


# Cincinnati Redlegs - 1959

Batter	1	2	3	4	5	6	7	8	9	AB	R	H	RBI	BB	SO	LOB	TOP										
Bill Virdon, L (1.8)	F5		F7			4-3		F7		4	0	0	0	0	0	2											
Roberto Clemente, R (1.9) OBP: 0.250, SLG: 0.250	K		1B			F8		K		4	0	1	1	0	2	1											
Bob Skinner, L (1.7)	G3		F3			G3			1-3	4	0	0	0	0	0	1											
Dick Stuart, R (1.3)		1B FC5-2 BB		F2			5-3		5-3	3	0	0	0	1	0	0											
Don Hoak, R (1.5) OBP: 0.250, SLG: 0.250		1-3 1B		F6			1-3		F9	4	0	1	0	0	0	0											
Bill Mazeroski, R (1.4) OBP: 0.333, SLG: 0.667		FC5-2 G6-4-3		6-3					2B	3	0	1	0	0	0	2											
Dick Groat, R (1.6) OBP: 0.333, SLG: 0.333		3-H G6-4-3			G6-4-3 1B		4-3			3	0	1	0	0	0	3											
Hank Foiles, R (1.2) OBP: 0.333, SLG: 0.333			SH2-4 1B		G6-4-3 1-2			F6		3	1	1	0	0	0	1											
Ron Kline, R (1.1)			SH2-4							1	0	0	0	0	1	0											
Bob Smith, R (6.1)										0	0	0	0	0	0	0											
Smoky Burgess, L (8. PH) OBP: 1.000, SLG: 2.000										1	0	1	0	0	0	0											
Dick Schofield, S (8. PR)										0	0	0	0	0	0	0											
Bob Porterfield, R (8.1)										0	0	0	0	0	0	0											
<b>Inning Stats</b>	R: 0 E: 0 K: 1 S: 5	H: 0 LOB: 0 BB: 0 P: 5	R: 0 E: 0 K: 0 S: 3	H: 1 LOB: 1 BB: 1 P: 7	R: 1 E: 0 K: 0 S: 5	H: 2 LOB: 1 BB: 0 P: 5	R: 0 E: 0 K: 0 S: 3	H: 0 LOB: 0 BB: 0 P: 3	R: 0 E: 0 K: 1 S: 5	H: 1 LOB: 0 BB: 0 P: 5	R: 0 E: 0 K: 0 S: 3	H: 0 LOB: 0 BB: 0 P: 3	R: 0 E: 0 K: 0 S: 4	H: 1 LOB: 1 BB: 0 P: 4	R: 0 E: 0 K: 1 S: 6	H: 1 LOB: 1 BB: 0 P: 6	R: 0 E: 0 K: 0 S: 3	H: 0 LOB: 0 BB: 0 P: 3	1B: 4 2B: 2 3B: 0 HR: 0	SF: 0 SAC: 1 DP: 2 HBP: 0	WP: 0 PB: 0 SB: 0 CS: 0	PA: 32					
<b>PITCHER</b>	IP	WLS	BF	H	R	ER	SO	BB	IBB	HBP	BLK	WP	HR	S	P	ERA	WHIP										
Bob Purkey, R (1.1) ERA: 1.0	9.0	W	32	6	1	1	3	1	0	0	0	0	0	37	41	1.00	0.778										

Pittsburgh Pirates @ Cincinnati Redlegs  
Crosley Field, Cincinnati, OH  
Thu Apr 09 1959, 3:33 AM EST  
Att: 32,190 - Unknown


AB	30
R	1
H	6
RBI	1
BB	1
SO	3
LOB	10



Batter	1	2	3	4	5	6	7	8	9	AB	R	H	RBI	BB	SO	LOB	BOTTOM										
Johnny Temple, R (1.4)	6-3		F9		SH1-3		F8			3	0	0	0	0	0	0											
Vada Pinson, L (1.8) OBP: 0.500, SLG: 0.500	F6			HR	1B	4-3 1B	G3			4	2	2	1	0	0	0											
Gus Bell, L (1.9)	6-3			P6	4-3		FC5-4 BB			3	0	0	0	1	0	2											
Frank Robinson, R (1.3) OBP: 0.500, SLG: 1.250		F9		HR	1B		FC5-4			4	1	2	3	0	0	1											
Frank Thomas, R (1.5) OBP: 0.250, SLG: 0.500		G3 2B		F8	5-3		F8			4	0	1	0	0	0	1											
Jerry Lynch, L (1.7) OBP: 0.500, SLG: 0.667		G3				L6-4 1B BB		6-3		3	0	1	0	1	0	1											
Ed Bailey, L (1.2) OBP: 0.500, SLG: 0.333		K			FC6-4 IBB		F7			3	0	1	0	1	1	1											
Roy McMillan, R (1.6)			F7	FC6-4		L6-4				3	0	0	0	0	0	4											
Bob Purkey, R (1.1) OBP: 0.333, SLG: 0.667			K		SH1-3 1B 2B		F9			3	1	1	0	0	1	1											
<b>Inning Stats</b>	R: 0 E: 0 K: 0 S: 3	H: 0 LOB: 0 BB: 0 P: 3	R: 0 E: 0 K: 1 S: 6	H: 1 LOB: 0 BB: 0 P: 6	R: 0 E: 0 K: 1 S: 5	H: 0 LOB: 0 BB: 0 P: 5	R: 2 E: 0 K: 0 S: 6	H: 3 LOB: 2 BB: 1 P: 10	R: 2 E: 0 K: 0 S: 6	H: 3 LOB: 1 BB: 0 P: 6	R: 0 E: 0 K: 0 S: 3	H: 1 LOB: 1 BB: 1 P: 7	R: 0 E: 0 K: 0 S: 3	H: 0 LOB: 1 BB: 1 P: 7	R: 0 E: 0 K: 0 S: 3	H: 0 LOB: 0 BB: 0 P: 3	R: 0 E: 0 K: 0 S: 3	H: 0 LOB: 0 BB: 0 P: 3	1B: 4 2B: 4 3B: 0 HR: 1	SF: 0 SAC: 1 DP: 1 HBP: 0	WP: 0 PB: 0 SB: 0 CS: 0	PA: 34					
<b>PITCHER</b>	IP	WLS	BF	H	R	ER	SO	BB	IBB	HBP	BLK	WP	HR	S	P	ERA	WHIP										
Ron Kline, R (1.1) ERA: 7.2	5.0	L	24	7	4	4	2	1	1	0	0	0	0	26	34	7.20	1.600										
Bob Smith, L (6.1)	2.0		7	1	0	0	0	1	0	0	0	0	0	6	10	0.00	1.000										
Bob Porterfield, R (8.1) ERA:	1.0		3	0	0	0	0	0	0	0	0	0	0	3	3	0.00	0.000										

Pittsburgh Pirates @ Cincinnati Redlegs  
Crosley Field, Cincinnati, OH  
Thu Apr 09 1959, 3:33 AM EST  
Att: 32,190 - Unknown

AB	30
R	4
H	8
RBI	4
BB	3
SO	2
LOB	11





Batter	1	2	3	4	5	6	7	8	9	AB	R	H	RBI	BB	SO	LOB	TOP					
Johnny Temple, R (1.4) OBP: 0.143, SLG: 0.143	0-0 6-3			0-0 F9		0-0 F9			0-0 G1-6-3 1B	4	0	1	0	0	0	1						
Vada Pinson, L (1.8) OBP: 0.250, SLG: 0.250	0-0 1-3			0-0 1-3		0-0 4-3			0-0 G1-6-3 1-2	4	0	0	0	0	0	2						
Gus Bell, L (1.9) OBP: 0.250, SLG: 0.286	0-0 P5			0-0 1-3			0-0 F8		0-0 1B 2B	4	1	1	0	0	0	0						
Frank Robinson, R (1.3) OBP: 0.375, SLG: 0.714		0-0 F7			0-3 K		0-0 5-3		4-0 1B BB	3	0	0	0	1	1	0						
Frank Thomas, R (1.5) OBP: 0.375, SLG: 0.429		0-3 K			1-0 FC4-6 HBP		0-0 F2		0-0 1-2 2-H 1B	3	0	1	1	0	1	0						
Jerry Lynch, L (1.7) OBP: 0.250, SLG: 0.286		0-0 P4			0-0 FC4-6 1-2			0-0 G3	0-0 3-1	4	0	0	0	0	0	3						
Ed Bailey, L (1.2) OBP: 0.286, SLG: 0.167			0-0 4-3		0-0 G3			0-0 F9		3	0	0	0	0	0	1						
Roy McMillan, R (1.6) OBP: 0.167, SLG: 0.333			0-0 5-3			0-0 6-3				3	0	1	0	0	0	0						
Don Newcombe, L (1.1) OBP: 0.333, SLG: 0.333			0-0 G3				0-0 1B		0-0 3-1	3	0	1	0	0	0	1						
<b>Inning Stats</b>	R: 0 E: 0 K: 0 S: 3	H: 0 LOB: 0 BB: 0 P: 3	R: 0 E: 0 K: 1 S: 5	H: 0 LOB: 0 BB: 0 P: 5	R: 0 E: 0 K: 0 S: 3	H: 0 LOB: 0 BB: 0 P: 3	R: 0 E: 0 K: 0 S: 3	H: 0 LOB: 1 BB: 0 P: 3	R: 0 E: 0 K: 1 S: 5	H: 0 LOB: 0 BB: 0 P: 6	R: 0 E: 0 K: 0 S: 4	H: 1 LOB: 1 BB: 0 P: 4	R: 0 E: 0 K: 0 S: 3	H: 0 LOB: 0 BB: 0 P: 3	R: 0 E: 0 K: 0 S: 4	H: 1 LOB: 2 BB: 0 P: 4	R: 1 E: 0 K: 0 S: 5	H: 3 LOB: 2 BB: 1 P: 9	1B: 3 2B: 2 3B: 0 HR: 0	SF: 0 SAC: 0 DP: 1 HBP: 1	WP: 0 PB: 0 SB: 0 CS: 0	PA: 33
<b>PITCHER</b> Robin Roberts, R (1.1) ERA: 1.0	IP: 9.0 WLS: W BF: 33 H: 5 R: 1 ER: 1 SO: 2 BB: 1 IBB: 0 HBP: 1 BLK: 0 WP: 0 HR: 0 S: 35 P: 40 ERA: 1.00 WHIP: 0.667															<b>PITCHER</b>						

Cincinnati Redlegs @ Philadelphia Phillies  
 Connie Mack Stadium, Philadelphia, PA  
 Fri Apr 10 1959, 6:05 PM EST  
 Att: 22,189 - Unknown

AB	31
R	1
H	5
RBI	1
BB	1
SO	2
LOB	8



Batter	1	2	3	4	5	6	7	8	9	AB	R	H	RBI	BB	SO	LOB	BOTTOM			
Sparky Anderson, R (1.4) OBP: 0.250, SLG: 0.250	0-0 L4			0-0 6-3		0-0 F8			0-0 1-2 3-H 1B	4	0	1	1	0	0	1				
Richie Ashburn, L (1.8) OBP: 0.250, SLG: 0.250	4-0 G1-6-3 BB			0-0 L9		0-0 4-3			0-0 L7	3	0	0	0	1	0	3				
Ed Bouchee, L (1.3) OBP: 0.250, SLG: 0.250	0-0 G1-6-3 1-2			0-0 F7			0-0 4-3			3	0	0	0	0	0	1				
Harry Anderson, L (1.7) OBP: 0.250, SLG: 0.250		0-3 K			0-0 4-3		0-3 K			3	0	0	0	0	2	0				
Bob Bowman, R (1.9) OBP: 0.250, SLG: 0.250		0-3 K			0-0 5-3		0-0 F2			3	0	0	0	0	1	0				
Willie Jones, R (1.5) OBP: 0.250, SLG: 0.250		0-0 5-3			0-0 P3				0-0 5-3	3	0	0	0	0	0	0				
Chico Fernandez, R (1.6) OBP: 0.667, SLG: 0.500			0-0 F7			0-0 SH1-4 2B 1B		4-0 FC3-6 1B BB		2	2	1	0	1	0	0				
Jim Hegan, R (1.2) OBP: 0.500, SLG: 0.500			0-0 6-3			0-0 SH1-4 1-2		0-0 FC3-6 1-2 1B		2	0	1	0	0	0	0				
Robin Roberts, S (1.1) OBP: 0.333, SLG: 0.667			0-0 G3			0-0 2-H 2B		0-0 FC3-6 1-2 2-3 1B		3	0	1	1	0	0	2				
<b>Inning Stats</b>	R: 0 E: 0 K: 0 S: 2	H: 0 LOB: 1 BB: 1 P: 6	R: 0 E: 0 K: 2 S: 7	H: 0 LOB: 0 BB: 0 P: 7	R: 0 E: 0 K: 0 S: 3	H: 0 LOB: 0 BB: 0 P: 3	R: 0 E: 0 K: 0 S: 3	H: 0 LOB: 0 BB: 0 P: 3	R: 1 E: 0 K: 0 S: 5	H: 2 LOB: 1 BB: 0 P: 5	R: 0 E: 0 K: 1 S: 5	H: 0 LOB: 0 BB: 0 P: 5	R: 1 E: 0 K: 0 S: 5	H: 2 LOB: 2 BB: 1 P: 9	R: 1 E: 0 K: 0 S: 5	H: 2 LOB: 2 BB: 1 P: 9	1B: 3 2B: 1 3B: 0 HR: 0	SF: 0 SAC: 1 DP: 1 HBP: 0	WP: 0 PB: 0 SB: 0 CS: 0	PA: 29
<b>PITCHER</b> Don Newcombe, R (1.1) ERA: 2.25	IP: 8.0 WLS: L BF: 29 H: 4 R: 2 ER: 2 SO: 3 BB: 2 IBB: 0 HBP: 0 BLK: 0 WP: 0 HR: 0 S: 33 P: 41 ERA: 2.25 WHIP: 0.750															<b>PITCHER</b>				

Cincinnati Redlegs @ Philadelphia Phillies  
 Connie Mack Stadium, Philadelphia, PA  
 Fri Apr 10 1959, 6:05 PM EST  
 Att: 22,189 - Unknown

AB	26
R	2
H	4
RBI	2
BB	2
SO	3
LOB	7





Batter	1	2	3	4	5	6	7	8	9	AB	R	H	RBI	BB	SO	LOB	TOP					
Bill Virdon, L OBP: 0.125, SLG: 0.125 (1, 8)										4	0	1	0	0	0	0						
Roberto Clemente, R OBP: 0.294, SLG: 0.353 (1, 9)										4	0	0	0	0	0	1						
Bob Skinner, L OBP: 0.118, SLG: 0.118 (1, 7)										4	0	1	0	0	2	1						
Ted Kluszewski, L OBP: 0.500, SLG: 0.600 (1, 3)										4	1	1	0	0	1	2						
Don Hoak, R OBP: 0.250, SLG: 0.200 (1, 5)										3	1	1	1	1	0	0						
Bill Mazerowski, R OBP: 0.333, SLG: 0.400 (1, 4)										4	0	2	1	0	0	1						
Dick Groat, R OBP: 0.214, SLG: 0.214 (1, 6)										3	0	0	0	0	0	2						
Hank Foiles, R OBP: 0.385, SLG: 0.667 (7, PH)										2	0	0	0	0	0	0						
Smoky Burgess, L OBP: 1.000, SLG: 1.667 (7, PR)										1	0	1	0	0	0	0						
Dick Schofield, S (7, PR)										0	0	0	0	0	0	0						
Danny Kravitz, L (7, 2)										0	0	0	0	0	0	0						
George Witt, R (1, 1)										2	0	0	0	0	1	0						
Rocky Nelson, L (7, PH)										1	0	0	0	0	0	2						
Bob Smith, R (7, 1)										0	0	0	0	0	0	0						
Roy Face, R (8, 1)										0	0	0	0	0	0	0						
<b>Inning Stats</b>	R: 0 E: 0 K: 0 S: 4	H: 1 LOB: 1 BB: 0 P: 4	R: 0 E: 0 K: 0 S: 2	H: 0 LOB: 0 BB: 1 P: 6	R: 0 E: 0 K: 0 S: 3	H: 0 LOB: 0 BB: 0 P: 3	R: 2 E: 0 K: 1 S: 8	H: 3 LOB: 1 BB: 0 P: 8	R: 0 E: 0 K: 1 S: 5	H: 0 LOB: 0 BB: 0 P: 5	R: 0 E: 0 K: 0 S: 5	H: 1 LOB: 0 BB: 0 P: 5	R: 0 E: 0 K: 0 S: 5	H: 2 LOB: 2 BB: 0 P: 5	R: 0 E: 0 K: 1 S: 5	H: 0 LOB: 0 BB: 0 P: 5	R: 0 E: 0 K: 1 S: 5	H: 0 LOB: 0 BB: 0 P: 5	1B: 5 2B: 2 3B: 0 HR: 0	SF: 0 SAC: 0 DP: 2 HBP: 0	WP: 1 PB: 0 SB: 0 CS: 0	PA: 33
<b>PITCHER</b> Bob Purkey, R ERA: 1.5 (1, 1)	IP: 9.0 WLS: W BF: 33 H: 7 R: 2 ER: 2 SO: 5 BB: 1 IBB: 0 HBP: 0 BLK: 0 WP: 1 HR: 0 S: 42 P: 46 ERA: 2.00 WHIP: 0.889															<b>PITCHER</b>	IP: 9.0 WLS: W BF: 33 H: 7 R: 2 ER: 2 SO: 5 BB: 1 IBB: 0 HBP: 0 BLK: 0 WP: 1 HR: 0 S: 42 P: 46 ERA: 2.00 WHIP: 0.889					

Pittsburgh Pirates @ Cincinnati Redlegs  
Crosley Field, Cincinnati, OH  
Tue Apr 14 1959, 6:05 PM EST  
Att: 7,631 - Unknown


AB	32
R	2
H	7
RBI	2
BB	1
SO	5
LOB	9



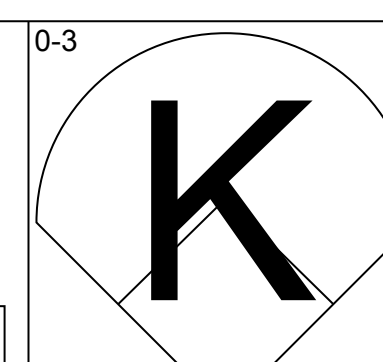
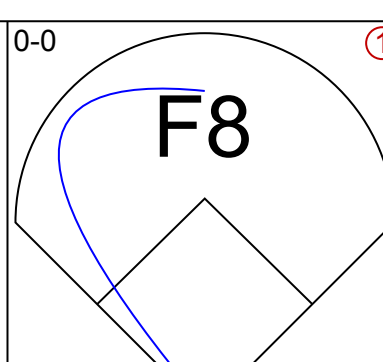
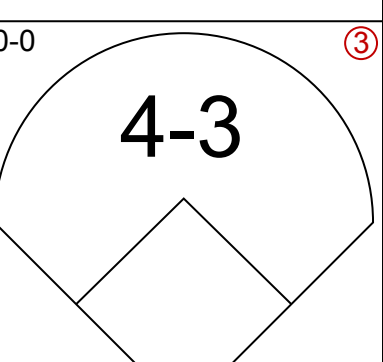
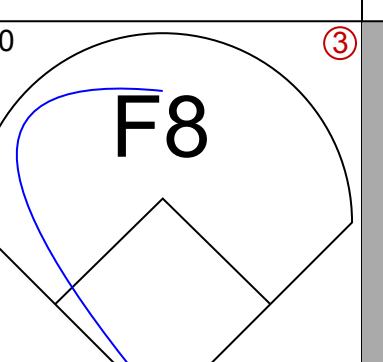
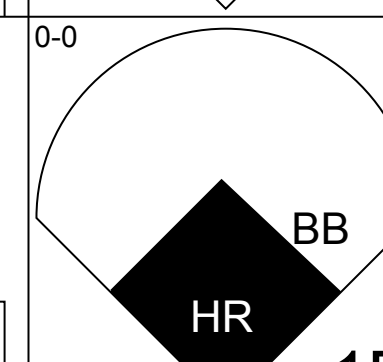
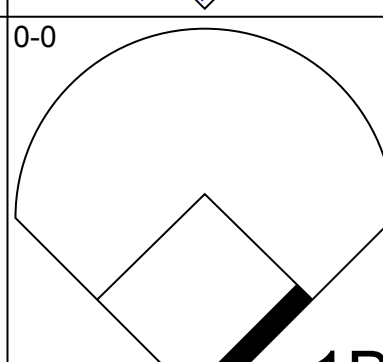
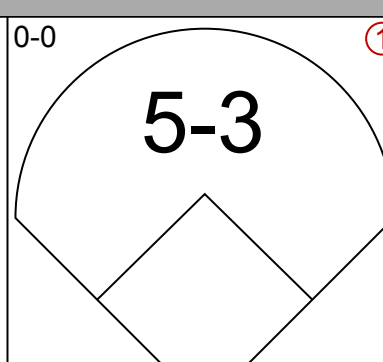
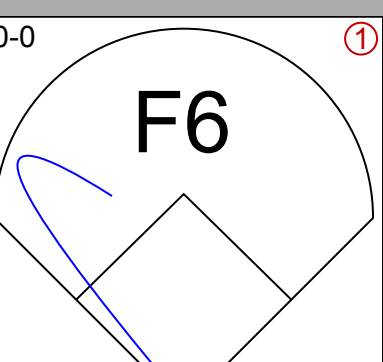
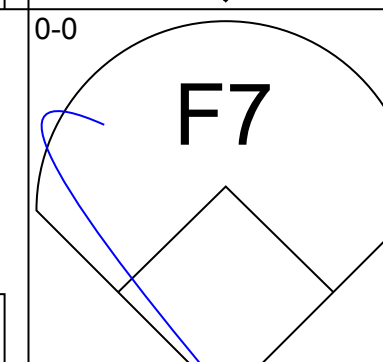
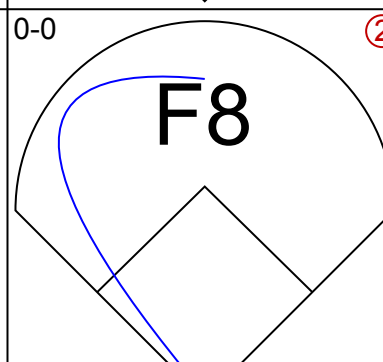
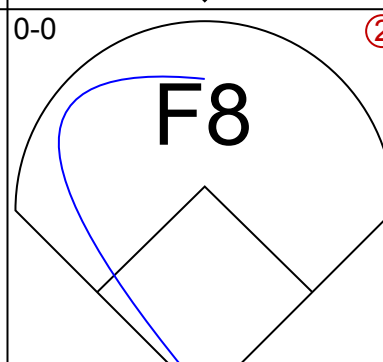
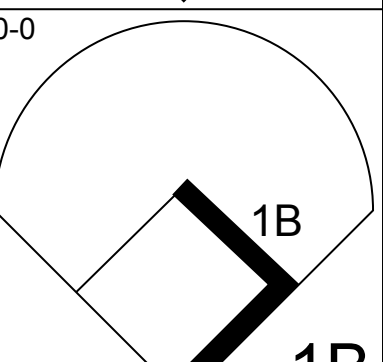
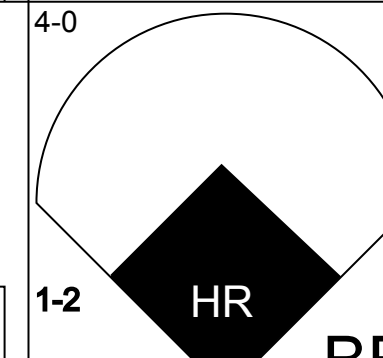
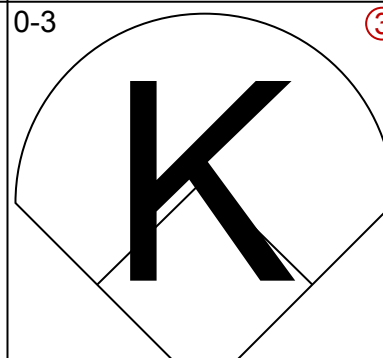
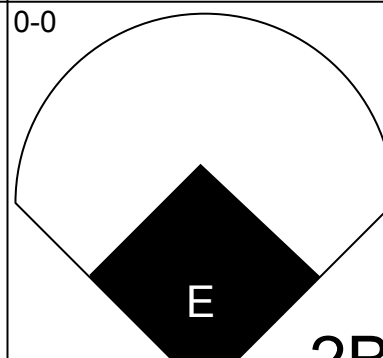
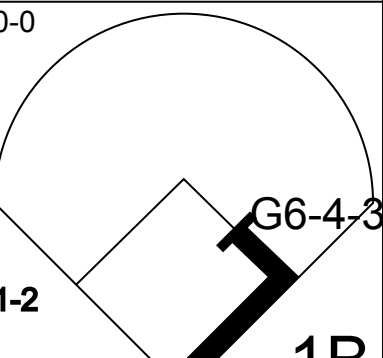
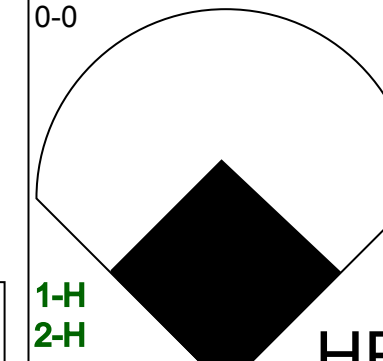
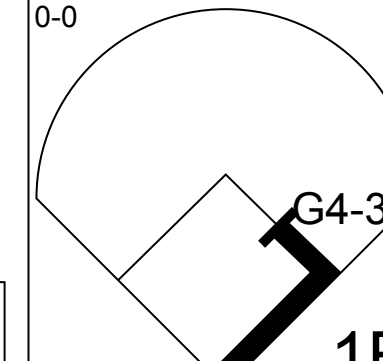
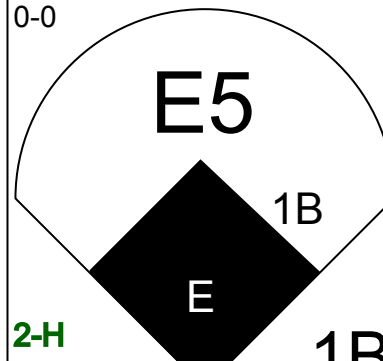
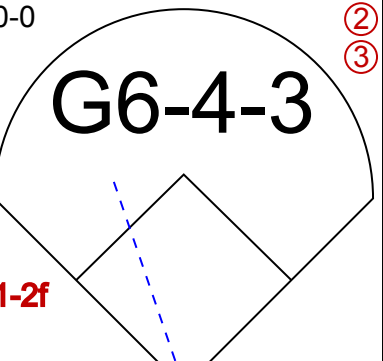
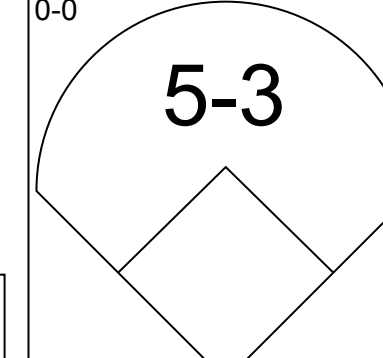
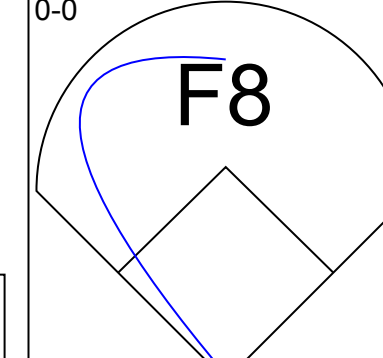
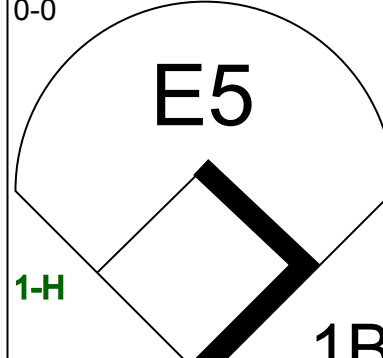
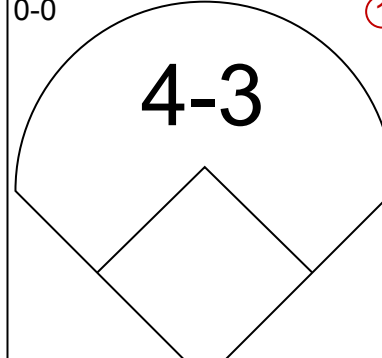
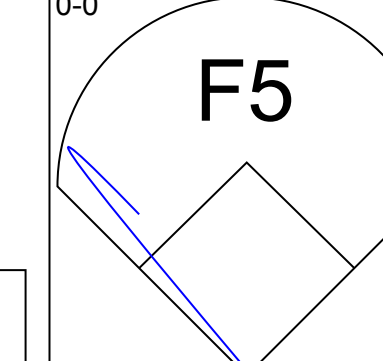
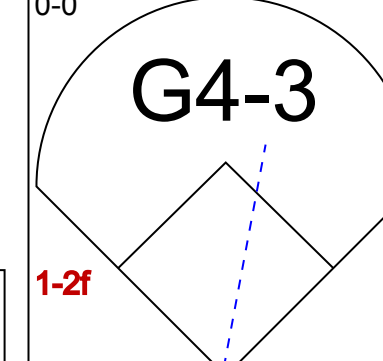
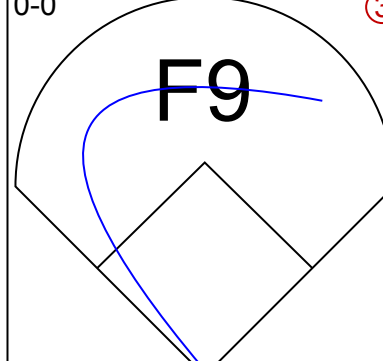
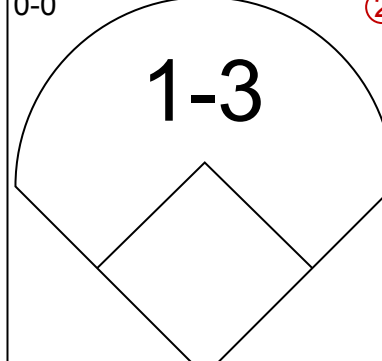
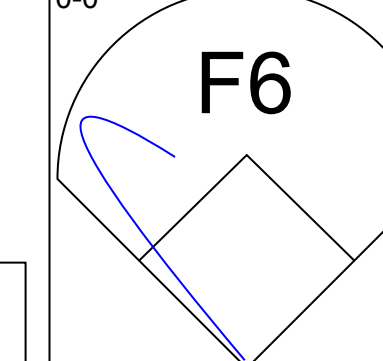
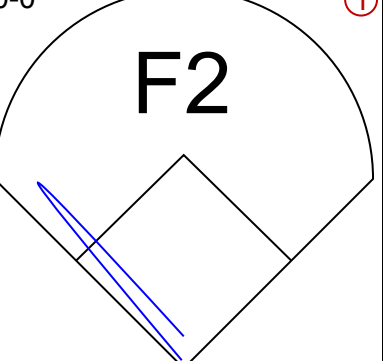
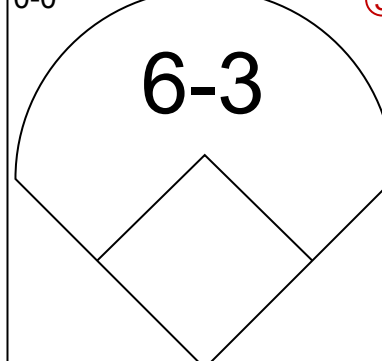
Batter	1	2	3	4	5	6	7	8	9	AB	R	H	RBI	BB	SO	LOB	BOTTOM			
Johnny Temple, R OBP: 0.273, SLG: 0.200 (1, 4)										3	0	1	0	1	0	0				
Vada Pinson, L OBP: 0.333, SLG: 0.667 (1, 8)										4	1	2	1	0	0	1				
Gus Bell, L OBP: 0.250, SLG: 0.273 (1, 9)										4	0	1	0	0	0	2				
Frank Robinson, R OBP: 0.250, SLG: 0.455 (1, 3)										4	0	0	0	0	2	2				
Frank Thomas, R OBP: 0.455, SLG: 0.444 (1, 5)										2	1	1	0	1	0	0				
Jerry Lynch, L OBP: 0.182, SLG: 0.200 (1, 7)										3	0	0	0	0	1	2				
Pete Whisenant, R (8, 7)										0	0	0	0	0	0	0				
Ed Bailey, L OBP: 0.300, SLG: 0.556 (1, 2)										3	1	1	2	0	2	0				
Roy McMillan, R OBP: 0.222, SLG: 0.444 (1, 6)										3	0	1	0	0	0	0				
Bob Purkey, R OBP: 0.167, SLG: 0.333 (1, 1)										3	0	0	0	0	2	1				
<b>Inning Stats</b>	R: 1 E: 0 K: 1 S: 6	H: 1 LOB: 0 BB: 0 P: 6	R: 0 E: 0 K: 1 S: 5	H: 1 LOB: 0 BB: 0 P: 5	R: 0 E: 0 K: 0 S: 5	H: 2 LOB: 2 BB: 0 P: 5	R: 2 E: 0 K: 2 S: 8	H: 1 LOB: 0 BB: 1 P: 12	R: 0 E: 0 K: 1 S: 5	H: 0 LOB: 0 BB: 0 P: 5	R: 0 E: 0 K: 0 S: 3	H: 0 LOB: 0 BB: 0 P: 3	R: 0 E: 0 K: 2 S: 8	H: 1 LOB: 1 BB: 0 P: 8	R: 0 E: 0 K: 0 S: 3	H: 1 LOB: 1 BB: 1 P: 7	1B: 3 2B: 2 3B: 0 HR: 2	SF: 0 SAC: 0 DP: 2 HBP: 0	WP: 0 PB: 0 SB: 0 CS: 0	PA: 31
<b>PITCHER</b> George Witt, R ERA: 4.5 Bob Smith, L ERA: Roy Face, R ERA:	IP: 6.0 WLS: L BF: 23 H: 5 R: 3 ER: 3 SO: 3 BB: 1 IBB: 0 HBP: 0 BLK: 0 WP: 0 HR: 2 S: 32 P: 36 ERA: 4.50 WHIP: 1.000															<b>PITCHER</b>	IP: 6.0 WLS: L BF: 23 H: 5 R: 3 ER: 3 SO: 3 BB: 1 IBB: 0 HBP: 0 BLK: 0 WP: 0 HR: 2 S: 32 P: 36 ERA: 4.50 WHIP: 1.000			

Pittsburgh Pirates @ Cincinnati Redlegs  
Crosley Field, Cincinnati, OH  
Tue Apr 14 1959, 6:05 PM EST  
Att: 7,631 - Unknown

AB	29
R	3
H	7
RBI	3
BB	2
SO	7
LOB	8



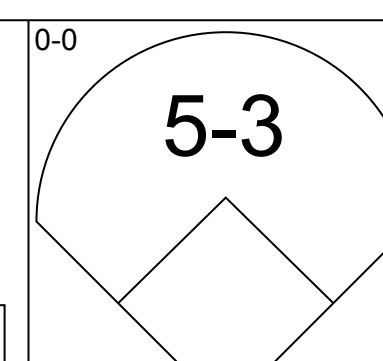
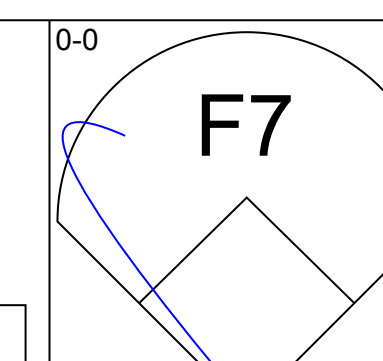
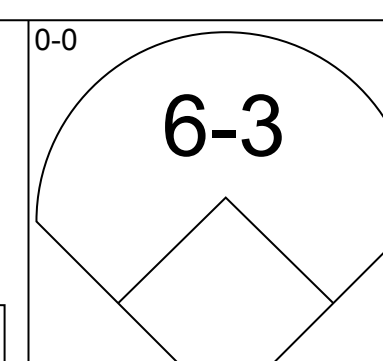
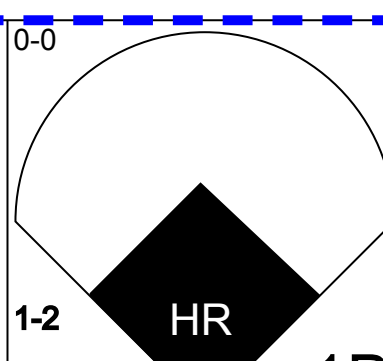
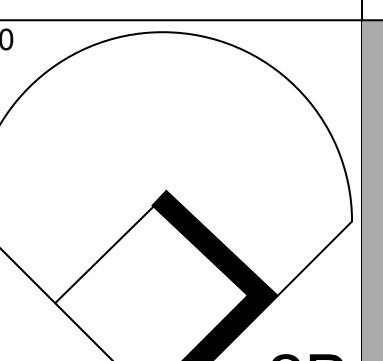
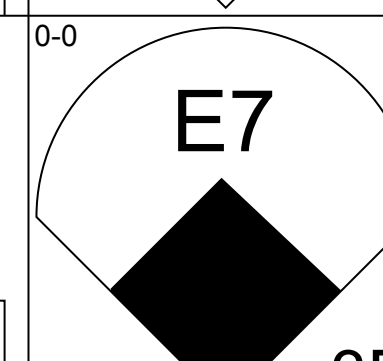
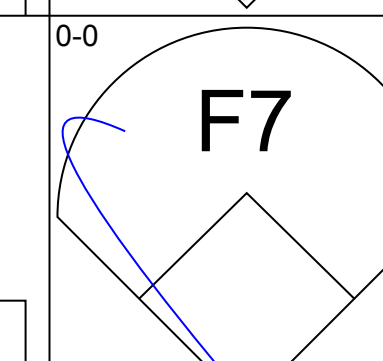
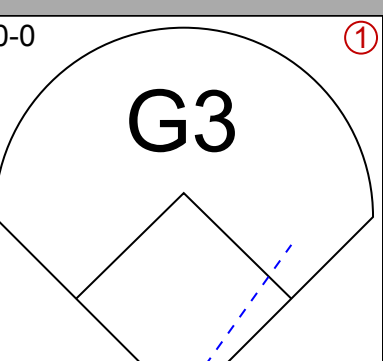
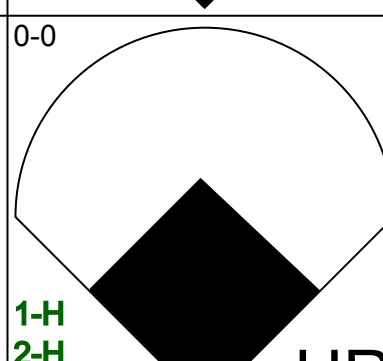
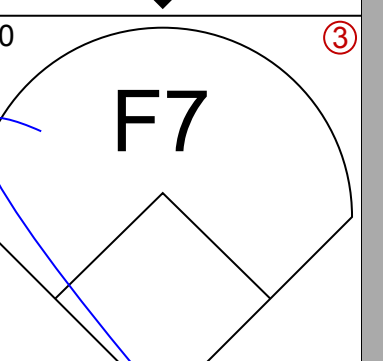
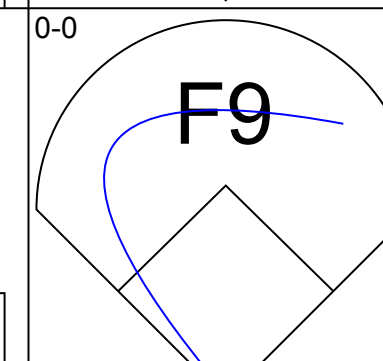
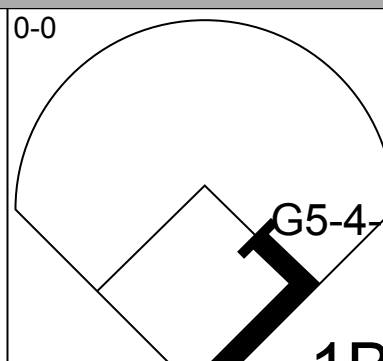
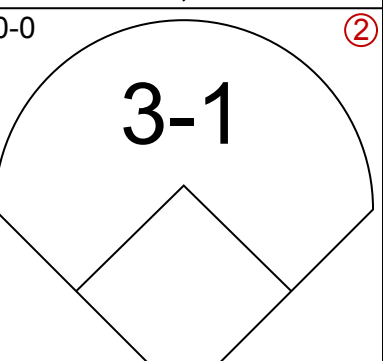
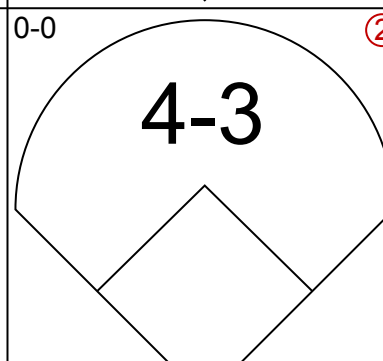
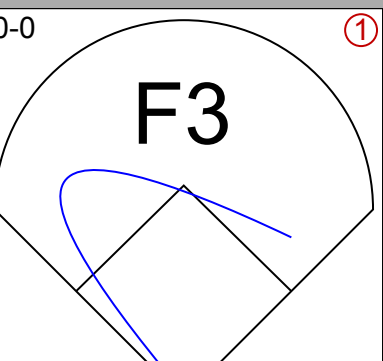
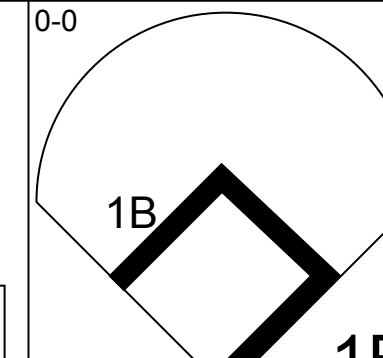
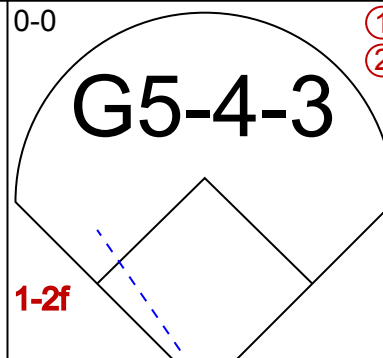
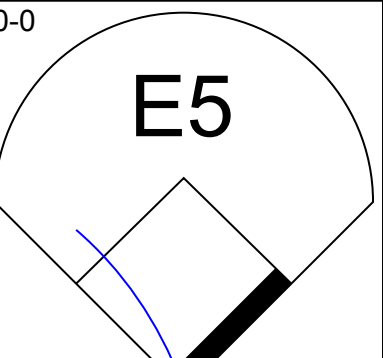
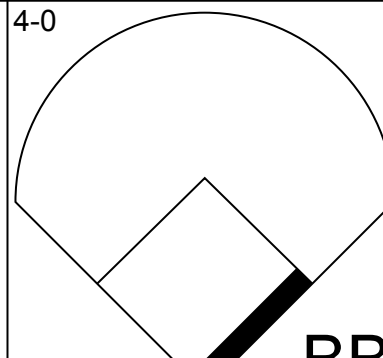
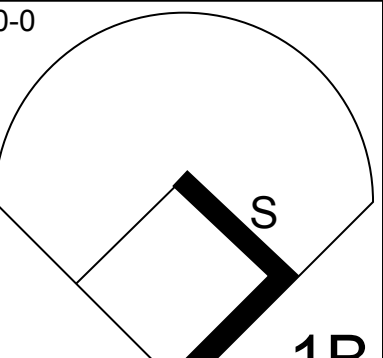
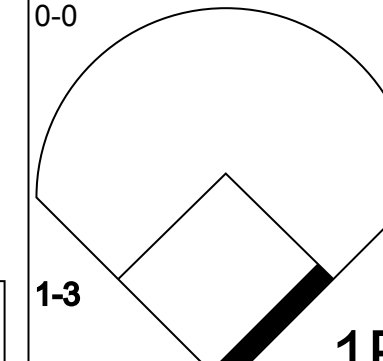
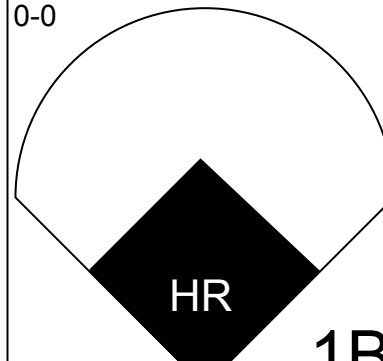
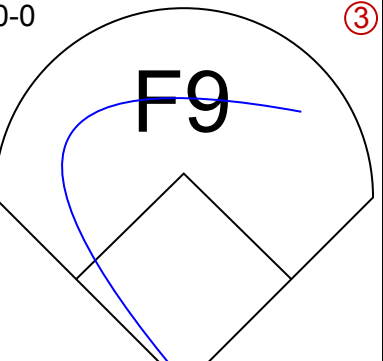
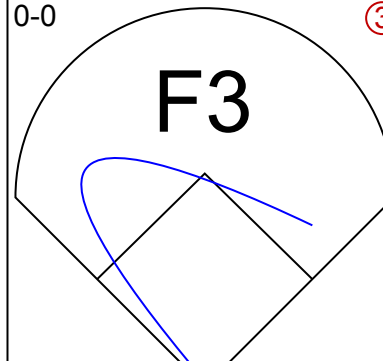
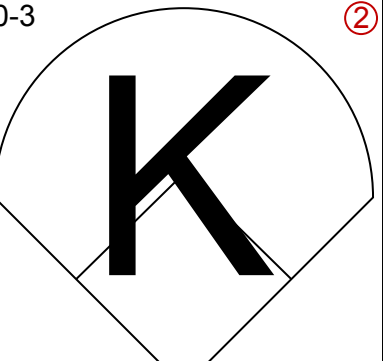
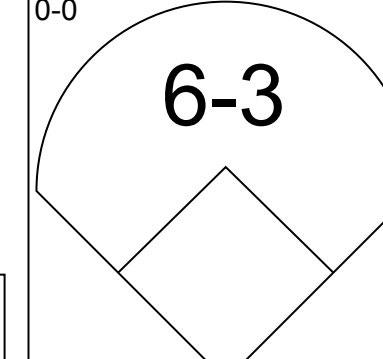
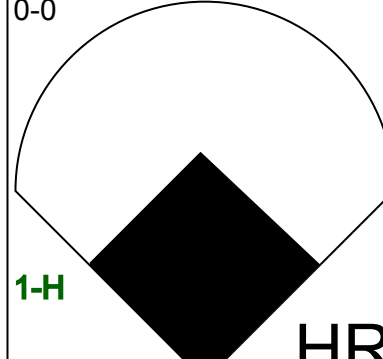
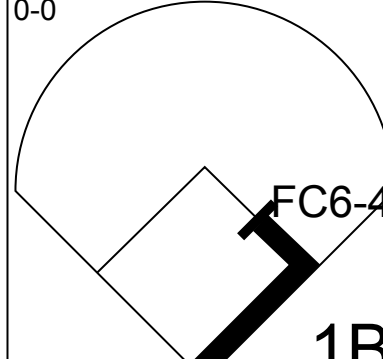
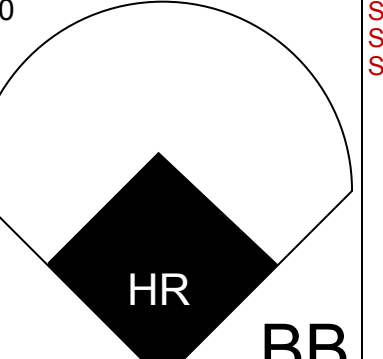
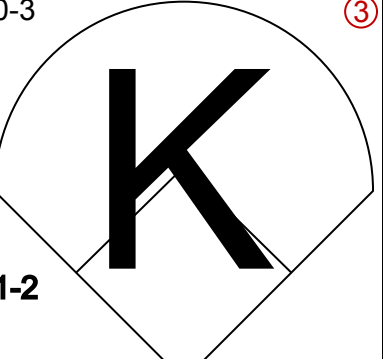
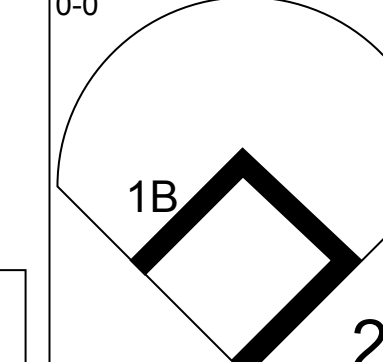
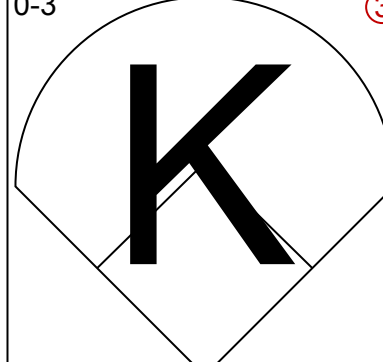
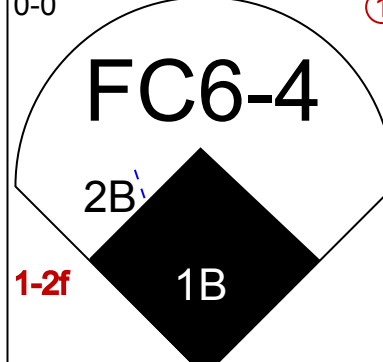
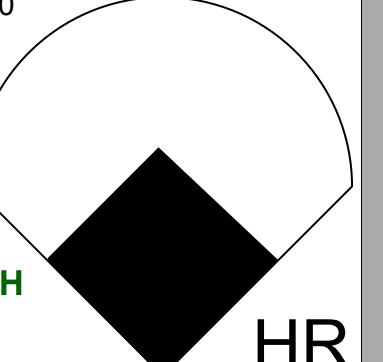
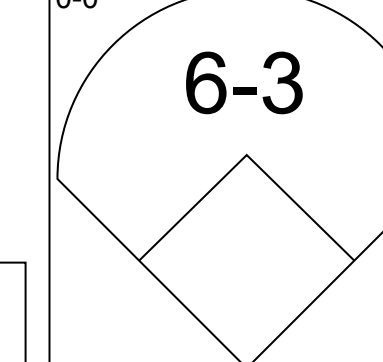
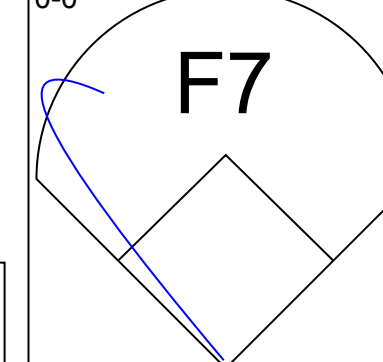
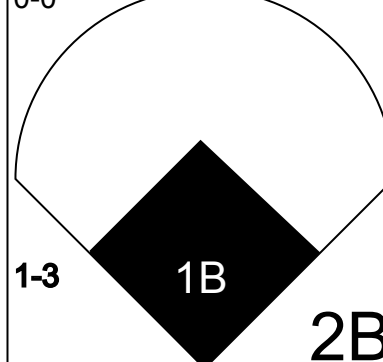
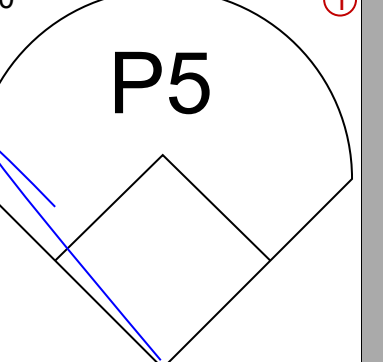
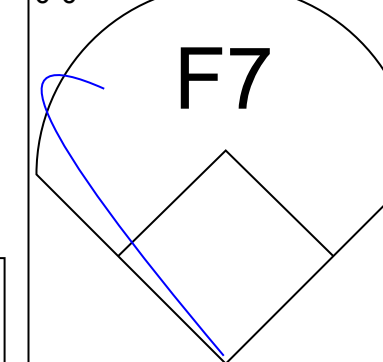
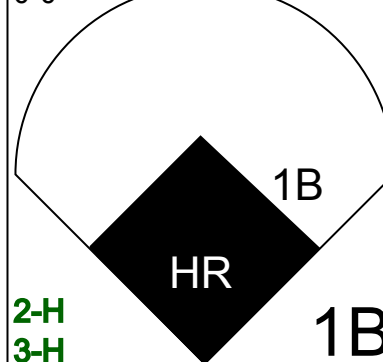

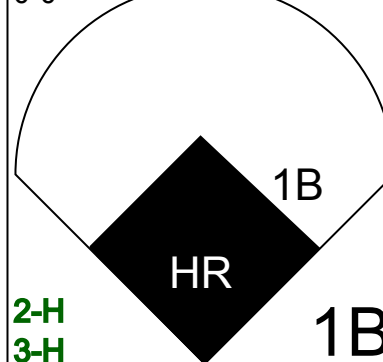
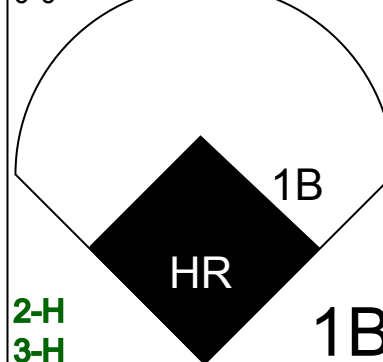


Batter	1	2	3	4	5	6	7	8	9	AB	R	H	RBI	BB	SO	LOB	TOP						
Roman Mejias, R (1.8)										4	0	0	0	0	1	0							
Roberto Clemente, R (1.9) OBP: 0.333, SLG: 0.381										4	1	2	0	0	0	0							
Bob Skinner, L (1.7) OBP: 0.143, SLG: 0.143										4	0	1	0	0	0	2							
Dick Stuart, R (1.3) OBP: 0.438, SLG: 0.667										3	2	2	0	1	1	1							
Don Hoak, R (1.5) OBP: 0.350, SLG: 0.474										4	2	3	3	0	0	2							
Bill Mazerowski, R (1.4) OBP: 0.316, SLG: 0.368										4	0	1	0	0	0	1							
Dick Groat, R (1.6) OBP: 0.167, SLG: 0.167										4	0	0	0	0	0	2							
Hank Foiles, R (1.2) OBP: 0.294, SLG: 0.500										4	0	0	0	0	0	0							
Bob Friend, R (1.1)										2	0	0	0	0	0	0							
Bennie Daniels, L (6.1)										0	0	0	0	0	0	0							
Ted Kluszewski, L (7, PH) OBP: 0.429, SLG: 0.500										1	0	0	0	0	0	0							
Fred Green, R (7.1)										0	0	0	0	0	0	0							
<b>Inning Stats</b>	R: 3 E: 0 K: 1 S: 7	H: 2 LOB: 0 BB: 1 P: 11	R: 0 E: 0 K: 0 S: 3	H: 0 LOB: 0 BB: 0 P: 3	R: 0 E: 0 K: 1 S: 6	H: 1 LOB: 1 BB: 0 P: 6	R: 0 E: 0 K: 0 S: 3	H: 0 LOB: 0 BB: 0 P: 3	R: 0 E: 0 K: 0 S: 3	H: 0 LOB: 0 BB: 0 P: 3	R: 2 E: 2 K: 0 S: 6	H: 3 LOB: 1 BB: 0 P: 6	R: 0 E: 0 K: 0 S: 3	H: 0 LOB: 0 BB: 0 P: 3	R: 0 E: 0 K: 0 S: 4	H: 2 LOB: 1 BB: 0 P: 4	R: 0 E: 0 K: 0 S: 3	H: 0 LOB: 0 BB: 0 P: 3	1B: 7 2B: 1 3B: 0 HR: 1	SF: 0 SAC: 0 DP: 2 HBP: 0	WP: 0 PB: 0 SB: 0 CS: 0	PA: 35	
<b>PITCHER</b>	IP	WLS	BF	H	R	ER	SO	BB	IBB	HBP	BLK	WP	HR	S	P	ERA	WHIP						
Joe Nuxhall, L (1.1) ERA: 6.0	6.0	W	25	7	5	4	2	1	0	0	0	0	1	28	32	6.00	1.333						
Bob Mabe, R (7.1) ERA:	3.0	S	10	2	0	0	0	0	0	0	0	0	0	10	10	0.00	0.667						

Pittsburgh Pirates @ Cincinnati Redlegs  
Crosley Field, Cincinnati, OH  
Wed Apr 15 1959, 3:33 AM EST  
Att: 3,228 - Unknown

AB	34
R	5
H	9
RBI	3
BB	1
SO	2
LOB	8



Batter	1	2	3	4	5	6	7	8	9	AB	R	H	RBI	BB	SO	LOB	BOTTOM						
Johnny Temple, R (1.4) OBP: 0.313, SLG: 0.333										5	1	2	0	0	0	2							
Vada Pinson, L (1.8) OBP: 0.353, SLG: 0.882										5	2	2	3	0	0	3							
Gus Bell, L (1.9) OBP: 0.235, SLG: 0.250										5	0	1	0	0	0	0							
Frank Robinson, R (1.3) OBP: 0.353, SLG: 0.467										4	0	2	0	1	0	1							
Frank Thomas, R (1.5) OBP: 0.438, SLG: 0.429										5	1	2	0	0	1	3							
Jerry Lynch, L (1.7) OBP: 0.313, SLG: 0.500										4	2	2	2	1	1	3							
Ed Bailey, L (1.2) OBP: 0.357, SLG: 0.846										4	2	2	2	0	1	1							
Roy McMillan, R (1.6) OBP: 0.231, SLG: 0.462										4	1	1	0	0	0	1							
Joe Nuxhall, L (1.1) OBP: 0.500, SLG: 0.500										2	0	1	0	0	0	0							
Bob Thurman, L (6, PH) OBP: 1.000, SLG: 1.000										1	1	1	2	0	0	0							
Bob Mabe, R (7.1)										1	0	0	0	0	1	0							
<b>Inning Stats</b>	R: 1 E: 1 K: 0 S: 6	H: 3 LOB: 2 BB: 0 P: 6	R: 0 E: 0 K: 0 S: 5	H: 2 LOB: 2 BB: 0 P: 5	R: 2 E: 0 K: 1 S: 7	H: 3 LOB: 0 BB: 0 P: 7	R: 0 E: 0 K: 0 S: 3	H: 0 LOB: 0 BB: 0 P: 3	R: 0 E: 0 K: 0 S: 4	H: 0 LOB: 1 BB: 0 P: 4	R: 5 E: 0 K: 0 S: 8	H: 5 LOB: 1 BB: 1 P: 12	R: 2 E: 0 K: 1 S: 7	H: 2 LOB: 1 BB: 1 P: 11	R: 0 E: 0 K: 2 S: 8	H: 1 LOB: 1 BB: 0 P: 8	1B: 9 2B: 3 3B: 1 HR: 3	SF: 0 SAC: 0 DP: 1 HBP: 0	WP: 0 PB: 0 SB: 1 CS: 0	PA: 42			
<b>PITCHER</b>	IP	WLS	BF	H	R	ER	SO	BB	IBB	HBP	BLK	WP	HR	S	P	ERA	WHIP						
Bob Friend, R (1.1) ERA: 7.3	5.1	L	27	11	6	6	1	0	0	0	0	0	1	29	29	10.12	2.062						
Bennie Daniels, R (6.1) ERA: 27.0	0.2		5	2	2	2	0	1	0	0	0	0	1	4	8	27.00	4.500						
Fred Green, L (7.1) ERA: 9.0	2.0		10	3	2	2	3	1	0	0	0	0	1	15	19	9.00	2.000						

Pittsburgh Pirates @ Cincinnati Redlegs  
Crosley Field, Cincinnati, OH  
Wed Apr 15 1959, 3:33 AM EST  
Att: 3,228 - Unknown

AB	40
R	10
H	16
RBI	9
BB	2
SO	4
LOB	14






Batter	1	2	3	4	5	6	7	8	9	AB	R	H	RBI	BB	SO	LOB	TOP																					
Sparky Anderson, R (1, 4) OBP: 0.278, SLG: 0.278										5	2	2	0	0	2	5																						
Richie Ashburn, L (1, 8) OBP: 0.389, SLG: 0.214										4	1	2	0	1	0	0																						
Ed Bouchee, L (1, 3) OBP: 0.250, SLG: 0.357										4	0	1	0	0	0	1																						
Harry Anderson, L (1, 7) OBP: 0.375, SLG: 0.462										3	1	1	1	1	0	2																						
Wally Post, R (1, 9) Bob Bowman, R (9, 9)										5	0	2	2	0	1	3																						
Willie Jones, R (1, 5) OBP: 0.375, SLG: 0.571										5	1	2	1	0	0	4																						
Chico Fernandez, R (1, 6) OBP: 0.286, SLG: 0.231										4	0	1	0	0	0	4																						
Valmy Thomas, R (1, 2) OBP: 0.500, SLG: 0.333										3	0	1	0	1	1	0																						
Ruben Gomez, R (1, 1) Ray Semproch, R (3, 1)										1	0	0	0	0	0	0																						
<b>Inning Stats</b>	R: 2 E: 0 K: 0 S: 5	H: 3 LOB: 0 BB: 0 P: 5	R: 1 E: 0 K: 0 S: 4	H: 1 LOB: 0 BB: 0 P: 4	R: 2 E: 0 K: 0 S: 6	H: 3 LOB: 2 BB: 1 P: 10	R: 0 E: 0 K: 3 S: 9	H: 0 LOB: 0 BB: 0 P: 9	R: 0 E: 0 K: 1 S: 5	H: 2 LOB: 2 BB: 0 P: 7	R: 0 E: 0 K: 0 S: 3	H: 0 LOB: 0 BB: 0 P: 3	R: 0 E: 0 K: 2 S: 9	H: 2 LOB: 3 BB: 1 P: 13	R: 0 E: 0 K: 0 S: 4	H: 1 LOB: 2 BB: 1 P: 8	1B: 8 2B: 2 3B: 0 HR: 2	SF: 0 SAC: 1 DP: 1 HBP: 1	WP: 0 PB: 0 SB: 0 CS: 0	PA: 42																		
<b>PITCHER</b>	IP	WLS	BF	H	R	ER	SO	BB	IBB	HBP	BLK	WP	HR	S	P	ERA	WHIP	<b>PITCHER</b>				IP	WLS	BF	H	R	ER	SO	BB	IBB	HBP	BLK	WP	HR	S	P	ERA	WHIP
Brooks Lawrence, R (1, 1) ERA: 22.5	2.0	L	11	6	5	5	0	0	0	0	0	0	2	11	11	22.50	3.000																					
Tom Acker, R (3, 1) ERA	3.0		12	1	0	0	4	0	1	1	0	0	0	18	23	0.00	0.333																					
Willard Schmidt, R (6, 1) ERA	2.0		8	2	0	0	1	0	0	0	0	0	0	10	10	0.00	1.000																					
Hal Jeffcoat, R (8, 1) ERA	2.0		11	3	0	0	2	1	1	0	0	0	0	13	21	0.00	2.000																					

Philadelphia Phillies @ Cincinnati Redlegs  
Crosley Field, Cincinnati, OH  
Fri Apr 17 1959, 6:05 PM EST  
Att: 8,376 - Unknown


AB 37  
R 5  
H 12  
RBI 4  
BB 3  
SO 7  
LOB 24



Batter	1	2	3	4	5	6	7	8	9	AB	R	H	RBI	BB	SO	LOB	BOTTOM																						
Johnny Temple, R (1, 4) OBP: 0.263, SLG: 0.278										3	0	0	0	0	0	1																							
Vada Pinson, L (1, 8) OBP: 0.286, SLG: 0.714										4	0	0	0	0	1	3																							
Gus Bell, L (1, 9) OBP: 0.238, SLG: 0.250										4	0	1	1	0	0	2																							
Frank Robinson, R (1, 3) OBP: 0.333, SLG: 0.389										3	0	0	0	1	0	1																							
Frank Thomas, R (1, 5) OBP: 0.400, SLG: 0.389										4	0	1	0	0	0	1																							
Jerry Lynch, L (1, 7) OBP: 0.250, SLG: 0.389										4	0	0	0	0	3	2																							
Ed Bailey, L (1, 2) OBP: 0.333, SLG: 0.688										3	0	0	0	1	0	1																							
Roy McMillan, R (1, 6) OBP: 0.188, SLG: 0.375										3	0	0	0	0	0	2																							
Brooks Lawrence, R (1, 1) Tom Acker, R (3, 1) Don Newcombe, L (5, PH) Don Patevitch, R (5, PH) Willard Schmidt, R (6, 1) Bob Thurman, L (7, PH) Hal Jeffcoat, R (8, 1)										0	0	0	0	0	0	0																							
<b>Inning Stats</b>	R: 0 E: 0 K: 0 S: 3	H: 0 LOB: 0 BB: 0 P: 3	R: 0 E: 0 K: 1 S: 5	H: 0 LOB: 1 BB: 1 P: 9	R: 0 E: 1 K: 0 S: 5	H: 1 LOB: 2 BB: 0 P: 5	R: 0 E: 0 K: 1 S: 6	H: 1 LOB: 2 BB: 1 P: 10	R: 1 E: 0 K: 1 S: 6	H: 1 LOB: 1 BB: 1 P: 10	R: 0 E: 0 K: 1 S: 5	H: 0 LOB: 0 BB: 0 P: 5	R: 0 E: 0 K: 0 S: 3	H: 0 LOB: 0 BB: 0 P: 3	R: 0 E: 0 K: 0 S: 3	H: 0 LOB: 0 BB: 0 P: 3	R: 0 E: 0 K: 0 S: 3	H: 0 LOB: 0 BB: 0 P: 3	1B: 3 2B: 0 3B: 0 HR: 0	SF: 0 SAC: 1 DP: 0 HBP: 0	WP: 0 PB: 0 SB: 0 CS: 0	PA: 34																	
<b>PITCHER</b>	IP	WLS	BF	H	R	ER	SO	BB	IBB	HBP	BLK	WP	HR	S	P	ERA	WHIP	<b>PITCHER</b>				IP	WLS	BF	H	R	ER	SO	BB	IBB	HBP	BLK	WP	HR	S	P	ERA	WHIP	
Ruben Gomez, R (1, 1) ERA	2.2		11	1	0	0	1	1	0	0	0	0	0	12	16	0.00	0.750																						
Ray Semproch, R (3, 1) ERA: 1.29	6.1	W	23	2	1	1	3	2	0	0	0	0	0	27	35	1.42	0.632																						

Philadelphia Phillies @ Cincinnati Redlegs  
Crosley Field, Cincinnati, OH  
Fri Apr 17 1959, 6:05 PM EST  
Att: 8,376 - Unknown

AB 30  
R 1  
H 3  
RBI 1  
BB 3  
SO 4  
LOB 13






Batter	1	2	3	4	5	6	7	8	9	AB	R	H	RBI	BB	SO	LOB	TOP								
<b>Sparky Anderson, R</b> OBP: 0.250, SLG: 0.250	P6	1B	K	4-3		6-3			6-3	6	1	1	2	0	1	1									
<b>Richie Ashburn, L</b> OBP: 0.417, SLG: 0.222	L9	1B	WP		2B		3-1		3-1	4	1	1	0	2	0	0									
<b>Ed Bouchee, L</b> OBP: 0.364, SLG: 0.421		1B			2B		E3		K	5	1	3	2	1	1	0									
<b>Harry Anderson, L</b> OBP: 0.333, SLG: 0.444	G3	K	K		1B		F9			5	1	1	1	0	2	6									
<b>Wally Post, R</b> OBP: 0.400, SLG: 0.667		FC6-5	E5				F2			5	1	2	1	0	1	1									
<b>Bob Bowman, R</b>			HR							0	0	0	0	0	0	0									
<b>Willie Jones, R</b> OBP: 0.381, SLG: 0.556	FC6-5	FC5-2	HR		2B				F7	4	2	1	0	1	0	2									
<b>Chico Fernandez, R</b> OBP: 0.316, SLG: 0.333	FC5-2	1B	5-3				F8		P4	5	2	2	0	0	0	3									
<b>Carl Sawatski, L</b>		E4								1	1	0	0	0	0	2									
<b>Granny Hamner, R</b> (3, PH)		FC5-2	HR							0	1	0	0	1	0	0									
<b>Jim Hegan, R</b> OBP: 0.400, SLG: 0.400		1B	IBB		2B				CS	3	1	2	1	0	1	0									
<b>Seth Morehead, L</b> (1, 1)		FC5-2								1	1	0	0	0	0	3									
<b>Gene Freese, R</b> (3, PH)		1B								1	1	1	4	0	0	0									
<b>Al Schroll, R</b> OBP: 0.333, SLG: 0.667		1B	HR							3	0	1	2	0	1	1									
<b>Inning Stats</b>	R: 0 E: 0 K: 0 S: 4	H: 1 LOB: 1 BB: 0 P: 4	R: 4 E: 1 K: 1 S: 11	H: 5 LOB: 2 BB: 0 P: 11	R: 4 E: 1 K: 2 S: 10	H: 2 LOB: 3 BB: 3 P: 22	R: 2 E: 0 K: 1 S: 7	H: 2 LOB: 1 BB: 1 P: 11	R: 3 E: 0 K: 0 S: 5	H: 3 LOB: 0 BB: 1 P: 9	R: 0 E: 0 K: 1 S: 5	H: 0 LOB: 0 BB: 0 P: 5	R: 0 E: 1 K: 0 S: 4	H: 0 LOB: 1 BB: 0 P: 4	R: 1 E: 0 K: 1 S: 6	H: 2 LOB: 2 BB: 0 P: 6	R: 0 E: 0 K: 1 S: 5	H: 0 LOB: 0 BB: 0 P: 5	1B: 9 2B: 6 3B: 0 HR: 1	SF: 0 SAC: 0 DP: 2 HBP: 0	WP: 1 PB: 0 SB: 0 CS: 1	PA: 48			
<b>PITCHER</b>	IP	WLS	BF	H	R	ER	SO	BB	IBB	HBP	BLK	WP	HR	S	P	ERA	WHIP								
<b>Don Newcombe, R</b> ERA: 1.86	1.2	L	12	6	4	0	0	0	0	0	0	0	0	12	12	0.00	3.600								
<b>Mike Cuellar, L</b> ERA: 22.5	2.0		15	4	6	5	4	3	1	0	0	1	1	19	35	22.50	3.500								
<b>Willard Schmidt, R</b> ERA: 11.57	0.1		5	3	3	3	0	1	0	0	0	0	0	4	8	81.00	12.000								
<b>Tom Acker, R</b> ERA:	1.0		2	0	0	0	0	0	0	0	0	0	0	2	2	0.00	0.000								
<b>Bob Mabe, R</b> ERA:	2.0		7	0	0	0	1	0	0	0	0	0	0	9	9	0.00	0.000								

Philadelphia Phillies @ Cincinnati Redlegs  
Crosley Field, Cincinnati, OH  
Sat Apr 18 1959, 3:33 AM EST  
Att: 2,890 - Unknown


AB 43  
R 14  
H 15  
RBI 13  
BB 5  
SO 7  
LOB 19



Batter	1	2	3	4	5	6	7	8	9	AB	R	H	RBI	BB	SO	LOB	BOTTOM								
<b>Johnny Temple, R</b> OBP: 0.292, SLG: 0.364	HR		F8		SF9		1-3			4	1	2	1	0	0	0									
<b>Vada Pinson, L</b> OBP: 0.305, SLG: 0.640	F7		L4-3		4-3				4-3	4	0	1	0	1	0	3									
<b>Frank Robinson, R</b> OBP: 0.360, SLG: 0.545	HR		L4-3						G5-4-3	4	1	2	3	0	0	2									
<b>Frank Thomas, R</b> OBP: 0.333, SLG: 0.318	F2				P4				5-3	4	0	0	0	0	1	1									
<b>Del Ennis, R</b> OBP: 0.250, SLG: 0.250	P3				F8				F9	4	0	1	0	0	0	0									
<b>Pete Whisenant, R</b>										3	0	0	0	0	1	0									
<b>Gus Bell, L</b> OBP: 0.227, SLG: 0.238	L7				K				P4	1	0	0	0	0	0	1									
<b>Ed Bailey, L</b> OBP: 0.364, SLG: 0.632		4-3							L3	3	2	1	0	1	0	0									
<b>Roy McMillan, R</b> OBP: 0.300, SLG: 0.556					2B				5-3	2	3	1	1	2	0	0									
<b>Don Newcombe, L</b>										0	0	0	0	0	0	0									
<b>Mike Cuellar, L</b>										0	0	0	0	0	0	0									
<b>Willard Schmidt, R</b>										0	0	0	0	0	0	0									
<b>Tom Acker, R</b>										0	0	0	0	0	0	0									
<b>Bob Mabe, R</b>										0	0	0	0	0	0	0									
<b>Bob Thomson, L</b>										0	0	0	0	0	0	0									
<b>Hal Jeffcoat, R</b>										0	0	0	0	0	0	0									
<b>Inning Stats</b>	R: 2 E: 0 K: 0 S: 5	H: 2 LOB: 0 BB: 0 P: 5	R: 1 E: 0 K: 1 S: 6	H: 1 LOB: 0 BB: 0 P: 6	R: 0 E: 0 K: 0 S: 2	H: 0 LOB: 0 BB: 1 P: 6	R: 0 E: 0 K: 1 S: 5	H: 0 LOB: 0 BB: 0 P: 5	R: 3 E: 0 K: 0 S: 3	H: 4 LOB: 1 BB: 1 P: 10	R: 0 E: 0 K: 0 S: 3	H: 0 LOB: 0 BB: 0 P: 3	R: 0 E: 0 K: 0 S: 3	H: 1 LOB: 0 BB: 0 P: 3	R: 3 E: 0 K: 0 S: 6	H: 4 LOB: 1 BB: 1 P: 10	1B: 5 2B: 3 3B: 0 HR: 3	SF: 1 SAC: 0 DP: 3 HBP: 0	WP: 0 PB: 0 SB: 1 CS: 0	PA: 38					
<b>PITCHER</b>	IP	WLS	BF	H	R	ER	SO	BB	IBB	HBP	BLK	WP	HR	S	P	ERA	WHIP								
<b>Seth Morehead, L</b> ERA: 13.5	2.0		9	3	3	3	1	0	0	0	0	0	1	29	45	7.71	1.571								
<b>Al Schroll, R</b> ERA: 7.36	7.0	W	29	7	6	6	2	4	0	0	0	0	1	29	45	7.71	1.571								

Philadelphia Phillies @ Cincinnati Redlegs  
Crosley Field, Cincinnati, OH  
Sat Apr 18 1959, 3:33 AM EST  
Att: 2,890 - Unknown

AB 33  
R 9  
H 10  
RBI 9  
BB 4  
SO 3  
LOB 7





Batter	1	2	3	4	5	6	7	8	9	AB	R	H	RBI	BB	SO	LOB	TOP							
Sparky Anderson, R OBP: 0.310, SLG: 0.259	4-0 FC5-4 BB BB		4-0 1B BB	0-0 1-3		0-0 1B		0-0 L6		3	1	1	0	2	0	0	<b>Philadelphia Phillies @ Cincinnati Redlegs</b> <b>Crosley Field, Cincinnati, OH</b> Sun Apr 19 1959, 3:33 AM EST Att: 8,091 - Unknown							
Richie Ashburn, L OBP: 0.414, SLG: 0.261	0-0 F8		0-0 1B 5-3 1B		0-0 F9 BB 1B	0-0 F8		0-0 L8		5	2	2	0	0	0	2								
Ed Bouchee, L OBP: 0.407, SLG: 0.409	4-0 FC5-4 BB		0-0 4-3 5-3 1B		4-0 BB 1B SF9 BB	0-0 G3		0-3 K		3	1	1	1	2	1	1								
Wally Post, R OBP: 0.350, SLG: 0.526	0-0 FC5-4 1-2 2-3		0-0 5-3		0-0 F9		4-0 1B FC6-4 BB		0-0 F7	4	1	0	1	1	0	5								
Harry Anderson, L OBP: 0.346, SLG: 0.435	0-0 P4		0-0 4-3		0-0 BB 1B		0-0 FC6-4 1B		0-0 5-3	5	0	2	1	0	0	3								
Willie Jones, R OBP: 0.440, SLG: 0.526		4-0 FC5-4 BB	4-0 BB		4-0 1-2 2-3 BB		0-0 F3			1	0	0	0	3	0	2								
Chico Fernandez, R OBP: 0.286, SLG: 0.300		0-3 K	0-0 4-3		0-0 SF9		0-0 FC6-4			2	0	0	0	0	1	3								
Dave Philley, S OBP: 0.500, SLG: 2.000							1-2 3-H			0	0	0	1	0	0	1								
Joe Koppe, R										1	0	0	1	0	0	1								
Jim Hegan, R OBP: 0.333, SLG: 0.333		0-0 FC5-4			0-0 1-3		0-0 L8		0-0 5-3	2	0	0	0	0	0	1								
Harry Hanebrink, L OBP: 0.346, SLG: 0.250		0-0 FC5-4			0-0 1-3		0-0 L8		0-0 5-3	1	0	0	0	0	0	2								
Valmy Thomas, R OBP: 0.400, SLG: 0.250		0-0 1-2			0-0 1-3		0-0 L8		0-0 5-3	1	0	0	0	0	0	1								
Jim Owens, R OBP: 0.250, SLG: 0.250		0-0 F3			0-0 4-3		0-0 5-3		0-3 K	1	0	0	0	0	0	1								
Chris Short, R										2	0	0	0	0	0	0								
Turk Farrell, R										0	0	0	0	0	0	0								
John Easton, R										1	0	0	0	0	1	0								
Jack Meyer, R										0	0	0	0	0	0	0								
<b>Inning Stats</b>	R: 0 E: 0 K: 0 S: 3	H: 0 LOB: 2 BB: 2 P: 11	R: 0 E: 0 K: 1 S: 5	H: 0 LOB: 1 BB: 1 P: 9	R: 2 E: 0 K: 0 S: 5	H: 2 LOB: 2 BB: 2 P: 13	R: 0 E: 0 K: 0 S: 3	H: 0 LOB: 0 BB: 0 P: 3	R: 2 E: 0 K: 0 S: 5	H: 2 LOB: 2 BB: 2 P: 13	R: 0 E: 0 K: 0 S: 4	H: 1 LOB: 1 BB: 0 P: 4	R: 1 E: 0 K: 0 S: 4	H: 1 LOB: 1 BB: 1 P: 8	R: 0 E: 0 K: 1 S: 5	H: 0 LOB: 0 BB: 0 P: 5	R: 0 E: 0 K: 1 S: 5	H: 0 LOB: 0 BB: 0 P: 5	1B: 6 2B: 0 3B: 0 HR: 0	SF: 1 SAC: 0 DP: 0 HBP: 0	WP: 0 PB: 0 SB: 0 CS: 0	PA: 41		
<b>PITCHER</b>	IP WLS BF H R ER SO BB IBB HBP BLK WP HR S P ERA WHIP	4.1 L 24 4 4 4 1 7 0 0 0 0 0 19 47 8.31 2.538	5.1 W 17 2 1 1 2 1 0 0 0 0 0 20 24 1.93 0.643																					

AB	32
R	5
H	6
RBI	5
BB	8
SO	3
LOB	22



Batter	1	2	3	4	5	6	7	8	9	AB	R	H	RBI	BB	SO	LOB	BOTTOM						
Johnny Temple, R OBP: 0.333, SLG: 0.423	0-0 4-3 1B 2B	0-0 SF9	0-0 1-2 2-H 1B			4-0 FC4-6 BB	0-0 5-3	0-0 F8		4	1	2	2	1	0	2	<b>Philadelphia Phillies @ Cincinnati Redlegs</b> <b>Crosley Field, Cincinnati, OH</b> Sun Apr 19 1959, 3:33 AM EST Att: 8,091 - Unknown						
Vada Pinson, L OBP: 0.323, SLG: 0.600	0-0 4-3 2-3	0-0 3-H 1-3 2-H 1B	0-3 K			0-0 FC4-6 HBP 1B BB	0-0 S HR 1B			5	3	2	1	0	1	4							
Jerry Lynch, L OBP: 0.346, SLG: 0.565	0-0 3-H 1B	4-0 S 1B BB		0-3 K		0-0 BB HBP SF9 1B	0-3 K			4	1	2	1	1	2	1							
Pete Whisenant, R										0	0	0	0	0	0	0							
Frank Robinson, R OBP: 0.400, SLG: 0.654	0-3 K	0-0 S 1B		0-0 6-3		1-0 SF9 BB 2B HBP	0-0 HR			4	2	2	4	0	1	1							
Gus Bell, L OBP: 0.222, SLG: 0.200	0-0 G3	0-0 L9		0-0 1-3		4-0 1-2 2-3 3-H 2B BB	0-0 4-3			4	1	0	1	1	0	3							
Frank Thomas, R OBP: 0.345, SLG: 0.346		0-0 BB SF9 1B	0-0 1B 1B			0-0 F7	0-0 SF9	0-0 F7		4	2	2	1	0	0	0							
Ed Bailey, L OBP: 0.444, SLG: 0.667		4-0 BB 1B BB	4-0 1B BB			0-0 F8	0-0 1-H 3-H 2B	4-0 SH5-4 BB BB		2	1	1	2	3	0	0							
Roy McMillan, R OBP: 0.360, SLG: 0.524		0-0 P4	0-0 F3			0-0 1B	4-0 BB	4-0 SH5-4 BB		3	0	1	0	2	0	4							
Jim O'Toole, S		4-0 1B BB	0-3 K			0-0 F9	0-3 K	0-0 SH5-4		1	1	0	0	1	1	2							
Bob Mabe, R		1-2 2-3 1B BB						1-2 2-3		2	0	0	0	0	1	3							
<b>Inning Stats</b>	R: 1 E: 0 K: 1 S: 7	H: 2 LOB: 1 BB: 0 P: 7	R: 4 E: 0 K: 0 S: 6	H: 3 LOB: 3 BB: 3 P: 18	R: 1 E: 0 K: 2 S: 9	H: 2 LOB: 2 BB: 1 P: 13	R: 0 E: 0 K: 1 S: 5	H: 0 LOB: 0 BB: 0 P: 5	R: 0 E: 0 K: 0 S: 4	H: 1 LOB: 1 BB: 0 P: 4	R: 4 E: 0 K: 1 S: 7	H: 2 LOB: 2 BB: 3 P: 20	R: 2 E: 0 K: 1 S: 7	H: 2 LOB: 0 BB: 0 P: 7	R: 0 E: 0 K: 0 S: 3	H: 0 LOB: 2 BB: 2 P: 11	1B: 9 2B: 2 3B: 0 HR: 1	SF: 2 SAC: 1 DP: 0 HBP: 1	WP: 0 PB: 0 SB: 3 CS: 0	PA: 46			
<b>PITCHER</b>	IP WLS BF H R ER SO BB IBB HBP BLK WP HR S P ERA WHIP	1.2 L 13 4 5 5 3 3 0 0 0 0 0 21 34 12.27 1.909	3.2 L 19 4 5 5 3 3 0 1 0 0 0 1 12 16 10.80 2.400	1.0 L 5 0 0 0 0 2 0 0 0 0 0 3 11 0.00 2.000																			






Batter	1	2	3	4	5	6	7	8	9	AB	R	H	RBI	BB	SO	LOB	TOP					
Johnny Temple, R (1,4) OBP: 0.343, SLG: 0.452	5-3		1-2 3B 1B		F8		2B		F9	5	2	2	0	0	0	3						
Vada Pinson, L (1,8) OBP: 0.371, SLG: 0.706	G3		1-H 2-H 3B		1-3 3-H 1B		2B			4	0	3	4	0	0	0						
Pete Whisenant, R (1,9) OBP: 0.350, SLG: 0.500	K		5-3		P3		P5			4	0	0	0	0	1	3						
Frank Robinson, R (1,3) OBP: 0.353, SLG: 0.567		K		6-3		F2		P6		4	0	0	0	0	1	0						
Frank Thomas, R (1,5) OBP: 0.333, SLG: 0.333		4-3		1-3		1B		5-3		4	0	1	0	0	0	0						
Del Ennis, R (1,7) OBP: 0.250, SLG: 0.250		1-3		1B		F8		K		4	0	1	0	0	1	1						
Ed Bailey, L (1,2) OBP: 0.387, SLG: 0.560			4-3	F8		K		L4		4	0	0	0	0	1	2						
Roy McMillan, R (1,6) OBP: 0.379, SLG: 0.520			5-3		1B 1B		L8			4	1	2	0	0	0	0						
Bob Purkey, R (1,1) Tom Acker, R (4,1) Jim Pandorf, R (5,PH) Mike Cuellar, L (5,1) Bob Thurman, L (7,PH) Willard Schmidt, R (7,1) Walt Dropo, R (9,PH)			1B 3B 1B		1B 1-3 1B		K		K	1	1	1	0	0	0	0						
<b>Inning Stats</b>	R: 0 E: 0 K: 1 S: 5	H: 0 LOB: 0 BB: 0 P: 5	R: 0 E: 0 K: 1 S: 5	H: 0 LOB: 0 BB: 0 P: 5	R: 2 E: 0 K: 0 S: 6	H: 3 LOB: 1 BB: 0 P: 6	R: 0 E: 0 K: 0 S: 4	H: 1 LOB: 1 BB: 0 P: 4	R: 1 E: 0 K: 0 S: 5	H: 3 LOB: 1 BB: 0 P: 5	R: 0 E: 0 K: 1 S: 6	H: 1 LOB: 1 BB: 0 P: 6	R: 1 E: 0 K: 1 S: 7	H: 2 LOB: 1 BB: 0 P: 7	R: 0 E: 0 K: 1 S: 5	H: 0 LOB: 0 BB: 0 P: 5	R: 0 E: 0 K: 1 S: 6	H: 1 LOB: 1 BB: 0 P: 6	1B: 8 2B: 2 3B: 1 HR: 0	SF: 0 SAC: 0 DP: 0 HBP: 0	WP: 0 PB: 0 SB: 0 CS: 0	PA: 37
<b>PITCHER</b> Warren Spahn, L (1,1) ERA: 2.33	IP: 9.0 WLS: W BF: 37 H: 11 R: 4 ER: 4 SO: 6 BB: 0 IBB: 0 HBP: 0 BLK: 0 WP: 0 HR: 0 S: 49 P: 49 ERA: 4.00 WHIP: 1.222															<b>PITCHER</b>						

Cincinnati Redlegs @ Milwaukee Braves  
Milwaukee County Stadium, Milwaukee, WI  
Tue Apr 21 1959, 4:33 AM EST  
Att: 6,869 - Unknown


AB 37  
R 4  
H 11  
RBI 4  
BB 0  
SO 6  
LOB 10



Batter	1	2	3	4	5	6	7	8	9	AB	R	H	RBI	BB	SO	LOB	BOTTOM			
Bill Bruton, L (1,8) OBP: 0.316, SLG: 0.421	G3		1-2 3B 1B	K		4-3				2	1	1	0	0	0	0				
Jim Pisoni, R (4,8) OBP: 0.286, SLG: 0.308										2	0	0	0	0	1	1				
Eddie Mathews, L (1,5) OBP: 0.303, SLG: 0.548	4-3		F7		2B SF9 1B		K			4	1	1	0	0	1	2				
Hank Aaron, R (1,9) OBP: 0.581, SLG: 1.000	5-3		1-H 2-H 3B		SF9 1B 2B		G4-6-3 1B			4	1	3	2	0	0	0				
Wes Covington, L (1,7) OBP: 0.233, SLG: 0.276		F8	P6		F3		G4-6-3			4	0	0	0	0	0	4				
Frank Torre, L (1,3) OBP: 0.320, SLG: 0.238	L3			1B SF9 BB	SF9		G3			2	1	0	1	1	0	0				
Del Crandall, R (1,2) OBP: 0.375, SLG: 0.522	L6			SF9 2B 1B	FC6-4 1B		B1-6-3 1B			4	1	3	1	0	0	0				
Johnny Logan, R (1,6) OBP: 0.250, SLG: 0.174			1B SF7 1B		SF9 FC6-4		B1-6-3			3	1	1	1	0	0	2				
Chuck Cottler, R (1,4) OBP: 0.364, SLG: 0.400			1B 3B 1B				P6			3	1	2	1	0	0	0				
Warren Spahn, L (1,1) OBP: 0.300, SLG: 0.143			SF7		K		K			2	0	0	1	0	2	1				
<b>Inning Stats</b>	R: 0 E: 0 K: 0 S: 3	H: 0 LOB: 0 BB: 0 P: 3	R: 0 E: 0 K: 0 S: 3	H: 0 LOB: 0 BB: 0 P: 3	R: 3 E: 0 K: 0 S: 7	H: 4 LOB: 1 BB: 0 P: 7	R: 2 E: 0 K: 2 S: 9	H: 2 LOB: 1 BB: 1 P: 13	R: 2 E: 0 K: 0 S: 6	H: 3 LOB: 1 BB: 0 P: 6	R: 0 E: 0 K: 1 S: 5	H: 0 LOB: 0 BB: 0 P: 5	R: 0 E: 0 K: 1 S: 5	H: 1 LOB: 0 BB: 0 P: 5	R: 0 E: 0 K: 0 S: 3	H: 1 LOB: 0 BB: 0 P: 3	1B: 8 2B: 2 3B: 1 HR: 0	SF: 3 SAC: 0 DP: 2 HBP: 0	WP: 0 PB: 0 SB: 0 CS: 0	PA: 34
<b>PITCHER</b> Bob Purkey, R (1,1) Tom Acker, R (4,1) Mike Cuellar, L (5,1) Willard Schmidt, R (7,1)	IP: 3.1 WLS: L BF: 17 H: 6 R: 5 ER: 5 SO: 0 BB: 0 IBB: 0 HBP: 0 BLK: 0 WP: 0 HR: 0 S: 16 P: 20 ERA: 13.50 WHIP: 2.100															<b>PITCHER</b>				

Cincinnati Redlegs @ Milwaukee Braves  
Milwaukee County Stadium, Milwaukee, WI  
Tue Apr 21 1959, 4:33 AM EST  
Att: 6,869 - Unknown

AB 30  
R 7  
H 11  
RBI 7  
BB 1  
SO 4  
LOB 10





Batter	1	2	3	4	5	6	7	8	9	AB	R	H	RBI	BB	SO	LOB	TOP								
Johnny Temple, R OBP: 0.350, SLG: 0.472	F8		E 1B 1-2 3-H 1B	4-3 2B		F8			K	5	1	2	1	0	1	0									
Vada Pinson, L OBP: 0.375, SLG: 0.667	6-3		E8 1B SF9	4-3			CS 1B		F9	5	1	2	1	0	0	1									
Jerry Lynch, L Pete Whisenant, R			HBP 2B 1B	4-3			4-3			4	1	2	1	0	0	2									
Frank Robinson, R OBP: 0.368, SLG: 0.606	F7		1-2 2B HBP			F7				3	2	1	0	0	0	1									
Gus Bell, L OBP: 0.226, SLG: 0.321		F7	SF9			G3			HR	3	1	1	2	0	0	1									
Frank Thomas, R OBP: 0.324, SLG: 0.353		5-3	3-H 1B			F7			P3	4	0	1	3	0	0	0									
Ed Bailey, L OBP: 0.343, SLG: 0.483		1-3	1-H 2-H 2B			3-1			3-1	4	0	0	0	0	0	1									
Roy McMillan, R OBP: 0.364, SLG: 0.517			1B 2B K			F5			F8	4	1	1	0	0	1	1									
Joe Nuxhall, L Orlando Pena, R Hal Jeffcoat, R			1B 1B K		G3	4-3			K	3	1	1	0	0	0	0									
<b>Inning Stats</b>	R: 0 E: 0 K: 0 S: 4	H: 1 LOB: 1 BB: 0 P: 4	R: 0 E: 0 K: 0 S: 3	H: 0 LOB: 0 BB: 0 P: 3	R: 6 E: 1 K: 1 S: 11	H: 6 LOB: 1 BB: 0 P: 12	R: 0 E: 0 K: 0 S: 4	H: 1 LOB: 1 BB: 0 P: 4	R: 1 E: 0 K: 0 S: 4	H: 1 LOB: 0 BB: 0 P: 4	R: 0 E: 0 K: 0 S: 3	H: 0 LOB: 0 BB: 0 P: 3	R: 0 E: 0 K: 0 S: 3	H: 1 LOB: 0 BB: 0 P: 3	R: 1 E: 0 K: 0 S: 4	H: 1 LOB: 0 BB: 0 P: 4	R: 0 E: 0 K: 2 S: 7	H: 0 LOB: 0 BB: 0 P: 7	1B: 5 2B: 4 3B: 1 HR: 1	SF: 1 SAC: 0 DP: 0 HBP: 1	WP: 0 PB: 0 SB: 0 CS: 1	PA: 38			
<b>PITCHER</b>	IP	WLS	BF	H	R	ER	SO	BB	IBB	HBP	BLK	WP	HR	S	P	ERA	WHIP								
Bob Friend, R ERA: 10.05	2.0		13	6	6	6	0	0	0	1	0	0	0	12	13	27.00	3.000								
Ron Blackburn, R ERA: 2.25	4.0		15	3	1	1	1	0	0	0	0	0	0	17	17	2.25	0.750								
Bennie Daniels, R ERA: 10.8	1.0		3	1	0	0	0	0	0	0	0	0	0	3	3	0.00	1.000								
Roy Face, R ERA: 1.17	2.0	W	7	1	1	1	2	0	0	0	0	0	1	11	11	4.50	0.500								

**Cincinnati Redlegs @ Pittsburgh Pirates**  
 Forbes Field, Pittsburgh, PA  
 Wed Apr 22 1959, 6:05 PM EST  
 Att: 16,038 - Unknown

AB	36
R	8
H	11
RBI	8
BB	0
SO	3
LOB	7



Batter	1	2	3	4	5	6	7	8	9	AB	R	H	RBI	BB	SO	LOB	BOTTOM								
Bill Virdon, L OBP: 0.200, SLG: 0.367	F5		F8			F8	HR		SH BB 1B	4	2	1	3	0	0	0									
Roberto Clemente, R OBP: 0.314, SLG: 0.394	F9			L9		F8	5-3		1B BB IBB	4	0	0	0	1	0	1									
Roman Mejias, R OBP: 0.385, SLG: 0.200	F4			6-3		3B BB			1B BB	3	1	1	1	2	0	0									
Dick Stuart, R OBP: 0.429, SLG: 0.688		6-3				1B 3B			1B BB	3	1	1	1	1	0	0									
Dick Schofield, S Rocky Nelson, L OBP: 0.500, SLG: 0.500				F8		1B 3B			1B BB	0	0	0	0	0	0	0									
Don Hoak, R OBP: 0.364, SLG: 0.414					G5-4-3 BB	BB 1B BB			K	2	1	1	0	2	1	2									
Bill Mazerowski, R OBP: 0.250, SLG: 0.258					G5-4-3	1B BB			F9	4	1	1	1	0	0	4									
Dick Groat, R OBP: 0.226, SLG: 0.276				F7		6-3			F4	3	0	0	0	1	0	3									
Smoky Burgess, L OBP: 0.467, SLG: 0.857						6-3			F6	3	1	0	0	1	0	3									
Bob Friend, R Ron Blackburn, R Bennie Daniels, L Ted Mazerowski, L Hal Jeffcoat, R Roy Face, R Danny Zarefski, L Hank Gribble, R				6-3		F4			HR BB	0	0	0	0	0	0	0									
<b>Inning Stats</b>	R: 0 E: 0 K: 0 S: 3	H: 0 LOB: 0 BB: 0 P: 3	R: 0 E: 0 K: 0 S: 3	H: 1 LOB: 1 BB: 0 P: 4	R: 0 E: 0 K: 0 S: 3	H: 0 LOB: 0 BB: 0 P: 3	R: 0 E: 0 K: 0 S: 3	H: 0 LOB: 0 BB: 0 P: 3	R: 0 E: 0 K: 0 S: 2	H: 0 LOB: 0 BB: 1 P: 6	R: 0 E: 0 K: 0 S: 3	H: 0 LOB: 0 BB: 0 P: 3	R: 7 E: 0 K: 0 S: 7	H: 4 LOB: 1 BB: 3 P: 19	R: 0 E: 0 K: 1 S: 6	H: 1 LOB: 3 BB: 2 P: 14	R: 2 E: 1 K: 0 S: 3	H: 2 LOB: 3 BB: 2 P: 11	1B: 6 2B: 0 3B: 1 HR: 1	SF: 0 SAC: 1 DP: 1 HBP: 0	WP: 0 PB: 0 SB: 0 CS: 0	PA: 40			
<b>PITCHER</b>	IP	WLS	BF	H	R	ER	SO	BB	IBB	HBP	BLK	WP	HR	S	P	ERA	WHIP								
Joe Nuxhall, L ERA: 7.11	6.2		27	4	6	6	0	4	0	0	0	0	0	23	39	8.10	1.200								
Orlando Pena, R ERA: 13.5	1.1	L	12	3	3	2	1	3	1	0	0	0	1	10	26	13.50	4.500								
Hal Jeffcoat, R ERA: 2.25	0.0		1	1	0	0	0	0	0	0	0	0	0	1	1	∞	∞								

**Cincinnati Redlegs @ Pittsburgh Pirates**  
 Forbes Field, Pittsburgh, PA  
 Wed Apr 22 1959, 6:05 PM EST  
 Att: 16,038 - Unknown

AB	31
R	9
H	8
RBI	9
BB	8
SO	1
LOB	13





Batter	1	2	3	4	5	6	7	8	9	AB R H RBI BB SO LOB	TOP									
Johnny Temple, R (1.4) OBP: 0.333, SLG: 0.463	0-0 6-3		0-0 F9		0-0 F7		0-0 SF7 2B		0-0 6-3	5 1 1 1 0 0 2	<b>Cincinnati Redlegs @ Pittsburgh Pirates</b> Forbes Field, Pittsburgh, PA Thu Apr 23 1959, 6:05 PM EST Att: 18,819 - Unknown									
Vada Pinson, L (1.8) OBP: 0.324, SLG: 0.659	0-0 G4-6-3 1B			4-0 BB		4-0 G1-6-3 BB		4-0 2B BB	0-0 4-3	2 1 1 0 3 0 0										
Jerry Lynch, L (1.7) Eddie Kasko, R (7.5)	0-0 G4-6-3 1-2			0-0 L8		0-0 G1-6-3 1-2		0-0 SF7 3-H		3 0 0 1 0 0 3 0 0 0 0 0 0 0										
Frank Robinson, R (1.3) OBP: 0.381, SLG: 0.611		0-3 K		0-3 K		4-0 2B BB		0-0 2B		3 1 1 1 1 2 1										
Gus Bell, L (1.9) OBP: 0.229, SLG: 0.344		0-3 K		0-0 4-3		0-0 1B 2B		0-0 4-3		4 1 1 1 0 1 2										
Frank Thomas, R (1.5) OBP: 0.366, SLG: 0.378		0-0 1B			4-0 BB		0-0 1B 2-H		0-0 5-3	3 0 2 1 1 0 0										
Ed Bailey, L (1.2) OBP: 0.333, SLG: 0.455		0-0 4-3			0-0 F2		0-0 1B		0-0 F4	4 0 1 0 0 0 2										
Roy McMillan, R (1.6) OBP: 0.378, SLG: 0.484			0-0 F5		4-0 1-2 BB		4-0 SH3-4 2B BB		0-0 5-3	2 1 0 0 2 0 0										
Brooks Lawrence, R (1.1)		0-3 K		0-3 K		0-0 SH3-4		0-0 F9		3 0 0 0 0 2 2										
<b>Inning Stats</b>	R: 0 E: 0 K: 0 S: 3	H: 1 LOB: 0 BB: 0 P: 3	R: 0 E: 0 K: 2 S: 8	H: 1 LOB: 1 BB: 0 P: 8	R: 0 E: 0 K: 1 S: 5	H: 0 LOB: 0 BB: 0 P: 5	R: 0 E: 0 K: 1 S: 5	H: 0 LOB: 1 BB: 1 P: 9	R: 0 E: 0 K: 1 S: 4	H: 3 LOB: 2 BB: 2 P: 12		R: 3 E: 0 K: 0 S: 5	H: 2 LOB: 1 BB: 2 P: 13	R: 0 E: 0 K: 0 S: 3	H: 0 LOB: 0 BB: 0 P: 3	R: 0 E: 0 K: 0 S: 3	H: 0 LOB: 0 BB: 0 P: 3	1B: 4 2B: 3 3B: 0 HR: 0	SF: 1 SAC: 1 DP: 2 HBP: 0	WP: 0 PB: 0 SB: 1 CS: 0
<b>PITCHER</b>	IP WLS BF H R ER SO BB IBB HBP BLK WP HR S P ERA WHIP											<b>PITCHER</b>	IP WLS BF H R ER SO BB IBB HBP BLK WP HR S P ERA WHIP							
George Witt, R (1.1) ERA: 5.11	6.1 L 28 6 4 4 5 6 0 0 0 0 0 0 32 56 5.68 1.895																			
Bob Smith, L (7.1) ERA: 1.17	1.2 7 1 1 1 0 1 0 0 0 0 0 0 6 10 5.40 1.200																			
Bob Porterfield, R (9.1) ERA: 2.25	1.0 3 0 0 0 0 0 0 0 0 0 0 0 3 3 0.00 0.000																			

AB	29
R	5
H	7
RBI	5
BB	7
SO	5
LOB	12



Batter	1	2	3	4	5	6	7	8	9	AB R H RBI BB SO LOB	BOTTOM									
Bill Virdon, L (1.8) OBP: 0.176, SLG: 0.324	0-0 F7		0-0 6-3			0-0 F8		0-0 F8		4 0 0 0 0 0 1	<b>Cincinnati Redlegs @ Pittsburgh Pirates</b> Forbes Field, Pittsburgh, PA Thu Apr 23 1959, 6:05 PM EST Att: 18,819 - Unknown									
Roberto Clemente, R (1.9) OBP: 0.308, SLG: 0.378	0-0 6-3		0-0 1-3			0-0 F8		0-0 2B SF7 1B		4 1 1 0 0 0 0										
Roman Mejias, R (1.7) OBP: 0.294, SLG: 0.143	0-0 F4			0-0 6-3		0-3 K		0-3 K		4 0 0 0 0 2 1										
Dick Stuart, R (1.3) OBP: 0.440, SLG: 0.684		4-0 1-3 4-3 1B BB		0-0 F8		0-0 F7		0-0 2B		3 1 1 0 1 0 0										
Don Hoak, R (1.5) OBP: 0.351, SLG: 0.387		0-0 4-3 1-2		4-0 CS BB		0-3 K		0-0 SF7		2 0 0 1 1 1 1										
Bill Mazerowski, R (1.4) OBP: 0.250, SLG: 0.257		0-0 1-3 2-3		0-0 CS		0-0 K 5-3 1B		0-0 6-3		4 0 1 0 0 0 2										
Dick Groat, R (1.6) OBP: 0.235, SLG: 0.281		0-0 1B			0-0 5-3			0-0 6-3		3 0 1 1 0 0 1										
Smoky Burgess, L (1.2) OBP: 0.444, SLG: 0.750		3-H F8			4-0 IBB			0-0 F9		2 0 0 0 1 0 1										
George Witt, R (1.1)			0-3 K		0-3 K			0-0 2B		2 0 0 0 0 2 2 0 0 0 0 0 0 0										
Bob Smith, R (7.1)					0-3 K					1 0 1 0 0 0 0 0 0 0 0 0 0 0										
Rocky Nelson, L (8. PH) OBP: 0.667, SLG: 1.000																				
Bob Porterfield, R (9.1)					2-3															
<b>Inning Stats</b>	R: 0 E: 0 K: 0 S: 3	H: 0 LOB: 0 BB: 0 P: 3	R: 1 E: 0 K: 0 S: 4	H: 1 LOB: 1 BB: 1 P: 8	R: 0 E: 0 K: 1 S: 5	H: 0 LOB: 0 BB: 0 P: 5	R: 0 E: 0 K: 0 S: 2	H: 0 LOB: 0 BB: 1 P: 6	R: 0 E: 0 K: 1 S: 5	H: 1 LOB: 1 BB: 1 P: 9	R: 0 E: 0 K: 1 S: 5	H: 0 LOB: 0 BB: 0 P: 5	R: 0 E: 0 K: 1 S: 4	H: 1 LOB: 1 BB: 0 P: 4	R: 1 E: 0 K: 1 S: 7	H: 2 LOB: 1 BB: 0 P: 7	1B: 3 2B: 2 3B: 0 HR: 0	SF: 1 SAC: 0 DP: 0 HBP: 0	WP: 0 PB: 0 SB: 0 CS: 1	PA: 34
<b>PITCHER</b>	IP WLS BF H R ER SO BB IBB HBP BLK WP HR S P ERA WHIP											<b>PITCHER</b>	IP WLS BF H R ER SO BB IBB HBP BLK WP HR S P ERA WHIP							
Brooks Lawrence, R (1.1) ERA: 5.73	9.0 W 33 5 2 2 5 2 1 0 0 0 0 0 40 52 2.00 0.778																			









Batter	1	2	3	4	5	6	7	8	9	AB	R	H	RBI	BB	SO	LOB	TOP																
Bill Bruton, L (1, 8) OBP: 0.361, SLG: 0.600	4-3																4 2 3 2 1 0 0																
Eddie Mathews, L (1, 5) OBP: 0.365, SLG: 0.761		4-1															2 1 1 2 3 0 1																
Hank Aaron, R (1, 9) OBP: 0.500, SLG: 0.854	K																5 0 1 0 0 1 5																
Wes Covington, L (1, 7) OBP: 0.286, SLG: 0.295	F8																5 0 2 0 0 0 4																
Joe Adcock, R (1, 3) OBP: 0.500, SLG: 0.727 Felix Mantilla, R (9, PR) OBP: 0.267, SLG: 0.214																	3 1 1 0 2 1 3 0 0 0 0 0 0 0																
Joe Morgan, L (1, 4) OBP: 0.500, SLG: 0.545																	5 1 3 1 0 0 2																
Del Crandall, R (1, 2) OBP: 0.341, SLG: 0.410																	5 1 1 0 0 0 4																
Johnny Logan, R (1, 6) OBP: 0.311, SLG: 0.222																	4 0 0 0 0 0 4																
Warren Spahn, L (1, 1) Carl Willey, R (6, 1) Frank Torre, L (7, PR) Johnny O'Brien, R (7, PR) Bob Buhl, R (7, 1) Mickey Vernon, L (8, PR) Bob Rush, R (8, 1)																	1 0 0 0 1 0 1 0 0 0 0 0 0 0 0 0 0 0 0 0 0 1 0 1 0 0 0 0 0 0 0 2 0 0 0 0 0 0 0 0 0																
<b>Inning Stats</b>	R: 0 E: 0 K: 1 S: 5	H: 0 LOB: 1 BB: 1 P: 9	R: 3 E: 0 K: 0 S: 7	H: 4 LOB: 1 BB: 0 P: 7	R: 0 E: 0 K: 0 S: 4	H: 2 LOB: 1 BB: 0 P: 4	R: 0 E: 0 K: 1 S: 5	H: 0 LOB: 0 BB: 1 P: 5	R: 1 E: 0 K: 1 S: 6	H: 2 LOB: 1 BB: 1 P: 10	R: 0 E: 0 K: 0 S: 3	H: 0 LOB: 0 BB: 2 P: 3	R: 0 E: 0 K: 0 S: 3	H: 1 LOB: 3 BB: 2 P: 11	R: 0 E: 0 K: 0 S: 4	H: 1 LOB: 2 BB: 1 P: 8	R: 2 E: 0 K: 0 S: 5	H: 2 LOB: 2 BB: 2 P: 13	1B: 8 2B: 2 3B: 0 HR: 2	SF: 1 SAC: 0 DP: 3 HBP: 0	WP: 0 PB: 0 SB: 0 CS: 0	PA: 43											
<b>PITCHER</b>	IP WLS BF H R ER SO BB IBB HBP BLK WP HR S P ERA WHIP																																
Bob Purkey, R (1, 1) ERA: 4.24	2.0	13	6	3	3	1	1	0	0	0	0	0	0	14	18	13.50	3.500																
Tom Acker, R (3, 1) ERA: 0.96	4.0	W	16	3	1	1	2	3	0	0	0	0	1	17	29	2.25	1.500																
Bob Mabe, R (7, 1) ERA: 2.13	3.0	S	14	3	2	2	0	3	0	0	0	0	1	11	23	6.00	2.000																

Milwaukee Braves @ Cincinnati Redlegs  
Crosley Field, Cincinnati, OH

AB 35  
R 6  
H 12  
RBI 6  
BB 7  
SO 3  
LOB 25



Sat Apr 25 1959, 3:33 AM EST  
Att: 5,612 - Unknown

Batter	1	2	3	4	5	6	7	8	9	AB	R	H	RBI	BB	SO	LOB	BOTTOM																
Johnny Temple, R (1, 4) OBP: 0.345, SLG: 0.500	F8																5 1 2 3 0 0 4																
Vada Pinson, L (1, 8) OBP: 0.400, SLG: 0.600	F8																5 0 1 0 0 1 3																
Frank Robinson, R (1, 3) OBP: 0.365, SLG: 0.545	P3																4 1 1 1 0 1 2																
Frank Thomas, R (1, 5) OBP: 0.392, SLG: 0.511																	5 1 4 0 0 0 2																
Del Ennis, R (1, 7) OBP: 0.385, SLG: 0.333 Eddie Kasko, R (6, PR) (7, 5)																	3 1 2 1 1 1 1 1 0 0 0 0 0 1																
Gus Bell, L (1, 9) OBP: 0.311, SLG: 0.537																	5 0 2 1 0 2 5																
Roy McMillan, R (1, 6) OBP: 0.348, SLG: 0.487																	5 0 0 0 0 0 9																
Dutch Dotterer, R (1, 2) OBP: 0.750, SLG: 0.667																	3 2 2 1 1 0 2																
Bob Purkey, R (1, 1) OBP: 0.286, SLG: 0.429 Tom Acker, R (3, 1) OBP: 0.500, SLG: 0.500 Bob Mabe, R (7, 1)																	0 0 0 0 0 0 0 1 1 0 0 0 0 1 1 0 0 0 0 1 0																
<b>Inning Stats</b>	R: 0 E: 0 K: 0 S: 3	H: 0 LOB: 0 BB: 0 P: 3	R: 0 E: 0 K: 2 S: 8	H: 1 LOB: 1 BB: 0 P: 8	R: 3 E: 1 K: 1 S: 9	H: 3 LOB: 3 BB: 2 P: 17	R: 1 E: 1 K: 0 S: 6	H: 1 LOB: 2 BB: 0 P: 6	R: 1 E: 0 K: 0 S: 6	H: 3 LOB: 2 BB: 0 P: 6	R: 2 E: 0 K: 1 S: 9	H: 4 LOB: 0 BB: 0 P: 9	R: 0 E: 0 K: 2 S: 8	H: 1 LOB: 1 BB: 0 P: 8	R: 0 E: 0 K: 0 S: 4	H: 1 LOB: 1 BB: 0 P: 4	1B: 11 2B: 2 3B: 0 HR: 1	SF: 1 SAC: 2 DP: 0 HBP: 0	WP: 0 PB: 0 SB: 0 CS: 0	PA: 43													
<b>PITCHER</b>	IP WLS BF H R ER SO BB IBB HBP BLK WP HR S P ERA WHIP																																
Warren Spahn, L (1, 1) ERA: 3.34	5.1	L	33	12	7	5	4	2	0	0	0	0	0	2	2	0.00	0.000																
Carl Willey, R (6, 1) ERA:	0.2		2	0	0	0	0	0	0	0	0	0	0	2	2	0.00	0.000																
Bob Buhl, R (7, 1) ERA: 7.71	1.0		4	1	0	0	2	0	0	0	0	0	0	8	8	0.00	1.000																
Bob Rush, R (8, 1) ERA: 2.25	1.0		4	1	0	0	0	0	0	0	0	0	0	4	4	0.00	1.000																

Milwaukee Braves @ Cincinnati Redlegs  
Crosley Field, Cincinnati, OH

AB 38  
R 7  
H 14  
RBI 7  
BB 2  
SO 6  
LOB 30



Sat Apr 25 1959, 3:33 AM EST  
Att: 5,612 - Unknown












Batter	1	2	3	4	5	6	7	8	9	10	AB	R	H	RBI	BB	SO	LOB	TOP			
Tony Taylor, R OBP: 0.333, SLG: 0.292 (1, 4)											5	0	0	0	0	2	4				
George Altman, L OBP: 0.367, SLG: 0.489 (1, 8)											5	2	3	1	0	1	0				
14 Ernie Banks, R OBP: 0.400, SLG: 0.656 (1, 6)											5	1	3	2	0	0	0				
Walt Moryn, L OBP: 0.353, SLG: 0.352 (1, 7)											4	0	1	0	1	0	1				
Lee Walls, R OBP: 0.352, SLG: 0.490 (1, 9)											4	0	0	0	0	0	5				
Dale Long, L OBP: 0.314, SLG: 0.563 (1, 3)											5	0	0	0	0	0	1				
Alvin Dark, R OBP: 0.333, SLG: 0.365 (1, 5)											3	0	0	0	2	0	1				
Sammy Taylor, L OBP: 0.319, SLG: 0.326 (1, 2)											4	0	2	0	0	0	0				
Bob Anderson, R OBP: 0.200, SLG: 0.200 Bill Henry, L (9, 1)											4	0	0	0	0	1	4				
											0	0	0	0	0	0	0				
<b>Inning Stats</b>	R: 1 E: 0 K: 0 S: 5	H: 2 LOB: 1 BB: 0 P: 5	R: 0 E: 0 K: 0 S: 4	H: 1 LOB: 2 BB: 1 P: 8	R: 1 E: 0 K: 0 S: 4	H: 1 LOB: 0 BB: 0 P: 4	R: 0 E: 0 K: 0 S: 6	H: 1 LOB: 2 BB: 1 P: 8	R: 0 E: 0 K: 1 S: 3	H: 0 LOB: 0 BB: 0 P: 3	R: 0 E: 0 K: 2 S: 9	H: 2 LOB: 3 BB: 1 P: 13	R: 0 E: 0 K: 0 S: 3	H: 0 LOB: 0 BB: 0 P: 3	R: 0 E: 0 K: 1 S: 5	H: 0 LOB: 0 BB: 0 P: 5	R: 1 E: 1 K: 0 S: 5	H: 1 LOB: 1 BB: 0 P: 5	1B: 6 2B: 1 3B: 0 HR: 2	SF: 0 SAC: 1 DP: 0 HBP: 0	WP: 0 PA: 43
<b>PITCHER</b>	IP	WLS	BF	H	R	ER	SO	BB	IBB	HBP	BLK	WP	HR	S	P	ERA	WHIP				
Bob Purkey, R ERA: 3.62 (1, 1)	7.0		32	8	2	2	3	3	0	0	0	0	1	35	47	2.57	1.571				
Tom Acker, R ERA: 2.84 (8, 1)	2.0		6	0	0	0	1	0	0	0	0	0	0	8	8	0.00	0.000				
Bob Mabe, R ERA: 2.16 (10, 1)	1.0	L	5	1	1	1	0	0	0	0	0	0	1	5	5	9.00	1.000				

Chicago Cubs @ Cincinnati Redlegs  
Crosley Field, Cincinnati, OH  
Thu Apr 30 1959, 7:05 PM EDT  
Att: 3,377 - Unknown


AB	39
R	3
H	9
RBI	3
BB	3
SO	4
LOB	16



Batter	1	2	3	4	5	6	7	8	9	10	AB	R	H	RBI	BB	SO	LOB	BOTTOM					
Johnny Temple, R OBP: 0.417, SLG: 0.540 (1, 4)											2	0	1	1	3	0	1						
Vada Pinson, L OBP: 0.431, SLG: 0.571 (1, 8)											5	0	0	0	0	1	8						
Jerry Lynch, L OBP: 0.288, SLG: 0.521 Walt Dropo, R (10, PH)											4	1	2	1	0	0	1						
Frank Robinson, R OBP: 0.377, SLG: 0.559 (1, 3)											5	0	0	0	0	0	2						
Gus Bell, L OBP: 0.344, SLG: 0.554 (1, 9)											5	0	1	0	0	1	1						
Frank Thomas, R OBP: 0.373, SLG: 0.500 (1, 5)											5	1	1	0	0	2	2						
Ed Bailey, L OBP: 0.356, SLG: 0.375 (1, 2)											3	0	1	0	1	0	0						
Roy McMillan, R OBP: 0.367, SLG: 0.566 (1, 6)											4	0	1	0	0	0	2						
Bob Purkey, R OBP: 0.300, SLG: 0.400 John Powers, L OBP: 0.750, SLG: 1.000 (7, PH)											2	0	1	0	0	1	2						
Tom Acker, R OBP: 0.667, SLG: 0.500 Eddie Kasko, R OBP: 0.500, SLG: 0.500 (9, PR)											1	0	0	0	1	0	0						
Bob Mabe, R (10, 1)											0	0	0	0	0	0	0						
											0	0	0	0	0	0	0						
<b>Inning Stats</b>	R: 0 E: 0 K: 0 S: 3	H: 0 LOB: 1 BB: 1 P: 7	R: 0 E: 0 K: 2 S: 7	H: 0 LOB: 0 BB: 0 P: 7	R: 0 E: 0 K: 0 S: 3	H: 1 LOB: 0 BB: 0 P: 3	R: 1 E: 0 K: 0 S: 4	H: 1 LOB: 0 BB: 0 P: 4	R: 1 E: 0 K: 1 S: 8	H: 3 LOB: 2 BB: 0 P: 8	R: 0 E: 0 K: 0 S: 3	H: 0 LOB: 0 BB: 0 P: 3	R: 0 E: 0 K: 1 S: 6	H: 1 LOB: 3 BB: 2 P: 14	R: 0 E: 0 K: 1 S: 6	H: 1 LOB: 1 BB: 0 P: 6	R: 0 E: 0 K: 1 S: 5	H: 0 LOB: 2 BB: 0 P: 13	R: 0 E: 0 K: 1 S: 6	H: 1 LOB: 1 BB: 0 P: 6	1B: 6 2B: 1 3B: 0 HR: 1	SF: 0 SAC: 0 DP: 1 HBP: 0	WP: 1 PA: 42
<b>PITCHER</b>	IP	WLS	BF	H	R	ER	SO	BB	IBB	HBP	BLK	WP	HR	S	P	ERA	WHIP						
Bob Anderson, R ERA: 1.78 (1, 1)	8.2		37	7	2	2	5	5	0	0	0	1	1	42	62	2.08	1.385						
Bill Henry, L ERA: 1.42 (9, 1)	1.1	W	5	1	0	0	2	0	0	0	0	0	0	9	9	0.00	0.750						

Chicago Cubs @ Cincinnati Redlegs  
Crosley Field, Cincinnati, OH  
Thu Apr 30 1959, 7:05 PM EDT  
Att: 3,377 - Unknown

AB	37
R	2
H	8
RBI	2
BB	5
SO	7
LOB	21









Batter	1	2	3	4	5	6	7	8	9	AB	R	H	RBI	BB	SO	LOB	TOP																
Don Zimmer, R (1, 6) OBP: 0.373, SLG: 0.409 Bob Lillis, R (7, PH) OBP: 0.500, SLG: 0.500	K		K		G4-6-3 BB		G4-6-3 BB		F9	2	0	0	0	1	2	1	<b>Los Angeles Dodgers @ Cincinnati Redlegs</b> Crosley Field, Cincinnati, OH Sat May 02 1959, 3:33 AM EDT Att: 5,247 - Unknown <a href="http://livebaseballscorecards.com">livebaseballscorecards.com</a>																
Charlie Neal, R (1, 4) OBP: 0.393, SLG: 0.447	F9		F9		G4-6-3 BB		G4-6-3 BB		1-3	3	0	0	0	2	0	2																	
Don Demeter, R (1, 8) OBP: 0.347, SLG: 0.600 Ron Fairly, L (7, PH) OBP: 0.381, SLG: 0.462	L5				2B 1B		G4-6-3		G4-6-3	3	1	1	0	0	0	2																	
Carl Furillo, R (1, 9) OBP: 0.375, SLG: 0.435					1B		6-3		F7	4	1	2	1	0	0	2																	
Gil Hodges, R (1, 3) OBP: 0.291, SLG: 0.373	F8				2B				F7	3	1	1	1	1	0	1																	
Rip Repulski, R (1, 7) OBP: 0.500, SLG: 0.286					1B					1	1	1	0	2	0	0																	
Jim Baxes, R (1, 5) OBP: 0.412, SLG: 0.552	G6-4-3				1B				G6-4-3	4	0	2	1	0	0	3																	
Joe Pignatano, R (1, 2) OBP: 0.231, SLG: 0.182					1B				F7	1	0	0	1	1	0	0																	
Gene Snyder, R (1, 1) Johnny Klippstein, R (4, 1) Duke Snider, L (6, PH) Sandy Koufax, R (6, 1) Carl Erskine, R (6, 1) Wally Moon, L (6, PH) OBP: 0.402, SLG: 0.508					1B				1B	1	0	0	0	0	1	1																	
<b>Inning Stats</b>	R: 0 E: 0 K: 1 S: 8	H: 0 LOB: 0 BB: 0 P: 12	R: 0 E: 0 K: 0 S: 5	H: 1 LOB: 1 BB: 1 P: 14	R: 0 E: 0 K: 1 S: 8	H: 0 LOB: 1 BB: 1 P: 15	R: 3 E: 0 K: 1 S: 17	H: 5 LOB: 1 BB: 0 P: 22	R: 0 E: 0 K: 0 S: 4	H: 0 LOB: 1 BB: 2 P: 12	R: 1 E: 0 K: 0 S: 8	H: 1 LOB: 1 BB: 1 P: 14	R: 0 E: 0 K: 0 S: 9	H: 1 LOB: 1 BB: 1 P: 14	R: 0 E: 0 K: 0 S: 6	H: 0 LOB: 0 BB: 1 P: 11		R: 0 E: 0 K: 0 S: 8	H: 1 LOB: 1 BB: 0 P: 11	1B: 8 2B: 1 3B: 0 HR: 0	SF: 0 SAC: 4 DP: 4 HBP: 0	WP: 0 PB: 0 SB: 0 CS: 0	PA: 38										
<b>PITCHER</b>	IP WLS BF H R ER SO BB IBB HBP BLK WP HR S P ERA WHIP																																
Jim O'Toole, L (1, 1) ERA: 8.74	4.0		6	3	3	3	4	0	0	0	0	0	0	39	72	6.75	2.500																
Willard Schmidt, R (5, 1) ERA: 4.09	5.0	W	18	3	1	1	0	3	0	0	0	0	0	34	53	1.80	1.200																

Batter	1	2	3	4	5	6	7	8	9	AB	R	H	RBI	BB	SO	LOB	BOTTOM																	
Johnny Temple, R (1, 4) OBP: 0.427, SLG: 0.549	K		1B		F4					4	3	2	3	2	1	1	<b>Los Angeles Dodgers @ Cincinnati Redlegs</b> Crosley Field, Cincinnati, OH Sat May 02 1959, 3:33 AM EDT Att: 5,247 - Unknown <a href="http://livebaseballscorecards.com">livebaseballscorecards.com</a>																	
Vada Pinson, L (1, 8) OBP: 0.451, SLG: 0.620	K		1B		3B					4	3	3	4	2	1	0																		
Frank Robinson, R (1, 7) OBP: 0.397, SLG: 0.642			1B		3B					5	2	4	5	1	1	3																		
Frank Thomas, R (1, 5) OBP: 0.364, SLG: 0.462	F3		1B		SF8					3	1	0	1	2	0	2																		
Walt Dropo, R (1, 3) OBP: 0.250, SLG: 0.571	F9		G5-3		HR					4	2	1	1	1	1	4																		
Gus Bell, L (1, 9) OBP: 0.343, SLG: 0.516	G3				F6					4	1	1	1	1	0	0																		
Roy McMillan, R (1, 6) OBP: 0.368, SLG: 0.534	5-3				1B					3	1	0	1	1	0	1																		
Dutch Dotterer, R (1, 2) OBP: 0.778, SLG: 0.600			1B		2B					2	2	1	0	3	0	0																		
Jim O'Toole, S (1, 1) OBP: 0.750, SLG: 0.500 Willard Schmidt, R (5, 1) ERA: 9.64			1B		2B					1	1	1	0	0	0	0																		
<b>Inning Stats</b>	R: 0 E: 0 K: 2 S: 10	H: 0 LOB: 1 BB: 1 P: 18	R: 0 E: 0 K: 0 S: 4	H: 0 LOB: 0 BB: 0 P: 8	R: 2 E: 0 K: 0 S: 7	H: 3 LOB: 2 BB: 2 P: 22	R: 7 E: 0 K: 0 S: 17	H: 4 LOB: 0 BB: 3 P: 35	R: 0 E: 0 K: 0 S: 6	H: 0 LOB: 1 BB: 1 P: 13	R: 5 E: 0 K: 2 S: 22	H: 4 LOB: 3 BB: 4 P: 45	R: 0 E: 1 K: 1 S: 5	H: 0 LOB: 1 BB: 1 P: 12	R: 2 E: 0 K: 0 S: 12	H: 2 LOB: 1 BB: 1 P: 19		1B: 6 2B: 4 3B: 1 HR: 3	SF: 2 SAC: 2 DP: 2 HBP: 0	WP: 1 PB: 0 SB: 0 CS: 1	PA: 49													
<b>PITCHER</b>	IP WLS BF H R ER SO BB IBB HBP BLK WP HR S P ERA WHIP																																	
Gene Snyder, L (1, 1) ERA: 6.75	3.1	L	18	4	5	5	2	4	1	0	0	0	0	1	16	31	21.60	2.400																
Johnny Klippstein, R (4, 1) ERA: 5.54	1.2		10	3	4	4	0	1	1	0	0	0	0	1	17	37	67.50	12.000																
Sandy Koufax, L (6, 1) ERA: 12.27	0.2		10	4	5	5	1	4	0	0	0	0	0	1	22	39	7.71	1.714																
Carl Erskine, R (6, 1) ERA: 9.64	2.1		11	2	2	2	2	2	0	0	0	0	0	1	22	39	7.71	1.714																















Batter	1	2	3	4	5	6	7	8	9	AB	R	H	RBI	BB	SO	LOB	TOP		
Jim Davenport, R (1.5) OBP: 0.319, SLG: 0.375	F2		F8			F6		F6		4	0	0	0	0	0	0	<b>San Francisco Giants @ Cincinnati Redlegs</b> Crosley Field, Cincinnati, OH Tue May 05 1959, 7:05 PM EDT Att: 13,822 - Unknown <a href="http://livebaseballscorecards.com">livebaseballscorecards.com</a>		
Willie Kirkland, L (1.7) OBP: 0.355, SLG: 0.692	F9			HR		2B		4-3		3	2	1	1	1	0	0			
Willie Mays, R (1.8) OBP: 0.368, SLG: 0.500	5-3			4-3		1-H		F9		4	0	1	1	0	0	0			
Orlando Cepeda, R (1.3) OBP: 0.333, SLG: 0.625		6-3 HBP		6-3		F3			1B	3	0	1	0	0	0	1			
Felipe Alou, R (1.9) OBP: 0.350, SLG: 0.584	6-3			5-3		K		F2		4	0	0	0	0	1	3			
Daryl Spencer, R (1.4) OBP: 0.310, SLG: 0.295	5-3				E6 G6-4-3			F9		4	0	0	0	0	0	2			
Andre Rodgers, R (1.6) OBP: 0.333, SLG: 0.444	K				G6-4-3 1-2			F8		4	0	0	0	0	2	3			
Bob Schmidt, R (1.2) OBP: 0.317, SLG: 0.386			F8							3	0	2	0	0	0	0			
Sam Jones, R (1.1) Bob Speake, L (7, PH) Stu Miller, R (7.1) OBP: 0.333, SLG: 0.333			4-3		F6			F3		2	0	0	0	0	0	1			
										1	0	0	0	0	0	1			
										0	0	0	0	0	0	0			
<b>Inning Stats</b>	R: 0 E: 0 K: 0 S: 3	H: 0 LOB: 0 BB: 0 P: 3	R: 0 E: 0 K: 1 S: 5	H: 0 LOB: 1 BB: 0 P: 6	R: 0 E: 0 K: 0 S: 3	H: 0 LOB: 0 BB: 0 P: 3	R: 1 E: 0 K: 0 S: 4	H: 1 LOB: 0 BB: 0 P: 4	R: 0 E: 1 K: 1 S: 6	H: 1 LOB: 1 BB: 1 P: 10	R: 0 E: 0 K: 0 S: 4	H: 1 LOB: 1 BB: 0 P: 4	R: 0 E: 0 K: 0 S: 3	H: 0 LOB: 0 BB: 0 P: 3	R: 0 E: 0 K: 1 S: 6	H: 1 LOB: 1 BB: 0 P: 6	1B: 3 2B: 1 3B: 0 HR: 1	SF: 0 SAC: 0 DP: 1 HBP: 1	WP: 0 PA: 34 PB: 0 SB: 0 CS: 0
<b>PITCHER</b> Don Newcombe, R (1.1) ERA: 2.82	IP: 9.0 WLS: W BF: 34 H: 5 R: 2 ER: 2 SO: 3 BB: 1 IBB: 0 HBP: 1 BLK: 0 WP: 0 HR: 1 S: 38 P: 43 ERA: 2.00 WHIP: 0.667															<b>PITCHER</b>			

Batter	1	2	3	4	5	6	7	8	9	AB	R	H	RBI	BB	SO	LOB	BOTTOM		
Johnny Temple, R (1.4) OBP: 0.420, SLG: 0.518	K	F8			1B HR BB		SH3-4			2	1	0	0	1	1	1	<b>San Francisco Giants @ Cincinnati Redlegs</b> Crosley Field, Cincinnati, OH Tue May 05 1959, 7:05 PM EDT Att: 13,822 - Unknown <a href="http://livebaseballscorecards.com">livebaseballscorecards.com</a>		
Vada Pinson, L (1.8) OBP: 0.450, SLG: 0.632	K		F8		1-3 HR 1B		3-1			4	1	1	0	0	1	1			
Jerry Lynch, L (1.7) Eddie Kasko, R (8.5) OBP: 0.316, SLG: 0.650 OBP: 0.500, SLG: 0.500			F3		F4		F8			4	0	1	0	0	0	3			
										0	0	0	0	0	0	0			
Frank Robinson, R (1.3) OBP: 0.368, SLG: 0.631	F8		F5		1-H 3-H HR			F7		4	1	1	3	0	0	1			
John Powers, L (1.9) OBP: 0.556, SLG: 0.625		E 1B		K	F7				G6-4-3 1B	4	1	2	0	0	1	0			
Frank Thomas, R (1.5) OBP: 0.372, SLG: 0.519		E7 1-H 3B						F9	G6-4-3 1-2	3	1	1	1	1	0	1			
Ed Bailey, L (1.2) OBP: 0.370, SLG: 0.379	F7			K				F6		3	0	0	0	0	1	1			
Roy McMillan, R (1.6) OBP: 0.381, SLG: 0.514		FC4-6 BB		F5				F6		2	0	0	0	1	0	1			
Don Newcombe, L (1.1) OBP: 0.444, SLG: 0.375		FC4-6 1-2			F8			3-1 SH3-4 1B		3	0	1	0	0	0	1			
										1B: 5 2B: 0 3B: 1 HR: 1	SF: 0 SAC: 1 DP: 1 HBP: 0	WP: 0 PA: 33 PB: 0 SB: 0 CS: 0							
<b>Inning Stats</b>	R: 0 E: 0 K: 2 S: 8	H: 1 LOB: 1 BB: 0 P: 8	R: 2 E: 1 K: 0 S: 5	H: 2 LOB: 1 BB: 1 P: 9	R: 0 E: 0 K: 0 S: 3	H: 0 LOB: 0 BB: 0 P: 3	R: 0 E: 0 K: 2 S: 7	H: 0 LOB: 1 BB: 1 P: 11	R: 3 E: 0 K: 0 S: 5	H: 2 LOB: 0 BB: 1 P: 9	R: 0 E: 0 K: 0 S: 3	H: 0 LOB: 0 BB: 0 P: 3	R: 0 E: 0 K: 0 S: 4	H: 1 LOB: 1 BB: 0 P: 4	R: 0 E: 0 K: 0 S: 3	H: 1 LOB: 0 BB: 0 P: 3	1B: 5 2B: 0 3B: 1 HR: 1	SF: 0 SAC: 1 DP: 1 HBP: 0	WP: 0 PA: 33 PB: 0 SB: 0 CS: 0
<b>PITCHER</b> Sam Jones, R (1.1) ERA: 4.14 Stu Miller, R (7.1) ERA: 2.35	IP: 6.0 WLS: L BF: 26 H: 6 R: 0 ER: 5 SO: 4 BB: 3 IBB: 0 HBP: 0 BLK: 0 WP: 0 HR: 1 S: 31 P: 43 ERA: 7.50 WHIP: 1.333															<b>PITCHER</b>			



Batter	1	2	3	4	5	6	7	8	9	AB	R	H	RBI	BB	SO	LOB	TOP			
Johnny Temple, R (1,4) OBP: 0.413, SLG: 0.506										4	1	1	0	0	0	1				
Vada Pinson, L (1,8) OBP: 0.452, SLG: 0.626										4	1	2	0	0	1	0				
Jerry Lynch, L (1,7) OBP: 0.300, SLG: 0.609										4	0	0	0	0	1	4				
Eddie Kasko, R (9,5) OBP: 0.500, SLG: 0.500										0	0	0	0	0	0	0				
Frank Robinson, R (1,3) OBP: 0.384, SLG: 0.640										2	1	1	2	2	0	0				
Gus Bell, L (1,9) OBP: 0.322, SLG: 0.456										4	0	0	0	0	0	3				
Frank Thomas, R (1,5) OBP: 0.376, SLG: 0.541										4	0	2	1	0	0	1				
Ed Bailey, L (1,2) OBP: 0.351, SLG: 0.355										4	0	0	0	0	0	2				
Roy McMillan, R (1,6) OBP: 0.364, SLG: 0.486										4	0	0	0	0	0	0				
Brooks Lawrence, R (1,1) OBP: 0.231, SLG: 0.231										3	0	1	0	0	0	0				
<b>Inning Stats</b>	R: 3 E: 1 K: 0 S: 7	H: 4 LOB: 1 BB: 0 P: 7	R: 0 E: 0 K: 1 S: 7	H: 2 LOB: 2 BB: 0 P: 7	R: 0 E: 0 K: 0 S: 2	H: 0 LOB: 0 BB: 1 P: 6	R: 0 E: 0 K: 0 S: 3	H: 0 LOB: 0 BB: 0 P: 3	R: 0 E: 0 K: 0 S: 4	H: 1 LOB: 1 BB: 0 P: 4	R: 0 E: 0 K: 0 S: 3	H: 0 LOB: 0 BB: 0 P: 3	R: 0 E: 0 K: 1 S: 5	H: 0 LOB: 1 BB: 1 P: 9	R: 0 E: 0 K: 0 S: 3	H: 0 LOB: 0 BB: 0 P: 3	1B: 5 2B: 1 3B: 1 HR: 0	SF: 0 SAC: 0 DP: 1 HBP: 0	WP: 0 PB: 0 SB: 0 CS: 0	PA: 35
<b>PITCHER</b>	IP WLS BF H R ER SO BB IBB HBP BLK WP HR S P ERA WHIP																			
Lew Burdette, R (1,1) ERA: 3.46	7.0 L 28 7 3 3 1 1 0 0 0 0 0 29 33 3.86 1.143																			
Juan Pizarro, L (8,1) ERA: 6.29	2.0 7 0 0 0 1 1 0 0 0 0 0 8 12 0.00 0.500																			

Cincinnati Redlegs @ Milwaukee Braves  
Milwaukee County Stadium, Milwaukee, WI  
Fri May 08 1959, 8:05 PM EDT  
Att: 16,624 - Unknown

AB 33  
R 3  
H 7  
RBI 3  
BB 2  
SO 2  
LOB 11




Batter	1	2	3	4	5	6	7	8	9	AB	R	H	RBI	BB	SO	LOB	BOTTOM					
Bill Bruton, L (1,8) OBP: 0.353, SLG: 0.582										5	0	0	0	0	1	5						
Eddie Mathews, L (1,5) OBP: 0.475, SLG: 0.710										5	1	1	1	0	1	3						
Hank Aaron, R (1,9) OBP: 0.510, SLG: 0.885										4	0	1	0	0	0	0						
Wes Covington, L (1,7) OBP: 0.370, SLG: 0.391										3	0	1	0	0	1	0						
Frank Torre, L (1,3) OBP: 0.393, SLG: 0.420										3	1	2	1	1	0	2						
Del Crandall, R (1,2) OBP: 0.279, SLG: 0.337										4	0	1	0	0	0	4						
Johnny Logan, R (1,6) OBP: 0.386, SLG: 0.387										4	0	2	0	0	0	3						
Johnny O'Brien, R (1,4) OBP: 0.357, SLG: 0.519										3	0	1	0	0	1	2						
Lew Burdette, R (1,1) OBP: 0.238, SLG: 0.263										2	0	0	0	0	0	2						
Joe Adcock, R (7, PH) OBP: 0.475, SLG: 0.563										1	0	1	0	0	0	0						
Felix Mantilla, R (7, PR) OBP: 0.391, SLG: 0.222										0	0	0	0	0	0	0						
Juan Pizarro, L (8,1) OBP: 0.200, SLG: 0.200										0	0	0	0	0	0	0						
Mickey Vernon, L (9, PH) OBP: 0.333, SLG: 0.588										1	0	1	0	0	0	0						
<b>Inning Stats</b>	R: 0 E: 0 K: 0 S: 4	H: 1 LOB: 2 BB: 0 P: 5	R: 0 E: 0 K: 0 S: 4	H: 1 LOB: 1 BB: 0 P: 4	R: 0 E: 0 K: 1 S: 5	H: 0 LOB: 0 BB: 0 P: 5	R: 0 E: 0 K: 0 S: 3	H: 1 LOB: 1 BB: 1 P: 7	R: 0 E: 0 K: 0 S: 4	H: 1 LOB: 1 BB: 0 P: 4	R: 0 E: 1 K: 0 S: 4	H: 1 LOB: 1 BB: 0 P: 4	R: 0 E: 0 K: 1 S: 6	H: 2 LOB: 2 BB: 0 P: 6	R: 2 E: 0 K: 1 S: 7	H: 2 LOB: 0 BB: 0 P: 7	R: 0 E: 0 K: 1 S: 7	H: 2 LOB: 2 BB: 0 P: 7	1B: 7 2B: 3 3B: 0 HR: 2	SF: 0 SAC: 1 DP: 3 HBP: 1	WP: 2 PB: 0 SB: 0 CS: 0	PA: 38
<b>PITCHER</b>	IP WLS BF H R ER SO BB IBB HBP BLK WP HR S P ERA WHIP																					
Brooks Lawrence, R (1,1) ERA: 4.76	9.0 W 38 11 2 2 4 1 0 1 0 2 2 44 49 2.00 1.333																					


Cincinnati Redlegs @ Milwaukee Braves  
Milwaukee County Stadium, Milwaukee, WI  
Fri May 08 1959, 8:05 PM EDT  
Att: 16,624 - Unknown

AB 35  
R 2  
H 11  
RBI 2  
BB 1  
SO 4  
LOB 21





Batter	1	2	3	4	5	6	7	8	9	AB	R	H	RBI	BB	SO	LOB	TOP								
Johnny Temple, R (1,4) OBP: 0.422, SLG: 0.511	F9		1B			BB 2B 1B	P3		FC4-6 1B	5	1	3	0	0	0	1	<p><b>Cincinnati Redlegs @ Milwaukee Braves</b> Milwaukee County Stadium, Milwaukee, WI</p> <p>Sat May 09 1959, 4:33 AM EDT Att: 15,745 - Unknown - 56 F</p> <p>livebaseballscorecards.com</p> <p>AB 35 R 3 H 9 RBI 3 BB 5 SO 4 LOB 17</p> 								
Vada Pinson, L (1,8) OBP: 0.450, SLG: 0.611	K		F9			BB 2B BB	E7		FC4-6 1-2	4	0	1	0	1	1	2									
Frank Robinson, R (1,3) OBP: 0.394, SLG: 0.640	BB				F8				F8	3	0	1	1	2	0	1									
Frank Thomas, R (1,5) OBP: 0.369, SLG: 0.517	1-3				5-3		F3		F5	4	0	0	1	1	0	4									
Jim Pendleton, R (1,7) OBP: 0.500, SLG: 0.400		P4			6-3				FC5 2-3 3-H	3	0	0	0	1	0	3									
Gus Bell, L (1,9) OBP: 0.319, SLG: 0.446	3-1				6-3		K		G6-3 1B	4	0	1	0	0	1	3									
Roy McMillan, R (1,6) OBP: 0.359, SLG: 0.513	F3				6-3				G6-3 1-2	4	1	1	1	0	0	1									
Dutch Dotterer, R (1,2) OBP: 0.588, SLG: 0.462			L5		5-3				FC1-6 1B 1B	4	0	2	0	0	0	0									
Bob Purkey, R (1,1) OBP: 0.222, SLG: 0.235	F3						K		FC1-6 E 1B BB	4	1	0	0	0	2	2									
<b>Inning Stats</b>	R: 0 E: 0 K: 1 S: 5	H: 0 LOB: 1 BB: 1 P: 9	R: 0 E: 0 K: 0 S: 3	H: 0 LOB: 0 BB: 0 P: 3	R: 0 E: 0 K: 0 S: 4	H: 1 LOB: 1 BB: 0 P: 4	R: 0 E: 0 K: 0 S: 3	H: 0 LOB: 0 BB: 0 P: 3	R: 0 E: 0 K: 0 S: 3	H: 0 LOB: 0 BB: 0 P: 3	R: 1 E: 0 K: 2 S: 9	H: 2 LOB: 3 BB: 2 P: 17	R: 2 E: 1 K: 0 S: 6	H: 3 LOB: 3 BB: 2 P: 14	R: 0 E: 0 K: 1 S: 6	H: 2 LOB: 1 BB: 0 P: 6	R: 0 E: 0 K: 0 S: 4	H: 1 LOB: 1 BB: 0 P: 4	1B: 7 2B: 1 3B: 0 HR: 1	SF: 0 SAC: 0 DP: 1 HBP: 0	WP: 0 PB: 0 SB: 0 CS: 0	PA: 40			
<b>PITCHER</b>	IP	WLS	BF	H	R	ER	SO	BB	IBB	HBP	BLK	WP	HR	S	P	ERA	WHIP								
Warren Spahn, L (1,1) ERA: 3.26	8.0	L	36	8	3	3	4	3	2	0	0	0	1	39	59	3.38	1.375								
Don McMahon, R (9,1) ERA: 2.7	1.0		4	1	0	0	0	0	0	0	0	0	0	4	4	0.00	1.000								

Batter	1	2	3	4	5	6	7	8	9	AB	R	H	RBI	BB	SO	LOB	BOTTOM								
Johnny O'Brien, R (1,4) OBP: 0.323, SLG: 0.467	5-3		5-3			P4		F8		3	0	0	0	0	0	1	<p><b>Cincinnati Redlegs @ Milwaukee Braves</b> Milwaukee County Stadium, Milwaukee, WI</p> <p>Sat May 09 1959, 4:33 AM EDT Att: 15,745 - Unknown - 56 F</p> <p>livebaseballscorecards.com</p> <p>AB 33 R 0 H 7 RBI 0 BB 0 SO 1 LOB 9</p> 								
Joe Adcock, R (8,PH) OBP: 0.463, SLG: 0.545										1	0	0	0	0	0	1									
Don McMahon, R (9,1) ERA: 2.7										0	0	0	0	0	0	0									
Eddie Mathews, L (1,5) OBP: 0.394, SLG: 0.680	F7				K		P6		4-3	4	0	0	0	0	1	2									
Hank Aaron, R (1,9) OBP: 0.510, SLG: 0.868					F7		1-3		1B 1B	4	0	2	0	0	0	1									
Wes Covington, L (1,7) OBP: 0.377, SLG: 0.397	1-H 1B				G3				1B	4	0	2	0	0	0	0									
Frank Torre, L (1,3) OBP: 0.369, SLG: 0.389					F9		P4		1-3 1B	4	0	0	0	0	0	1									
Bill Bruton, L (1,8) OBP: 0.347, SLG: 0.563					6-3		F7		4-3	4	0	1	0	0	0	1									
Del Crandall, R (1,2) OBP: 0.281, SLG: 0.337					4-3		S 1B		5-3	3	0	1	0	0	0	1									
Johnny Logan, R (1,6) OBP: 0.374, SLG: 0.372					6-3		1-2		5-3	3	0	0	0	0	0	1									
Warren Spahn, L (1,1) ERA: 3.26					4-3					2	0	0	0	0	0	0									
Mickey Vernon, L (8,PH) OBP: 0.368, SLG: 0.611										1	0	1	0	0	0	0									
Felix Mantilla, R (9,4) OBP: 0.391, SLG: 0.222							E7		1B	0	0	0	0	0	0	0									
<b>Inning Stats</b>	R: 0 E: 0 K: 0 S: 4	H: 2 LOB: 2 BB: 0 P: 4	R: 0 E: 0 K: 0 S: 3	H: 0 LOB: 0 BB: 0 P: 3	R: 0 E: 0 K: 1 S: 5	H: 0 LOB: 0 BB: 0 P: 5	R: 0 E: 0 K: 0 S: 4	H: 1 LOB: 1 BB: 0 P: 4	R: 0 E: 1 K: 0 S: 4	H: 0 LOB: 1 BB: 0 P: 4	R: 0 E: 0 K: 0 S: 4	H: 1 LOB: 1 BB: 0 P: 4	R: 0 E: 0 K: 0 S: 4	H: 1 LOB: 1 BB: 0 P: 4	R: 0 E: 0 K: 0 S: 4	H: 2 LOB: 1 BB: 0 P: 4	1B: 7 2B: 0 3B: 0 HR: 0	SF: 0 SAC: 0 DP: 0 HBP: 0	WP: 0 PB: 0 SB: 1 CS: 0	PA: 33					
<b>PITCHER</b>	IP	WLS	BF	H	R	ER	SO	BB	IBB	HBP	BLK	WP	HR	S	P	ERA	WHIP								
Bob Purkey, R (1,1) ERA: 3.42	9.0	W	33	7	0	0	1	0	0	0	0	0	0	35	35	0.00	0.778								



Batter	1	2	3	4	5	6	7	8	9	AB	R	H	RBI	BB	SO	LOB	TOP														
Johnny Temple, R OBP: 0.421, SLG: 0.505 (1, 4)										5	1	2	0	0	0	4	<p><b>Cincinnati Redlegs @ Milwaukee Braves</b> Milwaukee County Stadium, Milwaukee, WI Sun May 10 1959, 4:33 AM EDT Unknown</p> <p>livebaseballscores.com</p> <table border="1"> <tr><td>AB</td><td>41</td></tr> <tr><td>R</td><td>4</td></tr> <tr><td>H</td><td>14</td></tr> <tr><td>RBI</td><td>4</td></tr> <tr><td>BB</td><td>1</td></tr> <tr><td>SO</td><td>7</td></tr> <tr><td>LOB</td><td>25</td></tr> </table>	AB	41	R	4	H	14	RBI	4	BB	1	SO	7	LOB	25
AB	41																														
R	4																														
H	14																														
RBI	4																														
BB	1																														
SO	7																														
LOB	25																														
Vada Pinson, L OBP: 0.439, SLG: 0.590 (1, 8)										5	1	1	0	0	3	1															
Jerry Lynch, L OBP: 0.280, SLG: 0.565 (1, 7)										5	1	0	0	0	1	3															
Frank Robinson, R OBP: 0.394, SLG: 0.628 (1, 3)										5	1	2	0	0	0	3															
Gus Bell, L OBP: 0.333, SLG: 0.455 (1, 9)										5	0	3	3	0	0	0															
Frank Thomas, R OBP: 0.370, SLG: 0.521 (1, 5)										5	0	2	1	0	1	3															
Ed Bailey, L OBP: 0.370, SLG: 0.369 (1, 2)										3	0	2	0	1	1	1															
Roy McMillan, R OBP: 0.354, SLG: 0.500 (1, 6)										4	0	1	0	0	1	5															
Don Newcombe, L OBP: 0.417, SLG: 0.364 (8, PH)										3	0	1	0	0	0	2															
John Powers, L OBP: 0.500, SLG: 0.556 (8, PH)										1	0	0	0	0	0	3															
Bob Mabe, R (8, 1)										0	0	0	0	0	0	0															
Hal Jeffcoat, R (8, 1)										0	0	0	0	0	0	0															
<b>Inning Stats</b>	R: 2 E: 0 K: 1 S: 8	H: 3 LOB: 1 BB: 0 P: 8	R: 0 E: 0 K: 0 S: 4	H: 2 LOB: 1 BB: 0 P: 4	R: 0 E: 0 K: 1 S: 5	H: 0 LOB: 0 BB: 0 P: 5	R: 0 E: 0 K: 1 S: 7	H: 2 LOB: 2 BB: 0 P: 7	R: 0 E: 0 K: 0 S: 4	H: 1 LOB: 1 BB: 0 P: 4	R: 0 E: 0 K: 1 S: 6	H: 1 LOB: 1 BB: 0 P: 6	R: 0 E: 0 K: 1 S: 5	H: 0 LOB: 0 BB: 0 P: 5	R: 2 E: 1 K: 1 S: 9	H: 3 LOB: 3 BB: 1 P: 13	R: 0 E: 0 K: 1 S: 7	H: 2 LOB: 2 BB: 0 P: 7	1B: 13 2B: 1 3B: 0 HR: 0	SF: 0 SAC: 0 DP: 1 HBP: 0	WP: 0 PB: 0 SB: 0 CS: 0	PA: 42									
<b>PITCHER</b>	IP WLS BF H R ER SO BB IBB HBP BLK WP HR S P ERA WHIP																														
Bob Rush, R ERA: 2.33 (1, 1)	7.0 W 32 11 4 3 5 0 0 0 0 0 0 0 42 42 3.86 1.571																														
Don McMahon, R ERA: 2.35 (8, 1)	2.0 S 10 3 0 0 2 1 0 0 0 0 0 0 13 17 0.00 2.000																														

Batter	1	2	3	4	5	6	7	8	9	AB	R	H	RBI	BB	SO	LOB	BOTTOM														
Bill Bruton, L OBP: 0.364, SLG: 0.587 (1, 8)										4	3	2	1	1	0	0	<p><b>Cincinnati Redlegs @ Milwaukee Braves</b> Milwaukee County Stadium, Milwaukee, WI Sun May 10 1959, 4:33 AM EDT Unknown</p> <p>livebaseballscores.com</p> <table border="1"> <tr><td>AB</td><td>36</td></tr> <tr><td>R</td><td>12</td></tr> <tr><td>H</td><td>11</td></tr> <tr><td>RBI</td><td>10</td></tr> <tr><td>BB</td><td>3</td></tr> <tr><td>SO</td><td>5</td></tr> <tr><td>LOB</td><td>15</td></tr> </table>	AB	36	R	12	H	11	RBI	10	BB	3	SO	5	LOB	15
AB	36																														
R	12																														
H	11																														
RBI	10																														
BB	3																														
SO	5																														
LOB	15																														
Eddie Mathews, L OBP: 0.394, SLG: 0.713 (1, 5)										4	3	3	3	1	0	0															
Hank Aaron, R OBP: 0.514, SLG: 0.854 (1, 9)										5	1	3	2	0	0	0															
Wes Covington, L OBP: 0.370, SLG: 0.417 (1, 7)										4	1	1	0	0	1	4															
Frank Torre, L OBP: 0.362, SLG: 0.368 (1, 3)										3	1	0	1	1	0	2															
Johnny Logan, R OBP: 0.388, SLG: 0.366 (1, 6)										4	0	1	1	0	0	4															
Stan Lopata, R (1, 2)										3	0	0	0	0	1	1															
Del Crandall, R OBP: 0.278, SLG: 0.333 (8, 2)										1	1	0	0	0	0	2															
Johnny O'Brien, R OBP: 0.294, SLG: 0.424 (8, PH)										3	0	0	0	0	0	0															
Mickey Vernon, L OBP: 0.400, SLG: 0.632 (8, PR)										1	0	1	2	0	0	0															
Felix Mantilla, R OBP: 0.391, SLG: 0.222 (9, 4)										0	1	0	0	0	0	0															
Bob Rush, R OBP: 0.286, SLG: 0.286 (8, 1)										3	0	0	0	0	3	0															
Don McMahon, R (8, 1)										1	1	0	0	0	0	2															
<b>Inning Stats</b>	R: 2 E: 0 K: 0 S: 5	H: 2 LOB: 1 BB: 1 P: 9	R: 0 E: 0 K: 1 S: 5	H: 0 LOB: 0 BB: 0 P: 5	R: 2 E: 0 K: 0 S: 5	H: 2 LOB: 0 BB: 0 P: 5	R: 0 E: 0 K: 1 S: 5	H: 0 LOB: 0 BB: 0 P: 5	R: 1 E: 1 K: 0 S: 5	H: 2 LOB: 1 BB: 0 P: 5	R: 0 E: 0 K: 1 S: 5	H: 0 LOB: 0 BB: 0 P: 5	R: 0 E: 0 K: 1 S: 12	H: 0 LOB: 2 BB: 2 P: 20	R: 7 E: 2 K: 1 S: 12	H: 5 LOB: 2 BB: 2 P: 20	R: 0 E: 0 K: 1 S: 7	H: 8 LOB: 0 3B: 2 HR: 1	SF: 0 SAC: 1 DP: 0 HBP: 0	WP: 1 PB: 0 SB: 0 CS: 0	PA: 40										
<b>PITCHER</b>	IP WLS BF H R ER SO BB IBB HBP BLK WP HR S P ERA WHIP																														
Don Newcombe, R ERA: 3.88 (1, 1)	7.0 L 28 6 5 5 4 1 1 0 0 0 0 0 35 39 6.43 1.000																														
Bob Mabe, R ERA: 1.93 (8, 1)	0.2 9 3 7 0 0 1 1 0 0 0 0 0 7 15 0.00 6.000																														
Hal Jeffcoat, R ERA: 1.86 (8, 1)	0.1 3 2 0 0 0 1 0 0 0 0 0 0 5 5 0.00 6.000																														



Batter	1	2	3	4	5	6	7	8	9	AB	R	H	RBI	BB	SO	LOB	TOP	
Johnny Temple, R (1.4) OBP: 0.424, SLG: 0.505	L6		FC6-4 1B		G6-4-3			BB 1B		4	0	2	0	0	0	1	<b>Cincinnati Redlegs @ Milwaukee Braves</b> Milwaukee County Stadium, Milwaukee, WI Sun May 10 1959, 4:38 AM EDT Att: 25,334 - Unknown	
Vada Pinson, L (1.8) OBP: 0.432, SLG: 0.577	L9		FC6-4 1B					K		4	0	1	0	0	1	2		
Jerry Lynch, L (1.7) OBP: 0.278, SLG: 0.542	L9		F9		4-3					3	0	0	0	1	0	2		
Frank Robinson, R (1.3)		HR	1B					L7		4	1	2	1	0	0	2		
Gus Bell, L (1.9) OBP: 0.330, SLG: 0.446		1B	1B		1-3			P6		4	0	1	0	0	0	4		
Frank Thomas, R (1.5) OBP: 0.357, SLG: 0.500					F8					4	0	0	0	0	0	1		
Roy McMillan, R (1.6) OBP: 0.350, SLG: 0.488										4	0	1	0	0	0	0		
Dutch Dotterer, R (1.2) OBP: 0.476, SLG: 0.353										4	0	0	0	0	0	2		
Joe Nuxhall, L (1.1) OBP: 0.400, SLG: 0.400										3	0	1	0	0	0	2		
<b>Inning Stats</b>	R: 0 E: 0 K: 0 S: 3	H: 0 LOB: 0 BB: 0 P: 3	R: 1 E: 0 K: 0 S: 6	H: 3 LOB: 2 BB: 0 P: 6	R: 0 E: 0 K: 0 S: 5	H: 2 LOB: 2 BB: 0 P: 5	R: 0 E: 0 K: 0 S: 3	H: 0 LOB: 0 BB: 0 P: 3	R: 0 E: 0 K: 1 S: 3	H: 0 LOB: 0 BB: 0 P: 3	R: 0 E: 0 K: 0 S: 6	H: 1 LOB: 2 BB: 1 P: 10	R: 0 E: 0 K: 0 S: 3	H: 0 LOB: 0 BB: 0 P: 3	1B: 7 2B: 0 3B: 0 HR: 1	SF: 0 SAC: 0 DP: 1 HBP: 0	WP: 0 PB: 0 SB: 0 CS: 0	PA: 35
<b>PITCHER</b> Carl Willey, R (1.1) ERA: 2.78	IP: 9.0 WLS: W BF: 35 H: 8 R: 1 ER: 1 SO: 1 BB: 1 IBB: 0 HBP: 0 BLK: 0 WP: 0 HR: 1 S: 36 P: 40 ERA: 1.00 WHIP: 1.000																	

Batter	1	2	3	4	5	6	7	8	9	AB	R	H	RBI	BB	SO	LOB	BOTTOM			
Johnny O'Brien, R (1.4) OBP: 0.333, SLG: 0.400	1-3 BB		1B 1B BB		F8					2	1	0	0	3	1	0	<b>Cincinnati Redlegs @ Milwaukee Braves</b> Milwaukee County Stadium, Milwaukee, WI Sun May 10 1959, 4:38 AM EDT Att: 25,334 - Unknown			
Eddie Mathews, L (1.5) OBP: 0.395, SLG: 0.679	1-3		K		4-3					5	0	0	0	0	1	5				
Hank Aaron, R (1.9) OBP: 0.509, SLG: 0.832	1-3		1B		P4					5	0	2	1	0	0	1				
Joe Adcock, R (1.3) OBP: 0.467, SLG: 0.541	5-3		1B							4	0	2	1	0	1	1				
Felix Mantilla, R (8, PR) OBP: 0.391, SLG: 0.222										0	0	0	0	0	0	0				
Frank Torre, L (9, PR) OBP: 0.362, SLG: 0.368			1B							0	0	0	0	0	0	0				
Wes Covington, L (1.7) OBP: 0.376, SLG: 0.421			F9							4	0	2	0	0	0	3				
Andy Pafo, R (1.8) OBP: 0.100, SLG: 0.100	G5-4-3				F9					4	0	0	0	0	0	3				
Del Crandall, R (1.2) OBP: 0.287, SLG: 0.341					F3					4	0	2	0	0	0	2				
Johnny Logan, R (1.6) OBP: 0.364, SLG: 0.360										4	1	1	0	0	0	4				
Carl Willey, R (1.1) Del Rice, R (8, PH) Lew Burdette, R (9, PR)										3	0	0	0	0	0	2				
<b>Inning Stats</b>	R: 0 E: 0 K: 0 S: 3	H: 0 LOB: 1 BB: 1 P: 7	R: 0 E: 0 K: 0 S: 4	H: 2 LOB: 1 BB: 0 P: 4	R: 1 E: 0 K: 2 S: 9	H: 2 LOB: 2 BB: 1 P: 13	R: 0 E: 0 K: 1 S: 6	H: 1 LOB: 1 BB: 0 P: 6	R: 0 E: 0 K: 1 S: 7	H: 0 LOB: 2 BB: 0 P: 7	R: 0 E: 0 K: 1 S: 5	H: 0 LOB: 0 BB: 0 P: 5	R: 0 E: 0 K: 0 S: 4	H: 1 LOB: 1 BB: 0 P: 4	R: 1 E: 0 K: 0 S: 5	H: 3 LOB: 3 BB: 1 P: 9	1B: 10 2B: 0 3B: 0 HR: 0	SF: 0 SAC: 0 DP: 1 HBP: 0	WP: 0 PB: 0 SB: 0 CS: 0	PA: 39
<b>PITCHER</b> Joe Nuxhall, L (1.1) ERA: 5.65	IP: 8.2 WLS: L BF: 39 H: 10 R: 2 ER: 2 SO: 5 BB: 2 IBB: 1 HBP: 0 BLK: 0 WP: 0 HR: 0 S: 46 P: 58 ERA: 2.08 WHIP: 1.385																			



Batter	1	2	3	4	5	6	7	8	9	AB	R	H	RBI	BB	SO	LOB	TOP					
Johnny Temple, R OBP: 0.418, SLG: 0.495	K		L9			G4-6-3 1B	SH1-3		FC6-4	4	0	1	0	0	1	2						
Vada Pinson, L OBP: 0.426, SLG: 0.574	F9			F7		G4-6-3 1-2				4	0	1	2	0	0	1						
Jerry Lynch, L OBP: 0.289, SLG: 0.553	F3			FC1-6 1B			4-3			4	1	2	0	0	0	2						
Frank Robinson, R OBP: 0.393, SLG: 0.647		K		FC1-6 1-2		E 2B		K		4	1	1	1	0	2	1						
Gus Bell, L OBP: 0.317, SLG: 0.427	E4			1-3		E6 2H		L8		4	0	0	0	0	0	1						
Frank Thomas, R OBP: 0.345, SLG: 0.480	G5-4-3 1-2				5-3	L5		F7		4	0	0	0	0	0	2						
Ed Bailey, L OBP: 0.365, SLG: 0.353			1-5-3 BB		F8		F8		G3	3	0	0	0	1	0	0						
Roy McMillan, R OBP: 0.365, SLG: 0.506			1-5-3 1-2				SH1-3 2B HBP		FC6-4 1B	3	1	2	0	0	0	1						
Brooks Lawrence, R OBP: 0.244, SLG: 0.214			K		4-3		SH1-3 2B BB		F3	1	0	0	0	0	0	1						
Walt Dropo, R OBP: 0.124, SLG: 0.333										0	0	0	0	0	0	0						
Jim O'Toole, L OBP: 0.192, SLG: 0.600										0	0	0	0	0	0	0						
Don Newcombe, L OBP: 0.102, SLG: 0.254										0	0	0	0	0	0	0						
Jim Pendleton, R OBP: 0.102, SLG: 0.400										0	1	0	0	0	0	0						
Don Rudolph, L OBP: 0.221, SLG: 0.364										0	0	0	0	0	0	0						
Pete Whisenant, R OBP: 0.221, SLG: 0.364										0	0	0	0	0	0	1						
<b>Inning Stats</b>	R: 0 E: 0 K: 1 S: 5	H: 0 LOB: 0 BB: 0 P: 5	R: 0 E: 1 K: 1 S: 5	H: 0 LOB: 0 BB: 0 P: 5	R: 0 E: 0 K: 1 S: 5	H: 0 LOB: 1 BB: 1 P: 9	R: 0 E: 0 K: 0 S: 4	H: 1 LOB: 1 BB: 0 P: 4	R: 0 E: 0 K: 0 S: 4	H: 1 LOB: 1 BB: 0 P: 4	R: 2 E: 1 K: 0 S: 6	H: 3 LOB: 1 BB: 0 P: 6	R: 2 E: 0 K: 0 S: 4	H: 1 LOB: 2 BB: 1 P: 9	R: 0 E: 0 K: 1 S: 5	H: 0 LOB: 0 BB: 0 P: 5	R: 0 E: 0 K: 0 S: 4	H: 1 LOB: 1 BB: 0 P: 4	1B: 3 2B: 4 3B: 0 HR: 0	SF: 0 SAC: 1 DP: 2 HBP: 1	WP: 0 PB: 0 SB: 1 CS: 0	PA: 37
<b>PITCHER</b>	IP	WLS	BF	H	R	ER	SO	BB	IBB	HBP	BLK	WP	HR	S	P	ERA	WHIP					
Gary Blaylock, R ERA: 3.09	(1, 1)	6.2	W	29	6	4	3	3	2	0	1	0	0	0	32	41	4.05	1.200				
Bill Smith, L ERA:	(7, 1)	2.1	S	8	1	0	0	1	0	0	0	0	0	10	10	0.00	0.429					

Cincinnati Redlegs @ St. Louis Cardinals  
Sportsman's Park, St. Louis, MO  
Tue May 12 1959, 8:05 PM EDT  
Att: 7,452 - Unknown

AB 33  
R 4  
H 7  
RBI 3  
BB 2  
SO 4  
LOB 13



Batter	1	2	3	4	5	6	7	8	9	AB	R	H	RBI	BB	SO	LOB	BOTTOM					
Don Blasingame, L OBP: 0.305, SLG: 0.286	E 1B		FC6-4 1-2						1-3	5	2	2	0	0	0	2						
Gino Cimoli, R OBP: 0.400, SLG: 0.550	E7 FC5-4 1B			K				K		5	1	2	1	0	2	0						
Stan Musial, L OBP: 0.375, SLG: 0.407				F3		F7				2	0	0	0	2	0	0						
Curt Flood, R OBP: 0.324, SLG: 0.333										0	0	0	0	1	0	0						
Ken Boyer, R OBP: 0.368, SLG: 0.531	FC5-4 1B		K			5-3			P6	5	1	1	1	0	1	5						
Bill White, L OBP: 0.312, SLG: 0.465			F8			E6				3	0	1	1	1	0	0						
Joe Cunningham, L OBP: 0.397, SLG: 0.386	K			F7		4-3				4	1	1	1	0	1	4						
Hal Smith, R OBP: 0.279, SLG: 0.470	4-1			F9		F5				4	0	1	0	0	0	2						
Alex Grammas, R OBP: 0.367, SLG: 0.400			5-3							3	1	2	0	1	0	0						
Gary Blaylock, R OBP: 0.167, SLG: 0.417			K							3	1	2	2	0	1	0						
Bill Smith, L ERA:	(7, 1)									1	0	0	0	0	1	0						
<b>Inning Stats</b>	R: 2 E: 1 K: 1 S: 8	H: 3 LOB: 2 BB: 1 P: 12	R: 1 E: 0 K: 2 S: 9	H: 2 LOB: 1 BB: 1 P: 13	R: 1 E: 0 K: 0 S: 6	H: 3 LOB: 2 BB: 0 P: 6	R: 1 E: 0 K: 1 S: 6	H: 1 LOB: 1 BB: 1 P: 10	R: 2 E: 0 K: 0 S: 4	H: 1 LOB: 0 BB: 1 P: 8	R: 0 E: 1 K: 0 S: 4	H: 0 LOB: 1 BB: 0 P: 4	R: 0 E: 0 K: 1 S: 5	H: 2 LOB: 0 BB: 0 P: 5	R: 0 E: 0 K: 1 S: 5	H: 0 LOB: 1 BB: 1 P: 9	1B: 8 2B: 1 3B: 0 HR: 3	SF: 0 SAC: 0 DP: 0 HBP: 0	WP: 0 PB: 0 SB: 0 CS: 0	PA: 40		
<b>PITCHER</b>	IP	WLS	BF	H	R	ER	SO	BB	IBB	HBP	BLK	WP	HR	S	P	ERA	WHIP					
Brooks Lawrence, R ERA: 5.4	(1, 1)	2.2	L	18	8	4	4	3	2	0	0	0	0	1	22	30	13.50	3.750				
Orlando Pena, R ERA: 8.38	(3, 1)	1.1		6	1	1	1	1	1	0	0	0	0	1	7	11	6.75	1.500				
Jim O'Toole, L ERA: 8.78	(5, 1)	2.0		9	1	2	2	0	1	0	0	0	0	1	8	12	9.00	1.000				
Don Rudolph, L ERA: 2.57	(7, 1)	2.0		7	2	0	0	2	1	0	0	0	0	0	10	14	0.00	1.500				

Cincinnati Redlegs @ St. Louis Cardinals  
Sportsman's Park, St. Louis, MO  
Tue May 12 1959, 8:05 PM EDT  
Att: 7,452 - Unknown

AB 35  
R 7  
H 12  
RBI 6  
BB 5  
SO 6  
LOB 13





Batter	1	2	3	4	5	6	7	8	9	AB	R	H	RBI	BB	SO	LOB	TOP			
Johnny Temple, R OBP: 0.413, SLG: 0.495 (1, 4)	6-3		F9		2B		F9			4	0	1	0	0	0	1	<p>Cincinnati Redlegs @ Chicago Cubs</p> <p>Wrigley Field, Chicago, IL</p> <p>Wed May 13 1959, 3:33 AM CDT</p> <p>Att: 3,705 - Unknown - 49 F</p>			
Vada Pinson, L OBP: 0.421, SLG: 0.559 (1, 8)	F7		S BB		6-3		F8			3	0	0	0	1	0	1				
Jerry Lynch, L OBP: 0.287, SLG: 0.532 (1, 7)	BB		K		F5		F8			3	0	0	0	1	1	2				
Frank Robinson, R OBP: 0.380, SLG: 0.623 (1, 3)	4-3		4-3		F3		5-3			4	0	0	0	0	0	2				
Gus Bell, L OBP: 0.306, SLG: 0.410 (1, 9)		K		3-1		K				4	0	0	0	0	2	0				
Frank Thomas, R OBP: 0.342, SLG: 0.467 (1, 5)		1B BB		K		5-3				3	0	0	0	1	1	0				
Ed Bailey, L OBP: 0.382, SLG: 0.366 (1, 2)		1-3 1B		1B		F7				3	0	2	0	1	0	0				
Roy McMillan, R OBP: 0.352, SLG: 0.484 (1, 6)		K		P3		F8				4	0	0	0	0	1	4				
Bob Purkey, R Willard Schmidt, R Jim Pendleton, R Don Rudolph, L Don Newcombe, L Jim O'Toole, S (1, 1) (3, 1) (5, PH) (5, 1) (7, PH) (7, 1)	F8					K		BB		1	0	0	0	0	0	2				
<b>Inning Stats</b>	R: 0 E: 0 K: 0 S: 3	H: 0 LOB: 1 BB: 1 P: 7	R: 0 E: 0 K: 2 S: 8	H: 1 LOB: 2 BB: 1 P: 12	R: 0 E: 0 K: 1 S: 5	H: 0 LOB: 1 BB: 1 P: 9	R: 0 E: 0 K: 1 S: 6	H: 1 LOB: 1 BB: 0 P: 6	R: 0 E: 0 K: 1 S: 5	H: 0 LOB: 0 BB: 0 P: 5	R: 0 E: 0 K: 0 S: 3	H: 0 LOB: 1 BB: 1 P: 7	R: 0 E: 0 K: 0 S: 3	H: 0 LOB: 1 BB: 1 P: 3	R: 0 E: 0 K: 0 S: 3	H: 0 LOB: 1 BB: 1 P: 7	1B: 2 2B: 1 3B: 0 HR: 0	SF: 0 SAC: 0 DP: 0 HBP: 0	WP: 0 PB: 0 SB: 1 CS: 0	PA: 35
<b>PITCHER</b> Glen Hobbie, R ERA: 2.9 (1, 1)	IP: 9.0 WLS: W BF: 35 H: 3 R: 0 ER: 0 SO: 6 BB: 5 IBB: 0 HBP: 0 BLK: 0 WP: 0 HR: 0 S: 42 P: 62 ERA: 0.00 WHIP: 0.889															<b>PITCHER</b>				

Batter	1	2	3	4	5	6	7	8	9	AB	R	H	RBI	BB	SO	LOB	BOTTOM			
Tony Taylor, R OBP: 0.350, SLG: 0.374 (1, 4)	P4		1B 14 HR	K		K		3B		5	2	2	1	0	2	0	<p>Cincinnati Redlegs @ Chicago Cubs</p> <p>Wrigley Field, Chicago, IL</p> <p>Wed May 13 1959, 3:33 AM CDT</p> <p>Att: 3,705 - Unknown - 49 F</p>			
Alvin Dark, R OBP: 0.361, SLG: 0.396 (1, 5)	4-3		1B 14 HR	1-3		1B PB		14 1B 3B		5	3	3	2	0	0	0				
14 Ernie Banks, R OBP: 0.360, SLG: 0.550 (1, 6)	F2		1B 14 HR		F2		F9	1B		5	1	2	5	0	0	1				
Walt Moryn, L OBP: 0.350, SLG: 0.427 (1, 7)		F7	F7		1B 2B		1B PB	K		5	0	2	0	0	1	1				
Dale Long, L OBP: 0.333, SLG: 0.516 (1, 3)	P4		2B BB		P3		K			3	1	0	0	1	1	3				
Bobby Thomson, R OBP: 0.288, SLG: 0.431 (1, 8)	5-3		1B 2B		1B		FC5-4 BB			3	0	2	1	1	0	0				
Lee Walls, R OBP: 0.366, SLG: 0.410 (1, 9)			1B K		P4		FC5-4			4	1	1	0	0	1	5				
Sammy Taylor, L OBP: 0.284, SLG: 0.307 (1, 2)			1B F7		P6		G3			4	1	1	0	0	0	1				
Glen Hobbie, R OBP: 0.158, SLG: 0.167 (1, 1)			1B 14 HR BB	K		F3		F8		3	1	0	0	1	1	0				
<b>Inning Stats</b>	R: 0 E: 0 K: 0 S: 3	H: 0 LOB: 0 BB: 0 P: 3	R: 0 E: 0 K: 0 S: 3	H: 0 LOB: 0 BB: 0 P: 3	R: 7 E: 0 K: 1 S: 11	H: 6 LOB: 1 BB: 2 P: 19	R: 0 E: 0 K: 2 S: 7	H: 0 LOB: 0 BB: 0 P: 7	R: 0 E: 0 K: 1 S: 5	H: 2 LOB: 2 BB: 0 P: 5	R: 1 E: 0 K: 1 S: 7	H: 2 LOB: 2 BB: 1 P: 11	R: 2 E: 0 K: 1 S: 8	H: 3 LOB: 1 BB: 0 P: 8	R: 2 E: 0 K: 1 S: 8	H: 3 LOB: 1 BB: 0 P: 8	1B: 8 2B: 2 3B: 2 HR: 1	SF: 0 SAC: 0 DP: 0 HBP: 0	WP: 0 PB: 1 SB: 0 CS: 0	PA: 40
<b>PITCHER</b> Bob Purkey, R ERA: 4.33 Willard Schmidt, R ERA: 4.15 Don Rudolph, L ERA: 2.0 Jim O'Toole, L ERA: 8.8 (1, 1) (3, 1) (5, 1) (7, 1)	IP: 2.0 WLS: L BF: 12 H: 5 R: 6 ER: 6 SO: 6 BB: 1 IBB: 0 HBP: 0 BLK: 0 WP: 0 HR: 1 S: 11 P: 15 ERA: 27.00 WHIP: 3.000															<b>PITCHER</b>				





Batter	1	2	3	4	5	6	7	8	9	AB	R	H	RBI	BB	SO	LOB	TOP					
Johnny Temple, R (1,4) OBP: 0.415, SLG: 0.500	F3			5-3		4-0 BB			1B 1B 2B	3	1	1	0	1	0	0						
Vada Pinson, L (1,8) OBP: 0.415, SLG: 0.548	K			G3		1-3			1B BB 1B	4	1	1	0	0	0	1						
Jerry Lynch, L (1,7) OBP: 0.275, SLG: 0.506	K			3-1					K	4	0	0	0	0	2	2						
Eddie Kasko, R (9,5) OBP: 0.500, SLG: 0.500	K								K	0	0	0	0	0	0	0						
Frank Robinson, R (1,3) OBP: 0.376, SLG: 0.606		F8			5-3				1B 1-2 BB	3	0	0	0	1	0	0						
Gus Bell, L (1,9) OBP: 0.313, SLG: 0.413	F8				K				1B	4	0	2	2	0	1	0						
Frank Thomas, R (1,5) OBP: 0.339, SLG: 0.459	6-3								1-3 2H 3H 1B	4	0	1	0	0	1	2						
Ed Bailey, L (1,2) OBP: 0.370, SLG: 0.351			K						F8	3	0	0	0	0	1	1	AB 31					
Roy McMillan, R (1,6) OBP: 0.342, SLG: 0.469			6-3						L8	3	0	0	0	0	0	0	R 2					
Joe Nuxhall, L (1,1) OBP: 0.308, SLG: 0.308			K						F5	3	0	0	0	0	1	0	H 5					
																	RBI 2					
																	BB 2					
																	SO 7					
																	LOB 6					
<b>Inning Stats</b>	R: 0 E: 0 K: 2 S: 7	H: 0 LOB: 0 BB: 0 P: 7	R: 0 E: 0 K: 0 S: 3	H: 0 LOB: 0 BB: 0 P: 3	R: 0 E: 0 K: 2 S: 7	H: 0 LOB: 0 BB: 0 P: 7	R: 0 E: 0 K: 0 S: 3	H: 0 LOB: 0 BB: 0 P: 3	R: 0 E: 0 K: 1 S: 6	H: 1 LOB: 1 BB: 0 P: 6	R: 0 E: 0 K: 0 S: 3	H: 0 LOB: 0 BB: 1 P: 7	R: 0 E: 0 K: 1 S: 6	H: 1 LOB: 1 BB: 0 P: 6	R: 0 E: 0 K: 0 S: 3	H: 0 LOB: 0 BB: 0 P: 3	R: 2 E: 0 K: 1 S: 7	H: 3 LOB: 1 BB: 1 P: 11	1B: 4 2B: 1 3B: 0 HR: 0	SF: 0 SAC: 0 DP: 0 HBP: 0	WP: 0 PB: 0 SB: 0 CS: 0	PA: 33
<b>PITCHER</b>	IP WLS BF H R ER SO BB IBB HBP BLK WP HR S P ERA WHIP																					
Dave Hillman, R (1,1) ERA: 3.53	8.0 L 29 4 2 2 6 1 0 0 0 0 0 0 40 44 2.25 0.625																					
Bill Henry, L (9,1) ERA: 2.99	0.1 1 0 0 0 1 0 0 0 0 0 0 0 3 3 0.00 0.000																					
Don Elston, R (9,1) ERA: 3.86	0.2 3 1 0 0 0 1 0 0 0 0 0 0 2 6 0.00 3.000																					

Cincinnati Redlegs @ Chicago Cubs  
Wrigley Field, Chicago, IL  
Thu May 14 1959, 3:33 AM CDT  
Att: 2,163 - Unknown

AB 31  
R 2  
H 5  
RBI 2  
BB 2  
SO 7  
LOB 6



Batter	1	2	3	4	5	6	7	8	9	AB	R	H	RBI	BB	SO	LOB	BOTTOM					
Tony Taylor, R (1,4) OBP: 0.339, SLG: 0.360	P6		4-3			F9			F8	4	0	0	0	0	0	0						
Alvin Dark, R (1,5) OBP: 0.357, SLG: 0.384	7-3 BB			5-3		K2-3			P4	3	0	0	0	1	1	0						
Walt Moryn, L (1,7) OBP: 0.350, SLG: 0.425	7-3 1-2					P5			P5	3	0	1	0	0	0	1						
14 Ernie Banks, R (1,6) OBP: 0.360, SLG: 0.553		F9				P5			P5	3	0	1	0	0	0	0						
Bobby Thomson, R (1,8) OBP: 0.275, SLG: 0.410		K			F8				L7	3	0	0	0	0	1	1						
Earl Averill, R (1,2) OBP: 0.250, SLG: 0.500					5-3				F3	3	0	1	0	0	0	0						
Lee Walls, R (1,9) OBP: 0.357, SLG: 0.398						F9			6-3	3	0	0	0	0	1	1	AB 28					
Dale Long, L (1,3) OBP: 0.319, SLG: 0.493			K			K			1-3	3	0	0	0	0	2	0	R 0					
Dave Hillman, R (1,1) OBP: 0.238, SLG: 0.111																	H 3					
Bill Henry, L (9,1) OBP: 0.167, SLG: 0.167																	RBI 0					
Don Elston, R (9,1)																	BB 1					
Randy Jackson, R (9,PH) OBP: 0.333, SLG: 0.500																	SO 6					
																	LOB 3					
<b>Inning Stats</b>	R: 0 E: 0 K: 0 S: 2	H: 0 LOB: 1 BB: 1 P: 6	R: 0 E: 0 K: 2 S: 8	H: 1 LOB: 1 BB: 0 P: 8	R: 0 E: 0 K: 2 S: 7	H: 0 LOB: 0 BB: 0 P: 7	R: 0 E: 0 K: 0 S: 4	H: 2 LOB: 1 BB: 0 P: 4	R: 0 E: 0 K: 1 S: 5	H: 0 LOB: 0 BB: 0 P: 5	R: 0 E: 0 K: 1 S: 5	H: 0 LOB: 0 BB: 0 P: 5	R: 0 E: 0 K: 0 S: 3	H: 0 LOB: 0 BB: 0 P: 3	R: 0 E: 0 K: 0 S: 3	H: 0 LOB: 0 BB: 0 P: 3	R: 0 E: 0 K: 0 S: 3	H: 0 LOB: 0 BB: 0 P: 3	1B: 1 2B: 3 3B: 0 HR: 0	SF: 0 SAC: 0 DP: 1 HBP: 0	WP: 0 PB: 0 SB: 0 CS: 0	PA: 29
<b>PITCHER</b>	IP WLS BF H R ER SO BB IBB HBP BLK WP HR S P ERA WHIP																					
Joe Nuxhall, L (1,1) ERA: 4.3	9.0 W 29 3 0 0 6 1 0 0 0 0 0 0 40 44 0.00 0.444																					

Cincinnati Redlegs @ Chicago Cubs  
Wrigley Field, Chicago, IL  
Thu May 14 1959, 3:33 AM CDT  
Att: 2,163 - Unknown

AB 28  
R 0  
H 3  
RBI 0  
BB 1  
SO 6  
LOB 3





Batter	1	2	3	4	5	6	7	8	9	AB	R	H	RBI	BB	SO	LOB	TOP				
Johnny Temple, R OBP: 0.415, SLG: 0.496 (1, 4)										5	1	2	0	0	0	2					
Vada Pinson, L OBP: 0.415, SLG: 0.567 (1, 8)										5	0	2	1	0	1	2					
Jerry Lynch, L OBP: 0.281, SLG: 0.494 Eddie Kasko, R OBP: 0.500, SLG: 0.500 (9, PR) (9, 5)										4	0	1	0	1	0	2					
Frank Robinson, R OBP: 0.377, SLG: 0.593 (9, 7)										4	0	1	0	1	1	2					
Gus Bell, L OBP: 0.316, SLG: 0.413 (1, 9)										5	0	2	1	0	0	4					
Frank Thomas, R OBP: 0.326, SLG: 0.439 Walt Dropo, R OBP: 0.154, SLG: 0.333 (9, 3)										5	0	0	0	0	1	4					
Ed Bailey, L OBP: 0.371, SLG: 0.359 (1, 2)										4	1	1	0	0	1	0					
Roy McMillan, R OBP: 0.345, SLG: 0.465 (1, 6)										5	1	2	0	0	0	4					
Don Newcombe, L OBP: 0.556, SLG: 0.733 (1, 1)										4	1	3	3	0	1	0					
<b>Inning Stats</b>	R: 1 E: 0 K: 0 S: 5	H: 2 LOB: 1 BB: 0 P: 5	R: 1 E: 0 K: 1 S: 8	H: 3 LOB: 2 BB: 0 P: 8	R: 0 E: 1 K: 0 S: 3	H: 0 LOB: 1 BB: 1 P: 7	R: 2 E: 0 K: 0 S: 5	H: 2 LOB: 0 BB: 0 P: 5	R: 0 E: 0 K: 1 S: 6	H: 1 LOB: 1 BB: 0 P: 6	R: 0 E: 0 K: 0 S: 4	H: 1 LOB: 2 BB: 1 P: 8	R: 0 E: 0 K: 1 S: 7	H: 2 LOB: 2 BB: 0 P: 7	R: 1 E: 0 K: 1 S: 8	H: 3 LOB: 3 BB: 0 P: 9	1B: 9 2B: 3 3B: 1 HR: 1	SF: 0 SAC: 0 DP: 0 HBP: 1	WP: 0 PB: 0 SB: 0 CS: 0	PA: 44	
<b>PITCHER</b>	IP	WLS	BF	H	R	ER	SO	BB	IBB	HBP	BLK	WP	HR	S	P	ERA	WHIP				
Jack Sanford, R ERA: 2.81 (1, 1)	5.0	L	24	8	4	4	2	1	0	0	0	0	1	27	31	7.20	1.800				
Al Worthington, R ERA: 3.5 (6, 1)	3.0		13	3	0	0	2	1	0	0	0	0	0	16	20	0.00	1.333				
Stu Miller, R ERA: 2.13 (9, 1)	1.0		7	3	1	1	1	0	0	1	0	0	0	8	9	9.00	3.000				

Cincinnati Redlegs @ San Francisco Giants  
Seals Stadium, San Francisco, CA  
Fri May 15 1959, 10:05 PM EDT  
Att: 21,614 - Unknown

AB 41  
R 5  
H 14  
RBI 5  
BB 2  
SO 5  
LOB 20



Batter	1	2	3	4	5	6	7	8	9	AB	R	H	RBI	BB	SO	LOB	BOTTOM				
Andre Rodgers, R OBP: 0.354, SLG: 0.400 (1, 6)										4	0	2	0	0	0	0					
Willie Kirkland, L OBP: 0.358, SLG: 0.456 (1, 9)										4	0	0	0	0	3	3					
Willie Mays, R OBP: 0.390, SLG: 0.582 (1, 8)										4	1	1	0	0	0	1					
Leon Wagner, L OBP: 0.348, SLG: 0.808 (1, 7)										4	1	2	2	0	0	0					
Jackie Brandt, R OBP: 0.319, SLG: 0.433 (1, 3)										4	0	0	0	0	0	1					
Daryl Spencer, R OBP: 0.310, SLG: 0.336 (1, 4)										4	0	0	0	0	0	0					
Jim Davenport, R OBP: 0.276, SLG: 0.354 (1, 5)										3	0	1	0	0	1	0					
Hobie Landrith, L OBP: 0.370, SLG: 0.450 (1, 2)										3	0	1	0	0	0	1					
Jack Sanford, R OBP: 0.208, SLG: 0.136 Hank Sauer, R (5, PH) Al Worthington, R (6, 1) Dusty Rhodes, L OBP: 0.500, SLG: 0.500 (8, PH) Stu Miller, R OBP: 0.250, SLG: 0.250 (9, 1)										1	0	0	0	0	1	1					
<b>Inning Stats</b>	R: 0 E: 0 K: 1 S: 5	H: 0 LOB: 0 BB: 0 P: 5	R: 0 E: 0 K: 3 S: 11	H: 0 LOB: 0 BB: 0 P: 3	R: 0 E: 0 K: 0 S: 3	H: 2 LOB: 0 BB: 0 P: 3	R: 0 E: 0 K: 0 S: 5	H: 1 LOB: 0 BB: 0 P: 5	R: 2 E: 0 K: 0 S: 3	H: 2 LOB: 0 BB: 0 P: 3	R: 0 E: 0 K: 2 S: 8	H: 1 LOB: 1 BB: 0 P: 8	R: 0 E: 0 K: 0 S: 3	H: 0 LOB: 0 BB: 0 P: 3	1B: 4 2B: 2 3B: 0 HR: 1	SF: 0 SAC: 0 DP: 1 HBP: 0	WP: 0 PB: 0 SB: 0 CS: 0	PA: 33			
<b>PITCHER</b>	IP	WLS	BF	H	R	ER	SO	BB	IBB	HBP	BLK	WP	HR	S	P	ERA	WHIP				
Don Newcombe, R ERA: 3.29 (1, 1)	9.0	W	33	7	2	2	7	0	0	0	0	0	1	47	47	2.00	0.778				

Cincinnati Redlegs @ San Francisco Giants  
Seals Stadium, San Francisco, CA  
Fri May 15 1959, 10:05 PM EDT  
Att: 21,614 - Unknown

AB 33  
R 2  
H 7  
RBI 2  
BB 0  
SO 7  
LOB 8






Batter	1	2	3	4	5	6	7	8	9	AB	R	H	RBI	BB	SO	LOB	TOP				
Johnny Temple, R (1.4) OBP: 0.421, SLG: 0.492	4-0 FC3-6 BB	0-0 6-3			0-0 1-2 1B		4-0 BB		0-0 FC5-4 1-2	3	0	1	0	2	0	1					
Vada Pinson, L (1.8) OBP: 0.403, SLG: 0.548	0-0 FC3-6 2B 1B		0-0 G3		0-0 F8		0-0 4-3			4	1	0	0	0	0	4					
Frank Robinson, R (1.7) OBP: 0.373, SLG: 0.590	0-0 1B 2B		0-3 K		0-0 2-3			0-0 E5		4	1	1	0	0	1	2					
Frank Thomas, R (1.5) OBP: 0.323, SLG: 0.432	0-0 1B 1B		0-0 1-3		0-0 F7			0-0 F7		4	0	1	2	0	0	1					
Pete Whisenant, R (1.9) OBP: 0.235, SLG: 0.333	0-0 1-2 1B			0-0 F3		0-0 F2		0-0 4-3		4	0	1	0	0	0	1					
Walt Dropo, R (1.3) OBP: 0.176, SLG: 0.313	0-0 F9			0-0 F3		0-0 1B		0-0 4-3		4	0	1	0	0	0	3					
Roy McMillan, R (1.6) OBP: 0.333, SLG: 0.448	0-3 K			0-0 F4		0-0 F7		0-0 6-3		4	0	0	0	0	1	3					
Dutch Dotterer, R (1.2) OBP: 0.400, SLG: 0.286		0-0 6-3			0-0 1-3		0-0 5-3		0-0 5-3	4	0	0	0	0	0	0					
Brooks Lawrence, R (1.1) Willard Schmidt, R (4.1) Orlando Pena, R (4.1) Eddie Kasko, R (7.7) Hal Jeffcoat, R (7.1) Jim Pendleton, R (6.7)	0-0 6-3				4-0 1B BB		0-0 6-3		0-0 FC5-4 1B	1	0	0	0	0	0	0					
<b>Inning Stats</b>	R: 2 E: 0 K: 1 S: 8	H: 3 LOB: 2 BB: 1 P: 12	R: 0 E: 0 K: 0 S: 3	H: 0 LOB: 0 BB: 0 P: 3	R: 0 E: 0 K: 1 S: 5	H: 0 LOB: 0 BB: 0 P: 5	R: 0 E: 0 K: 0 S: 3	H: 0 LOB: 0 BB: 0 P: 3	R: 0 E: 0 K: 0 S: 4	H: 1 LOB: 2 BB: 1 P: 8	R: 0 E: 0 K: 0 S: 4	H: 1 LOB: 1 BB: 0 P: 4	R: 0 E: 0 K: 0 S: 3	H: 0 LOB: 1 BB: 1 P: 7	R: 0 E: 1 K: 0 S: 4	H: 0 LOB: 1 BB: 0 P: 4		1B: 5 2B: 1 3B: 0 HR: 0	SF: 0 SAC: 0 DP: 0 HBP: 0	WP: 0 PB: 0 SB: 0 CS: 0	PA: 37
<b>PITCHER</b> Johnny Antonelli, L (1.1) ERA: 2.57	IP: 9.0 WLS: W BF: 37 H: 6 R: 2 ER: 2 SO: 2 BB: 3 IBB: 0 HBP: 0 BLK: 0 WP: 0 HR: 0 S: 38 P: 50 ERA: 2.00 WHIP: 1.000																				

Cincinnati Redlegs @ San Francisco Giants  
Seals Stadium, San Francisco, CA  
Sat May 16 1959, 6:33 AM EDT  
Att: 18,911 - Unknown

AB 34  
R 2  
H 6  
RBI 2  
BB 3  
SO 2  
LOB 15



Batter	1	2	3	4	5	6	7	8	9	AB	R	H	RBI	BB	SO	LOB	BOTTOM				
Andre Rodgers, R (1.6) OBP: 0.365, SLG: 0.391	4-0 1B 1B BB	4-0 1-2 BB		4-0 1B 1B BB	0-0 F8			0-0 5-3		2	2	0	0	3	0	0					
Willie Kirkland, L (1.9) OBP: 0.375, SLG: 0.459	0-0 G3 1B	0-0 1-3		0-0 1B 1B 1B	0-0 F7		0-0 F7	4-0 FC6-4 BB		4	1	2	1	1	0	2					
Willie Mays, R (1.8) OBP: 0.397, SLG: 0.583	0-0 G3 1B		0-0 F8	0-0 1B 1B	0-0 F7		0-0 FC4-6 1B	0-0 FC6-4 FC5-4		5	1	3	1	0	0	1					
Leon Wagner, L (1.7) Felipe Alou, R (7.9)	0-0 G3		0-0 F7	0-0 1B 1B	0-0 FC4-6 HR		0-0 FC5-4	0-0 FC5-4		4	1	1	1	0	0	3					
Orlando Cepeda, R (1.3) OBP: 0.307, SLG: 0.542	0-3 K		0-0 F4	0-0 FC6-4 1B	0-0 FC4-6 HR		0-0 FC5-4	0-0 FC5-4		1	0	0	0	0	0	1					
Daryl Spencer, R (1.4) OBP: 0.308, SLG: 0.342	0-0 F4			0-0 SH 2B	0-0 F3		0-0 F3	0-0 FC5-4		4	1	1	0	0	0	4					
Jim Davenport, R (1.5) OBP: 0.272, SLG: 0.346		0-0 6-3		0-0 SH 2B	0-0 5-3		0-0 5-3	0-0 FC6-4		3	1	0	0	0	0	2					
Bob Schmidt, R (1.2) OBP: 0.346, SLG: 0.425		0-0 BB 1B		0-0 SH3-4 1B 2B	0-3 K		0-0 6-3	0-0 FC6-4		4	1	2	2	0	1	0					
Johnny Antonelli, L (1.1) OBP: 0.080, SLG: 0.080		0-0 F8		0-0 SH3-4 2B	0-0 F8		0-0 3-1	0-0 FC5-4		3	0	0	0	0	0	1					
<b>Inning Stats</b>	R: 1 E: 0 K: 1 S: 7	H: 2 LOB: 2 BB: 1 P: 11	R: 0 E: 0 K: 0 S: 4	H: 1 LOB: 2 BB: 1 P: 8	R: 0 E: 0 K: 0 S: 3	H: 0 LOB: 0 BB: 0 P: 3	R: 6 E: 1 K: 0 S: 10	H: 6 LOB: 2 BB: 1 P: 14	R: 0 E: 0 K: 1 S: 5	H: 0 LOB: 0 BB: 0 P: 5	R: 2 E: 0 K: 0 S: 5	H: 2 LOB: 0 BB: 0 P: 5	R: 0 E: 0 K: 0 S: 3	H: 0 LOB: 1 BB: 1 P: 7	R: 0 E: 0 K: 0 S: 3	H: 0 LOB: 1 BB: 1 P: 7		1B: 8 2B: 2 3B: 0 HR: 1	SF: 0 SAC: 2 DP: 0 HBP: 0	WP: 0 PB: 0 SB: 0 CS: 0	PA: 40
<b>PITCHER</b> Brooks Lawrence, R (1.1) ERA: 5.67 Willard Schmidt, R (4.1) ERA: 6.09 Orlando Pena, R (4.1) ERA: 8.03 Hal Jeffcoat, R (7.1) ERA: 1.54	IP: 3.0 WLS: L BF: 17 H: 5 R: 4 ER: 3 SO: 1 BB: 1 IBB: 0 HBP: 0 BLK: 0 WP: 0 HR: 0 S: 17 P: 25 ERA: 9.00 WHIP: 2.333																				

Cincinnati Redlegs @ San Francisco Giants  
Seals Stadium, San Francisco, CA  
Sat May 16 1959, 6:33 AM EDT  
Att: 18,911 - Unknown

AB 34  
R 9  
H 11  
RBI 9  
BB 4  
SO 2  
LOB 16





Batter	1	2	3	4	5	6	7	8	9	AB	R	H	RBI	BB	SO	LOB	TOP			
Johnny Temple, R OBP: 0.410, SLG: 0.476 (1, 4)	F9		F7		F7			F9		4	0	0	0	0	0	0	<b>Cincinnati Redlegs @ San Francisco Giants</b> Seals Stadium, San Francisco, CA Sun May 17 1959, 6:33 AM EDT Att: 22,725 - Unknown <a href="http://livebaseballscorecards.com">livebaseballscorecards.com</a>			
Vada Pinson, L OBP: 0.405, SLG: 0.555 (1, 8)	1B 2B		1B		K			4-3		4	1	2	0	0	1	0				
Jerry Lynch, L OBP: 0.290, SLG: 0.495 (1, 7)	FC4-6 2H 1B		K					F4		4	0	2	1	0	1	1				
Frank Robinson, R OBP: 0.362, SLG: 0.570 (1, 3)	F7		E5		F2			F5		4	0	0	0	0	0	3				
Gus Bell, L OBP: 0.306, SLG: 0.398 (1, 9)	FC4-6 1-2		F4		F9			F9		4	0	0	0	0	0	4				
Frank Thomas, R OBP: 0.321, SLG: 0.426 (1, 5)					G3			F8		4	0	1	0	0	1	1				
Ed Bailey, L OBP: 0.360, SLG: 0.346 (1, 2)		FC1-6 E 1-2			4-3			F8		3	0	0	0	0	0	1				
Roy McMillan, R OBP: 0.325, SLG: 0.435 (1, 6)			K		6-3			F7		3	0	0	0	0	1	1				
Bob Purkey, R OBP: 0.190, SLG: 0.200 (7, PH)			K							2	0	0	0	0	1	1				
Don Newcombe, L OBP: 0.529, SLG: 0.688 (7, PH)			K		5-3			K		1	0	0	0	0	1	0				
Tom Acker, R OBP: 0.667, SLG: 0.500 (7, 1)										0	0	0	0	0	0	0				
Don Rudolph, L (7, 1)										0	0	0	0	0	0	0				
Hal Jeffcoat, R (7, 1)										0	0	0	0	0	0	0				
<b>Inning Stats</b>	R: 1 E: 0 K: 0 S: 5	H: 2 LOB: 1 BB: 0 P: 5	R: 0 E: 1 K: 2 S: 8	H: 1 LOB: 1 BB: 0 P: 8	R: 0 E: 1 K: 1 S: 7	H: 1 LOB: 2 BB: 0 P: 7	R: 0 E: 0 K: 0 S: 3	H: 0 LOB: 0 BB: 0 P: 3	R: 0 E: 0 K: 0 S: 5	H: 1 LOB: 1 BB: 0 P: 4	R: 0 E: 0 K: 1 S: 5	H: 0 LOB: 0 BB: 0 P: 5	R: 0 E: 0 K: 0 S: 3	H: 0 LOB: 0 BB: 0 P: 3	R: 0 E: 0 K: 1 S: 5	H: 0 LOB: 0 BB: 0 P: 5	1B: 4 2B: 1 3B: 0 HR: 0	SF: 0 SAC: 0 DP: 0 HBP: 0	WP: 0 PB: 0 SB: 1 CS: 0	PA: 33
<b>PITCHER</b> Stu Miller, R ERA: 1.83 (1, 1)	IP: 9.0 WLS: W BF: 33	H: 5 R: 1 ER: 1 SO: 6	BB: 0 IBB: 0 HBP: 0 BLK: 0	WP: 0 HR: 0 S: 45 P: 45	ERA: 1.00 WHIP: 0.556	<b>PITCHER</b>										IP: 9.0 WLS: W BF: 33	H: 5 R: 1 ER: 1 SO: 6	BB: 0 IBB: 0 HBP: 0 BLK: 0	WP: 0 HR: 0 S: 45 P: 45	ERA: 1.00 WHIP: 0.556

Batter	1	2	3	4	5	6	7	8	9	AB	R	H	RBI	BB	SO	LOB	BOTTOM					
Andre Rodgers, R OBP: 0.376, SLG: 0.467 (1, 6)	HR	6-3			FC3-6 1B		HR	F7		5	2	3	2	0	0	0	<b>Cincinnati Redlegs @ San Francisco Giants</b> Seals Stadium, San Francisco, CA Sun May 17 1959, 6:33 AM EDT Att: 22,725 - Unknown <a href="http://livebaseballscorecards.com">livebaseballscorecards.com</a>					
Willie Kirkland, L OBP: 0.390, SLG: 0.469 (1, 9) (8, 7)	F8				FC3-6 HR		2B 3B BB	WP BB		3	2	1	0	2	0	1						
Willie Mays, R OBP: 0.397, SLG: 0.606 (1, 8)	E6 1B BB	F2			HR		3B 2B	1-3		5	3	2	2	0	0	2						
Leon Wagner, L OBP: 0.386, SLG: 0.813 (7, PR)	1B E BB				HR		2B 3B			2	1	2	2	2	0	0						
Felipe Alou, R OBP: 0.344, SLG: 0.571 (8, 9)	1B E BB				BB		2B 3B			0	1	0	0	0	0	0						
Orlando Cepeda, R OBP: 0.313, SLG: 0.548 (1, 3)	E 1B				BB		S 2B			4	0	2	2	0	0	2						
Daryl Spencer, R OBP: 0.295, SLG: 0.331 (1, 4)	E4 1-2 3H				BB		K			4	0	0	1	0	2	4						
Jim Davenport, R OBP: 0.264, SLG: 0.336 (1, 5)	F6				5-3		F8	6-3		4	0	0	0	0	0	4						
Bob Schmidt, R OBP: 0.329, SLG: 0.403 (1, 2)	F3				F7		F8	6-3		4	0	0	0	0	0	3						
Stu Miller, R OBP: 0.125, SLG: 0.125 (1, 1)		F7			6-3		K	K		4	0	0	0	0	2	0						
<b>Inning Stats</b>	R: 3 E: 2 K: 0 S: 7	H: 2 LOB: 2 BB: 1 P: 11	R: 0 E: 0 K: 0 S: 4	H: 1 LOB: 1 BB: 0 P: 4	R: 0 E: 0 K: 1 S: 5	H: 1 LOB: 0 BB: 0 P: 5	R: 0 E: 0 K: 0 S: 3	H: 0 LOB: 0 BB: 0 P: 3	R: 2 E: 0 K: 0 S: 5	H: 2 LOB: 1 BB: 1 P: 9	R: 0 E: 0 K: 1 S: 5	H: 0 LOB: 0 BB: 0 P: 5	R: 4 E: 0 K: 1 S: 9	H: 4 LOB: 1 BB: 1 P: 13	R: 0 E: 0 K: 1 S: 5	H: 0 LOB: 1 BB: 1 P: 9	1B: 3 2B: 3 3B: 1 HR: 3	SF: 0 SAC: 0 DP: 1 HBP: 0	WP: 1 PB: 0 SB: 1 CS: 0	PA: 39		
<b>PITCHER</b> Bob Purkey, R ERA: 4.34 (7, 1)	IP: 6.0 WLS: L BF: 27	H: 6 R: 5 ER: 3 SO: 2	BB: 2 IBB: 0 HBP: 0 BLK: 0	WP: 0 HR: 2 S: 29 P: 37	ERA: 4.50 WHIP: 1.333	<b>PITCHER</b>										IP: 6.0 WLS: L BF: 27	H: 6 R: 5 ER: 3 SO: 2	BB: 2 IBB: 0 HBP: 0 BLK: 0	WP: 0 HR: 2 S: 29 P: 37	ERA: 4.50 WHIP: 1.333		
Tom Acker, R ERA: 4.3 (7, 1)	0.0	3	2	3	3	0	1	0	0	0	0	0	0	0	0	0	0	1	2	6	∞	∞
Don Rudolph, L ERA: 3.0 (7, 1)	0.0	2	2	1	1	0	0	0	0	0	0	0	0	0	0	0	0	0	2	2	∞	∞
Hal Jeffcoat, R ERA: 1.32 (7, 1)	2.0	7	0	0	0	2	1	0	0	0	0	0	0	0	0	0	0	0	10	14	0.00	0.500



Batter	1	2	3	4	5	6	7	8	9	AB	R	H	RBI	BB	SO	LOB	TOP					
<b>Johnny Temple, R</b> OBP: 0.407, SLG: 0.489 (1, 4)	B3		6-3				4-3		G4-6-3	5	2	1	1	1	0	3	<b>Cincinnati Redlegs @ Los Angeles Dodgers</b> Los Angeles Memorial Coliseum, Los Angeles, CA Mon May 18 1959, 10:05 PM EDT Att: 13,002 - Unknown <a href="http://livebaseballscorecards.com">livebaseballscorecards.com</a>					
<b>Vada Pinson, L</b> OBP: 0.405, SLG: 0.556 (1, 8)	4-3		1B				G3			5	2	2	2	0	1	1						
<b>Jerry Lynch, L</b> OBP: 0.305, SLG: 0.495 <b>Eddie Kasko, R</b> OBP: 0.333, SLG: 0.333 (6, PR) (8, 5)	F2		1B				HR			4	2	2	0	1	0	0						
<b>Frank Robinson, R</b> OBP: 0.371, SLG: 0.565 (1, 3)			1B				HR			0	0	0	0	0	0	0						
<b>Gus Bell, L</b> OBP: 0.310, SLG: 0.424 (1, 9)			BB				HR			3	0	1	1	2	2	1						
<b>Frank Thomas, R</b> OBP: 0.321, SLG: 0.426 <b>Jim Pendleton, R</b> OBP: 0.462, SLG: 0.417 (2, PH) (2, 5) (6, 7)			BB				HR			5	1	2	2	0	0	5						
<b>Ed Bailey, L</b> OBP: 0.362, SLG: 0.341 (1, 2)			BB				HR			0	0	0	0	0	0	0						
<b>Roy McMillan, R</b> OBP: 0.328, SLG: 0.434 (1, 6)			1B				HR			5	1	2	0	0	1	4						
<b>Bob Mabe, R</b> <b>Orlando Pena, R</b> (1, 1) (2, 1)			1B				HR			4	0	1	0	1	0	1						
<b>Inning Stats</b>	R: 0 E: 0 K: 0 S: 7	H: 0 LOB: 0 BB: 0 P: 11	R: 0 E: 0 K: 3 S: 15	H: 1 LOB: 2 BB: 1 P: 26	R: 2 E: 1 K: 1 S: 15	H: 2 LOB: 2 BB: 1 P: 28	R: 0 E: 0 K: 0 S: 10	H: 0 LOB: 1 BB: 0 P: 15	R: 3 E: 0 K: 2 S: 17	H: 4 LOB: 1 BB: 0 P: 29	R: 0 E: 0 K: 1 S: 7	H: 1 LOB: 1 BB: 0 P: 9	R: 0 E: 1 K: 0 S: 8	H: 0 LOB: 0 BB: 0 P: 16	R: 3 E: 0 K: 0 S: 12	H: 3 LOB: 2 BB: 2 P: 25	R: 1 E: 0 K: 0 S: 13	H: 2 LOB: 1 BB: 0 P: 17	1B: 10 2B: 1 3B: 0 HR: 2	SF: 0 SAC: 2 DP: 2 HBP: 0	WP: 1 PB: 1 CS: 0 SB: 0	PA: 46
<b>PITCHER</b>	IP	WLS	BF	H	R	ER	SO	BB	IBB	HBP	BLK	WP	HR	S	P	ERA	WHIP					
<b>Stan Williams, R</b> ERA: 5.4 (1, 1)	4.2		23	6	5	3	6	2	0	0	0	1	2	60	101	5.79	1.714					
<b>Clem Labine, R</b> ERA: 4.5 (5, 1)	3.1	L	18	5	3	3	1	3	0	0	0	0	0	31	58	8.10	2.400					
<b>Art Fowler, R</b> ERA: 4.75 (9, 1)	1.0		5	2	1	1	0	0	0	0	0	0	0	13	17	9.00	2.000					

Batter	1	2	3	4	5	6	7	8	9	AB	R	H	RBI	BB	SO	LOB	BOTTOM					
<b>Wally Moon, L</b> OBP: 0.389, SLG: 0.396 (1, 7)	6-3						F8		F9	4	1	1	0	1	0	3	<b>Cincinnati Redlegs @ Los Angeles Dodgers</b> Los Angeles Memorial Coliseum, Los Angeles, CA Mon May 18 1959, 10:05 PM EDT Att: 13,002 - Unknown <a href="http://livebaseballscorecards.com">livebaseballscorecards.com</a>					
<b>Charlie Neal, R</b> OBP: 0.342, SLG: 0.385 (1, 4)	F4						F9		F8	4	0	0	0	0	0	2						
<b>Ron Fairly, L</b> OBP: 0.400, SLG: 0.484 (1, 9)	E3						F8		HR	5	2	2	3	0	0	0						
<b>Don Demeter, R</b> OBP: 0.353, SLG: 0.581 (1, 8)	BB						F8		1-3	5	2	2	0	0	0	1						
<b>Norm Larker, L</b> OBP: 0.457, SLG: 0.552 (1, 3)	BB						F9		F8	4	1	2	1	1	0	0						
<b>Gil Hodges, R</b> OBP: 0.347, SLG: 0.464 (1, 5)	BB						F9		FC6-4	3	0	0	0	1	0	3						
<b>Joe Pignatano, R</b> OBP: 0.326, SLG: 0.300 (1, 2)	BB						F7		F4	4	0	1	2	0	0	2						
<b>Bob Lillis, R</b> OBP: 0.316, SLG: 0.235 <b>Duke Snider, L</b> OBP: 0.297, SLG: 0.398 <b>Don Zimmer, R</b> OBP: 0.322, SLG: 0.324 (1, 6) (6, PH) (6, PR) (9, 6)							6-3		BB	2	0	1	0	1	0	0						
<b>Stan Williams, R</b> OBP: 0.214, SLG: 0.083 <b>Clem Labine, R</b> <b>Rip Repulski, R</b> OBP: 0.483, SLG: 0.500 <b>Art Fowler, R</b> OBP: 0.111, SLG: 0.111 (1, 1) (5, 1) (6, PH) (9, 1)	PO						F7		BB	1	1	0	0	1	1	1						
<b>Inning Stats</b>	R: 3 E: 1 K: 0 S: 16	H: 3 LOB: 2 BB: 2 P: 32	R: 2 E: 0 K: 0 S: 8	H: 1 LOB: 0 BB: 2 P: 21	R: 0 E: 0 K: 0 S: 6	H: 0 LOB: 0 BB: 0 P: 12	R: 0 E: 0 K: 1 S: 6	H: 2 LOB: 1 BB: 0 P: 8	R: 0 E: 0 K: 0 S: 8	H: 1 LOB: 1 BB: 0 P: 15	R: 0 E: 0 K: 0 S: 7	H: 0 LOB: 0 BB: 0 P: 8	R: 0 E: 0 K: 0 S: 5	H: 0 LOB: 0 BB: 0 P: 7	R: 1 E: 0 K: 0 S: 13	H: 2 LOB: 3 BB: 2 P: 28	R: 1 E: 0 K: 0 S: 10	H: 1 LOB: 0 BB: 0 P: 16	1B: 7 2B: 3 3B: 0 HR: 1	SF: 0 SAC: 1 DP: 1 HBP: 0	WP: 0 PB: 0 SB: 0 CS: 1	PA: 43
<b>PITCHER</b>	IP	WLS	BF	H	R	ER	SO	BB	IBB	HBP	BLK	WP	HR	S	P	ERA	WHIP					
<b>Bob Mabe, R</b> ERA: 2.75 (1, 1)	1.0		10	3	5	2	0	3	0	0	0	0	0	18	42	18.00	6.000					
<b>Orlando Pena, R</b> ERA: 5.75 (2, 1)	8.0	W	31	7	2	2	1	2	0	0	0	0	1	61	105	2.25	1.125					

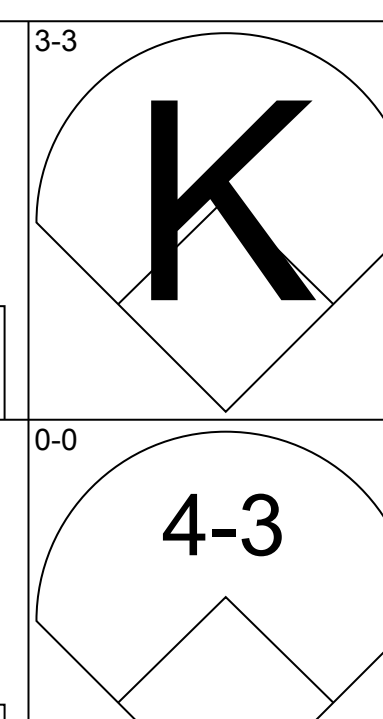
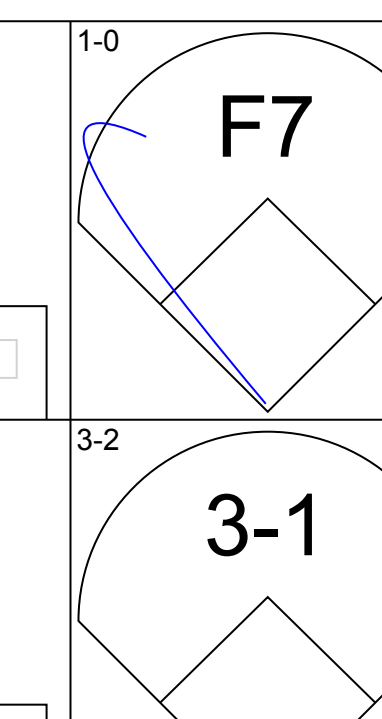
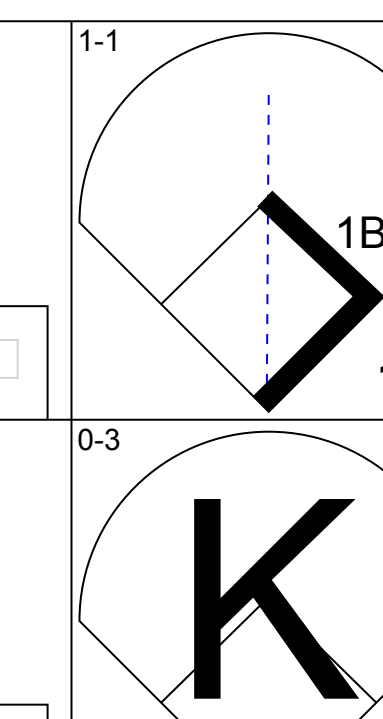
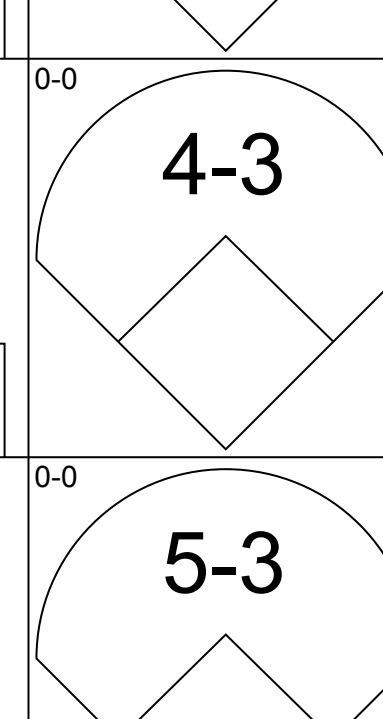
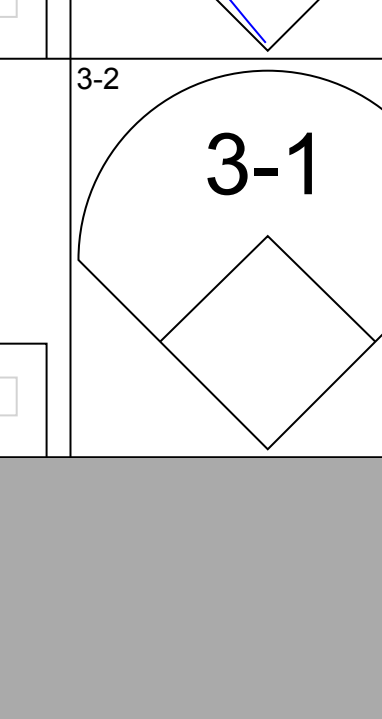
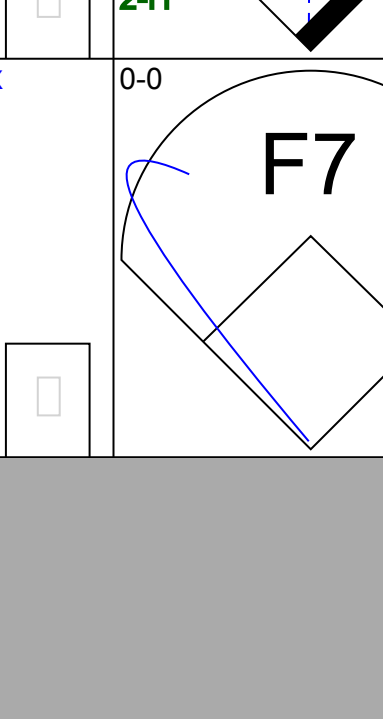
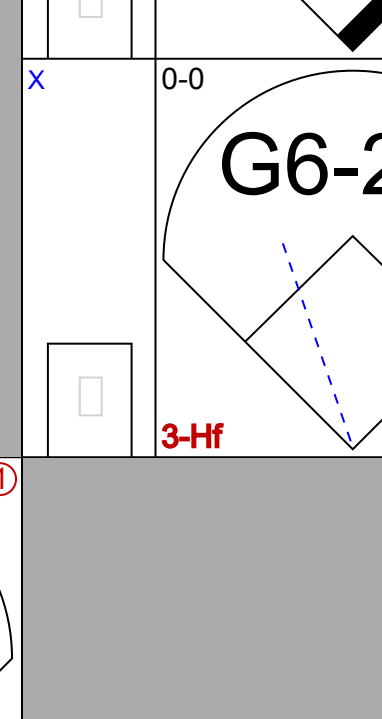
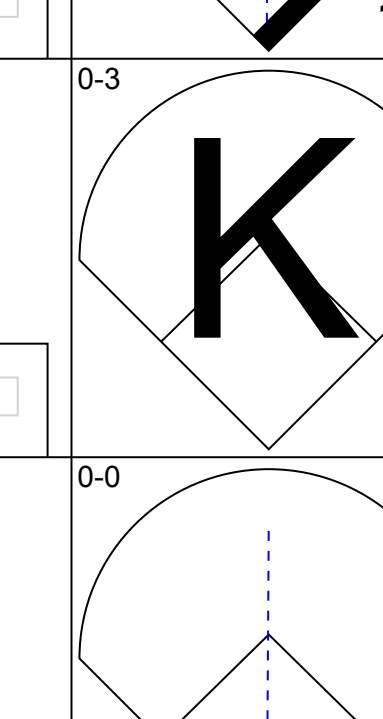
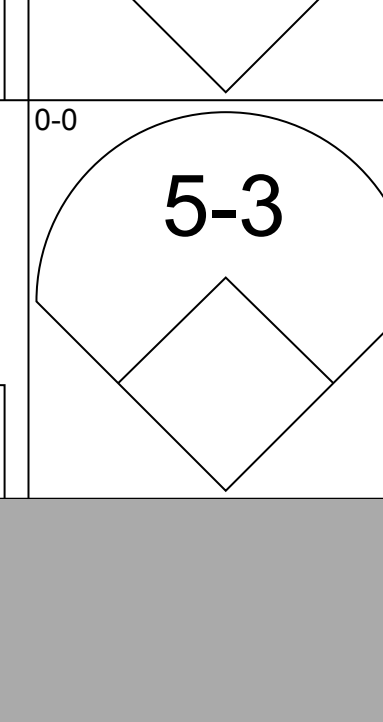
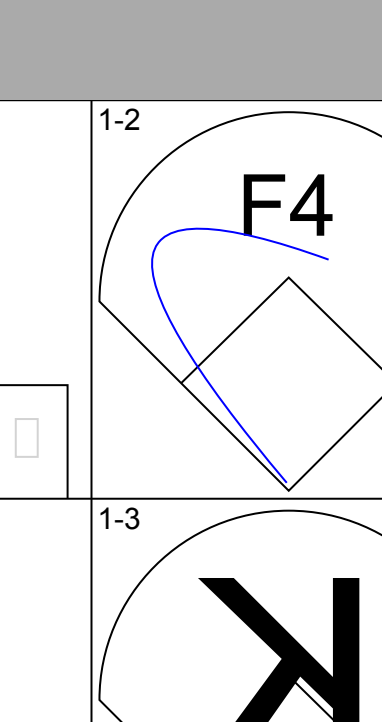
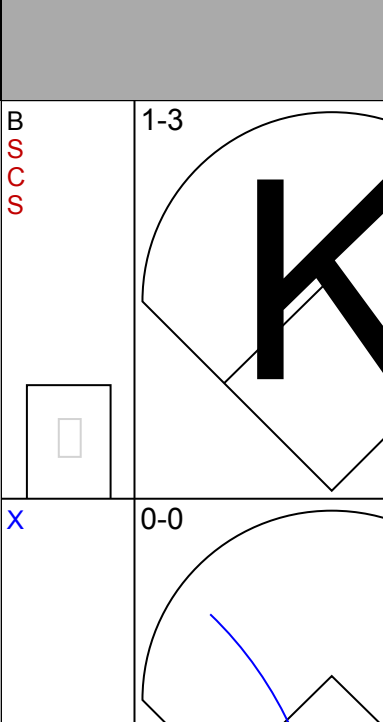
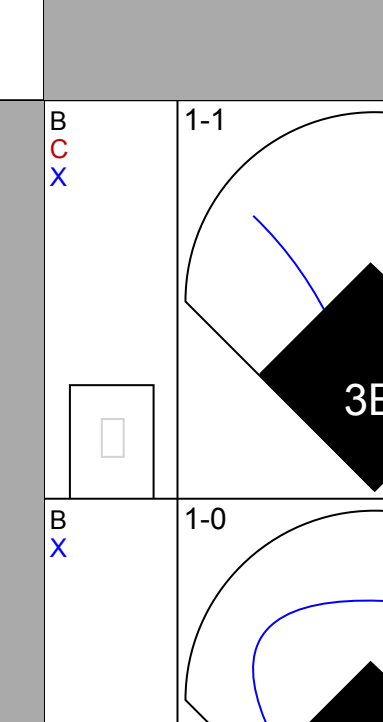
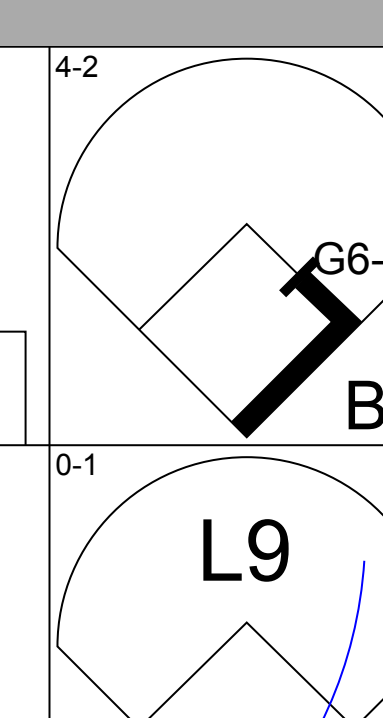
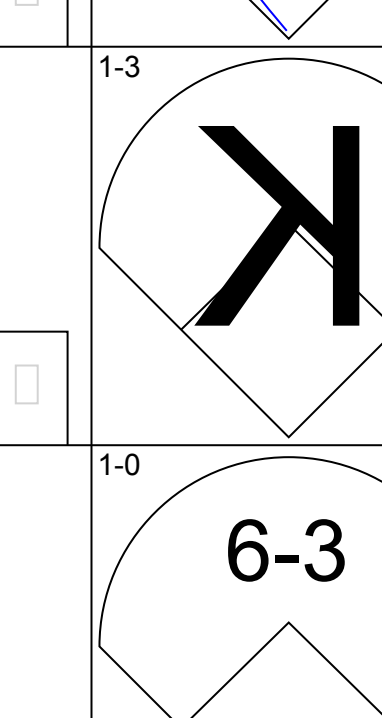
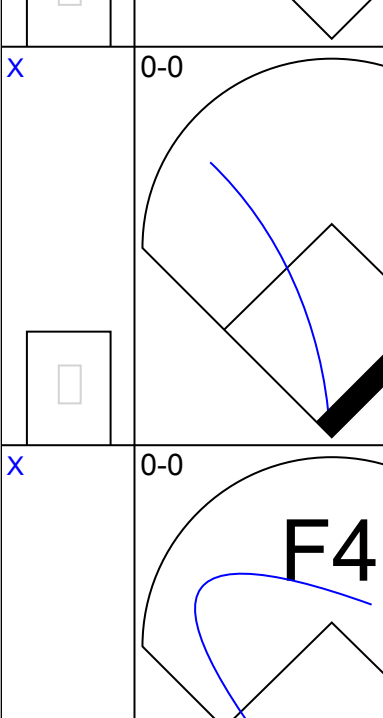
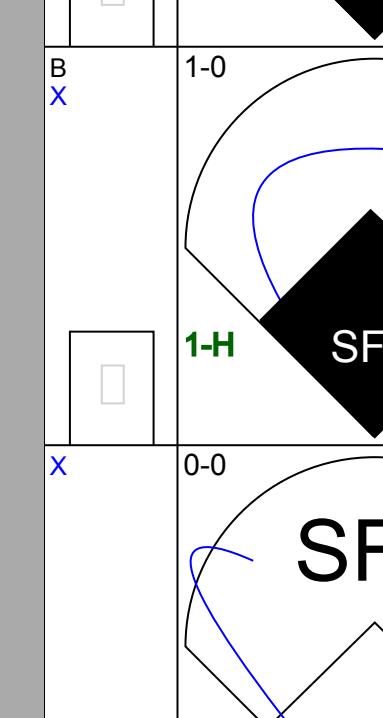
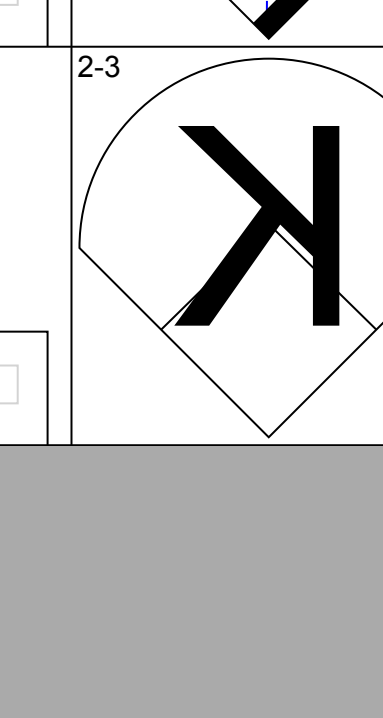
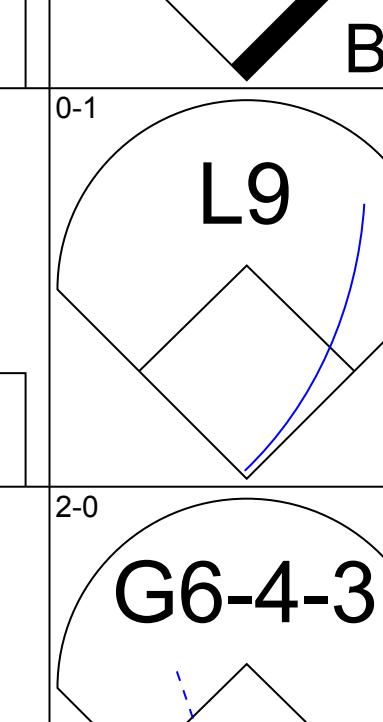
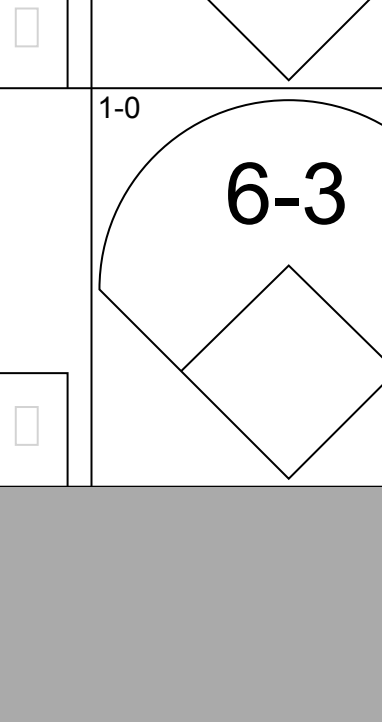
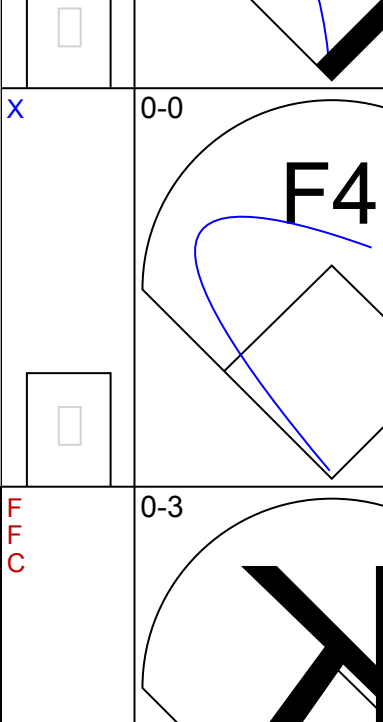
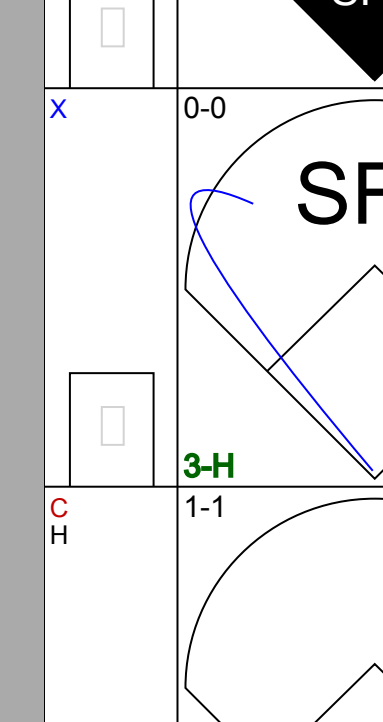
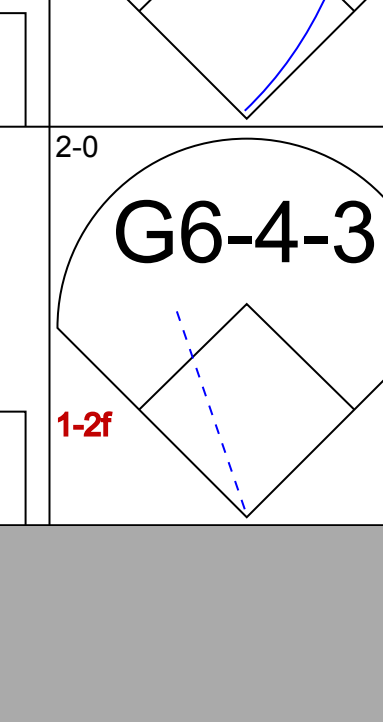
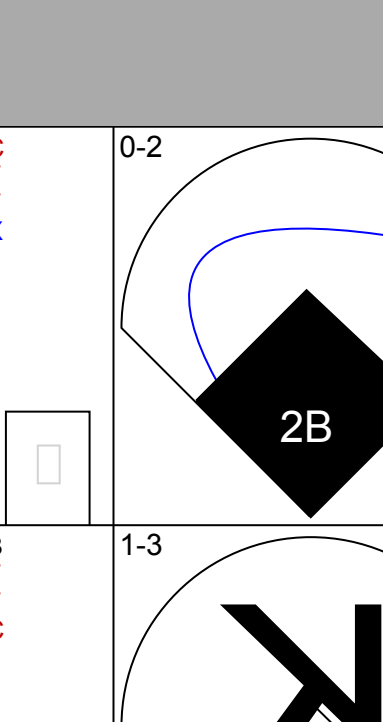
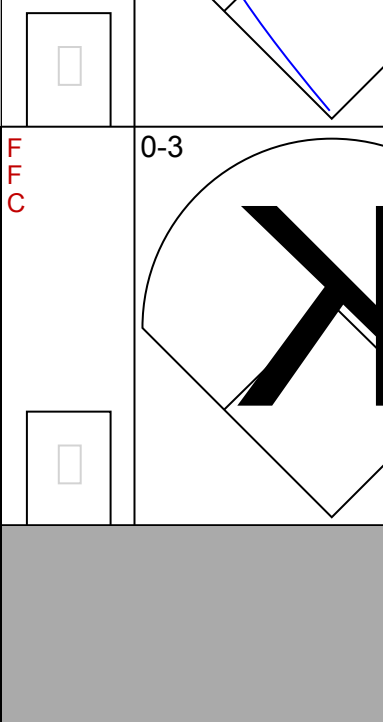
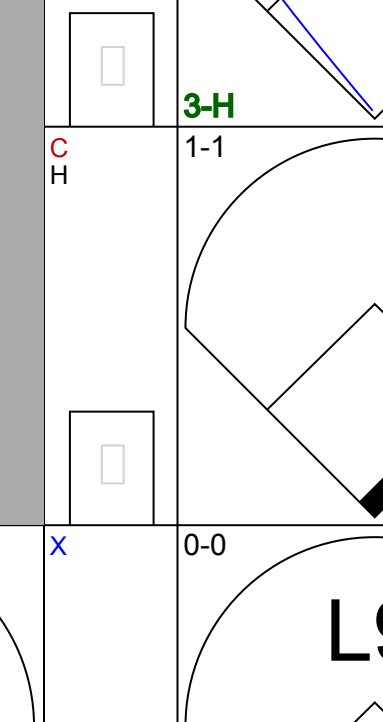
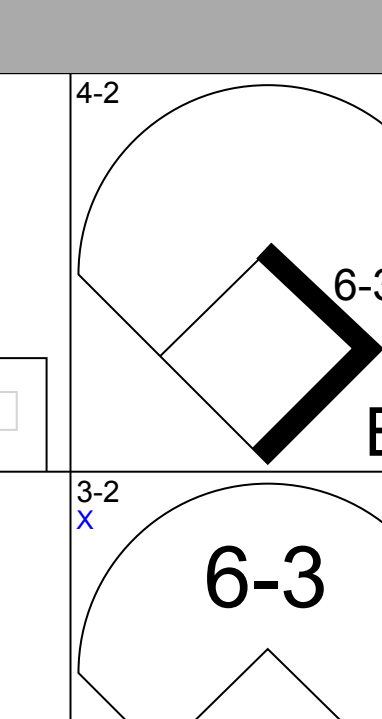
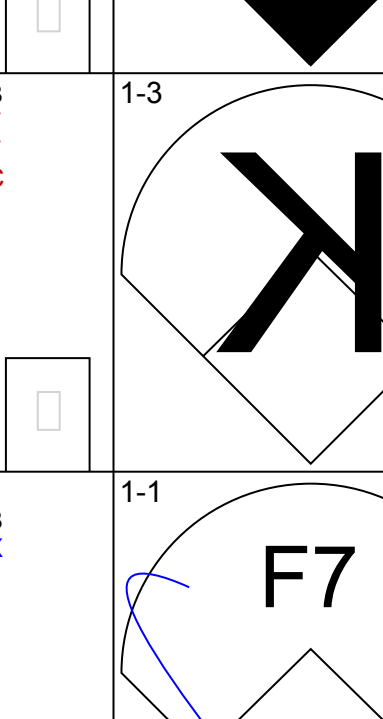
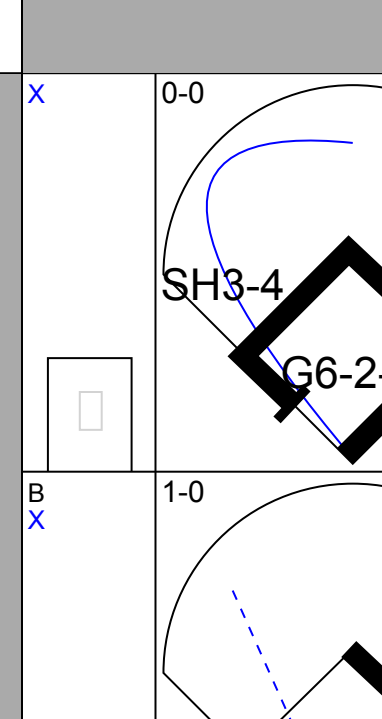
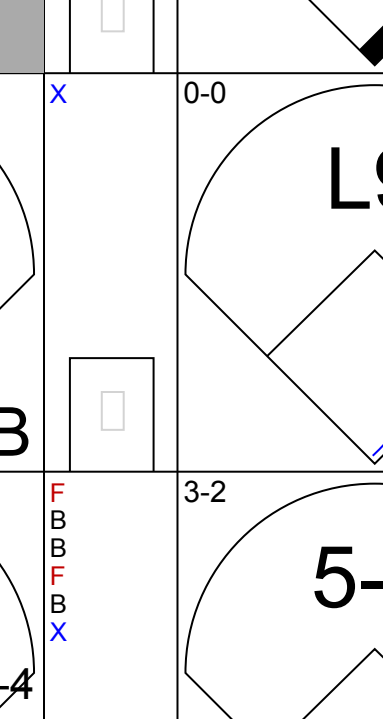
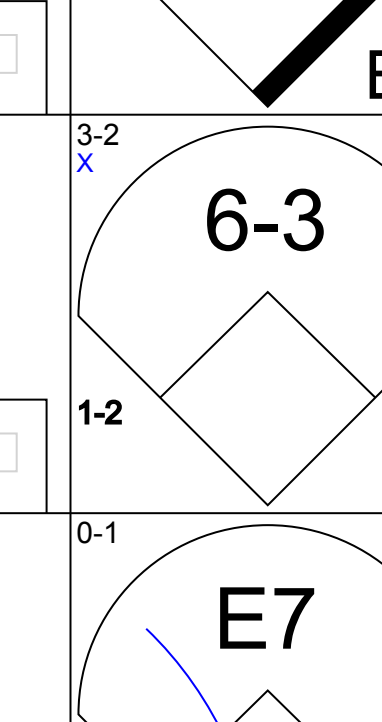
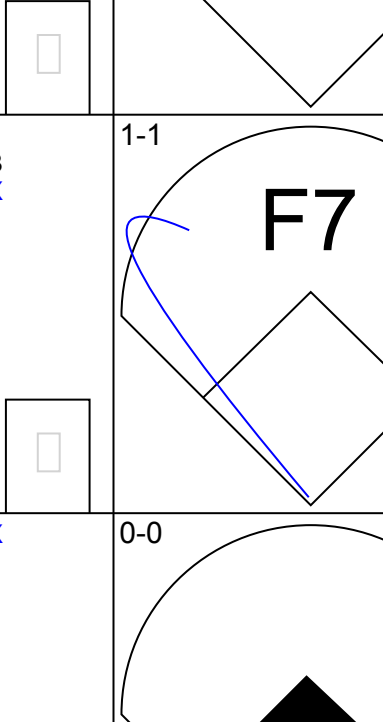
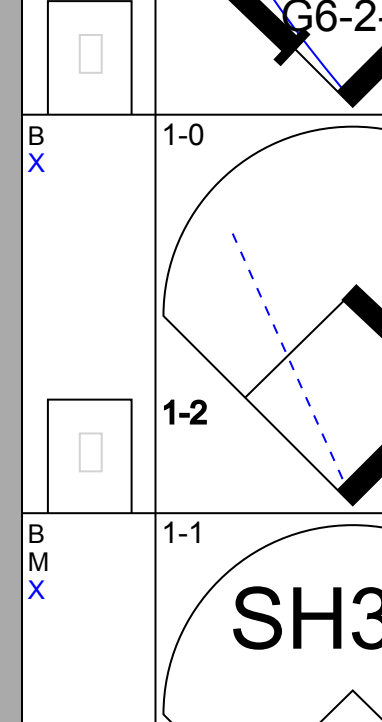
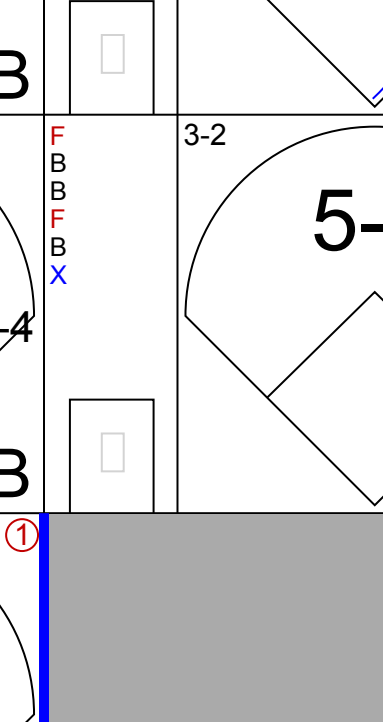
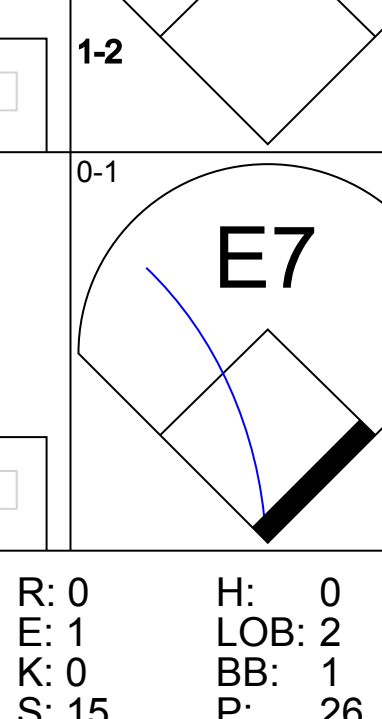
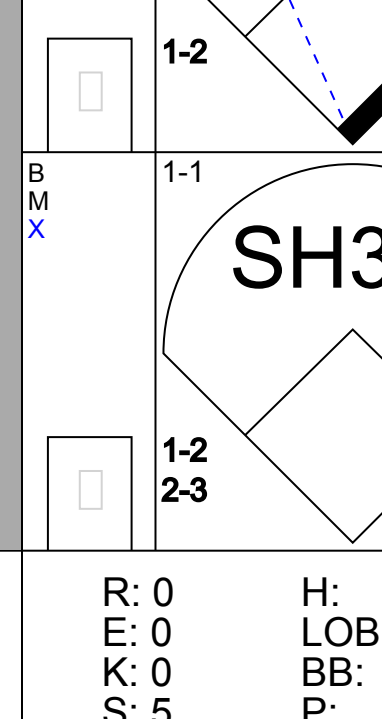
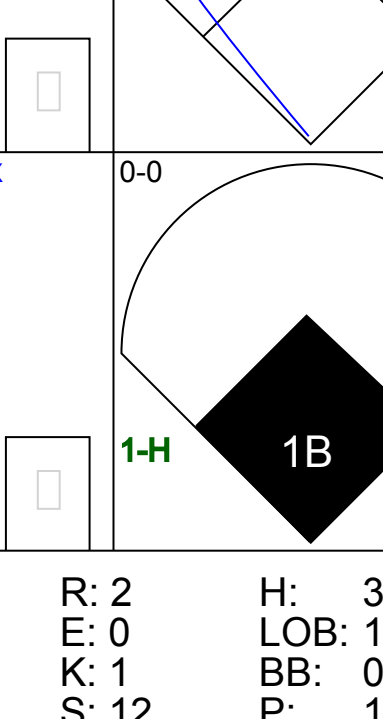
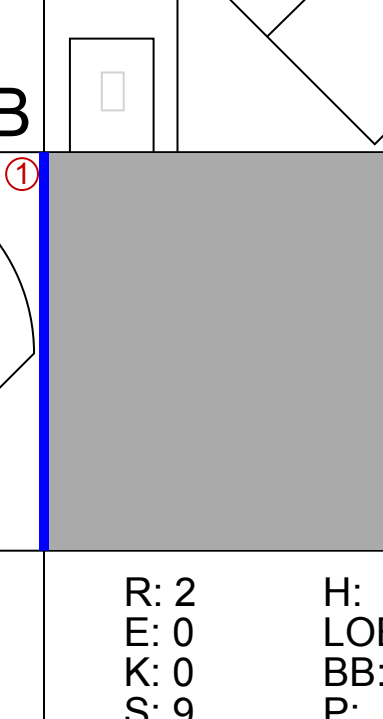


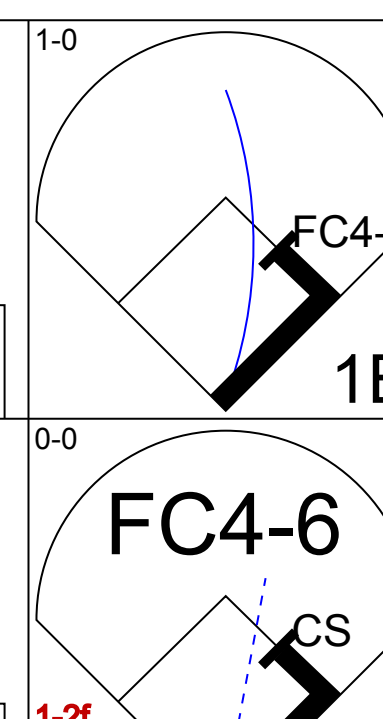
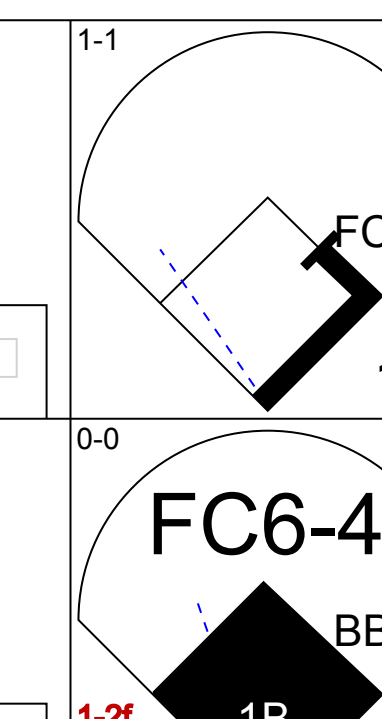
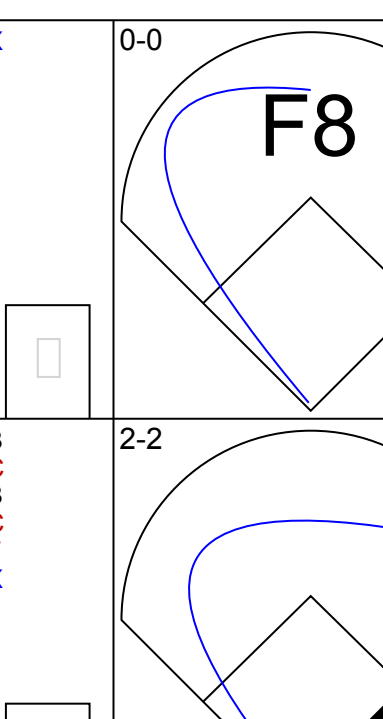
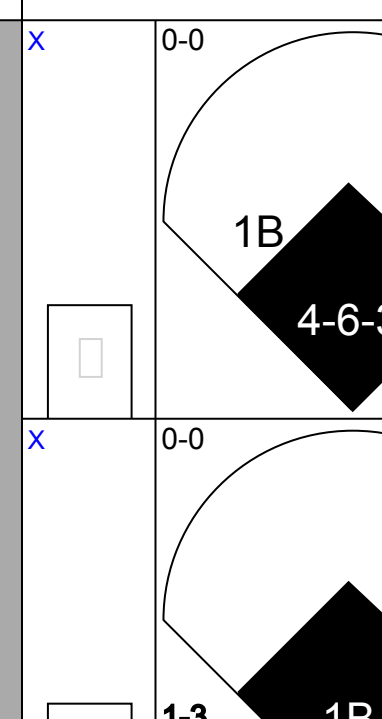
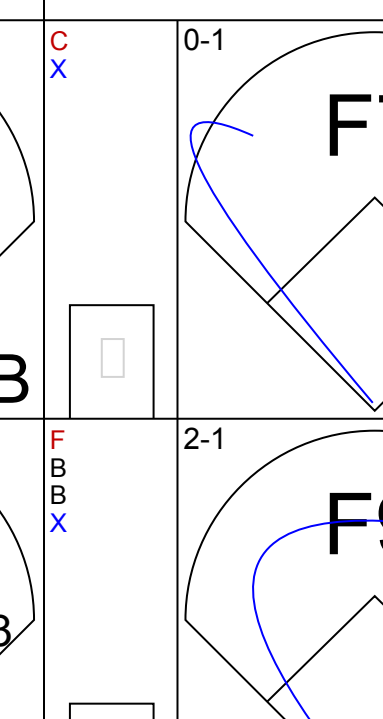
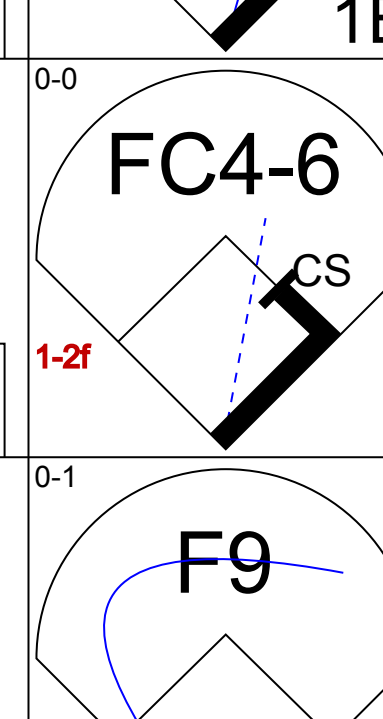
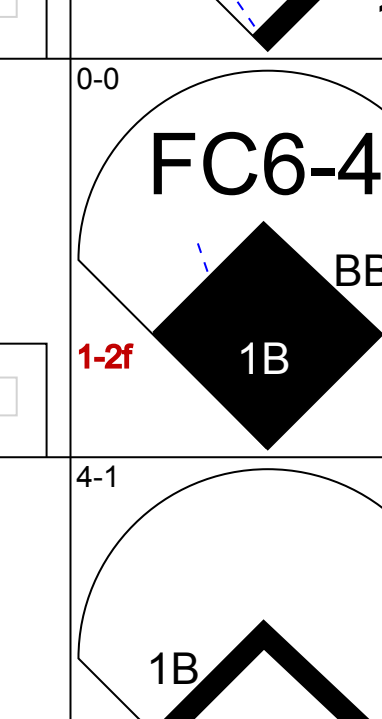
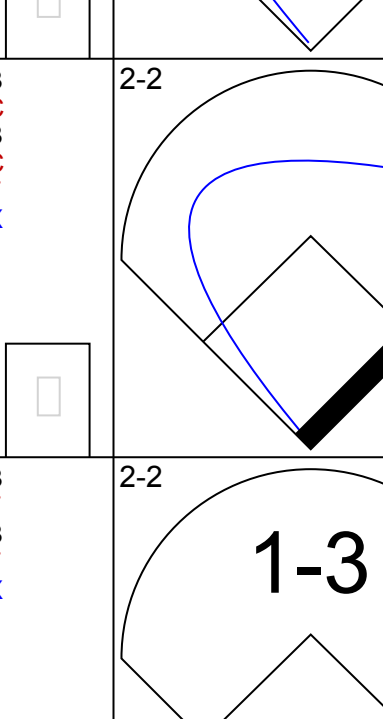
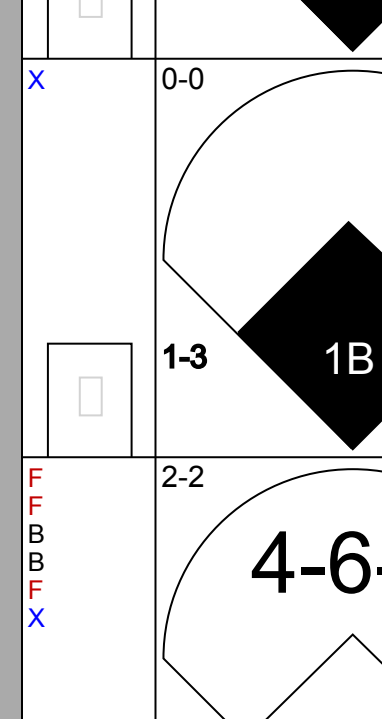
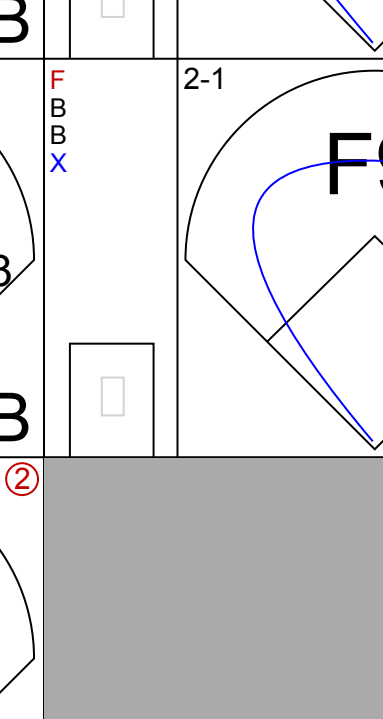
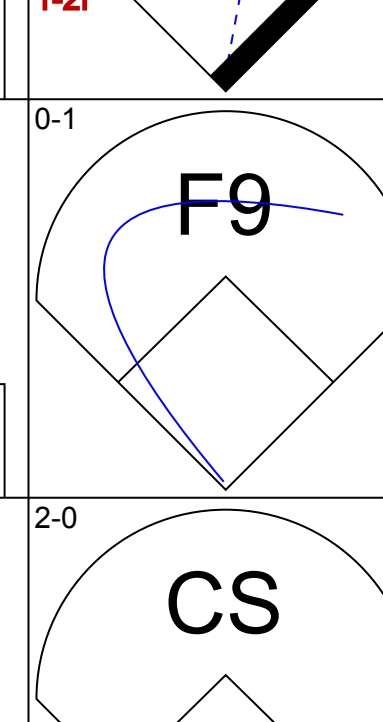
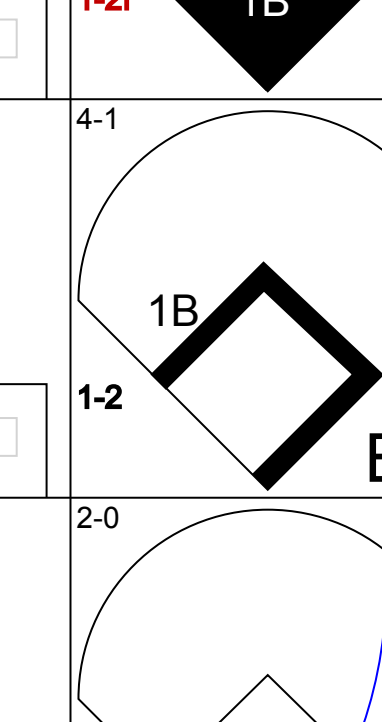
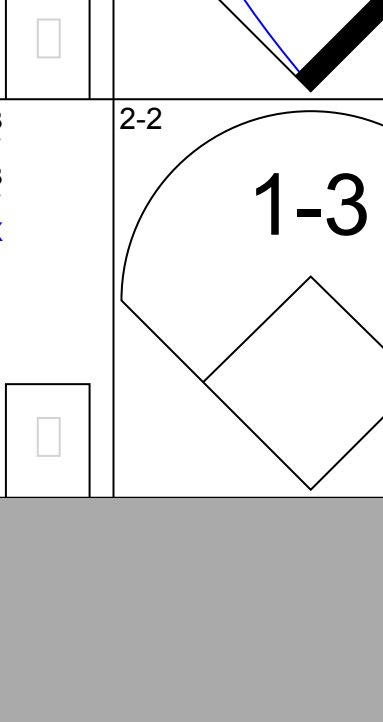
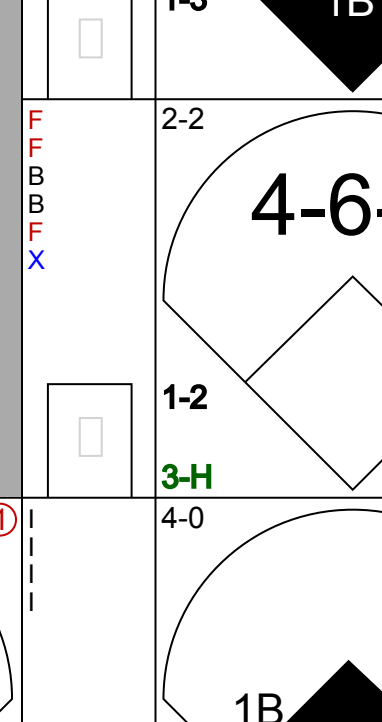
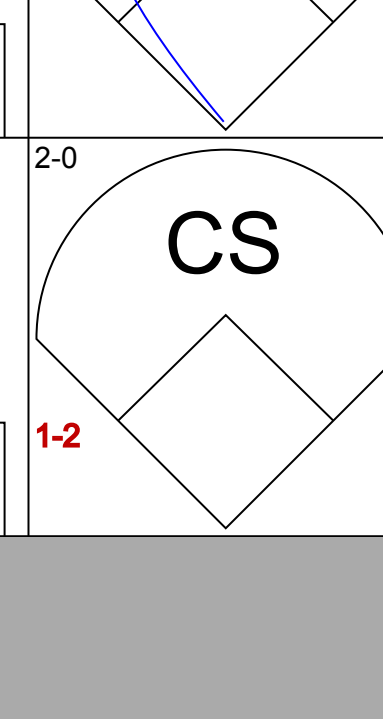
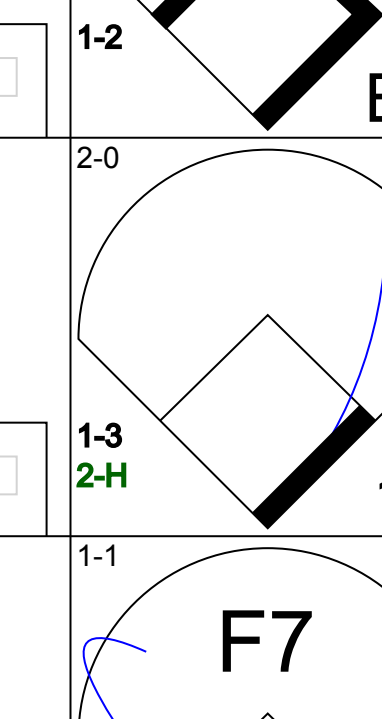
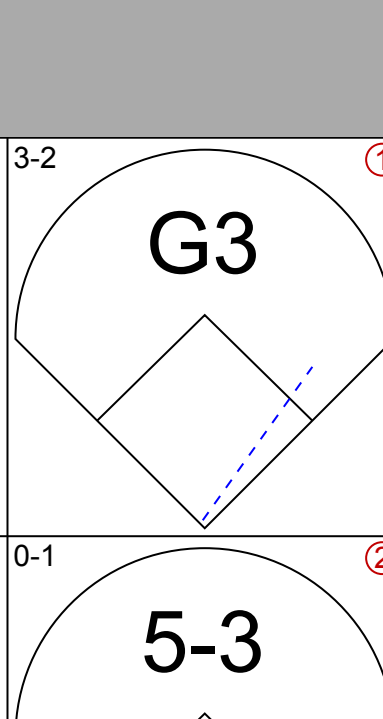
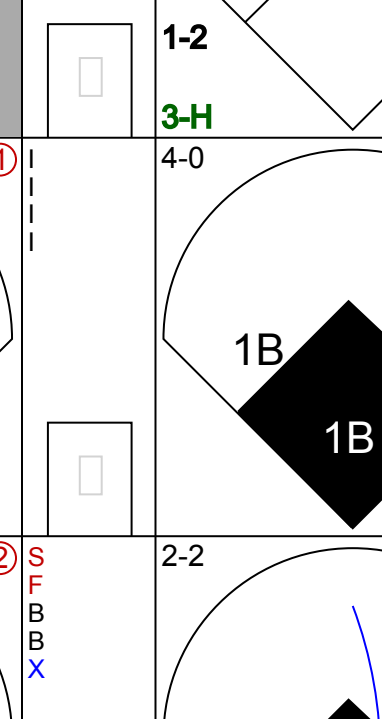
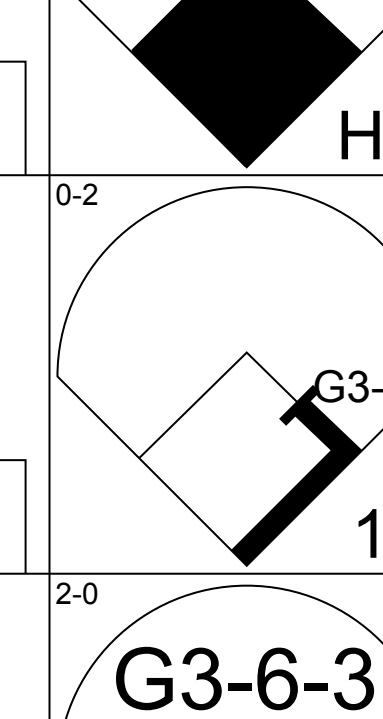
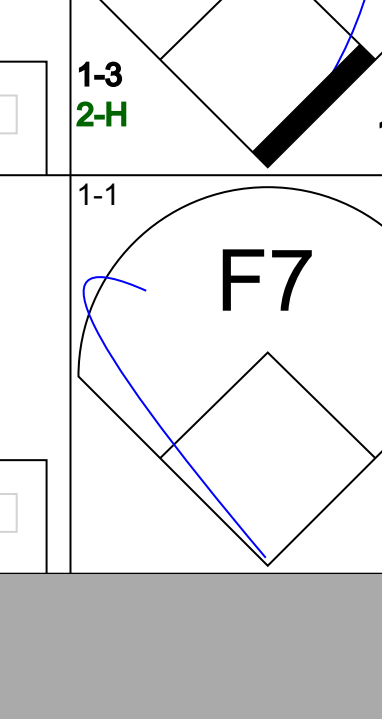
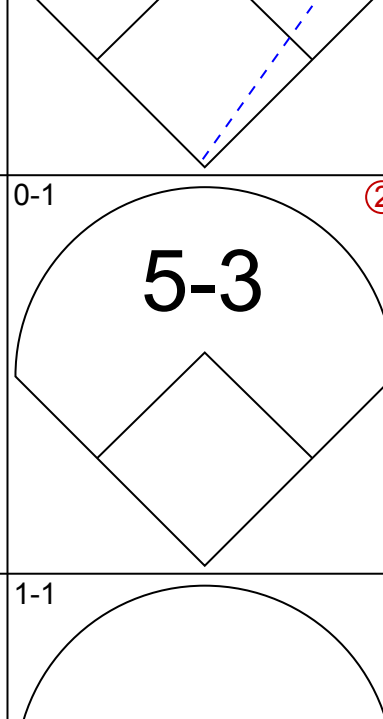
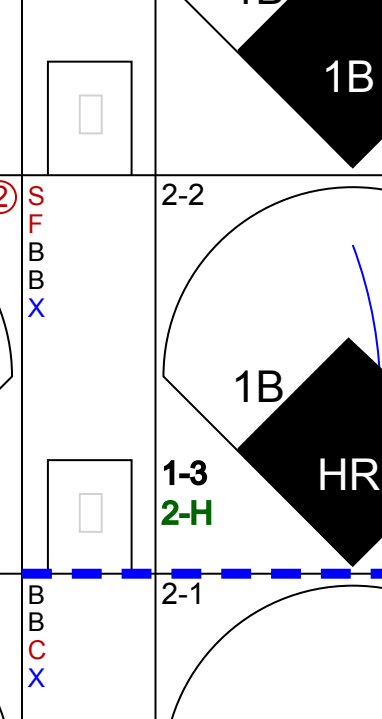
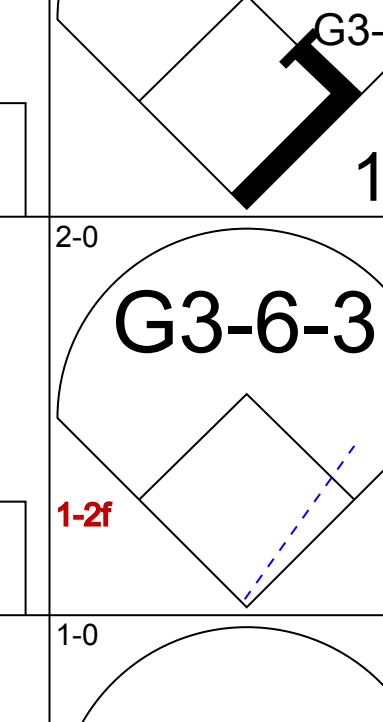
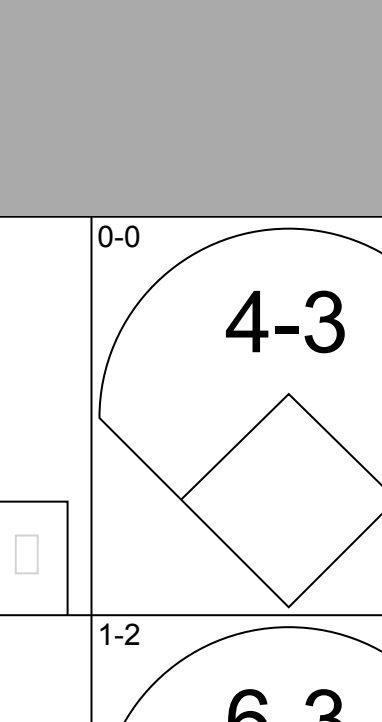
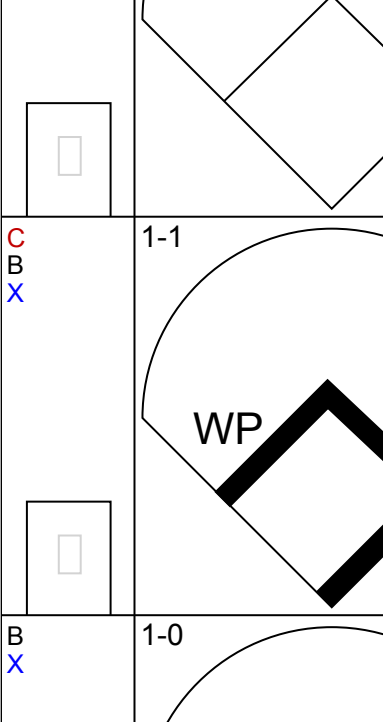
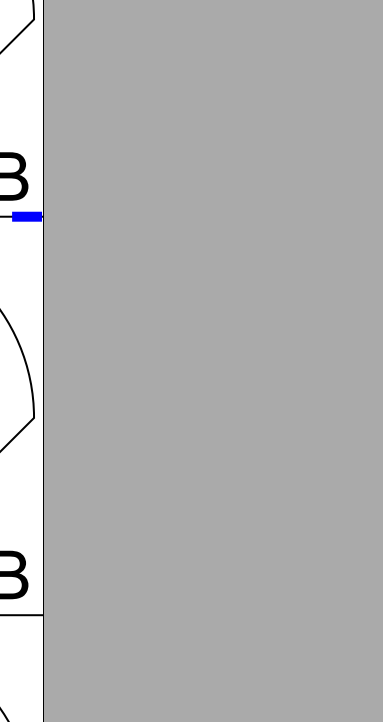
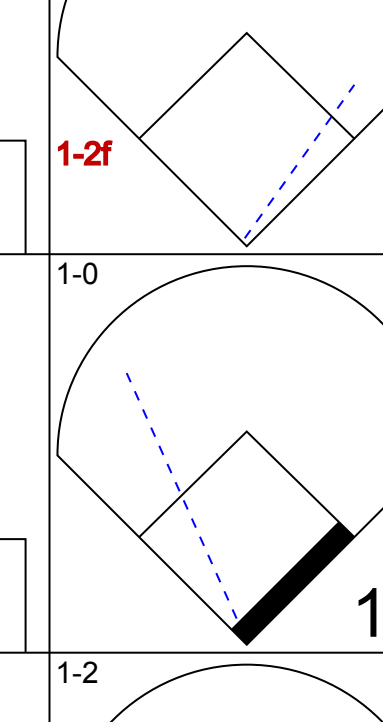
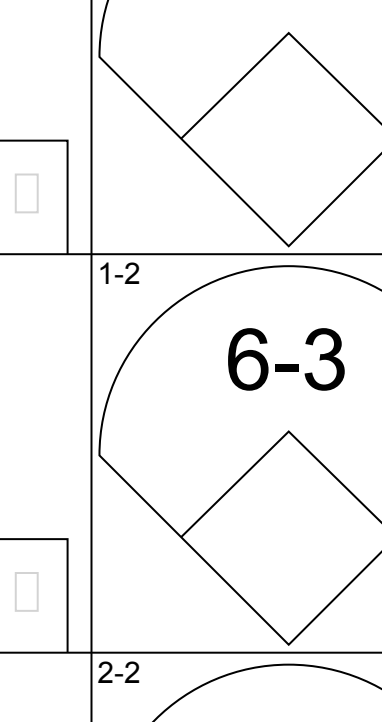
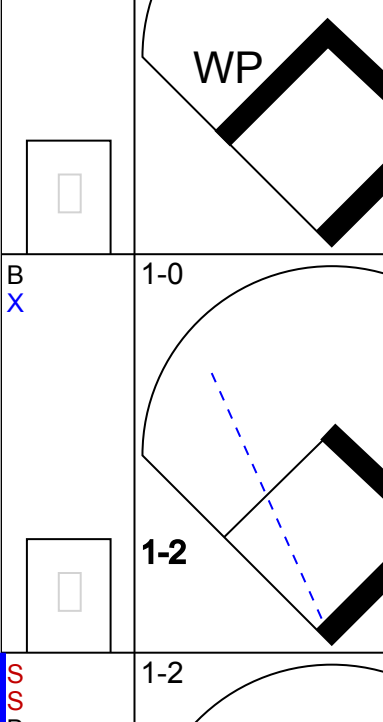
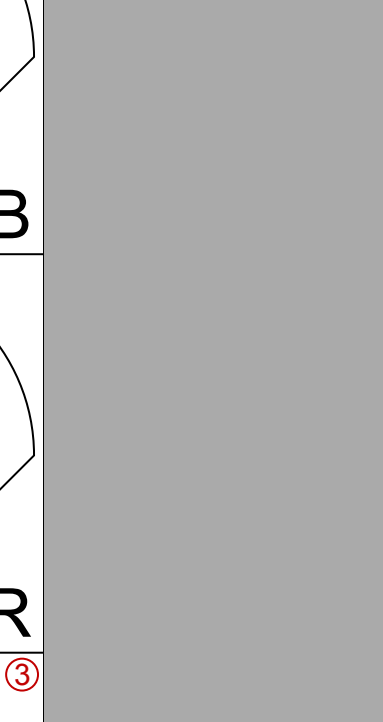
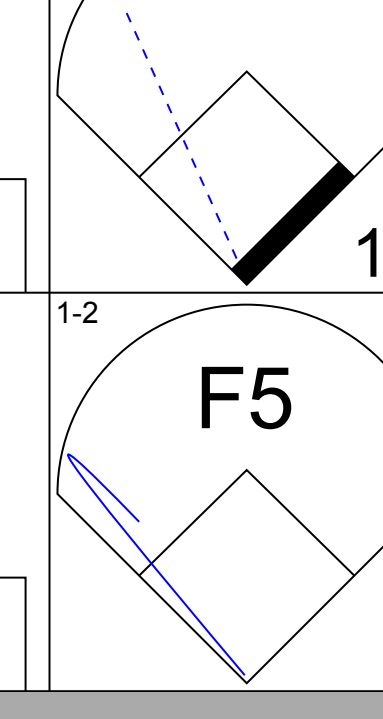
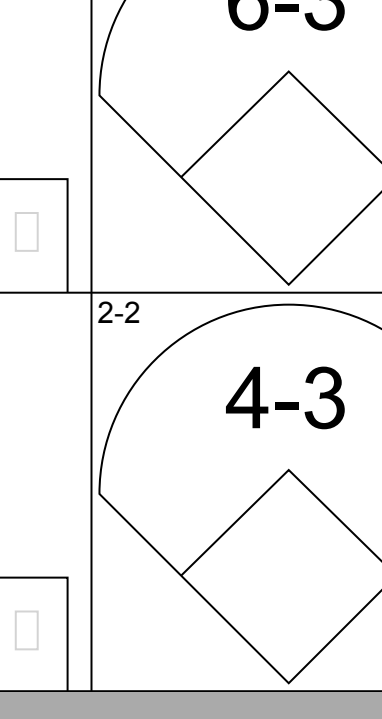
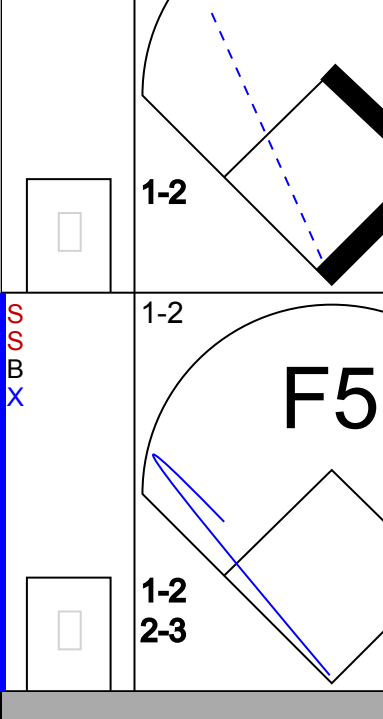

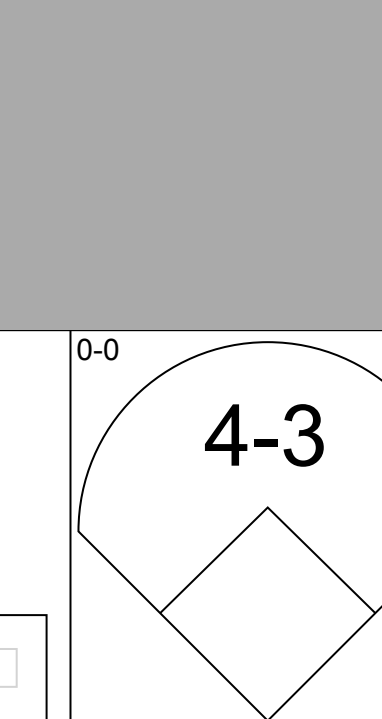
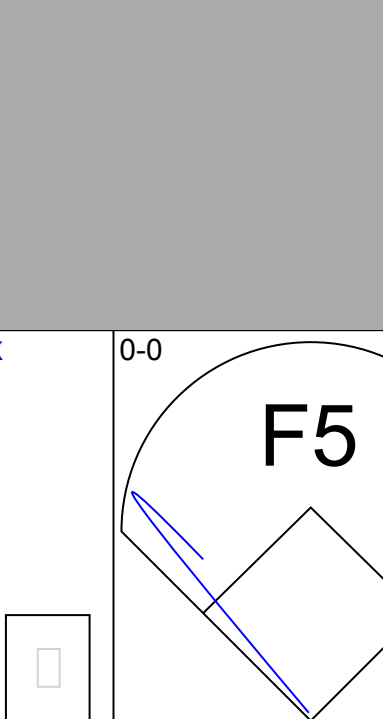
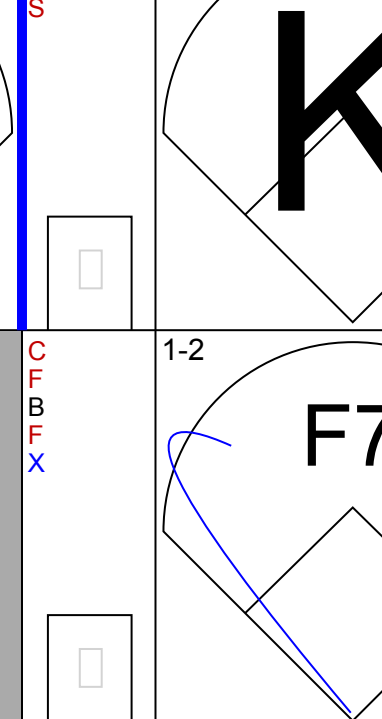
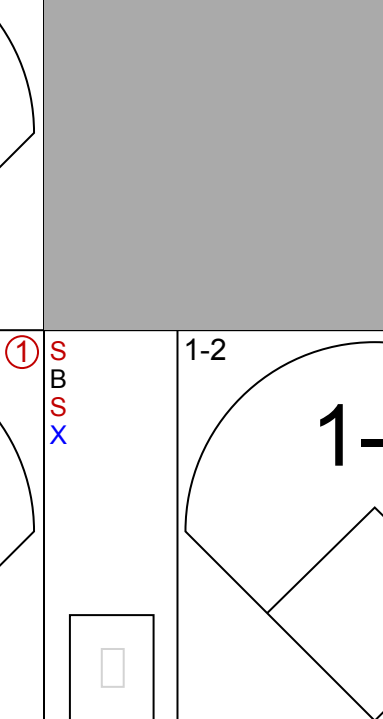
Batter	1	2	3	4	5	6	7	8	9	AB	R	H	RBI	BB	SO	LOB	TOP						
<b>Johnny Temple, R</b> OBP: 0.419, SLG: 0.507 (1, 4)	4-2 FC4-6 BB	2-2 1-2 1B		2-1 1-H 3B		4-0 1-2 BB			0-0 6-3	3	0	2	1	2	0	0	<b>Cincinnati Redlegs @ Los Angeles Dodgers</b> Los Angeles Memorial Coliseum, Los Angeles, CA Tue May 19 1959, 10:05 PM EDT Att: 14,927 - Unknown <a href="http://livebaseballscorecards.com">livebaseballscorecards.com</a>						
<b>Vada Pinson, L</b> OBP: 0.392, SLG: 0.536 (1, 8)	0-0 FC4-6 BB 1-2 1B	1-1 4-3		3-3 K		0-1 4-3			1-3 K	5	1	0	0	0	2	6							
<b>Frank Robinson, R</b> OBP: 0.378, SLG: 0.556 (1, 3)	4-2 S 1B 1-2 BB		1-3 K	2-3 K			4-2 BB		4-2 1B BB	2	1	0	0	3	2	1							
<b>Frank Thomas, R</b> OBP: 0.324, SLG: 0.421 (1, 5)	2-3 K		4-2 1B 2B BB		2-1 E6 G4-6-3		0-0 F4		0-2 1B 1B	4	1	1	0	1	1	3							
<b>Pete Whisenant, R</b> OBP: 0.300, SLG: 0.389 (7, PH)	0-1 1-2 2-H 1B		1-2 2B 1B		0-3 K		1-3 K		3-1 1B	3	0	2	1	0	1	1							
<b>Gus Bell, L</b> OBP: 0.313, SLG: 0.425 (7, 9)									1-2 2-H 1B	2	0	1	1	0	1	1							
<b>Jim Pendleton, R</b> OBP: 0.375, SLG: 0.333 (7, PH)	1-2 5-3		0-2 F8		0-0 G4-6-3		0-0 F6		1-3 K	3	0	0	0	0	0	5							
<b>Jerry Lynch, L</b> OBP: 0.299, SLG: 0.485 (7, 7)										2	0	0	0	0	1	3							
<b>Dutch Dotterer, R</b> OBP: 0.448, SLG: 0.400 (1, 2)		1-2 L5-4 1B	1-0 1-H 2-H 2B			1-0 G5-4-3 1B			2-2 F8	4	0	3	1	0	0	0							
<b>Roy McMillan, R</b> OBP: 0.333, SLG: 0.436 (1, 6)		0-2 1B		1-2 FC1-6 1B		0-1 G5-4-3 1-2			1-1 F5	4	0	2	0	0	0	1							
<b>Willard Schmidt, R</b> (1, 1)		0-1 L5-4		2-0 FC1-6 3B		2-2 BB HBP			3-3 K	2	1	0	0	0	0	3							
<b>Tom Acker, R</b> OBP: 0.467, SLG: 0.500 (6, PH)										0	0	0	0	0	0	0							
<b>John Powers, L</b> OBP: 0.455, SLG: 0.500 (8, PH)										1	0	0	0	0	1	0							
<b>Hal Jeffcoat, R</b> (8, 1)										0	0	0	0	0	0	0							
<b>Inning Stats</b>	R: 1 E: 0 K: 1 S: 17	H: 1 LOB: 2 BB: 2 P: 28	R: 0 E: 0 K: 0 S: 14	H: 3 LOB: 2 BB: 0 P: 18	R: 1 E: 0 K: 1 S: 15	H: 2 LOB: 1 BB: 1 P: 22	R: 1 E: 0 K: 2 S: 15	H: 2 LOB: 1 BB: 0 P: 25	R: 0 E: 1 K: 1 S: 6	H: 0 LOB: 0 BB: 0 P: 8	R: 0 E: 0 K: 0 S: 7	H: 1 LOB: 1 BB: 1 P: 14	R: 0 E: 0 K: 1 S: 8	H: 0 LOB: 1 BB: 1 P: 13	R: 0 E: 0 K: 1 S: 10	H: 0 LOB: 0 BB: 0 P: 16	R: 1 E: 0 K: 2 S: 15	H: 2 LOB: 2 BB: 1 P: 24	1B: 9 2B: 2 3B: 1 HR: 0	SF: 0 SAC: 0 DP: 3 HBP: 1	WP: 0 PB: 0 SB: 1 CS: 0	PA: 42	
<b>PITCHER</b>	IP WLS BF H R ER SO BB IBB HBP BLK WP HR S P ERA WHIP	3.2 20 8 3 3 3 3 0 0 0 0 0 0 57 87 7.36 3.000	2.1 W 9 1 0 0 2 1 0 1 0 0 0 0 17 28 0.00 0.857	2.2 12 2 1 1 3 2 0 0 0 0 0 0 30 49 3.38 1.500	0.1 S 1 0 0 0 1 0 0 0 0 0 0 3 4 0.00 0.000																		


Batter	1	2	3	4	5	6	7	8	9	AB	R	H	RBI	BB	SO	LOB	BOTTOM						
<b>Wally Moon, L</b> OBP: 0.382, SLG: 0.383 (1, 7)	1-3 K		2-2 FC4-6 1B 1-2 1B	1-3 K		4-0 SAFE 2B BB		0-0 4-3		4	2	0	0	1	2	2	<b>Cincinnati Redlegs @ Los Angeles Dodgers</b> Los Angeles Memorial Coliseum, Los Angeles, CA Tue May 19 1959, 10:05 PM EDT Att: 14,927 - Unknown <a href="http://livebaseballscorecards.com">livebaseballscorecards.com</a>						
<b>Charlie Neal, R</b> OBP: 0.350, SLG: 0.395 (1, 4)	4-1 1B BB		1-1 E 1B 1-2 4-3 1B	2-1 6-3		1-0 3-H 1B 1-1 2-H 2B		2-1 6-3		4	2	2	2	1	0	1							
<b>Ron Fairly, L</b> OBP: 0.432, SLG: 0.508 (1, 9)	2-1 1B		1-1 4-3 E 1-2 2-H 1B		0-0 CS 1B	4-1 1B BB				3	0	3	1	1	0	0							
<b>Don Demeter, R</b> OBP: 0.350, SLG: 0.571 (1, 8)	0-3 K		1-1 E6 FC5 4-3 1-2 2-3 1B		1-1 F8	0-1 1-3 2-H 1B				4	0	1	1	0	1	5							
<b>Norm Larker, L</b> OBP: 0.446, SLG: 0.532 (7, 5)	3-3 K		1-1 4-3		2-0 1-2 2-H 1B	2-2 F4				4	0	1	1	0	1	6							
<b>Jim Gilliam, S</b> OBP: 0.402, SLG: 0.325 (7, 3)										0	0	0	0	0	0	0							
<b>Gil Hodges, R</b> OBP: 0.343, SLG: 0.448 (1, 5)		0-0 F7	4-1 IBB		0-2 1-3 F5	2-1 F5				3	0	0	0	1	0	0							
<b>Joe Pignatano, R</b> OBP: 0.320, SLG: 0.295 (1, 2)		2-2 6-3	0-1 FC5 2-3 1B		0-0 1B E 1B	2-2 F5				4	1	1	0	0	0	3							
<b>Bob Lillis, R</b> OBP: 0.348, SLG: 0.333 (1, 6)		0-2 F9		1-0 2B		0-1 E 1B 1-2 BB 1B		1-1 1-3		4	0	2	0	0	0	0							
<b>Johnny Podres, L</b> OBP: 0.273, SLG: 0.200 (4, 1)			4-2 BB		0-0 B5	2-2 E4 2B		0-1 6-3		0	0	0	0	1	0	0							
<b>Duke Snider, L</b> OBP: 0.254, SLG: 0.393 (6, PH)										1	0	0	0	0	0	1							
<b>Art Fowler, R</b> OBP: 0.100, SLG: 0.100 (9, 1)										1	0	0	0	0	0	0							
<b>Clem Labine, R</b> (9, 1)										0	0	0	0	0	0	0							
<b>Inning Stats</b>	R: 0 E: 0 K: 3 S: 13	H: 1 LOB: 2 BB: 1 P: 23	R: 0 E: 0 K: 0 S: 8	H: 0 LOB: 0 BB: 0 P: 10	R: 2 E: 1 K: 0 S: 21	H: 2 LOB: 3 BB: 2 P: 35	R: 0 E: 0 K: 1 S: 7	H: 1 LOB: 1 BB: 0 P: 11	R: 0 E: 0 K: 0 S: 5	H: 2 LOB: 1 BB: 0 P: 7	R: 4 E: 1 K: 0 S: 19	H: 4 LOB: 2 BB: 2 P: 30	R: 0 E: 0 K: 0 S: 8	H: 0 LOB: 0 BB: 0 P: 13	R: 0 E: 0 K: 0 S: 5	H: 0 LOB: 0 BB: 0 P: 7	R: 0 E: 0 K: 0 S: 5	H: 0 LOB: 0 BB: 0 P: 7	1B: 8 2B: 2 3B: 0 HR: 0	SF: 0 SAC: 0 DP: 0 HBP: 0	WP: 0 PB: 0 SB: 0 CS: 1	PA: 38	
<b>PITCHER</b>	IP WLS BF H R ER SO BB IBB HBP BLK WP HR S P ERA WHIP	5.2 L 29 9 6 1 4 3 1 0 0 0 0 0 66 103 1.59 2.118	1.1 6 1 0 0 0 1 0 0 0 0 0 0 15 26 0.00 1.500	1.0 3 0 0 0 0 0 0 0 0 0 0 0 5 7 0.00 0.000																			





Batter	1	2	3	4	5	6	7	8	9	AB	R	H	RBI	BB	SO	LOB	TOP					
<b>Johnny Temple, R</b> OBP: 0.425, SLG: 0.507 (1, 4)										4	0	2	1	1	1	2	<b>Cincinnati Redlegs @ Los Angeles Dodgers</b> Los Angeles Memorial Coliseum, Los Angeles, CA Wed May 20 1959, 10:05 PM EDT Unknown <a href="http://livebaseballscorecards.com">livebaseballscorecards.com</a>					
<b>Vada Pinson, L</b> OBP: 0.390, SLG: 0.517 (1, 8)										5	0	0	0	0	1	7						
<b>Pete Whisenant, R</b> OBP: 0.320, SLG: 0.391 (1, 9)										5	1	2	0	0	1	0						
<b>Frank Robinson, R</b> OBP: 0.386, SLG: 0.569 (1, 3)										4	1	2	1	1	2	2						
<b>Frank Thomas, R</b> OBP: 0.315, SLG: 0.411 (1, 5)										3	0	0	1	0	0	2						
<b>Jim Pendleton, R</b> OBP: 0.400, SLG: 0.333 (1, 7)										3	1	1	0	0	1	2						
<b>Dutch Dotterer, R</b> OBP: 0.455, SLG: 0.393 (1, 2)										3	0	1	0	1	1	2						
<b>Roy McMillan, R</b> OBP: 0.331, SLG: 0.430 (1, 6)										4	0	1	0	0	0	3						
<b>Brooks Lawrence, R</b> OBP: 0.235, SLG: 0.294 (1, 1)										2	1	1	1	0	0	1						
<b>Bob Mabe, R</b> (7, 1)										0	0	0	0	0	0	0						
<b>Eddie Kasko, R</b> OBP: 0.250, SLG: 0.250 (9, PH)										1	0	0	0	0	1	0						
<b>Inning Stats</b>	R: 0 E: 0 K: 1 S: 6	H: 0 LOB: 0 BB: 0 P: 9	R: 0 E: 0 K: 0 S: 7	H: 3 LOB: 0 BB: 1 P: 13	R: 0 E: 0 K: 0 S: 15	H: 0 LOB: 2 BB: 1 P: 26	R: 0 E: 0 K: 1 S: 7	H: 0 LOB: 0 BB: 0 P: 10	R: 2 E: 0 K: 1 S: 12	H: 3 LOB: 1 BB: 0 P: 14	R: 0 E: 0 K: 2 S: 8	H: 1 LOB: 1 BB: 0 P: 9	R: 0 E: 0 K: 0 S: 5	H: 2 LOB: 2 BB: 1 P: 11	R: 2 E: 0 K: 0 S: 9	H: 2 LOB: 1 BB: 0 P: 15	R: 0 E: 0 K: 3 S: 13	H: 2 LOB: 2 BB: 0 P: 18	1B: 8 2B: 1 3B: 1 HR: 0	SF: 1 SAC: 1 DP: 2 HBP: 1	WP: 0 PB: 0 SB: 0 CS: 0	PA: 40
<b>PITCHER</b> <b>Danny McDevitt, L</b> ERA: 3.83 (1, 1)	IP: 9.0 WLS: W BF: 40 H: 10 R: 4 ER: 4 SO: 8 BB: 2 IBB: 1 HBP: 1 BLK: 0 WP: 0 HR: 0 S: 82 P: 125 ERA: 4.00 WHIP: 1.333															<b>PITCHER</b>						

Batter	1	2	3	4	5	6	7	8	9	AB	R	H	RBI	BB	SO	LOB	BOTTOM	
<b>Jim Gilliam, S</b> OBP: 0.411, SLG: 0.341 (1, 5)										5	1	3	0	0	0	0	<b>Cincinnati Redlegs @ Los Angeles Dodgers</b> Los Angeles Memorial Coliseum, Los Angeles, CA Wed May 20 1959, 10:05 PM EDT Unknown <a href="http://livebaseballscorecards.com">livebaseballscorecards.com</a>	
<b>Charlie Neal, R</b> OBP: 0.351, SLG: 0.395 (1, 4)										5	2	2	0	0	0	2		
<b>Ron Fairly, L</b> OBP: 0.423, SLG: 0.485 (1, 9)										3	0	0	1	1	0	3		
<b>Duke Snider, L</b> OBP: 0.304, SLG: 0.437 (1, 7)										3	2	2	2	1	0	0		
<b>Don Demeter, R</b> OBP: 0.394, SLG: 0.569 (1, 8)										4	1	2	1	0	0	2		
<b>Norm Larker, L</b> OBP: 0.449, SLG: 0.530 (1, 3)										4	1	2	1	0	0	1		
<b>Joe Pignatano, R</b> OBP: 0.352, SLG: 0.396 (1, 2)										4	1	3	3	0	0	0		
<b>Bob Lillis, R</b> OBP: 0.320, SLG: 0.304 (1, 6)										2	0	0	0	0	0	1		
<b>Rip Repulski, R</b> OBP: 0.467, SLG: 0.478 (6, PH)										1	0	0	0	0	0	2		
<b>Don Zimmer, R</b> OBP: 0.319, SLG: 0.320 (7, 6)										1	0	0	0	0	1	0		
<b>Danny McDevitt, L</b> OBP: 0.133, SLG: 0.200 (1, 1)										4	0	0	0	0	0	0		
<b>Inning Stats</b>	R: 0 E: 0 K: 0 S: 4	H: 1 LOB: 0 BB: 0 P: 7	R: 1 E: 0 K: 0 S: 10	H: 3 LOB: 1 BB: 0 P: 14	R: 1 E: 0 K: 0 S: 8	H: 2 LOB: 2 BB: 1 P: 16	R: 0 E: 0 K: 0 S: 7	H: 0 LOB: 0 BB: 0 P: 10	R: 0 E: 0 K: 0 S: 9	H: 1 LOB: 1 BB: 0 P: 13	R: 6 E: 0 K: 1 S: 19	H: 5 LOB: 0 BB: 1 P: 32	R: 0 E: 0 K: 0 S: 7	H: 0 LOB: 0 BB: 0 P: 10	1B: 12 2B: 0 3B: 0 HR: 2	SF: 0 SAC: 0 DP: 1 HBP: 0	WP: 1 PB: 0 SB: 0 CS: 1	PA: 39
<b>PITCHER</b> <b>Brooks Lawrence, R</b> ERA: 6.02 (7, 1)	IP: 1.1 WLS: L BF: 6 H: 2 R: 2 ER: 2 SO: 1 BB: 0 IBB: 0 HBP: 0 BLK: 0 WP: 0 HR: 1 S: 13 P: 20 ERA: 13.50 WHIP: 1.500															<b>PITCHER</b>		





Batter	1	2	3	4	5	6	7	8	9	AB	R	H	RBI	BB	SO	LOB	TOP										
<b>Johnny Temple, R</b> OBP: 0.424, SLG: 0.500 (1,4)										4	1	1	0	1	1	1	<b>Cincinnati Redlegs @ Los Angeles Dodgers</b> Los Angeles Memorial Coliseum, Los Angeles, CA Wed May 20 1959, 10:05 PM EDT Att: 32,252 - Unknown										
<b>Vada Pinson, L</b> OBP: 0.393, SLG: 0.531 (1,8)										4	1	3	0	1	0	2											
<b>Jerry Lynch, L</b> OBP: 0.297, SLG: 0.470 (1,7)										3	0	0	0	1	0	4											
<b>Walt Dropo, R</b> OBP: 0.167, SLG: 0.294 (7,3)										1	0	0	0	0	0	0											
<b>Gus Bell, L</b> OBP: 0.308, SLG: 0.440 (1,9)										5	1	1	3	0	0	3											
<b>Frank Robinson, R</b> OBP: 0.386, SLG: 0.560 (1,3)										4	1	1	0	1	1	0											
<b>Ed Bailey, L</b> OBP: 0.367, SLG: 0.348 (1,2)										4	2	2	0	0	0	2											
<b>Frank Thomas, R</b> OBP: 0.250, SLG: 0.250 (8, PR)										4	0	1	0	0	1	2											
<b>Eddie Kasko, R</b> OBP: 0.250, SLG: 0.250 (8,5)										0	0	0	0	0	0	0											
<b>Roy McMillan, R</b> OBP: 0.336, SLG: 0.464 (1,6)										4	1	2	3	0	1	1											
<b>Don Newcombe, L</b> OBP: 0.478, SLG: 0.600 (1,1)										4	0	1	0	0	1	2											
<b>Inning Stats</b>	R: 0 E: 0 K: 1 S: 9	H: 1 LOB: 1 BB: 1 P: 14	R: 2 E: 0 K: 0 S: 11	H: 2 LOB: 0 BB: 0 P: 17	R: 5 E: 0 K: 2 S: 21	H: 6 LOB: 1 BB: 0 P: 29	R: 0 E: 0 K: 0 S: 7	H: 1 LOB: 0 BB: 0 P: 16	R: 0 E: 0 K: 0 S: 6	H: 0 LOB: 0 BB: 0 P: 7	R: 0 E: 0 K: 0 S: 8	H: 1 LOB: 1 BB: 0 P: 10	R: 0 E: 0 K: 0 S: 8	H: 0 LOB: 2 BB: 2 P: 17	R: 0 E: 0 K: 1 S: 9	H: 1 LOB: 2 BB: 1 P: 18	R: 0 E: 0 K: 1 S: 6	H: 0 LOB: 0 BB: 0 P: 11	1B: 8 2B: 2 3B: 0 HR: 2	SF: 0 SAC: 0 DP: 1 HBP: 0	WP: 3 PB: 0 SB: 0 CS: 1	PA: 42					
<b>PITCHER</b>	IP	WLS	BF	H	R	ER	SO	BB	IBB	HBP	BLK	WP	HR	S	P	ERA	WHIP										
<b>Carl Erskine, R</b> ERA: 8.59 (1,1)	2.0	L	11	5	4	4	1	1	0	0	0	0	1	24	38	18.00	3.000										
<b>Gene Snyder, L</b> ERA: 4.0 (3,1)	5.0		22	6	3	3	2	1	1	0	0	3	1	46	72	5.40	1.400										
<b>Sandy Koufax, L</b> ERA: 10.29 (8,1)	2.0		8	1	0	0	2	1	0	0	0	0	0	15	29	0.00	1.000										

Batter	1	2	3	4	5	6	7	8	9	AB	R	H	RBI	BB	SO	LOB	BOTTOM										
<b>Jim Gilliam, S</b> OBP: 0.405, SLG: 0.337 (1,5)										4	1	1	0	0	0	1	<b>Cincinnati Redlegs @ Los Angeles Dodgers</b> Los Angeles Memorial Coliseum, Los Angeles, CA Wed May 20 1959, 10:05 PM EDT Att: 32,252 - Unknown										
<b>Charlie Neal, R</b> OBP: 0.355, SLG: 0.436 (1,4)										4	2	2	3	0	0	0											
<b>Ron Fairly, L</b> OBP: 0.415, SLG: 0.465 (1,9)										3	1	0	0	1	0	0											
<b>Don Demeter, R</b> OBP: 0.351, SLG: 0.557 (1,8)										3	0	0	0	1	1	0											
<b>Norm Larker, L</b> OBP: 0.439, SLG: 0.514 (1,3)										4	0	1	1	0	0	0											
<b>Wally Moon, L</b> OBP: 0.379, SLG: 0.403 (1,7)										4	1	1	1	0	0	2											
<b>Joe Pignatano, R</b> OBP: 0.345, SLG: 0.385 (1,2)										4	0	1	0	0	1	0											
<b>Bob Lillis, R</b> OBP: 0.296, SLG: 0.280 (1,6)										2	0	0	0	0	0	0											
<b>Duke Snider, L</b> OBP: 0.301, SLG: 0.432 (7, PH)										1	0	0	0	0	0	1											
<b>Don Zimmer, R</b> OBP: 0.317, SLG: 0.317 (8,6)										1	0	0	0	0	0	0											
<b>Carl Erskine, R</b> OBP: 0.452, SLG: 0.458 (7, PH)										1	0	0	0	0	1	0											
<b>Sandy Koufax, R</b> OBP: 0.317, SLG: 0.317 (8,1)										0	0	0	0	0	0	0											
<b>Inning Stats</b>	R: 1 E: 0 K: 0 S: 10	H: 1 LOB: 2 BB: 2 P: 22	R: 0 E: 0 K: 1 S: 8	H: 0 LOB: 0 BB: 0 P: 9	R: 0 E: 0 K: 0 S: 7	H: 0 LOB: 0 BB: 0 P: 7	R: 0 E: 0 K: 0 S: 8	H: 0 LOB: 0 BB: 0 P: 15	R: 0 E: 0 K: 0 S: 10	H: 0 LOB: 0 BB: 0 P: 14	R: 2 E: 0 K: 0 S: 13	H: 2 LOB: 1 BB: 0 P: 15	R: 1 E: 0 K: 0 S: 11	H: 2 LOB: 1 BB: 0 P: 14	R: 1 E: 0 K: 1 S: 8	H: 1 LOB: 0 BB: 0 P: 11	R: 0 E: 0 K: 1 S: 6	H: 0 LOB: 0 BB: 0 P: 8	1B: 3 2B: 0 3B: 0 HR: 3	SF: 0 SAC: 0 DP: 0 HBP: 0	WP: 0 PB: 0 SB: 0 CS: 0	PA: 35					
<b>PITCHER</b>	IP	WLS	BF	H	R	ER	SO	BB	IBB	HBP	BLK	WP	HR	S	P	ERA	WHIP										
<b>Don Newcombe, R</b> ERA: 3.61 (1,1)	9.0	W	35	6	5	5	3	2	0	0	0	0	3	81	115	5.00	0.889										





Batter	1	2	3	4	5	6	7	8	9	AB	R	H	RBI	BB	SO	LOB	TOP			
Johnny Temple, R OBP: 0.424, SLG: 0.497 (1, 4)										5	2	2	0	0	0	3				
Vada Pinson, L OBP: 0.395, SLG: 0.543 (1, 8)										4	0	2	1	0	0	1				
Jerry Lynch, L OBP: 0.296, SLG: 0.490 (1, 7)										4	1	1	2	0	0	2				
Frank Robinson, R OBP: 0.377, SLG: 0.543 (1, 3)										4	0	0	0	0	0	2				
Gus Bell, L OBP: 0.307, SLG: 0.434 (1, 9)										4	0	1	0	0	0	1				
Ed Bailey, L OBP: 0.372, SLG: 0.355 (1, 2)										4	0	2	0	0	0	0				
Frank Thomas, R OBP: 0.314, SLG: 0.400 (1, 5)										2	0	0	0	1	0	0				
Roy McMillan, R OBP: 0.333, SLG: 0.453 (1, 6)										3	0	0	0	1	0	2				
Bob Purkey, R OBP: 0.167, SLG: 0.174 (1, 1)										3	0	0	0	0	2	2				
John Powers, L OBP: 0.417, SLG: 0.455 (9, PH)										1	0	0	0	0	1	3				
Hal Jeffcoat, R (9, 1)										0	0	0	0	0	0	0				
<b>Inning Stats</b>	R: 1 E: 0 K: 0 S: 5	H: 2 LOB: 1 BB: 0 P: 5	R: 0 E: 0 K: 1 S: 5	H: 1 LOB: 1 BB: 1 P: 9	R: 2 E: 0 K: 0 S: 5	H: 2 LOB: 0 BB: 0 P: 5	R: 0 E: 1 K: 0 S: 4	H: 0 LOB: 1 BB: 0 P: 4	R: 0 E: 0 K: 0 S: 3	H: 0 LOB: 0 BB: 0 P: 3	R: 0 E: 0 K: 1 S: 5	H: 0 LOB: 0 BB: 0 P: 5	R: 0 E: 0 K: 0 S: 3	H: 0 LOB: 0 BB: 0 P: 3	R: 0 E: 0 K: 1 S: 7	H: 2 LOB: 3 BB: 1 P: 11	1B: 5 2B: 2 3B: 0 HR: 1	SF: 0 SAC: 1 DP: 1 HBP: 0	WP: 0 PB: 0 SB: 0 CS: 0	PA: 37
<b>PITCHER</b> Vern Law, R ERA: 4.04 (1, 1)	IP: 9.0 WLS: W BF: 37 H: 8 R: 3 ER: 3 SO: 3 BB: 1 IBB: 1 HBP: 0 BLK: 0 WP: 0 HR: 1 S: 41 P: 49 ERA: 3.00 WHIP: 1.000															<b>PITCHER</b>				

Cincinnati Redlegs @ Pittsburgh Pirates  
Forbes Field, Pittsburgh, PA  
Fri May 22 1959, 7:05 PM EDT  
Att: 27,675 - Unknown

AB 34  
R 3  
H 8  
RBI 3  
BB 2  
SO 3  
LOB 16



Batter	1	2	3	4	5	6	7	8	9	AB	R	H	RBI	BB	SO	LOB	BOTTOM	
Dick Schofield, S OBP: 0.385, SLG: 0.545 (1, 6)										5	1	1	1	0	0	2		
Bill Virdon, L OBP: 0.297, SLG: 0.371 (1, 8)										4	2	2	0	0	1	1		
Smoky Burgess, L OBP: 0.410, SLG: 0.651 (1, 2)										4	0	1	0	0	0	2		
Rocky Nelson, L OBP: 0.308, SLG: 0.318 (1, 3)										3	1	1	1	0	1	1		
Bob Skinner, L OBP: 0.306, SLG: 0.372 (1, 7)										2	0	0	0	2	0	1		
Bill Mazeroski, R OBP: 0.296, SLG: 0.385 (1, 4)										4	0	2	2	0	0	3		
Don Hoak, R OBP: 0.361, SLG: 0.353 (1, 5)										4	0	0	0	0	0	5		
Roman Mejias, R OBP: 0.307, SLG: 0.273 (1, 9)										4	0	0	0	0	1	1		
Vern Law, R OBP: 0.280, SLG: 0.417 (1, 1)										4	0	2	0	0	1	0		
<b>Inning Stats</b>	R: 2 E: 0 K: 0 S: 6	H: 3 LOB: 2 BB: 1 P: 10	R: 0 E: 0 K: 1 S: 6	H: 1 LOB: 1 BB: 0 P: 6	R: 0 E: 0 K: 0 S: 4	H: 1 LOB: 1 BB: 0 P: 4	R: 0 E: 0 K: 0 S: 4	H: 0 LOB: 0 BB: 0 P: 3	R: 0 E: 0 K: 2 S: 7	H: 0 LOB: 0 BB: 0 P: 7	R: 0 E: 0 K: 0 S: 4	H: 1 LOB: 1 BB: 0 P: 4	R: 0 E: 0 K: 1 S: 4	H: 1 LOB: 0 BB: 0 P: 4	1B: 3 2B: 5 3B: 0 HR: 1	SF: 0 SAC: 0 DP: 0 HBP: 1	WP: 0 PB: 0 SB: 0 CS: 0	PA: 37
<b>PITCHER</b> Bob Purkey, R ERA: 4.23 Hal Jeffcoat, R ERA: 1.8 (9, 1)	IP: 8.0 WLS: L BF: 35 H: 8 R: 3 ER: 3 SO: 3 BB: 2 IBB: 0 HBP: 0 BLK: 0 WP: 0 HR: 0 S: 38 P: 47 ERA: 3.38 WHIP: 1.250															<b>PITCHER</b>		

Cincinnati Redlegs @ Pittsburgh Pirates  
Forbes Field, Pittsburgh, PA  
Fri May 22 1959, 7:05 PM EDT  
Att: 27,675 - Unknown

AB 34  
R 4  
H 9  
RBI 4  
BB 2  
SO 4  
LOB 16





Batter	1	2	3	4	5	6	7	8	9	AB	R	H	RBI	BB	SO	LOB	TOP										
Johnny Temple, R OBP: 0.423, SLG: 0.490 (1.4)										4	0	1	0	1	1	1											
Vada Pinson, L OBP: 0.395, SLG: 0.548 (1.8)										4	1	1	1	1	0	3											
Jerry Lynch, L OBP: 0.317, SLG: 0.500 (1.7)										4	0	3	1	1	0	1											
Gus Bell, L OBP: 0.303, SLG: 0.425 (1.9)										5	1	1	0	0	0	5											
Frank Robinson, R OBP: 0.371, SLG: 0.552 (1.3)										5	1	1	2	0	0	6											
Ed Bailey, L OBP: 0.376, SLG: 0.354 (1.2)										3	0	1	0	1	0	1											
Roy McMillan, R OBP: 0.331, SLG: 0.462 (1.6)										4	1	1	0	0	0	2											
Eddie Kasko, R OBP: 0.500, SLG: 0.625 (1.5)										4	1	3	1	0	0	0											
Orlando Pena, R Don Rudolph, L Jim O'Toole, S Don Newcombe, R Jim Pendleton, R Hal Jeffcoat, R John Powers, L Bob Mabe, R (1.1) (2.1) (3.1) (7. PH) (7. PH) (7.1) (8. PH) (8.1)										0	0	0	0	0	0	0											
<b>Inning Stats</b>	R: 0 E: 0 K: 0 S: 2	H: 0 LOB: 0 BB: 1 P: 6	R: 0 E: 0 K: 0 S: 3	H: 0 LOB: 0 BB: 0 P: 3	R: 0 E: 0 K: 2 S: 8	H: 1 LOB: 1 BB: 0 P: 8	R: 2 E: 0 K: 0 S: 5	H: 2 LOB: 1 BB: 1 P: 9	R: 0 E: 0 K: 0 S: 4	H: 2 LOB: 1 BB: 0 P: 4	R: 2 E: 0 K: 0 S: 5	H: 2 LOB: 3 BB: 3 P: 17	R: 0 E: 0 K: 0 S: 4	H: 2 LOB: 1 BB: 0 P: 4	R: 1 E: 0 K: 0 S: 5	H: 2 LOB: 1 BB: 0 P: 5	1B: 8 2B: 3 3B: 2 HR: 1	SF: 0 SAC: 0 DP: 3 HBP: 0	WP: 0 PB: 0 SB: 0 CS: 0	PA: 41							
<b>PITCHER</b>	IP	WLS	BF	H	R	ER	SO	BB	IBB	HBP	BLK	WP	HR	S	P	ERA	WHIP										
Bennie Daniels, R ERA: 5.0 (1.1)	6.0	W	27	8	4	4	2	3	0	0	0	0	1	28	40	6.00	1.833										
Bob Smith, L ERA: 2.57 (7.1)	0.1		3	0	0	0	0	2	0	0	0	0	0	1	9	0.00	6.000										
Don Gross, L ERA: 11.25 (7.1)	0.1		1	0	0	0	0	0	0	0	0	0	0	1	1	0.00	0.000										
Don Williams, R ERA: 6.35 (7.1)	1.2		8	4	1	1	0	0	0	0	0	0	0	8	8	5.40	2.400										
Ron Blackburn, R ERA: 2.6 (9.1)	0.2	S	2	0	0	0	0	0	0	0	0	0	0	2	2	0.00	0.000										

Cincinnati Redlegs @ Pittsburgh Pirates  
Forbes Field, Pittsburgh, PA  
Sat May 23 1959, 3:33 AM EDT  
Att: 13,119 - Unknown

AB 36  
R 5  
H 12  
RBI 5  
BB 5  
SO 2  
LOB 21



Batter	1	2	3	4	5	6	7	8	9	AB	R	H	RBI	BB	SO	LOB	BOTTOM										
Dick Schofield, S OBP: 0.333, SLG: 0.438 (1.6)										5	0	1	0	0	2	4											
Bill Virdon, L OBP: 0.302, SLG: 0.396 (1.8)										4	2	2	3	0	0	1											
Smoky Burgess, L OBP: 0.405, SLG: 0.636 (1.2)										4	1	1	0	0	0	1											
Rocky Nelson, L OBP: 0.300, SLG: 0.292 (1.3)										2	0	0	1	1	0	0											
Bob Skinner, L OBP: 0.320, SLG: 0.405 (1.7)										3	1	2	2	1	0	2											
Bill Mazeroski, R OBP: 0.272, SLG: 0.395 (1.4)										4	0	2	0	0	0	0											
Don Hoak, R OBP: 0.365, SLG: 0.352 (1.5)										3	1	1	0	1	1	2											
Roman Mejias, R OBP: 0.316, SLG: 0.300 (1.9)										4	1	2	0	0	1	3											
Bennie Daniels, L OBP: 0.333, SLG: 0.500 Bob Smith, R Don Gross, L Don Williams, R Ron Blackburn, R (1.1) (7.1) (7.1) (7.1) (9.1)										3	0	1	0	0	1	5											
<b>Inning Stats</b>	R: 3 E: 0 K: 0 S: 6	H: 3 LOB: 0 BB: 0 P: 6	R: 3 E: 0 K: 2 S: 10	H: 3 LOB: 0 BB: 0 P: 10	R: 0 E: 0 K: 1 S: 7	H: 2 LOB: 3 BB: 1 P: 11	R: 0 E: 0 K: 0 S: 4	H: 1 LOB: 2 BB: 1 P: 8	R: 0 E: 0 K: 1 S: 5	H: 0 LOB: 0 BB: 0 P: 5	R: 0 E: 0 K: 0 S: 4	H: 1 LOB: 0 BB: 1 P: 8	R: 0 E: 0 K: 0 S: 4	H: 2 LOB: 1 BB: 0 P: 4	R: 0 E: 0 K: 0 S: 4	H: 2 LOB: 1 BB: 0 P: 4	1B: 7 2B: 3 3B: 1 HR: 2	SF: 1 SAC: 1 DP: 0 HBP: 0	WP: 0 PB: 0 SB: 0 CS: 0	PA: 38							
<b>PITCHER</b>	IP	WLS	BF	H	R	ER	SO	BB	IBB	HBP	BLK	WP	HR	S	P	ERA	WHIP										
Orlando Pena, R ERA: 7.59 (1.1)	1.0	L	8	3	1	1	2	0	1	0	0	0	1	11	15	6.75	2.250										
Don Rudolph, L ERA: 3.48 (2.1)	1.1		8	3	1	1	2	0	1	0	0	0	1	11	15	6.75	2.250										
Jim O'Toole, L ERA: 7.11 (3.1)	3.2		13	2	0	0	3	1	0	0	0	0	0	18	22	0.00	0.818										
Hal Jeffcoat, R ERA: 1.89 (7.1)	1.0		5	1	0	0	0	1	0	0	0	0	0	4	8	0.00	2.000										
Bob Mabe, R ERA: 3.27 (8.1)	1.0		4	2	0	0	0	0	0	0	0	0	0	4	4	0.00	2.000										

Cincinnati Redlegs @ Pittsburgh Pirates  
Forbes Field, Pittsburgh, PA  
Sat May 23 1959, 3:33 AM EDT  
Att: 13,119 - Unknown

AB 33  
R 6  
H 13  
RBI 6  
BB 3  
SO 5  
LOB 18





Batter	1	2	3	4	5	6	7	8	9	AB	R	H	RBI	BB	SO	LOB	TOP			
Johnny Temple, R (1,4) OBP: 0.419, SLG: 0.484										4	1	1	0	0	0	0	<b>Cincinnati Redlegs @ Pittsburgh Pirates</b> Forbes Field, Pittsburgh, PA Sun May 24 1959, 3:33 AM EDT Unknown			
Vada Pinson, L (1,8) OBP: 0.389, SLG: 0.538										3	0	0	0	0	0	1				
Jerry Lynch, L (1,7) Walt Drogo, R (9,3) OBP: 0.317, SLG: 0.495 OBP: 0.167, SLG: 0.294										3	0	1	0	0	0	1				
Gus Bell, L (1,9) OBP: 0.301, SLG: 0.416										3	0	0	0	1	0	2				
Frank Robinson, R (1,3) OBP: 0.368, SLG: 0.545										2	0	0	1	1	0	1				
Ed Bailey, L (1,2) OBP: 0.388, SLG: 0.364										3	0	2	0	1	0	0				
Roy McMillan, R (1,6) OBP: 0.329, SLG: 0.456										4	0	1	0	0	1	5				
Eddie Kasko, R (1,5) OBP: 0.364, SLG: 0.455										3	0	0	0	0	0	3				
Brooks Lawrence, R (1,1) OBP: 0.200, SLG: 0.250										3	0	0	0	0	1	1				
<b>Inning Stats</b>	R: 0 E: 0 K: 0 S: 4	H: 1 LOB: 1 BB: 0 P: 4	R: 0 E: 0 K: 1 S: 5	H: 1 LOB: 1 BB: 1 P: 9	R: 0 E: 0 K: 0 S: 3	H: 0 LOB: 0 BB: 0 P: 3	R: 0 E: 0 K: 0 S: 3	H: 0 LOB: 0 BB: 0 P: 3	R: 0 E: 0 K: 1 S: 5	H: 0 LOB: 0 BB: 0 P: 5	R: 0 E: 0 K: 0 S: 4	H: 2 LOB: 2 BB: 0 P: 4	R: 0 E: 0 K: 0 S: 3	H: 1 LOB: 0 BB: 0 P: 3	R: 1 E: 1 K: 0 S: 5	H: 0 LOB: 3 BB: 2 P: 13	1B: 5 2B: 1 3B: 0 HR: 0	SF: 1 SAC: 2 DP: 1 HBP: 0	WP: 0 PB: 0 SB: 1 CS: 1	PA: 34
<b>PITCHER</b> Ron Kline, R (1,1) ERA: 2.75	IP: 9.0 WLS: W BF: 34	H: 5 R: 1 ER: 0 SO: 2	BB: 1 IBB: 2 HBP: 0 BLK: 0	WP: 0 HR: 0 S: 35 P: 47	ERA: 0.00 WHIP: 0.667															

Batter	1	2	3	4	5	6	7	8	9	AB	R	H	RBI	BB	SO	LOB	BOTTOM					
Dick Schofield, S (1,6) OBP: 0.318, SLG: 0.400										4	0	1	0	0	0	2	<b>Cincinnati Redlegs @ Pittsburgh Pirates</b> Forbes Field, Pittsburgh, PA Sun May 24 1959, 3:33 AM EDT Unknown					
Bill Virdon, L (1,8) OBP: 0.301, SLG: 0.392										4	0	1	0	0	0	1						
Smoky Burgess, L (1,2) Roberto Clemente, R (8, PR) Hank Foiles, R (9, 2) OBP: 0.418, SLG: 0.646 OBP: 0.285, SLG: 0.389 OBP: 0.298, SLG: 0.333										3	0	2	0	1	0	3						
Rocky Nelson, L (1,3) OBP: 0.265, SLG: 0.250										4	0	0	0	0	0	3						
Bob Skinner, L (1,7) OBP: 0.318, SLG: 0.400										4	0	1	0	0	0	0						
Bill Mazerowski, R (1,4) OBP: 0.278, SLG: 0.397										4	1	2	0	0	0	2						
Don Hoak, R (1,5) OBP: 0.362, SLG: 0.349										4	1	1	0	0	0	1						
Roman Mejias, R (1,9) Ted Kluszewski, L (9, PH) Roy Face, R (9, PR) OBP: 0.305, SLG: 0.288 OBP: 0.206, SLG: 0.588 OBP: 0.250, SLG: 0.250										3	0	0	0	0	0	0						
Ron Kline, R (1,1) Danny Kravitz, L (9, PH) OBP: 0.118, SLG: 0.118 OBP: 0.714, SLG: 0.833										3	0	1	0	0	0	1						
<b>Inning Stats</b>	R: 0 E: 0 K: 0 S: 3	H: 0 LOB: 1 BB: 1 P: 7	R: 0 E: 0 K: 0 S: 3	H: 1 LOB: 0 BB: 0 P: 3	R: 0 E: 1 K: 0 S: 4	H: 0 LOB: 1 BB: 0 P: 4	R: 0 E: 0 K: 0 S: 4	H: 2 LOB: 1 BB: 0 P: 4	R: 0 E: 0 K: 0 S: 6	H: 3 LOB: 3 BB: 0 P: 6	R: 0 E: 0 K: 0 S: 3	H: 0 LOB: 0 BB: 0 P: 3	R: 0 E: 1 K: 0 S: 4	H: 0 LOB: 1 BB: 0 P: 4	R: 0 E: 0 K: 0 S: 3	H: 1 LOB: 1 BB: 0 P: 3	R: 2 E: 0 K: 0 S: 5	H: 3 LOB: 3 BB: 0 P: 5	1B: 8 2B: 3 3B: 0 HR: 0	SF: 0 SAC: 0 DP: 3 HBP: 0	WP: 0 PB: 0 SB: 0 CS: 0	PA: 36
<b>PITCHER</b> Brooks Lawrence, R (1,1) ERA: 5.43	IP: 8.1 WLS: L BF: 36	H: 10 R: 2 ER: 2 SO: 0	BB: 1 IBB: 0 HBP: 0 BLK: 0	WP: 0 HR: 0 S: 35 P: 39	ERA: 2.16 WHIP: 1.320																	



Batter	1	2	3	4	5	6	7	8	9	10	AB	R	H	RBI	BB	SO	LOB	TOP				
<b>Johnny Temple, R</b> OBP: 0.424, SLG: 0.497 (1.4)	FC6-4 BB	F9				K			1B 1B		4	1	2	0	1	1	1	<b>Cincinnati Redlegs @ Pittsburgh Pirates</b> Forbes Field, Pittsburgh, PA Sun May 24 1959, 3:38 AM EDT Att: 32,273 - Unknown  <b>livebaseballscorecards.com</b>				
<b>Vada Pinson, L</b> OBP: 0.389, SLG: 0.540 (1.8)	FC6-4 1-2		6-3			K			1B 1B		5	0	2	1	0	1	1					
<b>Jerry Lynch, L</b> OBP: 0.313, SLG: 0.491 <b>Walt Dropo, P</b> OBP: 0.167, SLG: 0.294 (1.7) (9.3)	F7		G3				F7 2B		P6		5	1	1	0	0	0	4					
<b>Gus Bell, L</b> OBP: 0.291, SLG: 0.401 (1.9)	K		4-3				F7 2-3		3-1		5	0	0	0	0	1	3					
<b>Frank Robinson, R</b> OBP: 0.369, SLG: 0.547 (1.3) (9.7)		BB 3B 1B				6-3 2B			F3		5	1	2	0	0	0	1					
<b>Dutch Dotterer, R</b> OBP: 0.447, SLG: 0.406 (1.2)		1-2 3B BB				4-3			1B 2B		4	1	1	1	1	0	1					
<b>Roy McMillan, R</b> OBP: 0.333, SLG: 0.471 (1.6)						6-3			3H 2B		4	0	2	2	0	0	1					
<b>Eddie Kasko, R</b> OBP: 0.267, SLG: 0.333 (1.5)						6-3			1B		4	0	0	0	0	0	4					
<b>Willard Schmidt, R</b> (1.1)						6-3			P6		0	0	0	0	0	0	0					
<b>Tom Acker, R</b> OBP: 0.266, SLG: 0.167 <b>Bob Purkey, R</b> OBP: 0.167, SLG: 0.174 (1.1) (9.1)		2-3				K			K		4	0	0	0	0	2	1					
<b>Inning Stats</b>	R: 0 E: 0 K: 1 S: 5	H: 0 LOB: 1 BB: 1 P: 9	R: 2 E: 0 K: 0 S: 5	H: 2 LOB: 1 BB: 1 P: 9	R: 0 E: 0 K: 0 S: 3	H: 0 LOB: 0 BB: 0 P: 3	R: 0 E: 0 K: 3 S: 9	H: 0 LOB: 0 BB: 0 P: 9	R: 1 E: 0 K: 1 S: 7	H: 3 LOB: 2 BB: 0 P: 6	R: 1 E: 0 K: 1 S: 7	H: 2 LOB: 1 BB: 0 P: 7	R: 0 E: 0 K: 0 S: 3	H: 0 LOB: 0 BB: 0 P: 3	R: 0 E: 0 K: 0 S: 5	H: 2 LOB: 0 BB: 0 P: 5	R: 0 E: 0 K: 0 S: 3	H: 0 LOB: 0 BB: 0 P: 3	1B: 4 2B: 4 3B: 2 HR: 0	SF: 0 SAC: 0 DP: 0 HBP: 0	WP: 0 PB: 0 SB: 0 CS: 0	PA: 42
<b>PITCHER</b>	IP	WLS	BF	H	R	ER	SO	BB	IBB	HBP	BLK	WP	HR	S	P	ERA	WHIP					
<b>Bob Friend, R</b> ERA: 7.51 <b>Ron Blackburn, R</b> ERA: 2.33 (1.1) (9.1)	8.0	W	34	8	4	4	5	2	0	0	0	0	0	42	50	4.50	1.250					
	2.0	L	8	2	0	0	0	0	0	0	0	0	0	8	8	0.00	1.000					

Batter	1	2	3	4	5	6	7	8	9	10	AB	R	H	RBI	BB	SO	LOB	BOTTOM				
<b>Dick Schofield, S</b> OBP: 0.370, SLG: 0.500 (1.6)	1B 2B					K			4-3		4	1	2	0	1	1	3	<b>Cincinnati Redlegs @ Pittsburgh Pirates</b> Forbes Field, Pittsburgh, PA Sun May 24 1959, 3:38 AM EDT Att: 32,273 - Unknown  <b>livebaseballscorecards.com</b>				
<b>Bill Virdon, L</b> OBP: 0.304, SLG: 0.392 (1.8)	PB 2B 1B	P6				4-3			HR 1B		5	2	2	1	0	0	7					
<b>Danny Kravitz, L</b> OBP: 0.630, SLG: 0.800 <b>Ted Kluszewski, L</b> OBP: 0.389, SLG: 0.577 <b>Hank Foiles, R</b> OBP: 0.256, SLG: 0.333 (1.2) (9. PH) (10.2)	2B					4-3			L6-4 BB 1B		4	0	2	1	0	0	0					
<b>Rocky Nelson, L</b> OBP: 0.256, SLG: 0.333 (1.3)	F9					F9			F9		5	1	1	2	0	0	2					
<b>Bob Skinner, L</b> OBP: 0.321, SLG: 0.403 (1.7)	K					F7			HR		4	0	1	0	1	1	1					
<b>Bill Mazerowski, R</b> OBP: 0.269, SLG: 0.385 (1.4)	F8					F8			L6-4 BB		5	0	0	0	0	1	4					
<b>Don Hoak, R</b> OBP: 0.358, SLG: 0.351 (1.5)		F2				K			1B 2B		5	0	1	0	0	1	0					
<b>Roman Mejias, R</b> OBP: 0.310, SLG: 0.286 (1.9)		6-3				F8			P4		4	1	1	0	1	0	0					
<b>Bob Friend, R</b> OBP: 0.368, SLG: 0.333 <b>Dick Groat, R</b> ERA: 3.28 <b>Ron Blackburn, R</b> (1.1) (8. PH) (9.1)									BB 1B		3	0	3	0	0	0	0					
<b>Smoky Burgess, L</b> OBP: 0.421, SLG: 0.658 (10. PH)	2B 1B					BB 1B			K		1	0	1	1	0	0	0					
<b>Inning Stats</b>	R: 2 E: 0 K: 1 S: 8	H: 3 LOB: 1 BB: 0 P: 8	R: 0 E: 0 K: 0 S: 5	H: 2 LOB: 2 BB: 0 P: 5	R: 0 E: 0 K: 1 S: 6	H: 1 LOB: 1 BB: 0 P: 6	R: 0 E: 0 K: 1 S: 6	H: 1 LOB: 2 BB: 1 P: 10	R: 0 E: 0 K: 0 S: 3	H: 0 LOB: 0 BB: 0 P: 3	R: 0 E: 0 K: 1 S: 7	H: 2 LOB: 3 BB: 1 P: 11	R: 0 E: 0 K: 0 S: 5	H: 0 LOB: 0 BB: 0 P: 5	R: 2 E: 0 K: 0 S: 5	H: 2 LOB: 0 BB: 0 P: 5	R: 1 E: 0 K: 0 S: 4	H: 2 LOB: 1 BB: 0 P: 4	1B: 7 2B: 7 3B: 0 HR: 1	SF: 0 SAC: 0 DP: 1 HBP: 0	WP: 0 PB: 1 SB: 0 CS: 0	PA: 45
<b>PITCHER</b>	IP	WLS	BF	H	R	ER	SO	BB	IBB	HBP	BLK	WP	HR	S	P	ERA	WHIP					
<b>Willard Schmidt, R</b> ERA: 5.68 <b>Tom Acker, R</b> ERA: 3.28 <b>Bob Purkey, R</b> ERA: 4.3 (1.1) (1.1) (9.1)	0.0		3	2	2	2	0	0	0	0	0	0	0	3	3							
	8.2		37	9	2	2	5	3	0	0	0	0	1	44	56	2.08	1.385					
	1.0	L	5	2	1	1	0	0	0	0	0	0	0	5	5	9.00	2.000					




Batter	1	2	3	4	5	6	7	8	9	AB	R	H	RBI	BB	SO	LOB	TOP			
<b>Richie Ashburn, L</b> (1, 8) OBP: 0.359, SLG: 0.260	0-0 4-3		0-0 G3		0-0 P3		0-0 FC6-4			4	0	0	0	0	0	4	<b>Philadelphia Phillies @ Cincinnati Redlegs</b> <b>Crosley Field, Cincinnati, OH</b> Tue May 26 1959, 7:05 PM EDT Att: 7,312 - Unknown			
<b>Chico Fernandez, R</b> (1, 6) OBP: 0.309, SLG: 0.318	4-0		0-0 4-3			0-3 K		0-0 P4		2	0	0	0	1	1					
<b>Harry Hanebrink, L</b> (8, PH) OBP: 0.241, SLG: 0.345	FC6-4 BB									1	0	0	0	0	0					
<b>Joe Koppe, R</b> (8, 6) OBP: 0.350, SLG: 0.133										0	0	0	0	0	0					
<b>Ed Bouchee, L</b> (1, 3) OBP: 0.395, SLG: 0.475	0-0 F9			0-0 2B		0-0 6-3		0-0 F8		4	0	1	0	0	0	1				
<b>Wally Post, R</b> (1, 9) OBP: 0.307, SLG: 0.500	0-0 FC6-4			0-0 6-3		0-0 L6		0-0 1B		4	0	1	0	0	0	2				
<b>Harry Anderson, L</b> (1, 7) OBP: 0.318, SLG: 0.457		0-0 F3		0-0 F8			0-0 HR	0-0 P4		4	1	1	1	0	0	2				
<b>Willie Jones, R</b> (1, 5) OBP: 0.362, SLG: 0.500		0-0 L8		0-0 F3			0-0 F8		0-0 SH1-4 1B	4	0	1	0	0	0	1				
<b>Sparky Anderson, R</b> (1, 4) OBP: 0.285, SLG: 0.238		0-0 F9			0-0 6-3		0-0 F9		0-0 SH1-4 1-2	3	0	0	0	0	0	0				
<b>Gene Freese, R</b> (9, PH) OBP: 0.333, SLG: 0.769										0	0	0	0	0	0	0				
<b>Carl Sawatski, L</b> (1, 2) OBP: 0.423, SLG: 0.600			4-0 G3 SH3-4 BB		0-0 SH1-3 1B		0-0 1B		0-0 L4	3	0	2	0	1	0	1				
<b>Ruben Gomez, R</b> (1, 1) OBP: 0.286, SLG: 0.167			0-0 SH3-4		0-0 SH1-3		0-0 FC6-4 1B		0-0 F7	0	0	0	0	0	0	0				
<b>Dave Philley, S</b> (7, PH) OBP: 0.333, SLG: 0.457										1	0	1	0	0	0	0				
<b>Taylor Phillips, L</b> (7, 1) OBP: 0.184, SLG: 0.243			1-2		1-2					1	0	0	0	0	0	1				
<b>Bob Bowman, R</b> (9, PH) OBP: 0.184, SLG: 0.243										1	0	0	0	0	0	1				
<b>Inning Stats</b>	R: 0 E: 0 K: 0 S: 3	H: 0 LOB: 1 BB: 1 P: 7	R: 0 E: 0 K: 0 S: 3	H: 0 LOB: 0 BB: 0 P: 3	R: 0 E: 0 K: 0 S: 3	H: 0 LOB: 1 BB: 1 P: 7	R: 0 E: 0 K: 0 S: 4	H: 1 LOB: 1 BB: 0 P: 4	R: 0 E: 0 K: 1 S: 5	H: 0 LOB: 0 BB: 0 P: 5	R: 1 E: 0 K: 0 S: 6	H: 3 LOB: 2 BB: 0 P: 6	R: 0 E: 0 K: 0 S: 4	H: 1 LOB: 1 BB: 0 P: 4	R: 0 E: 0 K: 0 S: 4	H: 1 LOB: 1 BB: 0 P: 4	1B: 5 2B: 1 3B: 0 HR: 1	SF: 0 SAC: 3 DP: 0 HBP: 0	WP: 0 PB: 0 SB: 0 CS: 0	PA: 36
<b>PITCHER</b> <b>Don Newcombe, R</b> (1, 1) ERA: 3.2	IP: 9.0 WLS: W BF: 36 H: 7 R: 1 ER: 1 SO: 1 BB: 2 IBB: 0 HBP: 0 BLK: 0 WP: 0 HR: 1 S: 36 P: 44 ERA: 1.00 WHIP: 1.000															<b>PITCHER</b>				

AB	31
R	1
H	7
RBI	1
BB	2
SO	1
LOB	13



Batter	1	2	3	4	5	6	7	8	9	AB	R	H	RBI	BB	SO	LOB	BOTTOM			
<b>Johnny Temple, R</b> (1, 4) OBP: 0.415, SLG: 0.485	0-0 F9		0-0 F7	0-3 K			0-0 1-3			4	0	0	0	0	1	1	<b>Philadelphia Phillies @ Cincinnati Redlegs</b> <b>Crosley Field, Cincinnati, OH</b> Tue May 26 1959, 7:05 PM EDT Att: 7,312 - Unknown			
<b>Vada Pinson, L</b> (1, 8) OBP: 0.386, SLG: 0.530	4-0		0-0 1-3		0-0 F7		0-3 K			3	0	0	0	1	1	0				
<b>Jerry Lynch, L</b> (1, 7) OBP: 0.318, SLG: 0.483	0-0 P4		4-0 WP BB		0-0 6-3		4-0 BB			2	0	0	0	2	0	1				
<b>Walt Dropo, R</b> (8, 3) OBP: 0.167, SLG: 0.294										0	0	0	0	0	0	0				
<b>Frank Robinson, R</b> (1, 3) OBP: 0.367, SLG: 0.539	0-3 K		0-0 F8		0-0 1B		0-0 F7			4	0	1	0	0	1	3				
<b>Gus Bell, L</b> (1, 9) OBP: 0.303, SLG: 0.411		0-0 1B		0-0 4-3		0-0 1B		0-0 BB		4	0	3	0	0	0	0				
<b>Frank Thomas, R</b> (1, 5) OBP: 0.312, SLG: 0.391		0-3 K		4-0 2B		0-0 F5		0-3 K		3	1	0	0	1	2	4				
<b>Eddie Kasko, R</b> (9, 5) OBP: 0.267, SLG: 0.333				0-0 2B						0	0	0	0	0	0	0				
<b>Ed Bailey, L</b> (1, 2) OBP: 0.392, SLG: 0.363	0-0 1-2		0-0 F8		0-0 4-3		4-0 BB		4-0 G5-4-3	3	0	1	0	1	0	1				
<b>Roy McMillan, R</b> (1, 6) OBP: 0.331, SLG: 0.472	0-0 L8		0-0 E2	1-1 1B		0-0 5-3		0-0 G5-4-3		4	1	1	0	0	0	4				
<b>Don Newcombe, L</b> (1, 1) OBP: 0.481, SLG: 0.565	0-0 L9		0-0 1B	0-0 2B		0-0 4-3				3	0	1	1	0	0	2				
<b>Inning Stats</b>	R: 0 E: 0 K: 1 S: 5	H: 0 LOB: 1 BB: 1 P: 9	R: 0 E: 0 K: 1 S: 7	H: 2 LOB: 2 BB: 0 P: 7	R: 0 E: 0 K: 0 S: 3	H: 0 LOB: 1 BB: 1 P: 7	R: 2 E: 1 K: 1 S: 7	H: 2 LOB: 1 BB: 1 P: 11	R: 0 E: 0 K: 0 S: 3	H: 0 LOB: 2 BB: 0 P: 5	R: 0 E: 0 K: 0 S: 5	H: 0 LOB: 0 BB: 0 P: 3	R: 0 E: 0 K: 1 S: 5	H: 0 LOB: 1 BB: 1 P: 9	R: 0 E: 0 K: 1 S: 5	H: 1 LOB: 1 BB: 1 P: 9	1B: 6 2B: 1 3B: 0 HR: 0	SF: 0 SAC: 0 DP: 1 HBP: 0	WP: 1 PB: 0 SB: 0 CS: 0	PA: 35
<b>PITCHER</b> <b>Ruben Gomez, R</b> (1, 1) ERA: 3.86	IP: 6.0 WLS: L BF: 27 H: 6 R: 2 ER: 2 SO: 3 BB: 3 IBB: 0 HBP: 0 BLK: 0 WP: 0 HR: 0 S: 30 P: 42 ERA: 0.00 WHIP: 1.500															<b>PITCHER</b>				
<b>Taylor Phillips, L</b> (7, 1) ERA: 7.5	IP: 2.0 WLS: L BF: 8 H: 1 R: 0 ER: 0 SO: 2 BB: 2 IBB: 0 HBP: 0 BLK: 0 WP: 0 HR: 0 S: 10 P: 18 ERA: 0.00 WHIP: 1.500															<b>PITCHER</b>				





Batter	1	2	3	4	5	6	7	8	9	AB	R	H	RBI	BB	SO	LOB	TOP					
<b>Richie Ashburn, L</b> OBP: 0.355, SLG: 0.258 (1, 8)	F9		1-3		1B			1-3	F2	5	0	1	0	0	0	2						
<b>Chico Fernandez, R</b> OBP: 0.296, SLG: 0.303 (1, 6)	4-3			6-3	L7			F7		4	0	0	0	0	0	1						
<b>Ed Bouchee, L</b> OBP: 0.404, SLG: 0.483 (1, 3)				2B	1B			F7	FC5-4	4	1	3	0	0	0	0						
<b>Wally Post, R</b> OBP: 0.299, SLG: 0.486 (1, 9)	P6			F3				P3	FC5-4	4	0	0	0	0	0	3						
<b>Harry Anderson, L</b> OBP: 0.322, SLG: 0.472 (1, 7)		K		2B				F8		4	2	2	0	0	1	0						
<b>Willie Jones, R</b> OBP: 0.373, SLG: 0.515 (1, 5)		6-3		2B						4	1	3	3	0	0	0						
<b>Joe Koppe, R</b> OBP: 0.350, SLG: 0.133 (9, PR)		6-3		1B					BB	0	0	0	0	0	0	0						
<b>Sparky Anderson, R</b> OBP: 0.236, SLG: 0.239 (1, 4)		6-3		2B				F9		3	0	1	1	0	0	1						
<b>Dave Philley, S</b> OBP: 0.350, SLG: 0.457 (9, PH)		6-3		1B					1-2	0	0	0	0	1	0	0						
<b>Carl Sawatski, L</b> OBP: 0.393, SLG: 0.551 (1, 2)			P6		L9			F8		4	0	0	0	0	0	3						
<b>Robin Roberts, S</b> OBP: 0.176, SLG: 0.250 (4, 1)			4-3		4-3			L7		1	0	0	0	0	0	0						
<b>Curt Simmons, L</b> OBP: 0.225, SLG: 0.233 (5, PH)										0	0	0	0	0	0	0						
<b>Freddie Rodriguez, R</b> OBP: 0.320, SLG: 0.741 (7, PH)										0	0	0	0	0	0	0						
<b>Gene Freese, R</b> OBP: 0.250, SLG: 0.250 (7, 1)										0	0	0	0	0	0	0						
<b>Jack Meyer, R</b> OBP: 0.176, SLG: 0.237 (9, PH)										1	0	0	0	0	0	2						
<b>Inning Stats</b>	R: 0 E: 0 K: 0 S: 4	H: 1 LOB: 1 BB: 0 P: 4	R: 0 E: 0 K: 1 S: 5	H: 0 LOB: 0 BB: 0 P: 5	R: 0 E: 0 K: 0 S: 3	H: 0 LOB: 0 BB: 0 P: 3	R: 3 E: 0 K: 0 S: 6	H: 4 LOB: 1 BB: 0 P: 6	R: 0 E: 0 K: 0 S: 4	H: 1 LOB: 1 BB: 0 P: 4	R: 0 E: 0 K: 0 S: 3	H: 0 LOB: 0 BB: 0 P: 3	R: 0 E: 0 K: 0 S: 4	H: 1 LOB: 1 BB: 0 P: 4	R: 0 E: 0 K: 0 S: 4	H: 1 LOB: 1 BB: 0 P: 4	R: 1 E: 0 K: 0 S: 5	H: 2 LOB: 2 BB: 1 P: 9	1B: 7 2B: 3 3B: 0 HR: 0	SF: 0 SAC: 0 DP: 0 HBP: 0	WP: 0 PB: 0 SB: 0 CS: 0	PA: 37
<b>PITCHER</b> <b>Bob Purkey, R</b> ERA: 4.26 (1, 1)	IP: 9.0 WLS: W BF: 37 H: 10 R: 4 ER: 4 SO: 1 BB: 1 IBB: 0 HBP: 0 BLK: 0 WP: 0 HR: 0 S: 38 P: 42 ERA: 4.00 WHIP: 1.222															<b>PITCHER</b>						

Philadelphia Phillies @ Cincinnati Redlegs  
Crosley Field, Cincinnati, OH  
Wed May 27 1959, 7:05 PM EDT  
Att: 5,348 - Unknown

AB 36  
R 4  
H 10  
RBI 4  
BB 1  
SO 1  
LOB 13



Batter	1	2	3	4	5	6	7	8	9	AB	R	H	RBI	BB	SO	LOB	BOTTOM	
<b>Johnny Temple, R</b> OBP: 0.404, SLG: 0.470 (1, 4)	F9		F7	P4	G3			F9		5	0	0	0	0	0	4		
<b>Vada Pinson, L</b> OBP: 0.397, SLG: 0.571 (1, 8)	1B		HR	3B		4-3		FC4-6	BB	4	2	3	2	1	0	0		
<b>Jerry Lynch, L</b> OBP: 0.307, SLG: 0.463 (1, 7)	F2		K	L7		K		FC4-6		5	0	0	1	0	2	3		
<b>Walt Dropo, R</b> OBP: 0.167, SLG: 0.294 (9, 3)								1-2	3-H	0	0	0	0	0	0	0		
<b>Frank Robinson, R</b> OBP: 0.373, SLG: 0.579 (1, 3)						P4		F8		5	3	3	3	0	0	1		
<b>Gus Bell, L</b> OBP: 0.308, SLG: 0.413 (1, 9)	1B		HR			P4		P6		4	0	2	1	0	0	0		
<b>Frank Thomas, R</b> OBP: 0.311, SLG: 0.387 (1, 5)	L8		F9					F8		4	1	1	0	0	0	2		
<b>Eddie Kasko, R</b> OBP: 0.267, SLG: 0.333 (8, 5)					1B					0	0	0	0	0	0	0		
<b>Ed Bailey, L</b> OBP: 0.395, SLG: 0.396 (1, 2)		4-3		HR	1B			K		4	2	2	1	0	1	0		
<b>Roy McMillan, R</b> OBP: 0.335, SLG: 0.469 (1, 6)		F7		SH1-4	1B			6-3		3	1	1	0	0	0	0		
<b>Bob Purkey, R</b> OBP: 0.222, SLG: 0.308 (1, 1)		F7		SH1-4				FC4-6	3B	3	1	2	2	0	0	0		
<b>Inning Stats</b>	R: 2 E: 0 K: 0 S: 6	H: 3 LOB: 1 BB: 0 P: 6	R: 0 E: 0 K: 0 S: 3	H: 0 LOB: 0 BB: 0 P: 3	R: 2 E: 0 K: 1 S: 8	H: 3 LOB: 1 BB: 0 P: 8	R: 2 E: 0 K: 0 S: 6	H: 3 LOB: 1 BB: 0 P: 6	R: 1 E: 0 K: 1 S: 6	H: 1 LOB: 0 BB: 0 P: 6	R: 0 E: 0 K: 1 S: 5	H: 0 LOB: 0 BB: 0 P: 5	R: 1 E: 0 K: 0 S: 4	H: 1 LOB: 1 BB: 1 P: 8	1B: 7 2B: 1 3B: 2 HR: 4	SF: 0 SAC: 1 DP: 0 HBP: 1	WP: 0 PB: 0 SB: 0 CS: 0	PA: 40
<b>PITCHER</b> <b>Robin Roberts, R</b> ERA: 6.1 (1, 1)	IP: 3.0 WLS: L BF: 17 H: 6 R: 6 ER: 6 SO: 1 BB: 0 IBB: 0 HBP: 0 BLK: 0 WP: 0 HR: 3 S: 19 P: 19 ERA: 18.00 WHIP: 2.667															<b>PITCHER</b>		
<b>Curt Simmons, L</b> ERA: (4, 1)	IP: 1.0 WLS: BF: 4 H: 1 R: 0 ER: 0 SO: 0 BB: 0 IBB: 0 HBP: 0 BLK: 0 WP: 0 HR: 0 S: 4 P: 4 ERA: 0.00 WHIP: 1.000																	
<b>Freddie Rodriguez, R</b> ERA: 13.5 (5, 1)	IP: 2.0 WLS: BF: 11 H: 4 R: 3 ER: 3 SO: 1 BB: 0 IBB: 0 HBP: 1 BLK: 0 WP: 0 HR: 1 S: 12 P: 13 ERA: 13.50 WHIP: 2.000																	
<b>Jack Meyer, R</b> ERA: 5.33 (7, 1)	IP: 2.0 WLS: BF: 8 H: 1 R: 1 ER: 1 SO: 1 BB: 0 IBB: 0 HBP: 0 BLK: 0 WP: 0 HR: 0 S: 9 P: 13 ERA: 4.50 WHIP: 1.000																	

Philadelphia Phillies @ Cincinnati Redlegs  
Crosley Field, Cincinnati, OH  
Wed May 27 1959, 7:05 PM EDT  
Att: 5,348 - Unknown

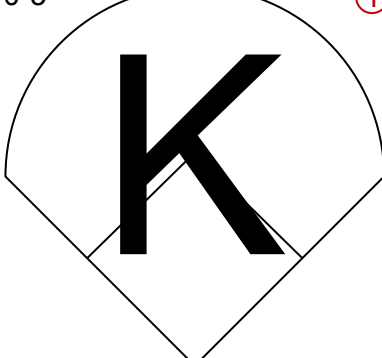
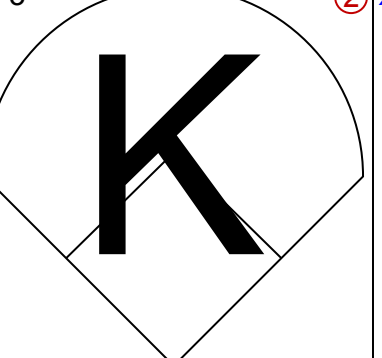
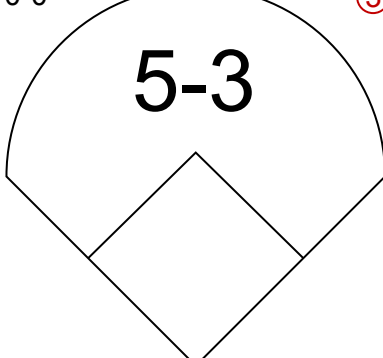
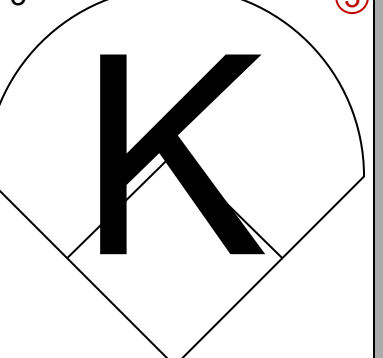
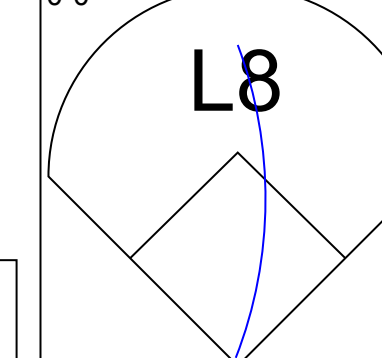
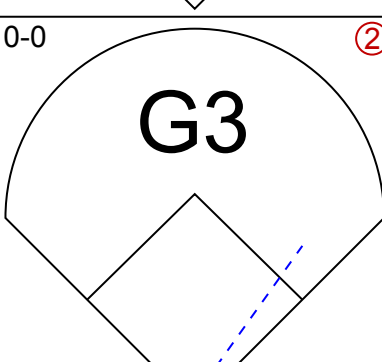
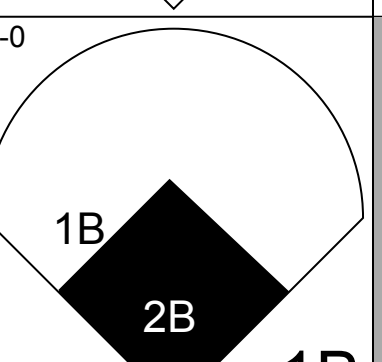
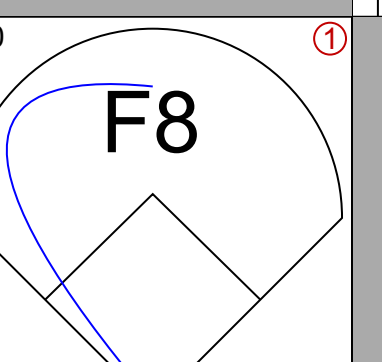
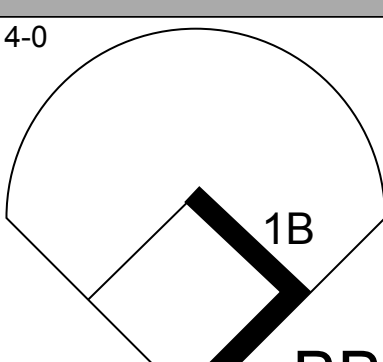
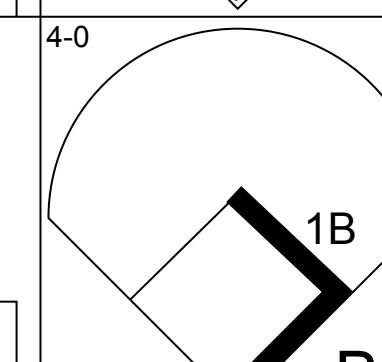
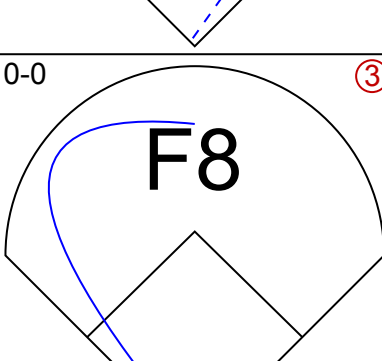
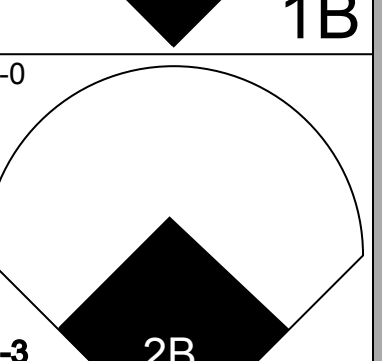
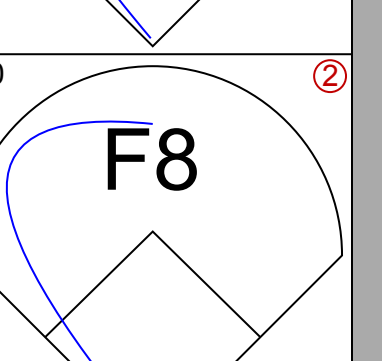
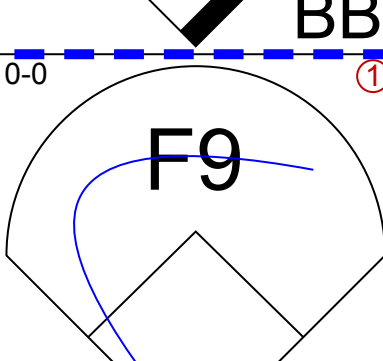
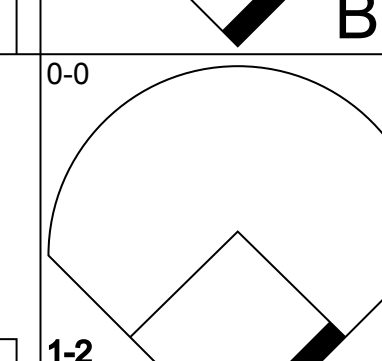
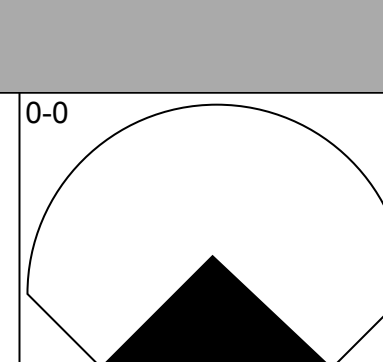
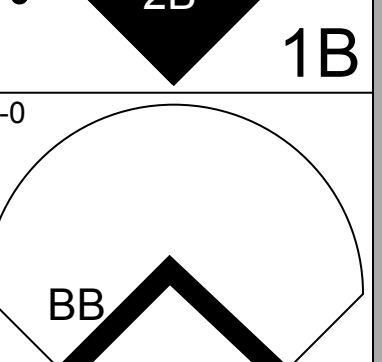
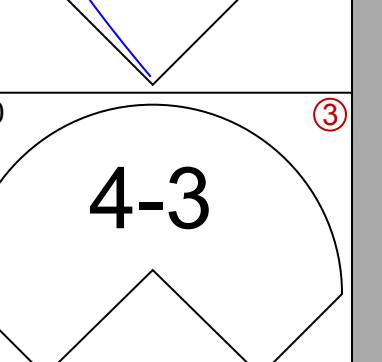
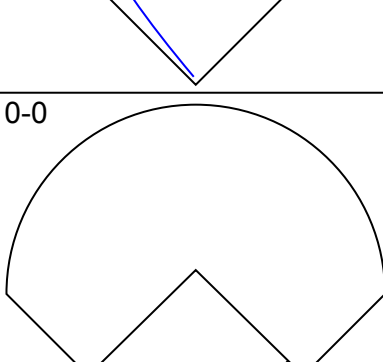
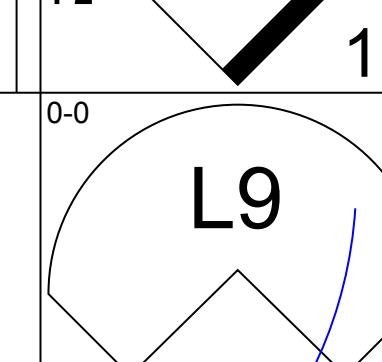
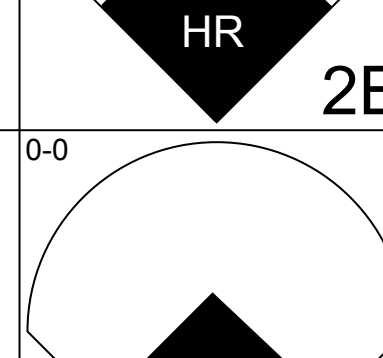
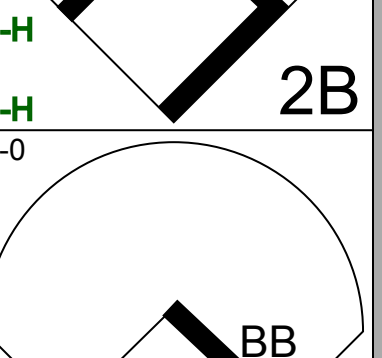
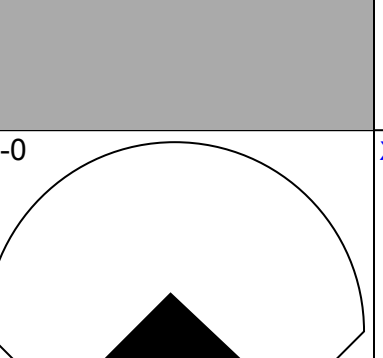
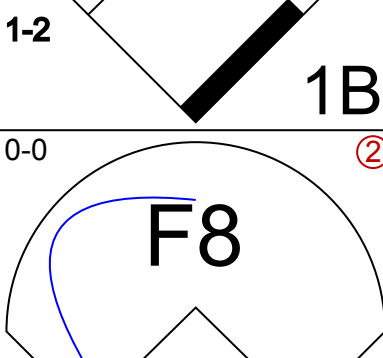
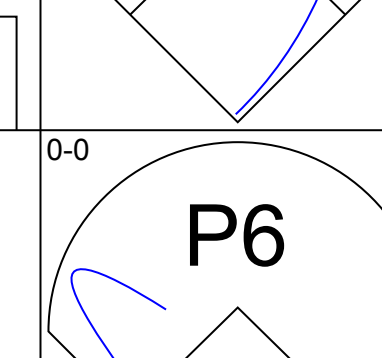
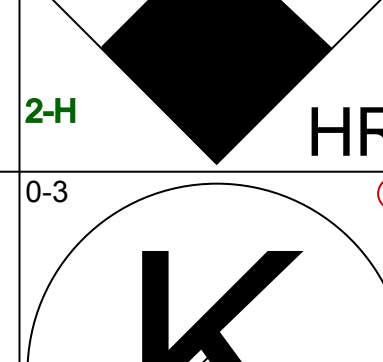
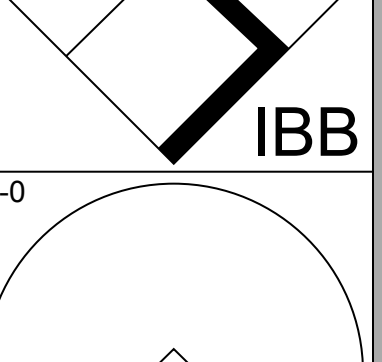
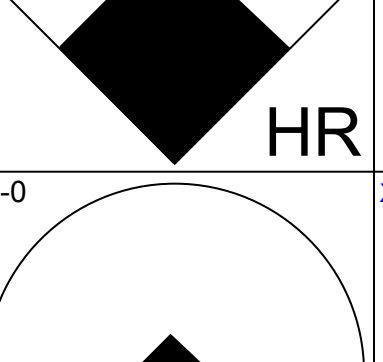
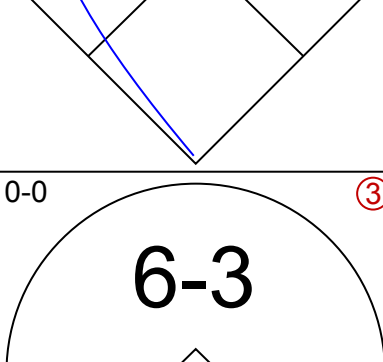
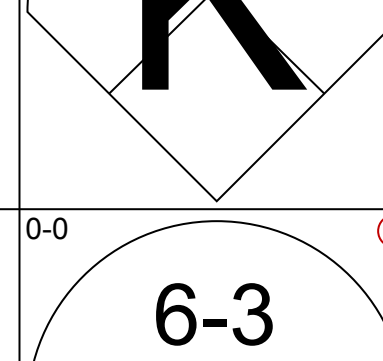
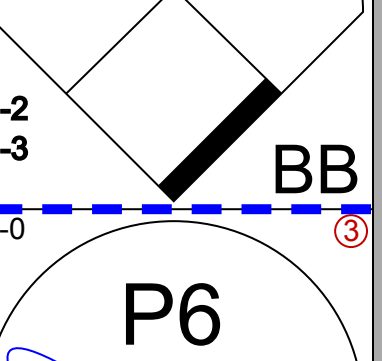
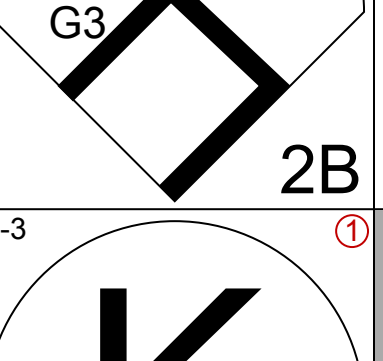
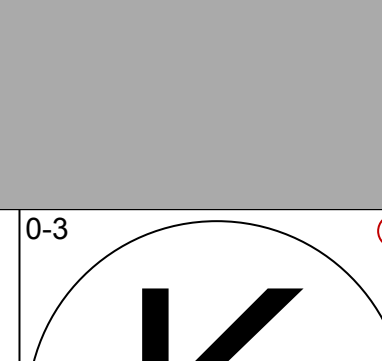
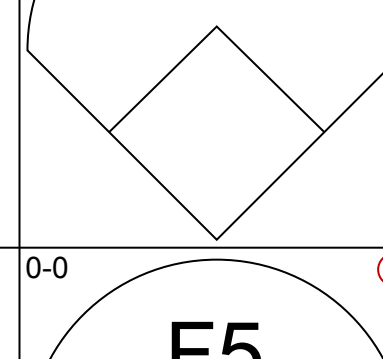
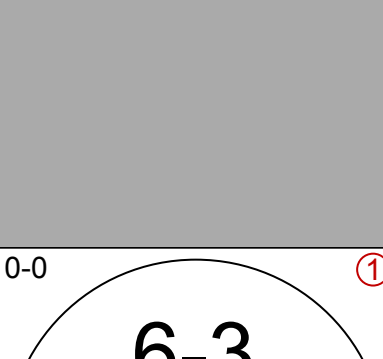
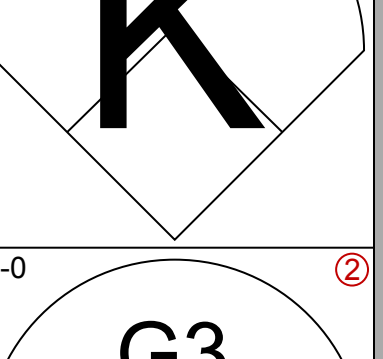
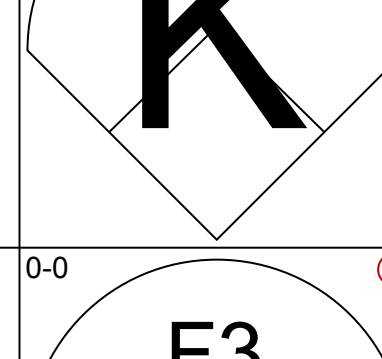
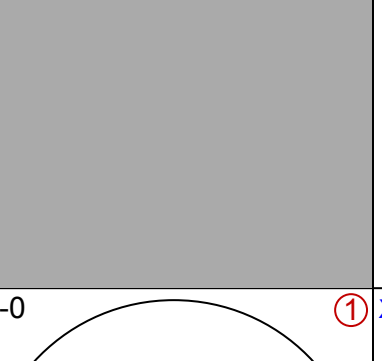
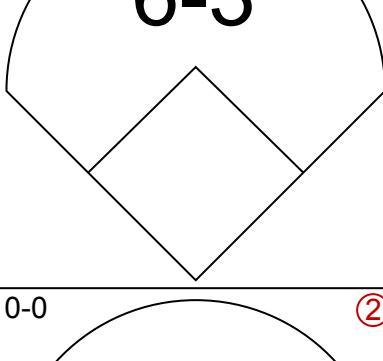
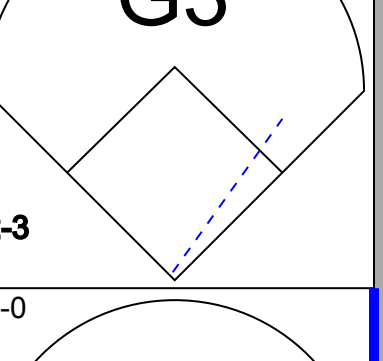
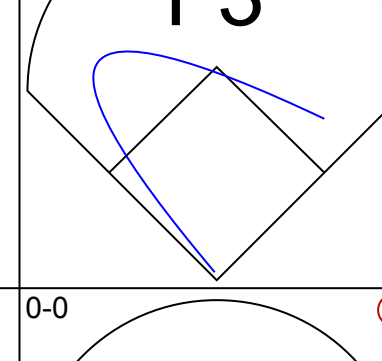
AB 37  
R 10  
H 14  
RBI 10  
BB 1  
SO 3  
LOB 10







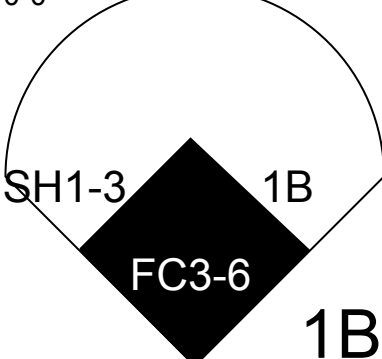
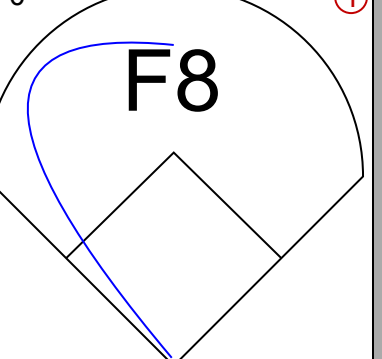
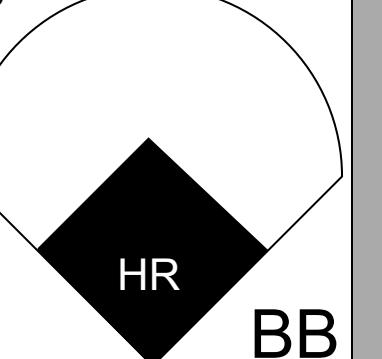
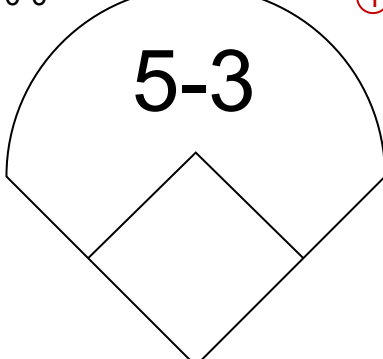
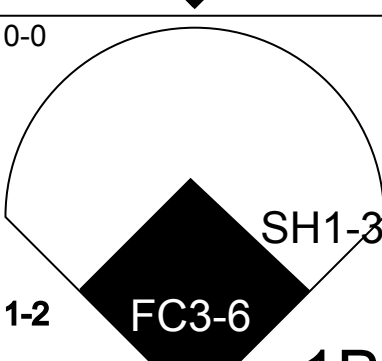
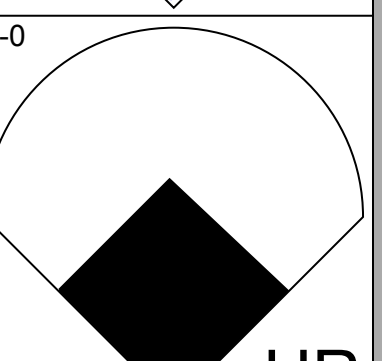
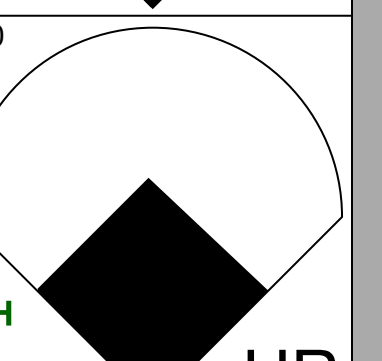
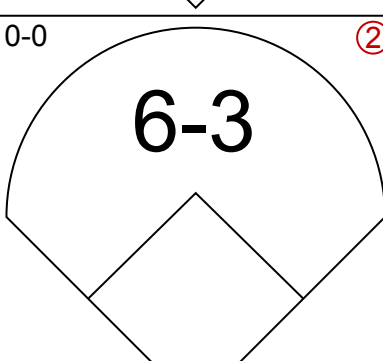
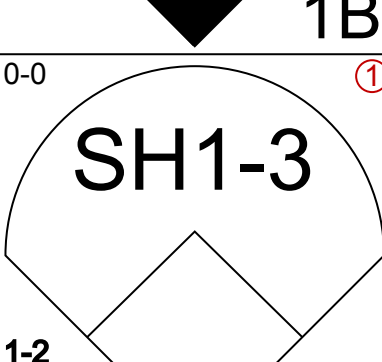
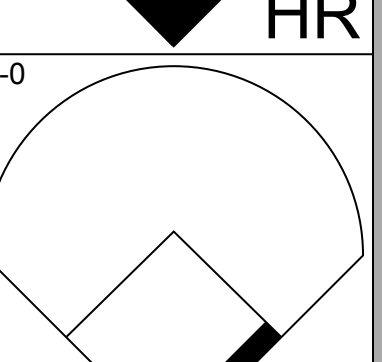
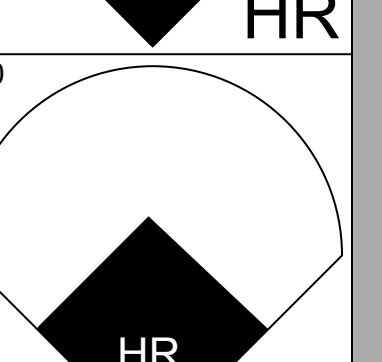
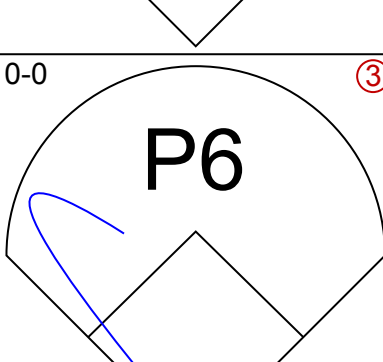
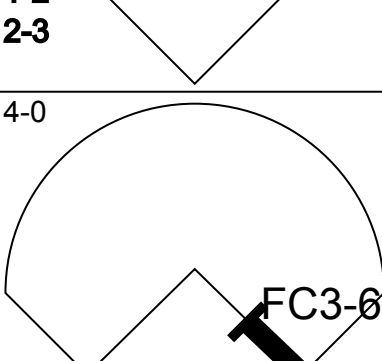
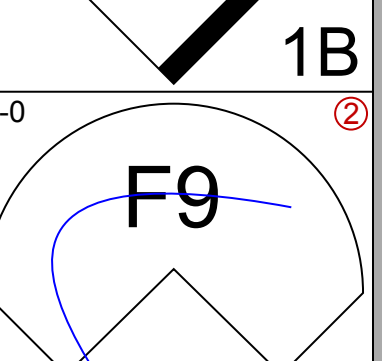
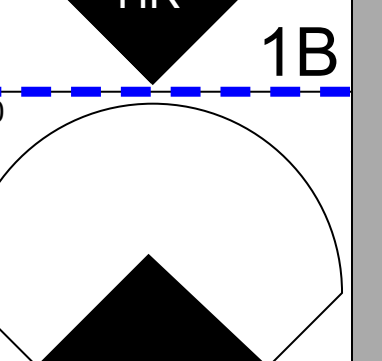
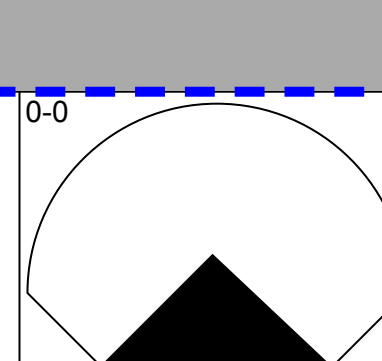
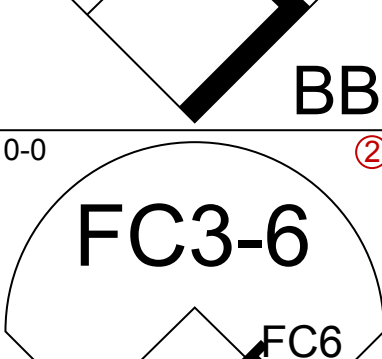
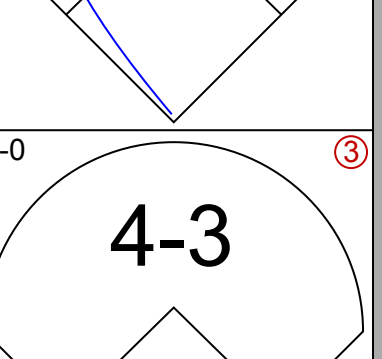
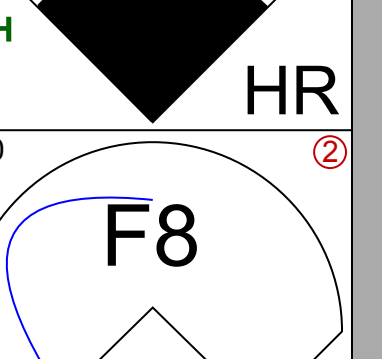
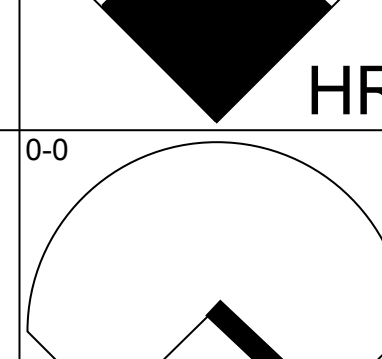
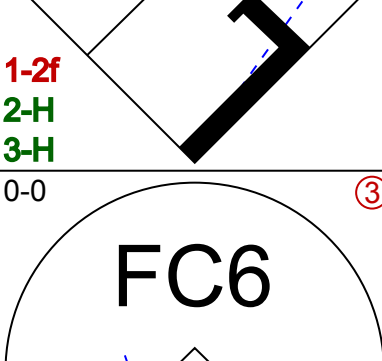
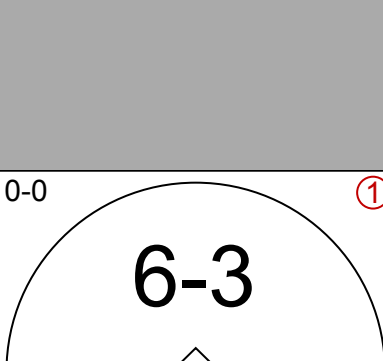
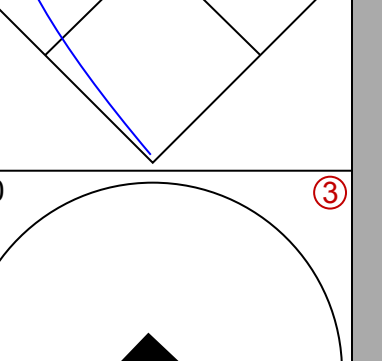
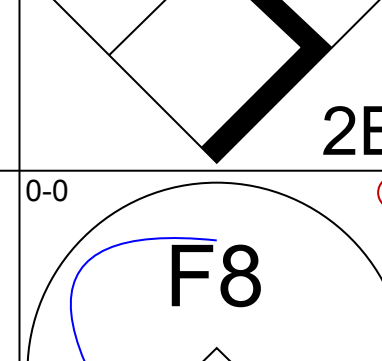
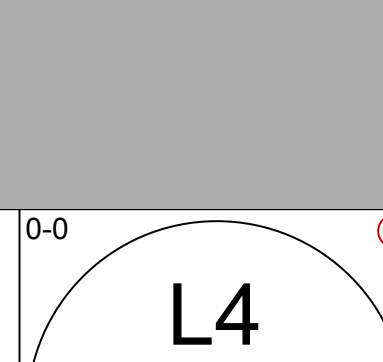
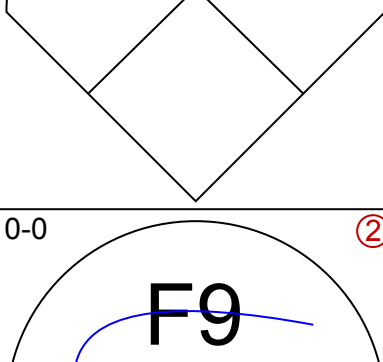
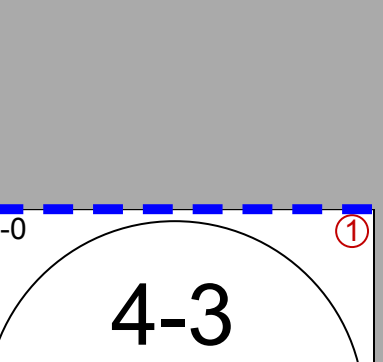
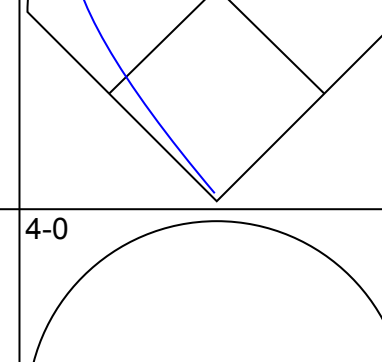
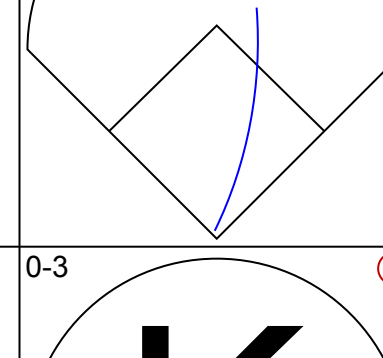
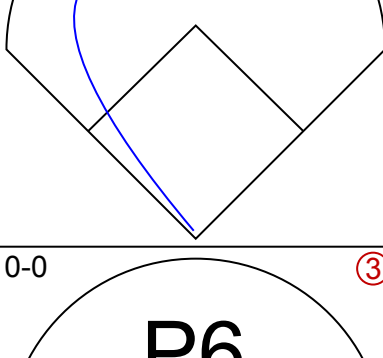
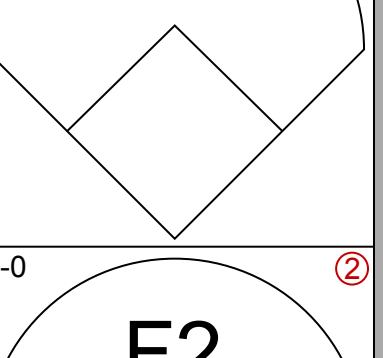
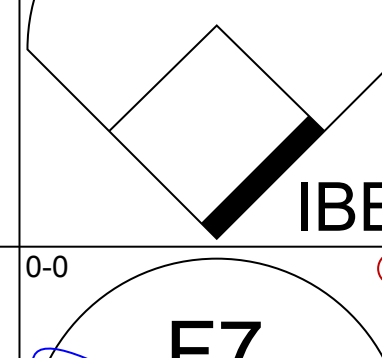
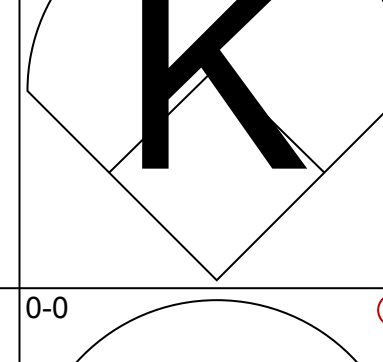
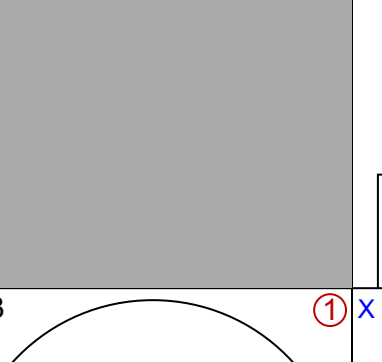
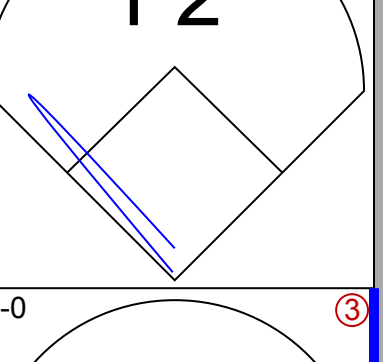
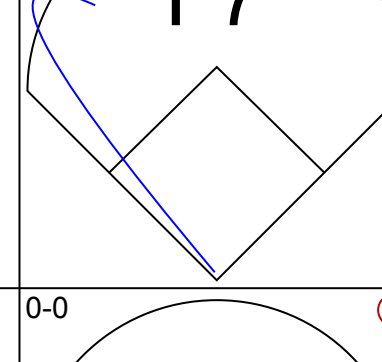


Batter	1	2	3	4	5	6	7	8	9	AB	R	H	RBI	BB	SO	LOB	TOP					
Joe Christopher, R (1.9)										5	0	0	0	0	0	3	2					
Bill Virdon, L (1.8) OBP: 0.294, SLG: 0.365										3	1	1	0	2	0	0	0					
Smoky Burgess, L (1.2) OBP: 0.407, SLG: 0.633										5	1	2	0	0	0	1	1					
Ted Kluszewski, L (1.3) OBP: 0.417, SLG: 0.638										5	1	3	2	0	0	2	2					
Bob Skinner, L (1.7) OBP: 0.323, SLG: 0.433											4	2	2	3	1	0	4					
Bill Mazaroski, R (1.4) OBP: 0.283, SLG: 0.386											3	0	1	0	1	1	2					
Don Hoak, R (1.5) OBP: 0.364, SLG: 0.367											4	0	0	0	0	2	4					
Dick Groat, R (1.6) OBP: 0.296, SLG: 0.324											4	0	0	0	0	0	1					
Ron Kline, R (1.1) Don Williams, R (5.1) Rocky Nelson, L (6. Ph) Bob Smith, R (6.1) Dick Schofield, S (8. Ph) Ron Blackburn, R (8.1)											2	0	0	0	0	0	0					
<b>Inning Stats</b>	R: 0 E: 0 K: 1 S: 5	H: 0 LOB: 0 BB: 0 P: 5	R: 2 E: 0 K: 1 S: 7	H: 2 LOB: 0 BB: 0 P: 7	R: 2 E: 0 K: 1 S: 8	H: 3 LOB: 3 BB: 2 P: 16	R: 0 E: 0 K: 0 S: 3	H: 0 LOB: 0 BB: 0 P: 3	R: 0 E: 0 K: 0 S: 3	H: 0 LOB: 0 BB: 0 P: 3	R: 1 E: 0 K: 2 S: 9	H: 2 LOB: 2 BB: 1 P: 13	R: 0 E: 0 K: 0 S: 4	H: 1 LOB: 2 BB: 1 P: 8	R: 0 E: 0 K: 1 S: 5	H: 0 LOB: 0 BB: 0 P: 5	R: 0 E: 0 K: 0 S: 4	H: 1 LOB: 2 BB: 1 P: 8	1B: 4 2B: 3 3B: 0 HR: 2	SF: 0 SAC: 0 DP: 0 HBP: 0	WP: 0 PB: 0 SB: 0 CS: 0	PA: 41
<b>PITCHER</b>	IP WLS BF H R ER SO BB IBB HBP BLK WP HR S P ERA WHIP																					
Brooks Lawrence, R (1.1) ERA: 5.81	2.2	15	5	4	4	3	1	1	0	0	0	0	1	19	27	13.50	2.250					
Bob Mabe, R (3.1) ERA: 3.08	3.1	W	14	2	1	1	2	2	0	0	0	0	1	16	24	2.70	1.200					
Tom Acker, R (7.1) ERA: 2.93	3.0	S	12	2	0	0	1	1	0	0	0	0	0	13	17	0.00	1.000					

Pittsburgh Pirates @ Cincinnati Redlegs  
Crosley Field, Cincinnati, OH  
Fri May 29 1959, 7:05 PM EDT  
Att: 18,958 - Unknown


AB 36  
R 5  
H 9  
RBI 5  
BB 5  
SO 6  
LOB 16



Batter	1	2	3	4	5	6	7	8	9	AB	R	H	RBI	BB	SO	LOB	BOTTOM					
Johnny Temple, R (1.4) OBP: 0.406, SLG: 0.463										3	2	1	0	1	0	0	0					
Vada Pinson, L (1.8) OBP: 0.404, SLG: 0.601										4	3	3	3	0	0	0	0					
Jerry Lynch, L (1.7) Walt Dropo, R (6.3) OBP: 0.167, SLG: 0.294										3	1	2	0	0	0	0	0					
Frank Robinson, R (1.3) OBP: 0.376, SLG: 0.623										3	2	2	3	1	0	1	1					
Gus Bell, L (1.9) OBP: 0.310, SLG: 0.434										4	0	1	2	0	0	2	2					
Frank Thomas, R (1.5) Eddie Kasko, R (9.5) OBP: 0.267, SLG: 0.333										4	0	1	0	0	0	2	0					
Ed Bailey, L (1.2) OBP: 0.401, SLG: 0.398										3	0	0	0	1	0	0	0					
Roy McMillan, R (1.6) OBP: 0.326, SLG: 0.452										4	0	0	0	0	1	2	2					
Brooks Lawrence, R (1.1) Bob Mabe, R (3.1) Tom Acker, R (7.1) OBP: 0.250, SLG: 0.143										1	0	0	0	0	0	0	0					
<b>Inning Stats</b>	R: 2 E: 0 K: 0 S: 5	H: 2 LOB: 1 BB: 1 P: 9	R: 0 E: 0 K: 1 S: 5	H: 0 LOB: 0 BB: 0 P: 5	R: 1 E: 0 K: 0 S: 5	H: 2 LOB: 1 BB: 0 P: 5	R: 0 E: 0 K: 0 S: 3	H: 0 LOB: 0 BB: 0 P: 3	R: 4 E: 0 K: 1 S: 8	H: 4 LOB: 1 BB: 1 P: 12	R: 0 E: 0 K: 0 S: 3	H: 0 LOB: 0 BB: 0 P: 3	R: 0 E: 0 K: 0 S: 3	H: 0 LOB: 0 BB: 0 P: 3	R: 1 E: 0 K: 0 S: 5	H: 2 LOB: 2 BB: 1 P: 9	R: 0 E: 0 K: 0 S: 4	H: 0 LOB: 0 BB: 0 P: 4	1B: 4 2B: 2 3B: 0 HR: 4	SF: 0 SAC: 1 DP: 0 HBP: 0	WP: 0 PB: 0 SB: 0 CS: 0	PA: 36
<b>PITCHER</b>	IP WLS BF H R ER SO BB IBB HBP BLK WP HR S P ERA WHIP																					
Ron Kline, R (1.1) ERA: 3.45	4.1	L	21	6	6	2	2	0	0	0	0	0	1	3	3	13.50	3.000					
Don Williams, R (5.1) ERA: 7.11	0.2		3	2	1	1	0	0	0	0	0	0	0	6	6	0.00	0.000					
Bob Smith, L (6.1) ERA: 2.35	2.0		6	0	0	0	0	0	0	0	0	0	0	6	6	0.00	0.000					
Ron Blackburn, R (8.1) ERA: 2.66	1.0		6	2	1	1	0	0	1	0	0	0	1	5	9	9.00	2.000					

Pittsburgh Pirates @ Cincinnati Redlegs  
Crosley Field, Cincinnati, OH  
Fri May 29 1959, 7:05 PM EDT  
Att: 18,958 - Unknown

AB 32  
R 8  
H 10  
RBI 8  
BB 3  
SO 2  
LOB 9



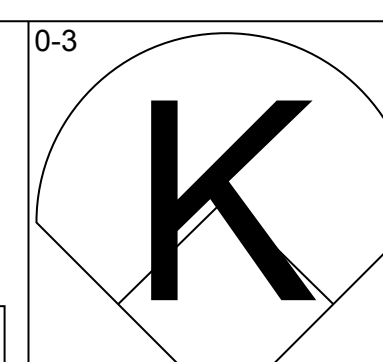
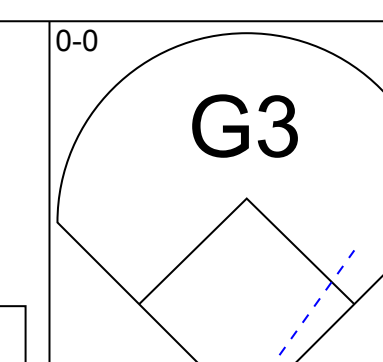
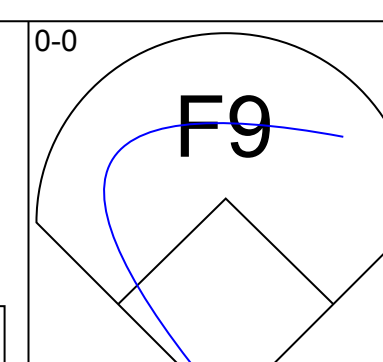
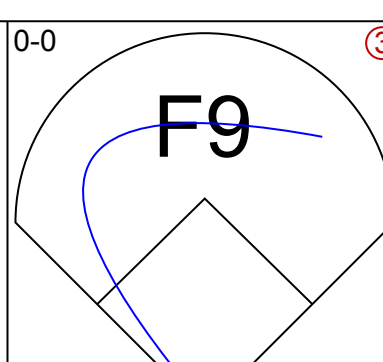
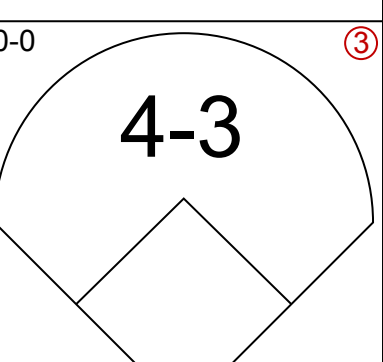
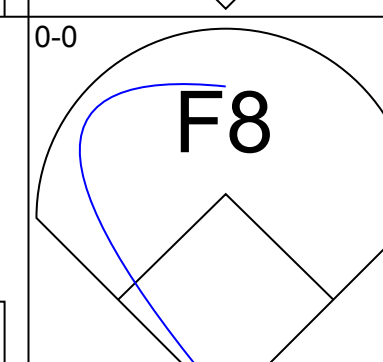
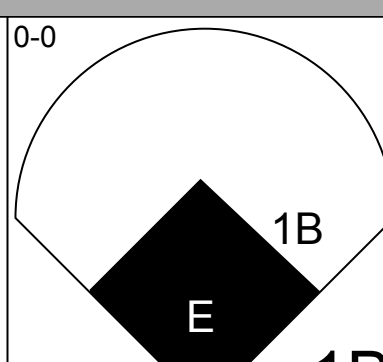
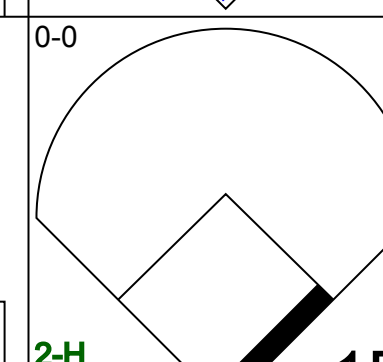
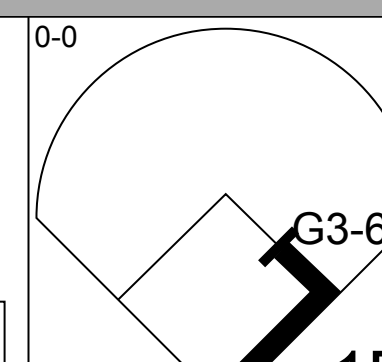
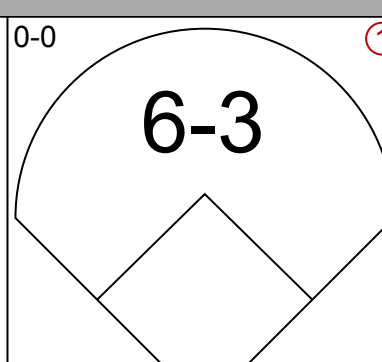
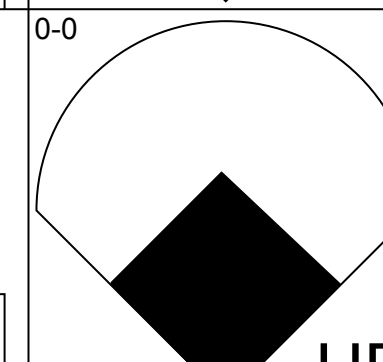
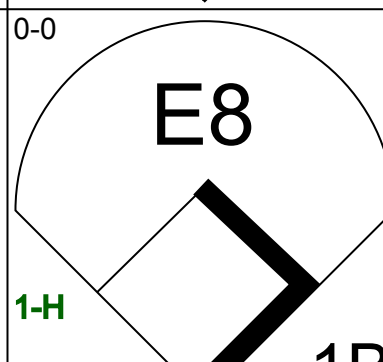
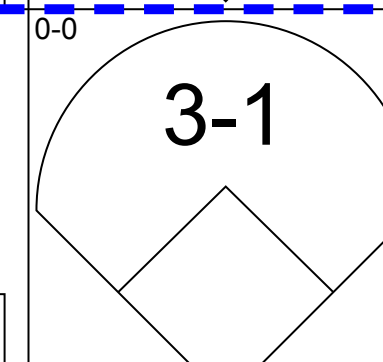
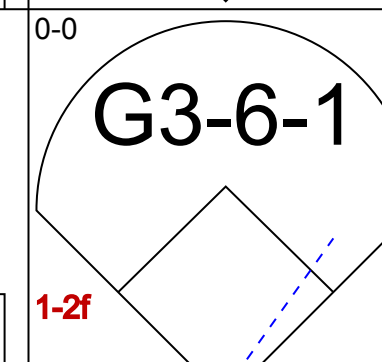
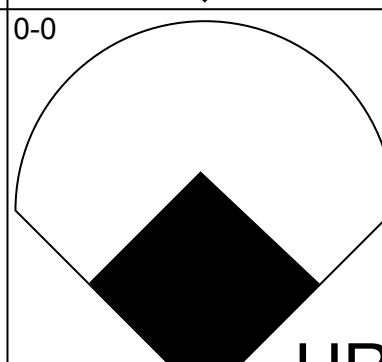
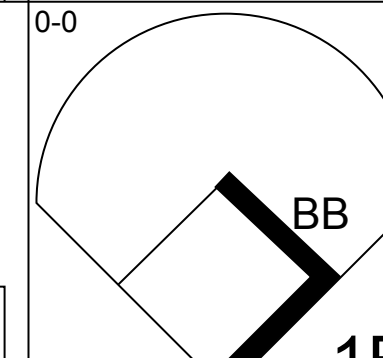
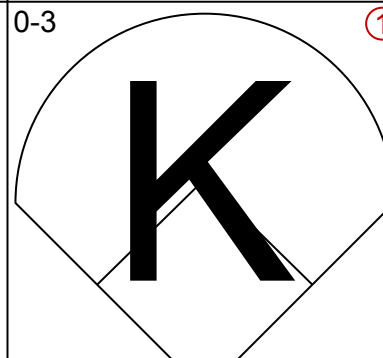
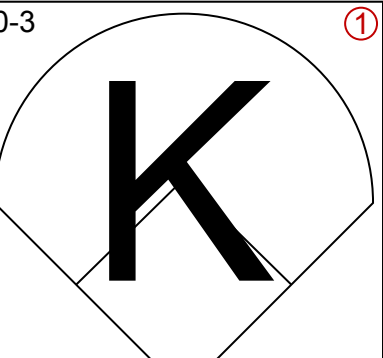
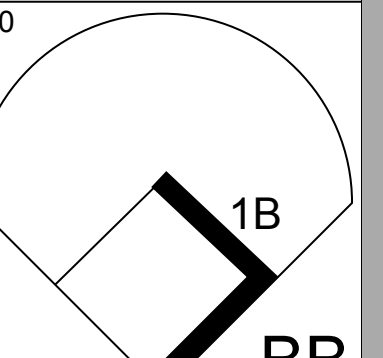
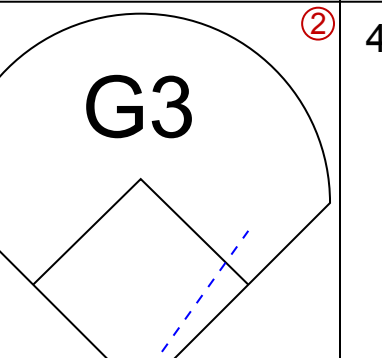
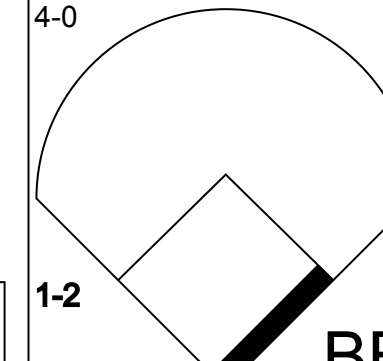
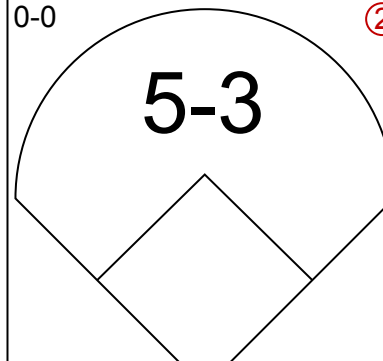
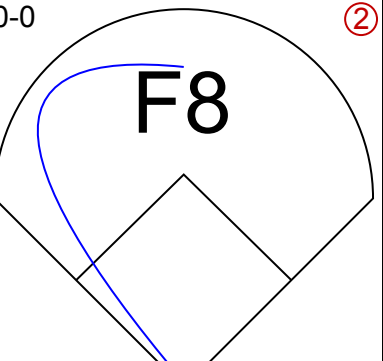
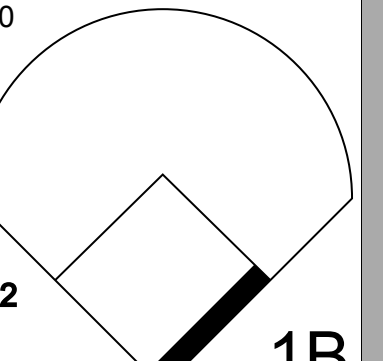
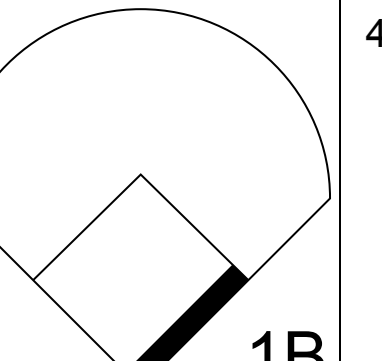
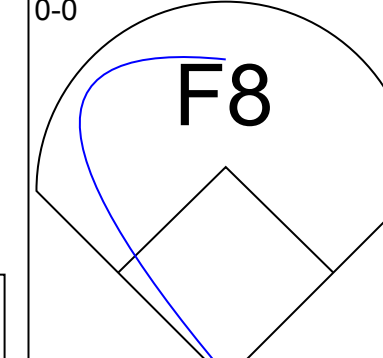
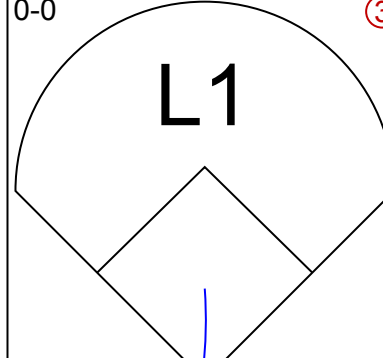
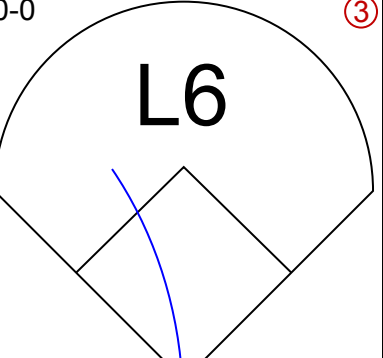
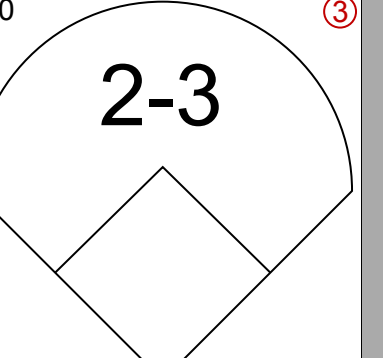
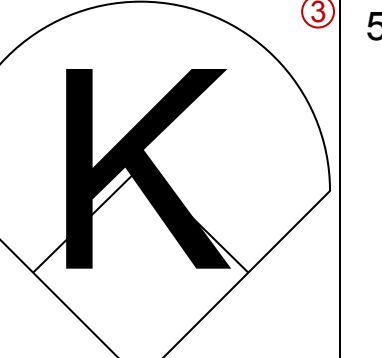
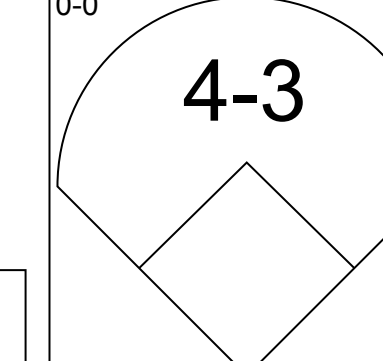
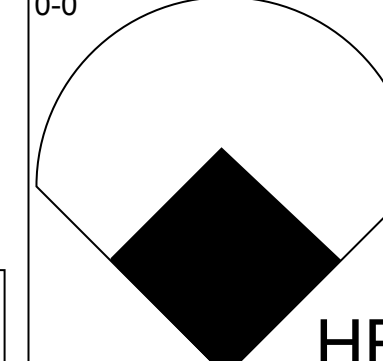
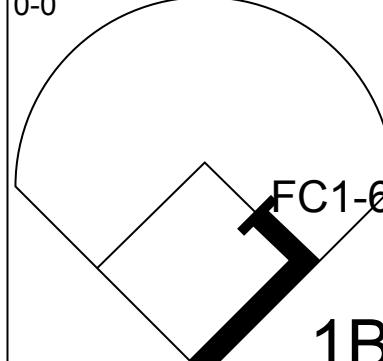
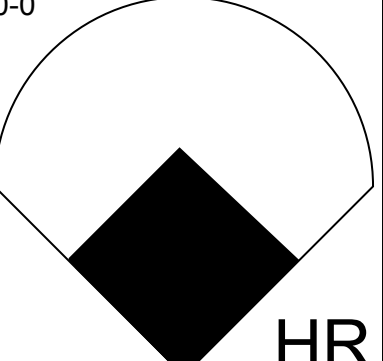
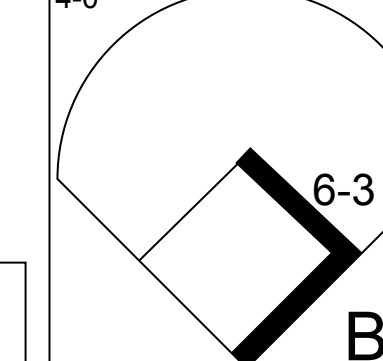
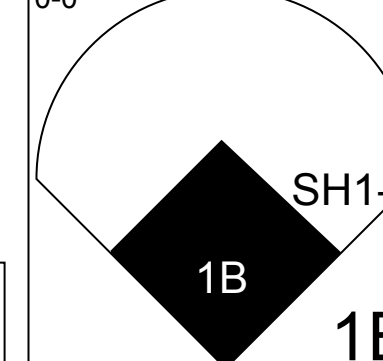
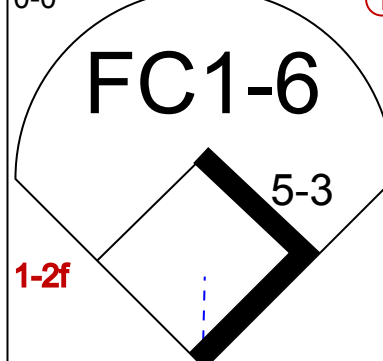
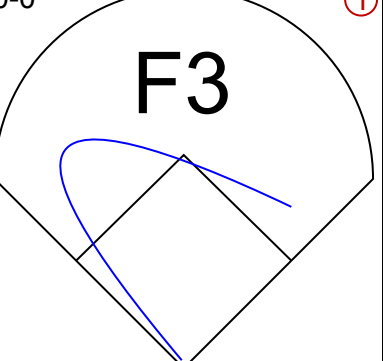
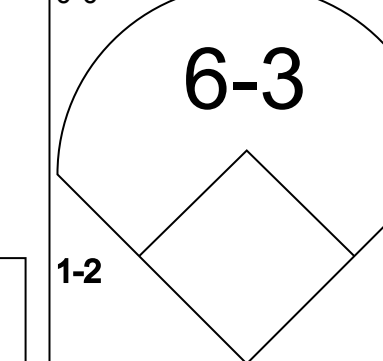
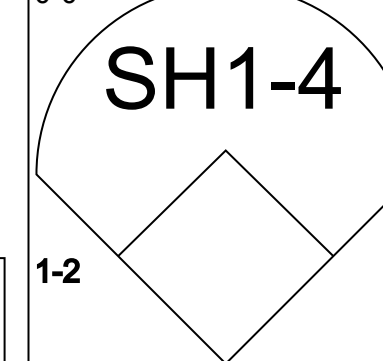
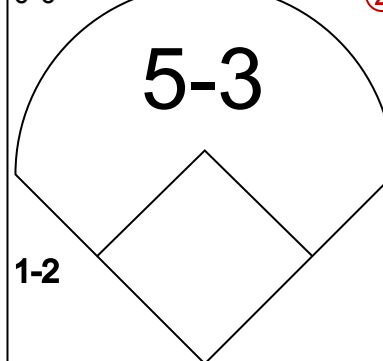
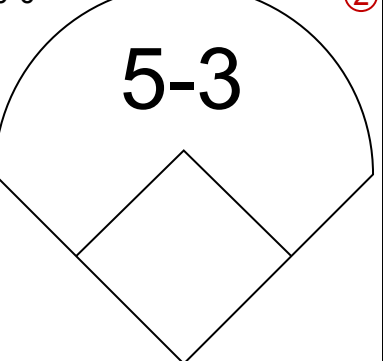


Batter	1	2	3	4	5	6	7	8	9	AB	R	H	RBI	BB	SO	LOB	TOP
Joe Christopher, R (1, 9)	0-0 5-3		0-3 K	0-3 K			0-0 F7		0-0 F8	1	0	0	0	0	0	0	<b>Pittsburgh Pirates @ Cincinnati Redlegs</b> Crosley Field, Cincinnati, OH Sat May 30 1959, 3:33 AM EDT Att: 8,613 - Unknown
Roman Mejias, R (2, 9) OBP: 0.296, SLG: 0.264										4	0	0	0	0	2	3	
Dick Groat, R (1, 6) OBP: 0.293, SLG: 0.315	4-0 BB BB BB		0-0 F7			0-0 F9	0-0 E6		0-0 E4	4	0	0	0	1	0	1	
Smoky Burgess, L (1, 2) OBP: 0.407, SLG: 0.629	4-0 BB BB		0-0 F7			0-0 L1			0-0 G3-6-1	4	1	1	0	1	0	3	
Hank Foiles, R (9, 2) OBP: 0.296, SLG: 0.333	1-2 BB BB		1B 2B						1-2	0	0	0	0	0	0	0	
Dick Stuart, R (1, 3) OBP: 0.352, SLG: 0.529	0-0 P6		0-0 F7			0-0 F7			0-0 6-3	4	0	1	1	0	0	2	
Rocky Nelson, L (8, 3) OBP: 0.296, SLG: 0.317			2H 1B							0	0	0	0	0	0	0	
Bob Skinner, L (1, 7) OBP: 0.327, SLG: 0.451	4-0 1-2 2-3 BB		0-0 1-3			0-0 F8			HR	3	1	1	1	1	0	1	
Bill Mazerowski, R (1, 4) OBP: 0.277, SLG: 0.378	0-0 F9		0-0 E5			0-0 6-3	0-0 F2			4	0	0	0	0	0	3	
Don Hoak, R (1, 5) OBP: 0.362, SLG: 0.371		0-0 P4	0-0 G6-4-3			0-0 5-3				4	1	1	0	0	0	1	
Bill Virdon, L (1, 8) OBP: 0.298, SLG: 0.379		0-0 4-3					0-0 F8	0-0 2B		4	0	2	1	0	0	0	
Bennie Daniels, L (1, 1) OBP: 0.385, SLG: 0.455		0-0 F7					0-0 2B	2H 2B		3	0	1	0	1	1	1	
Roy Face, R (8, 1) OBP: 0.250, SLG: 0.250							0-0 1B	0-3 K		0	0	0	0	0	0	0	
<b>Inning Stats</b>	R: 0 H: 0 E: 0 LOB: 3 K: 0 BB: 3 S: 3 P: 15	R: 0 H: 0 E: 0 LOB: 0 K: 0 BB: 0 S: 3 P: 3	R: 1 H: 2 E: 0 LOB: 1 K: 1 BB: 0 S: 7 P: 7	R: 0 H: 1 E: 1 LOB: 2 K: 1 BB: 1 S: 6 P: 10	R: 0 H: 0 E: 0 LOB: 0 K: 0 BB: 0 S: 3 P: 3	R: 0 H: 0 E: 0 LOB: 0 K: 0 BB: 0 S: 3 P: 3	R: 0 H: 1 E: 1 LOB: 2 K: 1 BB: 0 S: 5 P: 5	R: 2 H: 3 E: 0 LOB: 1 K: 1 BB: 0 S: 8 P: 8	R: 0 H: 0 E: 1 LOB: 0 K: 0 BB: 0 S: 3 P: 3	1B: 2 SF: 0 2B: 4 SAC: 0 3B: 0 DP: 2 HR: 1 HBP: 0	WP: 0 PA: 39 PB: 0 SB: 0 CS: 0						
<b>PITCHER</b>	IP WLS BF H R ER SO BB IBB HBP BLK WP HR S P ERA WHIP																
Jim O'Toole, L (1, 1) ERA: 6.0	8.0 L 36 7 3 3 3 4 0 0 0 0 0 1 38 54 3.38 1.375																
Hal Jeffcoat, R (9, 1) ERA: 2.0	1.0 3 0 0 0 0 0 0 0 0 0 0 0 3 3 0.00 0.000																

Batter	1	2	3	4	5	6	7	8	9	AB	R	H	RBI	BB	SO	LOB	BOTTOM
Johnny Temple, R (1, 4) OBP: 0.403, SLG: 0.458	0-0 1B		0-0 F8			0-0 L6		0-0 F2		4	0	1	0	0	0	1	<b>Pittsburgh Pirates @ Cincinnati Redlegs</b> Crosley Field, Cincinnati, OH Sat May 30 1959, 3:33 AM EDT Att: 8,613 - Unknown
Vada Pinson, L (1, 8) OBP: 0.395, SLG: 0.588	0-0 P5					0-0 L4		0-3 K		4	0	0	0	0	1	2	
Jerry Lynch, L (1, 7) OBP: 0.322, SLG: 0.481	0-0 1B		0-0 F8			0-0 3-1		0-0 F5		4	0	1	0	0	0	1	
Frank Robinson, R (1, 3) OBP: 0.369, SLG: 0.608	0-0 G6-4-3		0-0 E3			0-0 L4		0-0 K		4	0	1	0	0	0	1	
Gus Bell, L (1, 9) OBP: 0.308, SLG: 0.429		0-0 L9				0-0 F5		0-0 F9		4	0	1	0	0	0	1	
Frank Thomas, R (1, 5) OBP: 0.302, SLG: 0.379		0-0 4-3				0-0 F7		0-3 K		3	0	0	0	0	1	1	
Ed Bailey, L (1, 2) OBP: 0.393, SLG: 0.388		0-0 F8				0-0 4-3		0-0 F9		3	0	0	0	0	0	0	
Roy McMillan, R (1, 6) OBP: 0.326, SLG: 0.446			0-3 K			0-0 5-3		4-0 WP 2B BB		2	1	0	0	1	1	0	
Jim O'Toole, S (1, 1) OBP: 0.429, SLG: 0.200			0-0 4-3			0-3 K		0-0 2B		2	0	0	0	0	1	0	
John Powers, L (8, PH) OBP: 0.400, SLG: 0.500								1-H 2B		1	0	1	1	0	0	0	
Hal Jeffcoat, R (9, 1) ERA: 1.98										0	0	0	0	0	0	0	
<b>Inning Stats</b>	R: 0 H: 2 E: 0 LOB: 1 K: 0 BB: 0 S: 4 P: 4	R: 0 H: 0 E: 0 LOB: 0 K: 0 BB: 0 S: 3 P: 3	R: 0 H: 0 E: 0 LOB: 0 K: 1 BB: 0 S: 5 P: 5	R: 0 H: 0 E: 1 LOB: 1 K: 0 BB: 0 S: 4 P: 4	R: 0 H: 0 E: 0 LOB: 0 K: 0 BB: 0 S: 3 P: 3	R: 0 H: 0 E: 0 LOB: 0 K: 1 BB: 0 S: 5 P: 5	R: 0 H: 1 E: 0 LOB: 1 K: 1 BB: 0 S: 6 P: 6	R: 1 H: 1 E: 0 LOB: 1 K: 1 BB: 1 S: 6 P: 10	R: 0 H: 0 E: 0 LOB: 0 K: 1 BB: 0 S: 5 P: 5	1B: 3 SF: 0 2B: 1 SAC: 0 3B: 0 DP: 1 HR: 0 HBP: 0	WP: 2 PA: 32 PB: 0 SB: 0 CS: 0						
<b>PITCHER</b>	IP WLS BF H R ER SO BB IBB HBP BLK WP HR S P ERA WHIP																
Bennie Daniels, R (1, 1) ERA: 4.19	7.1 W 27 4 1 1 3 1 0 0 0 0 1 0 32 36 1.23 0.682																
Roy Face, R (8, 1) ERA: 1.98	1.2 S 5 0 0 0 2 0 0 0 0 0 1 0 9 9 0.00 0.000																




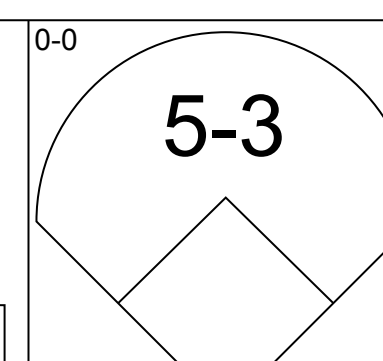
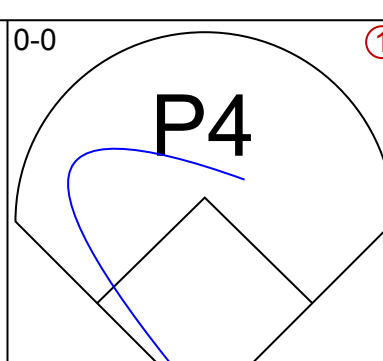
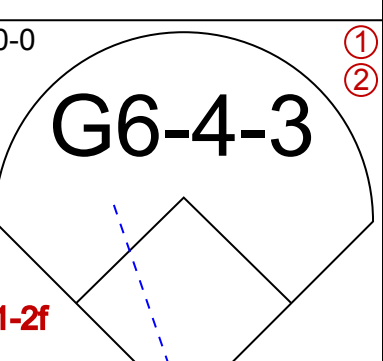
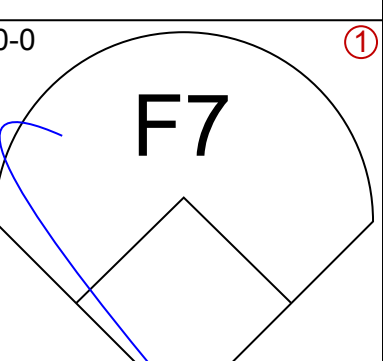
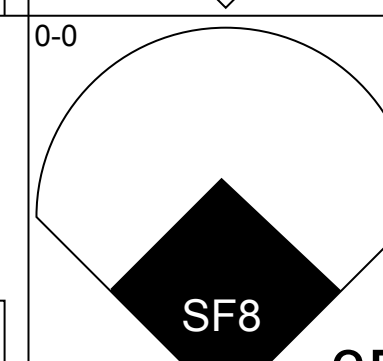
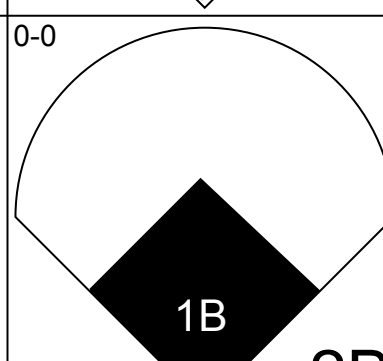
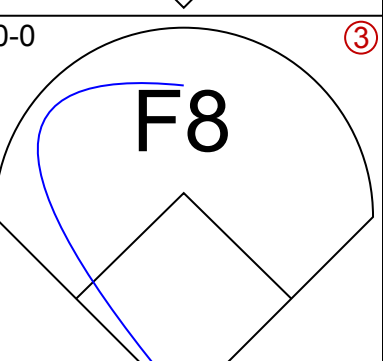
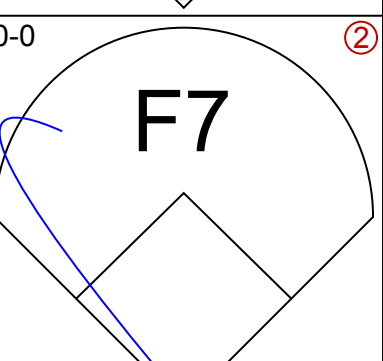
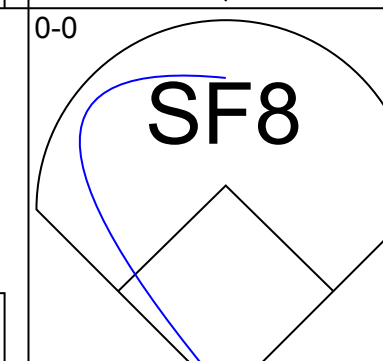
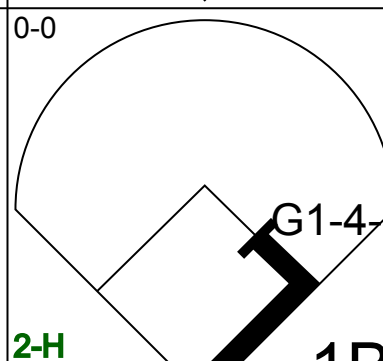
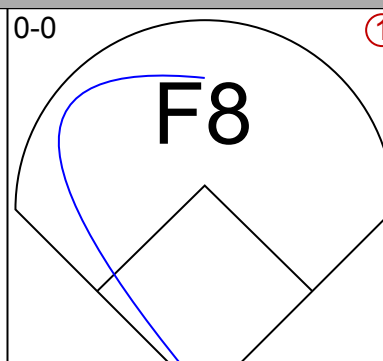
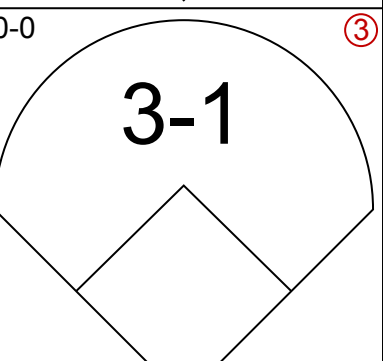
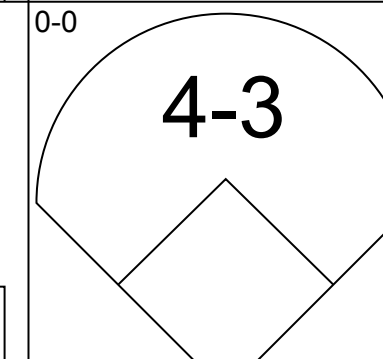
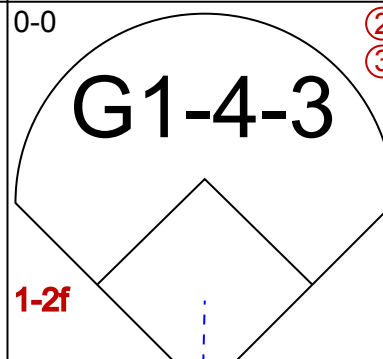
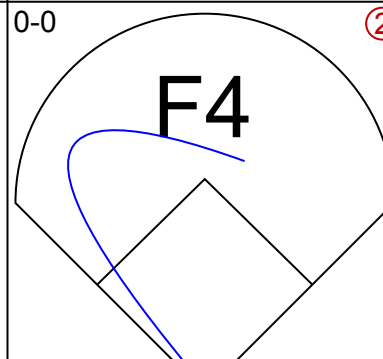

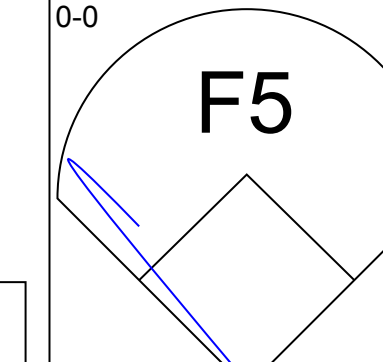
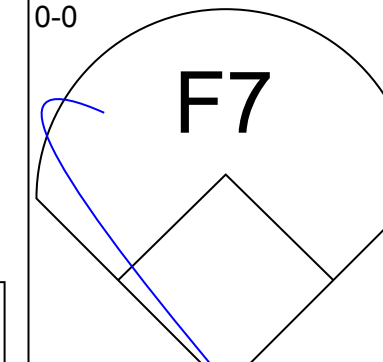
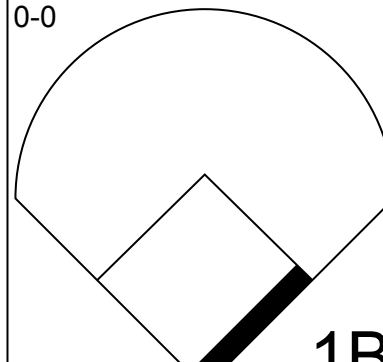

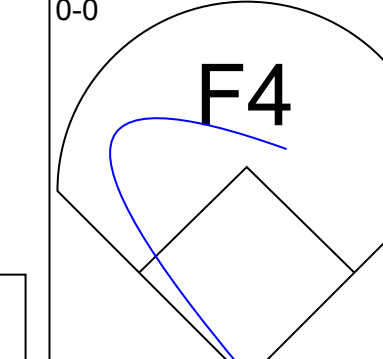
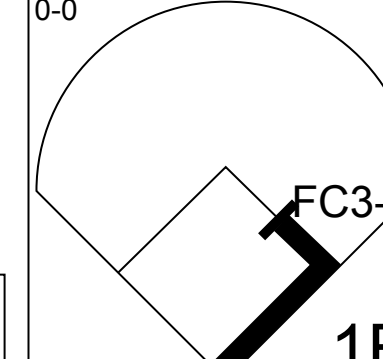
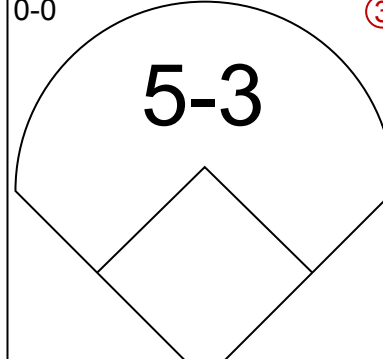

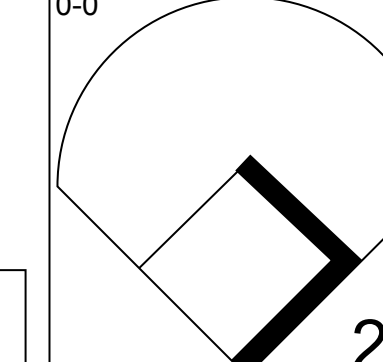
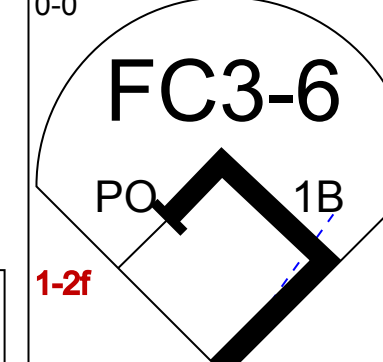
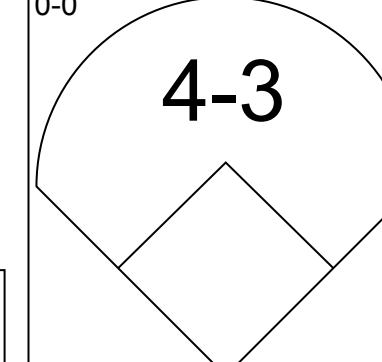
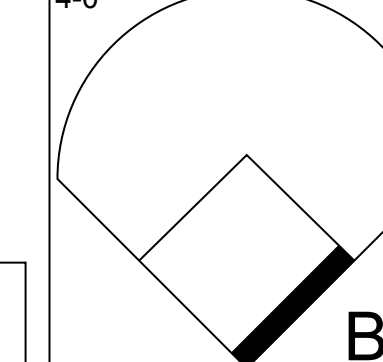
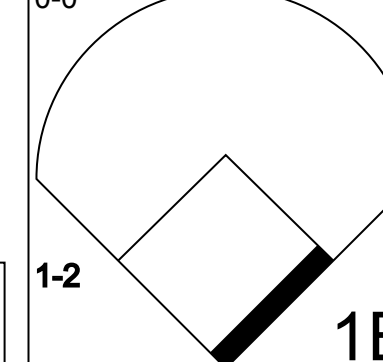
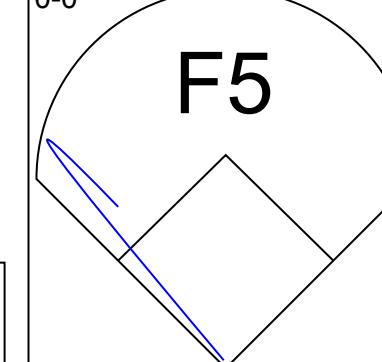
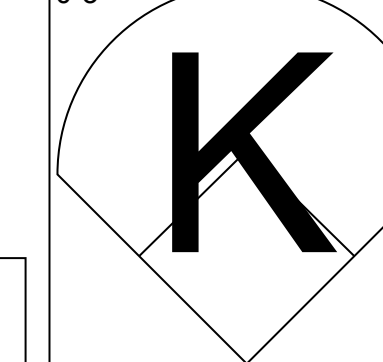
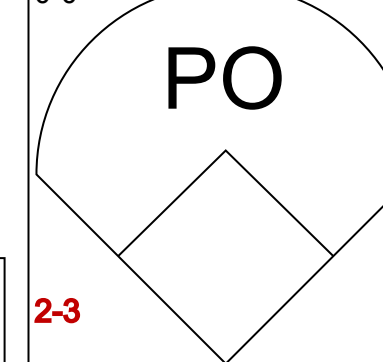
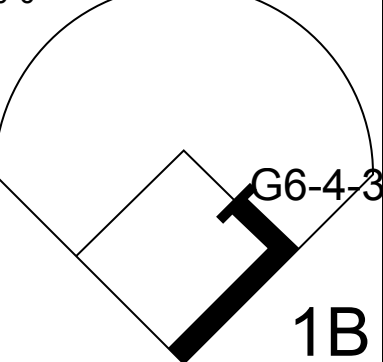
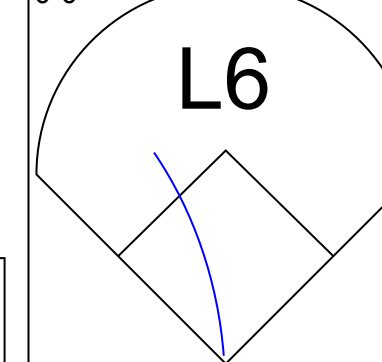


Batter	1	2	3	4	5	6	7	8	9	AB	R	H	RBI	BB	SO	LOB	TOP					
Bill Virdon, L OBP: 0.290, SLG: 0.369 (1, 8)										5	0	0	0	0	1	3						
Dick Groat, R OBP: 0.302, SLG: 0.325 (1, 6)										5	1	3	1	0	0	0						
Smoky Burgess, L OBP: 0.413, SLG: 0.672 (1, 2)										5	2	3	2	0	0	2						
Rocky Nelson, L OBP: 0.296, SLG: 0.311 (1, 3)										4	0	1	0	1	2	1						
Bob Skinner, L OBP: 0.335, SLG: 0.453 (1, 7)										4	0	2	0	1	0	1						
Bill Mazeroski, R OBP: 0.289, SLG: 0.368 (1, 4)										5	0	0	0	0	1	6						
Don Hoak, R OBP: 0.369, SLG: 0.414 (1, 5)										4	2	3	2	0	0	0						
Roman Mejias, R OBP: 0.304, SLG: 0.267 (1, 9)										3	1	1	0	1	0	1						
Vern Law, R OBP: 0.233, SLG: 0.345 (1, 1)										3	0	0	0	0	0	2						
<b>Inning Stats</b>	R: 1 E: 0 K: 1 S: 7	H: 2 LOB: 2 BB: 1 P: 11	R: 0 E: 0 K: 0 S: 3	H: 0 LOB: 1 BB: 1 P: 7	R: 1 E: 1 K: 1 S: 7	H: 2 LOB: 1 BB: 0 P: 7	R: 2 E: 0 K: 0 S: 6	H: 3 LOB: 1 BB: 0 P: 6	R: 0 E: 0 K: 1 S: 5	H: 0 LOB: 0 BB: 0 P: 5	R: 0 E: 0 K: 0 S: 4	H: 1 LOB: 1 BB: 0 P: 4	R: 0 E: 0 K: 0 S: 4	H: 2 LOB: 2 BB: 1 P: 8	R: 1 E: 0 K: 0 S: 4	H: 1 LOB: 1 BB: 0 P: 4	R: 1 E: 0 K: 1 S: 7	H: 2 LOB: 1 BB: 0 P: 7	1B: 9 2B: 0 3B: 0 HR: 4	SF: 0 SAC: 1 DP: 1 HBP: 0	WP: 0 PB: 0 SB: 0 CS: 0	PA: 42
<b>PITCHER</b>	IP	WLS	BF	H	R	ER	SO	BB	IBB	HBP	BLK	WP	HR	S	P	ERA	WHIP					
Bob Purkey, R ERA: 4.41 (1, 1)	3.2	L	20	7	4	3	2	2	0	0	0	0	2	22	30	7.36	2.455					
Joe Nuxhall, L ERA: 4.3 (4, 1)	5.1		22	6	2	2	2	1	0	0	0	0	2	25	29	3.38	1.312					

Pittsburgh Pirates @ Cincinnati Redlegs  
Crosley Field, Cincinnati, OH  
Sun May 31 1959, 3:33 AM EDT  
Unknown


AB 38  
R 6  
H 13  
RBI 5  
BB 3  
SO 4  
LOB 16



Batter	1	2	3	4	5	6	7	8	9	AB	R	H	RBI	BB	SO	LOB	BOTTOM					
Johnny Temple, R OBP: 0.395, SLG: 0.448 (1, 4)										4	0	0	0	0	0	1						
Vada Pinson, L OBP: 0.395, SLG: 0.602 (1, 8)										4	2	2	0	0	0	0						
Jerry Lynch, L OBP: 0.320, SLG: 0.478 (1, 7)										3	0	1	2	0	0	0						
Frank Robinson, R OBP: 0.361, SLG: 0.594 (1, 3)										4	0	0	0	0	0	1						
Gus Bell, L OBP: 0.307, SLG: 0.425 (1, 9)										4	0	1	0	0	0	0						
Frank Thomas, R OBP: 0.301, SLG: 0.376 (1, 5)										4	0	1	0	0	0	1						
Ed Bailey, L OBP: 0.392, SLG: 0.395 (1, 2)										3	0	1	0	0	0	1						
Roy McMillan, R OBP: 0.331, SLG: 0.447 (1, 6)										2	0	1	0	1	0	0						
Bob Purkey, R OBP: 0.214, SLG: 0.296 (1, 1)										1	0	0	0	0	1	2						
Joe Nuxhall, L OBP: 0.333, SLG: 0.333 (4, 1)										2	0	1	0	0	0	0						
<b>Inning Stats</b>	R: 1 E: 0 K: 0 S: 4	H: 1 LOB: 0 BB: 0 P: 4	R: 0 E: 0 K: 1 S: 6	H: 1 LOB: 2 BB: 1 P: 10	R: 1 E: 0 K: 0 S: 4	H: 2 LOB: 0 BB: 0 P: 4	R: 0 E: 0 K: 0 S: 4	H: 2 LOB: 1 BB: 0 P: 4	R: 0 E: 0 K: 0 S: 3	H: 1 LOB: 0 BB: 0 P: 3	R: 0 E: 0 K: 0 S: 4	H: 0 LOB: 0 BB: 0 P: 4	R: 0 E: 0 K: 0 S: 3	H: 0 LOB: 0 BB: 0 P: 3	R: 0 E: 0 K: 0 S: 3	H: 0 LOB: 0 BB: 0 P: 3	R: 0 E: 0 K: 0 S: 3	H: 0 LOB: 0 BB: 0 P: 3	1B: 5 2B: 2 3B: 1 HR: 0	SF: 1 SAC: 0 DP: 2 HBP: 0	WP: 0 PB: 0 SB: 0 CS: 0	PA: 34
<b>PITCHER</b>	IP	WLS	BF	H	R	ER	SO	BB	IBB	HBP	BLK	WP	HR	S	P	ERA	WHIP					
Vern Law, R ERA: 3.96 (1, 1)	9.0	W	33	8	2	2	1	1	0	0	0	0	0	34	38	2.00	1.000					

Pittsburgh Pirates @ Cincinnati Redlegs  
Crosley Field, Cincinnati, OH  
Sun May 31 1959, 3:33 AM EDT  
Unknown

AB 31  
R 2  
H 8  
RBI 2  
BB 1  
SO 1  
LOB 6









Batter	1	2	3	4	5	6	7	8	9	AB	R	H	RBI	BB	SO	LOB	TOP									
Jim Gilliam, S OBP: 0.391, SLG: 0.315 (1,5)										2	0	0	0	3	1	0	<b>Los Angeles Dodgers @ Cincinnati Redlegs</b> Crosley Field, Cincinnati, OH Tue Jun 02 1959, 7:05 PM EDT Att: 6,949 - Unknown									
Charlie Neal, R OBP: 0.347, SLG: 0.422 (1,4)										5	1	1	0	0	1	3										
Wally Moon, L OBP: 0.391, SLG: 0.408 (1,7)										3	1	1	0	1	0	1										
Duke Snider, L OBP: 0.345, SLG: 0.468 (1,9)										4	0	1	1	0	1	1										
Gil Hodges, R OBP: 0.407, SLG: 0.534 (1,3)										2	1	2	1	2	0	0										
Ron Fairly, L OBP: 0.390, SLG: 0.466 (1,8)										4	0	0	0	0	0	6										
John Roseboro, L OBP: 0.357, SLG: 0.340 (1,2)										3	1	1	2	1	0	3										
Don Zimmer, R OBP: 0.321, SLG: 0.317 (1,6)										4	0	0	0	0	0	3										
Don Drysdale, R OBP: 0.132, SLG: 0.189 (1,1)										3	0	0	0	0	2	3										
Clem Labine, R (7,1)										0	0	0	0	0	0	0										
Norm Larker, L OBP: 0.402, SLG: 0.463 (9,PH)										1	0	0	0	0	0	0										
<b>Inning Stats</b>	R: 0 E: 0 K: 1 S: 8	H: 0 LOB: 0 BB: 0 P: 12	R: 0 E: 0 K: 0 S: 12	H: 1 LOB: 1 BB: 0 P: 20	R: 0 E: 0 K: 1 S: 5	H: 0 LOB: 0 BB: 0 P: 9	R: 1 E: 0 K: 0 S: 14	H: 2 LOB: 2 BB: 1 P: 22	R: 0 E: 0 K: 0 S: 7	H: 0 LOB: 1 BB: 1 P: 14	R: 1 E: 0 K: 1 S: 12	H: 2 LOB: 3 BB: 1 P: 27	R: 0 E: 0 K: 0 S: 3	H: 0 LOB: 0 BB: 1 P: 9	R: 2 E: 0 K: 1 S: 9	H: 1 LOB: 0 BB: 1 P: 20	R: 0 E: 0 K: 1 S: 10	H: 0 LOB: 0 BB: 1 P: 17	1B: 5 2B: 0 3B: 0 HR: 1	SF: 0 SAC: 0 DP: 1 HBP: 0	WP: 1 PB: 0 SB: 0 CS: 1	PA: 38				
<b>PITCHER</b>	IP WLS BF H R ER SO BB IBB HBP BLK WP HR S P ERA WHIP																									
Brooks Lawrence, R (1,1)	6.0	27	5	2	2	3	3	1	0	0	1	0	58	104	3.00	1.333										
Bob Mabe, R (7,1)	2.0	W 8	1	2	2	1	2	0	0	0	0	1	12	29	9.00	1.500										
Tom Acker, R (9,1)	1.0	S 3	0	0	0	1	1	0	0	0	0	0	10	17	0.00	1.000										

Batter	1	2	3	4	5	6	7	8	9	AB	R	H	RBI	BB	SO	LOB	BOTTOM									
Johnny Temple, R OBP: 0.405, SLG: 0.450 (1,4)										2	1	1	1	2	1	0	<b>Los Angeles Dodgers @ Cincinnati Redlegs</b> Crosley Field, Cincinnati, OH Tue Jun 02 1959, 7:05 PM EDT Att: 6,949 - Unknown									
Vada Pinson, L OBP: 0.395, SLG: 0.607 (1,8)										5	1	2	2	0	1	6										
Jerry Lynch, L OBP: 0.316, SLG: 0.476 (1,7)										4	1	1	0	0	0	0										
Walt Dropo, R OBP: 0.182, SLG: 0.250 (8,3)										0	0	0	0	0	0	0										
Frank Robinson, R OBP: 0.374, SLG: 0.599 (1,3)										3	0	1	1	0	1	0										
Gus Bell, L OBP: 0.304, SLG: 0.419 (1,9)										4	1	1	0	0	0	2										
Ed Bailey, L OBP: 0.395, SLG: 0.393 (1,2)										3	0	1	0	1	0	0										
Frank Thomas, R OBP: 0.303, SLG: 0.386 (1,5)										4	0	1	0	0	1	4										
Eddie Kasko, R OBP: 0.267, SLG: 0.333 (8,PR)										0	1	0	0	0	0	0										
Roy McMillan, R OBP: 0.339, SLG: 0.464 (1,6)										3	0	1	1	1	0	1										
Brooks Lawrence, R (1,1)										3	0	0	0	0	1	3										
Bob Mabe, R (7,1)										0	0	0	0	0	0	0										
Don Newcombe, L OBP: 0.467, SLG: 0.538 (8,PH)										1	0	1	0	0	0	0										
Jim Pendleton, R OBP: 0.364, SLG: 0.300 (8,PR)										0	0	0	0	0	0	0										
Tom Acker, R OBP: 0.250, SLG: 0.143 (9,1)										0	0	0	0	0	0	0										
<b>Inning Stats</b>	R: 2 E: 0 K: 0 S: 21	H: 1 LOB: 2 BB: 2 P: 37	R: 0 E: 0 K: 2 S: 7	H: 0 LOB: 0 BB: 0 P: 11	R: 0 E: 0 K: 1 S: 10	H: 0 LOB: 0 BB: 0 P: 16	R: 1 E: 0 K: 1 S: 19	H: 3 LOB: 3 BB: 1 P: 24	R: 0 E: 0 K: 0 S: 8	H: 0 LOB: 0 BB: 0 P: 11	R: 0 E: 0 K: 0 S: 9	H: 1 LOB: 1 BB: 0 P: 16	R: 1 E: 0 K: 0 S: 10	H: 4 LOB: 1 BB: 0 P: 13	R: 1 E: 1 K: 0 S: 13	H: 1 LOB: 3 BB: 1 P: 21	1B: 8 2B: 1 3B: 0 HR: 1	SF: 1 SAC: 0 DP: 0 HBP: 1	WP: 0 PB: 0 SB: 0 CS: 0	PA: 38						
<b>PITCHER</b>	IP WLS BF H R ER SO BB IBB HBP BLK WP HR S P ERA WHIP																									
Don Drysdale, R (1,1)	6.2	31	9	4	4	5	3	0	1	0	0	1	82	126	5.40	1.800										
Clem Labine, R (7,1)	1.1	L 7	1	1	0	0	1	0	0	0	0	0	15	23	0.00	1.500										

AB	31
R	4
H	6
RBI	4
BB	7
SO	5
LOB	20



AB	32
R	5
H	10
RBI	5
BB	4
SO	5
LOB	16





Batter	1	2	3	4	5	6	7	8	9	AB	R	H	RBI	BB	SO	LOB	TOP					
Jim Gilliam, S OBP: 0.385, SLG: 0.311	F8	F9			FC1-6		FC5 SH3-4		F6	5	0	1	0	0	0	2	<b>Los Angeles Dodgers @ Cincinnati Redlegs</b> Crosley Field, Cincinnati, OH Wed Jun 03 1959, 7:05 PM EDT Att: 9,191 - Unknown <a href="http://livebaseballscorecards.com">livebaseballscorecards.com</a>					
Charlie Neal, R OBP: 0.346, SLG: 0.418	F8 1B		K		FC4-6		SH3-4		K	4	0	1	0	0	2	1						
Wally Moon, L OBP: 0.391, SLG: 0.408	F8 1B		F6		CS	F6	F6		CS 1B	5	0	2	0	0	0	1						
Duke Snider, L OBP: 0.350, SLG: 0.464	F8		4-3			1B			CS	3	1	1	0	1	0	2						
Don Demeter, R OBP: 0.337, SLG: 0.506	F8					HR 1B			CS	0	0	0	0	0	0	0						
Gil Hodges, R OBP: 0.403, SLG: 0.525	L9				K	HR 1B	FC5			4	1	1	0	0	1	4						
Ron Fairly, L OBP: 0.393, SLG: 0.467	1-3				FC5-4 1B	F7			FC5-4 1B	4	0	2	0	0	0	2						
John Roseboro, L OBP: 0.361, SLG: 0.404	HR				F7	HR			F8	4	2	2	4	0	0	2						
Don Zimmer, R OBP: 0.313, SLG: 0.306	F8				FC5-4	E5 1B			K	4	1	0	0	0	1	2						
Stan Williams, R OBP: 0.273, SLG: 0.200	1B				FC1-6 1B	2H 1B			FC5-4	4	0	3	1	0	0	1						
<b>Inning Stats</b>	R: 0 E: 0 K: 0 S: 12	H: 2 LOB: 2 BB: 0 P: 18	R: 1 E: 0 K: 0 S: 10	H: 2 LOB: 1 BB: 0 P: 16	R: 0 E: 0 K: 1 S: 9	H: 0 LOB: 0 BB: 0 P: 14	R: 0 E: 0 K: 1 S: 14	H: 1 LOB: 3 BB: 0 P: 20	R: 0 E: 0 K: 0 S: 7	H: 1 LOB: 0 BB: 0 P: 12	R: 4 E: 1 K: 0 S: 17	H: 4 LOB: 1 BB: 0 P: 25	R: 0 E: 0 K: 0 S: 4	H: 1 LOB: 2 BB: 1 P: 9	R: 0 E: 0 K: 1 S: 10	H: 1 LOB: 1 BB: 0 P: 16	R: 0 E: 0 K: 1 S: 6	H: 1 LOB: 0 BB: 0 P: 13	1B: 11 2B: 0 3B: 0 HR: 2	SF: 0 SAC: 1 DP: 0 HBP: 0	WP: 0 PB: 0 SB: 0 CS: 2	PA: 41
<b>PITCHER</b>	IP WLS BF H R ER SO BB IBB HBP BLK WP HR S P ERA WHIP	7.0 L 32 11 5 4 2 0 0 0 0 0 2 73 114 5.14 1.571	2.0 7 2 0 0 2 0 0 0 0 0 0 0 16 29 0.00 1.000	<b>PITCHER</b>										IP WLS BF H R ER SO BB IBB HBP BLK WP HR S P ERA WHIP								
Orlando Pena, R ERA: 6.61											7.0 L 32 11 5 4 2 0 0 0 0 0 2 73 114 5.14 1.571											
Willard Schmidt, R ERA: 4.32											2.0 7 2 0 0 2 0 0 0 0 0 0 0 16 29 0.00 1.000											

Batter	1	2	3	4	5	6	7	8	9	AB	R	H	RBI	BB	SO	LOB	BOTTOM					
Johnny Temple, R OBP: 0.406, SLG: 0.445	FC3-6 BB		SH BB				6-3		F9	2	0	0	1	2	0	1	<b>Los Angeles Dodgers @ Cincinnati Redlegs</b> Crosley Field, Cincinnati, OH Wed Jun 03 1959, 7:05 PM EDT Att: 9,191 - Unknown <a href="http://livebaseballscorecards.com">livebaseballscorecards.com</a>					
Vada Pinson, L OBP: 0.391, SLG: 0.595	L4		F6		F6		F5			4	0	0	0	0	0	6						
Jerry Lynch, L OBP: 0.315, SLG: 0.466	FC3-6				F9				1-3	3	0	0	0	1	0	1						
Frank Robinson, R OBP: 0.377, SLG: 0.595	K		K						1-3 BB	3	0	1	0	1	2	4						
Gus Bell, L OBP: 0.303, SLG: 0.411	L9						G6-3		1-3	3	1	0	0	1	0	2						
Ed Bailey, L OBP: 0.387, SLG: 0.384	K						F8		F6	3	0	0	0	0	1	1						
Frank Thomas, R OBP: 0.302, SLG: 0.379	5-3						5-3			3	0	0	0	0	1	1						
Roy McMillan, R OBP: 0.342, SLG: 0.462							1-3		F6	3	0	1	0	1	0	1						
Orlando Pena, R									L9	1	0	0	0	1	1	1						
John Powers, L OBP: 0.353, SLG: 0.438										1	0	0	0	0	0	0						
Willard Schmidt, R										0	0	0	0	0	0	0						
Don Newcombe, L OBP: 0.452, SLG: 0.519										1	0	0	0	0	0	1						
<b>Inning Stats</b>	R: 0 E: 0 K: 1 S: 8	H: 0 LOB: 1 BB: 1 P: 17	R: 0 E: 0 K: 1 S: 7	H: 0 LOB: 0 BB: 0 P: 10	R: 0 E: 0 K: 2 S: 14	H: 1 LOB: 3 BB: 1 P: 25	R: 1 E: 0 K: 1 S: 11	H: 0 LOB: 3 BB: 4 P: 28	R: 0 E: 0 K: 0 S: 5	H: 1 LOB: 0 BB: 0 P: 8	R: 0 E: 0 K: 0 S: 9	H: 0 LOB: 0 BB: 0 P: 11	R: 0 E: 0 K: 0 S: 9	H: 0 LOB: 0 BB: 0 P: 17	R: 0 E: 0 K: 0 S: 9	H: 0 LOB: 1 BB: 1 P: 15	R: 0 E: 0 K: 0 S: 9	H: 0 LOB: 1 BB: 0 P: 14	1B: 2 2B: 0 3B: 0 HR: 0	SF: 0 SAC: 2 DP: 1 HBP: 1	WP: 0 PB: 0 SB: 0 CS: 0	PA: 37
<b>PITCHER</b>	IP WLS BF H R ER SO BB IBB HBP BLK WP HR S P ERA WHIP	9.0 W 37 2 1 1 5 6 1 1 0 0 0 81 145 1.00 0.889	<b>PITCHER</b>										IP WLS BF H R ER SO BB IBB HBP BLK WP HR S P ERA WHIP									
Stan Williams, R ERA: 4.5											9.0 W 37 2 1 1 5 6 1 1 0 0 0 81 145 1.00 0.889											





Batter	1	2	3	4	5	6	7	8	9	AB	R	H	RBI	BB	SO	LOB	TOP						
Jim Gilliam, S OBP: 0.382, SLG: 0.309	1-1 5-3		1-3 K			1-1 G5-4-3 1B		0-1 F8		4	0	1	0	0	1	1	<b>Los Angeles Dodgers @ Cincinnati Redlegs</b> Crosley Field, Cincinnati, OH Thu Jun 04 1959, 7:05 PM EDT Att: 7,163 - Unknown <a href="http://livebaseballscorecards.com">livebaseballscorecards.com</a>						
Charlie Neal, R OBP: 0.339, SLG: 0.410	0-1 6-3		0-0 6-3			1-0 G5-4-3 1-2		1-1 F8		4	0	0	0	0	2								
Don Demeter, R OBP: 0.335, SLG: 0.500	0-0 F4			2-2 F5			0-3 K	0-0 BB 1B		4	0	1	0	0	1	0							
Gil Hodges, R OBP: 0.412, SLG: 0.545		3-2 2B		1-0 F7			1-1 2B	4-2 BB 1B		3	1	2	0	1	0	0							
Rip Repuski, R OBP: 0.391, SLG: 0.421		2-2 F6		0-0 F9			0-0 2B	1-0 BB		4	1	1	1	0	0	3							
Ron Fairly, L OBP: 0.389, SLG: 0.468		0-0 F4			2-2 4-3		0-0 1B		1-0 F5	4	1	1	1	0	0	1							
John Roseboro, L OBP: 0.350, SLG: 0.389		2-1 L8			1-2 F8		0-0 L9		0-0 B1-3	4	0	0	0	0	2								
Don Zimmer, R OBP: 0.318, SLG: 0.313			0-0 4-3 1B		0-0 F8		1-1 2H 1B	2-2 F5		4	0	2	1	0	0	0							
Danny McDevitt, L OBP: 0.167, SLG: 0.222			0-1 4-3			1-2 F4	1-0 F9			0	0	0	0	0	0	0							
Carl Erskine, R (2, 1)										2	0	0	0	0	0	1							
Dick Gray, R OBP: 0.246, SLG: 0.294										1	0	0	0	0	0	1							
Art Fowler, R OBP: 0.100, SLG: 0.100										0	0	0	0	0	0	0							
<b>Inning Stats</b>	R: 0 E: 0 K: 0 S: 5	H: 0 LOB: 0 BB: 0 P: 6	R: 0 E: 0 K: 0 S: 10	H: 1 LOB: 1 BB: 0 P: 17	R: 0 E: 0 K: 1 S: 7	H: 1 LOB: 1 BB: 0 P: 8	R: 0 E: 0 K: 0 S: 6	H: 0 LOB: 0 BB: 0 P: 9	R: 0 E: 0 K: 0 S: 7	H: 0 LOB: 0 BB: 0 P: 10	R: 0 E: 0 K: 0 S: 6	H: 1 LOB: 1 BB: 0 P: 9	R: 3 E: 0 K: 1 S: 11	H: 4 LOB: 1 BB: 0 P: 14	R: 0 E: 0 K: 0 S: 9	H: 1 LOB: 2 BB: 1 P: 15		R: 0 E: 0 K: 0 S: 5	H: 0 LOB: 0 BB: 0 P: 8	1B: 4 2B: 4 3B: 0 HR: 0	SF: 0 SAC: 0 DP: 1 HBP: 0	WP: 0 PB: 0 SB: 0 CS: 0	PA: 35
<b>PITCHER</b> Joe Nuxhall, L ERA: 4.08	IP: 9.0 WLS: W BF: 35 H: 8 R: 3 ER: 3 SO: 2 BB: 1 IBB: 0 HBP: 0 BLK: 0 WP: 0 HR: 0 S: 66 P: 96 ERA: 3.00 WHIP: 1.000															<b>PITCHER</b>							

Batter	1	2	3	4	5	6	7	8	9	AB	R	H	RBI	BB	SO	LOB	BOTTOM						
Johnny Temple, R OBP: 0.406, SLG: 0.446	0-1 5-3	1-0 2B		4-2 G3 BB		0-0 F4		0-0 F9		4	1	1	0	1	0	0	<b>Los Angeles Dodgers @ Cincinnati Redlegs</b> Crosley Field, Cincinnati, OH Thu Jun 04 1959, 7:05 PM EDT Att: 7,163 - Unknown <a href="http://livebaseballscorecards.com">livebaseballscorecards.com</a>						
Vada Pinson, L OBP: 0.393, SLG: 0.596	4-2 1B	1-2 BB 2B		0-1 G3		0-1 F4				3	1	1	1	1	0	1							
Pete Whisenant, R OBP: 0.324, SLG: 0.387	0-1 1B	4-1 BB		1-3 K		1-1 4-3				3	1	1	0	1	1	1							
Gus Bell, L OBP: 0.303, SLG: 0.411	1-2 1B			1-3 K						0	0	0	0	0	0	0							
Frank Robinson, R OBP: 0.374, SLG: 0.587	0-0 1B SF9	1-0 BB		0-0 F8			0-0 F9			4	1	1	1	0	0	3							
Dutch Dotterer, R OBP: 0.468, SLG: 0.500	0-0 HBP	4-2 BB			0-1 F7		2-2 5-3 1B			3	0	2	1	1	0	0							
Walt Dropo, R OBP: 0.192, SLG: 0.217	1-3 2H 1B	1-2 HBP			0-0 5-3		0-0 5-3			3	0	0	0	0	0	4							
Frank Thomas, R OBP: 0.301, SLG: 0.384	1-0 SF9				2-0 2B					3	1	1	1	0	0	1							
Eddie Kasko, R OBP: 0.267, SLG: 0.333										0	0	0	0	0	0	0							
Roy McMillan, R OBP: 0.340, SLG: 0.462	3H K				1-0 5-3			2-1 6-3		4	0	1	1	0	1	2							
Joe Nuxhall, L OBP: 0.263, SLG: 0.263			0-1 F8		2-1 6-3		0-0 F2		0-1 L9	4	0	0	0	0	0	1							
<b>Inning Stats</b>	R: 3 E: 0 K: 1 S: 14	H: 3 LOB: 2 BB: 1 P: 22	R: 1 E: 0 K: 0 S: 13	H: 2 LOB: 3 BB: 2 P: 26	R: 0 E: 0 K: 0 S: 5	H: 0 LOB: 0 BB: 0 P: 8	R: 0 E: 0 K: 1 S: 10	H: 0 LOB: 1 BB: 1 P: 15	R: 1 E: 0 K: 0 S: 6	H: 2 LOB: 1 BB: 0 P: 9	R: 0 E: 0 K: 0 S: 5	H: 0 LOB: 0 BB: 0 P: 6	R: 0 E: 0 K: 0 S: 7	H: 1 LOB: 1 BB: 0 P: 9	R: 0 E: 0 K: 0 S: 5	H: 0 LOB: 0 BB: 0 P: 7		R: 0 E: 0 K: 0 S: 5	H: 0 LOB: 0 BB: 0 P: 7	1B: 4 2B: 4 3B: 0 HR: 0	SF: 1 SAC: 0 DP: 0 HBP: 1	WP: 0 PB: 0 SB: 0 CS: 0	PA: 37
<b>PITCHER</b> Danny McDevitt, L ERA: 4.28	IP: 1.1 WLS: L BF: 11 H: 5 R: 4 ER: 4 SO: 1 BB: 1 IBB: 0 HBP: 0 BLK: 0 WP: 0 HR: 0 S: 20 P: 30 ERA: 27.00 WHIP: 4.500															<b>PITCHER</b>							
Carl Erskine, R ERA: 6.65	4.2 BF: 19 H: 2 R: 1 ER: 1 SO: 1 BB: 3 IBB: 0 HBP: 0 BLK: 0 WP: 0 HR: 0 S: 33 P: 56 ERA: 1.93 WHIP: 1.071																						
Art Fowler, R ERA: 5.15	2.0 BF: 7 H: 1 R: 0 ER: 0 SO: 0 BB: 0 IBB: 0 HBP: 0 BLK: 0 WP: 0 HR: 0 S: 12 P: 16 ERA: 0.00 WHIP: 0.500																						



Batter	1	2	3	4	5	6	7	8	9	AB	R	H	RBI	BB	SO	LOB	TOP					
Jim Davenport, R (1.5) OBP: 0.267, SLG: 0.316										3	0	0	0	1	0	0	<b>San Francisco Giants @ Cincinnati Redlegs</b> Crosley Field, Cincinnati, OH Fri Jun 05 1959, 7:05 PM EDT Att: 18,930 - Unknown <a href="http://livebaseballscorecards.com">livebaseballscorecards.com</a>					
Willie Kirkland, L (1.9) OBP: 0.389, SLG: 0.437										3	2	1	1	1	1	1						
Willie Mays, R (1.8) OBP: 0.389, SLG: 0.580										4	0	0	0	0	1	2						
Orlando Cepeda, R (1.3) OBP: 0.359, SLG: 0.621										4	0	1	0	0	0	1						
Leon Wagner, L (1.7) OBP: 0.360, SLG: 0.521										4	0	0	0	0	2	1						
Daryl Spencer, R (1.4) OBP: 0.343, SLG: 0.353										3	0	1	0	0	0	0						
Andre Rodgers, R (1.6) OBP: 0.332, SLG: 0.415										3	0	0	0	0	0	1						
Hobie Landrith, L (1.2) OBP: 0.300, SLG: 0.298										3	0	0	0	0	0	1						
Johnny Antonelli, L (1.1) OBP: 0.083, SLG: 0.111										2	0	0	0	0	2	0						
Al Worthington, R (6.1) Dom Zanni, R (6.1) Dusty Rhodes, L (8. PH) Joe Shipley, R (8.1)										0	0	0	0	0	0	0						
<b>Inning Stats</b>	R: 0 E: 0 K: 0 S: 3	H: 0 LOB: 1 BB: 1 P: 7	R: 0 E: 0 K: 1 S: 5	H: 0 LOB: 0 BB: 0 P: 5	R: 0 E: 0 K: 1 S: 5	H: 0 LOB: 0 BB: 0 P: 5	R: 0 E: 0 K: 2 S: 7	H: 0 LOB: 0 BB: 0 P: 7	R: 0 E: 0 K: 0 S: 4	H: 1 LOB: 1 BB: 0 P: 4	R: 1 E: 0 K: 1 S: 6	H: 1 LOB: 0 BB: 0 P: 6	R: 0 E: 0 K: 1 S: 5	H: 0 LOB: 0 BB: 0 P: 5	R: 0 E: 0 K: 0 S: 3	H: 0 LOB: 0 BB: 0 P: 3	R: 1 E: 0 K: 0 S: 4	H: 1 LOB: 1 BB: 1 P: 8	1B: 2 2B: 0 3B: 0 HR: 1	SF: 0 SAC: 0 DP: 0 HBP: 0	WP: 1 PB: 0 SB: 0 CS: 0	PA: 32
<b>PITCHER</b> Don Newcombe, R (1.1) ERA: 3.65	IP: 9.0 WLS: W BF: 32 H: 3 R: 2 ER: 2 SO: 6 BB: 2 IBB: 0 HBP: 0 BLK: 0 WP: 1 HR: 1 S: 42 P: 50 ERA: 2.00 WHIP: 0.556																					

Batter	1	2	3	4	5	6	7	8	9	AB	R	H	RBI	BB	SO	LOB	BOTTOM					
Johnny Temple, R (1.4) OBP: 0.412, SLG: 0.465										3	1	2	1	1	0	2	<b>San Francisco Giants @ Cincinnati Redlegs</b> Crosley Field, Cincinnati, OH Fri Jun 05 1959, 7:05 PM EDT Att: 18,930 - Unknown <a href="http://livebaseballscorecards.com">livebaseballscorecards.com</a>					
Vada Pinson, L (1.8) OBP: 0.390, SLG: 0.587										3	1	0	0	1	0	2						
Pete Whisenant, R (1.9) OBP: 0.297, SLG: 0.353										3	0	0	0	0	0	2						
Gus Bell, L (7.9) OBP: 0.306, SLG: 0.420										1	0	1	1	0	0	0						
Frank Robinson, R (1.7) OBP: 0.372, SLG: 0.585										4	1	1	0	0	2	2						
Dutch Dotterer, R (1.2) OBP: 0.451, SLG: 0.500										4	1	1	1	0	0	1						
Walt Dropo, R (1.3) OBP: 0.200, SLG: 0.259										4	1	1	1	0	1	1						
Frank Thomas, R (1.5) OBP: 0.299, SLG: 0.381										4	1	1	1	0	0	0						
Roy McMillan, R (1.6) OBP: 0.343, SLG: 0.480										4	1	2	1	0	0	0						
Don Newcombe, L (1.1) OBP: 0.429, SLG: 0.484										4	0	1	1	0	1	0						
<b>Inning Stats</b>	R: 0 E: 0 K: 0 S: 3	H: 0 LOB: 1 BB: 1 P: 7	R: 0 E: 0 K: 0 S: 3	H: 0 LOB: 0 BB: 0 P: 3	R: 1 E: 0 K: 1 S: 7	H: 2 LOB: 1 BB: 0 P: 7	R: 0 E: 0 K: 1 S: 5	H: 0 LOB: 0 BB: 0 P: 5	R: 0 E: 0 K: 0 S: 3	H: 0 LOB: 0 BB: 0 P: 3	R: 5 E: 0 K: 0 S: 10	H: 7 LOB: 2 BB: 0 P: 10	R: 1 E: 0 K: 2 S: 8	H: 1 LOB: 1 BB: 1 P: 12	R: 0 E: 0 K: 0 S: 3	H: 0 LOB: 0 BB: 0 P: 3	R: 0 E: 0 K: 0 S: 3	H: 0 LOB: 0 BB: 0 P: 3	1B: 4 2B: 4 3B: 0 HR: 2	SF: 0 SAC: 0 DP: 0 HBP: 0	WP: 0 PB: 0 SB: 0 CS: 0	PA: 36
<b>PITCHER</b> Johnny Antonelli, L (1.1) ERA: 2.79 Al Worthington, R (6.1) ERA: 3.86 Dom Zanni, R (6.1) ERA: 5.23 Joe Shipley, R (8.1) ERA: 5.0	IP: 5.2 WLS: L BF: 24 H: 6 R: 5 ER: 5 SO: 2 BB: 1 IBB: 0 HBP: 0 BLK: 0 WP: 0 HR: 2 S: 27 P: 31 ERA: 7.94 WHIP: 1.235																					



Batter	1	2	3	4	5	6	7	8	9	AB	R	H	RBI	BB	SO	LOB	TOP																		
<b>Jim Davenport, R</b> OBP: 0.274, SLG: 0.321 (1, 5)										6	1	3	1	0	1	0	<b>San Francisco Giants @ Cincinnati Redlegs</b> Crosley Field, Cincinnati, OH Sat Jun 06 1959, 3:33 AM EDT Att: 9,956 - Unknown <a href="http://livebaseballscorecards.com">livebaseballscorecards.com</a>																		
<b>Willie Kirkland, L</b> OBP: 0.375, SLG: 0.439 (1, 9)										4	1	1	0	2	0	2																			
<b>Willie Mays, R</b> OBP: 0.383, SLG: 0.573 (1, 8)										6	1	1	1	0	0	5																			
<b>Orlando Cepeda, R</b> OBP: 0.358, SLG: 0.617 (1, 3)										6	2	2	1	0	1	0																			
<b>Leon Wagner, L</b> OBP: 0.374, SLG: 0.558 <b>Jackie Brandt, R</b> OBP: 0.314, SLG: 0.381 (1, 7) (7, 7)									4	4	2	3	1	1	1	1																			
<b>Daryl Spencer, R</b> OBP: 0.352, SLG: 0.368 (1, 4)									6	2	4	1	0	1	0																				
<b>Andre Rodgers, R</b> OBP: 0.339, SLG: 0.423 (1, 6)									4	1	2	3	1	1	2																				
<b>Hobie Landrith, L</b> OBP: 0.323, SLG: 0.314 (1, 2)									4	1	2	2	1	0	3																				
<b>Sam Jones, R</b> OBP: 0.121, SLG: 0.121 (1, 1)									4	0	1	0	0	1	4																				
<b>Inning Stats</b>	R: 3 E: 0 K: 2 S: 10	H: 3 LOB: 0 BB: 0 P: 10	R: 1 E: 0 K: 0 S: 4	H: 1 LOB: 1 BB: 1 P: 8	R: 2 E: 0 K: 0 S: 7	H: 4 LOB: 2 BB: 0 P: 7	R: 0 E: 0 K: 0 S: 3	H: 0 LOB: 0 BB: 0 P: 3	R: 3 E: 0 K: 0 S: 7	H: 4 LOB: 3 BB: 2 P: 15	R: 1 E: 1 K: 2 S: 10	H: 2 LOB: 2 BB: 0 P: 10	R: 3 E: 0 K: 1 S: 9	H: 4 LOB: 2 BB: 1 P: 13	R: 0 E: 0 K: 0 S: 3	H: 0 LOB: 1 BB: 0 P: 7	1B: 12 2B: 5 3B: 0 HR: 1	SF: 0 SAC: 1 DP: 0 HBP: 0	WP: 1 PA: 51 PB: 0 SB: 0 CS: 0																
<b>PITCHER</b>	IP WLS BF H R ER SO BB IBB HBP BLK WP HR S P ERA WHIP	IP WLS BF H R ER SO BB IBB HBP BLK WP HR S P ERA WHIP																																	
<b>Bob Purkey, R</b> ERA: 4.92 <b>Willard Schmidt, R</b> ERA: 4.29 <b>Hal Jeffcoat, R</b> ERA: 2.7 <b>Bob Mabe, R</b> ERA: 5.46 <b>Luis Arroyo, L</b> ERA: 11.57	(1, 1) (3, 1) (4, 1) (5, 1) (5, 1)	2.2 0.1 1.0 0.1 2.1	15 3 3 4 17	6 2 0 2 8	6 0 0 3 4	6 0 0 3 3	2 0 0 0 3	2 0 0 0 3	2 0 0 0 3	2 0 0 0 3	2 0 0 0 3	2 0 0 0 3	2 0 0 0 3	2 0 0 0 3	2 0 0 0 3	2 0 0 0 3	20.25 0.00 0.00 81.00 11.57	2.625 6.000 0.000 9.000 3.857	Tom Acker, R ERA: 3.09 (7, 1)	2.1	9	0	0	0	2	2	0	0	0	0	0	0	11	19	0.00 0.857

Batter	1	2	3	4	5	6	7	8	9	AB	R	H	RBI	BB	SO	LOB	BOTTOM	
<b>Johnny Temple, R</b> OBP: 0.408, SLG: 0.455 (1, 4)										4	1	0	0	1	0	3	<b>San Francisco Giants @ Cincinnati Redlegs</b> Crosley Field, Cincinnati, OH Sat Jun 06 1959, 3:33 AM EDT Att: 9,956 - Unknown <a href="http://livebaseballscorecards.com">livebaseballscorecards.com</a>	
<b>Vada Pinson, L</b> OBP: 0.391, SLG: 0.583 (1, 8)									5	0	2	0	0	2	3			
<b>Jerry Lynch, L</b> OBP: 0.323, SLG: 0.467 (1, 7)									4	0	2	0	1	1	3			
<b>Frank Robinson, R</b> OBP: 0.368, SLG: 0.576 (1, 3)									5	0	1	2	0	1	6			
<b>Gus Bell, L</b> OBP: 0.305, SLG: 0.413 (1, 9)									3	0	0	0	1	1	3			
<b>Ed Bailey, L</b> OBP: 0.379, SLG: 0.375 <b>Dutch Dotterer, R</b> OBP: 0.442, SLG: 0.489 (1, 2) (6, 2)									3	0	0	0	0	1	4			
<b>Frank Thomas, R</b> OBP: 0.303, SLG: 0.394 (1, 5)									4	0	2	0	0	0	0			
<b>Roy McMillan, R</b> OBP: 0.342, SLG: 0.472 (1, 6)									3	1	0	0	1	0	2			
<b>Bob Purkey, R</b> <b>Willard Schmidt, R</b> <b>Hal Jeffcoat, R</b> <b>Bob Mabe, R</b> <b>Luis Arroyo, L</b> <b>Tom Acker, R</b> <b>Dan Neenan, L</b>	(1, 1) (3, 1) (4, 1) (5, 1) (5, 1) (7, 1)	9.0 W	40 BF	8 H	3 R	0 ER	7 SO	4 BB	0 IBB	0 HBP	0 BLK	0 WP	0 HR	50 S	66 P	0.00 ERA	1.333 WHIP	WP: 0 PA: 40 PB: 0 SB: 2 CS: 0
<b>PITCHER</b>	IP WLS BF H R ER SO BB IBB HBP BLK WP HR S P ERA WHIP	IP WLS BF H R ER SO BB IBB HBP BLK WP HR S P ERA WHIP																




Batter	1	2	3	4	5	6	7	8	9	AB	R	H	RBI	BB	SO	LOB	TOP				
<b>Jim Davenport, R</b> OBP: 0.272, SLG: 0.318 (1, 5)										5	0	1	0	0	2	1	<b>San Francisco Giants @ Cincinnati Redlegs</b> Crosley Field, Cincinnati, OH Sun Jun 07 1959, 3:33 AM EDT Unknown				
<b>Willie Kirkland, L</b> OBP: 0.376, SLG: 0.464 (1, 9)										5	1	2	1	0	0	2					
<b>Willie Mays, R</b> OBP: 0.379, SLG: 0.564 (1, 8)										5	1	1	1	0	2	3					
<b>Orlando Cepeda, R</b> OBP: 0.361, SLG: 0.618 (1, 3)										3	1	1	0	1	1	1					
<b>Leon Wagner, L</b> OBP: 0.372, SLG: 0.544 <b>Jackie Brandt, R</b> OBP: 0.312, SLG: 0.379 (1, 7) (6, 7)										2	0	0	0	1	1	2					
<b>Daryl Spencer, R</b> OBP: 0.384, SLG: 0.394 (1, 4)										3	1	3	2	1	0	0					
<b>Andre Rodgers, R</b> OBP: 0.337, SLG: 0.419 (1, 6)										4	0	1	0	0	0	4					
<b>Hobie Landrith, L</b> OBP: 0.333, SLG: 0.315 (1, 2)										3	1	1	0	1	0	1					
<b>Jack Sanford, R</b> OBP: 0.135, SLG: 0.086 (1, 1)										4	0	0	0	0	3	2					
<b>Inning Stats</b>	R: 0 E: 0 K: 2 S: 7	H: 0 LOB: 0 BB: 0 P: 7	R: 0 E: 0 K: 0 S: 2	H: 0 LOB: 1 BB: 2 P: 10	R: 0 E: 0 K: 0 S: 3	H: 0 LOB: 0 BB: 0 P: 3	R: 2 E: 0 K: 2 S: 10	H: 3 LOB: 1 BB: 0 P: 10	R: 0 E: 0 K: 2 S: 8	H: 1 LOB: 2 BB: 1 P: 12	R: 0 E: 0 K: 1 S: 4	H: 0 LOB: 0 BB: 0 P: 5	R: 1 E: 0 K: 0 S: 5	H: 2 LOB: 1 BB: 0 P: 5	R: 1 E: 0 K: 2 S: 9	H: 2 LOB: 1 BB: 0 P: 9		1B: 6 2B: 2 3B: 1 HR: 1	SF: 0 SAC: 0 DP: 2 HBP: 0	WP: 0 PB: 0 SB: 2 CS: 0	PA: 39
<b>PITCHER</b>	IP	WLS	BF	H	R	ER	SO	BB	IBB	HBP	BLK	WP	HR	S	P	ERA	WHIP				
<b>Brooks Lawrence, R</b> ERA: 5.37 (1, 1)	7.0	L	29	6	3	3	7	4	0	0	0	0	1	39	55	3.86	1.429				
<b>Hal Jeffcoat, R</b> ERA: 3.32 (8, 1)	1.2		9	4	2	2	2	0	0	0	0	0	0	13	13	10.80	2.400				
<b>Tom Acker, R</b> ERA: 3.06 (9, 1)	0.1		1	0	0	0	0	0	0	0	0	0	0	1	1	0.00	0.000				

AB	35
R	5
H	10
RBI	4
BB	4
SO	9
LOB	17



Batter	1	2	3	4	5	6	7	8	9	AB	R	H	RBI	BB	SO	LOB	BOTTOM					
<b>Johnny Temple, R</b> OBP: 0.409, SLG: 0.461 (1, 4)										4	1	2	0	0	1	2	<b>San Francisco Giants @ Cincinnati Redlegs</b> Crosley Field, Cincinnati, OH Sun Jun 07 1959, 3:33 AM EDT Unknown					
<b>Vada Pinson, L</b> OBP: 0.388, SLG: 0.577 (1, 8)										4	1	1	1	0	0	3						
<b>Jerry Lynch, L</b> OBP: 0.327, SLG: 0.484 (1, 7)										3	1	1	1	1	0	1						
<b>Frank Robinson, R</b> OBP: 0.366, SLG: 0.569 (1, 3)										4	0	1	0	0	0	0						
<b>Gus Bell, L</b> OBP: 0.304, SLG: 0.407 (1, 9)										3	0	0	0	1	0	3						
<b>Ed Bailey, L</b> OBP: 0.369, SLG: 0.364 (1, 2)										4	0	0	0	0	0	3						
<b>Frank Thomas, R</b> OBP: 0.298, SLG: 0.386 (1, 5)										4	0	0	0	0	0	2						
<b>Roy McMillan, R</b> OBP: 0.340, SLG: 0.464 (1, 6)										3	0	0	0	1	2	0						
<b>Brooks Lawrence, R</b> OBP: 0.154, SLG: 0.192 <b>Don Newsome, L</b> OBP: 0.432, SLG: 0.485 <b>Jim Pendergast, R</b> OBP: 0.295, SLG: 0.333 <b>Hal Jeffcoat, R</b> OBP: 0.199, SLG: 0.200 <b>Tom Acker, R</b> OBP: 0.143, SLG: 0.143 <b>John Powers, L</b> OBP: 0.316, SLG: 0.389 (1, 1) (7, PH) (7, PH) (8, 1) (9, 1) (9, PH)										2	0	0	0	0	0	0						
<b>Inning Stats</b>	R: 2 E: 1 K: 0 S: 5	H: 2 LOB: 0 BB: 0 P: 5	R: 0 E: 0 K: 1 S: 5	H: 0 LOB: 0 BB: 0 P: 5	R: 0 E: 0 K: 0 S: 3	H: 0 LOB: 0 BB: 0 P: 3	R: 0 E: 0 K: 0 S: 4	H: 1 LOB: 2 BB: 1 P: 8	R: 0 E: 0 K: 0 S: 4	H: 1 LOB: 1 BB: 0 P: 4	R: 0 E: 0 K: 0 S: 3	H: 0 LOB: 1 BB: 1 P: 7	R: 0 E: 0 K: 1 S: 6	H: 1 LOB: 2 BB: 1 P: 10	R: 1 E: 0 K: 0 S: 4	H: 1 LOB: 0 BB: 0 P: 4		R: 0 E: 0 K: 2 S: 7	H: 0 LOB: 0 BB: 0 P: 7	1B: 4 2B: 1 3B: 0 HR: 1	SF: 0 SAC: 0 DP: 0 HBP: 0	WP: 0 PB: 0 SB: 0 CS: 1
<b>PITCHER</b>	IP	WLS	BF	H	R	ER	SO	BB	IBB	HBP	BLK	WP	HR	S	P	ERA	WHIP					
<b>Jack Sanford, R</b> ERA: 3.06 (1, 1)	9.0	W	36	6	3	2	4	3	0	0	0	0	1	41	53	2.00	1.000					





Batter	1	2	3	4	5	6	7	8	9	AB	R	H	RBI	BB	SO	LOB	TOP			
Jim Davenport, R (1.5) OBP: 0.267, SLG: 0.312	5-3			K		K			F7	4	0	0	0	0	2	0	<b>San Francisco Giants @ Cincinnati Redlegs</b> Crosley Field, Cincinnati, OH Sun Jun 07 1959, 3:38 AM EDT Att: 25,557 - Unknown <a href="http://livebaseballscorecards.com">livebaseballscorecards.com</a>			
Willie Kirkland, L (1.9) OBP: 0.365, SLG: 0.448	4-3			F7			3-1		K	4	0	0	0	0	1	0				
Willie Mays, R (1.8) OBP: 0.373, SLG: 0.553	6-3			F9			F2		F8	4	0	0	0	0	0	0				
Orlando Cepeda, R (1.3) OBP: 0.365, SLG: 0.638		5-3			G3 2B				HR	3	1	2	1	0	0	0				
Leon Wagner, L (1.7) OBP: 0.361, SLG: 0.524		G3			G3				6-3	3	0	0	0	0	0	1				
Daryl Spencer, R (1.4) OBP: 0.364, SLG: 0.393				K		K			FC6-4 1B	3	0	1	0	0	2	1				
Andre Rodgers, R (1.6) OBP: 0.337, SLG: 0.418				F2		F8			FC6-4 1B	3	0	1	0	0	0	1				
Bob Schmidt, R (1.2) OBP: 0.305, SLG: 0.393				F7					FC6-4 1B	2	0	0	0	0	0	0				
Dusty Rhodes, L (8, PH) OBP: 0.222, SLG: 0.125				F7		6-3			FC6-4 1B	1	0	0	0	0	0	2				
Roger McCardell, R (8.2)									G4-6-3 1-2 2-3	0	0	0	0	0	0	0				
Mike McCormick, L (1.1) OBP: 0.211, SLG: 0.125				K					G4-6-3 1-2	2	0	0	0	0	2	0				
Al Worthington, R (6.1)										0	0	0	0	0	0	0				
Bob Speake, L (8, PH) OBP: 0.167, SLG: 0.091										1	0	0	0	0	0	2				
Joe Shipley, R (8.1)										0	0	0	0	0	0	0				
<b>Inning Stats</b>	R: 0 E: 0 K: 0 S: 3	H: 0 LOB: 0 BB: 0 P: 3	R: 0 E: 0 K: 1 S: 5	H: 0 LOB: 0 BB: 0 P: 5	R: 0 E: 0 K: 1 S: 5	H: 0 LOB: 0 BB: 0 P: 5	R: 0 E: 0 K: 1 S: 5	H: 1 LOB: 1 BB: 0 P: 6	R: 0 E: 0 K: 2 S: 7	H: 0 LOB: 0 BB: 0 P: 7	R: 1 E: 0 K: 0 S: 4	H: 1 LOB: 0 BB: 0 P: 4	R: 0 E: 0 K: 0 S: 4	H: 2 LOB: 1 BB: 0 P: 4	R: 0 E: 0 K: 1 S: 5	H: 0 LOB: 0 BB: 0 P: 5	1B: 2 2B: 1 3B: 0 HR: 1	SF: 0 SAC: 0 DP: 1 HBP: 0	WP: 0 PB: 0 SB: 0 CS: 0	PA: 30
<b>PITCHER</b> Orlando Pena, R (1.1) ERA: 5.4	IP: 9.0 WLS: W BF: 30 H: 4 R: 1 ER: 1 SO: 7 BB: 0 IBB: 0 HBP: 0 BLK: 0 WP: 0 HR: 1 S: 44 P: 44 ERA: 1.00 WHIP: 0.444															<b>PITCHER</b>				

Batter	1	2	3	4	5	6	7	8	9	AB	R	H	RBI	BB	SO	LOB	BOTTOM			
Johnny Temple, R (1.4) OBP: 0.415, SLG: 0.466	2B BB	2B		E6 2H		SH5-4	BB			2	1	1	1	2	0	1	<b>San Francisco Giants @ Cincinnati Redlegs</b> Crosley Field, Cincinnati, OH Sun Jun 07 1959, 3:38 AM EDT Att: 25,557 - Unknown <a href="http://livebaseballscorecards.com">livebaseballscorecards.com</a>			
Vada Pinson, L (1.8) OBP: 0.385, SLG: 0.577	2B 1-2	4-3			E3 BB FC1-2	1B 2B	4-3			5	2	2	2	0	0	2				
Pete Whisenant, R (1.9) OBP: 0.341, SLG: 0.405	2B 1H 2H			F9		FC1-2 BB	HBP 1B		F7	3	1	2	3	1	0	0				
Gus Bell, L (7.9) OBP: 0.303, SLG: 0.404						FC1-2 BB	1B HBP			1	0	0	0	0	0	0				
Frank Robinson, R (1.7) OBP: 0.367, SLG: 0.561	K			E6 FC5-4		FC1-2 BB	1B HBP		K	3	0	0	0	1	2	1				
Dutch Dotterer, R (1.2) OBP: 0.421, SLG: 0.460	K			F9		FC1-2			K	5	0	1	1	0	2	5				
Walt Dropo, R (1.3) OBP: 0.176, SLG: 0.226	K			FC5-4 1-2		K	1B		K	4	0	0	0	0	3	7				
Frank Thomas, R (1.5) OBP: 0.292, SLG: 0.378				F4		6-3			F3	4	0	0	0	0	0	5				
Eddie Kasko, R (7.5) OBP: 0.267, SLG: 0.333						F3			F3	0	0	0	0	0	0	0				
Roy McMillan, R (1.6) OBP: 0.348, SLG: 0.476		SH1-4 2B 1B				SH5-4 1B 2B	K			4	2	3	0	0	1	0				
Orlando Pena, R (1.1) OBP: 0.231, SLG: 0.091		SH1-4				SH5-4 2B 1B	K			3	1	1	0	0	2	1				
<b>Inning Stats</b>	R: 2 E: 0 K: 3 S: 11	H: 2 LOB: 1 BB: 1 P: 15	R: 1 E: 0 K: 0 S: 5	H: 2 LOB: 1 BB: 0 P: 5	R: 0 E: 1 K: 1 S: 4	H: 0 LOB: 1 BB: 0 P: 4	R: 0 E: 1 K: 1 S: 6	H: 1 LOB: 2 BB: 0 P: 6	R: 0 E: 1 K: 1 S: 6	H: 0 LOB: 3 BB: 2 P: 14	R: 4 E: 0 K: 1 S: 10	H: 5 LOB: 2 BB: 0 P: 11	R: 0 E: 0 K: 2 S: 7	H: 0 LOB: 1 BB: 1 P: 11	R: 0 E: 0 K: 2 S: 7	H: 0 LOB: 0 BB: 0 P: 7	1B: 6 2B: 4 3B: 0 HR: 0	SF: 0 SAC: 2 DP: 0 HBP: 1	WP: 0 PB: 0 SB: 0 CS: 0	PA: 41
<b>PITCHER</b> Mike McCormick, L (1.1) ERA: 4.66	IP: 5.1 WLS: L BF: 30 H: 9 R: 7 ER: 7 SO: 5 BB: 3 IBB: 0 HBP: 0 BLK: 0 WP: 0 HR: 0 S: 37 P: 49 ERA: 11.81 WHIP: 2.250															<b>PITCHER</b>				
Al Worthington, R (6.1) ERA: 3.66	1.2 8 1 0 0 3 1 0 1 0 0 0 12 17 0.00 1.200																			
Joe Shipley, R (8.1) ERA: 4.5	1.0 3 0 0 0 2 0 0 0 0 0 0 7 7 0.00 0.000																			



Batter	1	2	3	4	5	6	7	8	9	AB	R	H	RBI	BB	SO	LOB	TOP										
Johnny Temple, R (1,4) OBP: 0.416, SLG: 0.464	1-3		7-3 BB		6-3		1-3 1B			3	0	1	0	1	0	1	<b>Cincinnati Redlegs @ Chicago Cubs</b> Wrigley Field, Chicago, IL Tue Jun 09 1959, 3:33 AM CDT Att: 9,141 - Unknown										
Vada Pinson, L (1,8) OBP: 0.396, SLG: 0.585	K		7-3		HR		F8			4	1	1	2	0	1	3											
Jerry Lynch, L (1,7) Pete Whisenant, R (7,PH) John Powers, L (7,7) OBP: 0.322, SLG: 0.474 OBP: 0.333, SLG: 0.395 OBP: 0.316, SLG: 0.389	L8			1-3	4-3		F8			3	0	0	0	0	0	0											
Frank Robinson, R (1,3) OBP: 0.373, SLG: 0.560		CS BB		1B WP BB		1B G4-6-3 1B		F9		2	2	1	0	2	0	0											
Gus Bell, L (1,9) OBP: 0.312, SLG: 0.412	1B 1-2 1B			G3 WP 1B		G4-6-3 1B		K		4	0	3	0	0	1	0											
Ed Bailey, L (1,2) OBP: 0.360, SLG: 0.353	F7			G3		G4-6-3		2-3		4	0	0	0	0	0	3											
Frank Thomas, R (1,5) OBP: 0.291, SLG: 0.375				6-3		F8		F8		4	0	1	0	0	0	1											
Roy McMillan, R (1,6) OBP: 0.346, SLG: 0.468	K			HR SH2-4 BB		K		F7		3	1	0	0	1	2	2											
Joe Nuxhall, L (1,1) Tom Acker, R (7,1) Luis Arroyo, L (7,1) Jim Pendleton, R (9,PH) OBP: 0.286, SLG: 0.250 OBP: 0.250, SLG: 0.143 OBP: 0.375, SLG: 0.318	F7			SH2-4		1B HBP		K2-3		1	0	0	0	0	0	0											
<b>Inning Stats</b>	R: 0 E: 0 K: 1 S: 5	H: 0 LOB: 0 BB: 0 P: 5	R: 0 E: 0 K: 1 S: 6	H: 2 LOB: 2 BB: 1 P: 10	R: 0 E: 0 K: 0 S: 2	H: 0 LOB: 0 BB: 1 P: 6	R: 1 E: 0 K: 0 S: 4	H: 1 LOB: 1 BB: 1 P: 8	R: 2 E: 0 K: 0 S: 4	H: 1 LOB: 0 BB: 1 P: 8	R: 1 E: 0 K: 0 S: 4	H: 2 LOB: 0 BB: 0 P: 4	R: 0 E: 0 K: 1 S: 6	H: 1 LOB: 2 BB: 0 P: 7	R: 0 E: 0 K: 1 S: 5	H: 0 LOB: 0 BB: 0 P: 5		R: 0 E: 0 K: 1 S: 5	H: 0 LOB: 0 BB: 0 P: 5	1B: 6 2B: 1 3B: 0 HR: 1	SF: 0 SAC: 1 DP: 2 HBP: 1	WP: 1 PB: 0 SB: 0 CS: 1	PA: 36				
<b>PITCHER</b>	IP	WLS	BF	H	R	ER	SO	BB	IBB	HBP	BLK	WP	HR	S	P	ERA	WHIP										
Bob Anderson, R (1,1) ERA: 3.44	6.1		28	7	4	4	3	4	0	1	0	1	1	29	46	5.68	1.737										
Bill Henry, L (7,1) ERA: 2.72	2.2	W	8	0	0	0	2	0	0	0	0	0	0	12	12	0.00	0.000										

Batter	1	2	3	4	5	6	7	8	9	AB	R	H	RBI	BB	SO	LOB	BOTTOM										
Tony Taylor, R (1,4) OBP: 0.349, SLG: 0.409	F8		CS 2B		6-3	F3	FC6-4			5	0	1	0	0	0	3	<b>Cincinnati Redlegs @ Chicago Cubs</b> Wrigley Field, Chicago, IL Tue Jun 09 1959, 3:33 AM CDT Att: 9,141 - Unknown										
Alvin Dark, R (1,5) OBP: 0.316, SLG: 0.350	6-3		1-3		F8	P4		14 SF8 3B		5	1	1	0	0	0	2											
Lee Walls, R (1,9) OBP: 0.353, SLG: 0.380	14 BB 1B				14 HR 1B		14 HR 1B	14 SF8 BB		4	2	4	0	1	0	0											
14 Ernie Banks, R (1,6) OBP: 0.356, SLG: 0.567	FC6-4 BB		1-3		HR 1B		HR	SF8		3	2	2	3	1	0	1											
Bobby Thomson, R (1,7) OBP: 0.338, SLG: 0.475	FC6-4				4-3 1B		F3	G6-4-3 IBB		4	2	2	3	1	0	2											
Cal Neaman, R (1,2) OBP: 0.196, SLG: 0.069	K			4-3		K		G6-4-3		5	0	1	0	0	2	3											
Dale Long, L (1,3) OBP: 0.340, SLG: 0.537	F7				P4	F8		HR		4	1	1	1	0	0	2											
George Altman, L (1,8) OBP: 0.317, SLG: 0.400								SH3-4 1B		4	0	4	1	0	0	0											
Bob Anderson, R (1,1) Tom Acker, R (7,1) Luis Arroyo, L (7,1) OBP: 0.200, SLG: 0.207 OBP: 0.231, SLG: 0.167	K				F8		SH3-4	FC6-4 BB		2	0	0	0	0	1	2											
<b>Inning Stats</b>	R: 0 E: 0 K: 0 S: 4	H: 1 LOB: 2 BB: 1 P: 8	R: 0 E: 0 K: 2 S: 8	H: 1 LOB: 1 BB: 0 P: 8	R: 0 E: 0 K: 0 S: 4	H: 2 LOB: 1 BB: 0 P: 4	R: 1 E: 0 K: 0 S: 5	H: 2 LOB: 1 BB: 0 P: 5	R: 3 E: 0 K: 0 S: 7	H: 4 LOB: 1 BB: 0 P: 7	R: 0 E: 0 K: 0 S: 4	H: 1 LOB: 1 BB: 0 P: 4	R: 3 E: 0 K: 1 S: 9	H: 4 LOB: 2 BB: 1 P: 13	R: 1 E: 0 K: 0 S: 3	H: 1 LOB: 1 BB: 2 P: 11		1B: 10 2B: 2 3B: 1 HR: 3	SF: 1 SAC: 1 DP: 1 HBP: 0	WP: 0 PB: 0 SB: 0 CS: 1	PA: 42						
<b>PITCHER</b>	IP	WLS	BF	H	R	ER	SO	BB	IBB	HBP	BLK	WP	HR	S	P	ERA	WHIP										
Joe Nuxhall, L (1,1) ERA: 4.42	6.0	L	30	12	5	5	2	1	0	0	0	0	0	33	37	7.50	2.167										
Tom Acker, R (7,1) ERA: 3.55	0.2		5	3	2	2	1	0	0	0	0	0	2	7	7	27.00	4.500										
Luis Arroyo, L (7,1) ERA: 9.82	1.1		7	1	1	1	0	2	1	0	0	0	0	4	16	6.75	2.250										





Batter	1	2	3	4	5	6	7	8	9	AB	R	H	RBI	BB	SO	LOB	TOP					
Johnny Temple, R OBP: 0.420, SLG: 0.465 (1, 4)										4	2	2	0	1	0	1	<b>Cincinnati Redlegs @ Chicago Cubs</b> Wrigley Field, Chicago, IL Wed Jun 10 1959, 3:33 AM CDT Att: 7,657 - Unknown					
Vada Pinson, L OBP: 0.386, SLG: 0.579 (1, 8)										4	0	1	0	1	1	2						
Jerry Lynch, L OBP: 0.315, SLG: 0.463 Walt Drogo, R OBP: 0.171, SLG: 0.219 (1, 7) (7, 3)										4	0	0	1	0	1	5						
Frank Robinson, R OBP: 0.386, SLG: 0.583 (1, 3) (7, 7)										4	2	4	3	1	0	0						
Gus Bell, L OBP: 0.309, SLG: 0.406 (1, 9)										5	0	1	0	0	2	6						
Ed Bailey, L OBP: 0.355, SLG: 0.355 (1, 2)										5	0	1	1	0	1	4						
Frank Thomas, R OBP: 0.266, SLG: 0.367 Eddie Kasko, R OBP: 0.267, SLG: 0.333 (1, 5) (8, 5)										4	0	0	0	0	2	2						
Roy McMillan, R OBP: 0.344, SLG: 0.479 (1, 6)										4	1	1	1	0	1	0						
Bob Purkey, R OBP: 0.250, SLG: 0.300 Orlando Pena, R OBP: 0.231, SLG: 0.091 (1, 1) (8, 1)										3	1	1	0	1	2	0						
<b>Inning Stats</b>	R: 0 E: 0 K: 1 S: 7	H: 2 LOB: 3 BB: 1 P: 11	R: 0 E: 0 K: 3 S: 9	H: 0 LOB: 0 BB: 0 P: 9	R: 2 E: 0 K: 2 S: 10	H: 3 LOB: 2 BB: 1 P: 14	R: 2 E: 1 K: 1 S: 7	H: 2 LOB: 2 BB: 2 P: 15	R: 0 E: 0 K: 0 S: 3	H: 0 LOB: 0 BB: 0 P: 3	R: 0 E: 0 K: 2 S: 7	H: 0 LOB: 0 BB: 0 P: 7	R: 0 E: 0 K: 1 S: 6	H: 1 LOB: 1 BB: 0 P: 6	R: 1 E: 0 K: 0 S: 5	H: 2 LOB: 2 BB: 0 P: 5	R: 1 E: 0 K: 0 S: 4	H: 1 LOB: 0 BB: 0 P: 4	1B: 8 2B: 1 3B: 0 HR: 2	SF: 0 SAC: 0 DP: 0 HBP: 0	WP: 0 PB: 0 SB: 2 CS: 0	PA: 42
<b>PITCHER</b>	IP WLS BF H R ER SO BB IBB HBP BLK WP HR S P ERA WHIP																					
Glen Hobbie, R ERA: 4.16 (1, 1)	3.1 L 20 6 4 4 6 4 0 0 0 0 0 0 28 44 10.80 3.000																					
Elmer Singleton, R ERA: 1.48 (4, 1)	1.2 6 1 0 0 1 0 0 0 0 0 0 0 8 8 0.00 0.600																					
Dick Drott, R ERA: 7.59 (6, 1)	3.0 12 3 1 1 3 0 0 0 0 0 0 1 18 18 3.00 1.000																					
Dave Hillman, R ERA: 4.01 (9, 1)	1.0 4 1 1 1 0 0 0 0 0 0 0 1 4 4 9.00 1.000																					

Batter	1	2	3	4	5	6	7	8	9	AB	R	H	RBI	BB	SO	LOB	BOTTOM			
Tony Taylor, R OBP: 0.343, SLG: 0.401 (1, 4)										4	0	0	0	0	0	1	<b>Cincinnati Redlegs @ Chicago Cubs</b> Wrigley Field, Chicago, IL Wed Jun 10 1959, 3:33 AM CDT Att: 7,657 - Unknown			
Alvin Dark, R OBP: 0.315, SLG: 0.354 (1, 5)										4	0	1	0	0	1	1				
Lee Walls, R OBP: 0.350, SLG: 0.377 (1, 9)										4	1	1	0	0	0	1				
14 Ernie Banks, R OBP: 0.354, SLG: 0.575 (1, 6)										4	1	1	2	0	0	1				
Dale Long, L OBP: 0.331, SLG: 0.522 (1, 3)										4	0	0	0	0	0	1				
Bobby Thomson, R OBP: 0.335, SLG: 0.476 (1, 7)										4	0	1	0	0	1	0				
George Altman, L OBP: 0.315, SLG: 0.396 (1, 8)										4	1	1	0	0	1	1				
Sammy Taylor, L OBP: 0.294, SLG: 0.362 (1, 2)										2	1	1	2	1	0	0				
Glen Hobbie, R ERA: 4.16 (1, 1)	3.1 L 20 6 4 4 6 4 0 0 0 0 0 0 28 44 10.80 3.000																			
Elmer Singleton, R ERA: 1.48 (4, 1)	1.2 6 1 0 0 1 0 0 0 0 0 0 0 8 8 0.00 0.600																			
Irv Noren, L OBP: 0.181, SLG: 0.267 (5, PH)										1	0	0	0	0	0	0				
Dick Drott, R ERA: 7.59 (6, 1)										1	0	0	0	0	0	0				
Jim Marshall, L OBP: 0.323, SLG: 0.380 (8, PH)										1	0	0	0	0	0	0				
Dave Hillman, R ERA: 4.01 (9, 1)										0	0	0	0	0	0	0				
<b>Inning Stats</b>	R: 0 E: 0 K: 0 S: 3	H: 0 LOB: 0 BB: 0 P: 3	R: 0 E: 0 K: 0 S: 4	H: 1 LOB: 1 BB: 0 P: 4	R: 0 E: 0 K: 0 S: 3	H: 0 LOB: 0 BB: 0 P: 3	R: 0 E: 0 K: 0 S: 4	H: 1 LOB: 1 BB: 0 P: 4	R: 2 E: 0 K: 2 S: 9	H: 2 LOB: 0 BB: 0 P: 9	R: 0 E: 0 K: 0 S: 3	H: 0 LOB: 0 BB: 0 P: 3	R: 0 E: 0 K: 0 S: 3	H: 0 LOB: 1 BB: 1 P: 11	R: 2 E: 0 K: 1 S: 7	H: 2 LOB: 2 BB: 0 P: 7	1B: 2 2B: 2 3B: 0 HR: 2	SF: 0 SAC: 0 DP: 0 HBP: 0	WP: 0 PB: 0 SB: 0 CS: 0	PA: 34
<b>PITCHER</b>	IP WLS BF H R ER SO BB IBB HBP BLK WP HR S P ERA WHIP																			
Bob Purkey, R ERA: 4.74 (1, 1)	7.0 W 26 4 2 2 2 1 0 0 0 0 0 1 29 33 2.57 0.714																			
Orlando Pena, R ERA: 5.96 (8, 1)	2.0 S 8 2 2 2 3 0 0 0 0 0 0 1 14 14 9.00 1.000																			













Batter	1	2	3	4	5	6	7	8	9	AB	R	H	RBI	BB	SO	LOB	TOP			
Johnny Temple, R (1,4) OBP: 0.413, SLG: 0.449	F8		FC4-6 1-2 1B		1-3			F8		4	0	1	0	0	0	0				
Vada Pinson, L (1,8) OBP: 0.395, SLG: 0.565	G3-6 1B		FC4-6 1-2			K		G1-6-3 BB		3	0	1	0	1	1	2				
Jerry Lynch, L (1,7) OBP: 0.309, SLG: 0.445	G3-6 1-2			1B 1B				G1-6-3 1-2		4	0	2	0	0	0	2				
Frank Robinson, R (1,3) OBP: 0.380, SLG: 0.561		L9		K		K			4-3	4	0	0	0	0	2	2				
Gus Bell, L (1,9) OBP: 0.315, SLG: 0.409		4-3		K		4-3		G5-4-3 1B		4	0	1	0	0	1	2				
Dutch Dotterer, R (1,2) OBP: 0.410, SLG: 0.444		5-3			1-3 1B			G5-4-3 1-2		4	0	1	0	0	0	1				
Roy McMillan, R (1,6) OBP: 0.341, SLG: 0.480			1B 1B	6-3				L9		3	0	1	0	0	0	2				
Eddie Kasko, R (1,5) OBP: 0.273, SLG: 0.286			K		6-3			1B		3	0	1	0	0	1	1				
Orlando Pena, R (1,1) OBP: 0.200, SLG: 0.077			K		6-3			F5		2	0	0	0	0	1	1				
Willard Schmidt, R (5,1)										0	0	0	0	0	0	0				
John Powers, L (7,PH) OBP: 0.300, SLG: 0.368										1	0	0	0	0	0	1				
Jim O'Toole, S (7,1) OBP: 0.429, SLG: 0.200										0	0	0	0	0	0	0				
<b>Inning Stats</b>	R: 0 E: 0 K: 0 S: 3	H: 1 LOB: 0 BB: 0 P: 3	R: 0 E: 0 K: 0 S: 3	H: 0 LOB: 0 BB: 0 P: 3	R: 0 E: 0 K: 2 S: 9	H: 2 LOB: 2 BB: 0 P: 9	R: 0 E: 0 K: 2 S: 9	H: 2 LOB: 2 BB: 0 P: 9	R: 0 E: 0 K: 0 S: 8	H: 1 LOB: 1 BB: 0 P: 8	R: 0 E: 0 K: 0 S: 4	H: 1 LOB: 1 BB: 0 P: 4	R: 0 E: 0 K: 0 S: 2	H: 0 LOB: 0 BB: 1 P: 6	R: 0 E: 0 K: 0 S: 3	H: 1 LOB: 0 BB: 0 P: 3	1B: 8 2B: 0 3B: 0 HR: 0	SF: 0 SAC: 0 DP: 3 HBP: 0	WP: 0 PB: 0 SB: 0 CS: 0	PA: 33
<b>PITCHER</b> Larry Jackson, R (1,1) ERA: 3.32	IP: 9.0 WLS: W BF: 33 H: 8 R: 0 ER: 0 SO: 6 BB: 1 IBB: 0 HBP: 0 BLK: 0 WP: 0 HR: 0 S: 44 P: 48 ERA: 0.00 WHIP: 1.000																			

Cincinnati Redlegs @ St. Louis Cardinals  
Sportsman's Park, St. Louis, MO  
Sat Jun 13 1959, 4:33 AM EDT  
Att: 8,808 - Unknown

AB 32  
R 0  
H 8  
RBI 0  
BB 1  
SO 6  
LOB 14



Batter	1	2	3	4	5	6	7	8	9	AB	R	H	RBI	BB	SO	LOB	BOTTOM			
Don Blasingame, L (1,4) OBP: 0.352, SLG: 0.352	5-3		6-3		K	FC8-6 1-2		F3		4	0	0	0	0	1	1				
Curt Flood, R (8,8) OBP: 0.316, SLG: 0.265										1	0	0	0	0	0	1				
Gino Cimoli, R (1,8) OBP: 0.363, SLG: 0.500	HR		1-3		BB 1B	G3				4	2	2	1	0	0	1				
Bill White, L (1,7) OBP: 0.372, SLG: 0.541	4-3		P6		1B 1-2 BB			1B 2B		3	2	1	0	1	0	0				
Ken Boyer, R (1,5) OBP: 0.383, SLG: 0.540	K			5-3	1B 1-2 BB			G4-6-3 1B		4	1	2	2	0	1	0				
Joe Cunningham, L (1,9) OBP: 0.450, SLG: 0.453		L7		HR 1B	1B 1-2 1B			K		4	1	2	0	0	1	1				
Stan Musial, L (1,3) OBP: 0.382, SLG: 0.395		L7		HR 1B	1-3 2H 3H 1B			G4-6-3 1-2		4	1	2	4	0	0	1				
Lee Tate, R (8,4) OBP: 0.240, SLG: 0.289				HR						0	0	0	0	0	0	0				
Hal Smith, R (1,2) OBP: 0.311, SLG: 0.431		1B 1B		P5	L9			P6		4	0	1	0	0	0	2				
Alex Grammas, R (1,6) OBP: 0.354, SLG: 0.339				6-3		FC8-6 BB				2	0	1	0	2	0	0				
Larry Jackson, R (1,1) OBP: 0.143, SLG: 0.147		3-1			L9	K		P5		4	0	0	0	0	1	4				
<b>Inning Stats</b>	R: 1 E: 0 K: 1 S: 6	H: 1 LOB: 0 BB: 0 P: 6	R: 0 E: 0 K: 0 S: 5	H: 2 LOB: 2 BB: 0 P: 5	R: 0 E: 0 K: 0 S: 3	H: 0 LOB: 0 BB: 0 P: 3	R: 2 E: 0 K: 0 S: 5	H: 2 LOB: 0 BB: 0 P: 5	R: 3 E: 0 K: 1 S: 9	H: 4 LOB: 2 BB: 1 P: 13	R: 0 E: 0 K: 1 S: 5	H: 0 LOB: 1 BB: 1 P: 9	R: 1 E: 0 K: 1 S: 6	H: 2 LOB: 0 BB: 0 P: 6	R: 0 E: 0 K: 0 S: 3	H: 0 LOB: 1 BB: 1 P: 7	1B: 8 2B: 1 3B: 0 HR: 2	SF: 0 SAC: 0 DP: 1 HBP: 0	WP: 0 PB: 0 SB: 0 CS: 0	PA: 37
<b>PITCHER</b> Orlando Pena, R (1,1) ERA: 6.14	IP: 4.2 WLS: L BF: 22 H: 7 R: 6 ER: 6 SO: 2 BB: 1 IBB: 0 HBP: 0 BLK: 0 WP: 0 HR: 2 S: 25 P: 29 ERA: 11.57 WHIP: 1.714																			
<b>PITCHER</b> Willard Schmidt, R (5,1) ERA: 4.05	IP: 1.1 WLS: L BF: 7 H: 2 R: 0 ER: 0 SO: 1 BB: 1 IBB: 0 HBP: 0 BLK: 0 WP: 0 HR: 0 S: 8 P: 12 ERA: 0.00 WHIP: 2.250																			
<b>PITCHER</b> Jim O'Toole, L (7,1) ERA: 5.9	IP: 2.0 WLS: L BF: 8 H: 2 R: 1 ER: 1 SO: 1 BB: 1 IBB: 0 HBP: 0 BLK: 0 WP: 0 HR: 0 S: 9 P: 13 ERA: 4.50 WHIP: 1.500																			

Cincinnati Redlegs @ St. Louis Cardinals  
Sportsman's Park, St. Louis, MO  
Sat Jun 13 1959, 4:33 AM EDT  
Att: 8,808 - Unknown

AB 34  
R 7  
H 11  
RBI 7  
BB 3  
SO 4  
LOB 11










Batter	1	2	3	4	5	6	7	8	9	AB	R	H	RBI	BB	SO	LOB	TOP					
Johnny Temple, R OBP: 0.412, SLG: 0.455	F8				6-3		P6		F9	5	0	1	0	0	0	1						
Vada Pinson, L OBP: 0.388, SLG: 0.575	4-0 BB 1B BB	4-3					K			4	1	2	0	1	1	2						
Jerry Lynch, L OBP: 0.322, SLG: 0.469																						
Walt Dropo, R OBP: 0.167, SLG: 0.212	BB BB 1-2 1B				K		CS		F7	3	0	1	0	1	1	0						
Frank Robinson, R OBP: 0.375, SLG: 0.544	BB BB 1-2 2-3 3-H				L9					3	1	0	0	2	1	2						
Gus Bell, L OBP: 0.313, SLG: 0.400																						
Jim Pendleton, R OBP: 0.406, SLG: 0.379																						
Dutch Dotterer, R OBP: 0.400, SLG: 0.421																						
Eddie Kasko, R OBP: 0.300, SLG: 0.310																						
Jim Brosnan, R OBP: 0.200, SLG: 0.400																						
Orlando Pena, R OBP: 0.200, SLG: 0.077																						
<b>Inning Stats</b>	R: 1 E: 0 K: 1 S: 6	H: 1 LOB: 3 BB: 3 P: 18	R: 0 E: 0 K: 0 S: 4	H: 1 LOB: 1 BB: 0 P: 4	R: 0 E: 0 K: 2 S: 7	H: 0 LOB: 0 BB: 0 P: 7	R: 0 E: 0 K: 0 S: 3	H: 0 LOB: 0 BB: 0 P: 3	R: 0 E: 0 K: 0 S: 3	H: 1 LOB: 0 BB: 0 P: 3	R: 0 E: 0 K: 1 S: 8	H: 1 LOB: 2 BB: 1 P: 12	R: 0 E: 0 K: 1 S: 6	H: 1 LOB: 2 BB: 0 P: 6	R: 2 E: 0 K: 1 S: 7	H: 2 LOB: 2 BB: 2 P: 15	R: 0 E: 0 K: 0 S: 4	H: 1 LOB: 1 BB: 0 P: 4	1B: 6 2B: 2 3B: 0 HR: 0	SF: 0 SAC: 1 DP: 0 HBP: 0	WP: 1 PB: 0 SB: 0 CS: 1	PA: 41
<b>PITCHER</b>	IP WLS BF H R ER SO BB IBB HBP BLK WP HR S P ERA WHIP																					
Dick Ricketts, R ERA: 3.68	(1, 1) 7.1 L 34 7 3 3 6 6 0 0 0 0 0 0 40 64 3.68 1.773																					
Lindy McDaniel, R ERA: 3.35	(8, 1) 1.2 6 1 0 0 1 0 0 0 0 1 0 8 8 0.00 0.600																					

Cincinnati Redlegs @ St. Louis Cardinals  
Sportsman's Park, St. Louis, MO  
Sun Jun 14 1959, 4:38 AM EDT  
Att: 23,413 - Unknown


AB 33  
R 3  
H 8  
RBI 2  
BB 6  
SO 7  
LOB 19



Batter	1	2	3	4	5	6	7	8	9	AB	R	H	RBI	BB	SO	LOB	BOTTOM					
Don Blasingame, L OBP: 0.358, SLG: 0.347	4-3								F7	2	0	0	0	3	0	0						
Gino Cimoli, R OBP: 0.360, SLG: 0.489	L9									5	0	0	0	0	0	3						
Bill White, L OBP: 0.374, SLG: 0.537																						
Ken Boyer, R OBP: 0.386, SLG: 0.556	BB BB 1-2 1B									4	1	2	0	0	0	2						
Joe Cunningham, L OBP: 0.458, SLG: 0.451																						
Stan Musial, L OBP: 0.383, SLG: 0.391																						
Hal Smith, R OBP: 0.310, SLG: 0.431																						
George Crowe, L OBP: 0.348, SLG: 0.571																						
Larry Jackson, R OBP: 0.143, SLG: 0.147																						
Ray Katt, R OBP: 0.600, SLG: 0.800																						
Alex Grammas, R OBP: 0.351, SLG: 0.336																						
Solly Hemus, L OBP: 0.500, SLG: 0.353																						
Lee Tate, R OBP: 0.240, SLG: 0.289																						
Dick Ricketts, L OBP: 0.226, SLG: 0.310																						
<b>Inning Stats</b>	R: 1 E: 0 K: 0 S: 5	H: 2 LOB: 3 BB: 2 P: 13	R: 0 E: 0 K: 0 S: 3	H: 0 LOB: 1 BB: 1 P: 7	R: 0 E: 0 K: 1 S: 5	H: 1 LOB: 0 BB: 0 P: 5	R: 0 E: 0 K: 1 S: 6	H: 1 LOB: 1 BB: 0 P: 6	R: 0 E: 0 K: 0 S: 3	H: 0 LOB: 1 BB: 1 P: 7	R: 0 E: 0 K: 1 S: 6	H: 0 LOB: 1 BB: 0 P: 6	R: 0 E: 0 K: 1 S: 5	H: 1 LOB: 2 BB: 1 P: 9	R: 1 E: 0 K: 0 S: 4	H: 2 LOB: 1 BB: 1 P: 8	R: 0 E: 0 K: 0 S: 3	H: 0 LOB: 0 BB: 0 P: 3	1B: 5 2B: 3 3B: 0 HR: 0	SF: 0 SAC: 0 DP: 1 HBP: 0	WP: 0 PB: 0 SB: 0 CS: 3	PA: 38
<b>PITCHER</b>	IP WLS BF H R ER SO BB IBB HBP BLK WP HR S P ERA WHIP																					
Jim Brosnan, R ERA: 4.46	(1, 1) 7.0 W 32 6 2 2 4 6 0 0 0 0 0 0 34 58 2.57 1.714																					
Orlando Pena, R ERA: 5.9	(8, 1) 2.0 S 6 1 0 0 0 0 0 0 0 0 0 0 6 6 0.00 0.500																					

Cincinnati Redlegs @ St. Louis Cardinals  
Sportsman's Park, St. Louis, MO  
Sun Jun 14 1959, 4:38 AM EDT  
Att: 23,413 - Unknown

AB 32  
R 2  
H 7  
RBI 2  
BB 6  
SO 4  
LOB 20





Batter	1	2	3	4	5	6	7	8	9	AB	R	H	RBI	BB	SO	LOB	TOP
Johnny Temple, R OBP: 0.408, SLG: 0.448	F2		F6		F8		5-3		HBP	4	0	0	0	0	0	3	<b>Cincinnati Redlegs @ San Francisco Giants</b> Seals Stadium, San Francisco, CA Tue Jun 16 1959, 10:05 PM EDT Att: 20,939 - Unknown
Vada Pinson, L OBP: 0.395, SLG: 0.590	G6-4-3 1B		BB		F7			HR	1B	4	1	3	1	1	0	1	
Pete Whisenant, R OBP: 0.304, SLG: 0.357 Gus Bell, L OBP: 0.311, SLG: 0.398	G6-4-3		F9		F9			F3	K	4	0	0	0	0	0	3	
Frank Robinson, R OBP: 0.380, SLG: 0.552		K								4	1	3	0	0	1	0	
Frank Thomas, R OBP: 0.280, SLG: 0.363		F8			K			1B	1B	4	0	1	1	0	2	2	
Dutch Dotterer, R OBP: 0.391, SLG: 0.410					F9			6-3	2B	4	0	1	0	0	0	3	
Walt Dropo, R OBP: 0.175, SLG: 0.194		6-3			F8			2-3	BB	3	0	0	0	1	0	3	
Eddie Kasko, R OBP: 0.324, SLG: 0.333			BB		FC2-6			2-3	F6	4	0	2	0	0	0	1	
Don Newcombe, L OBP: 0.370, SLG: 0.390			K		FC2-6			K	F9	4	0	0	0	0	2	3	
<b>Inning Stats</b>	R: 0 E: 0 K: 0 S: 3	H: 1 LOB: 0 BB: 0 P: 3	R: 0 E: 0 K: 1 S: 6	H: 1 LOB: 1 BB: 0 P: 6	R: 0 E: 0 K: 1 S: 6	H: 1 LOB: 2 BB: 1 P: 10	R: 0 E: 0 K: 1 S: 6	H: 1 LOB: 1 BB: 0 P: 6	R: 0 E: 0 K: 0 S: 4	H: 0 LOB: 1 BB: 1 P: 9	R: 2 E: 0 K: 0 S: 6	H: 3 LOB: 1 BB: 0 P: 6	R: 0 E: 0 K: 1 S: 6	H: 1 LOB: 2 BB: 0 P: 7	1B: 7 2B: 2 3B: 0 HR: 1	SF: 0 SAC: 0 DP: 1 HBP: 1	WP: 0 PA: 39 PB: 0 SB: 0 CS: 0
<b>PITCHER</b>	IP WLS BF H R ER SO BB IBB HBP BLK WP HR S P ERA WHIP	7.1 L 32 9 2 2 5 2 0 0 0 0 1 40 48 2.46 1.500	0.2 2 0 0 0 0 0 0 0 0 0 0 0 2 2 0.00 0.000	1.0 5 1 0 0 1 0 0 0 1 0 0 0 6 7 0.00 1.000	<b>PITCHER</b>												

Batter	1	2	3	4	5	6	7	8	9	AB	R	H	RBI	BB	SO	LOB	BOTTOM		
Jim Davenport, R OBP: 0.272, SLG: 0.326	5-3		SF7					F4		3	0	0	1	0	0	0	<b>Cincinnati Redlegs @ San Francisco Giants</b> Seals Stadium, San Francisco, CA Tue Jun 16 1959, 10:05 PM EDT Att: 20,939 - Unknown		
Willie Mays, R OBP: 0.382, SLG: 0.573	6-3		F8						1B	4	0	2	0	0	0	0			
Willie Kirkland, L OBP: 0.369, SLG: 0.549	4-3				F6			3-4-3	F9	4	0	0	0	0	0	2			
Orlando Cepeda, R OBP: 0.368, SLG: 0.621		4-3			K			5-3		4	0	1	0	0	1	0			
Daryl Spencer, R OBP: 0.351, SLG: 0.378		6-3			F7			F8	G1-6-3	4	0	0	0	0	0	2			
Jackie Brandt, R OBP: 0.304, SLG: 0.364						K				3	0	2	0	0	1	0			
Andre Rodgers, R OBP: 0.342, SLG: 0.411		6-3				5-3		1-3		3	0	0	0	0	0	2			
Hobie Landrith, L OBP: 0.344, SLG: 0.384 Dusty Rhodes, L OBP: 0.250, SLG: 0.182 Bob Schmidt, R OBP: 0.315, SLG: 0.422			SH1-3					F7		2	1	1	0	0	0	0			
Mike McCormick, L OBP: 0.174, SLG: 0.100 Sam Jones, R OBP: 0.128, SLG: 0.108 Leon Wagner, L OBP: 0.366, SLG: 0.512 Stu Miller, R OBP: 0.048, SLG: 0.048			SH1-3					F5	K	1	0	0	0	0	0	0			
<b>Inning Stats</b>	R: 0 E: 0 K: 0 S: 3	H: 0 LOB: 0 BB: 0 P: 3	R: 0 E: 0 K: 0 S: 4	H: 1 LOB: 1 BB: 0 P: 4	R: 1 E: 0 K: 0 S: 4	H: 1 LOB: 0 BB: 0 P: 4	R: 0 E: 0 K: 1 S: 5	H: 0 LOB: 0 BB: 0 P: 5	R: 0 E: 0 K: 0 S: 4	H: 1 LOB: 1 BB: 0 P: 4	R: 0 E: 0 K: 0 S: 4	H: 1 LOB: 1 BB: 0 P: 4	R: 0 E: 0 K: 1 S: 5	H: 0 LOB: 0 BB: 0 P: 5	R: 0 E: 0 K: 0 S: 4	H: 2 LOB: 1 BB: 0 P: 4	1B: 4 2B: 2 3B: 0 HR: 0	SF: 1 SAC: 1 DP: 1 HBP: 0	WP: 0 PA: 32 PB: 0 SB: 0 CS: 0
<b>PITCHER</b>	IP WLS BF H R ER SO BB IBB HBP BLK WP HR S P ERA WHIP	9.0 W 32 6 1 1 3 0 0 0 0 0 0 38 38 1.00 0.667	<b>PITCHER</b>																



Batter	1	2	3	4	5	6	7	8	9	AB	R	H	RBI	BB	SO	LOB	TOP																		
<b>Johnny Temple, R</b> OBP: 0.415, SLG: 0.475 (1, 4)										5	1	4	2	0	1	0	<b>Cincinnati Redlegs @ San Francisco Giants</b> Seals Stadium, San Francisco, CA Wed Jun 17 1959, 6:33 AM EDT Att: 13,037 - Unknown <a href="http://livebaseballscorecards.com">livebaseballscorecards.com</a>																		
<b>Vada Pinson, L</b> OBP: 0.392, SLG: 0.580 (1, 8)										4	0	0	0	1	2	3																			
<b>Pete Whisenant, R</b> OBP: 0.320, SLG: 0.435 (1, 9)										4	2	2	1	0	2	2																			
<b>Frank Robinson, R</b> OBP: 0.378, SLG: 0.559 (1, 7)										4	1	1	2	0	0	1																			
<b>Frank Thomas, R</b> OBP: 0.284, SLG: 0.370 (1, 5)										4	0	2	0	0	0	0																			
<b>Dutch Dotterer, R</b> OBP: 0.384, SLG: 0.400 (1, 2)										4	0	1	0	0	0	2																			
<b>Walt Dropo, R</b> OBP: 0.324, SLG: 0.205 (8, PH)										3	0	1	0	0	0	1																			
<b>Jerry Lynch, L</b> OBP: 0.320, SLG: 0.467 (8, 7)										1	0	0	0	0	0	1																			
<b>Eddie Kasko, R</b> OBP: 0.324, SLG: 0.314 (9, PH)										2	1	0	0	1	0	1																			
<b>Don Newcombe, L</b> OBP: 0.362, SLG: 0.381 (9, PH)										1	0	0	0	0	1	0																			
<b>Orlando Pena, R</b> OBP: 0.176, SLG: 0.067 (6, 1)										2	0	0	0	0	2	0																			
<b>Tom Acker, R</b> OBP: 0.250, SLG: 0.143 (7, PH)										0	0	0	0	0	0	0																			
<b>Bobby Henrich, R</b> (7, 1)										1	0	0	0	0	1	1																			
<b>Luis Arroyo, L</b> (9, PH)										0	0	0	0	0	0	0																			
<b>Ed Bailey, L</b> OBP: 0.358, SLG: 0.364 (9, PH)										1	0	0	0	0	1	0																			
<b>Inning Stats</b>	R: 0 E: 0 K: 2 S: 7	H: 0 LOB: 1 BB: 1 P: 11	R: 0 E: 0 K: 0 S: 3	H: 1 LOB: 0 BB: 0 P: 3	R: 0 E: 0 K: 1 S: 6	H: 1 LOB: 1 BB: 0 P: 6	R: 2 E: 0 K: 0 S: 6	H: 4 LOB: 1 BB: 0 P: 6	R: 0 E: 0 K: 2 S: 8	H: 1 LOB: 0 BB: 0 P: 8	R: 0 E: 0 K: 0 S: 3	H: 0 LOB: 1 BB: 1 P: 3	R: 1 E: 0 K: 2 S: 8	H: 1 LOB: 1 BB: 1 P: 12	R: 1 E: 0 K: 0 S: 5	H: 2 LOB: 1 BB: 0 P: 5	R: 1 E: 0 K: 3 S: 10	H: 1 LOB: 0 BB: 0 P: 10	1B: 5 2B: 3 3B: 0 HR: 3	SF: 0 SAC: 0 DP: 1 HBP: 0	WP: 0 PB: 0 SB: 0 CS: 0	PA: 38													
<b>PITCHER</b>	IP WLS BF H R ER SO BB IBB HBP BLK WP HR S P ERA WHIP																																		
<b>Johnny Antonelli, L</b> ERA: 2.73	(1, 1)	7.0	W	30	9	4	4	7	2	0	0	0	0	0	2	42	50	5.14	1.571																
<b>Sam Jones, R</b> ERA: 3.66	(8, 1)	2.0	S	8	2	1	1	3	0	0	0	0	0	0	1	14	14	4.50	1.000																

Batter	1	2	3	4	5	6	7	8	9	AB	R	H	RBI	BB	SO	LOB	BOTTOM																	
<b>Jim Davenport, R</b> OBP: 0.278, SLG: 0.342 (1, 5)										4	2	2	2	1	0	1	<b>Cincinnati Redlegs @ San Francisco Giants</b> Seals Stadium, San Francisco, CA Wed Jun 17 1959, 6:33 AM EDT Att: 13,037 - Unknown <a href="http://livebaseballscorecards.com">livebaseballscorecards.com</a>																	
<b>Willie Mays, R</b> OBP: 0.378, SLG: 0.563 (1, 8)										4	1	0	0	1	1	1																		
<b>Willie Kirkland, L</b> OBP: 0.376, SLG: 0.557 (1, 9)										5	1	3	2	0	1	0																		
<b>Orlando Cepeda, R</b> OBP: 0.373, SLG: 0.619 (1, 3)										4	0	2	1	1	2	4																		
<b>Daryl Spencer, R</b> OBP: 0.352, SLG: 0.388 (1, 4)										4	1	1	1	1	1	4																		
<b>Jackie Brandt, R</b> OBP: 0.303, SLG: 0.361 (1, 7)										4	0	1	0	0	1	4																		
<b>Hobie Landrith, L</b> OBP: 0.351, SLG: 0.373 (1, 2)										2	1	0	0	2	0	0																		
<b>Andre Rodgers, R</b> OBP: 0.345, SLG: 0.409 (1, 6)										3	1	1	0	1	0	2																		
<b>Johnny Antonelli, L</b> OBP: 0.106, SLG: 0.128	(1, 1)									4	0	1	0	0	2	4																		
<b>Sam Jones, R</b> OBP: 0.128, SLG: 0.108 (8, 1)										0	0	0	0	0	0	0																		
<b>Inning Stats</b>	R: 0 E: 1 K: 2 S: 9	H: 1 LOB: 2 BB: 0 P: 9	R: 0 E: 0 K: 2 S: 8	H: 1 LOB: 0 BB: 0 P: 8	R: 1 E: 0 K: 0 S: 4	H: 2 LOB: 0 BB: 0 P: 4	R: 1 E: 0 K: 0 S: 4	H: 2 LOB: 1 BB: 1 P: 8	R: 0 E: 0 K: 1 S: 6	H: 1 LOB: 3 BB: 2 P: 14	R: 5 E: 1 K: 1 S: 8	H: 3 LOB: 1 BB: 3 P: 20	R: 0 E: 0 K: 0 S: 4	H: 1 LOB: 1 BB: 0 P: 4	R: 0 E: 0 K: 2 S: 7	H: 0 LOB: 1 BB: 1 P: 11	1B: 8 2B: 1 3B: 0 HR: 2	SF: 0 SAC: 0 DP: 1 HBP: 0	WP: 0 PB: 0 SB: 0 CS: 1	PA: 42														
<b>PITCHER</b>	IP WLS BF H R ER SO BB IBB HBP BLK WP HR S P ERA WHIP																																	
<b>Orlando Pena, R</b> ERA: 6.31	(1, 1)	5.1	L	29	8	6	6	6	6	0	0	0	0	0	0	0	13.50	3.000																
<b>Tom Acker, R</b> ERA: 3.59	(6, 1)	0.2		4	2	1	1	0	0	0	0	0	0	0	4	4	13.50	3.000																
<b>Luis Arroyo, L</b> ERA: 6.35	(7, 1)	2.0		8	1	0	0	2	1	0	0	0	0	0	11	15	0.00	1.000																




Batter	1	2	3	4	5	6	7	8	9	AB	R	H	RBI	BB	SO	LOB	TOP								
Johnny Temple, R (1, 4) OBP: 0.414, SLG: 0.476										4	0	2	1	0	1	2	<b>Cincinnati Redlegs @ San Francisco Giants</b> Seals Stadium, San Francisco, CA Thu Jun 18 1959, 6:33 AM EDT Att: 11,449 - Unknown <a href="http://livebaseballscorecards.com">livebaseballscorecards.com</a>								
Vada Pinson, L (1, 8) OBP: 0.399, SLG: 0.573										5	0	1	1	0	0	4									
Jerry Lynch, L (1, 7) OBP: 0.328, SLG: 0.473										4	1	3	0	0	0	1									
Frank Robinson, R (1, 3) OBP: 0.380, SLG: 0.561										3	0	1	0	0	1	3									
Frank Thomas, R (1, 5) OBP: 0.283, SLG: 0.368										4	0	1	1	0	0	4									
Gus Bell, L (1, 9) OBP: 0.306, SLG: 0.391										4	0	0	0	0	0	3									
Ed Bailey, L (1, 2) OBP: 0.361, SLG: 0.364										3	1	1	0	1	0	1									
Eddie Kasko, R (1, 6) OBP: 0.325, SLG: 0.316										3	1	1	0	0	0	0									
Don Newcombe, L (9, PH) OBP: 0.375, SLG: 0.381										0	0	0	0	1	0	0									
Bobby Henrich, R (9, FR)										0	0	0	0	0	0	0									
Joe Nuxhall, L (1, 1) OBP: 0.280, SLG: 0.217										1	0	0	0	0	0	0									
Willard Schmidt, R (6, 1)										0	0	0	0	0	0	0									
John Powers, L (7, PH) OBP: 0.286, SLG: 0.350										1	0	0	0	0	0	0									
Jim O'Toole, S (7, 1) OBP: 0.429, SLG: 0.200										0	0	0	0	0	0	0									
Jim Pendleton, R (9, PH) OBP: 0.394, SLG: 0.367										1	0	0	0	0	0	2									
<b>Inning Stats</b>	R: 0 E: 0 K: 0 S: 4	H: 1 LOB: 2 BB: 0 P: 5	R: 0 E: 0 K: 0 S: 3	H: 0 LOB: 0 BB: 0 P: 3	R: 0 E: 0 K: 0 S: 3	H: 1 LOB: 1 BB: 0 P: 3	R: 0 E: 0 K: 0 S: 4	H: 1 LOB: 1 BB: 0 P: 4	R: 2 E: 0 K: 1 S: 8	H: 3 LOB: 2 BB: 1 P: 12	R: 0 E: 0 K: 0 S: 3	H: 1 LOB: 0 BB: 0 P: 3	R: 0 E: 0 K: 0 S: 3	H: 0 LOB: 0 BB: 0 P: 3	R: 1 E: 0 K: 0 S: 5	H: 2 LOB: 1 BB: 0 P: 5	R: 0 E: 0 K: 1 S: 6	H: 1 LOB: 2 BB: 1 P: 10	1B: 9 2B: 1 3B: 0 HR: 0	SF: 1 SAC: 1 DP: 2 HBP: 1	WP: 0 PB: 0 SB: 0 CS: 0	PA: 38			
<b>PITCHER</b>	IP WLS BF H R ER SO BB IBB HBP BLK WP HR S P ERA WHIP																								
Al Worthington, R (1, 1) ERA: 4.03	4.2		20	5	2	2	0	1	0	1	0	0	0	0	0	18	23	3.86	1.286						
Stu Miller, R (5, 1) ERA: 2.52	4.1	W	18	5	1	1	2	1	0	0	0	0	0	0	0	21	25	2.08	1.385						

Batter	1	2	3	4	5	6	7	8	9	AB	R	H	RBI	BB	SO	LOB	BOTTOM								
Jim Davenport, R (1, 5) OBP: 0.285, SLG: 0.344										4	2	2	0	1	0	1	<b>Cincinnati Redlegs @ San Francisco Giants</b> Seals Stadium, San Francisco, CA Thu Jun 18 1959, 6:33 AM EDT Att: 11,449 - Unknown <a href="http://livebaseballscorecards.com">livebaseballscorecards.com</a>								
Willie Kirkland, L (1, 9) OBP: 0.371, SLG: 0.543										4	1	0	0	0	0	3									
Willie Mays, R (1, 8) OBP: 0.371, SLG: 0.551										5	0	0	0	0	0	5									
Orlando Cepeda, R (1, 3) OBP: 0.381, SLG: 0.623										5	1	4	2	0	0	0									
Daryl Spencer, R (1, 4) OBP: 0.361, SLG: 0.394										4	2	3	1	1	0	2									
Jackie Brandt, R (1, 7) OBP: 0.300, SLG: 0.362										5	1	1	2	0	3	7									
Bob Schmidt, R (1, 2) OBP: 0.318, SLG: 0.430										5	0	2	1	0	0	1									
Andre Rodgers, R (1, 6) OBP: 0.346, SLG: 0.414										5	1	2	1	0	0	2									
Al Worthington, R (1, 1) OBP: 0.143, SLG: 0.143										2	0	1	0	0	1	0									
Stu Miller, R (5, 1) OBP: 0.043, SLG: 0.043										2	0	0	0	0	0	3									
<b>Inning Stats</b>	R: 1 E: 1 K: 1 S: 7	H: 1 LOB: 2 BB: 0 P: 8	R: 0 E: 0 K: 1 S: 5	H: 0 LOB: 0 BB: 0 P: 5	R: 1 E: 0 K: 1 S: 8	H: 3 LOB: 2 BB: 0 P: 8	R: 0 E: 0 K: 0 S: 4	H: 2 LOB: 1 BB: 0 P: 4	R: 3 E: 1 K: 0 S: 8	H: 4 LOB: 2 BB: 0 P: 8	R: 1 E: 0 K: 0 S: 6	H: 3 LOB: 2 BB: 0 P: 6	R: 1 E: 2 K: 0 S: 5	H: 1 LOB: 2 BB: 1 P: 9	R: 1 E: 0 K: 1 S: 6	H: 1 LOB: 1 BB: 1 P: 10	1B: 12 2B: 3 3B: 0 HR: 0	SF: 0 SAC: 0 DP: 1 HBP: 1	WP: 0 PB: 0 SB: 0 CS: 0	PA: 44					
<b>PITCHER</b>	IP WLS BF H R ER SO BB IBB HBP BLK WP HR S P ERA WHIP																								
Joe Nuxhall, L (1, 1) ERA: 4.63	5.2	L	32	13	6	4	3	0	0	0	0	0	0	0	0	1	1	0.00	0.000						
Willard Schmidt, R (6, 1) ERA: 4.0	0.1		1	0	0	0	0	0	0	0	0	0	0	0	0	1	1	0.00	0.000						
Jim O'Toole, L (7, 1) ERA: 5.81	2.0		11	2	2	1	1	2	0	0	0	0	0	0	0	11	19	4.50	2.000						



Batter	1	2	3	4	5	6	7	8	9	AB	R	H	RBI	BB	SO	LOB	TOP					
Johnny Temple, R (1,4) OBP: 0.412, SLG: 0.472	1-2 F6		2-2 1-3			3-3 K		0-0 1B		4	0	1	0	0	1	0	<p>Cincinnati Redlegs @ Los Angeles Dodgers Los Angeles Memorial Coliseum, Los Angeles, CA</p> <p>Fri Jun 19 1959, 10:05 PM EDT Att: 18,644 - Unknown</p> <p>livebaseballscores.com</p>					
Vada Pinson, L (1,8) OBP: 0.390, SLG: 0.570	0-0 FC4-6 1B			4-2 1B BB		0-0 F7		1-0 4-3		3	1	1	0	1	0	1						
Jerry Lynch, L (1,7) OBP: 0.322, SLG: 0.463	0-0 FC4-6 1-2			2-1 L8		2-1 F8			0-1 4-3	4	0	0	0	0	0	2						
Frank Robinson, R (1,3) OBP: 0.378, SLG: 0.556	2-2 F8			3-2 1B 1-H			2-0 F2		0-1 6-3	4	0	1	1	0	0	1						
Frank Thomas, R (1,5) OBP: 0.287, SLG: 0.384		1-1 6-3		3-3 K		0-0 HR		0-2 1B		4	1	2	1	0	1	1						
Gus Bell, L (1,9) OBP: 0.300, SLG: 0.384		1-3 K		2-0 F2		0-1 G3		0-1 4-3		4	0	0	0	0	1	2						
Ed Bailey, L (1,2) OBP: 0.355, SLG: 0.357		3-1 F5			0-0 F9		0-0 3-1			3	0	0	0	0	0	0						
Eddie Kasko, R (1,6) OBP: 0.310, SLG: 0.300			0-3 K		1-2 F9		2-1 3-1			2	0	0	0	0	1	0						
Don Newcombe, L (8, PH) OBP: 0.367, SLG: 0.372										1	0	0	0	0	0	0						
Bobby Henrich, R (8,6)										0	0	0	0	0	0	0						
Brooks Lawrence, R (1,1) OBP: 0.167, SLG: 0.200			1-3 K		0-3 K		0-1 F8			0	0	0	0	0	0	0						
Willard Schmidt, R (1,1)										2	0	0	0	0	2	0						
Jim Pendleton, R (8, PH) OBP: 0.382, SLG: 0.355										1	0	0	0	0	0	0						
Luis Arroyo, L (8,1)										0	0	0	0	0	0	0						
<b>Inning Stats</b>	R: 0 E: 0 K: 0 S: 8	H: 1 LOB: 1 BB: 0 P: 11	R: 0 E: 0 K: 1 S: 7	H: 0 LOB: 0 BB: 0 P: 12	R: 0 E: 0 K: 2 S: 9	H: 0 LOB: 0 BB: 0 P: 12	R: 1 E: 0 K: 1 S: 13	H: 1 LOB: 1 BB: 1 P: 27	R: 0 E: 0 K: 1 S: 7	H: 0 LOB: 0 BB: 0 P: 8	R: 0 E: 0 K: 1 S: 6	H: 0 LOB: 0 BB: 0 P: 11	R: 1 E: 0 K: 0 S: 5	H: 1 LOB: 0 BB: 0 P: 7	R: 0 E: 0 K: 0 S: 6	H: 1 LOB: 1 BB: 0 P: 9	R: 0 E: 0 K: 0 S: 9	H: 1 LOB: 1 BB: 0 P: 9	1B: 4 2B: 0 3B: 0 HR: 1	SF: 0 SAC: 0 DP: 0 HBP: 0	WP: 0 PB: 0 SB: 0 CS: 0	PA: 33
<b>PITCHER</b> Rogers Craig, R (1,1) ERA: 2.0	IP: 9.0 WLS: W BF: 33 H: 5 R: 2 ER: 2 SO: 6 BB: 1 IBB: 0 HBP: 0 BLK: 0 WP: 0 HR: 1 S: 70 P: 106 ERA: 2.00 WHIP: 0.667															<b>PITCHER</b>	IP: 9.0 WLS: W BF: 33 H: 5 R: 2 ER: 2 SO: 6 BB: 1 IBB: 0 HBP: 0 BLK: 0 WP: 0 HR: 1 S: 70 P: 106 ERA: 2.00 WHIP: 0.667					

Batter	1	2	3	4	5	6	7	8	9	AB	R	H	RBI	BB	SO	LOB	BOTTOM				
Jim Gilliam, S (1,5) OBP: 0.414, SLG: 0.379	2-2 4-3	2-1 4-3		4-0 BB		0-0 F6				3	0	0	0	1	0	2	<p>Cincinnati Redlegs @ Los Angeles Dodgers Los Angeles Memorial Coliseum, Los Angeles, CA</p> <p>Fri Jun 19 1959, 10:05 PM EDT Att: 18,644 - Unknown</p> <p>livebaseballscores.com</p>				
Charlie Neal, R (1,4) OBP: 0.351, SLG: 0.431	0-0 1B HR	1-0 G3 S 1B		1-3 K		3-3 K		1-1 4-3		4	1	2	0	0	2	1					
Wally Moon, L (1,7) OBP: 0.415, SLG: 0.473	1-1 1B HR	3-1 G3		3-3 K		0-0 3-1		0-1 4-3		4	1	1	0	0	1	1					
Duke Snider, L (1,9) OBP: 0.357, SLG: 0.507	1-2 1B HR	2-3 K		0-0 3-1		0-0 3-1		1-2 F4		4	2	2	4	0	1	1					
Gil Hodges, R (1,3) OBP: 0.388, SLG: 0.505	2-0 E8 2B		2-0 L5		3-1 F7		1-2 F4			4	1	1	0	0	0	0					
Don Demeter, R (1,8) OBP: 0.341, SLG: 0.533	0-0 1B 2B		1-3 K		0-3 K		1-2 5-3			4	1	1	1	0	2	0					
John Roseboro, L (1,2) OBP: 0.337, SLG: 0.377	0-0 2H 1B		0-0 1-3		2-1 3-1 2B		1-0 F9			4	0	2	1	0	0	0					
Don Zimmer, R (1,6) OBP: 0.289, SLG: 0.285	2-2 F8			1-2 6-3		0-0 3-1		0-2 5-3		2	0	0	0	0	0	1					
Maury Wills, S (8,6)										2	0	0	0	0	0	1					
Roger Craig, R (1,1)										2	0	0	0	1	1	1					
<b>Inning Stats</b>	R: 5 E: 1 K: 1 S: 18	H: 6 LOB: 1 BB: 0 P: 29	R: 0 E: 0 K: 1 S: 8	H: 1 LOB: 1 BB: 0 P: 16	R: 0 E: 0 K: 1 S: 5	H: 0 LOB: 0 BB: 0 P: 8	R: 0 E: 0 K: 1 S: 8	H: 0 LOB: 1 BB: 1 P: 14	R: 0 E: 0 K: 1 S: 9	H: 1 LOB: 2 BB: 1 P: 15	R: 1 E: 0 K: 1 S: 10	H: 1 LOB: 0 BB: 0 P: 15	R: 0 E: 0 K: 0 S: 9	H: 0 LOB: 0 BB: 0 P: 11	R: 0 E: 0 K: 0 S: 9	H: 0 LOB: 0 BB: 0 P: 11		1B: 4 2B: 3 3B: 0 HR: 2	SF: 0 SAC: 0 DP: 0 HBP: 0	WP: 0 PB: 0 SB: 1 CS: 0	PA: 35
<b>PITCHER</b> Brooks Lawrence, R (1,1) ERA: 5.42	IP: 0.1 WLS: L BF: 6 H: 5 R: 5 ER: 5 SO: 0 BB: 0 IBB: 0 HBP: 0 BLK: 0 WP: 0 HR: 1 S: 11 P: 17 ERA: 135.00 WHIP: 15.000															<b>PITCHER</b>		IP: 0.1 WLS: L BF: 6 H: 5 R: 5 ER: 5 SO: 0 BB: 0 IBB: 0 HBP: 0 BLK: 0 WP: 0 HR: 1 S: 11 P: 17 ERA: 135.00 WHIP: 15.000			
<b>PITCHER</b> Willard Schmidt, R (1,1) ERA: 3.49	IP: 6.2 WLS: 26 BF: 4 H: 1 R: 1 ER: 1 SO: 7 BB: 2 IBB: 0 HBP: 0 BLK: 0 WP: 0 HR: 1 S: 53 P: 92 ERA: 1.35 WHIP: 0.900															<b>PITCHER</b>		IP: 6.2 WLS: 26 BF: 4 H: 1 R: 1 ER: 1 SO: 7 BB: 2 IBB: 0 HBP: 0 BLK: 0 WP: 0 HR: 1 S: 53 P: 92 ERA: 1.35 WHIP: 0.900			
<b>PITCHER</b> Luis Arroyo, L (8,1) ERA: 5.4	IP: 1.0 WLS: 3 BF: 0 H: 0 R: 0 ER: 0 SO: 0 BB: 0 IBB: 0 HBP: 0 BLK: 0 WP: 0 HR: 0 S: 9 P: 11 ERA: 0.00 WHIP: 0.000															<b>PITCHER</b>	IP: 1.0 WLS: 3 BF: 0 H: 0 R: 0 ER: 0 SO: 0 BB: 0 IBB: 0 HBP: 0 BLK: 0 WP: 0 HR: 0 S: 9 P: 11 ERA: 0.00 WHIP: 0.000				





Batter	1	2	3	4	5	6	7	8	9	AB	R	H	RBI	BB	SO	LOB	TOP					
<b>Johnny Temple, R</b> OBP: 0.410, SLG: 0.469 (1,4)	0-0 5-3		0-1 F9		1-0 G4-3			0-1 F8		4	0	1	1	0	0	0	<b>Cincinnati Redlegs @ Los Angeles Dodgers</b> Los Angeles Memorial Coliseum, Los Angeles, CA Sat Jun 20 1959, 10:05 PM EDT Att: 25,448 - Unknown					
<b>Vada Pinson, L</b> OBP: 0.392, SLG: 0.569 (1,8)	1-1 1B		1-3 K		3-2 G4-3			0-1 1B		4	0	2	0	0	1	2						
<b>Jerry Lynch, L</b> OBP: 0.321, SLG: 0.455 (1,7)	1-2 L9			4-2 G6-4-3 BB				2-2 F5		3	0	0	0	1	1	2						
<b>Frank Robinson, R</b> OBP: 0.373, SLG: 0.547 (1,3)	2-0 F8			1-2 G6-4-3				0-0 5-3		4	0	0	0	0	1	2						
<b>Gus Bell, L</b> OBP: 0.295, SLG: 0.377 (1,9)		2-3 K		0-0 4-3				1-1 F6		4	0	0	0	0	1	0						
<b>Frank Thomas, R</b> OBP: 0.286, SLG: 0.395 (1,5)	1-2 4-3				1-0 HR			3-2 F4		4	1	1	1	0	0	0						
<b>Ed Bailey, L</b> OBP: 0.360, SLG: 0.358 (1,2)	2-1 FC6-4 1B				4-2 FC1-5 1B BB			3-3 K		2	0	1	0	1	1	0						
<b>Eddie Kasko, R</b> OBP: 0.311, SLG: 0.302 (1,6)	1-0 FC6-4				0-1 FC1-5 1B			0-1 F3		3	1	1	0	0	0	1						
<b>Bob Purkey, R</b> OBP: 0.235, SLG: 0.281 (1,1)			3-3 K		0-0 FC1-5 1B			1-3 K		2	0	0	0	0	1	2						
<b>Orlando Pena, R</b> OBP: 0.176, SLG: 0.067 (6,1)					1-2 2-3H					0	0	0	0	0	0	0						
<b>John Powers, L</b> OBP: 0.273, SLG: 0.333 (8,PH)										1	0	0	0	0	1	0						
<b>Luis Arroyo, L</b> (8,1)										0	0	0	0	0	0	0						
<b>Inning Stats</b>	R: 0 E: 0 K: 0 S: 9	H: 1 LOB: 1 BB: 0 P: 13	R: 0 E: 0 K: 1 S: 11	H: 1 LOB: 1 BB: 0 P: 17	R: 0 E: 0 K: 2 S: 9	H: 0 LOB: 0 BB: 0 P: 13	R: 0 E: 0 K: 0 S: 7	H: 0 LOB: 0 BB: 1 P: 12	R: 2 E: 0 K: 0 S: 10	H: 3 LOB: 1 BB: 1 P: 19	R: 0 E: 0 K: 1 S: 7	H: 0 LOB: 0 BB: 0 P: 10	R: 0 E: 0 K: 1 S: 9	H: 0 LOB: 0 BB: 0 P: 15	R: 0 E: 0 K: 1 S: 10	H: 1 LOB: 1 BB: 0 P: 13	R: 0 E: 0 K: 1 S: 9	H: 0 LOB: 0 BB: 0 P: 12	1B: 5 2B: 0 3B: 0 HR: 1	SF: 0 SAC: 0 DP: 2 HBP: 0	WP: 0 PB: 0 SB: 0 CS: 0	PA: 33
<b>PITCHER</b> <b>Don Drysdale, R</b> ERA: 3.48 (1,1)	IP: 9.0 WLS: W BF: 33 H: 6 R: 2 ER: 2 SO: 7 BB: 2 IBB: 0 HBP: 0 BLK: 0 WP: 0 HR: 1 S: 81 P: 124 ERA: 2.00 WHIP: 0.889															<b>PITCHER</b>						

Batter	1	2	3	4	5	6	7	8	9	AB	R	H	RBI	BB	SO	LOB	BOTTOM			
<b>Jim Gilliam, S</b> OBP: 0.422, SLG: 0.383 (1,5)	4-2 L9-3 BB		2-2 F8		1-0 F8 E 1B	4-1 E S BB		0-2 SH2-3 1B		3	1	2	2	2	0	0	<b>Cincinnati Redlegs @ Los Angeles Dodgers</b> Los Angeles Memorial Coliseum, Los Angeles, CA Sat Jun 20 1959, 10:05 PM EDT Att: 25,448 - Unknown			
<b>Charlie Neal, R</b> OBP: 0.349, SLG: 0.426 (1,4)	1-2 L9-3		4-2 BB		2-2 F8	1-0 F9		0-1 SH2-3		3	0	0	0	1	0	3				
<b>Wally Moon, L</b> OBP: 0.415, SLG: 0.486 (1,7)	0-0 F8		0-2 F6		1-0 E1 2H 1B		1-1 HR	2-1 2-3		5	1	2	2	0	0	3				
<b>Carl Furillo, R</b> OBP: 0.353, SLG: 0.367 (9,9)										0	0	0	0	0	0	0				
<b>Duke Snider, L</b> OBP: 0.348, SLG: 0.493 (1,9)		0-0 F5		3-2 3-1	1-3 K		0-0 1-3	1-3 K		4	0	0	0	0	1	1				
<b>Ron Fairly, L</b> OBP: 0.356, SLG: 0.384 (8,9)										0	0	0	0	0	0	0				
<b>Frank Howard, R</b> OBP: 0.200, SLG: 0.222 (8,PH)										1	0	0	0	0	1	2				
<b>Gil Hodges, R</b> OBP: 0.394, SLG: 0.543 (1,3)		0-1 1B PB 1B		2-2 6-3		1-2 HR	0-1 HR			4	2	3	2	0	0	0				
<b>Don Demeter, R</b> OBP: 0.335, SLG: 0.523 (1,8)		0-2 F9		0-1 5-3		0-1 F9	0-1 5-3			4	0	0	0	0	0	1				
<b>John Roseboro, L</b> OBP: 0.341, SLG: 0.380 (1,2)		1-1 1B			0-1 FC5-4 1B	1-2 1-3	1-0 G3			4	0	2	0	0	0	0				
<b>Don Zimmer, R</b> OBP: 0.288, SLG: 0.284 (1,6)		1-0 F3			2-2 FC5-4 3B	1-1 HR 1B		1-1 E5 SH 1B		4	3	1	0	0	0	3				
<b>Don Drysdale, R</b> OBP: 0.152, SLG: 0.311 (1,1)			0-0 F8		1-0 1B 3B	0-1 HR		0-0 SH 1B		3	2	2	3	0	0	0				
<b>Inning Stats</b>	R: 0 E: 0 K: 0 S: 8	H: 0 LOB: 0 BB: 1 P: 13	R: 0 E: 0 K: 0 S: 9	H: 2 LOB: 2 BB: 0 P: 11	R: 0 E: 0 K: 0 S: 9	H: 0 LOB: 0 BB: 1 P: 15	R: 0 E: 0 K: 0 S: 10	H: 0 LOB: 0 BB: 0 P: 15	R: 3 E: 1 K: 1 S: 14	H: 4 LOB: 1 BB: 0 P: 22	R: 3 E: 0 K: 0 S: 14	H: 3 LOB: 1 BB: 1 P: 22	R: 2 E: 0 K: 0 S: 8	H: 2 LOB: 0 BB: 0 P: 10	R: 1 E: 1 K: 1 S: 13	H: 1 LOB: 2 BB: 0 P: 17	1B: 7 2B: 1 3B: 1 HR: 4	SF: 0 SAC: 2 DP: 1 HBP: 0	WP: 0 PB: 1 SB: 1 CS: 0	PA: 40
<b>PITCHER</b> <b>Bob Purkey, R</b> ERA: 5.02 (1,1)	IP: 5.2 WLS: L BF: 27 H: 9 R: 6 ER: 6 SO: 6 BB: 2 IBB: 0 HBP: 0 BLK: 0 WP: 0 HR: 2 S: 62 P: 91 ERA: 9.53 WHIP: 1.941															<b>PITCHER</b>				
<b>Orlando Pena, R</b> ERA: 6.47 (6,1)	1.1 7 2 2 2 0 1 0 0 0 0 2 10 17 13.50 2.250																			
<b>Luis Arroyo, L</b> ERA: 4.7 (8,1)	1.0 6 1 1 0 1 0 0 0 0 0 0 13 17 0.00 1.000																			









Batter	1	2	3	4	5	6	7	8	9	AB	R	H	RBI	BB	SO	LOB	TOP										
Tony Taylor, R OBP: 0.364, SLG: 0.425 (1, 4)										4	2	3	0	0	0	0	Chicago Cubs @ Cincinnati Redlegs Crosley Field, Cincinnati, OH Tue Jun 23 1959, 7:05 PM EDT Att: 8,553 - Unknown										
Alvin Dark, R OBP: 0.312, SLG: 0.350 (1, 5)										3	0	1	1	0	0	2											
Lee Walls, R OBP: 0.338, SLG: 0.394 (1, 9)										4	0	2	2	0	1	1											
14 Ernie Banks, R OBP: 0.374, SLG: 0.603 (1, 6)										3	0	2	0	1	0	1											
Bobby Thomson, R OBP: 0.308, SLG: 0.426 (1, 8) (9, 7)										4	0	1	0	0	0	2											
Cal Neeman, R OBP: 0.227, SLG: 0.225 (1, 2)										3	0	0	0	1	1	0											
Walt Moryn, L OBP: 0.303, SLG: 0.375 George Altman, L OBP: 0.288, SLG: 0.347 (1, 7) (9, 8)										4	0	0	0	0	0	3											
Dale Long, L OBP: 0.342, SLG: 0.506 (1, 3)										4	1	1	0	0	1	0											
Glen Hobbie, R OBP: 0.147, SLG: 0.152 (1, 1)										3	0	0	0	0	3	1											
<b>Inning Stats</b>	R: 1 E: 0 K: 0 S: 5	H: 3 LOB: 1 BB: 0 P: 5	R: 0 E: 0 K: 1 S: 5	H: 0 LOB: 0 BB: 0 P: 5	R: 0 E: 0 K: 1 S: 5	H: 1 LOB: 0 BB: 0 P: 5	R: 0 E: 0 K: 0 S: 3	H: 1 LOB: 2 BB: 2 P: 11	R: 2 E: 0 K: 1 S: 8	H: 3 LOB: 1 BB: 0 P: 8	R: 0 E: 0 K: 0 S: 3	H: 0 LOB: 0 BB: 0 P: 3	R: 0 E: 0 K: 2 S: 7	H: 0 LOB: 0 BB: 0 P: 7	R: 0 E: 0 K: 1 S: 6	H: 2 LOB: 1 BB: 0 P: 6		R: 0 E: 0 K: 0 S: 3	H: 0 LOB: 0 BB: 0 P: 3	1B: 7 2B: 4 3B: 0 HR: 0	SF: 1 SAC: 0 DP: 2 HBP: 0	WP: 0 PB: 0 SB: 0 CS: 1	PA: 35				
<b>PITCHER</b>	IP	WLS	BF	H	R	ER	SO	BB	IBB	HBP	BLK	WP	HR	S	P	ERA	WHIP										
Joe Nuxhall, L ERA: 4.7 (1, 1)	4.2	L	21	8	3	3	3	2	0	0	0	0	0	25	33	5.79	2.143										
Willard Schmidt, R ERA: 3.44 (5, 1)	0.1		1	0	0	0	0	0	0	0	0	0	0	1	1	0.00	0.000										
Orlando Pena, R ERA: 6.25 (6, 1)	2.0		6	0	0	0	2	0	0	0	0	0	0	10	10	0.00	0.000										
Brooks Lawrence, R ERA: 5.29 (8, 1)	2.0		7	2	0	0	1	0	0	0	0	0	0	9	9	0.00	1.000										

AB	32
R	3
H	10
RBI	3
BB	2
SO	6
LOB	10





Batter	1	2	3	4	5	6	7	8	9	AB	R	H	RBI	BB	SO	LOB	BOTTOM										
Johnny Temple, R OBP: 0.416, SLG: 0.472 (1, 4)										4	1	2	0	0	0	1	Chicago Cubs @ Cincinnati Redlegs Crosley Field, Cincinnati, OH Tue Jun 23 1959, 7:05 PM EDT Att: 8,553 - Unknown										
Vada Pinson, L OBP: 0.385, SLG: 0.562 (1, 8)										4	0	0	0	0	1	2											
Jerry Lynch, L OBP: 0.324, SLG: 0.454 (1, 7)										3	0	1	0	1	0	1											
Frank Robinson, R OBP: 0.389, SLG: 0.557 (1, 3)										4	0	4	1	0	0	0											
Gus Bell, L OBP: 0.291, SLG: 0.383 (1, 9)										4	0	0	0	0	0	7											
Frank Thomas, R OBP: 0.279, SLG: 0.380 (1, 5)										4	0	0	0	0	2	4											
Ed Bailey, L OBP: 0.363, SLG: 0.358 (1, 2)										3	0	1	0	1	1	0											
Eddie Kasko, R OBP: 0.302, SLG: 0.294 (1, 6)										2	0	0	0	0	1	1											
Whitley Lockman, L OBP: 0.255, SLG: 0.257 (7, PH)										1	0	0	0	0	0	1											
Brooks Lawrence, R OBP: 0.167, SLG: 0.200 (8, 1)										0	0	0	0	0	0	0											
Jim Pendleton, R OBP: 0.341, SLG: 0.395 (9, PH)										1	0	0	0	0	0	0											
Joe Nuxhall, L OBP: 0.268, SLG: 0.208 (1, 1)										1	0	0	0	0	0	0											
Willard Schmidt, R OBP: 0.285, SLG: 0.318 (5, PH)										0	0	0	0	0	0	0											
John Powers, L OBP: 0.285, SLG: 0.318 (8, 1)										1	0	0	0	0	0	0											
Orlando Pena, R OBP: 0.176, SLG: 0.087 (8, 1)										0	0	0	0	0	0	0											
Don Newcombe, L OBP: 0.430, SLG: 0.417 (7, PH)										1	0	0	0	0	0	1											
Bobby Henrich, R (8, 6)										0	0	0	0	0	0	0											
<b>Inning Stats</b>	R: 1 E: 0 K: 1 S: 7	H: 2 LOB: 2 BB: 1 P: 11	R: 0 E: 0 K: 1 S: 5	H: 0 LOB: 0 BB: 0 P: 5	R: 0 E: 1 K: 0 S: 5	H: 2 LOB: 2 BB: 0 P: 5	R: 0 E: 0 K: 1 S: 5	H: 1 LOB: 0 BB: 0 P: 5	R: 0 E: 0 K: 0 S: 3	H: 0 LOB: 0 BB: 0 P: 3	R: 0 E: 0 K: 0 S: 4	H: 2 LOB: 1 BB: 0 P: 4	R: 0 E: 0 K: 0 S: 3	H: 0 LOB: 1 BB: 1 P: 7	R: 0 E: 0 K: 0 S: 4	H: 1 LOB: 1 BB: 0 P: 4	R: 0 E: 0 K: 2 S: 7	H: 0 LOB: 0 BB: 0 P: 7	1B: 7 2B: 1 3B: 0 HR: 0	SF: 0 SAC: 0 DP: 2 HBP: 0	WP: 0 PB: 0 SB: 1 CS: 0	PA: 35					
<b>PITCHER</b>	IP	WLS	BF	H	R	ER	SO	BB	IBB	HBP	BLK	WP	HR	S	P	ERA	WHIP										
Glen Hobbie, R ERA: 3.66 (1, 1)	9.0	W	35	8	1	1	5	2	0	0	0	0	0	43	51	1.00	1.111										

AB	33
R	1
H	8
RBI	1
BB	2
SO	5
LOB	18





Batter	1	2	3	4	5	6	7	8	9	AB	R	H	RBI	BB	SO	LOB	TOP			
Tony Taylor, R OBP: 0.362, SLG: 0.422 (1, 4)	0-0 S 1B		0-3 K			0-3 K		0-0 P4		4	0	1	0	0	2	1	<b>Chicago Cubs @ Cincinnati Redlegs</b> Crosley Field, Cincinnati, OH Wed Jun 24 1959, 7:05 PM EDT Att: 6,510 - Unknown  livebaseballscorecards.com  <b>AB 30</b> <b>R 0</b> <b>H 4</b> <b>RBI 0</b> <b>BB 2</b> <b>SO 7</b> <b>LOB 14</b>  			
Alvin Dark, R OBP: 0.307, SLG: 0.344 (1, 5)	0-3 K		0-0 6-3			0-0 5-3		0-0 L3		4	0	0	0	0	1	2				
Lee Walls, R OBP: 0.341, SLG: 0.393 (1, 9)	4-0 1-2 BB			0-0 F3		0-0 1B			0-3 K	3	0	1	0	1	1	0				
14 Ernie Banks, R OBP: 0.369, SLG: 0.594 (1, 6)	0-0 F2			0-0 F3		0-0 F8			0-0 F8	4	0	0	0	0	0	3				
Dale Long, L OBP: 0.340, SLG: 0.497 (1, 3)	0-0 L7			0-0 4-3			4-0 F8 6-3 BB		0-0 G3	3	0	0	0	1	0	2				
Bobby Thomson, R OBP: 0.308, SLG: 0.425 (1, 8)		0-0 F8			0-0 1B		0-0 6-3			3	0	1	0	0	0	1				
Walt Moryn, L OBP: 0.300, SLG: 0.370 (1, 7)		0-0 P4			0-0 F8		0-0 F8			3	0	0	0	0	0	2				
Sammy Taylor, L OBP: 0.298, SLG: 0.368 (1, 2)		0-0 F9			0-0 L8		0-3 K			3	0	0	0	0	1	2				
Dick Drott, R Dave Hillman, R Jim Marshall, L Seth Morehead, L Irv Noren, L Elmer Singleton, R			0-3 K			0-3 K		0-0 L3 1B		0	0	0	0	0	0	0				
<b>Inning Stats</b>	R: 0 E: 0 K: 1 S: 6	H: 1 LOB: 2 BB: 1 P: 10	R: 0 E: 0 K: 0 S: 3	H: 0 LOB: 0 BB: 0 P: 3	R: 0 E: 0 K: 2 S: 7	H: 0 LOB: 0 BB: 0 P: 7	R: 0 E: 0 K: 0 S: 3	H: 0 LOB: 0 BB: 0 P: 3	R: 0 E: 0 K: 1 S: 6	H: 1 LOB: 1 BB: 0 P: 6	R: 0 E: 0 K: 1 S: 5	H: 0 LOB: 1 BB: 1 P: 9	R: 0 E: 0 K: 0 S: 3	H: 1 LOB: 0 BB: 0 P: 3	R: 0 E: 0 K: 1 S: 5	H: 0 LOB: 0 BB: 0 P: 5	1B: 4 2B: 1 3B: 0 HR: 0	SF: 0 SAC: 0 DP: 1 HBP: 0	WP: 0 PB: 0 SB: 1 CS: 0	PA: 32
<b>PITCHER</b> Jim Brosnan, R ERA: 3.65 (1, 1)	IP: 9.0 WLS: W BF: 32 H: 4 R: 0 ER: 0 SO: 7 BB: 2 IBB: 0 HBP: 0 BLK: 0 WP: 0 HR: 0 S: 44 P: 52 ERA: 0.00 WHIP: 0.667															<b>PITCHER</b> IP: 9.0 WLS: W BF: 32 H: 4 R: 0 ER: 0 SO: 7 BB: 2 IBB: 0 HBP: 0 BLK: 0 WP: 0 HR: 0 S: 44 P: 52 ERA: 0.00 WHIP: 0.667				

Batter	1	2	3	4	5	6	7	8	9	AB	R	H	RBI	BB	SO	LOB	BOTTOM			
Johnny Temple, R OBP: 0.414, SLG: 0.468 (1, 4)	0-0 L7			0-0 1B		0-0 5-3				4	0	1	0	0	0	3	<b>Chicago Cubs @ Cincinnati Redlegs</b> Crosley Field, Cincinnati, OH Wed Jun 24 1959, 7:05 PM EDT Att: 6,510 - Unknown  livebaseballscorecards.com  <b>AB 30</b> <b>R 5</b> <b>H 9</b> <b>RBI 5</b> <b>BB 5</b> <b>SO 1</b> <b>LOB 14</b>  			
Vada Pinson, L OBP: 0.390, SLG: 0.558 (1, 8)	0-0 F8	4-0 G3 BB		0-0 P6		4-0 B5-3 BB				2	0	0	0	2	0	1				
Jerry Lynch, L OBP: 0.323, SLG: 0.447 (1, 7)	4-0 G3	0-0 G3		0-0 G3		0-0 B5-3				3	1	0	0	1	0	3				
Whitey Lockman, L OBP: 0.295, SLG: 0.257 (8, 3)	2B BB	1-2				1-2				0	0	0	0	0	0	0				
Frank Robinson, R OBP: 0.393, SLG: 0.568 (1, 3)	0-0 WP 1H 1B 2B	0-0 P3		0-0 1B 2B		0-0 1B				4	2	3	1	0	0	1				
Gus Bell, L OBP: 0.294, SLG: 0.385 (1, 9)	0-0 HR 1B	0-0 F8		0-0 G5-4-3 1B		0-0 F9				4	1	2	2	0	0	2				
Ed Bailey, L OBP: 0.365, SLG: 0.380 (1, 2)	0-0 HR 1B		0-0 4-3		0-0 F9		0-0 SH5-3 1B			4	1	2	2	0	0	1				
Frank Thomas, R OBP: 0.280, SLG: 0.377 (1, 5)	4-0 2B BB		0-0 5-3		0-0 G5-4-3		0-0 SH5-3			2	0	0	0	1	0	1				
Eddie Kasko, R OBP: 0.298, SLG: 0.309 (1, 6)	0-0 1-3 2B		0-0 5-3			0-0 F9		0-0 1-3		4	0	1	0	0	0	1				
Jim Brosnan, R OBP: 0.214, SLG: 0.308 (1, 1)	4-0 BB			0-0 6-3		0-3 K		0-0 5-3		3	0	0	0	1	1	1				
<b>Inning Stats</b>	R: 4 E: 0 K: 0 S: 7	H: 4 LOB: 3 BB: 3 P: 19	R: 0 E: 0 K: 0 S: 3	H: 0 LOB: 1 BB: 1 P: 7	R: 0 E: 0 K: 0 S: 3	H: 0 LOB: 0 BB: 0 P: 3	R: 0 E: 0 K: 0 S: 4	H: 1 LOB: 0 BB: 0 P: 4	R: 1 E: 0 K: 0 S: 4	H: 2 LOB: 0 BB: 0 P: 4	R: 0 E: 0 K: 1 S: 5	H: 0 LOB: 0 BB: 0 P: 5	R: 0 E: 0 K: 0 S: 3	H: 1 LOB: 1 BB: 1 P: 7	R: 0 E: 0 K: 0 S: 4	H: 1 LOB: 1 BB: 0 P: 4	1B: 5 2B: 4 3B: 0 HR: 1	SF: 0 SAC: 1 DP: 2 HBP: 0	WP: 1 PB: 0 SB: 0 CS: 0	PA: 36
<b>PITCHER</b> Dick Drott, R ERA: 6.38 (1, 1) Dave Hillman, R ERA: 3.5 (1, 1) Seth Morehead, L ERA: 7.0 (5, 1) Elmer Singleton, R ERA: 1.69 (8, 1)	IP: 0.2 WLS: L BF: 6 H: 3 R: 4 ER: 4 SO: 0 BB: 1 IBB: 0 HBP: 0 BLK: 0 WP: 0 HR: 1 S: 5 P: 9 ERA: 54.00 WHIP: 6.000															<b>PITCHER</b> IP: 3.1 WLS: 15 BF: 2 H: 0 R: 0 ER: 0 SO: 0 BB: 3 IBB: 0 HBP: 0 BLK: 0 WP: 0 HR: 0 S: 12 P: 24 ERA: 0.00 WHIP: 1.500				
<b>PITCHER</b> Seth Morehead, L ERA: 7.0 (5, 1) Elmer Singleton, R ERA: 1.69 (8, 1)	IP: 3.0 WLS: 11 BF: 3 H: 1 R: 1 ER: 1 SO: 1 BB: 0 IBB: 0 HBP: 0 BLK: 0 WP: 0 HR: 0 S: 12 P: 16 ERA: 3.00 WHIP: 1.333															<b>PITCHER</b> IP: 1.0 WLS: 4 BF: 1 H: 0 R: 0 ER: 0 SO: 0 BB: 0 IBB: 0 HBP: 0 BLK: 0 WP: 0 HR: 0 S: 4 P: 4 ERA: 0.00 WHIP: 1.000				



Batter	1	2	3	4	5	6	7	8	9	AB	R	H	RBI	BB	SO	LOB	TOP					
Tony Taylor, R OBP: 0.363, SLG: 0.424 (1, 4)	6-3		6-3		F3			1B 1B 2B	1B BB	4	1	1	0	1	0	0						
Alvin Dark, R OBP: 0.305, SLG: 0.342 (1, 5)	4-3		G4-6-3 BB		1-3			14 2-3 1B 2-3	K	4	1	1	0	1	1	1						
Lee Walls, R OBP: 0.342, SLG: 0.393 (1, 9)	F8		G4-6-3 1-2					14 2-3 1B 1-2 3-H	1B	5	1	2	1	0	1	1						
14 Ernie Banks, R OBP: 0.369, SLG: 0.600 (1, 6)		F8		1B HBP				2-3	P3	4	1	1	1	0	0	4						
Dale Long, L OBP: 0.337, SLG: 0.486 (1, 3)	F8			F7				1-2 2-3	F8	4	1	0	0	1	0	3						
Walt Moryn, L OBP: 0.303, SLG: 0.372 (1, 7)								1B 1B		4	1	2	2	0	1	1						
George Altman, L OBP: 0.288, SLG: 0.347 (8, 8)	1B 1B			K				G3		0	0	0	0	0	0	0						
Bobby Thomson, R OBP: 0.312, SLG: 0.426 (1, 8)								1-3 1B	1B	4	0	2	1	0	1	1						
Sammy Taylor, L OBP: 0.302, SLG: 0.367 (1, 2)								1-2 3-H	1B	3	0	1	1	1	1	2						
Bob Anderson, R OBP: 0.171, SLG: 0.176 (1, 1)								0-3 K		4	0	0	0	0	3	4						
Bill Henry, L OBP: 0.188, SLG: 0.133 (9, 1)								K		0	0	0	0	0	0	0						
<b>Inning Stats</b>	R: 0 E: 0 K: 0 S: 3	H: 0 LOB: 0 BB: 0 P: 3	R: 1 E: 0 K: 0 S: 8	H: 3 LOB: 2 BB: 0 P: 8	R: 0 E: 0 K: 1 S: 2	H: 0 LOB: 0 BB: 1 P: 6	R: 0 E: 0 K: 1 S: 6	H: 1 LOB: 2 BB: 0 P: 7	R: 0 E: 0 K: 1 S: 5	H: 0 LOB: 0 BB: 0 P: 5	R: 1 E: 0 K: 1 S: 6	H: 1 LOB: 0 BB: 0 P: 6	R: 0 E: 0 K: 2 S: 7	H: 0 LOB: 0 BB: 0 P: 7	R: 4 E: 0 K: 1 S: 9	H: 4 LOB: 2 BB: 2 P: 17	R: 0 E: 0 K: 1 S: 6	H: 1 LOB: 2 BB: 1 P: 10	1B: 8 2B: 1 3B: 0 HR: 1	SF: 0 SAC: 0 DP: 1 HBP: 1	WP: 0 PB: 0 SB: 0 CS: 0	PA: 41
<b>PITCHER</b>	IP	WLS	BF	H	R	ER	SO	BB	IBB	HBP	BLK	WP	HR	S	P	ERA	WHIP					
Bob Purkey, R ERA: 4.85 (1, 1)	7.0	L	27	5	2	2	6	1	0	1	0	0	1	37	42	2.57	0.857					
Orlando Pena, R ERA: 6.71 (8, 1)	0.0		3	3	3	3	0	0	0	0	0	0	0	3	3	∞	∞					
Willard Schmidt, R ERA: 3.5 (8, 1)	2.0		11	2	1	1	2	1	2	0	0	0	0	12	24	4.50	1.500					

**Chicago Cubs @ Cincinnati Redlegs**  
Crosley Field, Cincinnati, OH  
Thu Jun 25 1959, 7:05 PM EDT  
Att: 4,884 - Unknown

**AB 36**  
**R 6**  
**H 10**  
**RBI 6**  
**BB 4**  
**SO 8**  
**LOB 17**



Batter	1	2	3	4	5	6	7	8	9	AB	R	H	RBI	BB	SO	LOB	BOTTOM					
Johnny Temple, R OBP: 0.409, SLG: 0.462 (1, 4)	K		F8		SH1-4			F8	F9	4	0	0	0	0	1	3						
Vada Pinson, L OBP: 0.390, SLG: 0.555 (1, 8)	6-3		L8		G3-6-3 1B			1B SF8 1B	K	5	1	2	0	0	1	3						
Jerry Lynch, L OBP: 0.320, SLG: 0.441 (1, 7)	F7			E SF8 1B	G3-6-3 1-2			K	K	5	1	1	0	0	2	5						
Frank Robinson, R OBP: 0.395, SLG: 0.568 (1, 3)				E5 SF8 1B				6-3		0	0	0	0	0	0	0						
Whitey Lockman, L OBP: 0.309, SLG: 0.274 (3, 3)				FC5-4 HBP				1-3 1B		3	0	2	0	0	0	0						
Gus Bell, L OBP: 0.294, SLG: 0.383 (1, 9)		F5		SF8				SF8		1	0	0	2	1	0	1						
Ed Bailey, L OBP: 0.363, SLG: 0.373 (1, 2)		F9		2-3 3-H				BB		3	0	0	0	1	1	3						
Frank Thomas, R OBP: 0.275, SLG: 0.370 (1, 5)		FC5-4 1-2						K		4	0	0	0	0	2	6						
Eddie Kasko, R OBP: 0.283, SLG: 0.293 (1, 6)										3	0	0	0	0	0	2						
Don Newcombe, L OBP: 0.439, SLG: 0.417 (9, PH)			1-3		FC5-4					0	0	0	0	1	0	0						
Bobby Henrich, R OBP: 0.357, SLG: 0.395 (9, PH)										0	0	0	0	0	0	0						
Bob Purkey, R OBP: 0.278, SLG: 0.281 (1, 1)										0	0	0	0	2	0	0						
John Powers, L OBP: 0.250, SLG: 0.304 (7, PH)										1	0	0	0	0	0	0						
Orlando Pena, R OBP: 0.176, SLG: 0.067 (8, 1)										0	0	0	0	0	0	0						
Willard Schmidt, R OBP: 0.357, SLG: 0.395 (8, 1)										0	0	0	0	1	0	0						
Jim Pendleton, R OBP: 0.357, SLG: 0.395 (9, PH)										0	0	0	0	1	0	0						
<b>Inning Stats</b>	R: 0 E: 0 K: 1 S: 5	H: 0 LOB: 0 BB: 0 P: 5	R: 0 E: 0 K: 0 S: 3	H: 0 LOB: 1 BB: 0 P: 4	R: 0 E: 0 K: 0 S: 3	H: 0 LOB: 1 BB: 1 P: 7	R: 1 E: 1 K: 1 S: 7	H: 2 LOB: 2 BB: 1 P: 11	R: 0 E: 0 K: 0 S: 3	H: 1 LOB: 1 BB: 1 P: 7	R: 0 E: 0 K: 2 S: 7	H: 0 LOB: 1 BB: 1 P: 11	R: 0 E: 0 K: 0 S: 3	H: 0 LOB: 0 BB: 0 P: 3	R: 1 E: 1 K: 1 S: 8	H: 2 LOB: 2 BB: 0 P: 8	R: 0 E: 0 K: 2 S: 7	H: 0 LOB: 2 BB: 2 P: 15	1B: 5 2B: 0 3B: 0 HR: 0	SF: 2 SAC: 1 DP: 1 HBP: 1	WP: 0 PB: 0 SB: 0 CS: 0	PA: 39
<b>PITCHER</b>	IP	WLS	BF	H	R	ER	SO	BB	IBB	HBP	BLK	WP	HR	S	P	ERA	WHIP					
Bob Anderson, R ERA: 3.82 (1, 1)	8.0	W	36	5	2	2	5	5	1	1	0	0	0	39	64	2.25	1.250					
Bill Henry, L ERA: 2.6 (9, 1)	1.0	S	3	0	0	0	2	0	0	0	0	0	0	7	7	0.00	0.000					

**Chicago Cubs @ Cincinnati Redlegs**  
Crosley Field, Cincinnati, OH  
Thu Jun 25 1959, 7:05 PM EDT  
Att: 4,884 - Unknown

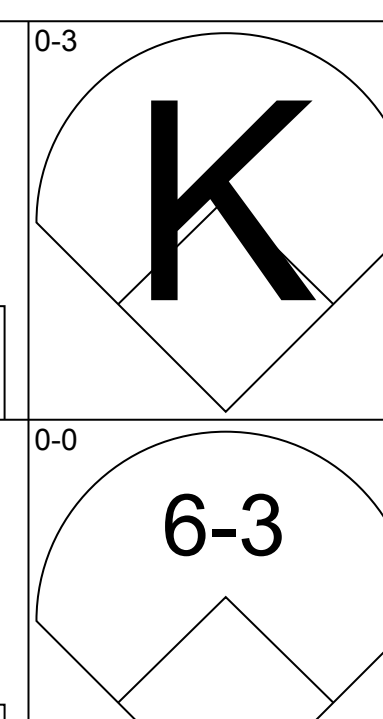
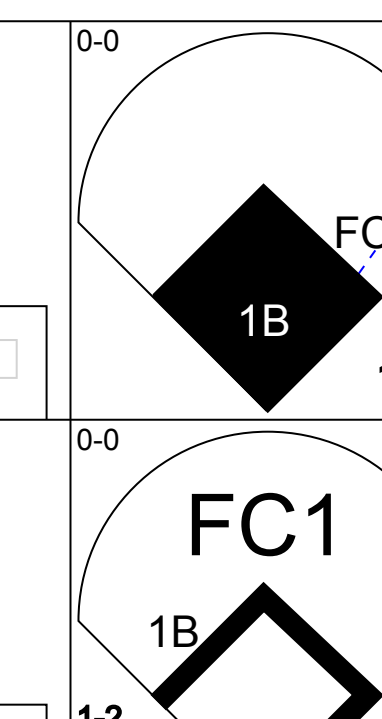
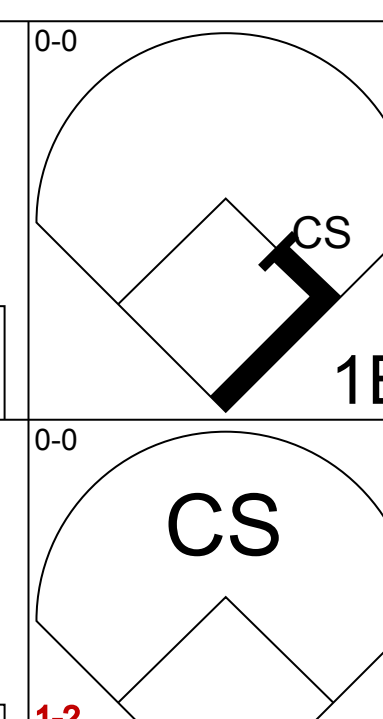
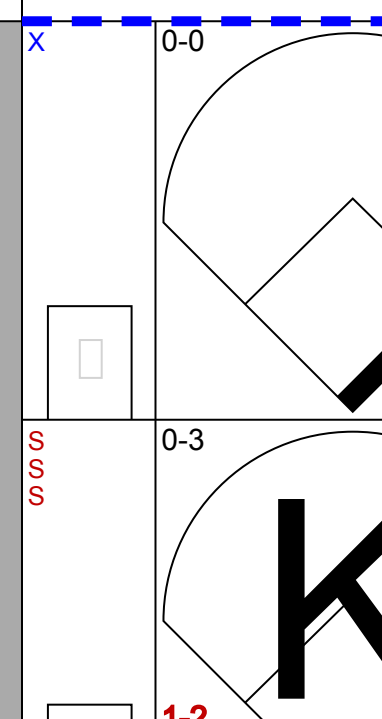
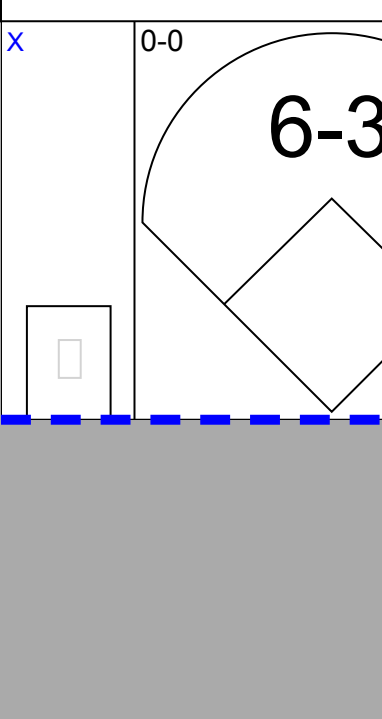
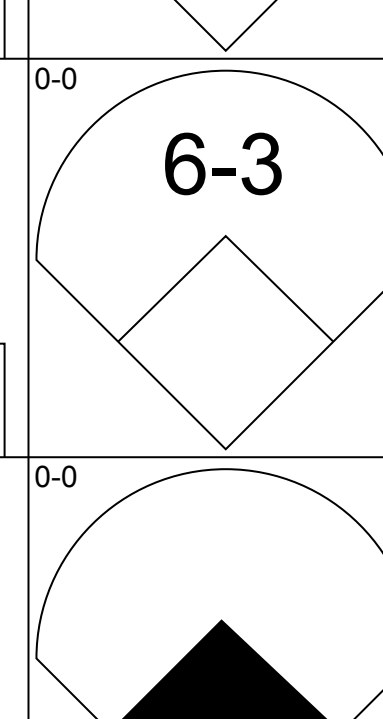
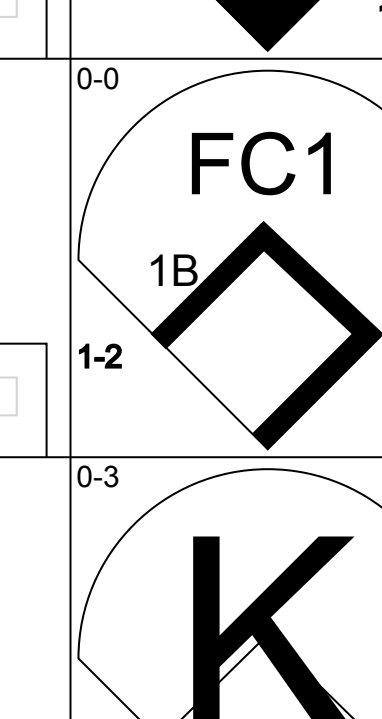
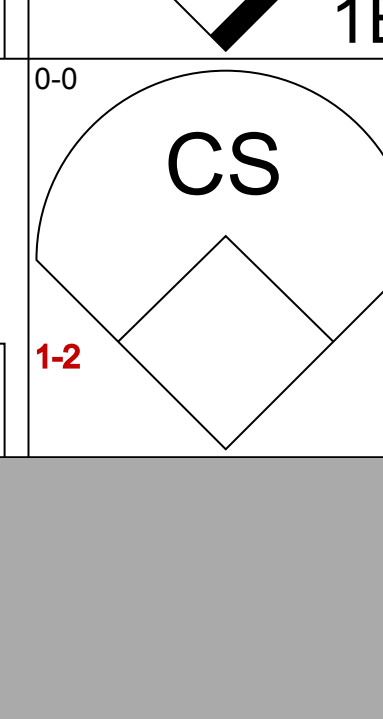
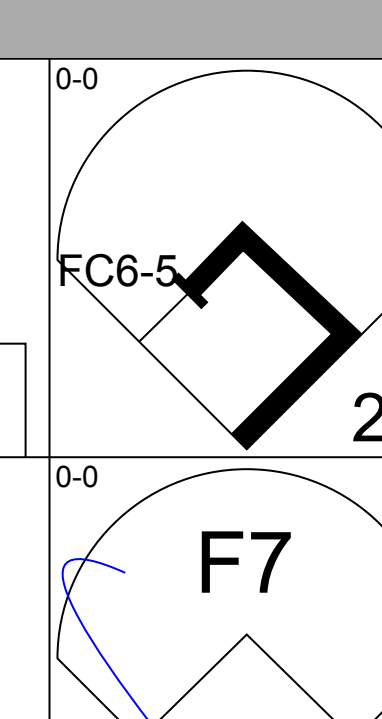
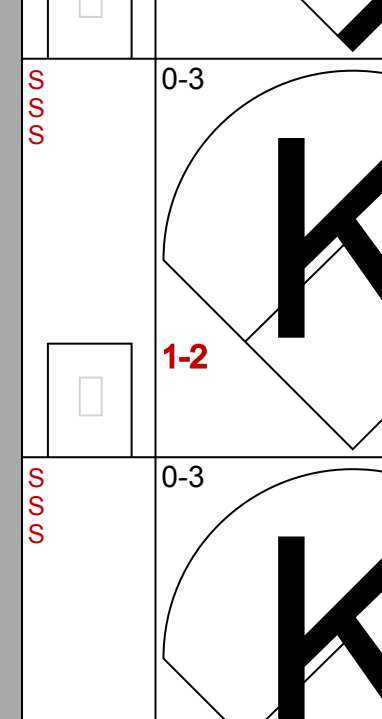
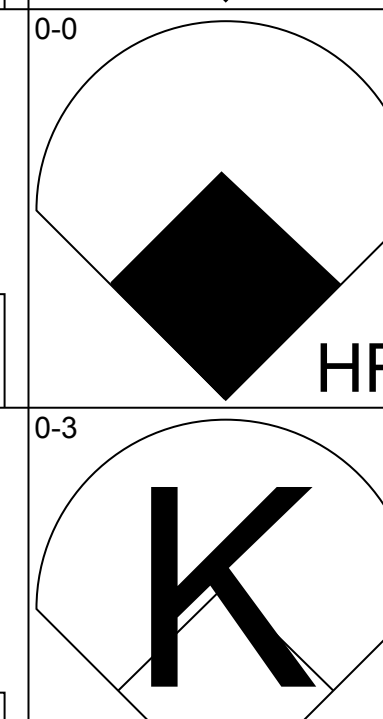
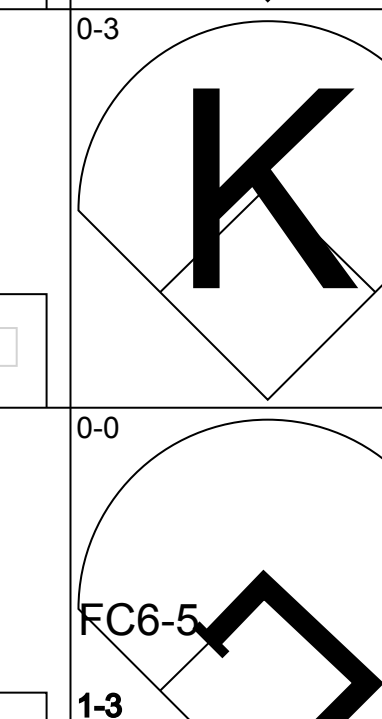
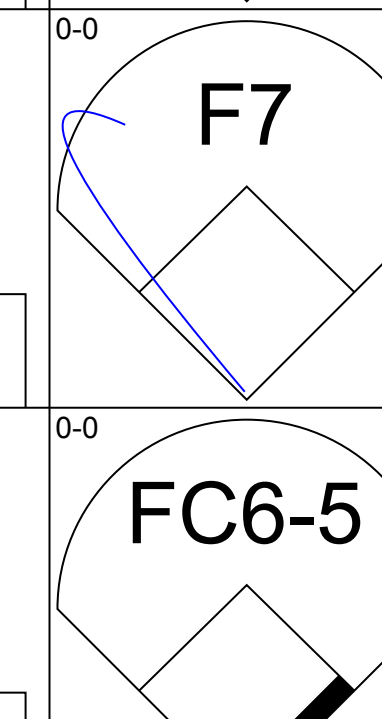
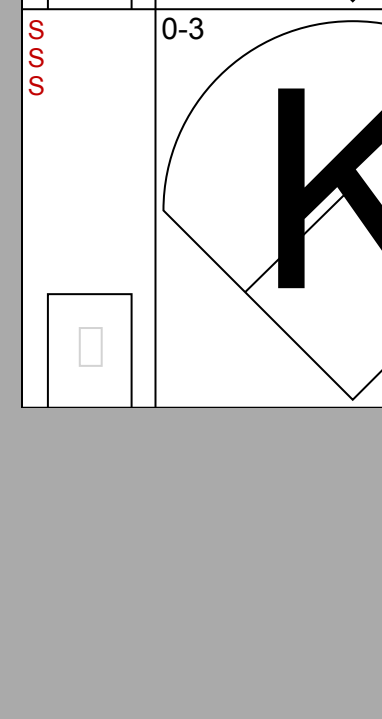
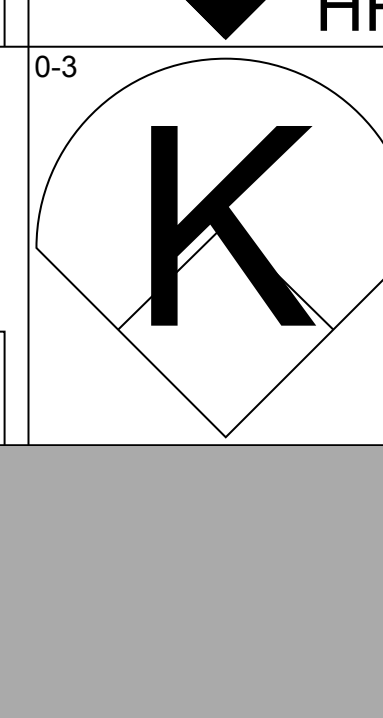
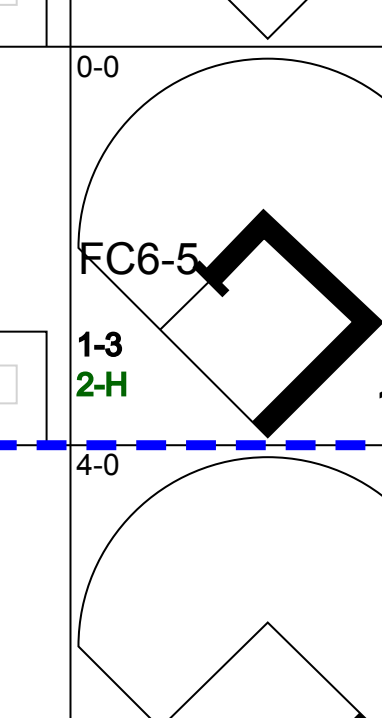
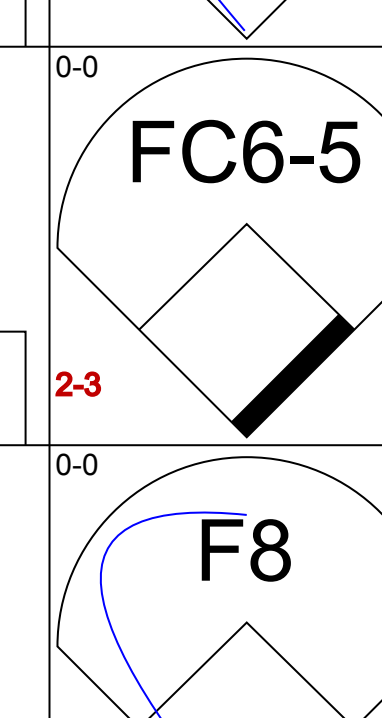

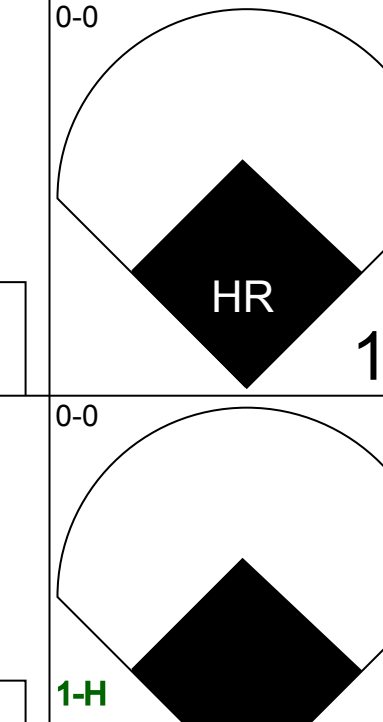
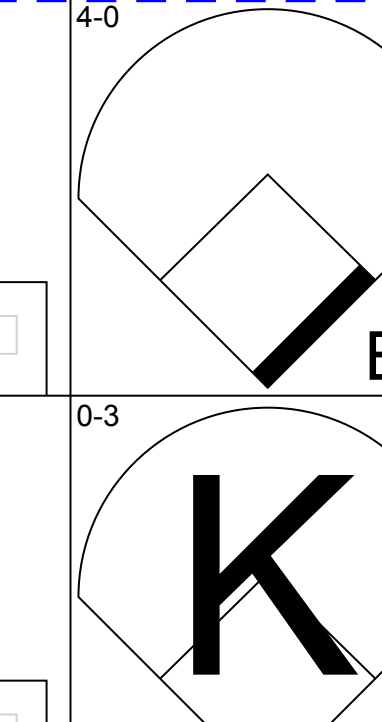
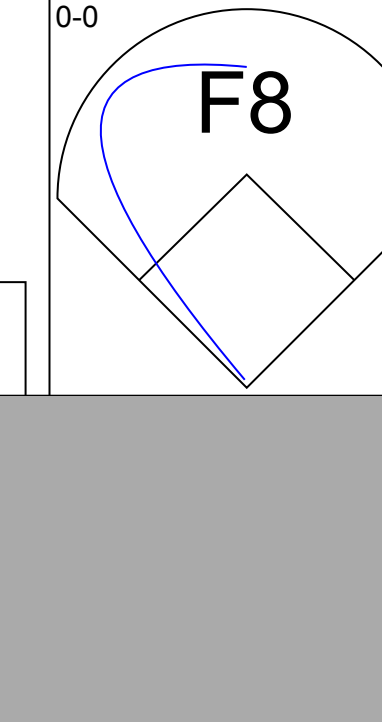


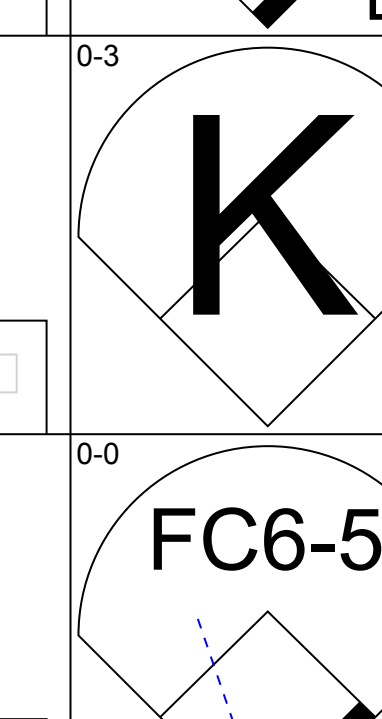
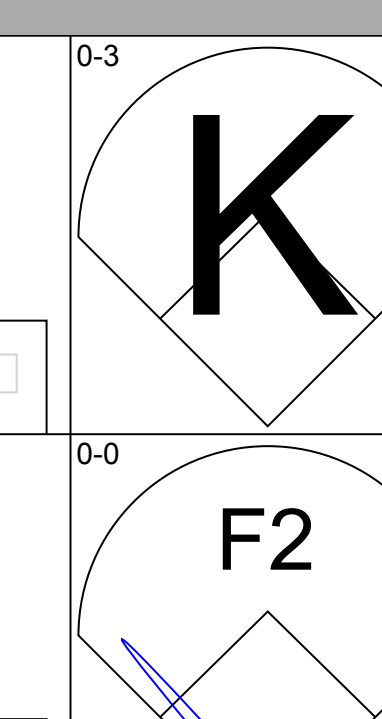
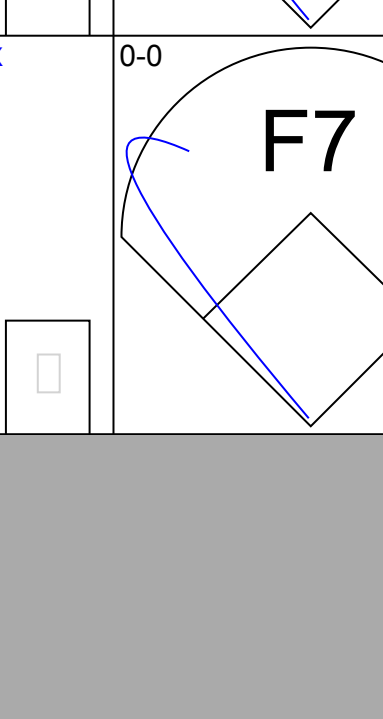
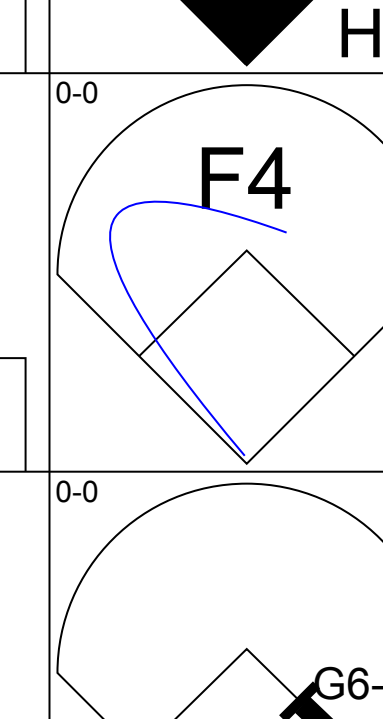
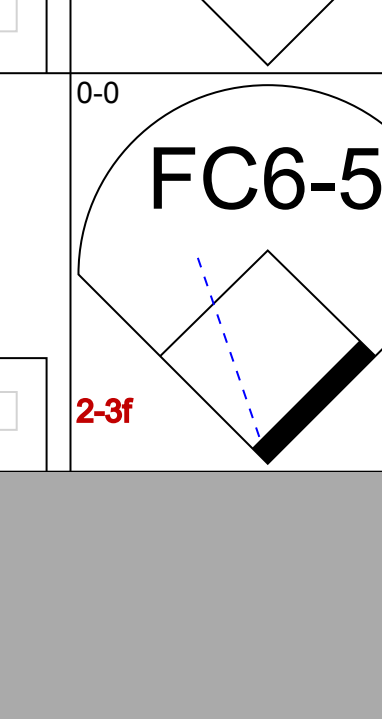
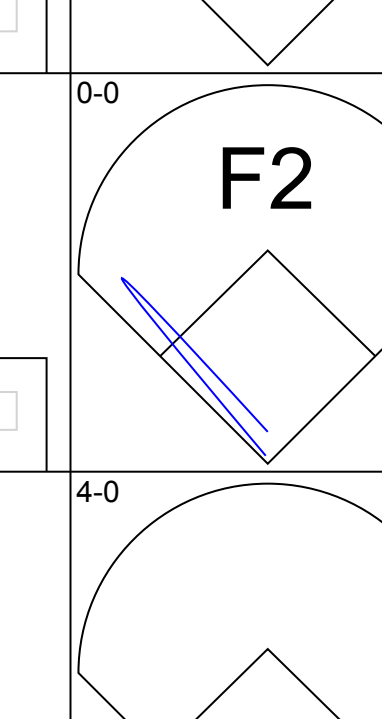
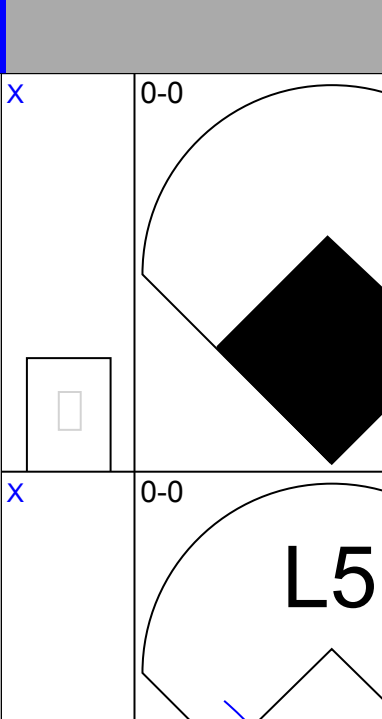
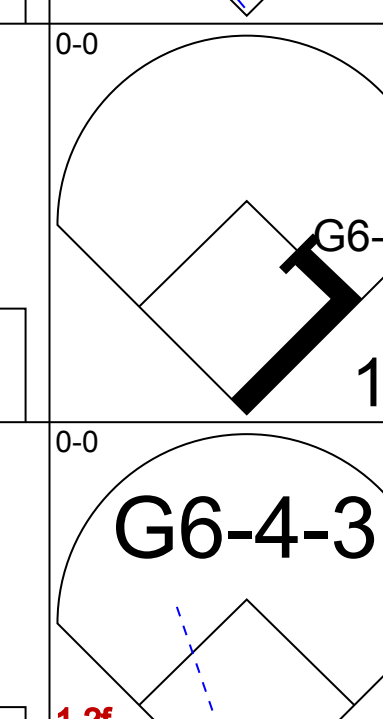
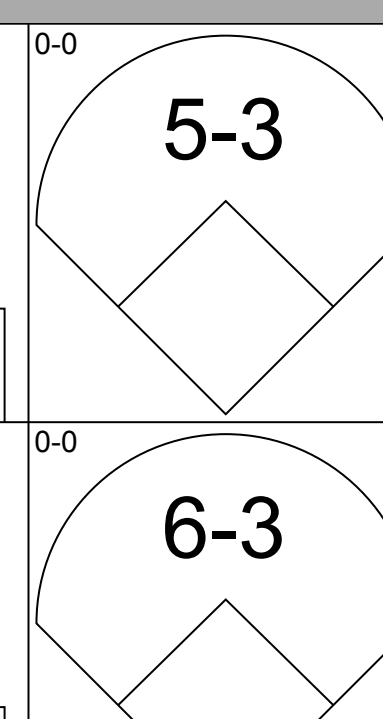
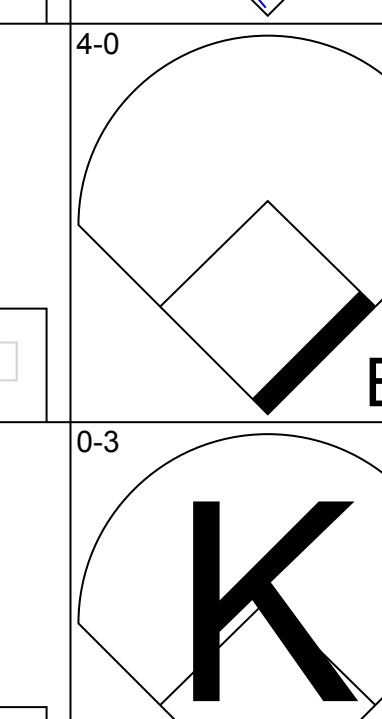
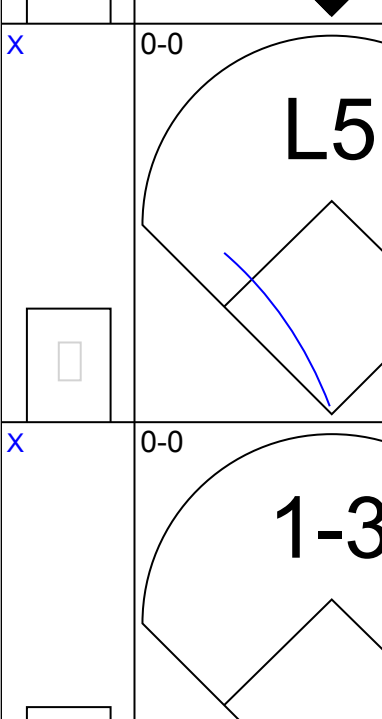
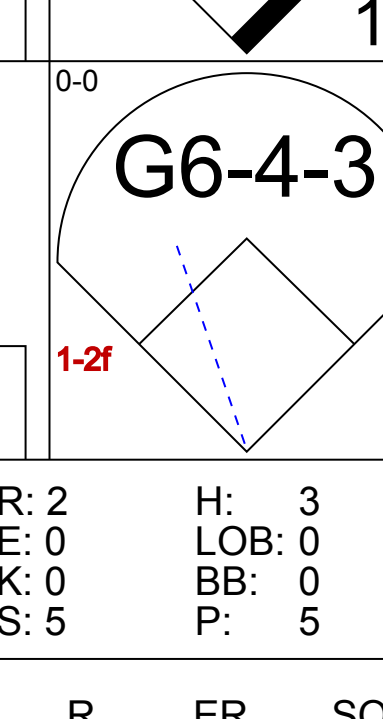
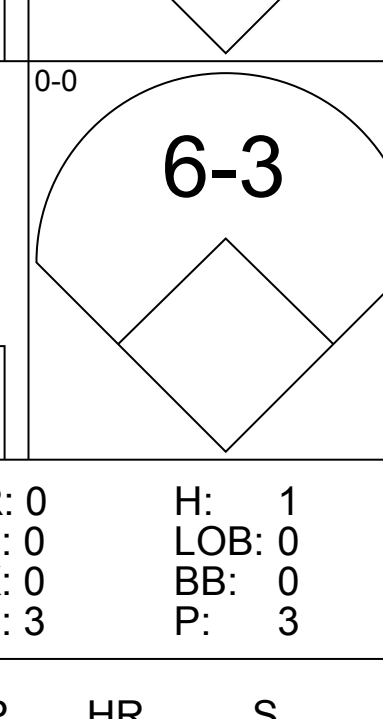
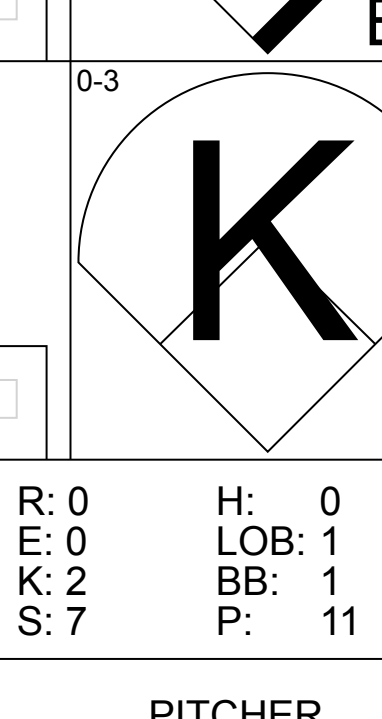
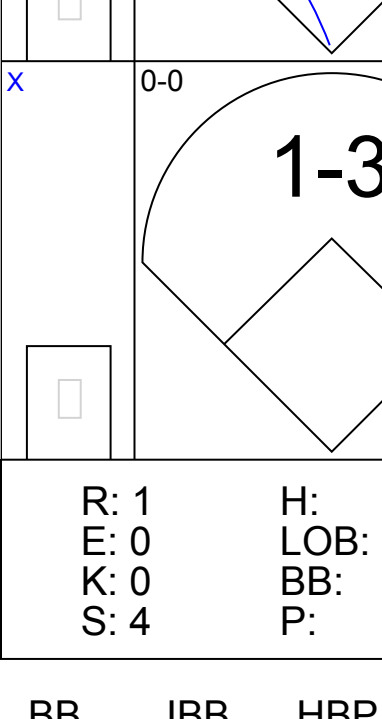
**AB 29**  
**R 2**  
**H 5**  
**RBI 2**  
**BB 6**  
**SO 7**  
**LOB 23**







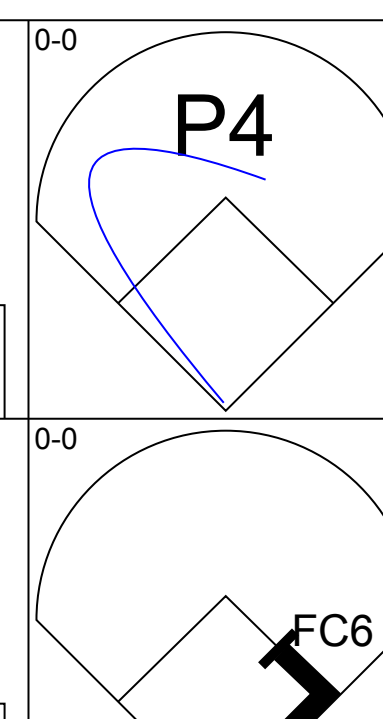
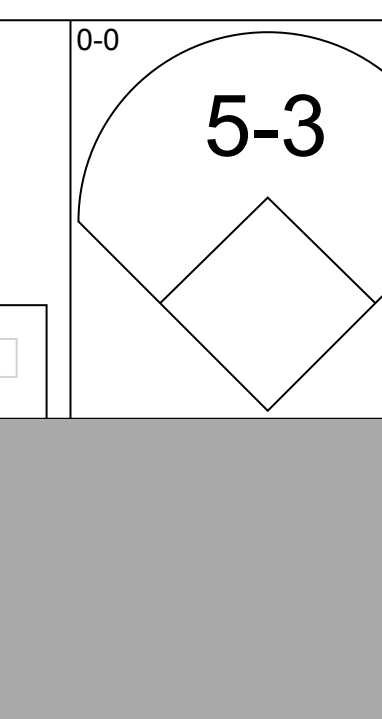
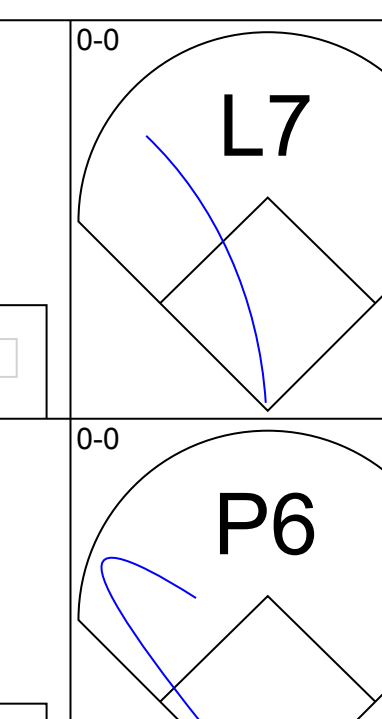
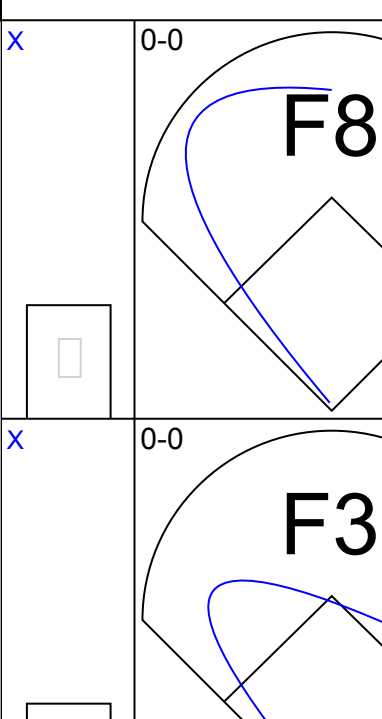
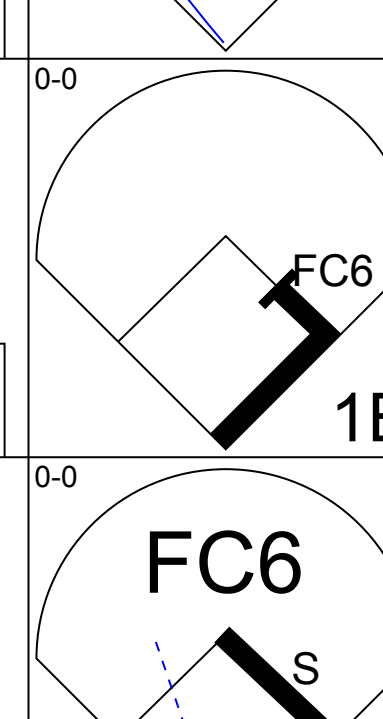
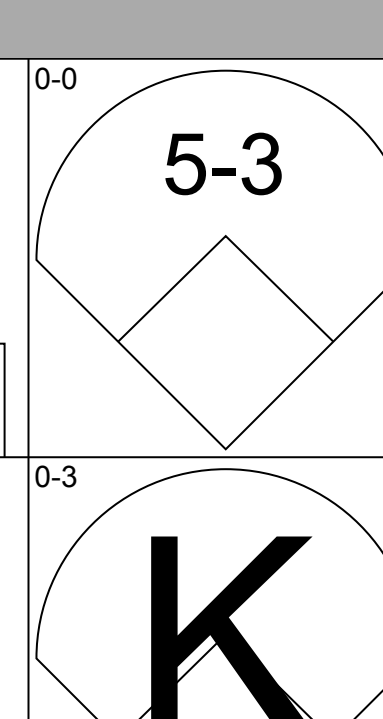
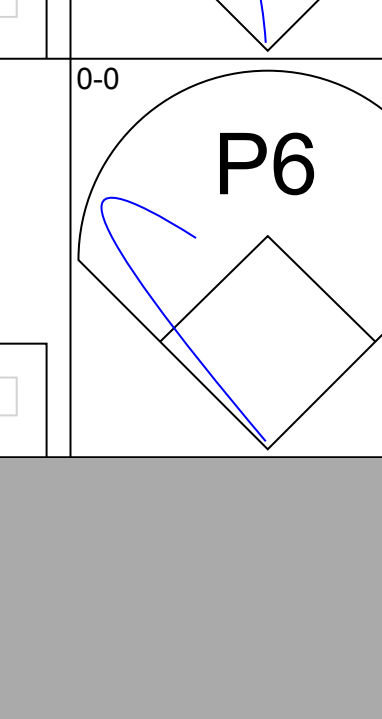
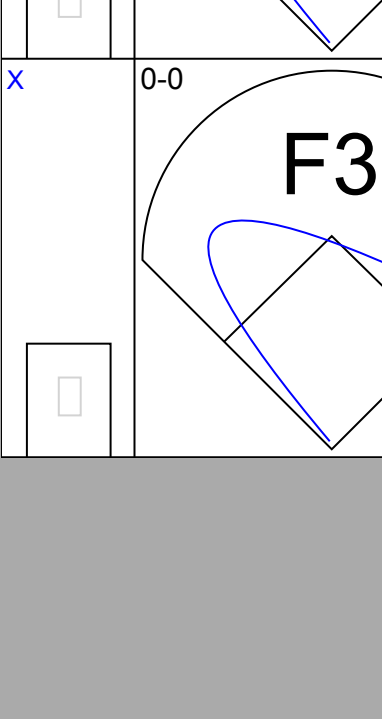
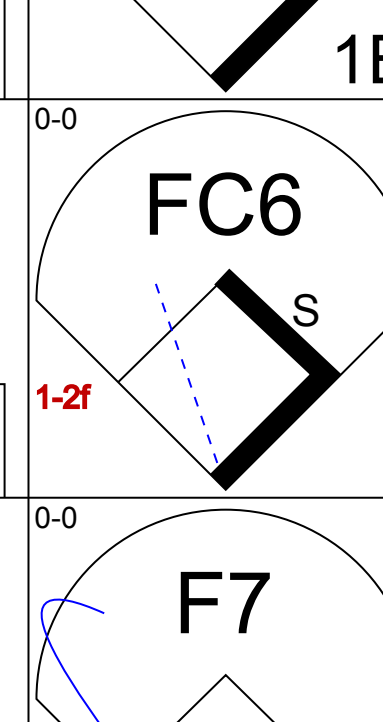
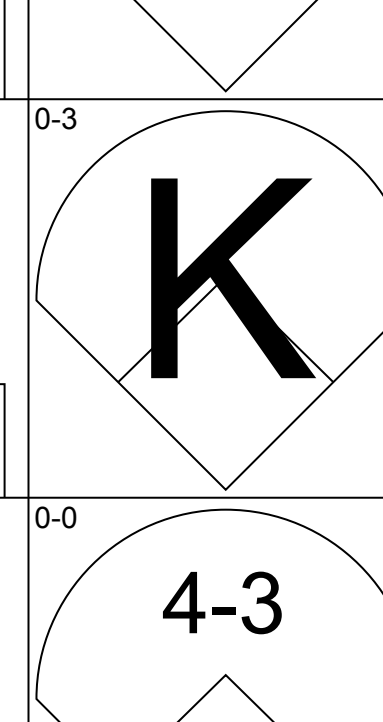
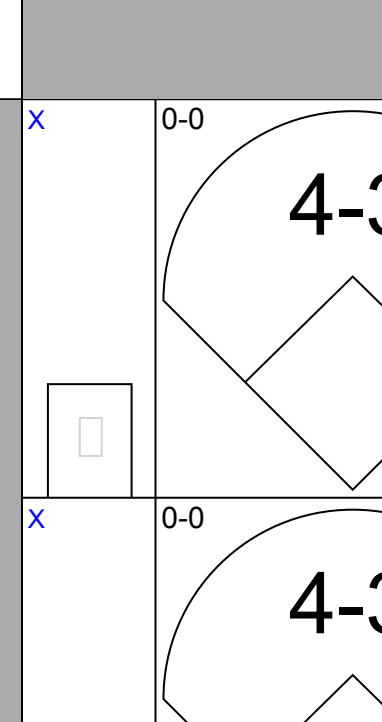
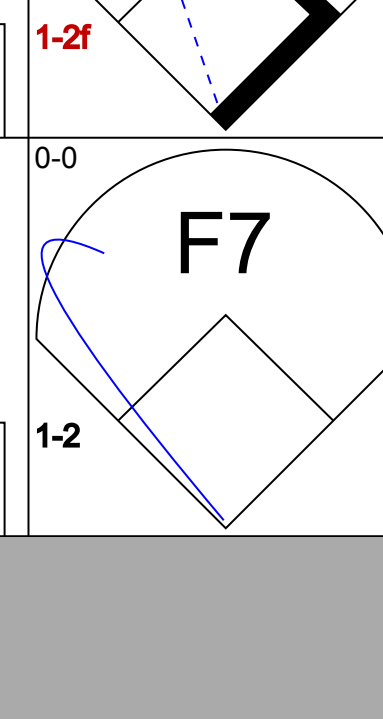
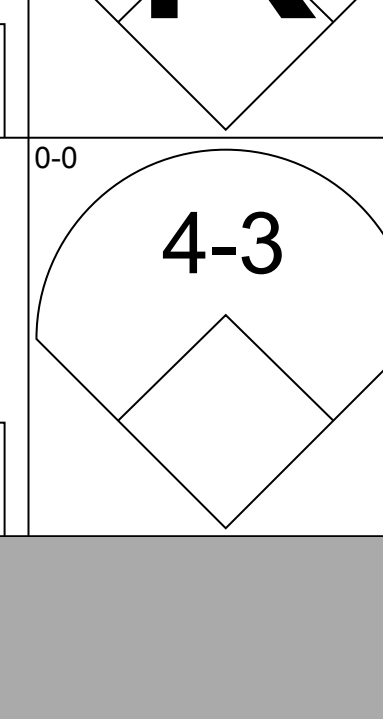
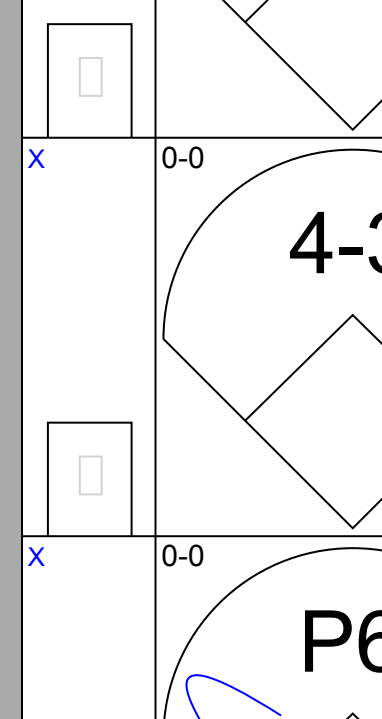
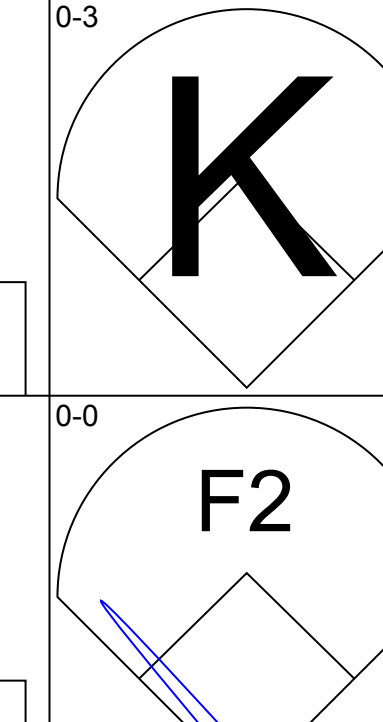
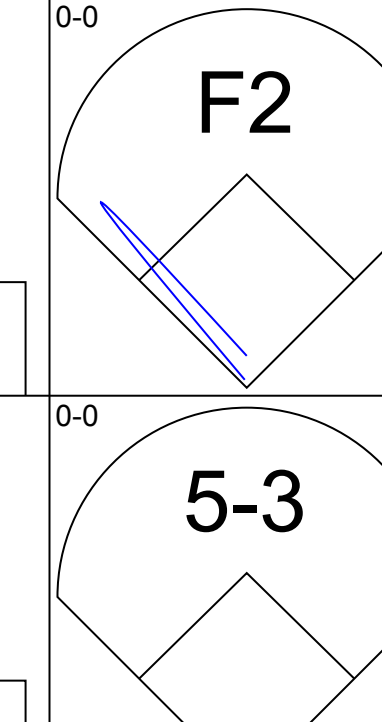
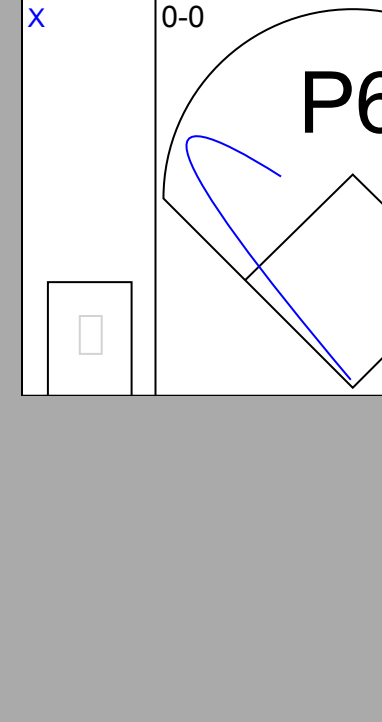
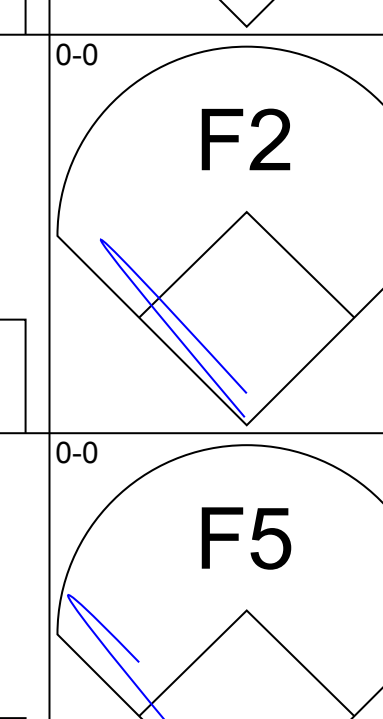
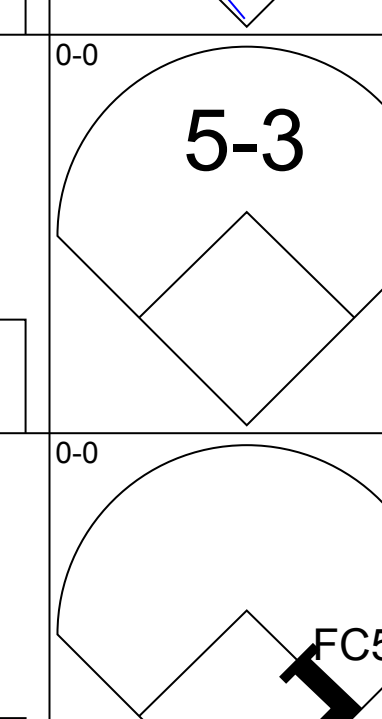
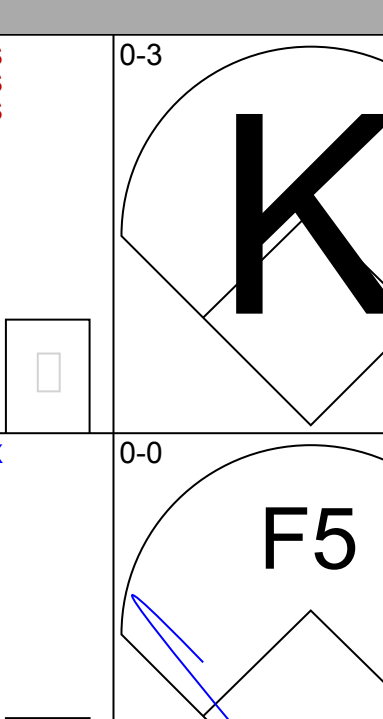
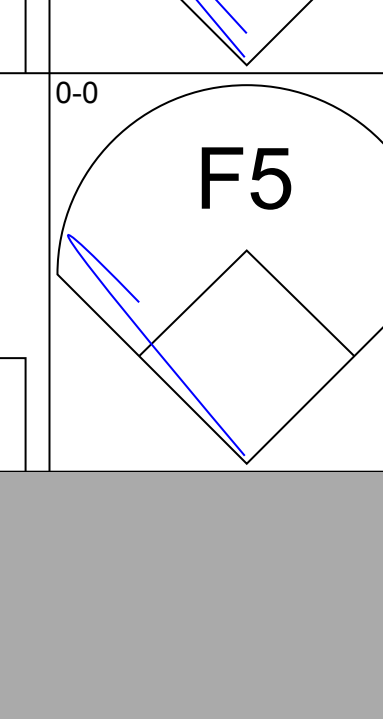
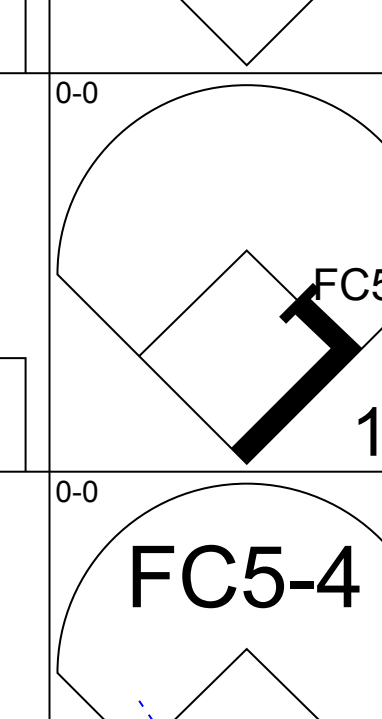
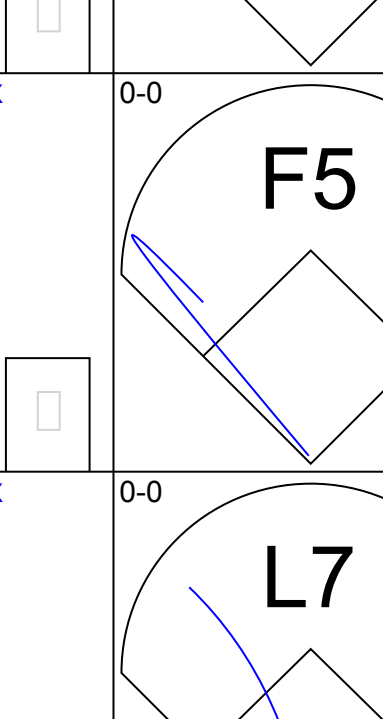
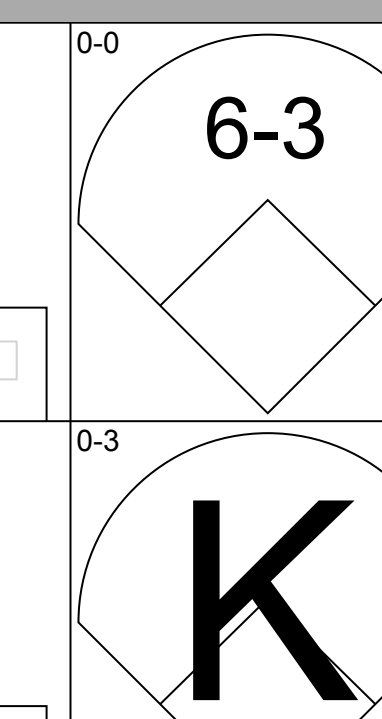
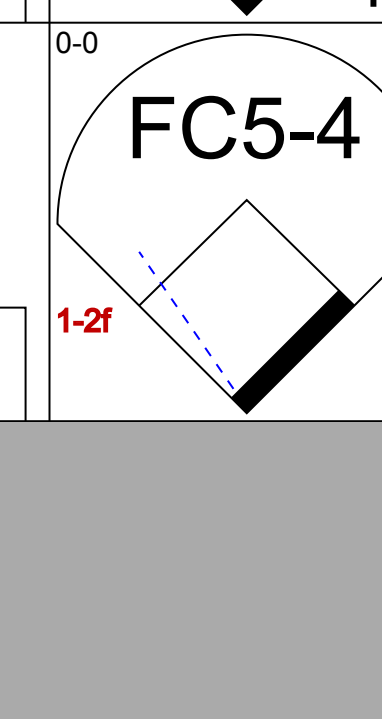
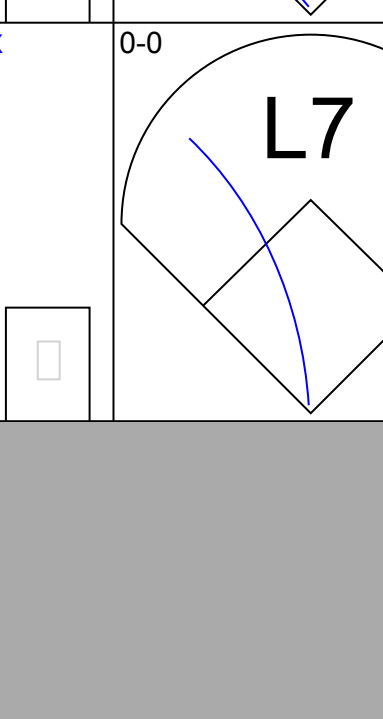
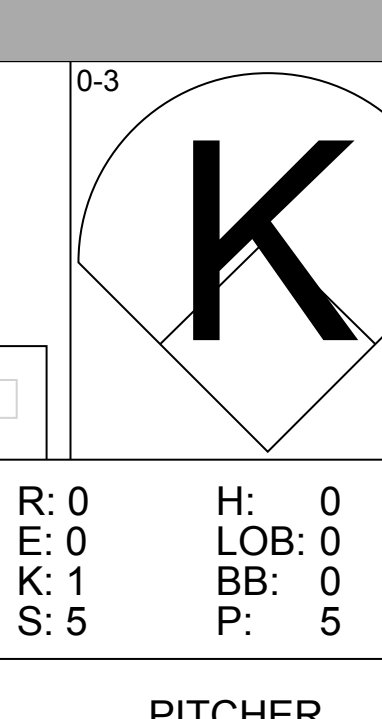
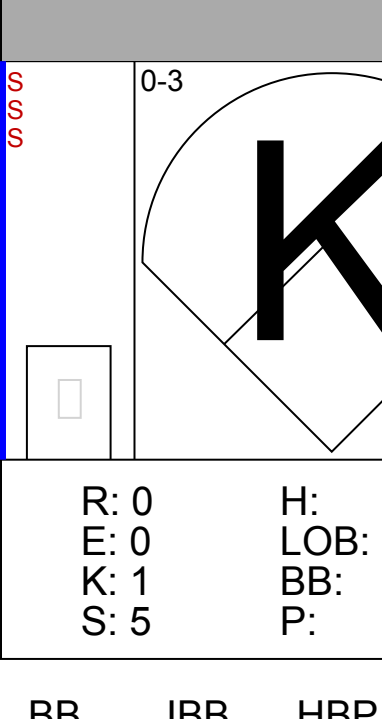


Batter	1	2	3	4	5	6	7	8	9	AB	R	H	RBI	BB	SO	LOB	TOP			
<b>Don Blasingame, L</b> OBP: 0.373, SLG: 0.375 (1, 4)										5	1	3	0	0	1	0				
<b>Gino Cimoli, R</b> OBP: 0.366, SLG: 0.493 (1, 8) (8, 7)										4	0	1	0	0	1	2				
<b>Bill White, L</b> OBP: 0.394, SLG: 0.574 (1, 3)										4	1	1	1	0	2	3				
<b>Ken Boyer, R</b> OBP: 0.394, SLG: 0.571 (1, 5)										4	0	1	1	0	1	1				
<b>Joe Cunningham, L</b> OBP: 0.440, SLG: 0.456 (1, 9)										3	1	1	0	1	0	1				
<b>Gene Oliver, R</b> OBP: 0.217, SLG: 0.328 <b>Curt Flood, R</b> OBP: 0.300, SLG: 0.250 (1, 7) (8, 8)										4	1	1	2	0	2	3				
<b>Hal Smith, R</b> OBP: 0.314, SLG: 0.455 (1, 2)										4	1	1	1	0	0	3				
<b>Alex Grammas, R</b> OBP: 0.329, SLG: 0.336 <b>Lee Tate, R</b> OBP: 0.236, SLG: 0.265 (1, 6) (3, 6)										1	0	1	0	0	0	0				
<b>Ernie Broglio, R</b> OBP: 0.227, SLG: 0.105 (1, 1)										2	0	0	0	0	1	2				
<b>Inning Stats</b>	R: 1 E: 0 K: 2 S: 8	H: 1 LOB: 0 BB: 0 P: 8	R: 2 E: 0 K: 0 S: 5	H: 3 LOB: 0 BB: 0 P: 5	R: 1 E: 0 K: 2 S: 10	H: 2 LOB: 3 BB: 1 P: 14	R: 0 E: 0 K: 0 S: 3	H: 1 LOB: 0 BB: 0 P: 3	R: 0 E: 0 K: 0 S: 4	H: 0 LOB: 1 BB: 0 P: 11	R: 0 E: 0 K: 2 S: 7	H: 1 LOB: 0 BB: 0 P: 7	R: 0 E: 0 K: 0 S: 3	H: 0 LOB: 0 BB: 0 P: 3	R: 1 E: 0 K: 0 S: 4	H: 1 LOB: 0 BB: 0 P: 4	1B: 6 2B: 2 3B: 0 HR: 3	SF: 0 SAC: 0 DP: 2 HBP: 0	WP: 0 PB: 0 SB: 1 CS: 2	PA: 38
<b>PITCHER</b>	IP	WLS	BF	H	R	ER	SO	BB	IBB	HBP	BLK	WP	HR	S	P	ERA	WHIP			
<b>Jim O'Toole, L</b> ERA: 6.48 (1, 1)	2.1	L	13	6	4	4	3	0	0	0	0	0	2	19	19	15.43	2.571			
<b>Tom Acker, R</b> ERA: 3.52 (3, 1)	3.2		14	2	0	0	3	2	0	0	0	0	0	18	26	0.00	1.091			
<b>Orlando Pena, R</b> ERA: 6.53 (7, 1)	3.0		10	2	1	1	2	0	0	0	0	0	1	14	14	3.00	0.667			

**St. Louis Cardinals @ Cincinnati Redlegs**  
Crosley Field, Cincinnati, OH  
Sat Jun 27 1959, 3:33 AM EDT  
Att: 5,868 - Unknown

AB	35
R	5
H	10
RBI	5
BB	2
SO	8
LOB	15



Batter	1	2	3	4	5	6	7	8	9	AB	R	H	RBI	BB	SO	LOB	BOTTOM			
<b>Johnny Temple, R</b> OBP: 0.405, SLG: 0.459 (1, 4)										4	0	0	0	0	0	0				
<b>Whitey Lockman, L</b> OBP: 0.311, SLG: 0.272 (1, 3)										4	0	1	0	0	0	0				
<b>Vada Pinson, L</b> OBP: 0.381, SLG: 0.540 (1, 8)										3	0	0	0	0	1	1				
<b>Gus Bell, L</b> OBP: 0.296, SLG: 0.384 (1, 9)										3	0	0	0	0	0	1				
<b>Jerry Lynch, L</b> OBP: 0.309, SLG: 0.424 (1, 7)										3	0	0	0	0	1	0				
<b>Jim Pendleton, R</b> OBP: 0.380, SLG: 0.391 (1, 5)										3	0	0	0	0	1	0				
<b>Ed Bailey, L</b> OBP: 0.368, SLG: 0.371 (1, 2)										3	0	1	0	0	0	0				
<b>Eddie Kasko, R</b> OBP: 0.309, SLG: 0.323 (1, 6)										3	0	0	0	0	0	1				
<b>Jim O'Toole, S</b> OBP: 0.429, SLG: 0.200 (1, 1)										0	0	0	0	0	0	0				
<b>Tom Acker, R</b> OBP: 0.222, SLG: 0.125 (3, 1)										1	0	0	0	0	1	0				
<b>John Powers, L</b> OBP: 0.231, SLG: 0.280 (6, PH)										1	0	0	0	0	1	0				
<b>Orlando Pena, R</b> OBP: 0.176, SLG: 0.067 (7, 1)										0	0	0	0	0	0	0				
<b>Don Newcombe, L</b> OBP: 0.426, SLG: 0.404 (9, PH)										1	0	0	0	0	1	0				
<b>Inning Stats</b>	R: 0 E: 0 K: 0 S: 4	H: 1 LOB: 1 BB: 0 P: 4	R: 0 E: 0 K: 1 S: 5	H: 0 LOB: 0 BB: 0 P: 5	R: 0 E: 0 K: 1 S: 5	H: 0 LOB: 0 BB: 0 P: 5	R: 0 E: 0 K: 1 S: 5	H: 0 LOB: 0 BB: 0 P: 5	R: 0 E: 0 K: 1 S: 4	H: 1 LOB: 1 BB: 0 P: 4	R: 0 E: 0 K: 1 S: 5	H: 0 LOB: 0 BB: 0 P: 5	R: 0 E: 0 K: 1 S: 5	H: 0 LOB: 0 BB: 0 P: 5	R: 0 E: 0 K: 1 S: 5	H: 0 LOB: 0 BB: 0 P: 5	1B: 2 2B: 0 3B: 0 HR: 0	SF: 0 SAC: 0 DP: 0 HBP: 0	WP: 0 PB: 0 SB: 1 CS: 0	PA: 29
<b>PITCHER</b>	IP	WLS	BF	H	R	ER	SO	BB	IBB	HBP	BLK	WP	HR	S	P	ERA	WHIP			
<b>Ernie Broglio, R</b> ERA: 5.57 (1, 1)	9.0	W	29	2	0	0	6	0	0	0	0	0	0	41	41	0.00	0.222			

**St. Louis Cardinals @ Cincinnati Redlegs**  
Crosley Field, Cincinnati, OH  
Sat Jun 27 1959, 3:33 AM EDT  
Att: 5,868 - Unknown

AB	29
R	0
H	2
RBI	0
BB	0
SO	6
LOB	3





Batter	1	2	3	4	5	6	7	8	9	AB	R	H	RBI	BB	SO	LOB	TOP								
<b>Don Blasingame, L</b> (1,4) OBP: 0.370, SLG: 0.372										5	1	1	0	0	0	2									
<b>Gino Cimoli, R</b> (1,8) OBP: 0.362, SLG: 0.484										5	0	0	0	0	0	1									
<b>Bill White, L</b> (1,3) OBP: 0.390, SLG: 0.566										5	0	1	0	0	0	0									
<b>Ken Boyer, R</b> (1,5) OBP: 0.390, SLG: 0.563										5	2	1	0	0	1	2									
<b>Joe Cunningham, L</b> (1,9) OBP: 0.441, SLG: 0.454										3	1	1	0	1	0	2									
<b>Gene Oliver, R</b> (1,7) OBP: 0.250, SLG: 0.355										4	1	3	2	0	0	0									
<b>Curt Flood, R</b> (8, PR) OBP: 0.300, SLG: 0.250										0	0	0	0	0	0	0									
<b>Hal Smith, R</b> (1,2) OBP: 0.313, SLG: 0.456										4	1	1	2	0	0	3									
<b>Dick Gray, R</b> (1,6) OBP: 0.262, SLG: 0.333										3	2	1	1	1	1	0									
<b>Lee Tate, R</b> (9,6) OBP: 0.236, SLG: 0.265										0	0	0	0	0	0	0									
<b>Marshall Bridges, S</b> (1,1) OBP: 0.571, SLG: 1.167										2	1	1	2	0	0	0									
<b>Tom Cheney, R</b> (5,1)										0	0	0	0	0	0	0									
<b>Gary Blaylock, R</b> (5,1) OBP: 0.591, SLG: 0.273										2	0	0	0	0	0	2									
<b>Lindy McDaniel, R</b> (8,1) OBP: 0.190, SLG: 0.056										0	0	0	0	0	0	0									
<b>Inning Stats</b>	R: 7 E: 3 K: 0 S: 10	H: 5 LOB: 0 BB: 0 P: 10	R: 0 E: 0 K: 0 S: 3	H: 0 LOB: 0 BB: 0 P: 3	R: 0 E: 0 K: 0 S: 3	H: 0 LOB: 0 BB: 0 P: 3	R: 0 E: 0 K: 1 S: 5	H: 0 LOB: 0 BB: 0 P: 5	R: 1 E: 0 K: 0 S: 4	H: 2 LOB: 2 BB: 1 P: 9	R: 1 E: 0 K: 0 S: 4	H: 1 LOB: 0 BB: 0 P: 4	R: 0 E: 0 K: 1 S: 5	H: 1 LOB: 0 BB: 0 P: 5	R: 0 E: 0 K: 0 S: 4	H: 1 LOB: 2 BB: 1 P: 8	R: 0 E: 0 K: 0 S: 3	H: 0 LOB: 0 BB: 0 P: 3	1B: 7 2B: 1 3B: 0 HR: 2	SF: 0 SAC: 0 DP: 0 HBP: 0	WP: 0 PB: 0 SB: 1 CS: 1	PA: 41			
<b>PITCHER</b>	IP	WLS	BF	H	R	ER	SO	BB	IBB	HBP	BLK	WP	HR	S	P	ERA	WHIP								
<b>Joe Nuxhall, L</b> (1,1) ERA: 4.66	0.2	L	7	4	5	0	0	0	0	0	0	0	0	7	7	0.00	6.000								
<b>Orlando Pena, R</b> (1,1) ERA: 6.2	3.1		12	1	2	0	1	0	0	0	0	0	1	14	14	0.00	0.300								
<b>Luis Arroyo, L</b> (5,1) ERA: 4.22	1.0		6	2	1	1	0	1	0	0	0	0	0	5	9	9.00	3.000								
<b>Tom Acker, R</b> (6,1) ERA: 3.48	3.0		12	3	1	1	1	0	1	0	0	0	1	13	17	3.00	1.000								
<b>Brooks Lawrence, R</b> (9,1) ERA: 5.4	1.0		3	0	0	0	0	0	0	0	0	0	0	3	3	0.00	0.000								

St. Louis Cardinals @ Cincinnati Redlegs  
Crosley Field, Cincinnati, OH  
Sun Jun 28 1959, 3:33 AM EDT  
Unknown

AB 38  
R 9  
H 10  
RBI 7  
BB 2  
SO 2  
LOB 12



Batter	1	2	3	4	5	6	7	8	9	AB	R	H	RBI	BB	SO	LOB	BOTTOM								
<b>Johnny Temple, R</b> (1,4) OBP: 0.399, SLG: 0.451										5	0	0	0	0	0	4									
<b>Vada Pinson, L</b> (1,8) OBP: 0.381, SLG: 0.544										5	1	2	0	0	2	0									
<b>Pete Whisenant, R</b> (1,9) OBP: 0.339, SLG: 0.549										3	2	2	2	0	1	1									
<b>Gus Bell, L</b> (6, PH) OBP: 0.302, SLG: 0.393										2	0	2	0	0	0	0									
<b>Frank Robinson, R</b> (1,3) OBP: 0.399, SLG: 0.584										5	1	3	2	0	0	2									
<b>Jim Pendleton, R</b> (1,7) OBP: 0.345, SLG: 0.360										4	1	0	0	1	2	4									
<b>Dutch Dotterer, R</b> (1,2) OBP: 0.405, SLG: 0.480										5	1	2	0	0	0	0									
<b>Frank Thomas, R</b> (1,5) OBP: 0.274, SLG: 0.367										4	1	1	1	0	2	2									
<b>John Powers, L</b> (9, PH) OBP: 0.231, SLG: 0.280										1	0	0	0	0	1	0									
<b>Eddie Kasko, R</b> (1,6) OBP: 0.315, SLG: 0.333										4	0	1	0	1	2	2									
<b>Joe Neenan, L</b> (1,1) ERA: 6.99										0	0	0	0	0	0	0									
<b>Inning Stats</b>	R: 1 E: 0 K: 2 S: 9	H: 2 LOB: 1 BB: 0 P: 9	R: 0 E: 0 K: 1 S: 6	H: 1 LOB: 1 BB: 0 P: 6	R: 0 E: 0 K: 1 S: 6	H: 1 LOB: 1 BB: 0 P: 6	R: 1 E: 0 K: 1 S: 7	H: 2 LOB: 2 BB: 1 P: 11	R: 4 E: 0 K: 0 S: 8	H: 5 LOB: 2 BB: 1 P: 12	R: 0 E: 0 K: 1 S: 6	H: 1 LOB: 1 BB: 0 P: 6	R: 0 E: 0 K: 2 S: 7	H: 0 LOB: 0 BB: 0 P: 7	R: 1 E: 0 K: 1 S: 8	H: 3 LOB: 2 BB: 0 P: 8	R: 0 E: 0 K: 2 S: 7	H: 0 LOB: 0 BB: 0 P: 7	1B: 7 2B: 4 3B: 1 HR: 3	SF: 0 SAC: 0 DP: 0 HBP: 0	WP: 0 PB: 0 SB: 0 CS: 0	PA: 44			
<b>PITCHER</b>	IP	WLS	BF	H	R	ER	SO	BB	IBB	HBP	BLK	WP	HR	S	P	ERA	WHIP								
<b>Marshall Bridges, L</b> (1,1) ERA: 6.99	4.2		25	10	6	6	5	1	0	0	0	0	0	34	38	11.57	2.357								
<b>Tom Cheney, R</b> (5,1) ERA: 6.75	0.0		2	1	0	0	0	1	0	0	0	0	0	1	5	-	-								
<b>Gary Blaylock, R</b> (5,1) ERA: 4.36	3.0	W	13	4	1	1	3	0	0	0	0	0	0	19	19	3.00	1.333								
<b>Lindy McDaniel, R</b> (8,1) ERA: 2.91	1.1	S	4	0	0	0	3	0	0	0	0	0	0	10	10	0.00	0.000								

St. Louis Cardinals @ Cincinnati Redlegs  
Crosley Field, Cincinnati, OH  
Sun Jun 28 1959, 3:33 AM EDT  
Unknown

AB 42  
R 7  
H 15  
RBI 7  
BB 2  
SO 11  
LOB 16





Batter	1	2	3	4	5	6	7	8	9	AB	R	H	RBI	BB	SO	LOB	TOP					
Don Blasingame, L (1,4) OBP: 0.373, SLG: 0.375										6	2	3	0	0	0	3						
Joe Cunningham, L (1,9) OBP: 0.443, SLG: 0.471										6	3	3	2	0	0	2						
Bill White, L (1,7) OBP: 0.386, SLG: 0.558 (6,3)										3	1	0	1	1	0	2						
Ken Boyer, R (1,5) OBP: 0.395, SLG: 0.563										2	2	1	0	2	0	0						
Lee Tate, R (6,6) OBP: 0.236, SLG: 0.265										0	0	0	0	0	0	0						
Gino Cimoli, R (1,8) OBP: 0.369, SLG: 0.507 (6,7)										3	2	3	5	1	0	0						
Stan Musial, L (1,3) OBP: 0.358, SLG: 0.427										3	0	1	1	1	0	2						
Curt Flood, R (6,PR) OBP: 0.300, SLG: 0.250 (6,8)										0	0	0	0	0	0	0						
George Crowe, L (8,PH) OBP: 0.346, SLG: 0.563										1	0	0	0	0	0	1						
Bobby Gene Smith, R (8,8) OBP: 0.211, SLG: 0.304										0	0	0	0	0	0	0						
Ray Katt, R (1,2) OBP: 0.312, SLG: 0.368										4	0	0	0	0	2	4						
Hal Smith, R (7,2) OBP: 0.312, SLG: 0.454										1	0	0	0	0	1	1						
Dick Gray, R (1,6) OBP: 0.286, SLG: 0.355 (6,5)										5	1	3	1	0	0	0						
Dick Ricketts, L (1,1) OBP: 0.100, SLG: 0.100										3	0	1	0	0	1	1						
Hal Jeffcoat, R (7,1) OBP: 0.500, SLG: 0.667										0	0	0	0	0	0	0						
Lindy McDaniel, R (7,1) OBP: 0.182, SLG: 0.053										1	0	0	0	0	1	0						
<b>Inning Stats</b>	R: 2 E: 0 K: 0 S: 6	H: 3 LOB: 1 BB: 0 P: 6	R: 0 E: 0 K: 2 S: 8	H: 1 LOB: 1 BB: 0 P: 8	R: 0 E: 0 K: 0 S: 3	H: 1 LOB: 2 BB: 1 P: 3	R: 1 E: 0 K: 1 S: 7	H: 2 LOB: 2 BB: 1 P: 11	R: 1 E: 0 K: 0 S: 4	H: 1 LOB: 2 BB: 2 P: 12	R: 5 E: 1 K: 0 S: 8	H: 4 LOB: 1 BB: 1 P: 12	R: 0 E: 0 K: 0 S: 3	H: 0 LOB: 0 BB: 0 P: 3	R: 2 E: 0 K: 1 S: 7	H: 2 LOB: 1 BB: 0 P: 11	R: 0 E: 0 K: 1 S: 6	H: 1 LOB: 1 BB: 0 P: 6	1B: 10 2B: 2 3B: 3 HR: 0	SF: 2 SAC: 2 DP: 1 HBP: 0	WP: 1 PB: 0 SB: 2 CS: 0	PA: 47
<b>PITCHER</b>	IP: 3.2 WLS: L BF: 18	H: 7 R: 3 ER: 3 SO: 3	BB: 1 IBB: 0 HBP: 0 BLK: 0	WP: 0 HR: 0 S: 23 P: 27	ERA: 7.36 WHIP: 2.182	IP: 2.0 WLS: 8 BF: 8	H: 2 R: 0 ER: 0 SO: 2	BB: 0 IBB: 0 HBP: 0 BLK: 0	WP: 1 HR: 0 S: 12 P: 12	ERA: 0.00 WHIP: 1.000												
Willard Schmidt, R (1,1) ERA: 3.86	IP: 1.1 WLS: 7 BF: 1	H: 1 R: 1 ER: 1 SO: 1	BB: 1 IBB: 1 HBP: 0 BLK: 0	WP: 0 HR: 0 S: 5 P: 13	ERA: 6.75 WHIP: 1.500	IP: 0.2 WLS: 6 BF: 2	H: 1 R: 4 ER: 1 SO: 0	BB: 1 IBB: 0 HBP: 0 BLK: 0	WP: 0 HR: 0 S: 13.50 P: 4.500													
Brooks Lawrence, R (4,1) ERA: 5.42	IP: 1.1 WLS: 6 BF: 2	H: 2 R: 1 ER: 0 SO: 0	BB: 0 IBB: 0 HBP: 0 BLK: 0	WP: 0 HR: 0 S: 6 P: 6	ERA: 0.00 WHIP: 1.500	IP: 0.0 WLS: 2 BF: 1	H: 2 R: 2 ER: 2 SO: 0	BB: 1 IBB: 0 HBP: 0 BLK: 1	WP: 0 HR: 0 S: 5 P: 5													
Luis Arroyo, L (6,1) ERA: 4.76	IP: 1.1 WLS: 6 BF: 2	H: 2 R: 1 ER: 0 SO: 0	BB: 0 IBB: 0 HBP: 0 BLK: 0	WP: 0 HR: 0 S: 6 P: 6	ERA: 0.00 WHIP: 1.500	IP: 0.0 WLS: 2 BF: 1	H: 2 R: 2 ER: 2 SO: 0	BB: 1 IBB: 0 HBP: 0 BLK: 1	WP: 0 HR: 0 S: 5 P: 5													
Joe Nuxhall, L (6,1) ERA: 4.58	IP: 0.0 WLS: 2 BF: 1	H: 2 R: 2 ER: 2 SO: 0	BB: 1 IBB: 0 HBP: 0 BLK: 1	WP: 0 HR: 0 S: 1 P: 5	ERA: ∞ WHIP: ∞																	
Jim O'Toole, L (8,1) ERA: 7.02																						
<b>Batter</b>	<b>1</b>	<b>2</b>	<b>3</b>	<b>4</b>	<b>5</b>	<b>6</b>	<b>7</b>	<b>8</b>	<b>9</b>	<b>AB</b>	<b>R</b>	<b>H</b>	<b>RBI</b>	<b>BB</b>	<b>SO</b>	<b>LOB</b>	<b>BOTTOM</b>					
Johnny Temple, R (1,4) OBP: 0.399, SLG: 0.451										5	1	2	0	0	0	0						
Vada Pinson, L (1,8) OBP: 0.376, SLG: 0.537										4	1	0	0	1	3	1						
Jerry Lynch, L (1,7) OBP: 0.322, SLG: 0.444										5	1	4	1	0	0	0						
Frank Robinson, R (1,3) OBP: 0.402, SLG: 0.583										4	1	2	1	1	0	2						
Gus Bell, L (1,9) OBP: 0.300, SLG: 0.390										5	1	1	1	0	0	4						
Ed Bailey, L (1,2) OBP: 0.367, SLG: 0.369										1	0	0	0	0	0	0						
Dutch Dotterer, R (4,2) OBP: 0.409, SLG: 0.474										3	2	1	1	1	0	2						
Jim Pendleton, R (1,5) OBP: 0.356, SLG: 0.426										4	1	2	3	0	0	0						
Eddie Kasko, R (1,6) OBP: 0.303, SLG: 0.319										3	0	0	0	0	1	0						
Don Newcombe, L (7,PH) OBP: 0.444, SLG: 0.444										1	0	1	1	0	0	0						
Jim O'Toole, S (8,1) OBP: 0.429, SLG: 0.200										0	0	0	0	0	0	0						
Bob Purkey, R (8,1) OBP: 0.276, SLG: 0.281										0	0	0	0	0	0	0						
Willard Schmidt, R (1,1) ERA: 3.86	IP: 0.0 WLS: 2 BF: 1	H: 0 R: 0 ER: 0 SO: 0	BB: 0 IBB: 0 HBP: 0 BLK: 0	WP: 0 HR: 0 S: 1 P: 3	ERA: 6.75 WHIP: 1.500	IP: 0.0 WLS: 1 BF: 3	H: 3 R: 3 ER: 3 SO: 3	BB: 0 IBB: 0 HBP: 0 BLK: 0	WP: 0 HR: 0 S: 10 P: 14	ERA: 7.71 WHIP: 1.286												
Brooks Lawrence, R (4,1) ERA: 5.42	IP: 0.0 WLS: 6 BF: 2	H: 2 R: 4 ER: 2 SO: 0	BB: 1 IBB: 0 HBP: 0 BLK: 1	WP: 0 HR: 0 S: 6 P: 6	ERA: 0.00 WHIP: 1.500	IP: 0.0 WLS: 2 BF: 1	H: 2 R: 2 ER: 2 SO: 0	BB: 1 IBB: 0 HBP: 0 BLK: 1	WP: 0 HR: 0 S: 5 P: 5	1B: 9 2B: 3 3B: 0 HR: 1	SF: 0 SAC: 0 DP: 0 HBP: 0	WP: 0 PB: 0 SB: 0 CS: 0	PA: 42									
Jim O'Toole, S (8,1) ERA: 7.02	IP: 0.0 WLS: 2 BF: 1	H: 2 R: 2 ER: 2 SO: 0	BB: 1 IBB: 0 HBP: 0 BLK: 1	WP: 0 HR: 0 S: 1 P: 5	ERA: ∞ WHIP: ∞																	
Dick Ricketts, R (1,1) ERA: 4.5	IP: 0.0 WLS: 3 BF: 3	H: 3 R: 1 ER: 1 SO: 0	BB: 0 IBB: 0 HBP: 0 BLK: 0	WP: 0 HR: 0 S: 3 P: 3	ERA: ∞ WHIP: ∞																	
Hal Jeffcoat, R (7,1) ERA: 5.97	IP: 2.1 WLS: S BF: 9	H: 2 R: 2 ER: 2 SO: 1	BB: 1 IBB: 0 HBP: 0 BLK: 0	WP: 0 HR: 0 S: 10 P: 10	ERA: 7.71 WHIP: 1.286																	
Lindy McDaniel, R (7,1) ERA: 2.82	IP: 0.0 WLS: 3 BF: 3	H: 3 R: 1 ER: 1 SO: 0	BB: 0 IBB: 0 HBP: 0 BLK: 0	WP: 0 HR: 0 S: 3 P: 3	ERA: ∞ WHIP: ∞																	

St. Louis Cardinals @ Cincinnati Redlegs  
Crosley Field, Cincinnati, OH  
Sun Jun 28 1959, 3:38 AM EDT  
Att: 20,005 - Unknown

AB 38  
R 11  
H 15  
RBI 10  
BB 5  
SO 5  
LOB 16



St. Louis Cardinals @ Cincinnati Redlegs  
Crosley Field, Cincinnati, OH  
Sun Jun 28 1959, 3:38 AM EDT  
Att: 20,005 - Unknown

AB 39  
R 8  
H 13  
RBI 8  
BB 3  
SO 5  
LOB 9





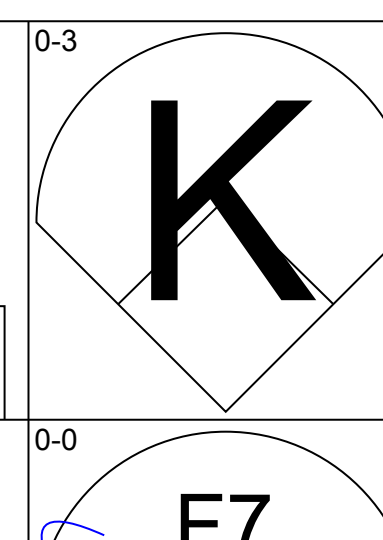
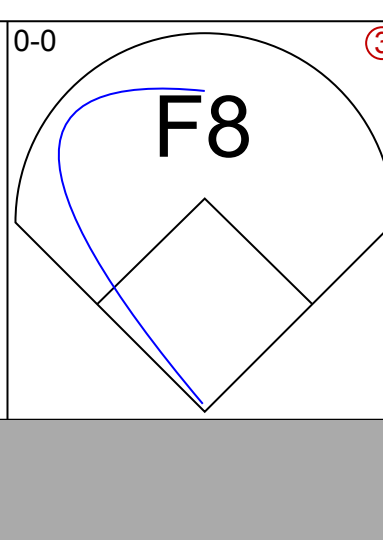
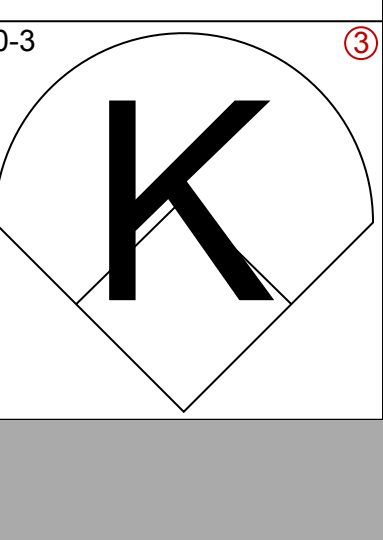
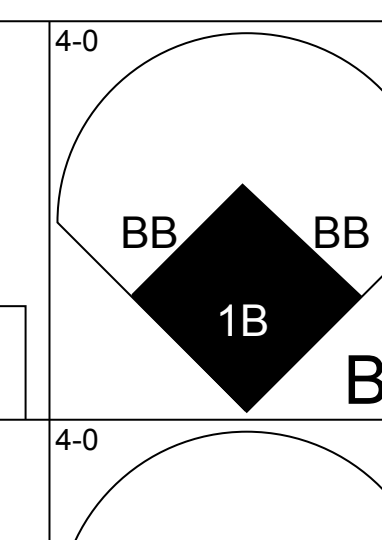
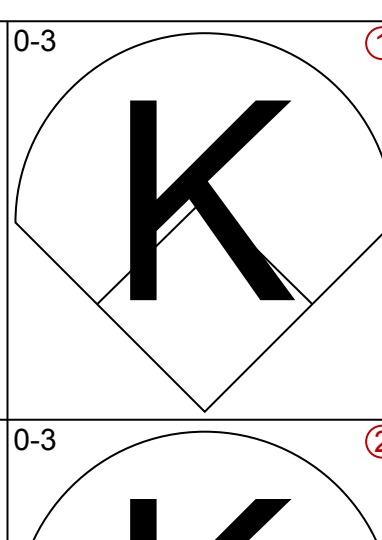

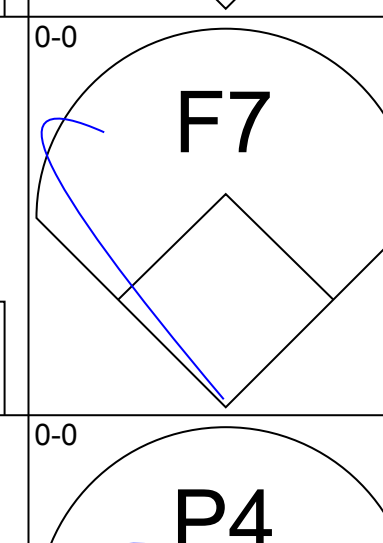
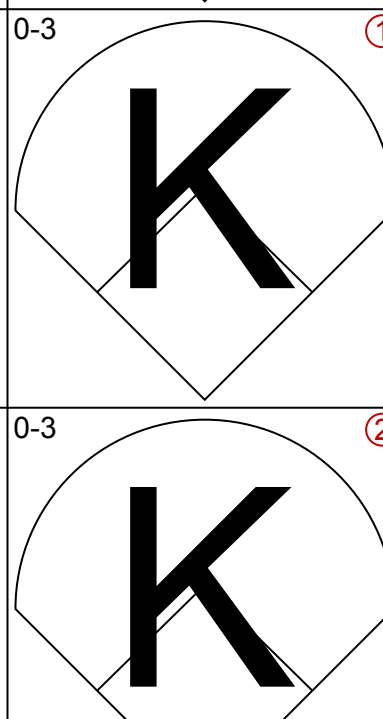
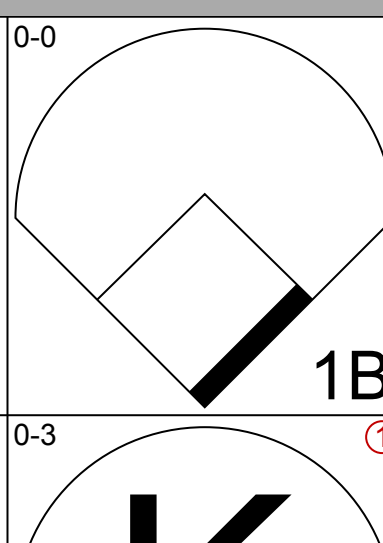
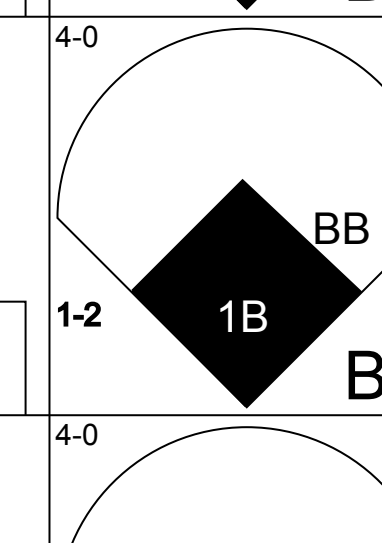
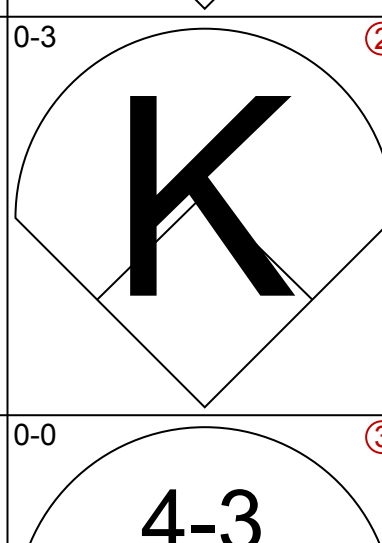
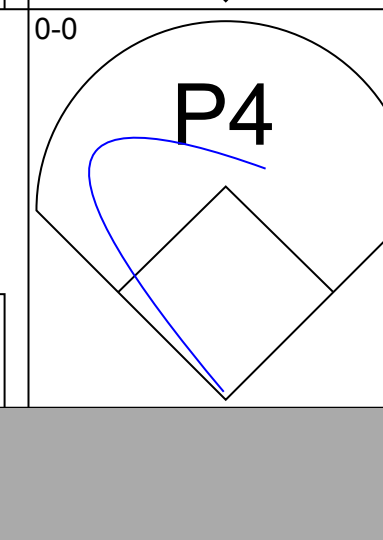
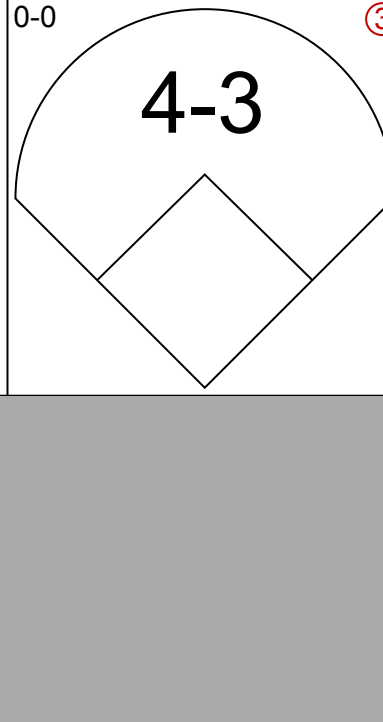
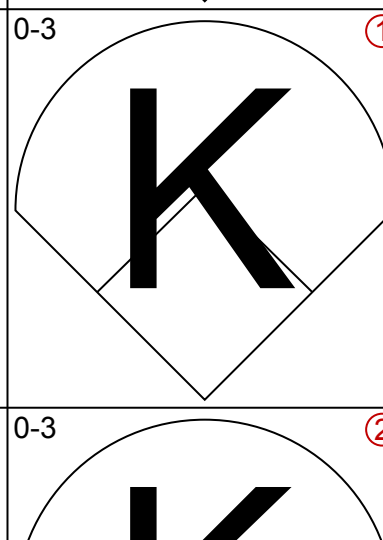
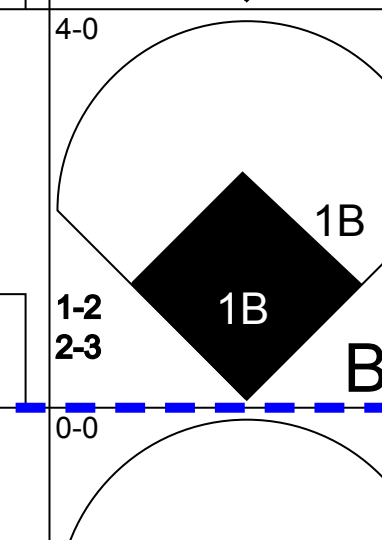
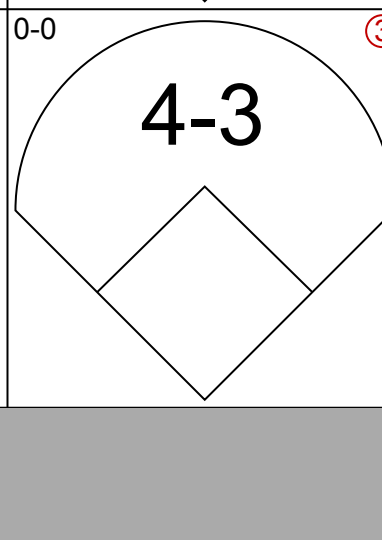
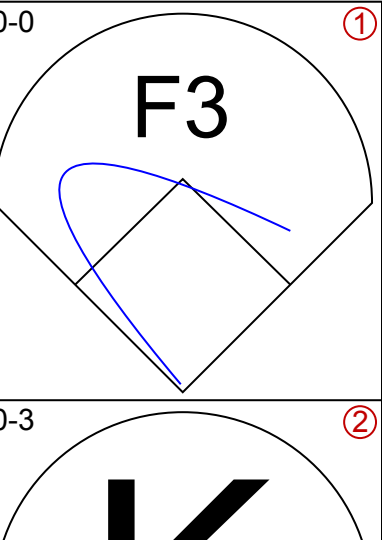
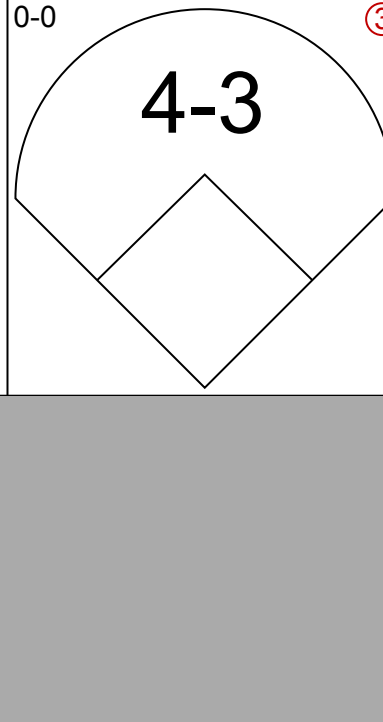
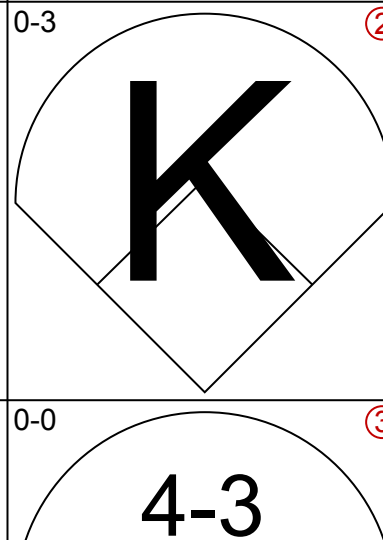
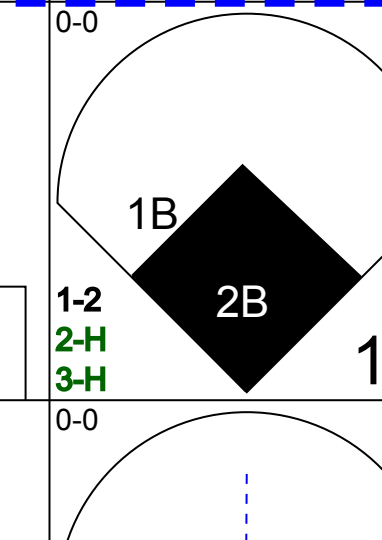
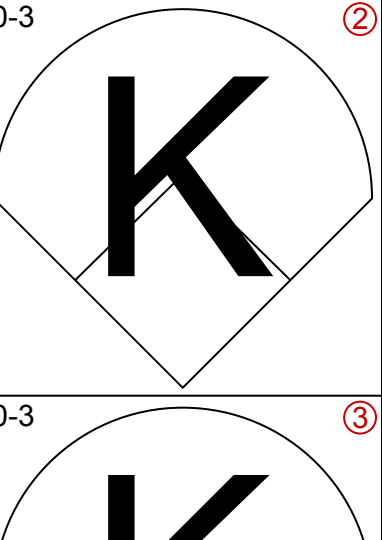

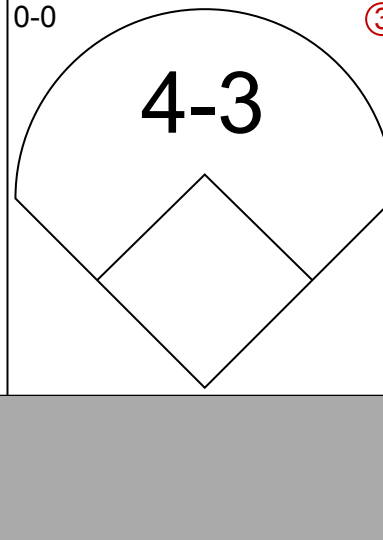
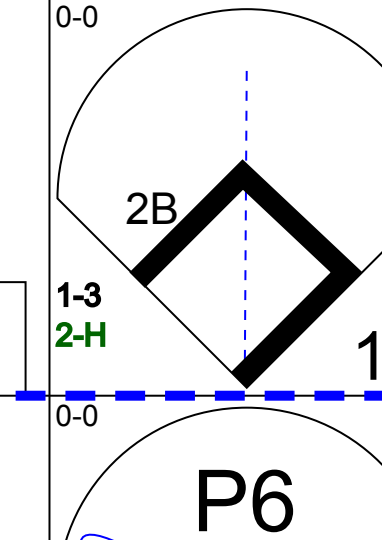
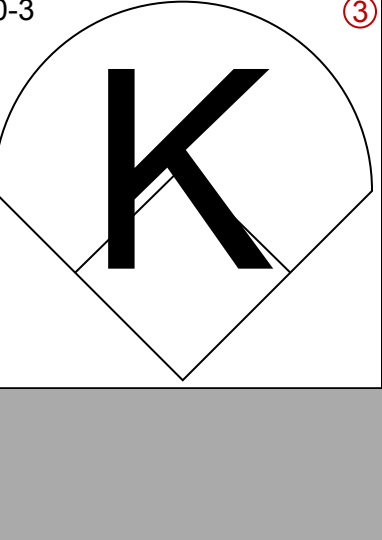
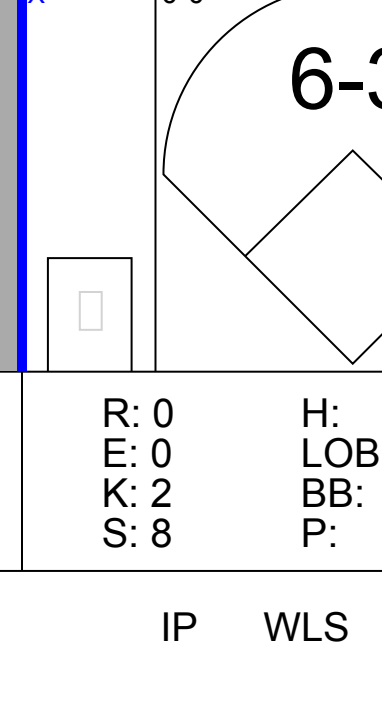
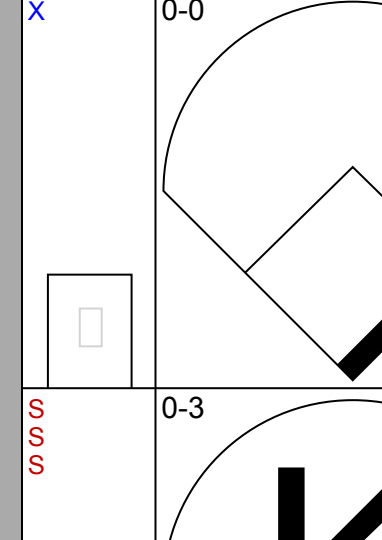
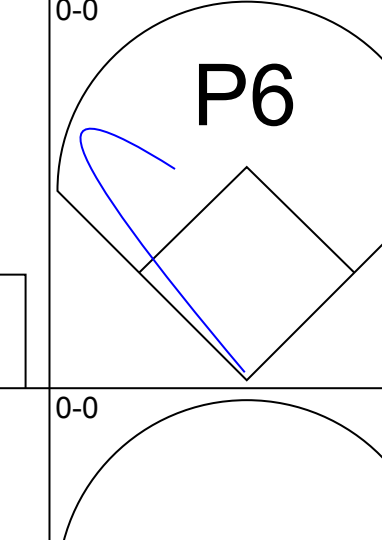
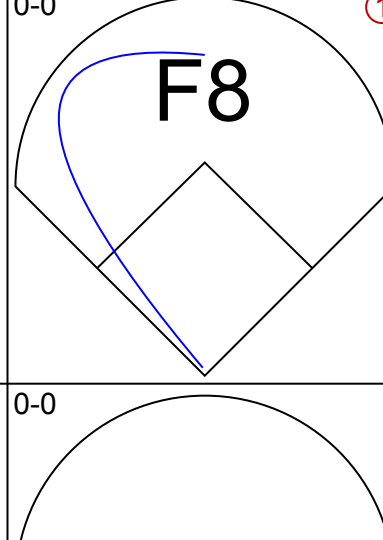
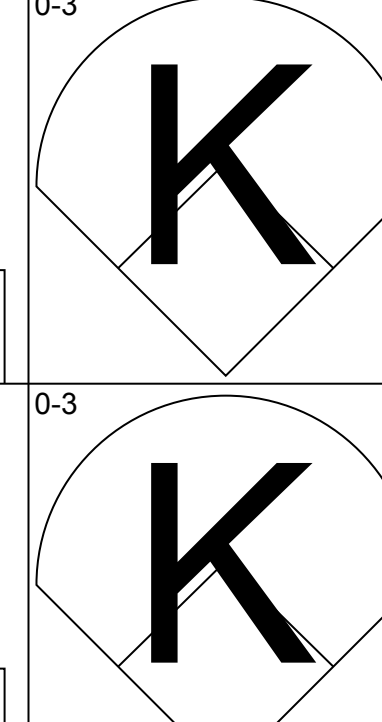
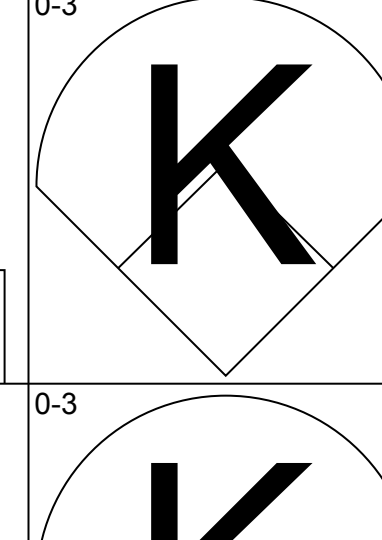
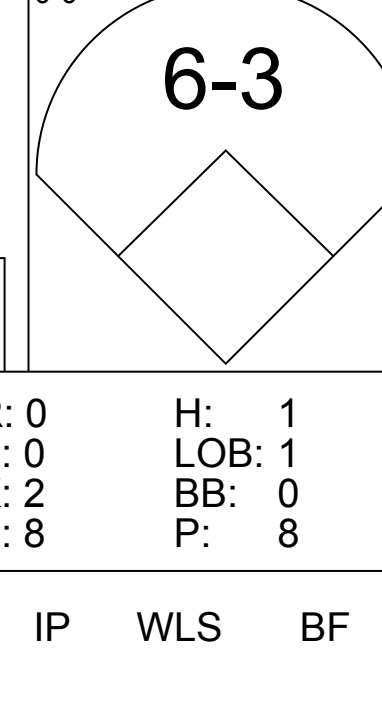
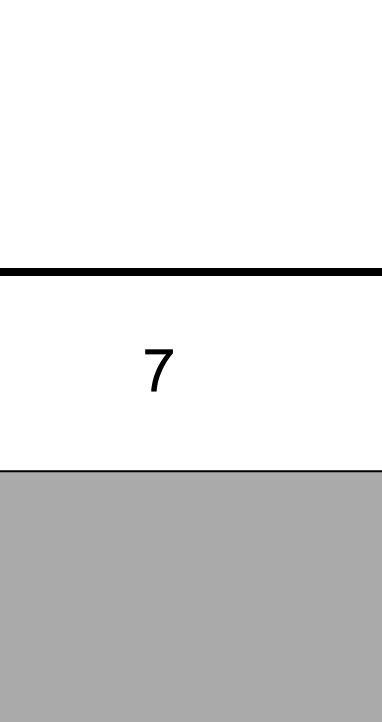
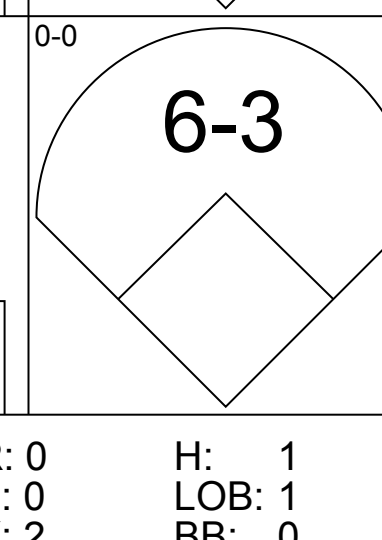
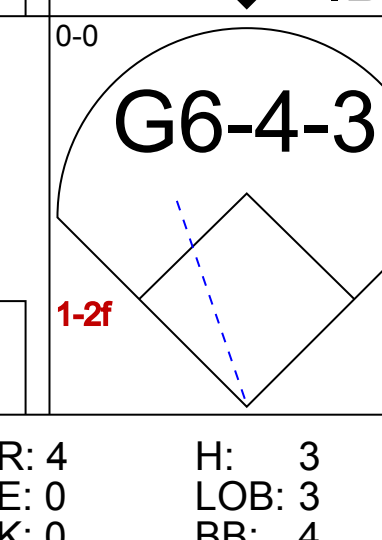
Batter	1	2	3	4	5	6	7	8	9	AB	R	H	RBI	BB	SO	LOB	TOP								
<b>Bill Bruton, L</b> OBP: 0.346, SLG: 0.457 (1, 8)	F7		HR		F2		4-3			5	1	2	0	0	0	0	<b>Milwaukee Braves @ Cincinnati Redlegs</b> Crosley Field, Cincinnati, OH Tue Jun 30 1959, 7:05 PM EDT Att: 14,990 - Unknown								
<b>Eddie Mathews, L</b> OBP: 0.375, SLG: 0.585 (1, 5)	P6		HR				F8		5-3	5	1	2	3	0	0	1									
<b>Hank Aaron, R</b> OBP: 0.426, SLG: 0.701 (1, 9)	F7		HR		P5				1-3	4	0	1	0	0	0	1									
<b>Wes Covington, L</b> OBP: 0.354, SLG: 0.414 (1, 7)		K	F7			HR		1B	1B	4	1	2	0	0	1	1									
<b>Joe Adcock, R</b> OBP: 0.349, SLG: 0.445 (1, 3)	5-3			5-3		HR		1B	1B	4	1	2	2	0	0	0									
<b>Del Crandall, R</b> OBP: 0.321, SLG: 0.456 (1, 2)	1-3			FC5-4		F5		F5		4	0	1	0	0	0	2									
<b>Mel Roach, R</b> OBP: 0.095, SLG: 0.050 (1, 4)			6-3	F7		F7		F8		4	0	0	0	0	0	3									
<b>Felix Mantilla, R</b> OBP: 0.261, SLG: 0.196 (1, 6)			HR	FC5-4		F7			F8	4	1	1	0	0	0	1									
<b>Lew Burdette, R</b> OBP: 0.211, SLG: 0.255 (1, 1)										2	0	0	0	0	1	1									
<b>Mickey Vernon, L</b> OBP: 0.298, SLG: 0.429 (7, PH)										1	0	0	0	0	1	0									
<b>Don McMahon, R</b> OBP: 0.333, SLG: 0.200 (7, 1)										0	0	0	0	0	0	0									
<b>Frank Torre, L</b> OBP: 0.320, SLG: 0.320 (9, PH)										1	0	0	0	0	1	0									
<b>Inning Stats</b>	R: 0 E: 0 K: 0 S: 3	H: 0 LOB: 0 BB: 0 P: 3	R: 0 E: 0 K: 1 S: 5	H: 0 LOB: 0 BB: 0 P: 5	R: 3 E: 0 K: 0 S: 7	H: 4 LOB: 1 BB: 0 P: 7	R: 0 E: 0 K: 0 S: 4	H: 1 LOB: 1 BB: 0 P: 4	R: 0 E: 0 K: 1 S: 6	H: 1 LOB: 1 BB: 0 P: 6	R: 2 E: 0 K: 0 S: 5	H: 2 LOB: 0 BB: 0 P: 5	R: 0 E: 0 K: 0 S: 5	H: 0 LOB: 0 BB: 0 P: 5	R: 0 E: 0 K: 0 S: 5	H: 2 LOB: 2 BB: 0 P: 5	R: 0 E: 0 K: 1 S: 6	H: 1 LOB: 1 BB: 0 P: 6	1B: 7 2B: 2 3B: 0 HR: 2	SF: 0 SAC: 0 DP: 0 HBP: 0	WP: 0 PB: 0 SB: 0 CS: 0	PA: 38			
<b>PITCHER</b>	IP	WLS	BF	H	R	ER	SO	BB	IBB	HBP	BLK	WP	HR	S	P	ERA	WHIP								
<b>Bob Purkey, R</b> ERA: 4.95 (1, 1)	5.0	W	23	8	5	5	2	0	0	0	0	0	2	27	27	9.00	1.600								
<b>Orlando Pena, R</b> ERA: 5.64 (6, 1)	4.0	S	15	3	0	0	2	0	0	0	0	0	0	19	19	0.00	0.750								

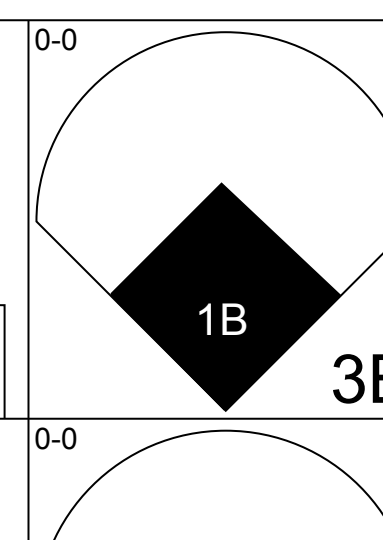
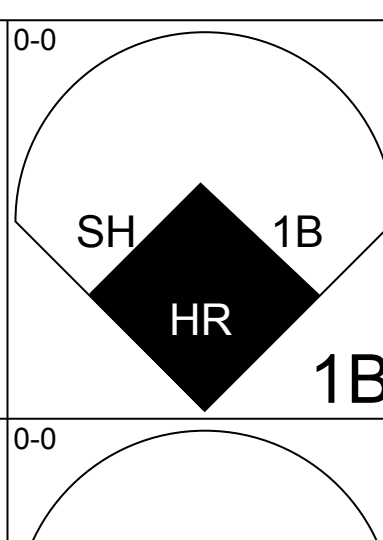
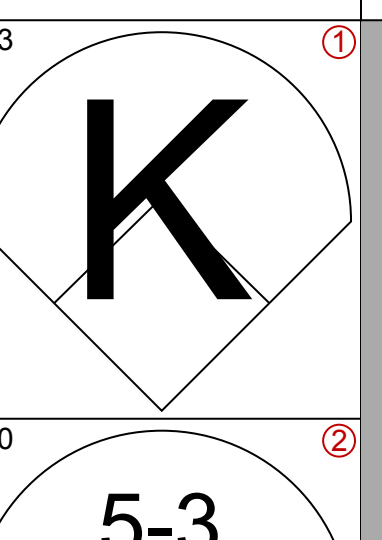
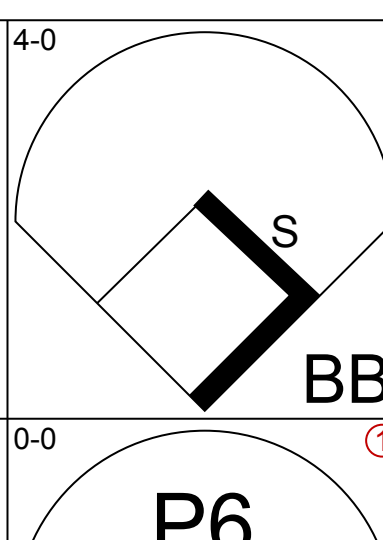
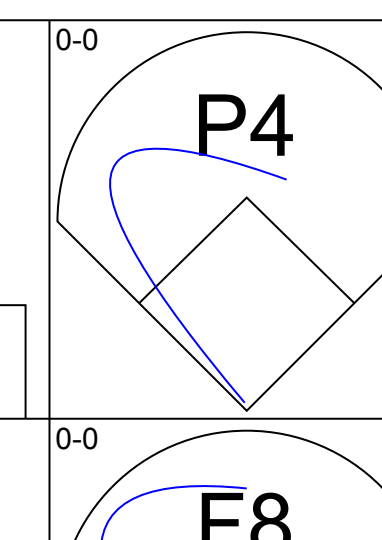

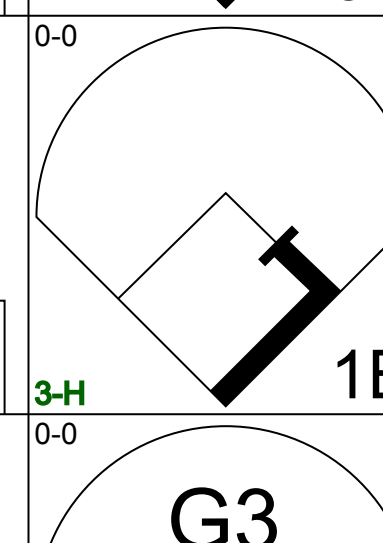
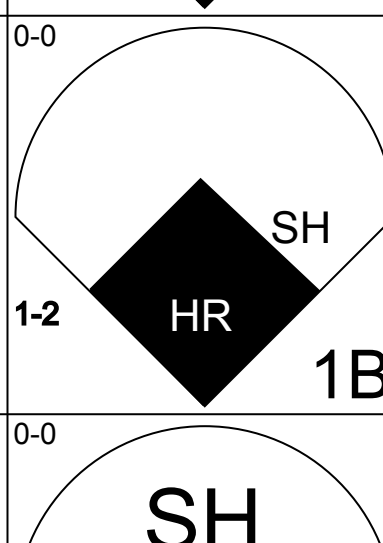
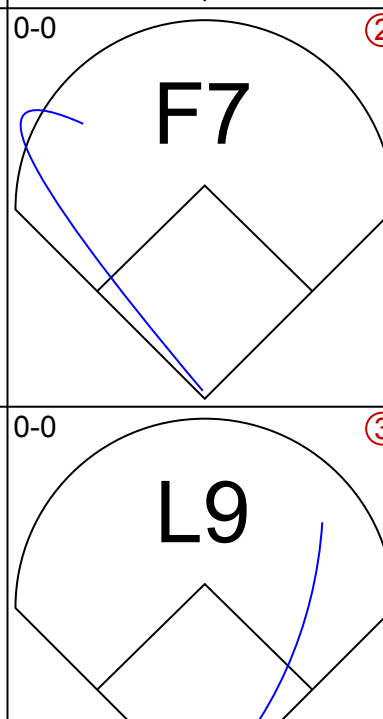
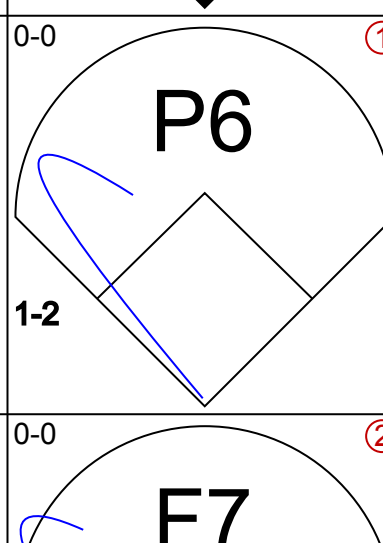
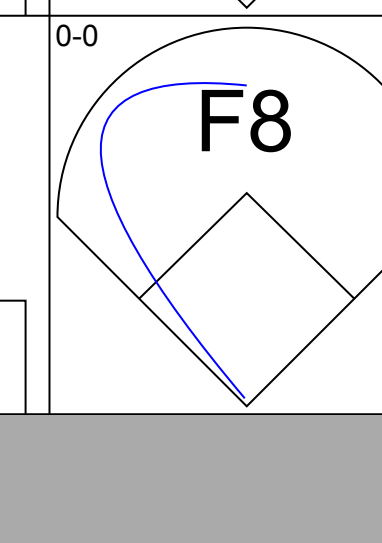
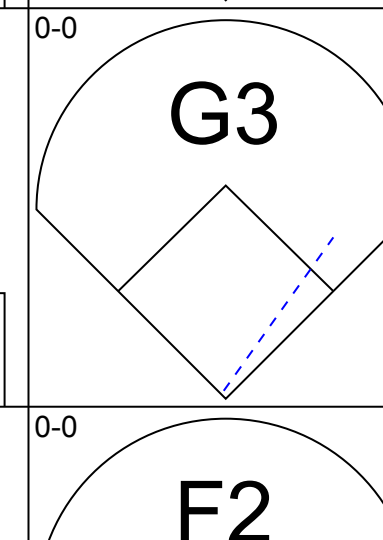
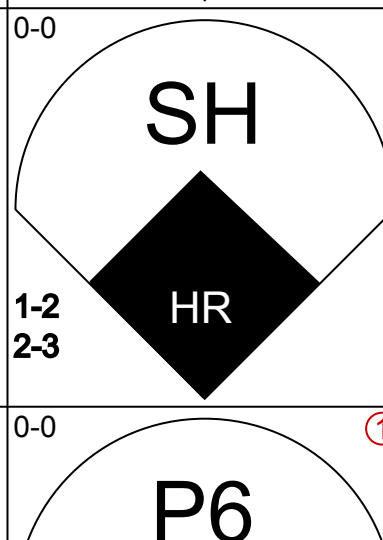

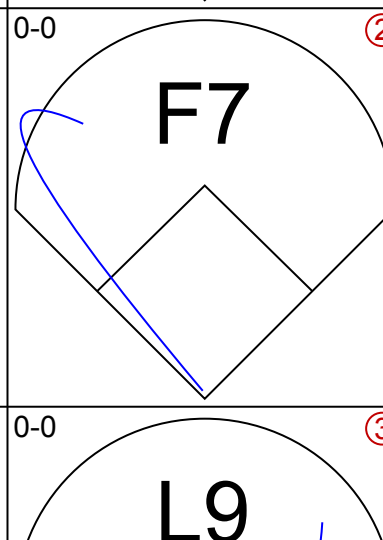
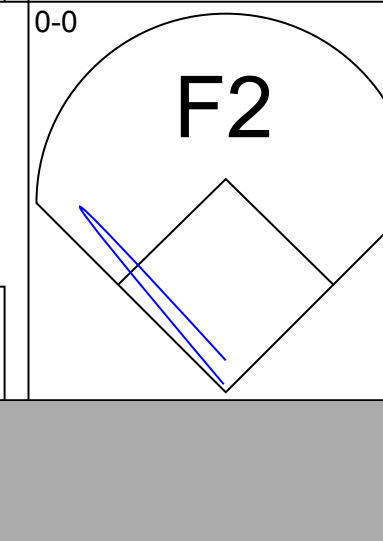
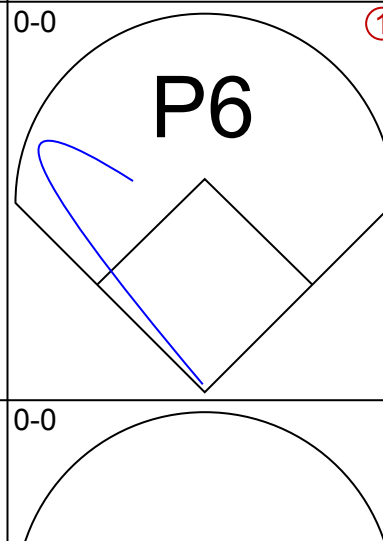

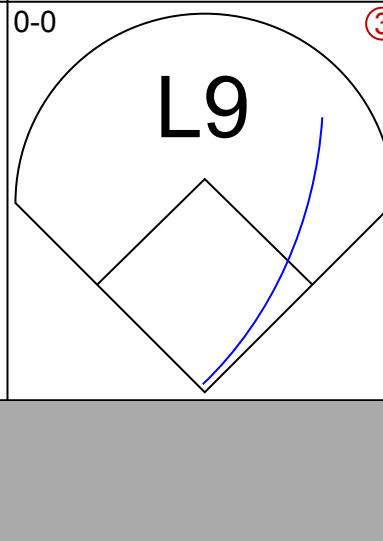
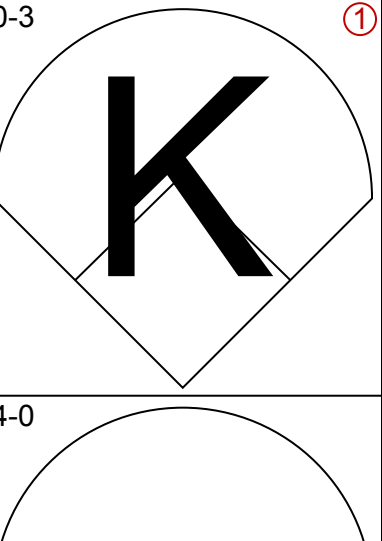
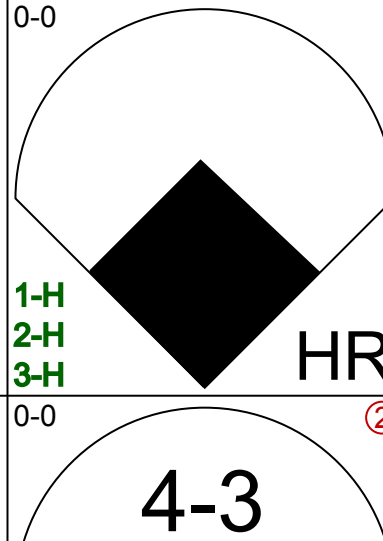
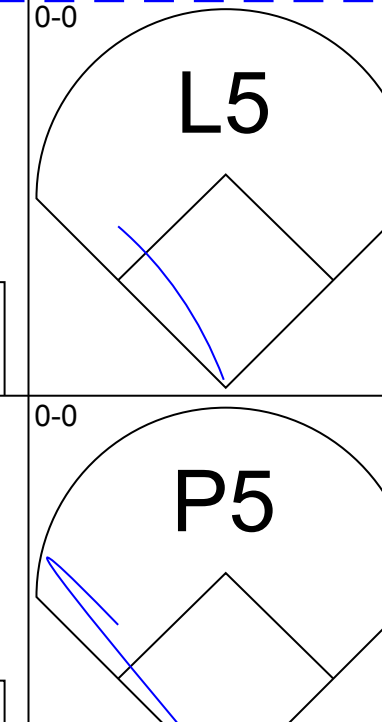
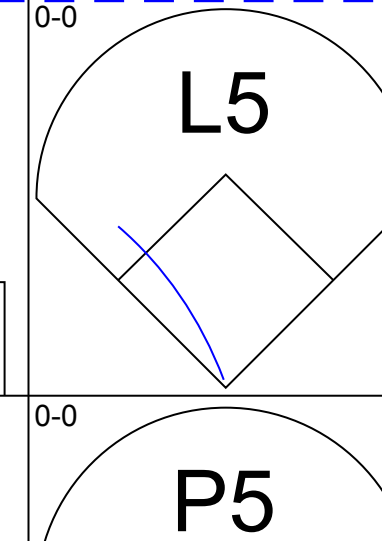
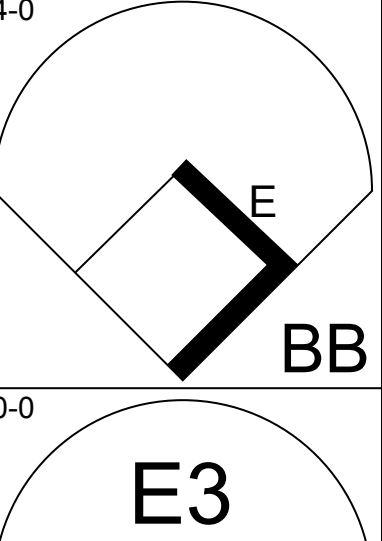
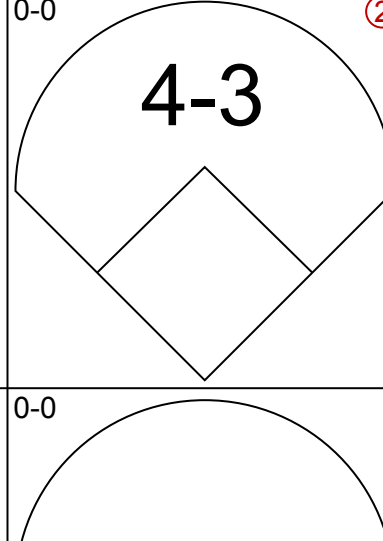
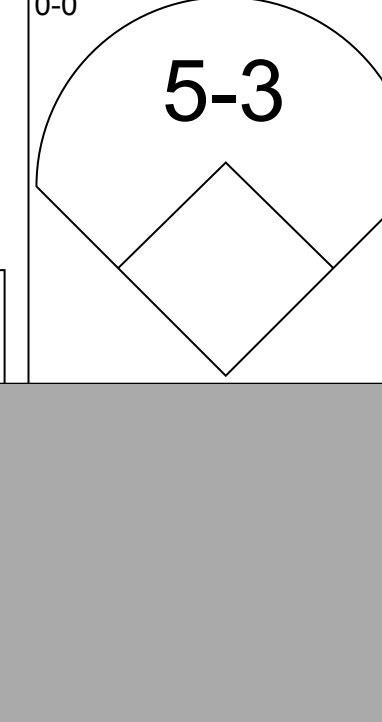
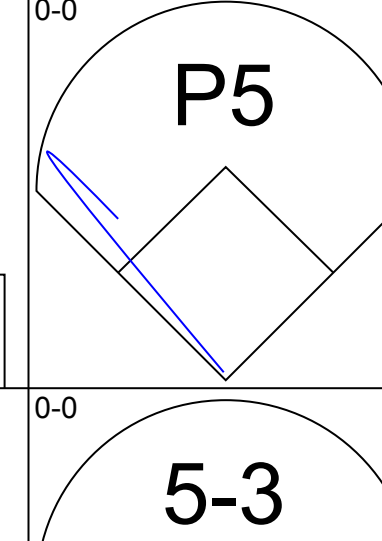
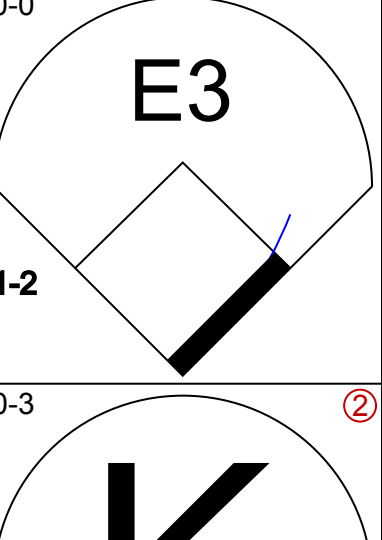
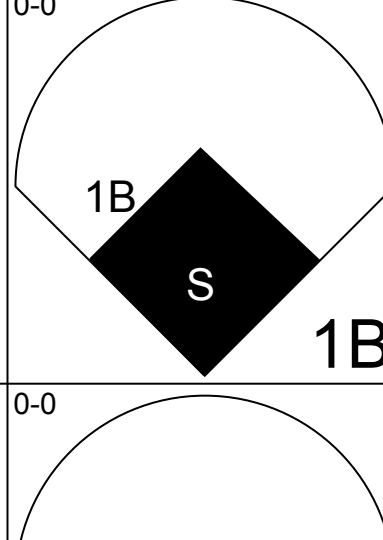

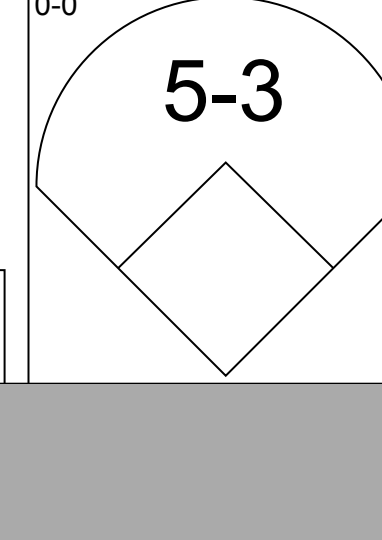
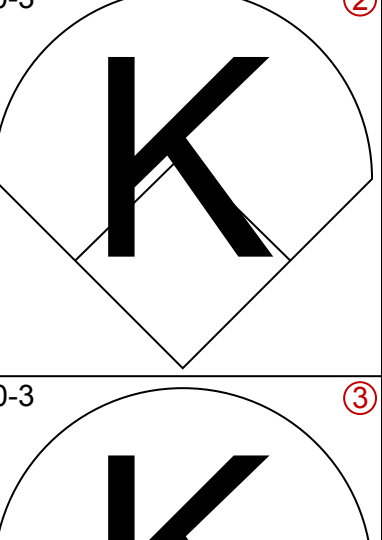
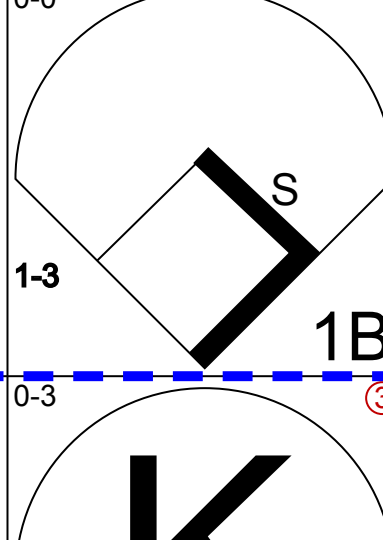



Batter	1	2	3	4	5	6	7	8	9	AB	R	H	RBI	BB	SO	LOB	BOTTOM								
<b>Johnny Temple, R</b> OBP: 0.405, SLG: 0.460 (1, 4)	4-3	F9		HR						5	2	4	1	0	0	2	<b>Milwaukee Braves @ Cincinnati Redlegs</b> Crosley Field, Cincinnati, OH Tue Jun 30 1959, 7:05 PM EDT Att: 14,990 - Unknown								
<b>Vada Pinson, L</b> OBP: 0.375, SLG: 0.544 (1, 8)	6-3		HR	HR		F8		F5		5	2	2	2	0	0	3									
<b>Jerry Lynch, L</b> OBP: 0.321, SLG: 0.455 (1, 7)	4-3									4	1	1	1	0	0	2									
<b>Whitey Lockman, L</b> OBP: 0.304, SLG: 0.265 (8, 3)										0	0	0	0	0	0	0									
<b>Frank Robinson, R</b> OBP: 0.403, SLG: 0.585 (1, 3)			E4	HR				F8		4	1	2	1	0	0	1									
<b>Gus Bell, L</b> OBP: 0.299, SLG: 0.399 (1, 9)	6-3			HR		F9		F8		4	1	1	3	0	0	2									
<b>Jim Pendleton, R</b> OBP: 0.348, SLG: 0.414 (1, 5)		6-3		L1-3		6-3		K		4	0	1	0	0	1	1									
<b>Dutch Dotterer, R</b> OBP: 0.402, SLG: 0.463 (1, 2)		1B		L1-3		6-3		F7		4	0	1	0	0	0	2									
<b>Eddie Kasko, R</b> OBP: 0.313, SLG: 0.329 (1, 6)					3-1			SH3-4		4	1	2	0	0	0	0									
<b>Bob Purkey, R</b> OBP: 0.263, SLG: 0.265 (1, 1)										2	0	0	0	0	1	2									
<b>Orlando Pena, R</b> OBP: 0.158, SLG: 0.059 (6, 1)		K			5-3			SH3-4		1	0	0	0	0	0	0									
<b>Inning Stats</b>	R: 1 E: 0 K: 0 S: 5	H: 2 LOB: 1 BB: 0 P: 5	R: 0 E: 0 K: 1 S: 7	H: 2 LOB: 2 BB: 0 P: 7	R: 3 E: 1 K: 0 S: 6	H: 3 LOB: 0 BB: 0 P: 6	R: 2 E: 0 K: 0 S: 5	H: 2 LOB: 0 BB: 0 P: 5	R: 0 E: 0 K: 0 S: 4	H: 1 LOB: 1 BB: 0 P: 4	R: 1 E: 0 K: 1 S: 6	H: 1 LOB: 0 BB: 0 P: 6	R: 1 E: 0 K: 0 S: 5	H: 2 LOB: 1 BB: 0 P: 5	R: 1 E: 0 K: 0 S: 5	H: 2 LOB: 1 BB: 0 P: 5	1B: 9 2B: 3 3B: 0 HR: 3	SF: 0 SAC: 1 DP: 1 HBP: 0	WP: 0 PB: 0 SB: 0 CS: 0	PA: 38					
<b>PITCHER</b>	IP	WLS	BF	H	R	ER	SO	BB	IBB	HBP	BLK	WP	HR	S	P	ERA	WHIP								
<b>Lew Burdette, R</b> ERA: 4.07 (1, 1)	6.0	L	29	11	6	5	1	0	0	0	0	0	1	31	31	7.50	1.833								
<b>Don McMahon, R</b> ERA: 1.87 (7, 1)	2.0		9	3	2	2	1	0	0	0	0	0	1	11	11	9.00	1.500								





Batter	1	2	3	4	5	6	7	8	9	AB	R	H	RBI	BB	SO	LOB	TOP					
Johnny Temple, R OBP: 0.402, SLG: 0.454 (1, 4)										4	1	0	0	1	3	2	<p>Cincinnati Redlegs @ Philadelphia Phillies  Connie Mack Stadium, Philadelphia, PA  Thu Jul 02 1959, 7:05 PM EDT  Unknown</p>					
Vada Pinson, L OBP: 0.379, SLG: 0.540 (1, 8)										4	1	1	0	1	2	0						
Jerry Lynch, L OBP: 0.323, SLG: 0.451 (1, 7)										4	2	1	0	1	1	1						
Frank Robinson, R OBP: 0.404, SLG: 0.584 (1, 3)										4	2	2	2	0	1	1						
Gus Bell, L OBP: 0.298, SLG: 0.398 (1, 9)										3	0	1	2	0	1	1						
Jim Pendleton, R OBP: 0.343, SLG: 0.403 (1, 5) (8, 6)										4	0	1	0	0	2	2						
Dutch Dotterer, R OBP: 0.400, SLG: 0.452 (8, PH)										2	0	0	0	1	1	1						
Ed Bailey, L OBP: 0.370, SLG: 0.379 (8, 2)										1	0	1	1	0	0	0						
Eddie Kasko, R OBP: 0.313, SLG: 0.329 (8, PH)										3	0	1	0	0	2	2						
Don Newcombe, L OBP: 0.453, SLG: 0.444 (8, FR)										0	0	0	0	1	0	0						
Roy McMillan, R OBP: 0.341, SLG: 0.480 (8, 1)										0	0	0	0	0	0	0						
Orlando Pena, R OBP: 0.158, SLG: 0.059 (8, 1)										0	0	0	0	0	0	0						
Jim Brosnan, R OBP: 0.200, SLG: 0.286 (1, 1)										1	0	0	0	0	1	1						
Luis Arroyo, L OBP: 0.300, SLG: 0.352 (5, PH)										0	0	0	0	0	0	0						
Whitely Lockman, L OBP: 0.290, SLG: 0.447 (7, 1)										0	0	0	0	0	0	1						
Tom Acker, R OBP: 0.220, SLG: 0.125 (8, PH)										0	0	0	0	0	0	0						
Frank Thomas, R OBP: 0.270, SLG: 0.365 (8, 5)										1	0	0	0	0	0	3						
<b>Inning Stats</b>	R: 0 E: 0 K: 1 S: 5	H: 0 LOB: 0 BB: 0 P: 5	R: 0 E: 0 K: 2 S: 7	H: 0 LOB: 0 BB: 0 P: 7	R: 0 E: 0 K: 1 S: 6	H: 1 LOB: 1 BB: 0 P: 6	R: 2 E: 0 K: 2 S: 9	H: 2 LOB: 0 BB: 0 P: 9	R: 0 E: 0 K: 2 S: 7	H: 0 LOB: 1 BB: 1 P: 11	R: 0 E: 0 K: 2 S: 8	H: 1 LOB: 1 BB: 0 P: 8	R: 0 E: 0 K: 2 S: 8	H: 1 LOB: 1 BB: 0 P: 8	R: 4 E: 0 K: 0 S: 5	H: 3 LOB: 3 BB: 4 P: 21	R: 0 E: 0 K: 2 S: 7	H: 0 LOB: 0 BB: 0 P: 7	1B: 7 2B: 1 3B: 0 HR: 0	SF: 1 SAC: 0 DP: 1 HBP: 0	WP: 0 PB: 3 SB: 0 CS: 0	PA: 39
<b>PITCHER</b>	IP WLS BF H R ER SO BB IBB HBP BLK WP HR S P ERA WHIP																					
Don Cardwell, R ERA: 4.96 (1, 1)	7.0 W 30 5 5 3 12 4 0 0 0 0 0 0 50 66 3.86 1.286																					
Ray Semproch, R ERA: 5.23 (8, 1)	0.0 2 2 0 0 0 0 0 0 0 0 0 0 2 2 = =																					
Humberto Robinson, R ERA: 3.34 (8, 1)	0.1 2 1 1 1 0 0 0 0 0 0 0 0 2 2 27.00 3.000																					
Turk Farrell, R ERA: 5.0 (8, 1)	1.2 S 5 0 0 0 2 0 1 0 0 0 0 0 8 12 0.00 0.000																					

Batter	1	2	3	4	5	6	7	8	9	AB	R	H	RBI	BB	SO	LOB	BOTTOM					
Joe Koppe, R OBP: 0.333, SLG: 0.353 (1, 6)										4	2	2	0	1	1	1	<p>Cincinnati Redlegs @ Philadelphia Phillies  Connie Mack Stadium, Philadelphia, PA  Thu Jul 02 1959, 7:05 PM EDT  Unknown</p>					
Richie Ashburn, L OBP: 0.353, SLG: 0.295 (1, 8)										5	1	2	1	0	0	2						
Dave Philley, S OBP: 0.355, SLG: 0.468 (1, 9)										2	1	0	0	1	0	1						
Harry Anderson, L OBP: 0.331, SLG: 0.455 (1, 7)										4	0	0	0	0	0	5						
Solly Drake, S OBP: 0.211, SLG: 0.118 (9, 7)										0	0	0	0	0	0	0						
Gene Freese, R OBP: 0.324, SLG: 0.531 (1, 5)										4	1	1	4	0	1	0						
Ed Bouchee, L OBP: 0.392, SLG: 0.466 (1, 3)										3	1	1	0	1	0	0						
Harry Hanebrink, L OBP: 0.340, SLG: 0.420 (1, 4)										2	0	1	0	0	0	1						
Sparky Anderson, R OBP: 0.254, SLG: 0.225 (3, PR) (4, 4)										1	1	0	0	1	0	0						
Valmy Thomas, R OBP: 0.242, SLG: 0.224 (1, 2)										4	0	3	1	0	1	2						
Don Cardwell, R ERA: 4.15 (1, 1)	2.2 L 17 7 6 4 3 1 0 0 0 0 0 0 8 22 26 13.50 3.000																					
Luis Arroyo, L ERA: 4.26 (3, 1)	1.1 5 0 0 0 2 1 0 0 0 0 0 0 8 12 0.00 0.750																					
Willard Schmidt, R ERA: 3.89 (5, 1)	2.0 9 2 1 1 0 2 0 0 0 0 0 0 7 15 4.50 2.000																					
Tom Acker, R ERA: 3.4 (7, 1)	1.0 3 0 0 0 0 0 0 0 0 0 0 0 3 3 0.00 0.000																					
Orlando Pena, R ERA: 5.76 (8, 1)	1.0 4 1 0 0 1 0 0 0 0 0 0 0 6 6 0.00 1.000																					
<b>Inning Stats</b>	R: 1 E: 0 K: 0 S: 4	H: 2 LOB: 0 BB: 0 P: 4	R: 0 E: 1 K: 3 S: 10	H: 0 LOB: 2 BB: 1 P: 14	R: 5 E: 1 K: 1 S: 11	H: 5 LOB: 2 BB: 0 P: 11	R: 0 E: 0 K: 1 S: 5	H: 0 LOB: 1 BB: 1 P: 9	R: 1 E: 0 K: 0 S: 4	H: 2 LOB: 1 BB: 1 P: 8	R: 0 E: 0 K: 0 S: 3	H: 0 LOB: 1 BB: 1 P: 7	R: 0 E: 0 K: 0 S: 3	H: 0 LOB: 0 BB: 0 P: 3	R: 0 E: 0 K: 1 S: 6	H: 1 LOB: 1 BB: 0 P: 6	R: 0 E: 0 K: 1 S: 6	H: 0 LOB: 0 BB: 0 P: 7	1B: 7 2B: 1 3B: 1 HR: 1	SF: 0 SAC: 1 DP: 1 HBP: 0	WP: 0 PB: 0 SB: 3 CS: 0	PA: 38
<b>PITCHER</b>	IP WLS BF H R ER SO BB IBB HBP BLK WP HR S P ERA WHIP																					







Batter	1	2	3	4	5	6	7	8	9	AB	R	H	RBI	BB	SO	LOB	TOP					
Johnny Temple, R OBP: 0.411, SLG: 0.458 (1, 4)										3	0	3	2	1	0	0	<b>Cincinnati Redlegs @ Philadelphia Phillies</b> <b>Connie Mack Stadium, Philadelphia, PA</b> Fri Jul 03 1959, 7:05 PM EDT Att: 7,184 - Unknown					
Vada Pinson, L OBP: 0.374, SLG: 0.531 (1, 8)										5	0	1	0	0	2	4						
Jerry Lynch, L OBP: 0.325, SLG: 0.448 Jim Pendleton, R OBP: 0.353, SLG: 0.403 (1, 7) (7, 6)										3	0	0	0	0	1	3						
Frank Robinson, R OBP: 0.405, SLG: 0.585 (1, 3) (7, 7)										4	0	0	0	0	4	2						
Gus Bell, L OBP: 0.303, SLG: 0.413 (1, 9)										4	1	1	0	0	0	1						
Ed Bailey, L OBP: 0.364, SLG: 0.384 (1, 2)										3	2	1	2	1	0	0						
Willie Jones, R OBP: 0.333, SLG: 0.435 (1, 5)										4	1	0	0	0	2	2						
Eddie Kasko, R OBP: 0.289, SLG: 0.302 Don Newcombe, L OBP: 0.457, SLG: 0.492 Roy McMillan, R OBP: 0.341, SLG: 0.480 Brooks Lawrence, R OBP: 0.161, SLG: 0.194 (1, 6) (7, PH) (7, PH) (7, 1)										2	0	0	0	0	0	0						
Jim O'Toole, S OBP: 0.333, SLG: 0.143 Whitley Lockman, L OBP: 0.302, SLG: 0.267 (1, 1) (7, PH) (7, 3)										2	0	0	0	0	0	0						
<b>Inning Stats</b>	R: 0 E: 0 K: 2 S: 8	H: 1 LOB: 1 BB: 0 P: 8	R: 0 E: 0 K: 1 S: 5	H: 0 LOB: 0 BB: 0 P: 5	R: 0 E: 0 K: 0 S: 2	H: 0 LOB: 0 BB: 1 P: 6	R: 0 E: 0 K: 3 S: 9	H: 0 LOB: 0 BB: 0 P: 9	R: 0 E: 0 K: 1 S: 5	H: 0 LOB: 0 BB: 0 P: 5	R: 0 E: 0 K: 0 S: 5	H: 2 LOB: 2 BB: 0 P: 5	R: 3 E: 1 K: 1 S: 8	H: 2 LOB: 2 BB: 2 P: 16	R: 2 E: 0 K: 1 S: 6	H: 1 LOB: 0 BB: 1 P: 10		R: 1 E: 1 K: 0 S: 4	H: 1 LOB: 0 BB: 0 P: 4	1B: 5 2B: 1 3B: 0 HR: 1	SF: 2 SAC: 0 DP: 1 HBP: 0	WP: 0 PB: 1 SB: 1 CS: 1
<b>PITCHER</b>	IP WLS BF H R ER SO BB IBB HBP BLK WP HR S P ERA WHIP																					
Jim Owens, R ERA: 3.88 (1, 1)	6.2 L 28 5 3 0 8 3 0 0 0 0 0 0 41 53 0.00 1.200																					
Turk Farrell, R ERA: 4.94 (7, 1)	0.1 1 0 0 0 0 0 0 0 0 0 0 0 1 1 0.00 0.000																					
Jack Meyer, R ERA: 4.39 (8, 1)	2.0 9 2 3 2 1 1 0 0 0 0 0 1 10 14 9.00 1.500																					

Batter	1	2	3	4	5	6	7	8	9	AB	R	H	RBI	BB	SO	LOB	BOTTOM					
Joe Koppe, R OBP: 0.336, SLG: 0.373 (1, 6)										4	0	1	0	0	1	2	<b>Cincinnati Redlegs @ Philadelphia Phillies</b> <b>Connie Mack Stadium, Philadelphia, PA</b> Fri Jul 03 1959, 7:05 PM EDT Att: 7,184 - Unknown					
Richie Ashburn, L OBP: 0.351, SLG: 0.304 (1, 8)										4	1	1	0	0	0	1						
Gene Freese, R OBP: 0.320, SLG: 0.522 (1, 5)										4	0	1	0	0	0	2						
Wally Post, R OBP: 0.303, SLG: 0.459 (1, 9)										4	0	1	1	0	1	2						
Ed Bouchee, L OBP: 0.391, SLG: 0.465 (1, 3)										4	0	1	0	0	0	2						
Bob Bowman, R OBP: 0.173, SLG: 0.200 Jack Meyer, R OBP: 0.125, SLG: 0.125 Dave Philley, S OBP: 0.349, SLG: 0.459 (1, 7) (8, 1) (9, PH)										2	0	0	0	1	0	2						
Sparky Anderson, R OBP: 0.250, SLG: 0.221 Harry Hanebrink, L OBP: 0.321, SLG: 0.396 (1, 4) (7, PH) (8, 4)										2	0	0	0	0	0	1						
Valmy Thomas, R OBP: 0.247, SLG: 0.221 Harry Anderson, L OBP: 0.325, SLG: 0.446 (1, 2) (7, PH) (8, 7)										1	0	0	0	1	0	0						
Jim Owens, R OBP: 0.179, SLG: 0.086 Turk Farrell, R OBP: 0.371, SLG: 0.451 (1, 1) (7, 1) (8, 2)										1	0	0	0	1	0	0						
<b>Inning Stats</b>	R: 1 E: 1 K: 0 S: 5	H: 2 LOB: 1 BB: 0 P: 5	R: 0 E: 0 K: 0 S: 2	H: 0 LOB: 3 BB: 3 P: 14	R: 0 E: 0 K: 1 S: 6	H: 1 LOB: 1 BB: 0 P: 6	R: 0 E: 0 K: 0 S: 3	H: 0 LOB: 0 BB: 0 P: 3	R: 0 E: 0 K: 1 S: 5	H: 0 LOB: 0 BB: 0 P: 5	R: 0 E: 0 K: 0 S: 4	H: 2 LOB: 1 BB: 0 P: 4	R: 0 E: 0 K: 0 S: 3	H: 0 LOB: 0 BB: 0 P: 3	R: 0 E: 0 K: 0 S: 3	H: 0 LOB: 0 BB: 0 P: 3		R: 0 E: 0 K: 0 S: 3	H: 0 LOB: 0 BB: 0 P: 3	1B: 4 2B: 2 3B: 0 HR: 0	SF: 0 SAC: 0 DP: 2 HBP: 0	WP: 0 PB: 0 SB: 0 CS: 0
<b>PITCHER</b>	IP WLS BF H R ER SO BB IBB HBP BLK WP HR S P ERA WHIP																					
Jim O'Toole, L ERA: 5.95 Brooks Lawrence, R ERA: 5.24 (1, 1) (7, 1)	6.0 W 24 5 1 0 2 3 0 0 0 0 0 0 9 9 0.00 0.000																					



Batter	1	2	3	4	5	6	7	8	9	AB	R	H	RBI	BB	SO	LOB	TOP					
Johnny Temple, R (1,4) OBP: 0.405, SLG: 0.450	F8		F9		4-3		F8		F7	5	0	0	0	0	0	0						
Vada Pinson, L (1,8) OBP: 0.377, SLG: 0.533		1B	2B	E	1B	4-3	L3		1B	5	1	3	0	0	0	0						
Jerry Lynch, L (1,7) OBP: 0.327, SLG: 0.449	L7		E	1-3	2B	1B	3-1		F8	4	1	1	0	1	0	2						
Frank Robinson, R (1,3) OBP: 0.407, SLG: 0.584	K		E7	4-3	1B	1-2			F9	4	0	2	2	0	1	1						
Gus Bell, L (1,9) OBP: 0.302, SLG: 0.410		1B	4-3	1-3	1B	3-1			3-1	4	0	1	0	0	0	3						
Ed Bailey, L (1,2) OBP: 0.362, SLG: 0.378		1-3	4-3			F8			4-0	3	0	0	0	1	0	2						
Roy McMillan, R (8, FR) OBP: 0.341, SLG: 0.480		1-3	4-3						1B	0	0	0	0	0	0	0						
Dutch Dotterer, R (8,2) OBP: 0.400, SLG: 0.452		1-2							BB	0	0	0	0	0	0	0						
Willie Jones, R (1,5) OBP: 0.336, SLG: 0.447		F8			F7					4	1	2	0	0	0	1						
Eddie Kasko, R (1,6) OBP: 0.290, SLG: 0.307					4-3					2	0	1	1	0	0	0						
Don Newcombe, L (8, PH) OBP: 0.451, SLG: 0.483						SF8			1-3	1	0	0	0	0	0	2						
Jim Pendleton, R (8,6) OBP: 0.353, SLG: 0.403		2-3	1B			SF8			6-3	0	0	0	0	0	0	0						
Joe Nuxhall, L (1,1) OBP: 0.250, SLG: 0.192						3-H				2	0	0	0	0	0	2						
Tom Acker, R (5,1) OBP: 0.200, SLG: 0.111		F8			F9				6-3	1	0	0	0	0	0	0						
Whitely Lockman, L (9, PH) OBP: 0.299, SLG: 0.264						4-3				1	0	0	0	0	0	0						
<b>Inning Stats</b>	R: 0 E: 0 K: 1 S: 6	H: 1 LOB: 1 BB: 0 P: 6	R: 0 E: 0 K: 0 S: 5	H: 2 LOB: 2 BB: 0 P: 5	R: 2 E: 1 K: 0 S: 6	H: 3 LOB: 1 BB: 0 P: 6	R: 0 E: 0 K: 0 S: 3	H: 0 LOB: 0 BB: 0 P: 3	R: 0 E: 0 K: 0 S: 4	H: 1 LOB: 2 BB: 1 P: 8	R: 0 E: 0 K: 0 S: 3	H: 0 LOB: 0 BB: 0 P: 3	R: 0 E: 0 K: 0 S: 4	H: 1 LOB: 2 BB: 1 P: 8	R: 0 E: 0 K: 0 S: 4	H: 1 LOB: 1 BB: 0 P: 4	R: 0 E: 0 K: 0 S: 4	H: 1 LOB: 1 BB: 0 P: 4	1B: 8 2B: 1 3B: 1 HR: 0	SF: 1 SAC: 0 DP: 0 HBP: 0	WP: 0 PB: 0 SB: 0 CS: 0	PA: 39
<b>PITCHER</b> Bob Friend, R (1,1) ERA: 5.28	IP: 9.0 WLS: W BF: 39 H: 10 R: 3 ER: 3 SO: 1 BB: 2 IBB: 0 HBP: 0 BLK: 0 WP: 0 HR: 0 S: 39 P: 47 ERA: 3.00 WHIP: 1.333															<b>PITCHER</b>	IP: 9.0 WLS: W BF: 39 H: 10 R: 3 ER: 3 SO: 1 BB: 2 IBB: 0 HBP: 0 BLK: 0 WP: 0 HR: 0 S: 39 P: 47 ERA: 3.00 WHIP: 1.333					

Cincinnati Redlegs @ Pittsburgh Pirates  
 Forbes Field, Pittsburgh, PA  
 Sat Jul 04 1959, 3:33 AM EDT  
 Att: 16,548 - Unknown

AB 36  
 R 3  
 H 10  
 RBI 3  
 BB 2  
 SO 1  
 LOB 13



Batter	1	2	3	4	5	6	7	8	9	AB	R	H	RBI	BB	SO	LOB	BOTTOM					
Bill Virdon, L (1,8) OBP: 0.300, SLG: 0.342	3B	F8			E		L8			2	2	0	0	2	0	1						
Dick Groat, R (1,6) OBP: 0.312, SLG: 0.367	1-H				E2		5-3			4	1	3	2	0	0	0						
Smoky Burgess, L (1,2) OBP: 0.359, SLG: 0.530	L7		F9		G5-4-3		4-3			4	0	1	0	0	0	2						
Dick Stuart, R (1,3) OBP: 0.402, SLG: 0.596	1-3		F9		G5-4-3					4	0	1	0	0	0	3						
Bob Skinner, L (1,7) OBP: 0.355, SLG: 0.438	K		P6		F8				G4-6-3	4	0	0	0	0	1	3						
Bill Mazerowski, R (1,4) OBP: 0.294, SLG: 0.377		1B	SF7		1-3		6-3			3	1	1	0	0	0	0						
Don Hoak, R (1,5) OBP: 0.385, SLG: 0.444		SH1					5-3			3	0	2	0	0	0	0						
Roman Mejias, R (1,9) OBP: 0.286, SLG: 0.299		SF7			F8		L6			2	0	0	1	0	0	1						
Bob Friend, R (1,1) OBP: 0.275, SLG: 0.237		SH1			K				K	2	0	0	0	0	2	1						
<b>Inning Stats</b>	R: 1 E: 0 K: 1 S: 6	H: 1 LOB: 1 BB: 1 P: 10	R: 1 E: 0 K: 0 S: 5	H: 2 LOB: 1 BB: 0 P: 5	R: 0 E: 0 K: 0 S: 4	H: 1 LOB: 1 BB: 0 P: 4	R: 0 E: 0 K: 1 S: 6	H: 1 LOB: 0 BB: 0 P: 6	R: 2 E: 1 K: 0 S: 4	H: 2 LOB: 0 BB: 1 P: 8	R: 0 E: 0 K: 0 S: 3	H: 0 LOB: 0 BB: 0 P: 3	R: 0 E: 0 K: 1 S: 5	H: 0 LOB: 0 BB: 0 P: 5	R: 0 E: 0 K: 0 S: 3	H: 1 LOB: 0 BB: 0 P: 3	R: 0 E: 0 K: 0 S: 3	H: 1 LOB: 0 BB: 0 P: 3	1B: 5 2B: 1 3B: 2 HR: 0	SF: 1 SAC: 1 DP: 2 HBP: 0	WP: 0 PB: 0 SB: 0 CS: 0	PA: 32
<b>PITCHER</b> Joe Nuxhall, L (1,1) ERA: 4.68	IP: 4.0 WLS: L BF: 21 H: 7 R: 4 ER: 3 SO: 2 BB: 2 IBB: 0 HBP: 0 BLK: 0 WP: 0 HR: 0 S: 23 P: 31 ERA: 6.75 WHIP: 2.250															<b>PITCHER</b>	IP: 4.0 WLS: L BF: 21 H: 7 R: 4 ER: 3 SO: 2 BB: 2 IBB: 0 HBP: 0 BLK: 0 WP: 0 HR: 0 S: 23 P: 31 ERA: 6.75 WHIP: 2.250					
Tom Acker, R (5,1) ERA: 3.11	IP: 4.0 WLS: L BF: 11 H: 1 R: 0 ER: 0 SO: 1 BB: 0 IBB: 0 HBP: 0 BLK: 0 WP: 0 HR: 0 S: 13 P: 13 ERA: 0.00 WHIP: 0.250															<b>PITCHER</b>	IP: 4.0 WLS: L BF: 11 H: 1 R: 0 ER: 0 SO: 1 BB: 0 IBB: 0 HBP: 0 BLK: 0 WP: 0 HR: 0 S: 13 P: 13 ERA: 0.00 WHIP: 0.250					

Cincinnati Redlegs @ Pittsburgh Pirates  
 Forbes Field, Pittsburgh, PA  
 Sat Jul 04 1959, 3:33 AM EDT  
 Att: 16,548 - Unknown

AB 28  
 R 4  
 H 8  
 RBI 3  
 BB 2  
 SO 3  
 LOB 11





Batter	1	2	3	4	5	6	7	8	9	AB	R	H	RBI	BB	SO	LOB	TOP					
Johnny Temple, R OBP: 0.406, SLG: 0.454	P6		HR		E		L5			4	2	2	0	0	0	0	<b>Cincinnati Redlegs @ Pittsburgh Pirates</b> Forbes Field, Pittsburgh, PA Sun Jul 05 1959, 3:33 AM EDT Unknown					
Vada Pinson, L OBP: 0.373, SLG: 0.526	E6 F7 1B		K		F7		K			4	1	0	0	0	2	2						
Pete Whisenant, R OBP: 0.333, SLG: 0.582	F7		P3		F8			HR		4	1	1	1	0	0	2						
Frank Robinson, R OBP: 0.411, SLG: 0.597			HR					P4		4	1	3	3	0	0	0						
Jim Pendleton, R OBP: 0.333, SLG: 0.379	F8		P4		F8			K		4	0	0	0	0	1	2						
Willie Jones, R OBP: 0.335, SLG: 0.443								F9		4	0	1	0	0	0	0						
Dutch Dotterer, R OBP: 0.408, SLG: 0.460										3	0	2	0	0	1	0						
Don Newcombe, L OBP: 0.444, SLG: 0.475								K		1	0	0	0	0	1	0						
Eddie Kasko, R OBP: 0.281, SLG: 0.297										3	0	0	0	0	1	2						
Jerry Lynch, L OBP: 0.326, SLG: 0.447								4-3		1	0	0	0	0	0	0						
Bob Purkey, R OBP: 0.226, SLG: 0.257										1	0	0	0	0	1	1						
Brooks Lawrence, R OBP: 0.196, SLG: 0.198										1	0	0	0	0	1	1						
Luis Arroyo, L OBP: 0.395, SLG: 0.554										0	0	0	0	0	0	0						
Whitlock, L OBP: 0.241, SLG: 0.296										1	0	0	0	0	0	0						
Willard Schmidt, R OBP: 0.286, SLG: 0.280										0	0	0	0	0	0	0						
Gus Bell, L OBP: 0.301, SLG: 0.409										1	0	0	0	0	0	0						
<b>Inning Stats</b>	R: 1 E: 1 K: 0 S: 5	H: 1 LOB: 1 BB: 0 P: 5	R: 0 E: 0 K: 1 S: 6	H: 2 LOB: 1 BB: 0 P: 6	R: 2 E: 0 K: 1 S: 7	H: 2 LOB: 0 BB: 0 P: 7	R: 0 E: 0 K: 2 S: 8	H: 1 LOB: 0 BB: 0 P: 8	R: 1 E: 1 K: 0 S: 5	H: 2 LOB: 1 BB: 0 P: 5	R: 0 E: 0 K: 1 S: 5	H: 0 LOB: 0 BB: 0 P: 5	R: 0 E: 0 K: 1 S: 5	H: 0 LOB: 0 BB: 0 P: 5	R: 1 E: 0 K: 1 S: 6	H: 1 LOB: 0 BB: 0 P: 6	R: 0 E: 0 K: 1 S: 5	H: 0 LOB: 0 BB: 0 P: 5	1B: 6 2B: 1 3B: 0 HR: 2	SF: 0 SAC: 0 DP: 0 HBP: 0	WP: 0 PB: 0 SB: 0 CS: 0	PA: 36
<b>PITCHER</b>	IP WLS BF H R ER SO BB IBB HBP BLK WP HR S P ERA WHIP																					
Harvey Haddix, L ERA: 2.95	(1, 1) 8.0 W 33 9 5 4 7 0 0 0 0 0 2 47 47 4.50 1.125																					
Roy Face, R ERA: 1.13	(9, 1) 1.0 S 3 0 0 0 1 0 0 0 0 0 0 5 5 0.00 0.000																					

Batter	1	2	3	4	5	6	7	8	9	AB	R	H	RBI	BB	SO	LOB	BOTTOM			
Bill Virdon, L OBP: 0.297, SLG: 0.337	1-3	F8		K		SH1-4		P6		4	0	0	0	0	1	3	<b>Cincinnati Redlegs @ Pittsburgh Pirates</b> Forbes Field, Pittsburgh, PA Sun Jul 05 1959, 3:33 AM EDT Unknown			
Dick Groat, R OBP: 0.316, SLG: 0.373						SF7		9-2		3	2	2	1	1	0	1				
Smoky Burgess, L OBP: 0.337, SLG: 0.534										4	1	1	1	0	0	2				
Hank Foiles, R OBP: 0.241, SLG: 0.296										0	0	0	0	0	0	0				
Dick Stuart, R OBP: 0.404, SLG: 0.595										2	0	1	2	1	1	0				
Bob Skinner, L OBP: 0.354, SLG: 0.439										4	1	1	0	0	0	3				
Bill Mazerowski, R OBP: 0.297, SLG: 0.385										4	0	2	1	0	0	0				
Don Hoak, R OBP: 0.384, SLG: 0.451										4	1	1	1	0	0	2				
Roman Mejias, R OBP: 0.290, SLG: 0.308										4	1	2	0	0	0	1				
Harvey Haddix, L OBP: 0.204, SLG: 0.213										3	1	2	1	0	0	0				
Ted Kluszewski, L OBP: 0.337, SLG: 0.495										1	0	1	0	0	0	0				
Dick Schofield, S OBP: 0.286, SLG: 0.280										0	0	0	0	0	0	0				
Roy Face, R OBP: 0.300, SLG: 0.300										0	0	0	0	0	0	0				
<b>Inning Stats</b>	R: 1 E: 1 K: 0 S: 4	H: 1 LOB: 1 BB: 1 P: 8	R: 0 E: 0 K: 0 S: 5	H: 2 LOB: 2 BB: 0 P: 5	R: 3 E: 0 K: 0 S: 7	H: 4 LOB: 1 BB: 0 P: 7	R: 0 E: 0 K: 1 S: 6	H: 1 LOB: 1 BB: 0 P: 6	R: 0 E: 0 K: 1 S: 5	H: 0 LOB: 0 BB: 0 P: 5	R: 3 E: 1 K: 0 S: 7	H: 3 LOB: 2 BB: 1 P: 11	R: 0 E: 0 K: 0 S: 3	H: 1 LOB: 0 BB: 0 P: 3	R: 0 E: 0 K: 0 S: 3	H: 1 LOB: 1 BB: 0 P: 3	1B: 5 2B: 5 3B: 3 HR: 1	SF: 2 SAC: 1 DP: 2 HBP: 0	WP: 0 PB: 0 SB: 0 CS: 0	PA: 38
<b>PITCHER</b>	IP WLS BF H R ER SO BB IBB HBP BLK WP HR S P ERA WHIP																			
Bob Purkey, R ERA: 5.17	(1, 1) 2.1 L 13 5 3 3 2 0 0 0 0 0 1 17 17 10.12 1.875																			
Brooks Lawrence, R ERA: 5.38	(3, 1) 1.0 5 0 0 0 0 0 1 0 0 0 0 4 8 0.00 0.000																			
Luis Arroyo, L ERA: 3.95	(6, 1) 2.0 6 2 0 0 0 0 0 0 0 0 0 6 6 0.00 1.000																			
Willard Schmidt, R ERA: 3.71	(7, 1) 2.0 6 2 0 0 0 0 0 0 0 0 0 6 6 0.00 1.000																			



Batter	1	2	3	4	5	6	7	8	9	10	11	AB	R	H	RBI	BB	SO	LOB					
Johnny Temple, R OBP: 0.403, SLG: 0.450 (1, 4)												5	0	1	0	0	0	1					
Vada Pinson, L OBP: 0.368, SLG: 0.518 (1, 8)												5	0	0	0	0	1	4					
Jerry Lynch, L OBP: 0.320, SLG: 0.438 (1, 7)												5	0	0	0	0	0	2					
Frank Robinson, R OBP: 0.408, SLG: 0.588 (1, 3)												4	1	0	0	1	2	2					
Gus Bell, L OBP: 0.299, SLG: 0.416 (1, 9)												5	1	1	2	0	1	0					
Ed Bailey, L OBP: 0.360, SLG: 0.372 (1, 2)												3	0	0	0	1	0	0					
Willie Jones, R OBP: 0.333, SLG: 0.439 (1, 5)												4	0	1	0	0	1	0					
Eddie Kasko, R OBP: 0.280, SLG: 0.295 (1, 6)												4	0	1	0	0	1	2					
Jim Brosnan, R OBP: 0.295, SLG: 0.313 Whitey Lockman, L OBP: 0.293, SLG: 0.258 (8, PH) Orlando Pena, R OBP: 0.159, SLG: 0.059 (8, 1)												2	0	1	0	0	1	0					
<b>Inning Stats</b>	R: 0 E: 0 K: 1 S: 5	H: 0 LOB: 0 BB: 0 P: 5	R: 0 E: 0 K: 0 S: 4	H: 1 LOB: 2 BB: 1 P: 8	R: 0 E: 0 K: 1 S: 7	H: 2 LOB: 0 BB: 0 P: 7	R: 0 E: 0 K: 0 S: 3	H: 0 LOB: 0 BB: 0 P: 3	R: 0 E: 0 K: 1 S: 5	H: 0 LOB: 0 BB: 0 P: 5	R: 0 E: 0 K: 0 S: 3	H: 0 LOB: 0 BB: 0 P: 3	R: 2 E: 0 K: 1 S: 6	H: 1 LOB: 0 BB: 1 P: 10	R: 0 E: 0 K: 0 S: 4	H: 1 LOB: 1 BB: 0 P: 4	R: 0 E: 0 K: 2 S: 7	H: 0 LOB: 0 BB: 0 P: 7	1B: 4 2B: 0 3B: 0 HR: 1	SF: 0 SAC: 1 DP: 0 HBP: 0	WP: 0 PB: 0 SB: 0 CS: 0	PA: 41	
<b>PITCHER</b> Ron Kline, R ERA: 3.56 (1, 1)	IP: 11.0 WLS: 11.0 BF: 41 H: 5 R: 2 ER: 2 SO: 7 BB: 2 IBB: 0 HBP: 0 BLK: 0 WP: 0 HR: 1 S: 53 P: 61 ERA: 1.64 WHIP: 0.636											<b>PITCHER</b>	IP: 11.0 WLS: 11.0 BF: 41 H: 5 R: 2 ER: 2 SO: 7 BB: 2 IBB: 0 HBP: 0 BLK: 0 WP: 0 HR: 1 S: 53 P: 61 ERA: 1.64 WHIP: 0.636										

**TOP**

**Cincinnati Redlegs @ Pittsburgh Pirates**  
Forbes Field, Pittsburgh, PA

Sun Jul 05 1959, 3:38 AM EDT  
Att: 22,622 - Unknown

AB	38
R	2
H	5
RBI	2
BB	2
SO	7
LOB	11



Batter	1	2	3	4	5	6	7	8	9	10	11	AB	R	H	RBI	BB	SO	LOB						
Bill Virdon, L OBP: 0.295, SLG: 0.333 (1, 8)												4	0	0	0	1	0	3						
Dick Groat, R OBP: 0.314, SLG: 0.368 (1, 6)												4	0	0	0	1	0	1						
Danny Kravitz, L OBP: 0.347, SLG: 0.507 Bennie Daniels, L OBP: 0.368, SLG: 0.375 (11, PR)												5	0	2	0	0	1	1						
Dick Stuart, R OBP: 0.400, SLG: 0.586 (1, 3)												5	2	1	0	0	1	3						
Bob Skinner, L OBP: 0.351, SLG: 0.435 (1, 7)												5	0	1	0	0	0	4						
Bill Mazeroski, R OBP: 0.362, SLG: 0.389 (1, 4)												5	1	3	1	0	0	1						
Don Hoak, R OBP: 0.379, SLG: 0.445 (1, 5)												4	0	0	0	0	1	3						
Roman Mejias, R OBP: 0.268, SLG: 0.306 Smoky Burgess, L OBP: 0.368, SLG: 0.531 Roberto Clemente, R OBP: 0.285, SLG: 0.389 (11, 9)												1	0	0	0	2	0	0						
Ron Kline, R OBP: 0.104, SLG: 0.184 (1, 1)												3	0	1	2	0	0	0						
<b>Inning Stats</b>	R: 0 E: 0 K: 1 S: 5	H: 0 LOB: 0 BB: 0 P: 5	R: 2 E: 0 K: 1 S: 8	H: 3 LOB: 2 BB: 1 P: 12	R: 0 E: 0 K: 0 S: 4	H: 1 LOB: 1 BB: 0 P: 4	R: 0 E: 0 K: 0 S: 3	H: 1 LOB: 0 BB: 0 P: 3	R: 0 E: 0 K: 1 S: 6	H: 0 LOB: 1 BB: 0 P: 6	R: 0 E: 0 K: 0 S: 2	H: 0 LOB: 0 BB: 1 P: 6	R: 0 E: 0 K: 0 S: 3	H: 0 LOB: 0 BB: 0 P: 3	R: 0 E: 0 K: 0 S: 3	H: 0 LOB: 1 BB: 1 P: 7	R: 0 E: 0 K: 0 S: 4	H: 0 LOB: 0 BB: 0 P: 4	R: 1 E: 0 K: 0 S: 7	H: 2 LOB: 2 BB: 0 P: 4	1B: 7 2B: 2 3B: 0 HR: 0	SF: 0 SAC: 1 DP: 2 HBP: 0	WP: 0 PB: 0 SB: 0 CS: 0	PA: 42
<b>PITCHER</b> Jim Brosnan, R ERA: 3.97 (1, 1) Orlando Pena, R ERA: 5.59 (8, 1)	IP: 7.0 WLS: 7.0 BF: 28 H: 6 R: 2 ER: 2 SO: 3 BB: 1 IBB: 1 HBP: 0 BLK: 0 WP: 0 HR: 0 S: 32 P: 40 ERA: 2.57 WHIP: 1.000											<b>PITCHER</b>	IP: 7.0 WLS: 7.0 BF: 28 H: 6 R: 2 ER: 2 SO: 3 BB: 1 IBB: 1 HBP: 0 BLK: 0 WP: 0 HR: 0 S: 32 P: 40 ERA: 2.57 WHIP: 1.000											

**BOTTOM**

**Cincinnati Redlegs @ Pittsburgh Pirates**  
Forbes Field, Pittsburgh, PA

Sun Jul 05 1959, 3:38 AM EDT  
Att: 22,622 - Unknown

AB	37
R	3
H	8
RBI	3
BB	4
SO	3
LOB	16















Batter	1	2	3	4	5	6	7	8	9	AB	R	H	RBI	BB	SO	LOB	TOP				
Jim Davenport, R (1.5) X	F4		4-3	F7			1B 2B		2B 2B	5	2	2	0	0	0	1	<b>San Francisco Giants @ Cincinnati Redlegs</b> Crosley Field, Cincinnati, OH Sat Jul 11 1959, 3:33 AM EDT Att: 6,560 - Unknown <a href="http://livebaseballscorecards.com">livebaseballscorecards.com</a>				
Willie Kirkland, L (1.9) X	1B		F9		F5		2H 1B	2H CS 2B	5	0	3	2	0	0	0						
Willie Mays, R (1.8) X	F8				5-3		K	FC5-4 IBB	4	0	1	0	1	1	2						
Orlando Cepeda, R (1.3) X	1-2 1B		K		F8		K	FC5-4	5	0	1	0	0	2	4						
Darryl Spencer, R (1.4) X	F8			S 1B		F9		F9 SH2-4 1B	4	1	2	0	0	0	2						
Jackie Brandt, R (1.7) S		0-3 K		F4		K		SH2-4	3	0	0	0	0	2	1						
Hobie Landrith, L (1.2) X	G3			2B 6-3 1B		4-3		F9	4	1	1	1	0	0	1						
Eddie Bressoud, R (1.6) X				2B			HR	K	4	1	3	1	0	1	1						
Johnny Antonelli, L (1.1) S		0-3 K		6-3			F9		4	0	0	1	0	2	2						
<b>Inning Stats</b>	R: 0 E: 0 K: 0 S: 5	H: 2 LOB: 2 BB: 0 P: 5	R: 0 E: 0 K: 2 S: 8	H: 1 LOB: 1 BB: 0 P: 8	R: 0 E: 0 K: 1 S: 6	H: 1 LOB: 1 BB: 0 P: 6	R: 2 E: 0 K: 0 S: 6	H: 3 LOB: 1 BB: 0 P: 6	R: 0 E: 0 K: 1 S: 5	H: 0 LOB: 0 BB: 0 P: 5	R: 2 E: 0 K: 2 S: 10	H: 3 LOB: 1 BB: 0 P: 10	R: 0 E: 0 K: 1 S: 6	H: 1 LOB: 1 BB: 0 P: 6	R: 1 E: 0 K: 1 S: 6		H: 2 LOB: 1 BB: 1 P: 10	1B: 7 2B: 5 3B: 0 HR: 1	SF: 0 SAC: 1 DP: 0 HBP: 0	WP: 0 PB: 0 CS: 2	PA: 40
<b>PITCHER</b>	IP	WLS	BF	H	R	ER	SO	BB	IBB	HBP	BLK	WP	HR	S	P	ERA	WHIP				
Jim Brosnan, R (1.1) ERA: 4.03	8.0	L	35	11	4	4	7	0	0	0	0	0	1	49	49	4.50	1.375				
Tom Acker, R (9.1) ERA: 3.4	0.1		4	2	1	1	1	0	1	0	0	0	0	5	9	27.00	6.000				
Brooks Lawrence, R (9.1) ERA: 5.34	0.2		1	0	0	0	0	0	0	0	0	0	0	1	1	0.00	0.000				


Batter	1	2	3	4	5	6	7	8	9	AB	R	H	RBI	BB	SO	LOB	BOTTOM					
Johnny Temple, R (1.4) X	F7		F7			FC4-6 1B		5-3		4	0	1	0	0	0	1	<b>San Francisco Giants @ Cincinnati Redlegs</b> Crosley Field, Cincinnati, OH Sat Jul 11 1959, 3:33 AM EDT Att: 6,560 - Unknown <a href="http://livebaseballscorecards.com">livebaseballscorecards.com</a>					
Vada Pinson, L (1.8) S	K			F7		FC4-6		1B	4	1	1	1	0	1	1							
Gus Bell, L (1.9) X	F7			F2		F8		F9	4	0	0	0	0	0	2							
Frank Robinson, R (1.3) X		4-3				F9		E 1B	4	0	2	0	0	0	0							
Jim Pendleton, R (1.5) X		K		F4			1B 2B	E3	4	1	1	0	0	1	2							
Dutch Dotterer, R (1.2) X					E5	G6-4-3		K2-3	4	0	2	0	0	1	2							
Frank Thomas, R (1.7) X					G6-4-3		G5-4-3		4	0	1	1	0	0	2							
Eddie Kasko, R (1.6) X			6-3		K		G5-4-3		4	0	0	0	0	1	2							
Jim Brosnan, R (1.1) OBP: 0.211, SLG: 0.278				F8		K		5-3 1B	2	0	0	0	0	1	0							
Pete Whisenant, R (8, PH) OBP: 0.339, SLG: 0.579								6-3	1	1	1	0	0	0	0							
Tom Acker, R (9.1) OBP: 0.200, SLG: 0.111									0	0	0	0	0	0	0							
Brooks Lawrence, R (9.1) OBP: 0.156, SLG: 0.188									0	0	0	0	0	0	0							
Willie Jones, R (9, PH) OBP: 0.329, SLG: 0.433									1	0	0	0	0	0	0							
<b>Inning Stats</b>	R: 0 E: 0 K: 1 S: 5	H: 0 LOB: 0 BB: 0 P: 5	R: 0 E: 0 K: 1 S: 6	H: 1 LOB: 1 BB: 0 P: 6	R: 0 E: 0 K: 0 S: 3	H: 0 LOB: 0 BB: 0 P: 3	R: 0 E: 0 K: 0 S: 4	H: 1 LOB: 1 BB: 0 P: 4	R: 0 E: 1 K: 1 S: 5	H: 0 LOB: 0 BB: 0 P: 5	R: 0 E: 0 K: 1 S: 6	H: 1 LOB: 1 BB: 0 P: 6	R: 1 E: 0 K: 0 S: 5	H: 3 LOB: 1 BB: 0 P: 5	R: 2 E: 1 K: 1 S: 9	H: 3 LOB: 2 BB: 0 P: 9	R: 0 E: 0 K: 0 S: 3	H: 0 LOB: 0 BB: 0 P: 3	1B: 8 2B: 1 3B: 0 HR: 0	SF: 0 SAC: 0 DP: 2 HBP: 0	WP: 0 PB: 0 CS: 0	PA: 36
<b>PITCHER</b>	IP	WLS	BF	H	R	ER	SO	BB	IBB	HBP	BLK	WP	HR	S	P	ERA	WHIP					
Johnny Antonelli, L (1.1) ERA: 2.63	9.0	W	36	9	3	2	5	0	0	0	0	0	0	46	46	2.00	1.000					



Batter	1	2	3	4	5	6	7	8	9	AB	R	H	RBI	BB	SO	LOB	TOP			
<b>Jim Gilliam, S</b> OBP: 0.450, SLG: 0.421 (1, 5)										4	1	2	0	0	0	0				
<b>Charlie Neal, R</b> OBP: 0.365, SLG: 0.490 (1, 4)										4	1	1	0	0	0	1				
<b>Wally Moon, L</b> OBP: 0.377, SLG: 0.436 (1, 7) (8, 9) (9, 7)										4	0	0	1	0	0	1				
<b>Gil Hodges, R</b> OBP: 0.407, SLG: 0.569 (1, 3)										4	1	1	1	0	0	0				
<b>John Roseboro, L</b> OBP: 0.329, SLG: 0.385 (1, 2)										4	0	0	0	0	1	1				
<b>Don Demeter, R</b> OBP: 0.316, SLG: 0.504 (1, 8)										3	0	0	0	0	2	1				
<b>Ron Fairly, L</b> OBP: 0.344, SLG: 0.358 (1, 9) (8, 7) (9, 9)										3	0	1	0	0	0	0				
<b>Maury Wills, S</b> OBP: 0.192, SLG: 0.220 (1, 6)										3	0	0	0	0	0	1				
<b>Larry Sherry, R</b> OBP: 0.200, SLG: 0.200 <b>Roger Craig, R</b> OBP: 0.133, SLG: 0.071 (1, 1) (9, 1)										3	0	0	0	0	1	0				
										0	0	0	0	0	0	0				
<b>Inning Stats</b>	R: 0 E: 0 K: 0 S: 5	H: 1 LOB: 0 BB: 0 P: 8	R: 0 E: 0 K: 1 S: 8	H: 0 LOB: 0 BB: 0 P: 12	R: 0 E: 0 K: 0 S: 6	H: 0 LOB: 0 BB: 0 P: 8	R: 2 E: 1 K: 1 S: 15	H: 2 LOB: 1 BB: 0 P: 22	R: 0 E: 0 K: 1 S: 8	H: 0 LOB: 0 BB: 0 P: 12	R: 1 E: 0 K: 1 S: 9	H: 2 LOB: 1 BB: 0 P: 14	R: 0 E: 0 K: 0 S: 5	H: 0 LOB: 0 BB: 0 P: 7	R: 0 E: 0 K: 0 S: 7	H: 0 LOB: 0 BB: 0 P: 12	1B: 3 2B: 1 3B: 0 HR: 1	SF: 0 SAC: 0 DP: 0 HBP: 0	WP: 0 PB: 0 SB: 0 CS: 1	PA: 32
<b>PITCHER</b> <b>Bob Purkey, R</b> ERA: 4.94 (1, 1)	IP: 9.0 WLS: W BF: 32 H: 5 R: 3 ER: 2 SO: 4 BB: 0 IBB: 0 HBP: 0 BLK: 0 WP: 0 HR: 1 S: 69 P: 106 ERA: 2.00 WHIP: 0.556															<b>PITCHER</b> <b>Bob Purkey, R</b> ERA: 4.94 (1, 1)	IP: 9.0 WLS: W BF: 32 H: 5 R: 3 ER: 2 SO: 4 BB: 0 IBB: 0 HBP: 0 BLK: 0 WP: 0 HR: 1 S: 69 P: 106 ERA: 2.00 WHIP: 0.556			

**Los Angeles Dodgers @ Cincinnati Redlegs**  
Crosley Field, Cincinnati, OH  
Sun Jul 12 1959, 3:33 AM EDT  
Att: 14,443 - Unknown

**AB 32**  
**R 3**  
**H 5**  
**RBI 2**  
**BB 0**  
**SO 4**  
**LOB 5**



Batter	1	2	3	4	5	6	7	8	9	AB	R	H	RBI	BB	SO	LOB	BOTTOM					
<b>Johnny Temple, R</b> OBP: 0.396, SLG: 0.435 (1, 4)										4	1	0	0	1	1	3						
<b>Vada Pinson, L</b> OBP: 0.373, SLG: 0.529 (1, 8)										4	1	2	1	1	1	2						
<b>Gus Bell, L</b> OBP: 0.298, SLG: 0.409 (1, 9)										5	0	1	1	0	1	3						
<b>Frank Robinson, R</b> OBP: 0.411, SLG: 0.599 (1, 3)										4	1	1	1	0	1	0						
<b>Jim Pendleton, R</b> OBP: 0.314, SLG: 0.363 <b>Jerry Lynch, L</b> OBP: 0.323, SLG: 0.440 <b>Roy McMillan, R</b> OBP: 0.341, SLG: 0.480 <b>Willie Jones, R</b> OBP: 0.329, SLG: 0.433 (1, 5) (8, PH) (8, PR) (9, 5)										3	0	1	0	0	0	0						
<b>Ed Bailey, L</b> OBP: 0.370, SLG: 0.422 (1, 2)										4	1	2	1	0	0	2						
<b>Frank Thomas, R</b> OBP: 0.274, SLG: 0.367 (1, 7)										4	0	0	0	0	2	3						
<b>Eddie Kasko, R</b> OBP: 0.256, SLG: 0.261 (1, 6)										4	0	0	0	0	0	0						
<b>Bob Purkey, R</b> OBP: 0.302, SLG: 0.270 (1, 1)										2	0	1	0	2	0	0						
<b>Inning Stats</b>	R: 1 E: 0 K: 1 S: 11	H: 1 LOB: 0 BB: 0 P: 18	R: 1 E: 0 K: 1 S: 9	H: 1 LOB: 0 BB: 0 P: 16	R: 0 E: 0 K: 1 S: 6	H: 0 LOB: 1 BB: 1 P: 11	R: 0 E: 0 K: 0 S: 8	H: 1 LOB: 0 BB: 0 P: 14	R: 0 E: 0 K: 1 S: 9	H: 0 LOB: 2 BB: 2 P: 23	R: 0 E: 0 K: 1 S: 8	H: 1 LOB: 1 BB: 0 P: 11	R: 0 E: 0 K: 1 S: 7	H: 1 LOB: 1 BB: 0 P: 13	R: 1 E: 1 K: 1 S: 13	H: 1 LOB: 0 BB: 0 P: 19	R: 1 E: 0 K: 0 S: 10	H: 2 LOB: 2 BB: 1 P: 17	1B: 5 2B: 0 3B: 0 HR: 3	SF: 0 SAC: 0 DP: 0 HBP: 0	WP: 0 PB: 0 SB: 0 CS: 0	PA: 39
<b>PITCHER</b> <b>Larry Sherry, R</b> ERA: 2.3 <b>Roger Craig, R</b> ERA: 2.25 (1, 1) (9, 1)	IP: 8.2 WLS: L BF: 38 H: 7 R: 4 ER: 4 SO: 6 BB: 4 IBB: 0 HBP: 0 BLK: 0 WP: 0 HR: 3 S: 80 P: 141 ERA: 4.15 WHIP: 1.269															<b>PITCHER</b> <b>Bob Purkey, R</b> ERA: 4.94 (1, 1)	IP: 9.0 WLS: W BF: 32 H: 5 R: 3 ER: 2 SO: 4 BB: 0 IBB: 0 HBP: 0 BLK: 0 WP: 0 HR: 1 S: 69 P: 106 ERA: 2.00 WHIP: 0.556					

**Los Angeles Dodgers @ Cincinnati Redlegs**  
Crosley Field, Cincinnati, OH  
Sun Jul 12 1959, 3:33 AM EDT  
Att: 14,443 - Unknown

**AB 35**  
**R 4**  
**H 8**  
**RBI 4**  
**BB 4**  
**SO 6**  
**LOB 13**





















Batter	1	2	3	4	5	6	7	8	9	AB	R	H	RBI	BB	SO	LOB	TOP			
Johnny Temple, R (1,4) OBP: 0.397, SLG: 0.440	1-3		P4		F8		4-3 2B		F8	5	0	1	0	0	0	0	<b>Cincinnati Redlegs @ Chicago Cubs</b> Wrigley Field, Chicago, IL Fri Jul 17 1959, 3:33 AM CDT Att: 7,748 - Unknown			
Vada Pinson, L (1,8) OBP: 0.376, SLG: 0.524	1B		PB 4-3 BB		BB 2B		6-3		S 1B	4	0	3	0	1	0	1				
Gus Bell, L (1,9) OBP: 0.318, SLG: 0.433	F7		4-3		BB BB		4-3		F7	4	0	0	0	1	0	4				
Frank Robinson, R (1,3) OBP: 0.420, SLG: 0.633	1-3		FC6-4 BB		BB BB		2-3		BB	1	0	0	0	3	0	1				
Frank Thomas, R (1,7)		F9	FC6-4		F3		P4			4	0	0	0	0	0	7				
Dutch Dotterer, R (1,2) OBP: 0.370, SLG: 0.415	F8			K		P5		P4		4	0	0	0	0	1	0				
Willie Jones, R (1,5) OBP: 0.329, SLG: 0.428				5-3		F8		L7		4	0	1	0	0	0	0				
Eddie Kasko, R (1,6) OBP: 0.284, SLG: 0.280				6-3				4-3		3	0	1	0	1	0	0				
Bob Purkey, R (1,1) OBP: 0.283, SLG: 0.250						F8				3	0	0	0	0	0	3				
Pete Whisenant, R (9, PH) OBP: 0.348, SLG: 0.567	P6					F2			F8	1	0	0	0	0	0	0				
<b>Inning Stats</b>	R: 0 E: 0 K: 0 S: 4	H: 1 LOB: 1 BB: 0 P: 4	R: 0 E: 0 K: 0 S: 4	H: 1 LOB: 2 BB: 1 P: 8	R: 0 E: 0 K: 1 S: 3	H: 0 LOB: 0 BB: 2 P: 11	R: 0 E: 0 K: 1 S: 5	H: 0 LOB: 0 BB: 0 P: 5	R: 0 E: 0 K: 0 S: 4	H: 1 LOB: 1 BB: 0 P: 12	R: 0 E: 0 K: 0 S: 4	H: 1 LOB: 2 BB: 1 P: 8	R: 0 E: 0 K: 0 S: 3	H: 0 LOB: 0 BB: 0 P: 3	R: 0 E: 0 K: 0 S: 4	H: 1 LOB: 1 BB: 0 P: 4	1B: 3 2B: 3 3B: 0 HR: 0	SF: 0 SAC: 0 DP: 0 HBP: 0	WP: 0 PB: 1 SB: 1 CS: 0	PA: 39
<b>PITCHER</b> Art Ceccarelli, L (1,1) ERA: 2.81	IP: 9.0 WLS: W BF: 39 H: 6 R: 0 ER: 0 SO: 1 BB: 6 IBB: 0 HBP: 0 BLK: 0 WP: 0 HR: 0 S: 35 P: 59 ERA: 0.00 WHIP: 1.333																			

AB	33
R	0
H	6
RBI	0
BB	6
SO	1
LOB	16



Batter	1	2	3	4	5	6	7	8	9	AB	R	H	RBI	BB	SO	LOB	BOTTOM			
Tony Taylor, R (1,4) OBP: 0.340, SLG: 0.383	1B		F8		FC6-4 BB 1-2 1B		F8			4	0	2	0	0	0	0	<b>Cincinnati Redlegs @ Chicago Cubs</b> Wrigley Field, Chicago, IL Fri Jul 17 1959, 3:33 AM CDT Att: 7,748 - Unknown			
Alvin Dark, R (1,5) OBP: 0.326, SLG: 0.349	P5		BB 1B		FC6-4 1-2 2-3 BB		F7			3	0	1	0	1	0	1				
Lee Walls, R (1,9) OBP: 0.338, SLG: 0.394	F8		BB		FC6-4		5-3			3	0	0	1	1	0	3				
14 Ernie Banks, R (1,6) OBP: 0.358, SLG: 0.590	K		F2		F7					4	0	1	0	0	1	5				
Bobby Thomson, R (1,7) OBP: 0.322, SLG: 0.406		G4-6-3 BB 1B			F9		P4 1B		F9	4	0	2	0	0	0	1				
Jim Marshall, L (1,3) OBP: 0.304, SLG: 0.383		G4-6-3 BB 1-2			P6		P4 1-2			2	0	0	0	1	0	1				
George Altman, L (1,8) OBP: 0.300, SLG: 0.340		G4-6-3 1-2 2-3			F7		F9			3	0	0	0	0	0	2				
Sammy Taylor, L (1,2) OBP: 0.307, SLG: 0.376		F8			FC3-6 BB 1B		F8			3	0	1	0	0	0	1				
Art Ceccarelli, R (1,1)			1-3		FC3-6 BB 1B 1-2 FC6-4		3-1			3	1	0	0	0	0	1				
<b>Inning Stats</b>	R: 0 E: 0 K: 1 S: 6	H: 1 LOB: 1 BB: 0 P: 6	R: 0 E: 0 K: 0 S: 3	H: 1 LOB: 1 BB: 1 P: 7	R: 0 E: 0 K: 0 S: 4	H: 1 LOB: 2 BB: 1 P: 8	R: 0 E: 0 K: 0 S: 3	H: 0 LOB: 0 BB: 0 P: 3	R: 1 E: 0 K: 0 S: 5	H: 2 LOB: 2 BB: 1 P: 9	R: 0 E: 0 K: 0 S: 3	H: 1 LOB: 0 BB: 0 P: 3	R: 0 E: 0 K: 0 S: 3	H: 0 LOB: 0 BB: 0 P: 3	R: 0 E: 0 K: 0 S: 4	H: 1 LOB: 1 BB: 0 P: 4		1B: 6 2B: 1 3B: 0 HR: 0	SF: 0 SAC: 0 DP: 1 HBP: 0	WP: 0 PB: 0 SB: 0 CS: 0
<b>PITCHER</b> Bob Purkey, R (1,1) ERA: 4.7	IP: 8.0 WLS: L BF: 32 H: 7 R: 1 ER: 1 SO: 1 BB: 3 IBB: 0 HBP: 0 BLK: 0 WP: 0 HR: 0 S: 31 P: 43 ERA: 1.12 WHIP: 1.250																			

AB	29
R	1
H	7
RBI	1
BB	3
SO	1
LOB	15





Batter	1	2	3	4	5	6	7	8	9	AB	R	H	RBI	BB	SO	LOB	TOP								
<b>Johnny Temple, R</b> OBP: 0.396, SLG: 0.437 (1.4)	0-0 5-3		4-0 WP 1B BB		0-0 F7		0-0 F8			3	1	0	0	1	0	0									
<b>Vada Pinson, L</b> OBP: 0.375, SLG: 0.521 (1.8)	0-0 4-3		0-0 4-3		0-0 4-3			0-0 F8 S 1B		4	1	1	1	0	0	1									
<b>Gus Bell, L</b> OBP: 0.321, SLG: 0.443 (1.9)	0-0 L3		0-0 FC5-4 1B			0-0 HR		0-0 F8 1-3		4	1	2	2	0	0	1									
<b>Frank Robinson, R</b> OBP: 0.419, SLG: 0.628 (1.3)		0-0 L6	0-0 FC5-4 1-2 1B			0-0 F9		0-0 CS 1B		4	0	1	1	0	0	1									
<b>Jerry Lynch, L</b> OBP: 0.327, SLG: 0.452 (1.7)		0-0 F9		0-0 4-3		0-3 K		0-3 K		4	0	0	0	0	2	1									
<b>Jim Pendleton, R</b> OBP: 0.314, SLG: 0.363 (8.7)										0	0	0	0	0	0	0									
<b>Ed Bailey, L</b> OBP: 0.367, SLG: 0.412 (1.2)		0-0 F9		0-0 3-1		0-0 1B		0-0 CS	0-0 F8	4	0	1	0	0	0	0									
<b>Willie Jones, R</b> OBP: 0.336, SLG: 0.436 (1.5)			0-0 BB WP 1B	0-0 2B		0-0 L7		4-0 5-3 BB		3	1	2	0	1	0	1									
<b>Eddie Kasko, R</b> OBP: 0.283, SLG: 0.279 (1.6)			0-0 WP BB 4-3 1B	0-3 K		0-0 F7		0-0 5-3		4	1	1	0	0	1	2									
<b>Jay Hook, L</b> (1.1)			0-0 F8		0-0 F8		0-0 6-3			3	0	0	0	0	0	2									
<b>Inning Stats</b>	R: 0 E: 0 K: 0 S: 3	H: 0 LOB: 0 BB: 0 P: 3	R: 0 E: 0 K: 0 S: 3	H: 0 LOB: 0 BB: 0 P: 3	R: 3 E: 0 K: 0 S: 6	H: 3 LOB: 1 BB: 1 P: 10	R: 0 E: 0 K: 1 S: 6	H: 1 LOB: 1 BB: 0 P: 6	R: 0 E: 0 K: 0 S: 3	H: 0 LOB: 0 BB: 0 P: 3	R: 1 E: 0 K: 0 S: 6	H: 2 LOB: 1 BB: 0 P: 6	R: 0 E: 0 K: 1 S: 6	H: 0 LOB: 0 BB: 0 P: 6	R: 1 E: 0 K: 0 S: 2	H: 2 LOB: 0 BB: 1 P: 6	R: 0 E: 0 K: 0 S: 2	H: 0 LOB: 0 BB: 1 P: 6	1B: 6 2B: 2 3B: 0 HR: 1	SF: 0 SAC: 0 DP: 1 HBP: 0	WP: 1 PB: 0 SB: 1 CS: 1	PA: 36			
<b>PITCHER</b>	IP	WLS	BF	H	R	ER	SO	BB	IBB	HBP	BLK	WP	HR	S	P	ERA	WHIP								
<b>John Buzhardt, R</b> ERA: 4.21 (1.1)	5.0	L	20	4	3	3	1	1	0	0	0	1	0	21	25	5.40	1.000								
<b>Bill Henry, L</b> ERA: 2.51 (6.1)	2.0		8	2	1	1	1	0	0	0	0	0	1	10	10	4.50	1.000								
<b>Don Elston, R</b> ERA: 2.94 (8.1)	2.0		7	2	1	1	1	1	0	0	0	0	0	8	12	4.50	1.500								

Cincinnati Redlegs @ Chicago Cubs  
Wrigley Field, Chicago, IL  
Sat Jul 18 1959, 3:33 AM CDT  
Att: 10,417 - Unknown

AB 33  
R 5  
H 8  
RBI 4  
BB 2  
SO 3  
LOB 9



Batter	1	2	3	4	5	6	7	8	9	AB	R	H	RBI	BB	SO	LOB	BOTTOM								
<b>Tony Taylor, R</b> OBP: 0.336, SLG: 0.379 (1.4)	0-0 F9		0-0 F7		0-0 F8		0-3 K			4	0	0	0	0	1	4									
<b>Alvin Dark, R</b> OBP: 0.322, SLG: 0.344 (1.5)	0-3 K		0-0 F7		0-0 FC4-6 1-2			0-0 F7		4	0	0	0	0	1	2									
<b>Lee Walls, R</b> OBP: 0.340, SLG: 0.394 (1.9)	4-0 14 FC5-4 BB			0-0 P4		0-3 K		0-0 1B		3	0	1	0	1	1	0									
<b>14 Ernie Banks, R</b> OBP: 0.355, SLG: 0.583 (1.6)	0-0 FC5-4 1-2			0-0 6-3		0-0 P6		0-3 K		4	0	0	0	0	1	2									
<b>Bobby Thomson, R</b> OBP: 0.321, SLG: 0.403 (1.7)		0-0 6-3		0-0 1B		0-0 F9		0-0 P5		4	0	1	0	0	0	1									
<b>Jim Marshall, L</b> OBP: 0.310, SLG: 0.377 (1.3)		4-0 8-3 BB		0-0 F8		0-0 F7		4-0 BB		2	0	0	0	2	0	1									
<b>Sammy Taylor, L</b> OBP: 0.306, SLG: 0.373 (1.2)		0-0 8-3 1-2		0-3 K		0-0 1B		0-0 F9		4	0	1	0	0	1	2									
<b>George Altman, L</b> OBP: 0.307, SLG: 0.362 (1.8)			0-0 HR		0-0 BB 1B		0-0 1B		0-3 K	4	1	3	1	0	1	1									
<b>John Buzhardt, R</b> OBP: 0.115, SLG: 0.120 (1.1)			0-0 F3		4-0 FC4-6 1-2 BB		0-3 K		0-0 L3	1	0	0	0	0	0	0									
<b>Irv Noren, L</b> OBP: 0.245, SLG: 0.346 (5. PH)										0	0	0	0	0	1	0									
<b>Bill Henry, L</b> OBP: 0.279, SLG: 0.198 (6.1)										0	0	0	0	0	0	0									
<b>Dale Lynch, L</b> OBP: 0.210, SLG: 0.467 (7. PH)										0	0	0	0	0	1	2									
<b>Don Elston, R</b> OBP: 0.222, SLG: 0.222 (8.1)										0	0	0	0	0	0	0									
<b>Walt Morin, L</b> OBP: 0.200, SLG: 0.201 (9. PH)										1	0	0	0	0	0	1									
<b>Inning Stats</b>	R: 0 E: 0 K: 1 S: 5	H: 0 LOB: 1 BB: 1 P: 9	R: 0 E: 0 K: 0 S: 2	H: 0 LOB: 0 BB: 1 P: 6	R: 1 E: 0 K: 0 S: 4	H: 1 LOB: 0 BB: 0 P: 4	R: 0 E: 0 K: 0 S: 4	H: 1 LOB: 1 BB: 0 P: 4	R: 0 E: 0 K: 1 S: 5	H: 0 LOB: 0 BB: 0 P: 5	R: 0 E: 0 K: 2 S: 9	H: 2 LOB: 2 BB: 0 P: 9	R: 0 E: 0 K: 1 S: 6	H: 1 LOB: 1 BB: 0 P: 6	R: 0 E: 0 K: 1 S: 5	H: 0 LOB: 1 BB: 1 P: 9	1B: 5 2B: 1 3B: 0 HR: 1	SF: 0 SAC: 0 DP: 1 HBP: 0	WP: 0 PB: 0 SB: 0 CS: 0	PA: 36					
<b>PITCHER</b>	IP	WLS	BF	H	R	ER	SO	BB	IBB	HBP	BLK	WP	HR	S	P	ERA	WHIP								
<b>Jay Hook, R</b> ERA: 1.0 (1.1)	9.0	W	36	6	1	1	7	4	0	0	0	0	1	46	62	1.00	1.111								

Cincinnati Redlegs @ Chicago Cubs  
Wrigley Field, Chicago, IL  
Sat Jul 18 1959, 3:33 AM CDT  
Att: 10,417 - Unknown

AB 32  
R 1  
H 6  
RBI 1  
BB 4  
SO 7  
LOB 16





Batter	1	2	3	4	5	6	7	8	9	AB	R	H	RBI	BB	SO	LOB	TOP			
Johnny Temple, R OBP: 0.398, SLG: 0.442 Roy McMillan, R OBP: 0.339, SLG: 0.478										5	3	2	0	0	2	2				
Vada Pinson, L OBP: 0.379, SLG: 0.521										4	2	2	0	2	0	0				
Gus Bell, L OBP: 0.321, SLG: 0.450										6	2	2	3	0	0	3				
Frank Robinson, R OBP: 0.418, SLG: 0.628										5	1	2	1	0	0	3				
Jerry Lynch, L OBP: 0.325, SLG: 0.447										5	0	1	0	0	1	3				
Ed Bailey, L OBP: 0.363, SLG: 0.405										4	2	0	1	1	0	2				
Willie Jones, R OBP: 0.341, SLG: 0.437										4	1	2	0	1	1	2				
Eddie Kasko, R OBP: 0.280, SLG: 0.277										5	0	1	0	0	2	6				
Don Newcombe, L OBP: 0.412, SLG: 0.432										5	1	2	3	0	1	2				
<b>Inning Stats</b>	R: 3 E: 1 K: 0 S: 7	H: 3 LOB: 1 BB: 0 P: 7	R: 0 E: 0 K: 0 S: 3	H: 0 LOB: 0 BB: 0 P: 3	R: 0 E: 0 K: 1 S: 7	H: 2 LOB: 2 BB: 0 P: 7	R: 5 E: 0 K: 1 S: 11	H: 6 LOB: 2 BB: 1 P: 15	R: 0 E: 0 K: 0 S: 2	H: 0 LOB: 0 BB: 1 P: 6	R: 4 E: 1 K: 1 S: 10	H: 4 LOB: 2 BB: 1 P: 14	R: 0 E: 0 K: 1 S: 5	H: 0 LOB: 1 BB: 1 P: 9	R: 0 E: 1 K: 1 S: 6	H: 0 LOB: 1 BB: 0 P: 6	1B: 12 2B: 2 HR: 1	SF: 0 SAC: 0 DP: 1 HBP: 0	WP: 1 PB: 0 SB: 2 CS: 0	PA: 48
<b>PITCHER</b>	IP WLS BF H R ER SO BB IBB HBP BLK WP HR S P ERA WHIP																			
Lew Burdette, R ERA: 4.09	4.0 L 22 9 7 5 1 0 0 0 0 0 0 1 24 24 11.25 2.250																			
Bob Rush, R ERA: 2.25	1.0 6 2 1 1 1 1 0 0 0 0 0 0 7 11 9.00 3.000																			
Bob Trowbridge, R ERA: 5.16	2.0 12 4 4 0 1 2 0 0 0 0 1 0 12 20 0.00 3.000																			
Bob Giggie, R ERA: 4.41	2.0 8 0 0 0 2 1 0 0 0 0 0 0 11 15 0.00 0.500																			

Cincinnati Redlegs @ Milwaukee Braves  
Milwaukee County Stadium, Milwaukee, WI  
Tue Jul 21 1959, 8:05 PM EDT  
Att: 24,447 - Unknown

AB 44  
R 12  
H 15  
RBI 10  
BB 4  
SO 5  
LOB 23



Batter	1	2	3	4	5	6	7	8	9	AB	R	H	RBI	BB	SO	LOB	BOTTOM					
Bill Bruton, L OBP: 0.337, SLG: 0.415										4	0	2	0	0	0	1						
Eddie Mathews, L OBP: 0.381, SLG: 0.603										4	0	0	0	0	0	3						
Hank Aaron, R OBP: 0.407, SLG: 0.677										4	1	2	0	0	0	0						
Wes Covington, L OBP: 0.337, SLG: 0.399										4	0	1	0	0	0	3						
Frank Torre, L OBP: 0.324, SLG: 0.341 Bob Giggie, R OBP: 0.286, SLG: 0.403										3	0	0	1	0	0	3						
Mickey Vernon, L OBP: 0.286, SLG: 0.403										0	0	0	0	0	0	0						
Del Crandall, R OBP: 0.299, SLG: 0.411										4	0	0	0	0	2	1						
Johnny Logan, R OBP: 0.407, SLG: 0.490										4	1	1	1	0	0	0						
Mel Roach, R OBP: 0.156, SLG: 0.100										4	0	1	0	0	2	0						
Lew Burdette, R ERA: 4.09 Bob Rush, R ERA: 2.25 Lee Maye, L OBP: 0.268, SLG: 0.320 Bob Trowbridge, R ERA: 5.16 Stan Lopata, R OBP: 0.094, SLG: 0.095										1	0	0	0	0	1	0						
<b>Inning Stats</b>	R: 0 E: 0 K: 0 S: 5	H: 2 LOB: 2 BB: 0 P: 5	R: 0 E: 0 K: 2 S: 7	H: 0 LOB: 0 BB: 0 P: 7	R: 0 E: 0 K: 1 S: 5	H: 0 LOB: 0 BB: 0 P: 5	R: 1 E: 0 K: 1 S: 6	H: 1 LOB: 0 BB: 0 P: 6	R: 0 E: 0 K: 1 S: 7	H: 2 LOB: 2 BB: 0 P: 7	R: 0 E: 0 K: 0 S: 4	H: 1 LOB: 1 BB: 0 P: 4	R: 0 E: 0 K: 0 S: 4	H: 1 LOB: 1 BB: 0 P: 4	R: 0 E: 0 K: 0 S: 3	H: 0 LOB: 0 BB: 0 P: 3	R: 1 E: 0 K: 1 S: 6	H: 1 LOB: 0 BB: 0 P: 6	1B: 6 2B: 1 HR: 1	SF: 0 SAC: 0 DP: 0 HBP: 0	WP: 0 PB: 0 SB: 0 CS: 0	PA: 35
<b>PITCHER</b>	IP WLS BF H R ER SO BB IBB HBP BLK WP HR S P ERA WHIP																					
Don Newcombe, R ERA: 3.09	9.0 W 35 8 2 2 6 0 0 0 0 0 0 1 47 47 2.00 0.889																					

Cincinnati Redlegs @ Milwaukee Braves  
Milwaukee County Stadium, Milwaukee, WI  
Tue Jul 21 1959, 8:05 PM EDT  
Att: 24,447 - Unknown

AB 35  
R 2  
H 8  
RBI 2  
BB 0  
SO 6  
LOB 12





Batter	1	2	3	4	5	6	7	8	9	AB	R	H	RBI	BB	SO	LOB	TOP			
<b>Johnny Temple, R</b> OBP: 0.394, SLG: 0.437 (1, 4)										4	0	0	0	0	0	2				
<b>Vada Pinson, L</b> OBP: 0.376, SLG: 0.516 (1, 8)										4	0	0	0	0	0	0				
<b>Gus Bell, L</b> OBP: 0.323, SLG: 0.454 (1, 9)										4	1	2	0	0	0	0				
<b>Frank Robinson, R</b> OBP: 0.419, SLG: 0.628 (1, 3)										3	1	1	0	1	2	1				
<b>Frank Thomas, R</b> OBP: 0.283, SLG: 0.378 (1, 7)										4	1	1	2	0	1	3				
<b>Willie Jones, R</b> OBP: 0.344, SLG: 0.455 (1, 5)										4	1	2	2	0	0	0				
<b>Dutch Dotterer, R</b> OBP: 0.366, SLG: 0.409 (1, 2)										4	0	1	0	0	0	1				
<b>Eddie Kasko, R</b> OBP: 0.292, SLG: 0.285 (1, 6)										3	0	2	0	1	0	0				
<b>Jim O'Toole, S</b> OBP: 0.353, SLG: 0.154 (1, 1)										4	0	0	0	0	1	5				
<b>Inning Stats</b>	R: 0 E: 0 K: 0 S: 3	H: 0 LOB: 0 BB: 0 P: 3	R: 2 E: 0 K: 1 S: 9	H: 4 LOB: 2 BB: 0 P: 9	R: 0 E: 0 K: 1 S: 5	H: 0 LOB: 0 BB: 0 P: 5	R: 0 E: 0 K: 0 S: 3	H: 0 LOB: 0 BB: 0 P: 3	R: 0 E: 0 K: 1 S: 7	H: 2 LOB: 0 BB: 0 P: 7	R: 0 E: 0 K: 1 S: 5	H: 0 LOB: 0 BB: 0 P: 5	R: 0 E: 0 K: 0 S: 4	H: 1 LOB: 2 BB: 1 P: 8	R: 0 E: 0 K: 0 S: 3	H: 1 LOB: 1 BB: 1 P: 7	1B: 4 2B: 4 3B: 0 HR: 2	SF: 0 SAC: 0 DP: 1 HBP: 0	WP: 0 PB: 0 CS: 1	PA: 36
<b>PITCHER</b> <b>Warren Spahn, L</b> ERA: 3.01 (1, 1)	IP: 9.0 WLS: W BF: 36 H: 9 R: 4 ER: 4 SO: 4 BB: 1 IBB: 1 HBP: 0 BLK: 0 WP: 0 HR: 2 S: 42 P: 50 ERA: 4.00 WHIP: 1.111															<b>PITCHER</b>				

Cincinnati Redlegs @ Milwaukee Braves  
Milwaukee County Stadium, Milwaukee, WI  
Wed Jul 22 1959, 8:05 PM EDT  
Att: 18,843 - Unknown

AB 34  
R 4  
H 9  
RBI 4  
BB 2  
SO 4  
LOB 12



Batter	1	2	3	4	5	6	7	8	9	AB	R	H	RBI	BB	SO	LOB	BOTTOM			
<b>Bobby Avila, R</b> OBP: 0.308, SLG: 0.340 (1, 4)										2	1	1	2	3	0	0				
<b>Eddie Mathews, L</b> OBP: 0.380, SLG: 0.599 (1, 5)										4	0	1	1	0	0	2				
<b>Bill Bruton, L</b> OBP: 0.337, SLG: 0.415 (8, 8)										0	0	0	0	0	0	0				
<b>Hank Aaron, R</b> OBP: 0.405, SLG: 0.672 (1, 9)										4	0	1	0	0	0	3				
<b>Joe Adcock, R</b> OBP: 0.344, SLG: 0.474 (1, 3)										4	0	0	0	0	1	4				
<b>Del Crandall, R</b> OBP: 0.296, SLG: 0.406 (1, 2)										4	0	0	0	0	1	0				
<b>Johnny Logan, R</b> OBP: 0.408, SLG: 0.489 (1, 6)										3	1	1	0	1	0	0				
<b>Lee Maye, L</b> OBP: 0.462, SLG: 0.417 (1, 7)										4	0	1	1	0	0	2				
<b>Felix Mantilla, R</b> OBP: 0.243, SLG: 0.206 (8, 5)										3	0	0	0	0	1	1				
<b>Stan Lopata, R</b> OBP: 0.121, SLG: 0.065 (9, PH)										0	0	0	0	1	0	0				
<b>Lew Burdette, R</b> OBP: 0.219, SLG: 0.246 (9, PR)										0	1	0	0	0	0	0				
<b>Warren Spahn, L</b> OBP: 0.258, SLG: 0.339 (1, 1)										4	2	2	1	0	1	2				
<b>Inning Stats</b>	R: 0 E: 0 K: 0 S: 3	H: 0 LOB: 1 BB: 1 P: 7	R: 0 E: 0 K: 0 S: 3	H: 0 LOB: 0 BB: 0 P: 3	R: 1 E: 0 K: 1 S: 6	H: 1 LOB: 0 BB: 0 P: 6	R: 0 E: 1 K: 1 S: 6	H: 0 LOB: 2 BB: 1 P: 10	R: 1 E: 0 K: 1 S: 5	H: 2 LOB: 1 BB: 0 P: 9	R: 0 E: 0 K: 0 S: 3	H: 1 LOB: 1 BB: 1 P: 7	R: 0 E: 0 K: 0 S: 3	H: 0 LOB: 0 BB: 0 P: 3	R: 2 E: 0 K: 1 S: 4	H: 1 LOB: 1 BB: 1 P: 8	1B: 5 2B: 0 3B: 0 HR: 2	SF: 0 SAC: 0 DP: 1 HBP: 0	WP: 1 PB: 0 CS: 0	PA: 37
<b>PITCHER</b> <b>Jim O'Toole, L</b> ERA: 5.93 (1, 1)	IP: 8.1 WLS: L BF: 37 H: 7 R: 5 ER: 5 SO: 4 BB: 5 IBB: 0 HBP: 0 BLK: 0 WP: 1 HR: 2 S: 40 P: 60 ERA: 5.40 WHIP: 1.440															<b>PITCHER</b>				

Cincinnati Redlegs @ Milwaukee Braves  
Milwaukee County Stadium, Milwaukee, WI  
Wed Jul 22 1959, 8:05 PM EDT  
Att: 18,843 - Unknown

AB 32  
R 5  
H 7  
RBI 5  
BB 5  
SO 4  
LOB 14





Batter	1	2	3	4	5	6	7	8	9	AB	R	H	RBI	BB	SO	LOB	TOP									
Johnny Temple, R OBP: 0.394, SLG: 0.437										5	1	2	0	0	1	3										
Vada Pinson, L OBP: 0.374, SLG: 0.512										5	1	1	0	0	1	2										
Gus Bell, L OBP: 0.324, SLG: 0.453										5	0	2	1	0	0	1										
Frank Robinson, R OBP: 0.419, SLG: 0.624										4	1	1	1	1	0	2										
Jerry Lynch, L OBP: 0.324, SLG: 0.444										4	1	1	0	0	2	1										
Jim Pendleton, R OBP: 0.310, SLG: 0.358										1	0	0	0	0	0	1										
Ed Bailey, L OBP: 0.362, SLG: 0.399										3	1	0	0	1	0	3										
Willie Jones, R OBP: 0.346, SLG: 0.466										3	1	1	4	1	0	1										
Eddie Kasko, R OBP: 0.291, SLG: 0.284										4	0	1	0	0	0	1										
Bob Purkey, R OBP: 0.292, SLG: 0.262										2	0	1	0	0	1	0										
Whitley Lockman, L OBP: 0.297, SLG: 0.256										0	0	0	0	1	0	0										
Brooks Lawrence, R OBP: 0.158, SLG: 0.184										1	0	0	0	0	1	0										
<b>Inning Stats</b>	R: 0 E: 0 K: 1 S: 6	H: 1 LOB: 1 BB: 0 P: 6	R: 0 E: 0 K: 0 S: 3	H: 0 LOB: 1 BB: 1 P: 7	R: 0 E: 0 K: 1 S: 6	H: 1 LOB: 1 BB: 0 P: 6	R: 0 E: 0 K: 1 S: 5	H: 0 LOB: 1 BB: 0 P: 9	R: 0 E: 0 K: 0 S: 4	H: 0 LOB: 1 BB: 1 P: 4	R: 0 E: 0 K: 0 S: 5	H: 0 LOB: 1 BB: 1 P: 9	R: 0 E: 0 K: 0 S: 3	H: 1 LOB: 1 BB: 1 P: 7	R: 4 E: 1 K: 1 S: 9	H: 3 LOB: 0 BB: 0 P: 9	R: 2 E: 0 K: 1 S: 8	H: 3 LOB: 1 BB: 0 P: 8	1B: 9 2B: 0 3B: 0 HR: 1	SF: 0 SAC: 0 DP: 1 HBP: 0	WP: 0 PB: 0 SB: 1 CS: 0	PA: 41				
<b>PITCHER</b>	IP	WLS	BF	H	R	ER	SO	BB	IBB	HBP	BLK	WP	HR	S	P	ERA	WHIP									
Joey Jay, R ERA: 4.75	(1, 1)	8.0	L	35	7	4	0	5	4	0	0	0	0	1	41	57	0.00	1.375								
Don McMahon, R ERA: 2.97	(9, 1)	1.0		6	3	2	2	1	0	0	0	0	0	0	8	8	18.00	3.000								

Cincinnati Redlegs @ Milwaukee Braves  
Milwaukee County Stadium, Milwaukee, WI  
Thu Jul 23 1959, 8:05 PM EDT  
Att: 16,423 - Unknown

AB 37  
R 6  
H 10  
RBI 6  
BB 4  
SO 6  
LOB 15



Batter	1	2	3	4	5	6	7	8	9	AB	R	H	RBI	BB	SO	LOB	BOTTOM									
Bobby Avila, R OBP: 0.306, SLG: 0.330										3	1	0	0	1	0	0										
Bill Bruton, L OBP: 0.336, SLG: 0.416										4	0	1	0	0	0	0										
Hank Aaron, R OBP: 0.404, SLG: 0.667										3	1	0	0	1	0	0										
Joe Adcock, R OBP: 0.344, SLG: 0.472										3	0	1	1	0	0	2										
Lew Burdette, R OBP: 0.219, SLG: 0.246										0	0	0	0	0	0	0										
Frank Torre, L OBP: 0.324, SLG: 0.341										0	0	0	0	0	0	0										
Lee Maye, L OBP: 0.438, SLG: 0.400										3	0	1	1	0	0	1										
Johnny Logan, R OBP: 0.404, SLG: 0.483										3	0	0	0	0	0	3										
Del Crandall, R OBP: 0.293, SLG: 0.402										3	0	0	0	0	1	0										
Felix Mantilla, R OBP: 0.239, SLG: 0.203										2	0	0	0	0	0	0										
Mickey Vernon, L OBP: 0.282, SLG: 0.397										1	0	0	0	0	0	0										
Mel Roach, R OBP: 0.156, SLG: 0.100										0	0	0	0	0	0	0										
Joey Jay, S OBP: 0.263, SLG: 0.176										2	0	0	0	0	1	0										
Wes Covington, L OBP: 0.336, SLG: 0.397										1	0	0	0	0	0	0										
Don McMahon, R OBP: 0.286, SLG: 0.167										0	0	0	0	0	0	0										
<b>Inning Stats</b>	R: 0 E: 0 K: 0 S: 3	H: 0 LOB: 0 BB: 0 P: 3	R: 0 E: 0 K: 0 S: 3	H: 0 LOB: 0 BB: 0 P: 3	R: 0 E: 0 K: 2 S: 7	H: 0 LOB: 0 BB: 0 P: 7	R: 2 E: 0 K: 0 S: 4	H: 2 LOB: 1 BB: 2 P: 12	R: 0 E: 0 K: 0 S: 3	H: 0 LOB: 0 BB: 0 P: 3	R: 0 E: 0 K: 0 S: 3	H: 1 LOB: 1 BB: 0 P: 3	R: 0 E: 0 K: 0 S: 3	H: 0 LOB: 0 BB: 0 P: 3	R: 0 E: 0 K: 0 S: 3	H: 0 LOB: 0 BB: 0 P: 3	R: 0 E: 0 K: 0 S: 3	H: 0 LOB: 0 BB: 0 P: 3	1B: 2 2B: 1 3B: 0 HR: 0	SF: 0 SAC: 0 DP: 2 HBP: 0	WP: 0 PB: 0 SB: 0 CS: 0	PA: 30				
<b>PITCHER</b>	IP	WLS	BF	H	R	ER	SO	BB	IBB	HBP	BLK	WP	HR	S	P	ERA	WHIP									
Bob Purkey, R ERA: 4.62	(1, 1)	6.0		21	2	2	2	2	1	0	0	0	0	0	23	31	3.00	0.500								
Brooks Lawrence, R ERA: 4.95	(7, 1)	3.0	W	9	1	0	0	0	0	0	0	0	0	9	9	0.00	0.333									

Cincinnati Redlegs @ Milwaukee Braves  
Milwaukee County Stadium, Milwaukee, WI  
Thu Jul 23 1959, 8:05 PM EDT  
Att: 16,423 - Unknown

AB 28  
R 2  
H 3  
RBI 2  
BB 2  
SO 2  
LOB 6





Batter	1	2	3	4	5	6	7	8	9	AB	R	H	RBI	BB	SO	LOB	TOP					
Joe Koppe, R OBP: 0.350, SLG: 0.373										5	0	3	0	0	0	1						
Richie Ashburn, L OBP: 0.359, SLG: 0.315										3	0	0	0	2	0	3						
Ed Bouchee, L OBP: 0.377, SLG: 0.477										3	0	1	0	1	0	2						
Dave Philley, S OBP: 0.385, SLG: 0.538										4	0	1	0	0	0	4						
Harry Anderson, L OBP: 0.324, SLG: 0.450										3	0	1	0	0	1	1						
Gene Freese, R OBP: 0.350, SLG: 0.545										2	1	0	0	2	1	2						
Sparky Anderson, R OBP: 0.263, SLG: 0.228										3	0	0	0	0	0	2	AB 31					
Wally Post, R OBP: 0.300, SLG: 0.440										1	0	0	0	1	1		R 2					
Chico Fernandez, R OBP: 0.263, SLG: 0.268										0	0	0	0	0	0		H 7					
Joe Lonnett, R OBP: 0.382, SLG: 0.414										3	0	0	0	1	0	3	RBI 2					
Jim Owens, R OBP: 0.149, SLG: 0.070										3	0	0	0	0	2	3	BB 6					
Carl Sawatski, L OBP: 0.369, SLG: 0.447										1	1	1	2	0	0		SO 5					
Taylor Phillips, L OBP: 0.100, SLG: 0.100										0	0	0	0	0	0		LOB 22					
Ray Semproch, R OBP: 0.179, SLG: 0.179										0	0	0	0	0	0							
<b>Inning Stats</b>	R: 0 E: 0 K: 0 S: 3	H: 1 LOB: 1 BB: 1 P: 7	R: 0 E: 0 K: 1 S: 5	H: 0 LOB: 2 BB: 1 P: 10	R: 0 E: 0 K: 0 S: 4	H: 2 LOB: 1 BB: 0 P: 4	R: 0 E: 0 K: 1 S: 5	H: 0 LOB: 0 BB: 0 P: 5	R: 0 E: 0 K: 0 S: 3	H: 0 LOB: 0 BB: 0 P: 3	R: 0 E: 0 K: 1 S: 6	H: 1 LOB: 2 BB: 1 P: 10	R: 0 E: 0 K: 0 S: 5	H: 0 LOB: 1 BB: 1 P: 9	R: 0 E: 0 K: 0 S: 3	H: 1 LOB: 1 BB: 1 P: 7	R: 2 E: 0 K: 1 S: 7	H: 2 LOB: 1 BB: 1 P: 11	1B: 5 2B: 2 3B: 0 HR: 1	SF: 0 SAC: 0 DP: 3 HBP: 1	WP: 0 PB: 0 SB: 0 CS: 0	PA: 38
<b>PITCHER</b>	IP WLS BF H R ER SO BB IBB HBP BLK WP HR S P ERA WHIP																					
Jay Hook, R ERA: 1.53	(1, 1) 8.2 L 37 7 2 2 5 6 0 1 0 0 1 40 65 2.08 1.500																					
Jim Brosnan, R ERA: 4.29	(9, 1) 0.1 1 0 0 0 0 0 0 0 0 0 0 0 1 1 0.00 0.000																					

Philadelphia Phillies @ Cincinnati Redlegs  
Crosley Field, Cincinnati, OH  
Fri Jul 24, 1959, 7:05 PM EDT  
Att: 11,497 - Unknown

AB	31
R	2
H	7
RBI	2
BB	6
SO	5
LOB	22



Batter	1	2	3	4	5	6	7	8	9	AB	R	H	RBI	BB	SO	LOB	BOTTOM					
Johnny Temple, R OBP: 0.393, SLG: 0.435										4	0	1	0	0	0	2						
Vada Pinson, L OBP: 0.372, SLG: 0.508										3	0	0	0	1	0	2						
Gus Bell, L OBP: 0.320, SLG: 0.448										4	0	0	0	0	0	1						
Frank Robinson, R OBP: 0.420, SLG: 0.622										4	0	2	0	0	0	0						
Jerry Lynch, L OBP: 0.324, SLG: 0.443										3	0	1	0	0	1	0						
Jim Pendleton, R OBP: 0.318, SLG: 0.366										1	0	1	0	0	0	0						
Ed Bailey, L OBP: 0.361, SLG: 0.398										3	0	1	0	0	1	2						
Frank Thomas, R OBP: 0.283, SLG: 0.378										0	0	0	0	0	0	0						
Whitey Lockman, L OBP: 0.294, SLG: 0.253										1	0	0	0	0	1	2						
Willie Jones, R OBP: 0.341, SLG: 0.458										4	0	0	0	0	0	5	AB 32					
Eddie Kasko, R OBP: 0.298, SLG: 0.311										3	1	2	1	0	0	0	R 1					
Jay Hook, L OBP: 0.190, SLG: 0.250										0	0	0	0	0	0	0	H 8					
Jim Brosnan, R OBP: 0.190, SLG: 0.250										2	0	0	0	0	1	0	RBI 1					
<b>Inning Stats</b>	R: 0 E: 0 K: 0 S: 3	H: 0 LOB: 0 BB: 0 P: 3	R: 0 E: 0 K: 1 S: 6	H: 2 LOB: 1 BB: 0 P: 6	R: 0 E: 0 K: 0 S: 4	H: 1 LOB: 1 BB: 0 P: 4	R: 0 E: 0 K: 1 S: 5	H: 0 LOB: 0 BB: 0 P: 5	R: 0 E: 0 K: 0 S: 3	H: 0 LOB: 0 BB: 0 P: 3	R: 0 E: 0 K: 1 S: 5	H: 0 LOB: 1 BB: 1 P: 9	R: 0 E: 0 K: 0 S: 3	H: 0 LOB: 0 BB: 0 P: 3	R: 1 E: 0 K: 0 S: 5	H: 2 LOB: 1 BB: 0 P: 5	R: 0 E: 0 K: 1 S: 7	H: 2 LOB: 2 BB: 0 P: 7	1B: 7 2B: 0 3B: 0 HR: 1	SF: 0 SAC: 1 DP: 3 HBP: 0	WP: 0 PB: 0 SB: 1 CS: 0	PA: 34
<b>PITCHER</b>	IP WLS BF H R ER SO BB IBB HBP BLK WP HR S P ERA WHIP																					
Jim Owens, R ERA: 3.69	(1, 1) 8.0 W 29 6 1 1 3 1 0 0 0 0 0 1 34 38 1.12 0.875																					
Taylor Phillips, L ERA: 5.82	(9, 1) 0.1 3 2 0 0 0 0 0 0 0 0 0 0 3 3 0.00 6.000																					
Ray Semproch, R ERA: 4.75	(9, 1) 0.2 S 2 0 0 0 0 1 0 0 0 0 0 0 4 4 0.00 0.000																					

Philadelphia Phillies @ Cincinnati Redlegs  
Crosley Field, Cincinnati, OH  
Fri Jul 24, 1959, 7:05 PM EDT  
Att: 11,497 - Unknown

AB	32
R	1
H	8
RBI	1
BB	1
SO	4
LOB	14









Batter	1	2	3	4	5	6	7	8	9	AB	R	H	RBI	BB	SO	LOB	TOP										
Joe Koppe, R OBP: 0.344, SLG: 0.371 (1, 6)										4	1	2	0	0	0	1	Philadelphia Phillies @ Cincinnati Redlegs Crosley Field, Cincinnati, OH Sun Jul 26 1959, 3:33 AM EDT Unknown										
Richie Ashburn, L OBP: 0.363, SLG: 0.318 (1, 8)										3	0	1	0	1	1												
Ed Bouchee, L OBP: 0.370, SLG: 0.471 (1, 3)										3	0	0	1	0	0	1											
Dave Philley, S OBP: 0.382, SLG: 0.550 (1, 9)										4	1	1	1	0	0	1											
Harry Anderson, L OBP: 0.323, SLG: 0.448 (1, 7)										4	0	1	0	0	0	1											
Gene Freese, R OBP: 0.350, SLG: 0.540 (1, 5)										4	0	0	0	0	1	1											
Sparky Anderson, R OBP: 0.267, SLG: 0.232 (1, 4)										3	0	1	0	0	1	1											
Carl Sawatski, L OBP: 0.361, SLG: 0.437 (1, 2)										3	0	0	0	0	2	2											
Robin Roberts, S OBP: 0.208, SLG: 0.224 (1, 1)										3	0	1	0	0	1	1											
<b>Inning Stats</b>	R: 1 E: 0 K: 0 S: 5	H: 2 LOB: 1 BB: 0 P: 5	R: 0 E: 0 K: 2 S: 7	H: 0 LOB: 0 BB: 0 P: 7	R: 0 E: 0 K: 1 S: 6	H: 1 LOB: 1 BB: 0 P: 6	R: 1 E: 0 K: 1 S: 7	H: 2 LOB: 1 BB: 0 P: 7	R: 0 E: 0 K: 0 S: 2	H: 0 LOB: 0 BB: 1 P: 6	R: 0 E: 0 K: 1 S: 6	H: 1 LOB: 1 BB: 0 P: 6	R: 0 E: 0 K: 0 S: 3	H: 0 LOB: 0 BB: 0 P: 3	R: 0 E: 0 K: 1 S: 5	H: 0 LOB: 0 BB: 0 P: 5	R: 0 E: 0 K: 1 S: 5	H: 0 LOB: 0 BB: 0 P: 5	1B: 4 2B: 2 3B: 0 HR: 1	SF: 1 SAC: 0 DP: 0 HBP: 0	WP: 0 PB: 0 SB: 1 CS: 2	PA: 34					
<b>PITCHER</b>	IP	WLS	BF	H	R	ER	SO	BB	IBB	HBP	BLK	WP	HR	S	P	ERA	WHIP										
Don Newcombe, R ERA: 3.13 (1, 1)	4.0		17	5	2	2	4	0	0	0	0	0	1	25	25	4.50	1.250										
Brooks Lawrence, R ERA: 4.72 (5, 1)	5.0	W	16	2	0	0	2	1	0	0	0	0	0	19	23	0.00	0.600										

Batter	1	2	3	4	5	6	7	8	9	AB	R	H	RBI	BB	SO	LOB	BOTTOM										
Johnny Temple, R OBP: 0.396, SLG: 0.437 (1, 4)										4	0	2	0	0	0	0	Philadelphia Phillies @ Cincinnati Redlegs Crosley Field, Cincinnati, OH Sun Jul 26 1959, 3:33 AM EDT Unknown										
Vada Pinson, L OBP: 0.395, SLG: 0.504 (1, 8)										4	1	1	0	0	0	2											
Gus Bell, L OBP: 0.319, SLG: 0.449 (1, 9)										4	0	2	1	0	0	1											
Frank Robinson, R OBP: 0.421, SLG: 0.616 (1, 3)										3	1	1	0	1	0	1											
Jerry Lynch, L OBP: 0.326, SLG: 0.452 (1, 7)										4	1	1	2	0	0	3											
Jim Pendleton, R OBP: 0.318, SLG: 0.366 (9, 7)										0	0	0	0	0	0	0											
Ed Bailey, L OBP: 0.360, SLG: 0.393 (1, 2)										3	0	0	0	0	0	3											
Willie Jones, R OBP: 0.343, SLG: 0.465 (1, 5)										3	1	1	1	0	0	0											
Eddie Kasko, R OBP: 0.287, SLG: 0.299 (1, 6)										3	0	0	0	0	0	0											
Don Newcombe, L OBP: 0.402, SLG: 0.421 (1, 1)										1	0	0	0	0	1	0											
Brooks Lawrence, R OBP: 0.150, SLG: 0.175 (5, 1)										2	0	0	0	0	1	0											
<b>Inning Stats</b>	R: 0 E: 0 K: 0 S: 3	H: 1 LOB: 0 BB: 0 P: 3	R: 2 E: 0 K: 0 S: 5	H: 2 LOB: 0 BB: 0 P: 5	R: 0 E: 0 K: 1 S: 5	H: 0 LOB: 0 BB: 0 P: 5	R: 0 E: 0 K: 0 S: 4	H: 1 LOB: 1 BB: 0 P: 4	R: 0 E: 0 K: 1 S: 5	H: 0 LOB: 0 BB: 0 P: 5	R: 1 E: 0 K: 0 S: 5	H: 2 LOB: 2 BB: 1 P: 9	R: 1 E: 0 K: 0 S: 5	H: 2 LOB: 1 BB: 0 P: 5	R: 0 E: 0 K: 0 S: 3	H: 0 LOB: 0 BB: 0 P: 3	1B: 3 2B: 4 3B: 0 HR: 2	SF: 0 SAC: 0 DP: 1 HBP: 0	WP: 0 PB: 0 SB: 0 CS: 0	PA: 32							
<b>PITCHER</b>	IP	WLS	BF	H	R	ER	SO	BB	IBB	HBP	BLK	WP	HR	S	P	ERA	WHIP										
Robin Roberts, R ERA: 4.66 (1, 1)	8.0	L	32	8	4	4	2	1	0	0	0	0	2	35	39	4.50	1.125										







Batter	1	2	3	4	5	6	7	8	9	AB	R	H	RBI	BB	SO	LOB	TOP		
Don Blasingame, L (1.4)	1-3		3-1		1B				F7	5	1	2	1	0	0	1			
Joe Cunningham, L (1.9)	K		3-1		FC5					4	0	1	1	0	2	2			
Bill White, L (1.7)	FC6-4			5-3					1-3	4	0	2	0	0	0	1			
Ken Boyer, R (1.5)	FC6-4			G6-3					6-3	4	0	1	0	0	0	3			
Gino Cimoli, R (1.8)		4-3		G6-3					4-3	4	0	0	0	0	0	1			
George Crowe, L (1.3)		3-1			WP					2	1	1	0	2	0	0			
Alex Grammas, R (1.6)		6-3			F3				F9	4	0	0	0	0	0	3			
Hal Smith, R (1.2)			3-1						F9	3	1	2	1	0	0	1			
Jay Porter, R (8.2)			SH2-4							1	0	0	0	0	0	0			
Vinegar Bend Mizell, R (1.1)			SH2-4							0	0	0	0	0	0	0			
Marshall Bridges, S (4.1)										0	0	0	0	0	0	0			
Ray Jabonicki, R (5. PH)										1	0	0	0	0	0	1			
Dick Ricketts, L (5.1)										0	0	0	0	0	0	0			
Wally Shannon, L (7. PH)										1	0	0	0	0	0	0			
Hal Jeffcoat, R (7.1)										0	0	0	0	0	0	0			
Stan Musial, SLG: 0.429 (9. PH)										1	0	0	0	0	0	0			
<b>Inning Stats</b>	R: 0 E: 0 K: 1 S: 6	H: 1 LOB: 1 BB: 0 P: 6	R: 0 E: 0 K: 0 S: 3	H: 0 LOB: 0 BB: 0 P: 3	R: 0 E: 0 K: 0 S: 4	H: 1 LOB: 1 BB: 0 P: 4	R: 0 E: 0 K: 0 S: 3	H: 1 LOB: 0 BB: 0 P: 3	R: 3 E: 0 K: 1 S: 10	H: 5 LOB: 2 BB: 0 P: 10	R: 0 E: 0 K: 0 S: 3	H: 0 LOB: 1 BB: 1 P: 7	R: 0 E: 0 K: 1 S: 6	H: 1 LOB: 1 BB: 0 P: 6	R: 0 E: 0 K: 0 S: 3	H: 0 LOB: 0 BB: 0 P: 3	1B: 7 2B: 1 3B: 1 HR: 0	SF: 0 SAC: 1 DP: 1 HBP: 0	WP: 1 PA: 37 PB: 0 SB: 0 CS: 0
<b>PITCHER</b> Bob Purkey, R (1.1) ERA: 4.52	IP: 9.0 WLS: W BF: 37 H: 9 R: 3 ER: 3 SO: 3 BB: 2 IBB: 0 HBP: 0 BLK: 0 WP: 1 HR: 0 S: 41 P: 49 ERA: 3.00 WHIP: 1.222															<b>PITCHER</b>			

St. Louis Cardinals @ Cincinnati Redlegs  
Crosley Field, Cincinnati, OH  
Mon Jul 27 1959, 7:05 PM EDT  
Att: 8,911 - Unknown

AB 34  
R 3  
H 9  
RBI 3  
BB 2  
SO 3  
LOB 13



Batter	1	2	3	4	5	6	7	8	9	AB	R	H	RBI	BB	SO	LOB	BOTTOM		
Johnny Temple, R (1.4)	BB	6-3						1B		4	3	3	3	1	0	0			
Vada Pinson, L (1.8)	BB	1B		4-3				K		4	1	1	0	1	1	2			
Gus Bell, L (1.9)	1B			K						4	0	1	1	1	2	2			
Frank Robinson, R (1.3)	SF7			P4						3	0	0	1	1	1	1			
Willie Jones, R (1.5)	1B			F2				F8		3	1	1	0	1	0	2			
Frank Thomas, R (1.7)	FC6-4			F5						4	1	2	1	0	0	0			
Dutch Dotterer, R (1.2)	F8			SH5-4						3	1	1	1	0	0	3			
Eddie Kasko, R (1.6)	FC6-4			SH5-4						4	1	2	1	0	0	3			
Bob Purkey, R (1.1)		K		SH5-4						3	0	0	0	0	3	1			
<b>Inning Stats</b>	R: 2 E: 0 K: 0 S: 4	H: 1 LOB: 3 BB: 4 P: 20	R: 0 E: 0 K: 2 S: 8	H: 1 LOB: 0 BB: 0 P: 8	R: 0 E: 0 K: 0 S: 3	H: 1 LOB: 0 BB: 0 P: 3	R: 0 E: 0 K: 0 S: 3	H: 0 LOB: 0 BB: 0 P: 3	R: 1 E: 0 K: 3 S: 11	H: 2 LOB: 1 BB: 0 P: 11	R: 0 E: 0 K: 0 S: 4	H: 1 LOB: 2 BB: 1 P: 8	R: 0 E: 0 K: 0 S: 3	H: 0 LOB: 0 BB: 0 P: 3	R: 0 E: 0 K: 0 S: 3	H: 0 LOB: 0 BB: 0 P: 3	1B: 7 2B: 3 3B: 0 HR: 1	SF: 2 SAC: 1 DP: 0 HBP: 0	WP: 0 PA: 40 PB: 1 SB: 1 CS: 0
<b>PITCHER</b> Vinegar Bend Mizell, L (1.1) ERA: 3.62	IP: 3.1 WLS: L BF: 19 H: 5 R: 5 ER: 5 SO: 2 BB: 4 IBB: 0 HBP: 0 BLK: 0 WP: 0 HR: 1 S: 19 P: 35 ERA: 13.50 WHIP: 2.700															<b>PITCHER</b>			
Marshall Bridges, L (4.1) ERA: 4.23	IP: 0.2 WLS: 0 BF: 2 H: 0 R: 0 ER: 0 SO: 1 BB: 0 IBB: 0 HBP: 0 BLK: 0 WP: 0 HR: 0 S: 4 P: 4 ERA: 0.00 WHIP: 0.000															<b>PITCHER</b>			
Dick Ricketts, R (5.1) ERA: 5.93	IP: 2.0 WLS: 11 BF: 4 H: 2 R: 2 ER: 2 SO: 1 BB: 0 IBB: 1 HBP: 0 BLK: 0 WP: 0 HR: 0 S: 12 P: 16 ERA: 9.00 WHIP: 2.000															<b>PITCHER</b>			
Hal Jeffcoat, R (7.1) ERA: 5.02	IP: 2.0 WLS: 8 BF: 2 H: 1 R: 1 ER: 1 SO: 3 BB: 0 IBB: 0 HBP: 0 BLK: 0 WP: 0 HR: 0 S: 14 P: 14 ERA: 4.50 WHIP: 1.000															<b>PITCHER</b>			

St. Louis Cardinals @ Cincinnati Redlegs  
Crosley Field, Cincinnati, OH  
Mon Jul 27 1959, 7:05 PM EDT  
Att: 8,911 - Unknown

AB 32  
R 8  
H 11  
RBI 8  
BB 5  
SO 7  
LOB 14





Batter	1	2	3	4	5	6	7	8	9	AB	R	H	RBI	BB	SO	LOB	TOP					
Don Blasingame, L (1,4) OBP: 0.360, SLG: 0.362	4-0 1B SF7 BB		0-0 1B FC4-6 2B		0-0 4-3		4-0 1B BB		0-0 F8	3	2	1	0	2	0	0						
Joe Cunningham, L (1,9) OBP: 0.444, SLG: 0.466	0-0 SF7 1B		0-0 FC4-6 1B		0-0 4-3		4-0 FC3-6 BB		0-0 4-3	4	0	2	0	1	0	1						
Bill White, L (1,7) OBP: 0.361, SLG: 0.532 (6,3)	0-0 SF7		0-0 FC4-6 CS		0-0 FC3-6 1B		0-0 1B		0-0 6-3	4	1	1	2	0	0	2						
Ken Boyer, R (1,5) OBP: 0.382, SLG: 0.494	0-0 F8		0-0 1-3		0-0 1B 1B		0-0 F9			4	1	1	0	0	0	4						
Gino Cimoli, R (1,8) OBP: 0.344, SLG: 0.465 (6,7)	0-0 3-1				0-0 F9		0-0 1B 1B		0-3 K	4	0	1	1	0	1	1						
Stan Musial, L (1,3) OBP: 0.379, SLG: 0.428 (6,8)		0-0 1B			0-0 P6		0-0 F2		0-0 4-3	3	0	1	0	0	0	2						
Hal Smith, R (1,2) OBP: 0.311, SLG: 0.427		0-0 F7			0-0 L7		0-0 1B		0-0 1B	4	0	2	1	0	0	1						
Alex Grammas, R (1,6) OBP: 0.347, SLG: 0.329 (8,PH)		0-0 F8			0-0 P5		0-0 F9		0-0 1B	3	0	0	0	0	0	3						
Wally Shannon, L (8,PH) OBP: 0.471, SLG: 0.471 (8,6)		0-0 F8			0-0 F5		0-0 K		0-3 K	1	0	1	0	0	0	0						
Ernie Broglio, R (1,1) OBP: 0.171, SLG: 0.105 (7,1)		0-0 6-3								3	0	0	0	0	1	1						
Lindy McDaniel, R (8,PH) OBP: 0.370, SLG: 0.562										0	0	0	0	0	0	0						
George Crowe, L (8,PH) OBP: 0.323, SLG: 0.390										1	0	0	0	0	1	2						
Marshall Bridges, S (8,1) OBP: 0.313, SLG: 0.533										0	0	0	0	0	0	0						
<b>Inning Stats</b>	R: 1 E: 0 K: 0 S: 4	H: 1 LOB: 1 BB: 1 P: 8	R: 0 E: 0 K: 0 S: 4	H: 1 LOB: 1 BB: 0 P: 4	R: 1 E: 0 K: 0 S: 4	H: 2 LOB: 0 BB: 0 P: 4	R: 0 E: 0 K: 0 S: 3	H: 0 LOB: 0 BB: 0 P: 3	R: 0 E: 0 K: 0 S: 3	H: 0 LOB: 0 BB: 0 P: 3	R: 2 E: 0 K: 1 S: 6	H: 3 LOB: 2 BB: 1 P: 10	R: 0 E: 0 K: 1 S: 6	H: 1 LOB: 2 BB: 1 P: 10	R: 0 E: 0 K: 2 S: 9	H: 2 LOB: 2 BB: 0 P: 9	R: 0 E: 0 K: 0 S: 3	H: 0 LOB: 0 BB: 0 P: 3	1B: 9 2B: 1 3B: 0 HR: 0	SF: 1 SAC: 0 DP: 0 HBP: 0	WP: 0 PB: 0 SB: 0 CS: 1	PA: 39
<b>PITCHER</b>	IP	WLS	BF	H	R	ER	SO	BB	IBB	HBP	BLK	WP	HR	S	P	ERA	WHIP					
Jay Hook, R (1,1) ERA: 2.66	6.0		26	7	4	4	0	2	0	0	0	0	0	24	32	6.00	1.500					
Orlando Pena, R (7,1) ERA: 5.4	1.0		5	1	0	0	1	1	0	0	0	0	0	6	10	0.00	2.000					
Jim Brosnan, R (8,1) ERA: 4.12	1.0	W	5	2	0	0	2	0	0	0	0	0	0	9	9	0.00	2.000					
Brooks Lawrence, R (9,1) ERA: 4.68	1.0	S	3	0	0	0	0	0	0	0	0	0	0	3	3	0.00	0.000					

St. Louis Cardinals @ Cincinnati Redlegs  
Crosley Field, Cincinnati, OH  
Tue Jul 28 1959, 7:05 PM EDT  
Att: 9,084 - Unknown

AB	35
R	4
H	10
RBI	4
BB	3
SO	3
LOB	17



Batter	1	2	3	4	5	6	7	8	9	AB	R	H	RBI	BB	SO	LOB	BOTTOM				
Johnny Temple, R (1,4) OBP: 0.402, SLG: 0.449	0-0 F9		0-0 F9			0-0 6-3		0-0 SF8		4	0	1	3	0	0	0					
Vada Pinson, L (1,8) OBP: 0.371, SLG: 0.505	0-0 2B		0-0 L8			0-0 1B		0-0 K		5	0	3	1	0	1	2					
Gus Bell, L (1,9) OBP: 0.316, SLG: 0.441	0-0 P5				0-0 P5		0-0 K		0-3 K	4	0	1	0	0	1	3					
Frank Robinson, R (1,3) OBP: 0.415, SLG: 0.603	0-0 6-3				0-0 4-3		0-0 FC6-4		0-0 4-3	4	0	0	0	0	0	5					
Jerry Lynch, L (1,7) OBP: 0.325, SLG: 0.450 (8,PH)		4-0 FC6-4 BB			0-0 L4		0-0 1B		4-0 SH3-4	2	1	1	0	1	0	0					
Frank Thomas, R (8,PH) OBP: 0.287, SLG: 0.382 (9,7)		4-0 FC6-4 BB					0-0 1B		4-0 SH3-4	0	1	0	0	1	0	0					
Ed Bailey, L (1,2) OBP: 0.365, SLG: 0.396		4-0 FC6-4 BB			0-0 G5-4-3		0-0 1B		0-0 SH3-4	2	1	2	1	1	0	0					
Willie Jones, R (1,5) OBP: 0.298, SLG: 0.458 (8,PH)		0-0 FC6-4			0-0 F3		0-3 K		4-0 WP	3	0	0	0	1	1	4					
Eddie Kasko, R (8,PH) OBP: 0.287, SLG: 0.299 (9,5)		0-0 FC6-4			0-0 G5-4-3		0-0 K		4-0 WP	0	1	0	0	0	0	0					
Roy McMillan, R (1,6) OBP: 0.342, SLG: 0.476		0-0 7-2			0-0 G5-4-3		0-0 K		4-0 WP	3	1	1	1	1	0	3					
Jay Hook, L (1,1) OBP: 0.298, SLG: 0.298 (8,PH)					0-0 1-3		0-0 4-3		4-0 WP	1	0	0	0	0	0	0					
Whitely Lockman, L (7,1) OBP: 0.298, SLG: 0.298 (8,PH)							0-0 1B		4-0 WP	1	0	0	0	0	0	0					
John Powers, L (7,PH) OBP: 0.298, SLG: 0.298 (8,PH)							0-0 1B		4-0 WP	1	1	1	0	0	0	0					
Jim Brosnan, R (8,1) OBP: 0.298, SLG: 0.298 (8,PH)							0-0 1B		4-0 WP	0	0	0	0	0	0	0					
Jim Pendleton, R (8,PH) OBP: 0.298, SLG: 0.298 (8,PH)							0-0 1B		4-0 WP	0	0	0	0	0	0	0					
Brooks Lawrence, R (9,1) OBP: 0.298, SLG: 0.298 (8,PH)							0-0 1B		4-0 WP	0	0	0	0	0	0	0					
<b>Inning Stats</b>	R: 0 E: 0 K: 0 S: 4	H: 1 LOB: 1 BB: 0 P: 4	R: 0 E: 0 K: 0 S: 2	H: 0 LOB: 1 BB: 2 P: 10	R: 0 E: 0 K: 0 S: 3	H: 0 LOB: 0 BB: 0 P: 3	R: 0 E: 0 K: 0 S: 3	H: 0 LOB: 0 BB: 0 P: 3	R: 0 E: 0 K: 0 S: 5	H: 2 LOB: 2 BB: 0 P: 5	R: 4 E: 0 K: 2 S: 12	H: 5 LOB: 2 BB: 1 P: 16	R: 2 E: 0 K: 1 S: 6	H: 1 LOB: 2 BB: 3 P: 18	R: 0 E: 0 K: 0 S: 3	H: 0 LOB: 0 BB: 0 P: 3	1B: 8 2B: 3 3B: 0 HR: 0	SF: 1 SAC: 1 DP: 2 HBP: 0	WP: 1 PB: 0 SB: 0 CS: 0	PA: 38	
<b>PITCHER</b>	IP	WLS	BF	H	R	ER	SO	BB	IBB	HBP	BLK	WP	HR	S	P	ERA	WHIP				
Ernie Broglio, R (1,1) ERA: 5.11	1.1		7	4	4	4	1	3	0	0	0	0	0	26	38	5.68	1.579				
Lindy McDaniel, R (7,1) ERA: 2.56	0.2		4	2	0	0	1	0	0	0	0	0	0	6	6	0.00	3.000				
Marshall Bridges, L (8,1) ERA: 4.53	1.0	L	7	1	2	2	1	1	2	0	0	1	0	6	18	18.00	2.000				

St. Louis Cardinals @ Cincinnati Redlegs  
Crosley Field, Cincinnati, OH  
Tue Jul 28 1959, 7:05 PM EDT  
Att: 9,084 - Unknown

AB	30
R	6
H	10
RBI	6
BB	6
SO	3
LOB	17





Batter	1	2	3	4	5	6	7	8	9	AB	R	H	RBI	BB	SO	LOB	TOP			
Don Blasingame, L (1,4) OBP: 0.361, SLG: 0.364										4	1	2	0	0	0	2	<b>St. Louis Cardinals @ Cincinnati Redlegs</b> Crosley Field, Cincinnati, OH Wed Jul 29 1959, 7:05 PM EDT Att: 8,909 - Unknown			
Alex Grammas, R (1,6) OBP: 0.346, SLG: 0.329										3	1	1	0	0	0	2				
Ray Jablonski, R (8, PH) OBP: 0.333, SLG: 0.432										1	0	0	0	0	0	0				
Lindy McDaniel, R (8, 1) OBP: 0.138, SLG: 0.038										0	0	0	0	0	0	0				
Jack Urban, R (8, 1)										0	0	0	0	0	0	0				
Bill White, L (1,3) OBP: 0.377, SLG: 0.526										4	0	0	0	0	1	3				
Ken Boyer, R (1,5) OBP: 0.381, SLG: 0.490										3	0	0	1	1	0	2				
Gino Cimoli, R (1,8) OBP: 0.343, SLG: 0.468										4	0	1	1	0	0	1				
Joe Cunningham, L (1,9) OBP: 0.442, SLG: 0.463										4	0	1	0	0	0	1				
Gene Oliver, R (1,7) OBP: 0.269, SLG: 0.404										4	0	0	0	0	2	2				
Jay Porter, R (1,2) OBP: 0.304, SLG: 0.297										3	0	1	0	0	0	0				
Larry Jackson, R (1,1) OBP: 0.143, SLG: 0.145										2	0	0	0	0	0	1				
Dick Gray, R (8, PH) OBP: 0.308, SLG: 0.338										1	0	1	0	0	0	0				
<b>Inning Stats</b>	R: 2 E: 0 K: 0 S: 6	H: 3 LOB: 1 BB: 0 P: 6	R: 0 E: 0 K: 1 S: 5	H: 0 LOB: 0 BB: 0 P: 5	R: 0 E: 0 K: 1 S: 6	H: 1 LOB: 1 BB: 0 P: 6	R: 0 E: 0 K: 1 S: 5	H: 0 LOB: 0 BB: 0 P: 5	R: 0 E: 0 K: 0 S: 4	H: 1 LOB: 1 BB: 0 P: 4	R: 0 E: 0 K: 0 S: 3	H: 0 LOB: 0 BB: 0 P: 3	R: 0 E: 0 K: 0 S: 3	H: 1 LOB: 0 BB: 0 P: 3	R: 0 E: 0 K: 0 S: 3	H: 1 LOB: 2 BB: 1 P: 8	1B: 6 2B: 1 3B: 1 HR: 0	SF: 0 SAC: 0 DP: 1 HBP: 0	WP: 0 PB: 0 SB: 0 CS: 0	PA: 34
<b>PITCHER</b> Joe Nuxhall, L (1,1) ERA: 4.75	IP: 9.0 WLS: W BF: 34	H: 7 R: 2 ER: 2 SO: 3	BB: 1 IBB: 0 HBP: 0 BLK: 0	WP: 0 HR: 0 S: 39 P: 43	ERA: 2.00 WHIP: 0.889	<b>PITCHER</b>														

AB 33  
R 2  
H 7  
RBI 2  
BB 1  
SO 3  
LOB 14



Batter	1	2	3	4	5	6	7	8	9	AB	R	H	RBI	BB	SO	LOB	BOTTOM													
Johnny Temple, R (1,4) OBP: 0.402, SLG: 0.452										4	0	2	1	0	1	0	<b>St. Louis Cardinals @ Cincinnati Redlegs</b> Crosley Field, Cincinnati, OH Wed Jul 29 1959, 7:05 PM EDT Att: 8,909 - Unknown													
Vada Pinson, L (1,8) OBP: 0.374, SLG: 0.505										4	1	2	2	1	0	1														
Gus Bell, L (1,9) OBP: 0.313, SLG: 0.436										4	0	0	0	0	0	4														
Frank Robinson, R (1,3) OBP: 0.416, SLG: 0.604										3	2	1	0	1	0	2														
Jerry Lynch, L (1,7) OBP: 0.324, SLG: 0.447										4	1	1	1	0	1	3														
Jim Pendleton, R (9, 7) OBP: 0.323, SLG: 0.360										0	0	0	0	0	0	0														
Ed Bailey, L (1,2) OBP: 0.367, SLG: 0.396										3	1	1	1	1	0	1														
Willie Jones, R (1,5) OBP: 0.346, SLG: 0.461										3	2	1	2	1	0	2														
Roy McMillan, R (1,6) OBP: 0.349, SLG: 0.476										2	2	1	0	1	0	0														
Joe Nuxhall, L (1,1) OBP: 0.235, SLG: 0.219										4	0	1	1	0	1	3														
<b>Inning Stats</b>	R: 0 E: 0 K: 0 S: 4	H: 1 LOB: 2 BB: 1 P: 8	R: 2 E: 0 K: 0 S: 4	H: 1 LOB: 1 BB: 1 P: 9	R: 1 E: 1 K: 1 S: 7	H: 2 LOB: 1 BB: 0 P: 7	R: 0 E: 0 K: 1 S: 5	H: 1 LOB: 0 BB: 0 P: 5	R: 0 E: 0 K: 0 S: 3	H: 0 LOB: 0 BB: 0 P: 3	R: 0 E: 0 K: 0 S: 3	H: 0 LOB: 0 BB: 0 P: 3	R: 0 E: 0 K: 0 S: 3	H: 0 LOB: 0 BB: 0 P: 3	R: 6 E: 0 K: 1 S: 10	H: 5 LOB: 3 BB: 3 P: 22	1B: 6 2B: 4 3B: 0 HR: 0	SF: 1 SAC: 1 DP: 1 HBP: 1	WP: 2 PB: 0 SB: 1 CS: 0	PA: 39										
<b>PITCHER</b> Larry Jackson, R (1,1) ERA: 3.54	IP: 7.0 WLS: L BF: 29	H: 5 R: 3 ER: 3 SO: 2	BB: 2 IBB: 0 HBP: 1 BLK: 0	WP: 0 HR: 0 S: 29 P: 38	ERA: 3.86 WHIP: 1.000	<b>PITCHER</b>																								
Lindy McDaniel, R (8, 1) ERA: 2.99	0.1	6	3	5	5	0	1	1	0	0	1	0	4	12	135.00	12.000														
Jack Urban, R (8, 1) ERA: 6.0	0.2	5	2	1	1	1	0	1	0	0	0	0	6	10	13.50	3.000														

AB 31  
R 9  
H 10  
RBI 8  
BB 5  
SO 3  
LOB 16









Batter	1	2	3	4	5	6	7	8	9	AB	R	H	RBI	BB	SO	LOB	TOP										
<b>Tony Taylor, R</b> OBP: 0.327, SLG: 0.370 (1,4)	0-0 3-1 14 1B 2B		4-0 2B BB	0-0 6-3			0-0 5-3		0-0 F7	4	2	1	0	1	0	1											
<b>Alvin Dark, R</b> OBP: 0.316, SLG: 0.339 (1,5)	0-0 3-1		0-0 2B 1B			0-0 5-3	0-3 K			4	0	1	0	0	1	1											
<b>Jim Marshall, L</b> OBP: 0.328, SLG: 0.409 (1,3)	0-0 L3		0-0 2B			0-3 K		0-0 14 L6-4 2B		4	0	2	1	0	1	1											
<b>14 Ernie Banks, R</b> OBP: 0.370, SLG: 0.599 (1,6)	0-0 FC6-4 1B		4-0 G4-6-3 IBB			0-0 1B		0-0 L6-4		3	0	2	1	1	0	1											
<b>Walt Moryn, L</b> OBP: 0.307, SLG: 0.356 (1,7)	0-0 FC6-4		0-3 K			0-0 F8		0-3 K		4	0	0	0	0	2	5											
<b>Sammy Taylor, L</b> OBP: 0.313, SLG: 0.385 (1,2)		0-0 G5-4-3 1B	0-0 G4-6-3			0-0 F9			0-0 F8	4	0	1	0	0	0	3											
<b>Bobby Thomson, R</b> OBP: 0.328, SLG: 0.417 (1,9)		0-0 G5-4-3		0-3 K		0-0 F7		0-0 HR 1B		4	1	1	0	0	1	1											
<b>George Altman, L</b> OBP: 0.313, SLG: 0.359 (1,8)		4-0 BB		0-0 S 1B		0-0 P6		0-0 HR		3	1	2	2	1	0	0											
<b>Bob Anderson, R</b> OBP: 0.151, SLG: 0.137 (1,1)		0-3 K		0-3 K			0-0 4-3		0-0 6-3	2	0	0	0	0	2	2											
<b>Bill Henry, L</b> OBP: 0.190, SLG: 0.150 (4,1)										0	0	0	0	0	0	0											
<b>Dale Long, L</b> OBP: 0.318, SLG: 0.458 (7,PH)										1	0	0	0	0	0	0											
<b>Don Elston, R</b> OBP: 0.182, SLG: 0.182 (7,1)										1	0	0	0	0	0	0											
<b>Inning Stats</b>	R: 1 E: 0 K: 0 S: 5	H: 2 LOB: 1 BB: 0 P: 5	R: 0 E: 0 K: 1 S: 5	H: 1 LOB: 1 BB: 1 P: 9	R: 1 E: 0 K: 1 S: 6	H: 2 LOB: 2 BB: 2 P: 14	R: 0 E: 0 K: 2 S: 8	H: 1 LOB: 0 BB: 0 P: 8	R: 0 E: 0 K: 1 S: 6	H: 0 LOB: 0 BB: 0 P: 3	R: 0 E: 0 K: 1 S: 5	H: 0 LOB: 0 BB: 0 P: 5	R: 0 E: 0 K: 1 S: 5	H: 1 LOB: 0 BB: 0 P: 5	R: 2 E: 0 K: 0 S: 5	H: 2 LOB: 0 BB: 0 P: 5	1B: 6 2B: 4 3B: 0 HR: 1	SF: 0 SAC: 0 DP: 3 HBP: 0	WP: 0 PB: 0 SB: 1 CS: 0	PA: 37							
<b>PITCHER</b>	IP	WLS	BF	H	R	ER	SO	BB	IBB	HBP	BLK	WP	HR	S	P	ERA	WHIP										
<b>Don Newcombe, R</b> ERA: 3.11 (1,1)	7.0		29	7	2	2	6	2	1	0	0	0	0	38	50	2.57	1.286										
<b>Jim Brosnan, R</b> ERA: 4.24 (8,1)	2.0	W	8	3	2	2	1	0	0	0	0	0	1	10	10	9.00	1.500										

**Chicago Cubs @ Cincinnati Redlegs**  
Crosley Field, Cincinnati, OH  
Fri Jul 31 1959, 7:05 PM EDT  
Att: 13,846 - Unknown

AB	34
R	4
H	10
RBI	4
BB	3
SO	7
LOB	15



Batter	1	2	3	4	5	6	7	8	9	AB	R	H	RBI	BB	SO	LOB	BOTTOM										
<b>Johnny Temple, R</b> OBP: 0.403, SLG: 0.450 (1,4)	4-0 FC4-6 BB		0-0 SH1-3	0-0 E7			0-0 F8			2	0	1	2	1	0	0											
<b>Vada Pinson, L</b> OBP: 0.374, SLG: 0.502 (1,8)	0-0 FC4-6 CS		0-0 1B	0-0 K			0-0 F7			4	0	1	0	0	1	3											
<b>Gus Bell, L</b> OBP: 0.311, SLG: 0.432 (1,9)	0-0 P6		0-0 1B	0-3 K			0-0 F3			4	0	1	1	0	1	3											
<b>Frank Robinson, R</b> OBP: 0.409, SLG: 0.591 (1,3)		0-0 F9	0-0 G1-4-3			0-0 P4		0-3 K		4	0	0	0	0	1	2											
<b>Jerry Lynch, L</b> OBP: 0.322, SLG: 0.441 (1,7)		0-0 F7		0-0 1B G1 BB 1B		0-0 6-3		0-0 P3		4	1	1	0	0	0	0											
<b>Jim Pendleton, R</b> OBP: 0.323, SLG: 0.360 (9,7)										0	0	0	0	0	0	0											
<b>Ed Bailey, L</b> OBP: 0.397, SLG: 0.395 (1,2)		0-0 S 1B		0-0 G1		0-3 K		0-0 6-3		4	0	1	0	0	1	1											
<b>Willie Jones, R</b> OBP: 0.340, SLG: 0.448 (1,5)		4-0 BB		0-0 E5 BB 1B E		0-0 F2		0-3 K		3	1	0	0	1	1	1											
<b>Roy McMillan, R</b> OBP: 0.343, SLG: 0.465 (1,6)		0-3 K		0-0 BB E 1B		0-0 6-3		0-3 K		4	1	1	0	0	2	2											
<b>Don Newcombe, L</b> OBP: 0.413, SLG: 0.418 (1,1)			0-0 1B SH1-3 1B	4-0 E BB		0-0 L5		0-0 HR		2	1	1	1	1	0	0											
<b>Jim Brosnan, R</b> ERA: 2.46 (8,1)										0	0	0	0	0	0	0											
<b>John Powers, L</b> OBP: 0.313, SLG: 0.548 (9,PH)										1	1	1	1	0	0	0											
<b>Inning Stats</b>	R: 0 E: 0 K: 0 S: 2	H: 0 LOB: 0 BB: 1 P: 6	R: 0 E: 0 K: 1 S: 6	H: 1 LOB: 2 BB: 1 P: 10	R: 1 E: 0 K: 0 S: 5	H: 3 LOB: 1 BB: 0 P: 5	R: 3 E: 2 K: 2 S: 11	H: 3 LOB: 2 BB: 1 P: 15	R: 0 E: 0 K: 1 S: 5	H: 0 LOB: 0 BB: 0 P: 5	R: 0 E: 0 K: 0 S: 3	H: 0 LOB: 0 BB: 0 P: 3	R: 0 E: 0 K: 1 S: 5	H: 0 LOB: 0 BB: 0 P: 5	R: 1 E: 0 K: 2 S: 7	H: 1 LOB: 0 BB: 0 P: 7	1B: 7 2B: 0 3B: 0 HR: 1	SF: 0 SAC: 1 DP: 1 HBP: 0	WP: 0 PB: 0 SB: 1 CS: 1	PA: 36							
<b>PITCHER</b>	IP	WLS	BF	H	R	ER	SO	BB	IBB	HBP	BLK	WP	HR	S	P	ERA	WHIP										
<b>Bob Anderson, R</b> ERA: 3.63 (1,1)	3.1		19	7	4	3	1	3	0	0	0	0	0	18	30	8.10	3.000										
<b>Bill Henry, L</b> ERA: 2.46 (4,1)	2.2		8	0	0	0	3	0	0	0	0	0	0	14	14	0.00	0.000										
<b>Don Elston, R</b> ERA: 3.16 (7,1)	2.2	L	9	1	1	1	3	0	0	0	0	0	1	15	15	3.38	0.375										

**Chicago Cubs @ Cincinnati Redlegs**  
Crosley Field, Cincinnati, OH  
Fri Jul 31 1959, 7:05 PM EDT  
Att: 13,846 - Unknown

AB	32
R	5
H	8
RBI	5
BB	3
SO	7
LOB	12





Batter	1	2	3	4	5	6	7	8	9	AB	R	H	RBI	BB	SO	LOB	TOP		
Tony Taylor, R OBP: 0.326, SLG: 0.369 (1, 4)										4	1	1	0	0	0	1			
Alvin Dark, R OBP: 0.316, SLG: 0.337 Ed Donnelly, R (5, 1)										2	0	0	0	1	0	2			
Dale Long, L OBP: 0.317, SLG: 0.456 Elmer Singleton, R (8, PH)										1	0	0	0	0	1	0			
Jim Marshall, L OBP: 0.320, SLG: 0.399 (1, 3)										4	0	0	0	0	1	3			
14 Ernie Banks, R OBP: 0.369, SLG: 0.596 (1, 6)										4	1	1	1	0	0	2			
Walt Moryn, L OBP: 0.313, SLG: 0.362 (1, 7)										4	1	3	1	0	0	2			
Sammy Taylor, L OBP: 0.312, SLG: 0.382 (1, 2)										4	0	1	0	0	0	2			
Bobby Thomson, R OBP: 0.327, SLG: 0.413 (1, 9)										3	0	0	0	1	0	2			
George Altman, L OBP: 0.308, SLG: 0.353 (1, 8)										4	0	0	0	0	3	1			
Glen Hobbie, R OBP: 0.173, SLG: 0.160 John Buzhardt, R OBP: 0.315, SLG: 0.120 Art Schult, R OBP: 0.297, SLG: 0.303 Don Eaddy, R (5, 5)										1	0	0	0	0	0	1			
<b>Inning Stats</b>	R: 2 E: 0 K: 1 S: 8	H: 3 LOB: 1 BB: 0 P: 8	R: 0 E: 0 K: 0 S: 3	H: 0 LOB: 1 BB: 1 P: 7	R: 0 E: 1 K: 0 S: 3	H: 0 LOB: 0 BB: 1 P: 7	R: 0 E: 0 K: 1 S: 5	H: 0 LOB: 0 BB: 0 P: 5	R: 0 E: 1 K: 0 S: 4	H: 0 LOB: 1 BB: 0 P: 4	R: 0 E: 0 K: 2 S: 7	H: 0 LOB: 0 BB: 0 P: 7	R: 0 E: 0 K: 1 S: 5	H: 0 LOB: 0 BB: 0 P: 5	R: 1 E: 0 K: 1 S: 6	H: 2 LOB: 2 BB: 0 P: 6	1B: 6 2B: 1 3B: 0 HR: 0	SF: 0 SAC: 0 DP: 2 HBP: 0	WP: 0 PA: 35 PB: 1 SB: 0 CS: 0
<b>PITCHER</b> Bob Purkey, R ERA: 4.43 (1, 1)	IP: 9.0 WLS: W BF: 35 H: 6 R: 3 ER: 3 SO: 6 BB: 2 IBB: 0 HBP: 0 BLK: 0 WP: 0 HR: 0 S: 45 P: 53 ERA: 3.00 WHIP: 0.889															<b>PITCHER</b>			

Chicago Cubs @ Cincinnati Redlegs  
Crosley Field, Cincinnati, OH  
Sat Aug 01 1959, 3:33 AM EDT  
Att: 6,622 - Unknown

AB	33
R	3
H	6
RBI	2
BB	2
SO	6
LOB	16



Batter	1	2	3	4	5	6	7	8	9	AB	R	H	RBI	BB	SO	LOB	BOTTOM
Johnny Temple, R OBP: 0.407, SLG: 0.452 (1, 4)										3	2	2	0	2	0	1	
Vada Pinson, L OBP: 0.376, SLG: 0.510 (1, 8)										5	3	3	2	0	0	2	
Gus Bell, L OBP: 0.312, SLG: 0.431 (1, 9)										5	1	2	1	0	0	1	
Frank Robinson, R OBP: 0.404, SLG: 0.583 (1, 3)										5	0	0	0	0	1	4	
Jerry Lynch, L OBP: 0.323, SLG: 0.451 (1, 7)										5	2	2	2	0	0	2	
Ed Bailey, L OBP: 0.368, SLG: 0.395 (1, 2)										5	1	2	1	0	1	0	
Roy McMillan, R OBP: 0.348, SLG: 0.468 (1, 6)										5	1	3	0	0	0	1	
Eddie Kasko, R OBP: 0.291, SLG: 0.298 (1, 5)										4	1	1	0	1	1	4	
Bob Purkey, R OBP: 0.291, SLG: 0.347 (1, 1)										4	1	2	4	0	1	5	
<b>Inning Stats</b>	R: 2 E: 0 K: 1 S: 6	H: 1 LOB: 0 BB: 1 P: 10	R: 0 E: 0 K: 0 S: 4	H: 2 LOB: 0 BB: 0 P: 4	R: 7 E: 0 K: 0 S: 10	H: 7 LOB: 1 BB: 1 P: 14	R: 1 E: 0 K: 0 S: 4	H: 1 LOB: 0 BB: 0 P: 4	R: 0 E: 1 K: 1 S: 9	H: 3 LOB: 3 BB: 1 P: 13	R: 0 E: 0 K: 0 S: 4	H: 1 LOB: 1 BB: 0 P: 4	R: 0 E: 0 K: 1 S: 6	H: 1 LOB: 1 BB: 0 P: 6	1B: 13 2B: 1 3B: 0 HR: 3	SF: 0 SAC: 0 DP: 1 HBP: 0	WP: 0 PA: 44 PB: 1 SB: 0 CS: 0
<b>PITCHER</b> Glen Hobbie, R ERA: 3.53 John Buzhardt, R ERA: 4.54 Ed Donnelly, R ERA: 3.0 Elmer Singleton, R ERA: 2.72	IP: 2.1 WLS: L BF: 14 H: 6 R: 6 ER: 6 SO: 1 BB: 0 IBB: 0 HBP: 0 BLK: 0 WP: 0 HR: 1 S: 14 P: 22 ERA: 23.14 WHIP: 3.429															<b>PITCHER</b>	

Chicago Cubs @ Cincinnati Redlegs  
Crosley Field, Cincinnati, OH  
Sat Aug 01 1959, 3:33 AM EDT  
Att: 6,622 - Unknown

AB	41
R	12
H	17
RBI	10
BB	3
SO	4
LOB	20





Batter	1	2	3	4	5	6	7	8	9	AB	R	H	RBI	BB	SO	LOB	TOP					
Tony Taylor, R (1,4) OBP: 0.326, SLG: 0.368										4	0	1	0	0	1	1						
Alvin Dark, R (1,5) OBP: 0.313, SLG: 0.333										4	0	0	0	0	0	1						
Jim Marshall, L (1,3) OBP: 0.324, SLG: 0.398										3	0	1	0	1	0	0						
14 Ernie Banks, R (1,6) OBP: 0.370, SLG: 0.596										3	0	1	0	1	0	1						
Walt Moryn, L (1,7) OBP: 0.313, SLG: 0.358										3	0	0	0	1	2	3						
Sammy Taylor, L (1,2) OBP: 0.314, SLG: 0.382										3	0	1	0	1	1	2						
Lee Walls, R (1,9) OBP: 0.334, SLG: 0.381										2	0	0	0	0	0	1						
Irv Noren, L (7, PH) OBP: 0.333, SLG: 0.333										1	0	0	0	0	0	2						
George Altman, L (1,8) OBP: 0.305, SLG: 0.349										3	0	0	0	0	1	0						
Dave Hillman, R (1,1) OBP: 0.260, SLG: 0.159										1	0	0	0	0	0	0						
Dale Long, L (6, PH) OBP: 0.319, SLG: 0.462										1	0	1	0	0	0	0						
Bill Henry, L (6, PH) OBP: 0.190, SLG: 0.150										0	0	0	0	0	0	0						
Earl Averill, R (8, PH) OBP: 0.306, SLG: 0.504										1	0	0	0	0	1	0						
Art Ceccarelli, R (8,1) OBP: 0.097, SLG: 0.067										0	0	0	0	0	0	0						
<b>Inning Stats</b>	R: 0 E: 0 K: 1 S: 5	H: 0 LOB: 0 BB: 0 P: 5	R: 0 E: 0 K: 1 S: 6	H: 1 LOB: 1 BB: 0 P: 6	R: 0 E: 0 K: 1 S: 6	H: 1 LOB: 1 BB: 0 P: 6	R: 0 E: 0 K: 0 S: 2	H: 0 LOB: 0 BB: 1 P: 6	R: 0 E: 0 K: 0 S: 3	H: 0 LOB: 0 BB: 0 P: 3	R: 0 E: 0 K: 0 S: 3	H: 1 LOB: 0 BB: 0 P: 3	R: 0 E: 0 K: 0 S: 2	H: 0 LOB: 0 BB: 3 P: 14	R: 0 E: 0 K: 1 S: 5	H: 0 LOB: 0 BB: 0 P: 5	R: 0 E: 0 K: 2 S: 9	H: 2 LOB: 2 BB: 0 P: 9	1B: 3 2B: 3 3B: 0 HR: 0	SF: 0 SAC: 0 DP: 2 HBP: 0	WP: 0 PB: 0 SB: 1 CS: 1	PA: 33
<b>PITCHER</b>	IP WLS BF H R ER SO BB IBB HBP BLK WP HR S P ERA WHIP																					
Jay Hook, R (1,1) ERA: 2.08	6.2 W 24 3 0 0 3 4 0 0 0 0 0 0 26 42 0.00 1.050																					
Brooks Lawrence, R (7,1) ERA: 4.5	2.1 S 9 2 0 0 3 0 0 0 0 0 0 0 15 15 0.00 0.857																					

Chicago Cubs @ Cincinnati Redlegs  
Crosley Field, Cincinnati, OH  
Sun Aug 02 1959, 3:33 AM EDT  
Att: 15,750 - Unknown


AB	29
R	0
H	5
RBI	0
BB	4
SO	6
LOB	11



Batter	1	2	3	4	5	6	7	8	9	AB	R	H	RBI	BB	SO	LOB	BOTTOM			
Johnny Temple, R (1,4) OBP: 0.404, SLG: 0.447										4	0	0	0	0	0	4				
Vada Pinson, L (1,8) OBP: 0.375, SLG: 0.508										4	1	1	1	0	2	0				
Gus Bell, L (1,9) OBP: 0.314, SLG: 0.432										4	0	2	0	0	0	0				
Whitey Lockman, L (1,3) OBP: 0.284, SLG: 0.255										4	0	0	0	0	1	2				
Jerry Lynch, L (1,7) OBP: 0.325, SLG: 0.452										4	0	2	0	0	0	0				
Jim Pendleton, R (9,7) OBP: 0.323, SLG: 0.360										0	0	0	0	0	0	0				
Ed Bailey, L (1,2) OBP: 0.370, SLG: 0.397										4	0	2	0	0	0	1				
Roy McMillan, R (1,6) OBP: 0.344, SLG: 0.462										3	0	0	0	0	0	2				
Eddie Kasko, R (1,5) OBP: 0.297, SLG: 0.300										2	1	1	0	1	0	2				
Jay Hook, L (1,1) Brooks Lawrence, R (7,1) OBP: 0.150, SLG: 0.175										2	0	0	0	0	1	5				
<b>Inning Stats</b>	R: 0 E: 0 K: 1 S: 5	H: 0 LOB: 0 BB: 0 P: 5	R: 0 E: 1 K: 0 S: 4	H: 1 LOB: 1 BB: 0 P: 4	R: 2 E: 0 K: 1 S: 8	H: 3 LOB: 1 BB: 0 P: 8	R: 0 E: 0 K: 0 S: 5	H: 1 LOB: 2 BB: 0 P: 5	R: 0 E: 0 K: 0 S: 4	H: 1 LOB: 1 BB: 0 P: 4	R: 0 E: 0 K: 1 S: 7	H: 2 LOB: 3 BB: 1 P: 11	R: 0 E: 0 K: 1 S: 5	H: 0 LOB: 0 BB: 0 P: 5	R: 0 E: 0 K: 0 S: 3	H: 0 LOB: 0 BB: 0 P: 3	1B: 8 2B: 0 3B: 0 HR: 0	SF: 0 SAC: 2 DP: 0 HBP: 0	WP: 0 PB: 0 SB: 2 CS: 0	PA: 34
<b>PITCHER</b>	IP WLS BF H R ER SO BB IBB HBP BLK WP HR S P ERA WHIP																			
Dave Hillman, R (1,1) ERA: 3.38	5.0 L 22 6 2 2 2 2 0 0 0 0 0 0 26 26 3.60 1.200																			
Bill Henry, L (6,1) ERA: 2.41	2.0 9 2 0 0 2 0 1 0 0 0 0 0 12 16 0.00 1.000																			
Art Ceccarelli, L (8,1) ERA: 3.18	1.0 3 0 0 0 0 0 0 0 0 0 0 0 3 3 0.00 0.000																			

Chicago Cubs @ Cincinnati Redlegs  
Crosley Field, Cincinnati, OH  
Sun Aug 02 1959, 3:33 AM EDT  
Att: 15,750 - Unknown

AB	31
R	2
H	8
RBI	1
BB	1
SO	4
LOB	16





Batter	1	2	3	4	5	6	7	8	9	AB	R	H	RBI	BB	SO	LOB	TOP					
Johnny Temple, R OBP: 0.402, SLG: 0.444	6-3		SF8		G5-4-3				6-3	3	0	0	1	1	0	1	<b>Cincinnati Redlegs @ Los Angeles Dodgers</b> Los Angeles Memorial Coliseum, Los Angeles, CA Tue Aug 04 1959, 10:05 PM EDT Att: 17,446 - Unknown <a href="http://livebaseballscorecards.com">livebaseballscorecards.com</a>					
Vada Pinson, L OBP: 0.376, SLG: 0.515	K		HR			CS	HBP	L5		4	1	2	2	0	1	3						
Gus Bell, L OBP: 0.314, SLG: 0.429	4-3		F6			CS	HBP	6-3		3	0	0	0	0	0	0						
Frank Robinson, R OBP: 0.400, SLG: 0.577	K				K			6-3		4	0	0	0	0	3	2						
Jerry Lynch, L OBP: 0.324, SLG: 0.459	K				K					4	1	1	1	0	2	1						
Ed Bailey, L OBP: 0.368, SLG: 0.392	G3							L6	E6	3	0	0	0	1	0	0						
Willie Jones, R OBP: 0.339, SLG: 0.445			K		F6			2B	F9	4	0	1	0	0	1	2						
Roy McMillan, R OBP: 0.350, SLG: 0.469			2B	SF8	BB			6-3		3	1	2	0	1	0	0						
Joe Nuxhall, L OBP: 0.263, SLG: 0.278			SF8	HR	2B			4-3	6-3	4	1	2	0	0	0	2						
Inning Stats	R: 0 E: 0 K: 1 S: 5	H: 0 LOB: 0 BB: 0 P: 9	R: 0 E: 0 K: 2 S: 11	H: 0 LOB: 0 BB: 0 P: 17	R: 3 E: 0 K: 1 S: 10	H: 2 LOB: 0 BB: 1 P: 20	R: 0 E: 0 K: 2 S: 10	H: 0 LOB: 1 BB: 1 P: 16	R: 0 E: 0 K: 0 S: 8	H: 1 LOB: 0 BB: 0 P: 12	R: 0 E: 0 K: 1 S: 8	H: 1 LOB: 1 BB: 0 P: 14	R: 0 E: 0 K: 0 S: 13	H: 2 LOB: 3 BB: 1 P: 21	R: 1 E: 1 K: 0 S: 6	H: 1 LOB: 1 BB: 0 P: 14		R: 0 E: 0 K: 0 S: 5	H: 1 LOB: 0 BB: 0 P: 6	1B: 4 2B: 3 3B: 0 HR: 2	SF: 1 SAC: 0 DP: 2 HBP: 1	WP: 0 PB: 0 SB: 0 CS: 2
PITCHER	IP	WLS	BF	H	R	ER	SO	BB	IBB	HBP	BLK	WP	HR	S	P	ERA	WHIP					
Stan Williams, R ERA: 4.03	(1, 1)	6.1	L	26	6	3	3	7	2	0	1	0	0	1	60	100	4.26	1.263				
Roger Craig, R ERA: 1.59	(7, 1)	1.2		8	1	1	1	0	1	0	0	0	0	1	11	23	5.40	1.200				
Clem Labine, R ERA: 3.47	(9, 1)	1.0		3	1	0	0	0	0	0	0	0	0	5	6	0.00	1.000					

Batter	1	2	3	4	5	6	7	8	9	AB	R	H	RBI	BB	SO	LOB	BOTTOM					
Jim Gilliam, S OBP: 0.426, SLG: 0.384	F5		K			F8		F8		4	0	0	0	0	1	2	<b>Cincinnati Redlegs @ Los Angeles Dodgers</b> Los Angeles Memorial Coliseum, Los Angeles, CA Tue Aug 04 1959, 10:05 PM EDT Att: 17,446 - Unknown <a href="http://livebaseballscorecards.com">livebaseballscorecards.com</a>					
Charlie Neal, R OBP: 0.352, SLG: 0.482	K		E6			F4		F7		4	0	0	0	0	1	2						
Wally Moon, L OBP: 0.377, SLG: 0.440	HR		K						F9	3	1	1	1	1	1	2						
Chuck Essegian, R OBP: 0.182, SLG: 0.256	4-3				K			F6		4	0	0	0	0	2	1						
Norm Larker, L OBP: 0.356, SLG: 0.444			L5-3	BB		F8		B5-3	F7	3	0	0	0	1	0	0						
Don Demeter, R OBP: 0.290, SLG: 0.450			L5-3			F7		K		3	0	0	0	0	1	1						
Joe Pignatano, R OBP: 0.317, SLG: 0.300			K			F5		K		3	0	0	0	0	2	0						
Maury Wills, S OBP: 0.252, SLG: 0.255						F8		F8		3	0	1	0	0	0	0						
Stan Williams, R OBP: 0.250, SLG: 0.182										2	0	0	0	0	2	1						
Roger Craig, R OBP: 0.067, SLG: 0.034										0	0	0	0	0	0	0						
Rip Repulski, R OBP: 0.345, SLG: 0.324										1	0	1	0	0	0	0						
Clem Labine, R										0	0	0	0	0	0	0						
Inning Stats	R: 1 E: 0 K: 1 S: 10	H: 1 LOB: 0 BB: 0 P: 14	R: 0 E: 0 K: 1 S: 5	H: 0 LOB: 0 BB: 1 P: 10	R: 0 E: 1 K: 3 S: 12	H: 1 LOB: 2 BB: 0 P: 19	R: 0 E: 0 K: 1 S: 5	H: 0 LOB: 0 BB: 0 P: 5	R: 0 E: 0 K: 1 S: 6	H: 0 LOB: 0 BB: 0 P: 8	R: 0 E: 0 K: 0 S: 6	H: 0 LOB: 1 BB: 1 P: 13	R: 0 E: 0 K: 2 S: 8	H: 0 LOB: 0 BB: 0 P: 13	R: 0 E: 0 K: 0 S: 6	H: 1 LOB: 1 BB: 0 P: 8	R: 0 E: 0 K: 1 S: 8	H: 0 LOB: 0 BB: 0 P: 13	1B: 2 2B: 1 3B: 0 HR: 1	SF: 0 SAC: 0 DP: 1 HBP: 0	WP: 0 PB: 0 SB: 0 CS: 0	PA: 32
PITCHER	IP	WLS	BF	H	R	ER	SO	BB	IBB	HBP	BLK	WP	HR	S	P	ERA	WHIP					
Joe Nuxhall, L ERA: 4.45	(1, 1)	9.0	W	32	3	1	1	10	2	0	0	0	0	1	66	103	1.00	0.556				





Batter	1	2	3	4	5	6	7	8	9	AB	R	H	RBI	BB	SO	LOB	TOP			
<b>Johnny Temple, R</b> OBP: 0.405, SLG: 0.444 (1, 4)	4-1 2B 4-1 BB	1-1 2H 1B			4-0 FC5-4 BB			2-2 6-3		2	1	1	1	2	0	0	<b>Cincinnati Redlegs @ Los Angeles Dodgers</b> Los Angeles Memorial Coliseum, Los Angeles, CA Wed Aug 05 1959, 10:05 PM EDT Att: 18,956 - Unknown  <b>AB 29</b> <b>R 3</b> <b>H 4</b> <b>RBI 3</b> <b>BB 4</b> <b>SO 4</b> <b>LOB 8</b>			
<b>Vada Pinson, L</b> OBP: 0.377, SLG: 0.519 (1, 8)	0-0 4-1 2B	2-3 K			1-1 FC5-4 1-2			0-1 2B		4	1	2	0	0	1	2				
<b>Gus Bell, L</b> OBP: 0.311, SLG: 0.424 (1, 9)	0-0 4-1 2-3 3H		0-3 K		0-0 4-3			1-3 K		4	0	0	1	0	2	3				
<b>Frank Robinson, R</b> OBP: 0.399, SLG: 0.576 (1, 3)	0-2 3H 2B		0-0 F2		1-1 F9			1-2 F3		4	0	1	1	0	0	1				
<b>Frank Thomas, R</b> OBP: 0.286, SLG: 0.377 (1, 7)	0-0 5-3		1-2 6-3		1-2 F4			1-0 6-3		4	0	0	0	0	0	1				
<b>Willie Jones, R</b> OBP: 0.334, SLG: 0.439 (1, 5)	0-1 L5			1-1 F6				1-2 6-3		4	0	0	0	0	0	1				
<b>Roy McMillan, R</b> OBP: 0.349, SLG: 0.463 (1, 6)		4-2 CS BB		0-0 F8				0-0 5-3		3	0	0	0	1	1	0				
<b>Dutch Dotterer, R</b> OBP: 0.343, SLG: 0.377 (1, 2)		4-2 SH2-4 1B BB		0-0 4-3				1-0 F4		2	1	0	0	1	0	0				
<b>Bob Purkey, R</b> OBP: 0.291, SLG: 0.347 (5, PH)		0-0 SH2-4			2-2 6-3			1-1 6-3		0	0	0	0	0	0	0				
<b>Jim Pendleton, R</b> OBP: 0.319, SLG: 0.356 <b>Willard Schmidt, R</b> OBP: 0.417, SLG: 0.125 <b>Whitey Lockman, L</b> OBP: 0.282, SLG: 0.253 <b>Orlando Pena, R</b> OBP: 0.150, SLG: 0.056 (7, 1)										1	0	0	0	0	0	0				
<b>Inning Stats</b>	R: 2 E: 0 K: 0 S: 9	H: 2 LOB: 1 BB: 1 P: 13	R: 1 E: 0 K: 1 S: 11	H: 1 LOB: 1 BB: 2 P: 22	R: 0 E: 0 K: 1 S: 8	H: 0 LOB: 0 BB: 0 P: 9	R: 0 E: 0 K: 0 S: 4	H: 0 LOB: 1 BB: 1 P: 5	R: 0 E: 0 K: 0 S: 6	H: 0 LOB: 0 BB: 0 P: 11	R: 0 E: 0 K: 0 S: 4	H: 0 LOB: 0 BB: 0 P: 6	R: 0 E: 0 K: 1 S: 13	H: 1 LOB: 1 BB: 0 P: 17	R: 0 E: 0 K: 1 S: 7	H: 0 LOB: 0 BB: 0 P: 14	1B: 1 2B: 3 3B: 0 HR: 0	SF: 0 SAC: 1 DP: 0 HBP: 0	WP: 0 PB: 0 SB: 0 CS: 1	PA: 34
<b>PITCHER</b> <b>Johnny Podres, L</b> ERA: 4.08 (1, 1)	IP: 9.0 WLS: W BF: 34 H: 4 R: 3 ER: 3 SO: 4 BB: 4 IBB: 0 HBP: 0 BLK: 0 WP: 0 HR: 0 S: 70 P: 110 ERA: 3.00 WHIP: 0.889															<b>PITCHER</b>				

Batter	1	2	3	4	5	6	7	8	9	AB	R	H	RBI	BB	SO	LOB	BOTTOM	
<b>Jim Gilliam, S</b> OBP: 0.426, SLG: 0.381 (1, 5)	3-2 F8		4-1 1B BB	4-1 BB			3-2 F8			2	1	0	0	2	0	0	<b>Cincinnati Redlegs @ Los Angeles Dodgers</b> Los Angeles Memorial Coliseum, Los Angeles, CA Wed Aug 05 1959, 10:05 PM EDT Att: 18,956 - Unknown  <b>AB 30</b> <b>R 6</b> <b>H 7</b> <b>RBI 6</b> <b>BB 3</b> <b>SO 3</b> <b>LOB 8</b>	
<b>Charlie Neal, R</b> OBP: 0.349, SLG: 0.478 (1, 4)	2-1 F9		0-1 F4	1-3 K			0-1 F4			4	0	0	0	0	1	3		
<b>Wally Moon, L</b> OBP: 0.378, SLG: 0.439 (1, 7)	1-0 4-3		1-2 E 1B 1B		4-2 G3-6-3 BB			0-0 5-3		3	1	1	0	1	0	0		
<b>Duke Snider, L</b> OBP: 0.381, SLG: 0.542 (9, 9)		0-1 HR	1-2 E7 1B 1B		0-1 G3-6-3 1-2			3-1 HR		4	3	3	3	0	0	1		
<b>Norm Larker, L</b> OBP: 0.354, SLG: 0.439 (1, 3)		0-2 E3	1-2 2H 1B		0-0 4-3			0-1 F7		4	0	1	2	0	0	0		
<b>Ron Fairly, L</b> OBP: 0.330, SLG: 0.340 <b>Don Demeter, R</b> OBP: 0.290, SLG: 0.450 (9, 8)		2-2 F8		0-0 F5		1-1 6-3		1-3 K		4	0	0	0	0	1	1		
<b>John Roseboro, L</b> OBP: 0.328, SLG: 0.373 (1, 2)		0-1 F5		0-1 1B 1B		0-0 B1-3				3	1	1	0	0	0	1		
<b>Maury Wills, S</b> OBP: 0.246, SLG: 0.248 (1, 6)		2-3 K		1-1 1-3 1B		1-0 6-3				3	0	0	0	0	1	2		
<b>Johnny Podres, L</b> OBP: 0.314, SLG: 0.277 (1, 1)			0-1 3-1		2-2 2H BB 1B			2-2 F6		3	0	1	1	0	0	0		
<b>Inning Stats</b>	R: 0 E: 0 K: 0 S: 7	H: 0 LOB: 0 BB: 0 P: 13	R: 1 E: 1 K: 1 S: 13	H: 1 LOB: 1 BB: 0 P: 17	R: 3 E: 1 K: 0 S: 15	H: 3 LOB: 1 BB: 1 P: 22	R: 1 E: 0 K: 1 S: 12	H: 2 LOB: 2 BB: 1 P: 20	R: 0 E: 0 K: 0 S: 6	H: 0 LOB: 0 BB: 0 P: 6	R: 0 E: 0 K: 0 S: 9	H: 0 LOB: 0 BB: 0 P: 14	R: 1 E: 0 K: 1 S: 8	H: 1 LOB: 0 BB: 0 P: 12	1B: 5 2B: 0 3B: 0 HR: 2	SF: 0 SAC: 0 DP: 1 HBP: 0		WP: 0 PB: 0 SB: 0 CS: 0
<b>PITCHER</b> <b>Bob Purkey, R</b> ERA: 4.55 <b>Willard Schmidt, R</b> ERA: 3.29 <b>Orlando Pena, R</b> ERA: 5.38 (7, 1)	IP: 4.0 WLS: L BF: 20 H: 6 R: 0 ER: 0 SO: 2 BB: 1 IBB: 0 HBP: 0 BLK: 0 WP: 0 HR: 1 S: 10 P: 47 ERA: 9.00 WHIP: 2.000															<b>PITCHER</b>		



Batter	1	2	3	4	5	6	7	8	9	AB	R	H	RBI	BB	SO	LOB	TOP	
<b>Johnny Temple, R</b> (1, 4) OBP: 0.402, SLG: 0.440	0-0 1-3			0-0 F8	0-3 K			0-0 5-3		4	0	0	0	0	1	2	<b>Cincinnati Redlegs @ San Francisco Giants</b> Seals Stadium, San Francisco, CA Fri Aug 07 1959, 10:05 PM EDT Att: 22,794 - Unknown <a href="http://livebaseballscorecards.com">livebaseballscorecards.com</a>	
<b>Vada Pinson, L</b> (1, 8) OBP: 0.376, SLG: 0.516	0-0 4-3			4-0 BB BB	0-3 K			0-0 E6 1B		3	1	0	0	1	1	2		
<b>Gus Bell, L</b> (1, 9) OBP: 0.310, SLG: 0.422	0-0 F8			0-0 F8				0-0 1-3		4	0	1	1	0	0	1		
<b>Frank Robinson, R</b> (1, 3) OBP: 0.398, SLG: 0.572		0-3 K		4-0 1-2 BB				0-3 K		3	0	0	0	1	2	1		
<b>Frank Thomas, R</b> (1, 7) OBP: 0.282, SLG: 0.372		0-0 F3		0-3 K				0-0 F8		4	0	0	0	0	1	2		
<b>Willie Jones, R</b> (1, 5) OBP: 0.337, SLG: 0.438 <b>Eddie Kasko, R</b> (9, PR) OBP: 0.297, SLG: 0.300		0-0 F8			0-0 E7 1B			0-0 F7		3	1	1	0	1	0	0		
<b>Ed Bailey, L</b> (1, 2) OBP: 0.370, SLG: 0.391				0-3 K	0-0 1B 1B			0-0 F3		3	0	1	1	1	1	0		
<b>Roy McMillan, R</b> (1, 6) OBP: 0.347, SLG: 0.460				0-0 6-3	0-0 1-2 1B			0-0 6-3		4	0	1	0	0	0	2		
<b>Jim O'Toole, S</b> (1, 1) OBP: 0.318, SLG: 0.167 <b>Pete Whisenant, R</b> (8, PH) OBP: 0.343, SLG: 0.557 <b>Brooks Lawrence, R</b> (8, 1) OBP: 0.150, SLG: 0.175				0-3 K2-3	0-3 K			0-3 K		2	0	0	0	0	2	2		
<b>Inning Stats</b>	R: 0 E: 0 K: 0 S: 3	H: 0 LOB: 0 BB: 0 P: 3	R: 0 E: 0 K: 1 S: 5	H: 0 LOB: 0 BB: 0 P: 5	R: 0 E: 0 K: 2 S: 7	H: 0 LOB: 2 BB: 0 P: 7	R: 0 E: 0 K: 1 S: 5	H: 0 LOB: 0 BB: 0 P: 5	R: 0 E: 0 K: 0 S: 3	H: 0 LOB: 0 BB: 0 P: 3	R: 1 E: 1 K: 1 S: 7	H: 1 LOB: 1 BB: 0 P: 7	R: 0 E: 0 K: 0 S: 2	H: 0 LOB: 0 BB: 2 P: 10	1B: 4 2B: 0 3B: 0 HR: 0	SF: 0 SAC: 0 DP: 1 HBP: 0		WP: 0 PB: 0 SB: 0 CS: 0
<b>PITCHER</b> <b>Johnny Antonelli, L</b> (1, 1) ERA: 2.57	IP: 9.0 WLS: W BF: 35 H: 4 R: 2 ER: 1 SO: 9 BB: 4 IBB: 0 HBP: 0 BLK: 0 WP: 0 HR: 0 S: 49 P: 65 ERA: 1.00 WHIP: 0.889																	

Batter	1	2	3	4	5	6	7	8	9	AB	R	H	RBI	BB	SO	LOB	BOTTOM			
<b>Jim Davenport, R</b> (1, 5) OBP: 0.282, SLG: 0.325	0-0 5-3	0-0 4-3			0-0 FC1-6 BB			0-0 FC6-4 2B	0-3 K	5	0	0	0	0	1	5	<b>Cincinnati Redlegs @ San Francisco Giants</b> Seals Stadium, San Francisco, CA Fri Aug 07 1959, 10:05 PM EDT Att: 22,794 - Unknown <a href="http://livebaseballscorecards.com">livebaseballscorecards.com</a>			
<b>Willie Mays, R</b> (1, 8) OBP: 0.356, SLG: 0.526	0-0 F8			0-0 K 1B	0-3 K			0-0 K 2B	0-0 1-2 1B	5	0	3	1	0	1	1				
<b>Willie McCovey, L</b> (1, 3) OBP: 0.471, SLG: 0.906	4-0 FC5-4 BB			0-3 K 1-2	4-0 1-2 BB			0-0 F7		2	0	0	0	2	1	3				
<b>Orlando Cepeda, R</b> (1, 7) OBP: 0.357, SLG: 0.543	0-0 FC5-4			0-0 F7	0-3 K			1-0 K HBP		3	0	0	0	0	1	3				
<b>Willie Kirkland, L</b> (1, 9) OBP: 0.343, SLG: 0.494		0-0 E7 1B 2B 1B		4-0 CS BB				0-0 4-3	0-3 K	3	1	1	0	1	1	1				
<b>Daryl Spencer, R</b> (1, 4) OBP: 0.335, SLG: 0.381		0-0 2B 5-3 1B		0-3 K 1-2	0-3 K			0-3 K	0-3 K	4	1	1	0	0	3	2				
<b>Eddie Bressoud, R</b> (1, 6) OBP: 0.329, SLG: 0.443		0-0 5-3 1-3 2B		0-0 K 1B	0-0 F3			0-0 F8		4	0	2	1	0	0	1				
<b>Bob Schmidt, R</b> (1, 2) OBP: 0.272, SLG: 0.364 <b>Leon Wagner, L</b> (9, PH) OBP: 0.368, SLG: 0.454 <b>Felipe Alou, R</b> (9, PR) OBP: 0.320, SLG: 0.461		0-0 5-3		0-0 F6				0-0 F4	1-0 E 1B HBP	3	0	0	1	0	0	2				
<b>Johnny Antonelli, L</b> (1, 1) OBP: 0.152, SLG: 0.156		0-3 K		1-0 FC1-6 HBP	4-0 FC6-4 BB			0-0 E1 1B		2	0	0	0	1	1	2				
<b>Inning Stats</b>	R: 0 E: 0 K: 0 S: 3	H: 0 LOB: 1 BB: 1 P: 7	R: 2 E: 1 K: 1 S: 8	H: 3 LOB: 1 BB: 0 P: 8	R: 0 E: 0 K: 1 S: 5	H: 1 LOB: 0 BB: 0 P: 5	R: 0 E: 0 K: 1 S: 5	H: 1 LOB: 1 BB: 1 P: 9	R: 0 E: 0 K: 2 S: 7	H: 0 LOB: 2 BB: 1 P: 12	R: 0 E: 0 K: 1 S: 5	H: 0 LOB: 0 BB: 0 P: 5	R: 0 E: 0 K: 0 S: 4	H: 1 LOB: 2 BB: 1 P: 8	R: 0 E: 0 K: 2 S: 7	H: 0 LOB: 1 BB: 0 P: 8		1B: 5 2B: 2 3B: 0 HR: 0	SF: 0 SAC: 0 DP: 0 HBP: 3	WP: 0 PB: 0 SB: 1 CS: 1
<b>PITCHER</b> <b>Jim O'Toole, L</b> (1, 1) ERA: 5.4 <b>Brooks Lawrence, R</b> (8, 1) ERA: 4.53	IP: 7.0 WLS: L BF: 30 H: 6 R: 2 ER: 2 SO: 6 BB: 4 IBB: 0 HBP: 1 BLK: 0 WP: 0 HR: 0 S: 37 P: 54 ERA: 2.57 WHIP: 1.429																			



Batter	1	2	3	4	5	6	7	8	9	AB	R	H	RBI	BB	SO	LOB	TOP										
Johnny Temple, R OBP: 0.400, SLG: 0.438	F7	E4	F7		6-3			F4		5	1	1	0	0	0	1											
Vada Pinson, L OBP: 0.376, SLG: 0.523	BB	BB		4-3	F7					5	1	3	2	0	0	0											
Gus Bell, L OBP: 0.309, SLG: 0.419	F4	3-1		1B	6-3			6-3		5	1	1	0	0	0	3											
Frank Robinson, R OBP: 0.398, SLG: 0.569	BB	K		1B	F8			F4		4	2	1	0	1	1	1											
Frank Thomas, R OBP: 0.284, SLG: 0.380	1B		K	HR	F2			K		4	1	1	3	1	2	0											
Willie Jones, R OBP: 0.344, SLG: 0.442	1B		BB	HR	F7					4	1	3	2	1	0	0											
Ed Bailey, L OBP: 0.374, SLG: 0.391	K		BB	FC6-4	BB			1B		3	1	1	0	2	2	3											
Roy McMillan, R OBP: 0.342, SLG: 0.452		F9	F6	FC6-4				G5-4-3		4	0	0	0	0	0	4											
Jay Hook, L										0	0	0	0	0	0	0											
Orlando Pena, R OBP: 0.217, SLG: 0.150		E			K			K		2	1	1	2	1	1	0											
Jim Brosnan, R OBP: 0.182, SLG: 0.238		BB		2B						1	0	0	0	0	1	0											
<b>Inning Stats</b>	R: 2 E: 0 K: 1 S: 7	H: 2 LOB: 2 BB: 2 P: 15	R: 2 E: 1 K: 1 S: 7	H: 2 LOB: 1 BB: 1 P: 11	R: 2 E: 0 K: 1 S: 6	H: 1 LOB: 1 BB: 2 P: 14	R: 3 E: 0 K: 0 S: 6	H: 3 LOB: 1 BB: 1 P: 10	R: 0 E: 0 K: 1 S: 5	H: 0 LOB: 0 BB: 0 P: 5	R: 0 E: 0 K: 0 S: 3	H: 2 LOB: 0 BB: 0 P: 3	R: 0 E: 0 K: 1 S: 6	H: 1 LOB: 1 BB: 0 P: 6	R: 0 E: 0 K: 2 S: 8	H: 1 LOB: 1 BB: 0 P: 8	1B: 7 2B: 4 3B: 0 HR: 1	SF: 0 SAC: 0 DP: 1 HBP: 0	WP: 0 PB: 0 SB: 0 CS: 1	PA: 43							
<b>PITCHER</b>	IP	WLS	BF	H	R	ER	SO	BB	IBB	HBP	BLK	WP	HR	S	P	ERA	WHIP										
Mike McCormick, L ERA: 3.64	1.1	L	11	4	4	4	1	3	0	0	0	0	0	10	22	27.00	5.250										
Stu Miller, R ERA: 3.16	2.2		15	4	5	5	2	3	0	0	0	0	1	16	28	16.88	2.625										
Al Worthington, R ERA: 3.69	1.0		3	0	0	0	1	0	0	0	0	0	0	5	5	0.00	0.000										
Gordon Jones, R ERA: 3.78	2.0		6	2	0	0	0	0	0	0	0	0	0	6	6	0.00	1.000										
Bud Byerly, R ERA:	2.0		8	2	0	0	3	0	0	0	0	0	0	14	14	0.00	1.000										

Cincinnati Redlegs @ San Francisco Giants  
Seals Stadium, San Francisco, CA  
Sat Aug 08 1959, 6:33 AM EDT  
Att: 21,576 - Unknown

AB 37  
R 9  
H 12  
RBI 9  
BB 6  
SO 7  
LOB 12



Batter	1	2	3	4	5	6	7	8	9	AB	R	H	RBI	BB	SO	LOB	BOTTOM										
Jim Davenport, R OBP: 0.284, SLG: 0.325	BB	F8		1B		6-3	4-3			3	1	1	0	1	0	2											
Dusty Rhodes, L OBP: 0.313, SLG: 0.250	BB									1	0	0	0	0	0	2											
Bud Byerly, R	E									0	0	0	0	0	0	0											
Felipe Alou, R OBP: 0.322, SLG: 0.473	E	5-3		F7		HR		F5		4	2	1	1	1	0	3											
Willie McCovey, L OBP: 0.462, SLG: 0.917	SF9		G3		HR	4-3		3-1		4	1	1	1	1	0	0											
Orlando Cepeda, R OBP: 0.355, SLG: 0.546	FC5			HR	5-3	F6		F6		5	1	1	1	0	0	2											
Willie Kirkland, L OBP: 0.347, SLG: 0.506	SF9		4-3		E					4	1	3	2	0	0	0											
Daryl Spencer, R OBP: 0.336, SLG: 0.383	G6-3			2B	K			E		5	0	2	0	0	1	4											
Hobie Landrith, L OBP: 0.344, SLG: 0.326		FC1-5	G3		E7			F7		3	0	1	0	2	0	2											
Eddie Bressoud, R OBP: 0.331, SLG: 0.438		FC1-5		6-3	1B	E6		F5		4	0	1	0	1	0	3											
Mike McCormick, L ERA: 3.64		FC1-5		K	F7			K		0	0	0	0	0	0	0											
Stu Miller, R ERA: 3.16										0	0	0	0	0	0	0											
Al Worthington, R ERA: 3.69										0	0	0	0	0	0	0											
Gordon Jones, R ERA: 3.78										0	0	0	0	0	0	0											
Bud Byerly, R ERA:										0	0	0	0	0	0	0											
<b>Inning Stats</b>	R: 2 E: 1 K: 0 S: 3	H: 0 LOB: 3 BB: 3 P: 15	R: 0 E: 0 K: 0 S: 4	H: 1 LOB: 2 BB: 1 P: 8	R: 1 E: 0 K: 0 S: 5	H: 2 LOB: 0 BB: 0 P: 5	R: 0 E: 0 K: 1 S: 6	H: 1 LOB: 1 BB: 0 P: 6	R: 1 E: 1 K: 1 S: 8	H: 3 LOB: 3 BB: 1 P: 12	R: 1 E: 0 K: 0 S: 4	H: 1 LOB: 0 BB: 0 P: 4	R: 1 E: 1 K: 1 S: 8	H: 2 LOB: 2 BB: 0 P: 8	R: 0 E: 0 K: 0 S: 3	H: 0 LOB: 0 BB: 0 P: 3	R: 0 E: 0 K: 1 S: 6	H: 1 LOB: 2 BB: 1 P: 10	1B: 6 2B: 1 3B: 0 HR: 4	SF: 1 SAC: 0 DP: 1 HBP: 0	WP: 0 PB: 0 SB: 0 CS: 0	PA: 45					
<b>PITCHER</b>	IP	WLS	BF	H	R	ER	SO	BB	IBB	HBP	BLK	WP	HR	S	P	ERA	WHIP										
Jay Hook, R ERA: 2.37	0.0	W	23	7	2	2	2	2	0	0	0	0	2	25	33	3.86	1.929										
Orlando Pena, R ERA: 5.3	4.2		19	4	2	2	2	1	0	0	0	0	2	22	26	4.15	1.154										
Jim Brosnan, R ERA: 4.24	5.1	S	19	4	2	2	2	1	0	0	0	0	2	22	26	4.15	1.154										

Cincinnati Redlegs @ San Francisco Giants  
Seals Stadium, San Francisco, CA  
Sat Aug 08 1959, 6:33 AM EDT  
Att: 21,576 - Unknown

AB 38  
R 6  
H 11  
RBI 5  
BB 6  
SO 4  
LOB 27





Batter	1	2	3	4	5	6	7	8	9	10	AB	R	H	RBI	BB	SO	LOB	TOP			
<b>Johnny Temple, R</b> OBP: 0.398, SLG: 0.439 (1.4)	6-3		FC6-4			F9		3B		FC6-4	5	0	1	1	0	0	2	<b>Cincinnati Redlegs @ San Francisco Giants</b> Seals Stadium, San Francisco, CA Sun Aug 09 1959, 6:33 AM EDT Att: 22,689 - Unknown  <b>AB 36</b> <b>R 3</b> <b>H 5</b> <b>RBI 3</b> <b>BB 2</b> <b>SO 6</b> <b>LOB 12</b>			
<b>Vada Pinson, L</b> OBP: 0.375, SLG: 0.517 (1.8)	F7		K			6-3		G3		K2-3	5	0	0	0	0	2	3				
<b>Gus Bell, L</b> OBP: 0.308, SLG: 0.425 (1.9)	HR					F9		6-3			4	1	1	1	0	1	1				
<b>Frank Robinson, R</b> OBP: 0.394, SLG: 0.563 (1.3)	F5					F8				K	4	0	0	0	0	1	0				
<b>Jerry Lynch, L</b> OBP: 0.323, SLG: 0.466 (1.7)		6-3				4-3		G3		HR	4	1	1	1	0	0	0				
<b>Ed Bailey, L</b> OBP: 0.375, SLG: 0.390 (1.2)		K				E6		FC6-4		F8	3	0	1	0	1	1	0				
<b>Willie Jones, R</b> OBP: 0.340, SLG: 0.436 (1.5)	F6					F8		FC6-4		F7	4	0	0	0	0	2	2				
<b>Roy McMillan, R</b> OBP: 0.344, SLG: 0.450 (1.6)			FC6-4			F8		FC6-4		F2	3	0	1	0	1	0	1				
<b>Don Newcombe, L</b> OBP: 0.396, SLG: 0.398 (1.1)			K			4-3		FC6-4		E6	4	1	0	0	0	1	3				
<b>Inning Stats</b>	R: 1 E: 0 K: 0 S: 4	H: 1 LOB: 0 BB: 0 P: 4	R: 0 E: 0 K: 1 S: 5	H: 0 LOB: 0 BB: 0 P: 5	R: 0 E: 0 K: 2 S: 7	H: 0 LOB: 1 BB: 1 P: 11	R: 0 E: 0 K: 1 S: 5	H: 0 LOB: 0 BB: 0 P: 5	R: 0 E: 1 K: 0 S: 4	H: 1 LOB: 1 BB: 0 P: 4	R: 0 E: 0 K: 0 S: 3	H: 0 LOB: 1 BB: 1 P: 7	R: 0 E: 0 K: 0 S: 5	H: 2 LOB: 1 BB: 0 P: 5	R: 1 E: 0 K: 1 S: 6	H: 1 LOB: 0 BB: 0 P: 6	R: 0 E: 1 K: 1 S: 6		H: 0 LOB: 1 BB: 0 P: 6	1B: 2 2B: 0 3B: 1 HR: 2	SF: 0 SAC: 0 DP: 0 HBP: 0
<b>PITCHER</b> <b>Jack Sanford, R</b> ERA: 2.95 (1.1)	IP	WLS	BF	H	R	ER	SO	BB	IBB	HBP	BLK	WP	HR	S	P	ERA	WHIP				
	10.0	W	38	5	3	3	6	2	0	0	1	0	2	48	56	2.70	0.700				

Batter	1	2	3	4	5	6	7	8	9	10	AB	R	H	RBI	BB	SO	LOB	BOTTOM			
<b>Jim Davenport, R</b> OBP: 0.288, SLG: 0.329 (1.5)	6-3						F6				5	0	3	0	0	0	0	<b>Cincinnati Redlegs @ San Francisco Giants</b> Seals Stadium, San Francisco, CA Sun Aug 09 1959, 6:33 AM EDT Att: 22,689 - Unknown  <b>AB 36</b> <b>R 4</b> <b>H 10</b> <b>RBI 4</b> <b>BB 1</b> <b>SO 4</b> <b>LOB 15</b>			
<b>Felipe Alou, R</b> OBP: 0.317, SLG: 0.485 (1.8)	F2							1B		FC6-4	3	0	0	0	0	4	4				
<b>Willie Mays, R</b> OBP: 0.356, SLG: 0.525 (8.8)			F6					4-3		FC6-4	2	1	1	0	0	1	1				
<b>Willie McCovey, L</b> OBP: 0.432, SLG: 0.625 (1.3)	F8							1B		F5	4	1	0	0	0	1	1				
<b>Orlando Cepeda, R</b> OBP: 0.360, SLG: 0.557 (1.7)		F7						FC3-6		F9	4	2	3	1	0	0	0				
<b>Willie Kirkland, L</b> OBP: 0.343, SLG: 0.500 (1.9)		F8						FC3-6		HR	4	0	0	1	0	4	4				
<b>Daryl Spencer, R</b> OBP: 0.338, SLG: 0.384 (1.4)		K						SH4-3		4-3	2	0	1	2	1	1	0				
<b>Hobie Landrith, L</b> OBP: 0.338, SLG: 0.319 (1.2)			K					SH4-3		F4	4	0	0	0	0	1	4				
<b>Eddie Bressoud, R</b> OBP: 0.329, SLG: 0.433 (1.6)			F5					SH4-3		F6	4	0	1	0	0	1	0				
<b>Jack Sanford, R</b> OBP: 0.204, SLG: 0.122 (1.1)			1B					SH4-3		6-3	4	0	1	0	0	1	1				
<b>Inning Stats</b>	R: 0 E: 0 K: 0 S: 3	H: 0 LOB: 0 BB: 0 P: 3	R: 0 E: 0 K: 1 S: 5	H: 0 LOB: 0 BB: 0 P: 5	R: 0 E: 0 K: 1 S: 7	H: 2 LOB: 2 BB: 0 P: 7	R: 0 E: 0 K: 0 S: 6	H: 2 LOB: 1 BB: 0 P: 6	R: 1 E: 0 K: 0 S: 3	H: 0 LOB: 1 BB: 0 P: 5	R: 0 E: 0 K: 0 S: 3	H: 0 LOB: 0 BB: 0 P: 3	R: 1 E: 0 K: 0 S: 5	H: 2 LOB: 2 BB: 1 P: 9	R: 0 E: 0 K: 1 S: 6	H: 1 LOB: 1 BB: 0 P: 6	R: 1 E: 0 K: 0 S: 2	H: 1 LOB: 0 BB: 0 P: 2	1B: 8 2B: 1 3B: 0 HR: 1	SF: 0 SAC: 1 DP: 1 HBP: 2	WP: 1 PA: 40 PB: 0 SB: 1 CS: 0
<b>PITCHER</b> <b>Don Newcombe, R</b> ERA: 3.15 (1.1)	IP	WLS	BF	H	R	ER	SO	BB	IBB	HBP	BLK	WP	HR	S	P	ERA	WHIP				
	9.1	L	40	10	4	4	4	1	0	2	0	1	1	45	51	3.86	1.179				






Batter	1	2	3	4	5	6	7	8	9	AB	R	H	RBI	BB	SO	LOB	TOP						
<b>Felix Mantilla, R</b> OBP: 0.272, SLG: 0.275 (1, 4)										4	0	2	1	0	0	1	<b>Milwaukee Braves @ Cincinnati Redlegs</b> Crosley Field, Cincinnati, OH Tue Aug 11 1959, 7:05 PM EDT Unknown						
<b>Eddie Mathews, L</b> OBP: 0.376, SLG: 0.584 (1, 5)										4	0	0	0	0	2	2							
<b>Hank Aaron, R</b> OBP: 0.415, SLG: 0.671 (1, 9)										4	1	2	0	0	1	0							
<b>Joe Adcock, R</b> OBP: 0.344, SLG: 0.525 (1, 3)										4	1	1	1	0	1	3							
<b>Del Crandall, R</b> OBP: 0.290, SLG: 0.386 (1, 2)										4	0	1	0	0	1	2							
<b>Johnny Logan, R</b> OBP: 0.388, SLG: 0.448 (1, 6)										3	0	0	0	1	1	4							
<b>Bill Bruton, L</b> OBP: 0.340, SLG: 0.414 <b>Bobby Avila, R</b> OBP: 0.291, SLG: 0.300 (7, PH) (7, 4)										2	0	1	0	0	1	0		AB 34					
<b>Andy Pafko, R</b> OBP: 0.302, SLG: 0.333 (1, 7)										3	1	1	0	1	0	1		R 3					
<b>Warren Spahn, L</b> OBP: 0.241, SLG: 0.297 <b>Stan Lopata, R</b> OBP: 0.105, SLG: 0.056 <b>Carl Willey, R</b> OBP: 0.111, SLG: 0.148 <b>Del Rice, R</b> OBP: 0.280, SLG: 0.227 (1, 1) (7, PH) (7, 1) (8, PH)										2	0	0	0	0	2	1		H 8					
<b>Inning Stats</b>	R: 0 E: 0 K: 1 S: 5	H: 0 LOB: 0 BB: 0 P: 5	R: 0 E: 0 K: 0 S: 2	H: 0 LOB: 0 BB: 1 P: 6	R: 0 E: 0 K: 1 S: 6	H: 1 LOB: 1 BB: 0 P: 6	R: 1 E: 1 K: 1 S: 7	H: 2 LOB: 1 BB: 0 P: 7	R: 0 E: 0 K: 2 S: 7	H: 0 LOB: 0 BB: 0 P: 7	R: 0 E: 0 K: 4 S: 14	H: 2 LOB: 3 BB: 0 P: 14	R: 1 E: 0 K: 0 S: 4	H: 2 LOB: 1 BB: 0 P: 7	R: 1 E: 0 K: 0 S: 4	H: 1 LOB: 0 BB: 0 P: 4		R: 0 E: 0 K: 0 S: 2	H: 0 LOB: 0 BB: 1 P: 6	1B: 6 2B: 1 3B: 0 HR: 1	SF: 0 SAC: 0 DP: 1 HBP: 0	WP: 0 PB: 1 SB: 0 CS: 1	PA: 37
<b>PITCHER</b> <b>Joe Nuxhall, L</b> ERA: 4.26 (1, 1)	IP: 9.0 WLS: W BF: 36 H: 8 R: 3 ER: 2 SO: 10 BB: 2 IBB: 0 HBP: 0 BLK: 0 WP: 0 HR: 1 S: 54 P: 62 ERA: 2.00 WHIP: 1.111											<b>PITCHER</b>	IP: 9.0 WLS: W BF: 36 H: 8 R: 3 ER: 2 SO: 10 BB: 2 IBB: 0 HBP: 0 BLK: 0 WP: 0 HR: 1 S: 54 P: 62 ERA: 2.00 WHIP: 1.111										

AB	34
R	3
H	8
RBI	2
BB	2
SO	10
LOB	16



Batter	1	2	3	4	5	6	7	8	9	AB	R	H	RBI	BB	SO	LOB	BOTTOM						
<b>Johnny Temple, R</b> OBP: 0.395, SLG: 0.435 (1, 4)										4	0	0	0	0	0	0	<b>Milwaukee Braves @ Cincinnati Redlegs</b> Crosley Field, Cincinnati, OH Tue Aug 11 1959, 7:05 PM EDT Unknown						
<b>Vada Pinson, L</b> OBP: 0.375, SLG: 0.517 (1, 8)										4	1	2	0	0	1	0							
<b>Gus Bell, L</b> OBP: 0.308, SLG: 0.431 (1, 9)										4	1	1	1	0	0	2							
<b>Frank Robinson, R</b> OBP: 0.395, SLG: 0.569 (1, 3)										3	1	1	2	1	0	0							
<b>Frank Thomas, R</b> OBP: 0.280, SLG: 0.375 (1, 7)										4	0	0	0	0	0	2							
<b>Willie Jones, R</b> OBP: 0.345, SLG: 0.436 (1, 5)										2	1	1	0	1	0	0							
<b>Roy McMillan, R</b> OBP: 0.347, SLG: 0.449 (1, 6)										3	0	1	0	0	0	3							
<b>Dutch Dotterer, R</b> OBP: 0.340, SLG: 0.373 <b>Ed Bailey, L</b> OBP: 0.375, SLG: 0.390 (1, 2) (9, 2)										4	0	1	1	0	1	2							
<b>Joe Nuxhall, L</b> OBP: 0.244, SLG: 0.256 (1, 1)										3	0	0	0	0	0	2							
<b>Inning Stats</b>	R: 1 E: 0 K: 1 S: 6	H: 1 LOB: 0 BB: 0 P: 6	R: 0 E: 0 K: 0 S: 3	H: 0 LOB: 0 BB: 0 P: 3	R: 0 E: 0 K: 0 S: 3	H: 0 LOB: 0 BB: 0 P: 3	R: 0 E: 0 K: 0 S: 4	H: 1 LOB: 3 BB: 2 P: 12	R: 0 E: 0 K: 0 S: 3	H: 0 LOB: 0 BB: 0 P: 3	R: 3 E: 0 K: 0 S: 7	H: 4 LOB: 2 BB: 0 P: 8	R: 0 E: 0 K: 0 S: 3	H: 0 LOB: 0 BB: 0 P: 3	R: 0 E: 0 K: 1 S: 6	H: 1 LOB: 2 BB: 0 P: 7		1B: 5 2B: 0 3B: 0 HR: 2	SF: 0 SAC: 0 DP: 0 HBP: 2	WP: 0 PB: 0 SB: 1 CS: 0	PA: 35		
<b>PITCHER</b> <b>Warren Spahn, L</b> ERA: 2.83 <b>Carl Willey, R</b> ERA: 4.41 (1, 1) (7, 1)	IP: 6.0 WLS: L BF: 27 H: 6 R: 4 ER: 4 SO: 4 BB: 2 IBB: 0 HBP: 1 BLK: 0 WP: 0 HR: 2 S: 26 P: 35 ERA: 6.00 WHIP: 1.333											<b>PITCHER</b>	IP: 6.0 WLS: L BF: 27 H: 6 R: 4 ER: 4 SO: 4 BB: 2 IBB: 0 HBP: 1 BLK: 0 WP: 0 HR: 2 S: 26 P: 35 ERA: 6.00 WHIP: 1.333										





Batter	1	2	3	4	5	6	7	8	9	AB	R	H	RBI	BB	SO	LOB	TOP			
<b>Bill Bruton, L</b> OBP: 0.341, SLG: 0.422 (1, 8)										3	1	1	1	1	0	1	<b>Milwaukee Braves @ Cincinnati Redlegs</b> Crosley Field, Cincinnati, OH Tue Aug 11 1959, 7:05 PM EDT Att: 29,896 - Unknown			
<b>Bobby Avila, R</b> OBP: 0.288, SLG: 0.299 (1, 4)										4	0	1	1	0	0	1				
<b>Eddie Mathews, L</b> OBP: 0.376, SLG: 0.578 (1, 5)										4	0	0	0	1	0	4				
<b>Hank Aaron, R</b> OBP: 0.417, SLG: 0.670 (1, 9)										4	1	2	1	1	0	1				
<b>Wes Covington, L</b> OBP: 0.328, SLG: 0.386 (1, 7)										4	1	0	0	1	0	4				
<b>Joe Adcock, R</b> OBP: 0.354, SLG: 0.554 (8, PR)										4	1	4	2	0	0	0				
<b>Lee Maye, L</b> OBP: 0.366, SLG: 0.324 (8, PH)										0	1	0	0	0	0	0				
<b>Del Crandall, R</b> OBP: 0.290, SLG: 0.385 (8, 2)										1	0	0	0	0	0	1				
<b>Johnny Logan, R</b> OBP: 0.371, SLG: 0.452 (1, 6)										4	1	2	2	1	0	1				
<b>Del Rice, R</b> OBP: 0.250, SLG: 0.200 (8, PH)										3	0	0	0	0	0	3				
<b>Frank Torre, L</b> OBP: 0.312, SLG: 0.328 (8, 3)										1	0	0	0	1	1	2				
<b>Lew Burdette, R</b> OBP: 0.228, SLG: 0.253 (1, 1)										3	1	1	0	0	0	0				
<b>Inning Stats</b>	R: 0 E: 0 K: 0 S: 3	H: 0 LOB: 1 BB: 1 P: 7	R: 0 E: 0 K: 0 S: 4	H: 1 LOB: 1 BB: 0 P: 4	R: 0 E: 1 K: 0 S: 3	H: 0 LOB: 0 BB: 0 P: 3	R: 1 E: 0 K: 0 S: 6	H: 3 LOB: 2 BB: 0 P: 6	R: 1 E: 0 K: 0 S: 6	H: 1 LOB: 0 BB: 0 P: 4	R: 1 E: 0 K: 0 S: 4	H: 1 LOB: 0 BB: 0 P: 4	R: 1 E: 0 K: 0 S: 5	H: 2 LOB: 2 BB: 3 P: 17	R: 0 E: 0 K: 1 S: 5	H: 0 LOB: 2 BB: 2 P: 13	1B: 6 2B: 3 3B: 0 HR: 2	SF: 1 SAC: 1 DP: 0 HBP: 0	WP: 0 PB: 0 SB: 1 CS: 1	PA: 44
<b>PITCHER</b>	IP WLS BF H R ER SO BB IBB HBP BLK WP HR S P ERA WHIP																			
<b>Jay Hook, R</b> ERA: 2.89 (1, 1)	7.0 L 31 9 4 4 0 1 0 0 0 0 0 2 30 34 5.14 1.429																			
<b>Willard Schmidt, R</b> ERA: 3.81 (8, 1)	0.0 4 2 3 3 0 2 0 0 0 0 0 0 2 10 ∞ ∞																			
<b>Orlando Pena, R</b> ERA: 5.18 (8, 1)	2.0 9 0 0 0 1 2 1 0 0 0 0 0 8 20 0.00 1.000																			

AB 35  
R 7  
H 11  
RBI 7  
BB 6  
SO 1  
LOB 18



Batter	1	2	3	4	5	6	7	8	9	AB	R	H	RBI	BB	SO	LOB	BOTTOM					
<b>Johnny Temple, R</b> OBP: 0.395, SLG: 0.435 (1, 4)										3	1	1	0	1	0	0	<b>Milwaukee Braves @ Cincinnati Redlegs</b> Crosley Field, Cincinnati, OH Tue Aug 11 1959, 7:05 PM EDT Att: 29,896 - Unknown					
<b>Vada Pinson, L</b> OBP: 0.376, SLG: 0.518 (1, 8)										3	1	1	0	1	1	1						
<b>Gus Bell, L</b> OBP: 0.307, SLG: 0.430 (1, 9)										3	0	1	2	0	0	1						
<b>Frank Robinson, R</b> OBP: 0.396, SLG: 0.573 (1, 3)										4	0	2	0	0	1	1						
<b>Jerry Lynch, L</b> OBP: 0.320, SLG: 0.460 (1, 7)										4	0	0	0	0	0	3						
<b>Ed Bailey, L</b> OBP: 0.377, SLG: 0.403 (1, 2)										4	1	2	1	0	1	1						
<b>Roy McMillan, R</b> OBP: 0.345, SLG: 0.447 (1, 6)										1	0	0	0	0	0	1						
<b>Willie Jones, R</b> OBP: 0.342, SLG: 0.432 (3, 5)										3	0	0	0	0	0	0						
<b>Eddie Kasko, R</b> OBP: 0.296, SLG: 0.295 (1, 5)										3	0	0	0	1	0	0						
<b>Jay Hook, L</b> John Powers, L (7, PH)										2	0	0	0	0	1	2						
<b>Inning Stats</b>	R: 1 E: 0 K: 1 S: 4	H: 0 LOB: 2 BB: 2 P: 12	R: 0 E: 0 K: 0 S: 4	H: 1 LOB: 2 BB: 1 P: 8	R: 1 E: 0 K: 0 S: 4	H: 2 LOB: 0 BB: 0 P: 4	R: 1 E: 0 K: 0 S: 4	H: 1 LOB: 0 BB: 0 P: 4	R: 0 E: 0 K: 1 S: 5	H: 0 LOB: 1 BB: 0 P: 5	R: 0 E: 0 K: 0 S: 4	H: 1 LOB: 1 BB: 0 P: 4	R: 0 E: 0 K: 0 S: 3	H: 0 LOB: 0 BB: 0 P: 3	R: 0 E: 0 K: 1 S: 7	H: 2 LOB: 2 BB: 0 P: 7	R: 0 E: 0 K: 1 S: 5	H: 0 LOB: 0 BB: 0 P: 5	1B: 3 2B: 4 3B: 0 HR: 1	SF: 1 SAC: 0 DP: 2 HBP: 0	WP: 0 PB: 0 SB: 1 CS: 0	PA: 35
<b>PITCHER</b>	IP WLS BF H R ER SO BB IBB HBP BLK WP HR S P ERA WHIP																					
<b>Lew Burdette, R</b> ERA: 4.01 (1, 1)	9.0 W 35 7 3 2 4 3 0 0 0 0 0 1 40 52 2.00 1.111																					

AB 31  
R 3  
H 7  
RBI 3  
BB 3  
SO 4  
LOB 10





Batter	1	2	3	4	5	6	7	8	9	AB	R	H	RBI	BB	SO	LOB	TOP											
<b>Bobby Avila, R</b> OBP: 0.292, SLG: 0.297 (1, 4)	 1B		 P6		 BB		 1-2		 6-3	4	1	1	0	1	1	3	<b>Milwaukee Braves @ Cincinnati Redlegs</b> Crosley Field, Cincinnati, OH Wed Aug 12 1959, 7:05 PM EDT Att: 13,221 - Unknown											
<b>Eddie Mathews, L</b> OBP: 0.377, SLG: 0.592 (1, 5)	 HR		 HR		 1-2		 3-1			4	2	2	4	0	0	2												
<b>Hank Aaron, R</b> OBP: 0.418, SLG: 0.679 (1, 9)	 4-3		 K		 HR			 3B		4	2	2	1	0	1	0												
<b>Joe Adcock, R</b> OBP: 0.352, SLG: 0.551 (1, 3)	 F2		 1B		 K			 3-H		3	0	1	1	0	1	0												
<b>Del Crandall, R</b> OBP: 0.287, SLG: 0.381 (1, 2)	 K		 K		 5-3			 0-3		4	0	0	0	0	3	1												
<b>Johnny Logan, R</b> OBP: 0.385, SLG: 0.449 (1, 6)		 4-3		 1B		 F8		 F9		4	0	1	0	0	0	0												
<b>Bill Bruton, L</b> OBP: 0.344, SLG: 0.423 (1, 8)	 BB		 1-2		 F2			 1B		2	0	1	0	1	0	0												
<b>Andy Pafko, R</b> OBP: 0.294, SLG: 0.324 (1, 7)	 1-2		 K				 L7		 1-2	3	0	0	0	0	1	2												
<b>Juan Pizarro, L</b> OBP: 0.152, SLG: 0.100 <b>Bob Rush, R</b> OBP: 0.207, SLG: 0.207 (2, 1)			 1B		 K		 1B		 0-3	0	0	0	0	0	0	0												
<b>Inning Stats</b>	R: 2 E: 0 K: 1 S: 7	H: 2 LOB: 0 BB: 0 P: 7	R: 0 E: 0 K: 0 S: 2	H: 0 LOB: 0 BB: 1 P: 6	R: 2 E: 0 K: 2 S: 10	H: 3 LOB: 1 BB: 0 P: 10	R: 0 E: 0 K: 2 S: 8	H: 1 LOB: 0 BB: 0 P: 8	R: 1 E: 0 K: 1 S: 5	H: 1 LOB: 0 BB: 1 P: 9	R: 0 E: 0 K: 0 S: 3	H: 0 LOB: 0 BB: 0 P: 3	R: 0 E: 0 K: 1 S: 6	H: 1 LOB: 0 BB: 0 P: 6	R: 1 E: 0 K: 1 S: 6	H: 1 LOB: 0 BB: 0 P: 6		R: 0 E: 0 K: 1 S: 6	H: 1 LOB: 1 BB: 0 P: 6	1B: 6 2B: 0 3B: 1 HR: 3	SF: 1 SAC: 2 DP: 2 HBP: 0	WP: 1 PB: 0 CS: 0	PA: 37					
<b>PITCHER</b>	IP	WLS	BF	H	R	ER	SO	BB	IBB	HBP	BLK	WP	HR	S	P	ERA	WHIP											
<b>Jim O'Toole, L</b> ERA: 5.51 <b>Brooks Lawrence, R</b> ERA: 4.5	(1, 1)	8.1	L	35	10	6	6	8	2	0	0	0	1	3	49	57	6.48	1.440										
(9, 1)	0.2	2	0	0	0	0	1	0	0	0	0	0	0	4	4	0.00	0.000											

Batter	1	2	3	4	5	6	7	8	9	AB	R	H	RBI	BB	SO	LOB	BOTTOM										
<b>Johnny Temple, R</b> OBP: 0.397, SLG: 0.435 (1, 4)	 2B	 1B		 F8		 6-3			 1B	4	2	2	0	1	0	0	<b>Milwaukee Braves @ Cincinnati Redlegs</b> Crosley Field, Cincinnati, OH Wed Aug 12 1959, 7:05 PM EDT Att: 13,221 - Unknown										
<b>Vada Pinson, L</b> OBP: 0.375, SLG: 0.519 (1, 8)	 2B	 1B		 1B			 5-3		 1-2	5	2	3	0	0	0	1											
<b>Gus Bell, L</b> OBP: 0.313, SLG: 0.437 (1, 9)	 2B	 1B		 1B			 1B		 4-3	5	0	4	3	0	0	1											
<b>Frank Robinson, R</b> OBP: 0.395, SLG: 0.570 (1, 3)	 P6	 1B		 1-2			 P3			4	0	1	1	0	0	4											
<b>Frank Thomas, R</b> OBP: 0.278, SLG: 0.371 <b>Jerry Lynch, L</b> OBP: 0.319, SLG: 0.458 (7, PH) (8, 7)	 F8	 K			 L8		 1-3			3	0	0	0	0	1	3											
<b>Willie Jones, R</b> OBP: 0.340, SLG: 0.427 (1, 5)	 BB		 K		 F8			 F7		3	0	0	0	1	1	0											
<b>Ed Bailey, L</b> OBP: 0.375, SLG: 0.404 (1, 2)	 K		 2B		 3-4-1			 F8		4	0	1	0	0	1	2											
<b>Eddie Kasko, R</b> OBP: 0.289, SLG: 0.288 (1, 6)		 K	 2-3		 F7			 4-3		4	0	0	0	0	1	1											
<b>Jim O'Toole, S</b> OBP: 0.280, SLG: 0.143 <b>Brooks Lawrence, R</b> OBP: 0.150, SLG: 0.175 <b>Whitey Lockman, L</b> OBP: 0.279, SLG: 0.250 (9, PH)	 4-3		 K		 F8			 F8		3	0	0	0	0	1	1											
<b>Inning Stats</b>	R: 2 E: 0 K: 1 S: 8	H: 3 LOB: 2 BB: 1 P: 12	R: 2 E: 0 K: 2 S: 10	H: 3 LOB: 2 BB: 1 P: 14	R: 0 E: 0 K: 2 S: 8	H: 1 LOB: 0 BB: 0 P: 8	R: 0 E: 0 K: 0 S: 4	H: 2 LOB: 1 BB: 0 P: 4	R: 0 E: 0 K: 0 S: 3	H: 0 LOB: 0 BB: 0 P: 3	R: 0 E: 0 K: 0 S: 4	H: 1 LOB: 1 BB: 0 P: 4	R: 0 E: 0 K: 0 S: 3	H: 0 LOB: 0 BB: 0 P: 3	R: 0 E: 0 K: 1 S: 4	H: 1 LOB: 1 BB: 0 P: 4		R: 0 E: 0 K: 1 S: 4	H: 1 LOB: 1 BB: 0 P: 4	1B: 9 2B: 2 3B: 0 HR: 0	SF: 0 SAC: 0 DP: 1 HBP: 0	WP: 0 PB: 0 CS: 0	PA: 39				
<b>PITCHER</b>	IP	WLS	BF	H	R	ER	SO	BB	IBB	HBP	BLK	WP	HR	S	P	ERA	WHIP										
<b>Juan Pizarro, L</b> ERA: 4.1 <b>Bob Rush, R</b> ERA: 1.95	(1, 1)	1.2	W	12	5	4	4	2	0	0	0	0	0	14	22	21.60	4.200										
(2, 1)	7.1	W	27	6	0	0	3	0	0	0	0	0	0	33	33	0.00	0.818										



Batter	1	2	3	4	5	6	7	8	9	AB	R	H	RBI	BB	SO	LOB	TOP								
<b>Bobby Avila, R</b> OBP: 0.310, SLG: 0.314	G3		FC4-6 1B		G1-2-3 1-2 HR 1B	1-2 2-H 1B		1-2 2-H 1B		5	1	4	2	1	0	0	<b>Milwaukee Braves @ Cincinnati Redlegs</b> Crosley Field, Cincinnati, OH Thu Aug 13 1959, 7:05 PM EDT Att: 9,174 - Unknown								
<b>Eddie Mathews, L</b> OBP: 0.376, SLG: 0.587	FC4-6 1B		P6		G1-2-3 HR BB	K		3-1	F2	5	1	1	0	1	1	8									
<b>Hank Aaron, R</b> OBP: 0.415, SLG: 0.674	P6		F8		G1-2-3			6-3	E 1B 1B	5	1	1	0	0	0	5									
<b>Wes Covington, L</b> OBP: 0.327, SLG: 0.392	FC4-6 1-2		FC4-6 1-2		1-2 2-3 3-H HR			4-3	K	5	1	1	3	0	1	3									
<b>Joe Adcock, R</b> OBP: 0.353, SLG: 0.548				L9	F8			6-3	E7 1B 1B	5	1	2	0	0	0	0									
<b>Johnny Logan, R</b> OBP: 0.370, SLG: 0.448			K	F3		1B 1B			F8 1B 2B 1B	5	2	2	1	0	1	1									
<b>Bill Bruton, L</b> OBP: 0.340, SLG: 0.431									F8	3	1	2	0	1	0	1									
<b>Del Crandall, R</b> OBP: 0.286, SLG: 0.380			FC6-4 BB			F7			E 1B 2B	1	0	0	0	0	0	2									
<b>Del Rice, R</b> OBP: 0.250, SLG: 0.207			F9						F3	4	0	1	0	0	0	4									
<b>Stan Lopata, R</b> OBP: 0.129, SLG: 0.081				1-3					2B	1	0	1	1	0	0	0									
<b>Lew Burdette, R</b> OBP: 0.228, SLG: 0.253						1B 1B			2B 1B	0	0	0	0	0	0	0									
<b>Bob Buhl, R</b> ERA: 3.16										1	0	0	0	0	0	2									
<b>Carl Willey, R</b> ERA: 4.49										0	0	0	0	0	0	0									
<b>Bob Giggie, R</b> ERA: 4.67										0	0	0	0	0	0	0									
<b>Juan Pizarro, L</b> ERA: 4.02										0	0	0	0	0	0	0									
<b>Don McMahon, R</b> ERA: 2.31										0	0	0	0	0	0	0									
<b>Inning Stats</b>	R: 0 E: 0 K: 0 S: 4	H: 1 LOB: 1 BB: 0 P: 4	R: 0 E: 0 K: 1 S: 6	H: 1 LOB: 2 BB: 1 P: 10	R: 0 E: 0 K: 0 S: 4	H: 1 LOB: 1 BB: 0 P: 4	R: 0 E: 0 K: 0 S: 4	H: 1 LOB: 1 BB: 0 P: 4	R: 3 E: 0 K: 0 S: 5	H: 3 LOB: 0 BB: 1 P: 9	R: 1 E: 0 K: 1 S: 8	H: 3 LOB: 2 BB: 0 P: 8	R: 0 E: 0 K: 0 S: 3	H: 0 LOB: 0 BB: 0 P: 3	R: 1 E: 1 K: 0 S: 5	H: 2 LOB: 2 BB: 1 P: 9	R: 3 E: 1 K: 1 S: 10	H: 5 LOB: 3 BB: 1 P: 14	1B: 13 2B: 3 3B: 0 HR: 1	SF: 0 SAC: 0 DP: 1 HBP: 0	WP: 0 PB: 0 SB: 0 CS: 0	PA: 47			
<b>PITCHER</b>	IP	WLS	BF	H	R	ER	SO	BB	IBB	HBP	BLK	WP	HR	S	P	ERA	WHIP								
<b>Jim Brosnan, R</b> ERA: 4.38	5.2	W	28	10	4	4	1	2	0	0	0	0	1	28	36	6.35	2.118								
<b>Orlando Pena, R</b> ERA: 5.42	2.2		14	5	4	4	2	1	0	0	0	0	0	17	21	13.50	2.250								
<b>Joe Nuxhall, L</b> ERA: 4.25	0.1	S	3	2	0	0	0	0	0	0	0	0	0	3	3	0.00	6.000								
<b>Brooks Lawrence, R</b> ERA: 4.49	0.1	S	2	0	0	0	0	1	0	0	0	0	0	1	5	0.00	3.000								

AB	43
R	8
H	17
RBI	8
BB	4
SO	3
LOB	28



Batter	1	2	3	4	5	6	7	8	9	AB	R	H	RBI	BB	SO	LOB	BOTTOM								
<b>Johnny Temple, R</b> OBP: 0.397, SLG: 0.434	L8		1B 1B HR 1B	BB 1B BB	4-3		K			4	2	1	0	1	1	2	<b>Milwaukee Braves @ Cincinnati Redlegs</b> Crosley Field, Cincinnati, OH Thu Aug 13 1959, 7:05 PM EDT Att: 9,174 - Unknown								
<b>Vada Pinson, L</b> OBP: 0.383, SLG: 0.527	FC6-4 1B		HR 1B	1B SF8 BB	HR		K			4	3	3	1	1	1	2									
<b>Gus Bell, L</b> OBP: 0.314, SLG: 0.437	P4		HR 1B	1B 1-3 2-H 1B	4-3		K			5	2	2	1	0	1	1									
<b>Frank Robinson, R</b> OBP: 0.393, SLG: 0.574	FC6-4 1-2		HR 1B	SF8			K			4	1	1	5	0	1	1									
<b>Jerry Lynch, L</b> OBP: 0.322, SLG: 0.460				F7			K			3	1	2	0	0	0	0									
<b>Frank Thomas, R</b> OBP: 0.276, SLG: 0.369				1B 1B			K			2	0	0	0	0	2	0									
<b>Ed Bailey, L</b> OBP: 0.377, SLG: 0.404				F7			K			3	0	1	1	1	1	0									
<b>Willie Jones, R</b> OBP: 0.345, SLG: 0.433				F3						3	0	2	1	1	0	2									
<b>Eddie Kasko, R</b> OBP: 0.284, SLG: 0.282				L8	5-3		K			4	0	0	0	0	1	6									
<b>Jim Brosnan, R</b> OBP: 0.160, SLG: 0.208				F7						3	0	0	0	0	0	2									
<b>Orlando Pena, R</b> OBP: 0.209, SLG: 0.143					6-3					1	0	0	0	0	0	2									
<b>Joe Nuxhall, L</b> OBP: 0.244, SLG: 0.256					1-3					0	0	0	0	0	0	0									
<b>Brooks Lawrence, R</b> OBP: 0.150, SLG: 0.175										0	0	0	0	0	0	0									
<b>Inning Stats</b>	R: 0 E: 0 K: 0 S: 4	H: 1 LOB: 1 BB: 0 P: 4	R: 0 E: 0 K: 0 S: 4	H: 1 LOB: 2 BB: 1 P: 8	R: 4 E: 0 K: 0 S: 8	H: 5 LOB: 1 BB: 0 P: 8	R: 4 E: 0 K: 1 S: 9	H: 4 LOB: 2 BB: 2 P: 17	R: 1 E: 0 K: 0 S: 4	H: 1 LOB: 0 BB: 0 P: 4	R: 0 E: 0 K: 3 S: 9	H: 0 LOB: 0 BB: 0 P: 9	R: 0 E: 1 K: 2 S: 8	H: 0 LOB: 2 BB: 1 P: 12	R: 0 E: 0 K: 2 S: 7	H: 0 LOB: 0 BB: 0 P: 7	1B: 9 2B: 1 3B: 0 HR: 2	SF: 1 SAC: 0 DP: 0 HBP: 0	WP: 0 PB: 0 SB: 0 CS: 0	PA: 41					
<b>PITCHER</b>	IP	WLS	BF	H	R	ER	SO	BB	IBB	HBP	BLK	WP	HR	S	P	ERA	WHIP								
<b>Bob Buhl, R</b> ERA: 3.16	3.1	L	21	8	7	7	0	3	0	0	0	0	0	7	7	13.50	4.500								
<b>Carl Willey, R</b> ERA: 4.49	0.2		5	3	1	1	1	0	0	0	0	0	0	7	7	13.50	4.500								
<b>Bob Giggie, R</b> ERA: 4.67	1.0		4	1	1	1	0	0	0	0	0	0	1	4	4	9.00	1.000								
<b>Juan Pizarro, L</b> ERA: 4.02	2.0		8	0	0	0	5	1	0	0	0	0	0	17	21	0.00	0.500								
<b>Don McMahon, R</b> ERA: 2.31	1.0		3	0	0	0	2	0	0	0	0	0	0	7	7	0.00	0.000								





Batter	1	2	3	4	5	6	7	8	9	AB	R	H	RBI	BB	SO	LOB	TOP					
Johnny Temple, R (1.4) OBP: 0.398, SLG: 0.436	1-3	FC5-4		G3 HR BB	SF8		1B 2B		2B 1B	4	2	2	2	1	0	2						
Vada Pinson, L (1.8) OBP: 0.398, SLG: 0.535	1B		1B 2B	G3 HR 1B	F7		2B 1B		1B 2B	6	4	5	1	0	0	2						
Gus Bell, L (1.9) OBP: 0.318, SLG: 0.439	1B		1B 1B	G3		1-3	2B BB		BB 1B 1B	5	2	3	2	1	0	2						
Frank Robinson, R (1.3) OBP: 0.398, SLG: 0.587	P4		1B 1B	HR					1B 1B	6	3	5	4	0	0	2						
Jerry Lynch, L (1.7) OBP: 0.319, SLG: 0.456	FC6-4		1B	HR					1B 1B	3	0	0	0	0	1	4						
Pete Whisenant, R (6, PH) OBP: 0.338, SLG: 0.548	FC6-4		K	4-3		F2	4-3		1B BB	1	0	0	0	0	0	1						
John Powers, L (7, PH) OBP: 0.314, SLG: 0.515	1-2								1B BB	1	1	0	0	1	0	2						
Ed Bailey, L (1.2) OBP: 0.379, SLG: 0.404		F7				K			F8	5	2	2	3	1	1	1						
Willie Jones, R (1.5) OBP: 0.354, SLG: 0.443		1B BB	F7			1B			1B 1-3	5	1	4	3	1	0	1						
Eddie Kasko, R (1.6) OBP: 0.280, SLG: 0.278		1B	F7			F8			L1-3	6	0	1	0	0	0	6						
Don Newcombe, L (1.1) OBP: 0.292, SLG: 0.393			K			F6			P6	1	0	0	0	0	1	2						
Tom Acker, R (2.1) OBP: 0.206, SLG: 0.111										0	0	0	0	0	0	0						
Whitey Lockman, R (3.1) OBP: 0.277, SLG: 0.248										2	0	1	0	0	1	1						
Orlando Pena, R (4.1) OBP: 0.295, SLG: 0.175										1	0	0	0	0	0	1						
Frank Thomas, R (8, PH) OBP: 0.195, SLG: 0.099										0	0	0	0	0	0	0						
Brooks Lawrence, R (8.1) OBP: 0.160, SLG: 0.208										0	0	0	0	0	0	0						
Jim Brosnan, R (9.1) OBP: 0.160, SLG: 0.208										0	0	0	0	0	0	0						
<b>Inning Stats</b>	R: 0 E: 0 K: 0 S: 5	H: 2 LOB: 2 BB: 0 P: 5	R: 0 E: 0 K: 1 S: 6	H: 1 LOB: 2 BB: 1 P: 10	R: 3 E: 0 K: 1 S: 9	H: 4 LOB: 1 BB: 0 P: 9	R: 3 E: 0 K: 0 S: 5	H: 2 LOB: 1 BB: 1 P: 9	R: 1 E: 0 K: 0 S: 5	H: 2 LOB: 2 BB: 1 P: 9	R: 0 E: 0 K: 1 S: 6	H: 1 LOB: 1 BB: 0 P: 6	R: 3 E: 0 K: 1 S: 9	H: 4 LOB: 2 BB: 1 P: 13	R: 0 E: 0 K: 0 S: 4	H: 1 LOB: 1 BB: 0 P: 4	R: 5 E: 0 K: 0 S: 7	H: 6 LOB: 0 BB: 1 P: 11	1B: 17 2B: 6 3B: 0 HR: 1	SF: 1 SAC: 0 DP: 1 HBP: 0	WP: 0 PB: 0 SB: 0 CS: 0	PA: 53
<b>PITCHER</b>	IP WLS BF H R ER SO BB IBB HBP BLK WP HR S P ERA WHIP																					
Gene Conley, R (1.1) ERA: 3.11	4.1	27	11	7	7	2	3	0	0	0	0	0	1	28	40	14.54	3.231					
Taylor Phillips, L (5.1) ERA: 5.81	2.1	12	4	3	3	2	1	0	0	0	0	0	0	15	19	11.57	2.143					
Turk Farrell, R (7.1) ERA: 5.08	1.2	L	9	5	2	2	0	0	0	0	0	0	0	9	9	10.80	3.000					
Humberto Robinson, R (9.1) ERA: 3.29	0.0		2	1	0	0	0	1	0	0	0	0	0	1	5	-	-					
Ruben Gomez, R (9.1) ERA: 6.83	0.2		3	2	3	3	0	0	0	0	0	0	0	3	3	40.50	3.000					

Cincinnati Redlegs @ Philadelphia Phillies  
 Connie Mack Stadium, Philadelphia, PA  
 Fri Aug 14 1959, 7:05 PM EDT  
 Unknown

AB 47  
 R 15  
 H 23  
 RBI 15  
 BB 5  
 SO 4  
 LOB 27



Batter	1	2	3	4	5	6	7	8	9	AB	R	H	RBI	BB	SO	LOB	BOTTOM			
Richie Ashburn, L (1.8) OBP: 0.368, SLG: 0.324	F7	E6 1B	1B 2B	P4			6-3		1B 1B	6	2	2	0	0	0	2				
Sparky Anderson, R (1.4) OBP: 0.280, SLG: 0.234	F3	E9 1B	BB 1B	G5-4-3			K		K	5	2	2	2	0	1	1				
Dave Philley, S (9, PH) OBP: 0.380, SLG: 0.531		1B 1B	BB 1B						K	1	0	0	0	0	1	2				
Ed Bouchee, L (1.3) OBP: 0.371, SLG: 0.453		BB 1B	BB HBP				K		1B	5	2	4	1	1	1	0				
Wally Post, R (1.9) OBP: 0.313, SLG: 0.454	5-3	BB 1B	BB	F5			4-3		1B	5	1	1	1	0	1	4				
Solly Drake, S (8, PH) OBP: 0.211, SLG: 0.143		BB 1B	BB				K		G6-4-3	1	0	1	1	0	0	0				
Gene Freese, R (1.5) OBP: 0.360, SLG: 0.540		HR	BB HBP				E6		2-3	4	1	1	1	1	0	2				
Harry Anderson, L (1.7) OBP: 0.324, SLG: 0.443	P5		BB				F8		1B	3	0	1	2	2	0	1				
Joe Koppe, R (1.6) OBP: 0.325, SLG: 0.357		HR	BB				K		F9	2	1	0	2	1	1	1				
Joe Lonnett, R (1.2) OBP: 0.322, SLG: 0.250	E7		5-3				F7		P5	5	1	1	0	0	1	6				
Valmy Thomas, R (9.2) OBP: 0.237, SLG: 0.211			K							0	0	0	0	0	0	0				
Gene Conley, R (1.1) OBP: 0.242, SLG: 0.273										3	2	2	2	0	0	0				
Taylor Phillips, L (5.1) OBP: 0.206, SLG: 0.111										1	0	0	0	0	1	0				
Turk Farrell, R (7.1) ERA: 5.08										0	0	0	0	0	0	0				
Humberto Robinson, R (9.1) ERA: 3.29										0	0	0	0	0	0	0				
Ruben Gomez, R (9.1) ERA: 6.83										0	0	0	0	0	0	0				
Harry Hambrick, L (9, PH) OBP: 0.201, SLG: 0.244										1	1	1	0	0	0	0				
<b>Inning Stats</b>	R: 0 E: 0 K: 0 S: 4	H: 1 LOB: 1 BB: 0 P: 4	R: 8 E: 3 K: 1 S: 12	H: 6 LOB: 2 BB: 2 P: 21	R: 3 E: 0 K: 0 S: 5	H: 3 LOB: 3 BB: 3 P: 18	R: 0 E: 1 K: 0 S: 3	H: 0 LOB: 0 BB: 0 P: 3	R: 0 E: 0 K: 2 S: 7	H: 0 LOB: 0 BB: 0 P: 7	R: 0 E: 0 K: 2 S: 8	H: 1 LOB: 1 BB: 0 P: 8	R: 0 E: 0 K: 0 S: 4	H: 1 LOB: 1 BB: 0 P: 4	R: 2 E: 0 K: 1 S: 8	H: 4 LOB: 1 BB: 0 P: 8	1B: 12 2B: 3 3B: 0 HR: 1	SF: 1 SAC: 0 DP: 2 HBP: 2	WP: 0 PB: 0 SB: 0 CS: 0	PA: 50
<b>PITCHER</b>	IP WLS BF H R ER SO BB IBB HBP BLK WP HR S P ERA WHIP																			
Don Newcombe, R (1.1) ERA: 3.46	1.1	14	4	4	3	1	5	0	1	0	0	0	10	31	16.20	5.400				
Tom Acker, R (2.1) ERA: 3.74	4.0	14	1	0	0	5	0	0	0	0	0	0	24	24	0.00	0.250				
Orlando Pena, R (4.1) ERA: 5.2	1.1	W	9	5	2	2	1	0	0	0	0	0	11	11	13.50	3.750				
Brooks Lawrence, R (8.1) ERA: 4.59	0.2	S	1	0	0	0	0	0	0	0	0	0	1	1	0.00	0.000				
Jim Brosnan, R (9.1) ERA: 4.34																				

Cincinnati Redlegs @ Philadelphia Phillies  
 Connie Mack Stadium, Philadelphia, PA  
 Fri Aug 14 1959, 7:05 PM EDT  
 Unknown

AB 42  
 R 13  
 H 16  
 RBI 12  
 BB 5  
 SO 7  
 LOB 19





Batter	1	2	3	4	5	6	7	8	9	AB	R	H	RBI	BB	SO	LOB	TOP				
<b>Johnny Temple, R</b> OBP: 0.399, SLG: 0.438										3	2	1	0	1	1	0					
<b>Vada Pinson, L</b> OBP: 0.397, SLG: 0.535										4	1	1	0	0	0	1					
<b>Gus Bell, L</b> OBP: 0.320, SLG: 0.444										4	1	2	3	0	1	0					
<b>Frank Robinson, R</b> OBP: 0.397, SLG: 0.589										4	0	1	0	0	1	2					
<b>Jerry Lynch, L</b> OBP: 0.318, SLG: 0.460										4	1	1	1	0	0	1					
<b>Jim Pendleton, R</b> OBP: 0.319, SLG: 0.356										0	0	0	0	0	0	0					
<b>Willie Jones, R</b> OBP: 0.353, SLG: 0.440										4	0	1	1	0	1	0					
<b>Dutch Dotterer, R</b> OBP: 0.333, SLG: 0.364										3	0	0	0	0	1	1					
<b>Ed Bailey, L</b> OBP: 0.378, SLG: 0.402										1	0	0	0	0	0	0					
<b>Eddie Kasko, R</b> OBP: 0.276, SLG: 0.274										3	0	0	0	0	2	0					
<b>Willard Schmidt, R</b> OBP: 0.333, SLG: 0.091										3	0	0	0	0	0	0					
<b>Don Newcombe, L</b> OBP: 0.392, SLG: 0.393										0	0	0	0	0	0	0					
<b>Inning Stats</b>	R: 4 E: 0 K: 1 S: 8	H: 4 LOB: 0 BB: 1 P: 12	R: 0 E: 0 K: 2 S: 7	H: 0 LOB: 0 BB: 0 P: 7	R: 0 E: 0 K: 0 S: 3	H: 0 LOB: 0 BB: 0 P: 3	R: 0 E: 0 K: 1 S: 5	H: 0 LOB: 0 BB: 0 P: 5	R: 0 E: 0 K: 0 S: 3	H: 1 LOB: 1 BB: 0 P: 6	R: 0 E: 0 K: 2 S: 7	H: 0 LOB: 0 BB: 0 P: 7	R: 1 E: 0 K: 0 S: 5	H: 2 LOB: 1 BB: 0 P: 5	R: 0 E: 0 K: 0 S: 3	H: 0 LOB: 0 BB: 0 P: 3	1B: 2 2B: 2 3B: 3 HR: 0	SF: 0 SAC: 0 DP: 1 HBP: 0	WP: 0 PB: 0 SB: 0 CS: 0	PA: 34	
<b>PITCHER</b> <b>Jim Owens, R</b> ERA: 3.68	IP: 9.0	WLS: L	BF: 34	H: 7	R: 5	ER: 5	SO: 7	BB: 1	IBB: 0	HBP: 0	BLK: 0	WP: 0	HR: 0	S: 47	P: 51	ERA: 5.00	WHIP: 0.889				

Cincinnati Redlegs @ Philadelphia Phillies  
 Connie Mack Stadium, Philadelphia, PA  
 Fri Aug 14 1959, 7:05 PM EDT  
 Att: 16,922 - Unknown

AB	33
R	5
H	7
RBI	5
BB	1
SO	7
LOB	5



Batter	1	2	3	4	5	6	7	8	9	AB	R	H	RBI	BB	SO	LOB	BOTTOM					
<b>Richie Ashburn, L</b> OBP: 0.365, SLG: 0.321										4	0	0	0	0	0	2						
<b>Sparky Anderson, R</b> OBP: 0.283, SLG: 0.243										4	1	2	1	0	0	1						
<b>Ed Bouchee, L</b> OBP: 0.370, SLG: 0.452										3	0	1	1	0	0	1						
<b>Dave Philley, S</b> OBP: 0.378, SLG: 0.525										4	0	1	0	0	1	0						
<b>Gene Freese, R</b> OBP: 0.362, SLG: 0.547										4	1	2	0	0	0	2						
<b>Harry Anderson, L</b> OBP: 0.323, SLG: 0.440										4	1	1	0	0	1	1						
<b>Joe Koppe, R</b> OBP: 0.325, SLG: 0.356										3	0	1	1	0	0	0						
<b>Harry Hanebrink, L</b> OBP: 0.277, SLG: 0.338										1	0	0	0	0	0	0						
<b>Valmy Thomas, R</b> OBP: 0.248, SLG: 0.215										3	1	1	1	1	0	1						
<b>Jim Owens, R</b> OBP: 0.136, SLG: 0.056										2	0	0	0	0	0	2						
<b>Inning Stats</b>	R: 1 E: 0 K: 0 S: 4	H: 1 LOB: 0 BB: 0 P: 4	R: 0 E: 0 K: 0 S: 3	H: 1 LOB: 0 BB: 0 P: 3	R: 1 E: 0 K: 0 S: 5	H: 2 LOB: 1 BB: 0 P: 5	R: 2 E: 0 K: 0 S: 6	H: 3 LOB: 1 BB: 0 P: 6	R: 0 E: 1 K: 0 S: 3	H: 0 LOB: 0 BB: 0 P: 3	R: 0 E: 0 K: 2 S: 7	H: 0 LOB: 0 BB: 0 P: 7	R: 0 E: 0 K: 0 S: 3	H: 0 LOB: 1 BB: 1 P: 7	R: 0 E: 0 K: 0 S: 4	H: 2 LOB: 1 BB: 0 P: 4	R: 0 E: 0 K: 0 S: 3	H: 0 LOB: 0 BB: 0 P: 3	1B: 7 2B: 1 3B: 2 HR: 0	SF: 1 SAC: 1 DP: 3 HBP: 0	WP: 0 PB: 0 SB: 0 CS: 0	PA: 35
<b>PITCHER</b> <b>Willard Schmidt, R</b> ERA: 3.9	IP: 8.0	WLS: W	BF: 32	H: 9	R: 4	ER: 4	SO: 2	BB: 1	IBB: 0	HBP: 0	BLK: 0	WP: 0	HR: 0	S: 35	P: 39	ERA: 4.50	WHIP: 1.250					
<b>Don Newcombe, R</b> ERA: 3.44	IP: 1.0	WLS: S	BF: 3	H: 0	R: 0	ER: 0	SO: 0	BB: 0	IBB: 0	HBP: 0	BLK: 0	WP: 0	HR: 0	S: 3	P: 3	ERA: 0.00	WHIP: 0.000					

Cincinnati Redlegs @ Philadelphia Phillies  
 Connie Mack Stadium, Philadelphia, PA  
 Fri Aug 14 1959, 7:05 PM EDT  
 Att: 16,922 - Unknown

AB	32
R	4
H	9
RBI	4
BB	1
SO	2
LOB	10









Batter	1	2	3	4	5	6	7	8	9	AB	R	H	RBI	BB	SO	LOB	TOP					
Whitey Lockman, L (1,4) OBP: 0.279, SLG: 0.273										4	0	0	0	0	1	0						
Vada Pinson, L (1,8) OBP: 0.391, SLG: 0.543										4	2	3	0	0	0	0						
Gus Bell, L (1,9) OBP: 0.324, SLG: 0.458										4	2	3	4	0	0	1						
Frank Robinson, R (1,3) OBP: 0.392, SLG: 0.579										4	0	0	0	0	2	2						
Jerry Lynch, L (1,7) OBP: 0.316, SLG: 0.459										4	0	1	0	0	0	1						
Willie Jones, R (1,5) OBP: 0.352, SLG: 0.450										4	1	1	1	0	1	2						
Dutch Dotterer, R (1,2) Ed Bailey, L (5,2) OBP: 0.379, SLG: 0.401										2	0	1	0	0	1	0						
Eddie Kasko, R (1,6) John Powers, L (9,PH) OBP: 0.280, SLG: 0.284 OBP: 0.333, SLG: 0.529										3	0	0	0	0	0	1						
Bob Purkey, R (1,1) Brooks Lawrence, R (6,1) Willard Schmidt, R (6,1) Orlando Pena, R (6,1) Don Newcombe, L (8,PH) Tom Acker, R (8,1) Frank Thomas, R (9,PH) OBP: 0.281, SLG: 0.339 OBP: 0.195, SLG: 0.175 OBP: 0.333, SLG: 0.091 OBP: 0.298, SLG: 0.174 OBP: 0.349, SLG: 0.258 OBP: 0.291, SLG: 0.111 OBP: 0.275, SLG: 0.368										2	0	0	0	0	2	1						
<b>Inning Stats</b>	R: 1 E: 0 K: 1 S: 6	H: 2 LOB: 0 BB: 0 P: 6	R: 0 E: 0 K: 2 S: 7	H: 0 LOB: 0 BB: 0 P: 7	R: 0 E: 0 K: 1 S: 5	H: 0 LOB: 0 BB: 0 P: 5	R: 0 E: 0 K: 0 S: 5	H: 2 LOB: 2 BB: 0 P: 5	R: 0 E: 1 K: 1 S: 5	H: 1 LOB: 1 BB: 0 P: 5	R: 1 E: 0 K: 2 S: 8	H: 1 LOB: 0 BB: 0 P: 8	R: 1 E: 0 K: 0 S: 4	H: 1 LOB: 0 BB: 0 P: 4	R: 2 E: 1 K: 0 S: 6	H: 2 LOB: 1 BB: 0 P: 6	R: 0 E: 0 K: 2 S: 8	H: 1 LOB: 1 BB: 0 P: 8	1B: 5 2B: 2 3B: 0 HR: 3	SF: 0 SAC: 0 DP: 0 HBP: 0	WP: 0 PB: 0 SB: 0 CS: 1	PA: 37
<b>PITCHER</b> Robin Roberts, R (1,1) ERA: 4.36	IP: 9.0 WLS: W BF: 36 H: 10 R: 5 ER: 5 SO: 9 BB: 0 IBB: 0 HBP: 0 BLK: 0 WP: 0 HR: 3 S: 54 P: 54 ERA: 5.00 WHIP: 1.111															<b>PITCHER</b>						

Cincinnati Redlegs @ Philadelphia Phillies  
 Connie Mack Stadium, Philadelphia, PA  
 Sun Aug 16 1959, 3:33 AM EDT  
 Unknown

AB 36  
 R 5  
 H 10  
 RBI 5  
 BB 0  
 SO 9  
 LOB 9



Batter	1	2	3	4	5	6	7	8	9	AB	R	H	RBI	BB	SO	LOB	BOTTOM			
Richie Ashburn, L (1,8) OBP: 0.368, SLG: 0.321										3	1	0	0	0	0	2				
Sparky Anderson, R (1,4) OBP: 0.282, SLG: 0.243										4	0	1	1	1	0	2				
Ed Bouchee, L (1,3) OBP: 0.369, SLG: 0.449										5	1	2	2	0	0	2				
Dave Philley, S (1,9) OBP: 0.377, SLG: 0.514										3	1	1	0	1	0	2				
Gene Freese, R (1,5) OBP: 0.366, SLG: 0.546										3	1	2	1	0	1	0				
Harry Anderson, L (1,7) Solly Drake, S (8,7) OBP: 0.322, SLG: 0.437 OBP: 0.211, SLG: 0.143										4	1	1	1	0	0	3				
Joe Koppe, R (1,6) OBP: 0.333, SLG: 0.384										3	1	1	3	1	2	1				
Valmy Thomas, R (1,2) OBP: 0.266, SLG: 0.248										4	1	2	0	0	0	3				
Robin Roberts, S (1,1) OBP: 0.224, SLG: 0.254										3	1	2	0	0	0	1				
<b>Inning Stats</b>	R: 0 E: 0 K: 0 S: 3	H: 0 LOB: 0 BB: 0 P: 3	R: 0 E: 0 K: 1 S: 5	H: 0 LOB: 1 BB: 0 P: 6	R: 0 E: 0 K: 0 S: 4	H: 1 LOB: 1 BB: 0 P: 4	R: 1 E: 0 K: 0 S: 5	H: 3 LOB: 2 BB: 1 P: 9	R: 0 E: 0 K: 0 S: 4	H: 1 LOB: 1 BB: 0 P: 4	R: 6 E: 0 K: 0 S: 7	H: 5 LOB: 2 BB: 2 P: 16	R: 0 E: 0 K: 2 S: 7	H: 0 LOB: 0 BB: 0 P: 7	R: 1 E: 0 K: 0 S: 5	H: 2 LOB: 1 BB: 0 P: 5	1B: 8 2B: 3 3B: 0 HR: 1	SF: 0 SAC: 2 DP: 2 HBP: 2	WP: 0 PB: 1 SB: 0 CS: 0	PA: 39
<b>PITCHER</b> Bob Purkey, R (1,1) ERA: 4.57 Brooks Lawrence, R (6,1) ERA: 4.91 Willard Schmidt, R (6,1) ERA: 4.05 Orlando Pena, R (6,1) ERA: 4.99 Tom Acker, R (8,1) ERA: 3.83	IP: 5.0 WLS: L BF: 23 H: 6 R: 3 ER: 3 SO: 1 BB: 2 IBB: 0 HBP: 0 BLK: 0 WP: 0 HR: 1 S: 22 P: 31 ERA: 5.40 WHIP: 1.600															<b>PITCHER</b>				

Cincinnati Redlegs @ Philadelphia Phillies  
 Connie Mack Stadium, Philadelphia, PA  
 Sun Aug 16 1959, 3:33 AM EDT  
 Unknown

AB 32  
 R 8  
 H 12  
 RBI 8  
 BB 3  
 SO 3  
 LOB 16






Batter	1	2	3	4	5	6	7	8	9	AB	R	H	RBI	BB	SO	LOB	TOP			
Whitey Lockman, L (1,4) OBP: 0.278, SLG: 0.272	0-0 7-6-4 1B			0-0 4-3		0-0 G6-4-3		0-0 5-3		4	0	1	0	0	0	2				
Vada Pinson, L (1,8) OBP: 0.390, SLG: 0.540	0-0 7-6-4 1-2			0-0 1B		0-0 F7			0-0 L7	4	0	1	0	0	0	2				
Gus Bell, L (1,9) OBP: 0.323, SLG: 0.459	0-0 F9			0-0 P4					0-0 F8	4	0	1	0	0	0	1				
Frank Robinson, R (1,3) OBP: 0.391, SLG: 0.576		0-0 G3		0-3 K					0-0 1B	4	0	1	0	0	2	2				
John Powers, L (1,7) OBP: 0.350, SLG: 0.568		0-0 6-3			0-0 3B		1-0 G4-6-3 HBP		0-0 G3	3	0	1	0	0	0	1				
Ed Bailey, L (1,2) OBP: 0.376, SLG: 0.396	0-0 F7				0-0 P6		0-0 G4-6-3 1-2			3	0	0	0	0	0	3				
Willie Jones, R (1,5) OBP: 0.352, SLG: 0.452			0-0 6-3		0-3 K			0-0 4-3		3	0	1	0	0	1	1				
Jim Pendleton, R (8,5) OBP: 0.319, SLG: 0.356										0	0	0	0	0	0	0				
Eddie Kasko, R (1,6) OBP: 0.276, SLG: 0.280		0-0 5-3			0-0 F8			0-0 L4		3	0	0	0	0	0	2				
Jay Hook, L (1,1) OBP: 0.180, SLG: 0.206			0-3 K			4-0 G6-4-3 BB		0-0 4-3		1	0	0	0	0	1	0				
Jim Brosnan, R (3,1) OBP: 0.294, SLG: 0.388										0	0	0	0	0	0	0				
Don Newcombe, R (6,PH) OBP: 0.333, SLG: 0.505										0	0	0	0	0	0	0				
Bobby Harrison, R (6,PH) OBP: 0.333, SLG: 0.505										0	0	0	0	0	0	0				
Tom Acker, R (8,1) OBP: 0.300, SLG: 0.111										0	0	0	0	0	0	0				
Jerry Lynch, R (8,PH) OBP: 0.310, SLG: 0.458										1	0	0	0	0	0	1				
Willard Schmidt, R (8,1) OBP: 0.333, SLG: 0.505										0	0	0	0	0	0	0				
<b>Inning Stats</b>	R: 0 E: 0 K: 0 S: 3	H: 1 LOB: 0 BB: 0 P: 3	R: 0 E: 0 K: 0 S: 3	H: 0 LOB: 0 BB: 0 P: 3	R: 0 E: 0 K: 1 S: 5	H: 0 LOB: 0 BB: 0 P: 5	R: 0 E: 0 K: 1 S: 6	H: 1 LOB: 1 BB: 0 P: 6	R: 0 E: 0 K: 0 S: 2	H: 0 LOB: 1 BB: 1 P: 6	R: 0 E: 0 K: 1 S: 5	H: 1 LOB: 1 BB: 0 P: 6	R: 0 E: 0 K: 0 S: 4	H: 1 LOB: 1 BB: 0 P: 4	R: 0 E: 0 K: 0 S: 4	H: 1 LOB: 1 BB: 0 P: 4	1B: 3 2B: 3 3B: 1 HR: 0	SF: 0 SAC: 0 DP: 3 HBP: 1	WP: 0 PB: 0 SB: 0 CS: 0	PA: 32
<b>PITCHER</b> Don Cardwell, R (1,1) ERA: 3.56	IP: 9.0 WLS: W BF: 32 H: 6 R: 0 ER: 0 SO: 4 BB: 1 IBB: 0 HBP: 1 BLK: 0 WP: 0 HR: 0 S: 38 P: 43 ERA: 0.00 WHIP: 0.778															<b>PITCHER</b>				

Cincinnati Redlegs @ Philadelphia Phillies  
 Connie Mack Stadium, Philadelphia, PA  
 Sun Aug 16 1959, 3:38 AM EDT  
 Att: 10,921 - Unknown


AB 30  
 R 0  
 H 6  
 RBI 0  
 BB 1  
 SO 4  
 LOB 15



Batter	1	2	3	4	5	6	7	8	9	AB	R	H	RBI	BB	SO	LOB	BOTTOM			
Solly Drake, S (1,8) OBP: 0.214, SLG: 0.132	0-0 F8		4-0 BB S 1B BB	0-0 L6			0-3 K			3	1	0	0	1	1	1				
Sparky Anderson, R (1,4) OBP: 0.279, SLG: 0.241	0-3 K		0-0 1-3 1-2	0-3 K			0-3 K			4	0	0	0	0	3	2				
Ed Bouchee, L (1,3) OBP: 0.371, SLG: 0.451	0-0 HR 2B		4-0 BB 1B BB		0-0 G3		0-0 4-3			3	2	1	0	1	0	0				
Wally Post, R (1,9) OBP: 0.311, SLG: 0.456	0-0 2H HR		4-0 1B 2B BB		0-3 K		0-3 K		0-3 K	3	2	1	2	1	2	0				
Harry Hanebrink, L (1,5) OBP: 0.274, SLG: 0.329	0-3 K		0-0 2B 1B		0-0 F9			0-0 FC6-4 1B		4	1	2	2	0	1	0				
Harry Anderson, L (1,7) OBP: 0.324, SLG: 0.443		0-3 K	0-0 1-3 2H 3H	0-0 2B		0-0 2B		0-3 K		4	0	2	2	0	2	1				
Joe Koppe, R (1,6) OBP: 0.332, SLG: 0.380		4-0 G6-4-3 BB	0-0 6-3			0-0 F8		0-0 FC6-4 1-2		3	0	0	0	1	0	3				
Valmy Thomas, R (1,2) OBP: 0.259, SLG: 0.240		0-0 G6-4-3 1-2		0-0 4-3		0-0 F7				3	0	0	0	0	0	2				
Don Cardwell, R (1,1)			0-3 K	0-0 E5		0-3 K				3	0	0	0	0	2	1				
<b>Inning Stats</b>	R: 2 E: 0 K: 2 S: 9	H: 2 LOB: 0 BB: 0 P: 9	R: 0 E: 0 K: 1 S: 4	H: 0 LOB: 1 BB: 1 P: 8	R: 4 E: 0 K: 1 S: 7	H: 2 LOB: 3 BB: 19	R: 0 E: 1 K: 1 S: 6	H: 0 LOB: 0 BB: 0 P: 6	R: 0 E: 0 K: 1 S: 5	H: 0 LOB: 0 BB: 0 P: 5	R: 0 E: 0 K: 1 S: 6	H: 1 LOB: 1 BB: 0 P: 6	R: 0 E: 0 K: 2 S: 7	H: 0 LOB: 0 BB: 0 P: 7	R: 0 E: 0 K: 2 S: 8	H: 1 LOB: 1 BB: 0 P: 8	1B: 2 2B: 3 3B: 0 HR: 1	SF: 0 SAC: 0 DP: 1 HBP: 0	WP: 0 PB: 0 SB: 1 CS: 0	PA: 34
<b>PITCHER</b> Jay Hook, R (1,1) ERA: 4.05	IP: 2.2 WLS: L BF: 15 H: 4 R: 6 ER: 6 SO: 4 BB: 4 IBB: 0 HBP: 0 BLK: 0 WP: 0 HR: 1 S: 19 P: 35 ERA: 20.25 WHIP: 3.000															<b>PITCHER</b>				
Jim Brosnan, R (3,1) ERA: 4.23	2.1 8 0 0 0 2 0 0 0 0 0 0 12 12 0.00 0.000																			
Tom Acker, R (6,1) ERA: 3.7	2.0 7 1 0 0 3 0 0 0 0 0 0 13 13 0.00 0.500																			
Willard Schmidt, R (8,1) ERA: 3.98	1.0 4 1 0 0 2 0 0 0 0 0 0 8 8 0.00 1.000																			

Cincinnati Redlegs @ Philadelphia Phillies  
 Connie Mack Stadium, Philadelphia, PA  
 Sun Aug 16 1959, 3:38 AM EDT  
 Att: 10,921 - Unknown

AB 30  
 R 6  
 H 6  
 RBI 6  
 BB 4  
 SO 11  
 LOB 10





Batter	1	2	3	4	5	6	7	8	9	AB	R	H	RBI	BB	SO	LOB	TOP			
Jackie Brandt, R OBP: 0.317, SLG: 0.401	0-0 CS 1B		0-0 1B 1B	0-3 K			0-0 E 1B	0-0 1-2 2-3 3-H 1B		5	2	4	1	0	1	2				
Jim Davenport, R OBP: 0.295, SLG: 0.335	1-5 1-3		0-0 1B 1B		0-0 4-3		0-0 E8 SF9 1B	0-0 F5		4	1	2	0	0	0	1				
Jose Pagan, R OBP: 0.200, SLG: 0.200	1-2		1-2 1B 1B		4-0 F8 WP BB		0-0 SF9 1B	0-0 F3		3	0	0	1	1	0	5				
Willie Mays, R OBP: 0.370, SLG: 0.550	1-8 F9		0-0 F8		0-0 F8		0-0 5-3	0-0 F6		5	0	1	1	0	0	4				
Orlando Cepeda, R OBP: 0.354, SLG: 0.539		0-0 5-3	0-0 1-3 2-H 1B		4-0 F8		0-0 5-3	0-0 F6		4	0	0	0	1	1	2				
Daryl Spencer, R OBP: 0.331, SLG: 0.379	1-4 F3		0-0 5-3		4-0 BB		0-3 K	0-0 6-3		4	0	0	0	1	1	2				
Felipe Alou, R OBP: 0.321, SLG: 0.474	1-9 E 1B		0-0 F3		0-0 5-3			0-0 1B 2B	0-0 1B 2B	5	2	3	0	0	0	2				
Eddie Bressoud, R OBP: 0.330, SLG: 0.414	1-6 E 1B		0-0 FC1-6 HBP BB		4-0 F7		0-0 HBP 1B	4-0 1B IBB		3	1	2	0	2	0	0				
Bob Schmidt, R OBP: 0.276, SLG: 0.363	1-2 1-6-3		0-0 1-6-3		1-0 FC1-6 HBP		0-0 5-3	0-0 1B HBP 1B	0-3 K	1	0	0	0	0	0	2				
Hank Sauer, R OBP: 0.097, SLG: 0.267										1	0	0	0	0	0	0				
Hobie Landrith, L OBP: 0.348, SLG: 0.327										0	0	0	0	0	0	0				
Willie McCovey, L OBP: 0.462, SLG: 0.810										1	0	1	1	0	0	0				
Jim Hegan, R OBP: 0.250, SLG: 0.242										1	0	0	0	0	1	2				
Mike McCormick, L OBP: 0.180, SLG: 0.152										2	0	0	0	0	1	2				
Stu Miller, R OBP: 0.093, SLG: 0.049										1	0	0	0	0	0	0				
Sam Jones, R OBP: 0.145, SLG: 0.136										1	0	1	1	0	0	0				
<b>Inning Stats</b>	R: 0 E: 0 K: 0 S: 3	H: 1 LOB: 0 BB: 0 P: 3	R: 0 E: 1 K: 0 S: 5	H: 2 LOB: 2 BB: 0 P: 5	R: 1 E: 0 K: 1 S: 8	H: 3 LOB: 2 BB: 0 P: 8	R: 0 E: 0 K: 1 S: 5	H: 0 LOB: 2 BB: 1 P: 10	R: 0 E: 0 K: 0 S: 3	H: 0 LOB: 0 BB: 0 P: 3	R: 2 E: 1 K: 1 S: 7	H: 2 LOB: 0 BB: 0 P: 7	R: 2 E: 0 K: 0 S: 7	H: 4 LOB: 3 BB: 0 P: 8	R: 1 E: 0 K: 1 S: 6	H: 2 LOB: 1 BB: 1 P: 10	1B: 12 2B: 2 3B: 0 HR: 0	SF: 1 SAC: 0 DP: 0 HBP: 2	WP: 1 PB: 0 CS: 1 SB: 0	PA: 45
<b>PITCHER</b>	IP WLS BF H R ER SO BB IBB HBP BLK WP HR S P ERA WHIP	7.0 L 36 11 5 4 3 3 0 2 0 1 0 37 51 5.14 2.000	2.0 9 3 1 1 1 0 1 0 0 0 0 10 14 4.50 1.500																	

**San Francisco Giants @ Cincinnati Redlegs**  
Crosley Field, Cincinnati, OH  
Mon Aug 17 1959, 7:05 PM EDT  
Att: 20,807 - Unknown

livebaseballscorecards.com

AB 38  
R 6  
H 14  
RBI 5  
BB 4  
SO 4  
LOB 25




Batter	1	2	3	4	5	6	7	8	9	AB	R	H	RBI	BB	SO	LOB	BOTTOM			
Whitey Lockman, L OBP: 0.292, SLG: 0.288	0-0 1B 1B		0-3 K		0-0 1-2 3-H 1B		0-0 1-3 1B			4	0	3	1	0	1	0				
Vada Pinson, L OBP: 0.391, SLG: 0.540	0-0 1-2 1B		0-0 F7		0-0 1-2 2-3 1B		0-0 1-3			4	0	2	0	0	0	1				
Gus Bell, L OBP: 0.323, SLG: 0.458	0-0 1-2 2-3 1B		0-0 F2		0-0 SF8		0-0 1-3			3	0	1	1	0	0	1				
Frank Robinson, R OBP: 0.390, SLG: 0.573	0-0 F4		0-0 G5-4-3 1B		0-0 F7		0-0 F3			4	0	1	0	0	0	5				
Willie Jones, R OBP: 0.348, SLG: 0.446	0-0 F6		0-3 K		0-3 K		0-0 F6			4	0	0	0	0	2	6				
Frank Thomas, R OBP: 0.272, SLG: 0.363	0-0 F3		0-0 G5-4-3		0-0 F4		0-3 K			3	0	0	0	0	0	4				
Jerry Lynch, L OBP: 0.314, SLG: 0.456			1-2							1	0	0	0	0	1	0				
Ed Bailey, L OBP: 0.377, SLG: 0.396		4-0 G4-6-3 BB			0-0 E9 1B 1B		0-0 G3		0-0 F8	3	1	1	0	1	0	0				
Eddie Kasko, R OBP: 0.275, SLG: 0.279		0-0 G4-6-3			0-0 1B 1B		0-0 F4		0-0 5-3	4	1	1	0	0	0	1				
Jim O'Toole, S OBP: 0.286, SLG: 0.167		0-3 K			0-0 1B 1B		0-3 K		0-3 K	3	1	1	1	0	2	0				
Jay Hook, L					2-3 3-H					0	0	0	0	0	0	0				
John Powers, L OBP: 0.341, SLG: 0.553					1-2 2-3 3-H					1	0	0	0	0	1	0				
<b>Inning Stats</b>	R: 0 E: 0 K: 0 S: 6	H: 3 LOB: 3 BB: 0 P: 6	R: 0 E: 0 K: 1 S: 4	H: 0 LOB: 1 BB: 1 P: 8	R: 0 E: 0 K: 1 S: 5	H: 0 LOB: 0 BB: 0 P: 5	R: 0 E: 0 K: 1 S: 5	H: 1 LOB: 0 BB: 0 P: 5	R: 3 E: 1 K: 1 S: 10	H: 5 LOB: 2 BB: 0 P: 10	R: 0 E: 0 K: 0 S: 3	H: 0 LOB: 0 BB: 0 P: 3	R: 0 E: 0 K: 1 S: 6	H: 1 LOB: 1 BB: 0 P: 6	R: 0 E: 0 K: 1 S: 5	H: 0 LOB: 0 BB: 0 P: 5	1B: 10 2B: 0 3B: 0 HR: 0	SF: 1 SAC: 0 DP: 2 HBP: 0	WP: 0 PB: 0 CS: 0 SB: 0	PA: 36
<b>PITCHER</b>	IP WLS BF H R ER SO BB IBB HBP BLK WP HR S P ERA WHIP	4.0 W 10 1 0 0 2 0 0 0 0 0 14 14 0.00 0.333	3.0 S 6 0 0 0 2 0 0 0 0 0 10 10 0.00 0.000																	

**San Francisco Giants @ Cincinnati Redlegs**  
Crosley Field, Cincinnati, OH  
Mon Aug 17 1959, 7:05 PM EDT  
Att: 20,807 - Unknown

livebaseballscorecards.com

AB 34  
R 3  
H 10  
RBI 3  
BB 1  
SO 7  
LOB 18





Batter	1	2	3	4	5	6	7	8	9	AB	R	H	RBI	BB	SO	LOB	TOP			
Jackie Brandt, R OBP: 0.316, SLG: 0.402 (1, 7)										4	0	1	0	0	0	1	<b>San Francisco Giants @ Cincinnati Redlegs</b> Crosley Field, Cincinnati, OH Tue Aug 18 1959, 3:33 AM EDT Att: 10,568 - Unknown <a href="http://livebaseballscorecards.com">livebaseballscorecards.com</a>			
Jose Pagan, R OBP: 0.333, SLG: 0.333 (1, 5)										4	0	2	0	0	0	1				
Willie Mays, R OBP: 0.369, SLG: 0.547 (1, 8)										4	0	1	0	0	0	3				
Orlando Cepeda, R OBP: 0.355, SLG: 0.539 (1, 3)										4	0	2	0	0	0	3				
Willie Kirkland, L OBP: 0.331, SLG: 0.491 (1, 9)										4	0	0	0	0	1	5				
Daryl Spencer, R OBP: 0.329, SLG: 0.378 Leon Wagner, L OBP: 0.367, SLG: 0.442 (6, PH) (6, 7)										2	0	0	0	0	0	0				
Hobie Landrith, L OBP: 0.346, SLG: 0.325 (1, 2)										4	0	1	0	0	2	0				
Eddie Bressoud, R OBP: 0.328, SLG: 0.411 (1, 6)										4	0	1	0	0	0	1				
Eddie Fisher, R Al Worthington, R OBP: 0.311, SLG: 0.111 Dusty Rhodes, L OBP: 0.306, SLG: 0.281 Bud Byerly, R (7, 1) (7, 1)										1	0	0	0	0	1	1				
<b>Inning Stats</b>	R: 0 E: 0 K: 1 S: 7	H: 2 LOB: 2 BB: 0 P: 7	R: 0 E: 1 K: 2 S: 8	H: 0 LOB: 1 BB: 0 P: 8	R: 0 E: 0 K: 0 S: 5	H: 2 LOB: 2 BB: 0 P: 5	R: 0 E: 0 K: 0 S: 4	H: 1 LOB: 1 BB: 0 P: 4	R: 0 E: 0 K: 0 S: 3	H: 0 LOB: 0 BB: 0 P: 3	R: 0 E: 0 K: 0 S: 4	H: 1 LOB: 1 BB: 0 P: 4	R: 0 E: 0 K: 0 S: 3	H: 0 LOB: 0 BB: 0 P: 3	R: 0 E: 0 K: 1 S: 5	H: 0 LOB: 0 BB: 0 P: 5		1B: 7 2B: 1 3B: 0 HR: 0	SF: 0 SAC: 0 DP: 1 HBP: 0	WP: 1 PB: 0 SB: 0 CS: 0
<b>PITCHER</b> Don Newcombe, R ERA: 3.26 (1, 1)	IP: 9.0 WLS: W BF: 35 H: 8 R: 0 ER: 0 SO: 4 BB: 0 IBB: 0 HBP: 0 BLK: 0 WP: 1 HR: 0 S: 43 P: 43 ERA: 0.00 WHIP: 0.889																			

Batter	1	2	3	4	5	6	7	8	9	AB	R	H	RBI	BB	SO	LOB	BOTTOM			
Whitey Lockman, L OBP: 0.311, SLG: 0.309 (1, 4)										5	1	4	0	0	0	1	<b>San Francisco Giants @ Cincinnati Redlegs</b> Crosley Field, Cincinnati, OH Tue Aug 18 1959, 3:33 AM EDT Att: 10,568 - Unknown <a href="http://livebaseballscorecards.com">livebaseballscorecards.com</a>			
Vada Pinson, L OBP: 0.385, SLG: 0.537 (1, 8)										5	2	1	0	0	0	4				
Gus Bell, L OBP: 0.326, SLG: 0.468 (1, 9)										5	2	3	3	0	0	2				
Frank Robinson, R OBP: 0.391, SLG: 0.573 (1, 3)										3	1	2	2	0	0	1				
Jerry Lynch, L OBP: 0.313, SLG: 0.454 (1, 7)										4	0	1	0	0	1	3				
Ed Bailey, L OBP: 0.376, SLG: 0.397 (1, 2)										4	1	1	0	0	1	2				
Jim Pendleton, R OBP: 0.316, SLG: 0.352 (1, 5)										4	0	1	0	0	1	2				
Eddie Kasko, R OBP: 0.279, SLG: 0.288 (1, 6)										4	0	2	2	0	0	1				
Don Newcombe, L OBP: 0.388, SLG: 0.375 (1, 1)										3	0	0	0	1	0	3				
<b>Inning Stats</b>	R: 2 E: 1 K: 0 S: 6	H: 3 LOB: 1 BB: 0 P: 6	R: 0 E: 0 K: 0 S: 4	H: 2 LOB: 2 BB: 0 P: 4	R: 4 E: 0 K: 0 S: 8	H: 5 LOB: 1 BB: 0 P: 8	R: 1 E: 0 K: 1 S: 7	H: 2 LOB: 1 BB: 0 P: 7	R: 0 E: 0 K: 2 S: 8	H: 0 LOB: 1 BB: 0 P: 8	R: 0 E: 0 K: 0 S: 4	H: 1 LOB: 1 BB: 0 P: 4	R: 0 E: 0 K: 0 S: 4	H: 2 LOB: 1 BB: 0 P: 4	R: 0 E: 0 K: 0 S: 3	H: 0 LOB: 1 BB: 1 P: 7		1B: 11 2B: 3 3B: 0 HR: 1	SF: 1 SAC: 0 DP: 1 HBP: 0	WP: 0 PB: 0 SB: 2 CS: 0
<b>PITCHER</b> Eddie Fisher, R ERA: 6.68 Al Worthington, R ERA: 4.06 Bud Byerly, R ERA: 1.29	IP: 2.0 WLS: L BF: 13 H: 5 R: 5 ER: 5 SO: 0 BB: 0 IBB: 0 HBP: 0 BLK: 0 WP: 0 HR: 1 S: 13 P: 13 ERA: 22.50 WHIP: 4.000																			







Batter	1	2	3	4	5	6	7	8	9	AB R H RBI BB SO LOB	TOP											
Jim Gilliam, S OBP: 0.417, SLG: 0.362 (1, 5)	F3		5-3		2B	6-3		1B		5 1 2 0 0 0 0	<b>Los Angeles Dodgers @ Cincinnati Redlegs</b> Crosley Field, Cincinnati, OH Thu Aug 20 1959, 7:05 PM EDT Att: 8,806 - Unknown <a href="http://livebaseballscorecards.com">livebaseballscorecards.com</a>											
Charlie Neal, R OBP: 0.345, SLG: 0.462 (1, 4)	6-3		5-3		HR	F8		K		5 1 1 2 0 1 2												
Wally Moon, L OBP: 0.384, SLG: 0.456 (1, 7)	1B		G3		HR			3-1		4 2 2 1 1 0 2												
Norm Larker, L OBP: 0.326, SLG: 0.424 (1, 3)	F5				HR			F8		5 1 1 3 0 0 1												
Chuck Essegian, R OBP: 0.237, SLG: 0.379 (1, 9)	F3		L6		1B	2B		K		5 1 2 0 0 1 0												
Ron Fairly, L OBP: 0.324, SLG: 0.336 Don Demeter, R OBP: 0.292, SLG: 0.442 (7, 8)	F6		F7		2B	1B		F3		4 1 1 1 1 0 0 1 1 0 0 0 0 1 0												
John Roseboro, L OBP: 0.335, SLG: 0.369 (1, 2)	1B		L8		2B			F7		3 0 1 1 1 0 1												
Don Zimmer, R OBP: 0.282, SLG: 0.258 (1, 6)	1B		F3		6-3			K		4 0 1 0 0 1 1												
Danny McDevitt, L OBP: 0.146, SLG: 0.150 Larry Sherry, R OBP: 0.333, SLG: 0.533 (9, 1)	K		K		1B	K		1B		3 1 0 0 0 3 2 0 0 0 0 0 0 0												
<b>Inning Stats</b>	R: 0 E: 0 K: 0 S: 8	H: 1 LOB: 1 BB: 0 P: 13	R: 0 E: 0 K: 1 S: 12	H: 1 LOB: 2 BB: 1 P: 21	R: 0 E: 0 K: 0 S: 5	H: 0 LOB: 0 BB: 0 P: 9	R: 0 E: 0 K: 0 S: 5	H: 0 LOB: 0 BB: 0 P: 8	R: 7 E: 0 K: 1 S: 19	H: 6 LOB: 1 BB: 1 P: 32		R: 0 E: 0 K: 1 S: 7	H: 0 LOB: 0 BB: 0 P: 11	R: 1 E: 0 K: 0 S: 11	H: 2 LOB: 1 BB: 0 P: 21	R: 0 E: 0 K: 2 S: 12	H: 1 LOB: 2 BB: 0 P: 17	R: 0 E: 0 K: 2 S: 8	H: 0 LOB: 0 BB: 0 P: 9	1B: 6 2B: 3 3B: 0 HR: 2	SF: 0 SAC: 0 DP: 0 HBP: 1	WP: 0 PB: 1 SB: 0 CS: 0
<b>PITCHER</b>	IP WLS BF H R ER SO BB IBB HBP BLK WP HR S P ERA WHIP											<b>PITCHER</b>	IP WLS BF H R ER SO BB IBB HBP BLK WP HR S P ERA WHIP									
Bob Purkey, R ERA: 4.45 Willard Schmidt, R ERA: 3.95 Tom Acker, R ERA: 3.72 Jim Brosnan, R ERA: 4.18 (8, 1)	4.2 L 24 7 7 0 2 2 0 0 0 0 0 1 46 80 0.00 1.929																					

Batter	1	2	3	4	5	6	7	8	9	AB R H RBI BB SO LOB	BOTTOM											
Johnny Temple, R OBP: 0.399, SLG: 0.439 (1, 4)	G4-6-3		5-3		1B		G6-4-3		6-3	5 1 2 1 0 0 1	<b>Los Angeles Dodgers @ Cincinnati Redlegs</b> Crosley Field, Cincinnati, OH Thu Aug 20 1959, 7:05 PM EDT Att: 8,806 - Unknown <a href="http://livebaseballscorecards.com">livebaseballscorecards.com</a>											
Vada Pinson, L OBP: 0.391, SLG: 0.540 (1, 8)	K		FC6-4		1B	1B	B1-3		K	5 1 2 0 0 2 1												
Gus Bell, L OBP: 0.323, SLG: 0.461 (1, 9)	G4-6-3		F3		FC6-4		F3		BB	4 0 0 0 1 0 3												
Frank Robinson, R OBP: 0.397, SLG: 0.584 (1, 3)	FC4-6		FC6-4		6-3		1B		2B	3 1 2 0 2 0 1												
Jim Pendleton, R OBP: 0.314, SLG: 0.340 Jerry Lynch, L OBP: 0.317, SLG: 0.456 Bobby Henrich, R (9, PR)	FC4-6		FC6-4		1-3		1B		BB	3 0 0 0 1 0 3 0 0 0 0 1 0 0 0 0 0 0 0 0 0												
Willie Jones, R OBP: 0.351, SLG: 0.444 (1, 5)	FC6-4		1B		5-3		1B		K	5 0 2 2 0 1 4												
Ed Bailey, L OBP: 0.373, SLG: 0.391 (1, 2)	K		F9		FC5-4		K			3 0 0 0 0 2 5												
Eddie Kasko, R OBP: 0.278, SLG: 0.292 (1, 6)	6-3		6-3		1B	2B	FC5-4		K	4 1 1 0 0 1 3												
Bob Purkey, R OBP: 0.276, SLG: 0.327 Willard Schmidt, R OBP: 0.333, SLG: 0.391 Pete Whisenant, R OBP: 0.343, SLG: 0.450 Tom Acker, R OBP: 0.326, SLG: 0.411 Whitely Lockman, L OBP: 0.154, SLG: 0.200 Jim Brosnan, R OBP: 0.276, SLG: 0.375 (9, PH)	5-3		L8				E4		HR	1 0 0 0 0 0 0 0 0 0 0 0 0 0 1 0 0 0 0 0 0 1 0 0 0 0 0 0 0 0 0 0 0 0 0 1 0 0 0 0 0 0 0 0 0 0 0 0 0 1 1 1 1 0 0 0												
<b>Inning Stats</b>	R: 0 E: 0 K: 1 S: 7	H: 1 LOB: 0 BB: 0 P: 11	R: 0 E: 0 K: 1 S: 9	H: 0 LOB: 1 BB: 1 P: 15	R: 0 E: 0 K: 0 S: 7	H: 0 LOB: 0 BB: 0 P: 12	R: 1 E: 0 K: 0 S: 7	H: 2 LOB: 2 BB: 1 P: 13	R: 2 E: 1 K: 0 S: 9	H: 3 LOB: 1 BB: 0 P: 15		R: 0 E: 0 K: 0 S: 6	H: 0 LOB: 1 BB: 0 P: 13	R: 0 E: 1 K: 0 S: 10	H: 0 LOB: 0 BB: 0 P: 15	R: 1 E: 0 K: 2 S: 13	H: 2 LOB: 2 BB: 1 P: 23	R: 1 E: 0 K: 2 S: 13	H: 2 LOB: 3 BB: 2 P: 25	1B: 6 2B: 3 3B: 0 HR: 1	SF: 0 SAC: 0 DP: 2 HBP: 1	WP: 0 PB: 0 SB: 0 CS: 0
<b>PITCHER</b>	IP WLS BF H R ER SO BB IBB HBP BLK WP HR S P ERA WHIP											<b>PITCHER</b>	IP WLS BF H R ER SO BB IBB HBP BLK WP HR S P ERA WHIP									
Danny McDevitt, L ERA: 4.18 Larry Sherry, R ERA: 2.2 (9, 1)	8.2 W 40 10 5 4 5 3 1 0 0 0 0 0 4 9 4.15 1.500																					



Batter	1	2	3	4	5	6	7	8	9	AB	R	H	RBI	BB	SO	LOB	TOP					
Don Blasingame, L (1,4) OBP: 0.353, SLG: 0.357	F9		3-1		4-3			1-2 1B		4	0	1	0	0	0	0						
Joe Cunningham, L (1,7) OBP: 0.441, SLG: 0.468	HR		P3		3-1			F7		4	1	1	1	0	0	2						
Bill White, L (1,3) OBP: 0.349, SLG: 0.487	F5			L8		P6		G3		4	0	0	0	0	0	1						
Ken Boyer, R (1,5) OBP: 0.394, SLG: 0.511	K			F8		1B			6-3	4	0	1	0	0	1	0						
Gino Cimoli, R (1,9) OBP: 0.327, SLG: 0.436		FC6-2 3B		1B BB		1-3				2	0	1	0	2	0	1						
Curt Flood, R (1,8) OBP: 0.331, SLG: 0.419	F7			1B			P6		F8	3	0	1	0	0	0	1						
George Crowe, L (9, PH) OBP: 0.351, SLG: 0.625										1	0	0	0	0	0	1						
Alex Grammas, R (1,6) OBP: 0.339, SLG: 0.333		FC6-2		1-3			P5		P4	2	0	0	0	0	0	3						
Wally Shannon, L (7, PH) OBP: 0.316, SLG: 0.351										2	0	0	0	0	0	1						
Hal Smith, R (1,2) OBP: 0.298, SLG: 0.401		3H 2-3					F7			3	0	0	0	0	0	1						
Larry Jackson, R (1,1) OBP: 0.116, SLG: 0.118										2	0	0	0	0	1	0						
Stan Mustaj, L (8, PH) OBP: 0.365, SLG: 0.424										0	0	0	0	1	0	0						
Bob Gibson, R (8, PH) OBP: 0.363, SLG: 0.167			K		4-3					0	0	0	0	0	0	0						
Marshall Bridges, S (8,1) OBP: 0.238, SLG: 0.400								F7 1B BB		0	0	0	0	0	0	0						
<b>Inning Stats</b>	R: 1 E: 0 K: 1 S: 6	H: 1 LOB: 0 BB: 0 P: 6	R: 0 E: 0 K: 0 S: 4	H: 1 LOB: 1 BB: 0 P: 4	R: 0 E: 0 K: 1 S: 5	H: 0 LOB: 0 BB: 0 P: 5	R: 0 E: 0 K: 0 S: 4	H: 1 LOB: 2 BB: 1 P: 8	R: 0 E: 0 K: 0 S: 3	H: 0 LOB: 0 BB: 0 P: 3	R: 0 E: 0 K: 0 S: 4	H: 1 LOB: 1 BB: 0 P: 4	R: 0 E: 0 K: 0 S: 3	H: 0 LOB: 0 BB: 0 P: 3	R: 0 E: 0 K: 0 S: 3	H: 1 LOB: 1 BB: 1 P: 7	R: 0 E: 0 K: 0 S: 3	H: 0 LOB: 1 BB: 1 P: 7	1B: 3 2B: 0 3B: 1 HR: 1	SF: 0 SAC: 0 DP: 0 HBP: 0	WP: 0 PB: 0 SB: 0 CS: 0	PA: 34
<b>PITCHER</b> Jay Hook, R (1,1) ERA: 3.53	IP: 9.0 WLS: W BF: 34 H: 5 R: 1 ER: 1 SO: 2 BB: 3 IBB: 0 HBP: 0 BLK: 0 WP: 0 HR: 1 S: 35 P: 47 ERA: 1.00 WHIP: 0.889															<b>PITCHER</b>	IP: 9.0 WLS: W BF: 34 H: 5 R: 1 ER: 1 SO: 2 BB: 3 IBB: 0 HBP: 0 BLK: 0 WP: 0 HR: 1 S: 35 P: 47 ERA: 1.00 WHIP: 0.889					

St. Louis Cardinals @ Cincinnati Redlegs  
Crosley Field, Cincinnati, OH  
Fri Aug 21 1959, 7:05 PM EDT  
Att: 11,624 - Unknown

AB 31  
R 1  
H 5  
RBI 1  
BB 3  
SO 2  
LOB 11



Batter	1	2	3	4	5	6	7	8	9	AB	R	H	RBI	BB	SO	LOB	BOTTOM			
Johnny Temple, R (1,4) OBP: 0.396, SLG: 0.436	F9		K		4-6-3			F8		4	0	0	0	0	1	3				
Vada Pinson, L (1,8) OBP: 0.392, SLG: 0.543	6-3		1-3		1B			FC5-2-5 3B		4	0	2	1	0	0	1				
Gus Bell, L (1,9) OBP: 0.324, SLG: 0.462	1B		G3		1B			F8		4	0	2	1	0	0	2				
Frank Robinson, R (1,3) OBP: 0.398, SLG: 0.582				5-3	3-1			FC5-2-5 1B IBB		3	0	1	0	1	0	2				
Whitey Lockman, L (9,3) OBP: 0.309, SLG: 0.306	1-2 1B							FC5-2-5 1B		0	0	0	0	0	0	0				
Jerry Lynch, L (1,7) OBP: 0.314, SLG: 0.452				F5			F8		FC5-2-5 1B	3	0	0	0	0	0	2				
Frank Thomas, R (8, PH) OBP: 0.274, SLG: 0.373	F2							1-2 3H		1	0	0	0	0	0	2				
Ed Bailey, L (1,2) OBP: 0.372, SLG: 0.389		F5		P4			F7		1-2 2H 1B	4	0	1	0	0	0	0				
Willie Jones, R (1,5) OBP: 0.348, SLG: 0.440		1-3			4-3		P4			3	0	0	0	0	0	0				
Eddie Kasko, R (1,6) OBP: 0.279, SLG: 0.292		F7			4-6-3 1B 1B			4-3		3	1	1	0	0	0	0				
Jay Hook, L (1,1) OBP: 0.143, SLG: 0.077			4-0 BB		1B 4-6-3 1B 1B			4-3		2	1	1	0	1	0	0				
<b>Inning Stats</b>	R: 0 E: 0 K: 0 S: 5	H: 2 LOB: 2 BB: 0 P: 5	R: 0 E: 0 K: 0 S: 3	H: 0 LOB: 0 BB: 0 P: 3	R: 0 E: 0 K: 1 S: 5	H: 0 LOB: 1 BB: 1 P: 9	R: 0 E: 0 K: 0 S: 3	H: 0 LOB: 0 BB: 0 P: 3	R: 2 E: 0 K: 0 S: 7	H: 4 LOB: 2 BB: 0 P: 7	R: 0 E: 0 K: 0 S: 3	H: 0 LOB: 0 BB: 0 P: 3	R: 0 E: 0 K: 0 S: 3	H: 0 LOB: 0 BB: 0 P: 3	R: 0 E: 0 K: 0 S: 4	H: 2 LOB: 2 BB: 1 P: 8	1B: 7 2B: 0 3B: 1 HR: 0	SF: 0 SAC: 0 DP: 0 HBP: 0	WP: 0 PB: 0 SB: 0 CS: 0	PA: 33
<b>PITCHER</b> Larry Jackson, R (1,1) ERA: 3.47	IP: 7.0 WLS: L BF: 28 H: 6 R: 2 ER: 2 SO: 1 BB: 1 IBB: 0 HBP: 0 BLK: 0 WP: 0 HR: 0 S: 29 P: 33 ERA: 2.57 WHIP: 1.000															<b>PITCHER</b> Marshall Bridges, L (8,1) ERA: 4.5	IP: 1.0 WLS: L BF: 5 H: 2 R: 0 ER: 0 SO: 0 BB: 1 IBB: 0 HBP: 0 BLK: 0 WP: 0 HR: 0 S: 4 P: 8 ERA: 0.00 WHIP: 2.000			

St. Louis Cardinals @ Cincinnati Redlegs  
Crosley Field, Cincinnati, OH  
Fri Aug 21 1959, 7:05 PM EDT  
Att: 11,624 - Unknown

AB 31  
R 2  
H 8  
RBI 2  
BB 2  
SO 1  
LOB 12













Batter	1	2	3	4	5	6	7	8	9	AB	R	H	RBI	BB	SO	LOB	TOP										
<b>Tony Taylor, R</b> OBP: 0.335, SLG: 0.399 (1, 4)										4	2	2	0	0	1	1											
<b>George Altman, L</b> OBP: 0.323, SLG: 0.380 (1, 8)										5	1	2	1	0	0	0											
<b>Jim Marshall, L</b> OBP: 0.336, SLG: 0.429 (1, 3)										5	0	1	1	0	1	3											
<b>14 Ernie Banks, R</b> OBP: 0.374, SLG: 0.604 (1, 6)										2	0	1	1	2	0	1											
<b>Art Schult, R</b> OBP: 0.329, SLG: 0.403 (1, 7) (8, 9)										5	0	0	0	0	0	5											
<b>Irv Noren, L</b> OBP: 0.396, SLG: 0.462 <b>Bobby Thomson, R</b> OBP: 0.316, SLG: 0.403 (1, 9) (8, 7)										4	2	2	1	0	1	0											
<b>Alvin Dark, R</b> OBP: 0.320, SLG: 0.358 (1, 5)										4	0	0	0	0	0	1											
<b>Cal Neeman, R</b> OBP: 0.238, SLG: 0.260 (1, 2)										4	1	1	2	0	1	0											
<b>John Buzhardt, R</b> OBP: 0.107, SLG: 0.111 <b>Bill Henry, L</b> OBP: 0.222, SLG: 0.192 <b>Don Elston, R</b> OBP: 0.211, SLG: 0.211 (1, 1) (2, 1) (7, 1)										1	0	0	0	0	0	1											
<b>Inning Stats</b>	R: 2 E: 0 K: 0 S: 5	H: 3 LOB: 0 BB: 0 P: 5	R: 1 E: 1 K: 0 S: 5	H: 1 LOB: 1 BB: 0 P: 5	R: 0 E: 0 K: 1 S: 6	H: 1 LOB: 1 BB: 0 P: 6	R: 4 E: 0 K: 0 S: 8	H: 5 LOB: 2 BB: 1 P: 12	R: 0 E: 0 K: 2 S: 7	H: 0 LOB: 0 BB: 0 P: 7	R: 1 E: 1 K: 0 S: 5	H: 1 LOB: 1 BB: 0 P: 5	R: 0 E: 0 K: 0 S: 3	H: 0 LOB: 0 BB: 0 P: 3	R: 0 E: 0 K: 1 S: 5	H: 0 LOB: 0 BB: 1 P: 7	1B: 7 2B: 2 3B: 0 HR: 2	SF: 1 SAC: 1 DP: 1 HBP: 0	WP: 1 PB: 0 SB: 0 CS: 0	PA: 41							
<b>PITCHER</b>	IP	WLS	BF	H	R	ER	SO	BB	IBB	HBP	BLK	WP	HR	S	P	ERA	WHIP										
<b>Bob Purkey, R</b> ERA: 4.68 (1, 1)	3.1	L	18	8	6	6	1	0	0	0	0	0	2	20	20	16.20	2.400										
<b>Willard Schmidt, R</b> ERA: 4.05 (4, 1)	0.2		5	2	1	1	0	0	1	0	0	1	0	4	8	13.50	3.000										
<b>Jim Brosnan, R</b> ERA: 4.05 (5, 1)	3.0		11	1	1	0	2	0	0	0	0	0	0	15	15	0.00	0.333										
<b>Tom Acker, R</b> ERA: 3.66 (8, 1)	1.0		3	0	0	0	1	0	0	0	0	0	0	5	5	0.00	0.000										
<b>Orlando Pena, R</b> ERA: 4.72 (9, 1)	1.0		4	0	0	0	0	1	0	0	0	0	0	3	7	0.00	1.000										
<b>Batter</b>	<b>1</b>	<b>2</b>	<b>3</b>	<b>4</b>	<b>5</b>	<b>6</b>	<b>7</b>	<b>8</b>	<b>9</b>	<b>AB</b>	<b>R</b>	<b>H</b>	<b>RBI</b>	<b>BB</b>	<b>SO</b>	<b>LOB</b>	<b>BOTTOM</b>										
<b>Johnny Temple, R</b> OBP: 0.397, SLG: 0.442 (1, 4)										5	2	2	1	0	0	2											
<b>Vada Pinson, L</b> OBP: 0.391, SLG: 0.537 (1, 8)										5	0	1	0	0	1	2											
<b>Gus Bell, L</b> OBP: 0.323, SLG: 0.461 (1, 9)										5	0	2	2	0	0	1											
<b>Frank Robinson, R</b> OBP: 0.399, SLG: 0.597 (1, 3)										5	0	2	0	0	3	2											
<b>Jerry Lynch, L</b> OBP: 0.318, SLG: 0.468 (1, 7) BB										3	1	1	1	1	0	1											
<b>Ed Bailey, L</b> OBP: 0.366, SLG: 0.381 (1, 2)										3	0	0	0	1	1	2											
<b>Willie Jones, R</b> OBP: 0.341, SLG: 0.432 (1, 5)										4	0	0	0	0	1	1											
<b>Eddie Kasko, R</b> OBP: 0.284, SLG: 0.310 (1, 6)										3	1	1	0	0	0	0											
<b>John Powers, L</b> OBP: 0.357, SLG: 0.553 <b>Bobby Henrich, R</b> (8, PH) (9, 6)										0	0	0	0	0	0	0											
<b>Bob Purkey, R</b> OBP: 0.288, SLG: 0.327 <b>Willard Schmidt, R</b> OBP: 0.333, SLG: 0.391 <b>Pete Whisenand, R</b> OBP: 0.326, SLG: 0.390 <b>Jim Brosnan, R</b> OBP: 0.326, SLG: 0.390 <b>Tom Acker, R</b> OBP: 0.326, SLG: 0.390 <b>Whitby Lockman, L</b> OBP: 0.288, SLG: 0.312 <b>Orlando Pena, R</b> OBP: 0.238, SLG: 0.260 (1, 1) (4, 1) (4, PH) (5, 1) (7, PH) (8, 1) (8, PH) (9, 1)										0	1	0	0	1	0	0											
<b>Inning Stats</b>	R: 1 E: 0 K: 0 S: 5	H: 3 LOB: 1 BB: 1 P: 9	R: 3 E: 0 K: 1 S: 8	H: 3 LOB: 1 BB: 1 P: 12	R: 0 E: 0 K: 1 S: 5	H: 0 LOB: 0 BB: 0 P: 5	R: 0 E: 0 K: 1 S: 5	H: 0 LOB: 0 BB: 0 P: 5	R: 0 E: 0 K: 0 S: 3	H: 1 LOB: 1 BB: 0 P: 6	R: 0 E: 0 K: 0 S: 3	H: 0 LOB: 0 BB: 0 P: 3	R: 1 E: 0 K: 1 S: 7	H: 2 LOB: 1 BB: 0 P: 7	R: 1 E: 0 K: 1 S: 6	H: 1 LOB: 2 BB: 2 P: 14	R: 0 E: 0 K: 1 S: 5	H: 0 LOB: 0 BB: 0 P: 5	1B: 6 2B: 2 3B: 0 HR: 2	SF: 0 SAC: 0 DP: 1 HBP: 0	WP: 0 PB: 0 SB: 1 CS: 0	PA: 40					
<b>PITCHER</b>	IP	WLS	BF	H	R	ER	SO	BB	IBB	HBP	BLK	WP	HR	S	P	ERA	WHIP										
<b>John Buzhardt, R</b> ERA: 4.69 (1, 1)	1.1		10	5	4	4	0	2	0	0	0	0	1	28	28	1.69	0.750										
<b>Bill Henry, L</b> ERA: 2.45 (2, 1)	5.1	W	20	4	1	1	4	0	0	0	0	0	1	28	28	1.69	0.750										
<b>Don Elston, R</b> ERA: 3.12 (7, 1)	2.1	S	10	1	1	1	3	2	0	0	0	0	1	14	22	3.86	1.286										


Chicago Cubs @ Cincinnati Redlegs  
Crosley Field, Cincinnati, OH  
Tue Aug 25 1959, 7:05 PM EDT  
Att: 9,418 - Unknown

AB	37
R	8
H	11
RBI	6
BB	2
SO	4
LOB	12



Chicago Cubs @ Cincinnati Redlegs  
Crosley Field, Cincinnati, OH  
Tue Aug 25 1959, 7:05 PM EDT  
Att: 9,418 - Unknown

AB	36
R	6
H	10
RBI	5
BB	4
SO	7
LOB	13





Batter	1	2	3	4	5	6	7	8	9	AB R H RBI BB SO LOB	TOP											
<b>Tony Taylor, R</b> OBP: 0.339, SLG: 0.408 (1, 4)										6 3 4 0 0 1 3	<b>Chicago Cubs @ Cincinnati Redlegs</b> Crosley Field, Cincinnati, OH Wed Aug 26 1959, 7:05 PM EDT Att: 7,621 - Unknown											
<b>George Altman, L</b> OBP: 0.324, SLG: 0.381 (1, 8)										4 1 1 2 0 0 2												
<b>Jim Marshall, L</b> OBP: 0.341, SLG: 0.430 (1, 3)										4 2 2 2 1 0 2												
<b>14 Ernie Banks, R</b> OBP: 0.374, SLG: 0.604 (1, 6)										5 1 2 1 0 1 3												
<b>Art Schult, R</b> OBP: 0.345, SLG: 0.408 (1, 9) (8, 7)										4 1 2 0 0 1 3												
<b>Irv Noren, L</b> OBP: 0.396, SLG: 0.480 <b>Bobby Thomson, R</b> OBP: 0.316, SLG: 0.403 (1, 7) (8, 9)										5 1 2 3 0 1 6 0 0 0 0 0 0 0												
<b>Alvin Dark, R</b> OBP: 0.323, SLG: 0.361 (1, 5)										5 0 3 1 0 0 1												
<b>Cal Neeman, R</b> OBP: 0.235, SLG: 0.256 (1, 2)										5 0 1 0 0 0 2												
<b>Glen Hobbie, R</b> OBP: 0.167, SLG: 0.155 <b>Billy Williams, L</b> OBP: 0.214, SLG: 0.259 <b>Dave Hillman, R</b> OBP: 0.220, SLG: 0.132 (1, 1) (4, PH) (4, 1)										1 0 0 0 0 0 2 1 0 0 0 0 0 0 2 0 0 0 0 2 1												
<b>Inning Stats</b>	R: 2 E: 0 K: 1 S: 8	H: 4 LOB: 1 BB: 0 P: 8	R: 0 E: 0 K: 0 S: 4	H: 2 LOB: 1 BB: 0 P: 4	R: 0 E: 0 K: 0 S: 4	H: 1 LOB: 2 BB: 0 P: 5	R: 0 E: 0 K: 0 S: 3	H: 0 LOB: 0 BB: 0 P: 3	R: 3 E: 0 K: 0 S: 7	H: 4 LOB: 1 BB: 0 P: 7		R: 0 E: 0 K: 1 S: 6	H: 1 LOB: 1 BB: 0 P: 6	R: 3 E: 0 K: 2 S: 10	H: 3 LOB: 1 BB: 1 P: 14	R: 1 E: 1 K: 1 S: 7	H: 1 LOB: 2 BB: 0 P: 8	R: 0 E: 0 K: 1 S: 6	H: 1 LOB: 1 BB: 0 P: 6	1B: 11 2B: 6 3B: 1 HR: 0	SF: 0 SAC: 1 DP: 2 HBP: 2	WP: 0 PB: 0 SB: 0 CS: 0
<b>PITCHER</b>	IP WLS BF H R ER SO BB IBB HBP BLK WP HR S P ERA WHIP											IP WLS BF H R ER SO BB IBB HBP BLK WP HR S P ERA WHIP										
<b>Jay Hook, R</b> ERA: 3.71 (1, 1)	2.1	13	7	2	2	1	0	0	0	0	0	0	0	14	15	7.71	3.000					
<b>Orlando Pena, R</b> ERA: 4.95 (3, 1)	2.1	11	4	3	3	0	0	0	0	0	0	0	11	11	11.57	1.714						
<b>Brooks Lawrence, R</b> ERA: 4.87 (5, 1)	2.1	L	12	4	3	3	1	0	0	0	0	0	17	21	11.57	2.143						
<b>Jim Brosnan, R</b> ERA: 4.05 (8, 1)	2.0	10	2	1	1	2	0	0	1	0	0	0	13	14	4.50	1.000						

Batter	1	2	3	4	5	6	7	8	9	AB R H RBI BB SO LOB	BOTTOM											
<b>Johnny Temple, R</b> OBP: 0.397, SLG: 0.442 (1, 4)										5 1 2 0 0 0 1	<b>Chicago Cubs @ Cincinnati Redlegs</b> Crosley Field, Cincinnati, OH Wed Aug 26 1959, 7:05 PM EDT Att: 7,621 - Unknown											
<b>Vada Pinson, L</b> OBP: 0.390, SLG: 0.535 (1, 8)										4 1 1 0 0 1 2												
<b>Gus Bell, L</b> OBP: 0.324, SLG: 0.460 (1, 9)										3 1 1 0 0 0 1												
<b>Frank Robinson, R</b> OBP: 0.403, SLG: 0.604 (1, 3)										1 2 1 2 3 0 0												
<b>Jerry Lynch, L</b> OBP: 0.318, SLG: 0.469 (1, 7)										4 0 1 3 0 0 3												
<b>Ed Bailey, L</b> OBP: 0.362, SLG: 0.376 (1, 2)										4 0 0 0 0 0 3												
<b>Willie Jones, R</b> OBP: 0.336, SLG: 0.427 (1, 5)										4 0 0 0 0 0 3												
<b>Eddie Kasko, R</b> OBP: 0.283, SLG: 0.309 (1, 6)										4 0 1 0 0 1 1												
<b>Jay Hook, L</b> OBP: 0.335, SLG: 0.671 <b>Orlando Pena, R</b> OBP: 0.226, SLG: 0.559 <b>Brooks Lawrence, R</b> OBP: 0.195, SLG: 0.359 <b>Whitely Lockman, L</b> OBP: 0.194, SLG: 0.359 <b>Jim Brosnan, R</b> OBP: 0.340, SLG: 0.538 (1, 1) (3, 1) (5, 1) (7, PH) (8, 1) (9, PH)										1 0 0 0 0 0 0 1 0 0 0 0 0 1 0 0 0 0 0 0 0 1 0 0 0 0 0 0 0 0 0 0 0 0 0 1 0 0 0 0 1 0												
<b>Inning Stats</b>	R: 4 E: 0 K: 1 S: 8	H: 3 LOB: 1 BB: 1 P: 13	R: 0 E: 0 K: 0 S: 4	H: 1 LOB: 1 BB: 0 P: 4	R: 1 E: 0 K: 0 S: 4	H: 1 LOB: 0 BB: 0 P: 4	R: 0 E: 0 K: 1 S: 6	H: 1 LOB: 1 BB: 0 P: 6	R: 0 E: 0 K: 0 S: 2	H: 0 LOB: 0 BB: 1 P: 6		R: 0 E: 0 K: 0 S: 3	H: 0 LOB: 0 BB: 0 P: 3	R: 0 E: 0 K: 0 S: 3	H: 0 LOB: 0 BB: 0 P: 3	R: 0 E: 0 K: 0 S: 4	H: 1 LOB: 2 BB: 1 P: 8	R: 0 E: 0 K: 1 S: 5	H: 0 LOB: 0 BB: 0 P: 5	1B: 5 2B: 2 3B: 0 HR: 1	SF: 0 SAC: 0 DP: 1 HBP: 1	WP: 1 PB: 0 SB: 1 CS: 0
<b>PITCHER</b>	IP WLS BF H R ER SO BB IBB HBP BLK WP HR S P ERA WHIP											IP WLS BF H R ER SO BB IBB HBP BLK WP HR S P ERA WHIP										
<b>Glen Hobbie, R</b> ERA: 4.09 (1, 1)	3.0	16	5	5	5	1	1	0	0	0	0	0	16	21	15.00	2.000						
<b>Dave Hillman, R</b> ERA: 3.22 (4, 1)	6.0	W	21	2	0	0	2	0	0	0	0	0	23	31	0.00	0.667						





Batter	1	2	3	4	5	6	7	8	9	AB	R	H	RBI	BB	SO	LOB	TOP					
<b>Tony Taylor, R</b> OBP: 0.338, SLG: 0.406 (1, 4)																	3 0 0 0 1 1 3					
<b>George Altman, L</b> OBP: 0.326, SLG: 0.381 (1, 8)																	3 0 1 0 1 2 3					
<b>Lee Walls, R</b> OBP: 0.331, SLG: 0.384 (1, 9)																	4 0 1 0 0 3 4					
<b>14 Ernie Banks, R</b> OBP: 0.372, SLG: 0.599 (1, 6)																	4 0 0 0 0 1 4					
<b>Art Schult, R</b> OBP: 0.330, SLG: 0.388 (1, 3)																	4 0 0 0 0 1 2					
<b>Bobby Thomson, R</b> OBP: 0.312, SLG: 0.398 (1, 7)																	4 0 0 0 0 1 3					
<b>Alvin Dark, R</b> OBP: 0.323, SLG: 0.360 (1, 5)																	4 0 1 0 0 0 1					
<b>Cal Neeman, R</b> OBP: 0.247, SLG: 0.259 (1, 2)																	3 0 1 0 1 1 1					
<b>Art Ceccarelli, R</b> OBP: 0.160, SLG: 0.125 (1, 1)																	2 0 1 0 1 0 1					
<b>Moe Drabowsky, R</b> OBP: 0.163, SLG: 0.146 (8, 1)																	0 0 0 0 0 0 0					
<b>Inning Stats</b>	R: 0 E: 0 K: 2 S: 7	H: 0 LOB: 1 BB: 1 P: 11	R: 0 E: 0 K: 0 S: 3	H: 0 LOB: 0 BB: 0 P: 3	R: 0 E: 0 K: 3 S: 9	H: 0 LOB: 2 BB: 2 P: 17	R: 0 E: 1 K: 2 S: 8	H: 0 LOB: 1 BB: 0 P: 8	R: 0 E: 0 K: 0 S: 4	H: 1 LOB: 0 BB: 1 P: 3	R: 0 E: 0 K: 0 S: 4	H: 1 LOB: 2 BB: 1 P: 8	R: 0 E: 0 K: 1 S: 6	H: 1 LOB: 1 BB: 0 P: 6	R: 0 E: 0 K: 1 S: 5	H: 1 LOB: 0 BB: 0 P: 5	R: 0 E: 0 K: 1 S: 6	H: 1 LOB: 1 BB: 0 P: 6	1B: 5 2B: 0 3B: 0 HR: 0	SF: 0 SAC: 0 DP: 2 HBP: 0	WP: 0 PB: 0 SB: 0 CS: 0	PA: 35
<b>PITCHER</b> <b>Jim O'Toole, L</b> ERA: 4.88 (1, 1)	IP: 9.0 WLS: W BF: 35 H: 5 R: 0 ER: 0 SO: 10 BB: 4 IBB: 0 HBP: 0 BLK: 0 WP: 0 HR: 0 S: 51 P: 67 ERA: 0.00 WHIP: 1.000															<b>PITCHER</b> <b>Jim O'Toole, L</b> ERA: 4.88 (1, 1)	IP: 9.0 WLS: W BF: 35 H: 5 R: 0 ER: 0 SO: 10 BB: 4 IBB: 0 HBP: 0 BLK: 0 WP: 0 HR: 0 S: 51 P: 67 ERA: 0.00 WHIP: 1.000					

**Chicago Cubs @ Cincinnati Redlegs**  
Crosley Field, Cincinnati, OH  
Thu Aug 27 1959, 7:05 PM EDT  
Att: 6,592 - Unknown

**AB 31**  
**R 0**  
**H 5**  
**RBI 0**  
**BB 4**  
**SO 10**  
**LOB 22**



Batter	1	2	3	4	5	6	7	8	9	AB	R	H	RBI	BB	SO	LOB	BOTTOM			
<b>Johnny Temple, R</b> OBP: 0.398, SLG: 0.441 (1, 4)																	3 0 1 0 1 1 1			
<b>Vada Pinson, L</b> OBP: 0.391, SLG: 0.536 (1, 8)																	4 1 2 0 0 0 1			
<b>Gus Bell, L</b> OBP: 0.323, SLG: 0.459 (1, 9)																	4 1 1 0 0 0 3			
<b>Frank Robinson, R</b> OBP: 0.404, SLG: 0.602 (1, 3)																	3 1 1 0 1 1 1			
<b>Frank Thomas, R</b> OBP: 0.281, SLG: 0.378 (1, 7)																	3 1 1 0 1 0 1			
<b>Willie Jones, R</b> OBP: 0.342, SLG: 0.435 (1, 5)																	3 1 2 2 1 0 0			
<b>Dutch Dotterer, R</b> OBP: 0.338, SLG: 0.372 (1, 2)																	3 0 1 1 0 0 1			
<b>Eddie Kasko, R</b> OBP: 0.283, SLG: 0.314 (1, 6)																	3 0 1 1 0 0 3			
<b>Jim O'Toole, S</b> OBP: 0.265, SLG: 0.167 (1, 1)																	3 0 0 0 0 0 3			
<b>Inning Stats</b>	R: 1 E: 0 K: 1 S: 7	H: 2 LOB: 1 BB: 0 P: 7	R: 1 E: 0 K: 0 S: 4	H: 2 LOB: 0 BB: 0 P: 4	R: 0 E: 0 K: 1 S: 6	H: 2 LOB: 1 BB: 0 P: 6	R: 1 E: 0 K: 0 S: 5	H: 2 LOB: 1 BB: 0 P: 5	R: 0 E: 0 K: 0 S: 2	H: 0 LOB: 0 BB: 1 P: 6	R: 0 E: 0 K: 0 S: 3	H: 0 LOB: 0 BB: 0 P: 3	R: 0 E: 0 K: 0 S: 4	H: 1 LOB: 1 BB: 0 P: 4	R: 2 E: 0 K: 0 S: 4	H: 1 LOB: 2 BB: 3 P: 16	1B: 6 2B: 5 3B: 0 HR: 0	SF: 2 SAC: 0 DP: 3 HBP: 0	WP: 1 PB: 0 SB: 1 CS: 0	PA: 35
<b>PITCHER</b> <b>Art Ceccarelli, L</b> ERA: 4.39 (1, 1)	IP: 7.1 WLS: L BF: 32 H: 10 R: 5 ER: 5 SO: 2 BB: 1 IBB: 2 HBP: 0 BLK: 1 WP: 1 HR: 0 S: 33 P: 45 ERA: 6.14 WHIP: 1.500															<b>PITCHER</b> <b>Moe Drabowsky, R</b> ERA: 4.01 (8, 1)	IP: 0.2 WLS: L BF: 3 H: 0 R: 0 ER: 0 SO: 0 BB: 1 IBB: 0 HBP: 0 BLK: 0 WP: 1 HR: 0 S: 2 P: 6 ERA: 0.00 WHIP: 1.500			

**Chicago Cubs @ Cincinnati Redlegs**  
Crosley Field, Cincinnati, OH  
Thu Aug 27 1959, 7:05 PM EDT  
Att: 6,592 - Unknown

**AB 29**  
**R 5**  
**H 10**  
**RBI 4**  
**BB 4**  
**SO 2**  
**LOB 14**





Batter	1	2	3	4	5	6	7	8	9	AB	R	H	RBI	BB	SO	LOB	TOP										
Johnny Temple, R (1, 4) OBP: 0.395, SLG: 0.438	F9		F7		F3		F8			4	0	0	0	0	0	3											
Vada Pinson, L (1, 8) OBP: 0.393, SLG: 0.532	4-3			4-3	K			1-3		4	0	0	0	0	1	2											
Gus Bell, L (1, 9) OBP: 0.325, SLG: 0.459	F7			BB 1B	1B			K		4	0	2	1	0	1	0											
Frank Robinson, R (1, 3) OBP: 0.401, SLG: 0.597		K		P4	L5			K		4	0	0	0	0	2	3											
Jerry Lynch, L (1, 7) OBP: 0.318, SLG: 0.466	F9								L9		2	0	0	0	1	0											
Frank Thomas, R (8, 7) OBP: 0.280, SLG: 0.377				1-2 BB					K		1	0	0	0	1	0											
Ed Bailey, L (1, 2) OBP: 0.361, SLG: 0.374	F8			K					K		4	0	1	0	0	2											
Willie Jones, R (1, 5) OBP: 0.344, SLG: 0.434			6-3 WP BB		BB 1B PB				F7		3	1	1	0	1	0											
Eddie Kasko, R (1, 6) OBP: 0.283, SLG: 0.314		6-3		1-2 1B	PB BB 1B			K		3	1	1	0	0	1	1											
Don Newcombe, L (1, 1) OBP: 0.394, SLG: 0.409		3-1		1-2 2-3 BB	1B PB BB			K		2	0	0	0	1	1												
<b>Inning Stats</b>	R: 0 E: 0 K: 0 S: 3	H: 0 LOB: 0 BB: 0 P: 3	R: 0 E: 0 K: 1 S: 5	H: 0 LOB: 0 BB: 0 P: 5	R: 0 E: 0 K: 0 S: 3	H: 0 LOB: 1 BB: 1 P: 7	R: 0 E: 0 K: 1 S: 6	H: 1 LOB: 2 BB: 1 P: 10	R: 2 E: 0 K: 1 S: 8	H: 3 LOB: 2 BB: 1 P: 12	R: 0 E: 0 K: 0 S: 3	H: 1 LOB: 0 BB: 0 P: 3	R: 0 E: 0 K: 2 S: 7	H: 0 LOB: 0 BB: 0 P: 7	R: 0 E: 0 K: 2 S: 7	H: 0 LOB: 0 BB: 0 P: 7	R: 0 E: 0 K: 2 S: 7	H: 0 LOB: 0 BB: 0 P: 7	R: 0 E: 0 K: 2 S: 7	H: 0 LOB: 0 BB: 0 P: 7	1B: 5 2B: 1 3B: 0 HR: 0	SF: 0 SAC: 0 DP: 1 HBP: 0	WP: 1 PB: 1 SB: 0 CS: 0	PA: 34			
<b>PITCHER</b>	IP	WLS	BF	H	R	ER	SO	BB	IBB	HBP	BLK	WP	HR	S	P	ERA	WHIP										
Ernie Broglio, R (1, 1) ERA: 4.4	7.0		28	5	2	1	5	3	0	0	0	1	0	35	47	1.29	1.143										
Marshall Bridges, L (8, 1) ERA: 4.36	2.0	W	6	0	0	0	4	0	0	0	0	0	0	14	14	0.00	0.000										

Cincinnati Redlegs @ St. Louis Cardinals  
Sportsman's Park, St. Louis, MO  
Fri Aug 28 1959, 8:05 PM EDT  
Att: 13,606 - Unknown

AB	31
R	2
H	5
RBI	1
BB	3
SO	9
LOB	13



Batter	1	2	3	4	5	6	7	8	9	AB	R	H	RBI	BB	SO	LOB	BOTTOM										
Don Blasingame, L (1, 4) OBP: 0.357, SLG: 0.357	FC6-4 BB				4-3		4-3		4-0 2B BB	3	1	1	0	2	0	3											
Joe Cunningham, L (1, 9) OBP: 0.445, SLG: 0.476	FC6-4 1-2		4-3			4-3		K	1-2 2B	5	0	1	2	0	1	2											
Bill White, L (1, 7) OBP: 0.347, SLG: 0.482	P5				K		G3		E5 2B	4	0	0	0	0	1	1											
Ken Boyer, R (1, 5) OBP: 0.395, SLG: 0.519	K				F8				K	4	0	1	0	0	2	2											
Stan Musial, L (1, 3) OBP: 0.360, SLG: 0.412		P6			G3		F8		BB	3	0	0	0	1	0	1											
Curt Flood, R (1, 8) OBP: 0.343, SLG: 0.450		F8			6-3		5-3		F7	4	0	0	0	0	0	2											
Hal Smith, R (1, 2) OBP: 0.295, SLG: 0.392		6-3			SH1-4 1B		5-3 1B		F9	4	1	2	0	0	0	0											
Alex Grammas, R (1, 6) OBP: 0.341, SLG: 0.337			6-3				5-3			3	0	1	0	0	0	1											
Gino Cimoli, R (9, PH) OBP: 0.324, SLG: 0.430					SH1-4 1B				BB 2B 1B	1	1	1	0	0	0	0											
Ernie Broglio, R (1, 1) OBP: 0.127, SLG: 0.077									F8	1	0	0	0	0	0	0											
Wally Shannon, L (7, PH) OBP: 0.323, SLG: 0.371			4-3							1	0	1	1	0	0	0											
Bob Gibson, R (7, PH) OBP: 0.087, SLG: 0.133										0	0	0	0	0	0	0											
Marshall Bridges, S (8, 1) OBP: 0.238, SLG: 0.400										0	0	0	0	0	0	0											
George Crowe, L (9, PH) OBP: 0.343, SLG: 0.634					1-2 2-3					1	0	0	0	0	0	1											
<b>Inning Stats</b>	R: 0 E: 0 K: 1 S: 5	H: 0 LOB: 1 BB: 1 P: 9	R: 0 E: 0 K: 0 S: 3	H: 0 LOB: 0 BB: 0 P: 3	R: 0 E: 0 K: 0 S: 4	H: 1 LOB: 1 BB: 0 P: 4	R: 0 E: 0 K: 1 S: 5	H: 0 LOB: 0 BB: 0 P: 5	R: 0 E: 0 K: 0 S: 4	H: 1 LOB: 1 BB: 0 P: 4	R: 1 E: 0 K: 0 S: 5	H: 2 LOB: 1 BB: 0 P: 5	R: 0 E: 0 K: 2 S: 8	H: 0 LOB: 2 BB: 1 P: 12	R: 0 E: 0 K: 0 S: 4	H: 2 LOB: 1 BB: 1 P: 8	1B: 7 2B: 1 3B: 0 HR: 0	SF: 0 SAC: 1 DP: 0 HBP: 0	WP: 0 PB: 0 SB: 0 CS: 0	PA: 38							
<b>PITCHER</b>	IP	WLS	BF	H	R	ER	SO	BB	IBB	HBP	BLK	WP	HR	S	P	ERA	WHIP										
Don Newcombe, R (1, 1) ERA: 3.26	8.2	L	38	8	3	3	4	3	0	0	0	0	0	43	55	3.12	1.269										

Cincinnati Redlegs @ St. Louis Cardinals  
Sportsman's Park, St. Louis, MO  
Fri Aug 28 1959, 8:05 PM EDT  
Att: 13,606 - Unknown

AB	34
R	3
H	8
RBI	3
BB	3
SO	4
LOB	13





Batter	1	2	3	4	5	6	7	8	9	AB	R	H	RBI	BB	SO	LOB	TOP										
Johnny Temple, R (1,4) OBP: 0.396, SLG: 0.438 Whitey Lockman, L (5,4) OBP: 0.307, SLG: 0.305	4-3 BLK 1B	6-3			SH5-3 1-2 2-3		G4-6-3 1B			2	0	1	0	0	0	2											
Vada Pinson, L (1,8) OBP: 0.398, SLG: 0.530	F7		1-3		L7 1B		G4-6-3 1-2			4	0	1	1	0	0	2											
Gus Bell, L (1,9) OBP: 0.324, SLG: 0.457	4-3 1-3		3-1		1-2 3-H 1B			1-3		4	0	1	1	0	0	1											
Frank Robinson, R (1,3) OBP: 0.398, SLG: 0.592	4-3		K		L7 2-3			K		4	0	0	0	0	2	3											
Jerry Lynch, L (1,7) OBP: 0.320, SLG: 0.466		S 2B 1B		4-3		G6-4-3 1B		4-3		4	1	2	0	0	0	0											
Ed Bailey, L (1,2) OBP: 0.360, SLG: 0.373	F5 1-2		G3		G6-4-3 1B			F8		4	0	1	0	0	0	1											
Willie Jones, R (1,5) OBP: 0.343, SLG: 0.431	2B BB		6-3		G6-4-3 1-2 1B			K		3	0	0	0	1	1	2											
Eddie Kasko, R (1,6) OBP: 0.288, SLG: 0.322 Don Newcombe, L (9, PH) OBP: 0.391, SLG: 0.404	1-3 2-H 2B				SH5-3 1B 1B		F8	P4		3	1	2	1	0	0	1											
Bob Purkey, R (1,1) OBP: 0.295, SLG: 0.333 Jim Brosnan, R (6,1) OBP: 0.154, SLG: 0.200 John Powers, L (7, PH) OBP: 0.341, SLG: 0.525 Orlando Pena, R (7,1) OBP: 0.226, SLG: 0.148	K				1B SH5-3 1B		K			2	1	1	0	0	1	2											
										0	0	0	0	0	0	0											
										1	0	0	0	0	1	0											
										0	0	0	0	0	0	0											
<b>Inning Stats</b>	R: 0 E: 0 K: 0 S: 4	H: 1 LOB: 1 BB: 0 P: 4	R: 1 E: 0 K: 1 S: 7	H: 2 LOB: 2 BB: 1 P: 11	R: 0 E: 0 K: 1 S: 5	H: 0 LOB: 0 BB: 0 P: 5	R: 0 E: 0 K: 0 S: 3	H: 0 LOB: 0 BB: 0 P: 3	R: 2 E: 0 K: 0 S: 6	H: 4 LOB: 1 BB: 0 P: 6	R: 0 E: 0 K: 0 S: 4	H: 2 LOB: 1 BB: 0 P: 4	R: 0 E: 0 K: 1 S: 5	H: 1 LOB: 0 BB: 0 P: 5	R: 0 E: 0 K: 1 S: 5	H: 0 LOB: 0 BB: 0 P: 5	R: 0 E: 0 K: 1 S: 5	H: 0 LOB: 0 BB: 0 P: 5	1B: 9 2B: 1 3B: 0 HR: 0	SF: 0 SAC: 1 DP: 2 HBP: 0	WP: 0 PB: 0 SB: 1 CS: 0	PA: 35					
<b>PITCHER</b>	IP	WLS	BF	H	R	ER	SO	BB	IBB	HBP	BLK	WP	HR	S	P	ERA	WHIP										
Bob Miller, R (1,1) ERA: 4.19	6.0	W	26	9	3	3	2	1	0	0	1	0	0	29	33	4.50	1.667										
Bob Duliba, R (7,1) ERA: 0.82	3.0	S	9	1	0	0	3	0	0	0	0	0	0	15	15	0.00	0.333										

Cincinnati Redlegs @ St. Louis Cardinals  
Sportsman's Park, St. Louis, MO  
Sat Aug 29 1959, 4:33 AM EDT  
Att: 12,660 - Unknown

AB 33  
R 3  
H 10  
RBI 3  
BB 1  
SO 5  
LOB 14



Batter	1	2	3	4	5	6	7	8	9	AB	R	H	RBI	BB	SO	LOB	BOTTOM											
Don Blasingame, L (1,4) OBP: 0.357, SLG: 0.357	F8		1B		FC6-4 HR	L9		1B 1B		5	2	2	0	0	0	4												
Joe Cunningham, L (1,9) OBP: 0.445, SLG: 0.478	L3 1B		1-3 1B		G3	1B		1B 1B		4	0	3	1	1	0	1												
Bill White, L (1,7) OBP: 0.350, SLG: 0.489	L3 1-2		F5		2-H HR	FC6-4 1B		1B 1B		5	1	3	4	0	0	3												
Ken Boyer, R (1,5) OBP: 0.393, SLG: 0.515		1-3		F5		FC6-4 1B		K		5	0	1	0	0	1	5												
Stan Musial, L (1,3) OBP: 0.364, SLG: 0.429 Gino Cimoli, R (9,7) OBP: 0.324, SLG: 0.430		HR		E 2B	P6		CS 1B			4	1	3	1	0	0	1												
Curt Flood, R (1,8) OBP: 0.341, SLG: 0.445		3-1		E5 2-3		1B 5-3 1B		F9 1-2		4	1	1	0	0	0	2												
Hal Smith, R (1,2) OBP: 0.292, SLG: 0.388		6-3		G6-3 1-2		5-3		K		4	0	0	0	0	1	3												
Alex Grammas, R (1,6) OBP: 0.343, SLG: 0.337			P4		FC6-4 E G3 BB	E 1B 1B		4-3		3	2	1	0	1	0	0												
Bob Miller, R (1,1) OBP: 0.182, SLG: 0.182 George Crowe, L (6, PH) OBP: 0.350, SLG: 0.638 Larry Jackson, R (6, PR) OBP: 0.125, SLG: 0.127 Bob Duliba, R (7,1) ERA: 4.85			K		E3 FC6-4	E3 1B 1B		F3		2	0	0	0	0	1	1												
										1	0	1	1	0	0	0												
										0	0	0	0	0	0	0												
										1	0	0	0	0	0	0												
<b>Inning Stats</b>	R: 0 E: 0 K: 0 S: 3	H: 1 LOB: 0 BB: 0 P: 3	R: 1 E: 0 K: 0 S: 4	H: 1 LOB: 0 BB: 0 P: 4	R: 0 E: 0 K: 1 S: 7	H: 2 LOB: 2 BB: 0 P: 7	R: 0 E: 1 K: 0 S: 4	H: 1 LOB: 1 BB: 0 P: 4	R: 3 E: 1 K: 0 S: 6	H: 2 LOB: 1 BB: 1 P: 10	R: 2 E: 1 K: 0 S: 7	H: 4 LOB: 3 BB: 1 P: 11	R: 0 E: 0 K: 1 S: 5	H: 1 LOB: 0 BB: 0 P: 5	R: 1 E: 0 K: 1 S: 8	H: 3 LOB: 2 BB: 0 P: 8	1B: 12 2B: 2 3B: 0 HR: 2	SF: 0 SAC: 0 DP: 2 HBP: 0	WP: 0 PB: 0 SB: 0 CS: 1	PA: 40								
<b>PITCHER</b>	IP	WLS	BF	H	R	ER	SO	BB	IBB	HBP	BLK	WP	HR	S	P	ERA	WHIP											
Bob Purkey, R (1,1) ERA: 4.68	5.2	L	30	11	6	3	1	1	0	0	0	0	0	2	30	38	4.76	2.118										
Jim Brosnan, R (6,1) ERA: 4.04	0.1		1	0	0	0	0	0	0	0	0	0	0	1	1	0.00	0.000											
Orlando Pena, R (7,1) ERA: 4.85	2.0		9	4	1	1	2	0	0	0	0	0	0	13	13	4.50	2.000											

Cincinnati Redlegs @ St. Louis Cardinals  
Sportsman's Park, St. Louis, MO  
Sat Aug 29 1959, 4:33 AM EDT  
Att: 12,660 - Unknown

AB 38  
R 7  
H 15  
RBI 7  
BB 2  
SO 3  
LOB 20





Batter	1	2	3	4	5	6	7	8	9	AB	R	H	RBI	BB	SO	LOB	TOP									
Johnny Temple, R OBP: 0.394, SLG: 0.436	F9		6-3		F9		G6-4-3 1B		F8	5	0	1	0	0	0	0	<b>Cincinnati Redlegs @ St. Louis Cardinals</b> Sportsman's Park, St. Louis, MO Sun Aug 30 1959, 4:33 AM EDT Att: 11,694 - Unknown <a href="http://livebaseballscorecards.com">livebaseballscorecards.com</a>									
Vada Pinson, L OBP: 0.388, SLG: 0.528	1B SF9		4-3		L4-3 BB		K		3-1	4	1	1	0	1	1											
Gus Bell, L OBP: 0.325, SLG: 0.457					L4-3		G6-4-3		3-1	5	0	2	0	0	2											
Frank Robinson, R OBP: 0.397, SLG: 0.590	SF9		FC6-4						F9	3	1	1	1	0	0	1										
Whitey Lockman, L OBP: 0.306, SLG: 0.311	4-3								E1 1B 2B	4	2	1	1	0	0	1										
Willie Jones, R OBP: 0.344, SLG: 0.431										4	2	2	0	0	0	1										
Ed Bailey, L OBP: 0.361, SLG: 0.375										3	0	1	1	1	0	2										
Eddie Kasko, R OBP: 0.291, SLG: 0.327									SF8	3	0	2	3	0	1	1										
Jay Hook, L OBP: 0.105, SLG: 0.056									K	4	0	0	0	0	2	4										
<b>Inning Stats</b>	R: 1 E: 0 K: 0 S: 5	H: 2 LOB: 1 BB: 0 P: 5	R: 0 E: 0 K: 2 S: 7	H: 0 LOB: 1 BB: 1 P: 11	R: 0 E: 0 K: 0 S: 4	H: 1 LOB: 1 BB: 0 P: 4	R: 1 E: 0 K: 0 S: 5	H: 2 LOB: 1 BB: 0 P: 5	R: 0 E: 0 K: 0 S: 2	H: 0 LOB: 0 BB: 1 P: 6	R: 2 E: 0 K: 0 S: 6	H: 3 LOB: 1 BB: 0 P: 6	R: 0 E: 0 K: 1 S: 5	H: 1 LOB: 0 BB: 0 P: 5	R: 2 E: 1 K: 1 S: 8	H: 2 LOB: 1 BB: 0 P: 8		R: 0 E: 0 K: 0 S: 3	H: 0 LOB: 0 BB: 0 P: 3	1B: 9 2B: 3 3B: 0 HR: 0	SF: 2 SAC: 0 DP: 2 HBP: 0	WP: 0 PB: 0 SB: 0 CS: 0	PA: 39			
<b>PITCHER</b>	IP	WLS	BF	H	R	ER	SO	BB	IBB	HBP	BLK	WP	HR	S	P	ERA	WHIP									
Bob Gibson, R ERA: 3.36	(1, 1)	7.1	L	34	11	6	4	3	2	0	0	0	0	0	38	46	4.91	1.773								
Bob Duiba, R ERA: 0.71	(8, 1)	1.2		5	0	0	0	1	0	0	0	0	0	7	7	0.00	0.000									

Batter	1	2	3	4	5	6	7	8	9	AB	R	H	RBI	BB	SO	LOB	BOTTOM								
Don Blasingame, L OBP: 0.360, SLG: 0.362	4-3 HR						K			4	2	3	1	0	1	0	<b>Cincinnati Redlegs @ St. Louis Cardinals</b> Sportsman's Park, St. Louis, MO Sun Aug 30 1959, 4:33 AM EDT Att: 11,694 - Unknown <a href="http://livebaseballscorecards.com">livebaseballscorecards.com</a>								
Joe Cunningham, L OBP: 0.445, SLG: 0.480	4-3	2B			SH5-3-6				4-3	3	0	1	1	0	0	1									
Bill White, L OBP: 0.349, SLG: 0.486	F5	P4			FC6-4 BB				F9	3	0	0	0	1	0	2									
Ken Boyer, R OBP: 0.392, SLG: 0.519	2B HR				5-3				5-3	4	1	1	2	0	0	1									
Stan Musial, L OBP: 0.363, SLG: 0.425					4-3				F5	3	0	0	0	1	0	0									
Curt Flood, R OBP: 0.333, SLG: 0.434	F3				K				F5	4	0	0	0	0	1	1									
Hal Smith, R OBP: 0.290, SLG: 0.386										3	0	0	0	0	1	0									
Wally Shannon, L OBP: 0.333, SLG: 0.397		L6			K					1	0	1	0	0	0	0									
Alex Grammas, R OBP: 0.343, SLG: 0.337		E1			F9				F5	3	1	1	0	0	0	0									
George Crowe, L OBP: 0.347, SLG: 0.632		2B 1B							P4	1	0	0	0	0	0	1									
Bob Gibson, R OBP: 0.056, SLG: 0.111					4-3					3	0	0	0	0	1	1									
Bob Duiba, R ERA: 0.71									F7	0	0	0	0	0	0	0									
<b>Inning Stats</b>	R: 2 E: 0 K: 0 S: 5	H: 2 LOB: 1 BB: 1 P: 9	R: 2 E: 1 K: 1 S: 8	H: 3 LOB: 1 BB: 0 P: 8	R: 0 E: 0 K: 1 S: 5	H: 0 LOB: 0 BB: 0 P: 5	R: 0 E: 0 K: 1 S: 5	H: 0 LOB: 0 BB: 0 P: 5	R: 0 E: 0 K: 0 S: 3	H: 0 LOB: 0 BB: 0 P: 3	R: 0 E: 0 K: 1 S: 5	H: 0 LOB: 0 BB: 0 P: 5	R: 0 E: 0 K: 0 S: 3	H: 0 LOB: 0 BB: 0 P: 3	R: 0 E: 0 K: 0 S: 4	H: 1 LOB: 1 BB: 0 P: 4	R: 0 E: 0 K: 0 S: 4	H: 0 LOB: 0 BB: 0 P: 4	1B: 3 2B: 4 3B: 0 HR: 1	SF: 0 SAC: 1 DP: 1 HBP: 0	WP: 0 PB: 0 SB: 0 CS: 0	PA: 35			
<b>PITCHER</b>	IP	WLS	BF	H	R	ER	SO	BB	IBB	HBP	BLK	WP	HR	S	P	ERA	WHIP								
Jay Hook, R ERA: 3.75	(1, 1)	9.0	W	35	7	4	4	4	2	0	0	0	1	41	49	4.00	1.000								



Batter	1	2	3	4	5	6	7	8	9	AB	R	H	RBI	BB	SO	LOB	TOP		
Bob Skinner, L (1,7) OBP: 0.358, SLG: 0.400	G3	F7			1-3			F7		4	0	0	0	0	0	1			
Dick Groat, R (1,6) OBP: 0.314, SLG: 0.368	3B	4-3			6-3			G3		4	1	1	0	0	0	1			
Roberto Clemente, R (1,9) OBP: 0.330, SLG: 0.412	HR		6-3		4-3			4-3		4	1	1	1	0	0	0			
Dick Stuart, R (1,3) OBP: 0.379, SLG: 0.566	HR				6-3			F2		4	1	2	2	0	0	0			
Smoky Burgess, L (1,2) OBP: 0.358, SLG: 0.517	F9		F5		F8			F8		4	0	0	0	0	0	1			
Don Hoak, R (1,5) OBP: 0.371, SLG: 0.406	FC6-4		6-3		F7			6-3		3	0	0	0	1	0	1			
Dick Schofield, S (1,4) OBP: 0.322, SLG: 0.353	FC6-4				FC3-6			FC2-6		2	0	1	0	1	0	1			
Bill Virdon, L (1,8) OBP: 0.321, SLG: 0.341			FC3-6		FC2-6			FC2-6		3	0	1	0	0	0	2			
Vern Law, R (1,1) OBP: 0.186, SLG: 0.226			G6-4-3		G4-6-3			G4-6-3		2	0	0	0	0	0	2			
Roy Face, R (8,1) OBP: 0.250, SLG: 0.250	SH1-4									0	0	0	0	0	0	0			
<b>Inning Stats</b>	R: 3 E: 0 K: 0 S: 6	H: 3 LOB: 1 BB: 1 P: 10	R: 0 E: 0 K: 0 S: 4	H: 1 LOB: 1 BB: 0 P: 4	R: 0 E: 0 K: 0 S: 4	H: 1 LOB: 0 BB: 0 P: 3	R: 0 E: 0 K: 0 S: 3	H: 0 LOB: 0 BB: 0 P: 3	R: 0 E: 0 K: 0 S: 2	H: 0 LOB: 0 BB: 1 P: 6	R: 0 E: 0 K: 0 S: 3	H: 0 LOB: 0 BB: 0 P: 3	R: 0 E: 0 K: 0 S: 3	H: 0 LOB: 0 BB: 0 P: 3	1B: 4 2B: 0 3B: 1 HR: 1	SF: 0 SAC: 1 DP: 2 HBP: 0	WP: 0 PB: 0 SB: 0 CS: 0	PA: 33	
<b>PITCHER</b> Jim O'Toole, L (1,1) ERA: 4.73	IP: 9.0 WLS: W BF: 33	H: 6 R: 3 ER: 3 SO: 0	BB: 2 IBB: 0 HBP: 0 BLK: 0	WP: 0 HR: 1 S: 31 P: 39	ERA: 3.00 WHIP: 0.889														

Pittsburgh Pirates @ Cincinnati Redlegs  
Crosley Field, Cincinnati, OH  
Wed Sep 02 1959, 7:05 PM EDT  
Unknown


AB	30
R	3
H	6
RBI	3
BB	2
SO	0
LOB	9



Batter	1	2	3	4	5	6	7	8	9	AB	R	H	RBI	BB	SO	LOB	BOTTOM		
Johnny Temple, R (1,4) OBP: 0.393, SLG: 0.434	F5		FC1-6		K			L8		4	0	1	0	0	1	0			
Vada Pinson, L (1,8) OBP: 0.397, SLG: 0.532	B1-3		FC1-6		HR			L9		4	1	1	1	0	0	1			
Gus Bell, L (1,9) OBP: 0.326, SLG: 0.459	2B		G4-6-3		F8			1B		4	1	2	0	0	0	1			
Frank Robinson, R (1,7) OBP: 0.400, SLG: 0.598	5-3				1B			HR		4	3	3	1	0	0	1			
Whitey Lockman, L (1,3) OBP: 0.304, SLG: 0.309			1-5-3		1B			F8		4	0	1	0	0	0	2			
Willie Jones, R (1,5) OBP: 0.343, SLG: 0.438	5-3		G5-4-3		F8			HR		4	1	1	3	0	0	2			
Ed Bailey, L (1,2) OBP: 0.363, SLG: 0.377	1B				P5			P5		4	0	2	1	0	0	0			
Eddie Kasko, R (1,6) OBP: 0.292, SLG: 0.327	1B				F8			5-3		3	0	1	0	0	0	1			
Jim O'Toole, S (1,1) OBP: 0.243, SLG: 0.152	1-3				6-3			G3		3	0	0	0	0	0	2			
<b>Inning Stats</b>	R: 0 E: 0 K: 0 S: 4	H: 1 LOB: 2 BB: 0 P: 4	R: 0 E: 0 K: 0 S: 3	H: 1 LOB: 0 BB: 0 P: 3	R: 1 E: 0 K: 0 S: 5	H: 3 LOB: 1 BB: 0 P: 5	R: 1 E: 0 K: 0 S: 4	H: 1 LOB: 0 BB: 0 P: 4	R: 0 E: 0 K: 0 S: 3	H: 0 LOB: 0 BB: 0 P: 3	R: 3 E: 0 K: 0 S: 6	H: 3 LOB: 0 BB: 0 P: 6	R: 0 E: 0 K: 0 S: 3	H: 0 LOB: 0 BB: 0 P: 3	1B: 8 2B: 1 3B: 0 HR: 3	SF: 0 SAC: 0 DP: 2 HBP: 0	WP: 0 PB: 0 SB: 0 CS: 0	PA: 34	
<b>PITCHER</b> Vern Law, R (1,1) ERA: 3.16	IP: 7.1 WLS: L BF: 31	H: 11 R: 5 ER: 5 SO: 1	BB: 0 IBB: 0 HBP: 0 BLK: 0	WP: 0 HR: 2 S: 33 P: 33	ERA: 6.14 WHIP: 1.500														
<b>PITCHER</b> Roy Face, R (8,1) ERA: 2.49	IP: 0.2 WLS: L BF: 3	H: 1 R: 1 ER: 1 SO: 0	BB: 0 IBB: 0 HBP: 0 BLK: 0	WP: 0 HR: 1 S: 3 P: 3	ERA: 13.50 WHIP: 1.500														

Pittsburgh Pirates @ Cincinnati Redlegs  
Crosley Field, Cincinnati, OH  
Wed Sep 02 1959, 7:05 PM EDT  
Unknown

AB	34
R	6
H	12
RBI	6
BB	0
SO	1
LOB	10





Batter	1	2	3	4	5	6	7	8	9	AB	R	H	RBI	BB	SO	LOB	TOP			
Bob Skinner, L (1, 7) OBP: 0.359, SLG: 0.400										4	0	2	0	0	0	0				
Dick Groat, R (1, 6) OBP: 0.314, SLG: 0.367										4	0	1	0	0	0	1				
Roberto Clemente, R (1, 9) OBP: 0.329, SLG: 0.410										4	0	1	0	0	0	2				
Rocky Nelson, L (1, 3) OBP: 0.376, SLG: 0.459										4	1	1	0	0	0	3				
Smoky Burgess, L (1, 2) OBP: 0.355, SLG: 0.512										3	0	0	0	0	0	1				
Roman Mejias, R (7, PR) OBP: 0.314, SLG: 0.339										0	0	0	0	0	0	0				
Hank Foiles, R (7, 2) OBP: 0.294, SLG: 0.302										0	0	0	0	0	0	0				
Harry Simpson, L (9, PH) OBP: 0.248, SLG: 0.366										1	0	0	0	0	0	0				
Don Hoak, R (1, 5) OBP: 0.374, SLG: 0.411										4	0	3	1	0	1	0				
Dick Schofield, S (1, 4) OBP: 0.316, SLG: 0.345										3	0	0	0	0	0	3				
Dick Stuart, R (9, PH) OBP: 0.378, SLG: 0.564										1	0	0	0	0	1	1				
Bill Virdon, L (1, 8) OBP: 0.323, SLG: 0.341										3	0	1	0	1	0	2				
Bob Friend, R (1, 1) OBP: 0.179, SLG: 0.169										3	0	0	0	0	1	4				
Danny Kravitz, L (9, PH) OBP: 0.284, SLG: 0.391										1	0	0	0	0	1	2				
<b>Inning Stats</b>	R: 0 E: 0 K: 0 S: 4	H: 2 LOB: 1 BB: 0 P: 4	R: 0 E: 0 K: 0 S: 4	H: 1 LOB: 2 BB: 1 P: 8	R: 0 E: 0 K: 0 S: 3	H: 0 LOB: 0 BB: 0 P: 3	R: 0 E: 0 K: 1 S: 5	H: 0 LOB: 0 BB: 0 P: 5	R: 0 E: 0 K: 0 S: 3	H: 1 LOB: 0 BB: 0 P: 3	R: 1 E: 1 K: 0 S: 6	H: 2 LOB: 2 BB: 0 P: 6	R: 0 E: 0 K: 2 S: 4	H: 1 LOB: 1 BB: 0 P: 4	R: 0 E: 0 K: 2 S: 9	H: 2 LOB: 2 BB: 0 P: 9	1B: 8 2B: 2 3B: 0 HR: 0	SF: 0 SAC: 0 DP: 1 HBP: 0	WP: 0 PB: 0 SB: 0 CS: 1	PA: 36
<b>PITCHER</b> Don Newcombe, R (1, 1) ERA: 3.11	IP: 9.0 WLS: W BF: 36	H: 9 R: 1 ER: 0 SO: 4	BB: 0 IBB: 1 HBP: 0 BLK: 0	WP: 0 HR: 0 S: 43 P: 47	ERA: 0.00 WHIP: 1.000	<b>PITCHER</b>					IP: 9.0 WLS: W BF: 36	H: 9 R: 1 ER: 0 SO: 4	BB: 0 IBB: 1 HBP: 0 BLK: 0	WP: 0 HR: 0 S: 43 P: 47	ERA: 0.00 WHIP: 1.000	<b>PITCHER</b>				

Pittsburgh Pirates @ Cincinnati Redlegs  
Crosley Field, Cincinnati, OH  
Wed Sep 02 1959, 7:05 PM EDT  
Att: 13,014 - Unknown


AB 35  
R 1  
H 9  
RBI 1  
BB 1  
SO 4  
LOB 19



Batter	1	2	3	4	5	6	7	8	9	AB	R	H	RBI	BB	SO	LOB	BOTTOM			
Johnny Temple, R (1, 4) OBP: 0.392, SLG: 0.437										4	1	1	0	0	0	2				
Vada Pinson, L (1, 8) OBP: 0.388, SLG: 0.533										4	0	2	1	0	0	2				
Gus Bell, L (1, 9) OBP: 0.326, SLG: 0.457										4	0	1	0	0	0	2				
Frank Robinson, R (1, 7) OBP: 0.399, SLG: 0.596										3	0	1	0	0	0	1				
Whitey Lockman, L (1, 3) OBP: 0.298, SLG: 0.302										3	0	0	0	0	0	1				
Willie Jones, R (1, 5) OBP: 0.341, SLG: 0.434										3	0	0	0	0	0	0				
Ed Bailey, L (1, 2) OBP: 0.362, SLG: 0.377										3	0	1	0	0	0	0				
Eddie Kasko, R (1, 6) OBP: 0.292, SLG: 0.331										3	1	1	0	0	0	1				
Don Newcombe, L (1, 1) OBP: 0.389, SLG: 0.402										3	0	1	1	0	1	1				
<b>Inning Stats</b>	R: 0 E: 0 K: 0 S: 3	H: 1 LOB: 0 BB: 0 P: 3	R: 0 E: 0 K: 0 S: 3	H: 0 LOB: 0 BB: 0 P: 3	R: 0 E: 1 K: 1 S: 7	H: 1 LOB: 2 BB: 0 P: 7	R: 0 E: 0 K: 0 S: 3	H: 1 LOB: 0 BB: 0 P: 3	R: 1 E: 0 K: 0 S: 5	H: 2 LOB: 1 BB: 0 P: 5	R: 0 E: 0 K: 0 S: 3	H: 0 LOB: 0 BB: 0 P: 3	R: 0 E: 0 K: 0 S: 3	H: 0 LOB: 1 BB: 0 P: 3	R: 1 E: 0 K: 0 S: 5	H: 2 LOB: 1 BB: 0 P: 5	1B: 5 2B: 2 3B: 1 HR: 0	SF: 0 SAC: 0 DP: 1 HBP: 0	WP: 0 PB: 1 SB: 0 CS: 1	PA: 31
<b>PITCHER</b> Bob Friend, R (1, 1) ERA: 3.76	IP: 8.0 WLS: L BF: 30	H: 8 R: 2 ER: 1 SO: 1	BB: 0 IBB: 0 HBP: 0 BLK: 0	WP: 0 HR: 0 S: 32 P: 32	ERA: 1.12 WHIP: 1.000	<b>PITCHER</b>					IP: 8.0 WLS: L BF: 30	H: 8 R: 2 ER: 1 SO: 1	BB: 0 IBB: 0 HBP: 0 BLK: 0	WP: 0 HR: 0 S: 32 P: 32	ERA: 1.12 WHIP: 1.000	<b>PITCHER</b>				

Pittsburgh Pirates @ Cincinnati Redlegs  
Crosley Field, Cincinnati, OH  
Wed Sep 02 1959, 7:05 PM EDT  
Att: 13,014 - Unknown

AB 30  
R 2  
H 8  
RBI 2  
BB 0  
SO 1  
LOB 10






Batter	1	2	3	4	5	6	7	8	9	AB	R	H	RBI	BB	SO	LOB	TOP																					
<b>Bill Bruton, L</b> OBP: 0.344, SLG: 0.414 (1, 8)	F9			5-3		1B 1-2 2-H	F9		3-1	5	1	1	0	0	0	3	<b>Milwaukee Braves @ Cincinnati Redlegs</b> Crosley Field, Cincinnati, OH Fri Sep 04 1959, 7:05 PM EDT Att: 19,524 - Unknown																					
<b>Eddie Mathews, L</b> OBP: 0.395, SLG: 0.585 (1, 5)	L9			G6-3 BB		1B 1-3 2-H		2B 1B	2B BB	3	1	2	1	2	0	0																						
<b>Hank Aaron, R</b> OBP: 0.405, SLG: 0.668 (1, 9)	5-3			G6-3 1-2		1B 1-2 3-H		2B 1-3	2B 1-H 3-H	5	0	3	3	0	0	1																						
<b>Joe Adcock, R</b> OBP: 0.340, SLG: 0.540 <b>Andy Pafko, R</b> OBP: 0.296, SLG: 0.313 (8, 7)	F8				6-3	1B 1-2 2-3		F2	F7	4	0	1	0	0	0	2																						
<b>Frank Torre, L</b> OBP: 0.327, SLG: 0.321 (1, 3)	1-3				L5-3 1B	1B				3	0	1	0	1	0	3																						
<b>Johnny Logan, R</b> OBP: 0.397, SLG: 0.426 (1, 6)	6-3				L5-3 1-2			P3	P3	4	0	0	0	0	0	4																						
<b>Bobby Avila, R</b> OBP: 0.327, SLG: 0.323 (1, 4)				F2		SH1-3 1B BB	P6	G3		3	0	0	0	1	0	3																						
<b>Del Crandall, R</b> OBP: 0.300, SLG: 0.404 (1, 2)				K		SH1-3			3-1 2B	3	1	2	0	0	1	0																						
<b>Warren Spahn, L</b> OBP: 0.253, SLG: 0.315 (1, 1)				K		1B 1B			P6	4	1	2	0	0	1	1																						
<b>Inning Stats</b>	R: 0 E: 0 K: 0 S: 3	H: 0 LOB: 0 BB: 0 P: 3	R: 0 E: 0 K: 0 S: 3	H: 0 LOB: 0 BB: 0 P: 3	R: 0 E: 0 K: 2 S: 7	H: 0 LOB: 0 BB: 1 P: 7	R: 0 E: 0 K: 0 S: 2	H: 0 LOB: 0 BB: 1 P: 6	R: 0 E: 0 K: 0 S: 3	H: 1 LOB: 0 BB: 0 P: 3	R: 2 E: 0 K: 0 S: 7	H: 5 LOB: 3 BB: 1 P: 11	R: 0 E: 0 K: 0 S: 5	H: 2 LOB: 2 BB: 0 P: 5	R: 0 E: 0 K: 0 S: 5	H: 2 LOB: 3 BB: 1 P: 9	R: 2 E: 0 K: 0 S: 5	H: 2 LOB: 1 BB: 1 P: 9	1B: 9 2B: 4 3B: 0 HR: 0	SF: 0 SAC: 1 DP: 2 HBP: 0	WP: 0 PB: 0 CS: 0	PA: 40																
<b>PITCHER</b>	IP	WLS	BF	H	R	ER	SO	BB	IBB	HBP	BLK	WP	HR	S	P	ERA	WHIP	<b>PITCHER</b>				IP	WLS	BF	H	R	ER	SO	BB	IBB	HBP	BLK	WP	HR	S	P	ERA	WHIP
<b>Bob Purkey, R</b> ERA: 4.6 (1, 1)	7.0	L	30	10	2	2	2	2	0	0	0	0	0	32	40	2.57	1.714																					
<b>Brooks Lawrence, R</b> ERA: 4.53 (8, 1)	1.0		4	0	0	0	0	0	1	0	0	0	0	3	7	0.00	0.000																					
<b>Orlando Pena, R</b> ERA: 4.97 (9, 1)	1.0		6	2	2	2	0	1	0	0	0	0	0	5	9	18.00	3.000																					

AB	35
R	4
H	12
RBI	4
BB	4
SO	2
LOB	18



Batter	1	2	3	4	5	6	7	8	9	AB	R	H	RBI	BB	SO	LOB	BOTTOM																					
<b>Johnny Temple, R</b> OBP: 0.393, SLG: 0.436 (1, 4)	F3					F9			FC6-4 1B	3	0	1	0	1	0	0	<b>Milwaukee Braves @ Cincinnati Redlegs</b> Crosley Field, Cincinnati, OH Fri Sep 04 1959, 7:05 PM EDT Att: 19,524 - Unknown																					
<b>Vada Pinson, L</b> OBP: 0.397, SLG: 0.531 (1, 8)	E7 1B								FC6-4 1-2	4	1	1	0	0	0	2																						
<b>Gus Bell, L</b> OBP: 0.325, SLG: 0.456 (1, 9)	G6-4-3 2-H 1B					F7			F9	4	0	1	1	0	0	2																						
<b>Frank Robinson, R</b> OBP: 0.396, SLG: 0.591 (1, 7)	G6-4-3 1-2					F9			3-1	4	0	0	0	0	0	2																						
<b>Frank Thomas, R</b> OBP: 0.278, SLG: 0.373 (1, 3)	G3					P4				3	0	0	0	0	0	0																						
<b>Willie Jones, R</b> OBP: 0.338, SLG: 0.431 (1, 5)	1-3					1-3			P6	3	0	0	0	0	0	0																						
<b>Eddie Kasko, R</b> OBP: 0.289, SLG: 0.327 (1, 6)	K					F8			6-3	3	0	0	0	0	1	0																						
<b>Dutch Dotterer, R</b> OBP: 0.331, SLG: 0.364 (1, 2)						F8			4-3	3	0	0	0	0	1	0																						
<b>Bob Purkey, R</b> OBP: 0.286, SLG: 0.321 (1, 1) <b>Brooks Lawrence, R</b> OBP: 0.150, SLG: 0.175 (8, 1) <b>Pete Whisenant, R</b> OBP: 0.325, SLG: 0.493 (6, PH) <b>Orlando Pena, R</b> OBP: 0.226, SLG: 0.148 (9, 1)						K			K	2	0	0	0	0	1	0																						
<b>Inning Stats</b>	R: 1 E: 1 K: 0 S: 4	H: 1 LOB: 0 BB: 0 P: 4	R: 0 E: 0 K: 1 S: 5	H: 0 LOB: 0 BB: 0 P: 5	R: 0 E: 0 K: 2 S: 7	H: 0 LOB: 1 BB: 1 P: 11	R: 0 E: 0 K: 0 S: 3	H: 0 LOB: 0 BB: 0 P: 3	R: 0 E: 0 K: 0 S: 3	H: 0 LOB: 0 BB: 0 P: 3	R: 0 E: 0 K: 0 S: 4	H: 1 LOB: 1 BB: 0 P: 4	R: 0 E: 0 K: 0 S: 3	H: 0 LOB: 0 BB: 0 P: 3	R: 0 E: 0 K: 1 S: 5	H: 0 LOB: 0 BB: 0 P: 5	R: 0 E: 0 K: 0 S: 4	H: 1 LOB: 1 BB: 0 P: 4	1B: 3 2B: 0 3B: 0 HR: 0	SF: 0 SAC: 0 DP: 1 HBP: 0	WP: 0 PB: 0 CS: 0	PA: 31																
<b>PITCHER</b>	IP	WLS	BF	H	R	ER	SO	BB	IBB	HBP	BLK	WP	HR	S	P	ERA	WHIP	<b>PITCHER</b>				IP	WLS	BF	H	R	ER	SO	BB	IBB	HBP	BLK	WP	HR	S	P	ERA	WHIP
<b>Warren Spahn, L</b> ERA: 2.81 (1, 1)	9.0	W	31	3	1	0	4	1	0	0	0	0	0	38	42	0.00	0.444																					

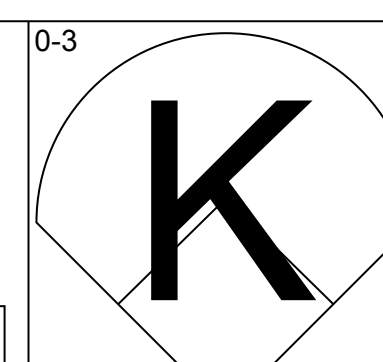
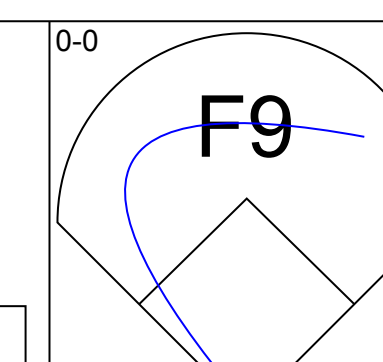
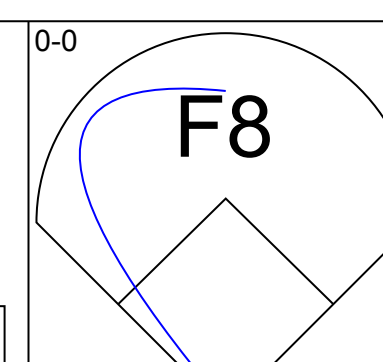
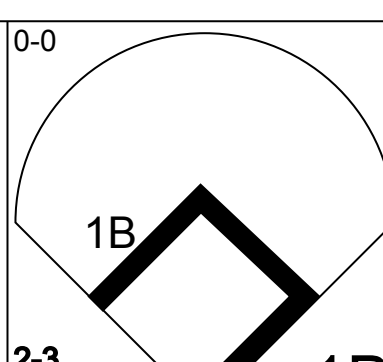
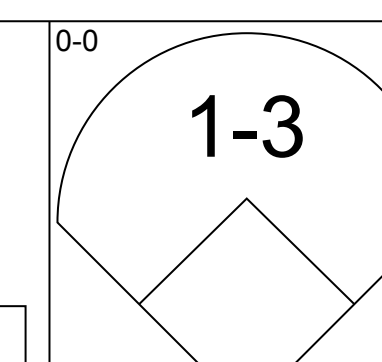
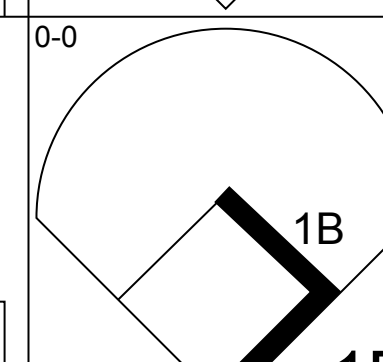
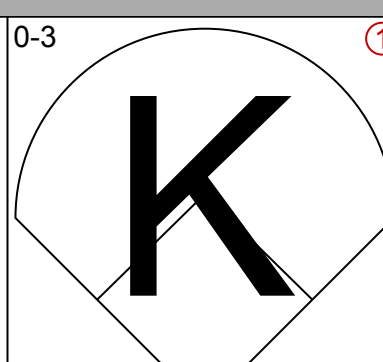
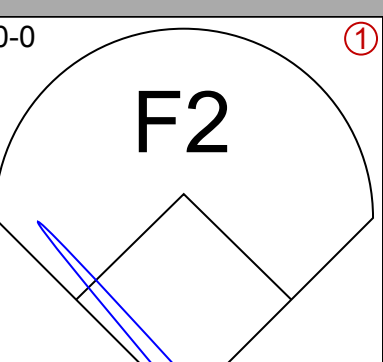
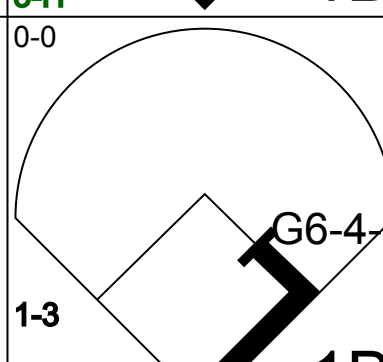
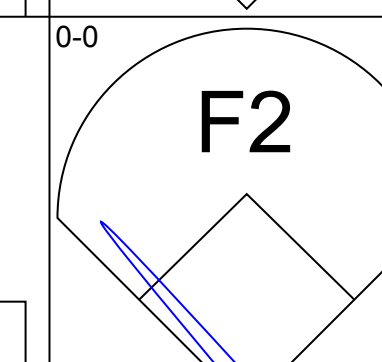
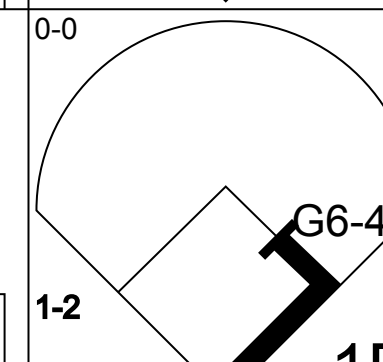
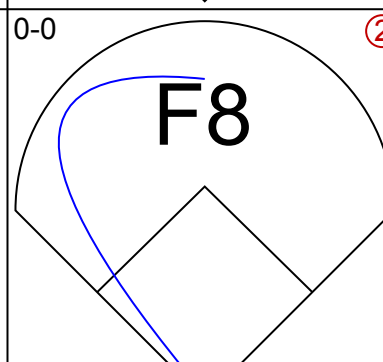
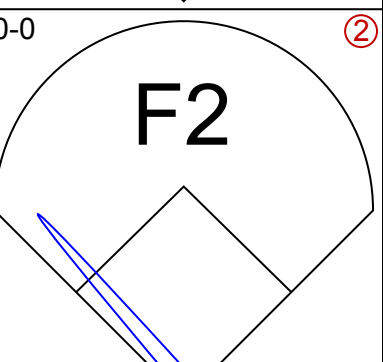
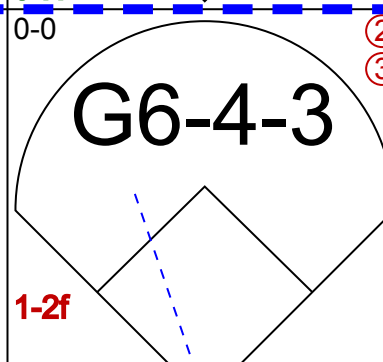

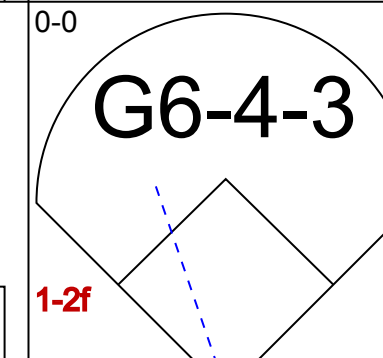
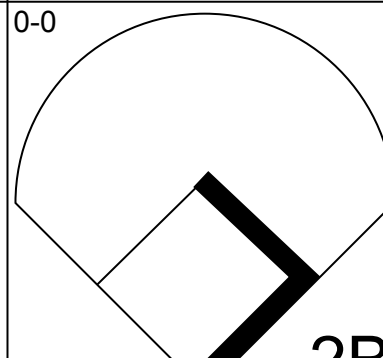
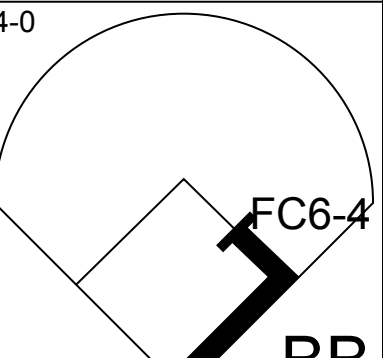
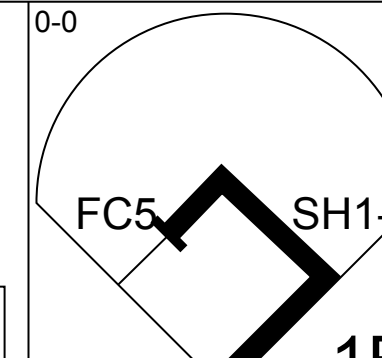
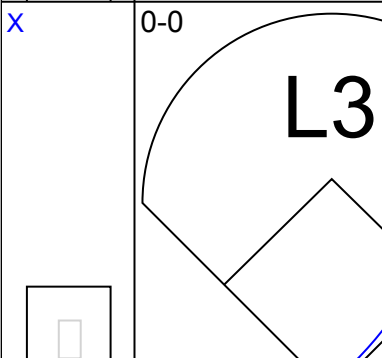
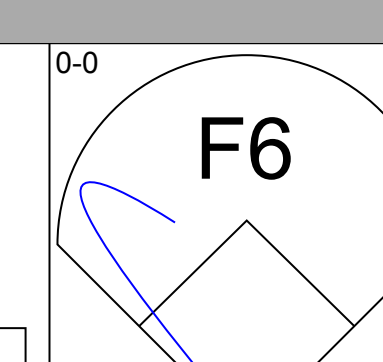
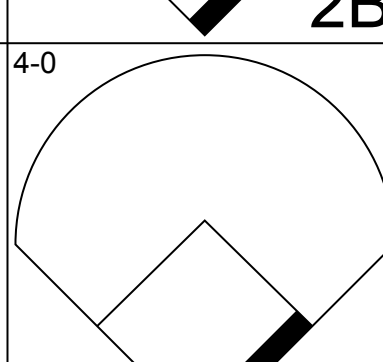
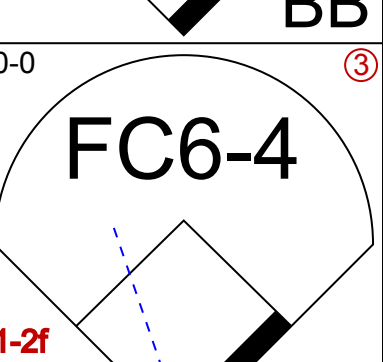
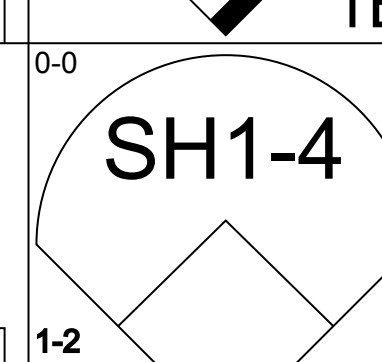
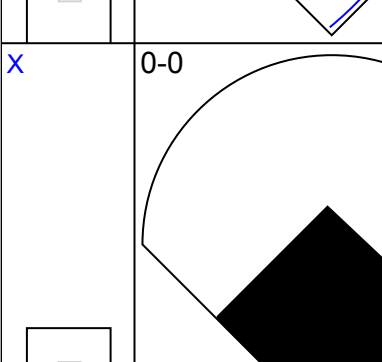

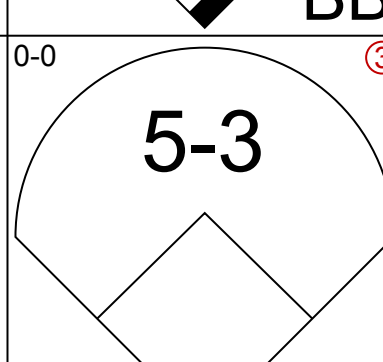
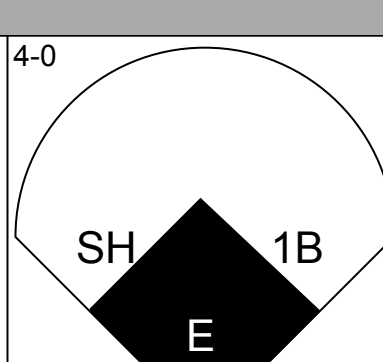
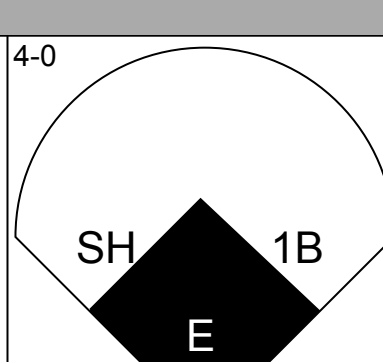
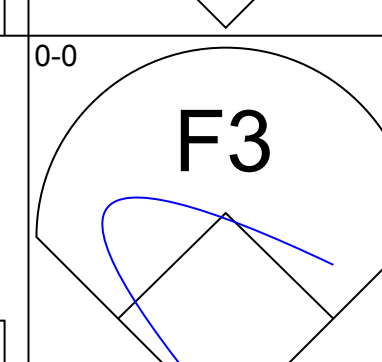
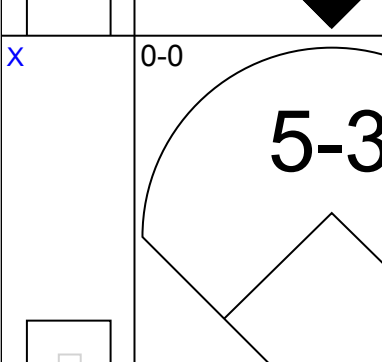

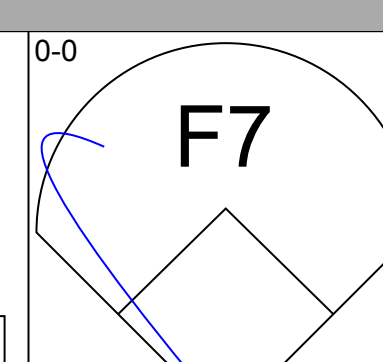
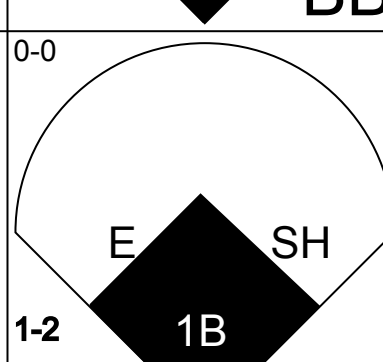
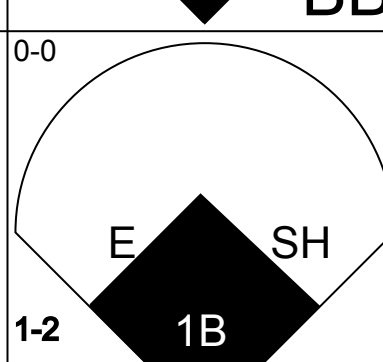
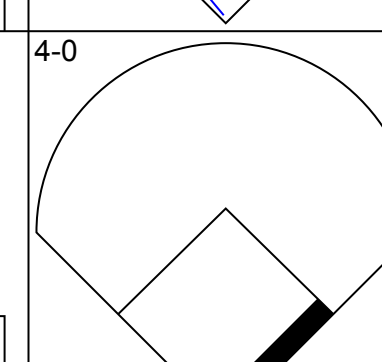
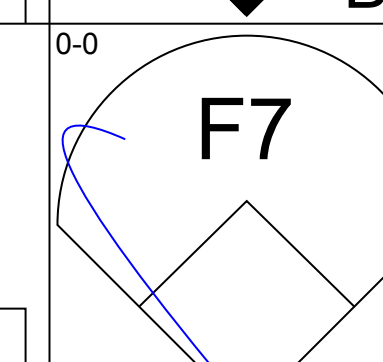
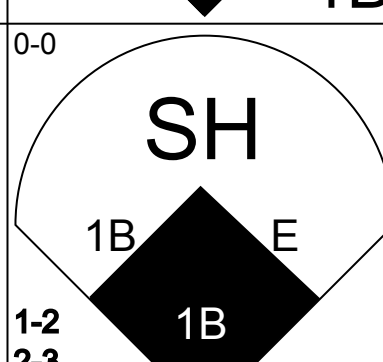
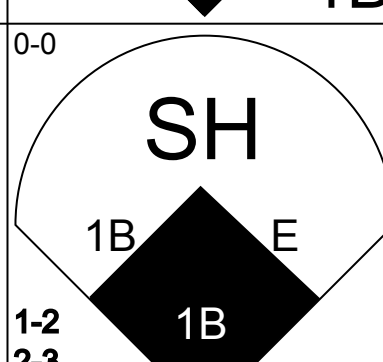
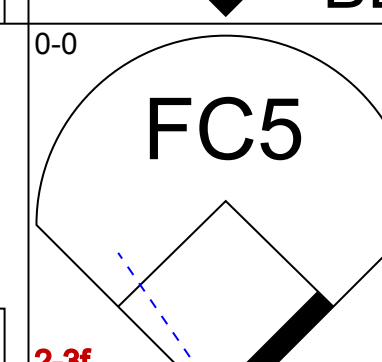

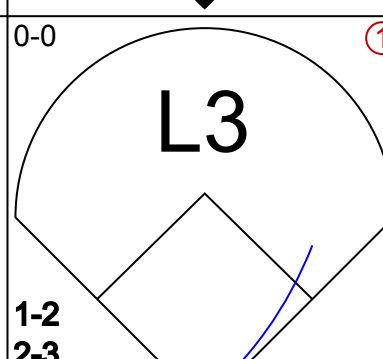
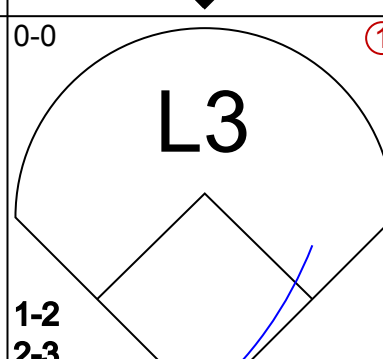




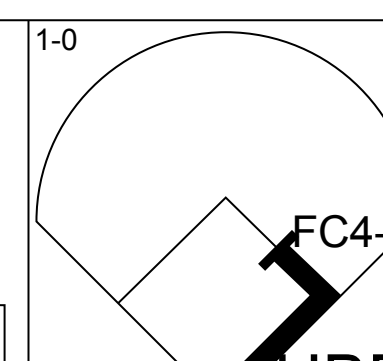
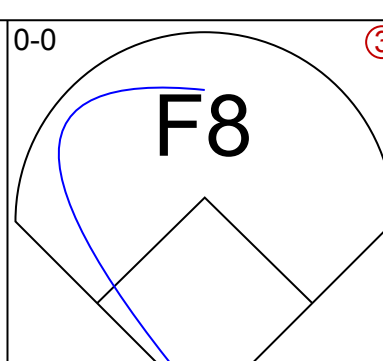
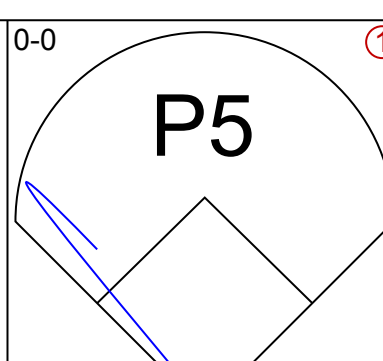
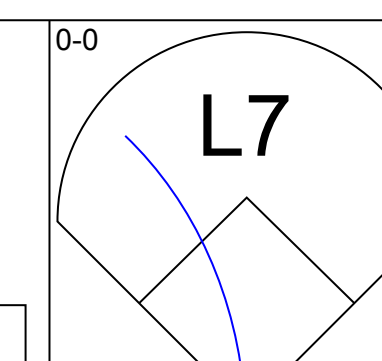
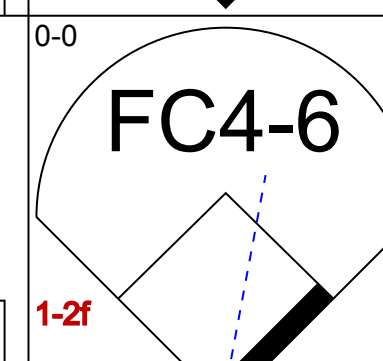
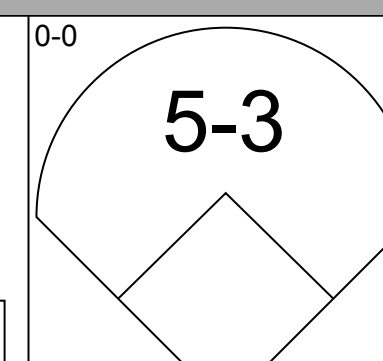
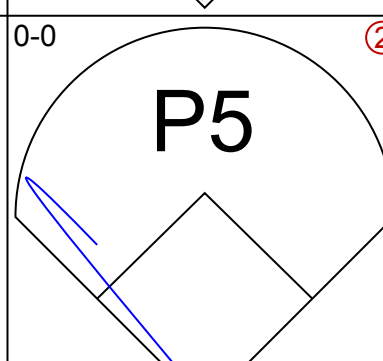

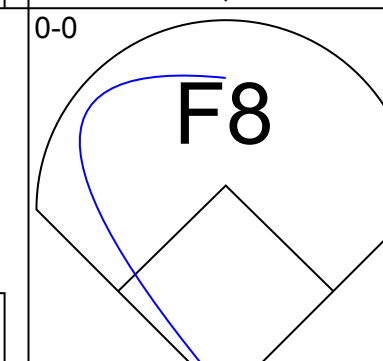
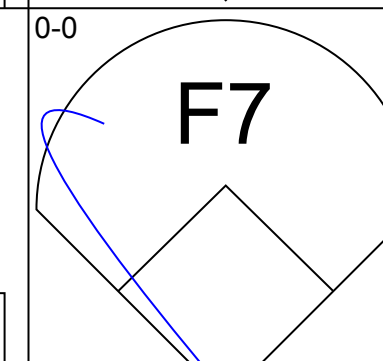
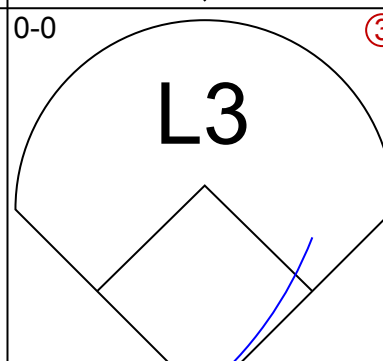
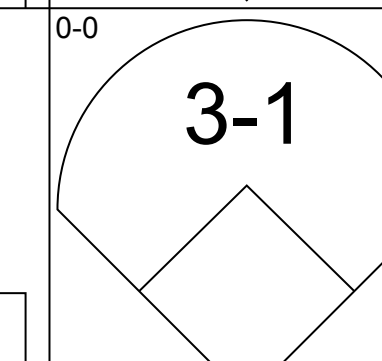
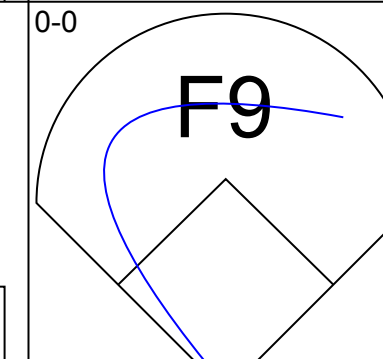
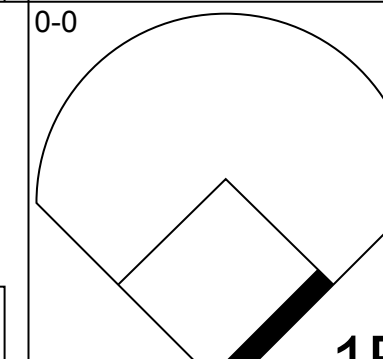

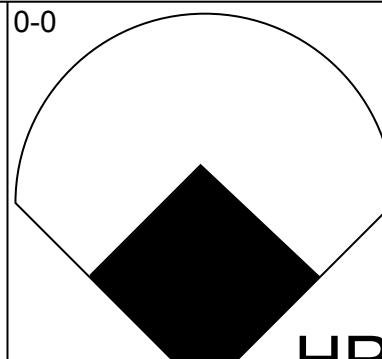
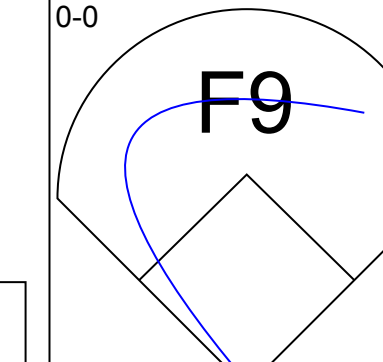
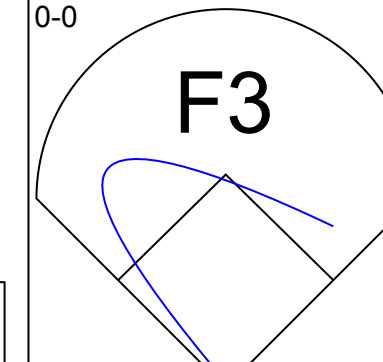
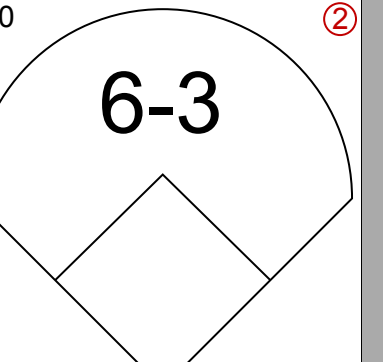
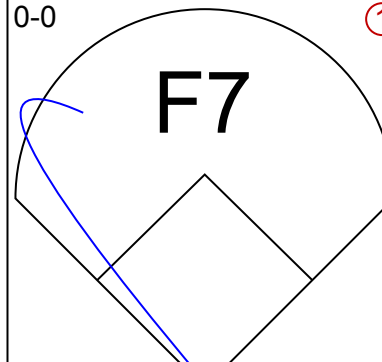
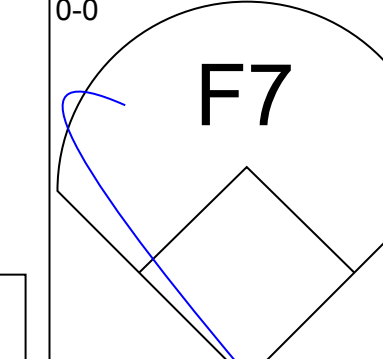
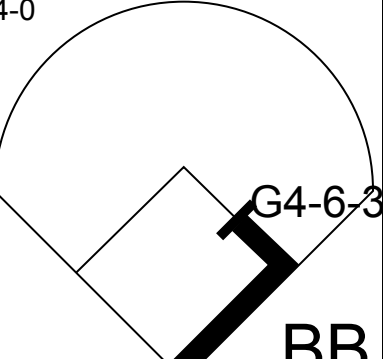
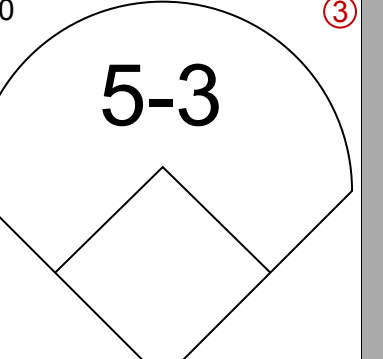
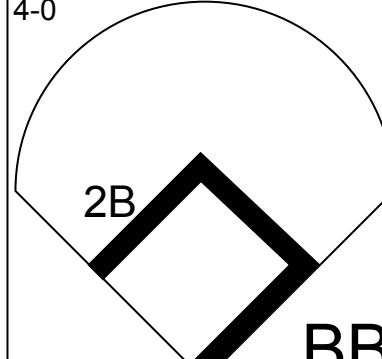
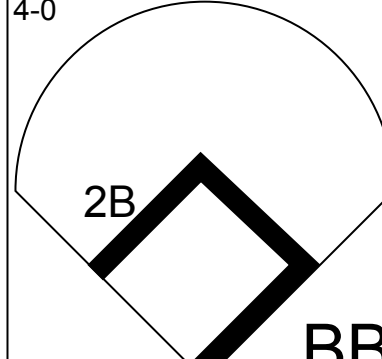
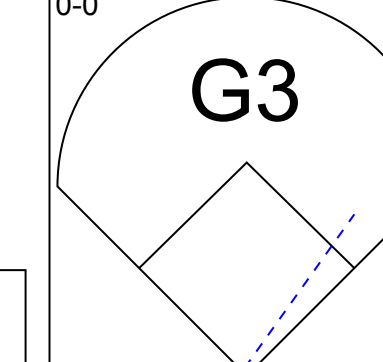
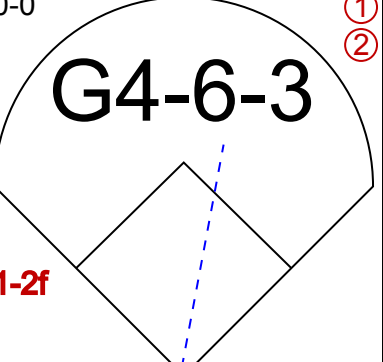
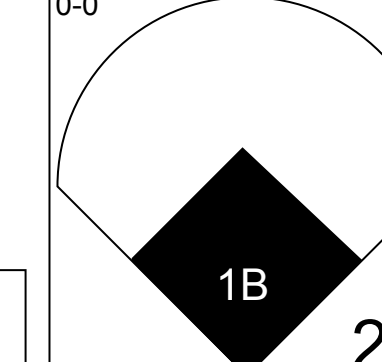
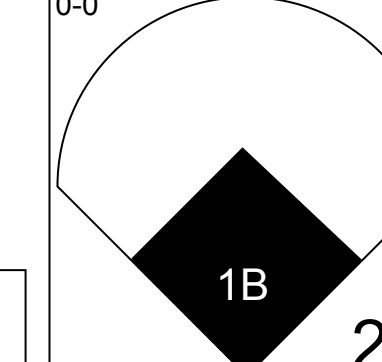
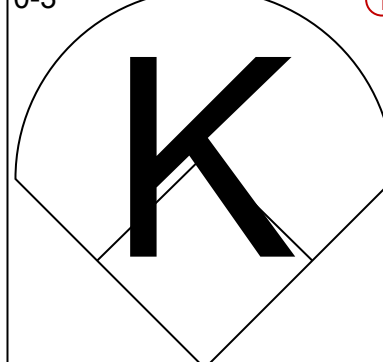
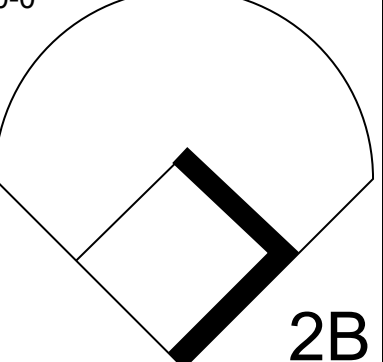
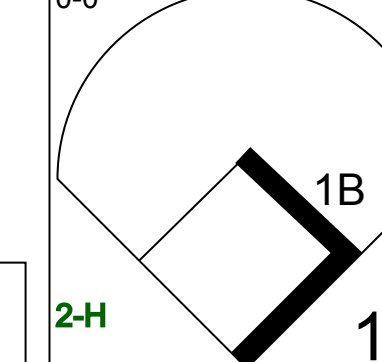
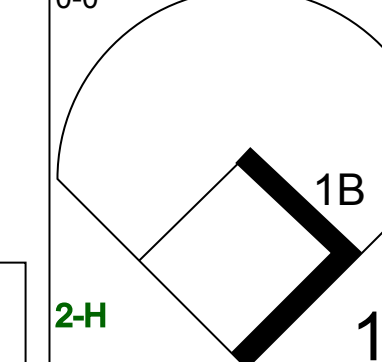
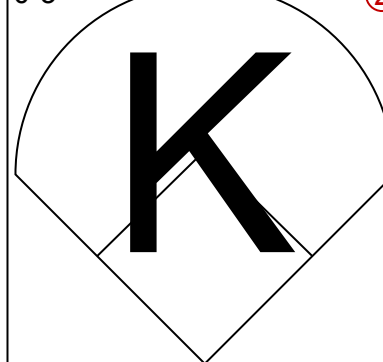
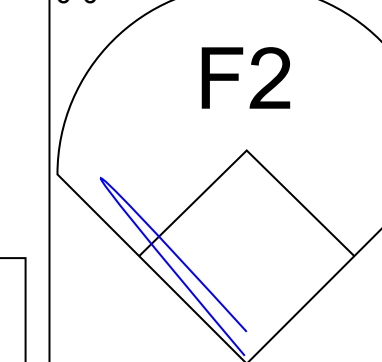
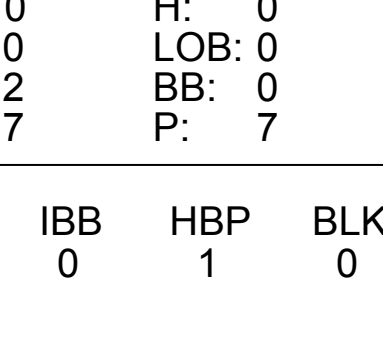
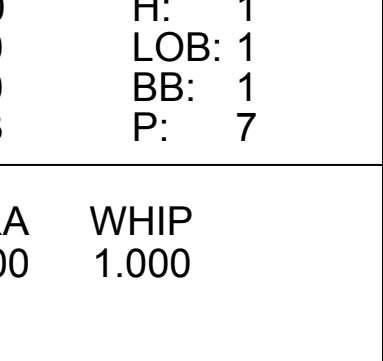
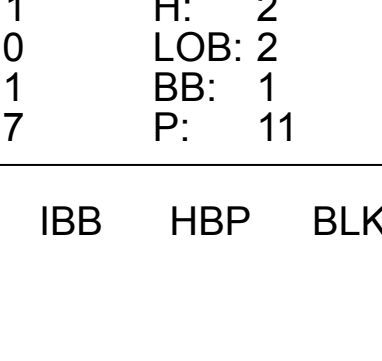

Batter	1	2	3	4	5	6	7	8	9	AB	R	H	RBI	BB	SO	LOB	TOP			
Bill Bruton, L OBP: 0.343, SLG: 0.418 (1, 8)										4	1	1	0	0	2	0	<b>Milwaukee Braves @ Cincinnati Redlegs</b> Crosley Field, Cincinnati, OH Sat Sep 05 1959, 3:33 AM EDT Att: 7,359 - Unknown <a href="http://livebaseballscorecards.com">livebaseballscorecards.com</a>			
Eddie Mathews, L OBP: 0.396, SLG: 0.584 (1, 5)										3	0	1	1	1	0	0				
Hank Aaron, R OBP: 0.404, SLG: 0.665 (1, 9)										4	0	1	0	0	0	1				
Joe Adcock, R OBP: 0.336, SLG: 0.534 (1, 7)										4	0	0	0	0	1	3				
Frank Torre, L OBP: 0.323, SLG: 0.316 (1, 3)										4	0	0	0	0	0	3				
Johnny Logan, R OBP: 0.394, SLG: 0.423 (1, 6)										3	0	0	0	0	0	0				
Bobby Avila, R OBP: 0.323, SLG: 0.319 (1, 4)										3	0	0	0	0	1	0				
Del Crandall, R OBP: 0.300, SLG: 0.405 (1, 2)										3	0	1	0	0	0	0				
Bob Rush, R OBP: 0.194, SLG: 0.194 (1, 1)										1	0	0	0	0	1	0				
Joey Jay, S OBP: 0.172, SLG: 0.111 (3, 1)										1	0	0	0	0	0	0				
Mickey Vernon, L OBP: 0.278, SLG: 0.381 (8, PH)										1	0	0	0	0	0	1				
Don McMahon, R OBP: 0.375, SLG: 0.286 (8, 1)										0	0	0	0	0	0	0				
<b>Inning Stats</b>	R: 0 E: 0 K: 1 S: 5	H: 0 LOB: 0 BB: 0 P: 5	R: 0 E: 0 K: 0 S: 3	H: 0 LOB: 0 BB: 0 P: 3	R: 0 E: 0 K: 2 S: 7	H: 0 LOB: 0 BB: 0 P: 7	R: 1 E: 0 K: 1 S: 7	H: 2 LOB: 1 BB: 0 P: 7	R: 0 E: 0 K: 0 S: 3	H: 0 LOB: 0 BB: 0 P: 3	R: 0 E: 0 K: 0 S: 3	H: 0 LOB: 0 BB: 0 P: 3	R: 0 E: 0 K: 0 S: 4	H: 1 LOB: 1 BB: 0 P: 4	R: 0 E: 0 K: 0 S: 4	H: 1 LOB: 2 BB: 1 P: 8	1B: 2 2B: 1 3B: 1 HR: 0	SF: 0 SAC: 0 DP: 0 HBP: 0	WP: 0 PB: 0 CS: 0	PA: 32
<b>PITCHER</b> Jay Hook, R ERA: 3.41 (1, 1)	IP: 9.0 WLS: W BF: 32	H: 4 R: 1 ER: 1 SO: 5	BB: 1 IBB: 0 HBP: 0 BLK: 0	WP: 0 HR: 0 S: 41 P: 45	ERA: 1.00 WHIP: 0.556	<b>PITCHER</b>											IP: WLS: BF: H: R: ER: SO: BB: IBB: HBP: BLK: WP: HR: S: P: ERA: WHIP			

Batter	1	2	3	4	5	6	7	8	9	AB	R	H	RBI	BB	SO	LOB	BOTTOM			
Johnny Temple, R OBP: 0.392, SLG: 0.435 (1, 4)										4	0	1	0	0	0	4	<b>Milwaukee Braves @ Cincinnati Redlegs</b> Crosley Field, Cincinnati, OH Sat Sep 05 1959, 3:33 AM EDT Att: 7,359 - Unknown <a href="http://livebaseballscorecards.com">livebaseballscorecards.com</a>			
Vada Pinson, L OBP: 0.394, SLG: 0.527 (1, 8)										4	1	0	0	0	0	1				
Gus Bell, L OBP: 0.326, SLG: 0.455 (1, 9)										3	1	1	0	1	0	1				
Frank Robinson, R OBP: 0.395, SLG: 0.589 (1, 7)										2	0	0	1	1	0	1				
Whitey Lockman, L OBP: 0.297, SLG: 0.296 (1, 3)										3	1	0	0	1	1	1				
Willie Jones, R OBP: 0.340, SLG: 0.431 (1, 5)										4	2	2	0	0	0	0				
Ed Bailey, L OBP: 0.366, SLG: 0.381 (1, 2)										4	0	3	2	0	1	0				
Eddie Kasko, R OBP: 0.288, SLG: 0.326 (1, 6)										4	0	1	1	0	0	3				
Jay Hook, L OBP: 0.174, SLG: 0.136 (1, 1)										4	0	2	1	0	1	2				
<b>Inning Stats</b>	R: 0 E: 0 K: 0 S: 4	H: 1 LOB: 1 BB: 0 P: 4	R: 1 E: 0 K: 0 S: 6	H: 3 LOB: 2 BB: 0 P: 6	R: 4 E: 1 K: 0 S: 8	H: 4 LOB: 2 BB: 1 P: 12	R: 0 E: 0 K: 0 S: 3	H: 0 LOB: 0 BB: 0 P: 3	R: 0 E: 0 K: 2 S: 7	H: 0 LOB: 0 BB: 0 P: 7	R: 0 E: 0 K: 1 S: 5	H: 0 LOB: 0 BB: 0 P: 5	R: 0 E: 0 K: 0 S: 2	H: 0 LOB: 1 BB: 2 P: 10	R: 0 E: 0 K: 0 S: 4	H: 2 LOB: 2 BB: 0 P: 4		1B: 10 2B: 0 3B: 0 HR: 0	SF: 1 SAC: 0 DP: 0 HBP: 0	WP: 0 PB: 0 CS: 1
<b>PITCHER</b> Bob Rush, R ERA: 2.27 (1, 1)	IP: 2.1 WLS: L BF: 16	H: 7 R: 5 ER: 3 SO: 0	BB: 1 IBB: 0 HBP: 0 BLK: 0	WP: 0 HR: 0 S: 15 P: 19	ERA: 11.57 WHIP: 3.429	<b>PITCHER</b>											IP: WLS: BF: H: R: ER: SO: BB: IBB: HBP: BLK: WP: HR: S: P: ERA: WHIP			
Joey Jay, R ERA: 4.12 (3, 1)	4.2	1	0	0	3	2	0	0	0	0	0	20	28	0.00	0.643					
Don McMahon, R ERA: 2.51 (8, 1)	1.0	2	0	0	0	0	0	0	0	0	0	4	4	0.00	2.000					



Batter	1	2	3	4	5	6	7	8	9	AB	R	H	RBI	BB	SO	LOB	TOP		
<b>Felix Mantilla, R</b> OBP: 0.267, SLG: 0.270 (1, 4)										5	0	1	1	0	1	2	<b>Milwaukee Braves @ Cincinnati Redlegs</b> Crosley Field, Cincinnati, OH Sun Sep 06 1959, 3:33 AM EDT Att: 21,123 - Unknown <a href="http://livebaseballscorecards.com">livebaseballscorecards.com</a>		
<b>Eddie Mathews, L</b> OBP: 0.396, SLG: 0.582 (1, 5)										5	0	2	1	0	1	0			
<b>Hank Aaron, R</b> OBP: 0.402, SLG: 0.661 (1, 8) (6, 9)										5	0	1	0	0	0	2			
<b>Joe Adcock, R</b> OBP: 0.339, SLG: 0.536 <b>Bill Bruton, L</b> OBP: 0.344, SLG: 0.418 (1, 7) (6, 8)										2	0	1	0	1	0	2			
<b>Ray Boone, R</b> OBP: 0.401, SLG: 0.377 (1, 3)										3	1	1	1	1	0	1			
<b>Andy Pafo, R</b> OBP: 0.299, SLG: 0.311 (1, 9) (6, 7)										4	2	1	0	1	0	3			
<b>Johnny Logan, R</b> OBP: 0.367, SLG: 0.423 (1, 6)										2	2	1	0	2	0	0			
<b>Del Crandall, R</b> OBP: 0.300, SLG: 0.404 (1, 2)										2	1	0	0	1	0	4			
<b>Juan Pizarro, L</b> OBP: 0.154, SLG: 0.139 (1, 1)										4	0	1	2	0	0	3			
<b>Inning Stats</b>	R: 0 E: 0 K: 1 S: 6	H: 2 LOB: 1 BB: 0 P: 6	R: 2 E: 0 K: 0 S: 5	H: 2 LOB: 1 BB: 1 P: 9	R: 0 E: 0 K: 1 S: 6	H: 1 LOB: 2 BB: 1 P: 10	R: 0 E: 0 K: 0 S: 3	H: 0 LOB: 1 BB: 1 P: 7	R: 0 E: 0 K: 0 S: 3	H: 1 LOB: 2 BB: 1 P: 8	R: 0 E: 0 K: 0 S: 3	H: 0 LOB: 0 BB: 0 P: 3	R: 1 E: 0 K: 0 S: 4	H: 1 LOB: 0 BB: 0 P: 4	1B: 7 2B: 2 3B: 0 HR: 1	SF: 0 SAC: 0 DP: 2 HBP: 0		WP: 0 PB: 0 CS: 0	PA: 42
<b>PITCHER</b>	IP	WLS	BF	H	R	ER	SO	BB	IBB	HBP	BLK	WP	HR	S	P	ERA	WHIP		
<b>Jim O'Toole, L</b> ERA: 4.9 (1, 1)	5.1	L	29	8	5	5	2	5	0	0	0	0	0	28	48	8.44	2.438		
<b>Jim Brosnan, R</b> ERA: 3.93 (6, 1)	2.2		9	1	0	0	0	1	0	0	0	0	0	8	12	0.00	0.750		
<b>Willard Schmidt, R</b> ERA: 4.14 (9, 1)	1.0		4	1	1	1	0	0	0	0	0	0	1	4	4	9.00	1.000		



Batter	1	2	3	4	5	6	7	8	9	AB	R	H	RBI	BB	SO	LOB	BOTTOM					
<b>Johnny Temple, R</b> OBP: 0.391, SLG: 0.432 (1, 4)										3	0	0	0	0	0	1	<b>Milwaukee Braves @ Cincinnati Redlegs</b> Crosley Field, Cincinnati, OH Sun Sep 06 1959, 3:33 AM EDT Att: 21,123 - Unknown <a href="http://livebaseballscorecards.com">livebaseballscorecards.com</a>					
<b>Vada Pinson, L</b> OBP: 0.383, SLG: 0.525 (1, 8)										4	0	1	0	0	0	1						
<b>Gus Bell, L</b> OBP: 0.324, SLG: 0.451 (1, 9)										4	0	0	0	0	0	3						
<b>Frank Robinson, R</b> OBP: 0.396, SLG: 0.594 (1, 7)										4	1	2	1	0	1	1						
<b>Frank Thomas, R</b> OBP: 0.275, SLG: 0.368 (1, 3)										4	0	0	0	0	0	1						
<b>Willie Jones, R</b> OBP: 0.341, SLG: 0.429 (1, 5)										2	0	0	0	2	0	0						
<b>Ed Bailey, L</b> OBP: 0.365, SLG: 0.382 (1, 2)										4	1	1	0	0	0	2						
<b>Eddie Kasko, R</b> OBP: 0.295, SLG: 0.340 (1, 6)										4	0	3	1	0	1	0						
<b>Jim O'Toole, S</b> OBP: 0.231, SLG: 0.143 (1, 1)										2	0	0	0	0	1	1						
<b>Jim Brosnan, R</b> OBP: 0.154, SLG: 0.200 (6, PH)										0	0	0	0	0	0	0						
<b>Willard Schmidt, R</b> OBP: 0.333, SLG: 0.091 (9, PH)										1	0	0	0	0	0	0						
<b>Pete Whisenant, R</b> OBP: 0.321, SLG: 0.486 (9, PH)										1	0	0	0	0	1	2						
<b>Inning Stats</b>	R: 0 E: 0 K: 0 S: 3	H: 0 LOB: 0 BB: 0 P: 4	R: 0 E: 0 K: 0 S: 3	H: 0 LOB: 0 BB: 0 P: 3	R: 0 E: 0 K: 2 S: 7	H: 0 LOB: 0 BB: 0 P: 7	R: 0 E: 0 K: 0 S: 4	H: 1 LOB: 1 BB: 0 P: 4	R: 0 E: 0 K: 0 S: 3	H: 1 LOB: 1 BB: 1 P: 7	R: 0 E: 0 K: 0 S: 3	H: 0 LOB: 0 BB: 0 P: 3	R: 0 E: 0 K: 1 S: 5	H: 0 LOB: 0 BB: 0 P: 5	R: 1 E: 0 K: 0 S: 6	H: 3 LOB: 2 BB: 0 P: 6	R: 1 E: 0 K: 1 S: 7	H: 2 LOB: 2 BB: 1 P: 11	1B: 3 2B: 3 3B: 0 HR: 1	SF: 0 SAC: 0 DP: 1 HBP: 1	WP: 0 PB: 0 CS: 0	PA: 36
<b>PITCHER</b>	IP	WLS	BF	H	R	ER	SO	BB	IBB	HBP	BLK	WP	HR	S	P	ERA	WHIP					
<b>Juan Pizarro, L</b> ERA: 3.8 (1, 1)	9.0	W	36	7	2	2	4	2	0	1	0	0	1	41	50	2.00	1.000					





Batter	1	2	3	4	5	6	7	8	9	AB	R	H	RBI	BB	SO	LOB	TOP			
<b>Richie Ashburn, L</b> OBP: 0.360, SLG: 0.310 (1, 8)										5	1	1	0	0	0	1	<b>Philadelphia Phillies @ Cincinnati Redlegs</b> <b>Crosley Field, Cincinnati, OH</b> Mon Sep 07 1959, 3:33 AM EDT Att: 5,624 - Unknown			
<b>Joe Koppe, R</b> OBP: 0.324, SLG: 0.390 (1, 6)										5	2	4	1	0	0	0				
<b>Dave Philley, S</b> OBP: 0.363, SLG: 0.493 (1, 3)										5	1	3	2	0	0	1				
<b>Wally Post, R</b> OBP: 0.321, SLG: 0.471 (1, 9)										5	1	1	2	0	0	4				
<b>Harry Anderson, L</b> OBP: 0.317, SLG: 0.418 (1, 7)										5	1	1	0	0	2	4				
<b>Gene Freese, R</b> OBP: 0.349, SLG: 0.513 (1, 5)										4	0	2	0	0	1	1				
<b>Sparky Anderson, R</b> OBP: 0.277, SLG: 0.243 (1, 4)										4	0	1	0	0	1	3				
<b>Carl Sawatski, L</b> OBP: 0.382, SLG: 0.456 (8, PR)										3	0	1	1	1	0	1				
<b>Solly Drake, S</b> OBP: 0.279, SLG: 0.154 (8, 2)										0	0	0	0	0	0	0				
<b>Joe Lonnett, R</b> OBP: 0.320, SLG: 0.247 (8, 2)										0	0	0	0	0	0	0				
<b>Humberto Robinson, R</b> OBP: 0.333, SLG: 0.222 (1, 1)										3	0	0	0	0	1	3				
<b>Ruben Gomez, R</b> OBP: 0.222, SLG: 0.176 (8, 1)										0	0	0	0	0	0	0				
<b>Inning Stats</b>	R: 2 E: 1 K: 2 S: 10	H: 3 LOB: 1 BB: 0 P: 10	R: 0 E: 0 K: 0 S: 4	H: 1 LOB: 1 BB: 0 P: 4	R: 0 E: 1 K: 0 S: 4	H: 1 LOB: 0 BB: 0 P: 4	R: 0 E: 0 K: 0 S: 3	H: 1 LOB: 0 BB: 0 P: 3	R: 0 E: 0 K: 1 S: 9	H: 4 LOB: 2 BB: 0 P: 9	R: 0 E: 0 K: 1 S: 7	H: 2 LOB: 2 BB: 0 P: 7	R: 0 E: 0 K: 1 S: 5	H: 0 LOB: 1 BB: 1 P: 9	R: 2 E: 0 K: 0 S: 5	H: 2 LOB: 0 BB: 0 P: 5	1B: 10 2B: 2 3B: 0 HR: 2	SF: 0 SAC: 1 DP: 1 HBP: 0	WP: 0 PB: 0 SB: 0 CS: 0	PA: 41
<b>PITCHER</b>	IP WLS BF H R ER SO BB IBB HBP BLK WP HR S P ERA WHIP																			
<b>Don Newcombe, R</b> ERA: 3.2 (1, 1)	5.2	L	26	10	4	4	3	0	0	0	0	0	0	1	32	32	6.35	1.765		
<b>Orlando Pena, R</b> ERA: 4.99 (6, 1)	3.1	L	15	4	2	2	2	1	0	0	0	0	0	1	18	22	5.40	1.500		

AB	39
R	6
H	14
RBI	6
BB	1
SO	5
LOB	18



Batter	1	2	3	4	5	6	7	8	9	AB	R	H	RBI	BB	SO	LOB	BOTTOM			
<b>Johnny Temple, R</b> OBP: 0.391, SLG: 0.432 (1, 4)										5	1	2	0	0	0	2	<b>Philadelphia Phillies @ Cincinnati Redlegs</b> <b>Crosley Field, Cincinnati, OH</b> Mon Sep 07 1959, 3:33 AM EDT Att: 5,624 - Unknown			
<b>Vada Pinson, L</b> OBP: 0.380, SLG: 0.521 (1, 8)										5	0	0	0	0	0	5				
<b>Gus Bell, L</b> OBP: 0.323, SLG: 0.449 (1, 9)										5	0	1	0	0	1	3				
<b>Frank Robinson, R</b> OBP: 0.393, SLG: 0.590 (1, 7)										4	0	0	0	0	0	2				
<b>Whitey Lockman, L</b> OBP: 0.289, SLG: 0.288 (1, 3)										4	0	0	0	0	0	0				
<b>Willie Jones, R</b> OBP: 0.343, SLG: 0.438 (1, 5)										4	1	2	1	0	1	0				
<b>Ed Bailey, L</b> OBP: 0.367, SLG: 0.384 (1, 2)										4	0	2	0	0	0	0				
<b>Eddie Kasko, R</b> OBP: 0.298, SLG: 0.346 (1, 6)										4	1	2	0	0	0	3				
<b>Don Newcombe, L</b> OBP: 0.400, SLG: 0.408 (1, 1)										1	1	1	1	1	0	0				
<b>Orlando Pena, R</b> ERA: 2.99 (6, 1)										1	0	0	0	0	0	1				
<b>Jerry Lynch, L</b> OBP: 0.321, SLG: 0.471 (8, PH)										1	0	1	0	0	0	0				
<b>Inning Stats</b>	R: 0 E: 0 K: 0 S: 4	H: 1 LOB: 1 BB: 0 P: 4	R: 0 E: 0 K: 1 S: 6	H: 1 LOB: 1 BB: 0 P: 6	R: 0 E: 0 K: 0 S: 3	H: 0 LOB: 0 BB: 0 P: 3	R: 0 E: 0 K: 0 S: 3	H: 0 LOB: 0 BB: 0 P: 3	R: 1 E: 0 K: 0 S: 5	H: 2 LOB: 1 BB: 0 P: 5	R: 0 E: 0 K: 0 S: 3	H: 0 LOB: 0 BB: 0 P: 3	R: 0 E: 0 K: 0 S: 5	H: 2 LOB: 2 BB: 0 P: 5	R: 0 E: 0 K: 1 S: 6	H: 1 LOB: 1 BB: 0 P: 6	1B: 8 2B: 2 3B: 0 HR: 1	SF: 0 SAC: 0 DP: 0 HBP: 0	WP: 3 PB: 0 SB: 0 CS: 0	PA: 39
<b>PITCHER</b>	IP WLS BF H R ER SO BB IBB HBP BLK WP HR S P ERA WHIP																			
<b>Humberto Robinson, R</b> ERA: 2.99 (1, 1)	7.2		33	9	4	4	1	1	0	0	0	0	0	1	34	38	4.70	1.304		
<b>Ruben Gomez, R</b> ERA: 6.1 (8, 1)	1.1	W	6	2	0	0	1	0	0	0	0	0	0	0	8	8	0.00	1.500		

AB	38
R	4
H	11
RBI	2
BB	1
SO	2
LOB	16






Batter	1	2	3	4	5	6	7	8	9	10	AB	R	H	RBI	BB	SO	LOB	TOP				
Johnny Temple, R OBP: 0.389, SLG: 0.430 (1, 4)	L5		P3		F9			FC6-4 1B		FC3-5 1B	5	0	1	0	0	0	2					
Vada Pinson, L OBP: 0.377, SLG: 0.516 (1, 8)	K			F8	K			FC6-4 1-2f		K	5	0	0	0	0	3	3					
Gus Bell, L OBP: 0.324, SLG: 0.452 Whitely Lockman, L OBP: 0.289, SLG: 0.288 (1, 7) (10, 3)	F8				2B 3B		4-1	F8		1B	5	1	2	1	0	0	1					
Frank Robinson, R OBP: 0.394, SLG: 0.589 (1, 3) (10, 7)					E 1B 2B		5-3			L9	4	1	1	1	1	1	2					
Willie Jones, R OBP: 0.340, SLG: 0.433 (1, 5)		FC4-6 1-2f		L9			5-3			F3	4	0	0	0	0	0	2					
Buddy Gilbert, L (1, 9)		L9		E1 1B			F9			G3	4	0	0	0	0	0	2					
Eddie Kasko, R OBP: 0.301, SLG: 0.348 (1, 6)		F7		1-2 3-H 1B			6-3				4	1	2	1	0	0	1					
Dutch Dotterer, R OBP: 0.325, SLG: 0.357 Ed Bailey, L OBP: 0.368, SLG: 0.386 (1, 2) (10, PH) (10, 2)			F9	FC4			2-3			FC3-5 1B	3	0	0	0	0	0	2					
Bob Purkey, R OBP: 0.273, SLG: 0.305 Jerry Lynch, L OBP: 0.323, SLG: 0.472 Bobby Henrich, R (10, PR) Brooks Lawrence, R OBP: 0.150, SLG: 0.175 (1, 1) (10, PH) (10, 1)			K		K		1-3			FC3-5 1B	3	0	0	0	0	2	0					
<b>Inning Stats</b>	R: 0 E: 0 K: 1 S: 5	H: 0 LOB: 0 BB: 0 P: 5	R: 0 E: 0 K: 0 S: 3	H: 0 LOB: 1 BB: 1 P: 7	R: 0 E: 0 K: 1 S: 5	H: 0 LOB: 0 BB: 0 P: 5	R: 2 E: 1 K: 0 S: 7	H: 3 LOB: 2 BB: 0 P: 5	R: 0 E: 0 K: 2 S: 7	H: 0 LOB: 0 BB: 0 P: 7	R: 0 E: 0 K: 0 S: 3	H: 0 LOB: 0 BB: 0 P: 3	R: 0 E: 0 K: 0 S: 4	H: 1 LOB: 1 BB: 0 P: 4	R: 0 E: 0 K: 2 S: 3	H: 0 LOB: 0 BB: 0 P: 3	R: 2 E: 0 K: 2 S: 11	H: 4 LOB: 2 BB: 0 P: 11	1B: 6 2B: 1 3B: 1 HR: 0	SF: 0 SAC: 0 DP: 0 HBP: 0	WP: 0 PA: 40 PB: 0 SB: 0 CS: 0	
<b>PITCHER</b>	IP 9.0	WLS L	BF 36	H 7	R 4	ER 3	SO 4	BB 1	IBB 0	HBP 0	BLK 0	WP 0	HR 0	S 43	P 47	ERA 3.00	WHIP 0.889					
Glen Hobbie, R ERA: 3.83 Don Elston, R ERA: 3.4 Bill Henry, L ERA: 2.7	(1, 1)	(10, 1)	(10, 1)	(10, 1)	(10, 1)	(10, 1)	(10, 1)	(10, 1)	(10, 1)	(10, 1)	(10, 1)	(10, 1)	(10, 1)	(10, 1)	(10, 1)	(10, 1)	(10, 1)	(10, 1)	(10, 1)	(10, 1)	(10, 1)	(10, 1)

Cincinnati Redlegs @ Chicago Cubs  
Wrigley Field, Chicago, IL  
Wed Sep 09 1959, 3:33 AM CDT  
Unknown

AB 39  
R 4  
H 8  
RBI 4  
BB 1  
SO 6  
LOB 15



Batter	1	2	3	4	5	6	7	8	9	10	AB	R	H	RBI	BB	SO	LOB	BOTTOM			
Tony Taylor, R OBP: 0.334, SLG: 0.401 (1, 4)			FC1-5 14 1B		F7		5-3			5-3	5	1	2	0	0	0					
George Altman, L OBP: 0.320, SLG: 0.376 (1, 8)	F7		FC1-5 14 1B		F9		F3			FC6-4 14 BB	4	0	0	0	1	0	3				
Jim Marshall, L OBP: 0.329, SLG: 0.412 (1, 3)	F8		K		14 HBP 1B		F7			L9	5	0	1	0	0	1	4				
14 Ernie Banks, R OBP: 0.368, SLG: 0.590 (1, 6)	F8							F7		FC6-4	4	0	1	1	0	0	2				
Walt Moryn, L OBP: 0.322, SLG: 0.385 (1, 7)		P5	F9		F9		P4			4-3	5	0	0	0	0	0	5				
Irv Noren, L OBP: 0.403, SLG: 0.475 (1, 9)		G3			L9		F8				4	0	1	0	0	0	0				
Sammy Taylor, L OBP: 0.323, SLG: 0.394 (1, 2)					F8			F7			4	1	2	1	0	0	1				
Alvin Dark, R OBP: 0.322, SLG: 0.362 (1, 5)		HR	K				F2			5-3	4	0	1	0	0	1	1				
Glen Hobbie, R OBP: 0.159, SLG: 0.149 Don Elston, R OBP: 0.211, SLG: 0.211 Bill Henry, L OBP: 0.214, SLG: 0.185 (1, 1) (10, 1) (10, 1)			FC1-5 1B		L6		F9			5-3	4	0	1	0	0	0	2				
<b>Inning Stats</b>	R: 0 E: 0 K: 0 S: 4	H: 1 LOB: 1 BB: 0 P: 4	R: 1 E: 0 K: 1 S: 6	H: 1 LOB: 0 BB: 0 P: 6	R: 1 E: 0 K: 1 S: 8	H: 3 LOB: 2 BB: 0 P: 8	R: 0 E: 0 K: 0 S: 4	H: 1 LOB: 1 BB: 0 P: 4	R: 0 E: 0 K: 0 S: 4	H: 1 LOB: 1 BB: 0 P: 5	R: 0 E: 0 K: 0 S: 4	H: 0 LOB: 0 BB: 0 P: 3	R: 0 E: 0 K: 0 S: 4	H: 1 LOB: 1 BB: 0 P: 4	R: 0 E: 0 K: 0 S: 3	H: 0 LOB: 0 BB: 0 P: 3	R: 0 E: 0 K: 0 S: 3	H: 0 LOB: 1 BB: 1 P: 7	1B: 8 2B: 0 3B: 0 HR: 1	SF: 0 SAC: 0 DP: 0 HBP: 1	WP: 0 PA: 41 PB: 0 SB: 0 CS: 0
<b>PITCHER</b>	IP 9.0	WLS W	BF 37	H 9	R 2	ER 2	SO 2	BB 0	IBB 0	HBP 1	BLK 0	WP 0	HR 1	S 40	P 41	ERA 2.00	WHIP 1.000				
Bob Purkey, R ERA: 4.48 Brooks Lawrence, R ERA: 4.79	(1, 1)	(10, 1)	(10, 1)	(10, 1)	(10, 1)	(10, 1)	(10, 1)	(10, 1)	(10, 1)	(10, 1)	(10, 1)	(10, 1)	(10, 1)	(10, 1)	(10, 1)	(10, 1)	(10, 1)	(10, 1)	(10, 1)	(10, 1)	(10, 1)

Cincinnati Redlegs @ Chicago Cubs  
Wrigley Field, Chicago, IL  
Wed Sep 09 1959, 3:33 AM CDT  
Unknown

AB 39  
R 2  
H 9  
RBI 2  
BB 1  
SO 2  
LOB 18






Batter	1	2	3	4	5	6	7	8	9	AB	R	H	RBI	BB	SO	LOB	TOP						
Johnny Temple, R OBP: 0.387, SLG: 0.427 (1, 4)										3	0	0	0	0	0	2	<b>Cincinnati Redlegs @ Chicago Cubs</b> Wrigley Field, Chicago, IL Wed Sep 09 1959, 3:38 AM CDT Att: 5,552 - Unknown						
Vada Pinson, L OBP: 0.375, SLG: 0.522 (1, 8)										2	2	1	1	1	0	0							
Gus Bell, L OBP: 0.324, SLG: 0.452 (1, 7)										3	1	1	1	0	0	0							
Frank Robinson, R OBP: 0.393, SLG: 0.593 (1, 3)										3	1	1	3	0	0	0							
Buddy Gilbert, L (1, 9)										2	1	0	0	1	1	0							
Ed Bailey, L OBP: 0.370, SLG: 0.397 (1, 2)										3	1	2	2	0	0	0							
Cliff Cook, R (1, 5)										2	0	0	0	0	0	1							
Eddie Kasko, R OBP: 0.302, SLG: 0.349 (1, 6)										2	0	1	0	0	1	1							
Jay Hook, L OBP: 0.167, SLG: 0.130 (1, 1)										1	0	0	0	0	1	1							
Joe Nuxhall, L OBP: 0.283, SLG: 0.318 (2, 1)										1	1	1	0	0	0	0							
<b>Inning Stats</b>	R: 1 E: 0 K: 0 S: 4	H: 1 LOB: 0 BB: 0 P: 4	R: 2 E: 0 K: 1 S: 7	H: 2 LOB: 1 BB: 1 P: 11	R: 0 E: 0 K: 0 S: 3	H: 0 LOB: 0 BB: 0 P: 3	R: 0 E: 0 K: 2 S: 8	H: 1 LOB: 1 BB: 0 P: 8	R: 4 E: 0 K: 0 S: 6	H: 3 LOB: 0 BB: 1 P: 10													
<b>PITCHER</b>	IP	WLS	BF	H	R	ER	SO	BB	IBB	HBP	BLK	WP	HR	S	P	ERA	WHIP						
Dave Hillman, R ERA: 3.47 (1, 1)	2.0	L	10	3	3	3	1	1	0	0	0	0	2	11	15	13.50	2.000						
John Buzhardt, R ERA: 4.97 (3, 1)	3.0		14	4	4	4	2	1	0	0	0	0	1	17	21	12.00	1.667						

Batter	1	2	3	4	5	6	7	8	9	AB	R	H	RBI	BB	SO	LOB	BOTTOM						
Tony Taylor, R OBP: 0.333, SLG: 0.399 (1, 4)										3	0	0	0	0	0	2	<b>Cincinnati Redlegs @ Chicago Cubs</b> Wrigley Field, Chicago, IL Wed Sep 09 1959, 3:38 AM CDT Att: 5,552 - Unknown						
George Altman, L OBP: 0.320, SLG: 0.375 (1, 8)										3	0	1	0	0	1	2							
Irv Noren, L OBP: 0.401, SLG: 0.472 (1, 9)										3	0	1	0	0	0	1							
14 Ernie Banks, R OBP: 0.366, SLG: 0.587 (1, 6)										3	0	0	0	0	0	2							
Walt Moryn, L OBP: 0.327, SLG: 0.398 (1, 7)										2	1	2	1	1	0	0							
Dale Long, L OBP: 0.321, SLG: 0.464 (1, 3)										1	0	0	0	0	0	0							
Art Schult, R OBP: 0.304, SLG: 0.369 (3, PH) (4, 3)										1	0	0	0	1	0	1							
Sammy Taylor, L OBP: 0.324, SLG: 0.393 (1, 2)										1	1	0	0	1	1	3							
Randy Jackson, R OBP: 0.313, SLG: 0.329 (1, 5)										1	0	0	0	1	0	3							
Dave Hillman, R OBP: 0.220, SLG: 0.132 (1, 1)										0	0	0	0	0	0	0							
Lou Jackson, L OBP: 1.000, SLG: 1.000 (2, PH)										1	0	1	1	0	0	0							
John Buzhardt, R OBP: 0.100, SLG: 0.103 (3, 1)										1	0	0	0	0	0	0							
<b>Inning Stats</b>	R: 0 E: 0 K: 0 S: 4	H: 1 LOB: 1 BB: 0 P: 4	R: 2 E: 0 K: 1 S: 7	H: 2 LOB: 2 BB: 2 P: 15	R: 0 E: 0 K: 1 S: 7	H: 2 LOB: 3 BB: 1 P: 11	R: 0 E: 0 K: 0 S: 3	H: 0 LOB: 0 BB: 0 P: 3	R: 0 E: 0 K: 0 S: 3	H: 0 LOB: 1 BB: 1 P: 7													
<b>PITCHER</b>	IP	WLS	BF	H	R	ER	SO	BB	IBB	HBP	BLK	WP	HR	S	P	ERA	WHIP						
Jay Hook, R ERA: 3.59 (1, 1)	1.1		9	3	2	2	0	2	0	0	0	0	0	7	15	13.50	3.750						
Joe Nuxhall, L ERA: 4.28 (2, 1)	3.2	W	15	2	0	0	2	2	0	0	0	0	0	17	25	0.00	1.091						

AB	22
R	7
H	7
RBI	7
BB	2
SO	3
LOB	5





Batter	1	2	3	4	5	6	7	8	9	AB	R	H	RBI	BB	SO	LOB	TOP					
Johnny Temple, R OBP: 0.384, SLG: 0.423	5-3		1-3		F8		6-3			5	0	0	0	0	1	2						
Vada Pinson, L OBP: 0.377, SLG: 0.519	4-3		1B	2B	F9		K		K	5	1	1	0	0	2	0						
Gus Bell, L OBP: 0.324, SLG: 0.451	K		2B	1B	HR		4-1		F8	5	2	2	0	0	1	0						
Frank Robinson, R OBP: 0.397, SLG: 0.602		3B	1B	2B	HR		E	S	F9	3	4	2	3	2	0	0						
Frank Thomas, R OBP: 0.276, SLG: 0.367	L7		1B	1B	1B		K		L5	4	2	1	0	1	1	2						
Cliff Cook, R OBP: 0.571, SLG: 0.857		3B	1B	1B	FC6-4				K	5	1	4	4	0	1	0						
Eddie Kasko, R OBP: 0.300, SLG: 0.347	6-3		SH1-3	1B	FC6-4		L9		P6	5	0	1	1	0	0	3						
Dutch Dotterer, R OBP: 0.329, SLG: 0.352			SH1-3	BB	F7		P3			2	0	0	0	2	0	1						
Jim O'Toole, S OBP: 0.225, SLG: 0.139	1-3		SH1-3				6-3			1	0	0	1	0	0	2						
Jim Brosnan, R OBP: 0.143, SLG: 0.165			1-2	2-3						2	0	0	0	0	1	0						
<b>Inning Stats</b>	R: 0 E: 0 K: 1 S: 5	H: 0 LOB: 0 BB: 0 P: 5	R: 1 E: 0 K: 0 S: 4	H: 1 LOB: 2 BB: 2 P: 12	R: 5 E: 0 K: 1 S: 10	H: 5 LOB: 2 BB: 2 P: 18	R: 3 E: 1 K: 0 S: 7	H: 4 LOB: 1 BB: 0 P: 7	R: 0 E: 0 K: 2 S: 7	H: 0 LOB: 0 BB: 0 P: 7	R: 1 E: 0 K: 1 S: 6	H: 1 LOB: 1 BB: 1 P: 10	R: 0 E: 0 K: 0 S: 3	H: 0 LOB: 0 BB: 0 P: 3	R: 0 E: 0 K: 1 S: 5	H: 0 LOB: 0 BB: 0 P: 5	R: 0 E: 0 K: 1 S: 5	H: 0 LOB: 0 BB: 0 P: 5	1B: 8 2B: 1 3B: 1 HR: 1	SF: 0 SAC: 1 DP: 0 HBP: 0	WP: 0 PB: 0 SB: 1 CS: 0	PA: 43
<b>PITCHER</b>	IP	WLS	BF	H	R	ER	SO	BB	IBB	HBP	BLK	WP	HR	S	P	ERA	WHIP					
Art Ceccarelli, L ERA: 4.3	2.1	L	16	6	6	6	1	1	2	0	0	0	0	15	27	23.14	3.000					
Ed Donnelly, R ERA: 3.35	1.2		10	4	3	2	1	1	0	0	0	0	1	11	15	10.80	3.000					
Dave Hillman, R ERA: 3.48	2.0		8	1	1	1	3	1	0	0	0	0	0	13	17	4.50	1.000					
Moe Drabowsky, R ERA: 4.09	3.0		9	0	0	0	2	0	0	0	0	0	0	13	13	0.00	0.000					

Cincinnati Redlegs @ Chicago Cubs  
Wrigley Field, Chicago, IL  
Thu Sep 10 1959, 3:33 AM CDT  
Unknown

AB	37
R	10
H	11
RBI	9
BB	5
SO	7
LOB	10



Batter	1	2	3	4	5	6	7	8	9	AB	R	H	RBI	BB	SO	LOB	BOTTOM					
Tony Taylor, R OBP: 0.333, SLG: 0.397	2B		L5-4	BB	SF8		5-3		FC6-4	2	1	0	1	2	0	1						
Alvin Dark, R OBP: 0.322, SLG: 0.360	K		1-2	BB	F9		E5			3	0	0	0	1	1	2						
Lee Walls, R OBP: 0.338, SLG: 0.383	FC5		L5-4				K		K	4	0	1	1	0	2	3						
14 Ernie Banks, R OBP: 0.365, SLG: 0.584			F9				K		F8	3	0	0	0	1	1	1						
Bobby Thomson, R OBP: 0.310, SLG: 0.391	F9			BB	6-3				F9	3	1	0	0	1	0	2						
Art Schult, R OBP: 0.307, SLG: 0.365	FC5			E			P3		6-3	1	1	0	0	1	0	2						
Dale Long, L OBP: 0.319, SLG: 0.460				1B						2	0	0	0	0	0	0						
Walt Moryn, L OBP: 0.324, SLG: 0.393			F7		K		P4		L9	4	0	0	0	0	1	2						
Cal Neeman, R OBP: 0.291, SLG: 0.342										1	0	0	0	0	0	0						
Lou Jackson, L OBP: 0.290, SLG: 0.400										1	1	0	0	0	0	1						
Dave Hillman, R OBP: 0.220, SLG: 0.132										0	0	0	0	0	0	0						
Billy Williams, L OBP: 0.199, SLG: 0.230										1	0	0	0	0	0	0						
Moe Drabowsky, R OBP: 0.155, SLG: 0.143										0	0	0	0	0	0	0						
George Altman, R OBP: 0.320, SLG: 0.374										1	0	0	0	0	1	0						
Art Ceccarelli, R OBP: 0.125, SLG: 0.097										1	0	0	0	0	1	0						
Ed Donnelly, R										0	0	0	0	0	0	0						
Sammy Taylor, L OBP: 0.327, SLG: 0.395									FC6-4	3	0	2	1	0	0	0						
<b>Inning Stats</b>	R: 1 E: 0 K: 1 S: 6	H: 1 LOB: 2 BB: 2 P: 14	R: 0 E: 0 K: 1 S: 5	H: 0 LOB: 0 BB: 0 P: 5	R: 0 E: 0 K: 0 S: 2	H: 0 LOB: 1 BB: 2 P: 10	R: 3 E: 1 K: 1 S: 7	H: 1 LOB: 1 BB: 2 P: 15	R: 0 E: 0 K: 2 S: 7	H: 0 LOB: 0 BB: 0 P: 7	R: 0 E: 0 K: 0 S: 3	H: 0 LOB: 0 BB: 0 P: 3	R: 0 E: 1 K: 1 S: 6	H: 0 LOB: 1 BB: 0 P: 6	R: 0 E: 0 K: 0 S: 3	H: 0 LOB: 0 BB: 0 P: 3	R: 0 E: 0 K: 1 S: 6	H: 1 LOB: 1 BB: 0 P: 6	1B: 2 2B: 2 3B: 0 HR: 0	SF: 1 SAC: 0 DP: 1 HBP: 0	WP: 0 PB: 0 SB: 0 CS: 0	PA: 37
<b>PITCHER</b>	IP	WLS	BF	H	R	ER	SO	BB	IBB	HBP	BLK	WP	HR	S	P	ERA	WHIP					
Jim O'Toole, L ERA: 4.99	3.0		15	1	3	3	2	6	0	0	0	0	0	13	37	9.00	2.333					
Jim Brosnan, R ERA: 3.71	6.0	W	22	2	1	0	5	0	0	0	0	0	0	32	32	0.00	0.333					

Cincinnati Redlegs @ Chicago Cubs  
Wrigley Field, Chicago, IL  
Thu Sep 10 1959, 3:33 AM CDT  
Unknown

AB	30
R	4
H	3
RBI	3
BB	6
SO	7
LOB	14





Batter	1	2	3	4	5	6	7	8	9	AB	R	H	RBI	BB	SO	LOB	TOP								
<b>Johnny Temple, R</b> OBP: 0.384, SLG: 0.423 (1,4)	1-3		1B			6-3			FC6-4	5	1	2	0	0	0	0	<b>Cincinnati Redlegs @ Chicago Cubs</b> Wrigley Field, Chicago, IL Thu Sep 10 1959, 3:38 AM CDT Att: 3,453 - Unknown								
<b>Vada Pinson, L</b> OBP: 0.376, SLG: 0.516 (1,8)	F5		1B			E5		K	FC6-4	5	2	1	0	0	1	1									
<b>Gus Bell, L</b> OBP: 0.329, SLG: 0.456 (1,7) (8,9)	FC6-4		1B			E		6-3	1B	5	0	4	2	0	0	0									
<b>Frank Robinson, R</b> OBP: 0.395, SLG: 0.597 (1,3)	FC6-4		F8			E		K	6-3	4	0	0	0	1	1	4									
<b>Ed Bailey, L</b> OBP: 0.367, SLG: 0.392 (1,2)		4-3				K		K		4	0	0	0	0	2	2									
<b>Buddy Gilbert, L</b> OBP: 0.300, SLG: 0.125 (1,9)		L9				2B		F7		2	0	1	0	1	0	0									
<b>Frank Thomas, R</b> OBP: 0.275, SLG: 0.366 (8,7)						1B		BB		1	0	0	0	0	0	0									
<b>Cliff Cook, R</b> OBP: 0.345, SLG: 0.818 (1,5)						2B		1B		4	0	2	0	0	1	3									
<b>Eddie Kasko, R</b> OBP: 0.296, SLG: 0.342 (1,6)			5-3			F2		F9		4	0	0	0	0	0	3									
<b>Jim Bailey, S</b> (1,1)						K		K		3	0	0	0	0	2	2									
<b>Tom Acker, R</b> OBP: 0.200, SLG: 0.111 (8,1)						6-3				0	0	0	0	0	0	0									
<b>Willie Jones, R</b> OBP: 0.339, SLG: 0.432 (9,PH)								K		1	0	0	0	0	0	0									
<b>Inning Stats</b>	R: 0 E: 0 K: 0 S: 4	H: 1 LOB: 1 BB: 0 P: 4	R: 0 E: 0 K: 0 S: 3	H: 0 LOB: 0 BB: 0 P: 3	R: 1 E: 0 K: 1 S: 8	H: 3 LOB: 2 BB: 0 P: 8	R: 0 E: 0 K: 1 S: 7	H: 2 LOB: 2 BB: 0 P: 7	R: 1 E: 2 K: 1 S: 7	H: 1 LOB: 3 BB: 2 P: 15	R: 0 E: 0 K: 2 S: 5	H: 0 LOB: 0 BB: 0 P: 5	R: 0 E: 0 K: 2 S: 7	H: 0 LOB: 0 BB: 0 P: 7	R: 0 E: 0 K: 1 S: 6	H: 1 LOB: 1 BB: 0 P: 6	R: 1 E: 0 K: 0 S: 5	H: 2 LOB: 1 BB: 0 P: 5	1B: 8 2B: 2 3B: 0 HR: 0	SF: 0 SAC: 0 DP: 0 HBP: 0	WP: 0 PB: 0 SB: 0 CS: 0	PA: 40			
<b>PITCHER</b>	IP	WLS	BF	H	R	ER	SO	BB	IBB	HBP	BLK	WP	HR	S	P	ERA	WHIP								
<b>Ben Johnson, R</b> ERA: 1.74 (1,1)	4.2		24	7	2	1	2	2	0	0	0	0	0	26	34	1.93	1.929								
<b>Don Elston, R</b> ERA: 3.39 (5,1)	0.1		1	0	0	0	1	0	0	0	0	0	0	3	3	0.00	0.000								
<b>Bill Henry, L</b> ERA: 2.69 (6,1)	4.0	W	15	3	1	1	4	0	0	0	0	0	0	23	23	2.25	0.750								

Batter	1	2	3	4	5	6	7	8	9	AB	R	H	RBI	BB	SO	LOB	BOTTOM								
<b>Tony Taylor, R</b> OBP: 0.336, SLG: 0.398 (1,4)	4-3		BB			P3		2B		4	1	2	1	1	0	3	<b>Cincinnati Redlegs @ Chicago Cubs</b> Wrigley Field, Chicago, IL Thu Sep 10 1959, 3:38 AM CDT Att: 3,453 - Unknown								
<b>George Altman, L</b> OBP: 0.318, SLG: 0.375 (1,8)	K		G4-6-3			K		1B		5	0	1	3	0	3	3									
<b>Lee Walls, R</b> OBP: 0.341, SLG: 0.391 (1,9)	HR		G4-6-3			FC6-4		2B		3	1	1	1	1	1	3									
<b>14 Ernie Banks, R</b> OBP: 0.364, SLG: 0.580 (1,6)	F8		G6-4-3			F7		F8		3	0	0	0	1	0	1									
<b>Art Schult, R</b> OBP: 0.305, SLG: 0.361 (1,3)		5-3	G6-4-3			2B		FC6-4		4	1	1	0	0	0	3									
<b>Earl Averill, R</b> OBP: 0.307, SLG: 0.460 (1,2)			L6			2B		1B		3	1	2	0	1	0	1									
<b>Walt Moryn, L</b> OBP: 0.325, SLG: 0.397 (1,7)			F9			2B		P3		4	1	2	1	0	0	2									
<b>Randy Jackson, R</b> OBP: 0.322, SLG: 0.342 (1,5)			F9			1B		F8		3	0	1	0	1	0	2									
<b>Alvin Dark, R</b> OBP: 0.322, SLG: 0.360 (9,5)						1B		1B		0	0	0	0	0	0	0									
<b>Ben Johnson, R</b> (1,1)			G3			5-3		K		1	0	0	0	0	0	0									
<b>Don Elston, R</b> ERA: 7.04 (5,1)								1B		0	0	0	0	0	0	0									
<b>Bobby Thomson, R</b> OBP: 0.309, SLG: 0.390 (6,PH)								2B		1	0	0	0	0	0	2									
<b>Bill Henry, L</b> OBP: 0.233, SLG: 0.207 (6,1)								1B		2	1	1	0	0	1	3									
<b>Inning Stats</b>	R: 1 E: 0 K: 1 S: 6	H: 1 LOB: 0 BB: 0 P: 6	R: 0 E: 0 K: 0 S: 4	H: 1 LOB: 1 BB: 0 P: 4	R: 0 E: 0 K: 0 S: 2	H: 0 LOB: 0 BB: 1 P: 6	R: 0 E: 0 K: 0 S: 2	H: 0 LOB: 1 BB: 2 P: 10	R: 1 E: 0 K: 1 S: 8	H: 3 LOB: 2 BB: 0 P: 8	R: 1 E: 0 K: 1 S: 8	H: 3 LOB: 3 BB: 1 P: 12	R: 0 E: 0 K: 1 S: 5	H: 0 LOB: 1 BB: 0 P: 6	R: 3 E: 0 K: 1 S: 8	H: 3 LOB: 1 BB: 1 P: 12	R: 0 E: 0 K: 1 S: 8	H: 3 LOB: 1 BB: 1 P: 12	1B: 6 2B: 4 3B: 0 HR: 1	SF: 0 SAC: 0 DP: 2 HBP: 1	WP: 0 PB: 0 SB: 0 CS: 0	PA: 39			
<b>PITCHER</b>	IP	WLS	BF	H	R	ER	SO	BB	IBB	HBP	BLK	WP	HR	S	P	ERA	WHIP								
<b>Jim Bailey, L</b> ERA: 7.04 (1,1)	7.2	L	38	11	6	6	4	4	1	1	0	0	0	40	61	7.04	1.957								
<b>Tom Acker, R</b> ERA: 3.64 (8,1)	0.1		1	0	0	0	1	0	0	0	0	0	0	3	3	0.00	0.000								






Batter	1	2	3	4	5	6	7	8	9	AB	R	H	RBI	BB	SO	LOB	TOP			
Johnny Temple, R OBP: 0.385, SLG: 0.423	0-0 BB S BB 1B	4-0 BB BB			0-0 F7		0-0 F7			3	1	1	0	1	0	0	<b>Cincinnati Redlegs @ Milwaukee Braves</b> Milwaukee County Stadium, Milwaukee, WI Fri Sep 11 1959, 8:05 PM EDT Att: 25,817 - Unknown			
Vada Pinson, L OBP: 0.375, SLG: 0.519	0-3 K	0-0 6-3			0-0 HR			0-3 K		4	1	1	1	0	2	2				
Gus Bell, L OBP: 0.328, SLG: 0.454	4-0 BB 1-2 BB		0-0 F5		0-0 1-6-3			0-0 3-1		3	0	0	0	1	0	0				
Frank Robinson, R OBP: 0.394, SLG: 0.593	0-0 F7		0-0 5-3			0-3 K		4-0 PO S BB		3	0	0	0	1	1	2				
Buddy Gilbert, L OBP: 0.286, SLG: 0.091	4-0 BB 1-2 2-3 BB		0-0 L3			0-0 P6		0-0 PO	0-0 4-3	3	0	0	0	1	0	0				
Ed Bailey, L OBP: 0.368, SLG: 0.392	4-0 BB 1-2 2-3 3-H BB		0-0 G3			0-0 1B			0-3 K	3	0	1	1	1	1	0				
Willie Jones, R OBP: 0.338, SLG: 0.430	0-0 P6		0-0 6-3			0-0 F5			0-0 1B	4	0	1	0	0	0	4				
Eddie Kasko, R OBP: 0.292, SLG: 0.337		0-3 K		0-0 6-3			0-0 F9		0-0 F8	4	0	0	0	0	1	1				
Jay Hook, L OBP: 0.167, SLG: 0.130		0-3 K			0-0 1-3					0	0	0	0	0	0	0				
Orlando Pena, R OBP: 0.212, SLG: 0.138										1	0	0	0	0	1	0				
Willard Schmidt, R OBP: 0.313, SLG: 0.083										1	0	0	0	0	0	0				
Whitey Lockman, L (7, FH) OBP: 0.288, SLG: 0.286										1	0	0	0	0	0	0				
Tom Acker, R OBP: 0.200, SLG: 0.111										0	0	0	0	0	0	0				
<b>Inning Stats</b>	R: 1 E: 0 K: 1 S: 6	H: 1 LOB: 3 BB: 3 P: 18	R: 0 E: 0 K: 2 S: 7	H: 0 LOB: 1 BB: 1 P: 11	R: 0 E: 0 K: 0 S: 3	H: 0 LOB: 0 BB: 0 P: 3	R: 0 E: 0 K: 0 S: 3	H: 0 LOB: 0 BB: 0 P: 3	R: 1 E: 0 K: 0 S: 4	H: 1 LOB: 0 BB: 0 P: 4	R: 0 E: 0 K: 0 S: 3	H: 0 LOB: 0 BB: 0 P: 3	R: 0 E: 0 K: 1 S: 4	H: 0 LOB: 0 BB: 1 P: 8	R: 0 E: 0 K: 1 S: 6	H: 1 LOB: 1 BB: 0 P: 6	1B: 3 2B: 0 3B: 0 HR: 1	SF: 0 SAC: 0 DP: 0 HBP: 0	WP: 0 PB: 0 SB: 0 CS: 0	PA: 36
<b>PITCHER</b> Joey Jay, R ERA: 3.96	IP: 9.0 WLS: W BF: 35 H: 4 R: 2 ER: 2 SO: 6 BB: 5 IBB: 0 HBP: 0 BLK: 0 WP: 0 HR: 1 S: 42 P: 62 ERA: 2.00 WHIP: 1.000															<b>PITCHER</b>				

Batter	1	2	3	4	5	6	7	8	9	AB	R	H	RBI	BB	SO	LOB	BOTTOM		
Bill Bruton, L OBP: 0.342, SLG: 0.410	0-3 K	0-0 E5 4-3 2B	0-0 2B			0-0 F7		0-0 4-3		5	1	1	0	0	1	0	<b>Cincinnati Redlegs @ Milwaukee Braves</b> Milwaukee County Stadium, Milwaukee, WI Fri Sep 11 1959, 8:05 PM EDT Att: 25,817 - Unknown		
Eddie Mathews, L OBP: 0.395, SLG: 0.571	1-0 WP 2B HBP	0-3 K	0-0 P3			4-0 FC1-6 BB		4-0 1B HR BB		2	2	0	0	2	1	2			
Hank Aaron, R OBP: 0.402, SLG: 0.656	4-0 2B 1-2 BB	0-0 4-3		0-3 K		0-0 FC1-6 1-2		0-0 1B HR		4	2	1	0	1	1	2			
Joe Adcock, R OBP: 0.351, SLG: 0.563	0-0 1B 2B	0-0 1B 2B			0-0 P4		0-0 4-3		0-3 K	5	2	2	3	0	1	3			
Lee Maye, L OBP: 0.309, SLG: 0.390	0-0 F8	4-0 1B BB						0-0 1B HR		4	1	2	3	1	1	1			
Johnny Logan, R OBP: 0.374, SLG: 0.423	0-0 1B 2H	0-0 1B		0-0 6-3			4-0 5-3 BB BB	0-3 K		4	1	2	2	1	1	1			
Del Crandall, R OBP: 0.305, SLG: 0.404	0-0 2H 1B	0-3 K			0-0 P6		4-0 5-3 BB			3	1	1	1	1	1	2			
Felix Mantilla, R OBP: 0.265, SLG: 0.267	0-0 2H 1B		0-3 K			0-0 5-3		0-0 5-3		4	0	1	1	0	1	2			
Joey Jay, S OBP: 0.152, SLG: 0.097	0-0 G3		0-0 L8			0-0 K		0-3 K		4	0	0	0	0	2	3			
<b>Inning Stats</b>	R: 5 E: 0 K: 1 S: 9	H: 4 LOB: 1 BB: 1 P: 14	R: 2 E: 1 K: 2 S: 10	H: 2 LOB: 2 BB: 1 P: 14	R: 0 E: 0 K: 1 S: 6	H: 1 LOB: 1 BB: 0 P: 6	R: 0 E: 0 K: 1 S: 6	H: 1 LOB: 0 BB: 0 P: 6	R: 0 E: 0 K: 0 S: 3	H: 0 LOB: 1 BB: 1 P: 7	R: 0 E: 0 K: 2 S: 7	H: 0 LOB: 2 BB: 2 P: 15	R: 3 E: 0 K: 2 S: 9	H: 2 LOB: 0 BB: 1 P: 13	1B: 5 2B: 3 3B: 1 HR: 1	SF: 0 SAC: 0 DP: 0 HBP: 1		WP: 1 PB: 0 SB: 0 CS: 0	PA: 42
<b>PITCHER</b> Jay Hook, R ERA: 4.17	IP: 0.2 WLS: L BF: 7 H: 3 R: 5 ER: 5 SO: 1 BB: 1 IBB: 0 HBP: 0 BLK: 0 WP: 0 HR: 0 S: 7 P: 12 ERA: 67.50 WHIP: 6.000															<b>PITCHER</b>			
<b>PITCHER</b> Orlando Pena, R ERA: 4.94	IP: 1.0 WLS: BF: 8 H: 3 R: 2 ER: 0 SO: 1 BB: 1 IBB: 0 HBP: 0 BLK: 0 WP: 0 HR: 0 S: 9 P: 13 ERA: 0.00 WHIP: 4.000															<b>PITCHER</b>			
<b>PITCHER</b> Willard Schmidt, R ERA: 3.88	IP: 4.1 WLS: BF: 16 H: 2 R: 0 ER: 0 SO: 4 BB: 1 IBB: 0 HBP: 0 BLK: 0 WP: 0 HR: 0 S: 23 P: 27 ERA: 0.00 WHIP: 0.692															<b>PITCHER</b>			
<b>PITCHER</b> Tom Acker, R ERA: 3.96	IP: 2.0 WLS: BF: 11 H: 2 R: 3 ER: 3 SO: 4 BB: 3 IBB: 0 HBP: 0 BLK: 0 WP: 1 HR: 16 S: 28 P: 28 ERA: 13.50 WHIP: 2.500															<b>PITCHER</b>			

AB	30
R	2
H	4
RBI	2
BB	5
SO	6
LOB	9



AB	35
R	10
H	10
RBI	10
BB	6
SO	10
LOB	16





Batter	1	2	3	4	5	6	7	8	9	AB	R	H	RBI	BB	SO	LOB	TOP			
<b>Johnny Temple, R</b> OBP: 0.384, SLG: 0.425 (1, 4)										2	0	1	2	0	1	1	<b>Cincinnati Redlegs @ Milwaukee Braves</b> Milwaukee County Stadium, Milwaukee, WI Sat Sep 12 1959, 4:33 AM EDT Att: 25,598 - Unknown			
<b>Vada Pinson, L</b> OBP: 0.373, SLG: 0.516 (1, 8)										4	0	0	0	0	2	5				
<b>Gus Bell, L</b> OBP: 0.326, SLG: 0.450 (1, 9)										4	0	0	0	0	0	3				
<b>Frank Robinson, R</b> OBP: 0.391, SLG: 0.589 (1, 3)										4	0	0	0	0	0	1				
<b>Jerry Lynch, L</b> OBP: 0.325, SLG: 0.475 (1, 7)										4	1	2	0	0	1	0				
<b>Whitey Lockman, L</b> OBP: 0.288, SLG: 0.286 (8, 3)										0	0	0	0	0	0	0				
<b>Ed Bailey, L</b> OBP: 0.367, SLG: 0.393 (1, 2)										4	0	1	1	0	0	1				
<b>Willie Jones, R</b> OBP: 0.338, SLG: 0.429 (7, PR)										3	0	1	0	0	0	1				
<b>Cliff Cook, R</b> OBP: 0.500, SLG: 0.750 (7, 5)										1	1	0	0	0	0	0				
<b>Eddie Kasko, R</b> OBP: 0.296, SLG: 0.340 (1, 6)										3	1	2	0	0	1	1				
<b>John Powers, L</b> OBP: 0.333, SLG: 0.512 (9, PH)										1	0	0	0	0	0	0				
<b>Don Newcombe, L</b> OBP: 0.410, SLG: 0.420 (1, 1)										2	0	2	0	0	0	0				
<b>Inning Stats</b>	R: 0 E: 0 K: 0 S: 4	H: 1 LOB: 1 BB: 0 P: 4	R: 0 E: 0 K: 0 S: 3	H: 0 LOB: 0 BB: 0 P: 3	R: 1 E: 0 K: 1 S: 7	H: 2 LOB: 1 BB: 0 P: 7	R: 1 E: 0 K: 1 S: 7	H: 2 LOB: 1 BB: 0 P: 7	R: 0 E: 0 K: 0 S: 3	H: 1 LOB: 0 BB: 0 P: 3	R: 1 E: 0 K: 0 S: 5	H: 2 LOB: 2 BB: 0 P: 5	R: 0 E: 0 K: 0 S: 5	H: 0 LOB: 0 BB: 0 P: 5	R: 0 E: 0 K: 0 S: 3	H: 0 LOB: 0 BB: 0 P: 3		1B: 6 2B: 3 3B: 0 HR: 0	SF: 2 SAC: 1 DP: 1 HBP: 0	WP: 0 PB: 0 SB: 0 CS: 0
<b>PITCHER</b> <b>Lew Burdette, R</b> ERA: 3.97 (1, 1)	IP: 9.0 WLS: W BF: 35 H: 9 R: 3 ER: 3 SO: 5 BB: 0 IBB: 0 HBP: 0 BLK: 0 WP: 0 HR: 0 S: 45 P: 45 ERA: 3.00 WHIP: 1.000															<b>PITCHER</b>				

Batter	1	2	3	4	5	6	7	8	9	AB	R	H	RBI	BB	SO	LOB	BOTTOM			
<b>Bill Bruton, L</b> OBP: 0.339, SLG: 0.406 (1, 8)										4	0	0	0	0	1	2	<b>Cincinnati Redlegs @ Milwaukee Braves</b> Milwaukee County Stadium, Milwaukee, WI Sat Sep 12 1959, 4:33 AM EDT Att: 25,598 - Unknown			
<b>Eddie Mathews, L</b> OBP: 0.396, SLG: 0.578 (1, 5)										4	2	2	2	0	0	1				
<b>Hank Aaron, R</b> OBP: 0.403, SLG: 0.655 (1, 9)										4	0	2	2	0	0	1				
<b>Joe Adcock, R</b> OBP: 0.348, SLG: 0.558 (1, 3)										3	0	0	0	0	1	2				
<b>Lee Maye, L</b> OBP: 0.304, SLG: 0.383 (1, 7)										2	0	0	0	0	1	1				
<b>Frank Torre, L</b> OBP: 0.323, SLG: 0.313 (7, PH)										1	0	0	0	0	0	0				
<b>Andy Pafko, R</b> OBP: 0.297, SLG: 0.308 (8, 7)										0	0	0	0	0	0	0				
<b>Johnny Logan, R</b> OBP: 0.372, SLG: 0.420 (1, 6)										3	0	0	0	0	3	0				
<b>Del Crandall, R</b> OBP: 0.303, SLG: 0.402 (1, 2)										3	0	0	0	0	2	0				
<b>Felix Mantilla, R</b> OBP: 0.262, SLG: 0.264 (1, 4)										2	0	0	0	0	0	0				
<b>Mickey Vernon, L</b> OBP: 0.283, SLG: 0.376 (8, PH)										0	0	0	0	1	0	0				
<b>John DeMerit, R</b> (8, PR)										0	0	0	0	0	0	0				
<b>Red Schoendienst, S</b> (9, 4)										0	0	0	0	0	0	0				
<b>Lew Burdette, R</b> OBP: 0.247, SLG: 0.312 (1, 1)										3	2	1	0	0	0	1				
<b>Inning Stats</b>	R: 0 E: 0 K: 0 S: 3	H: 0 LOB: 0 BB: 0 P: 3	R: 0 E: 0 K: 1 S: 5	H: 0 LOB: 0 BB: 0 P: 5	R: 0 E: 0 K: 0 S: 3	H: 0 LOB: 0 BB: 0 P: 3	R: 1 E: 0 K: 3 S: 11	H: 2 LOB: 1 BB: 0 P: 11	R: 0 E: 0 K: 2 S: 7	H: 0 LOB: 0 BB: 0 P: 7	R: 1 E: 0 K: 0 S: 5	H: 2 LOB: 1 BB: 0 P: 5	R: 0 E: 0 K: 2 S: 7	H: 0 LOB: 0 BB: 0 P: 7	R: 2 E: 0 K: 0 S: 4	H: 1 LOB: 1 BB: 1 P: 8	1B: 2 2B: 2 3B: 0 HR: 1	SF: 0 SAC: 0 DP: 0 HBP: 0	WP: 0 PB: 0 SB: 0 CS: 0	PA: 30
<b>PITCHER</b> <b>Don Newcombe, R</b> ERA: 3.25 (1, 1)	IP: 8.0 WLS: L BF: 30 H: 5 R: 4 ER: 4 SO: 8 BB: 1 IBB: 0 HBP: 0 BLK: 0 WP: 0 HR: 1 S: 45 P: 49 ERA: 4.50 WHIP: 0.750															<b>PITCHER</b>				



Batter	1	2	3	4	5	6	7	8	9	AB	R	H	RBI	BB	SO	LOB	TOP			
Johnny Temple, R (1, 4) OBP: 0.384, SLG: 0.426	E1 2B 1B	FC6-4 1-2					E6 L6 1B		F9	5	1	2	0	0	0	3	<b>Cincinnati Redlegs @ Milwaukee Braves</b> Milwaukee County Stadium, Milwaukee, WI Sun Sep 13 1959, 4:33 AM EDT Att: 35,084 - Unknown <a href="http://livebaseballscorecards.com">livebaseballscorecards.com</a>			
Vada Pinson, L (1, 8) OBP: 0.371, SLG: 0.513	F7		1-3		4-3 2B				K	5	0	1	1	0	1	2				
Gus Bell, L (1, 9) OBP: 0.325, SLG: 0.450	4-3 2H 2B		E4 FC3-6		K		L6 2-3		1-3	5	0	1	1	0	1	3				
Frank Robinson, R (1, 7) OBP: 0.391, SLG: 0.586	4-3 2-3		FC3-6 1-2		1-3				1B 1B 1B	4	1	1	0	0	0	3				
Frank Thomas, R (1, 3) OBP: 0.275, SLG: 0.364	F7		4-3				G5-4-3 1B		L7	4	0	1	0	0	0	3				
Whitley Lockman, L (8, 3) OBP: 0.288, SLG: 0.286										0	0	0	0	0	0	0				
Willie Jones, R (1, 5) OBP: 0.335, SLG: 0.425		F8			5-3		G5-4-3 1-2		F9	4	0	0	0	0	0	2				
Ed Bailey, L (1, 2) OBP: 0.368, SLG: 0.392		4-0 1B BB			F5		G3		1B 1B	3	0	1	0	1	0	0				
Eddie Kasko, R (1, 6) OBP: 0.305, SLG: 0.349									1B 1B 1B	4	1	4	1	0	0	0				
Bob Purkey, R (1, 1) OBP: 0.261, SLG: 0.290			K		F7		SH3-4-3 1-2		K	3	0	0	0	0	2	5				
<b>Inning Stats</b>	R: 1 E: 1 K: 0 S: 5	H: 2 LOB: 1 BB: 0 P: 5	R: 0 E: 0 K: 1 S: 6	H: 1 LOB: 2 BB: 1 P: 10	R: 0 E: 1 K: 0 S: 4	H: 0 LOB: 1 BB: 0 P: 4	R: 0 E: 0 K: 0 S: 4	H: 1 LOB: 1 BB: 0 P: 4	R: 0 E: 0 K: 1 S: 3	H: 1 LOB: 0 BB: 0 P: 3	R: 1 E: 1 K: 0 S: 5	H: 2 LOB: 1 BB: 0 P: 5	R: 1 E: 0 K: 1 S: 8	H: 3 LOB: 2 BB: 0 P: 8	R: 0 E: 0 K: 1 S: 5	H: 0 LOB: 0 BB: 0 P: 5	1B: 9 2B: 3 3B: 0 HR: 0	SF: 0 SAC: 1 DP: 2 HBP: 0	WP: 0 PB: 0 SB: 0 CS: 0	PA: 39
<b>PITCHER</b> Warren Spahn, L (1, 1) ERA: 2.79	IP: 9.0 WLS: L BF: 39	H: 11 R: 3 ER: 2 SO: 4	BB: 1 IBB: 0 HBP: 0 BLK: 0	WP: 0 HR: 0 S: 46 P: 50	ERA: 2.00 WHIP: 1.333	<b>PITCHER</b>														

Batter	1	2	3	4	5	6	7	8	9	AB	R	H	RBI	BB	SO	LOB	BOTTOM					
Bill Bruton, L (1, 8) OBP: 0.341, SLG: 0.409	G5-4-3 1B		F7				F5			4	0	2	1	0	0	1	<b>Cincinnati Redlegs @ Milwaukee Braves</b> Milwaukee County Stadium, Milwaukee, WI Sun Sep 13 1959, 4:33 AM EDT Att: 35,084 - Unknown <a href="http://livebaseballscorecards.com">livebaseballscorecards.com</a>					
Eddie Mathews, L (1, 5) OBP: 0.395, SLG: 0.581	F7				4-3 2B				B3-1	4	1	1	1	0	0	2						
Hank Aaron, R (1, 9) OBP: 0.404, SLG: 0.654	G5-4-3 1-2				1B 1B		F7		1B 1B	4	0	2	0	0	0	2						
Joe Adcock, R (1, 3) OBP: 0.347, SLG: 0.555		F8			P6		SH3-4 1B		F8	4	0	1	0	0	0	2						
Lee Maye, L (1, 7) OBP: 0.298, SLG: 0.376		3-1			F8		SH3-4		K	2	0	0	0	0	0	1						
Mickey Vernon, L (8, PH) OBP: 0.280, SLG: 0.372							1-2			1	0	0	0	0	0	1						
Andy Pafko, R (9, 7) OBP: 0.297, SLG: 0.308										0	0	0	0	0	0	0						
Johnny Logan, R (1, 6) OBP: 0.371, SLG: 0.418			L3		1B		P3		L5	4	0	1	0	0	0	1						
Del Crandall, R (1, 2) OBP: 0.303, SLG: 0.490							F5		3-1	2	0	0	0	1	0	3						
Frank Torre, L (9, PH) OBP: 0.322, SLG: 0.312			FC3-6 BB		3-1					1	0	0	0	0	0	0						
Felix Mantilla, R (1, 4) OBP: 0.263, SLG: 0.265			FC3-6 4-6-3				6-3		FC6-4 1B	3	1	1	0	0	0	1						
Enos Slaughter, L (9, PH) OBP: 0.272, SLG: 0.380							SH1-4 2B 1B			1	0	1	0	0	0	0						
John DeMerit, R (9, FR)										0	0	0	0	0	0	0						
Warren Spahn, L (1, 1) OBP: 0.250, SLG: 0.309			4-6-3		SH1-4		6-3		FC6-4	2	0	0	0	0	0	1						
Ray Boone, R (9, PH) OBP: 0.397, SLG: 0.372										1	0	0	0	0	0	1						
<b>Inning Stats</b>	R: 0 E: 0 K: 0 S: 3	H: 1 LOB: 0 BB: 0 P: 3	R: 0 E: 0 K: 0 S: 3	H: 0 LOB: 0 BB: 0 P: 3	R: 0 E: 0 K: 0 S: 3	H: 0 LOB: 1 BB: 1 P: 7	R: 1 E: 0 K: 0 S: 6	H: 3 LOB: 2 BB: 0 P: 6	R: 1 E: 0 K: 0 S: 5	H: 2 LOB: 1 BB: 0 P: 5	R: 0 E: 0 K: 0 S: 4	H: 1 LOB: 1 BB: 0 P: 4	R: 0 E: 0 K: 1 S: 3	H: 0 LOB: 0 BB: 0 P: 3	R: 0 E: 0 K: 1 S: 6	H: 1 LOB: 1 BB: 0 P: 6	R: 0 E: 0 K: 0 S: 4	H: 1 LOB: 1 BB: 0 P: 4	1B: 7 2B: 1 3B: 0 HR: 1	SF: 0 SAC: 2 DP: 1 HBP: 0	WP: 0 PB: 0 SB: 0 CS: 0	PA: 36
<b>PITCHER</b> Bob Purkey, R (1, 1) ERA: 4.37	IP: 9.0 WLS: W BF: 36	H: 9 R: 2 ER: 2 SO: 1	BB: 1 IBB: 0 HBP: 0 BLK: 0	WP: 0 HR: 1 S: 37 P: 41	ERA: 2.00 WHIP: 1.111	<b>PITCHER</b>																





Batter	1	2	3	4	5	6	7	8	9	AB	R	H	RBI	BB	SO	LOB	TOP					
<b>Johnny Temple, R</b> OBP: 0.386, SLG: 0.432 (1, 4)										4	1	2	1	1	0	0	<b>Cincinnati Redlegs @ San Francisco Giants</b> Seals Stadium, San Francisco, CA Mon Sep 14 1959, 6:33 AM EDT Att: 10,217 - Unknown <a href="http://livebaseballscorecards.com">livebaseballscorecards.com</a>					
<b>Vada Pinson, L</b> OBP: 0.370, SLG: 0.511 (1, 8)										5	0	1	0	0	0	3						
<b>Gus Bell, L</b> OBP: 0.322, SLG: 0.446 (1, 9)										5	0	0	0	0	1	3						
<b>Frank Robinson, R</b> OBP: 0.390, SLG: 0.584 (1, 7)										4	0	1	0	0	1	1						
<b>Frank Thomas, R</b> OBP: 0.278, SLG: 0.366 <b>Brooks Lawrence, R</b> OBP: 0.150, SLG: 0.175 (8, 1)										4	2	2	0	0	0	1						
<b>Willie Jones, R</b> OBP: 0.334, SLG: 0.422 (1, 5)										3	0	0	0	1	0	2						
<b>Ed Bailey, L</b> OBP: 0.367, SLG: 0.391 <b>Dutch Dotterer, R</b> OBP: 0.335, SLG: 0.358 (2, 2)										1	0	0	0	0	1	0						
<b>Eddie Kasko, R</b> OBP: 0.302, SLG: 0.346 (1, 6)										3	0	0	0	0	0	4						
<b>Jim Brosnan, R</b> OBP: 0.129, SLG: 0.167 <b>Whitey Lockman, L</b> OBP: 0.292, SLG: 0.297 (8, 3)										3	0	0	0	0	1	0						
<b>Inning Stats</b>	R: 0 E: 0 K: 1 S: 5	H: 0 LOB: 1 BB: 1 P: 9	R: 0 E: 0 K: 1 S: 5	H: 0 LOB: 0 BB: 0 P: 5	R: 1 E: 0 K: 1 S: 6	H: 2 LOB: 1 BB: 0 P: 6	R: 1 E: 0 K: 0 S: 5	H: 2 LOB: 2 BB: 1 P: 9	R: 0 E: 0 K: 0 S: 3	H: 0 LOB: 0 BB: 0 P: 3	R: 1 E: 1 K: 1 S: 8	H: 2 LOB: 2 BB: 0 P: 8	R: 0 E: 0 K: 0 S: 3	H: 0 LOB: 0 BB: 0 P: 3	R: 0 E: 1 K: 0 S: 4	H: 1 LOB: 1 BB: 0 P: 4		R: 1 E: 1 K: 0 S: 6	H: 2 LOB: 2 BB: 0 P: 6	1B: 7 2B: 1 3B: 0 HR: 1	SF: 0 SAC: 1 DP: 0 HBP: 0	WP: 0 PB: 0 SB: 0 CS: 0
<b>PITCHER</b>	IP	WLS	BF	H	R	ER	SO	BB	IBB	HBP	BLK	WP	HR	S	P	ERA	WHIP					
<b>Johnny Antonelli, L</b> ERA: 2.95 <b>Stu Miller, R</b> ERA: 2.86	(1, 1) (9, 1)	8.0 1.0	L 6	33 2	7 2	3 1	2 0	4 0	2 0	0 0	0 0	0 0	1 0	39 6	47 6	2.25 0.00	1.125 2.000					

Batter	1	2	3	4	5	6	7	8	9	AB	R	H	RBI	BB	SO	LOB	BOTTOM					
<b>Eddie Bressoud, R</b> OBP: 0.318, SLG: 0.423 (1, 6)										4	0	1	0	0	0	2	<b>Cincinnati Redlegs @ San Francisco Giants</b> Seals Stadium, San Francisco, CA Mon Sep 14 1959, 6:33 AM EDT Att: 10,217 - Unknown <a href="http://livebaseballscorecards.com">livebaseballscorecards.com</a>					
<b>Willie McCovey, L</b> OBP: 0.422, SLG: 0.654 (1, 3)										4	0	0	0	0	0	3						
<b>Willie Mays, R</b> OBP: 0.366, SLG: 0.558 (1, 8)										4	1	2	1	0	0	0						
<b>Orlando Cepeda, R</b> OBP: 0.357, SLG: 0.534 (1, 7)										4	0	1	0	0	1	2						
<b>Willie Kirkland, L</b> OBP: 0.327, SLG: 0.471 (1, 9)										4	0	1	0	0	1	0						
<b>Daryl Spencer, R</b> OBP: 0.328, SLG: 0.374 (1, 4)										4	0	2	0	0	1	2						
<b>Hobie Landrith, L</b> OBP: 0.343, SLG: 0.337 (1, 2)										4	0	0	0	0	0	4						
<b>Danny O'Connell, R</b> OBP: 0.258, SLG: 0.246 <b>Dusty Rhodes, L</b> OBP: 0.292, SLG: 0.262 <b>Jose Pagan, R</b> OBP: 0.192, SLG: 0.160 <b>Leon Wagner, L</b> OBP: 0.360, SLG: 0.418 (7, PH) (8, PH) (9, PH)										1	0	0	0	1	0	0						
<b>Johnny Antonelli, L</b> OBP: 0.178, SLG: 0.242 <b>Jackie Brandt, R</b> OBP: 0.323, SLG: 0.414 <b>Stu Miller, R</b> OBP: 0.085, SLG: 0.044 (1, 1) (8, PH) (9, 1)										2	0	1	0	0	1	0						
<b>Inning Stats</b>	R: 0 E: 0 K: 0 S: 3	H: 0 LOB: 0 BB: 0 P: 3	R: 0 E: 0 K: 1 S: 5	H: 0 LOB: 0 BB: 0 P: 5	R: 0 E: 0 K: 0 S: 4	H: 1 LOB: 2 BB: 1 P: 8	R: 0 E: 0 K: 1 S: 7	H: 2 LOB: 2 BB: 0 P: 7	R: 0 E: 0 K: 1 S: 5	H: 0 LOB: 0 BB: 0 P: 5	R: 1 E: 0 K: 1 S: 6	H: 1 LOB: 0 BB: 0 P: 6	R: 0 E: 0 K: 0 S: 3	H: 1 LOB: 0 BB: 0 P: 3	R: 0 E: 0 K: 1 S: 7	H: 2 LOB: 2 BB: 0 P: 7		R: 0 E: 0 K: 1 S: 4	H: 1 LOB: 1 BB: 0 P: 4	1B: 7 2B: 0 3B: 0 HR: 1	SF: 0 SAC: 0 DP: 1 HBP: 0	WP: 0 PB: 0 SB: 0 CS: 0
<b>PITCHER</b>	IP	WLS	BF	H	R	ER	SO	BB	IBB	HBP	BLK	WP	HR	S	P	ERA	WHIP					
<b>Jim Brosnan, R</b> ERA: 3.56 <b>Brooks Lawrence, R</b> ERA: 4.71	(1, 1) (8, 1)	7.0 2.0	W S	26 9	5 3	1 0	1 0	4 1	0 0	0 0	0 0	0 0	1 11	33 11	37 11	1.29 0.00	0.857 1.500					



Batter	1	2	3	4	5	6	7	8	9	AB	R	H	RBI	BB	SO	LOB	TOP					
Johnny Temple, R (1, 4) OBP: 0.386, SLG: 0.432 Pete Whisenant, R (5, PH) OBP: 0.321, SLG: 0.486 Whitely Lockman, L (5, 4) OBP: 0.294, SLG: 0.300										2	1	1	0	0	0	1	<b>Cincinnati Redlegs @ San Francisco Giants</b> Seals Stadium, San Francisco, CA Tue Sep 15 1959, 6:33 AM EDT Att: 11,814 - Unknown <a href="http://livebaseballscorecards.com">livebaseballscorecards.com</a>					
Vada Pinson, L (1, 8) OBP: 0.373, SLG: 0.514										4	2	3	0	1	1	0						
Gus Bell, L (1, 9) OBP: 0.322, SLG: 0.446										4	0	1	1	1	0	2						
Frank Robinson, R (1, 7) OBP: 0.389, SLG: 0.583 Jim Pendleton, R (3, PH) OBP: 0.302, SLG: 0.355										1	0	0	0	0	0	2						
Frank Thomas, R (1, 3) OBP: 0.279, SLG: 0.374										4	1	1	1	1	0	3						
Willie Jones, R (1, 5) OBP: 0.333, SLG: 0.419 Cliff Cook, R (4, 5) OBP: 0.400, SLG: 0.600										2	0	0	0	0	0	2						
Ed Bailey, L (1, 2) OBP: 0.369, SLG: 0.401										4	1	2	1	0	0	0						
Eddie Kasko, R (1, 6) OBP: 0.305, SLG: 0.348										4	0	2	0	0	0	0						
Jay Hook, L (1, 1) OBP: 0.187, SLG: 0.130 Claude Osteen, L (1, 1) OBP: 0.345, SLG: 0.474 Jerry Lynch, L (7, PH) OBP: 0.294, SLG: 0.355 Jim Bailey, S (7, 1) OBP: 0.294, SLG: 0.355 Dutch Dotterer, R (8, PH) OBP: 0.294, SLG: 0.355 Tom Acker, R (8, 1) OBP: 0.294, SLG: 0.355										0	0	0	0	0	0	0						
<b>Inning Stats</b>	R: 1 E: 0 K: 0 S: 4	H: 2 LOB: 2 BB: 2 P: 12	R: 0 E: 0 K: 0 S: 4	H: 1 LOB: 1 BB: 0 P: 4	R: 0 E: 1 K: 1 S: 6	H: 0 LOB: 0 BB: 0 P: 6	R: 1 E: 0 K: 1 S: 6	H: 1 LOB: 0 BB: 0 P: 6	R: 1 E: 0 K: 1 S: 7	H: 2 LOB: 1 BB: 0 P: 7	R: 0 E: 0 K: 1 S: 5	H: 0 LOB: 0 BB: 0 P: 5	R: 0 E: 0 K: 1 S: 5	H: 0 LOB: 1 BB: 1 P: 9	R: 1 E: 0 K: 2 S: 10	H: 3 LOB: 2 BB: 0 P: 10		R: 2 E: 0 K: 1 S: 8	H: 3 LOB: 1 BB: 0 P: 8	1B: 8 2B: 2 3B: 0 HR: 2	SF: 1 SAC: 0 DP: 1 HBP: 0	WP: 0 PB: 0 SB: 0 CS: 0
<b>PITCHER</b> Mike McCormick, L (1, 1) ERA: 4.04	IP: 9.0 WLS: W BF: 42 H: 12 R: 6 ER: 6 SO: 8 BB: 3 IBB: 0 HBP: 0 BLK: 0 WP: 0 HR: 2 S: 55 P: 67 ERA: 6.00 WHIP: 1.667															<b>PITCHER</b>						

Batter	1	2	3	4	5	6	7	8	9	AB	R	H	RBI	BB	SO	LOB	BOTTOM			
Eddie Bressoud, R (1, 6) OBP: 0.318, SLG: 0.417										4	1	0	0	2	1	4	<b>Cincinnati Redlegs @ San Francisco Giants</b> Seals Stadium, San Francisco, CA Tue Sep 15 1959, 6:33 AM EDT Att: 11,814 - Unknown <a href="http://livebaseballscorecards.com">livebaseballscorecards.com</a>			
Willie McCovey, L (1, 3) OBP: 0.427, SLG: 0.677 Jackie Brandt, R (7, PR) OBP: 0.322, SLG: 0.414										5	2	3	2	0	1	0				
Willie Mays, R (1, 8) OBP: 0.562 Willie Kirkland, L (6, PH) OBP: 0.328, SLG: 0.472										3	2	2	1	2	0	0				
Orlando Cepeda, R (1, 7) OBP: 0.358, SLG: 0.532										4	3	1	1	2	0	5				
Felipe Alou, R (1, 9) OBP: 0.332, SLG: 0.484										3	2	2	1	1	1	2				
Daryl Spencer, R (1, 4) OBP: 0.330, SLG: 0.380 Jose Pagan, R (8, 4) OBP: 0.192, SLG: 0.160										3	1	1	3	2	1	4				
Hobie Landrith, L (1, 2) OBP: 0.348, SLG: 0.344										4	1	2	1	1	0	1				
Jim Davenport, R (1, 5) OBP: 0.296, SLG: 0.334 Danny O'Connell, R (6, PR) OBP: 0.254, SLG: 0.241										3	0	1	0	1	0	4				
Mike McCormick, L (1, 1) OBP: 0.152, SLG: 0.115										3	1	0	1	1	0	4				
<b>Inning Stats</b>	R: 5 E: 0 K: 0 S: 6	H: 3 LOB: 4 BB: 4 P: 22	R: 3 E: 0 K: 0 S: 5	H: 3 LOB: 2 BB: 2 P: 13	R: 0 E: 0 K: 1 S: 5	H: 0 LOB: 0 BB: 0 P: 5	R: 2 E: 2 K: 0 S: 6	H: 2 LOB: 2 BB: 1 P: 10	R: 1 E: 0 K: 1 S: 7	H: 2 LOB: 2 BB: 1 P: 11	R: 0 E: 0 K: 1 S: 5	H: 0 LOB: 2 BB: 1 P: 9	R: 0 E: 0 K: 1 S: 6	H: 1 LOB: 2 BB: 1 P: 10	R: 2 E: 1 K: 1 S: 7	H: 2 LOB: 2 BB: 2 P: 15		1B: 6 2B: 5 3B: 0 HR: 2	SF: 2 SAC: 1 DP: 0 HBP: 0	WP: 0 PB: 0 SB: 0 CS: 0
<b>PITCHER</b> Jay Hook, R (1, 1) ERA: 4.79 Claude Osteen, L (1, 1) ERA: 6.0 Jim Bailey, L (7, 1) ERA: 6.23 Tom Acker, R (8, 1) ERA: 4.19	IP: 0.0 WLS: L BF: 5 H: 3 R: 5 ER: 5 SO: 0 BB: 2 IBB: 0 HBP: 0 BLK: 0 WP: 0 HR: 0 S: 0 P: 11 ERA: ∞ WHIP: ∞															<b>PITCHER</b>				



Batter	1	2	3	4	5	6	7	8	9	AB	R	H	RBI	BB	SO	LOB	TOP					
<b>Johnny Temple, R</b> OBP: 0.383, SLG: 0.429	F7		5-3		K		F2		SH5-4	4	0	0	0	0	1	0	<b>Cincinnati Redlegs @ Los Angeles Dodgers</b> Los Angeles Memorial Coliseum, Los Angeles, CA Wed Sep 16 1959, 10:05 PM EDT Att: 43,785 - Unknown					
<b>Vada Pinson, L</b> OBP: 0.376, SLG: 0.517	K		2B		1B		2B		1B	4	1	3	0	1	1	0						
<b>Gus Bell, L</b> OBP: 0.325, SLG: 0.451	L9		HR		2B		5-3		1B	5	1	3	3	0	0	1						
<b>Frank Thomas, R</b> OBP: 0.281, SLG: 0.383		F6			HR		6-3		K	5	1	2	2	0	1	3						
<b>Whitey Lockman, L</b> OBP: 0.294, SLG: 0.300									1B	0	0	0	0	0	0	0						
<b>Willie Jones, R</b> OBP: 0.333, SLG: 0.427		1B			F4				F9	5	2	2	1	0	0	3						
<b>Jim Pendleton, R</b> OBP: 0.308, SLG: 0.355		1B			F4					3	0	1	0	1	0	0						
<b>Dutch Dotterer, R</b> OBP: 0.326, SLG: 0.346		K			F8				P4	4	0	0	0	0	2	4						
<b>Eddie Kasko, R</b> OBP: 0.307, SLG: 0.350		1B			4-3				SH5-4	4	1	2	1	0	0	0						
<b>Orlando Pena, R</b> OBP: 0.194, SLG: 0.125					6-3				1B	3	0	0	0	0	2	2						
<b>Jerry Lynch, L</b> OBP: 0.326, SLG: 0.474									SH5-4	0	0	0	0	1	0	0						
<b>Bobby Henrich, R</b> OBP: 0.276, SLG: 0.326									1B	0	1	0	0	0	0	0						
<b>Brooks Lawrence, R</b> OBP: 0.150, SLG: 0.175									1B	0	0	0	0	0	0	0						
<b>Inning Stats</b>	R: 0 E: 0 K: 1 S: 8	H: 0 LOB: 0 BB: 0 P: 12	R: 1 E: 0 K: 2 S: 15	H: 2 LOB: 2 BB: 1 P: 23	R: 3 E: 0 K: 0 S: 11	H: 3 LOB: 0 BB: 0 P: 15	R: 0 E: 0 K: 0 S: 4	H: 0 LOB: 0 BB: 0 P: 4	R: 0 E: 0 K: 1 S: 6	H: 2 LOB: 1 BB: 0 P: 10	R: 1 E: 0 K: 1 S: 7	H: 1 LOB: 1 BB: 0 P: 15	R: 0 E: 0 K: 0 S: 10	H: 2 LOB: 1 BB: 0 P: 14	R: 2 E: 0 K: 1 S: 8	H: 2 LOB: 2 BB: 2 P: 19	1B: 8 2B: 4 3B: 0 HR: 2	SF: 0 SAC: 1 DP: 1 HBP: 0	WP: 0 PB: 0 SB: 0 CS: 0	PA: 41		
<b>PITCHER</b>	IP	WLS	BF	H	R	ER	SO	BB	IBB	HBP	BLK	WP	HR	S	P	ERA	WHIP					
<b>Sandy Koufax, L</b> ERA: 3.86	(1, 1)	7.1	L	33	11	5	5	6	1	0	0	0	0	2	66	98	6.14	1.636				
<b>Chuck Chum, R</b> ERA: 2.73	(8, 1)	0.2		1	0	0	0	0	0	0	0	0	0	3	4	0.00	0.000					
<b>Stan Williams, R</b> ERA: 4.13	(9, 1)	0.0		2	1	2	2	0	1	0	0	0	0	1	5	∞	∞					
<b>Clem Labine, R</b> ERA: 3.72	(9, 1)	1.0		5	1	0	0	1	0	1	0	0	0	7	14	0.00	1.000					

Batter	1	2	3	4	5	6	7	8	9	AB	R	H	RBI	BB	SO	LOB	BOTTOM					
<b>Jim Gilliam, S</b> OBP: 0.395, SLG: 0.349	F7				4-3				F7	4	0	0	0	0	0	0	<b>Cincinnati Redlegs @ Los Angeles Dodgers</b> Los Angeles Memorial Coliseum, Los Angeles, CA Wed Sep 16 1959, 10:05 PM EDT Att: 43,785 - Unknown					
<b>Charlie Neal, R</b> OBP: 0.339, SLG: 0.458	G6-3				HR				HR	4	2	3	2	0	0	0						
<b>Wally Moon, L</b> OBP: 0.395, SLG: 0.501	G6-3				HR				4-3	4	1	1	1	0	0	1						
<b>Duke Snider, L</b> OBP: 0.399, SLG: 0.536		K			F9				1B	4	0	1	0	0	1	0						
<b>Norm Larker, L</b> OBP: 0.328, SLG: 0.414									1B	4	0	3	0	0	0	0						
<b>Bob Lillis, R</b> OBP: 0.275, SLG: 0.271		G6-4-3			1B				1B	0	0	0	0	0	0	0						
<b>Gil Hodges, R</b> OBP: 0.375, SLG: 0.530		G6-4-3			K				F5	4	1	1	0	0	1	4						
<b>John Roseboro, L</b> OBP: 0.330, SLG: 0.381					F8				F7	4	0	1	1	0	0	2						
<b>Maury Wills, S</b> OBP: 0.297, SLG: 0.294					F7				1B	3	0	0	0	0	0	1						
<b>Carl Furillo, R</b> OBP: 0.322, SLG: 0.301					F7				FC6-4	0	0	0	0	1	0	0						
<b>Don Demeter, R</b> OBP: 0.289, SLG: 0.436									BB	0	0	0	0	0	0	0						
<b>Sandy Koufax, R</b> ERA: 3.145, SLG: 0.170	(1, 1)				F8				1B	2	0	0	0	0	1	0						
<b>Chuck Chum, R</b> ERA: 2.73	(8, 1)								1B	0	0	0	0	0	0	0						
<b>Ron Fairly, L</b> OBP: 0.232, SLG: 0.354	(9, PH)								1B	1	0	0	0	0	1	0						
<b>Stan Williams, R</b> OBP: 0.276, SLG: 0.326	(9, 1)								1B	0	0	0	0	0	0	0						
<b>Clem Labine, R</b> OBP: 0.150, SLG: 0.175	(9, 1)								1B	0	0	0	0	0	0	0						
<b>Chuck Essegian, R</b> OBP: 0.207, SLG: 0.336	(9, PH)								1B	1	0	0	0	0	0	3						
<b>Inning Stats</b>	R: 0 E: 0 K: 0 S: 6	H: 1 LOB: 0 BB: 0 P: 10	R: 0 E: 0 K: 1 S: 6	H: 1 LOB: 0 BB: 0 P: 7	R: 0 E: 0 K: 0 S: 6	H: 0 LOB: 0 BB: 0 P: 7	R: 2 E: 0 K: 1 S: 13	H: 3 LOB: 1 BB: 0 P: 21	R: 0 E: 0 K: 0 S: 8	H: 0 LOB: 0 BB: 0 P: 14	R: 1 E: 0 K: 0 S: 11	H: 2 LOB: 1 BB: 0 P: 14	R: 1 E: 0 K: 1 S: 8	H: 1 LOB: 0 BB: 0 P: 11	R: 0 E: 0 K: 0 S: 16	H: 2 LOB: 3 BB: 1 P: 29	1B: 6 2B: 0 3B: 1 HR: 3	SF: 0 SAC: 0 DP: 2 HBP: 0	WP: 0 PB: 0 SB: 1 CS: 0	PA: 36		
<b>PITCHER</b>	IP	WLS	BF	H	R	ER	SO	BB	IBB	HBP	BLK	WP	HR	S	P	ERA	WHIP					
<b>Orlando Pena, R</b> ERA: 4.91	(1, 1)	8.0	W	30	8	4	4	4	0	0	0	0	0	3	68	96	4.50	1.000				
<b>Brooks Lawrence, R</b> ERA: 4.65	(9, 1)	1.0	S	6	2	0	0	0	1	0	0	0	0	16	29	0.00	3.000					













Batter	1	2	3	4	5	6	7	8	9	AB	R	H	RBI	BB	SO	LOB	TOP	
Johnny Temple, R OBP: 0.381, SLG: 0.423										4	0	1	0	0	1	1	<p>Cincinnati Redlegs @ Pittsburgh Pirates Forbes Field, Pittsburgh, PA Sun Sep 20 1959, 3:33 AM EDT Att: 21,068 - Unknown</p> <p>livebaseballscores.com</p>	
Vada Pinson, L OBP: 0.372, SLG: 0.510										4	0	0	0	0	1	2		
Gus Bell, L OBP: 0.321, SLG: 0.444										4	0	1	0	0	0	1		
Jerry Lynch, L OBP: 0.323, SLG: 0.468										4	0	0	0	0	0	1		
Frank Thomas, R OBP: 0.282, SLG: 0.380										4	0	1	0	0	0	0		
Ed Bailey, L OBP: 0.370, SLG: 0.398										2	0	0	0	2	0	0		
Willie Jones, R OBP: 0.334, SLG: 0.425										3	1	1	0	0	0	1		
Cliff Cook, R OBP: 0.375, SLG: 0.563										1	0	0	0	0	1	2		
Eddie Kasko, R OBP: 0.307, SLG: 0.351										4	0	2	1	0	0	2		
Jim Bergman, R Willard Schmidt, R John Povich, L Claude Osteen, L Jay Hook, L Bill Mazerowski, R Jim Bailey, L Whitney Lockman, L Vern Law, R										0	0	0	0	0	0	0	<p>AB 33 R 1 H 6 RBI 1 BB 2 SO 5 LOB 12</p>	
<b>Inning Stats</b>	R: 0 E: 0 K: 1 S: 6	H: 1 LOB: 1 BB: 0 P: 6	R: 1 E: 0 K: 1 S: 7	H: 2 LOB: 1 BB: 0 P: 7	R: 0 E: 0 K: 0 S: 3	H: 0 LOB: 1 BB: 0 P: 3	R: 0 E: 0 K: 0 S: 3	H: 0 LOB: 0 BB: 0 P: 3	R: 0 E: 0 K: 0 S: 3	H: 0 LOB: 0 BB: 0 P: 3	R: 0 E: 0 K: 0 S: 4	H: 1 LOB: 1 BB: 0 P: 4	R: 0 E: 0 K: 1 S: 6	H: 1 LOB: 2 BB: 1 P: 10	1B: 4 2B: 2 3B: 0 HR: 0	SF: 0 SAC: 0 DP: 0 HBP: 0		WP: 0 PB: 0 SB: 0 CS: 0
<b>PITCHER</b> Vern Law, R ERA: 2.98	IP: 9.0 WLS: W BF: 35 H: 6 R: 1 ER: 1 SO: 5 BB: 2 IBB: 0 HBP: 0 BLK: 0 WP: 0 HR: 0 S: 43 P: 51 ERA: 1.00 WHIP: 0.889																	

Batter	1	2	3	4	5	6	7	8	9	AB	R	H	RBI	BB	SO	LOB	BOTTOM			
Bob Skinner, L OBP: 0.355, SLG: 0.400										4	3	2	2	1	1	0	<p>Cincinnati Redlegs @ Pittsburgh Pirates Forbes Field, Pittsburgh, PA Sun Sep 20 1959, 3:33 AM EDT Att: 21,068 - Unknown</p> <p>livebaseballscores.com</p>			
Dick Groat, R OBP: 0.314, SLG: 0.362										5	2	4	1	0	0	1				
Roberto Clemente, R OBP: 0.320, SLG: 0.390										5	0	3	3	0	1	2				
Dick Stuart, R OBP: 0.366, SLG: 0.549										5	1	1	0	0	1	7				
Smoky Burgess, L OBP: 0.348, SLG: 0.484										4	1	0	0	1	0	3				
Don Hoak, R OBP: 0.375, SLG: 0.403										3	1	1	2	2	1	1				
Bill Mazerowski, R OBP: 0.281, SLG: 0.339										4	0	0	0	1	1	2				
Bill Virdon, L OBP: 0.322, SLG: 0.343										4	2	2	2	1	0	1				
Vern Law, R OBP: 0.192, SLG: 0.219										4	0	0	0	0	0	4				
<b>Inning Stats</b>	R: 4 E: 0 K: 2 S: 11	H: 4 LOB: 2 BB: 2 P: 19	R: 2 E: 0 K: 0 S: 5	H: 1 LOB: 1 BB: 1 P: 9	R: 2 E: 0 K: 0 S: 6	H: 3 LOB: 2 BB: 1 P: 10	R: 0 E: 0 K: 1 S: 4	H: 0 LOB: 1 BB: 1 P: 8	R: 2 E: 0 K: 1 S: 9	H: 4 LOB: 2 BB: 0 P: 9	R: 0 E: 0 K: 1 S: 5	H: 0 LOB: 0 BB: 0 P: 5	R: 0 E: 1 K: 0 S: 5	H: 1 LOB: 2 BB: 0 P: 5	R: 0 E: 0 K: 0 S: 3	H: 0 LOB: 1 BB: 1 P: 7	1B: 11 2B: 3 3B: 0 HR: 0	SF: 0 SAC: 0 DP: 1 HBP: 0	WP: 0 PB: 0 SB: 0 CS: 0	PA: 44
<b>PITCHER</b> Jim Brosnan, R Willard Schmidt, R Claude Osteen, L Jay Hook, R Jim Bailey, L	IP: 0.2 WLS: L BF: 1 H: 0 R: 0 ER: 0 SO: 0 BB: 0 IBB: 0 HBP: 0 BLK: 0 WP: 0 HR: 0 S: 1 P: 1 ERA: 0.00 WHIP: 0.000	IP: 1.0 WLS: L BF: 4 H: 0 R: 0 ER: 0 SO: 0 BB: 1 IBB: 0 HBP: 0 BLK: 0 WP: 0 HR: 0 S: 3 P: 7 ERA: 0.00 WHIP: 1.000																		



Batter	1	2	3	4	5	6	7	8	9	AB	R	H	RBI	BB	SO	LOB	TOP			
Johnny Temple, R (1,4) OBP: 0.382, SLG: 0.426										4	1	2	0	0	0	1	Cincinnati Redlegs @ Philadelphia Phillies Connie Mack Stadium, Philadelphia, PA Tue Sep 22 1959, 7:05 PM EDT Unknown			
Vada Pinson, L (1,8) OBP: 0.370, SLG: 0.507										4	0	0	0	0	0	3				
Gus Bell, L (1,9) OBP: 0.321, SLG: 0.444										3	0	1	1	0	0	0				
Jerry Lynch, L (1,7) OBP: 0.323, SLG: 0.468										4	0	1	0	0	0	1				
Frank Thomas, R (1,3) OBP: 0.279, SLG: 0.376										4	0	0	0	0	0	2				
Ed Bailey, L (1,2) OBP: 0.370, SLG: 0.396										2	0	0	0	1	0	1				
Willie Jones, R (1,5) OBP: 0.332, SLG: 0.422										3	0	0	0	0	1	1				
Eddie Kasko, R (1,6) OBP: 0.307, SLG: 0.351										3	0	1	0	0	0	0				
Orlando Pena, R (1,1) OBP: 0.184, SLG: 0.118										2	0	0	0	0	0	1				
John Powers, L (8, PH) OBP: 0.319, SLG: 0.488										1	0	0	0	0	0	0				
Jim O'Toole, S (8, 1) OBP: 0.225, SLG: 0.139										0	0	0	0	0	0	0				
<b>Inning Stats</b>	R: 0 E: 0 K: 0 S: 3	H: 1 LOB: 0 BB: 0 P: 3	R: 0 E: 0 K: 0 S: 3	H: 0 LOB: 1 BB: 1 P: 7	R: 0 E: 0 K: 0 S: 4	H: 1 LOB: 1 BB: 0 P: 4	R: 0 E: 0 K: 0 S: 4	H: 1 LOB: 1 BB: 0 P: 4	R: 0 E: 0 K: 1 S: 5	H: 0 LOB: 0 BB: 0 P: 5	R: 0 E: 0 K: 0 S: 3	H: 0 LOB: 0 BB: 0 P: 3	R: 0 E: 0 K: 0 S: 3	H: 0 LOB: 0 BB: 0 P: 3	R: 1 E: 0 K: 0 S: 5	H: 2 LOB: 1 BB: 0 P: 5	1B: 3 2B: 2 3B: 0 HR: 0	SF: 1 SAC: 0 DP: 0 HBP: 0	WP: 0 PB: 0 SB: 1 CS: 0	PA: 32
<b>PITCHER</b> Jim Owens, R (1,1) ERA: 3.3	IP: 9.0 WLS: W BF: 32 H: 5 R: 1 ER: 1 SO: 1 BB: 1 IBB: 0 HBP: 0 BLK: 0 WP: 0 HR: 0 S: 33 P: 37 ERA: 1.00 WHIP: 0.667																			

Batter	1	2	3	4	5	6	7	8	9	AB	R	H	RBI	BB	SO	LOB	BOTTOM			
Richie Ashburn, L (1,8) OBP: 0.358, SLG: 0.307										5	0	2	0	0	0	4	Cincinnati Redlegs @ Philadelphia Phillies Connie Mack Stadium, Philadelphia, PA Tue Sep 22 1959, 7:05 PM EDT Unknown			
Joe Koppe, R (1,6) OBP: 0.324, SLG: 0.384										5	1	1	0	0	2	8				
Ed Bouchee, L (1,3) OBP: 0.378, SLG: 0.455										4	0	1	0	0	0	1				
Wally Post, R (1,9) OBP: 0.310, SLG: 0.453										3	0	0	1	0	1	1				
Gene Freese, R (1,5) OBP: 0.341, SLG: 0.490										4	0	1	0	0	0	0				
Harry Anderson, L (1,7) OBP: 0.309, SLG: 0.407										4	1	2	0	0	0	1				
Sparky Anderson, R (1,4) OBP: 0.283, SLG: 0.249										4	1	2	0	0	0	2				
Carl Sawatski, L (1,2) OBP: 0.388, SLG: 0.461										3	0	1	0	1	0	2				
Jim Owens, R (1,1) OBP: 0.192, SLG: 0.139										3	0	2	1	1	0	1				
<b>Inning Stats</b>	R: 0 E: 0 K: 1 S: 6	H: 1 LOB: 1 BB: 0 P: 6	R: 1 E: 0 K: 1 S: 8	H: 3 LOB: 3 BB: 1 P: 12	R: 0 E: 0 K: 0 S: 4	H: 1 LOB: 1 BB: 0 P: 4	R: 0 E: 0 K: 0 S: 4	H: 1 LOB: 1 BB: 0 P: 4	R: 1 E: 0 K: 0 S: 4	H: 1 LOB: 0 BB: 0 P: 4	R: 0 E: 0 K: 1 S: 7	H: 2 LOB: 3 BB: 1 P: 11	R: 0 E: 0 K: 0 S: 3	H: 0 LOB: 0 BB: 0 P: 3	R: 1 E: 0 K: 0 S: 6	H: 3 LOB: 2 BB: 0 P: 6	1B: 9 2B: 3 3B: 0 HR: 0	SF: 1 SAC: 0 DP: 0 HBP: 0	WP: 2 PB: 0 SB: 1 CS: 0	PA: 38
<b>PITCHER</b> Orlando Pena, R (1,1) ERA: 4.79	IP: 7.0 WLS: L BF: 32 H: 9 R: 2 ER: 2 SO: 3 BB: 1 IBB: 0 HBP: 0 BLK: 0 WP: 1 HR: 0 S: 36 P: 44 ERA: 2.57 WHIP: 1.429																			
<b>PITCHER</b> Jim O'Toole, L (8, 1) ERA: 5.03	IP: 1.0 WLS: L BF: 6 H: 3 R: 1 ER: 1 SO: 0 BB: 0 IBB: 0 HBP: 0 BLK: 0 WP: 1 HR: 0 S: 6 P: 6 ERA: 9.00 WHIP: 3.000																			

AB 30  
R 1  
H 5  
RBI 1  
BB 1  
SO 1  
LOB 10



AB 35  
R 3  
H 12  
RBI 2  
BB 2  
SO 3  
LOB 20





Batter	1	2	3	4	5	6	7	8	9	AB	R	H	RBI	BB	SO	LOB	TOP				
Johnny Temple, R (1,4) OBP: 0.381, SLG: 0.428	4-3			HR		5-3		F8		4	1	1	0	0	0	1					
Vada Pinson, L (1,8) OBP: 0.369, SLG: 0.510	G3			HR		F9		F8		4	1	1	2	0	0	0					
Gus Bell, L (1,9) OBP: 0.319, SLG: 0.441	L8			F9		G3		L8		4	0	0	0	0	0	0					
Jerry Lynch, L (1,7) OBP: 0.320, SLG: 0.463		4-3		G3			F8		K	4	0	0	0	0	1	0					
Frank Thomas, R (1,3) OBP: 0.277, SLG: 0.373		F7		F2			K			3	0	0	0	0	1	0					
Willie Jones, R (1,5) OBP: 0.332, SLG: 0.421	P3						F8			3	0	1	0	0	0	0					
Eddie Kasko, R (1,6) OBP: 0.308, SLG: 0.349			F8		K			BB		2	0	0	0	1	1	1					
Dutch Dotterer, R (1,2) OBP: 0.322, SLG: 0.342			F7				F9			2	0	0	0	0	1	1					
Whitely Lockman, L (8, PH) OBP: 0.291, SLG: 0.296										1	0	0	0	0	0	1					
Jim Brosnan, R (8, 1) OBP: 0.129, SLG: 0.167										0	0	0	0	0	0	0					
Bob Purkey, R (1,1) OBP: 0.247, SLG: 0.273										2	0	0	0	0	2	1					
Ed Bailey, L (8, PH) OBP: 0.369, SLG: 0.395										1	0	0	0	0	1	1					
<b>Inning Stats</b>	R: 0 E: 0 K: 0 S: 3	H: 0 LOB: 0 BB: 0 P: 3	R: 0 E: 0 K: 0 S: 3	H: 0 LOB: 0 BB: 0 P: 3	R: 0 E: 0 K: 1 S: 5	H: 0 LOB: 0 BB: 0 P: 5	R: 2 E: 0 K: 0 S: 5	H: 2 LOB: 0 BB: 0 P: 5	R: 0 E: 0 K: 3 S: 10	H: 1 LOB: 1 BB: 0 P: 10	R: 0 E: 0 K: 0 S: 3	H: 0 LOB: 0 BB: 0 P: 3	R: 0 E: 0 K: 1 S: 5	H: 0 LOB: 1 BB: 1 P: 9	R: 0 E: 0 K: 1 S: 5	H: 0 LOB: 0 BB: 0 P: 5	1B: 1 2B: 0 3B: 1 HR: 1	SF: 0 SAC: 0 DP: 0 HBP: 0	WP: 0 PB: 0 SB: 0 CS: 0	PA: 31	
<b>PITCHER</b>	IP	WLS	BF	H	R	ER	SO	BB	IBB	HBP	BLK	WP	HR	S	P	ERA	WHIP				
Humberto Robinson, R (1,1) ERA: 3.5	7.0	W	24	3	2	2	5	0	0	0	0	0	1	34	34	2.57	0.429				
Jack Meyer, R (8, 1) ERA: 3.58	2.0	S	7	0	0	0	2	1	0	0	0	0	0	10	14	0.00	0.500				

Cincinnati Redlegs @ Philadelphia Phillies  
 Connie Mack Stadium, Philadelphia, PA  
 Tue Sep 22 1959, 7:05 PM EDT  
 Att: 8,533 - Unknown

AB 30  
 R 2  
 H 3  
 RBI 2  
 BB 1  
 SO 7  
 LOB 6



Batter	1	2	3	4	5	6	7	8	9	AB	R	H	RBI	BB	SO	LOB	BOTTOM				
Solly Drake, S (1,8) OBP: 0.253, SLG: 0.171	K			HBP	WP		FC			4	0	2	2	0	1	1					
Joe Koppe, R (1,6) OBP: 0.325, SLG: 0.384	G6-4-3			HBP	2H		F8			3	0	1	0	0	0	3					
Ed Bouchee, L (1,3) OBP: 0.377, SLG: 0.454	G6-4-3			HBP						4	0	1	1	0	0	4					
Wally Post, R (1,9) OBP: 0.309, SLG: 0.453		F3		G3						4	0	1	0	0	2	2					
Valmy Thomas, R (8, 2) OBP: 0.253, SLG: 0.236										0	0	0	0	0	0	0					
Harry Hanebrink, L (1,5) OBP: 0.276, SLG: 0.344		L8		G3		4-3		K		4	0	0	0	0	1	1					
Harry Anderson, L (1,7) OBP: 0.309, SLG: 0.408				F2		F2		K		4	0	1	0	0	1	1					
Sparky Anderson, R (1,4) OBP: 0.285, SLG: 0.294										3	1	1	0	0	0	2					
Joe Lonnett, R (1,2) OBP: 0.292, SLG: 0.222										2	0	0	0	0	0	0					
Richie Ashburn, L (7, PH) OBP: 0.341, SLG: 0.307			6-3					CS		0	1	0	0	1	0	0					
Humberto Robinson, R (1,1) OBP: 0.313, SLG: 0.308										2	1	1	0	0	1	0					
Dave Philley, S (7, PH) OBP: 0.341, SLG: 0.464										1	0	0	0	0	0	2					
Jack Meyer, R (8, 1) OBP: 0.083, SLG: 0.083										0	0	0	0	0	0	0					
<b>Inning Stats</b>	R: 0 E: 0 K: 1 S: 5	H: 1 LOB: 0 BB: 0 P: 5	R: 0 E: 0 K: 0 S: 4	H: 1 LOB: 1 BB: 0 P: 4	R: 0 E: 0 K: 1 S: 6	H: 1 LOB: 2 BB: 0 P: 7	R: 0 E: 0 K: 0 S: 4	H: 1 LOB: 1 BB: 0 P: 4	R: 1 E: 0 K: 0 S: 5	H: 2 LOB: 1 BB: 0 P: 5	R: 0 E: 0 K: 1 S: 5	H: 0 LOB: 0 BB: 0 P: 5	R: 2 E: 0 K: 1 S: 8	H: 2 LOB: 2 BB: 1 P: 12	R: 0 E: 0 K: 2 S: 6	H: 0 LOB: 0 BB: 0 P: 7	1B: 3 2B: 4 3B: 1 HR: 0	SF: 0 SAC: 0 DP: 1 HBP: 2	WP: 1 PB: 0 SB: 0 CS: 1	PA: 35	
<b>PITCHER</b>	IP	WLS	BF	H	R	ER	SO	BB	IBB	HBP	BLK	WP	HR	S	P	ERA	WHIP				
Bob Purkey, R (1,1) ERA: 4.33	7.0	L	31	8	3	3	4	1	0	1	0	0	0	37	42	3.86	1.286				
Jim Brosnan, R (8, 1) ERA: 3.92	1.0		3	0	0	0	2	0	0	1	0	0	0	6	7	0.00	0.000				

Cincinnati Redlegs @ Philadelphia Phillies  
 Connie Mack Stadium, Philadelphia, PA  
 Tue Sep 22 1959, 7:05 PM EDT  
 Att: 8,533 - Unknown

AB 31  
 R 3  
 H 8  
 RBI 3  
 BB 1  
 SO 6  
 LOB 16






Batter	1	2	3	4	5	6	7	8	9	AB	R	H	RBI	BB	SO	LOB	TOP																					
Ken Hamlin, R OBP: 0.200, SLG: 0.200 (1, 6)	L3		F8		P5		P6		1-2 1B	5	0	1	0	0	0	1	<b>Pittsburgh Pirates @ Cincinnati Redlegs</b> Crosley Field, Cincinnati, OH Sat Sep 26 1959, 3:33 AM EDT Att: 4,703 - Unknown																					
Bob Skinner, L OBP: 0.357, SLG: 0.399 R C Stevens, R OBP: 0.286, SLG: 0.714 (1, PH) (1, 3)	F2		2B 1B		HR		F9		FC5 2-3f	0	0	0	0	0	0	0																						
Roberto Clemente, R OBP: 0.321, SLG: 0.391 (1, 9)	F8		1B 2B		FC5-4 1B		1-3			4	1	2	2	0	0	0																						
Dick Stuart, R OBP: 0.363, SLG: 0.546 Don Gross, L (8, 1)		HR	2H 1B		FC5-4 FC6-4 1-2f		6-3			4	1	2	2	0	0	1																						
Roman Mejias, R OBP: 0.298, SLG: 0.341 (1, 8) (8, 7)	1-3		K		FC6-4 1-2f		F2			4	0	0	0	0	1	2																						
Don Hoak, R OBP: 0.374, SLG: 0.400 (1, 5)	5-3				FC5-4 1B		F9		5-3	4	0	1	0	0	0	0																						
Bill Mazerolski, R OBP: 0.281, SLG: 0.337 (1, 4)	F7		L7		P6		5-3			4	0	0	0	0	0	1																						
Hank Foiles, R OBP: 0.287, SLG: 0.375 (1, 2)			2B BB		K		F7			3	2	1	1	1	1	1																						
Jim Umbricht, R (1, 1) Bill Virdon, L OBP: 0.326, SLG: 0.348 (8, 8)	F9		FC5-4 1-2f		6-3		6-3		FC5 1B 1B	3	0	0	0	0	0	2																						
<b>Inning Stats</b>	R: 0 E: 0 K: 0 S: 3	H: 0 LOB: 0 BB: 0 P: 3	R: 1 E: 0 K: 0 S: 4	H: 1 LOB: 0 BB: 0 P: 4	R: 3 E: 0 K: 1 S: 8	H: 3 LOB: 1 BB: 1 P: 12	R: 0 E: 0 K: 1 S: 6	H: 1 LOB: 1 BB: 0 P: 6	R: 1 E: 0 K: 0 S: 5	H: 2 LOB: 0 BB: 0 P: 5	R: 0 E: 0 K: 0 S: 3	H: 0 LOB: 0 BB: 0 P: 3	R: 0 E: 0 K: 0 S: 3	H: 0 LOB: 0 BB: 0 P: 3	R: 0 E: 0 K: 0 S: 5	H: 2 LOB: 2 BB: 0 P: 5	1B: 6 2B: 1 3B: 0 HR: 3	SF: 0 SAC: 0 DP: 0 HBP: 0	WP: 0 PB: 0 SB: 0 CS: 0	PA: 38																		
<b>PITCHER</b>	IP	WLS	BF	H	R	ER	SO	BB	IBB	HBP	BLK	WP	HR	S	P	ERA	WHIP	<b>PITCHER</b>				IP	WLS	BF	H	R	ER	SO	BB	IBB	HBP	BLK	WP	HR	S	P	ERA	WHIP
Jim O'Toole, L ERA: 5.15 (1, 1)	4.0		18	5	4	4	2	1	0	0	0	0	1	21	25	9.00	1.500																					
Willard Schmidt, R ERA: 3.95 (5, 1)	3.0		12	3	2	2	0	0	0	0	0	0	2	12	12	6.00	1.000																					
Bob Purkey, R ERA: 4.29 (8, 1)	2.0	W	8	2	0	0	0	0	0	0	0	0	0	8	8	0.00	1.000																					

AB	37
R	6
H	10
RBI	6
BB	1
SO	2
LOB	10



Batter	1	2	3	4	5	6	7	8	9	AB	R	H	RBI	BB	SO	LOB	BOTTOM																					
Johnny Temple, R OBP: 0.379, SLG: 0.431 (1, 4)	HR	5-3			P6		F9		6-3	5	1	1	1	0	0	2	<b>Pittsburgh Pirates @ Cincinnati Redlegs</b> Crosley Field, Cincinnati, OH Sat Sep 26 1959, 3:33 AM EDT Att: 4,703 - Unknown																					
Vada Pinson, L OBP: 0.385, SLG: 0.508 (1, 8)	F8		4-3		1-5-3		3-1		E8 1B	5	1	1	1	0	0	1																						
Gus Bell, L OBP: 0.321, SLG: 0.441 (1, 7) (9, 9)	G3		G4-6-3 BB		F8		2-3 1B		3H 1B	4	0	2	2	1	0	0																						
Frank Thomas, R OBP: 0.277, SLG: 0.379 (1, 3)	HR		G4-6-3 1-2f		6-3		F8			4	1	1	1	0	0	2																						
Buddy Gilbert, L OBP: 0.278, SLG: 0.333 Jim Pendleton, R OBP: 0.311, SLG: 0.357 (1, 9) (8, PH) (9, 7)	HR		K		4-3		4-3		4-3	3	1	1	1	0	1	0																						
Ed Bailey, L OBP: 0.370, SLG: 0.393 (1, 2)	BB		F8		F8		2B BB		F9	2	1	0	0	2	0	0																						
Cliff Cook, R OBP: 0.400, SLG: 0.579 (1, 5)	K		1B BB		1H 2B		K			3	0	1	1	1	2	1																						
Eddie Kasko, R OBP: 0.310, SLG: 0.351 (1, 6)		6-3			5-3		SH1-4 E 1B			4	1	2	0	0	0	1																						
Jim O'Toole, S OBP: 0.226, SLG: 0.135 Jerry Lynch, L OBP: 0.319, SLG: 0.462 Willard Schmidt, R OBP: 0.311, SLG: 0.357 Whitley Lockman, L OBP: 0.341, SLG: 0.359 Bob Purkey, R OBP: 0.341, SLG: 0.273 Willie Jones, R OBP: 0.332, SLG: 0.421 (1, 1) (4, PH) (5, 1) (7, PH) (8, 1) (9, PH)	K		L5		3-1 1B 2B		SH1-4 1B			1	0	0	0	0	1	0																						
<b>Inning Stats</b>	R: 3 E: 0 K: 1 S: 8	H: 3 LOB: 1 BB: 1 P: 12	R: 0 E: 0 K: 1 S: 5	H: 0 LOB: 0 BB: 0 P: 5	R: 0 E: 0 K: 1 S: 2	H: 0 LOB: 0 BB: 1 P: 6	R: 0 E: 0 K: 1 S: 6	H: 1 LOB: 2 BB: 1 P: 10	R: 0 E: 0 K: 0 S: 3	H: 0 LOB: 0 BB: 0 P: 3	R: 1 E: 0 K: 0 S: 4	H: 1 LOB: 1 BB: 1 P: 8	R: 1 E: 0 K: 0 S: 5	H: 2 LOB: 1 BB: 0 P: 5	R: 0 E: 0 K: 1 S: 5	H: 0 LOB: 0 BB: 0 P: 5	R: 2 E: 1 K: 0 S: 5	H: 3 LOB: 1 BB: 0 P: 5	1B: 5 2B: 2 3B: 0 HR: 3	SF: 0 SAC: 1 DP: 1 HBP: 0	WP: 0 PB: 0 SB: 0 CS: 0	PA: 39																
<b>PITCHER</b>	IP	WLS	BF	H	R	ER	SO	BB	IBB	HBP	BLK	WP	HR	S	P	ERA	WHIP	<b>PITCHER</b>				IP	WLS	BF	H	R	ER	SO	BB	IBB	HBP	BLK	WP	HR	S	P	ERA	WHIP
Jim Umbricht, R ERA: 6.43 (1, 1)	7.0		31	7	5	5	3	4	0	0	0	0	3	33	49	6.43	1.571																					
Don Gross, L ERA: 3.82 (8, 1)	1.2	L	8	3	2	2	1	0	0	0	0	0	0	10	10	10.80	1.800																					





Batter	1	2	3	4	5	6	7	8	9	AB	R	H	RBI	BB	SO	LOB	TOP																
Ken Hamlin, R OBP: 0.300, SLG: 0.125										3	1	0	0	2	1	2																	
Harry Simpson, L OBP: 0.259, SLG: 0.385										5	2	2	0	0	0	2																	
Roberto Clemente, R OBP: 0.322, SLG: 0.396										5	1	2	1	0	0	2																	
Dick Stuart, R OBP: 0.362, SLG: 0.549										5	1	1	3	0	0	4																	
Danny Kravitz, L OBP: 0.274, SLG: 0.377										4	0	0	0	0	0	3																	
Don Hoak, R OBP: 0.374, SLG: 0.399										4	0	1	1	0	1	0																	
Bill Mazerolski, R OBP: 0.283, SLG: 0.339										4	1	2	0	0	1	2																	
Bill Virdon, L OBP: 0.327, SLG: 0.355										4	1	2	1	0	1	1																	
Al Jackson, L OBP: 0.300, SLG: 0.200										2	0	1	1	0	0	0																	
Harry Simpson, R OBP: 0.272, SLG: 0.458										1	0	1	0	0	0	0																	
Dick Hall, R OBP: 0.300, SLG: 0.354										0	0	0	0	0	0	0																	
Fred Green, R OBP: 0.285, SLG: 0.445										0	0	0	0	0	0	0																	
Smoky Burgess, L OBP: 0.348, SLG: 0.445										1	0	0	0	0	0	0																	
Bennie Daniels, R OBP: 0.412, SLG: 0.552										0	0	0	0	0	0	0																	
<b>Inning Stats</b>	R: 0 E: 0 K: 0 S: 3	H: 0 LOB: 1 BB: 1 P: 7	R: 0 E: 0 K: 2 S: 7	H: 0 LOB: 0 BB: 0 P: 7	R: 4 E: 0 K: 1 S: 9	H: 4 LOB: 0 BB: 0 P: 9	R: 1 E: 0 K: 0 S: 4	H: 3 LOB: 1 BB: 0 P: 4	R: 1 E: 0 K: 0 S: 4	H: 1 LOB: 1 BB: 1 P: 8	R: 0 E: 0 K: 1 S: 7	H: 2 LOB: 2 BB: 0 P: 7	R: 1 E: 1 K: 0 S: 6	H: 2 LOB: 2 BB: 0 P: 6	R: 0 E: 0 K: 0 S: 3	H: 0 LOB: 0 BB: 0 P: 3	R: 0 E: 0 K: 0 S: 3	H: 0 LOB: 0 BB: 0 P: 3	1B: 9 2B: 1 3B: 1 HR: 2	SF: 0 SAC: 0 DP: 1 HBP: 0	WP: 0 PB: 0 CS: 0	PA: 41											
<b>PITCHER</b>	IP WLS BF H R ER SO BB IBB HBP BLK WP HR S P ERA WHIP																																
Jay Hook, R ERA: 5.13	4.1	21	8	6	6	3	2	0	0	0	0	0	2	25	33	12.46	2.308																
Orlando Pena, R ERA: 4.75	0.2	2	0	0	0	0	0	0	0	0	0	0	0	2	2	0.00	0.000																
Jim Brosnan, R ERA: 3.79	1.0	5	2	0	0	1	0	0	0	0	0	0	0	7	7	0.00	2.000																
Joe Nuxhall, L ERA: 4.24	1.0	W	6	2	1	0	0	0	0	0	0	0	0	6	6	0.00	2.000																
Bob Purkey, R ERA: 4.25	2.0	S	6	0	0	0	0	0	0	0	0	0	0	6	6	0.00	0.000																

Pittsburgh Pirates @ Cincinnati Redlegs  
Crosley Field, Cincinnati, OH  
Sun Sep 27 1959, 3:33 AM EDT  
Att: 15,522 - Unknown

AB 38  
R 7  
H 12  
RBI 7  
BB 2  
SO 4  
LOB 16



Batter	1	2	3	4	5	6	7	8	9	AB	R	H	RBI	BB	SO	LOB	BOTTOM																
Johnny Temple, R OBP: 0.380, SLG: 0.431										4	1	2	2	0	0	0																	
Vada Pinson, L OBP: 0.371, SLG: 0.509										4	3	3	1	1	0	1																	
Gus Bell, L OBP: 0.325, SLG: 0.445										4	0	3	1	1	0	1																	
Frank Thomas, R OBP: 0.278, SLG: 0.382										5	0	2	3	0	0	5																	
Buddy Gilbert, L OBP: 0.261, SLG: 0.450										5	2	1	1	0	1	3																	
Cliff Cook, R OBP: 0.435, SLG: 0.571										2	1	1	0	1	0	0																	
Eddie Kasko, R OBP: 0.309, SLG: 0.350										4	1	1	0	0	0	4																	
Dutch Dotterer, R OBP: 0.328, SLG: 0.348										3	1	2	1	0	0	0																	
Jay Hook, L OBP: 0.280, SLG: 0.125										1	0	0	0	0	1	1																	
Orlando Pena, R OBP: 0.184, SLG: 0.118										0	0	0	0	0	0	0																	
Jim Ponderosa, R OBP: 0.300, SLG: 0.354										1	0	0	0	0	1	0																	
Jim Brosnan, R OBP: 0.285, SLG: 0.445										0	0	0	0	0	0	0																	
Jerry Lynch, L OBP: 0.285, SLG: 0.445										0	0	0	0	1	0	0																	
Joe Nuxhall, L OBP: 0.325, SLG: 0.318										0	0	0	0	0	0	0																	
Pete Whisenant, R OBP: 0.316, SLG: 0.476										1	0	0	0	0	0	1																	
Bob Purkey, R OBP: 0.421, SLG: 0.273										0	0	0	0	0	0	0																	
<b>Inning Stats</b>	R: 2 E: 0 K: 1 S: 8	H: 4 LOB: 2 BB: 1 P: 12	R: 1 E: 1 K: 1 S: 6	H: 2 LOB: 0 BB: 0 P: 6	R: 0 E: 0 K: 0 S: 3	H: 1 LOB: 0 BB: 0 P: 3	R: 0 E: 0 K: 0 S: 3	H: 0 LOB: 0 BB: 0 P: 3	R: 1 E: 0 K: 1 S: 7	H: 2 LOB: 1 BB: 0 P: 7	R: 3 E: 0 K: 0 S: 7	H: 4 LOB: 3 BB: 2 P: 15	R: 1 E: 1 K: 0 S: 5	H: 1 LOB: 1 BB: 0 P: 5	R: 1 E: 0 K: 0 S: 4	H: 1 LOB: 1 BB: 1 P: 8	R: 1 E: 0 K: 0 S: 4	H: 1 LOB: 1 BB: 1 P: 8	1B: 12 2B: 3 3B: 0 HR: 1	SF: 1 SAC: 2 DP: 3 HBP: 0	WP: 0 PB: 0 SB: 1 CS: 0	PA: 41											
<b>PITCHER</b>	IP WLS BF H R ER SO BB IBB HBP BLK WP HR S P ERA WHIP																																
Al Jackson, L ERA: 6.51	5.0	22	9	4	3	3	0	0	1	0	0	0	1	6	10	40.50	6.000																
Dick Hall, R ERA: 3.12	0.2	7	4	3	3	0	0	1	0	0	0	0	1	6	10	0.00	1.500																
Fred Green, L ERA: 3.13	1.1	L	7	1	1	0	0	1	0	0	0	0	0	6	10	0.00	1.500																
Bennie Daniels, R ERA: 5.36	1.0	5	1	1	1	0	1	0	0	0	0	0	0	4	8	9.00	2.000																

Pittsburgh Pirates @ Cincinnati Redlegs  
Crosley Field, Cincinnati, OH  
Sun Sep 27 1959, 3:33 AM EDT  
Att: 15,522 - Unknown

AB 34  
R 9  
H 15  
RBI 9  
BB 4  
SO 3  
LOB 16

