

Cincinnati Reds - 1961

Batter	1	2	3	4	5	6	7	8	9	AB R H RBI BB SO LOB	TOP																									
Richie Ashburn, L (1, 7) OBP: 0.250, SLG: 0.250	0-0 G3-6 1B		0-0 F6			0-0 F7			0-0 3-1	4 0 1 0 0 0 0																										
Don Zimmer, R (1, 4) OBP: 0.250, SLG: 0.250	0-0 F9			0-0 6-3		0-0 FC4-6 1B			0-0 1-3	4 0 1 0 0 0 1																										
Billy Williams, L (1, 9)	0-0 G3-6 1-2f			0-0 F2		0-0 FC4-6 1-2f			0-0 F3	4 0 0 0 0 0 2																										
14 Ernie Banks, R (1, 6)		0-3 K		4-0 FC5-4 BB			0-0 1-3			2 0 0 0 1 1 0																										
Ron Santo, R (1, 5) OBP: 0.333, SLG: 0.333		0-0 G5-4-3 1B		0-0 FC5-4 1-2f			0-0 F7			3 0 1 0 0 0 1																										
Al Heist, R (1, 8)		0-0 G5-4-3 1-2f			0-0 F9		0-3 K			3 0 0 0 0 1 1																										
Andre Rodgers, R (1, 3) OBP: 0.333, SLG: 1.333			0-0 HR		0-0 F9			0-0 L5		3 1 1 1 0 0 0																										
Moe Thacker, R (1, 2)			0-0 L7		0-0 P4			0-0 F7		2 0 0 0 0 0 0																										
Bob Anderson, R (6, 1)										0 0 0 0 0 0 0																										
Bob Will, L (8, PH)										1 0 0 0 0 0 0																										
Jim Brewer, L (8, 1)										0 0 0 0 0 0 0																										
Glen Hobbie, R (1, 1)		0-3 K				0-0 1-3		0-0 L6		1 0 0 0 0 1 0																										
Mel Wright, R (5, 1)										0 0 0 0 0 0 0																										
Dick Bertell, R (6, PH) (6, 2)										2 0 0 0 0 0 0																										
<b>Inning Stats</b>	R: 0 E: 0 K: 0 S: 3	H: 1 LOB: 0 BB: 0 P: 3	R: 0 E: 0 K: 1 S: 5	H: 1 LOB: 0 BB: 0 P: 5	R: 1 E: 0 K: 1 S: 6	H: 1 LOB: 0 BB: 0 P: 6	R: 0 E: 0 K: 0 S: 3	H: 0 LOB: 1 BB: 1 P: 7	R: 0 E: 0 K: 0 S: 3	H: 0 LOB: 0 BB: 0 P: 3	R: 0 E: 0 K: 1 S: 5	H: 0 LOB: 0 BB: 0 P: 5	R: 0 E: 0 K: 0 S: 3	H: 0 LOB: 0 BB: 0 P: 3	R: 0 E: 0 K: 0 S: 3	H: 0 LOB: 0 BB: 0 P: 3	1B: 3 2B: 0 3B: 0 HR: 1	SF: 0 SAC: 0 DP: 2 HBP: 0	WP: 0 PB: 0 SB: 0 CS: 0	PA: 30																
<b>PITCHER</b> Jim O'Toole, L (1, 1) ERA: 1.0	IP: 9.0 WLS: W BF: 30 H: 4 R: 1 ER: 1 SO: 3 BB: 1 IBB: 0 HBP: 0 BLK: 0 WP: 0 HR: 1 S: 35 P: 39 ERA: 1.00 WHIP: 0.556																																			
<b>PITCHER</b>	IP	WLS	BF	H	R	ER	SO	BB	IBB	HBP	BLK	WP	HR	S	P	ERA	WHIP																			

Chicago Cubs @ Cincinnati Reds  
Crosley Field, Cincinnati, OH  
Tue Apr 11 1961, 3:33 AM EST  
Att. 28,713 - Sunny - 57 F

livebaseballscorecards.com

AB 29  
R 1  
H 4  
RBI 1  
BB 1  
SO 3  
LOB 5



Batter	1	2	3	4	5	6	7	8	9	AB	R	H	RBI	BB	SO	LOB
Eddie Kasko, R OBP: 0.250, SLG: 0.250 (1, 6)	F9		1B HR 1B	F7		5-3				4	1	1	0	0	0	2
Vada Pinson, L OBP: 0.750, SLG: 0.750 (1, 8)	2-3		1B HR 1B		G3 2B 1B	G5-4-3 1B				4	2	3	0	0	0	0
Frank Robinson, R OBP: 0.250, SLG: 1.000 (1, 7)	HR		K		G3	G5-4-3				4	1	1	1	0	1	4
Wally Post, R OBP: 0.500, SLG: 1.333 (1, 9)	P6		1B HR 1B		2B 1B BB		F9			3	2	1	3	1	0	0
Gene Freese, R OBP: 0.250, SLG: 0.500 (1, 5)		6-3	K		1B 1B 2B		F8			4	1	1	1	0	1	0
Gordy Coleman, L OBP: 0.500, SLG: 0.500 (1, 3)				F7	1B 1B 1B		F8			4	0	2	1	0	0	0
Ed Bailey, L OBP: 0.750, SLG: 0.750 (1, 2)		FC6-4 1B			1B 1B 1B		F3			4	0	3	1	0	0	0
Jim Baumer, R (1, 4)		FC6-4		K	FC1-2-5 1B		F7			4	0	0	0	0	1	4
Jim O'Toole, S OBP: 0.500, SLG: 0.500 (1, 1)			1B 1B		1B 1B	P4		2-3		4	0	2	0	0	0	2

Inning Stats	R: 1	H: 1	E: 0	K: 0	S: 4	LOB: 0	BB: 0	P: 4	R: 0	H: 2	E: 0	K: 0	S: 4	LOB: 1	BB: 0	P: 4	R: 3	H: 4	E: 0	K: 2	S: 10	LOB: 0	BB: 0	P: 10	R: 0	H: 2	E: 0	K: 1	S: 7	LOB: 2	BB: 0	P: 7	R: 3	H: 4	E: 0	K: 0	S: 7	LOB: 2	BB: 1	P: 11	R: 0	H: 1	E: 0	K: 0	S: 3	LOB: 0	BB: 0	P: 3	R: 0	H: 0	E: 0	K: 0	S: 3	LOB: 0	BB: 0	P: 3	R: 0	H: 0	E: 0	K: 0	S: 3	LOB: 0	BB: 0	P: 3
--------------	------	------	------	------	------	--------	-------	------	------	------	------	------	------	--------	-------	------	------	------	------	------	-------	--------	-------	-------	------	------	------	------	------	--------	-------	------	------	------	------	------	------	--------	-------	-------	------	------	------	------	------	--------	-------	------	------	------	------	------	------	--------	-------	------	------	------	------	------	------	--------	-------	------

PITCHER	IP	WLS	BF	H	R	ER	SO	BB	IBB	HBP	BLK	WP	HR	S	P	ERA	WHIP
Glen Hobbie, R ERA: 14.54 (1, 1)	4.1	L	23	11	7	7	3	1	0	0	0	0	2	28	32	14.54	2.769
Mel Wright, R ERA: (5, 1)	0.2		4	2	0	0	0	0	0	0	0	0	0	4	4	0.00	3.000
Bob Anderson, R ERA: (6, 1)	2.0		6	1	0	0	0	0	0	0	0	0	0	6	6	0.00	0.500
Jim Brewer, L ERA: (8, 1)	1.0		3	0	0	0	0	0	0	0	0	0	0	3	3	0.00	0.000


**BOTTOM**

**Chicago Cubs @ Cincinnati Reds**  
Crosley Field, Cincinnati, OH

Tue Apr 11 1961, 3:33 AM EST  
Att: 28,713 - Sunny - 57 F

livebaseballscorecards.com

<b>AB</b>	<b>35</b>
<b>R</b>	<b>7</b>
<b>H</b>	<b>14</b>
<b>RBI</b>	<b>7</b>
<b>BB</b>	<b>1</b>
<b>SO</b>	<b>3</b>
<b>LOB</b>	<b>12</b>



1B: 11	SF: 0	WP: 0	PA: 36
2B: 1	SAC: 0	PB: 0	
3B: 0	DP: 1	SB: 0	
HR: 2	HBP: 0	CS: 0	

Batter	1	2	3	4	5	6	7	8	9	AB R H RBI BB SO LOB	TOP
Richie Ashburn, L (1, 7) OBP: 0.111, SLG: 0.111	0-0 L7		0-0 5-3		0-0 L7		0-0 F9		0-3 K	5 0 0 0 0 1 0	
Don Zimmer, R (1, 4) OBP: 0.444, SLG: 0.500	0-0 6-3		0-0 E 2B		4-0 BB		0-3 K		0-0 1B	4 1 2 0 1 1 0	
Billy Williams, L (1, 9) OBP: 0.222, SLG: 0.125	0-0 F2		0-0 E2 1B		0-0 P6		4-0 BB		0-0 F7	4 0 1 0 1 0 2	
Ron Santo, R (1, 5) OBP: 0.429, SLG: 0.571		0-0 14 2B	0-0 P5		0-0 SH3-4 14 1B		0-3 K			4 1 2 0 0 1 2	
14 Ernie Banks, R (1, 6) OBP: 0.429, SLG: 0.500		0-0 2B		0-0 F3		0-0 SH3-4 1B		0-3 K		4 0 2 1 0 1 0	
Ed Bouchee, L (1, 3) OBP: 0.667, SLG: 0.500		0-0 1-3		4-0 BB		0-0 SH3-4		0-0 1B		2 0 1 0 1 0 1	
Sammy Taylor, L (1, 2)		0-0 F7		0-0 F7		4-0 IBB		0-0 F7		3 0 0 0 1 0 3	
Al Heist, R (1, 8) George Altman, L (6, PH) (6, 8)		0-0 6-3		0-0 F9		0-3 K		0-0 F9		2 0 0 0 0 0 2 2 0 0 0 0 1 4	
Dick Ellsworth, L (1, 1) Frank Thomas, R (6, PH) Joe Schaffernoth, R (6, 1) Jim Brewer, L (8, 1) Bob Will, L (9, PH)			0-0 1-3		0-3 K		0-0 4-3		0-3 K	2 0 0 0 0 1 0 1 0 0 0 0 0 3 0 0 0 0 0 0 0 0 0 0 0 0 0 0 1 0 0 0 0 1 0	
<b>Inning Stats</b>	R: 0 H: 0 E: 0 LOB: 0 K: 0 BB: 0 S: 3 P: 3	R: 1 H: 2 E: 0 LOB: 1 K: 0 BB: 0 S: 5 P: 5	R: 1 H: 2 E: 1 LOB: 1 K: 0 BB: 0 S: 5 P: 5	R: 0 H: 0 E: 0 LOB: 1 K: 0 BB: 1 S: 3 P: 7	R: 0 H: 0 E: 0 LOB: 1 K: 1 BB: 1 S: 5 P: 9	R: 0 H: 2 E: 0 LOB: 3 K: 1 BB: 1 S: 7 P: 11	R: 0 H: 0 E: 0 LOB: 1 K: 2 BB: 1 S: 7 P: 11	R: 0 H: 1 E: 0 LOB: 1 K: 1 BB: 0 S: 6 P: 6	R: 0 H: 1 E: 0 LOB: 1 K: 2 BB: 0 S: 8 P: 8	1B: 5 SF: 0 2B: 3 SAC: 1 3B: 0 DP: 0 HR: 0 HBP: 0	WP: 0 PA: 39 PB: 0 SB: 0 CS: 0
<b>PITCHER</b> Bob Purkey, R (1, 1) ERA: 1.0	IP WLS BF H R ER SO BB IBB HBP BLK WP HR S P ERA WHIP										
	9.0 W 39 8 2 1 7 3 1 0 0 0 0 0 49 65 1.00 1.222										

Chicago Cubs @ Cincinnati Reds  
Crosley Field, Cincinnati, OH  
Thu Apr 13 1961, 3:33 AM EST  
Att: 1,216 - Cloudy - 45 F

livebaseballscorecards.com

AB 34  
R 2  
H 8  
RBI 1  
BB 4  
SO 7  
LOB 17



Batter	1	2	3	4	5	6	7	8	9	AB	R	H	RBI	BB	SO	LOB
Eddie Kasko, R OBP: 0.444, SLG: 0.556 (1, 6)	0-0 FC1-6 1B		0-0 6-3	0-0 1-2 2-3 1B		0-0 F8		0-0 2B		5	0	3	0	0	0	1
Vada Pinson, L OBP: 0.556, SLG: 0.500 (1, 8)	0-0 FC1-6 1-2f S		0-0 1B 1B	0-0 F7			4-0 BB G6-4-3	0-0 P5		4	0	1	0	1	0	5
Frank Robinson, R OBP: 0.375, SLG: 0.714 (1, 7)	4-0 BB G6-4-3		0-0 1-3 1B G6-4-3	0-0 F8			0-0 1-2f G6-4-3			3	0	1	0	1	0	4
Wally Post, R OBP: 0.375, SLG: 0.667 (1, 9)	0-0 G6-4-3 1-2f		0-0 G6-4-3 1-2f		4-0 BB CS		0-0 P4			3	0	0	0	1	0	4
Gene Freese, R OBP: 0.500, SLG: 0.571 (1, 5)		0-0 1B 1B		0-0 HR 1B		0-0 F7		4-0 HR BB		3	2	2	0	1	0	1
Gordy Coleman, L OBP: 0.375, SLG: 0.750 (1, 3)		0-0 F5		0-0 1-H HR		0-3 1-2 K		0-0 1-2 4-3		4	1	1	2	0	1	3
Ed Bailey, L OBP: 0.875, SLG: 1.000 (1, 2)		0-0 1-3 1B		0-0 1B 1B			0-0 WP 2B 2B	4-0 HR IBB		3	1	3	0	1	0	0
Jim Baumer, R OBP: 0.143, SLG: 0.143 (1, 4)		0-3 K		0-0 1-2 1B 1B			0-0 P4	0-0 1-H 2-H HR		3	0	1	0	0	1	3
Jerry Lynch, L OBP: 1.000, SLG: 4.000 (8, PH)										1	1	1	3	0	0	0
Elio Chacon, R (9, 4)										0	0	0	0	0	0	0
Bob Purkey, R OBP: 0.250, SLG: 0.500 (1, 1)		0-0 5-3		0-3 K			0-0 3-H 2B	0-3 K		4	0	1	0	0	2	4

Inning Stats	R: 0	H: 1	E: 0	LOB: 1	K: 0	BB: 1	S: 3	R: 0	H: 2	E: 0	LOB: 2	K: 1	BB: 0	S: 7	R: 0	H: 2	E: 0	LOB: 1	K: 0	BB: 0	S: 4	R: 2	H: 5	E: 0	LOB: 3	K: 1	BB: 0	S: 10	R: 0	H: 0	E: 0	LOB: 1	K: 1	BB: 1	S: 4	R: 0	H: 2	E: 0	LOB: 1	K: 0	BB: 0	S: 4	R: 0	H: 0	E: 0	LOB: 0	K: 0	BB: 1	S: 2	R: 3	H: 2	E: 0	LOB: 1	K: 1	BB: 2	S: 7	P: 15
PITCHER	IP	WLS	BF	H	R	ER	SO	BB	IBB	HBP	BLK	WP	HR	S	P	ERA	WHIP															PITCHER	IP	WLS	BF	H	R	ER	SO	BB	IBB	HBP	BLK	WP	HR	S	P	ERA	WHIP								
Dick Ellsworth, L ERA: 3.6 (1, 1)	5.0		24	10	2	2	3	2	0	0	0	0	1	28	36	3.60	2.400															Dick Ellsworth, L ERA: 3.6 (1, 1)	5.0		24	10	2	2	3	2	0	0	0	1	28	36	3.60	2.400									
Joe Schaffernoth, R ERA: 7.71 (6, 1)	2.1	L	10	2	2	2	0	2	1	0	0	1	0	7	19	7.71	1.714															Joe Schaffernoth, R ERA: 7.71 (6, 1)	2.1	L	10	2	2	2	0	2	1	0	0	1	7	19	7.71	1.714									
Jim Brewer, L ERA: 5.4 (8, 1)	0.2		4	2	1	1	1	0	0	0	0	0	0	6	6	13.50	3.000															Jim Brewer, L ERA: 5.4 (8, 1)	0.2		4	2	1	1	1	0	0	0	0	1	6	6	13.50	3.000									

BOTTOM

Chicago Cubs @ Cincinnati Reds  
Crosley Field, Cincinnati, OH  
Thu Apr 13 1961, 3:33 AM EST  
Att. 1,216 - Cloudy - 45 F

livebaseballscorecards.com

AB	33
R	5
H	14
RBI	5
BB	5
SO	4
LOB	25



1B: 9	SF: 0	WP: 1	PA: 38
2B: 4	SAC: 0	PB: 0	
3B: 0	DP: 4	SB: 1	
HR: 2	HBP: 0	CS: 1	

Batter	1	2	3	4	5	6	7	8	9	AB R H RBI BB SO LOB	TOP																	
Eddie Kasko, R OBP: 0.429, SLG: 0.462 (1, 6)	0-0 P6		4-0 G3 BB			0-0 F7		0-0 6-3	0-0 2B 1B	4 1 1 1 1 0 0																		
Vada Pinson, L OBP: 0.500, SLG: 0.500 (1, 8)	0-0 F8		0-0 G3			4-0 HR BB		0-0 P4	0-0 1B 2B	4 2 1 1 1 0 2																		
Frank Robinson, R OBP: 0.385, SLG: 0.545 (1, 7)	0-3 K		0-0 6-3			0-0 F8		4-0 2B BB	0-0 WP S 1B	4 0 1 2 1 1 3																		
Wally Post, R OBP: 0.538, SLG: 1.300 (1, 9)		0-0 FC4-2 3B		4-0 G1-6-3 BB		0-0 1-H HR		0-0 1-3 2B	0-3 K	4 1 3 2 1 1 2																		
Gene Freese, R OBP: 0.385, SLG: 0.364 (1, 5)		0-0 1-3		0-0 F7		0-0 F5		0-0 F7	4-0 BB	4 0 0 0 1 0 4																		
Gordy Coleman, L OBP: 0.308, SLG: 0.538 (1, 3)		0-0 FC4-2		0-0 G1-6-3			0-0 S 1B		F5 K	5 0 1 0 0 1 5																		
Ed Bailey, L OBP: 0.667, SLG: 0.818 (1, 2)		0-0 G3			0-0 G3		0-0 P3		0-0 1B 2B	4 0 1 0 0 0 2																		
Elio Chacon, R (9, PR)							1-2			0 1 0 0 0 0 0																		
Jim Baumer, R OBP: 0.100, SLG: 0.100 (1, 4)			0-0 5-3		0-0 F9		0-0 F9		4-0 1B BB	3 0 0 0 0 0 1																		
Jerry Lynch, L OBP: 1.000, SLG: 4.000 (9, PH)										0 0 0 0 1 0 0																		
Claude Osteen, L (9, PR)										0 1 0 0 0 0 0																		
Jerry Zimmerman, R (9, 2)										0 0 0 0 0 0 0																		
Jay Hook, L OBP: 1.000, SLG: 1.000 (1, 1)			0-0 G3 BB 1B		0-0 4-3		0-3 K		0-0 1B 2B 1B	1 0 1 0 0 0 0																		
Leo Cardenas, R (5, PH)										1 0 0 0 0 0 0																		
Jim Maloney, L (5, 1)										0 0 0 0 0 0 0																		
Willie Jones, R (7, PH)										1 0 0 0 0 0 1																		
Bill Henry, L (7, 1)										0 0 0 0 0 0 0																		
Gus Bell, L OBP: 1.000, SLG: 1.000 (9, PH)										1 1 1 1 0 0 0																		
Jim Brosnan, R (9, 1)									1-2 2-H	0 0 0 0 0 0 0																		
<b>Inning Stats</b>	R: 0 E: 0 K: 1 S: 5	H: 0 LOB: 0 BB: 0 P: 5	R: 0 E: 0 K: 0 S: 4	H: 1 LOB: 1 BB: 0 P: 4	R: 0 E: 0 K: 0 S: 4	H: 1 LOB: 2 BB: 1 P: 8	R: 0 E: 0 K: 0 S: 2	H: 0 LOB: 0 BB: 1 P: 6	R: 0 E: 0 K: 0 S: 3	H: 0 LOB: 0 BB: 0 P: 3	R: 2 E: 0 K: 0 S: 4	H: 1 LOB: 0 BB: 1 P: 8	R: 0 E: 0 K: 1 S: 6	H: 1 LOB: 1 BB: 0 P: 6	R: 0 E: 0 K: 0 S: 4	H: 1 LOB: 2 BB: 1 P: 8	R: 5 E: 0 K: 2 S: 12	H: 5 LOB: 3 BB: 2 P: 20	1B: 5 2B: 3 3B: 1 HR: 1	SF: 0 SAC: 0 DP: 1 HBP: 0	WP: 1 PB: 0 SB: 2 CS: 0	PA: 42						
<b>PITCHER</b>	IP WLS BF H R ER SO BB IBB HBP BLK WP HR S P ERA WHIP																											
Curt Simmons, L ERA: 2.35 (1, 1)	7.2		30	4	2	2	2	4	0	0	0	0	1	30	46	2.35	1.043											
Al Cicotte, R ERA: 20.25 (8, 1)	0.2	L	6	3	3	3	0	1	0	0	0	0	0	5	9	40.50	6.000											
Bobby Tiefenauer, R ERA: 54.0 (9, 1)	0.1		5	3	2	2	1	1	0	0	0	1	0	6	10	54.00	12.000											
Mickey McDermott, L ERA: (9, 1)	0.1		1	0	0	0	1	0	0	0	0	0	0	3	3	0.00	0.000											

Cincinnati Reds @ St. Louis Cardinals  
Sportsman's Park, St. Louis, MO  
Fri Apr 14 1961, 7:05 PM EST  
Att: 19,077 - Unknown

livebaseballscorecards.com

AB	36
R	7
H	10
RBI	7
BB	6
SO	4
LOB	20



**BOTTOM**

**Cincinnati Reds @ St. Louis Cardinals**  
Sportsman's Park, St. Louis, MO  
Fri Apr 14 1961, 7:05 PM EST  
Att. 19,077 - Unknown

[livebaseballscorecards.com](http://livebaseballscorecards.com)

<b>AB</b>	<b>34</b>
<b>R</b>	<b>3</b>
<b>H</b>	<b>7</b>
<b>RBI</b>	<b>3</b>
<b>BB</b>	<b>3</b>
<b>SO</b>	<b>6</b>
<b>LOB</b>	<b>16</b>



<b>WP:</b> 0	<b>PA:</b> 39
<b>PB:</b> 0	
<b>SB:</b> 0	
<b>CS:</b> 0	


AB	R	H	RBI	BB	SO	LOB
4	0	0	0	0	2	5
1	0	0	0	0	0	0
5	0	1	0	0	1	2
5	0	1	0	0	1	1
4	0	0	0	0	1	1
2	1	1	1	2	0	0
0	0	0	0	0	0	0
4	1	0	0	0	0	2
0	0	0	0	0	0	0
3	1	2	0	0	0	0
3	0	1	0	0	0	2
2	0	1	2	1	1	0
1	0	0	0	0	0	3
0	0	0	0	0	0	0
0	0	0	0	0	0	0

1B: 5	SF: 0
2B: 2	SAC: 0
3B: 0	DP: 1
HR: 1	HBP: 2

Batter	1	2	3	4	5	6	7	8	9
<b>Don Landrum, L</b> (1, 8) <i>(9, 7)</i> <b>Red Schoendienst, S</b> (9, PH)	0-3 K (1)	0-3 K (3)		0-0 F8 (2)			0-0 P5 (2)		0-0 G1 (1)
<b>Julian Javier, R</b> (1, 4) OBP: 0.313, SLG: 0.313	0-0 2-3 (2)		0-3 K (1)	0-0 FC6-4 (3)			0-0 1B		0-0 F9 (2)
<b>Bill White, L</b> (1, 3) OBP: 0.143, SLG: 0.143	0-0 6-3 (3)		0-0 L6-3 1B			0-0 6-3 (1)			0-0 6-3 (3)
<b>Ken Boyer, R</b> (1, 5) OBP: 0.154, SLG: 0.333		0-0 5-3 (1)	0-0 L6-3 (2)			0-0 F7 (2)			0-3 K (1)
<b>Stan Musial, L</b> (1, 7) OBP: 0.385, SLG: 0.727 <b>Curt Flood, R</b> (8, PR) (9, 8)		4-0 FC5-4 BB		0-0 HR		0-0 P5 (3)		4-0 E 1B BB	
<b>Daryl Spencer, R</b> (1, 6) OBP: 0.231, SLG: 0.500 <b>Alex Grammas, R</b> (9, 6)		0-0 FC5-4 HBP BB HBP		0-0 5-3 (1)		0-0 F8 (1)		0-0 P3 (2)	
<b>Joe Cunningham, L</b> (1, 9) OBP: 0.538, SLG: 0.818		1-0 BB HBP HBP		0-0 E 1B 2B		0-0 5-3 (2)		0-0 E 1B	
<b>Hal Smith, R</b> (1, 2) OBP: 0.417, SLG: 0.545		1-0 BB HBP		0-0 E8 1B 1B		0-0 5-3 (3)		0-0 E6 1-2 2-3	
<b>Curt Simmons, L</b> (1, 1) OBP: 0.667, SLG: 0.500 <b>Al Cicotte, R</b> (8, 1) <b>Bobby Tiefenauer, R</b> (9, 1) <b>Mickey McDermott, L</b> (9, 1)		4-0 BB BB BB		0-0 FC6-4 1B			0-3 K (1)	0-0 P4 (3)	

Inning Stats	R: 0	H: 0	E: 0	LOB: 0	K: 1	P: 5	R: 1	H: 0	E: 0	LOB: 3	K: 1	P: 15	R: 0	H: 1	E: 0	LOB: 0	K: 1	P: 5	R: 2	H: 4	E: 1	LOB: 2	K: 0	P: 7	R: 0	H: 0	E: 0	LOB: 0	K: 0	P: 3	R: 0	H: 1	E: 0	LOB: 1	K: 2	P: 8	R: 0	H: 1	E: 1	LOB: 3	K: 1	P: 11	R: 0	H: 0	E: 0	LOB: 0	K: 0	P: 3	1B: 5	SF: 0	2B: 2	SAC: 0	3B: 0	DP: 1	HR: 1	HBP: 2	WP: 0	PA: 39
--------------	------	------	------	--------	------	------	------	------	------	--------	------	-------	------	------	------	--------	------	------	------	------	------	--------	------	------	------	------	------	--------	------	------	------	------	------	--------	------	------	------	------	------	--------	------	-------	------	------	------	--------	------	------	-------	-------	-------	--------	-------	-------	-------	--------	-------	--------

PITCHER	IP	WLS	BF	H	R	ER	SO	BB	IBB	HBP	BLK	WP	HR	S	P	ERA	WHIP
<b>Jay Hook, R</b> (1, 1) ERA: 6.75	4.0		20	5	3	3	3	2	0	2	0	0	1	22	32	6.75	1.750
<b>Jim Maloney, R</b> (5, 1) ERA:	2.0		6	0	0	0	0	0	0	0	0	0	0	6	6	0.00	0.000
<b>Bill Henry, L</b> (7, 1) ERA:	2.0	W	10	2	0	0	3	1	0	0	0	0	0	15	19	0.00	1.500
<b>Jim Brosnan, R</b> (9, 1) ERA:	1.0	S	3	0	0	0	0	0	0	0	0	0	0	3	3	0.00	0.000

Batter	1	2	3	4	5	6	7	8	9	AB R H RBI BB SO LOB	TOP	
Eddie Kasko, R OBP: 0.353, SLG: 0.375 (1, 6) X	0-0 L7 ①		0-0 L4-6 ② ③			0-0 5-3 ①				3 0 0 0 0 0 2	<b>Cincinnati Reds @ St. Louis Cardinals</b> Sportsman's Park, St. Louis, MO Sat Apr 15 1961, 4:33 AM EST Att. 4,197 - Overcast - 41 F  <a href="http://livebaseballscorecards.com">livebaseballscorecards.com</a>  <b>AB 19</b> <b>R 0</b> <b>H 3</b> <b>RBI 0</b> <b>BB 1</b> <b>SO 4</b> <b>LOB 11</b>  	
Vada Pinson, L OBP: 0.412, SLG: 0.400 (1, 8) S S	0-3 K ②			0-0 5-3 ①		0-0 F7 ②				3 0 0 0 0 1 0		
Frank Robinson, R OBP: 0.333, SLG: 0.462 (1, 7) X	0-0 P3 ③			0-3 K ②						2 0 0 0 0 1 0		
Wally Post, R OBP: 0.533, SLG: 1.182 (1, 9) B B B B		4-0 G6-4-3 BB		0-0 P3 ③						1 0 0 0 1 0 0		
Gene Freese, R OBP: 0.333, SLG: 0.308 (1, 5) X		0-0 G6-4-3 ① ②			0-0 E5 G3 1B FC1-5					2 0 0 0 0 0 1		
Gordy Coleman, L OBP: 0.333, SLG: 0.533 (1, 3) X		0-0 P5 ③			0-0 FC1-5 G3 1B 1-2					2 0 1 0 0 0 0		
Ed Bailey, L OBP: 0.643, SLG: 0.769 (1, 2) X			0-0 L4-6 1B 1B		0-0 G3 ①					2 0 1 0 0 0 2		
Jim Baumer, R OBP: 0.167, SLG: 0.167 (1, 4) X			0-0 1B 1B		0-0 FC1-5 ②					2 0 1 0 0 0 2		
Joey Jay, S (1, 1)			0-3 K ①		0-3 K ③					1 0 0 0 0 1 2		
Jerry Lynch, L (5, PH) OBP: 0.667, SLG: 2.000										1 0 0 0 0 1 2		
Howie Nunn, R (5, 1)										0 0 0 0 0 0 0		
Claude Osteen, L (5, 1)										0 0 0 0 0 0 0		
<b>Inning Stats</b>	R: 0 H: 0 E: 0 LOB: 0 K: 1 BB: 0 S: 5 P: 5	R: 0 H: 0 E: 0 LOB: 0 K: 0 BB: 1 S: 2 P: 6	R: 0 H: 2 E: 0 LOB: 1 K: 1 BB: 0 S: 6 P: 6	R: 0 H: 0 E: 0 LOB: 0 K: 1 BB: 0 S: 5 P: 5	R: 0 H: 1 E: 1 LOB: 2 K: 1 BB: 0 S: 7 P: 7	R: 0 H: 0 E: 0 LOB: 0 K: 0 BB: 0 S: 2 P: 2				1B: 3 SF: 0 2B: 1 SAC: 0 3B: 0 DP: 2 HR: 0 HBP: 0	WP: 0 PA: 20 PB: 0 SB: 0 CS: 0	
<b>PITCHER</b> Ernie Broglio, R (1, 1) ERA: 0.71	IP WLS BF H R ER SO BB IBB HBP BLK WP HR S P ERA WHIP											<b>PITCHER</b> IP WLS BF H R ER SO BB IBB HBP BLK WP HR S P ERA WHIP



Batter	1	2	3	4	5	6	7	8	9	AB	R	H	RBI	BB	SO	LOB
--------	---	---	---	---	---	---	---	---	---	----	---	---	-----	----	----	-----

<b>Don Landrum, L</b> (1, 8) <b>Stan Musial, L</b> (5, PH) <b>Curt Flood, R</b> (5, PR) (6, 8)	0-0 F7 	0-0 F7 		0-0 F7 	4-0 BB IBB 					3	0	0	0	0	0	1
<b>Julian Javier, R</b> (1, 4) OBP: 0.350, SLG: 0.368	0-0 6-3 	0-0 1-3 2B 		0-0 P4 	4-0 1-2 2-3 3-H BB 					3	0	1	1	1	0	0
<b>Bill White, L</b> (1, 3) OBP: 0.167, SLG: 0.222	0-0 BB 1B 2B 	0-3 K 		0-0 E1 FC6-4 	4-3 					4	1	1	0	0	1	5
<b>Ken Boyer, R</b> (1, 5) OBP: 0.188, SLG: 0.286	4-0 BB 1B BB 	0-3 K 		0-0 FC6-4 1-2f 						2	1	0	0	1	1	3
<b>Joe Cunningham, L</b> (1, 9) OBP: 0.563, SLG: 0.769	4-0 BB 1B BB 1-2 2-3 		0-0 FC6 BB 1B 		0-0 1-3 					2	0	1	0	1	0	0
<b>Daryl Spencer, R</b> (1, 6) OBP: 0.375, SLG: 0.538	0-0 BB 1B 1-2 2-H 3-H 		4-0 BB BB BB FC6 BB 1-2 		4-0 BB 2B BB 					1	1	1	2	2	0	0
<b>Walt Moryn, L</b> (1, 7)	4-0 BB BB BB FC5-4 BB 1-2 2-3 		0-0 P6 		0-0 F9 					2	0	0	0	1	0	3
<b>Hal Smith, R</b> (1, 2) OBP: 0.400, SLG: 0.462	0-0 FC5-4 1-2f 		0-0 FC6 1-2f 2-3 		4-0 BB 2B BB 1-2 					2	1	0	0	1	0	5
<b>Ernie Broglio, R</b> (1, 1) OBP: 0.400, SLG: 0.500		4-0 BB BB BB 2B BB 	0-0 F9 		0-0 BB 1-3 2-H 2B 					2	0	1	1	1	0	2

Inning Stats	R: 2	H: 2	E: 0	K: 5	S: 5	LOB: 3	BB: 3	P: 17	R: 0	H: 1	E: 0	K: 2	S: 8	LOB: 2	BB: 1	P: 12	R: 0	H: 0	E: 1	K: 0	S: 4	LOB: 1	BB: 0	P: 4	R: 2	H: 1	E: 0	K: 0	S: 4	LOB: 3	BB: 4	P: 20
--------------	------	------	------	------	------	--------	-------	-------	------	------	------	------	------	--------	-------	-------	------	------	------	------	------	--------	-------	------	------	------	------	------	------	--------	-------	-------

PITCHER	IP	WLS	BF	H	R	ER	SO	BB	IBB	HBP	BLK	WP	HR	S	P	ERA	WHIP
<b>Joey Jay, R</b> (1, 1) ERA: 4.5	4.0	L	22	4	2	2	2	5	0	0	0	0	0	21	41	4.50	2.250
<b>Howie Nunn, R</b> (5, 1) ERA: 27.0	0.2		7	1	2	2	0	3	1	0	0	0	0	3	19	27.00	6.000
<b>Claude Osteen, L</b> (5, 1) ERA:	0.1		1	0	0	0	0	0	0	0	0	0	0	1	1	0.00	0.000

**BOTTOM**

3	0	0	0	0	0	0	1
0	0	0	0	1	0	0	
0	0	0	0	0	0	0	
3	0	1	1	1	0	0	
4	1	1	0	0	1	5	
2	1	0	0	1	1	3	
2	0	1	0	1	0	0	
1	1	1	2	2	0	0	
2	0	0	0	1	0	3	
2	1	0	0	1	0	5	
2	0	1	1	1	0	2	

<b>AB</b>	<b>21</b>
<b>R</b>	<b>4</b>
<b>H</b>	<b>5</b>
<b>RBI</b>	<b>4</b>
<b>BB</b>	<b>9</b>
<b>SO</b>	<b>2</b>
<b>LOB</b>	<b>19</b>



WP	HR	S	P	ERA	WHIP
0	0	0	30	0	0
0	0	0	0	0	0
0	0	0	0	0	0

**Cincinnati Reds @ St. Louis Cardinals**  
 Sportsman's Park, St. Louis, MO  
 Sat Apr 15 1961, 4:33 AM EST  
 Att. 4,197 - Overcast - 41 F

livebaseballscores.com

Batter	1	2	3	4	5	6	7	8	9	AB R H RBI BB SO LOB	TOP	
Eddie Kasko, R OBP: 0.409, SLG: 0.476 (1, 6) X	0-0 1B		0-0 FC4-6 1B		0-0 6-3		0-0 2B		0-0 FC4 1-2f	5 0 3 1 0 0 1		
Vada Pinson, L OBP: 0.333, SLG: 0.316 (1, 8) S S S	0-3 K		0-0 FC4-6 L8 S 1-2f 3B		0-3 K		0-0 1-3			4 1 0 0 0 2 3		
Frank Robinson, R OBP: 0.263, SLG: 0.353 (1, 7) X	0-0 L7		0-0 L8 1-3		0-3 K			0-0 F8		4 0 0 0 0 1 2		
Wally Post, R OBP: 0.526, SLG: 1.143 (1, 9) X	0-0 6-3		0-0 3B			0-0 L6		4-0 WP BB		3 0 1 1 1 0 1		
Gene Freese, R OBP: 0.263, SLG: 0.235 (1, 5) S S		0-3 K	0-0 L6			0-0 F9		0-0 5-3 1-2		4 0 0 0 0 1 2		
Gordy Coleman, L OBP: 0.263, SLG: 0.421 (1, 3) X		0-0 E1 1B		0-0 4-3		0-3 K		0-0 F7		4 1 0 0 0 1 1		
Ed Bailey, L OBP: 0.556, SLG: 0.706 (1, 2) X		0-0 F9		0-3 K			0-0 6-3 2B		0-0 F9	4 1 1 0 0 1 1		
Elio Chacon, R OBP: 0.500, SLG: 0.333 (1, 4) B B B B		4-0 1B BB		0-0 1B			0-0 6-3 2-3		0-0 F8	3 0 1 0 1 0 1		
Jim O'Toole, S OBP: 0.500, SLG: 0.500 Ken Hunt, R Leo Cardenas, R Marshall Bridges, S Willie Jones, R Claude Osteen, L	(1, 1) (5, 1) (7, PH) (7, 1) (9, PH) (9, PR)		0-0 1B		0-3 K		0-0 F8		0-0 E1 FC4	2 0 1 1 0 1 1 0 0 0 0 0 0 0 1 0 0 0 0 0 1 0 0 0 0 0 0 0 1 0 0 0 0 0 0 0 0 0 0 0 0 0		
<b>Inning Stats</b>	R: 0 H: 1 E: 0 LOB: 1 K: 1 BB: 0 S: 6 P: 6	R: 1 H: 1 E: 2 LOB: 2 K: 1 BB: 1 S: 6 P: 10	R: 1 H: 2 E: 0 LOB: 1 K: 0 BB: 0 S: 5 P: 5	R: 0 H: 1 E: 0 LOB: 1 K: 2 BB: 0 S: 8 P: 8	R: 0 H: 0 E: 0 LOB: 0 K: 2 BB: 0 S: 7 P: 7	R: 0 H: 0 E: 0 LOB: 0 K: 1 BB: 0 S: 5 P: 5	R: 1 H: 2 E: 0 LOB: 1 K: 0 BB: 0 S: 5 P: 5	R: 0 H: 0 E: 0 LOB: 1 K: 0 BB: 1 S: 3 P: 7	R: 0 H: 0 E: 1 LOB: 1 K: 0 BB: 0 S: 4 P: 4	1B: 4 SF: 0 2B: 2 SAC: 0 3B: 1 DP: 0 HR: 0 HBP: 0	WP: 1 PA: 37 PB: 0 SB: 1 CS: 0	
<b>PITCHER</b> Ray Sadecki, L ERA: 2.0 (1, 1)	IP WLS BF H R ER SO BB IBB HBP BLK WP HR S P ERA WHIP	9.0 W 37 7 3 2 7 2 0 0 0 1 0 49 57 2.00 1.000										

Cincinnati Reds @ St. Louis Cardinals  
 Sportsman's Park, St. Louis, MO  
 Sun Apr 16 1961, 4:33 AM EST  
 Att: 4,470 - Unknown - 38 F

livebaseballscorecards.com

AB 35  
 R 3  
 H 7  
 RBI 3  
 BB 2  
 SO 7  
 LOB 14



Batter	1	2	3	4	5	6	7	8	9	AB	R	H	RBI	BB	SO	LOB
Julian Javier, R OBP: 0.333, SLG: 0.318 (1, 4)	4-0 SH5-3 BB	0-3 K		0-0 F9		0-0 L8				3	0	0	0	1	1	1
Don Landrum, L OBP: 0.053, SLG: 0.105 (1, 8)	0-0 SH5-3		0-0 F8		0-0 2B		0-0 4-3			3	1	1	0	0	0	0
Don Taussig, R (9, 7)	1-2									0	0	0	0	0	0	0
Bill White, L OBP: 0.227, SLG: 0.318 (1, 3)	0-0 F8		0-0 3B 1B		0-0 E 2B		0-0 1-3			4	2	2	1	0	0	1
Ken Boyer, R OBP: 0.300, SLG: 0.471 (1, 5)	4-0 BB		0-0 SF8 3B		0-0 E8 G4-6-3 1B		0-0 F9			3	1	2	2	1	0	0
Stan Musial, L OBP: 0.389, SLG: 0.615 (1, 7)	0-0 L3		0-0 SF8		4-0 BB G4-6-3		0-0 4-3			2	0	0	1	1	0	2
Alex Grammas, R (9, 6)										0	0	0	0	0	0	0
Daryl Spencer, R OBP: 0.350, SLG: 0.438 (1, 6)		0-0 F8	0-0 BB	4-0 BB	0-0 G4-6-3		0-0 F2			3	0	0	0	1	0	2
Curt Flood, R (9, 8)										0	0	0	0	0	0	0
Joe Cunningham, L OBP: 0.500, SLG: 0.765 (1, 9)		0-0 SF8 3B	0-3 K		0-0 L3		0-0 P6			4	1	1	0	0	1	2
Hal Smith, R OBP: 0.333, SLG: 0.400 (1, 2)		0-0 SF8		0-0 P3		0-0 F8				2	0	0	1	0	0	0
Ray Sadecki, L OBP: 0.333, SLG: 0.333 (1, 1)		0-0 1B		0-0 1-3		0-0 4-3				3	0	1	0	0	0	0

Inning Stats	R: 0	H: 0	E: 0	K: 0	S: 3	R: 1	H: 2	E: 0	K: 1	S: 7	R: 2	H: 2	E: 0	K: 1	S: 7	R: 2	H: 3	E: 1	K: 0	S: 5	R: 0	H: 0	E: 0	K: 0	S: 3	R: 0	H: 0	E: 0	K: 0	S: 3	R: 0	H: 0	E: 0	K: 0	S: 3	R: 0	H: 0	E: 0	K: 0	S: 3
	LOB: 2	BB: 2	P: 11	LOB: 1	BB: 0	P: 7	LOB: 1	BB: 1	P: 11	LOB: 0	BB: 0	P: 3	LOB: 1	BB: 1	P: 9	LOB: 0	BB: 0	P: 3	LOB: 0	BB: 0	P: 3	LOB: 0	BB: 0	P: 3	LOB: 0	BB: 0	P: 3	LOB: 0	BB: 0	P: 3	LOB: 0	BB: 0	P: 3	LOB: 0	BB: 0	P: 3	LOB: 0	BB: 0	P: 3	

PITCHER	IP	WLS	BF	H	R	ER	SO	BB	IBB	HBP	BLK	WP	HR	S	P	ERA	WHIP
Jim O'Toole, L ERA: 4.15 (1, 1)	4.0	L	23	7	5	5	2	4	0	0	0	0	0	23	39	11.25	2.750
Ken Hunt, R ERA: (5, 1)	2.0		5	0	0	0	0	0	0	0	0	0	0	5	5	0.00	0.000
Marshall Bridges, L ERA: (7, 1)	2.0		6	0	0	0	0	0	0	0	0	0	0	6	6	0.00	0.000

**BOTTOM**

**Cincinnati Reds @ St. Louis Cardinals**  
Sportsman's Park, St. Louis, MO

Sun Apr 16 1961, 4:33 AM EST  
Att. 4,470 - Unknown - 38 F

livebaseballscorecards.com

AB	27
R	5
H	7
RBI	5
BB	4
SO	2
LOB	8



WP: 0	PA: 34
PB: 0	
SB: 0	
CS: 0	

Batter	1	2	3	4	5	6	7	8	9	AB R H RBI BB SO LOB	TOP											
Eddie Kasko, R OBP: 0.444, SLG: 0.520 (1, 6) X	0-0 G3 2B	4-0 BB	0-0 FC4-6 1B			0-0 4-3		0-0 F2		4 1 2 1 1 0 0												
Vada Pinson, L OBP: 0.269, SLG: 0.250 (1, 8) X	0-0 G3 2-3	0-3 K	0-0 FC4-6 1-2f 2-H			0-0 1-3		0-0 F7		5 0 0 1 0 1 3												
Frank Robinson, R OBP: 0.333, SLG: 0.350 (1, 7) H	1-0 2B 1B HBP		0-0 1B 1B F3			4-0 BB		0-3 K		3 2 1 0 0 1 1												
Wally Post, R OBP: 0.542, SLG: 1.053 (1, 9) X	0-0 1B 2B 1-3 3-H		0-0 1B 1B HR 1-2	0-0 G4-6-3 1B		0-3 K		0-3 K		5 2 3 1 0 2 1												
Gene Freese, R OBP: 0.292, SLG: 0.273 (1, 5) X	0-0 S 1B 2-H 3-H		0-0 HR 1B 1-2 2-H	0-0 G4-6-3 1-2f		0-0 E5 FC1-6		0-0 P4		5 1 2 3 0 0 1												
Gordy Coleman, L OBP: 0.292, SLG: 0.542 (1, 3) S S	0-3 K		0-0 HR 1-H 2-H	0-0 F7		0-0 FC1-6 E 1-2f		0-0 1B		5 1 2 3 0 1 2												
Ed Bailey, L OBP: 0.435, SLG: 0.545 (1, 2) X	0-0 1-3 1-2		0-0 E9		0-0 F8		0-0 E4		0-0 F5	0 1 0 0 0 0 0												
Elio Chacon, R OBP: 0.375, SLG: 0.167 (1, 4) X		0-0 1-3	4-0 1B FC4-6 BB		0-0 5-3		0-0 F9			3 1 0 0 1 0 2												
Bob Purkey, R OBP: 0.125, SLG: 0.250 (1, 1) X		0-0 F3	0-0 F4		0-0 6-3		0-0 FC6-4 1-2f			4 0 0 0 0 0 4												
<b>Inning Stats</b>	R: 3 E: 0 K: 1 S: 8	H: 3 LOB: 1 BB: 0 P: 9	R: 0 E: 0 K: 1 S: 5	H: 0 LOB: 1 BB: 1 P: 9	R: 6 E: 1 K: 0 S: 9	H: 5 LOB: 1 BB: 1 P: 13	R: 0 E: 0 K: 0 S: 3	H: 1 LOB: 0 BB: 0 P: 3	R: 0 E: 0 K: 0 S: 3	H: 0 LOB: 0 BB: 0 P: 3	R: 0 E: 0 K: 1 S: 5	H: 0 LOB: 1 BB: 1 P: 9	R: 0 E: 2 K: 0 S: 5	H: 0 LOB: 2 BB: 0 P: 5	R: 0 E: 0 K: 1 S: 5	H: 0 LOB: 0 BB: 0 P: 5	R: 0 E: 0 K: 1 S: 6	H: 1 LOB: 1 BB: 0 P: 6	1B: 7 2B: 2 3B: 0 HR: 1	SF: 0 SAC: 0 DP: 1 HBP: 1	WP: 0 PB: 0 SB: 1 CS: 0	PA: 43
<b>PITCHER</b>	IP WLS BF H R ER SO BB IBB HBP BLK WP HR S P ERA WHIP																					
Billy Loes, R ERA: 6.3 (1, 1)	2.0 L 14 6 6 6 2 1 0 1 0 0 0 0 16 21 27.00 3.500																					
Eddie Fisher, R ERA: 1.8 (3, 1)	5.0 22 3 3 1 1 2 0 0 0 0 1 22 30 1.80 1.000																					
Bobby Bolin, R ERA: (8, 1)	2.0 7 1 0 0 2 0 0 0 0 0 0 0 11 11 0.00 0.500																					

**Cincinnati Reds @ San Francisco Giants**  
 Candlestick Park, San Francisco, CA  
 Tue Apr 18 1961, 9:05 PM EST  
 Att: 12,405 - Unknown

AB	34
R	9
H	10
RBI	9
BB	3
SO	5
LOB	14



Batter	1	2	3	4	5	6	7	8	9	AB	R	H	RBI	BB	SO	LOB
<b>Felipe Alou, R</b> <small>(1, 7) OBP: 0.355, SLG: 0.414</small>	0-0 <b>P3</b> 		0-0 			0-0 <b>F9</b> 		0-0 <b>1-3</b> 		4	0	1	0	0	0	0
<b>Harvey Kuenn, R</b> <small>(1, 5) OBP: 0.290, SLG: 0.286</small>	0-0 <b>4-3</b> 		0-0 <b>4-3</b> 			0-0 <b>F9</b> 		0-0 		4	0	1	0	0	0	1
<b>Willie Mays, R</b> <small>(1, 8) OBP: 0.433, SLG: 0.615</small>	0-0 <b>FC6-4</b> <b>1B</b> 			0-0 <b>E5</b> <b>G5-4-3</b> 			0-0 	0-0 <b>F3</b> 		4	1	2	1	0	0	1
<b>Willie McCovey, L</b> <small>(1, 3) OBP: 0.286, SLG: 0.385</small>	0-0 <b>FC6-4</b> 			0-0 <b>G5-4-3</b> 			0-0 <b>F9</b> 	0-0 <b>3-1</b> 		4	0	0	0	0	0	3
<b>Orlando Cepeda, R</b> <small>(1, 9) OBP: 0.345, SLG: 0.444</small>		0-0 <b>1-3</b> 		0-3 <b>K</b> 			0-0 <b>4-3</b> 		0-0 	4	0	1	0	0	1	0
<b>Tom Haller, L</b> <small>(1, 2) OBP: 0.320, SLG: 0.316</small>		0-0 <b>F7</b> 		0-3 <b>K</b> 		4-0 <b>BB</b> 		0-0 <b>G1-4-3</b> 	3	0	0	0	1	1	1	
<b>Chuck Hiller, L</b> <small>(1, 4) OBP: 0.154, SLG: 0.125</small>		0-0 <b>6-3</b> 		0-0 <b>6-3</b> 		4-0 <b>BB</b> 		0-0 	3	0	1	0	1	0	0	
<b>Eddie Bressoud, R</b> <small>(1, 6) OBP: 0.087, SLG: 0.227</small> <b>Bob Farley, L</b> <small>(7, PH)</small> <b>Jose Pagan, R</b> <small>(7, PR)</small> <small>(8, 6)</small>			0-0 <b>F9</b> 		0-0 <b>1-3</b> 		4-0 <b>BB</b> 	0-0 <b>5-3</b> 	2	0	0	0	0	0	0	0
<b>Billy Loes, R</b> <small>(1, 1) OBP: 0.333, SLG: 0.333</small> <b>Eddie Fisher, R</b> <small>(3, 1)</small> <b>Jim Marshall, L</b> <small>(7, PH)</small> <b>Bobby Bolin, R</b> <small>(8, 1)</small>			0-3 <b>K</b> 		0-3 <b>K</b> 		0-0 <b>3-1</b> 			0	0	0	0	0	0	0

Inning Stats	R: 0	H: 1	E: 0	K: 0	S: 4	LOB: 1	BB: 0	P: 4	R: 0	H: 0	E: 0	K: 0	S: 3	LOB: 0	BB: 0	P: 3	R: 0	H: 1	E: 0	K: 1	S: 6	LOB: 1	BB: 0	P: 6	R: 0	H: 0	E: 1	K: 1	S: 5	LOB: 0	BB: 0	P: 5	R: 0	H: 0	E: 0	K: 1	S: 5	LOB: 0	BB: 0	P: 5	R: 1	H: 1	E: 0	K: 0	S: 4	LOB: 3	BB: 3	P: 16	R: 0	H: 1	E: 0	K: 0	S: 4	LOB: 1	BB: 0	P: 4	R: 0	H: 2	E: 0	K: 0	S: 4	LOB: 1	BB: 0	P: 4	1B: 4	SF: 0	2B: 1	SAC: 0	3B: 0	DP: 2	HR: 1	HBP: 0	WP: 0	PA: 35
<b>PITCHER</b> <b>Bob Purkey, R</b> <small>(1, 1) ERA: 1.0</small>	IP	WLS	BF	H	R	ER	SO	BB	IBB	HBP	BLK	WP	HR	S	P	ERA	WHIP																																																									
																	<b>PITCHER</b>	IP	WLS	BF	H	R	ER	SO	BB	IBB	HBP	BLK	WP	HR	S	P	ERA	WHIP																																								

**BOTTOM**

**Cincinnati Reds @ San Francisco Giants**  
 Candlestick Park, San Francisco, CA

Tue Apr 18 1961, 9:05 PM EST  
 Att. 12,405 - Unknown

<b>AB</b>	<b>32</b>
<b>R</b>	<b>1</b>
<b>H</b>	<b>6</b>
<b>RBI</b>	<b>1</b>
<b>BB</b>	<b>3</b>
<b>SO</b>	<b>4</b>
<b>LOB</b>	<b>10</b>

Batter	1	2	3	4	5	6	7	8	9	AB R H RBI BB SO LOB	TOP
Eddie Kasko, R (1, 6) OBP: 0.469, SLG: 0.517	4-0 G6-3 BB		0-0 FC5-4 1B		0-3 K		0-0 1-3		0-0 FC5 1-3 2-H 1B	4 0 2 1 1 1 0	<p><b>Cincinnati Reds @ San Francisco Giants</b> Candlestick Park, San Francisco, CA</p> <p>Wed Apr 19 1961, 6:33 AM EST Att. 7,564 - Unknown</p> <p>livebaseballscorecards.com</p>
Vada Pinson, L (1, 8) OBP: 0.258, SLG: 0.214	0-0 G6-3 1-2f		0-0 FC5-4 S 1-2f		0-0 6-3			0-0 4-3	4-0 S FC5 IBB	4 0 0 0 1 0 2	
Frank Robinson, R (1, 7) OBP: 0.310, SLG: 0.320	0-0 S 1B		0-3 K 1-2		0-0 5-3			0-0 E6 1B	0-0 FC5 FC6-5 S 1-2 2-3f 3-H	5 1 1 1 0 1 3	
Wally Post, R (1, 9) OBP: 0.621, SLG: 1.048	0-0 1-H 1B		4-0 BB		4-0 BB			0-0 1-2 1B	4-0 1-2 2-3 BB	2 0 2 1 3 0 0	
Gene Freese, R (1, 5) OBP: 0.241, SLG: 0.222	0-0 5-3		0-0 F9		0-0 L7			0-0 P5	0-0 FC6-5 2-3f	5 0 0 0 0 0 9	
Gordy Coleman, L (1, 3) OBP: 0.286, SLG: 0.607					0-0 HR			0-0 L7		4 1 1 1 0 1 3	
Ed Bailey, L (1, 2) OBP: 0.407, SLG: 0.500					0-0 F7			0-3 K		0 0 0 0 0 0 0	
Claude Osteen, L (9, PR)										0 1 0 0 0 0 0	
Jerry Zimmerman, R (9, 2)										0 0 0 0 0 0 0	
Elio Chacon, R (1, 4) OBP: 0.400, SLG: 0.250					0-0 F8			0-3 K		2 0 1 0 0 0 0	
Jim Baumer, R (6, 4) OBP: 0.154, SLG: 0.154										1 0 0 0 0 1 0	
Ken Hunt, R (1, 1)					0-3 K			0-3 K		3 0 0 0 0 3 1	
Jerry Lynch, L (9, PH) OBP: 0.750, SLG: 2.000										0 1 0 0 1 0 0	
Jim Brosnan, R (9, 1)										0 0 0 0 0 0 0	
<b>Inning Stats</b>	R: 1 H: 2 E: 0 LOB: 1 K: 0 BB: 1 S: 4 P: 8	R: 0 H: 1 E: 0 LOB: 1 K: 3 BB: 0 S: 10 P: 10	R: 0 H: 1 E: 0 LOB: 2 K: 1 BB: 1 S: 6 P: 10	R: 1 H: 1 E: 0 LOB: 0 K: 1 BB: 0 S: 6 P: 6	R: 0 H: 0 E: 0 LOB: 0 K: 1 BB: 0 S: 5 P: 5	R: 0 H: 0 E: 0 LOB: 1 K: 1 BB: 1 S: 5 P: 9	R: 0 H: 0 E: 0 LOB: 0 K: 2 BB: 0 S: 7 P: 7	R: 0 H: 1 E: 1 LOB: 2 K: 0 BB: 0 S: 5 P: 5	R: 2 H: 2 E: 0 LOB: 3 K: 0 BB: 3 S: 5 P: 17	1B: 7 SF: 0 2B: 0 SAC: 1 3B: 0 DP: 1 HR: 1 HBP: 0	WP: 0 PA: 41 PB: 0 SB: 4 CS: 0
<b>PITCHER</b>	IP WLS BF H R ER SO BB IBB HBP BLK WP HR S P ERA WHIP										
Jack Sanford, R (1, 1) ERA: 3.57	8.2 L 40 8 4 4 9 4 2 0 0 0 1 52 76 4.15 1.385										
Jim Duffalo, R (9, 1) ERA:	0.1 1 0 0 0 0 0 0 0 0 0 0 0 1 1 0.00 0.000										

**Cincinnati Reds @ San Francisco Giants**  
Candlestick Park, San Francisco, CA

Wed Apr 19 1961, 6:33 AM EST  
Att. 7,564 - Unknown

livebaseballscorecards.com

AB	30
R	4
H	7
RBI	4
BB	6
SO	7
LOB	18



Batter	1	2	3	4	5	6	7	8	9	AB	R	H	RBI	BB	SO	LOB
<b>Felipe Alou, R</b> (1, 7) <small>OBP: 0.343, SLG: 0.375</small>	4-0 	0-3 			0-0 			0-0 		3	1	0	0	1	1	0
<b>Harvey Kuenn, R</b> (1, 5) <small>OBP: 0.343, SLG: 0.323</small>	0-0 		4-0 		0-0 			0-0 		3	0	2	0	1	0	0
<b>Willie Mays, R</b> (1, 8) <small>OBP: 0.441, SLG: 0.586</small>	4-0 		0-0 		0-0 			0-0 		3	0	1	0	1	0	2
<b>Willie McCovey, L</b> (1, 3) <small>OBP: 0.250, SLG: 0.333</small>	0-0 		0-3 		0-0 			0-0 		4	0	0	0	0	1	4
<b>Orlando Cepeda, R</b> (1, 9) <small>OBP: 0.394, SLG: 0.467</small>	4-0 		0-0 		0-0 			0-0 		3	0	2	0	1	0	1
<b>Tom Haller, L</b> (1, 2) <small>OBP: 0.276, SLG: 0.261</small>	0-0 			0-0 		0-0 	0-0 		0-0 	4	0	0	0	0	0	3
<b>Chuck Hiller, L</b> (1, 4) <small>OBP: 0.172, SLG: 0.148</small> <b>Bob Farley, L</b> (9, PH)		0-0 		0-0 			0-0 		0-3 	3	1	1	0	0	0	0
<b>Jose Pagan, R</b> (1, 6)		0-0 		0-0 			0-0 			2	0	0	1	0	0	0
<b>Jack Sanford, R</b> (1, 1) <b>Jim Duffalo, R</b> (9, 1) <small>OBP: 1.000, SLG: 2.000</small>		0-3 			0-0 			0-0 		3	0	0	0	0	1	0
										0	0	0	0	0	0	0

Inning Stats	R: 1	H: 1	R: 1	H: 1	R: 0	H: 0	R: 0	H: 0	R: 0	H: 2	R: 0	H: 0	R: 0	H: 1	R: 0	H: 1	1B: 6	SF: 0	WP: 0	PA: 34
	E: 0	LOB: 2	E: 1	LOB: 0	E: 0	LOB: 1	E: 0	LOB: 0	E: 0	LOB: 1	E: 0	LOB: 0	E: 0	LOB: 1	E: 0	LOB: 1	2B: 1	SAC: 1	PB: 0	
	K: 0	BB: 3	K: 2	BB: 0	K: 1	BB: 1	K: 0	BB: 0	K: 0	BB: 0	K: 0	BB: 0	K: 0	BB: 0	K: 1	BB: 0	3B: 0	DP: 2	SB: 0	
	S: 3	P: 15	S: 8	P: 8	S: 5	P: 9	S: 3	P: 3	S: 3	P: 3	S: 3	P: 3	S: 4	P: 4	S: 6	P: 6	HR: 0	HBP: 0	CS: 0	

PITCHER	IP	WLS	BF	H	R	ER	SO	BB	IBB	HBP	BLK	WP	HR	S	P	ERA	WHIP
<b>Ken Hunt, R</b> (1, 1) <small>ERA: 0.9</small>	8.0	W	31	5	2	1	3	4	0	0	0	0	0	32	48	1.12	1.125
<b>Jim Brosnan, R</b> (9, 1) <small>ERA:</small>	1.0	S	4	1	0	0	1	0	0	0	0	0	0	6	6	0.00	1.000


**BOTTOM**

**Cincinnati Reds @ San Francisco Giants**  
 Candlestick Park, San Francisco, CA

Wed Apr 19 1961, 6:33 AM EST  
 Att. 7,564 - Unknown

<b>AB</b>	<b>29</b>
<b>R</b>	<b>2</b>
<b>H</b>	<b>6</b>
<b>RBI</b>	<b>1</b>
<b>BB</b>	<b>4</b>
<b>SO</b>	<b>4</b>
<b>LOB</b>	<b>11</b>

WP	PA	ERA	WHIP
0	34		

Batter	1	2	3	4	5	6	7	8	9	AB R H RBI BB SO LOB	TOP	
Eddie Kasko, R OBP: 0.444, SLG: 0.515 (1, 6) (8, 4)	0-0 5-3		0-0 3-1			0-0 2B		0-0 F9		4 0 1 0 0 0 1		
Vada Pinson, L OBP: 0.286, SLG: 0.281 (1, 8)	0-0 4-3			0-0 WP 1B		0-3 K		0-0 WP SF9 2B		4 1 2 0 0 1 1		
Frank Robinson, R OBP: 0.273, SLG: 0.276 (1, 7)	0-0 L8			0-0 F9 1-2		0-0 F9		0-0 5-3		4 0 0 0 0 0 3		
Wally Post, R OBP: 0.545, SLG: 0.917 (1, 9)		0-0 F8		0-0 F7		0-0 P5		0-0 SF9 2-H		3 0 0 1 0 0 1		
Gene Freese, R OBP: 0.242, SLG: 0.226 (1, 5)		0-0 FC1-6 1B		0-0 F2		0-0 6-3		0-0 1-3		4 0 1 0 0 0 1		
Gordy Coleman, L OBP: 0.258, SLG: 0.548 (1, 3)		0-0 FC1-6 1-2f		0-3 K		0-0 F3				3 0 0 0 0 1 1		
Ed Bailey, L OBP: 0.400, SLG: 0.464 (1, 2)		0-0 G3		0-0 F9		0-0 F9		4-0 BB		0 0 0 0 0 0 0		
Jim Baumer, R OBP: 0.133, SLG: 0.133 Willie Jones, R (8, PH) Howie Nunn, R (8, 1)			0-3 K		0-3 K		0-0 F7			2 0 0 0 0 2 0 1 0 0 0 0 0 1 0 0 0 0 0 0 0	AB 28 R 1 H 4 RBI 1 BB 0 SO 5 LOB 10	
Jim O'Toole, S OBP: 0.375, SLG: 0.375 Leo Cardenas, R (8, PH)			0-0 F8		0-3 K		0-0 F3			2 0 0 0 0 1 0 1 0 0 0 0 0 1		
<b>Inning Stats</b>	R: 0 E: 0 K: 0 S: 3 H: 0 LOB: 0 BB: 0 P: 3	R: 0 E: 0 K: 0 S: 4 H: 1 LOB: 1 BB: 0 P: 4	R: 0 E: 0 K: 1 S: 5 H: 0 LOB: 0 BB: 0 P: 5	R: 0 E: 0 K: 0 S: 4 H: 1 LOB: 1 BB: 0 P: 4	R: 0 E: 0 K: 2 S: 7 H: 0 LOB: 0 BB: 0 P: 7	R: 0 E: 0 K: 2 S: 8 H: 1 LOB: 1 BB: 0 P: 8	R: 0 E: 0 K: 0 S: 3 H: 0 LOB: 0 BB: 0 P: 3	R: 0 E: 0 K: 0 S: 3 H: 0 LOB: 1 BB: 1 P: 7	R: 1 E: 0 K: 0 S: 4 H: 1 LOB: 0 BB: 0 P: 4	1B: 2 2B: 2 3B: 0 HR: 0 SF: 1 SAC: 0 DP: 0 HBP: 0	WP: 2 PB: 0 SB: 0 CS: 0 PA: 32	
<b>PITCHER</b> Mike McCormick, L (1, 1) ERA: 0.98	IP 9.0 WLS W BF 32 H 4 R 1 ER 1 SO 5 BB 1 IBB 0 HBP 0 BLK 0 WP 2 HR 0 S 41 P 45 ERA 1.00 WHIP 0.556											<b>PITCHER</b> IP WLS BF H R ER SO BB IBB HBP BLK WP HR S P ERA WHIP

**Cincinnati Reds @ San Francisco Giants**  
 Candlestick Park, San Francisco, CA  
 Thu Apr 20 1961, 6:33 AM EST  
 Att. 7,014 - Unknown

[livebaseballscorecards.com](http://livebaseballscorecards.com)



Batter	1	2	3	4	5	6	7	8	9
<b>Joey Amalfitano, R</b> (1, 4) <small>OBP: 0.333, SLG: 0.333</small> <b>Ernie Bowman, R</b> (9, 4)	0-0 <b>F9</b> 		0-0 <b>FC1-6</b> 1B <b>FC6-4</b> 1-2f		0-0 <b>5-3</b> 			0-3 <b>K</b> 	
<b>Harvey Kuenn, R</b> (1, 9) <small>OBP: 0.333, SLG: 0.314</small> <b>Matty Alou, L</b> (9, 9)	0-0 <b>6-3</b> 		0-0 <b>FC6-4</b> 1-3 <b>1B</b>		0-3 <b>K</b> 			0-0 <b>1-3</b> 	
<b>Willie Mays, R</b> (1, 8) <small>OBP: 0.395, SLG: 0.515</small>	0-3 <b>K</b> 		0-0 <b>FC6-4</b> 1-2f 3-H		0-0 <b>P4</b> 			0-0 <b>L7</b> 	
<b>Orlando Cepeda, R</b> (1, 3) <small>OBP: 0.361, SLG: 0.424</small>		0-0 <b>F8</b> 	0-0 <b>6-3</b> 		0-0 <b>F2</b> 			0-0 <b>F9</b> 	
<b>Felipe Alou, R</b> (1, 7) <small>OBP: 0.342, SLG: 0.353</small>		4-0 <b>1B</b> <b>FC4-6</b> <b>BB</b>		0-0 <b>F8</b> 				0-0 <b>F9</b> 	
<b>Bob Schmidt, R</b> (1, 2) <small>OBP: 0.333, SLG: 0.333</small>		0-0 <b>FC4-6</b> 1-3 <b>1B</b>		0-0 <b>F9</b> 			0-0 <b>5-3</b> 		
<b>Jim Davenport, R</b> (1, 5) <small>OBP: 0.500, SLG: 0.750</small>		0-0 <b>FC4-6</b> 1-2f 3-H		0-0 <b>2B</b>			0-0 <b>1B</b>		
<b>Jose Pagan, R</b> (1, 6)		0-0 <b>F9</b> 		0-0 <b>5-3</b> 			0-0 <b>F9</b> 		
<b>Mike McCormick, L</b> (1, 1) <small>OBP: 0.167, SLG: 0.167</small>			0-0 <b>FC1-6</b> <b>1B</b>		0-0 <b>G3</b> 			0-0 <b>G3</b> 	

Inning Stats	R: 0	H: 0	E: 0	K: 1	S: 5	R: 1	H: 1	E: 0	K: 0	S: 4	R: 1	H: 2	E: 0	K: 0	S: 5	R: 0	H: 1	E: 0	K: 0	S: 4	R: 0	H: 0	E: 0	K: 1	S: 5	R: 0	H: 0	E: 0	K: 0	S: 3	R: 0	H: 1	E: 0	K: 0	S: 4	R: 0	H: 0	E: 0	K: 1	S: 5
	0	0	0	1	5	1	1	0	0	4	1	2	0	0	5	0	1	0	0	4	0	0	0	0	1	0	0	0	0	3	0	1	0	0	4	0	0	0	0	5

PITCHER	IP	WLS	BF	H	R	ER	SO	BB	IBB	HBP	BLK	WP	HR	S	P	ERA	WHIP
<b>Jim O'Toole, L</b> (1, 1) <small>ERA: 3.6</small>	7.0	L	27	5	2	2	2	1	0	0	0	0	0	30	34	2.57	0.857
<b>Howie Nunn, R</b> (8, 1) <small>ERA: 10.8</small>	1.0		3	0	0	0	1	0	0	0	0	0	0	5	5	0.00	0.000

**BOTTOM**

**Cincinnati Reds @ San Francisco Giants**  
 Candlestick Park, San Francisco, CA

Thu Apr 20 1961, 6:33 AM EST  
 Att. 7,014 - Unknown


AB	R	H	RBI	BB	SO	LOB
4	1	0	0	0	1	1
0	0	0	0	0	0	0
4	0	1	0	0	1	0
0	0	0	0	0	0	0
4	0	0	1	0	1	1
3	0	0	0	0	0	1
2	1	0	0	1	0	0
3	0	1	0	0	0	0
3	0	2	1	0	0	1
3	0	0	0	0	0	3
3	0	1	0	0	0	1

AB	29
R	2
H	5
RBI	2
BB	1
SO	3
LOB	8

livebaseballscorecards.com

**GIANTS**

WP	PA
0	30

Batter	1	2	3	4	5	6	7	8	9	AB R H RBI BB SO LOB	TOP														
Eddie Kasko, R (1, 6) OBP: 0.450, SLG: 0.514	1-1 G6-3 1B		1-0 4-3 HR 1B		3-3 K			0-3 K		4 1 2 0 0 2 0	<p><b>Cincinnati Reds @ Los Angeles Dodgers</b>  <b>Los Angeles Memorial Coliseum, Los Angeles, CA</b></p> <p>Fri Apr 21 1961, 9:05 PM EST  Att. 16,487 - Unknown</p> <p>livebaseballscorecards.com</p> <table border="0"> <tr><td><b>AB</b></td><td><b>31</b></td></tr> <tr><td><b>R</b></td><td><b>3</b></td></tr> <tr><td><b>H</b></td><td><b>6</b></td></tr> <tr><td><b>RBI</b></td><td><b>3</b></td></tr> <tr><td><b>BB</b></td><td><b>3</b></td></tr> <tr><td><b>SO</b></td><td><b>11</b></td></tr> <tr><td><b>LOB</b></td><td><b>10</b></td></tr> </table> 	<b>AB</b>	<b>31</b>	<b>R</b>	<b>3</b>	<b>H</b>	<b>6</b>	<b>RBI</b>	<b>3</b>	<b>BB</b>	<b>3</b>	<b>SO</b>	<b>11</b>	<b>LOB</b>	<b>10</b>
<b>AB</b>	<b>31</b>																								
<b>R</b>	<b>3</b>																								
<b>H</b>	<b>6</b>																								
<b>RBI</b>	<b>3</b>																								
<b>BB</b>	<b>3</b>																								
<b>SO</b>	<b>11</b>																								
<b>LOB</b>	<b>10</b>																								
Vada Pinson, L (1, 8) OBP: 0.282, SLG: 0.257	3-2 G6-3 1-2f		0-0 4-3		1-3 K			4-1 G6-4-3 BB		3 0 0 0 1 1 3															
Frank Robinson, R (1, 7) OBP: 0.297, SLG: 0.375	4-0 E S BB		1-0 2-H 3-H HR		0-2 F4			1-2 G6-4-3 1-2f		3 1 1 3 1 0 1															
Wally Post, R (1, 9) OBP: 0.541, SLG: 0.852	2-2 F8 1-3		4-1 FC5-4 BB		1-3 K			0-0 1B		3 0 1 0 1 1 1															
Gene Freese, R (1, 5) OBP: 0.243, SLG: 0.229		1-3 K	0-0 FC5-4 1-2f		0-1 1B			3-1 L7		4 0 1 0 0 1 2															
Gordy Coleman, L (1, 3) OBP: 0.229, SLG: 0.486		1-1 F5		1-0 F7		0-0 4-3		0-0 F7		4 0 0 0 0 0 2															
Ed Bailey, L (1, 2) OBP: 0.353, SLG: 0.406		0-0 P5		2-1 F5			2-3 K	1-3 K		4 0 0 0 0 2 1															
Jim Baumer, R (1, 4) OBP: 0.111, SLG: 0.111			2-3 K	2-3 K			1-3 K			3 0 0 0 0 3 0															
Jay Hook, L (1, 1) OBP: 1.000, SLG: 1.000			1-2 4-3 HR 1B		0-3 K			1-2 L7		1 1 1 0 0 0 0															
Jim Maloney, L (3, 1)										1 0 0 0 0 1 0															
Willie Jones, R (7, PH)										1 0 0 0 0 0 0															
Bill Henry, L (7, 1)										0 0 0 0 0 0 0															
<b>Inning Stats</b>	R: 0 H: 1 E: 0 LOB: 1 K: 0 BB: 1 S: 10 P: 20	R: 0 H: 0 E: 0 LOB: 0 K: 1 BB: 0 S: 7 P: 9	R: 3 H: 3 E: 0 LOB: 1 K: 1 BB: 1 S: 11 P: 20	R: 0 H: 0 E: 0 LOB: 0 K: 1 BB: 0 S: 7 P: 12	R: 0 H: 0 E: 0 LOB: 0 K: 3 BB: 0 S: 10 P: 14	R: 0 H: 1 E: 0 LOB: 1 K: 1 BB: 0 S: 10 P: 11	R: 0 H: 0 E: 0 LOB: 0 K: 2 BB: 0 S: 10 P: 14	R: 0 H: 0 E: 0 LOB: 0 K: 1 BB: 1 S: 7 P: 12	R: 0 H: 1 E: 0 LOB: 1 K: 1 BB: 0 S: 7 P: 11	1B: 5 SF: 0 2B: 0 SAC: 0 3B: 0 DP: 2 HR: 1 HBP: 0	WP: 0 PA: 34 PB: 0 SB: 1 CS: 0														
<b>PITCHER</b> Sandy Koufax, L (1, 1) ERA: 3.86	IP WLS BF H R ER SO BB IBB HBP BLK WP HR S P ERA WHIP	9.0 W 34 6 3 3 11 3 0 0 0 0 1 79 123 3.00 1.000																							

Batter	1	2	3	4	5	6	7	8	9	AB R H RBI BB SO LOB
Maury Wills, S OBP: 0.347, SLG: 0.341 (1, 6)	2-2 CS 1B	0-1 3-1		2-2 6-3		0-0 FC4-6 1-2f				4 0 1 0 0 0 2
Jim Gilliam, S OBP: 0.310, SLG: 0.407 (1, 4)	1-1 4-3 1-2		2-2 1B 1B E 1B	1-0 F7		1-2 F7 1-2				4 1 1 0 0 0 2
Tommy Davis, R OBP: 0.391, SLG: 0.535 (1, 5) (9, 9)	2-0 F9		0-0 E FC4-2 1B	0-0 F9			0-0 5-3			4 0 1 0 0 0 0
Wally Moon, L OBP: 0.600, SLG: 1.257 (1, 7)		3-2 HR	2-0 E6 FC4-2 BB 1B		1-2 E9 4-3		3-2 4-3			4 2 2 1 0 0 0
Norm Larker, L OBP: 0.344, SLG: 0.400 (1, 3)		2-2 F9	4-0 BB FC4-2 IBB		0-1 4-3		1-1 F7			3 0 0 0 1 0 1
Frank Howard, R OBP: 0.296, SLG: 0.385 Bob Lillis, R (1, 9) (9, 5)		1-0 6-3	1-3 K		1-3 K		0-0 FC5-6 1B			4 0 1 0 0 2 4 0 0 0 0 0 0 0
Willie Davis, L OBP: 0.276, SLG: 0.200 (1, 8)		2-1 HR HBP	3-2 FC4-2 BB		0-0 G3		1-1 FC5-6 1-2f			3 1 0 0 0 0 5
John Roseboro, L OBP: 0.464, SLG: 0.571 (1, 2)		1-0 HR 1-H	4-2 BB		1-1 L3		1-2 F8			3 1 1 3 1 0 1
Sandy Koufax, R OBP: 0.400, SLG: 0.250 (1, 1)		4-1 BB	0-1 F7		1-1 FC4-6 1B		2-3 K			3 0 1 0 1 1 4

Inning Stats	R: 0 E: 0 K: 0 S: 7	H: 1 LOB: 0 BB: 0 P: 11	R: 3 E: 0 K: 0 S: 14	H: 2 LOB: 1 BB: 1 P: 27	R: 2 E: 1 K: 1 S: 17	H: 3 LOB: 3 BB: 2 P: 33	R: 0 E: 0 K: 0 S: 5	H: 0 LOB: 0 BB: 0 P: 8	R: 0 E: 1 K: 1 S: 10	H: 0 LOB: 1 BB: 0 P: 12	R: 0 E: 0 K: 0 S: 8	H: 1 LOB: 1 BB: 0 P: 11	R: 0 E: 0 K: 0 S: 7	H: 0 LOB: 0 BB: 0 P: 11	R: 0 E: 0 K: 1 S: 10	H: 1 LOB: 1 BB: 0 P: 14
1B: 6 2B: 0 3B: 0 HR: 2	SF: 0 SAC: 0 DP: 0 HBP: 1	WP: 0 PA: 36	ERA WHIP	ERA WHIP	ERA WHIP	ERA WHIP	ERA WHIP	ERA WHIP	ERA WHIP	ERA WHIP	ERA WHIP	ERA WHIP	ERA WHIP	ERA WHIP	ERA WHIP	ERA WHIP

PITCHER	IP	WLS	BF	H	R	ER	SO	BB	IBB	HBP	BLK	WP	HR	S	P	ERA	WHIP
Jay Hook, R ERA: 12.0 (1, 1)	2.0	L	14	6	5	5	0	1	1	1	0	0	2	26	51	22.50	3.500
Jim Maloney, R ERA: (3, 1)	4.0		15	1	0	0	2	1	0	0	0	0	0	35	51	0.00	0.500
Bill Henry, L ERA: (7, 1)	2.0		7	1	0	0	1	0	0	0	0	0	0	17	25	0.00	0.500

BOTTOM

Cincinnati Reds @ Los Angeles Dodgers  
Los Angeles Memorial Coliseum, Los Angeles, CA

Fri Apr 21 1961, 9:05 PM EST  
Att. 16,487 - Unknown

livebaseballscores.com

AB	32
R	5
H	8
RBI	4
BB	3
SO	3
LOB	19



Batter	1	2	3	4	5	6	7	8	9	AB R H RBI BB SO LOB	TOP
Eddie Kasko, R (1, 4) OBP: 0.432, SLG: 0.475 Jerry Lynch, L (9, PH) OBP: 0.600, SLG: 1.333	2-2 6-3		2-1 5-3		1-1 HBP		0-0 FC6-4		1-2 FC6-4	3 0 0 0 0 0 1 1 0 0 0 0 0 2	
Vada Pinson, L (1, 8) OBP: 0.273, SLG: 0.231	1-0 L7			1-0 F8	1-2 4-3			4-2 1B BB	1-2 P6	4 0 0 0 1 0 4	
Frank Robinson, R (1, 7) OBP: 0.341, SLG: 0.382	4-1 BB			1-1 1B 1B		4-0 FC6-4 1B BB		2-0 P6		2 0 1 0 2 0 1	
Wally Post, R (1, 9) OBP: 0.537, SLG: 0.806	0-0 P6			0-0 P4		2-2 FC6-4 1B		1-2 1B		4 0 2 0 0 0 2	
Gene Freese, R (1, 5) OBP: 0.244, SLG: 0.231		0-0 L7		2-1 1B		2-0 FC6-4 G4-6-3 1-2f 2-3		1-3 K		4 0 1 0 0 1 4	
Gordy Coleman, L (1, 3) OBP: 0.205, SLG: 0.436		1-0 4-3		0-3 K		0-0 G4-6-3		0-0 4-3		4 0 0 0 0 1 6	
Leo Cardenas, R (1, 6) OBP: 0.429, SLG: 0.333		2-3 K			1-1 FC5-4 1B		0-0 FC6-5 S 1B		4-2 FC6-4 BB BB	3 0 2 0 1 1 0	
Jerry Zimmerman, R (1, 2) Gus Bell, L (9, PH) OBP: 0.500, SLG: 0.500			0-3 K		0-1 FC5-4 HBP 1-2f		1-2 FC6-5 FC3-6		0-2 F9	3 0 0 0 0 0 1 2 1 0 0 0 0 0 1	
Joey Jay, S (1, 1) Willie Jones, R (9, PH) Jim Baumer, R (9, PR) OBP: 0.111, SLG: 0.111			3-3 K		1-2 L8		0-0 FC3-6 FC6-4 1-2f		4-1 FC6-4 BB	3 0 0 0 0 0 1 2 0 0 0 0 1 0 0 0 0 0 0 0 0 0	
<b>Inning Stats</b>	R: 0 H: 0 E: 0 LOB: 1 K: 0 BB: 1 S: 8 P: 15	R: 0 H: 0 E: 0 LOB: 0 K: 1 BB: 0 S: 5 P: 8	R: 0 H: 0 E: 0 LOB: 0 K: 2 BB: 0 S: 8 P: 13	R: 0 H: 2 E: 0 LOB: 2 K: 1 BB: 0 S: 9 P: 13	R: 0 H: 1 E: 0 LOB: 2 K: 0 BB: 0 S: 12 P: 15	R: 0 H: 1 E: 0 LOB: 1 K: 0 BB: 1 S: 5 P: 13	R: 0 H: 1 E: 0 LOB: 1 K: 0 BB: 0 S: 7 P: 7	R: 0 H: 1 E: 0 LOB: 2 K: 1 BB: 1 S: 10 P: 18	R: 0 H: 0 E: 0 LOB: 2 K: 0 BB: 2 S: 13 P: 23	1B: 6 SF: 0 2B: 0 SAC: 0 3B: 0 DP: 1 HR: 0 HBP: 1	WP: 0 PA: 38 PB: 0 SB: 1 CS: 0
<b>PITCHER</b> Johnny Podres, L (1, 1) ERA: 1.93 Larry Sherry, R (9, 1) ERA: 7.04	IP WLS BF H R ER SO BB IBB HBP BLK WP HR S P ERA WHIP	8.1 W 36 6 0 0 5 5 0 1 0 0 0 0 6 8 0.00 1.320	0.2 S 2 0 0 0 0 0 0 0 0 0 0 0 0 0 0.00 0.000								

Cincinnati Reds @ Los Angeles Dodgers  
Los Angeles Memorial Coliseum, Los Angeles, CA

Sat Apr 22 1961, 9:05 PM EST  
Att. 17,744 - Unknown

AB	32
R	0
H	6
RBI	0
BB	5
SO	5
LOB	25





Batter	1	2	3	4	5	6	7	8	9	AB R H RBI BB SO LOB	TOP											
<b>Eddie Kasko, R</b> (1, 4) OBP: 0.417, SLG: 0.455	2-1 P6		1-1 4-3			2-3 K		1-0 1B		4 0 1 0 0 1 0	<b>Cincinnati Reds @ Los Angeles Dodgers</b> <b>Los Angeles Memorial Coliseum, Los Angeles, CA</b> Sun Apr 23 1961, 6:33 AM EST Att. 25,289 - Unknown - 64 F											
<b>Vada Pinson, L</b> (1, 8) OBP: 0.250, SLG: 0.209	0-0 5-3			1-2 F6		3-2 F8		0-0 4-3		4 0 0 0 0 0 1												
<b>Frank Robinson, R</b> (1, 7) OBP: 0.311, SLG: 0.342	1-3 K			3-1 5-3			0-0 5-3		0-2 F4	4 0 0 0 0 1 0												
<b>Wally Post, R</b> (1, 9) OBP: 0.533, SLG: 0.771		0-0 G3 1B		2-1 F7			1-3 K		0-0 FC3-6 1B	4 0 2 0 0 1 0												
<b>Gordy Coleman, L</b> (1, 3) OBP: 0.233, SLG: 0.465		0-0 F5			0-0 1B		1-1 2B		0-0 FC3-6 BB 1-2f	4 0 2 0 0 0 2												
<b>Ed Bailey, L</b> (1, 2) OBP: 0.342, SLG: 0.371		1-0 G3			2-0 F8 1B		3-1 F8		4-1 BB 1-2	3 0 0 0 1 0 3												
<b>Gene Freese, R</b> (1, 5) OBP: 0.222, SLG: 0.209		0-1 F7			0-0 F7			2-1 F6	0-0 F9	4 0 0 0 0 0 4												
<b>Leo Cardenas, R</b> (1, 6) OBP: 0.300, SLG: 0.222			3-3 K		0-2 6-3			1-1 4-3		3 0 0 0 0 1 1												
<b>Bob Purkey, R</b> (1, 1) OBP: 0.100, SLG: 0.200			2-3 K			2-3 K		1-2 HR		2 0 0 0 0 2 0												
<b>Jerry Lynch, L</b> (8, PH) OBP: 0.667, SLG: 2.000										1 1 1 1 0 0 0												
<b>Jim Brosnan, R</b> (8, 1)										0 0 0 0 0 0 0												
<b>Inning Stats</b>	R: 0 E: 0 K: 1 S: 7	H: 0 LOB: 0 BB: 0 P: 10	R: 0 E: 0 K: 0 S: 5	H: 1 LOB: 1 BB: 0 P: 6	R: 0 E: 0 K: 2 S: 8	H: 0 LOB: 0 BB: 0 P: 14	R: 0 E: 0 K: 0 S: 7	H: 0 LOB: 0 BB: 0 P: 13	R: 0 E: 0 K: 0 S: 6	H: 1 LOB: 1 BB: 0 P: 8	R: 0 E: 0 K: 2 S: 10	H: 0 LOB: 0 BB: 0 P: 17	R: 0 E: 0 K: 1 S: 8	H: 1 LOB: 1 BB: 0 P: 13	R: 1 E: 0 K: 0 S: 9	H: 2 LOB: 1 BB: 0 P: 14	R: 0 E: 0 K: 0 S: 7	H: 1 LOB: 2 BB: 1 P: 11	1B: 4 2B: 1 3B: 0 HR: 1	SF: 0 SAC: 0 DP: 0 HBP: 0	WP: 0 PB: 0 SB: 0 CS: 0	PA: 34
<b>PITCHER</b> <b>Roger Craig, R</b> (1, 1) ERA: 3.32	IP: 9.0 WLS: W BF: 34 H: 6 R: 1 ER: 1 SO: 6 BB: 1 IBB: 0 HBP: 0 BLK: 0 WP: 0 HR: 1 S: 67 P: 106 ERA: 1.00 WHIP: 0.778											<b>PITCHER</b> IP: WLS: BF: H: R: ER: SO: BB: IBB: HBP: BLK: WP: HR: S: P: ERA: WHIP:										

<b>AB</b>	<b>33</b>
<b>R</b>	<b>1</b>
<b>H</b>	<b>6</b>
<b>RBI</b>	<b>1</b>
<b>BB</b>	<b>1</b>
<b>SO</b>	<b>6</b>
<b>LOB</b>	<b>11</b>



Batter	1	2	3	4	5	6	7	8	9	AB	R	H	RBI	BB	SO	LOB
Maury Wills, S OBP: 0.333, SLG: 0.314 (1, 6)	1-1 F7		1-1 F6		1-0 F2		1-1 CS			4	0	1	1	0	0	1
Jim Gilliam, S OBP: 0.314, SLG: 0.406 (1, 4)	1-3 K		1-0 1-3			1-2 3-1	1-0 CS	1-0 4-3		4	0	0	0	0	1	1
Tommy Davis, R OBP: 0.385, SLG: 0.500 (1, 5) Bob Lillis, R (8, 5)	1-1 1B			0-1 5-3		0-0 F8		1-0 6-3		3	0	1	0	0	0	0
Wally Moon, L OBP: 0.553, SLG: 1.167 (1, 7)		1-0 F8		0-2 HR		0-0 L8		3-3 K		4	1	1	1	0	1	0
Norm Larker, L OBP: 0.342, SLG: 0.417 (1, 3) Charley Smith, R OBP: 0.200, SLG: 0.800 (7, PR) Gil Hodges, R OBP: 0.625, SLG: 0.500 (8, 3)		0-0 3-1		1-0 1B			1-1 SH3-4 2B			3	0	2	0	0	0	0
Don Demeter, R OBP: 0.385, SLG: 0.545 (1, 9)		1-0 HR		0-0 F8			0-1 SH3-4			2	1	1	1	0	0	1
Willie Davis, L OBP: 0.286, SLG: 0.258 (1, 8)		0-0 1-3		0-1 F8			0-1 2B			3	1	1	1	0	0	1
John Roseboro, L OBP: 0.441, SLG: 0.556 (1, 2)			2-2 1B		0-0 P5		0-0 1B			3	1	2	1	0	0	0
Roger Craig, R OBP: 0.143, SLG: 0.143 (1, 1)			1-3 K		1-3 K		3-2 G3			3	0	0	0	0	2	2

Inning Stats	R: 0	H: 1	R: 1	H: 1	R: 0	H: 1	R: 1	H: 2	R: 0	H: 0	R: 0	H: 0	R: 3	H: 4	R: 0	H: 0
	E: 0	LOB: 1	E: 0	LOB: 0	E: 0	LOB: 1	E: 0	LOB: 1	E: 0	LOB: 0	E: 0	LOB: 0	E: 0	LOB: 1	E: 0	LOB: 0
	K: 1	BB: 0	K: 0	BB: 0	K: 1	BB: 0	K: 0	BB: 0	K: 1	BB: 0	K: 0	BB: 0	K: 0	BB: 0	K: 1	BB: 0
	S: 7	P: 10	S: 4	P: 6	S: 9	P: 14	S: 9	P: 10	S: 5	P: 7	S: 5	P: 6	S: 13	P: 18	S: 10	P: 15

**BOTTOM**

**Cincinnati Reds @ Los Angeles Dodgers**  
**Los Angeles Memorial Coliseum, Los Angeles, CA**

Sun Apr 23 1961, 6:33 AM EST  
Att: 25,289 - Unknown - 64 F

livebaseballscorecards.com

AB	30
R	5
H	9
RBI	5
BB	0
SO	4
LOB	6



PITCHER	IP	WLS	BF	H	R	ER	SO	BB	IBB	HBP	BLK	WP	HR	S	P	ERA	WHIP
Bob Purkey, R ERA: 2.52 (1, 1)	7.0	L	28	9	5	5	3	0	0	0	0	0	2	52	71	6.43	1.286
Jim Brosnan, R ERA: (8, 1)	1.0		3	0	0	0	1	0	0	0	0	0	0	10	15	0.00	0.000

Batter	1	2	3	4	5	6	7	8	9	10	AB	R	H	RBI	BB	SO	LOB	TOP								
Leo Cardenas, R (1, 6) OBP: 0.333, SLG: 0.167	0-0 F8		0-0 1-3			4-0 SH3-4 BB	0-0 F8			4-0 BB	3	0	0	0	2	0	1									
Gene Freese, R (1, 5) OBP: 0.260, SLG: 0.255	0-0 2B		0-0 1-3			4-0 SH3-4 BB		0-0 WP S		0-0 F7	4	0	2	0	1	0	2									
Gordy Coleman, L (1, 3) OBP: 0.255, SLG: 0.457	0-0 1-3			0-0 FC3-6 1B		0-0 SH3-4		0-0 6-3		4-0 G5-4-3 BB	3	0	1	0	1	0	2									
Wally Post, R (1, 9) OBP: 0.480, SLG: 0.675	0-0 F9			0-0 FC3-6 1-2f		0-0 5-3		0-3 K		0-0 G5-4-3 1-2f	5	0	0	0	0	1	7									
Frank Robinson, R (1, 7) OBP: 0.286, SLG: 0.310		0-0 F8		0-0 F8		0-0 6-3		0-0 5-3		0-0 2-3	4	0	0	0	0	0	4									
Ed Bailey, L (1, 2) OBP: 0.357, SLG: 0.410		0-0 4-3		0-0 4-1			0-0 HR 2B		0-0 1B		4	1	2	0	0	0	1									
Vada Pinson, L (1, 8) OBP: 0.231, SLG: 0.191		0-0 1-3			0-0 1-3		0-0 F8		0-0 P6		4	0	0	0	0	0	2									
Jim Baumer, R (1, 4) OBP: 0.136, SLG: 0.136			0-0 PB SH2-4 1B		0-0 F7		0-0 F2		0-0 P6		4	0	1	0	0	0	2									
Jim O'Toole, S (1, 1) OBP: 0.333, SLG: 0.333			0-0 SH2-4		0-0 1-3		0-0 HR		0-0 4-3		1	0	0	0	0	0	0									
Jerry Lynch, L (7, PH) OBP: 0.714, SLG: 2.400			1-2								1	1	1	2	0	0	0									
Jim Brosnan, R (7, 1)											0	0	0	0	0	0	0									
Bill Henry, L (7, 1)											0	0	0	0	0	0	0									
Jim Maloney, L (8, 1)											1	0	0	0	0	0	1									
<b>Inning Stats</b>	R: 0 E: 0 K: 0 S: 4	H: 1 LOB: 1 BB: 0 P: 4	R: 0 E: 0 K: 0 S: 3	H: 0 LOB: 0 BB: 0 P: 3	R: 0 E: 0 K: 0 S: 4	H: 1 LOB: 1 BB: 0 P: 4	R: 0 E: 0 K: 0 S: 4	H: 1 LOB: 1 BB: 0 P: 4	R: 0 E: 0 K: 0 S: 3	H: 0 LOB: 0 BB: 0 P: 3	R: 0 E: 0 K: 0 S: 3	H: 0 LOB: 2 BB: 2 P: 11	R: 2 E: 0 K: 0 S: 5	H: 2 LOB: 0 BB: 0 P: 5	R: 0 E: 0 K: 1 S: 6	H: 1 LOB: 1 BB: 0 P: 6	R: 0 E: 0 K: 0 S: 4	H: 1 LOB: 1 BB: 0 P: 4	R: 0 E: 0 K: 0 S: 2	H: 0 LOB: 1 BB: 2 P: 10	1B: 4 2B: 2 3B: 0 HR: 1	SF: 0 SAC: 2 DP: 1 HBP: 0	WP: 1 PB: 1 SB: 1 CS: 0	PA: 40		
<b>PITCHER</b>	IP WLS BF H R ER SO BB IBB HBP BLK WP HR S P ERA WHIP																									
Glen Hobbie, R (1, 1) ERA: 3.86	9.0																									
Don Elston, R ERA:	1.0																									

Cincinnati Reds @ Chicago Cubs  
Wrigley Field, Chicago, IL  
Wed Apr 26 1961, 3:33 AM CST  
Att. 5,116 - Sunny - 52 F

livebaseballscorecards.com

AB	34
R	2
H	7
RBI	2
BB	4
SO	1
LOB	22





Batter	1	2	3	4	5	6	7	8	9	10	AB R H RBI BB SO LOB
Al Heist, R OBP: 0.280, SLG: 0.348 (1, 8)	0-0 6-3		0-3 K			0-0 F9	0-0 F9			0-0 6-3	5 0 0 0 0 1 3
Don Zimmer, R OBP: 0.396, SLG: 0.563 (1, 4)	0-0 6-3			0-0 F7		0-0 F7		4-0 14 1B BB		0-0 HR	4 1 1 1 1 0 0
14 Ernie Banks, R OBP: 0.306, SLG: 0.432 (1, 6)	4-0 BB			0-0 F8		0-0 P4		0-0 1B			3 0 1 0 1 0 0
Ron Santo, R OBP: 0.367, SLG: 0.543 (1, 5)	0-0 L8			0-0 HR			0-0 2B	4-0 G4-6-3 IBB			3 2 2 1 1 0 1
Frank Thomas, R OBP: 0.346, SLG: 0.520 (1, 7)		0-0 1-3		4-0 BB			0-0 SH1-4 2B	0-0 G4-6-3			3 0 1 1 1 0 2
Andre Rodgers, R OBP: 0.286, SLG: 0.389 (1, 9)		0-0 F9		0-0 6-3			4-0 SH1-4 BB		0-3 K		3 0 0 0 1 1 1
Ed Bouchee, L OBP: 0.407, SLG: 0.318 (1, 3)		0-0 G3			0-3 K		0-0 SH1-4		0-3 K		3 0 0 0 0 2 0
Dick Bertell, R OBP: 0.300, SLG: 0.276 (1, 2)			0-0 5-3		0-3 K		4-0 IBB		4-0 FC4-6 BB		2 0 0 0 1 1 0
George Altman, L (9, PH)											0 0 0 0 1 0 0
Don Elston, R (10, 1)											0 0 0 0 0 0 0
Glen Hobbie, R OBP: 0.182, SLG: 0.200 (1, 1)			0-0 6-3		0-0 G2		0-3 K		0-0 FC4-6		3 0 0 0 0 1 3
Sammy Taylor, L OBP: 0.167, SLG: 0.364 (9, PH) (10, 2)									1-2f		1 0 0 0 0 0 1

Inning Stats	R: 0	H: 0	E: 0	K: 0	S: 3	R: 0	H: 0	E: 0	K: 0	S: 3	R: 0	H: 0	E: 0	K: 1	S: 5	R: 1	H: 1	E: 0	K: 0	S: 4	R: 0	H: 0	E: 0	K: 2	S: 7	R: 0	H: 0	E: 0	K: 0	S: 3	R: 1	H: 2	E: 0	K: 1	S: 7	R: 0	H: 1	E: 0	K: 0	S: 2	R: 0	H: 0	E: 0	K: 2	S: 7	R: 1	H: 1	E: 0	K: 0	S: 2	R: 0	H: 0	E: 0	K: 0	S: 2	R: 1	H: 1	E: 0	K: 0	S: 2	1B: 1	2B: 2	3B: 0	HR: 2	SF: 0	SAC: 1	DP: 1	HBP: 0	WP: 0	PA: 38
--------------	------	------	------	------	------	------	------	------	------	------	------	------	------	------	------	------	------	------	------	------	------	------	------	------	------	------	------	------	------	------	------	------	------	------	------	------	------	------	------	------	------	------	------	------	------	------	------	------	------	------	------	------	------	------	------	------	------	------	------	------	-------	-------	-------	-------	-------	--------	-------	--------	-------	--------

PITCHER	IP	WLS	BF	H	R	ER	SO	BB	IBB	HBP	BLK	WP	HR	S	P	ERA	WHIP
Jim O'Toole, L ERA: 3.12 (1, 1)	6.0		21	1	1	1	3	2	0	0	0	0	1	25	33	1.50	0.500
Jim Brosnan, R ERA: 3.0 (7, 1)	0.0		3	2	1	1	0	1	0	0	0	0	0	2	6	∞	∞
Bill Henry, L ERA: (7, 1)	1.1		7	1	0	0	1	1	2	0	0	0	0	6	18	0.00	1.500
Jim Maloney, R ERA: 1.13 (8, 1)	2.0	L	7	1	1	1	2	1	0	0	0	0	1	10	14	4.50	1.000

**BOTTOM**

**Cincinnati Reds @ Chicago Cubs**  
 Wrigley Field, Chicago, IL  
 Wed Apr 26 1961, 3:33 AM CST  
 Att. 5,116 - Sunny - 52 F

livebaseballscorecards.com

AB	30
R	3
H	5
RBI	3
BB	7
SO	6
LOB	11



Batter	1	2	3	4	5	6	7	8	9	AB R H RBI BB SO LOB	TOP
<b>Leo Cardenas, R</b> (1, 6) <small>OBP: 0.278, SLG: 0.133</small> <b>Harry Anderson, L</b> (7, PH) <b>Howie Nunn, R</b> (7, 1) <b>Jim Brosnan, R</b> (8, 1) <b>Bill Henry, L</b> (9, PH)	0-0 F9		0-3 K		0-0 F9		0-0 F7		0-3 K	3 0 0 0 0 1 0 1 0 0 0 0 0 1 0 0 0 0 0 0 0 0 0 0 0 0 0 0 1 0 0 0 0 1 1	<b>Cincinnati Reds @ Chicago Cubs</b> <b>Wrigley Field, Chicago, IL</b> Thu Apr 27 1961, 3:33 AM CST Att: 2,463 - Cloudy - 55 F
<b>Gene Freese, R</b> (1, 5) <small>OBP: 0.273, SLG: 0.269</small>	0-0 F8		0-0 1B		0-0 5-3			0-0 BB 1B	0-0 F9	5 1 2 0 0 0 1	
<b>Gordy Coleman, L</b> (1, 3) <small>OBP: 0.288, SLG: 0.449</small>	0-0 BB 1B		0-0 F7			0-3 K		4-0 BB 1B BB	4-0 BB	3 0 1 0 2 1 1	
<b>Wally Post, R</b> (1, 9) <small>OBP: 0.491, SLG: 0.651</small>	4-0 BB 1-2 FC6-4			0-0 FC1-6 E 1B		0-3 K		0-3 K	4-0 BB 1-2 2-3	3 0 1 0 2 2 2	
<b>Frank Robinson, R</b> (1, 7) <small>OBP: 0.296, SLG: 0.370</small>	0-0 FC6-4 1-2f			0-3 K		0-0 HR		4-0 BB 1-2 2-3 1B	0-3 K	4 1 1 1 1 2 6	
<b>Ed Bailey, L</b> (1, 2) <small>OBP: 0.348, SLG: 0.395</small>		0-0 4-3		0-0 E3 FC1-6 1-2		0-0 F9		0-0 BB 1-2 2-3 3-H 1B		4 0 1 1 0 0 1	
<b>Vada Pinson, L</b> (1, 8) <small>OBP: 0.214, SLG: 0.176</small>		0-0 F7		0-0 FC1-6 1-2f 2-3			0-0 F8	0-0 F7		4 0 0 0 0 0 5	
<b>Jim Baumer, R</b> (1, 4) <small>OBP: 0.125, SLG: 0.125</small> <b>Gus Bell, L</b> (7, PH) <small>OBP: 0.667, SLG: 1.000</small> <b>Willie Jones, R</b> (7, 5) <b>Claude Osteen, L</b> (8, PH) <small>(8, 7)</small>		0-0 6-3		0-3 K 1-2			0-0 1-3 2B	0-3 K		2 0 0 0 0 1 2 1 0 1 0 0 0 0 0 0 0 0 0 0 0 1 0 0 0 0 1 3	
<b>Ken Hunt, R</b> (1, 1) <b>Jerry Lynch, L</b> (7, PH) <small>OBP: 0.625, SLG: 2.000</small> <b>Eddie Kasko, R</b> (7, 6) <small>OBP: 0.408, SLG: 0.444</small>			0-3 K		0-3 K		0-0 1-3		0-0 BB E3 BB	2 0 0 0 0 2 0 1 0 0 0 0 0 1 1 0 0 0 0 0 0	
<b>Inning Stats</b>	R: 0 H: 1 E: 0 LOB: 2 K: 0 BB: 1 S: 4 P: 8	R: 0 H: 0 E: 0 LOB: 0 K: 0 BB: 0 S: 3 P: 3	R: 0 H: 1 E: 0 LOB: 1 K: 2 BB: 0 S: 8 P: 8	R: 0 H: 1 E: 1 LOB: 2 K: 2 BB: 0 S: 9 P: 9	R: 0 H: 0 E: 0 LOB: 0 K: 1 BB: 0 S: 5 P: 5	R: 1 H: 1 E: 0 LOB: 0 K: 2 BB: 0 S: 8 P: 8	R: 0 H: 1 E: 0 LOB: 1 K: 0 BB: 0 S: 4 P: 4	R: 1 H: 2 E: 0 LOB: 3 K: 2 BB: 2 S: 9 P: 17	R: 0 H: 0 E: 1 LOB: 3 K: 2 BB: 2 S: 8 P: 16	1B: 5 SF: 0 2B: 1 SAC: 0 3B: 0 DP: 0 HR: 1 HBP: 0	
<b>PITCHER</b> <b>Don Cardwell, R</b> (1, 1) <small>ERA: 2.63</small> <b>Don Elston, R</b> (8, 1) <small>ERA:</small>	IP WLS BF H R ER SO BB IBB HBP BLK WP HR S P ERA WHIP	7.1 W 32 6 2 2 8 3 0 0 0 0 0 1 45 57 2.46 1.227	1.2 S 9 1 0 0 3 2 0 0 0 0 0 0 13 21 0.00 1.800								

livebaseballscorecards.com

AB	36
R	2
H	7
RBI	2
BB	5
SO	11
LOB	24



Batter	1	2	3	4	5	6	7	8	9	AB	R	H	RBI	BB	SO	LOB
<b>Al Heist, R</b> OBP: 0.291, SLG: 0.353 (1, 8)	0-0 BB BB 1B	0-0 F9			0-0 F8		0-0 F8	0-0 BB 1B		5	0	2	2	0	0	0
<b>Don Zimmer, R</b> OBP: 0.397, SLG: 0.529 (1, 4)	4-0 G5-3 BB 1-2 BB		0-0 F7		0-0 L9		0-3 K	4-0 BB BB 1-2 BB		3	0	0	0	2	1	0
<b>14 Ernie Banks, R</b> OBP: 0.296, SLG: 0.408 (1, 6)	0-0 P4		0-0 F2		0-0 F7		0-0 E5 1B	0-0 L8		5	0	1	0	0	0	4
<b>Ron Santo, R</b> OBP: 0.377, SLG: 0.521 (1, 5)	4-0 1-2 2-3 BB		0-0 5-3			0-3 K	4-0 FC6-4 BB			2	0	0	0	2	1	0
<b>Frank Thomas, R</b> OBP: 0.333, SLG: 0.586 (1, 7)	0-0 G5-3 2-3f			0-0 P4		0-0 HR	0-0 FC6-4			4	1	1	1	0	0	5
<b>Billy Williams, L</b> OBP: 0.213, SLG: 0.200 (1, 9)		0-0 4-1		0-0 PB 1B		0-0 FC3-6 1B		4-0 SH2-4 BB 1B BB		3	1	2	0	1	0	0
<b>Ed Bouchee, L</b> OBP: 0.355, SLG: 0.269 (1, 3)		0-0 4-3		0-0 L3 1-2		0-0 FC3-6 BB 1-2f		0-0 F9		4	0	0	0	0	0	3
<b>Dick Bertell, R</b> OBP: 0.382, SLG: 0.300 (1, 2)		0-0 HR 1B		4-0 BB		4-0 BB		4-0 SH2-4 1-2 BB 1B BB		1	2	1	0	3	0	0
<b>Don Cardwell, R</b> OBP: 0.167, SLG: 0.667 (1, 1)		0-0 HR		0-3 K		0-0 P4		0-0 SH2-4 1-2 2-3		3	1	1	2	0	1	4
<b>Don Elston, R</b> (8, 1)										0	0	0	0	0	0	0

Inning Stats	R: 0	H: 1	E: 0	K: 0	S: 3	R: 2	H: 2	E: 0	K: 0	S: 5	R: 0	H: 0	E: 0	K: 0	S: 3	R: 0	H: 0	E: 0	K: 0	S: 3	R: 1	H: 2	E: 0	K: 1	S: 7	R: 0	H: 1	E: 1	K: 1	S: 6	R: 2	H: 1	E: 0	K: 0	S: 4
		LOB: 2		BB: 2	P: 11		LOB: 0		BB: 0	P: 5		LOB: 0		BB: 0	P: 3		LOB: 2		BB: 1	P: 10		LOB: 2		BB: 1	P: 11		LOB: 2		BB: 1	P: 10		LOB: 2		BB: 3	P: 16


PITCHER	IP	WLS	BF	H	R	ER	SO	BB	IBB	HBP	BLK	WP	HR	S	P	ERA	WHIP
<b>Ken Hunt, R</b> ERA: 2.25 (1, 1)	6.0	L	27	6	3	3	2	4	0	0	0	0	2	27	43	4.50	1.667
<b>Howie Nunn, R</b> ERA: 10.8 (7, 1)	1.2		11	2	2	2	1	4	0	0	0	0	0	9	25	10.80	3.600
<b>Jim Brosnan, R</b> ERA: 2.7 (8, 1)	0.1		1	0	0	0	0	0	0	0	0	0	0	1	1	0.00	0.000

**BOTTOM**

**Cincinnati Reds @ Chicago Cubs**  
Wrigley Field, Chicago, IL

Thu Apr 27 1961, 3:33 AM CST  
Att. 2,463 - Cloudy - 55 F

<b>AB</b>	<b>30</b>
<b>R</b>	<b>5</b>
<b>H</b>	<b>8</b>
<b>RBI</b>	<b>5</b>
<b>BB</b>	<b>8</b>
<b>SO</b>	<b>3</b>
<b>LOB</b>	<b>16</b>



WP	HR	S	P	ERA	WHIP
0	1	1	39		

Batter	1	2	3	4	5	6	7	8	9	AB R H RBI BB SO LOB			
Bill Virdon, L (1, 8) OBP: 0.419, SLG: 0.658	4-0 4-3 1B 1B BB		0-0 3-1 4-1 2B 1B	4-0 1-2 2-3 BB BB		0-0 4-3			0-0 3-1	3 2 1 0 2 0 0			
Dick Groat, R (1, 6) OBP: 0.367, SLG: 0.429	0-0 1-2 4-3 1B 1B		0-0 4-1	0-0 1-2 G5-4-3 BB			0-0 F9		0-0 4-3	5 1 1 0 0 0 4			
Bob Skinner, L (1, 7) OBP: 0.383, SLG: 0.327	0-0 1-2 2-3 4-3		4-0 2B 3-1 BB		0-0		0-3 K		0-3 K	4 1 0 0 1 2 2			
Dick Stuart, R (1, 3) OBP: 0.364, SLG: 0.488	0-0 2-H 3-H FC6-4 1B		0-0 1-2 2-3 3-1		0-3 K		0-3 K			4 0 1 2 0 2 2			
Roberto Clemente, R (1, 9) OBP: 0.375, SLG: 0.407	0-0 1-2f FC6-4 2B		0-0 2-H 3-H 2B		0-0 E9		0-3 K		0-3 K	4 0 1 2 0 1 1			
Don Hoak, R (1, 5) OBP: 0.333, SLG: 0.395	0-0 F2		0-3 K		0-3 K		0-0 E5 2B			4 1 0 0 0 2 3			
Smoky Burgess, L (1, 2) OBP: 0.545, SLG: 0.684		0-0 4-3		0-0 BB 6-3 1B		0-0 4-3 SH1-3 2B		0-0 2B		4 1 3 1 0 0 0			
Bill Mazaroski, R (1, 4) OBP: 0.245, SLG: 0.286		0-0 P6		0-0 1-2 6-3		0-0 2-3 4-3		0-0 F7		4 0 0 0 0 0 3			
Vern Law, R (1, 1) OBP: 0.300, SLG: 0.125		0-3 K		4-0 BB BB		0-0 3-H SH1-3		0-3 K		1 0 0 1 1 1 0			
Roy Face, R (7, 1) OBP: 0.500, SLG: 0.500										1 0 0 0 0 1 1			
<b>Inning Stats</b>	R: 2 H: 2 E: 0 LOB: 1 K: 0 BB: 1 S: 5 P: 9	R: 0 H: 0 E: 0 LOB: 0 K: 1 BB: 0 S: 5 P: 5	R: 2 H: 2 E: 0 LOB: 1 K: 1 BB: 1 S: 7 P: 11	R: 0 H: 1 E: 0 LOB: 2 K: 0 BB: 2 S: 3 P: 11	R: 0 H: 0 E: 1 LOB: 1 K: 2 BB: 0 S: 8 P: 8	R: 1 H: 1 E: 0 LOB: 0 K: 0 BB: 0 S: 4 P: 4	R: 0 H: 0 E: 0 LOB: 0 K: 2 BB: 0 S: 7 P: 7	R: 1 H: 1 E: 1 LOB: 1 K: 2 BB: 0 S: 9 P: 9	R: 0 H: 0 E: 0 LOB: 0 K: 1 BB: 0 S: 5 P: 5	1B: 4 SF: 0 2B: 3 SAC: 1 3B: 0 DP: 1 HR: 0 HBP: 0			
<b>PITCHER</b>	IP WLS BF H R ER SO BB IBB HBP BLK WP HR S P ERA WHIP											<b>PITCHER</b>	IP WLS BF H R ER SO BB IBB HBP BLK WP HR S P ERA WHIP
Joey Jay, R (1, 1) ERA: 4.0	6.0 L 28 6 5 5 4 4 0 0 0 0 0 0 32 48 7.50 1.667												
Marshall Bridges, L (7, 1) ERA:	2.0 8 1 1 0 4 0 0 0 0 0 0 0 16 16 0.00 0.500												
Bill Henry, L (9, 1) ERA:	1.0 3 0 0 0 1 0 0 0 0 0 0 0 5 5 0.00 0.000												

Pittsburgh Pirates @ Cincinnati Reds  
Crosley Field, Cincinnati, OH

Sat Apr 29 1961, 6:05 PM EST  
Att: 9,173 - Unknown - 39 F

AB	34
R	6
H	7
RBI	6
BB	4
SO	9
LOB	16



WP: 0	PA: 39
PB: 0	
SB: 0	
CS: 0	



Batter	1	2	3	4	5	6	7	8	9	AB R H RBI BB SO LOB	TOP
Bill Virdon, L (1, 8) OBP: 0.396, SLG: 0.651	0-0 P4		0-0 F8		0-0 1B 3B		0-0 6-3		0-0 P6	5 1 1 1 0 0 0	
Dick Groat, R (1, 6) OBP: 0.369, SLG: 0.426	0-0 1B			0-0 1-3	0-0 2B 1B		0-0 5-3		0-0 6-3	5 1 2 1 0 0 0	
Bob Skinner, L (1, 7) OBP: 0.375, SLG: 0.339	0-0 F7			0-0 1-3	0-0 2B		0-0 F8			4 0 1 1 0 0 1	
Gino Cimoli, R (8, 7) OBP: 0.421, SLG: 0.444										0 0 0 0 0 0 0	
Dick Stuart, R (1, 3) OBP: 0.354, SLG: 0.467	0-0 4-3			0-0 HR 1B	0-0 6-3			0-0 6-3		4 1 1 0 0 0 2	
Roberto Clemente, R (1, 9) OBP: 0.367, SLG: 0.446		0-0 F8		0-0 HR		0-0 E6 1-3 2B		0-0 F8		4 2 1 2 0 0 0	
Don Hoak, R (1, 5) OBP: 0.327, SLG: 0.370		0-3 K		0-3 K		0-0 1-3		4-0 1B BB		3 0 0 0 1 2 1	
Hal Smith, R (1, 2) OBP: 0.167, SLG: 0.200		0-0 6-3			0-0 F9	0-0 2B		0-0 1B		4 0 2 1 0 0 0	
Bill Mazaroski, R (1, 4) OBP: 0.228, SLG: 0.264			0-0 P4		0-0 4-3	0-0 P6		0-0 P4		4 0 0 0 0 0 3	
Bob Friend, R (1, 1) OBP: 0.235, SLG: 0.235			0-3 K		0-0 3B 1B	0-3 K			0-3 K	4 1 1 0 0 3 1	
Roy Face, R (9, 1) OBP: 0.500, SLG: 0.500										0 0 0 0 0 0 0	
<b>Inning Stats</b>	R: 0 H: 1 E: 0 LOB: 1 K: 0 BB: 0 S: 4 P: 4	R: 0 H: 0 E: 0 LOB: 0 K: 1 BB: 0 P: 5	R: 0 H: 0 E: 0 LOB: 0 K: 1 BB: 0 P: 5	R: 2 H: 2 E: 0 LOB: 0 K: 1 BB: 0 P: 7	R: 3 H: 4 E: 0 LOB: 1 K: 0 BB: 0 P: 7	R: 1 H: 1 E: 1 LOB: 1 K: 1 BB: 0 P: 7	R: 0 H: 0 E: 0 LOB: 0 K: 0 BB: 0 P: 3	R: 0 H: 1 E: 0 LOB: 2 K: 0 BB: 1 P: 8	R: 0 H: 0 E: 0 LOB: 0 K: 1 BB: 0 P: 5	1B: 5 SF: 0 2B: 2 SAC: 0 3B: 1 DP: 0 HR: 1 HBP: 0	WP: 0 PA: 38 PB: 0 SB: 0 CS: 0
<b>PITCHER</b>	IP WLS BF H R ER SO BB IBB HBP BLK WP HR S P ERA WHIP										
Jay Hook, R (1, 1) ERA: 10.97	4.2 L 21 7 5 5 3 0 0 0 0 0 0 1 27 27 9.64 1.500										
Jim Brosnan, R (5, 1) ERA: 1.59	2.1 9 1 1 0 1 0 0 0 0 0 0 0 11 11 0.00 0.429										
Howie Nunn, R (8, 1) ERA: 6.75	2.0 8 1 0 0 1 1 0 0 0 0 0 0 9 13 0.00 1.000										

Pittsburgh Pirates @ Cincinnati Reds  
 Crosley Field, Cincinnati, OH  
 Sun Apr 30 1961, 3:33 AM EDT  
 Unknown

livebaseballscorecards.com

AB	37
R	6
H	9
RBI	6
BB	1
SO	5
LOB	8



Batter	1	2	3	4	5	6	7	8	9	AB	R	H	RBI	BB	SO	LOB
Don Blasingame, L (1, 4)	0-0 G3	0-0 4-3		0-0 F2			0-0 4-3		0-0 4-3	5	0	0	0	0	0	5
Vada Pinson, L (1, 8) OBP: 0.230, SLG: 0.182	0-0 F8		0-0 3-1		4-0 G6-4-3 BB		0-0 4-3			3	0	0	0	1	0	1
Gus Bell, L (1, 9) OBP: 0.273, SLG: 0.364	0-0 4-3		0-0 E9 1B		0-0 G6-4-3 1-2f		0-0 4-3			4	1	1	0	0	0	1
Frank Robinson, R (1, 7) OBP: 0.306, SLG: 0.426		0-0 3B 1B	0-0 S 2-H 1B		0-3 K		0-3 K			4	1	2	1	0	2	0
Gordy Coleman, L (1, 3) OBP: 0.300, SLG: 0.491		0-0 1B 3B	0-0 F9		0-0 G4-6-3 1B		0-0 G3			4	1	2	1	0	0	1
Gene Freese, R (1, 5) OBP: 0.302, SLG: 0.339		0-0 FC1-5 1B	4-0 FC4 IBB		0-0 F8		0-0 2B 1B			3	0	2	0	1	0	1
Bob Schmidt, R (1, 2) OBP: 0.154, SLG: 0.167		0-0 FC1-5 1B	0-0 FC4		0-0 G4-6-3 1-2f		0-0 2B		0-0 1B	3	0	1	1	0	0	3
Jerry Lynch, L (9, PH) OBP: 0.600, SLG: 1.750		1-2 3-H 1B	1-2f		0-0 F9		0-3 2B		0-0 K	1	0	1	0	0	0	0
Leo Cardenas, R (1, 6) OBP: 0.261, SLG: 0.200		0-0 FC1-5 1-2 2-3f		0-0 F9		0-0 2B		0-3 K	3	0	1	0	0	0	2	
Wally Post, R (9, PH) OBP: 0.467, SLG: 0.596		0-3 K		0-0 5-3		0-3 K		0-0 P6	1	0	0	0	0	0	1	2
Jay Hook, L (1, 1) OBP: 0.500, SLG: 0.500										2	0	0	0	0	1	2
Jim Brosnan, R (5, 1)										0	0	0	0	0	0	0
Harry Anderson, L (7, PH)										1	0	0	0	0	1	1
Howie Nunn, R (8, 1)										0	0	0	0	0	0	0
Willie Jones, R (9, PH)										1	0	0	0	0	0	2

Inning Stats	R: 0	H: 0	E: 0	K: 0	S: 3	LOB: 0	BB: 0	P: 3	R: 2	H: 4	E: 0	K: 1	S: 9	LOB: 2	BB: 0	P: 9	R: 1	H: 2	E: 1	K: 0	S: 5	LOB: 2	BB: 1	P: 9	R: 0	H: 0	E: 0	K: 0	S: 3	LOB: 0	BB: 0	P: 3	R: 0	H: 1	E: 0	K: 1	S: 3	LOB: 0	BB: 0	P: 3	R: 0	H: 1	E: 0	K: 1	S: 6	LOB: 1	BB: 0	P: 6	R: 0	H: 0	E: 0	K: 1	S: 5	LOB: 0	BB: 0	P: 5	R: 0	H: 2	E: 0	K: 1	S: 7	LOB: 2	BB: 0	P: 7	1B: 7	2B: 2	3B: 1	HR: 0	SF: 0	SAC: 0	DP: 2	HBP: 0	WP: 0	PB: 0	SB: 1	CS: 0	PA: 37
PITCHER	IP	WLS	BF	H	R	ER	SO	BB	IBB	HBP	BLK	WP	HR	S	P	ERA	WHIP																																																												
Bob Friend, R (1, 1) ERA: 3.2	8.0	W	34	10	3	4	4	1	1	0	0	0	0	40	48	2.25	1.375																																																												
Roy Face, R (9, 1) ERA: 2.79	1.0	S	3	0	0	0	1	0	0	0	0	0	0	5	5	0.00	0.000																																																												

**BOTTOM**

**Pittsburgh Pirates @ Cincinnati Reds**  
Crosley Field, Cincinnati, OH

Sun Apr 30 1961, 3:33 AM EDT  
Unknown

AB	35
R	3
H	10
RBI	3
BB	2
SO	5
LOB	21



WP: 0	PA: 37
PB: 0	SB: 1
CS: 0	

PITCHER	IP	WLS	BF	H	R	ER	SO	BB	IBB	HBP	BLK	WP	HR	S	P	ERA	WHIP
Bob Friend, R (1, 1) ERA: 3.2	8.0	W	34	10	3	4	4	1	1	0	0	0	0	40	48	2.25	1.375
Roy Face, R (9, 1) ERA: 2.79	1.0	S	3	0	0	0	1	0	0	0	0	0	0	5	5	0.00	0.000

Batter	1	2	3	4	5	6	7	8	9	AB R H RBI BB SO LOB	TOP
Bill Virdon, L (1, 8) OBP: 0.404, SLG: 0.660	0-0 1B 2B		0-0 1-3			0-0 5-3		0-0 1-2 2-H 1B		4 1 2 1 0 0 0	
Dick Groat, R (1, 6) OBP: 0.362, SLG: 0.415	0-0 2-H 1B		0-0 4-3			0-3 K		0-0 L9		4 0 1 1 0 1 2	
Bob Skinner, L (1, 7) OBP: 0.353, SLG: 0.317	0-3 K				0-0 6-3		0-3 K2-3		0-3 K	4 0 0 0 0 3 1	
Dick Stuart, R (1, 3) OBP: 0.346, SLG: 0.469	0-0 P5				0-0 P4		0-0 P6		0-0 2B	4 0 1 0 0 0 1	
Roberto Clemente, R (1, 9) OBP: 0.344, SLG: 0.419	0-0 1-3				0-0 5-3		0-0 4-3		0-0 6-3	4 0 0 0 0 0 2	
Don Hoak, R (1, 5) OBP: 0.321, SLG: 0.360					0-0 L9		0-0 6-3		0-0 BB 1B 1B	4 1 1 0 0 0 1	
Smoky Burgess, L (1, 2) OBP: 0.520, SLG: 0.636					0-0 4-3		0-0 G6-4-3 1B		0-0 P5	3 0 1 0 0 0 1	
Bill Mazaroski, R (1, 4) OBP: 0.217, SLG: 0.250					0-0 5-3		0-0 G6-4-3 1-2f		0-0 F7	3 0 0 0 0 0 2	
Joe Gibbon, R (1, 1) Rocky Nelson, L (8, PH) Roman Mejias, R (8, PR) Bobby Shantz, R (8, 1) OBP: 1.000, SLG: 1.000					0-0 G3		0-0 1-3		4-0 BB BB BB 1-2 1B BB	2 0 0 0 0 0 0 0 0 0 0 1 0 0 0 0 0 0 0 0 0 0 0 0 0 0 0 0	
<b>Inning Stats</b>	R: 1 E: 0 K: 1 S: 7 H: 2 LOB: 1 BB: 0 P: 7	R: 0 E: 0 K: 0 S: 3 H: 0 LOB: 0 BB: 0 P: 3	R: 0 E: 0 K: 0 S: 3 H: 0 LOB: 0 BB: 0 P: 3	R: 0 E: 0 K: 0 S: 3 H: 0 LOB: 0 BB: 0 P: 3	R: 0 E: 0 K: 0 S: 3 H: 1 LOB: 0 BB: 0 P: 3	R: 0 E: 0 K: 1 S: 5 H: 0 LOB: 0 BB: 0 P: 5	R: 0 E: 0 K: 1 S: 5 H: 0 LOB: 0 BB: 0 P: 5	R: 1 E: 0 K: 0 S: 5 H: 2 LOB: 2 BB: 1 P: 9	R: 0 E: 0 K: 1 S: 6 H: 1 LOB: 1 BB: 0 P: 6	1B: 4 2B: 2 3B: 0 HR: 0 SF: 0 SAC: 0 DP: 1 HBP: 0	WP: 0 PB: 0 SB: 0 CS: 0 PA: 33
<b>PITCHER</b> Bob Purkey, R (1, 1) ERA: 2.38	IP: 9.0 WLS: W BF: 33 H: 6 R: 2 ER: 2 SO: 4 BB: 1 IBB: 0 HBP: 0 BLK: 0 WP: 0 HR: 0 S: 40 P: 44 ERA: 2.00 WHIP: 0.778										

Pittsburgh Pirates @ Cincinnati Reds  
 Crosley Field, Cincinnati, OH  
 Sun Apr 30 1961, 3:38 AM EDT  
 Att. 11,743 - Unknown

livebaseballscorecards.com

AB 32  
 R 2  
 H 6  
 RBI 2  
 BB 1  
 SO 4  
 LOB 10





Batter	1	2	3	4	5	6	7	8	9
<b>Leo Cardenas, R</b> OBP: 0.333, SLG: 0.333 (1, 6)	0-3 K		0-0 FC6-5 2-H 1B		0-0 1-3 2B		0-0 2-H 1B		
<b>Don Blasingame, L</b> (1, 4)	4-0 E S BB		0-0 FC6-5 2-3		0-0 SF7 3-H		0-0 F2		
<b>Gene Freese, R</b> OBP: 0.284, SLG: 0.317 (1, 5)	0-3 K		0-3 K		0-0 F8		0-0 5-3		
<b>Wally Post, R</b> OBP: 0.444, SLG: 0.560 (1, 9)	0-3 K		0-3 K		0-3 K		0-0 1-3		
<b>Vada Pinson, L</b> OBP: 0.226, SLG: 0.179 (7, 8)	1-3 K		0-3 K		0-0 F9		0-0 E6		
<b>Frank Robinson, R</b> OBP: 0.288, SLG: 0.397 (1, 8) (7, 7)		0-3 K	0-3 K		0-0 F7		0-0 F5		
<b>Gus Bell, L</b> OBP: 0.200, SLG: 0.267 (1, 7) (7, 9)		0-0 6-3	0-0 F2		0-0 F7		0-0 F5		
<b>Gordy Coleman, L</b> OBP: 0.302, SLG: 0.475 (1, 3)		0-0 1-3			4-0 1B 1B BB		0-0 1-3		
<b>Jerry Zimmerman, R</b> OBP: 0.500, SLG: 0.400 (1, 2)			4-0 SH2-4 1B BB		0-0 1-3 1B		0-0 SH 1B		
<b>Bob Purkey, R</b> OBP: 0.182, SLG: 0.273 (1, 1)			0-0 SH2-4 1-2		0-0 2B SF7 1B 3-H		0-0 SH 1-2		

Inning Stats	R: 0	H: 0	E: 0	K: 3	S: 9	LOB: 1	BB: 1	P: 13
	R: 0	H: 0	E: 0	K: 1	S: 5	LOB: 0	BB: 0	P: 5
	R: 1	H: 1	E: 0	K: 1	S: 6	LOB: 1	BB: 1	P: 10
	R: 0	H: 0	E: 0	K: 2	S: 7	LOB: 0	BB: 0	P: 7
	R: 2	H: 3	E: 0	K: 0	S: 5	LOB: 1	BB: 1	P: 9
	R: 0	H: 0	E: 0	K: 1	S: 5	LOB: 0	BB: 0	P: 5
	R: 1	H: 2	E: 0	K: 0	S: 5	LOB: 1	BB: 0	P: 5
	R: 0	H: 0	E: 1	K: 0	S: 4	LOB: 1	BB: 0	P: 4

PITCHER										PITCHER																								
IP	WLS	BF	H	R	ER	SO	BB	IBB	HBP	BLK	WP	HR	S	P	ERA	WHIP	IP	WLS	BF	H	R	ER	SO	BB	IBB	HBP	BLK	WP	HR	S	P	ERA	WHIP	
7.0	L	29	6	4	4	8	3	0	0	0	0	0	42	54	5.14	1.286	1.0		4	0	0	0	0	0	0	0	0	0	0	0	0	0	0.00	0.000
3.13																	5.06																	

AB R H RBI BB SO LOB

4	0	3	2	0	1	0
2	0	0	1	1	0	2
4	0	0	0	0	2	3
3	0	0	0	0	3	1
1	0	0	0	0	0	0
4	0	0	0	0	2	0
4	0	0	0	0	0	1
2	1	0	0	1	0	0
2	2	2	0	1	0	0
1	1	1	1	0	0	0


WP: 0	PA: 33
PB: 0	SB: 1
CS: 0	

**Pittsburgh Pirates @ Cincinnati Reds**  
Crosley Field, Cincinnati, OH  
Sun Apr 30 1961, 3:38 AM EDT  
Att. 11,743 - Unknown

livebaseballscorecards.com

AB	27
R	4
H	6
RBI	4
BB	3
SO	8
LOB	7



Batter	1	2	3	4	5	6	7	8	9	AB R H RBI BB SO LOB	TOP	
<b>Bobby Malkmus, R</b> (1, 5) OBP: 0.211, SLG: 0.167	0-0 F8		0-0 5-3		0-0 3-1			0-0 G1-4-3 1B		4 0 1 0 0 0 1	<b>Philadelphia Phillies @ Cincinnati Reds</b> Crosley Field, Cincinnati, OH Mon May 01 1961, 7:05 PM EDT Att. 2,089 - Unknown  <a href="http://livebaseballscorecards.com">livebaseballscorecards.com</a>  <b>AB 29</b> <b>R 2</b> <b>H 6</b> <b>RBI 2</b> <b>BB 2</b> <b>SO 9</b> <b>LOB 10</b>  	
<b>Johnny Callison, L</b> (1, 9) OBP: 0.379, SLG: 0.482 <b>Ken Walters, R</b> (6, PR) OBP: 0.333, SLG: 0.250 (6, 9)	0-0 4-3		0-0 G3			4-0 G5-3 BB		0-0 G1-4-3		2 0 0 0 1 0 0 1 0 0 0 0 0 1		
<b>Tony Taylor, R</b> (1, 4) OBP: 0.296, SLG: 0.313	0-3 K			0-3 K		4-0 G5-3 1-2 BB		0-0 5-3		3 0 0 0 1 2 0		
<b>Bobby Gene Smith, R</b> (1, 7) OBP: 0.327, SLG: 0.386		0-0 2B SF8 1B		0-3 K		0-0 G5-3 1-2 2-3f		0-3 K		4 1 1 0 0 2 2		
<b>Pancho Herrera, R</b> (1, 3) OBP: 0.388, SLG: 0.474		0-3 K		0-0 1B 2B		0-0 6-3		0-0 F7		4 1 1 0 0 1 3		
<b>Bobby Del Greco, R</b> (1, 8) OBP: 0.500, SLG: 0.750		0-0 1-3 2B		0-0 2-H 1B		0-0 5-3				3 0 2 1 0 0 0		
<b>Cal Neeman, R</b> (1, 2) OBP: 0.278, SLG: 0.200		0-0 SF8		0-0 S 1B		0-3 K		0-3 K		2 0 1 1 0 1 0		
<b>Ruben Amaro, R</b> (1, 6) OBP: 0.385, SLG: 0.409		0-0 3-H 6-3		0-3 K		0-3 K		0-0 1-3		3 0 0 0 0 2 2		
<b>Robin Roberts, S</b> (1, 1) <b>Lee Walls, R</b> (8, PH) <b>Jack Baldschun, R</b> (8, 1)			0-0 5-3		0-3 K					2 0 0 0 0 1 1 1 0 0 0 0 0 0 0 0 0 0 0 0 0		
<b>Inning Stats</b>	R: 0 E: 0 K: 1 S: 5 H: 0 LOB: 0 BB: 0 P: 5	R: 1 E: 0 K: 1 S: 7 H: 2 LOB: 1 BB: 0 P: 7	R: 0 E: 0 K: 0 S: 3 H: 0 LOB: 0 BB: 0 P: 3	R: 1 E: 0 K: 2 S: 8 H: 2 LOB: 1 BB: 0 P: 8	R: 0 E: 0 K: 2 S: 8 H: 1 LOB: 1 BB: 0 P: 8	R: 0 E: 0 K: 0 S: 2 H: 0 LOB: 2 BB: 2 P: 10	R: 0 E: 0 K: 2 S: 7 H: 0 LOB: 0 BB: 0 P: 7	R: 0 E: 0 K: 0 S: 3 H: 1 LOB: 0 BB: 0 P: 3	R: 0 E: 0 K: 1 S: 5 H: 0 LOB: 0 BB: 0 P: 5	1B: 4 2B: 2 3B: 0 HR: 0 SF: 1 SAC: 0 DP: 2 HBP: 0	WP: 0 PB: 0 SB: 1 CS: 0 PA: 32	
<b>PITCHER</b> <b>Jim O'Toole, L</b> (1, 1) ERA: 2.83	IP 9.0 WLS W BF 32 H 6 R 2 ER 2 SO 9 BB 2 IBB 0 HBP 0 BLK 0 WP 0 HR 0 S 48 P 56 ERA 2.00 WHIP 0.889											<b>PITCHER</b> IP WLS BF H R ER SO BB IBB HBP BLK WP HR S P ERA WHIP

Batter	1	2	3	4	5	6	7	8	9	AB	R	H	RBI	BB	SO	LOB
Don Blasingame, L OBP: 0.300, SLG: 0.188 (1, 4)	0-0 1B		0-0 1B	0-0 1B		0-0 4-3				4	0	3	1	0	0	0
Vada Pinson, L OBP: 0.227, SLG: 0.186 (1, 8)	0-3 K		0-0 SF8	0-3 K			0-0 CS 1B			3	0	1	1	0	2	3
Gus Bell, L OBP: 0.211, SLG: 0.263 (1, 9)	0-0 F5		0-0 1B		0-0 F5		0-0 F9			4	0	1	0	0	0	2
Frank Robinson, R OBP: 0.286, SLG: 0.387 (1, 7)	0-3 K		0-0 F8		0-0 F7		0-0 1B			4	0	1	0	0	1	3
Gordy Coleman, L OBP: 0.313, SLG: 0.540 (1, 3)		0-0 HR	0-0 F8		0-0 2B		0-0 G3			4	1	2	1	0	0	3
Gene Freese, R OBP: 0.296, SLG: 0.318 (1, 5)		0-0 5-3		0-0 1B	0-0 1B	4-0 BB		0-0 2-3		3	1	1	0	1	0	0
Bob Schmidt, R OBP: 0.118, SLG: 0.125 (1, 2)		0-0 6-3		0-3 K	0-0 F7			0-0 5-3		4	0	0	0	0	1	3
Leo Cardenas, R OBP: 0.355, SLG: 0.357 (1, 6)		0-0 F8		0-0 1B	0-0 1B	0-3 K		0-0 FC4-6 1B		4	0	2	0	0	1	0
Jim O'Toole, S OBP: 0.308, SLG: 0.308 (1, 1)			0-0 1B	0-0 SF8 1B	0-0 F7	0-0 P6		0-0 FC4-6 1-2f		4	1	1	0	0	0	3

Inning Stats	R: 0	H: 1	E: 0	K: 2	S: 8	LOB: 1	BB: 0	P: 8
	R: 1	H: 1	E: 0	K: 0	S: 4	LOB: 0	BB: 0	P: 4
	R: 1	H: 3	E: 0	K: 0	S: 6	LOB: 2	BB: 0	P: 6
	R: 1	H: 3	E: 0	K: 2	S: 10	LOB: 2	BB: 0	P: 10
	R: 0	H: 1	E: 0	K: 0	S: 4	LOB: 2	BB: 1	P: 8
	R: 0	H: 0	E: 0	K: 1	S: 5	LOB: 0	BB: 0	P: 5
	R: 0	H: 2	E: 0	K: 0	S: 4	LOB: 1	BB: 0	P: 4
	R: 0	H: 1	E: 0	K: 0	S: 4	LOB: 1	BB: 0	P: 4

PITCHER	IP	WLS	BF	H	R	ER	SO	BB	IBB	HBP	BLK	WP	HR	S	P	ERA	WHIP
Robin Roberts, R ERA: 4.99 (1, 1)	7.0	L	32	11	3	3	5	1	0	0	0	0	1	41	45	3.86	1.714
Jack Baldschun, R ERA: (8, 1)	1.0		4	1	0	0	0	0	0	0	0	0	0	4	4	0.00	1.000

**BOTTOM**

**Philadelphia Phillies @ Cincinnati Reds**  
 Crosley Field, Cincinnati, OH  
 Mon May 01 1961, 7:05 PM EDT  
 Att. 2,089 - Unknown

livebaseballscorecards.com

<b>AB</b>	<b>34</b>
<b>R</b>	<b>3</b>
<b>H</b>	<b>12</b>
<b>RBI</b>	<b>3</b>
<b>BB</b>	<b>1</b>
<b>SO</b>	<b>5</b>
<b>LOB</b>	<b>17</b>



<b>WP: 0</b>	<b>PA: 36</b>
<b>PB: 0</b>	<b>SB: 1</b>
<b>CS: 1</b>	

Batter	1	2	3	4	5	6	7	8	9	AB R H RBI BB SO LOB	TOP											
Bob Sadowski, L (1, 5) OBP: 0.195, SLG: 0.132	0-0 4-3 1B		0-0 G3		0-0 G3		0-0 F7		0-0 4-3	5 0 1 0 0 0 2												
Tony Taylor, R (1, 4) OBP: 0.289, SLG: 0.296	0-3 K		0-3 K		4-0 BB		0-0 6-3		0-3 K	4 0 0 0 1 3 1												
Johnny Callison, L (1, 9) OBP: 0.371, SLG: 0.467	0-0 4-3 1-2			0-0 F8	0-0 P6			0-0 FC6-4 1B 1B		4 1 1 0 0 0 4												
Tony Gonzalez, L (1, 8) OBP: 0.468, SLG: 0.481	0-0 G3			4-0 S BB		4-0 BB BB		0-0 FC6-4 1B		2 0 1 0 2 0 1												
Bobby Gene Smith, R (1, 7) OBP: 0.321, SLG: 0.396		0-0 4-3 2B		0-0 F8 1-2		0-3 K		0-0 F9		4 0 1 0 0 1 4												
Pancho Herrera, R (1, 3) OBP: 0.366, SLG: 0.443		0-0 4-3 2-3		0-0 4-3		0-3 K		0-0 FC6-4 1B 1-2 2-3		4 1 0 0 0 1 5												
Clay Dalrymple, L (1, 2) OBP: 0.279, SLG: 0.300		0-0 4-3			0-0 G3 BB 1B	4-0 BB BB		0-0 1-2 BB 1B 1-H 3-H		3 0 2 2 1 0 1												
Bobby Malkmus, R (8, PR) OBP: 0.211, SLG: 0.167										0 0 0 0 0 0 0												
Cal Neeman, R (8, 2) OBP: 0.278, SLG: 0.200										0 0 0 0 0 0 0												
Ruben Amaro, R (1, 6) OBP: 0.389, SLG: 0.400		0-0 G3			4-0 G3 BB	0-0 F9		0-0 F8		1 0 0 0 1 0 1												
Tony Curry, L (6, PH) OBP: 0.185, SLG: 0.231										1 0 0 0 0 0 2												
Joe Koppe, R (6, 6)										1 0 0 0 0 0 1												
Dallas Green, L (1, 1) OBP: 0.273, SLG: 0.200			0-3 K				0-0 F8		0-0 F8	2 0 0 0 0 1 2												
Choo-Choo Coleman, L (7, PH) OBP: 0.300, SLG: 0.222										1 0 0 0 0 0 0												
Don Ferrarese, R (7, 1) OBP: 1.000, SLG: 1.000										0 0 0 0 0 0 0												
Bobby Del Greco, R (9, PH) OBP: 0.444, SLG: 0.667										1 0 0 0 0 0 0												
<b>Inning Stats</b>	R: 0 E: 0 K: 1 S: 6	H: 1 LOB: 1 BB: 0 P: 6	R: 0 E: 0 K: 0 S: 4	H: 1 LOB: 1 BB: 0 P: 4	R: 0 E: 0 K: 2 S: 7	H: 0 LOB: 0 BB: 0 P: 7	R: 0 E: 0 K: 0 S: 3	H: 0 LOB: 1 BB: 1 P: 7	R: 0 E: 0 K: 0 S: 4	H: 1 LOB: 3 BB: 2 P: 12	R: 0 E: 0 K: 2 S: 7	H: 0 LOB: 2 BB: 2 P: 15	R: 0 E: 0 K: 0 S: 3	H: 0 LOB: 0 BB: 0 P: 3	R: 2 E: 0 K: 0 S: 6	H: 3 LOB: 1 BB: 0 P: 6	R: 0 E: 0 K: 1 S: 5	H: 0 LOB: 0 BB: 0 P: 5	1B: 5 2B: 1 3B: 0 HR: 0	SF: 0 SAC: 0 DP: 0 HBP: 0	WP: 0 PB: 0 SB: 2 CS: 0	PA: 38
<b>PITCHER</b>	IP WLS BF H R ER SO BB IBB HBP BLK WP HR S P ERA WHIP																					
Ken Hunt, R (1, 1) ERA: 2.25	8.0 W 35 6 2 2 5 5 0 0 0 0 0 0 40 60 2.25 1.375																					
Jim Brosnan, R (9, 1) ERA: 1.35	1.0 S 3 0 0 0 1 0 0 0 0 0 0 0 5 5 0.00 0.000																					

Philadelphia Phillies @ Cincinnati Reds  
Crosley Field, Cincinnati, OH  
Tue May 02 1961, 7:05 PM EDT  
Att. 3,026 - Unknown

livebaseballscorecards.com

AB	33
R	2
H	6
RBI	2
BB	5
SO	6
LOB	24




Batter	1	2	3	4	5	6	7	8	9
Don Blasingame, L (1, 4) OBP: 0.250, SLG: 0.150	0-3 K			0-0 4-3	0-0 4-3			0-0 4-3	
Vada Pinson, L (1, 8) OBP: 0.232, SLG: 0.242	0-3 K			0-0 HR		0-0 5-3			
Gus Bell, L (1, 9) OBP: 0.227, SLG: 0.318	0-0 G3			0-0 1B 2B		0-3 K			
Frank Robinson, R (1, 7) OBP: 0.288, SLG: 0.375		0-0 F5		4-0 1B E BB		0-0 5-3			
Gordy Coleman, L (1, 3) OBP: 0.314, SLG: 0.530		0-0 4-3		0-0 E CS 1B		0-0 1-3			
Gene Freese, R (1, 5) OBP: 0.297, SLG: 0.319		0-3 K		0-0 E1		0-0 G5-4-3 1B			
Bob Schmidt, R (1, 2) OBP: 0.100, SLG: 0.105			0-0 L7	0-0 F3		0-0 G5-4-3			
Leo Cardenas, R (1, 6) OBP: 0.324, SLG: 0.323			0-0 6-3		0-0 F9		0-3 K		
Ken Hunt, R (1, 1) Wally Post, R (8, PH) Jim Brosnan, R (9, 1) OBP: 0.438, SLG: 0.549			0-3 K		0-3 K		0-0 5-3		

AB	R	H	RBI	BB	SO	LOB
4	0	0	0	0	1	0
3	1	1	1	0	1	0
3	1	1	0	0	1	0
2	1	0	0	1	0	0
3	0	1	1	0	0	0
3	0	1	1	0	1	1
3	0	0	0	0	0	3
3	0	0	0	0	1	0
2	0	0	0	0	2	0
1	0	0	0	0	0	0
0	0	0	0	0	0	0

**Philadelphia Phillies @ Cincinnati Reds**  
**Crosley Field, Cincinnati, OH**  
 Tue May 02 1961, 7:05 PM EDT  
 Att. 3,026 - Unknown

<b>AB</b>	27
<b>R</b>	3
<b>H</b>	4
<b>RBI</b>	3
<b>BB</b>	1
<b>SO</b>	7
<b>LOB</b>	4



Inning Stats		R: 0	H: 0	E: 0	LOB: 0	K: 2	BB: 0	S: 7	P: 7		
R: 0 H: 0 E: 0 LOB: 0 K: 1 BB: 0 S: 5 P: 5		R: 3 H: 3 E: 1 LOB: 1 K: 0 BB: 1 S: 6 P: 10		R: 0 H: 0 E: 0 LOB: 0 K: 1 BB: 0 S: 5 P: 5		R: 0 H: 0 E: 0 LOB: 0 K: 1 BB: 0 S: 5 P: 5		R: 0 H: 1 E: 0 LOB: 0 K: 0 BB: 0 S: 3 P: 3		R: 0 H: 0 E: 0 LOB: 0 K: 1 BB: 0 S: 5 P: 5	

PITCHER		IP	WLS	BF	H	R	ER	SO	BB	IBB	HBP	BLK	WP	HR	S	P	ERA	WHIP
Dallas Green, R (1, 1) ERA: 3.33	(1, 1)	6.0	L	22	3	3	3	6	1	0	0	0	0	1	33	37	4.50	0.667
Don Ferrarese, L (7, 1) ERA: 3.48	(7, 1)	2.0		6	1	0	0	1	0	0	0	0	0	0	8	8	0.00	0.500

WP	PA	ERA	WHIP
0	28		

Batter	1	2	3	4	5	6	7	8	9	AB R H RBI BB SO LOB	TOP	
<b>Bob Sadowski, L</b> (1, 5) <small>OBP: 0.200, SLG: 0.122</small> <b>Bobby Del Greco, R</b> (9, PH) <small>OBP: 0.400, SLG: 0.600</small>	0-0 1-3		0-0 L7		4-0 3-1 BB		0-0 G6-3 1-2f		0-3 K	3 0 0 0 1 0 3 1 0 0 0 0 1 1		
<b>Johnny Callison, L</b> (1, 9) <small>OBP: 0.378, SLG: 0.460</small> <b>Bobby Gene Smith, R</b> (9, PH) <small>OBP: 0.315, SLG: 0.388</small>	4-0 E S BB		0-0 FC6-4 1-2f		0-0 3-1 1-2			0-0 4-3 1B HR 1B	0-0 FC6-4 1B 1-2f	3 1 1 0 1 0 2 1 0 0 0 0 0 1		
<b>Tony Curry, L</b> (1, 7) <small>OBP: 0.194, SLG: 0.233</small> <b>Ken Walters, R</b> (9, PH) <small>OBP: 0.400, SLG: 0.333</small>	0-0 F8		0-0 F8		0-0 4-3			0-0 4-3 HR 1B 1-2	0-0 1B 1-2	4 1 1 0 0 0 3 1 0 1 0 0 0 0		
<b>Tony Gonzalez, L</b> (1, 8) <small>OBP: 0.439, SLG: 0.446</small> <b>Jim Woods, R</b> (9, PH)	0-0 F8 1-3		0-0 F2		0-0 P5			0-0 4-3 1-2 2-3	0-0 F8	4 0 0 0 0 0 3 1 0 0 0 0 0 2		
<b>Clay Dalrymple, L</b> (1, 2) <small>OBP: 0.298, SLG: 0.372</small>		0-3 K		4-0 6-3 1B BB		0-0 F2		0-0 2-H 3-H HR		3 1 1 3 1 1 0		
<b>Pancho Herrera, R</b> (1, 3) <small>OBP: 0.360, SLG: 0.431</small>		0-3 K		0-0 6-3 1-2 1B		0-0 5-3		0-3 K		4 0 1 0 0 2 0		
<b>Bobby Malkmus, R</b> (1, 4) <small>OBP: 0.238, SLG: 0.179</small>		4-0 BB		0-0 6-3 1-2 2-3		0-0 6-3		0-0 1B		3 0 1 0 1 0 2		
<b>Ruben Amaro, R</b> (1, 6) <small>OBP: 0.379, SLG: 0.375</small>		0-0 F8		0-0 6-3		4-0 1B BB		0-0 4-3		3 0 0 0 1 0 4		
<b>John Buzhardt, R</b> (1, 1) <b>Choo-Choo Coleman, L</b> (7, PH) <small>OBP: 0.364, SLG: 0.300</small> <b>Jack Baldschun, R</b> (7, 1) <b>Ken Lehman, L</b> (7, 1) <b>Tony Taylor, R</b> (9, PH) <small>OBP: 0.299, SLG: 0.306</small>			4-0 FC6-4 BB		0-3 K		0-0 G6-3 1-3 1B		0-0 FC6-4 1B	1 0 0 0 1 1 0 1 0 1 0 0 0 0 0 0 0 0 0 0 0 0 0 0 0 0 0 0 1 0 1 0 0 0 0		
<b>Inning Stats</b>	R: 0 H: 0 E: 0 LOB: 1 K: 0 BB: 1 S: 3 P: 7	R: 0 H: 0 E: 0 LOB: 1 K: 2 BB: 1 S: 7 P: 11	R: 0 H: 0 E: 0 LOB: 1 K: 0 BB: 1 S: 3 P: 7	R: 0 H: 1 E: 0 LOB: 2 K: 0 BB: 1 S: 4 P: 8	R: 0 H: 0 E: 0 LOB: 1 K: 1 BB: 1 S: 5 P: 9	R: 0 H: 0 E: 0 LOB: 0 K: 0 BB: 0 S: 3 P: 3	R: 0 H: 1 E: 0 LOB: 1 K: 0 BB: 1 S: 3 P: 7	R: 3 H: 4 E: 0 LOB: 1 K: 1 BB: 0 S: 9 P: 9	R: 0 H: 2 E: 0 LOB: 2 K: 1 BB: 0 S: 7 P: 7	1B: 7 SF: 0 2B: 0 SAC: 0 3B: 0 DP: 1 HR: 1 HBP: 0	WP: 0 PA: 40 PB: 0 SB: 1 CS: 0	
<b>PITCHER</b>	IP WLS BF H R ER SO BB IBB HBP BLK WP HR S P ERA WHIP											
<b>Jim Maloney, R</b> (1, 1) <small>ERA: 2.25</small> <b>Bill Henry, L</b> (9, 1)	8.0 W 35 6 3 3 4 6 0 0 0 0 0 1 37 61 3.38 1.500											
	1.0 S 5 2 0 0 1 0 0 0 0 0 0 0 7 7 0.00 2.000											

Philadelphia Phillies @ Cincinnati Reds  
Crosley Field, Cincinnati, OH  
Wed May 03 1961, 7:05 PM EDT  
Att. 4,018 - Unknown

AB	34
R	3
H	8
RBI	3
BB	6
SO	5
LOB	21



Batter	1	2	3	4	5	6	7	8	9	AB	R	H	RBI	BB	SO	LOB
Don Blasingame, L (1, 4) OBP: 0.250, SLG: 0.130	0-0 4-3		0-0 4-3		0-0 G6-3		4-0 1B 2B BB			3	1	0	0	1	0	2
Vada Pinson, L (1, 8) OBP: 0.247, SLG: 0.273	0-0 4-3			0-0 1B 2B	0-0 3-1		0-0 2B 1B			4	2	2	1	0	0	1
Gus Bell, L (1, 9) OBP: 0.231, SLG: 0.346	0-0 6-3			0-0 F8		0-0 4-3	0-0 2B			4	0	1	3	0	0	1
Frank Robinson, R (1, 7) OBP: 0.299, SLG: 0.373		0-0 4-3		0-0 FC1-6 1B		0-0 5-3	4-0 IBB			3	0	1	1	1	0	0
Gordy Coleman, L (1, 3) OBP: 0.311, SLG: 0.557		0-0 HR		0-0 FC1-6 CS		0-0 4-3	0-0 6-3			4	1	1	1	0	0	3
Gene Freese, R (1, 5) OBP: 0.308, SLG: 0.356		0-0 1-3		0-0 CS	0-0 SH 1B 2B		0-0 F6	0-0 4-1 SF7 2B		4	2	2	0	0	0	0
Bob Schmidt, R (1, 2) OBP: 0.130, SLG: 0.095		0-3 K			0-0 SH 1B 1B G6-3		4-0 FC1-5 BB BB	0-0 4-1		2	1	0	0	1	1	1
Leo Cardenas, R (1, 6) OBP: 0.342, SLG: 0.333			0-0 5-3		0-0 G6-3 1B 1B		4-0 BB 1B BB FC1-5	0-0 SF7		2	1	1	2	1	0	0
Jim Maloney, L (1, 1) OBP: 0.200, SLG: 0.200 Willie Jones, R (8, PH) Bill Henry, L (9, 1)			0-0 4-3		0-0 G6-3 1B		0-0 FC1-5 1B BB	0-3 K		3	1	1	0	0	0	2

Inning Stats	R: 0	H: 0	E: 0	K: 0	S: 3	R: 1	H: 1	E: 0	K: 1	S: 6	R: 0	H: 0	E: 0	K: 0	S: 3	R: 1	H: 2	E: 0	K: 0	S: 4	R: 2	H: 3	E: 1	K: 0	S: 6	R: 0	H: 0	E: 0	K: 0	S: 3	R: 4	H: 2	E: 0	K: 0	S: 5	R: 1	H: 1	E: 0	K: 1	S: 6	1B: 4	2B: 4	3B: 0	HR: 1	SF: 1	SAC: 1	DP: 1	HBP: 0	WP: 0	PA: 37
--------------	------	------	------	------	------	------	------	------	------	------	------	------	------	------	------	------	------	------	------	------	------	------	------	------	------	------	------	------	------	------	------	------	------	------	------	------	------	------	------	------	-------	-------	-------	-------	-------	--------	-------	--------	-------	--------

PITCHER	IP	WLS	BF	H	R	ER	SO	BB	IBB	HBP	BLK	WP	HR	S	P	ERA	WHIP
John Buzhardt, R (1, 1) ERA: 3.38	6.0	L	23	6	4	3	1	0	0	0	0	0	1	25	25	4.50	1.000
Jack Baldschun, R (7, 1) ERA: 4.91	0.1		3	0	2	2	0	2	0	0	0	0	0	1	9	54.00	6.000
Ken Lehman, L (7, 1) ERA: 9.0	1.2		10	3	3	3	1	1	1	0	0	0	0	10	18	16.20	2.400

**BOTTOM**

**Philadelphia Phillies @ Cincinnati Reds**  
Crosley Field, Cincinnati, OH

Wed May 03 1961, 7:05 PM EDT  
Att. 4,018 - Unknown

livebaseballscorecards.com

AB	30
R	9
H	9
RBI	8
BB	4
SO	2
LOB	10



Batter	1	2	3	4	5	6	7	8	9	AB R H RBI BB SO LOB	TOP
Bob Sadowski, L (1, 5) OBP: 0.184, SLG: 0.111	0-0 F8		0-0 1-3			0-0 6-3			0-3 K	4 0 0 0 0 1 0	
Johnny Callison, L (1, 9) OBP: 0.377, SLG: 0.455	0-0 1B			0-0 L1			0-0 F9			3 0 1 0 0 0 0	
Tony Curry, L (1, 7) OBP: 0.176, SLG: 0.212	0-0 F8			0-0 P6			0-3 K			3 0 0 0 0 1 1	
Tony Gonzalez, L (1, 8) Bobby Del Greco, R (1, 8) OBP: 0.433, SLG: 0.439 OBP: 0.333, SLG: 0.500	0-0 4-3			0-3 K			0-0 F8			1 0 0 0 0 0 1 2 0 0 0 0 1 0	
Clay Dalrymple, L (1, 2) OBP: 0.280, SLG: 0.348		0-0 1-3			0-0 1-3			0-0 4-3		3 0 0 0 0 0 0	
Pancho Herrera, R (1, 3) OBP: 0.346, SLG: 0.412		0-3 K			0-3 K			0-0 F7		3 0 0 0 0 2 0	
Bobby Malkmus, R (1, 4) OBP: 0.222, SLG: 0.167		0-0 6-3			0-0 F8			0-3 K		3 0 0 0 0 1 0	
Ruben Amaro, R (1, 6) OBP: 0.377, SLG: 0.360			4-0 BB			0-0 F9			0-3 K2-3	2 0 0 0 1 1 0	
Art Mahaffey, R (1, 1) Choo-Choo Coleman, L (9, PH) OBP: 0.333, SLG: 0.273			0-0 B5-6-4			0-3 K			0-0 F9	2 0 0 0 0 1 1 1 0 0 0 0 0 0	
<b>Inning Stats</b>	R: 0 H: 1 E: 0 LOB: 1 K: 0 BB: 0 S: 4 P: 4	R: 0 H: 0 E: 0 LOB: 0 K: 1 BB: 0 S: 5 P: 5	R: 0 H: 0 E: 0 LOB: 0 K: 0 BB: 1 S: 2 P: 6	R: 0 H: 0 E: 0 LOB: 0 K: 1 BB: 0 S: 5 P: 5	R: 0 H: 0 E: 0 LOB: 0 K: 1 BB: 0 S: 5 P: 5	R: 0 H: 0 E: 0 LOB: 0 K: 1 BB: 0 S: 5 P: 5	R: 0 H: 0 E: 0 LOB: 0 K: 1 BB: 0 S: 5 P: 5	R: 0 H: 0 E: 0 LOB: 0 K: 1 BB: 0 S: 5 P: 5	R: 0 H: 0 E: 0 LOB: 0 K: 2 BB: 0 S: 7 P: 7	1B: 1 SF: 0 2B: 0 SAC: 0 3B: 0 DP: 1 HR: 0 HBP: 0	WP: 0 PA: 28 PB: 0 SB: 0 CS: 0
<b>PITCHER</b> Joey Jay, R (1, 1) ERA: 2.67	IP WLS BF H R ER SO BB IBB HBP BLK WP HR S P ERA WHIP										
	9.0 W 28 1 0 0 8 1 0 0 0 0 0 0 43 47 0.00 0.222										

Philadelphia Phillies @ Cincinnati Reds  
Crosley Field, Cincinnati, OH  
Thu May 04 1961, 7:05 PM EDT  
Att. 3,087 - Unknown

livebaseballscorecards.com

AB	27
R	0
H	1
RBI	0
BB	1
SO	8
LOB	3





Batter	1	2	3	4	5	6	7	8	9	AB	R	H	RBI	BB	SO	LOB					
Don Blasingame, L (1, 4) OBP: 0.250, SLG: 0.148	0-0 4-3 PB SF7 1B		0-3 K	0-0 FC1-6 CS			0-0 4-3			4	1	1	0	0	1	1					
Vada Pinson, L (1, 8) OBP: 0.247, SLG: 0.261	0-0 4-3 1-3		0-0 L7	0-0 CS	0-0 4-3		4-0 CS BB			3	0	0	0	1	0	1					
Gus Bell, L (1, 9) OBP: 0.267, SLG: 0.357	0-0 SF7 3-H		4-0 2B 1B BB		0-0 2B 1B		0-0 F8			2	1	1	1	1	0	1					
Frank Robinson, R (1, 7) OBP: 0.321, SLG: 0.400	0-0 2B 1B		0-0 1B 2B		0-3 K		0-0 CS 1-2	1-0 WP 4-3 HBP		3	2	2	0	0	1	1					
Gordy Coleman, L (1, 3) OBP: 0.333, SLG: 0.595	0-0 1B 2B		0-0 PB BB 1B		0-0 1B 2B		0-0 4-3 1-2			4	0	3	3	0	0	1					
Gene Freese, R (1, 5) OBP: 0.305, SLG: 0.342	0-3 K		4-0 PB BB		0-3 K		0-0 L6 2-3			3	0	0	0	1	2	4					
Leo Cardenas, R (1, 6) OBP: 0.333, SLG: 0.306		0-0 4-3	0-0 F3			0-0 5-3		4-0 IBB		3	0	0	0	1	0	2					
Jerry Zimmerman, R (1, 2) OBP: 0.400, SLG: 0.250		0-0 6-3		4-0 FC3-6 BB		0-3 K		0-0 F9		3	0	0	0	1	1	2					
Joey Jay, S (1, 1) OBP: 0.125, SLG: 0.250		0-3 K		0-0 FC3-6 FC1-6		0-0 F5				3	0	0	0	0	1	1					
<b>Inning Stats</b>	R: 2 E: 0 K: 1 S: 8	H: 3 LOB: 1 BB: 0 P: 8	R: 0 E: 0 K: 1 S: 5	H: 0 LOB: 0 BB: 0 P: 5	R: 2 E: 0 K: 1 S: 7	H: 2 LOB: 2 BB: 2 P: 15	R: 0 E: 0 K: 0 S: 2	H: 0 LOB: 0 BB: 1 P: 6	R: 0 E: 0 K: 2 S: 9	H: 2 LOB: 2 BB: 0 P: 9	R: 0 E: 0 K: 1 S: 5	H: 0 LOB: 0 BB: 0 P: 5	R: 0 E: 0 K: 0 S: 2	H: 0 LOB: 0 BB: 1 P: 6	R: 0 E: 0 K: 0 S: 3	H: 0 LOB: 2 BB: 1 P: 8	1B: 4 2B: 3 3B: 0 HR: 0	SF: 1 SAC: 0 DP: 0 HBP: 1	WP: 1 PB: 2 SB: 0 CS: 2	PA: 37	
<b>PITCHER</b> Art Mahaffey, R (1, 1) ERA: 1.59	IP 8.0	WLS L	BF 35	H 7	R 4	ER 4	SO 6	BB 4	IBB 1	HBP 1	BLK 0	WP 1	HR 0	S 41	P 62	ERA 4.50	WHIP 1.375				
<b>PITCHER</b>	IP	WLS	BF	H	R	ER	SO	BB	IBB	HBP	BLK	WP	HR	S	P	ERA	WHIP				

**BOTTOM**

**Philadelphia Phillies @ Cincinnati Reds**  
 Crosley Field, Cincinnati, OH  
 Thu May 04 1961, 7:05 PM EDT  
 Att. 3,087 - Unknown

[livebaseballscorecards.com](http://livebaseballscorecards.com)

<b>AB</b>	<b>28</b>
<b>R</b>	<b>4</b>
<b>H</b>	<b>7</b>
<b>RBI</b>	<b>4</b>
<b>BB</b>	<b>5</b>
<b>SO</b>	<b>6</b>
<b>LOB</b>	<b>14</b>



Batter	1	2	3	4	5	6	7	8	9	10	11	12	AB	R	H	RBI	BB	SO	LOB	TOP					
Don Blasingame, L (1, 4) OBP: 0.237, SLG: 0.182	0-0 5-3	0-0 F9			0-0 F9		0-0 P3		0-0 1B HR 2B	0-0 G5-4-3			6	1	1	1	0	0	3						
Vada Pinson, L (1, 8) OBP: 0.277, SLG: 0.293	0-0 6-3		0-0 CS 1B		0-0 1B		0-0 4-3		0-0 2-3 HR 1B		0-0 G6-4-3 1B		6	1	4	0	0	0	0						
Gus Bell, L (1, 9) OBP: 0.265, SLG: 0.344	0-0		0-3 K		0-0 F7		0-0 F9		0-0 HR		0-3 K		4	0	1	0	0	1	2						
Wally Post, R (9, PH) OBP: 0.446, SLG: 0.615	E 1B		1-2						2-H 3-H HR				1	1	1	3	0	0	0						
Jim Brosnan, R (9, 1)	1B												1	0	0	0	0	1	1						
Bill Henry, L (12, 1)	1B												0	0	0	0	0	0	0						
Frank Robinson, R (1, 7) OBP: 0.322, SLG: 0.395	0-0 E 1B		0-0 F8		0-0 P5		0-0 P3		0-0 1B		0-0 G6-4-3		6	0	2	0	0	0	3						
Gordy Coleman, L (1, 3) OBP: 0.333, SLG: 0.600	0-0 E5			0-0 2B 2B		0-0 F8		0-0 F7		0-0 2B		0-0 1-3	6	1	2	0	0	0	3						
Gene Freese, R (1, 5) OBP: 0.307, SLG: 0.366	0-0 L1			0-0 6-3		0-0 1B		0-0 F7		0-0 P4		0-0 SF7 3B	6	1	2	0	0	0	7						
Leo Cardenas, R (1, 6) OBP: 0.313, SLG: 0.317		0-0 6-3		0-0 2B		0-0 F8		0-0 F8		0-0 P4		0-0 SF7	5	0	1	2	0	0	2						
Jerry Zimmerman, R (1, 2) OBP: 0.395, SLG: 0.273		0-0 6-3		0-0 1-3		0-0 1B		0-0 1B		0-0 2B 1B		0-0 P4	3	0	1	0	0	0	1						
Harry Anderson, L (9, PH) OBP: 0.250, SLG: 0.250						1-2 1B				0-0 2B 1B		0-0 P4	1	0	1	0	0	0	0						
Elio Chacon, R (9, PR) OBP: 0.417, SLG: 0.222										0-0 2B 1B		0-0 P4	1	1	0	0	1	0	0						
Bob Purkey, R (1, 1) OBP: 0.214, SLG: 0.231		1-0 HBP		0-0 P4		0-3 K				0-0 P4		4-0 G5-4-3 BB	2	0	0	0	0	1	3						
Jerry Lynch, L (9, PH) OBP: 0.545, SLG: 1.556													1	0	0	0	0	0	1						
Bob Schmidt, R (9, 2) OBP: 0.167, SLG: 0.095													0	0	0	0	1	0	0						
<b>Inning Stats</b>	R: 0 E: 1 K: 0 S: 6	H: 2 LOB: 3 BB: 0 P: 6	R: 0 E: 0 K: 0 S: 3	H: 0 LOB: 1 BB: 0 P: 4	R: 0 E: 0 K: 1 S: 5	H: 1 LOB: 0 BB: 0 P: 5	R: 1 E: 0 K: 0 S: 5	H: 2 LOB: 1 BB: 0 P: 5	R: 0 E: 0 K: 1 S: 7	H: 0 LOB: 0 BB: 0 P: 3	R: 0 E: 0 K: 0 S: 4	H: 1 LOB: 1 BB: 0 P: 4	R: 4 E: 0 K: 0 S: 8	H: 5 LOB: 2 BB: 0 P: 8	R: 0 E: 0 K: 0 S: 2	H: 0 LOB: 1 BB: 2 P: 10	R: 0 E: 0 K: 1 S: 5	H: 1 LOB: 0 BB: 0 P: 5	R: 1 E: 0 K: 0 S: 4	H: 1 LOB: 0 BB: 0 P: 4	1B: 10 2B: 5 3B: 1 HR: 1	SF: 1 SAC: 0 DP: 3 HBP: 1	WP: 0 PB: 0 SB: 0 CS: 1	PA: 53	
<b>PITCHER</b>	IP WLS BF H R ER SO BB IBB HBP BLK WP HR S P ERA WHIP																								
Lew Burdette, R (1, 1) ERA: 5.81	8.1																								
Seth Morehead, L (9, 1) ERA: 6.48	0.2	4	2	0	0	0	0	0	0	0	1	4	4	0.00	3.000										
Ron Piche, R (10, 1) ERA: 2.08	3.0	L	11	2	1	1	1	2	0	0	0	0	11	3.00	1.333										

Cincinnati Reds @ Milwaukee Braves  
 Milwaukee County Stadium, Milwaukee, WI  
 Fri May 05 1961, 8:05 PM EDT  
 Att: 8,496 - Unknown

AB	49
R	6
H	16
RBI	6
BB	2
SO	3
LOB	26



livebaseballscorecards.com

Batter	1	2	3	4	5	6	7	8	9	10	11	12	AB R H RBI BB SO LOB
Lee Mays, L OBP: 0.382, SLG: 0.310 (1, 9) X	0-0 E4 1B	0-3 K			0-0 1-3			0-0 F9	0-0 4-3			0-0 P6	6 1 0 0 0 1 3
Frank Bolling, R OBP: 0.400, SLG: 0.397 (1, 4) X	0-0 WP 1B SF8 1B		0-0 1-3			4-0 3B BB		0-0 1-3		0-0 F7		0-0 1-2 1B	5 2 2 1 1 0 0
Eddie Mathews, L OBP: 0.408, SLG: 0.449 (1, 5) X	0-0 WP 1B		0-0 F9			0-0 SF7 3B		0-0 2B		0-0 F8		0-3 K	6 1 3 1 0 1 2
Hank Aaron, R OBP: 0.389, SLG: 0.636 (1, 8) X	0-0 P4 1-2 2-3		0-0 CS 1B			0-0 SF7 3B		4-0 IBB		0-3 K			3 0 1 1 1 1 2
Joe Adcock, R OBP: 0.258, SLG: 0.361 (1, 3) X	0-0 SF8		0-0 CS 1-2	0-0 5-3		0-0 F9		0-0 F9			0-3 K		4 0 0 1 0 1 2
Mel Roach, R OBP: 0.265, SLG: 0.276 Al Spangler, L OBP: 0.350, SLG: 0.294 (1, 7) X (7, 7) X	0-0 6-3			0-0 1-3		0-0 P5							3 0 0 0 0 0 1 2 1 1 0 0 0 0
Roy McMillan, R OBP: 0.315, SLG: 0.318 (1, 6) X		0-0 6-3		0-0 F7			0-0 6-3		0-0 E1 SH1-4 2-H 1B		0-0 1-3		5 0 1 0 0 0 0
Charlie Lau, L OBP: 0.362, SLG: 0.359 (1, 2) X		0-0 1B			0-0 F7		0-0 F8		0-0 SH1-4 2-3			0-0 4-3	4 0 1 0 0 0 0
Lew Burdette, R OBP: 0.283, SLG: 0.283 Seth Morford, L OBP: 0.231, SLG: 0.348 Del Crandall, R OBP: 0.231, SLG: 0.348 Ron Fliche, R OBP: 0.231, SLG: 0.348 Johnny Logan, R OBP: 0.231, SLG: 0.400 John Delventer, R OBP: 0.229, SLG: 0.289 (1, 1) X (9, 1) X (9, PH) X (10, 1) X (12, PH) X (12, PR) X		0-3 K			0-3 K		0-0 1-3		0-0 3-1			4-0 1B BB	3 0 0 0 0 0 2 1 0 0 0 0 0 0 0 0 1 0 0 0 0 0 0 1 0 0 0 0 0 0 0 0 0 0 0 0 0 1 0 0 0 0 0 0 0 0 0 0

Inning Stats	R: 2 E: 1 K: 0 S: 6	H: 2 LOB: 1 BB: 0 P: 6	R: 0 E: 0 K: 2 S: 8	H: 1 LOB: 1 BB: 0 P: 8	R: 0 E: 0 K: 0 S: 3	H: 1 LOB: 0 BB: 0 P: 3	R: 0 E: 0 K: 0 S: 3	H: 0 LOB: 0 BB: 0 P: 3	R: 0 E: 0 K: 1 S: 5	H: 0 LOB: 0 BB: 0 P: 5	R: 2 E: 0 K: 0 S: 4	H: 1 LOB: 0 BB: 1 P: 8	R: 0 E: 0 K: 0 S: 3	H: 0 LOB: 0 BB: 0 P: 3	R: 0 E: 0 K: 0 S: 4	H: 1 LOB: 2 BB: 1 P: 8	R: 1 E: 1 K: 0 S: 5	H: 2 LOB: 1 BB: 0 P: 5	R: 0 E: 0 K: 1 S: 5	H: 0 LOB: 0 BB: 0 P: 5	R: 0 E: 0 K: 1 S: 6	H: 1 LOB: 2 BB: 1 P: 10	1B: 6 2B: 2 3B: 1 HR: 0	SF: 2 SAC: 1 DP: 0 HBP: 0	WP: 1 PB: 0 SB: 1 CS: 1	PA: 49
PITCHER	IP	WLS	BF	H	R	ER	SO	BB	IBB	HBP	BLK	WP	HR	S	P	ERA	WHIP									
Bob Purkey, R ERA: 2.36 (1, 1)	8.0		32	6	4	2	3	1	1	0	0	1	0	36	44	2.25	0.875									
Jim Brosnan, R ERA: 1.74 (9, 1)	3.2	W	15	3	1	1	2	1	0	0	0	0	0	18	22	2.46	1.091									
Bill Henry, L ERA: (12, 1)	0.1	S	1	0	0	0	1	0	0	0	0	0	0	3	3	0.00	0.000									


**BOTTOM**

**Cincinnati Reds @ Milwaukee Braves**  
**Milwaukee County Stadium, Milwaukee, WI**

Fri May 05 1961, 8:05 PM EDT  
 Att. 8,496 - Unknown

livebaseballscorecards.com

AB	42
R	5
H	9
RBI	4
BB	3
SO	6
LOB	12



Batter	1	2	3	4	5	6	7	8	9	AB R H RBI BB SO LOB	TOP											
Don Blasingame, L (1, 4) OBP: 0.209, SLG: 0.158	0-0 6-3		0-0 FC6-4			0-0 4-3		0-0 F8	0-0 4-3	5 0 0 0 0 0 2	<b>Cincinnati Reds @ Milwaukee Braves</b> Milwaukee County Stadium, Milwaukee, WI Sun May 07 1961, 4:33 AM EDT Unknown <a href="http://livebaseballscorecards.com">livebaseballscorecards.com</a>											
Vada Pinson, L (1, 8) OBP: 0.287, SLG: 0.329	0-0 4-3			0-0 E S 1B		0-0 3B		0-0 F9		4 0 2 0 0 0 1												
Frank Robinson, R (1, 7) OBP: 0.319, SLG: 0.425	0-0 F9			0-0 F7		0-0 F9		0-0 1-H HR		4 1 1 2 0 0 2												
Wally Post, R (1, 9) OBP: 0.435, SLG: 0.643		0-3 K		0-0 F3			0-3 K	0-0 HR		4 1 1 1 0 2 1												
Gene Freese, R (1, 5) OBP: 0.315, SLG: 0.372		0-0 G5-4-3 1B		0-0 6-3		0-0 4-3 1B		0-0 6-3		4 0 2 0 0 0 1												
Leo Cardenas, R (1, 6) OBP: 0.308, SLG: 0.378		0-0 G5-4-3			0-0 F8		0-0 4-3		0-0 HR	4 1 1 1 0 0 2												
Gordy Coleman, L (1, 3) OBP: 0.364, SLG: 0.646			0-0 FC6-4 1B		4-0 G6-4-3 BB		4-0 BB		0-0 HR	2 1 2 1 2 0 0												
Jerry Zimmerman, R (1, 2) OBP: 0.294, SLG: 0.200			0-0 F9		0-0 G6-4-3		0-0 L4		0-0 1-3	4 0 0 0 0 0 4												
Ken Hunt, R (1, 1)		0-3 K				0-3 K		4-0 HR BB		1 0 0 0 0 1 1												
Hal Bevan, R (6, PH)									0-0 6-3	1 0 0 0 0 1 0												
Jay Hook, L (6, 1) OBP: 0.500, SLG: 0.500										0 0 0 0 0 0 0												
Willie Jones, R (8, PH)										0 1 0 0 1 0 0												
Howie Nunn, R (8, 1)										1 0 0 0 0 0 0												
<b>Inning Stats</b>	R: 0 E: 0 K: 0 S: 3	H: 0 LOB: 0 BB: 0 P: 3	R: 0 E: 0 K: 1 S: 5	H: 1 LOB: 0 BB: 0 P: 5	R: 0 E: 0 K: 1 S: 6	H: 1 LOB: 1 BB: 0 P: 6	R: 0 E: 0 K: 0 S: 4	H: 1 LOB: 1 BB: 0 P: 4	R: 0 E: 0 K: 0 S: 2	H: 0 LOB: 0 BB: 1 P: 6	R: 0 E: 0 K: 1 S: 6	H: 1 LOB: 1 BB: 0 P: 6	R: 0 E: 0 K: 1 S: 6	H: 1 LOB: 2 BB: 1 P: 10	R: 3 E: 0 K: 0 S: 5	H: 2 LOB: 0 BB: 1 P: 9	R: 2 E: 0 K: 0 S: 5	H: 2 LOB: 0 BB: 0 P: 5	1B: 4 2B: 0 3B: 1 HR: 4	SF: 0 SAC: 0 DP: 2 HBP: 0	WP: 0 PB: 0 SB: 1 CS: 0	PA: 37
<b>PITCHER</b>	IP WLS BF H R ER SO BB IBB HBP BLK WP HR S P ERA WHIP												<b>PITCHER</b>	IP WLS BF H R ER SO BB IBB HBP BLK WP HR S P ERA WHIP								
Warren Spahn, L (1, 1) ERA: 1.8	8.0 L 34 9 5 5 4 3 0 0 0 0 0 4 39 51 5.62 1.500																					
Moe Drabowsky, R (9, 1) ERA: 4.91	1.0 3 0 0 0 0 0 0 0 0 0 0 0 3 3 0.00 0.000																					



Batter	1	2	3	4	5	6	7	8	9	AB R H RBI BB SO LOB
Lee Mays, L (1, 9) OBP: 0.359, SLG: 0.294	0-0 SH1-3 PB SF9 1B		0-0 G3	0-3 K			0-0 F8		0-0 4-3	5 1 1 0 0 1 4
Frank Bolling, R (1, 4) OBP: 0.385, SLG: 0.386	0-0 SH1-3 1-3		0-0 SF8 3-H	0-0 1-3			0-0 6-3			2 0 0 1 0 0 2
Eddie Mathews, L (1, 5) OBP: 0.413, SLG: 0.451	0-0 SF9 3-H		4-0 E S BB		0-3 K			0-0 FC6-4 1B		2 0 1 1 1 1 0
Hank Aaron, R (1, 8) OBP: 0.368, SLG: 0.600	0-0 F2		0-0 F8 1-3		0-0 4-3			0-0 FC6-4 1-2f		4 0 0 0 0 0 2
Joe Adcock, R (1, 3) OBP: 0.257, SLG: 0.354		0-0 E1 FC5-4		0-0 SH SH 1B		0-0 P4		0-3 K		4 1 1 0 0 1 1
Mel Roach, R (1, 7) OBP: 0.243, SLG: 0.250 Al Spangler, L (9, 7) OBP: 0.350, SLG: 0.294		0-0 FC5-4 1-2f		0-0 SH SH 1B 1-2		0-0 P4		0-3 K		3 1 0 0 0 1 2 0 0 0 0 0 0 0
Roy McMillan, R (1, 6) OBP: 0.303, SLG: 0.304		0-0 F3		0-0 SH 1B 1-3 2-H		0-0 L5			0-0 6-3	3 0 0 0 0 0 1
Charlie Lau, L (1, 2) OBP: 0.353, SLG: 0.349		0-0 F9		0-0 1B 2-3 3-H		0-0 1-3			0-0 L9	4 0 1 1 0 0 1
Warren Spahn, L (1, 1) OBP: 0.333, SLG: 0.412 Moe Drabowsky, R (9, 1) Del Crandall, R (9, PH) OBP: 0.259, SLG: 0.346			0-0 G3 SF8 2B	0-3 K			0-0 3-1		4-0 BB	3 1 1 0 0 1 2 0 0 0 0 0 0 0 0 0 0 0 1 0 0

Inning Stats	R: 1	H: 1	E: 0	K: 0	S: 4	LOB: 0	BB: 0	P: 4	R: 0	H: 0	E: 1	K: 0	S: 4	LOB: 1	BB: 0	P: 4	R: 1	H: 1	E: 0	K: 0	S: 4	LOB: 1	BB: 1	P: 8	R: 2	H: 2	E: 1	K: 2	S: 11	LOB: 2	BB: 0	P: 11	R: 0	H: 0	E: 0	K: 1	S: 5	LOB: 0	BB: 0	P: 5	R: 0	H: 0	E: 0	K: 0	S: 3	LOB: 0	BB: 0	P: 3	R: 0	H: 0	E: 0	K: 0	S: 3	LOB: 0	BB: 0	P: 3	R: 0	H: 1	E: 0	K: 2	S: 8	LOB: 1	BB: 0	P: 8	R: 0	H: 0	E: 0	K: 0	S: 3	LOB: 1	BB: 1	P: 7	1B: 4	SF: 2	2B: 1	SAC: 3	3B: 0	DP: 0	HR: 0	HBP: 0	WP: 0	PA: 37
--------------	------	------	------	------	------	--------	-------	------	------	------	------	------	------	--------	-------	------	------	------	------	------	------	--------	-------	------	------	------	------	------	-------	--------	-------	-------	------	------	------	------	------	--------	-------	------	------	------	------	------	------	--------	-------	------	------	------	------	------	------	--------	-------	------	------	------	------	------	------	--------	-------	------	------	------	------	------	------	--------	-------	------	-------	-------	-------	--------	-------	-------	-------	--------	-------	--------

PITCHER	IP	WLS	BF	H	R	ER	SO	BB	IBB	HBP	BLK	WP	HR	S	P	ERA	WHIP
Ken Hunt, R (1, 1) ERA: 2.48	5.0		23	4	4	2	3	1	0	0	0	0	0	28	32	3.60	1.000
Jay Hook, R (6, 1) ERA: 9.24	2.0		6	0	0	0	0	0	0	0	0	0	0	6	6	0.00	0.000
Howie Nunn, R (8, 1) ERA: 4.91	2.0	W	8	1	0	0	2	1	0	0	0	0	0	11	15	0.00	1.000

**BOTTOM**

**Cincinnati Reds @ Milwaukee Braves**  
**Milwaukee County Stadium, Milwaukee, WI**

Sun May 07 1961, 4:33 AM EDT  
 Unknown

livebaseballscorecards.com

<b>AB</b>	<b>30</b>
<b>R</b>	<b>4</b>
<b>H</b>	<b>5</b>
<b>RBI</b>	<b>3</b>
<b>BB</b>	<b>2</b>
<b>SO</b>	<b>5</b>
<b>LOB</b>	<b>15</b>



Batter	1	2	3	4	5	6	7	8	9	AB R H RBI BB SO LOB	TOP											
Don Blasingame, L (1, 4) OBP: 0.229, SLG: 0.167	0-0 2-3		0-0 6-3		4-0 1B BB		0-0 1B 1B		0-0 4-3	4 1 1 0 1 0 1												
Vada Pinson, L (1, 8) OBP: 0.308, SLG: 0.341	0-0 4-3			4-0 1B FC6-4 BB	0-0 1B		0-0 1B 1B			3 1 2 0 1 0 0												
Gus Bell, L (1, 9) OBP: 0.289, SLG: 0.361	0-0 F9			0-0 1B FC6-4	0-0 1-3		0-0 1B			4 0 2 2 0 0 2												
Frank Robinson, R (1, 7) OBP: 0.305, SLG: 0.405		0-0 L7		0-0 1B FC6-4 G3 1-2f 3-H		0-3 K	0-0 F7			4 1 0 1 0 1 3												
Gordy Coleman, L (1, 3) OBP: 0.348, SLG: 0.616		0-0 3-1		0-0 1B G3		0-3 K		0-0 1-3		4 0 0 0 0 1 1												
Gene Freese, R (1, 5) OBP: 0.313, SLG: 0.367		0-3 K		0-0 1B 3-H		0-0 1-6-3		0-0 P5		4 0 1 1 0 1 0												
Leo Cardenas, R (1, 6) OBP: 0.321, SLG: 0.375			4-0 1B SH1-3 BB	0-0 1-3			0-0 1B G4-6-3	0-3 K		3 0 1 0 1 1 1												
Bob Schmidt, R (1, 2) OBP: 0.143, SLG: 0.080			0-3 K		0-0 F8		0-0 1B G4-6-3	0-0 P3		4 0 0 0 0 1 2												
Jim O'Toole, S (1, 1) OBP: 0.313, SLG: 0.267			0-0 1-2 SH1-3		0-0 4-3		4-0 1B 1B BB	0-0 1-3		2 1 0 0 1 0 0												
<b>Inning Stats</b>	R: 0 E: 0 K: 0 S: 3	H: 0 LOB: 0 BB: 0 P: 3	R: 0 E: 0 K: 1 S: 5	H: 0 LOB: 0 BB: 0 P: 5	R: 0 E: 0 K: 1 S: 5	H: 0 LOB: 1 BB: 1 P: 9	R: 2 E: 0 K: 0 S: 5	H: 2 LOB: 1 BB: 1 P: 9	R: 0 E: 0 K: 0 S: 4	H: 1 LOB: 2 BB: 1 P: 8	R: 0 E: 0 K: 2 S: 7	H: 0 LOB: 0 BB: 0 P: 7	R: 2 E: 0 K: 0 S: 6	H: 4 LOB: 2 BB: 1 P: 10	R: 0 E: 0 K: 1 S: 5	H: 0 LOB: 0 BB: 0 P: 5	R: 0 E: 0 K: 0 S: 3	H: 0 LOB: 0 BB: 0 P: 3	1B: 7 2B: 0 3B: 0 HR: 0	SF: 0 SAC: 1 DP: 1 HBP: 0	WP: 0 PB: 0 SB: 1 CS: 0	PA: 37
<b>PITCHER</b>	IP WLS BF H R ER SO BB IBB HBP BLK WP HR S P ERA WHIP																					
Don Nottebart, R (1, 1) ERA: 4.5	6.0 L 24 3 2 2 4 3 0 0 0 0 0 0 29 41 3.00 1.000																					
Seth Morehead, L (7, 1) ERA: 8.0	0.2 6 4 2 2 0 1 0 0 0 0 0 0 5 9 27.00 7.500																					
Don McMahon, R (7, 1) ERA: 4.38	1.1 4 0 0 0 1 0 0 0 0 0 0 0 6 6 0.00 0.000																					
Carl Willey, R (9, 1) ERA: 9.82	1.0 3 0 0 0 0 0 0 0 0 0 0 0 3 3 0.00 0.000																					

Cincinnati Reds @ Milwaukee Braves  
 Milwaukee County Stadium, Milwaukee, WI  
 Sun May 07 1961, 4:38 AM EDT  
 Att. 19,852 - Unknown

livebaseballscorecards.com

AB	32
R	4
H	7
RBI	4
BB	4
SO	5
LOB	10



**BOTTOM**

**Cincinnati Reds @ Milwaukee Braves**  
 Milwaukee County Stadium, Milwaukee, WI

Sun May 07 1961, 4:38 AM EDT  
 Att. 19,852 - Unknown

[livebaseballscorecards.com](http://livebaseballscorecards.com)

<b>AB</b>	<b>34</b>
<b>R</b>	<b>0</b>
<b>H</b>	<b>5</b>
<b>RBI</b>	<b>0</b>
<b>BB</b>	<b>4</b>
<b>SO</b>	<b>7</b>
<b>LOB</b>	<b>24</b>



WP: 0	PA: 39
PB: 0	
SB: 0	
CS: 0	

AB	R	H	RBI	BB	SO	LOB
4	0	1	0	1	2	2
4	0	0	0	0	0	1
4	0	1	0	1	2	2
3	0	0	0	1	0	3
4	0	0	0	0	0	5
4	0	2	0	0	1	1
4	0	1	0	0	0	3
3	0	0	0	1	1	3
2	0	0	0	0	0	1
1	0	0	0	0	1	2
0	0	0	0	0	0	0
0	0	0	0	0	0	0
1	0	0	0	0	0	1
0	0	0	0	0	0	0

Batter	1	2	3	4	5	6	7	8	9
<b>Lee Maye, L</b> OBP: 0.364, SLG: 0.289 (1, 9)	0-0 P6 		0-0 SH5-3 1B 	0-3 K 			4-0 FC6-4 1B BB 		0-3 K 
<b>Frank Bolling, R</b> OBP: 0.366, SLG: 0.365 (1, 4)	0-0 P6 		0-0 SH5-3 1B 		0-0 5-3 		0-0 F7 		0-0 F7 
<b>Eddie Mathews, L</b> OBP: 0.412, SLG: 0.440 (1, 5)	4-0 FC6-4 BB 		0-3 K 		0-0 F8 		0-0 FC6-4 1B 		0-3 K 
<b>Hank Aaron, R</b> OBP: 0.363, SLG: 0.575 (1, 8)	0-0 FC6-4 1-2f 		4-0 IBB 		0-0 6-3 		0-0 FC6-4 1-2f 2-3 		
<b>Joe Adcock, R</b> OBP: 0.243, SLG: 0.333 (1, 3)		0-0 E4 	0-0 F9 		0-0 6-3 		0-0 F8 		
<b>Roy McMillan, R</b> OBP: 0.313, SLG: 0.315 (1, 6)		0-3 K 		0-0 FC6-4 1B 		0-0 BB 1B 		0-0 5-3 	
<b>Mel Roach, R</b> OBP: 0.244, SLG: 0.250 (1, 7)		0-0 F3 		0-0 FC6-4 E 4-6-3 1-2f 		0-0 F7 		0-0 4-3 1B 	
<b>Charlie Lau, L</b> OBP: 0.345, SLG: 0.326 (1, 2)		0-3 K 		0-0 4-6-3 1-2 		4-0 BB 		0-0 4-3 1-2 	
<b>Don Nottebart, R</b> OBP: 0.111, SLG: 0.111 (6, PH)			0-0 E1 SH5-3 1B 		0-0 E6 2-3 		0-3 K 		0-0 F8 
<b>Johnny Logan, R</b> OBP: 0.286, SLG: 0.333 (7, 1)									
<b>Seth Morehead, L</b> (7, 1)									
<b>Don McMahon, R</b> (7, 1)									
<b>Del Crandall, R</b> OBP: 0.250, SLG: 0.333 (8, PH)									
<b>Carl Willey, R</b> (9, 1)									

Inning Stats	R: 0	H: 0	E: 0	LOB: 1	K: 0	BB: 1	S: 3	P: 7
	R: 0	H: 0	E: 1	LOB: 1	K: 2	BB: 0	S: 8	P: 8
	R: 0	H: 1	E: 1	LOB: 3	K: 1	BB: 1	S: 7	P: 11
	R: 0	H: 1	E: 1	LOB: 2	K: 1	BB: 0	S: 7	P: 7
	R: 0	H: 0	E: 0	LOB: 0	K: 0	BB: 0	S: 3	P: 3
	R: 0	H: 1	E: 0	LOB: 2	K: 1	BB: 1	S: 6	P: 10
	R: 0	H: 1	E: 0	LOB: 2	K: 0	BB: 1	S: 4	P: 8
	R: 0	H: 1	E: 0	LOB: 1	K: 0	BB: 0	S: 4	P: 4
	R: 0	H: 0	E: 0	LOB: 0	K: 2	BB: 0	S: 7	P: 7

PITCHER	IP	WLS	BF	H	R	ER	SO	BB	IBB	HBP	BLK	WP	HR	S	P	ERA	WHIP
<b>Jim O'Toole, L</b> ERA: 2.25 (1, 1)	9.0	W	39	5	0	0	7	3	1	0	0	0	0	49	65	0.00	0.889

Batter	1	2	3	4	5	6	7	8	9	AB R H RBI BB SO LOB	TOP											
Don Landrum, L (1, 8) OBP: 0.192, SLG: 0.149	0-0 1-3		4-0 FC5-4 BB		0-0 F8		4-0 1B BB		0-3 K	2 0 0 0 2 0 0	<b>St. Louis Cardinals @ Cincinnati Reds</b> Crosley Field, Cincinnati, OH Wed May 10 1961, 7:05 PM EDT Att: 10,144 - Unknown											
Don Taussig, R (9, PH) OBP: 0.474, SLG: 0.706			1-2 BB				1-2 BB			1 0 0 0 0 1 1												
Julian Javier, R (1, 4) OBP: 0.319, SLG: 0.348	0-0 P4		0-0 FC5-4		0-3 K		0-3 K		0-3 K	4 0 0 0 0 2 4												
Lindy McDaniel, R (7, 1) Alex Grammas, R (9, PH) OBP: 0.214, SLG: 0.167			1-2f 2-3							0 0 0 0 0 0 0												
Bill White, L (1, 3) OBP: 0.253, SLG: 0.254	0-3 K		0-0 F9		0-0 F8		0-0 FC5-4 1B			1 0 0 0 0 1 1												
Ken Boyer, R (1, 5) OBP: 0.373, SLG: 0.514		0-3 K		0-0 2B WP E 1B		4-0 CS BB	0-0 FC5-4			4 0 1 0 0 1 2												
Stan Musial, L (1, 7) OBP: 0.328, SLG: 0.408		4-0 BB		0-0 E SF8 2B		0-0 1B		4-0 8-3 BB		3 1 1 0 1 1 3												
Ray Sadecki, L (8, PR) OBP: 0.222, SLG: 0.333				1-3 SF8		1-2 1B		8-3 BB		2 1 2 0 2 0 0												
Curt Flood, R (8, 8) OBP: 0.389, SLG: 0.333				E 2B				BB		0 0 0 0 0 0 0												
Daryl Spencer, R (1, 6) OBP: 0.373, SLG: 0.464	0-0 L7		0-0 E3 L6 BB		0-3 K		4-0 8-3 BB			0 0 0 0 0 0 0												
Joe Cunningham, L (1, 9) OBP: 0.516, SLG: 0.606	0-0 F8		2-3 3-H	4-0 1-2 BB		0-0 4-3		0-0 8-3		3 0 0 1 1 1 3												
Hal Smith, R (1, 2) OBP: 0.255, SLG: 0.280			0-0 FC5-4 BB 1B		0-0 SF8		0-0 L8		0-3 K	3 0 0 0 1 0 4												
Carl Sawatski, L (7, PH) OBP: 0.550, SLG: 0.571				0-0 3-H						1 0 1 1 0 0 0												
Charlie James, R (9, PH) OBP: 0.417, SLG: 0.583				0-0 L6						1 0 0 0 0 0 0												
Curt Simmons, L (1, 1) OBP: 0.385, SLG: 0.333			0-3 K		0-0 L6		0-0 1B BB 1B		4-0 BB	1 0 0 0 0 1 1												
Walt Moryn, L (4, PH) OBP: 0.217, SLG: 0.273				2-3						1 0 0 0 0 0 2												
Bob Gibson, R (4, 1)										0 0 0 0 0 0 0												
Red Schoendienst, S (7, PH) OBP: 0.375, SLG: 0.583										1 0 1 0 0 0 0												
Gene Oliver, R (9, PH)										0 0 0 0 1 0 0												
<b>Inning Stats</b>	R: 0 E: 0 K: 1 S: 5	H: 0 LOB: 0 BB: 0 P: 5	R: 0 E: 0 K: 1 S: 5	H: 0 LOB: 1 BB: 1 P: 9	R: 0 E: 0 K: 1 S: 6	H: 1 LOB: 2 BB: 1 P: 10	R: 2 E: 1 K: 0 S: 5	H: 2 LOB: 1 BB: 1 P: 9	R: 0 E: 0 K: 1 S: 5	H: 0 LOB: 0 BB: 0 P: 5	R: 0 E: 0 K: 1 S: 5	H: 1 LOB: 1 BB: 1 P: 9	R: 0 E: 0 K: 1 S: 7	H: 2 LOB: 3 BB: 1 P: 11	R: 0 E: 0 K: 0 S: 1	H: 0 LOB: 1 BB: 2 P: 9	R: 0 E: 0 K: 3 S: 9	H: 0 LOB: 1 BB: 1 P: 13	1B: 5 2B: 3 3B: 0 HR: 0	SF: 1 SAC: 0 DP: 2 HBP: 0	WP: 1 PB: 0 SB: 1 CS: 1	PA: 38
<b>PITCHER</b>	IP WLS BF H R ER SO BB IBB HBP BLK WP HR S P ERA WHIP																					
Joey Jay, R (1, 1) ERA: 2.65	7.0 W 31 6 2 2 6 5 0 0 0 1 0 38 58 2.57 1.571																					
Marshall Bridges, L (8, 1) ERA:	1.0 3 0 0 0 0 2 0 0 0 0 0 1 9 0.00 2.000																					
Bill Henry, L (9, 1) ERA:	1.0 S 4 0 0 0 3 1 0 0 0 0 0 9 13 0.00 1.000																					

livebaseballscorecards.com

<b>AB</b>	29
<b>R</b>	2
<b>H</b>	6
<b>RBI</b>	2
<b>BB</b>	8
<b>SO</b>	9
<b>LOB</b>	21





Batter	1	2	3	4	5	6	7	8	9
Don Blasingame, L (1, 4) OBP: 0.245, SLG: 0.191	0-0 HR 1B	0-0 1B		0-0 G3		0-0 F9		0-0 F7	
Vada Pinson, L (1, 8) OBP: 0.302, SLG: 0.368	0-0 HR 1-H	0-0 F8		0-0 L3		0-3 K		0-3 K	
Frank Robinson, R (1, 7) OBP: 0.333, SLG: 0.419	4-0 S BB		0-0 1B 1B		4-0 FC5 HBP BB		0-0 FC5-4 1B		
Wally Post, R (1, 9) OBP: 0.438, SLG: 0.627	0-0 5-3		0-0 FC3-6 1B		1-0 HBP		0-0 FC5-4 FC6-4		
Elio Chacon, R (7, PR) OBP: 0.417, SLG: 0.222	1-2		1-2 1B		1-2 HBP		1-2f		
Gene Freese, R (1, 5) OBP: 0.300, SLG: 0.351	0-0 F8		0-3 K		0-3 K		0-0 FC6-4 S		
Leo Cardenas, R (1, 6) OBP: 0.333, SLG: 0.373	4-0 BB		0-0 FC3-6 1B		0-3 K		0-0 P4		
Gordy Coleman, L (1, 3) OBP: 0.333, SLG: 0.589	0-0 4-3		0-0 FC3-6		0-0 FC5		0-3 K2-3		
Bob Schmidt, R (1, 2) OBP: 0.188, SLG: 0.138		0-0 F8	0-3 K			0-0 FC1-6 1B		0-0 1B 1B	
Claude Osteen, L (8, PR)									
Jerry Zimmerman, R (9, 2)									
Joey Jay, S (1, 1) OBP: 0.091, SLG: 0.182		0-3 K		0-0 F7		0-0 FC1-6		0-0 1B	
Marshall Bridges, S (8, 1)						1-2f		1-3 1B	
Jerry Lynch, L (8, PH) OBP: 0.583, SLG: 1.500									
Bill Henry, L (9, 1)									

AB R H RBI BB SO LOB

5	1	2	0	0	0	3
5	1	1	2	0	2	4
2	1	2	0	2	0	0
3	0	1	0	0	0	2
0	0	0	0	0	0	0
4	0	0	0	0	2	6
3	0	1	1	1	1	3
4	0	0	0	0	1	6
4	0	2	0	0	1	2
0	0	0	0	0	0	0
0	0	0	0	0	0	0
1	0	1	0	0	0	0
0	0	0	0	0	0	0

1B:	9	SF:	0
2B:	0	SAC:	0
3B:	0	DP:	0
HR:	1	HBP:	1

WP:	0	PA:	38
PB:	0	ERA:	
SB:	2	WHIP:	
CS:	0		

PITCHER	IP	WLS	BF	H	R	ER	SO	BB	IBB	HBP	BLK	WP	HR	S	P	ERA	WHIP
---------	----	-----	----	---	---	----	----	----	-----	-----	-----	----	----	---	---	-----	------

R: 2	H: 2	R: 0	H: 1	R: 1	H: 3	R: 0	H: 0	R: 0	H: 1	R: 0	H: 2	R: 0	H: 1	R: 0	H: 1
E: 0	LOB: 2	E: 0	LOB: 1	E: 0	LOB: 2	E: 0	LOB: 0	E: 0	LOB: 1	E: 0	LOB: 2	E: 0	LOB: 2	E: 0	LOB: 2
K: 0	BB: 2	K: 1	BB: 0	K: 2	BB: 0	K: 0	BB: 0	K: 2	BB: 0	K: 0	BB: 0	K: 0	BB: 0	K: 2	BB: 0
S: 5	P: 13	S: 6	P: 6	S: 10	P: 10	S: 3	P: 3	S: 7	P: 12	S: 6	P: 6	S: 4	P: 4	S: 9	P: 9

Curt Simmons, L (1, 1) ERA: 3.77	3.0	WLS	L	17	6	3	3	3	2	0	0	0	1	21	29	9.00	2.667
Bob Gibson, R (4, 1) ERA: 2.37	3.0			12	1	0	0	3	1	0	1	0	0	16	21	0.00	0.667
Lindy McDaniel, R (7, 1) ERA: 4.02	2.0			9	3	0	0	2	0	0	0	0	0	13	13	0.00	1.500

St. Louis Cardinals @ Cincinnati Reds  
Crosley Field, Cincinnati, OH  
Wed May 10 1961, 7:05 PM EDT  
Att. 10,144 - Unknown

AB 34  
R 3  
H 10  
RBI 3  
BB 3  
SO 8  
LOB 27



livebaseballscorecards.com

Batter	1	2	3	4	5	6	7	8	9	AB R H RBI BB SO LOB	TOP												
<b>Don Blasingame, L</b> (1, 4) <small>OBP: 0.246, SLG: 0.196</small> <b>Dick Gernert, R</b> (8, PH) <small>OBP: 0.286, SLG: 0.667</small> <b>Howie Nunn, R</b> (8, 1)	0-0 F9	0-0 1B S 1B		0-0 P6		0-0 1-3		0-0 L4		4 0 1 0 0 0 0 1 0 0 0 0 0 1 0 0 0 0 0 0 0													
<b>Vada Pinson, L</b> (1, 8) <small>OBP: 0.307, SLG: 0.370</small>	0-0 S 2B 1B	0-0 1-3 1B		0-3 K		0-3 K		0-0 F9		5 1 2 0 0 2 0													
<b>Frank Robinson, R</b> (1, 7) <small>OBP: 0.346, SLG: 0.456</small>	4-0 2B 1-2 BB	0-0 F7			0-0 HR	0-0 F8		0-0 FC5-4 1B		4 1 2 1 1 0 2													
<b>Wally Post, R</b> (1, 9) <small>OBP: 0.423, SLG: 0.594</small>	0-0 F8		0-0 1B		0-0 F7		0-0 6-3	0-0 FC5-4 FC6 1-2f		5 0 1 0 0 0 3													
<b>Gene Freese, R</b> (1, 5) <small>OBP: 0.295, SLG: 0.354</small>	0-0 1-3 2-H 2B		0-0 F7		0-0 F7		0-0 L4	0-0 FC6 1-2f		5 0 1 1 0 0 2													
<b>Leo Cardenas, R</b> (1, 6) <small>OBP: 0.344, SLG: 0.370</small>	4-0 BB		0-0 F2		0-0 2B 1B		0-3 K			3 1 1 0 1 1 1													
<b>Gordy Coleman, L</b> (1, 3) <small>OBP: 0.330, SLG: 0.585</small>	0-0 F3		0-0 4-3		0-0 1-H 1B 2B		0-3 K			4 1 1 1 0 1 4													
<b>Bob Schmidt, R</b> (1, 2) <small>OBP: 0.222, SLG: 0.182</small>		0-0 F7		0-0 5-3		0-0 2-H 1B		0-0 FC6-4 1B		4 0 2 1 0 0 0													
<b>Bob Purkey, R</b> (1, 1) <small>OBP: 0.200, SLG: 0.214</small> <b>Hal Bevan, R</b> (4, PH) <small>OBP: 0.500, SLG: 2.000</small> <b>Marshall Bridges, S</b> (4, 1) <b>Jay Hook, L</b> (5, 1) <small>OBP: 0.500, SLG: 0.500</small> <b>Eddie Kasko, R</b> (8, PH) <small>OBP: 0.400, SLG: 0.435</small>		0-0 P6		0-0 HR		0-0 F3		0-0 FC6-4 1-2f		1 0 0 0 0 0 0 1 1 1 1 0 0 0 1 0 0 0 0 0 1 0 0 0 0 0 0 0 1 0 0 0 0 0 1													
<b>Inning Stats</b>	R: 1 E: 0 K: 0 S: 5	H: 2 LOB: 3 BB: 2 P: 13	R: 0 E: 0 K: 0 S: 5	H: 2 LOB: 2 BB: 0 P: 5	R: 0 E: 0 K: 0 S: 4	H: 1 LOB: 1 BB: 0 P: 4	R: 1 E: 0 K: 1 S: 6	H: 1 LOB: 0 BB: 0 P: 6	R: 3 E: 0 K: 0 S: 7	H: 4 LOB: 1 BB: 0 P: 7	R: 0 E: 0 K: 1 S: 5	H: 0 LOB: 0 BB: 0 P: 5	R: 0 E: 0 K: 1 S: 5	H: 0 LOB: 0 BB: 0 P: 5	R: 0 E: 0 K: 1 S: 6	H: 1 LOB: 1 BB: 0 P: 6	R: 0 E: 0 K: 0 S: 4	H: 1 LOB: 1 BB: 0 P: 4	1B: 8 2B: 2 3B: 0 HR: 2	SF: 0 SAC: 0 DP: 0 HBP: 0	WP: 0 PB: 0 SB: 2 CS: 0	PA: 41	
<b>PITCHER</b>	IP WLS BF H R ER SO BB IBB HBP BLK WP HR S P ERA WHIP																					<b>PITCHER</b>	IP WLS BF H R ER SO BB IBB HBP BLK WP HR S P ERA WHIP
<b>Vinegar Bend Mizell, L</b> (1, 1) <small>ERA: 3.71</small> <b>George Witt, R</b> (5, 1) <small>ERA: 4.7</small> <b>Bobby Shantz, L</b> (6, 1) <small>ERA: 2.25</small>	4.2 0.1 4.0	25 2 14	9 1 2	5 0 0	5 0 0	1 0 3	2 0 0	0 0 0	0 0 0	0 0 0	0 0 0	0 0 0	2 2 20	25 2 20	33 2 20	9.64 0.00 0.00	2.357 3.000 0.500						

**Cincinnati Reds @ Pittsburgh Pirates**  
 Forbes Field, Pittsburgh, PA  
 Fri May 12 1961, 7:05 PM EDT  
 Att. 20,662 - Unknown

AB	39
R	5
H	12
RBI	5
BB	2
SO	4
LOB	15



livebaseballscorecards.com



Batter	1	2	3	4	5	6	7	8	9	AB R H RBI BB SO LOB	TOP																	
Don Blasingame, L (1, 4) OBP: 0.274, SLG: 0.218	1-0 1B SF8 HBP	0-3 K			0-0 1B 1B	0-0 HBP 1B		0-0 5-3		4 2 2 0 0 1 1																		
Vada Pinson, L (1, 8) OBP: 0.311, SLG: 0.371	0-0 1B 1B		0-0 1-3		0-0 1B 1B	0-0 F8		0-0 F8		5 1 2 0 0 0 1																		
Frank Robinson, R (1, 7) OBP: 0.349, SLG: 0.473	0-0 SF8		0-0 3B		0-0 F9	1-0 HBP		0-0 4-3		3 0 1 1 0 0 2																		
Wally Post, R (1, 9) OBP: 0.420, SLG: 0.582 Howie Nunn, R (5, 1) Jerry Lynch, L (6, PH) Jay Hook, L (6, 1) Marshall Bridges, S (7, 1) Eddie Kasko, R (9, PH)	0-3 K		0-3 K		0-0 1B 1B	0-0 3-1		0-0 1B		3 1 1 1 0 2 2 0 0 0 0 0 0 0 1 0 0 0 0 0 0 2 0 0 0 0 0 0 0 0 0 0 0 0 0 0 0 0 1 0 1 0 0 0 0 0																		
Gene Freese, R (1, 5) OBP: 0.300, SLG: 0.356	0-0 1B		0-0 P5		0-0 1B 2B		0-0 F6	0-0 F7		5 1 2 1 0 0 2																		
Leo Cardenas, R (1, 6) OBP: 0.338, SLG: 0.362	0-0 6-3			0-0 F9	0-0 2B 1B		0-0 4-3			4 0 1 1 0 0 2																		
Gordy Coleman, L (1, 3) OBP: 0.337, SLG: 0.588		4-0 FC9-6 BB		0-3 K	0-0 2B		0-0 6-3			3 0 1 1 1 1 0																		
Bob Schmidt, R (1, 2) OBP: 0.211, SLG: 0.171 Gus Bell, L (5, PH) (5, 9)		0-0 FC9-6		0-3 K	0-0 L9			0-0 L9		2 0 0 0 0 1 1 2 0 0 0 0 0 2																		
Jim O'Toole, S (1, 1) OBP: 0.294, SLG: 0.250 Jim Maloney, L (3, 1) Hal Bevan, R (5, PH) Jerry Zimmerman, R (5, 2) OBP: 0.263, SLG: 0.176		0-3 K			0-3 K	0-0 L3		0-0 5-3		1 0 0 0 0 1 1 0 0 0 0 0 0 0 1 0 0 0 0 1 0 2 0 0 0 0 0 0																		
<b>Inning Stats</b>	R: 1 H: 2 E: 0 LOB: 2 K: 1 BB: 0 S: 7 P: 8	R: 0 H: 0 E: 0 LOB: 1 K: 2 BB: 1 S: 7 P: 11	R: 0 H: 1 E: 0 LOB: 1 K: 1 BB: 0 S: 6 P: 6	R: 0 H: 0 E: 0 LOB: 0 K: 2 BB: 0 S: 7 P: 7	R: 4 H: 6 E: 0 LOB: 2 K: 1 BB: 0 S: 11 P: 11	R: 0 H: 1 E: 0 LOB: 2 K: 0 BB: 0 S: 4 P: 5	R: 0 H: 0 E: 0 LOB: 0 K: 0 BB: 0 S: 3 P: 3	R: 0 H: 0 E: 0 LOB: 0 K: 0 BB: 0 S: 3 P: 3	R: 0 H: 1 E: 0 LOB: 1 K: 0 BB: 0 S: 4 P: 4	1B: 9 SF: 1 2B: 1 SAC: 0 3B: 1 DP: 0 HR: 0 HBP: 2	WP: 0 PA: 41 PB: 0 SB: 0 CS: 0																	
<b>PITCHER</b>	IP WLS BF H R ER SO BB IBB HBP BLK WP HR S P ERA WHIP											<b>PITCHER</b>	IP WLS BF H R ER SO BB IBB HBP BLK WP HR S P ERA WHIP															
Joe Gibbon, L (1, 1) ERA: 4.08	4.2	25	9	5	5	7	1	0	1	0	0	0	0	37	42	9.64	2.143											
Clem Labine, R (5, 1) ERA: 1.42	4.1	W	16	2	0	0	0	0	0	1	0	0	0	15	16	0.00	0.462											

Cincinnati Reds @ Pittsburgh Pirates  
 Forbes Field, Pittsburgh, PA  
 Sat May 13 1961, 3:33 AM EDT  
 Att. 13,343 - Unknown

livebaseballscorecards.com

AB 37  
 R 5  
 H 11  
 RBI 5  
 BB 1  
 SO 7  
 LOB 16





Batter	1	2	3	4	5	6	7	8	9	AB R H RBI BB SO LOB	TOP											
Don Blasingame, L (1, 4) OBP: 0.273, SLG: 0.220	0-3 K		0-0 E 1B 4-3 1B		0-0 F7		0-0 1-3			4 1 1 0 0 1 1												
Vada Pinson, L (1, 8) OBP: 0.318, SLG: 0.376	0-0 1B		0-0 E7 4-3 1B		0-3 K		0-0 G3			4 0 2 0 0 1 1												
Gus Bell, L (1, 9) OBP: 0.273, SLG: 0.333	0-0 1-3 1B		0-0 4-3		0-0 F8		0-0 F7			4 0 1 1 0 0 1												
Frank Robinson, R (1, 7) OBP: 0.354, SLG: 0.536	0-0 P4		0-0 5-6-3		0-0 HR		0-0 HR			4 2 2 2 0 0 3												
Gordy Coleman, L (1, 3) OBP: 0.324, SLG: 0.564	0-0 L5		0-0 G3		0-0 1-3		0-3 K			4 0 0 0 0 1 3												
Gene Freese, R (1, 5) OBP: 0.269, SLG: 0.343		0-3 K		0-0 6-3		0-3 K2-3		0-0 5-3		4 0 0 0 0 2 0												
Eddie Kasko, R (1, 6) OBP: 0.400, SLG: 0.451		0-0 5-3		0-3 K		0-0 2B		0-0 L8		4 1 1 0 0 1 0												
Bob Schmidt, R (1, 2) OBP: 0.214, SLG: 0.179		0-0 E6		0-0 L7		0-3 K		0-0 G5-4-3 1B		4 0 1 0 0 1 1												
Ken Hunt, R (1, 1) OBP: 0.091, SLG: 0.182		0-3 K		0-3 K		0-0 2B		0-0 G5-4-3		3 0 1 1 0 2 1												
Jim Brosnan, R (7, 1)								1-2f		1 0 0 0 0 0 1												
<b>Inning Stats</b>	R: 0 E: 0 K: 1 S: 7	H: 2 LOB: 2 BB: 0 P: 7	R: 0 E: 1 K: 2 S: 8	H: 0 LOB: 1 BB: 0 P: 8	R: 1 E: 1 K: 0 S: 5	H: 2 LOB: 1 BB: 0 P: 5	R: 0 E: 0 K: 1 S: 5	H: 0 LOB: 0 BB: 0 P: 5	R: 0 E: 0 K: 2 S: 7	H: 0 LOB: 0 BB: 0 P: 7	R: 1 E: 0 K: 1 S: 6	H: 1 LOB: 0 BB: 0 P: 6	R: 1 E: 0 K: 1 S: 7	H: 2 LOB: 1 BB: 0 P: 7	R: 1 E: 0 K: 1 S: 6	H: 1 LOB: 0 BB: 0 P: 6	R: 0 E: 0 K: 0 S: 3	H: 1 LOB: 0 BB: 0 P: 3	1B: 5 2B: 2 3B: 0 HR: 2	SF: 0 SAC: 0 DP: 1 HBP: 0	WP: 0 PB: 0 SB: 0 CS: 0	PA: 36
<b>PITCHER</b>	IP WLS BF H R ER SO BB IBB HBP BLK WP HR S P ERA WHIP																					
Bob Friend, R (1, 1) ERA: 3.54	7.0 L 29 7 3 3 8 0 0 0 0 0 0 1 45 45 3.86 1.000																					
Roy Face, R (8, 1) ERA: 2.25	2.0 7 2 1 1 1 0 0 0 0 0 0 1 9 9 4.50 1.000																					

Cincinnati Reds @ Pittsburgh Pirates  
 Forbes Field, Pittsburgh, PA  
 Sun May 14 1961, 3:33 AM EDT  
 Att. 17,459 - Unknown

livebaseballscorecards.com

AB	36
R	4
H	9
RBI	4
BB	0
SO	9
LOB	12



Batter	1	2	3	4	5	6	7	8	9	AB R H RBI BB SO LOB
Joe Christopher, R (1, 7) OBP: 0.500, SLG: 0.615	0-0 P3		4-0 CS BB			4-0 BB E BB	4-0 BB		0-0 FC6-4	2 0 0 0 3 0 1
Dick Groat, R (1, 6) OBP: 0.336, SLG: 0.370	0-0 FC6-4 1B		0-3 K			0-0 F7	0-0 G3			4 0 1 0 0 1 3
Bill Virdon, L (1, 8) OBP: 0.430, SLG: 0.646	0-0 FC6-4 1B				0-0 F8	0-0 E1 BB		4-0 FC4-6 BB		3 0 0 0 1 0 2
Smoky Burgess, L (1, 2) OBP: 0.400, SLG: 0.432	0-0		0-3 K			4-0		0-0 F8		2 0 1 0 0 1 0
Hal Smith, R (5, 2) OBP: 0.170, SLG: 0.176	1-2 1B					1-2 2-3 BB				1 0 0 0 1 0 1
Roberto Clemente, R (1, 9) OBP: 0.380, SLG: 0.500	0-3 K				0-0 F7	0-3 K		0-0 FC4-6		4 0 0 0 0 2 6
Rocky Nelson, L (1, 3) OBP: 0.400, SLG: 0.724		0-0 6-3			0-0	0-0 F7		0-0 F8		4 0 1 0 0 0 4
Don Hoak, R (1, 5) OBP: 0.379, SLG: 0.376		0-0 F8			0-0	0-0 5-3		0-0 F7		4 0 0 0 0 0 1
Bill Mazerowski, R (1, 4) OBP: 0.245, SLG: 0.300		0-0 F8			0-0	0-0 5-3		0-0 HR		4 1 2 1 0 0 1
Bob Friend, R (1, 1) OBP: 0.238, SLG: 0.238			0-0 1-3			0-3 K		0-0 P6		2 0 0 0 0 1 1
Dick Schofield, S (7, PH) OBP: 0.333, SLG: 0.400									0-3 K	1 0 0 0 0 0 0
Roy Face, R (8, 1) OBP: 0.500, SLG: 0.500										0 0 0 0 0 0 0
Bob Skinner, L (9, PH) OBP: 0.333, SLG: 0.318										1 0 0 0 0 1 1

Inning Stats	R: 0	H: 2	E: 0	LOB: 2	K: 1	S: 7	R: 0	H: 0	E: 0	LOB: 0	K: 0	S: 3	R: 0	H: 0	E: 0	LOB: 1	K: 1	S: 4	R: 0	H: 0	E: 0	LOB: 0	K: 1	S: 5	R: 0	H: 1	E: 0	LOB: 1	K: 1	S: 6	R: 0	H: 0	E: 1	LOB: 3	K: 1	S: 6	R: 1	H: 1	E: 0	LOB: 1	K: 0	S: 4	R: 0	H: 0	E: 0	LOB: 1	K: 0	S: 3	R: 0	H: 1	E: 0	LOB: 1	K: 1	S: 6	1B: 3	SF: 0	2B: 1	SAC: 0	3B: 1	DP: 1	HR: 1	HBP: 0	WP: 0	PA: 37
--------------	------	------	------	--------	------	------	------	------	------	--------	------	------	------	------	------	--------	------	------	------	------	------	--------	------	------	------	------	------	--------	------	------	------	------	------	--------	------	------	------	------	------	--------	------	------	------	------	------	--------	------	------	------	------	------	--------	------	------	-------	-------	-------	--------	-------	-------	-------	--------	-------	--------

PITCHER	IP	WLS	BF	H	R	ER	SO	BB	IBB	HBP	BLK	WP	HR	S	P	ERA	WHIP
Ken Hunt, R (1, 1) ERA: 2.27	6.2	W	28	4	1	1	5	4	0	0	0	0	1	34	50	1.35	1.200
Jim Brosnan, R (7, 1) ERA: 1.42	2.1	S	9	1	0	0	1	1	0	0	0	0	0	10	14	0.00	0.857

BOTTOM

Cincinnati Reds @ Pittsburgh Pirates  
 Forbes Field, Pittsburgh, PA  
 Sun May 14 1961, 3:33 AM EDT  
 Att. 17,459 - Unknown

livebaseballscorecards.com

AB	32
R	1
H	5
RBI	1
BB	5
SO	6
LOB	21



Batter	1	2	3	4	5	6	7	8	9	AB R H RBI BB SO LOB	TOP											
Don Blasingame, L (1, 4) OBP: 0.257, SLG: 0.206	0-0 F8		0-0 4-3		0-0 P4		0-0 F8			4 0 0 0 0 0 0	<p>Cincinnati Reds @ Philadelphia Phillies</p> <p>Connie Mack Stadium, Philadelphia, PA</p> <p>Tue May 16 1961, 7:05 PM EDT</p> <p>Att. 5,428 - Unknown</p>											
Vada Pinson, L (1, 8) OBP: 0.316, SLG: 0.381	0-0 2B		0-3 K		0-0 4-3		0-0 4-3			4 0 1 0 0 1 0												
Gus Bell, L (1, 9) OBP: 0.271, SLG: 0.326	0-3 K			0-0 FC1-6 1B HR 1B	0-0 F7			0-0 L7		4 1 1 0 0 1 1												
Frank Robinson, R (1, 7) OBP: 0.368, SLG: 0.570	4-0 BB			0-0 FC1-6 1-2 1B		0-0 HR		0-3 K		3 1 2 1 1 1 0												
Gordy Coleman, L (1, 3) OBP: 0.321, SLG: 0.548	0-0 4-3			0-0 FC1-6 HR 1-2f 2-3		4-0 FC5-4 BB		0-3 K		3 1 0 0 1 1 4												
Gene Freese, R (1, 5) OBP: 0.297, SLG: 0.375		0-0 F7		0-0 HR 1-H 3-H	0-0 P6			0-0 CS 1B		4 1 2 3 0 0 1												
Eddie Kasko, R (1, 6) OBP: 0.373, SLG: 0.418		0-0 5-3		0-3 K	0-0 FC5-4 1-2f			0-3 K 1-2		4 0 0 0 0 2 2												
Bob Schmidt, R (1, 2) OBP: 0.217, SLG: 0.167		0-3 K		4-0 BB	0-0 4-3			0-0 L8		3 0 0 0 1 1 1												
Joey Jay, S (1, 1) OBP: 0.071, SLG: 0.143			0-0 P4	0-3 K			0-0 F5			3 0 0 0 0 1 1												
<b>Inning Stats</b>	R: 0 E: 0 K: 1 S: 6	H: 1 LOB: 2 BB: 1 P: 10	R: 0 E: 0 K: 1 S: 5	H: 0 LOB: 0 BB: 0 P: 5	R: 0 E: 0 K: 1 S: 5	H: 0 LOB: 0 BB: 0 P: 5	R: 3 E: 0 K: 2 S: 10	H: 3 LOB: 1 BB: 1 P: 14	R: 0 E: 0 K: 0 S: 3	H: 0 LOB: 0 BB: 0 P: 3	R: 1 E: 0 K: 0 S: 4	H: 1 LOB: 1 BB: 1 P: 8	R: 0 E: 0 K: 0 S: 3	H: 0 LOB: 0 BB: 0 P: 3	R: 0 E: 0 K: 2 S: 7	H: 0 LOB: 0 BB: 0 P: 7	R: 0 E: 0 K: 1 S: 5	H: 1 LOB: 0 BB: 0 P: 5	1B: 3 2B: 2 3B: 0 HR: 2	SF: 0 SAC: 0 DP: 1 HBP: 0	WP: 0 PB: 0 SB: 0 CS: 1	PA: 35
<b>PITCHER</b>	IP WLS BF H R ER SO BB IBB HBP BLK WP HR S P ERA WHIP																					
Frank Sullivan, R (1, 1) ERA: 3.76	7.0 L 29 5 4 4 5 3 0 0 0 0 0 2 36 48 5.14 1.143																					
Don Ferrarese, L (8, 1) ERA: 2.4	2.0 6 1 0 0 3 0 0 0 0 0 0 0 12 12 0.00 0.500																					

livebaseballscorecards.com

AB	32
R	4
H	6
RBI	4
BB	3
SO	8
LOB	10





Batter	1	2	3	4	5	6	7	8	9	AB	R	H	RBI	BB	SO	LOB
Tony Taylor, R OBP: 0.267, SLG: 0.294 (1, 4)	0-0 2-3	0-0 6-3			0-0 4-3		0-3 K			4	0	0	0	0	1	1
Charley Smith, R OBP: 0.288, SLG: 0.404 (1, 6)	4-0 WP BB		0-0 6-3		4-0 FC3-6 BB			0-0 G4-6-3 1B		2	0	1	0	2	0	0
Johnny Callison, L OBP: 0.420, SLG: 0.500 (1, 7)	0-3 K 1-2		0-0 1B 1B		0-0 FC3-6 FC6-4 1-2f			0-0 F8		4	0	1	0	0	1	3
Tony Gonzalez, L OBP: 0.429, SLG: 0.416 (1, 9)	0-0 L7		0-0 1B		0-0 FC6-4 1-2f			0-0 G4-6-3 1-2f		4	0	1	0	0	0	3
Don Demeter, R OBP: 0.235, SLG: 0.250 (1, 8)		0-0 5-3	0-0 P4		0-0 6-3			0-3 K		4	0	0	0	0	1	2
Clay Dalrymple, L OBP: 0.236, SLG: 0.269 (1, 2)		0-0 1-3	0-0 3-1		0-0 F8			0-0 F9		4	0	0	0	0	0	2
Pancho Herrera, R OBP: 0.333, SLG: 0.396 (1, 3)		0-0 2B 1B		0-0 6-3		0-3 K		0-3 K		4	1	1	0	0	2	0
Jim Woods, R OBP: 0.167, SLG: 0.188 (1, 5)		0-0 E 2B 1-H		0-3 K		0-0 F7				3	1	1	1	0	1	0
Frank Sullivan, R Lee Walls, R (7, PH) Don Ferrarese, R (8, 1) OBP: 0.222, SLG: 0.125 OBP: 1.000, SLG: 1.000		0-0 E5 2-H		0-0 6-3		0-3 K				2	0	0	0	0	0	0

Inning Stats	R: 0	H: 0	E: 0	K: 1	S: 5	R: 2	H: 2	E: 1	K: 0	S: 6	R: 0	H: 2	E: 0	K: 0	S: 5	R: 0	H: 0	E: 0	K: 1	S: 5	R: 0	H: 0	E: 0	K: 2	S: 7	R: 0	H: 1	E: 0	K: 0	S: 3	R: 0	H: 0	E: 0	K: 2	S: 7	R: 0	H: 0	E: 0	K: 2	S: 7	1B: 4	SF: 0	2B: 1	SAC: 0	3B: 0	DP: 1	HR: 0	HBP: 0	WP: 1	PA: 34
--------------	------	------	------	------	------	------	------	------	------	------	------	------	------	------	------	------	------	------	------	------	------	------	------	------	------	------	------	------	------	------	------	------	------	------	------	------	------	------	------	------	-------	-------	-------	--------	-------	-------	-------	--------	-------	--------


PITCHER	IP	WLS	BF	H	R	ER	SO	BB	IBB	HBP	BLK	WP	HR	S	P	ERA	WHIP
Joey Jay, R ERA: 2.3 (1, 1)	9.0	W	34	5	2	1	7	2	0	0	0	1	0	46	54	1.00	0.778

**BOTTOM**

**Cincinnati Reds @ Philadelphia Phillies**  
**Connie Mack Stadium, Philadelphia, PA**  
 Tue May 16 1961, 7:05 PM EDT  
 Att. 5,428 - Unknown

livebaseballscorecards.com

AB	32
R	2
H	5
RBI	1
BB	2
SO	7
LOB	11



Batter	1	2	3	4	5	6	7	8	9	AB R H RBI BB SO LOB	TOP
Don Blasingame, L (1, 4) OBP: 0.284, SLG: 0.231	4-0 BB 4-3		X 0-0 SF7 1-3 2B		BB 4-0 G1-6-3 BB			X 0-0 4-3		2 1 1 0 2 0 0	
Vada Pinson, L (1, 8) OBP: 0.305, SLG: 0.370	X 0-0 F7		X 0-0 SF7		X 0-0 G1-6-3			X 0-0 L9		3 0 0 1 0 0 2	
Gus Bell, L (1, 9) OBP: 0.250, SLG: 0.300	X 0-0 4-3		X 0-0 6-3		X 0-0 L8			X 0-0 F7		4 0 0 0 0 0 2	
Frank Robinson, R (1, 7) OBP: 0.380, SLG: 0.578	BB 4-0 BB		X 0-0 2B		X 0-0 L5			BB 4-0 2-3 BB		2 0 1 1 2 0 0	
Gordy Coleman, L (1, 3) OBP: 0.310, SLG: 0.528	SS 0-3 K		SS 0-3 K		X 0-0 2-3			X 0-0 2-3		4 0 0 0 0 2 4	
Gene Freese, R (1, 5) OBP: 0.287, SLG: 0.362		X 0-0 E6 CS		X 0-0 5-3		SS 0-3 K		X 0-0 F8		4 0 0 0 0 1 1	
Eddie Kasko, R (1, 6) OBP: 0.371, SLG: 0.414		X 0-0 5-3		X 0-0 F5		X 0-0 G5-4-3 1B				3 0 1 0 0 0 1	
Bob Schmidt, R (1, 2) OBP: 0.204, SLG: 0.156		X 0-0 P4		X 0-0 F8		X 0-0 G5-4-3				3 0 0 0 0 0 1	
Bob Purkey, R (1, 1) OBP: 0.222, SLG: 0.188			BB 4-0 SF7 BB		X 0-0 5-3			X 0-0 5-3		2 1 0 0 1 0 0	
<b>Inning Stats</b>	R: 0 H: 0 E: 0 LOB: 2 K: 1 BB: 2 S: 5 P: 13	R: 0 H: 0 E: 1 LOB: 0 K: 0 BB: 0 S: 3 P: 3	R: 2 H: 2 E: 0 LOB: 1 K: 1 BB: 1 S: 7 P: 11	R: 0 H: 0 E: 0 LOB: 0 K: 0 BB: 0 S: 3 P: 3	R: 0 H: 0 E: 0 LOB: 0 K: 0 BB: 1 S: 2 P: 6	R: 0 H: 0 E: 0 LOB: 0 K: 1 BB: 0 S: 5 P: 5	R: 0 H: 1 E: 0 LOB: 0 K: 1 BB: 0 S: 5 P: 5	R: 0 H: 0 E: 0 LOB: 0 K: 0 BB: 0 S: 3 P: 3	R: 0 H: 0 E: 0 LOB: 1 K: 0 BB: 1 S: 3 P: 7	1B: 1 SF: 1 2B: 2 SAC: 0 3B: 0 DP: 2 HR: 0 HBP: 0	WP: 0 PA: 33 PB: 0 SB: 0 CS: 1
<b>PITCHER</b>	IP WLS BF H R ER SO BB IBB HBP BLK WP HR S P ERA WHIP										
John Buzhardt, R (1, 1) ERA: 3.69	7.0 L 26 3 2 2 3 4 0 0 0 0 0 0 28 44 2.57 1.000										
Chris Short, L (8, 1) ERA: 3.26	2.0 7 0 0 0 0 1 0 0 0 0 0 0 6 10 0.00 0.500										

Cincinnati Reds @ Philadelphia Phillies  
 Connie Mack Stadium, Philadelphia, PA  
 Wed May 17 1961, 7:05 PM EDT  
 Att. 4,641 - Unknown

livebaseballscorecards.com

AB 27  
 R 2  
 H 3  
 RBI 2  
 BB 5  
 SO 3  
 LOB 11



Batter	1	2	3	4	5	6	7	8	9	AB	R	H	RBI	BB	SO	LOB
Tony Taylor, R (1, 4) OBP: 0.275, SLG: 0.301 Bobby Del Greco, R (9, 5) OBP: 0.333, SLG: 0.467	0-0 6-3		0-0 L5-3 1B			0-0 B3-4 1B		0-0 4-3		4	0	2	0	0	0	0
Charley Smith, R (1, 6) OBP: 0.268, SLG: 0.373	0-0 6-3		0-0 L5-3 1-2			0-0 B3-4 1-2f		0-0 E5		4	0	0	0	0	0	2
Johnny Callison, L (1, 7) OBP: 0.414, SLG: 0.490	0-0 F7					0-0 F8 S 1B		0-0 G3		4	0	1	0	0	0	1
Tony Gonzalez, L (1, 9) OBP: 0.432, SLG: 0.450		H 1-0 FC3-6 FC1 HBP		X 0-0 HR		X 0-0 F7 1-2		X 0-0 3-1		3	1	1	1	0	0	1
Don Demeter, R (1, 8) OBP: 0.255, SLG: 0.275		X 0-0 FC1 FC3-6 1-2		H 1-0 G1-6-3 HBP		X 0-0 F7		X 0-0 2B		3	0	1	0	0	0	1
Clay Dalrymple, L (1, 2) OBP: 0.224, SLG: 0.254		X 0-0 FC3-6 1-2f 2-3		X 0-0 G1-6-3 1-2f		X 0-0 4-3		X 0-0 4-3		4	0	0	0	0	0	4
Pancho Herrera, R (1, 3) OBP: 0.333, SLG: 0.388 Bobby Maikmus, R (7, PR) OBP: 0.222, SLG: 0.167		0-0 0-3 K				X 0-0 F9		X 4-0 BB		2	0	0	0	1	1	2
Bobby Gene Smith, R (9, PH) OBP: 0.288, SLG: 0.351		0-0 0-3 1-3				X 0-0 5-3		X 0-0 6-3		1	0	0	0	0	0	1
Jim Woods, R (1, 5) OBP: 0.150, SLG: 0.167 Lee Walls, R (7, PH) OBP: 0.200, SLG: 0.111 Chris Short, R (8, 1)		X 0-0 1-3				X 0-0 5-3		X 0-0 6-3		2	0	0	0	0	0	2
John Buzhardt, R (1, 1) Ruben Amaro, R (8, 3) Choo-Choo Coleman, L (8, PH) OBP: 0.261, SLG: 0.238 Ken Walters, R (9, 3) OBP: 0.364, SLG: 0.300			X 0-0 P4			X 0-3 K		X 0-0 F7		2	0	0	0	0	1	0


Inning Stats	R: 0	H: 0	E: 0	K: 0	S: 3	R: 0	H: 0	E: 0	K: 1	S: 6	R: 0	H: 1	E: 0	K: 0	S: 3	R: 1	H: 1	E: 0	K: 0	S: 3	R: 0	H: 0	E: 0	K: 1	S: 5	R: 0	H: 2	E: 0	K: 0	S: 4	R: 0	H: 0	E: 0	K: 0	S: 3	R: 0	H: 0	E: 1	K: 0	S: 4	R: 0	H: 1	E: 0	K: 0	S: 4			
	LOB: 0	BB: 0	P: 3	LOB: 2	BB: 0	P: 7	LOB: 0	BB: 0	P: 3	LOB: 0	BB: 0	P: 3	LOB: 0	BB: 0	P: 3	LOB: 0	BB: 0	P: 4	LOB: 0	BB: 0	P: 5	LOB: 1	BB: 0	P: 4	LOB: 1	BB: 1	P: 7	LOB: 1	BB: 0	P: 4	LOB: 1	BB: 0	P: 4	LOB: 1	BB: 0	P: 4	LOB: 1	BB: 0	P: 4	LOB: 1	BB: 0	P: 4	LOB: 1	BB: 0	P: 4			
	1B: 3	2B: 3	3B: 0	HR: 1	SF: 0	SAC: 0	DP: 3	HBP: 2	WP: 0	HR: 1	S: 2	P: 2	ERA: 1.00	WHIP: 0.667	1B: 3	2B: 3	3B: 0	HR: 1	SF: 0	SAC: 0	DP: 3	HBP: 2	WP: 0	HR: 1	S: 2	P: 2	ERA: 1.00	WHIP: 0.667	1B: 3	2B: 3	3B: 0	HR: 1	SF: 0	SAC: 0	DP: 3	HBP: 2	WP: 0	HR: 1	S: 2	P: 2	ERA: 1.00	WHIP: 0.667						
PITCHER Bob Purkey, R (1, 1) ERA: 2.67	IP: 9.0	WLS: W	BF: 34	H: 5	R: 1	ER: 1	SO: 2	BB: 1	IBB: 0	HBP: 2	BLK: 0	WP: 0	HR: 1	S: 35	P: 41	ERA: 1.00	WHIP: 0.667																															

**BOTTOM**

**Cincinnati Reds @ Philadelphia Phillies**  
 Connie Mack Stadium, Philadelphia, PA

Wed May 17 1961, 7:05 PM EDT  
 Att. 4,641 - Unknown

AB	31
R	1
H	5
RBI	1
BB	1
SO	2
LOB	15



Batter	1	2	3	4	5	6	7	8	9	AB R H RBI BB SO LOB	TOP
Roy McMillan, R OBP: 0.311, SLG: 0.305 (1, 6) X	0-0 L4	0-0 L3			0-0 P6		0-0 L9			4 0 0 0 0 0 0	
Frank Bolling, R OBP: 0.403, SLG: 0.450 (1, 4) X	0-0 BB 2B 1B		0-0 HR		0-0 1-3		0-0 1B			4 2 3 1 0 0 0	
Eddie Mathews, L OBP: 0.449, SLG: 0.574 (1, 5) B B B	4-0 2B 1-2 BB		0-0 1-3		0-0 F3		0-3 K			3 0 0 0 1 1 1	
Hank Aaron, R OBP: 0.351, SLG: 0.581 (1, 8) X	0-0 1-3 2-H 2B		0-0 F5		0-3 K		4-0 BB G6-4-3			3 0 1 1 1 1 0	
Frank Thomas, R OBP: 0.289, SLG: 0.419 (1, 7) X	0-0 F7		0-0 P4		0-0 6-3		0-0 G6-4-3 1-2f			4 0 0 0 0 0 3	
Joe Adcock, R OBP: 0.239, SLG: 0.337 (1, 3) X	4-0 FC6-4 IBB			0-0 4-3		4-0 1B BB		0-0 4-1		2 0 0 0 2 0 0	
John DeMerit, R OBP: 0.241, SLG: 0.296 (1, 9) X	0-0 FC6-4 1-2f			0-3 K		0-0 1-2 1B		0-0 5-3		4 0 1 0 0 1 3	
Charlie Lau, L OBP: 0.333, SLG: 0.293 Johnny Logan, R OBP: 0.250, SLG: 0.286 (9, PH)		0-3 K		4-0 BB BB		0-0 P4		0-0 F9		2 0 0 0 1 1 2 1 0 0 0 0 0 0	
Lew Burdette, R OBP: 0.182, SLG: 0.318 Billy Martin, R (9, PH)		0-3 K		0-0 G3		0-3 K		0-0 P4		3 0 0 0 0 2 1 1 0 0 0 0 0 0	
Inning Stats	R: 1 H: 2 E: 0 LOB: 3 K: 0 BB: 2 S: 5 P: 13	R: 0 H: 0 E: 0 LOB: 0 K: 2 BB: 0 S: 7 P: 7	R: 1 H: 1 E: 0 LOB: 0 K: 0 BB: 0 S: 4 P: 4	R: 0 H: 0 E: 0 LOB: 1 K: 1 BB: 1 S: 5 P: 9	R: 0 H: 0 E: 0 LOB: 0 K: 0 BB: 0 S: 3 P: 3	R: 0 H: 1 E: 0 LOB: 2 K: 1 BB: 1 S: 6 P: 10	R: 0 H: 1 E: 0 LOB: 1 K: 2 BB: 0 S: 8 P: 8	R: 0 H: 0 E: 0 LOB: 0 K: 0 BB: 1 S: 2 P: 6	R: 0 H: 0 E: 0 LOB: 0 K: 0 BB: 0 S: 3 P: 3	1B: 3 SF: 0 2B: 1 SAC: 0 3B: 0 DP: 1 HR: 1 HBP: 0	WP: 0 PA: 36 PB: 0 SB: 0 CS: 0
PITCHER Jim O'Toole, L ERA: 2.78 (1, 1)	IP WLS BF H R ER SO BB IBB HBP BLK WP HR S P ERA WHIP	9.0 W 36 5 2 2 6 4 1 0 0 0 1 43 63 2.00 1.000									

Milwaukee Braves @ Cincinnati Reds  
Crosley Field, Cincinnati, OH  
Fri May 19 1961, 7:05 PM EDT  
Att. 15,589 - Unknown

livebaseballscorecards.com

AB 31  
R 2  
H 5  
RBI 2  
BB 5  
SO 6  
LOB 10



Batter	1	2	3	4	5	6	7	8	9	AB R H RBI BB SO LOB
<b>Don Blasingame, L</b> (1, 4) OBP: 0.308, SLG: 0.265	4-0 FC6-4 BB		0-3 K		0-0 2B		0-0 1B			3 0 2 0 1 1 0
<b>Vada Pinson, L</b> (1, 8) OBP: 0.295, SLG: 0.357	0-0 FC6-4 1-2f		0-0 F7		0-0 4-3		0-0 L5			4 0 0 0 0 0 4
<b>Gus Bell, L</b> (1, 9) OBP: 0.250, SLG: 0.352	0-3 K			0-0 6-3		0-0 HR		0-3 K		4 1 1 1 0 2 1
<b>Frank Robinson, R</b> (1, 7) OBP: 0.384, SLG: 0.585	0-0 F8			0-0 HR 4-3 1B		0-0 F7		0-0 2B		4 1 2 0 0 0 1
<b>Gordy Coleman, L</b> (1, 3) OBP: 0.300, SLG: 0.509		0-0 4-3		0-0 4-3 1-2		0-0 B1		0-0 4-3		4 0 0 0 0 0 2
<b>Gene Freese, R</b> (1, 5) OBP: 0.294, SLG: 0.400		0-0 G3 2B		0-0 HR 2-H		0-0 F3		0-0 5-3		4 1 2 2 0 0 1
<b>Eddie Kasko, R</b> (1, 6) OBP: 0.354, SLG: 0.393		0-0 G3 2-3		0-0 L6			0-0 5-3			3 0 0 0 0 0 1
<b>Bob Schmidt, R</b> (1, 2) OBP: 0.192, SLG: 0.146		0-0 6-3			0-0 5-3		0-0 6-3			3 0 0 0 0 0 1
<b>Jim O'Toole, S</b> (1, 1) OBP: 0.300, SLG: 0.316			0-0 F7		0-0 3-1		0-0 1B 2B			3 0 1 0 0 0 0

Inning Stats	R: 0	H: 0	E: 0	K: 1	S: 5	LOB: 1	BB: 1	P: 9	R: 0	H: 1	E: 0	K: 0	S: 4	LOB: 1	BB: 0	P: 4	R: 0	H: 0	E: 0	K: 1	S: 5	LOB: 0	BB: 0	P: 5	R: 2	H: 2	E: 0	K: 0	S: 5	LOB: 0	BB: 0	P: 5	R: 0	H: 1	E: 0	K: 0	S: 4	LOB: 1	BB: 0	P: 4	R: 1	H: 1	E: 0	K: 0	S: 4	LOB: 0	BB: 0	P: 4	R: 0	H: 2	E: 0	K: 0	S: 5	LOB: 2	BB: 0	P: 5	R: 0	H: 1	E: 0	K: 1	S: 6	LOB: 1	BB: 0	P: 6	1B: 2	2B: 4	3B: 0	HR: 2	SF: 0	SAC: 0	DP: 0	HBP: 0	WP: 0	PA: 33
<b>PITCHER</b>	<b>IP</b>	<b>WLS</b>	<b>BF</b>	<b>H</b>	<b>R</b>	<b>ER</b>	<b>SO</b>	<b>BB</b>	<b>IBB</b>	<b>HBP</b>	<b>BLK</b>	<b>WP</b>	<b>HR</b>	<b>S</b>	<b>P</b>	<b>ERA</b>	<b>WHIP</b>	<b>PITCHER</b>	<b>IP</b>	<b>WLS</b>	<b>BF</b>	<b>H</b>	<b>R</b>	<b>ER</b>	<b>SO</b>	<b>BB</b>	<b>IBB</b>	<b>HBP</b>	<b>BLK</b>	<b>WP</b>	<b>HR</b>	<b>S</b>	<b>P</b>	<b>ERA</b>	<b>WHIP</b>																																							
<b>Lew Burdette, R</b> (1, 1) ERA: 4.26	8.0	L	33	8	3	3	3	1	0	0	0	0	2	38	42	3.38	1.125																																																									

BOTTOM

**Milwaukee Braves @ Cincinnati Reds**  
**Crosley Field, Cincinnati, OH**  
 Fri May 19 1961, 7:05 PM EDT  
 Att. 15,589 - Unknown

livebaseballscorecards.com

<b>AB</b>	<b>32</b>
<b>R</b>	<b>3</b>
<b>H</b>	<b>8</b>
<b>RBI</b>	<b>3</b>
<b>BB</b>	<b>1</b>
<b>SO</b>	<b>3</b>
<b>LOB</b>	<b>11</b>



Milwaukee Braves @ Cincinnati Reds  
 Crosley Field, Cincinnati, OH  
 Sat May 20 1961, 3:33 AM EDT  
 Att. 6,785 - Unknown

livebaseballscorecards.com

AB	37
R	9
H	12
RBI	8
BB	5
SO	8
LOB	18



Batter	1	2	3	4	5	6	7	8	9	AB	R	H	RBI	BB	SO	LOB
Lee Mays, L (1, 9) OBP: 0.333, SLG: 0.423	4-0 S BB 2B BB	0-0 S HR 1B		0-0 F7		0-0 P6		0-0 P6		4	2	1	0	1	0	2
Roy McMillan, R (1, 6) OBP: 0.306, SLG: 0.300	0-3 K	0-0 F7		0-0 4-3		0-0 1B		0-0 1-3		5	0	1	0	0	1	3
Eddie Mathews, L (1, 5) OBP: 0.455, SLG: 0.598	4-0 S 2B BB	0-0 HR			0-0 1B SF7 1B	0-0 F9		0-3 K		4	3	2	2	1	1	2
Hank Aaron, R (1, 8) OBP: 0.353, SLG: 0.582	0-0 F9	0-3 K			0-0 F8 S 1B	0-0 F2			0-0 E 2B	5	2	2	0	0	1	4
Frank Bolling, R (1, 4) OBP: 0.395, SLG: 0.438	4-0 S 2B BB		0-0 F7		0-0 SF7		0-0 F9		0-0 L3	3	1	0	1	1	0	0
Joe Adcock, R (1, 3) OBP: 0.246, SLG: 0.349	0-0 K		0-3 K		0-0 F8		0-0 E6 2B		0-0 1B	5	1	2	3	0	1	1
Frank Thomas, R (1, 7) OBP: 0.305, SLG: 0.433	4-0 K		0-0 F5		0-0 S 1B		0-0 2B		0-0 6-3	4	0	2	2	1	0	0
Charlie Lau, L (1, 2) OBP: 0.330, SLG: 0.282	0-3 K			4-0 S BB	0-0 4-3		0-3 K			3	0	0	0	1	2	4
Don Nottebart, R (1, 1) OBP: 0.286, SLG: 0.167		0-0 1B			0-3 K		0-0 1B		0-3 K	2	0	1	0	0	1	1
Don McMahon, R (5, 1) OBP: 0.333, SLG: 0.333										2	0	1	0	0	1	1
Moe Drabowsky, R (9, 1)										0	0	0	0	0	0	0

Inning Stats	R	H	E	K	S	R	H	E	K	S	R	H	E	K	S	R	H	E	K	S	R	H	E	K	S	R	H	E	K	S	R	H	E	K	S	R	H	E	K	S
R: 3 E: 0 K: 2 S: 8	H: 1 LOB: 2 BB: 4 P: 24	R: 2 E: 0 K: 1 S: 7	H: 3 LOB: 0 BB: 0 P: 7	R: 0 E: 0 K: 1 S: 5	H: 0 LOB: 0 BB: 0 P: 5	R: 0 E: 0 K: 1 S: 5	H: 0 LOB: 1 BB: 1 P: 9	R: 2 E: 0 K: 0 S: 6	H: 3 LOB: 1 BB: 0 P: 6	R: 0 E: 0 K: 0 S: 5	H: 2 LOB: 2 BB: 0 P: 5	R: 1 E: 1 K: 2 S: 9	H: 1 LOB: 1 BB: 0 P: 9	R: 0 E: 0 K: 1 S: 5	H: 0 LOB: 0 BB: 0 P: 5	R: 1 E: 1 K: 0 S: 4	H: 2 LOB: 0 BB: 0 P: 4	1B: 8 2B: 3 3B: 0 HR: 1	SF: 1 SAC: 0 DP: 0 HBP: 0	WP: 0 PB: 0 SB: 6 CS: 0	PA: 43																			

PITCHER	IP	WLS	BF	H	R	ER	SO	BB	IBB	HBP	BLK	WP	HR	S	P	ERA	WHIP
Ken Hunt, R (1, 1) ERA: 3.26	3.0	L	16	4	5	5	4	4	0	0	0	0	1	20	36	15.00	2.667
Howie Nunn, R (4, 1) ERA: 4.76	2.0		10	3	2	2	1	1	0	0	0	0	0	11	15	9.00	2.000
Jim Brosnan, R (6, 1) ERA: 1.32	1.0		5	2	0	0	0	0	0	0	0	0	0	5	5	0.00	2.000
Bill Henry, L (7, 1) ERA: 0.77	3.0		12	3	2	1	3	0	0	0	0	0	0	18	18	3.00	1.000

BOTTOM

Milwaukee Braves @ Cincinnati Reds  
Crosley Field, Cincinnati, OH

livebaseballscorecards.com

AB	35
R	5
H	11
RBI	5
BB	4
SO	4
LOB	16



WP:	1	PA:	41
PB:	0		
SB:	1		
CS:	0		

Sat May 20 1961, 3:33 AM EDT  
Att. 6,785 - Unknown

AB R H RBI BB SO LOB

4	1	2	1	0	0	0
5	0	0	0	0	0	5
4	0	1	1	1	0	1
4	0	1	2	0	1	2
5	1	1	1	0	1	3
4	0	2	0	0	1	0
3	1	2	0	1	0	1
2	1	0	0	2	1	2
0	0	0	0	0	0	0
1	0	0	0	0	0	0
0	0	0	0	0	0	0
1	0	1	0	0	0	0
0	0	0	0	0	0	0
1	0	0	0	0	0	2
0	0	0	0	0	0	0
1	1	1	0	0	0	0

1B:	9	SF:	2
2B:	0	SAC:	0
3B:	1	DP:	1
HR:	1	HBP:	0

WP:	1	PA:	41
PB:	0		
SB:	1		
CS:	0		

IP	WLS	BF	H	R	ER	SO	BB	IBB	HBP	BLK	WP	HR	S	P	ERA	WHIP
4.2		21	7	4	4	2	1	0	0	0	0	1	24	28	7.71	1.714
3.2	W	18	4	1	1	2	3	0	0	0	0	0	19	31	2.46	1.909
0.2	S	2	0	0	0	0	0	0	0	0	1	0	2	2	0.00	0.000

Batter	1	2	3	4	5	6	7	8	9
Don Blasingame, L (1, 4)	0-0 1B 3B		0-0 P6		0-0 SF9		0-0 F5		0-0 FC4-6 1B
Vada Pinson, L (1, 8)	0-0 F9		0-0 P3		0-0 F9		0-0 4-3		0-0 FC4-6 WP BB
Gus Bell, L (1, 9)	0-0 F6			0-0 6-3	0-0 1B		0-0 1-3		4-0 WP 1-2 BB
Frank Robinson, R (1, 7)	0-0 1B			0-0 4-3	0-3 K		0-0 F8	0-0 SF8	
Gordy Coleman, L (1, 3)	0-3 K			0-0 HR		0-0 F7	0-0 F5	0-0 F7	
Gene Freese, R (1, 5)		0-0 G6-4-3 1B		0-0 L5		0-3 K	0-0 S 1B		
Eddie Kasko, R (1, 6)		0-0 G6-4-3 1-2f			0-0 1B BB SF9 1B	0-0 BB 1B	4-0 BB 1B	4-0 BB	
Bob Schmidt, R (1, 2)		0-3 K			4-0 1B BB 1B	4-0 BB	0-0 P4		
Ken Hunt, R (1, 1)			0-0 5-3		0-0 1B	0-0 4-3		0-0 FC4-6 1B SF8 1B	

Inning Stats	R: 1 E: 0 K: 1 S: 7	H: 2 LOB: 1 BB: 0 P: 7	R: 0 E: 0 K: 1 S: 5	H: 1 LOB: 0 BB: 0 P: 5	R: 0 E: 0 K: 0 S: 3	H: 0 LOB: 0 BB: 0 P: 3	R: 1 E: 0 K: 0 S: 4	H: 1 LOB: 0 BB: 0 P: 4	R: 2 E: 0 K: 1 S: 8	H: 3 LOB: 2 BB: 1 P: 12	R: 0 E: 0 K: 1 S: 6	H: 1 LOB: 2 BB: 1 P: 10	R: 0 E: 0 K: 0 S: 3	H: 0 LOB: 0 BB: 0 P: 3	R: 0 E: 0 K: 0 S: 4	H: 1 LOB: 2 BB: 1 P: 8	R: 1 E: 0 K: 0 S: 5	H: 2 LOB: 2 BB: 1 P: 9	1B: 9 2B: 0 3B: 1 HR: 1	SF: 2 SAC: 0 DP: 1 HBP: 0
--------------	------------------------------	---------------------------------	------------------------------	---------------------------------	------------------------------	---------------------------------	------------------------------	---------------------------------	------------------------------	----------------------------------	------------------------------	----------------------------------	------------------------------	---------------------------------	------------------------------	---------------------------------	------------------------------	---------------------------------	----------------------------------	------------------------------------

PITCHER	IP	WLS	BF	H	R	ER	SO	BB	IBB	HBP	BLK	WP	HR	S	P	ERA	WHIP
Don Nottebart, R (1, 1)	4.2		21	7	4	4	2	1	0	0	0	0	1	24	28	7.71	1.714
Don McMahon, R (5, 1)	3.2	W	18	4	1	1	2	3	0	0	0	0	0	19	31	2.46	1.909
Moe Drabowsky, R (9, 1)	0.2	S	2	0	0	0	0	0	0	0	0	1	0	2	2	0.00	0.000

Batter	1	2	3	4	5	6	7	8	9	AB R H RBI BB SO LOB	TOP																													
Lee Mays, L (1, 9) OBP: 0.349, SLG: 0.487	0-0 1-3			0-0 1-3	0-0 1B		0-0 1-3 2B		0-0 1-H HR	5 1 3 2 0 0 0																														
Frank Bolling, R (1, 4) OBP: 0.388, SLG: 0.427	0-0 5-3			0-0 3-1 1B	0-0 P4		0-0 6-3		0-0 F9	5 1 1 0 0 0 3																														
Eddie Mathews, L (1, 5) OBP: 0.449, SLG: 0.612	0-0 3-1			0-0 3-1					0-0 3-1	4 1 1 1 0 0 1																														
Hank Aaron, R (1, 8) OBP: 0.350, SLG: 0.570		0-3 K		0-0 1B E					0-0 L6	4 1 1 1 0 1 0																														
Joe Adcock, R (1, 3) OBP: 0.254, SLG: 0.354		0-3 K		0-0 1B E					0-0 F9	4 0 2 0 0 1 0																														
Joe Torre, R (1, 2) OBP: 0.250, SLG: 1.000		0-0 F9		0-0 E4 FC6-4					0-0 HR	4 1 1 1 0 0 1																														
Frank Thomas, R (1, 7) OBP: 0.303, SLG: 0.426			0-0 F7	0-0 FC6-4					0-0 F9	4 0 1 0 0 0 2																														
Roy McMillan, R (1, 6) OBP: 0.305, SLG: 0.292			0-0 5-3		0-0 F7				4-0 FC6-4 BB	3 0 0 0 1 1 1																														
Warren Spahn, L (1, 1) OBP: 0.276, SLG: 0.269			0-0 F6		0-3 K				0-0 FC6-4	2 0 0 0 0 1 0																														
Johnny Logan, R (7, PH) OBP: 0.222, SLG: 0.250									0-0 FC6-4	1 0 0 0 0 0 1																														
Claude Raymond, R (7, 1)									0-0 HR	0 0 0 0 0 0 0																														
Billy Martin, R (9, PH)										1 1 0 0 0 0 1																														
Moe Drabowsky, R (9, 1)										0 0 0 0 0 0 0																														
<b>Inning Stats</b>	R: 0 E: 0 K: 0 S: 3	H: 0 LOB: 0 BB: 0 P: 3	R: 0 E: 0 K: 2 S: 7	H: 0 LOB: 0 BB: 0 P: 7	R: 0 E: 0 K: 0 S: 3	H: 0 LOB: 0 BB: 0 P: 3	R: 2 E: 1 K: 0 S: 7	H: 3 LOB: 2 BB: 0 P: 7	R: 0 E: 0 K: 1 S: 6	H: 1 LOB: 1 BB: 0 P: 6	R: 1 E: 0 K: 0 S: 4	H: 2 LOB: 0 BB: 0 P: 4	R: 0 E: 0 K: 1 S: 7	H: 2 LOB: 2 BB: 0 P: 7	R: 0 E: 0 K: 0 S: 3	H: 0 LOB: 0 BB: 0 P: 3	R: 3 E: 0 K: 0 S: 5	H: 2 LOB: 0 BB: 1 P: 9	1B: 6 2B: 1 3B: 0 HR: 3	SF: 0 SAC: 0 DP: 0 HBP: 0	WP: 0 PB: 0 SB: 1 CS: 0	PA: 38																		
<b>PITCHER</b> Joey Jay, R (1, 1) ERA: 2.77	IP 9.0	WLS W	BF 38	H 10	R 6	ER 5	SO 4	BB 1	IBB 0	HBP 0	BLK 0	WP 0	HR 3	S 45	P 49	ERA 5.00	WHIP 1.222						<b>PITCHER</b>	IP 9.0	WLS W	BF 38	H 10	R 6	ER 5	SO 4	BB 1	IBB 0	HBP 0	BLK 0	WP 0	HR 3	S 45	P 49	ERA 5.00	WHIP 1.222

**Milwaukee Braves @ Cincinnati Reds**  
 Crosley Field, Cincinnati, OH  
 Sun May 21 1961, 3:33 AM EDT  
 Unknown

AB	37
R	6
H	10
RBI	5
BB	1
SO	4
LOB	10





Batter	1	2	3	4	5	6	7	8	9	AB	R	H	RBI	BB	SO	LOB
Don Blasingame, L (1, 4) OBP: 0.295, SLG: 0.286	0-0 F7		0-0 6-3	0-0 6-3			0-3 K		0-0 F9	5	0	0	0	0	1	1
Eddie Kasko, R (1, 6) OBP: 0.378, SLG: 0.406	0-0 6-3		0-0 CS 1B		0-0 F8		0-0 L7		0-0 2B 1B	5	1	2	0	0	0	0
Frank Robinson, R (1, 7) OBP: 0.396, SLG: 0.607 Elio Chacon, R (7, PR) OBP: 0.385, SLG: 0.200 Gus Bell, L (8, 7) (9, PH) OBP: 0.274, SLG: 0.373	0-0 1B		0-0 CS 1-2	4-0 E 1B BB	0-0 HR		1-0 CS HBP		0-0 2B	2	2	2	1	1	0	0
Wally Post, R (1, 9) OBP: 0.407, SLG: 0.556	0-0 F2			0-0 E8 1B 1-3	0-0 P5		0-0 CS 1-2	0-3 K		4	1	0	0	0	1	2
Gene Freese, R (1, 5)		0-0 1B 2B		0-0 1B BB 1B	0-0 F7			0-0 G3 BB 1B		4	2	3	1	0	0	0
Gordy Coleman, L (1, 3) OBP: 0.302, SLG: 0.513		0-3 K		4-0 1B FC5 BB		0-0 4-3		4-0 G3 BB		2	0	0	0	2	1	1
Vada Pinson, L (1, 8) OBP: 0.298, SLG: 0.364		0-0 G4-6-3 2-H 1B		0-0 E 1B		0-0 S 2B		0-0 G3 1-2 2-3		4	1	3	3	0	0	2
Jerry Zimmerman, R (1, 2) OBP: 0.227, SLG: 0.150 Jerry Lynch, L (8, PH) OBP: 0.533, SLG: 1.250 Bob Schmidt, R (9, 2) OBP: 0.214, SLG: 0.140		0-0 G4-6-3 1-2f		0-0 FC5		0-0 1-3		4-0 IBB		3	0	0	0	0	0	3
Joey Jay, S (1, 1) OBP: 0.056, SLG: 0.111			0-3 K	0-3 K		0-0 1-3		0-3 K		0	0	0	0	0	3	5

Inning Stats	R: 0	H: 1	E: 0	K: 0	S: 4	R: 1	H: 2	E: 0	K: 1	S: 6	R: 0	H: 1	E: 0	K: 1	S: 5	R: 4	H: 2	E: 2	K: 1	S: 8	R: 1	H: 1	E: 0	K: 0	S: 4	R: 0	H: 0	E: 0	K: 1	S: 4	R: 0	H: 1	E: 0	K: 2	S: 8	R: 1	H: 2	E: 0	K: 0	S: 3	1B: 7	2B: 3	3B: 0	HR: 1	SF: 0	SAC: 0	DP: 1	HBP: 1	WP: 0	PB: 0	SB: 1	CS: 2	PA: 41
--------------	------	------	------	------	------	------	------	------	------	------	------	------	------	------	------	------	------	------	------	------	------	------	------	------	------	------	------	------	------	------	------	------	------	------	------	------	------	------	------	------	-------	-------	-------	-------	-------	--------	-------	--------	-------	-------	-------	-------	--------

PITCHER	IP	WLS	BF	H	R	ER	SO	BB	IBB	HBP	BLK	WP	HR	S	P	ERA	WHIP
Warren Spahn, L (1, 1) ERA: 2.44	6.0		27	8	6	4	3	2	0	0	0	0	1	31	39	6.00	1.667
Claude Raymond, R (7, 1) ERA:	2.0		9	1	0	0	3	1	1	1	0	0	0	12	21	0.00	1.000
Moe Drabowsky, R (9, 1) ERA: 2.45	0.1	L	3	2	1	1	0	0	0	0	0	0	0	3	3	27.00	6.000

**Milwaukee Braves @ Cincinnati Reds**  
 Crosley Field, Cincinnati, OH  
 Sun May 21 1961, 3:33 AM EDT  
 Unknown

<b>AB</b>	<b>34</b>
<b>R</b>	<b>7</b>
<b>H</b>	<b>11</b>
<b>RBI</b>	<b>6</b>
<b>BB</b>	<b>4</b>
<b>SO</b>	<b>6</b>
<b>LOB</b>	<b>14</b>



PITCHER	IP	WLS	BF	H	R	ER	SO	BB	IBB	HBP	BLK	WP	HR	S	P	ERA	WHIP
---------	----	-----	----	---	---	----	----	----	-----	-----	-----	----	----	---	---	-----	------

Batter	1	2	3	4	5	6	7	8	9	AB R H RBI BB SO LOB	TOP	
Lee Mays, L (1, 9) OBP: 0.333, SLG: 0.463	0-0 1-3		0-0 L4		0-0 F7			0-0 1-3		4 0 0 0 0 0 0		
Frank Bolling, R (1, 4) OBP: 0.391, SLG: 0.420	0-0 G3		0-0 F7			4-0 2B BB		0-0 BB		2 1 0 0 2 0 0		
Eddie Mathews, L (1, 5) OBP: 0.443, SLG: 0.597	0-0 P6			4-0 HR BB		0-0 F9		0-0 G3		3 1 0 0 1 0 2		
Hank Aaron, R (1, 8) OBP: 0.354, SLG: 0.602		0-0 6-3		0-0 HR		0-0 2B		0-0 4-3		4 1 2 3 0 0 0		
Joe Adcock, R (1, 3) OBP: 0.254, SLG: 0.350		0-0 P5		0-0 F2		0-3 K		0-0 FC5-2 1B		4 0 1 0 0 1 0		
Joe Torre, R (1, 2) OBP: 0.375, SLG: 0.875		0-0 1B 1B		0-0 F8		0-3 K		0-0 FC5-2 2B		4 0 2 0 0 1 0		
Frank Thomas, R (1, 7) OBP: 0.311, SLG: 0.423		0-0 FC6-4 1B		0-0 5-3		0-0 F3		4-0 FC5-2 IBB		3 0 1 0 1 0 0		
Johnny Logan, R (1, 6) OBP: 0.154, SLG: 0.167		0-0 FC6-4			0-0 F7		0-0 F8		0-0 FC5-2	4 0 0 0 0 0 5		
Carl Willey, R (1, 1) Claude Raymond, R (9, 1)			0-3 K		0-0 4-3			0-3 K	0-3 K	4 0 0 0 0 3 3 0 0 0 0 0 0 0		
<b>Inning Stats</b>	R: 0 H: 0 E: 0 LOB: 0 K: 0 BB: 0 S: 3 P: 3	R: 0 H: 2 E: 0 LOB: 2 K: 0 BB: 0 S: 5 P: 5	R: 0 H: 0 E: 0 LOB: 0 K: 1 BB: 0 S: 5 P: 5	R: 2 H: 1 E: 0 LOB: 0 K: 0 BB: 1 S: 4 P: 8	R: 0 H: 0 E: 0 LOB: 0 K: 0 BB: 0 S: 3 P: 3	R: 1 H: 1 E: 0 LOB: 0 K: 1 BB: 1 S: 5 P: 9	R: 0 H: 0 E: 0 LOB: 0 K: 1 BB: 0 S: 5 P: 5	R: 0 H: 0 E: 0 LOB: 1 K: 1 BB: 1 S: 7 P: 11	R: 0 H: 2 E: 0 LOB: 3 K: 1 BB: 1 S: 7 P: 11	1B: 3 SF: 0 2B: 2 SAC: 0 3B: 0 DP: 0 HR: 1 HBP: 0	WP: 0 PA: 36 PB: 0 SB: 0 CS: 0	
<b>PITCHER</b>	IP WLS BF H R ER SO BB IBB HBP BLK WP HR S P ERA WHIP											
Jim Maloney, R (1, 1) ERA: 3.6	7.0 L 26 4 3 3 3 2 0 0 0 0 0 1 30 38 3.86 0.857											
Howie Nunn, R (8, 1) ERA: 4.05	2.0 10 2 0 0 2 1 1 0 0 0 0 0 12 20 0.00 1.500											

Milwaukee Braves @ Cincinnati Reds  
 Crosley Field, Cincinnati, OH  
 Sun May 21 1961, 3:38 AM EDT  
 Att. 25,809 - Unknown

livebaseballscorecards.com

AB	32
R	3
H	6
RBI	3
BB	4
SO	5
LOB	10



Batter	1	2	3	4	5	6	7	8	9	AB	R	H	RBI	BB	SO	LOB
Don Blasingame, L (1, 4) OBP: 0.283, SLG: 0.272	0-0 L7		0-0 4-3		0-0 G3		0-0 F2			4	0	0	0	0	0	5
Eddie Kasko, R (1, 6) OBP: 0.359, SLG: 0.384	0-0 4-3			0-0 F7		0-3 K		0-0 5-3		4	0	0	0	0	1	0
Gus Bell, L (1, 7) OBP: 0.273, SLG: 0.365	0-0 4-3			0-0 1B		0-0 F8		0-0 F8		4	0	1	0	0	0	0
Wally Post, R (1, 9) OBP: 0.389, SLG: 0.526		0-3 K		0-3 K		0-0 5-3		0-0 6-3		4	0	0	0	0	2	1
Gene Freese, R (1, 5) OBP: 0.319, SLG: 0.447		0-0 1B		0-0 F8			0-0 5-3		0-0 HR	4	1	2	1	0	0	1
Gordy Coleman, L (1, 3) OBP: 0.301, SLG: 0.504		0-0 G3-6-3		0-0 6-3		0-0 1B		0-0 P5		4	1	1	0	0	0	1
Vada Pinson, L (1, 8) OBP: 0.311, SLG: 0.384			0-0 CS		0-0 1B		0-0 F8		0-0 1B	4	0	3	0	0	0	1
Bob Schmidt, R (1, 2) OBP: 0.224, SLG: 0.154			0-0 B1		0-0 1B		0-0 1B		0-0 L1	2	0	1	0	0	0	1
Jerry Lynch, L (7, PH) OBP: 0.563, SLG: 1.231										1	0	1	0	0	0	0
Howie Nunn, R (8, 1)										0	0	0	0	0	0	0
Frank Robinson, R (9, PH) OBP: 0.400, SLG: 0.611					1-2 1B		1-2 1B		1-3 1B	1	0	1	0	0	0	0
Jim Maloney, L (1, 1) OBP: 0.286, SLG: 0.167			4-0 BB		0-3 K		0-0 1B		0-0 L1	1	0	0	0	1	1	2
Dick Gernert, R (7, PH) OBP: 0.444, SLG: 0.750										1	0	1	1	0	0	0
Elio Chacon, R (7, PR) OBP: 0.385, SLG: 0.200										0	0	0	0	0	0	0
Jerry Zimmerman, R (8, 2) OBP: 0.227, SLG: 0.150							1-2 2-H		1-2 3-H	0	0	0	0	0	0	0
Pete Whisenant, R (9, PH)										1	0	0	0	0	0	2

Inning Stats	R: 0	H: 0	E: 0	K: 0	S: 3	R: 0	H: 1	E: 0	K: 1	S: 5	R: 0	H: 1	E: 0	K: 1	S: 6	R: 0	H: 2	E: 0	K: 1	S: 7	R: 0	H: 0	E: 0	K: 1	S: 5	R: 1	H: 3	E: 0	K: 0	S: 6	R: 0	H: 0	E: 0	K: 0	S: 3	R: 1	H: 3	E: 0	K: 0	S: 5	1B: 9	SF: 0	2B: 1	SAC: 0	3B: 0	DP: 1	HR: 1	HBP: 0	WP: 0	PA: 36
PITCHER	IP	WLS	BF	H	R	ER	SO	BB	IBB	HBP	BLK	WP	HR	S	P	ERA	WHIP																																	
Carl Willey, R (1, 1) ERA: 7.52	8.0	W	32	9	2	2	4	1	0	0	0	0	0	39	43	2.25	1.250																																	
Claude Raymond, R (9, 1) ERA:	1.0	S	4	2	0	0	0	0	0	0	0	0	0	4	4	0.00	2.000																																	

**Milwaukee Braves @ Cincinnati Reds**  
Crosley Field, Cincinnati, OH

Sun May 21 1961, 3:38 AM EDT  
Att. 25,809 - Unknown

<b>AB</b>	<b>35</b>
<b>R</b>	<b>2</b>
<b>H</b>	<b>11</b>
<b>RBI</b>	<b>2</b>
<b>BB</b>	<b>1</b>
<b>SO</b>	<b>4</b>
<b>LOB</b>	<b>14</b>



Batter	1	2	3	4	5	6	7	8	9	10	AB R H RBI BB SO LOB	TOP													
Maury Wills, S OBP: 0.413, SLG: 0.407 (1, 6) X	0-0 5-3		0-2 F7		1-0 4-3 1B		1-1 CS 1B			4-2 1B SH1-4 FC3-2 BB	4 0 2 0 1 0 0														
Jim Gilliam, S OBP: 0.309, SLG: 0.394 (1, 4) B X	1-0 3-1		1-1 BB 1B		0-0 4-3		1-1 CS	1-1 F7		2-1 SH1-4	4 0 1 0 0 0 1														
Willie Davis, L OBP: 0.336, SLG: 0.500 (1, 8) B F X	1-2 S 1B		4-2 1B BB		0-0 F9			2-2 F9		0-2 FC3-2 1B	4 2 2 0 1 0 1														
Wally Moon, L OBP: 0.483, SLG: 0.695 Bob Lillis, R OBP: 0.400, SLG: 0.250 (10, PR) X (10, 5)	1-2 FC5-4 1B		3-2 F7		2-2 F6			1-1 4-3		3-1 FC3-2 1B	5 0 1 1 0 0 4 0 0 0 0 0 0 0														
Tommy Davis, R OBP: 0.373, SLG: 0.521 (1, 5) X (10, 7)	0-0 FC5-4			0-0 B1-3		0-0 4-3 2B			2-2 SH1-3 1B	1-0 1B	5 0 3 1 0 0 1														
Duke Snider, L OBP: 0.296, SLG: 0.520 Frank Howard, R OBP: 0.269, SLG: 0.465 Ron Fairly, L OBP: 0.425, SLG: 0.667 (1, 9) X (10, PH) (10, 9)		0-0 F7		1-0 F7		0-0 4-3		0-1 SH1-3		0-3 K	3 0 0 0 0 0 1 1 0 0 0 0 1 2 0 0 0 0 0 0 0														
Norm Larker, L OBP: 0.302, SLG: 0.414 Carl Warwick, R OBP: 0.231, SLG: 0.091 Gil Hodges, R OBP: 0.353, SLG: 0.433 (1, 3) B X (9, PR) (9, 3)		1-0 F8		0-0 2B		1-0 1-3		4-1 FC6-4 BB			3 0 1 0 1 0 1 0 0 0 0 0 0 0 0 0 0 0 0 0 0	AB 37 R 2 H 10 RBI 2 BB 3 SO 1 LOB 16													
John Roseboro, L OBP: 0.364, SLG: 0.485 (1, 2) C B X (10, 7)		2-2 F8		0-0 4-3			0-0 F2		0-1 F9		4 0 0 0 0 0 3														
Stan Williams, R OBP: 0.348, SLG: 0.300 (1, 1) B F X (10, 7)			1-1 6-3		0-1 F6		0-0 5-3		0-0 FC6-4		4 0 0 0 0 0 2														
<b>Inning Stats</b>	R: 1 E: 0 K: 0 S: 9	H: 2 LOB: 1 BB: 0 P: 12	R: 0 E: 0 K: 0 S: 5	H: 0 LOB: 0 BB: 0 P: 8	R: 0 E: 0 K: 0 S: 13	H: 1 LOB: 2 BB: 1 P: 22	R: 0 E: 0 K: 0 S: 4	H: 1 LOB: 1 BB: 0 P: 5	R: 0 E: 0 K: 0 S: 5	H: 1 LOB: 1 BB: 0 P: 6	R: 0 E: 0 K: 0 S: 6	H: 1 LOB: 0 BB: 0 P: 7	R: 0 E: 0 K: 0 S: 9	R: 0 E: 0 K: 0 S: 6	H: 0 LOB: 0 BB: 0 P: 13	R: 0 E: 0 K: 0 S: 10	H: 1 LOB: 2 BB: 1 P: 16	R: 1 E: 0 K: 1 S: 15	H: 2 LOB: 2 BB: 1 P: 24	1B: 8 2B: 2 3B: 0 HR: 0	SF: 0 SAC: 2 DP: 0 HBP: 0	WP: 0 PB: 0 SB: 1 CS: 1	PA: 43		
<b>PITCHER</b> Bob Purkey, R ERA: 2.54 Bill Henry, L ERA: 0.75	IP 9.2 (10, 1)	WLS L	BF 41	H 10	R 2	ER 2	SO 0	BB 3	IBB 0	HBP 0	BLK 0	WP 0	HR 0	S 79	P 119	ERA 1.86	WHIP 1.345								

Los Angeles Dodgers @ Cincinnati Reds  
Crosley Field, Cincinnati, OH  
Mon May 22 1961, 7:05 PM EDT  
Att: 3,141 - Unknown

livebaseballscorecards.com




Batter	1	2	3	4	5	6	7	8	9	10	AB	R	H	RBI	BB	SO	LOB
<b>Don Blasingame, L</b> OBP: 0.292, SLG: 0.286 (1, 4)	2-2 1B 2B		2-1 F2			4-2 SH3-4 BB		0-0 L9			3	1	1	0	1	0	0
<b>Eddie Kasko, R</b> OBP: 0.358, SLG: 0.382 (1, 6)	0-0 2-H 1B		2-2 1-3			0-0 SH3-4 1-2		1-0 F6			3	0	1	1	0	0	0
<b>Gus Bell, L</b> OBP: 0.257, SLG: 0.343 (1, 9)	2-1 F8			0-0 F8		1-1 G3		1-1 1-3			4	0	0	0	0	0	2
<b>Frank Robinson, R</b> OBP: 0.403, SLG: 0.600 (1, 7)	0-1 F6			0-1 6-3		4-0 IBB			4-1 CS BB		2	0	0	0	2	0	1
<b>Gene Freese, R</b> OBP: 0.310, SLG: 0.434 (1, 5)	3-3 K			0-1 E5		1-3 K			0-3 K		4	0	0	0	0	3	4
<b>Gordy Coleman, L</b> OBP: 0.299, SLG: 0.496 (1, 3)		0-0 F7		2-1 F7			1-2 1B		2-3 K		4	0	1	0	0	1	2
<b>Vada Pinson, L</b> OBP: 0.309, SLG: 0.380 (1, 8)		0-0 E9 1B			1-1 F2			1-1 F9		0-0 F7	4	0	1	0	0	0	1
<b>Bob Schmidt, R</b> OBP: 0.213, SLG: 0.145 (1, 2)			1-1 2-3		2-3 K			0-3 K		2-2 F6	3	0	0	0	0	2	2
<b>Jerry Lynch, L</b> OBP: 0.529, SLG: 1.143 (10, PH)											1	0	0	0	0	0	0
<b>Bob Purkey, R</b> OBP: 0.190, SLG: 0.158 (1, 1)			1-3 K		1-3 K			1-2 F7		3-2 F3	3	0	0	0	0	2	1
<b>Bill Henry, L</b> OBP: 0.400, SLG: 0.667 (10, PH)											0	0	0	0	0	0	0
<b>Dick Gemert, R</b> OBP: 0.400, SLG: 0.667 (10, PH)											1	0	0	0	0	0	0

Inning Stats	R: 1	H: 2	E: 0	LOB: 1	K: 1	BB: 0	S: 14	P: 21	R: 0	H: 1	E: 1	LOB: 1	K: 0	BB: 0	S: 4	P: 5	R: 0	H: 0	E: 0	LOB: 0	K: 1	BB: 0	S: 9	P: 14	R: 0	H: 0	E: 0	LOB: 0	K: 2	BB: 0	S: 8	P: 12	R: 0	H: 0	E: 0	LOB: 2	K: 1	BB: 2	S: 12	P: 15	R: 0	H: 0	E: 0	LOB: 0	K: 0	BB: 0	S: 4	P: 6	R: 0	H: 0	E: 0	LOB: 1	K: 2	BB: 1	S: 8	P: 14	R: 0	H: 0	E: 0	LOB: 0	K: 0	BB: 0	S: 9	P: 14	1B: 3	SF: 0	2B: 2	SAC: 1	3B: 0	DP: 1	HR: 0	HBP: 0	WP: 0	PA: 36
--------------	------	------	------	--------	------	-------	-------	-------	------	------	------	--------	------	-------	------	------	------	------	------	--------	------	-------	------	-------	------	------	------	--------	------	-------	------	-------	------	------	------	--------	------	-------	-------	-------	------	------	------	--------	------	-------	------	------	------	------	------	--------	------	-------	------	-------	------	------	------	--------	------	-------	------	-------	-------	-------	-------	--------	-------	-------	-------	--------	-------	--------

PITCHER	IP	WLS	BF	H	R	ER	SO	BB	IBB	HBP	BLK	WP	HR	S	P	ERA	WHIP
<b>Stan Williams, R</b> ERA: 3.6 (1, 1)	10.0	W	36	4	1	1	8	2	1	0	0	0	0	83	128	0.90	0.600

**Los Angeles Dodgers @ Cincinnati Reds**  
 Crosley Field, Cincinnati, OH  
 Mon May 22 1961, 7:05 PM EDT  
 Att. 3,141 - Unknown

AB 32  
 R 1  
 H 4  
 RBI 1  
 BB 3  
 SO 8  
 LOB 13



**Los Angeles Dodgers @ Cincinnati Reds**  
 Crosley Field, Cincinnati, OH  
 Tue May 23 1961, 7:05 PM EDT  
 Att. 6,628 - Unknown

AB	31
R	0
H	5
RBI	0
BB	6
SO	7
LOB	18



WP:	0	PA:	37
PB:	0		
SB:	0		
CS:	0		

Batter	1	2	3	4	5	6	7	8	9	AB	R	H	RBI	BB	SO	LOB						
<b>Maury Wills, S</b> (1, 6) OBP: 0.412, SLG: 0.403	1-1 5-3		0-0 1B		2-2 F6		4-2 BB		3-2 F4	4	0	1	0	1	0	0						
<b>Jim Gilliam, S</b> (1, 4) OBP: 0.306, SLG: 0.387	0-1 3-1		2-2 F6			1-0 FC6-4 1B	1-0 F6			4	0	1	0	0	0	3						
<b>Willie Davis, L</b> (1, 8) OBP: 0.333, SLG: 0.491	3-1 F9		2-2 1B			0-1 4-1		0-1 F5		4	0	1	0	0	0	1						
<b>Wally Moon, L</b> (1, 7) OBP: 0.490, SLG: 0.692		0-1 1B	0-1 L3			4-0 FC6-4 BB		4-1 BB		2	0	1	0	2	0	1						
<b>Tommy Davis, R</b> (1, 5) OBP: 0.364, SLG: 0.507		0-3 K		2-3 K		1-0 FC6-4		1-0 F6		4	0	0	0	0	2	4						
<b>Duke Snider, L</b> (1, 9) OBP: 0.323, SLG: 0.500		2-1 BB		0-0 F7		1-1 F8		4-1 BB		3	0	1	0	1	0	2						
<b>Norm Larker, L</b> (1, 3) OBP: 0.294, SLG: 0.402		0-1 F4		3-3 K			1-0 F9		0-1 F3	3	0	0	0	0	1	2						
<b>Gil Hodges, R</b> (8, PH) OBP: 0.343, SLG: 0.419										1	0	0	0	0	0	2						
<b>John Roseboro, L</b> (1, 2) OBP: 0.364, SLG: 0.475		4-1 BB		1-3 K		1-3 K			2-3 K	2	0	0	0	1	2	0						
<b>Bob Lillis, R</b> (9, PH) OBP: 0.333, SLG: 0.200		1-2 BB								1	0	0	0	0	1	0						
<b>Don Drysdale, R</b> (1, 1) OBP: 0.087, SLG: 0.182		1-3 K				1-1 F8			0-0 F8	2	0	0	0	0	1	3						
<b>Frank Howard, R</b> (7, PH) OBP: 0.277, SLG: 0.465										0	0	0	0	1	0	0						
<b>Carl Warwick, R</b> (7, PR) OBP: 0.231, SLG: 0.091										0	0	0	0	0	0	0						
<b>Ron Perranoski, L</b> (7, 1)										0	0	0	0	0	0	0						
<b>Norm Sherry, R</b> (9, PH) OBP: 0.366, SLG: 0.647										1	0	0	0	0	0	0						
<b>Inning Stats</b>	R: 0 E: 0 K: 0 S: 6	H: 0 LOB: 0 BB: 0 P: 10	R: 0 E: 0 K: 2 S: 13	H: 2 LOB: 3 BB: 1 P: 20	R: 0 E: 0 K: 0 S: 9	H: 2 LOB: 1 BB: 0 P: 13	R: 0 E: 0 K: 2 S: 8	H: 0 LOB: 0 BB: 0 P: 13	R: 0 E: 0 K: 1 S: 8	H: 0 LOB: 0 BB: 0 P: 12	R: 0 E: 0 K: 0 S: 6	H: 1 LOB: 2 BB: 1 P: 13	R: 0 E: 0 K: 1 S: 9	H: 0 LOB: 2 BB: 2 P: 20	R: 0 E: 0 K: 0 S: 7	H: 0 LOB: 2 BB: 2 P: 16	R: 0 E: 0 K: 1 S: 9	H: 0 LOB: 0 BB: 0 P: 14	1B: 5 2B: 0 3B: 0 HR: 0	SF: 0 SAC: 0 DP: 0 HBP: 0	WP: 0 PB: 0 SB: 0 CS: 0	PA: 37
<b>PITCHER</b>	IP	WLS	BF	H	R	ER	SO	BB	IBB	HBP	BLK	WP	HR	S	P	ERA	WHIP					
<b>Ken Hunt, R</b> (1, 1) ERA: 2.72	7.2	W	33	5	0	0	6	6	0	0	0	0	0	64	115	0.00	1.435					
<b>Bill Henry, L</b> (8, 1) ERA: 0.68	1.1	S	4	0	0	0	1	0	0	0	0	0	0	11	16	0.00	0.000					

livebaseballscorecards.com



Batter	1	2	3	4	5	6	7	8	9	AB R H RBI BB SO LOB	TOP									
Felipe Alou, R OBP: 0.333, SLG: 0.451 (1, 9) X	0-0 G3		0-0 5-3			0-0 5-3	0-3 K		0-0 F7	5 0 0 0 0 1 3										
Joey Amalfitano, R OBP: 0.289, SLG: 0.257 (1, 4) X Chuck Hiller, L OBP: 0.265, SLG: 0.262 (8, 4)	0-0 6-3			0-0 6-3		0-0 6-3		0-0 1B 2B	0-0 P5	4 1 1 0 0 0 0 1 0 0 0 0 0 1										
Willie Mays, R OBP: 0.401, SLG: 0.546 (1, 8) X	0-0 6-3			0-0 1B			4-0 6-3 1B G3 BB	0-0 E SF9 1B		3 2 2 1 1 0 0										
Orlando Cepeda, R OBP: 0.319, SLG: 0.584 (1, 3) X		0-0 F9		0-0 F2		0-0 G3 1-2 E 1B	0-3 K			4 1 1 0 0 1 2										
Harvey Kuenn, R OBP: 0.345, SLG: 0.379 (1, 7) X		0-0 4-3		0-3 K		0-0 6-3 1-2 2-3	0-0 1B	0-0 1B		4 0 1 0 0 1 3										
Jim Davenport, R OBP: 0.409, SLG: 0.519 (1, 5) X		0-0 1B			4-0 5-3 BB	4-0 E 1B IBB	0-0 SF9			1 1 1 1 2 0 0										
Ed Bailey, L OBP: 0.325, SLG: 0.394 (1, 2) X		0-3 K			0-0 F7	0-0 G3	0-0 4-3			0 0 0 0 0 0 0										
Jose Pagan, R OBP: 0.290, SLG: 0.368 (1, 6) X			0-0 F3		0-0 5-3	0-0 1B 1B			0-0 P5	4 0 1 1 0 0 1										
Mike McCormick, L OBP: 0.278, SLG: 0.235 (1, 1) X Bobby Bolin, R OBP: 0.333, SLG: 0.333 (8, 1) X			0-3 K			0-3 K	0-0 K		0-0 1B	3 0 1 0 0 2 0 1 0 1 0 0 0 0										
<b>Inning Stats</b>	R: 0 E: 0 K: 0 S: 3	H: 0 LOB: 0 BB: 0 P: 3	R: 0 E: 0 K: 1 S: 6	H: 1 LOB: 1 BB: 0 P: 6	R: 0 E: 0 K: 1 S: 6	H: 0 LOB: 0 BB: 0 P: 5	R: 0 E: 0 K: 1 S: 2	H: 1 LOB: 1 BB: 0 P: 6	R: 0 E: 0 K: 0 S: 5	H: 0 LOB: 0 BB: 1 P: 5	R: 3 E: 1 K: 1 S: 8	H: 3 LOB: 2 BB: 2 P: 16	R: 2 E: 0 K: 1 S: 8	H: 3 LOB: 1 BB: 0 P: 8	R: 0 E: 0 K: 0 S: 4	H: 1 LOB: 1 BB: 0 P: 4	1B: 8 2B: 1 3B: 0 HR: 0	SF: 1 SAC: 0 DP: 0 HBP: 0	WP: 0 PB: 0 SB: 0 CS: 0	PA: 38
<b>PITCHER</b>	IP WLS BF H R ER SO BB IBB HBP BLK WP HR S P ERA WHIP																			
Jim O'Toole, L ERA: 2.6 (1, 1)	7.1 L 32 8 5 1 6 2 1 0 0 0 0 0 41 53 1.23 1.364																			
Howie Nunn, R ERA: 3.86 (8, 1)	0.2 2 0 0 0 0 0 0 0 0 0 0 0 2 2 0.00 0.000																			
Marshall Bridges, L ERA: 6.52 (9, 1)	1.0 4 1 0 0 0 0 0 0 0 0 0 0 4 4 0.00 1.000																			

San Francisco Giants @ Cincinnati Reds  
Crosley Field, Cincinnati, OH  
Wed May 24 1961, 7:05 PM EDT  
Att. 10,699 - Unknown

AB	30
R	5
H	9
RBI	3
BB	3
SO	5
LOB	10







Philadelphia Phillies @ Cincinnati Reds  
Crosley Field, Cincinnati, OH

Sat May 27 1961, 7:05 PM EDT  
Att. 7,690 - Unknown

livebaseballscorecards.com

AB	34
R	4
H	7
RBI	4
BB	1
SO	8
LOB	9



AB R H RBI BB SO LOB

TOP

Batter	1	2	3	4	5	6	7	8	9
<b>Bobby Malkmus, R</b> (1, 4) OBP: 0.236, SLG: 0.250	0-0 F9		0-0 6-3			4-0 1B 1-2 BB		0-0 F9	
<b>Choo-Choo Coleman, L</b> (1, 2) OBP: 0.235, SLG: 0.219	0-3 K			0-0 P5		0-0 1B 1-3 2-H		0-0 F8	
<b>Johnny Callison, L</b> (1, 7) OBP: 0.383, SLG: 0.443 <b>Bobby Gene Smith, R</b> (9, PH) OBP: 0.299, SLG: 0.350	0-0 F7			0-3 K		0-0 F3			0-3 K
<b>Pancho Herrera, R</b> (1, 3) OBP: 0.359, SLG: 0.417		0-0 1B		0-3 K		0-0 1B 1-2 3-H			0-0 2B
<b>Tony Gonzalez, L</b> (1, 8) OBP: 0.421, SLG: 0.439 <b>Bobby Del Greco, R</b> (9, PH) OBP: 0.348, SLG: 0.381		0-0 F8			0-0 G3	0-0 F7			0-3 K
<b>Ken Walters, R</b> (1, 9) OBP: 0.314, SLG: 0.441		0-0 F8			0-0 F8		0-0 6-3		0-0 1B 2B
<b>Charley Smith, R</b> (1, 6) OBP: 0.296, SLG: 0.427		0-0 5-3			0-0 6-3		0-0 5-3		0-0 1B
<b>Jim Woods, R</b> (1, 5) OBP: 0.273, SLG: 0.410			0-3 K			0-3 K	0-3 K		0-0 P4
<b>John Buzhardt, R</b> (1, 1) <b>Don Demeter, R</b> (6, PH) <b>Lee Walls, R</b> (6, PR) <b>Ken Lehman, L</b> (6, 1) <b>Clay Dalrymple, L</b> (8, PH) <b>Dallas Green, L</b> (8, 1) <b>Chris Short, R</b> (8, 1)			0-0 5-3			0-0 1B BB		0-0 F7	

3	1	0	0	1	0	0
4	0	1	1	0	1	0
3	0	0	0	0	1	2
1	0	0	0	0	1	0
4	1	3	1	0	1	0
3	0	0	0	0	0	3
1	0	0	0	0	1	1
4	1	1	1	0	0	1
4	0	1	1	0	0	1
4	0	0	0	0	3	1
1	0	0	0	0	0	0
1	0	1	0	0	0	0
0	1	0	0	0	0	0
0	0	0	0	0	0	0
1	0	0	0	0	0	0
0	0	0	0	0	0	0
0	0	0	0	0	0	0
0	0	0	0	0	0	0

Inning Stats	R: 0	H: 0	E: 0	K: 1	S: 5	R: 0	H: 1	E: 0	K: 0	S: 4	R: 0	H: 0	E: 0	K: 1	S: 5	R: 0	H: 0	E: 0	K: 2	S: 7	R: 0	H: 0	E: 0	K: 0	S: 3	R: 2	H: 3	E: 0	K: 1	S: 8	R: 0	H: 0	E: 0	K: 1	S: 5	R: 0	H: 0	E: 0	K: 0	S: 3	R: 2	H: 3	E: 0	K: 2	S: 10	1B: 5	2B: 2	3B: 0	HR: 0	SF: 0	SAC: 0	DP: 0	HBP: 0	WP: 0	PA: 35
--------------	------	------	------	------	------	------	------	------	------	------	------	------	------	------	------	------	------	------	------	------	------	------	------	------	------	------	------	------	------	------	------	------	------	------	------	------	------	------	------	------	------	------	------	------	-------	-------	-------	-------	-------	-------	--------	-------	--------	-------	--------

PITCHER	IP	WLS	BF	H	R	ER	SO	BB	IBB	HBP	BLK	WP	HR	S	P	ERA	WHIP
<b>Joey Jay, R</b> (1, 1) ERA: 2.7	8.0	W	29	4	2	2	6	1	0	0	0	0	0	40	44	2.25	0.625
<b>Bill Henry, L</b> (9, 1) ERA: 1.93	0.2		5	3	2	2	2	0	0	0	0	0	0	9	9	27.00	4.500
<b>Jim Brosnan, R</b> (9, 1) ERA: 1.29	0.1	S	1	0	0	0	0	0	0	0	0	0	0	1	1	0.00	0.000

Batter	1	2	3	4	5	6	7	8	9
Eddie Kasko, R (1, 6) OBP: 0.355, SLG: 0.360	0-0 6-3		4-0 1B 1-2 1B BB		0-0 4-3			0-0 E 1B	
Don Blasingame, L (1, 4) OBP: 0.280, SLG: 0.274	0-0 4-3		0-0 F7		0-0 6-3			0-0 E9 1-H 2B 1B	
Vada Pinson, L (1, 8) OBP: 0.325, SLG: 0.418	0-0 L8		0-0 1B 1-2 2-3 PO 1B			0-0 L4-3 1B		0-0 2B	
Frank Robinson, R (1, 7) OBP: 0.397, SLG: 0.592		0-0 E6 G4-6-3 1B	0-0 BB 1-3 2-H 3-H 1B			0-0 L4-3 1-2		4-0 IBB	
Gordy Coleman, L (1, 3) OBP: 0.302, SLG: 0.486		0-0 E4 G4-6-3 1-2	0-0 BB 1-2 BB			0-3 K		0-3 K	
Gus Bell, L (1, 9) OBP: 0.253, SLG: 0.324		0-0 G4-6-3 1-2 2-3	0-0 PO 3-H	0-0 3-1			0-0 1-3	0-0 4-3	
Gene Freese, R (1, 5) OBP: 0.303, SLG: 0.418		0-0 PO 3-H 1B		0-0 L9			0-3 K		
Jerry Zimmerman, R (1, 2) OBP: 0.258, SLG: 0.241		0-0 PO 1-2	0-0 FC3-6 1B	0-0 5-3			0-0 F8		
Joey Jay, S (1, 1) OBP: 0.050, SLG: 0.100			0-0 FC3-6 1B 1-2			0-0 1-3		0-3 K	
Jerry Lynch, L (8, PH) OBP: 0.474, SLG: 1.000									
Bill Henry, L (9, 1)									
Jim Brosnan, R (9, 1)									

Inning Stats	R: 0	H: 0	E: 0	K: 0	S: 3	R: 1	H: 1	E: 2	K: 0	S: 4	R: 2	H: 3	E: 0	K: 0	S: 5	R: 0	H: 0	E: 0	K: 1	S: 3	R: 0	H: 1	E: 0	K: 1	S: 5	R: 0	H: 0	E: 0	K: 1	S: 5	R: 2	H: 3	E: 1	K: 2	S: 10
	0	0	0	0	3	1	1	2	0	4	2	3	0	0	5	0	0	0	1	3	0	0	0	1	0	0	2	3	0	0	0	1	2	14	

PITCHER	IP	WLS	BF	H	R	ER	SO	BB	IBB	HBP	BLK	WP	HR	S	P	ERA	WHIP
John Buzhardt, R (1, 1) ERA: 3.65	5.0	L	20	4	3	2	0	2	0	0	0	0	0	18	26	3.60	1.200
Ken Lehman, L (6, 1) ERA: 4.09	2.0		6	1	0	0	2	0	0	0	0	0	0	10	10	0.00	0.500
Dallas Green, R (8, 1) ERA: 4.57	0.1		3	2	2	2	1	0	0	0	0	0	0	5	5	54.00	6.000
Chris Short, L (8, 1) ERA: 2.7	0.2		4	1	0	0	1	0	1	0	0	0	0	5	9	0.00	1.500

**BOTTOM**

**Philadelphia Phillies @ Cincinnati Reds**  
Crosley Field, Cincinnati, OH

Sat May 27 1961, 7:05 PM EDT  
Att. 7,690 - Unknown

AB	R	H	RBI	BB	SO	LOB
3	2	1	0	1	0	0
4	1	1	0	0	0	2
4	0	3	1	0	0	0
3	1	1	2	1	0	1
3	0	0	0	1	2	3
4	0	0	0	0	0	4
3	0	1	1	0	1	0
3	0	1	0	0	0	0
0	0	0	0	0	0	0
0	0	0	0	0	0	0

1B: 7	SF: 0	WP: 0	PA: 35
2B: 2	SAC: 0	PB: 0	
3B: 0	DP: 2	SB: 1	
HR: 0	HBP: 0	CS: 0	

AB 30  
R 5  
H 8  
RBI 4  
BB 3  
SO 4  
LOB 11



PITCHER	IP	WLS	BF	H	R	ER	SO	BB	IBB	HBP	BLK	WP	HR	S	P	ERA	WHIP
John Buzhardt, R (1, 1) ERA: 3.65	5.0	L	20	4	3	2	0	2	0	0	0	0	0	18	26	3.60	1.200
Ken Lehman, L (6, 1) ERA: 4.09	2.0		6	1	0	0	2	0	0	0	0	0	0	10	10	0.00	0.500
Dallas Green, R (8, 1) ERA: 4.57	0.1		3	2	2	2	1	0	0	0	0	0	0	5	5	54.00	6.000
Chris Short, L (8, 1) ERA: 2.7	0.2		4	1	0	0	1	0	1	0	0	0	0	5	9	0.00	1.500

Batter	1	2	3	4	5	6	7	8	9	AB R H RBI BB SO LOB	TOP													
<b>Bobby Malkmus, R</b> (1, 4) OBP: 0.237, SLG: 0.292	0-0 L9		0-0 P4			0-0 HR	0-0 FC5-4			4 1 1 1 0 0 2														
<b>Choo-Choo Coleman, L</b> (1, 2) OBP: 0.211, SLG: 0.194	0-0 G3			0-0 3-1		0-0 F8		0-0 1-3		4 0 0 0 0 0 0														
<b>Johnny Callison, L</b> (1, 7) OBP: 0.386, SLG: 0.452	0-0 2B			0-0 1B		0-0 3-1		0-0 4-3		4 0 2 0 0 0 0														
<b>Pancho Herrera, R</b> (1, 3) OBP: 0.364, SLG: 0.446	0-0 5-3			0-3 K		0-0 1B		0-0 HR		4 1 2 1 0 1 2														
<b>Tony Gonzalez, L</b> (1, 8) OBP: 0.415, SLG: 0.441		0-0 F7		0-0 1-3		0-0 F8		0-0 2B		4 0 1 0 0 0 2														
<b>Ken Walters, R</b> (1, 9) OBP: 0.308, SLG: 0.447		0-0 1-3			0-0 G6-4-3 2B		0-0 P4	0-0 4-3		4 0 1 0 0 0 1														
<b>Charley Smith, R</b> (1, 6) OBP: 0.294, SLG: 0.418		0-0 1-3			0-0 G6-4-3 1B		0-0 L7		0-0 P6	4 0 1 0 0 0 0														
<b>Jim Woods, R</b> (1, 5) OBP: 0.271, SLG: 0.381			0-0 L1		0-0 G6-4-3		1-0 HBP		0-3 K	3 0 0 0 0 1 2														
<b>Frank Sullivan, R</b> (1, 1) <b>Don Demeter, R</b> (5, PH) <b>Jack Baldschun, R</b> (5, 1) <b>Clay Dalrymple, L</b> (7, PH) <b>Lee Walls, R</b> (7, PR) <b>Ken Leshman, L</b> (7, 1) <b>Bobby Gene Smith, R</b> (9, PH)			0-0 4-3		0-0 4-3		1-0 FC5-4 HBP		0-0 F8	1 0 0 0 0 0 0 1 0 0 0 0 0 1 0 1 0 0 0 0 0 0														
<b>Inning Stats</b>	R: 0 E: 0 K: 0 S: 4	H: 1 LOB: 1 BB: 0 P: 4	R: 0 E: 0 K: 0 S: 3	H: 0 LOB: 0 BB: 0 P: 3	R: 0 E: 0 K: 0 S: 3	H: 0 LOB: 0 BB: 0 P: 3	R: 0 E: 0 K: 1 S: 6	H: 1 LOB: 1 BB: 0 P: 6	R: 0 E: 0 K: 0 S: 4	H: 2 LOB: 1 BB: 0 P: 4	R: 1 E: 0 K: 0 S: 5	H: 2 LOB: 1 BB: 0 P: 5	R: 0 E: 0 K: 0 S: 3	H: 0 LOB: 2 BB: 0 P: 5	R: 1 E: 0 K: 0 S: 5	H: 2 LOB: 1 BB: 0 P: 5	R: 0 E: 0 K: 1 S: 5	H: 0 LOB: 0 BB: 0 P: 5	1B: 3 2B: 3 3B: 0 HR: 2	SF: 0 SAC: 0 DP: 1 HBP: 2	WP: 0 PB: 0 SB: 0 CS: 0	PA: 36		
<b>PITCHER</b> <b>Bob Purkey, R</b> (1, 1) ERA: 2.48	IP 9.0	WLS W	BF 36	H 8	R 2	ER 2	SO 2	BB 0	IBB 0	HBP 2	BLK 0	WP 0	HR 2	S 38	P 40	ERA 2.00	WHIP 0.889						<b>PITCHER</b> IP WLS BF H R ER SO BB IBB HBP BLK WP HR S P ERA WHIP	

Philadelphia Phillies @ Cincinnati Reds  
Crosley Field, Cincinnati, OH  
Sun May 28 1961, 3:33 AM EDT  
Att. 6,632 - Unknown

livebaseballscorecards.com

AB 34  
R 2  
H 8  
RBI 2  
BB 0  
SO 2  
LOB 10



Batter	1	2	3	4	5	6	7	8	9
<b>Eddie Kasko, R</b> OBP: 0.351, SLG: 0.356 (1, 6) X	0-0 HR 1B		0-3 K		0-0 6-3		0-0 F8		
<b>Don Blasingame, L</b> OBP: 0.279, SLG: 0.273 (1, 4) X	0-0 F8		0-0 HR 1B		0-0 4-3		0-0 4-3		
<b>Vada Pinson, L</b> OBP: 0.335, SLG: 0.465 (1, 8) X	0-0 1-H HR		0-0 1-H HR		4-0 FC6-4 BB		0-0 L9		
<b>Frank Robinson, R</b> OBP: 0.387, SLG: 0.574 (1, 7) S S S	0-3 K		0-0 L5		0-0 FC6-4 1-2f		0-0 P6		
<b>Gus Bell, L</b> OBP: 0.253, SLG: 0.333 (1, 9) X	0-0 F7		0-3 K		0-0 3-1		0-0 2B		
<b>Gordy Coleman, L</b> OBP: 0.301, SLG: 0.475 (1, 3) X		0-0 1-3		0-0 1-3		4-0 BB BB	0-0 L8		
<b>Gene Freese, R</b> OBP: 0.308, SLG: 0.416 (1, 5) X		0-0 1B		0-0 L1		0-0 P6	4-0 IBB		
<b>Jerry Zimmerman, R</b> OBP: 0.286, SLG: 0.226 (1, 2) X		0-0 P6		4-0 BB		4-0 FC6-4 BB 1-2	0-0 L8		
<b>Bob Purkey, R</b> OBP: 0.167, SLG: 0.136 (1, 1) S S S		0-3 K		0-0 F7		0-0 FC6-4 1-2f			

Inning Stats	R: 2	H: 2	E: 0	K: 1	S: 7	LOB: 0	BB: 0	P: 7	R: 0	H: 1	E: 0	K: 1	S: 6	LOB: 1	BB: 0	P: 6	R: 0	H: 2	E: 0	K: 2	S: 9	LOB: 0	BB: 0	P: 9	R: 0	H: 0	E: 0	K: 0	S: 3	LOB: 1	BB: 1	P: 7	R: 0	H: 0	E: 0	K: 0	S: 3	LOB: 2	BB: 2	P: 11	R: 0	H: 0	E: 0	K: 0	S: 3	LOB: 0	BB: 0	P: 3	R: 0	H: 1	E: 0	K: 0	S: 4	LOB: 2	BB: 1	P: 8
1B: 3	SF: 0	2B: 1	SAC: 0	3B: 0	DP: 0	HR: 2	HBP: 0	WP: 0	PA: 35																																															

PITCHER	IP	WLS	BF	H	R	ER	SO	BB	IBB	HBP	BLK	WP	HR	S	P	ERA	WHIP
<b>Frank Sullivan, R</b> ERA: 3.69 (1, 1)	4.0	L	18	5	4	4	4	1	0	0	0	0	2	25	29	9.00	1.500
<b>Jack Baldschun, R</b> ERA: 1.86 (5, 1)	2.0		9	0	0	0	0	3	0	0	0	0	6	18	0.00	1.500	
<b>Ken Lehman, L</b> ERA: 3.46 (7, 1)	2.0		8	1	0	0	0	0	1	0	0	0	7	11	0.00	0.500	

**BOTTOM**

AB	R	H	RBI	BB	SO	LOB
4	1	1	0	0	1	0
4	1	1	0	0	0	1
3	2	2	4	1	0	0
4	0	0	0	0	1	1
4	0	1	0	0	1	0
3	0	0	0	1	0	1
3	0	1	0	1	0	1
2	0	0	0	2	0	3
3	0	0	0	0	1	4

AB	30
R	4
H	6
RBI	4
BB	5
SO	4
LOB	11



WP	PA	ERA	WHIP
0	35		

**Philadelphia Phillies @ Cincinnati Reds**  
Crosley Field, Cincinnati, OH  
Sun May 28 1961, 3:33 AM EDT  
Att. 6,632 - Unknown

livebaseballscorecards.com

Batter	1	2	3	4	5	6	7	8	9	AB R H RBI BB SO LOB	TOP									
Don Blasingame, L (1, 4) OBP: 0.267, SLG: 0.260	0-0 F8	0-0 F5		0-0 F7			0-0 4-3		0-3 K	5 0 0 0 0 1 5										
Eddie Kasko, R (1, 6) OBP: 0.356, SLG: 0.355	4-0 1B HR BB		0-0 E8 1B	0-0 F7			0-0 F9			3 1 1 0 1 0 2										
Vada Pinson, L (1, 8) OBP: 0.346, SLG: 0.469	0-0 1-2 HR 1B		0-3 K		0-0 G4-6-3 1B			4-0 6-3 4-3 BB		3 1 2 0 1 1 1										
Frank Robinson, R (1, 7) OBP: 0.384, SLG: 0.586	0-0 1-H 2-H HR		0-0 F8		0-0 G4-6-3 1-2f		0-0 4-3			4 1 1 3 0 0 3										
Gene Freese, R (1, 5) OBP: 0.300, SLG: 0.405	0-0 P4		0-0 5-3		0-0 5-3		0-0 6-3			4 0 0 0 0 0 2										
Wally Post, R (1, 9) OBP: 0.378, SLG: 0.512	0-3 K			0-0 1B 1B		0-0 F8		0-0 6-3		4 1 1 0 0 1 1										
Dick Gernert, R (1, 3) OBP: 0.467, SLG: 0.583		4-0 SH1-4 BB		0-0 FC1-5 1B 1-3 1B		0-0 P5		4-0 2B BB		2 0 1 0 2 0 0										
Elio Chacon, R (9, PR) OBP: 0.385, SLG: 0.200										0 1 0 0 0 0 0										
Gordy Coleman, L (9, 3) OBP: 0.301, SLG: 0.475										0 0 0 0 0 0 0										
Jerry Zimmerman, R (1, 2) OBP: 0.308, SLG: 0.286		0-0 P6		0-0 FC1-5 1-2 3-H 1B		0-0 3-1		0-0 G3 1-H K 2B		4 0 2 2 0 0 1										
Ken Hunt, R (1, 1) OBP: 0.176, SLG: 0.188		0-0 SH1-4		0-0 FC1-5 1-2 2-3f		0-0 5-3		0-0 G3 2-3		3 0 0 0 0 0 4										
<b>Inning Stats</b>	R: 3 E: 0 K: 1 S: 7	H: 2 LOB: 0 BB: 1 P: 11	R: 0 E: 0 K: 0 S: 3	H: 0 LOB: 1 BB: 1 P: 7	R: 0 E: 1 K: 1 S: 6	H: 1 LOB: 1 BB: 0 P: 6	R: 1 E: 0 K: 0 S: 6	H: 3 LOB: 2 BB: 0 P: 6	R: 0 E: 0 K: 0 S: 3	H: 1 LOB: 0 BB: 0 P: 3	R: 0 E: 0 K: 0 S: 3	H: 0 LOB: 0 BB: 0 P: 3	R: 0 E: 0 K: 0 S: 3	H: 0 LOB: 1 BB: 1 P: 7	R: 1 E: 0 K: 1 S: 5	H: 1 LOB: 2 BB: 1 P: 9	1B: 6 2B: 1 3B: 0 HR: 1	SF: 0 SAC: 1 DP: 1 HBP: 0	WP: 0 PB: 0 SB: 0 CS: 0	PA: 37
<b>PITCHER</b>	IP WLS BF H R ER SO BB IBB HBP BLK WP HR S P ERA WHIP																			
Mike McCormick, L (1, 1) ERA: 2.65	4.0 L 21 7 4 4 2 2 0 0 0 0 0 1 23 31 9.00 2.250																			
Eddie Fisher, R (5, 1) ERA: 2.66	1.0 2 0 0 0 0 0 0 0 0 0 0 0 2 2 0.00 0.000																			
Jim Duffalo, R (6, 1) ERA: 4.41	2.0 6 0 0 0 0 0 0 0 0 0 0 0 6 6 0.00 0.000																			
Stu Miller, R (8, 1) ERA: 3.0	2.0 8 1 1 1 1 2 0 0 0 0 0 0 8 16 4.50 1.500																			

**Cincinnati Reds @ San Francisco Giants**  
 Candlestick Park, San Francisco, CA  
 Mon May 29 1961, 6:33 AM EDT  
 Att: 10,852 - Unknown

AB	32
R	5
H	8
RBI	5
BB	4
SO	3
LOB	19



WP: 0	PA: 37
PB: 0	
SB: 0	
CS: 0	

PITCHER	IP	WLS	BF	H	R	ER	SO	BB	IBB	HBP	BLK	WP	HR	S	P	ERA	WHIP
Mike McCormick, L	4.0	L	21	7	4	4	2	2	0	0	0	0	1	23	31	9.00	2.250
Eddie Fisher, R	1.0		2	0	0	0	0	0	0	0	0	0	0	2	2	0.00	0.000
Jim Duffalo, R	2.0		6	0	0	0	0	0	0	0	0	0	0	6	6	0.00	0.000
Stu Miller, R	2.0		8	1	1	1	1	2	0	0	0	0	0	8	16	4.50	1.500

Batter	1	2	3	4	5	6	7	8	9	AB R H RBI BB SO LOB
Felipe Alou, R OBP: 0.338, SLG: 0.440 (1, 9) X	0-0 F7 ①		X 0-0 CS 1B ②		X 0-0 FC6-4 ②			X 0-0 P6 ①		4 0 1 1 0 0 1
Harvey Kuenn, R OBP: 0.336, SLG: 0.351 (1, 5) X	0-0 1-3 ②		S S 0-3 K ②		X 0-0 4-3 ③			B B B 4-0 BB		3 0 0 0 1 1 2
Willie Mays, R OBP: 0.398, SLG: 0.554 (1, 8) X	0-0 2B		0-0 CS ③	0-0 6-3 ①		X 0-0 CS 1B		S S 0-3 K ②		4 0 2 0 0 1 1
Willie McCovey, L OBP: 0.256, SLG: 0.400 (1, 3) X	0-0 4-3 ③			X 0-0 1B		X 0-0 F8 ①		X 0-0 L4 ③		4 0 1 0 0 0 3
Orlando Cepeda, R OBP: 0.311, SLG: 0.579 (1, 7)		0-3 K ①		S S 0-3 K ②		X 0-0 6-3 ③		X 0-0 F7 ①		4 0 0 0 0 2 2
Ed Bailey, L OBP: 0.307, SLG: 0.368 (1, 2)		B B B 4-0 BB		X 0-0 F8 ③			X 0-0 4-3 ①	X 0-0 3-1 ②		3 0 0 0 1 0 1
Chuck Hiller, L OBP: 0.266, SLG: 0.256 (1, 4)		0-3 K ②			X 0-0 F8 1B FC6-4 1B		S S 0-3 K ②	X 0-0 F9 ③		4 1 1 0 0 2 1
Jose Pagan, R OBP: 0.299, SLG: 0.366 (1, 6)		0-3 K ③			X 0-0 FC6-4 1B		X 0-0 2B			1 0 0 0 0 1 1
Eddie Bressoud, R OBP: 0.212, SLG: 0.375 (3, 6)										2 0 2 0 0 0 0
Mike McCormick, L OBP: 0.263, SLG: 0.222 (1, 1)			X 0-0 P6 ①		X 0-0 F8 ①		X 0-0 F2 ③			1 0 0 0 0 0 0
Eddie Fisher, R OBP: 0.167, SLG: 0.333 (5, 1)										0 0 0 0 0 0 0
Jim Marshall, L OBP: 0.300, SLG: 0.250 (5, PH)										1 0 0 0 0 0 2
Jim Duffalo, R OBP: 0.250, SLG: 0.500 (6, 1)										0 0 0 0 0 0 0
Tom Haller, L OBP: 0.267, SLG: 0.297 (7, PH)										1 0 0 0 0 0 1
Stu Miller, R (8, 1)										0 0 0 0 0 0 0

Inning Stats	R: 0	H: 1	E: 0	LOB: 1	K: 0	BB: 0	S: 4	P: 4	R: 0	H: 0	E: 0	LOB: 1	K: 3	BB: 1	S: 9	P: 13	R: 0	H: 1	E: 0	LOB: 0	K: 1	BB: 0	S: 5	P: 5	R: 0	H: 1	E: 0	LOB: 1	K: 1	BB: 0	S: 6	P: 6	R: 1	H: 2	E: 0	LOB: 1	K: 0	BB: 0	S: 5	P: 5	R: 0	H: 1	E: 0	LOB: 0	K: 0	BB: 0	S: 3	P: 3	R: 0	H: 1	E: 0	LOB: 1	K: 1	BB: 0	S: 6	P: 6	R: 0	H: 0	E: 0	LOB: 1	K: 1	BB: 1	S: 5	P: 9	R: 0	H: 0	E: 0	LOB: 0	K: 0	BB: 0	S: 3	P: 3	1B: 5	SF: 0	2B: 2	SAC: 0	3B: 0	DP: 0	HR: 0	HBP: 0	WP: 0	PA: 35
PITCHER Ken Hunt, R ERA: 2.44 (1, 1)	IP	WLS	BF	H	R	ER	SO	BB	IBB	HBP	BLK	WP	HR	S	P	ERA	WHIP	IP	WLS	BF	H	R	ER	SO	BB	IBB	HBP	BLK	WP	HR	S	P	ERA	WHIP	IP	WLS	BF	H	R	ER	SO	BB	IBB	HBP	BLK	WP	HR	S	P	ERA	WHIP																															


**BOTTOM**

**Cincinnati Reds @ San Francisco Giants**  
Candlestick Park, San Francisco, CA

Mon May 29 1961, 6:33 AM EDT  
Att. 10,852 - Unknown

livebaseballscorecards.com

AB	32
R	1
H	7
RBI	1
BB	2
SO	7
LOB	15



Batter	1	2	3	4	5	6	7	8	9	AB R H RBI BB SO LOB	TOP	
Eddie Kasko, R OBP: 0.358, SLG: 0.367 (1, 6)	0-0 G6-3 1B		0-0 F7	0-3 K			0-3 K		0-0 E 2B	5 1 2 0 0 2 2		
Don Blasingame, L OBP: 0.281, SLG: 0.287 (1, 4)	0-0 G6-3 1-2f		0-0 3B			0-0 G3		0-0 1B SF8 1B	4-0 E BB	4 1 2 0 1 0 1		
Vada Pinson, L OBP: 0.348, SLG: 0.487 (1, 8)	0-0 HR		0-3 K			0-0 F9		0-0 SF8 BB 1B	0-0 F8	5 2 2 1 0 1 3		
Frank Robinson, R OBP: 0.387, SLG: 0.578 Elio Chacon, R OBP: 0.357, SLG: 0.182 (1, 7) (8, PR) (8, 9)	0-3 K		4-0 BB			0-0 F7		1-0 BB BB HBP	0-0 P4	2 0 0 0 1 1 0 1 0 0 0 0 0 2		
Gus Bell, L OBP: 0.239, SLG: 0.317 (1, 9) (8, 7)		0-0 F7	0-0 F8			0-0 F8		0-0 SF8	0-0 E5	4 0 0 1 0 0 3		
Gordy Coleman, L OBP: 0.297, SLG: 0.462 (1, 3)		0-0 6-3		0-0 1-3		0-0 P4		4-0 BB BB	0-0 4-3	4 0 0 0 1 0 2		
Gene Freese, R OBP: 0.299, SLG: 0.420 (1, 5)		0-0 5-3		0-0 HR		0-0 F3		0-3 K		4 1 1 1 0 1 3		
Jerry Zimmerman, R OBP: 0.372, SLG: 0.368 (1, 2)			0-0 HR 2B	0-0 1B			0-0 CS 1B	4-0 BB		3 1 3 1 1 0 0		
Jim Maloney, L OBP: 0.333, SLG: 0.625 Jim Brosnan, R Bill Henry, L (1, 1) (6, 1) (9, 1)			0-0 HR	0-0 B1			0-3 K	0-3 K		2 1 1 2 0 0 1 2 0 0 0 0 2 4 0 0 0 0 0 0 0		
<b>Inning Stats</b>	R: 1 E: 0 K: 1 S: 6 H: 2 LOB: 0 BB: 0 P: 6	R: 0 E: 0 K: 0 S: 3 H: 0 LOB: 0 BB: 0 P: 3	R: 2 E: 0 K: 1 S: 8 H: 3 LOB: 2 BB: 1 P: 12	R: 1 E: 0 K: 1 S: 7 H: 2 LOB: 1 BB: 0 P: 7	R: 0 E: 0 K: 0 S: 3 H: 0 LOB: 0 BB: 0 P: 3	R: 0 E: 0 K: 0 S: 3 H: 0 LOB: 0 BB: 0 P: 3	R: 0 E: 0 K: 2 S: 7 H: 1 LOB: 1 BB: 0 P: 7	R: 2 E: 0 K: 2 S: 9 H: 2 LOB: 3 BB: 2 P: 18	R: 1 E: 1 K: 0 S: 5 H: 1 LOB: 2 BB: 1 P: 9	1B: 5 2B: 3 3B: 1 HR: 3 SF: 1 SAC: 0 DP: 2 HBP: 1	WP: 0 PB: 0 SB: 0 CS: 1 PA: 42	
<b>PITCHER</b>	IP WLS BF H R ER SO BB IBB HBP BLK WP HR S P ERA WHIP											
Sam Jones, R ERA: 4.53 (1, 1)	2.2 L 13 5 3 3 2 1 0 0 0 0 0 2 16 20 10.12 2.250											
Eddie Fisher, R ERA: 2.67 (3, 1)	3.1 12 2 1 1 1 0 0 0 0 0 1 14 14 2.70 0.600											
Jim Duffalo, R ERA: 5.19 (7, 1)	1.0 6 3 2 2 2 0 0 1 0 0 0 9 10 18.00 3.000											
Bobby Bolin, R ERA: 0.54 (8, 1)	2.0 11 1 1 0 2 3 0 0 0 0 0 0 12 24 0.00 2.000											

Cincinnati Reds @ San Francisco Giants  
Candlestick Park, San Francisco, CA  
Tue May 30 1961, 6:33 AM EDT  
Unknown

livebaseballscorecards.com


AB	36
R	7
H	11
RBI	6
BB	4
SO	7
LOB	21





Batter	1	2	3	4	5	6	7	8	9	AB	R	H	RBI	BB	SO	LOB	BOTTOM
<b>Felipe Alou, R</b> (1, 9) <small>OBP: 0.340, SLG: 0.434</small>	0-0 6-3		4-0 BB		0-0 1B		0-0 F9		0-3 K	4	0	1	0	1	1	0	<b>Cincinnati Reds @ San Francisco Giants</b> Candlestick Park, San Francisco, CA Tue May 30 1961, 6:33 AM EDT Unknown <a href="http://livebaseballscorecards.com">livebaseballscorecards.com</a>
<b>Chuck Hiller, L</b> (1, 4) <small>OBP: 0.271, SLG: 0.281</small>	4-0 1B BB		0-0 F8		0-0 F8		0-0 F8		0-0 HR	4	1	1	1	1	0	2	
<b>Matty Alou, L</b> (1, 8) <b>Willie Mays, R</b> (9, PH) <small>OBP: 0.481, SLG: 0.667</small> <small>OBP: 0.401, SLG: 0.577</small>	0-0 F8		0-0 F9			0-0 HR	0-0 G3		0-0 HR	4	1	1	1	0	0	2	
<b>Willie McCovey, L</b> (1, 3) <small>OBP: 0.261, SLG: 0.400</small>	0-0 1-3 1B		0-3 K			0-0 1B FC3-6 1B		0-0 3-1	0-0 F5	5	1	2	0	0	1	1	
<b>Orlando Cepeda, R</b> (1, 7) <small>OBP: 0.309, SLG: 0.571</small>	0-0 F7			0-0 F9		0-0 FC3-6 BB 1-3 1B		0-0 1-3		4	0	1	0	0	0	2	
<b>Ed Bailey, L</b> (1, 2) <b>Jose Pagan, R</b> (6, PR) <small>OBP: 0.315, SLG: 0.365</small> <small>OBP: 0.296, SLG: 0.363</small>		4-0 BB		0-3 K		4-0 1-2 BB		0-0 3-1		1	0	0	0	2	1	0	
<b>Jim Davenport, R</b> (1, 5) <small>OBP: 0.398, SLG: 0.524</small>		0-0 FC1 FC5-4		0-3 K		0-3 1-3 BB 1B			0-0 BLK 3B	4	1	1	0	0	2	4	
<b>Eddie Bressoud, R</b> (1, 6) <b>Jim Marshall, L</b> (6, PH) <b>Hobie Landrith, L</b> (7, 2) <small>OBP: 0.200, SLG: 0.353</small> <small>OBP: 0.273, SLG: 0.222</small> <small>OBP: 0.429, SLG: 0.643</small>		0-0 FC5-4		0-0 K		0-0 5-3	0-0 FC3-6		0-0 HR	2	0	0	0	0	0	2	
<b>Sam Jones, R</b> (1, 1) <b>Eddie Fisher, R</b> (3, 1) <b>Harvey Kuenn, R</b> (6, PH) <b>Jim Duffalo, R</b> (7, 1) <b>Bobby Bolin, R</b> (8, 1) <b>Joey Amalfitano, R</b> (9, PH) <small>OBP: 0.230, SLG: 0.313</small> <small>OBP: 0.143, SLG: 0.286</small> <small>OBP: 0.333, SLG: 0.348</small> <small>OBP: 0.200, SLG: 0.500</small> <small>OBP: 0.333, SLG: 0.333</small> <small>OBP: 0.286, SLG: 0.308</small>		0-3 K			0-0 F3	0-0 P6			0-0 F2	1	0	0	0	0	1	1	
<b>Inning Stats</b>	R: 0 H: 1 E: 0 LOB: 2 K: 0 BB: 1 S: 4 P: 8	R: 0 H: 0 E: 1 LOB: 1 K: 1 BB: 1 S: 5 P: 9	R: 0 H: 0 E: 0 LOB: 1 K: 1 BB: 1 S: 5 P: 9	R: 0 H: 0 E: 0 LOB: 0 K: 2 BB: 0 S: 7 P: 7	R: 0 H: 1 E: 0 LOB: 1 K: 0 BB: 0 S: 4 P: 4	R: 2 H: 3 E: 0 LOB: 2 K: 1 BB: 1 S: 8 P: 12	R: 0 H: 0 E: 0 LOB: 0 K: 0 BB: 0 S: 3 P: 3	R: 0 H: 0 E: 0 LOB: 0 K: 0 BB: 0 S: 3 P: 3	R: 4 H: 4 E: 0 LOB: 0 K: 1 BB: 0 S: 9 P: 9	1B: 4 SF: 0 2B: 0 SAC: 0 3B: 1 DP: 1 HR: 4 HBP: 0	WP: 0 PA: 40 PB: 0 SB: 0 CS: 0						
<b>PITCHER</b> <b>Jim Maloney, R</b> (1, 1) <small>ERA: 3.6</small> <b>Jim Brosnan, R</b> (6, 1) <small>ERA: 2.55</small> <b>Bill Henry, L</b> (9, 1) <small>ERA: 2.51</small>	IP WLS BF H R ER SO BB IBB HBP BLK WP HR S P ERA WHIP 5.0 W 24 5 2 2 4 4 0 0 0 0 0 1 28 44 3.60 1.800	IP WLS BF H R ER SO BB IBB HBP BLK WP HR S P ERA WHIP 3.2 14 3 3 3 2 0 0 0 1 0 2 18 18 7.36 0.818	IP WLS BF H R ER SO BB IBB HBP BLK WP HR S P ERA WHIP 0.1 S 2 1 1 1 0 0 0 0 0 0 1 2 2 27.00 3.000	<b>PITCHER</b> IP WLS BF H R ER SO BB IBB HBP BLK WP HR S P ERA WHIP	IP WLS BF H R ER SO BB IBB HBP BLK WP HR S P ERA WHIP	IP WLS BF H R ER SO BB IBB HBP BLK WP HR S P ERA WHIP	IP WLS BF H R ER SO BB IBB HBP BLK WP HR S P ERA WHIP	IP WLS BF H R ER SO BB IBB HBP BLK WP HR S P ERA WHIP	IP WLS BF H R ER SO BB IBB HBP BLK WP HR S P ERA WHIP	IP WLS BF H R ER SO BB IBB HBP BLK WP HR S P ERA WHIP	IP WLS BF H R ER SO BB IBB HBP BLK WP HR S P ERA WHIP						



Batter	1	2	3	4	5	6	7	8	9	AB R H RBI BB SO LOB	TOP														
Eddie Kasko, R (1, 6) OBP: 0.369, SLG: 0.373	0-0 4-3		4-0 1B BB	0-0 1B		0-0 1B		0-0 F9		4 1 2 0 1 0 0	<p><b>Cincinnati Reds @ San Francisco Giants</b> Candlestick Park, San Francisco, CA</p> <p>Tue May 30 1961, 6:38 AM EDT Att: 41,692 - Unknown</p> <p>livebaseballscorecards.com</p> <table border="1"> <tr><td>AB</td><td>38</td></tr> <tr><td>R</td><td>6</td></tr> <tr><td>H</td><td>13</td></tr> <tr><td>RBI</td><td>6</td></tr> <tr><td>BB</td><td>3</td></tr> <tr><td>SO</td><td>4</td></tr> <tr><td>LOB</td><td>19</td></tr> </table> 	AB	38	R	6	H	13	RBI	6	BB	3	SO	4	LOB	19
AB	38																								
R	6																								
H	13																								
RBI	6																								
BB	3																								
SO	4																								
LOB	19																								
Don Blasingame, L (1, 4) OBP: 0.294, SLG: 0.301	0-0 G3		0-0 FC3 SF8 1B	0-0 1B		0-0 P6		0-0 WP 1B	5 1 3 0 0 0 1																
Vada Pinson, L (1, 8) OBP: 0.349, SLG: 0.484	0-3 K		0-0 FC3 FC4-6 1B	0-0 F7			0-0 4-3 2B 1-3 1B	0-0 L9	5 2 2 2 0 1 3																
Frank Robinson, R (1, 7) OBP: 0.382, SLG: 0.569 Jerry Lynch, L (5, PH) OBP: 0.409, SLG: 0.842 (5, 7) Pete Whisenant, R (9, 7)		0-3 K	0-0 FC3 FC4-6		0-0 4-3		0-0 1-3	0-0 F7	2 0 0 0 0 1 2 3 0 0 0 0 0 2 0 0 0 0 0 0 0																
Gus Bell, L (1, 9) OBP: 0.247, SLG: 0.310		4-0 2B 6-3 BB	0-0 SF8		0-0 P4		0-0 4-3	4-0 BB	2 1 0 1 2 0 1																
Gordy Coleman, L (1, 3) OBP: 0.307, SLG: 0.480		0-0 1-3 2B	0-0 FC4-6		0-0 1B		0-0 2B	0-0 F7	5 0 3 2 0 0 3																
Gene Freese, R (1, 5) OBP: 0.292, SLG: 0.410		0-0 6-3	0-0 4-3		0-0 F9		0-0 F2		4 0 0 1 0 0 4																
Jerry Zimmerman, R (1, 2) OBP: 0.383, SLG: 0.381		0-0 6-3		0-0 1B 1B		0-3 K		0-0 G6-3 1B	4 0 2 0 0 1 1																
Jim O'Toole, S (1, 1) OBP: 0.269, SLG: 0.280 Bob Purkey, R (9, 1) OBP: 0.167, SLG: 0.136			0-0 1B BB 1B	0-0 B5		0-3 K		0-0 G6-3	4 1 1 0 0 1 2 0 0 0 0 0 0 0																
<b>Inning Stats</b>	R: 0 E: 0 K: 1 S: 5	H: 0 LOB: 0 BB: 0 P: 5	R: 1 E: 0 K: 1 S: 6	H: 1 LOB: 1 BB: 1 P: 10	R: 4 E: 0 K: 0 S: 7	H: 3 LOB: 1 BB: 1 P: 11	R: 0 E: 0 K: 0 S: 5	H: 3 LOB: 2 BB: 0 P: 5	R: 0 E: 0 K: 2 S: 8	H: 1 LOB: 1 BB: 0 P: 8	R: 1 E: 0 K: 0 S: 5	H: 2 LOB: 1 BB: 0 P: 5	R: 0 E: 0 K: 0 S: 3	H: 1 LOB: 0 BB: 0 P: 3	R: 0 E: 0 K: 0 S: 4	H: 1 LOB: 2 BB: 1 P: 8	1B: 11 2B: 2 3B: 0 HR: 0	SF: 1 SAC: 0 DP: 1 HBP: 0	WP: 1 PB: 0 SB: 0 CS: 0	PA: 42					
<b>PITCHER</b>	IP WLS BF H R ER SO BB IBB HBP BLK WP HR S P ERA WHIP																			<b>PITCHER</b>	IP WLS BF H R ER SO BB IBB HBP BLK WP HR S P ERA WHIP				
Juan Marichal, R (1, 1) ERA: 3.99	4.0 L 21 7 5 5 2 2 0 0 0 0 0 0 23 31 11.25 2.250																			Stu Miller, R (5, 1) ERA: 2.74	2.0 8 2 0 0 2 0 0 0 0 0 0 0 12 12 0.00 1.000				
Jim Duffalo, R (7, 1) ERA: 4.87	3.0 13 4 1 1 0 1 0 0 0 1 0 12 16 3.00 1.667																			Jim Duffalo, R (7, 1) ERA: 4.87	3.0 13 4 1 1 0 1 0 0 0 1 0 12 16 3.00 1.667				

Batter	1	2	3	4	5	6	7	8	9	AB R H RBI BB SO LOB
<b>Felipe Alou, R</b> (1, 9) <small>OBP: 0.342, SLG: 0.450</small>	0-0 <b>E3</b> FC5-4 BB <b>1B</b>		0-0 <b>HR</b>	0-0 <b>P4</b>			0-0 <b>F3</b>		4-0 <b>BB</b>	4 2 1 1 1 0 2
<b>Joey Amalfitano, R</b> (1, 4) <small>OBP: 0.304, SLG: 0.310</small> <b>Matty Alou, L</b> (9, PH) <small>OBP: 0.464, SLG: 0.640</small>	4-0 <b>BB</b> FC5-4 <b>BB</b>		0-0 <b>F2</b>		0-0 <b>1B</b> FC6-4		0-0 <b>6-3</b>	0-0 <b>BB</b> <b>P5</b>	3 0 1 0 1 0 0 1 0 0 0 0 0 2	
<b>Willie Mays, R</b> (1, 8) <small>OBP: 0.395, SLG: 0.565</small>	0-0 <b>FC5-4</b> <b>S</b> <b>1B</b> 1-2f 2-3		0-0 <b>S</b> <b>1B</b>		0-0 <b>FC6-4</b> <b>G4-6-3</b> 1-2f		0-0 <b>F3</b>	0-0 <b>L6</b>	5 1 1 0 0 0 5	
<b>Orlando Cepeda, R</b> (1, 3) <small>OBP: 0.300, SLG: 0.553</small>	0-3 <b>K</b> <b>1-2</b>		0-3 <b>K</b> <b>1-2</b>		0-0 <b>G4-6-3</b> <b>1-2f</b>		0-3 <b>K</b>	0-0 <b>1-3</b>	5 0 0 0 0 3 6	
<b>Harvey Kuenn, R</b> (1, 7) <small>OBP: 0.338, SLG: 0.348</small>	0-0 <b>2-H</b> <b>3-H</b> <b>1B</b>		0-0 <b>1-3</b>		0-0 <b>F9</b>		4-0 <b>BB</b> <b>1B</b>		3 0 1 2 1 0 1	
<b>Ed Bailey, L</b> (1, 2) <small>OBP: 0.313, SLG: 0.362</small> <b>Tom Haller, L</b> (3, 2) <small>OBP: 0.250, SLG: 0.275</small>	0-3 <b>K</b>		0-0 <b>4-3</b>		0-0 <b>E3</b> <b>1B</b> <b>6-3</b>		0-3 <b>K</b>		1 0 0 0 0 1 1 3 1 0 0 0 1 1	
<b>Jim Davenport, R</b> (1, 5) <small>OBP: 0.412, SLG: 0.534</small>		0-0 <b>P4</b>		0-0 <b>BLK</b> <b>1B</b>		0-0 <b>6-3</b> <b>1B</b>		0-0 <b>1B</b>		4 0 3 0 0 0 0
<b>Jose Pagan, R</b> (1, 6) <small>OBP: 0.286, SLG: 0.349</small>		0-0 <b>L8</b>		0-0 <b>F9</b>		0-0 <b>6-3</b>		0-0 <b>5-3</b>		4 0 0 1 0 0 4
<b>Juan Marichal, R</b> (1, 1) <small>OBP: 0.214, SLG: 0.154</small> <b>Willie McCovey, L</b> (4, PH) <small>OBP: 0.287, SLG: 0.400</small> <b>Stu Miller, R</b> (5, 1) <small>OBP: 0.194, SLG: 0.343</small> <b>Eddie Bressoud, R</b> (6, PH) <small>OBP: 0.194, SLG: 0.343</small> <b>Jim Duffalo, R</b> (7, 1) <small>OBP: 0.250, SLG: 0.500</small> <b>Chuck Hiller, L</b> (9, PH) <small>OBP: 0.276, SLG: 0.281</small>		0-0 <b>1-3</b>		4-0 <b>1-2</b> <b>BB</b>		0-0 <b>6-3</b>		4-0 <b>BB</b> <b>BB</b>	1 0 0 0 0 0 0 0 0 0 0 0 1 0 0 0 0 0 0 0 0 0 0 1 0 0 0 0 0 0 1 0 0 0 0 0 0 0 0 0 0 0 0 0 1 0 0	

Inning Stats	R: 2	H: 1	E: 1	K: 2	S: 9	LOB: 1	BB: 1	P: 13	R: 0	H: 0	E: 0	K: 0	S: 3	LOB: 0	BB: 0	P: 3	R: 1	H: 2	E: 0	K: 1	S: 7	LOB: 1	BB: 0	P: 7	R: 0	H: 1	E: 0	K: 0	S: 4	LOB: 2	BB: 1	P: 8	R: 0	H: 1	E: 0	K: 0	S: 3	LOB: 0	BB: 0	P: 3	R: 1	H: 1	E: 1	K: 0	S: 5	LOB: 1	BB: 0	P: 5	R: 0	H: 0	E: 0	K: 0	S: 3	LOB: 0	BB: 0	P: 3	R: 0	H: 1	E: 0	K: 2	S: 8	LOB: 2	BB: 1	P: 12	R: 0	H: 0	E: 0	K: 0	S: 3	LOB: 2	BB: 2	P: 11	1B: 6	2B: 0	3B: 0	HR: 1	SF: 0	SAC: 0	DP: 1	HBP: 0	WP: 0	PB: 0	SB: 2	CS: 0	PA: 40
<b>PITCHER</b> <b>Jim O'Toole, L</b> (1, 1) <small>ERA: 2.43</small> <b>Bob Purkey, R</b> (9, 1) <small>ERA: 2.44</small>	IP	WLS	BF	H	R	ER	SO	BB	IBB	HBP	BLK	WP	HR	S	P	ERA	WHIP																																																																				
	8.0	W	36	7	4	1	5	4	0	0	1	0	0	42	58	1.12	1.375																																																																				
	1.0	S	4	0	0	0	0	1	0	0	0	0	0	3	7	0.00	1.000																																																																				

**BOTTOM**

**Cincinnati Reds @ San Francisco Giants**  
 Candlestick Park, San Francisco, CA  
 Tue May 30 1961, 6:38 AM EDT  
 Att. 41,692 - Unknown

[livebaseballscorecards.com](http://livebaseballscorecards.com)

<b>AB</b>	<b>35</b>
<b>R</b>	<b>4</b>
<b>H</b>	<b>7</b>
<b>RBI</b>	<b>4</b>
<b>BB</b>	<b>5</b>
<b>SO</b>	<b>5</b>
<b>LOB</b>	<b>23</b>



Batter	1	2	3	4	5	6	7	8	9	AB R H RBI BB SO LOB	TOP																		
Eddie Kasko, R (1, 6) OBP: 0.379, SLG: 0.396	2-3 K2-3		0-1 1B 3B		1-1 L5		4-0 SH1-4 BB		1-0 4-3 SH5-4 1B	4 2 2 0 1 1 0	<b>Cincinnati Reds @ Los Angeles Dodgers</b> <b>Los Angeles Memorial Coliseum, Los Angeles, CA</b> Wed May 31 1961, 10:05 PM EDT Att: 13,143 - Unknown <a href="http://livebaseballscorecards.com">livebaseballscorecards.com</a>																		
Don Blasingame, L (1, 4) OBP: 0.287, SLG: 0.293	2-2 1-3		0-2 6-3		0-0 F4		0-1 SH1-4	0-0 SH5-4	3 0 0 0 0 0 1																				
Vada Pinson, L (1, 8) OBP: 0.351, SLG: 0.481	2-1 2B 1B		1-0 1B		2-0 F5		1-0 L8	2-1 4-3	5 1 2 1 0 0 2																				
Jerry Lynch, L (1, 7) OBP: 0.407, SLG: 0.792 Elio Chacon, R (9, PR) OBP: 0.357, SLG: 0.182 Pete Whisenant, R (9, 7)	2-2 1-H 2B		0-3 K 1B		2-0 F8		0-3 K	1-1 2-6 1B	5 0 2 2 0 2 2 0 0 0 0 0 0 0 0 0 0 0 0 0 0																				
Gus Bell, L (1, 9) OBP: 0.247, SLG: 0.307	2-3 K		1-1 L8		1-1 HR 1B		0-0 6-3	3-0 2-6	4 1 1 0 0 1 2																				
Gordy Coleman, L (1, 3) OBP: 0.311, SLG: 0.500		2-2 F6		1-2 F8		2-2 HR 1B	0-2 HR 1B		4 2 2 2 0 0 0																				
Gene Freese, R (1, 5) OBP: 0.308, SLG: 0.457		1-0 4-3 1B		0-0 HR		4-1 BB	0-0 1-H HR		3 2 3 3 1 0 0																				
Jerry Zimmerman, R (1, 2) OBP: 0.353, SLG: 0.348		0-0 4-3		0-0 F9		0-3 K	2-2 F2		4 0 0 0 0 1 2																				
Joey Jay, S (1, 1) OBP: 0.042, SLG: 0.083 Bill Henry, L (8, 1) Jim Brosnan, R (9, 1)		1-3 K		2-3 K		2-3 K	3-3 K		4 0 0 0 0 4 2 0 0 0 0 0 0 0 0 0 0 0 0 0 0																				
<b>Inning Stats</b>	R: 1 E: 0 K: 2 S: 16	H: 2 LOB: 1 BB: 0 P: 26	R: 0 E: 0 K: 1 S: 11	H: 1 LOB: 1 BB: 0 P: 15	R: 1 E: 0 K: 1 S: 11	H: 2 LOB: 1 BB: 0 P: 13	R: 1 E: 0 K: 1 S: 8	H: 1 LOB: 0 BB: 0 P: 11	R: 0 E: 0 K: 0 S: 4	H: 0 LOB: 0 BB: 0 P: 7	R: 2 E: 0 K: 2 S: 13	H: 2 LOB: 1 BB: 1 P: 24	R: 0 E: 0 K: 1 S: 6	H: 0 LOB: 1 BB: 1 P: 11	R: 2 E: 0 K: 1 S: 11	H: 2 LOB: 0 BB: 0 P: 16	R: 1 E: 0 K: 0 S: 6	H: 2 LOB: 1 BB: 0 P: 13	1B: 7 2B: 1 3B: 1 HR: 3	SF: 0 SAC: 2 DP: 0 HBP: 0	WP: 0 PB: 0 SB: 1 CS: 0	PA: 40							
<b>PITCHER</b>	IP WLS BF H R ER SO BB IBB HBP BLK WP HR S P ERA WHIP																												
Don Drysdale, R (1, 1) ERA: 3.62	6.0		28	8	5	5	7	2	0	0	0	0	0	2	63	100	7.50	1.667											
Ron Perranoski, L (7, 1) ERA: 2.13	1.0		3	0	0	0	1	0	0	0	0	0	0	0	6	7	0.00	0.000											
Turk Farrell, R (8, 1) ERA: 4.91	1.0	L	5	2	2	2	1	0	0	0	0	0	1	11	16	18.00	2.000												
Jim Golden, R (9, 1) ERA: 7.0	1.0		5	2	1	1	0	0	0	0	0	0	0	6	13	9.00	2.000												

**Cincinnati Reds @ Los Angeles Dodgers**  
**Los Angeles Memorial Coliseum, Los Angeles, CA**  
 Wed May 31 1961, 10:05 PM EDT  
 Att: 13,143 - Unknown

<b>AB</b>	<b>36</b>
<b>R</b>	<b>8</b>
<b>H</b>	<b>12</b>
<b>RBI</b>	<b>8</b>
<b>BB</b>	<b>2</b>
<b>SO</b>	<b>9</b>
<b>LOB</b>	<b>11</b>



Batter	1	2	3	4	5	6	7	8	9	AB	R	H	RBI	BB	SO	LOB						
Maury Wills, S OBP: 0.403, SLG: 0.394 (1, 6)	4-1 S BB BB		1-0 E8 2B 4-3 2-H 1B		1-0 E 1B		0-2 F8 1		4-2 BB 1B G6-4-3 BB	3	3	2	0	2	0	1						
Jim Gilliam, S OBP: 0.372, SLG: 0.412 (1, 4)	4-2 S 1-2 BB		2-2 1-3 2B		4-1 E 1-2 BB		1-0 FC1-6 HBP 1-2f 3B		1-1 G6-4-3 1-2 BB 1B	3	1	2	0	2	0	1						
Willie Davis, L OBP: 0.340, SLG: 0.535 (1, 8)	1-1 G3 1-2 2-3		3-3 K 1-2 2-3		1-0 FC4 1-2 2-H		1-0 3B HBP		4-0 G6-4-3 1-2 2-3 BB	3	1	0	0	0	1	5						
Bob Aspromonte, R OBP: 0.357, SLG: 0.308 (9, PH)										0	0	0	0	1	0	0						
Tommy Davis, R OBP: 0.349, SLG: 0.483 (1, 7)	3-3 K 3-3		2-0 4-3 3-H		0-3 K 3-3		0-2 3B 1-H 2-H		2-1 G6-4-3 1-2f 2-3 3-H 0-0	5	0	1	3	0	2	7						
Ron Fairly, L OBP: 0.375, SLG: 0.542 (1, 9)	3-3 K 3-3		1-1 3-1		0-0 4-3		0-0 B1-3		0-0 L3	5	0	0	0	0	1	7						
Daryl Spencer, R OBP: 0.354, SLG: 0.358 (1, 5)		2-3 K 3-3		1-2 5-3		1-1 F8		2-2 5-3		4	0	0	0	0	1	0						
Gil Hodges, R OBP: 0.322, SLG: 0.473 (1, 3)		3-3 K 3-3		3-3 K 3-3		0-2 5-3		0-2 6-3		4	0	0	0	0	2	0						
John Roseboro, L OBP: 0.351, SLG: 0.451 (1, 2)		1-0 F5		0-0 F7		0-0 F7		1-0 HR		4	1	1	1	0	0	0						
Don Drysdale, R OBP: 0.115, SLG: 0.240 (7, 1)			3-2 E 2B		2-2 6-3		4-1 FC1-6 BB		1-3 K	2	1	1	0	0	0	0						
Ron Perranoski, L OBP: 0.297, SLG: 0.391 (7, PH)										0	0	0	0	0	0	0						
Norm Larker, L OBP: 0.200, SLG: 0.200 (8, 1)										0	0	0	0	0	0	0						
Turk Farrell, R OBP: 0.200, SLG: 0.200 (8, PH)										0	0	0	0	0	0	0						
Duke Snider OBP: 0.327, SLG: 0.378 (8, PH)										1	0	0	0	0	1	0						
Frank Howard, R OBP: 0.286, SLG: 0.448 (8, PH)										0	0	0	0	0	0	0						
Jim Golden, L OBP: 0.286, SLG: 0.448 (8, 1)										0	0	0	0	0	0	0						
<b>Inning Stats</b>	R: 0 E: 0 K: 2 S: 13	H: 0 LOB: 2 BB: 2 P: 28	R: 0 E: 0 K: 2 S: 7	H: 0 LOB: 0 BB: 0 P: 13	R: 2 E: 1 K: 1 S: 15	H: 3 LOB: 1 BB: 0 P: 27	R: 0 E: 0 K: 1 S: 8	H: 0 LOB: 0 BB: 0 P: 12	R: 1 E: 1 K: 1 S: 12	H: 1 LOB: 2 BB: 1 P: 20	R: 0 E: 0 K: 0 S: 6	H: 0 LOB: 0 BB: 0 P: 7	R: 2 E: 0 K: 0 S: 10	H: 1 LOB: 1 BB: 1 P: 16	R: 1 E: 0 K: 1 S: 11	H: 1 LOB: 0 BB: 0 P: 15	R: 1 E: 0 K: 0 S: 8	H: 1 LOB: 1 BB: 2 P: 19	1B: 3 2B: 2 3B: 1 HR: 1	SF: 0 SAC: 0 DP: 1 HBP: 1	WP: 0 PB: 0 SB: 3 CS: 0	PA: 41
<b>PITCHER</b>	IP WLS BF H R ER SO	W W 4 1 1 1 1	H R ER SO	H R ER SO	BB IBB HBP BLK	WP HR S	P ERA WHIP	<b>PITCHER</b>	IP WLS BF H R ER SO	BB IBB HBP BLK	WP HR S P	ERA WHIP										
Joey Jay, R ERA: 3.06 (1, 1)	7.2		6	6	5	7	134	5.87	1.304													
Bill Henry, L ERA: 3.07 (8, 1)	0.1		1	1	1	1	2	27.00	9.000													
Jim Brosnan, R ERA: 2.41 (9, 1)	1.0	S	2	0	0	0	0	0.00	0.000													

**BOTTOM**

**Cincinnati Reds @ Los Angeles Dodgers**  
**Los Angeles Memorial Coliseum, Los Angeles, CA**

Wed May 31 1961, 10:05 PM EDT  
 Att. 13,143 - Unknown

livebaseballscorecards.com

**AB 34**  
**R 7**  
**H 7**  
**RBI 4**  
**BB 6**  
**SO 8**  
**LOB 21**



Batter	1	2	3	4	5	6	7	8	9	AB R H RBI BB SO LOB	TOP											
<b>Richie Ashburn, L</b> (1, 8) <small>OBP: 0.330, SLG: 0.247</small> <b>Al Heist, R</b> (7, 8) <small>OBP: 0.245, SLG: 0.237</small>	0-0 1-3		0-0 F8		0-0 F9 14 SF8 1B		4-0 SH 1B BB		0-3 K2-3	3 2 1 0 1 0 0 1 0 0 0 0 1 0												
<b>Don Zimmer, R</b> (1, 4) <small>OBP: 0.300, SLG: 0.411</small>	0-0 14 FC5 1B		0-0 P4		0-0 14 SF8 1B		0-0 SH 1B 14 SF7		0-0 E BB 14 SF9 1B	4 2 3 0 0 0 0												
<b>Ron Santo, R</b> (1, 5) <small>OBP: 0.412, SLG: 0.500</small>	0-0 14 FC5 1B		0-0 1-3		0-0 F9		0-0 1B CS 1B		4-0 E2 BB	4 1 2 1 1 0 2												
<b>14 Ernie Banks, R</b> (1, 7) <small>OBP: 0.361, SLG: 0.522</small>	0-0 FC5 1B			0-0 P3	0-0 SF8		0-0 SF7		0-0 SF9	2 0 0 3 0 0 2												
<b>George Altman, L</b> (1, 9) <small>OBP: 0.411, SLG: 0.621</small>	0-0 1-3 2-H 1B			0-0 HR 2B	0-0 L9		0-0 1-3 1B		0-0 F8	5 1 3 1 0 0 2												
<b>Ed Bouchee, L</b> (1, 3) <small>OBP: 0.362, SLG: 0.442</small>	0-0 F9			0-0 HR		0-0 SH1-3 1B	0-3 K			4 1 2 2 0 1 4												
<b>Sammy Taylor, L</b> (1, 2) <small>OBP: 0.266, SLG: 0.333</small> <b>Dick Bertell, R</b> (9, 2) <small>OBP: 0.291, SLG: 0.281</small>		0-3 K		0-0 FC6-4 1B		0-0 SH1-3 1-2		0-3 K	3 0 1 0 0 2 0 0 0 0 0 0 0 0													
<b>Jerry Kindall, R</b> (1, 6) <small>OBP: 0.250, SLG: 0.548</small>		0-0 9-6 2B		0-0 FC6-4 1-2f		0-0 6-3		0-0 5-3	4 0 1 0 0 0 2													
<b>Jack Curtis, L</b> (1, 1) <small>OBP: 0.100, SLG: 0.100</small> <b>Don Elston, R</b> (9, 1) <small>OBP: 0.167, SLG: 0.167</small>		0-0 9-6		0-3 K		0-3 K2-3		0-0 G3	4 0 0 0 0 2 3 0 0 0 0 0 0 0													
<b>Inning Stats</b>	R: 1 E: 0 K: 0 S: 6	H: 3 LOB: 2 BB: 0 P: 6	R: 0 E: 0 K: 1 S: 5	H: 1 LOB: 0 BB: 0 P: 5	R: 0 E: 0 K: 0 S: 3	H: 0 LOB: 0 BB: 0 P: 3	R: 2 E: 0 K: 1 S: 8	H: 3 LOB: 1 BB: 0 P: 8	R: 1 E: 0 K: 0 S: 5	H: 2 LOB: 1 BB: 0 P: 5	R: 0 E: 0 K: 1 S: 6	H: 1 LOB: 1 BB: 0 P: 6	R: 2 E: 0 K: 1 S: 7	H: 2 LOB: 2 BB: 1 P: 11	R: 0 E: 0 K: 1 S: 5	H: 0 LOB: 0 BB: 0 P: 5	R: 1 E: 1 K: 1 S: 6	H: 1 LOB: 1 BB: 1 P: 10	1B: 10 2B: 4 3B: 0 HR: 1	SF: 3 SAC: 2 DP: 2 HBP: 0	WP: 0 PB: 0 SB: 0 CS: 1	PA: 41
<b>PITCHER</b>	IP WLS BF H R ER SO BB IBB HBP BLK WP HR S P ERA WHIP																					
<b>Bob Purkey, R</b> (1, 1) <small>ERA: 2.75</small> <b>Marshall Bridges, L</b> (6, 1) <small>ERA: 6.39</small> <b>Howie Nunn, R</b> (9, 1) <small>ERA: 3.6</small>	5.0 L 23 9 4 4 2 0 0 0 0 0 0 1 27 27 7.20 1.800																					
	3.0 13 3 2 2 3 1 0 0 0 0 0 0 18 22 6.00 1.333																					
	1.0 5 1 1 0 1 1 0 0 0 0 0 0 6 10 0.00 2.000																					

Chicago Cubs @ Cincinnati Reds  
Crosley Field, Cincinnati, OH  
Fri Jun 02 1961, 7:05 PM EDT  
Att. 12,656 - Cloudy - 68 F

livebaseballscorecards.com

AB	34
R	7
H	13
RBI	7
BB	2
SO	6
LOB	15



BOTTOM

Chicago Cubs @ Cincinnati Reds  
Crosley Field, Cincinnati, OH

livebaseballscores.com

AB	35
R	6
H	9
RBI	5
BB	3
SO	1
LOB	19



WP:	0	PA:	39
PB:	0	SB:	0
CS:	0		

Fri Jun 02 1961, 7:05 PM EDT  
Att: 12,656 - Cloudy - 68 F

AB R H RBI BB SO LOB

4	1	1	0	1	0	1
3	0	2	0	1	0	1
1	0	1	3	0	0	0
4	0	0	0	0	0	5
3	1	0	0	1	0	3
4	1	1	2	0	0	2
4	1	1	0	0	0	2
4	0	1	0	0	0	1
3	0	1	0	0	1	1
0	1	0	0	0	0	0
0	0	0	0	0	0	0
1	0	0	0	0	0	1
1	0	0	0	0	0	1
0	0	0	0	0	0	0
2	1	1	0	0	0	1

Batter	1	2	3	4	5	6	7	8	9
Don Blasingame, L (1, 4) OBP: 0.291, SLG: 0.292	0-0 G3		0-0 5-3			0-0 SH3 G3 1B		0-0 F2	4-0 2B BB
Eddie Kasko, R (1, 6) OBP: 0.392, SLG: 0.422	4-0 BB			0-0 2B		0-0 G3		0-0 E9	0-0 2B
Jerry Lynch, L (9, PH) OBP: 0.429, SLG: 0.840						1-2		1-H 2B	1-H 2-H 3-H 2B
Vada Pinson, L (1, 8) OBP: 0.343, SLG: 0.470	0-0 F7			0-0 F7		0-0 SH3		0-0 F7	0-0 1-3
Frank Robinson, R (1, 7) OBP: 0.379, SLG: 0.557	0-0 F7			0-0 E6		0-0 4-3			4-0 HR BB
Gene Freese, R (1, 5) OBP: 0.307, SLG: 0.470		0-0 F8		0-0 P6			0-0 P2		0-0 HR
Wally Post, R (1, 9) OBP: 0.373, SLG: 0.500		0-0 F9		0-0 L5			0-0 F8		0-0 BB 1B 2B 1B
Gordy Coleman, L (1, 3) OBP: 0.310, SLG: 0.494		0-0 4-1			0-0 G5-4-3 1B		0-0 4-3		0-0 F8
Jerry Zimmerman, R (1, 2) OBP: 0.352, SLG: 0.347			0-3 K		0-0 F7			0-0 2B E 1B	0-0 F7
Elio Chacon, R (8, PR) OBP: 0.357, SLG: 0.182									
Howie Nunn, R (9, 1)									
Dick Gernert, R (9, PH) OBP: 0.438, SLG: 0.538									
Bob Purkey, R (1, 1) OBP: 0.160, SLG: 0.130			0-0 P2		0-0 G5-4-3			0-0 F8	0-0 BB 1B
Leo Cardenas, R (5, PH) OBP: 0.343, SLG: 0.383					1-2				1-2 2B 1B
Marshall Bridges, S (6, 1)									
Pete Whisenant, R (8, PH) OBP: 0.111, SLG: 0.111									

Inning Stats	R: 0 H: 0 E: 0 K: 3 S: 3	R: 0 H: 0 E: 0 K: 3 S: 3	R: 0 H: 0 E: 0 K: 1 S: 5	R: 0 H: 1 E: 1 K: 0 S: 5	R: 0 H: 1 E: 0 K: 3 S: 3	R: 0 H: 1 E: 0 K: 4 S: 4	R: 0 H: 0 E: 0 K: 3 S: 3	R: 1 H: 2 E: 1 K: 0 S: 5	R: 5 H: 4 E: 0 K: 0 S: 7
--------------	--------------------------	--------------------------	--------------------------	--------------------------	--------------------------	--------------------------	--------------------------	--------------------------	--------------------------

PITCHER	IP	WLS	BF	H	R	ER	SO	BB	IBB	HBP	BLK	WP	HR	S	P	ERA	WHIP
Jack Curtis, L (1, 1) ERA: 6.04	8.2	W	37	8	6	5	1	3	0	0	0	0	1	36	48	5.19	1.269
Don Elston, R (9, 1) ERA: 2.17	0.1	S	2	1	0	0	0	0	0	0	0	0	2	2		0.00	3.000

**Chicago Cubs @ Cincinnati Reds**  
 Crosley Field, Cincinnati, OH  
 Sat Jun 03 1961, 3:33 AM EDT  
 Att. 5,756 - Overcast - 75 F

AB	39
R	10
H	11
RBI	10
BB	5
SO	5
LOB	19



WP	0	PA	44
PB	0		
SB	0		
CS	0		

AB R H RBI BB SO LOB

5	0	0	0	0	0	6
0	0	0	0	0	0	0

5	0	1	2	0	1	3
---	---	---	---	---	---	---

3	2	0	0	2	1	2
---	---	---	---	---	---	---

4	1	0	0	1	0	1
---	---	---	---	---	---	---

5	2	2	2	0	0	0
---	---	---	---	---	---	---

4	1	0	0	1	1	3
---	---	---	---	---	---	---

5	2	4	2	0	0	0
---	---	---	---	---	---	---

4	2	2	4	1	2	2
---	---	---	---	---	---	---

0	0	0	0	0	0	0
1	0	0	0	0	0	0
1	0	0	0	0	0	2
0	0	0	0	0	0	0
1	0	1	0	0	0	0
0	0	0	0	0	0	0
1	0	1	0	0	0	0

1B	8	SF	0
2B	2	SAC	0
3B	0	DP	0
HR	1	HBP	0


Batter	1	2	3	4	5	6	7	8	9
Richie Ashburn, L (1, 8) OBP: 0.315, SLG: 0.234 Al Heist, R (8, 8) OBP: 0.245, SLG: 0.237	0-0 G3			0-0 P6		0-0 F9	0-0 F9	0-0 P5	
Don Zimmer, R (1, 4) OBP: 0.297, SLG: 0.411	0-0 F7			0-0 P2		0-0 4-3	0-3 K	0-0 2B	
Ron Santo, R (1, 5) OBP: 0.412, SLG: 0.491	0-3 K			0-0 5-3			4-0 1B BB	1-3 2-H 3-H	
14 Ernie Banks, R (1, 7) OBP: 0.357, SLG: 0.509		0-0 F8			0-0 L6		4-0 1B BB	0-0 5-3	0-0 6-3
George Altman, L (1, 9) OBP: 0.410, SLG: 0.609		0-0 4-3			0-0 L4		0-0 1B	0-0 1B	0-0 E6
Ed Bouchee, L (1, 3) OBP: 0.355, SLG: 0.422		0-0 4-3			0-0 F7		0-0 L4	4-0 1B 2B BB	0-3 K
Dick Bertell, R (1, 2) OBP: 0.315, SLG: 0.307			0-0 P3			0-0 BB	0-0 HR	0-0 2B 1B	0-0 1B
Jerry Kindall, R (1, 6) OBP: 0.286, SLG: 0.630			0-3 K			4-0 BB	0-0 HR	0-0 2B	0-3 K
Dick Ellsworth, L (1, 1) Joe Schaffernoth, R (1, 1) Bob Will, L (6, PH) Dick Drott, R (6, 1) Billy Williams, L (7, PH) Jim Brewer, L (7, 1) Glen Hobbie, R (7, 1) OBP: 0.194, SLG: 0.111			0-0 4-3			0-0 F2	0-0 1B	0-0 2B 1B	

Inning Stats	R: 0	H: 0	E: 0	LOB: 0	K: 1	BB: 0	S: 5	P: 5
	0	0	0	0	0	0	3	3
	0	0	0	0	0	0	5	5
	0	0	0	0	0	0	3	3
	0	0	0	0	0	0	4	8
	5	4	0	1	1	2	9	17
	0	1	0	2	0	2	9	16
	0	0	0	0	0	0	9	9

PITCHER	IP	WLS	BF	H	R	ER	SO	BB	IBB	HBP	BLK	WP	HR	S	P	ERA	WHIP
Ken Hunt, R (1, 1) ERA: 2.77	6.1		25	3	4	4	2	3	0	0	0	0	0	26	38	5.68	0.947
Jim Brosnan, R (7, 1) ERA: 4.12	1.0	L	8	3	4	4	1	2	0	0	0	0	1	8	16	36.00	5.000
Howie Nunn, R (8, 1) ERA: 4.8	0.0		2	2	0	0	0	0	0	0	0	0	0	2	2	∞	∞
Bill Henry, L (8, 1) ERA: 2.76	1.2		9	3	2	2	2	0	0	0	0	0	0	13	13	10.80	1.800





Batter	1	2	3	4	5	6	7	8	9	AB R H RBI BB SO LOB	TOP									
<b>Richie Ashburn, L</b> (1, 8) OBP: 0.313, SLG: 0.227	0-3 <b>K</b>		0-0 <b>L3</b>		4-0 <b>BB</b>			0-0 <b>F9</b>		3 0 0 0 1 1 0										
<b>Don Zimmer, R</b> (1, 4) OBP: 0.291, SLG: 0.402	0-0 <b>6-3</b>		0-0 <b>1-3</b>		0-0 <b>P4</b>			0-3 <b>K</b>		4 0 0 0 0 1 1										
<b>Ron Santo, R</b> (1, 5) OBP: 0.408, SLG: 0.482	4-0 <b>BB</b>		0-0 <b>L8</b>		0-0 <b>1-3</b>			0-0 <b>L7</b>		3 0 0 0 1 0 0										
<b>14 Ernie Banks, R</b> (1, 7) OBP: 0.360, SLG: 0.503	0-0 <b>F8</b>			4-0 <b>F9 1B BB</b>		4-0 <b>BB</b>		0-0 <b>P5</b>		2 0 0 0 2 0 1										
<b>George Altman, L</b> (1, 9) OBP: 0.413, SLG: 0.635		0-3 <b>K</b>		0-0 <b>L4-3 1B</b>		0-0 <b>F8</b>		0-0 <b>HR</b>		4 1 2 1 0 1 1										
<b>Ed Bouchee, L</b> (1, 3) OBP: 0.351, SLG: 0.409		4-0 <b>1B BB</b>		0-0 <b>F9</b>		0-0 <b>5-3</b>		0-3 <b>K</b>		3 0 0 0 1 1 3										
<b>Dick Bertell, R</b> (1, 2) OBP: 0.306, SLG: 0.298 <b>Billy Williams, L</b> (9, PH) OBP: 0.298, SLG: 0.374		0-3 <b>K</b>		0-0 <b>L4-3</b>			0-0 <b>F8</b>		0-0 <b>F8</b>	3 0 0 0 0 1 3 1 0 0 0 0 0 0	<b>AB 29</b> <b>R 1</b> <b>H 3</b> <b>RBI 1</b> <b>BB 5</b> <b>SO 7</b> <b>LOB 11</b>									
<b>Jerry Kindall, R</b> (1, 6) OBP: 0.288, SLG: 0.612		0-0 <b>1B</b>			0-0 <b>P6</b>		0-3 <b>K</b>			3 0 1 0 0 1 0										
<b>Bob Anderson, R</b> (1, 1) OBP: 0.250, SLG: 0.182 <b>Bob Will, L</b> (7, PH) OBP: 0.328, SLG: 0.278 <b>Jim Brewer, L</b> (7, 1)		0-3 <b>K</b>			0-0 <b>P5</b>		0-0 <b>P6</b>			2 0 0 0 0 1 2 1 0 0 0 0 0 0 0 0 0 0 0 0 0										
<b>Inning Stats</b>	R: 0 E: 0 K: 1 S: 5	H: 0 LOB: 1 BB: 1 P: 9	R: 0 E: 0 K: 3 S: 10	H: 1 LOB: 2 BB: 1 P: 14	R: 0 E: 0 K: 0 S: 3	H: 0 LOB: 0 BB: 0 P: 3	R: 0 E: 0 K: 0 S: 3	H: 1 LOB: 1 BB: 1 P: 7	R: 0 E: 0 K: 0 S: 3	H: 0 LOB: 1 BB: 1 P: 7	R: 0 E: 0 K: 1 S: 5	H: 0 LOB: 0 BB: 0 P: 5	R: 0 E: 0 K: 1 S: 5	H: 0 LOB: 0 BB: 0 P: 5	R: 1 E: 0 K: 1 S: 6	H: 1 LOB: 0 BB: 0 P: 6	1B: 2 2B: 1 3B: 0 HR: 1	SF: 0 SAC: 0 DP: 1 HBP: 0	WP: 0 PB: 0 SB: 0 CS: 0	PA: 34
<b>PITCHER</b> <b>Jim Maloney, R</b> (1, 1) ERA: 3.0	IP: 9.0 WLS: W BF: 34 H: 3 R: 1 ER: 1 SO: 7 BB: 5 IBB: 0 HBP: 0 BLK: 0 WP: 0 HR: 1 S: 43 P: 63 ERA: 1.00 WHIP: 0.889																			

**Chicago Cubs @ Cincinnati Reds**  
Crosley Field, Cincinnati, OH  
Sun Jun 04 1961, 3:33 AM EDT  
Sunny - 80 F

[livebaseballscorecards.com](http://livebaseballscorecards.com)

Batter	1	2	3	4	5	6	7	8	9	AB	R	H	RBI	BB	SO	LOB
--------	---	---	---	---	---	---	---	---	---	----	---	---	-----	----	----	-----

Eddie Kasko, R OBP: 0.380, SLG: 0.410 (1, 6)	0-0 1-3		0-0 F7	0-3 K			0-0 F9			4	0	0	0	0	1	2
Don Blasingame, L OBP: 0.308, SLG: 0.315 (1, 4)	4-0 FC4-6 BB BB		4-0 E 1-2 1B BB		0-0 2B SF8 1B		0-0 F9			2	2	1	0	2	0	0
Vada Pinson, L OBP: 0.348, SLG: 0.468 (1, 8)	4-0 FC4-6 1-2 BB		0-0 E4 1B 1-2 2-H		0-0 SF8 1-3 2B		0-0			3	0	2	0	1	0	1
Frank Robinson, R OBP: 0.367, SLG: 0.541 (1, 9)	0-0 FC4-6 1-2f 2-3		0-0 P2		0-0 SF8		0-3 K			3	0	0	1	0	1	5
Jerry Lynch, L OBP: 0.438, SLG: 0.786 Pete Whisenant, R OBP: 0.100, SLG: 0.100 (1, 7) (8, 7)	0-0 1-3		0-0 FC4 1-3 2-H 1B		4-0 G1-6-3 BB		0-3 K			2	0	1	1	1	0	2
Gordy Coleman, L OBP: 0.307, SLG: 0.506 (1, 3)		0-0 3-1	0-0 FC4 1-2f		0-0 G1-6-3 1-2f		0-0 P6			4	0	0	0	0	0	4
Gene Freese, R OBP: 0.315, SLG: 0.491 (1, 5)		0-3 K		0-0 1-3 1B		0-0 P5		0-0 F7		4	0	1	0	0	1	0
Jerry Zimmerman, R OBP: 0.311, SLG: 0.304 (1, 2)		0-3 K		0-0 1-3 1-2		0-0 4-3				3	0	0	0	0	1	1
Jim Maloney, L OBP: 0.333, SLG: 0.545 (1, 1)			0-0 WP E 1B		0-0 L1		0-3 K			3	1	1	0	0	1	1

Inning Stats	R: 0	H: 0	E: 0	K: 0	S: 3	R: 0	H: 0	E: 0	K: 2	S: 7	R: 2	H: 2	E: 1	K: 0	S: 6	R: 0	H: 1	E: 0	K: 1	S: 6	R: 1	H: 2	E: 0	K: 0	S: 4	R: 0	H: 1	E: 0	K: 1	S: 5	R: 0	H: 1	E: 0	K: 1	S: 6	R: 0	H: 0	E: 0	K: 1	S: 5	R: 0	H: 0	E: 0	K: 1	S: 5	1B: 5	SF: 1	2B: 1	SAC: 0	3B: 0	DP: 1	HR: 0	HBP: 0	WP: 1	PA: 34
--------------	------	------	------	------	------	------	------	------	------	------	------	------	------	------	------	------	------	------	------	------	------	------	------	------	------	------	------	------	------	------	------	------	------	------	------	------	------	------	------	------	------	------	------	------	------	-------	-------	-------	--------	-------	-------	-------	--------	-------	--------

PITCHER	IP	WLS	BF	H	R	ER	SO	BB	IBB	HBP	BLK	WP	HR	S	P	ERA	WHIP
Bob Anderson, R ERA: 4.47 (1, 1)	6.0	L	27	5	3	1	4	4	0	0	0	1	0	31	47	1.50	1.500
Jim Brewer, L ERA: 4.58 (7, 1)	2.0		7	1	0	0	2	0	0	0	0	0	0	11	11	0.00	0.500

**BOTTOM**

**Chicago Cubs @ Cincinnati Reds**  
Crosley Field, Cincinnati, OH  
Sun Jun 04 1961, 3:33 AM EDT  
Sunny - 80 F

[livebaseballscorecards.com](http://livebaseballscorecards.com)

<b>AB</b>	<b>29</b>
<b>R</b>	<b>3</b>
<b>H</b>	<b>6</b>
<b>RBI</b>	<b>2</b>
<b>BB</b>	<b>4</b>
<b>SO</b>	<b>6</b>
<b>LOB</b>	<b>16</b>



**Chicago Cubs @ Cincinnati Reds**  
 Crosley Field, Cincinnati, OH  
 Sun Jun 04 1961, 3:38 AM EDT  
 Att. 19,262 - Sunny - 80 F

livebaseballscorecards.com

AB	39
R	8
H	12
RBI	8
BB	5
SO	8
LOB	21



WP	2	PA	45
PB	0		
SB	1		
CS	0		

AB	R	H	RBI	BB	SO	LOB	
3	1	0	0	1	0	0	
1	0	0	0	0	0	3	
4	0	2	2	0	0	1	
0	1	0	0	1	0	0	
5	2	4	3	0	1	0	
5	1	1	1	0	0	5	
5	0	1	1	0	1	2	
3	1	1	0	0	1	0	
1	1	0	0	1	1	1	
4	1	2	1	0	0	0	
4	0	1	0	1	2	4	
4	0	0	0	1	2	5	
1B: 9	SF: 0	2B: 1	SAC: 0	3B: 0	DP: 1	HR: 2	HBP: 1

Batter	1	2	3	4	5	6	7	8	9								
<b>Richie Ashburn, L</b> (1, 8) OBP: 0.310, SLG: 0.220 <b>Al Heist, R</b> (7, 8) OBP: 0.243, SLG: 0.235	0-0 L8		0-0 E4			0-0 4-3	4-0 1B 1B BB	0-0 F9									
<b>Don Zimmer, R</b> (1, 4) OBP: 0.296, SLG: 0.404 <b>Bob Will, L</b> (8, 7) OBP: 0.339, SLG: 0.278	0-0 1-3		0-0 G6-4-3			0-0 1B 1B	0-0 1B 1B	4-0 2B BB									
<b>Ron Santo, R</b> (1, 5) OBP: 0.418, SLG: 0.515	0-0 HR		0-3 K			0-0 1B 1-2	0-0 14 FC6-4 1B	0-0 4-3 2B									
<b>14 Ernie Banks, R</b> (1, 7) OBP: 0.356, SLG: 0.512 (8, 6)	0-0 HR			0-0 4-3		0-0 F3	0-0 FC6-4	0-0 P4									
<b>George Altman, L</b> (1, 9) OBP: 0.404, SLG: 0.614	0-3 K			0-0 4-1		0-0 P6		0-0 4-3									
<b>Andre Rodgers, R</b> (1, 3) OBP: 0.294, SLG: 0.433 <b>Ed Bouchee, L</b> (7, 3) OBP: 0.353, SLG: 0.404		0-0 F8		0-3 K			0-0 BB 1B 1B	0-3 K 1B BB									
<b>Moe Thacker, R</b> (1, 2) OBP: 0.429, SLG: 0.333		0-0 5-3			0-0 6-3		0-0 BB 1B 1B	1-0 BB HBP	0-0 1B 1B								
<b>Jerry Kindall, R</b> (1, 6) OBP: 0.298, SLG: 0.585 (8, 4)		4-0 BB			0-3 K		0-0 F2	0-3 K	0-0 1B								
<b>Don Cardwell, R</b> (1, 1) OBP: 0.138, SLG: 0.250		0-0 6-3			0-0 P4		0-3 K	4-0 BB	0-3 K								
<b>Inning Stats</b>	R: 2 E: 0 K: 1 S: 7	H: 2 LOB: 0 BB: 0 P: 7	R: 0 E: 0 K: 0 S: 3	H: 0 LOB: 1 BB: 1 P: 7	R: 0 E: 1 K: 1 S: 5	H: 0 LOB: 0 BB: 0 P: 5	R: 0 E: 0 K: 1 S: 5	H: 2 LOB: 2 BB: 0 P: 5	R: 3 E: 0 K: 1 S: 9	H: 4 LOB: 2 BB: 1 P: 13	R: 0 E: 0 K: 2 S: 8	H: 1 LOB: 3 BB: 1 P: 13	R: 3 E: 0 K: 1 S: 8	H: 3 LOB: 2 BB: 2 P: 16	1B: 9 2B: 1 3B: 0 HR: 2	SF: 0 SAC: 0 DP: 1 HBP: 1	WP: 2 PB: 0 SB: 1 CS: 0
<b>PITCHER</b>	IP WLS BF H R ER SO BB IBB HBP BLK WP HR S P ERA WHIP	IP WLS BF H R ER SO BB IBB HBP BLK WP HR S P ERA WHIP	IP WLS BF H R ER SO BB IBB HBP BLK WP HR S P ERA WHIP	IP WLS BF H R ER SO BB IBB HBP BLK WP HR S P ERA WHIP	IP WLS BF H R ER SO BB IBB HBP BLK WP HR S P ERA WHIP	IP WLS BF H R ER SO BB IBB HBP BLK WP HR S P ERA WHIP	IP WLS BF H R ER SO BB IBB HBP BLK WP HR S P ERA WHIP	IP WLS BF H R ER SO BB IBB HBP BLK WP HR S P ERA WHIP	IP WLS BF H R ER SO BB IBB HBP BLK WP HR S P ERA WHIP								
<b>Jim O'Toole, L</b> (1, 1) ERA: 2.81 <b>Howie Nunn, R</b> (7, 1) ERA: 4.41 <b>Marshall Bridges, L</b> (9, 1) ERA: 7.9	6.2 L 30 8 5 5 5 2 0 0 0 0 2 38 46 6.75 1.500	1.1 7 1 0 0 2 1 0 1 0 0 0 9 14 0.00 1.500	1.0 8 3 3 3 1 2 0 0 0 1 0 8 16 27.00 5.000														


Batter	1	2	3	4	5	6	7	8	9	AB R H RBI BB SO LOB
Eddie Kasko, R (1, 6) OBP: 0.381, SLG: 0.410	0-0 L7		0-0 BB 1B		0-0 FC6 1B		0-0 4-3	0-0 L9		5 0 2 0 0 0 2
Don Blasingame, L (1, 4) OBP: 0.318, SLG: 0.315	4-0 1B BB		4-0 1-2 BB		0-0 F9		0-0 1B E 1B		0-3 K	3 1 1 0 2 1 1
Vada Pinson, L (1, 8) OBP: 0.349, SLG: 0.466	0-0 1-2 1B		0-0 F7		0-0 FC6 1B 1-2f		0-0 FC5-4 1B		0-3 K	5 0 2 0 0 1 3
Frank Robinson, R (1, 9) OBP: 0.368, SLG: 0.556	0-3 K		0-0 P4		0-0 1-3 1B		0-0 FC5-4 1-2f 2-H		0-0 HR	5 1 2 1 0 1 5
Jerry Lynch, L (1, 7) OBP: 0.378, SLG: 0.667	0-0 L8		0-0 4-3		0-0 F5		0-0 3-1		0-0 4-3	5 0 0 0 0 0 7
Gordy Coleman, L (1, 3) OBP: 0.306, SLG: 0.500		0-0 5-3		0-0 4-3		0-0 P1		0-0 FC6-4 1B		4 0 1 0 0 0 0
Gene Freese, R (1, 5) OBP: 0.309, SLG: 0.480		0-3 K		0-0 F8		0-3 K		0-0 F8		4 0 0 0 0 2 1
Jerry Zimmerman, R (1, 2) OBP: 0.338, SLG: 0.333		0-0 1B		0-0 1B		0-0 1B		0-0 FC6-4 1B 1-2f		4 0 3 0 0 0 1
Jim O'Toole, S (1, 1) OBP: 0.241, SLG: 0.250		0-3 K		0-3 K		0-3 K		0-0 1B		3 0 0 0 0 3 3
Howie Nunn, R (7, 1)										0 0 0 0 0 0 0
Gus Bell, L (8, PH) OBP: 0.253, SLG: 0.311										1 0 1 0 0 0 0
Marshall Bridges, S (9, 1)										0 0 0 0 0 0 0


<b>Inning Stats</b>	R: 0 E: 0 K: 1 S: 6	H: 1 LOB: 2 BB: 1 P: 10	R: 0 E: 0 K: 2 S: 8	H: 1 LOB: 1 BB: 0 P: 8	R: 0 E: 0 K: 0 S: 4	H: 1 LOB: 2 BB: 1 P: 8	R: 0 E: 0 K: 1 S: 6	H: 1 LOB: 1 BB: 0 P: 6	R: 0 E: 0 K: 0 S: 5	H: 2 LOB: 2 BB: 0 P: 5	R: 0 E: 0 K: 2 S: 8	H: 1 LOB: 1 BB: 0 P: 8	R: 1 E: 1 K: 0 S: 5	H: 2 LOB: 1 BB: 0 P: 5	R: 0 E: 0 K: 0 S: 5	H: 2 LOB: 2 BB: 0 P: 5	R: 1 E: 0 K: 2 S: 8	H: 1 LOB: 0 BB: 0 P: 8	1B: 11 2B: 0 3B: 0 HR: 1	SF: 0 SAC: 0 DP: 0 HBP: 0	WP: 0 PB: 0 SB: 0 CS: 0	PA: 41	
<b>PITCHER</b> Don Cardwell, R (1, 1) ERA: 2.66	IP 9.0	WLS W	BF 41	H 12	R 2	ER 1	SO 8	BB 2	IBB 0	HBP 0	BLK 0	WP 0	HR 1	S 55	P 63	ERA 1.00	WHIP 1.556						

**Chicago Cubs @ Cincinnati Reds**  
Crosley Field, Cincinnati, OH  
Sun Jun 04 1961, 3:38 AM EDT  
Att. 19,262 - Sunny - 80 F

livebaseballscorecards.com

<b>AB</b>	<b>39</b>
<b>R</b>	<b>2</b>
<b>H</b>	<b>12</b>
<b>RBI</b>	<b>1</b>
<b>BB</b>	<b>2</b>
<b>SO</b>	<b>8</b>
<b>LOB</b>	<b>23</b>



Batter	1	2	3	4	5	6	7	8	9	AB R H RBI BB SO LOB	TOP																								
Lee Mays, L (1, 9) OBP: 0.323, SLG: 0.407 Johnny Logan, R (9, PH) OBP: 0.158, SLG: 0.167	4-0 HR BB	0-0 4-3			0-0 3-1		0-0 6-3		0-0 F7	3 1 0 0 1 0 1 1 0 0 0 0 0 2																									
Frank Bolling, R (1, 4) OBP: 0.371, SLG: 0.480	0-0 F8	0-0 F9			0-0 F8			0-0 F9		4 0 0 0 0 0 1																									
Eddie Mathews, L (1, 5) OBP: 0.409, SLG: 0.574	0-0 HR 1-H		0-0 L8		0-0 P6			0-0 F8		4 1 1 2 0 0 0																									
Hank Aaron, R (1, 8) OBP: 0.373, SLG: 0.612	0-0 6-3		0-0 F7			0-0 F7		4-0 BB E		3 0 0 0 1 0 0																									
Joe Adcock, R (1, 3) OBP: 0.273, SLG: 0.331	0-0 HR		0-0 L8			0-0 P5		0-0 F9 1-2		4 1 1 1 0 0 1																									
Frank Thomas, R (1, 7) OBP: 0.350, SLG: 0.496	0-0 1B 1B		0-0 L7			0-0 P5		0-0 L6		4 0 1 0 0 0 0																									
Joe Torre, R (1, 2) OBP: 0.349, SLG: 0.431	0-0 FC6-4 1B 1-2		4-0 FC6 BB				0-0 1B		0-0 1B 1B	3 0 3 0 1 0 0	AB 34 R 3 H 7 RBI 3 BB 3 SO 3 LOB 13																								
Roy McMillan, R (1, 6) OBP: 0.326, SLG: 0.290	0-0 FC6-4 1-2f		0-0 F9			0-3 K	0-3 K		0-0 1B 1-2	4 0 1 0 0 1 4																									
Lew Burdette, R (1, 1) OBP: 0.188, SLG: 0.281 Chi-Chi Olivo, R (8, 1) Hawk Taylor, R (9, PH) OBP: 0.143, SLG: 0.143		0-0 4-3		0-0 FC6 1-2f		0-3 K		0-3 K	0-3 K	3 0 0 0 0 1 2 0 0 0 0 0 0 0 1 0 0 0 0 1 2																									
Inning Stats	R: 3 E: 0 K: 0 S: 7	H: 4 LOB: 2 BB: 1 P: 11	R: 0 E: 0 K: 0 S: 3	H: 0 LOB: 0 BB: 0 P: 3	R: 0 E: 0 K: 0 S: 3	H: 0 LOB: 0 BB: 0 P: 3	R: 0 E: 0 K: 0 S: 3	H: 0 LOB: 1 BB: 1 P: 7	R: 0 E: 0 K: 0 S: 3	H: 0 LOB: 0 BB: 0 P: 3	R: 0 E: 0 K: 2 S: 8	H: 1 LOB: 1 BB: 0 P: 8	R: 0 E: 1 K: 0 S: 3	H: 0 LOB: 1 BB: 1 P: 7	R: 0 E: 0 K: 1 S: 7	H: 2 LOB: 2 BB: 0 P: 7	1B: 5 2B: 0 3B: 0 HR: 2	SF: 0 SAC: 0 DP: 0 HBP: 0	WP: 0 PB: 0 SB: 0 CS: 0	PA: 37															
PITCHER	IP WLS BF H R ER SO BB IBB HBP BLK WP HR S P ERA WHIP																																		
Joey Jay, R (1, 1) ERA: 3.13	7.0		5	3	3	2	2	0	0	0	0	2	30	38	3.86	1.000																			
Jim Brosnan, R (8, 1) ERA: 3.8	1.2	W	8	2	0	0	1	1	0	0	0	0	9	13	0.00	1.800																			
Bill Henry, L (9, 1) ERA: 2.7	0.1	S	1	0	0	0	0	0	0	0	0	0	1	1	0.00	0.000																			

Milwaukee Braves @ Cincinnati Reds  
Crosley Field, Cincinnati, OH  
Mon Jun 05 1961, 7:05 PM EDT  
Att. 16,841 - Unknown

livebaseballscorecards.com

Batter	1	2	3	4	5	6	7	8	9
<b>Eddie Kasko, R</b> OBP: 0.381, SLG: 0.409 (1, 6)	0-0 F5	0-0 5-3			0-0 FC5-4 1B		0-0 CS 1B	0-0 FC6-4	
<b>Don Blasingame, L</b> OBP: 0.316, SLG: 0.313 (1, 4)	0-0 F8		0-0 F8		0-0 FC5-4 1B		0-0 P3		
<b>Vada Pinson, L</b> OBP: 0.347, SLG: 0.462 (1, 8)	0-0 1-3		0-0 6-3		0-0 L7			0-0 HR	
<b>Frank Robinson, R</b> OBP: 0.376, SLG: 0.581 (1, 9)		0-0 2B 1B	0-0 1B		0-0 FC5-4			0-0 HR	
<b>Jerry Lynch, L</b> OBP: 0.390, SLG: 0.757 (1, 7)		0-0 1B	0-0 F7		0-0 4-3			0-0 HR	
<b>Pete Whisenant, R</b> OBP: 0.100, SLG: 0.100 (9, 7)		0-0 1B 2B							
<b>Gordy Coleman, L</b> OBP: 0.316, SLG: 0.503 (1, 3)		0-0 FC5-4 1B		0-0 G3		0-0 G5-4-3 1B		4-0 BB BB	
<b>Gene Freese, R</b> OBP: 0.313, SLG: 0.484 (1, 5)		0-0 FC5-4 1B		0-0 4-3 2B		0-0 F8		4-0 BB BB	
<b>Jerry Zimmerman, R</b> OBP: 0.333, SLG: 0.328 (1, 2)		0-0 1B		0-0 4-3		0-0 G5-4-3		0-3 K	
<b>Joey Jay, S</b> OBP: 0.038, SLG: 0.077 (1, 1)		0-0 B2		0-0 4-3			0-0 L8	0-0 B1	
<b>Gus Bell, L</b> OBP: 0.250, SLG: 0.308 (7, PH)									
<b>Jim Brosnan, R</b> (8, 1)									
<b>Bill Henry, L</b> (9, 1)									

AB	R	H	RBI	BB	SO	LOB
5	0	2	0	0	0	4
4	0	1	0	0	0	1
4	1	1	0	0	0	2
4	2	3	2	0	0	2
4	2	2	1	0	0	3
0	0	0	0	0	0	0
3	0	2	2	1	0	0
3	0	1	0	1	0	2
4	0	1	0	0	1	4
2	0	0	0	0	0	3
1	0	0	0	0	0	0
1	0	0	0	0	0	2
0	0	0	0	0	0	0

**BOTTOM**

**Milwaukee Braves @ Cincinnati Reds**  
Crosley Field, Cincinnati, OH  
Mon Jun 05 1961, 7:05 PM EDT  
Att. 16,841 - Unknown

[livebaseballscorecards.com](http://livebaseballscorecards.com)

<b>AB</b>	<b>35</b>
<b>R</b>	<b>5</b>
<b>H</b>	<b>13</b>
<b>RBI</b>	<b>5</b>
<b>BB</b>	<b>2</b>
<b>SO</b>	<b>1</b>
<b>LOB</b>	<b>23</b>



1B: 9	SF: 0	WP: 0	PA: 37
2B: 2	SAC: 0	PB: 0	
3B: 0	DP: 1	SB: 0	
HR: 2	HBP: 0	CS: 1	

Inning Stats	R	H	E	K	S	P	BB	IBB	HBP	BLK	WP	HR	S	P	ERA	WHIP
<b>Lew Burdette, R</b> ERA: 4.25 (1, 1)	7.0	12	4	4	0	0	0	0	0	0	0	1	31	31	5.14	1.714
<b>Chi-Chi Olivo, R</b> ERA: 9.0 (8, 1)	1.0	1	1	1	1	2	0	0	0	0	0	1	6	14	9.00	3.000

PITCHER	IP	WLS	BF	H	R	ER	SO	BB	IBB	HBP	BLK	WP	HR	S	P	ERA	WHIP
<b>Lew Burdette, R</b> ERA: 4.25 (1, 1)	7.0	12	4	4	0	0	0	0	0	0	0	0	1	31	31	5.14	1.714
<b>Chi-Chi Olivo, R</b> ERA: 9.0 (8, 1)	1.0	1	1	1	1	2	0	0	0	0	0	0	1	6	14	9.00	3.000

Milwaukee Braves @ Cincinnati Reds  
 Crosley Field, Cincinnati, OH  
 Tue Jun 06 1961, 7:05 PM EDT  
 Att: 10,234 - Unknown

livebaseballscorecards.com

AB	38
R	3
H	13
RBI	3
BB	1
SO	3
LOB	18



WP:	0	PA:	40
PB:	0		
SB:	0		
CS:	0		

AB R H RBI BB SO LOB

5	0	2	0	0	1	2
5	0	2	0	0	0	2
5	0	1	1	0	0	3
5	0	2	0	0	0	3
4	1	1	0	0	0	1
4	1	2	0	0	1	2
2	0	1	0	1	0	0
4	0	2	2	0	0	0
2	0	0	0	0	1	2
0	0	0	0	0	0	0
1	1	0	0	0	0	1
0	0	0	0	0	0	0
0	0	0	0	0	0	0
1	0	0	0	0	0	2
0	0	0	0	0	0	0
0	0	0	0	0	0	0
0	0	0	0	0	0	0

1B:	11	SF:	0
2B:	3	SAC:	0
3B:	0	DP:	2
HR:	0	HBP:	1

Batter	1	2	3	4	5	6	7	8	9
Lee Mays, L (1, 9) OBP: 0.326, SLG: 0.407	0-0 P5		0-0 1B		0-3 K		0-0 FC4-6 1B	0-0 F2	
Frank Bolling, R (1, 4) OBP: 0.371, SLG: 0.478	0-0 FC5-4 1B		0-0 1B		0-0 5-3		0-0 FC4-6 1B	0-0 F9	
Eddie Mathews, L (1, 5) OBP: 0.404, SLG: 0.563	0-0 F9		0-0 L3		0-0 3-1		0-0 1B	0-0 B1	
Hank Aaron, R (1, 8) OBP: 0.374, SLG: 0.606	0-0 FC5-4 1-2f			0-0 1B 2-6-5-3 1B		0-0 1B G6-4-3 1B	0-0 FC5 2-3f	0-0 F2	
Joe Adcock, R (1, 3) OBP: 0.272, SLG: 0.329		0-0 5-3		0-0 1B HBP 2B 1B		0-0 1B G6-4-3 1-2f		0-0 6-3	
Frank Thomas, R (1, 7) OBP: 0.354, SLG: 0.497		0-3 K		0-0 2-6-5-3 3-Hf		0-0 1B 1B		0-0 2B BB 1B	
Joe Torre, R (1, 2) OBP: 0.373, SLG: 0.433		0-0 6-3		1-0 2B 1-2 HBP		0-0 1B 1-3		4-0 2B 1-2 FC1-2 BB	
Roy McMillan, R (1, 6) OBP: 0.330, SLG: 0.308			0-0 F8	0-0 1-3 2-H 2B			0-0 E4 FC4-6	0-0 FC1-2 1-3 2-H 2B	
Carl Willey, R (1, 1) Don McMahon, R (5, 1) Al Spangler, L (7, PH) Claude Raymond, R (7, 1) Johnny Logan, R (8, PH) Chi-Chi Olinco, R (8, 1) Moe Drabowsky, R (8, 1)			0-3 K	0-0 4-3			0-0 FC4-6 1-2f 1B	0-0 FC1-2 2-3 3-H	

Inning Stats	R: 0	H: 1	R: 0	H: 0	R: 0	H: 2	R: 1	H: 3	R: 0	H: 0	R: 0	H: 3	R: 1	H: 2	R: 1	H: 2	R: 0	H: 0
	E: 0	LOB: 1	E: 0	LOB: 0	E: 0	LOB: 2	E: 0	LOB: 2	E: 0	LOB: 0	E: 0	LOB: 2	E: 1	LOB: 2	E: 0	LOB: 2	E: 0	LOB: 0
	K: 0	BB: 0	K: 1	BB: 0	K: 0	BB: 0	K: 0	BB: 0	K: 1	BB: 0	K: 0	BB: 0	K: 0	BB: 0	K: 0	BB: 1	K: 0	BB: 0
	S: 4	P: 4	S: 5	P: 5	S: 7	P: 7	S: 5	P: 6	S: 5	P: 5	S: 4	P: 4	S: 6	P: 6	S: 5	P: 9	S: 3	P: 3

PITCHER	IP	WLS	BF	H	R	ER	SO	BB	IBB	HBP	BLK	WP	HR	S	P	ERA	WHIP
Bob Purkey, R (1, 1) ERA: 2.7	8.0	W	37	13	3	2	3	1	0	1	0	0	0	41	46	2.25	1.750
Jim Brosnan, R (9, 1) ERA: 3.63	1.0	S	3	0	0	0	0	0	0	0	0	0	0	3	3	0.00	0.000



Batter	1	2	3	4	5	6	7	8	9
<b>Eddie Kasko, R</b> OBP: 0.389, SLG: 0.408 (1, 6)	4-0 2-3 BB BB		X 0-0 5-3 1-2	0-0 FC6-4 1B		X 0-0 6-3		B 4-0 G3 BB BB 1-2 2-3 3-H	
<b>Don Blasingame, L</b> OBP: 0.318, SLG: 0.307 (1, 4)	4-0 2-3 BB BB		X 0-0 F9	0-0 FC6-4			X 0-0 F8	4-0 G3 BB BB 1-2 2-3 3-H	
<b>Vada Pinson, L</b> OBP: 0.353, SLG: 0.471 (1, 8)	0-0 F7		X 0-0 PB 2B		X 0-0 E S SF8 1B		X 0-0 1B	0-0 G3 BB 1-2 2-3 3-H	
<b>Frank Robinson, R</b> OBP: 0.366, SLG: 0.563 (1, 9)	0-0 2-3 1-2 2-3		X 0-0 F7		X 0-0 P4		X 0-0 F9	0-0 5-3	
<b>Jerry Lynch, L</b> OBP: 0.400, SLG: 0.750 (1, 7)	0-3 K			X 0-0 HR 2B		X 4-0 E BB	X 0-0 4-3		
<b>Pete Whisenant, R</b> OBP: 0.100, SLG: 0.100 (9, 7)									
<b>Gordy Coleman, L</b> OBP: 0.314, SLG: 0.506 (1, 3)		X 0-0 4-3		X 0-3 K		X 0-0 SF8		X 0-0 SH5-3 BB 2B	
<b>Gene Freese, R</b> OBP: 0.316, SLG: 0.497 (1, 5)		0-3 K		X 0-0 HR		X 0-0 1-3		B 4-0 BB SH5-3 BB BB	
<b>Jerry Zimmerman, R</b> OBP: 0.347, SLG: 0.333 (1, 2)		X 0-0 6-3		X 0-0 1B SH1-3 1B		B 4-0 G5-4-3 BB		X 0-0 SH5-3 BB 1-2 2-3	
<b>Bob Purkey, R</b> OBP: 0.185, SLG: 0.160 (1, 1)			X 0-0 F9 2B	X 0-0 SH1-3		X 0-0 G5-4-3		4-0 BB BB BB 1-2 2-3	
<b>Gus Bell, L</b> OBP: 0.257, SLG: 0.308 (8, PH)									
<b>Elio Chacon, R</b> OBP: 0.357, SLG: 0.182 (8, PR)									
<b>Jim Brosnan, R</b> (9, 1)									

Inning Stats	R: 0 E: 0 K: 1 S: 5	H: 0 LOB: 2 BB: 2 P: 13	R: 0 E: 0 K: 1 S: 5	H: 0 LOB: 0 BB: 0 P: 5	R: 1 E: 0 K: 0 S: 5	H: 2 LOB: 1 BB: 0 P: 5	R: 2 E: 0 K: 1 S: 9	H: 4 LOB: 2 BB: 0 P: 9	R: 1 E: 1 K: 0 S: 4	H: 1 LOB: 1 BB: 1 P: 8	R: 0 E: 0 K: 0 S: 2	H: 0 LOB: 0 BB: 1 P: 6	R: 0 E: 0 K: 0 S: 4	H: 1 LOB: 1 BB: 0 P: 4	R: 3 E: 0 K: 0 S: 4	H: 1 LOB: 3 BB: 4 P: 20
--------------	------------------------------	----------------------------------	------------------------------	---------------------------------	------------------------------	---------------------------------	------------------------------	---------------------------------	------------------------------	---------------------------------	------------------------------	---------------------------------	------------------------------	---------------------------------	------------------------------	----------------------------------

PITCHER	IP	WLS	BF	H	R	ER	SO	BB	IBB	HBP	BLK	WP	HR	S	P	ERA	WHIP
<b>Carl Willey, R</b> ERA: 7.68 (1, 1)	4.1	L	23	7	4	3	3	3	3	0	0	0	1	26	38	6.23	2.308
<b>Don McMahon, R</b> ERA: 3.18 (5, 1)	1.2		5	0	0	0	0	1	0	0	0	0	0	4	8	0.00	0.600
<b>Claude Raymond, R</b> ERA: 5.0 (7, 1)	1.0		4	1	0	0	0	0	0	0	0	0	0	4	4	0.00	1.000
<b>Chi-Chi Olivo, R</b> ERA: 27.0 (8, 1)	0.1		5	1	3	3	0	2	1	0	0	0	0	2	14	81.00	9.000
<b>Moe Drabowsky, R</b> ERA: 3.33 (8, 1)	0.2		3	0	0	0	0	1	0	0	0	0	0	2	6	0.00	1.500

**BOTTOM**


**Milwaukee Braves @ Cincinnati Reds**  
Crosley Field, Cincinnati, OH

Tue Jun 06 1961, 7:05 PM EDT  
Att. 10,234 - Unknown

AB	R	H	RBI	BB	SO	LOB
3	0	1	1	2	0	1
3	0	0	1	2	0	3
5	1	3	2	0	0	4
5	0	0	0	0	0	8
3	1	1	0	1	1	3
0	0	0	0	0	0	0
3	1	1	1	0	1	1
3	2	1	2	1	1	1
2	0	1	0	1	0	0
2	1	1	0	0	0	1
0	0	0	0	1	0	0
0	1	0	0	0	0	0
0	0	0	0	0	0	0

AB	29
R	7
H	9
RBI	7
BB	8
SO	3
LOB	22

WP: 0 PA: 40  
PB: 1  
SB: 1  
CS: 0



PITCHER	IP	WLS	BF	H	R	ER	SO	BB	IBB	HBP	BLK	WP	HR	S	P	ERA	WHIP
---------	----	-----	----	---	---	----	----	----	-----	-----	-----	----	----	---	---	-----	------

Batter	1	2	3	4	5	6	7	8	9	AB	R	H	RBI	BB	SO	LOB	TOP										
Lee Mays, L (1, 9) OBP: 0.331, SLG: 0.417 Al Spangler, L (7, 9) OBP: 0.385, SLG: 0.233	0-0 FC4-6 2B		0-0 4-3 2B 1B	0-0 4-3			0-0 L7			4	1	2	0	0	0	0											
Frank Bolling, R (1, 4) OBP: 0.369, SLG: 0.470	4-0 FC4-6 BB		0-0 4-3			0-3 K	0-0 P3			3	0	0	1	1	1	2											
Eddie Mathews, L (1, 5) OBP: 0.406, SLG: 0.567	0-0 FC4-6 1-2f 2-3		0-0 1B 2B			0-0 2B 1B	0-0 F8			4	0	2	2	0	0	2											
Hank Aaron, R (1, 8) OBP: 0.376, SLG: 0.607	0-0 G4-6-3 1-2f		4-0 1B BB			0-0 WP 1-H 2B	0-0 F3			3	0	1	0	1	0	2											
Joe Adcock, R (1, 3) OBP: 0.272, SLG: 0.327		0-0 F8	0-0 1-2 2-3 1B			0-0 6-3	0-0 6-3			4	0	1	0	0	0	1											
Frank Thomas, R (1, 7) OBP: 0.345, SLG: 0.483		0-0 P5	0-0 L6			0-0 6-3	0-0 5-3			4	0	0	0	0	0	3											
Joe Torre, R (1, 2) OBP: 0.352, SLG: 0.406		0-0 P4	0-0 P4			0-3 K				4	0	0	0	0	1	3											
Roy McMillan, R (1, 6) OBP: 0.333, SLG: 0.304			4-0 1B 4-3 BB			0-0 F8	4-0 BB			2	1	0	0	2	0	0											
Don Nottebart, R (1, 1) OBP: 0.263, SLG: 0.125			4-0 4-3 1B 1-2 2B BB			0-0 1-3	0-0 6-3			3	1	0	0	1	0	1											
<b>Inning Stats</b>	R: 0 E: 0 K: 0 S: 3	H: 1 LOB: 1 BB: 1 P: 7	R: 0 E: 0 K: 0 S: 3	H: 0 LOB: 0 BB: 0 P: 3	R: 3 E: 0 K: 0 S: 6	H: 3 LOB: 3 BB: 3 P: 18	R: 0 E: 0 K: 0 S: 3	H: 0 LOB: 0 BB: 0 P: 3	R: 0 E: 0 K: 1 S: 6	H: 2 LOB: 1 BB: 0 P: 6	R: 0 E: 0 K: 1 S: 5	H: 0 LOB: 1 BB: 1 P: 9	R: 0 E: 0 K: 0 S: 3	H: 0 LOB: 0 BB: 0 P: 3	R: 0 E: 0 K: 0 S: 3	H: 0 LOB: 0 BB: 0 P: 3	1B: 3 2B: 3 3B: 0 HR: 0	SF: 0 SAC: 0 DP: 1 HBP: 0	WP: 1 PB: 0 SB: 0 CS: 0	PA: 36							
<b>PITCHER</b>	IP	WLS	BF	H	R	ER	SO	BB	IBB	HBP	BLK	WP	HR	S	P	ERA	WHIP										
Ken Hunt, R (1, 1) ERA: 3.09	2.1	L	13	3	3	3	0	4	0	0	0	0	0	9	25	11.57	3.000										
Howie Nunn, R (3, 1) ERA: 3.43	4.2		17	3	0	0	2	1	0	0	0	1	0	20	24	0.00	0.857										
Marshall Bridges, L (8, 1) ERA: 6.89	2.0		6	0	0	0	0	0	0	0	0	0	0	6	6	0.00	0.000										

Milwaukee Braves @ Cincinnati Reds  
Crosley Field, Cincinnati, OH  
Wed Jun 07 1961, 7:05 PM EDT  
Att: 13,073 - Unknown

livebaseballscorecards.com

AB	31
R	3
H	6
RBI	3
BB	5
SO	2
LOB	14



Batter	1	2	3	4	5	6	7	8	9	AB	R	H	RBI	BB	SO	LOB
Eddie Kasko, R OBP: 0.378, SLG: 0.396 (1, 6)	0-0 1-3		0-0 L8		0-0 F3		0-0 F8			4	0	0	0	0	0	2
Don Blasingame, L OBP: 0.311, SLG: 0.298 (1, 4)	0-0 P4		0-0 2-3			0-0 F7		0-0 3-1		4	0	0	0	0	0	0
Vada Pinson, L OBP: 0.361, SLG: 0.479 (1, 8)	4-0 BB		0-0 F8			0-0 2B		0-0 1B		3	0	2	0	1	0	0
Frank Robinson, R OBP: 0.359, SLG: 0.549 (1, 9)	0-0 5-3			0-3 K		0-3 K		0-0 P4		4	0	0	0	0	2	3
Jerry Lynch, L OBP: 0.408, SLG: 0.714 (1, 7)		4-0 PB 1B 6-3 BB		4-0 BB		0-0 P5		0-0 F8		2	1	0	0	2	0	2
Gordy Coleman, L OBP: 0.313, SLG: 0.506 (1, 3)		0-0 F7		0-0 L9			0-0 SH1-4 2B		0-0 L8	4	0	1	0	0	0	2
Gene Freese, R OBP: 0.320, SLG: 0.495 (1, 5)		0-0 6-3 PB 1-2 1B		0-0 F7			4-0 SH1-4 BB		0-0 P6	3	0	1	0	1	0	1
Jerry Zimmerman, R OBP: 0.338, SLG: 0.324 Wally Post, R OBP: 0.358, SLG: 0.478 (1, 2) (9, PH)		0-0 6-3 1-3 2-H			0-0 5-3		0-0 SH1-4		0-0 F2	2	0	0	1	0	0	1
Ken Hunt, R OBP: 0.150, SLG: 0.158 Howie Nunn, R (3, 1) Gus Bell, L OBP: 0.255, SLG: 0.304 Marshall Bridges, S (8, 1)		0-0 4-3			0-0 F8		0-0 P6			1	0	0	0	0	0	1
										1	0	0	0	0	0	0
										1	0	0	0	0	0	2
										0	0	0	0	0	0	0

BOTTOM

Milwaukee Braves @ Cincinnati Reds  
Crosley Field, Cincinnati, OH  
Wed Jun 07 1961, 7:05 PM EDT  
Att. 13,073 - Unknown

livebaseballscores.com

AB	30
R	1
H	4
RBI	1
BB	4
SO	2
LOB	14



Inning Stats	R: 0 E: 0 K: 0 S: 3	H: 0 LOB: 1 BB: 1 P: 7	R: 1 E: 0 K: 0 S: 4	H: 1 LOB: 1 BB: 1 P: 8	R: 0 E: 0 K: 0 S: 3	H: 0 LOB: 0 BB: 0 P: 3	R: 0 E: 0 K: 1 S: 5	H: 0 LOB: 1 BB: 1 P: 9	R: 0 E: 0 K: 0 S: 3	H: 0 LOB: 0 BB: 0 P: 3	R: 0 E: 0 K: 1 S: 6	H: 1 LOB: 1 BB: 0 P: 6	R: 0 E: 0 K: 0 S: 4	H: 1 LOB: 1 BB: 0 P: 4	R: 0 E: 0 K: 0 S: 3	H: 0 LOB: 0 BB: 0 P: 3	1B: 2 2B: 2 3B: 0 HR: 0	SF: 0 SAC: 1 DP: 0 HBP: 0	WP: 0 PB: 1 SB: 0 CS: 0	PA: 35
--------------	------------------------------	---------------------------------	------------------------------	---------------------------------	------------------------------	---------------------------------	------------------------------	---------------------------------	------------------------------	---------------------------------	------------------------------	---------------------------------	------------------------------	---------------------------------	------------------------------	---------------------------------	----------------------------------	------------------------------------	----------------------------------	--------

PITCHER Don Nottebart, R ERA: 4.25 (1, 1)	IP 9.0	WLS W	BF 35	H 4	R 1	ER 0	SO 2	BB 4	IBB 0	HBP 0	BLK 0	WP 0	HR 0	S 35	P 51	ERA 0.00	WHIP 0.889	PITCHER	IP	WLS	BF	H	R	ER	SO	BB	IBB	HBP	BLK	WP	HR	S	P	ERA	WHIP
--	-----------	----------	----------	--------	--------	---------	---------	---------	----------	----------	----------	---------	---------	---------	---------	-------------	---------------	---------	----	-----	----	---	---	----	----	----	-----	-----	-----	----	----	---	---	-----	------

Batter	1	2	3	4	5	6	7	8	9	AB	R	H	RBI	BB	SO	LOB	TOP								
Lee Mays, L (1, 9) OBP: 0.336, SLG: 0.415 John DeMerit, R (8, PH) OBP: 0.217, SLG: 0.250 (8, 9)	4-0 FC4-6 BB		0-0 FC5-4 1B	0-3 K		0-0 4-3		0-0 5-3		3	0	1	0	1	1	3									
Frank Bolling, R (1, 4)	0-0 FC4-6 1B 1-2f		0-0 FC5-4 2B FC6-4 1-2f	0-0 FC5-4 1-2f			0-0 HR 1B	0-0 F8		5	2	1	0	0	0	4									
Eddie Mathews, L (1, 5)	0-0 G4-3 1B 1-2		0-0 FC6-4 2B 1-3		4-0 BB BB BB		0-0 HR 1B	0-0 HR		4	2	4	3	1	0	0									
Hank Aaron, R (1, 8)	0-0 G4-3 1-2f		4-0 FC6-4 IBB		0-0 F8		0-0 HR	0-0 2B		4	1	2	1	1	0	3									
Joe Adcock, R (1, 3)		0-0 P4	0-0 FC6-4 1-2f 2-3 3-H		0-3 K		0-0 HR	0-3 K		5	1	1	2	0	2	4									
Frank Thomas, R (1, 7)		0-0 4-3 1B	0-0 5-3		0-0 P4		0-0 HR		0-0 F9	5	1	2	1	0	0	3									
Joe Torre, R (1, 2)		0-0 4-3 1-2		4-0 HBP BB		0-0 P3	0-0 5-3		0-0 G5-4-3 1B	4	0	1	0	1	0	1									
Roy McMillan, R (1, 6)		0-0 P4		0-0 L7		4-0 BB BB BB	0-0 F7		0-0 G5-4-3 1-2f	4	0	0	0	1	0	3									
Warren Spahn, L (1, 1) OBP: 0.293, SLG: 0.361 Charlie Lau, L (6, PH) OBP: 0.316, SLG: 0.268 Moe Drabowsky, R (6, 1) OBP: 0.400, SLG: 0.250 Hawk Taylor, R (7, PH) OBP: 0.125, SLG: 0.125 George Brunet, R (7, 1)			0-0 HR	1-0 HBP FC5-4		0-0 F8	0-3 K			1	1	1	1	0	0	0									
<b>Inning Stats</b>	R: 0 E: 0 K: 0 S: 3	H: 1 LOB: 1 BB: 1 P: 7	R: 0 E: 0 K: 0 S: 4	H: 1 LOB: 1 BB: 0 P: 4	R: 2 E: 0 K: 0 S: 6	H: 3 LOB: 2 BB: 1 P: 10	R: 0 E: 0 K: 1 S: 5	H: 0 LOB: 2 BB: 1 P: 10	R: 0 E: 0 K: 1 S: 5	H: 0 LOB: 1 BB: 1 P: 9	R: 0 E: 0 K: 0 S: 3	H: 0 LOB: 1 BB: 1 P: 7	R: 5 E: 0 K: 1 S: 10	H: 5 LOB: 0 BB: 0 P: 10	R: 1 E: 0 K: 1 S: 7	H: 2 LOB: 1 BB: 0 P: 7	R: 0 E: 0 K: 0 S: 3	H: 1 LOB: 0 BB: 0 P: 3	1B: 5 2B: 2 3B: 0 HR: 6	SF: 0 SAC: 0 DP: 2 HBP: 1	WP: 0 PB: 0 SB: 0 CS: 0	PA: 44			
<b>PITCHER</b>	IP	WLS	BF	H	R	ER	SO	BB	IBB	HBP	BLK	WP	HR	S	P	ERA	WHIP								
Jim Maloney, R (1, 1) ERA: 3.6	6.0	W	31	8	5	5	2	4	1	1	0	0	3	29	50	7.50	2.000								
Marshall Bridges, L (7, 1) ERA: 7.56	1.0		5	2	2	2	1	0	0	0	0	0	2	7	7	18.00	2.000								
Bill Henry, L (8, 1) ERA: 3.12	0.2		4	2	1	1	0	0	0	0	0	0	1	4	4	13.50	3.000								
Jim Brosnan, R (8, 1) ERA: 3.42	1.1	S	4	1	0	0	1	0	0	0	0	0	0	6	6	0.00	0.750								

Milwaukee Braves @ Cincinnati Reds  
Crosley Field, Cincinnati, OH  
Thu Jun 08 1961, 3:33 AM EDT  
Att. 5,149 - Unknown

livebaseballscorecards.com

AB	38
R	8
H	13
RBI	8
BB	5
SO	4
LOB	22



Batter	1	2	3	4	5	6	7	8	9	AB	R	H	RBI	BB	SO	LOB
Don Blasingame, L OBP: 0.313, SLG: 0.301 (1, 4)	0-0 FC6-4 1B	0-0 4-3		0-0 E 1-3 2-H 1B	0-0 5-3		0-0 F8			5	1	2	1	0	0	3
Eddie Kasko, R OBP: 0.375, SLG: 0.391 Leo Cardenas, R OBP: 0.352, SLG: 0.383 (1, 6) (7, 6)	0-0 F9		0-0 5-3	0-0 P4		0-0 HR 1B 1B	4-0 1B BB			4	1	1	0	0	0	3
Vada Pinson, L OBP: 0.367, SLG: 0.479 (1, 8)	0-0 FC6-4 1-2f		4-0 1B SF8 BB	0-0 E9 2-H 3-H 1B		0-0 F8	0-0 1-3 1B			4	1	2	2	1	0	2
Frank Robinson, R OBP: 0.365, SLG: 0.548 (1, 9)	0-0 F8		0-0 1-3 SF8 1B	4-0 BB		0-0 1-2 HR 1B	0-0 P4			4	1	2	0	1	0	3
Gene Freese, R OBP: 0.317, SLG: 0.505 (1, 5)		0-3 K	0-0 SF8 1-2 3-H	0-0 6-3		0-0 1-H 2-H HR		0-0 F7		4	1	1	4	0	1	2
Wally Post, R OBP: 0.360, SLG: 0.479 (1, 7)		4-0 WP E BB	0-0 P6		0-0 1B 2B	0-0 P4		0-0 F8		4	2	1	0	1	0	1
Gordy Coleman, L OBP: 0.325, SLG: 0.527 (1, 3)		0-3 K		0-0 BB 1B 1B	0-0 SH1-3 2-H 1B	0-0 HR		4-0 1B BB		4	2	3	2	1	1	1
Jerry Zimmerman, R OBP: 0.342, SLG: 0.319 (1, 2)		0-0 E6 1-H 1B		4-0 1B E BB	0-0 F8	0-0 6-3		0-0 1-2 1B		4	1	1	0	1	0	1
Jim Maloney, L OBP: 0.357, SLG: 0.538 Marshall Bridges, S OBP: 0.412, SLG: 0.500 Dick Gernert, R OBP: 0.412, SLG: 0.500 Bill Henry, L OBP: 0.412, SLG: 0.500 Jim Brosnan, R (1, 1) (7, 1) (7, PH) (8, 1) (8, 1)		0-0 1-2 1B		0-0 F7	0-0 SH1-3		0-0 L8	0-0 F8		2	0	1	0	0	0	2

Inning Stats	R: 0	H: 1	E: 0	K: 0	S: 4	LOB: 1	BB: 0	P: 4	R: 1	H: 1	E: 1	K: 2	S: 9	LOB: 2	BB: 1	P: 13	R: 1	H: 1	E: 0	K: 0	S: 4	LOB: 1	BB: 1	P: 8	R: 3	H: 3	E: 1	K: 0	S: 6	LOB: 2	BB: 2	P: 14	R: 1	H: 2	E: 0	K: 0	S: 5	LOB: 1	BB: 0	P: 5	R: 4	H: 4	E: 0	K: 0	S: 7	LOB: 0	BB: 0	P: 7	R: 0	H: 1	E: 0	K: 0	S: 4	LOB: 2	BB: 1	P: 8	R: 0	H: 1	E: 0	K: 0	S: 4	LOB: 2	BB: 1	P: 8
PITCHER	IP	WLS	BF	H	R	ER	SO	BB	IBB	HBP	BLK	WP	HR	S	P	ERA	WHIP																																															
Warren Spahn, L ERA: 3.06 (1, 1)	5.0	L	28	8	6	5	2	4	0	0	0	1	0	28	44	9.00	2.400																																															
Moe Drabowsky, R ERA: 4.62 (6, 1)	1.0		7	4	4	4	0	0	0	0	0	0	2	7	7	36.00	4.000																																															
George Brunet, L ERA: (7, 1)	2.0		10	2	0	0	0	2	0	0	0	0	0	8	16	0.00	2.000																																															


**BOTTOM**

**Milwaukee Braves @ Cincinnati Reds**  
Crosley Field, Cincinnati, OH

Thu Jun 08 1961, 3:33 AM EDT  
Att. 5,149 - Unknown

AB	37
R	10
H	14
RBI	9
BB	6
SO	2
LOB	20

WP: 2 PA: 45  
PB: 0 SB: 0  
CS: 0



1B	2B	3B	HR	SF	SAC	DP	HBP	WP	HR	S	P	ERA	WHIP
11	1	0	2	1	0	0	0	2	0	0	0		

Batter	1	2	3	4	5	6	7	8	9	AB R H RBI BB SO LOB	TOP											
Eddie Kasko, R (1, 6) OBP: 0.376, SLG: 0.387	0-0 PB 2B 1B		0-0 6-3		0-0 6-3		0-0 F7		4-0 3-1 2B BB	4 2 1 0 1 0 2												
Don Blasingame, L (1, 4) OBP: 0.322, SLG: 0.313	0-0 PB 1-H 4-3 2B		0-0 2B 1B		0-3 K		4-0 1-2 2-3 BB		0-0 3-1	4 2 2 1 1 1 1												
Vada Pinson, L (1, 8) OBP: 0.372, SLG: 0.492	0-0 4-3		0-0 1-H 2B		0-0 5-3 1B		0-0 G3		0-0 2-H 2B	5 0 3 3 0 0 3												
Frank Robinson, R (1, 7) OBP: 0.356, SLG: 0.532	0-0 6-3		0-0 6-3		0-0 5-3		0-0 F6		0-0 F7	5 0 0 0 0 0 3												
Jerry Lynch, L (1, 9) OBP: 0.396, SLG: 0.674	0-0 P6			0-0 F2		0-3 K		0-0 1B 1B		4 0 1 0 0 1 1												
Gordy Coleman, L (1, 3) OBP: 0.324, SLG: 0.521		0-0 3-1		0-0 6-3		0-0 4-3		0-0 1-2 1B		4 0 1 0 0 0 1												
Gene Freese, R (1, 5) OBP: 0.316, SLG: 0.500		0-0 6-3		0-0 FC6-4 1B		0-0 4-3		0-0 L8		4 0 1 0 0 0 2												
Jerry Zimmerman, R (1, 2) OBP: 0.341, SLG: 0.320 Wally Post, R (8, PH) OBP: 0.357, SLG: 0.474 Bob Schmidt, R (8, 2) OBP: 0.213, SLG: 0.145		0-3 K		0-0 FC6-4 1-2		0-0 BB 1B		0-0 F8		3 0 1 0 0 1 1 1 0 0 0 0 0 2 0 0 0 0 0 0 0												
Jim O'Toole, S (1, 1) OBP: 0.233, SLG: 0.241 Jay Hook, L (4, 1) OBP: 0.400, SLG: 0.400 Gus Bell, L (7, PH) OBP: 0.262, SLG: 0.312 Howie Nunn, R (7, 1) Leo Cardenas, R (9, PH) OBP: 0.347, SLG: 0.377		0-0 G3		0-0 K		0-0 K		0-0 BB 1B		0-0 6-3	1 0 0 0 0 0 0 1 0 0 0 0 1 0 1 0 1 0 0 0 0 0 0 0 0 0 0 0 1 0 0 0 0 0 0											
<b>Inning Stats</b>	R: 2 E: 0 K: 0 S: 5	H: 2 LOB: 0 BB: 0 P: 5	R: 0 E: 0 K: 1 S: 5	H: 0 LOB: 0 BB: 0 P: 5	R: 1 E: 0 K: 0 S: 5	H: 2 LOB: 1 BB: 0 P: 5	R: 0 E: 0 K: 0 S: 4	H: 1 LOB: 1 BB: 0 P: 4	R: 0 E: 0 K: 2 S: 7	H: 0 LOB: 0 BB: 0 P: 7	R: 0 E: 0 K: 1 S: 6	H: 1 LOB: 1 BB: 0 P: 6	R: 0 E: 0 K: 0 S: 5	H: 2 LOB: 3 BB: 1 P: 9	R: 0 E: 0 K: 0 S: 5	H: 2 LOB: 2 BB: 0 P: 5	R: 1 E: 0 K: 0 S: 4	H: 1 LOB: 1 BB: 1 P: 8	1B: 8 2B: 3 3B: 0 HR: 0	SF: 0 SAC: 0 DP: 0 HBP: 0	WP: 0 PB: 2 SB: 0 CS: 0	PA: 40
<b>PITCHER</b> Bob Gibson, R (1, 1) ERA: 2.86	IP: 9.0 WLS: W BF: 40 H: 11 R: 4 ER: 4 SO: 4 BB: 2 IBB: 0 HBP: 0 BLK: 0 WP: 0 HR: 0 S: 46 P: 54 ERA: 4.00 WHIP: 1.444											<b>PITCHER</b>	IP: 9.0 WLS: W BF: 40 H: 11 R: 4 ER: 4 SO: 4 BB: 2 IBB: 0 HBP: 0 BLK: 0 WP: 0 HR: 0 S: 46 P: 54 ERA: 4.00 WHIP: 1.444									

Cincinnati Reds @ St. Louis Cardinals  
 Sportsman's Park, St. Louis, MO  
 Fri Jun 09 1961, 8:05 PM EDT  
 Att. 14,814 - Unknown

livebaseballscorecards.com

AB	38
R	4
H	11
RBI	4
BB	2
SO	4
LOB	16



Batter	1	2	3	4	5	6	7	8	9
<b>Julian Javier, R</b> (1, 4) <small>OBP: 0.333, SLG: 0.359</small> <b>Red Schoendienst, S</b> (9, 4) <small>OBP: 0.340, SLG: 0.426</small>	0-0 6-3		0-0 1B	0-0 1B		0-0 CS	0-0 6-3	0-0 L8	
<b>Carl Warwick, R</b> (1, 8) <small>OBP: 0.345, SLG: 0.364</small> <small>(8, 7)</small>	0-0 F7		4-0 1B	0-0 F3			0-0 3B		
<b>Bill White, L</b> (1, 3) <small>OBP: 0.349, SLG: 0.435</small>	0-0 4-3		4-0 1B	0-3 K			0-0 1B		
<b>Ken Boyer, R</b> (1, 5) <small>OBP: 0.388, SLG: 0.505</small>		0-3 K	0-0 1B		0-0 F8		0-0 1B		
<b>Stan Musial, L</b> (1, 7) <small>OBP: 0.396, SLG: 0.516</small> <b>Curt Flood, R</b> (8, 8) <small>OBP: 0.337, SLG: 0.377</small>	0-0 2B		0-0 4-3		0-0 4-3		0-0 F8		
<b>Charlie James, R</b> (1, 9) <small>OBP: 0.286, SLG: 0.379</small>	0-0 1B		0-0 F8		0-3 K		0-0 1B		
<b>Jimmie Schaffer, R</b> (1, 2) <small>OBP: 0.273, SLG: 0.455</small>	0-0 6-3			0-0 F8		0-0 4-3	0-0 4-3		
<b>Bob Lillis, R</b> (1, 6) <small>OBP: 0.226, SLG: 0.179</small>	0-0 1B			0-0 F8		4-0 CS		0-0 4-3	
<b>Bob Gibson, R</b> (1, 1) <small>OBP: 0.227, SLG: 0.158</small>			0-0 1B	4-0 WP		0-3 K		0-3 K	

AB	R	H	RBI	BB	SO	LOB
5	1	2	1	0	0	0
0	0	0	0	0	0	0
3	2	1	0	1	0	2
3	2	1	1	1	1	2
4	0	2	3	0	1	0
4	1	1	1	0	0	2
0	0	0	0	0	0	0
4	1	2	1	0	1	1
4	1	1	0	0	0	3
3	0	1	1	1	0	1
3	0	1	0	1	2	1

**BOTTOM**

**Cincinnati Reds @ St. Louis Cardinals**  
**Sportsman's Park, St. Louis, MO**  
 Fri Jun 09 1961, 8:05 PM EDT  
 Att. 14,814 - Unknown

[livebaseballscorecards.com](http://livebaseballscorecards.com)

<b>AB</b>	<b>33</b>
<b>R</b>	<b>8</b>
<b>H</b>	<b>12</b>
<b>RBI</b>	<b>8</b>
<b>BB</b>	<b>4</b>
<b>SO</b>	<b>5</b>
<b>LOB</b>	<b>12</b>



Inning Stats		R: 0	H: 0	E: 0	K: 0	S: 3	R: 2	H: 3	E: 0	K: 1	S: 7	R: 3	H: 3	E: 0	K: 0	S: 5	R: 1	H: 2	E: 0	K: 1	S: 7	R: 0	H: 0	E: 0	K: 1	S: 5	R: 0	H: 0	E: 0	K: 1	S: 4	R: 2	H: 4	E: 0	K: 0	S: 7	R: 0	H: 0	E: 0	K: 1	S: 5
<b>IP</b> WLS BF H R ER SO BB IBB HBP BLK WP HR S P ERA WHIP <b>Jim O'Toole, L</b> (1, 1) 3.1 L 17 7 6 6 1 2 0 0 0 0 0 0 17 25 16.20 2.700 <b>Jay Hook, R</b> (4, 1) 2.2 10 1 0 0 3 2 0 0 0 1 0 14 22 0.00 1.125 <b>Howie Nunn, R</b> (7, 1) 2.0 10 4 2 2 1 0 0 0 0 0 0 12 12 9.00 2.000		<b>WP: 1</b> <b>PB: 0</b> <b>SB: 0</b> <b>CS: 1</b>	<b>PA: 38</b> <b>ERA</b> <b>WHIP</b>																																						

**Cincinnati Reds @ St. Louis Cardinals**  
 Sportsman's Park, St. Louis, MO  
 Sat Jun 10 1961, 4:33 AM EDT  
 Att. 9,603 - Unknown

[livebaseballscorecards.com](http://livebaseballscorecards.com)

<b>AB</b>	<b>37</b>
<b>R</b>	<b>4</b>
<b>H</b>	<b>9</b>
<b>RBI</b>	<b>3</b>
<b>BB</b>	<b>1</b>
<b>SO</b>	<b>6</b>
<b>LOB</b>	<b>17</b>



WP: 0	PA: 39
PB: 0	
SB: 0	
CS: 0	

AB R H RBI BB SO LOB

5 0 4 2 0 0 0

4 0 0 0 0 0 4

5 0 0 0 0 1 3

4 1 1 0 0 1 0

4 0 1 0 0 0 0

3 2 2 1 1 1 0

4 1 1 0 0 1 2

4 0 0 0 0 0 5

4 0 0 0 0 2 3

0 0 0 0 0 0 0

1B: 6	SF: 0
2B: 2	SAC: 0
3B: 0	DP: 0
HR: 1	HBP: 1

Batter	1	2	3	4	5	6	7	8	9	
<b>Don Blasingame, L</b> (1, 4) OBP: 0.335, SLG: 0.329	0-0 4-3		0-0 1-2 1B		0-0 2-H 3-H 1B HBP		0-0 1B		0-0 1B	
<b>Eddie Kasko, R</b> (1, 6) OBP: 0.370, SLG: 0.377	0-0 P1		0-0 F9		1-0 1-2 HBP		0-0 F9		0-0 F8	
<b>Vada Pinson, L</b> (1, 8) OBP: 0.364, SLG: 0.480	0-0 5-3			0-0 1-3	0-3 K			0-0 5-3	0-0 1-3	
<b>Frank Robinson, R</b> (1, 7) OBP: 0.354, SLG: 0.525		0-0 5-3		0-3 K		0-0 5-3		0-0 2B E 1B		
<b>Gene Freese, R</b> (1, 5) OBP: 0.315, SLG: 0.500		0-0 F9		0-0 P4		0-0 F7		0-0 E8 1-H 2B		
<b>Wally Post, R</b> (1, 9) OBP: 0.371, SLG: 0.510		0-3 K			0-0 2B 1B	0-0 HR		4-0 FC6-4 IBB		
<b>Gordy Coleman, L</b> (1, 3) OBP: 0.322, SLG: 0.521			0-0 E4 1B		0-0 1-3 1B 2B	0-3 K		0-0 F9		
<b>Bob Schmidt, R</b> (1, 2) OBP: 0.200, SLG: 0.136			0-0 F9		0-0 P3		0-0 6-3	0-0 FC6-4 1-2f		
<b>Joey Jay, S</b> (1, 1) OBP: 0.033, SLG: 0.067			0-3 K		0-3 K		0-0 P3		0-0 1-3	
<b>Bill Henry, L</b> (9, 1)										
<b>Inning Stats</b>	R: 0 E: 0 K: 0 S: 3 H: 0 LOB: 0 BB: 0 P: 3	R: 0 E: 0 K: 1 S: 5 H: 0 LOB: 0 BB: 0 P: 5	R: 0 E: 1 K: 1 S: 7 H: 1 LOB: 2 BB: 0 P: 7	R: 0 E: 0 K: 1 S: 5 H: 0 LOB: 0 BB: 0 P: 5	R: 2 E: 0 K: 2 S: 10 H: 3 LOB: 2 BB: 0 P: 11	R: 1 E: 0 K: 1 S: 6 H: 1 LOB: 0 BB: 0 P: 6	R: 0 E: 0 K: 0 S: 4 H: 1 LOB: 1 BB: 0 P: 4	R: 1 E: 1 K: 0 S: 5 H: 2 LOB: 2 BB: 1 P: 9	R: 0 E: 0 K: 0 S: 4 H: 1 LOB: 1 BB: 0 P: 4	1B: 6 2B: 2 3B: 0 HR: 1 SF: 0 SAC: 0 DP: 0 HBP: 1
<b>PITCHER</b> <b>Curt Simmons, L</b> (1, 1) ERA: 3.15	IP: 9.0 WLS: L BF: 39 H: 9 R: 4 ER: 3 SO: 6 BB: 0 IBB: 1 HBP: 1 BLK: 0 WP: 0 HR: 1 S: 49 P: 54 ERA: 3.00 WHIP: 1.000									<b>PITCHER</b> IP: WLS: BF: H: R: ER: SO: BB: IBB: HBP: BLK: WP: HR: S: P: ERA: WHIP



Batter	1	2	3	4	5	6	7	8	9	AB	R	H	RBI	BB	SO	LOB
Red Schoendienst, S (1, 4) OBP: 0.309, SLG: 0.385	0-0 4-3		0-0 4-3			0-0 F7		0-0 3-4-1	0-0 FC6-4	5	0	0	0	0	0	4
Carl Warwick, R (1, 8) OBP: 0.339, SLG: 0.375	0-0 F2			0-0 6-3		0-0 2B		0-0 L9		4	0	1	1	0	0	1
Bill White, L (1, 3) OBP: 0.352, SLG: 0.433	0-0 1B			0-0 P4		0-0 F9		4-0 BB		3	0	1	0	1	0	1
Ken Boyer, R (1, 5) OBP: 0.386, SLG: 0.505	0-0 F7			0-0 2B		0-0 F8		0-0 F8		4	0	1	0	0	0	4
Joe Cunningham, L (1, 9) OBP: 0.413, SLG: 0.395		0-0 F9		0-3 K			0-0 P3		0-0 1-3 1B	4	1	1	0	0	1	1
Charlie James, R (1, 7) OBP: 0.269, SLG: 0.355		0-0 F8			0-0 6-3		0-0 F9		0-0 1-3	4	0	0	0	0	0	1
Jimmie Schaffer, R (1, 2) OBP: 0.333, SLG: 0.533		0-3 K			0-0 F7		0-0 2B		0-0 1B 1B	4	0	2	1	0	1	0
Bob Lillis, R (1, 6) OBP: 0.212, SLG: 0.167			0-0 5-3		0-3 K		0-0 4-3		0-0 FC6-4 1B	2	0	0	0	0	1	0
Stan Musial, L (7, PH) OBP: 0.393, SLG: 0.512									1-2 1B	1	0	0	0	0	0	1
Alex Grammas, R (8, 6) OBP: 0.304, SLG: 0.341									0-0 1B	0	0	0	0	0	0	0
Carl Sawatski, L (9, PH) OBP: 0.394, SLG: 0.481									1-2 1B	0	0	0	0	0	0	0
Curt Flood, R (9, PH) OBP: 0.345, SLG: 0.385									0-0 1B	1	0	1	0	0	0	0
Curt Simmons, L (1, 1) OBP: 0.429, SLG: 0.360			0-3 K			4-0 2B		4-0 BB	0-3 K	1	1	0	0	2	1	0
Don Taussig, R (9, PH) OBP: 0.438, SLG: 0.655									0-0 K	1	0	0	0	0	1	2

Inning Stats	R: 0	H: 1	E: 0	LOB: 1	K: 0	BB: 0	S: 4	P: 4	R: 0	H: 0	E: 0	LOB: 0	K: 1	BB: 0	S: 5	P: 5	R: 0	H: 1	E: 0	LOB: 1	K: 1	BB: 0	S: 6	P: 6	R: 0	H: 0	E: 0	LOB: 0	K: 1	BB: 0	S: 5	P: 5	R: 1	H: 1	E: 0	LOB: 1	K: 0	BB: 1	S: 4	P: 8	R: 0	H: 1	E: 0	LOB: 1	K: 0	BB: 0	S: 4	P: 4	R: 0	H: 0	E: 0	LOB: 2	K: 0	BB: 2	S: 3	P: 11	R: 1	H: 3	E: 0	LOB: 2	K: 1	BB: 0	S: 8	P: 8	1B: 4	SF: 0	PB: 0	SAC: 0	3B: 0	DP: 0	HR: 0	HBP: 0	WP: 0	PA: 37
--------------	------	------	------	--------	------	-------	------	------	------	------	------	--------	------	-------	------	------	------	------	------	--------	------	-------	------	------	------	------	------	--------	------	-------	------	------	------	------	------	--------	------	-------	------	------	------	------	------	--------	------	-------	------	------	------	------	------	--------	------	-------	------	-------	------	------	------	--------	------	-------	------	------	-------	-------	-------	--------	-------	-------	-------	--------	-------	--------

PITCHER	IP	WLS	BF	H	R	ER	SO	BB	IBB	HBP	BLK	WP	HR	S	P	ERA	WHIP
Joey Jay, R (1, 1) ERA: 3.04	8.1	W	34	6	2	2	4	3	0	0	0	0	0	39	51	2.16	1.080
Bill Henry, L (9, 1) ERA: 3.0	0.2	S	3	1	0	0	1	0	0	0	0	0	0	5	5	0.00	1.500

BOTTOM

Cincinnati Reds @ St. Louis Cardinals  
 Sportsman's Park, St. Louis, MO  
 Sat Jun 10 1961, 4:33 AM EDT  
 Att. 9,603 - Unknown

livebaseballscorecards.com

AB	34
R	2
H	7
RBI	2
BB	3
SO	5
LOB	15



Batter	1	2	3	4	5	6	7	8	9	AB R H RBI BB SO LOB	TOP									
Don Blasingame, L (1, 4) OBP: 0.337, SLG: 0.346	0-0 HR	0-3 K		4-0 BB		0-0 FC3-6 1B WP		0-0 G3		4 2 1 1 1 1 1										
Eddie Kasko, R (1, 6) OBP: 0.371, SLG: 0.377	0-0 F8	0-0 F8		0-0 L7		0-0 WP 1B		0-0 FC3-6 1B		5 0 2 0 0 0 2										
Vada Pinson, L (1, 8) OBP: 0.369, SLG: 0.486	0-0 1B 2B		0-0 4-3		0-0 WP 2B 1B	4-0 1-2 3-H BB		0-0 FC3-6 CS		4 2 2 0 1 0 1										
Frank Robinson, R (1, 7) OBP: 0.355, SLG: 0.527	0-0 HR 1B		0-0 2B		0-0 P5	0-0 F7		0-3 K		5 1 2 1 0 1 4										
Gene Freese, R (1, 5) OBP: 0.313, SLG: 0.510	0-0 HR		0-3 K		0-0 F7		0-0 4-3			4 1 1 2 0 1 2										
Wally Post, R (1, 9) OBP: 0.367, SLG: 0.510	0-0 P3		0-0 5-3		0-0 2B		0-3 K			4 0 1 1 0 1 1										
Gordy Coleman, L (1, 3) OBP: 0.321, SLG: 0.515	0-0 1B		0-0 6-3		0-0 4-3		0-3 K			4 0 1 0 0 1 1										
Jerry Zimmerman, R (1, 2) OBP: 0.326, SLG: 0.304	0-3 K		0-0 L9		0-0 4-3		0-0 F9			4 0 0 0 0 1 1										
Ken Hunt, R (1, 1) OBP: 0.208, SLG: 0.182		0-0 F9		0-0 BB 1B		4-0 FC3-6 BB		0-0 1-3		3 0 1 0 1 0 0										
<b>Inning Stats</b>	R: 4 E: 0 K: 1 S: 10	H: 5 LOB: 1 BB: 0 P: 10	R: 0 E: 0 K: 1 S: 5	H: 0 LOB: 0 BB: 0 P: 5	R: 0 E: 0 K: 1 S: 6	H: 1 LOB: 1 BB: 0 P: 6	R: 0 E: 0 K: 0 S: 4	H: 1 LOB: 2 BB: 1 P: 8	R: 1 E: 0 K: 0 S: 5	H: 2 LOB: 1 BB: 0 P: 5	R: 1 E: 0 K: 2 S: 7	H: 1 LOB: 2 BB: 2 P: 12	R: 0 E: 0 K: 2 S: 7	H: 0 LOB: 0 BB: 0 P: 7	R: 0 E: 0 K: 1 S: 5	H: 1 LOB: 1 BB: 0 P: 5	1B: 6 2B: 4 3B: 0 HR: 2	SF: 0 SAC: 0 DP: 1 HBP: 0	WP: 2 PB: 0 SB: 1 CS: 1	PA: 40
<b>PITCHER</b>	IP WLS BF H R ER SO BB IBB HBP BLK WP HR S P ERA WHIP																			
Ray Sadecki, L (1, 1) ERA: 2.95	5.0 L 25 9 5 5 3 1 0 0 0 1 2 30 34 9.00 2.000																			
Al Cicotte, R (6, 1) ERA: 4.3	2.0 9 1 1 1 2 2 0 0 0 1 0 11 19 4.50 1.500																			
Bob Miller, R (8, 1) ERA: 3.86	2.0 6 1 0 0 1 0 0 0 0 0 0 8 8 0.00 0.500																			

Cincinnati Reds @ St. Louis Cardinals  
Sportsman's Park, St. Louis, MO  
Sun Jun 11 1961, 4:33 AM EDT  
Unknown - 88 F

livebaseballscorecards.com

AB	37
R	6
H	11
RBI	5
BB	3
SO	6
LOB	13



Batter	1	2	3	4	5	6	7	8	9	AB	R	H	RBI	BB	SO	LOB
Red Schoendienst, S (1, 4) OBP: 0.305, SLG: 0.364	4-0 G1-6-3 BB		0-0 3-1			0-0 L4		0-3 K		3	0	0	0	1	1	0
Carl Warwick, R (1, 8) OBP: 0.349, SLG: 0.442	0-3 K			0-0 F8		0-0 1B		0-0 HR		4	1	2	1	0	1	1
Bill White, L (1, 3) OBP: 0.350, SLG: 0.429	0-0 G1-6-3 1-2f			0-0 3-1		0-0 1B		0-0 P4		4	0	1	0	0	0	1
Ken Boyer, R (1, 5) OBP: 0.383, SLG: 0.497		0-3 K		0-0 F2		4-0 1-2 BB		0-0 F8		3	0	0	0	1	1	0
Stan Musial, L (1, 7) OBP: 0.396, SLG: 0.512		0-0 FC3-6 1B			0-0 P4		0-0 3-1		0-0 FC4-6 1B	4	0	2	0	0	0	2
Joe Cunningham, L (1, 9) OBP: 0.415, SLG: 0.393		0-0 FC3-6 1-2f			0-0 1B 1B		1-0 G6-4-3 HBP		0-0 FC4-6 G6-3 1-2f	3	1	1	0	0	0	2
Jimmie Schaffer, R (1, 2) OBP: 0.316, SLG: 0.474		0-3 K			0-0 L3-6 1B 1B		0-0 G6-4-3 1-2f		0-0 G6-3 1-2f	4	0	1	0	0	1	3
Bob Lillis, R (1, 6) OBP: 0.250, SLG: 0.188			0-0 F7		0-0 1-2 3-H 1B		4-0 BB			2	0	1	1	1	0	0
Ray Sadecki, L (1, 1) OBP: 0.321, SLG: 0.357			0-0 F7		0-0 L3-6		0-3 K			1	0	0	0	0	0	0
Carl Sawatski, L (5, PH) OBP: 0.382, SLG: 0.464										1	0	0	0	0	0	2
Al Cicotte, R (6, 1) OBP: 0.125, SLG: 0.125										0	0	0	0	0	0	0
Curt Flood, R (7, PH) OBP: 0.341, SLG: 0.380										1	0	0	0	0	1	1
Bob Miller, R (8, 1) OBP: 0.600, SLG: 1.000										0	0	0	0	0	0	0

Inning Stats	R: 0	H: 0	E: 0	K: 1	S: 4	R: 0	H: 1	E: 0	K: 2	S: 8	R: 0	H: 0	E: 0	K: 0	S: 3	R: 0	H: 0	E: 0	K: 0	S: 3	R: 1	H: 3	E: 0	K: 0	S: 5	R: 0	H: 2	E: 0	K: 1	S: 4	R: 0	H: 0	E: 0	K: 1	S: 4	R: 1	H: 1	E: 0	K: 1	S: 6	R: 0	H: 1	E: 0	K: 0	S: 3	1B: 7	SF: 0	2B: 1	SAC: 0	3B: 0	DP: 4	HR: 1	HBP: 1	WP: 0	PA: 34
--------------	------	------	------	------	------	------	------	------	------	------	------	------	------	------	------	------	------	------	------	------	------	------	------	------	------	------	------	------	------	------	------	------	------	------	------	------	------	------	------	------	------	------	------	------	------	-------	-------	-------	--------	-------	-------	-------	--------	-------	--------


PITCHER	IP	WLS	BF	H	R	ER	SO	BB	IBB	HBP	BLK	WP	HR	S	P	ERA	WHIP
Ken Hunt, R (1, 1) ERA: 2.96	9.0	W	34	8	2	2	5	3	0	1	0	0	1	40	53	2.00	1.222

**BOTTOM**

**Cincinnati Reds @ St. Louis Cardinals**  
Sportsman's Park, St. Louis, MO

Sun Jun 11 1961, 4:33 AM EDT  
Unknown - 88 F

AB	30
R	2
H	8
RBI	2
BB	3
SO	5
LOB	12



Batter	1	2	3	4	5	6	7	8	9	AB R H RBI BB SO LOB	TOP											
Eddie Kasko, R (1, 6) OBP: 0.370, SLG: 0.368	0-3 K		4-0 1B BB		0-0 5-3		0-0 5-3	0-0 5-3	4-0 BB	4 1 0 0 2 1 2												
Don Blasingame, L (1, 4) OBP: 0.342, SLG: 0.344	4-0 FC4-6 BB		4-0 1B BB		0-0 F2		0-0 F5		2B FC6 1B F3	4 1 1 0 2 0 3												
Vada Pinson, L (1, 8) OBP: 0.370, SLG: 0.488	0-0 FC4-6 1B		0-0 F7		0-0 L7			0-0 1B 1B	0-0 FC6 SF 2B	5 2 2 0 0 0 4												
Frank Robinson, R (1, 7) OBP: 0.370, SLG: 0.538	0-0 1-3 1B		0-0 1-2 2-H 3-H 1B		0-0 BB 1B			0-0 1B 1B	4-0 SF E IBB	4 2 4 2 1 0 0												
Jerry Lynch, L (1, 9) OBP: 0.386, SLG: 0.640	0-3 K		0-3 K		0-0 F7			0-0 1-3 2-H 1B 1B	0-0 FC6 SF E	4 0 1 1 0 2 5												
Pete Whisenant, R (8, PR) OBP: 0.091, SLG: 0.091										1 2 0 1 0 0 2												
Gordy Coleman, L (1, 3) OBP: 0.321, SLG: 0.510		0-0 4-3	0-0 F7		4-0 BB			4-0 FC4-6 1B BB	0-0 SF E	2 0 0 0 1 0 2												
Dick Gernert, R (8, PH) OBP: 0.421, SLG: 0.500					1-2 BB			1-2 BB	1-2 2-3 3-H	0 0 0 1 1 0 0												
Gene Freese, R (1, 5) OBP: 0.315, SLG: 0.507		0-3 K		0-0 F8		0-3 K		0-0 1-2 2-H 3-H 1B	0-0 E7	5 0 2 4 0 2 2												
Bob Schmidt, R (1, 2) OBP: 0.191, SLG: 0.129		0-0 5-3		0-0 F5		0-3 K		0-0 FC4-6	0-3 K	3 0 0 0 0 1 2												
Gus Bell, L (8, PH) OBP: 0.260, SLG: 0.309								1-2 2-3		1 0 0 0 0 0 2												
Jerry Zimmerman, R (8, 2) OBP: 0.322, SLG: 0.300										1 0 0 0 0 1 2												
Bob Purkey, R (1, 1) OBP: 0.167, SLG: 0.143			0-0 E6 1B		0-0 F7		0-0 6-3	0-0 F2	0-0 F3	3 1 0 0 0 0 0												
Wally Post, R (8, PH) OBP: 0.364, SLG: 0.505										1 0 0 0 0 0 2												
Jim Brosnan, R (8, 1)										1 0 0 0 0 0 2												
<b>Inning Stats</b>	R: 0 E: 0 K: 2 S: 8	H: 1 LOB: 2 BB: 1 P: 12	R: 0 E: 0 K: 1 S: 5	H: 0 LOB: 0 BB: 0 P: 5	R: 2 E: 1 K: 1 S: 7	H: 1 LOB: 2 BB: 2 P: 15	R: 0 E: 0 K: 0 S: 3	H: 0 LOB: 0 BB: 0 P: 3	R: 0 E: 0 K: 0 S: 3	H: 0 LOB: 0 BB: 0 P: 3	R: 0 E: 0 K: 2 S: 8	H: 1 LOB: 2 BB: 1 P: 12	R: 0 E: 0 K: 0 S: 3	H: 0 LOB: 0 BB: 0 P: 3	R: 3 E: 0 K: 0 S: 7	H: 4 LOB: 2 BB: 1 P: 11	R: 4 E: 2 K: 1 S: 10	H: 3 LOB: 3 BB: 2 P: 18	1B: 9 2B: 1 3B: 0 HR: 0	SF: 1 SAC: 0 DP: 0 HBP: 0	WP: 0 PB: 0 SB: 0 CS: 0	PA: 47
<b>PITCHER</b>	IP WLS BF H R ER SO BB IBB HBP BLK WP HR S P ERA WHIP																					
Ernie Broglio, R (1, 1) ERA: 3.49	7.0 L 32 6 5 4 6 4 0 0 0 0 0 0 40 56 5.14 1.429																					
Mickey McDermott, L (8, 1) ERA: 1.26	0.0 1 0 0 0 0 1 0 0 0 0 0 0 0 4 ∞ ∞																					
Lindy McDaniel, R (8, 1) ERA: 5.34	1.0 10 4 4 3 0 0 1 0 0 0 0 0 9 13 27.00 4.000																					
Bob Miller, R (9, 1) ERA: 3.66	1.0 4 0 0 0 0 1 1 0 0 0 0 0 5 9 0.00 1.000																					

Cincinnati Reds @ St. Louis Cardinals  
 Sportsman's Park, St. Louis, MO  
 Sun Jun 11 1961, 4:38 AM EDT  
 Att. 24,438 - Unknown - 90 F

AB	39
R	9
H	10
RBI	9
BB	7
SO	7
LOB	30



Batter	1	2	3	4	5	6	7	8	9	AB	R	H	RBI	BB	SO	LOB
Red Schoendienst, S (1, 4) OBP: 0.297, SLG: 0.367	0-0 F7		0-0 6-3		0-0 SF8 2B		0-0 P5		0-3 K	5	0	1	0	0	1	1
Carl Warwick, R (1, 8) OBP: 0.338, SLG: 0.446	0-0 F4		0-0 1B 2B		0-0 SF8		0-0 F8		0-0 FC5-4	4	0	1	1	0	0	1
Bill White, L (1, 3) OBP: 0.356, SLG: 0.439	0-0 BB 1B		0-0 2-H 1B		0-0 F5		0-0 2B		0-0 4-3	5	0	3	0	0	0	2
Ken Boyer, R (1, 5) OBP: 0.381, SLG: 0.490	4-0 1-2 BB			0-0 1-3	0-0 1-3		0-0 L9			3	0	0	0	1	0	2
Joe Cunningham, L (1, 9) OBP: 0.417, SLG: 0.399	0-0 F7			0-0 2B		0-3 K		4-0 BB FC5-4	3	1	1	0	1	1	2	
Charlie James, R (1, 7) OBP: 0.282, SLG: 0.394		0-0 P4		0-0 2-H 2B		0-0 1B FC3-6 2B		0-0 FC5-4	4	1	2	1	0	0	1	
Bob Lillis, R (1, 6) OBP: 0.256, SLG: 0.200		0-0 6-3		0-0 F2		0-0 FC3-6 1B		0-3 K	3	0	1	0	0	0	1	
Carl Sawatski, L (8, PH) OBP: 0.371, SLG: 0.448		0-0 6-3		0-0 F2		2-3 FC3-6 1B		0-3 K	1	0	0	0	0	1	1	
Tim McCarver, L (1, 2)		0-0 4-3		0-0 1-3		0-0 FC3-6		0-0 P4	3	0	0	1	0	0	2	
Stan Musial, L (8, PH) OBP: 0.393, SLG: 0.508		0-0 4-3		0-0 1-3		1-2f 3-H FC3-6		0-0 P4	1	0	0	0	0	0	1	
Alex Grammas, R (9, 6) OBP: 0.304, SLG: 0.341		0-0 4-3		0-0 1-3		1-2f 3-H FC3-6		0-0 P4	0	0	0	0	0	0	0	
Ernie Broglio, R (1, 1) OBP: 0.179, SLG: 0.167			0-0 P5		0-0 2B SF8 1B		0-3 K		0-0 E4 FC5-4	3	1	1	0	0	1	1
Mickey McDermott, L (8, 1) OBP: 0.100, SLG: 0.200										0	0	0	0	0	0	0
Lindy McDaniel, R (8, 1)										0	0	0	0	0	0	0
Bob Miller, R (9, 1) OBP: 0.600, SLG: 1.000										0	0	0	0	0	0	0
Curt Flood, R (9, PH) OBP: 0.337, SLG: 0.375										1	0	0	0	0	0	0

Inning Stats	R: 0	H: 1	E: 0	LOB: 2	K: 0	BB: 1	S: 4	P: 8	R: 0	H: 0	E: 0	LOB: 0	K: 0	BB: 0	S: 3	P: 3	R: 0	H: 2	E: 0	LOB: 2	K: 0	BB: 0	S: 4	P: 4	R: 1	H: 2	E: 0	LOB: 1	K: 0	BB: 0	S: 5	P: 5	R: 1	H: 2	E: 0	LOB: 1	K: 2	BB: 0	S: 9	P: 9	R: 0	H: 1	E: 0	LOB: 1	K: 0	BB: 0	S: 4	P: 4	R: 0	H: 0	E: 0	LOB: 1	K: 1	BB: 1	S: 5	P: 9	R: 0	H: 0	E: 1	LOB: 1	K: 1	BB: 0	S: 6	P: 6	1B: 4	SF: 1	2B: 6	SAC: 0	3B: 0	DP: 0	HR: 0	HBP: 0	WP: 0	PA: 39
--------------	------	------	------	--------	------	-------	------	------	------	------	------	--------	------	-------	------	------	------	------	------	--------	------	-------	------	------	------	------	------	--------	------	-------	------	------	------	------	------	--------	------	-------	------	------	------	------	------	--------	------	-------	------	------	------	------	------	--------	------	-------	------	------	------	------	------	--------	------	-------	------	------	-------	-------	-------	--------	-------	-------	-------	--------	-------	--------

PITCHER	IP	WLS	BF	H	R	ER	SO	BB	IBB	HBP	BLK	WP	HR	S	P	ERA	WHIP
Bob Purkey, R (1, 1) ERA: 2.79	7.0	W	31	10	3	3	2	1	0	0	0	0	0	34	38	3.86	1.571
Jim Brosnan, R (8, 1) ERA: 3.16	2.0	S	8	0	0	0	2	1	0	0	0	0	0	11	15	0.00	0.500

BOTTOM

Cincinnati Reds @ St. Louis Cardinals  
Sportsman's Park, St. Louis, MO  
Sun Jun 11 1961, 4:38 AM EDT  
Att: 24,438 - Unknown - 90 F

livebaseballscores.com

AB	36
R	3
H	10
RBI	3
BB	2
SO	4
LOB	15



Batter	1	2	3	4	5	6	7	8	9	AB R H RBI BB SO LOB	TOP											
Don Blasingame, L (1, 4) OBP: 0.346, SLG: 0.347	0-0 1B F7 1B		0-3 K			0-0 1B		0-0 6-3		4 0 2 0 0 1 1	<p>Cincinnati Reds @ Pittsburgh Pirates</p> <p>Forbes Field, Pittsburgh, PA</p> <p>Tue Jun 13 1961, 7:05 PM EDT</p> <p>Att. 19,423 - Unknown</p>											
Eddie Kasko, R (1, 6) OBP: 0.367, SLG: 0.365	0-0 F7 1-2		0-0 L9			0-0 L9		0-0 1B		4 0 1 0 0 0 3												
Vada Pinson, L (1, 8) OBP: 0.368, SLG: 0.484	0-0 1B 2-3		0-0 FC4-6 1-2f			0-0 F7		0-3 K		4 0 1 0 0 1 3												
Frank Robinson, R (1, 7) OBP: 0.368, SLG: 0.537	0-0 P6					0-0 F8		0-0 1B 2B		4 1 1 0 0 0 3												
Gene Freese, R (1, 5) OBP: 0.314, SLG: 0.502	0-3 K					0-0 5-3		0-0 1B 8-4		4 0 1 1 0 2 2												
Wally Post, R (1, 9) OBP: 0.360, SLG: 0.491			0-0 P4			0-0 6-3		0-0 1B 8-4		3 0 0 0 1 0 1												
Gordy Coleman, L (1, 3) OBP: 0.317, SLG: 0.502			0-3 K			0-0 F8		0-0 1B 8-4		3 0 0 0 0 1 1												
Pete Whisenant, R (9, PH) OBP: 0.083, SLG: 0.083						0-0 FC1-4 1-2f		0-3 K		1 0 0 0 0 1 0												
Jerry Zimmerman, R (1, 2) OBP: 0.315, SLG: 0.293			0-0 L9			0-0 6-3		0-0 F8		2 0 0 0 0 0 0												
Dick Gernert, R (7, PH) OBP: 0.400, SLG: 0.467										1 0 0 0 0 0 1												
Bob Schmidt, R (7, 2) OBP: 0.191, SLG: 0.129										0 0 0 0 0 0 0												
Jim Maloney, L (1, 1) OBP: 0.375, SLG: 0.533			0-0 FC4-6 1B			0-0 4-3		0-3 K		2 0 1 0 0 0 0												
Marshall Bridges, S (7, 1)										0 0 0 0 0 0 0												
Leo Cardenas, R (8, PH) OBP: 0.342, SLG: 0.371										1 0 0 0 0 1 0												
Howie Nunn, R (8, 1)										0 0 0 0 0 0 0												
<b>Inning Stats</b>	R: 0 E: 0 K: 1 S: 7	H: 2 LOB: 2 BB: 0 P: 7	R: 0 E: 0 K: 1 S: 5	H: 0 LOB: 0 BB: 0 P: 5	R: 0 E: 0 K: 1 S: 6	H: 1 LOB: 1 BB: 0 P: 6	R: 0 E: 0 K: 1 S: 5	H: 0 LOB: 0 BB: 0 P: 5	R: 0 E: 0 K: 0 S: 3	H: 0 LOB: 0 BB: 0 P: 3	R: 0 E: 0 K: 0 S: 4	H: 1 LOB: 1 BB: 0 P: 4	R: 0 E: 0 K: 0 S: 3	H: 0 LOB: 1 BB: 1 P: 7	R: 0 E: 0 K: 2 S: 8	H: 1 LOB: 1 BB: 0 P: 8	R: 1 E: 0 K: 1 S: 6	H: 2 LOB: 0 BB: 0 P: 6	1B: 6 2B: 2 3B: 0 HR: 0	SF: 0 SAC: 0 DP: 1 HBP: 0	WP: 0 PB: 0 SB: 0 CS: 0	PA: 34
<b>PITCHER</b> Joe Gibbon, L (1, 1) ERA: 3.14	IP: 9.0 WLS: W BF: 34 H: 7 R: 1 ER: 1 SO: 7 BB: 1 IBB: 0 HBP: 0 BLK: 0 WP: 0 HR: 0 S: 47 P: 51 ERA: 1.00 WHIP: 0.889											<b>PITCHER</b>	IP: 9.0 WLS: W BF: 34 H: 7 R: 1 ER: 1 SO: 7 BB: 1 IBB: 0 HBP: 0 BLK: 0 WP: 0 HR: 0 S: 47 P: 51 ERA: 1.00 WHIP: 0.889									

livebaseballscorecards.com

AB	33
R	1
H	7
RBI	1
BB	1
SO	7
LOB	15



Batter	1	2	3	4	5	6	7	8	9
<b>Bill Virdon, L</b> <small>OBP: 0.346, SLG: 0.462</small> (1, 8) X	0-0  <b>L4</b>		0-0  <b>P6</b>		0-0  <b>6-3</b>		0-0  <b>SH1-3</b> <b>1B</b>		
<b>Dick Groat, R</b> <small>OBP: 0.332, SLG: 0.395</small> (1, 6) X	0-0  <b>F8</b>			0-0  <b>F9</b>		0-3  <b>K</b>	0-0  <b>SH1-3</b>		
<b>Roberto Clemente, R</b> <small>OBP: 0.350, SLG: 0.510</small> (1, 9) X	0-0  <b>L4</b>			0-0  <b>6-3</b>		0-0  <b>E S</b> <b>2B</b> <b>1B</b>	0-0  <b>4-3</b>		
<b>Smoky Burgess, L</b> <small>OBP: 0.395, SLG: 0.556</small> (1, 2) X		0-0  <b>F8</b>		4-0  <b>BB</b> <b>1B</b> <b>BB</b>		0-0  <b>F9</b>	4-0  <b>BB</b>		
<b>Bob Skinner, L</b> <small>OBP: 0.360, SLG: 0.331</small> (1, 7) X		0-3  <b>K</b>		4-0  <b>1B</b> <b>BB</b>		4-0  <b>2B</b> <b>BB</b>	0-0  <b>F8</b>		
<b>Don Hoak, R</b> <small>OBP: 0.429, SLG: 0.523</small> (1, 5) X		0-0  <b>F8</b>		0-0  <b>1-2</b> <b>2-H</b> <b>1B</b>		0-0  <b>BB</b> <b>1-3</b> <b>3-H</b> <b>2B</b>		0-0  <b>CS</b> <b>3B</b>	
<b>Rocky Nelson, L</b> <small>OBP: 0.361, SLG: 0.508</small> (1, 3) X			4-0  <b>FC3-6</b> <b>BB</b>		0-0  <b>SH1-3</b> <b>1B</b>	4-0  <b>BB</b> <b>IBB</b>		0-0  <b>4-3</b>	
<b>Bill Mazerowski, R</b> <small>OBP: 0.279, SLG: 0.346</small> (1, 4) X			0-0  <b>F8</b>		0-0  <b>L9</b>	4-0  <b>1-2</b> <b>2-3</b> <b>3-H</b> <b>BB</b>		0-3  <b>K</b>	
<b>Joe Gibbon, R</b> <small>OBP: 0.143, SLG: 0.150</small> (1, 1) X			0-0  <b>FC3-6</b> <b>1-2f</b>		0-0  <b>SH1-3</b>	0-3  <b>K</b>			

AB	R	H	RBI	BB	SO	LOB
4	0	1	0	0	0	2
3	0	0	0	0	1	0
4	1	1	0	0	0	1
2	0	0	0	2	0	1
2	1	0	0	2	1	2
4	0	3	1	0	0	0
2	0	1	0	2	0	1
3	0	0	1	1	1	3
2	0	0	0	0	1	4

**BOTTOM**

**Cincinnati Reds @ Pittsburgh Pirates**  
 Forbes Field, Pittsburgh, PA  
 Tue Jun 13 1961, 7:05 PM EDT  
 Att. 19,423 - Unknown

[livebaseballscorecards.com](http://livebaseballscorecards.com)

<b>AB</b>	<b>26</b>
<b>R</b>	<b>2</b>
<b>H</b>	<b>6</b>
<b>RBI</b>	<b>2</b>
<b>BB</b>	<b>7</b>
<b>SO</b>	<b>4</b>
<b>LOB</b>	<b>14</b>



1B: 4	SF: 0	WP: 0	PA: 35
2B: 1	SAC: 2	PB: 0	
3B: 1	DP: 0	SB: 1	
HR: 0	HBP: 0	CS: 1	

Inning Stats															Inning Stats																																						
R	H	E	K	S	H	LOB	BB	P	R	H	E	K	S	H	LOB	BB	P	R	H	E	K	S	H	LOB	BB	P	ERA	WHIP	R	H	E	K	S	H	LOB	BB	P	ERA	WHIP														
0	0	0	0	3	0	0	0	5	0	0	0	0	3	0	0	0	5	0	0	0	0	3	0	0	0	0	3	2.70	1.500	0	0	0	0	3	0	0	0	0	3	0.00	3.000	0	0	0	0	3	0	0	0	0	3	0.00	1.000

PITCHER															PITCHER																																
IP	WLS	BF	H	R	ER	SO	BB	IBB	HBP	BLK	WP	HR	S	P	IP	WLS	BF	H	R	ER	SO	BB	IBB	HBP	BLK	WP	HR	S	P	ERA	WHIP																
6.2	L	30	5	2	2	3	5	1	0	0	0	0	30	54	7.1	0.1	2	0	0	0	0	1	0	0	0	0	0	1	5	2.70	1.500	7.1	0.1	2	0	0	0	1	0	0	0	0	0	1	5	0.00	3.000
8.1		3	1	0	0	1	0	0	0	0	0	0	5	5	8.1	1.0	3	1	0	0	1	0	0	0	0	0	5	5	0.00	1.000	8.1	1.0	3	1	0	0	1	0	0	0	0	5	5	0.00	1.000		

Batter	1	2	3	4	5	6	7	8	9	AB R H RBI BB SO LOB	TOP															
Eddie Kasko, R OBP: 0.374, SLG: 0.368 (1, 6)	0-0 F8 6-3 1B		0-0 E4 2B SF7		4-0 FC6-4 BB		0-0 1B		0-0 F9	4 1 2 0 1 0 1																
Don Blasingame, L OBP: 0.342, SLG: 0.349 (1, 4)	0-0 6-3		0-0 2B		0-0 F8		0-0 F8		0-0 4-3	5 0 1 1 0 0 3																
Vada Pinson, L OBP: 0.360, SLG: 0.475 (1, 8)	0-0 F8 2-3		0-0 SF7 3-H		0-0 FC6-4 1-2f		0-0 P5		0-0 3-1	4 0 0 1 0 0 3																
Frank Robinson, R OBP: 0.370, SLG: 0.534 (1, 7)	1-0 HBP		0-0 F8		0-0 2B 1B		0-0 F8			3 1 1 0 0 0 2																
Gordy Coleman, L OBP: 0.311, SLG: 0.493 (1, 3)	0-0 F8		0-0 F7		0-0 F7		0-0 P4			4 0 0 0 0 0 4																
Gus Bell, L OBP: 0.269, SLG: 0.327 (1, 9)		0-0 P5		0-0 F8		0-0 2B		0-0 WP 1B		4 1 2 1 0 0 0																
Gene Freese, R OBP: 0.322, SLG: 0.505 (1, 5)		0-0 4-3		0-0 G4-6-3 1B		4-0 IBB		0-0 PB 1B		3 0 2 1 1 0 0																
Jerry Zimmerman, R OBP: 0.301, SLG: 0.279 (1, 2)		0-0 P3		0-0 G4-6-3 1-2f		0-0 F9		0-3 K 1-2		4 0 0 0 0 1 4																
Jim O'Toole, S OBP: 0.235, SLG: 0.242 Jim Brosnan, R (9, 1)			0-0 E 2B 1B		0-0 6-3		0-3 K		0-3 K	4 1 1 0 0 2 3 0 0 0 0 0 0 0																
Inning Stats	R: 0 E: 0 K: 0 S: 4	H: 1 LOB: 2 BB: 0 P: 5	R: 0 E: 0 K: 0 S: 3	H: 0 LOB: 0 BB: 0 P: 3	R: 2 E: 1 K: 0 S: 6	H: 2 LOB: 1 BB: 0 P: 6	R: 0 E: 0 K: 0 S: 3	H: 1 LOB: 0 BB: 0 P: 3	R: 0 E: 0 K: 0 S: 3	H: 0 LOB: 1 BB: 1 P: 7	R: 1 E: 0 K: 1 S: 7	H: 2 LOB: 2 BB: 1 P: 11	R: 0 E: 0 K: 0 S: 4	H: 1 LOB: 1 BB: 0 P: 4	R: 1 E: 0 K: 2 S: 9	H: 2 LOB: 1 BB: 0 P: 9	R: 0 E: 0 K: 0 S: 3	H: 0 LOB: 0 BB: 0 P: 3	1B: 7 2B: 2 3B: 0 HR: 0	SF: 1 SAC: 0 DP: 1 HBP: 1	WP: 1 PB: 1 SB: 0 CS: 0	PA: 39				
PITCHER	IP WLS BF H R ER SO BB IBB HBP BLK WP HR S P ERA WHIP											PITCHER	IP WLS BF H R ER SO BB IBB HBP BLK WP HR S P ERA WHIP													
Bob Friend, R ERA: 4.24 (1, 1)	6.0	27	6	3	2	1	1	1	1	0	0	0	26	35	3.00	1.167										
Roy Face, R ERA: 2.36 (7, 1)	2.0	9	3	1	1	2	0	0	0	0	1	0	13	13	4.50	1.500										
Bobby Shantz, L ERA: 2.0 (9, 1)	1.0	W 3	0	0	0	0	0	0	0	0	0	0	3	3	0.00	0.000										

Cincinnati Reds @ Pittsburgh Pirates

Forbes Field, Pittsburgh, PA

Wed Jun 14 1961, 7:05 PM EDT  
Att: 14,270 - Unknown

livebaseballscorecards.com

AB	35
R	4
H	9
RBI	4
BB	2
SO	3
LOB	20





Batter	1	2	3	4	5	6	7	8	9	AB R H RBI BB SO LOB
Bill Virdon, L OBP: 0.343, SLG: 0.466 (1, 8)	0-0 WP 3B		0-0 4-3		0-0 1-3		0-0 4-3		0-3 K	5 1 1 0 0 1 0
Dick Groat, R OBP: 0.333, SLG: 0.393 (1, 6)	0-0 P3		0-0 F8		4-0 1B BB		0-0 4-3		0-0 1B 3B 1B	4 1 1 0 1 0 0
Roberto Clemente, R OBP: 0.360, SLG: 0.521 (1, 9)	0-0 3-1		0-0 1B		0-0 1B		0-0 1B 2B		0-0 3B 1B	5 2 4 0 0 0 0
Dick Stuart, R OBP: 0.347, SLG: 0.551 (1, 3)	0-0 HR		0-3 K		0-0 F9		0-0 1B		0-0 3B	5 1 3 4 0 1 3
Don Hoak, R OBP: 0.426, SLG: 0.514 (1, 5)	4-0 BB				0-0 5-3		0-0 F7		0-0 F8	3 0 0 0 1 0 1
Gino Cimoli, R OBP: 0.319, SLG: 0.373 (1, 7)	0-3 K		0-3 K		0-0 1B 1B		0-0 SH1-4 1B			4 0 2 0 0 2 1
Hal Smith, R OBP: 0.247, SLG: 0.298 (1, 2)		0-3 K	4-0 BB		0-0 1B		0-0 SH1-4			2 0 1 0 1 1 0
Bill Mazaroski, R OBP: 0.273, SLG: 0.339 (1, 4)		0-0 5-3	0-0 F8		0-0 F8		0-0 5-3			4 0 0 0 0 0 4
Bob Friend, R OBP: 0.156, SLG: 0.156 (1, 1)		0-0 1-3			0-0 F9		0-0 3-1		0-0 5-3	2 0 0 0 0 0 0
Smoky Burgess, L OBP: 0.392, SLG: 0.550 (6, PH)										1 0 0 0 0 0 2
Roy Face, R OBP: 0.250, SLG: 0.250 (7, 1)										0 0 0 0 0 0 0
Joe Christopher, R OBP: 0.333, SLG: 0.348 (8, PH)										1 0 0 0 0 0 1
Bobby Shantz, R OBP: 0.429, SLG: 0.429 (9, 1)										0 0 0 0 0 0 0

Inning Stats	R: 2 E: 0 K: 1 S: 7	H: 2 LOB: 1 BB: 1 P: 11	R: 0 E: 0 K: 1 S: 5	H: 0 LOB: 0 BB: 0 P: 5	R: 0 E: 0 K: 1 S: 6	H: 1 LOB: 1 BB: 0 P: 6	R: 0 E: 0 K: 1 S: 5	H: 0 LOB: 1 BB: 1 P: 9	R: 0 E: 0 K: 0 S: 4	H: 1 LOB: 2 BB: 1 P: 8	R: 0 E: 0 K: 0 S: 5	H: 2 LOB: 2 BB: 0 P: 5	R: 1 E: 0 K: 0 S: 5	H: 2 LOB: 1 BB: 0 P: 5	R: 0 E: 0 K: 0 S: 4	H: 1 LOB: 1 BB: 0 P: 4	R: 2 E: 0 K: 1 S: 6	H: 3 LOB: 1 BB: 0 P: 6	1B: 8 2B: 1 3B: 2 HR: 1	SF: 0 SAC: 1 DP: 0 HBP: 0
--------------	------------------------------	----------------------------------	------------------------------	---------------------------------	------------------------------	---------------------------------	------------------------------	---------------------------------	------------------------------	---------------------------------	------------------------------	---------------------------------	------------------------------	---------------------------------	------------------------------	---------------------------------	------------------------------	---------------------------------	----------------------------------	------------------------------------

PITCHER	IP	WLS	BF	H	R	ER	SO	BB	IBB	HBP	BLK	WP	HR	S	P	ERA	WHIP
Jim O'Toole, L ERA: 3.45 (1, 1)	8.1		38	10	4	4	5	3	0	0	0	1	1	45	57	4.32	1.560
Jim Brosnan, R ERA: 3.51 (9, 1)	0.0	L	2	2	1	1	0	0	0	0	0	0	0	2	2	∞	∞

BOTTOM

Cincinnati Reds @ Pittsburgh Pirates  
 Forbes Field, Pittsburgh, PA  
 Wed Jun 14 1961, 7:05 PM EDT  
 Att. 14,270 - Unknown

livebaseballscores.com

AB	36
R	5
H	12
RBI	4
BB	3
SO	5
LOB	12



WP: 1	PA: 40
PB: 0	
SB: 0	
CS: 0	

Batter	1	2	3	4	5	6	7	8	9	AB	R	H	RBI	BB	SO	LOB	TOP										
Don Blasingame, L (1, 4) OBP: 0.338, SLG: 0.345	0-0 F9	0-0 P4		0-0 3-1		0-0 FC6 1B	0-0 FC4-6			5	0	1	0	0	0	1											
Eddie Kasko, R (1, 6) Leo Cardenas, R (8, 6) OBP: 0.380, SLG: 0.375 OBP: 0.342, SLG: 0.371	0-0 2B 1B	0-0 FC5-6 1B		0-0 1B		0-0 FC6 3B		0-3 K		5	2	3	0	0	1	1											
Vada Pinson, L (1, 8) OBP: 0.365, SLG: 0.482	0-0 1-3 2B	0-0 1-2 1B		0-0 1-3		0-0 F7		0-0 1B		5	1	3	0	0	0	2											
Frank Robinson, R (1, 7) OBP: 0.371, SLG: 0.538	4-0 2B IBB	0-0 FC5-6			0-0 F7	0-0 1-H 3B		0-0 F7		4	1	1	1	1	0	3											
Gene Freese, R (1, 5) OBP: 0.319, SLG: 0.502	0-0 1-H 2-H 3-H 1B 2B		0-0 F8		0-0 E6 2B	0-0 1-3		0-0 F9		5	2	1	3	0	0	2											
Wally Post, R (1, 9) OBP: 0.369, SLG: 0.531	0-0 2-H WP 1B		0-0 P4		0-0 1-H 1B 2B		0-0 HR		0-0 5-3	5	2	3	3	0	0	0											
Gordy Coleman, L (1, 3) OBP: 0.317, SLG: 0.490	0-0 1-2 F7		0-0 FC5-4 1B		4-0 1B IBB		0-0 F7		4-0 BB BB BB	3	0	1	0	2	0	1											
Jerry Zimmerman, R (1, 2) OBP: 0.296, SLG: 0.275	0-0 L4		0-0 FC5-4		0-3 K		0-0 FC4-6 1B		0-0 P6	5	0	1	0	0	1	5											
Joey Jay, S (1, 1) OBP: 0.057, SLG: 0.086		0-0 4-3		0-3 K	0-0 1-3 2-H 1B		0-3 K		0-0 3-1	5	0	1	1	0	2	2											
<b>Inning Stats</b>	R: 4 E: 0 K: 0 S: 7	H: 4 LOB: 1 BB: 1 P: 11	R: 0 E: 0 K: 0 S: 5	H: 2 LOB: 2 BB: 0 P: 5	R: 0 E: 0 K: 0 S: 4	H: 1 LOB: 1 BB: 0 P: 4	R: 0 E: 0 K: 1 S: 6	H: 1 LOB: 1 BB: 0 P: 6	R: 2 E: 1 K: 1 S: 7	H: 2 LOB: 2 BB: 1 P: 11	R: 1 E: 0 K: 0 S: 5	H: 2 LOB: 1 BB: 0 P: 5	R: 1 E: 0 K: 1 S: 7	H: 2 LOB: 1 BB: 0 P: 7	R: 0 E: 0 K: 1 S: 6	H: 1 LOB: 1 BB: 0 P: 6	R: 0 E: 0 K: 0 S: 3	H: 0 LOB: 1 BB: 1 P: 7	1B: 10 2B: 3 3B: 1 HR: 1	SF: 0 SAC: 0 DP: 0 HBP: 0	WP: 1 PB: 0 SB: 0 CS: 0	PA: 45					
<b>PITCHER</b>	IP	WLS	BF	H	R	ER	SO	BB	IBB	HBP	BLK	WP	HR	S	P	ERA	WHIP										
Vinegar Bend Mizell, L (1, 1) ERA: 4.97	0.1	L	6	4	4	4	0	0	1	0	0	0	0	5	9	108.00	12.000										
Fred Green, L (1, 1) ERA: 4.76	1.2		7	2	0	0	0	0	0	0	0	1	0	7	7	0.00	1.200										
Earl Francis, R (3, 1) ERA: 4.61	5.0		24	8	4	2	3	0	1	0	0	0	1	29	33	3.60	1.600										
Clem Labine, R (8, 1) ERA: 2.48	2.0		8	1	0	0	1	1	0	0	0	0	0	9	13	0.00	1.000										

**Cincinnati Reds @ Pittsburgh Pirates**  
 Forbes Field, Pittsburgh, PA  
 Thu Jun 15 1961, 7:05 PM EDT  
 Att: 19,209 - Unknown

[livebaseballscorecards.com](http://livebaseballscorecards.com)

<b>AB</b>	42
<b>R</b>	8
<b>H</b>	15
<b>RBI</b>	8
<b>BB</b>	3
<b>SO</b>	4
<b>LOB</b>	17



BOTTOM

Cincinnati Reds @ Pittsburgh Pirates  
Forbes Field, Pittsburgh, PA  
Thu Jun 15 1961, 7:05 PM EDT  
Att. 19,209 - Unknown

livebaseballscorecards.com

AB	34
R	1
H	8
RBI	1
BB	3
SO	7
LOB	17



WP:	0	PA:	37
PB:	0		
SB:	0		
CS:	0		

AB R H RBI BB SO LOB

5	0	0	0	0	0	2
3	0	0	0	1	0	2
4	0	2	0	0	0	1
4	0	0	0	0	2	2
4	0	1	0	0	1	0
3	0	1	0	1	1	2
3	1	2	0	1	0	2
4	0	1	0	0	1	4
0	0	0	0	0	0	0
0	0	0	0	0	0	0
1	0	0	0	0	0	2
1	0	0	0	0	1	0
1	0	1	1	0	0	0
0	0	0	0	0	0	0
1	0	0	0	0	1	0

Batter	1	2	3	4	5	6	7	8	9
Bill Virdon, L (1, 8) OBP: 0.335, SLG: 0.454	0-0 F7		0-0 4-3		0-0 F8		0-0 F8		0-0 6-3
Dick Groat, R (1, 6) OBP: 0.332, SLG: 0.387	0-0 4-3		0-0 6-3		4-0 BB		0-0 G6-3		
Roberto Clemente, R (1, 9) OBP: 0.362, SLG: 0.521	0-0 1B		0-0 F8		0-0 P3			0-0 1B	
Dick Stuart, R (1, 3) OBP: 0.339, SLG: 0.538	0-3 K			0-0 F8		0-3 K		0-0 P4	
Smoky Burgess, L (1, 2) OBP: 0.387, SLG: 0.540		0-0 F7		0-0 F5		0-3 K		0-0 1B	
Don Hoak, R (1, 5) OBP: 0.427, SLG: 0.511		4-0 1B		0-0 1B		0-0 4-3		0-3 K	
Bob Skinner, L (1, 7) OBP: 0.370, SLG: 0.338		0-0 FC6-4		0-0 1B		4-0 1B		0-0 F5	
Bill Mazeroski, R (1, 4) OBP: 0.273, SLG: 0.337		0-3 K		0-0 P6		0-0 1B		0-0 F7	
Vinegar Bend Mizell, R (1, 1) Fred Green, R (1, 1)		0-0 FC6-4		0-3 K		0-0 1B		0-3 K	
Joe Christopher, R (2, PH) Earl Francis, R (3, 1) Rocky Nelson, L (7, PH) Clem Labine, R (8, 1) Dick Schofield, S (9, PH)		0-0 1-2					0-0 G6-3		

Inning Stats	R: 0 E: 0 K: 1 S: 6	H: 1 LOB: 1 BB: 0 P: 6	R: 0 E: 0 K: 1 S: 6	H: 1 LOB: 2 BB: 1 P: 10	R: 0 E: 0 K: 0 S: 3	H: 0 LOB: 0 BB: 0 P: 3	R: 0 E: 0 K: 0 S: 5	H: 2 LOB: 2 BB: 0 P: 5	R: 0 E: 0 K: 1 S: 5	H: 0 LOB: 1 BB: 1 P: 9	R: 0 E: 0 K: 2 S: 7	H: 0 LOB: 0 BB: 0 P: 7	R: 1 E: 0 K: 0 S: 4	H: 2 LOB: 1 BB: 1 P: 8	R: 0 E: 0 K: 1 S: 7	H: 2 LOB: 2 BB: 0 P: 7	R: 0 E: 0 K: 1 S: 5	H: 0 LOB: 0 BB: 0 P: 5	1B: 8 2B: 0 3B: 0 HR: 0	SF: 0 SAC: 0 DP: 1 HBP: 0
--------------	------------------------------	---------------------------------	------------------------------	----------------------------------	------------------------------	---------------------------------	------------------------------	---------------------------------	------------------------------	---------------------------------	------------------------------	---------------------------------	------------------------------	---------------------------------	------------------------------	---------------------------------	------------------------------	---------------------------------	----------------------------------	------------------------------------

PITCHER Joey Jay, R (1, 1) ERA: 2.84	IP 9.0	WLS W	BF 37	H 8	R 1	ER 1	SO 7	BB 3	IBB 0	HBP 0	BLK 0	WP 0	HR 0	S 48	P 60	ERA 1.00	WHIP 1.222	PITCHER	IP	WLS	BF	H	R	ER	SO	BB	IBB	HBP	BLK	WP	HR	S	P	ERA	WHIP
--	-----------	----------	----------	--------	--------	---------	---------	---------	----------	----------	----------	---------	---------	---------	---------	-------------	---------------	---------	----	-----	----	---	---	----	----	----	-----	-----	-----	----	----	---	---	-----	------

Batter	1	2	3	4	5	6	7	8	9	AB R H RBI BB SO LOB	TOP											
Eddie Kasko, R (1, 6) OBP: 0.372, SLG: 0.368	0-0 F7			0-0 L4			0-0 P4	0-0 SF7		3 0 0 1 0 0 0												
Don Blasingame, L (1, 4) OBP: 0.332, SLG: 0.337	0-0 P6			0-0 4-3			0-0 F9	0-0 4-3		4 0 0 0 0 0 2												
Vada Pinson, L (1, 8) OBP: 0.367, SLG: 0.483	0-0 6-3			0-3 K2-3			0-0 S 1B		0-0 L5-3 1B	4 0 2 0 0 1 0												
Frank Robinson, R (1, 7) OBP: 0.364, SLG: 0.527			0-0 L7		0-0 F3		0-3 K 1-2		0-0 F2	4 0 0 0 0 1 2												
Gordy Coleman, L (1, 3) OBP: 0.320, SLG: 0.491			0-0 F7		0-0 1B			0-0 1B 1B	0-0 L5-3 1-2	4 1 2 0 0 0 1												
Gene Freese, R (1, 5) OBP: 0.319, SLG: 0.500			0-0 F9		0-0 6-3			0-0 1B 2B 1B		3 1 1 0 0 0 0												
Wally Post, R (1, 9) OBP: 0.368, SLG: 0.526			0-3 K		0-0 5-3			0-0 2B SF7 1B		3 0 1 1 0 1 0												
Pete Whisenant, R (8, PR) OBP: 0.083, SLG: 0.083			0-3 K		0-0 F2			1-3 2-H E 2B		0 1 0 0 0 0 0	AB 31											
Jim Brosnan, R (8, 1)			0-3 K		0-0 5-3			0-0 G3		0 0 0 0 0 0 0	R 4											
Jerry Zimmerman, R (1, 2) OBP: 0.290, SLG: 0.269			0-3 K							2 0 0 0 0 1 0	H 7											
Jerry Lynch, L (8, PH) OBP: 0.397, SLG: 0.667			0-3 K							1 0 1 1 0 0 0	RBI 3											
Elio Chacon, R (8, PR) OBP: 0.357, SLG: 0.182			0-3 K							0 1 0 0 0 0 0	BB 0											
Bob Schmidt, R (8, 2) OBP: 0.191, SLG: 0.129			0-3 K							0 0 0 0 0 0 0	SO 5											
Ken Hunt, R (1, 1) OBP: 0.192, SLG: 0.167			0-3 K							2 0 0 0 0 1 0	LOB 8											
Gus Bell, L (8, PH) OBP: 0.266, SLG: 0.323										1 0 0 0 0 0 3												
<b>Inning Stats</b>	R: 0 E: 0 K: 0 S: 3	H: 0 LOB: 0 BB: 0 P: 3	R: 0 E: 0 K: 0 S: 3	H: 0 LOB: 0 BB: 0 P: 3	R: 0 E: 0 K: 3 S: 9	H: 0 LOB: 0 BB: 0 P: 9	R: 0 E: 0 K: 1 S: 5	H: 0 LOB: 0 BB: 0 P: 5	R: 0 E: 0 K: 0 S: 3	H: 1 LOB: 0 BB: 0 P: 3	R: 0 E: 0 K: 0 S: 3	H: 0 LOB: 0 BB: 0 P: 3	R: 0 E: 0 K: 1 S: 6	H: 1 LOB: 1 BB: 0 P: 6	R: 4 E: 1 K: 0 S: 7	H: 4 LOB: 2 BB: 0 P: 7	R: 0 E: 0 K: 0 S: 3	H: 1 LOB: 0 BB: 0 P: 3	1B: 6 2B: 2 3B: 0 HR: 0	SF: 1 SAC: 0 DP: 1 HBP: 0	WP: 0 PB: 0 SB: 1 CS: 0	PA: 32
<b>PITCHER</b>	IP WLS BF H R ER SO BB IBB HBP BLK WP HR S P ERA WHIP																					
John Buzhardt, R (1, 1) ERA: 2.98	7.0 L 25 5 3 3 5 0 0 0 0 0 0 0 35 35 3.86 0.714																					
Ken Lehman, L (8, 1) ERA: 2.7	0.0 1 1 0 0 0 0 0 0 0 0 0 0 1 1 ∞ ∞																					
Frank Sullivan, R (8, 1) ERA: 3.88	2.0 6 1 1 0 0 0 0 0 0 0 0 0 6 6 0.00 0.500																					

Cincinnati Reds @ Philadelphia Phillies  
 Connie Mack Stadium, Philadelphia, PA  
 Fri Jun 16 1961, 7:05 PM EDT  
 Att: 10,508 - Unknown

livebaseballscorecards.com





Batter	1	2	3	4	5	6	7	8	9	AB R H RBI BB SO LOB	TOP		
Eddie Kasko, R (1, 6) OBP: 0.367, SLG: 0.369	0-0 E5 F8 6-3 1B		0-0 L8		0-0 F3		0-0 SH3-4 1B 2B	0-0 6-3		5 2 1 0 0 0 0			
Don Blasingame, L (1, 4) OBP: 0.330, SLG: 0.335	0-0 6-3 1-2		0-0 P5		0-0 4-3 1B 1B		0-0 SH3-4 2-3	0-3 K		4 0 1 0 0 1 1			
Vada Pinson, L (1, 8) OBP: 0.372, SLG: 0.485	0-0 F8 2-3		0-0 1B		0-0 4-3 1B		0-0 1B 1B 3-H	0-3 K		5 1 3 1 0 1 1			
Frank Robinson, R (1, 7) OBP: 0.369, SLG: 0.529	0-0 1B 3-H		0-3 K		0-0 4-3 1-2 2-3		0-0 1B 1B 1-3		0-0 1B 1B	5 1 3 1 0 1 3			
Gus Bell, L (1, 9) OBP: 0.272, SLG: 0.337	0-0 L8			0-0 HR 2B	0-0 1-3		0-0 1B 1B 1-2 FC6-4 3-H		0-0 P6	5 2 2 1 0 0 4			
Gordy Coleman, L (1, 3) OBP: 0.331, SLG: 0.525		0-0 HR		0-0 HR 2-H		0-0 3-1	0-0 FC6-4 1-3 2-H 1B		0-0 1B	5 2 4 4 0 0 0			
Gene Freese, R (1, 5) OBP: 0.317, SLG: 0.491		0-0 P6		0-0 3-1		0-0 F9	0-0 FC6-4 1-2 HR 3-H		4-0 IBB	4 1 0 1 1 0 1			
Bob Schmidt, R (1, 2) OBP: 0.205, SLG: 0.182		0-3 K		0-0 F7		4-0 E BB	0-0 1-H HR		0-3 K	4 1 1 2 1 2 3			
Bob Purkey, R (1, 1) OBP: 0.143, SLG: 0.121		0-3 K		0-3 K		0-0 2-3 1-2	0-0 6-3		0-0 F7	5 0 0 0 0 2 4			
<b>Inning Stats</b>	R: 1 H: 1 E: 1 LOB: 1 K: 0 BB: 0 S: 5 P: 5	R: 1 H: 1 E: 0 LOB: 0 K: 2 BB: 0 S: 8 P: 8	R: 0 H: 1 E: 0 LOB: 1 K: 1 BB: 0 S: 6 P: 6	R: 2 H: 2 E: 0 LOB: 0 K: 1 BB: 0 S: 7 P: 7	R: 0 H: 2 E: 0 LOB: 2 K: 0 BB: 0 S: 5 P: 5	R: 0 H: 0 E: 1 LOB: 1 K: 0 BB: 1 S: 3 P: 7	R: 6 H: 6 E: 0 LOB: 0 K: 0 BB: 0 S: 9 P: 9	R: 0 H: 0 E: 0 LOB: 0 K: 2 BB: 0 S: 7 P: 7	R: 0 H: 2 E: 0 LOB: 3 K: 1 BB: 1 S: 7 P: 11	1B: 10 SF: 0 2B: 2 SAC: 1 3B: 0 DP: 0 HR: 3 HBP: 0	WP: 0 PA: 45 PB: 0 SB: 0 CS: 0		
<b>PITCHER</b>	IP WLS BF H R ER SO BB IBB HBP BLK WP HR S P ERA WHIP											<b>PITCHER</b>	IP WLS BF H R ER SO BB IBB HBP BLK WP HR S P ERA WHIP
Robin Roberts, R (1, 1) ERA: 4.85	4.1 L 21 7 4 3 4 0 0 0 0 0 0 2 29 29 6.23 1.615												
Jack Baldschun, R (5, 1) ERA: 5.4	2.2 15 6 6 6 0 1 0 0 0 0 0 1 14 18 20.25 2.625												
Ken Lehman, L (8, 1) ERA: 2.45	2.0 9 2 0 0 0 3 0 1 0 0 0 0 0 14 18 0.00 1.000												

Cincinnati Reds @ Philadelphia Phillies  
 Connie Mack Stadium, Philadelphia, PA  
 Sat Jun 17 1961, 3:33 AM EDT  
 Att. 5,205 - Unknown

livebaseballscorecards.com

AB	42
R	10
H	15
RBI	10
BB	2
SO	7
LOB	17



Batter	1	2	3	4	5	6	7	8	9	AB	R	H	RBI	BB	SO	LOB
<b>Bobby Del Greco, R</b> (1, 8) OBP: 0.390, SLG: 0.424	0-0 3-1 SF8 2B		0-0 6-3		0-0 6-3		0-0 L4-6 2-H E 1B		0-3 K	5	1	2	1	0	1	0
<b>Tony Taylor, R</b> (1, 4) OBP: 0.283, SLG: 0.286	0-0 3-1 2-3		0-0 6-3		0-0 5-3		0-0 E1 1-2			4	0	0	0	0	0	2
<b>Johnny Callison, L</b> (1, 9) OBP: 0.361, SLG: 0.390	0-0 SF8 3-H		0-0 F8			0-0 F7 2-3	0-0 L4-6 2-3			3	0	0	1	0	0	2
<b>Pancho Herrera, R</b> (1, 3) OBP: 0.359, SLG: 0.455	0-0 FC5-4 1B			0-0 2B 6-3 1B		0-0 F9		0-3 K		4	1	2	0	0	1	0
<b>Don Demeter, R</b> (1, 7) OBP: 0.292, SLG: 0.439	0-0 FC5-4 1-2r			0-0 1-3 2B		0-3 K		0-3 K		4	0	1	0	0	2	1
<b>Charley Smith, R</b> (1, 5) OBP: 0.316, SLG: 0.396		0-0 5-3		0-0 6-3			0-0 1B 2B 1B	0-0 FC6-4 1B		4	1	2	1	0	0	1
<b>Clay Dalrymple, L</b> (1, 2) OBP: 0.228, SLG: 0.250		0-0 L9		0-0 3-H F8			0-0 P6	0-0 FC6-4 1-2r		4	0	0	0	0	0	3
<b>Ruben Amaro, R</b> (1, 6) OBP: 0.308, SLG: 0.286		0-0 2B		0-0 6-3			0-0 1-2 2B 1B		0-0 6-3	4	1	2	0	0	0	1
<b>Robin Roberts, S</b> (1, 1) OBP: 0.136, SLG: 0.050		0-0 F7			0-0 F2		0-0 1-H 2-H 1B 2B		0-0 5-3	1	0	0	0	0	0	1
<b>Jack Baldschun, R</b> (5, 1)										1	0	0	0	0	0	0
<b>Elmer Valo, L</b> (7, PH) OBP: 0.270, SLG: 0.273										1	1	1	2	0	0	0
<b>Ken Lehman, L</b> (8, 1)										0	0	0	0	0	0	0
<b>Ken Walters, R</b> (9, PH) OBP: 0.295, SLG: 0.405										1	0	0	0	0	0	0

Inning Stats	R: 1	H: 2	E: 0	K: 5	S: 5	H: 2	LOB: 1	BB: 0	P: 5	R: 0	H: 1	E: 0	K: 4	S: 4	R: 0	H: 0	E: 0	K: 3	S: 3	R: 1	H: 2	E: 0	K: 5	S: 5	R: 0	H: 0	E: 0	K: 3	S: 3	R: 0	H: 0	E: 0	K: 1	S: 5	R: 3	H: 4	E: 1	K: 7	S: 7	R: 0	H: 1	E: 0	K: 2	S: 8	R: 0	H: 0	E: 0	K: 1	S: 5	1B: 6	SF: 1	2B: 5	SAC: 0	3B: 0	DP: 1	HR: 0	HBP: 0	WP: 0	PA: 37
--------------	------	------	------	------	------	------	--------	-------	------	------	------	------	------	------	------	------	------	------	------	------	------	------	------	------	------	------	------	------	------	------	------	------	------	------	------	------	------	------	------	------	------	------	------	------	------	------	------	------	------	-------	-------	-------	--------	-------	-------	-------	--------	-------	--------

PITCHER	IP	WLS	BF	H	R	ER	SO	BB	IBB	HBP	BLK	WP	HR	S	P	ERA	WHIP	PITCHER	IP	WLS	BF	H	R	ER	SO	BB	IBB	HBP	BLK	WP	HR	S	P	ERA	WHIP																			
<b>Bob Purkey, R</b> (1, 1) ERA: 2.98	9.0	W	37	10	5	5	4	0	0	0	0	0	0	45	45	5.00	1.111																																					

**BOTTOM**

**Cincinnati Reds @ Philadelphia Phillies**  
**Connie Mack Stadium, Philadelphia, PA**  
 Sat Jun 17 1961, 3:33 AM EDT  
 Att. 5,205 - Unknown

AB	36
R	5
H	10
RBI	5
BB	0
SO	4
LOB	11



WP: 0	PA: 37
PB: 0	
SB: 0	
CS: 0	

Batter	1	2	3	4	5	6	7	8	9	AB R H RBI BB SO LOB	TOP											
<b>Don Blasingame, L</b> (1, 4) OBP: 0.327, SLG: 0.337	0-0 L4		0-0 F7		0-0 F5		0-0 1B 1-3 1B 2B		0-0 3-1	5 1 1 0 0 0 0	<b>Cincinnati Reds @ Philadelphia Phillies</b> Connie Mack Stadium, Philadelphia, PA Sun Jun 18 1961, 3:33 AM EDT Unknown <a href="http://livebaseballscorecards.com">livebaseballscorecards.com</a>											
<b>Eddie Kasko, R</b> (1, 6) OBP: 0.368, SLG: 0.367	4-0 CS 1B BB		0-0 5-3		0-0 5-3		0-0 1B 5-3-6 1B		0-0 5-3	4 1 1 1 1 0 0												
<b>Vada Pinson, L</b> (1, 8) OBP: 0.372, SLG: 0.483	0-0 1-2 1B			0-0 F9		0-0 F9	0-0 5-3-6 1B		0-0 6-3	5 0 2 1 0 0 0												
<b>Frank Robinson, R</b> (1, 7) OBP: 0.367, SLG: 0.522	0-3 K 2-3			4-0 1B HR BB		0-0 F9	0-0 5-3-6 1-3f 3-H			3 1 0 1 1 1 3												
<b>Gene Freese, R</b> (1, 5) OBP: 0.328, SLG: 0.519		4-0 BB BB BB		0-0 1-2 HR 1B		0-0 HR		0-0 FC6-2 3B		3 2 3 1 1 0 0												
<b>Wally Post, R</b> (1, 9) OBP: 0.372, SLG: 0.550		0-0 F8		0-0 1-H 2-H HR		0-0 1B		0-3 K		4 1 2 3 0 1 2												
<b>Gordy Coleman, L</b> (1, 3) OBP: 0.329, SLG: 0.518		0-0 L7		0-0 F7		0-0 L7		4-0 FC6-2 IBB		3 0 0 0 1 0 2												
<b>Jerry Zimmerman, R</b> (1, 2) OBP: 0.279, SLG: 0.258		0-0 L7		0-0 5-3			0-0 5-3	0-0 FC6-2		4 0 0 0 0 0 3												
<b>Jim Maloney, L</b> (1, 1) OBP: 0.375, SLG: 0.533			0-0 F8		0-0 5-3		0-0 2B 1B	0-3 K		0 0 0 0 0 0 0												
<b>Howie Nunn, R</b> (2, 1) OBP: 0.167, SLG: 0.167										4 1 1 0 0 1 2												
<b>Inning Stats</b>	R: 0 E: 0 K: 1 S: 5	H: 1 LOB: 2 BB: 1 P: 9	R: 0 E: 0 K: 0 S: 3	H: 0 LOB: 1 BB: 1 P: 7	R: 0 E: 0 K: 0 S: 3	H: 0 LOB: 0 BB: 0 P: 3	R: 3 E: 0 K: 0 S: 5	H: 2 LOB: 0 BB: 1 P: 9	R: 0 E: 0 K: 0 S: 3	H: 0 LOB: 0 BB: 0 P: 3	R: 1 E: 0 K: 0 S: 5	H: 2 LOB: 1 BB: 0 P: 5	R: 3 E: 0 K: 0 S: 6	H: 4 LOB: 0 BB: 0 P: 6	R: 0 E: 0 K: 2 S: 8	H: 1 LOB: 2 BB: 1 P: 12	R: 0 E: 0 K: 0 S: 3	H: 0 LOB: 0 BB: 0 P: 3	1B: 6 2B: 3 3B: 1 HR: 2	SF: 0 SAC: 0 DP: 2 HBP: 0	WP: 0 PB: 0 SB: 0 CS: 1	PA: 39
<b>PITCHER</b>	IP WLS BF H R ER SO BB IBB HBP BLK WP HR S P ERA WHIP												<b>PITCHER</b>	IP WLS BF H R ER SO BB IBB HBP BLK WP HR S P ERA WHIP								
<b>Don Ferrarese, L</b> (1, 1) ERA: 3.54	6.1 L 30 9 7 7 1 3 0 0 0 0 0 2 29 41 9.95 1.895																					
<b>Dallas Green, R</b> (7, 1) ERA: 4.45	2.2 9 1 0 0 2 0 1 0 0 0 0 0 12 16 0.00 0.375																					





Batter	1	2	3	4	5	6	7	8	9	AB R H RBI BB SO LOB	
<b>Bobby Del Greco, R</b> (1, 8) OBP: 0.378, SLG: 0.400	0-0 F3	0-0 G6-4-3			0-0 5-3		4-0 1B BB		0-0 F9	4 0 0 0 1 0 4	
<b>Tony Taylor, R</b> (1, 4) OBP: 0.282, SLG: 0.285	0-3 K		0-3 K		0-3 K		0-0 1-3 1B			4 0 1 0 0 3 0	
<b>Johnny Callison, L</b> (1, 9) OBP: 0.353, SLG: 0.380	0-0 P3		0-0 4-3		0-3 K		0-3 K			4 0 0 0 0 2 2	
<b>Pancho Herrera, R</b> (1, 3) OBP: 0.362, SLG: 0.453		4-0 1B BB BB	0-0 1B		0-0 F8		0-0 P6			3 1 1 0 1 0 0	
<b>Don Demeter, R</b> (1, 7) OBP: 0.299, SLG: 0.436		4-0 BB BB 1B BB	0-0 1B		0-0 6-3		0-0 F9			3 1 1 0 1 0 0	
<b>Charley Smith, R</b> (1, 5) OBP: 0.314, SLG: 0.391		0-0 BB BB 1B	0-3 K		0-0 E6		0-3 K			4 0 1 0 0 2 2	
<b>Clay Dalrymple, L</b> (1, 2) OBP: 0.229, SLG: 0.250		0-0 F9		0-0 1-3 1B		0-0 F8		0-0 P4		4 0 1 0 0 0 4	
<b>Ruben Amaro, R</b> (1, 6) OBP: 0.311, SLG: 0.283		4-0 BB BB		0-0 1-3		0-0 6-3		0-0 1B		1 0 0 1 1 0 1	
<b>Bobby Gene Smith, R</b> (7, PH) OBP: 0.306, SLG: 0.327		1-2 2-3 3-H		0-0 1-2 BB						1 0 0 0 0 0 0	
<b>Bobby Malkmus, R</b> (8, 6) OBP: 0.242, SLG: 0.270				0-0 1-2 BB						1 0 1 0 0 0 0	
<b>Don Ferrarese, R</b> (1, 1) OBP: 0.273, SLG: 0.200		4-0 BB BB		0-0 5-3		0-0 4-3		0-0 F9		1 0 0 1 1 0 0	
<b>Dallas Green, L</b> (7, 1) OBP: 0.348, SLG: 0.250										1 0 0 0 0 0 0	
<b>Elmer Valo, L</b> (9, PH) OBP: 0.263, SLG: 0.265		1-2 2-3 3-H								1 0 0 0 0 0 1	
<b>Inning Stats</b>	R: 0 H: 0 E: 0 LOB: 0 K: 1 BB: 0 S: 5 P: 5	R: 2 H: 1 E: 0 LOB: 2 K: 0 BB: 4 S: 3 P: 19	R: 0 H: 2 E: 0 LOB: 2 K: 2 BB: 0 S: 9 P: 9	R: 0 H: 1 E: 0 LOB: 0 K: 0 BB: 4 S: 3 P: 3	R: 0 H: 0 E: 0 LOB: 0 K: 2 BB: 0 S: 7 P: 7	R: 0 H: 0 E: 1 LOB: 1 K: 0 BB: 0 S: 4 P: 4	R: 0 H: 1 E: 0 LOB: 2 K: 1 BB: 1 S: 6 P: 10	R: 0 H: 0 E: 0 LOB: 0 K: 1 BB: 0 S: 5 P: 5	R: 0 H: 1 E: 0 LOB: 1 K: 0 BB: 0 S: 4 P: 4	1B: 6 SF: 0 2B: 1 SAC: 0 3B: 0 DP: 2 HR: 0 HBP: 0	WP: 0 PA: 37 PB: 0 SB: 0 CS: 0
<b>PITCHER</b> Jim Maloney, R (1, 1) ERA: 3.74 Howie Nunn, R (2, 1) ERA: 2.84	IP WLS BF H R ER SO BB IBB HBP BLK WP HR S P ERA WHIP										
	1.1 1.1 9 1 2 2 1 4 0 0 0 0 0 0 7 23 13.50 3.750										
	7.2 W 28 5 0 0 6 1 0 0 0 0 0 0 0 39 43 0.00 0.783										

**BOTTOM**

**Cincinnati Reds @ Philadelphia Phillies**  
**Connie Mack Stadium, Philadelphia, PA**  
Sun Jun 18 1961, 3:33 AM EDT  
Unknown

[livebaseballscorecards.com](http://livebaseballscorecards.com)

<b>AB</b>	<b>32</b>
<b>R</b>	<b>2</b>
<b>H</b>	<b>6</b>
<b>RBI</b>	<b>2</b>
<b>BB</b>	<b>5</b>
<b>SO</b>	<b>7</b>
<b>LOB</b>	<b>14</b>



Batter	1	2	3	4	5	6	7	8	9	AB	R	H	RBI	BB	SO	LOB	TOP										
<b>Don Blasingame, L</b> (1, 4) <small>OBP: 0.330, SLG: 0.345</small> <b>Elio Chacon, R</b> (6, 4) <small>OBP: 0.333, SLG: 0.167</small>	0-0 5-3	0-0 L4-3		0-0 1B 2B	0-0 1-2 2-H 1B		0-0 5-3			4	1	2	1	0	0	1											
<b>Eddie Kasko, R</b> (1, 6) <small>OBP: 0.371, SLG: 0.370</small> <b>Leo Cardenas, R</b> (6, 6) <small>OBP: 0.338, SLG: 0.365</small>	0-0 1B 1B		0-0 L7	0-0 2-H 1B	0-3 K		0-0 P6			4	1	2	1	0	1	2											
<b>Vada Pinson, L</b> (1, 8) <small>OBP: 0.373, SLG: 0.486</small>	0-3 K		0-0 2B	0-0 1-3		0-0 HR 1B	0-0 P6			5	2	2	0	0	1	2											
<b>Wally Post, R</b> (1, 9) <small>OBP: 0.373, SLG: 0.568</small>	0-0 1B 1-2 1B		0-0 L7		0-0 F2	0-0 1-H HR	0-0 6-3			5	1	2	2	0	0	1											
<b>Gene Freese, R</b> (1, 5) <small>OBP: 0.337, SLG: 0.530</small>	0-0 1-2 2-H 1B		0-0 2B		0-0 S E WP 1B	0-0 HR 1B	0-0 L7			5	2	4	2	0	0	0											
<b>Frank Robinson, R</b> (1, 7) <small>OBP: 0.376, SLG: 0.538</small>	0-0 1-2 2-3 1B		4-0 IBB		4-0 S 1B IBB	0-0 1-H HR	0-0 6-3			3	2	2	2	2	0	0											
<b>Gordy Coleman, L</b> (1, 3) <small>OBP: 0.326, SLG: 0.514</small> <b>Dick Gernert, R</b> (5, PH) <small>OBP: 0.348, SLG: 0.389</small> (5, 3)	0-0 FC6-4 1-2f		0-3 K		0-3 K	0-0 5-3				2	0	0	0	0	1	5											
<b>Bob Schmidt, R</b> (1, 2) <small>OBP: 0.218, SLG: 0.186</small>		0-0 F2		0-0 F8	4-0 1B 1B IBB	0-0 G4-6-3 1B				4	1	1	0	1	0	0											
<b>Jim O'Toole, S</b> (1, 1) <small>OBP: 0.256, SLG: 0.243</small>		4-0 L4-3 BB		0-3 K	0-0 1-2 3-H 1B	0-0 G4-6-3				4	0	1	1	1	1	1											
<b>Inning Stats</b>	R: 1 E: 0 K: 1 S: 9	H: 4 LOB: 3 BB: 0 P: 9	R: 0 E: 0 K: 0 S: 2	H: 0 LOB: 0 BB: 1 P: 6	R: 1 E: 0 K: 1 S: 7	H: 2 LOB: 2 BB: 1 P: 11	R: 1 E: 0 K: 1 S: 7	H: 2 LOB: 1 BB: 0 P: 7	R: 3 E: 1 K: 2 S: 10	H: 3 LOB: 2 BB: 2 P: 18	R: 4 E: 0 K: 0 S: 7	H: 5 LOB: 0 BB: 0 P: 7	R: 0 E: 0 K: 0 S: 3	H: 0 LOB: 0 BB: 0 P: 3	R: 0 E: 0 K: 0 S: 3	H: 0 LOB: 0 BB: 0 P: 3	R: 0 E: 0 K: 0 S: 3	H: 0 LOB: 0 BB: 0 P: 3	1B: 11 2B: 4 3B: 0 HR: 2	SF: 0 SAC: 0 DP: 2 HBP: 0	WP: 1 PB: 0 SB: 3 CS: 0	PA: 45					
<b>PITCHER</b>	IP	WLS	BF	H	R	ER	SO	BB	IBB	HBP	BLK	WP	HR	S	P	ERA	WHIP										
<b>Chris Short, L</b> (1, 1) <small>ERA: 5.4</small>	4.2	L	28	11	6	6	4	1	3	0	0	1	0	32	48	11.57	2.571										
<b>Robin Roberts, R</b> (5, 1) <small>ERA: 4.83</small>	0.1		1	0	0	0	1	0	0	0	0	0	0	3	3	0.00	0.000										
<b>Jack Baldschun, R</b> (6, 1) <small>ERA: 6.64</small>	2.0		10	5	4	4	0	0	0	0	0	0	2	10	10	18.00	2.500										
<b>Ken Lehman, L</b> (8, 1) <small>ERA: 2.25</small>	2.0		6	0	0	0	0	0	0	0	0	0	0	6	6	0.00	0.000										

**Cincinnati Reds @ Philadelphia Phillies**  
 Connie Mack Stadium, Philadelphia, PA  
 Sun Jun 18 1961, 3:38 AM EDT  
 Att. 16,369 - Unknown

livebaseballscorecards.com

<b>AB</b>	41
<b>R</b>	10
<b>H</b>	16
<b>RBI</b>	9
<b>BB</b>	4
<b>SO</b>	5
<b>LOB</b>	13




Batter	1	2	3	4	5	6	7	8	9	AB	R	H	RBI	BB	SO	LOB
<b>Bobby Malkmus, R</b> OBP: 0.253, SLG: 0.280 (1, 4)	0-0 6-3		0-3 K			0-0 1B WP 1B		0-0 1B		4	0	2	0	0	1	2
<b>Charley Smith, R</b> OBP: 0.303, SLG: 0.377 (1, 5)	0-0 F7		0-0 G5-4-3			0-0 P4		0-3 K		4	0	0	0	0	1	4
<b>Bobby Gene Smith, R</b> OBP: 0.304, SLG: 0.324 (1, 9)	0-0 P6				0-0 6-3			0-0 F3		4	0	1	0	0	0	1
<b>Pancho Herrera, R</b> OBP: 0.364, SLG: 0.454 (1, 3)		0-0 6-3			0-0 G6-4-3 1B			0-0 K		4	0	2	0	0	1	2
<b>Don Demeter, R</b> OBP: 0.289, SLG: 0.421 (1, 7)		0-0 F9			0-0 G6-4-3			0-0 P3		4	0	0	0	0	0	3
<b>Bobby Del Greco, R</b> OBP: 0.384, SLG: 0.397 (1, 8)		0-0 1B			0-3 K			0-0 P4		3	0	1	0	1	1	0
<b>Cal Neeman, R</b> OBP: 0.306, SLG: 0.258 (1, 2)		0-3 K			0-0 F7			0-0 G6-4-3		4	0	1	0	0	1	2
<b>Ruben Amaro, R</b> OBP: 0.324, SLG: 0.308 (1, 6)			0-0 E5 SH 1B			0-0 1B		0-0 2B		4	0	3	0	0	0	1
<b>Chris Short, R</b> <b>Robin Roberts, S</b> <b>Jim Woods, R</b> <b>Jack Baldschun, R</b> <b>Ken Walters, R</b> <b>Ken Lehman, L</b>			0-0 SH G5-4-3			0-3 K		0-0 5-3		0	0	0	0	0	0	0

Inning Stats	R: 0	H: 0	E: 0	K: 0	S: 3	LOB: 0	BB: 0	P: 3	R: 0	H: 1	E: 0	K: 1	S: 6	LOB: 1	BB: 0	P: 6	R: 0	H: 1	E: 0	K: 1	S: 6	LOB: 1	BB: 0	P: 6	R: 0	H: 2	E: 0	K: 1	S: 7	LOB: 2	BB: 0	P: 7	R: 0	H: 1	E: 0	K: 0	S: 3	LOB: 1	BB: 1	P: 7	R: 0	H: 2	E: 0	K: 1	S: 6	LOB: 1	BB: 0	P: 6	R: 0	H: 1	E: 0	K: 0	S: 4	LOB: 1	BB: 0	P: 4
<b>1B: 9</b>	<b>SF: 0</b>	<b>3B: 0</b>	<b>DP: 3</b>	<b>HR: 0</b>	<b>HBP: 0</b>	<b>WP: 1</b>	<b>PA: 35</b>	<b>ERA: 0.00</b>	<b>WHIP: 1.222</b>	<b>ERA: 3.13</b>	<b>WHIP: 1.222</b>	<b>ERA: 0.00</b>	<b>WHIP: 1.222</b>	<b>ERA: 0.00</b>	<b>WHIP: 1.222</b>	<b>ERA: 0.00</b>	<b>WHIP: 1.222</b>	<b>ERA: 0.00</b>	<b>WHIP: 1.222</b>	<b>ERA: 0.00</b>	<b>WHIP: 1.222</b>	<b>ERA: 0.00</b>	<b>WHIP: 1.222</b>	<b>ERA: 0.00</b>	<b>WHIP: 1.222</b>	<b>ERA: 0.00</b>	<b>WHIP: 1.222</b>	<b>ERA: 0.00</b>	<b>WHIP: 1.222</b>	<b>ERA: 0.00</b>	<b>WHIP: 1.222</b>	<b>ERA: 0.00</b>	<b>WHIP: 1.222</b>	<b>ERA: 0.00</b>	<b>WHIP: 1.222</b>	<b>ERA: 0.00</b>	<b>WHIP: 1.222</b>	<b>ERA: 0.00</b>	<b>WHIP: 1.222</b>	<b>ERA: 0.00</b>	<b>WHIP: 1.222</b>	<b>ERA: 0.00</b>	<b>WHIP: 1.222</b>	<b>ERA: 0.00</b>	<b>WHIP: 1.222</b>	<b>ERA: 0.00</b>	<b>WHIP: 1.222</b>	<b>ERA: 0.00</b>	<b>WHIP: 1.222</b>							

**BOTTOM**

**Cincinnati Reds @ Philadelphia Phillies**  
**Connie Mack Stadium, Philadelphia, PA**  
 Sun Jun 18 1961, 3:38 AM EDT  
 Att. 16,369 - Unknown

<b>AB</b>	<b>33</b>
<b>R</b>	<b>0</b>
<b>H</b>	<b>10</b>
<b>RBI</b>	<b>0</b>
<b>BB</b>	<b>1</b>
<b>SO</b>	<b>6</b>
<b>LOB</b>	<b>17</b>



Batter	1	2	3	4	5	6	7	8	9	10	11	AB R H RBI BB SO LOB	TOP
Julio Gotay, R OBP: 0.357, SLG: 0.385 (1, 6) BB	4-0 G3-6 BB		x 0-0 5-3			x 0-0 5-3		x 0-0 F8		x 0-0 6-3		4 0 0 0 1 0 1	
Carl Warwick, R OBP: 0.313, SLG: 0.395 (1, 8) (9, 7) (11, 8)	0-0 F8		x 0-0 FC3-6 1B			x 0-0 L1		x 0-0 F7		x 0-0 F7		5 0 1 0 0 0 1	
Bill White, L OBP: 0.349, SLG: 0.441 (1, 3)	0-0 G3-6 1-2f		x 0-0 FC3-6 L6 1B			x 0-0 P6		x 0-0 2B		x 0-0 F7		5 0 1 0 0 0 2	
Ken Boyer, R OBP: 0.386, SLG: 0.495 (1, 5)		x 0-0 P5		x 0-0 1-2 1B			S S 0-3 K	x 0-0 5-3			x 0-0 4-3	5 0 1 0 0 1 1	
Stan Musial, L OBP: 0.394, SLG: 0.530 Curt Flood, R OBP: 0.333, SLG: 0.370 Joe Cunningham, L OBP: 0.409, SLG: 0.390 (1, 7) (9, 8) (11, PH) (11, 9)		S S 0-3 K		x 0-0 L6			x 0-0 1B HR 2B		x 0-0 4-3		x 0-0 F8	4 1 1 0 0 1 2 0 0 0 0 0 0 0 1 0 0 0 0 0 0	
Charlie James, R OBP: 0.337, SLG: 0.442 (1, 9) (11, 7)		x 0-0 F8		x 0-0 FC4-6 1B			x 0-0 HR 1B		B B B B 4-0 S BB		x 0-0 1B	4 1 3 0 1 0 0	
Tim McCarver, L OBP: 0.250, SLG: 0.375 (1, 2)			S S 0-3 K2-3			x 0-0 F7		x 0-0 F8		S S 0-3 K		5 0 0 0 0 2 5	
Bob Lillis, R OBP: 0.250, SLG: 0.211 Carl Sawatski, L OBP: 0.378, SLG: 0.548 Alex Grammas, R OBP: 0.302, SLG: 0.278 (1, 4) (7, PH) (7, 4)			x 0-0 P4			x 0-0 FC4-6 1-2f		x 0-0 HR 1-H 3-H		4-0 IBB		2 0 0 0 0 0 1 1 1 1 3 0 0 0 0 0 0 0 1 0 0	
Ray Sadecki, L OBP: 0.314, SLG: 0.371 Bob Miller, R OBP: 0.667, SLG: 1.000 (1, 1) (9, 1)			x 0-0 1B			x 0-0 4-3		x 0-0 5-3		x 0-0 F8		4 0 1 0 0 0 3 0 0 0 0 0 0 0	
<b>Inning Stats</b>	R: 0 H: 0 E: 0 LOB: 0 K: 0 BB: 1 S: 2 P: 6	R: 0 H: 0 E: 0 LOB: 0 K: 1 BB: 0 S: 5 P: 5	R: 0 H: 1 E: 0 LOB: 1 K: 1 BB: 0 S: 6 P: 6	R: 0 H: 2 E: 0 LOB: 1 K: 0 BB: 0 S: 4 P: 4	R: 0 H: 1 E: 0 LOB: 1 K: 0 BB: 0 S: 4 P: 4	R: 0 H: 0 E: 0 LOB: 0 K: 0 BB: 0 S: 3 P: 3	R: 3 H: 3 E: 0 LOB: 0 K: 1 BB: 0 S: 8 P: 8	R: 0 H: 1 E: 0 LOB: 1 K: 0 BB: 0 S: 4 P: 4	R: 0 H: 0 E: 0 LOB: 2 K: 1 BB: 2 S: 5 P: 13	R: 0 H: 0 E: 0 LOB: 0 K: 0 BB: 0 S: 3 P: 3	R: 0 H: 1 E: 0 LOB: 1 K: 0 BB: 0 S: 4 P: 4	1B: 6 SF: 0 2B: 3 SAC: 0 3B: 0 DP: 2 HR: 1 HBP: 0	WP: 0 PA: 43 PB: 0 SB: 1 CS: 0
<b>PITCHER</b>	IP WLS BF H R ER SO BB IBB HBP BLK WP HR S P ERA WHIP												
Jay Hook, R ERA: 6.66 (1, 1)	7.0 27 7 3 3 3 1 0 0 0 0 0 1 32 36 3.86 1.143												
Bill Henry, L ERA: 2.7 (8, 1)	2.0 9 1 0 0 1 1 1 0 0 0 0 9 17 0.00 1.000												
Jim Brosnan, R ERA: 3.03 (10, 1)	2.0 W 7 1 0 0 0 0 0 0 0 0 0 7 7 0.00 0.500												

St. Louis Cardinals @ Cincinnati Reds  
Crosley Field, Cincinnati, OH  
Tue Jun 20 1961, 7:05 PM EDT  
Unknown

AB	40
R	3
H	9
RBI	3
BB	3
SO	4
LOB	16



1B: 6	SF: 0
2B: 3	SAC: 0
3B: 0	DP: 2
HR: 1	HBP: 0

Batter	1	2	3	4	5	6	7	8	9	10	11	AB R H RBI BB SO LOB
Don Blasingame, L (1, 4) OBP: 0.326, SLG: 0.337	4-3		4-3		F8		F8		G4-6-3		BB	5 0 0 1 1 0 2
Eddie Kasko, R (1, 6) OBP: 0.368, SLG: 0.364	L9		F7		CI			FC6-4 BB		F8		3 0 0 0 1 0 0
Vada Pinson, L (1, 8) OBP: 0.366, SLG: 0.476	P5		4-3		4-3			FC6-4 FC5-4		4-3		5 0 0 0 0 0 2
Wally Post, R (1, 7) OBP: 0.363, SLG: 0.550		E6 1B				F5		FC5-4 1B		F5		4 1 0 0 0 1 1
Elio Chacon, R (8, PR) OBP: 0.333, SLG: 0.167												0 0 0 0 0 0 0
Gus Bell, L (10, PH) OBP: 0.270, SLG: 0.333												1 0 0 0 0 0 0
Gene Freese, R (1, 5) OBP: 0.342, SLG: 0.535						5-3					F8	5 1 3 0 0 0 0
Frank Robinson, R (1, 9) OBP: 0.380, SLG: 0.537												4 1 2 2 1 0 2
Dick Gemert, R (1, 3) OBP: 0.333, SLG: 0.364												4 0 1 0 0 1 3
Leo Cardenas, R (9, PR) OBP: 0.338, SLG: 0.365												0 1 0 0 0 0 0
Jim Brosnan, R (10, 1)												0 0 0 0 0 0 0
Bob Schmidt, R (1, 2) OBP: 0.210, SLG: 0.178												3 0 0 0 0 0 3
Gordy Coleman, L (9, PH) OBP: 0.329, SLG: 0.514												0 0 0 0 1 0 0
Jay Hook, L (1, 1) OBP: 0.286, SLG: 0.286												2 0 0 0 0 1 2
Pete Whisenant, R (7, PH) OBP: 0.154, SLG: 0.083												0 0 0 0 1 0 0
Bill Henry, L (8, 1)												0 0 0 0 0 0 0
Jerry Lynch, L (9, PH) OBP: 0.407, SLG: 0.673												1 0 1 1 0 0 0
Jerry Zimmerman, R (10, 2) OBP: 0.286, SLG: 0.265												1 0 1 0 0 0 0

BOTTOM

St. Louis Cardinals @ Cincinnati Reds  
Crosley Field, Cincinnati, OH  
Tue Jun 20 1961, 7:05 PM EDT  
Unknown

livebaseballscores.com

AB	38
R	4
H	8
RBI	4
BB	5
SO	3
LOB	15



Inning Stats	R: 0	H: 0	E: 0	K: 0	S: 3	R: 1	H: 2	E: 1	K: 0	S: 6	R: 0	H: 0	E: 0	K: 0	S: 3	R: 1	H: 2	E: 0	K: 1	S: 7	R: 0	H: 0	E: 1	K: 1	S: 6	R: 0	H: 0	E: 0	K: 0	S: 3	R: 0	H: 0	E: 0	K: 0	S: 5	R: 0	H: 1	E: 0	K: 0	S: 4	R: 1	H: 2	E: 0	K: 0	S: 4	R: 0	H: 0	E: 0	K: 0	S: 3	R: 1	H: 1	E: 0	K: 0	S: 3	R: 0	H: 0	E: 0	K: 0	S: 3					
IP	8.1	WLS	36	H	7	R	3	ER	2	SO	3	BB	2	IBB	0	HBP	0	BLK	0	WP	0	HR	0	S	40	P	48	ERA	2.16	WHIP	1.080	IP	2.1	WLS	L	BF	10	H	1	R	1	ER	1	SO	0	BB	2	IBB	1	HBP	0	BLK	0	WP	0	HR	0	S	7	P	19	ERA	3.86	WHIP	1.286

WP: 0	PA: 46
PB: 0	
SB: 0	
CS: 0	

Batter	1	2	3	4	5	6	7	8	9	AB R H RBI BB SO LOB	TOP		
Julio Gotay, R OBP: 0.368, SLG: 0.389 (1, 6) X	0-0 L5 ① X	0-0 F8 ③ X		0-0 4-3 ③ X			0-0 FC1-6 1B X	0-0 1B X		5 0 2 0 0 0 1			
Carl Warwick, R OBP: 0.298, SLG: 0.374 (1, 8) X (9, 9)	0-0 5-3 ② X		0-3 K ① X		0-0 F9 ① X		0-0 FC1-6 BB 1B 1-2f ① X	0-0 P6 ③ X		5 1 0 0 0 1 2			
Bill White, L OBP: 0.354, SLG: 0.442 (1, 3) X	0-0 1B 1B 1B X		0-3 K ② X		0-0 F8 ② X		0-0 1B BB 1-2 1B X		4-0 G6-4-3 BB X	4 1 2 0 1 1 0			
Ken Boyer, R OBP: 0.390, SLG: 0.496 (1, 5) X	0-0 1B 1B X		0-0 BB 1B X		0-0 F8 ③ X		4-0 1B BB 1-2 2-3 BB X		0-0 G6-4-3 ① ② 1-2f X	4 2 2 0 1 0 1			
Joe Cunningham, L OBP: 0.419, SLG: 0.399 Curt Flood, R OBP: 0.333, SLG: 0.370 (1, 9) X (9, 8)	0-0 1B 2-H 3-H 1B X		4-0 1B BB 1-2 BB X			0-0 2B 1B X	0-0 1B 1-2 2-3 3-H 1B X		0-0 L9 ③ X	4 1 3 3 1 0 0 0 0 0 0 0 0 0			
Charlie James, R OBP: 0.343, SLG: 0.456 (1, 7) S S	0-3 K ③ X		0-0 1B 1-2 2-H 1B X			0-0 SH5-3 1-H SH3-4 2B X	0-3 K ② X			4 1 2 2 0 2 4			
Jimmie Schaffer, R OBP: 0.233, SLG: 0.333 (1, 2) X		0-0 F2 ① X	0-0 P5 ③ X			0-0 SH5-3 ① X	0-3 K ③ X			3 0 0 0 0 1 5			
Bob Lillis, R OBP: 0.254, SLG: 0.217 (1, 4) X		0-0 SH3-4 1B X		0-0 P4 ① X		0-0 SH3-4 ② X		0-0 P4 ① X		3 0 1 1 0 0 0			
Bob Gibson, R OBP: 0.241, SLG: 0.192 (1, 1) X		0-0 SH3-4 ② X		0-3 K ② X		0-3 K ③ X		0-3 K ② X		3 0 0 0 0 3 0			
Inning Stats	R: 2 H: 3 E: 0 LOB: 1 K: 1 BB: 0 S: 8 P: 8	R: 0 H: 1 E: 0 LOB: 1 K: 0 BB: 0 S: 4 P: 4	R: 1 H: 2 E: 0 LOB: 2 K: 2 BB: 1 S: 9 P: 13	R: 0 H: 0 E: 0 LOB: 0 K: 1 BB: 0 S: 5 P: 5	R: 0 H: 0 E: 0 LOB: 0 K: 0 BB: 0 S: 3 P: 3	R: 2 H: 2 E: 0 LOB: 0 K: 1 BB: 0 S: 7 P: 7	R: 1 H: 3 E: 0 LOB: 3 K: 2 BB: 1 S: 10 P: 14	R: 0 H: 1 E: 0 LOB: 1 K: 1 BB: 0 S: 6 P: 6	R: 0 H: 0 E: 0 LOB: 0 K: 0 BB: 1 S: 2 P: 6	1B: 11 SF: 0 2B: 1 SAC: 3 3B: 0 DP: 1 HR: 0 HBP: 0	WP: 0 PA: 41 PB: 0 SB: 0 CS: 0		
PITCHER	IP WLS BF H R ER SO BB IBB HBP BLK WP HR S P ERA WHIP											PITCHER	IP WLS BF H R ER SO BB IBB HBP BLK WP HR S P ERA WHIP
Joey Jay, R ERA: 3.12 (1, 1)	6.0 L 27 8 5 5 5 1 0 0 0 0 0 0 36 40 7.50 1.500												
Marshall Bridges, L ERA: 7.11 (7, 1)	2.0 11 4 1 1 3 1 0 0 0 0 0 0 16 20 4.50 2.500												
Howie Nunn, R ERA: 2.76 (9, 1)	1.0 3 0 0 0 0 1 0 0 0 0 0 0 2 6 0.00 1.000												

St. Louis Cardinals @ Cincinnati Reds  
 Crosley Field, Cincinnati, OH  
 Tue Jun 20 1961, 7:05 PM EDT  
 Att. 32,019 - Unknown

livebaseballscorecards.com

AB	35
R	6
H	12
RBI	6
BB	3
SO	8
LOB	13



Batter	1	2	3	4	5	6	7	8	9	AB R H RBI BB SO LOB
Eddie Kasko, R (1, 6) OBP: 0.366, SLG: 0.361	0-0 FC4-6 BB 1B		0-0 P6			0-3 K		0-0 5-3		4 0 1 0 0 1 0
Don Blasingame, L (1, 4) OBP: 0.329, SLG: 0.337	4-0 FC4-6 BB 1-2		0-0 6-3			0-3 K			0-0 1B WP SF7 1B	3 1 1 0 0 1 1 0
Vada Pinson, L (1, 8) OBP: 0.360, SLG: 0.469	0-0 FC4-6 1-2f 2-3				0-0 G3	0-0 6-3			0-3 K	4 0 0 0 0 1 3
Gus Bell, L (1, 7) OBP: 0.269, SLG: 0.330	0-0 F8				0-0 3-1		0-0 G3		0-0 BB 1-3 2B 1B	4 1 1 0 0 0 2
Gordy Coleman, L (1, 3) OBP: 0.324, SLG: 0.507	0-0 6-3				0-0 4-3		0-0 F7		0-0 SF7	3 0 0 1 0 0 2
Frank Robinson, R (1, 9) OBP: 0.386, SLG: 0.537		0-3 K			4-0 WP BB		0-0 1B		4-0 BB 1-2 2B BB	2 1 1 0 2 1 0
Gene Freese, R (1, 5) OBP: 0.341, SLG: 0.535		0-3 K			0-0 F3 1-2		0-0 F9		0-0 2B 1-H 2-H	4 0 1 2 0 1 2
Jerry Zimmerman, R (1, 2) OBP: 0.278, SLG: 0.257 Dick Gernert, R (9, PH) OBP: 0.321, SLG: 0.348		0-0 5-3			0-3 K			0-0 F2	0-3 K	3 0 0 0 0 1 1 1 0 0 0 0 1 1
Joey Jay, S (1, 1) OBP: 0.054, SLG: 0.081 Marshall Bridges, S (7, 1) Jerry Lynch, L (8, PH) OBP: 0.400, SLG: 0.660 Howie Nunn, R (9, 1) OBP: 0.167, SLG: 0.167			0-0 4-3		0-0 F7			0-0 5-3		2 0 0 0 0 0 1 0 0 0 0 0 0 0 1 0 0 0 0 0 0 0 0 0 0 0 0 0

Inning Stats	R: 0	H: 1	E: 0	K: 0	S: 4	LOB: 2	BB: 1	P: 8	R: 0	H: 0	E: 0	K: 2	S: 7	LOB: 0	BB: 0	P: 7	R: 0	H: 0	E: 0	K: 0	S: 3	LOB: 0	BB: 0	P: 3	R: 0	H: 0	E: 0	K: 1	S: 5	LOB: 1	BB: 1	P: 9	R: 0	H: 0	E: 0	K: 2	S: 7	LOB: 0	BB: 0	P: 7	R: 0	H: 1	E: 0	K: 0	S: 4	LOB: 1	BB: 0	P: 4	R: 0	H: 0	E: 0	K: 0	S: 3	LOB: 0	BB: 0	P: 3	R: 3	H: 3	E: 0	K: 2	S: 10	LOB: 1	BB: 1	P: 14	1B: 4	SF: 1	2B: 1	SAC: 0	3B: 0	DP: 0	HR: 0	HBP: 0	WP: 2	PA: 35
PITCHER Bob Gibson, R (1, 1) ERA: 2.79	IP	WLS	BF	H	R	ER	SO	BB	IBB	HBP	BLK	WP	HR	S	P	ERA	WHIP	IP	WLS	BF	H	R	ER	SO	BB	IBB	HBP	BLK	WP	HR	S	P	ERA	WHIP	IP	WLS	BF	H	R	ER	SO	BB	IBB	HBP	BLK	WP	HR	S	P	ERA	WHIP																							


**BOTTOM**

**St. Louis Cardinals @ Cincinnati Reds**  
Crosley Field, Cincinnati, OH

Tue Jun 20 1961, 7:05 PM EDT  
Att. 32,019 - Unknown

livebaseballscorecards.com

AB	31
R	3
H	5
RBI	3
BB	3
SO	7
LOB	12



Batter	1	2	3	4	5	6	7	8	9	AB R H RBI BB SO LOB	TOP									
Julio Gotay, R (1, 6) OBP: 0.333, SLG: 0.391	0-0 1B 2B		0-3 K		0-0 L7		0-0 G1-6-3 1-2f		0-0 P4	5 1 1 0 0 1 4										
Joe Cunningham, L (1, 9) OBP: 0.413, SLG: 0.389	0-0 F7		4-0 3-4-3 BB		0-0 F7			0-0 F8	0-0 FC4-6 1-2f	4 0 0 0 1 0 4										
Bill White, L (1, 3) OBP: 0.357, SLG: 0.443	0-0 2-H 1B		0-0 3-4-3 1-2			0-0 FC6-4 1B		0-0 P5		4 0 2 1 0 0 1										
Ken Boyer, R (1, 5) OBP: 0.391, SLG: 0.500	0-0 2B		0-0 F8		0-3 K			0-0 1B		4 0 2 0 0 1 2										
Stan Musial, L (1, 7) OBP: 0.391, SLG: 0.520	4-0 IBB			0-0 P4		0-0 FC6-4 1B 1-2f		0-0 L9		3 0 0 0 1 0 2										
Tim McCarver, L (1, 2) OBP: 0.286, SLG: 0.393	0-0 F8			0-0 F7		0-0 1B			0-0 HBP 1B	4 1 2 0 0 0 2										
Carl Warwick, R (1, 8) OBP: 0.292, SLG: 0.366		0-0 E3 L6-3		0-3 K		0-3 K			1-0 1B 1-2 HBP	2 0 0 0 0 1 0										
Charlie James, R (6, PH) OBP: 0.347, SLG: 0.451										1 0 0 0 0 1 2										
Bob Lillis, R (1, 4) OBP: 0.250, SLG: 0.213		0-0 L6-3			0-0 1B		4-0 G1-6-3 BB		0-0 P5	1 0 0 0 0 0 1										
Red Schoendienst, S (5, PH) OBP: 0.304, SLG: 0.359		1-2								2 0 1 0 1 0 2										
Ernie Broglio, R (1, 1) OBP: 0.171, SLG: 0.158					0-3 K				0-0 FC4-6 1B 1-3 2-H	1 0 0 0 0 0 0										
Al Cicotte, R (4, 1) OBP: 0.111, SLG: 0.111										1 0 0 0 0 1 1										
Don Taussig, R (7, PH) OBP: 0.435, SLG: 0.619										1 0 0 0 0 1 1										
Lindy McDaniel, R (7, 1) OBP: 0.111, SLG: 0.111										0 0 0 0 0 0 0										
Carl Sawatski, L (9, PH) OBP: 0.395, SLG: 0.563										1 0 1 1 0 0 0										
<b>Inning Stats</b>	R: 1 E: 0 K: 0 S: 5	H: 3 LOB: 2 BB: 1 P: 9	R: 0 E: 1 K: 0 S: 3	H: 0 LOB: 0 BB: 0 P: 3	R: 0 E: 0 K: 1 S: 5	H: 0 LOB: 1 BB: 1 P: 9	R: 0 E: 0 K: 1 S: 5	H: 0 LOB: 0 BB: 0 P: 5	R: 0 E: 0 K: 2 S: 9	H: 2 LOB: 2 BB: 0 P: 9	R: 0 E: 0 K: 1 S: 4	H: 0 LOB: 0 BB: 1 P: 8	R: 0 E: 0 K: 0 S: 4	H: 1 LOB: 1 BB: 0 P: 4	R: 1 E: 0 K: 0 S: 5	H: 2 LOB: 2 BB: 0 P: 6	1B: 7 2B: 3 3B: 0 HR: 0	SF: 0 SAC: 0 DP: 2 HBP: 1	WP: 0 PB: 0 SB: 0 CS: 0	PA: 38
<b>PITCHER</b> Ken Hunt, R (1, 1) ERA: 2.73	IP: 9.0 WLS: W BF: 38 H: 9 R: 2 ER: 2 SO: 6 BB: 2 IBB: 1 HBP: 1 BLK: 0 WP: 0 HR: 0 S: 46 P: 59 ERA: 2.00 WHIP: 1.222																			

St. Louis Cardinals @ Cincinnati Reds  
 Crosley Field, Cincinnati, OH  
 Wed Jun 21 1961, 7:05 PM EDT  
 Att: 10,387 - Unknown

livebaseballscorecards.com

AB 34  
 R 2  
 H 9  
 RBI 2  
 BB 3  
 SO 6  
 LOB 22







Batter	1	2	3	4	5	6	7	8	9	AB R H RBI BB SO LOB	TOP									
Julio Gotay, R (1, 6) OBP: 0.310, SLG: 0.393	0-0 6-3	0-0 P4			0-0 6-3		0-0 2B		0-0 1-3	5 0 1 2 0 0 0										
Tim McCarver, L (1, 2) OBP: 0.281, SLG: 0.375	0-0 2B 1B		0-0 F8			0-0 6-3	0-0 4-3			4 1 1 0 0 0 1										
Bill White, L (1, 3) OBP: 0.367, SLG: 0.455	0-0 1B 2B		0-0 CS 1B			4-0 CS BB BB		0-0 1B 1B		3 2 3 0 1 0 0										
Ken Boyer, R (1, 5) OBP: 0.385, SLG: 0.491	0-3 K		0-3 K			0-0 P4		0-0 F7		4 0 0 0 0 2 5										
Stan Musial, L (1, 7) OBP: 0.393, SLG: 0.513	4-0 1B IBB		0-0 CS 1-2	0-0 F8		4-0 1-2 BB		0-0 1-3		2 0 0 0 2 0 1										
Charlie James, R (1, 9) OBP: 0.362, SLG: 0.463	0-0 1-2 2-H 3-H 1B		0-0 G3			0-0 CS 2-3	0-0 6-3 2B 1B	0-0 2-H 1B		4 1 3 3 0 0 0										
Curt Flood, R (1, 8) OBP: 0.330, SLG: 0.357	0-0 L9		0-0 6-3				4-0 1-2 2B BB	0-0 L8		3 1 0 0 1 0 3										
Bob Lillis, R (1, 4) OBP: 0.243, SLG: 0.206 Red Schoendienst, S (7, PH) OBP: 0.296, SLG: 0.348 (7, 4)		0-0 F9			0-0 5-3		0-0 6-3 1-2 2-3		0-0 F8	2 0 0 0 0 0 0 2 0 0 0 0 0 2										
Larry Jackson, R (1, 1) OBP: 0.250, SLG: 0.348 Carl Sawatski, L (7, PH) OBP: 0.385, SLG: 0.545 Mickey McDermott, L (7, 1) OBP: 0.100, SLG: 0.200 Bob Miller, R (7, 1) OBP: 0.667, SLG: 1.000 Joe Cunningham, L (9, PH) OBP: 0.411, SLG: 0.387		0-0 6-3			0-0 P4		0-0 F4		0-0 1-3	2 0 0 0 0 0 0 1 0 0 0 0 0 2 0 0 0 0 0 0 0 0 0 0 0 0 0 0 1 0 0 0 0 0 0										
<b>Inning Stats</b>	R: 2 E: 0 K: 1 S: 8	H: 3 LOB: 2 BB: 1 P: 12	R: 0 E: 0 K: 0 S: 3	H: 0 LOB: 0 BB: 0 P: 3	R: 0 E: 0 K: 1 S: 5	H: 1 LOB: 0 BB: 0 P: 5	R: 0 E: 0 K: 0 S: 3	H: 0 LOB: 0 BB: 0 P: 3	R: 0 E: 0 K: 0 S: 2	H: 0 LOB: 1 BB: 2 P: 10	R: 2 E: 0 K: 0 S: 5	H: 2 LOB: 1 BB: 1 P: 9	R: 1 E: 0 K: 0 S: 5	H: 2 LOB: 1 BB: 0 P: 5	R: 0 E: 0 K: 0 S: 3	H: 0 LOB: 0 BB: 0 P: 3	1B: 6 2B: 2 3B: 0 HR: 0	SF: 0 SAC: 0 DP: 0 HBP: 0	WP: 0 PB: 0 SB: 0 CS: 2	PA: 39
<b>PITCHER</b>	IP WLS BF H R ER SO BB IBB HBP BLK WP HR S P ERA WHIP																			
Bob Purkey, R (1, 1) ERA: 3.18	7.2 W 33 8 5 5 2 3 1 0 0 0 0 33 49 5.87 1.435																			
Jim Brosnan, R (8, 1) ERA: 2.9	1.1 S 4 0 0 0 0 0 0 0 0 0 0 0 4 4 0.00 0.000																			

St. Louis Cardinals @ Cincinnati Reds  
 Crosley Field, Cincinnati, OH  
 Thu Jun 22 1961, 7:05 PM EDT  
 Att: 10,066 - Unknown

livebaseballscorecards.com

AB 33  
 R 5  
 H 8  
 RBI 5  
 BB 4  
 SO 2  
 LOB 14



Batter	1	2	3	4	5	6	7	8	9	AB	R	H	RBI	BB	SO	LOB
<b>Eddie Kasko, R</b> OBP: 0.365, SLG: 0.360 (1, 6) (7, 5)	0-0 F8		0-0 F3		0-0 6-3		0-0 1B SH2-4 SF8 1B			4	1	1	0	0	0	0
<b>Don Blasingame, L</b> OBP: 0.331, SLG: 0.329 (1, 4)	0-0 L4			4-0 FC3-6 BB		4-0 1B 2B BB	0-0 SH2-4			1	1	0	0	2	0	0
<b>Vada Pinson, L</b> OBP: 0.361, SLG: 0.466 (1, 8)	0-0 F8			0-0 FC3-6 E 1-2f		0-0 2B FC4-2 1B	0-0 PO 1B 2-3			4	1	2	0	0	0	1
<b>Frank Robinson, R</b> OBP: 0.393, SLG: 0.576 (1, 9)		0-0 HR		0-0 FC6 S E 2-H		0-0 FC4-2 SF8 2B	0-0 SF8			3	3	2	3	0	0	0
<b>Gus Bell, L</b> OBP: 0.291, SLG: 0.360 (1, 7)		0-0 6-3		4-0 2-H BB		4-0 FC4-2 1B IBB	0-0 PO 1-2	4-0 L4-3 BB		1	1	0	0	3	0	0
<b>Gene Freese, R</b> OBP: 0.338, SLG: 0.528 <b>Leo Cardenas, R</b> OBP: 0.325, SLG: 0.348 (6, PR) (7, 6)		0-0 4-3		0-0 F7		0-0 FC4-2 1B		0-3 K		3	0	0	0	0	0	4
<b>Gordy Coleman, L</b> OBP: 0.318, SLG: 0.504 (1, 3)		0-0 1-3		0-0 1-3		0-0 SF8		0-0 L4-3 1-2		1	0	0	0	0	1	1
<b>Jerry Zimmerman, R</b> OBP: 0.287, SLG: 0.269 (1, 2)			0-0 1-3		0-0 F3		0-0 1B 1-2 2-H			3	0	1	1	0	0	0
<b>Bob Purkey, R</b> OBP: 0.132, SLG: 0.111 <b>Jim Brosnan, R</b> (8, 1)			0-3 K		0-0 F7		0-0 F8			3	0	0	0	0	1	2
										0	0	0	0	0	0	0


BOTTOM	
<b>St. Louis Cardinals @ Cincinnati Reds</b> Crosley Field, Cincinnati, OH Thu Jun 22 1961, 7:05 PM EDT Att. 10,066 - Unknown	
<b>AB 26</b>	
<b>R 7</b>	
<b>H 6</b>	
<b>RBI 5</b>	
<b>BB 5</b>	
<b>SO 2</b>	
<b>LOB 10</b>	

Inning Stats	R: 0	H: 0	E: 0	K: 0	S: 3	R: 1	H: 1	E: 0	K: 0	S: 4	R: 0	H: 0	E: 0	K: 1	S: 5	R: 2	H: 0	E: 2	K: 0	S: 4	R: 0	H: 0	E: 0	K: 0	S: 3	R: 3	H: 3	E: 0	K: 0	S: 6	R: 1	H: 2	E: 0	K: 0	S: 4	R: 0	H: 0	E: 0	K: 1	S: 4
	LOB: 0	BB: 0	LOB: 0	BB: 0	BB: 0	LOB: 0	BB: 0	LOB: 0	BB: 0	LOB: 0	LOB: 1	BB: 2	LOB: 0	BB: 0	LOB: 0	LOB: 2	BB: 2	LOB: 0	BB: 0	LOB: 0	LOB: 0	LOB: 2	BB: 2	LOB: 0	BB: 0	LOB: 0	LOB: 0	BB: 0	LOB: 0	LOB: 0	BB: 0	LOB: 0	LOB: 0	BB: 0	LOB: 0	LOB: 0	BB: 1	LOB: 0		

PITCHER	IP	WLS	BF	H	R	ER	SO	BB	IBB	HBP	BLK	WP	HR	S	P	ERA	WHIP
<b>Larry Jackson, R</b> ERA: 4.39 (1, 1)	6.0	L	27	4	6	4	1	3	1	0	0	0	1	25	41	6.00	1.167
<b>Mickey McDermott, L</b> ERA: 1.72 (7, 1)	0.1		3	2	1	1	0	0	0	0	0	0	0	3	3	27.00	6.000
<b>Bob Miller, R</b> ERA: 3.04 (7, 1)	1.2		4	0	0	0	1	1	0	0	0	0	0	5	9	0.00	0.600

WP	HR	S	P	ERA	WHIP
0	0	1	0	0.00	0.600

1B	2B	3B	HR	SF	SAC	DP	HBP	WP	PA
4	2	0	1	2	1	1	0	0	35

Batter	1	2	3	4	5	6	7	8	9	AB R H RBI BB SO LOB	TOP																
Maury Wills, S OBP: 0.372, SLG: 0.352 (1, 6)	1-2 FC6-4 1B		0-1 1-3		0-1 F9	1-3 K		3-2 6-3		5 0 1 0 0 1 3																	
Charlie Neal, R OBP: 0.299, SLG: 0.375 (1, 4)	0-0 L7		1-3 K		4-2 BB	0-1 1-3			1-0 4-3 SH1-4 1B	4 0 1 0 1 1 3																	
Gordie Windhor, R OBP: 0.286, SLG: 0.571 Ron Fairly, L OBP: 0.413, SLG: 0.547 (1, 7) (7, PH) (7, 7)	2-0 FC6-4 2B 1-2f		0-0 4-3		0-0 6-3		2-2 SH3 1B		1-1 SH1-4 1-2	3 0 0 0 0 0 2 1 0 1 0 0 0 0																	
Tommy Davis, R OBP: 0.331, SLG: 0.480 (1, 8)	1-0 1-3 2B			1-1 WP 2B HBP		2-1 HR	0-0 SH3 1-2		2-1 4-3 2-3	3 2 2 1 0 0 1																	
Daryl Spencer, R OBP: 0.340, SLG: 0.392 Jim Gilliam, S OBP: 0.362, SLG: 0.375 (1, 5) (9, PH) (9, 5)	3-2 1-3			2-2 F6		1-2 F8	1-2 F2		0-3 K	4 0 0 0 0 0 4 1 0 0 0 0 1 1																	
Gil Hodges, R OBP: 0.302, SLG: 0.409 Norm Larker, L OBP: 0.303, SLG: 0.353 (1, 3) (7, PH) (7, 3)			1-2 F7		2-3 K 1-2	1-1 1B 1B	1-0 F8			3 1 1 0 0 1 1 1 0 0 0 0 0 1																	
Frank Howard, R OBP: 0.290, SLG: 0.425 (1, 9)			0-0 G5-3 1B 1B		0-0 2B	0-0 1B 1B		1-3 K		4 1 3 1 0 1 0	AB 36 R 4 H 12 RBI 4 BB 2 SO 5 LOB 19																
Norm Sherry, R OBP: 0.364, SLG: 0.525 (1, 2)			0-0 1-2 1B		1-2 F4	1-2 1B 1B		2-2 1-3 2-H 1B		4 0 2 1 0 0 1																	
Don Drysdale, R OBP: 0.189, SLG: 0.343 Ron Perranoski, L Larry Sherry, R (1, 1) (6, 1) (9, 1)			1-2 G5-3 2-3f			2-2 6-3	2-2 1B 3-H		4-2 BB	3 0 1 1 0 0 2 0 0 0 0 1 0 0 0 0 0 0 0 0 0																	
Inning Stats	R: 0 E: 0 K: 0 S: 11	H: 2 LOB: 2 BB: 0 P: 18	R: 0 E: 0 K: 0 S: 8	H: 2 LOB: 1 BB: 0 P: 10	R: 0 E: 0 K: 1 S: 7	H: 0 LOB: 0 BB: 0 P: 8	R: 1 E: 0 K: 1 S: 11	H: 1 LOB: 1 BB: 0 P: 17	R: 0 E: 0 K: 0 S: 9	H: 0 LOB: 1 BB: 1 P: 15	R: 3 E: 0 K: 1 S: 19	H: 5 LOB: 2 BB: 0 P: 27	R: 0 E: 0 K: 0 S: 9	H: 1 LOB: 1 BB: 0 P: 13	R: 0 E: 0 K: 1 S: 13	H: 0 LOB: 1 BB: 1 P: 23	R: 0 E: 0 K: 1 S: 9	H: 1 LOB: 1 BB: 0 P: 13	1B: 9 2B: 2 3B: 0 HR: 1	SF: 0 SAC: 2 DP: 1 HBP: 1	WP: 1 PB: 0 SB: 0 CS: 0	PA: 41					
PITCHER	IP WLS BF H R ER SO BB IBB HBP BLK WP HR S P ERA WHIP																										
Jim O'Toole, L ERA: 3.32 (1, 1)	5.1		26	9	4	4	2	1	0	1	0	1	1	57	84	6.75	1.875										
Howie Nunn, R ERA: 2.55 (6, 1)	2.2		11	2	0	0	2	1	0	0	0	0	0	30	47	0.00	1.125										
Jim Brosnan, R ERA: 2.81 (9, 1)	1.0	W	4	1	0	0	1	0	0	0	0	0	0	9	13	0.00	1.000										

Los Angeles Dodgers @ Cincinnati Reds  
Crosley Field, Cincinnati, OH  
Fri Jun 23 1961, 7:05 PM EDT  
Att. 27,868 - Unknown

livebaseballscorecards.com

**BOTTOM**

**Los Angeles Dodgers @ Cincinnati Reds**  
 Crosley Field, Cincinnati, OH  
 Fri Jun 23 1961, 7:05 PM EDT  
 Att. 27,868 - Unknown

livebaseballscorecards.com

<b>AB</b>	<b>29</b>
<b>R</b>	<b>5</b>
<b>H</b>	<b>9</b>
<b>RBI</b>	<b>5</b>
<b>BB</b>	<b>5</b>
<b>SO</b>	<b>6</b>
<b>LOB</b>	<b>9</b>



WP: 1	PA: 37
PB: 0	
SB: 0	
CS: 0	

AB R H RBI BB SO LOB

5	1	2	1	0	0	2
3	2	1	0	0	0	0
4	0	1	1	0	1	1
1	1	1	2	3	0	0
2	0	0	1	0	0	1
1	0	0	0	0	0	1
4	1	1	0	0	3	1
3	0	2	0	0	0	0
3	0	0	0	0	1	0
0	0	0	0	0	0	0
2	0	0	0	0	2	1
1	0	1	0	0	0	0
0	0	0	0	0	0	0
0	0	0	0	1	0	0
0	0	0	0	0	0	0

Batter	1	2	3	4	5	6	7	8	9
<b>Eddie Kasko, R</b> (1, 6) OBP: 0.366, SLG: 0.366	1-0 5-3			1-0 E 2B	2-0 1-3		2-0 4-3		2-2 1B
<b>Don Blasingame, L</b> (1, 4) OBP: 0.333, SLG: 0.333	1-1 4-3			2-2 E SF8-5 HBP		1-2 4-3 HR 2B		0-0 4-3	
<b>Vada Pinson, L</b> (1, 8) OBP: 0.359, SLG: 0.462	2-3 K			0-0 E8 SF8-5 1B		2-2 4-3		2-1 F7	
<b>Frank Robinson, R</b> (1, 9) OBP: 0.402, SLG: 0.591				4-0 WP IBB		0-1 HR		4-2 BB	
<b>Gus Bell, L</b> (1, 7) OBP: 0.285, SLG: 0.353				1-0 SF8-5		1-0 G3		2-2 F7	
<b>Wally Post, R</b> (8, PH) OBP: 0.361, SLG: 0.546				2-3 3-H					
<b>Gene Freese, R</b> (1, 5) OBP: 0.337, SLG: 0.528				1-3 K		2-3 K			0-1 SH3 1B 2B
<b>Gordy Coleman, L</b> (1, 3) OBP: 0.322, SLG: 0.506				1-2 G6-4-3 1B		2-1 3-4 1B		0-0 G3	1-0 SH3
<b>Jerry Zimmerman, R</b> (1, 2) OBP: 0.280, SLG: 0.261				0-0 G6-4-3		0-0 3-4		1-0 F8	4-0 1B IBB IBB
<b>Jerry Lynch, L</b> (9, PH) OBP: 0.410, SLG: 0.660				1-2 K		1-2 K			4-0 1B IBB
<b>Elio Chacon, R</b> (9, PR) OBP: 0.333, SLG: 0.167									1-2 IBB
<b>Jim O'Toole, S</b> (1, 1) OBP: 0.244, SLG: 0.231									
<b>Howie Nunn, R</b> (6, 1) OBP: 0.286, SLG: 0.286									
<b>Jim Brosnan, R</b> (9, 1)									
<b>Dick Gemert, R</b> (9, PH) OBP: 0.345, SLG: 0.348									
<b>Pete Whisenant, R</b> (9, PR) OBP: 0.154, SLG: 0.083									

Inning Stats	R: 0 H: 0 E: 0 K: 1 S: 6	H: 0 LOB: 0 BB: 0 P: 10	R: 0 H: 0 E: 0 K: 1 S: 5	H: 1 LOB: 0 BB: 1 P: 10	R: 0 H: 1 E: 0 K: 1 S: 7	H: 1 LOB: 0 BB: 0 P: 8	R: 2 H: 2 E: 1 K: 1 S: 9	H: 2 LOB: 1 BB: 1 P: 20	R: 0 H: 1 E: 0 K: 1 S: 7	H: 1 LOB: 1 BB: 0 P: 12	R: 2 H: 2 E: 0 K: 1 S: 15	H: 2 LOB: 0 BB: 0 P: 21	R: 0 H: 1 E: 0 K: 0 S: 5	H: 1 LOB: 1 BB: 0 P: 9	R: 0 H: 0 E: 0 K: 0 S: 9	H: 0 LOB: 1 BB: 1 P: 17	R: 1 H: 2 E: 0 K: 0 S: 7	H: 2 LOB: 3 BB: 2 P: 18	1B: 5 2B: 4 3B: 0 HR: 1	SF: 1 SAC: 1 DP: 3 HBP: 1	WP: 1 PB: 0 SB: 0 CS: 0	PA: 37
--------------	--------------------------	-------------------------	--------------------------	-------------------------	--------------------------	------------------------	--------------------------	-------------------------	--------------------------	-------------------------	---------------------------	-------------------------	--------------------------	------------------------	--------------------------	-------------------------	--------------------------	-------------------------	-------------------------	---------------------------	-------------------------	--------

PITCHER	IP	WLS	BF	H	R	ER	SO	BB	IBB	HBP	BLK	WP	HR	S	P	ERA	WHIP
<b>Don Drysdale, R</b> (1, 1) ERA: 3.59	5.1		22	6	4	4	5	1	1	1	0	1	1	44	73	6.75	1.312
<b>Ron Perranoski, L</b> (6, 1) ERA: 2.54	3.0	L	13	2	1	1	1	1	1	0	0	0	0	22	42	3.00	1.000
<b>Larry Sherry, R</b> (9, 1) ERA: 2.98	0.0		2	1	0	0	0	0	1	0	0	0	0	4	10	∞	∞

Batter	1	2	3	4	5	6	7	8	9	AB R H RBI BB SO LOB	TOP																									
Maury Wills, S OBP: 0.381, SLG: 0.363 (1, 6)	0-0 BB S 1B	0-1 FC4-6 1B		3-2 1-2 1B		1-0 F7 1B	1-2 1-2 2-3 3-H 1B		2-2 HR 1B	6 1 5 2 0 0 0																										
Jim Gilliam, S OBP: 0.366, SLG: 0.390 (1, 5)	4-1 BB 1-2 BB	2-2 FC4-6 1-2f		3-3 K 1B		4-2 BB 1B	3-3 K 1B		0-0 1-H HR	4 1 1 2 2 2 7																										
Duke Snider, L OBP: 0.333, SLG: 0.394 (1, 9)	0-1 F5 1B		2-1 HR 1B		4-1 L3-6 PB BB	0-0 4-3 1B		4-1 BB 1B	1-0 G3 1B	4 1 1 1 2 0 3																										
Wally Moon, L OBP: 0.446, SLG: 0.595 (1, 7)	4-1 G6-4-3 1-2 2-3 BB		2-0 3-1 1B		2-2 L3-6 1-3		2-2 4-3 1B	1-2 F2 1B		4 0 0 0 1 0 2																										
Tommy Davis, R OBP: 0.332, SLG: 0.490 (1, 8)	1-2 G6-4-3 1-2f		2-1 F9 1B		2-0 HR 1B		0-2 BB 2B 1B	1-1 F3 1B		5 2 2 1 0 0 4																										
John Roseboro, L OBP: 0.353, SLG: 0.524 Norm Sherry, R OBP: 0.356, SLG: 0.512 (1, 2) (8, PH) (8, 2)		3-2 4-3 1B	1-1 3-1 1B		1-1 2B 1B		4-2 2B 1B BB	1-3 K 1B		3 1 1 0 1 0 0 1 0 0 0 0 1 1																										
Norm Larker, L OBP: 0.312, SLG: 0.357 Gil Hodges, R OBP: 0.303, SLG: 0.418 (1, 3) (5, PH) (5, 3)		0-2 1B 1B 1B		4-0 1B BB 1B		1-3 K 1B		0-1 1B 2B	1-2 F9 1B	1 1 1 0 1 0 0 3 0 1 1 0 1 1																										
Charlie Neal, R OBP: 0.309, SLG: 0.400 (1, 4)		1-1 1B 1-3 1B		1-3 K 1B		1-0 HR 1B	4-0 1B IBB		2-2 F3 1B	4 1 2 1 1 1 1																										
Sandy Koufax, R OBP: 0.175, SLG: 0.029 Ron Fairly, L OBP: 0.409, SLG: 0.539 Turk Farrell, R OBP: 0.143, SLG: 0.143 Daryl Spencer, R OBP: 0.339, SLG: 0.390 Larry Sherry, R OBP: 0.339, SLG: 0.390 Ron Perranoski, L OBP: 0.286, SLG: 0.456 Frank Howard, R OBP: 0.286, SLG: 0.456 Roger Craig, R OBP: 0.236, SLG: 0.158 (1, 1) (4, PH) (4, 1) (7, PH) (7, 1) (7, 1) (9, PH) (9, 1)		2-3 K 1B		3-2 F9 1B		1-3 K 1B	2-1 F9 1B		0-0 HR 1B	1 0 0 0 0 1 2 1 0 0 0 0 0 1 1 0 0 0 0 0 1 1 0 0 0 0 0 3 0 0 0 0 0 0 0 0 0 0 0 0 0 0 1 1 1 1 0 0 0 0 0 0 0 0 0 0																										
Inning Stats	R: 0 E: 0 K: 0 S: 8	H: 1 LOB: 2 BB: 2 P: 17	R: 1 E: 0 K: 1 S: 17	H: 3 LOB: 2 BB: 0 P: 25	R: 1 E: 0 K: 0 S: 7	H: 1 LOB: 0 BB: 0 P: 14	R: 0 E: 0 K: 2 S: 12	H: 1 LOB: 2 BB: 1 P: 26	R: 1 E: 0 K: 1 S: 12	H: 2 LOB: 1 BB: 1 P: 22	R: 1 E: 0 K: 1 S: 9	H: 1 LOB: 1 BB: 1 P: 16	R: 2 E: 0 K: 1 S: 18	H: 3 LOB: 3 BB: 2 P: 34	R: 0 E: 0 K: 1 S: 13	H: 0 LOB: 1 BB: 1 P: 20	R: 3 E: 0 K: 0 S: 12	H: 3 LOB: 0 BB: 0 P: 18	1B: 8 2B: 3 3B: 0 HR: 5	SF: 0 SAC: 0 DP: 2 HBP: 0	WP: 0 PA: 48 PB: 1 SB: 1 CS: 0															
PITCHER	IP WLS BF H R ER SO BB IBB HBP BLK WP HR S P ERA WHIP																																			
Jim Maloney, R ERA: 3.9 Marshall Bridges, L ERA: 7.84 Jay Hook, R ERA: 6.49 Bill Henry, L ERA: 3.68 (1, 1) (5, 1) (7, 1) (8, 1)	4.2 1.2 0.2 2.0	L	24 11 4 9	8 3 1 3	3 3 0 3	3 2 0 3	3 2 1 1	4 2 1 0	0 1 0 0	0 0 0 0	0 0 0 0	0 1 9 2	53 22 19 24	100 40 19 33	5.79 16.20 0.00 13.50	2.571 3.000 3.000 1.500																				

Los Angeles Dodgers @ Cincinnati Reds  
Crosley Field, Cincinnati, OH  
Sat Jun 24 1961, 3:33 AM EDT  
Att. 14,380 - Unknown

livebaseballscorecards.com

AB	40
R	9
H	15
RBI	9
BB	8
SO	7
LOB	25



BOTTOM

Los Angeles Dodgers @ Cincinnati Reds  
Crosley Field, Cincinnati, OH

Sat Jun 24 1961, 3:33 AM EDT  
Att. 14,380 - Unknown

livebaseballscorecards.com

AB	35
R	7
H	9
RBI	7
BB	6
SO	9
LOB	13



WP	0	PA	41
PB	1		
SB	0		
CS	0		

AB	R	H	RBI	BB	SO	LOB
5	1	1	0	0	1	2
5	1	2	0	0	1	0
3	2	0	0	2	1	1
4	2	3	3	1	0	0
4	1	1	2	1	0	3
2	0	0	0	0	1	1
1	0	0	1	1	0	0
1	0	0	0	0	0	1
3	0	0	0	1	1	3
2	0	0	0	0	1	0
1	0	0	0	0	1	2
0	0	0	0	0	0	0
1	0	0	0	0	1	0

Batter	1	2	3	4	5	6	7	8	9																				
Don Blasingame, L (1, 4) OBP: 0.331, SLG: 0.330	1-3 K		0-1 BB 1B 2B 1B		1-1 4-3	1-0 F4		0-0 F6																					
Eddie Kasko, R (1, 6) OBP: 0.366, SLG: 0.367	0-0 B5-3		0-1 BB 1B 2B 1B		1-0 PB 1B		1-0 F9	0-3 K																					
Vada Pinson, L (1, 8) OBP: 0.360, SLG: 0.457	2-3 K		4-0 1B 2B BB		1-1 F6		4-2 2B BB	0-0 4-3																					
Frank Robinson, R (1, 9) OBP: 0.409, SLG: 0.607		0-0 2B	1-2 HR 2B		4-0 IBB		0-1 BB 1B 2B	0-0 4-3																					
Gene Freese, R (1, 5) OBP: 0.338, SLG: 0.535		0-1 5-3	3-1 HR		2-1 F3		4-0 1B BB IBB	0-2 F5																					
Wally Post, R (1, 7) OBP: 0.356, SLG: 0.538		1-3 K	0-2 F8			1-1 6-3		4-1 1B BB																					
Gus Bell, L (6, PH) OBP: 0.288, SLG: 0.350								1-2 2B 3-H																					
Dick Gernert, R (1, 3) OBP: 0.333, SLG: 0.333		2-2 F8		1-3 K		1-1 BB 1B		1-1 G6-4-3 1B																					
Gordy Coleman, L (4, PH) OBP: 0.326, SLG: 0.508								1-2 2B 3-H																					
Bob Schmidt, R (1, 2) OBP: 0.212, SLG: 0.171			0-1 F9	0-3 K		4-2 BB		0-0 G6-4-3																					
Jim Maloney, L (1, 1) OBP: 0.333, SLG: 0.471			1-2 F9	3-3 K		0-3 K		2-3 K																					
Marshall Bridges, S (5, 1)																													
Jay Hook, L (7, 1) OBP: 0.286, SLG: 0.286																													
Bill Henry, L (8, 1)																													
<b>Inning Stats</b>	R: 0 H: 0 E: 0 K: 2 S: 8	H: 0 LOB: 0 BB: 0 P: 11	R: 0 H: 1 E: 0 K: 1 S: 9	H: 1 LOB: 1 BB: 0 P: 12	R: 5 H: 4 E: 0 K: 0 S: 19	H: 4 LOB: 0 BB: 1 P: 28	R: 0 H: 0 E: 0 K: 3 S: 9	H: 0 LOB: 0 BB: 0 P: 13	R: 0 H: 1 E: 0 K: 1 S: 12	H: 1 LOB: 2 BB: 1 P: 19	R: 2 H: 2 E: 0 K: 0 S: 12	H: 2 LOB: 2 BB: 3 P: 26	R: 0 H: 0 E: 0 K: 2 S: 7	H: 0 LOB: 0 BB: 0 P: 9	R: 0 H: 0 E: 0 K: 0 S: 5	H: 0 LOB: 0 BB: 0 P: 5	1B: 5 2B: 3 3B: 0 HR: 1	SF: 0 SAC: 0 DP: 1 HBP: 0	WP: 0 PB: 1 SB: 0 CS: 0	PA: 41									
<b>PITCHER</b>	IP WLS BF H R ER SO BB IBB HBP BLK WP HR S P ERA WHIP																												
Sandy Koufax, L (1, 1) ERA: 3.12	3.0		15	5	5	5	3	1	0	0	0	0	0	0	1	36	51	15.00	2.000										
Turk Farrell, R (4, 1) ERA: 4.56	3.0		13	2	0	0	4	1	1	0	0	0	0	0	0	28	48	0.00	1.000										
Larry Sherry, R (7, 1) ERA: 3.33	0.1	W	4	1	2	2	0	1	1	0	0	0	0	0	0	8	17	54.00	6.000										
Ron Perranoski, L (7, 1) ERA: 2.43	1.2		6	1	0	0	2	1	0	0	0	0	0	0	0	11	18	0.00	1.200										
Roger Craig, R (9, 1) ERA: 5.61	1.0	S	3	0	0	0	0	0	0	0	0	0	0	0	0	5	5	0.00	0.000										

Batter	1	2	3	4	5	6	7	8	9	AB R H RBI BB SO LOB	TOP	
Maury Wills, S (1, 6) OBP: 0.382, SLG: 0.368	0-1 FC6-4 1B		1-2 4-3			1-1 F8 1B	1-2 2B		1-0 F6	5 0 2 1 0 0 1		
Charlie Neal, R (1, 4) OBP: 0.306, SLG: 0.393	1-2 FC6-4 1-2f			1-1 F8		1-2 1B		1-1 F4	0-0 F4	5 0 1 0 0 0 2		
Duke Snider, L (1, 9) OBP: 0.318, SLG: 0.373	1-3 1-2			2-2 4-3		0-3 K		2-1 F8		4 0 0 0 0 2 2		
Tommy Davis, R (1, 8) OBP: 0.335, SLG: 0.486		4-1 BB		1-0 F3		1-2 F9		4-2 1B BB		2 0 0 0 2 0 1		
Wally Moon, L (1, 7) OBP: 0.447, SLG: 0.591		0-1 F7			2-1 4-3		4-1 1B FC4-6 BB	0-1 1B		3 1 1 0 1 0 1		
John Roseboro, L (1, 2) OBP: 0.353, SLG: 0.519		0-0 F7			4-2 BB BB		2-2 F3	4-2 BB		2 0 0 0 1 0 2		
Bob Aspromonte, R (8, PH) OBP: 0.381, SLG: 0.316										0 0 0 0 1 0 0		
Willie Davis, L (8, PR) OBP: 0.321, SLG: 0.481										0 0 0 0 0 0 0		
Norm Sherry, R (8, 2) OBP: 0.356, SLG: 0.512										0 0 0 0 0 0 0		
Daryl Spencer, R (1, 5) OBP: 0.341, SLG: 0.390		3-3 K			4-2 BB		2-1 FC4-6 1B	1-3 K		3 0 1 0 1 2 4		
Norm Larker, L (1, 3) OBP: 0.304, SLG: 0.347			0-0 4-3		2-2 F4		0-1 FC4-6 2B		0-0 F4	4 1 0 1 0 0 3		
Stan Williams, R (1, 1) Ron Fardy, L (1, 1) Sandy Koufax, R (1, 1) Jim Gilliam, S (1, 1) Roger Craig, R (1, 1) Ron Pennington, L (1, 1) Don Drysdale, R (1, 1) Frank Howard, R (1, 1) Gordie Windhorn, R (1, 1)			0-3 K		1-3 K		4-0 2B BB		1-1 1B	1 0 0 0 0 0 1 0 1 0 0 0 0 0 1 2 0 1 0 0 1 0 0 0 0 0 0 0 0 0 0 0 0		
<b>Inning Stats</b>	R: 0 H: 1 E: 0 LOB: 1 K: 1 BB: 0 S: 11 P: 13	R: 0 H: 0 E: 0 LOB: 1 K: 1 BB: 1 S: 8 P: 15	R: 0 H: 0 E: 0 LOB: 0 K: 1 BB: 0 S: 8 P: 9	R: 0 H: 0 E: 0 LOB: 0 K: 0 BB: 0 S: 6 P: 10	R: 0 H: 0 E: 0 LOB: 2 K: 1 BB: 2 S: 15 P: 28	R: 0 H: 1 E: 0 LOB: 1 K: 1 BB: 0 S: 11 P: 14	R: 2 H: 2 E: 1 LOB: 2 K: 0 BB: 2 S: 13 P: 26	R: 0 H: 1 E: 0 LOB: 3 K: 1 BB: 2 S: 15 P: 27	R: 0 H: 1 E: 0 LOB: 1 K: 0 BB: 0 S: 5 P: 7	1B: 5 SF: 0 2B: 2 SAC: 0 3B: 0 DP: 1 HR: 0 HBP: 0	WP: 0 PA: 38 PB: 0 SB: 0 CS: 1	
<b>PITCHER</b>	IP WLS BF H R ER SO BB IBB HBP BLK WP HR S P ERA WHIP											
Joey Jay, R (1, 1) ERA: 3.07	7.2 W 32 5 2 2 5 6 0 0 0 0 0 0 80 130 2.35 1.435											
Jim O'Toole, L (8, 1) ERA: 3.32	0.0 1 0 0 0 0 1 0 0 0 0 0 0 3 7 ∞ ∞											
Jim Brosnan, R (8, 1) ERA: 2.7	1.1 S 5 1 0 0 1 0 0 0 0 0 0 0 9 12 0.00 0.750											

**Los Angeles Dodgers @ Cincinnati Reds**  
Crosley Field, Cincinnati, OH  
Sun Jun 25 1961, 3:33 AM EDT  
Att. 28,763 - Unknown

[livebaseballscorecards.com](http://livebaseballscorecards.com)

AB	31
R	2
H	6
RBI	2
BB	7
SO	6
LOB	18





Batter	1	2	3	4	5	6	7	8	9
<b>Don Blasingame, L</b> (1, 4) <small>OBP: 0.337, SLG: 0.342</small>	2-2 	0-1 			1-2 		1-1 		
<b>Gus Bell, L</b> (1, 7) <small>OBP: 0.301, SLG: 0.353</small>	4-2 	2-1 			0-0 		4-2 		
<b>Vada Pinson, L</b> (1, 8) <small>OBP: 0.358, SLG: 0.458</small>	0-0 		0-0 		1-3 		2-1 		
<b>Frank Robinson, R</b> (1, 9) <small>OBP: 0.407, SLG: 0.599</small>	4-0 		1-2 		3-2 		2-2 		
<b>Gordy Coleman, L</b> (1, 3) <small>OBP: 0.321, SLG: 0.502</small>	1-1 		1-3 			1-3 		2-1 	
<b>Gene Freese, R</b> (1, 5) <small>OBP: 0.337, SLG: 0.531</small>	1-2 			0-0 		3-1 		0-0 	
<b>Leo Cardenas, R</b> (1, 6) <small>OBP: 0.313, SLG: 0.333</small> <b>Jerry Lynch, L</b> (8, PH) <small>OBP: 0.419, SLG: 0.660</small> <b>Eddie Kasko, R</b> (9, 6) <small>OBP: 0.366, SLG: 0.367</small>	1-1 			2-3 		1-3 		4-2 	
<b>Jerry Zimmerman, R</b> (1, 2) <small>OBP: 0.287, SLG: 0.270</small>		1-0 		1-0 			0-1 	3-1 	
<b>Joey Jay, S</b> (1, 1) <small>OBP: 0.050, SLG: 0.075</small> <b>Jim O'Toole, S</b> (8, 1) <small>OBP: 0.244, SLG: 0.231</small> <b>Jim Brosnan, R</b> (8, 1)		0-1 		2-3 			2-2 		

Inning Stats	R: 3	H: 2	E: 0	K: 0	S: 15	LOB: 1	BB: 2	P: 28	R: 0	H: 2	E: 0	K: 0	S: 7	LOB: 1	BB: 0	P: 10	R: 0	H: 0	E: 0	K: 1	S: 10	LOB: 0	BB: 0	P: 12	R: 0	H: 1	E: 0	K: 2	S: 10	LOB: 1	BB: 0	P: 15	R: 0	H: 1	E: 0	K: 1	S: 11	LOB: 1	BB: 0	P: 16	R: 0	H: 0	E: 0	K: 2	S: 8	LOB: 0	BB: 0	P: 13	R: 0	H: 2	E: 0	K: 0	S: 16	LOB: 3	BB: 1	P: 27	R: 0	H: 0	E: 0	K: 0	S: 7	LOB: 1	BB: 1	P: 16
--------------	------	------	------	------	-------	--------	-------	-------	------	------	------	------	------	--------	-------	-------	------	------	------	------	-------	--------	-------	-------	------	------	------	------	-------	--------	-------	-------	------	------	------	------	-------	--------	-------	-------	------	------	------	------	------	--------	-------	-------	------	------	------	------	-------	--------	-------	-------	------	------	------	------	------	--------	-------	-------

PITCHER	IP	WLS	BF	H	R	ER	SO	BB	IBB	HBP	BLK	WP	HR	S	P	ERA	WHIP
<b>Stan Williams, R</b> (1, 1) <small>ERA: 3.88</small>	4.0	L	18	5	3	3	3	1	1	0	1	0	0	42	65	6.75	1.500
<b>Sandy Koufax, L</b> (5, 1) <small>ERA: 3.06</small>	2.0		7	1	0	0	3	0	0	0	0	0	0	19	29	0.00	0.500
<b>Roger Craig, R</b> (7, 1) <small>ERA: 5.58</small>	0.1		3	2	0	0	0	0	0	0	0	0	0	7	10	0.00	6.000
<b>Ron Perranoski, L</b> (7, 1) <small>ERA: 2.41</small>	0.1		2	0	0	0	0	1	0	0	0	0	0	6	12	0.00	3.000
<b>Don Drysdale, R</b> (7, 1) <small>ERA: 3.54</small>	1.1		5	0	0	0	0	1	0	0	0	0	0	10	21	0.00	0.750

**Los Angeles Dodgers @ Cincinnati Reds**  
 Crosley Field, Cincinnati, OH  
 Sun Jun 25 1961, 3:33 AM EDT  
 Att. 28,763 - Unknown

AB	30
R	3
H	8
RBI	2
BB	4
SO	6
LOB	18

AB	R	H	RBI	BB	SO	LOB
4	1	3	0	0	0	0
2	1	1	0	2	0	1
4	1	1	1	0	1	4
3	0	0	0	1	0	4
3	0	0	1	0	2	0
4	0	1	0	0	0	2
3	0	0	0	0	2	2
0	0	0	0	1	0	0
0	0	0	0	0	0	0
4	0	2	0	0	0	2
3	0	0	0	0	1	3
0	0	0	0	0	0	0
0	0	0	0	0	0	0

1B	2B	3B	HR	SF	SAC	DP	HBP
6	2	0	0	1	0	1	0

WP	PA	ERA	WHIP
0	35		

Batter	1	2	3	4	5	6	7	8	9	AB R H RBI BB SO LOB	TOP																
Don Blasingame, L (1, 4) OBP: 0.335, SLG: 0.339	0-0 FC5-4 1B	0-0 5-3		0-0 F9		0-0 4-3	0-0 G3			5 0 1 0 0 0 2																	
Eddie Kasko, R (1, 6) OBP: 0.359, SLG: 0.358	0-0 FC5-4 1B 1-2f	0-0 F9		0-0 G3			0-0 6-3	0-0 F9		5 1 0 0 0 0 2																	
Vada Pinson, L (1, 8) OBP: 0.356, SLG: 0.453	0-0 F8		0-3 K		0-0 F9		0-0 1B 1B	0-0 F8		5 1 1 0 0 1 1																	
Frank Robinson, R (1, 9) OBP: 0.407, SLG: 0.595	0-0 2B 1-2 1B		0-0 5-3		0-0 F9		0-0 1B 1-3 1B	0-0 F9		5 1 2 0 0 0 0																	
Gene Freese, R (1, 5) OBP: 0.342, SLG: 0.536	0-0 2B 1-3 2-H		0-0 1B 1B		0-0 2B 1B		0-3 K		0-0 P6	5 2 3 1 0 1 2																	
Wally Post, R (1, 7) OBP: 0.362, SLG: 0.548	0-0 6-3		0-0 WP 1B 1-2		0-0 2B		0-0 BB 1-3 3B 1B 3-H		0-0 P5	3 0 2 1 0 0 2 2 1 1 1 0 0 0																	
Gus Bell, L (7, PH) OBP: 0.304, SLG: 0.355																											
Dick Gemert, R (1, 3) OBP: 0.364, SLG: 0.370			0-0 1B WP 1B		0-0 WP 1B 1-2 2-H		0-0 P3		0-0 1B 2B	3 1 2 1 0 0 1 2 2 2 1 0 0 0																	
Gordy Coleman, L (7, 3) OBP: 0.326, SLG: 0.510																											
Jerry Zimmerman, R (1, 2) OBP: 0.288, SLG: 0.271			0-0 WP 1B		0-0 P4		0-0 F8		0-0 1B 2B	3 0 1 0 0 0 2 1 1 1 1 1 0 0																	
Johnny Edwards, L (7, PH) OBP: 1.000, SLG: 1.000																											
Ken Hunt, R (1, 1) OBP: 0.194, SLG: 0.172			0-3 K		0-3 K		0-3 K		0-3 K	2 0 0 0 0 2 1 1 0 0 0 0 1 0 1 0 1 3 0 0 0 1 0 0 0 0 1 1																	
Jay Hook, L (4, 1) OBP: 0.250, SLG: 0.250																											
Jerry Lynch, L (7, PH) OBP: 0.429, SLG: 0.704																											
Sherman Jones, L (7, 1) OBP: 0.429, SLG: 0.704																											
<b>Inning Stats</b>	R: 1 E: 0 K: 0 S: 6	H: 3 LOB: 2 BB: 0 P: 6	R: 1 E: 0 K: 1 S: 7	H: 2 LOB: 1 BB: 0 P: 7	R: 1 E: 0 K: 1 S: 8	H: 3 LOB: 2 BB: 0 P: 8	R: 0 E: 0 K: 1 S: 5	H: 0 LOB: 0 BB: 0 P: 5	R: 1 E: 0 K: 0 S: 5	H: 2 LOB: 1 BB: 0 P: 5	R: 0 E: 0 K: 1 S: 5	H: 0 LOB: 0 BB: 0 P: 5	R: 5 E: 0 K: 1 S: 10	H: 5 LOB: 1 BB: 1 P: 14	R: 0 E: 0 K: 0 S: 3	H: 0 LOB: 0 BB: 0 P: 3	R: 1 E: 0 K: 1 S: 7	H: 2 LOB: 1 BB: 0 P: 7	1B: 13 2B: 3 3B: 1 HR: 0	SF: 0 SAC: 0 DP: 0 HBP: 0	WP: 2 PB: 0 SB: 0 CS: 0	PA: 45					
<b>PITCHER</b>	IP WLS BF H R ER SO BB IBB HBP BLK WP HR S P ERA WHIP																										
Dick Ellsworth, L (1, 1) ERA: 5.23	2.2		16	8	3	3	2	0	0	0	0	1	0	20	20	10.12	3.000										
Bob Anderson, R (3, 1) ERA: 4.81	4.0	L	17	5	4	4	3	0	0	0	0	1	0	23	23	9.00	1.250										
Barney Schultz, R (7, 1) ERA: 2.3	0.1		4	2	2	2	0	1	0	0	0	0	0	3	7	54.00	9.000										
Joe Schaffernoth, R (8, 1) ERA: 5.63	2.0		8	2	1	1	1	0	0	0	0	0	0	10	10	4.50	1.000										

Cincinnati Reds @ Chicago Cubs  
Wrigley Field, Chicago, IL  
Tue Jun 27 1961, 3:33 AM CDT  
Att: 7,849 - Cloudy - 83 F

AB	44
R	10
H	17
RBI	9
BB	1
SO	6
LOB	14



**BOTTOM**

**Cincinnati Reds @ Chicago Cubs**  
 Wrigley Field, Chicago, IL  
 Tue Jun 27 1961, 3:33 AM CDT  
 Att. 7,849 - Cloudy - 83 F

livebaseballscorecards.com

<b>AB</b>	<b>39</b>
<b>R</b>	<b>8</b>
<b>H</b>	<b>12</b>
<b>RBI</b>	<b>6</b>
<b>BB</b>	<b>4</b>
<b>SO</b>	<b>8</b>
<b>LOB</b>	<b>19</b>



WP:	1	PA:	44
PB:	0		
SB:	0		
CS:	0		

AB	R	H	RBI	BB	SO	LOB
4	0	1	0	0	2	0
1	0	0	0	0	0	0
5	1	3	1	0	0	2
4	0	0	0	1	1	4
4	0	1	0	1	1	3
5	1	1	1	0	0	4
3	2	1	0	1	1	0
4	3	4	3	1	0	0
5	1	1	1	0	2	3
1	0	0	0	0	0	1
2	0	0	0	0	1	1
0	0	0	0	0	0	0
1	0	0	0	0	0	1
0	0	0	0	0	0	0

Batter	1	2	3	4	5	6	7	8	9
Al Heist, R OBP: 0.267, SLG: 0.280 Bob Will, L OBP: 0.354, SLG: 0.309 (1, 8) (8, PH) (9, 9)	0-0 6-3		0-3 K	0-0 1-3 3-H 1B		0-3 K		0-0 4-3	
Don Zimmer, R OBP: 0.314, SLG: 0.416 (1, 4)	0-0 5-3 1B		0-0 1-3	0-0 P5		0-0 1B 1B		0-0 HR	
Ron Santo, R OBP: 0.366, SLG: 0.432 (1, 5)	0-0 5-3 1-2		4-0 BB BB	0-3 K		0-0 F7		0-0 F9	
George Altman, L OBP: 0.381, SLG: 0.597 (1, 9) (9, 8)	0-3 K		4-0 BB BB	0-0 F7		0-0 1-3 1B		0-0 F9	
Billy Williams, L OBP: 0.350, SLG: 0.448 (1, 7)		0-0 HR	0-0 F8		0-0 4-3	0-0 G3		0-0 4-3	
Ed Bouchee, L OBP: 0.390, SLG: 0.430 (1, 3)		0-0 1B 1B		1-0 1B HBP	4-0 HR BB		0-3 K	0-0 4-3	
Sammy Taylor, L OBP: 0.301, SLG: 0.419 (1, 2)		0-0 K2-4-2 1-3 1B		0-0 1-2 E 1B	0-0 1-1 HR		4-0 FC6-4 BB	0-0 HR	
Jerry Kindall, R OBP: 0.298, SLG: 0.474 (1, 6)		0-3 K2-4-2 1-2f		0-0 1-2 2-H WP 1B	0-0 P6		0-3 K	0-0 F8	
Dick Ellsworth, L Bob Anderson, R Barney Schultz, R Richie Ashburn, L Joe Schaffernoth, R (1, 1) (3, 1) (7, 1) (7, PH) (8, 1)	0-0 4-3		0-0 E1 1-3 2-H 1B WP	0-0 K		0-0 FC6-4 1-2f			

Inning Stats	R: 0	H: 1	E: 0	K: 1	S: 6	P: 6	R: 1	H: 3	E: 0	K: 1	S: 7	R: 0	H: 0	E: 0	K: 1	S: 5	R: 3	H: 3	E: 1	K: 1	S: 9	R: 2	H: 1	E: 0	K: 1	S: 6	R: 0	H: 2	E: 0	K: 2	S: 7	R: 1	H: 1	E: 0	K: 0	S: 4	R: 1	H: 1	E: 0	K: 0	S: 4	R: 1	H: 1	E: 0	K: 0	S: 4
	LOB: 1	BB: 0		LOB: 1	BB: 0		LOB: 2	BB: 2		LOB: 2	BB: 10	LOB: 0	BB: 1		LOB: 1	BB: 11	LOB: 0	BB: 0		LOB: 0	BB: 4	LOB: 0	BB: 0	LOB: 0	BB: 0	LOB: 0	BB: 0	LOB: 0	BB: 0	LOB: 0	BB: 0	LOB: 0	BB: 0	LOB: 0	BB: 0	LOB: 0	BB: 0	LOB: 0	BB: 0	LOB: 0	BB: 0	LOB: 0	BB: 0	LOB: 0	BB: 0	LOB: 0

PITCHER	IP	WLS	BF	H	R	ER	SO	BB	IBB	HBP	BLK	WP	HR	S	P	ERA	WHIP
Ken Hunt, R ERA: 2.93 (1, 1)	3.0		19	7	4	3	3	2	0	1	0	1	1	22	31	9.00	3.000
Jay Hook, R ERA: 6.44 (4, 1)	3.0	W	13	3	2	2	3	1	0	0	0	0	1	18	22	6.00	1.333
Sherman Jones, R ERA: 6.0 (7, 1)	3.0	S	12	2	2	2	2	1	0	0	0	0	2	15	19	6.00	1.000

Batter	1	2	3	4	5	6	7	8	9	AB R H RBI BB SO LOB	TOP	
Eddie Kasko, R (1, 6) OBP: 0.358, SLG: 0.358 Leo Cardenas, R (5, PR) OBP: 0.305, SLG: 0.324 (5, 6)	0-0 6-3		0-0 E7 FC1-5		0-0 4-3 1B		0-0 F3		0-0 P5	3 0 1 0 0 0 0 2 0 0 0 0 0 0	<b>Cincinnati Reds @ Chicago Cubs</b> <b>Wrigley Field, Chicago, IL</b> Wed Jun 28 1961, 3:33 AM CDT Sunny - 90 F	
Don Blasingame, L (1, 4) OBP: 0.331, SLG: 0.335 Elio Chacon, R (6, 4) OBP: 0.353, SLG: 0.286	0-0 E5 1B		0-0 F9		0-0 F9		0-0 1B 2B	0-3 K	3 0 0 0 0 0 2 2 1 1 0 0 1 0			
Vada Pinson, L (1, 8) OBP: 0.352, SLG: 0.448 Jerry Lynch, L (6, 7) OBP: 0.431, SLG: 0.696	0-0 L8		0-0 FC1-5		0-0 4-3		0-0 FC5-4 1B	0-0 4-1	3 0 0 0 0 0 3 2 0 1 1 0 0 0			
Frank Robinson, R (1, 9) OBP: 0.406, SLG: 0.592 Wally Post, R (6, 9) OBP: 0.359, SLG: 0.544	0-0 1-2 1B		0-0 F2		0-3 K		0-0 FC5-4		3 0 1 0 0 1 3 1 0 0 0 0 0 1			
Gus Bell, L (1, 7) OBP: 0.303, SLG: 0.368 (6, 8)	0-0 L8			0-0 HR 3B		0-0 G3		0-0 F8	4 1 1 0 0 0 2			
Gordy Coleman, L (1, 3) OBP: 0.328, SLG: 0.534		0-0 P5		0-0 HR		0-0 F8		0-0 HR	4 2 2 3 0 0 0			
Gene Freese, R (1, 5) OBP: 0.338, SLG: 0.530 Pete Whisenant, R (7, 5) OBP: 0.214, SLG: 0.154		0-0 4-3		0-0 P6		0-0 5-3		0-0 1B	3 0 0 0 0 0 0 1 0 1 0 0 0 0			
Johnny Edwards, L (1, 2) OBP: 0.667, SLG: 1.200		0-0 1B		0-0 5-3		0-0 HR		0-0 F7	4 1 2 1 0 0 1			
Bob Purkey, R (1, 1) OBP: 0.125, SLG: 0.105 Jay Hook, L (5, 1) OBP: 0.200, SLG: 0.200		0-3 K		0-0 F8		0-0 1-3		0-0 F5	2 0 0 0 0 1 1 2 0 0 0 0 0 1			
<b>Inning Stats</b>	R: 0 H: 1 E: 1 LOB: 2 K: 0 BB: 0 S: 5 P: 5	R: 0 H: 1 E: 0 LOB: 1 K: 1 BB: 0 S: 6 P: 6	R: 0 H: 0 E: 1 LOB: 1 K: 0 BB: 0 S: 4 P: 4	R: 2 H: 2 E: 0 LOB: 0 K: 0 BB: 0 S: 5 P: 5	R: 0 H: 1 E: 0 LOB: 2 K: 1 BB: 0 S: 6 P: 6	R: 0 H: 0 E: 0 LOB: 0 K: 0 BB: 0 S: 3 P: 3	R: 2 H: 3 E: 0 LOB: 1 K: 0 BB: 0 S: 6 P: 6	R: 1 H: 2 E: 0 LOB: 1 K: 0 BB: 0 S: 5 P: 5	R: 0 H: 0 E: 0 LOB: 0 K: 1 BB: 0 S: 5 P: 5	1B: 5 SF: 0 2B: 1 SAC: 0 3B: 1 DP: 0 HR: 3 HBP: 0		WP: 0 PA: 39 PB: 0 SB: 0 CS: 0
<b>PITCHER</b> Glen Hobbie, R (1, 1) ERA: 4.05	IP WLS BF H R ER SO BB IBB HBP BLK WP HR S P ERA WHIP	9.0 W 39 10 5 5 3 0 0 0 0 0 3 45 45 5.00 1.111										

livebaseballscorecards.com

<b>AB</b>	<b>39</b>
<b>R</b>	<b>5</b>
<b>H</b>	<b>10</b>
<b>RBI</b>	<b>5</b>
<b>BB</b>	<b>0</b>
<b>SO</b>	<b>3</b>
<b>LOB</b>	<b>14</b>



Batter	1	2	3	4	5	6	7	8	9	AB	R	H	RBI	BB	SO	LOB
Al Heist, R OBP: 0.287, SLG: 0.283 Bob Will, L OBP: 0.350, SLG: 0.304	0-0 1B HR 1B	4-0 BB		4-0 2B PB BB	4-0 2B 1B BB	0-0 L7		0-0 6-3		2	3	1	1	3	0	0
Don Zimmer, R OBP: 0.320, SLG: 0.429 Andre Rodgers, R OBP: 0.286, SLG: 0.330	0-0 1-2 HR 1B	0-0 P5		0-0 PB HR 2B	0-0 1-3 1B 2B	0-3 K		0-0 1B		4	3	3	2	0	0	1
Ron Santo, R OBP: 0.372, SLG: 0.460	0-0 1-H 2-H HR		0-0 2B 1B	0-0 2B HR	0-0 2B 1B		0-0 6-3	0-0 F7		6	4	4	7	0	0	1
George Altman, L OBP: 0.391, SLG: 0.628	0-0 4-3		0-0 1-H 2B	0-0 1B	0-0 1-3 1B 2B		0-0 HR			5	2	4	2	0	0	0
Billy Williams, L OBP: 0.351, SLG: 0.443	0-0 6-3		0-0 3-1	0-3 K	0-0 HBP 1B		1-0 1B HBP			4	0	1	2	0	1	2
Ed Bouchee, L OBP: 0.390, SLG: 0.421	0-0 P4		0-0 P4		BB 1B BB		0-0 F9			3	1	0	0	1	0	2
Sammy Taylor, L OBP: 0.318, SLG: 0.456		0-0 G6-4-3 3B	0-3 K2-3		BB 2B 1B		0-0 FC5-4 1B			5	2	3	0	0	1	3
Jerry Kindall, R OBP: 0.284, SLG: 0.451		0-0 E4 G6-4-3		0-0 P1		F2		0-0 FC5-4		5	0	0	0	0	0	7
Glen Hobbie, R OBP: 0.200, SLG: 0.125		0-0 G6-4-3		0-0 5-3	4-0 2B BB BB	0-3 K		0-3 K		4	1	0	0	1	2	1

Inning Stats	R: 3	H: 3	LOB: 0	K: 0	S: 6	P: 6	R: 1	H: 1	LOB: 1	K: 0	S: 4	R: 1	H: 2	LOB: 1	K: 1	S: 7	R: 3	H: 3	LOB: 1	K: 1	S: 8	R: 7	H: 5	LOB: 2	K: 0	S: 8	R: 0	H: 0	LOB: 0	K: 2	S: 7	R: 1	H: 2	LOB: 2	K: 0	S: 5	R: 0	H: 1	LOB: 1	K: 1	S: 6
--------------	------	------	--------	------	------	------	------	------	--------	------	------	------	------	--------	------	------	------	------	--------	------	------	------	------	--------	------	------	------	------	--------	------	------	------	------	--------	------	------	------	------	--------	------	------

PITCHER	IP	WLS	BF	H	R	ER	SO	BB	IBB	HBP	BLK	WP	HR	S	P	ERA	WHIP
Bob Purkey, R ERA: 3.7	(1, 1)	4.0	L	23	9	8	8	2	2	0	0	0	2	25	33	18.00	2.750
Jay Hook, R ERA: 7.83	(5, 1)	4.0		25	8	8	3	3	0	2	0	0	1	26	40	18.00	2.750

**BOTTOM**

AB	R	H	RBI	BB	SO	LOB
2	3	1	1	3	0	0
1	0	0	0	0	0	0
4	3	3	2	0	0	1
2	0	1	0	0	1	0
6	4	4	7	0	0	1
5	2	4	2	0	0	0
4	0	1	2	0	1	2
3	1	0	0	1	0	2
5	2	3	0	0	1	3
5	0	0	0	0	0	7
4	1	0	0	1	2	1

<b>AB</b>	<b>41</b>
<b>R</b>	<b>16</b>
<b>H</b>	<b>17</b>
<b>RBI</b>	<b>14</b>
<b>BB</b>	<b>5</b>
<b>SO</b>	<b>5</b>
<b>LOB</b>	<b>17</b>



WP	PA
0	48

**Cincinnati Reds @ Chicago Cubs**  
**Wrigley Field, Chicago, IL**  
 Wed Jun 28 1961, 3:33 AM CDT  
 Sunny - 90 F

livebaseballscorecards.com

Batter	1	2	3	4	5	6	7	8	9	AB R H RBI BB SO LOB	TOP
<b>Don Blasingame, L</b> (1, 4) OBP: 0.333, SLG: 0.335	4-0 BB G4-6-3			0-0 P3		0-0 F9			0-0 FC5-4 1B	3 0 1 0 1 0 0	
<b>Eddie Kasko, R</b> (1, 6) OBP: 0.352, SLG: 0.351	0-0 G4-6-3 1-2f			0-0 6-3		0-0 6-3			0-0 FC5-4 1-2f	4 0 0 0 0 0 2	
<b>Vada Pinson, L</b> (1, 8) OBP: 0.351, SLG: 0.446	0-0 3-1			0-0 1B		0-0 G3			0-0 F8	4 0 1 0 0 0 1	
<b>Frank Robinson, R</b> (1, 9) OBP: 0.401, SLG: 0.582		0-0 P4		0-3 K			0-0 E6 G5-4-3		0-0 P6	4 0 0 0 0 1 2	
<b>Gene Freese, R</b> (1, 5) OBP: 0.338, SLG: 0.527		0-0 4-3			0-0 2B SF8 1B		0-0 G5-4-3 1-2f			3 1 1 0 0 0 1	
<b>Wally Post, R</b> (1, 7) OBP: 0.359, SLG: 0.547		0-0 F8			0-0 SF8 1-3 5-3 2B		0-0 L4			3 1 1 0 0 0 0	
<b>Dick Gernert, R</b> (1, 3) OBP: 0.333, SLG: 0.345			0-0 5-3		0-0 SF8 2-3 3-H			0-0 F7		2 0 0 1 0 0 0	
<b>Jerry Zimmerman, R</b> (1, 2) OBP: 0.281, SLG: 0.264			0-0 P6		0-0 5-3 3-H			0-0 5-3		3 0 0 1 0 0 0	
<b>Jim O'Toole, S</b> (1, 1) OBP: 0.233, SLG: 0.220			0-0 5-3		0-0 L9			0-0 L7		2 0 0 0 0 0 0	
<b>Pete Whisenant, R</b> (8, PH) OBP: 0.200, SLG: 0.143										1 0 0 0 0 0 0	
<b>Bob Purkey, R</b> (8, 1) OBP: 0.125, SLG: 0.105										0 0 0 0 0 0 0	
<b>Inning Stats</b>	R: 0 E: 0 K: 0 S: 2 H: 0 LOB: 0 BB: 1 P: 6	R: 0 E: 0 K: 0 S: 3 H: 0 LOB: 0 BB: 0 P: 3	R: 0 E: 0 K: 0 S: 3 H: 0 LOB: 0 BB: 0 P: 3	R: 0 E: 0 K: 1 S: 6 H: 1 LOB: 1 BB: 0 P: 6	R: 2 E: 0 K: 0 S: 5 H: 2 LOB: 0 BB: 0 P: 5	R: 0 E: 0 K: 0 S: 3 H: 0 LOB: 0 BB: 0 P: 3	R: 0 E: 1 K: 0 S: 3 H: 0 LOB: 0 BB: 0 P: 3	R: 0 E: 0 K: 0 S: 3 H: 0 LOB: 0 BB: 0 P: 3	R: 0 E: 0 K: 0 S: 4 H: 1 LOB: 1 BB: 0 P: 4	1B: 3 2B: 1 3B: 0 HR: 0 SF: 1 SAC: 0 DP: 2 HBP: 0	WP: 0 PB: 0 SB: 0 CS: 0 PA: 31
<b>PITCHER</b> <b>Jack Curtis, L</b> (1, 1) ERA: 4.81	IP: 9.0 WLS: W BF: 31 H: 4 R: 2 ER: 2 SO: 1 BB: 1 IBB: 0 HBP: 0 BLK: 0 WP: 0 HR: 0 S: 32 P: 36 ERA: 2.00 WHIP: 0.556										

Cincinnati Reds @ Chicago Cubs  
Wrigley Field, Chicago, IL  
Wed Jun 28 1961, 3:38 AM CDT  
Att. 12,785 - Sunny - 90 F

livebaseballscorecards.com

AB 29  
R 2  
H 4  
RBI 2  
BB 1  
SO 1  
LOB 6



Batter	1	2	3	4	5	6	7	8	9	AB	R	H	RBI	BB	SO	LOB
<b>Al Heist, R</b> OBP: 0.293, SLG: 0.290 (1, 8) X	0-0 6-3 X	0-0 1B 1-2 2-H 3-H			X 0-0 5-3 X	0-0 1B 1-2 2-H 3-H				4	0	2	4	0	0	0
<b>Don Zimmer, R</b> OBP: 0.315, SLG: 0.423 (1, 4) X	0-0 4-3 X	0-0 1-3 X			X 0-0 4-3 X	0-3 K X				4	0	0	0	0	1	4
<b>Ron Santo, R</b> OBP: 0.371, SLG: 0.455 (1, 5) B B B	4-0 BB X		X 0-0 L5 X		X 0-0 6-3 X		X 0-0 L7 X			3	0	0	0	1	0	0
<b>George Altman, L</b> OBP: 0.393, SLG: 0.651 (1, 9) X	0-0 5-3 X		X 0-0 HR X		X 0-0 2B 3B X	0-0 4-3 X				4	2	2	1	0	0	1
<b>Billy Williams, L</b> OBP: 0.354, SLG: 0.450 (1, 7) X		X 0-0 1B X	X 0-0 G3 X		X 0-0 1B 2B X	0-0 3-1 X				4	1	2	1	0	0	0
<b>Ed Bouchee, L</b> OBP: 0.387, SLG: 0.416 (1, 3) X		X 0-0 1B X	X 0-0 3-1 X		X 0-0 1B 1B X	0-0 4-3 X				4	2	1	0	0	0	1
<b>Jerry Kindall, R</b> OBP: 0.283, SLG: 0.472 (1, 6) X		X 0-3 K X	X 0-0 F8 X		X 0-0 FC6-2-5-1-6 X	0-0 1B HR X				4	2	1	1	0	1	4
<b>Moe Thacker, R</b> OBP: 0.457, SLG: 0.208 (1, 2) X		X 4-0 1B X	X 0-3 K X		X 0-3 1B X	0-0 6-3 X				2	0	0	0	2	1	0
<b>Jack Curtis, L</b> OBP: 0.160, SLG: 0.087 (1, 1) X		X 0-3 K X	X 0-0 4-3 X		X 0-0 F9 X	0-0 P4 X				4	0	0	0	0	1	6


Inning Stats	R: 0	H: 0	E: 0	K: 0	S: 3	LOB: 1	BB: 1	P: 7	R: 2	H: 2	E: 3	K: 2	S: 10	LOB: 2	BB: 1	P: 14	R: 1	H: 1	E: 0	K: 0	S: 4	LOB: 0	BB: 0	P: 4	R: 0	H: 0	E: 0	K: 0	S: 5	LOB: 0	BB: 0	P: 5	R: 0	H: 0	E: 0	K: 0	S: 3	LOB: 0	BB: 0	P: 3	R: 3	H: 4	E: 0	K: 1	S: 9	LOB: 2	BB: 1	P: 13	R: 0	H: 0	E: 0	K: 0	S: 3	LOB: 0	BB: 0	P: 3	R: 1	H: 1	E: 0	K: 0	S: 4	LOB: 0	BB: 0	P: 4
<b>1B: 4</b>	<b>SF: 0</b>	<b>2B: 1</b>	<b>SAC: 0</b>	<b>3B: 1</b>	<b>DP: 0</b>	<b>HR: 2</b>	<b>HBP: 0</b>	<b>WP: 0</b>	<b>PA: 36</b>																																																							

PITCHER	IP	WLS	BF	H	R	ER	SO	BB	IBB	HBP	BLK	WP	HR	S	P	ERA	WHIP
<b>Jim O'Toole, L</b> ERA: 3.44 (1, 1)	7.0	L	32	7	6	4	4	2	1	0	0	0	1	37	49	5.14	1.286
<b>Bob Purkey, R</b> ERA: 3.75 (8, 1)	1.0		4	1	1	1	0	0	0	0	0	0	1	4	4	9.00	1.000

**BOTTOM**

**Cincinnati Reds @ Chicago Cubs**  
Wrigley Field, Chicago, IL  
Wed Jun 28 1961, 3:38 AM CDT  
Att. 12,785 - Sunny - 90 F

<b>AB</b>	<b>33</b>
<b>R</b>	<b>7</b>
<b>H</b>	<b>8</b>
<b>RBI</b>	<b>7</b>
<b>BB</b>	<b>3</b>
<b>SO</b>	<b>4</b>
<b>LOB</b>	<b>16</b>



livebaseballscores.com

Batter	1	2	3	4	5	6	7	8	9	AB R H RBI BB SO LOB	TOP									
Eddie Kasko, R OBP: 0.349, SLG: 0.345 (1, 6) (5, 5)	0-0 L6	0-0 F7		4-0 1B BB		0-0 F8		0-0 F9		4 0 0 0 1 0 4										
Don Blasingame, L OBP: 0.335, SLG: 0.336 (1, 4)	0-0 F7	0-0 E7 1-3 2-H 1B		0-0 1-2 1B		0-0 5-3		0-0 F9		5 0 2 1 0 0 2										
Vada Pinson, L OBP: 0.352, SLG: 0.448 (1, 8)	0-0 2B	0-0 L4		0-0 P6			0-0 1-3	0-0 1-H FC6-4 1B		5 0 2 1 0 0 4										
Frank Robinson, R OBP: 0.397, SLG: 0.586 (1, 9)	0-0 F8		0-0 HR		0-3 K		0-0 F8	0-0 1-2f FC6-4		5 1 1 1 0 1 2										
Gus Bell, L OBP: 0.306, SLG: 0.369 (1, 7)		0-0 2B SF8 1B	0-0 F8		0-0 F7		0-0 HR 1B		0-0 F8	5 2 2 0 0 0 0										
Gordy Coleman, L OBP: 0.330, SLG: 0.548 (1, 3)		0-0 SF8 1-3 1B 2B	0-0 6-3		0-0 F9		0-0 1-H HR		0-0 F9	5 2 2 2 0 0 0										
Gene Freese, R OBP: 0.336, SLG: 0.526 Leo Cardenas, R OBP: 0.318, SLG: 0.392 (1, 5) (5, 6)		0-0 SF8 2-3 3-H	0-0 L1			0-0 HR	0-0 2B		0-0 F9	1 0 0 1 0 0 0 3 1 2 1 0 0 0										
Johnny Edwards, L OBP: 0.600, SLG: 0.857 (1, 2)		1-0 1B 1B HBP		0-3 K		4-0 4-3 BB	0-3 K			2 1 0 0 1 2 1										
Jim Maloney, L OBP: 0.350, SLG: 0.474 Sherman Jones, L OBP: 0.196, SLG: 0.133 Pete Whisenant, R OBP: 0.429, SLG: 0.696 Bill Henry, L OBP: 0.429, SLG: 0.696 Jerry Lynch, L OBP: 0.429, SLG: 0.696 Jim Brosnan, R OBP: 0.429, SLG: 0.696 (1, 1) (4, 1) (6, PH) (6, 1) (8, PH) (8, 1)		0-0 E 1-2 3-H 1B 1B		0-0 1-3		0-0 4-3 1		4-0 WP 1B BB		2 0 1 1 0 0 0 0 0 0 0 0 0 0 1 0 0 0 0 0 1 0 0 0 0 0 0 0 0 1 0 0 1 0 0 0 0 0 0 0 0 0										
<b>Inning Stats</b>	R: 0 E: 0 K: 0 S: 4	H: 1 LOB: 1 BB: 0 P: 4	R: 3 E: 1 K: 0 S: 7	H: 4 LOB: 2 BB: 0 P: 8	R: 1 E: 0 K: 0 S: 4	H: 1 LOB: 0 BB: 0 P: 4	R: 0 E: 0 K: 1 S: 5	H: 0 LOB: 0 BB: 0 P: 5	R: 1 E: 0 K: 0 S: 4	H: 1 LOB: 1 BB: 1 P: 8	R: 2 E: 0 K: 1 S: 8	H: 3 LOB: 1 BB: 0 P: 8	R: 1 E: 0 K: 0 S: 4	H: 1 LOB: 1 BB: 1 P: 8	R: 0 E: 0 K: 0 S: 3	H: 0 LOB: 0 BB: 0 P: 3	1B: 6 2B: 3 3B: 0 HR: 3	SF: 1 SAC: 0 DP: 0 HBP: 1	WP: 1 PB: 0 SB: 0 CS: 0	PA: 43
<b>PITCHER</b> Don Cardwell, R ERA: 4.07 Don Elston, R ERA: 5.1	IP 6.2 WLS W BF 34 H 11 R 7 ER 7 SO 2 BB 2 IBB 0 HBP 1 BLK 0 WP 0 HR 3 S 35 P 44 ERA 9.45 WHIP 1.950	IP 7.1 WLS S BF 9 H 1 R 1 ER 1 SO 1 BB 1 IBB 0 HBP 0 BLK 0 WP 1 HR 0 S 10 P 14 ERA 3.86 WHIP 0.857																		

Cincinnati Reds @ Chicago Cubs  
Wrigley Field, Chicago, IL  
Thu Jun 29 1961, 3:33 AM CDT  
Att. 7,925 - Sunny - 92 F

livebaseballscorecards.com

AB	38
R	8
H	12
RBI	8
BB	3
SO	3
LOB	14





Batter	1	2	3	4	5	6	7	8	9	AB	R	H	RBI	BB	SO	LOB
Al Heist, R OBP: 0.299, SLG: 0.315 Bob Will, L OBP: 0.354, SLG: 0.324	0-0 F8	0-3 K		0-0 HR	1-0 1B HBP	0-3 K		0-0 2B		3	2	1	1	0	1	1
Don Zimmer, R OBP: 0.318, SLG: 0.428 Andre Rodgers, R OBP: 0.290, SLG: 0.344	0-0 6-3		0-0 WP SF7 2B	0-0 5-3 3-1 1B	0-0 F9	0-0 F8		0-0 WP 2B		4	2	2	0	0	0	1
Ron Santo, R OBP: 0.377, SLG: 0.458	0-0 HR 1B		4-0 HR BB	0-0 3-1 5-3 2B 1B	0-0 1B BB 1B	0-0 6-3		0-3 K		5	4	3	0	1	1	1
George Altman, L OBP: 0.394, SLG: 0.663	0-0 HR		0-0 SF7	0-0 5-3	0-0 BB IBB SF7 1B		0-0 F7			4	2	2	4	0	0	2
Billy Williams, L OBP: 0.365, SLG: 0.466	4-0 BB		0-0 HR	0-0 3-1 2B IBB	4-0 BB BB IBB		0-3 K			2	2	1	2	3	1	0
Ed Bouchee, L OBP: 0.387, SLG: 0.412	0-0 4-3		0-0 P3	0-0 3-1	4-0 BB BB BB		0-0 FC4-6 1B			4	0	1	2	1	0	3
Sammy Taylor, L OBP: 0.323, SLG: 0.451		0-0 F7	0-0 1B	4-0 2B IBB	0-0 SF7		0-0 FC4-6			3	1	1	1	1	0	1
Jerry Kindall, R OBP: 0.288, SLG: 0.473	0-0 6-3		0-3 K	0-0 FC5 2B	4-0 BB BB BB		0-0 F8			4	0	1	3	1	1	1
Don Cardwell, R OBP: 0.163, SLG: 0.333 Don Elston, R OBP: 0.286, SLG: 0.286	0-0 1B			0-0 HR FC5	0-3 K		0-0 2B 1B			4	1	2	1	0	1	4

Inning Stats	R: 2	H: 2	E: 0	K: 5	S: 5	LOB: 1	BB: 1	P: 9	R: 0	H: 1	E: 0	K: 1	S: 6	LOB: 1	BB: 0	P: 6	R: 3	H: 3	E: 0	K: 1	S: 8	LOB: 1	BB: 1	P: 12	R: 6	H: 5	E: 0	K: 0	S: 8	LOB: 1	BB: 2	P: 16	R: 3	H: 2	E: 0	K: 1	S: 7	LOB: 3	BB: 3	P: 20	R: 0	H: 0	E: 0	K: 1	S: 5	LOB: 0	BB: 0	P: 5	R: 0	H: 1	E: 0	K: 1	S: 6	LOB: 1	BB: 0	P: 6	R: 1	H: 3	E: 0	K: 1	S: 7	LOB: 1	BB: 0	P: 7
--------------	------	------	------	------	------	--------	-------	------	------	------	------	------	------	--------	-------	------	------	------	------	------	------	--------	-------	-------	------	------	------	------	------	--------	-------	-------	------	------	------	------	------	--------	-------	-------	------	------	------	------	------	--------	-------	------	------	------	------	------	------	--------	-------	------	------	------	------	------	------	--------	-------	------

PITCHER	IP	WLS	BF	H	R	ER	SO	BB	IBB	HBP	BLK	WP	HR	S	P	ERA	WHIP
Jim Maloney, R ERA: 4.6	(1, 1)	3.0	18	7	6	6	2	2	0	0	0	1	3	20	28	18.00	3.000
Sherman Jones, R ERA: 18.0	(4, 1)	2.0	18	6	8	8	1	2	3	1	0	0	1	14	35	36.00	4.000
Bill Henry, L ERA: 3.38	(6, 1)	2.0	7	1	0	0	2	0	0	0	0	0	0	11	11	0.00	0.500
Jim Brosnan, R ERA: 2.88	(8, 1)	1.0	5	3	1	1	1	0	0	0	0	1	0	7	7	9.00	3.000

**BOTTOM**

**Cincinnati Reds @ Chicago Cubs**  
**Wrigley Field, Chicago, IL**  
 Thu Jun 29 1961, 3:33 AM CDT  
 Att. 7,925 - Sunny - 92 F

AB	38
R	15
H	17
RBI	15
BB	7
SO	6
LOB	14



1B	2B	3B	HR	SF	SAC	DP	HBP	WP	HR	S	P	ERA	WHIP
9	4	0	4	2	0	0	1	2	3	1	1	2	4

Batter	1	2	3	4	5	6	7	8	9	AB R H RBI BB SO LOB	TOP											
Don Blasingame, L (1, 4) OBP: 0.330, SLG: 0.331	0-0 4-3			0-0 1-3	0-0 FC2			0-0 4-3		4 0 0 0 0 0 2												
Eddie Kasko, R (1, 6) OBP: 0.344, SLG: 0.339	0-0 F9			0-0 5-3	0-0 FC6-4			0-0 F9		4 0 0 0 0 0 2												
Vada Pinson, L (1, 8) OBP: 0.354, SLG: 0.456	0-0 4-3			0-0 G3		0-0 G5-4-3			0-0 1B	4 1 2 0 0 0 0												
Frank Robinson, R (1, 9) OBP: 0.399, SLG: 0.593		0-0 P5			0-0 6-3	0-0 G5-4-3			0-0 1B	4 1 2 1 0 0 1												
Wally Post, R (1, 7) OBP: 0.354, SLG: 0.539		0-0 5-3			0-0 6-3	0-0 1-3			0-0 P4	2 0 0 1 0 0 0												
Gus Bell, L (6, PH) OBP: 0.302, SLG: 0.364										2 0 0 0 0 0 1												
Gene Freese, R (1, 5) OBP: 0.336, SLG: 0.523		0-0 F7			0-0 1B		0-0 F5		0-0 1B	3 1 1 0 0 0 0												
Leo Cardenas, R (7, 6) OBP: 0.326, SLG: 0.400					0-0 1B				1-2 1B	1 0 1 0 0 0 0												
Dick Gernert, R (1, 3) OBP: 0.342, SLG: 0.355			0-3 K		0-0 1B		0-0 6-3		0-0 P6	2 1 1 0 0 1 0												
Gordy Coleman, L (7, PH) OBP: 0.327, SLG: 0.543					1-2 1B					2 0 0 0 0 0 2												
Jerry Zimmerman, R (1, 2) OBP: 0.280, SLG: 0.264			0-0 1-6-3		0-0 1B		0-0 1-3		0-3 K	4 0 1 0 0 1 2												
Joey Jay, S (1, 1) OBP: 0.070, SLG: 0.093			0-0 1-3		0-0 FC2			0-0 4-3		3 0 1 2 0 0 0												
Bill Henry, L (9, 1)					1-3 2-H 3-H 1B					0 0 0 0 0 0 0												
<b>Inning Stats</b>	R: 0 E: 0 K: 0 S: 3	H: 0 LOB: 0 BB: 0 P: 3	R: 0 E: 0 K: 0 S: 3	H: 0 LOB: 0 BB: 0 P: 3	R: 0 E: 0 K: 1 S: 5	H: 0 LOB: 0 BB: 0 P: 5	R: 0 E: 0 K: 0 S: 3	H: 0 LOB: 0 BB: 0 P: 3	R: 0 E: 0 K: 0 S: 3	H: 0 LOB: 0 BB: 0 P: 3	R: 0 E: 0 K: 0 S: 3	H: 0 LOB: 0 BB: 0 P: 3	R: 0 E: 0 K: 0 S: 3	H: 0 LOB: 0 BB: 0 P: 3	R: 0 E: 0 K: 0 S: 3	H: 0 LOB: 0 BB: 0 P: 3	R: 1 E: 0 K: 1 S: 8	H: 3 LOB: 2 BB: 0 P: 8	1B: 7 2B: 0 3B: 2 HR: 0	SF: 0 SAC: 0 DP: 1 HBP: 0	WP: 0 PB: 0 SB: 0 CS: 0	PA: 35
<b>PITCHER</b>	IP WLS BF H R ER SO BB IBB HBP BLK WP HR S P ERA WHIP																					
Warren Spahn, L (1, 1) ERA: 3.44	4.1 L 18 5 3 3 1 0 0 0 0 0 0 0 20 20 6.23 1.154																					
Carl Willey, R (5, 1) ERA: 5.88	2.2 8 1 0 0 0 0 0 0 0 0 0 0 8 8 0.00 0.375																					
Claude Raymond, R (8, 1) ERA: 4.42	2.0 9 3 1 1 1 0 0 0 0 0 0 0 11 11 4.50 1.500																					

Cincinnati Reds @ Milwaukee Braves  
 Milwaukee County Stadium, Milwaukee, WI  
 Fri Jun 30 1961, 8:05 PM EDT  
 Att. 24,184 - Unknown

AB	35
R	4
H	9
RBI	4
BB	0
SO	2
LOB	10



Batter	1	2	3	4	5	6	7	8	9	AB	R	H	RBI	BB	SO	LOB
Gino Cimoli, R (1, 8) OBP: 0.287, SLG: 0.360	0-0 F9		0-0 SH1-3 1B		0-0 FC4-6 1B		0-3 K		0-0 G4-6-3 1B	4	0	1	0	0	0	3
Frank Bolling, R (1, 4) OBP: 0.384, SLG: 0.502	0-0 4-3 WP 1B		0-0 SH1-3		0-0 FC4-6 1B		0-0 1B		0-0 G4-6-3	4	0	2	0	1	1	2
Eddie Mathews, L (1, 5) OBP: 0.410, SLG: 0.581	0-0 4-3 1-2		0-3 K		0-0 1-2 1B		0-0 L7		4-0 FC4-6 BB	5	0	0	0	0	0	7
Hank Aaron, R (1, 9) OBP: 0.350, SLG: 0.562	0-0 WP 2-H		0-0 4-3		0-0 P6		0-0 F2		0-0 FC4-6	5	0	0	0	0	2	1
Frank Thomas, R (1, 7) OBP: 0.380, SLG: 0.571		0-3 K		0-0 4-3		0-0 F8		0-3 K		2	0	1	0	0	1	0
Lee Maye, L (6, 7) OBP: 0.329, SLG: 0.430										1	0	0	0	1	0	0
Joe Adcock, R (1, 3) OBP: 0.320, SLG: 0.452		0-0 1B 1B		0-3 K		4-0 1B BB		0-0 P6		4	0	3	0	0	0	1
Joe Torre, R (1, 2) OBP: 0.329, SLG: 0.457		0-0 P4		0-0 1B		0-0 1-2 1B		0-0 FC6-4 2B		4	0	1	0	0	0	4
Roy McMillan, R (1, 6) OBP: 0.307, SLG: 0.300		0-0 1B		0-0 F9		0-0 FC6-4		0-0 L6		3	0	0	0	0	1	4
Al Spangler, L (9, PH) OBP: 0.400, SLG: 0.233		1-2 1B		0-0 P6		0-0 1-2f		0-0 K		0	0	0	0	1	0	0
Warren Spahn, L (1, 1) OBP: 0.340, SLG: 0.455		0-0 P6		0-0 1-3		0-3 K			4-0 G4-6-3 1B BB	1	0	1	0	0	0	0
Carl Willey, R (5, 1) OBP: 0.050, SLG: 0.050										1	0	1	0	0	0	0
Hawk Taylor, R (7, PH) OBP: 0.167, SLG: 0.091										1	0	0	0	0	1	0
Claude Raymond, R (8, 1) OBP: 0.273, SLG: 0.302										0	0	0	0	0	0	0
Bob Boyd, L (9, PH)										1	0	1	0	0	0	0

Inning Stats	R: 0	H: 1	E: 0	K: 0	S: 3	H: 2	LOB: 0	BB: 0	P: 3	R: 0	H: 2	E: 0	K: 1	S: 7	H: 1	LOB: 2	BB: 0	P: 7	R: 0	H: 1	E: 0	K: 1	S: 6	H: 2	LOB: 1	BB: 0	P: 6	R: 0	H: 2	E: 0	K: 1	S: 5	H: 1	LOB: 2	BB: 0	P: 5	R: 0	H: 1	E: 0	K: 1	S: 6	H: 1	LOB: 1	BB: 0	P: 6	R: 0	H: 1	E: 0	K: 1	S: 6	H: 1	LOB: 1	BB: 0	P: 6	R: 0	H: 1	E: 0	K: 0	S: 3	H: 1	LOB: 2	BB: 2	P: 11	1B: 10	SF: 0	2B: 1	SAC: 1	3B: 0	DP: 1	HR: 0	HBP: 0	WP: 1	PA: 40
--------------	------	------	------	------	------	------	--------	-------	------	------	------	------	------	------	------	--------	-------	------	------	------	------	------	------	------	--------	-------	------	------	------	------	------	------	------	--------	-------	------	------	------	------	------	------	------	--------	-------	------	------	------	------	------	------	------	--------	-------	------	------	------	------	------	------	------	--------	-------	-------	--------	-------	-------	--------	-------	-------	-------	--------	-------	--------

PITCHER	IP	WLS	BF	H	R	ER	SO	BB	IBB	HBP	BLK	WP	HR	S	P	ERA	WHIP
Joey Jay, R (1, 1) ERA: 2.83	8.2	W	39	11	0	0	6	3	0	0	0	1	0	47	59	0.00	1.615
Bill Henry, L (9, 1) ERA: 3.33	0.1	S	1	0	0	0	0	0	0	0	0	0	0	1	1	0.00	0.000

**BOTTOM**

**Cincinnati Reds @ Milwaukee Braves**  
**Milwaukee County Stadium, Milwaukee, WI**

Fri Jun 30 1961, 8:05 PM EDT  
 Att. 24,184 - Unknown

AB	36
R	0
H	11
RBI	0
BB	3
SO	6
LOB	22



Batter	1	2	3	4	5	6	7	8	9	AB R H RBI BB SO LOB	TOP											
Eddie Kasko, R (1, 6) OBP: 0.339, SLG: 0.333	0-0 1-3			0-0 F3		0-0 3-1		0-0 F7		4 0 0 0 0 0 1												
Don Blasingame, L (1, 4) OBP: 0.325, SLG: 0.325	0-0 P6			0-0 1-3		0-0 P4		0-0 F9		4 0 0 0 0 0 1												
Vada Pinson, L (1, 8) OBP: 0.358, SLG: 0.460	0-0 4-3			0-0 1B		0-0 1B			0-0 5-3	4 1 3 0 0 0 0												
Frank Robinson, R (1, 9) OBP: 0.397, SLG: 0.588			0-0 F8	0-0 FC6		0-0 1-3			0-0 5-3	4 0 1 0 0 0 2												
Gus Bell, L (1, 7) OBP: 0.301, SLG: 0.360			0-3 K	0-0 FC6					0-0 2B	4 0 1 1 0 1 2												
Gordy Coleman, L (1, 3) OBP: 0.330, SLG: 0.550			0-0 G3		0-0 4-3				0-0 2B	4 0 2 0 0 0 0												
Gene Freese, R (1, 5) OBP: 0.331, SLG: 0.516				0-0 P3		0-0 6-3			0-0 F7	4 0 0 0 0 0 2												
Johnny Edwards, L (1, 2) OBP: 0.462, SLG: 0.600				0-0 5-3		0-0 4-3			0-0 P5	3 0 0 0 0 0 1												
Ken Hunt, R (1, 1) OBP: 0.188, SLG: 0.167				0-3 K		0-0 P4			0-0 1B	1 0 0 0 0 1 0												
Wally Post, R (5, PH) OBP: 0.352, SLG: 0.535										1 0 0 0 0 0 1												
Jay Hook, L (5, 1) OBP: 0.200, SLG: 0.200										0 0 0 0 0 0 0												
Jerry Lynch, L (8, PH) OBP: 0.448, SLG: 0.702										1 0 1 0 0 0 0												
Sherman Jones, L (8, 1)										0 0 0 0 0 0 0												
<b>Inning Stats</b>	R: 0 E: 0 K: 0 S: 3	H: 0 LOB: 0 BB: 0 P: 3	R: 0 E: 0 K: 1 S: 5	H: 0 LOB: 0 BB: 0 P: 5	R: 0 E: 0 K: 1 S: 5	H: 0 LOB: 0 BB: 0 P: 5	R: 0 E: 0 K: 0 S: 5	H: 2 LOB: 2 BB: 0 P: 5	R: 0 E: 0 K: 0 S: 4	H: 1 LOB: 1 BB: 0 P: 4	R: 0 E: 0 K: 0 S: 4	H: 1 LOB: 1 BB: 0 P: 4	R: 0 E: 0 K: 0 S: 3	H: 0 LOB: 0 BB: 0 P: 3	R: 0 E: 0 K: 0 S: 4	H: 1 LOB: 1 BB: 0 P: 4	R: 1 E: 0 K: 0 S: 5	H: 3 LOB: 1 BB: 0 P: 5	1B: 6 2B: 2 3B: 0 HR: 0	SF: 0 SAC: 0 DP: 0 HBP: 0	WP: 0 PB: 0 SB: 0 CS: 0	PA: 34
<b>PITCHER</b>	IP WLS BF H R ER SO BB IBB HBP BLK WP HR S P ERA WHIP																					
Lew Burdette, R (1, 1) ERA: 3.99	8.2 W 33 8 1 1 2 0 0 0 0 0 0 0 37 37 1.04 0.923																					
Don McMahon, R (9, 1) ERA: 2.08	0.1 S 1 0 0 0 0 0 0 0 0 0 0 0 1 1 0.00 0.000																					

Cincinnati Reds @ Milwaukee Braves  
 Milwaukee County Stadium, Milwaukee, WI  
 Sat Jul 01 1961, 4:33 AM EDT  
 Att. 12,980 - Unknown

livebaseballscorecards.com

AB	34
R	1
H	8
RBI	1
BB	0
SO	2
LOB	10



Batter	1	2	3	4	5	6	7	8	9
<b>Gino Cimoli, R</b> OBP: 0.298, SLG: 0.365 (1, 8) BB BB	4-0 FC4-6 BB		0-0 SH1		0-0 SH1-3		0-0 1B		
<b>Frank Bolling, R</b> OBP: 0.382, SLG: 0.498 (1, 4) X	0-0 FC4-6 8-3 1-2f		0-0 FC3-6 1B		0-0 P6		0-3 K		
<b>Eddie Mathews, L</b> OBP: 0.405, SLG: 0.572 (1, 5) X	0-0 8-3 1-2f		0-0 FC3-6		0-0 F7		0-0 F8		
<b>Hank Aaron, R</b> OBP: 0.352, SLG: 0.576 (1, 9) X		0-0 SF7 2B	0-0 F7		0-0 HR		0-0 L6		
<b>Joe Adcock, R</b> OBP: 0.319, SLG: 0.463 (1, 3) X		0-0 SF7 2-H		0-0 5-3		0-0 HR		0-0 P4	
<b>Lee Maye, L</b> OBP: 0.333, SLG: 0.431 (1, 7) X		0-0 S E 1B		0-0 FC6-4 1B		0-0 3-1		0-0 3-1	
<b>Joe Torre, R</b> OBP: 0.333, SLG: 0.465 (1, 2) X		0-0 CS 1B		0-0 FC6-4 1-2f		0-0 2B		0-0 L6	
<b>Roy McMillan, R</b> OBP: 0.303, SLG: 0.296 (1, 6) S/S		0-3 K 1-2		0-0 F2		0-0 5-3			
<b>Lew Burdette, R</b> OBP: 0.220, SLG: 0.420 (1, 1) <b>Don McMahon, R</b> OBP: 0.286, SLG: 0.286 (9, 1) S/S			0-0 SH1 1B 2B		0-0 E6 SH1-3		0-3 K		

AB	R	H	RBI	BB	SO	LOB
1	0	1	0	1	0	0
4	0	1	1	0	1	3
4	0	0	0	0	0	4
4	2	2	1	0	0	2
3	1	1	2	0	0	0
4	1	2	0	0	0	0
4	0	2	0	0	0	1
3	0	0	0	0	1	3
3	1	1	0	0	1	1
0	0	0	0	0	0	0
1B: 5	SF: 1					
2B: 5	SAC: 2					
3B: 0	DP: 2					
HR: 2	HBP: 0					

**BOTTOM**

**Cincinnati Reds @ Milwaukee Braves**  
Milwaukee County Stadium, Milwaukee, WI

Sat Jul 01 1961, 4:33 AM EDT  
Att. 12,980 - Unknown

livebaseballscores.com

<b>AB</b>	<b>30</b>
<b>R</b>	<b>5</b>
<b>H</b>	<b>10</b>
<b>RBI</b>	<b>4</b>
<b>BB</b>	<b>1</b>
<b>SO</b>	<b>3</b>
<b>LOB</b>	<b>14</b>



Inning Stats	R: 0	H: 0	E: 0	K: 0	S: 2	LOB: 0	BB: 1	P: 6	R: 2	H: 3	E: 0	K: 1	S: 7	LOB: 1	BB: 0	P: 7	R: 1	H: 2	E: 0	K: 0	S: 5	LOB: 1	BB: 0	P: 5	R: 0	H: 1	E: 0	K: 0	S: 4	LOB: 1	BB: 0	P: 4	R: 0	H: 0	E: 1	K: 0	S: 4	LOB: 1	BB: 0	P: 4	R: 2	H: 3	E: 0	K: 1	S: 8	LOB: 1	BB: 0	P: 8	R: 0	H: 1	E: 0	K: 1	S: 6	LOB: 0	BB: 0	P: 3
<b>PITCHER</b>	<b>IP</b>	<b>WLS</b>	<b>BF</b>	<b>H</b>	<b>R</b>	<b>ER</b>	<b>SO</b>	<b>BB</b>	<b>IBB</b>	<b>HBP</b>	<b>BLK</b>	<b>WP</b>	<b>HR</b>	<b>S</b>	<b>P</b>	<b>ERA</b>	<b>WHIP</b>																																							
<b>Ken Hunt, R</b> ERA: 3.09 (1, 1)	4.0	L	17	6	3	3	1	1	0	0	0	0	0	18	22	6.75	1.750																																							
<b>Jay Hook, R</b> ERA: 7.68 (5, 1)	3.0		14	4	2	2	2	0	0	0	0	0	2	18	18	6.00	1.333																																							
<b>Sherman Jones, R</b> ERA: 15.0 (8, 1)	1.0		3	0	0	0	0	0	0	0	0	0	0	3	3	0.00	0.000																																							
<b>PITCHER</b>	<b>IP</b>	<b>WLS</b>	<b>BF</b>	<b>H</b>	<b>R</b>	<b>ER</b>	<b>SO</b>	<b>BB</b>	<b>IBB</b>	<b>HBP</b>	<b>BLK</b>	<b>WP</b>	<b>HR</b>	<b>S</b>	<b>P</b>	<b>ERA</b>	<b>WHIP</b>	<b>WP: 0</b>	<b>PA: 34</b>																																					

Batter	1	2	3	4	5	6	7	8	9	10	11	12	13	AB R H RBI BB SO LOB	TOP														
Eddie Kasko, R OBP: 0.345, SLG: 0.342	G3 2B BB	L9		1-3 2B		E 1B 1B		P3		6-3			SH1-3 HR 1B	6 3 3 0 1 0 1	<b>Cincinnati Reds @ Milwaukee Braves</b> <b>Milwaukee County Stadium, Milwaukee, WI</b> Sun Jul 02 1961 - 4:33 AM EDT Unknown <a href="http://livebaseballscorecards.com">livebaseballscorecards.com</a>														
Don Blasingame, L OBP: 0.329, SLG: 0.329	1-6-3		G4-6-3 1B		1-3	E9 1B 1B					P4		SH1-3	6 1 3 0 0 0 1															
Vada Pinson, L OBP: 0.357, SLG: 0.456	G3		G4-6-3 1-2f		1B 1B	1B 1-3 1B 1B		P5			K		1-3	7 1 2 2 0 1 4															
Frank Robinson, R OBP: 0.404, SLG: 0.592	1B 2B		HBP 1B		K	1-3		4-3 S BB			1B 1B		HR IBB	5 2 3 1 2 1 2															
Gordy Coleman, L OBP: 0.343, SLG: 0.568	1B		FC6 HBP		BB 1B 1B	1-3 1B 2-H 1B		F9			FC4-6 1B		HR	6 1 5 4 0 0 1															
Gus Bell, L OBP: 0.294, SLG: 0.350	F7		FC6		BB 1B			4-3			FC4-6		P6	7 0 1 1 0 0 6															
Gene Freese, R OBP: 0.328, SLG: 0.507		P4			BB 1B			F2						5 0 0 0 1 1 1															
Jerry Zimmerman, R OBP: 0.276, SLG: 0.280		L4			BB			F5						2 0 0 0 0 0 0															
Jerry Lynch, L OBP: 0.441, SLG: 0.690								3-1						1 0 0 0 0 0 3															
Johnny Edwards, L OBP: 0.375, SLG: 0.462											P5			3 0 0 0 0 1 0															
Jim O'Toole, S OBP: 0.267, SLG: 0.256														2 0 2 0 0 0 0															
Dick Garmitt, R OBP: 0.333, SLG: 0.344														1 0 0 0 0 0 0															
Howie Nunn, R OBP: 0.298, SLG: 0.298														0 0 0 0 0 0 0															
Sherman Jones, L OBP: 0.350, SLG: 0.531														1 0 0 0 0 0 0															
Wally Post, R OBP: 0.350, SLG: 0.531														1 0 0 0 0 1 0															
Jim Brosnan, R														1 0 0 0 0 1 0															
<b>Inning Stats</b>	R: 2 E: 0 K: 0 S: 5	H: 2 LOB: 1 BB: 1 P: 9	R: 0 E: 0 K: 0 S: 4	H: 1 LOB: 1 BB: 0 P: 4	R: 0 E: 0 K: 0 S: 4	H: 2 LOB: 2 BB: 0 P: 5	R: 0 E: 0 K: 0 S: 4	H: 2 LOB: 2 BB: 0 P: 4	R: 1 E: 0 K: 1 S: 8	H: 3 LOB: 3 BB: 1 P: 12	R: 2 E: 1 K: 0 S: 6	H: 4 LOB: 2 BB: 0 P: 6	R: 0 E: 0 K: 0 S: 3	H: 0 LOB: 0 BB: 0 P: 3	R: 0 E: 0 K: 0 S: 4	H: 1 LOB: 1 BB: 0 P: 4	R: 0 E: 0 K: 0 S: 3	H: 0 LOB: 1 BB: 1 P: 7	R: 0 E: 0 K: 1 S: 5	H: 2 LOB: 2 BB: 0 P: 7	R: 0 E: 0 K: 3 S: 9	H: 0 LOB: 0 BB: 0 P: 9	R: 3 E: 0 K: 0 S: 5	H: 2 LOB: 1 BB: 1 P: 9	1B: 16 2B: 2 3B: 0 HR: 1	SF: 0 SAC: 1 DP: 1 HBP: 1	WP: 0 PA: 60 PB: 0 SB: 1 CS: 0		
<b>PITCHER</b>	IP WLS BF H R ER SO BB IBB HBP BLK WP HR S P ERA WHIP	IP WLS BF H R ER SO BB IBB HBP BLK WP HR S P ERA WHIP														IP WLS BF H R ER SO BB IBB HBP BLK WP HR S P ERA WHIP													
Don Nottebart, R ERA: 4.76	(1, 1) 4.2																												
Carl Willey, R ERA: 5.88	(5, 1) 0.0																												
Bob Hendley, L ERA: 4.24	(5, 1) 2.1																												
Don McMahon, R ERA: 1.86	(8, 1) 5.0																												
Warren Spahn, L ERA: 3.62	(13, 1) 1.0	L																											



Batter	1	2	3	4	5	6	7	8	9	10	11	12	13	AB R H RBI BB SO LOB
Gino Cimoli, R OBP: 0.285, SLG: 0.348 (1, 8)	F9	K			F8		L4			F8		F8		6 0 0 0 0 1 1
Frank Bolling, R OBP: 0.384, SLG: 0.494 (1, 4)	E5		HR		5-3		WP			1B		F7		4 1 1 0 2 0 0
Eddie Mathews, L OBP: 0.405, SLG: 0.583 (1, 5)			K		K		K							2 1 1 1 0 1 1
Felix Mantilla, R OBP: 0.288, SLG: 0.130 (5, 5)														1 0 0 0 0 1 0
Bob Boyd, L OBP: 0.288, SLG: 0.296 (7, PH)														1 0 0 0 0 1 2
Al Spangler, L OBP: 0.429, SLG: 0.258 (8, 7)	HR									1B				1 0 1 0 1 0 0
Hank Aaron, R OBP: 0.355, SLG: 0.584 (1, 9)	HR									F7		F8		5 2 2 2 1 0 3
Joe Adcock, R OBP: 0.316, SLG: 0.468 (1, 3)	HR				F9		F7			1-4-3		G6-4-3		6 1 1 2 0 1 4
Joe Torre, R OBP: 0.335, SLG: 0.477 (1, 2)	E8				F3					F7				5 0 2 0 0 0 0
Hawk Taylor, R OBP: 0.143, SLG: 0.077 (1, 7)												F9		2 0 0 0 0 0 1
Lee Mave, L OBP: 0.328, SLG: 0.423 (6, PH)	6-3											F7		3 0 0 0 0 0 1
Roy McMillan, R OBP: 0.305, SLG: 0.295 (1, 6)										G3				4 0 1 0 1 0 0
Don Nottbart, R OBP: 0.217, SLG: 0.100 (1, 1)										1-3		P6		2 0 0 0 0 0 1
Carl Willey, R OBP: 0.050, SLG: 0.050 (5, 1)														0 0 0 0 0 0 0
Bob Hendley, R OBP: 0.233, SLG: 0.310 (7, PH)														0 0 0 0 0 0 0
Del Crandall, R OBP: 0.250, SLG: 0.250 (8, 1)														1 0 0 0 0 0 0
Don McMahon, R OBP: 0.340, SLG: 0.455 (12, PH)														1 0 0 0 0 1 0
Frank Thomas, R OBP: 0.340, SLG: 0.455 (13, 1)														0 0 0 0 0 0 0

Inning Stats	R: 3	H: 4	E: 2	LOB: 1	K: 0	BB: 0	P: 7	R: 0	H: 0	E: 0	LOB: 0	K: 1	BB: 1	S: 4	R: 2	H: 1	E: 0	LOB: 0	K: 1	BB: 1	S: 6	R: 0	H: 0	E: 0	LOB: 0	K: 0	BB: 0	P: 3	R: 0	H: 1	E: 0	LOB: 1	K: 0	BB: 1	S: 3	R: 0	H: 0	E: 0	LOB: 0	K: 1	BB: 0	P: 5	R: 0	H: 1	E: 0	LOB: 2	K: 1	BB: 1	S: 6	R: 0	H: 0	E: 0	LOB: 0	K: 1	BB: 0	P: 5	R: 0	H: 0	E: 0	LOB: 0	K: 0	BB: 0	P: 3	R: 0	H: 2	E: 0	LOB: 2	K: 0	BB: 0	P: 5	R: 0	H: 0	E: 0	LOB: 0	K: 0	BB: 0	P: 3	R: 0	H: 0	E: 0	LOB: 0	K: 1	BB: 0	P: 3	R: 0	H: 0	E: 0	LOB: 0	K: 0	BB: 0	P: 3	R: 0	H: 0	E: 0	LOB: 0	K: 0	BB: 1	P: 6	R: 0	H: 0	E: 0	LOB: 0	K: 0	BB: 1	P: 5	R: 0	H: 0	E: 0	LOB: 0	K: 0	BB: 0	P: 6	R: 0	H: 0	E: 0	LOB: 0	K: 0	BB: 0	P: 6
--------------	------	------	------	--------	------	-------	------	------	------	------	--------	------	-------	------	------	------	------	--------	------	-------	------	------	------	------	--------	------	-------	------	------	------	------	--------	------	-------	------	------	------	------	--------	------	-------	------	------	------	------	--------	------	-------	------	------	------	------	--------	------	-------	------	------	------	------	--------	------	-------	------	------	------	------	--------	------	-------	------	------	------	------	--------	------	-------	------	------	------	------	--------	------	-------	------	------	------	------	--------	------	-------	------	------	------	------	--------	------	-------	------	------	------	------	--------	------	-------	------	------	------	------	--------	------	-------	------	------	------	------	--------	------	-------	------

PITCHER	IP	WLS	BF	H	R	ER	SO	BB	IBB	HBP	BLK	WP	HR	S	P	ERA	WHIP
Jim O'Toole, L ERA: 3.68 (1, 1)	5.0		21	5	5	5	3	2	0	0	0	0	3	25	33	9.00	1.400
Howie Nunn, R ERA: 2.55 (6, 1)	0.0		1	0	0	0	0	1	0	0	0	0	0	4	∞	∞	
Sherman Jones, R ERA: 9.0 (6, 1)	4.0		14	2	0	0	2	1	0	0	0	1	0	17	21	0.00	0.750
Jim Brosnan, R ERA: 2.58 (10, 1)	4.0	W	14	2	0	0	1	1	0	0	0	0	0	15	19	0.00	0.750

**BOTTOM**

**Cincinnati Reds @ Milwaukee Braves**  
**Milwaukee County Stadium, Milwaukee, WI**

Sun Jul 02 1961, 4:33 AM EDT  
 Unknown

AB	R	H	RBI	BB	SO	LOB
44	5	9	5	5	6	14



WP	PA
1	50

Batter	1	2	3	4	5	6	7	8	9	AB R H RBI BB SO LOB	TOP															
<b>Eddie Kasko, R</b> (1, 6) OBP: 0.349, SLG: 0.354	0-0 HR	0-0 P4			0-0 F8		4-0 BB		4-0 S BB	3 1 1 1 2 0 0																
<b>Don Blasingame, L</b> (1, 4) OBP: 0.323, SLG: 0.323	0-0 F8		0-0 4-3		0-0 4-3		0-0 F2		0-0 F8 1-2	5 0 0 0 0 0 2																
<b>Vada Pinson, L</b> (1, 8) OBP: 0.356, SLG: 0.456	0-0 F9		0-0 WP 2B		0-3 K			0-0 1-3		4 0 1 0 0 1 0																
<b>Frank Robinson, R</b> (1, 9) OBP: 0.405, SLG: 0.600	4-0 2B BB		0-3 K 2-3		0-0 F5			0-0 HR		3 2 1 1 1 1 1																
<b>Gordy Coleman, L</b> (1, 3) OBP: 0.348, SLG: 0.578	0-0 1B 2B		0-0 1-3		0-0 1B			0-0 2B		4 1 3 1 0 0 1																
<b>Gus Bell, L</b> (1, 7) OBP: 0.293, SLG: 0.347	0-0 FC6-4 1B			0-0 3-1		0-0 F7		0-0 3-1		4 0 1 1 0 0 2																
<b>Gene Freese, R</b> (1, 5) OBP: 0.324, SLG: 0.500	0-0 FC6-4			0-3 K		0-0 1-3		0-0 F5		4 0 0 0 0 1 3																
<b>Johnny Edwards, L</b> (1, 2) OBP: 0.350, SLG: 0.471		0-3 K		0-0 2B		0-3 K			0-0 P6	4 0 1 0 0 2 0																
<b>Bob Purkey, R</b> (1, 1) OBP: 0.114, SLG: 0.095			0-0 4-3		0-3 K		0-3 K		0-0 P4	4 0 0 0 0 2 1																
<b>Bill Henry, L</b> (9, 1)										0 0 0 0 0 0 0																
<b>Inning Stats</b>	R: 3 E: 0 K: 0 S: 6	H: 3 LOB: 1 BB: 1 P: 10	R: 0 E: 0 K: 1 S: 5	H: 0 LOB: 0 BB: 0 P: 5	R: 0 E: 0 K: 1 S: 6	H: 1 LOB: 1 BB: 0 P: 6	R: 0 E: 0 K: 2 S: 8	H: 1 LOB: 1 BB: 0 P: 8	R: 0 E: 0 K: 1 S: 5	H: 0 LOB: 0 BB: 0 P: 5	R: 0 E: 0 K: 0 S: 4	H: 1 LOB: 1 BB: 0 P: 4	R: 0 E: 0 K: 2 S: 7	H: 0 LOB: 1 BB: 1 P: 11	R: 1 E: 0 K: 0 S: 5	H: 2 LOB: 1 BB: 0 P: 5	R: 0 E: 0 K: 0 S: 3	H: 0 LOB: 1 BB: 1 P: 7	1B: 2 2B: 4 3B: 0 HR: 2	SF: 0 SAC: 0 DP: 0 HBP: 0	WP: 1 PB: 0 SB: 1 CS: 0	PA: 38				
<b>PITCHER</b> <b>Tony Cloninger, R</b> (1, 1) ERA: 6.63	IP: 8.0 WLS: L BF: 34 H: 8 R: 4 ER: 4 SO: 7 BB: 2 IBB: 0 HBP: 0 BLK: 0 WP: 1 HR: 2 S: 46 P: 54 ERA: 4.50 WHIP: 1.250																									
<b>Claude Raymond, R</b> (9, 1) ERA: 4.19	IP: 1.0 WLS: L BF: 4 H: 0 R: 0 ER: 0 SO: 0 BB: 1 IBB: 0 HBP: 0 BLK: 0 WP: 0 HR: 0 S: 3 P: 7 ERA: 0.00 WHIP: 1.000																									

Cincinnati Reds @ Milwaukee Braves  
 Milwaukee County Stadium, Milwaukee, WI  
 Sun Jul 02 1961, 4:38 AM EDT  
 Att: 29,487 - Unknown

livebaseballscorecards.com

<b>AB</b>	<b>35</b>
<b>R</b>	<b>4</b>
<b>H</b>	<b>8</b>
<b>RBI</b>	<b>4</b>
<b>BB</b>	<b>3</b>
<b>SO</b>	<b>7</b>
<b>LOB</b>	<b>10</b>





Batter	1	2	3	4	5	6	7	8	9	AB	R	H	RBI	BB	SO	LOB
Al Spangler, L (1, 8) OBP: 0.435, SLG: 0.286	0-0 4-3			0-0 3-1			0-0 PB HR 1B		0-0 G5-4-3 1B	4	1	2	0	0	0	0
Frank Bolling, R (1, 4) OBP: 0.379, SLG: 0.487	0-0 F8			0-0 1-3			0-3 K		0-0 G5-4-3 1-2f	4	0	0	0	0	1	2
Eddie Mathews, L (1, 5) OBP: 0.403, SLG: 0.589	0-0 F8			0-0 1-3			0-0 1-H HR		0-0 4-3	4	1	1	2	0	0	0
Hank Aaron, R (1, 9) OBP: 0.355, SLG: 0.589		0-3 K		0-3 K			0-0 4-3 3B			3	1	1	0	0	2	0
Bob Boyd, L (1, 3) OBP: 0.254, SLG: 0.281		0-3 K		0-0 4-3			0-0 4-3			3	0	0	1	0	1	0
Lee Maye, L (1, 7) OBP: 0.322, SLG: 0.415		0-0 P6		0-0 G3			0-0 3-H F9			3	0	0	0	0	0	0
Roy McMillan, R (1, 6) OBP: 0.303, SLG: 0.293			0-3 K			0-0 1-3		0-0 F9		2	0	0	0	0	1	0
Frank Thomas, R (8, PH) OBP: 0.377, SLG: 0.566										1	0	0	0	0	0	0
Claude Raymond, R (9, 1)										0	0	0	0	0	0	0
Sammy White, R (1, 2)			0-0 F9			0-0 P4		0-0 F8		2	0	0	0	0	0	0
Joe Torre, R (8, PH) OBP: 0.333, SLG: 0.473										1	0	0	0	0	0	0
Tony Cloninger, R (1, 1) OBP: 0.143, SLG: 0.143			0-0 F9			0-0 6-3		0-0 L9		2	0	0	0	0	0	0
Joe Adcock, R (8, PH) OBP: 0.315, SLG: 0.466										1	0	0	0	0	0	0
Felix Mantilla, R (9, 6) OBP: 0.286, SLG: 0.130										0	0	0	0	0	0	0

Inning Stats	R: 0	H: 0	E: 0	LOB: 0	K: 0	BB: 0	S: 3	P: 3	R: 0	H: 0	E: 0	LOB: 0	K: 2	BB: 0	S: 7	P: 7	R: 0	H: 0	E: 0	LOB: 0	K: 1	BB: 0	S: 5	P: 5	R: 0	H: 0	E: 0	LOB: 0	K: 1	BB: 0	S: 5	P: 5	R: 0	H: 0	E: 0	LOB: 0	K: 0	BB: 0	S: 3	P: 3	R: 3	H: 3	E: 0	LOB: 0	K: 1	BB: 0	S: 8	P: 8	R: 0	H: 0	E: 0	LOB: 0	K: 0	BB: 0	S: 3	P: 3	R: 0	H: 1	E: 0	LOB: 0	K: 0	BB: 0	S: 3	P: 3	1B: 2	SF: 0	2B: 0	SAC: 0	3B: 1	DP: 1	HR: 1	HBP: 0	WP: 0	PA: 30
--------------	------	------	------	--------	------	-------	------	------	------	------	------	--------	------	-------	------	------	------	------	------	--------	------	-------	------	------	------	------	------	--------	------	-------	------	------	------	------	------	--------	------	-------	------	------	------	------	------	--------	------	-------	------	------	------	------	------	--------	------	-------	------	------	------	------	------	--------	------	-------	------	------	-------	-------	-------	--------	-------	-------	-------	--------	-------	--------

PITCHER	IP	WLS	BF	H	R	ER	SO	BB	IBB	HBP	BLK	WP	HR	S	P	ERA	WHIP
Bob Purkey, R (1, 1) ERA: 3.7	8.2	W	29	4	3	3	5	0	0	0	0	0	1	39	39	3.12	0.462
Bill Henry, L (9, 1) ERA: 3.28	0.1	S	1	0	0	0	0	0	0	0	0	0	0	1	1	0.00	0.000

**BOTTOM**

**Cincinnati Reds @ Milwaukee Braves**  
**Milwaukee County Stadium, Milwaukee, WI**

Sun Jul 02 1961, 4:38 AM EDT  
 Att. 29,487 - Unknown

livebaseballscores.com

<b>AB</b>	<b>30</b>
<b>R</b>	<b>3</b>
<b>H</b>	<b>4</b>
<b>RBI</b>	<b>3</b>
<b>BB</b>	<b>0</b>
<b>SO</b>	<b>5</b>
<b>LOB</b>	<b>2</b>



Batter	1	2	3	4	5	6	7	8	9	AB R H RBI BB SO LOB	TOP		
Bill Virdon, L (1, 8) OBP: 0.343, SLG: 0.462	0-0 6-3			0-0 G6-4-3 1B		0-0 1-H HR		0-0 4-3		4 1 2 2 0 0 0			
Dick Groat, R (1, 6) OBP: 0.316, SLG: 0.380	0-0 F8			0-0 G6-4-3 1B		0-3 K		0-0 F7		4 0 1 0 0 1 1			
Roberto Clemente, R (1, 9) OBP: 0.378, SLG: 0.562	0-0 4-3			0-0 G6-4-3 1-2f 2-3		4-0 BB BB			0-3 K	3 0 0 0 1 1 2			
Dick Stuart, R (1, 3) OBP: 0.325, SLG: 0.530		0-0 6-3		0-0 4-3		4-0 1-2 BB			0-0 HR	3 1 1 1 1 0 1			
Smoky Burgess, L (1, 2) OBP: 0.401, SLG: 0.580		0-0 4-3			0-0 F9	0-0 F7			0-0 P6	4 0 0 0 0 0 2			
Don Hoak, R (1, 5) OBP: 0.432, SLG: 0.519		0-0 F2			0-0 5-3		0-0 F7		0-0 1-3	4 0 0 0 0 0 0			
Joe Christopher, R (1, 7) OBP: 0.344, SLG: 0.390			0-0 F8		0-3 K		0-3 K			3 0 0 0 0 2 0			
Bill Mazeroski, R (1, 4) OBP: 0.262, SLG: 0.310			0-0 F7			0-0 F8	0-0 6-3			3 0 0 0 0 0 0			
Joe Gibbon, R (1, 1) OBP: 0.172, SLG: 0.259 Walt Moryn, L (6, PH) OBP: 0.200, SLG: 0.286 Bobby Shantz, R (6, PR) OBP: 0.633, SLG: 0.538 Al McBean, R (6, 1) Rocky Nelson, L (8, PH) OBP: 0.361, SLG: 0.478 Roy Fazio, R (8, 1) OBP: 0.333, SLG: 0.333			0-3 K			0-0 HR 1B		0-0 L8		1 0 0 0 0 1 0 1 0 1 0 0 0 0 0 1 0 0 0 0 0 0 0 0 0 0 0 0 1 0 0 0 0 0 0 0 0 0 0 0 0 0			
<b>Inning Stats</b>	R: 0 H: 0 E: 0 LOB: 0 K: 0 BB: 0 S: 3 P: 3	R: 0 H: 0 E: 0 LOB: 0 K: 0 BB: 0 S: 3 P: 3	R: 0 H: 0 E: 0 LOB: 0 K: 1 BB: 0 S: 5 P: 5	R: 0 H: 2 E: 0 LOB: 1 K: 0 BB: 0 S: 4 P: 4	R: 0 H: 0 E: 0 LOB: 0 K: 1 BB: 0 S: 5 P: 5	R: 2 H: 2 E: 0 LOB: 2 K: 1 BB: 2 S: 7 P: 15	R: 0 H: 0 E: 0 LOB: 0 K: 1 BB: 0 S: 5 P: 5	R: 0 H: 0 E: 0 LOB: 0 K: 0 BB: 0 S: 3 P: 3	R: 1 H: 1 E: 0 LOB: 0 K: 1 BB: 0 S: 6 P: 6	1B: 3 SF: 0 2B: 0 SAC: 0 3B: 0 DP: 1 HR: 2 HBP: 0	WP: 0 PA: 33 PB: 0 SB: 0 CS: 0		
<b>PITCHER</b>	IP WLS BF H R ER SO BB IBB HBP BLK WP HR S P ERA WHIP											<b>PITCHER</b>	IP WLS BF H R ER SO BB IBB HBP BLK WP HR S P ERA WHIP
Jim Maloney, R (1, 1) ERA: 4.43	8.1 W 31 5 3 3 5 2 0 0 0 0 0 2 39 47 3.24 0.840												
Bill Henry, L (9, 1) ERA: 3.24	0.1 1 0 0 0 0 0 0 0 0 0 0 0 1 1 0.00 0.000												
Jim Brosnan, R (9, 1) ERA: 2.56	0.1 S 1 0 0 0 0 0 0 0 0 0 0 0 1 1 0.00 0.000												

Pittsburgh Pirates @ Cincinnati Reds  
 Crosley Field, Cincinnati, OH  
 Mon Jul 03 1961, 7:05 PM EDT  
 Att: 31,839 - Unknown

AB	31
R	3
H	5
RBI	3
BB	2
SO	5
LOB	6



Batter	1	2	3	4	5	6	7	8	9
Don Blasingame, L (1, 4) OBP: 0.323, SLG: 0.323	0-0 P6		0-0 F8		0-0 SH2-3			0-0 SF7	
Eddie Kasko, R (1, 6) OBP: 0.352, SLG: 0.356	0-0 G3		0-0 FC4-6 1B		0-3 K			0-0 PO 1B	
Vada Pinson, L (1, 8) OBP: 0.351, SLG: 0.452	0-0 L6		0-0 FC4-6 1-2f 3-H		0-0 4-3			0-0 SF7 3-H	
Frank Robinson, R (1, 9) OBP: 0.403, SLG: 0.593		1-0 HR HBP	0-0 P4		0-0 6-3			0-3 K	
Gene Freese, R (1, 5) OBP: 0.324, SLG: 0.502		0-0 F8		0-0 2B		0-0 F9		0-0 PO 1-2	
Wally Post, R (1, 7) OBP: 0.350, SLG: 0.548		0-0 HR 1-H		0-3 K		0-3 K			
Gordy Coleman, L (1, 3) OBP: 0.345, SLG: 0.572		0-3 K		0-0 F5			0-0 4-3		
Jerry Zimmerman, R (1, 2) OBP: 0.270, SLG: 0.254		0-0 F2		0-0 F8			0-3 K		
Jim Maloney, L (1, 1) OBP: 0.391, SLG: 0.500			0-0 1B FC4-6 1B		0-0 PB SH2-3 1B				
Bill Henry, L (9, 1)									
Jim Brosnan, R (9, 1)									

AB	R	H	RBI	BB	SO	LOB
3	1	1	0	0	0	1
4	0	2	0	0	1	1
3	0	0	2	0	0	2
3	1	0	0	0	1	2
3	0	1	0	0	0	1
3	1	1	2	0	2	1
3	0	0	0	0	1	1
3	0	0	0	0	1	1
3	1	2	0	0	0	0
0	0	0	0	0	0	0
0	0	0	0	0	0	0


**BOTTOM**

**Pittsburgh Pirates @ Cincinnati Reds**  
Crosley Field, Cincinnati, OH

Mon Jul 03 1961, 7:05 PM EDT  
Att. 31,839 - Unknown

livebaseballscorecards.com

AB	28
R	4
H	7
RBI	4
BB	0
SO	6
LOB	10



Inning Stats	R: 0	H: 0	E: 0	K: 0	S: 3	LOB: 0	BB: 0	P: 3
	R: 2	H: 1	E: 0	K: 1	S: 6	LOB: 0	BB: 0	P: 7
	R: 1	H: 2	E: 0	K: 0	S: 5	LOB: 1	BB: 0	P: 5
	R: 0	H: 1	E: 0	K: 1	S: 6	LOB: 1	BB: 0	P: 6
	R: 0	H: 1	E: 0	K: 1	S: 6	LOB: 1	BB: 0	P: 6
	R: 0	H: 0	E: 0	K: 1	S: 5	LOB: 0	BB: 0	P: 5
	R: 0	H: 0	E: 0	K: 1	S: 5	LOB: 0	BB: 0	P: 5
	R: 1	H: 2	E: 0	K: 1	S: 6	LOB: 0	BB: 0	P: 6

1B	2B	3B	HR	SF	SAC	DP	HBP
5	1	0	1	1	0	0	1
0	0	0	0	0	0	0	0
0	0	0	0	0	0	0	0

WP	HR	S	P	ERA	WHIP
0	1	26	27	5.40	1.000
0	0	10	10	0.00	0.000
0	0	6	6	9.00	2.000

PITCHER	IP	WLS	BF	H	R	ER	SO	BB	IBB	HBP	BLK	WP	HR	S	P	ERA	WHIP
Joe Gibbon, L (1, 1) ERA: 3.59	5.0	L	21	5	3	3	3	0	0	1	0	0	1	26	27	5.40	1.000
Al McBean, R (6, 1) ERA: 2.7	2.0		6	0	0	0	2	0	0	0	0	0	0	10	10	0.00	0.000
Roy Face, R (8, 1) ERA: 2.47	1.0		4	2	1	1	1	0	0	0	0	0	0	6	6	9.00	2.000

WP	HR	S	P	ERA	WHIP
0	1	26	27	5.40	1.000
0	0	10	10	0.00	0.000
0	0	6	6	9.00	2.000

Batter	1	2	3	4	5	6	7	8	9	AB R H RBI BB SO LOB	TOP											
Bill Virdon, L (1, 8) OBP: 0.342, SLG: 0.458	0-3 K		0-0 FC FC6-4 1-2f			0-0 G1-6-3 1B			0-0 F7	4 0 1 0 0 1 2												
Dick Groat, R (1, 6) OBP: 0.312, SLG: 0.374	0-0 F7		0-0 FC6-4 1-2f			0-0 G1-6-3 1-2f			0-0 2-3	4 0 0 0 0 0 3												
Walt Moryn, L (1, 7) OBP: 0.204, SLG: 0.283	0-0 3-1				0-0 F7				0-0 3-1	4 0 1 0 0 0 0												
Dick Stuart, R (1, 3) OBP: 0.328, SLG: 0.526		4-0 BB BB BB BB			0-0 L5				0-0 FC5-4 1B	2 0 0 0 1 0 1												
Roberto Clemente, R (1, 9) OBP: 0.375, SLG: 0.556		0-0 G4-6-3 1-2f			0-3 K				0-0 FC5-4 1-2f	3 0 0 0 0 1 2												
Smoky Burgess, L (1, 2) OBP: 0.394, SLG: 0.567		0-0 F8				0-0 F7			0-0 FC1-6 1-2f	3 0 0 0 0 0 1												
Don Hoak, R (1, 5) OBP: 0.427, SLG: 0.513					0-0 5-3				0-0 F9	3 0 0 0 0 0 0												
Bill Mazaroski, R (1, 4) OBP: 0.263, SLG: 0.308					4-0 1B BB				0-0 1-3	2 0 0 0 1 0 0												
Earl Francis, R (1, 1) OBP: 0.286, SLG: 0.167					0-0 FC 1B				0-0 6-3	2 0 1 0 0 1 0												
Al McBean, R (7, 1)						0-3 K			0-0 L7	0 0 0 0 0 0 0												
Rocky Nelson, L (8, PH) OBP: 0.357, SLG: 0.471										1 0 0 0 0 0 0												
Clem Labine, R (8, 1) OBP: 0.167, SLG: 0.167										0 0 0 0 0 0 0												
<b>Inning Stats</b>	R: 0 E: 0 K: 1 S: 5	H: 0 LOB: 0 BB: 0 P: 5	R: 0 E: 0 K: 0 S: 2	H: 0 LOB: 0 BB: 1 P: 6	R: 0 E: 0 K: 0 S: 4	H: 1 LOB: 2 BB: 1 P: 8	R: 0 E: 0 K: 1 S: 5	H: 0 LOB: 0 BB: 0 P: 5	R: 0 E: 0 K: 1 S: 3	H: 0 LOB: 0 BB: 0 P: 3	R: 0 E: 0 K: 0 S: 5	H: 1 LOB: 0 BB: 0 P: 5	R: 0 E: 0 K: 0 S: 3	H: 0 LOB: 1 BB: 0 P: 4	R: 0 E: 0 K: 0 S: 3	H: 0 LOB: 0 BB: 0 P: 3	R: 0 E: 0 K: 0 S: 4	H: 1 LOB: 1 BB: 0 P: 4	1B: 3 2B: 0 3B: 0 HR: 0	SF: 0 SAC: 0 DP: 2 HBP: 1	WP: 0 PB: 0 SB: 0 CS: 0	PA: 31
<b>PITCHER</b> Joey Jay, R (1, 1) ERA: 2.63	IP: 9.0 WLS: W BF: 31 H: 3 R: 0 ER: 0 SO: 3 BB: 2 IBB: 0 HBP: 1 BLK: 0 WP: 0 HR: 0 S: 34 P: 43 ERA: 0.00 WHIP: 0.556											<b>PITCHER</b> IP: 9.0 WLS: W BF: 31 H: 3 R: 0 ER: 0 SO: 3 BB: 2 IBB: 0 HBP: 1 BLK: 0 WP: 0 HR: 0 S: 34 P: 43 ERA: 0.00 WHIP: 0.556										

Pittsburgh Pirates @ Cincinnati Reds  
Crosley Field, Cincinnati, OH

Tue Jul 04 1961, 3:33 AM EDT  
Att: 11,802 - Unknown

livebaseballscorecards.com

AB	28
R	0
H	3
RBI	0
BB	2
SO	3
LOB	9



Batter	1	2	3	4	5	6	7	8	9
Eddie Kasko, R OBP: 0.350, SLG: 0.355 (1, 6)	0-0 5-3		0-0 L4		0-0 1B		0-0 F8		
Don Blasingame, L OBP: 0.318, SLG: 0.318 (1, 4)	0-0 6-3			0-0 1-3	0-0 G3			0-0 L6	
Vada Pinson, L OBP: 0.350, SLG: 0.448 (1, 8)	4-0 BB			0-0 F8		0-0 4-3		0-0 F7	
Frank Robinson, R OBP: 0.404, SLG: 0.596 (1, 9)	0-0 5-3			0-0 1B		0-0 1B		0-0 L1	
Gordy Coleman, L OBP: 0.348, SLG: 0.573 (1, 3)		0-0 4-3		0-0 1B		0-0 1B			
Gus Bell, L OBP: 0.293, SLG: 0.345 (1, 7)		4-0 BB		0-0 4-3		0-0 SF8			
Gene Freese, R OBP: 0.324, SLG: 0.510 (1, 5)		0-0 G6-4-3				0-0 HR		0-0 5-3	
Johnny Edwards, L OBP: 0.348, SLG: 0.500 (1, 2)			0-0 2B			0-0 F8		0-3 K	
Joey Jay, S OBP: 0.065, SLG: 0.087 (1, 1)			0-0 6-3-1-6			0-0 6-3		0-0 G3	

Inning Stats	R: 0	H: 0	E: 0	K: 0	S: 3	R: 0	H: 0	E: 0	K: 0	S: 2	R: 0	H: 1	E: 0	K: 0	S: 3	R: 0	H: 2	E: 0	K: 0	S: 5	R: 1	H: 2	E: 0	K: 0	S: 5	R: 1	H: 2	E: 0	K: 0	S: 5	R: 0	H: 0	E: 0	K: 1	S: 5	R: 0	H: 0	E: 0	K: 0	S: 3
	LOB: 1	BB: 1	P: 7	LOB: 0	BB: 1	P: 6	LOB: 0	BB: 0	P: 3	LOB: 2	BB: 0	P: 5	LOB: 1	BB: 0	P: 5	LOB: 1	BB: 0	P: 5	LOB: 1	BB: 0	P: 5	LOB: 0	BB: 0	P: 5	LOB: 0	BB: 0	P: 5	LOB: 0	BB: 0	P: 3	LOB: 0	BB: 0	P: 3	LOB: 0	BB: 0	P: 3	LOB: 0	BB: 0	P: 3	

PITCHER	IP	WLS	BF	H	R	ER	SO	BB	IBB	HBP	BLK	WP	HR	S	P	ERA	WHIP
Earl Francis, R ERA: 2.91 (1, 1)	6.0	L	25	7	2	2	0	2	0	0	0	0	1	23	31	3.00	1.500
Al McBean, R ERA: 2.08 (7, 1)	1.0		3	0	0	0	1	0	0	0	0	0	0	5	5	0.00	0.000
Clem Labine, R ERA: 3.2 (8, 1)	1.0		3	0	0	0	0	0	0	0	0	0	0	3	3	0.00	0.000

**BOTTOM**

AB	R	H	RBI	BB	SO	LOB
4	0	1	0	0	0	0
4	0	0	0	0	0	1
3	0	0	0	1	0	0
4	1	2	0	0	0	1
3	0	2	0	0	0	0
1	0	0	1	1	0	2
3	1	1	1	0	0	2
3	0	1	0	0	1	0
3	0	0	0	0	0	1

<b>AB</b>	<b>28</b>
<b>R</b>	<b>2</b>
<b>H</b>	<b>7</b>
<b>RBI</b>	<b>2</b>
<b>BB</b>	<b>2</b>
<b>SO</b>	<b>1</b>
<b>LOB</b>	<b>7</b>



WP	HR	S	P	ERA	WHIP
0	0	0	0	0	0

**Pittsburgh Pirates @ Cincinnati Reds**  
**Crosley Field, Cincinnati, OH**  
 Tue Jul 04 1961, 3:33 AM EDT  
 Att. 11,802 - Unknown

livebaseballscorecards.com



Batter	1	2	3	4	5	6	7	8	9	AB	R	H	RBI	BB	SO	LOB
Matty Alou, L (1, 9) OBP: 0.365, SLG: 0.474 Eddie Bressoud, R (9, PH) OBP: 0.309, SLG: 0.442	0-0 4-3			4-0 WP HBP BB		0-0 P4		0-0 L7	0-0 F8	3	1	0	0	1	0	0
Harvey Kuenn, R (1, 5) OBP: 0.325, SLG: 0.359	0-0 F9			1-0 WP 1-2 HBP		0-0 4-3		0-0 5-3		3	0	0	0	0	0	0
Willie McCovey, L (1, 3) OBP: 0.327, SLG: 0.450	0-0 F3			0-0 P6 1-3 2-H		0-0 BLK 1B		0-0 5-3		4	0	1	0	0	0	1
Willie Mays, R (1, 8) OBP: 0.419, SLG: 0.626		0-0 F7		0-0 F5		4-0 1-2 BB			0-3 K	3	0	0	0	1	1	1
Orlando Cepeda, R (1, 7) OBP: 0.354, SLG: 0.602		0-0 F8		0-0 L9		0-0 P4			0-0 1B BB 1B	4	1	1	0	0	0	3
Hobie Landrith, L (1, 2) OBP: 0.373, SLG: 0.410 Billy O'Dell, S (9, PR) OBP: 0.118, SLG: 0.067		0-3 K			0-0 F8		0-3 K		0-0 BB 1B 1B	4	0	1	0	0	2	0
Joey Amalfitano, R (1, 4) OBP: 0.326, SLG: 0.318 Tom Haller, L (9, PH) OBP: 0.260, SLG: 0.258			0-0 F9		0-0 F9		0-0 F9		0-3 K	3	0	0	0	0	0	0
Jose Pagan, R (1, 6) OBP: 0.292, SLG: 0.319 Jim Marshall, L (7, PH) OBP: 0.296, SLG: 0.400 Ernie Bowman, R (8, 6) Felipe Alou, R (9, PH) OBP: 0.332, SLG: 0.449			0-0 F2		4-0 BB		0-0 1B		0-0 BB 1B	1	0	0	0	1	0	0
Mike McCormick, L (1, 1) OBP: 0.205, SLG: 0.211 Ed Bailey, L (7, PH) OBP: 0.351, SLG: 0.402 Sam Jones, R (8, 1) OBP: 0.192, SLG: 0.240 Jim Davenport, R (9, PH) OBP: 0.335, SLG: 0.413			0-3 K		0-0 F8		0-0 F8		4-0 BB	2	0	0	0	0	1	1

Inning Stats	R: 0	H: 0	E: 0	K: 0	S: 3	R: 0	H: 0	E: 0	K: 1	S: 5	R: 0	H: 0	E: 0	K: 1	S: 5	R: 1	H: 0	E: 0	K: 0	S: 3	R: 0	H: 0	E: 0	K: 0	S: 3	R: 0	H: 1	E: 0	K: 1	S: 6	R: 0	H: 0	E: 0	K: 0	S: 3	R: 1	H: 3	E: 0	K: 2	S: 10	R: 0	H: 0	E: 0	K: 0	S: 3	R: 1	H: 3	E: 0	K: 2	S: 10	1B: 5	2B: 0	3B: 0	HR: 0	SF: 0	SAC: 0	DP: 0	HBP: 1	WP: 3	PA: 37
--------------	------	------	------	------	------	------	------	------	------	------	------	------	------	------	------	------	------	------	------	------	------	------	------	------	------	------	------	------	------	------	------	------	------	------	------	------	------	------	------	-------	------	------	------	------	------	------	------	------	------	-------	-------	-------	-------	-------	-------	--------	-------	--------	-------	--------

PITCHER	IP	WLS	BF	H	R	ER	SO	BB	IBB	HBP	BLK	WP	HR	S	P	ERA	WHIP
Sherman Jones, R (1, 1) ERA: 5.89	8.1	W	33	4	2	2	4	3	0	1	1	1	0	37	50	2.16	0.840
Jim Brosnan, R (9, 1) ERA: 2.54	0.1	S	3	1	0	0	1	1	0	0	0	0	0	4	8	0.00	6.000
Bill Henry, L (9, 1) ERA: 3.2	0.1	S	1	0	0	0	0	0	0	0	0	0	0	1	1	0.00	0.000


**BOTTOM**

**Cincinnati Reds @ San Francisco Giants**  
Candlestick Park, San Francisco, CA  
Wed Jul 05 1961, 10:05 PM EDT  
Att. 20,755 - Unknown

<b>AB</b>	<b>32</b>
<b>R</b>	<b>2</b>
<b>H</b>	<b>5</b>
<b>RBI</b>	<b>1</b>
<b>BB</b>	<b>4</b>
<b>SO</b>	<b>5</b>
<b>LOB</b>	<b>12</b>



PITCHER	IP	WLS	BF	H	R	ER	SO	BB	IBB	HBP	BLK	WP	HR	S	P	ERA	WHIP
---------	----	-----	----	---	---	----	----	----	-----	-----	-----	----	----	---	---	-----	------

Batter	1	2	3	4	5	6	7	8	9	AB R H RBI BB SO LOB	TOP														
Eddie Kasko, R (1, 6) OBP: 0.345, SLG: 0.346	0-3 K		0-0 WP 1B	0-0 F9			0-0 6-3		1-0 HBP	4 1 1 0 0 1 2	<p><b>Cincinnati Reds @ San Francisco Giants</b> Candlestick Park, San Francisco, CA</p> <p>Thu Jul 06 1961, 10:05 PM EDT Att. 15,938 - Unknown</p> <p>livebaseballscorecards.com</p> <table> <tr><td>AB</td><td>36</td></tr> <tr><td>R</td><td>3</td></tr> <tr><td>H</td><td>11</td></tr> <tr><td>RBI</td><td>3</td></tr> <tr><td>BB</td><td>1</td></tr> <tr><td>SO</td><td>6</td></tr> <tr><td>LOB</td><td>15</td></tr> </table> 	AB	36	R	3	H	11	RBI	3	BB	1	SO	6	LOB	15
AB	36																								
R	3																								
H	11																								
RBI	3																								
BB	1																								
SO	6																								
LOB	15																								
Don Blasingame, L (1, 4) OBP: 0.321, SLG: 0.319	0-0 1B		0-0 1B			0-0 F7	0-0 F7		0-0 1-3	5 0 2 1 0 0 1															
Vada Pinson, L (1, 8) OBP: 0.357, SLG: 0.460	0-0 1B		0-0 P6			0-3 K	0-0 CS 1B			4 0 2 0 0 1 1															
Frank Robinson, R (1, 9) OBP: 0.404, SLG: 0.600	0-0 F9		0-0 1-3			0-0 2B	0-0 CS	0-0 1B 3B		4 1 2 0 0 0 3															
Gordy Coleman, L (1, 3) OBP: 0.352, SLG: 0.591	0-0 1-3			0-0 HR	4-0 IBB			0-0 P5		3 1 1 1 1 0 3															
Gus Bell, L (1, 7) OBP: 0.291, SLG: 0.340		0-0 1-3		0-3 K	0-0 3-1			0-0 G4-3 1B		4 0 1 1 0 1 2															
Gene Freese, R (1, 5) OBP: 0.319, SLG: 0.500		0-3 K		0-0 2B 1B		0-0 5-3		0-0 G4-3 1B		4 0 1 0 0 1 1															
Johnny Edwards, L (1, 2) OBP: 0.333, SLG: 0.500		0-0 4-1		0-0 2B		0-0 3-1		0-0 F9		4 0 1 0 0 0 0															
Jim O'Toole, S (1, 1) OBP: 0.245, SLG: 0.234			0-3 K	0-3 K		0-0 F7		0-0 F9		4 0 0 0 0 2 2															
<b>Inning Stats</b>	R: 0 E: 0 K: 1 S: 7	H: 2 LOB: 2 BB: 0 P: 7	R: 0 E: 0 K: 1 S: 5	H: 0 LOB: 0 BB: 0 P: 5	R: 1 E: 0 K: 1 S: 7	H: 2 LOB: 1 BB: 0 P: 7	R: 1 E: 0 K: 2 S: 10	H: 3 LOB: 2 BB: 0 P: 10	R: 0 E: 0 K: 1 S: 6	H: 1 LOB: 2 BB: 1 P: 10	R: 0 E: 0 K: 0 S: 3	H: 0 LOB: 0 BB: 0 P: 3	R: 0 E: 0 K: 0 S: 3	H: 1 LOB: 0 BB: 0 P: 3	R: 1 E: 0 K: 0 S: 4	H: 2 LOB: 0 BB: 0 P: 4	R: 0 E: 0 K: 0 S: 3	H: 0 LOB: 1 BB: 0 P: 4	1B: 7 2B: 2 3B: 1 HR: 1	SF: 0 SAC: 0 DP: 1 HBP: 1	WP: 1 PB: 0 SB: 0 CS: 1	PA: 39			
<b>PITCHER</b>	IP WLS BF H R ER SO BB IBB HBP BLK WP HR S P ERA WHIP																								
Juan Marichal, R (1, 1) ERA: 4.33	5.0 L 24 8 2 2 6 0 0 0 0 0 1 1 35 39 3.60 1.600																								
Jack Sanford, R (6, 1) ERA: 3.84	2.0 6 1 0 0 0 0 0 0 0 0 0 0 6 6 0.00 0.500																								
Stu Miller, R (8, 1) ERA: 2.55	2.0 8 2 1 1 0 0 0 0 1 0 0 0 7 8 4.50 1.000																								



Batter	1	2	3	4	5	6	7	8	9	AB R H RBI BB SO LOB
<b>Felipe Alou, R</b> <small>(1, 9) OBP: 0.335, SLG: 0.448</small>	0-0 <b>5-3</b> 		4-0 <b>BB</b> 		0-0 <b>F2</b> 		0-0 <b>1B</b> 			3 0 1 1 1 0 2
<b>Harvey Kuenn, R</b> <small>(1, 7) OBP: 0.324, SLG: 0.357</small>	0-3 <b>K</b> 		0-0 <b>F8</b> 			0-0 <b>FC5-4</b> <b>1B</b> 	0-0 <b>P3</b> 			4 0 1 0 0 1 3
<b>Joey Amalfitano, R</b> <small>(1, 4) OBP: 0.324, SLG: 0.316</small>	0-0 <b>CS</b> <b>1B</b> 			0-0 <b>6-3</b> 		0-0 <b>L8</b> 		0-0 <b>F8</b> 		4 0 1 0 0 0 1
<b>Willie Mays, R</b> <small>(1, 8) OBP: 0.414, SLG: 0.617</small>	0-0 <b>CS</b> 	0-0 <b>P4</b> 		0-0 <b>6-3</b> 		0-0 <b>FC5-4</b> 		0-0 <b>F8</b> 		4 0 0 0 0 0 1
<b>Orlando Cepeda, R</b> <small>(1, 3) OBP: 0.350, SLG: 0.594</small>		0-0 <b>F3</b> 		0-3 <b>K</b> 		0-0 <b>F8</b> 		0-0 <b>6-3</b> 		4 0 0 0 0 1 1
<b>Jim Davenport, R</b> <small>(1, 5) OBP: 0.338, SLG: 0.411</small>		4-0 <b>BB</b> 		0-3 <b>K</b> 			0-0 <b>1B</b> <b>1B</b> 		0-0 <b>6-3</b> 	3 1 1 0 1 1 0
<b>Ed Bailey, L</b> <small>(1, 2) OBP: 0.354, SLG: 0.415</small>		0-0 <b>L9</b> 		4-0 <b>BB</b> 		0-0 <b>P6</b> 			0-0 <b>HR</b> 	3 0 1 1 1 0 2
<b>Jose Pagan, R</b> <small>(1, 6) OBP: 0.291, SLG: 0.317</small>			0-0 <b>F8</b> 		0-0 <b>E8</b> <b>1B</b> 		0-0 <b>F9</b> 		0-0 <b>F8</b> 	4 0 1 0 0 0 1
<b>Juan Marichal, R</b> <small>(1, 1) OBP: 0.152, SLG: 0.089</small> <b>Eddie Bressoud, R</b> <small>(5, PH) OBP: 0.306, SLG: 0.437</small> <b>Jack Sanford, R</b> <small>(6, 1) OBP: 0.143, SLG: 0.357</small> <b>Willie McCovey, L</b> <small>(7, PH) OBP: 0.329, SLG: 0.453</small> <b>Stu Miller, R</b> <small>(8, 1) OBP: 0.333, SLG: 0.143</small> <b>Ernie Bowman, R</b> <small>(9, PH)</small>			0-3 <b>K</b> 		0-3 <b>K</b> 		0-0 <b>1B</b> <b>1B</b> 		0-3 <b>K</b> 	1 0 0 0 0 0 1 0 1 0 0 0 0 0 1 2 0 0 0 0 0 0 0 0 1 0 1 0 0 0 0 0 0 0 0 0 0 0 0 0 1 0 0 0 0 0 1 0

**BOTTOM**

**Cincinnati Reds @ San Francisco Giants**  
 Candlestick Park, San Francisco, CA  
 Thu Jul 06 1961, 10:05 PM EDT  
 Att. 15,938 - Unknown

[livebaseballscorecards.com](http://livebaseballscorecards.com)

<b>AB</b>	<b>33</b>
<b>R</b>	<b>1</b>
<b>H</b>	<b>7</b>
<b>RBI</b>	<b>2</b>
<b>BB</b>	<b>3</b>
<b>SO</b>	<b>6</b>
<b>LOB</b>	<b>13</b>



Inning Stats	R: 0	H: 1	E: 0	LOB: 0	K: 1	BB: 0	S: 5	P: 5	R: 0	H: 0	E: 0	LOB: 1	K: 0	BB: 1	S: 3	P: 7	R: 0	H: 0	E: 0	LOB: 0	K: 1	BB: 0	S: 5	P: 5	R: 0	H: 1	E: 1	LOB: 2	K: 2	BB: 1	S: 8	P: 12	R: 0	H: 1	E: 0	LOB: 1	K: 0	BB: 0	S: 4	P: 4	R: 1	H: 3	E: 0	LOB: 2	K: 0	BB: 0	S: 6	P: 6	R: 0	H: 0	E: 0	LOB: 0	K: 0	BB: 0	S: 3	P: 3	R: 1	H: 1	E: 0	LOB: 0	K: 1	BB: 0	S: 6	P: 6	1B: 6	SF: 0	2B: 0	SAC: 0	3B: 0	DP: 0	HR: 1	HBP: 0	WP: 0	PA: 37
<b>PITCHER</b> <b>Jim O'Toole, L</b> <small>(1, 1) ERA: 3.56</small>	IP	WLS	BF	H	R	ER	SO	BB	IBB	HBP	BLK	WP	HR	S	P	ERA	WHIP																																																									
	9.0	W	36	7	2	2	6	3	0	0	0	0	1	45	57	2.00	1.111																																																									
																			<b>PITCHER</b>	IP	WLS	BF	H	R	ER	SO	BB	IBB	HBP	BLK	WP	HR	S	P	ERA	WHIP																																						

Batter	1	2	3	4	5	6	7	8	9	AB R H RBI BB SO LOB	TOP											
Don Blasingame, L (1, 4) OBP: 0.319, SLG: 0.316	1-3 K	0-0 5-3		1-2 FC3-6 E HR		2-3 K			1-2 5-3 1B	5 2 1 0 0 2 3												
Eddie Kasko, R (1, 6) OBP: 0.342, SLG: 0.341	1-0 F6		4-1 FC4-6 BB	0-0 E9 HR			1-1 F7		0-0 5-3	4 1 0 0 1 0 2												
Vada Pinson, L (1, 8) OBP: 0.357, SLG: 0.468	2-2 1B		1-0 FC4-6 HR	2-2 HR			1-2 4-3		1-3 K	5 2 2 3 0 1 2												
Frank Robinson, R (1, 9) OBP: 0.407, SLG: 0.604	3-3 K		0-0 F8	4-0 PO BB			1-1 3B		4-0 BB 1B IBB	3 1 1 0 2 1 2												
Gene Freese, R (1, 5) OBP: 0.323, SLG: 0.511		1-3 K	2-0 HR	2-2 PO	1-2 G6-4-3 1B		2-2 3-1		1-1 BB 1B	5 2 3 3 0 1 1												
Leo Cardenas, R (9, 6) OBP: 0.326, SLG: 0.400									1-2 2-H 1B	0 0 0 0 0 0 0												
Wally Post, R (1, 7) OBP: 0.347, SLG: 0.542		3-2 1B 2B	1-3 K		0-1 G6-4-3			0-1 2B	4-2 1B BB	4 1 2 0 0 1 1												
Elio Chacon, R (8, PR) OBP: 0.393, SLG: 0.286					1-2 1-2f				1-2 2-3 BB	0 0 0 0 0 0 0												
Jerry Lynch, L (9, PH) OBP: 0.449, SLG: 0.690										0 0 0 0 1 0 0												
Pete Whisenant, R (9, PR) OBP: 0.188, SLG: 0.133										0 0 0 0 0 0 0												
Gordy Coleman, L (1, 3) OBP: 0.349, SLG: 0.584		2-2 F8		1-2 4-3	3-3 K			1-1 F9	0-1 1B	5 0 1 2 0 1 2												
Jerry Zimmerman, R (1, 2) OBP: 0.274, SLG: 0.254		1-2 2B 1B		4-0 FC3-6 1B E BB		0-3 K		2-1 F9	1-3 K	4 2 1 0 1 2 3												
Ken Hunt, R (1, 1) OBP: 0.229, SLG: 0.242		1-0 2B		2-2 FC3-6 1B		0-3 K		2-2 1-3		3 0 2 2 0 1 0												
Jim Brosnan, R (7, 1)										0 0 0 0 0 0 0												
Bill Henry, L (7, 1)										1 0 0 0 0 0 1												
Inning Stats	R: 0 E: 0 K: 2 S: 14	H: 1 LOB: 1 BB: 0 P: 21	R: 2 E: 0 K: 1 S: 16	H: 3 LOB: 1 BB: 0 P: 24	R: 2 E: 0 K: 1 S: 7	H: 1 LOB: 0 BB: 1 P: 15	R: 4 E: 1 K: 0 S: 15	H: 2 LOB: 0 BB: 2 P: 31	R: 0 E: 0 K: 1 S: 8	H: 1 LOB: 0 BB: 0 P: 12	R: 0 E: 0 K: 3 S: 9	H: 0 LOB: 0 BB: 0 P: 11	R: 0 E: 0 K: 0 S: 10	H: 1 LOB: 1 BB: 0 P: 15	R: 0 E: 0 K: 0 S: 9	H: 1 LOB: 1 BB: 0 P: 14	R: 3 E: 0 K: 2 S: 18	H: 3 LOB: 2 BB: 2 P: 30	1B: 8 2B: 2 3B: 1 HR: 2	SF: 0 SAC: 0 DP: 1 HBP: 0	WP: 0 PB: 0 SB: 0 CS: 0	PA: 45
PITCHER	IP WLS BF H R ER SO BB IBB HBP BLK WP HR S P ERA WHIP																					
Sandy Koufax, L (1, 1) ERA: 3.23	3.2 L 22 7 8 4 4 3 0 0 0 0 0 2 50 87 9.82 2.727																					
Roger Craig, R (4, 1) ERA: 5.57	0.1 0 0 0 0 0 0 0 0 0 0 0 0 2 4 0.00 0.000																					
Ron Perranoski, L (5, 1) ERA: 2.17	4.0 14 3 0 0 4 0 0 0 0 0 0 36 52 0.00 0.750																					
Turk Farrell, R (9, 1) ERA: 4.45	1.0 8 3 3 3 2 1 1 0 0 0 0 18 30 27.00 4.000																					

Cincinnati Reds @ Los Angeles Dodgers  
Los Angeles Memorial Coliseum, Los Angeles, CA  
Fri Jul 07 1961, 10:05 PM EDT  
Unknown

AB	39
R	11
H	13
RBI	10
BB	5
SO	10
LOB	17



Batter	1	2	3	4	5	6	7	8	9	AB	R	H	RBI	BB	SO	LOB
<b>Maury Wills, S</b> OBP: 0.389, SLG: 0.384 (1, 6)	4-0 BB BB 2B	3-2 PB 1B		0-2 G4-6-3 1-2f			0-2 F8	0-0 F8		4	1	1	0	1	0	2
<b>Jim Gilliam, S</b> OBP: 0.385, SLG: 0.387 (1, 5)	4-1 BB BB 2B	1-1 F7			3-2 1B 2B		2-2 1-3		3-2 1B 2B	4	2	2	0	1	0	1
<b>Ron Fairly, L</b> OBP: 0.404, SLG: 0.500 (1, 8) (8, 3)	4-0 2B WP BB		2-2 G4-6-3 1B 1B		1-0 F9		1-0 E 1B		0-3 K	4	2	2	0	1	1	2
<b>Wally Moon, L</b> OBP: 0.441, SLG: 0.572 (1, 7)	2-1 WP 2B		1-0 G4-6-3 1B		1-0 G4-6-3 1B		1-1 E6 1B 2B		1-2 F7	5	1	4	4	0	0	1
<b>Norm Larker, L</b> OBP: 0.311, SLG: 0.358 <b>Willie Davis, L</b> OBP: 0.307, SLG: 0.466 (7, PR) (8, 8)	3-1 8-2		2-0 G4-6-3		1-1 G4-6-3		3-2 BB 1B		2-2 1B	4	0	1	1	0	0	4
<b>Gil Hodges, R</b> OBP: 0.327, SLG: 0.412 (9, PH)	2-Hf 3-H 1-2		1-2f 2-3		1-1 G4-6-3		3-H BB 1B		2-3 1B	0	0	0	0	0	0	0
<b>Frank Howard, R</b> OBP: 0.317, SLG: 0.477 <b>Gordie Windhorn, R</b> OBP: 0.385, SLG: 0.455 (7, PR) (8, 9)	1-2 HBP		0-0 6-3		1-1 5-3		4-0 1-2 BB		2-2 1-3	2	0	0	0	1	0	1
<b>John Roseboro, L</b> OBP: 0.343, SLG: 0.493 <b>Norm Sherry, R</b> OBP: 0.316, SLG: 0.434 (7, PH) (8, 2)	3-3 K		4-1 WP WP BB		1-2 HR		0-2 F5			2	1	1	1	1	1	1
<b>Charlie Neal, R</b> OBP: 0.299, SLG: 0.371 (1, 4)		3-3 K		3-2 F7		1-1 6-3		0-0 6-3		4	0	0	0	0	1	1
<b>Sandy Koufax, R</b> OBP: 0.213, SLG: 0.075 <b>Roger Calfas, R</b> OBP: 0.277, SLG: 0.143 <b>Bob Aspromonte, R</b> OBP: 0.370, SLG: 0.333 <b>Ron Ferranski, L</b> <b>Tommy Davis, R</b> OBP: 0.350, SLG: 0.477 <b>Turk Farrell, R</b> OBP: 0.091, SLG: 0.091 (1, 1) (4, 1) (4, PH) (5, 1) (8, PH) (9, 1)		1-3 K		4-2 G4-6-3 BB		0-3 K		2-2 F3		1	0	0	0	0	1	0

Inning Stats	R: 3	H: 1	E: 0	LOB: 1	K: 1	P: 31	R: 0	H: 1	E: 0	LOB: 1	K: 2	P: 19	R: 0	H: 2	E: 0	LOB: 1	K: 0	P: 12	R: 0	H: 0	E: 0	LOB: 1	K: 0	P: 20	R: 1	H: 2	E: 0	LOB: 0	K: 0	P: 13	R: 1	H: 1	E: 0	LOB: 0	K: 1	P: 13	R: 2	H: 3	E: 1	LOB: 2	K: 0	P: 28	R: 0	H: 0	E: 0	LOB: 0	K: 0	P: 8	R: 0	H: 2	E: 0	LOB: 2	K: 1	P: 25	1B: 7	2B: 5	3B: 0	HR: 1	SF: 0	SAC: 0	DP: 4	HBP: 1	WP: 3	PB: 1	SB: 0	CS: 0	PA: 42
--------------	------	------	------	--------	------	-------	------	------	------	--------	------	-------	------	------	------	--------	------	-------	------	------	------	--------	------	-------	------	------	------	--------	------	-------	------	------	------	--------	------	-------	------	------	------	--------	------	-------	------	------	------	--------	------	------	------	------	------	--------	------	-------	-------	-------	-------	-------	-------	--------	-------	--------	-------	-------	-------	-------	--------

PITCHER	IP	WLS	BF	H	R	ER	SO	BB	IBB	HBP	BLK	WP	HR	S	P	ERA	WHIP
<b>Ken Hunt, R</b> ERA: 3.35 (1, 1)	6.0	W	27	7	5	5	4	5	0	1	0	3	1	54	108	7.50	2.000
<b>Jim Brosnan, R</b> ERA: 2.95 (7, 1)	0.2		6	3	2	2	0	1	0	0	0	0	0	12	23	27.00	6.000
<b>Bill Henry, L</b> ERA: 2.93 (7, 1)	2.1	S	9	2	0	0	1	0	0	0	0	0	0	28	38	0.00	0.857

**BOTTOM**

**Cincinnati Reds @ Los Angeles Dodgers**  
Los Angeles Memorial Coliseum, Los Angeles, CA

Fri Jul 07 1961, 10:05 PM EDT  
Unknown

livebaseballscorecards.com

<b>AB</b>	<b>35</b>
<b>R</b>	<b>7</b>
<b>H</b>	<b>12</b>
<b>RBI</b>	<b>6</b>
<b>BB</b>	<b>6</b>
<b>SO</b>	<b>5</b>
<b>LOB</b>	<b>17</b>



Batter	1	2	3	4	5	6	7	8	9	AB R H RBI BB SO LOB	TOP
<b>Eddie Kasko, R</b> OBP: 0.341, SLG: 0.340 (1, 6) BX	1-1 F3		2-0 4-3		0-1 6-3			0-0 1B BB 1B		4 0 1 0 0 0 1	<b>Cincinnati Reds @ Los Angeles Dodgers</b> <b>Los Angeles Memorial Coliseum, Los Angeles, CA</b> Fri Jul 07 1961, 10:05 PM EDT Att: 68,742 - Unknown <a href="http://livebaseballscorecards.com">livebaseballscorecards.com</a>
<b>Don Blasingame, L</b> OBP: 0.318, SLG: 0.313 (1, 4) CB BB FX	2-2 F6			4-0 1B 1B BB		0-3 K		0-0 L9		3 1 0 0 1 1 1	
<b>Vada Pinson, L</b> OBP: 0.359, SLG: 0.467 (1, 8) FS BB X	1-2 F2			1-2 1B 1-3 SF7 1B		0-2 F6		4-2 1B 1-2 BB		3 1 1 0 1 0 0	
<b>Frank Robinson, R</b> OBP: 0.408, SLG: 0.603 (1, 9) FX		0-1 F2		0-2 SF7 1-3 3-H 1B		2-2 6-3		1-2 1-3 2-H 1B		4 0 2 1 0 0 0	
<b>Gordy Coleman, L</b> OBP: 0.348, SLG: 0.579 (1, 3) C T B X	1-2 1B			2-3 K 1-2			0-0 F8	3-3 K		4 0 1 0 0 2 4	
<b>Gus Bell, L</b> OBP: 0.284, SLG: 0.333 (1, 7) X	0-0 G3			0-2 SF7 2-3 3-H			2-1 4-3		2-3 K	3 0 0 1 0 1 0	
<b>Gene Freese, R</b> OBP: 0.325, SLG: 0.524 (1, 5) C T B X			3-2 F9	0-1 F5			1-0 1B 2B	1-1 HR		4 2 2 1 0 0 1	
<b>Johnny Edwards, L</b> OBP: 0.355, SLG: 0.462 (1, 2) S B B B			4-1 BB		1-2 F8		4-0 1B IBB	0-3 K		2 0 0 0 2 1 0	
<b>Bob Purkey, R</b> OBP: 0.125, SLG: 0.109 (1, 1) S S S C			1-3 K		1-3 K		1-1 1-3 2-H 1B	1-0 6-3		4 0 1 1 0 2 1	
<b>Inning Stats</b>	R: 0 H: 0 E: 0 LOB: 0 K: 0 BB: 0 S: 8 P: 12	R: 0 H: 1 E: 0 LOB: 0 K: 0 BB: 0 S: 7 P: 8	R: 0 H: 0 E: 0 LOB: 1 K: 1 BB: 1 S: 11 P: 21	R: 2 H: 2 E: 0 LOB: 1 K: 1 BB: 1 S: 15 P: 22	R: 0 H: 0 E: 0 LOB: 0 K: 1 BB: 0 S: 8 P: 10	R: 0 H: 0 E: 0 LOB: 0 K: 1 BB: 0 S: 10 P: 12	R: 1 H: 2 E: 0 LOB: 2 K: 0 BB: 1 S: 6 P: 14	R: 0 H: 2 E: 0 LOB: 2 K: 1 BB: 1 S: 10 P: 18	R: 1 H: 1 E: 0 LOB: 0 K: 2 BB: 0 S: 9 P: 13	1B: 6 SF: 1 2B: 1 SAC: 0 3B: 0 DP: 0 HR: 1 HBP: 0	
<b>PITCHER</b>	IP WLS BF H R ER SO BB IBB HBP BLK WP HR S P ERA WHIP										
<b>Stan Williams, R</b> ERA: 4.13 (1, 1)	7.0 L 27 5 3 3 4 2 1 0 0 0 0 0 65 99 3.86 1.000										
<b>Ron Perranoski, L</b> ERA: 2.27 (8, 1)	2.0 9 3 1 1 3 1 0 0 0 0 0 1 19 31 4.50 2.000										

**Cincinnati Reds @ Los Angeles Dodgers**  
**Los Angeles Memorial Coliseum, Los Angeles, CA**  
 Fri Jul 07 1961, 10:05 PM EDT  
 Att: 68,742 - Unknown

AB	31
R	4
H	8
RBI	4
BB	4
SO	7
LOB	8



Batter	1	2	3	4	5	6	7	8	9	AB	R	H	RBI	BB	SO	LOB
Maury Wills, S OBP: 0.387, SLG: 0.382 (1, 6)	0-0 4-3		1-0 L3		1-2 S 1B			0-0 4-3		4	0	1	0	0	0	0
Jim Gilliam, S OBP: 0.383, SLG: 0.382 (1, 5)	1-2 3-1		2-2 3-1		2-2 4-3			4-0 1B BB		3	0	0	0	1	0	1
Ron Fairly, L OBP: 0.398, SLG: 0.500 (1, 9)	1-1 2B			2-2 6-3		2-1 F9		2-1 L9		4	0	1	0	0	0	1
Wally Moon, L OBP: 0.442, SLG: 0.571 (1, 7)	2-0 4-3			0-0 FC5-4 1B		3-3 K		0-0 1B		4	0	2	0	0	1	1
Duke Snider, L OBP: 0.317, SLG: 0.375 (1, 8)		1-1 4-3		0-0 FC5-4 WP 2B		0-0 2B		1-0 1-3		4	1	1	0	0	0	3
Norm Larker, L OBP: 0.314, SLG: 0.367 (1, 3)		2-1 1B		3-2 1B 2B		1-2 F5		2-1 G3		4	0	2	1	0	0	1
Norm Sherry, R OBP: 0.311, SLG: 0.421 (1, 2)		3-2 F8		0-0 1B			1-3 K		1-3 K	4	0	1	0	0	2	1
Charlie Neal, R OBP: 0.293, SLG: 0.362 (1, 4)		0-2 F8			0-0 F2		0-1 1-3		1-0 L7	4	0	0	0	0	0	1
Stan Williams, R OBP: 0.217, SLG: 0.186 (1, 1)			1-3 K		1-2 5-3					2	0	0	0	0	1	0
Bob Aspromonte, R OBP: 0.357, SLG: 0.320 (7, PH)										1	0	0	0	0	0	0
Ron Perranoski, L (8, 1)										0	0	0	0	0	0	0

Inning Stats	R: 0	H: 1	E: 0	LOB: 1	K: 0	BB: 0	S: 7	R: 0	H: 1	E: 0	LOB: 1	K: 0	BB: 0	S: 10	R: 0	H: 0	E: 0	LOB: 0	K: 1	BB: 0	S: 8	R: 1	H: 3	E: 0	LOB: 2	K: 0	BB: 0	S: 11	R: 0	H: 1	E: 0	LOB: 1	K: 0	BB: 0	S: 11	R: 0	H: 1	E: 0	LOB: 1	K: 1	BB: 0	S: 9	R: 0	H: 0	E: 0	LOB: 0	K: 1	BB: 0	S: 7	R: 0	H: 1	E: 0	LOB: 2	K: 0	BB: 1	S: 5	R: 0	H: 0	E: 0	LOB: 0	K: 1	BB: 0	S: 6	R: 0	H: 0	E: 0	LOB: 0	K: 1	BB: 0	S: 6	R: 0	H: 0	E: 0	LOB: 0	K: 1	BB: 0	S: 10	1B: 5	SF: 0	2B: 3	SAC: 0	3B: 0	DP: 0	HR: 0	HBP: 0	WP: 1	PA: 35
PITCHER Bob Purkey, R ERA: 3.52 (1, 1)	IP	WLS	BF	H	R	ER	SO	BB	IBB	HBP	BLK	WP	HR	S	P	ERA	WHIP	IP	WLS	BF	H	R	ER	SO	BB	IBB	HBP	BLK	WP	HR	S	P	ERA	WHIP	IP	WLS	BF	H	R	ER	SO	BB	IBB	HBP	BLK	WP	HR	S	P	ERA	WHIP																																				

BOTTOM

Cincinnati Reds @ Los Angeles Dodgers  
Los Angeles Memorial Coliseum, Los Angeles, CA

Fri Jul 07 1961, 10:05 PM EDT  
Att. 68,742 - Unknown

livebaseballscorecards.com

AB	34
R	1
H	8
RBI	1
BB	1
SO	4
LOB	9



Batter	1	2	3	4	5	6	7	8	9	AB R H RBI BB SO LOB	TOP											
Don Blasingame, L (1, 4) OBP: 0.314, SLG: 0.309	1-3 K		1-3 K			0-0 F9	0-0 F2			4 0 0 0 0 2 2	<b>Cincinnati Reds @ Los Angeles Dodgers</b> <b>Los Angeles Memorial Coliseum, Los Angeles, CA</b> Sat Jul 08 1961, 10:05 PM EDT Att: 39,937 - Unknown <a href="http://livebaseballscorecards.com">livebaseballscorecards.com</a>											
Eddie Kasko, R (1, 6) OBP: 0.340, SLG: 0.338	0-0 5-3		0-0 6-3			0-2 FC4-6 1B		0-1 4-3		4 0 1 0 0 0 0												
Vada Pinson, L (1, 8) OBP: 0.355, SLG: 0.461	0-0 L5			2-3 K		0-0 FC4-6 1-2f BB		1-0 F8		4 0 0 0 0 1 1												
Frank Robinson, R (1, 9) OBP: 0.412, SLG: 0.612		1-1 6-3		0-0 HR		4-1 1-2 BB		4-2 1B BB		2 1 1 1 2 0 0												
Gene Freese, R (1, 5) OBP: 0.327, SLG: 0.524		2-1 BB 1B		0-1 F5		0-0 G3		0-0 1-2 1B		4 0 2 0 0 0 2												
Wally Post, R (1, 7) OBP: 0.345, SLG: 0.535		2-3 K		1-0 F9			0-0 1B 1B	3-3 K		4 0 1 0 0 2 3												
Gordy Coleman, L (1, 3) OBP: 0.353, SLG: 0.580		4-0 1-2 BB		0-2 L4		0-1 1-2 1B		0-0 G6-4-3 1B		3 0 2 0 1 0 0												
Jerry Zimmerman, R (1, 2) OBP: 0.267, SLG: 0.246		3-2 F9		1-0 5-3		0-0 F8		1-0 G6-4-3 1-2f		4 0 0 0 0 0 5												
Jim Maloney, L (1, 1) OBP: 0.376, SLG: 0.478			0-0 6-3		1-3 K		2-3 K		1-2 L3	1 0 0 0 0 0 0 1 0 0 0 0 1 0 0 0 0 0 0 0 0 1 0 0 0 0 0 1 2 0 0 0 0 0 0 0 1 0 0 0 0 0 0 0												
Leo Cardenas, R (5, PH) OBP: 0.322, SLG: 0.395																						
Jay Hook, L (5, 1) OBP: 0.200, SLG: 0.200																						
Dick Gernert, R (7, PH) OBP: 0.325, SLG: 0.333																						
Sherman Jones, L (7, 1) OBP: 0.500, SLG: 0.400																						
Pete Wisenandt, R (8, PH) OBP: 0.176, SLG: 0.125																						
<b>Inning Stats</b>	R: 0 E: 0 K: 1 S: 5	H: 0 LOB: 0 BB: 0 P: 6	R: 0 E: 0 K: 1 S: 13	H: 1 LOB: 2 BB: 1 P: 25	R: 0 E: 0 K: 1 S: 5	H: 0 LOB: 0 BB: 0 P: 6	R: 1 E: 0 K: 1 S: 8	H: 1 LOB: 0 BB: 0 P: 11	R: 0 E: 0 K: 1 S: 7	H: 0 LOB: 0 BB: 0 P: 9	R: 0 E: 0 K: 0 S: 7	H: 1 LOB: 2 BB: 1 P: 11	R: 0 E: 0 K: 1 S: 8	H: 2 LOB: 2 BB: 0 P: 10	R: 0 E: 0 K: 1 S: 12	H: 1 LOB: 2 BB: 1 P: 20	R: 0 E: 0 K: 0 S: 5	H: 1 LOB: 0 BB: 0 P: 7	1B: 6 2B: 0 3B: 0 HR: 1	SF: 0 SAC: 0 DP: 1 HBP: 0	WP: 0 PB: 0 SB: 0 CS: 0	PA: 36
<b>PITCHER</b> Johnny Podres, L (1, 1) ERA: 2.91	IP: 9.0 WLS: W BF: 36 H: 7 R: 1 ER: 1 SO: 7 BB: 3 IBB: 0 HBP: 0 BLK: 0 WP: 0 HR: 1 S: 70 P: 105 ERA: 1.00 WHIP: 1.111											<b>PITCHER</b>	IP: 9.0 WLS: W BF: 36 H: 7 R: 1 ER: 1 SO: 7 BB: 3 IBB: 0 HBP: 0 BLK: 0 WP: 0 HR: 1 S: 70 P: 105 ERA: 1.00 WHIP: 1.111									



Batter	1	2	3	4	5	6	7	8	9
<b>Maury Wills, S</b> <small>OBP: 0.384, SLG: 0.380</small> (1, 6) C B B B X	3-2  BB <b>1B</b>		1-0 <b>4-3</b>	1-0 <b>F8</b>	0-3 <b>K</b>			1-0 <b>6-3</b>	
<b>Jim Gilliam, S</b> <small>OBP: 0.383, SLG: 0.379</small> (1, 5) (8, 4) B C B B B	4-1  <b>1B</b> 1-2 <b>1B</b> BB		1-1 <b>1-3</b>		3-1  HR <b>1B</b>	2-1 <b>F7</b>		2-2 <b>F6</b>	
<b>Ron Fairly, L</b> <small>OBP: 0.407, SLG: 0.531</small> (1, 9) B X	1-0  <b>1B</b> 7-4 1-3 2-H		2-3 <b>K</b>		1-2  HR <b>1B</b> 1-H	1-0 <b>G3</b>		4-0  BB <b>BB</b>	
<b>Wally Moon, L</b> <small>OBP: 0.452, SLG: 0.578</small> <b>Willie Davis, L</b> <small>OBP: 0.307, SLG: 0.466</small> (8, PR) (9, 8) F S B X	1-2  <b>1B</b> 1-2 3-H			0-1  SH <b>BB</b> <b>3B</b> <b>1B</b>	2-2  SH1 <b>2B</b> <b>1B</b>	1-0  E <b>S</b> <b>1B</b>		4-0  <b>BB</b> <b>BB</b>	
<b>Tommy Davis, R</b> <small>OBP: 0.348, SLG: 0.472</small> (1, 8) (9, 7) B B X	2-0 <b>P3</b>			4-2  SH <b>BB</b> <b>3B</b>	1-0 <b>SH1</b>	3-1 <b>L5</b>		1-0 <b>F9</b>	
<b>Norm Larker, L</b> <small>OBP: 0.320, SLG: 0.383</small> <b>Gordie Windhorn, R</b> <small>OBP: 0.385, SLG: 0.455</small> <b>Gil Hodges, R</b> <small>OBP: 0.327, SLG: 0.412</small> (1, 3) (7, PR) (8, 3) B B F X	2-1 <b>7-4</b>			1-0  SH <b>BB</b> <b>3B</b>	0-0  <b>1B</b> <b>2B</b>	0-2  <b>1B</b> <b>2B</b>			
<b>John Roseboro, L</b> <small>OBP: 0.345, SLG: 0.500</small> (1, 2) F T B B B F X			3-2 <b>F8</b>	0-0  <b>3B</b> 1-H 2-H 3-H	4-2  <b>1B</b> <b>BB</b>	2-2 <b>F6</b>			
<b>Charlie Neal, R</b> <small>OBP: 0.297, SLG: 0.365</small> <b>Bob Aspromonte, R</b> <small>OBP: 0.357, SLG: 0.320</small> (1, 4) (7, PR) (8, 5) B B F S X			0-0  <b>1B</b> <b>L7-3</b>	2-2 <b>F9</b>	0-1 <b>F5</b>	1-0  <b>1B</b> <b>G4-6-3</b> 2-H			
<b>Johnny Podres, L</b> <small>OBP: 0.343, SLG: 0.333</small> (1, 1) L X			0-1 <b>L7-3</b>	1-1 <b>G3</b>	1-1  <b>1B</b> 1-3 2-H	0-1 <b>G4-6-3</b>			

AB	R	H	RBI	BB	SO	LOB
5	1	1	0	0	1	3
4	2	1	0	1	0	0
4	1	2	3	1	1	0
4	2	4	1	1	0	0
0	0	0	0	0	0	0
3	1	0	0	1	0	5
3	2	2	1	0	0	2
0	1	0	0	0	0	0
0	0	0	0	0	0	0
3	0	1	3	1	0	1
4	0	2	1	0	0	3
0	0	0	0	0	0	0
4	0	1	1	0	0	4

BOTTOM	
<b>AB</b>	34
<b>R</b>	10
<b>H</b>	14
<b>RBI</b>	10
<b>BB</b>	5
<b>SO</b>	2
<b>LOB</b>	18
<b>WP:</b> 0 <b>PB:</b> 0 <b>SB:</b> 1 <b>CS:</b> 0	<b>PA:</b> 41

PITCHER		IP	WLS	BF	H	R	ER	SO	BB	IBB	HBP	BLK	WP	HR	S	P	ERA	WHIP
<b>Jim Maloney, R</b> <small>ERA: 4.68</small> (1, 1)		4.0	L	19	6	5	4	1	2	0	0	0	0	0	39	68	9.00	2.000
<b>Jay Hook, R</b> <small>ERA: 8.22</small> (5, 1)		2.0		13	6	4	4	1	1	0	0	0	0	1	30	49	18.00	3.500
<b>Sherman Jones, R</b> <small>ERA: 5.75</small> (7, 1)		2.0		9	2	1	1	0	2	0	0	0	0	0	15	30	4.50	2.000

**livebaseballscorecards.com**  
 Cincinnati Reds @ Los Angeles Dodgers  
 Los Angeles Memorial Coliseum, Los Angeles, CA  
 Sat Jul 08 1961, 10:05 PM EDT  
 Att. 39,937 - Unknown

Batter	1	2	3	4	5	6	7	8	9	AB R H RBI BB SO LOB	TOP		
Eddie Kasko, R (1, 6) OBP: 0.340, SLG: 0.338	0-1 1-3		2-1 1B E 1B	2-2 F9	1-1 5-3		2-1 2-H 1B		0-0 E5 BB E 2B	6 2 2 1 0 0 3			
Don Blasingame, L (1, 4) OBP: 0.312, SLG: 0.306	1-0 FC5-4 1B		0-0 F6 1-2	2-2 F5		1-0 P5	0-0 4-3		0-1 E4 1-2 2B	6 1 1 0 0 0 4			
Vada Pinson, L (1, 8) OBP: 0.363, SLG: 0.467	0-0 FC5-4 1-2f HR		1-0 1B 2-3 1B		4-0 1-3 1B SF8 BB	2-2 WP 2B		0-0 HR 1B	4-1 2B 1-2 2-3 BB	4 5 3 0 2 0 1			
Frank Robinson, R (1, 9) OBP: 0.422, SLG: 0.642	1-0 1-H HR		4-0 1B IBB		2-0 E 1-3 2B 1B	3-0 WP HBP		0-0 1-H HR	0-1 1-H 2-H 3-H 2B	4 3 4 7 1 0 0			
Gordy Coleman, L (1, 3) OBP: 0.350, SLG: 0.570	1-1 F8		1-3 K		0-0 1-3 1-2 2-3 1B	4-0 G4-6-3 BB		0-0 4-3	1-1 L8	5 0 0 0 1 1 6			
Gus Bell, L (1, 7) Wally Post, R (3, PH) Jerry Lynch, L (5, PH) Pete Whisenant, R (8, 7)		4-1 FC6-4 BB	3-2 1-3 2-H 3-H 1B		4-0 E 2B IBB	2-2 G4-6-3		1-1 3-1	2-3 K	0 0 0 0 1 0 0 1 0 1 2 0 0 0 2 1 0 0 1 0 3 1 0 0 0 0 1 1			
Gene Freese, R (1, 5) OBP: 0.328, SLG: 0.533		0-1 FC6-4 FC5-4 1-2f	0-3 K		1-0 SF8 1-2 2-3 3-H 1B		1-1 5-3 1B 1B	2-0 HR		4 2 2 2 0 1 3			
Johnny Edwards, L (1, 2) OBP: 0.361, SLG: 0.433		2-1 F8		0-1 FC1-6 1B	4-0 2B IBB		2-3 K	2-3 K		4 0 1 0 1 2 2			
Joey Jay, S (1, 1) OBP: 0.078, SLG: 0.118		0-0 FC5-4 1-2f		0-2 FC1-6 1-2f	0-1 1-3 2-H 3-H 2B		1-2 5-3		0-3 K	5 0 1 2 0 1 3			
<b>Inning Stats</b>	R: 2 E: 0 K: 0 S: 7 H: 2 LOB: 0 BB: 0 P: 10	R: 0 E: 0 K: 0 S: 6 H: 0 LOB: 1 BB: 1 P: 12	R: 2 E: 1 K: 2 S: 14 H: 3 LOB: 2 BB: 1 P: 25	R: 0 E: 0 K: 0 S: 12 H: 1 LOB: 1 BB: 0 P: 16	R: 3 E: 1 K: 0 S: 7 H: 2 LOB: 2 BB: 3 P: 23	R: 0 E: 0 K: 0 S: 8 H: 1 LOB: 2 BB: 1 P: 20	R: 1 E: 0 K: 1 S: 11 H: 2 LOB: 1 BB: 0 P: 17	R: 3 E: 0 K: 1 S: 9 H: 3 LOB: 0 BB: 0 P: 14	R: 3 E: 2 K: 2 S: 14 H: 1 LOB: 1 BB: 1 P: 21	1B: 9 2B: 3 3B: 0 HR: 3 SF: 1 SAC: 0 DP: 1 HBP: 1	WP: 1 PB: 0 SB: 0 CS: 0 PA: 51		
<b>PITCHER</b>	IP WLS BF H R ER SO BB IBB HBP BLK WP HR S P ERA WHIP											<b>PITCHER</b>	IP WLS BF H R ER SO BB IBB HBP BLK WP HR S P ERA WHIP
Roger Craig, R (1, 1) ERA: 5.86	2.1 L 13 4 4 4 0 1 1 0 0 0 1 17 33 15.43 2.143												
Sandy Koufax, L (3, 1) ERA: 3.32	2.0 10 3 2 2 2 1 0 0 0 0 0 24 38 9.00 2.000												
Don Drysdale, R (5, 1) ERA: 3.64	1.0 8 2 1 1 0 0 0 2 1 0 0 0 9 25 9.00 2.000												
Ron Perranoski, L (6, 1) ERA: 2.37	1.2 7 2 1 1 1 1 1 0 0 0 1 0 15 27 5.40 1.800												
Turk Farrell, R (8, 1) ERA: 4.74	2.0 13 4 6 3 3 1 0 0 0 0 0 2 23 35 13.50 2.500												

Cincinnati Reds @ Los Angeles Dodgers  
Los Angeles Memorial Coliseum, Los Angeles, CA

Sun Jul 09 1961, 6:33 AM EDT  
Att. 20,040 - Unknown

AB	42
R	14
H	15
RBI	14
BB	7
SO	6
LOB	26





Batter	1	2	3	4	5	6	7	8	9	AB	R	H	RBI	BB	SO	LOB
Maury Wills, S OBP: 0.386, SLG: 0.379 (1, 6)	0-0 3-1 6-3 1B		1-1 1-3		4-1 BB		0-2 4-3			3	0	1	0	1	0	1
Jim Gilliam, S OBP: 0.381, SLG: 0.374 (1, 5)	3-2 6-3 1-2		4-2 FC6 BB		1-1 F4			3-2 F9		3	0	0	0	1	0	2
Ron Fairly, L OBP: 0.402, SLG: 0.520 (1, 9)	1-2 3-1 2-3		2-3 K			0-2 G3		0-1 BB 1B		4	0	1	0	0	1	2
Wally Moon, L OBP: 0.449, SLG: 0.571 (1, 7)	2-2 5-3		0-0 FC6 1-2f			1-2 4-3		4-1 BB 1-2		3	0	0	0	1	0	2
Tommy Davis, R OBP: 0.347, SLG: 0.469 (1, 8)		0-0 G4-6-3 1B		0-1 F2		0-3 K		0-3 K		4	0	1	0	0	2	2
Norm Larker, L OBP: 0.318, SLG: 0.377 (1, 3)		0-0 G4-6-3 1-2f		4-2 L4-3 BB			1-1 L7	1-2 3-1		3	0	0	0	1	0	3
John Roseboro, L OBP: 0.347, SLG: 0.511 (1, 2)		4-2 HR BB		0-0 L4-3 1-2			2-1 HR		3-3 K	3	2	1	1	1	1	1
Charlie Neal, R OBP: 0.296, SLG: 0.379 (1, 4)		2-2 HR			0-0 F8		1-1 F4		0-0 F5	4	1	1	2	0	0	0
Roger Craig, R OBP: 0.288, SLG: 0.136 (3, 1) Sandy Koufax, R OBP: 0.213, SLG: 0.075 (5, 1) Don Drysdale, R OBP: 0.196, SLG: 0.386 (6, 1) Ron Perranoski, L OBP: 0.340, SLG: 0.308 (7, PH) Bob Aspromonte, R OBP: 0.091, SLG: 0.091 (8, 1) Turk Farrell, R OBP: 0.305, SLG: 0.464 (9, PH)		0-1 5-3			0-1 5-3		1-1 E6		2-3 K	1	0	0	0	0	0	0

<b>Inning Stats</b>	R: 0 E: 0 K: 0 S: 11	H: 1 LOB: 1 BB: 0 P: 17	R: 2 E: 0 K: 0 S: 9	H: 2 LOB: 0 BB: 1 P: 15	R: 0 E: 0 K: 1 S: 9	H: 0 LOB: 1 BB: 1 P: 16	R: 0 E: 0 K: 0 S: 5	H: 0 LOB: 0 BB: 1 P: 9	R: 0 E: 0 K: 0 S: 6	H: 0 LOB: 1 BB: 1 P: 11	R: 0 E: 0 K: 1 S: 12	H: 0 LOB: 0 BB: 0 P: 13	R: 1 E: 1 K: 0 S: 11	H: 1 LOB: 1 BB: 0 P: 16	R: 0 E: 0 K: 1 S: 13	H: 1 LOB: 2 BB: 1 P: 21	R: 0 E: 0 K: 2 S: 9	H: 0 LOB: 0 BB: 0 P: 14	1B: 3 2B: 1 3B: 0 HR: 2	SF: 0 SAC: 0 DP: 2 HBP: 0	WP: 0 PB: 0 SB: 0 CS: 0	PA: 36
<b>PITCHER</b> Joey Jay, R ERA: 2.65 (1, 1)	IP 9.0	WLS W	BF 36	H 5	R 3	ER 3	SO 5	BB 5	IBB 0	HBP 0	BLK 0	WP 0	HR 2	S 85	P 132	ERA 3.00	WHIP 1.111					


**BOTTOM**

**Cincinnati Reds @ Los Angeles Dodgers**  
Los Angeles Memorial Coliseum, Los Angeles, CA

Sun Jul 09 1961, 6:33 AM EDT  
Att. 20,040 - Unknown

livebaseballscorecards.com

<b>AB</b>	<b>31</b>
<b>R</b>	<b>3</b>
<b>H</b>	<b>5</b>
<b>RBI</b>	<b>3</b>
<b>BB</b>	<b>5</b>
<b>SO</b>	<b>5</b>
<b>LOB</b>	<b>13</b>



Batter	1	2	3	4	5	6	7	8	9	AB R H RBI BB SO LOB	TOP
Al Heist, R OBP: 0.325, SLG: 0.368 (1, 8) X	0-0 1B		4-0 BB			4-0 2B 14 E BB	0-0 1B			2 1 2 1 2 0 0	
Jerry Kindall, R OBP: 0.331, SLG: 0.513 (1, 4) X	0-0 P5		0-0 L6			0-0 14 E 1B 2B	0-0 F8			4 1 1 0 0 0 3	
14 Ernie Banks, R OBP: 0.362, SLG: 0.480 (1, 6) S S S	0-3 K			0-0 P4		0-0 E8 1B		0-0 6-3		4 0 0 0 0 1 2	
George Altman, L OBP: 0.405, SLG: 0.653 (1, 9) X	0-0 4-3			0-0 3-1		0-0 1-2 3-H 1B		0-0 E6 CS		4 0 1 1 0 0 1	
Billy Williams, L OBP: 0.350, SLG: 0.479 (1, 7) X		0-0 L7		0-0 6-3		0-0 L8		0-0 P6		4 0 0 0 0 0 3	
Ron Santo, R OBP: 0.376, SLG: 0.459 (1, 5) X		0-0 F7			0-3 K	0-0 F8		0-0 CS	0-0 5-3	4 0 0 0 0 1 2	
Dick Bertell, R OBP: 0.310, SLG: 0.333 (1, 2) X		0-0 6-3			0-0 P3		0-0 F7		0-0 6-3	4 0 0 0 0 0 0	
Ed Bouchee, L OBP: 0.400, SLG: 0.454 (1, 3) X			0-0 3-1		0-0 F7		4-0 PB 1B BB		0-0 G3	3 1 0 0 1 0 0	
Don Cardwell, R OBP: 0.176, SLG: 0.327 Bob Anderson, R OBP: 0.190, SLG: 0.150 (1, 1) (9, 1) S S S			0-3 K			0-0 1-3	0-3 K			3 0 0 0 0 2 1 0 0 0 0 0 0 0	
<b>Inning Stats</b>	R: 0 H: 1 E: 0 LOB: 1 K: 1 BB: 0 S: 6 P: 6	R: 0 H: 0 E: 0 LOB: 0 K: 0 BB: 0 S: 3 P: 3	R: 0 H: 0 E: 0 LOB: 1 K: 1 BB: 1 S: 5 P: 9	R: 0 H: 0 E: 0 LOB: 0 K: 0 BB: 0 S: 3 P: 3	R: 0 H: 0 E: 0 LOB: 0 K: 1 BB: 0 S: 5 P: 5	R: 2 H: 2 E: 1 LOB: 2 K: 0 BB: 1 S: 6 P: 10	R: 1 H: 1 E: 0 LOB: 1 K: 1 BB: 1 S: 6 P: 10	R: 0 H: 0 E: 1 LOB: 0 K: 0 BB: 0 S: 3 P: 3	R: 0 H: 0 E: 0 LOB: 0 K: 0 BB: 0 S: 3 P: 3	1B: 3 SF: 0 2B: 1 SAC: 0 3B: 0 DP: 0 HR: 0 HBP: 0	WP: 0 PA: 36 PB: 1 SB: 0 CS: 1
<b>PITCHER</b> Jim O'Toole, L ERA: 3.45 (1, 1)	IP WLS BF H R ER SO BB IBB HBP BLK WP HR S P ERA WHIP										
											<b>PITCHER</b> IP WLS BF H R ER SO BB IBB HBP BLK WP HR S P ERA WHIP

Chicago Cubs @ Cincinnati Reds  
Crosley Field, Cincinnati, OH  
Thu Jul 13 1961, 7:05 PM EDT  
Att. 14,601 - Cloudy - 70 F

livebaseballscorecards.com

AB	32
R	3
H	4
RBI	2
BB	3
SO	4
LOB	12



Batter	1	2	3	4	5	6	7	8	9	AB	R	H	RBI	BB	SO	LOB
Eddie Kasko, R OBP: 0.335, SLG: 0.333 (1, 6)	0-0 4-3		0-0 F8			0-0 6-3		0-0 F8		4	0	0	0	0	0	0
Don Blasingame, L OBP: 0.314, SLG: 0.306 (1, 4)	0-0 FC3-6 1B		0-0 4-3			0-0 6-3			4-0 1B 1B BB	3	1	1	0	1	0	0
Vada Pinson, L OBP: 0.361, SLG: 0.465 (1, 8)	0-0 FC3-6 1-2f		0-0 L8			0-0 3-1			0-0 1B 1-3 1B	4	0	1	0	0	0	1
Frank Robinson, R OBP: 0.423, SLG: 0.650 (1, 9)	0-0 F7			0-0 P2			0-0 HR		0-0 1-2 3-H 1B	4	1	2	2	0	0	1
Gordy Coleman, L OBP: 0.347, SLG: 0.565 (1, 3)		0-0 L9		0-0 1-3			0-0 3-1			3	0	0	0	0	0	0
Gus Bell, L OBP: 0.289, SLG: 0.333 (1, 7)		0-0 2B E 1B		0-0 F8			0-0 F7			3	1	1	0	0	0	0
Gene Freese, R OBP: 0.328, SLG: 0.534 (1, 5)		0-0 E6 1-H SF8 2B			0-0 6-3		0-3 K			3	1	1	0	0	1	0
Johnny Edwards, L OBP: 0.333, SLG: 0.406 (1, 2)		0-0 SF8 3-H			0-0 F7			0-0 F8		2	0	0	1	0	0	0
Jim O'Toole, S OBP: 0.231, SLG: 0.220 (1, 1)		0-0 6-3			0-3 K			0-3 K		3	0	0	0	0	2	0

Inning Stats	R: 0	H: 1	E: 0	LOB: 1	K: 0	BB: 0	S: 4	P: 4	R: 2	H: 2	E: 1	LOB: 0	K: 0	BB: 0	S: 5	P: 5	R: 0	H: 0	E: 0	LOB: 0	K: 0	BB: 0	S: 3	P: 3	R: 0	H: 0	E: 0	LOB: 0	K: 1	BB: 0	S: 5	P: 5	R: 0	H: 0	E: 0	LOB: 0	K: 0	BB: 0	S: 3	P: 3	R: 1	H: 1	E: 0	LOB: 0	K: 1	BB: 0	S: 6	P: 6	R: 0	H: 0	E: 0	LOB: 0	K: 1	BB: 0	S: 5	P: 5	R: 1	H: 2	E: 0	LOB: 2	K: 0	BB: 1	S: 2	P: 6	1B: 4	SF: 1	2B: 1	SAC: 0	3B: 0	DP: 0	HR: 1	HBP: 0	WP: 0	PA: 31
--------------	------	------	------	--------	------	-------	------	------	------	------	------	--------	------	-------	------	------	------	------	------	--------	------	-------	------	------	------	------	------	--------	------	-------	------	------	------	------	------	--------	------	-------	------	------	------	------	------	--------	------	-------	------	------	------	------	------	--------	------	-------	------	------	------	------	------	--------	------	-------	------	------	-------	-------	-------	--------	-------	-------	-------	--------	-------	--------

PITCHER	IP	WLS	BF	H	R	ER	SO	BB	IBB	HBP	BLK	WP	HR	S	P	ERA	WHIP
Don Cardwell, R ERA: 4.24 (1, 1)	8.0	L	30	5	4	3	3	1	0	0	0	0	1	35	39	3.38	0.750
Bob Anderson, R ERA: 4.31 (9, 1)	0.0		1	1	0	0	0	0	0	0	0	0	0	1	1	∞	∞

**BOTTOM**

**Chicago Cubs @ Cincinnati Reds**  
 Crosley Field, Cincinnati, OH  
 Thu Jul 13 1961, 7:05 PM EDT  
 Att: 14,601 - Cloudy - 70 F

[livebaseballscorecards.com](http://livebaseballscorecards.com)

<b>AB</b>	<b>29</b>
<b>R</b>	<b>4</b>
<b>H</b>	<b>6</b>
<b>RBI</b>	<b>3</b>
<b>BB</b>	<b>1</b>
<b>SO</b>	<b>3</b>
<b>LOB</b>	<b>2</b>



Batter	1	2	3	4	5	6	7	8	9	10	AB	R	H	RBI	BB	SO	LOB	TOP	
<b>Al Heist, R</b> (1, 8) <small>OBP: 0.323, SLG: 0.365</small> <b>Richie Ashburn, L</b> (9, PH) <small>OBP: 0.337, SLG: 0.260</small>	 <small>14 G5-4-3, 1B</small>	 <small>F9</small>		 <small>6-3</small>		 <small>G6-4-3, 1-2f</small>			 <small>G3</small>	 <small>L8</small>	4	0	1	0	0	0	5		
<b>Jerry Kindall, R</b> (1, 4) <small>OBP: 0.326, SLG: 0.500</small>	 <small>L7</small>		 <small>P2</small>		 <small>F8</small>		 <small>F7</small>		 <small>HR, 1B</small>	 <small>F9</small>	6	1	1	0	0	0	3		
<b>14 Ernie Banks, R</b> (1, 6) <small>OBP: 0.362, SLG: 0.481</small>	 <small>G5-4-3, 1-2f</small>		 <small>3B, BB</small>		 <small>2B</small>		 <small>K</small>		 <small>F8</small>		4	1	1	0	1	1	2		
<b>George Altman, L</b> (1, 9) <small>OBP: 0.405, SLG: 0.668</small>		 <small>1-3</small>	 <small>3B, 1-H</small>		 <small>F9</small>		 <small>K</small>		 <small>HR, 1-H</small>		5	1	2	3	0	1	1		
<b>Billy Williams, L</b> (1, 7) <small>OBP: 0.351, SLG: 0.502</small>		 <small>HR</small>	 <small>K</small>		 <small>K</small>			 <small>HR</small>	 <small>4-3</small>		5	2	2	2	0	2	2		
<b>Ron Santo, R</b> (1, 5) <small>OBP: 0.376, SLG: 0.461</small>	 <small>1B, 1B</small>	 <small>F8</small>		 <small>L7</small>		 <small>F8, 2B</small>		 <small>P6</small>		5	1	2	0	0	0	1			
<b>Sammy Taylor, L</b> (1, 2) <small>OBP: 0.358, SLG: 0.536</small> <b>Don Zimmer, R</b> (8, PH) <small>OBP: 0.318, SLG: 0.423</small> <b>Moe Thacker, R</b> (8, 2) <small>OBP: 0.439, SLG: 0.207</small> <b>Don Cardwell, R</b> (10, PR) <small>OBP: 0.176, SLG: 0.327</small> <b>Don Elston, R</b> (10, 1) <small>OBP: 0.286, SLG: 0.286</small>	 <small>1B, 1B</small>	 <small>F8</small>	 <small>1B</small>	 <small>1B</small>	 <small>1B</small>	 <small>1B, 1B</small>	 <small>F8, 1B</small>	 <small>2-3, F8</small>	 <small>1B, E</small>	 <small>1B</small>	3	1	2	0	0	0	0		
<b>Ed Bouchee, L</b> (1, 3) <small>OBP: 0.400, SLG: 0.452</small>	 <small>1B, 1-2</small>	 <small>P5</small>	 <small>1B, 1-2</small>	 <small>1B, 1-3</small>	 <small>1B, 1-3</small>	 <small>1B, 1-3</small>	 <small>P5, 1B</small>	 <small>1B, 1-2</small>	 <small>E6, 1B</small>	 <small>1B, 1-2</small>	5	0	2	1	0	0	2		
<b>Glen Hobbie, R</b> (1, 1) <small>OBP: 0.241, SLG: 0.321</small> <b>Bob Anderson, R</b> (8, 1) <small>OBP: 0.199, SLG: 0.150</small> <b>Andre Rodgers, R</b> (8, PH) <small>OBP: 0.287, SLG: 0.340</small> <b>Bob Will, L</b> (8, PH) <small>OBP: 0.353, SLG: 0.338</small> <b>Barney Schultz, R</b> (8, 1) <small>OBP: 0.314, SLG: 0.338</small> <b>Dick Bertell, R</b> (10, PH) <small>OBP: 0.314, SLG: 0.338</small>	 <small>K</small>	 <small>K</small>	 <small>2B</small>	 <small>1B, 1-2, 3-H</small>	 <small>1B, 1-2, 3-H</small>	 <small>1B, 1-2, 3-H</small>	 <small>1B, 1-2, 3-H</small>	 <small>K</small>	 <small>1B, 1-2, 3-H</small>	 <small>1B, 1-2, 3-H</small>	3	0	2	1	0	1	2		
<b>Inning Stats</b>	R: 0 H: 1 E: 0 LOB: 0 K: 0 BB: 0 S: 3 P: 3	R: 2 H: 4 E: 0 LOB: 2 K: 1 BB: 0 S: 9 P: 9	R: 1 H: 1 E: 0 LOB: 1 K: 1 BB: 1 S: 6 P: 10	R: 0 H: 1 E: 0 LOB: 1 K: 0 BB: 0 S: 4 P: 4	R: 0 H: 1 E: 0 LOB: 1 K: 1 BB: 0 S: 6 P: 6	R: 1 H: 3 E: 0 LOB: 1 K: 0 BB: 0 S: 5 P: 5	R: 0 H: 0 E: 0 LOB: 0 K: 2 BB: 0 S: 7 P: 7	R: 1 H: 2 E: 0 LOB: 1 K: 1 BB: 0 S: 7 P: 7	R: 2 H: 2 E: 0 LOB: 0 K: 0 BB: 0 S: 5 P: 5	R: 1 H: 2 E: 1 LOB: 2 K: 0 BB: 0 S: 6 P: 6	1B: 10 SF: 0 2B: 3 SAC: 0 3B: 1 DP: 2 HR: 3 HBP: 0	WP: 0 PA: 47 PB: 0 SB: 0 CS: 0							
<b>PITCHER</b>	IP WLS BF H R ER SO BB IBB HBP BLK WP HR S P ERA WHIP											IP WLS BF H R ER SO BB IBB HBP BLK WP HR S P ERA WHIP							
<b>Bob Purkey, R</b> (1, 1) <small>ERA: 3.64</small>	5.1																		
<b>Sherman Jones, R</b> (6, 1) <small>ERA: 5.73</small>	1.2																		
<b>Bill Henry, L</b> (8, 1) <small>ERA: 2.86</small>	0.2																		
<b>Jim Brosnan, R</b> (8, 1) <small>ERA: 3.21</small>	2.1	L																	

Chicago Cubs @ Cincinnati Reds  
 Crosley Field, Cincinnati, OH  
 Fri Jul 14 1961, 7:05 PM EDT  
 Att: 16,364 - Cloudy - 70 F

livebaseballscorecards.com

**AB** 46  
**R** 8  
**H** 17  
**RBI** 8  
**BB** 1  
**SO** 6  
**LOB** 22



**Chicago Cubs @ Cincinnati Reds**  
 Crosley Field, Cincinnati, OH

Fri Jul 14 1961, 7:05 PM EDT  
 Att. 16,364 - Cloudy - 70 F

livebaseballscorecards.com

<b>AB</b>	40
<b>R</b>	7
<b>H</b>	12
<b>RBI</b>	6
<b>BB</b>	1
<b>SO</b>	10
<b>LOB</b>	10



WP:	0	PA:	42
PB:	0		
SB:	3		
CS:	1		


AB R H RBI BB SO LOB

5	0	0	0	0	1	0
5	1	1	0	0	0	0
5	1	1	1	0	1	0
4	3	3	1	1	1	0
3	1	1	0	0	0	1
0	0	0	0	0	0	0
0	0	0	0	0	0	0
1	0	1	0	0	0	0
4	0	2	2	0	1	1
0	0	0	0	0	0	0
1	0	0	0	0	0	2
4	1	1	0	0	1	3
4	0	2	2	0	1	0
2	0	0	0	0	2	1
1	0	0	0	0	1	2
0	0	0	0	0	0	0
1	0	0	0	0	1	0

Batter	1	2	3	4	5	6	7	8	9	10
<b>Eddie Kasko, R</b> (1, 6) OBP: 0.330, SLG: 0.328	0-0 L4			0-0 4-3		0-0 F8	0-0 6-3		0-3 K	
<b>Don Blasingame, L</b> (1, 4) OBP: 0.312, SLG: 0.307	0-0 P6			0-0 3-1		0-0 1B	0-0 L9			0-0 P6
<b>Vada Pinson, L</b> (1, 8) OBP: 0.359, SLG: 0.461	0-3 K			0-0 L8		0-0 1B	0-0 3-1			0-0 F7
<b>Frank Robinson, R</b> (1, 9) OBP: 0.428, SLG: 0.661		0-3 K2-3			0-0 S	0-0 1B		0-0 HR		4-0 1B
<b>Gordy Coleman, L</b> (1, 3) OBP: 0.348, SLG: 0.563		0-0 F7			0-0 4-3	0-0 1B		1-0 CS		0-0 1B
<b>Elio Chacon, R</b> (8, PR) OBP: 0.353, SLG: 0.286					1-2 1B	1-3 1B		0-3 HBP		1-3 1B
<b>Dick Gernert, R</b> (9, 3) OBP: 0.325, SLG: 0.333					0-0 1B	0-0 1B		0-3 K		0-0 F7
<b>Gus Bell, L</b> (10, PH) OBP: 0.293, SLG: 0.338					2-H 1B	3-H 1B		0-3 K		
<b>Jerry Lynch, L</b> (1, 7) OBP: 0.447, SLG: 0.656		0-0 4-3			0-0 1B	0-0 1B				
<b>Pete Whisenant, R</b> (9, 7) OBP: 0.167, SLG: 0.118					2-H 1B	3-H 1B				
<b>Wally Post, R</b> (10, PH) OBP: 0.347, SLG: 0.535										
<b>Gene Freese, R</b> (1, 5) OBP: 0.328, SLG: 0.530			0-0 5-3		0-0 1B	0-0 P5		0-3 K		
<b>Johnny Edwards, L</b> (1, 2) OBP: 0.349, SLG: 0.417			0-3 K		0-0 1B	0-0 1B			0-0 P4	
<b>Bob Purkey, R</b> (1, 1) OBP: 0.120, SLG: 0.104					2-H 1B	1-2 2-H 1B				
<b>Sherman Jones, L</b> (6, 1) OBP: 0.429, SLG: 0.333			0-3 K		0-3 K	0-3 K			0-3 K	
<b>Bill Henry, L</b> (8, 1)										
<b>Jim Brosnan, R</b> (8, 1)										

Inning Stats	R: 0	H: 0	E: 0	K: 1	S: 5	R: 0	H: 0	E: 0	K: 1	S: 5	R: 0	H: 0	E: 0	K: 2	S: 7	R: 0	H: 0	E: 0	K: 0	S: 3	R: 2	H: 4	E: 0	K: 1	S: 8	R: 4	H: 6	E: 0	K: 1	S: 11	R: 0	H: 0	E: 0	K: 0	S: 3	R: 1	H: 1	E: 0	K: 2	S: 7	R: 0	H: 0	E: 0	K: 2	S: 7	R: 0	H: 1	E: 0	K: 0	S: 4	R: 0	H: 1	E: 0	K: 0	S: 8					
	0	0	0	1	5	0	0	0	1	5	0	0	0	2	7	0	0	0	0	3	0	4	0	0	8	0	6	0	1	11	0	0	0	0	3	1	1	0	0	7	0	0	0	0	7	0	1	0	0	8	0	1	0	0	7	0	1	0	0	8

PITCHER	IP	WLS	BF	H	R	ER	SO	BB	IBB	HBP	BLK	WP	HR	S	P	ERA	WHIP
<b>Glen Hobbie, R</b> (1, 1) ERA: 4.0	5.1		22	7	5	5	5	0	0	0	0	0	0	32	32	8.44	1.312
<b>Bob Anderson, R</b> (6, 1) ERA: 4.33	1.2		8	3	1	1	1	0	0	0	0	0	0	10	10	5.40	1.800
<b>Barney Schultz, R</b> (8, 1) ERA: 2.28	2.0	W	7	1	1	1	4	0	0	1	0	0	1	14	15	4.50	0.500
<b>Don Elston, R</b> (10, 1) ERA: 5.52	1.0	S	5	1	0	0	0	1	0	0	0	0	0	4	8	0.00	2.000

Batter	1	2	3	4	5	6	7	8	9	AB R H RBI BB SO LOB	TOP
Al Heist, R OBP: 0.332, SLG: 0.370 (1, 8) X	0-0 1B		0-0 L1-3 1-2		4-0 BB 1-2 BB		0-0 1-2 1B			3 0 2 0 1 0 1	
Jerry Kindall, R OBP: 0.324, SLG: 0.494 (1, 4) (8, 6) S	0-3 K		0-0 14 1B		0-3 K		0-3 K			4 0 1 0 0 3 5	
14 Ernie Banks, R OBP: 0.361, SLG: 0.477 Don Zimmer, R OBP: 0.318, SLG: 0.423 (1, 6) (8, 4) X	0-0 P6		0-0 1-3 1B		0-0 P5			0-0 1-3		4 0 1 0 0 0 3 0 0 0 0 0 0 0	
George Altman, L OBP: 0.399, SLG: 0.657 (1, 9) X	0-0 4-3		0-0 F8		0-0 P3			0-0 4-3		4 0 0 0 0 0 3	
Billy Williams, L OBP: 0.346, SLG: 0.494 (1, 7) X		0-0 F7		0-0 1-3		0-0 F8		0-0 3-1		4 0 0 0 0 0 0	
Ron Santo, R OBP: 0.378, SLG: 0.471 (1, 5) X		0-0 FC6 1B		0-0 P2		0-0 P6			0-0 HR	4 1 2 1 0 0 0	
Sammy Taylor, L OBP: 0.346, SLG: 0.518 (1, 2) X		0-0 F9		0-0 F8			0-0 G3		0-0 4-3	4 0 0 0 0 0 1	AB 34 R 1 H 8 RBI 1 BB 2 SO 3 LOB 15
Ed Bouchee, L OBP: 0.398, SLG: 0.448 (1, 3) X		0-0 FC6 1-2f			0-0 BB 1B		0-0 F8		0-0 P6	4 0 1 0 0 0 1	
Jack Curtis, L OBP: 0.265, SLG: 0.200 Bob Will, L OBP: 0.349, SLG: 0.333 (1, 1) (9, PH) S			4-0 L1-3 BB		0-0 L7		0-0 1B		0-0 4-3	2 0 1 0 1 0 1 1 0 0 0 0 0 0	
Inning Stats	R: 0 E: 0 K: 1 S: 6 H: 1 LOB: 1 BB: 0 P: 6	R: 0 E: 0 K: 0 S: 4 H: 1 LOB: 1 BB: 0 P: 4	R: 0 E: 0 K: 0 S: 4 H: 2 LOB: 2 BB: 1 P: 8	R: 0 E: 0 K: 0 S: 3 H: 0 LOB: 0 BB: 0 P: 3	R: 0 E: 0 K: 1 S: 6 H: 1 LOB: 2 BB: 1 P: 10	R: 0 E: 0 K: 0 S: 3 H: 0 LOB: 0 BB: 0 P: 3	R: 0 E: 0 K: 1 S: 7 H: 2 LOB: 2 BB: 0 P: 7	R: 0 E: 0 K: 0 S: 3 H: 0 LOB: 0 BB: 0 P: 3	R: 1 E: 0 K: 0 S: 4 H: 1 LOB: 0 BB: 0 P: 4	1B: 7 2B: 1 3B: 0 HR: 1 SF: 0 SAC: 0 DP: 1 HBP: 0	WP: 0 PB: 0 SB: 0 CS: 0 PA: 36
PITCHER Joey Jay, R ERA: 2.55 (1, 1)	IP 9.0 WLS W BF 36 H 8 R 1 ER 1 SO 3	BB 2 IBB 0 HBP 0 BLK 0	WP 0 HR 1 S 40 P 48	ERA 1.00 WHIP 1.111	PITCHER	IP WLS BF H R ER SO BB IBB HBP BLK WP HR S P ERA WHIP					

Chicago Cubs @ Cincinnati Reds  
Crosley Field, Cincinnati, OH  
Sat Jul 15 1961, 7:05 PM EDT  
Att. 24,201 - Cloudy - 68 F

livebaseballscorecards.com

Batter	1	2	3	4	5	6	7	8	9	AB	R	H	RBI	BB	SO	LOB
Don Blasingame, L (1, 4) OBP: 0.314, SLG: 0.308	F8		PO 1B		BB BB BB 4-0		G3			3	0	1	0	1	0	1
Eddie Kasko, R (1, 6) OBP: 0.329, SLG: 0.330	P4		PO 1-2	L5	F8			SH1-3 1B 2B		4	1	1	0	0	0	1
Vada Pinson, L (1, 8) OBP: 0.356, SLG: 0.457	G3			F8		F8		SH1-3 2-3		3	0	0	0	0	0	0
Frank Robinson, R (1, 9) OBP: 0.429, SLG: 0.662		F7		E 2B		P4		BB 1B 1B		4	1	2	1	0	0	0
Gene Freese, R (1, 5) OBP: 0.332, SLG: 0.532		FC5-4 1B		E6 BB 2-3		1B		BB BB BB 4-0 1B BB		3	0	2	0	1	0	1
Wally Post, R (1, 7) OBP: 0.350, SLG: 0.531		FC5-4 1-2f		BB BB BB 4-0 1-2 BB		P4		1-2 2-H 1B		3	0	1	1	1	0	2
Gordy Coleman, L (1, 3) OBP: 0.347, SLG: 0.558		4-3		BB BB BB 0-3 K			SH1-4 1B	F9		4	0	1	0	0	1	6
Jerry Zimmerman, R (1, 2) OBP: 0.261, SLG: 0.241			P6		5-3		SH1-4 1-2	5-3		3	0	0	0	0	0	2
Joey Jay, S (1, 1) OBP: 0.074, SLG: 0.111			5-3		P3		P3			3	0	0	0	0	0	1

Inning Stats	R: 0	H: 0	E: 0	K: 0	S: 3	R: 0	H: 1	E: 0	K: 0	S: 4	R: 0	H: 1	E: 0	K: 0	S: 3	R: 0	H: 0	E: 0	K: 0	S: 3	R: 0	H: 1	E: 0	K: 0	S: 4	R: 0	H: 3	E: 0	K: 0	S: 6	
	0	0	0	0	3	0	1	0	0	4	0	0	0	0	3	0	0	0	0	3	0	0	0	0	0	4	2	3	0	0	10

PITCHER	IP	WLS	BF	H	R	ER	SO	BB	IBB	HBP	BLK	WP	HR	S	P	ERA	WHIP	IP	WLS	BF	H	R	ER	SO	BB	IBB	HBP	BLK	WP	HR	S	P	ERA	WHIP	
Jack Curtis, L (1, 1) ERA: 4.41	8.0	L	35	8	2	2	1	3	0	0	0	0	0	34	46	2.25	1.375																		

**BOTTOM**

**Chicago Cubs @ Cincinnati Reds**  
Crosley Field, Cincinnati, OH  
Sat Jul 15 1961, 7:05 PM EDT  
Att. 24,201 - Cloudy - 68 F

[livebaseballscorecards.com](http://livebaseballscorecards.com)

<b>AB</b>	<b>30</b>
<b>R</b>	<b>2</b>
<b>H</b>	<b>8</b>
<b>RBI</b>	<b>2</b>
<b>BB</b>	<b>3</b>
<b>SO</b>	<b>1</b>
<b>LOB</b>	<b>14</b>



WP: 0	PA: 36
PB: 0	
SB: 0	
CS: 0	

Batter	1	2	3	4	5	6	7	8	9	AB R H RBI BB SO LOB	TOP											
Al Heist, R OBP: 0.333, SLG: 0.376 (1, 8)	0-0 1-3		0-0 G6-4-3 1-2f		0-0 FC5-4 1B		0-0 4-3 2B		0-0 F9	5 0 2 2 0 0 2												
Don Zimmer, R OBP: 0.313, SLG: 0.416 (1, 4)	0-0 P3			0-0 F7	0-0 FC5-4		0-0 4-3		0-3 K	5 0 0 0 0 1 2												
Ron Santo, R OBP: 0.376, SLG: 0.468 (1, 5)	0-3 K			0-0 FC3-6 1B	0-0 L7		0-0 5-3			4 0 1 0 0 1 2												
George Altman, L OBP: 0.397, SLG: 0.663 (1, 9)		0-0 F9		0-0 FC3-6 BB 1-2f		0-0 HR		0-0 F7		4 1 1 1 0 0 1												
Billy Williams, L OBP: 0.348, SLG: 0.492 (1, 7)		0-0 3-1		4-0 BB 1-2		0-0 F9		0-0 1B 1B		3 0 1 0 1 0 0												
Sammy Taylor, L OBP: 0.344, SLG: 0.508 (1, 2)		0-0 4-3		0-0 1-3		0-0 4-3		0-0 1-2 1B		4 0 1 0 0 0 2												
Jerry Kindall, R OBP: 0.323, SLG: 0.485 (1, 6)			0-3 K		4-0 FC3-6 BB	0-0 5-3		0-0 F9		3 0 0 0 1 1 2												
Ed Bouchee, L OBP: 0.399, SLG: 0.447 (1, 3)			0-0 1B 1B		0-0 FC3-6 1B 1-2f		4-0 SH3-4 2B BB	0-3 K		3 2 1 0 1 1 3												
Dick Ellsworth, L OBP: 0.147, SLG: 0.097 Bob Anderson, R OBP: 0.182, SLG: 0.143 (1, 1) (6, 1)			0-0 G6-4-3 1-2 1B		0-0 E6 1B E		0-0 SH3-4		0-3 K	2 1 1 0 0 0 1 1 0 0 0 0 1 0												
<b>Inning Stats</b>	R: 0 E: 0 K: 1 S: 5	H: 0 LOB: 0 BB: 0 P: 5	R: 0 E: 0 K: 0 S: 3	H: 0 LOB: 0 BB: 0 P: 3	R: 0 E: 0 K: 1 S: 6	H: 2 LOB: 1 BB: 0 P: 6	R: 0 E: 0 K: 0 S: 4	H: 1 LOB: 2 BB: 1 P: 8	R: 2 E: 2 K: 0 S: 5	H: 1 LOB: 1 BB: 1 P: 9	R: 1 E: 0 K: 0 S: 4	H: 1 LOB: 0 BB: 0 P: 4	R: 1 E: 0 K: 0 S: 4	H: 1 LOB: 1 BB: 1 P: 8	R: 0 E: 0 K: 1 S: 7	H: 2 LOB: 2 BB: 0 P: 7	R: 0 E: 0 K: 2 S: 7	H: 0 LOB: 0 BB: 0 P: 7	1B: 6 2B: 1 3B: 0 HR: 1	SF: 0 SAC: 1 DP: 1 HBP: 0	WP: 0 PB: 0 SB: 0 CS: 0	PA: 38
<b>PITCHER</b>	IP WLS BF H R ER SO BB IBB HBP BLK WP HR S P ERA WHIP												<b>PITCHER</b>	IP WLS BF H R ER SO BB IBB HBP BLK WP HR S P ERA WHIP								
Ken Hunt, R ERA: 3.25 (1, 1)	6.0 L 25 5 3 1 2 2 0 0 0 0 0 1 27 35 1.50 1.167																					
Jim Brosnan, R ERA: 3.2 (7, 1)	3.0 13 3 1 1 3 1 0 0 0 0 0 0 18 22 3.00 1.333																					

Chicago Cubs @ Cincinnati Reds  
Crosley Field, Cincinnati, OH  
Sun Jul 16 1961, 3:33 AM EDT  
Att. 16,617 - Cloudy - 80 F

livebaseballscorecards.com

AB	34
R	4
H	8
RBI	3
BB	3
SO	5
LOB	15





BOTTOM

Chicago Cubs @ Cincinnati Reds  
Crosley Field, Cincinnati, OH

Sun Jul 16 1961, 3:33 AM EDT  
Att: 16,617 - Cloudy - 80 F

livebaseballscorecards.com

AB	37
R	2
H	9
RBI	2
BB	1
SO	8
LOB	19



WP:	0	PA:	38
PB:	0		
SB:	0		
CS:	0		

AB R H RBI BB SO LOB

5	1	1	0	0	0	4
5	0	2	1	0	0	1
4	0	1	0	0	1	2
3	0	1	0	1	1	1
4	0	0	0	0	1	6
3	0	1	0	0	1	2
1	0	0	0	0	1	0
4	1	1	1	0	1	1
3	0	1	0	0	0	0
0	0	0	0	0	0	0
0	0	0	0	0	0	0
1	0	0	0	0	1	0
2	0	1	0	0	0	0
2	0	0	0	0	1	2

Batter	1	2	3	4	5	6	7	8	9
Don Blasingame, L (1, 4) OBP: 0.313, SLG: 0.306	0-0 2B 1B		0-0 F9	0-0 F7		0-0 L8			0-0 F9
Eddie Kasko, R (1, 6) OBP: 0.330, SLG: 0.334	0-0 2B 1-H		0-0 5-3		0-0 4-3 1B		0-0 L5		0-0 L5
Vada Pinson, L (1, 8) OBP: 0.355, SLG: 0.455	0-3 K		0-0 1B 1B		0-0 4-3 1-2		0-0 4-3		
Frank Robinson, R (1, 9) OBP: 0.429, SLG: 0.659	4-0 FC5-4 BB		0-0 1B		0-0 E5 G1-4-3		0-3 K		
Gene Freese, R (1, 5) OBP: 0.329, SLG: 0.525	0-0 F7		0-0 5-3		0-0 G1-4-3 1-2f		0-3 K		
Wally Post, R (1, 7) OBP: 0.350, SLG: 0.527 Johnny Edwards, L (7, 2) OBP: 0.341, SLG: 0.405	0-0 FC5-4 1-2f			0-3 K		0-0 2B 1B		0-3 K	
Gordy Coleman, L (1, 3) OBP: 0.346, SLG: 0.564		0-0 F7		0-0 HR		0-3 K		0-0 L8	
Jerry Zimmerman, R (1, 2) OBP: 0.263, SLG: 0.250 Elio Chacon, R (6, PR) OBP: 0.353, SLG: 0.286 Jim Brosnan, R (7, 1) Gus Bell, L (9, PH) OBP: 0.291, SLG: 0.335		0-0 1-3		0-0 6-3		0-0 1-3 2B		0-3 K	
Ken Hunt, R (1, 1) OBP: 0.243, SLG: 0.257 Jerry Lynch, L (6, PH) OBP: 0.436, SLG: 0.636		0-0 6-3		0-0 1B		0-3 K		0-0 E3	

Inning Stats	R: 1	H: 2	E: 0	K: 1	S: 7	H: 2	LOB: 2	BB: 1	P: 11	R: 0	H: 0	E: 0	K: 0	S: 3	R: 0	H: 2	E: 0	K: 0	S: 5	R: 1	H: 2	E: 0	K: 1	S: 7	R: 0	H: 1	E: 1	K: 0	S: 4	R: 0	H: 2	E: 0	K: 2	S: 9	R: 0	H: 0	E: 0	K: 1	S: 5	R: 0	H: 0	E: 0	K: 2	S: 7	R: 0	H: 0	E: 1	K: 1	S: 6
--------------	------	------	------	------	------	------	--------	-------	-------	------	------	------	------	------	------	------	------	------	------	------	------	------	------	------	------	------	------	------	------	------	------	------	------	------	------	------	------	------	------	------	------	------	------	------	------	------	------	------	------

PITCHER	IP	WLS	BF	H	R	ER	SO	BB	IBB	HBP	BLK	WP	HR	S	P	ERA	WHIP
Dick Ellsworth, L (1, 1) ERA: 4.62	5.1	W	26	9	2	2	3	1	0	0	0	0	1	31	35	3.38	1.875
Bob Anderson, R (6, 1) ERA: 4.15	3.2	S	12	0	0	0	5	0	0	0	0	0	0	22	22	0.00	0.000

Batter	1	2	3	4	5	6	7	8	9	AB R H RBI BB SO LOB	TOP																
<b>Mack Jones, L</b> (1, 8) OBP: 0.480, SLG: 0.500	4-0 FC3-6 BB	0-0 F8		0-3 K	0-0 FC5-2		0-0 1B 2B		0-3 K	5 1 1 2 1 2 4																	
<b>Frank Bolling, R</b> (1, 4) OBP: 0.368, SLG: 0.461	0-3 K		0-0 F8		0-0 1B		0-0 1B 1B		0-0 4-3	6 1 2 1 0 1 3																	
<b>Eddie Mathews, L</b> (1, 5) OBP: 0.403, SLG: 0.563	0-0 FC3-6 1-2f		0-0 P4		0-0 1B 2B		0-0 P5 1B			5 1 2 0 0 0 1																	
<b>Hank Aaron, R</b> (1, 9) OBP: 0.359, SLG: 0.597	0-0 F8		0-0 F9		4-0 1B 2B IBB		0-0 6-3 F2			4 1 0 0 1 0 3																	
<b>Joe Adcock, R</b> (1, 3) OBP: 0.314, SLG: 0.481				0-3 K	0-0 2B 1B		0-0 5-3			5 2 2 1 0 1 0																	
<b>Lee Maye, L</b> (1, 7) OBP: 0.336, SLG: 0.480		4-0 E SF8 BB		0-0 WP SF7 2B	0-0 1B 2B		0-0 4-3 HR			4 4 3 3 1 0 0																	
<b>Joe Torre, R</b> (1, 2) OBP: 0.332, SLG: 0.485		0-0 E8 SF8 SF9 1B		0-0 2B 1B	0-0 SH5-3 FC5-2 BB		0-0 F8			4 1 2 1 1 0 0																	
<b>Roy McMillan, R</b> (1, 6) OBP: 0.317, SLG: 0.298		0-0 SF8		0-0 SF7	0-0 FC5-2 SH5-3 1B		0-0 BB 2B 1B		0-0 L7	3 1 2 4 0 0 0																	
<b>Warren Spahn, L</b> (1, 1) OBP: 0.333, SLG: 0.449		0-0 SF9		0-0 2B	0-0 SH5-3		4-0 2B BB		0-3 K	2 1 1 1 1 1 0																	
<b>Inning Stats</b>	R: 0 E: 0 K: 1 S: 5	H: 0 LOB: 1 BB: 1 P: 9	R: 3 E: 1 K: 0 S: 5	H: 2 LOB: 0 BB: 1 P: 9	R: 0 E: 0 K: 0 S: 3	H: 0 LOB: 0 BB: 0 P: 3	R: 1 E: 0 K: 2 S: 10	H: 3 LOB: 2 BB: 0 P: 10	R: 5 E: 0 K: 0 S: 8	H: 5 LOB: 2 BB: 2 P: 16	R: 0 E: 0 K: 0 S: 3	H: 0 LOB: 0 BB: 0 P: 3	R: 3 E: 0 K: 0 S: 7	H: 4 LOB: 2 BB: 1 P: 11	R: 1 E: 0 K: 0 S: 4	H: 1 LOB: 0 BB: 0 P: 4	R: 0 E: 0 K: 2 S: 7	H: 0 LOB: 0 BB: 0 P: 7	1B: 8 2B: 6 3B: 0 HR: 1	SF: 3 SAC: 1 DP: 0 HBP: 0	WP: 1 PB: 0 SB: 1 CS: 0	PA: 47					
<b>PITCHER</b>	IP WLS BF H R ER SO BB IBB HBP BLK WP HR S P ERA WHIP																										
<b>Sherman Jones, R</b> (1, 1) ERA: 5.96	3.2		18	5	4	3	2	2	0	0	0	1	0	20	28	7.36	1.909										
<b>Howie Nunn, R</b> (4, 1) ERA: 3.79	0.1	L	6	4	5	5	1	0	1	0	0	0	0	7	11	135.00	12.000										
<b>Jay Hook, R</b> (5, 1) ERA: 8.1	5.0		23	6	4	4	2	2	0	0	0	0	1	25	33	7.20	1.600										

Milwaukee Braves @ Cincinnati Reds  
 Crosley Field, Cincinnati, OH  
 Mon Jul 17 1961, 7:05 PM EDT  
 Att: 15,917 - Unknown

livebaseballscorecards.com

AB	38
R	13
H	15
RBI	13
BB	5
SO	5
LOB	11



Batter	1	2	3	4	5	6	7	8	9	AB	R	H	RBI	BB	SO	LOB					
Don Blasingame, L (1, 4) OBP: 0.311, SLG: 0.307	0-0 4-3	0-0 6-3		0-0 4-3		0-0 F9			0-0 2B	5	0	1	0	0	0	3					
Eddie Kasko, R (1, 6) OBP: 0.325, SLG: 0.329	0-0 F8		0-0 3-1	0-0 F8			0-0 6-3		0-0 6-3	5	0	0	0	0	0	1					
Vada Pinson, L (1, 8) OBP: 0.354, SLG: 0.458	0-0 E4 2B		0-0 SF9 3B		0-0 4-3		0-0 4-3			4	1	1	0	0	0	0					
Frank Robinson, R (1, 9) OBP: 0.430, SLG: 0.662	0-0		0-0 SF9		0-0	G6-4-3 1B		0-0 F8		3	0	2	1	0	0	0					
Pete Whisenant, R (8, 9) OBP: 0.167, SLG: 0.118	1-3 2B		3-H		0-0	G6-4-3 1B				0	0	0	0	0	0	0					
Gene Freese, R (1, 5) OBP: 0.331, SLG: 0.525	0-0 P6		0-0 HR 1B		0-0 G6-4-3 1-2f			0-0 G1-6-3 1B		4	1	2	0	0	0	3					
Wally Post, R (1, 7) OBP: 0.353, SLG: 0.542		BB BB 4-0 2B 6-3 BB	0-0 HR			0-0 F8		0-0 G1-6-3 1-2f		3	2	1	2	1	0	1					
Gordy Coleman, L (1, 3) OBP: 0.351, SLG: 0.570		0-0 6-3 1-3 2B	0-0 1B			0-0 FC4-6 1B		0-0 L4		4	0	3	0	0	0	0					
Jerry Zimmerman, R (1, 2) OBP: 0.263, SLG: 0.250		0-0 6-3 2-3 3-H	0-0 F2			0-0 FC4-6 1B		0-0 6-3		4	0	1	1	0	0	2					
Sherman Jones, L (1, 1) OBP: 0.375, SLG: 0.286		0-0 4-3		0-3 K		0-0 FC4-6 1-2f 2-3		0-0 6-3		1	0	0	0	0	0	1					
Howie Nunn, R (4, 1) OBP: 0.250, SLG: 0.250										1	0	0	0	0	1	0					
Jay Hook, L (5, 1) OBP: 0.182, SLG: 0.182										1	0	0	0	0	0	2					
Dick Gemert, R (9, PH) OBP: 0.317, SLG: 0.324										1	0	0	0	0	0	0					
<b>Inning Stats</b>	R: 0 E: 1 K: 0 S: 5	H: 1 LOB: 2 BB: 0 P: 5	R: 1 E: 0 K: 0 S: 4	H: 1 LOB: 1 BB: 1 P: 8	R: 3 E: 0 K: 0 S: 7	H: 4 LOB: 1 BB: 0 P: 7	R: 0 E: 0 K: 1 S: 5	H: 0 LOB: 0 BB: 0 P: 5	R: 0 E: 0 K: 0 S: 3	H: 1 LOB: 0 BB: 0 P: 3	R: 0 E: 0 K: 0 S: 3	H: 0 LOB: 0 BB: 0 P: 3	R: 0 E: 0 K: 0 S: 3	H: 1 LOB: 0 BB: 0 P: 3	R: 0 E: 0 K: 0 S: 4	H: 1 LOB: 1 BB: 0 P: 4	1B: 6 2B: 3 3B: 1 HR: 1	SF: 1 SAC: 0 DP: 2 HBP: 0	WP: 0 PB: 0 SB: 0 CS: 0	PA: 38	
<b>PITCHER</b> Warren Spahn, L (1, 1) ERA: 3.62	IP 9.0	WLS W	BF 38	H 11	R 4	ER 4	SO 1	BB 1	IBB 0	HBP 0	BLK 0	WP 0	HR 1	S 39	P 43	ERA 4.00	WHIP 1.333				
<b>PITCHER</b>	IP	WLS	BF	H	R	ER	SO	BB	IBB	HBP	BLK	WP	HR	S	P	ERA	WHIP				


**BOTTOM**

**Milwaukee Braves @ Cincinnati Reds**  
Crosley Field, Cincinnati, OH  
Mon Jul 17 1961, 7:05 PM EDT  
Att. 15,917 - Unknown

[livebaseballscorecards.com](http://livebaseballscorecards.com)

<b>AB</b>	<b>36</b>
<b>R</b>	<b>4</b>
<b>H</b>	<b>11</b>
<b>RBI</b>	<b>4</b>
<b>BB</b>	<b>1</b>
<b>SO</b>	<b>1</b>
<b>LOB</b>	<b>13</b>



Batter	1	2	3	4	5	6	7	8	9	AB R H RBI BB SO LOB	TOP											
Mack Jones, L OBP: 0.452, SLG: 0.444 (1, 8) X	0-0 5-3	0-0 1B 1-2 2-H	0-0 F2		0-0 FC1-4		4-0 FC6-4 BB		0-0 6-3	5 0 1 1 1 0 4												
Frank Bolling, R OBP: 0.367, SLG: 0.458 (1, 4) X	0-0 P5	0-0 1B 1-2 2-H	0-0 1B 2-H 3-H		0-3 K		0-0 FC6-4		0-0 F7	6 0 2 3 0 1 4												
Eddie Mathews, L OBP: 0.399, SLG: 0.565 (1, 5) X	0-0 F8	0-0 F7	0-0 F7				0-3 K		0-0 HR	6 1 1 1 0 1 5												
Hank Aaron, R OBP: 0.361, SLG: 0.594 (1, 9)		4-0 1B 1B BB	0-0 E 1B WP	0-0 F8		0-0 S E S 1B		0-0 F9	0-0 F9	5 3 2 0 1 0 2												
Joe Adcock, R OBP: 0.316, SLG: 0.479 (1, 3)		0-0 1B 1B	0-0 WP E SF7 1B	0-0 1-3		0-0 E4 S S		0-0 P6		5 2 2 0 0 0 1												
Frank Thomas, R OBP: 0.368, SLG: 0.539 (1, 7)		0-0 1B 1B	0-0 E5 SH WP BLK	0-3 K		0-3 K		0-0 3-1 2B		5 3 2 1 0 2 4												
Joe Torre, R OBP: 0.338, SLG: 0.482 (1, 2)		0-3 K	4-0 BLK SH 1B BB		0-0 FC1-4 BB 1B		4-0 S BB		0-0 3-1	3 1 1 0 2 1 3												
Roy McMillan, R OBP: 0.319, SLG: 0.302 (1, 6)		0-0 F9	0-0 SF7		4-0 FC1-4 BB		0-0 6-3		0-0 2B	3 0 1 2 1 0 4												
Tony Cloninger, R OBP: 0.231, SLG: 0.231 (1, 1)		0-0 1B 1-2 2-H	0-0 SH BLK		0-3 K		4-0 FC6-4 BB		0-0 5-3	1 2 1 1 0 0 0												
Don Nottebart, R OBP: 0.185, SLG: 0.083 (4, 1)										1 0 0 0 0 1 2												
Al Spangler, L OBP: 0.444, SLG: 0.309 (7, PH)										0 0 0 0 1 0 0												
Lew Burdette, R OBP: 0.237, SLG: 0.424 (7, 1)										1 0 0 0 0 0 1												
<b>Inning Stats</b>	R: 0 E: 0 K: 0 S: 3	H: 0 LOB: 0 BB: 0 P: 3	R: 4 E: 0 K: 1 S: 10	H: 5 LOB: 2 BB: 1 P: 14	R: 5 E: 1 K: 0 S: 8	H: 3 LOB: 1 BB: 1 P: 12	R: 0 E: 0 K: 1 S: 5	H: 0 LOB: 0 BB: 0 P: 5	R: 0 E: 0 K: 2 S: 8	H: 1 LOB: 2 BB: 1 P: 12	R: 1 E: 1 K: 1 S: 7	H: 1 LOB: 2 BB: 1 P: 11	R: 0 E: 0 K: 1 S: 5	H: 0 LOB: 2 BB: 2 P: 13	R: 1 E: 0 K: 0 S: 5	H: 2 LOB: 1 BB: 0 P: 5	R: 1 E: 0 K: 0 S: 4	H: 1 LOB: 0 BB: 0 P: 4	1B: 10 2B: 2 3B: 0 HR: 1	SF: 1 SAC: 1 DP: 0 HBP: 0	WP: 1 PB: 1 SB: 5 CS: 0	PA: 49
<b>PITCHER</b>	IP WLS BF H R ER SO BB IBB HBP BLK WP HR S P ERA WHIP											<b>PITCHER</b>	IP WLS BF H R ER SO BB IBB HBP BLK WP HR S P ERA WHIP									
Jim O'Toole, L ERA: 3.8 (1, 1)	2.0 L 15 7 7 6 1 1 0 0 0 0 0 0 16 20 27.00 4.000											Jim Brosnan, R ERA: 3.33 (9, 1)	1.0 4 1 1 1 0 0 0 0 0 0 0 1 5 9.00 1.000									
Howie Nunn, R ERA: 3.75 (3, 1)	0.1 2 0 0 0 0 1 0 0 0 1 0 1 5 0.00 3.000																					
Sherman Jones, R ERA: 5.6 (3, 1)	1.2 7 1 2 0 1 0 0 0 0 1 0 0 9 9 0.00 0.600																					
Jim Maloney, R ERA: 4.56 (5, 1)	2.0 13 2 1 0 3 4 0 0 0 0 0 0 15 31 0.00 3.000																					
Bill Henry, L ERA: 2.97 (7, 1)	2.0 8 2 1 1 1 1 0 0 0 0 0 0 10 10 4.50 1.000																					

Milwaukee Braves @ Cincinnati Reds  
Crosley Field, Cincinnati, OH  
Tue Jul 18 1961, 7:05 PM EDT  
Att. 14,561 - Unknown

livebaseballscorecards.com

AB	41
R	12
H	13
RBI	9
BB	6
SO	6
LOB	30

BOTTOM

Milwaukee Braves @ Cincinnati Reds  
Crosley Field, Cincinnati, OH  
Tue Jul 18 1961, 7:05 PM EDT  
Att. 14,561 - Unknown

livebaseballscorecards.com

AB	36
R	8
H	9
RBI	8
BB	4
SO	4
LOB	11



WP:	1	PA:	40
PB:	0	SB:	0
CS:	0		

AB R H RBI BB SO LOB

4	0	1	1	1	0	1
5	0	0	1	0	1	3
5	1	1	0	0	0	1
4	1	1	1	1	0	0
3	1	0	0	1	0	1
3	2	1	1	1	2	0
4	1	2	1	0	0	2
4	1	1	1	0	0	2
1	0	0	0	0	1	0
0	0	0	0	0	0	0
0	0	0	0	0	0	0
1	0	1	1	0	0	0
1	1	1	1	0	0	0
0	0	0	0	0	0	0
1	0	0	0	0	0	1
0	0	0	0	0	0	0

1B:	6	SF:	0
2B:	1	SAC:	0
3B:	1	DP:	0
HR:	1	HBP:	0

1 2 3 4 5 6 7 8 9

<b>Eddie Kasko, R</b> OBP: 0.326, SLG: 0.328 (1, 6) X	0-0 L4 ①		X 0-0 P6 ①	4-0 BB 1-2		X 0-0 FC3-6 1B 2-3 3-H		X 0-0 P3 ③	
<b>Don Blasingame, L</b> OBP: 0.307, SLG: 0.303 (1, 4) X	0-0 1-3 ②		S S S 0-3 K ②	0-0 G3 ③		X 0-0 FC3-6 ②		X 0-0 F8 ①	
<b>Vada Pinson, L</b> OBP: 0.352, SLG: 0.460 (1, 8) X	0-0 2B 3B		X 0-0 P6 ③		X 0-0 B1 ①	X 0-0 P6 ③		X 0-0 1-3 ②	
<b>Frank Robinson, R</b> OBP: 0.430, SLG: 0.660 (1, 9) X	0-0 2B 3-H		B B B B 4-0 BB WP 4-3 BB	0-0 6-3 ②		X 0-0 F7 ①		X 0-0 L3 ③	
<b>Gordy Coleman, L</b> OBP: 0.350, SLG: 0.564 (1, 3) X	0-0 F7 ③		B B B B 4-0 4-3 BB 1-2 6-3 BB	0-0 6-3 ③		X 0-0 4-3 ②			
<b>Jerry Lynch, L</b> OBP: 0.439, SLG: 0.667 (1, 7) X		X 0-0 HR	B B B B 4-0 6-3 4-3 1-2 2-3 1B BB	0-3 K ①	0-3 K ③				
<b>Gene Freese, R</b> OBP: 0.332, SLG: 0.525 (1, 5) X		X 0-0 F7 ①	X 0-0 4-3 ①	1-2 2-3 3-H 1B 1B		X 0-0 1B 1B		X 0-0 6-3 2-3 1B	
<b>Johnny Edwards, L</b> OBP: 0.333, SLG: 0.390 (1, 2) X		X 0-0 P6 ②	X 0-0 6-3 ②	2-3 3-H 1B 1B		X 0-0 E 1B 1-2 1B		X 0-0 2-3 ①	
<b>Jim O'Toole, S</b> OBP: 0.236, SLG: 0.216 (3, 1)		0-0 3 K	0-3 3 K	X 0-0 BB 1B 3-H		X 0-0 1B FC3-6 1B 1-3 2-H		X 0-0 6-3 ②	
<b>Howie Nunn, S</b> OBP: 0.250, SLG: 0.250 (3, 1)									
<b>Sherman Jones, L</b> OBP: 0.375, SLG: 0.286 (4, PH)									
<b>Wally Post, R</b> OBP: 0.356, SLG: 0.544 (5, 1)									
<b>Jim Maloney, L</b> OBP: 0.490, SLG: 0.500 (7, 1)									
<b>Bill Henry, L</b> OBP: 0.290, SLG: 0.333 (8, PH)									
<b>Gus Bell, L</b> OBP: 0.290, SLG: 0.333 (9, 1)									

<b>Inning Stats</b>	R: 1 E: 0 K: 0 S: 5	H: 2 LOB: 1 BB: 0 P: 5	R: 1 E: 0 K: 1 S: 6	H: 1 LOB: 0 BB: 0 P: 6	R: 0 E: 0 K: 1 S: 5	H: 0 LOB: 0 BB: 0 P: 5	R: 3 E: 0 K: 0 S: 4	H: 1 LOB: 2 BB: 4 P: 20	R: 0 E: 0 K: 0 S: 3	H: 0 LOB: 0 BB: 0 P: 3	R: 3 E: 1 K: 1 S: 9	H: 4 LOB: 1 BB: 0 P: 9	R: 0 E: 0 K: 1 S: 5	H: 0 LOB: 0 BB: 0 P: 5	R: 0 E: 0 K: 0 S: 4	H: 1 LOB: 1 BB: 0 P: 4	R: 0 E: 0 K: 0 S: 3	H: 0 LOB: 0 BB: 0 P: 3	1B: 6 2B: 1 3B: 1 HR: 1	SF: 0 SAC: 0 DP: 0 HBP: 0	WP: 1 PB: 0 SB: 0 CS: 0	PA: 40
---------------------	------------------------------	---------------------------------	------------------------------	---------------------------------	------------------------------	---------------------------------	------------------------------	----------------------------------	------------------------------	---------------------------------	------------------------------	---------------------------------	------------------------------	---------------------------------	------------------------------	---------------------------------	------------------------------	---------------------------------	----------------------------------	------------------------------------	----------------------------------	--------

<b>PITCHER</b>	IP	WLS	BF	H	R	ER	SO	BB	IBB	HBP	BLK	WP	HR	S	P	ERA	WHIP
<b>Tony Cloninger, R</b> ERA: 6.62 (1, 1)	3.0		14	3	4	4	2	2	0	0	0	0	0	16	24	12.00	1.667
<b>Don Nottebart, R</b> ERA: 4.48 (4, 1)	3.0		16	5	4	3	1	2	0	0	0	0	0	16	24	9.00	2.333
<b>Lew Burdette, R</b> ERA: 3.87 (7, 1)	3.0	W	10	1	0	0	1	0	0	0	0	0	0	12	12	0.00	0.333

Batter	1	2	3	4	5	6	7	8	9	AB R H RBI BB SO LOB	TOP	
Maury Wills, S OBP: 0.376, SLG: 0.363 (1, 6) X	0-0 F7		1-0 1-3		0-1 G3	2-2 FC5-4			1-1 1-3	5 0 0 0 0 0 3		
Willie Davis, L OBP: 0.308, SLG: 0.466 (1, 8) B X	1-0 L9		3-H 1-2 1B 1B		0-3 K2-3	1-2 3-1			0-0 2B	5 1 2 1 0 1 1		
John Roseboro, L OBP: 0.342, SLG: 0.500 (1, 2) C X	0-1 F8		2-0 F6		3-1 F6				1-3 K	5 0 0 0 0 2 2		
Wally Moon, L OBP: 0.454, SLG: 0.564 (1, 7)		1-1 4-3	3-1 2B 1B			4-2 1B 1B 1B BB			0-1 1-3	3 1 1 1 1 0 0		
Tommy Davis, R OBP: 0.356, SLG: 0.487 (1, 5) (7, 9)		1-3 K	0-2 2B			0-0 F8			1-3 K	4 0 1 0 0 2 1		
Duke Snider, L OBP: 0.310, SLG: 0.360 Jim Gilliam, S OBP: 0.374, SLG: 0.366 (1, 9) (7, 5)		2-3 K			1-2 3-1				0-1 F2	3 1 1 0 0 1 0 1 0 0 0 0 0 0		
Norm Larker, L OBP: 0.329, SLG: 0.378 Gil Hodges, R OBP: 0.323, SLG: 0.386 (1, 3) (8, PH) (8, 3)			1-0 E 1B 1B		3-2 1B				2-1 F2	3 2 3 0 0 0 0 1 0 0 0 0 0 0		
Charlie Neal, R OBP: 0.309, SLG: 0.389 (1, 4)			2-2 E 1-3 1B		0-2 F9				0-0 L7	4 2 2 2 0 0 1		
Johnny Podres, L OBP: 0.333, SLG: 0.325 (1, 1)			0-1 E1 1-3 2-H 1B		0-0 L9				0-1 F6	4 1 1 1 0 0 2		
<b>Inning Stats</b>	R: 0 H: 0 E: 0 LOB: 0 K: 0 BB: 0 S: 4 P: 5	R: 0 H: 0 E: 0 LOB: 0 K: 2 BB: 0 S: 10 P: 14	R: 4 H: 5 E: 1 LOB: 2 K: 0 BB: 0 S: 16 P: 26	R: 0 H: 1 E: 0 LOB: 1 K: 0 BB: 0 S: 10 P: 14	R: 0 H: 0 E: 0 LOB: 0 K: 1 BB: 0 S: 7 P: 10	R: 4 H: 4 E: 0 LOB: 1 K: 0 BB: 1 S: 23 P: 33	R: 0 H: 0 E: 0 LOB: 0 K: 2 BB: 0 S: 8 P: 11	R: 0 H: 0 E: 0 LOB: 0 K: 0 BB: 0 S: 5 P: 7	R: 0 H: 1 E: 0 LOB: 1 K: 1 BB: 0 S: 8 P: 10	1B: 9 SF: 0 2B: 2 SAC: 0 3B: 0 DP: 0 HR: 0 HBP: 0	WP: 0 PA: 39 PB: 0 SB: 2 CS: 0	
<b>PITCHER</b> Bob Purkey, R ERA: 3.82 Bill Henry, L ERA: 2.73 Sherman Jones, R ERA: 5.4	IP WLS BF H R ER SO BB IBB HBP BLK WP HR S P ERA WHIP											<b>PITCHER</b> IP WLS BF H R ER SO BB IBB HBP BLK WP HR S P ERA WHIP
(1, 1)	5.1 L 26 9 8 5 3 1 0 0 0 0 0 0 56 83 8.44 1.875											
(6, 1)	2.2 9 1 0 0 2 0 0 0 0 0 0 0 27 37 0.00 0.375											
(9, 1)	1.0 4 1 0 0 1 0 0 0 0 0 0 0 8 10 0.00 1.000											

Los Angeles Dodgers @ Cincinnati Reds  
Crosley Field, Cincinnati, OH  
Wed Jul 19 1961, 7:05 PM EDT  
Att. 22,664 - Unknown

livebaseballscorecards.com

AB 38  
R 8  
H 11  
RBI 5  
BB 1  
SO 6  
LOB 10



BOTTOM

Los Angeles Dodgers @ Cincinnati Reds  
Crosley Field, Cincinnati, OH

Wed Jul 19 1961, 7:05 PM EDT  
Att. 22,664 - Unknown

livebaseballscorecards.com

AB	33
R	3
H	9
RBI	3
BB	1
SO	4
LOB	12



WP:	0	PA:	34
PB:	0	SB:	0
CS:	0		

AB	R	H	RBI	BB	SO	LOB
4	0	0	0	0	0	0
4	0	0	0	0	0	0
3	0	2	0	1	0	0
4	2	1	0	0	1	3
4	0	1	0	0	1	2
4	1	2	1	0	1	2
4	0	2	2	0	1	1
3	0	1	0	0	0	2
2	0	0	0	0	0	2
0	0	0	0	0	0	0
1	0	0	0	0	0	0
0	0	0	0	0	0	0

Batter	1	2	3	4	5	6	7	8	9
<b>Don Blasingame, L</b> (1, 4) OBP: 0.303, SLG: 0.299	0-2 1-3		0-1 4-3		0-2 4-1			0-1 4-3	
<b>Eddie Kasko, R</b> (1, 6) OBP: 0.322, SLG: 0.324	0-1 L5		1-1 F9		1-0 F8			2-2 F7	
<b>Vada Pinson, L</b> (1, 8) OBP: 0.356, SLG: 0.462	1-2 E3 1B		1-0 F7		4-1 FC6-4 BB			0-0 FC5-4 1B	
<b>Frank Robinson, R</b> (1, 9) OBP: 0.428, SLG: 0.655	2-3 K			0-0 1B 1B		0-0 FC6-4 G1-4-3 1-2f		0-1 FC5-4 2B 1-2f	
<b>Gene Freese, R</b> (1, 5) OBP: 0.332, SLG: 0.522		0-3 K		0-0 1B 1B		1-0 G1-4-3 1-2f		1-2 F8	
<b>Wally Post, R</b> (1, 7) OBP: 0.359, SLG: 0.561		2-2 2B 3B		1-3 K		0-2 F3		2-2 2B 1-H	
<b>Gordy Coleman, L</b> (1, 3) OBP: 0.351, SLG: 0.567		0-0 1B 2B		2-0 G6-3 1B		0-0 F8		2-3 K	
<b>Jerry Zimmerman, R</b> (1, 2) OBP: 0.264, SLG: 0.252		0-0 G6-4-3 1B		1-0 G6-3 1-2f		1-0 F8			
<b>Bob Purkey, R</b> (1, 1) OBP: 0.115, SLG: 0.100		1-0 G6-4-3				0-2 F9		0-0 F8	
<b>Bill Henry, L</b> (6, 1)									
<b>Pete Whisenant, R</b> (8, PH) OBP: 0.158, SLG: 0.111									
<b>Sherman Jones, L</b> (9, 1) OBP: 0.375, SLG: 0.286									

Inning	R	H	E	K	S	R	H	E	K	S	R	H	E	K	S	R	H	E	K	S	R	H	E	K	S	R	H	E	K	S	R	H	E	K	S							
1	0	1	1	1	13	1	3	0	1	9	0	0	0	0	5	0	0	0	0	7	0	0	0	0	0	0	0	0	0	0	0	0	0	0	0	0	0	0				
2	0	0	0	0	9	1	0	0	1	3	0	0	0	0	8	0	0	0	0	12	0	0	0	0	0	0	0	0	0	0	0	0	0	0	0	0	0	0	0	0		
3	0	0	0	0	8	0	0	0	1	3	0	0	0	0	7	0	0	0	0	8	0	0	0	0	0	0	0	0	0	0	0	0	0	0	0	0	0	0	0	0	0	
4	0	0	0	0	7	0	0	0	0	8	0	0	0	0	8	0	0	0	0	8	0	0	0	0	0	0	0	0	0	0	0	0	0	0	0	0	0	0	0	0	0	
5	0	0	0	0	7	0	0	0	0	8	0	0	0	0	8	0	0	0	0	8	0	0	0	0	0	0	0	0	0	0	0	0	0	0	0	0	0	0	0	0	0	0
6	0	0	0	0	3	0	0	0	0	8	0	0	0	0	8	0	0	0	0	8	0	0	0	0	0	0	0	0	0	0	0	0	0	0	0	0	0	0	0	0	0	0
7	0	0	0	0	7	0	0	0	0	8	0	0	0	0	8	0	0	0	0	8	0	0	0	0	0	0	0	0	0	0	0	0	0	0	0	0	0	0	0	0	0	0
8	0	0	0	0	8	0	0	0	0	10	0	0	0	0	10	0	0	0	0	10	0	0	0	0	0	0	0	0	0	0	0	0	0	0	0	0	0	0	0	0	0	0
9	1	2	0	1	13	0	2	0	1	18	0	1	0	0	18	0	1	0	0	18	0	1	0	0	0	0	0	0	0	0	0	0	0	0	0	0	0	0	0	0	0	0

PITCHER	IP	WLS	BF	H	R	ER	SO	BB	IBB	HBP	BLK	WP	HR	S	P	ERA	WHIP
<b>Johnny Podres, L</b> (1, 1) ERA: 3.02	9.0	W	34	9	3	3	4	1	0	0	0	0	0	73	99	3.00	1.111





Batter	1	2	3	4	5	6	7	8	9	AB	R	H	RBI	BB	SO	LOB
Don Blasingame, L (1, 4) OBP: 0.303, SLG: 0.296	1-3 K		4-1 BB		0-1 F7		0-3 K			3	0	0	0	1	2	2
Eddie Kasko, R (1, 6) OBP: 0.322, SLG: 0.323	1-0 L8		1-3 K		3-2 1B			1-1 L8		4	0	1	0	0	1	1
Vada Pinson, L (1, 8) OBP: 0.355, SLG: 0.462	0-2 1B 2B		1-3 K		2-1 G3			2-3 K		4	1	1	0	0	2	3
Frank Robinson, R (1, 9) OBP: 0.429, SLG: 0.656	1-0 1B			3-2 2B		1-1 F8		0-1 L8		4	0	2	1	0	0	0
Gene Freese, R (1, 5) OBP: 0.328, SLG: 0.516	0-0 F2			3-2 F8		2-1 5-3			0-0 6-3	4	0	0	0	0	0	2
Wally Post, R (1, 7) OBP: 0.357, SLG: 0.554		1-3 K		1-3 K		1-1 F7		0-1 E 1B		4	0	1	0	0	2	1
Gordy Coleman, L (1, 3) OBP: 0.347, SLG: 0.560		0-1 F6		0-1 F7			2-2 4-3		2-2 FC3	4	0	0	0	0	0	2
Jerry Zimmerman, R (1, 2) OBP: 0.257, SLG: 0.245		1-1 F4			0-2 6-3		1-2 5-3		2-1 F8	4	0	0	0	0	0	2
Joey Jay, S (1, 1) OBP: 0.073, SLG: 0.109			0-0 4-3		1-1 1B		1-1 1B		2-2 4-3	1	0	0	0	0	0	0
Pete Whisenant, R (5, PH) OBP: 0.200, SLG: 0.158										1	0	1	0	0	0	0
Jim Brosnan, R (6, 1) OBP: 0.182, SLG: 0.100										1	0	1	0	0	0	0
Dick Gemert, R (9, PH) OBP: 0.310, SLG: 0.314										1	0	0	0	0	0	2

Inning Stats	R: 1	H: 2	R: 0	H: 0	R: 0	H: 0	R: 0	H: 1	R: 0	H: 2	R: 0	H: 0	R: 0	H: 1	R: 0	H: 0	R: 0	H: 1	R: 0	H: 1	1B: 5	SF: 0	WP: 0	PA: 36	
E: 0	LOB: 1	E: 0	LOB: 0	E: 0	LOB: 1	E: 0	LOB: 2	E: 0	LOB: 0	E: 0	LOB: 1	E: 0	LOB: 0	E: 1	LOB: 2	E: 0	LOB: 0	E: 0	LOB: 0	E: 0	LOB: 0	2B: 2	SAC: 0	PB: 0	
K: 1	BB: 0	K: 1	BB: 0	K: 2	BB: 1	K: 0	BB: 0	K: 1	BB: 0	K: 0	BB: 0	K: 1	BB: 0	K: 1	BB: 0	K: 1	BB: 0	K: 1	BB: 0	K: 1	BB: 0	3B: 0	DP: 0	SB: 0	
S: 9	P: 12	S: 7	P: 9	S: 8	P: 14	S: 12	P: 19	S: 12	P: 10	S: 11	P: 15	S: 7	P: 10	S: 12	P: 18	S: 12	P: 18	S: 12	P: 18	S: 12	P: 18	HR: 0	HBP: 0	CS: 0	

PITCHER	IP	WLS	BF	H	R	ER	SO	BB	IBB	HBP	BLK	WP	HR	S	P	ERA	WHIP
Sandy Koufax, L (1, 1) ERA: 3.27	9.0	W	36	7	1	1	7	1	0	0	0	0	0	84	125	1.00	0.889

**BOTTOM**

**Los Angeles Dodgers @ Cincinnati Reds**  
 Crosley Field, Cincinnati, OH  
 Thu Jul 20 1961, 7:05 PM EDT  
 Att. 19,550 - Unknown

AB	35
R	1
H	7
RBI	1
BB	1
SO	7
LOB	15



Batter	1	2	3	4	5	6	7	8	9	AB R H RBI BB SO LOB	TOP	
<b>Joey Amalfitano, R</b> (1, 4) <small>OBP: 0.348, SLG: 0.342</small> <b>Ernie Bowman, R</b> (6, 4) <small>OBP: 0.222, SLG: 0.222</small>	0-0 		0-0 		0-3 		0-0 			3 0 0 0 0 1 1 1 0 0 0 0 0 0	<b>San Francisco Giants @ Cincinnati Reds</b> Crosley Field, Cincinnati, OH Sun Jul 23 1961, 3:33 AM EDT Unknown <a href="http://livebaseballscorecards.com">livebaseballscorecards.com</a>	
<b>Harvey Kuenn, R</b> (1, 7) <small>OBP: 0.329, SLG: 0.381</small>	0-0 		0-0 			0-0 		0-0 		4 0 0 0 0 0 1		
<b>Matty Alou, L</b> (1, 9) <small>OBP: 0.330, SLG: 0.419</small>	0-0 			0-3 		0-0 		0-0 		4 0 0 0 0 1 0		
<b>Willie Mays, R</b> (1, 8) <small>OBP: 0.408, SLG: 0.645</small>		0-3 		0-0 		0-0 		0-0 		4 2 3 0 0 1 0		
<b>Orlando Cepeda, R</b> (1, 3) <small>OBP: 0.350, SLG: 0.602</small>		0-0 		0-0 		0-0 		0-0 		4 1 1 2 0 0 2		
<b>Ed Bailey, L</b> (1, 2) <small>OBP: 0.350, SLG: 0.438</small>		0-0 		0-0 		0-0 		0-0 		0 2 0 0 0 0 0		
<b>Jim Davenport, R</b> (1, 5) <small>OBP: 0.354, SLG: 0.451</small>		0-0 		0-0 		0-0 		0-3 		4 0 0 0 0 1 1		
<b>Jose Pagan, R</b> (1, 6) <small>OBP: 0.313, SLG: 0.345</small> <b>Willie McCovey, L</b> (9, PH) <small>OBP: 0.324, SLG: 0.432</small> <b>Eddie Bressoud, R</b> (9, 6) <small>OBP: 0.313, SLG: 0.437</small>			0-0 		0-0 		0-0 	0-0 		3 0 0 0 0 0 0 1 0 0 0 0 0 0 0 0 0 0 0 0 0		
<b>Juan Marichal, R</b> (1, 1) <small>OBP: 0.162, SLG: 0.091</small> <b>Sam Jones, R</b> (7, 1) <small>OBP: 0.182, SLG: 0.219</small>			0-0 		0-3 		0-3 			3 0 1 0 0 2 0 0 0 0 0 0 0 0		
<b>Inning Stats</b>	R: 0 H: 0 E: 0 LOB: 0 K: 0 BB: 0 S: 3 P: 3	R: 1 H: 1 E: 0 LOB: 0 K: 1 BB: 0 S: 6 P: 6	R: 0 H: 1 E: 0 LOB: 1 K: 0 BB: 0 S: 4 P: 4	R: 1 H: 2 E: 0 LOB: 1 K: 1 BB: 0 S: 7 P: 7	R: 0 H: 0 E: 0 LOB: 0 K: 2 BB: 0 S: 7 P: 7	R: 3 H: 3 E: 0 LOB: 0 K: 0 BB: 0 S: 6 P: 6	R: 0 H: 0 E: 0 LOB: 0 K: 1 BB: 0 S: 5 P: 5	R: 0 H: 1 E: 0 LOB: 1 K: 0 BB: 0 S: 4 P: 4	R: 0 H: 0 E: 0 LOB: 0 K: 1 BB: 0 S: 5 P: 5	1B: 4 SF: 0 2B: 1 SAC: 0 3B: 0 DP: 0 HR: 3 HBP: 0		WP: 0 PA: 35 PB: 0 SB: 0 CS: 0
<b>PITCHER</b> <b>Bob Purkey, R</b> (1, 1) <small>ERA: 3.89</small>	IP WLS BF H R ER SO BB IBB HBP BLK WP HR S P ERA WHIP 9.0 W 35 8 5 5 6 0 0 0 0 0 3 47 47 5.00 0.889											<b>PITCHER</b> IP WLS BF H R ER SO BB IBB HBP BLK WP HR S P ERA WHIP



Batter	1	2	3	4	5	6	7	8	9	AB R H RBI BB SO LOB
Don Blasingame, L (1, 4) OBP: 0.301, SLG: 0.295	0-0 P6		0-0 4-3		0-3 K		0-0 FC4-6			4 0 0 0 0 1 2
Vada Pinson, L (1, 8) OBP: 0.351, SLG: 0.454	0-0 4-3		0-0 F7			0-0 F8	0-0 CS	4-0 L5-3		3 0 0 0 1 0 0
Gordy Coleman, L (1, 3) OBP: 0.342, SLG: 0.550	4-0 HR			0-0 F8		0-0 1-3		0-0 L5-3		3 1 0 0 1 0 1
Frank Robinson, R (1, 9) OBP: 0.430, SLG: 0.674	0-0 HR			0-0 S		0-0 F7		0-3 K		4 1 2 2 0 1 0
Jerry Lynch, L (1, 7) OBP: 0.437, SLG: 0.730	0-0 G3			0-0 F8			0-0 HR		0-0 HR	4 2 2 2 0 0 1
Gene Freese, R (1, 5) OBP: 0.325, SLG: 0.510		0-0 5-3		0-0 F8			0-0 HR			3 1 1 0 0 0 1
Leo Cardenas, R (1, 6) OBP: 0.333, SLG: 0.456		0-0 6-3			0-0 1-3		0-0 HR			3 1 2 2 0 0 0
Johnny Edwards, L (1, 2) OBP: 0.333, SLG: 0.356		0-0 F8			0-0 1-3		4-0 FC4-6			2 0 0 0 1 0 1
Bob Purkey, R (1, 1) OBP: 0.109, SLG: 0.094			0-0 F7		0-0 6-3		0-3 K			3 0 0 0 0 1 2

Inning Stats	R: 2	H: 1	E: 0	K: 0	S: 4	LOB: 0	BB: 1	P: 8	R: 0	H: 0	E: 0	K: 0	S: 3	LOB: 0	BB: 0	P: 3	R: 0	H: 0	E: 0	K: 0	S: 3	LOB: 0	BB: 0	P: 3	R: 0	H: 1	E: 0	K: 0	S: 4	LOB: 1	BB: 0	P: 4	R: 0	H: 1	E: 0	K: 1	S: 6	LOB: 1	BB: 0	P: 6	R: 0	H: 0	E: 0	K: 0	S: 3	LOB: 0	BB: 0	P: 3	R: 3	H: 3	E: 0	K: 1	S: 7	LOB: 0	BB: 1	P: 11	R: 0	H: 0	E: 0	K: 1	S: 4	LOB: 0	BB: 1	P: 8	R: 1	H: 1	E: 0	K: 0	S: 1	LOB: 0	BB: 0	P: 1	1B: 2	SF: 0	2B: 2	SAC: 0	3B: 0	DP: 1	HR: 4	HBP: 0	WP: 0	PA: 33
--------------	------	------	------	------	------	--------	-------	------	------	------	------	------	------	--------	-------	------	------	------	------	------	------	--------	-------	------	------	------	------	------	------	--------	-------	------	------	------	------	------	------	--------	-------	------	------	------	------	------	------	--------	-------	------	------	------	------	------	------	--------	-------	-------	------	------	------	------	------	--------	-------	------	------	------	------	------	------	--------	-------	------	-------	-------	-------	--------	-------	-------	-------	--------	-------	--------

PITCHER	IP	WLS	BF	H	R	ER	SO	BB	IBB	HBP	BLK	WP	HR	S	P	ERA	WHIP
Juan Marichal, R (1, 1) ERA: 4.71	6.0		25	6	5	5	1	1	0	0	0	0	3	26	30	7.50	1.167
Sam Jones, R (7, 1) ERA: 4.6	2.0	L	7	1	1	1	2	2	0	0	0	0	1	9	17	4.50	1.500


**BOTTOM**

**San Francisco Giants @ Cincinnati Reds**  
Crosley Field, Cincinnati, OH

Sun Jul 23 1961, 3:33 AM EDT  
Unknown

livebaseballscorecards.com

AB	29
R	6
H	7
RBI	6
BB	3
SO	3
LOB	8



Batter	1	2	3	4	5	6	7	8	9	AB R H RBI BB SO LOB	TOP
<b>Joey Amalfitano, R</b> (1, 4) <small>OBP: 0.351, SLG: 0.339</small> <b>Ernie Bowman, R</b> (7, PR) <small>OBP: 0.200, SLG: 0.200</small> (7, 4)	4-0 BB		0-0 P4		0-0 P4		4-0 BB		0-0 F9	2 0 0 0 2 0 0 1 0 0 0 0 0 1	
<b>Harvey Kuenn, R</b> (1, 7) <small>OBP: 0.325, SLG: 0.376</small>	0-3 K		0-0 5-3		0-0 F9		0-3 K			4 0 0 0 0 2 2	
<b>Matty Alou, L</b> (1, 9) <small>OBP: 0.317, SLG: 0.402</small>	0-0 1-3 1-2		0-0 F9			0-0 F8		0-3 K		4 0 0 0 0 1 1	
<b>Willie Mays, R</b> (1, 8) <small>OBP: 0.405, SLG: 0.641</small> <b>Felipe Alou, R</b> (4, 8) <small>OBP: 0.324, SLG: 0.424</small>	0-0 5-3			0-3 K		0-3 K		0-0 F7		2 0 0 0 0 1 1 2 0 0 0 0 1 0	
<b>Orlando Cepeda, R</b> (1, 3) <small>OBP: 0.354, SLG: 0.606</small>		0-0 P5		0-0 2B		0-0 1B		0-0 FC6-4 1B		4 1 3 0 0 0 0	
<b>Jim Davenport, R</b> (1, 5) <small>OBP: 0.356, SLG: 0.457</small>		0-0 1B		0-0 2B		0-3 K		0-0 FC6-4 1-2f		4 0 2 1 0 1 2	
<b>John Orsino, R</b> (1, 2) <small>OBP: 0.267, SLG: 0.429</small>		0-0 1B		0-3 K		0-0 HR		0-0 F7		4 1 2 1 0 1 1	<b>AB 35</b> <b>R 2</b> <b>H 8</b> <b>RBI 2</b> <b>BB 2</b> <b>SO 8</b> <b>LOB 14</b>
<b>Jose Pagan, R</b> (1, 6) <small>OBP: 0.312, SLG: 0.344</small>		0-0 F9		0-0 P3		0-0 F7		0-0 1B		4 0 1 0 0 0 3	
<b>Billy O'Dell, S</b> (1, 1) <small>OBP: 0.125, SLG: 0.091</small> <b>Dom Zanni, R</b> (2, 1) <small>OBP: 0.290, SLG: 0.379</small> <b>Jim Marshall, L</b> (5, PH) <small>OBP: 0.172, SLG: 0.111</small> <b>Billy Loes, R</b> (5, 1) <small>OBP: 0.172, SLG: 0.111</small> <b>Eddie Bressoud, R</b> (9, PH) <small>OBP: 0.309, SLG: 0.432</small>	0-0 1-3			0-0 F9		0-0 4-3		0-3 K		1 0 0 0 0 0 2 0 0 0 0 0 0 0 1 0 0 0 0 0 0 1 0 0 0 0 0 0 1 0 0 0 0 1 1	
<b>Inning Stats</b>	R: 0 H: 0 E: 0 LOB: 1 K: 1 BB: 1 S: 5 P: 9	R: 0 H: 2 E: 0 LOB: 2 K: 0 BB: 0 S: 5 P: 5	R: 0 H: 0 E: 0 LOB: 0 K: 0 BB: 0 S: 3 P: 3	R: 1 H: 2 E: 0 LOB: 1 K: 2 BB: 0 S: 9 P: 9	R: 0 H: 0 E: 0 LOB: 0 K: 0 BB: 0 S: 3 P: 3	R: 0 H: 1 E: 0 LOB: 1 K: 2 BB: 0 S: 8 P: 8	R: 1 H: 1 E: 0 LOB: 1 K: 1 BB: 1 S: 6 P: 10	R: 0 H: 1 E: 0 LOB: 1 K: 1 BB: 0 S: 6 P: 6	R: 0 H: 1 E: 0 LOB: 1 K: 1 BB: 0 S: 6 P: 6	1B: 5 SF: 0 2B: 2 SAC: 0 3B: 0 DP: 0 HR: 1 HBP: 0	WP: 0 PA: 37 PB: 0 SB: 0 CS: 0
<b>PITCHER</b> <b>Jim O'Toole, L</b> (1, 1) <small>ERA: 3.69</small>	IP WLS BF H R ER SO BB IBB HBP BLK WP HR S P ERA WHIP 9.0 W 37 8 2 2 8 2 0 0 0 0 0 1 51 59 2.00 1.111					<b>PITCHER</b> IP WLS BF H R ER SO BB IBB HBP BLK WP HR S P ERA WHIP					

**San Francisco Giants @ Cincinnati Reds**  
 Crosley Field, Cincinnati, OH  
 Sun Jul 23 1961, 3:38 AM EDT  
 Att: 26,983 - Unknown

livebaseballscorecards.com

Batter	1	2	3	4	5	6	7	8	9	AB R H RBI BB SO LOB
Elio Chacon, R (1, 4) OBP: 0.409, SLG: 0.389	0-0 E7 HR 1B	0-0 1-3 1B 2B		4-0 CS BB		0-3 K		0-0 F7		4 2 2 0 1 1 0
Leo Cardenas, R (1, 6) OBP: 0.337, SLG: 0.464	0-0 6-3	0-0 6-3		0-0 CS 1-2	0-3 K	0-0 3B 1B		0-0 2B		5 1 2 0 0 1 3
Vada Pinson, L (1, 8) OBP: 0.356, SLG: 0.462	0-0 F7	0-0 2-H 3-H 1B			0-0 2B 1B	0-0 1-H 3B		4-0 BB		4 1 3 3 1 0 1
Frank Robinson, R (1, 9) OBP: 0.430, SLG: 0.682	0-0 2-H HR	0-0 4-3			0-0 1-H 2B 2B	0-0 F9		0-0 P3		5 2 2 3 0 0 3
Wally Post, R (1, 7) OBP: 0.358, SLG: 0.555	0-3 K		0-3 K		0-0 2-H 2B		0-0 F7			4 1 1 1 0 2 0
Gene Freese, R (1, 5) OBP: 0.327, SLG: 0.515		0-0 SH1 1B 1B	0-0 P4		0-0 2-H 2B		0-0 1B 2B			4 2 2 1 0 0 0
Gordy Coleman, L (1, 3) OBP: 0.347, SLG: 0.551		0-0 SH1 1-2 1B 1B	0-0 1-3		4-0 G4-6-3 IBB		0-0 2-H 1B			3 1 2 1 1 0 0
Jerry Zimmerman, R (1, 2) OBP: 0.253, SLG: 0.241		0-0 SH1 1-2 2-3		0-0 F8	0-0 G4-6-3		0-0 F7			3 0 0 0 0 0 3
Jim O'Toole, S (1, 1) OBP: 0.228, SLG: 0.218		0-0 2B 1B 1B		0-0 4-3		0-3 K	0-3 K			4 1 1 2 0 2 1

Inning Stats	R: 2 E: 1 K: 1 S: 7	H: 2 LOB: 0 BB: 0 P: 7	R: 4 E: 1 K: 0 S: 8	H: 4 LOB: 1 BB: 0 P: 8	R: 0 E: 0 K: 1 S: 5	H: 0 LOB: 0 BB: 0 P: 5	R: 0 E: 0 K: 0 S: 2	H: 0 LOB: 0 BB: 1 P: 6	R: 3 E: 0 K: 1 S: 8	H: 4 LOB: 1 BB: 1 P: 12	R: 1 E: 0 K: 2 S: 9	H: 2 LOB: 1 BB: 0 P: 9	R: 1 E: 0 K: 1 S: 7	H: 2 LOB: 1 BB: 0 P: 7	R: 0 E: 0 K: 0 S: 3	H: 1 LOB: 1 BB: 1 P: 7
1B: 7 2B: 6 3B: 1 HR: 1	SF: 0 SAC: 1 DP: 1 HBP: 0	WP: 0 PB: 0 SB: 0 CS: 1	PA: 41													

PITCHER	IP	WLS	BF	H	R	ER	SO	BB	IBB	HBP	BLK	WP	HR	S	P	ERA	WHIP
Billy O'Dell, L (1, 1) ERA: 4.82	1.1	L	9	4	5	3	1	0	0	0	0	0	1	11	11	20.25	3.000
Dom Zanni, R (2, 1) ERA:	2.2		10	2	1	0	1	1	0	0	0	0	0	11	15	0.00	1.125
Billy Loes, R (5, 1) ERA: 4.5	4.0		21	9	5	5	4	1	1	0	0	0	0	27	35	11.25	2.500

BOTTOM

San Francisco Giants @ Cincinnati Reds

Crosley Field, Cincinnati, OH

Sun Jul 23 1961, 3:38 AM EDT  
Att. 26,983 - Unknown

livebaseballscorecards.com

AB	36
R	11
H	15
RBI	11
BB	3
SO	6
LOB	11



Batter	1	2	3	4	5	6	7	8	9	AB	R	H	RBI	BB	SO	LOB	TOP										
Elio Chacon, R OBP: 0.444, SLG: 0.381 (1, 4)	0-0 6-3		0-0 1B	4-0 BB		0-3 K		0-0 SH1-3	4-0 BB	3	0	1	1	2	1	2											
Leo Cardenas, R OBP: 0.337, SLG: 0.489 (1, 6)	0-0 1-3		0-0 1B	0-3 K			0-0 5-3	0-0 HR	0-3 K	6	1	2	2	0	2	3											
Vada Pinson, L OBP: 0.359, SLG: 0.462 (1, 8)	0-0 G3		4-0 1B		0-0 L3		0-0 HR	0-0 2B		4	2	2	0	1	0	0											
Frank Robinson, R OBP: 0.432, SLG: 0.692 (1, 9)		0-0 L4	0-0 FC6-4		0-0 1B		0-0 HR	0-0 2B		5	2	3	3	0	0	3											
Wally Post, R OBP: 0.361, SLG: 0.568 Pete Whisenant, R OBP: 0.190, SLG: 0.150 (7, PR) (7, 7)	0-0 4-3			0-0 HR	0-0 G6-4-3		4-0 BB	0-3 K		3	1	1	1	1	0	1											
Gene Freese, R OBP: 0.328, SLG: 0.514 (1, 5)	0-3 K			0-0 1B		0-0 5-3	0-3 K		0-0 1B	5	1	2	1	0	2	1											
Gordy Coleman, L OBP: 0.350, SLG: 0.550 (1, 3)			0-0 E1	0-0 SH1-3		0-0 F7	4-0 IBB	0-3 K		4	1	2	0	1	1	1											
Jerry Zimmerman, R OBP: 0.251, SLG: 0.236 (1, 2)			0-0 L9	0-0 SF9		4-0 BB	0-0 F2		0-0 1-3	3	0	0	1	1	0	3											
Joey Jay, S OBP: 0.102, SLG: 0.121 (1, 1)			0-0 G3	0-0 SH1-3		4-0 BB		0-0 SH1-3	0-3 K	3	1	1	0	1	1	1											
<b>Inning Stats</b>	R: 0 E: 0 K: 0 S: 3	H: 0 LOB: 0 BB: 0 P: 3	R: 0 E: 0 K: 1 S: 5	H: 0 LOB: 0 BB: 0 P: 5	R: 1 E: 1 K: 0 S: 6	H: 3 LOB: 3 BB: 1 P: 10	R: 2 E: 0 K: 1 S: 8	H: 3 LOB: 2 BB: 1 P: 12	R: 0 E: 0 K: 0 S: 3	H: 1 LOB: 0 BB: 0 P: 3	R: 0 E: 0 K: 1 S: 5	H: 0 LOB: 2 BB: 2 P: 13	R: 2 E: 0 K: 1 S: 7	H: 2 LOB: 2 BB: 2 P: 15	R: 4 E: 0 K: 2 S: 12	H: 5 LOB: 1 BB: 0 P: 12	R: 0 E: 0 K: 2 S: 7	H: 0 LOB: 1 BB: 1 P: 11	1B: 10 2B: 1 3B: 0 HR: 3	SF: 1 SAC: 2 DP: 1 HBP: 0	WP: 0 PB: 0 SB: 1 CS: 0	PA: 47					
<b>PITCHER</b>	IP	WLS	BF	H	R	ER	SO	BB	IBB	HBP	BLK	WP	HR	S	P	ERA	WHIP										
Warren Spahn, L ERA: 3.81 (1, 1)	4.0	L	20	6	3	3	2	2	0	0	0	0	1	22	30	6.75	2.000										
Tony Cloninger, R ERA: 7.09 (5, 1)	3.1		20	7	6	6	2	3	1	0	0	0	2	20	36	16.20	3.000										
Johnny Antonelli, L ERA: 6.79 (8, 1)	0.2		3	1	0	0	2	0	0	0	0	0	0	7	7	0.00	1.500										
Don McMahon, R ERA: 2.03 (9, 1)	1.0		4	0	0	0	2	1	0	0	0	0	0	7	11	0.00	1.000										

Cincinnati Reds @ Milwaukee Braves  
 Milwaukee County Stadium, Milwaukee, WI  
 Mon Jul 24 1961, 8:05 PM EDT  
 Att: 24,537 - Unknown

AB	37
R	9
H	14
RBI	9
BB	7
SO	8
LOB	16



livebaseballscorecards.com

Batter	1	2	3	4	5	6	7	8	9	AB R H RBI BB SO LOB
--------	---	---	---	---	---	---	---	---	---	----------------------

<b>Mack Jones, L</b> <small>(1, 8) OBP: 0.371, SLG: 0.397</small>										5 0 1 0 0 2 2
<b>Frank Bolling, R</b> <small>(1, 4) OBP: 0.361, SLG: 0.454</small>										5 2 2 1 0 1 2
<b>Eddie Mathews, L</b> <small>(1, 5) OBP: 0.392, SLG: 0.556</small>										4 0 0 0 1 1 3
<b>Hank Aaron, R</b> <small>(1, 9) OBP: 0.372, SLG: 0.613</small>										4 0 2 1 1 0 2
<b>Joe Adcock, R</b> <small>(1, 3) OBP: 0.330, SLG: 0.498</small>									5 1 1 0 0 0 4	
<b>Lee Maye, L</b> <small>(1, 7) OBP: 0.332, SLG: 0.472</small>										3 0 0 0 1 0 2
<b>Joe Torre, R</b> <small>(1, 2) OBP: 0.340, SLG: 0.482</small>										3 0 1 0 1 0 0
<b>Roy McMillan, R</b> <small>(1, 6) OBP: 0.323, SLG: 0.298</small>										4 0 2 0 0 2 2
<b>Warren Spahn, L</b> <small>(1, 1) OBP: 0.333, SLG: 0.500</small> <b>Bob Boyce, L</b> <small>(4, PH) OBP: 0.278, SLG: 0.294</small> <b>Tony Cloninger, R</b> <small>(5, 1) OBP: 0.214, SLG: 0.214</small> <b>Johnny Antonelli, L</b> <small>(8, 1) OBP: 0.267, SLG: 0.400</small> <b>Frank Thomas, R</b> <small>(8, PH) OBP: 0.366, SLG: 0.523</small> <b>Don McMahon, R</b> <small>(9, 1) OBP: 0.182, SLG: 0.182</small>										1 0 0 0 0 0 1 0 0 0 1 0 0 0 1 0 0 0 0 0 0 0 0 0 0 0 0 0 1 0 0 0 0 0 2 0 0 0 0 0 0 0

**BOTTOM**

**Cincinnati Reds @ Milwaukee Braves**  
**Milwaukee County Stadium, Milwaukee, WI**  
 Mon Jul 24 1961, 8:05 PM EDT  
 Att. 24,537 - Unknown

AB	36
R	3
H	9
RBI	3
BB	4
SO	6
LOB	20



<b>Inning Stats</b> R: 0 H: 1 E: 0 LOB: 2 K: 1 BB: 1 S: 6 P: 10	R: 0 H: 1 E: 0 LOB: 1 K: 0 BB: 0 S: 4 P: 4	R: 0 H: 0 E: 0 LOB: 1 K: 1 BB: 1 S: 5 P: 9	R: 1 H: 2 E: 0 LOB: 2 K: 1 BB: 1 S: 7 P: 11	R: 1 H: 2 E: 0 LOB: 1 K: 0 BB: 0 S: 5 P: 5	R: 0 H: 0 E: 0 LOB: 0 K: 1 BB: 0 S: 5 P: 5	R: 0 H: 0 E: 1 LOB: 1 K: 1 BB: 0 S: 6 P: 6	R: 0 H: 1 E: 0 LOB: 2 K: 1 BB: 1 S: 6 P: 10	R: 1 H: 2 E: 0 LOB: 1 K: 0 BB: 0 S: 5 P: 5	R: 1 H: 2 E: 0 LOB: 1 K: 0 BB: 0 S: 5 P: 5	R: 1 H: 2 E: 0 LOB: 1 K: 0 BB: 0 S: 5 P: 5	1B: 6 SF: 1 2B: 2 SAC: 0 3B: 0 DP: 0 HR: 1 HBP: 0	WP: 0 PA: 41 PB: 1 SB: 0 CS: 0
<b>PITCHER</b> <b>Joey Jay, R</b> <small>(1, 1) ERA: 3.01</small>	IP 9.0 WLS W BF 41 H 9 R 3 ER 3 SO 6 BB 4 IBB 0 HBP 0 BLK 0 WP 0 HR 1 S 49 P 65 ERA 3.00 WHIP 1.444	<b>PITCHER</b> IP WLS BF H R ER SO BB IBB HBP BLK WP HR S P ERA WHIP										

Batter	1	2	3	4	5	6	7	8	9	AB R H RBI BB SO LOB	TOP							
Don Blasingame, L (1, 4) OBP: 0.301, SLG: 0.297	0-0 5-3			0-0 4-3			0-0 G3 2B		0-0 L6	4 0 1 0 0 0 0	<b>Cincinnati Reds @ Milwaukee Braves</b> Milwaukee County Stadium, Milwaukee, WI Tue Jul 25 1961, 8:05 PM EDT Att. 21,442 - Unknown <a href="http://livebaseballscorecards.com">livebaseballscorecards.com</a>							
Leo Cardenas, R (1, 6) OBP: 0.333, SLG: 0.479	0-0 1-3			0-0 G6-3 1B			0-0 1-3		0-0 5-3	4 0 1 0 0 0 1								
Vada Pinson, L (1, 8) OBP: 0.356, SLG: 0.459	0-0 1-3			0-0 G6-3 1-2f			0-0 G3 2-3			3 0 0 0 0 0 2								
Frank Robinson, R (1, 9) OBP: 0.431, SLG: 0.688		0-3 K			0-0 6-3		4-0 BB BB BB			2 0 0 0 1 1 0								
Jerry Lynch, L (1, 7) OBP: 0.422, SLG: 0.701		0-0 1-3			0-0 4-3		0-0 4-3			3 0 0 0 0 0 2								
Gordy Coleman, L (1, 3) OBP: 0.347, SLG: 0.545		0-0 1-3			0-0 3-1			0-0 P5		3 0 0 0 0 0 0								
Gene Freese, R (1, 5) OBP: 0.326, SLG: 0.509			0-0 F2			0-0 F5		0-0 F8		3 0 0 0 0 0 0								
Johnny Edwards, L (1, 2) OBP: 0.316, SLG: 0.333			0-0 4-3			0-0 L9		0-0 F9		3 0 0 0 0 0 0								
Ken Hunt, R (1, 1) OBP: 0.231, SLG: 0.243 Gus Bell, L (9, PH) OBP: 0.287, SLG: 0.329			0-0 G3			0-0 6-3		0-0 6-3		2 0 0 0 0 0 0 1 0 0 0 0 0 0								
<b>Inning Stats</b>	R: 0 E: 0 K: 0 S: 3	H: 0 LOB: 0 BB: 0 P: 3	R: 0 E: 0 K: 1 S: 5	H: 0 LOB: 0 BB: 0 P: 5	R: 0 E: 0 K: 0 S: 3	H: 1 LOB: 0 BB: 0 P: 3	R: 0 E: 0 K: 0 S: 3	H: 0 LOB: 0 BB: 0 P: 3	R: 0 E: 0 K: 0 S: 4	H: 1 LOB: 2 BB: 1 P: 8	R: 0 E: 0 K: 0 S: 3	H: 0 LOB: 0 BB: 0 P: 3	R: 0 E: 0 K: 0 S: 3	H: 0 LOB: 0 BB: 0 P: 3	1B: 1 2B: 1 3B: 0 HR: 0	SF: 0 SAC: 0 DP: 1 HBP: 0	WP: 0 PB: 0 SB: 0 CS: 0	PA: 29
<b>PITCHER</b> Lew Burdette, R (1, 1) ERA: 3.59	IP: 9.0 WLS: W BF: 29 H: 2 R: 0 ER: 0 SO: 1 BB: 1 IBB: 0 HBP: 0 BLK: 0 WP: 0 HR: 0 S: 30 P: 34 ERA: 0.00 WHIP: 0.333											<b>PITCHER</b>	IP: WLS: BF: H: R: ER: SO: BB: IBB: HBP: BLK: WP: HR: S: P: ERA: WHIP:					





Batter	1	2	3	4	5	6	7	8	9
Mack Jones, L (1, 8) OBP: 0.365, SLG: 0.379	1-0 4-6-3 HBP		0-0 6-3		0-3 K		0-0 1-3		
Frank Bolling, R (1, 4) OBP: 0.357, SLG: 0.449	0-0 4-6-3 1-2		0-0 F8			0-3 K		0-0 F7	
Eddie Mathews, L (1, 5) OBP: 0.388, SLG: 0.549	0-0 F7			0-3 K		0-0 P5		0-0 G3	
Hank Aaron, R (1, 9) OBP: 0.370, SLG: 0.618	0-0 F7			0-0 HR		0-0 6-3		0-0 F8	
Joe Adcock, R (1, 3) OBP: 0.330, SLG: 0.497		0-3 K		0-0 P4			0-0 FC1-5 BB 1B		
Lee Maye, L (1, 7) OBP: 0.336, SLG: 0.477		0-0 F8		0-0 2B			4-0 BB BB BB 1-2 FC1-5 1B BB		
Roy McMillan, R (1, 6) OBP: 0.323, SLG: 0.298		0-0 1B		0-0 F8			0-0 FC1-5 1B 1-2 2-3f		
Sammy White, R (1, 2) OBP: 0.133, SLG: 0.133		0-0 P6			0-0 F7		0-0 F2		
Lew Burdette, R (1, 1) OBP: 0.231, SLG: 0.400			0-0 6-3		0-0 L4		0-0 1-2 2-H 1B		

Inning Stats	R: 0	H: 0	E: 0	K: 3	S: 3	R: 0	H: 1	E: 0	K: 1	S: 6	R: 0	H: 0	E: 0	K: 0	S: 3	R: 1	H: 2	E: 0	K: 1	S: 7	R: 0	H: 0	E: 0	K: 1	S: 5	R: 0	H: 0	E: 0	K: 1	S: 5	R: 1	H: 2	E: 0	K: 0	S: 5	R: 0	H: 0	E: 0	K: 0	S: 3
	LOB: 1	BB: 0	P: 4	LOB: 1	BB: 0	P: 6	LOB: 0	BB: 0	P: 3	LOB: 1	BB: 0	P: 7	LOB: 0	BB: 0	P: 5	LOB: 0	BB: 0	P: 5	LOB: 2	BB: 1	P: 9	LOB: 0	BB: 0	P: 3	LOB: 0	BB: 0	P: 3	LOB: 0	BB: 0	P: 3	LOB: 0	BB: 0	P: 3	LOB: 0	BB: 0	P: 3	LOB: 0	BB: 0	P: 3	

PITCHER	IP	WLS	BF	H	R	ER	SO	BB	IBB	HBP	BLK	WP	HR	S	P	ERA	WHIP
Ken Hunt, R (1, 1) ERA: 3.48	8.0	L	31	5	2	2	4	1	0	1	0	0	1	37	42	2.25	0.750

**BOTTOM**

AB	R	H	RBI	BB	SO	LOB
3	0	0	0	0	1	2
4	0	0	0	0	1	1
4	0	0	0	0	1	1
4	1	1	1	0	0	1
3	0	1	0	0	1	0
2	1	1	0	1	0	0
3	0	1	0	0	0	3
3	0	0	0	0	0	3
3	0	1	1	0	0	0

<b>AB</b>	<b>29</b>
<b>R</b>	<b>2</b>
<b>H</b>	<b>5</b>
<b>RBI</b>	<b>2</b>
<b>BB</b>	<b>1</b>
<b>SO</b>	<b>4</b>
<b>LOB</b>	<b>11</b>



WP	PA
0	31

**Cincinnati Reds @ Milwaukee Braves**  
**Milwaukee County Stadium, Milwaukee, WI**  
 Tue Jul 25 1961, 8:05 PM EDT  
 Att. 21,442 - Unknown

livebaseballscorecards.com

Batter	1	2	3	4	5	6	7	8	9	AB R H RBI BB SO LOB	TOP										
Don Blasingame, L (1, 4) OBP: 0.300, SLG: 0.297	0-0 F7		0-0 6-3		0-0 4-3			0-0 FC4-6 1B		4 0 1 0 0 0 1											
Leo Cardenas, R (1, 6) OBP: 0.321, SLG: 0.459	0-3 K		0-0 L7			0-3 K		0-0 F9		4 0 0 0 0 2 1											
Vada Pinson, L (1, 8) OBP: 0.360, SLG: 0.464	0-0 2B			0-0 E S 1B		0-0 1-3 1B		0-0 FC4-6 1-2f HR		4 1 3 0 0 0 1											
Frank Robinson, R (1, 9) OBP: 0.429, SLG: 0.692	0-3 K			0-0 F8 1-3		0-0 1-3		0-0 1-H HR		4 1 1 2 0 1 3											
Jerry Lynch, L (1, 7) OBP: 0.415, SLG: 0.675		4-0 FC3-6 BB		0-3 K		0-3 K		0-0 F5		3 0 0 0 1 2 2											
Jim Brosnan, R (8, 1) OBP: 0.182, SLG: 0.100										0 0 0 0 0 0 0											
Gordy Coleman, L (1, 3) OBP: 0.344, SLG: 0.539		0-0 F5		0-0 F7			0-0 F7		0-0 4-3	4 0 0 0 0 0 2											
Gene Freese, R (1, 5) OBP: 0.322, SLG: 0.504		0-0 FC3-6 1-2f			0-0 P3		0-0 P6		0-3 K2-3	4 0 0 0 0 1 1											
Johnny Edwards, L (1, 2) OBP: 0.295, SLG: 0.308		0-0 F7			0-3 K		0-0 F8		0-3 K	4 0 0 0 0 2 1											
Ken Johnson, R (1, 1) OBP: 0.333, SLG: 0.333			0-0 P4		0-0 1B			0-0 HR		2 0 1 0 0 0 0											
Gus Bell, L (8, PH) OBP: 0.291, SLG: 0.351 (8, 7)										1 1 1 1 0 0 0											
<b>Inning Stats</b>	R: 0 E: 0 K: 2 S: 8	H: 1 LOB: 1 BB: 0 P: 8	R: 0 E: 0 K: 0 S: 3	H: 0 LOB: 1 BB: 1 P: 7	R: 0 E: 0 K: 0 S: 3	H: 0 LOB: 0 BB: 0 P: 3	R: 0 E: 0 K: 1 S: 6	H: 1 LOB: 1 BB: 0 P: 6	R: 0 E: 0 K: 1 S: 6	H: 1 LOB: 1 BB: 0 P: 6	R: 0 E: 0 K: 0 S: 3	H: 0 LOB: 0 BB: 0 P: 3	R: 3 E: 0 K: 0 S: 6	H: 3 LOB: 0 BB: 0 P: 6	R: 0 E: 0 K: 2 S: 7	H: 0 LOB: 0 BB: 0 P: 7	1B: 4 2B: 1 3B: 0 HR: 2	SF: 0 SAC: 0 DP: 0 HBP: 0	WP: 0 PB: 0 SB: 1 CS: 0	PA: 35	
<b>PITCHER</b> Don Nottebart, R (1, 1) ERA: 4.14	IP 9.0	WLS L	BF 35	H 7	R 3	ER 3	SO 8	BB 1	IBB 0	HBP 0	BLK 0	WP 0	HR 2	S 50	P 54	ERA 3.00	WHIP 0.889				
<b>PITCHER</b>	IP	WLS	BF	H	R	ER	SO	BB	IBB	HBP	BLK	WP	HR	S	P	ERA	WHIP				

Cincinnati Reds @ Milwaukee Braves  
 Milwaukee County Stadium, Milwaukee, WI  
 Wed Jul 26 1961, 8:05 PM EDT  
 Att: 22,337 - Unknown

livebaseballscorecards.com

AB	34
R	3
H	7
RBI	3
BB	1
SO	8
LOB	12



Batter	1	2	3	4	5	6	7	8	9	AB	R	H	RBI	BB	SO	LOB
Mack Jones, L (1, 8) OBP: 0.372, SLG: 0.391	0-3 K2-3		4-0 BB		0-0 2B		0-0 FC3-6			3	0	1	0	1	1	1
Frank Bolling, R (1, 4) OBP: 0.356, SLG: 0.445	0-0 P6		0-0 F8		4-0 BB		0-0 6-3			3	0	0	0	1	0	2
Eddie Mathews, L (1, 5) OBP: 0.386, SLG: 0.545	0-3 K		0-0 1B		0-0 4-3			0-0 F2		4	0	1	0	0	1	2
Hank Aaron, R (1, 9) OBP: 0.372, SLG: 0.624		1-0 5-3 HBP	0-3 K			0-0 HR		0-0 L5		3	2	1	1	0	1	1
Joe Adcock, R (1, 3) OBP: 0.326, SLG: 0.491		0-0 5-3		0-3 K		0-0 2-3		0-3 K		4	0	0	0	0	2	1
Lee Maye, L (1, 7) OBP: 0.331, SLG: 0.468		0-0 F8		0-0 F8		0-0 F8			0-0 F8	4	0	0	0	0	0	1
Roy McMillan, R (1, 6) OBP: 0.323, SLG: 0.298		0-0 1B		0-0 6-3		0-0 L7			0-0 P4	3	0	1	1	0	0	0
Frank Thomas, R (9, PH) OBP: 0.365, SLG: 0.521		2-H 1B								1	0	0	0	0	0	0
Sammy White, R (1, 2) OBP: 0.167, SLG: 0.167		0-0 1B		0-3 K		0-3 K		0-0 K		3	0	1	0	0	2	0
Bob Boyd, L (9, PH) OBP: 0.288, SLG: 0.304		1-2 1B							0-0 1B	1	0	1	0	0	0	0
Don Nottebart, R (1, 1) OBP: 0.226, SLG: 0.143		0-3 K		0-3 K					0-0 F5	3	0	1	0	0	2	2
Al Spangler, L (9, PH) OBP: 0.432, SLG: 0.298									FC3-6 1B	1	0	0	0	0	0	1

Inning Stats	R: 0	H: 0	E: 0	K: 2	S: 7	R: 1	H: 2	E: 0	K: 1	S: 7	R: 0	H: 1	E: 0	K: 1	S: 5	R: 0	H: 0	E: 0	K: 1	S: 5	R: 0	H: 1	E: 0	K: 2	S: 8	R: 1	H: 1	E: 0	K: 0	S: 4	R: 0	H: 1	E: 0	K: 1	S: 6	R: 0	H: 0	E: 0	K: 1	S: 5	R: 0	H: 1	E: 0	K: 0	S: 4	R: 0	H: 0	E: 0	K: 1	S: 5	R: 0	H: 1	E: 0	K: 0	S: 4	1B: 5	SF: 0	2B: 1	SAC: 0	3B: 0	DP: 0	HR: 1	HBP: 1	WP: 0	PA: 36
--------------	------	------	------	------	------	------	------	------	------	------	------	------	------	------	------	------	------	------	------	------	------	------	------	------	------	------	------	------	------	------	------	------	------	------	------	------	------	------	------	------	------	------	------	------	------	------	------	------	------	------	------	------	------	------	------	-------	-------	-------	--------	-------	-------	-------	--------	-------	--------

PITCHER	IP	WLS	BF	H	R	ER	SO	BB	IBB	HBP	BLK	WP	HR	S	P	ERA	WHIP
Ken Johnson, R (1, 1) ERA: 6.75	7.0	W	29	6	2	2	8	2	0	1	0	0	1	42	51	2.57	1.143
Jim Brosnan, R (8, 1) ERA: 3.12	2.0	S	7	1	0	0	1	0	0	0	0	0	0	9	9	0.00	0.500

BOTTOM

Cincinnati Reds @ Milwaukee Braves  
 Milwaukee County Stadium, Milwaukee, WI  
 Wed Jul 26 1961, 8:05 PM EDT  
 Att. 22,337 - Unknown

livebaseballscorecards.com

AB	33
R	2
H	7
RBI	2
BB	2
SO	9
LOB	11



Batter	1	2	3	4	5	6	7	8	9	AB R H RBI BB SO LOB	TOP									
Don Blasingame, L (1, 4) OBP: 0.300, SLG: 0.294	4-0 2B SF8-5-4 BB		0-0 FC1-5 2-3			0-0 1-3		0-0 G3		3 1 0 0 1 0 1										
Leo Cardenas, R (1, 6) OBP: 0.327, SLG: 0.465	0-0 1-3 2B		0-0 4-3			4-0 FC3-6 BB		0-0 F7		3 0 1 0 1 0 1										
Vada Pinson, L (1, 8) OBP: 0.359, SLG: 0.463	0-0 SF8-5-4 2-3 3-H			0-0 4-3		0-0 FC3-6 1-2f		0-0 1-3 1B CS 1B		3 1 1 1 0 0 1										
Frank Robinson, R (1, 9) OBP: 0.428, SLG: 0.687	0-3 K			0-0 L6		0-0 6-3		0-0 CS 1-2 1B		4 0 1 0 0 1 0										
Gordy Coleman, L (1, 3) OBP: 0.340, SLG: 0.533		0-0 6-3		0-3 K		0-0 1-3		0-0 1-3 1-2 2-3		4 0 0 0 0 1 2										
Gus Bell, L (1, 7) OBP: 0.301, SLG: 0.357		0-0 G1-4-3 1B		0-0 4-3		0-0 1B		4-0 CS IBB		3 0 2 0 1 0 0										
Gene Freese, R (1, 5) OBP: 0.320, SLG: 0.500		0-0 G1-4-3 1-2f		0-3 K		0-0 F9		4-0 1-2 2-3 3-H IBB		3 0 0 0 0 1 2										
Jerry Lynch, L (9, PH) OBP: 0.421, SLG: 0.675										0 0 0 0 1 0 0										
Eddie Kasko, R (9, 5) OBP: 0.318, SLG: 0.319										0 0 0 0 0 0 0										
Johnny Edwards, L (1, 2) OBP: 0.292, SLG: 0.304			0-0 FC1-5 SH2-4 1B		0-0 F7		0-0 4-3	0-0 F8		4 0 1 0 0 0 3										
Bob Purkey, R (1, 1) OBP: 0.105, SLG: 0.091			0-0 SH2-4 1-2		0-3 K		0-0 5-3			2 0 0 0 0 1 0										
<b>Inning Stats</b>	R: 1 E: 0 K: 1 S: 5	H: 1 LOB: 0 BB: 1 P: 9	R: 0 E: 0 K: 0 S: 3	H: 1 LOB: 0 BB: 0 P: 3	R: 0 E: 0 K: 0 S: 4	H: 1 LOB: 1 BB: 0 P: 4	R: 0 E: 0 K: 1 S: 5	H: 0 LOB: 0 BB: 0 P: 5	R: 0 E: 0 K: 1 S: 5	H: 0 LOB: 1 BB: 1 P: 9	R: 0 E: 0 K: 0 S: 4	H: 1 LOB: 1 BB: 0 P: 4	R: 0 E: 0 K: 0 S: 3	H: 0 LOB: 0 BB: 0 P: 3	R: 1 E: 0 K: 0 S: 5	H: 2 LOB: 3 BB: 2 P: 13	1B: 5 2B: 2 3B: 0 HR: 0	SF: 1 SAC: 1 DP: 2 HBP: 0	WP: 0 PB: 0 SB: 0 CS: 3	PA: 35
<b>PITCHER</b> Carl Willey, R (1, 1) ERA: 4.46	IP: 9.0 WLS: L BF: 35 H: 6 R: 2 ER: 1 SO: 4 BB: 2 IBB: 2 HBP: 0 BLK: 0 WP: 0 HR: 0 S: 39 P: 55 ERA: 1.00 WHIP: 0.889																			

Cincinnati Reds @ Milwaukee Braves  
 Milwaukee County Stadium, Milwaukee, WI  
 Thu Jul 27 1961, 4:33 AM EDT  
 Att: 19,917 - Unknown

livebaseballscorecards.com

AB	29
R	2
H	6
RBI	1
BB	4
SO	4
LOB	10



Batter	1	2	3	4	5	6	7	8	9	AB	R	H	RBI	BB	SO	LOB
Mack Jones, L (1, 8) OBP: 0.354, SLG: 0.370	0-0 6-3		0-3 K		0-0 1-3			0-3 K		4	0	0	0	0	2	1
Frank Bolling, R (1, 4) OBP: 0.355, SLG: 0.443	0-0 4-3			0-0 F8		0-0 SH1-3 1B		0-0 F7		4	0	1	0	0	0	0
Eddie Mathews, L (1, 5) OBP: 0.388, SLG: 0.545	0-0 F8			0-0 E S 1B		0-0 SH1-3 1B		0-0 F7		4	1	2	0	0	0	0
Hank Aaron, R (1, 9) OBP: 0.371, SLG: 0.620		0-0 F8		4-0 1B 1-3 1B BB		0-0 SH1-3		0-0 F8		2	0	0	0	1	0	0
Joe Adcock, R (1, 3) OBP: 0.325, SLG: 0.488		0-3 K		0-0 1B 1-2 1B 3-H		0-3 K		0-0 5-3		4	0	1	1	0	2	2
Lee Maye, L (1, 7) OBP: 0.325, SLG: 0.459		0-3 K		0-3 K		0-0 1-3		0-0 P6		4	0	0	0	0	2	4
Roy McMillan, R (1, 6) OBP: 0.326, SLG: 0.300			4-0 4-3 BB	0-0 1-2 2-H 1B			0-0 F7			2	0	1	0	1	0	0
Sammy White, R (1, 2) OBP: 0.143, SLG: 0.143			0-0 4-3		0-0 1-3		0-0 P6			3	0	0	0	0	0	1
Carl Willey, R (1, 1) OBP: 0.032, SLG: 0.032			0-3 K		0-0 1-3		0-0 4-3			3	0	0	0	0	1	1

<b>Inning Stats</b>	R: 0 E: 0 K: 0 S: 3	H: 0 LOB: 0 BB: 0 P: 3	R: 0 E: 0 K: 2 S: 7	H: 0 LOB: 0 BB: 0 P: 7	R: 0 E: 0 K: 2 S: 7	H: 0 LOB: 1 BB: 1 P: 11	R: 1 E: 0 K: 1 S: 7	H: 3 LOB: 2 BB: 1 P: 11	R: 0 E: 0 K: 0 S: 3	H: 0 LOB: 0 BB: 0 P: 3	R: 0 E: 0 K: 1 S: 7	H: 2 LOB: 2 BB: 0 P: 7	R: 0 E: 0 K: 0 S: 3	H: 0 LOB: 0 BB: 0 P: 3	R: 0 E: 0 K: 1 S: 5	H: 0 LOB: 0 BB: 0 P: 5	R: 0 E: 0 K: 0 S: 3	H: 0 LOB: 0 BB: 0 P: 3	1B: 5 2B: 0 3B: 0 HR: 0	SF: 0 SAC: 1 DP: 0 HBP: 0	WP: 0 PB: 0 SB: 1 CS: 0	PA: 33
<b>PITCHER</b> Bob Purkey, R (1, 1) ERA: 3.73	IP 9.0	WLS W	BF 33	H 5	R 1	ER 1	SO 7	BB 2	IBB 0	HBP 0	BLK 0	WP 0	HR 0	S 45	P 53	ERA 1.00	WHIP 0.778					
<b>PITCHER</b>	IP	WLS	BF	H	R	ER	SO	BB	IBB	HBP	BLK	WP	HR	S	P	ERA	WHIP					

**BOTTOM**

**Cincinnati Reds @ Milwaukee Braves**  
**Milwaukee County Stadium, Milwaukee, WI**  
 Thu Jul 27 1961, 4:33 AM EDT  
 Att. 19,917 - Unknown

[livebaseballscorecards.com](http://livebaseballscorecards.com)

<b>AB</b>	<b>30</b>
<b>R</b>	<b>1</b>
<b>H</b>	<b>5</b>
<b>RBI</b>	<b>1</b>
<b>BB</b>	<b>2</b>
<b>SO</b>	<b>7</b>
<b>LOB</b>	<b>9</b>



Batter	1	2	3	4	5	6	7	8	9	AB	R	H	RBI	BB	SO	LOB
Elio Chacon, R (1, 4) OBP: 0.452, SLG: 0.375 Jerry Lynch, L (8, PH) OBP: 0.417, SLG: 0.667 Don Blasingame, L (8, 4) OBP: 0.300, SLG: 0.294	4-0 3-1 1B BB	0-0 L4		0-0 CS 1B		0-0 P4		0-0 L7		3	0	1	0	1	0	3
Leo Cardenas, R (1, 6) OBP: 0.322, SLG: 0.453	0-0 3-1 1B		0-0 5-3	0-0 F9		0-0 P4		0-3 K		5	0	1	0	0	1	2
Vada Pinson, L (1, 8) OBP: 0.357, SLG: 0.459	0-0 3-1 1-2 2-3		4-0 HR BB	0-0 L4		0-0 G3		0-0 L8		4	1	0	0	1	0	3
Frank Robinson, R (1, 9) OBP: 0.427, SLG: 0.699	0-0 L5		0-0 HR		0-0 F9		0-0 HR		0-0 P2	5	2	2	3	0	0	2
Wally Post, R (1, 7) OBP: 0.362, SLG: 0.577	0-0 6-3		0-0 HR		0-3 K		4-0 BB BB		0-0 F8	4	1	1	1	1	1	2
Gene Freese, R (1, 5) OBP: 0.324, SLG: 0.501		0-0 1B FC5-2 1B	0-0 FC6-4 1B		0-3 K		4-0 BB BB			3	0	2	0	1	1	0
Gordy Coleman, L (1, 3) OBP: 0.342, SLG: 0.532		0-0 1B FC5-2 1B	0-0 FC6-4 BB		0-0 1B		0-0 P5			4	0	2	0	0	0	3
Jerry Zimmerman, R (1, 2) OBP: 0.257, SLG: 0.238		0-0 FC5-2 1-2 3-H	4-0 BB		0-0 F7		0-0 S 1B			3	0	1	0	1	0	3
Jim O'Toole, S (1, 1) OBP: 0.213, SLG: 0.203 Jim Brosnan, R (9, 1) OBP: 0.182, SLG: 0.100 Bill Henry, L (9, 1)		0-3 K	0-0 4-3		0-0 F9		0-3 K			4	0	0	0	0	2	6
Inning Stats	R: 0 E: 0 K: 0 S: 4 H: 1 LOB: 2 BB: 1 P: 8	R: 0 E: 0 K: 1 S: 7 H: 2 LOB: 2 BB: 0 P: 7	R: 3 E: 0 K: 0 S: 6 H: 3 LOB: 2 BB: 2 P: 14	R: 0 E: 0 K: 0 S: 3 H: 1 LOB: 0 BB: 0 P: 3	R: 0 E: 0 K: 2 S: 7 H: 0 LOB: 0 BB: 0 P: 7	R: 0 E: 0 K: 0 S: 4 H: 1 LOB: 1 BB: 0 P: 4	R: 1 E: 0 K: 0 S: 4 H: 1 LOB: 2 BB: 2 P: 12	R: 0 E: 0 K: 2 S: 8 H: 1 LOB: 1 BB: 0 P: 8	R: 0 E: 0 K: 0 S: 3 H: 0 LOB: 0 BB: 0 P: 3	1B: 7 2B: 0 3B: 0 HR: 3 SF: 0 SAC: 0 DP: 0 HBP: 0	WP: 0 PB: 0 SB: 1 CS: 1 PA: 41					
PITCHER Dick Ellsworth, L (1, 1) ERA: 4.75 Dick Drott, R (4, 1) ERA: 4.45 Bob Anderson, R (8, 1) ERA: 4.2	IP 3.0 WLS L BF 18 H 6 R 3 ER 3 SO 1 BB 3 IBB 0 HBP 0 BLK 0 WP 0 HR 2 S 17 P 29 ERA 9.00 WHIP 3.000	IP 4.0 WLS L BF 16 H 3 R 1 ER 1 SO 2 BB 2 IBB 0 HBP 0 BLK 0 WP 0 HR 1 S 18 P 26 ERA 2.25 WHIP 1.250	IP 2.0 WLS L BF 7 H 1 R 0 ER 0 SO 2 BB 0 IBB 0 HBP 0 BLK 0 WP 0 HR 0 S 11 P 11 ERA 0.00 WHIP 0.500	PITCHER IP WLS BF H R ER SO BB IBB HBP BLK WP HR S P ERA WHIP												

**Cincinnati Reds @ Chicago Cubs**  
 Wrigley Field, Chicago, IL  
 Fri Jul 28 1961, 3:33 AM CDT  
 Att: 6,394 - Cloudy - 82 F

[livebaseballscorecards.com](http://livebaseballscorecards.com)

<b>AB</b>	36
<b>R</b>	4
<b>H</b>	10
<b>RBI</b>	4
<b>BB</b>	5
<b>SO</b>	5
<b>LOB</b>	25



BOTTOM

Cincinnati Reds @ Chicago Cubs

Wrigley Field, Chicago, IL

Fri Jul 28 1961, 3:33 AM CDT

Att. 6,394 - Cloudy - 82 F

livebaseballscorecards.com

AB	32
R	3
H	6
RBI	3
BB	3
SO	10
LOB	9



WP	0	PA	36
PB	0		
SB	0		
CS	0		

AB R H RBI BB SO LOB

3 0 0 0 1 2 2

4 0 0 0 0 2 1

4 2 2 2 0 0 0

4 0 1 0 0 1 0

2 0 0 0 1 0 1  
0 1 0 0 0 0 0

3 0 0 0 0 1 1  
1 0 1 1 0 0 0

3 0 0 0 0 0 0  
0 0 0 0 1 0 0

4 0 1 0 0 2 2

0 0 0 0 0 0 0  
2 0 1 0 0 1 0  
1 0 0 0 0 1 0  
0 0 0 0 0 0 0  
1 0 0 0 0 0 2

1B: 3 SF: 0  
2B: 0 SAC: 0  
3B: 1 DP: 1  
HR: 2 HBP: 1

Batter	1	2	3	4	5	6	7	8	9
Al Heist, R OBP: 0.345, SLG: 0.428 (1, 8)	4-0 BB G6-3			0-0 F8	0-3 K			0-3 K	
Don Zimmer, R OBP: 0.315, SLG: 0.415 (1, 5)	0-0 G6-3 1-2f			0-3 K		0-0 P5		0-3 K	
14 Ernie Banks, R OBP: 0.364, SLG: 0.505 (1, 6)	0-0 F9			0-0 HR		0-0 HR		0-0 6-3	
George Altman, L OBP: 0.381, SLG: 0.634 (1, 9)		0-0 F7		0-0 1B		0-0 3-1		0-3 K	
Billy Williams, L OBP: 0.350, SLG: 0.473 (1, 7)		0-0 4-3		0-0 4-3		4-0 BB		1-0 3B HBP	
Andre Rodgers, R OBP: 0.279, SLG: 0.330 (9, PR)									
Dick Bertell, R OBP: 0.314, SLG: 0.335 (1, 2)									
Ron Santo, R OBP: 0.372, SLG: 0.460 (9, PH)									
Jerry Kindall, R OBP: 0.307, SLG: 0.458 (1, 4)									
Bob Will, L OBP: 0.366, SLG: 0.350 (9, PH)									
Ed Bouchee, L OBP: 0.381, SLG: 0.442 (1, 3)									
Dick Ellsworth, L OBP: 0.147, SLG: 0.097 (3, PH)									
Dick Droitt, R OBP: 0.308, SLG: 0.462 (4, 1)									
Mel Roach, R OBP: 0.239, SLG: 0.222 (7, PH)									
Bob Anderson, R OBP: 0.174, SLG: 0.136 (8, 1)									
Sammy Taylor, L OBP: 0.346, SLG: 0.460 (9, PH)									

Inning Stats	R: 0	H: 0	E: 0	K: 0	S: 2	R: 0	H: 0	E: 0	K: 1	S: 5	R: 0	H: 0	E: 0	K: 2	S: 7	R: 1	H: 2	E: 0	K: 1	S: 7	R: 0	H: 2	E: 0	K: 1	S: 7	R: 1	H: 1	E: 0	K: 0	S: 4	R: 0	H: 0	E: 0	K: 1	S: 5	R: 0	H: 0	E: 0	K: 2	S: 7	R: 1	H: 1	E: 0	K: 2	S: 8						
	LOB: 0	BB: 1				LOB: 0	BB: 0				LOB: 2	BB: 0				LOB: 1	BB: 1				LOB: 0	BB: 0				LOB: 0	BB: 0				LOB: 2	BB: 1				LOB: 0	BB: 0				LOB: 2	BB: 1									

PITCHER	IP	WLS	BF	H	R	ER	SO	BB	IBB	HBP	BLK	WP	HR	S	P	ERA	WHIP
Jim O'Toole, L ERA: 3.66 (1, 1)	8.1	W	33	6	3	3	9	2	0	1	0	0	2	48	57	3.24	0.960
Jim Brosnan, R ERA: 3.12 (9, 1)	0.0		1	0	0	0	0	1	0	0	0	0	0	0	4	∞	∞
Bill Henry, L ERA: 2.67 (9, 1)	0.2	S	2	0	0	0	1	0	0	0	0	0	0	4	4	0.00	0.000

Batter	1	2	3	4	5	6	7	8	9	AB R H RBI BB SO LOB	TOP
Elio Chacon, R (1, 4) OBP: 0.486, SLG: 0.407 Don Blasingame, L (9, PH) OBP: 0.302, SLG: 0.296	0-0 FC6-4 1B		0-3 K		4-0 L6-3 BB			0-0 1B 1B	0-0 FC3-6 1B	3 1 2 0 1 1 1 1 0 1 0 0 0 0	
Leo Cardenas, R (1, 6) OBP: 0.317, SLG: 0.441	0-0 P3		0-3 K		0-0 L6-3 1-2			0-0 1B SF8 1B	0-3 K	5 1 1 0 0 2 4	
Vada Pinson, L (1, 8) OBP: 0.358, SLG: 0.458	0-0 FC6-4 1-2f		0-0 4-3					0-0 HR 1B	0-0 FC3-6 WP E	5 2 2 1 0 0 3	
Frank Robinson, R (1, 9) OBP: 0.422, SLG: 0.692	0-0 F8				0-0 F9			0-0 SF8 1B	0-0 E6	4 0 0 1 0 0 2	
Wally Post, R (1, 7) OBP: 0.357, SLG: 0.568 Jerry Lynch, L (8, PH) OBP: 0.418, SLG: 0.699 (8, 7)		0-0 P4			0-0 6-3			0-0 F8	0-0 L8	3 0 0 0 0 0 1 2 1 1 2 0 0 1	
Gene Freese, R (1, 5) OBP: 0.326, SLG: 0.509		0-0 G5-3 1B 1B			0-0 HR			0-0 5-3	0-0 E6 S	4 1 2 1 0 0 1	
Gordy Coleman, L (1, 3) OBP: 0.344, SLG: 0.532		0-0 1-2 1B			0-0 1B			0-0 F9	0-3 K	4 0 2 0 0 1 1	
Jerry Zimmerman, R (1, 2) OBP: 0.253, SLG: 0.234 Johnny Edwards, L (8, PH) OBP: 0.303, SLG: 0.304 (8, 2)		0-0 G5-3 2-3f			0-0 6-3			0-0 5-3	4-0 BB	3 0 0 0 0 0 3 0 0 0 0 1 0 0	
Joey Jay, S (1, 1) OBP: 0.115, SLG: 0.150 Jay Hook, L (6, 1) OBP: 0.167, SLG: 0.167 Gus Bell, L (8, PH) OBP: 0.299, SLG: 0.355 Bill Henry, L (8, 1)			0-0 2B					0-0 P4	0-0 F9	2 0 1 0 0 0 0 1 0 0 0 0 0 0 1 0 0 0 0 0 2 0 0 0 0 0 0 0	
					0-0 5-3						
<b>Inning Stats</b>	R: 0 H: 1 E: 0 LOB: 1 K: 0 BB: 0 S: 4 P: 4	R: 0 H: 2 E: 0 LOB: 1 K: 0 BB: 0 S: 4 P: 4	R: 0 H: 1 E: 0 LOB: 1 K: 2 BB: 0 S: 8 P: 8	R: 1 H: 2 E: 0 LOB: 1 K: 0 BB: 0 S: 5 P: 5	R: 0 H: 0 E: 0 LOB: 0 K: 0 BB: 1 S: 2 P: 6	R: 0 H: 1 E: 0 LOB: 1 K: 0 BB: 0 S: 4 P: 4	R: 0 H: 0 E: 0 LOB: 0 K: 0 BB: 0 S: 3 P: 3	R: 4 H: 4 E: 1 LOB: 2 K: 1 BB: 1 S: 10 P: 14	R: 1 H: 1 E: 1 LOB: 1 K: 1 BB: 0 S: 7 P: 7	1B: 9 SF: 1 2B: 2 SAC: 0 3B: 0 DP: 2 HR: 2 HBP: 0	WP: 1 PA: 41 PB: 0 SB: 1 CS: 0
<b>PITCHER</b> Jack Curtis, L (1, 1) ERA: 4.62 Barney Schultz, R (8, 1) ERA: 2.77	IP WLS BF H R ER SO BB IBB HBP BLK WP HR S P ERA WHIP	7.0 W 30 10 4 4 2 1 0 0 0 0 1 1 33 37 5.14 1.571	2.0 S 11 2 2 1 2 1 0 0 0 0 1 1 14 18 4.50 1.500								
<b>PITCHER</b>	IP WLS BF H R ER SO BB IBB HBP BLK WP HR S P ERA WHIP										

Cincinnati Reds @ Chicago Cubs  
Wrigley Field, Chicago, IL  
Sat Jul 29 1961, 3:33 AM CDT  
Att. 16,452 - Sunny - 84 F

livebaseballscorecards.com

AB	38
R	6
H	12
RBI	5
BB	2
SO	4
LOB	19





Batter	1	2	3	4	5	6	7	8	9
Al Heist, R OBP: 0.350, SLG: 0.433 Bob Will, L OBP: 0.365, SLG: 0.349 (1, 8) (3, PR) (4, 9)	0-0 BB 1B		0-0 K2-4-2 1B		0-0 HR 1B	0-0 8-2		0-3 K	
Don Zimmer, R OBP: 0.317, SLG: 0.414 (1, 4)	4-0 E 1B 1-2 SF7 BB		0-3 K2-4-2 1-2f		0-0 HR 1B	0-0 L8			
14 Ernie Banks, R OBP: 0.363, SLG: 0.512 Jerry Kindall, R OBP: 0.307, SLG: 0.458 (1, 6) (8, 6)	0-3 K		0-0 HR		0-0 P3		0-0 P2		
George Altman, L OBP: 0.382, SLG: 0.631 (1, 9) (4, 8)	0-0 E8 1-3 2-H 1B		4-0 S BB		0-0 F7		0-0 F7		
Billy Williams, L OBP: 0.349, SLG: 0.482 (1, 7)	0-0 SF7		0-0 6-3		0-0 HR		0-0 4-3		
Ron Santo, R OBP: 0.373, SLG: 0.467 (1, 5)	0-0 F8			4-0 BB	0-0 6-3		0-0 HR		
Sammy Taylor, L OBP: 0.344, SLG: 0.454 (1, 2)		0-3 K		0-0 P4		0-0 SH 1B 8-2 1B		0-3 K	
Ed Bouchee, L OBP: 0.380, SLG: 0.439 (1, 3)		0-0 1-3		0-3 K		0-0 SH 1-2 1B		0-3 K	
Jack Curtis, L OBP: 0.275, SLG: 0.176 Barney Schultz, R OBP: 0.143, SLG: 0.143 (1, 1) (8, 1)		0-3 K		0-0 L9		0-0 SH 1-2 2-3		0-0 1B	

BOTTOM										
AB	R	H	RBI	BB	SO	LOB				
2	1	2	0	0	0	0				
3	1	1	0	0	1	4				
3	2	1	0	1	1	3				
4	1	1	1	0	1	4				
0	0	0	0	0	0	0				
3	0	1	1	1	0	2				
3	1	1	4	0	0	1				
3	1	1	1	1	0	1				
4	0	1	0	0	2	1				
4	0	1	0	0	2	1				
2	0	0	0	0	1	1				
1	0	1	0	0	0	0				

Cincinnati Reds @ Chicago Cubs  
Wrigley Field, Chicago, IL  
Sat Jul 29 1961, 3:33 AM CDT  
Att. 16,452 - Sunny - 84 F

AB	32
R	7
H	11
RBI	7
BB	3
SO	8
LOB	18



Inning Stats														
R	H	E	K	S	R	H	E	K	S	R	H	E	K	S
2	2	1	7	11	0	0	2	7	7	0	0	0	2	7
0	0	0	2	7	1	2	1	10	10	0	0	0	1	9
0	0	0	1	5	0	0	1	5	5	0	0	0	1	11
3	3	0	6	6	0	0	0	6	6	0	0	0	5	9
0	0	0	0	5	0	0	0	5	5	0	0	0	2	11
1	2	2	5	5	0	0	0	5	5	0	0	0	2	11
0	0	0	3	11	0	0	0	11	11	0	0	0	3	11

PITCHER														
IP	WLS	BF	H	R	ER	SO	BB	IBB	HBP	BLK	WP	HR	S	P
5.0	L	27	9	6	5	5	3	0	0	0	0	2	34	46
2.0		5	0	0	0	0	0	0	0	0	0	0	5	5
1.0		5	2	1	1	3	0	0	0	0	0	1	11	11

PITCHER														
IP	WLS	BF	H	R	ER	SO	BB	IBB	HBP	BLK	WP	HR	S	P
9.00														
9.00														
9.00														

PITCHER														
IP	WLS	BF	H	R	ER	SO	BB	IBB	HBP	BLK	WP	HR	S	P
11														
11														
11														

WP	PA	ERA	WHIP
0	37		
0			
1			
0			

Batter	1	2	3	4	5	6	7	8	9	AB R H RBI BB SO LOB	TOP																								
Don Blasingame, L (1, 4) OBP: 0.301, SLG: 0.296	0-0 6-3		0-0 1B 1-2 1B			0-0 L7		0-0 G4-6-3 1-2f		4 0 1 0 0 0 1	<b>Cincinnati Reds @ Chicago Cubs</b> Wrigley Field, Chicago, IL Sun Jul 30 1961, 3:33 AM CDT Sunny - 84 F																								
Vada Pinson, L (1, 8) OBP: 0.359, SLG: 0.458	0-0 1-3		0-0 1-3 2-H 1B			0-0 1-3		0-0 FC6 1B		4 0 2 1 0 0 0																									
Gordy Coleman, L (1, 3) OBP: 0.340, SLG: 0.526	0-0 L8					0-0 F7		0-0 FC6 1-2f		4 0 0 0 0 0 1																									
Frank Robinson, R (1, 9) OBP: 0.421, SLG: 0.690		0-0 F7				0-0 E5		0-0 1B 2B		4 1 1 0 0 0 0																									
Jerry Lynch, L (1, 7) OBP: 0.402, SLG: 0.667		0-0 F8				0-0 6-3		0-0 F8		4 0 0 0 0 0 1																									
Gene Freese, R (1, 5) OBP: 0.325, SLG: 0.506		0-3 K				0-3 K		0-0 2-H 1B		4 0 1 1 0 2 0																									
Johnny Edwards, L (1, 2) OBP: 0.290, SLG: 0.288			0-3 K			0-0 6-3		0-3 K		3 0 0 0 0 2 1																									
Leo Cardenas, R (1, 6) OBP: 0.325, SLG: 0.447			0-0 1B 1B			0-0 1B		0-0 6-3		3 1 2 0 0 0 1																									
Ken Hunt, R (1, 1) OBP: 0.220, SLG: 0.231			0-3 K			0-0 F7		0-0 G4-6-3 1B		2 0 0 0 0 1 2																									
Eddie Kasko, R (8, PH) OBP: 0.320, SLG: 0.321										1 0 1 0 0 0 0																									
Sherman Jones, L (8, 1) OBP: 0.333, SLG: 0.250										0 0 0 0 0 0 0																									
<b>Inning Stats</b>	R: 0 E: 0 K: 0 S: 3	H: 0 LOB: 0 BB: 0 P: 3	R: 0 E: 0 K: 1 S: 5	H: 0 LOB: 0 BB: 0 P: 5	R: 1 E: 0 K: 2 S: 9	H: 3 LOB: 2 BB: 0 P: 9	R: 0 E: 1 K: 0 S: 3	H: 0 LOB: 0 BB: 0 P: 3	R: 0 E: 0 K: 1 S: 6	H: 1 LOB: 1 BB: 0 P: 6	R: 0 E: 0 K: 0 S: 3	H: 0 LOB: 0 BB: 0 P: 3	R: 1 E: 0 K: 1 S: 7	H: 2 LOB: 1 BB: 0 P: 7	R: 0 E: 0 K: 0 S: 4	H: 2 LOB: 1 BB: 0 P: 4	R: 0 E: 0 K: 0 S: 3	H: 0 LOB: 0 BB: 0 P: 3	1B: 7 2B: 1 3B: 0 HR: 0	SF: 0 SAC: 0 DP: 1 HBP: 0	WP: 0 PB: 0 SB: 0 CS: 0	PA: 33													
<b>PITCHER</b> Don Cardwell, R (1, 1) ERA: 4.06	IP 9.0	WLS W	BF 33	H 8	R 2	ER 2	SO 5	BB 0	IBB 0	HBP 0	BLK 0	WP 0	HR 0	S 43	P 43	ERA 2.00	WHIP 0.889	<b>PITCHER</b>	IP 9.0	WLS W	BF 33	H 8	R 2	ER 2	SO 5	BB 0	IBB 0	HBP 0	BLK 0	WP 0	HR 0	S 43	P 43	ERA 2.00	WHIP 0.889

livebaseballscores.com

<b>AB</b>	33
<b>R</b>	2
<b>H</b>	8
<b>RBI</b>	2
<b>BB</b>	0
<b>SO</b>	5
<b>LOB</b>	7



Batter	1	2	3	4	5	6	7	8	9	AB	R	H	RBI	BB	SO	LOB
<b>Al Heist, R</b> OBP: 0.357, SLG: 0.436 (1, 8) X	0-0 14 1B	4-0 FC5-4 BB		0-0 1-2 1B		0-0 F7				3	0	2	0	1	0	0
<b>Don Zimmer, R</b> OBP: 0.314, SLG: 0.409 (1, 4) X	0-0 P4	0-0 FC5-4 1-2 2-3		0-0 P2				0-0 4-3		4	0	0	0	0	0	5
<b>14 Ernie Banks, R</b> OBP: 0.361, SLG: 0.508 (1, 6) X	0-0 1-2 1B	0-0 F7						0-0 P3		4	0	1	0	0	0	2
<b>George Altman, L</b> OBP: 0.381, SLG: 0.626 (1, 9) X	0-0 F8		0-0 F7			0-0 S 2B 1B		0-0 G3		4	1	1	0	0	0	2
<b>Billy Williams, L</b> OBP: 0.348, SLG: 0.482 (1, 7) S S S	0-3 K		0-0 P5			0-0 1-H 2B		0-0 4-3		4	0	1	1	0	1	2
<b>Ron Santo, R</b> OBP: 0.374, SLG: 0.467 (1, 5) X		0-0 HR 1B	0-3 K			0-3 K		0-0 BB 1B		4	1	2	0	0	2	1
<b>Sammy Taylor, L</b> OBP: 0.341, SLG: 0.448 (1, 2) X		0-0 P2		0-0 1B 1B		0-0 4-3		0-0 P5		4	0	1	0	0	0	3
<b>Ed Bouchee, L</b> OBP: 0.381, SLG: 0.449 (1, 3) X		0-0 1-H HR		0-0 P6 1B 1B		0-3 K		4-0 BB BB BB 1-2 BB		3	1	1	2	1	1	1
<b>Don Cardwell, R</b> OBP: 0.188, SLG: 0.295 (1, 1) X		0-0 FC5-4 BB 1B		0-0 P4		0-3 K		0-3 K		4	0	1	0	0	2	3

Inning Stats	R: 0	H: 2	E: 0	K: 1	S: 7	R: 2	H: 3	E: 0	K: 0	S: 6	R: 0	H: 0	E: 0	K: 1	S: 5	R: 0	H: 2	E: 0	K: 0	S: 5	R: 1	H: 2	E: 0	K: 1	S: 7	R: 0	H: 0	E: 0	K: 2	S: 7	R: 0	H: 1	E: 0	K: 1	S: 6
	LOB: 2	BB: 0	P: 7	LOB: 2	BB: 1	P: 10	LOB: 0	BB: 0	P: 5	LOB: 1	BB: 0	LOB: 0	BB: 0	P: 7	LOB: 0	BB: 0	LOB: 0	BB: 0	P: 3	LOB: 2	BB: 1	LOB: 0	BB: 0	LOB: 0	BB: 0	P: 7	LOB: 0	BB: 0	LOB: 0	BB: 0	LOB: 1	BB: 0	LOB: 2	BB: 1	P: 10

PITCHER	IP	WLS	BF	H	R	ER	SO	BB	IBB	HBP	BLK	WP	HR	S	P	ERA	WHIP
<b>Ken Hunt, R</b> ERA: 3.5 (1, 1)	7.0	L	31	9	3	3	5	1	0	0	0	0	1	40	44	3.86	1.429
<b>Sherman Jones, R</b> ERA: 4.5 (8, 1)	1.0		5	1	0	0	1	1	0	0	0	0	0	6	10	0.00	2.000

**BOTTOM**

3	0	2	0	1	0	0
4	0	0	0	0	0	5
4	0	1	0	0	0	2
4	1	1	0	0	0	2
4	0	1	1	0	1	2
4	1	2	0	0	2	1
4	0	1	0	0	0	3
3	1	1	2	1	1	1
4	0	1	0	0	2	3

1B: 8	SF: 0	WP: 0	PA: 36
2B: 1	SAC: 0	PB: 0	
3B: 0	DP: 0	SB: 1	
HR: 1	HBP: 0	CS: 0	

AB	R	H	RBI	BB	SO	LOB	ERA	WHIP
34	3	10	3	2	6	19		



**Cincinnati Reds @ Chicago Cubs**  
Wrigley Field, Chicago, IL  
Sun Jul 30 1961, 3:33 AM CDT  
Sunny - 84 F

livebaseballscorecards.com

Batter	1	2	3	4	5	6	7	8	9	AB R H RBI BB SO LOB	TOP			
Elio Chacon, R (1, 4) OBP: 0.450, SLG: 0.375	0-3 K		0-0 5-3			0-0 F8	0-0 1B		0-3 K	5 0 1 0 0 2 1				
Leo Cardenas, R (1, 6) OBP: 0.333, SLG: 0.453 Jerry Lynch, L (7, PH) OBP: 0.408, SLG: 0.670 Johnny Edwards, L (7, 2) OBP: 0.286, SLG: 0.283	0-0 FC4-6 1B			0-0 G6-4-3 1B		0-3 K	0-0 1B		0-0 F8	3 0 2 0 0 1 1 1 0 1 2 0 0 0 1 0 0 0 0 0 0				
Vada Pinson, L (1, 8) OBP: 0.356, SLG: 0.454	0-0 FC4-6 1-2f			0-3 K		0-0 F8	0-3 K			4 0 0 0 0 2 5				
Frank Robinson, R (1, 9) OBP: 0.419, SLG: 0.685	0-0 P4			0-0 G6-4-3 1-2f			0-0 1B E	0-0 F9		4 1 1 0 0 0 2				
Wally Post, R (1, 7) OBP: 0.359, SLG: 0.564		4-0 G5-4-3 BB			0-3 K		0-3 K	0-0 4-3 WP 1B		3 0 1 0 1 2 1				
Gene Freese, R (1, 5) OBP: 0.324, SLG: 0.504		0-0 G5-4-3 1-2f			0-0 P3		0-0 BB E SF8 1B	0-0 4-3		4 1 1 0 0 0 2				
Gordy Coleman, L (1, 3) OBP: 0.342, SLG: 0.533		0-3 K			0-0 HR		0-0 E6 1B BB 1B	4-0 IBB		3 2 1 1 1 1 1				
Jerry Zimmerman, R (1, 2) OBP: 0.250, SLG: 0.231 Pete Whisenant, R (7, PH) OBP: 0.227, SLG: 0.150 Jim Brosnan, R (7, 1) OBP: 0.167, SLG: 0.091 Bill Henry, L (9, 1) Sherman Jones, L (9, 1) OBP: 0.333, SLG: 0.250 Jim O'Toole, S (9, 1) OBP: 0.213, SLG: 0.203			0-0 6-3		0-0 4-3		4-0 1B BB 1B	0-3 K		2 0 0 0 0 0 0 0 1 0 0 0 1 0 1 0 0 0 0 0 1 2 0				
Ken Johnson, R (1, 1) OBP: 0.250, SLG: 0.250 Dick Gernert, R (6, PH) OBP: 0.326, SLG: 0.333 Jim Maloney, L (6, 1) OBP: 0.400, SLG: 0.500 Eddie Kasko, R (7, PH) OBP: 0.318, SLG: 0.320		0-3 K				0-0 1B	0-0 SF8		0-0 1-3	1 0 0 0 0 1 0 1 0 1 0 0 0 0 0 0 0 0 0 0 0 1 0 0 1 0 0 0				
<b>Inning Stats</b>	R: 0 H: 1 E: 0 LOB: 1 K: 1 BB: 0 S: 6 P: 6	R: 0 H: 0 E: 0 LOB: 0 K: 1 BB: 1 S: 4 P: 8	R: 0 H: 0 E: 0 LOB: 0 K: 1 BB: 0 S: 5 P: 5	R: 0 H: 1 E: 0 LOB: 0 K: 1 BB: 0 S: 5 P: 5	R: 1 H: 1 E: 0 LOB: 0 K: 1 BB: 0 S: 6 P: 6	R: 0 H: 1 E: 0 LOB: 1 K: 1 BB: 0 S: 6 P: 6	R: 4 H: 4 E: 1 LOB: 2 K: 2 BB: 1 S: 12 P: 16	R: 0 H: 1 E: 0 LOB: 2 K: 1 BB: 1 S: 6 P: 10	R: 0 H: 0 E: 0 LOB: 0 K: 1 BB: 0 S: 5 P: 5	1B: 8 SF: 1 2B: 0 SAC: 0 3B: 0 DP: 2 HR: 1 HBP: 0	WP: 1 PA: 38 PB: 0 SB: 0 CS: 0			
<b>PITCHER</b>	IP WLS BF H R ER SO BB IBB HBP BLK WP HR S P ERA WHIP												<b>PITCHER</b>	IP WLS BF H R ER SO BB IBB HBP BLK WP HR S P ERA WHIP
Jim Brewer, L (1, 1) ERA: 6.52	6.2 L 28 7 5 1 7 2 0 0 0 0 0 1 40 48 1.35 1.350													
Bob Anderson, R (7, 1) ERA: 4.14	1.1 7 2 0 0 2 0 1 0 0 1 0 10 14 0.00 1.500													
Don Elston, R (9, 1) ERA: 5.96	1.0 3 0 0 0 1 0 0 0 0 0 0 5 5 0.00 0.000													

Cincinnati Reds @ Chicago Cubs

Wrigley Field, Chicago, IL

Sun Jul 30 1961, 3:38 AM CDT  
Att. 29,929 - Sunny - 84 F

livebaseballscorecards.com

AB	34
R	5
H	9
RBI	4
BB	3
SO	10
LOB	15



BOTTOM

Cincinnati Reds @ Chicago Cubs  
Wrigley Field, Chicago, IL  
Sun Jul 30 1961, 3:38 AM CDT  
Att. 29,929 - Sunny - 84 F

livebaseballscores.com

AB	33
R	4
H	7
RBI	4
BB	1
SO	8
LOB	5



WP:	0	PA:	35
PB:	0	SB:	1
CS:	0		

AB R H RBI BB SO LOB

4 0 2 1 0 0 0

4 0 0 0 0 2 2

4 0 0 0 0 2 1

4 1 1 0 0 0 0

4 1 1 2 0 1 0

4 1 2 1 0 0 0

3 0 0 0 0 1 0

0 0 0 0 0 0 0

1 0 1 0 0 0 0

2 1 0 0 1 1 0

1 0 0 0 0 1 2

1 0 0 0 0 0 0

0 0 0 0 0 0 0

1 0 0 0 0 0 0

0 0 0 0 0 0 0

0 0 0 0 0 0 0

1B: 5 SF: 0

2B: 0 SAC: 1

3B: 0 DP: 0

HR: 2 HBP: 0

Batter	1	2	3	4	5	6	7	8	9
Al Heist, R OBP: 0.359, SLG: 0.437 (1, 8)	0-0 P2 1B		0-0 4-3		0-0 S 1B			0-0 1B	
Don Zimmer, R OBP: 0.310, SLG: 0.404 (1, 4)	0-0 1-4-3		0-3 K		0-3 K			0-0 P4 1B	
14 Ernie Banks, R OBP: 0.357, SLG: 0.502 (1, 6)	0-3 K			0-0 5-3		0-0 6-3		0-3 K	
George Altman, L OBP: 0.379, SLG: 0.621 (1, 9)		0-0 HR 1B		0-0 P5		0-0 3-1		0-0 P6	
Billy Williams, L OBP: 0.347, SLG: 0.489 (1, 7)		0-0 HR		0-0 4-3		0-0 F7		0-3 K	
Ron Santo, R OBP: 0.376, SLG: 0.475 (1, 5)					0-0 HR		0-0 4-3	0-0 1B 1B	
Dick Bertell, R OBP: 0.309, SLG: 0.330 (1, 2)			0-3 K		0-0 L5		0-0 F9	0-0 1B	
Bob Will, L OBP: 0.365, SLG: 0.349 (9, PH)								1-2 1B	
Jim McAnany, R OBP: 1.000, SLG: 1.000 (9, PH)								0-3 K	
Ed Bouchee, L OBP: 0.381, SLG: 0.446 (1, 3)					4-0 SH3-4 1B BB		0-3 K		
Jerry Kindall, R OBP: 0.306, SLG: 0.456 (9, PH)									
Jim Brewer, L OBP: 0.250, SLG: 0.100 (1, 1)			0-0 P2		0-0 SH3-4			0-0 L8	
Bob Anderson, R OBP: 0.174, SLG: 0.136 (7, 1)									
Richie Ashburn, L OBP: 0.353, SLG: 0.270 (8, PH)									
Don Elston, R OBP: 0.222, SLG: 0.222 (9, 1)									

Inning Stats	R: 0	H: 0	E: 0	K: 1	S: 5	H: 0	LOB: 0	BB: 0	P: 5	R: 2	H: 2	E: 0	K: 1	S: 7	H: 0	LOB: 0	BB: 0	P: 7	R: 0	H: 0	E: 0	K: 0	S: 3	R: 2	H: 2	E: 0	K: 1	S: 7	R: 0	H: 0	E: 0	K: 0	S: 3	R: 0	H: 0	E: 0	K: 1	S: 5	R: 0	H: 1	E: 0	K: 1	S: 6	R: 0	H: 2	E: 0	K: 2	S: 9	1B: 5	SF: 0	2B: 0	SAC: 1	3B: 0	DP: 0	HR: 2	HBP: 0	WP: 0	PA: 35
--------------	------	------	------	------	------	------	--------	-------	------	------	------	------	------	------	------	--------	-------	------	------	------	------	------	------	------	------	------	------	------	------	------	------	------	------	------	------	------	------	------	------	------	------	------	------	------	------	------	------	------	-------	-------	-------	--------	-------	-------	-------	--------	-------	--------

PITCHER	IP	WLS	BF	H	R	ER	SO	BB	IBB	HBP	BLK	WP	HR	S	P	ERA	WHIP
Ken Johnson, R ERA: 6.85 (1, 1)	5.0		20	4	4	4	4	1	0	0	0	0	2	27	31	7.20	1.000
Jim Maloney, R ERA: 4.5 (6, 1)	1.0	W	3	0	0	0	0	0	0	0	0	0	0	3	3	0.00	0.000
Jim Brosnan, R ERA: 3.0 (7, 1)	2.0		7	1	0	0	2	0	0	0	0	0	0	11	11	0.00	0.500
Bill Henry, L ERA: 2.8 (9, 1)	0.2		2	0	0	0	1	0	0	0	0	0	0	4	4	0.00	0.000
Sherman Jones, R ERA: 4.5 (9, 1)	0.0		1	1	0	0	0	0	0	0	0	0	0	1	1	∞	∞

PITCHER	IP	WLS	BF	H	R	ER	SO	BB	IBB	HBP	BLK	WP	HR	S	P	ERA	WHIP
Jim O'Toole, L ERA: 3.66 (9, 1)	0.1		2	1	0	0	1	0	0	0	0	0	0	4	4	0.00	3.000

Batter	1	2	3	4	5	6	7	8	9	AB R H RBI BB SO LOB	TOP
Bobby Malkmus, R (1, 4) OBP: 0.261, SLG: 0.311	0-0 P5		0-0 P2		0-0 F2		0-3 K		0-0 FC5-4	5 0 0 0 0 1 5	
Bobby Gene Smith, R (1, 7) OBP: 0.310, SLG: 0.336	0-0 P4		0-0 1B			0-0 6-3		4-0 1B BB		3 0 1 1 1 0 0	
Don Demeter, R (1, 8) OBP: 0.322, SLG: 0.450	0-0 1B		0-0 F2			0-3 K		0-3 K		4 0 1 0 0 2 2	
Lee Walls, R (1, 9) OBP: 0.344, SLG: 0.483	0-0 6-3				0-0 F8		0-0 F9		0-3 K	4 0 0 0 0 1 2	
Charley Smith, R (1, 5) OBP: 0.306, SLG: 0.390		0-0 1B CS			0-0 1B CS			0-0 5-3	0-0 1B	4 0 3 0 0 0 0	
Pancho Herrera, R (1, 3) OBP: 0.346, SLG: 0.416		0-3 K			0-0 1B			0-0 6-3	0-3 K	4 0 1 0 0 2 3	
Darrell Johnson, R (1, 2) OBP: 0.340, SLG: 0.302		0-3 K			0-0 F8			0-0 1B 1B	0-0 L7	4 1 1 0 0 1 3	
Ruben Amaro, R (1, 6) OBP: 0.335, SLG: 0.348			4-0 1B WP 1B BB		0-0 CS		0-0 L6		0-0 E5	3 1 1 0 1 0 0	
Art Mahaffey, R (1, 1) OBP: 0.106, SLG: 0.109									0-0 P6	2 0 1 0 0 1 0	
Frank Sullivan, R (6, 1) OBP: 0.200, SLG: 0.048										0 0 0 0 0 0 0	
Ken Walters, R (7, PH) OBP: 0.263, SLG: 0.336										1 0 1 1 0 0 0	
Jack Baldschun, R (7, 1)										0 0 0 0 0 0 0	
George Williams, R (9, PH)										1 0 0 0 0 0 1	
<b>Inning Stats</b>	R: 0 H: 1 E: 0 LOB: 1 K: 0 BB: 0 S: 4 P: 4	R: 0 H: 1 E: 0 LOB: 0 K: 2 BB: 0 S: 7 P: 7	R: 1 H: 2 E: 0 LOB: 1 K: 0 BB: 1 S: 4 P: 8	R: 0 H: 2 E: 0 LOB: 1 K: 0 BB: 0 S: 4 P: 4	R: 0 H: 0 E: 0 LOB: 0 K: 1 BB: 0 S: 5 P: 5	R: 0 H: 0 E: 0 LOB: 0 K: 1 BB: 0 S: 5 P: 5	R: 1 H: 3 E: 0 LOB: 2 K: 1 BB: 0 S: 8 P: 8	R: 0 H: 1 E: 0 LOB: 2 K: 3 BB: 1 S: 10 P: 14	R: 0 H: 0 E: 1 LOB: 1 K: 0 BB: 0 S: 4 P: 4	1B: 10 SF: 0 2B: 0 SAC: 0 3B: 0 DP: 0 HR: 0 HBP: 0	WP: 1 PA: 38 PB: 0 SB: 0 CS: 2
<b>PITCHER</b>	IP WLS BF H R ER SO BB IBB HBP BLK WP HR S P ERA WHIP										
Jim O'Toole, L (1, 1) ERA: 3.58	8.1 W 35 10 2 2 8 2 0 0 0 1 0 49 57 2.16 1.440										
Bill Henry, L (9, 1) ERA: 2.75	0.2 S 2 0 0 0 0 0 0 0 0 0 0 0 2 2 0.00 0.000										

Philadelphia Phillies @ Cincinnati Reds  
Crosley Field, Cincinnati, OH  
Wed Aug 02 1961, 7:05 PM EDT  
Unknown

livebaseballscorecards.com

AB 35  
R 2  
H 10  
RBI 2  
BB 2  
SO 8  
LOB 16



Batter	1	2	3	4	5	6	7	8	9	AB	R	H	RBI	BB	SO	LOB
Leo Cardenas, R (1, 6) OBP: 0.331, SLG: 0.446	0-0 1-5-3		0-0 1B		0-0 6-3		0-3 K			4	0	1	0	0	1	0
Don Blasingame, L (1, 4) OBP: 0.298, SLG: 0.292	0-0 F8		0-0 F7		0-0 4-3		0-0 G3			4	0	0	0	0	0	1
Vada Pinson, L (1, 8) OBP: 0.359, SLG: 0.464	0-0 CS 1B			0-0 HR	0-0 4-3		0-0 1B			4	1	3	1	0	0	0
Frank Robinson, R (1, 9) OBP: 0.417, SLG: 0.680	0-0 CS 1-2	0-0 6-3		0-0 F8		0-0 HR 1B	0-0 L5			4	1	1	0	0	0	1
Gordy Coleman, L (1, 3) OBP: 0.346, SLG: 0.542		4-0 BB		0-0 1B 1B		0-0 1-H HR		0-0 6-3		3	2	2	2	1	0	0
Gus Bell, L (1, 7) OBP: 0.298, SLG: 0.352		0-0 F7		0-0 1B 1-2 1B		0-0 4-3		0-0 4-3		4	0	1	0	0	0	1
Gene Freese, R (1, 5) OBP: 0.324, SLG: 0.501		0-3 K		0-3 K		0-0 FC1-6 1B		0-3 K		4	0	1	0	0	3	3
Johnny Edwards, L (1, 2) OBP: 0.301, SLG: 0.290			4-0 1B BB	0-0 1-2 2-H 1B		0-0 FC1-6				2	0	1	1	1	0	1
Jim O'Toole, S (1, 1) OBP: 0.203, SLG: 0.194			0-0 F5	0-0 4-3		0-0 G3				3	0	0	0	0	0	4
Bill Henry, L (9, 1)										0	0	0	0	0	0	0

Inning Stats	R: 0	H: 1	E: 0	LOB: 0	K: 0	BB: 0	S: 3	P: 3	R: 0	H: 0	E: 0	LOB: 1	K: 1	BB: 1	S: 5	P: 9	R: 0	H: 1	E: 0	LOB: 1	K: 0	BB: 1	S: 3	P: 7	R: 2	H: 4	E: 0	LOB: 2	K: 1	BB: 0	S: 9	P: 9	R: 0	H: 0	E: 0	LOB: 0	K: 0	BB: 0	S: 3	P: 3	R: 2	H: 3	E: 0	LOB: 1	K: 0	BB: 0	S: 6	P: 6	R: 0	H: 1	E: 0	LOB: 1	K: 1	BB: 0	S: 6	P: 6	R: 0	H: 0	E: 0	LOB: 0	K: 1	BB: 0	S: 5	P: 5
--------------	------	------	------	--------	------	-------	------	------	------	------	------	--------	------	-------	------	------	------	------	------	--------	------	-------	------	------	------	------	------	--------	------	-------	------	------	------	------	------	--------	------	-------	------	------	------	------	------	--------	------	-------	------	------	------	------	------	--------	------	-------	------	------	------	------	------	--------	------	-------	------	------

PITCHER	IP	WLS	BF	H	R	ER	SO	BB	IBB	HBP	BLK	WP	HR	S	P	ERA	WHIP
Art Mahaffey, R (1, 1) ERA: 4.51	5.1	L	25	9	4	4	2	2	0	0	0	0	0	27	35	6.75	2.062
Frank Sullivan, R (6, 1) ERA: 4.02	0.2		2	0	0	0	0	0	0	0	0	0	0	2	2	0.00	0.000
Jack Baldschun, R (7, 1) ERA: 4.53	2.0		7	1	0	0	2	0	0	0	0	0	0	11	11	0.00	0.500

**BOTTOM**

**Philadelphia Phillies @ Cincinnati Reds**  
Crosley Field, Cincinnati, OH  
Wed Aug 02 1961, 7:05 PM EDT  
Unknown

livebaseballscorecards.com

AB	32
R	4
H	10
RBI	4
BB	2
SO	4
LOB	11



WP: 0	PA: 35
PB: 0	SB: 0
CS: 1	

Batter	1	2	3	4	5	6	7	8	9	AB R H RBI BB SO LOB	TOP											
Ruben Amaro, R (1, 6) OBP: 0.332, SLG: 0.345	0-3 K FC5-4		0-0 F8	0-0 G5-4-3		0-0 1B			0-0 F4	5 0 1 0 0 1 2												
Johnny Callison, L (1, 7) OBP: 0.353, SLG: 0.381	0-0 FC5-4		0-0 1B 1B		0-0 4-3 WP 2B	0-0 L8			0-3 K	5 2 2 0 0 1 3												
Don Demeter, R (1, 8) OBP: 0.321, SLG: 0.447	0-0 F8		0-0 1B 1B		0-0 4-3				0-3 K	4 0 1 0 0 1 2												
Tony Gonzalez, L (1, 9) OBP: 0.390, SLG: 0.471	0-0 L3		0-0 1B		0-0 4-3				0-3 K	4 0 1 1 0 1 1												
Charley Smith, R (1, 5) OBP: 0.309, SLG: 0.391		0-0 3-1 1B 1B	0-0 P4		0-0 FC6-4 1B				0-0 F2	4 0 2 0 0 0 2												
Lee Walls, R (1, 3) OBP: 0.333, SLG: 0.467		0-0 3-1	0-3 K		0-0 FC6-4				0-0 F8	4 0 0 0 0 1 4												
Clay Dalrymple, L (1, 2) OBP: 0.228, SLG: 0.239		0-0 E5 1B		0-0 1B 1B		0-0 6-3			0-0 4-3	4 0 1 0 0 0 1												
George Williams, R (1, 4) OBP: 0.286, SLG: 0.286		0-3 K		0-0 G5-4-3 1B		0-0 1B 1B			0-0 6-3	4 0 2 0 0 1 2												
Chris Short, R (1, 1) OBP: 0.125, SLG: 0.125		0-0	0-3 K		0-3 K				0-0 3-1	2 0 1 0 0 1 2												
Jack Baldschun, R (4, 1)										1 0 0 0 0 1 1												
Elmer Valo, L (9, PH) OBP: 0.317, SLG: 0.245		1-2 2-H 1B								1 0 0 0 0 0 0												
<b>Inning Stats</b>	R: 0 E: 1 K: 1 S: 6	H: 0 LOB: 1 BB: 0 P: 6	R: 0 E: 1 K: 1 S: 7	H: 2 LOB: 2 BB: 0 P: 7	R: 1 E: 0 K: 1 S: 8	H: 3 LOB: 2 BB: 0 P: 8	R: 0 E: 0 K: 1 S: 6	H: 2 LOB: 1 BB: 0 P: 6	R: 1 E: 0 K: 0 S: 5	H: 2 LOB: 1 BB: 0 P: 5	R: 0 E: 0 K: 1 S: 7	H: 2 LOB: 2 BB: 0 P: 7	R: 0 E: 0 K: 2 S: 7	H: 0 LOB: 0 BB: 0 P: 7	R: 0 E: 0 K: 0 S: 3	H: 0 LOB: 0 BB: 0 P: 3	R: 0 E: 0 K: 1 S: 5	H: 0 LOB: 0 BB: 0 P: 5	1B: 10 2B: 1 3B: 0 HR: 0	SF: 0 SAC: 0 DP: 1 HBP: 0	WP: 1 PB: 0 SB: 0 CS: 0	PA: 38
<b>PITCHER</b>	IP WLS BF H R ER SO BB IBB HBP BLK WP HR S P ERA WHIP																					
Joey Jay, R (1, 1) ERA: 3.21	5.1 W 26 10 2 2 4 0 0 0 0 1 0 34 34 3.38 1.875																					
Sherman Jones, R (6, 1) ERA: 4.06	3.2 S 12 1 0 0 4 0 0 0 0 0 0 20 20 0.00 0.273																					

Philadelphia Phillies @ Cincinnati Reds  
Crosley Field, Cincinnati, OH  
Wed Aug 02 1961, 7:05 PM EDT  
Att: 19,286 - Unknown

AB	38
R	2
H	11
RBI	1
BB	0
SO	8
LOB	20







Batter	1	2	3	4	5	6	7	8	9	AB R H RBI BB SO LOB	TOP																													
Ruben Amaro, R (1, 6) OBP: 0.330, SLG: 0.340	0-0 3-1	0-3 K			0-0 6-3		4-0 BB BB	0-0 FC5 2-3f		4 0 0 0 1 1 3																														
Johnny Callison, L (1, 9) OBP: 0.350, SLG: 0.375	4-0 2B BB	0-0 4-3			0-0 G3		0-0 F9		0-3 K	4 0 0 0 1 1 2																														
Wes Covington, L (1, 7) OBP: 0.324, SLG: 0.425	0-0 FC5 1-3 2B		0-0 FC6-4 1B		0-0 1B		0-0 P4		0-0 P4	5 0 3 0 0 0 1																														
Tony Gonzalez, L (1, 8) OBP: 0.387, SLG: 0.464	0-3 K		0-0 FC6-4 1-2f		0-3 K		4-0 1-2 BB		0-0 F8	4 0 0 0 1 2 4																														
Charley Smith, R (1, 5) OBP: 0.312, SLG: 0.391	4-0 BB		0-3 K 1-2		0-0 1B 1B		0-0 F8			3 0 1 0 1 1 3																														
Pancho Herrera, R (1, 3) OBP: 0.345, SLG: 0.414	0-0 FC5 2-3f		0-0 L1		0-0 F8		0-0 FC4-6 1B			4 0 1 0 0 0 5																														
Darrell Johnson, R (1, 2) OBP: 0.333, SLG: 0.298		0-0 PB 1B 1B		0-0 6-3		0-0 F2		0-0 FC4-6 FC5 1-2f 1B		4 1 1 0 0 0 2																														
George Williams, R (1, 4) OBP: 0.455, SLG: 0.455		0-0 SH1-4 1-1 1B		0-0 L9		0-0 1-2 1B		0-0 1-2 1B		4 0 3 1 0 0 0																														
John Buzhardt, R (1, 1) OBP: 0.167, SLG: 0.121 Frank Sullivan, R (5, 1) OBP: 0.200, SLG: 0.048 Elmer Valo, L (6, PH) OBP: 0.319, SLG: 0.241 Jim Owens, R (6, 1) Don Demeter, R (8, PH) OBP: 0.319, SLG: 0.445 Ken Lehman, L (8, 1)		0-0 SH1-4 1-2		0-0 6-3		0-0 F7		0-0 F7		1 0 0 0 0 0 0 0 0 0 0 0 0 0 1 0 0 0 0 0 2 0 0 0 0 0 0 0 1 0 0 0 0 0 2 0 0 0 0 0 0 0																														
<b>Inning Stats</b>	R: 0 E: 0 K: 1 S: 6	H: 1 LOB: 3 BB: 2 P: 14	R: 1 E: 0 K: 1 S: 7	H: 2 LOB: 1 BB: 0 P: 7	R: 0 E: 0 K: 1 S: 6	H: 1 LOB: 1 BB: 0 P: 6	R: 0 E: 0 K: 0 S: 3	H: 0 LOB: 0 BB: 0 P: 3	R: 0 E: 0 K: 1 S: 6	H: 1 LOB: 1 BB: 0 P: 6	R: 0 E: 0 K: 0 S: 5	H: 2 LOB: 2 BB: 0 P: 5	R: 0 E: 0 K: 0 S: 3	H: 0 LOB: 2 BB: 2 P: 11	R: 0 E: 0 K: 0 S: 5	H: 2 LOB: 2 BB: 0 P: 5	R: 0 E: 0 K: 1 S: 5	H: 0 LOB: 0 BB: 0 P: 5	1B: 8 2B: 1 3B: 0 HR: 0	SF: 0 SAC: 1 DP: 0 HBP: 0	WP: 0 PB: 1 SB: 1 CS: 0	PA: 40																		
<b>PITCHER</b> Ken Johnson, R (1, 1) ERA: 4.88	IP 9.0	WLS W	BF 40	H 9	R 1	ER 0	SO 5	BB 4	IBB 0	HBP 0	BLK 0	WP 0	HR 0	S 46	P 62	ERA 0.00	WHIP 1.444						<b>PITCHER</b>	IP 9.0	WLS W	BF 40	H 9	R 1	ER 0	SO 5	BB 4	IBB 0	HBP 0	BLK 0	WP 0	HR 0	S 46	P 62	ERA 0.00	WHIP 1.444

Philadelphia Phillies @ Cincinnati Reds  
Crosley Field, Cincinnati, OH  
Thu Aug 03 1961, 3:33 AM EDT  
Att. 9,625 - Unknown

livebaseballscorecards.com

AB	35
R	1
H	9
RBI	1
BB	4
SO	5
LOB	24



Batter	1	2	3	4	5	6	7	8	9
Don Blasingame, L (1, 4) OBP: 0.297, SLG: 0.291	0-0 FC5-4 1B		0-0 4-3		0-0 4-3	0-0 G1-6-3 1-2f			
Eddie Kasko, R (1, 5) OBP: 0.317, SLG: 0.319	0-0 FC5-4 1-2f G4-3		0-0 4-3		0-0 1B E 1B	0-0 F9			
Vada Pinson, L (1, 8) OBP: 0.362, SLG: 0.463	0-0 G4-3 1-2f		0-0 1B		0-0 E9 1-H 1B 1B		0-0 P6		
Frank Robinson, R (1, 9) OBP: 0.423, SLG: 0.687		0-0 S 1B 1B		0-0 HR	4-0 1B IBB		0-0 L3		
Gordy Coleman, L (1, 3) OBP: 0.349, SLG: 0.537		0-3 K 1-2		4-0 FC4-6 BB	0-0 1-3 2-H 1B		0-3 K		
Gus Bell, L (1, 7) OBP: 0.302, SLG: 0.356		0-0 2-H 1B		0-0 FC4-6 8-4 1-2f 1B	0-0 4-3			0-0 G4-6-3 1B	
Leo Cardenas, R (1, 6) OBP: 0.340, SLG: 0.457		0-0 2B 1B		0-0 1-2 1B		0-0 1B PB 2B		0-0 G4-6-3 1-2f 1B	
Johnny Edwards, L (1, 2) OBP: 0.312, SLG: 0.318		0-0 1-H 2B		0-0 8-4 2-3f		0-0 PB 1B 1B		0-0 4-3	
Ken Johnson, R (1, 1) OBP: 0.286, SLG: 0.286		0-3 K			0-3 K	0-0 G1-6-3 1-H 3-H 1B			

Inning Stats	R: 0 E: 0 K: 0 S: 3	H: 1 LOB: 0 BB: 0 P: 3	R: 2 E: 0 K: 2 S: 10	H: 4 LOB: 1 BB: 0 P: 10	R: 0 E: 0 K: 0 S: 3	H: 1 LOB: 1 BB: 0 P: 3	R: 1 E: 0 K: 0 S: 4	H: 2 LOB: 1 BB: 1 P: 8	R: 2 E: 1 K: 1 S: 8	H: 3 LOB: 2 BB: 1 P: 12	R: 2 E: 0 K: 0 S: 5	H: 3 LOB: 0 BB: 0 P: 5	R: 0 E: 0 K: 1 S: 5	H: 0 LOB: 0 BB: 0 P: 5	R: 0 E: 0 K: 0 S: 3	H: 1 LOB: 0 BB: 0 P: 3
1B: 12 2B: 3 3B: 0 HR: 1	SF: 0 SAC: 0 DP: 4 HBP: 0	WP: 0 PA: 35	ERA: 9.64 WHIP: 2.571	ERA: 0.00 WHIP: 0.000	ERA: 4.50 WHIP: 1.500	ERA: 0.00 WHIP: 1.000	ERA: 0.00 WHIP: 1.000	ERA: 0.00 WHIP: 1.000	ERA: 0.00 WHIP: 1.000	ERA: 0.00 WHIP: 1.000	ERA: 0.00 WHIP: 1.000	ERA: 0.00 WHIP: 1.000	ERA: 0.00 WHIP: 1.000	ERA: 0.00 WHIP: 1.000	ERA: 0.00 WHIP: 1.000	ERA: 0.00 WHIP: 1.000

PITCHER	IP	WLS	BF	H	R	ER	SO	BB	IBB	HBP	BLK	WP	HR	S	P	ERA	WHIP
John Buzhardt, R (1, 1) ERA: 4.12	4.2	L	23	11	5	5	3	1	1	0	0	0	1	27	35	9.64	2.571
Frank Sullivan, R (5, 1) ERA: 4.01	0.1		1	0	0	0	0	0	0	0	0	0	0	1	1	0.00	0.000
Jim Owens, R (6, 1) ERA: 6.87	2.0		8	3	2	1	1	0	0	0	0	0	0	10	10	4.50	1.500
Ken Lehman, L (8, 1) ERA: 4.17	1.0		3	1	0	0	0	0	0	0	0	0	0	3	3	0.00	1.000

**BOTTOM**

**Philadelphia Phillies @ Cincinnati Reds**  
 Crosley Field, Cincinnati, OH  
 Thu Aug 03 1961, 3:33 AM EDT  
 Att. 9,625 - Unknown

AB	33
R	7
H	15
RBI	5
BB	2
SO	4
LOB	11

livebaseballscorecards.com



Batter	1	2	3	4	5	6	7	8	9	AB R H RBI BB SO LOB	TOP																
Bill Virdon, L (1, 8) OBP: 0.341, SLG: 0.430	0-0 5-3 1B		0-0 F8			0-0 FC4-6 1B		0-0 E7 SH3 1-H HR		4 2 2 0 0 0 0	<b>Pittsburgh Pirates @ Cincinnati Reds</b> Crosley Field, Cincinnati, OH Fri Aug 04 1961, 7:05 PM EDT Att: 27,383 - Unknown <a href="http://livebaseballscorecards.com">livebaseballscorecards.com</a>																
Don Hoak, R (1, 5) OBP: 0.428, SLG: 0.508	0-0 5-3 1-2		0-0 P6			0-0 F9		0-0 SH3 2-3		3 0 0 0 0 0 2																	
Bob Skinner, L (1, 7) OBP: 0.384, SLG: 0.373	0-0 2-H 1B		0-0 6-3			0-0 FC4-6 1-2f		0-0 5-3		4 0 1 1 0 0 3																	
Dick Stuart, R (1, 3) OBP: 0.324, SLG: 0.552	0-0 P5			0-0 L3		0-0 1-3		0-0 HR 3-H		4 1 1 2 0 0 2																	
Roberto Clemente, R (1, 9) OBP: 0.399, SLG: 0.592	0-0 4-3			4-0 CS BB			0-0 4-3	0-0 6-3		3 0 0 0 1 0 2																	
Smoky Burgess, L (1, 2) OBP: 0.353, SLG: 0.487		0-0 E6 G4-6-3		0-3 K 1-2			0-0 6-3		0-0 FC1-6 1B	4 0 1 0 0 1 1 0 0 0 0 0 0 0 0 0 0 0 0 0 0																	
Joe Christopher, R (9, PR) OBP: 0.351, SLG: 0.400																											
Hal Smith, R (9, 2) OBP: 0.264, SLG: 0.313																											
Dick Groat, R (1, 6) OBP: 0.312, SLG: 0.370		0-0 G4-6-3 1-2f			0-0 F8		0-0 1B	0-0 FC1-6 FC6-4		4 0 1 0 0 0 2																	
Bill Mazaroski, R (1, 4) OBP: 0.300, SLG: 0.367		0-0 FC6 1B			0-0 F3		0-0 F2	0-0 FC6-4 1-2f		4 0 1 0 0 0 2																	
Joe Gibbon, R (1, 1) OBP: 0.158, SLG: 0.222		0-0 FC6			0-0 6-3			4-0 E BB	0-0 G3	2 0 0 0 0 0 1 0 0 0 0 1 0 0 0 1 0 1 0 0 0 0 0 1 0 0 0 0 0 0 0																	
Rocky Nelson, L (8, PH) OBP: 0.341, SLG: 0.435																											
Dick Schofield, S (8, PR) OBP: 0.295, SLG: 0.302																											
Al McBean, R (8, 1) OBP: 0.286, SLG: 0.286																											
Roy Face, R (8, 1) OBP: 0.192, SLG: 0.316																											
Walt Moryn, L (8, PH) OBP: 0.192, SLG: 0.316																											
Clem Labine, R (9, 1) OBP: 0.143, SLG: 0.143																											
<b>Inning Stats</b>	R: 1 E: 0 K: 0 S: 5	H: 2 LOB: 1 BB: 0 P: 5	R: 0 E: 1 K: 0 S: 4	H: 1 LOB: 1 BB: 0 P: 4	R: 0 E: 0 K: 0 S: 3	H: 0 LOB: 0 BB: 0 P: 3	R: 0 E: 0 K: 1 S: 4	H: 0 LOB: 0 BB: 1 P: 8	R: 0 E: 0 K: 0 S: 3	H: 0 LOB: 0 BB: 0 P: 3	R: 0 E: 0 K: 0 S: 4	H: 1 LOB: 1 BB: 0 P: 4	R: 0 E: 0 K: 0 S: 4	H: 1 LOB: 1 BB: 0 P: 4	R: 3 E: 1 K: 0 S: 5	H: 1 LOB: 1 BB: 1 P: 9	R: 0 E: 0 K: 0 S: 4	H: 1 LOB: 1 BB: 0 P: 4	1B: 6 2B: 0 3B: 0 HR: 1	SF: 0 SAC: 1 DP: 1 HBP: 0	WP: 0 PB: 0 SB: 0 CS: 1	PA: 36					
<b>PITCHER</b>	IP WLS BF H R ER SO BB IBB HBP BLK WP HR S P ERA WHIP																										
Bob Purkey, R (1, 1) ERA: 3.61	8.0	32	6	4	1	1	2	0	0	0	0	0	1	32	40	1.12	1.000										
Jim Brosnan, R (9, 1) ERA: 2.95	1.0	W	4	1	0	0	0	0	0	0	0	0	0	4	4	0.00	1.000										




Batter	1	2	3	4	5	6	7	8	9	AB	R	H	RBI	BB	SO	LOB
Elio Chacon, R (1, 4) OBP: 0.438, SLG: 0.375	0-0 FC5-4 1B 1B		0-0 F8		0-0 FC2-4 1B		0-0 L7	0-0 L7		5	0	2	0	0	0	4
Leo Cardenas, R (1, 6) OBP: 0.342, SLG: 0.455	0-0 FC5-4 1B		0-0 1-3		0-0 FC2-4 1B		0-0 2-H 1B		0-0 P4	5	0	2	1	0	0	2
Vada Pinson, L (1, 8) OBP: 0.362, SLG: 0.463	0-3 K		0-0 4-3		0-0 FC6-4 1B		0-0 4-3		0-0 2B 1B	5	1	2	1	0	1	4
Frank Robinson, R (1, 9) OBP: 0.423, SLG: 0.686	0-0 FC5-4 1-2f 2-3		0-0 F8		0-0 FC6-4 1-2f			0-0 1B 1B	0-0 1H 2B	5	1	2	1	0	0	4
Wally Post, R (1, 7) OBP: 0.353, SLG: 0.550	0-3 K			0-0 1B		0-3 K		0-0 1B 1B		3	0	1	0	0	2	2
Gus Bell, L (8, PH) OBP: 0.305, SLG: 0.359										1	1	1	0	0	0	0
Gene Freese, R (1, 5) OBP: 0.325, SLG: 0.500		4-0 BB BB BB	0-0 G1-5-4 BB		0-0 F8		0-0 F3		0-0 1B 1B	3	0	1	1	1	0	1
Gordy Coleman, L (1, 3) OBP: 0.348, SLG: 0.534		0-0 E5 G1-5-4		0-0 L4		0-3 K		0-0 1-2 2-H 1B		4	0	1	1	0	1	2
Jerry Zimmerman, R (1, 2) OBP: 0.257, SLG: 0.235		0-0 G1-5-4			0-0 1B 1B		0-0 SH1-4 1B		0-0 F5	3	0	2	0	0	0	2
Pete Whisenant, R (7, PR) OBP: 0.227, SLG: 0.150										0	1	0	0	0	0	0
Johnny Edwards, L (8, 2) OBP: 0.308, SLG: 0.313										1	0	0	0	0	0	1
Bob Purkey, R (1, 1) OBP: 0.119, SLG: 0.105		0-0 7-6-3			0-0 FC2-4 1B 1B		0-0 SH1-4 1-2		4-0 IBB	2	1	1	0	0	0	1
Jerry Lynch, L (8, PH) OBP: 0.413, SLG: 0.670										0	0	0	0	1	0	0
Jim Brosnan, R (9, 1) OBP: 0.167, SLG: 0.091										0	0	0	0	0	0	0

BOTTOM	
<b>AB</b>	<b>37</b>
<b>R</b>	<b>5</b>
<b>H</b>	<b>15</b>
<b>RBI</b>	<b>5</b>
<b>BB</b>	<b>2</b>
<b>SO</b>	<b>4</b>
<b>LOB</b>	<b>23</b>

PITCHER		IP	WLS	BF	H	R	ER	SO	BB	IBB	HBP	BLK	WP	HR	S	P	ERA	WHIP
Joe Gibbon, L (1, 1) ERA: 3.77		7.0		30	9	2	2	4	1	0	0	0	0	0	37	41	2.57	1.429
Al McBean, R (8, 1) ERA: 2.73		0.0		2	2	2	2	0	0	0	0	0	0	0	2	2	∞	∞
Roy Face, R (8, 1) ERA: 3.44		1.0		5	2	0	0	0	0	1	0	0	0	0	4	8	0.00	2.000
Clem Labine, R (9, 1) ERA: 3.92		0.1	L	3	2	1	1	0	0	0	0	0	0	0	3	3	27.00	6.000

**Pittsburgh Pirates @ Cincinnati Reds**  
**Crosley Field, Cincinnati, OH**  
 Fri Aug 04 1961, 7:05 PM EDT  
 Att. 27,383 - Unknown

[livebaseballscorecards.com](http://livebaseballscorecards.com)



Batter	1	2	3	4	5	6	7	8	9	AB R H RBI BB SO LOB	TOP											
Bill Virdon, L (1, 8) OBP: 0.342, SLG: 0.431	4-0 BB 1B BB	0-0 1B 2B		0-0 G3	0-0 G3		0-0 G3			4 2 1 0 1 0 2												
Don Hoak, R (1, 5) OBP: 0.433, SLG: 0.513	4-0 BB 1B BB	0-3 K		4-0 FC5-4 BB		0-0 1B G5-4-3		0-0 1-3 SF8 2B		3 3 2 0 2 1 2												
Bob Skinner, L (1, 7) OBP: 0.388, SLG: 0.379	0-0 4-3 E 1-3 2-H 1B	0-0 1B		0-0 P5		0-0 1-3 G5-4-3 1B		0-0 1-3		5 1 3 3 0 0 3												
Dick Stuart, R (1, 3) OBP: 0.319, SLG: 0.545	0-0 4-3	0-0 6-3		0-0 FC5-4 1-2f		0-0 G5-4-3 1-2f 3-H		0-0 SF8 3-H		4 0 0 2 0 0 5												
Roberto Clemente, R (1, 9) OBP: 0.401, SLG: 0.597	0-0 E7 1B 3-H	0-0 5-3			0-0 F9 BB SF7 1B		0-0 3B	0-0 6-3		5 2 3 1 0 0 1												
Smoky Burgess, L (1, 2) OBP: 0.354, SLG: 0.483	0-0 FC4-6 2-H 1B		0-0 3-1		4-0 HR BB		0-0 L9	0-0 F8		4 1 1 1 1 0 1												
Dick Groat, R (1, 6) OBP: 0.310, SLG: 0.368	0-0 FC4-6 1-2f		0-0 F9		0-0 F9 2-3		0-0 1B	0-0 F8		5 0 1 0 0 0 3												
Bill Mazaroski, R (1, 4) OBP: 0.296, SLG: 0.363	0-0 F5		0-0 F7		0-0 SF7 3-H		0-0 F9	0-0 F9		4 0 0 1 0 0 1												
Tom Sturdivant, L (1, 1) OBP: 0.172, SLG: 0.111		0-0		4-0	0-0		0-0			1 1 1 0 0 0 0												
Walt Moryn, L (4, PH) OBP: 0.203, SLG: 0.316		2B 1B		G3 BB			1-H HR			0 0 0 0 1 0 0												
Al McBean, R (4, 1) OBP: 0.667, SLG: 1.667										2 1 2 2 0 0 0												
<b>Inning Stats</b>	R: 4 E: 1 K: 0 S: 6	H: 3 LOB: 1 BB: 2 P: 14	R: 2 E: 0 K: 1 S: 8	H: 3 LOB: 1 BB: 0 P: 8	R: 0 E: 0 K: 0 S: 3	H: 0 LOB: 0 BB: 0 P: 3	R: 0 E: 0 K: 0 S: 3	H: 0 LOB: 2 BB: 2 P: 11	R: 3 E: 0 K: 0 S: 5	H: 2 LOB: 0 BB: 1 P: 9	R: 1 E: 0 K: 0 S: 5	H: 3 LOB: 1 BB: 0 P: 5	R: 0 E: 0 K: 0 S: 4	H: 2 LOB: 1 BB: 0 P: 4	R: 1 E: 0 K: 0 S: 4	H: 1 LOB: 0 BB: 0 P: 4	R: 0 E: 0 K: 0 S: 3	H: 0 LOB: 0 BB: 0 P: 3	1B: 10 2B: 2 3B: 1 HR: 1	SF: 2 SAC: 0 DP: 1 HBP: 0	WP: 0 PB: 0 SB: 0 CS: 0	PA: 44
<b>PITCHER</b>	IP WLS BF H R ER SO BB IBB HBP BLK WP HR S P ERA WHIP																				IP WLS BF H R ER SO BB IBB HBP BLK WP HR S P ERA WHIP	
Ken Hunt, R (1, 1) ERA: 3.78	0.1 L 6 3 4 4 0 2 0 0 0 0 0 4 12 108.00 15.000																					
Jay Hook, R (1, 1) ERA: 8.0	5.2 27 8 6 6 1 3 0 0 0 0 0 1 26 38 9.53 1.941																					
Sherman Jones, R (7, 1) ERA: 4.08	2.0 8 3 1 1 0 0 0 0 0 0 0 0 8 8 4.50 1.500																					
Bill Henry, L (9, 1) ERA: 2.68	1.0 3 0 0 0 0 0 0 0 0 0 0 0 3 3 0.00 0.000																					

Pittsburgh Pirates @ Cincinnati Reds  
 Crosley Field, Cincinnati, OH  
 Sat Aug 05 1961, 3:33 AM EDT  
 Att: 12,125 - Unknown

livebaseballscorecards.com

AB	37
R	11
H	14
RBI	10
BB	5
SO	1
LOB	18



BOTTOM

Pittsburgh Pirates @ Cincinnati Reds

Crosley Field, Cincinnati, OH

Sat Aug 05 1961, 3:33 AM EDT

Att. 12,125 - Unknown

livebaseballscorecards.com

AB	40
R	7
H	13
RBI	6
BB	1
SO	2
LOB	14



WP	0	PA	42
PB	0		
SB	0		
CS	0		

Batter	1	2	3	4	5	6	7	8	9	AB	R	H	RBI	BB	SO	LOB
Don Blasingame, L (1, 4) OBP: 0.293, SLG: 0.287	0-0 4-3		0-0 P6	0-0 6-3		0-0 FC4-6			0-0 L6	5	0	0	0	0	0	2
Leo Cardenas, R (1, 6) OBP: 0.344, SLG: 0.460	0-0 F7		0-0 6-3		0-0 P6		0-0 G3 1B		0-0 2B SF9 2B	5	1	2	0	0	0	0
Vada Pinson, L (1, 8) OBP: 0.365, SLG: 0.467	0-0 1B		0-0 1B 2B 1B		0-0 4-3		0-0 G3		0-0 SF9 2B 2B	5	2	3	0	0	0	1
Frank Robinson, R (1, 9) OBP: 0.421, SLG: 0.681	0-3 K		0-0 2B 1B 1B		0-3 K		0-0 6-3		0-0 SF9	4	1	1	1	0	2	2
Gordy Coleman, L (1, 3) OBP: 0.351, SLG: 0.543		0-0 1B 2B	0-0 1B 2B			0-0 4-3		0-0 1-3	0-0 2B	5	2	3	2	0	0	1
Gus Bell, L (1, 7) OBP: 0.303, SLG: 0.355		0-0 F5	0-0 1B			0-0 4-3		0-0 F7	0-0 4-3	5	0	1	2	0	0	2
Gene Freese, R (1, 5) OBP: 0.326, SLG: 0.500		0-0 L5	0-0 P3			0-0 BB E 1B		0-0 1B		4	1	2	0	0	0	2
Johnny Edwards, L (1, 2) OBP: 0.317, SLG: 0.314					0-0 4-3			0-0 F8		3	0	1	1	1	0	1
Ken Hunt, R (1, 1) OBP: 0.220, SLG: 0.231		0-0 FC6-4				0-0 E6 FC4-6		0-0 F7		0	0	0	0	0	0	0
Jay Hook, L (1, 1) OBP: 0.143, SLG: 0.143										2	0	0	0	0	0	1
Wally Post, R (6, PH) OBP: 0.351, SLG: 0.547										1	0	0	0	0	0	1
Sherman Jones, L (7, 1) OBP: 0.306, SLG: 0.222										0	0	0	0	0	0	0
Jerry Lynch, L (8, PH) OBP: 0.410, SLG: 0.663										1	0	0	0	0	0	1
Bill Henry, L (9, 1)										0	0	0	0	0	0	0

Inning Stats	R: 0	H: 1	E: 0	K: 1	S: 6	R: 1	H: 2	E: 0	K: 0	S: 5	R: 3	H: 4	E: 0	K: 0	S: 7	R: 0	H: 0	E: 0	K: 1	S: 5	R: 1	H: 1	E: 1	K: 0	S: 5	R: 0	H: 1	E: 0	K: 0	S: 4	R: 0	H: 1	E: 0	K: 0	S: 4	R: 2	H: 3	E: 0	K: 0	S: 6	1B: 8	2B: 5	3B: 0	HR: 0	SF: 1	SAC: 0	DP: 0	HBP: 0	WP: 0	PA: 42
--------------	------	------	------	------	------	------	------	------	------	------	------	------	------	------	------	------	------	------	------	------	------	------	------	------	------	------	------	------	------	------	------	------	------	------	------	------	------	------	------	------	-------	-------	-------	-------	-------	--------	-------	--------	-------	--------

PITCHER	IP	WLS	BF	H	R	ER	SO	BB	IBB	HBP	BLK	WP	HR	S	P	ERA	WHIP
Tom Sturdivant, R (1, 1) ERA: 4.88	3.0		16	7	4	4	1	0	0	0	0	0	0	18	18	12.00	2.333
Al McBean, R (4, 1) ERA: 2.78	6.0	W	26	6	3	2	1	1	0	0	0	0	0	27	31	3.00	1.167

Batter	1	2	3	4	5	6	7	8	9	AB R H RBI BB SO LOB	TOP													
Bill Virdon, L (1, 8) OBP: 0.345, SLG: 0.433	0-0 S 1B	0-0 1B E 1-2 2-H 3-H		0-0 P6			0-0 F5	0-0 FC6 1B		5 1 3 2 0 0 1														
Don Hoak, R (1, 5) OBP: 0.432, SLG: 0.521	0-0 L8	0-0 E 1B 1-3 2-H		0-3 K 3-H			0-0 HR	0-0 FC6 FC6-4 1-2f		5 1 2 2 0 1 2														
Bob Skinner, L (1, 7) OBP: 0.381, SLG: 0.370	0-3 K	0-0 E4 1-2 3-H			0-0 F8		0-0 4-3	0-0 FC6-4 1-2f		5 0 0 0 0 1 3														
Dick Stuart, R (1, 3) Rocky Nelson, L (9, 3) OBP: 0.315, SLG: 0.537 OBP: 0.341, SLG: 0.435	0-0 L3 1-2	0-0 F7			0-0 F2		0-0 E6 2B 1B		0-3 K	5 1 0 0 0 1 3 0 0 0 0 0 0 0														
Roberto Clemente, R (1, 9) OBP: 0.404, SLG: 0.607		4-0 1B FC1-2 BB	0-0 4-3		0-0 HR		0-0 1B 2B		0-0 F7	4 2 2 1 1 0 0														
Smoky Burgess, L (1, 2) OBP: 0.355, SLG: 0.478		0-0 FC1-2 1B 1-3	0-0 P5		0-0 F8		4-0 1B IBB		0-0 4-3	4 1 1 0 1 0 0														
Dick Groat, R (1, 6) OBP: 0.310, SLG: 0.366		0-3 K	0-0 5-3			0-0 4-3	0-0 1-2 2-H 3-H 1B			4 0 1 2 0 1 2														
Bill Mazaroski, R (1, 4) OBP: 0.298, SLG: 0.365		4-0 1B FC1-2 IBB		0-0 SH1-4 WP 2B		0-0 F2	0-0 F9			3 2 1 0 1 0 2														
Vinegar Bend Mizell, R (1, 1) Clem Labine, R (6, 1) OBP: 0.143, SLG: 0.100 OBP: 0.125, SLG: 0.125		0-0 FC1-2 1B 1-2 2-3 3-H		0-0 SH1-4 2-3		0-0 1-3		0-3 K		2 1 0 0 0 0 3 1 0 0 0 0 1 0														
<b>Inning Stats</b>	R: 0 E: 0 K: 1 S: 6	H: 1 LOB: 1 BB: 0 P: 6	R: 4 E: 1 K: 1 S: 9	H: 3 LOB: 2 BB: 2 P: 17	R: 0 E: 0 K: 0 S: 3	H: 0 LOB: 0 BB: 0 P: 3	R: 1 E: 0 K: 1 S: 6	H: 1 LOB: 0 BB: 0 P: 6	R: 1 E: 0 K: 0 S: 4	H: 1 LOB: 0 BB: 0 P: 4	R: 0 E: 0 K: 0 S: 3	H: 0 LOB: 0 BB: 0 P: 3	R: 3 E: 1 K: 0 S: 7	H: 3 LOB: 2 BB: 1 P: 11	R: 0 E: 0 K: 1 S: 6	H: 1 LOB: 1 BB: 0 P: 6	R: 0 E: 0 K: 1 S: 5	H: 0 LOB: 0 BB: 0 P: 5	1B: 6 2B: 2 3B: 0 HR: 2	SF: 0 SAC: 1 DP: 0 HBP: 0	WP: 1 PB: 0 SB: 1 CS: 0	PA: 42		
<b>PITCHER</b> Joey Jay, R (1, 1) ERA: 3.38 Jim Maloney, R (6, 1) ERA: 4.39	IP WLS BF H R ER SO BB IBB HBP BLK WP HR S P ERA WHIP	5.0 L 24 6 6 5 3 1 1 0 0 1 1 28 36 9.00 1.400	4.0 18 4 3 1 2 0 1 0 0 0 1 21 25 2.25 1.000																					

Pittsburgh Pirates @ Cincinnati Reds  
 Crosley Field, Cincinnati, OH  
 Sun Aug 06 1961, 3:33 AM EDT  
 Unknown

livebaseballscorecards.com

AB	38
R	9
H	10
RBI	7
BB	3
SO	5
LOB	16





Batter	1	2	3	4	5	6	7	8	9	AB R H RBI BB SO LOB	
<b>Elio Chacon, R</b> (1, 4) OBP: 0.434, SLG: 0.364	0-0 P2		4-0 BB		0-0 F8		0-0 1B		0-0 F8	4 0 1 0 1 0 1	
<b>Leo Cardenas, R</b> (1, 6) OBP: 0.342, SLG: 0.451	4-0 BB		0-0 G5-4-3			0-0 F8	0-0 F8			3 0 0 0 1 0 2	
<b>Vada Pinson, L</b> (1, 8) OBP: 0.366, SLG: 0.467	0-0 F9			0-0 F8		0-0 E 1B		0-0 5-3 1B		4 1 2 0 0 0 1	
<b>Frank Robinson, R</b> (1, 9) OBP: 0.419, SLG: 0.677	0-0 F9			0-0 5-3		0-0 E4 1B		0-0 F7		4 1 1 0 0 0 2	
<b>Gene Freese, R</b> (1, 5) OBP: 0.328, SLG: 0.507		0-0 FC4-6 1B			0-0 HR	0-0 F7		0-0 5-3		4 1 2 1 0 0 3	
<b>Wally Post, R</b> (1, 7) OBP: 0.352, SLG: 0.561		0-0 P3		0-0 HR		0-0 FC6-4 1B		0-0 4-3		2 1 1 1 0 0 1	
<b>Jerry Lynch, L</b> (6, PH) OBP: 0.411, SLG: 0.659						2-H 3-H				2 0 1 2 0 0 1	
<b>Gordy Coleman, L</b> (1, 3) OBP: 0.347, SLG: 0.537		0-0 FC4-6 1B		0-0 4-3		0-0 FC6-4 1B			0-0 F7	4 0 0 0 0 0 2	
<b>Jerry Zimmerman, R</b> (1, 2) OBP: 0.254, SLG: 0.232		0-0 L4			0-0 5-3		0-0 3-1		4-0 BB	2 0 0 0 0 0 1	
<b>Johnny Edwards, L</b> (7, PH) OBP: 0.321, SLG: 0.310										1 0 0 0 1 0 0	
<b>Joey Jay, S</b> (1, 1) OBP: 0.125, SLG: 0.159			0-0 3-1		0-0 6-3		0-0 4-3		0-0 P4	1 0 0 0 0 0 0	
<b>Eddie Kasko, R</b> (5, PH) OBP: 0.316, SLG: 0.318										1 0 0 0 0 0 0	
<b>Jim Maloney, L</b> (6, 1) OBP: 0.385, SLG: 0.480										1 0 0 0 0 0 0	
<b>Gus Bell, L</b> (9, PH) OBP: 0.301, SLG: 0.353										1 0 0 0 0 0 1	
<b>Inning Stats</b>	R: 0 H: 0 E: 0 LOB: 1 K: 0 BB: 1 S: 3 P: 7	R: 0 H: 1 E: 0 LOB: 1 K: 0 BB: 0 S: 4 P: 4	R: 0 H: 0 E: 0 LOB: 0 K: 0 BB: 1 S: 2 P: 6	R: 2 H: 2 E: 0 LOB: 0 K: 0 BB: 0 S: 5 P: 5	R: 0 H: 0 E: 0 LOB: 0 K: 0 BB: 0 S: 3 P: 3	R: 2 H: 3 E: 1 LOB: 1 K: 0 BB: 0 S: 6 P: 6	R: 0 H: 1 E: 0 LOB: 1 K: 0 BB: 0 S: 4 P: 4	R: 0 H: 1 E: 0 LOB: 1 K: 0 BB: 0 S: 4 P: 4	R: 0 H: 0 E: 0 LOB: 1 K: 0 BB: 1 S: 3 P: 7	1B: 6 SF: 0 2B: 0 SAC: 0 3B: 0 DP: 1 HR: 2 HBP: 0	WP: 0 PA: 37 PB: 0 SB: 0 CS: 0
<b>PITCHER</b>	IP WLS BF H R ER SO BB IBB HBP BLK WP HR S P ERA WHIP										
<b>Vinegar Bend Mizell, L</b> (1, 1) ERA: 5.02	5.1 W 22 5 4 3 0 2 0 0 0 0 2 20 28 5.06 1.312										
<b>Clem Labine, R</b> (6, 1) ERA: 3.71	3.2 S 15 3 0 0 0 1 0 0 0 0 0 14 18 0.00 1.091										

**BOTTOM**

**Pittsburgh Pirates @ Cincinnati Reds**  
Crosley Field, Cincinnati, OH  
Sun Aug 06 1961, 3:33 AM EDT  
Unknown

livebaseballscorecards.com

<b>AB</b>	<b>34</b>
<b>R</b>	<b>4</b>
<b>H</b>	<b>8</b>
<b>RBI</b>	<b>4</b>
<b>BB</b>	<b>3</b>
<b>SO</b>	<b>0</b>
<b>LOB</b>	<b>15</b>



Batter	1	2	3	4	5	6	7	8	9	10	AB R H RBI BB SO LOB	TOP				
Bill Virdon, L (1, 8) X OBP: 0.341, SLG: 0.428	0-0 4-3 ①		0-3 K ① X	0-0 FC6-4 ③		0-0 FC3-6 ③ X			0-0 F2 ② X		5 0 0 0 0 1 4	<b>Pittsburgh Pirates @ Cincinnati Reds</b> Crosley Field, Cincinnati, OH Sun Aug 06 1961, 3:38 AM EDT Att. 31,167 - Unknown				
Don Hoak, R (1, 5) X OBP: 0.427, SLG: 0.513	0-0 F3 ②		0-0 5-3 ② X		0-0 E3 ① X		0-0 F7 ① X		0-0 1-3 ③ X		5 1 0 0 0 0 0					
Roberto Clemente, R (1, 9) X OBP: 0.406, SLG: 0.607	0-0 1B		0-0 1B		0-0 FC1-4 ① X		0-3 K ② X			0-0 4-3 ① X	5 0 3 0 0 1 0					
Dick Stuart, R (1, 3) S OBP: 0.313, SLG: 0.530	0-3 K ③		0-3 K ③ S		0-0 L8 ① X		1-0 FC6-4 ① H			0-3 K ② S	4 0 0 0 0 3 4					
Bill Mazerowski, R (1, 4) X OBP: 0.297, SLG: 0.366		0-0 P4 ① X		0-0 1B ① X		0-0 FC1-4 ② X		0-0 FC6-4 ③ X		0-0 L9 ③ X	5 1 1 1 0 0 2					
Dick Groat, R (1, 6) X OBP: 0.311, SLG: 0.370		0-0 1B ① X		0-0 6-3 ① X		0-0 CS ③ X		0-0 2B ① X		0-0 5-3 ① X	4 0 2 0 0 0 1					
Joe Christopher, R (1, 7) X OBP: 0.356, SLG: 0.413		0-0 1B ① X		0-0 5-3 ② X		0-0 2B ① X		0-0 2B ② X		0-0 F9 ② X	4 0 2 0 0 0 1					
Hal Smith, R (1, 2) X OBP: 0.264, SLG: 0.311		0-0 F7 ② X		0-0 1B ① X		0-0 1B ② X		0-0 F8 ② X		0-0 P3 ③ X	4 0 1 1 0 0 3					
Earl Francis, R (1, 1) X OBP: 0.308, SLG: 0.182		0-3 K ③ S		0-0 1B ① X		0-0 BB ① X				0-0 P6 ① X	2 0 1 0 1 1 2					
Bobby Shantz, R (8, 1) X OBP: 0.556, SLG: 0.533				0-0 FC6-4 ① X		0-0 BB ① X					0 0 0 0 0 0 0					
Smoky Burgess, L (9, PH) X OBP: 0.353, SLG: 0.476				0-0 1B ① X							1 0 0 0 0 0 0					
Roy Face, R (9, 1) X OBP: 0.286, SLG: 0.286				0-0 1B ① X							0 0 0 0 0 0 0					
<b>Inning Stats</b>	R: 0 H: 1 E: 0 LOB: 1 K: 1 BB: 0 S: 6 P: 6	R: 0 H: 2 E: 0 LOB: 2 K: 1 BB: 0 S: 7 P: 7	R: 0 H: 1 E: 0 LOB: 1 K: 2 BB: 0 S: 8 P: 8	R: 1 H: 3 E: 0 LOB: 2 K: 0 BB: 0 S: 6 P: 6	R: 1 H: 1 E: 1 LOB: 0 K: 0 BB: 0 S: 4 P: 4	R: 0 H: 2 E: 0 LOB: 2 K: 0 BB: 1 S: 4 P: 8	R: 0 H: 0 E: 0 LOB: 1 K: 1 BB: 0 S: 5 P: 6	R: 0 H: 0 E: 0 LOB: 0 K: 0 BB: 0 S: 3 P: 3	R: 0 H: 0 E: 0 LOB: 0 K: 0 BB: 0 S: 3 P: 3	R: 0 H: 0 E: 0 LOB: 0 K: 1 BB: 0 S: 5 P: 5	1B: 7 SF: 0 2B: 3 SAC: 0 3B: 0 DP: 0 HR: 0 HBP: 1	WP: 0 PA: 42 PB: 0 SB: 0 CS: 1				
<b>PITCHER</b>	IP WLS BF H R ER SO BB IBB HBP BLK WP HR S P ERA WHIP															
Jim O'Toole, L (1, 1) ERA: 3.48	7.0	32	10	2	1	5	1	0	0	0	0	0	0	0	1.29	1.571
Jim Brosnan, R (8, 1) ERA: 2.79	3.0	9	0	0	0	1	0	0	0	0	0	0	0	0	0.00	0.000

AB	39
R	2
H	10
RBI	2
BB	1
SO	6
LOB	17



livebaseballscorecards.com

Batter	1	2	3	4	5	6	7	8	9	10	AB	R	H	RBI	BB	SO	LOB
Elio Chacon, R (1, 4) OBP: 0.429, SLG: 0.362 Wally Post, R (7, PH) OBP: 0.351, SLG: 0.558 Jim Brosnan, R (8, 1) OBP: 0.167, SLG: 0.091 Leo Cardenas, R (10, PH) OBP: 0.340, SLG: 0.448	0-0 F7		0-0 F7			0-0 2B E 1B	0-0 F2			0-0 4-3	3	1	1	0	0	0	0
Eddie Kasko, R (1, 6) OBP: 0.315, SLG: 0.319	0-0 5-3			0-0 F7		0-0 1-3 2B		0-0 L7		0-0 6-3	5	0	1	0	0	0	0
Vada Pinson, L (1, 8) OBP: 0.366, SLG: 0.473	0-3 K			0-0 L9		0-0 E6		0-0 S 1B 1B		0-0 HR	5	2	2	2	0	1	1
Frank Robinson, R (1, 9) OBP: 0.418, SLG: 0.673		0-3 K		0-0 1B		0-0 F9		0-0 F8			4	0	1	0	0	1	3
Gordy Coleman, L (1, 3) OBP: 0.349, SLG: 0.537		0-0 FC4-6 1B		0-0 F7		0-0 1-3		0-0 1B			4	0	2	1	0	0	3
Gus Bell, L (1, 7) OBP: 0.300, SLG: 0.351		0-0 L6		0-0 4-3		0-0 SH1-4 1B		0-3 K			4	0	1	0	0	1	2
Gene Freese, R (1, 5) OBP: 0.326, SLG: 0.504		0-0 FC4-6 1-2f		0-0 P6		0-0 SH1-4 1B		0-0 L7			3	0	0	0	0	0	1
Johnny Edwards, L (1, 2) OBP: 0.318, SLG: 0.307			0-0 G5-4-3 1B		0-0 1-3		0-0 L6		0-3 K		4	0	1	0	0	1	1
Jim O'Toole, S (1, 1) OBP: 0.197, SLG: 0.188 Jerry Lynch, L (7, PH) OBP: 0.417, SLG: 0.659 Don Blasingame, L (8, 4) OBP: 0.292, SLG: 0.286			0-0 G5-4-3 1-2f		0-0 6-3		4-0 IBB		0-3 K		2	0	0	0	0	0	1
											0	0	0	0	1	0	0
											1	0	0	0	0	1	0

Inning Stats	R: 0	H: 0	E: 0	K: 1	S: 5	R: 0	H: 1	E: 0	K: 1	S: 6	R: 0	H: 1	E: 0	K: 0	S: 3	R: 0	H: 1	E: 0	K: 0	S: 3	R: 1	H: 2	E: 1	K: 0	S: 6	R: 0	H: 1	E: 0	K: 1	S: 4	R: 1	H: 2	E: 0	K: 1	S: 7	R: 0	H: 0	E: 0	K: 2	S: 7	R: 1	H: 1	E: 0	K: 0	S: 3	1B: 7	SF: 0	2B: 1	SAC: 1	3B: 0	DP: 1	HR: 1	HBP: 0	WP: 0	PA: 39
--------------	------	------	------	------	------	------	------	------	------	------	------	------	------	------	------	------	------	------	------	------	------	------	------	------	------	------	------	------	------	------	------	------	------	------	------	------	------	------	------	------	------	------	------	------	------	-------	-------	-------	--------	-------	-------	-------	--------	-------	--------

PITCHER	IP	WLS	BF	H	R	ER	SO	BB	IBB	HBP	BLK	WP	HR	S	P	ERA	WHIP
Earl Francis, R (1, 1) ERA: 3.64	7.2		31	7	2	2	2	0	1	0	0	0	0	34	38	2.35	0.913
Bobby Shantz, L (8, 1) ERA: 3.66	0.1		2	1	0	0	1	0	0	0	0	0	0	4	4	0.00	3.000
Roy Face, R (9, 1) ERA: 3.49	1.2	L	6	1	1	1	2	0	0	0	0	0	1	10	10	5.40	0.600


**BOTTOM**

**Pittsburgh Pirates @ Cincinnati Reds**  
Crosley Field, Cincinnati, OH

Sun Aug 06 1961, 3:38 AM EDT  
Att: 31,167 - Unknown

livebaseballscorecards.com

AB	37
R	3
H	9
RBI	3
BB	1
SO	5
LOB	14



Batter	1	2	3	4	5	6	7	8	9	AB R H RBI BB SO LOB	TOP											
Don Blasingame, L (1, 4) OBP: 0.295, SLG: 0.289	0-0 G4-6-3 1B		0-0 4-3			0-0 1B 1B		0-0 SH1-3 2-3		3 0 2 0 0 0 0												
Leo Cardenas, R (1, 6) OBP: 0.338, SLG: 0.442	0-0 P3				0-0 L7			0-0 4-3 3-H		4 0 1 1 0 0 1												
Vada Pinson, L (1, 8) OBP: 0.363, SLG: 0.469	0-0 G4-6-3 1-2f				0-0 F7		0-3 K	0-0 P6		4 0 0 0 0 1 3												
Frank Robinson, R (1, 7) OBP: 0.414, SLG: 0.666		0-0 5-3			0-0 5-3		0-0 1-3		0-0 5-3	4 0 0 0 0 0 2												
Gordy Coleman, L (1, 3) OBP: 0.346, SLG: 0.532		0-3 K				0-0 6-3		0-0 L9	0-3 K	4 0 0 0 0 2 0												
Gus Bell, L (1, 9) OBP: 0.304, SLG: 0.359		0-0 2B				0-0 FC5-4 1B		0-0 G3	0-3 K	4 0 2 0 0 1 0												
Gene Freese, R (1, 5) OBP: 0.326, SLG: 0.502		0-0 5-3				0-0 FC5-4 1-2f		0-0 FC6-4 1B		3 0 1 0 0 0 2												
Johnny Edwards, L (1, 2) OBP: 0.308, SLG: 0.295			0-3 K2-3			0-0 FC5-4 1-2f		0-0 FC6-4		3 0 0 0 0 1 2												
Ken Johnson, R (1, 1) OBP: 0.222, SLG: 0.222			0-3 K				0-3 K		0-0 E9 SH1-3 4-3 1B	2 0 0 0 0 2 0												
Jerry Lynch, L (8, PH) OBP: 0.422, SLG: 0.663										1 1 1 0 0 0 0												
Sherman Jones, L (8, 1) OBP: 0.300, SLG: 0.222										0 0 0 0 0 0 0												
<b>Inning Stats</b>	R: 0 E: 0 K: 0 S: 3	H: 1 LOB: 0 BB: 0 P: 3	R: 0 E: 0 K: 1 S: 6	H: 1 LOB: 1 BB: 0 P: 6	R: 0 E: 0 K: 2 S: 7	H: 0 LOB: 0 BB: 0 P: 7	R: 0 E: 0 K: 0 S: 3	H: 0 LOB: 0 BB: 0 P: 3	R: 0 E: 0 K: 0 S: 4	H: 1 LOB: 1 BB: 0 P: 4	R: 0 E: 0 K: 2 S: 9	H: 2 LOB: 2 BB: 0 P: 9	R: 0 E: 0 K: 0 S: 4	H: 1 LOB: 1 BB: 0 P: 4	R: 1 E: 1 K: 0 S: 4	H: 1 LOB: 0 BB: 0 P: 4	R: 0 E: 0 K: 2 S: 7	H: 0 LOB: 0 BB: 0 P: 7	1B: 6 2B: 1 3B: 0 HR: 0	SF: 0 SAC: 1 DP: 1 HBP: 0	WP: 0 PB: 0 SB: 0 CS: 0	PA: 33
<b>PITCHER</b> Larry Jackson, R (1, 1) ERA: 4.32	IP: 9.0 WLS: W BF: 33 H: 7 R: 1 ER: 0 SO: 7 BB: 0 IBB: 0 HBP: 0 BLK: 0 WP: 0 HR: 0 S: 47 P: 47 ERA: 0.00 WHIP: 0.778											<b>PITCHER</b>	IP: 9.0 WLS: W BF: 33 H: 7 R: 1 ER: 0 SO: 7 BB: 0 IBB: 0 HBP: 0 BLK: 0 WP: 0 HR: 0 S: 47 P: 47 ERA: 0.00 WHIP: 0.778									

Cincinnati Reds @ St. Louis Cardinals  
 Sportsman's Park, St. Louis, MO  
 Mon Aug 07 1961, 8:05 PM EDT  
 Att: 15,811 - Unknown

livebaseballscorecards.com

AB 32  
 R 1  
 H 7  
 RBI 1  
 BB 0  
 SO 7  
 LOB 10



Batter	1	2	3	4	5	6	7	8	9	AB	R	H	RBI	BB	SO	LOB
Julian Javier, R OBP: 0.342, SLG: 0.364 (1, 4)	0-0 1-3		0-0 FC6-4		0-3 K		0-0 1-3			4	0	0	0	0	1	3
Joe Cunningham, L OBP: 0.422, SLG: 0.438 (1, 9)	0-0 F3		0-0 4-3			1-0 1B WP HR HBP		0-0 E 1B		3	2	1	0	0	0	1
Bill White, L OBP: 0.372, SLG: 0.490 (1, 3)	0-0 F7			0-0 P6		0-0 HR 1B		0-0 E4 CS 1B		4	1	1	0	0	0	1
Ken Boyer, R OBP: 0.377, SLG: 0.504 (1, 5)		0-0 F8		0-3 K		0-0 F8		0-0 CS 1B		4	0	1	1	0	1	2
Stan Musial, L OBP: 0.385, SLG: 0.498 (1, 7)		0-0 1-3		0-0 G3		0-0 HR		0-3 K		4	1	1	3	0	1	2
Don Taussig, R OBP: 0.338, SLG: 0.469 (9, 7)						1-H 3-H HR		1-2 2-3 K		0	0	0	0	0	0	0
Carl Sawatski, L OBP: 0.414, SLG: 0.577 (1, 2)		0-0 HR			0-0 4-3	4-0 G4-6-3 BB		4-0 IBB		2	1	1	1	2	0	0
Curt Flood, R OBP: 0.387, SLG: 0.376 (1, 8)		0-0 3-1			0-0 1-6-3 FC 1B	0-0 G4-6-3		0-0 F8		4	0	1	0	0	0	3
Bob Lillis, R OBP: 0.258, SLG: 0.244 (1, 6)			0-0 FC6-4 1B		0-0 FC 1-6-3		0-0 F5			3	0	1	0	0	0	1
Larry Jackson, R OBP: 0.170, SLG: 0.261 (1, 1)			0-3 K		0-0 1-6-3		0-0 P4			3	0	0	0	0	1	3

Inning Stats	R: 0	H: 0	E: 0	K: 0	S: 3	R: 1	H: 1	E: 0	K: 0	S: 4	R: 0	H: 1	E: 0	K: 1	S: 6	R: 0	H: 0	E: 0	K: 1	S: 5	R: 0	H: 1	E: 0	K: 1	S: 7	R: 3	H: 2	E: 0	K: 0	S: 4	R: 0	H: 0	E: 0	K: 0	S: 3	R: 1	H: 2	E: 1	K: 1	S: 7
	LOB: 0	BB: 0	P: 3			LOB: 0	BB: 0				LOB: 0	BB: 0				LOB: 2	BB: 0				LOB: 0	BB: 1		LOB: 0	BB: 0		LOB: 0	BB: 0		LOB: 2	BB: 1		LOB: 2	BB: 1		LOB: 2	BB: 1		LOB: 2	BB: 1

PITCHER	IP	WLS	BF	H	R	ER	SO	BB	IBB	HBP	BLK	WP	HR	S	P	ERA	WHIP
Ken Johnson, R ERA: 4.93 (1, 1)	7.0	L	28	5	4	4	3	1	0	1	0	1	2	32	37	5.14	0.857
Sherman Jones, R ERA: 3.98 (8, 1)	1.0		6	2	1	0	1	0	1	0	0	0	0	7	11	0.00	2.000

**BOTTOM**

**Cincinnati Reds @ St. Louis Cardinals**  
 Sportsman's Park, St. Louis, MO  
 Mon Aug 07 1961, 8:05 PM EDT  
 Att. 15,811 - Unknown

<b>AB</b>	<b>31</b>
<b>R</b>	<b>5</b>
<b>H</b>	<b>7</b>
<b>RBI</b>	<b>5</b>
<b>BB</b>	<b>2</b>
<b>SO</b>	<b>4</b>
<b>LOB</b>	<b>16</b>



1B	2B	3B	HR	SF	SAC	DP	HBP	WP	HR	S	P	ERA	WHIP
5	1	0	2	0	0	2	1	1	2	11	37	5.14	0.857

Batter	1	2	3	4	5	6	7	8	9	AB R H RBI BB SO LOB	TOP													
Eddie Kasko, R OBP: 0.316, SLG: 0.323 (1, 6)	0-0 4-3 2B		0-0 6-3		0-0 L4		0-0 4-3 1B		0-0 F9	5 1 2 0 0 0 0	<p align="center"><b>Cincinnati Reds @ St. Louis Cardinals</b></p> <p align="center">Sportsman's Park, St. Louis, MO</p> <p align="center">Tue Aug 08 1961, 8:05 PM EDT</p> <p align="center">Att: 17,660 - Unknown</p> <p align="right"><a href="http://livebaseballscorecards.com">livebaseballscorecards.com</a></p>													
Don Blasingame, L OBP: 0.294, SLG: 0.288 (1, 4)	0-0 4-3		0-0 1B		0-3 K		0-0 4-3 1-2		0-0 F9	5 0 1 0 0 1 2														
Vada Pinson, L OBP: 0.364, SLG: 0.478 (1, 8)	0-0 2-3 2B		0-0 G3		0-0 HR		0-3 K			4 1 2 2 0 1 2														
Frank Robinson, R OBP: 0.413, SLG: 0.662 (1, 7)	0-0 3-H F3				0-0 2B 1B		0-0 5-3			4 0 1 0 0 0 2														
Gordy Coleman, L OBP: 0.342, SLG: 0.526 (1, 3)	0-0 F9				0-0 P3		0-0 4-3			4 0 0 0 0 0 2														
Gus Bell, L OBP: 0.308, SLG: 0.367 (1, 9)					0-0 P3		0-0 4-3			4 0 0 0 0 0 2														
Gene Freese, R OBP: 0.325, SLG: 0.500 (1, 5)					0-0 1-3 2B		0-0 6-3			4 1 2 0 0 0 0														
Johnny Edwards, L OBP: 0.298, SLG: 0.284 (1, 2)					0-0 P3		0-0 G3 1B			4 0 1 1 0 0 2														
Jerry Lynch, L OBP: 0.427, SLG: 0.699 (9, PH)					0-0 1-H G3 1B					3 0 0 0 0 0 3														
Jerry Zimmerman, R OBP: 0.254, SLG: 0.232 (9, 2)					0-0 G3		0-0 G3			1 1 1 1 0 0 0														
Bob Purkey, R OBP: 0.127, SLG: 0.164 (1, 1)					0-0 1-2 G3		0-0 L1			0 0 0 0 0 0 0														
					0-0 4-3		0-0 HR		0-0 2-3 HR	4 1 1 1 0 0 1	<p align="right"><b>REDS</b></p>													
Inning Stats	R: 1 E: 0 K: 0 S: 5	H: 2 LOB: 1 BB: 0 P: 5	R: 0 E: 0 K: 0 S: 3	H: 0 LOB: 0 BB: 0 P: 3	R: 0 E: 0 K: 0 S: 4	H: 1 LOB: 1 BB: 0 P: 4	R: 0 E: 0 K: 0 S: 5	H: 2 LOB: 2 BB: 0 P: 5	R: 0 E: 0 K: 0 S: 7	H: 2 LOB: 0 BB: 0 P: 7	R: 1 E: 0 K: 0 S: 5	H: 2 LOB: 1 BB: 0 P: 5	R: 0 E: 0 K: 1 S: 6	H: 1 LOB: 1 BB: 0 P: 6	R: 0 E: 0 K: 0 S: 3	H: 0 LOB: 0 BB: 0 P: 3	R: 1 E: 0 K: 0 S: 4	H: 1 LOB: 0 BB: 0 P: 4	1B: 5 2B: 3 3B: 0 HR: 3	SF: 0 SAC: 0 DP: 0 HBP: 0	WP: 0 PB: 0 SB: 1 CS: 0	PA: 38		
PITCHER Ernie Broglio, R ERA: 4.24 (1, 1)	IP: 5.1 WLS: W BF: 25 H: 9 R: 4 ER: 4 SO: 1 BB: 0	IP: 3.2 WLS: W BF: 13 H: 2 R: 1 ER: 1 SO: 1 BB: 0	IP: 0.0 WLS: W BF: 0 H: 0 R: 0 ER: 0 SO: 0 BB: 0	IP: 0.0 WLS: W BF: 0 H: 0 R: 0 ER: 0 SO: 0 BB: 0	IP: 0.0 WLS: W BF: 0 H: 0 R: 0 ER: 0 SO: 0 BB: 0	IP: 0.0 WLS: W BF: 0 H: 0 R: 0 ER: 0 SO: 0 BB: 0	IP: 0.0 WLS: W BF: 0 H: 0 R: 0 ER: 0 SO: 0 BB: 0	IP: 0.0 WLS: W BF: 0 H: 0 R: 0 ER: 0 SO: 0 BB: 0	IP: 0.0 WLS: W BF: 0 H: 0 R: 0 ER: 0 SO: 0 BB: 0	IP: 0.0 WLS: W BF: 0 H: 0 R: 0 ER: 0 SO: 0 BB: 0	IP: 0.0 WLS: W BF: 0 H: 0 R: 0 ER: 0 SO: 0 BB: 0	IP: 0.0 WLS: W BF: 0 H: 0 R: 0 ER: 0 SO: 0 BB: 0	IP: 0.0 WLS: W BF: 0 H: 0 R: 0 ER: 0 SO: 0 BB: 0	IP: 0.0 WLS: W BF: 0 H: 0 R: 0 ER: 0 SO: 0 BB: 0	IP: 0.0 WLS: W BF: 0 H: 0 R: 0 ER: 0 SO: 0 BB: 0	IP: 0.0 WLS: W BF: 0 H: 0 R: 0 ER: 0 SO: 0 BB: 0	IP: 0.0 WLS: W BF: 0 H: 0 R: 0 ER: 0 SO: 0 BB: 0	IP: 0.0 WLS: W BF: 0 H: 0 R: 0 ER: 0 SO: 0 BB: 0	IP: 0.0 WLS: W BF: 0 H: 0 R: 0 ER: 0 SO: 0 BB: 0	IP: 0.0 WLS: W BF: 0 H: 0 R: 0 ER: 0 SO: 0 BB: 0	ERA: 6.75 WHIP: 1.688	ERA: 2.46 WHIP: 0.545		

Batter	1	2	3	4	5	6	7	8	9	AB	R	H	RBI	BB	SO	LOB	BOTTOM																		
Julian Javier, R OBP: 0.339, SLG: 0.361 (1, 4)	0-0 1B 1B	0-0 5-3		0-0 L8		0-0 F9		0-0 F8		5	1	1	0	0	0	3	<b>Cincinnati Reds @ St. Louis Cardinals</b> Sportsman's Park, St. Louis, MO Tue Aug 08 1961, 8:05 PM EDT Att. 17,660 - Unknown																		
Bob Lillis, R OBP: 0.261, SLG: 0.248 (1, 6)	0-0 1B 1B	0-0 5-3		0-0 L6			0-0 FC4-6 1B	0-0 6-3		5	1	2	0	0	0	2																			
Bill White, L OBP: 0.372, SLG: 0.496 (1, 3)	0-0 WP 1B 1B		0-0 HR		0-0 4-3		0-0 FC4-6 FC5-4 1B		0-3 K	5	1	2	2	0	1	1																			
Ken Boyer, R OBP: 0.382, SLG: 0.522 (1, 5)	0-0 FC5 WP 1B		0-0 HR		0-0 PB 1B		0-0 FC5-4 1B		0-0 HR	5	3	4	3	0	0	1																			
Stan Musial, L OBP: 0.380, SLG: 0.490 (1, 7)	0-0 P4		0-0 4-3		0-0 F8		0-0 E4 1B			4	0	0	0	0	0	4																			
Charlie James, R OBP: 0.317, SLG: 0.382 (1, 9)	0-3 K		0-0 L8		0-0 P4		0-0 1B			4	0	1	1	0	1	3																			
Carl Sawatski, L OBP: 0.417, SLG: 0.566 (1, 2)	4-0 1B IBB		0-3 K			4-0 BB	0-0 P4			2	0	0	0	2	1	2																			
Curt Flood, R OBP: 0.389, SLG: 0.379 (1, 8)	0-0 FC5			0-0 1B		0-0 L8		0-0 SH1-4 1B		4	0	2	0	0	0	4																			
Ernie Broglio, R OBP: 0.189, SLG: 0.163 (1, 1)		0-0 F3		0-0 B3		0-3 K		0-0 SH1-4		2	0	0	0	0	0	1																			
Lindy McDaniel, R OBP: 0.143, SLG: 0.143 (6, 1)								1-2		1	0	0	0	0	1	1																			
<b>Inning Stats</b>	R: 2 E: 0 K: 1 S: 9	H: 4 LOB: 3 BB: 1 P: 13	R: 0 E: 0 K: 0 S: 3	H: 0 LOB: 0 BB: 0 P: 3	R: 2 E: 0 K: 1 S: 7	H: 2 LOB: 0 BB: 0 P: 7	R: 0 E: 0 K: 0 S: 4	H: 1 LOB: 1 BB: 0 P: 4	R: 0 E: 0 K: 1 S: 5	H: 0 LOB: 1 BB: 1 P: 9	R: 1 E: 1 K: 0 S: 6	H: 2 LOB: 2 BB: 0 P: 6	R: 0 E: 0 K: 0 S: 4	H: 1 LOB: 1 BB: 0 P: 4	R: 1 E: 0 K: 1 S: 4	H: 1 LOB: 0 BB: 0 P: 4	1B: 9 2B: 0 3B: 0 HR: 3	SF: 0 SAC: 1 DP: 0 HBP: 0	WP: 1 PB: 1 SB: 0 CS: 0	PA: 40															
<b>PITCHER</b> Bob Purkey, R ERA: 3.69 (1, 1)	IP 8.1	WLS L	BF 40	H 12	R 6	ER 5	SO 4	BB 1	IBB 1	HBP 0	BLK 0	WP 1	HR 3	S 46	P 54	ERA 5.40	WHIP 1.560	<b>PITCHER</b>	IP 8.1	WLS L	BF 40	H 12	R 6	ER 5	SO 4	BB 1	IBB 1	HBP 0	BLK 0	WP 1	HR 3	S 46	P 54	ERA 5.40	WHIP 1.560

livebaseballscorecards.com

AB	37
R	6
H	12
RBI	6
BB	2
SO	4
LOB	22



Batter	1	2	3	4	5	6	7	8	9	AB R H RBI BB SO LOB	TOP											
<b>Elio Chacon, R</b> (1, 4) OBP: 0.459, SLG: 0.429	0-3 K		4-0 1B BB		0-0 HR	4-0 BB		4-0 BB		2 2 1 1 3 1 0												
<b>Eddie Kasko, R</b> (1, 6) OBP: 0.317, SLG: 0.327	0-0 6-3		0-0 1B 1-2 1B		0-0 FC6 2B	0-3 K		0-0 6-3		5 1 2 0 0 1 4												
<b>Vada Pinson, L</b> (1, 8) OBP: 0.367, SLG: 0.478	4-0 BB		0-0 FC6-4 1B 1-3 2-H		0-0 F7		0-0 F7		0-0 6-3 1B	4 1 2 1 1 0 1												
<b>Frank Robinson, R</b> (1, 7) OBP: 0.411, SLG: 0.655	0-0 F8		0-0 FC6-4 1-2f		4-0 FC6 S IBB		0-0 F5		0-0 6-3	4 0 0 0 1 0 4												
<b>Gene Freese, R</b> (1, 5) OBP: 0.326, SLG: 0.498		0-0 F7		0-3 K SS	4-0 FC6 1-2 2-3 BB		0-0 F8		0-0 G6-4-3 1B 2-H	4 0 1 1 1 1 0												
<b>Wally Post, R</b> (1, 9) OBP: 0.352, SLG: 0.558		0-0 5-3		0-0 E8 4-3 1B	0-0 FC6 1-2f 2-3 3-H			0-0 P4	0-0 G6-4-3	2 1 1 0 0 0 0												
<b>Jerry Lynch, L</b> (5, PH) OBP: 0.420, SLG: 0.684										2 0 0 1 0 0 2												
<b>Pete Whisenant, R</b> (8, 7) OBP: 0.217, SLG: 0.143										1 0 0 0 0 0 1												
<b>Gordy Coleman, L</b> (1, 3) OBP: 0.342, SLG: 0.524		0-0 F8		0-0 4-3 2-3	0-0 P6			0-0 SH5-3 HBP 1B		4 0 1 0 0 0 3												
<b>Jerry Zimmerman, R</b> (1, 2) OBP: 0.259, SLG: 0.234			0-0 6-3	0-0 1B 3-H		0-0 5-3		1-0 SH5-3 1-2 HBP		3 0 1 1 0 0 0												
<b>Joey Jay, S</b> (1, 1) OBP: 0.119, SLG: 0.152			0-3 K	0-0 F8		0-3 K		0-0 SH5-3 1-2 2-3		3 0 0 0 0 2 1												
<b>Inning Stats</b>	R: 0 E: 0 K: 1 S: 5	H: 0 LOB: 1 BB: 1 P: 9	R: 0 E: 0 K: 0 S: 3	H: 0 LOB: 0 BB: 0 P: 3	R: 1 E: 0 K: 1 S: 7	H: 2 LOB: 2 BB: 1 P: 11	R: 1 E: 1 K: 1 S: 7	H: 2 LOB: 1 BB: 0 P: 7	R: 2 E: 0 K: 0 S: 5	H: 2 LOB: 2 BB: 2 P: 13	R: 0 E: 0 K: 2 S: 7	H: 0 LOB: 1 BB: 1 P: 11	R: 0 E: 0 K: 0 S: 3	H: 0 LOB: 0 BB: 0 P: 3	R: 0 E: 0 K: 0 S: 4	H: 1 LOB: 3 BB: 1 P: 9	R: 1 E: 0 K: 0 S: 4	H: 2 LOB: 0 BB: 0 P: 4	1B: 7 2B: 1 3B: 0 HR: 1	SF: 0 SAC: 1 DP: 1 HBP: 1	WP: 0 PB: 0 SB: 2 CS: 0	PA: 42
<b>PITCHER</b>	IP WLS BF H R ER SO BB IBB HBP BLK WP HR S P ERA WHIP																					
<b>Don Ferrarese, L</b> (1, 1) ERA: 4.61	4.1 L 23 6 4 3 3 3 3 1 0 0 0 1 25 41 6.23 2.077																					
<b>Frank Sullivan, R</b> (5, 1) ERA: 3.94	1.2 6 0 0 0 2 1 0 0 0 0 0 0 9 13 0.00 0.600																					
<b>Ken Lehman, L</b> (7, 1) ERA: 4.21	2.0 9 1 0 0 0 1 0 1 0 0 0 0 7 12 0.00 1.000																					
<b>Jack Baldschun, R</b> (9, 1) ERA: 4.61	1.0 4 2 1 1 0 0 0 0 0 0 0 0 4 4 9.00 2.000																					

Cincinnati Reds @ Philadelphia Phillies  
 Connie Mack Stadium, Philadelphia, PA  
 Wed Aug 09 1961, 7:05 PM EDT  
 Att. 9,317 - Unknown

livebaseballscorecards.com

<b>AB</b>	<b>34</b>
<b>R</b>	<b>5</b>
<b>H</b>	<b>9</b>
<b>RBI</b>	<b>5</b>
<b>BB</b>	<b>6</b>
<b>SO</b>	<b>5</b>
<b>LOB</b>	<b>16</b>





BOTTOM

Cincinnati Reds @ Philadelphia Phillies  
Connie Mack Stadium, Philadelphia, PA

Wed Aug 09 1961, 7:05 PM EDT  
Att. 9,317 - Unknown

livebaseballscorecards.com

AB	31
R	0
H	6
RBI	0
BB	3
SO	4
LOB	17



WP:	0	PA:	35
PB:	0	SB:	0
CS:	0		

AB R H RBI BB SO LOB

3	0	2	0	1	0	1
3	0	0	0	0	0	3
4	0	0	0	0	0	3
4	0	1	0	0	1	1
3	0	0	0	1	1	1
4	0	2	0	0	0	1
3	0	0	0	1	0	3
2	0	0	0	0	1	0
1	0	0	0	0	1	2
1	0	0	0	0	0	2
1	0	0	0	0	0	0
0	0	0	0	0	0	0
0	0	0	0	0	0	0
1	0	1	0	0	0	0
0	0	0	0	0	0	0


Batter	1	2	3	4	5	6	7	8	9
Johnny Callison, L (1, 7) OBP: 0.362, SLG: 0.403	4-0 SH3 BB		0-0 1B			0-0 1B		0-0 F9	
Ruben Amaro, R (1, 6) OBP: 0.314, SLG: 0.330	0-0 SH3 1-2		0-0 6-3			0-0 F9		0-0 FC4-6 1-2f	
Wes Covington, L (1, 9) OBP: 0.321, SLG: 0.409	0-0 1-3 2-3			0-0 F5		0-0 F9		0-0 P6	
Tony Gonzalez, L (1, 8) OBP: 0.380, SLG: 0.463	0-0 4-3			0-3 K			0-0 4-3		0-0 2B
Charley Smith, R (1, 5) OBP: 0.306, SLG: 0.374		0-0 F8		0-0 F9			4-0 6-3 1B BB		0-3 K
Lee Walls, R (1, 3) OBP: 0.348, SLG: 0.467		0-0 F8			0-0 G4-6-3 1B		0-0 6-3 1B		0-0 6-3
Clay Dalrymple, L (1, 2) OBP: 0.230, SLG: 0.238		0-0 F2			0-0 G4-6-3 1-2f		0-0 6-3 1-2 2-3		4-0 FC5-4 BB
George Williams, R (1, 4) OBP: 0.325, SLG: 0.250			0-3 K		0-0 F2		0-3 K		0-0 FC5-4 1-2f
Elmer Valo, L (7, PH) OBP: 0.294, SLG: 0.224									
Bobby Malkmus, R (8, 4) OBP: 0.259, SLG: 0.307									
Don Ferrarese, R (1, 1) OBP: 0.154, SLG: 0.120									
Frank Sullivan, R (5, 1) OBP: 0.185, SLG: 0.043									
Don Demeter, R (6, PH) OBP: 0.311, SLG: 0.425									
Ken Lehman, L (7, 1) OBP: 0.311, SLG: 0.425									
Pancho Herrera, R (8, PH) OBP: 0.342, SLG: 0.417									
Jack Baldschun, R (9, 1) OBP: 0.342, SLG: 0.417			0-0 5-3			0-0 1-3		0-0 FC4-6 1B	

Inning Stats	R: 0	H: 0	E: 0	K: 0	S: 3	R: 0	H: 0	E: 0	K: 0	S: 3	R: 0	H: 1	E: 0	K: 1	S: 6	R: 0	H: 0	E: 0	K: 1	S: 5	R: 0	H: 1	E: 0	K: 0	S: 3	R: 0	H: 1	E: 0	K: 1	S: 4	R: 0	H: 1	E: 0	K: 1	S: 6	R: 0	H: 1	E: 0	K: 0	S: 4	R: 0	H: 1	E: 0	K: 1	S: 6	R: 0	H: 1	E: 0	K: 1	S: 6
--------------	------	------	------	------	------	------	------	------	------	------	------	------	------	------	------	------	------	------	------	------	------	------	------	------	------	------	------	------	------	------	------	------	------	------	------	------	------	------	------	------	------	------	------	------	------	------	------	------	------	------

PITCHER	IP	WLS	BF	H	R	ER	SO	BB	IBB	HBP	BLK	WP	HR	S	P	ERA	WHIP
Joey Jay, R (1, 1) ERA: 3.21	9.0	W	35	6	0	0	4	3	0	0	0	0	0	40	52	0.00	1.000

1B:	5	SF:	0
2B:	1	SAC:	1
3B:	0	DP:	1
HR:	0	HBP:	0

WP:	0	PA:	35
PB:	0	SB:	0
CS:	0		

Batter	1	2	3	4	5	6	7	8	9	AB R H RBI BB SO LOB	TOP																				
Eddie Kasko, R (1, 6) OBP: 0.316, SLG: 0.327	0-0 6-3			0-0 CS 1B	0-0 4-3			0-0 6-3		4 0 1 0 0 0 2	<p><b>Cincinnati Reds @ San Francisco Giants</b> Candlestick Park, San Francisco, CA</p> <p>Fri Aug 11 1961, 10:05 PM EDT Att. 22,932 - Unknown</p> <p>livebaseballscorecards.com</p> <table border="1"> <tr><td>AB</td><td>32</td></tr> <tr><td>R</td><td>2</td></tr> <tr><td>H</td><td>7</td></tr> <tr><td>RBI</td><td>2</td></tr> <tr><td>BB</td><td>0</td></tr> <tr><td>SO</td><td>8</td></tr> <tr><td>LOB</td><td>10</td></tr> </table> 	AB	32	R	2	H	7	RBI	2	BB	0	SO	8	LOB	10						
AB	32																														
R	2																														
H	7																														
RBI	2																														
BB	0																														
SO	8																														
LOB	10																														
Don Blasingame, L (1, 4) OBP: 0.291, SLG: 0.285	0-0 F9			0-3 1-2 K		0-0 F5		0-0 F9		4 0 0 0 0 1 1																					
Vada Pinson, L (1, 8) OBP: 0.364, SLG: 0.474	0-0 G1			0-0 F5		0-0 L8			0-3 K	4 0 0 0 0 1 0																					
Frank Robinson, R (1, 9) OBP: 0.409, SLG: 0.651			0-0 FC4-6 1B		0-0 F9	0-0 6-3			0-3 K	4 0 1 0 0 1 0																					
Gus Bell, L (1, 7) OBP: 0.307, SLG: 0.365			0-0 FC4-6 CS 1-2f		0-0 1B 1B 1B		0-0 B3		0-0 P6	4 1 1 0 0 0 1																					
Gordy Coleman, L (1, 3) OBP: 0.344, SLG: 0.525			0-3 1-2 K		0-0 1B 1B		0-0 1B			3 1 2 0 0 1 1																					
Gene Freese, R (1, 5) OBP: 0.326, SLG: 0.496			0-3 K		0-0 E 1-2 2-3 1B 1B		0-0 F8			3 0 1 0 0 1 1																					
Jerry Zimmerman, R (1, 2) OBP: 0.256, SLG: 0.231			0-0 1-3		0-3 K		0-0 F9			2 0 0 0 0 1 3																					
Jerry Lynch, L (7, PH) OBP: 0.416, SLG: 0.677										1 0 0 0 0 0 1																					
Johnny Edwards, L (7, 2) OBP: 0.298, SLG: 0.284										0 0 0 0 0 0 0																					
Jim O'Toole, S (1, 1) OBP: 0.206, SLG: 0.197			0-3 K		0-0 E8 1-3 2-H 3-H 1B			0-3 K		2 0 1 2 0 1 0																					
Leo Cardenas, R (8, PH) OBP: 0.335, SLG: 0.439										1 0 0 0 0 1 0																					
Sherman Jones, L (8, 1) OBP: 0.300, SLG: 0.222										0 0 0 0 0 0 0																					
<b>Inning Stats</b>	R: 0 E: 0 K: 0 S: 3	H: 0 LOB: 0 BB: 0 P: 3	R: 0 E: 0 K: 1 S: 5	H: 1 LOB: 0 BB: 0 P: 5	R: 0 E: 0 K: 2 S: 7	H: 0 LOB: 0 BB: 0 P: 7	R: 0 E: 0 K: 1 S: 5	H: 1 LOB: 0 BB: 0 P: 5	R: 2 E: 1 K: 1 S: 9	H: 4 LOB: 2 BB: 0 P: 9	R: 0 E: 0 K: 0 S: 3	H: 0 LOB: 0 BB: 0 P: 3	R: 0 E: 0 K: 0 S: 4	H: 1 LOB: 1 BB: 0 P: 4	R: 0 E: 0 K: 1 S: 5	H: 0 LOB: 0 BB: 0 P: 5	R: 0 E: 0 K: 2 S: 7	H: 0 LOB: 0 BB: 0 P: 7	1B: 7 2B: 1 3B: 0 HR: 0	SF: 0 SAC: 0 DP: 1 HBP: 0	WP: 0 PB: 0 SB: 0 CS: 2	PA: 32									
<b>PITCHER</b> Juan Marichal, R (1, 1) ERA: 3.86	IP 9.0	WLS W	BF 32	H 7	R 2	ER 2	SO 8	BB 0	IBB 0	HBP 0	BLK 0	WP 0	HR 0	S 48	P 48	ERA 2.00	WHIP 0.778														
											<b>PITCHER</b>	IP	WLS	BF	H	R	ER	SO	BB	IBB	HBP	BLK	WP	HR	S	P	ERA	WHIP			

Batter	1	2	3	4	5	6	7	8	9
Joey Amalfitano, R OBP: 0.361, SLG: 0.336 (1, 4)	0-0 F3		0-0 F2		0-3 K		0-0 1B		
Harvey Kuenn, R OBP: 0.327, SLG: 0.368 (1, 7)	0-3 K			0-0 F9		0-0 2B 1B	0-0 F5		
Matty Alou, L OBP: 0.361, SLG: 0.500 (1, 9)	0-0 4-3			0-0 1-3		0-0 1B 2B	0-0 1B		
Willie Mays, R OBP: 0.398, SLG: 0.601 (1, 8)		0-0 E 2B		4-0 WP BB		4-0 SH1-4 1B IBB	0-0 P6		
Orlando Cepeda, R OBP: 0.356, SLG: 0.590 (1, 3)		0-0 F7		0-3 K		0-0 SH1-4 1B	0-3 K		
Jim Davenport, R OBP: 0.340, SLG: 0.437 (1, 5)		0-3 K			0-0 F8	0-0 SH1-4	0-3 K		
John Orsino, R OBP: 0.310, SLG: 0.450 (1, 2)		0-3 K			0-0 F7	0-3 K	0-0 3B		
Jose Pagan, R OBP: 0.322, SLG: 0.349 (1, 6)			0-0 4-3		4-0 1B BB	4-0 IBB	0-0 6-3		
Juan Marichal, R OBP: 0.143, SLG: 0.089 (1, 1)			0-0 4-3		0-0 1B	0-0 6-3	0-3 K		

Inning Stats	R: 0	H: 0	E: 0	K: 1	S: 5	R: 1	H: 1	E: 1	K: 2	S: 8	R: 0	H: 0	E: 0	K: 0	S: 3	R: 0	H: 0	E: 0	K: 1	S: 5	R: 1	H: 1	E: 0	K: 1	S: 6	R: 2	H: 3	E: 0	K: 1	S: 8	R: 0	H: 2	E: 0	K: 2	S: 8	R: 0	H: 1	E: 0	K: 2	S: 8					
	0	0	0	1	5	1	1	1	2	8	0	0	0	0	3	0	0	0	1	9	1	1	0	6	10	2	3	0	1	16	0	2	0	1	7	0	1	0	2	8	0	1	0	1	8

PITCHER	IP	WLS	BF	H	R	ER	SO	BB	IBB	HBP	BLK	WP	HR	S	P	ERA	WHIP
Jim O'Toole, L ERA: 3.5 (1, 1)	7.0	L	32	7	4	3	7	2	2	0	0	1	0	42	58	3.86	1.286
Sherman Jones, R ERA: 3.89 (8, 1)	1.0		4	1	0	0	2	0	0	0	0	0	0	8	8	0.00	1.000

AB R H RBI BB SO LOB

4	0	1	0	0	1	1
4	1	1	0	0	1	1
4	1	2	0	0	0	0
2	1	1	0	2	0	2
4	0	1	2	0	2	4
3	0	0	0	0	2	0
4	0	1	0	0	2	2
2	1	0	0	2	0	1
4	0	1	1	0	1	4

AB	R	H	RBI	BB	SO	LOB
31	4	8	3	4	9	15



**Cincinnati Reds @ San Francisco Giants**  
 Candlestick Park, San Francisco, CA  
 Fri Aug 11 1961, 10:05 PM EDT  
 Att. 22,932 - Unknown

livebaseballscorecards.com

WP	PA
1	36

Batter	1	2	3	4	5	6	7	8	9	AB R H RBI BB SO LOB	TOP											
Elio Chacon, R (1, 4) OBP: 0.431, SLG: 0.396	0-0 5-3		0-0 6-3		0-0 4-3			0-0 P5		4 0 0 0 0 0 2	<p>Cincinnati Reds @ San Francisco Giants</p> <p>Candlestick Park, San Francisco, CA</p> <p>Sat Aug 12 1961, 6:33 AM EDT</p> <p>Att: 22,845 - Unknown</p> <p>livebaseballscorecards.com</p>											
Eddie Kasko, R (1, 6) OBP: 0.318, SLG: 0.327	0-0 5-3		4-0 1B BB			0-0 6-3		0-0 1-2 HR 1B		3 1 1 0 1 0 0												
Vada Pinson, L (1, 8) OBP: 0.369, SLG: 0.487	0-0 2B		0-0 1-2 3-H 1B			0-0 S 1B		0-0 1-H 2-H HR		4 1 4 4 0 0 0												
Frank Robinson, R (1, 9) OBP: 0.408, SLG: 0.647	0-0 4-3		0-0 5-3			0-3 K		0-0 G1-6-3 1B		4 0 1 0 0 1 4												
Gus Bell, L (1, 7) OBP: 0.301, SLG: 0.357		0-0 P6		0-0 4-3		0-0 F7		0-0 G1-6-3 1-2f		4 0 0 0 0 0 2												
Gordy Coleman, L (1, 3) OBP: 0.341, SLG: 0.520		0-3 K		0-0 F8			0-0 4-3		0-0 P6	4 0 0 0 0 1 0												
Gene Freese, R (1, 5) OBP: 0.323, SLG: 0.492		0-0 F8		0-0 1-3			0-0 F7		0-0 5-3	4 0 0 0 0 0 0												
Johnny Edwards, L (1, 2) OBP: 0.296, SLG: 0.282			0-0 BLK SH2-4 1B 1B		0-0 F7		0-0 F8		0-3 K	4 1 1 0 0 1 0												
Bob Purkey, R (1, 1) OBP: 0.125, SLG: 0.161			0-0 SH2-4		0-0 F7			0-0 1B HR 1B		1 0 0 0 0 1 0												
Jim Brosnan, R (7, 1) OBP: 0.167, SLG: 0.091					0-3 K					0 0 0 0 0 0 0												
Don Blasingame, L (8, PH) OBP: 0.293, SLG: 0.287										1 1 1 0 0 0 0												
Bill Henry, L (8, 1)										0 0 0 0 0 0 0												
<b>Inning Stats</b>	R: 0 E: 0 K: 0 S: 4	H: 1 LOB: 1 BB: 0 P: 4	R: 0 E: 0 K: 1 S: 5	H: 0 LOB: 0 BB: 0 P: 5	R: 1 E: 0 K: 0 S: 5	H: 2 LOB: 2 BB: 1 P: 9	R: 0 E: 0 K: 0 S: 3	H: 0 LOB: 0 BB: 0 P: 3	R: 0 E: 0 K: 1 S: 5	H: 0 LOB: 0 BB: 0 P: 5	R: 0 E: 0 K: 1 S: 6	H: 1 LOB: 1 BB: 0 P: 6	R: 0 E: 0 K: 0 S: 3	H: 0 LOB: 0 BB: 0 P: 3	R: 3 E: 0 K: 0 S: 6	H: 4 LOB: 0 BB: 0 P: 6	R: 0 E: 0 K: 1 S: 5	H: 0 LOB: 0 BB: 0 P: 5	1B: 6 2B: 1 3B: 0 HR: 1	SF: 0 SAC: 1 DP: 1 HBP: 0	WP: 0 PB: 0 SB: 1 CS: 0	PA: 35
<b>PITCHER</b>	IP WLS BF H R ER SO BB IBB HBP BLK WP HR S P ERA WHIP																					
Jack Sanford, R (1, 1) ERA: 3.41	7.1 W 31 8 4 4 3 1 0 0 0 0 0 1 36 40 4.91 1.227																					
Stu Miller, R (8, 1) ERA: 2.65	1.2 S 4 0 0 0 1 0 0 0 0 0 0 0 6 6 0.00 0.000																					

AB	33
R	4
H	8
RBI	4
BB	1
SO	4
LOB	8



BOTTOM

Cincinnati Reds @ San Francisco Giants  
Candlestick Park, San Francisco, CA

Sat Aug 12 1961, 6:33 AM EDT  
Att. 22,845 - Unknown

livebaseballscorecards.com

AB	32
R	5
H	7
RBI	6
BB	4
SO	2
LOB	10

WP: 0	PA: 36
PB: 0	SB: 1
CS: 0	



AB R H RBI BB SO LOB

4	1	1	0	0	0	0	
4	0	1	0	0	0	2	
4	0	1	0	0	0	3	
2	2	1	3	2	0	0	
4	1	1	2	0	1	2	
4	0	1	1	0	0	0	
4	0	1	0	0	0	0	
2	0	0	0	0	0	0	
1	0	0	0	1	0	0	
2	1	0	0	1	1	1	
1	0	0	0	0	0	2	
1B: 2	SF: 0	2B: 2	SAC: 0	3B: 0	DP: 0	HR: 3	HBP: 0

Batter	1	2	3	4	5	6	7	8	9
Joey Amalfitano, R (1, 4) OBP: 0.359, SLG: 0.339	0-0 F8 ①		0-0 HR 2B 1-3		0-0 F8 ②		0-0 6-3 ①		
Harvey Kuenn, R (1, 7) OBP: 0.327, SLG: 0.367	0-0 F9 ②		0-0 G3 ①		0-0 1B		0-0 F8 ②		
Matty Alou, L (1, 9) OBP: 0.358, SLG: 0.493	0-0 1B S		0-0 5-3 ②		0-0 G3 ③		0-0 P5 ③		
Willie Mays, R (1, 8) OBP: 0.401, SLG: 0.608	4-0 1-2 BB		0-0 HR 2-H 3-H		4-0 HR BB		0-0 B1 ①		
Orlando Cepeda, R (1, 3) OBP: 0.355, SLG: 0.594	0-0 F5 ③		0-0 F8 ③		0-0 HR 1-H		0-3 K ②		
Ed Bailey, L (1, 2) OBP: 0.353, SLG: 0.442		0-0 3-1 ①		0-0 3-1 ①		0-0 F9 ①		0-0 HR	
Jim Davenport, R (1, 5) OBP: 0.338, SLG: 0.438		0-0 P6 ②		0-0 5-3 ②		0-0 F7 ②		0-0 2B	
Jose Pagan, R (1, 6) Ernie Bowman, R (6, 6) OBP: 0.320, SLG: 0.347 OBP: 0.231, SLG: 0.167		0-0 1-3 ③		0-0 F7 ③		0-0 E4		4-0 BB	
Jack Sanford, R (1, 1) Stu Miller, R (8, 1) OBP: 0.176, SLG: 0.354 OBP: 0.313, SLG: 0.154			4-0 2B HR BB		0-0 F8 ① S S S	0-3 K ③	0-0 F3 ③		

Inning Stats	R: 0	H: 1	E: 0	LOB: 2	K: 0	BB: 1	S: 4	P: 8	R: 0	H: 0	E: 0	LOB: 0	K: 0	BB: 0	S: 3	R: 3	H: 2	E: 0	LOB: 0	K: 0	BB: 1	S: 5	R: 0	H: 0	E: 0	LOB: 0	K: 0	BB: 0	S: 3	R: 0	H: 1	E: 0	LOB: 1	K: 0	BB: 0	S: 4	R: 2	H: 1	E: 1	LOB: 1	K: 1	BB: 1	S: 7	R: 0	H: 0	E: 0	LOB: 0	K: 0	BB: 0	S: 3	R: 1	H: 2	E: 0	LOB: 2	K: 1	BB: 1	S: 7
--------------	------	------	------	--------	------	-------	------	------	------	------	------	--------	------	-------	------	------	------	------	--------	------	-------	------	------	------	------	--------	------	-------	------	------	------	------	--------	------	-------	------	------	------	------	--------	------	-------	------	------	------	------	--------	------	-------	------	------	------	------	--------	------	-------	------

PITCHER	IP	WLS	BF	H	R	ER	SO	BB	IBB	HBP	BLK	WP	HR	S	P	ERA	WHIP
Bob Purkey, R (1, 1) ERA: 3.82	6.0	L	27	5	5	5	1	3	0	0	0	0	2	26	38	7.50	1.333
Jim Brosnan, R (7, 1) ERA: 2.75	1.0		3	0	0	0	0	0	0	0	0	0	0	3	3	0.00	0.000
Bill Henry, L (8, 1) ERA: 2.84	1.0		6	2	1	1	1	1	0	0	0	0	1	7	11	9.00	3.000

WP	HR	S	P	ERA	WHIP
0	0	0	0	0	0

Batter	1	2	3	4	5	6	7	8	9	AB R H RBI BB SO LOB	TOP
Elio Chacon, R (1, 4) OBP: 0.426, SLG: 0.411 Jerry Lynch, L (7, PH) OBP: 0.421, SLG: 0.680 Johnny Edwards, L (7, 2) OBP: 0.293, SLG: 0.279	0-0 F3		0-0 F8		0-0 2B		0-0 1B 1B		0-0 4-3	3 0 1 0 0 0 0 1 0 1 1 0 0 0 1 0 0 0 0 0 0	<b>Cincinnati Reds @ San Francisco Giants</b> Candlestick Park, San Francisco, CA Sun Aug 13 1961, 6:33 AM EDT Att: 29,559 - Unknown
Eddie Kasko, R (1, 6) OBP: 0.319, SLG: 0.330	0-0 F7		0-0 2B		0-3 K	0-3 K	0-3 K	0-0 G3 1B	5 1 2 0 0 2 2		
Vada Pinson, L (1, 8) OBP: 0.369, SLG: 0.493	0-0 HR		0-3 K		0-0 F5	0-0 1B	0-0 1B	0-0 G3	5 1 2 2 0 1 2		
Frank Robinson, R (1, 9) OBP: 0.408, SLG: 0.643	0-0 P5			0-0 6-3	0-0 P3	0-0 IBB		4-0 1B 2B IBB	3 1 0 0 2 0 0		
Gene Freese, R (1, 5) OBP: 0.324, SLG: 0.491		0-3 K		0-0 F9		0-0 HR 1B	0-0 P6	0-0 2B 1B	5 2 2 1 0 1 3		
Wally Post, R (1, 7) OBP: 0.353, SLG: 0.573		0-0 6-3		0-0 P4		0-0 HR	0-0 F2	0-0 2B	5 1 2 4 0 0 0		
Gordy Coleman, L (1, 3) OBP: 0.339, SLG: 0.516		0-0 1B		0-0 F5		0-0 F8	0-0 4-3	0-0 5-3	5 0 1 0 0 0 1		
Jerry Zimmerman, R (1, 2) OBP: 0.257, SLG: 0.233 Don Blasingame, L (7, PR) OBP: 0.294, SLG: 0.289 (7, 4)		0-0 1-3		0-0 F8		0-0 1B 1B	0-0 1B		3 0 1 0 0 0 1 1 1 1 0 0 0 0		
Ken Johnson, R (1, 1) OBP: 0.333, SLG: 0.333 Bill Henry, L (7, 1)		0-3 K		0-0 2B 1B		0-0 E6 1B 1B	0-0 1-3		3 1 2 0 0 1 0 1 0 0 0 0 0 1		
<b>Inning Stats</b>	R: 1 H: 1 E: 0 LOB: 0 K: 0 BB: 0 S: 4 P: 4	R: 0 H: 1 E: 0 LOB: 1 K: 1 BB: 0 S: 6 P: 6	R: 0 H: 1 E: 0 LOB: 1 K: 2 BB: 0 S: 8 P: 8	R: 0 H: 0 E: 0 LOB: 0 K: 0 BB: 0 S: 3 P: 3	R: 0 H: 2 E: 0 LOB: 2 K: 0 BB: 0 S: 4 P: 4	R: 0 H: 0 E: 0 LOB: 0 K: 1 BB: 0 S: 5 P: 5	R: 4 H: 6 E: 1 LOB: 3 K: 1 BB: 1 S: 11 P: 15	R: 0 H: 1 E: 0 LOB: 1 K: 0 BB: 0 S: 4 P: 4	R: 3 H: 3 E: 0 LOB: 1 K: 0 BB: 1 S: 6 P: 10	1B: 10 SF: 0 2B: 3 SAC: 0 3B: 0 DP: 0 HR: 2 HBP: 0	
<b>PITCHER</b>	IP WLS BF H R ER SO BB IBB HBP BLK WP HR S P ERA WHIP										
Mike McCormick, L (1, 1) ERA: 3.2	6.1 L 27 9 5 5 4 0 0 0 0 0 0 2 35 35 7.11 1.421										
Sam Jones, R (7, 1) ERA: 4.73	0.2 5 2 0 0 1 0 1 0 0 0 0 0 6 10 0.00 3.000										
Stu Miller, R (8, 1) ERA: 2.93	2.0 11 4 3 3 0 0 0 1 0 0 0 0 10 14 13.50 2.000										

livebaseballscores.com

<b>AB</b>	41
<b>R</b>	8
<b>H</b>	15
<b>RBI</b>	8
<b>BB</b>	2
<b>SO</b>	5
<b>LOB</b>	10



Batter	1	2	3	4	5	6	7	8	9	AB	R	H	RBI	BB	SO	LOB
Joey Amalfitano, R (1, 4) OBP: 0.354, SLG: 0.333	0-0 F8		0-0 F9		0-0 F8			0-0 5-3		4	0	0	0	0	0	2
Harvey Kuenn, R (1, 7) OBP: 0.326, SLG: 0.365	0-0 6-3		0-0 1B			0-0 6-3		0-0 1-3		4	0	1	1	0	0	0
Matty Alou, L (1, 9) OBP: 0.356, SLG: 0.493	0-0 2B		0-0 1-3			0-0 6-3		0-3 K		4	0	1	0	0	1	1
Willie Mays, R (1, 8) OBP: 0.400, SLG: 0.605	0-0 6-3			0-0 5-3		0-3 K		0-0 G6-4-3 1B		4	0	1	0	0	1	1
Orlando Cepeda, R (1, 3) OBP: 0.352, SLG: 0.588		0-0 6-3		0-0 5-3			0-3 K		0-0 G6-4-3 1B	4	0	0	0	0	1	1
Ed Bailey, L (1, 2) OBP: 0.352, SLG: 0.443		0-0 P3		0-0 F7			0-0 2B		0-0 F2	4	0	1	0	0	0	0
Jim Davenport, R (1, 5) OBP: 0.338, SLG: 0.437		0-0 F3			0-0 F8		0-0 1B			3	0	1	0	0	0	0
Ernie Bowman, R (1, 6) OBP: 0.267, SLG: 0.214			0-0 SH3-4 1B		0-3 K		4-0 BB			2	1	1	0	0	1	0
Willie McCovey, L (7, PH) OBP: 0.320, SLG: 0.423										0	0	0	0	1	0	0
Eddie Bressoud, R (8, 6) OBP: 0.317, SLG: 0.422										0	0	0	0	0	0	0
Mike McCormick, L (1, 1) OBP: 0.222, SLG: 0.196			0-0 SH3-4		0-0 1B		0-3 K			1	0	1	0	0	0	0
Sam Jones, R (7, 1) OBP: 0.176, SLG: 0.212										0	0	0	0	0	0	0
Jim Marshall, L (7, PH) OBP: 0.278, SLG: 0.333										0	0	0	0	0	0	0
Felipe Alou, R (7, PH) OBP: 0.322, SLG: 0.437			1-2							1	0	0	0	0	1	2
Stu Miller, R (8, 1) OBP: 0.313, SLG: 0.154										0	0	0	0	0	0	0

Inning Stats	R: 0	H: 1	E: 0	LOB: 1	K: 0	BB: 0	S: 4	P: 4	R: 0	H: 0	E: 0	LOB: 0	K: 0	BB: 0	S: 3	P: 3	R: 1	H: 2	E: 0	LOB: 1	K: 0	BB: 0	S: 5	P: 5	R: 0	H: 0	E: 0	LOB: 0	K: 0	BB: 0	S: 3	P: 3	R: 0	H: 1	E: 0	LOB: 1	K: 1	BB: 0	S: 6	P: 6	R: 0	H: 0	E: 0	LOB: 0	K: 1	BB: 0	S: 5	P: 5	R: 0	H: 2	E: 0	LOB: 2	K: 2	BB: 1	S: 8	P: 12	R: 0	H: 0	E: 0	LOB: 0	K: 1	BB: 0	S: 5	P: 5	R: 0	H: 1	E: 0	LOB: 0	K: 0	BB: 0	S: 3	P: 3	1B: 5	SF: 0	2B: 2	SAC: 1	3B: 0	DP: 1	HR: 0	HBP: 0	WP: 0	PA: 33
--------------	------	------	------	--------	------	-------	------	------	------	------	------	--------	------	-------	------	------	------	------	------	--------	------	-------	------	------	------	------	------	--------	------	-------	------	------	------	------	------	--------	------	-------	------	------	------	------	------	--------	------	-------	------	------	------	------	------	--------	------	-------	------	-------	------	------	------	--------	------	-------	------	------	------	------	------	--------	------	-------	------	------	-------	-------	-------	--------	-------	-------	-------	--------	-------	--------

PITCHER	IP	WLS	BF	H	R	ER	SO	BB	IBB	HBP	BLK	WP	HR	S	P	ERA	WHIP
Ken Johnson, R (1, 1) ERA: 4.4	6.2	W	26	6	1	1	3	1	0	0	0	0	0	31	35	1.35	1.050
Bill Henry, L (7, 1) ERA: 2.68	2.1	S	7	1	0	0	2	0	0	0	0	0	0	11	11	0.00	0.429

**BOTTOM**

**Cincinnati Reds @ San Francisco Giants**  
Candlestick Park, San Francisco, CA

Sun Aug 13 1961, 6:33 AM EDT  
Att. 29,559 - Unknown

<b>AB</b>	<b>31</b>
<b>R</b>	<b>1</b>
<b>H</b>	<b>7</b>
<b>RBI</b>	<b>1</b>
<b>BB</b>	<b>1</b>
<b>SO</b>	<b>5</b>
<b>LOB</b>	<b>7</b>



WP	PA
0	33

Batter	1	2	3	4	5	6	7	8	9	AB R H RBI BB SO LOB	TOP
<b>Elio Chacon, R</b> (1, 4) OBP: 0.417, SLG: 0.390 <b>Don Blasingame, L</b> (8, PH) OBP: 0.294, SLG: 0.288 (8, 4)	4-2  BB		0-3  K		3-2  F8	2-0  L5		2-1  4-3		3 0 0 0 1 1 2 1 0 0 0 0 0 0	<b>Cincinnati Reds @ Los Angeles Dodgers</b> <b>Los Angeles Memorial Coliseum, Los Angeles, CA</b> Tue Aug 15 1961, 10:05 PM EDT Att: 47,515 - Unknown <a href="http://livebaseballscorecards.com">livebaseballscorecards.com</a>
<b>Eddie Kasko, R</b> (1, 6) OBP: 0.326, SLG: 0.337	1-2  WP 1B		3-2  1B		1-1  1B 2B	1-2  1B		1-0  F4		5 1 4 1 0 0 0	
<b>Vada Pinson, L</b> (1, 8) OBP: 0.368, SLG: 0.489	3-3  K		1-3  K		1-1  1B 2B	0-0  P5		0-3  K		5 1 1 0 0 3 5	
<b>Frank Robinson, R</b> (1, 9) OBP: 0.410, SLG: 0.644	1-2  FC5-2-5 WP			2-1  1B 6-3	3-2  WP 2B		4-2  2B HBP		2-2  F8	4 1 2 2 0 0 2	
<b>Gene Freese, R</b> (1, 5) OBP: 0.320, SLG: 0.485	1-2  P6			1-2  6-3	1-1  F3		2-0  F8		1-2  F4	5 0 0 0 0 0 5	
<b>Wally Post, R</b> (1, 7) OBP: 0.353, SLG: 0.583 <b>Jerry Lynch, L</b> (7, PH) OBP: 0.422, SLG: 0.687 (7, 7)		0-3  K		0-1  2-3		0-0  HR	2-2  2B		1-0  F9	3 1 1 1 0 1 1 2 0 1 1 0 0 0	
<b>Gordy Coleman, L</b> (1, 3) OBP: 0.343, SLG: 0.514		3-2  4-3		4-2  BB	4-2  1B BB E		4-0  IBB			1 1 0 0 3 0 0	
<b>Darrell Johnson, R</b> (1, 2) OBP: 0.261, SLG: 0.231		1-0  6-3		1-0  1-3	0-0  E6 1B		0-3  K			4 0 0 0 0 1 5	
<b>Joey Jay, S</b> (1, 1) OBP: 0.113, SLG: 0.143			0-3  K		0-3  K	0-1  B5		2-2  5-3		4 0 0 0 0 2 4	
<b>Inning Stats</b>	R: 0 H: 1 E: 0 LOB: 2 K: 1 BB: 1 S: 20 P: 30	R: 0 H: 0 E: 0 LOB: 0 K: 1 BB: 0 S: 8 P: 12	R: 0 H: 1 E: 0 LOB: 1 K: 3 BB: 0 S: 12 P: 16	R: 0 H: 1 E: 0 LOB: 2 K: 0 BB: 1 S: 12 P: 20	R: 2 H: 3 E: 0 LOB: 1 K: 1 BB: 0 S: 15 P: 24	R: 2 H: 2 E: 1 LOB: 2 K: 0 BB: 1 S: 12 P: 19	R: 1 H: 1 E: 0 LOB: 2 K: 1 BB: 1 S: 15 P: 29	R: 0 H: 0 E: 0 LOB: 0 K: 1 BB: 0 S: 6 P: 9	R: 0 H: 0 E: 0 LOB: 0 K: 0 BB: 0 S: 7 P: 11	1B: 6 SF: 0 2B: 2 SAC: 0 3B: 0 DP: 0 HR: 1 HBP: 1	WP: 2 PA: 42 PB: 0 SB: 0 CS: 0
<b>PITCHER</b> <b>Sandy Koufax, L</b> (1, 1) ERA: 3.41 <b>Turk Farrell, R</b> (7, 1) ERA: 4.64 <b>Roger Craig, R</b> (8, 1) ERA: 5.84	IP WLS BF H R ER SO BB IBB HBP BLK WP HR S P ERA WHIP 6.0 L 31 8 5 4 6 3 0 1 0 2 1 82 128 6.00 1.833					<b>PITCHER</b> IP WLS BF H R ER SO BB IBB HBP BLK WP HR S P ERA WHIP					

**Cincinnati Reds @ Los Angeles Dodgers**  
**Los Angeles Memorial Coliseum, Los Angeles, CA**  
 Tue Aug 15 1961, 10:05 PM EDT  
 Att: 47,515 - Unknown

<b>AB</b>	<b>37</b>
<b>R</b>	<b>5</b>
<b>H</b>	<b>9</b>
<b>RBI</b>	<b>5</b>
<b>BB</b>	<b>4</b>
<b>SO</b>	<b>8</b>
<b>LOB</b>	<b>24</b>





Batter	1	2	3	4	5	6	7	8	9	AB	R	H	RBI	BB	SO	LOB
Maury Wills, S OBP: 0.372, SLG: 0.363 (1, 6)	4-1 1B BB	3-2 6-3 1-2		0-1 6-3			0-1 F7		0-2 F7	4	1	0	0	1	0	3
Jim Gilliam, S OBP: 0.368, SLG: 0.367 (1, 5) (9, 4)	2-2 1B 1-2 1B		2-1 3-1		1-2 6-3		2-2 L8		0-1 FC6-4 1-2f	5	1	1	0	0	0	2
Duke Snider, L OBP: 0.361, SLG: 0.497 (1, 8)	1-1 G4-6-3 1-3 2-H 1B		4-2 1B S BB		2-2 6-3		0-0 1B		0-2 4-3	4	0	2	1	1	0	1
Wally Moon, L OBP: 0.450, SLG: 0.545 (1, 9)	2-1 G4-6-3 1-2 3-H 1B		0-3 K		0-0 6-3			4-1 1B BB		3	0	1	1	1	1	1
Frank Howard, R OBP: 0.362, SLG: 0.531 (1, 7)	G4-6-3 1-2f 2-3		4-2 1B BB		2-1 6-3		1-3 K			3	0	0	0	1	1	3
John Roseboro, L OBP: 0.340, SLG: 0.476 (1, 2)	0-0 P6		0-0 1-2 2-3 1B		0-2 F9		0-2 S 1-3 1B			4	0	2	0	0	0	1
Norm Larker, L OBP: 0.327, SLG: 0.398 Willie Davis, L OBP: 0.328, SLG: 0.481 Gil Hodges, R OBP: 0.324, SLG: 0.395 (1, 3) (8, PR) (9, 3)		4-0 FC5-4 BB	2-0 F9		2-2 4-3		4-1 FC6-4 1-2 BB			2	0	0	0	2	0	3
Charlie Neal, R OBP: 0.301, SLG: 0.359 Tommy Davis, R OBP: 0.344, SLG: 0.455 (1, 4) (8, PH) (9, 5)		1-0 FC5-4 S 1-2f		1-1 5-3		1-1 F8		0-0 FC6-4 1-2f		3	0	0	0	0	0	1
Sandy Koufax, R OBP: 0.159, SLG: 0.054 Turk Farrell, R OBP: 0.071, SLG: 0.071 Ron Fairly, L OBP: 0.418, SLG: 0.508 Roger Craig, R OBP: 0.192, SLG: 0.125 Bob Aspromonte, R OBP: 0.300, SLG: 0.250 (1, 1) (7, 1) (7, PH) (8, 1) (9, PH)		1-3 K	2-1 9-3		4-2 BB			4-0 FC6-4 BB		2	0	0	0	0	1	1

Inning Stats	R: 2	H: 3	E: 0	K: 10	S: 10	LOB: 1	BB: 1	P: 21	R: 0	H: 0	E: 0	K: 1	S: 9	LOB: 1	BB: 1	P: 18	R: 0	H: 1	E: 0	K: 1	S: 14	LOB: 3	BB: 2	P: 26	R: 0	H: 0	E: 0	K: 0	S: 6	LOB: 0	BB: 0	P: 9	R: 0	H: 0	E: 0	K: 0	S: 8	LOB: 0	BB: 0	P: 11	R: 0	H: 0	E: 0	K: 0	S: 8	LOB: 0	BB: 0	P: 12	R: 0	H: 0	E: 0	K: 0	S: 10	LOB: 1	BB: 1	P: 17	R: 0	H: 2	E: 0	K: 1	S: 10	LOB: 3	BB: 2	P: 19	R: 0	H: 0	E: 0	K: 0	S: 8	LOB: 1	BB: 1	P: 12	1B: 6	2B: 0	3B: 0	HR: 0	SF: 0	SAC: 0	DP: 1	HBP: 0	WP: 0	PB: 0	SB: 3	CS: 0	PA: 39
--------------	------	------	------	-------	-------	--------	-------	-------	------	------	------	------	------	--------	-------	-------	------	------	------	------	-------	--------	-------	-------	------	------	------	------	------	--------	-------	------	------	------	------	------	------	--------	-------	-------	------	------	------	------	------	--------	-------	-------	------	------	------	------	-------	--------	-------	-------	------	------	------	------	-------	--------	-------	-------	------	------	------	------	------	--------	-------	-------	-------	-------	-------	-------	-------	--------	-------	--------	-------	-------	-------	-------	--------

PITCHER	IP	WLS	BF	H	R	ER	SO	BB	IBB	HBP	BLK	WP	HR	S	P	ERA	WHIP
Joey Jay, R ERA: 3.15 (1, 1)	9.0	W	39	6	2	2	3	8	0	0	0	0	0	83	145	2.00	1.556

**BOTTOM**

**Cincinnati Reds @ Los Angeles Dodgers**  
Los Angeles Memorial Coliseum, Los Angeles, CA

Tue Aug 15 1961, 10:05 PM EDT  
Att. 47,515 - Unknown

<b>AB</b>	<b>31</b>
<b>R</b>	<b>2</b>
<b>H</b>	<b>6</b>
<b>RBI</b>	<b>2</b>
<b>BB</b>	<b>8</b>
<b>SO</b>	<b>3</b>
<b>LOB</b>	<b>19</b>

[livebaseballscorecards.com](http://livebaseballscorecards.com)

Batter	1	2	3	4	5	6	7	8	9	AB R H RBI BB SO LOB	TOP											
<b>Eddie Kasko, R</b> (1, 6) OBP: 0.327, SLG: 0.338	1-2 3B 1B	2-2 1B		0-1 E6			1-2 F2		2-0 1-6-3	5 1 2 0 0 0 0	<b>Cincinnati Reds @ Los Angeles Dodgers</b> <b>Los Angeles Memorial Coliseum, Los Angeles, CA</b> Wed Aug 16 1961, 10:05 PM EDT Unknown <a href="http://livebaseballscorecards.com">livebaseballscorecards.com</a>											
<b>Don Blasingame, L</b> (1, 4) OBP: 0.293, SLG: 0.292	2-2 1B 3B	1-1 4-3		3-3 K			0-0 F8		3-2 F6	5 1 1 1 0 1 2												
<b>Vada Pinson, L</b> (1, 8) OBP: 0.371, SLG: 0.493 <b>Elio Chacon, R</b> (7, PR) OBP: 0.411, SLG: 0.383	0-0 F8 HBP E 1B		0-0 HR 2B				2-2 BB WP HBP		3-2 6-3	3 2 2 1 0 0 0 1 0 0 0 0 0 0												
<b>Frank Robinson, R</b> (1, 9) OBP: 0.412, SLG: 0.650	1-0 3-1 WP HBP		1-1 HR				4-2 BB IBB			2 2 1 2 1 0 0												
<b>Gordy Coleman, L</b> (1, 3) OBP: 0.344, SLG: 0.512	2-0 F8 2-3		4-2 G5-4-3 BB				4-2 BB			2 0 0 0 2 1 2												
<b>Gus Bell, L</b> (1, 7) OBP: 0.300, SLG: 0.356 <b>Wally Post, R</b> (3, PH) OBP: 0.349, SLG: 0.575	1-2 3-1 1-3 3-H		1-2 G5-4-3 1-2f				2-1 L7		0-0 P4	1 0 0 0 0 0 1 3 0 0 0 0 0 4												
<b>Gene Freese, R</b> (1, 5) OBP: 0.320, SLG: 0.483	2-1 4-3 3-H		0-0 6-3				1-1 FC4-6 1B		2-2 F8	4 0 1 0 0 0 0												
<b>Johnny Edwards, L</b> (1, 2) OBP: 0.282, SLG: 0.267		0-2 4-3		2-3 K			1-1 FC4-6 1-2f		2-3 K	4 0 0 0 0 2 1												
<b>Bob Purkey, R</b> (1, 1) OBP: 0.118, SLG: 0.152		2-3 K		0-3 K			1-1 L5		1-3 K	4 0 0 0 0 3 1												
<b>Inning Stats</b>	R: 4 E: 0 K: 0 S: 15	H: 3 LOB: 0 BB: 0 P: 24	R: 0 E: 0 K: 1 S: 11	H: 1 LOB: 1 BB: 0 P: 16	R: 2 E: 0 K: 0 S: 10	H: 2 LOB: 0 BB: 1 P: 16	R: 0 E: 1 K: 3 S: 12	H: 0 LOB: 1 BB: 0 P: 17	R: 0 E: 0 K: 1 S: 6	H: 0 LOB: 0 BB: 0 P: 7	R: 0 E: 0 K: 0 S: 8	H: 1 LOB: 1 BB: 0 P: 13	R: 0 E: 0 K: 0 S: 12	H: 0 LOB: 3 BB: 2 P: 23	R: 0 E: 0 K: 2 S: 9	H: 0 LOB: 0 BB: 0 P: 14	R: 0 E: 0 K: 0 S: 7	H: 0 LOB: 0 BB: 0 P: 15	1B: 4 2B: 1 3B: 1 HR: 1	SF: 0 SAC: 0 DP: 1 HBP: 2	WP: 2 PB: 0 SB: 1 CS: 0	PA: 39
<b>PITCHER</b>	IP WLS BF H R ER SO BB IBB HBP BLK WP HR S P ERA WHIP												<b>PITCHER</b>	IP WLS BF H R ER SO BB IBB HBP BLK WP HR S P ERA WHIP								
<b>Larry Sherry, R</b> (1, 1) ERA: 3.82	2.0 L 13 6 6 6 1 0 0 1 0 0 1 1 29 44 27.00 3.000																					
<b>Ron Perranoski, L</b> (3, 1) ERA: 2.77	4.0 14 1 0 0 4 1 0 0 0 0 0 0 33 49 0.00 0.500																					
<b>Stan Williams, R</b> (7, 1) ERA: 3.86	2.0 9 0 0 0 2 1 1 1 0 1 0 21 37 0.00 0.500																					
<b>Jim Golden, R</b> (9, 1) ERA: 6.32	1.0 3 0 0 0 0 0 0 0 0 0 0 7 15 0.00 0.000																					



Batter	1	2	3	4	5	6	7	8	9	AB R H RBI BB SO LOB
Maury Wills, S OBP: 0.369, SLG: 0.360 (1, 6)	0-1 1-3		1-1 G3			3-2 4-3		1-1 4-3		4 0 0 0 0 0 1
Jim Gilliam, S OBP: 0.367, SLG: 0.366 (1, 4)	2-2 4-3		0-0 4-3			1-0 1B			1-3 K	4 0 1 0 0 1 0
Duke Snider, L OBP: 0.353, SLG: 0.484 (1, 9)	1-1 L9				0-0 F4	0-3 K			2-3 K	4 0 0 0 0 2 1
Wally Moon, L OBP: 0.446, SLG: 0.539 (1, 7)		0-0 4-3			0-1 4-3				3-2 4-3	4 0 0 0 0 1 0
Tommy Davis, R OBP: 0.341, SLG: 0.451 (1, 8)		3-2 6-3			0-2 F4				0-3 K	3 0 0 0 0 1 0
John Roseboro, L OBP: 0.340, SLG: 0.475 (1, 2)		0-2 1B			1-1 F4				1-1 1-3	3 0 1 0 0 0 0
Norm Larker, L OBP: 0.327, SLG: 0.397 (1, 3)		1-1 1B			1-1 G3				1-2 4-3	3 0 1 0 0 0 0
Daryl Spencer, R OBP: 0.344, SLG: 0.395 (1, 5)		3-1 F6			1-1 F8				0-0 1B	3 0 1 0 0 0 2
Larry Sherry, R OBP: 0.333, SLG: 0.200 (1, 1)			2-3 K			1-3 K			2-2 3-1	0 0 0 0 0 0 0
Ron Perfanoski, L OBP: 0.250, SLG: 0.100 (3, 1)									1-2 1B	1 0 0 0 0 0 1 0
Bob Aspromonte, R OBP: 0.293, SLG: 0.243 (6, PH)										1 0 0 0 0 0 1 0
Stan Williams, R OBP: 0.210, SLG: 0.175 (7, 1)										0 0 0 0 0 0 0 0
Ron Fairly, L OBP: 0.446, SLG: 0.504 (8, PH)										1 0 0 0 0 0 0 1
Jim Golden, L OBP: 0.210, SLG: 0.175 (9, 1)										0 0 0 0 0 0 0 0

Inning Stats	R: 0	H: 0	E: 0	K: 0	S: 7	R: 0	H: 2	E: 0	K: 0	S: 13	R: 0	H: 0	E: 0	K: 1	S: 6	R: 0	H: 0	E: 0	K: 0	S: 6	R: 0	H: 0	E: 0	K: 0	S: 6	R: 0	H: 1	E: 0	K: 2	S: 14	R: 0	H: 0	E: 0	K: 2	S: 8	R: 0	H: 1	E: 0	K: 0	S: 10	R: 0	H: 0	E: 0	K: 2	S: 9	1B: 4	2B: 0	3B: 0	HR: 0	SF: 0	SAC: 0	DP: 0	HBP: 0	WP: 0	PB: 0	SB: 0	CS: 0	PA: 31
PITCHER Bob Purkey, R ERA: 3.64 (1, 1)	IP	WLS	BF	H	R	ER	SO	BB	IBB	HBP	BLK	WP	HR	S	P	ERA	WHIP																																									

**BOTTOM**

**Cincinnati Reds @ Los Angeles Dodgers**  
**Los Angeles Memorial Coliseum, Los Angeles, CA**

Wed Aug 16 1961, 10:05 PM EDT  
Unknown

<b>AB</b>	<b>31</b>
<b>R</b>	<b>0</b>
<b>H</b>	<b>4</b>
<b>RBI</b>	<b>0</b>
<b>BB</b>	<b>0</b>
<b>SO</b>	<b>7</b>
<b>LOB</b>	<b>5</b>

[livebaseballscorecards.com](http://livebaseballscorecards.com)

Batter	1	2	3	4	5	6	7	8	9	AB R H RBI BB SO LOB	TOP	
Elio Chacon, R OBP: 0.410, SLG: 0.375 (1, 4)	2-2 F9		4-1 BB		2-0 4-3		1-3 K		0-0 1B 1B	4 1 1 0 1 1 1		
Eddie Kasko, R OBP: 0.327, SLG: 0.342 (1, 6)	1-1 F8		3-2 F9			2-2 F8		1-0 HR 2B	1-0 1B 1B	5 2 2 0 0 0 1		
Gus Bell, L OBP: 0.295, SLG: 0.349 Vada Pinson, L OBP: 0.372, SLG: 0.494 (1, 9) (8, 8)	1-3 K		0-1 G3			0-0 F6		1-0 F9	0-2 1B 1B 1-3 2-H	4 0 0 0 0 1 2 1 1 1 1 0 0 0		
Frank Robinson, R OBP: 0.416, SLG: 0.650 (1, 8) (8, 9)		4-0 2B BB		2-3 K		0-0 1B		4-0 HR IBB	3-2 FC5 WP 1B 1-H 3-H	3 1 2 2 2 1 0		
Gene Freese, R OBP: 0.323, SLG: 0.497 (1, 5)		0-0 L5		1-0 HR		1-2 F7		0-0 HR	4-1 BB	4 2 2 4 1 0 2		
Wally Post, R OBP: 0.350, SLG: 0.576 (1, 7)		1-2 2B		2-2 5-3			0-3 K	0-0 1B G1-6-3	3-1 FC5 2-3f	5 0 2 0 0 1 2		
Gordy Coleman, L OBP: 0.343, SLG: 0.508 (1, 3)		4-0 IBB G6-4-3		1-3 K			0-0 5-3	2-1 G1-6-3 1-2f		3 0 0 0 1 1 1		
Darrell Johnson, R OBP: 0.260, SLG: 0.275 (1, 2)		0-0 G6-4-3 1-2f			1-0 5-3		1-0 HR		0-1 6-3	4 1 1 1 0 0 3		
Jim O'Toole, S OBP: 0.208, SLG: 0.200 (1, 1)			0-3 K		0-3 K		3-2 1B		0-0 G3	4 0 1 0 0 2 0		
<b>Inning Stats</b>	R: 0 E: 0 K: 1 S: 8 H: 0 LOB: 0 BB: 0 P: 12	R: 0 E: 0 K: 0 S: 5 H: 1 LOB: 2 BB: 2 P: 14	R: 0 E: 0 K: 1 S: 9 H: 0 LOB: 1 BB: 1 P: 16	R: 1 E: 0 K: 2 S: 13 H: 1 LOB: 0 BB: 0 P: 19	R: 0 E: 0 K: 1 S: 5 H: 0 LOB: 0 BB: 0 P: 8	R: 0 E: 0 K: 0 S: 10 H: 1 LOB: 1 BB: 0 P: 13	R: 1 E: 0 K: 2 S: 11 H: 2 LOB: 1 BB: 0 P: 16	R: 3 E: 0 K: 0 S: 6 H: 3 LOB: 0 BB: 1 P: 14	R: 3 E: 0 K: 0 S: 15 H: 4 LOB: 2 BB: 1 P: 26	1B: 7 2B: 2 3B: 0 HR: 3 SF: 0 SAC: 0 DP: 2 HBP: 0	WP: 2 PB: 0 SB: 0 CS: 0 PA: 42	
<b>PITCHER</b>	IP WLS BF H R ER SO BB IBB HBP BLK WP HR S P ERA WHIP											
Johnny Podres, L ERA: 3.1 (1, 1)	7.1 L 33 8 5 5 7 2 2 0 0 0 3 65 108 6.14 1.364											
Ron Perranoski, L ERA: 2.74 (8, 1)	0.2 1 0 0 0 0 0 0 0 0 0 0 2 4 0.00 0.000											
Turk Farrell, R ERA: 4.93 (9, 1)	1.0 8 4 3 3 0 1 0 0 0 2 0 15 26 27.00 5.000											

Cincinnati Reds @ Los Angeles Dodgers  
Los Angeles Memorial Coliseum, Los Angeles, CA

Wed Aug 16 1961, 10:05 PM EDT  
Att: 72,140 - Unknown

AB	37
R	8
H	12
RBI	8
BB	5
SO	7
LOB	12



Batter	1	2	3	4	5	6	7	8	9	AB	R	H	RBI	BB	SO	LOB
<b>Maury Wills, S</b> OBP: 0.366, SLG: 0.357 (1, 6) C B S X	1-2 F9 ①		1-0 F2 ③		2-2 L7 ③			1-3 K ③		4	0	0	0	0	1	1
<b>Jim Gilliam, S</b> OBP: 0.371, SLG: 0.365 (1, 7) B B C B	4-1 BB			3-2 F7 ①		4-2 L6-3 BB		4-1 G5-4-3 BB		1	0	0	0	3	0	0
<b>Tommy Davis, R</b> OBP: 0.341, SLG: 0.449 (1, 8) C B X	1-1 F4 ②			1-2 BB 1B		0-0 L6-3 ① ②		2-1 G5-4-3 ① ② 1-2f		4	0	1	0	0	0	3
<b>Frank Howard, R</b> OBP: 0.355, SLG: 0.519 (1, 9) F B C B S	3-3 K ③			0-3 K ②		2-3 K ③		0-0 6-3 ③		4	0	0	0	0	3	2
<b>Gil Hodges, R</b> OBP: 0.324, SLG: 0.390 (1, 3) S C C C B		2-3 K ①		4-2 FC5-4 BB			2-3 K ①			2	0	0	0	1	2	0
<b>Daryl Spencer, R</b> OBP: 0.341, SLG: 0.390 (1, 5) B B C B X		3-1 F8 ②		3-1 FC5-4 ③ 1-2f			1-1 5-3 ②			3	0	0	0	0	0	2
<b>Charlie Neal, R</b> OBP: 0.302, SLG: 0.359 (1, 4) F B B F		2-1 F9 ③			0-0 FC4 1B		2-1 F9 ③			3	0	1	0	0	0	0
<b>Norm Sherry, R</b> OBP: 0.297, SLG: 0.400 (1, 2) X			0-0 F4 ①		2-1 FC4 SH1-4 ① 1-2f			0-0 F3 ①		3	0	0	0	0	0	1
<b>Johnny Podres, L</b> OBP: 0.254, SLG: 0.263 (1, 1) C X			0-1 G3 ②			0-0 SH1-4 ② 1-2		2-3 K ②		1	0	0	0	0	0	0
<b>Ron Perranoski, L</b> OBP: 0.250, SLG: 0.100 (8, 1) <b>Bob Aspromonte, R</b> OBP: 0.286, SLG: 0.237 (8, PH) <b>Turk Farrell, R</b> OBP: 0.071, SLG: 0.071 (9, 1)										0	0	0	0	0	0	0
										1	0	0	0	0	1	0
										0	0	0	0	0	0	0

Inning Stats	R: 0	H: 0	E: 0	K: 1	S: 9	R: 0	H: 0	E: 0	K: 1	S: 7	R: 0	H: 0	E: 0	K: 0	S: 4	R: 0	H: 1	E: 0	K: 1	S: 13	R: 0	H: 1	E: 0	K: 0	S: 8	R: 0	H: 0	E: 0	K: 1	S: 7	R: 0	H: 0	E: 0	K: 2	S: 7	R: 0	H: 0	E: 0	K: 0	S: 4
	LOB: 1	BB: 1	P: 18	LOB: 0	BB: 0	P: 14	LOB: 0	BB: 0	P: 5	LOB: 2	BB: 1	P: 24	LOB: 1	BB: 0	P: 12	LOB: 0	BB: 1	P: 13	LOB: 0	BB: 1	P: 13	LOB: 0	BB: 0	P: 10	LOB: 0	BB: 1	P: 10	LOB: 0	BB: 0	P: 10	LOB: 0	BB: 1	P: 10	LOB: 0	BB: 1	P: 10	LOB: 0	BB: 1	P: 10	

PITCHER	IP	WLS	BF	H	R	ER	SO	BB	IBB	HBP	BLK	WP	HR	S	P	ERA	WHIP
<b>Jim O'Toole, L</b> ERA: 3.33 (1, 1)	9.0	W	31	2	0	0	7	4	0	0	0	0	0	67	119	0.00	0.667

**BOTTOM**

**Cincinnati Reds @ Los Angeles Dodgers**  
Los Angeles Memorial Coliseum, Los Angeles, CA

Wed Aug 16 1961, 10:05 PM EDT  
Att. 72,140 - Unknown

livebaseballscorecards.com

<b>AB</b>	<b>26</b>
<b>R</b>	<b>0</b>
<b>H</b>	<b>2</b>
<b>RBI</b>	<b>0</b>
<b>BB</b>	<b>4</b>
<b>SO</b>	<b>7</b>
<b>LOB</b>	<b>9</b>



WP	PA	ERA	WHIP
0	31		

Batter	1	2	3	4	5	6	7	8	9	AB R H RBI BB SO LOB	TOP									
Julian Javier, R (1, 4) OBP: 0.339, SLG: 0.367	4-0 BB G4-6-3		0-0 1-3			0-0 6-3		0-0 6-3		3 0 0 0 1 0 0										
Bill White, L (1, 3) OBP: 0.358, SLG: 0.472	0-0 G4-6-3 1-2f			0-0 F5		0-0 F5		0-0 F7		4 0 0 0 0 0 1										
Joe Cunningham, L (1, 9) OBP: 0.407, SLG: 0.419	0-3 K			0-0 1-3		0-0 1-3		0-0 P5		4 0 0 0 0 1 0										
Ken Boyer, R (1, 5) OBP: 0.382, SLG: 0.522		0-0 6-3		0-0 2B		4-0 1B 5-3 BB		0-0 HR		3 2 2 1 1 0 0										
Stan Musial, L (1, 7) OBP: 0.383, SLG: 0.498		0-3 K		0-0 G3		0-0 1-3 5-3 E 1B		0-0 F2		4 1 1 0 0 1 1										
Carl Sawatski, L (1, 2) OBP: 0.387, SLG: 0.500		0-0 1B			0-0 E4 FC3-6 1B		0-0 5-3		0-0 F8	4 0 1 1 0 0 1										
Curt Flood, R (1, 8) OBP: 0.382, SLG: 0.362		0-0 4-3			0-0 1-2 FC3-6 1B		0-0 E7 2-H 1B		0-0 4-3	4 0 2 0 0 0 1										
Alex Grammas, R (1, 6) OBP: 0.239, SLG: 0.212			0-0 5-3		0-0 FC3-6 1-2f 2-3		0-0 1-3			2 0 0 0 0 0 2										
Red Schoendienst, S (7, PH) OBP: 0.357, SLG: 0.408										1 0 0 0 0 0 1										
Bob Lillis, R (7, 6) OBP: 0.252, SLG: 0.239										0 0 0 0 0 0 0										
Bob Gibson, R (1, 1) OBP: 0.280, SLG: 0.362			0-0 F8		0-0 L5-3		0-0 L9			1 0 0 0 0 0 0										
Charlie James, R (5, PH) OBP: 0.305, SLG: 0.371										1 0 0 0 0 0 2										
Bob Miller, R (5, 1) OBP: 0.500, SLG: 0.583										0 0 0 0 0 0 0										
Ed Olivares, R (7, PH) OBP: 0.136, SLG: 0.143										1 0 0 0 0 0 1										
Lindy McDaniel, R (7, 1) OBP: 0.143, SLG: 0.143										0 0 0 0 0 0 0										
<b>Inning Stats</b>	R: 0 E: 0 K: 1 S: 4	H: 0 LOB: 0 BB: 1 P: 8	R: 0 E: 0 K: 1 S: 6	H: 1 LOB: 1 BB: 0 P: 6	R: 0 E: 0 K: 0 S: 3	H: 0 LOB: 0 BB: 0 P: 3	R: 0 E: 1 K: 0 S: 4	H: 1 LOB: 1 BB: 0 P: 4	R: 0 E: 0 K: 0 S: 3	H: 0 LOB: 0 BB: 0 P: 3	R: 2 E: 1 K: 0 S: 5	H: 2 LOB: 1 BB: 1 P: 9	R: 0 E: 0 K: 0 S: 3	H: 0 LOB: 0 BB: 0 P: 3	R: 1 E: 0 K: 0 S: 4	H: 1 LOB: 0 BB: 0 P: 4	1B: 4 2B: 2 3B: 0 HR: 1	SF: 0 SAC: 0 DP: 2 HBP: 0	WP: 0 PB: 0 SB: 0 CS: 0	PA: 34
<b>PITCHER</b> Ken Johnson, R (1, 1) ERA: 4.0	IP: 9.0 WLS: W BF: 34 H: 6 R: 3 ER: 2 SO: 2 BB: 2 IBB: 0 HBP: 0 BLK: 0 WP: 0 HR: 1 S: 36 P: 44 ERA: 2.00 WHIP: 0.889																			

St. Louis Cardinals @ Cincinnati Reds  
 Crosley Field, Cincinnati, OH  
 Fri Aug 18 1961, 7:05 PM EDT  
 Att: 22,585 - Unknown

livebaseballscorecards.com

AB	32
R	3
H	6
RBI	2
BB	2
SO	2
LOB	10



Batter	1	2	3	4	5	6	7	8	9	AB R H RBI BB SO LOB
Eddie Kasko, R OBP: 0.329, SLG: 0.343 (1, 6)	0-0 FC3-6 1B	0-0 F8			0-0 6-3		0-0 4-3 SH5-4 1B			4 1 2 0 0 0 0
Don Blasingame, L OBP: 0.290, SLG: 0.290 (1, 4)	0-0 FC3-6 PB 1-2f 3B		0-0 4-3		0-3 K		0-0 SH5-4 1-2			3 1 0 0 0 1 1
Vada Pinson, L OBP: 0.373, SLG: 0.492 (1, 8)	4-0 BB 3B 2-3 BB		0-3 K		4-0 K 1B BB		0-0 4-3 2-3			2 2 0 0 2 1 1
Frank Robinson, R OBP: 0.419, SLG: 0.650 (1, 9)	0-3 K		4-0 1B S BB		0-0 CS 1B		0-0 FC5-4 1B			3 1 2 2 1 1 2
Jerry Lynch, L OBP: 0.433, SLG: 0.683 (1, 7)	4-0 3B 1-2 BB		0-0 S 1B		0-0 CS 1-2	4-0 G1-6-3 BB	0-0 FC5-4 1-2f			2 1 1 0 2 0 1
Gordy Coleman, L OBP: 0.343, SLG: 0.511 (1, 3)	0-0 1-H 2-H 3-H 3B		0-3 K 1-2 3-H		0-0 G1-6-3 1-2f		0-3 K			4 0 1 3 0 2 2
Gene Freese, R OBP: 0.324, SLG: 0.497 (1, 5)	0-3 K			0-0 G6-4-3 1B		0-0 1B 1B	0-0 F8			4 0 2 0 0 1 1
Johnny Edwards, L OBP: 0.280, SLG: 0.266 (1, 2)		0-0 5-3		0-0 G6-4-3 1-2f		0-0 1B	0-0 1-3			4 0 1 0 0 0 1
Ken Johnson, R OBP: 0.267, SLG: 0.267 (1, 1)		0-0 4-3		0-0 4-3		0-3 K				3 0 0 0 0 1 2

Inning Stats	R: 3	H: 2	E: 1	K: 2	S: 9	LOB: 1	BB: 2	P: 17	R: 0	H: 0	E: 0	K: 0	S: 3	R: 1	H: 1	E: 0	K: 2	S: 8	R: 0	H: 1	E: 0	K: 0	S: 3	R: 1	H: 1	E: 0	K: 1	S: 5	R: 0	H: 2	E: 0	K: 1	S: 6	R: 1	H: 2	E: 0	K: 0	S: 5	R: 0	H: 0	E: 0	K: 1	S: 5	LOB: 0	BB: 0	P: 5	LOB: 0	BB: 0	P: 5	1B: 8	2B: 0	3B: 1	HR: 0	SF: 0	SAC: 1	DP: 2	HBP: 0	WP: 0	PB: 1	SB: 3	CS: 1	PA: 36
PITCHER	IP	WLS	BF	H	R	ER	SO	BB	IBB	HBP	BLK	WP	HR	S	P	ERA	WHIP																																													
Bob Gibson, R ERA: 3.51 (1, 1)	4.0	L	18	4	4	4	4	3	0	0	0	0	0	23	35	9.00	1.750																																													
Bob Miller, R ERA: 4.26 (5, 1)	2.0		9	3	1	1	2	2	0	0	0	0	0	11	19	4.50	2.500																																													
Lindy McDaniel, R ERA: 5.18 (7, 1)	2.0		8	2	1	1	1	0	0	0	0	0	0	10	10	4.50	1.000																																													

BOTTOM

St. Louis Cardinals @ Cincinnati Reds  
Crosley Field, Cincinnati, OH  
Fri Aug 18 1961, 7:05 PM EDT  
Att. 22,585 - Unknown

livebaseballscorecards.com

AB	29
R	6
H	9
RBI	5
BB	5
SO	7
LOB	11



Batter	1	2	3	4	5	6	7	8	9	AB R H RBI BB SO LOB	TOP									
Julian Javier, R (1, 4) OBP: 0.334, SLG: 0.362	0-3 K		0-0 FC5-4 1B		0-0 P6			0-0 1-3		4 0 0 0 0 1 1										
Curt Flood, R (1, 8) OBP: 0.379, SLG: 0.371	0-0 1B 3B		0-0 P6			0-0 F8		0-3 K		4 1 1 0 0 1 1										
Bill White, L (1, 3) OBP: 0.359, SLG: 0.471	0-0 4-3		0-0 1B			4-0 BB			0-0 4-3	3 0 1 0 1 0 1										
Ken Boyer, R (1, 5) OBP: 0.382, SLG: 0.521	0-0 1B		0-0 5-3			4-0 BB			0-0 P5	3 0 1 1 1 0 2										
Stan Musial, L (1, 7) OBP: 0.378, SLG: 0.491	0-0 F5			0-0 4-3		0-0 G4-6-3 BB			0-0 F8	4 0 0 0 0 0 3										
Charlie James, R (1, 9) OBP: 0.301, SLG: 0.367		0-0 F3		0-0 F7			0-0 F5			3 0 0 0 0 0 0										
Jimmie Schaffer, R (1, 2) OBP: 0.303, SLG: 0.357		0-0 6-3		0-3 K			0-0 F3			3 0 0 0 0 1 0										
Bob Lillis, R (1, 6) OBP: 0.249, SLG: 0.236		0-0 F5			0-0 4-3		0-0 F8			3 0 0 0 0 0 0										
Curt Simmons, L (1, 1) OBP: 0.435, SLG: 0.407			0-0 FC5-4 1B			0-0 6-3		0-0 P6		2 0 1 0 0 0 0										
Joe Cunningham, L (8, PH) OBP: 0.406, SLG: 0.418										1 0 0 0 0 0 0										
Lindy McDaniel, R (8, 1) OBP: 0.143, SLG: 0.143										0 0 0 0 0 0 0										
<b>Inning Stats</b>	R: 1 E: 0 K: 1 S: 7	H: 2 LOB: 1 BB: 0 P: 7	R: 0 E: 0 K: 0 S: 3	H: 0 LOB: 0 BB: 0 P: 3	R: 0 E: 0 K: 0 S: 5	H: 2 LOB: 2 BB: 0 P: 5	R: 0 E: 0 K: 1 S: 5	H: 0 LOB: 0 BB: 0 P: 5	R: 0 E: 0 K: 0 S: 3	H: 0 LOB: 1 BB: 2 P: 10	R: 0 E: 0 K: 0 S: 3	H: 0 LOB: 0 BB: 0 P: 3	R: 0 E: 0 K: 1 S: 5	H: 0 LOB: 0 BB: 0 P: 5	R: 0 E: 0 K: 0 S: 3	H: 0 LOB: 0 BB: 0 P: 3	1B: 3 2B: 0 3B: 1 HR: 0	SF: 0 SAC: 0 DP: 1 HBP: 0	WP: 0 PB: 0 SB: 1 CS: 0	PA: 32
<b>PITCHER</b> Joey Jay, R (1, 1) ERA: 3.05	IP: 9.0 WLS: W BF: 32 H: 4 R: 1 ER: 1 SO: 3 BB: 2 IBB: 0 HBP: 0 BLK: 0 WP: 0 HR: 0 S: 36 P: 44 ERA: 1.00 WHIP: 0.667																			

St. Louis Cardinals @ Cincinnati Reds  
 Crosley Field, Cincinnati, OH  
 Sat Aug 19 1961, 7:05 PM EDT  
 Att: 27,151 - Unknown

livebaseballscorecards.com

AB 30  
 R 1  
 H 4  
 RBI 1  
 BB 2  
 SO 3  
 LOB 8





Batter	1	2	3	4	5	6	7	8	9
<b>Elio Chacon, R</b> OBP: 0.402, SLG: 0.368 (1, 4) X	0-0 6-3 ①		0-0 FC6-4 1B		0-3 K ③			0-0 F3 ①	
<b>Eddie Kasko, R</b> OBP: 0.333, SLG: 0.348 (1, 6) X	0-0 1B 1B		0-0 FC6-4 1-2f S			0-0 SH3-4 1B 1B		0-0 2B 1B	
<b>Vada Pinson, L</b> OBP: 0.371, SLG: 0.489 (1, 8) X	0-0 P6		0-0 F8 1-2			0-0 SH3-4 1-2		0-0 F8	
<b>Frank Robinson, R</b> OBP: 0.422, SLG: 0.654 (1, 9) X	0-0 1-3 1B		0-0 4-3 ③			0-0 F8 2-H 1B		0-0 1-H 2B	
<b>Gene Freese, R</b> OBP: 0.322, SLG: 0.492 (1, 5) X	0-0 F8 ③			0-0 F7 ①		0-0 F8 1-2 ② ③		0-0 1-3 ③	
<b>Wally Post, R</b> OBP: 0.349, SLG: 0.586 (1, 7)		0-3 K ①		0-0 4-3 ②			0-0 HR		
<b>Gordy Coleman, L</b> OBP: 0.340, SLG: 0.507 (1, 3) X		0-0 4-3 ②		0-0 F7 ③		0-3 K ①			
<b>Darrell Johnson, R</b> OBP: 0.276, SLG: 0.292 (1, 2)		0-0 FC6-4 1B			0-0 B5-6-4 1B		0-0 F5 ②		
<b>Joey Jay, S</b> OBP: 0.108, SLG: 0.137 (1, 1) X		0-0 FC6-4 1-2f			0-0 B5-6-4 1-2f		0-3 K ③		

Inning Stats	R: 0	H: 2	E: 0	LOB: 2	K: 0	BB: 0	S: 5	P: 5
	R: 0	H: 1	E: 0	LOB: 1	K: 1	BB: 0	S: 6	P: 6
	R: 0	H: 1	E: 0	LOB: 1	K: 0	BB: 0	S: 4	P: 4
	R: 0	H: 0	E: 0	LOB: 0	K: 0	BB: 0	S: 3	P: 3
	R: 0	H: 1	E: 0	LOB: 0	K: 1	BB: 0	S: 5	P: 5
	R: 1	H: 2	E: 0	LOB: 0	K: 0	BB: 0	S: 4	P: 4
	R: 1	H: 1	E: 0	LOB: 0	K: 2	BB: 0	S: 8	P: 8
	R: 1	H: 2	E: 0	LOB: 1	K: 0	BB: 0	S: 5	P: 5

PITCHER	IP	WLS	BF	H	R	ER	SO	BB	IBB	HBP	BLK	WP	HR	S	P	ERA	WHIP
<b>Curt Simmons, L</b> ERA: 2.94 (1, 1)	7.0	L	27	8	2	2	4	0	0	0	0	0	1	35	35	2.57	1.143
<b>Lindy McDaniel, R</b> ERA: 5.23 (8, 1)	1.0		5	2	1	1	0	0	0	0	0	0	0	5	5	9.00	2.000

**BOTTOM**

AB	R	H	RBI	BB	SO	LOB
4	0	1	0	0	1	0
4	2	3	0	0	0	1
3	0	0	0	0	0	3
4	0	3	2	0	0	1
4	0	0	0	0	0	4
3	1	1	1	0	1	0
3	0	0	0	0	1	0
3	0	2	0	0	0	0
3	0	0	0	0	1	2

**St. Louis Cardinals @ Cincinnati Reds**  
Crosley Field, Cincinnati, OH

AB	31
R	3
H	10
RBI	3
BB	0
SO	4
LOB	11



WP	HR	S	P	ERA	WHIP
WP: 0	HR: 1	S: 5	P: 8	ERA: 9.00	WHIP: 2.000

Sat Aug 19 1961, 7:05 PM EDT  
Att. 27,151 - Unknown

TOP

St. Louis Cardinals @ Cincinnati Reds  
Crosley Field, Cincinnati, OH

Sun Aug 20 1961, 3:33 AM EDT  
Att: 16,725 - Unknown

livebaseballscorecards.com

AB	35
R	7
H	13
RBI	6
BB	5
SO	4
LOB	18



AB R H RBI BB SO LOB

5 3 3 0 0 0 0

3 1 2 1 1 0 1

3 0 1 1 0 1 2  
1 0 0 0 0 1 2  
1 0 1 0 0 0 0

1 0 1 2 2 0 0

5 0 2 1 0 2 5

3 2 2 1 2 0 2

4 0 0 0 0 0 2  
1 0 0 0 0 0 3  
0 0 0 0 0 0 0

4 0 0 0 0 0 1

4 1 1 0 0 0 0

1B:	9	SF:	2
2B:	4	SAC:	1
3B:	0	DP:	3
HR:	1	HBP:	0

WP:	0	PA:	43
PB:	0		
SB:	0		
CS:	1		

Batter	1	2	3	4	5	6	7	8	9
Julian Javier, R (1,4) OBP: 0.339, SLG: 0.369	0-0 G3 1B 2B		0-0 P1		0-0 SH1-4 1B		0-0 1B SF8 1B		0-0 L3
Curt Flood, R (1,8) OBP: 0.386, SLG: 0.381	0-0 G3 2-3		0-0 2B		0-0 SH1-4 1-2		0-0 1-3 2-H 1B	4-0 BB BB BB BB 1B SF9 BB	
Don Taussig, R (1,9) OBP: 0.341, SLG: 0.456	0-3 K		0-0 F9		0-0 CS 1B 1B		0-3 K	0-0 2B 1B	
Stan Musial, L (7,PH) OBP: 0.377, SLG: 0.490					2-H			1-3	
Joe Cunningham, L (7,9) OBP: 0.408, SLG: 0.420								BB	
Ken Boyer, R (1,5) OBP: 0.385, SLG: 0.522	4-0 BB BB BB 1B BB		4-0 BB BB BB BB BB		0-0 1-2 1B		0-0 SF8 3-H	0-0 SF9 3-H	
Charlie James, R (1,7) OBP: 0.303, SLG: 0.371	0-0 1-3 3-H 1B		0-3 K		0-3 K		0-0 L4	0-0 1-3 2B	
Bill White, L (1,3) OBP: 0.363, SLG: 0.479	0-0 F9				0-0 E G5-4-3 1B		4-0 BB BB BB BB BB BB G4-6-3 BB	0-0 HR IBB	
Bob Lillis, R (1,6) OBP: 0.245, SLG: 0.231									
Red Schoendienst, S (9,PH) OBP: 0.354, SLG: 0.404									
Alex Grammas, R (9,6) OBP: 0.239, SLG: 0.212									
Jimmie Schaffer, R (1,2) OBP: 0.293, SLG: 0.345									
Ray Sadecki, L (1,1) OBP: 0.246, SLG: 0.304									

Inning Stats	R: 1	H: 2	E: 0	K: 1	S: 7	P: 11	R: 0	H: 0	E: 0	K: 0	S: 3	P: 3	R: 0	H: 1	E: 0	K: 1	S: 6	R: 1	H: 1	E: 0	K: 1	S: 4	P: 4	R: 1	H: 3	E: 0	K: 1	S: 7	P: 7	R: 0	H: 0	E: 0	K: 0	S: 2	P: 6	R: 2	H: 3	E: 0	K: 1	S: 8	P: 8	R: 1	H: 1	E: 0	K: 0	S: 4	P: 4	R: 1	H: 2	E: 0	K: 0	S: 5	P: 13	1B: 9	2B: 4	3B: 0	HR: 1	SF: 2	SAC: 1	DP: 3	HBP: 0	WP: 0	PA: 43
--------------	------	------	------	------	------	-------	------	------	------	------	------	------	------	------	------	------	------	------	------	------	------	------	------	------	------	------	------	------	------	------	------	------	------	------	------	------	------	------	------	------	------	------	------	------	------	------	------	------	------	------	------	------	-------	-------	-------	-------	-------	-------	--------	-------	--------	-------	--------

PITCHER	IP	WLS	BF	H	R	ER	SO	BB	IBB	HBP	BLK	WP	HR	S	P	ERA	WHIP
Jim O'Toole, L (1,1) ERA: 3.33	5.0		23	7	3	2	3	2	0	0	0	0	0	27	35	3.60	1.800
Sherman Jones, R (6,1) ERA: 4.4	3.1	L	16	5	4	4	1	2	0	0	0	0	1	16	24	10.80	2.100
Jim Brosnan, R (9,1) ERA: 2.72	0.2		4	1	0	0	0	0	1	0	0	0	0	3	7	0.00	1.500

PITCHER	IP	WLS	BF	H	R	ER	SO	BB	IBB	HBP	BLK	WP	HR	S	P	ERA	WHIP
---------	----	-----	----	---	---	----	----	----	-----	-----	-----	----	----	---	---	-----	------

BOTTOM

St. Louis Cardinals @ Cincinnati Reds  
Crosley Field, Cincinnati, OH  
Sun Aug 20 1961, 3:33 AM EDT  
Att. 16,725 - Unknown

[livebaseballscorecards.com](http://livebaseballscorecards.com)

AB	35
R	4
H	8
RBI	4
BB	2
SO	1
LOB	12



WP:	0	PA:	37
PB:	0		
SB:	0		
CS:	0		

Batter	1	2	3	4	5	6	7	8	9	AB R H RBI BB SO LOB
<b>Elio Chacon, R</b> (1, 4) OBP: 0.402, SLG: 0.352	4-0 FC3-6 BB		4-0 BB		x 0-0 E6 1-2		x 0-0 5-3		0-3 K	3 0 0 0 2 1 1
<b>Eddie Kasko, R</b> (1, 6) OBP: 0.330, SLG: 0.344	0-0 F8		0-0 L5		x 0-0 L6		x 0-0 F8			4 0 0 0 0 0 4
<b>Vada Pinson, L</b> (1, 8) OBP: 0.370, SLG: 0.489	0-0 FC3-6 1-2f			x 0-0 4-3		x 0-0 1B 2B		x 0-0 F9		4 1 1 0 0 0 1
<b>Frank Robinson, R</b> (1, 9) OBP: 0.422, SLG: 0.654	0-0 5-3			x 0-0 2B		x 0-0 1B 2-H		x 0-0 5-3		4 0 2 1 0 0 1
<b>Gene Freese, R</b> (1, 5) OBP: 0.321, SLG: 0.490		x 0-0 4-3		x 0-0 F7		x 0-0 1B 1-3		x 0-0 1-3		4 1 1 0 0 0 1
<b>Wally Post, R</b> (1, 7) OBP: 0.348, SLG: 0.593		x 0-0 F9		x 0-0 F8		x 0-0 P4		x 0-0 HR		4 1 1 1 0 0 2
<b>Gordy Coleman, L</b> (1, 3) OBP: 0.340, SLG: 0.512		x 0-0 F5			x 0-0 6-3	x 0-0 1B 1-H		x 0-0 G3		4 1 1 2 0 0 0
<b>Darrell Johnson, R</b> (1, 2) OBP: 0.288, SLG: 0.303			x 0-0 5-3		x 0-0 1B E	x 0-0 1B			x 0-0 F9	4 0 2 0 0 0 0
<b>Jim O'Toole, S</b> (1, 1) OBP: 0.205, SLG: 0.197			x 0-0 F8		x 0-0 P4	x 0-0 4-3			x 0-0 F7	1 0 0 0 0 0 0
<b>Dick Gernert, R</b> (5, PH) OBP: 0.318, SLG: 0.324										1 0 0 0 0 0 1
<b>Sherman Jones, L</b> (6, 1) OBP: 0.273, SLG: 0.200										1 0 0 0 0 0 1
<b>Jim Brosnan, R</b> (9, 1) OBP: 0.167, SLG: 0.091										0 0 0 0 0 0 0
<b>Leo Cardenas, R</b> (9, PH) OBP: 0.333, SLG: 0.436										1 0 0 0 0 0 0

Inning Stats	R: 0	H: 0	E: 0	K: 0	S: 3	LOB: 1	BB: 1	P: 7
	R: 0	H: 0	E: 0	K: 0	S: 3	LOB: 0	BB: 0	P: 3
	R: 0	H: 0	E: 0	K: 0	S: 3	LOB: 0	BB: 0	P: 3
	R: 0	H: 0	E: 0	K: 0	S: 3	LOB: 1	BB: 1	P: 7
	R: 0	H: 1	E: 0	K: 0	S: 4	LOB: 1	BB: 0	P: 4
	R: 0	H: 1	E: 1	K: 0	S: 5	LOB: 2	BB: 0	P: 5
	R: 3	H: 5	E: 0	K: 0	S: 7	LOB: 1	BB: 0	P: 7
	R: 0	H: 0	E: 0	K: 0	S: 3	LOB: 0	BB: 0	P: 3
	R: 1	H: 1	E: 0	K: 0	S: 4	LOB: 0	BB: 0	P: 4
	R: 0	H: 0	E: 0	K: 1	S: 5	LOB: 0	BB: 0	P: 5

PITCHER	IP	WLS	BF	H	R	ER	SO	BB	IBB	HBP	BLK	WP	HR	S	P	ERA	WHIP
<b>Ray Sadecki, L</b> (1, 1) ERA: 3.34	9.0	W	37	8	4	4	1	2	0	0	0	0	2	37	45	4.00	1.111


Batter	1	2	3	4	5	6	7	8	9	AB R H RBI BB SO LOB	TOP											
<b>Joey Amalfitano, R</b> (1, 4) <small>OBP: 0.339, SLG: 0.316</small>	0-0 5-3	0-3 K	0-0 1B		0-0 FC6-4 1B		0-3 K		0-3 K	6 0 1 1 0 3 3												
<b>Jim Davenport, R</b> (1, 5) <b>Ernie Bowman, R</b> (5, 5) <small>OBP: 0.250, SLG: 0.217</small>	0-0 1-3	0-0 FC6-4	0-0 SF8		0-0 1B		0-3 K		0-0 1B 1B	3 0 1 1 0 0 2 2 1 1 0 0 1 0												
<b>Willie McCovey, L</b> (1, 3) <small>OBP: 0.333, SLG: 0.466</small>	0-0 HR 1B		0-0 HR K		0-0 F8			0-0 HR	0-0 P2	6 3 3 2 0 1 5												
<b>Willie Mays, R</b> (1, 8) <small>OBP: 0.403, SLG: 0.611</small>	0-0 1-H HR		0-0 2B 1B 2B		0-0 F3		0-0 S E 1B	0-0 2B 1B	0-0 E5 1B	6 3 5 2 0 0 0												
<b>Orlando Cepeda, R</b> (1, 7) <small>OBP: 0.355, SLG: 0.601</small>	0-0 F8		0-0 1B 2B		0-0 4-3		0-0 F7	0-0 F8	0-0 CS 1B	6 1 2 2 0 0 2												
<b>Felipe Alou, R</b> (1, 9) <small>OBP: 0.327, SLG: 0.458</small>		0-0 6-3	4-0 G3 1B BB		0-0 P5		0-0 E5	0-3 K	0-0 CS	4 1 0 0 1 1 2												
<b>Hobie Landrith, L</b> (1, 2) <small>OBP: 0.373, SLG: 0.436</small>		0-0 2B 1B	0-0 1B G3 SF8 1B		0-0 G3 1B 2B		0-0 F8	0-0 1-3 2B		5 3 4 2 0 0 2												
<b>Jose Pagan, R</b> (1, 6) <small>OBP: 0.324, SLG: 0.348</small>		0-0 S 2B	0-0 G3		0-0 G3		0-3 K2-3	4-0 BB		4 0 1 0 1 1 5												
<b>Mike McCormick, L</b> (1, 1) <small>OBP: 0.246, SLG: 0.211</small>		0-0 FC6-4 1B	4-0 1B BB		0-0 FC6-4 1B		0-0 3-1	0-0 4-3		4 0 2 2 1 0 3												
<b>Inning Stats</b>	R: 2 E: 0 K: 0 S: 5	H: 2 LOB: 0 BB: 0 P: 5	R: 1 E: 0 K: 1 S: 8	H: 3 LOB: 2 BB: 0 P: 8	R: 5 E: 0 K: 1 S: 10	H: 5 LOB: 2 BB: 2 P: 18	R: 0 E: 0 K: 0 S: 3	H: 0 LOB: 0 BB: 0 P: 3	R: 1 E: 0 K: 0 S: 6	H: 3 LOB: 2 BB: 0 P: 6	R: 0 E: 1 K: 1 S: 7	H: 1 LOB: 2 BB: 0 P: 7	R: 0 E: 0 K: 2 S: 7	H: 0 LOB: 0 BB: 0 P: 7	R: 1 E: 0 K: 1 S: 8	H: 3 LOB: 3 BB: 1 P: 12	R: 2 E: 1 K: 1 S: 7	H: 3 LOB: 0 BB: 0 P: 7	1B: 12 2B: 5 3B: 0 HR: 3	SF: 1 SAC: 0 DP: 0 HBP: 0	WP: 0 PB: 0 SB: 2 CS: 1	PA: 51
<b>PITCHER</b>	IP WLS BF H R ER SO BB IBB HBP BLK WP HR S P ERA WHIP																			<b>PITCHER</b>	IP WLS BF H R ER SO BB IBB HBP BLK WP HR S P ERA WHIP	
<b>Bob Purkey, R</b> (1, 1) <small>ERA: 3.88</small>	2.0 L 14 8 6 6 1 0 0 0 0 0 2 16 16 27.00 4.000																					
<b>Sherman Jones, R</b> (3, 1) <small>ERA: 4.7</small>	1.0 7 2 2 2 1 2 0 0 0 0 0 0 7 15 18.00 4.000																					
<b>Jay Hook, R</b> (4, 1) <small>ERA: 7.6</small>	4.0 17 4 1 1 3 0 0 0 0 0 0 0 23 23 2.25 1.000																					
<b>Ken Hunt, R</b> (8, 1) <small>ERA: 3.87</small>	2.0 12 6 3 2 2 1 0 0 0 0 0 1 15 19 9.00 3.500																					

**San Francisco Giants @ Cincinnati Reds**  
 Crosley Field, Cincinnati, OH  
 Tue Aug 22 1961, 7:05 PM EDT  
 Unknown

<b>AB</b>	46
<b>R</b>	12
<b>H</b>	20
<b>RBI</b>	12
<b>BB</b>	3
<b>SO</b>	7
<b>LOB</b>	24



[livebaseballscorecards.com](http://livebaseballscorecards.com)

Batter	1	2	3	4	5	6	7	8	9	AB	R	H	RBI	BB	SO	LOB	BOTTOM																		
<b>Elio Chacon, R</b> OBP: 0.402, SLG: 0.373 (1, 4) BB BB	4-0 1B BB		0-0 F7		0-0 3B		0-0 P6		0-0 P2	4	0	1	1	1	0	1	<b>San Francisco Giants @ Cincinnati Reds</b> Crosley Field, Cincinnati, OH Tue Aug 22 1961, 7:05 PM EDT Unknown  livebaseballscorecards.com  <b>AB 34</b> <b>R 2</b> <b>H 8</b> <b>RBI 2</b> <b>BB 3</b> <b>SO 6</b> <b>LOB 18</b>  																		
<b>Eddie Kasko, R</b> OBP: 0.327, SLG: 0.340 (1, 6) X	0-0 F9		0-0 P4		0-0 P5		0-0 6-3			4	0	0	0	0	0	2																			
<b>Vada Pinson, L</b> OBP: 0.375, SLG: 0.494 (1, 8) X	0-0 G5-4-3 1-2 1B			0-0 PB 1B	4-0 BB BB			0-0 BB BB		3	1	3	0	1	0	0																			
<b>Frank Robinson, R</b> OBP: 0.421, SLG: 0.650 (1, 9) X	0-0 G5-4-3 1-2f			0-0 5-3 1-2	4-0 BB BB			0-0 F7		3	0	0	0	1	0	4																			
<b>Gene Freese, R</b> OBP: 0.320, SLG: 0.490 (1, 5) X		0-0 2B		0-3 K	0-0 F8			0-0 P2		4	0	1	0	0	1	5																			
<b>Wally Post, R</b> OBP: 0.346, SLG: 0.587 (1, 7) X		0-0 F7		0-0 2-H 1B	0-3 K	0-3 K		0-0 6-3		4	0	1	1	0	1	2																			
<b>Gordy Coleman, L</b> OBP: 0.337, SLG: 0.507 (1, 3) X		0-3 K		0-3 K		0-0 P6			0-0 F9	4	0	0	0	0	2	2																			
<b>Darrell Johnson, R</b> OBP: 0.286, SLG: 0.300 (1, 2) X		0-0 1-3			0-0 3B 1B	0-0 P6			0-0 P6	4	1	1	0	0	0	1																			
<b>Bob Purkey, R</b> OBP: 0.176, SLG: 0.152 (1, 1) <b>Sherman Jones, L</b> OBP: 0.273, SLG: 0.200 (3, 1) <b>Don Blasingame, L</b> OBP: 0.250, SLG: 0.289 (3, PH) <b>Jay Hook, L</b> OBP: 0.133, SLG: 0.133 (4, 1) <b>Leo Cardenas, R</b> OBP: 0.133, SLG: 0.433 (7, PH) <b>Ken Hunt, R</b> OBP: 0.220, SLG: 0.231 (8, 1) <b>Dick Gemert, R</b> OBP: 0.333, SLG: 0.342 (9, PH)			0-0 P4		0-3 K		0-3 K		0-0 1B	0	0	0	0	0	0	0																			
<b>Inning Stats</b>	R: 0 E: 0 K: 0 S: 3	H: 1 LOB: 1 BB: 1 P: 7	R: 0 E: 0 K: 1 S: 6	H: 1 LOB: 1 BB: 0 P: 6	R: 0 E: 0 K: 0 S: 3	H: 0 LOB: 0 BB: 0 P: 3	R: 1 E: 0 K: 2 S: 9	H: 2 LOB: 1 BB: 0 P: 9	R: 1 E: 0 K: 1 S: 7	H: 2 LOB: 3 BB: 2 P: 15	R: 0 E: 0 K: 1 S: 5	H: 0 LOB: 0 BB: 0 P: 5	R: 0 E: 0 K: 1 S: 5	H: 0 LOB: 0 BB: 0 P: 5	R: 0 E: 0 K: 0 S: 4	H: 1 LOB: 1 BB: 0 P: 4	R: 0 E: 0 K: 0 S: 4	H: 1 LOB: 1 BB: 0 P: 4	1B: 5 2B: 2 3B: 1 HR: 0	SF: 0 SAC: 0 DP: 1 HBP: 0	WP: 0 PB: 1 SB: 0 CS: 0	PA: 37													
<b>PITCHER</b> <b>Mike McCormick, L</b> ERA: 3.04 (1, 1)	IP 9.0	WLS W	BF 37	H 8	R 2	ER 1	SO 6	BB 3	IBB 0	HBP 0	BLK 0	WP 0	HR 0	S 46	P 58	ERA 1.00	WHIP 1.222	<b>PITCHER</b>	IP 9.0	WLS W	BF 37	H 8	R 2	ER 1	SO 6	BB 3	IBB 0	HBP 0	BLK 0	WP 0	HR 0	S 46	P 58	ERA 1.00	WHIP 1.222

Batter	1	2	3	4	5	6	7	8	9	AB R H RBI BB SO LOB	TOP									
<b>Joey Amalfitano, R</b> (1, 4) <small>OBP: 0.341, SLG: 0.316</small>										3 1 1 0 1 0 0	<b>San Francisco Giants @ Cincinnati Reds</b> Crosley Field, Cincinnati, OH Tue Aug 22 1961, 7:05 PM EDT Att: 29,383 - Unknown <a href="http://livebaseballscorecards.com">livebaseballscorecards.com</a>									
<b>Jim Davenport, R</b> (1, 5) <small>OBP: 0.328, SLG: 0.420</small>										3 0 0 0 0 1 1										
<b>Willie McCovey, L</b> (1, 3) <small>OBP: 0.336, SLG: 0.470</small>										4 1 2 1 0 0 1										
<b>Willie Mays, R</b> (1, 8) <small>OBP: 0.402, SLG: 0.615</small>										4 1 1 2 0 1 2										
<b>Orlando Cepeda, R</b> (1, 7) <small>OBP: 0.354, SLG: 0.604</small>										4 1 1 1 0 0 1										
<b>Ed Bailey, L</b> (1, 2) <small>OBP: 0.345, SLG: 0.432</small>										0 0 0 0 0 0 0										
<b>Felipe Alou, R</b> (1, 9) <small>OBP: 0.326, SLG: 0.456</small>										4 1 1 0 0 0 0										
<b>Jose Pagan, R</b> (1, 6) <small>OBP: 0.323, SLG: 0.347</small>										4 0 1 0 0 0 1										
<b>Sam Jones, R</b> (1, 1) <small>OBP: 0.167, SLG: 0.200</small> <b>Stu Miller, R</b> (6, 1) <small>OBP: 0.316, SLG: 0.133</small>										2 0 0 0 0 0 1 1 0 0 1 0 0 0										
<b>Inning Stats</b>	R: 0 E: 0 K: 0 S: 4	H: 1 LOB: 1 BB: 0 P: 4	R: 1 E: 0 K: 0 S: 5	H: 2 LOB: 1 BB: 0 P: 5	R: 0 E: 0 K: 1 S: 3	H: 0 LOB: 0 BB: 0 P: 3	R: 0 E: 0 K: 0 S: 3	H: 0 LOB: 0 BB: 0 P: 3	R: 3 E: 0 K: 0 S: 5	H: 2 LOB: 0 BB: 1 P: 9	R: 1 E: 0 K: 0 S: 4	H: 1 LOB: 0 BB: 0 P: 4	R: 0 E: 0 K: 1 S: 6	H: 1 LOB: 1 BB: 0 P: 6	R: 0 E: 0 K: 0 S: 3	H: 0 LOB: 0 BB: 0 P: 3	1B: 4 2B: 1 3B: 0 HR: 2	SF: 0 SAC: 1 DP: 0 HBP: 0	WP: 0 PB: 0 SB: 1 CS: 0	PA: 35
<b>PITCHER</b>	IP WLS BF H R ER SO BB IBB HBP BLK WP HR S P ERA WHIP																			
<b>Ken Johnson, R</b> (1, 1) <small>ERA: 4.2</small>	6.0 L 24 5 4 4 1 1 0 0 0 0 0 2 25 29 6.00 1.000																			
<b>Jim Maloney, R</b> (7, 1) <small>ERA: 4.33</small>	1.0 4 1 1 0 0 0 0 0 0 0 0 4 4 0.00 1.000																			
<b>Jim Brosnan, R</b> (8, 1) <small>ERA: 2.63</small>	2.0 7 1 0 0 1 0 0 0 0 0 0 9 9 0.00 0.500																			



BOTTOM

San Francisco Giants @ Cincinnati Reds

Crosley Field, Cincinnati, OH

Tue Aug 22 1961, 7:05 PM EDT

Att. 29,383 - Unknown

livebaseballscorecards.com

AB	31
R	3
H	6
RBI	3
BB	4
SO	6
LOB	8



WP:	0	PA:	36
PB:	0	SB:	0
CS:	1		

AB R H RBI BB SO LOB

3	1	0	0	1	1	0
4	0	1	0	0	0	1
4	1	2	0	0	1	1
2	1	1	3	2	0	1
3	0	0	0	1	0	3
4	0	1	0	0	0	0
4	0	0	0	0	1	1
4	0	1	0	0	2	0
1	0	0	0	0	0	0
1	0	0	0	0	1	0
0	0	0	0	0	0	0
0	0	0	0	0	0	0
1	0	0	0	0	0	1
0	0	0	0	0	0	0

Batter	1	2	3	4	5	6	7	8	9
Eddie Kasko, R (1, 6) OBP: 0.326, SLG: 0.338	0-3 K ①		0-0 4-3 ③			4-0 1B HR 1-3 BB		0-0 6-3 ①	
Don Blasingame, L (1, 4) OBP: 0.289, SLG: 0.291	0-0 4-3 ②			0-0 6-3 ①		0-0 1-3 ②		0-0 2B	
Vada Pinson, L (1, 8) OBP: 0.375, SLG: 0.494	0-0 1B			0-0 4-3 ②		0-0 2-3 HR 1B		0-3 K ②	
Jerry Lynch, L (1, 7) OBP: 0.444, SLG: 0.709	0-0 P2 ③			0-0 BB		0-0 1-H 3-H HR		4-0 FC4-6 BB	
Gordy Coleman, L (1, 3) OBP: 0.336, SLG: 0.503		0-0 4-3 ①		0-0 P3 ③		4-0 CS BB		0-0 FC4-6 1-2f ③	
Gus Bell, L (1, 9) OBP: 0.294, SLG: 0.347		0-0 F7 ②			0-0 F8 ①	0-0 CS 1-2 ③	0-0 L5-3 1B		0-0 P5 ①
Gene Freese, R (1, 5) OBP: 0.318, SLG: 0.486		0-0 P2 ③			0-3 K ②		0-0 L5-3 ① ②		0-0 6-3 ②
Johnny Edwards, L (1, 2) OBP: 0.279, SLG: 0.276			0-3 K ①		0-3 K ③		0-0 2B		0-0 4-3 ③
Ken Johnson, R (1, 1) OBP: 0.250, SLG: 0.250			0-0 F7 ②			0-3 K ①	0-0 F2 ③		
Dick Gernert, R (6, PH) OBP: 0.326, SLG: 0.333									
Jim Maloney, L (7, 1) OBP: 0.385, SLG: 0.480									
Frank Robinson, R (7, PH) OBP: 0.420, SLG: 0.649									
Jim Brosnan, R (8, 1) OBP: 0.167, SLG: 0.091									

Inning Stats	R: 0	H: 1	E: 0	K: 1	S: 6	LOB: 1	BB: 0	P: 6	R: 0	H: 0	E: 0	K: 0	S: 3	LOB: 0	BB: 0	P: 3	R: 0	H: 0	E: 0	K: 1	S: 5	LOB: 0	BB: 0	P: 5	R: 0	H: 0	E: 0	K: 0	S: 3	LOB: 1	BB: 1	P: 7	R: 0	H: 0	E: 0	K: 2	S: 7	LOB: 0	BB: 0	P: 7	R: 3	H: 2	E: 0	K: 1	S: 6	LOB: 0	BB: 2	P: 14	R: 0	H: 2	E: 0	K: 0	S: 4	LOB: 1	BB: 0	P: 4	R: 0	H: 1	E: 0	K: 1	S: 6	LOB: 2	BB: 1	P: 10	R: 0	H: 0	E: 0	K: 0	S: 3	LOB: 0	BB: 0	P: 3	1B: 3	SF: 0	2B: 3	SAC: 0	3B: 0	DP: 1	HR: 1	HBP: 0	WP: 0	PA: 36
--------------	------	------	------	------	------	--------	-------	------	------	------	------	------	------	--------	-------	------	------	------	------	------	------	--------	-------	------	------	------	------	------	------	--------	-------	------	------	------	------	------	------	--------	-------	------	------	------	------	------	------	--------	-------	-------	------	------	------	------	------	--------	-------	------	------	------	------	------	------	--------	-------	-------	------	------	------	------	------	--------	-------	------	-------	-------	-------	--------	-------	-------	-------	--------	-------	--------

PITCHER	IP	WLS	BF	H	R	ER	SO	BB	IBB	HBP	BLK	WP	HR	S	P	ERA	WHIP
Sam Jones, R (1, 1) ERA: 4.73	5.2	W	23	3	3	3	5	3	0	0	0	0	1	30	42	4.76	1.059
Stu Miller, R (6, 1) ERA: 2.69	3.1	S	12	3	0	0	1	1	0	0	0	0	0	13	17	0.00	1.200

Batter	1	2	3	4	5	6	7	8	9	AB R H RBI BB SO LOB	TOP		
<b>Joey Amalfitano, R</b> (1, 4) <small>OBP: 0.342, SLG: 0.325</small>	0-0  <b>HR</b>		0-0  <b>5-3</b>			0-0  <b>P4</b>		4-0  <b>BB</b>	0-0  <b>E5</b> <b>IHR</b>	4 2 1 1 1 0 1			
<b>Jim Davenport, R</b> (1, 5) <small>OBP: 0.326, SLG: 0.425</small>	0-0  <b>F9</b>			0-0  <b>6-3</b>			0-0  <b>5-3</b>	0-0  <b>F9</b>	0-0  <b>IHR</b>	5 1 1 3 0 0 3			
<b>Willie McCovey, L</b> (1, 3) <small>OBP: 0.340, SLG: 0.474</small>	0-0  <b>F9</b>			0-3  <b>K</b>			4-0  <b>BB</b>		0-0  <b>2B</b>	4 2 2 0 1 1 0			
<b>Willie Mays, R</b> (1, 8) <small>OBP: 0.400, SLG: 0.617</small>	0-3  <b>K</b>			0-3  <b>K</b>			0-0  <b>G6-4-3</b>		0-0  <b>P4</b>	5 1 1 2 0 2 1			
<b>Orlando Cepeda, R</b> (1, 9) <small>OBP: 0.356, SLG: 0.613</small>			0-3  <b>K</b>		0-3  <b>K</b>			0-0  <b>1B</b>	0-0  <b>HR</b>	5 3 3 1 0 2 0			
<b>Ed Bailey, L</b> (1, 7) <small>OBP: 0.341, SLG: 0.428</small>			0-0  <b>P4</b>		0-0  <b>F7</b>			0-0  <b>P6</b>	0-0  <b>HR</b>	0 0 0 0 0 0 0			
<b>Felipe Alou, R</b> (8, 9) <small>OBP: 0.327, SLG: 0.466</small>									0-0  <b>HR</b>	2 2 1 1 0 0 1			
<b>John Orsino, R</b> (1, 2) <small>OBP: 0.306, SLG: 0.475</small>			0-0  <b>6-3</b>		0-0  <b>6-3</b>			1-0  <b>BB</b>	1-0  <b>HBP</b>	4 1 1 3 0 0 0			
<b>Jose Pagan, R</b> (1, 6) <small>OBP: 0.324, SLG: 0.348</small>			0-0  <b>G3</b>					0-0  <b>BB</b>	0-0  <b>1B</b>	5 1 2 1 0 1 0			
<b>Juan Marichal, R</b> (1, 1) <small>OBP: 0.172, SLG: 0.130</small>			0-0  <b>6-3</b>					0-0  <b>F2</b>	0-0  <b>E</b> <b>IHR</b>	4 1 1 0 0 0 2			
<b>Inning Stats</b>	R: 1 H: 1 E: 0 LOB: 0 K: 1 BB: 0 S: 6 P: 6	R: 0 H: 0 E: 0 LOB: 0 K: 1 BB: 0 S: 5 P: 5	R: 0 H: 0 E: 0 LOB: 0 K: 0 BB: 0 S: 3 P: 3	R: 0 H: 0 E: 0 LOB: 0 K: 2 BB: 0 S: 7 P: 7	R: 0 H: 0 E: 0 LOB: 0 K: 1 BB: 0 S: 5 P: 5	R: 0 H: 0 E: 0 LOB: 0 K: 0 BB: 0 S: 3 P: 3	R: 0 H: 0 E: 0 LOB: 0 K: 0 BB: 1 S: 2 P: 6	R: 1 H: 2 E: 0 LOB: 3 K: 0 BB: 1 S: 5 P: 10	R: 12 H: 10 E: 3 LOB: 0 K: 1 BB: 0 S: 17 P: 17	1B: 5 SF: 0 2B: 2 SAC: 0 3B: 0 DP: 1 HR: 6 HBP: 1	WP: 0 PA: 44 PB: 0 SB: 0 CS: 0		
<b>PITCHER</b>	IP WLS BF H R ER SO BB IBB HBP BLK WP HR S P ERA WHIP											<b>PITCHER</b>	IP WLS BF H R ER SO BB IBB HBP BLK WP HR S P ERA WHIP
<b>Joey Jay, R</b> (1, 1) <small>ERA: 3.15</small>	8.1 L 33 6 5 5 5 2 0 1 0 0 0 3 40 49 5.40 0.960												
<b>Jim Brosnan, R</b> (9, 1) <small>ERA: 2.61</small>	0.1 6 4 4 0 0 0 0 0 0 0 0 0 6 6 0.00 12.000												
<b>Bill Henry, L</b> (9, 1) <small>ERA: 2.66</small>	0.1 5 3 5 0 1 0 0 0 0 0 0 0 2 7 0.00 9.000												

**San Francisco Giants @ Cincinnati Reds**  
 Crosley Field, Cincinnati, OH  
 Wed Aug 23 1961, 7:05 PM EDT  
 Att: 20,827 - Unknown

[livebaseballscorecards.com](http://livebaseballscorecards.com)

<b>AB</b>	<b>38</b>
<b>R</b>	<b>14</b>
<b>H</b>	<b>13</b>
<b>RBI</b>	<b>12</b>
<b>BB</b>	<b>2</b>
<b>SO</b>	<b>6</b>
<b>LOB</b>	<b>8</b>





Batter	1	2	3	4	5	6	7	8	9	AB R H RBI BB SO LOB
Eddie Kasko, R (1, 6) OBP: 0.325, SLG: 0.337	0-0 5-3			0-0 P5		0-0 P5			0-0 FC6-4 1B	4 0 1 0 0 0 0
Don Blasingame, L (1, 4) OBP: 0.287, SLG: 0.288	0-0 P2			0-0 F8			0-0 F9		0-0 FC6-4 1-2f	4 0 0 0 0 0 1
Vada Pinson, L (1, 8) OBP: 0.373, SLG: 0.490	0-0 4-3			0-0 G3			0-0 P2		0-0 G3	4 0 0 0 0 0 1
Frank Robinson, R (1, 9) OBP: 0.420, SLG: 0.646		0-0 F8			0-0 FC5-4 1B		0-3 K			3 0 1 0 0 0 1 0
Jerry Lynch, L (1, 7) OBP: 0.441, SLG: 0.698		0-0 G6-3 1B			0-0 F8			0-0 F7		3 0 1 0 0 0 0 1
Gordy Coleman, L (1, 3) OBP: 0.334, SLG: 0.500		0-0 G6-3 1-2f			0-0 FC5-4 1-2f			0-0 E6		3 0 0 0 0 0 0 2
Gene Freese, R (1, 5) OBP: 0.316, SLG: 0.483			0-0 P6		0-0 F7			0-0 P2		3 0 0 0 0 0 0 2
Darrell Johnson, R (1, 2) OBP: 0.279, SLG: 0.293			0-0 6-3			0-0 F8		0-0 F7		2 0 0 0 0 0 0 0
Gus Bell, L (8, PH) OBP: 0.293, SLG: 0.346										1 0 0 0 0 0 0 1
Jerry Zimmerman, R (9, 2) OBP: 0.257, SLG: 0.233										0 0 0 0 0 0 0 0
Joey Jay, S (1, 1) OBP: 0.105, SLG: 0.133			0-0 4-3			0-0 4-3			0-0 E2	2 0 0 0 0 0 0 0
Jim Brosnan, R (9, 1) OBP: 0.167, SLG: 0.091										0 0 0 0 0 0 0 0
Bill Henry, L (9, 1)										0 0 0 0 0 0 0 0
Wally Post, R (9, PH) OBP: 0.345, SLG: 0.585										1 0 0 0 0 0 0 0

Inning Stats	R: 0	H: 0	R: 0	H: 1	R: 0	H: 0	R: 0	H: 1	R: 0	H: 0	R: 0	H: 0	R: 0	H: 0	R: 0	H: 1	R: 0	H: 0	R: 0	H: 1	R: 0	H: 1	1B: 3	SF: 0	WP: 0	PA: 30
E: 0	LOB: 0	E: 0	LOB: 0	E: 0	LOB: 0	E: 0	LOB: 1	E: 0	LOB: 0	E: 0	LOB: 0	E: 0	LOB: 0	E: 1	LOB: 1	E: 1	LOB: 1	E: 1	LOB: 1	E: 1	LOB: 1	E: 1	LOB: 1	2B: 0	SAC: 0	PB: 0
K: 0	BB: 0	K: 0	BB: 0	K: 0	BB: 0	K: 0	BB: 0	K: 0	BB: 0	K: 1	BB: 0	K: 0	BB: 0	K: 0	BB: 0	K: 0	BB: 0	K: 0	BB: 0	K: 0	BB: 0	K: 0	BB: 0	3B: 0	DP: 1	SB: 0
S: 3	P: 3	S: 3	P: 3	S: 3	P: 3	S: 4	P: 4	S: 3	P: 3	S: 5	P: 5	S: 4	P: 4	S: 4	P: 4	S: 4	P: 4	S: 4	P: 4	S: 4	P: 4	S: 4	P: 4	HR: 0	HBP: 0	CS: 0

PITCHER	IP	WLS	BF	H	R	ER	SO	BB	IBB	HBP	BLK	WP	HR	S	P	ERA	WHIP	PITCHER	IP	WLS	BF	H	R	ER	SO	BB	IBB	HBP	BLK	WP	HR	S	P	ERA	WHIP	
Juan Marichal, R (1, 1) ERA: 3.42	9.0	W	30	3	0	0	1	0	0	0	0	0	0	32	32	0.00	0.333																			

BOTTOM

San Francisco Giants @ Cincinnati Reds

Crosley Field, Cincinnati, OH

Wed Aug 23 1961, 7:05 PM EDT

Att. 20,827 - Unknown

livebaseballscorecards.com

AB	30
R	0
H	3
RBI	0
BB	0
SO	1
LOB	8



Batter	1	2	3	4	5	6	7	8	9	AB R H RBI BB SO LOB	TOP	
<b>Joey Amalfitano, R</b> (1, 4) <small>OBP: 0.345, SLG: 0.328</small>										4 2 2 0 1 1 2	<b>San Francisco Giants @ Cincinnati Reds</b> Crosley Field, Cincinnati, OH Thu Aug 24 1961, 7:05 PM EDT Att: 15,376 - Unknown	
<b>Jim Davenport, R</b> (1, 5) <small>OBP: 0.324, SLG: 0.422</small>										5 0 1 0 0 0 4		
<b>Willie McCovey, L</b> (1, 3) <small>OBP: 0.344, SLG: 0.476</small>										5 2 3 1 0 0 1		
<b>Willie Mays, R</b> (1, 8) <small>OBP: 0.398, SLG: 0.614</small>										5 0 1 0 0 1 5		
<b>Orlando Cepeda, R</b> (1, 7) <small>OBP: 0.358, SLG: 0.613</small>										3 1 1 2 1 0 1		
<b>John Orsino, R</b> (1, 2) <small>OBP: 0.303, SLG: 0.460</small>										4 0 1 1 0 1 2		
<b>Felipe Alou, R</b> (1, 9) <small>OBP: 0.329, SLG: 0.466</small>										4 0 2 1 0 0 0		
<b>Jose Pagan, R</b> (1, 6) <small>OBP: 0.321, SLG: 0.344</small> <b>Hobie Landrith, L</b> (8, PH) <small>OBP: 0.368, SLG: 0.429</small> <b>Ernie Bowman, R</b> (8, 6) <small>OBP: 0.250, SLG: 0.217</small>										3 0 0 0 0 1 1 1 0 0 0 0 0 2 0 0 0 0 0 0 0		
<b>Jack Sanford, R</b> (1, 1) <small>OBP: 0.230, SLG: 0.379</small> <b>Harvey Kuenn, R</b> (7, PH) <small>OBP: 0.329, SLG: 0.369</small> <b>Stu Miller, R</b> (7, 1) <small>OBP: 0.316, SLG: 0.133</small> <b>Eddie Bressoud, R</b> (9, PH) <small>OBP: 0.314, SLG: 0.418</small>										2 0 1 0 0 1 0 1 0 0 0 0 0 1 0 0 0 0 0 0 0 1 0 0 0 0 1 0		
<b>Inning Stats</b>	R: 0 H: 1 E: 0 LOB: 1 K: 0 BB: 1 S: 3 P: 7	R: 0 H: 0 E: 0 LOB: 0 K: 1 BB: 0 S: 5 P: 5	R: 0 H: 1 E: 0 LOB: 1 K: 0 BB: 0 S: 4 P: 4	R: 0 H: 1 E: 1 LOB: 1 K: 0 BB: 0 S: 4 P: 4	R: 0 H: 0 E: 0 LOB: 0 K: 2 BB: 0 S: 7 P: 7	R: 2 H: 3 E: 0 LOB: 1 K: 0 BB: 0 S: 6 P: 6	R: 0 H: 1 E: 0 LOB: 1 K: 1 BB: 0 S: 6 P: 6	R: 2 H: 3 E: 0 LOB: 2 K: 1 BB: 1 S: 8 P: 12	R: 1 H: 2 E: 0 LOB: 1 K: 1 BB: 0 S: 7 P: 7	1B: 10 SF: 0 2B: 2 SAC: 0 3B: 0 DP: 1 HR: 0 HBP: 0		WP: 2 PA: 40 PB: 0 SB: 0 CS: 0
<b>PITCHER</b> <b>Jim O'Toole, L</b> (1, 1) <small>ERA: 3.39</small> <b>Jim Maloney, R</b> (8, 1) <small>ERA: 4.37</small>	IP WLS BF H R ER SO BB IBB HBP BLK WP HR S P ERA WHIP 7.2 W 34 10 4 4 5 2 0 0 0 0 0 0 42 50 4.70 1.565 1.1 S 6 2 1 1 1 0 0 0 0 0 2 0 8 8 6.75 1.500											<b>PITCHER</b> IP WLS BF H R ER SO BB IBB HBP BLK WP HR S P ERA WHIP

livebaseballscorecards.com

<b>AB</b>	<b>38</b>
<b>R</b>	<b>5</b>
<b>H</b>	<b>12</b>
<b>RBI</b>	<b>5</b>
<b>BB</b>	<b>2</b>
<b>SO</b>	<b>6</b>
<b>LOB</b>	<b>19</b>



Batter	1	2	3	4	5	6	7	8	9
Don Blasingame, L (1, 4) OBP: 0.286, SLG: 0.285	0-0 P2		0-0 1-3		0-0 G3		4-0 2B BB	0-0 FC6-4	
Leo Cardenas, R (1, 6) OBP: 0.341, SLG: 0.455	0-0 1B 2B			0-0 3B 1B	0-3 K		0-0 1B 1B 2B		
Vada Pinson, L (1, 8) OBP: 0.375, SLG: 0.496	0-0 F3 1B			0-0 2B 3B	0-0 G3		0-0 1B 1B		
Frank Robinson, R (1, 9) Wally Post, R (8, 7) OBP: 0.420, SLG: 0.647 OBP: 0.345, SLG: 0.585	0-0 F3			0-0 F9 1B 2B	0-3 K		0-0 1B 1B		
Jerry Lynch, L (1, 7) Gus Bell, L (8, 9) OBP: 0.435, SLG: 0.682 OBP: 0.293, SLG: 0.346		0-0 G4-3 1B		0-0 F9	0-0 F9		0-0 6-3		
Gene Freese, R (1, 5) OBP: 0.313, SLG: 0.479		0-0 G4-3		0-0 F3			0-0 E3 2B	0-0 F7	
Dick Gernert, R (1, 3) OBP: 0.340, SLG: 0.349		0-0 F9		0-0 1B			0-0 5-3	0-0 1B 1B	
Johnny Edwards, L (1, 2) OBP: 0.287, SLG: 0.277			0-0 G4-3 1B	0-0 3-1			4-0 2B IBB	0-0 F9	
Jim O'Toole, S (1, 1) Jim Maloney, L (8, 1) OBP: 0.197, SLG: 0.189 OBP: 0.407, SLG: 0.500			0-0 G4-3		0-0 4-3		0-0 F5	0-0 FC6-4 1B	

Inning Stats	R: 1	H: 2	E: 0	K: 0	S: 4	LOB: 0	BB: 0	P: 4
	R: 0	H: 1	E: 0	K: 0	S: 3 <td>LOB: 0</td> <td>BB: 0</td> <td>P: 3 </td>	LOB: 0	BB: 0	P: 3
	R: 0	H: 1	E: 0	K: 0	S: 3 <td>LOB: 0</td> <td>BB: 0</td> <td>P: 3 </td>	LOB: 0	BB: 0	P: 3
	R: 3	H: 4	E: 0	K: 0	S: 7 <td>LOB: 1</td> <td>BB: 0</td> <td>P: 7 </td>	LOB: 1	BB: 0	P: 7
	R: 0	H: 0	E: 0	K: 1	S: 5 <td>LOB: 0</td> <td>BB: 0</td> <td>P: 5 </td>	LOB: 0	BB: 0	P: 5
	R: 0	H: 0	E: 0	K: 1	S: 5 <td>LOB: 0</td> <td>BB: 0</td> <td>P: 5 </td>	LOB: 0	BB: 0	P: 5
	R: 4	H: 3	E: 1	K: 0	S: 7 <td>LOB: 2</td> <td>BB: 2</td> <td>P: 15 </td>	LOB: 2	BB: 2	P: 15
	R: 0	H: 2	E: 0	K: 0	S: 5 <td>LOB: 2</td> <td>BB: 0</td> <td>P: 5 </td>	LOB: 2	BB: 0	P: 5

PITCHER	IP	WLS	BF	H	R	ER	SO	BB	IBB	HBP	BLK	WP	HR	S	P	ERA	WHIP
Jack Sanford, R (1, 1) ERA: 3.68	6.0	L	23	8	4	4	2	0	0	0	0	0	0	27	27	6.00	1.333
Stu Miller, R (7, 1) ERA: 2.63	2.0		14	5	4	0	0	1	1	0	0	0	0	12	20	0.00	3.000

PITCHER	IP	WLS	BF	H	R	ER	SO	BB	IBB	HBP	BLK	WP	HR	S	P	ERA	WHIP

AB R H RBI BB SO LOB

4	1	0	0	1	0	2
4	3	3	3	0	1	0
4	1	3	2	0	0	0
4	1	2	2	0	1	1
0	0	0	0	0	0	0
4	0	1	0	0	0	3
0	0	0	0	0	0	0
4	1	0	0	0	0	2
4	0	2	1	0	0	1
3	1	1	0	1	0	2
3	0	0	0	0	0	3
1	0	1	0	0	0	0

1B: 9	SF: 0	WP: 0	PA: 37
2B: 3	SAC: 0	PB: 0	
3B: 1	DP: 2	SB: 2	
HR: 0	HBP: 0	CS: 0	

**San Francisco Giants @ Cincinnati Reds**  
Crosley Field, Cincinnati, OH  
Thu Aug 24 1961, 7:05 PM EDT  
Att. 15,376 - Unknown

livebaseballscorecards.com

AB	35
R	8
H	13
RBI	8
BB	2
SO	2
LOB	14



Batter	1	2	3	4	5	6	7	8	9	AB R H RBI BB SO LOB	TOP											
Maury Wills, S OBP: 0.358, SLG: 0.349 (1, 6) C B X	1-1 3B 1B	0-1 5-3			2-2 4-3		1-2 CS 1B		1-1 SH5-3 1-2	4 1 2 0 0 0 1												
Jim Gilliam, S OBP: 0.373, SLG: 0.367 (1, 4) (7, 5) F X	0-1 3B 1-H 3B		2-3 K		1-3 K		3-3 SAFE K 1-2		4-2 1B BB	4 1 1 1 1 3 1												
Wally Moon, L OBP: 0.440, SLG: 0.519 (1, 7) X	0-0 4-3		3-3 K		2-1 1-3			2-1 F7	2-1 1-2 2-H 1B	5 0 1 1 0 1 1												
Duke Snider, L OBP: 0.359, SLG: 0.520 Charlie Neal, R OBP: 0.301, SLG: 0.357 (1, 8) (7, 4) B F B S X	2-2 3B 3-H 3B		1-2 HR		2-3 K			1-2 6-3	1-2 L6	3 1 2 2 0 1 0 2 0 0 0 0 0 2												
Ron Fairly, L OBP: 0.434, SLG: 0.536 Gil Hodges, R OBP: 0.323, SLG: 0.386 (1, 3) (8, PH) (8, 3) B X	1-0 F6		3-2 F6		0-0 HR 1B			1-2 E7 1B		3 1 1 0 0 0 1 1 0 1 0 0 0 0												
Frank Howard, R OBP: 0.372, SLG: 0.557 Willie Davis, L OBP: 0.321, SLG: 0.467 (1, 9) (8, PR) (8, 8) B B C C S S	2-3 K			3-2 HR	1-2 HR 1-H HR			4-0 IBB		3 2 2 3 1 1 1 0 0 0 0 0 0 0												
John Roseboro, L OBP: 0.331, SLG: 0.456 (1, 2) C B C B X		2-3 K		0-1 B3	2-1 F3		1-3 K			4 0 0 0 0 2 2												
Tommy Davis, R OBP: 0.334, SLG: 0.435 (1, 5) (7, 8) (8, 9) B X		1-0 E6 FC1-6		2-1 F5	0-1 F9			1-1 SH5-3 1B 1B		4 1 1 0 0 0 0												
Sandy Koufax, R OBP: 0.159, SLG: 0.065 (1, 1) C L X		0-2 FC1-6 1-2f		3-3 K		2-3 K			0-3 K	4 0 0 0 0 3 2												
Inning Stats	R: 2 E: 0 K: 1 S: 12	H: 3 LOB: 1 BB: 0 P: 18	R: 0 E: 1 K: 1 S: 10	H: 0 LOB: 1 BB: 0 P: 13	R: 1 E: 0 K: 2 S: 13	H: 1 LOB: 0 BB: 0 P: 22	R: 1 E: 0 K: 1 S: 10	H: 1 LOB: 0 BB: 0 P: 18	R: 0 E: 0 K: 1 S: 8	H: 0 LOB: 0 BB: 0 P: 13	R: 2 E: 0 K: 1 S: 11	H: 2 LOB: 0 BB: 0 P: 16	R: 0 E: 0 K: 2 S: 10	H: 1 LOB: 0 BB: 0 P: 16	R: 0 E: 1 K: 1 S: 12	H: 1 LOB: 2 BB: 1 P: 21	R: 1 E: 0 K: 1 S: 15	H: 2 LOB: 2 BB: 1 P: 24	1B: 6 2B: 0 3B: 2 HR: 3	SF: 0 SAC: 1 DP: 0 HBP: 0	WP: 0 PB: 0 SB: 0 CS: 1	PA: 40
PITCHER	IP WLS BF H R ER SO BB IBB HBP BLK WP HR S P ERA WHIP																					
Bob Purkey, R ERA: 4.03 (1, 1)	6.0 L 26 7 6 6 7 0 0 0 0 0 3 64 100 9.00 1.167																					
Sherman Jones, R ERA: 4.6 (7, 1)	1.0 3 1 0 0 2 0 0 0 0 0 0 10 16 0.00 1.000																					
Bill Henry, L ERA: 2.74 (8, 1)	2.0 11 3 1 1 2 1 1 0 0 0 0 27 45 4.50 2.000																					

Los Angeles Dodgers @ Cincinnati Reds  
Crosley Field, Cincinnati, OH  
Fri Aug 25 1961, 7:05 PM EDT  
Att: 29,013 - Unknown

AB	37
R	7
H	11
RBI	7
BB	2
SO	11
LOB	11




Batter	1	2	3	4	5	6	7	8	9	AB	R	H	RBI	BB	SO	LOB
<b>Elio Chacon, R</b> OBP: 0.406, SLG: 0.410 (1, 4)	3-2 F2		1-1 HR		1-2 BB HBP		2-1 SH1-3		0-0 L8	3	1	1	1	0	0	1
<b>Leo Cardenas, R</b> OBP: 0.345, SLG: 0.449 (1, 6)	1-3 K		4-1 BB		4-2 G6-3 BB		0-3 K			2	0	0	0	2	2	1
<b>Vada Pinson, L</b> OBP: 0.375, SLG: 0.494 (1, 8)	1-2 4-3		2-0 F6		0-0 F7			1-1 FC6-4 1B		4	0	1	0	0	0	4
<b>Frank Robinson, R</b> OBP: 0.421, SLG: 0.647 (1, 9)		4-2 FC6-4 BB		1-0 1B 2B	0-0 G6-3			0-1 FC6-4		3	1	1	0	1	0	4
<b>Wally Post, R</b> OBP: 0.340, SLG: 0.575 (1, 7)		1-2 FC6-4		2-3 K		0-2 F7		1-0 F9		4	0	0	0	0	1	3
<b>Dick Gernert, R</b> OBP: 0.315, SLG: 0.319 (1, 3)		1-2 F2		1-2 F6		1-1 F8		1-3 K		4	0	0	0	0	1	3
<b>Gene Freese, R</b> OBP: 0.313, SLG: 0.477 (1, 5)		3-0 FC6-4		0-0 1B		1-3 K			0-1 1-3	4	0	1	1	0	1	1
<b>Darrell Johnson, R</b> OBP: 0.278, SLG: 0.291 (1, 2)			1-0 F6		1-1 6-3		1-1 SH1-3 1B		0-2 6-3	4	0	1	0	0	0	1
<b>Bob Purkey, R</b> OBP: 0.129, SLG: 0.149 (1, 1)			1-3 K		4-0 BB HBP		3-2 F9		4-0 BB	1	0	0	0	0	1	0
<b>Sherman Jones, L</b> OBP: 0.273, SLG: 0.200 (7, 1)										0	0	0	0	0	0	0
<b>Eddie Kasko, R</b> OBP: 0.325, SLG: 0.336 (7, PH)										1	0	0	0	0	0	1
<b>Bill Henry, L</b> (8, 1)										0	0	0	0	0	0	0
<b>Jerry Lynch, L</b> (9, PH)										0	0	0	0	1	0	0

<b>Inning Stats</b>	R: 0 E: 0 K: 1 S: 11	H: 0 LOB: 0 BB: 0 P: 16	R: 0 E: 0 K: 0 S: 10	H: 0 LOB: 1 BB: 1 P: 19	R: 1 E: 0 K: 1 S: 8	H: 1 LOB: 1 BB: 1 P: 17	R: 1 E: 0 K: 1 S: 10	H: 2 LOB: 1 BB: 0 P: 15	R: 0 E: 0 K: 0 S: 6	H: 0 LOB: 2 BB: 2 P: 15	R: 0 E: 0 K: 1 S: 8	H: 0 LOB: 0 BB: 0 P: 10	R: 0 E: 0 K: 1 S: 12	H: 1 LOB: 1 BB: 0 P: 18	R: 0 E: 0 K: 1 S: 8	H: 1 LOB: 1 BB: 0 P: 11	R: 0 E: 0 K: 0 S: 7	H: 0 LOB: 1 BB: 1 P: 11	1B: 3 2B: 1 3B: 0 HR: 1	SF: 0 SAC: 1 DP: 1 HBP: 1	WP: 0 PB: 0 SB: 0 CS: 0	PA: 37											
<b>PITCHER</b> <b>Sandy Koufax, L</b> (1, 1) ERA: 3.57	IP 9.0	WLS W	BF 37	H 5	R 2	ER 2	SO 6	BB 5	IBB 0	HBP 1	BLK 0	WP 0	HR 1	S 80	P 132	ERA 2.00	WHIP 1.111																
											<b>PITCHER</b>	IP 9.0	WLS W	BF 37	H 5	R 2	ER 2	SO 6	BB 5	IBB 0	HBP 1	BLK 0	WP 0	HR 1	S 80	P 132	ERA 2.00	WHIP 1.111					

**Los Angeles Dodgers @ Cincinnati Reds**  
Crosley Field, Cincinnati, OH  
Fri Aug 25 1961, 7:05 PM EDT  
Att. 29,013 - Unknown

<b>AB</b>	<b>30</b>
<b>R</b>	<b>2</b>
<b>H</b>	<b>5</b>
<b>RBI</b>	<b>2</b>
<b>BB</b>	<b>5</b>
<b>SO</b>	<b>6</b>
<b>LOB</b>	<b>19</b>



**Los Angeles Dodgers @ Cincinnati Reds**  
 Crosley Field, Cincinnati, OH

Sat Aug 26 1961, 3:33 AM EDT  
 Att: 20,328 - Unknown



Batter	1	2	3	4	5	6	7	8	9	AB	R	H	RBI	BB	SO	LOB
Maury Wills, S OBP: 0.358, SLG: 0.349 (1, 6)	0-1 6-3	3-2 2B 1B		2-2 FC6 5-3		2-0 1B		1-0 5-3		5	1	2	0	0	0	1
Jim Gilliam, S OBP: 0.373, SLG: 0.371 (1, 4) (7, 5)	0-1 6-3	0-1 2B		2-2 5-3			2-1 1B 1B	1-3 K		5	1	2	1	0	1	1
Wally Moon, L OBP: 0.441, SLG: 0.518 (1, 7) Charlie Neal, R OBP: 0.300, SLG: 0.355 (7, 4)	0-1 1B	0-1 4-3		1-3 K			1-1 1B 1B	2-2 6-3		4	1	2	0	0	1	2
Duke Snider, L OBP: 0.357, SLG: 0.514 (1, 8) Willie Davis, L OBP: 0.320, SLG: 0.465 (7, PR) (7, 8)	0-0 F3		3-2 3-1		0-0 4-3		0-0 1B WP 1B	1-3 K		4	0	1	1	0	0	1
Ron Fairly, L OBP: 0.435, SLG: 0.531 (1, 3) Gil Hodges, R OBP: 0.326, SLG: 0.389 (9, PH) (9, 3)		4-0 1B 1B BB	0-0 E3 HR		2-1 6-3		1-2 WP SF7 1B	0-1 E 1B		3	3	1	1	1	0	0
Frank Howard, R OBP: 0.373, SLG: 0.568 (1, 9)		0-1 1B 1B	1-1 HR		2-1 6-3		1-1 F3	2-3 K		5	2	2	2	0	1	3
John Roseboro, L OBP: 0.332, SLG: 0.456 (1, 2)		0-0 1B SF7 1B	3-1 G6-4-3 1B			3-3 K	3-2 SF7	0-2 E3		4	1	2	2	0	1	1
Tommy Davis, R OBP: 0.337, SLG: 0.435 (1, 5) (7, 7)		0-0 CS 1B	2-0 G6-4-3			4-0 SH1-3 1B BB	1-2 FC4 1B	1-1 1-3		4	0	2	1	1	0	3
Johnny Podres, L OBP: 0.250, SLG: 0.262 (1, 1) Larry Sherry, R OBP: 0.308, SLG: 0.182 (7, 1) Ron Perranoski, L OBP: 0.250, SLG: 0.100 (8, 1)		2-1 SF7		0-1 FC6 1B		0-1 SH1-3	0-2 FC4			2	0	1	1	0	0	1

Inning Stats	R: 0	H: 1	R: 4	H: 5	R: 2	H: 2	R: 0	H: 1	R: 0	H: 0	R: 0	H: 1	R: 4	H: 5	R: 0	H: 1	R: 0	H: 0
	E: 0	LOB: 1	E: 0	LOB: 1	E: 1	LOB: 0	E: 0	LOB: 1	E: 0	LOB: 0	E: 0	LOB: 2	E: 0	LOB: 1	E: 0	LOB: 2	E: 1	LOB: 2
	K: 0	BB: 0	K: 0	BB: 1	K: 0	BB: 0	K: 1	BB: 0	K: 0	BB: 0	K: 1	BB: 1	K: 0	BB: 0	K: 1	BB: 0	K: 2	BB: 0
	S: 7	P: 7	S: 16	P: 25	S: 9	P: 18	S: 11	P: 16	S: 5	P: 9	S: 6	P: 15	S: 24	P: 33	S: 8	P: 12	S: 14	P: 18

PITCHER	IP	WLS	BF	H	R	ER	SO	BB	IBB	HBP	BLK	WP	HR	S	P	ERA	WHIP
Jay Hook, R ERA: 7.99 (1, 1)	1.2	L	11	6	4	4	0	1	0	0	0	0	0	21	30	21.60	4.200
Ken Hunt, R ERA: 3.86 (2, 1)	0.1		1	0	0	0	0	0	0	0	0	0	0	2	2	0.00	0.000
Sherman Jones, R ERA: 4.5 (3, 1)	3.0		12	3	2	1	1	0	0	0	0	0	1	25	43	3.00	1.000
Jim Maloney, R ERA: 4.7 (6, 1)	2.0		12	6	4	4	1	1	0	0	0	1	0	30	48	18.00	3.500
Jim Brosnan, R ERA: 2.57 (8, 1)	1.0		3	0	0	0	1	0	0	0	0	0	0	8	12	0.00	0.000

PITCHER	IP	WLS	BF	H	R	ER	SO	BB	IBB	HBP	BLK	WP	HR	S	P	ERA	WHIP
Bill Henry, L ERA: 2.68 (9, 1)	1.0		5	1	0	0	2	0	0	0	0	0	0	14	18	0.00	1.000

1B	2B	3B	HR	SF	SAC	DP	HBP	WP	PB	SB	CS
14	1	0	1	2	1	1	0	3	0	0	1

WP	PA
3	44

Batter	1	2	3	4	5	6	7	8	9	AB	R	H	RBI	BB	SO	LOB
Elio Chacon, R (1, 4) OBP: 0.426, SLG: 0.420	3-2 G3 SH1-3 HBP		0-0 G5-4-3 1B		1-2 1-3		1-1 1-2 HR	4-1 2B BB		3	1	2	0	1	0	0
Leo Cardenas, R (1, 6) OBP: 0.349, SLG: 0.456	0-0 SH1-3		0-1 G5-4-3 1-2f		0-1 1-3		0-0 1-2 2-3 HR	1-0 1-3 2B		4	1	2	0	0	0	1
Vada Pinson, L (1, 8) OBP: 0.373, SLG: 0.497	2-2 G3		1-0 4-3				0-0 1-H 2-H 3-H HR	0-0 G3		5	1	1	4	0	0	3
Frank Robinson, R (1, 9) OBP: 0.419, SLG: 0.649	1-1 6-3				1-0 5-3		2-1 HR		0-0 4-3	5	1	1	1	0	0	1
Wally Post, R (1, 7) OBP: 0.333, SLG: 0.563					0-1 5-3		0-1 5-3		2-3 K	5	0	0	0	0	2	0
Gene Freese, R (1, 5) OBP: 0.312, SLG: 0.474					3-2 E6 1B		1-1 1B		0-0 6-3	5	0	1	0	0	0	0
Dick Gernert, R (1, 3) OBP: 0.351, SLG: 0.347					1-0 1B		0-0 1B		3-2 4-3	2	0	2	0	1	0	0
Jim Brosnan, R (8, 1) OBP: 0.167, SLG: 0.091					1-2 1B		1-2 1B			0	0	0	0	0	0	0
Don Blasingame, L (8, PH) OBP: 0.285, SLG: 0.285					1-1 F9		0-1 F2			1	0	0	0	0	0	0
Bill Henry, L (9, 1)										0	0	0	0	0	0	0
Darrell Johnson, R (1, 2) OBP: 0.280, SLG: 0.292										3	0	1	0	0	0	4
Jerry Lynch, L (8, PH) OBP: 0.436, SLG: 0.676										1	0	0	0	0	0	0
Jerry Zimmerman, R (9, 2) OBP: 0.257, SLG: 0.233										0	0	0	0	0	0	0
Jay Hook, L (1, 1) OBP: 0.133, SLG: 0.133										0	0	0	0	0	0	0
Ken Hunt, R (2, 1) OBP: 0.220, SLG: 0.231										0	0	0	0	0	0	0
Eddie Kasko, R (2, PH) OBP: 0.324, SLG: 0.335										1	0	0	0	0	0	2
Sherman Jones, L (3, 1) OBP: 0.273, SLG: 0.200										0	0	0	0	0	0	0
Gus Bell, L (5, PH) OBP: 0.292, SLG: 0.344										1	0	0	0	0	0	0
Jim Maloney, L (6, 1) OBP: 0.497, SLG: 0.500										0	0	0	0	0	0	0
Gordy Coleman, L (7, PH) OBP: 0.337, SLG: 0.509										2	2	2	1	0	0	0

**BOTTOM**

**Los Angeles Dodgers @ Cincinnati Reds**  
Crosley Field, Cincinnati, OH  
Sat Aug 26 1961, 3:33 AM EDT  
Att. 20,328 - Unknown

livebaseballscorecards.com

AB	38
R	6
H	12
RBI	6
BB	2
SO	2
LOB	11



Inning Stats	R: 0	H: 0	E: 0	K: 0	S: 8	H: 0	LOB: 1	BB: 0	P: 14	R: 0	H: 1	E: 1	K: 0	S: 8	R: 0	H: 1	E: 0	K: 0	S: 4	R: 0	H: 1	E: 1	K: 0	S: 10	R: 0	H: 0	E: 0	K: 0	S: 6	R: 1	H: 3	E: 0	K: 0	S: 10	R: 4	H: 4	E: 0	K: 1	S: 12	R: 1	H: 2	E: 0	K: 0	S: 11	R: 0	H: 0	E: 0	K: 1	S: 6	1B: 8	SF: 0	2B: 1	SAC: 1	3B: 0	DP: 1	HR: 3	HBP: 1	WP: 0	PA: 42	PB: 0	SB: 0	CS: 0
--------------	------	------	------	------	------	------	--------	-------	-------	------	------	------	------	------	------	------	------	------	------	------	------	------	------	-------	------	------	------	------	------	------	------	------	------	-------	------	------	------	------	-------	------	------	------	------	-------	------	------	------	------	------	-------	-------	-------	--------	-------	-------	-------	--------	-------	--------	-------	-------	-------

PITCHER																		ERA	WHIP
IP	WLS	BF	H	R	ER	SO	BB	IBB	HBP	BLK	WP	HR	S	P	ERA	WHIP			
Johnny Podres, L (1, 1) ERA: 3.42	6.0		30	10	5	5	0	1	0	0	0	2	51	78	7.50	1.833			
Larry Sherry, R (7, 1) ERA: 4.17	1.2		8	2	1	1	1	0	0	0	0	1	17	30	5.40	1.800			
Ron Perranoski, L (8, 1) ERA: 2.69	1.1	S	4	0	0	0	1	0	0	0	0	0	7	9	0.00	0.000			





Batter	1	2	3	4	5	6	7	8	9
Gene Freese, R OBP: 0.313, SLG: 0.480 (1, 5)	1-2 6-3		2-3 K2-3			0-1 1B	0-0 HR	3-0 F6	
Elio Chacon, R OBP: 0.425, SLG: 0.412 (1, 4)	2-3 K			1-3 K		0-1 1B	4-0 BB	0-1 F9	
Vada Pinson, L OBP: 0.372, SLG: 0.495 (1, 8)	0-3 K			0-0 L9		0-3 K	0-0 FC5-4 1B		
Frank Robinson, R OBP: 0.416, SLG: 0.643 (1, 9)		2-3 K		0-2 F2		0-0 F9	0-0 FC5-4		
Jerry Lynch, L OBP: 0.431, SLG: 0.670 (1, 7)		0-1 4-3			0-0 1B 2B	1-1 F9		0-0 E4 SH3-4 3B	
Jerry Zimmerman, R OBP: 0.257, SLG: 0.233 (9, 2)									
Gordy Coleman, L OBP: 0.337, SLG: 0.508 (1, 3)		2-3 K			0-1 1B		1-3 K	0-0 SH3-4	
Leo Cardenas, R OBP: 0.358, SLG: 0.479 (1, 6)			4-0 BB		1-3 K		1-2 HR 2B	0-1 2B 3B	
Johnny Edwards, L OBP: 0.288, SLG: 0.272 (1, 2)			3-1 F7		1-1 F7		4-0 HR BB	4-0 2B IBB	
Eddie Kasko, R OBP: 0.325, SLG: 0.335 (8, PH)									
Jim O'Toole, S OBP: 0.197, SLG: 0.189 (9, 1)									
Joey Jay, S OBP: 0.113, SLG: 0.130 (1, 1)			1-0 F6		2-2 1-3		2-3 K	1-1 2B	
Bill Henry, L (7, 1)									
Cus Bell, L OBP: 0.290, SLG: 0.342 (7, PH)									
Jim Brosnan, R OBP: 0.167, SLG: 0.091 (8, 1)									
Wally Post, R OBP: 0.336, SLG: 0.569 (9, 7)									

Inning Stats	R: 0 E: 0 K: 2 S: 10	H: 0 LOB: 0 BB: 0 P: 13	R: 0 E: 0 K: 2 S: 8	H: 0 LOB: 0 BB: 0 P: 12	R: 0 E: 0 K: 1 S: 6	H: 0 LOB: 1 BB: 1 P: 16	R: 0 E: 0 K: 1 S: 7	H: 0 LOB: 0 BB: 0 P: 8	R: 1 E: 0 K: 1 S: 13	H: 2 LOB: 1 BB: 0 P: 17	R: 0 E: 0 K: 1 S: 10	H: 2 LOB: 2 BB: 0 P: 11	R: 3 E: 0 K: 2 S: 14	H: 3 LOB: 2 BB: 2 P: 26	R: 2 E: 1 K: 0 S: 9	H: 2 LOB: 2 BB: 1 P: 17
--------------	-------------------------------	----------------------------------	------------------------------	----------------------------------	------------------------------	----------------------------------	------------------------------	---------------------------------	-------------------------------	----------------------------------	-------------------------------	----------------------------------	-------------------------------	----------------------------------	------------------------------	----------------------------------

PITCHER	IP	WLS	BF	H	R	ER	SO	BB	IBB	HBP	BLK	WP	HR	S	P	ERA	WHIP
Stan Williams, R ERA: 4.04 (1, 1)	6.2		29	6	4	4	10	3	0	0	0	0	1	66	101	5.40	1.350
Ron Perranoski, L ERA: 2.78 (7, 1)	0.2	L	5	2	2	1	0	0	0	0	0	0	0	6	6	13.50	3.000
Larry Sherry, R ERA: 4.14 (8, 1)	0.2		4	1	0	0	0	0	1	0	0	0	0	5	13	0.00	1.500

**Los Angeles Dodgers @ Cincinnati Reds**  
 Crosley Field, Cincinnati, OH  
 Sun Aug 27 1961, 3:33 AM EDT  
 Unknown

AB	R	H	RBI	BB	SO	LOB
5	1	2	3	0	1	3
4	0	1	0	1	2	2
4	0	1	0	0	2	2
4	0	0	0	0	1	4
4	2	1	0	0	0	2
0	0	0	0	0	0	0
3	0	1	1	0	2	0
3	2	2	1	1	1	1
2	1	0	0	1	0	2
0	0	0	0	1	0	0
0	0	0	0	0	0	0
2	0	0	0	0	0	2
0	0	0	0	0	0	0
1	0	0	0	0	1	2
0	0	0	0	0	0	0
1	0	1	1	0	0	0

AB	33
R	6
H	9
RBI	6
BB	4
SO	10
LOB	20

WP: 0 PA: 38  
 PB: 0  
 SB: 0  
 CS: 0



WP	HR	S	P	ERA	WHIP
0	0	0	0	0	0

Batter	1	2	3	4	5	6	7	8	9	AB R H RBI BB SO LOB	TOP		
<b>Maury Wills, S</b> (1, 6) OBP: 0.361, SLG: 0.350	0-0 F7		2-2 S 1B			0-0 1-2 1B		0-0 B3	0-1 F6	5 0 2 0 0 0 2			
<b>Jim Gilliam, S</b> (1, 4) OBP: 0.372, SLG: 0.374	3-3 K		2-2 4-3 1-2			0-0 F9		2-1 PB 1B 2B	4-1 BB	4 1 1 0 1 1 3			
<b>Wally Moon, L</b> (1, 7) OBP: 0.433, SLG: 0.510	1-2 4-3			1-2 4-3		0-1 L9		0-0 F5	0-3 K	5 0 0 0 0 1 6			
<b>Duke Snider, L</b> (1, 8) OBP: 0.358, SLG: 0.514		1-1 1-3		0-0 4-3		0-0 L3		0-1 2-H 1B 1B		4 0 1 1 0 0 2			
<b>Ron Fairly, L</b> (1, 3) OBP: 0.443, SLG: 0.537		3-1 F8		0-0 4-3			2-1 4-3 SF9 2B	1-0 1-2 1B		4 1 2 0 0 0 0			
<b>Frank Howard, R</b> (1, 9) OBP: 0.364, SLG: 0.551		0-2 6-3			0-0 L8		0-2 4-3 2-3	2-0 G3		4 0 0 0 0 0 3			
<b>John Roseboro, L</b> (1, 2) OBP: 0.338, SLG: 0.464			1-0 1-3 SF9 2B		0-1 G3		1-0 SF9 3-H		4-2 1B BB	2 1 1 1 1 0 0			
<b>Tommy Davis, R</b> (1, 5) OBP: 0.336, SLG: 0.432			0-1 1-3 2-3		1-0 F8		0-1 1B		0-1 4-3 1B	4 0 2 0 0 0 1			
<b>Don Drysdale, R</b> (1, 1) OBP: 0.284, SLG: 0.400 <b>Roger Craig, R</b> (6, 1) OBP: 0.192, SLG: 0.125 <b>Willie Davis, L</b> (7, PH) OBP: 0.320, SLG: 0.464 <b>Ron Perranoski, L</b> (7, 1) OBP: 0.231, SLG: 0.091 <b>Jim Golden, L</b> (8, 1) <b>Norm Larker, L</b> (9, PH) OBP: 0.319, SLG: 0.382			2-2 SF9 3-H			0-1 1B 1B	1-0 G3		0-1 4-3	1 0 1 1 0 0 0 0 0 0 0 0 0 0 1 0 0 0 0 0 1 0 0 0 0 0 0 0 0 0 0 0 0 0 0 1 0 0 0 0 0 2			
<b>Inning Stats</b>	R: 0 E: 0 K: 1 S: 7 H: 0 LOB: 0 BB: 0 P: 11	R: 0 E: 0 K: 0 S: 8 H: 0 LOB: 0 BB: 0 P: 12	R: 1 E: 0 K: 0 S: 12 H: 2 LOB: 1 BB: 0 P: 19	R: 0 E: 0 K: 0 S: 5 H: 0 LOB: 0 BB: 0 P: 6	R: 0 E: 0 K: 0 S: 4 H: 0 LOB: 0 BB: 0 P: 5	R: 0 E: 0 K: 0 S: 7 H: 2 LOB: 2 BB: 0 P: 7	R: 1 E: 0 K: 0 S: 9 H: 2 LOB: 1 BB: 0 P: 13	R: 1 E: 0 K: 0 S: 8 H: 3 LOB: 2 BB: 0 P: 13	R: 0 E: 0 K: 1 S: 14 H: 1 LOB: 3 BB: 2 P: 22	1B: 7 2B: 3 3B: 0 HR: 0 SF: 2 SAC: 0 DP: 0 HBP: 0	WP: 0 PB: 1 SB: 1 CS: 0 PA: 39		
<b>PITCHER</b>	IP WLS BF H R ER SO BB IBB HBP BLK WP HR S P ERA WHIP											<b>PITCHER</b>	IP WLS BF H R ER SO BB IBB HBP BLK WP HR S P ERA WHIP
<b>Ken Johnson, R</b> (1, 1) ERA: 4.12	7.2 W 32 9 3 3 1 0 0 0 0 0 0 59 83 3.52 1.174												
<b>Jim Brosnan, R</b> (8, 1) ERA: 2.49	1.0 S 6 1 0 0 0 2 0 0 0 0 0 12 22 0.00 3.000												
<b>Bill Henry, L</b> (9, 1) ERA: 2.64	0.1 S 1 0 0 0 1 0 0 0 0 0 0 3 3 0.00 0.000												

**Los Angeles Dodgers @ Cincinnati Reds**  
 Crosley Field, Cincinnati, OH  
 Sun Aug 27 1961, 3:38 AM EDT  
 Att: 30,195 - Unknown

<b>AB</b>	<b>35</b>
<b>R</b>	<b>3</b>
<b>H</b>	<b>10</b>
<b>RBI</b>	<b>3</b>
<b>BB</b>	<b>2</b>
<b>SO</b>	<b>2</b>
<b>LOB</b>	<b>20</b>



WP: 0	PA: 39
PB: 1	
SB: 1	
CS: 0	

PITCHER	IP	WLS	BF	H	R	ER	SO	BB	IBB	HBP	BLK	WP	HR	S	P	ERA	WHIP
<b>Ken Johnson, R</b>	7.2	W	32	9	3	3	1	0	0	0	0	0	0	59	83	3.52	1.174
<b>Jim Brosnan, R</b>	1.0	S	6	1	0	0	0	2	0	0	0	0	0	12	22	0.00	3.000
<b>Bill Henry, L</b>	0.1	S	1	0	0	0	1	0	0	0	0	0	0	3	3	0.00	0.000

Batter	1	2	3	4	5	6	7	8	9	AB	R	H	RBI	BB	SO	LOB	BOTTOM			
Gene Freese, R OBP: 0.313, SLG: 0.478 (1, 5)	0-0 3-1 SAFE 1B	1-0 5-3 2-3			1-2 4-3 BB	4-1 BB		0-0 FC4-8 1B		4	0	1	0	1	0	1				
Elio Chacon, R OBP: 0.423, SLG: 0.404 (1, 4)	0-1 HR 1B		2-2 F2 1B		4-1 BB	2-2 F2 1B		2-1 FC4-6 1-2f 1B		4	1	1	0	1	0	3				
Vada Pinson, L OBP: 0.372, SLG: 0.502 (1, 8)	0-0 1-H HR		0-0 L9 1B		2-3 K		1-0 3B 2B	1-2 F9 1B		5	2	2	2	0	1	2				
Jerry Lynch, L OBP: 0.436, SLG: 0.667 Frank Robinson, R OBP: 0.417, SLG: 0.649 (7, PH) (8, 9)	4-0 CS BB BB		1-2 6-3 1B			3-2 1B SF8 1B	0-0 2B 3B			2	1	1	0	1	0	0				
Gordy Coleman, L OBP: 0.339, SLG: 0.508 Dick Gernert, R OBP: 0.362, SLG: 0.380 (7, PH) (8, 3)	4-0 1-2 BB			0-0 6-3 1B		3-1 2B 1B	2-1 2B			2	1	1	0	1	0	0				
Gus Bell, L OBP: 0.291, SLG: 0.348 Wally Post, R OBP: 0.335, SLG: 0.567 (7, PH) (8, 7)	3-3 K 2-3			1-0 1B 2B		0-0 SF8 1B	0-0 F9 1B			2	1	1	1	0	1	2				
Leo Cardenas, R OBP: 0.366, SLG: 0.482 (1, 6)		1-2 E SH3-4 1B		1-1 2-H 1B		0-3 K	4-1 BB			3	0	2	1	1	1	1				
Johnny Edwards, L OBP: 0.287, SLG: 0.264 (1, 2)		2-1 F7 1B		3-2 4-3 1B		4-0 2B IBB	0-1 G3			3	1	0	0	1	0	2				
Ken Johnson, R OBP: 0.278, SLG: 0.333 Jim Brosnan, R OBP: 0.154, SLG: 0.083 Bill Henry, L (8, 1) (9, 1)		0-0 SH3-4 1-2			1-3 K	1-2 1-H 2-H 2B		1-0 4-3 1B		2	0	1	2	0	1	0				
<b>Inning Stats</b>	R: 2 E: 0 K: 1 S: 7	H: 2 LOB: 2 BB: 2 P: 18	R: 0 E: 1 K: 0 S: 9	H: 1 LOB: 1 BB: 0 P: 13	R: 0 E: 0 K: 0 S: 8	H: 0 LOB: 0 BB: 0 P: 11	R: 1 E: 0 K: 0 S: 9	H: 2 LOB: 0 BB: 0 P: 14	R: 0 E: 0 K: 2 S: 12	H: 0 LOB: 1 BB: 1 P: 18	R: 3 E: 0 K: 1 S: 16	H: 3 LOB: 2 BB: 2 P: 33	R: 2 E: 0 K: 0 S: 8	H: 3 LOB: 1 BB: 1 P: 15	R: 0 E: 0 K: 0 S: 8	H: 1 LOB: 1 BB: 0 P: 12	1B: 6 2B: 5 3B: 1 HR: 1	SF: 1 SAC: 1 DP: 1 HBP: 0	WP: 0 PB: 1 SB: 0 CS: 1	PA: 39
<b>PITCHER</b>	IP WLS L	WLS L	WLS L	WLS L	WLS L	WLS L	WLS L	WLS L	WLS L	IP WLS L	IP WLS L	IP WLS L	IP WLS L	IP WLS L	IP WLS L	IP WLS L	ERA WHIP	ERA WHIP		
Don Drysdale, R ERA: 3.86 (1, 1)	5.2																9.53	1.941		
Roger Craig, R ERA: 6.04 (6, 1)	0.1																0.00	3.000		
Ron Perranoski, L ERA: 2.99 (7, 1)	1.0																18.00	4.000		
Jim Golden, R ERA: 5.45 (8, 1)	1.0																0.00	1.000		

**Los Angeles Dodgers @ Cincinnati Reds**  
 Crosley Field, Cincinnati, OH  
 Sun Aug 27 1961, 3:38 AM EDT  
 Att. 30,195 - Unknown

AB	31
R	8
H	12
RBI	8
BB	6
SO	4
LOB	11



WP: 0	PA: 39
PB: 1	
SB: 0	
CS: 1	

livebaseballscorecards.com

Batter	1	2	3	4	5	6	7	8	9	AB R H RBI BB SO LOB	TOP											
Gene Freese, R (1, 5) OBP: 0.313, SLG: 0.476	0-0 F7		0-0 1B		0-0 5-3		0-0 4-3			4 0 1 0 0 0 0												
Elio Chacon, R (1, 4) OBP: 0.426, SLG: 0.409	0-0 1B		0-0 F8		0-0 F9			0-0 FC4-6 1B		4 0 2 0 0 0 1												
Vada Pinson, L (1, 8) OBP: 0.373, SLG: 0.502	0-0 1B		0-0 4-3			0-0 E 1B 1B		0-0 FC4-6 E S 3B		4 2 2 0 0 0 2												
Frank Robinson, R (1, 9) OBP: 0.415, SLG: 0.649	0-0 G6-4-3 1-2f			0-0 5-3		0-0 P6		0-0 1-H 3-1 3B		4 1 1 1 0 0 3												
Jerry Lynch, L (1, 7) OBP: 0.444, SLG: 0.678		0-0 1B		0-0 2B		0-0 E8 1B 1B		0-0 3-1		4 0 3 1 0 0 0												
Gus Bell, L (8, 7) OBP: 0.291, SLG: 0.348						1-3				0 0 0 0 0 0 0												
Gordy Coleman, L (1, 3) OBP: 0.340, SLG: 0.507		0-3 K		4-0 BB		0-0 G6-4-3 1B		0-0 3-H 3-1		3 0 1 1 1 1 0												
Leo Cardenas, R (1, 6) OBP: 0.364, SLG: 0.482		0-0 2B		0-0 F8		2-3 3-H G6-4-3 1-2f			0-3 K	4 0 1 0 0 1 4												
Johnny Edwards, L (1, 2) OBP: 0.278, SLG: 0.255		0-0 F9		0-0 P6			0-0 F7		0-3 K	4 0 0 0 0 1 3												
Jim O'Toole, S (1, 1) OBP: 0.188, SLG: 0.179			0-0 F9		0-0 6-3		0-0 4-3		0-0 6-3	4 0 0 0 0 0 0												
Jim Maloney, L (9, 1) OBP: 0.407, SLG: 0.500										0 0 0 0 0 0 0												
<b>Inning Stats</b>	R: 0 E: 0 K: 0 S: 4	H: 2 LOB: 1 BB: 0 P: 4	R: 0 E: 0 K: 1 S: 6	H: 2 LOB: 1 BB: 0 P: 6	R: 0 E: 0 K: 0 S: 4	H: 1 LOB: 1 BB: 0 P: 4	R: 0 E: 0 K: 0 S: 4	H: 1 LOB: 2 BB: 1 P: 8	R: 0 E: 0 K: 0 S: 3	H: 0 LOB: 0 BB: 0 P: 3	R: 1 E: 1 K: 0 S: 5	H: 3 LOB: 1 BB: 0 P: 5	R: 0 E: 0 K: 0 S: 3	H: 0 LOB: 0 BB: 0 P: 3	R: 2 E: 0 K: 0 S: 5	H: 2 LOB: 0 BB: 0 P: 5	R: 0 E: 0 K: 2 S: 7	H: 0 LOB: 0 BB: 0 P: 7	1B: 8 2B: 2 3B: 1 HR: 0	SF: 0 SAC: 0 DP: 2 HBP: 0	WP: 0 PB: 0 SB: 1 CS: 0	PA: 36
<b>PITCHER</b>	IP WLS BF H R ER SO BB IBB HBP BLK WP HR S P ERA WHIP																					
Bob Friend, R (1, 1) ERA: 3.67	7.0 L 28 9 1 0 1 1 0 0 0 0 0 0 29 33 0.00 1.429																					
Bobby Shantz, L (8, 1) ERA: 3.64	2.0 8 2 2 2 2 0 0 0 0 0 0 0 12 12 9.00 1.000																					

**Cincinnati Reds @ Pittsburgh Pirates**  
 Forbes Field, Pittsburgh, PA  
 Tue Aug 29 1961, 7:05 PM EDT  
 Att: 17,999 - Unknown

[livebaseballscorecards.com](http://livebaseballscorecards.com)

<b>AB</b>	35
<b>R</b>	3
<b>H</b>	11
<b>RBI</b>	3
<b>BB</b>	1
<b>SO</b>	3
<b>LOB</b>	13



Batter	1	2	3	4	5	6	7	8	9	AB	R	H	RBI	BB	SO	LOB
Bill Virdon, L OBP: 0.319, SLG: 0.383 (1, 8)	0-0 P4		0-0 4-3			0-0 1-3	0-0 1-3		4-0 BB	4	0	0	0	1	0	1
Dick Groat, R OBP: 0.315, SLG: 0.362 (1, 6)	4-0 4-3 BB		0-0 FC5-4 1B			0-0 FC4-6 1B		0-0 F9	0-3 K2-3	3	0	2	0	1	0	0
Rocky Nelson, L OBP: 0.312, SLG: 0.392 (9, PH)										1	0	0	0	0	1	3
Roberto Clemente, R OBP: 0.402, SLG: 0.596 (1, 9)	0-0 4-3 1-2		0-0 FC5-4 1-2f			0-0 FC4-6 BB 1-2f		0-3 K		4	0	0	0	0	1	3
Dick Stuart, R OBP: 0.326, SLG: 0.544 (1, 3)	0-0 F8				0-0 F9	4-0 BB 1-2		4-0 BB		2	0	0	0	2	0	1
Don Hoak, R OBP: 0.404, SLG: 0.482 (1, 5)		0-3 K			0-0 1-3	4-0 BB 1-2		0-0 BB		1	0	0	0	0	1	0
Johnny Logan, R OBP: 0.243, SLG: 0.273 (3, 5)						1-2 2-3 BB		0-0 F9		2	0	0	0	1	0	1
Hal Smith, R OBP: 0.271, SLG: 0.325 (1, 2)	0-0 4-3 1B		0-3 K			0-0 F8			0-0 1-5-3	4	0	1	0	0	1	3
Bob Skinner, L OBP: 0.363, SLG: 0.364 (1, 7)	0-0 4-3 1-2				0-0 F7			0-3 K		4	0	0	0	0	2	1
Bill Mazaroski, R OBP: 0.305, SLG: 0.368 (1, 4)	0-0 6-3				0-0 P4			0-0 FC6-4 1B		4	0	2	0	0	0	1
Bob Friend, R OBP: 0.151, SLG: 0.167 (1, 1)		0-3 K			0-3 K			0-0 FC6-4 1-2f		2	0	0	0	0	2	0
Joe Christopher, R OBP: 0.337, SLG: 0.362 (7, PH)									0-0 2B	1	0	0	0	0	0	1
Bobby Shantz, R OBP: 0.556, SLG: 0.533 (8, 1)									0-0 1B	0	0	0	0	0	0	0
Smoky Burgess, L OBP: 0.370, SLG: 0.484 (9, PH)									1-3 2B	1	0	1	0	0	0	0
Dick Schofield, S OBP: 0.279, SLG: 0.262 (9, PR)										0	0	0	0	0	0	0

BOTTOM

Cincinnati Reds @ Pittsburgh Pirates  
 Forbes Field, Pittsburgh, PA  
 Tue Aug 29 1961, 7:05 PM EDT  
 Att. 17,999 - Unknown

AB	33
R	0
H	6
RBI	0
BB	5
SO	8
LOB	15



WP:	0	PA:	38
PB:	0		
SB:	0		
CS:	0		

PITCHER	IP	WLS	BF	H	R	ER	SO	BB	IBB	HBP	BLK	WP	HR	S	P	ERA	WHIP
Jim O'Toole, L ERA: 3.23 (1, 1)	8.2	W	37	6	0	0	7	5	0	0	0	0	0	0	0	0.00	1.269
Jim Maloney, R ERA: 4.68 (9, 1)	0.1	S	1	0	0	0	1	0	0	0	0	0	0	3	3	0.00	0.000

Batter	1	2	3	4	5	6	7	8	9	AB R H RBI BB SO LOB	TOP									
Gene Freese, R (1, 5) OBP: 0.313, SLG: 0.474	0-0 E3 G4-6-3		0-0 SH3-1 1B		0-0 L7			0-0 5-3		4 0 1 0 0 0 0	<b>Cincinnati Reds @ Pittsburgh Pirates</b> <b>Forbes Field, Pittsburgh, PA</b> Wed Aug 30 1961, 7:05 PM EDT Att: 20,000 - Unknown									
Elio Chacon, R (1, 4) OBP: 0.419, SLG: 0.400 Frank Robinson, R (9, PH) OBP: 0.415, SLG: 0.648	0-0 F9		0-0 SH3-1 1-2			0-3 K		0-0 5-3	2 0 0 0 0 1 1 1 0 0 0 0 0 0											
Vada Pinson, L (1, 8) OBP: 0.371, SLG: 0.498	0-0 G4-6-3 1-2f		0-0 B2			0-0 4-3		0-0 G3	4 0 0 0 0 0 2											
Jerry Lynch, L (1, 7) OBP: 0.439, SLG: 0.664		0-0 3-1	0-0 L3			0-0 F9		0-0 1B 1B	4 0 1 0 0 0 1											
Gordy Coleman, L (1, 3) OBP: 0.341, SLG: 0.507		0-0 BB E 1B		0-3 K		0-0 F9		0-0 1-2 1B	4 1 2 0 0 1 0											
Gus Bell, L (1, 9) OBP: 0.290, SLG: 0.344		4-0 BB BB BB BB E 1-2 BB		0-0 F9		0-0 6-3		0-0 3-1	3 0 0 0 1 0 2											
Leo Cardenas, R (1, 6) OBP: 0.358, SLG: 0.474		0-0 F8		0-0 1-3		0-0 6-3			3 0 0 0 0 0 2											
Darrell Johnson, R (1, 2) OBP: 0.271, SLG: 0.283		0-0 E6 1-2 2-H			0-0 5-3		0-0 L7		3 0 0 0 0 0 1											
Bob Purkey, R (1, 1) OBP: 0.125, SLG: 0.145 Don Blasingame, L (8, PH) OBP: 0.284, SLG: 0.284 Ken Hunt, R (8, 1) OBP: 0.220, SLG: 0.231		0-3 K		0-3 K		0-3 K		0-3 K	2 0 0 0 0 2 2 1 0 0 0 0 1 0 0 0 0 0 0 0 0											
<b>Inning Stats</b>	R: 0 E: 1 K: 0 S: 3	H: 0 LOB: 0 BB: 0 P: 3	R: 1 E: 1 K: 1 S: 7	H: 1 LOB: 2 BB: 1 P: 11	R: 0 E: 0 K: 0 S: 4	H: 1 LOB: 1 BB: 0 P: 4	R: 0 E: 0 K: 1 S: 5	H: 0 LOB: 0 BB: 0 P: 5	R: 0 E: 0 K: 1 S: 5	H: 0 LOB: 0 BB: 0 P: 5		R: 0 E: 0 K: 0 S: 3	H: 0 LOB: 0 BB: 0 P: 3	R: 0 E: 0 K: 1 S: 5	H: 0 LOB: 0 BB: 0 P: 5	R: 0 E: 0 K: 0 S: 5	H: 2 LOB: 2 BB: 0 P: 5	1B: 4 2B: 0 3B: 0 HR: 0	SF: 0 SAC: 1 DP: 1 HBP: 0	WP: 0 PB: 0 SB: 0 CS: 0
PITCHER Tom Sturdivant, R (1, 1) ERA: 3.69	IP 9.0 WLS W BF 33 H 4 R 1 ER 0 SO 5 BB 1 IBB 0 HBP 0 BLK 0 WP 0 HR 0 S 42 P 46 ERA 0.00 WHIP 0.556											PITCHER	IP WLS BF H R ER SO BB IBB HBP BLK WP HR S P ERA WHIP							

livebaseballscorecards.com

AB	31
R	1
H	4
RBI	0
BB	1
SO	5
LOB	11



Batter	1	2	3	4	5	6	7	8	9	AB	R	H	RBI	BB	SO	LOB
Bill Virdon, L OBP: 0.318, SLG: 0.381 (1, 8)	0-0 3B 1B	0-0 1-3		0-0 F6			0-0 1-3	0-0 F2		5	1	1	0	0	0	5
Dick Groat, R OBP: 0.315, SLG: 0.365 (1, 6)	0-0 1-H WP 3B		0-0 6-3			0-0 F8	0-0 6-3			4	1	1	1	0	0	0
Bob Skinner, L OBP: 0.362, SLG: 0.363 (1, 7)	0-3 K		0-0 P5			0-3 K	0-0 WP S 1B			4	0	1	0	0	2	1
Dick Stuart, R OBP: 0.330, SLG: 0.543 (1, 3)	0-3 K		4-0 WP BB			4-0 BB	4-0 1-2 WP BB			1	0	0	0	3	1	1
Roberto Clemente, R OBP: 0.399, SLG: 0.591 (1, 9)	0-0 4-3 3-H		0-0 F9 1-2			0-0 6-3	0-0 G1 1-2 2-3			4	0	0	0	0	0	4
Smoky Burgess, L OBP: 0.375, SLG: 0.486 (1, 2)		0-0 5-3 1B 1B		0-0 E 1B PB 1B		0-0 6-3	4-0 FC1-6 1B BB			3	1	2	0	1	0	0
Don Hoak, R OBP: 0.405, SLG: 0.480 (1, 5)		0-0 F9		0-0 E7 PB 1-3 1B		4-0 PB BB	0-0 P4			3	0	1	0	1	0	2
Bill Mazeroski, R OBP: 0.307, SLG: 0.369 (1, 4)		0-0 5-3 1-2 1B		0-3 K S		0-0 F2 1-2	0-0 FC1-6 1-2 1B			4	0	2	0	0	1	3
Tom Sturdivant, L OBP: 0.184, SLG: 0.149 (1, 1)		0-0 5-3 1-2 2-3		0-3 K2-3 2-3 3-H		0-0 F2	0-0 FC1-6 1-2 2-3			4	0	0	0	0	1	6

Inning Stats	R: 2	H: 2	E: 0	LOB: 0	K: 2	BB: 0	S: 9	P: 9	R: 0	H: 0	E: 0	LOB: 1	K: 0	BB: 1	S: 3	P: 7	R: 1	H: 2	E: 1	LOB: 1	K: 2	BB: 0	S: 9	P: 9	R: 0	H: 0	E: 0	LOB: 1	K: 1	BB: 1	S: 5	P: 9	R: 0	H: 0	E: 0	LOB: 1	K: 0	BB: 1	S: 4	P: 8	R: 0	H: 1	E: 0	LOB: 2	K: 0	BB: 1	S: 4	P: 8	R: 0	H: 1	E: 0	LOB: 2	K: 0	BB: 1	S: 4	P: 8
Bob Purkey, R ERA: 3.98 (1, 1)	IP	WLS	BF	H	R	ER	SO	BB	IBB	HBP	BLK	WP	HR	S	P	ERA	WHIP																																							
Ken Hunt, R ERA: 3.83 (8, 1)	1.0	5	1	0	0	0	0	1	0	0	0	0	0	4	8	0.00	2.000																																							

**BOTTOM**

**Cincinnati Reds @ Pittsburgh Pirates**  
 Forbes Field, Pittsburgh, PA  
 Wed Aug 30 1961, 7:05 PM EDT  
 Att. 20,000 - Unknown

AB	32
R	3
H	8
RBI	1
BB	5
SO	5
LOB	22



1B	2B	3B	HR	SF	SAC	DP	HBP	WP	HR	S	P	ERA	WHIP
7	0	1	0	0	0	0	0	3	0	0	0	2.57	1.571
3	0	0	0	0	0	0	0	0	0	0	0	0.00	2.000

Batter	1	2	3	4	5	6	7	8	9	AB R H RBI BB SO LOB	TOP											
Gene Freese, R (1, 5) OBP: 0.311, SLG: 0.477	0-3 K		0-0 6-3		0-0 1-H HR			0-3 K2-3	0-0 G6-4-3	5 1 1 2 0 2 1												
Elio Chacon, R (1, 4) OBP: 0.410, SLG: 0.390	0-3 K			0-0 F7	0-3 K			0-0 2B SF	0-3 K	5 1 1 0 0 3 0												
Vada Pinson, L (1, 8) OBP: 0.373, SLG: 0.508	0-0 1B			0-0 HR	0-3 K			0-0 1-3 SF		4 2 3 1 0 1 0												
Frank Robinson, R (1, 9) OBP: 0.415, SLG: 0.645	0-0 L8			4-0 HR BB		0-0 6-3		4-0 1B SF IBB		2 1 0 0 2 0 1												
Jerry Lynch, L (1, 7) OBP: 0.440, SLG: 0.685		0-0 L9		0-0 HR		0-0 5-3		0-0 SF 1B		2 1 1 2 0 0 0												
Wally Post, R (6, PH) OBP: 0.333, SLG: 0.565										1 0 0 0 0 0 0												
Gus Bell, L (8, PH) OBP: 0.289, SLG: 0.344								1-2 2-H 3-H		0 0 0 1 0 0 0												
Gordy Coleman, L (1, 3) OBP: 0.341, SLG: 0.504		0-0 3-1		0-0 P3		0-0 6-3		0-0 1-2 2-3 1B		4 0 1 0 0 0 0												
Leo Cardenas, R (1, 6) OBP: 0.351, SLG: 0.463		0-3 K		0-0 L1			0-0 4-3	0-3 K		4 0 0 0 0 2 3												
Johnny Edwards, L (1, 2) OBP: 0.277, SLG: 0.254			0-0 3-1		0-0 HR 1B		0-3 K	0-0 F5		4 1 1 0 0 1 3												
Joey Jay, S (1, 1) OBP: 0.110, SLG: 0.136			0-3 K		0-0 B1		0-0 F2		0-0 G6-4-3 1B	4 0 1 0 0 1 1												
Bill Henry, L (9, 1)										0 0 0 0 0 0 0												
<b>Inning Stats</b>	R: 0 E: 0 K: 2 S: 8	H: 1 LOB: 1 BB: 0 P: 8	R: 0 E: 0 K: 1 S: 5	H: 0 LOB: 0 BB: 0 P: 5	R: 0 E: 0 K: 1 S: 5	H: 0 LOB: 0 BB: 0 P: 5	R: 3 E: 0 K: 0 S: 5	H: 2 LOB: 0 BB: 1 P: 9	R: 2 E: 0 K: 2 S: 9	H: 2 LOB: 0 BB: 0 P: 9	R: 0 E: 0 K: 0 S: 3	H: 0 LOB: 0 BB: 0 P: 3	R: 0 E: 0 K: 1 S: 5	H: 0 LOB: 0 BB: 0 P: 5	R: 2 E: 1 K: 2 S: 11	H: 3 LOB: 3 BB: 1 P: 15	R: 0 E: 0 K: 1 S: 5	H: 1 LOB: 0 BB: 0 P: 5	1B: 5 2B: 1 3B: 0 HR: 3	SF: 1 SAC: 0 DP: 1 HBP: 0	WP: 0 PB: 0 SB: 0 CS: 0	PA: 38
<b>PITCHER</b>	IP WLS BF H R ER SO BB IBB HBP BLK WP HR S P ERA WHIP																					
John Buzhardt, R (1, 1) ERA: 4.29	5.0 L 21 5 5 5 6 1 0 0 0 0 0 3 32 36 9.00 1.200																					
Don Ferrarese, L (6, 1) ERA: 4.09	2.0 6 0 0 0 1 0 0 0 0 0 0 0 8 8 0.00 0.000																					
Jack Baldschun, R (8, 1) ERA: 4.63	2.0 11 4 2 2 3 0 1 0 0 0 0 0 16 20 9.00 2.000																					

Cincinnati Reds @ Philadelphia Phillies  
 Connie Mack Stadium, Philadelphia, PA  
 Sat Sep 02 1961, 3:33 AM EDT  
 Att. 4,147 - Unknown

livebaseballscorecards.com

AB	35
R	7
H	9
RBI	6
BB	2
SO	10
LOB	9





Batter	1	2	3	4	5	6	7	8	9	AB	R	H	RBI	BB	SO	LOB
Tony Taylor, R OBP: 0.315, SLG: 0.333 (1, 4)	4-0 BB		0-0 1B		0-3 K		0-0 1B		0-0 2B	4	0	3	1	1	1	1
Johnny Callison, L OBP: 0.362, SLG: 0.409 (1, 7)	0-0 P6		0-0 9-3		0-3 K		0-0 G3		0-3 K	5	0	0	0	0	2	6
Tony Gonzalez, L OBP: 0.353, SLG: 0.440 (1, 8)	0-3 K			0-0 F9	0-0 F8			0-0 6-3		4	0	0	0	0	1	2
Don Demeter, R OBP: 0.307, SLG: 0.462 (1, 3)	0-0 F9			0-0 HR		0-0 E5		0-3 K		4	1	1	1	0	1	1
Wes Covington, L OBP: 0.327, SLG: 0.413 (1, 9)		0-3 K		0-0 2B		0-0 G4-6-3		0-0 4-3		4	0	1	0	0	1	1
Charley Smith, R OBP: 0.306, SLG: 0.388 (1, 5)		0-0 F8		0-0 6-3		4-0 BB			0-0 5-3	3	0	0	0	1	0	1
Clay Dalrymple, L OBP: 0.263, SLG: 0.280 (1, 2)		4-0 2B		0-3 K		0-3 K			0-0 HBP	3	2	1	0	1	2	2
Ruben Amaro, R OBP: 0.318, SLG: 0.331 (1, 6)		0-0 2B			0-0 2B		0-0 5-3		0-3 K	4	1	2	1	0	1	1
John Buzhardt, R OBP: 0.184, SLG: 0.156 (1, 1)			0-3 K		0-0 2B		0-0 F7		1-0 HBP	1	0	0	0	0	1	0
Elmer Valo, L OBP: 0.296, SLG: 0.284 (5, PH)										1	0	1	1	0	0	0
Don Ferrarrese, R OBP: 0.143, SLG: 0.111 (6, 1)										0	0	0	0	0	0	0
Lee Walls, R OBP: 0.353, SLG: 0.444 (7, PH)										1	0	0	0	0	0	0
Jack Baldschun, R OBP: 0.348, SLG: 0.417 (8, 1)										0	0	0	0	0	0	0
Pancho Herrera, R OBP: 0.348, SLG: 0.417 (9, PH)										0	0	0	0	0	0	0

Inning Stats	R: 0	H: 0	E: 0	K: 1	S: 5	LOB: 1	BB: 1	P: 9	R: 1	H: 1	E: 0	K: 1	S: 5	LOB: 1	BB: 1	P: 9	R: 0	H: 1	E: 0	K: 1	S: 5	LOB: 0	BB: 0	P: 5	R: 1	H: 2	E: 1	K: 1	S: 7	LOB: 1	BB: 0	P: 7	R: 1	H: 2	E: 0	K: 2	S: 9	LOB: 1	BB: 0	P: 9	R: 0	H: 0	E: 1	K: 1	S: 5	LOB: 1	BB: 1	P: 9	R: 0	H: 1	E: 0	K: 0	S: 4	LOB: 1	BB: 0	P: 4	R: 0	H: 0	E: 0	K: 1	S: 5	LOB: 0	BB: 0	P: 5	R: 1	H: 2	E: 0	K: 2	S: 9	LOB: 2	BB: 0	P: 10	1B: 4	2B: 5	3B: 0	HR: 1	SF: 0	SAC: 0	DP: 2	HBP: 1	WP: 0	PA: 38
PITCHER	IP	WLS	BF	H	R	ER	SO	BB	IBB	HBP	BLK	WP	HR	S	P	ERA	WHIP																																																																	
Joey Jay, R ERA: 3.29 (1, 1)	8.2	W	37	9	4	4	9	3	0	1	0	0	0	51	64	4.15	1.385																																																																	
Bill Henry, L ERA: 2.62 (9, 1)	0.1	S	1	0	0	0	1	0	0	0	0	0	0	3	3	0.00	0.000																																																																	

BOTTOM

Cincinnati Reds @ Philadelphia Phillies  
 Connie Mack Stadium, Philadelphia, PA  
 Sat Sep 02 1961, 3:33 AM EDT  
 Att. 4,147 - Unknown

livebaseballscorecards.com

AB	34
R	4
H	9
RBI	4
BB	3
SO	10
LOB	15



Batter	1	2	3	4	5	6	7	8	9	AB R H RBI BB SO LOB	TOP											
Gene Freese, R (1, 5) OBP: 0.311, SLG: 0.477	0-0 F7		0-3 K			0-0 P6		0-0 2B		4 0 1 0 0 1 0	<b>Cincinnati Reds @ Philadelphia Phillies</b> Connie Mack Stadium, Philadelphia, PA Sun Sep 03 1961, 3:33 AM EDT Att. 4,752 - Unknown <a href="http://livebaseballscorecards.com">livebaseballscorecards.com</a>											
Elio Chacon, R (1, 4) OBP: 0.405, SLG: 0.394	0-3 K		0-0 6-3			0-0 1B 2B		0-0 P5		4 1 1 0 0 1 1												
Vada Pinson, L (1, 8) OBP: 0.376, SLG: 0.509	0-0 1B				0-0 4-3 S 1B	0-0 2H 1B		0-0 P5		4 0 3 1 0 0 1												
Frank Robinson, R (1, 9) OBP: 0.412, SLG: 0.640	0-0 F9				0-0 F7	0-0 6-3			0-0 6-3	4 0 0 0 0 0 3												
Jerry Lynch, L (1, 7) OBP: 0.435, SLG: 0.687					0-0 4-3	0-0 L9			0-0 4-3	4 1 1 0 0 0 2												
Gordy Coleman, L (1, 3) OBP: 0.340, SLG: 0.503					0-0 4-3				0-0 WP 1B	3 0 1 1 0 0 1												
Don Blasingame, L (9, PR) OBP: 0.284, SLG: 0.284										0 0 0 0 0 0 0												
Leo Cardenas, R (1, 6) OBP: 0.345, SLG: 0.456						0-3 K			4-0 BB	3 0 0 0 0 1 0												
Gus Bell, L (9, PH) OBP: 0.292, SLG: 0.344									1-2 BB	0 0 0 0 1 0 0												
Darrell Johnson, R (1, 2) OBP: 0.273, SLG: 0.277						4-0 BB			0-0 F9	2 0 0 0 1 0 0												
Eddie Kasko, R (9, PH) OBP: 0.325, SLG: 0.334										1 0 0 0 0 0 2												
Jim O'Toole, S (1, 1) OBP: 0.183, SLG: 0.175						0-0 G4-6-3				2 0 0 0 0 0 1												
Jim Maloney, L (8, PH) OBP: 0.393, SLG: 0.481										1 0 0 0 0 0 0												
Bill Henry, L (8, 1)						1-2f				0 0 0 0 0 0 0												
<b>Inning Stats</b>	R: 0 E: 0 K: 1 S: 6	H: 1 LOB: 1 BB: 0 P: 6	R: 1 E: 0 K: 0 S: 4	H: 1 LOB: 0 BB: 0 P: 4	R: 0 E: 0 K: 1 S: 5	H: 0 LOB: 0 BB: 0 P: 5	R: 0 E: 0 K: 1 S: 4	H: 1 LOB: 1 BB: 0 P: 4	R: 0 E: 0 K: 0 S: 4	H: 0 LOB: 0 BB: 1 P: 8	R: 1 E: 0 K: 0 S: 5	H: 2 LOB: 1 BB: 0 P: 5	R: 0 E: 0 K: 0 S: 3	H: 0 LOB: 0 BB: 0 P: 3	R: 0 E: 0 K: 0 S: 4	H: 1 LOB: 1 BB: 0 P: 4	R: 0 E: 0 K: 0 S: 4	H: 1 LOB: 2 BB: 1 P: 8	1B: 4 2B: 2 3B: 1 HR: 0	SF: 1 SAC: 0 DP: 1 HBP: 0	WP: 1 PB: 0 SB: 1 CS: 0	PA: 35
<b>PITCHER</b> Jim Owens, R (1, 1) ERA: 5.45	IP: 9.0 WLS: W BF: 35 H: 7 R: 2 ER: 2 SO: 3 BB: 2 IBB: 0 HBP: 0 BLK: 0 WP: 1 HR: 0 S: 39 P: 47 ERA: 2.00 WHIP: 1.000											<b>PITCHER</b>	IP: 9.0 WLS: W BF: 35 H: 7 R: 2 ER: 2 SO: 3 BB: 2 IBB: 0 HBP: 0 BLK: 0 WP: 1 HR: 0 S: 39 P: 47 ERA: 2.00 WHIP: 1.000									



Batter	1	2	3	4	5	6	7	8	9	AB	R	H	RBI	BB	SO	LOB
Tony Taylor, R OBP: 0.312, SLG: 0.330 (1, 4)	0-0 F8		0-0 F9		0-0 G6-3		0-3 K			4	0	0	0	0	1	3
Johnny Callison, L OBP: 0.361, SLG: 0.413 (1, 7)	0-3 K		0-3 K		0-0 3B		0-0 G3			4	0	1	1	0	2	1
Charley Smith, R OBP: 0.310, SLG: 0.392 (1, 5)	4-0 BB			4-0 1B	0-3 K			0-0 F3		2	0	1	0	2	1	1
Bobby Malkmus, R OBP: 0.276, SLG: 0.340 (8, PR) (9, 5)				BB				1B	2B	0	1	0	0	0	0	0
Don Demeter, R OBP: 0.304, SLG: 0.457 (1, 9) (9, 3)	0-0 P4			0-0 P4		0-3 K		0-0 F3		4	0	0	0	0	1	3
Pancho Herrera, R OBP: 0.348, SLG: 0.417 (1, 3)		0-3 K		0-0 G6-4-3		0-3 K		0-0 1B		3	0	1	0	0	2	0
Wes Covington, L OBP: 0.330, SLG: 0.416 (8, PH)				1-2 1B				1B		1	0	1	1	0	0	0
Ken Walters, R OBP: 0.265, SLG: 0.331 (8, PR) (9, 9)								1B		0	0	0	0	0	0	0
Tony Gonzalez, L OBP: 0.354, SLG: 0.440 (1, 8)		0-3 K		0-0 G6-4-3		0-0 1B		0-0 1B		4	0	2	0	0	1	2
Ruben Amaro, R OBP: 0.320, SLG: 0.331 (1, 6)		0-0 1B			4-0 BB	4-0 BB	0-3 K	0-0 F9		3	1	1	0	1	1	4
Clay Dalrymple, L OBP: 0.263, SLG: 0.280 (1, 2)		0-0 4-3			0-0 G6-3		0-0 G3	0-0 L8		4	1	1	0	0	0	4
Jim Owens, R OBP: 0.136, SLG: 0.050 (1, 1)			0-3 K		4-0 BB		4-0 BB			1	0	0	0	2	1	0

Inning Stats	R: 0	H: 0	E: 0	K: 1	S: 5	R: 0	H: 1	E: 0	K: 2	S: 8	R: 0	H: 0	E: 0	K: 2	S: 7	R: 2	H: 2	E: 0	K: 1	S: 6	R: 0	H: 1	E: 0	K: 3	S: 10	R: 0	H: 0	E: 0	K: 1	S: 5	R: 1	H: 3	E: 0	K: 0	S: 6	
	LOB: 1	BB: 1	P: 9	LOB: 1	BB: 0	P: 8	LOB: 0	BB: 0	P: 7	LOB: 1	BB: 1	P: 7	LOB: 1	BB: 2	P: 14	LOB: 1	BB: 0	P: 10	LOB: 1	BB: 0	P: 9	LOB: 3	BB: 0	P: 6	LOB: 1	BB: 1	P: 10	LOB: 1	BB: 1	P: 9	LOB: 3	BB: 0	P: 6	LOB: 3	BB: 0	P: 6

PITCHER	IP	WLS	BF	H	R	ER	SO	BB	IBB	HBP	BLK	WP	HR	S	P	ERA	WHIP
Jim O'Toole, L ERA: 3.21 (1, 1)	7.0		29	5	2	2	10	5	0	0	0	0	0	44	64	2.57	1.429
Jim Maloney, R ERA: 4.75 (8, 1)	0.2	L	5	3	1	1	0	0	0	0	0	0	0	5	5	13.50	4.500
Bill Henry, L ERA: 2.6 (8, 1)	0.1		1	0	0	0	0	0	0	0	0	0	0	1	1	0.00	0.000

**BOTTOM**

**Cincinnati Reds @ Philadelphia Phillies**  
**Connie Mack Stadium, Philadelphia, PA**

Sun Sep 03 1961, 3:33 AM EDT  
 Att. 4,752 - Unknown

AB	30
R	3
H	8
RBI	2
BB	5
SO	10
LOB	18

livebaseballscorecards.com

1B	6	SF	0	WP	0	PA	35
2B	1	SAC	0	PB	0		
3B	1	DP	2	SB	0		
HR	0	HBP	0	CS	0		



Batter	1	2	3	4	5	6	7	8	9	AB	R	H	RBI	BB	SO	LOB	TOP										
Elio Chacon, R OBP: 0.405, SLG: 0.394 (1, 4)	0-0 HR 1B	0-0 P3 2-3		0-0 F8		0-0 F8			0-0 S 1B	5	2	2	0	0	0	3											
Eddie Kasko, R OBP: 0.326, SLG: 0.343 (1, 6)	0-0 HR 1-H	0-0 L7		0-0 FC6-4 1-2f			0-0 L8		0-0 WP 1B 1-H	5	1	2	3	0	0	2											
Vada Pinson, L OBP: 0.378, SLG: 0.510 (1, 8)	0-0 7-4-3 1B		0-0 G6-4-3 1B		0-0 1B		0-0 P6		0-0 F7	5	0	3	0	0	0	1											
Frank Robinson, R OBP: 0.412, SLG: 0.637 (1, 9)	0-0 7-4-3 1-2f		0-0 G6-4-3 1-2f		0-0 1B		4-0 BB		0-0 4-3 2-3	4	0	1	0	1	0	3											
Jerry Lynch, L OBP: 0.437, SLG: 0.679 (1, 7)	4-0 S BB		0-0 FC4 1B		0-0 P6		0-0 3-1			3	0	1	0	1	0	2											
Gordy Coleman, L OBP: 0.339, SLG: 0.501 (1, 3)	0-3 K 1-2		0-0 FC4 1-2f		0-0 F8			0-0 G5-4-3 1B		4	0	1	0	0	1	3											
Gene Freese, R OBP: 0.312, SLG: 0.479 (1, 5)		4-0 S 1B BB		0-0 1B 2B		0-0 3-1		0-0 G5-4-3 1-2f		3	2	1	0	1	0	1											
Johnny Edwards, L OBP: 0.291, SLG: 0.265 (1, 2)		0-0 WP 1-H 1B		0-0 FC6-4 2-H 1B		4-0 FC1-6 BB		0-0 P6		3	0	2	2	1	0	0											
Ken Johnson, R OBP: 0.227, SLG: 0.273 (1, 1)		0-3 K 0.000		0-3 K 0.000		0-0 FC1-6 1-2f			0-0 6-3	4	0	0	0	0	2	3											
<b>Inning Stats</b>	R: 2 E: 0 K: 1 S: 7	H: 3 LOB: 1 BB: 1 P: 11	R: 1 E: 0 K: 1 S: 6	H: 1 LOB: 1 BB: 1 P: 10	R: 0 E: 0 K: 0 S: 4	H: 2 LOB: 1 BB: 0 P: 4	R: 1 E: 0 K: 1 S: 7	H: 2 LOB: 1 BB: 0 P: 7	R: 0 E: 0 K: 0 S: 4	H: 2 LOB: 1 BB: 0 P: 4	R: 0 E: 0 K: 0 S: 3	H: 0 LOB: 1 BB: 1 P: 7	R: 0 E: 0 K: 0 S: 3	H: 0 LOB: 1 BB: 1 P: 7	R: 0 E: 0 K: 0 S: 3	H: 1 LOB: 0 BB: 0 P: 3	R: 1 E: 0 K: 0 S: 5	H: 2 LOB: 1 BB: 0 P: 5	1B: 11 2B: 2 3B: 0 HR: 1	SF: 0 SAC: 0 DP: 3 HBP: 0	WP: 2 PB: 0 SB: 3 CS: 0	PA: 40					
<b>PITCHER</b>	IP	WLS	BF	H	R	ER	SO	BB	IBB	HBP	BLK	WP	HR	S	P	ERA	WHIP										
Frank Sullivan, R ERA: 4.59 (1, 1)	0.2	L	5	3	2	2	0	1	0	0	0	0	1	4	8	27.00	6.000										
Chris Short, L ERA: 6.02 (1, 1)	4.1		19	7	2	2	3	1	0	0	0	1	0	24	28	4.15	1.846										
Dallas Green, R ERA: 4.71 (6, 1)	3.0		11	1	0	0	0	2	0	0	0	0	0	9	17	0.00	1.000										
Jack Baldschun, R ERA: 4.68 (9, 1)	1.0		5	2	1	1	0	0	0	0	0	1	0	5	5	9.00	2.000										

Cincinnati Reds @ Philadelphia Phillies  
 Connie Mack Stadium, Philadelphia, PA  
 Mon Sep 04 1961, 3:33 AM EDT  
 Unknown

livebaseballscorecards.com

AB 36  
 R 5  
 H 13  
 RBI 5  
 BB 4  
 SO 3  
 LOB 18




Batter	1	2	3	4	5	6	7	8	9	AB R H RBI BB SO LOB
Tony Taylor, R (1, 4) OBP: 0.309, SLG: 0.326	0-3 K		0-0 4-3			0-0 P3		0-0 P5		4 0 0 0 0 1 2
Johnny Callison, L (1, 7) OBP: 0.358, SLG: 0.409	0-3 K		0-0 F8			0-0 P5		0-0 4-3		4 0 0 0 0 1 2
Tony Gonzalez, L (1, 8) OBP: 0.356, SLG: 0.441	0-0 4-3					0-0 FC6-4 1B		0-0 4-3		4 0 2 0 0 0 0
Don Demeter, R (1, 3) OBP: 0.303, SLG: 0.455						0-0 P4		0-3 K		4 0 1 0 0 2 2
Wes Covington, L (1, 9) OBP: 0.328, SLG: 0.417						0-0 F8		0-0 P4		4 0 1 0 0 0 2
Charley Smith, R (1, 5) OBP: 0.307, SLG: 0.387						0-0 FC6-4		0-0 F7		4 0 0 0 0 1 3
Al Kenders, R (1, 2) OBP: 0.222, SLG: 0.235						0-0 5-3		0-0 5-3		3 0 0 0 0 0 1
Ruben Amaro, R (1, 6) OBP: 0.323, SLG: 0.330						0-3 K		4-0 G3 BB		1 0 0 0 2 1 0
Frank Sullivan, R (1, 1) OBP: 0.286, SLG: 0.138						0-0 SH1-4		0-0 G3		0 0 0 0 0 0 0
Chris Short, R (1, 1) OBP: 0.219, SLG: 0.194						0-0 SH1-4		0-0 G3		0 0 0 0 0 0 0
Dallas Green, L (5, PH) OBP: 0.286, SLG: 0.167						0-0 SH1-4		0-0 G3		1 0 0 0 0 0 0
Elmer Valo, L (8, PH) OBP: 0.291, SLG: 0.279						0-0 SH1-4		0-0 G3		1 0 0 0 0 0 1
Jack Baldschun, R (9, 1)						0-0 SH1-4		0-0 G3		0 0 0 0 0 0 0

Inning Stats	R: 0	H: 0	E: 0	K: 2	S: 7	R: 0	H: 1	E: 0	K: 0	S: 4	R: 0	H: 0	E: 0	K: 0	S: 3	R: 0	H: 1	E: 0	K: 0	S: 4	R: 0	H: 0	E: 0	K: 1	S: 5	R: 0	H: 1	E: 0	K: 1	S: 6	R: 0	H: 0	E: 0	K: 0	S: 3	R: 0	H: 0	E: 0	K: 0	S: 3	R: 0	H: 1	E: 0	K: 2	S: 8	R: 0	H: 1	E: 0	K: 0	S: 8
	LOB: 0	BB: 0	P: 7	LOB: 1	BB: 0	LOB: 1	BB: 1	LOB: 1	BB: 0	P: 4	LOB: 0	BB: 0	LOB: 0	BB: 0	P: 5	LOB: 1	BB: 0	LOB: 1	BB: 0	P: 6	LOB: 0	BB: 0	LOB: 0	BB: 0	P: 3	LOB: 1	BB: 1	P: 7	LOB: 1	BB: 0	LOB: 1	BB: 0	P: 8	LOB: 1	BB: 0	LOB: 1	BB: 0	P: 8	LOB: 1	BB: 0	LOB: 1	BB: 0	P: 8							
	1B: 3	2B: 1	3B: 0	HR: 0	SF: 0	SAC: 1	DP: 0	HBP: 0	WP: 0	PA: 33	ERA: 0.00	WHIP: 0.667	ERA: 0.00	WHIP: 0.667	ERA: 0.00	WHIP: 0.667	ERA: 0.00	WHIP: 0.667	ERA: 0.00	WHIP: 0.667	ERA: 0.00	WHIP: 0.667	ERA: 0.00	WHIP: 0.667	ERA: 0.00	WHIP: 0.667	ERA: 0.00	WHIP: 0.667	ERA: 0.00	WHIP: 0.667	ERA: 0.00	WHIP: 0.667	ERA: 0.00	WHIP: 0.667	ERA: 0.00	WHIP: 0.667	ERA: 0.00	WHIP: 0.667	ERA: 0.00	WHIP: 0.667	ERA: 0.00	WHIP: 0.667	ERA: 0.00	WHIP: 0.667	ERA: 0.00	WHIP: 0.667				

**BOTTOM**

**Cincinnati Reds @ Philadelphia Phillies**  
**Connie Mack Stadium, Philadelphia, PA**  
 Mon Sep 04 1961, 3:33 AM EDT  
 Unknown

AB	30
R	0
H	4
RBI	0
BB	2
SO	6
LOB	13



Batter	1	2	3	4	5	6	7	8	9	AB R H RBI BB SO LOB	TOP														
Don Blasingame, L (1, 4) OBP: 0.284, SLG: 0.284	0-3 K		0-0 F7			0-0 1B		0-0 6-3		4 0 1 0 0 1 1															
Eddie Kasko, R (1, 6) OBP: 0.325, SLG: 0.344	0-0 F8		0-0 F9			0-0 F8			0-0 F9 2B	4 1 1 0 0 0 2															
Vada Pinson, L (1, 8) OBP: 0.379, SLG: 0.513	4-0 BB				0-0 FC6-5-2-5-1 3B	0-0 F2			0-0 F9 2-3	3 0 1 0 1 0 2															
Frank Robinson, R (1, 9) OBP: 0.411, SLG: 0.635	0-0 P6				0-0 FC6-5-2-5-1 1B	0-0 F9			0-0 E 2B	4 2 1 1 0 0 3															
Jerry Lynch, L (1, 7) OBP: 0.438, SLG: 0.672		4-0 BB CS BB			0-0 G4-6-3 1B		0-0 F9		0-0 L8	3 0 1 1 1 0 1															
Gordy Coleman, L (1, 3) OBP: 0.340, SLG: 0.501	0-3 K		0-0 G4-6-3		0-0 G4-6-3		0-0 G6-4-3 1B		0-0 E1 1B	4 0 2 0 0 1 2															
Gene Freese, R (1, 5) OBP: 0.310, SLG: 0.475	0-3 K				0-0 4-3		0-0 G6-4-3		0-3 K	4 0 0 0 0 2 2															
Darrell Johnson, R (1, 2) OBP: 0.280, SLG: 0.284			0-0 SH3-4 1B		0-3 K			0-0 F8		1 0 1 0 0 0 0															
Johnny Edwards, L (5, PH) OBP: 0.287, SLG: 0.261					0-0 L6					2 0 0 0 0 1 0															
Ken Hunt, R (1, 1) OBP: 0.220, SLG: 0.231			0-0 SH3-4 1B		0-0 L6			0-0 P4		0 0 0 0 0 0 0															
Sherman Jones, L (4, 1) OBP: 0.250, SLG: 0.182										1 0 0 0 0 0 0															
Jay Hook, L (7, 1) OBP: 0.133, SLG: 0.133										0 0 0 0 0 0 0															
Gus Bell, L (8, PH) OBP: 0.291, SLG: 0.342										1 0 0 0 0 0 0															
Howie Nunn, R (8, 1) OBP: 0.250, SLG: 0.250										0 0 0 0 0 0 0															
<b>Inning Stats</b>	R: 0 E: 0 K: 1 S: 5	H: 0 LOB: 1 BB: 1 P: 9	R: 0 E: 0 K: 2 S: 6	H: 0 LOB: 0 BB: 1 P: 10	R: 0 E: 0 K: 0 S: 4	H: 1 LOB: 1 BB: 0 P: 4	R: 1 E: 0 K: 0 S: 4	H: 2 LOB: 0 BB: 0 P: 4	R: 0 E: 0 K: 1 S: 5	H: 0 LOB: 0 BB: 0 P: 5	R: 0 E: 0 K: 0 S: 4	H: 1 LOB: 1 BB: 0 P: 4	R: 0 E: 0 K: 0 S: 3	H: 1 LOB: 0 BB: 0 P: 3	R: 0 E: 0 K: 0 S: 3	H: 0 LOB: 0 BB: 0 P: 3	R: 2 E: 1 K: 1 S: 8	H: 3 LOB: 1 BB: 0 P: 8	1B: 5 2B: 2 3B: 1 HR: 0	SF: 0 SAC: 1 DP: 2 HBP: 0	WP: 0 PB: 0 SB: 0 CS: 1	PA: 34			
<b>PITCHER</b> Art Mahaffey, R (1, 1) ERA: 4.01	IP 9.0	WLS W	BF 34	H 8	R 3	ER 2	SO 5	BB 2	IBB 0	HBP 0	BLK 0	WP 0	HR 0	S 42	P 50	ERA 2.00	WHIP 1.111								

Cincinnati Reds @ Philadelphia Phillies  
 Connie Mack Stadium, Philadelphia, PA  
 Mon Sep 04 1961, 3:38 AM EDT  
 Att: 16,175 - Unknown

livebaseballscorecards.com

AB	31
R	3
H	8
RBI	2
BB	2
SO	5
LOB	13



Batter	1	2	3	4	5	6	7	8	9	AB	R	H	RBI	BB	SO	LOB
<b>Bobby Malkmus, R</b> OBP: 0.282, SLG: 0.343 (1, 5) X	0-0 P6		4-0 BB		0-0 CS 1B		0-0 SF9 1B	0-0 FC6		4	1	2	0	1	0	1
<b>Johnny Callison, L</b> OBP: 0.359, SLG: 0.411 (1, 7) B B B	4-0 G6-3 BB		0-0 F8		0-3 K		0-0 E 2B			3	1	1	0	1	1	3
<b>Tony Gonzalez, L</b> OBP: 0.357, SLG: 0.439 (1, 8) X	0-0 G6-3 1-2f			4-0 WP S 1B BB	0-0 F8		4-0 E IBB			2	1	0	0	2	0	2
<b>Don Demeter, R</b> OBP: 0.305, SLG: 0.454 (1, 3) X		0-0 6-3		0-0 1B	0-0 CS	4-0 2B SH3-4 BB	0-3 K			3	1	1	1	1	1	3
<b>Wes Covington, L</b> OBP: 0.327, SLG: 0.414 <b>Ken Walters, R</b> OBP: 0.265, SLG: 0.331 (1, 9) X (8, 9)		0-0 4-3		4-0 1B BB BB		0-0 P6	0-0 SF9			2	1	0	1	1	0	1
<b>Tony Taylor, R</b> OBP: 0.308, SLG: 0.328 (1, 4) X		0-0 L9		0-0 F9		0-0 SH3-4 1-3 2B	0-0 3-1			4	0	1	0	0	0	2
<b>Clay Dalrymple, L</b> OBP: 0.266, SLG: 0.278 (1, 2) X			0-0 4-3	4-0 1B 1-2 BB		4-0 SH3-4 IBB		0-0 F8		2	0	0	0	2	0	0
<b>Ruben Amaro, R</b> OBP: 0.326, SLG: 0.331 (1, 6) X			0-0 6-3	0-0 1B		0-0 SH3-4		4-0 FC5-4 BB		2	0	1	2	1	0	0
<b>Art Mahaffey, R</b> OBP: 0.156, SLG: 0.150 (1, 1) X			0-0 2B	0-0 6-3		0-0 5-3		0-0 FC5-4 FC6 1-2f		4	0	1	0	0	0	5

Inning Stats	R: 0	H: 0	E: 0	K: 0	S: 2	LOB: 0	BB: 1	P: 6	R: 0	H: 0	E: 0	K: 0	S: 3	LOB: 0	BB: 0	P: 3	R: 0	H: 1	E: 0	K: 0	S: 4	LOB: 2	BB: 1	P: 8	R: 2	H: 2	E: 0	K: 0	S: 4	LOB: 2	BB: 3	P: 16	R: 0	H: 1	E: 0	K: 1	S: 5	LOB: 0	BB: 0	P: 5	R: 1	H: 1	E: 0	K: 0	S: 4	LOB: 2	BB: 2	P: 12	R: 2	H: 2	E: 1	K: 1	S: 7	LOB: 1	BB: 1	P: 11	R: 0	H: 0	E: 0	K: 0	S: 3	LOB: 1	BB: 1	P: 7
<b>1B: 4</b>	<b>SF: 1</b>	<b>WP: 1</b>	<b>PA: 38</b>																																																													


PITCHER	IP	WLS	BF	H	R	ER	SO	BB	IBB	HBP	BLK	WP	HR	S	P	ERA	WHIP
<b>Ken Hunt, R</b> ERA: 3.87 (1, 1)	3.1	L	14	2	2	2	0	4	0	0	0	1	0	10	26	5.40	1.800
<b>Sherman Jones, R</b> ERA: 4.61 (4, 1)	2.2		16	5	3	2	1	2	2	0	0	0	0	14	30	6.75	2.625
<b>Jay Hook, R</b> ERA: 7.86 (7, 1)	1.0		3	0	0	0	1	0	0	0	0	0	0	5	5	0.00	0.000
<b>Howie Nunn, R</b> ERA: 3.65 (8, 1)	1.0		4	0	0	0	0	1	0	0	0	0	0	3	7	0.00	1.000

**BOTTOM**

**Cincinnati Reds @ Philadelphia Phillies**  
**Connie Mack Stadium, Philadelphia, PA**

Mon Sep 04 1961, 3:38 AM EDT  
Att. 16,175 - Unknown

<b>AB</b>	<b>26</b>
<b>R</b>	<b>5</b>
<b>H</b>	<b>7</b>
<b>RBI</b>	<b>4</b>
<b>BB</b>	<b>9</b>
<b>SO</b>	<b>2</b>
<b>LOB</b>	<b>17</b>



[livebaseballscorecards.com](http://livebaseballscorecards.com)

Batter	1	2	3	4	5	6	7	8	9	AB R H RBI BB SO LOB	TOP
--------	---	---	---	---	---	---	---	---	---	----------------------	-----

<b>Don Blasingame, L</b> OBP: 0.288, SLG: 0.288 (1, 4) X	0-0 6-3		0-0 6-3		0-0 2-H 1B		4-0 1B BB BB		0-0 1B 2B	4 1 2 1 1 0 0	
--	------------	--	------------	--	------------------	--	--------------------	--	-----------------	---------------	--

<b>Eddie Kasko, R</b> OBP: 0.328, SLG: 0.344 (1, 6) B B B	4-0 E BB		0-0 6-3		0-3 K		4-0 1B BB		0-0 2-H 1B	3 0 1 1 2 1 1	
---	----------------	--	------------	--	----------	--	-----------------	--	------------------	---------------	--

<b>Vada Pinson, L</b> OBP: 0.381, SLG: 0.513 (1, 8) X	0-0 F7						4-0 1B 2B BB		0-0 F9	4 1 2 1 1 0 2	
---	-----------	--	--	--	--	--	-----------------------	--	-----------	---------------	--

<b>Frank Robinson, R</b> OBP: 0.410, SLG: 0.632 (1, 9) X (8, 7)	0-0 E4 1-2						0-0 2B SF9 1B		0-0 G6-3 1-2f	4 1 1 0 0 0 5	
--	------------------	--	--	--	--	--	------------------------	--	---------------------	---------------	--

<b>Jerry Lynch, L</b> OBP: 0.434, SLG: 0.667 (1, 7) S S S <b>Gus Bell, L</b> OBP: 0.291, SLG: 0.342 (8, 9)	0-3 K						0-0 SF9 1-3 2-H 8-2 2B		0-0 L8	4 0 1 1 0 1 3 0 0 0 0 0 0 0	
---	----------	--	--	--	--	--	---------------------------------------	--	-----------	--------------------------------	--

<b>Gordy Coleman, L</b> OBP: 0.338, SLG: 0.498 (1, 3) X			0-0 5-3				0-0 SF9 2-3 3-H		0-0 G3	3 0 0 1 0 0 1	
---	--	--	------------	--	--	--	--------------------------	--	-----------	---------------	--

<b>Gene Freese, R</b> OBP: 0.308, SLG: 0.471 (1, 5) X			0-0 F8				0-0 1-3 8-2 3-H		0-0 5-3	4 0 0 0 0 0 1	
---	--	--	-----------	--	--	--	--------------------------	--	------------	---------------	--

<b>Johnny Edwards, L</b> OBP: 0.286, SLG: 0.260 (1, 2) X			0-0 6-3				0-0 PB 1B 1B		0-0 E9 BB SH2-3 1B	4 2 1 0 0 0 0	
--	--	--	------------	--	--	--	-----------------------	--	--------------------------------	---------------	--

<b>Bob Purkey, R</b> OBP: 0.120, SLG: 0.139 (1, 1) S S S			0-3 K				0-0 P4 1-2		0-3 K	3 0 0 0 0 2 1	
--	--	--	----------	--	--	--	------------------	--	----------	---------------	--

<b>Inning Stats</b>	R: 0 E: 1 K: 1 S: 6	H: 0 LOB: 2 BB: 1 P: 10	R: 0 E: 0 K: 0 S: 3	H: 0 LOB: 0 BB: 0 P: 3	R: 0 E: 0 K: 1 S: 5	H: 0 LOB: 0 BB: 0 P: 5	R: 0 E: 0 K: 0 S: 4	H: 1 LOB: 1 BB: 0 P: 4	R: 1 E: 0 K: 1 S: 7	H: 2 LOB: 1 BB: 0 P: 7	R: 2 E: 0 K: 0 S: 4	H: 2 LOB: 0 BB: 1 P: 8	R: 1 E: 1 K: 0 S: 4	H: 1 LOB: 2 BB: 2 P: 12	R: 0 E: 0 K: 0 S: 3	H: 0 LOB: 0 BB: 0 P: 3	R: 1 E: 0 K: 1 S: 7	H: 2 LOB: 1 BB: 0 P: 7	1B: 6 2B: 3 3B: 0 HR: 0	SF: 1 SAC: 1 DP: 2 HBP: 0	WP: 1 PB: 1 SB: 0 CS: 0	PA: 39
---------------------	------------------------------	----------------------------------	------------------------------	---------------------------------	------------------------------	---------------------------------	------------------------------	---------------------------------	------------------------------	---------------------------------	------------------------------	---------------------------------	------------------------------	----------------------------------	------------------------------	---------------------------------	------------------------------	---------------------------------	----------------------------------	------------------------------------	----------------------------------	--------

<b>PITCHER</b>	IP WLS BF H R ER SO BB IBB HBP BLK WP HR S P ERA WHIP	<b>PITCHER</b>	IP WLS BF H R ER SO BB IBB HBP BLK WP HR S P ERA WHIP
<b>Bob Gibson, R</b> ERA: 3.48 (1, 1)	7.0 L 31 6 4 2 3 4 0 0 0 1 0 33 49 2.57 1.429	<b>Craig Anderson, R</b> ERA: 3.6 (8, 1)	2.0 8 2 1 1 1 0 0 0 0 0 0 10 10 4.50 1.000

**Cincinnati Reds @ St. Louis Cardinals**  
Sportsman's Park, St. Louis, MO  
Tue Sep 05 1961, 8:05 PM EDT  
Att. 9,581 - Unknown

[livebaseballscorecards.com](http://livebaseballscorecards.com)

<b>AB</b>	<b>33</b>
<b>R</b>	<b>5</b>
<b>H</b>	<b>8</b>
<b>RBI</b>	<b>5</b>
<b>BB</b>	<b>4</b>
<b>SO</b>	<b>4</b>
<b>LOB</b>	<b>14</b>





Batter	1	2	3	4	5	6	7	8	9	AB	R	H	RBI	BB	SO	LOB
<b>Curt Flood, R</b> (1, 8) OBP: 0.398, SLG: 0.399	1-0 WP HBP		0-0 5-3		0-0 6-3			0-0 5-3		3	0	0	0	0	0	0
<b>Julian Javier, R</b> (1, 4) OBP: 0.337, SLG: 0.359	0-0 F7 1-2		0-0 FC6 1B			0-0 5-3		0-0 6-3		4	0	1	0	0	0	1
<b>Bill White, L</b> (1, 3) OBP: 0.362, SLG: 0.497	0-3 K		0-0 FC6 1-2f			0-0 L4		0-0 1-3		4	0	0	0	0	1	2
<b>Stan Musial, L</b> (1, 7) OBP: 0.368, SLG: 0.473	0-3 K			0-0 F8		4-0 FC6-4 BB		0-3 K		3	0	0	0	1	2	1
<b>Ken Boyer, R</b> (1, 5) OBP: 0.385, SLG: 0.518		0-0 L8		4-0 BB		0-0 FC6-4 1-2f		0-0 2B 2B 1B		3	1	1	0	1	0	1
<b>Charlie James, R</b> (1, 9) OBP: 0.299, SLG: 0.360		0-0 6-4-3 1B		0-0 F8			0-3 K	0-0 2B 2B		4	1	2	0	0	1	1
<b>Alex Grammas, R</b> (1, 6) OBP: 0.287, SLG: 0.277		0-0 6-4-3 1-2		0-3 K			0-0 F9	0-0 P5		4	0	0	0	0	1	4
<b>Jimmie Schaffer, R</b> (1, 2) OBP: 0.307, SLG: 0.329		0-3 K			0-0 5-3		0-0 PB 1B	0-0 2B 2B		2	0	0	0	0	1	1
<b>Red Schoendienst, S</b> (7, PH) OBP: 0.363, SLG: 0.398										1	0	1	0	0	0	0
<b>Bob Lillis, R</b> (7, PR) OBP: 0.239, SLG: 0.226										0	0	0	0	0	0	0
<b>Chris Cannizzaro, R</b> (8, 2) OBP: 0.500, SLG: 0.500										0	0	0	0	0	0	0
<b>Carl Sawatski, L</b> (9, PH) OBP: 0.400, SLG: 0.531								2-H 3-H		1	0	1	2	0	0	0
<b>Bob Gibson, R</b> (1, 1) OBP: 0.250, SLG: 0.345			0-3 K		0-0 6-3		0-0 F8 1-2	0-0 6-3		2	0	0	0	0	1	0
<b>Joe Cunningham, L</b> (7, PH) OBP: 0.416, SLG: 0.420										1	0	0	0	0	0	1
<b>Craig Anderson, R</b> (8, 1) OBP: 0.429, SLG: 0.571										0	0	0	0	0	0	0
<b>Ed Olivares, R</b> (9, PH) OBP: 0.154, SLG: 0.160										1	0	0	0	0	0	1

Inning Stats	R: 0	H: 0	E: 0	K: 2	S: 7	R: 0	H: 1	E: 0	K: 1	S: 6	R: 0	H: 1	E: 0	K: 1	S: 6	R: 0	H: 0	E: 0	K: 1	S: 5	R: 0	H: 0	E: 0	K: 0	S: 3	R: 0	H: 0	E: 0	K: 0	S: 3	R: 0	H: 1	E: 0	K: 1	S: 6	R: 0	H: 0	E: 0	K: 0	S: 3	R: 2	H: 3	E: 0	K: 1	S: 8	R: 0	H: 0	E: 0	K: 0	S: 3	R: 0	H: 3	E: 0	K: 1	S: 8	1B: 4	2B: 2	3B: 0	HR: 0	SF: 0	SAC: 0	DP: 0	HBP: 1	WP: 1	PB: 1	SB: 0	CS: 0	PA: 36	ERA	WHIP
<b>Bob Purkey, R</b> (1, 1) ERA: 3.9	9.0	W	36	H: 6	R: 2	ER: 2	SO: 7	BB: 2	IBB: 0	HBP: 1	BLK: 0	WP: 1	HR: 0	S: 47	P: 56	ERA: 2.00	WHIP: 0.889																																																					

**BOTTOM**

**Cincinnati Reds @ St. Louis Cardinals**  
 Sportsman's Park, St. Louis, MO  
 Tue Sep 05 1961, 8:05 PM EDT  
 Att. 9,581 - Unknown

[livebaseballscorecards.com](http://livebaseballscorecards.com)

<b>AB</b>	<b>33</b>
<b>R</b>	<b>2</b>
<b>H</b>	<b>6</b>
<b>RBI</b>	<b>2</b>
<b>BB</b>	<b>2</b>
<b>SO</b>	<b>7</b>
<b>LOB</b>	<b>13</b>



Batter	1	2	3	4	5	6	7	8	9	AB R H RBI BB SO LOB	TOP																					
<b>Don Blasingame, L</b> (1, 4) OBP: 0.287, SLG: 0.286	0-0 P6	4-0 BB		0-3 K			0-0 3-1			3 0 0 1 1 1 1																						
<b>Eddie Kasko, R</b> (1, 6) OBP: 0.325, SLG: 0.341	0-0 4-3	0-0 L4-6			0-0 5-3		0-0 F7			4 0 0 0 0 0 3																						
<b>Vada Pinson, L</b> (1, 8) OBP: 0.380, SLG: 0.513	0-0 6-3				0-0 4-3			0-0 G3		4 1 1 0 0 0 0																						
<b>Frank Robinson, R</b> (1, 9) OBP: 0.409, SLG: 0.629		0-0 E8	0-0 1-3		0-0 F8			0-0 F8		4 1 1 0 0 0 1																						
<b>Jerry Lynch, L</b> (1, 7) OBP: 0.435, SLG: 0.690		0-0 2B	0-3 K			0-0 HR		0-3 K		4 2 2 2 0 2 1																						
<b>Gordy Coleman, L</b> (1, 3) OBP: 0.339, SLG: 0.498		0-0 F8	0-0 1B			0-0 6-3		0-0 G6-3		4 0 2 1 0 0 1																						
<b>Gene Freese, R</b> (1, 5) OBP: 0.307, SLG: 0.471		0-0 BB	0-0 F9			0-0 P6		0-0 G6-3		4 1 1 1 0 0 2																						
<b>Johnny Edwards, L</b> (1, 2) OBP: 0.285, SLG: 0.254		4-0 BB		0-0 F9		0-0 F8		0-0 6-3		3 0 0 0 1 0 0																						
<b>Joey Jay, S</b> (1, 1) OBP: 0.110, SLG: 0.136		4-0 BB		0-0 F9			0-3 K			0 0 0 0 0 0 0																						
<b>Jim Maloney, L</b> (1, 1) OBP: 0.433, SLG: 0.500										1 0 1 0 1 0 0																						
<b>Bill Henry, L</b> (6, 1)										0 0 0 0 0 0 0																						
<b>Gus Bell, L</b> (7, PH) OBP: 0.290, SLG: 0.341										1 0 0 0 0 1 0																						
<b>Jim Brosnan, R</b> (7, 1) OBP: 0.154, SLG: 0.083										0 0 0 0 0 0 0																						
<b>Howie Nunn, R</b> (8, 1) OBP: 0.250, SLG: 0.250		1-2 2-3 BB								0 0 0 0 0 0 0																						
<b>Inning Stats</b>	R: 0 E: 0 K: 0 S: 3	H: 0 LOB: 0 BB: 0 P: 3	R: 3 E: 1 K: 0 S: 5	H: 3 LOB: 2 BB: 3 P: 17	R: 1 E: 0 K: 1 S: 7	H: 2 LOB: 1 BB: 0 P: 7	R: 0 E: 0 K: 1 S: 5	H: 1 LOB: 0 BB: 0 P: 5	R: 0 E: 0 K: 0 S: 4	H: 1 LOB: 0 BB: 0 P: 4	R: 0 E: 0 K: 1 S: 5	H: 0 LOB: 0 BB: 0 P: 5	R: 0 E: 0 K: 1 S: 5	H: 0 LOB: 0 BB: 0 P: 5	R: 0 E: 0 K: 0 S: 3	H: 1 LOB: 0 BB: 0 P: 3	1B: 4 2B: 4 3B: 0 HR: 1	SF: 0 SAC: 0 DP: 2 HBP: 0	WP: 0 PB: 0 SB: 0 CS: 0	PA: 35												
<b>PITCHER</b> <b>Larry Jackson, R</b> (1, 1) ERA: 3.94	IP 9.0	WLS W	BF 35	H 8	R 5	ER 5	SO 4	BB 3	IBB 0	HBP 0	BLK 0	WP 0	HR 1	S 40	P 52	ERA 5.00	WHIP 1.222															
											<b>PITCHER</b>	IP	WLS	BF	H	R	ER	SO	BB	IBB	HBP	BLK	WP	HR	S	P	ERA	WHIP				

**Cincinnati Reds @ St. Louis Cardinals**  
**Sportsman's Park, St. Louis, MO**  
 Wed Sep 06 1961, 8:05 PM EDT  
 Att: 11,857 - Unknown

[livebaseballscorecards.com](http://livebaseballscorecards.com)

<b>AB</b>	<b>32</b>
<b>R</b>	<b>5</b>
<b>H</b>	<b>8</b>
<b>RBI</b>	<b>5</b>
<b>BB</b>	<b>3</b>
<b>SO</b>	<b>4</b>
<b>LOB</b>	<b>9</b>



Batter	1	2	3	4	5	6	7	8	9
Curt Flood, R OBP: 0.398, SLG: 0.403 (1, 8)	0-0 1B 2B	0-0 E6 1-3 1B		0-0 SH1-4 1-2 2-3		0-0 E4 BB SH SF8	0-3 K	0-0 4-3 1B 2-H 3-H	
Julian Javier, R OBP: 0.338, SLG: 0.360 (1, 4)	0-0 L6	0-0 1B 2-H 3-H		0-0 6-3 2-3 3-H		0-0 SH SF8 BB 1B	0-0 1B 2-3	0-0 4-3 1-2	
Bill White, L OBP: 0.363, SLG: 0.495 (1, 3)	0-0 WP 1B 2-H	0-0 F9		0-3 K 1-2 2-3		4-0 F9 1B BB 1-2 2-3	0-0 P3	4-0 IBB	
Stan Musial, L OBP: 0.389, SLG: 0.477 (1, 7) Don Taussig, R OBP: 0.338, SLG: 0.458 (8, PR) (9, 7)	0-0 1-3 1B 2-H		0-0 F8		0-0 G3	0-0 SF8 2-3 3-H		0-0 4-3 2B F4	
Ken Boyer, R OBP: 0.389, SLG: 0.520 (1, 5)	0-0 1-3 1-2 1B		0-0 FC4-6 1B		4-0 1B BB	0-0 S 1B 1-2 3-H		0-0 4-3 2-3	
Charlie James, R OBP: 0.297, SLG: 0.361 (1, 9)	0-0 1-3 1-2 2-3		0-0 FC4-6 1-2f		0-0 F3	0-0 F9 2-3		0-0 1B 2B 3-H	
Alex Grammas, R OBP: 0.291, SLG: 0.281 (1, 6)	0-0 6-3		0-0 F9		0-0 BB 1B 1-3	0-0 L8 1-2		0-0 2B 1B 2-3	
Jimmie Schaffer, R OBP: 0.310, SLG: 0.331 (1, 2) Carl Sawatski, L OBP: 0.410, SLG: 0.534 (5, PH) (6, 2)		0-0 E6 FC3-6		0-0 SH1-4 1B 6-3 1B	4-0 BB		0-0 1B SH1-4 1B	4-0 2B 1B IBB 1-2	
Larry Jackson, R OBP: 0.197, SLG: 0.270 (1, 1)		0-0 FC3-6 E WP 1B 1-2f		0-0 6-3 SH1-4 1-2 1B	0-0 P6		0-0 SH1-4	0-0 1B 2B 1-3 2-H 3-H	

Inning Stats	R: 2	H: 4	E: 0	K: 0	S: 7	LOB: 2	BB: 0	P: 7	R: 1	H: 1	E: 2	K: 0	S: 5	LOB: 1	BB: 0	P: 5	R: 0	H: 1	E: 0	K: 0	S: 4	LOB: 1	BB: 0	P: 4	R: 1	H: 2	E: 0	K: 1	S: 7	LOB: 1	BB: 0	P: 7	R: 0	H: 1	E: 0	K: 0	S: 4	LOB: 3	BB: 2	P: 12	R: 2	H: 1	E: 2	K: 0	S: 6	LOB: 2	BB: 1	P: 10	R: 0	H: 2	E: 0	K: 1	S: 7	LOB: 2	BB: 0	P: 7	R: 5	H: 5	E: 0	K: 0	S: 8	LOB: 2	BB: 2	P: 16
--------------	------	------	------	------	------	--------	-------	------	------	------	------	------	------	--------	-------	------	------	------	------	------	------	--------	-------	------	------	------	------	------	------	--------	-------	------	------	------	------	------	------	--------	-------	-------	------	------	------	------	------	--------	-------	-------	------	------	------	------	------	--------	-------	------	------	------	------	------	------	--------	-------	-------

AB	5	R	2	H	2	RBI	2	BB	0	SO	1	LOB	2
AB	5	R	1	H	2	RBI	2	BB	0	SO	0	LOB	4
AB	4	R	1	H	1	RBI	1	BB	2	SO	1	LOB	4
AB	4	R	0	H	2	RBI	0	BB	0	SO	0	LOB	0
AB	1	R	1	H	0	RBI	0	BB	0	SO	0	LOB	2
AB	4	R	0	H	3	RBI	1	BB	1	SO	0	LOB	1
AB	5	R	1	H	1	RBI	0	BB	0	SO	0	LOB	6
AB	5	R	1	H	2	RBI	0	BB	0	SO	0	LOB	5
AB	2	R	1	H	1	RBI	0	BB	0	SO	0	LOB	0
AB	1	R	1	H	1	RBI	0	BB	2	SO	0	LOB	0
AB	4	R	2	H	2	RBI	2	BB	0	SO	0	LOB	4

**BOTTOM**

**Cincinnati Reds @ St. Louis Cardinals**  
Sportsman's Park, St. Louis, MO

Wed Sep 06 1961, 8:05 PM EDT  
Att. 11,857 - Unknown

AB	40
R	11
H	17
RBI	11
BB	5
SO	2
LOB	28



1B	13	SF	1	WP	2	PA	49
2B	4	SAC	3	PB	0		
3B	0	DP	0	SB	1		
HR	0	HBP	0	CS	0		

PITCHER	IP	WLS	BF	H	R	ER	SO	BB	IBB	HBP	BLK	WP	HR	S	P	ERA	WHIP
Joey Jay, R ERA: 3.37 (1, 1)	0.1		5	4	2	2	0	0	0	0	0	1	0	5	5	54.00	12.000
Jim Maloney, R ERA: 4.6 (1, 1)	4.2	L	24	5	4	1	1	2	0	0	0	1	0	24	32	1.93	1.500
Bill Henry, L ERA: 2.54 (6, 1)	1.0		5	1	0	0	0	1	0	0	0	0	0	4	8	0.00	2.000
Jim Brosnan, R ERA: 3.12 (7, 1)	1.1		11	6	5	5	1	0	1	0	0	0	0	12	16	33.75	4.500
Howie Nunn, R ERA: 3.58 (8, 1)	0.2		4	1	0	0	0	0	1	0	0	0	0	3	7	0.00	1.500

Batter	1	2	3	4	5	6	7	8	9	10	AB	R	H	RBI	BB	SO	LOB	TOP							
<b>Curt Flood, R</b> OBP: 0.394, SLG: 0.399 (1, 8) X	0-0 1-3			0-0 F9		0-0 1B		0-0 FC5-6		0-0 G3	5	0	1	0	0	0	3								
<b>Julian Javier, R</b> OBP: 0.336, SLG: 0.356 (1, 4) X	0-0 6-3			4-0 2B BB		0-0 P3		0-0 F8		0-0 6-3	4	1	0	0	1	0	4								
<b>Charlie James, R</b> OBP: 0.297, SLG: 0.363 (1, 7) X	0-0 5-3			0-0 1B 2B		0-0 P4		0-0 F2			4	1	1	1	0	0	2								
<b>Ken Boyer, R</b> OBP: 0.391, SLG: 0.521 (1, 5)		0-3 K		0-0 1B		0-0 1B		0-0 1B		0-0 1B	4	0	3	1	0	1	0								
<b>Bill White, L</b> OBP: 0.361, SLG: 0.491 (1, 3)		0-0 F9		0-0 F9		0-0 P4		0-0 P4		0-0 P5	4	0	0	0	0	0	4								
<b>Don Taussig, R</b> OBP: 0.333, SLG: 0.450 (1, 9)		0-0 P4		0-0 F8			0-0 5-3		0-0 L3		3	0	0	0	0	0	1								
<b>Stan Musial, L</b> OBP: 0.368, SLG: 0.475 (9, PH)											1	0	0	0	0	0	1								
<b>Ed Olivares, R</b> OBP: 0.154, SLG: 0.160 (9, 9)											0	0	0	0	0	0	0								
<b>Alex Grammas, R</b> OBP: 0.286, SLG: 0.276 (1, 6)		0-3 K		0-0 F8		0-0 L6		0-0 F3			3	0	0	0	0	1	0								
<b>Red Schoendienst, S</b> OBP: 0.360, SLG: 0.395 (9, PH)											1	0	0	0	0	0	1								
<b>Bob Lillis, R</b> OBP: 0.239, SLG: 0.226 (9, 6)											0	0	0	0	0	0	0								
<b>Jimmie Schaffer, R</b> OBP: 0.304, SLG: 0.324 (1, 2)		0-0 F9		0-3 K		0-0 5-3			0-0 SH1-4		3	0	0	0	0	1	0								
<b>Carl Sawatski, L</b> OBP: 0.414, SLG: 0.537 (10, PH)											1	0	1	0	0	0	0								
<b>Bob Gibson, R</b> OBP: 0.250, SLG: 0.345 (10, PR)											0	0	0	0	0	0	0								
<b>Chris Cannizzaro, R</b> OBP: 0.500, SLG: 0.500 (10, 2)											0	0	0	0	0	0	0								
<b>Ernie Broglio, R</b> OBP: 0.194, SLG: 0.172 (1, 1)		0-3 K		0-0 F7				0-0 FC5-6		0-0 SH1-4	3	0	1	0	0	1	0								
<b>Lindy McDaniel, R</b> OBP: 0.133, SLG: 0.133 (10, 1)											0	0	0	0	0	0	0								
<b>Inning Stats</b>	R: 0 E: 0 K: 0 S: 3	H: 0 LOB: 0 BB: 0 P: 3	R: 0 E: 0 K: 1 S: 5	H: 0 LOB: 0 BB: 0 P: 5	R: 0 E: 0 K: 2 S: 7	H: 0 LOB: 0 BB: 0 P: 7	R: 2 E: 0 K: 0 S: 5	H: 2 LOB: 1 BB: 1 P: 9	R: 0 E: 0 K: 1 S: 5	H: 0 LOB: 0 BB: 0 P: 5	R: 0 E: 0 K: 0 S: 5	H: 2 LOB: 2 BB: 0 P: 5	R: 0 E: 0 K: 0 S: 3	H: 0 LOB: 0 BB: 0 P: 3	R: 0 E: 0 K: 0 S: 4	H: 1 LOB: 1 BB: 0 P: 4	R: 0 E: 0 K: 0 S: 4	H: 1 LOB: 1 BB: 0 P: 4	R: 0 E: 0 K: 0 S: 4	H: 1 LOB: 2 BB: 0 P: 4	1B: 6 2B: 1 3B: 0 HR: 0	SF: 0 SAC: 1 DP: 0 HBP: 0	WP: 0 PB: 0 SB: 0 CS: 0	PA: 38	
<b>PITCHER</b>	IP	WLS	BF	H	R	ER	SO	BB	IBB	HBP	BLK	WP	HR	S	P	ERA	WHIP								
<b>Jim O'Toole, L</b> ERA: 3.17 (1, 1)	8.0		30	5	2	2	4	1	0	0	0	0	0	37	41	2.25	0.750								
<b>Jim Brosnan, R</b> ERA: 3.03 (9, 1)	2.0	W	8	2	0	0	0	0	0	0	0	0	0	8	8	0.00	1.000								


**St. Louis Cardinals @ Cincinnati Reds**  
Crosley Field, Cincinnati, OH  
Fri Sep 08 1961, 7:05 PM EDT  
Att. 23,527 - Unknown

livebaseballscorecards.com

**AB 36**  
**R 2**  
**H 7**  
**RBI 2**  
**BB 1**  
**SO 4**  
**LOB 16**



Batter	1	2	3	4	5	6	7	8	9	10	AB R H RBI BB SO LOB
Don Blasingame, L (1, 4) OBP: 0.285, SLG: 0.283	G3		F9			6-3		P6		SH5-4	4 0 0 0 0 0 2
Eddie Kasko, R (1, 6) OBP: 0.328, SLG: 0.342	HBP		F7			FC4-6 1B		E4 G3 2B		1-2	4 1 2 1 0 0 2
Vada Pinson, L (1, 8) OBP: 0.377, SLG: 0.509	P4			F7		FC4-6 1B		G3		1-2 2-3	4 0 0 0 0 0 4
Frank Robinson, R (1, 9) OBP: 0.409, SLG: 0.630	F7			F8		1-2 1B		2B		2-H	4 0 2 2 0 0 1
Jerry Lynch, L (1, 7) OBP: 0.425, SLG: 0.671		K				F7		3-1		3-H 0-0	4 0 0 0 0 2 3
Jim Brosnan, R (9, 1) OBP: 0.154, SLG: 0.083			K								0 0 0 0 0 0 0
Gordy Coleman, L (1, 3) OBP: 0.336, SLG: 0.494		4-3				F5		F8		P5	4 0 0 0 0 0 0
Gene Freese, R (1, 5) OBP: 0.307, SLG: 0.472		5-3				3-1 2B		K		F7	4 0 1 0 0 1 0
Johnny Edwards, L (1, 2) OBP: 0.277, SLG: 0.246			F7			3-1		3-1		3-1	4 0 0 0 0 0 1
Jim O'Toole, S (1, 1) OBP: 0.190, SLG: 0.183											2 0 1 0 0 0 1
Gus Bell, L (8, PH) OBP: 0.295, SLG: 0.344											1 1 1 0 1 0 0
Elio Chacon, R (10, PR) OBP: 0.405, SLG: 0.394								G3 E 2B BB		SH5-4 1B	0 1 0 0 0 0 0

BOTTOM															
<b>St. Louis Cardinals @ Cincinnati Reds</b> Crosley Field, Cincinnati, OH Fri Sep 08 1961, 7:05 PM EDT Att: 23,527 - Unknown	<table border="1"> <tr> <td><b>AB</b></td> <td><b>35</b></td> </tr> <tr> <td><b>R</b></td> <td><b>3</b></td> </tr> <tr> <td><b>H</b></td> <td><b>7</b></td> </tr> <tr> <td><b>RBI</b></td> <td><b>3</b></td> </tr> <tr> <td><b>BB</b></td> <td><b>1</b></td> </tr> <tr> <td><b>SO</b></td> <td><b>3</b></td> </tr> <tr> <td><b>LOB</b></td> <td><b>14</b></td> </tr> </table> 	<b>AB</b>	<b>35</b>	<b>R</b>	<b>3</b>	<b>H</b>	<b>7</b>	<b>RBI</b>	<b>3</b>	<b>BB</b>	<b>1</b>	<b>SO</b>	<b>3</b>	<b>LOB</b>	<b>14</b>
<b>AB</b>	<b>35</b>														
<b>R</b>	<b>3</b>														
<b>H</b>	<b>7</b>														
<b>RBI</b>	<b>3</b>														
<b>BB</b>	<b>1</b>														
<b>SO</b>	<b>3</b>														
<b>LOB</b>	<b>14</b>														

Inning Stats		R		H		E		K		S		P		ERA		WHIP	
R: 0	H: 0	R: 0	H: 0	R: 0	H: 1	R: 0	H: 2	R: 0	H: 0	R: 2	H: 1	R: 0	H: 0	R: 0	H: 2	R: 0	H: 0
E: 0	LOB: 1	E: 0	LOB: 0	E: 0	LOB: 1	E: 0	LOB: 2	E: 1	LOB: 0	E: 1	LOB: 1	E: 0	LOB: 0	E: 0	LOB: 1	E: 0	LOB: 0
K: 0	BB: 0	K: 1	BB: 0	K: 0	BB: 0	K: 0	BB: 0	K: 1	BB: 0	K: 0	BB: 1	K: 0	BB: 0	K: 0	BB: 0	K: 0	BB: 0
S: 3	P: 4	S: 5	P: 5	S: 4	P: 4	S: 5	P: 5	S: 5	P: 5	S: 5	P: 9	S: 3	P: 3	S: 3	P: 3	S: 0	P: 1

PITCHER		IP		WLS		BF		H		R		ER		SO		BB		IBB		HBP		BLK		WP		HR		S		P		ERA		WHIP	
Ernie Broglio, R (1, 1) ERA: 3.83	9.0	0	36	6	3	1	3	1	0	0	0	40	45	1.00	0.778	0	0	0	0	0	0	0	0	0	0	0	2	2	0.00	3.000					
Lindy McDaniel, R (10, 1) ERA: 4.7	0.1	0	2	1	0	0	0	0	0	0	0	2	2	0.00	3.000	0	0	0	0	0	0	0	0	0	0	0	0	0	0	0	0	0			

BOTTOM	
WP: 0	PA: 38
PB: 0	
SB: 0	
CS: 0	

Batter	1	2	3	4	5	6	7	8	9	10	11	12	AB	R	H	RBI	BB	SO	LOB	TOP										
<b>Curt Flood, R</b> OBP: 0.386, SLG: 0.390 (1, 8)	0-0 1-3		0-0 5-3			0-0 F7	0-0 FC4			0-0 FC4-6		0-0 6-3	6	0	0	0	0	0	5											
<b>Julian Javier, R</b> OBP: 0.336, SLG: 0.356 (1, 4)	0-0 P4			0-3 K		0-0 G6-3 1B		0-0 FC1-4 1B		0-0 F3		0-0 6-3	6	0	2	0	0	1	2											
<b>Bill White, L</b> OBP: 0.358, SLG: 0.487 (1, 3)	0-0 P4			0-0 P6		0-0 G6-3		0-0 FC1-4 1B		0-0 F7			5	0	0	0	0	0	3											
<b>Ken Boyer, R</b> OBP: 0.390, SLG: 0.520 (1, 5)		0-0 F9		0-0 2B			0-3 K	0-0 P4			0-0 F7		5	0	1	0	0	1	1											
<b>Stan Musial, L</b> OBP: 0.386, SLG: 0.473 (1, 7)		0-0 F9		0-0 6-3			0-0 F9	0-0 1B			0-0 1B		4	0	1	0	0	0	1											
<b>Ed Olivares, R</b> OBP: 0.185, SLG: 0.192 (9, 7)								1-3 1B					1	0	1	0	0	0	0											
<b>Charlie James, R</b> OBP: 0.298, SLG: 0.361 (1, 9)		0-0 F7				0-0 G3		0-0 1B 2B 1B		0-0 6-3		4-0 1B BB	4	1	1	0	1	0	0											
<b>Carl Sawatski, L</b> OBP: 0.416, SLG: 0.556 (1, 2)			0-0 P4		0-0 HR		0-0 2B PB 1B		0-0 F7		0-0 G6-4-3		4	2	2	1	0	0	0											
<b>Jimmie Schaffer, R</b> OBP: 0.302, SLG: 0.322 (9, 2)							1-2 PB 1B				1-2 G6-4-3		1	0	0	0	0	0	2											
<b>Bob Lillis, R</b> OBP: 0.241, SLG: 0.228 (1, 6)						0-0 3-1		0-0 PB 2B		0-0 F9			2	0	1	0	0	0	0											
<b>Red Schoendienst, S</b> OBP: 0.365, SLG: 0.409 (7, PH)						0-0 5-3 1B		1-3 2-H 2B					1	0	1	1	0	0	0											
<b>Alex Grammas, R</b> OBP: 0.289, SLG: 0.278 (7, 6)						0-0 F8		0-3 K FC4					2	0	1	0	0	0	0											
<b>Bob Lillis, R</b> OBP: 0.241, SLG: 0.228 (1, 6)						0-0 5-3		0-0 K		0-0 FC4-6 1B		0-0 SH2-4 1B	2	0	0	0	0	0	1											
<b>Joe Cunningham, L</b> OBP: 0.144, SLG: 0.119 (7, PH)								2-3 3-H 1B				1-2 SH2-4	1	0	0	0	0	0	0											
<b>Bob Gibson, R</b> OBP: 0.392, SLG: 0.345 (7, 1)													0	0	0	0	0	0	0											
<b>Ed Bauta, R</b> OBP: 0.300, SLG: 0.500 (7, 1)													1	0	1	0	0	0	0											
<b>Larry Jackson, R</b> OBP: 0.197, SLG: 0.270 (12, PH)													0	0	0	0	0	0	0											
<b>Al Cicotte, R</b> OBP: 0.288, SLG: 0.333 (12, 1)													0	0	0	0	0	0	0											
<b>Inning Stats</b>	R: 0 E: 0 K: 0 S: 3	H: 0 LOB: 0 BB: 0 P: 3	R: 0 E: 0 K: 0 S: 3	H: 0 LOB: 0 BB: 0 P: 3	R: 0 E: 0 K: 1 S: 4	H: 1 LOB: 1 BB: 0 P: 4	R: 0 E: 0 K: 1 S: 6	H: 1 LOB: 1 BB: 0 P: 6	R: 1 E: 0 K: 0 S: 4	H: 1 LOB: 0 BB: 0 P: 4	R: 0 E: 0 K: 0 S: 3	H: 1 LOB: 0 BB: 0 P: 3	R: 2 E: 0 K: 2 S: 11	H: 3 LOB: 2 BB: 0 P: 11	R: 0 E: 0 K: 0 S: 4	H: 2 LOB: 2 BB: 0 P: 4	R: 0 E: 0 K: 0 S: 3	H: 0 LOB: 0 BB: 0 P: 3	R: 0 E: 0 K: 0 S: 4	H: 1 LOB: 1 BB: 0 P: 4	R: 0 E: 0 K: 0 S: 3	H: 1 LOB: 1 BB: 1 P: 7	R: 0 E: 0 K: 0 S: 4	H: 1 LOB: 1 BB: 0 P: 4	R: 0 E: 0 K: 0 S: 4	H: 1 LOB: 1 BB: 0 P: 4	1B: 9 2B: 2 3B: 0 HR: 1	SF: 0 SAC: 1 DP: 2 HBP: 0	WP: 0 PB: 1 SB: 2 CS: 0	PA: 47
<b>PITCHER</b>	IP	WLS	BF	H	R	ER	SO	BB	IBB	HBP	BLK	WP	HR	S	P	ERA	WHIP													
<b>Ken Johnson, R</b> ERA: 3.55 (1, 1)	7.0		28	7	3	2	3	0	0	0	0	0	1	34	34	2.57	1.000													
<b>Jim Brosnan, R</b> ERA: 2.94 (8, 1)	2.0		7	2	0	0	0	0	0	0	0	0	0	7	7	0.00	1.000													
<b>Bill Henry, L</b> ERA: 2.39 (10, 1)	3.0	W	12	3	0	0	0	1	0	0	0	0	0	11	15	0.00	1.333													

**St. Louis Cardinals @ Cincinnati Reds**  
Crosley Field, Cincinnati, OH

Sat Sep 09 1961, 3:33 AM EDT  
Att. 11,218 - Unknown

livebaseballscorecards.com

AB	45
R	3
H	12
RBI	2
BB	1
SO	3
LOB	16



Batter	1	2	3	4	5	6	7	8	9	10	11	12	AB R H RBI BB SO LOB
Elio Chacon, R (1, 4) OBP: 0.393, SLG: 0.381 Gus Bell, L (9, PH) OBP: 0.298, SLG: 0.346 Bill Henry, L (10, 1)	0-0 6-3		0-0 F8	0-0 F8			0-0 6-3		0-0 1-2 2-3 1B			0-3 K	4 0 0 0 0 0 4 1 0 1 0 0 0 0 1 0 0 0 0 1 1
Eddie Kasko, R (1, 6) OBP: 0.324, SLG: 0.338 Vada Pinson, L (1, 8) OBP: 0.377, SLG: 0.506 Frank Robinson, R (1, 9) OBP: 0.409, SLG: 0.626 Gene Freese, R (1, 5) OBP: 0.306, SLG: 0.469 Wally Post, R (1, 7) OBP: 0.335, SLG: 0.560 Dick Gernert, R (1, 3) OBP: 0.361, SLG: 0.365 Gordy Coleman, L (9, PH) OBP: 0.337, SLG: 0.494 Johnny Edwards, L (1, 2) OBP: 0.273, SLG: 0.242 Jerry Zimmerman, R (5, 2) OBP: 0.261, SLG: 0.233 Jim Maloney, L (7, PR) OBP: 0.433, SLG: 0.500 Darrell Johnson, R (8, 2) OBP: 0.275, SLG: 0.278 Ken Johnson, R (1, 1) OBP: 0.250, SLG: 0.292 Don Blasingame, L (7, PH) OBP: 0.286, SLG: 0.283 Jim Brosnort, R (8, 1) OBP: 0.154, SLG: 0.083 Jerry Lynch, L (9, PH) OBP: 0.423, SLG: 0.667 Leo Cardenas, R (9, PR) OBP: 0.348, SLG: 0.464 (10, 6)	0-0 F7		0-0 4-3				0-0 SF7		0-3 K			0-3 K	5 0 0 1 0 3 3
	0-0 1B		0-3 K				0-0 4-3		0-0 4-3			4-0 1B BB	5 0 1 0 1 1 2
	0-0 P2			4-0 BB			0-0 F7		0-0 6-3			0-0 P5	5 0 1 1 1 0 1
		0-0 FC3-6 BB 1B		0-0 FC1-4-6 BB 1B			0-0 F7		0-0 P6			0-0 F3	5 1 1 0 0 0 1
		4-0 FC3-6 1-2 BB		0-0 1-2 BB 1B			0-0 5-3		0-0 6-3			0-3 K	4 1 1 0 1 1 0
		0-0 F2		4-0 1B 2-3 BB			0-0 P4					0-3 K	2 0 0 0 1 0 2 2 0 1 0 0 1 0
		0-0 FC3-6		0-3 K					0-0 FC4-6 1B			0-3 K	2 0 0 0 1 0 2 0 0 1 0 0 1 0
		1-2 2-3							0-0 F8			0-0 4-3	2 0 0 0 0 1 5 0 0 0 0 1 0 0 0 1 0 0 0 0 0 2 0 0 0 0 0 1
		0-0 4-3		0-0 K					4-0 6-3 BB SF7 BB			0-0 4-3	2 0 1 2 0 0 2 0 0 0 0 1 0 0 0 0 0 0 0 0 0 1 0 0 0 0 0 1 1 1 1 0 0 0 0
				0-0 1-3 2-H 3-H 1B					0-0 FC4-6 1B			0-0 1B 2B	

Inning Stats	R: 0	H: 1	E: 0	LOB: 1	K: 0	BB: 0	S: 4	P: 4	R: 0	H: 1	E: 0	LOB: 2	K: 0	BB: 1	S: 4	P: 8	R: 0	H: 0	E: 0	LOB: 0	K: 1	BB: 0	S: 5	P: 5	R: 2	H: 2	E: 0	LOB: 2	K: 1	BB: 2	S: 7	P: 15	R: 0	H: 0	E: 0	LOB: 0	K: 0	BB: 0	S: 3	P: 3	R: 1	H: 0	E: 0	LOB: 2	K: 0	BB: 2	S: 3	P: 11	R: 0	H: 0	E: 0	LOB: 0	K: 0	BB: 0	S: 3	P: 3	R: 0	H: 2	E: 0	LOB: 2	K: 1	BB: 0	S: 7	P: 7	R: 0	H: 0	E: 0	LOB: 0	K: 0	BB: 0	S: 3	P: 3	R: 0	H: 0	E: 0	LOB: 0	K: 0	BB: 0	S: 3	P: 3	R: 0	H: 2	E: 0	LOB: 2	K: 1	BB: 0	S: 7	P: 7	R: 0	H: 0	E: 0	LOB: 0	K: 2	BB: 0	S: 7	P: 7	R: 1	H: 2	E: 0	LOB: 2	K: 2	BB: 1	S: 8	P: 12	1B: 7	SF: 1	2B: 1	SAC: 0	3B: 0	DP: 0	HR: 0	HBP: 0	WP: 0	PA: 49
--------------	------	------	------	--------	------	-------	------	------	------	------	------	--------	------	-------	------	------	------	------	------	--------	------	-------	------	------	------	------	------	--------	------	-------	------	-------	------	------	------	--------	------	-------	------	------	------	------	------	--------	------	-------	------	-------	------	------	------	--------	------	-------	------	------	------	------	------	--------	------	-------	------	------	------	------	------	--------	------	-------	------	------	------	------	------	--------	------	-------	------	------	------	------	------	--------	------	-------	------	------	------	------	------	--------	------	-------	------	------	------	------	------	--------	------	-------	------	-------	-------	-------	-------	--------	-------	-------	-------	--------	-------	--------

PITCHER	IP	WLS	BF	H	R	ER	SO	BB	IBB	HBP	BLK	WP	HR	S	P	ERA	WHIP
Curt Simmons, L (1, 1) ERA: 3.24	6.0		25	4	2	2	3	3	0	0	0	0	0	28	40	3.00	1.167
Bob Gibson, R (7, 1) ERA: 3.53	0.0		1	0	1	1	0	1	0	0	0	0	0	4	∞	∞	
Ed Bauta, R (7, 1) ERA: 1.62	5.0		18	2	0	0	3	1	0	0	0	0	0	23	27	0.00	0.600
Al Cicotte, R (12, 1) ERA: 5.38	0.2	L	5	2	1	1	2	1	0	0	0	0	0	8	12	13.50	4.500


**BOTTOM**

**St. Louis Cardinals @ Cincinnati Reds**  
Crosley Field, Cincinnati, OH

Sat Sep 09 1961, 3:33 AM EDT  
Att: 11,218 - Unknown

livebaseballscorecards.com

AB	42
R	4
H	8
RBI	4
BB	6
SO	8
LOB	23



Batter	1	2	3	4	5	6	7	8	9	AB R H RBI BB SO LOB	TOP											
<b>Curt Flood, R</b> OBP: 0.384, SLG: 0.385 (1, 8) X	0-0 6-3		0-0 L4			4-0 PB 1B BB		0-0 4-3		3 1 0 0 1 0 0												
<b>Julian Javier, R</b> OBP: 0.335, SLG: 0.354 (1, 4) X	0-0 F8			0-0 P4		0-0 1B 1B		0-0 6-3		4 1 1 1 0 0 0												
<b>Bill White, L</b> OBP: 0.357, SLG: 0.485 (1, 3) X	0-0 F9			0-0 F2		0-0 S 1B		0-3 K		4 0 1 1 0 1 0												
<b>Ken Boyer, R</b> OBP: 0.389, SLG: 0.517 (1, 5)		4-0 FC1-4 E BB		0-3 K		0-3 K 1-2		0-0 5-3		3 0 0 0 1 2 1												
<b>Stan Musial, L</b> OBP: 0.364, SLG: 0.468 (1, 7)		0-0 E4 FC1-4 1-2			0-0 1-3			0-0 F9		3 0 0 0 0 0 1												
<b>Charlie James, R</b> OBP: 0.296, SLG: 0.358 (1, 9)		0-0 FC1-4 G4-6-3 1-2f 2-3			0-0 P6			0-0 P6		3 0 0 0 0 0 2												
<b>Carl Sawatski, L</b> OBP: 0.409, SLG: 0.545 (1, 2)		0-0 G4-6-3 1-2f			0-0 1-3			0-0 F7		3 0 0 0 0 0 2												
<b>Alex Grammas, R</b> OBP: 0.285, SLG: 0.275 <b>Red Schoendienst, S</b> OBP: 0.362, SLG: 0.405 <b>Bob Lillis, R</b> OBP: 0.241, SLG: 0.228 (8, 6)			0-3 K			0-0 F9		0-0 5-3		2 0 0 0 0 1 0 1 0 0 0 0 0 0 0 0 0 0 0 0 0												
<b>Ray Sadecki, L</b> OBP: 0.256, SLG: 0.296 <b>Craig Anderson, R</b> OBP: 0.429, SLG: 0.571 <b>Joe Cunningham, L</b> OBP: 0.413, SLG: 0.417 <b>Bob Miller, R</b> OBP: 0.467, SLG: 0.538 (8, 1)			0-0 4-3			0-0 1-3		0-0 F7		2 0 0 0 0 0 0 0 0 0 0 0 0 0 1 0 0 0 0 0 0 0 0 0 0 0 0 0												
<b>Inning Stats</b>	R: 0 E: 0 K: 0 S: 3	H: 0 LOB: 0 BB: 0 P: 3	R: 0 E: 1 K: 0 S: 3	H: 0 LOB: 1 BB: 1 P: 7	R: 0 E: 0 K: 1 S: 5	H: 0 LOB: 0 BB: 0 P: 5	R: 0 E: 0 K: 1 S: 5	H: 0 LOB: 0 BB: 0 P: 5	R: 0 E: 0 K: 0 S: 3	H: 0 LOB: 0 BB: 0 P: 3	R: 0 E: 0 K: 1 S: 5	H: 0 LOB: 0 BB: 0 P: 5	R: 0 E: 0 K: 1 S: 5	H: 0 LOB: 0 BB: 0 P: 5	R: 0 E: 0 K: 1 S: 5	H: 0 LOB: 0 BB: 0 P: 5	1B: 2 2B: 0 3B: 0 HR: 0	SF: 0 SAC: 0 DP: 1 HBP: 0	WP: 0 PB: 1 SB: 1 CS: 0	PA: 31		
<b>PITCHER</b> <b>Bob Purkey, R</b> ERA: 3.78 (1, 1)	IP 9.0	WLS W	BF 31	H 2	R 2	ER 1	SO 4	BB 2	IBB 0	HBP 0	BLK 0	WP 0	HR 0	S 37	P 45	ERA 1.00	WHIP 0.444					<b>PITCHER</b> IP WLS BF H R ER SO BB IBB HBP BLK WP HR S P ERA WHIP

**St. Louis Cardinals @ Cincinnati Reds**  
Crosley Field, Cincinnati, OH  
Sun Sep 10 1961, 3:33 AM EDT  
Att: 22,848 - Unknown

[livebaseballscorecards.com](http://livebaseballscorecards.com)

**AB 29**  
**R 2**  
**H 2**  
**RBI 2**  
**BB 2**  
**SO 4**  
**LOB 6**





Batter	1	2	3	4	5	6	7	8	9	AB	R	H	RBI	BB	SO	LOB
Elio Chacon, R OBP: 0.388, SLG: 0.371 (1, 4)	0-0 F8		0-0 F8		0-0 F9		4-0 BB 1-2 BB			3	0	0	0	1	0	1
Eddie Kasko, R OBP: 0.325, SLG: 0.340 (1, 6)	0-0 1B 2B			4-0 L4-6 1B BB		0-0 6-3	0-3 K			3	1	1	0	1	1	2
Vada Pinson, L OBP: 0.381, SLG: 0.511 (1, 8)	0-0 G5-4-3 2-H 1B			0-0 1-2 1B		0-0 HR 2B	4-0 1-2 2-3 BB			3	1	3	1	1	0	0
Frank Robinson, R OBP: 0.408, SLG: 0.623 (1, 9)	0-0 G5-4-3 1-2f			0-0 P6		0-0 HR 1B	0-0 6-3			4	1	1	0	0	0	6
Gene Freese, R OBP: 0.304, SLG: 0.466 (1, 5)		0-3 K		0-0 L4-6 2-3		0-0 F2	0-0 6-3			4	0	0	0	0	1	4
Wally Post, R OBP: 0.338, SLG: 0.576 Jerry Lynch, L OBP: 0.420, SLG: 0.662 (8, PH) Gus Bell, L OBP: 0.298, SLG: 0.346 (9, 7)		0-0 F8			0-0 2B 2B	0-0 1-H 2-H HR	0-0 G3			3	2	2	3	0	0	0
Dick Gernert, R OBP: 0.344, SLG: 0.345 Gordy Coleman, L OBP: 0.336, SLG: 0.493 (8, PH) (9, 3)		0-0 6-3			0-0 F8	0-0 F8	0-0 F7			3	0	0	0	0	0	1
Jerry Zimmerman, R OBP: 0.257, SLG: 0.229 (1, 2)			0-0 6-3		0-0 P6		0-0 5-3			3	0	0	0	0	0	1
Bob Purkey, R OBP: 0.141, SLG: 0.173 (1, 1)			0-0 F7		0-0 2B		0-0 BB BB 1B			3	0	2	1	0	0	0

Inning Stats	R: 1	H: 2	E: 0	LOB: 0	K: 0	BB: 0	S: 4	P: 4	R: 0	H: 0	E: 0	LOB: 0	K: 1	BB: 0	S: 5	P: 5	R: 0	H: 0	E: 0	LOB: 0	K: 0	BB: 0	S: 3	P: 3	R: 0	H: 1	E: 0	LOB: 1	K: 0	BB: 1	S: 3	P: 7	R: 1	H: 2	E: 0	LOB: 1	K: 0	BB: 0	S: 5	P: 5	R: 3	H: 3	E: 0	LOB: 0	K: 0	BB: 0	S: 6	P: 6	R: 0	H: 1	E: 0	LOB: 3	K: 1	BB: 2	S: 6	P: 14	R: 0	H: 0	E: 0	LOB: 0	K: 0	BB: 0	S: 3	P: 3	1B: 4	SF: 0	2B: 5	SAC: 0	3B: 0	DP: 2	HR: 1	HBP: 0	WP: 0	PA: 34
--------------	------	------	------	--------	------	-------	------	------	------	------	------	--------	------	-------	------	------	------	------	------	--------	------	-------	------	------	------	------	------	--------	------	-------	------	------	------	------	------	--------	------	-------	------	------	------	------	------	--------	------	-------	------	------	------	------	------	--------	------	-------	------	-------	------	------	------	--------	------	-------	------	------	-------	-------	-------	--------	-------	-------	-------	--------	-------	--------

PITCHER	IP	WLS	BF	H	R	ER	SO	BB	IBB	HBP	BLK	WP	HR	S	P	ERA	WHIP
Ray Sadecki, L ERA: 3.54 (1, 1)	6.1	L	28	9	5	5	1	2	0	0	0	0	1	28	36	7.11	1.737
Craig Anderson, R ERA: 3.52 (7, 1)	0.2		3	0	0	0	1	1	0	0	0	0	0	4	8	0.00	1.500
Bob Miller, R ERA: 4.08 (8, 1)	1.0		3	0	0	0	0	0	0	0	0	0	0	3	3	0.00	0.000

BOTTOM

St. Louis Cardinals @ Cincinnati Reds  
Crosley Field, Cincinnati, OH  
Sun Sep 10 1961, 3:33 AM EDT  
Att. 22,848 - Unknown

livebaseballscores.com

AB	31
R	5
H	9
RBI	5
BB	3
SO	2
LOB	15



Batter	1	2	3	4	5	6	7	8	9	AB R H RBI BB SO LOB	TOP																													
Al Heist, R (1, 8) OBP: 0.339, SLG: 0.386	0-3 K		0-0 F8		0-0 6-3		4-0 14 1B 1B BB		0-0 FC5-4 1B	4 1 1 0 1 1 0	<p><b>Chicago Cubs @ Cincinnati Reds</b> Crosley Field, Cincinnati, OH</p> <p>Tue Sep 12 1961, 7:05 PM EDT Att. 12,487 - Cloudy - 85 F</p>																													
Don Zimmer, R (1, 4) OBP: 0.300, SLG: 0.408	0-0 5-3		0-0 FC4-6 1B		0-0 2B		0-0 14 1B 1B	0-0 FC5-4 1B	5 0 3 0 0 0 2																															
Billy Williams, L (1, 7) OBP: 0.343, SLG: 0.494	0-0 G3		0-0 FC4-6 1-2f		0-0 4-3		0-0 L6	0-0 1B	5 0 1 0 0 0 4																															
14 Ernie Banks, R (1, 6) OBP: 0.355, SLG: 0.520		0-0 E 1B	0-0 F8			0-3 K	0-0 1-2 2-H 1B	0-0 P3	5 0 2 1 0 1 3																															
Ron Santo, R (1, 5) OBP: 0.366, SLG: 0.491		0-3 K		4-0 FC3-6 BB		0-0 5-3	0-0 F8		3 0 0 0 1 1 3																															
George Altman, L (1, 9) OBP: 0.352, SLG: 0.563		0-0 E7 1B		0-0 FC3-6 FC5-4 1-2f		0-0 2B 1B		0-0 1-3	4 1 2 0 0 0 1																															
Andre Rodgers, R (1, 3) OBP: 0.338, SLG: 0.431		0-3 K		0-3 K		0-0 1-H 2B		0-0 F8	4 0 1 1 0 2 3																															
Dick Bertell, R (1, 2) OBP: 0.312, SLG: 0.339		4-0 IBB		0-0 FC5-4 1-2f		0-0 5-3		0-0 1-3	3 0 0 0 1 0 2																															
Dick Ellsworth, L (1, 1) OBP: 0.098, SLG: 0.063 Don Elston, R (6, 1) OBP: 0.182, SLG: 0.182 Richie Ashburn, L (7, PH) OBP: 0.375, SLG: 0.307 Barney Schultz, R (7, 1) OBP: 0.100, SLG: 0.100 Jim Brewer, L (7, 1) OBP: 0.250, SLG: 0.182 Jim McNamary, R (9, PH) OBP: 0.375, SLG: 0.286		0-3 K			0-0 F7		0-0 F7	4-0 FC5-4 1B BB	2 0 0 0 0 0 1 3 0 0 0 0 0 0 0 0 1 0 1 0 0																															
<b>Inning Stats</b>	R: 0 E: 0 K: 1 S: 5	H: 0 LOB: 0 BB: 0 P: 5	R: 0 E: 1 K: 3 S: 11	H: 2 LOB: 3 BB: 1 P: 15	R: 0 E: 0 K: 0 S: 4	H: 1 LOB: 1 BB: 0 P: 4	R: 0 E: 0 K: 1 S: 5	H: 0 LOB: 1 BB: 1 P: 9	R: 0 E: 0 K: 0 S: 4	H: 1 LOB: 1 BB: 0 P: 4	R: 1 E: 0 K: 1 S: 7	H: 2 LOB: 1 BB: 0 P: 7	R: 1 E: 0 K: 0 S: 5	H: 2 LOB: 2 BB: 1 P: 9	R: 0 E: 0 K: 0 S: 3	H: 0 LOB: 0 BB: 0 P: 3	R: 0 E: 0 K: 0 S: 4	H: 2 LOB: 2 BB: 1 P: 8	1B: 8 2B: 2 3B: 0 HR: 0	SF: 0 SAC: 0 DP: 1 HBP: 0	WP: 0 PB: 0 SB: 0 CS: 0	PA: 40																		
<b>PITCHER</b> Jim O'Toole, L (1, 1) ERA: 3.13	IP 9.0	WLS W	BF 40	H 10	R 2	ER 2	SO 6	BB 3	IBB 1	HBP 0	BLK 0	WP 0	HR 0	S 48	P 64	ERA 2.00	WHIP 1.444						<b>PITCHER</b>	IP	WLS	BF	H	R	ER	SO	BB	IBB	HBP	BLK	WP	HR	S	P	ERA	WHIP

livebaseballscorecards.com

<b>AB</b>	36
<b>R</b>	2
<b>H</b>	10
<b>RBI</b>	2
<b>BB</b>	4
<b>SO</b>	6
<b>LOB</b>	21



Batter	1	2	3	4	5	6	7	8	9
Elio Chacon, R OBP: 0.387, SLG: 0.370 Jerry Lynch, L OBP: 0.418, SLG: 0.658 Don Blasingame, L OBP: 0.286, SLG: 0.283	0-0 E1 SH1-3 2B		0-3 K			0-0 F8 SH1-4 1B	0-0 G3		
Eddie Kasko, R OBP: 0.325, SLG: 0.343	0-0 6-3		0-0 E4			0-0 SH1-4 1-2	0-0 2B		
Vada Pinson, L OBP: 0.379, SLG: 0.508	0-0 SH1-3 2-3			0-0 G3		0-0 F8 2-3	0-0 F8		
Frank Robinson, R OBP: 0.410, SLG: 0.625	0-0 2B			0-0 5-3		4-0 1B IBB		0-0 FC3-6 2B 1B	
Wally Post, R OBP: 0.340, SLG: 0.587	0-3 K			0-0 HR		0-0 1B		0-0 F8	
Gene Freese, R OBP: 0.304, SLG: 0.463		0-0 P4		0-0 F8		0-0 F7		4-0 FC3-6 BB	
Dick Gernert, R OBP: 0.333, SLG: 0.333 Gordy Coleman, L OBP: 0.337, SLG: 0.493		0-0 6-3			0-0 6-3		0-0 2B 1B	0-0 FC3-6 2B	
Darrell Johnson, R OBP: 0.283, SLG: 0.307		0-0 F9			0-0 6-3		0-0 SH1-4 2B	0-0 2B	
Jim O'Toole, S OBP: 0.184, SLG: 0.176			0-0 4-3		0-0 6-3		0-0 SH1-4	0-3 K	

AB	R	H	RBI	BB	SO	LOB
3	2	1	0	0	1	0
1	0	0	0	0	0	1
0	0	0	0	0	0	0

3	0	1	1	0	0	1
---	---	---	---	---	---	---

3	0	0	0	0	0	2
---	---	---	---	---	---	---

3	1	2	1	1	0	0
---	---	---	---	---	---	---

4	1	2	2	0	1	2
---	---	---	---	---	---	---

3	0	0	0	1	0	2
---	---	---	---	---	---	---

2	0	0	0	0	0	0
---	---	---	---	---	---	---

2	2	1	0	0	0	2
---	---	---	---	---	---	---

4	1	2	3	0	0	0
---	---	---	---	---	---	---

3	0	0	0	0	1	1
---	---	---	---	---	---	---

1B:	4	SF:	0
2B:	4	SAC:	3
3B:	0	DP:	0
HR:	1	HBP:	0

**BOTTOM**

**Chicago Cubs @ Cincinnati Reds**  
Crosley Field, Cincinnati, OH  
Tue Sep 12 1961, 7:05 PM EDT  
Att. 12,487 - Cloudy - 85 F

livebaseballscorecards.com

<b>AB</b>	<b>31</b>
<b>R</b>	<b>7</b>
<b>H</b>	<b>9</b>
<b>RBI</b>	<b>7</b>
<b>BB</b>	<b>2</b>
<b>SO</b>	<b>3</b>
<b>LOB</b>	<b>11</b>



Inning	1	2	3	4	5	6	7	8	9
R:	1	0	0	1	0	1	2	2	0
E:	1	0	1	0	0	0	0	0	0
K:	1	0	0	0	0	0	0	1	0
S:	7	3	5	4	3	5	6	7	11

PITCHER	IP	WLS	BF	H	R	ER	SO	BB	IBB	HBP	BLK	WP	HR	S	P	ERA	WHIP
Dick Ellsworth, L ERA: 4.2	(1, 1)	5.2	23	4	3	2	2	0	0	0	0	0	1	26	30	3.18	0.706
Don Elston, R ERA: 5.59	(6, 1)	0.1	1	0	0	0	0	0	0	0	0	0	0	1	1	0.00	0.000
Barney Schultz, R ERA: 2.93	(7, 1)	0.1	3	2	2	2	0	0	0	0	0	0	0	3	3	54.00	6.000
Jim Brewer, L ERA: 5.99	(7, 1)	1.2	9	3	2	2	1	1	0	0	0	0	0	10	14	10.80	2.400

PITCHER	IP	WLS	BF	H	R	ER	SO	BB	IBB	HBP	BLK	WP	HR	S	P	ERA	WHIP
WP:	0	PA:	36														
PB:	0	SB:	0														
CS:	0																

Batter	1	2	3	4	5	6	7	8	9	AB R H RBI BB SO LOB	TOP																								
Lee Mays, L (1, 9) OBP: 0.339, SLG: 0.449	4-0 WP BB		0-0 P6			0-0 F9		0-0 1B		3 0 1 0 1 0 1																									
Roy McMillan, R (1, 6) OBP: 0.313, SLG: 0.295	0-3 K			0-0 P3		0-0 FC1-6		0-0 1-3		3 0 0 0 0 1 2																									
Bob Boyd, L (8, PH) OBP: 0.258, SLG: 0.271	1-2					1-2f				1 0 0 0 0 0 2																									
Don McMahon, R (8, 1) OBP: 0.214, SLG: 0.286										0 0 0 0 0 0 0																									
Eddie Mathews, L (1, 5) OBP: 0.403, SLG: 0.528	0-0 P3			0-0 3-1		0-0 CS		0-0 FC4-6 1B		4 0 1 0 0 0 1																									
Hank Aaron, R (1, 8) OBP: 0.380, SLG: 0.604	0-0 F7			0-0 P3		0-0 FC4-6		0-0 K		4 0 0 0 0 1 2																									
Joe Adcock, R (1, 3) OBP: 0.349, SLG: 0.496		0-3 K			0-0 F7		0-0 P2		0-0 F9	4 0 0 0 0 1 1																									
Frank Thomas, R (1, 7) OBP: 0.333, SLG: 0.509		0-3 K			0-0 5-3		0-0 P4			3 0 0 0 0 1 1																									
Joe Torre, R (1, 2) OBP: 0.325, SLG: 0.413		0-0 4-3			0-0 1B			0-0 P3		3 0 1 0 0 0 0																									
Felix Mantilla, R (1, 4) OBP: 0.313, SLG: 0.282			0-0 6-3		0-0 F9			0-3 K		3 0 0 0 0 1 1																									
Carl Willey, R (1, 1) OBP: 0.040, SLG: 0.020								0-0 1B		2 0 0 0 0 1 0																									
Neil Christley, L (8, PH) OBP: 0.375, SLG: 0.286			0-3 K			0-0 E6		0-0 1B		1 0 1 0 0 0 0																									
Frank Bolling, R (8, 4) OBP: 0.326, SLG: 0.380						FC1-6				0 0 0 0 0 0 0																									
<b>Inning Stats</b>	R: 0 E: 0 K: 1 S: 5	H: 0 LOB: 1 BB: 1 P: 9	R: 0 E: 0 K: 2 S: 7	H: 0 LOB: 0 BB: 0 P: 7	R: 0 E: 0 K: 1 S: 5	H: 0 LOB: 0 BB: 0 P: 5	R: 0 E: 0 K: 0 S: 3	H: 0 LOB: 0 BB: 0 P: 3	R: 0 E: 1 K: 0 S: 3	H: 0 LOB: 0 BB: 0 P: 3	R: 0 E: 0 K: 0 S: 4	H: 1 LOB: 1 BB: 0 P: 4	R: 0 E: 0 K: 0 S: 4	H: 1 LOB: 1 BB: 0 P: 4	R: 0 E: 0 K: 1 S: 7	H: 2 LOB: 2 BB: 0 P: 7	R: 0 E: 0 K: 1 S: 5	H: 0 LOB: 0 BB: 0 P: 5	1B: 4 2B: 0 3B: 0 HR: 0	SF: 0 SAC: 0 DP: 0 HBP: 0	WP: 1 PB: 0 SB: 0 CS: 1	PA: 33													
PITCHER Joey Jay, R (1, 1) ERA: 3.24	IP 9.0	WLS W	BF 32	H 4	R 0	ER 0	SO 6	BB 1	IBB 0	HBP 0	BLK 0	WP 1	HR 0	S 43	P 47	ERA 0.00	WHIP 0.556	PITCHER	IP	WLS	BF	H	R	ER	SO	BB	IBB	HBP	BLK	WP	HR	S	P	ERA	WHIP

Milwaukee Braves @ Cincinnati Reds  
Crosley Field, Cincinnati, OH  
Wed Sep 13 1961, 7:05 PM EDT  
Att: 21,632 - Unknown

livebaseballscorecards.com

AB	31
R	0
H	4
RBI	0
BB	1
SO	6
LOB	11



Batter	1	2	3	4	5	6	7	8	9	AB	R	H	RBI	BB	SO	LOB
Don Blasingame, L (1, 4) OBP: 0.286, SLG: 0.283	0-0 P5		0-0 1B		0-0 F9		0-0 1-3			4	0	1	0	0	0	1
Eddie Kasko, R (1, 6) OBP: 0.325, SLG: 0.342	0-3 K		0-3 K		0-0 1B		0-0 1-3			4	0	1	0	0	2	1
Vada Pinson, L (1, 8) OBP: 0.381, SLG: 0.510	0-0 WP 1B		0-0 4-3		0-0 1B		0-0 S 1B			4	0	3	1	0	0	1
Frank Robinson, R (1, 9) OBP: 0.409, SLG: 0.621	0-0 3-1				0-0 F9		0-3 K			3	0	0	0	1	1	2
Jerry Lynch, L (1, 7) OBP: 0.414, SLG: 0.647		0-0 F9			0-0 P5			0-0 F8		4	0	1	0	0	0	3
Gus Bell, L (9, 7) OBP: 0.298, SLG: 0.346					FC6-4 1B				0-0 0 0 0 0 0 0	0	0	0	0	0	0	0
Gordy Coleman, L (1, 3) OBP: 0.338, SLG: 0.493		0-0 PB 1B			0-0 F8		0-0 P3		0-0 1B 1B	4	0	2	0	0	0	1
Elio Chacon, R (8, PR) OBP: 0.387, SLG: 0.370										0	0	0	0	0	0	0
Dick Gernert, R (9, 3) OBP: 0.333, SLG: 0.333										0	0	0	0	0	0	0
Gene Freese, R (1, 5) OBP: 0.301, SLG: 0.460		0-0 6-3			0-0 FC6-4		0-0 F8		0-0 F9	4	0	0	0	0	0	3
Darrell Johnson, R (1, 2) OBP: 0.300, SLG: 0.324		0-0 6-3			0-0 FC1-4 1B		0-0 1B		0-0 1B 1B	4	0	3	0	0	0	1
Joey Jay, S (1, 1) OBP: 0.105, SLG: 0.129			0-3 K		0-0 FC1-4 1B		0-0 2-3		0-0 FC6-4	4	1	0	0	0	1	4

Inning Stats	R: 0	H: 1	E: 0	LOB: 1	K: 1	BB: 0	S: 6	P: 6	R: 0	H: 1	E: 0	LOB: 1	K: 0	BB: 0	S: 4	P: 4	R: 0	H: 1	E: 0	LOB: 1	K: 2	BB: 0	S: 8	P: 8	R: 0	H: 1	E: 0	LOB: 1	K: 0	BB: 0	S: 4	P: 4	R: 1	H: 3	E: 0	LOB: 3	K: 0	BB: 1	S: 6	P: 10	R: 0	H: 1	E: 0	LOB: 1	K: 1	BB: 0	S: 4	P: 4	R: 0	H: 1	E: 0	LOB: 1	K: 1	BB: 0	S: 6	P: 6	R: 0	H: 2	E: 0	LOB: 2	K: 0	BB: 0	S: 5	P: 5	1B: 11	SF: 0	2B: 0	SAC: 0	3B: 0	DP: 0	HR: 0	HBP: 0
--------------	------	------	------	--------	------	-------	------	------	------	------	------	--------	------	-------	------	------	------	------	------	--------	------	-------	------	------	------	------	------	--------	------	-------	------	------	------	------	------	--------	------	-------	------	-------	------	------	------	--------	------	-------	------	------	------	------	------	--------	------	-------	------	------	------	------	------	--------	------	-------	------	------	--------	-------	-------	--------	-------	-------	-------	--------

PITCHER	IP	WLS	BF	H	R	ER	SO	BB	IBB	HBP	BLK	WP	HR	S	P	ERA	WHIP
Carl Willey, R (1, 1) ERA: 4.07	7.0	L	31	9	1	1	4	0	1	0	0	1	0	38	42	1.29	1.286
Don McMahon, R (8, 1) ERA: 2.72	1.0		5	2	0	0	0	0	0	0	0	0	0	5	5	0.00	2.000

**BOTTOM**

**Milwaukee Braves @ Cincinnati Reds**  
Crosley Field, Cincinnati, OH  
Wed Sep 13 1961, 7:05 PM EDT  
Att. 21,632 - Unknown

[livebaseballscorecards.com](http://livebaseballscorecards.com)

<b>AB</b>	<b>35</b>
<b>R</b>	<b>1</b>
<b>H</b>	<b>11</b>
<b>RBI</b>	<b>1</b>
<b>BB</b>	<b>1</b>
<b>SO</b>	<b>4</b>
<b>LOB</b>	<b>17</b>



<b>WP: 1</b>	<b>PA: 36</b>
<b>PB: 1</b>	
<b>SB: 1</b>	
<b>CS: 0</b>	

Batter	1	2	3	4	5	6	7	8	9	AB R H RBI BB SO LOB	TOP																			
Bobby Malkmus, R (1, 4) OBP: 0.282, SLG: 0.329 Elmer Valo, L (9, PH) OBP: 0.313, SLG: 0.286 Choo-Choo Coleman, L (9, PR) OBP: 0.191, SLG: 0.159	0-0 F9		0-0 F7		0-0 G6-3		0-0 F3		4-0 BB 1B BB	4 0 0 0 0 0 1 0 0 0 0 1 0 0 0 0 0 0 0 0 0																				
Johnny Callison, L (1, 9) OBP: 0.357, SLG: 0.410	0-0 L9			0-0 HR 2B	4-0 BB BB		0-0 4-3		0-0 1B	4 1 2 0 1 0 0																				
Tony Gonzalez, L (1, 8) OBP: 0.360, SLG: 0.443	4-0 BB			0-0 HR 2-H	4-0 BB 1-2		0-3 K			2 1 1 2 2 1 0																				
Wes Covington, L (1, 7) OBP: 0.332, SLG: 0.442 Bobby Gene Smith, R (7, 7) OBP: 0.314, SLG: 0.340	0-0 F5			0-0 G3	4-0 FC4-6 BB 1-2 2-3		0-3 K			2 0 0 0 1 0 1 1 0 0 0 0 1 0																				
Don Demeter, R (1, 3) OBP: 0.302, SLG: 0.475		0-0 F7		0-3 K	0-0 FC4-6		0-0 3B			4 0 1 0 0 1 3																				
Clay Dalrymple, L (1, 2) OBP: 0.262, SLG: 0.286		0-0 3-1		0-0 1B 1B		0-0 G5-4-3 1B		0-0 P4		4 0 2 0 0 0 1																				
Charley Smith, R (1, 5) OBP: 0.302, SLG: 0.389		0-0 P6		0-0 1B		0-0 G5-4-3		0-0 F3		4 0 1 0 0 0 2																				
Ruben Amaro, R (1, 6) OBP: 0.340, SLG: 0.346 Lee Walls, R (9, PH) OBP: 0.344, SLG: 0.448			0-0 B1-6-4 1B	0-3 K	4-0 BB		0-3 K		0-3 K	2 0 1 0 1 1 2 1 0 0 0 0 1 0																				
Jim Owens, R (1, 1) OBP: 0.143, SLG: 0.040 Tony Taylor, R (9, PH) OBP: 0.304, SLG: 0.321			0-0 B1-6-4		4-0 G6-3 BB		0-3 K		0-0 6-3	2 0 0 0 1 1 2 1 0 0 0 0 0 0																				
<b>Inning Stats</b>	R: 0 E: 0 K: 0 S: 3	H: 0 LOB: 1 BB: 1 P: 7	R: 0 E: 0 K: 0 S: 3	H: 0 LOB: 0 BB: 0 P: 3	R: 0 E: 0 K: 0 S: 3	H: 1 LOB: 0 BB: 0 P: 3	R: 2 E: 0 K: 2 S: 11	H: 4 LOB: 2 BB: 0 P: 11	R: 0 E: 0 K: 0 S: 2	H: 0 LOB: 3 BB: 4 P: 18	R: 0 E: 0 K: 1 S: 5	H: 1 LOB: 1 BB: 1 P: 9	R: 0 E: 0 K: 1 S: 5	H: 0 LOB: 0 BB: 0 P: 5	R: 0 E: 0 K: 1 S: 6	H: 1 LOB: 1 BB: 0 P: 6	R: 0 E: 0 K: 1 S: 5	H: 1 LOB: 1 BB: 1 P: 9	1B: 5 2B: 1 3B: 1 HR: 1	SF: 0 SAC: 0 DP: 3 HBP: 0	WP: 0 PB: 0 SB: 0 CS: 0	PA: 38								
<b>PITCHER</b>	IP WLS BF H R ER SO BB IBB HBP BLK WP HR S P ERA WHIP																													
Ken Johnson, R (1, 1) ERA: 3.61	3.2		5	2	2	1	1	0	0	0	0	1	17	21	4.91	1.636														
Jim Maloney, R (4, 1) ERA: 4.55	1.0		6	0	0	0	1	4	0	0	0	0	4	20	0.00	4.000														
Bill Henry, L (5, 1) ERA: 2.32	1.1		5	1	0	0	1	1	0	0	0	0	6	10	0.00	1.500														
Jim O'Toole, L (7, 1) ERA: 3.11	1.0	W	3	0	0	0	1	0	0	0	0	0	5	5	0.00	0.000														
Jim Brosnan, R (8, 1) ERA: 2.86	2.0	S	8	2	0	0	2	1	0	0	0	0	11	15	0.00	1.500														

Philadelphia Phillies @ Cincinnati Reds  
Crosley Field, Cincinnati, OH  
Sat Sep 16 1961, 3:33 AM EDT  
Att. 8,376 - Unknown

livebaseballscorecards.com

AB	31
R	2
H	8
RBI	2
BB	7
SO	6
LOB	12



BOTTOM

Philadelphia Phillies @ Cincinnati Reds  
Crosley Field, Cincinnati, OH  
Sat Sep 16 1961, 3:33 AM EDT  
Att. 8,376 - Unknown

livebaseballscorecards.com

AB 29  
R 3  
H 8  
RBI 3  
BB 2  
SO 2  
LOB 16



WP: 0 PA: 31  
PB: 0  
SB: 0  
CS: 1

AB	R	H	RBI	BB	SO	LOB
4	0	2	0	0	0	0
4	1	2	0	0	0	2
4	1	0	0	0	0	4
3	0	0	0	1	0	4
3	1	2	2	0	0	0
0	0	0	0	0	0	0
2	0	1	0	1	0	0
3	0	0	0	0	0	4
1	0	0	0	0	0	0
1	0	0	0	0	1	0
1	0	0	0	0	0	0
0	0	0	0	0	0	0
1	0	0	0	0	1	0
1	0	0	0	0	0	2

Batter	1	2	3	4	5	6	7	8	9
Don Blasingame, L (1, 4) OBP: 0.288, SLG: 0.285	0-0 G4-6-3 1B		0-0 P6			0-0 F8		0-0 1B	
Eddie Kasko, R (1, 6) OBP: 0.326, SLG: 0.343	0-0 F9			0-0 FC6-4 1B			0-0 E 2B 1B	0-0 F7	
Vada Pinson, L (1, 8) OBP: 0.379, SLG: 0.506	0-0 G4-6-3 1-2f			0-0 FC6-4 G6-4-3 1-2f			0-0 E3 2B 1-2	0-0 F8	
Frank Robinson, R (1, 9) OBP: 0.408, SLG: 0.618		4-0 BB BB BB		0-0 G6-4-3 1-2f			0-0 P4	0-0 F7	
Jerry Lynch, L (1, 7) OBP: 0.418, SLG: 0.654		0-0 G5-3 1-2 1B			0-0 F7		0-0 1B 2B 1-H 2-H		
Jim Brosnan, R (8, 1) OBP: 0.154, SLG: 0.083									
Gordy Coleman, L (1, 3) OBP: 0.340, SLG: 0.493		0-0 1-2 1B			0-0 F8		4-0 1B IBB		
Gene Freese, R (1, 5) OBP: 0.300, SLG: 0.457		0-0 G5-3 2-3f			0-0 5-3		0-0 F7		
Jerry Zimmerman, R (1, 2) OBP: 0.256, SLG: 0.228			0-0 4-3			0-3 K	0-0 1B 1-2 2-H		
Cliff Cook, R (6, PH)									
Jim O'Toole, S (7, 1) OBP: 0.184, SLG: 0.176									
Wally Post, R (7, PH) OBP: 0.343, SLG: 0.588									
Ken Johnson, R (1, 1) OBP: 0.240, SLG: 0.280			0-0 P6			0-3 K	0-0 F9		
Jim Maloney, L (4, 1) OBP: 0.433, SLG: 0.500									
Bill Henry, L (5, 1)									
Gus Bell, L (6, PH) OBP: 0.297, SLG: 0.345									
Darrell Johnson, R (7, 2) OBP: 0.297, SLG: 0.321									

Inning	R	H	E	K	S	H	LOB	BB	P
1	0	1	0	0	3	2	1	0	7
2	0	2	0	0	3	1	1	0	7
3	0	0	0	0	3	0	0	0	3
4	0	1	0	0	3	0	0	0	3
5	0	0	0	0	3	0	0	0	3
6	0	0	0	2	7	0	0	0	7
7	3	3	1	0	7	2	1	0	11
8	0	1	0	0	4	1	0	0	4

PITCHER	IP	WLS	BF	H	R	ER	SO	BB	IBB	HBP	BLK	WP	HR	S	P	ERA	WHIP
Jim Owens, R (1, 1) ERA: 4.75	8.0	L	31	8	3	1	2	1	1	0	0	0	0	33	41	1.12	1.125





Batter	1	2	3	4	5	6	7	8	9	AB R H RBI BB SO LOB
Don Blasingame, L (1, 4) OBP: 0.288, SLG: 0.283	4-0 L6-3 BB		0-3 K		0-3 K			0-0 6-3		3 0 0 0 1 2 0
Eddie Kasko, R (1, 6) OBP: 0.323, SLG: 0.340	0-0 L6-3 1-2		0-0 E3 BB		0-0 2-3			0-0 F9		4 0 0 0 0 0 1
Vada Pinson, L (1, 8) OBP: 0.380, SLG: 0.508	0-0 2B		0-0 L7				0-0 F7	0-0 1B		4 0 2 0 0 0 1
Frank Robinson, R (1, 9) OBP: 0.407, SLG: 0.614	0-0 F9		4-0 BB				0-0 6-3	0-3 K		3 0 0 0 1 1 2
Jerry Lynch, L (1, 7) OBP: 0.410, SLG: 0.638		0-0 F7	0-3 K				0-0 F7	0-3 K		4 0 0 0 0 2 2
Gordy Coleman, L (1, 3) OBP: 0.339, SLG: 0.490		4-0 5-3 1B BB		0-0 4-3			0-0 F8	0-0 F7		3 0 0 0 1 0 0
Gene Freese, R (1, 5) OBP: 0.301, SLG: 0.457		0-0 5-3 1-2 1B		0-3 K			4-0 BB	0-0 6-3		3 0 1 0 1 1 0
Jerry Zimmerman, R (1, 2) OBP: 0.254, SLG: 0.226		0-0 5-3		0-0 1-3			0-3 K			2 0 0 0 0 0 2
Gus Bell, L (7, PH) OBP: 0.296, SLG: 0.343		1-2 2-3								1 0 0 0 0 1 1
Jim Brosnan, R (8, 1) OBP: 0.154, SLG: 0.083										0 0 0 0 0 0 0
Bob Purkey, R (1, 1) OBP: 0.138, SLG: 0.169		0-3 K			0-3 K			0-3 K		2 0 0 0 0 2 2
Wally Post, R (7, PH) OBP: 0.342, SLG: 0.586										1 0 0 0 0 1 1
Darrell Johnson, R (8, 2) OBP: 0.297, SLG: 0.321										0 0 0 0 0 0 0

Inning Stats	R: 0	H: 1	E: 0	K: 0	S: 3	R: 0	H: 1	E: 0	K: 1	S: 6	R: 0	H: 0	E: 1	K: 2	S: 8	R: 0	H: 0	E: 0	K: 1	S: 5	R: 0	H: 0	E: 0	K: 2	S: 7	R: 0	H: 0	E: 0	K: 0	S: 3	R: 0	H: 1	E: 0	K: 1	S: 6	R: 0	H: 0	E: 0	K: 1	S: 5	1B: 2	2B: 2	3B: 0	HR: 0	SF: 0	SAC: 0	DP: 1	HBP: 0	WP: 0	PB: 0	SB: 0	CS: 0	PA: 34													
PITCHER	IP	WLS	BF	H	R	ER	SO	BB	IBB	HBP	BLK	WP	HR	S	P	ERA	WHIP																			IP	WLS	BF	H	R	ER	SO	BB	IBB	HBP	BLK	WP	HR	S	P	ERA	WHIP														
Art Mahaffey, R (1, 1) ERA: 4.1	8.0	W	31	3	0	0	9	4	0	0	0	0	0	45	61	0.00	0.875																																																	
Frank Sullivan, R (9, 1) ERA: 4.36	1.0	S	3	0	0	0	1	0	0	0	0	0	0	5	5	0.00	0.000																																																	


**BOTTOM**

**Philadelphia Phillies @ Cincinnati Reds**  
Crosley Field, Cincinnati, OH

Sun Sep 17 1961, 3:33 AM EDT  
Att. 14,671 - Unknown

livebaseballscorecards.com

AB	30
R	0
H	3
RBI	0
BB	4
SO	10
LOB	12



Batter	1	2	3	4	5	6	7	8	9	AB R H RBI BB SO LOB	TOP																								
Bill Virdon, L (1, 8) OBP: 0.312, SLG: 0.378	0-0 G3		0-0 FC4-6 CS 1-2f		0-0 P6			0-0 P4		4 0 0 0 0 0 2																									
Dick Groat, R (1, 6) OBP: 0.319, SLG: 0.370	0-0 F9		0-0 CS 1-2	0-0 CS BB 1B		0-0 4-3		0-0 F9		4 0 1 0 0 0 0																									
Roberto Clemente, R (1, 9) OBP: 0.392, SLG: 0.568	0-0 G3			4-0 BB 1-2 BB		0-0 4-3		0-3 K		3 0 0 0 1 1 0																									
Dick Stuart, R (1, 3) OBP: 0.341, SLG: 0.577		0-3 K		0-3 K		0-0 F2		0-3 K2-3		4 0 0 0 0 3 2																									
Don Hoak, R (1, 5) OBP: 0.388, SLG: 0.460		0-0 1B		0-3 K 2-3		0-0 6-3		0-0 P4		4 0 1 0 0 1 2																									
Bob Skinner, L (1, 7) OBP: 0.350, SLG: 0.355		0-0 P6		0-0 F8		0-0 1B 1B		0-0 1-3		4 0 1 0 0 0 1																									
Hal Smith, R (1, 2) OBP: 0.266, SLG: 0.322		0-3 K		0-0 2B 6-3 1B		0-0 L8				3 1 1 0 0 1 2																									
Bill Mazeroski, R (1, 4) OBP: 0.305, SLG: 0.374			0-0 FC4-6 1B		0-0 1-3 2B		0-0 FC5 1B			3 0 3 0 0 0 0																									
Bob Friend, R (1, 1) OBP: 0.150, SLG: 0.165			0-3 K		0-0 6-3		0-0 FC5			1 0 0 0 0 0 1 1																									
Clem Labine, R (4, 1) OBP: 0.200, SLG: 0.111										0 0 0 0 0 0 0 0																									
Joe Christopher, R (5, PH) OBP: 0.330, SLG: 0.349										1 0 0 0 1 0 0 1																									
Earl Francis, R (5, 1) OBP: 0.207, SLG: 0.115										0 0 0 0 0 0 0 0																									
Johnny Logan, R (7, PH) OBP: 0.250, SLG: 0.268										1 0 0 0 0 0 0 2																									
Al McBean, R (7, 1) OBP: 0.286, SLG: 0.500										0 0 0 0 0 0 0 0																									
<b>Inning Stats</b>	R: 0 E: 0 K: 0 S: 3	H: 0 LOB: 0 BB: 0 P: 3	R: 0 E: 0 K: 2 S: 8	H: 1 LOB: 1 BB: 0 P: 8	R: 0 E: 0 K: 1 S: 5	H: 1 LOB: 0 BB: 0 P: 5	R: 0 E: 0 K: 2 S: 7	H: 1 LOB: 2 BB: 1 P: 11	R: 1 E: 0 K: 0 S: 5	H: 2 LOB: 1 BB: 0 P: 5	R: 0 E: 0 K: 0 S: 3	H: 0 LOB: 0 BB: 0 P: 3	R: 0 E: 0 K: 0 S: 5	H: 2 LOB: 2 BB: 0 P: 5	R: 0 E: 0 K: 1 S: 5	H: 0 LOB: 0 BB: 0 P: 5	R: 0 E: 0 K: 1 S: 5	H: 0 LOB: 0 BB: 0 P: 5	R: 0 E: 0 K: 1 S: 5	H: 0 LOB: 0 BB: 0 P: 5	1B: 6 2B: 2 3B: 0 HR: 0	SF: 0 SAC: 0 DP: 1 HBP: 0	WP: 0 PB: 0 SB: 0 CS: 2	PA: 34											
<b>PITCHER</b> Jim O'Toole, L (1, 1) ERA: 3.03	IP 9.0	WLS W	BF 33	H 7	R 1	ER 1	SO 7	BB 1	IBB 0	HBP 0	BLK 0	WP 0	HR 0	S 46	P 50	ERA 1.00	WHIP 0.889	<b>PITCHER</b>	IP	WLS	BF	H	R	ER	SO	BB	IBB	HBP	BLK	WP	HR	S	P	ERA	WHIP

**Pittsburgh Pirates @ Cincinnati Reds**  
 Crosley Field, Cincinnati, OH  
 Tue Sep 19 1961, 7:05 PM EDT  
 Att. 14,225 - Unknown

livebaseballscorecards.com

<b>AB</b>	32
<b>R</b>	1
<b>H</b>	7
<b>RBI</b>	1
<b>BB</b>	1
<b>SO</b>	7
<b>LOB</b>	13



Batter	1	2	3	4	5	6	7	8	9
Don Blasingame, L (1, 4) OBP: 0.287, SLG: 0.282	0-0 L5		0-0 F7	0-0 1B 3B 1B	0-0 F8			0-0 6-3	
Eddie Kasko, R (1, 6) (8, 5) OBP: 0.326, SLG: 0.343	0-0 6-3		0-0 L8	0-0 1B 3B 1B		0-0 FC6-4 1B		0-0 1-3 1B	
Vada Pinson, L (1, 8) OBP: 0.380, SLG: 0.509	4-0 FC5 S BB			6-3		0-0 FC6-4 1B		0-0 1-3	
Frank Robinson, R (1, 9) OBP: 0.407, SLG: 0.614	0-0 FC5 1-3			1B 2B	P6	0-0 1B		0-0 5-3	
Jerry Lynch, L (1, 7) OBP: 0.411, SLG: 0.633		0-0 P6		1-0 1B HR HBP	0-0 1B WP 4-3 1B				
Gus Bell, L (8, 7) OBP: 0.296, SLG: 0.343									
Gordy Coleman, L (1, 3) OBP: 0.341, SLG: 0.490		0-0 G6-4-3 1B		0-0 1B HR	0-0 4-3		0-0 4-3		
Gene Freese, R (1, 5) OBP: 0.304, SLG: 0.468		0-0 G6-4-3 1-2f		0-0 1B HR	4-0 1B WP BB		0-0 HR		
Leo Cardenas, R (8, 6) OBP: 0.348, SLG: 0.464				1-H 2-H					
Darrell Johnson, R (1, 2) OBP: 0.304, SLG: 0.327			0-0 1B	0-0 1-3	0-0 1-3 WP 1B		0-0 P6		
Jim O'Toole, S (1, 1) OBP: 0.187, SLG: 0.180			0-0 F8	0-0 1B 1B	0-0 1-3		0-3 K		

Inning Stats	R: 0 E: 0 K: 3	H: 0 LOB: 1 BB: 1 P: 7	R: 0 E: 0 K: 3	H: 1 LOB: 0 BB: 0 P: 3	R: 0 E: 0 K: 4	H: 1 LOB: 1 BB: 0 P: 4	R: 7 E: 0 K: 10	H: 7 LOB: 1 BB: 0 P: 11	R: 2 E: 0 K: 5	H: 2 LOB: 1 BB: 1 P: 9	R: 0 E: 0 K: 4	H: 2 LOB: 1 BB: 0 P: 4	R: 1 E: 0 K: 6	H: 1 LOB: 0 BB: 0 P: 6	R: 0 E: 0 K: 4	H: 1 LOB: 1 BB: 0 P: 4
--------------	----------------------	---------------------------------	----------------------	---------------------------------	----------------------	---------------------------------	-----------------------	----------------------------------	----------------------	---------------------------------	----------------------	---------------------------------	----------------------	---------------------------------	----------------------	---------------------------------

PITCHER	IP	WLS	BF	H	R	ER	SO	BB	IBB	HBP	BLK	WP	HR	S	P	ERA	WHIP
Bob Friend, R (1, 1) ERA: 3.74	3.2	L	20	8	7	7	0	1	0	0	0	0	1	18	23	17.18	2.455
Clem Labine, R (4, 1) ERA: 3.89	0.1		2	1	0	0	0	0	0	0	0	0	0	2	2	0.00	3.000
Earl Francis, R (5, 1) ERA: 3.86	2.0		10	4	2	2	0	1	0	0	0	2	0	9	13	9.00	2.500
Al McBean, R (7, 1) ERA: 3.82	2.0		8	2	1	1	1	0	0	0	0	0	1	10	10	4.50	1.000

AB R H RBI BB SO LOB

5	1	1	0	0	0	2
5	1	3	1	0	0	1
4	0	1	2	1	0	2
5	1	2	0	0	0	3
3	2	1	0	0	0	1
0	0	0	0	0	0	0
4	1	2	1	0	0	1
3	3	2	4	1	0	1
0	0	0	0	0	0	0
4	0	2	1	0	0	0
4	1	1	0	0	1	2

1B: 11	SF: 0	WP: 2	PA: 40
2B: 1	SAC: 0	PB: 0	
3B: 1	DP: 1	SB: 1	
HR: 2	HBP: 1	CS: 0	

ERA	WHIP
-----	------

**Pittsburgh Pirates @ Cincinnati Reds**  
 Crosley Field, Cincinnati, OH  
 Tue Sep 19 1961, 7:05 PM EDT  
 Att. 14,225 - Unknown

livebaseballscorecards.com

AB	37
R	10
H	15
RBI	9
BB	2
SO	1
LOB	13



Batter	1	2	3	4	5	6	7	8	9	AB R H RBI BB SO LOB	TOP
Bill Virdon, L (1, 8) OBP: 0.313, SLG: 0.379	0-0 G3 5-3 1B		0-0 L4		0-0 4-3			0-0 2-3 1B 1B		4 1 2 0 0 0 0	
Dick Groat, R (1, 6) OBP: 0.319, SLG: 0.369	0-0 5-3 1-2			0-3 K		0-0 4-3		0-0 1B 1B		4 0 1 1 0 1 1	
Bob Skinner, L (1, 7) OBP: 0.349, SLG: 0.352	0-0 G3 2-3			0-0 L4		4-0 G6-4-3 BB		0-0 F2		3 0 0 0 1 0 3	
Dick Stuart, R (1, 3) OBP: 0.342, SLG: 0.576	0-0 F8			0-0 1B 1B		0-0 G6-4-3 1-2f		0-0 1-3 2-H 1B		4 0 2 1 0 0 2	
Roberto Clemente, R (1, 9) OBP: 0.391, SLG: 0.566		0-3 K		0-0 BB 1-3 1B		0-0 5-3		0-0 F8		4 0 1 0 0 1 0	
Smoky Burgess, L (1, 2) OBP: 0.375, SLG: 0.492		0-0 3-1		4-0 1-2 BB		0-3 K		0-0 3-1		3 0 0 0 1 1 0	
Don Hoak, R (1, 5) OBP: 0.385, SLG: 0.456		0-0 6-3		0-0 F9		0-0 F7		0-0 F8		4 0 0 0 0 0 3	
Bill Mazaroski, R (1, 4) OBP: 0.305, SLG: 0.374			0-0 P6		0-0 F8			0-0 1B 4-3 1B 1B		3 1 1 0 0 0 0	
Joe Gibbon, R (1, 1) OBP: 0.127, SLG: 0.170			0-3 K		0-3 K			0-0 4-3		2 0 0 0 0 2 0	
Walt Moryn, L (8, PH) OBP: 0.206, SLG: 0.301								1-2		1 0 0 0 0 0 1	
Roy Face, R (8, 1) OBP: 0.300, SLG: 0.300										0 0 0 0 0 0 0	
Harvey Haddix, L (8, 1) OBP: 0.226, SLG: 0.196										0 0 0 0 0 0 0	
<b>Inning Stats</b>	R: 0 H: 1 E: 0 LOB: 1 K: 0 BB: 0 S: 4 P: 4	R: 0 H: 0 E: 0 LOB: 0 K: 1 BB: 0 S: 5 P: 5	R: 0 H: 0 E: 0 LOB: 0 K: 1 BB: 0 S: 5 P: 5	R: 0 H: 2 E: 0 LOB: 3 K: 1 BB: 1 S: 7 P: 11	R: 0 H: 0 E: 0 LOB: 0 K: 1 BB: 0 S: 5 P: 5	R: 0 H: 0 E: 0 LOB: 0 K: 0 BB: 1 S: 2 P: 6	R: 0 H: 0 E: 0 LOB: 0 K: 1 BB: 0 S: 5 P: 5	R: 2 H: 4 E: 0 LOB: 2 K: 0 BB: 0 S: 6 P: 6	R: 0 H: 0 E: 0 LOB: 0 K: 0 BB: 0 S: 3 P: 3	1B: 7 SF: 0 2B: 0 SAC: 0 3B: 0 DP: 1 HR: 0 HBP: 0	WP: 0 PA: 34 PB: 0 SB: 0 CS: 0
<b>PITCHER</b> Joey Jay, R (1, 1) ERA: 3.19	IP WLS BF H R ER SO BB IBB HBP BLK WP HR S P ERA WHIP										
	9.0 W 34 7 2 2 5 2 0 0 0 0 0 0 42 50 2.00 1.000										

Pittsburgh Pirates @ Cincinnati Reds  
 Crosley Field, Cincinnati, OH  
 Wed Sep 20 1961, 7:05 PM EDT  
 Att: 14,822 - Unknown

livebaseballscorecards.com

AB	32
R	2
H	7
RBI	2
BB	2
SO	5
LOB	10



Batter	1	2	3	4	5	6	7	8	9	AB	R	H	RBI	BB	SO	LOB	BOTTOM
<b>Elio Chacon, R</b> OBP: 0.377, SLG: 0.358 (1, 4) x	0-0 F8 x	0-0 F8 x			x 0-0 1-3 2		x 0-0 F8 2			4	0	0	0	0	0	4	
<b>Eddie Kasko, R</b> OBP: 0.324, SLG: 0.340 (1, 5) x	0-0 4-3 x		SS 0-3 K 1		x 0-0 4-3 3		x 0-0 FC6-4 3			4	0	0	0	0	1	1	
<b>Vada Pinson, L</b> OBP: 0.381, SLG: 0.509 (1, 8) x	0-0 F7 x		x 0-0 6-3 1B 1		x 0-0 6-3 1		x 0-0 6-3 1	BBB 4-0 HR BB		3	1	1	0	1	0	0	
<b>Frank Robinson, R</b> OBP: 0.404, SLG: 0.609 (1, 9) x		x 0-0 5-3 1	x 0-0 6-3 2, 3		x 0-0 P6 2		x 0-0 P6 2	SS 0-3 K 1		4	0	0	0	0	1	2	
<b>Wally Post, R</b> OBP: 0.347, SLG: 0.600 (1, 7) x		x 0-0 1B SF7 1B 1B		x 0-0 6-3 1		x 0-0 6-3 1B 1B		x 0-0 1B HR 1H		4	2	3	2	0	0	0	
<b>Leo Cardenas, R</b> OBP: 0.361, SLG: 0.476 (1, 6) x		x 0-0 BB 1B 1-2 1B		x 0-0 1B 1B		x 0-0 1B 1-2 1B		x 0-0 G6-4-3 1B		4	0	4	0	0	0	0	
<b>Dick Gernert, R</b> OBP: 0.333, SLG: 0.333 (1, 3) x		x 0-0 BB 1-2 2-3 1B		x 0-0 L8 2		x 0-0 L8 3		x 0-0 G6-4-3 2, 3		3	0	1	0	0	0	3	
<b>Jerry Lynch, L</b> OBP: 0.409, SLG: 0.629 (8, PH) x		x 0-0 BB 1-2 2-3 1B		x 0-0 L8 2		x 0-0 L8 3		x 0-0 G6-4-3 2, 3		1	0	0	0	0	0	1	
<b>Gordy Coleman, L</b> OBP: 0.341, SLG: 0.490 (9, 3) x		x 0-0 BB 1-2 2-3 1B		x 0-0 L8 2		x 0-0 L8 3		x 0-0 G6-4-3 2, 3		0	0	0	0	0	0	0	
<b>Darrell Johnson, R</b> OBP: 0.305, SLG: 0.330 (1, 2) x		x 0-0 SF7 3-H		x 0-0 P4 3		x 0-0 P4 3		x 0-0 FC1-6 1B		2	0	1	1	0	0	1	
<b>Joey Jay, S</b> OBP: 0.112, SLG: 0.126 (1, 1) x		BB 4-0 BB 1-2 2-3 BB		x 0-0 P4 3		x 0-0 P4 3		x 0-0 FC1-6 1		2	0	0	0	1	1	1	

Inning Stats	R: 0	H: 0	E: 0	K: 0	S: 3	LOB: 0	BB: 0	P: 3	R: 1	H: 3	E: 0	K: 0	S: 6	LOB: 3	BB: 1	P: 10	R: 0	H: 1	E: 0	K: 1	S: 5	LOB: 0	BB: 0	P: 5	R: 0	H: 1	E: 0	K: 0	S: 4	LOB: 1	BB: 0	P: 4	R: 0	H: 2	E: 0	K: 0	S: 5	LOB: 2	BB: 0	P: 5	R: 0	H: 1	E: 0	K: 0	S: 4	LOB: 1	BB: 0	P: 4	R: 2	H: 2	E: 0	K: 1	S: 6	LOB: 0	BB: 1	P: 10	1B: 9	2B: 0	3B: 0	HR: 1	SF: 1	SAC: 0	DP: 1	HBP: 0	WP: 0	PB: 0	SB: 0	CS: 0	PA: 34	ERA	WHIP
<b>Joe Gibbon, L</b> ERA: 3.6 (1, 1)	IP	WLS	BF	H	R	ER	SO	BB	IBB	HBP	BLK	WP	HR	S	P	ERA	WHIP													IP	WLS	BF	H	R	ER	SO	BB	IBB	HBP	BLK	WP	HR	S	P	ERA	WHIP																									
<b>Roy Face, R</b> ERA: 3.86 (8, 1)	0.1	L	4	2	2	2	1	1	0	0	0	0	1	5	9	54.00	9.000													7.0		29	8	1	1	2	1	0	0	0	0	1	5	9	1.29	1.286																									
<b>Harvey Haddix, L</b> ERA: 4.23 (8, 1)	0.2		1	0	0	0	0	0	0	0	0	0	0	1	1	0.00	0.000													7.0		29	8	1	1	2	1	0	0	0	0	1	5	9	1.29	1.286																									

**Pittsburgh Pirates @ Cincinnati Reds**  
Crosley Field, Cincinnati, OH  
Wed Sep 20 1961, 7:05 PM EDT  
Att. 14,822 - Unknown

AB	31
R	3
H	10
RBI	3
BB	2
SO	3
LOB	13



Batter	1	2	3	4	5	6	7	8	9	AB R H RBI BB SO LOB	TOP											
<b>Chuck Hiller, L</b> (1, 4) <small>OBP: 0.323, SLG: 0.315</small>	0-0 P5	0-0 F8		0-0 G3		0-0 2B		4-0 BB		4 0 1 2 1 0 1												
<b>Matty Alou, L</b> (1, 9) <small>OBP: 0.335, SLG: 0.436</small>	0-0 F9		4-0 5-3 1B BB		0-0 3-1	0-0 P1		0-0 4-3		4 1 0 0 1 0 2												
<b>Willie Mays, R</b> (1, 8) <small>OBP: 0.392, SLG: 0.585</small>	0-3 K PB		0-0 5-3 1-2		0-0 6-3		4-0 4-3 BB		0-0 F7	4 0 0 0 1 1 1												
<b>Willie McCovey, L</b> (1, 3) <b>Felipe Alou, R</b> (7, 7) <small>OBP: 0.347, SLG: 0.494</small> <small>OBP: 0.329, SLG: 0.466</small>	0-3 K		0-0 1B 1B		0-3 K		0-0 4-3 1-2		0-0 F8	4 0 1 1 0 2 2 1 0 0 0 0 0 0												
<b>Orlando Cepeda, R</b> (1, 7) <small>OBP: 0.356, SLG: 0.602</small>		4-0 2B 1B BB	0-0 1-2 1B		0-3 K	0-3 K		0-0 1B	0-0 1B	4 1 2 0 1 2 1												
<b>Ed Bailey, L</b> (1, 2) <small>OBP: 0.337, SLG: 0.406</small>		0-0 4-3 1-2	0-0 P4		0-0 1B	4-0 IBB				0 1 0 0 0 0 0												
<b>Jim Davenport, R</b> (1, 5) <small>OBP: 0.342, SLG: 0.443</small>		0-0 1B 2B	0-3 K		4-0 2B 1-2 BB	0-0 P3				3 2 1 0 1 1 4												
<b>Jose Pagan, R</b> (1, 6) <small>OBP: 0.309, SLG: 0.331</small>		0-0 SH5-3 1B		0-3 K		0-0 2B 1-3 2-H		0-0 5-3		4 1 2 3 0 1 0												
<b>Billy O'Dell, S</b> (1, 1) <small>OBP: 0.147, SLG: 0.125</small>		0-0 SH5-3		0-3 K		0-0 F2		0-3 K		3 0 0 0 0 2 2												
<b>Inning Stats</b>	R: 0 E: 0 K: 2 S: 8	H: 0 LOB: 1 BB: 0 P: 8	R: 2 E: 0 K: 0 S: 5	H: 2 LOB: 1 BB: 1 P: 9	R: 1 E: 0 K: 1 S: 7	H: 2 LOB: 2 BB: 1 P: 11	R: 0 E: 0 K: 2 S: 7	H: 0 LOB: 0 BB: 0 P: 7	R: 0 E: 0 K: 1 S: 5	H: 0 LOB: 0 BB: 0 P: 5	R: 3 E: 0 K: 1 S: 8	H: 3 LOB: 1 BB: 1 P: 12	R: 0 E: 0 K: 1 S: 5	H: 0 LOB: 2 BB: 2 P: 13	R: 0 E: 0 K: 1 S: 5	H: 0 LOB: 1 BB: 1 P: 9	R: 0 E: 0 K: 0 S: 3	H: 1 LOB: 1 BB: 0 P: 3	1B: 5 2B: 3 3B: 0 HR: 0	SF: 0 SAC: 1 DP: 0 HBP: 0	WP: 0 PB: 2 SB: 0 CS: 0	PA: 41
<b>PITCHER</b>	IP WLS BF H R ER SO BB IBB HBP BLK WP HR S P ERA WHIP																					
<b>Bob Purkey, R</b> (1, 1) <small>ERA: 3.86</small>	2.1 L 14 4 3 3 2 2 0 0 0 0 0 0 16 24 11.57 2.571																					
<b>Jim Maloney, R</b> (3, 1) <small>ERA: 4.42</small>	2.2 8 0 0 0 4 0 0 0 0 0 0 0 16 16 0.00 0.000																					
<b>Ken Johnson, R</b> (6, 1) <small>ERA: 3.83</small>	2.0 12 3 3 3 2 2 1 0 0 0 0 0 13 25 13.50 2.500																					
<b>Ken Hunt, R</b> (8, 1) <small>ERA: 3.81</small>	2.0 7 1 0 0 1 1 0 0 0 0 0 0 8 12 0.00 1.000																					

San Francisco Giants @ Cincinnati Reds  
Crosley Field, Cincinnati, OH

Fri Sep 22 1961, 7:05 PM EDT  
Att: 31,469 - Unknown

livebaseballscorecards.com

AB	31
R	6
H	7
RBI	6
BB	5
SO	9
LOB	13



Batter	1	2	3	4	5	6	7	8	9	AB R H RBI BB SO LOB
Elio Chacon, R OBP: 0.371, SLG: 0.367 (1, 4)	0-3 K		0-0 F9		0-3 K		0-0 3B		0-0 P6	5 0 1 0 0 2 1
Eddie Kasko, R OBP: 0.325, SLG: 0.342 (1, 5)	0-3 K		0-0 1B		0-0 1B		0-0 F8			4 0 2 0 0 1 1
Vada Pinson, L OBP: 0.380, SLG: 0.509 (1, 8)	0-0 2B		0-3 K		0-0 P4			0-0 G3		4 0 1 0 0 1 2
Frank Robinson, R OBP: 0.403, SLG: 0.606 (1, 9)	0-0 F9			0-0 F8		0-3 K		0-0 1B		4 0 1 0 0 1 1
Wally Post, R OBP: 0.346, SLG: 0.595 (1, 7)		0-0 6-3		0-0 1B 1B		0-0 E6		0-0 P3		4 0 1 0 0 0 1
Leo Cardenas, R OBP: 0.354, SLG: 0.466 (1, 6)		0-0 F7		0-0 F8		0-0 P6		0-0 F8		4 0 0 0 0 0 3
Dick Gernert, R OBP: 0.342, SLG: 0.344 (1, 3)		0-0 1B		0-0 1-2 1B		0-0 5-3			0-0 6-3	4 0 2 0 0 0 1
Jerry Zimmerman, R OBP: 0.251, SLG: 0.223 (1, 2) Cliff Cook, R (7, PH) Ken Hunt, R OBP: 0.220, SLG: 0.231 (8, 1) Jerry Lynch, L OBP: 0.407, SLG: 0.625 (9, PH)		0-0 F8		0-0 1-3			0-3 K		0-0 F9	2 0 0 0 0 0 3 1 0 0 0 0 1 0 0 0 0 0 0 0 0 1 0 0 0 0 0 0
Bob Purkey, R OBP: 0.138, SLG: 0.169 (1, 1) Jim Maloney, L OBP: 0.418, SLG: 0.483 (3, 1) Joe Cairnes, R (5, PH) Ken Johnson, R OBP: 0.240, SLG: 0.280 (8, 1) Gene Freese, R OBP: 0.304, SLG: 0.468 (7, PH) Johnny Edwards, L OBP: 0.278, SLG: 0.242 (8, 2)			0-0 6-3		0-0 F9		0-0 P4		4-0 BB BB BB BB	0 0 0 0 0 0 0 1 0 0 0 0 0 0 1 0 0 0 0 0 0 0 0 0 0 0 0 0 1 0 0 0 0 0 0 0 0 0 0 1 0 0

**BOTTOM**

**San Francisco Giants @ Cincinnati Reds**  
Crosley Field, Cincinnati, OH  
Fri Sep 22 1961, 7:05 PM EDT  
Att. 31,469 - Unknown

AB	36
R	0
H	8
RBI	0
BB	1
SO	6
LOB	13



Inning Stats	R: 0	H: 1	E: 0	LOB: 1	K: 2	BB: 0	P: 8	R: 0	H: 1	E: 0	LOB: 1	K: 0	BB: 0	P: 4	R: 0	H: 1	E: 0	LOB: 1	K: 1	BB: 0	P: 6	R: 0	H: 2	E: 0	LOB: 2	K: 0	BB: 0	P: 5	R: 0	H: 1	E: 0	LOB: 1	K: 1	BB: 0	P: 6	R: 0	H: 0	E: 1	LOB: 1	K: 1	BB: 0	P: 6	R: 0	H: 1	E: 0	LOB: 1	K: 1	BB: 0	P: 6	R: 0	H: 1	E: 0	LOB: 1	K: 0	BB: 0	P: 4	R: 0	H: 0	E: 0	LOB: 1	K: 0	BB: 1	P: 7	1B: 6	SF: 0	2B: 1	SAC: 0	3B: 1	DP: 0	HR: 0	HBP: 0	WP: 0	PA: 37
<b>PITCHER</b> Billy O'Dell, L ERA: 3.95 (1, 1)	IP	WLS	BF	H	R	ER	SO	BB	IBB	HBP	BLK	WP	HR	S	P	ERA	WHIP	IP	WLS	BF	H	R	ER	SO	BB	IBB	HBP	BLK	WP	HR	S	P	ERA	WHIP																																							

Batter	1	2	3	4	5	6	7	8	9	AB R H RBI BB SO LOB	TOP																		
Harvey Kuenn, R OBP: 0.333, SLG: 0.367 (1, 7)	0-0 F9		0-0 F9	0-0 1B 1-3 BB 1B	0-0 6-3		0-0 F9			5 1 1 0 0 0 0	<b>San Francisco Giants @ Cincinnati Reds</b> Crosley Field, Cincinnati, OH Sun Sep 24 1961, 3:33 AM EDT Att: 29,272 - Unknown <a href="http://livebaseballscorecards.com">livebaseballscorecards.com</a>																		
Chuck Hiller, L OBP: 0.324, SLG: 0.314 (1, 4)	4-0 1B SF8 BB		0-0 6-3	0-0 1B 1-3 BB HR 1B		0-0 P6		0-0 1-3		4 2 1 1 1 0 0																			
Matty Alou, L OBP: 0.342, SLG: 0.437 (1, 9)	0-0 1-3 1B		0-3 K	4-0 BB HR BB		0-0 E E 1B		0-0 F7		4 2 2 0 1 1 0																			
Willie Mays, R OBP: 0.392, SLG: 0.581 (1, 8)	0-0 SF8			0-3 K		0-0 E7 E 1B		0-0 6-3		3 2 1 2 1 1 0																			
Orlando Cepeda, R OBP: 0.359, SLG: 0.610 (1, 3)	0-3 K			4-0 1B HR BB		4-0 E IBB		0-3 K		3 2 1 4 2 2 1																			
Ed Bailey, L OBP: 0.336, SLG: 0.402 (1, 2)			0-0 F8			0-0 E3		0-3 K		0 1 0 0 0 0 0																			
Jim Davenport, R OBP: 0.342, SLG: 0.449 (1, 5)			0-0 4-3			0-0 G6-4-3		0-0 F9		5 1 1 3 0 0 3																			
Jose Pagan, R OBP: 0.309, SLG: 0.330 (1, 6)			0-0 1B		0-0 F9	0-0 F9		0-0 6-3		4 0 1 0 0 0 0																			
Jack Sanford, R OBP: 0.253, SLG: 0.342 (1, 1)			0-0 F9		0-0 1B 1B		0-0 4-3			4 1 1 0 0 1 1																			
Billy O'Dell, S OBP: 0.147, SLG: 0.125 (7, 1)										0 0 0 0 0 0 0																			
Stu Miller, R OBP: 0.333, SLG: 0.250 (8, 1)										0 0 0 0 0 0 0																			
<b>Inning Stats</b>	R: 1 E: 0 K: 1 S: 6	H: 1 LOB: 1 BB: 1 P: 10	R: 0 E: 0 K: 0 S: 4	H: 1 LOB: 1 BB: 0 P: 4	R: 0 E: 0 K: 1 S: 5	H: 0 LOB: 0 BB: 0 P: 5	R: 9 E: 0 K: 1 S: 11	H: 6 LOB: 1 BB: 4 P: 27	R: 0 E: 0 K: 1 S: 5	H: 0 LOB: 0 BB: 0 P: 5	R: 2 E: 2 K: 0 S: 5	H: 2 LOB: 1 BB: 1 P: 9	R: 0 E: 0 K: 0 S: 3	H: 0 LOB: 0 BB: 0 P: 3	R: 0 E: 0 K: 0 S: 3	H: 0 LOB: 0 BB: 0 P: 3	R: 0 E: 0 K: 2 S: 7	H: 0 LOB: 0 BB: 0 P: 7	1B: 8 2B: 0 3B: 0 HR: 2	SF: 1 SAC: 0 DP: 1 HBP: 0	WP: 0 PB: 0 SB: 0 CS: 0	PA: 43							
<b>PITCHER</b>	IP WLS BF H R ER SO BB IBB HBP BLK WP HR S P ERA WHIP	IP WLS BF H R ER SO BB IBB HBP BLK WP HR S P ERA WHIP	IP WLS BF H R ER SO BB IBB HBP BLK WP HR S P ERA WHIP	IP WLS BF H R ER SO BB IBB HBP BLK WP HR S P ERA WHIP	IP WLS BF H R ER SO BB IBB HBP BLK WP HR S P ERA WHIP	IP WLS BF H R ER SO BB IBB HBP BLK WP HR S P ERA WHIP	IP WLS BF H R ER SO BB IBB HBP BLK WP HR S P ERA WHIP	IP WLS BF H R ER SO BB IBB HBP BLK WP HR S P ERA WHIP	IP WLS BF H R ER SO BB IBB HBP BLK WP HR S P ERA WHIP	IP WLS BF H R ER SO BB IBB HBP BLK WP HR S P ERA WHIP	IP WLS BF H R ER SO BB IBB HBP BLK WP HR S P ERA WHIP	IP WLS BF H R ER SO BB IBB HBP BLK WP HR S P ERA WHIP	IP WLS BF H R ER SO BB IBB HBP BLK WP HR S P ERA WHIP	IP WLS BF H R ER SO BB IBB HBP BLK WP HR S P ERA WHIP	IP WLS BF H R ER SO BB IBB HBP BLK WP HR S P ERA WHIP	IP WLS BF H R ER SO BB IBB HBP BLK WP HR S P ERA WHIP	IP WLS BF H R ER SO BB IBB HBP BLK WP HR S P ERA WHIP	IP WLS BF H R ER SO BB IBB HBP BLK WP HR S P ERA WHIP	IP WLS BF H R ER SO BB IBB HBP BLK WP HR S P ERA WHIP	IP WLS BF H R ER SO BB IBB HBP BLK WP HR S P ERA WHIP	IP WLS BF H R ER SO BB IBB HBP BLK WP HR S P ERA WHIP	IP WLS BF H R ER SO BB IBB HBP BLK WP HR S P ERA WHIP	IP WLS BF H R ER SO BB IBB HBP BLK WP HR S P ERA WHIP	IP WLS BF H R ER SO BB IBB HBP BLK WP HR S P ERA WHIP	IP WLS BF H R ER SO BB IBB HBP BLK WP HR S P ERA WHIP	IP WLS BF H R ER SO BB IBB HBP BLK WP HR S P ERA WHIP	IP WLS BF H R ER SO BB IBB HBP BLK WP HR S P ERA WHIP	IP WLS BF H R ER SO BB IBB HBP BLK WP HR S P ERA WHIP	IP WLS BF H R ER SO BB IBB HBP BLK WP HR S P ERA WHIP





Batter	1	2	3	4	5	6	7	8	9	AB	R	H	RBI	BB	SO	LOB	BOTTOM
--------	---	---	---	---	---	---	---	---	---	----	---	---	-----	----	----	-----	--------

<b>Don Blasingame, L</b> <small>(1, 4)            OBP: 0.293, SLG: 0.293</small>	 <small>4-0</small>		 <small>4-0</small>		 <small>0-0</small>	 <small>0-0</small>		 <small>0-0</small>		3	2	1	0	2	0	2	
<b>Eddie Kasko, R</b> <small>(1, 6)            OBP: 0.325, SLG: 0.341</small>	 <small>0-0</small>		 <small>0-0</small>		 <small>0-0</small>		 <small>0-0</small>		 <small>0-0</small>	4	0	2	2	0	0	0	
<b>Vada Pinson, L</b> <small>(1, 8)            OBP: 0.379, SLG: 0.507</small>	 <small>0-0</small>		 <small>0-0</small>		 <small>4-0</small>		 <small>0-0</small>		 <small>0-0</small>	3	0	2	1	1	0	1	
<b>Jerry Lynch, L</b> <small>(1, 7)            OBP: 0.411, SLG: 0.621</small>	 <small>0-3</small>			 <small>0-0</small>		 <small>0-0</small>		 <small>0-0</small>	 <small>4-0</small>	3	0	0	0	1	1	2	
<b>Gordy Coleman, L</b> <small>(1, 3)            OBP: 0.344, SLG: 0.502</small>		 <small>0-0</small>		 <small>0-0</small>		 <small>0-0</small>		 <small>4-0</small>	 <small>0-0</small>	4	1	1	0	1	0	2	
<b>Frank Robinson, R</b> <small>(1, 9)            OBP: 0.403, SLG: 0.609</small>		 <small>0-3</small>		 <small>0-0</small>		 <small>0-0</small>		 <small>0-0</small>	 <small>0-0</small>	4	1	2	2	0	1	2	
<b>Gene Freese, R</b> <small>(1, 5)            OBP: 0.304, SLG: 0.466</small>		 <small>0-0</small>		 <small>0-0</small>		 <small>0-3</small>			 <small>0-0</small>	2	0	1	0	0	0	1	
<b>Leo Cardenas, R</b> <small>(6, 6)            OBP: 0.356, SLG: 0.471</small>				 <small>0-0</small>						2	0	1	0	0	1	0	
<b>Darrell Johnson, R</b> <small>(1, 2)            OBP: 0.300, SLG: 0.325</small>		 <small>0-3</small>			 <small>0-0</small>		 <small>4-0</small>		 <small>0-0</small>	2	0	0	0	0	1	1	
<b>Johnny Edwards, L</b> <small>(6, PH)            OBP: 0.280, SLG: 0.241</small>			 <small>0-3</small>		 <small>0-0</small>		 <small>4-0</small>		 <small>0-0</small>	1	0	0	0	1	0	1	
<small>Joeey Jay, S            Ken Johnson, R            Sherman Jones, L            Joe Campbell, R            Jay Hook, L            Gus Bell, S            Ken Hunt, R            Wally Post, R            Bill Henry, L</small>					 <small>0-0</small>				 <small>0-0</small>	1	0	0	0	0	0	0	

Inning Stats	R: 1	H: 1	R: 0	H: 1	R: 1	H: 1	R: 0	H: 1	R: 1	H: 1	R: 0	H: 1	R: 0	H: 1	R: 0	H: 1	R: 0	H: 1	1B: 8	SF: 2	WP: 0	PA: 42
	E: 0	LOB: 0	E: 0	LOB: 1	E: 0	LOB: 0	E: 0	LOB: 1	E: 0	LOB: 2	E: 0	LOB: 1	E: 0	LOB: 2	E: 0	LOB: 1	E: 0	LOB: 1	2B: 2 <td>SAC: 1 <td>PB: 0 <td></td> </td></td>	SAC: 1 <td>PB: 0 <td></td> </td>	PB: 0 <td></td>	
	K: 1	BB: 1	K: 2	BB: 0	K: 0	BB: 1	K: 0	BB: 0	K: 1	BB: 2	K: 0	BB: 1	K: 0	BB: 1	K: 0	BB: 0	K: 0	BB: 1	3B: 0 <td>DP: 1 <td>SB: 2 <td></td> </td></td>	DP: 1 <td>SB: 2 <td></td> </td>	SB: 2 <td></td>	
	S: 5	P: 9	S: 8	P: 8	S: 3	P: 7	S: 4	P: 4	S: 4	P: 12	S: 7	P: 11	S: 4	P: 8	S: 4	P: 4	S: 3	P: 7	HR: 1 <td>HBP: 0 <td>CS: 1 <td></td> </td></td>	HBP: 0 <td>CS: 1 <td></td> </td>	CS: 1 <td></td>	

PITCHER	IP	WLS	BF	H	R	ER	SO	BB	IBB	HBP	BLK	WP	HR	S	P	ERA	WHIP
<b>Jack Sanford, R</b> <small>ERA: 4.16</small>	(1, 1)	6.1	30	8	5	5	4	5	0	0	1	0	1	33	53	7.11	2.053
<b>Billy O'Dell, L</b> <small>ERA: 3.92</small>	(7, 1)	0.2	3	0	0	0	0	1	0	0	0	0	0	2	6	0.00	1.500
<b>Stu Miller, R</b> <small>ERA: 2.52</small>	(8, 1)	2.0	8	2	0	0	0	1	0	0	0	0	0	7	11	0.00	1.500

**San Francisco Giants @ Cincinnati Reds**  
 Crosley Field, Cincinnati, OH  
 Sun Sep 24 1961, 3:33 AM EDT  
 Att. 29,272 - Unknown

livebaseballscores.com

AB	31
R	5
H	10
RBI	5
BB	7
SO	4
LOB	14



Batter	1	2	3	4	5	6	7	8	9	AB R H RBI BB SO LOB	TOP											
<b>Don Blasingame, L</b> (1, 4) OBP: 0.292, SLG: 0.290	0-0 1-3			0-0 4-3		4-0 FC1-6 BB		0-0 6-3	0-3 K	4 0 0 0 1 1 1												
<b>Eddie Kasko, R</b> (1, 6) OBP: 0.324, SLG: 0.339	0-0 5-3			4-0 1-3 BB		0-0 FC1-6 1B		0-3 K		3 0 0 0 1 1 1												
<b>Vada Pinson, L</b> (1, 8) OBP: 0.381, SLG: 0.508	4-0 CS BB			0-0 1-3		0-0 1-2 1B		0-0 HR 1B		3 1 2 0 1 0 1												
<b>Jerry Lynch, L</b> (1, 7) OBP: 0.408, SLG: 0.629	0-0 CS	0-0 F9		0-0 1-3		0-0 F9		0-0 HR		4 1 1 2 0 0 3												
<b>Joe Gaines, R</b> (9, 7)	1-2							1-H		0 0 0 0 0 0 0												
<b>Gordy Coleman, L</b> (1, 3) OBP: 0.343, SLG: 0.499			0-0 1-3		0-0 G3		4-0 HR BB	0-0 4-3		3 1 0 0 1 0 0												
<b>Frank Robinson, R</b> (1, 9) OBP: 0.403, SLG: 0.615			0-0 5-3		0-0 L9		0-0 HR		0-0 1B 2B	4 2 2 2 0 0 0												
<b>Elio Chacon, R</b> (9, 9) OBP: 0.371, SLG: 0.367							1-H			0 0 0 0 0 0 0												
<b>Gene Freese, R</b> (1, 5) OBP: 0.304, SLG: 0.465				0-0 G4-6-3 1B		0-0 P5		0-0 6-3	0-0 F7	4 0 1 0 0 0 1												
<b>Johnny Edwards, L</b> (1, 2) OBP: 0.280, SLG: 0.262			0-0 G4-6-3		0-0 HR		0-0 1-3		0-3 K	4 1 1 1 0 1 2												
<b>Bob Purkey, R</b> (1, 1) OBP: 0.136, SLG: 0.167			0-0 4-3		0-0 4-3		0-0 P3		0-0 1B	1 0 0 0 0 0 0												
<b>Gus Bell, L</b> (6, PH) OBP: 0.293, SLG: 0.341										1 0 0 0 0 0 0												
<b>Jim Maloney, L</b> (6, 1) OBP: 0.419, SLG: 0.483										0 0 0 0 0 0 0												
<b>Wally Post, R</b> (7, PH) OBP: 0.344, SLG: 0.590										1 0 0 0 0 0 0												
<b>Jim Brosnan, R</b> (7, 1) OBP: 0.214, SLG: 0.154									2-H	1 0 1 1 0 0 0												
<b>Inning Stats</b>	R: 0 E: 0 K: 0 S: 2	H: 0 LOB: 0 BB: 1 P: 6	R: 0 E: 0 K: 0 S: 3	H: 0 LOB: 0 BB: 0 P: 3	R: 0 E: 0 K: 0 S: 3	H: 1 LOB: 0 BB: 0 P: 3	R: 0 E: 0 K: 0 S: 3	H: 0 LOB: 1 BB: 1 P: 7	R: 0 E: 0 K: 0 S: 3	H: 0 LOB: 0 BB: 0 P: 3	R: 1 E: 0 K: 0 S: 5	H: 2 LOB: 2 BB: 1 P: 9	R: 2 E: 0 K: 0 S: 4	H: 1 LOB: 0 BB: 1 P: 8	R: 2 E: 0 K: 1 S: 7	H: 2 LOB: 0 BB: 0 P: 7	R: 1 E: 0 K: 2 S: 9	H: 2 LOB: 1 BB: 0 P: 9	1B: 4 2B: 1 3B: 0 HR: 3	SF: 0 SAC: 0 DP: 1 HBP: 0	WP: 0 PB: 0 SB: 0 CS: 1	PA: 38
<b>PITCHER</b>	IP WLS BF H R ER SO BB IBB HBP BLK WP HR S P ERA WHIP																					
<b>Bob Anderson, R</b> (1, 1) ERA: 4.19	8.0 L 33 7 6 6 1 4 0 0 0 0 0 3 31 47 6.75 1.375																					
<b>Glen Hobbie, R</b> (9, 1) ERA: 4.26	1.0 4 1 0 0 2 0 0 0 0 0 0 0 8 8 0.00 1.000																					

**Cincinnati Reds @ Chicago Cubs**  
 Wrigley Field, Chicago, IL  
 Tue Sep 26 1961, 3:33 AM CDT  
 Att: 3,327 - Sunny - 70 F

[livebaseballscorecards.com](http://livebaseballscorecards.com)

<b>AB</b>	<b>33</b>
<b>R</b>	<b>6</b>
<b>H</b>	<b>8</b>
<b>RBI</b>	<b>6</b>
<b>BB</b>	<b>4</b>
<b>SO</b>	<b>3</b>
<b>LOB</b>	<b>9</b>



Batter	1	2	3	4	5	6	7	8	9	AB R H RBI BB SO LOB
Richie Ashburn, L (1, 8) OBP: 0.372, SLG: 0.301	0-3 K2-3		0-0 F7		0-0 14 E 1B BB 1B		0-0 4-3		0-0 F8	5 1 1 0 0 1 0
Don Zimmer, R (1, 4) OBP: 0.290, SLG: 0.400	0-0 14 4-3 14 PB 2B 1B		0-0 1-3		0-0 BB 14 E 1-2 2-3 1B		0-0 5-3		0-3 K	5 1 2 0 0 1 0
14 Ernie Banks, R (1, 6) OBP: 0.349, SLG: 0.512	0-0 4-3		0-0 F8		0-0 E6 BB 1-2 2-3 3-H		0-0 E9			4 0 0 0 0 0 3
George Altman, L (1, 9) OBP: 0.354, SLG: 0.559	0-0 PB 2B			0-0 1-3	0-0 1-2 2-3 3-H BB		0-3 K			3 0 1 2 1 1 1
Billy Williams, L (1, 7) OBP: 0.337, SLG: 0.483	0-0 F7			0-3 K	0-0 4-3			0-0 4-3		4 0 0 0 0 1 4
Ron Santo, R (1, 5) OBP: 0.360, SLG: 0.483		0-0 5-3		0-0 6-3		0-3 K		0-0 1B		4 0 1 0 0 1 0
Sammy Taylor, L (1, 2) OBP: 0.319, SLG: 0.384		0-0 F8			0-0 3-1	0-0 F7		0-0 F9		4 0 0 0 0 0 1
Ed Bouchee, L (1, 3) OBP: 0.369, SLG: 0.415		4-0 FC6-4 BB			0-0 1-3	4-0 BB		0-3 K		2 0 0 0 2 1 1
Bob Anderson, R (1, 1) OBP: 0.163, SLG: 0.286		0-0 FC6-4			0-0 1B 14 E 1B 1-2f	0-3 K			0-3 K	3 1 1 0 0 1 2
Glen Hobbie, R (9, 1) OBP: 0.225, SLG: 0.303										0 0 0 0 0 0 0
Bob Will, L (9, PH) OBP: 0.344, SLG: 0.339										1 0 0 0 0 1 0

Inning Stats	R: 1	H: 2	E: 0	K: 1	S: 7	H: 2	LOB: 1	BB: 0	P: 7	R: 0	H: 0	E: 0	K: 0	S: 3	H: 0	LOB: 0	BB: 0	P: 3	R: 0	H: 0	E: 0	K: 1	S: 5	H: 0	LOB: 0	BB: 0	P: 5	R: 2	H: 3	E: 1	K: 0	S: 7	H: 0	LOB: 1	BB: 1	P: 11	R: 0	H: 0	E: 0	K: 2	S: 7	H: 0	LOB: 1	BB: 0	P: 6	R: 0	H: 1	E: 0	K: 1	S: 6	H: 1	LOB: 1	BB: 0	P: 6	R: 0	H: 0	E: 0	K: 2	S: 7	H: 0	LOB: 0	BB: 0	P: 7	1B: 5	SF: 0	2B: 1	SAC: 0	3B: 0	DP: 0	HR: 0	HBP: 0	WP: 0	PA: 38
--------------	------	------	------	------	------	------	--------	-------	------	------	------	------	------	------	------	--------	-------	------	------	------	------	------	------	------	--------	-------	------	------	------	------	------	------	------	--------	-------	-------	------	------	------	------	------	------	--------	-------	------	------	------	------	------	------	------	--------	-------	------	------	------	------	------	------	------	--------	-------	------	-------	-------	-------	--------	-------	-------	-------	--------	-------	--------

PITCHER	IP	WLS	BF	H	R	ER	SO	BB	IBB	HBP	BLK	WP	HR	S	P	ERA	WHIP
Bob Purkey, R (1, 1) ERA: 3.82	5.0		23	5	3	1	2	2	0	0	0	0	0	25	33	1.80	1.400
Jim Maloney, R (6, 1) ERA: 4.37	1.0		4	0	0	0	2	1	0	0	0	0	0	7	11	0.00	1.000
Jim Brosnan, R (7, 1) ERA: 2.85	3.0	W	11	1	0	0	4	0	0	0	0	0	0	19	19	0.00	0.333

**BOTTOM**

**Cincinnati Reds @ Chicago Cubs**  
 Wrigley Field, Chicago, IL  
 Tue Sep 26 1961, 3:33 AM CDT  
 Att. 3,327 - Sunny - 70 F

livebaseballscorecards.com

AB	35
R	3
H	6
RBI	2
BB	3
SO	8
LOB	12



Batter	1	2	3	4	5	6	7	8	9	AB	R	H	RBI	BB	SO	LOB	TOP								
<b>Don Blasingame, L</b> (1, 4) X <small>OBP: 0.292, SLG: 0.290</small> <b>Elio Chacon, R</b> (6, 4) <small>OBP: 0.368, SLG: 0.364</small>	0-0 4-3	0-0 P5		0-0 1B 1B	0-3 K			0-0 4-3		4	0	1	1	0	1	2									
<b>Eddie Kasko, R</b> (1, 6) X <small>OBP: 0.324, SLG: 0.339</small> <b>Leo Cardenas, R</b> (5, 6) <small>OBP: 0.352, SLG: 0.466</small>	0-0 1B SF7 1B		0-0 F7	0-0 P4		0-0 1-3		0-0 F9		3	1	1	0	0	0	2									
<b>Vada Pinson, L</b> (1, 8) X <small>OBP: 0.382, SLG: 0.508</small> <b>Joe Gaines, R</b> (5, 8) <small>OBP: 0.352, SLG: 0.466</small>	0-0 1B HR 1B		0-0 P5	0-0 1B 1B		0-3 K		4-0 1B BB		3	1	2	1	0	0	0									
<b>Frank Robinson, R</b> (1, 7) X <small>OBP: 0.404, SLG: 0.616</small> <b>Gus Bell, L</b> (5, 7) <small>OBP: 0.299, SLG: 0.346</small>	0-0 SF7		4-0 BB	0-0 1B 1B		0-0 FC6-4 1B		0-0 1B 1B		1	0	1	1	1	0	0									
<b>Gordy Coleman, L</b> (1, 3) X <small>OBP: 0.343, SLG: 0.504</small> <b>Dick Gernert, R</b> (6, PH) <small>OBP: 0.347, SLG: 0.348</small>	0-0 1B HR		0-0 F7	0-0 4-3		0-0 FC6-4		0-0 1B 1B		3	1	1	2	0	0	4									
<b>Wally Post, R</b> (1, 9) S <small>OBP: 0.346, SLG: 0.588</small> <b>Jerry Lynch, L</b> (9, PH) S <small>OBP: 0.406, SLG: 0.626</small> <b>Jim Maloney, L</b> (9, 7) S <small>OBP: 0.419, SLG: 0.483</small>	0-3 K			4-0 1B BB	0-0 G6-4-3 WP 1B		0-0 P6		0-3 K	3	1	1	0	1	1	0									
<b>Gene Freese, R</b> (1, 5) X <small>OBP: 0.306, SLG: 0.466</small> <b>Cliff Cook, R</b> (5, 5) X <small>OBP: 0.306, SLG: 0.466</small>		0-0 P5		0-0 1B 1B	0-0 G6-4-3 1B		0-3 K		0-0 F8	3	1	2	0	0	0	0									
<b>Darrell Johnson, R</b> (1, 2) X <small>OBP: 0.298, SLG: 0.322</small> <b>Johnny Edwards, L</b> (2, 2) X <small>OBP: 0.279, SLG: 0.262</small>		0-0 F9		0-0 HBP 1B 1B	0-0 G6-4-3		0-0 4-3		0-0 4-3	1	0	0	0	0	0	0									
<b>Jim O'Toole, S</b> (1, 1) X <small>OBP: 0.206, SLG: 0.183</small> <b>Ken Johnson, R</b> (6, 1) X <small>OBP: 0.231, SLG: 0.269</small> <b>Sherman Jones, L</b> (9, 1) X <small>OBP: 0.250, SLG: 0.182</small>		0-0 1B		1-0 1B HBP	4-0 WP BB			0-3 K		1	1	1	0	1	0	0									
<b>Inning Stats</b>	R: 3 E: 0 K: 1 S: 8	H: 3 LOB: 0 BB: 0 P: 8	R: 0 E: 0 K: 0 S: 4	H: 1 LOB: 1 BB: 0 P: 4	R: 0 E: 0 K: 0 S: 3	H: 0 LOB: 1 BB: 1 P: 7	R: 3 E: 0 K: 0 S: 7	H: 5 LOB: 3 BB: 1 P: 12	R: 1 E: 0 K: 1 S: 6	H: 2 LOB: 1 BB: 1 P: 10	R: 0 E: 0 K: 1 S: 6	H: 1 LOB: 1 BB: 0 P: 6	R: 0 E: 0 K: 1 S: 5	H: 0 LOB: 0 BB: 0 P: 5	R: 0 E: 0 K: 1 S: 5	H: 0 LOB: 0 BB: 0 P: 5	R: 1 E: 0 K: 1 S: 7	H: 2 LOB: 2 BB: 1 P: 11	1B: 13 2B: 0 3B: 0 HR: 1	SF: 1 SAC: 0 DP: 1 HBP: 1	WP: 1 PB: 0 SB: 0 CS: 0	PA: 44			
<b>PITCHER</b>	IP	WLS	BF	H	R	ER	SO	BB	IBB	HBP	BLK	WP	HR	S	P	ERA	WHIP								
<b>Larry Foss, R</b> (1, 1) ERA: 5.87	3.1	L	19	7	6	6	1	2	0	1	0	0	1	18	27	16.20	2.700								
<b>Al McBean, R</b> (4, 1) ERA: 3.75	3.2		16	5	1	1	3	1	0	0	0	1	0	21	25	2.46	1.636								
<b>Clem Labine, R</b> (8, 1) ERA: 3.69	2.0		9	2	1	1	2	1	0	0	0	0	0	12	16	4.50	1.500								

**Cincinnati Reds @ Pittsburgh Pirates**  
**Forbes Field, Pittsburgh, PA**  
 Fri Sep 29 1961, 7:05 PM EDT  
 Att. 10,119 - Unknown

livebaseballscorecards.com

<b>AB</b>	<b>38</b>
<b>R</b>	<b>8</b>
<b>H</b>	<b>14</b>
<b>RBI</b>	<b>7</b>
<b>BB</b>	<b>4</b>
<b>SO</b>	<b>6</b>
<b>LOB</b>	<b>17</b>



Batter	1	2	3	4	5	6	7	8	9	AB	R	H	RBI	BB	SO	LOB
Joe Christopher, R OBP: 0.327, SLG: 0.333 (1, 8)	0-0 F8		0-0 F8		0-3 K		4-0 G4-6-3 BB			3	0	0	0	1	1	0
Dick Groat, R OBP: 0.320, SLG: 0.368 (1, 6)	0-3 K		0-0 2B		0-3 K		0-0 G4-6-3 1-2f			4	0	1	0	0	2	1
Donn Clendenon, R OBP: 0.387, SLG: 0.385 (1, 9)	4-0 1B BB		4-0 BB		0-0 1B 3B			0-0 5-3		2	1	1	0	2	0	0
Dick Stuart, R OBP: 0.343, SLG: 0.573 (1, 3)	0-0 1-2 1B		0-0 F8		0-0 1B			0-0 P1		4	0	2	1	0	0	2
Don Hoak, R OBP: 0.386, SLG: 0.452 (1, 5)	0-0 F9			0-0 P4		0-0 F8		0-0 3-1		4	0	0	0	0	0	3
Bob Skinner, L OBP: 0.363, SLG: 0.366 (1, 7)		0-0 F7		4-0 BB BB		0-0 F7		0-0 F7		3	0	0	0	1	0	0
Hal Smith, R OBP: 0.266, SLG: 0.316 (1, 2)		0-3 K		4-0 1-2 BB		0-3 K		0-0 5-3		3	0	0	0	1	2	0
Bill Mazaroski, R OBP: 0.295, SLG: 0.370 (1, 4)			0-0 F8		0-0 P4		0-0 4-3		0-0 P4	4	0	0	0	0	0	2
Larry Foss, R OBP: 0.167, SLG: 0.167 (1, 1)			0-3 K		0-0 5-3		0-0 3-1			1	0	0	0	0	1	0
Al McBean, R OBP: 0.267, SLG: 0.467 (4, 1)										1	0	0	0	0	0	2
Rocky Nelson, L OBP: 0.301, SLG: 0.370 (7, PH)										1	0	0	0	0	0	0
Clem Labine, R OBP: 0.182, SLG: 0.100 (8, 1)										0	0	0	0	0	0	0

Inning Stats	R: 0	H: 1	E: 0	K: 1	S: 6	H: 0	LOB: 2	BB: 1	P: 10	R: 0	H: 0	E: 0	K: 1	S: 5	H: 1	LOB: 2	BB: 1	P: 5	R: 0	H: 1	E: 0	K: 1	S: 6	R: 0	H: 0	E: 0	K: 0	S: 3	R: 1	H: 2	E: 0	K: 2	S: 9	R: 0	H: 0	E: 0	K: 1	S: 5	R: 0	H: 0	E: 0	K: 0	S: 2	R: 0	H: 0	E: 0	K: 0	S: 3	R: 0	H: 0	E: 0	K: 0	S: 3	R: 0	H: 0	E: 0	K: 0	S: 3
PITCHER	IP	WLS	BF	H	R	ER	SO	BB	IBB	HBP	BLK	WP	HR	S	P	ERA	WHIP																																									
Jim O'Toole, L ERA: 3.1 (1, 1)	5.0	W	23	4	1	1	5	4	0	0	0	0	0	29	45	1.80	1.600																																									
Ken Johnson, R ERA: 4.0 (6, 1)	3.0		9	0	0	0	1	1	0	0	0	0	0	10	14	0.00	0.333																																									
Sherman Jones, R ERA: 4.42 (9, 1)	1.0	S	3	0	0	0	0	0	0	0	0	0	0	3	3	0.00	0.000																																									

**BOTTOM**

**Cincinnati Reds @ Pittsburgh Pirates**  
 Forbes Field, Pittsburgh, PA  
 Fri Sep 29 1961, 7:05 PM EDT  
 Att. 10,119 - Unknown

AB	30
R	1
H	4
RBI	1
BB	5
SO	6
LOB	10



WP	PA	ERA	WHIP
0	35		

Batter	1	2	3	4	5	6	7	8	9	AB R H RBI BB SO LOB	TOP
<b>Don Blasingame, L</b> (1, 4) <small>OBP: 0.290, SLG: 0.288</small> <b>Ken Hunt, R</b> (5, 1) <small>OBP: 0.220, SLG: 0.231</small> <b>Dick Gernert, R</b> (7, PH) <small>OBP: 0.355, SLG: 0.348</small> <b>Bill Henry, L</b> (7, 1) <b>Cliff Cook, R</b> (9, PH)	0-0 		0-0 		0-3 		4-0 		0-3 	3 0 0 0 0 1 1 0 0 0 0 0 0 0 0 1 0 0 1 0 0 0 0 0 0 0 0 0 1 0 0 0 0 1 2	<b>Cincinnati Reds @ Pittsburgh Pirates</b> Forbes Field, Pittsburgh, PA Sat Sep 30 1961, 3:33 AM EDT Att. 7,158 - Unknown  livebaseballscorecards.com
<b>Eddie Kasko, R</b> (1, 6) <small>OBP: 0.323, SLG: 0.338</small> <b>Leo Cardenas, R</b> (5, 6)	0-0 		0-0 			0-0 		0-0 	0-0 	2 0 0 0 0 0 0 3 1 1 3 0 0 2	
<b>Vada Pinson, L</b> (1, 8) <small>OBP: 0.380, SLG: 0.506</small> <b>Joe Gaines, R</b> (6, 8)	0-0 			0-0 		0-3 		0-0 		3 0 0 0 0 1 0 1 0 0 0 0 0 0	
<b>Frank Robinson, R</b> (1, 7) <small>OBP: 0.403, SLG: 0.613</small>	0-0 			0-0 		0-0 		0-0 		4 0 1 0 0 0 0	
<b>Wally Post, R</b> (1, 9) <small>OBP: 0.344, SLG: 0.586</small>	0-0 			0-3 			0-0 	0-3 		4 1 1 0 0 2 2	
<b>Gene Freese, R</b> (1, 5)		0-0 			0-0 		0-0 	0-0 		4 1 1 0 0 0 0	
<b>Gordy Coleman, L</b> (1, 3) <small>OBP: 0.343, SLG: 0.506</small>		0-0 			0-0 		0-0 		0-0 	4 1 1 0 0 0 2	
<b>Jerry Zimmerman, R</b> (1, 2) <small>OBP: 0.256, SLG: 0.234</small> <b>Jim Maloney, L</b> (9, PR) <small>OBP: 0.419, SLG: 0.483</small>		0-0 			0-0 		0-0 		0-0 	4 1 2 1 0 0 1 0 0 0 0 0 0 0	
<b>Joey Jay, S</b> (1, 1) <small>OBP: 0.110, SLG: 0.124</small> <b>Jerry Lynch, L</b> (5, PH) <small>OBP: 0.409, SLG: 0.628</small> <b>Elio Chacon, R</b> (5, 4) <small>OBP: 0.377, SLG: 0.374</small>			0-3 		0-0 		0-0 		0-0 	1 0 0 0 0 1 0 1 0 1 1 0 0 0 2 0 2 1 0 0 0	
<b>Inning Stats</b>	R: 0 H: 1 E: 1 LOB: 2 K: 0 BB: 0 S: 5 P: 5	R: 0 H: 0 E: 0 LOB: 0 K: 0 BB: 0 S: 3 P: 3	R: 0 H: 0 E: 0 LOB: 0 K: 1 BB: 0 S: 5 P: 5	R: 0 H: 0 E: 0 LOB: 0 K: 1 BB: 0 S: 5 P: 5	R: 1 H: 2 E: 0 LOB: 1 K: 1 BB: 0 S: 7 P: 7	R: 0 H: 0 E: 0 LOB: 0 K: 1 BB: 0 S: 5 P: 5	R: 5 H: 5 E: 0 LOB: 0 K: 0 BB: 1 S: 7 P: 11	R: 0 H: 0 E: 0 LOB: 0 K: 1 BB: 0 S: 5 P: 5	R: 0 H: 2 E: 0 LOB: 2 K: 1 BB: 0 S: 7 P: 7	1B: 6 SF: 0 2B: 2 SAC: 0 3B: 1 DP: 0 HR: 1 HBP: 0	
<b>PITCHER</b> <b>Al Jackson, L</b> (1, 1) <small>ERA: 3.42</small>	IP WLS BF H R ER SO BB IBB HBP BLK WP HR S P ERA WHIP 9.0 W 38 10 6 6 6 1 0 0 0 0 1 49 53 6.00 1.222										





Batter	1	2	3	4	5	6	7	8	9	AB R H RBI BB SO LOB	TOP													
<b>Don Blasingame, L</b> (1, 4) <small>OBP: 0.288, SLG: 0.286</small> <b>Elio Chacon, R</b> (6, 4) <small>OBP: 0.374, SLG: 0.371</small>	0-0 4-3		0-0 F9		0-0 6-3			0-3 K		3 0 0 0 0 0 0 1 0 0 0 0 1 0	<b>Cincinnati Reds @ Pittsburgh Pirates</b> Forbes Field, Pittsburgh, PA Sun Oct 01 1961, 3:33 AM EDT Att: 26,760 - Unknown													
<b>Eddie Kasko, R</b> (1, 6) <small>OBP: 0.320, SLG: 0.335</small>	0-0 F8		0-0 5-3			0-0 F8		0-0 F9		4 0 0 0 0 0 0														
<b>Vada Pinson, L</b> (1, 8) <small>OBP: 0.380, SLG: 0.504</small>	0-0 G3		0-0 1B			0-0 4-3			0-0 5-3	4 0 1 0 0 0 0														
<b>Frank Robinson, R</b> (1, 7) <small>OBP: 0.403, SLG: 0.611</small> <b>Gus Bell, L</b> (6, 7) <small>OBP: 0.298, SLG: 0.345</small>		4-0 1B 1B BB	0-3 K			0-3 K			0-0 4-3	2 1 0 0 1 2 1 1 0 0 0 0 0 0														
<b>Wally Post, R</b> (1, 9) <small>OBP: 0.346, SLG: 0.585</small>		0-0 G3 1B 1-3 1B		0-0 F8			0-3 K		0-0 2B 1B	4 0 2 0 0 1 0														
<b>Gene Freese, R</b> (1, 5) <small>OBP: 0.307, SLG: 0.466</small> <b>Leo Cardenas, R</b> (6, 6) <small>OBP: 0.353, SLG: 0.485</small>		0-0 G3 1-2 1B		0-0 G6-4-3 1B			0-0 F7		0-0 1-3 2B	2 0 2 1 0 0 0 2 0 1 0 0 0 0														
<b>Gordy Coleman, L</b> (1, 3) <small>OBP: 0.341, SLG: 0.504</small> <b>Dick Gernert, R</b> (6, 3) <small>OBP: 0.359, SLG: 0.353</small>		0-0 G3 1-2 2-3		0-0 G6-4-3 1-2f			0-0 1B		0-3 K	2 0 0 0 0 0 3 2 0 1 0 0 1 2														
<b>Jerry Zimmerman, R</b> (1, 2) <small>OBP: 0.252, SLG: 0.230</small>		0-3 K			0-0 P4			0-0 4-3		3 0 0 0 0 1 3														
<b>Bob Purkey, R</b> (1, 1) <small>OBP: 0.133, SLG: 0.163</small> <b>Jim Brosnan, R</b> (7, 1) <small>OBP: 0.214, SLG: 0.154</small> <b>Jerry Lynch, L</b> (8, PH) <small>OBP: 0.407, SLG: 0.624</small> <b>Jay Hook, L</b> (8, 1) <small>OBP: 0.133, SLG: 0.133</small>		0-0 P3			0-3 K			0-3 K		2 0 0 0 0 1 2 0 0 0 0 0 0 0 1 0 0 0 0 1 0 0 0 0 0 0 0 0														
<b>Inning Stats</b>	R: 0 E: 0 K: 0 S: 3	H: 0 LOB: 0 BB: 0 P: 3	R: 1 E: 0 K: 1 S: 7	H: 2 LOB: 2 BB: 1 P: 11	R: 0 E: 0 K: 1 S: 6	H: 1 LOB: 1 BB: 0 P: 6	R: 0 E: 0 K: 0 S: 3	H: 1 LOB: 0 BB: 0 P: 3	R: 0 E: 0 K: 1 S: 5	H: 0 LOB: 0 BB: 0 P: 5		R: 0 E: 0 K: 1 S: 5	H: 0 LOB: 0 BB: 0 P: 5	R: 0 E: 0 K: 1 S: 6	H: 1 LOB: 1 BB: 0 P: 6	R: 0 E: 0 K: 2 S: 7	H: 0 LOB: 0 BB: 0 P: 7	R: 0 E: 0 K: 1 S: 7	H: 2 LOB: 2 BB: 0 P: 7	1B: 6 2B: 1 3B: 0 HR: 0	SF: 0 SAC: 0 DP: 1 HBP: 0	WP: 0 PB: 0 SB: 0 CS: 0	PA: 34	
<b>PITCHER</b> <b>Joe Gibbon, L</b> (1, 1) <small>ERA: 3.32</small>	IP: 9.0 WLS: W BF: 34 H: 7 R: 1 ER: 1 SO: 8 BB: 1 IBB: 0 HBP: 0 BLK: 0 WP: 0 HR: 0 S: 49 P: 53 ERA: 1.00 WHIP: 0.889																							

livebaseballscorecards.com

<b>AB</b>	33
<b>R</b>	1
<b>H</b>	7
<b>RBI</b>	1
<b>BB</b>	1
<b>SO</b>	8
<b>LOB</b>	11





Batter	1	2	3	4	5	6	7	8	9	AB	R	H	RBI	BB	SO	LOB
Bill Virdon, L OBP: 0.313, SLG: 0.369 (1, 8)	0-3 K		0-0 3-1			0-0 3-1	0-0 FC3-6 1B			4	0	0	0	0	1	2
Dick Groat, R OBP: 0.320, SLG: 0.369 (1, 6)	0-0 F8		0-0 P3			0-0 2B	0-0 1B			4	0	2	1	0	0	0
Donn Clendenon, R OBP: 0.400, SLG: 0.400 (1, 9)	0-0 F7		0-0 4-3			0-0 F9	0-0 4-3			4	0	0	0	0	0	3
Dick Stuart, R OBP: 0.344, SLG: 0.581 (1, 3)		0-0 1B E 1B		0-3 K		4-0 BB		0-3 K		3	1	1	0	1	2	0
Bob Skinner, L OBP: 0.358, SLG: 0.360 (1, 7)		0-0 F7		4-0 CS BB		0-0 L9		0-0 6-3		3	0	0	0	1	0	3
Don Hoak, R OBP: 0.388, SLG: 0.451 (1, 5)		0-0 E 1B		0-3 K			0-0 4-3	0-0 4-3		4	0	1	0	0	1	1
Hal Smith, R OBP: 0.267, SLG: 0.321 (1, 2)		0-0 F9			0-0 6-3		0-0 1B 2B			3	0	1	0	0	0	2
Joe Christopher, R OBP: 0.327, SLG: 0.333 (7, PR)										0	1	0	0	0	0	0
Don Leppert, R OBP: 0.279, SLG: 0.483 (8, 2)										0	0	0	0	0	0	0
Bill Mazerowski, R OBP: 0.298, SLG: 0.380 (1, 4)		0-0 E5			0-0 6-3		0-0 FC3-6 1B 1B			3	1	1	1	0	0	1
Joe Gibbon, R OBP: 0.148, SLG: 0.186 (1, 1)		0-0 1-3			0-0 6-3		0-0 FC3-6 1B			3	0	1	0	0	0	2

Inning Stats	R: 0	H: 0	E: 0	K: 1	S: 5	H: 0	LOB: 0	BB: 0	P: 5	R: 1	H: 2	E: 1	K: 0	S: 6	H: 0	LOB: 0	BB: 0	P: 6	R: 0	H: 0	E: 0	K: 0	S: 3	H: 0	LOB: 0	BB: 0	P: 3	R: 0	H: 0	E: 0	K: 2	S: 6	H: 1	LOB: 2	BB: 1	P: 8	R: 2	H: 4	E: 0	K: 0	S: 7	H: 0	LOB: 2	BB: 0	P: 7	R: 0	H: 0	E: 0	K: 1	S: 5	H: 0	LOB: 0	BB: 0	P: 5
1B: 5	SF: 0	2B: 2	SAC: 0	3B: 0	DP: 0	HR: 0	HBP: 0	WP: 0	PA: 33																																													

PITCHER	IP	WLS	BF	H	R	ER	SO	BB	IBB	HBP	BLK	WP	HR	S	P	ERA	WHIP
Bob Purkey, R ERA: 3.73 (1, 1)	6.0		23	3	1	0	3	2	0	0	0	0	0	27	35	0.00	0.833
Jim Brosnan, R ERA: 3.04 (7, 1)	1.0	L	7	4	2	2	0	0	0	0	0	0	0	7	7	18.00	4.000
Jay Hook, R ERA: 7.76 (8, 1)	1.0		3	0	0	0	1	0	0	0	0	0	0	5	5	0.00	0.000

BOTTOM

Cincinnati Reds @ Pittsburgh Pirates  
 Forbes Field, Pittsburgh, PA  
 Sun Oct 01 1961, 3:33 AM EDT  
 Att. 26,760 - Unknown

livebaseballscorecards.com

AB	31
R	3
H	7
RBI	2
BB	2
SO	4
LOB	14



Batter	1	2	3	4	5	6	7	8	9	AB R H RBI BB SO LOB	TOP
Don Blasingame, L (1, 4) Jerry Lynch, L (9, PH)	0-3 K		0-3 K			0-0 4-3			0-0 P5	3 0 0 0 0 2 0 1 0 0 0 0 0 0	<b>Cincinnati Reds @ New York Yankees</b> Yankee Stadium, Bronx, NY Wed Oct 04 1961, 3:33 AM EDT Att: 62,397 - Unknown <a href="http://livebaseballscorecards.com">livebaseballscorecards.com</a>
Eddie Kasko, R (1, 6) OBP: 0.250, SLG: 0.250	0-0 1B			0-0 6-3		0-0 4-3		0-0 6-3	4 0 1 0 0 0 0		
Vada Pinson, L (1, 8)	0-0 L8			0-0 4-3			0-0 P3	0-0 P6	4 0 0 0 0 0 1		
Frank Robinson, R (1, 7)	0-3 K		0-3 K			4-0 FC5-4 BB			2 0 0 0 1 2 1		
Wally Post, R (1, 9) OBP: 0.333, SLG: 0.333		0-0 5-3		0-0 FC5-4 4-3 1B		0-0 FC5-4			3 0 1 0 0 0 1		
Gene Freese, R (1, 5)		0-0 5-3		0-0 F7		0-0 P6			3 0 0 0 0 0 2		
Gordy Coleman, L (1, 3)		0-0 G1-3		0-0 4-3 1-2		0-0 6-3			3 0 0 0 0 0 1		
Darrell Johnson, R (1, 2) Leo Cardenas, R (8, PH) Jerry Zimmerman, R (8, 2)			0-0 5-3	0-0 FC5 2-3		0-3 K			2 0 0 0 0 0 1 1 0 0 0 0 1 0 0 0 0 0 0 0 0		
Jim O'Toole, S (1, 1) Dick Gernert, R (8, PH) Jim Brosnan, R (8, 1)			0-3 K		0-0 F8		0-0 5-3		2 0 0 0 0 1 0 1 0 0 0 0 0 0 0 0 0 0 0 0 0		
<b>Inning Stats</b>	R: 0 H: 1 E: 0 LOB: 1 K: 2 BB: 0 S: 8 P: 8	R: 0 H: 0 E: 0 LOB: 0 K: 0 BB: 0 S: 3 P: 3	R: 0 H: 0 E: 0 LOB: 0 K: 2 BB: 0 S: 7 P: 7	R: 0 H: 0 E: 0 LOB: 0 K: 1 BB: 0 S: 5 P: 5	R: 0 H: 1 E: 0 LOB: 1 K: 0 BB: 0 S: 4 P: 4	R: 0 H: 0 E: 0 LOB: 0 K: 0 BB: 0 S: 3 P: 3	R: 0 H: 0 E: 0 LOB: 1 K: 0 BB: 1 S: 3 P: 7	R: 0 H: 0 E: 0 LOB: 0 K: 1 BB: 0 S: 5 P: 5	R: 0 H: 0 E: 0 LOB: 0 K: 0 BB: 0 S: 3 P: 3	1B: 2 SF: 0 2B: 0 SAC: 0 3B: 0 DP: 0 HR: 0 HBP: 0	
<b>PITCHER</b> Whitey Ford, L (1, 1) ERA:	IP WLS BF H R ER SO BB IBB HBP BLK WP HR S P ERA WHIP										
	9.0 W 30 2 0 0 6 1 0 0 0 0 0 0 41 45 0.00 0.333										
<b>PITCHER</b>	IP WLS BF H R ER SO BB IBB HBP BLK WP HR S P ERA WHIP										





Batter	1	2	3	4	5	6	7	8	9	AB R H RBI BB SO LOB	TOP	
Elio Chacon, R (1, 4) OBP: 0.400, SLG: 0.250	0-0 F7		4-0 BB		0-0 1B PB 1B		0-0 F7	0-0 4-3		4 1 1 0 1 0 2		
Eddie Kasko, R (1, 6) OBP: 0.222, SLG: 0.222	0-3 K		0-3 K		0-0 1B PB		0-0 F8		0-0 P4	5 0 1 0 0 2 1		
Vada Pinson, L (1, 8) OBP: 0.111, SLG: 0.222	0-0 4-3			0-0 F7	0-3 K		0-0 L3		0-0 2B	5 0 1 0 0 1 1		
Frank Robinson, R (1, 7)		0-0 P6		0-0 E5 HR		0-0 5-3		4-0 1B E BB	0-0 F5	4 2 0 0 1 0 1		
Gordy Coleman, L (1, 3) OBP: 0.250, SLG: 0.625		0-0 6-3		0-0 1-H HR		0-3 K		0-0 1B E1	0-0 3-1	5 1 2 2 0 1 1		
Wally Post, R (1, 9) OBP: 0.429, SLG: 0.571		0-0 1B		0-3 K		0-0 1B 2B		0-0 2B E7		4 2 2 0 0 1 0		
Gene Freese, R (1, 5)		0-3 K		0-0 6-3		4-0 1B IBB		4-0 2B IBB		2 0 0 0 2 1 1		
Johnny Edwards, L (1, 2) OBP: 0.500, SLG: 0.750			0-0 G1-3		0-0 L4	0-0 1B		0-0 2B		4 0 2 2 0 0 0		
Joey Jay, S (1, 1)			0-0 F7		0-3 K	0-0 4-3		0-3 K		4 0 0 0 0 2 4		
<b>Inning Stats</b>	R: 0 H: 0 E: 0 LOB: 0 K: 1 BB: 0 S: 5 P: 5	R: 0 H: 1 E: 0 LOB: 1 K: 1 BB: 0 S: 6 P: 6	R: 0 H: 0 E: 0 LOB: 1 K: 1 BB: 1 S: 5 P: 9	R: 2 H: 1 E: 1 LOB: 0 K: 1 BB: 0 S: 7 P: 7	R: 1 H: 2 E: 0 LOB: 1 K: 2 BB: 0 S: 9 P: 9	R: 1 H: 2 E: 0 LOB: 2 K: 1 BB: 1 S: 7 P: 11	R: 0 H: 0 E: 0 LOB: 0 K: 0 BB: 0 S: 3 P: 3	R: 2 H: 2 E: 2 LOB: 2 K: 1 BB: 2 S: 7 P: 15	R: 0 H: 1 E: 0 LOB: 1 K: 0 BB: 0 S: 4 P: 4	1B: 5 SF: 0 2B: 3 SAC: 0 3B: 0 DP: 0 HR: 1 HBP: 0	WP: 0 PA: 41 PB: 1 SB: 0 CS: 0	
<b>PITCHER</b>	IP WLS BF H R ER SO BB IBB HBP BLK WP HR S P ERA WHIP											
Ralph Terry, R (1, 1) ERA: 2.57	7.0 L 30 6 4 2 7 1 1 0 0 0 0 1 42 50 2.57 1.000											
Luis Arroyo, L (8, 1) ERA: 4.5	2.0 11 3 2 1 1 1 1 0 0 0 0 0 11 19 4.50 2.000											

Cincinnati Reds @ New York Yankees  
 Yankee Stadium, Bronx, NY  
 Thu Oct 05 1961, 3:33 AM EDT  
 Att: 63,083 - Unknown

AB	37
R	6
H	9
RBI	4
BB	4
SO	8
LOB	11



Batter	1	2	3	4	5	6	7	8	9	AB R H RBI BB SO LOB
Bobby Richardson, R OBP: 0.500, SLG: 0.500	0-0 FC6-4 1B		0-0 P4		0-0 FC6		0-0 FC4			4 0 1 0 0 0 2
Tony Kubek, L OBP: 0.250, SLG: 0.143	0-0 FC6-4 FC4-6 1-2f		0-3 K		0-3 K			0-0 1B		4 0 1 0 0 2 3
Roger Maris, L (1, 8)	0-0 FC4-6 1-2f			4-0 HR BB	0-3 K			0-3 K		3 1 0 0 1 2 4
Yogi Berra, L OBP: 0.500, SLG: 0.833	0-0 4-3			0-0 HR		0-0 G4-6-3 1B		0-0 F8		4 1 2 2 0 0 2
Johnny Blanchard, L (1, 9)		0-0 P6		0-0 3-1		0-0 P6		0-0 F5		4 0 0 0 0 0 2
Elston Howard, R OBP: 0.250, SLG: 0.571		0-0 5-3		4-0 G4-6-3 BB		0-0 G4-6-3		0-0 F2		3 0 0 0 1 0 1
Bill Skowron, R OBP: 0.375, SLG: 0.667		4-0 FC6-4 BB		0-0 G4-6-3		0-3 K		0-3 K		3 0 0 0 1 2 1
Clete Boyer, R OBP: 0.429, SLG: 0.200	0-0 FC6-4 1-2f				4-0 FC6 BB		0-0 F8		4-0 BB	2 0 0 0 2 0 1
Ralph Terry, R Hector Lopez, R (7, PH) Luis Arroyo, L (8, 1) Billy Gardner, R (9, PH)			0-0 P4		0-0 P4		4-0 FC4 BB		0-0 L6	2 0 0 0 0 0 1 0 0 0 0 1 0 0 0 0 0 0 0 0 0 1 0 0 0 0 0 1


Inning Stats	R: 0 E: 0 K: 0 S: 4	H: 1 LOB: 1 BB: 0 P: 4	R: 0 E: 0 K: 0 S: 3	H: 0 LOB: 1 BB: 1 P: 7	R: 0 E: 0 K: 1 S: 5	H: 0 LOB: 0 BB: 0 P: 5	R: 2 E: 0 K: 0 S: 3	H: 1 LOB: 0 BB: 2 P: 11	R: 0 E: 0 K: 2 S: 8	H: 0 LOB: 2 BB: 1 P: 12	R: 0 E: 0 K: 0 S: 3	H: 1 LOB: 0 BB: 0 P: 3	R: 0 E: 0 K: 1 S: 5	H: 0 LOB: 1 BB: 1 P: 9	R: 0 E: 0 K: 1 S: 6	H: 1 LOB: 1 BB: 0 P: 6	R: 0 E: 0 K: 1 S: 5	H: 0 LOB: 1 BB: 1 P: 9	1B: 3 2B: 0 3B: 0 HR: 1	SF: 0 SAC: 0 DP: 2 HBP: 0	WP: 0 PB: 0 SB: 0 CS: 0	PA: 36
--------------	------------------------------	---------------------------------	------------------------------	---------------------------------	------------------------------	---------------------------------	------------------------------	----------------------------------	------------------------------	----------------------------------	------------------------------	---------------------------------	------------------------------	---------------------------------	------------------------------	---------------------------------	------------------------------	---------------------------------	----------------------------------	------------------------------------	----------------------------------	--------

PITCHER	IP	WLS	BF	H	R	ER	SO	BB	IBB	HBP	BLK	WP	HR	S	P	ERA	WHIP	PITCHER	IP	WLS	BF	H	R	ER	SO	BB	IBB	HBP	BLK	WP	HR	S	P	ERA	WHIP		
Joey Jay, R ERA: 2.0	9.0	W	36	4	2	2	6	6	0	0	0	0	1	42	66	2.00	1.111																				

**BOTTOM**

**Cincinnati Reds @ New York Yankees**  
 Yankee Stadium, Bronx, NY  
 Thu Oct 05 1961, 3:33 AM EDT  
 Att. 63,083 - Unknown

AB	30
R	2
H	4
RBI	2
BB	6
SO	6
LOB	18



Batter	1	2	3	4	5	6	7	8	9	AB R H RBI BB SO LOB	TOP							
Bobby Richardson, R OBP: 0.417, SLG: 0.417 (1, 4)	0-0 6-3		0-0 G1-3			0-0 L7		0-0 S 1B		4 0 1 0 0 0 0								
Tony Kubek, L OBP: 0.250, SLG: 0.182 (1, 6)	0-0 4-3			0-0 F7			0-0 PB 1B	0-0 F8		4 1 1 0 0 0 1								
Roger Maris, L OBP: 0.167, SLG: 0.364 (1, 9)	0-0 P5			0-0 3-1			0-0 F8		C BB X	4 1 1 1 0 0 1								
Mickey Mantle, S Jack Reed, R (1, 8) (9, 8)		0-0 F8		0-0 F8			0-3 K		B C B B S	4 0 0 0 0 2 1 0 0 0 0 0 0 0								
Yogi Berra, L OBP: 0.500, SLG: 0.667 (1, 7)		BB 4-0 BB			0-3 K		0-0 2-H 1B		B B F B X	3 0 1 1 1 1 0								
Elston Howard, R OBP: 0.250, SLG: 0.545 (1, 2)		0-0 P4			0-0 L6 2B		0-0 F5		B S S X	4 0 1 0 0 0 2								
Bill Skowron, R OBP: 0.273, SLG: 0.444 (1, 3)		0-0 F9			0-0 L6			0-0 G1-3		3 0 0 0 0 0 2								
Clete Boyer, R OBP: 0.300, SLG: 0.125 (1, 5)			0-0 F3			0-0 P6		0-0 F3		3 0 0 0 0 0 0								
Bill Stafford, R Bud Daley, L (1, 1) (7, 1)			0-0 L1			0-0 P4		0-0 HR		2 0 0 0 0 0 0 0 0 0 0 0 0 0 1 1 1 1 0 0 0 0 0 0 0 0 0 0								
Johnny Blanchard, L Luis Arroyo, L (8, PH) (8, 1)																		
<b>Inning Stats</b>	R: 0 E: 0 K: 0 S: 3	H: 0 LOB: 0 BB: 0 P: 3	R: 0 E: 0 K: 0 S: 3	H: 0 LOB: 1 BB: 1 P: 7	R: 0 E: 0 K: 0 S: 3	H: 0 LOB: 0 BB: 0 P: 3	R: 0 E: 0 K: 1 S: 5	H: 1 LOB: 0 BB: 0 P: 5	R: 1 E: 0 K: 1 S: 7	H: 2 LOB: 1 BB: 0 P: 7	R: 1 E: 0 K: 0 S: 5	H: 2 LOB: 1 BB: 0 P: 5	R: 1 E: 0 K: 1 S: 11	H: 1 LOB: 0 BB: 0 P: 20	1B: 3 2B: 2 3B: 0 HR: 2	SF: 0 SAC: 0 DP: 1 HBP: 0	WP: 0 PB: 1 SB: 1 CS: 0	PA: 33
<b>PITCHER</b> Bob Purkey, R (1, 1) ERA: 2.0	IP: 9.0 WLS: L BF: 33 H: 6 R: 3 ER: 2 SO: 3 BB: 1 IBB: 0 HBP: 0 BLK: 0 WP: 0 HR: 2 S: 43 P: 56 ERA: 2.00 WHIP: 0.778											<b>PITCHER</b>	IP: 9.0 WLS: L BF: 33 H: 6 R: 3 ER: 2 SO: 3 BB: 1 IBB: 0 HBP: 0 BLK: 0 WP: 0 HR: 2 S: 43 P: 56 ERA: 2.00 WHIP: 0.778					

**New York Yankees @ Cincinnati Reds**  
 Crosley Field, Cincinnati, OH  
 Sat Oct 07 1961, 3:33 AM EDT  
 Att: 32,589 - Unknown

livebaseballscorecards.com

**AB 32**  
**R 3**  
**H 6**  
**RBI 3**  
**BB 1**  
**SO 3**  
**LOB 7**



Batter	1	2	3	4	5	6	7	8	9	AB	R	H	RBI	BB	SO	LOB
Elio Chacon, R (1, 4) OBP: 0.375, SLG: 0.286 Jerry Lynch, L (7, PH) Don Blasingame, L (7, PR) (8, 4) Gus Bell, L (9, PH)	0-3 K		0-0 E1 4-3 2B 1B		0-0 5-3		4-0 1B IBB		0-0 G1-3	3	1	1	0	0	1	0
Eddie Kasko, R (1, 6) OBP: 0.308, SLG: 0.308	0-0 1B		0-0 F3		0-0 P4		0-0 1-2 2-H 1B			4	0	2	1	0	0	1
Vada Pinson, L (1, 8) OBP: 0.077, SLG: 0.154	0-0 F8		0-0 4-3			0-0 B2	0-0 F9			4	0	0	0	0	0	4
Frank Robinson, R (1, 9) OBP: 0.250, SLG: 0.200	0-3 K		0-0 2B			0-0 F2		3-3 K		4	0	1	1	0	2	1
Gordy Coleman, L (1, 3) OBP: 0.333, SLG: 0.583		0-0 G3 BB 1B	0-0 3-1			0-0 FC5-4 1B		1-2 F2		4	0	2	0	0	0	1
Wally Post, R (1, 7) OBP: 0.273, SLG: 0.364		0-0 F9		0-0 4-3		0-0 FC5-4		1-2 5-3		4	0	0	0	0	0	2
Gene Freese, R (1, 5)		4-0 G3 BB 1-2		0-0 F7			0-0 F7		1-3 K	3	0	0	0	1	1	0
Johnny Edwards, L (1, 2) OBP: 0.429, SLG: 0.714 Leo Cardenas, R (9, PH) OBP: 0.500, SLG: 1.000		0-0 G3		0-0 G3			0-0 1B 2B		1-0 2B	3	1	1	0	0	0	2
Bob Purkey, R (1, 1) Dick Gernert, R (9, PH)		0-3 K		0-3 K			0-3 K		3-1 6-3	3	0	0	0	0	3	3

Inning Stats	R: 0	H: 1	E: 0	LOB: 1	K: 2	BB: 0	S: 8	P: 8	R: 0	H: 1	E: 0	LOB: 2	K: 1	BB: 1	S: 6	P: 10	R: 1	H: 2	E: 1	LOB: 1	K: 0	BB: 0	S: 5	P: 5	R: 0	H: 0	E: 0	LOB: 0	K: 0	BB: 0	S: 3	P: 3	R: 0	H: 0	E: 0	LOB: 0	K: 1	BB: 0	S: 5	P: 5	R: 0	H: 1	E: 0	LOB: 1	K: 0	BB: 0	S: 4	P: 4	R: 1	H: 2	E: 0	LOB: 2	K: 1	BB: 1	S: 7	P: 11	R: 0	H: 0	E: 0	LOB: 0	K: 1	BB: 0	S: 10	P: 15	R: 0	H: 1	E: 0	LOB: 1	K: 1	BB: 0	S: 8	P: 13	1B: 5	SF: 0	2B: 3	SAC: 0	3B: 0	DP: 0	HR: 0	HBP: 0
--------------	------	------	------	--------	------	-------	------	------	------	------	------	--------	------	-------	------	-------	------	------	------	--------	------	-------	------	------	------	------	------	--------	------	-------	------	------	------	------	------	--------	------	-------	------	------	------	------	------	--------	------	-------	------	------	------	------	------	--------	------	-------	------	-------	------	------	------	--------	------	-------	-------	-------	------	------	------	--------	------	-------	------	-------	-------	-------	-------	--------	-------	-------	-------	--------

PITCHER	IP	WLS	BF	H	R	ER	SO	BB	IBB	HBP	BLK	WP	HR	S	P	ERA	WHIP
Bill Stafford, R (1, 1) ERA: 2.7	6.2		29	7	2	2	5	1	1	0	0	0	0	37	45	2.70	1.200
Bud Daley, L (7, 1) ERA:	0.1		1	0	0	0	0	0	0	0	0	0	0	1	1	0.00	0.000
Luis Arroyo, L (8, 1) ERA: 2.25	2.0	W	7	1	0	0	2	0	0	0	0	0	0	18	28	0.00	0.500


**BOTTOM**

**New York Yankees @ Cincinnati Reds**  
Crosley Field, Cincinnati, OH

Sat Oct 07 1961, 3:33 AM EDT  
Att. 32,589 - Unknown

AB	35
R	2
H	8
RBI	2
BB	2
SO	7
LOB	16

WP: 0 PA: 37  
PB: 0 SB: 0 CS: 0



PITCHER	IP	WLS	BF	H	R	ER	SO	BB	IBB	HBP	BLK	WP	HR	S	P	ERA	WHIP
---------	----	-----	----	---	---	----	----	----	-----	-----	-----	----	----	---	---	-----	------

**New York Yankees @ Cincinnati Reds**  
 Crosley Field, Cincinnati, OH

Sun Oct 08 1961, 3:33 AM EDT  
 Att: 32,589 - Unknown

AB	34
R	7
H	11
RBI	6
BB	6
SO	7
LOB	13



AB	R	H	RBI	BB	SO	LOB
5	1	3	0	0	0	0
5	0	1	1	0	2	3
3	2	0	0	2	1	2
2	0	1	0	0	0	0
3	1	1	2	0	1	0
4	1	1	0	0	2	2
2	1	0	0	2	0	1
3	0	3	1	1	0	0
4	0	1	2	0	0	2
2	1	0	0	1	0	3
1	0	0	0	0	1	0

Batter	1	2	3	4	5	6	7	8	9
<b>Bobby Richardson, R</b> OBP: 0.471, SLG: 0.529 (1, 4)	0-0 F8		0-0 2B		1-0 1B		0-0 E8 WP 1B	0-0 L4	
<b>Tony Kubek, L</b> OBP: 0.235, SLG: 0.188 (1, 6)	0-3 K		0-0 F8		1-2 1B		0-0 F7		0-3 K
<b>Roger Maris, L</b> OBP: 0.235, SLG: 0.286 (1, 9) (4, 8)	0-0 F2			4-0 1B G6-4-3 BB	1-2 F9		4-0 WP 1B IBB		0-3 K
<b>Mickey Mantle, S</b> OBP: 0.167, SLG: 0.167 <b>Hector Lopez, R</b> OBP: 0.429, SLG: 0.200 (4, PR) (4, 9)		0-0 5-3		2-1 1B G6-4-3		0-3 K	0-0 1B 1B		0-0 F8
<b>Elston Howard, R</b> OBP: 0.250, SLG: 0.533 (1, 2)		0-3 K		0-1 G6-4-3 1-2f		0-0 1B 2B	0-3 K		
<b>Yogi Berra, L</b> OBP: 0.500, SLG: 0.545 (1, 7)		0-0 F9		1-0 4-1		4-0 1B 2B IBB	4-0 1B IBB		
<b>Bill Skowron, R</b> OBP: 0.467, SLG: 0.583 (1, 3)				4-0 FC6-4 BB		3-2 1B G5-4-3	0-0 2B G3 1B	0-0 1B	
<b>Clete Boyer, R</b> OBP: 0.286, SLG: 0.250 (1, 5)			0-0 FC6-4 FC4-6 1-2f		0-0 G5-4-3 1-2f	0-0 2B 1-3 2-H 3-H		0-0 F8	
<b>Whitey Ford, L</b> (1, 1) <b>Jim Coates, R</b> (6, 1)			0-0 FC4-6 2B 1-2f		4-1 1B 1B BB	0-0 G3 3-Hf		0-3 K	

Inning Stats	R: 0	H: 0	E: 0	K: 1	S: 5	P: 5	R: 0	H: 0	E: 0	K: 1	S: 5	P: 5	R: 0	H: 1	E: 0	K: 0	S: 4	P: 8	R: 1	H: 1	E: 0	K: 0	S: 5	P: 12	R: 1	H: 3	E: 0	K: 0	S: 13	P: 23	R: 2	H: 3	E: 0	K: 1	S: 7	P: 11	R: 3	H: 3	E: 1	K: 1	S: 7	P: 15	R: 0	H: 0	E: 0	K: 1	S: 5	P: 5	R: 0	H: 0	E: 0	K: 2	S: 7	P: 7	1B: 8	SF: 0	2B: 4	SAC: 0	3B: 0	DP: 3	HR: 0	HBP: 0	WP: 1	PA: 40
--------------	------	------	------	------	------	------	------	------	------	------	------	------	------	------	------	------	------	------	------	------	------	------	------	-------	------	------	------	------	-------	-------	------	------	------	------	------	-------	------	------	------	------	------	-------	------	------	------	------	------	------	------	------	------	------	------	------	-------	-------	-------	--------	-------	-------	-------	--------	-------	--------

PITCHER	IP	WLS	BF	H	R	ER	SO	BB	IBB	HBP	BLK	WP	HR	S	P	ERA	WHIP
<b>Jim O'Toole, L</b> ERA: 3.0 (1, 1)	5.0	L	21	5	2	2	2	3	0	0	0	0	0	32	53	3.60	1.600
<b>Jim Brosnan, R</b> ERA: 11.25 (6, 1)	3.0		16	6	5	5	3	0	3	0	0	1	0	19	31	15.00	2.000
<b>Bill Henry, L</b> ERA: (9, 1)	1.0		3	0	0	0	2	0	0	0	0	0	0	7	7	0.00	0.000

PITCHER	IP	WLS	BF	H	R	ER	SO	BB	IBB	HBP	BLK	WP	HR	S	P	ERA	WHIP
---------	----	-----	----	---	---	----	----	----	-----	-----	-----	----	----	---	---	-----	------





Batter	1	2	3	4	5	6	7	8	9	AB	R	H	RBI	BB	SO	LOB	TOP																		
Bobby Richardson, R OBP: 0.391, SLG: 0.435 (1, 4)	0-1 E HR 1B	0-0 F9 ① X	0-0 6-3 ③		0-0 G1-3 ① X	0-0 F2 ③		0-0 6-3 ③		6	1	1	0	0	0	4																			
Tony Kubek, L OBP: 0.261, SLG: 0.227 (1, 6)	2-1 F8 SAFE ① X	0-0 2B 1B		0-0 2B 1B ① X	0-0 F7 ② X		0-0 F8 ① X		0-0 4-3 ① X	6	2	2	0	0	0	1																			
Roger Maris, L OBP: 0.261, SLG: 0.316 (1, 8) (9, 9)	1-2 F9 ② X	0-0 1-H 2B		0-0 F7 ① X	0-3 K ③		0-3 K ② X		4-0 G1-3 BB ② X	5	0	1	1	1	2	2																			
Johnny Blanchard, L OBP: 0.500, SLG: 1.100 Jack Reed, R (1, 9) (9, 8)	1 SAFE 1 SAFE 1 SAFE C B C X	3-1 1-H HR	4-0 BB	0-0 1-3 1B 2B		4-0 E SH BB	0-0 WP 1B 1B	0-0 G1-3 ② X	0-0 1-2 K	4	3	3	2	2	0	1																			
Elston Howard, R OBP: 0.318, SLG: 0.550 (1, 2)	0-0 1B 2B	0-0 L5		4-0 1B HR IBB		0-0 SH E6 SF8 1-3	0-0 WP 1B	0-3 K ③		5	3	2	0	1	1	4																			
Bill Skowron, R OBP: 0.450, SLG: 0.529 (1, 3)	3-2 2-H 3B 1B	0-0 F8 ③ X		0-0 1-2 2-H 3-H HR 1B		0-3 K ① X	0-0 F7 ③ X			5	2	2	3	0	1	6																			
Hector Lopez, R OBP: 0.455, SLG: 0.889 (1, 7)	0-0 1-H 2B 3B			0-3 K ① X	0-0 1-H 2-H 3-H HR ② X		0-0 SH 1-3 3-H IBB	0-0 6-3 ① X		4	2	2	5	0	1	0																			
Clete Boyer, R OBP: 0.421, SLG: 0.400 (1, 5)	0-0 3-H 2B			4-0 SH1-4 BB	0-0 P2		0-0 IBB	0-0 SH5-4 1B		3	0	2	1	2	0	0																			
Ralph Terry, R Bud Daley, L (1, 1) (3, 1)	0-3 K ③ X			0-0 SH1-4 ② X	0-0 4-3 ③ X		0-0 SF8 ② X	0-0 SH5-4 ② X		1	0	0	0	0	1	1																			
				1-2			3-H	1-2		1	0	0	1	0	0	0																			
Inning Stats	R: 5 E: 1 K: 1 S: 18	H: 6 LOB: 1 BB: 0 P: 27	R: 1 E: 0 K: 0 S: 5	H: 2 LOB: 2 BB: 1 P: 9	R: 0 E: 0 K: 1 S: 5	H: 0 LOB: 1 BB: 1 P: 9	R: 5 E: 0 K: 0 S: 7	H: 4 LOB: 0 BB: 1 P: 11	R: 0 E: 0 K: 1 S: 5	H: 0 LOB: 0 BB: 0 P: 5	R: 2 E: 2 K: 1 S: 7	H: 0 LOB: 2 BB: 2 P: 15	R: 0 E: 0 K: 1 S: 7	H: 2 LOB: 2 BB: 0 P: 7	R: 0 E: 0 K: 0 S: 4	H: 1 LOB: 1 BB: 0 P: 4	R: 0 E: 0 K: 1 S: 5	H: 0 LOB: 1 BB: 1 P: 9	1B: 8 2B: 4 3B: 1 HR: 2	SF: 1 SAC: 3 DP: 0 HBP: 0	WP: 1 PB: 0 SB: 0 CS: 0	PA: 50													
PITCHER	IP	WLS	BF	H	R	ER	SO	BB	IBB	HBP	BLK	WP	HR	S	P	ERA	WHIP	PITCHER	IP	WLS	BF	H	R	ER	SO	BB	IBB	HBP	BLK	WP	HR	S	P	ERA	WHIP
Joey Jay, R ERA: 5.59 (1, 1)	0.2	L	6	4	4	4	0	0	0	0	0	0	1	13	22	54.00	6.000	Bob Purkey, R ERA: 1.64 (5, 1)	2.0		10	0	2	0	2	1	1	0	0	12	20	0.00	0.500		
Jim Maloney, R ERA: 27.0 (1, 1)	0.2		7	4	2	2	1	1	0	0	0	0	0	8	12	27.00	7.500	Jim Brosnan, R ERA: 7.5 (7, 1)	2.0		9	3	0	0	1	0	0	0	1	0	11	11	0.00	1.500	
Ken Johnson, R ERA: (2, 1)	0.2		2	0	0	0	0	0	0	0	0	0	0	2	2	0.00	0.000	Ken Hunt, R ERA: (9, 1)	1.0		4	0	0	0	1	1	0	0	0	0	5	9	0.00	1.000	
Bill Henry, L ERA: 19.29 (3, 1)	1.1		10	4	5	5	1	1	1	0	0	0	1	10	18	33.75	3.750																		
Sherman Jones, R ERA: (4, 1)	0.2		2	0	0	0	0	0	0	0	0	0	0	2	2	0.00	0.000																		

New York Yankees @ Cincinnati Reds  
Crosley Field, Cincinnati, OH  
Mon Oct 09 1961, 3:33 AM EDT  
Att: 32,589 - Unknown

livebaseballscorecards.com  
AB 40  
R 13  
H 15  
RBI 13  
BB 6  
SO 6  
LOB 19



**BOTTOM**

**New York Yankees @ Cincinnati Reds**  
 Crosley Field, Cincinnati, OH  
 Mon Oct 09 1961, 3:33 AM EDT  
 Att. 32,589 - Unknown

livebaseballscorecards.com

<b>AB</b>	<b>38</b>
<b>R</b>	<b>5</b>
<b>H</b>	<b>11</b>
<b>RBI</b>	<b>5</b>
<b>BB</b>	<b>0</b>
<b>SO</b>	<b>3</b>
<b>LOB</b>	<b>14</b>



WP: 0	PA: 39
PB: 0	
SB: 0	
CS: 0	

AB	R	H	RBI	BB	SO	LOB
4	1	1	0	0	1	0
1	0	0	0	0	0	0
5	1	2	0	0	0	0
5	0	1	0	0	0	3
4	1	2	3	0	0	1
4	1	1	0	0	0	1
3	1	2	2	0	0	1
4	0	1	0	0	1	2
4	0	1	0	0	0	3
0	0	0	0	0	0	0
0	0	0	0	0	0	0
1	0	0	0	0	0	0
0	0	0	0	0	0	0
1	0	0	0	0	1	0
0	0	0	0	0	0	0
1	0	0	0	0	0	0
0	0	0	0	0	0	0
1	0	0	0	0	0	1
0	0	0	0	0	0	0

Batter	1	2	3	4	5	6	7	8	9
Don Blasingame, L (1, 4) OBP: 0.143, SLG: 0.143 Elio Chacon, R (9, PH) OBP: 0.308, SLG: 0.250	0-0 B1-3		0-0 1B HR 1B	0-0 G3		0-3 K			0-0 6-3
Eddie Kasko, R (1, 6) OBP: 0.318, SLG: 0.318	0-0 1B		0-0 1-3 HR 1B	0-0 5-3			0-0 F7		0-0 F9
Vada Pinson, L (1, 8) OBP: 0.091, SLG: 0.136	0-0 P5		0-0 F9		0-0 1B		0-0 F9		0-0 F7
Frank Robinson, R (1, 9) OBP: 0.400, SLG: 0.533	0-0 F7		0-0 1-H 3-H HR		0-0 F4		0-0 2B		
Gordy Coleman, L (1, 3) OBP: 0.250, SLG: 0.400		0-0 3-1	0-0 2B 1B		0-0 E1 HR		0-0 4-3		
Wally Post, R (1, 7) OBP: 0.368, SLG: 0.556		0-0 1B 1B	0-0 F7		0-0 1-H HR		1-0 FC3-6 HBP		
Gene Freese, R (1, 5) OBP: 0.211, SLG: 0.125		0-0 F8	0-0 1-3 2B		0-3 K		0-0 F8		
Johnny Edwards, L (1, 2) OBP: 0.364, SLG: 0.545		0-0 1-3 1B	0-0 F5			0-0 4-3		0-0 FC3-6	
Joey Jay, S Jim Maloney, L Ken Johnson, R Gus Bell, L Bill Henry, L Sherman Jones, L Dick Gemert, R Bob Purkey, R Leo Caranese, R Jim Brown, R Jerry Lynch, L Ken Hunt, R		0-0 F2		0-3 K		0-0 F7		0-0 4-3	

Inning Stats	R: 0	H: 1	E: 0	LOB: 1	K: 0	S: 4	P: 4	R: 0	H: 2	E: 0	LOB: 2	K: 0	S: 5	P: 5	R: 3	H: 5	E: 0	LOB: 2	K: 0	S: 8	P: 8	R: 0	H: 0	E: 0	LOB: 0	K: 1	S: 5	P: 5	R: 2	H: 2	E: 1	LOB: 0	K: 1	S: 7	P: 7	R: 0	H: 0	E: 0	LOB: 0	K: 1	S: 5	P: 5	R: 0	H: 1	E: 0	LOB: 1	K: 0	S: 4	P: 4	R: 0	H: 0	E: 0	LOB: 1	K: 0	S: 3	P: 4	R: 0	H: 0	E: 0	LOB: 0	K: 0	S: 3	P: 3	R: 0	H: 0	E: 0	LOB: 0	K: 0	S: 3	P: 3	1B: 7	SF: 0	2B: 2	SAC: 0	3B: 0	DP: 0	HR: 2	HBP: 1	WP: 0	PA: 39
PITCHER	IP	WLS	BF	H	R	ER	SO	BB	IBB	HBP	BLK	WP	HR	S	P	ERA	WHIP																																																															
Ralph Terry, R (1, 1) ERA: 4.82	2.1		13	6	3	3	0	0	0	0	0	0	0	13	13	11.57	2.571																																																															
Bud Daley, L (3, 1) ERA:	6.2	W	26	5	2	0	3	0	0	1	0	0	1	31	32	0.00	0.750																																																															