

# Cincinnati Reds - 1961



Batter	1	2	3	4	5	6	7	8	9	AB	R	H	RBI	BB	SO	LOB	TOP			
<b>Richie Ashburn, L</b> (1, 7) OBP: 0.111, SLG: 0.111	L7		5-3		L7		F9		K	5	0	0	0	0	1	0	<b>Chicago Cubs @ Cincinnati Reds</b> Crosley Field, Cincinnati, OH Thu Apr 13 1961, 3:33 AM EST Att: 1,216 - Cloudy - 45 F			
<b>Don Zimmer, R</b> (1, 4) OBP: 0.444, SLG: 0.500	6-3		E		BB		K		1B	4	1	2	0	1	1	0				
<b>Billy Williams, L</b> (1, 9) OBP: 0.222, SLG: 0.125	F2		E2		P6				F7	4	0	1	0	1	0	2				
<b>Ron Santo, R</b> (1, 5) OBP: 0.429, SLG: 0.571		14 2B	P5			SH3-4 14 1B			K	4	1	2	0	0	1	2				
<b>14 Ernie Banks, R</b> (1, 6) OBP: 0.429, SLG: 0.500					F3	SH3-4 1B			K	4	0	2	1	0	1	0				
<b>Ed Bouchee, L</b> (1, 3) OBP: 0.697, SLG: 0.500		2H 2B				1-2 1B				2	0	1	0	1	0	1				
<b>Sammy Taylor, L</b> (1, 2)	1-3				BB	SH3-4			1B	0	0	0	0	0	0	0				
<b>Sammy Taylor, L</b> (1, 2)	F7				F7	IBB			F7	3	0	0	0	1	0	3				
<b>Al Heist, R</b> (1, 8) <b>George Altman, L</b> (6, PH) (6, 8)	6-3				F9				F9	2	0	0	0	0	0	2				
<b>Dick Ellsworth, L</b> (1, 1) <b>Frank Thomas, R</b> (6, PH) <b>Joe Schaffernoth, R</b> (6, 1) <b>Jim Brewer, L</b> (8, 1) <b>Bob Will, L</b> (9, PH)	1-3				1-3				K	1	0	0	0	0	0	3				
<b>Inning Stats</b>	R: 0 E: 0 K: 0 S: 3	H: 0 LOB: 0 BB: 0 P: 3	R: 1 E: 0 K: 0 S: 5	H: 2 LOB: 1 BB: 0 P: 5	R: 1 E: 1 K: 0 S: 5	H: 2 LOB: 1 BB: 0 P: 5	R: 0 E: 0 K: 0 S: 3	H: 0 LOB: 1 BB: 1 P: 7	R: 0 E: 0 K: 1 S: 5	H: 2 LOB: 3 BB: 1 P: 9	R: 0 E: 0 K: 1 S: 7	H: 0 LOB: 1 BB: 1 P: 11	R: 0 E: 0 K: 1 S: 6	H: 1 LOB: 1 BB: 0 P: 6	R: 0 E: 0 K: 2 S: 8	H: 1 LOB: 1 BB: 0 P: 8	1B: 5 2B: 3 3B: 0 HR: 0	SF: 0 SAC: 1 DP: 0 HBP: 0	WP: 0 PB: 0 SB: 0 CS: 0	PA: 39
<b>PITCHER</b> <b>Bob Purkey, R</b> (1, 1) ERA: 1.0	IP: 9.0 WLS: W BF: 39 H: 8 R: 2 ER: 1 SO: 7 BB: 3 IBB: 1 HBP: 0 BLK: 0 WP: 0 HR: 0 S: 49 P: 65 ERA: 1.00 WHIP: 1.222															<b>PITCHER</b> <b>Bob Purkey, R</b> (1, 1) ERA: 1.0				

AB 34  
R 2  
H 8  
RBI 1  
BB 4  
SO 7  
LOB 17



Batter	1	2	3	4	5	6	7	8	9	AB	R	H	RBI	BB	SO	LOB	BOTTOM			
<b>Eddie Kasko, R</b> (1, 6) OBP: 0.444, SLG: 0.556	FC1-6 1B		6-3		1-2 2-3 1B		F8		2B	5	0	3	0	0	0	1	<b>Chicago Cubs @ Cincinnati Reds</b> Crosley Field, Cincinnati, OH Thu Apr 13 1961, 3:33 AM EST Att: 1,216 - Cloudy - 45 F			
<b>Vada Pinson, L</b> (1, 8) OBP: 0.596, SLG: 0.500	FC1-6 S		1B		F7				P5	4	0	1	0	1	0	5				
<b>Frank Robinson, R</b> (1, 7) OBP: 0.375, SLG: 0.714	G6-4-3 BB		1B		F8		G6-4-3 BB		G6-4-3	3	0	1	0	1	0	4				
<b>Wally Post, R</b> (1, 9) OBP: 0.375, SLG: 0.667	G6-4-3		G6-4-3				P4			3	0	0	0	1	0	4				
<b>Gene Freese, R</b> (1, 5) OBP: 0.500, SLG: 0.571		1B			HR		F7		4-3 HR	3	2	2	0	1	0	1				
<b>Gordy Coleman, L</b> (1, 3) OBP: 0.375, SLG: 0.750	F5				HR		K		4-3	4	1	1	2	0	1	3				
<b>Ed Bailey, L</b> (1, 2) OBP: 0.875, SLG: 1.000					HR				HR	3	1	3	0	1	0	0				
<b>Jim Baumer, R</b> (1, 4) OBP: 0.143, SLG: 0.143 <b>Jerry Lynch, L</b> (6, PH) <b>Elio Chacon, R</b> (9, 4)	K				HR				HR	3	0	1	0	0	1	3				
<b>Bob Purkey, R</b> (1, 1) OBP: 0.250, SLG: 0.500	5-3				K				K	4	0	1	0	0	2	4				
<b>Inning Stats</b>	R: 0 E: 0 K: 0 S: 3	H: 1 LOB: 1 BB: 1 P: 7	R: 0 E: 0 K: 1 S: 7	H: 2 LOB: 2 BB: 0 P: 7	R: 0 E: 0 K: 0 S: 4	H: 2 LOB: 1 BB: 0 P: 4	R: 2 E: 0 K: 1 S: 10	H: 5 LOB: 3 BB: 0 P: 10	R: 0 E: 0 K: 1 S: 4	H: 0 LOB: 1 BB: 1 P: 8	R: 0 E: 0 K: 0 S: 4	H: 2 LOB: 0 BB: 0 P: 4	R: 0 E: 0 K: 1 S: 2	H: 0 LOB: 0 BB: 1 P: 6	R: 3 E: 0 K: 1 S: 7	H: 2 LOB: 1 BB: 2 P: 15		1B: 9 2B: 4 3B: 0 HR: 2	SF: 0 SAC: 0 DP: 4 HBP: 0	WP: 1 PB: 0 SB: 1 CS: 1
<b>PITCHER</b> <b>Dick Ellsworth, L</b> (1, 1) ERA: 3.6 <b>Joe Schaffernoth, R</b> (6, 1) ERA: 7.71 <b>Jim Brewer, L</b> (8, 1) ERA: 6.4	IP: 5.0 WLS: L BF: 10 H: 2 R: 2 ER: 2 SO: 3 BB: 2 IBB: 0 HBP: 0 BLK: 0 WP: 1 HR: 1 S: 28 P: 19 ERA: 7.71 WHIP: 1.714															<b>PITCHER</b> <b>Bob Purkey, R</b> (1, 1) ERA: 1.0				

AB 33  
R 5  
H 14  
RBI 5  
BB 5  
SO 4  
LOB 25





Batter	1	2	3	4	5	6	7	8	9	AB	R	H	RBI	BB	SO	LOB	TOP
Eddie Kasko, R OBP: 0.353, SLG: 0.375	L7		L4-6			5-3				3	0	0	0	0	0	2	<b>Cincinnati Reds @ St. Louis Cardinals</b> Sportsman's Park, St. Louis, MO Sat Apr 15 1961, 4:33 AM EST Att. 4,197 - Overcast - 41 F
Vada Pinson, L OBP: 0.412, SLG: 0.400	K				5-3	F7				3	0	0	0	0	1	0	
Frank Robinson, R OBP: 0.333, SLG: 0.462	P3				K					2	0	0	0	0	1	0	
Wally Post, R OBP: 0.533, SLG: 1.182		G6-4-3 BB			P3					1	0	0	0	1	0	0	
Gene Freese, R OBP: 0.333, SLG: 0.308		G6-4-3			E5					2	0	0	0	0	0	1	
Gordy Coleman, L OBP: 0.333, SLG: 0.533		P5				FC1-5 G3 1B				2	0	1	0	0	0	0	
Ed Bailey, L OBP: 0.643, SLG: 0.769			L4-6 1B			G3				2	0	1	0	0	0	2	
Jim Baumer, R OBP: 0.167, SLG: 0.167						FC1-5				2	0	1	0	0	0	2	
Joey Jay, S										1	0	0	0	0	1	2	
Jerry Lynch, L OBP: 0.667, SLG: 2.000 Howie Nunn, R Claude Osteen, L			K			K				1	0	0	0	0	1	2	
										0	0	0	0	0	0	0	
										0	0	0	0	0	0	0	
<b>Inning Stats</b>	R: 0 E: 0 K: 1 S: 5	H: 0 LOB: 0 BB: 0 P: 5	R: 0 E: 0 K: 0 S: 2	H: 0 LOB: 0 BB: 1 P: 6	R: 0 E: 0 K: 1 S: 6	H: 2 LOB: 1 BB: 0 P: 6	R: 0 E: 0 K: 1 S: 5	H: 0 LOB: 0 BB: 0 P: 5	R: 0 E: 1 K: 1 S: 7	H: 1 LOB: 2 BB: 0 P: 7	R: 0 E: 0 K: 0 S: 2	H: 0 LOB: 0 BB: 0 P: 2					
<b>PITCHER</b> Ernie Broglio, R ERA: 0.71	IP: 5.2 WLS: W BF: 20 H: 3 R: 0 ER: 0 SO: 4 BB: 1 IBB: 0 HBP: 0 BLK: 0 WP: 0 HR: 0 S: 27 P: 31 ERA: 0.00 WHIP: 0.706																

AB	19
R	0
H	3
RBI	0
BB	1
SO	4
LOB	11



Batter	1	2	3	4	5	6	7	8	9	AB	R	H	RBI	BB	SO	LOB	BOTTOM
Don Landrum, L Stan Musial, L Curt Flood, R	F7	F7		F7	BB IBB					3	0	0	0	0	0	1	<b>Cincinnati Reds @ St. Louis Cardinals</b> Sportsman's Park, St. Louis, MO Sat Apr 15 1961, 4:33 AM EST Att. 4,197 - Overcast - 41 F
Julian Javier, R	6-3			P4						3	0	1	1	1	0	0	
Bill White, L	BB 1B 2B	K		E1 FC6-4	4-3					4	1	1	0	0	1	5	
Ken Boyer, R	BB 1B BB	K		FC6-4						2	1	0	0	1	1	3	
Joe Cunningham, L	BB 1B BB			FC6 BB 1B						2	0	1	0	1	0	0	
Daryl Spencer, R	BB 1B			FC6 BB	BB BB					1	1	1	2	2	0	0	
Walt Moryn, L	FC5-4 BB			P6	F9					2	0	0	0	1	0	3	
Hal Smith, R	FC5-4			FC6	2B BB					2	1	0	0	1	0	5	
Ernie Broglio, R		2B BB		F9	BB 2B					2	0	1	1	1	0	2	
										1B: 2 2B: 3 3B: 0 HR: 0	SF: 0 SAC: 0 DP: 0 HBP: 0	WP: 0 PB: 0 SB: 0 CS: 0	PA: 30				
<b>PITCHER</b> Joey Jay, R Howie Nunn, R Claude Osteen, L	IP: 4.0 WLS: L BF: 22 H: 4 R: 2 ER: 2 SO: 2 BB: 5 IBB: 0 HBP: 0 BLK: 0 WP: 0 HR: 0 S: 21 P: 41 ERA: 4.50 WHIP: 2.250																



Batter	1	2	3	4	5	6	7	8	9	AB	R	H	RBI	BB	SO	LOB	TOP		
Eddie Kasko, R (1, 6) OBP: 0.409, SLG: 0.476	0-0 1B		0-0 FC4-6 1B		0-0 6-3		0-0 2B		0-0 FC4	5	0	3	1	0	0	1	<b>Cincinnati Reds @ St. Louis Cardinals</b> Sportsman's Park, St. Louis, MO Sun Apr 16 1961, 4:33 AM EST Att. 4,470 - Unknown - 38 F		
Vada Pinson, L (1, 8) OBP: 0.333, SLG: 0.316	0-3 K		0-0 FC4-6 L8 3B		0-3 K		0-0 1-3			4	1	0	0	0	2	3			
Frank Robinson, R (1, 7) OBP: 0.263, SLG: 0.353	0-0 L7		0-0 L8		0-3 K			0-0 F8		4	0	0	0	0	1	2			
Wally Post, R (1, 9) OBP: 0.526, SLG: 1.143	0-0 6-3		0-0 3B			0-0 L6		4-0 WP BB		3	0	1	1	1	0	1			
Gene Freese, R (1, 5) OBP: 0.263, SLG: 0.235		0-3 K	0-0 L6			0-0 F9		0-0 5-3		4	0	0	0	0	1	2			
Gordy Coleman, L (1, 3) OBP: 0.283, SLG: 0.421		0-0 E1 1B		0-0 4-3		0-3 K		0-0 F7		4	1	0	0	0	1	1			
Ed Bailey, L (1, 2) OBP: 0.556, SLG: 0.706		0-0 F9		0-3 K			0-0 6-3 2B		0-0 F9	4	1	1	0	0	1	1			
Elio Chacon, R (1, 4) OBP: 0.500, SLG: 0.333		4-0 1B BB		0-0 1B		0-0 6-3		0-0 F8		3	0	1	0	1	0	1			
Jim O'Toole, S (1, 1) Ken Hunt, R (5, 1) Leo Cardenas, R (7, PH) Marshall Bridges, S (7, PH) Willie Jones, R (9, PH) Claude Osteen, L (9, PH)		0-0 1-3 2-H 1B		0-3 K		0-0 F8		0-0 E1 FC4		2	0	1	1	0	1	1			
<b>Inning Stats</b>	R: 0 E: 0 K: 1 S: 6	H: 1 LOB: 1 BB: 0 P: 6	R: 1 E: 2 K: 1 S: 6	H: 1 LOB: 2 BB: 1 P: 10	R: 1 E: 0 K: 0 S: 5	H: 2 LOB: 1 BB: 0 P: 5	R: 0 E: 0 K: 2 S: 8	H: 1 LOB: 1 BB: 0 P: 8	R: 0 E: 0 K: 1 S: 5	H: 0 LOB: 0 BB: 0 P: 7	R: 0 E: 0 K: 0 S: 5	H: 2 LOB: 1 BB: 0 P: 5	R: 0 E: 0 K: 0 S: 3	H: 0 LOB: 1 BB: 1 P: 7	R: 0 E: 1 K: 0 S: 4	H: 0 LOB: 1 BB: 0 P: 4		1B: 4 2B: 2 3B: 1 HR: 0	SF: 0 SAC: 0 DP: 0 HBP: 0
<b>PITCHER</b> Ray Sadecki, L (1, 1) ERA: 2.0	IP: 9.0 WLS: W BF: 37 H: 7 R: 3 ER: 2 SO: 7 BB: 2 IBB: 0 HBP: 0 BLK: 0 WP: 1 HR: 0 S: 49 P: 57 ERA: 2.00 WHIP: 1.000																		

Batter	1	2	3	4	5	6	7	8	9	AB	R	H	RBI	BB	SO	LOB	BOTTOM		
Julian Javier, R (1, 4) OBP: 0.333, SLG: 0.318	4-0 SH5-3 BB		0-3 K		0-0 F9		0-0 L8			3	0	0	0	1	1	1	<b>Cincinnati Reds @ St. Louis Cardinals</b> Sportsman's Park, St. Louis, MO Sun Apr 16 1961, 4:33 AM EST Att. 4,470 - Unknown - 38 F		
Don Landrum, L (1, 8) Don Taussig, R (9, 7)	0-0 SH5-3		0-0 F8		0-0 2B		0-0 4-3			3	1	1	0	0	0	0			
Bill White, L (1, 3) OBP: 0.227, SLG: 0.318	0-0 F8		0-0 3B 1B		0-0 E 2B		0-0 1-3			4	2	2	1	0	0	1			
Ken Boyer, R (1, 5) OBP: 0.300, SLG: 0.471	4-0 BB		0-0 SF8 3B		0-0 E8 G4-6-3 1B		0-0 F9			3	1	2	2	1	0	0			
Stan Musial, L (1, 7) Alex Grammas, R (9, 6)	0-0 L3		0-0 SF8		4-0 BB G4-6-3		0-0 4-3			2	0	0	1	1	0	2			
Daryl Spencer, R (1, 6) Curt Flood, R (9, 8)		0-0 F8	4-0 BB		0-0 G4-6-3		0-0 F2			3	0	0	0	1	0	2			
Joe Cunningham, L (1, 9) OBP: 0.500, SLG: 0.765		0-0 SF8 3B	0-3 K		0-0 L3		0-0 P6			4	1	1	0	0	1	2			
Hal Smith, R (1, 2) OBP: 0.333, SLG: 0.400		0-0 SF8		0-0 P3		0-0 F8				2	0	0	1	0	0	0			
Ray Sadecki, L (1, 1) OBP: 0.333, SLG: 0.333		3-H 0-0 1B		0-0 1-3		0-0 4-3				3	0	1	0	0	0	0			
<b>Inning Stats</b>	R: 0 E: 0 K: 0 S: 3	H: 0 LOB: 2 BB: 2 P: 11	R: 1 E: 0 K: 1 S: 7	H: 2 LOB: 1 BB: 0 P: 7	R: 2 E: 0 K: 1 S: 7	H: 2 LOB: 1 BB: 1 P: 11	R: 0 E: 0 K: 0 S: 3	H: 0 LOB: 0 BB: 0 P: 3	R: 2 E: 1 K: 0 S: 5	H: 3 LOB: 1 BB: 1 P: 9	R: 0 E: 0 K: 0 S: 3	H: 0 LOB: 0 BB: 0 P: 3	R: 0 E: 0 K: 0 S: 3	H: 0 LOB: 0 BB: 0 P: 3	R: 0 E: 0 K: 0 S: 3	H: 0 LOB: 0 BB: 0 P: 3		1B: 3 2B: 2 3B: 2 HR: 0	SF: 2 SAC: 1 DP: 1 HBP: 0
<b>PITCHER</b> Jim O'Toole, L (1, 1) Ken Hunt, R (5, 1) Marshall Bridges, L (7, 1)	IP: 4.0 WLS: L BF: 23 H: 7 R: 5 ER: 5 SO: 2 BB: 4 IBB: 0 HBP: 0 BLK: 0 WP: 0 HR: 0 S: 23 P: 39 ERA: 11.25 WHIP: 2.750																		







Batter	1	2	3	4	5	6	7	8	9	AB	R	H	RBI	BB	SO	LOB	TOP			
Eddie Kasko, R OBP: 0.444, SLG: 0.515 (1,6)	5-3		3-1					F9		4	0	1	0	0	0	1	<p>Cincinnati Reds @ San Francisco Giants</p> <p>Candlestick Park, San Francisco, CA</p> <p>Thu Apr 20 1961, 6:33 AM EST</p> <p>Att: 7,014 - Unknown</p> <p>livebaseballscorecards.com</p>			
Vada Pinson, L OBP: 0.286, SLG: 0.281 (1,8)	4-3			WP 1B		K		WP SF9 2B		4	1	2	0	0	1	1				
Frank Robinson, R OBP: 0.273, SLG: 0.276 (1,7)	L8			F9		F9		5-3		4	0	0	0	0	0	3				
Wally Post, R OBP: 0.545, SLG: 0.917 (1,9)		F8		F7			P5	SF9		3	0	0	1	0	0	1				
Gene Freese, R OBP: 0.242, SLG: 0.226 (1,5)		FC1-6 1B		F2			6-3	1-3		4	0	1	0	0	0	1				
Gordy Coleman, L OBP: 0.258, SLG: 0.548 (1,3)		FC1-6			K		F3			3	0	0	0	0	1	1				
Ed Bailey, L OBP: 0.400, SLG: 0.464 (1,2)		G3			F9			BB		0	0	0	0	0	0	0				
Jim Baumer, R OBP: 0.133, SLG: 0.133 (8, PH)			K					F7		2	0	0	0	0	2	0				
Willie Jones, R (8, PH)										1	0	0	0	0	0	1				
Howie Nunn, R (8,1)										0	0	0	0	0	0	0				
Jim O'Toole, S OBP: 0.375, SLG: 0.375 (8, PH)			F8					F3		2	0	0	0	0	1	0				
Leo Cardenas, R (8,6)						K				1	0	0	0	0	0	1				
<b>Inning Stats</b>	R: 0 E: 0 K: 0 S: 3	H: 0 LOB: 0 BB: 0 P: 3	R: 0 E: 0 K: 0 S: 4	H: 1 LOB: 1 BB: 0 P: 4	R: 0 E: 0 K: 1 S: 5	H: 0 LOB: 0 BB: 0 P: 5	R: 0 E: 0 K: 0 S: 4	H: 1 LOB: 1 BB: 0 P: 4	R: 0 E: 0 K: 2 S: 7	H: 0 LOB: 0 BB: 0 P: 7	R: 0 E: 0 K: 0 S: 3	H: 0 LOB: 0 BB: 0 P: 3	R: 0 E: 0 K: 0 S: 3	H: 0 LOB: 1 BB: 1 P: 7	R: 1 E: 0 K: 0 S: 4	H: 1 LOB: 0 BB: 0 P: 4	1B: 2 2B: 2 3B: 0 HR: 0	SF: 1 SAC: 0 DP: 0 HBP: 0	WP: 2 PB: 2 CS: 0	PA: 32
<b>PITCHER</b> Mike McCormick, L ERA: 0.98 (1,1)	IP: 9.0 WLS: W BF: 32 H: 4 R: 1 ER: 1 SO: 5 BB: 1 IBB: 0 HBP: 0 BLK: 0 WP: 2 HR: 0 S: 41 P: 45 ERA: 1.00 WHIP: 0.556											<b>PITCHER</b>	IP: 9.0 WLS: W BF: 32 H: 4 R: 1 ER: 1 SO: 5 BB: 1 IBB: 0 HBP: 0 BLK: 0 WP: 2 HR: 0 S: 41 P: 45 ERA: 1.00 WHIP: 0.556							

Batter	1	2	3	4	5	6	7	8	9	AB	R	H	RBI	BB	SO	LOB	BOTTOM			
Joey Amalfitano, R OBP: 0.333, SLG: 0.333 (1,4)	F9		FC1-6 1B		5-3			K		4	1	0	0	0	1	1	<p>Cincinnati Reds @ San Francisco Giants</p> <p>Candlestick Park, San Francisco, CA</p> <p>Thu Apr 20 1961, 6:33 AM EST</p> <p>Att: 7,014 - Unknown</p> <p>livebaseballscorecards.com</p>			
Ernie Bowman, R (9,4)			FC6-4							0	0	0	0	0	0	0				
Harvey Kuenn, R OBP: 0.333, SLG: 0.314 (1,9)	6-3		FC6-4 1B		K			1-3		4	0	1	0	0	1	0				
Matty Alou, L (9,9)										0	0	0	0	0	0	0				
Willie Mays, R OBP: 0.395, SLG: 0.515 (1,8)	K		FC6-4		P4			L7		4	0	0	1	0	1	1				
Orlando Cepeda, R OBP: 0.361, SLG: 0.424 (1,3)		F8	6-3		F2					3	0	0	0	0	0	1				
Felipe Alou, R OBP: 0.342, SLG: 0.353 (1,7)		1B FC4-6 BB			F8			F9		2	1	0	0	1	0	0				
Bob Schmidt, R OBP: 0.333, SLG: 0.333 (1,2)			FC4-6 1B		F9			5-3		3	0	1	0	0	0	0				
Jim Davenport, R OBP: 0.500, SLG: 0.750 (1,5)			FC4-6							3	0	2	1	0	0	1				
Jose Pagan, R (1,6)			1-2 3-H		2B			1B		3	0	0	0	0	0	3				
Mike McCormick, L OBP: 0.167, SLG: 0.167 (1,1)			FC1-6 1B		G3			G3		3	0	1	0	0	0	1				
<b>Inning Stats</b>	R: 0 E: 0 K: 1 S: 5	H: 0 LOB: 0 BB: 0 P: 5	R: 1 E: 0 K: 0 S: 4	H: 1 LOB: 1 BB: 1 P: 8	R: 1 E: 0 K: 0 S: 5	H: 2 LOB: 1 BB: 0 P: 5	R: 0 E: 0 K: 0 S: 4	H: 1 LOB: 1 BB: 0 P: 4	R: 0 E: 0 K: 1 S: 5	H: 0 LOB: 0 BB: 0 P: 5	R: 0 E: 0 K: 0 S: 3	H: 0 LOB: 0 BB: 0 P: 3	R: 0 E: 0 K: 0 S: 4	H: 1 LOB: 1 BB: 0 P: 4	R: 0 E: 0 K: 1 S: 5	H: 0 LOB: 0 BB: 0 P: 5	1B: 4 2B: 1 3B: 0 HR: 0	SF: 0 SAC: 0 DP: 0 HBP: 0	WP: 0 PB: 0 CS: 0	PA: 30
<b>PITCHER</b> Jim O'Toole, L ERA: 3.6 Howie Nunn, R ERA: 10.8 (8,1)	IP: 7.0 WLS: L BF: 27 H: 5 R: 2 ER: 2 SO: 2 BB: 1 IBB: 0 HBP: 0 BLK: 0 WP: 0 HR: 0 S: 30 P: 34 ERA: 2.57 WHIP: 0.857											<b>PITCHER</b>	IP: 1.0 WLS: 3 BF: 3 H: 0 R: 0 ER: 0 SO: 1 BB: 0 IBB: 0 HBP: 0 BLK: 0 WP: 0 HR: 0 S: 5 P: 5 ERA: 0.00 WHIP: 0.000							

Batter	1	2	3	4	5	6	7	8	9	AB	R	H	RBI	BB	SO	LOB	TOP			
<b>Eddie Kasko, R</b> OBP: 0.450, SLG: 0.514 (1, 6)	1-1 G6-3 1B		1-0 4-3 HR 1B		3-3 K			0-3 K		4	1	2	0	0	2	0	<b>Cincinnati Reds @ Los Angeles Dodgers</b> Los Angeles Memorial Coliseum, Los Angeles, CA Fri Apr 21 1961, 9:05 PM EST Att: 16,487 - Unknown			
<b>Vada Pinson, L</b> OBP: 0.292, SLG: 0.257 (1, 8)	3-2 G6-3 1-2		0-0 4-3		1-3 K			4-1 G6-4-3 BB		3	0	0	0	1	1	3				
<b>Frank Robinson, R</b> OBP: 0.297, SLG: 0.375 (1, 7)	4-0 E S BB		1-0 HR		0-2 F4			1-2 G6-4-3 1-2		3	1	1	3	1	0	1				
<b>Wally Post, R</b> OBP: 0.541, SLG: 0.852 (1, 9)	2-2 F8 1-3		1-0 FC5-4 BB		1-3 K			0-0 1B		3	0	1	0	1	1	1				
<b>Gene Freese, R</b> OBP: 0.243, SLG: 0.229 (1, 5)		1-3 K	0-0 FC5-4 1-2		0-1 1B			3-1 L7		4	0	1	0	0	1	2				
<b>Gordy Coleman, L</b> OBP: 0.229, SLG: 0.486 (1, 3)		1-1 F5		1-0 F7		0-0 4-3		0-0 F7		4	0	0	0	0	0	2				
<b>Ed Bailey, L</b> OBP: 0.353, SLG: 0.406 (1, 2)		0-0 P5		2-1 F5		2-3 K		1-3 K		4	0	0	0	0	2	1				
<b>Jim Baumer, R</b> OBP: 0.111, SLG: 0.111 (1, 4)			2-3 K	2-3 K		1-3 K				3	0	0	0	0	3	0				
<b>Jay Hook, L</b> OBP: 1.000, SLG: 1.000 <b>Jim Maloney, L</b> (3, 1) <b>Willie Jones, R</b> (7, PH) <b>Bill Henry, L</b> (7, 1)			1-2 4-3 HR 1B		0-3 K		1-2 L7			1	1	1	0	0	0	0				
<b>Inning Stats</b>	R: 0 E: 0 K: 0 S: 10	H: 1 LOB: 1 BB: 1 P: 20	R: 0 E: 0 K: 1 S: 7	H: 0 LOB: 0 BB: 0 P: 9	R: 3 E: 0 K: 1 S: 11	H: 3 LOB: 1 BB: 1 P: 20	R: 0 E: 0 K: 1 S: 7	H: 0 LOB: 0 BB: 0 P: 12	R: 0 E: 0 K: 1 S: 10	H: 1 LOB: 1 BB: 0 P: 11	R: 0 E: 0 K: 1 S: 10	H: 0 LOB: 0 BB: 0 P: 14	R: 0 E: 0 K: 1 S: 7	H: 0 LOB: 0 BB: 1 P: 12	R: 0 E: 0 K: 1 S: 7	H: 1 LOB: 1 BB: 1 P: 11	1B: 5 2B: 0 3B: 0 HR: 1	SF: 0 SAC: 0 DP: 2 HBP: 0	WP: 0 PB: 0 SB: 1 CS: 0	PA: 34
<b>PITCHER</b> <b>Sandy Koufax, L</b> ERA: 3.86 (1, 1)	IP: 9.0 WLS: W BF: 34 H: 6 R: 3 ER: 3 SO: 11 BB: 3 IBB: 0 HBP: 0 BLK: 0 WP: 0 HR: 1 S: 79 P: 123 ERA: 3.00 WHIP: 1.000															<b>PITCHER</b> <b>Sandy Koufax, L</b> ERA: 3.86 (1, 1)	IP: 9.0 WLS: W BF: 34 H: 6 R: 3 ER: 3 SO: 11 BB: 3 IBB: 0 HBP: 0 BLK: 0 WP: 0 HR: 1 S: 79 P: 123 ERA: 3.00 WHIP: 1.000			

AB	31
R	3
H	6
RBI	3
BB	3
SO	11
LOB	10



Batter	1	2	3	4	5	6	7	8	9	AB	R	H	RBI	BB	SO	LOB	BOTTOM			
<b>Maury Wills, S</b> OBP: 0.347, SLG: 0.341 (1, 6)	2-2 CS 1B	0-1 3-1		2-2 6-3		0-0 FC4-6 1-2				4	0	1	0	0	0	2	<b>Cincinnati Reds @ Los Angeles Dodgers</b> Los Angeles Memorial Coliseum, Los Angeles, CA Fri Apr 21 1961, 9:05 PM EST Att: 16,487 - Unknown			
<b>Jim Gilliam, S</b> OBP: 0.310, SLG: 0.407 (1, 4)	1-1 4-3 1-2		2-2 1B E 1B	1-0 F7		1-2 F7 1-2				4	1	1	0	0	0	2				
<b>Tommy Davis, R</b> OBP: 0.391, SLG: 0.535 (9, 9)	2-0 F9		0-0 FC4-2 1B	0-0 F9		0-0 5-3				4	0	1	0	0	0	0				
<b>Wally Moon, L</b> OBP: 0.600, SLG: 1.257 (1, 7)		3-2 HR	2-0 E6 FC4-2 BB 1B		1-2 E9 4-3		3-2 4-3			4	2	2	1	0	0	0				
<b>Norm Larker, L</b> OBP: 0.344, SLG: 0.400 (1, 3)		2-2 F9	4-0 BB FC4-2 IBB		0-1 4-3		1-1 F7			3	0	0	0	1	0	1				
<b>Frank Howard, R</b> OBP: 0.296, SLG: 0.385 <b>Bob Lillis, R</b> (9, 5)		1-0 6-3	1-3 K		1-3 K			0-0 FC5-6 1B		4	0	1	0	0	2	4				
<b>Willie Davis, L</b> OBP: 0.276, SLG: 0.200 (1, 8)		2-1 HR HBP	3-2 FC4-2 BB		0-0 G3			1-1 FC5-6 1-2		3	1	0	0	0	0	5				
<b>John Roseboro, L</b> OBP: 0.464, SLG: 0.571 (1, 2)		1-0 HR	4-2 1-2 2-3 3-H		1-1 L3			1-2 F8		3	1	1	3	1	0	1				
<b>Sandy Koufax, R</b> OBP: 0.400, SLG: 0.250 (1, 1)		4-1 BB	0-1 F7		1-1 FC4-6 1B			2-3 K		3	0	1	0	1	1	4				
<b>Inning Stats</b>	R: 0 E: 0 K: 0 S: 7	H: 1 LOB: 0 BB: 0 P: 11	R: 3 E: 0 K: 0 S: 14	H: 2 LOB: 1 BB: 1 P: 27	R: 2 E: 1 K: 1 S: 17	H: 3 LOB: 3 BB: 2 P: 33	R: 0 E: 0 K: 0 S: 5	H: 0 LOB: 0 BB: 0 P: 8	R: 0 E: 0 K: 1 S: 10	H: 1 LOB: 1 BB: 0 P: 11	R: 0 E: 0 K: 0 S: 7	H: 0 LOB: 0 BB: 0 P: 11	R: 0 E: 0 K: 1 S: 10	H: 1 LOB: 1 BB: 0 P: 14	R: 0 E: 0 K: 1 S: 7	H: 1 LOB: 1 BB: 0 P: 11	1B: 6 2B: 0 3B: 0 HR: 2	SF: 0 SAC: 0 DP: 0 HBP: 1	WP: 0 PB: 0 SB: 1 CS: 1	PA: 36
<b>PITCHER</b> <b>Jay Hook, R</b> ERA: 12.0 <b>Jim Maloney, R</b> ERA <b>Bill Henry, L</b> ERA (7, 1)	IP: 2.0 WLS: L BF: 14 H: 6 R: 5 ER: 5 SO: 0 BB: 1 IBB: 0 HBP: 0 BLK: 0 WP: 0 HR: 2 S: 26 P: 51 ERA: 22.50 WHIP: 3.500															<b>PITCHER</b> <b>Jay Hook, R</b> ERA: 12.0 <b>Jim Maloney, R</b> ERA <b>Bill Henry, L</b> ERA (7, 1)	IP: 2.0 WLS: L BF: 14 H: 6 R: 5 ER: 5 SO: 0 BB: 1 IBB: 0 HBP: 0 BLK: 0 WP: 0 HR: 2 S: 26 P: 51 ERA: 22.50 WHIP: 3.500			

AB	32
R	5
H	8
RBI	4
BB	3
SO	3
LOB	19



Batter	1	2	3	4	5	6	7	8	9	AB	R	H	RBI	BB	SO	LOB	TOP								
Eddie Kasko, R (1,4) OBP: 0.432, SLG: 0.475 Jerry Lynch, L (9, PH) OBP: 0.600, SLG: 1.333	6-3		5-3				FC6-4		FC6-4	3	0	0	0	0	0	1									
Vada Pinson, L (1,8) OBP: 0.273, SLG: 0.231	L7								P6	4	0	0	0	1	0	4									
Frank Robinson, R (1,7) OBP: 0.341, SLG: 0.382										2	0	1	0	2	0	1									
Wally Post, R (1,9) OBP: 0.537, SLG: 0.806	P6									4	0	2	0	0	0	2									
Gene Freese, R (1,5)										4	0	1	0	0	1	4									
Gordy Coleman, L (1,3) OBP: 0.205, SLG: 0.436										4	0	0	0	0	1	6									
Leo Cardenas, R (1,6) OBP: 0.429, SLG: 0.333										3	0	2	0	1	1	0									
Jerry Zimmerman, R (1,2)										3	0	0	0	0	1	2									
Gus Bell, L (9, PH) OBP: 0.500, SLG: 0.500										1	0	0	0	0	0	1									
Joey Jay, S (1,1)										3	0	0	0	0	1	2									
Willie Jones, R (9, PH)										0	0	0	0	1	0	0									
Jim Baumer, R (9, PR) OBP: 0.111, SLG: 0.111										0	0	0	0	0	0	0									
<b>Inning Stats</b>	R: 0 E: 0 K: 0 S: 8	H: 0 LOB: 1 BB: 1 P: 15	R: 0 E: 0 K: 1 S: 5	H: 0 LOB: 0 BB: 0 P: 8	R: 0 E: 0 K: 2 S: 8	H: 0 LOB: 0 BB: 0 P: 13	R: 0 E: 0 K: 1 S: 9	H: 2 LOB: 2 BB: 0 P: 13	R: 0 E: 0 K: 0 S: 12	H: 1 LOB: 2 BB: 0 P: 15	R: 0 E: 0 K: 0 S: 5	H: 1 LOB: 1 BB: 1 P: 13	R: 0 E: 0 K: 0 S: 7	H: 1 LOB: 1 BB: 0 P: 7	R: 0 E: 0 K: 1 S: 10	H: 1 LOB: 2 BB: 2 P: 18	R: 0 E: 0 K: 0 S: 13	H: 0 LOB: 2 BB: 2 P: 23	1B: 6 2B: 0 3B: 0 HR: 0	SF: 0 SAC: 0 DP: 1 HBP: 1	WP: 0 PB: 0 SB: 1 CS: 0	PA: 38			
<b>PITCHER</b>	IP	WLS	BF	H	R	ER	SO	BB	IBB	HBP	BLK	WP	HR	S	P	ERA	WHIP								
Johanny Podres, L (1,1) ERA: 1.93	8.1	W	36	6	0	0	5	5	0	1	0	0	0	71	117	0.00	1.320								
Larry Sherry, R (9,1) ERA: 7.04	0.2	S	2	0	0	0	0	0	0	0	0	0	0	6	8	0.00	0.000								

Cincinnati Reds @ Los Angeles Dodgers  
Los Angeles Memorial Coliseum, Los Angeles, CA

Sat Apr 22 1961, 9:05 PM EST  
Att: 17,744 - Unknown

AB 32  
R 0  
H 6  
RBI 0  
BB 5  
SO 5  
LOB 25





Batter	1	2	3	4	5	6	7	8	9	AB	R	H	RBI	BB	SO	LOB	BOTTOM								
Maury Wills, S (1,6) OBP: 0.340, SLG: 0.319	4-3		4-3							3	0	0	0	1	0	1									
Jim Gilliam, S (1,4) OBP: 0.355, SLG: 0.464 Bob Lillis, R (4,4)	WP 1B 2B									1	1	1	0	1	0	0									
Tommy Davis, R (1,5) OBP: 0.388, SLG: 0.511	1B WP BB									2	0	0	0	1	0	2									
Wally Moon, L (1,7) OBP: 0.581, SLG: 1.184	FC6-4 1B									3	0	1	1	0	1	1									
Norm Larker, L (1,3) OBP: 0.314, SLG: 0.364 Gil Hodges, R (9,3) OBP: 0.625, SLG: 0.500	F5									3	0	0	0	0	0	2									
Frank Howard, R (1,9) OBP: 0.287, SLG: 0.345 Don Demeter, R (9,9) OBP: 0.364, SLG: 0.222	FC6-4									3	0	0	0	0	1	2									
Willie Davis, L (1,8) OBP: 0.281, SLG: 0.214										3	0	1	0	0	0	0									
John Roseboro, L (1,2) OBP: 0.419, SLG: 0.500										3	0	0	0	0	2	1									
Johanny Podres, L (1,1) OBP: 0.500, SLG: 0.571 Larry Sherry, R (9,1)	L7-3									3	0	1	0	0	0	1									
<b>Inning Stats</b>	R: 1 E: 0 K: 0 S: 15	H: 2 LOB: 2 BB: 1 P: 25	R: 0 E: 0 K: 1 S: 7	H: 1 LOB: 0 BB: 0 P: 9	R: 0 E: 0 K: 0 S: 7	H: 0 LOB: 0 BB: 1 P: 15	R: 0 E: 0 K: 0 S: 8	H: 0 LOB: 0 BB: 0 P: 15	R: 0 E: 0 K: 1 S: 7	H: 0 LOB: 0 BB: 0 P: 13	R: 0 E: 0 K: 1 S: 12	H: 0 LOB: 1 BB: 1 P: 17	R: 0 E: 0 K: 1 S: 6	H: 0 LOB: 0 BB: 0 P: 6	R: 0 E: 0 K: 0 S: 7	H: 1 LOB: 1 BB: 0 P: 8	1B: 2 2B: 3 3B: 0 HR: 0	SF: 0 SAC: 1 DP: 1 HBP: 0	WP: 2 PB: 0 SB: 0 CS: 1	PA: 29					
<b>PITCHER</b>	IP	WLS	BF	H	R	ER	SO	BB	IBB	HBP	BLK	WP	HR	S	P	ERA	WHIP								
Joey Jay, R (1,1) ERA: 2.25	8.0	L	29	4	1	1	4	3	0	0	0	2	0	69	108	1.12	0.875								


Cincinnati Reds @ Los Angeles Dodgers  
Los Angeles Memorial Coliseum, Los Angeles, CA

Sat Apr 22 1961, 9:05 PM EST  
Att: 17,744 - Unknown

AB 25  
R 1  
H 4  
RBI 1  
BB 3  
SO 4  
LOB 11



Batter	1	2	3	4	5	6	7	8	9	AB	R	H	RBI	BB	SO	LOB	TOP					
<b>Eddie Kasko, R</b> (1,4) OBP: 0.417, SLG: 0.455	2-1 P6		1-1 4-3			2-3 K		1-0 1B		4	0	1	0	0	1	0	<b>Cincinnati Reds @ Los Angeles Dodgers</b> Los Angeles Memorial Coliseum, Los Angeles, CA Sun Apr 23 1961, 6:33 AM EST Att: 25,289 - Unknown - 64 F  <b>AB 33</b> <b>R 1</b> <b>H 6</b> <b>RBI 1</b> <b>BB 1</b> <b>SO 6</b> <b>LOB 11</b> 					
<b>Vada Pinson, L</b> (1,8) OBP: 0.250, SLG: 0.209	0-0 5-3			1-2 F6		3-2 F8		0-0 4-3		4	0	0	0	0	0	1						
<b>Frank Robinson, R</b> (1,7) OBP: 0.311, SLG: 0.342	1-3 K			3-1 5-3			0-0 5-3		0-2 F4	4	0	0	0	0	1	0						
<b>Wally Post, R</b> (1,9) OBP: 0.533, SLG: 0.771		0-0 G3 1B		2-1 F7			1-3 K		0-0 FC3-6 1B	4	0	2	0	0	1	0						
<b>Gordy Coleman, L</b> (1,3) OBP: 0.233, SLG: 0.465		0-0 F5			0-0 1B		1-1 1B		0-0 FC3-6 BB	4	0	2	0	0	0	2						
<b>Ed Bailey, L</b> (1,2) OBP: 0.342, SLG: 0.371		1-0 G3			2-0 F8		3-1 F8		4-1 BB	3	0	0	0	1	0	3						
<b>Gene Freese, R</b> (1,5) OBP: 0.222, SLG: 0.209		0-1 F7			0-0 F7			2-1 F6	0-0 F9	4	0	0	0	0	0	4						
<b>Leo Cardenas, R</b> (1,6) OBP: 0.300, SLG: 0.222			3-3 K		0-2 6-3			1-1 4-3		3	0	0	0	0	1	1						
<b>Bob Purkey, R</b> (1,1) OBP: 0.100, SLG: 0.200			2-3 K			2-3 K		1-2 HR		2	0	0	0	0	0	2						
<b>Jerry Lynch, L</b> (8,PH) OBP: 0.667, SLG: 2.000										1	1	1	1	0	0	0						
<b>Jim Brosnan, R</b> (8,1) ERA: 3.32										0	0	0	0	0	0	0						
<b>Inning Stats</b>	R: 0 E: 0 K: 1 S: 7	H: 0 LOB: 0 BB: 0 P: 10	R: 0 E: 0 K: 0 S: 5	H: 1 LOB: 1 BB: 0 P: 6	R: 0 E: 0 K: 2 S: 8	H: 0 LOB: 0 BB: 0 P: 14	R: 0 E: 0 K: 0 S: 7	H: 0 LOB: 0 BB: 0 P: 13	R: 0 E: 0 K: 2 S: 6	H: 1 LOB: 1 BB: 0 P: 8	R: 0 E: 0 K: 1 S: 10	H: 0 LOB: 0 BB: 0 P: 17	R: 0 E: 0 K: 1 S: 8	H: 1 LOB: 1 BB: 0 P: 13	R: 1 E: 0 K: 0 S: 9	H: 2 LOB: 1 BB: 0 P: 14	R: 0 E: 0 K: 0 S: 7	H: 1 LOB: 2 BB: 1 P: 11	1B: 4 2B: 1 3B: 0 HR: 1	SF: 0 SAC: 0 DP: 0 HBP: 0	WP: 0 PB: 0 SB: 0 CS: 0	PA: 34
<b>PITCHER</b> <b>Roger Craig, R</b> (1,1) ERA: 3.32	IP: 9.0 WLS: W BF: 34 H: 6 R: 1 ER: 1 SO: 6 BB: 1 IBB: 0 HBP: 0 BLK: 0 WP: 0 HR: 1 S: 67 P: 106 ERA: 1.00 WHIP: 0.778															<b>PITCHER</b> <b>Roger Craig, R</b> (1,1) ERA: 3.32	IP: 9.0 WLS: W BF: 34 H: 6 R: 1 ER: 1 SO: 6 BB: 1 IBB: 0 HBP: 0 BLK: 0 WP: 0 HR: 1 S: 67 P: 106 ERA: 1.00 WHIP: 0.778					

Batter	1	2	3	4	5	6	7	8	9	AB	R	H	RBI	BB	SO	LOB	BOTTOM			
<b>Maury Wills, S</b> (1,6) OBP: 0.333, SLG: 0.314	1-1 F7		1-1 F6		1-0 F2		1-1 CS			4	0	1	1	0	0	1	<b>Cincinnati Reds @ Los Angeles Dodgers</b> Los Angeles Memorial Coliseum, Los Angeles, CA Sun Apr 23 1961, 6:33 AM EST Att: 25,289 - Unknown - 64 F  <b>AB 30</b> <b>R 5</b> <b>H 9</b> <b>RBI 5</b> <b>BB 0</b> <b>SO 4</b> <b>LOB 6</b> 			
<b>Jim Gilliam, S</b> (1,4) OBP: 0.314, SLG: 0.406	1-3 K		1-0 1-3			1-2 3-1	1-0 CS	1-0 4-3		4	0	0	0	0	1	1				
<b>Tommy Davis, R</b> (1,5) <b>Bob Lillis, R</b> (8,5)	1-1 1B			0-1 5-3		0-0 F8		1-0 6-3		3	0	1	0	0	0	0				
<b>Wally Moon, L</b> (1,7) OBP: 0.553, SLG: 1.167		1-0 F8		0-2 HR		0-0 L8		3-3 K		4	1	1	1	0	1	0				
<b>Norm Larker, L</b> (1,3) <b>Charley Smith, R</b> (7,PR) <b>Gil Hodges, R</b> (8,3)		0-0 3-1		1-0 1B			1-1 SH3-4 2B			3	0	2	0	0	0	0				
<b>Don Demeter, R</b> (1,9) OBP: 0.385, SLG: 0.545		1-0 HR		0-0 F8			0-1 SH3-4			2	1	1	1	0	0	1				
<b>Willie Davis, L</b> (1,8) OBP: 0.286, SLG: 0.258		0-0 1-3		0-1 F8			2-3 2B			3	1	1	1	0	0	1				
<b>John Roseboro, L</b> (1,2) OBP: 0.441, SLG: 0.556			2-2 1B		0-0 P5		3-H G3 1B			3	1	2	1	0	0	0				
<b>Roger Craig, R</b> (1,1) OBP: 0.143, SLG: 0.143			1-3 K		1-3 K		3-2 G3			3	0	0	0	0	2	2				
<b>Inning Stats</b>	R: 0 E: 0 K: 1 S: 7	H: 1 LOB: 1 BB: 0 P: 10	R: 1 E: 0 K: 0 S: 4	H: 1 LOB: 0 BB: 0 P: 6	R: 0 E: 0 K: 1 S: 9	H: 1 LOB: 1 BB: 0 P: 14	R: 1 E: 0 K: 0 S: 9	H: 2 LOB: 1 BB: 0 P: 10	R: 0 E: 0 K: 1 S: 5	H: 0 LOB: 0 BB: 0 P: 7	R: 0 E: 0 K: 0 S: 5	H: 0 LOB: 0 BB: 0 P: 6	R: 3 E: 0 K: 0 S: 13	H: 4 LOB: 1 BB: 0 P: 18	R: 0 E: 0 K: 1 S: 10	H: 0 LOB: 0 BB: 0 P: 15	1B: 4 2B: 3 3B: 0 HR: 2	SF: 0 SAC: 1 DP: 0 HBP: 0	WP: 0 PB: 0 SB: 0 CS: 1	PA: 32
<b>PITCHER</b> <b>Bob Purkey, R</b> (1,1) <b>Jim Brosnan, R</b> (8,1) ERA:	IP: 7.0 WLS: L BF: 28 H: 9 R: 5 ER: 5 SO: 3 BB: 0 IBB: 0 HBP: 0 BLK: 0 WP: 0 HR: 2 S: 52 P: 71 ERA: 6.43 WHIP: 1.286															<b>PITCHER</b> <b>Bob Purkey, R</b> (1,1) <b>Jim Brosnan, R</b> (8,1) ERA:	IP: 1.0 WLS: 3 BF: 3 H: 0 R: 0 ER: 0 SO: 1 BB: 0 IBB: 0 HBP: 0 BLK: 0 WP: 0 HR: 10 S: 15 ERA: 0.00 WHIP: 0.000			

Batter	1	2	3	4	5	6	7	8	9	10	AB	R	H	RBI	BB	SO	LOB	TOP
Leo Cardenas, R OBP: 0.333, SLG: 0.167 (1.6)	F8		1-3			SH3-4 BB	F8			BB	3	0	0	0	2	0	1	<b>Cincinnati Reds @ Chicago Cubs</b> Wrigley Field, Chicago, IL Wed Apr 26 1961, 3:33 AM CST Att: 5,116 - Sunny - 52 F
Gene Freese, R OBP: 0.260, SLG: 0.225 (1.5)	2B		1-3			SH3-4 BB		WP S		F7	4	0	2	0	1	0	2	
Gordy Coleman, L OBP: 0.255, SLG: 0.457 (1.3)	1-3					SH3-4		6-3		BB	3	0	1	0	1	0	2	
Wally Post, R OBP: 0.480, SLG: 0.675 (1.9)	F9					1-2 2-3		K		BB	5	0	0	0	0	1	7	
Frank Robinson, R OBP: 0.266, SLG: 0.310 (1.7)		F8				6-3		5-3			4	0	0	0	0	0	4	
Ed Bailey, L OBP: 0.357, SLG: 0.410 (1.2)		4-3				6-3					4	1	2	0	0	0	1	
Vada Pinson, L OBP: 0.231, SLG: 0.191 (1.8)		1-3				HR				1B	4	0	0	0	0	0	2	
Jim Baumer, R OBP: 0.136, SLG: 0.136 (1.4)						PB SH2-4 1B		F2		P6	4	0	1	0	0	0	2	
Jim O'Toole, S OBP: 0.333, SLG: 0.333 (1.1)						SH2-4				4-3	1	0	0	0	0	0	0	
Jerry Lynch, L OBP: 0.714, SLG: 2.400 (7. PH)						1-3					1	1	1	2	0	0	0	
Jim Brosnan, R (7.1)											0	0	0	0	0	0	0	
Bill Henry, L (7.1)											0	0	0	0	0	0	0	
Jim Maloney, L (8.1)						2H HR					1	0	0	0	0	0	1	
<b>Inning Stats</b>	R: 0 E: 0 K: 0 S: 4	H: 1 LOB: 1 BB: 0 P: 4	R: 0 E: 0 K: 0 S: 3	H: 0 LOB: 0 BB: 0 P: 3	R: 0 E: 0 K: 0 S: 4	H: 1 LOB: 1 BB: 0 P: 4	R: 0 E: 0 K: 0 S: 3	H: 0 LOB: 0 BB: 2 P: 11	R: 0 E: 0 K: 1 S: 6	H: 1 LOB: 1 BB: 0 P: 6	R: 0 E: 0 K: 0 S: 4	H: 1 LOB: 1 BB: 0 P: 4	R: 0 E: 0 K: 0 S: 2	H: 0 LOB: 1 BB: 2 P: 10	1B: 4 2B: 2 3B: 0 HR: 1	SF: 0 SAC: 2 DP: 1 HBP: 0	WP: 1 PB: 1 SB: 1 CS: 0	PA: 40
<b>PITCHER</b>	IP 9.0	WLS 36	H 7	R 2	ER 2	SO 1	BB 2	IBB 0	HBP 0	BLK 0	WP 1	HR 1	S 36	P 44	ERA 2.00	WHIP 1.000		
Glen Hobbie, R ERA: 3.86 (1.1)																		
Don Elston, R ERA: (10.1)																		

AB	34
R	2
H	7
RBI	2
BB	4
SO	1
LOB	22



Batter	1	2	3	4	5	6	7	8	9	10	AB	R	H	RBI	BB	SO	LOB	BOTTOM				
Al Heist, R OBP: 0.280, SLG: 0.348 (1.8)	6-3		K			F9	F9			6-3	5	0	0	0	0	1	3	<b>Cincinnati Reds @ Chicago Cubs</b> Wrigley Field, Chicago, IL Wed Apr 26 1961, 3:33 AM CST Att: 5,116 - Sunny - 52 F				
Don Zimmer, R OBP: 0.396, SLG: 0.563 (1.4)	6-3					F7		14 1B		HR	4	1	1	1	1	0	0					
14 Ernie Banks, R OBP: 0.306, SLG: 0.432 (1.6)	BB					F8					3	0	1	0	1	0	0					
Ron Santo, R OBP: 0.367, SLG: 0.543 (1.5)	L8					HR		2B		G4-6-3 1BB	3	2	2	1	1	0	1					
Frank Thomas, R OBP: 0.346, SLG: 0.520 (1.7)		1-3				4-0 HR		SH1-4 2H		G4-6-3	3	0	1	1	1	0	2					
Andre Rodgers, R OBP: 0.228, SLG: 0.389 (1.9)		F9				6-3		SH1-4 BB			3	0	0	0	1	1	1					
Ed Bouchee, L OBP: 0.407, SLG: 0.318 (1.3)		G3				K		SH1-4			3	0	0	0	0	2	0					
Dick Bertell, R OBP: 0.300, SLG: 0.276 (1.2)						5-3		4-0			2	0	0	0	1	1	0					
George Altman, L (9. PH)						K					0	0	0	0	1	0	0					
Don Elston, R (10.1)						K		IBB		FC4-6 BB	0	0	0	0	0	0	0					
Glen Hobbie, R OBP: 0.182, SLG: 0.200 (1.1)						6-3					3	0	0	0	0	1	3					
Sammy Taylor, L OBP: 0.167, SLG: 0.364 (10.2)						G2		K		FC4-6	1	0	0	0	0	0	1					
<b>Inning Stats</b>	R: 0 E: 0 K: 0 S: 3	H: 0 LOB: 1 BB: 1 P: 7	R: 0 E: 0 K: 0 S: 3	H: 0 LOB: 0 BB: 0 P: 3	R: 0 E: 0 K: 1 S: 5	H: 0 LOB: 0 BB: 5 P: 5	R: 1 E: 0 K: 0 S: 4	H: 1 LOB: 1 BB: 1 P: 8	R: 0 E: 0 K: 2 S: 7	H: 0 LOB: 0 BB: 0 P: 7	R: 0 E: 0 K: 0 S: 3	H: 1 LOB: 3 BB: 2 P: 15	R: 0 E: 0 K: 0 S: 2	H: 1 LOB: 1 BB: 2 P: 10	R: 0 E: 0 K: 2 S: 7	H: 0 LOB: 1 BB: 0 P: 11	R: 1 E: 0 K: 0 S: 2	H: 1 LOB: 0 BB: 0 P: 2	1B: 1 2B: 2 3B: 0 HR: 2	SF: 0 SAC: 1 DP: 1 HBP: 0	WP: 0 PB: 0 SB: 0 CS: 0	PA: 38
<b>PITCHER</b>	IP 6.0	WLS 21	H 1	R 1	ER 1	SO 3	BB 2	IBB 0	HBP 0	BLK 0	WP 0	HR 1	S 25	P 33	ERA 1.50	WHIP 0.500						
Jim O'Toole, L ERA: 3.12 (7.1)																						
Jim Brosnan, R ERA: 3.0 (7.1)																						
Bill Henry, L ERA: (7.1)																						
Jim Maloney, R ERA: 1.13 (8.1)																						







Batter	1	2	3	4	5	6	7	8	9	AB	R	H	RBI	BB	SO	LOB	TOP					
Bill Virdon, L OBP: 0.396, SLG: 0.651 (1, 8)										5	1	1	1	0	0	0	<b>Pittsburgh Pirates @ Cincinnati Reds</b> Crosley Field, Cincinnati, OH Sun Apr 30 1961, 3:33 AM EDT Unknown					
Dick Groat, R OBP: 0.369, SLG: 0.426 (1, 6)										5	1	2	1	0	0	0						
Bob Skinner, L Gino Cimoli, R OBP: 0.375, SLG: 0.339 OBP: 0.421, SLG: 0.444 (1, 7) (8, 7)										4	0	1	1	0	0	1						
Dick Stuart, R OBP: 0.354, SLG: 0.467 (1, 3)										4	1	1	0	0	0	2						
Roberto Clemente, R OBP: 0.367, SLG: 0.448 (1, 9)										4	2	1	2	0	0	0						
Don Hoak, R OBP: 0.327, SLG: 0.370 (1, 5)										3	0	0	0	1	2	1						
Hal Smith, R OBP: 0.167, SLG: 0.200 (1, 2)										4	0	2	1	0	0	0						
Bill Mazerowski, R OBP: 0.228, SLG: 0.264 (1, 4)										4	0	0	0	0	0	3						
Bob Friend, R Roy Face, R OBP: 0.235, SLG: 0.235 OBP: 0.500, SLG: 0.500 (1, 1) (9, 1)										4	1	1	0	0	3	1						
<b>Inning Stats</b>	R: 0 E: 0 K: 0 S: 4	H: 1 LOB: 1 BB: 0 P: 4	R: 0 E: 0 K: 1 S: 5	H: 0 LOB: 0 BB: 0 P: 5	R: 0 E: 0 K: 1 S: 5	H: 0 LOB: 0 BB: 0 P: 5	R: 2 E: 0 K: 1 S: 7	H: 2 LOB: 0 BB: 0 P: 7	R: 3 E: 0 K: 0 S: 7	H: 4 LOB: 1 BB: 0 P: 7	R: 1 E: 1 K: 1 S: 7	H: 1 LOB: 1 BB: 0 P: 7	R: 0 E: 0 K: 0 S: 3	H: 0 LOB: 0 BB: 0 P: 3	R: 0 E: 0 K: 0 S: 4	H: 1 LOB: 2 BB: 1 P: 8		R: 0 E: 0 K: 1 S: 5	H: 0 LOB: 0 BB: 0 P: 5	1B: 5 2B: 2 3B: 1 HR: 1	SF: 0 SAC: 0 DP: 0 HBP: 0	WP: 0 PB: 0 SB: 0 CS: 0
<b>PITCHER</b>	IP WLS BF H R ER SO BB IBB HBP BLK WP HR S P ERA WHIP																					
Jay Hook, R ERA: 10.97 (1, 1)	4.2 L 21 7 5 5 3 0 0 0 0 0 0 1 27 27 9.64 1.500																					
Jim Brosnan, R ERA: 1.59 (5, 1)	2.1 9 1 1 0 1 0 0 0 0 0 0 0 11 11 0.00 0.429																					
Howie Nunn, R ERA: 6.75 (8, 1)	2.0 8 1 0 0 1 1 0 0 0 0 0 0 9 13 0.00 1.000																					

Batter	1	2	3	4	5	6	7	8	9	AB	R	H	RBI	BB	SO	LOB	BOTTOM					
Don Blasingame, L (1, 4)										5	0	0	0	0	0	5	<b>Pittsburgh Pirates @ Cincinnati Reds</b> Crosley Field, Cincinnati, OH Sun Apr 30 1961, 3:33 AM EDT Unknown					
Vada Pinson, L OBP: 0.154, SLG: 0.182 (1, 8)										3	0	0	0	1	0	1						
Gus Bell, L OBP: 0.273, SLG: 0.364 (1, 9)										4	1	1	0	0	0	1						
Frank Robinson, R OBP: 0.306, SLG: 0.426 (1, 7)										4	1	2	1	0	2	0						
Gordy Coleman, L OBP: 0.300, SLG: 0.491 (1, 3)										4	1	2	1	0	0	1						
Gene Freese, R OBP: 0.302, SLG: 0.339 (1, 5)										3	0	2	0	1	0	1						
Bob Schmidt, R Jerry Lynch, L OBP: 0.154, SLG: 0.167 OBP: 0.600, SLG: 1.750 (1, 2) (9, PH)										3	0	1	1	0	0	3						
Leo Cardenas, R Wally Post, R OBP: 0.261, SLG: 0.200 OBP: 0.467, SLG: 0.596 (1, 6) (9, PH)										1	0	0	0	0	1	2						
Jay Hook, L Jim Brosnan, R OBP: 0.500, SLG: 0.500 (1, 1) (5, 1)										2	0	0	0	0	1	2						
Harry Anderson, L Howie Nunn, R Willie Jones, R (7, PH) (8, 1) (9, PH)										1	0	0	0	0	1	1						
<b>Inning Stats</b>	R: 0 E: 0 K: 0 S: 3	H: 0 LOB: 0 BB: 0 P: 3	R: 2 E: 0 K: 1 S: 9	H: 4 LOB: 2 BB: 0 P: 9	R: 1 E: 1 K: 0 S: 5	H: 2 LOB: 2 BB: 1 P: 9	R: 0 E: 0 K: 0 S: 3	H: 0 LOB: 0 BB: 0 P: 3	R: 0 E: 0 K: 0 S: 4	H: 0 LOB: 0 BB: 1 P: 8	R: 0 E: 0 K: 0 S: 3	H: 1 LOB: 0 BB: 0 P: 3	R: 0 E: 0 K: 1 S: 6	H: 1 LOB: 1 BB: 0 P: 6	R: 0 E: 0 K: 1 S: 5	H: 0 LOB: 0 BB: 0 P: 5	R: 0 E: 0 K: 1 S: 7	H: 2 LOB: 2 BB: 0 P: 7	1B: 7 2B: 2 3B: 1 HR: 0	SF: 0 SAC: 0 DP: 2 HBP: 0	WP: 0 PB: 0 SB: 1 CS: 0	PA: 37
<b>PITCHER</b>	IP WLS BF H R ER SO BB IBB HBP BLK WP HR S P ERA WHIP																					
Bob Friend, R ERA: 3.2 (1, 1)	8.0 W 34 10 3 2 4 1 0 0 0 0 0 0 40 48 2.25 1.375																					
Roy Face, R ERA: 2.79 (9, 1)	1.0 S 3 0 0 0 1 0 0 0 0 0 0 0 5 5 0.00 0.000																					



Batter	1	2	3	4	5	6	7	8	9	AB	R	H	RBI	BB	SO	LOB	TOP			
Bill Virdon, L OBP: 0.404, SLG: 0.660 (1, 8)										4	1	2	1	0	0	0	<b>Pittsburgh Pirates @ Cincinnati Reds</b> Crosley Field, Cincinnati, OH Sun Apr 30 1961, 3:38 AM EDT Att: 11,743 - Unknown			
Dick Groat, R OBP: 0.382, SLG: 0.415 (1, 6)										4	0	1	1	0	1	2				
Bob Skinner, L OBP: 0.353, SLG: 0.317 (1, 7)										4	0	0	0	0	3	1				
Dick Stuart, R OBP: 0.346, SLG: 0.469 (1, 3)										4	0	1	0	0	0	1				
Roberto Clemente, R OBP: 0.344, SLG: 0.419 (1, 9)										4	0	0	0	0	0	2				
Don Hoak, R OBP: 0.321, SLG: 0.360 (1, 5)										4	1	1	0	0	0	1				
Smoky Burgess, L OBP: 0.520, SLG: 0.636 (1, 2)										3	0	1	0	0	0	1				
Bill Mazerowski, R OBP: 0.217, SLG: 0.250 (1, 4)										3	0	0	0	0	0	2				
Joe Gibbon, R (1, 1)										2	0	0	0	0	0	0				
Rocky Nelson, L OBP: 0.294, SLG: 0.357 (8, PH)										0	0	0	0	1	0	0				
Roman Mejias, R (8, PR)										0	0	0	0	0	0	0				
Bobby Shantz, R OBP: 1.000, SLG: 1.000 (8, 1)										0	0	0	0	0	0	0				
<b>Inning Stats</b>	R: 1 E: 0 K: 1 S: 7	H: 2 LOB: 1 BB: 0 P: 7	R: 0 E: 0 K: 0 S: 3	H: 0 LOB: 0 BB: 0 P: 3	R: 0 E: 0 K: 0 S: 3	H: 0 LOB: 0 BB: 0 P: 3	R: 0 E: 0 K: 0 S: 3	H: 1 LOB: 0 BB: 0 P: 3	R: 0 E: 0 K: 1 S: 5	H: 0 LOB: 0 BB: 0 P: 5	R: 0 E: 0 K: 1 S: 5	H: 0 LOB: 0 BB: 0 P: 5	R: 0 E: 0 K: 0 S: 5	H: 2 LOB: 2 BB: 1 P: 9	R: 0 E: 0 K: 1 S: 6	H: 1 LOB: 1 BB: 0 P: 6	1B: 4 2B: 2 3B: 0 HR: 0	SF: 0 SAC: 0 DP: 1 HBP: 0	WP: 0 PA: 33 PB: 0 SB: 0 CS: 0	
<b>PITCHER</b> Bob Purkey, R ERA: 2.38 (1, 1)	IP: 9.0 WLS: W BF: 33	H: 6 R: 2 ER: 2 SO: 4	BB: 1 IBB: 0 HBP: 0 BLK: 0	WP: 0 HR: 0 S: 40 P: 44	ERA: 2.00 WHIP: 0.778	<b>PITCHER</b>										IP: 9.0 WLS: W BF: 33	H: 6 R: 2 ER: 2 SO: 4	BB: 1 IBB: 0 HBP: 0 BLK: 0	WP: 0 HR: 0 S: 40 P: 44	ERA: 2.00 WHIP: 0.778

AB	32
R	2
H	6
RBI	2
BB	1
SO	4
LOB	10



Batter	1	2	3	4	5	6	7	8	9	AB	R	H	RBI	BB	SO	LOB	BOTTOM			
Leo Cardenas, R OBP: 0.333, SLG: 0.333 (1, 6)										4	0	3	2	0	1	0	<b>Pittsburgh Pirates @ Cincinnati Reds</b> Crosley Field, Cincinnati, OH Sun Apr 30 1961, 3:38 AM EDT Att: 11,743 - Unknown			
Don Blasingame, L (1, 4)										2	0	0	1	1	0	2				
Gene Freese, R OBP: 0.284, SLG: 0.317 (1, 5)										4	0	0	0	0	2	3				
Wally Post, R OBP: 0.444, SLG: 0.560 (1, 9)										3	0	0	0	0	3	1				
Vada Pinson, L OBP: 0.226, SLG: 0.179 (7, 8)										1	0	0	0	0	0	0				
Frank Robinson, R OBP: 0.288, SLG: 0.397 (1, 8) (7, 7)										4	0	0	0	0	2	0				
Gus Bell, L OBP: 0.200, SLG: 0.267 (1, 7) (7, 9)										4	0	0	0	0	0	1				
Gordy Coleman, L OBP: 0.302, SLG: 0.475 (1, 3)										2	1	0	0	1	0	0				
Jerry Zimmerman, R OBP: 0.500, SLG: 0.400 (1, 2)										2	2	2	0	1	0	0				
Bob Purkey, R OBP: 0.182, SLG: 0.273 (1, 1)										1	1	1	1	0	0	0				
<b>Inning Stats</b>	R: 0 E: 0 K: 3 S: 9	H: 0 LOB: 1 BB: 1 P: 13	R: 0 E: 0 K: 1 S: 5	H: 0 LOB: 0 BB: 0 P: 5	R: 1 E: 0 K: 1 S: 6	H: 1 LOB: 1 BB: 1 P: 10	R: 0 E: 0 K: 2 S: 7	H: 0 LOB: 0 BB: 0 P: 7	R: 2 E: 0 K: 0 S: 5	H: 3 LOB: 1 BB: 1 P: 9	R: 0 E: 0 K: 1 S: 5	H: 0 LOB: 0 BB: 0 P: 5	R: 1 E: 0 K: 0 S: 5	H: 2 LOB: 1 BB: 0 P: 5	R: 0 E: 1 K: 0 S: 4	H: 0 LOB: 1 BB: 0 P: 4	1B: 5 2B: 1 3B: 0 HR: 0	SF: 1 SAC: 2 DP: 0 HBP: 0	WP: 0 PA: 33 PB: 0 SB: 1 CS: 0	
<b>PITCHER</b> Joe Gibbon, L ERA: 3.13 (1, 1)	IP: 7.0 WLS: L BF: 29	H: 6 R: 4 ER: 4 SO: 8	BB: 3 IBB: 0 HBP: 0 BLK: 0	WP: 0 HR: 0 S: 42 P: 54	ERA: 5.14 WHIP: 1.286	<b>PITCHER</b>										IP: 7.0 WLS: L BF: 29	H: 6 R: 4 ER: 4 SO: 8	BB: 3 IBB: 0 HBP: 0 BLK: 0	WP: 0 HR: 0 S: 42 P: 54	ERA: 5.14 WHIP: 1.286
<b>PITCHER</b> Bobby Shantz, L ERA: 5.06 (8, 1)	IP: 1.0 WLS: L BF: 4	H: 0 R: 0 ER: 0 SO: 0	BB: 0 IBB: 0 HBP: 0 BLK: 0	WP: 0 HR: 0 S: 4 P: 4	ERA: 0.00 WHIP: 0.000	<b>PITCHER</b>										IP: 1.0 WLS: L BF: 4	H: 0 R: 0 ER: 0 SO: 0	BB: 0 IBB: 0 HBP: 0 BLK: 0	WP: 0 HR: 0 S: 4 P: 4	ERA: 0.00 WHIP: 0.000

AB	27
R	4
H	6
RBI	4
BB	3
SO	8
LOB	7



Batter	1	2	3	4	5	6	7	8	9	AB	R	H	RBI	BB	SO	LOB	TOP			
<b>Bobby Malkmus, R</b> OBP: 0.211, SLG: 0.167 (1, 5)	F8		5-3		3-1			G1-4-3 1B		4	0	1	0	0	0	1	<b>Philadelphia Phillies @ Cincinnati Reds</b> Crosley Field, Cincinnati, OH Mon May 01 1961, 7:05 PM EDT Att: 2,089 - Unknown			
<b>Johnny Callison, L</b> OBP: 0.379, SLG: 0.482 <b>Ken Walters, R</b> OBP: 0.333, SLG: 0.250 (6, FR) (6, 9)	4-3		G3			G5-3 BB		G1-4-3 1-2		2	0	0	0	1	0	0				
<b>Tony Taylor, R</b> OBP: 0.296, SLG: 0.313 (1, 4)	K			K		G5-3 BB			5-3	3	0	0	0	1	2	0				
<b>Bobby Gene Smith, R</b> OBP: 0.327, SLG: 0.386 (1, 7)		2B SF8 1B		K		G5-3 BB			K	4	1	1	0	0	2	2				
<b>Pancho Herrera, R</b> OBP: 0.388, SLG: 0.474 (1, 3)		K				6-3			F7	4	1	1	0	0	1	3				
<b>Bobby Del Greco, R</b> OBP: 0.500, SLG: 0.750 (1, 8)										3	0	2	1	0	0	0				
<b>Cal Neeman, R</b> OBP: 0.278, SLG: 0.200 (1, 2)		SF8								2	0	1	1	0	1	0				
<b>Ruben Amaro, R</b> OBP: 0.385, SLG: 0.409 (1, 6)		6-3								3	0	0	0	0	2	2				
<b>Robin Roberts, S</b> (1, 1) <b>Lee Walls, R</b> (8, PH) <b>Jack Baldschun, R</b> (8, 1)				5-3					1-3	2	0	0	0	0	1	1				
<b>Inning Stats</b>	R: 0 E: 0 K: 1 S: 5	H: 0 LOB: 0 BB: 0 P: 5	R: 1 E: 0 K: 1 S: 7	H: 2 LOB: 1 BB: 0 P: 7	R: 0 E: 0 K: 0 S: 3	H: 0 LOB: 0 BB: 0 P: 3	R: 1 E: 0 K: 2 S: 8	H: 2 LOB: 1 BB: 0 P: 8	R: 0 E: 0 K: 0 S: 2	H: 0 LOB: 2 BB: 2 P: 10	R: 0 E: 0 K: 2 S: 7	H: 0 LOB: 0 BB: 0 P: 7	R: 0 E: 0 K: 0 S: 3	H: 1 LOB: 0 BB: 0 P: 3	R: 0 E: 0 K: 1 S: 5	H: 0 LOB: 0 BB: 0 P: 5		1B: 4 2B: 2 3B: 0 HR: 0	SF: 1 SAC: 0 DP: 2 HBP: 0	WP: 0 PB: 0 SB: 1 CS: 0
<b>PITCHER</b> <b>Jim O'Toole, L</b> ERA: 2.83 (1, 1)	IP: 9.0 WLS: W BF: 32 H: 6 R: 2 ER: 2 SO: 9 BB: 2 IBB: 0 HBP: 0 BLK: 0 WP: 0 HR: 0 S: 48 P: 56 ERA: 2.00 WHIP: 0.889															<b>PITCHER</b> IP: WLS: BF: H: R: ER: SO: BB: IBB: HBP: BLK: WP: HR: S: P: ERA: WHIP				

AB	29
R	2
H	6
RBI	2
BB	2
SO	9
LOB	10



Batter	1	2	3	4	5	6	7	8	9	AB	R	H	RBI	BB	SO	LOB	BOTTOM			
<b>Don Blasingame, L</b> OBP: 0.300, SLG: 0.188 (1, 4)			1B S			4-3				4	0	3	1	0	0	0	<b>Philadelphia Phillies @ Cincinnati Reds</b> Crosley Field, Cincinnati, OH Mon May 01 1961, 7:05 PM EDT Att: 2,089 - Unknown			
<b>Vada Pinson, L</b> OBP: 0.227, SLG: 0.186 (1, 8)	K		SF8							3	0	1	1	0	2	3				
<b>Gus Bell, L</b> OBP: 0.211, SLG: 0.263 (1, 9)	F5		3-H		F5					4	0	1	0	0	0	2				
<b>Frank Robinson, R</b> OBP: 0.286, SLG: 0.387 (1, 7)	K		1-3		F7					4	0	1	0	0	1	3				
<b>Gordy Coleman, L</b> OBP: 0.313, SLG: 0.540 (1, 3)		HR	F8							4	1	2	1	0	0	3				
<b>Gene Freese, R</b> OBP: 0.296, SLG: 0.318 (1, 5)		5-3								3	1	1	0	1	0	0				
<b>Bob Schmidt, R</b> OBP: 0.118, SLG: 0.125 (1, 2)		6-3								4	0	0	0	0	1	3				
<b>Leo Cardenas, R</b> OBP: 0.355, SLG: 0.357 (1, 6)		F8								4	0	2	0	0	1	0				
<b>Jim O'Toole, S</b> OBP: 0.308, SLG: 0.308 (1, 1)			1B SF8							4	1	1	0	0	0	3				
<b>Inning Stats</b>	R: 0 E: 0 K: 2 S: 8	H: 1 LOB: 1 BB: 0 P: 8	R: 1 E: 0 K: 0 S: 4	H: 1 LOB: 0 BB: 0 P: 4	R: 1 E: 0 K: 0 S: 6	H: 3 LOB: 2 BB: 0 P: 6	R: 1 E: 0 K: 2 S: 10	H: 3 LOB: 2 BB: 0 P: 10	R: 0 E: 0 K: 1 S: 5	H: 0 LOB: 0 BB: 0 P: 5	R: 0 E: 0 K: 0 S: 4	H: 2 LOB: 1 BB: 0 P: 4	R: 0 E: 0 K: 0 S: 4	H: 1 LOB: 1 BB: 0 P: 4	R: 0 E: 0 K: 0 S: 4	H: 1 LOB: 1 BB: 0 P: 4		1B: 10 2B: 1 3B: 0 HR: 1	SF: 1 SAC: 0 DP: 0 HBP: 0	WP: 0 PB: 0 SB: 1 CS: 1
<b>PITCHER</b> <b>Robin Roberts, R</b> ERA: 4.99 <b>Jack Baldschun, R</b> ERA: (8, 1)	IP: 7.0 WLS: L BF: 32 H: 11 R: 3 ER: 3 SO: 5 BB: 1 IBB: 0 HBP: 0 BLK: 0 WP: 0 HR: 1 S: 41 P: 45 ERA: 3.86 WHIP: 1.714															<b>PITCHER</b> IP: WLS: BF: H: R: ER: SO: BB: IBB: HBP: BLK: WP: HR: S: P: ERA: WHIP				

AB	34
R	3
H	12
RBI	3
BB	1
SO	5
LOB	17



Batter	1	2	3	4	5	6	7	8	9	AB	R	H	RBI	BB	SO	LOB	TOP					
Bob Sadowski, L (1.5) OBP: 0.195, SLG: 0.132										5	0	1	0	0	0	2	<b>Philadelphia Phillies @ Cincinnati Reds</b> Crosley Field, Cincinnati, OH Tue May 02 1961, 7:05 PM EDT Att: 3,026 - Unknown <a href="http://livebaseballscorecards.com">livebaseballscorecards.com</a>					
Tony Taylor, R (1.4) OBP: 0.288, SLG: 0.296										4	0	0	0	1	3	1						
Johnny Callison, L (1.9) OBP: 0.371, SLG: 0.467										4	1	1	0	0	0	4						
Tony Gonzalez, L (1.8) OBP: 0.468, SLG: 0.481										2	0	1	0	2	0	1						
Bobby Gene Smith, R (1.7) OBP: 0.321, SLG: 0.396										4	0	1	0	0	1	4						
Pancho Herrera, R (1.3) OBP: 0.386, SLG: 0.443										4	1	0	0	0	1	5						
Clay Dainryple, L (1.2) OBP: 0.279, SLG: 0.300										3	0	2	2	1	0	1						
Bobby Malkmus, R (8, PR) OBP: 0.211, SLG: 0.167										0	0	0	0	0	0	0						
Cal Neeman, R (8, 2) OBP: 0.278, SLG: 0.200										0	0	0	0	0	0	0						
Ruben Amaro, R (1.6) OBP: 0.389, SLG: 0.400										1	0	0	0	1	0	1						
Tony Curry, L (6, PH) OBP: 0.195, SLG: 0.231										1	0	0	0	0	0	2						
Joe Koppe, R (6, 6)										1	0	0	0	0	1							
Dallas Green, L (1.1) OBP: 0.273, SLG: 0.200										2	0	0	0	0	1	2						
Choo-Choo Coleman, L (7, PH) OBP: 0.300, SLG: 0.222										1	0	0	0	0	0	0						
Don Ferrarese, R (7, 1) OBP: 0.180, SLG: 1.000										0	0	0	0	0	0	0						
Bobby Del Greco, R (9, PH) OBP: 0.444, SLG: 0.667										1	0	0	0	0	0	0						
<b>Inning Stats</b>	R: 0 E: 0 K: 1 S: 6	H: 1 LOB: 1 BB: 0 P: 6	R: 0 E: 0 K: 0 S: 4	H: 1 LOB: 1 BB: 0 P: 4	R: 0 E: 0 K: 2 S: 7	H: 0 LOB: 0 BB: 0 P: 7	R: 0 E: 0 K: 0 S: 3	H: 0 LOB: 1 BB: 1 P: 7	R: 0 E: 0 K: 0 S: 4	H: 1 LOB: 3 BB: 2 P: 12	R: 0 E: 0 K: 2 S: 7	H: 0 LOB: 0 BB: 0 P: 15	R: 0 E: 0 K: 0 S: 3	H: 0 LOB: 0 BB: 0 P: 3	R: 2 E: 0 K: 0 S: 6	H: 3 LOB: 1 BB: 0 P: 6	R: 0 E: 0 K: 1 S: 5	H: 0 LOB: 0 BB: 0 P: 5	1B: 5 2B: 1 3B: 0 HR: 0	SF: 0 SAC: 0 DP: 0 HBP: 0	WP: 0 PB: 0 SB: 2 CS: 0	PA: 38
<b>PITCHER</b>	IP WLS BF H R ER SO BB IBB HBP BLK WP HR S P ERA WHIP																					
Ken Hunt, R (1, 1) ERA: 2.25	8.0 W 35 6 2 2 5 5 0 0 0 0 0 0 40 60 2.25 1.375																					
Jim Brosnan, R (9, 1) ERA: 1.35	1.0 S 3 0 0 0 1 0 0 0 0 0 0 0 5 5 0.00 0.000																					

Batter	1	2	3	4	5	6	7	8	9	AB	R	H	RBI	BB	SO	LOB	BOTTOM			
Don Blasingame, L (1.4) OBP: 0.250, SLG: 0.150										4	0	0	0	0	1	0	<b>Philadelphia Phillies @ Cincinnati Reds</b> Crosley Field, Cincinnati, OH Tue May 02 1961, 7:05 PM EDT Att: 3,026 - Unknown <a href="http://livebaseballscorecards.com">livebaseballscorecards.com</a>			
Vada Pinson, L (1.8) OBP: 0.232, SLG: 0.242										3	1	1	1	0	1	0				
Gus Bell, L (1.9) OBP: 0.227, SLG: 0.318										3	1	1	0	0	1	0				
Frank Robinson, R (1.7) OBP: 0.288, SLG: 0.375										2	1	0	0	1	0	0				
Gordy Coleman, L (1.3) OBP: 0.314, SLG: 0.530										3	0	1	1	0	0	0				
Gene Freese, R (1.5) OBP: 0.297, SLG: 0.319										3	0	1	1	0	1	1				
Bob Schmidt, R (1.2) OBP: 0.100, SLG: 0.105										3	0	0	0	0	0	3				
Leo Cardenas, R (1.6) OBP: 0.324, SLG: 0.323										3	0	0	0	0	1	0				
Ken Hunt, R (1, 1)										2	0	0	0	0	2	0				
Wally Post, R (8, PH) OBP: 0.438, SLG: 0.549										1	0	0	0	0	0	0				
Jim Brosnan, R (9, 1)										0	0	0	0	0	0	0				
<b>Inning Stats</b>	R: 0 E: 0 K: 2 S: 7	H: 0 LOB: 0 BB: 0 P: 7	R: 0 E: 0 K: 1 S: 5	H: 0 LOB: 0 BB: 0 P: 5	R: 0 E: 0 K: 1 S: 5	H: 0 LOB: 0 BB: 0 P: 5	R: 3 E: 1 K: 0 S: 6	H: 3 LOB: 1 BB: 1 P: 10	R: 0 E: 0 K: 1 S: 5	H: 0 LOB: 0 BB: 0 P: 5	R: 0 E: 0 K: 1 S: 5	H: 0 LOB: 0 BB: 0 P: 5	R: 0 E: 0 K: 0 S: 3	H: 1 LOB: 0 BB: 0 P: 3	R: 0 E: 0 K: 1 S: 5	H: 0 LOB: 0 BB: 0 P: 5	1B: 2 2B: 1 3B: 0 HR: 1	SF: 0 SAC: 0 DP: 1 HBP: 0	WP: 0 PB: 0 SB: 0 CS: 1	PA: 28
<b>PITCHER</b>	IP WLS BF H R ER SO BB IBB HBP BLK WP HR S P ERA WHIP																			
Dallas Green, R (1, 1) ERA: 3.33	6.0 L 22 3 3 3 6 1 0 0 0 0 0 0 8 37 4.50 0.667																			
Don Ferrarese, L (7, 1) ERA: 3.45	2.0 6 1 0 0 1 0 0 0 0 0 0 0 8 8 0.00 0.500																			

Batter	1	2	3	4	5	6	7	8	9	AB	R	H	RBI	BB	SO	LOB	TOP		
Bob Sadowski, L (1,5) OBP: 0.200, SLG: 0.122 Bobby Del Greco, R (9,PH) OBP: 0.400, SLG: 0.600	1-3		L7		3-1 BB		G6-3		K	3	0	0	0	1	0	3			
Johnny Callison, L (1,9) OBP: 0.379, SLG: 0.460 Bobby Gene Smith, R (9,PH) OBP: 0.315, SLG: 0.388	F8		FC6-4		3-1			FC6-4	FC6-4	3	1	1	0	1	0	2			
Tony Curry, L (1,7) OBP: 0.233, SLG: 0.233 Ken Walters, R (9,PH) OBP: 0.400, SLG: 0.333	F8		F8		4-3			HR	HR	4	1	1	0	0	0	3			
Tony Gonzalez, L (1,8) OBP: 0.439, SLG: 0.446 Jim Woods, R (9,PH)	F8			F2			P5	4-3	F8	4	0	0	0	0	0	3			
Clay Dalrymple, L (1,2)		K		6-3 BB			F2	HR		3	1	1	3	1	1	0			
Pancho Herrera, R (1,3)		K		6-3 BB			5-3			4	0	1	0	0	2	0			
Bobby Malkmus, R (1,4) OBP: 0.238, SLG: 0.179				6-3				6-3		3	0	1	0	1	0	2			
Ruben Amaro, R (1,6) OBP: 0.379, SLG: 0.375				6-3				4-3		3	0	0	0	1	0	4			
John Buzhardt, R (1,1) Choo-Choo Coleman, L (7,PH) OBP: 0.394, SLG: 0.390 Jack Baldschun, R (7,1) Ken Lehman, L (7,1) Tony Taylor, R (9,PH) OBP: 0.299, SLG: 0.306				FC6-4 BB				G6-3	FC6-4	1	0	0	0	1	1	0			
<b>Inning Stats</b>	R: 0 E: 0 K: 0 S: 3	H: 0 LOB: 1 BB: 1 P: 7	R: 0 E: 0 K: 2 S: 7	H: 0 LOB: 1 BB: 1 P: 11	R: 0 E: 0 K: 0 S: 3	H: 0 LOB: 1 BB: 1 P: 7	R: 0 E: 0 K: 0 S: 4	H: 1 LOB: 2 BB: 1 P: 8	R: 0 E: 0 K: 1 S: 5	H: 0 LOB: 0 BB: 0 P: 3	R: 0 E: 0 K: 0 S: 3	H: 1 LOB: 1 BB: 1 P: 7	R: 3 E: 0 K: 1 S: 9	H: 4 LOB: 1 BB: 0 P: 9	R: 0 E: 0 K: 1 S: 7	H: 2 LOB: 2 BB: 0 P: 7	1B: 7 2B: 0 3B: 0 HR: 1	SF: 0 SAC: 0 DP: 1 HBP: 0	WP: 0 PA: 40 PB: 0 SB: 1 CS: 0
<b>PITCHER</b>	IP WLS BF H R ER SO BB IBB HBP BLK WP HR S P ERA WHIP																		
Jim Maloney, R (1,1) ERA: 2.25	8.0 W 35 6 3 3 4 6 0 0 0 0 0 1 37 61 3.38 1.500																		
Bill Henry, L (9,1) ERA:	1.0 S 5 2 0 0 1 0 0 0 0 0 0 0 7 7 0.00 2.000																		

Philadelphia Phillies @ Cincinnati Reds  
Crosley Field, Cincinnati, OH  
Wed May 03 1961, 7:05 PM EDT  
Att: 4,018 - Unknown

AB	34
R	3
H	8
RBI	3
BB	6
SO	5
LOB	21



Batter	1	2	3	4	5	6	7	8	9	AB	R	H	RBI	BB	SO	LOB	BOTTOM		
Don Blasingame, L (1,4) OBP: 0.250, SLG: 0.130	4-3		4-3		G6-3					3	1	0	0	1	0	2			
Vada Pinson, L (1,8) OBP: 0.247, SLG: 0.273	4-3			1B	3-1					4	2	2	1	0	0	1			
Gus Bell, L (1,9) OBP: 0.231, SLG: 0.346	6-3			F8						4	0	1	3	0	0	1			
Frank Robinson, R (1,7) OBP: 0.299, SLG: 0.373		4-3		FC1-6						3	0	1	1	1	0	0			
Gordy Coleman, L (1,3) OBP: 0.311, SLG: 0.557				HR	FC1-6					4	1	1	1	0	0	3			
Gene Freese, R (1,5) OBP: 0.308, SLG: 0.356				1-3	CS					4	2	2	0	0	0	0			
Bob Schmidt, R (1,2) OBP: 0.130, SLG: 0.095				K	SH					2	1	0	0	1	1	1			
Leo Cardenas, R (1,6) OBP: 0.342, SLG: 0.333					5-3					2	1	1	2	1	0	0			
Jim Maloney, L (1,1) OBP: 0.200, SLG: 0.200 Willie Jones, R (8,PH) Bill Henry, L (9,1) ERA: 9.0					4-3					3	1	1	0	0	0	2			
<b>Inning Stats</b>	R: 0 E: 0 K: 0 S: 3	H: 0 LOB: 0 BB: 0 P: 3	R: 1 E: 0 K: 1 S: 6	H: 1 LOB: 0 BB: 0 P: 6	R: 0 E: 0 K: 0 S: 3	H: 0 LOB: 0 BB: 0 P: 3	R: 1 E: 0 K: 0 S: 4	H: 2 LOB: 0 BB: 0 P: 4	R: 2 E: 1 K: 0 S: 6	H: 3 LOB: 1 BB: 0 P: 6	R: 0 E: 0 K: 0 S: 3	H: 0 LOB: 0 BB: 0 P: 3	R: 4 E: 0 K: 0 S: 5	H: 2 LOB: 2 BB: 4 P: 21	R: 1 E: 0 K: 1 S: 6	H: 1 LOB: 0 BB: 0 P: 6	1B: 4 2B: 4 3B: 0 HR: 1	SF: 1 SAC: 1 DP: 1 HBP: 0	WP: 0 PA: 37 PB: 0 SB: 0 CS: 1
<b>PITCHER</b>	IP WLS BF H R ER SO BB IBB HBP BLK WP HR S P ERA WHIP																		
John Buzhardt, R (1,1) ERA: 3.38	6.0 L 23 6 4 3 1 0 0 0 0 0 0 0 1 25 25 4.50 1.000																		
Jack Baldschun, R (7,1) ERA: 4.91	0.1 3 0 2 2 0 2 0 0 0 0 0 0 1 9 54.00 6.000																		
Ken Lehman, L (7,1) ERA: 9.0	1.2 10 3 3 3 1 1 1 0 0 0 0 0 10 18 16.20 2.400																		

Philadelphia Phillies @ Cincinnati Reds  
Crosley Field, Cincinnati, OH  
Wed May 03 1961, 7:05 PM EDT  
Att: 4,018 - Unknown

AB	30
R	9
H	9
RBI	8
BB	4
SO	2
LOB	10



Batter	1	2	3	4	5	6	7	8	9	AB	R	H	RBI	BB	SO	LOB	TOP
Bob Sadowski, L (1.5) X OBP: 0.184, SLG: 0.111	F8		1-3			6-3			K	4	0	0	0	0	1	0	
Johnny Callison, L (1.9) X OBP: 0.377, SLG: 0.455	1B			L1			F9			3	0	1	0	0	0	0	
Tony Curry, L (1.7) X OBP: 0.176, SLG: 0.212	F8			P6			K			3	0	0	0	0	1	1	
Tony Gonzalez, L (1.8) X Bobby Del Greco, R (1.8) X OBP: 0.433, SLG: 0.439 OBP: 0.333, SLG: 0.590	4-3			K			F8			1	0	0	0	0	0	1	
Clay Dalrymple, L (1.2) X OBP: 0.280, SLG: 0.348		1-3				1-3			4-3	3	0	0	0	0	0	0	
Pancho Herrera, R (1.3) X OBP: 0.346, SLG: 0.412		K				K		F7		3	0	0	0	0	2	0	
Bobby Malkmus, R (1.4) X OBP: 0.222, SLG: 0.167		6-3				F8		K		3	0	0	0	0	1	0	
Ruben Amaro, R (1.6) X OBP: 0.377, SLG: 0.360				B5-6-4 BB		F9			K2-3	2	0	0	0	1	1	0	
Art Mahaffey, R (1.1) X Choo-Choo Coleman, L (9. PH) X OBP: 0.333, SLG: 0.273				B5-6-4		K			F9	2	0	0	0	0	1	1	
<b>Inning Stats</b>	R: 0 E: 0 K: 0 S: 4	H: 1 LOB: 1 BB: 0 P: 4	R: 0 E: 0 K: 1 S: 5	H: 0 LOB: 0 BB: 0 P: 5	R: 0 E: 0 K: 1 S: 2	H: 0 LOB: 0 BB: 1 P: 6	R: 0 E: 0 K: 1 S: 5	H: 0 LOB: 0 BB: 0 P: 5	R: 0 E: 0 K: 1 S: 5	H: 0 LOB: 0 BB: 0 P: 5	R: 0 E: 0 K: 1 S: 5	H: 0 LOB: 0 BB: 0 P: 5	R: 0 E: 0 K: 1 S: 7	H: 0 LOB: 0 BB: 0 P: 7	1B: 1 2B: 0 3B: 0 HR: 0	SF: 0 SAC: 0 DP: 1 HBP: 0	WP: 0 PA: 28 PB: 0 SB: 0 CS: 0
<b>PITCHER</b> Joey Jay, R (1.1) X ERA: 2.67	IP: 9.0 WLS: W BF: 28 H: 1 R: 0 ER: 0 SO: 8 BB: 1 IBB: 0 HBP: 0 BLK: 0 WP: 0 HR: 0 S: 43 P: 47 ERA: 0.00 WHIP: 0.222																

Philadelphia Phillies @ Cincinnati Reds  
Crosley Field, Cincinnati, OH  
Thu May 04 1961, 7:05 PM EDT  
Att: 3,087 - Unknown

AB 27  
R 0  
H 1  
RBI 0  
BB 1  
SO 8  
LOB 3



Batter	1	2	3	4	5	6	7	8	9	AB	R	H	RBI	BB	SO	LOB	BOTTOM		
Don Blasingame, L (1.4) X OBP: 0.250, SLG: 0.148	4-3 PB SF7		K	FC1-6 CS			4-3			4	1	1	0	0	1	1			
Vada Pinson, L (1.8) X OBP: 0.247, SLG: 0.261	4-3		L7	CS		4-3				3	0	0	0	1	0	1			
Gus Bell, L (1.9) X OBP: 0.267, SLG: 0.357	SF7		2B 1B BB			2B 1B		F8		2	1	1	1	1	0	1			
Frank Robinson, R (1.7) X OBP: 0.321, SLG: 0.400	2B 1B		1B 2B			K		CS	WP 4-3 HBP	3	2	2	0	0	1	1			
Gordy Coleman, L (1.3) X OBP: 0.333, SLG: 0.595	1-H 2B		PB BB					4-3		4	0	3	3	0	0	1			
Gene Freese, R (1.5) X OBP: 0.305, SLG: 0.342	K		2-H 3-H 1B					4-3		3	0	0	0	1	2	4			
Leo Cardenas, R (1.6) X OBP: 0.333, SLG: 0.306		4-3	F3			5-3				3	0	0	0	1	0	2			
Jerry Zimmerman, R (1.2) X OBP: 0.400, SLG: 0.250		6-3		FC3-6 BB		K			F9	3	0	0	0	1	1	2			
Joey Jay, S (1.1) X OBP: 0.125, SLG: 0.250		K		FC3-6 FC1-6		F5				3	0	0	0	0	1	1			
<b>Inning Stats</b>	R: 2 E: 0 K: 1 S: 8	H: 3 LOB: 1 BB: 0 P: 8	R: 0 E: 0 K: 1 S: 5	H: 0 LOB: 0 BB: 0 P: 5	R: 2 E: 0 K: 1 S: 7	H: 2 LOB: 2 BB: 2 P: 15	R: 0 E: 0 K: 0 S: 2	H: 0 LOB: 0 BB: 1 P: 6	R: 0 E: 0 K: 2 S: 9	H: 2 LOB: 2 BB: 0 P: 9	R: 0 E: 0 K: 1 S: 5	H: 0 LOB: 0 BB: 0 P: 5	R: 0 E: 0 K: 0 S: 2	H: 0 LOB: 0 BB: 1 P: 6	R: 0 E: 0 K: 0 S: 3	H: 0 LOB: 2 BB: 1 P: 8	1B: 4 2B: 3 3B: 0 HR: 0	SF: 1 SAC: 0 DP: 0 HBP: 1	WP: 1 PA: 37 PB: 2 SB: 0 CS: 2
<b>PITCHER</b> Art Mahaffey, R (1.1) X ERA: 1.59	IP: 8.0 WLS: L BF: 35 H: 7 R: 4 ER: 4 SO: 6 BB: 4 IBB: 1 HBP: 1 BLK: 0 WP: 1 HR: 0 S: 41 P: 62 ERA: 4.50 WHIP: 1.375																		

Philadelphia Phillies @ Cincinnati Reds  
Crosley Field, Cincinnati, OH  
Thu May 04 1961, 7:05 PM EDT  
Att: 3,087 - Unknown

AB 28  
R 4  
H 7  
RBI 4  
BB 5  
SO 6  
LOB 14



Batter	1	2	3	4	5	6	7	8	9	10	11	12	AB	R	H	RBI	BB	SO	LOB	TOP		
Don Blasingame, L (1.4) OBP: 0.237, SLG: 0.182	5-3	F9			F9		P3		1B HR	G5-4-3			6	1	1	1	0	0	3			
Vada Pinson, L (1.8) OBP: 0.277, SLG: 0.293	6-3						4-3		HR				6	1	4	0	0	0	0			
Gus Bell, L (1.9) OBP: 0.265, SLG: 0.344													4	0	1	0	0	0	1			
Wally Post, R (9, PH) OBP: 0.446, SLG: 0.615													1	1	1	3	0	0	0			
Jim Brosnan, R (9, 1) OBP: 0.417, SLG: 0.222													1	0	0	0	0	0	1			
Bill Henry, L (12, 1) OBP: 0.167, SLG: 0.095													0	0	0	0	0	0	0			
Frank Robinson, R (1.7) OBP: 0.322, SLG: 0.395													6	0	2	0	0	0	3			
Gordy Coleman, L (1.3) OBP: 0.333, SLG: 0.600													6	1	2	0	0	0	3			
Gene Fresse, R (1.5) OBP: 0.307, SLG: 0.366													6	1	2	0	0	0	7			
Leo Cardenas, R (1.6) OBP: 0.313, SLG: 0.317													5	0	1	2	0	0	2			
Jerry Zimmerman, R (1.2) OBP: 0.385, SLG: 0.273													3	0	1	0	0	0	1			
Harry Anderson, L (9, PH) OBP: 0.250, SLG: 0.250													1	0	1	0	0	0	0			
Elio Chacon, R (9, PR) OBP: 0.417, SLG: 0.222													1	1	0	0	1	0	0			
Bob Purkey, R (1.1) OBP: 0.231, SLG: 0.231													2	0	0	0	0	1	3			
Jerry Lynch, L (9, PH) OBP: 0.545, SLG: 1.556													1	0	0	0	0	0	1			
Bob Schmidt, R (9, 2) OBP: 0.167, SLG: 0.095													0	0	0	0	1	0	0			
<b>Inning Stats</b>	R: 0 E: 1 K: 0 S: 6	H: 2 LOB: 3 BB: 0 P: 6	R: 0 E: 0 K: 3 S: 3	H: 0 LOB: 1 BB: 0 P: 4	R: 0 E: 0 K: 1 S: 5	H: 1 LOB: 0 BB: 0 P: 5	R: 0 E: 0 K: 1 S: 5	H: 2 LOB: 1 BB: 0 P: 6	R: 0 E: 0 K: 0 S: 4	H: 1 LOB: 1 BB: 0 P: 4	R: 0 E: 0 K: 0 S: 4	H: 1 LOB: 2 BB: 0 P: 4	R: 0 E: 0 K: 0 S: 5	H: 0 LOB: 1 BB: 2 P: 10	R: 0 E: 0 K: 1 S: 5	H: 1 LOB: 0 BB: 0 P: 5	R: 1 E: 0 K: 0 S: 4	H: 1 LOB: 0 BB: 0 P: 4	1B: 10 2B: 5 3B: 1 HR: 1	SF: 1 SAC: 0 DP: 3 HBP: 1	WP: 0 PB: 0 SB: 0 CS: 1	PA: 53
<b>PITCHER</b>	IP WLS BF H R ER SO BB IBB HBP BLK WP HR S P ERA WHIP	IP WLS BF H R ER SO BB IBB HBP BLK WP HR S P ERA WHIP	IP WLS BF H R ER SO BB IBB HBP BLK WP HR S P ERA WHIP	IP WLS BF H R ER SO BB IBB HBP BLK WP HR S P ERA WHIP	IP WLS BF H R ER SO BB IBB HBP BLK WP HR S P ERA WHIP	IP WLS BF H R ER SO BB IBB HBP BLK WP HR S P ERA WHIP	IP WLS BF H R ER SO BB IBB HBP BLK WP HR S P ERA WHIP	IP WLS BF H R ER SO BB IBB HBP BLK WP HR S P ERA WHIP	IP WLS BF H R ER SO BB IBB HBP BLK WP HR S P ERA WHIP	IP WLS BF H R ER SO BB IBB HBP BLK WP HR S P ERA WHIP	IP WLS BF H R ER SO BB IBB HBP BLK WP HR S P ERA WHIP	IP WLS BF H R ER SO BB IBB HBP BLK WP HR S P ERA WHIP	IP WLS BF H R ER SO BB IBB HBP BLK WP HR S P ERA WHIP	IP WLS BF H R ER SO BB IBB HBP BLK WP HR S P ERA WHIP	IP WLS BF H R ER SO BB IBB HBP BLK WP HR S P ERA WHIP	IP WLS BF H R ER SO BB IBB HBP BLK WP HR S P ERA WHIP	IP WLS BF H R ER SO BB IBB HBP BLK WP HR S P ERA WHIP	IP WLS BF H R ER SO BB IBB HBP BLK WP HR S P ERA WHIP	IP WLS BF H R ER SO BB IBB HBP BLK WP HR S P ERA WHIP	IP WLS BF H R ER SO BB IBB HBP BLK WP HR S P ERA WHIP	IP WLS BF H R ER SO BB IBB HBP BLK WP HR S P ERA WHIP	IP WLS BF H R ER SO BB IBB HBP BLK WP HR S P ERA WHIP

Cincinnati Reds @ Milwaukee Braves  
Milwaukee County Stadium, Milwaukee, WI

AB 49  
R 6  
H 16  
RBI 6  
BB 2  
SO 3  
LOB 26



WP: 0 PA: 53  
PB: 0  
SB: 0  
CS: 1

ERA: 2.08

ERA: 1.440

ERA: 6.48

ERA: 2.08

Batter	1	2	3	4	5	6	7	8	9	10	11	12	AB	R	H	RBI	BB	SO	LOB	BOTTOM				
Lee Maye, L (1.9) OBP: 0.362, SLG: 0.310	E4 1B	K			1-3			F9	4-3			P6	6	1	0	0	0	1	3					
Frank Bolling, R (1.4) OBP: 0.400, SLG: 0.397	WP SF8 1B				1-3			1-3				F7	5	2	2	1	1	0	0					
Eddie Mathews, L (1.5) OBP: 0.408, SLG: 0.449	WP 1B											F8	6	1	3	1	0	1	2					
Hank Aaron, R (1.8) OBP: 0.389, SLG: 0.636	P4											K	3	0	1	1	1	1	2					
Joe Adcock, R (1.3) OBP: 0.258, SLG: 0.361	SF8				CS			F9	F9			K	4	0	0	1	0	1	2					
Mel Roach, R (1.7) OBP: 0.285, SLG: 0.276	6-3												3	0	0	0	0	0	1					
Al Spangler, L (7, 7) OBP: 0.350, SLG: 0.294					1-3			P5				1-3	2	1	1	0	0	0	0					
Roy McMillan, R (1.6) OBP: 0.315, SLG: 0.318												1-3	5	0	1	0	0	0	0					
Charlie Lau, L (1.2) OBP: 0.362, SLG: 0.359								F7	F8			4-3	4	0	1	0	0	0	0					
Law Burdette, R (1.1) OBP: 0.280, SLG: 0.280													3	0	0	0	0	0	2					
Sam Rice, L (9, PH) OBP: 0.225, SLG: 0.346													0	0	0	0	0	0	0					
Ron Piche, R (10, 1) OBP: 0.225, SLG: 0.346													0	0	0	0	0	0	0					
Johnny Logan, R (12, PH) OBP: 0.225, SLG: 0.346													0	0	0	0	0	0	0					
John DeMaestri, R (12, PH) OBP: 0.225, SLG: 0.346													0	0	0	0	0	0	0					
<b>Inning Stats</b>	R: 2 E: 1 K: 0 S: 6	H: 2 LOB: 1 BB: 0 P: 6	R: 0 E: 0 K: 2 S: 8	H: 1 LOB: 1 BB: 0 P: 8	R: 0 E: 0 K: 0 S: 3	H: 1 LOB: 0 BB: 0 P: 3	R: 0 E: 0 K: 0 S: 3	H: 0 LOB: 0 BB: 0 P: 3	R: 0 E: 0 K: 1 S: 5	H: 0 LOB: 0 BB: 1 P: 5	R: 0 E: 0 K: 0 S: 4	H: 1 LOB: 2 BB: 1 P: 1	R: 1 E: 1 K: 0 S: 5	H: 2 LOB: 1 BB: 0 P: 5	R: 0 E: 0 K: 1 S: 5	H: 0 LOB: 0 BB: 0 P: 5	R: 0 E: 0 K: 1 S: 5	H: 0 LOB: 0 BB: 0 P: 5	R: 0 E: 0 K: 1 S: 6	H: 1 LOB: 2 BB: 1 P: 10	1B: 6 2B: 2 3B: 1 HR: 0	SF: 2 SAC: 1 DP: 0 HBP: 0	WP: 1 PB: 0 SB: 1 CS: 1	PA: 49
<b>PITCHER</b>	IP WLS BF H R ER SO BB IBB HBP BLK WP HR S P ERA WHIP	IP WLS BF H R ER SO BB IBB HBP BLK WP HR S P ERA WHIP	IP WLS BF H R ER SO BB IBB HBP BLK WP HR S P ERA WHIP	IP WLS BF H R ER SO BB IBB HBP BLK WP HR S P ERA WHIP	IP WLS BF H R ER SO BB IBB HBP BLK WP HR S P ERA WHIP	IP WLS BF H R ER SO BB IBB HBP BLK WP HR S P ERA WHIP	IP WLS BF H R ER SO BB IBB HBP BLK WP HR S P ERA WHIP	IP WLS BF H R ER SO BB IBB HBP BLK WP HR S P ERA WHIP	IP WLS BF H R ER SO BB IBB HBP BLK WP HR S P ERA WHIP	IP WLS BF H R ER SO BB IBB HBP BLK WP HR S P ERA WHIP	IP WLS BF H R ER SO BB IBB HBP BLK WP HR S P ERA WHIP	IP WLS BF H R ER SO BB IBB HBP BLK WP HR S P ERA WHIP	IP WLS BF H R ER SO BB IBB HBP BLK WP HR S P ERA WHIP	IP WLS BF H R ER SO BB IBB HBP BLK WP HR S P ERA WHIP	IP WLS BF H R ER SO BB IBB HBP BLK WP HR S P ERA WHIP	IP WLS BF H R ER SO BB IBB HBP BLK WP HR S P ERA WHIP	IP WLS BF H R ER SO BB IBB HBP BLK WP HR S P ERA WHIP	IP WLS BF H R ER SO BB IBB HBP BLK WP HR S P ERA WHIP	IP WLS BF H R ER SO BB IBB HBP BLK WP HR S P ERA WHIP	IP WLS BF H R ER SO BB IBB HBP BLK WP HR S P ERA WHIP	IP WLS BF H R ER SO BB IBB HBP BLK WP HR S P ERA WHIP	IP WLS BF H R ER SO BB IBB HBP BLK WP HR S P ERA WHIP	IP WLS BF H R ER SO BB IBB HBP BLK WP HR S P ERA WHIP	

Cincinnati Reds @ Milwaukee Braves  
Milwaukee County Stadium, Milwaukee, WI

AB 42  
R 5  
H 9  
RBI 4  
BB 3  
SO 6  
LOB 12



WP: 1 PA: 49  
PB: 0  
SB: 1  
CS: 1

ERA: 1.74

ERA: 0.875

ERA: 1.091

ERA: 0.000

ERA: 2.25

ERA: 2.46

ERA: 0.000

ERA: 0.000

ERA: 0.000

ERA: 0.000

ERA: 0.000

ERA: 0.000

ERA: 0.000

ERA: 0.000

ERA: 0.000

ERA: 0.000

ERA: 0.000

ERA: 0.000

ERA: 0.000

ERA: 0.000

ERA: 0.000

ERA: 0.000

ERA: 0.000

ERA: 0.000

ERA: 0.000

ERA: 0.000

ERA: 0.000

ERA: 0.000

ERA: 0.000

ERA: 0.000

ERA: 0.000

ERA: 0.000

ERA: 0.000

ERA: 0.000

ERA: 0.000

ERA: 0.000

ERA: 0.000

ERA: 0.000

ERA: 0.000

ERA: 0.000

ERA: 0.000

ERA: 0.000

ERA: 0.000

ERA: 0.000

ERA: 0.000

ERA: 0.000

ERA: 0.000

ERA: 0.000

ERA: 0.000

ERA: 0.000

ERA: 0.000

ERA: 0.000



Batter	1	2	3	4	5	6	7	8	9	AB	R	H	RBI	BB	SO	LOB	TOP											
Don Blasingame, L (1.4) OBP: 0.228, SLG: 0.167	2-3		6-3						4-3	4	1	0	1	0	1		<b>Cincinnati Reds @ Milwaukee Braves</b> Milwaukee County Stadium, Milwaukee, WI Sun May 07 1961, 4:38 AM EDT Att: 19,852 - Unknown											
Vada Pinson, L (1.8) OBP: 0.308, SLG: 0.341	4-3									3	1	2	0	1	0	0												
Gus Bell, L (1.9) OBP: 0.289, SLG: 0.361	F9									4	0	2	2	0	0	2												
Frank Robinson, R (1.7) OBP: 0.305, SLG: 0.405		L7								4	1	0	1	0	1	3												
Gordy Coleman, L (1.3) OBP: 0.348, SLG: 0.616	3-1									4	0	0	0	0	1	1												
Gene Freese, R (1.5) OBP: 0.313, SLG: 0.367	K									4	0	1	1	0	1	0												
Leo Cardenas, R (1.6) OBP: 0.321, SLG: 0.375										3	0	1	0	1	1	1												
Bob Schmidt, R (1.2) OBP: 0.143, SLG: 0.080										4	0	0	0	0	1	2												
Jim O'Toole, S (1.1) OBP: 0.313, SLG: 0.267										2	1	0	0	1	0	0												
<b>Inning Stats</b>	R: 0 E: 0 K: 0 S: 3	H: 0 LOB: 0 BB: 3 P: 3	R: 0 E: 0 K: 1 S: 5	H: 0 LOB: 0 BB: 0 P: 5	R: 0 E: 0 K: 1 S: 5	H: 0 LOB: 1 BB: 1 P: 9	R: 2 E: 0 K: 0 S: 5	H: 2 LOB: 1 BB: 1 P: 9	R: 0 E: 0 K: 0 S: 4	H: 1 LOB: 2 BB: 0 P: 8	R: 0 E: 0 K: 2 S: 7	H: 0 LOB: 0 BB: 0 P: 7	R: 2 E: 0 K: 0 S: 6	H: 4 LOB: 2 BB: 1 P: 10	R: 0 E: 0 K: 1 S: 5	H: 0 LOB: 0 BB: 0 P: 5	R: 0 E: 0 K: 0 S: 3	H: 0 LOB: 0 BB: 0 P: 3	1B: 7 2B: 0 3B: 0 HR: 0	SF: 0 SAC: 1 DP: 1 HBP: 0	WP: 0 PB: 0 SB: 1 CS: 0	PA: 37						
<b>PITCHER</b>	IP	WLS	BF	H	R	ER	SO	BB	IBB	HBP	BLK	WP	HR	S	P	ERA	WHIP											
Don Nottebart, R (1.1) ERA: 4.5	6.0	L	24	3	2	2	4	3	0	0	0	0	0	0	29	41	3.00	1.000										
Seth Morehead, L (7.1) ERA: 8.0	0.2		6	4	2	2	0	1	0	0	0	0	0	5	9	27.00	7.500											
Don McMahon, R (7.1) ERA: 4.38	1.1		4	0	0	0	1	0	0	0	0	0	0	6	6	0.00	0.000											
Carl Willey, R (9.1) ERA: 9.82	1.0		3	0	0	0	0	0	0	0	0	0	0	3	3	0.00	0.000											

AB	32
R	4
H	7
RBI	4
BB	4
SO	5
LOB	10



Batter	1	2	3	4	5	6	7	8	9	AB	R	H	RBI	BB	SO	LOB	BOTTOM											
Lee Maye, L (1.9) OBP: 0.364, SLG: 0.289	P6									4	0	1	0	1	2	2	<b>Cincinnati Reds @ Milwaukee Braves</b> Milwaukee County Stadium, Milwaukee, WI Sun May 07 1961, 4:38 AM EDT Att: 19,852 - Unknown											
Frank Bolling, R (1.4) OBP: 0.365, SLG: 0.365	P6									4	0	0	0	0	0	1												
Eddie Mathews, L (1.5) OBP: 0.412, SLG: 0.440										4	0	1	0	1	2	2												
Hank Aaron, R (1.8) OBP: 0.363, SLG: 0.575										3	0	0	0	1	0	3												
Joe Adcock, R (1.3) OBP: 0.243, SLG: 0.333										4	0	0	0	0	0	5												
Roy McMillan, R (1.6) OBP: 0.313, SLG: 0.315										4	0	2	0	0	1	1												
Mel Roach, R (1.7) OBP: 0.244, SLG: 0.250										4	0	1	0	0	0	3												
Charlie Lau, L (1.2) OBP: 0.345, SLG: 0.326										3	0	0	0	1	1	3												
Don Nottebart, R (1.1) OBP: 0.115, SLG: 0.115 Johnny Loog, R (6. PH) OBP: 0.286, SLG: 0.333 Seth Morehead, L (7.1) OBP: 0.348, SLG: 0.616 Don McMahon, R (7.1) OBP: 0.348, SLG: 0.616 Del Crandall, R (8. PH) OBP: 0.290, SLG: 0.333 Carl Willey, R (9.1) OBP: 0.313, SLG: 0.267										2	0	0	0	0	0	1												
<b>Inning Stats</b>	R: 0 E: 0 K: 0 S: 3	H: 0 LOB: 1 BB: 1 P: 7	R: 0 E: 1 K: 2 S: 8	H: 0 LOB: 0 BB: 0 P: 8	R: 0 E: 1 K: 1 S: 7	H: 1 LOB: 3 BB: 1 P: 11	R: 0 E: 1 K: 1 S: 7	H: 1 LOB: 2 BB: 0 P: 7	R: 0 E: 0 K: 0 S: 3	H: 0 LOB: 0 BB: 0 P: 3	R: 0 E: 0 K: 1 S: 6	H: 1 LOB: 2 BB: 1 P: 10	R: 0 E: 0 K: 0 S: 4	H: 1 LOB: 2 BB: 1 P: 8	R: 0 E: 0 K: 0 S: 4	H: 1 LOB: 1 BB: 0 P: 4	R: 0 E: 0 K: 2 S: 7	H: 0 LOB: 0 BB: 0 P: 7	1B: 5 2B: 0 3B: 0 HR: 0	SF: 0 SAC: 1 DP: 0 HBP: 0	WP: 0 PB: 0 SB: 0 CS: 0	PA: 39						
<b>PITCHER</b>	IP	WLS	BF	H	R	ER	SO	BB	IBB	HBP	BLK	WP	HR	S	P	ERA	WHIP											
Jim O'Toole, L (1.1) ERA: 2.25	9.0	W	39	5	0	0	7	3	1	0	0	0	0	0	49	65	0.00	0.889										

AB	34
R	0
H	5
RBI	0
BB	4
SO	7
LOB	24





Batter	1	2	3	4	5	6	7	8	9	AB	R	H	RBI	BB	SO	LOB	TOP			
Don Landrum, L (1, 8) OBP: 0.192, SLG: 0.149	1-3																2 0 0 0 2 0 0			
Don Taussig, R (9, PH) OBP: 0.474, SLG: 0.706			FC5-4 BB														1 0 0 0 0 1 1			
Julian Javier, R (1, 4) OBP: 0.319, SLG: 0.348	P4		FC5-4														4 0 0 0 0 2 4			
Lindy McDaniel, R (7, 1)																	0 0 0 0 0 0 0			
Alex Grammas, R (9, PH) OBP: 0.214, SLG: 0.167			S														1 0 0 0 0 1 1			
Bill White, L (1, 3) OBP: 0.253, SLG: 0.254	K																4 0 1 0 0 1 2			
Ken Boyer, R (1, 5) OBP: 0.373, SLG: 0.514																	3 1 1 0 1 1 3			
Stan Musial, L (1, 7) OBP: 0.328, SLG: 0.408																	2 1 2 0 2 0 0			
Ray Sadecki, L (8, PR) OBP: 0.222, SLG: 0.333																	0 0 0 0 0 0 0			
Curt Flood, R (8, 8) OBP: 0.389, SLG: 0.333																	0 0 0 0 0 0 0			
Daryl Spencer, R (1, 6) OBP: 0.373, SLG: 0.464	L7																3 0 0 1 1 1 3			
Joe Cunningham, L (1, 9) OBP: 0.516, SLG: 0.606	F8																3 0 0 0 1 0 4			
Hal Smith, R (1, 2) OBP: 0.255, SLG: 0.280																	1 0 1 1 0 0 0			
Carl Sawatski, L (7, PH) OBP: 0.550, SLG: 0.571																	1 0 0 0 0 0 0			
Charlie James, R (9, PH) OBP: 0.417, SLG: 0.583																	1 0 0 0 0 1 0			
Curt Simmons, L (1, 1) OBP: 0.385, SLG: 0.333																	1 0 0 0 0 0 1 1			
Walt Morin, L (4, PH) OBP: 0.217, SLG: 0.273																	1 0 0 0 0 0 2			
Bob Gibson, R (4, 1)																	0 0 0 0 0 0 0 0			
Red Schoendienst, S (7, PH) OBP: 0.375, SLG: 0.583																	1 0 1 0 0 0 0 0			
Gene Oliver, R (9, PH)																	0 0 0 0 0 1 0 0			
<b>Inning Stats</b>	R: 0 E: 0 K: 1 S: 5	H: 0 LOB: 0 BB: 0 P: 5	R: 0 E: 0 K: 1 S: 5	H: 0 LOB: 1 BB: 1 P: 9	R: 0 E: 0 K: 1 S: 6	H: 1 LOB: 2 BB: 1 P: 10	R: 2 E: 1 K: 0 S: 5	H: 2 LOB: 1 BB: 1 P: 9	R: 0 E: 0 K: 1 S: 5	H: 0 LOB: 0 BB: 0 P: 5	R: 0 E: 0 K: 1 S: 5	H: 1 LOB: 1 BB: 1 P: 9	R: 0 E: 0 K: 1 S: 7	H: 2 LOB: 3 BB: 1 P: 11	R: 0 E: 0 K: 3 S: 9	H: 0 LOB: 1 BB: 1 P: 13	1B: 5 2B: 3 3B: 0 HR: 0	SF: 1 SAC: 0 DP: 2 HBP: 0	WP: 1 PB: 0 SB: 1 CS: 1	PA: 38
<b>PITCHER</b>	IP WLS BF H R ER SO BB IBB HBP BLK WP HR S P ERA WHIP																			
Joey Jay, R (1, 1) ERA: 2.68	7.0 W 31 6 2 2 6 5 0 0 0 1 0 38 58 2.57 1.571																			
Marshall Bridges, L (8, 1) ERA: 0.00	1.0 3 0 0 0 0 2 0 0 0 0 0 1 9 0.00 2.000																			
Bill Henry, L (9, 1) ERA: 0.00	1.0 S 4 0 0 0 3 1 0 0 0 0 0 9 13 0.00 1.000																			

St. Louis Cardinals @ Cincinnati Reds  
Crosley Field, Cincinnati, OH  
Wed May 10 1961, 7:05 PM EDT  
Att: 10,144 - Unknown

AB 29  
R 2  
H 6  
RBI 2  
BB 8  
SO 9  
LOB 21



Batter	1	2	3	4	5	6	7	8	9	AB	R	H	RBI	BB	SO	LOB	BOTTOM			
Don Blasingame, L (1, 4) OBP: 0.245, SLG: 0.191	HR																5 1 2 0 0 0 3			
Vada Pinson, L (1, 8) OBP: 0.302, SLG: 0.368	HR																5 1 1 2 0 2 4			
Frank Robinson, R (1, 7) OBP: 0.333, SLG: 0.419																	2 1 2 0 2 0 0			
Wally Post, R (1, 9) OBP: 0.438, SLG: 0.627	5-3																3 0 1 0 0 0 2			
Elio Chacon, R (7, PR) OBP: 0.417, SLG: 0.222																	0 0 0 0 0 0 0			
Gene Freese, R (1, 5) OBP: 0.300, SLG: 0.351	F8																4 0 0 0 0 2 6			
Leo Cardenas, R (1, 6) OBP: 0.333, SLG: 0.373																	3 0 1 1 1 1 3			
Gordy Coleman, L (1, 3) OBP: 0.333, SLG: 0.589	4-3																4 0 0 0 0 1 6			
Bob Schmidt, R (1, 2) OBP: 0.188, SLG: 0.138																	4 0 2 0 0 1 2			
Claude Osteen, L (8, PR) OBP: 0.294, SLG: 0.200																	0 0 0 0 0 0 0			
Jerry Zimmerman, R (9, 2) OBP: 0.294, SLG: 0.200																	0 0 0 0 0 0 0			
Joey Jay, S (1, 1) OBP: 0.091, SLG: 0.182																	3 0 0 0 0 1 1			
Marshall Bridges, S (8, 1) ERA: 3.77																	0 0 0 0 0 0 0			
Jerry Lynch, L (8, PH) OBP: 0.333, SLG: 1.500																	1 0 1 0 0 0 0			
Bill Henry, L (9, 1) ERA: 4.02																	0 0 0 0 0 0 0			
<b>Inning Stats</b>	R: 2 E: 0 K: 0 S: 5	H: 2 LOB: 2 BB: 2 P: 13	R: 0 E: 0 K: 1 S: 6	H: 1 LOB: 0 BB: 0 P: 6	R: 1 E: 0 K: 2 S: 10	H: 3 LOB: 2 BB: 0 P: 10	R: 0 E: 0 K: 0 S: 3	H: 0 LOB: 0 BB: 0 P: 3	R: 0 E: 0 K: 2 S: 7	H: 0 LOB: 2 BB: 1 P: 12	R: 0 E: 0 K: 1 S: 6	H: 1 LOB: 0 BB: 0 P: 6	R: 0 E: 0 K: 0 S: 4	H: 1 LOB: 2 BB: 2 P: 4	R: 0 E: 0 K: 2 S: 9	H: 2 LOB: 2 BB: 0 P: 9	1B: 9 2B: 0 3B: 0 HR: 1	SF: 0 SAC: 0 DP: 0 HBP: 1	WP: 0 PB: 0 SB: 2 CS: 0	PA: 38
<b>PITCHER</b>	IP WLS BF H R ER SO BB IBB HBP BLK WP HR S P ERA WHIP																			
Curt Simmons, L (1, 1) ERA: 3.77	3.0 L 17 6 3 3 3 2 0 0 0 0 1 21 29 9.00 2.667																			
Bob Gibson, R (4, 1) ERA: 2.37	3.0 12 1 0 0 3 1 0 1 0 0 0 16 21 0.00 0.667																			
Lindy McDaniel, R (7, 1) ERA: 4.02	2.0 9 3 0 0 2 0 0 0 0 0 0 13 13 0.00 1.500																			

St. Louis Cardinals @ Cincinnati Reds  
Crosley Field, Cincinnati, OH  
Wed May 10 1961, 7:05 PM EDT  
Att: 10,144 - Unknown

AB 34  
R 3  
H 10  
RBI 3  
BB 3  
SO 8  
LOB 27



Batter	1	2	3	4	5	6	7	8	9	AB	R	H	RBI	BB	SO	LOB	TOP										
Don Blasingame, L (1, 4) OBP: 0.246, SLG: 0.196 Dick Gemert, R (8, PH) Howie Nunn, R (8, 1)	F9	1B		P6		1-3		L4		4	0	1	0	0	0	0											
Vada Pinson, L (1, 8) OBP: 0.307, SLG: 0.370	2B	1B		K		K			F9	5	1	2	0	0	2	0											
Frank Robinson, R (1, 7) OBP: 0.346, SLG: 0.456	2B									4	1	2	1	1	0	2											
Wally Post, R (1, 9) OBP: 0.423, SLG: 0.594	F8									5	0	1	0	0	0	3											
Gene Freese, R (1, 5) OBP: 0.295, SLG: 0.354	2B			F7		F7		L4		5	0	1	1	0	0	2											
Leo Cardenas, R (1, 6) OBP: 0.344, SLG: 0.370	BB			F2						3	1	1	0	1	1	1											
Gordy Coleman, L (1, 3) OBP: 0.330, SLG: 0.585	F3			4-3						4	1	1	1	0	1	4											
Bob Schmidt, R (1, 2) OBP: 0.222, SLG: 0.182						5-3				4	0	2	1	0	0	0											
Bob Purkey, R (1, 1) Hal Brown, R (4, PH) Marshall Bridges, L (4, 1) Jay Hook, L (5, 1) Eddie Kasko, R (8, PH) Howie Nunn, R (8, 4)										1	0	0	0	0	0	0											
										1	1	1	1	0	0	0											
										1	0	0	0	0	0	1											
										0	0	0	0	0	0	0											
										1	0	0	0	0	0	1											
										1	0	0	0	0	0	1											
<b>Inning Stats</b>	R: 1 E: 0 K: 0 S: 5	H: 2 LOB: 3 BB: 2 P: 13	R: 0 E: 0 K: 0 S: 5	H: 2 LOB: 2 BB: 0 P: 5	R: 0 E: 0 K: 0 S: 4	H: 1 LOB: 1 BB: 0 P: 4	R: 1 E: 0 K: 1 S: 6	H: 1 LOB: 0 BB: 0 P: 6	R: 3 E: 0 K: 0 S: 7	H: 4 LOB: 1 BB: 0 P: 7	R: 0 E: 0 K: 1 S: 5	H: 0 LOB: 0 BB: 0 P: 5	R: 0 E: 0 K: 1 S: 5	H: 0 LOB: 0 BB: 0 P: 5	R: 0 E: 0 K: 1 S: 6	H: 1 LOB: 1 BB: 0 P: 6	R: 0 E: 0 K: 0 S: 4	H: 1 LOB: 1 BB: 0 P: 4	1B: 8 2B: 2 3B: 0 HR: 2	SF: 0 SAC: 0 DP: 0 HBP: 0	WP: 0 PB: 0 SB: 2 CS: 0	PA: 41					
<b>PITCHER</b>	IP	WLS	BF	H	R	ER	SO	BB	IBB	HBP	BLK	WP	HR	S	P	ERA	WHIP										
Vinegar Bend Mizell, L (1, 1) ERA: 3.71	4.2	25	9	5	5	1	2	0	0	0	0	0	2	25	33	9.64	2.357										
George Witt, R (5, 1) ERA: 4.7	0.1	2	1	0	0	0	0	0	0	0	0	0	0	2	2	0.00	3.000										
Bobby Shantz, L (6, 1) ERA: 2.25	4.0	14	2	0	0	3	0	0	0	0	0	0	0	20	20	0.00	0.500										

Cincinnati Reds @ Pittsburgh Pirates  
Forbes Field, Pittsburgh, PA  
Fri May 12 1961, 7:05 PM EDT  
Att: 20,662 - Unknown

AB 39  
R 5  
H 12  
RBI 5  
BB 2  
SO 4  
LOB 15



Batter	1	2	3	4	5	6	7	8	9	AB	R	H	RBI	BB	SO	LOB	BOTTOM										
Joe Christopher, R (1, 7) OBP: 0.333, SLG: 0.500	4-3	4-3		1B	F9		4-3			5	0	2	0	0	0	4											
Dick Groat, R (1, 6) OBP: 0.337, SLG: 0.374	4-3			F8	1B	K		FC4-6		5	1	3	1	0	1	1											
Bill Virdon, L (1, 8) OBP: 0.405, SLG: 0.592	G3			1B	K	F9		FC4-6		5	1	1	0	0	1	4											
Smoky Burgess, L (1, 2) OBP: 0.396, SLG: 0.429	F8			F7	6-3			F7		4	0	0	0	1	0	6											
Roberto Clemente, R (1, 9) OBP: 0.384, SLG: 0.510				F8		K		4-3		5	1	1	0	0	1	4											
Rocky Nelson, L (1, 3) OBP: 0.419, SLG: 0.720				FC3-6	1B	HR		BB		3	2	3	3	0	0	0											
Don Hoak, R (1, 5) OBP: 0.372, SLG: 0.372	FC3-6	1B		1-3		HR		BB		2	1	0	0	2	0	2											
Bill Mazeroski, R (1, 4) OBP: 0.247, SLG: 0.268				1B	SH5-3	F2		K		4	1	2	1	0	1	4											
Vinegar Bend Mizell, R (1, 1) ERA: 3.0				1B	SH5-3			K		1	0	0	0	0	0	0											
George Witt, R (5, 1) ERA: 5.4				K				K		1	1	1	3	0	0	0											
Dick Stuart, R (5, PH) OBP: 0.338, SLG: 0.493										1	1	1	3	0	0	0											
Bobby Shantz, L (6, 1) OBP: 0.500, SLG: 0.500										1	0	0	0	0	1	2											
<b>Inning Stats</b>	R: 0 E: 0 K: 0 S: 4	H: 1 LOB: 1 BB: 0 P: 4	R: 1 E: 0 K: 1 S: 8	H: 3 LOB: 2 BB: 0 P: 8	R: 3 E: 0 K: 0 S: 6	H: 3 LOB: 0 BB: 0 P: 6	R: 1 E: 0 K: 1 S: 8	H: 3 LOB: 2 BB: 0 P: 8	R: 3 E: 0 K: 1 S: 6	H: 1 LOB: 1 BB: 1 P: 11	R: 0 E: 0 K: 1 S: 5	H: 0 LOB: 1 BB: 1 P: 9	R: 0 E: 0 K: 2 S: 8	H: 1 LOB: 2 BB: 1 P: 12	R: 0 E: 0 K: 0 S: 4	H: 1 LOB: 1 BB: 0 P: 4	R: 0 E: 0 K: 0 S: 4	H: 1 LOB: 1 BB: 0 P: 4	1B: 9 2B: 2 3B: 0 HR: 2	SF: 0 SAC: 1 DP: 0 HBP: 1	WP: 0 PB: 0 SB: 0 CS: 0	PA: 41					
<b>PITCHER</b>	IP	WLS	BF	H	R	ER	SO	BB	IBB	HBP	BLK	WP	HR	S	P	ERA	WHIP										
Bob Purkey, R (1, 1) ERA: 3.0	3.0	16	7	4	4	1	0	0	0	0	0	0	1	18	18	12.00	2.333										
Marshall Bridges, L (4, 1) ERA: 5.4	1.2	L	11	4	4	4	2	1	0	1	0	0	1	13	18	21.60	3.000										
Jay Hook, R (5, 1) ERA: 7.5	2.1	10	1	0	0	3	2	0	0	0	0	0	0	14	22	0.00	1.286										
Howie Nunn, R (8, 1) ERA: 4.32	1.0	4	1	0	0	0	0	0	0	0	0	0	0	4	4	0.00	1.000										

Cincinnati Reds @ Pittsburgh Pirates  
Forbes Field, Pittsburgh, PA  
Fri May 12 1961, 7:05 PM EDT  
Att: 20,662 - Unknown

AB 36  
R 8  
H 13  
RBI 8  
BB 3  
SO 6  
LOB 29



Batter	1	2	3	4	5	6	7	8	9	AB	R	H	RBI	BB	SO	LOB	TOP					
Don Blasingame, L (1, 4) OBP: 0.274, SLG: 0.218										4	2	2	0	0	1	1						
Vada Pinson, L (1, 8) OBP: 0.311, SLG: 0.371										5	1	2	0	0	0	1						
Frank Robinson, R (1, 7) OBP: 0.349, SLG: 0.473										3	0	1	1	1	0	2						
Wally Post, R (1, 9) Howie Nunn, R (5, 1) Jerry Lynch, R (6, PH) Jay Hook, L (6, 1) Marshall Bridges, S (7, 1) Eddie Kaso, R (9, PH)										3	1	1	1	0	2	2						
Gene Freese, R (1, 5) OBP: 0.300, SLG: 0.356										5	1	2	1	0	0	2						
Leo Cardenas, R (1, 6) OBP: 0.338, SLG: 0.362										4	0	1	1	0	0	2						
Gordy Coleman, L (1, 3) OBP: 0.337, SLG: 0.588										3	0	1	1	1	1	0						
Bob Schmidt, R (1, 2) OBP: 0.211, SLG: 0.171										2	0	0	0	0	1	1						
Gus Bell, L (5, PH) OBP: 0.275, SLG: 0.342										2	0	0	0	0	0	2						
Jim O'Toole, S (1, 1) OBP: 0.294, SLG: 0.250										1	0	0	0	0	1	1						
Jim Maloney, L (3, 1) OBP: 0.200, SLG: 0.200										0	0	0	0	0	0	0						
Hal Bevan, R (5, PH) OBP: 0.333, SLG: 1.333										1	0	0	0	0	1	0						
Jerry Zimmerman, R (5, 2) OBP: 0.263, SLG: 0.176										2	0	0	0	0	0	0						
<b>Inning Stats</b>	R: 1 E: 0 K: 1 S: 7	H: 2 LOB: 2 BB: 0 P: 8	R: 0 E: 0 K: 2 S: 7	H: 0 LOB: 1 BB: 1 P: 11	R: 0 E: 0 K: 1 S: 6	H: 1 LOB: 1 BB: 0 P: 6	R: 0 E: 0 K: 2 S: 7	H: 0 LOB: 0 BB: 0 P: 7	R: 4 E: 0 K: 1 S: 11	H: 6 LOB: 2 BB: 0 P: 11	R: 0 E: 0 K: 0 S: 4	H: 1 LOB: 2 BB: 0 P: 5	R: 0 E: 0 K: 0 S: 3	H: 0 LOB: 0 BB: 0 P: 3	R: 0 E: 0 K: 0 S: 3	H: 0 LOB: 0 BB: 0 P: 3	R: 0 E: 0 K: 0 S: 4	H: 1 LOB: 1 BB: 0 P: 4	1B: 9 2B: 1 3B: 1 HR: 0	SF: 1 SAC: 0 DP: 0 HBP: 2	WP: 0 PB: 0 SB: 0 CS: 0	PA: 41
<b>PITCHER</b>	IP WLS BF H R ER SO BB IBB HBP BLK WP HR S P ERA WHIP																					
Joe Gibbon, L (1, 1) ERA: 4.08	4.2	25	9	5	5	7	1	0	1	0	0	0	0	37	42	9.64	2.143					
Clem Labine, R (5, 1) ERA: 1.42	4.1	W	16	2	0	0	0	0	1	0	0	0	15	16	0.00	0.462						

Cincinnati Reds @ Pittsburgh Pirates  
 Forbes Field, Pittsburgh, PA  
 Sat May 13 1961, 3:33 AM EDT  
 Att: 13,343 - Unknown

AB	37
R	5
H	11
RBI	5
BB	1
SO	7
LOB	16



Batter	1	2	3	4	5	6	7	8	9	AB	R	H	RBI	BB	SO	LOB	BOTTOM			
Bill Virdon, L (1, 8) OBP: 0.438, SLG: 0.671										3	3	3	1	2	0	0				
Dick Groat, R (1, 6) OBP: 0.339, SLG: 0.375										5	1	2	1	0	0	3				
Roberto Clemente, R (1, 9) OBP: 0.394, SLG: 0.520										4	3	3	1	0	0	0				
Dick Stuart, R (1, 3) OBP: 0.342, SLG: 0.514										5	2	2	1	0	1	2				
Joe Christopher, R (1, 7) OBP: 0.455, SLG: 0.727										5	3	3	2	0	1	1				
Don Hoak, R (1, 5) OBP: 0.396, SLG: 0.395										3	1	2	2	2	0	0				
Hal Smith, R (1, 2) OBP: 0.157, SLG: 0.180										5	0	1	2	0	1	4				
Bill Mazerowski, R (1, 4) OBP: 0.234, SLG: 0.256										4	0	0	1	0	0	2				
Joe Gibbon, R (1, 1) Clem Labine, R (5, 1)										2	0	0	0	0	1	2				
<b>Inning Stats</b>	R: 1 E: 0 K: 1 S: 6	H: 1 LOB: 1 BB: 1 P: 10	R: 0 E: 0 K: 0 S: 3	H: 0 LOB: 1 BB: 1 P: 7	R: 6 E: 1 K: 1 S: 11	H: 6 LOB: 2 BB: 2 P: 19	R: 0 E: 0 K: 1 S: 5	H: 0 LOB: 0 BB: 0 P: 5	R: 0 E: 1 K: 1 S: 6	H: 0 LOB: 1 BB: 0 P: 6	R: 3 E: 1 K: 1 S: 9	H: 4 LOB: 1 BB: 0 P: 9	R: 0 E: 0 K: 0 S: 6	H: 1 LOB: 1 BB: 0 P: 6	R: 3 E: 0 K: 0 S: 6	H: 4 LOB: 0 BB: 0 P: 6	1B: 10 2B: 3 3B: 2 HR: 1	SF: 2 SAC: 0 DP: 1 HBP: 0	WP: 0 PB: 0 SB: 0 CS: 0	PA: 44
<b>PITCHER</b>	IP WLS BF H R ER SO BB IBB HBP BLK WP HR S P ERA WHIP																			
Jim O'Toole, L (1, 1) ERA: 2.97	2.0	L	12	4	4	4	1	2	0	0	0	12	20	18.00	3.000					
Jim Maloney, R (3, 1) ERA: 3.5	2.0		11	3	3	3	2	2	0	0	0	13	21	13.50	2.500					
Howie Nunn, R (5, 1) ERA: 3.96	1.0		4	0	0	0	1	0	0	0	0	6	6	0.00	0.000					
Jay Hook, R (6, 1) ERA: 9.0	1.0		7	4	3	3	1	0	0	0	0	1	9	9	27.00	4.000				
Marshall Bridges, L (7, 1) ERA: 7.27	2.0		10	5	3	3	1	0	0	0	0	12	12	13.50	2.500					

Cincinnati Reds @ Pittsburgh Pirates  
 Forbes Field, Pittsburgh, PA  
 Sat May 13 1961, 3:33 AM EDT  
 Att: 13,343 - Unknown

AB	38
R	13
H	16
RBI	11
BB	4
SO	6
LOB	15



Batter	1	2	3	4	5	6	7	8	9	AB	R	H	RBI	BB	SO	LOB	TOP								
Don Blasingame, L (1,4) OBP: 0.273, SLG: 0.220										4	1	1	0	0	1	1	<b>Cincinnati Reds @ Pittsburgh Pirates</b> Forbes Field, Pittsburgh, PA Sun May 14 1961, 3:33 AM EDT Att: 17,459 - Unknown								
Vada Pinson, L (1,8) OBP: 0.318, SLG: 0.376										4	0	2	0	0	1	1									
Gus Bell, L (1,9) OBP: 0.273, SLG: 0.333										4	0	1	1	0	0	1									
Frank Robinson, R (1,7) OBP: 0.354, SLG: 0.536										4	2	2	2	0	0	3									
Gordy Coleman, L (1,3) OBP: 0.324, SLG: 0.564										4	0	0	0	0	1	3									
Gene Freese, R (1,5) OBP: 0.289, SLG: 0.343										4	0	0	0	0	2	0									
Eddie Kasko, R (1,6) OBP: 0.400, SLG: 0.451										4	1	1	0	0	1	0									
Bob Schmidt, R (1,2) OBP: 0.214, SLG: 0.179										4	0	1	0	0	1	1									
Ken Hunt, R (1,1) OBP: 0.091, SLG: 0.182										3	0	1	1	0	2	1									
Jim Brosnan, R (7,1)										1	0	0	0	0	0	1									
<b>Inning Stats</b>	R: 0 E: 0 K: 1 S: 7	H: 2 LOB: 2 BB: 0 P: 7	R: 0 E: 1 K: 2 S: 8	H: 0 LOB: 1 BB: 0 P: 8	R: 1 E: 1 K: 0 S: 5	H: 2 LOB: 1 BB: 0 P: 5	R: 0 E: 0 K: 1 S: 5	H: 0 LOB: 0 BB: 0 P: 5	R: 0 E: 0 K: 2 S: 7	H: 0 LOB: 0 BB: 0 P: 7	R: 1 E: 0 K: 1 S: 6	H: 1 LOB: 1 BB: 0 P: 6	R: 1 E: 0 K: 1 S: 7	H: 2 LOB: 1 BB: 0 P: 7	R: 1 E: 0 K: 1 S: 6	H: 1 LOB: 0 BB: 0 P: 6	R: 0 E: 0 K: 0 S: 3	H: 1 LOB: 0 BB: 0 P: 3	1B: 5 2B: 2 3B: 0 HR: 2	SF: 0 SAC: 0 DP: 1 HBP: 0	WP: 0 PB: 0 SB: 0 CS: 0	PA: 36			
<b>PITCHER</b>	IP	WLS	BF	H	R	ER	SO	BB	IBB	HBP	BLK	WP	HR	S	P	ERA	WHIP								
Bob Friend, R (1,1) ERA: 3.54	7.0	L	29	7	3	3	8	0	0	0	0	0	1	45	45	3.86	1.000								
Roy Face, R (8,1) ERA: 2.25	2.0		7	2	1	1	1	0	0	0	0	0	1	9	9	4.50	1.000								

Batter	1	2	3	4	5	6	7	8	9	AB	R	H	RBI	BB	SO	LOB	BOTTOM								
Joe Christopher, R (1,7) OBP: 0.500, SLG: 0.615										2	0	0	0	3	0	1	<b>Cincinnati Reds @ Pittsburgh Pirates</b> Forbes Field, Pittsburgh, PA Sun May 14 1961, 3:33 AM EDT Att: 17,459 - Unknown								
Dick Groat, R (1,6) OBP: 0.336, SLG: 0.370										4	0	1	0	0	1	3									
Bill Virdon, L (1,8) OBP: 0.430, SLG: 0.646										3	0	0	0	1	0	2									
Smoky Burgess, L (1,2) OBP: 0.400, SLG: 0.432										2	0	1	0	0	1	0									
Hal Smith, R (5,2) OBP: 0.170, SLG: 0.176										1	0	0	0	1	0	1									
Roberto Clemente, R (1,9) OBP: 0.380, SLG: 0.500										4	0	0	0	0	2	6									
Rocky Nelson, L (1,3) OBP: 0.400, SLG: 0.724										4	0	1	0	0	0	4									
Don Hoak, R (1,5) OBP: 0.379, SLG: 0.376										4	0	0	0	0	0	1									
Bill Mazeroski, R (1,4) OBP: 0.245, SLG: 0.300										4	1	2	1	0	0	1									
Bob Friend, R (1,1) OBP: 0.238, SLG: 0.238										2	0	0	0	0	1	1									
Dick Schofield, S (7, PH) OBP: 0.333, SLG: 0.400										1	0	0	0	0	0	0									
Roy Face, R (8,1) OBP: 0.500, SLG: 0.500										0	0	0	0	0	0	0									
Bob Skinner, L (8, PH) OBP: 0.333, SLG: 0.318										1	0	0	0	0	1	1									
<b>Inning Stats</b>	R: 0 E: 0 K: 1 S: 7	H: 2 LOB: 2 BB: 0 P: 7	R: 0 E: 0 K: 0 S: 3	H: 0 LOB: 0 BB: 0 P: 3	R: 0 E: 0 K: 1 S: 4	H: 0 LOB: 1 BB: 1 P: 8	R: 0 E: 0 K: 1 S: 5	H: 0 LOB: 0 BB: 0 P: 5	R: 0 E: 0 K: 1 S: 6	H: 1 LOB: 1 BB: 0 P: 6	R: 0 E: 1 K: 1 S: 6	H: 0 LOB: 3 BB: 2 P: 14	R: 1 E: 0 K: 0 S: 4	H: 1 LOB: 1 BB: 1 P: 8	R: 0 E: 0 K: 0 S: 3	H: 0 LOB: 1 BB: 1 P: 7	R: 0 E: 0 K: 1 S: 6	H: 1 LOB: 1 BB: 0 P: 6	1B: 3 2B: 1 3B: 1 HR: 1	SF: 0 SAC: 0 DP: 1 HBP: 0	WP: 0 PB: 0 SB: 0 CS: 1	PA: 37			
<b>PITCHER</b>	IP	WLS	BF	H	R	ER	SO	BB	IBB	HBP	BLK	WP	HR	S	P	ERA	WHIP								
Ken Hunt, R (1,1) ERA: 2.27	6.2	W	28	4	1	1	5	4	0	0	0	0	0	34	50	1.35	1.200								
Jim Brosnan, R (7,1) ERA: 1.42	2.1	S	9	1	0	0	1	1	0	0	0	0	0	10	14	0.00	0.857								

Batter	1	2	3	4	5	6	7	8	9	AB	R	H	RBI	BB	SO	LOB	TOP								
<b>Don Blasingame, L</b> (1, 4) OBP: 0.297, SLG: 0.206										4	0	0	0	0	0	0	<b>Cincinnati Reds @ Philadelphia Phillies</b> Connie Mack Stadium, Philadelphia, PA Tue May 16 1961, 7:05 PM EDT Att: 5,428 - Unknown								
<b>Vada Pinson, L</b> (1, 8) OBP: 0.316, SLG: 0.381										4	0	1	0	0	1	0									
<b>Gus Bell, L</b> (1, 9) OBP: 0.271, SLG: 0.326										4	1	1	0	0	1	1									
<b>Frank Robinson, R</b> (1, 7) OBP: 0.368, SLG: 0.570										3	1	2	1	1	1	0									
<b>Gordy Coleman, L</b> (1, 3) OBP: 0.321, SLG: 0.548										3	1	0	0	1	1	4									
<b>Gene Freese, R</b> (1, 5) OBP: 0.297, SLG: 0.375										4	1	2	3	0	0	1									
<b>Eddie Kasko, R</b> (1, 6) OBP: 0.373, SLG: 0.418										4	0	0	0	0	2	2									
<b>Bob Schmidt, R</b> (1, 2) OBP: 0.217, SLG: 0.167										3	0	0	0	1	1	1									
<b>Joey Jay, S</b> (1, 1) OBP: 0.071, SLG: 0.143										3	0	0	0	0	1	1									
<b>Inning Stats</b>	R: 0 E: 0 K: 1 S: 6	H: 1 LOB: 2 BB: 1 P: 10	R: 0 E: 0 K: 1 S: 5	H: 0 LOB: 0 BB: 0 P: 5	R: 0 E: 0 K: 1 S: 5	H: 0 LOB: 0 BB: 0 P: 5	R: 3 E: 0 K: 2 S: 10	H: 3 LOB: 1 BB: 1 P: 14	R: 0 E: 0 K: 0 S: 3	H: 0 LOB: 0 BB: 0 P: 3	R: 1 E: 0 K: 0 S: 4	H: 1 LOB: 1 BB: 1 P: 8	R: 0 E: 0 K: 0 S: 3	H: 0 LOB: 0 BB: 0 P: 3	R: 0 E: 0 K: 2 S: 7	H: 1 LOB: 0 BB: 0 P: 7	R: 0 E: 0 K: 1 S: 5	H: 1 LOB: 0 BB: 0 P: 5	1B: 3 2B: 2 3B: 0 HR: 2	SF: 0 SAC: 0 DP: 1 HBP: 0	WP: 0 PB: 0 SB: 0 CS: 1	PA: 35			
<b>PITCHER</b>	IP	WLS	BF	H	R	ER	SO	BB	IBB	HBP	BLK	WP	HR	S	P	ERA	WHIP								
<b>Frank Sullivan, R</b> (1, 1) ERA: 3.76	7.0	L	29	5	4	4	5	3	0	0	0	0	2	36	48	5.14	1.143								
<b>Don Ferrarese, L</b> (8, 1) ERA: 2.4	2.0		6	1	0	0	3	0	0	0	0	0	0	12	12	0.00	0.500								

Batter	1	2	3	4	5	6	7	8	9	AB	R	H	RBI	BB	SO	LOB	BOTTOM								
<b>Tony Taylor, R</b> (1, 4) OBP: 0.267, SLG: 0.294										4	0	0	0	0	1	1	<b>Cincinnati Reds @ Philadelphia Phillies</b> Connie Mack Stadium, Philadelphia, PA Tue May 16 1961, 7:05 PM EDT Att: 5,428 - Unknown								
<b>Charley Smith, R</b> (1, 6) OBP: 0.288, SLG: 0.404										2	0	1	0	2	0	0									
<b>Johnny Callison, L</b> (1, 7) OBP: 0.420, SLG: 0.500										4	0	1	0	0	1	3									
<b>Tony Gonzalez, L</b> (1, 9) OBP: 0.429, SLG: 0.416										4	0	1	0	0	0	3									
<b>Don Demeter, R</b> (1, 8) OBP: 0.235, SLG: 0.250										4	0	0	0	0	1	2									
<b>Clay Dalrymple, L</b> (1, 2) OBP: 0.236, SLG: 0.269										4	0	0	0	0	0	2									
<b>Pancho Herrera, R</b> (1, 3) OBP: 0.333, SLG: 0.396										4	1	1	0	0	2	0									
<b>Jim Woods, R</b> (1, 5) OBP: 0.167, SLG: 0.188										3	1	1	1	0	1	0									
<b>Frank Sullivan, R</b> (1, 1) <b>Lee Walls, R</b> (7, PH) <b>Don Ferrarese, R</b> (8, 1) OBP: 1.000, SLG: 1.000										2	0	0	0	0	0	0									
<b>Inning Stats</b>	R: 0 E: 0 K: 1 S: 5	H: 0 LOB: 1 BB: 1 P: 9	R: 2 E: 1 K: 0 S: 6	H: 2 LOB: 1 BB: 0 P: 6	R: 0 E: 0 K: 0 S: 5	H: 2 LOB: 2 BB: 0 P: 5	R: 0 E: 0 K: 1 S: 5	H: 0 LOB: 0 BB: 0 P: 5	R: 0 E: 0 K: 1 S: 5	H: 0 LOB: 0 BB: 0 P: 5	R: 0 E: 0 K: 2 S: 7	H: 0 LOB: 0 BB: 0 P: 7	R: 0 E: 0 K: 0 S: 3	H: 1 LOB: 0 BB: 0 P: 3	R: 0 E: 0 K: 2 S: 7	H: 0 LOB: 0 BB: 0 P: 7	R: 0 E: 0 K: 0 S: 7	H: 0 LOB: 0 BB: 0 P: 7	1B: 4 2B: 1 3B: 0 HR: 0	SF: 0 SAC: 0 DP: 1 HBP: 0	WP: 1 PB: 0 SB: 0 CS: 0	PA: 34			
<b>PITCHER</b>	IP	WLS	BF	H	R	ER	SO	BB	IBB	HBP	BLK	WP	HR	S	P	ERA	WHIP								
<b>Joey Jay, R</b> (1, 1) ERA: 2.3	9.0	W	34	5	2	1	7	2	0	0	0	1	0	46	54	1.00	0.778								

Batter	1	2	3	4	5	6	7	8	9	AB	R	H	RBI	BB	SO	LOB	TOP		
<b>Don Blasingame, L</b> (1, 4) OBP: 0.284, SLG: 0.231	4-0 BB		0-0 SF7 2B		4-0 G1-6-3 BB			0-0 4-3		2	1	1	0	2	0	0	<b>Cincinnati Reds @ Philadelphia Phillies</b> Connie Mack Stadium, Philadelphia, PA Wed May 17 1961, 7:05 PM EDT Att: 4,641 - Unknown		
<b>Vada Pinson, L</b> (1, 8) OBP: 0.305, SLG: 0.370	0-0 F7		0-0 SF7		0-0 G1-6-3			0-0 L9		3	0	0	1	0	0	2			
<b>Gus Bell, L</b> (1, 9) OBP: 0.250, SLG: 0.300	0-0 4-3		0-0 6-3			0-0 L8			0-0 F7	4	0	0	0	0	0	2			
<b>Frank Robinson, R</b> (1, 7) OBP: 0.380, SLG: 0.578	4-0 BB		0-0 2B			0-0 L5			4-0 2-3 BB	2	0	1	1	2	0	0			
<b>Gordy Coleman, L</b> (1, 3) OBP: 0.310, SLG: 0.528	0-3 K		0-3 K			0-0 2-3			0-0 2-3	4	0	0	0	0	2	4			
<b>Gene Freese, R</b> (1, 5) OBP: 0.287, SLG: 0.362		0-0 E6		0-0 5-3			0-3 K		0-0 F8	4	0	0	0	0	1	1			
<b>Eddie Kasko, R</b> (1, 6) OBP: 0.371, SLG: 0.414		0-0 5-3		0-0 F5			0-0 G5-4-3 1B			3	0	1	0	0	0	1			
<b>Bob Schmidt, R</b> (1, 2) OBP: 0.204, SLG: 0.156		0-0 P4		0-0 F8			0-0 G5-4-3			3	0	0	0	0	0	1			
<b>Bob Purkey, R</b> (1, 1) OBP: 0.222, SLG: 0.188			4-0 2B SF7 BB		0-0 5-3			0-0 5-3		2	1	0	0	1	0	0			
<b>Inning Stats</b>	R: 0 E: 0 K: 1 S: 5	H: 0 LOB: 2 BB: 2 P: 13	R: 0 E: 1 K: 0 S: 3	H: 0 LOB: 0 BB: 0 P: 3	R: 2 E: 0 K: 1 S: 7	H: 2 LOB: 1 BB: 1 P: 11	R: 0 E: 0 K: 0 S: 3	H: 0 LOB: 0 BB: 0 P: 3	R: 0 E: 0 K: 0 S: 2	H: 0 LOB: 0 BB: 0 P: 6	R: 0 E: 0 K: 0 S: 3	H: 1 LOB: 0 BB: 0 P: 5	R: 0 E: 0 K: 0 S: 3	H: 0 LOB: 1 BB: 1 P: 7	1B: 1 2B: 2 3B: 0 HR: 0	SF: 1 SAC: 0 DP: 2 HBP: 0	WP: 0 PA: 33 PB: 0 CS: 1 SB: 0		
<b>PITCHER</b>	IP	WLS	BF	H	R	ER	SO	BB	IBB	HBP	BLK	WP	HR	S	P	ERA	WHIP		
<b>John Buzhardt, R</b> (1, 1) ERA: 3.69	7.0	L	26	3	2	2	3	4	0	0	0	0	0	28	44	2.57	1.000		
<b>Chris Short, L</b> (8, 1) ERA: 3.28	2.0		7	0	0	0	0	1	0	0	0	0	0	6	10	0.00	0.500		

Batter	1	2	3	4	5	6	7	8	9	AB	R	H	RBI	BB	SO	LOB	BOTTOM				
<b>Tony Taylor, R</b> (1, 4) OBP: 0.275, SLG: 0.301	0-0 6-3		0-0 L5-3 1B			0-0 B3-4 1B		0-0 4-3		4	0	2	0	0	0	0	<b>Cincinnati Reds @ Philadelphia Phillies</b> Connie Mack Stadium, Philadelphia, PA Wed May 17 1961, 7:05 PM EDT Att: 4,641 - Unknown				
<b>Bobby Del Greco, R</b> (9, 5) OBP: 0.333, SLG: 0.467	0-0 6-3		0-0 L5-3			0-0 B3-4		0-0 E5		4	0	0	0	0	0	2					
<b>Charley Smith, R</b> (1, 6) OBP: 0.288, SLG: 0.373	0-0 6-3		0-0 L5-3			0-0 B3-4		0-0 E5		4	0	0	0	0	0	2					
<b>Johnny Callison, L</b> (1, 7) OBP: 0.414, SLG: 0.490	0-0 F7			0-0 F8		0-0 S 1B		0-0 G3		4	0	1	0	0	0	1					
<b>Tony Gonzalez, L</b> (1, 9) OBP: 0.432, SLG: 0.450		1-0 FC3-6 FC1 HBP		0-0 HR		0-0 F7			0-0 3-1	3	1	1	1	0	0	1					
<b>Don Demeter, R</b> (1, 8) OBP: 0.255, SLG: 0.275		0-0 FC1 FC3-6		1-0 G1-6-3 HBP		0-0 F7			0-0 2B	3	0	1	0	0	0	1					
<b>Clay Dalrymple, L</b> (1, 2) OBP: 0.224, SLG: 0.254		0-0 FC3-6		0-0 G1-6-3		0-0 4-3		0-0 4-3		4	0	0	0	0	0	4					
<b>Pancho Herrera, R</b> (1, 3) OBP: 0.333, SLG: 0.366		0-3 K		0-0 F9		4-0 BB BB		0-0 G1		2	0	0	0	0	1	2					
<b>Bobby Gene Smith, R</b> (9, PH) OBP: 0.288, SLG: 0.351		0-0 K			0-0 5-3		0-0 BB			1	0	0	0	0	0	1					
<b>Jim Woods, R</b> (1, 5) OBP: 0.150, SLG: 0.167		0-0 1-3			0-0 5-3		0-0 6-3			2	0	0	0	0	0	2					
<b>Lee Waits, R</b> (7, PH) OBP: 0.200, SLG: 0.111										1	0	0	0	0	0	1					
<b>Chris Short, R</b> (8, 1) ERA: 3.28										0	0	0	0	0	0	0					
<b>John Buzhardt, R</b> (1, 1) ERA: 3.69			0-0 P4		0-3 K			0-0 F7		2	0	0	0	0	1	0					
<b>Ruben Amaro, R</b> (8, 3) OBP: 0.351, SLG: 0.323										0	0	0	0	0	0	0					
<b>Choo-Choo Coleman, L</b> (8, PH) OBP: 0.281, SLG: 0.238										1	0	0	0	0	0	0					
<b>Ken Walters, R</b> (9, 3) OBP: 0.364, SLG: 0.300										0	0	0	0	0	0	0					
<b>Inning Stats</b>	R: 0 E: 0 K: 0 S: 3	H: 0 LOB: 0 BB: 0 P: 3	R: 0 E: 0 K: 1 S: 6	H: 0 LOB: 2 BB: 0 P: 7	R: 0 E: 0 K: 0 S: 3	H: 1 LOB: 0 BB: 0 P: 3	R: 1 E: 0 K: 0 S: 3	H: 1 LOB: 0 BB: 0 P: 4	R: 0 E: 0 K: 1 S: 5	H: 0 LOB: 0 BB: 0 P: 5	R: 0 E: 0 K: 0 S: 4	H: 2 LOB: 1 BB: 0 P: 4	R: 0 E: 0 K: 0 S: 3	H: 0 LOB: 1 BB: 1 P: 7	R: 0 E: 1 K: 0 S: 4	H: 0 LOB: 1 BB: 0 P: 4	R: 0 E: 0 K: 0 S: 4	H: 1 LOB: 1 BB: 0 P: 4	1B: 3 2B: 3 3B: 0 HR: 1	SF: 0 SAC: 0 DP: 3 HBP: 2	WP: 0 PA: 34 PB: 0 CS: 0 SB: 1
<b>PITCHER</b>	IP	WLS	BF	H	R	ER	SO	BB	IBB	HBP	BLK	WP	HR	S	P	ERA	WHIP				
<b>Bob Purkey, R</b> (1, 1) ERA: 2.67	9.0	W	34	5	1	1	2	1	0	2	0	0	1	35	41	1.00	0.667				

Batter	1	2	3	4	5	6	7	8	9	AB	R	H	RBI	BB	SO	LOB	TOP					
Roy McMillan, R OBP: 0.311, SLG: 0.305 (1, 6)	L4	L3			P6		L9			4	0	0	0	0	0	0	<b>Milwaukee Braves @ Cincinnati Reds</b> Crosley Field, Cincinnati, OH Fri May 19 1961, 7:05 PM EDT Att: 15,589 - Unknown					
Frank Bolling, R OBP: 0.403, SLG: 0.450 (1, 4)	BB 2B 1B		HR		1-3		1B			4	2	3	1	0	0							
Eddie Mathews, L OBP: 0.449, SLG: 0.574 (1, 5)	BB 2B 1-2		1-3		F3		K			3	0	0	0	1	1							
Hank Aaron, R OBP: 0.351, SLG: 0.581 (1, 8)	BB 1-3 2H 2B		F5		K		G6-4-3 BB			3	0	1	1	1	1	0						
Frank Thomas, R OBP: 0.289, SLG: 0.419 (1, 7)	F7		P4		6-3		G6-4-3 BB 1-2			4	0	0	0	0	0	3						
Joe Adcock, R OBP: 0.239, SLG: 0.337 (1, 3)	FC6-4 IBB		4-3		1B BB		4-1			2	0	0	0	2	0	0						
John DeMerit, R OBP: 0.241, SLG: 0.296 (1, 9)	FC6-4 1-2		K		1-2 1B		5-3			4	0	1	0	0	1	3						
Charlie Lau, L OBP: 0.333, SLG: 0.293 (9, PH) Johnny Logan, R OBP: 0.250, SLG: 0.286		K		BB	P4		F9			2	0	0	0	1	1	2						
Lew Burdette, R OBP: 0.182, SLG: 0.318 (9, PH) Billy Martin, R		K		BB	G3		P4			3	0	0	0	0	2	1						
										1	0	0	0	0	0	0						
<b>Inning Stats</b>	R: 1 E: 0 K: 0 S: 5	H: 2 LOB: 3 BB: 2 P: 13	R: 0 E: 0 K: 2 S: 7	H: 0 LOB: 0 BB: 0 P: 7	R: 1 E: 0 K: 1 S: 4	H: 1 LOB: 0 BB: 1 P: 4	R: 0 E: 0 K: 1 S: 5	H: 0 LOB: 1 BB: 1 P: 9	R: 0 E: 0 K: 0 S: 3	H: 0 LOB: 0 BB: 0 P: 3	R: 0 E: 0 K: 1 S: 6	H: 1 LOB: 2 BB: 1 P: 10	R: 0 E: 0 K: 2 S: 8	H: 1 LOB: 0 BB: 0 P: 8	R: 0 E: 0 K: 0 S: 2	H: 0 LOB: 0 BB: 1 P: 6	R: 0 E: 0 K: 0 S: 3	H: 0 LOB: 0 BB: 0 P: 3	1B: 3 2B: 1 3B: 0 HR: 1	SF: 0 SAC: 0 DP: 1 HBP: 0	WP: 0 PB: 0 SB: 0 CS: 0	PA: 36
<b>PITCHER</b> Jim O'Toole, L ERA: 2.78 (1, 1)	IP: 9.0 WLS: W BF: 36 H: 5 R: 2 ER: 2 SO: 6 BB: 4 IBB: 1 HBP: 0 BLK: 0 WP: 0 HR: 1 S: 43 P: 63 ERA: 2.00 WHIP: 1.000															<b>PITCHER</b> IP: WLS: BF: H: R: ER: SO: BB: IBB: HBP: BLK: WP: HR: S: P: ERA: WHIP						

AB 31  
R 2  
H 5  
RBI 2  
BB 5  
SO 6  
LOB 10



Batter	1	2	3	4	5	6	7	8	9	AB	R	H	RBI	BB	SO	LOB	BOTTOM					
Don Blasingame, L OBP: 0.308, SLG: 0.265 (1, 4)	FC6-4 BB		K		2B		1B			3	0	2	0	1	1	0	<b>Milwaukee Braves @ Cincinnati Reds</b> Crosley Field, Cincinnati, OH Fri May 19 1961, 7:05 PM EDT Att: 15,589 - Unknown					
Vada Pinson, L OBP: 0.295, SLG: 0.357 (1, 8)	FC6-4 1-2		F7		4-3		L5			4	0	0	0	0	0	4						
Gus Bell, L OBP: 0.250, SLG: 0.352 (1, 9)	K		6-3		HR		K			4	1	1	1	0	2	1						
Frank Robinson, R OBP: 0.384, SLG: 0.585 (1, 7)	F8		4-3 HR 1B		F7		2B			4	1	2	0	0	0	1						
Gordy Coleman, L OBP: 0.300, SLG: 0.509 (1, 3)	4-3		4-3 1-2		B1		4-3			4	0	0	0	0	0	2						
Gene Freese, R OBP: 0.294, SLG: 0.400 (1, 5)	G3 2B		2H HR		F3		5-3			4	1	2	2	0	0	1						
Eddie Kasko, R OBP: 0.354, SLG: 0.393 (1, 6)	G3 2-3		L6		5-3		5-3			3	0	0	0	0	0	1						
Bob Schmidt, R OBP: 0.192, SLG: 0.146 (1, 2)	6-3		5-3		6-3		6-3			3	0	0	0	0	0	1						
Jim O'Toole, S OBP: 0.300, SLG: 0.316 (1, 1)	F7		3-1		1B 2B					3	0	1	0	0	0	0						
										1	0	0	0	0	0	0						
<b>Inning Stats</b>	R: 0 E: 0 K: 1 S: 5	H: 0 LOB: 1 BB: 1 P: 9	R: 0 E: 0 K: 0 S: 4	H: 1 LOB: 0 BB: 0 P: 4	R: 0 E: 0 K: 1 S: 5	H: 0 LOB: 0 BB: 0 P: 5	R: 2 E: 0 K: 0 S: 5	H: 2 LOB: 0 BB: 0 P: 5	R: 0 E: 0 K: 0 S: 4	H: 1 LOB: 1 BB: 0 P: 4	R: 1 E: 0 K: 0 S: 4	H: 1 LOB: 0 BB: 0 P: 4	R: 0 E: 0 K: 0 S: 5	H: 2 LOB: 2 BB: 0 P: 5	R: 0 E: 0 K: 1 S: 6	H: 1 LOB: 1 BB: 0 P: 6	R: 0 E: 0 K: 1 S: 6	H: 1 LOB: 1 BB: 0 P: 6	1B: 2 2B: 4 3B: 0 HR: 2	SF: 0 SAC: 0 DP: 0 HBP: 0	WP: 0 PB: 0 SB: 0 CS: 0	PA: 33
<b>PITCHER</b> Lew Burdette, R ERA: 4.26 (1, 1)	IP: 8.0 WLS: L BF: 33 H: 8 R: 3 ER: 3 SO: 3 BB: 1 IBB: 0 HBP: 0 BLK: 0 WP: 0 HR: 2 S: 38 P: 42 ERA: 3.38 WHIP: 1.125															<b>PITCHER</b> IP: WLS: BF: H: R: ER: SO: BB: IBB: HBP: BLK: WP: HR: S: P: ERA: WHIP						

AB 32  
R 3  
H 8  
RBI 3  
BB 1  
SO 3  
LOB 11



Batter	1	2	3	4	5	6	7	8	9	AB	R	H	RBI	BB	SO	LOB	TOP					
<b>Lee Mays, L</b> OBP: 0.333, SLG: 0.423 (1, 9)										4	2	1	0	1	0	2	<b>Milwaukee Braves @ Cincinnati Reds</b> Crosley Field, Cincinnati, OH Sat May 20 1961, 3:33 AM EDT Att: 6,785 - Unknown					
<b>Roy McMillan, R</b> OBP: 0.306, SLG: 0.300 (1, 6)										5	0	1	0	0	1	3						
<b>Eddie Mathews, L</b> OBP: 0.455, SLG: 0.598 (1, 5)											4	3	2	2	1	2						
<b>Hank Aaron, R</b> OBP: 0.353, SLG: 0.582 (1, 8)											5	2	2	0	0	1		4				
<b>Frank Bolling, R</b> OBP: 0.395, SLG: 0.438 (1, 4)											3	1	0	1	1	0		0				
<b>Joe Adcock, R</b> OBP: 0.246, SLG: 0.349 (1, 3)											5	1	2	3	0	1		1				
<b>Frank Thomas, R</b> OBP: 0.305, SLG: 0.433 (1, 7)											4	0	2	2	1	0		0				
<b>Charlie Lau, L</b> OBP: 0.330, SLG: 0.282 (1, 2)										3	0	0	0	1	2	4						
<b>Don Nottebart, R</b> OBP: 0.286, SLG: 0.167 (1, 1)										2	0	1	0	0	1	1						
<b>Don McMahon, R</b> OBP: 0.333, SLG: 0.333 (5, 1)										2	0	1	0	0	1	1						
<b>Moe Drabowsky, R</b> (9, 1)										0	0	0	0	0	0	0						
<b>Inning Stats</b>	R: 3 E: 0 K: 2 S: 8	H: 1 LOB: 2 BB: 4 P: 24	R: 2 E: 0 K: 1 S: 7	H: 3 LOB: 0 BB: 0 P: 7	R: 0 E: 0 K: 1 S: 5	H: 0 LOB: 0 BB: 0 P: 5	R: 0 E: 0 K: 1 S: 5	H: 0 LOB: 1 BB: 1 P: 9	R: 2 E: 0 K: 0 S: 6	H: 3 LOB: 1 BB: 0 P: 6	R: 0 E: 0 K: 0 S: 5	H: 2 LOB: 2 BB: 0 P: 5	R: 1 E: 1 K: 2 S: 9	H: 1 LOB: 1 BB: 0 P: 9	R: 0 E: 0 K: 1 S: 5	H: 0 LOB: 0 BB: 0 P: 5	R: 1 E: 1 K: 0 S: 4	H: 2 LOB: 2 BB: 0 P: 4	1B: 8 2B: 3 3B: 0 HR: 1	SF: 1 SAC: 0 DP: 0 HBP: 0	WP: 0 PB: 0 SB: 6 CS: 0	PA: 43
<b>PITCHER</b>	IP WLS BF H R ER SO BB IBB HBP BLK WP HR S P ERA WHIP																					
<b>Ken Hunt, R</b> ERA: 3.26	3.0 L 16 4 5 5 4 4 0 0 0 0 0 1 20 36 15.00 2.667																					
<b>Howie Nunn, R</b> ERA: 4.75	2.0 10 3 2 2 1 1 0 0 0 0 0 0 11 15 9.00 2.000																					
<b>Jim Brosnan, R</b> ERA: 1.32	1.0 5 2 0 0 0 0 0 0 0 0 0 0 5 5 0.00 2.000																					
<b>Bill Henry, L</b> ERA: 0.77	3.0 12 3 2 1 3 0 0 0 0 0 0 0 18 18 3.00 1.000																					



Batter	1	2	3	4	5	6	7	8	9	AB	R	H	RBI	BB	SO	LOB	BOTTOM					
<b>Don Blasingame, L</b> OBP: 0.313, SLG: 0.306 (1, 4)											4	1	2	1	0	0	<b>Milwaukee Braves @ Cincinnati Reds</b> Crosley Field, Cincinnati, OH Sat May 20 1961, 3:33 AM EDT Att: 6,785 - Unknown					
<b>Vada Pinson, L</b> OBP: 0.283, SLG: 0.342 (1, 8)											5	0	0	0	0	5						
<b>Gus Bell, L</b> OBP: 0.262, SLG: 0.345 (1, 9)												4	0	1	1	1		0				
<b>Frank Robinson, R</b> OBP: 0.377, SLG: 0.573 (1, 7)													4	0	1	2		0	1			
<b>Gordy Coleman, L</b> OBP: 0.296, SLG: 0.521 (1, 3)												5	1	1	1	0		1	3			
<b>Gene Freese, R</b> OBP: 0.300, SLG: 0.403 (1, 5)												4	0	2	0	0		1	0			
<b>Eddie Kasko, R</b> OBP: 0.377, SLG: 0.406 (1, 6)													3	1	2	0		1	0	1		
<b>Bob Schmidt, R</b> OBP: 0.214, SLG: 0.140 (1, 2)											2	1	0	0	2	1		2				
<b>Ken Hunt, R</b> ERA: 3.26											0	0	0	0	0	0		0				
<b>Elio Chastorini, R</b> OBP: 0.291, SLG: 0.152 (3, PH)											1	0	0	0	0	0		0				
<b>Howie Nunn, R</b> OBP: 0.305, SLG: 0.200 (4, 1)											0	0	0	0	0	0	0					
<b>Wally Post, R</b> OBP: 0.247, SLG: 0.588 (5, PH)											0	0	0	0	0	0	0					
<b>Jim Brosnan, R</b> OBP: 0.302, SLG: 1.250 (6, PH)											0	0	0	0	0	0	0					
<b>Jerry Lynch, L</b> OBP: 0.503, SLG: 1.250 (7, 1)											1	0	0	0	0	0	2					
<b>Bill Henry, L</b> OBP: 0.376, SLG: 0.714 (9, PH)											1	1	1	0	0	0	0					
<b>Dick Gernert, R</b> OBP: 0.376, SLG: 0.714 (9, PH)											1	1	1	0	0	0	0					
<b>Inning Stats</b>	R: 1 E: 0 K: 1 S: 7	H: 2 LOB: 1 BB: 0 P: 7	R: 0 E: 0 K: 1 S: 5	H: 1 LOB: 0 BB: 0 P: 5	R: 0 E: 0 K: 0 S: 3	H: 0 LOB: 0 BB: 0 P: 3	R: 1 E: 0 K: 0 S: 4	H: 1 LOB: 0 BB: 0 P: 4	R: 2 E: 0 K: 1 S: 8	H: 3 LOB: 2 BB: 1 P: 12	R: 0 E: 0 K: 1 S: 6	H: 1 LOB: 2 BB: 1 P: 10	R: 0 E: 0 K: 0 S: 3	H: 0 LOB: 0 BB: 0 P: 3	R: 0 E: 0 K: 0 S: 4	H: 1 LOB: 2 BB: 1 P: 8	R: 1 E: 0 K: 0 S: 5	H: 2 LOB: 2 BB: 1 P: 9	1B: 9 2B: 0 3B: 1 HR: 1	SF: 2 SAC: 0 DP: 1 HBP: 0	WP: 1 PB: 0 SB: 1 CS: 0	PA: 41
<b>PITCHER</b>	IP WLS BF H R ER SO BB IBB HBP BLK WP HR S P ERA WHIP																					
<b>Don Nottebart, R</b> ERA: 4.78	4.2 21 7 4 4 2 1 0 0 0 0 0 1 24 28 7.71 1.714																					
<b>Don McMahon, R</b> ERA: 3.94	3.2 W 18 4 1 1 2 3 0 0 0 0 0 0 19 31 2.46 1.909																					
<b>Moe Drabowsky, R</b> ERA: 1.69	0.2 S 2 0 0 0 0 0 0 0 0 0 1 0 2 2 0.00 0.000																					





Batter	1	2	3	4	5	6	7	8	9	AB	R	H	RBI	BB	SO	LOB	TOP					
Lee Mays, L (1, 9) OBP: 0.349, SLG: 0.487	1-3			1-3	1B		2B		HR	5	1	3	2	0	0	0	<b>Milwaukee Braves @ Cincinnati Reds</b> Crosley Field, Cincinnati, OH Sun May 21 1961, 3:33 AM EDT Unknown					
Frank Bolling, R (1, 4) OBP: 0.385, SLG: 0.427	5-3			3-1 1B	P4		6-3		F9	5	1	1	0	0	0	3						
Eddie Mathews, L (1, 5) OBP: 0.449, SLG: 0.612	3-1			3-1					3-1	4	1	1	1	0	0	1						
Hank Aaron, R (1, 8) OBP: 0.350, SLG: 0.570		K		1B E			F8		L6	4	1	1	1	0	1	0						
Joe Adcock, R (1, 3) OBP: 0.254, SLG: 0.354	K			1B E					F9	4	0	2	0	0	1	0						
Joe Torre, R (1, 2) OBP: 0.250, SLG: 1.000	F9			E4 FC6-4			5-3			4	1	1	1	0	0	1						
Frank Thomas, R (1, 7) OBP: 0.303, SLG: 0.426				F7	FC6-4				F9	4	0	1	0	0	0	2						
Roy McMillan, R (1, 6) OBP: 0.305, SLG: 0.292				5-3			F7		K	3	0	0	0	1	1	1						
Warren Spahn, L (1, 1) OBP: 0.276, SLG: 0.269				F6					FC6-4	2	0	0	0	0	1	0						
Johnny Logan, R (7, PH) OBP: 0.222, SLG: 0.250									FC6-4	1	0	0	0	0	0	1						
Claude Raymond, R (7, 1) OBP: 0.274, SLG: 0.373									FC6-4	0	0	0	0	0	0	0						
Billy Martin, R (9, PH) OBP: 0.214, SLG: 0.140									HR	1	1	0	0	0	0	1						
Moe Drabowsky, R (9, 1) OBP: 0.056, SLG: 0.111										0	0	0	0	0	0	0						
<b>Inning Stats</b>	R: 0 E: 0 K: 0 S: 3	H: 0 LOB: 0 BB: 0 P: 3	R: 0 E: 0 K: 2 S: 7	H: 0 LOB: 0 BB: 0 P: 7	R: 0 E: 0 K: 0 S: 3	H: 0 LOB: 0 BB: 0 P: 3	R: 2 E: 1 K: 0 S: 7	H: 3 LOB: 2 BB: 0 P: 7	R: 0 E: 0 K: 1 S: 6	H: 1 LOB: 1 BB: 0 P: 6	R: 1 E: 0 K: 0 S: 4	H: 2 LOB: 0 BB: 0 P: 4	R: 0 E: 0 K: 1 S: 7	H: 2 LOB: 2 BB: 0 P: 7	R: 0 E: 0 K: 0 S: 3	H: 0 LOB: 0 BB: 0 P: 3	R: 3 E: 0 K: 0 S: 5	H: 2 LOB: 0 BB: 1 P: 9	1B: 6 2B: 1 3B: 0 HR: 3	SF: 0 SAC: 0 DP: 0 HBP: 0	WP: 0 PB: 0 SB: 1 CS: 0	PA: 38
<b>PITCHER</b> Joey Jay, R (1, 1) ERA: 2.77	IP: 9.0 WLS: W BF: 38 H: 10 R: 6 ER: 5 SO: 4 BB: 1 IBB: 0 HBP: 0 BLK: 0 WP: 0 HR: 3 S: 45 P: 49 ERA: 5.00 WHIP: 1.222															<b>PITCHER</b>						

AB	37
R	6
H	10
RBI	5
BB	1
SO	4
LOB	10



Batter	1	2	3	4	5	6	7	8	9	AB	R	H	RBI	BB	SO	LOB	BOTTOM			
Don Blasingame, L (1, 4) OBP: 0.295, SLG: 0.286	F7			6-3	6-3				F9	5	0	0	0	0	1	1	<b>Milwaukee Braves @ Cincinnati Reds</b> Crosley Field, Cincinnati, OH Sun May 21 1961, 3:33 AM EDT Unknown			
Eddie Kasko, R (1, 6) OBP: 0.376, SLG: 0.406	6-3			CS 1B			F8		L7	5	1	2	0	0	0	0				
Frank Robinson, R (1, 7) OBP: 0.396, SLG: 0.607										2	2	2	1	1	0	0				
Elio Chacon, R (7, PR) OBP: 0.385, SLG: 0.200				CS						0	0	0	0	0	0	0				
Gus Bell, L (9, PH) OBP: 0.274, SLG: 0.373				1-2 1B					CS HBP	1	0	1	1	0	0	0				
Wally Post, R (1, 9) OBP: 0.407, SLG: 0.556	F2			E8 1B	P5				CS	4	1	0	0	0	1	2				
Gene Freese, R (1, 5) OBP: 0.313, SLG: 0.422									F7	4	2	3	1	0	0	0				
Gordy Coleman, L (1, 3) OBP: 0.302, SLG: 0.513				1B 2B					G3 BB	2	0	0	0	2	1	1				
Vada Pinson, L (1, 8) OBP: 0.298, SLG: 0.364				K					G3 BB	4	1	3	3	0	0	2				
Jerry Zimmerman, R (1, 2) OBP: 0.227, SLG: 0.150				1B FC5					G3 BB	3	0	0	0	0	0	3				
Jerry Lynch, L (8, PH) OBP: 0.533, SLG: 1.250										0	0	0	0	1	0	0				
Bob Schmidt, R (9, 2) OBP: 0.214, SLG: 0.140										0	0	0	0	0	0	0				
Joey Jay, S (1, 1) OBP: 0.056, SLG: 0.111				K						4	0	0	0	0	3	5				
<b>Inning Stats</b>	R: 0 E: 0 K: 0 S: 4	H: 1 LOB: 1 BB: 0 P: 4	R: 1 E: 0 K: 1 S: 6	H: 2 LOB: 0 BB: 0 P: 6	R: 0 E: 0 K: 1 S: 5	H: 1 LOB: 0 BB: 0 P: 5	R: 4 E: 2 K: 1 S: 8	H: 2 LOB: 1 BB: 2 P: 16	R: 1 E: 0 K: 0 S: 4	H: 1 LOB: 0 BB: 0 P: 4	R: 0 E: 0 K: 0 S: 4	H: 0 LOB: 1 BB: 0 P: 5	R: 0 E: 0 K: 2 S: 8	H: 1 LOB: 3 BB: 2 P: 16	R: 1 E: 0 K: 0 S: 3	H: 2 LOB: 1 BB: 0 P: 3	1B: 7 2B: 3 3B: 0 HR: 1	SF: 0 SAC: 0 DP: 1 HBP: 1	WP: 0 PB: 0 SB: 1 CS: 2	PA: 41
<b>PITCHER</b> Warren Spahn, L (1, 1) ERA: 2.44	IP: 6.0 WLS: 9 BF: 27 H: 8 R: 6 ER: 4 SO: 3 BB: 2 IBB: 0 HBP: 0 BLK: 0 WP: 0 HR: 1 S: 31 P: 39 ERA: 6.00 WHIP: 1.667															<b>PITCHER</b>				
Claude Raymond, R (7, 1) ERA: 2.45	IP: 2.0 WLS: L BF: 3 H: 2 R: 1 ER: 1 SO: 0 BB: 0 IBB: 0 HBP: 0 BLK: 0 WP: 0 HR: 0 S: 3 P: 3 ERA: 27.00 WHIP: 6.000															<b>PITCHER</b>				

AB	34
R	7
H	11
RBI	6
BB	4
SO	6
LOB	14



Batter	1	2	3	4	5	6	7	8	9	AB	R	H	RBI	BB	SO	LOB	TOP			
Lee Mays, L OBP: 0.333, SLG: 0.463 (1,9)	1-3		L4		F7			1-3		4	0	0	0	0	0	0	<b>Milwaukee Braves @ Cincinnati Reds</b> Crosley Field, Cincinnati, OH Sun May 21 1961, 3:38 AM EDT Att: 25,809 - Unknown			
Frank Bolling, R OBP: 0.391, SLG: 0.420 (1,4)	G3		F7			2B BB				2	1	0	0	2	0	0				
Eddie Mathews, L OBP: 0.443, SLG: 0.597 (1,5)	P6			HR BB			F9	G3		3	1	0	0	1	0	2				
Hank Aaron, R OBP: 0.354, SLG: 0.602 (1,8)		6-3		HR					4-3	4	1	2	3	0	0	0				
Joe Adcock, R OBP: 0.254, SLG: 0.350 (1,3)	P5		F2			2B				4	0	1	0	0	1	0				
Joe Torre, R OBP: 0.375, SLG: 0.875 (1,2)	1B		F8				K			4	0	2	0	0	1	0				
Frank Thomas, R OBP: 0.311, SLG: 0.423 (1,7)	1B		5-3				F3			3	0	1	0	1	0	0				
Johnny Logan, R OBP: 0.154, SLG: 0.167 (1,6)	FC6-4				F7		F8		FC5-2	4	0	0	0	0	0	5				
Carl Willey, R Claude Raymond, R (9,1)			K		4-3			K	K	4	0	0	0	0	3	3				
<b>Inning Stats</b>	R: 0 E: 0 K: 0 S: 3	H: 0 LOB: 0 BB: 0 P: 3	R: 0 E: 0 K: 0 S: 5	H: 2 LOB: 2 BB: 0 P: 5	R: 0 E: 0 K: 1 S: 5	H: 0 LOB: 0 BB: 1 P: 5	R: 2 E: 0 K: 0 S: 4	H: 1 LOB: 0 BB: 1 P: 8	R: 0 E: 0 K: 0 S: 3	H: 0 LOB: 0 BB: 0 P: 3	R: 1 E: 0 K: 1 S: 5	H: 1 LOB: 1 BB: 1 P: 9	R: 0 E: 0 K: 1 S: 5	H: 0 LOB: 1 BB: 0 P: 5	R: 0 E: 0 K: 1 S: 7	H: 2 LOB: 3 BB: 1 P: 11	1B: 3 2B: 2 3B: 0 HR: 1	SF: 0 SAC: 0 DP: 0 HBP: 0	WP: 0 PB: 0 SB: 0 CS: 0	PA: 36
<b>PITCHER</b>	IP WLS BF H R ER SO BB IBB HBP BLK WP HR S P ERA WHIP																			
Jim Maloney, R (1,1) ERA: 3.6	7.0 L 26 4 3 3 3 2 0 0 0 0 1 30 38 3.86 0.857																			
Howie Nunn, R (8,1) ERA: 4.05	2.0 10 2 0 0 2 1 1 0 0 0 0 12 20 0.00 1.500																			

AB	32
R	3
H	6
RBI	3
BB	4
SO	5
LOB	10



Batter	1	2	3	4	5	6	7	8	9	AB	R	H	RBI	BB	SO	LOB	BOTTOM			
Don Blasingame, L OBP: 0.283, SLG: 0.272 (1,4)	L7		4-3		G3			F2		4	0	0	0	0	0	5	<b>Milwaukee Braves @ Cincinnati Reds</b> Crosley Field, Cincinnati, OH Sun May 21 1961, 3:38 AM EDT Att: 25,809 - Unknown			
Eddie Kasko, R OBP: 0.355, SLG: 0.384 (1,6)	4-3			F7		K		5-3		4	0	0	0	0	1	0				
Gus Bell, L OBP: 0.273, SLG: 0.365 (1,7)	4-3						F8	F8		4	0	1	0	0	0	0				
Wally Post, R OBP: 0.389, SLG: 0.526 (1,9)		K		K		5-3		6-3		4	0	0	0	0	2	1				
Gene Freese, R OBP: 0.319, SLG: 0.447 (1,5)				F8			5-3			4	1	2	1	0	0	1				
Gordy Coleman, L OBP: 0.301, SLG: 0.504 (1,3)		G3-6-3							HR	4	1	1	0	0	0	1				
Vada Pinson, L OBP: 0.311, SLG: 0.384 (1,8)					6-3				P5	4	1	1	0	0	0	1				
Bob Schmidt, R OBP: 0.224, SLG: 0.154 (1,2)										4	0	3	0	0	0	1				
Jerry Lynch, L (7,PH) Howie Nunn, R (8,1) Frank Robinson, R (9,PH)		B1								2	0	1	0	0	0	1				
Jim Maloney, L (1,1) Dick Gemert, R (7,PH) Elio Chacon, R (7,PR) Jerry Zimmerman, R (8,2) Pete Whisenant, R (9,PH)										1	0	1	0	0	0	0				
<b>Inning Stats</b>	R: 0 E: 0 K: 0 S: 3	H: 1 LOB: 0 BB: 0 P: 5	R: 0 E: 0 K: 1 S: 3	H: 1 LOB: 1 BB: 1 P: 7	R: 0 E: 0 K: 1 S: 6	H: 1 LOB: 1 BB: 0 P: 6	R: 0 E: 0 K: 1 S: 7	H: 2 LOB: 2 BB: 0 P: 7	R: 0 E: 0 K: 1 S: 5	H: 0 LOB: 0 BB: 0 P: 5	R: 1 E: 0 K: 0 S: 6	H: 3 LOB: 2 BB: 0 P: 6	R: 0 E: 0 K: 0 S: 3	H: 0 LOB: 0 BB: 0 P: 3	R: 1 E: 0 K: 0 S: 5	H: 3 LOB: 2 BB: 0 P: 5	1B: 9 2B: 1 3B: 0 HR: 1	SF: 0 SAC: 0 DP: 1 HBP: 0	WP: 0 PB: 0 SB: 0 CS: 1	PA: 36
<b>PITCHER</b>	IP WLS BF H R ER SO BB IBB HBP BLK WP HR S P ERA WHIP																			
Carl Willey, R (1,1) ERA: 7.52	8.0 W 32 9 2 2 4 1 0 0 0 0 1 39 43 2.25 1.250																			
Claude Raymond, R (9,1) ERA:	1.0 S 4 2 0 0 0 0 0 0 0 0 0 4 4 0.00 2.000																			





Batter	1	2	3	4	5	6	7	8	9	AB	R	H	RBI	BB	SO	LOB	TOP				
Maury Wills, S OBP: 0.412, SLG: 0.403	1-1 5-3		0-0 1B		2-2 F6		4-2 BB		3-2 F4	4	0	1	0	1	0	0					
Jim Gilliam, S OBP: 0.306, SLG: 0.387	0-1 3-1		2-2 F6			1-0 FC6-4 4-1 1B	1-0 F6			4	0	1	0	0	0	3					
Willie Davis, L OBP: 0.333, SLG: 0.491	3-1 F9		2-2 1B			0-1 4-1		0-1 F5		4	0	1	0	0	0	1					
Wally Moon, L OBP: 0.490, SLG: 0.692		0-1 1B	0-1 L3			4-0 FC6-4 BB		4-1 BB		2	0	1	0	2	0	1					
Tommy Davis, R OBP: 0.364, SLG: 0.507		0-3 K		2-3 K		1-0 FC6-4		1-0 F6		4	0	0	0	0	2	4					
Duke Snider, L OBP: 0.323, SLG: 0.500		2-1 BB 1B		0-0 F7		1-1 F8		4-1 BB		3	0	1	0	1	0	2					
Norm Larker, L OBP: 0.277, SLG: 0.402 Gil Hodges, R OBP: 0.343, SLG: 0.419	0-1 F4		3-3 K			1-0 F9		0-1 F3		3	0	0	0	0	1	2					
John Roseboro, L OBP: 0.364, SLG: 0.475 Bob Lillis, R OBP: 0.333, SLG: 0.200	4-1 BB		1-2 BB		1-3 K		1-3 K		2-3 K	2	0	0	0	1	2	0					
Don Drysdale, R OBP: 0.087, SLG: 0.182 Frank Howard, R OBP: 0.277, SLG: 0.465 Carl Warwick, R OBP: 0.231, SLG: 0.091 Ron Perranoski, L OBP: 0.365, SLG: 0.647	1-3 K		1-1 F8			4-2 BB		0-0 F8		2	0	0	0	0	1	3					
Norm Sherry, R OBP: 0.087, SLG: 0.182										1	0	0	0	0	0	0					
<b>Inning Stats</b>	R: 0 E: 0 K: 0 S: 6	H: 0 LOB: 0 BB: 0 P: 10	R: 0 E: 0 K: 2 S: 13	H: 2 LOB: 3 BB: 1 P: 20	R: 0 E: 0 K: 2 S: 9	H: 2 LOB: 1 BB: 0 P: 13	R: 0 E: 0 K: 2 S: 8	H: 0 LOB: 0 BB: 0 P: 13	R: 0 E: 0 K: 1 S: 8	H: 1 LOB: 2 BB: 0 P: 13	R: 0 E: 0 K: 1 S: 9	H: 0 LOB: 2 BB: 2 P: 20	R: 0 E: 0 K: 0 S: 7	H: 0 LOB: 2 BB: 2 P: 16	R: 0 E: 0 K: 1 S: 9	H: 0 LOB: 0 BB: 0 P: 14	1B: 5 2B: 0 3B: 0 HR: 0	SF: 0 SAC: 0 DP: 0 HBP: 0	WP: 0 PB: 0 SB: 0 CS: 0	PA: 37	
<b>PITCHER</b>	IP WLS BF H R ER SO BB IBB HBP BLK WP HR S P ERA WHIP	IP WLS BF H R ER SO BB IBB HBP BLK WP HR S P ERA WHIP	IP WLS BF H R ER SO BB IBB HBP BLK WP HR S P ERA WHIP	IP WLS BF H R ER SO BB IBB HBP BLK WP HR S P ERA WHIP	IP WLS BF H R ER SO BB IBB HBP BLK WP HR S P ERA WHIP	IP WLS BF H R ER SO BB IBB HBP BLK WP HR S P ERA WHIP	IP WLS BF H R ER SO BB IBB HBP BLK WP HR S P ERA WHIP	IP WLS BF H R ER SO BB IBB HBP BLK WP HR S P ERA WHIP	IP WLS BF H R ER SO BB IBB HBP BLK WP HR S P ERA WHIP	IP WLS BF H R ER SO BB IBB HBP BLK WP HR S P ERA WHIP	IP WLS BF H R ER SO BB IBB HBP BLK WP HR S P ERA WHIP	IP WLS BF H R ER SO BB IBB HBP BLK WP HR S P ERA WHIP	IP WLS BF H R ER SO BB IBB HBP BLK WP HR S P ERA WHIP	IP WLS BF H R ER SO BB IBB HBP BLK WP HR S P ERA WHIP	IP WLS BF H R ER SO BB IBB HBP BLK WP HR S P ERA WHIP	IP WLS BF H R ER SO BB IBB HBP BLK WP HR S P ERA WHIP	IP WLS BF H R ER SO BB IBB HBP BLK WP HR S P ERA WHIP	IP WLS BF H R ER SO BB IBB HBP BLK WP HR S P ERA WHIP	IP WLS BF H R ER SO BB IBB HBP BLK WP HR S P ERA WHIP	IP WLS BF H R ER SO BB IBB HBP BLK WP HR S P ERA WHIP	
Ken Hunt, R ERA: 2.72 Bill Henry, L ERA: 0.68	(1, 1) 7.2 W 33 5 0 0 6 6 0 0 0 0 0 0 64 115 0.00 1.435	(8, 1) 1.1 S 4 0 0 0 1 0 0 0 0 0 0 0 11 16 0.00 0.000																			

Los Angeles Dodgers @ Cincinnati Reds  
Crosley Field, Cincinnati, OH  
Tue May 23 1961, 7:05 PM EDT  
Att: 6,628 - Unknown

AB 31  
R 0  
H 5  
RBI 0  
BB 6  
SO 7  
LOB 18



Batter	1	2	3	4	5	6	7	8	9	AB	R	H	RBI	BB	SO	LOB	BOTTOM				
Eddie Kasko, R OBP: 0.341, SLG: 0.363	2-2 4-3		1-0 FC5-4		1-2 5-3		3-2 G4-3			4	0	0	0	0	0	4					
Don Blasingame, L OBP: 0.290, SLG: 0.284	2-2 F5		3-1 F6			0-0 1B SF8 1B	1-2 F6			4	1	1	0	0	0	1					
Vada Pinson, L OBP: 0.308, SLG: 0.376	1-0 3-1			0-0 G3		1-0 1B		2-2 4-3		4	1	1	0	0	0	0					
Frank Robinson, R OBP: 0.399, SLG: 0.585		0-0 F6		2-3 K		4-0 1B IBB		2-1 2-3		3	0	0	0	1	1	0					
Gus Bell, L OBP: 0.270, SLG: 0.348		1-2 FC1-6 1B		1-3 K		3-1 SF8		4-0 BB		2	0	1	1	1	1	0					
Gordy Coleman, L OBP: 0.298, SLG: 0.489		0-0 FC1-6			0-0 4-3	2-2 1B		0-0 4-3		4	0	1	1	0	0	2					
Gene Freese, R OBP: 0.310, SLG: 0.432		3-2 5-3			0-0 2B 1B	1-3 K				3	0	1	0	0	1	3					
Jerry Zimmerman, R OBP: 0.240, SLG: 0.217			1-2 5-3		2-2 2B	0-0 F3				3	0	1	0	0	0	2					
Ken Hunt, R OBP: 0.214, SLG: 0.231 Bill Henry, L ERA: 2.28	(1, 1) (8, 1)		4-2 FC5-4 BB		1-3 K		2-2 G4-3 1B			2	0	1	0	1	1	2					
<b>Inning Stats</b>	R: 0 E: 0 K: 0 S: 7	H: 0 LOB: 0 BB: 0 P: 12	R: 0 E: 0 K: 0 S: 9	H: 1 LOB: 1 BB: 0 P: 13	R: 0 E: 0 K: 2 S: 8	H: 0 LOB: 0 BB: 0 P: 11	R: 0 E: 0 K: 1 S: 11	H: 2 LOB: 2 BB: 0 P: 15	R: 2 E: 0 K: 0 S: 13	H: 3 LOB: 2 BB: 1 P: 24	R: 0 E: 0 K: 0 S: 9	H: 1 LOB: 0 BB: 0 P: 15	R: 0 E: 0 K: 0 S: 6	H: 0 LOB: 1 BB: 1 P: 14	R: 0 E: 0 K: 0 S: 6	H: 0 LOB: 1 BB: 1 P: 14	1B: 6 2B: 1 3B: 0 HR: 0	SF: 1 SAC: 0 DP: 1 HBP: 0	WP: 0 PB: 0 SB: 0 CS: 0	PA: 33	
<b>PITCHER</b>	IP WLS BF H R ER SO BB IBB HBP BLK WP HR S P ERA WHIP	IP WLS BF H R ER SO BB IBB HBP BLK WP HR S P ERA WHIP	IP WLS BF H R ER SO BB IBB HBP BLK WP HR S P ERA WHIP	IP WLS BF H R ER SO BB IBB HBP BLK WP HR S P ERA WHIP	IP WLS BF H R ER SO BB IBB HBP BLK WP HR S P ERA WHIP	IP WLS BF H R ER SO BB IBB HBP BLK WP HR S P ERA WHIP	IP WLS BF H R ER SO BB IBB HBP BLK WP HR S P ERA WHIP	IP WLS BF H R ER SO BB IBB HBP BLK WP HR S P ERA WHIP	IP WLS BF H R ER SO BB IBB HBP BLK WP HR S P ERA WHIP	IP WLS BF H R ER SO BB IBB HBP BLK WP HR S P ERA WHIP	IP WLS BF H R ER SO BB IBB HBP BLK WP HR S P ERA WHIP	IP WLS BF H R ER SO BB IBB HBP BLK WP HR S P ERA WHIP	IP WLS BF H R ER SO BB IBB HBP BLK WP HR S P ERA WHIP	IP WLS BF H R ER SO BB IBB HBP BLK WP HR S P ERA WHIP	IP WLS BF H R ER SO BB IBB HBP BLK WP HR S P ERA WHIP	IP WLS BF H R ER SO BB IBB HBP BLK WP HR S P ERA WHIP	IP WLS BF H R ER SO BB IBB HBP BLK WP HR S P ERA WHIP	IP WLS BF H R ER SO BB IBB HBP BLK WP HR S P ERA WHIP	IP WLS BF H R ER SO BB IBB HBP BLK WP HR S P ERA WHIP	IP WLS BF H R ER SO BB IBB HBP BLK WP HR S P ERA WHIP	
Don Drysdale, R ERA: 2.88 Ron Perranoski, L ERA: 2.28	(1, 1) 6.0 L 26 6 2 2 4 1 0 0 0 0 0 0 15 29 0.00 1.000	(7, 1) 2.0 7 1 0 0 0 1 0 0 0 0 0 0 15 29 0.00 1.000																			

Los Angeles Dodgers @ Cincinnati Reds  
Crosley Field, Cincinnati, OH  
Tue May 23 1961, 7:05 PM EDT  
Att: 6,628 - Unknown

AB 29  
R 2  
H 7  
RBI 2  
BB 3  
SO 4  
LOB 14



Batter	1	2	3	4	5	6	7	8	9	AB	R	H	RBI	BB	SO	LOB	TOP										
<b>Felipe Alou, R</b> OBP: 0.333, SLG: 0.451 (1, 9)	G3		5-3			5-3	K		F7	5	0	0	0	0	1	3											
<b>Joey Amalfitano, R</b> OBP: 0.289, SLG: 0.257 <b>Chuck Hiller, L</b> OBP: 0.265, SLG: 0.262 (8, 4)	6-3			6-3		6-3		1B	P5	4	1	1	0	0	0	0											
<b>Willie Mays, R</b> OBP: 0.401, SLG: 0.546 (1, 8)	6-3				1B					3	2	2	1	1	0	0											
<b>Orlando Cepeda, R</b> OBP: 0.319, SLG: 0.584 (1, 3)		F9		F2						4	1	1	0	0	1	2											
<b>Harvey Kuenn, R</b> OBP: 0.345, SLG: 0.379 (1, 7)	4-3			K						4	0	1	0	0	1	3											
<b>Jim Davenport, R</b> OBP: 0.406, SLG: 0.519 (1, 5)										1	1	1	1	2	0	0											
<b>Ed Bailey, L</b> OBP: 0.325, SLG: 0.394 (1, 2)										0	0	0	0	0	0	0											
<b>Jose Pagan, R</b> OBP: 0.290, SLG: 0.368 (1, 6)			F3		5-3				P5	4	0	1	1	0	0	1											
<b>Mike McCormick, L</b> OBP: 0.278, SLG: 0.235 <b>Bobby Bolin, R</b> OBP: 0.333, SLG: 0.333 (8, 1)										3	0	1	0	0	2	0											
<b>Inning Stats</b>	R: 0 E: 0 K: 0 S: 3	H: 0 LOB: 0 BB: 0 P: 3	R: 0 E: 0 K: 1 S: 6	H: 1 LOB: 1 BB: 0 P: 6	R: 0 E: 0 K: 1 S: 5	H: 0 LOB: 0 BB: 0 P: 5	R: 0 E: 0 K: 1 S: 6	H: 1 LOB: 1 BB: 0 P: 6	R: 0 E: 0 K: 0 S: 2	H: 0 LOB: 0 BB: 1 P: 6	R: 0 E: 0 K: 1 S: 5	H: 0 LOB: 0 BB: 0 P: 5	R: 3 E: 1 K: 1 S: 8	H: 3 LOB: 2 BB: 2 P: 16	R: 2 E: 0 K: 1 S: 8	H: 3 LOB: 1 BB: 0 P: 8	R: 0 E: 0 K: 0 S: 4	H: 1 LOB: 1 BB: 0 P: 4	1B: 8 2B: 1 3B: 0 HR: 0	SF: 1 SAC: 0 DP: 0 HBP: 0	WP: 0 PA: 38 PB: 0 CS: 0 SB: 0						
<b>PITCHER</b>	IP	WLS	BF	H	R	ER	SO	BB	IBB	HBP	BLK	WP	HR	S	P	ERA	WHIP										
<b>Jim O'Toole, L</b> ERA: 2.6 (1, 1)	7.1	L	32	8	5	1	6	2	1	0	0	0	0	41	53	1.23	1.364										
<b>Howie Nunn, R</b> ERA: 3.86 (8, 1)	0.2		2	0	0	0	0	0	0	0	0	0	0	2	2	0.00	0.000										
<b>Marshall Bridges, L</b> ERA: 6.52 (9, 1)	1.0		4	1	0	0	0	0	0	0	0	0	0	4	4	0.00	1.000										

San Francisco Giants @ Cincinnati Reds  
Crosley Field, Cincinnati, OH  
Wed May 24 1961, 7:05 PM EDT  
Att: 10,699 - Unknown

AB	30
R	5
H	9
RBI	3
BB	3
SO	5
LOB	10



Batter	1	2	3	4	5	6	7	8	9	AB	R	H	RBI	BB	SO	LOB	BOTTOM										
<b>Eddie Kasko, R</b> OBP: 0.348, SLG: 0.361 (1, 6)										3	1	1	0	1	0	1											
<b>Don Blasingame, L</b> OBP: 0.292, SLG: 0.275 <b>Dick Gernert, R</b> OBP: 0.364, SLG: 0.600 <b>Marshall Bridges, S</b> ERA: 3.86 (9, 1)										3	0	0	0	0	0	2											
<b>Vada Pinson, L</b> OBP: 0.313, SLG: 0.401 (1, 8)										4	1	2	3	0	0	1											
<b>Frank Robinson, R</b> OBP: 0.395, SLG: 0.598 (1, 7)										4	1	1	1	0	1	2											
<b>Gene Freese, R</b> OBP: 0.302, SLG: 0.420 (1, 5)										4	0	0	0	0	1	0											
<b>Wally Post, R</b> OBP: 0.383, SLG: 0.525 (1, 9)										4	0	1	0	0	1	0											
<b>Gordy Coleman, L</b> OBP: 0.303, SLG: 0.496 (1, 3)										4	0	2	0	0	1	1											
<b>Jerry Zimmerman, R</b> OBP: 0.250, SLG: 0.231 <b>Jerry Lynch, L</b> OBP: 0.500, SLG: 1.067 (9, PH)										3	0	1	0	0	0	2											
<b>Jim O'Toole, S</b> OBP: 0.273, SLG: 0.286 <b>Howie Nunn, R</b> ERA: 2.18 (8, 1)										2	0	0	0	0	0	2											
<b>Leo Cardenas, R</b> OBP: 0.348, SLG: 0.390 (9, 6)										1	1	1	0	0	0	0											
<b>Gus Bell, L</b> OBP: 0.267, SLG: 0.343 (9, PH)										1	0	0	0	0	0	1											
<b>Inning Stats</b>	R: 0 E: 0 K: 1 S: 5	H: 0 LOB: 1 BB: 1 P: 9	R: 0 E: 0 K: 0 S: 3	H: 0 LOB: 0 BB: 0 P: 3	R: 0 E: 0 K: 0 S: 4	H: 2 LOB: 1 BB: 0 P: 4	R: 0 E: 0 K: 0 S: 3	H: 1 LOB: 0 BB: 0 P: 3	R: 0 E: 0 K: 1 S: 6	H: 1 LOB: 1 BB: 0 P: 6	R: 0 E: 0 K: 0 S: 3	H: 0 LOB: 0 BB: 0 P: 3	R: 1 E: 0 K: 0 S: 5	H: 2 LOB: 1 BB: 0 P: 5	R: 3 E: 1 K: 2 S: 10	H: 2 LOB: 0 BB: 0 P: 10	R: 0 E: 0 K: 1 S: 6	H: 1 LOB: 1 BB: 0 P: 6	1B: 4 2B: 3 3B: 0 HR: 2	SF: 0 SAC: 0 DP: 1 HBP: 0	WP: 0 PA: 36 PB: 1 CS: 0 SB: 0						
<b>PITCHER</b>	IP	WLS	BF	H	R	ER	SO	BB	IBB	HBP	BLK	WP	HR	S	P	ERA	WHIP										
<b>Mike McCormick, L</b> ERA: 2.18 (1, 1)	7.1	W	30	8	4	3	3	1	0	0	0	0	0	10	10	0.00	0.600										
<b>Bobby Bolin, R</b> ERA: 0.69 (8, 1)	1.2	S	6	1	0	0	2	0	0	0	0	0	0	10	10	0.00	0.600										

San Francisco Giants @ Cincinnati Reds  
Crosley Field, Cincinnati, OH  
Wed May 24 1961, 7:05 PM EDT  
Att: 10,699 - Unknown

AB	35
R	4
H	9
RBI	4
BB	1
SO	5
LOB	15



Batter	1	2	3	4	5	6	7	8	9	AB	R	H	RBI	BB	SO	LOB	TOP								
<b>Bobby Malkmus, R</b> (1, 4) OBP: 0.236, SLG: 0.250	F9		6-3			1B 1-2 1B BB		F9		3	1	0	0	1	0	0	<b>Philadelphia Phillies @ Cincinnati Reds</b> Crosley Field, Cincinnati, OH Sat May 27 1961, 7:05 PM EDT Att: 7,690 - Unknown								
<b>Choo-Choo Coleman, L</b> (1, 2) OBP: 0.235, SLG: 0.219	K			P5		1B 1-3 2-H		F8		4	0	1	1	0	1	0									
<b>Johnny Callison, L</b> (1, 7) OBP: 0.383, SLG: 0.443 <b>Bobby Gene Smith, R</b> (9, PH) OBP: 0.299, SLG: 0.350	F7			K		F3		K		3	0	0	0	0	1	2									
<b>Pancho Herrera, R</b> (1, 3) OBP: 0.359, SLG: 0.417		S 1B		K				2B		4	1	3	1	0	1	0									
<b>Tony Gonzalez, L</b> (1, 8) OBP: 0.421, SLG: 0.439 <b>Bobby Del Greco, R</b> (9, PH) OBP: 0.348, SLG: 0.381	F8					G3		K		3	0	0	0	0	0	3									
<b>Ken Walters, R</b> (1, 9) OBP: 0.314, SLG: 0.441	F8					F8		1B 2B		4	1	1	1	0	0	1									
<b>Charley Smith, R</b> (1, 6) OBP: 0.296, SLG: 0.427	5-3					6-3		1B 2B		4	0	1	1	0	0	1									
<b>Jim Woods, R</b> (1, 5) OBP: 0.273, SLG: 0.410			K			K		P4		4	0	0	0	0	3	1									
<b>John Buzhardt, R</b> (1, 1) Don Demeter, R (6, PH) Lee Walls, R (6, PH) Ken Lehman, L (6, 1) Clay Dalrymple, L (8, PH) Dallas Green, L (8, 1) Chris Short, R (8, 1)	5-3					1B BB 1B		F7		1	0	0	0	0	0	0									
<b>Inning Stats</b>	R: 0 E: 0 K: 1 S: 5	H: 0 LOB: 0 BB: 0 P: 5	R: 0 E: 0 K: 0 S: 4	H: 1 LOB: 1 BB: 0 P: 4	R: 0 E: 0 K: 1 S: 5	H: 0 LOB: 0 BB: 0 P: 5	R: 0 E: 0 K: 2 S: 7	H: 0 LOB: 0 BB: 0 P: 7	R: 0 E: 0 K: 0 S: 3	H: 0 LOB: 0 BB: 0 P: 3	R: 2 E: 0 K: 1 S: 8	H: 3 LOB: 2 BB: 1 P: 12	R: 0 E: 0 K: 1 S: 5	H: 0 LOB: 0 BB: 0 P: 5	R: 0 E: 0 K: 0 S: 3	H: 0 LOB: 0 BB: 0 P: 3		R: 2 E: 0 K: 2 S: 10	H: 3 LOB: 1 BB: 0 P: 10	1B: 5 2B: 2 3B: 0 HR: 0	SF: 0 SAC: 0 DP: 0 HBP: 0	WP: 0 PB: 0 SB: 1 CS: 0	PA: 35		
<b>PITCHER</b>	IP	WLS	BF	H	R	ER	SO	BB	IBB	HBP	BLK	WP	HR	S	P	ERA	WHIP								
<b>Joey Jay, R</b> (1, 1) ERA: 2.7	8.0	W	29	4	2	2	6	1	0	0	0	0	0	40	44	2.25	0.625								
<b>Bill Henry, L</b> (9, 1) ERA: 1.93	0.2		5	3	2	2	2	0	0	0	0	0	0	9	9	27.00	4.500								
<b>Jim Brosnan, R</b> (9, 1) ERA: 1.29	0.1	S	1	0	0	0	0	0	0	0	0	0	0	1	1	0.00	0.000								

Batter	1	2	3	4	5	6	7	8	9	AB	R	H	RBI	BB	SO	LOB	BOTTOM								
<b>Eddie Kasko, R</b> (1, 6) OBP: 0.355, SLG: 0.360	6-3		1B 1-2 1B BB			4-3		S E 1B		3	2	1	0	1	0	0	<b>Philadelphia Phillies @ Cincinnati Reds</b> Crosley Field, Cincinnati, OH Sat May 27 1961, 7:05 PM EDT Att: 7,690 - Unknown								
<b>Don Blasingame, L</b> (1, 4) OBP: 0.280, SLG: 0.274	4-3		F7			6-3		E9 1-H 2B 1B		4	1	1	0	0	0	2									
<b>Vada Pinson, L</b> (1, 8) OBP: 0.325, SLG: 0.418	L8		1B 1-2 2-3 PO 1B			L4-3 1B		2B		4	0	3	1	0	0	0									
<b>Frank Robinson, R</b> (1, 7) OBP: 0.397, SLG: 0.592	E6 G4-6-3 1B E		BB 1B			L4-3 1B		IBB		3	1	1	2	1	0	1									
<b>Gordy Coleman, L</b> (1, 3) OBP: 0.302, SLG: 0.486	E4 G4-6-3 1-2 BB		BB 1B			K		K		3	0	0	0	1	2	3									
<b>Gus Bell, L</b> (1, 9) OBP: 0.253, SLG: 0.324	G4-6-3 1-2 2-3 BB		PO 3-H			3-1		4-3		4	0	0	0	0	0	4									
<b>Gene Freese, R</b> (1, 5) OBP: 0.303, SLG: 0.418	PO 3-H 1B		1B			L9		K		3	0	1	1	0	1	0									
<b>Jerry Zimmerman, R</b> (1, 2) OBP: 0.258, SLG: 0.241	PO 1-2 1B		FC3-6 1B			5-3		F8		3	0	1	0	0	0	0									
<b>Joey Jay, S</b> (1, 1) OBP: 0.050, SLG: 0.100 <b>Jerry Lynch, L</b> (8, PH) OBP: 0.474, SLG: 1.000 <b>Bill Henry, L</b> (9, 1) <b>Jim Brosnan, R</b> (9, 1)	FC3-6 1B BB 1B		1B BB 1B			1-3		K		2	1	0	0	0	0	1									
<b>Inning Stats</b>	R: 0 E: 0 K: 0 S: 3	H: 0 LOB: 0 BB: 0 P: 3	R: 1 E: 2 K: 0 S: 4	H: 1 LOB: 0 BB: 0 P: 4	R: 2 E: 0 K: 0 S: 5	H: 3 LOB: 2 BB: 2 P: 13	R: 0 E: 0 K: 0 S: 3	H: 0 LOB: 0 BB: 0 P: 3	R: 0 E: 0 K: 1 S: 5	H: 1 LOB: 0 BB: 0 P: 5	R: 0 E: 0 K: 1 S: 5	H: 0 LOB: 0 BB: 0 P: 5	R: 2 E: 1 K: 2 S: 10	H: 3 LOB: 2 BB: 1 P: 14	1B: 7 2B: 2 3B: 0 HR: 0	SF: 0 SAC: 0 DP: 2 HBP: 0		WP: 0 PB: 0 SB: 1 CS: 0	PA: 35						
<b>PITCHER</b>	IP	WLS	BF	H	R	ER	SO	BB	IBB	HBP	BLK	WP	HR	S	P	ERA	WHIP								
<b>John Buzhardt, R</b> (1, 1) ERA: 3.85	5.0	L	20	4	3	2	0	2	0	0	0	0	0	10	10	0.00	0.500								
<b>Ken Lehman, L</b> (6, 1) ERA: 4.09	2.0		6	1	0	0	2	0	0	0	0	0	0	10	10	0.00	0.500								
<b>Dallas Green, R</b> (8, 1) ERA: 4.57	0.1		3	2	2	2	1	0	0	0	0	0	0	5	5	54.00	6.000								
<b>Chris Short, L</b> (8, 1) ERA: 2.7	0.2		4	1	0	0	1	0	1	0	0	0	0	5	9	0.00	1.500								



Batter	1	2	3	4	5	6	7	8	9	AB	R	H	RBI	BB	SO	LOB	TOP		
<b>Bobby Malkmus, R</b> OBP: 0.237, SLG: 0.292 (1, 4)	L9		P4			HR	FC5-4			4	1	1	1	0	0	2	<b>Philadelphia Phillies @ Cincinnati Reds</b> Crosley Field, Cincinnati, OH Sun May 28 1961, 3:33 AM EDT Att: 6,632 - Unknown <a href="http://livebaseballscores.com">livebaseballscores.com</a>		
<b>Choo-Choo Coleman, L</b> OBP: 0.211, SLG: 0.194 (1, 2)	G3			3-1		F8		1-3		4	0	0	0	0	0	0			
<b>Johnny Callison, L</b> OBP: 0.386, SLG: 0.452 (1, 7)						3-1		4-3		4	0	2	0	0	0	0			
<b>Pancho Herrera, R</b> OBP: 0.364, SLG: 0.446 (1, 3)	5-3			1B				HR		4	1	2	1	0	1	2			
<b>Tony Gonzalez, L</b> OBP: 0.415, SLG: 0.441 (1, 8)		F7		1-3		F8				4	0	1	0	0	0	2			
<b>Ken Walters, R</b> OBP: 0.308, SLG: 0.447 (1, 9)	1-3				G6-4-3		P4	4-3		4	0	1	0	0	0	1			
<b>Charley Smith, R</b> OBP: 0.294, SLG: 0.418 (1, 6)	1-3				G6-4-3		L7		P6	4	0	1	0	0	0	0			
<b>Jim Woods, R</b> OBP: 0.271, SLG: 0.381 (1, 5)			L1		G6-4-3				K	3	0	0	0	0	1	2			
<b>Frank Sullivan, R</b> OBP: 0.295, SLG: 0.387 (5, PH)			4-3							1	0	0	0	0	0	0			
<b>Don Demeter, R</b> OBP: 0.295, SLG: 0.387 (5, PH)										1	0	0	0	0	0	1			
<b>Jack Baldschun, R</b> OBP: 0.279, SLG: 0.273 (7, PH)										0	0	0	0	0	0	0			
<b>Clay Dalrymple, L</b> OBP: 0.247, SLG: 0.328 (7, PH)										0	0	0	0	0	0	0			
<b>Lee Walls, R</b> OBP: 0.247, SLG: 0.299 (7, PH)										0	0	0	0	0	0	0			
<b>Ken Lehman, L</b> OBP: 0.226, SLG: 0.346 (9, PH)										1	0	0	0	0	0	0			
<b>Bobby Gene Smith, R</b> OBP: 0.226, SLG: 0.346 (9, PH)										1	0	0	0	0	0	0			
<b>Inning Stats</b>	R: 0 E: 0 K: 0 S: 4	H: 1 LOB: 1 BB: 0 P: 4	R: 0 E: 0 K: 0 S: 3	H: 0 LOB: 0 BB: 0 P: 3	R: 0 E: 0 K: 1 S: 6	H: 1 LOB: 1 BB: 0 P: 6	R: 0 E: 0 K: 0 S: 4	H: 2 LOB: 1 BB: 0 P: 4	R: 1 E: 0 K: 0 S: 5	H: 2 LOB: 1 BB: 0 P: 5	R: 0 E: 0 K: 0 S: 3	H: 0 LOB: 0 BB: 0 P: 5	R: 1 E: 0 K: 0 S: 5	H: 2 LOB: 1 BB: 0 P: 5	R: 0 E: 0 K: 1 S: 5	H: 0 LOB: 0 BB: 0 P: 5	1B: 3 2B: 3 3B: 0 HR: 2	SF: 0 SAC: 0 DP: 1 HBP: 2	WP: 0 PA: 36 PB: 0 CS: 0
<b>PITCHER</b> <b>Bob Purkey, R</b> ERA: 2.48 (1, 1)	IP: 9.0 WLS: W BF: 36 H: 8 R: 2 ER: 2 SO: 2 BB: 0 IBB: 0 HBP: 2 BLK: 0 WP: 0 HR: 2 S: 38 P: 40 ERA: 2.00 WHIP: 0.889															<b>PITCHER</b> <b>Bob Purkey, R</b> ERA: 2.48 (1, 1)	IP: 9.0 WLS: W BF: 36 H: 8 R: 2 ER: 2 SO: 2 BB: 0 IBB: 0 HBP: 2 BLK: 0 WP: 0 HR: 2 S: 38 P: 40 ERA: 2.00 WHIP: 0.889		

Batter	1	2	3	4	5	6	7	8	9	AB	R	H	RBI	BB	SO	LOB	BOTTOM		
<b>Eddie Kasko, R</b> OBP: 0.351, SLG: 0.356 (1, 6)	HR		K		6-3		F8			4	1	1	0	0	1	0	<b>Philadelphia Phillies @ Cincinnati Reds</b> Crosley Field, Cincinnati, OH Sun May 28 1961, 3:33 AM EDT Att: 6,632 - Unknown <a href="http://livebaseballscores.com">livebaseballscores.com</a>		
<b>Don Blasingame, L</b> OBP: 0.279, SLG: 0.273 (1, 4)	F8		HR		4-3		4-3			4	1	1	0	0	0	1			
<b>Vada Pinson, L</b> OBP: 0.335, SLG: 0.465 (1, 8)	HR		HR		FC6-4		L9			3	2	2	4	1	0	0			
<b>Frank Robinson, R</b> OBP: 0.387, SLG: 0.574 (1, 7)	K		L5		FC6-4		P6			4	0	0	0	0	1	1			
<b>Gus Bell, L</b> OBP: 0.253, SLG: 0.333 (1, 9)	F7		K				3-1			4	0	1	0	0	1	0			
<b>Gordy Coleman, L</b> OBP: 0.301, SLG: 0.475 (1, 3)		1-3			1-3		BB		L8	3	0	0	0	1	0	1			
<b>Gene Freese, R</b> OBP: 0.308, SLG: 0.416 (1, 5)					L1		P6			3	0	1	0	1	0	1			
<b>Jerry Zimmerman, R</b> OBP: 0.286, SLG: 0.226 (1, 2)		P6					FC6-4		L8	2	0	0	0	2	0	3			
<b>Bob Purkey, R</b> OBP: 0.167, SLG: 0.136 (1, 1)			K		F7		FC6-4			3	0	0	0	0	1	4			
<b>Inning Stats</b>	R: 2 E: 0 K: 1 S: 7	H: 2 LOB: 0 BB: 0 P: 7	R: 0 E: 0 K: 1 S: 6	H: 1 LOB: 1 BB: 0 P: 6	R: 2 E: 0 K: 2 S: 9	H: 2 LOB: 0 BB: 0 P: 9	R: 0 E: 0 K: 0 S: 3	H: 0 LOB: 1 BB: 1 P: 7	R: 0 E: 0 K: 0 S: 3	H: 0 LOB: 2 BB: 2 P: 11	R: 0 E: 0 K: 0 S: 3	H: 0 LOB: 0 BB: 0 P: 3	R: 0 E: 0 K: 0 S: 4	H: 1 LOB: 2 BB: 1 P: 8	R: 0 E: 0 K: 1 S: 5	H: 0 LOB: 0 BB: 0 P: 5		1B: 3 2B: 1 3B: 0 HR: 2	SF: 0 SAC: 0 DP: 0 HBP: 0
<b>PITCHER</b> <b>Frank Sullivan, R</b> ERA: 3.69 (5, 1)	IP: 4.0 WLS: L BF: 18 H: 5 R: 4 ER: 4 SO: 4 BB: 1 IBB: 0 HBP: 0 BLK: 0 WP: 0 HR: 2 S: 25 P: 29 ERA: 9.00 WHIP: 1.500															<b>PITCHER</b> <b>Frank Sullivan, R</b> ERA: 3.69 (5, 1)	IP: 4.0 WLS: L BF: 18 H: 5 R: 4 ER: 4 SO: 4 BB: 1 IBB: 0 HBP: 0 BLK: 0 WP: 0 HR: 2 S: 25 P: 29 ERA: 9.00 WHIP: 1.500		
<b>Jack Baldschun, R</b> ERA: 1.96 (7, 1)	2.0	9	0	0	0	0	3	0	0	0	0	6	18	0.00	1.500				
<b>Ken Lehman, L</b> ERA: 3.46 (7, 1)	2.0	8	1	0	0	0	0	1	0	0	0	7	11	0.00	0.500				



Batter	1	2	3	4	5	6	7	8	9	AB	R	H	RBI	BB	SO	LOB	TOP		
Don Blasingame, L (1, 4) OBP: 0.267, SLG: 0.260	F8	F5		F7			4-3		K	5	0	0	0	0	1	5			
Eddie Kasko, R (1, 6) OBP: 0.356, SLG: 0.355	1B HR BB		E8	F7			F9			3	1	1	0	1	0	2			
Vada Pinson, L (1, 8) OBP: 0.346, SLG: 0.469	1B HR		K				G4-6-3 1B		6-3 4-3 BB	3	1	2	0	1	1	1			
Frank Robinson, R (1, 7) OBP: 0.384, SLG: 0.586	1B HR		F8				G4-6-3		4-3	4	1	1	3	0	0	3			
Gene Freese, R (1, 5) OBP: 0.300, SLG: 0.405	P4		5-3				5-3		6-3	4	0	0	0	0	0	2			
Wally Post, R (1, 9) OBP: 0.376, SLG: 0.512	K						F8		6-3	4	1	1	0	0	1	1			
Dick Gemert, R (1, 3) OBP: 0.467, SLG: 0.583							1B												
Elio Chacon, R (9, PR) OBP: 0.385, SLG: 0.200							1B												
Gordy Coleman, L (9, 3) OBP: 0.301, SLG: 0.475							1B												
Jerry Zimmerman, R (1, 2) OBP: 0.308, SLG: 0.286							1B												
Ken Hunt, R (1, 1) OBP: 0.176, SLG: 0.188							1B												
<b>Inning Stats</b>	R: 3 E: 0 K: 1 S: 7	H: 2 LOB: 0 BB: 1 P: 11	R: 0 E: 0 K: 0 S: 3	H: 0 LOB: 1 BB: 1 P: 7	R: 0 E: 1 K: 1 S: 6	H: 1 LOB: 1 BB: 0 P: 6	R: 1 E: 0 K: 0 S: 6	H: 3 LOB: 2 BB: 0 P: 6	R: 0 E: 0 K: 0 S: 3	H: 0 LOB: 0 BB: 0 P: 3	R: 0 E: 0 K: 0 S: 3	H: 0 LOB: 0 BB: 0 P: 3	R: 0 E: 0 K: 0 S: 3	H: 0 LOB: 1 BB: 1 P: 7	R: 1 E: 0 K: 1 S: 5	H: 1 LOB: 2 BB: 1 P: 9	1B: 6 2B: 1 3B: 0 HR: 1	SF: 0 SAC: 1 DP: 1 HBP: 0	WP: 0 PA: 37 PB: 0 SB: 0 CS: 0
<b>PITCHER</b>	IP WLS BF H R ER SO BB IBB HBP BLK WP HR S P ERA WHIP																		
Mike McCormick, L (1, 1) ERA: 2.65	4.0 L 21 7 4 4 2 2 0 0 0 0 0 1 23 31 9.00 2.250																		
Eddie Fisher, R (5, 1) ERA: 2.66	1.0 2 0 0 0 0 0 0 0 0 0 0 0 2 2 0.00 0.000																		
Jim Duffalo, R (6, 1) ERA: 4.41	2.0 6 0 0 0 0 0 0 0 0 0 0 0 6 6 0.00 0.000																		
Stu Miller, R (8, 1) ERA: 3.0	2.0 8 1 1 1 1 2 0 0 0 0 0 0 8 16 4.50 1.500																		

Cincinnati Reds @ San Francisco Giants  
Candlestick Park, San Francisco, CA  
Mon May 29 1961, 6:33 AM EDT  
Att: 10,852 - Unknown

AB 32  
R 5  
H 8  
RBI 5  
BB 4  
SO 3  
LOB 19



Batter	1	2	3	4	5	6	7	8	9	AB	R	H	RBI	BB	SO	LOB	BOTTOM		
Felipe Alou, R (1, 9) OBP: 0.338, SLG: 0.440	F7									4	0	1	1	0	0	1			
Harvey Kuenn, R (1, 5) OBP: 0.336, SLG: 0.351	1-3									3	0	0	0	1	1	2			
Willie Mays, R (1, 8) OBP: 0.398, SLG: 0.554	2B									4	0	2	0	0	1	1			
Willie McCovey, L (1, 3) OBP: 0.256, SLG: 0.400	4-3									4	0	1	0	0	0	3			
Orlando Cepeda, R (1, 7) OBP: 0.311, SLG: 0.579										4	0	0	0	0	2	2			
Ed Bailey, L (1, 2) OBP: 0.307, SLG: 0.368										3	0	0	0	1	0	1			
Chuck Hillier, L (1, 4) OBP: 0.266, SLG: 0.256										4	1	1	0	0	2	1			
Jose Pagan, R (1, 6) OBP: 0.299, SLG: 0.366										1	0	0	0	0	1	1			
Eddie Bressoud, R (3, 6) OBP: 0.212, SLG: 0.375										2	0	2	0	0	0	0			
Mike McCormick, L (1, 1) ERA: 2.65										1	0	0	0	0	0	0			
Eddie Fisher, R (5, 1) ERA: 2.66										0	0	0	0	0	0	0			
Jim Marshall, L (5, PR) OBP: 0.167, SLG: 0.333										1	0	0	0	0	0	2			
Jim Duffalo, R (6, 1) ERA: 4.41										0	0	0	0	0	0	0			
Tom Haller, L (7, PR) OBP: 0.297, SLG: 0.500										1	0	0	0	0	0	1			
Stu Miller, R (8, 1) ERA: 3.0										0	0	0	0	0	0	0			
<b>Inning Stats</b>	R: 0 E: 0 K: 0 S: 4	H: 1 LOB: 1 BB: 0 P: 4	R: 0 E: 0 K: 3 S: 9	H: 0 LOB: 1 BB: 1 P: 13	R: 0 E: 0 K: 1 S: 5	H: 1 LOB: 0 BB: 0 P: 5	R: 0 E: 0 K: 1 S: 6	H: 1 LOB: 1 BB: 0 P: 6	R: 1 E: 0 K: 0 S: 5	H: 2 LOB: 1 BB: 0 P: 5	R: 0 E: 0 K: 0 S: 3	H: 1 LOB: 1 BB: 0 P: 3	R: 0 E: 0 K: 1 S: 6	H: 0 LOB: 1 BB: 1 P: 9	R: 0 E: 0 K: 0 S: 3	H: 0 LOB: 0 BB: 0 P: 3	1B: 5 2B: 2 3B: 0 HR: 0	SF: 0 SAC: 0 DP: 0 HBP: 0	WP: 0 PA: 35 PB: 0 SB: 1 CS: 2
<b>PITCHER</b>	IP WLS BF H R ER SO BB IBB HBP BLK WP HR S P ERA WHIP																		
Ken Hunt, R (1, 1) ERA: 2.44	9.0 W 34 7 1 1 7 2 0 0 0 0 0 0 46 54 1.00 1.000																		

Cincinnati Reds @ San Francisco Giants  
Candlestick Park, San Francisco, CA  
Mon May 29 1961, 6:33 AM EDT  
Att: 10,852 - Unknown

AB 32  
R 1  
H 7  
RBI 1  
BB 2  
SO 7  
LOB 15





Batter	1	2	3	4	5	6	7	8	9	AB	R	H	RBI	BB	SO	LOB	TOP			
<b>Eddie Kasko, R</b> OBP: 0.358, SLG: 0.367 (1, 6)										5	1	2	0	0	2	2	<b>Cincinnati Reds @ San Francisco Giants</b> Candlestick Park, San Francisco, CA Tue May 30 1961, 6:33 AM EDT Unknown			
<b>Don Blasingame, L</b> OBP: 0.291, SLG: 0.287 (1, 4)										4	1	2	0	1	0	1				
<b>Vada Pinson, L</b> OBP: 0.348, SLG: 0.487 (1, 8)										5	2	2	1	0	1	3				
<b>Frank Robinson, R</b> OBP: 0.387, SLG: 0.578 (8, PR)										2	0	0	0	1	1	0				
<b>Elio Chacon, R</b> OBP: 0.357, SLG: 0.182 (8, 9)										1	0	0	0	0	0	2				
<b>Gus Bell, L</b> OBP: 0.239, SLG: 0.317 (8, 7)										4	0	0	1	0	0	3				
<b>Gordy Coleman, L</b> OBP: 0.297, SLG: 0.462 (1, 3)										4	0	0	0	1	0	2				
<b>Gene Freese, R</b> OBP: 0.299, SLG: 0.420 (1, 5)										4	1	1	1	0	1	3				
<b>Jerry Zimmerman, R</b> OBP: 0.372, SLG: 0.368 (1, 2)										3	1	3	1	1	0	0				
<b>Jim Maloney, L</b> OBP: 0.333, SLG: 0.625 (6, 1)										2	1	1	2	0	0	1				
<b>Bill Henry, L</b> (9, 1)										2	0	0	0	0	2	4				
<b>Inning Stats</b>	R: 1 E: 0 K: 1 S: 6	H: 2 LOB: 0 BB: 0 P: 6	R: 0 E: 0 K: 0 S: 3	H: 0 LOB: 0 BB: 0 P: 3	R: 2 E: 0 K: 1 S: 8	H: 3 LOB: 2 BB: 1 P: 12	R: 1 E: 0 K: 1 S: 7	H: 2 LOB: 1 BB: 0 P: 7	R: 0 E: 0 K: 0 S: 3	H: 0 LOB: 0 BB: 0 P: 3	R: 0 E: 0 K: 2 S: 7	H: 1 LOB: 1 BB: 0 P: 7	R: 2 E: 0 K: 2 S: 9	H: 2 LOB: 2 BB: 2 P: 18	R: 1 E: 1 K: 0 S: 5	H: 1 LOB: 2 BB: 1 P: 9	1B: 5 2B: 3 3B: 1 HR: 3	SF: 1 SAC: 0 DP: 2 HBP: 1	WP: 0 PB: 0 SB: 0 CS: 1	PA: 42
<b>PITCHER</b>	IP WLS BF H R ER SO BB IBB HBP BLK WP HR S P ERA WHIP																			
<b>Sam Jones, R</b> ERA: 4.53 (1, 1)	2.2 L 13 5 3 3 2 1 0 0 0 0 0 2 16 20 10.12 2.250																			
<b>Eddie Fisher, R</b> ERA: 2.57 (3, 1)	3.1 12 2 1 1 1 0 0 0 0 0 0 1 14 14 2.70 0.600																			
<b>Jim Duffalo, R</b> ERA: 5.19 (7, 1)	1.0 6 3 2 2 2 0 0 0 1 0 0 0 9 10 18.00 3.000																			
<b>Bobby Bolin, R</b> ERA: 0.54 (8, 1)	2.0 11 1 1 0 2 3 0 0 0 0 0 0 12 24 0.00 2.000																			



Batter	1	2	3	4	5	6	7	8	9	AB	R	H	RBI	BB	SO	LOB	BOTTOM					
<b>Felipe Alou, R</b> OBP: 0.340, SLG: 0.434 (1, 9)										4	0	1	0	1	1	0	<b>Cincinnati Reds @ San Francisco Giants</b> Candlestick Park, San Francisco, CA Tue May 30 1961, 6:33 AM EDT Unknown					
<b>Chuck Hillier, L</b> OBP: 0.271, SLG: 0.281 (1, 4)										4	1	1	1	1	0	2						
<b>Matty Alou, L</b> OBP: 0.481, SLG: 0.667 (1, 8)										4	1	1	1	0	0	2						
<b>Willie Mays, R</b> OBP: 0.401, SLG: 0.577 (9, PH)										1	1	1	1	0	0	0						
<b>Willie McCovey, L</b> OBP: 0.261, SLG: 0.400 (1, 3)										5	1	2	0	0	1	1						
<b>Orlando Cepeda, R</b> OBP: 0.309, SLG: 0.571 (1, 7)										4	0	1	0	0	0	2						
<b>Ed Bailey, L</b> OBP: 0.315, SLG: 0.365 (6, PR)										1	0	0	0	2	1	0						
<b>Jose Pagan, R</b> OBP: 0.296, SLG: 0.363 (7, 6)										1	0	0	0	0	0	0						
<b>Jim Davenport, R</b> OBP: 0.398, SLG: 0.524 (1, 5)										4	1	1	0	0	2	4						
<b>Eddie Bressoud, R</b> OBP: 0.200, SLG: 0.353 (6, PH)										2	0	0	0	0	0	2						
<b>Jim Marshall, L</b> OBP: 0.273, SLG: 0.222 (7, 2)										1	0	0	0	0	0	1						
<b>Sam Jones, R</b> ERA: 0.28, SLG: 0.313 (3, 1)										1	0	0	0	0	0	1						
<b>Eddie Fisher, R</b> ERA: 1.43, SLG: 0.286 (6, PH)										1	0	0	0	0	0	0						
<b>Harvey Kuenn, R</b> OBP: 0.323, SLG: 0.348 (7, 1)										1	0	0	0	0	0	2						
<b>Jim Duffalo, R</b> ERA: 5.19 (7, 1)										0	0	0	0	0	0	0						
<b>Bobby Bolin, R</b> ERA: 0.54 (8, 1)										0	0	0	0	0	0	0						
<b>Joey Amalfitano, R</b> OBP: 0.256, SLG: 0.326 (9, PH)										1	0	0	0	0	0	0						
<b>Inning Stats</b>	R: 0 E: 0 K: 0 S: 4	H: 1 LOB: 2 BB: 1 P: 8	R: 0 E: 1 K: 1 S: 5	H: 0 LOB: 1 BB: 1 P: 9	R: 0 E: 0 K: 1 S: 5	H: 0 LOB: 1 BB: 1 P: 9	R: 0 E: 0 K: 2 S: 7	H: 0 LOB: 0 BB: 0 P: 7	R: 0 E: 0 K: 0 S: 4	H: 1 LOB: 1 BB: 0 P: 4	R: 2 E: 0 K: 1 S: 8	H: 3 LOB: 2 BB: 1 P: 12	R: 0 E: 0 K: 0 S: 3	H: 0 LOB: 0 BB: 0 P: 3	R: 0 E: 0 K: 0 S: 3	H: 0 LOB: 0 BB: 0 P: 3	R: 4 E: 0 K: 1 S: 9	H: 4 LOB: 0 BB: 0 P: 9	1B: 4 2B: 0 3B: 1 HR: 4	SF: 0 SAC: 0 DP: 1 HBP: 0	WP: 0 PB: 0 SB: 0 CS: 0	PA: 40
<b>PITCHER</b>	IP WLS BF H R ER SO BB IBB HBP BLK WP HR S P ERA WHIP																					
<b>Jim Maloney, R</b> ERA: 3.6 (1, 1)	5.0 W 24 5 2 2 4 4 0 0 0 0 0 2 28 44 3.60 1.800																					
<b>Jim Brosnan, R</b> ERA: 2.55 (6, 1)	3.2 14 3 3 3 2 0 0 0 0 1 0 2 18 18 7.36 0.818																					
<b>Bill Henry, L</b> ERA: 2.51 (9, 1)	0.1 S 2 1 1 1 0 0 0 0 0 0 0 1 2 2 27.00 3.000																					



Batter	1	2	3	4	5	6	7	8	9	AB	R	H	RBI	BB	SO	LOB	TOP								
<b>Eddie Kasko, R</b> OBP: 0.369, SLG: 0.373 (1,6)	0-0 4-3		0-0 1B	0-0 1B		0-0 1B		0-0 F9		4	1	2	0	1	0	0	<b>Cincinnati Reds @ San Francisco Giants</b> Candlestick Park, San Francisco, CA Tue May 30 1961, 6:38 AM EDT Att: 41,692 - Unknown								
<b>Don Blasingame, L</b> OBP: 0.294, SLG: 0.301 (1,4)	0-0 G3		0-0 FC3 1B	0-0 1B		0-0 P6			0-0 WP 1B	5	1	3	0	0	0	1									
<b>Vada Pinson, L</b> OBP: 0.349, SLG: 0.484 (1,8)	0-3 K		0-0 FC3 1B	0-0 FC4-6 1B				0-0 4-3 2B 1B	0-0 L9	5	2	2	2	0	1	3									
<b>Frank Robinson, R</b> OBP: 0.382, SLG: 0.569 (5, PH)		0-3 K	0-0 FC3 FC4-6		0-0 4-3				0-0 F7	2	0	0	0	0	1	2									
<b>Jerry Lynch, L</b> OBP: 0.209, SLG: 0.842 (5, PH)			1-2 2-3						1-2	3	0	0	0	0	0	2									
<b>Pete Whisenant, R</b> (9, 7)			1-2 2-3							0	0	0	0	0	0	0									
<b>Gus Bell, L</b> OBP: 0.247, SLG: 0.310 (1,9)	4-0 2B 6-3		0-0 SF8		0-0 P4				4-0 BB	2	1	0	1	2	0	1									
<b>Gordy Coleman, L</b> OBP: 0.307, SLG: 0.480 (1,3)	0-0 1-3		0-0 FC4-6		0-0 1B				0-0 F7	5	0	3	2	0	0	3									
<b>Gene Freese, R</b> OBP: 0.292, SLG: 0.410 (1,5)	0-0 6-3		0-0 4-3		0-0 F9					4	0	0	1	0	0	4									
<b>Jerry Zimmerman, R</b> OBP: 0.383, SLG: 0.381 (1,2)	0-0 6-3			0-0 1B		0-3 K			0-0 G6-3 1B	4	0	2	0	0	1	1									
<b>Jim O'Toole, S</b> OBP: 0.269, SLG: 0.280 (1,1)			0-0 1B		0-0 B5		0-3 K		0-0 G6-3	4	1	1	0	0	1	2									
<b>Bob Purkey, R</b> OBP: 0.167, SLG: 0.136 (9, 1)			1B BB 1B						1-2	0	0	0	0	0	0	0									
<b>Inning Stats</b>	R: 0 E: 0 K: 1 S: 5	H: 0 LOB: 0 BB: 0 P: 5	R: 1 E: 0 K: 1 S: 6	H: 1 LOB: 1 BB: 1 P: 10	R: 4 E: 0 K: 0 S: 7	H: 3 LOB: 1 BB: 1 P: 11	R: 0 E: 0 K: 0 S: 5	H: 3 LOB: 2 BB: 0 P: 5	R: 0 E: 0 K: 2 S: 8	H: 1 LOB: 1 BB: 0 P: 8	R: 1 E: 0 K: 0 S: 5	H: 2 LOB: 1 BB: 0 P: 5	R: 0 E: 0 K: 0 S: 3	H: 1 LOB: 0 BB: 0 P: 3	R: 0 E: 0 K: 0 S: 4	H: 1 LOB: 2 BB: 1 P: 8	1B: 11 2B: 2 3B: 0 HR: 0	SF: 1 SAC: 0 DP: 1 HBP: 0	WP: 1 PB: 0 SB: 0 CS: 0	PA: 42					
<b>PITCHER</b>	IP	WLS	BF	H	R	ER	SO	BB	IBB	HBP	BLK	WP	HR	S	P	ERA	WHIP								
<b>Juan Marichal, R</b> ERA: 3.99 (1, 1)	4.0	L	21	7	5	5	2	2	0	0	0	0	0	23	31	11.25	2.250								
<b>Stu Miller, R</b> ERA: 2.74 (5, 1)	2.0		8	2	0	0	2	0	0	0	0	0	0	12	12	0.00	1.000								
<b>Jim Duffalo, R</b> ERA: 4.87 (7, 1)	3.0		13	4	1	1	0	1	0	0	0	1	0	12	16	3.00	1.667								



Batter	1	2	3	4	5	6	7	8	9	AB	R	H	RBI	BB	SO	LOB	BOTTOM								
<b>Felipe Alou, R</b> OBP: 0.342, SLG: 0.450 (1,9)	0-0 E3 FC5-4 BB 1B		0-0 HR	0-0 P4				0-0 F3	0-0 BB	4	2	1	1	1	0	2	<b>Cincinnati Reds @ San Francisco Giants</b> Candlestick Park, San Francisco, CA Tue May 30 1961, 6:38 AM EDT Att: 41,692 - Unknown								
<b>Joey Amalfitano, R</b> OBP: 0.304, SLG: 0.310 (1,4)	4-0 FC5-4 BB		0-0 F2		0-0 FC6-4 1B			0-0 6-3	0-0 P5	3	0	1	0	1	0	0									
<b>Matty Alou, L</b> OBP: 0.464, SLG: 0.640 (9, PH)	1-2 FC5-4 BB									1	0	0	0	0	0	2									
<b>Willie Mays, R</b> OBP: 0.395, SLG: 0.565 (1,8)	0-0 FC5-4 1B		0-0 S 1B		0-0 FC6-4 G4-6-3 1B			0-0 F3	0-0 L6	5	1	1	0	0	0	5									
<b>Orlando Cepeda, R</b> OBP: 0.300, SLG: 0.553 (1,3)	0-3 K		0-3 K		0-0 G4-6-3			0-3 K	0-0 1-3	5	0	0	0	0	3	6									
<b>Harvey Kuenn, R</b> OBP: 0.338, SLG: 0.348 (1,7)	0-0 1B		0-0 1-3					0-0 F9	4-0 1B BB	3	0	1	2	1	0	1									
<b>Ed Bailey, L</b> OBP: 0.313, SLG: 0.362 (1,2)	0-3 K			0-0 4-3				0-0 E3 1B 6-3	0-3 K	1	0	0	0	0	1	1									
<b>Tom Haller, L</b> OBP: 0.250, SLG: 0.275 (3,2)										3	1	0	0	0	1	1									
<b>Jim Davenport, R</b> OBP: 0.412, SLG: 0.534 (1,5)			0-0 P4		0-0 BLK 1B			0-0 6-3 1B	0-0 1B	4	0	3	0	0	0	0									
<b>Jose Pagan, R</b> OBP: 0.286, SLG: 0.349 (1,6)			0-0 L8		0-0 F9			0-0 6-3	0-0 5-3	4	0	0	1	0	0	4									
<b>Juan Marichal, R</b> OBP: 0.214, SLG: 0.154 (4, PH)			0-0 1-3		4-0 BB				4-0 BB	1	0	0	0	0	0	0									
<b>Willie McCovey, L</b> OBP: 0.397, SLG: 0.600 (5, 1)										0	0	0	0	0	0	0									
<b>Eddie Bressoud, R</b> OBP: 0.265, SLG: 0.344 (6, PH)										0	0	0	0	0	0	1									
<b>Jim Duffalo, R</b> OBP: 0.250, SLG: 0.500 (7, 1)										0	0	0	0	0	0	0									
<b>Chuck Hiller</b> OBP: 0.276, SLG: 0.281 (9, PH)										0	0	0	0	1	0	0									
<b>Inning Stats</b>	R: 2 E: 1 K: 2 S: 9	H: 1 LOB: 1 BB: 1 P: 13	R: 0 E: 0 K: 0 S: 3	H: 0 LOB: 0 BB: 0 P: 3	R: 1 E: 0 K: 1 S: 7	H: 2 LOB: 1 BB: 0 P: 7	R: 0 E: 0 K: 0 S: 4	H: 1 LOB: 2 BB: 1 P: 8	R: 0 E: 0 K: 0 S: 3	H: 1 LOB: 0 BB: 0 P: 3	R: 1 E: 1 K: 0 S: 5	H: 1 LOB: 1 BB: 0 P: 5	R: 0 E: 0 K: 0 S: 3	H: 0 LOB: 0 BB: 0 P: 3	R: 0 E: 0 K: 2 S: 8	H: 1 LOB: 2 BB: 1 P: 12	R: 0 E: 0 K: 0 S: 3	H: 0 LOB: 2 BB: 2 P: 11	1B: 6 2B: 0 3B: 0 HR: 1	SF: 0 SAC: 0 DP: 1 HBP: 0	WP: 0 PB: 0 SB: 2 CS: 0	PA: 40			
<b>PITCHER</b>	IP	WLS	BF	H	R	ER	SO	BB	IBB	HBP	BLK	WP	HR	S	P	ERA	WHIP								
<b>Jim O'Toole, L</b> ERA: 2.43 (1, 1)	8.0	W	36	7	4	1	5	4	0	0	1	0	1	42	58	1.12	1.375								
<b>Bob Purkey, R</b> ERA: 2.44 (9, 1)	1.0	S	4	0	0	0	0	1	0	0	0	0	0	3	7	0.00	1.000								



Batter	1	2	3	4	5	6	7	8	9	AB	R	H	RBI	BB	SO	LOB	TOP										
<b>Eddie Kasko, R</b> (1, 6) OBP: 0.379, SLG: 0.396	2-3 K2-3		0-1 1B 3B		1-1 L5		4-0 SH1-4 BB		1-0 4-3 SH5-4 1B	4	2	2	0	1	1	0	<b>Cincinnati Reds @ Los Angeles Dodgers</b> Los Angeles Memorial Coliseum, Los Angeles, CA Wed May 31 1961, 10:05 PM EDT Att: 13,143 - Unknown										
<b>Don Blasingame, L</b> (1, 4) OBP: 0.297, SLG: 0.293	2-2 1-3		0-2 6-3		0-0 F4		0-1 SH1-4		0-0 SH5-4	3	0	0	0	0	0	1											
<b>Vada Pinson, L</b> (1, 8) OBP: 0.351, SLG: 0.481	2-1 2B 1B		1-0 1B		2-0 F5		1-0 L8		2-1 4-3	5	1	2	1	0	0	2											
<b>Jerry Lynch, L</b> (1, 7) OBP: 0.407, SLG: 0.792	2-2 1-H 2B		0-3 K		2-0 F8		0-3 K		1-1 2-6 1B	5	0	2	2	0	2	2											
<b>Elio Chacon, R</b> (9, PR) <b>Pete Whisenant, R</b> (9, 7)										0	0	0	0	0	0	0											
<b>Gus Bell, L</b> (1, 9) OBP: 0.247, SLG: 0.307	2-3 K		1-1 L8		1-1 HR 1B		0-0 6-3		3-H 3-0 2-6 1B	4	1	1	0	0	1	2											
<b>Gordy Coleman, L</b> (1, 3) OBP: 0.311, SLG: 0.500		2-2 F6		1-2 F8		2-2 HR		0-2 HR 1B		4	2	2	2	0	0	0											
<b>Gene Freese, R</b> (1, 5) OBP: 0.308, SLG: 0.457		1-0 4-3 1B		0-0 HR		4-1 BB		0-0 1-H HR		3	2	3	3	1	0	0											
<b>Jerry Zimmerman, R</b> (1, 2) OBP: 0.353, SLG: 0.348		0-0 4-3		0-0 F9		0-3 K		2-2 F2		4	0	0	0	0	1	2											
<b>Joey Jay, S</b> (1, 1) OBP: 0.042, SLG: 0.083		1-3 K		2-3 K		2-3 K		3-3 K		4	0	0	0	0	4	2											
<b>Bill Henry, L</b> (8, 1) <b>Jim Brosnan, R</b> (9, 1)										0	0	0	0	0	0	0											
<b>Inning Stats</b>	R: 1 E: 0 K: 2 S: 16	H: 2 LOB: 1 BB: 0 P: 26	R: 0 E: 0 K: 1 S: 11	H: 1 LOB: 1 BB: 0 P: 15	R: 1 E: 0 K: 1 S: 11	H: 2 LOB: 1 BB: 0 P: 13	R: 1 E: 0 K: 1 S: 8	H: 1 LOB: 0 BB: 0 P: 11	R: 0 E: 0 K: 0 S: 4	H: 0 LOB: 0 BB: 0 P: 7	R: 2 E: 0 K: 2 S: 13	H: 2 LOB: 1 BB: 1 P: 24	R: 0 E: 0 K: 1 S: 6	H: 0 LOB: 1 BB: 1 P: 11	R: 2 E: 0 K: 1 S: 11	H: 2 LOB: 0 BB: 0 P: 16	R: 1 E: 0 K: 0 S: 6	H: 2 LOB: 1 BB: 0 P: 13	1B: 7 2B: 1 3B: 1 HR: 3	SF: 0 SAC: 2 DP: 0 HBP: 0	WP: 0 PB: 0 SB: 1 CS: 1	PA: 40					
<b>PITCHER</b>	IP	WLS	BF	H	R	ER	SO	BB	IBB	HBP	BLK	WP	HR	S	P	ERA	WHIP										
<b>Don Drysdale, R</b> (1, 1) ERA: 3.62	6.0		28	8	5	5	7	2	0	0	0	0	2	63	100	7.50	1.667										
<b>Ron Perranoski, L</b> (7, 1) ERA: 2.13	1.0		3	0	0	0	1	0	0	0	0	0	0	6	7	0.00	0.000										
<b>Turk Farrell, R</b> (8, 1) ERA: 4.91	1.0	L	5	2	2	2	1	0	0	0	0	0	1	11	16	18.00	2.000										
<b>Jim Golden, R</b> (9, 1) ERA: 7.0	1.0		5	2	1	1	0	0	0	0	0	0	0	6	13	9.00	2.000										

AB	36
R	8
H	12
RBI	8
BB	2
SO	9
LOB	11



Batter	1	2	3	4	5	6	7	8	9	AB	R	H	RBI	BB	SO	LOB	BOTTOM										
<b>Maury Wills, S</b> (1, 6) OBP: 0.403, SLG: 0.394	4-1 S BB BB		1-0 E8 2B 4-3 1B		1-0 S E 1B		0-2 F8		4-2 BB 1B G6-4-3 BB	3	3	2	0	2	0	1	<b>Cincinnati Reds @ Los Angeles Dodgers</b> Los Angeles Memorial Coliseum, Los Angeles, CA Wed May 31 1961, 10:05 PM EDT Att: 13,143 - Unknown										
<b>Jim Gilliam, S</b> (1, 4) OBP: 0.372, SLG: 0.412	4-2 S BB		2-2 1-3 2B		4-1 E BB		1-0 FC1-6 HBP 3B		1-1 G6-4-3 BB 1B	3	1	2	0	2	0	1											
<b>Willie Davis, L</b> (1, 8) OBP: 0.340, SLG: 0.535	1-1 G3		3-3 K		1-0 FC4		1-0 3B HBP		4-0 G6-4-3 BB	3	1	0	0	0	1	5											
<b>Bob Aspromonte, R</b> (9, PH) OBP: 0.357, SLG: 0.308	1-2 2-3				1-2 2-H		1-2 3B HBP		1-2 2-3 BB G6-4-3	0	0	0	0	1	0	0											
<b>Tommy Davis, R</b> (1, 7) OBP: 0.349, SLG: 0.483	3-3 K		2-0 4-3		0-3 K		0-2 1-H 2-H 3B		2-1 G6-4-3	5	0	1	3	0	2	7											
<b>Ron Fairly, L</b> (1, 9) OBP: 0.375, SLG: 0.542	3-3 K		3-H 3-1		0-0 4-3		0-0 B1-3		0-0 L3	5	0	0	0	0	1	7											
<b>Daryl Spencer, R</b> (1, 5) OBP: 0.354, SLG: 0.358		2-3 K		1-2 5-3		1-1 F8		2-2 5-3		4	0	0	0	0	1	0											
<b>Gil Hodges, R</b> (1, 3) OBP: 0.322, SLG: 0.473		3-3 K		3-3 K		0-2 5-3		0-2 6-3		4	0	0	0	0	2	0											
<b>John Roseboro, L</b> (1, 2) OBP: 0.351, SLG: 0.451		1-0 F5		0-0 F7		0-0 F7		1-0 HR		4	1	1	1	0	0	0											
<b>Don Drysdale, R</b> (1, 1) ERA: 3.62			3-2 E 2B		2-2 6-3		4-1 FC1-6 BB		1-3 K	2	1	1	0	0	0	0											
<b>Norm Larker, L</b> (7, PH) <b>Turk Farrell, R</b> (8, 1) <b>Duke Snider, L</b> (8, PH) <b>Frank Howard, R</b> (8, PH) <b>Jim Golden, L</b> (9, 1)										0	0	0	0	0	0	0											
<b>Inning Stats</b>	R: 0 E: 0 K: 2 S: 13	H: 0 LOB: 2 BB: 2 P: 28	R: 0 E: 0 K: 2 S: 7	H: 0 LOB: 0 BB: 0 P: 13	R: 2 E: 1 K: 1 S: 15	H: 3 LOB: 1 BB: 0 P: 27	R: 0 E: 0 K: 1 S: 8	H: 0 LOB: 0 BB: 0 P: 12	R: 1 E: 1 K: 1 S: 12	H: 1 LOB: 2 BB: 1 P: 20	R: 0 E: 0 K: 0 S: 6	H: 0 LOB: 0 BB: 0 P: 7	R: 2 E: 0 K: 0 S: 10	H: 1 LOB: 1 BB: 1 P: 16	R: 1 E: 0 K: 1 S: 11	H: 1 LOB: 0 BB: 0 P: 15	R: 1 E: 0 K: 0 S: 8	H: 1 LOB: 1 BB: 2 P: 19	1B: 3 2B: 2 3B: 1 HR: 1	SF: 0 SAC: 0 DP: 1 HBP: 1	WP: 0 PB: 0 SB: 3 CS: 0	PA: 41					
<b>PITCHER</b>	IP	WLS	BF	H	R	ER	SO	BB	IBB	HBP	BLK	WP	HR	S	P	ERA	WHIP										
<b>Joey Jay, R</b> (1, 1) ERA: 3.06	7.2		35	6	6	5	7	4	0	0	0	0	0	8	18	27.00	9.000										
<b>Bill Henry, L</b> (8, 1) ERA: 3.07	0.1		4	1	1	1	1	2	0	0	0	0	0	8	18	27.00	9.000										
<b>Jim Brosnan, R</b> (9, 1) ERA: 2.41	1.0	S	2	0	0	0	0	0	0	0	0	0	0	3	5	0.00	0.000										

AB	34
R	7
H	7
RBI	4
BB	6
SO	8
LOB	21




Batter	1	2	3	4	5	6	7	8	9	AB	R	H	RBI	BB	SO	LOB	TOP								
<b>Richie Ashburn, L</b> (1, 8) OBP: 0.330, SLG: 0.247	1-3		F8		F9 14 SF8 1B		SH 1B BB		K2-3	3	2	1	0	1	0	0									
<b>Al Heist, R</b> (7, 8) OBP: 0.245, SLG: 0.237										1	0	0	0	0	1	0									
<b>Don Zimmer, R</b> (1, 4) OBP: 0.300, SLG: 0.411	14 FC5 1B		P4		14 SF8 1B		SH 1B 14 SF7		E 14 SF9 1B	4	2	3	0	0	0	0									
<b>Ron Santo, R</b> (1, 5) OBP: 0.412, SLG: 0.500	14 FC5 1B		1-3		F9		1B CS 1B		E2	4	1	2	1	1	0	2									
<b>14 Ernie Banks, R</b> (1, 7) OBP: 0.361, SLG: 0.522	FC5 1B				P3		SF8		SF7	2	0	0	3	0	0	2									
<b>George Altman, L</b> (1, 9) OBP: 0.411, SLG: 0.621					L9				F8	5	1	3	1	0	0	2									
<b>Ed Bouchee, L</b> (1, 3) OBP: 0.382, SLG: 0.442	F9				HR		SH1-3 1B			4	1	2	2	0	1	4									
<b>Sammy Taylor, L</b> (1, 2) OBP: 0.256, SLG: 0.333										3	0	1	0	0	2	0									
<b>Dick Bertell, R</b> (9, 2) OBP: 0.291, SLG: 0.281					FC6-4 1B		SH1-3		K	0	0	0	0	0	0	0									
<b>Jerry Kindall, R</b> (1, 6) OBP: 0.250, SLG: 0.548					FC6-4		6-3		5-3	4	0	1	0	0	0	2									
<b>Jack Curtis, L</b> (1, 1) OBP: 0.100, SLG: 0.100					9-6 2B																				
<b>Don Elston, R</b> (9, 1) OBP: 0.167, SLG: 0.167	9-6				K		K2-3		G3	4	0	0	0	0	2	3									
										0	0	0	0	0	0	0									
<b>Inning Stats</b>	R: 1 E: 0 K: 0 S: 6	H: 3 LOB: 2 BB: 0 P: 6	R: 0 E: 0 K: 1 S: 5	H: 1 LOB: 0 BB: 0 P: 5	R: 0 E: 0 K: 0 S: 3	H: 0 LOB: 0 BB: 0 P: 3	R: 2 E: 0 K: 1 S: 8	H: 3 LOB: 1 BB: 0 P: 8	R: 1 E: 0 K: 0 S: 5	H: 2 LOB: 1 BB: 0 P: 5	R: 0 E: 0 K: 1 S: 6	H: 1 LOB: 1 BB: 0 P: 6	R: 2 E: 0 K: 1 S: 7	H: 2 LOB: 2 BB: 1 P: 11	R: 0 E: 0 K: 1 S: 5	H: 0 LOB: 0 BB: 0 P: 5	R: 1 E: 1 K: 1 S: 6	H: 1 LOB: 1 BB: 1 P: 10	1B: 10 2B: 4 3B: 0 HR: 1	SF: 3 SAC: 2 DP: 2 HBP: 0	WP: 0 PB: 0 SB: 0 CS: 1	PA: 41			
<b>PITCHER</b>	IP	WLS	BF	H	R	ER	SO	BB	IBB	HBP	BLK	WP	HR	S	P	ERA	WHIP								
<b>Bob Purkey, R</b> (1, 1) ERA: 2.75	5.0	L	23	9	4	4	2	0	0	0	0	0	1	27	22	7.20	1.800								
<b>Marshall Bridges, L</b> (6, 1) ERA: 6.39	3.0		13	3	2	2	3	1	0	0	0	0	0	18	22	6.00	1.333								
<b>Howie Nunn, R</b> (9, 1) ERA: 3.6	1.0		5	1	1	0	1	1	0	0	0	0	0	6	10	0.00	2.000								

**Chicago Cubs @ Cincinnati Reds**  
Crosley Field, Cincinnati, OH  
Fri Jun 02 1961, 7:05 PM EDT  
Att: 12,656 - Cloudy - 68 F

livebaseballscores.com

AB 34  
R 7  
H 13  
RBI 7  
BB 2  
SO 6  
LOB 15




Batter	1	2	3	4	5	6	7	8	9	AB	R	H	RBI	BB	SO	LOB	BOTTOM								
<b>Don Blasingame, L</b> (1, 4) OBP: 0.291, SLG: 0.292	G3		5-3			SH3 G3 1B		F2	4-0 2B BB	4	1	1	0	1	0	1									
<b>Eddie Kasko, R</b> (1, 6) OBP: 0.392, SLG: 0.422										3	0	2	0	1	0	1									
<b>Jerry Lynch, L</b> (9, PH) OBP: 0.429, SLG: 0.840										1	0	1	3	0	0	0									
<b>Vada Pinson, L</b> (1, 8) OBP: 0.343, SLG: 0.470										4	0	0	0	0	0	5									
<b>Frank Robinson, R</b> (1, 7) OBP: 0.379, SLG: 0.557										3	1	0	0	1	0	3									
<b>Gene Freese, R</b> (1, 5) OBP: 0.307, SLG: 0.470										4	1	1	2	0	0	2									
<b>Wally Post, R</b> (1, 9) OBP: 0.373, SLG: 0.500										4	1	1	0	0	0	2									
<b>Gordy Coleman, L</b> (1, 3) OBP: 0.310, SLG: 0.494										4	0	1	0	0	0	1									
<b>Jerry Zimmerman, R</b> (1, 2) OBP: 0.352, SLG: 0.347										3	0	1	0	0	1	1									
<b>Elio Chacon, R</b> (9, PH) OBP: 0.343, SLG: 0.383										0	1	0	0	0	0	0									
<b>Howie Nunn, R</b> (9, 1) OBP: 0.438, SLG: 0.538										0	0	0	0	0	0	0									
<b>Dick Gemert, R</b> (9, PH) OBP: 0.438, SLG: 0.538										1	0	0	0	0	0	1									
<b>Bob Purkey, R</b> (1, 1) OBP: 0.160, SLG: 0.130										1	0	0	0	0	0	0									
<b>Leo Cardenas, R</b> (6, PH) OBP: 0.343, SLG: 0.383										1	0	0	0	0	0	1									
<b>Marshall Bridges, S</b> (6, 1) OBP: 0.111, SLG: 0.111										0	0	0	0	0	0	0									
<b>Pete Whisenant, R</b> (9, 2) OBP: 0.111, SLG: 0.111										2	1	1	0	0	0	1									
<b>Inning Stats</b>	R: 0 E: 0 K: 0 S: 3	H: 0 LOB: 1 BB: 1 P: 7	R: 0 E: 0 K: 0 S: 3	H: 0 LOB: 0 BB: 0 P: 3	R: 0 E: 0 K: 1 S: 5	H: 0 LOB: 0 BB: 0 P: 5	R: 0 E: 1 K: 0 S: 5	H: 1 LOB: 2 BB: 0 P: 5	R: 0 E: 0 K: 0 S: 4	H: 1 LOB: 1 BB: 0 P: 4	R: 0 E: 0 K: 0 S: 3	H: 0 LOB: 0 BB: 0 P: 3	R: 1 E: 1 K: 0 S: 5	H: 2 LOB: 2 BB: 0 P: 5	R: 5 E: 0 K: 0 S: 7	H: 4 LOB: 1 BB: 2 P: 15	1B: 5 2B: 3 3B: 0 HR: 1	SF: 0 SAC: 1 DP: 1 HBP: 0	WP: 0 PB: 0 SB: 0 CS: 0	PA: 39					
<b>PITCHER</b>	IP	WLS	BF	H	R	ER	SO	BB	IBB	HBP	BLK	WP	HR	S	P	ERA	WHIP								
<b>Jack Curtis, L</b> (1, 1) ERA: 6.04	8.2	W	37	8	6	5	1	3	0	0	0	0	0	36	48	5.19	1.269								
<b>Don Elston, R</b> (9, 1) ERA: 2.17	0.1	S	2	1	0	0	0	0	0	0	0	0	0	2	2	0.00	3.000								

**Chicago Cubs @ Cincinnati Reds**  
Crosley Field, Cincinnati, OH  
Fri Jun 02 1961, 7:05 PM EDT  
Att: 12,656 - Cloudy - 68 F

livebaseballscores.com

AB 35  
R 6  
H 9  
RBI 5  
BB 3  
SO 1  
LOB 19



Batter	1	2	3	4	5	6	7	8	9	AB	R	H	RBI	BB	SO	LOB	TOP				
<b>Richie Ashburn, L</b> (1, 8) OBP: 0.315, SLG: 0.234	G3			P6		F9	F9	P5		5	0	0	0	0	0	6	Chicago Cubs @ Cincinnati Reds Crosley Field, Cincinnati, OH Sat Jun 03 1961, 3:33 AM EDT Att. 5,756 - Overcast - 75 F				
<b>Al Heist, R</b> (8, 8) OBP: 0.245, SLG: 0.237										0	0	0	0	0	0						
<b>Don Zimmer, R</b> (1, 4) OBP: 0.297, SLG: 0.411	F7			P2		4-3	K			5	0	1	2	0	1	3					
<b>Ron Santo, R</b> (1, 5) OBP: 0.412, SLG: 0.491	K			5-3						3	2	0	0	2	1	2					
<b>14 Ernie Banks, R</b> (1, 7) OBP: 0.357, SLG: 0.509		F8			L6			5-3	6-3	4	1	0	0	1	0	1					
<b>George Altman, L</b> (1, 9) OBP: 0.410, SLG: 0.609		4-3			L4				E6	5	2	2	2	0	0	0					
<b>Ed Bouchee, L</b> (1, 3) OBP: 0.355, SLG: 0.422		4-3			F7				K	4	1	0	0	1	1	3					
<b>Dick Bertell, R</b> (1, 2) OBP: 0.315, SLG: 0.307			P3							5	2	4	2	0	0	0					
<b>Jerry Kindall, R</b> (1, 6) OBP: 0.286, SLG: 0.630			K						K	4	2	2	4	1	2	2					
<b>Dick Ellsworth, L</b> (1, 1) Joe Schaffernoth, R (1, 1) Bob Will, L (6, PH) Dick Drott, R (6, 1) Billy Williams, L (7, PH) Jim Brewer, L (7, 1) Glen Hobbie, R (7, 1)			4-3							0	0	0	0	0	0	0					
<b>Inning Stats</b>	R: 0 E: 0 K: 1 S: 5	H: 0 LOB: 0 BB: 0 P: 5	R: 0 E: 0 K: 0 S: 3	H: 0 LOB: 0 BB: 0 P: 3	R: 0 E: 0 K: 1 S: 5	H: 0 LOB: 0 BB: 0 P: 5	R: 0 E: 0 K: 0 S: 3	H: 0 LOB: 0 BB: 0 P: 3	R: 0 E: 0 K: 0 S: 3	H: 0 LOB: 0 BB: 0 P: 3	R: 0 E: 0 K: 0 S: 4	H: 1 LOB: 2 BB: 1 P: 8	R: 5 E: 0 K: 1 S: 9	H: 4 LOB: 1 BB: 2 P: 17	R: 5 E: 0 K: 0 S: 8	H: 5 LOB: 2 BB: 2 P: 16	R: 0 E: 1 K: 2 S: 9	H: 1 LOB: 2 BB: 0 P: 9	1B: 8 2B: 2 3B: 0 HR: 1	SF: 0 SAC: 0 DP: 0 HBP: 0	WP: 0 PA: 44 PB: 0 SB: 0 CS: 0
<b>PITCHER</b>	IP	WLS	BF	H	R	ER	SO	BB	IBB	HBP	BLK	WP	HR	S	P	ERA	WHIP				
<b>Ken Hunt, R</b> (1, 1) ERA: 2.77	6.1		25	3	4	4	2	3	0	0	0	0	0	26	38	5.68	0.947				
<b>Jim Brosnan, R</b> (7, 1) ERA: 4.12	1.0	L	8	3	4	4	1	2	0	0	0	0	1	8	16	36.00	5.000				
<b>Howie Nunn, R</b> (8, 1) ERA: 4.8	2.0		2	2	0	0	0	0	0	0	0	0	0	2	2	∞	∞				
<b>Bill Henry, L</b> (8, 1) ERA: 2.76	1.2		9	3	2	2	2	0	0	0	0	0	0	13	13	10.80	1.800				



Batter	1	2	3	4	5	6	7	8	9	AB	R	H	RBI	BB	SO	LOB	BOTTOM				
<b>Don Blasingame, L</b> (1, 4) OBP: 0.295, SLG: 0.312	2B	L6-3			F8				3-1	5	1	2	0	0	0	1	Chicago Cubs @ Cincinnati Reds Crosley Field, Cincinnati, OH Sat Jun 03 1961, 3:33 AM EDT Att. 5,756 - Overcast - 75 F				
<b>Eddie Kasko, R</b> (1, 6) OBP: 0.392, SLG: 0.425	F9		6-3		F8		L4			4	1	1	1	1	0	2					
<b>Vada Pinson, L</b> (1, 8) OBP: 0.339, SLG: 0.459	F9		L6		4-3				L6	4	0	0	0	1	0	2					
<b>Frank Robinson, R</b> (1, 7) OBP: 0.376, SLG: 0.552	2B		1-3			F8	SF8			3	1	1	2	0	0	0					
<b>Gene Freese, R</b> (1, 5) OBP: 0.317, SLG: 0.497				2B			FC6-4			3	2	2	2	1	0	2					
<b>Wally Post, R</b> (1, 9) OBP: 0.362, SLG: 0.484					F8					3	0	0	0	0	1	2					
<b>Gus Bell, L</b> (8, 9) OBP: 0.245, SLG: 0.303	K				F8		5-3		4-3	1	0	0	0	0	0	0					
<b>Gordy Coleman, L</b> (1, 3) OBP: 0.314, SLG: 0.519	L6								K	4	1	2	2	0	1	1					
<b>Jerry Zimmerman, R</b> (1, 2) OBP: 0.328, SLG: 0.321		L8			P2				5-3	4	0	0	0	0	0	1					
<b>Ken Hunt, R</b> (1, 1) OBP: 0.158, SLG: 0.167										2	0	0	0	0	0	1					
<b>Jim Brosnan, R</b> (7, 1) ERA: 4.12		E6			6-3				5-3	0	1	0	0	1	0	0					
<b>Howie Nunn, R</b> (8, 1) ERA: 4.8										0	0	0	0	0	0	0					
<b>Bill Henry, L</b> (8, 1) ERA: 2.76										0	0	0	0	0	0	0					
<b>Jerry Lynch, L</b> (8, PH) OBP: 0.414, SLG: 0.808										1	0	0	0	0	0	0					
<b>Inning Stats</b>	R: 3 E: 0 K: 1 S: 9	H: 4 LOB: 1 BB: 0 P: 9	R: 0 E: 1 K: 0 S: 3	H: 0 LOB: 0 BB: 0 P: 3	R: 0 E: 0 K: 0 S: 3	H: 0 LOB: 0 BB: 0 P: 3	R: 1 E: 0 K: 0 S: 4	H: 1 LOB: 1 BB: 1 P: 8	R: 0 E: 0 K: 0 S: 3	H: 0 LOB: 0 BB: 0 P: 3	R: 2 E: 0 K: 0 S: 5	H: 2 LOB: 0 BB: 0 P: 5	R: 1 E: 0 K: 0 S: 4	H: 1 LOB: 2 BB: 2 P: 12	R: 0 E: 0 K: 1 S: 5	H: 0 LOB: 0 BB: 0 P: 5	R: 0 E: 0 K: 0 S: 3	H: 0 LOB: 1 BB: 1 P: 7	1B: 2 2B: 4 3B: 1 HR: 2	SF: 1 SAC: 0 DP: 1 HBP: 0	WP: 0 PA: 39 PB: 0 SB: 0 CS: 0
<b>PITCHER</b>	IP	WLS	BF	H	R	ER	SO	BB	IBB	HBP	BLK	WP	HR	S	P	ERA	WHIP				
<b>Dick Ellsworth, L</b> (1, 1) ERA: 5.38	0.1		5	4	3	3	0	0	0	0	0	0	0	5	5	81.00	12.000				
<b>Joe Schaffernoth, R</b> (1, 1) ERA: 5.23	4.2		16	1	1	1	1	1	0	0	0	0	0	17	21	1.93	0.429				
<b>Dick Drott, R</b> (6, 1) ERA: 3.38	1.0		5	2	2	2	0	0	0	0	0	0	2	5	5	18.00	2.000				
<b>Jim Brewer, L</b> (7, 1) ERA: 5.17	0.1		4	1	1	1	0	2	0	0	0	0	2	10	27.00	9.000					
<b>Glen Hobbie, R</b> (7, 1) ERA: 3.56	2.2	W	9	0	0	0	1	1	0	0	0	0	0	10	14	0.00	0.375				



Batter	1	2	3	4	5	6	7	8	9	AB	R	H	RBI	BB	SO	LOB	TOP			
<b>Richie Ashburn, L</b> (1, 8) OBP: 0.313, SLG: 0.227	0-3 <b>K</b>		0-0 <b>L3</b>		4-0 <b>BB</b>			0-0 <b>F9</b>		3	0	0	0	1	1	0				
<b>Don Zimmer, R</b> (1, 4) OBP: 0.291, SLG: 0.402	0-0 <b>6-3</b>		0-0 <b>1-3</b>		0-0 <b>P4</b>			0-3 <b>K</b>		4	0	0	0	0	1	1				
<b>Ron Santo, R</b> (1, 5) OBP: 0.408, SLG: 0.482	4-0 <b>BB</b>		0-0 <b>L8</b>		0-0 <b>1-3</b>			0-0 <b>L7</b>		3	0	0	0	1	0	0				
<b>14 Ernie Banks, R</b> (1, 7) OBP: 0.360, SLG: 0.503	0-0 <b>F8</b>			4-0 <b>F9 1B BB</b>		4-0 <b>BB</b>			0-0 <b>P5</b>	2	0	0	0	2	0	1				
<b>George Altman, L</b> (1, 9) OBP: 0.413, SLG: 0.635		0-3 <b>K</b>		0-0 <b>L4-3 1B</b>		0-0 <b>F8</b>			0-0 <b>HR</b>	4	1	2	1	0	1	1				
<b>Ed Bouchee, L</b> (1, 3) OBP: 0.351, SLG: 0.409		4-0 <b>1B BB</b>		0-0 <b>F9</b>		0-0 <b>5-3</b>			0-3 <b>K</b>	3	0	0	0	1	1	3				
<b>Dick Bertell, R</b> (1, 2) <b>Billy Williams, L</b> (9, PH) OBP: 0.298, SLG: 0.374		0-3 <b>K</b>		0-0 <b>L4-3</b>			0-0 <b>F8</b>		0-0 <b>F8</b>	3	0	0	0	0	1	3				
<b>Jerry Kindall, R</b> (1, 6) OBP: 0.288, SLG: 0.612		0-0 <b>1B</b>		0-0 <b>P6</b>			0-3 <b>K</b>			3	0	1	0	0	1	0				
<b>Bob Anderson, R</b> (1, 1) <b>Bob Will, L</b> (7, PH) <b>Jim Brewer, L</b> (7, 1)		0-3 <b>K</b>		0-0 <b>P5</b>			0-0 <b>P6</b>			2	0	0	0	0	1	2				
										1	0	0	0	0	0	0				
										0	0	0	0	0	0	0				
<b>Inning Stats</b>	R: 0 E: 0 K: 1 S: 5	H: 0 LOB: 1 BB: 1 P: 9	R: 0 E: 0 K: 3 S: 10	H: 1 LOB: 2 BB: 1 P: 14	R: 0 E: 0 K: 0 S: 3	H: 0 LOB: 0 BB: 0 P: 3	R: 0 E: 0 K: 0 S: 3	H: 1 LOB: 1 BB: 1 P: 7	R: 0 E: 0 K: 0 S: 3	H: 0 LOB: 1 BB: 1 P: 7	R: 0 E: 0 K: 0 S: 3	H: 0 LOB: 0 BB: 0 P: 5	R: 0 E: 0 K: 1 S: 5	H: 0 LOB: 0 BB: 0 P: 5	R: 1 E: 0 K: 1 S: 6	H: 1 LOB: 0 BB: 0 P: 6	1B: 2 2B: 1 3B: 0 HR: 1	SF: 0 SAC: 0 DP: 1 HBP: 0	WP: 0 PB: 0 SB: 0 CS: 0	PA: 34
<b>PITCHER</b> <b>Jim Maloney, R</b> (1, 1) ERA: 3.0	IP: 9.0 WLS: W BF: 34 H: 3 R: 1 ER: 1 SO: 7 BB: 5 IBB: 0 HBP: 0 BLK: 0 WP: 0 HR: 1 S: 43 P: 63 ERA: 1.00 WHIP: 0.889															<b>PITCHER</b>	IP: WLS: BF: H: R: ER: SO: BB: IBB: HBP: BLK: WP: HR: S: P: ERA: WHIP:			

Chicago Cubs @ Cincinnati Reds  
Crosley Field, Cincinnati, OH  
Sun Jun 04 1961, 3:33 AM EDT  
Sunny - 80 F

AB 29  
R 1  
H 3  
RBI 1  
BB 5  
SO 7  
LOB 11



Batter	1	2	3	4	5	6	7	8	9	AB	R	H	RBI	BB	SO	LOB	BOTTOM			
<b>Eddie Kasko, R</b> (1, 6) OBP: 0.380, SLG: 0.410	0-0 <b>1-3</b>		0-0 <b>F7</b>	0-3 <b>K</b>			0-0 <b>F9</b>			4	0	0	0	0	1	2				
<b>Don Blasingame, L</b> (1, 4) OBP: 0.308, SLG: 0.315	4-0 <b>FC4-6 BB</b>		4-0 <b>E 1B BB</b>		0-0 <b>2B SF8 1B</b>		0-0 <b>F9</b>			2	2	1	0	2	0	0				
<b>Vada Pinson, L</b> (1, 8) OBP: 0.348, SLG: 0.468	4-0 <b>FC4-6 BB</b>		0-0 <b>E4 1B</b>		0-0 <b>SF8 2B</b>		0-0 <b>1B</b>			3	0	2	0	1	0	1				
<b>Frank Robinson, R</b> (1, 9) OBP: 0.367, SLG: 0.541	0-0 <b>FC4-6</b>		0-0 <b>P2</b>		0-0 <b>SF8</b>		0-3 <b>K</b>			3	0	0	1	0	1	5				
<b>Jerry Lynch, L</b> (1, 7) <b>Pete Whisenant, R</b> (8, 7) OBP: 0.100, SLG: 0.100	0-0 <b>1-3</b>		0-0 <b>FC4 1B</b>		0-0 <b>G1-6-3 BB</b>		0-3 <b>K</b>			2	0	1	1	1	0	2				
<b>Gordy Coleman, L</b> (1, 3) OBP: 0.307, SLG: 0.506		0-0 <b>3-1</b>	0-0 <b>FC4</b>		0-0 <b>G1-6-3</b>			0-0 <b>P6</b>		4	0	0	0	0	0	4				
<b>Gene Freese, R</b> (1, 5) OBP: 0.315, SLG: 0.491		0-3 <b>K</b>		0-0 <b>1-3 1B</b>		0-0 <b>P5</b>		0-0 <b>F7</b>		4	0	1	0	0	1	0				
<b>Jerry Zimmerman, R</b> (1, 2) OBP: 0.311, SLG: 0.304		0-3 <b>K</b>		0-0 <b>1-3</b>		0-0 <b>4-3</b>				3	0	0	0	0	1	1				
<b>Jim Maloney, L</b> (1, 1) OBP: 0.333, SLG: 0.545			0-0 <b>WP E 1B</b>		0-0 <b>L1</b>		0-3 <b>K</b>			3	1	1	0	0	1	1				
<b>Inning Stats</b>	R: 0 E: 0 K: 0 S: 3	H: 0 LOB: 2 BB: 2 P: 11	R: 0 E: 0 K: 2 S: 7	H: 0 LOB: 0 BB: 0 P: 7	R: 2 E: 1 K: 0 S: 6	H: 2 LOB: 2 BB: 1 P: 10	R: 0 E: 0 K: 1 S: 6	H: 1 LOB: 1 BB: 0 P: 6	R: 1 E: 0 K: 0 S: 4	H: 2 LOB: 1 BB: 1 P: 8	R: 0 E: 0 K: 1 S: 5	H: 0 LOB: 0 BB: 0 P: 5	R: 0 E: 0 K: 1 S: 6	H: 1 LOB: 1 BB: 0 P: 6	R: 0 E: 0 K: 1 S: 5	H: 0 LOB: 0 BB: 0 P: 5	1B: 5 2B: 1 3B: 0 HR: 0	SF: 1 SAC: 0 DP: 1 HBP: 0	WP: 1 PB: 0 SB: 0 CS: 0	PA: 34
<b>PITCHER</b> <b>Bob Anderson, R</b> (1, 1) <b>Jim Brewer, L</b> (7, 1) ERA: 4.47 ERA: 4.98	IP: 6.0 WLS: L BF: 27 H: 5 R: 3 ER: 1 SO: 4 BB: 4 IBB: 0 HBP: 0 BLK: 0 WP: 0 HR: 0 S: 31 P: 47 ERA: 1.50 WHIP: 1.500															<b>PITCHER</b>	IP: WLS: BF: H: R: ER: SO: BB: IBB: HBP: BLK: WP: HR: S: P: ERA: WHIP:			

Chicago Cubs @ Cincinnati Reds  
Crosley Field, Cincinnati, OH  
Sun Jun 04 1961, 3:33 AM EDT  
Sunny - 80 F

AB 29  
R 3  
H 6  
RBI 2  
BB 4  
SO 6  
LOB 16



Batter	1	2	3	4	5	6	7	8	9	AB	R	H	RBI	BB	SO	LOB	TOP				
Richie Ashburn, L (1,8) OBP: 0.310, SLG: 0.220 Al Heist, R (7,8) OBP: 0.243, SLG: 0.235	L8		E4			4-3	1B	F9		3	1	0	0	1	0	0					
Don Zimmer, R (1,4) OBP: 0.296, SLG: 0.404 Bob Will, L (8,7) OBP: 0.339, SLG: 0.278	1-3		G6-4-3			1B	1B	2B		4	0	2	2	0	0	1					
Ron Santo, R (1,5) OBP: 0.418, SLG: 0.515	HR		K			1B	1B	2B		5	2	4	3	0	1	0					
14 Ernie Banks, R (1,7) OBP: 0.356, SLG: 0.512 (8,6)	HR					F3	FC6-4	2B		5	1	1	1	0	0	5					
George Altman, L (1,9) OBP: 0.404, SLG: 0.614	K					P6		4-3		5	0	1	1	0	1	2					
Andre Rodgers, R (1,3) OBP: 0.294, SLG: 0.433 Ed Bouchee, L (7,3) OBP: 0.353, SLG: 0.404		F8				BB	1B	K	WP	3	1	1	0	0	1	0					
Moe Thacker, R (1,2) OBP: 0.429, SLG: 0.333		5-3				1B	1B	1B	BB	4	1	2	1	0	0	0					
Jerry Kindall, R (1,6) OBP: 0.298, SLG: 0.585 (8,4)						K	F2	K		4	0	1	0	1	2	4					
Don Cardwell, R (1,1) OBP: 0.138, SLG: 0.250						P4	K	K		4	0	0	0	1	2	5					
<b>Inning Stats</b>	R: 2 E: 0 K: 1 S: 7	H: 2 LOB: 0 BB: 0 P: 7	R: 0 E: 0 K: 0 S: 3	H: 0 LOB: 1 BB: 1 P: 7	R: 0 E: 1 K: 1 S: 5	H: 0 LOB: 0 BB: 0 P: 5	R: 0 E: 0 K: 1 S: 5	H: 0 LOB: 0 BB: 0 P: 5	R: 0 E: 0 K: 0 S: 5	H: 2 LOB: 2 BB: 0 P: 5	R: 3 E: 0 K: 1 S: 9	H: 4 LOB: 2 BB: 1 P: 13	R: 0 E: 0 K: 2 S: 8	H: 1 LOB: 3 BB: 1 P: 13	R: 3 E: 0 K: 1 S: 8	H: 3 LOB: 2 BB: 2 P: 16	1B: 9 2B: 1 3B: 0 HR: 2	SF: 0 SAC: 0 DP: 1 HBP: 1	WP: 2 PB: 0 SB: 1 CS: 0	PA: 45	
<b>PITCHER</b>	IP	WLS	BF	H	R	ER	SO	BB	IBB	HBP	BLK	WP	HR	S	P	ERA	WHIP				
Jim O'Toole, L (1,1) ERA: 2.81	6.2	L	30	8	5	5	5	2	0	0	0	0	2	38	46	6.75	1.500				
Howie Nunn, R (7,1) ERA: 4.41	1.1		7	1	0	0	2	1	0	1	0	0	0	9	14	0.00	1.500				
Marshall Bridges, L (9,1) ERA: 7.9	1.0		8	3	3	3	1	2	0	0	0	1	0	8	16	27.00	5.000				

**Chicago Cubs @ Cincinnati Reds**  
Crosley Field, Cincinnati, OH  
Sun Jun 04 1961, 3:38 AM EDT  
Att: 19,262 - Sunny - 80 F

AB	39
R	8
H	12
RBI	8
BB	5
SO	8
LOB	21



Batter	1	2	3	4	5	6	7	8	9	AB	R	H	RBI	BB	SO	LOB	BOTTOM				
Eddie Kasko, R (1,6) OBP: 0.381, SLG: 0.410	L7		BB			FC6	4-3	L9		5	0	2	0	0	0	2					
Don Blasingame, L (1,4) OBP: 0.318, SLG: 0.315	1B		1B			F9	1B	K		3	1	1	0	2	1	1					
Vada Pinson, L (1,8) OBP: 0.349, SLG: 0.466	1B		F7			FC6	1B	K		5	0	2	0	0	1	3					
Frank Robinson, R (1,9) OBP: 0.368, SLG: 0.556	K		P4			FC5-4	FC5-4	HR		5	1	2	1	0	1	5					
Jerry Lynch, L (1,7) OBP: 0.378, SLG: 0.667	L8		4-3			F5	3-1	4-3		5	0	0	0	0	0	7					
Gordy Coleman, L (1,3) OBP: 0.306, SLG: 0.500		5-3				P1		FC6-4		4	0	1	0	0	0	0					
Gene Freese, R (1,5) OBP: 0.309, SLG: 0.480		K				F8	K	F8		4	0	0	0	0	2	1					
Jerry Zimmerman, R (1,2) OBP: 0.338, SLG: 0.333								FC6-4		4	0	3	0	0	0	1					
Jim O'Toole, S (1,1) OBP: 0.241, SLG: 0.250 Howie Nunn, R (7,1) OBP: 0.253, SLG: 0.311 Gus Bell, L (8,PH) OBP: 0.333, SLG: 0.311 Marshall Bridges, S (9,1) ERA: 7.9								1B		3	0	0	0	0	3	3					
<b>Inning Stats</b>	R: 0 E: 0 K: 1 S: 6	H: 1 LOB: 2 BB: 1 P: 10	R: 0 E: 0 K: 2 S: 8	H: 1 LOB: 1 BB: 0 P: 8	R: 0 E: 0 K: 0 S: 4	H: 1 LOB: 2 BB: 1 P: 8	R: 0 E: 0 K: 1 S: 6	H: 1 LOB: 1 BB: 0 P: 6	R: 0 E: 0 K: 0 S: 5	H: 2 LOB: 2 BB: 0 P: 5	R: 1 E: 1 K: 0 S: 5	H: 2 LOB: 1 BB: 0 P: 5	R: 0 E: 0 K: 0 S: 5	H: 2 LOB: 2 BB: 0 P: 5	R: 1 E: 0 K: 2 S: 8	H: 1 LOB: 0 BB: 0 P: 8	1B: 11 2B: 0 3B: 0 HR: 1	SF: 0 SAC: 0 DP: 0 HBP: 0	WP: 0 PB: 0 SB: 0 CS: 0	PA: 41	
<b>PITCHER</b>	IP	WLS	BF	H	R	ER	SO	BB	IBB	HBP	BLK	WP	HR	S	P	ERA	WHIP				
Don Cardwell, R (1,1) ERA: 2.66	9.0	W	41	12	2	1	8	2	0	0	0	0	1	55	63	1.00	1.556				

**Chicago Cubs @ Cincinnati Reds**  
Crosley Field, Cincinnati, OH  
Sun Jun 04 1961, 3:38 AM EDT  
Att: 19,262 - Sunny - 80 F

AB	39
R	2
H	12
RBI	1
BB	2
SO	8
LOB	23



Batter	1	2	3	4	5	6	7	8	9	AB	R	H	RBI	BB	SO	LOB	TOP		
Lee Mays, L (1, 9) OBP: 0.323, SLG: 0.407 Johnny Logan, R (9, PH) OBP: 0.158, SLG: 0.167	4-0 HR BB	4-3			3-1		6-3		F7	3	1	0	0	1	0	1			
Frank Bolling, R (1, 4) OBP: 0.371, SLG: 0.480	F8	F9			F8			F9		4	0	0	0	0	0	1			
Eddie Mathews, L (1, 5) OBP: 0.409, SLG: 0.574	HR		L8		P6			F8		4	1	1	2	0	0	0			
Hank Aaron, R (1, 8) OBP: 0.373, SLG: 0.612	6-3		F7			F7		E BB		3	0	0	0	1	0	0			
Joe Adcock, R (1, 3) OBP: 0.273, SLG: 0.331	HR		L8			P5		F9	1-2	4	1	1	1	0	0	1			
Frank Thomas, R (1, 7) OBP: 0.350, SLG: 0.496	1B			L7		P5			L6	4	0	1	0	0	0	0			
Joe Torre, R (1, 2) OBP: 0.349, SLG: 0.431	FC6-4 1B								1B	3	0	3	0	1	0	0			
Roy McMillan, R (1, 6) OBP: 0.326, SLG: 0.290	FC6-4 1-2				F9		K		1B	4	0	1	0	0	1	4			
Lew Burdette, R (1, 1) OBP: 0.188, SLG: 0.281 Chi-Chi Olivo, R (8, 1) Hawk Taylor, R (9, PH) OBP: 0.143, SLG: 0.143		4-3			FC6 1-2		K		K	3	0	0	0	0	1	2			
<b>Inning Stats</b>	R: 3 E: 0 K: 0 S: 7	H: 4 LOB: 2 BB: 1 P: 11	R: 0 E: 0 K: 0 S: 3	H: 0 LOB: 0 BB: 0 P: 3	R: 0 E: 0 K: 0 S: 3	H: 0 LOB: 0 BB: 0 P: 3	R: 0 E: 0 K: 0 S: 3	H: 0 LOB: 1 BB: 1 P: 7	R: 0 E: 0 K: 0 S: 3	H: 0 LOB: 0 BB: 0 P: 3	R: 0 E: 0 K: 2 S: 8	H: 1 LOB: 1 BB: 0 P: 8	R: 0 E: 1 K: 0 S: 3	H: 0 LOB: 1 BB: 1 P: 7	R: 0 E: 0 K: 1 S: 7	H: 2 LOB: 2 BB: 0 P: 7	1B: 5 2B: 0 3B: 0 HR: 2	SF: 0 SAC: 0 DP: 0 HBP: 0	WP: 0 PA: 37 CS: 0
<b>PITCHER</b>	IP	WLS	BF	H	R	ER	SO	BB	IBB	HBP	BLK	WP	HR	S	P	ERA	WHIP		
Joey Jay, R (1, 1) ERA: 3.13	7.0		28	5	3	3	2	2	0	0	0	0	2	30	38	3.86	1.000		
Jim Brosnan, R (8, 1) ERA: 3.8	1.2	W	8	2	0	0	1	1	0	0	0	0	0	9	13	0.00	1.800		
Bill Henry, L (9, 1) ERA: 2.7	0.1	S	1	0	0	0	0	0	0	0	0	0	0	1	1	0.00	0.000		

Milwaukee Braves @ Cincinnati Reds  
Crosley Field, Cincinnati, OH  
Mon Jun 05 1961, 7:05 PM EDT  
Att: 16,841 - Unknown

AB 34  
R 3  
H 7  
RBI 3  
BB 3  
SO 3  
LOB 13



Batter	1	2	3	4	5	6	7	8	9	AB	R	H	RBI	BB	SO	LOB	BOTTOM		
Eddie Kasko, R (1, 6) OBP: 0.381, SLG: 0.409	F5	5-3			FC5-4 1B		CS 1B	FC6-4 1-2		5	0	2	0	0	0	4			
Don Blasingame, L (1, 4) OBP: 0.316, SLG: 0.313	F8		F8		FC5-4 1B		P3 1-2			4	0	1	0	0	0	1			
Vada Pinson, L (1, 8) OBP: 0.347, SLG: 0.462	1-3		6-3		L7			HR 1B		4	1	1	0	0	0	2			
Frank Robinson, R (1, 9) OBP: 0.376, SLG: 0.581		2B 1B			FC5-4 1-2 2-3			HR 1B		4	2	3	2	0	0	2			
Jerry Lynch, L (1, 7) OBP: 0.390, SLG: 0.757 Pete Whisenant, R (9, 7) OBP: 0.100, SLG: 0.100			F7		4-3			HR		4	2	2	1	0	0	3			
Gordy Coleman, L (1, 3) OBP: 0.316, SLG: 0.503				G3		G5-4-3 1B		BB BB		3	0	2	2	1	0	0			
Gene Freese, R (1, 5) OBP: 0.313, SLG: 0.484		FC5-4 1B		4-3 2B		F8		FC6-4 BB		3	0	1	0	1	0	2			
Jerry Zimmerman, R (1, 2) OBP: 0.333, SLG: 0.328				4-3		G5-4-3 1-2		K		4	0	1	0	0	1	4			
Joey Jay, S (1, 1) OBP: 0.038, SLG: 0.077 Gus Bell, L (7, PH) OBP: 0.250, SLG: 0.308 Jim Brosnan, R (8, 1) Bill Henry, L (9, 1)		B2		4-3			L8	B1		2	0	0	0	0	0	3			
<b>Inning Stats</b>	R: 0 E: 0 K: 0 S: 3	H: 0 LOB: 0 BB: 0 P: 3	R: 2 E: 0 K: 0 S: 7	H: 4 LOB: 2 BB: 0 P: 7	R: 0 E: 0 K: 0 S: 4	H: 1 LOB: 1 BB: 0 P: 4	R: 0 E: 0 K: 0 S: 4	H: 1 LOB: 1 BB: 0 P: 4	R: 0 E: 0 K: 0 S: 5	H: 2 LOB: 2 BB: 0 P: 5	R: 0 E: 0 K: 0 S: 3	H: 1 LOB: 0 BB: 0 P: 3	R: 0 E: 0 K: 0 S: 3	H: 1 LOB: 0 BB: 0 P: 3	R: 3 E: 0 K: 1 S: 8	H: 3 LOB: 2 BB: 2 P: 16	1B: 9 2B: 2 3B: 0 HR: 2	SF: 0 SAC: 0 DP: 1 HBP: 0	WP: 0 PA: 37 CS: 1
<b>PITCHER</b>	IP	WLS	BF	H	R	ER	SO	BB	IBB	HBP	BLK	WP	HR	S	P	ERA	WHIP		
Lew Burdette, R (1, 1) ERA: 4.25	7.0	L	31	12	4	4	0	0	0	0	0	0	1	31	31	5.14	1.714		
Chi-Chi Olivo, R (8, 1) ERA: 9.0	1.0		6	1	1	1	1	2	0	0	0	0	1	6	14	9.00	3.000		

Milwaukee Braves @ Cincinnati Reds  
Crosley Field, Cincinnati, OH  
Mon Jun 05 1961, 7:05 PM EDT  
Att: 16,841 - Unknown

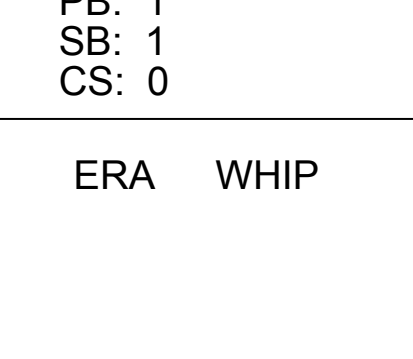
AB 35  
R 5  
H 13  
RBI 5  
BB 2  
SO 1  
LOB 23





Batter	1	2	3	4	5	6	7	8	9	AB	R	H	RBI	BB	SO	LOB	TOP					
Lee Mays, L OBP: 0.326, SLG: 0.407 (1, 9)	P5		1B		K		FC4-6	F2		5	0	2	0	0	1	2	<b>Milwaukee Braves @ Cincinnati Reds</b> Crosley Field, Cincinnati, OH Tue Jun 06 1961, 7:05 PM EDT Att: 10,234 - Unknown					
Frank Bolling, R OBP: 0.371, SLG: 0.478 (1, 4)	FC5-4		1B		5-3		FC4-6	F9		5	0	2	0	0	0	2						
Eddie Mathews, L OBP: 0.404, SLG: 0.563 (1, 5)	F9		L3		3-1		1B	B1		5	0	1	1	1	0	3						
Hank Aaron, R OBP: 0.374, SLG: 0.606 (1, 8)	FC5-4			1B		G6-4-3	FC5	F2		5	0	2	0	0	3							
Joe Adcock, R OBP: 0.272, SLG: 0.329 (1, 3)		5-3		HBP		G6-4-3		6-3		4	1	1	0	0	0	1						
Frank Thomas, R OBP: 0.354, SLG: 0.497 (1, 7)	K			2B	2-6-5-3		1B	BB		4	1	2	0	0	1	2						
Joe Torre, R OBP: 0.373, SLG: 0.433 (1, 2)		6-3		2B			1B	FC1-2		2	0	1	0	1	0	0						
Roy McMillan, R OBP: 0.330, SLG: 0.308 (1, 6)			F8				E4	FC1-2		4	0	2	2	0	0	0						
Carl Willey, R Don McMahon, R Al Spangler, R Claude Raymond, R Johnny Logan, R Chi-Chi Olivo, R Moe Drabowsky, R (1, 1) (5, 1) (7, PH) (7, 1) (8, PH) (8, 1) (8, 1)			K		4-3		FC4-6	FC1-2		2	0	0	0	0	1	2						
<b>Inning Stats</b>	R: 0 E: 0 K: 0 S: 4	H: 1 LOB: 1 BB: 0 P: 4	R: 0 E: 0 K: 1 S: 5	H: 0 LOB: 0 BB: 0 P: 5	R: 0 E: 0 K: 1 S: 7	H: 2 LOB: 2 BB: 0 P: 7	R: 1 E: 0 K: 0 S: 5	H: 3 LOB: 2 BB: 0 P: 6	R: 0 E: 0 K: 0 S: 4	H: 3 LOB: 2 BB: 0 P: 4	R: 1 E: 1 K: 0 S: 6	H: 2 LOB: 2 BB: 0 P: 6	R: 1 E: 0 K: 0 S: 5	H: 2 LOB: 2 BB: 0 P: 9	R: 0 E: 0 K: 0 S: 3	H: 0 LOB: 0 BB: 0 P: 3	1B: 11 2B: 3 3B: 0 HR: 0	SF: 0 SAC: 0 DP: 2 HBP: 1	WP: 0 PB: 0 SB: 0 CS: 0	PA: 40		
<b>PITCHER</b>	IP WLS BF H R ER SO BB IBB HBP BLK WP HR S P ERA WHIP	8.0 W 37 13 3 2 3 1 0 1 0 0 0 0 41 46 2.25 1.750	1.0 S 3 0 0 0 0 0 0 0 0 0 0 0 3 3 0.00 0.000																			

Batter	1	2	3	4	5	6	7	8	9	AB	R	H	RBI	BB	SO	LOB	BOTTOM					
Eddie Kasko, R OBP: 0.389, SLG: 0.408 (1, 6)	2-3		5-3	FC6-4		6-3		G3		3	0	1	1	2	0	1	<b>Milwaukee Braves @ Cincinnati Reds</b> Crosley Field, Cincinnati, OH Tue Jun 06 1961, 7:05 PM EDT Att: 10,234 - Unknown					
Don Blasingame, L OBP: 0.318, SLG: 0.307 (1, 4)	2-3		F9	FC6-4			F8	G3		3	0	0	1	2	0	3						
Vada Pinson, L OBP: 0.353, SLG: 0.471 (1, 8)	F7		PB					G3		5	1	3	2	0	0	4						
Frank Robinson, R OBP: 0.366, SLG: 0.563 (1, 9)	2-3		F7		P4		F9	5-3		5	0	0	0	0	0	8						
Jerry Lynch, L OBP: 0.400, SLG: 0.750 Pete Whisenant, R OBP: 0.100, SLG: 0.100 (1, 7) (9, 7)	K			HR			4-3			3	1	1	0	1	1	3						
Gordy Coleman, L OBP: 0.314, SLG: 0.506 (1, 3)		4-3		K	SF8			SH5-3		3	1	1	1	0	1	1						
Gene Freese, R OBP: 0.316, SLG: 0.497 (1, 5)		K				1-3		BB		3	2	1	2	1	1	1						
Jerry Zimmerman, R OBP: 0.347, SLG: 0.333 (1, 2)		6-3		1B				SH5-3		2	0	1	0	1	0	0						
Bob Purkey, R OBP: 0.185, SLG: 0.160 Gus Bell, L OBP: 0.257, SLG: 0.308 Elio Chacon, R OBP: 0.357, SLG: 0.182 Jim Brosnan, R (1, 1) (8, PH) (8, PH) (9, 1)			F9		SH1-3		G5-4-3	BB		2	1	1	0	0	0	1						
<b>Inning Stats</b>	R: 0 E: 0 K: 1 S: 5	H: 0 LOB: 2 BB: 2 P: 13	R: 0 E: 0 K: 1 S: 5	H: 0 LOB: 0 BB: 0 P: 5	R: 1 E: 0 K: 0 S: 5	H: 2 LOB: 1 BB: 0 P: 5	R: 2 E: 0 K: 1 S: 9	H: 4 LOB: 2 BB: 0 P: 9	R: 1 E: 1 K: 0 S: 4	H: 1 LOB: 1 BB: 1 P: 8	R: 0 E: 0 K: 0 S: 2	H: 0 LOB: 0 BB: 1 P: 6	R: 0 E: 0 K: 0 S: 4	H: 1 LOB: 1 BB: 0 P: 4	R: 3 E: 0 K: 0 S: 4	H: 1 LOB: 3 BB: 4 P: 20	1B: 5 2B: 3 3B: 0 HR: 1	SF: 1 SAC: 2 DP: 1 HBP: 0	WP: 0 PB: 1 SB: 1 CS: 0	PA: 40		
<b>PITCHER</b>	IP WLS BF H R ER SO BB IBB HBP BLK WP HR S P ERA WHIP	4.1 L 23 7 4 3 3 3 0 0 0 0 0 4 8 0.00 0.600	1.2 5 0 0 0 0 1 0 0 0 0 0 0 4 4 0.00 1.000	1.0 4 1 0 0 0 0 0 0 0 0 0 0 2 14 81.00 9.000	0.1 5 1 3 3 0 2 1 0 0 0 0 0 2 6 0.00 1.500	0.2 3 0 0 0 0 1 0 0 0 0 0 0 2 6 0.00 1.500																



Batter	1	2	3	4	5	6	7	8	9	AB	R	H	RBI	BB	SO	LOB	TOP								
Lee Mays, L (1,9) OBP: 0.331, SLG: 0.417 Al Spangler, L (7,9) OBP: 0.365, SLG: 0.233	FC4-6 2B		4-3 2B 1B	4-3			L7			4	1	2	0	0	0	0									
Frank Bolling, R (1,4) OBP: 0.369, SLG: 0.470	FC4-6 BB		4-3 1-2 2-3 3-H			K	P3			3	0	0	1	1	1	2									
Eddie Mathews, L (1,5) OBP: 0.406, SLG: 0.567	FC4-6 G4-6-3 1-2 2-3		1B 2B			2B 1B	F8			4	0	2	2	0	0	2									
Hank Aaron, R (1,8) OBP: 0.376, SLG: 0.607	G4-6-3 1-2		1B BB			WP 1-H 2B	F3			3	0	1	0	1	0	2									
Joe Adcock, R (1,3) OBP: 0.272, SLG: 0.327		F8				6-3				4	0	1	0	0	0	1									
Frank Thomas, R (1,7) OBP: 0.345, SLG: 0.483		P5	L6			6-3				4	0	0	0	0	0	3									
Joe Torre, R (1,2) OBP: 0.352, SLG: 0.406		P4	P4			K				4	0	0	0	0	1	3									
Roy McMillan, R (1,6) OBP: 0.333, SLG: 0.304			1B BB 4-3				6-3			2	1	0	0	2	0	0									
Don Nottebart, R (1,1) OBP: 0.263, SLG: 0.125			4-3 1B 2B BB			6-3				3	1	0	0	1	0	1									
<b>Inning Stats</b>	R: 0 E: 0 K: 0 S: 3	H: 1 LOB: 1 BB: 1 P: 7	R: 0 E: 0 K: 0 S: 3	H: 0 LOB: 0 BB: 0 P: 3	R: 3 E: 0 K: 0 S: 6	H: 3 LOB: 3 BB: 3 P: 18	R: 0 E: 0 K: 0 S: 3	H: 0 LOB: 0 BB: 0 P: 3	R: 0 E: 0 K: 1 S: 6	H: 2 LOB: 1 BB: 0 P: 6	R: 0 E: 0 K: 1 S: 5	H: 0 LOB: 1 BB: 1 P: 9	R: 0 E: 0 K: 0 S: 3	H: 0 LOB: 0 BB: 0 P: 3	R: 0 E: 0 K: 0 S: 3	H: 0 LOB: 0 BB: 0 P: 3	R: 0 E: 0 K: 0 S: 3	H: 0 LOB: 0 BB: 0 P: 3	1B: 3 2B: 3 3B: 0 HR: 0	SF: 0 SAC: 0 DP: 1 HBP: 0	WP: 1 PB: 0 SB: 0 CS: 0	PA: 36			
<b>PITCHER</b>	IP	WLS	BF	H	R	ER	SO	BB	IBB	HBP	BLK	WP	HR	S	P	ERA	WHIP								
Ken Hunt, R (1,1) ERA: 3.08	2.1	L	13	3	3	3	0	4	0	0	0	0	0	9	25	11.57	3.000								
Howie Nunn, R (3,1) ERA: 3.43	4.2		17	3	0	0	2	1	0	0	0	1	0	20	24	0.00	0.857								
Marshall Bridges, L (8,1) ERA: 6.89	2.0		6	0	0	0	0	0	0	0	0	0	0	6	6	0.00	0.000								

Milwaukee Braves @ Cincinnati Reds  
Crosley Field, Cincinnati, OH  
Wed Jun 07 1961, 7:05 PM EDT  
Att: 13,073 - Unknown

AB 31  
R 3  
H 6  
RBI 3  
BB 5  
SO 2  
LOB 14



Batter	1	2	3	4	5	6	7	8	9	AB	R	H	RBI	BB	SO	LOB	BOTTOM								
Eddie Kasko, R (1,6) OBP: 0.378, SLG: 0.396	1-3		L8				F3			4	0	0	0	0	0	2									
Don Blasingame, L (1,4) OBP: 0.311, SLG: 0.298	P4		2-3				F7			4	0	0	0	0	0	0									
Vada Pinson, L (1,8) OBP: 0.361, SLG: 0.479	BB		F8				2B			3	0	2	0	1	0	0									
Frank Robinson, R (1,9) OBP: 0.359, SLG: 0.549	5-3					K				4	0	0	0	0	2	3									
Jerry Lynch, L (1,7) OBP: 0.408, SLG: 0.714			PB 1B 6-3 BB			BB	P5			2	1	0	0	2	0	2									
Gordy Coleman, L (1,3) OBP: 0.313, SLG: 0.506			F7				L9			4	0	1	0	0	0	2									
Gene Freese, R (1,5) OBP: 0.320, SLG: 0.495			6-3 PB 1-2 1B				F7			3	0	1	0	1	0	1									
Jerry Zimmerman, R (1,2) OBP: 0.338, SLG: 0.324 Wally Post, R (9,PH) OBP: 0.356, SLG: 0.478			6-3 1-3 2-H				5-3			2	0	0	1	0	0	1									
Ken Hunt, R (1,1) OBP: 0.150, SLG: 0.158 Howie Nunn, R (3,1) Gus Bell, L (7,PH) OBP: 0.255, SLG: 0.304 Marshall Bridges, S (8,1)			4-3				F8			1	0	0	0	0	0	1									
										1	0	0	0	0	0	0									
										1	0	0	0	0	0	2									
										0	0	0	0	0	0	0									
<b>Inning Stats</b>	R: 0 E: 0 K: 0 S: 3	H: 0 LOB: 1 BB: 1 P: 7	R: 1 E: 0 K: 0 S: 4	H: 1 LOB: 1 BB: 1 P: 8	R: 0 E: 0 K: 0 S: 3	H: 0 LOB: 0 BB: 0 P: 3	R: 0 E: 0 K: 1 S: 5	H: 0 LOB: 1 BB: 1 P: 9	R: 0 E: 0 K: 0 S: 3	H: 0 LOB: 0 BB: 0 P: 3	R: 0 E: 0 K: 1 S: 6	H: 1 LOB: 1 BB: 0 P: 6	R: 0 E: 0 K: 0 S: 4	H: 1 LOB: 2 BB: 1 P: 8	R: 0 E: 0 K: 0 S: 4	H: 1 LOB: 1 BB: 0 P: 4	R: 0 E: 0 K: 0 S: 3	H: 0 LOB: 0 BB: 0 P: 3	1B: 2 2B: 2 3B: 0 HR: 0	SF: 0 SAC: 1 DP: 0 HBP: 0	WP: 0 PB: 1 SB: 0 CS: 0	PA: 35			
<b>PITCHER</b>	IP	WLS	BF	H	R	ER	SO	BB	IBB	HBP	BLK	WP	HR	S	P	ERA	WHIP								
Don Nottebart, R (1,1) ERA: 4.25	9.0	W	35	4	1	0	2	4	0	0	0	0	0	35	51	0.00	0.889								

Milwaukee Braves @ Cincinnati Reds  
Crosley Field, Cincinnati, OH  
Wed Jun 07 1961, 7:05 PM EDT  
Att: 13,073 - Unknown

AB 30  
R 1  
H 4  
RBI 1  
BB 4  
SO 2  
LOB 14







Batter	1	2	3	4	5	6	7	8	9	AB	R	H	RBI	BB	SO	LOB	TOP					
Don Blasingame, L (1,4) OBP: 0.335, SLG: 0.329	4-3		1-2 1B			2-H 3-H 1B	1B		1B	5	0	4	2	0	0	0	<p>Cincinnati Reds @ St. Louis Cardinals</p> <p>Sportsman's Park, St. Louis, MO</p> <p>Sat Jun 10 1961, 4:33 AM EDT</p> <p>Att: 9,603 - Unknown</p> <p>livebaseballscorecards.com</p>					
Eddie Kasko, R (1,6) OBP: 0.370, SLG: 0.377	P1		F9			1-2 HBP			F8	4	0	0	0	0	0	4						
Vada Pinson, L (1,8) OBP: 0.364, SLG: 0.480	5-3			1-3	K				5-3	5	0	0	0	0	1	3						
Frank Robinson, R (1,7) OBP: 0.354, SLG: 0.525		5-3		K					5-3	4	1	1	0	0	1	0						
Gene Freese, R (1,5) OBP: 0.315, SLG: 0.500		F9		P4					E8	4	0	1	0	0	0	0						
Wally Post, R (1,9) OBP: 0.371, SLG: 0.510									E8	3	2	2	1	1	1	0						
Gordy Coleman, L (1,3) OBP: 0.322, SLG: 0.521									E8	4	1	1	0	0	1	2						
Bob Schmidt, R (1,2) OBP: 0.200, SLG: 0.136									E8	4	0	0	0	0	0	5						
Joey Jay, S (1,1) OBP: 0.033, SLG: 0.067									FC6-4	4	0	0	0	0	2	3						
Bill Henry, L (9,1)									1-3	0	0	0	0	0	0	0						
<b>Inning Stats</b>	R: 0 E: 0 K: 0 S: 3	H: 0 LOB: 0 BB: 0 P: 3	R: 0 E: 0 K: 1 S: 5	H: 0 LOB: 0 BB: 0 P: 5	R: 0 E: 1 K: 1 S: 7	H: 1 LOB: 2 BB: 0 P: 7	R: 0 E: 0 K: 1 S: 5	H: 0 LOB: 0 BB: 0 P: 5	R: 2 E: 0 K: 2 S: 10	H: 3 LOB: 2 BB: 0 P: 11	R: 1 E: 0 K: 1 S: 6	H: 1 LOB: 1 BB: 0 P: 6	R: 0 E: 0 K: 0 S: 4	H: 1 LOB: 1 BB: 0 P: 4	R: 1 E: 1 K: 0 S: 5	H: 2 LOB: 2 BB: 1 P: 9	R: 0 E: 0 K: 0 S: 4	H: 1 LOB: 1 BB: 0 P: 4	1B: 6 2B: 2 3B: 0 HR: 1	SF: 0 SAC: 0 DP: 0 HBP: 1	WP: 0 PB: 0 SB: 0 CS: 0	PA: 39
<b>PITCHER</b> Curt Simmons, L (1,1) ERA: 3.15	IP: 9.0 WLS: L BF: 39	H: 9 R: 4 ER: 3 SO: 6	BB: 0 IBB: 1 HBP: 1 BLK: 0	WP: 0 HR: 1 S: 49 P: 54	ERA: 3.00 WHIP: 1.000											ERA: 3.00 WHIP: 1.000						

Batter	1	2	3	4	5	6	7	8	9	AB	R	H	RBI	BB	SO	LOB	BOTTOM			
Red Schoendienst, S (1,4) OBP: 0.309, SLG: 0.385	4-3		4-3			F7		3-4-1	FC6-4	5	0	0	0	0	0	4	<p>Cincinnati Reds @ St. Louis Cardinals</p> <p>Sportsman's Park, St. Louis, MO</p> <p>Sat Jun 10 1961, 4:33 AM EDT</p> <p>Att: 9,603 - Unknown</p> <p>livebaseballscorecards.com</p>			
Carl Warwick, R (1,8) OBP: 0.335, SLG: 0.375	F2			6-3		2B		L9		4	0	1	1	0	0	1				
Bill White, L (1,3) OBP: 0.352, SLG: 0.433				P4		F9				3	0	1	0	1	0	1				
Ken Boyer, R (1,5) OBP: 0.386, SLG: 0.505	F7					F8		F8		4	0	1	0	0	0	4				
Joe Cunningham, L (1,9) OBP: 0.413, SLG: 0.395										4	1	1	0	0	1	1				
Charlie James, R (1,7) OBP: 0.265, SLG: 0.355										4	0	0	0	0	0	1				
Jimmie Schaffer, R (1,2) OBP: 0.333, SLG: 0.533										4	0	2	1	0	1	0				
Bob Lillis, R (1,6) OBP: 0.212, SLG: 0.167										2	0	0	0	0	1	0				
Stan Musial, L (7, PH) OBP: 0.393, SLG: 0.512										1	0	0	0	0	0	1				
Alex Grammas, R (8, 6) OBP: 0.304, SLG: 0.341										0	0	0	0	0	0	0				
Carl Sawatski, L (9, PH) OBP: 0.394, SLG: 0.481										0	0	0	0	0	0	0				
Curt Flood, R (9, PH) OBP: 0.345, SLG: 0.385										1	0	1	0	0	0	0				
Curt Simmons, L (1,1) OBP: 0.429, SLG: 0.360										1	1	0	0	2	1	0				
Don Taussig, R (9, PH) OBP: 0.438, SLG: 0.655										1	0	0	0	0	1	2				
<b>Inning Stats</b>	R: 0 E: 0 K: 0 S: 4	H: 1 LOB: 1 BB: 0 P: 4	R: 0 E: 0 K: 1 S: 5	H: 0 LOB: 0 BB: 0 P: 5	R: 0 E: 0 K: 1 S: 6	H: 1 LOB: 0 BB: 0 P: 6	R: 0 E: 0 K: 1 S: 5	H: 0 LOB: 0 BB: 0 P: 5	R: 1 E: 0 K: 0 S: 4	H: 1 LOB: 1 BB: 1 P: 8	R: 0 E: 0 K: 0 S: 4	H: 1 LOB: 1 BB: 0 P: 4	R: 0 E: 0 K: 0 S: 3	H: 0 LOB: 2 BB: 2 P: 11	R: 1 E: 0 K: 1 S: 8	H: 3 LOB: 2 BB: 0 P: 8	1B: 4 2B: 3 3B: 0 HR: 0	SF: 0 SAC: 0 DP: 0 HBP: 0	WP: 0 PB: 0 SB: 0 CS: 0	PA: 37
<b>PITCHER</b> Joey Jay, R (1,1) ERA: 3.04	IP: 8.1 WLS: W BF: 34	H: 6 R: 2 ER: 2 SO: 4	BB: 3 IBB: 0 HBP: 0 BLK: 0	WP: 0 HR: 0 S: 39 P: 51	ERA: 2.16 WHIP: 1.080											ERA: 2.16 WHIP: 1.080				
Bill Henry, L (9,1) ERA: 3.0	IP: 0.2 WLS: S BF: 3	H: 1 R: 0 ER: 0 SO: 1	BB: 0 IBB: 0 HBP: 0 BLK: 0	WP: 0 HR: 0 S: 5 P: 5	ERA: 0.00 WHIP: 1.500											ERA: 0.00 WHIP: 1.500				

Batter	1	2	3	4	5	6	7	8	9	AB	R	H	RBI	BB	SO	LOB	TOP					
Don Blasingame, L (1,4) OBP: 0.337, SLG: 0.346										4	2	1	1	1	1	1	<b>Cincinnati Reds @ St. Louis Cardinals</b> Sportsman's Park, St. Louis, MO Sun Jun 11 1961, 4:33 AM EDT Unknown - 88 F					
Eddie Kasko, R (1,6) OBP: 0.371, SLG: 0.377										5	0	2	0	0	0	2						
Vada Pinson, L (1,8) OBP: 0.369, SLG: 0.486										4	2	2	0	1	0	1						
Frank Robinson, R (1,7) OBP: 0.355, SLG: 0.527										5	1	2	1	0	1	4						
Gene Freese, R (1,5) OBP: 0.313, SLG: 0.510										4	1	1	2	0	1	2						
Wally Post, R (1,9) OBP: 0.397, SLG: 0.510										4	0	1	1	0	1	1						
Gordy Coleman, L (1,3) OBP: 0.321, SLG: 0.515										4	0	1	0	0	1	1						
Jerry Zimmerman, R (1,2) OBP: 0.326, SLG: 0.304										4	0	0	0	0	1	1						
Ken Hunt, R (1,1) OBP: 0.208, SLG: 0.182										3	0	1	0	1	0	0						
<b>Inning Stats</b>	R: 4 E: 0 K: 1 S: 10	H: 5 LOB: 1 BB: 0 P: 10	R: 0 E: 0 K: 1 S: 5	H: 0 LOB: 0 BB: 5 P: 5	R: 0 E: 0 K: 1 S: 6	H: 1 LOB: 1 BB: 0 P: 6	R: 0 E: 0 K: 0 S: 4	H: 1 LOB: 2 BB: 1 P: 8	R: 1 E: 0 K: 0 S: 5	H: 2 LOB: 1 BB: 0 P: 5	R: 1 E: 0 K: 0 S: 4	H: 1 LOB: 2 BB: 2 P: 12	R: 0 E: 0 K: 2 S: 7	H: 0 LOB: 0 BB: 0 P: 7	R: 0 E: 0 K: 0 S: 3	H: 0 LOB: 0 BB: 0 P: 3		R: 0 E: 0 K: 1 S: 5	H: 1 LOB: 1 BB: 0 P: 5	1B: 6 2B: 4 3B: 0 HR: 2	SF: 0 SAC: 0 DP: 1 HBP: 0	WP: 2 PB: 0 SB: 1 CS: 1
<b>PITCHER</b>	IP WLS BF H R ER SO BB IBB HBP BLK WP HR S P ERA WHIP																					
Ray Sadecki, L (1,1) ERA: 2.95	5.0 L 25 9 5 5 3 1 0 0 0 1 2 30 34 9.00 2.000																					
Al Cicotte, R (6,1) ERA: 4.3	2.0 9 1 1 1 2 2 0 0 0 1 0 11 19 4.50 1.500																					
Bob Miller, R (8,1) ERA: 3.86	2.0 6 1 0 0 1 0 0 0 0 0 0 8 8 0.00 0.500																					

Batter	1	2	3	4	5	6	7	8	9	AB	R	H	RBI	BB	SO	LOB	BOTTOM					
Red Schoendienst, S (1,4) OBP: 0.305, SLG: 0.364										3	0	0	0	1	1	0	<b>Cincinnati Reds @ St. Louis Cardinals</b> Sportsman's Park, St. Louis, MO Sun Jun 11 1961, 4:33 AM EDT Unknown - 88 F					
Carl Warwick, R (1,8) OBP: 0.349, SLG: 0.442										4	1	2	1	0	1	1						
Bill White, L (1,3) OBP: 0.350, SLG: 0.429										4	0	1	0	0	0	1						
Ken Boyer, R (1,5) OBP: 0.383, SLG: 0.497										3	0	0	0	1	1	0						
Stan Musial, L (1,7) OBP: 0.396, SLG: 0.512										4	0	2	0	0	0	2						
Joe Cunningham, L (1,9) OBP: 0.415, SLG: 0.393										3	1	1	0	0	0	2						
Jimmie Schaffer, R (1,2) OBP: 0.316, SLG: 0.474										4	0	1	0	0	1	3						
Bob Lillis, R (1,6) OBP: 0.250, SLG: 0.188										2	0	1	1	1	0	0						
Ray Sadecki, L (1,1) OBP: 0.321, SLG: 0.357										1	0	0	0	0	0	0						
Carl Sawatski, L (5,PH) OBP: 0.382, SLG: 0.464										1	0	0	0	0	0	2						
Al Cicotte, R (6,1) OBP: 0.125, SLG: 0.125										0	0	0	0	0	0	0						
Curt Flood, R (7,PH) OBP: 0.341, SLG: 0.380										1	0	0	0	0	1	1						
Bob Miller, R (8,1) OBP: 0.600, SLG: 1.000										0	0	0	0	0	0	0						
<b>Inning Stats</b>	R: 0 E: 0 K: 1 S: 4	H: 0 LOB: 0 BB: 1 P: 8	R: 0 E: 0 K: 2 S: 8	H: 1 LOB: 1 BB: 0 P: 8	R: 0 E: 0 K: 0 S: 3	H: 0 LOB: 0 BB: 0 P: 3	R: 0 E: 0 K: 0 S: 3	H: 0 LOB: 0 BB: 0 P: 3	R: 1 E: 0 K: 0 S: 5	H: 3 LOB: 1 BB: 0 P: 5	R: 0 E: 0 K: 0 S: 4	H: 2 LOB: 2 BB: 1 P: 8	R: 0 E: 0 K: 1 S: 4	H: 0 LOB: 0 BB: 1 P: 9	R: 1 E: 0 K: 1 S: 6	H: 1 LOB: 0 BB: 0 P: 6	R: 0 E: 0 K: 0 S: 3	H: 1 LOB: 0 BB: 0 P: 3	1B: 7 2B: 1 3B: 0 HR: 1	SF: 0 SAC: 0 DP: 4 HBP: 1	WP: 0 PB: 0 SB: 0 CS: 0	PA: 34
<b>PITCHER</b>	IP WLS BF H R ER SO BB IBB HBP BLK WP HR S P ERA WHIP																					
Ken Hunt, R (1,1) ERA: 2.96	9.0 W 34 8 2 2 5 3 0 1 0 0 1 40 53 2.00 1.222																					



Batter	1	2	3	4	5	6	7	8	9	AB	R	H	RBI	BB	SO	LOB	TOP					
Don Blasingame, L (1,4) OBP: 0.346, SLG: 0.347										4	0	2	0	0	1	1	<p>Cincinnati Reds @ Pittsburgh Pirates Forbes Field, Pittsburgh, PA Tue Jun 13 1961, 7:05 PM EDT Att: 19,423 - Unknown</p>					
Eddie Kasko, R (1,6) OBP: 0.397, SLG: 0.365										4	0	1	0	0	0	3						
Vada Pinson, L (1,8) OBP: 0.368, SLG: 0.484										4	0	1	0	0	1	3						
Frank Robinson, R (1,7) OBP: 0.368, SLG: 0.537										4	1	1	0	0	0	3						
Gene Freese, R (1,5) OBP: 0.314, SLG: 0.502										4	0	1	1	0	2	2						
Wally Post, R (1,9) OBP: 0.360, SLG: 0.491										3	0	0	0	1	0	1						
Gordy Coleman, L (1,3) Pete Whisenant, R (9, PH) OBP: 0.317, SLG: 0.502 OBP: 0.400, SLG: 0.467										3	0	0	0	0	1	1						
Jerry Zimmerman, R (1,2) Dick Gemert, R (7, PH) Bob Schmidt, R (7,2) OBP: 0.315, SLG: 0.293 OBP: 0.400, SLG: 0.467 OBP: 0.191, SLG: 0.129										2	0	0	0	0	0	0						
Jim Maloney, L (1,1) Marshall Bridges, S (7,1) Leo Cardenas, R (8, PH) Howie Nunn, R (8,1) OBP: 0.375, SLG: 0.533 OBP: 0.342, SLG: 0.371										2	0	1	0	0	0	0						
<b>Inning Stats</b>	R: 0 E: 0 K: 1 S: 7	H: 2 LOB: 2 BB: 0 P: 7	R: 0 E: 0 K: 1 S: 5	H: 0 LOB: 0 BB: 0 P: 5	R: 0 E: 0 K: 1 S: 6	H: 1 LOB: 1 BB: 0 P: 6	R: 0 E: 0 K: 1 S: 5	H: 0 LOB: 0 BB: 0 P: 5	R: 0 E: 0 K: 0 S: 3	H: 0 LOB: 0 BB: 0 P: 3	R: 0 E: 0 K: 0 S: 4	H: 1 LOB: 1 BB: 0 P: 4	R: 0 E: 0 K: 0 S: 3	H: 0 LOB: 1 BB: 1 P: 7	R: 0 E: 0 K: 2 S: 8	H: 1 LOB: 1 BB: 0 P: 8		R: 1 E: 0 K: 1 S: 6	H: 2 LOB: 0 BB: 0 P: 6	1B: 6 2B: 2 3B: 0 HR: 0	SF: 0 SAC: 0 DP: 1 HBP: 0	WP: 0 PB: 0 SB: 0 CS: 0
<b>PITCHER</b> Joe Gibbon, L (1,1) ERA: 3.14	IP: 9.0 WLS: W BF: 34 H: 7 R: 1 ER: 1 SO: 7 BB: 1 IBB: 0 HBP: 0 BLK: 0 WP: 0 HR: 0 S: 47 P: 51 ERA: 1.00 WHIP: 0.889															<b>PITCHER</b>						

Batter	1	2	3	4	5	6	7	8	9	AB	R	H	RBI	BB	SO	LOB	BOTTOM			
Bill Virdon, L (1,8) OBP: 0.346, SLG: 0.462										4	0	1	0	0	0	2	<p>Cincinnati Reds @ Pittsburgh Pirates Forbes Field, Pittsburgh, PA Tue Jun 13 1961, 7:05 PM EDT Att: 19,423 - Unknown</p>			
Dick Groat, R (1,6) OBP: 0.332, SLG: 0.395										3	0	0	0	0	1	0				
Roberto Clemente, R (1,9) OBP: 0.350, SLG: 0.510										4	1	1	0	0	0	1				
Smoky Burgess, L (1,2) OBP: 0.395, SLG: 0.556										2	0	0	0	2	0	1				
Bob Skinner, L (1,7) OBP: 0.360, SLG: 0.331										2	1	0	0	2	1	2				
Don Hoak, R (1,5) OBP: 0.426, SLG: 0.523										4	0	3	1	0	0	0				
Rocky Nelson, L (1,3) OBP: 0.361, SLG: 0.508										2	0	1	0	2	0	1				
Bill Mazerowski, R (1,4) OBP: 0.279, SLG: 0.346										3	0	0	1	1	1	3				
Joe Gibbon, R (1,1) OBP: 0.143, SLG: 0.150										2	0	0	0	0	1	4				
<b>Inning Stats</b>	R: 0 E: 0 K: 0 S: 3	H: 0 LOB: 0 BB: 0 P: 3	R: 0 E: 0 K: 1 S: 5	H: 0 LOB: 0 BB: 0 P: 5	R: 0 E: 0 K: 0 S: 3	H: 0 LOB: 1 BB: 1 P: 7	R: 0 E: 0 K: 0 S: 3	H: 1 LOB: 2 BB: 2 P: 11	R: 0 E: 0 K: 0 S: 4	H: 1 LOB: 1 BB: 0 P: 4	R: 2 E: 0 K: 2 S: 9	H: 2 LOB: 3 BB: 3 P: 21	R: 0 E: 0 K: 0 S: 4	H: 1 LOB: 2 BB: 1 P: 8	R: 0 E: 0 K: 1 S: 5	H: 1 LOB: 0 BB: 0 P: 5		1B: 4 2B: 1 3B: 1 HR: 0	SF: 0 SAC: 2 DP: 0 HBP: 0	WP: 0 PB: 0 SB: 1 CS: 1
<b>PITCHER</b> Jim Maloney, R (1,1) ERA: 3.48 Marshall Bridges, L (7,1) ERA: 7.41 Howie Nunn, R (8,1) ERA: 3.75	IP: 6.2 WLS: L BF: 30 H: 5 R: 2 ER: 2 SO: 3 BB: 5 IBB: 1 HBP: 0 BLK: 0 WP: 0 HR: 0 S: 30 P: 54 ERA: 2.70 WHIP: 1.500															<b>PITCHER</b>				



Batter	1	2	3	4	5	6	7	8	9	AB	R	H	RBI	BB	SO	LOB	TOP								
<b>Eddie Kasko, R</b> OBP: 0.374, SLG: 0.368 (1, 6)										4	1	2	0	1	0	1	<b>Cincinnati Reds @ Pittsburgh Pirates</b> Forbes Field, Pittsburgh, PA Wed Jun 14 1961, 7:05 PM EDT Att: 14,270 - Unknown								
<b>Don Blasingame, L</b> OBP: 0.342, SLG: 0.349 (1, 4)										5	0	1	1	0	0	3									
<b>Vada Pinson, L</b> OBP: 0.360, SLG: 0.475 (1, 8)										4	0	0	1	0	0	3									
<b>Frank Robinson, R</b> OBP: 0.370, SLG: 0.534 (1, 7)										3	1	1	0	0	0	2									
<b>Gordy Coleman, L</b> OBP: 0.311, SLG: 0.493 (1, 3)										4	0	0	0	0	0	4									
<b>Gus Bell, L</b> OBP: 0.269, SLG: 0.327 (1, 9)										4	1	2	1	0	0	0									
<b>Gene Freese, R</b> OBP: 0.322, SLG: 0.505 (1, 5)										3	0	2	1	1	0	0									
<b>Jerry Zimmerman, R</b> OBP: 0.301, SLG: 0.279 (1, 2)										4	0	0	0	0	1	4									
<b>Jim O'Toole, S</b> OBP: 0.235, SLG: 0.242 <b>Jim Brosnan, R</b> (9, 1)										4	1	1	0	0	2	3									
<b>Inning Stats</b>	R: 0 E: 0 K: 0 S: 4	H: 1 LOB: 2 BB: 0 P: 5	R: 0 E: 0 K: 0 S: 3	H: 0 LOB: 0 BB: 0 P: 3	R: 2 E: 1 K: 0 S: 6	H: 2 LOB: 1 BB: 0 P: 6	R: 0 E: 0 K: 0 S: 3	H: 1 LOB: 0 BB: 0 P: 3	R: 0 E: 0 K: 0 S: 3	H: 0 LOB: 1 BB: 1 P: 7	R: 1 E: 0 K: 1 S: 7	H: 2 LOB: 2 BB: 1 P: 11	R: 0 E: 0 K: 0 S: 4	H: 1 LOB: 1 BB: 0 P: 4	R: 1 E: 0 K: 2 S: 9	H: 2 LOB: 1 BB: 0 P: 9	R: 0 E: 0 K: 0 S: 3	H: 0 LOB: 0 BB: 0 P: 3	1B: 7 2B: 2 3B: 0 HR: 0	SF: 1 SAC: 0 DP: 1 HBP: 1	WP: 1 PB: 1 SB: 0 CS: 0	PA: 39			
<b>PITCHER</b>	IP	WLS	BF	H	R	ER	SO	BB	IBB	HBP	BLK	WP	HR	S	P	ERA	WHIP								
<b>Bob Friend, R</b> ERA: 4.24 <b>Roy Face, R</b> ERA: 2.36 <b>Bobby Shantz, L</b> ERA: 2.0	(1, 1) (7, 1) (9, 1)	6.0 2.0 1.0	27 9 3	6 3 0	3 1 0	2 1 0	1 2 0	1 0 0	1 0 0	1 0 0	0 0 0	0 1 0	0 13 3	26 13 3	35 13 3	3.00 4.50 0.00	1.167 1.500 0.000								

Batter	1	2	3	4	5	6	7	8	9	AB	R	H	RBI	BB	SO	LOB	BOTTOM								
<b>Bill Virdon, L</b> OBP: 0.343, SLG: 0.466 (1, 8)										5	1	1	0	0	1	0	<b>Cincinnati Reds @ Pittsburgh Pirates</b> Forbes Field, Pittsburgh, PA Wed Jun 14 1961, 7:05 PM EDT Att: 14,270 - Unknown								
<b>Dick Groat, R</b> OBP: 0.333, SLG: 0.393 (1, 6)										4	1	1	0	1	0	0									
<b>Roberto Clemente, R</b> OBP: 0.360, SLG: 0.521 (1, 9)										5	2	4	0	0	0	0									
<b>Dick Stuart, R</b> OBP: 0.347, SLG: 0.551 (1, 3)										5	1	3	4	0	1	3									
<b>Don Hoak, R</b> OBP: 0.426, SLG: 0.514 (1, 5)										3	0	0	0	1	0	1									
<b>Gino Cimoli, R</b> OBP: 0.319, SLG: 0.373 (1, 7)										4	0	2	0	0	2	1									
<b>Hal Smith, R</b> OBP: 0.247, SLG: 0.298 (1, 2)										2	0	1	0	1	1	0									
<b>Bill Mazerowski, R</b> OBP: 0.273, SLG: 0.339 (1, 4)										4	0	0	0	0	0	4									
<b>Bob Friend, R</b> OBP: 0.156, SLG: 0.156 <b>Smoky Burgess, L</b> OBP: 0.392, SLG: 0.550 <b>Roy Face, R</b> OBP: 0.250, SLG: 0.250 <b>Joe Christopher, R</b> OBP: 0.333, SLG: 0.348 <b>Bobby Shantz, R</b> OBP: 0.429, SLG: 0.429 (1, 1) (6, PH) (7, 1) (8, PH) (9, 1)	(1, 1) (6, PH) (7, 1) (8, PH) (9, 1)	8.1 0.0	38 2	10 2	4 1	4 1	5 0	0 0	0 0	0 0	0 0	0 0	0 2	0 2	0 2	0 2									
<b>Inning Stats</b>	R: 2 E: 0 K: 1 S: 7	H: 2 LOB: 1 BB: 1 P: 11	R: 0 E: 0 K: 1 S: 5	H: 0 LOB: 0 BB: 0 P: 5	R: 0 E: 0 K: 1 S: 6	H: 1 LOB: 1 BB: 0 P: 6	R: 0 E: 0 K: 1 S: 5	H: 0 LOB: 1 BB: 1 P: 9	R: 0 E: 0 K: 0 S: 4	H: 0 LOB: 2 BB: 1 P: 8	R: 0 E: 0 K: 0 S: 5	H: 2 LOB: 2 BB: 0 P: 5	R: 1 E: 0 K: 0 S: 5	H: 2 LOB: 1 BB: 0 P: 5	R: 0 E: 0 K: 0 S: 4	H: 1 LOB: 1 BB: 0 P: 4	R: 2 E: 0 K: 1 S: 6	H: 3 LOB: 1 BB: 0 P: 6	1B: 8 2B: 1 3B: 2 HR: 1	SF: 0 SAC: 1 DP: 0 HBP: 0	WP: 1 PB: 0 SB: 0 CS: 0	PA: 40			
<b>PITCHER</b>	IP	WLS	BF	H	R	ER	SO	BB	IBB	HBP	BLK	WP	HR	S	P	ERA	WHIP								
<b>Jim O'Toole, L</b> ERA: 3.45 <b>Jim Brosnan, R</b> ERA: 3.51	(1, 1) (9, 1)	8.1 0.0	38 2	10 2	4 1	4 1	5 0	0 0	0 0	0 0	0 0	0 0	0 2	45 2	57 2	4.32 ∞	1.560 ∞								

AB	35
R	4
H	9
RBI	4
BB	2
SO	3
LOB	20



AB	36
R	5
H	12
RBI	4
BB	3
SO	5
LOB	12



Batter	1	2	3	4	5	6	7	8	9	AB	R	H	RBI	BB	SO	LOB	TOP				
Don Blasingame, L (1,4) OBP: 0.338, SLG: 0.345	F9	P4		3-1		FC6 1B	FC4-6			5	0	1	0	0	0	1					
Eddie Kasko, R (1,6) OBP: 0.380, SLG: 0.375 Leo Cardenas, R (8,6) OBP: 0.342, SLG: 0.371	2B	FC5-6 1B		1B		FC6 3B		K		5	2	3	0	0	1	1					
Vada Pinson, L (1,8) OBP: 0.365, SLG: 0.482	1-3 2B	1-2 1B		1-3		F7		1B		5	1	3	0	0	2						
Frank Robinson, R (1,7) OBP: 0.371, SLG: 0.538	2B	FC5-6			F7	1-3 3B		F7		4	1	1	1	1	0	3					
Gene Freese, R (1,5) OBP: 0.319, SLG: 0.502	1-1 2-2 3-1 1B		F8		E6 2B	1-3		F9		5	2	1	3	0	2						
Wally Post, R (1,9) OBP: 0.369, SLG: 0.531	WP		P4		1-1 2-2 1B	1B		HR		5	2	3	3	0	0						
Gordy Coleman, L (1,3) OBP: 0.317, SLG: 0.490	F7			FC5-4 1B		1B		F7		3	0	1	0	2	0	1					
Jerry Zimmerman, R (1,2) OBP: 0.296, SLG: 0.275	L4		FC5-4			K		P6		5	0	1	0	0	1	5					
Joey Jay, S (1,1) OBP: 0.057, SLG: 0.086		4-3		K		1-3 2-H 1B		K		5	0	1	1	0	2	2					
<b>Inning Stats</b>	R: 4 E: 0 K: 0 S: 7	H: 4 LOB: 1 BB: 1 P: 11	R: 0 E: 0 K: 0 S: 5	H: 2 LOB: 2 BB: 0 P: 5	R: 0 E: 0 K: 0 S: 4	H: 1 LOB: 1 BB: 0 P: 4	R: 0 E: 0 K: 1 S: 6	H: 1 LOB: 1 BB: 0 P: 6	R: 2 E: 1 K: 1 S: 7	H: 2 LOB: 2 BB: 1 P: 11	R: 1 E: 0 K: 0 S: 5	H: 2 LOB: 1 BB: 0 P: 7	R: 0 E: 0 K: 1 S: 6	H: 1 LOB: 1 BB: 1 P: 6	R: 0 E: 0 K: 0 S: 3	H: 0 LOB: 1 BB: 1 P: 7	1B: 10 2B: 3 3B: 1 HR: 1	SF: 0 SAC: 0 DP: 0 HBP: 0	WP: 1 PB: 0 SB: 0 CS: 0	PA: 45	
<b>PITCHER</b>	IP	WLS	BF	H	R	ER	SO	BB	IBB	HBP	BLK	WP	HR	S	P	ERA	WHIP				
Vinegar Bend Mizell, L (1,1) ERA: 4.97	0.1	L	6	4	4	0	0	0	1	0	0	0	0	5	9	108.00	12.000				
Fred Green, L (1,1) ERA: 4.76	1.2		7	2	0	0	0	0	0	0	0	1	0	7	7	0.00	1.200				
Earl Francis, R (3,1) ERA: 4.61	5.0		24	8	4	2	3	0	1	0	0	0	1	29	33	3.60	1.600				
Clem Labine, R (8,1) ERA: 2.48	2.0		8	1	0	0	1	1	0	0	0	0	0	9	13	0.00	1.000				

Cincinnati Reds @ Pittsburgh Pirates  
Forbes Field, Pittsburgh, PA  
Thu Jun 15 1961, 7:05 PM EDT  
Att: 19,209 - Unknown

AB 42  
R 8  
H 15  
RBI 8  
BB 3  
SO 4  
LOB 17



Batter	1	2	3	4	5	6	7	8	9	AB	R	H	RBI	BB	SO	LOB	BOTTOM					
Bill Virdon, L (1,8) OBP: 0.335, SLG: 0.454	F7		4-3		F8		F8		6-3	5	0	0	0	0	2							
Dick Groat, R (1,6) OBP: 0.332, SLG: 0.387	4-3		6-3				G6-3			3	0	0	0	1	0	2						
Roberto Clemente, R (1,9) OBP: 0.362, SLG: 0.521			F8		P3			1B		4	0	2	0	0	0	1						
Dick Stuart, R (1,3) OBP: 0.339, SLG: 0.538	K			F8		K		P4		4	0	0	0	2	2							
Smoky Burgess, L (1,2) OBP: 0.387, SLG: 0.540		F7		F5		K				4	0	1	0	0	1	0						
Don Hoak, R (1,5) OBP: 0.427, SLG: 0.511		1B		1B		4-3		K		3	0	1	0	1	2							
Bob Skinner, L (1,7) OBP: 0.370, SLG: 0.338		FC6-4 1B		1B			1B	F5		3	1	2	0	1	0	2						
Bill Mazerowski, R (1,4) OBP: 0.273, SLG: 0.337		K		P6			1B			4	0	1	0	0	1	4						
Vinegar Bend Mizell, R (1,1) OBP: 0.188, SLG: 0.133 Fred Green, R (1,1) OBP: 0.325, SLG: 0.333 Joe Christopher, R (2,PH) Earl Francis, R (3,1) Rocky Nelson, L (7,PH) Clem Labine, R (8,1) Dick Schofield, S (9,PH) OBP: 0.105, SLG: 0.111		FC6-4		K			G6-3 1B		K	0	0	0	0	0	0	0						
<b>Inning Stats</b>	R: 0 E: 0 K: 1 S: 6	H: 1 LOB: 1 BB: 0 P: 6	R: 0 E: 0 K: 1 S: 6	H: 1 LOB: 2 BB: 1 P: 10	R: 0 E: 0 K: 0 S: 3	H: 0 LOB: 0 BB: 0 P: 3	R: 0 E: 0 K: 0 S: 5	H: 2 LOB: 2 BB: 0 P: 5	R: 0 E: 0 K: 1 S: 5	H: 0 LOB: 1 BB: 1 P: 9	R: 0 E: 0 K: 2 S: 7	H: 0 LOB: 0 BB: 0 P: 7	R: 1 E: 0 K: 0 S: 4	H: 2 LOB: 1 BB: 1 P: 8	R: 0 E: 0 K: 1 S: 7	H: 2 LOB: 2 BB: 0 P: 7	R: 0 E: 0 K: 1 S: 5	H: 0 LOB: 0 BB: 0 P: 5	1B: 8 2B: 0 3B: 0 HR: 0	SF: 0 SAC: 0 DP: 1 HBP: 0	WP: 0 PB: 0 SB: 0 CS: 0	PA: 37
<b>PITCHER</b>	IP	WLS	BF	H	R	ER	SO	BB	IBB	HBP	BLK	WP	HR	S	P	ERA	WHIP					
Joey Jay, R (1,1) ERA: 2.84	9.0	W	37	8	1	1	7	3	0	0	0	0	0	48	60	1.00	1.222					

Cincinnati Reds @ Pittsburgh Pirates  
Forbes Field, Pittsburgh, PA  
Thu Jun 15 1961, 7:05 PM EDT  
Att: 19,209 - Unknown

AB 34  
R 1  
H 8  
RBI 1  
BB 3  
SO 7  
LOB 17



Batter	1	2	3	4	5	6	7	8	9	AB	R	H	RBI	BB	SO	LOB	TOP								
<b>Eddie Kasko, R</b> (1, 6) OBP: 0.372, SLG: 0.368	F7			L4			P4	SF7		3	0	1	0	0	0		<b>Cincinnati Reds @ Philadelphia Phillies</b> Connie Mack Stadium, Philadelphia, PA Fri Jun 16 1961, 7:05 PM EDT Att: 10,508 - Unknown								
<b>Don Blasingame, L</b> (1, 4) OBP: 0.332, SLG: 0.337	P6			4-3			F9	4-3		4	0	0	0	0	2										
<b>Vada Pinson, L</b> (1, 8) OBP: 0.367, SLG: 0.483	6-3			K2-3			1B	1B		4	0	2	0	0	1	0									
<b>Frank Robinson, R</b> (1, 7) OBP: 0.364, SLG: 0.527		L7			F3		K	F2		4	0	0	0	0	1	2									
<b>Gordy Coleman, L</b> (1, 3) OBP: 0.320, SLG: 0.491	F7				1B			L5-3		4	1	2	0	0	0	1									
<b>Gene Freese, R</b> (1, 5) OBP: 0.319, SLG: 0.500	F9				6-3			1B		3	1	1	0	0	0	0									
<b>Wally Post, R</b> (1, 9) OBP: 0.366, SLG: 0.526						5-3				3	0	1	1	0	1	0									
<b>Pete Whisenant, R</b> (8, PR) OBP: 0.083, SLG: 0.083				K				2B		0	1	0	0	0	0	0									
<b>Jim Brosnan, R</b> (8, 1)				K				SF7		0	0	0	0	0	0	0									
<b>Jerry Zimmerman, R</b> (1, 2) OBP: 0.290, SLG: 0.269				K				E		2	0	0	0	0	1	0									
<b>Jerry Lynch, L</b> (8, PH) OBP: 0.397, SLG: 0.667				K				2B		1	0	1	1	0	0	0									
<b>Elio Chacon, R</b> (8, PR) OBP: 0.357, SLG: 0.182				K				G3		0	1	0	0	0	0	0									
<b>Bob Schmidt, R</b> (8, 2) OBP: 0.191, SLG: 0.129				K						0	0	0	0	0	0	0									
<b>Ken Hunt, R</b> (1, 1) OBP: 0.192, SLG: 0.167				K						2	0	0	0	0	1	0									
<b>Gus Bell, L</b> (8, PH) OBP: 0.266, SLG: 0.323				K						1	0	0	0	0	0	3									
<b>Inning Stats</b>	R: 0 E: 0 K: 0 S: 3	H: 0 LOB: 0 BB: 0 P: 3	R: 0 E: 0 K: 0 S: 3	H: 0 LOB: 0 BB: 0 P: 3	R: 0 E: 0 K: 3 S: 9	H: 0 LOB: 0 BB: 0 P: 9	R: 0 E: 0 K: 1 S: 5	H: 0 LOB: 0 BB: 0 P: 5	R: 0 E: 0 K: 0 S: 3	H: 0 LOB: 0 BB: 0 P: 3	R: 0 E: 0 K: 0 S: 6	H: 1 LOB: 0 BB: 0 P: 6	R: 0 E: 0 K: 1 S: 4	H: 1 LOB: 1 BB: 0 P: 4	R: 4 E: 1 K: 0 S: 7	H: 4 LOB: 2 BB: 0 P: 7	R: 0 E: 0 K: 0 S: 3	H: 1 LOB: 0 BB: 0 P: 3	1B: 6 2B: 2 HR: 0	SF: 1 SAC: 0 HBP: 0	WP: 0 PB: 0 SB: 1 CS: 0	PA: 32			
<b>PITCHER</b>	IP	WLS	BF	H	R	ER	SO	BB	IBB	HBP	BLK	WP	HR	S	P	ERA	WHIP								
<b>John Buzhardt, R</b> (1, 1) ERA: 2.98	7.0	L	25	5	3	3	5	0	0	0	0	0	0	35	35	3.86	0.714								
<b>Ken Lehman, L</b> (8, 1) ERA: 2.7	0.0		1	1	0	0	0	0	0	0	0	0	0	1	1	∞	∞								
<b>Frank Sullivan, R</b> (8, 1) ERA: 3.88	2.0	S	6	1	1	0	0	0	0	0	0	0	0	6	6	0.00	0.500								

Batter	1	2	3	4	5	6	7	8	9	AB	R	H	RBI	BB	SO	LOB	BOTTOM								
<b>Bobby Del Greco, R</b> (1, 8) OBP: 0.389, SLG: 0.410	K		4-3			FC3-6 HBP		L9		3	0	0	0	0	1	1	<b>Cincinnati Reds @ Philadelphia Phillies</b> Connie Mack Stadium, Philadelphia, PA Fri Jun 16 1961, 7:05 PM EDT Att: 10,508 - Unknown								
<b>Tony Taylor, R</b> (1, 4) OBP: 0.289, SLG: 0.292	F2			1-3		FC3-6 G4-6-3		4-3		4	0	0	0	0	0	1									
<b>Johnny Callison, L</b> (1, 9) OBP: 0.369, SLG: 0.397	K			3-1		G4-6-3		K		4	0	0	0	0	2	1									
<b>Pancho Herrera, R</b> (1, 3) OBP: 0.356, SLG: 0.454		L4			BB		6-3	F7		3	0	0	0	1	0	0									
<b>Clay Dalrymple, L</b> (1, 2) OBP: 0.234, SLG: 0.258		P4			F8		F2			3	0	0	0	0	0	1									
<b>Don Demeter, R</b> (1, 7) OBP: 0.294, SLG: 0.437		L7				FC5-4 1B	HR			3	1	2	1	0	0	0									
<b>Charley Smith, R</b> (1, 5) OBP: 0.309, SLG: 0.392				5-3		FC5-4	1-3			3	0	0	0	0	0	1									
<b>Ruben Amaro, R</b> (1, 6) OBP: 0.302, SLG: 0.269						F9		6-3		3	0	1	0	0	0	1									
<b>John Buzhardt, R</b> (1, 1) OBP: 0.106, SLG: 0.111								F7		2	0	0	0	0	2	2									
<b>Ken Lehman, L</b> (8, 1)										0	0	0	0	0	0	0									
<b>Frank Sullivan, R</b> (8, 1)										0	0	0	0	0	0	0									
<b>Jim Woods, R</b> (8, 5) OBP: 0.286, SLG: 0.413										0	0	0	0	0	0	0									
<b>Choo-Choo Coleman, L</b> (8, PH) OBP: 0.186, SLG: 0.171										1	0	0	0	0	0	0									
<b>Bobby Malkmus, R</b> (8, 5) OBP: 0.204, SLG: 0.229										0	0	0	0	0	0	0									
<b>Inning Stats</b>	R: 0 E: 0 K: 2 S: 7	H: 0 LOB: 0 BB: 0 P: 7	R: 0 E: 0 K: 0 S: 3	H: 0 LOB: 0 BB: 0 P: 3	R: 0 E: 0 K: 1 S: 6	H: 1 LOB: 1 BB: 0 P: 6	R: 0 E: 0 K: 0 S: 3	H: 0 LOB: 0 BB: 0 P: 3	R: 1 E: 0 K: 0 S: 4	H: 1 LOB: 0 BB: 0 P: 4	R: 0 E: 0 K: 0 S: 3	H: 0 LOB: 0 BB: 0 P: 3	R: 0 E: 0 K: 1 S: 5	H: 0 LOB: 0 BB: 0 P: 5	R: 0 E: 0 K: 0 S: 3	H: 0 LOB: 0 BB: 0 P: 3	1B: 2 2B: 0 3B: 0 HR: 1	SF: 0 SAC: 0 DP: 1 HBP: 1	WP: 0 PB: 0 SB: 0 CS: 0	PA: 31					
<b>PITCHER</b>	IP	WLS	BF	H	R	ER	SO	BB	IBB	HBP	BLK	WP	HR	S	P	ERA	WHIP								
<b>Ken Hunt, R</b> (1, 1) ERA: 2.81	7.0	W	25	3	1	1	4	1	0	1	0	0	0	31	36	1.29	0.571								
<b>Jim Brosnan, R</b> (8, 1) ERA: 3.25	2.0	S	6	0	0	0	1	0	0	0	0	0	0	8	8	0.00	0.000								

Batter	1	2	3	4	5	6	7	8	9	AB	R	H	RBI	BB	SO	LOB	TOP			
<b>Eddie Kasko, R</b> (1, 6) OBP: 0.367, SLG: 0.369	0-0 E5 F8 6-3 1B		0-0 L8		0-0 F3		0-0 SH3-4 1B 2B	0-0 6-3		5	2	1	0	0	0	0	<b>Cincinnati Reds @ Philadelphia Phillies</b> Connie Mack Stadium, Philadelphia, PA Sat Jun 17 1961, 3:33 AM EDT Att: 5,205 - Unknown			
<b>Don Blasingame, L</b> (1, 4) OBP: 0.331, SLG: 0.335	0-0 6-3		0-0 P5		0-0 4-3 1B		0-0 SH3-4	0-3 K		4	0	1	0	0	1					
<b>Vada Pinson, L</b> (1, 8) OBP: 0.372, SLG: 0.485	0-0 F8		0-0 1B		0-0 4-3 1B		0-0 1B 1B	0-3 K		5	1	3	1	0	1					
<b>Frank Robinson, R</b> (1, 7) OBP: 0.369, SLG: 0.529	0-0 1B		0-3 K		0-0 4-3		0-0 1B 1B		0-0 1B 1B	5	1	3	1	0	1	3				
<b>Gus Bell, L</b> (1, 9) OBP: 0.272, SLG: 0.337	0-0 L8			0-0 HR	0-0 1-3		0-0 1B FC6-4 1B	0-0 P6		5	2	2	1	0	0	4				
<b>Gordy Coleman, L</b> (1, 3) OBP: 0.311, SLG: 0.525		0-0 HR		0-0 HR		0-0 3-1	0-0 FC6-4 1B	0-0 1B	0-0 1-3	5	2	4	4	0	0	0				
<b>Gene Freese, R</b> (1, 5) OBP: 0.317, SLG: 0.491		0-0 P6		0-0 3-1		0-0 F9	0-0 FC6-4 HR	4-0 IBB		4	1	0	1	1	0	1				
<b>Bob Schmidt, R</b> (1, 2) OBP: 0.205, SLG: 0.182		0-3 K		0-0 F7		4-0 BB	0-0 HR	0-3 K		4	1	1	2	1	2	3				
<b>Bob Purkey, R</b> (1, 1) OBP: 0.143, SLG: 0.121		0-3 K		0-3 K		0-0 2-3	0-0 6-3	0-0 F7		5	0	0	0	0	2	4				
<b>Inning Stats</b>	R: 1 E: 1 K: 0 S: 5	H: 1 LOB: 1 BB: 0 P: 5	R: 1 E: 0 K: 2 S: 8	H: 1 LOB: 0 BB: 0 P: 8	R: 0 E: 0 K: 1 S: 6	H: 1 LOB: 1 BB: 0 P: 6	R: 2 E: 0 K: 1 S: 7	H: 2 LOB: 0 BB: 0 P: 7	R: 0 E: 1 K: 0 S: 3	H: 0 LOB: 1 BB: 1 P: 7	R: 6 E: 0 K: 0 S: 9	H: 6 LOB: 0 BB: 0 P: 9	R: 0 E: 0 K: 2 S: 7	H: 0 LOB: 0 BB: 0 P: 7	R: 0 E: 0 K: 1 S: 7	H: 2 LOB: 3 BB: 1 P: 11	1B: 10 2B: 2 3B: 0 HR: 3	SF: 0 SAC: 1 DP: 0 HBP: 0	WP: 0 PB: 0 SB: 0 CS: 0	PA: 45
<b>PITCHER</b>	IP WLS BF H R ER SO BB IBB HBP BLK WP HR S P ERA WHIP																			
<b>Robin Roberts, R</b> (1, 1) ERA: 4.85	4.1 L 21 7 4 3 4 0 0 0 0 0 2 29 29 6.23 1.615																			
<b>Jack Baldschun, R</b> (5, 1) ERA: 5.4	2.2 15 6 6 6 0 1 0 0 0 0 1 14 18 20.25 2.625																			
<b>Ken Lehman, L</b> (8, 1) ERA: 2.45	2.0 9 2 0 0 3 0 1 0 0 0 0 0 14 18 0.00 1.000																			

AB	42
R	10
H	15
RBI	10
BB	2
SO	7
LOB	17



Batter	1	2	3	4	5	6	7	8	9	AB	R	H	RBI	BB	SO	LOB	BOTTOM			
<b>Bobby Del Greco, R</b> (1, 8) OBP: 0.390, SLG: 0.424	0-0 3-1 SF8 2B		0-0 6-3		0-0 6-3		0-0 L4-6 E 1B		0-3 K	5	1	2	1	0	1	0	<b>Cincinnati Reds @ Philadelphia Phillies</b> Connie Mack Stadium, Philadelphia, PA Sat Jun 17 1961, 3:33 AM EDT Att: 5,205 - Unknown			
<b>Tony Taylor, R</b> (1, 4) OBP: 0.283, SLG: 0.286	0-0 3-1		0-0 6-3		0-0 5-3		0-0 E1			4	0	0	0	0	0	2				
<b>Johnny Callison, L</b> (1, 9) OBP: 0.361, SLG: 0.390	0-0 SF8		0-0 F8			0-0 F7	0-0 L4-6			3	0	0	1	0	0	2				
<b>Pancho Herrera, R</b> (1, 3) OBP: 0.359, SLG: 0.455	0-0 FC5-4 1B			0-0 2B 6-3 1B		0-0 F9		0-3 K		4	1	2	0	0	1	0				
<b>Don Demeter, R</b> (1, 7) OBP: 0.292, SLG: 0.439	0-0 FC5-4			0-0 1-3 2B		0-3 K		0-3 K		4	0	1	0	0	2	1				
<b>Charley Smith, R</b> (1, 5) OBP: 0.316, SLG: 0.396		0-0 5-3		0-0 6-3		0-0 2B 1B	0-0 FC6-4 1B			4	1	2	1	0	0	1				
<b>Clay Dalrymple, L</b> (1, 2) OBP: 0.228, SLG: 0.250		0-0 L9		0-0 F8		0-0 P6	0-0 FC6-4			4	0	0	0	0	0	3				
<b>Ruben Amaro, R</b> (1, 6) OBP: 0.308, SLG: 0.286		0-0 2B		0-0 6-3		0-0 2B 1B		0-0 6-3		4	1	2	0	0	0	1				
<b>Robin Roberts, S</b> (1, 1) OBP: 0.136, SLG: 0.050		0-0 F7			0-0 F2		0-0 1B 2B		0-0 5-3	1	0	0	0	0	0	1				
<b>Jack Baldschun, R</b> (5, 1)										1	0	0	0	0	0	0				
<b>Elmer Valo, L</b> (7, PH) OBP: 0.270, SLG: 0.273										1	1	1	2	0	0	0				
<b>Ken Lehman, L</b> (8, 1)										0	0	0	0	0	0	0				
<b>Ken Walters, R</b> (9, PH) OBP: 0.295, SLG: 0.405										1	0	0	0	0	0	0				
<b>Inning Stats</b>	R: 1 E: 0 K: 0 S: 5	H: 2 LOB: 1 BB: 0 P: 5	R: 0 E: 0 K: 0 S: 4	H: 1 LOB: 1 BB: 0 P: 4	R: 0 E: 0 K: 0 S: 3	H: 0 LOB: 0 BB: 0 P: 3	R: 1 E: 0 K: 0 S: 5	H: 2 LOB: 1 BB: 0 P: 5	R: 0 E: 0 K: 1 S: 5	H: 0 LOB: 0 BB: 0 P: 5	R: 3 E: 1 K: 0 S: 7	H: 4 LOB: 1 BB: 0 P: 7	R: 0 E: 0 K: 2 S: 8	H: 1 LOB: 1 BB: 0 P: 8	R: 0 E: 0 K: 1 S: 5	H: 0 LOB: 0 BB: 0 P: 5	1B: 6 2B: 5 3B: 0 HR: 0	SF: 1 SAC: 0 DP: 1 HBP: 0	WP: 0 PB: 0 SB: 0 CS: 0	PA: 37
<b>PITCHER</b>	IP WLS BF H R ER SO BB IBB HBP BLK WP HR S P ERA WHIP																			
<b>Bob Purkey, R</b> (1, 1) ERA: 2.98	9.0 W 37 10 5 5 4 0 0 0 0 0 0 45 45 5.00 1.111																			

AB	36
R	5
H	10
RBI	5
BB	0
SO	4
LOB	11





Batter	1	2	3	4	5	6	7	8	9	AB	R	H	RBI	BB	SO	LOB	TOP				
Don Blasingame, L (1,4) OBP: 0.330, SLG: 0.345 Elio Chacon, R (6,4) OBP: 0.333, SLG: 0.167	5-3	L4-3		1B	2B	1-2 2-H	1B	5-3		4	1	2	1	0	0	1	<b>Cincinnati Reds @ Philadelphia Phillies</b> Sun Jun 18 1961, 3:38 AM EDT Att: 16,369 - Unknown Connie Mack Stadium, Philadelphia, PA <a href="http://livebaseballscorecards.com">livebaseballscorecards.com</a>				
Eddie Kasko, R (1,6) OBP: 0.371, SLG: 0.370 Leo Cardenas, R (6,6) OBP: 0.338, SLG: 0.365	1B	1B	L7	2B	1B	K	P6			4	1	2	1	0	1	2					
Vada Pinson, L (1,8) OBP: 0.373, SLG: 0.486	K		2B	2B	1-3	HR	1B	P6		5	2	2	0	0	1	2					
Wally Post, R (1,9) OBP: 0.373, SLG: 0.568	1B	1B	L7		F2	HR		6-3		5	1	2	2	0	0	1					
Gene Freese, R (1,5) OBP: 0.337, SLG: 0.530	1B				S	WP	HR	L7		5	2	4	2	0	0	0					
Frank Robinson, R (1,7) OBP: 0.376, SLG: 0.538	1-2 2-3	FC6-4	IBB		S	1B	HR	6-3		3	2	2	2	2	0	0					
Gordy Coleman, L (1,3) OBP: 0.326, SLG: 0.514 Dick Gernert, R (5, PH) OBP: 0.348, SLG: 0.389	FC6-4		K		1-3 2-H	K	5-3	F3		2	0	0	0	0	1	5					
Bob Schmidt, R (1,2) OBP: 0.218, SLG: 0.186		F2		F8	1B	1B	G4-6-3	F2		4	1	1	0	1	0	0					
Jim O'Toole, S (1,1) OBP: 0.256, SLG: 0.243	L4-3	BB	K	K	1-2 3-H	1B	G4-6-3	3-1		4	0	1	1	1	1	1					
<b>Inning Stats</b>	R: 1 E: 0 K: 1 S: 9	H: 4 LOB: 3 BB: 0 P: 9	R: 0 E: 0 K: 0 S: 2	H: 0 LOB: 0 BB: 1 P: 6	R: 1 E: 0 K: 1 S: 7	H: 2 LOB: 1 BB: 1 P: 11	R: 1 E: 0 K: 1 S: 7	H: 2 LOB: 2 BB: 0 P: 7	R: 3 E: 1 K: 2 S: 10	H: 3 LOB: 2 BB: 2 P: 18	R: 4 E: 0 K: 0 S: 7	H: 5 LOB: 0 BB: 0 P: 7	R: 0 E: 0 K: 0 S: 3	H: 0 LOB: 0 BB: 0 P: 3	R: 0 E: 0 K: 0 S: 3	H: 0 LOB: 0 BB: 0 P: 3		1B: 11 2B: 4 3B: 0 HR: 2	SF: 0 SAC: 0 DP: 2 HBP: 0	WP: 1 PB: 0 CS: 3	PA: 45
<b>PITCHER</b>	IP	WLS	BF	H	R	ER	SO	BB	IBB	HBP	BLK	WP	HR	S	P	ERA	WHIP				
Chris Short, L (1,1) ERA: 5.4	4.2	L	28	11	6	6	4	1	3	0	0	1	0	32	48	11.57	2.571				
Robin Roberts, R (5,1) ERA: 4.53	0.1		1	0	0	0	1	0	0	0	0	0	0	3	3	0.00	0.000				
Jack Baldschun, R (6,1) ERA: 6.64	2.0		10	5	4	4	0	0	0	0	0	0	2	10	10	18.00	2.500				
Ken Lehman, L (8,1) ERA: 2.25	2.0		6	0	0	0	0	0	0	0	0	0	0	6	6	0.00	0.000				

Batter	1	2	3	4	5	6	7	8	9	AB	R	H	RBI	BB	SO	LOB	BOTTOM					
Bobby Malkmus, R (1,4) OBP: 0.253, SLG: 0.280	6-3		K			1B	WP	1B		4	0	2	0	0	1	2	<b>Cincinnati Reds @ Philadelphia Phillies</b> Sun Jun 18 1961, 3:38 AM EDT Att: 16,369 - Unknown Connie Mack Stadium, Philadelphia, PA <a href="http://livebaseballscorecards.com">livebaseballscorecards.com</a>					
Charley Smith, R (1,5) OBP: 0.303, SLG: 0.377	F7		G5-4-3			P4		K		4	0	0	0	0	1	4						
Bobby Gene Smith, R (1,9) OBP: 0.304, SLG: 0.324	P6				6-3			F3		4	0	1	0	0	0	1						
Pancho Herrera, R (1,3) OBP: 0.364, SLG: 0.454		6-3		G6-4-3	1B	K		1B		4	0	2	0	0	1	2						
Don Demeter, R (1,7) OBP: 0.289, SLG: 0.421		F9		G6-4-3		P3		5-3		4	0	0	0	0	0	3						
Bobby Del Greco, R (1,8) OBP: 0.384, SLG: 0.397					K		G6-4-3	BB	P4	3	0	1	0	1	1	0						
Cal Neeman, R (1,2) OBP: 0.306, SLG: 0.258		K			F7	G6-4-3		1B		4	0	1	0	0	1	2						
Ruben Amaro, R (1,6) OBP: 0.324, SLG: 0.308			E5					F8		4	0	3	0	0	0	1						
Chris Short, R (1,1) Robin Roberts, S (5,1) Jim Woods, L (5, PH) Jack Baldschun, R (6,1) Ken Walters, R (7, PH) Ken Lehman, L (8,1)			SH						5-3	0	0	0	0	0	0	0						
<b>Inning Stats</b>	R: 0 E: 0 K: 0 S: 3	H: 0 LOB: 0 BB: 0 P: 3	R: 0 E: 0 K: 1 S: 6	H: 1 LOB: 1 BB: 0 P: 6	R: 0 E: 1 K: 1 S: 6	H: 1 LOB: 1 BB: 0 P: 6	R: 0 E: 0 K: 0 S: 3	H: 1 LOB: 0 BB: 0 P: 3	R: 0 E: 0 K: 2 S: 8	H: 1 LOB: 1 BB: 0 P: 8	R: 0 E: 0 K: 1 S: 7	H: 2 LOB: 2 BB: 0 P: 7	R: 0 E: 0 K: 0 S: 3	H: 1 LOB: 1 BB: 1 P: 7	R: 0 E: 0 K: 1 S: 6	H: 2 LOB: 1 BB: 0 P: 6		R: 0 E: 0 K: 0 S: 4	H: 1 LOB: 1 BB: 0 P: 4	1B: 9 2B: 1 3B: 0 HR: 0	SF: 0 SAC: 1 DP: 3 HBP: 0	WP: 1 PB: 0 SB: 0 CS: 0
<b>PITCHER</b>	IP	WLS	BF	H	R	ER	SO	BB	IBB	HBP	BLK	WP	HR	S	P	ERA	WHIP					
Jim O'Toole, L (1,1) ERA: 3.13	9.0	W	35	10	0	0	6	1	0	0	0	1	0	46	50	0.00	1.222					



Batter	1	2	3	4	5	6	7	8	9	AB	R	H	RBI	BB	SO	LOB	TOP					
<b>Julio Gotay, R</b> OBP: 0.388, SLG: 0.389 (1, 6)	L5	F8		4-3			FC1-6 1B			5	0	2	0	0	0	1						
<b>Carl Warwick, R</b> OBP: 0.298, SLG: 0.374 (1, 8) (9, 9)	5-3		K		F9		FC1-6 BB 1B	P6		5	1	0	0	0	1	2						
<b>Bill White, L</b> OBP: 0.354, SLG: 0.442 (1, 3)	1B 1B		K		F8		1B BB 1B		G6-4-3 BB	4	1	2	0	1	1	0						
<b>Ken Boyer, R</b> OBP: 0.390, SLG: 0.496 (1, 5)	1B 1B		BB 1B		F8		1B BB		G6-4-3 BB	4	2	2	0	1	0	1						
<b>Joe Cunningham, L</b> OBP: 0.419, SLG: 0.399 <b>Curt Flood, R</b> OBP: 0.333, SLG: 0.370 (1, 9) (9, 8)			1B BB			2B 1B			L9	4	1	3	3	1	0	0						
<b>Charlie James, R</b> OBP: 0.343, SLG: 0.456 (1, 7)	K		1B			SH5-3 1H SH3-4 2B				4	1	2	2	0	2	4						
<b>Jimmie Schaffer, R</b> OBP: 0.233, SLG: 0.333 (1, 2)		F2	P5			SH5-3 2B				3	0	0	0	0	1	5						
<b>Bob Lillis, R</b> OBP: 0.254, SLG: 0.217 (1, 4)		SH3-4 1B			P4		SH3-4		P4	3	0	1	1	0	0	0						
<b>Bob Gibson, R</b> OBP: 0.241, SLG: 0.192 (1, 1)		SH3-4			K		K		K	3	0	0	0	0	3	0						
<b>Inning Stats</b>	R: 2 E: 0 K: 1 S: 8	H: 3 LOB: 1 BB: 0 P: 8	R: 0 E: 0 K: 0 S: 4	H: 1 LOB: 1 BB: 0 P: 4	R: 1 E: 0 K: 2 S: 9	H: 2 LOB: 2 BB: 1 P: 13	R: 0 E: 0 K: 1 S: 5	H: 0 LOB: 0 BB: 0 P: 5	R: 0 E: 0 K: 0 S: 3	H: 0 LOB: 0 BB: 0 P: 3	R: 2 E: 0 K: 1 S: 7	H: 2 LOB: 0 BB: 0 P: 7	R: 1 E: 0 K: 2 S: 10	H: 3 LOB: 3 BB: 1 P: 14	R: 0 E: 0 K: 1 S: 6	H: 1 LOB: 1 BB: 0 P: 6	R: 0 E: 0 K: 0 S: 2	H: 0 LOB: 0 BB: 1 P: 6	1B: 11 2B: 2 3B: 0 HR: 0	SF: 0 SAC: 3 DP: 1 HBP: 0	WP: 0 PB: 0 SB: 0 CS: 0	PA: 41
<b>PITCHER</b>	IP	WLS	BF	H	R	ER	SO	BB	IBB	HBP	BLK	WP	HR	S	P	ERA	WHIP					
<b>Joey Jay, R</b> ERA: 3.12 <b>Marshall Bridges, L</b> ERA: 7.11 <b>Howie Nunn, R</b> ERA: 2.76 (1, 1) (7, 1) (9, 1)	6.0	L	27	8	5	5	5	1	0	0	0	0	0	36	40	7.50	1.500					
<b>PITCHER</b>	IP	WLS	BF	H	R	ER	SO	BB	IBB	HBP	BLK	WP	HR	S	P	ERA	WHIP					
<b>Joey Jay, R</b> ERA: 2.76 <b>Marshall Bridges, L</b> ERA: 7.11 <b>Howie Nunn, R</b> ERA: 2.76 (1, 1) (7, 1) (9, 1)	9.0	W	35	5	3	3	7	3	0	0	0	2	0	46	58	3.00	0.889					

St. Louis Cardinals @ Cincinnati Reds  
Crosley Field, Cincinnati, OH  
Tue Jun 20 1961, 7:05 PM EDT  
Att: 32,019 - Unknown

AB	35
R	6
H	12
RBI	6
BB	3
SO	8
LOB	13



Batter	1	2	3	4	5	6	7	8	9	AB	R	H	RBI	BB	SO	LOB	BOTTOM					
<b>Eddie Kasko, R</b> OBP: 0.366, SLG: 0.361 (1, 6)	FC4-6 BB 1B		P6			K		5-3		4	0	1	0	0	1	0						
<b>Don Blasingame, L</b> OBP: 0.329, SLG: 0.337 (1, 4)	FC4-6 BB		6-3			K			1B WP SF7 1B	3	1	1	0	1	1	0						
<b>Vada Pinson, L</b> OBP: 0.360, SLG: 0.469 (1, 8)	FC4-6				G3		6-3		K	4	0	0	0	0	1	3						
<b>Gus Bell, L</b> OBP: 0.269, SLG: 0.330 (1, 7)	F8				3-1		G3		BB 2B 1B	4	1	1	0	0	0	2						
<b>Gordy Coleman, L</b> OBP: 0.324, SLG: 0.507 (1, 3)	6-3				4-3		F7		SF7	3	0	0	1	0	0	2						
<b>Frank Robinson, R</b> OBP: 0.386, SLG: 0.537 (1, 9)			K			WP BB			2B BB	2	1	1	0	2	1	0						
<b>Gene Freese, R</b> OBP: 0.341, SLG: 0.535 (1, 5)			K			F3			F9	4	0	1	2	0	1	2						
<b>Jerry Zimmerman, R</b> OBP: 0.278, SLG: 0.257 <b>Dick Cernert, R</b> OBP: 0.321, SLG: 0.348 (1, 2) (9, PH)			5-3			K			F2	3	0	0	0	0	1	1						
<b>Joey Jay, S</b> OBP: 0.054, SLG: 0.081 <b>Marshall Bridges, S</b> OBP: 0.400, SLG: 0.680 <b>Jerry Lynch, L</b> OBP: 0.187, SLG: 0.167 (1, 1) (7, 1) (8, PH) (9, 1)					4-3		F7		5-3	2	0	0	0	0	0	1						
<b>Inning Stats</b>	R: 0 E: 0 K: 0 S: 4	H: 1 LOB: 2 BB: 1 P: 8	R: 0 E: 0 K: 2 S: 7	H: 0 LOB: 0 BB: 0 P: 7	R: 0 E: 0 K: 0 S: 3	H: 0 LOB: 0 BB: 0 P: 3	R: 0 E: 0 K: 0 S: 3	H: 0 LOB: 0 BB: 0 P: 3	R: 0 E: 0 K: 1 S: 5	H: 0 LOB: 1 BB: 1 P: 9	R: 0 E: 0 K: 2 S: 7	H: 0 LOB: 0 BB: 0 P: 7	R: 0 E: 0 K: 0 S: 4	H: 1 LOB: 1 BB: 0 P: 4	R: 0 E: 0 K: 0 S: 3	H: 0 LOB: 0 BB: 0 P: 3	R: 3 E: 0 K: 2 S: 10	H: 3 LOB: 1 BB: 1 P: 14	1B: 4 2B: 2 3B: 0 HR: 0	SF: 1 SAC: 0 DP: 0 HBP: 0	WP: 2 PB: 0 SB: 0 CS: 0	PA: 35
<b>PITCHER</b>	IP	WLS	BF	H	R	ER	SO	BB	IBB	HBP	BLK	WP	HR	S	P	ERA	WHIP					
<b>Bob Gibson, R</b> ERA: 2.79 (1, 1)	9.0	W	35	5	3	3	7	3	0	0	0	2	0	46	58	3.00	0.889					
<b>PITCHER</b>	IP	WLS	BF	H	R	ER	SO	BB	IBB	HBP	BLK	WP	HR	S	P	ERA	WHIP					
<b>Bob Gibson, R</b> ERA: 2.79 (1, 1)	9.0	W	35	5	3	3	7	3	0	0	0	2	0	46	58	3.00	0.889					

St. Louis Cardinals @ Cincinnati Reds  
Crosley Field, Cincinnati, OH  
Tue Jun 20 1961, 7:05 PM EDT  
Att: 32,019 - Unknown

AB	31
R	3
H	5
RBI	3
BB	3
SO	7
LOB	12





Batter	1	2	3	4	5	6	7	8	9	AB	R	H	RBI	BB	SO	LOB	TOP					
<b>Julio Gotay, R</b> OBP: 0.333, SLG: 0.391 (1, 6)										5	1	1	0	0	1	4	<b>St. Louis Cardinals @ Cincinnati Reds</b> Crosley Field, Cincinnati, OH Wed Jun 21 1961, 7:05 PM EDT Att: 10,387 - Unknown					
<b>Joe Cunningham, L</b> OBP: 0.415, SLG: 0.389 (1, 9)										4	0	0	0	1	0	4						
<b>Bill White, L</b> OBP: 0.357, SLG: 0.443 (1, 3)										4	0	2	1	0	0	1						
<b>Ken Boyer, R</b> OBP: 0.391, SLG: 0.500 (1, 5)										4	0	2	0	0	1	2						
<b>Stan Musial, L</b> OBP: 0.391, SLG: 0.520 (1, 7)										3	0	0	0	1	0	2						
<b>Tim McCarver, L</b> OBP: 0.286, SLG: 0.393 (1, 2)										4	1	2	0	0	0	2						
<b>Carl Warwick, R</b> OBP: 0.232, SLG: 0.366 (6, PH)										2	0	0	0	0	1	0						
<b>Charlie James, R</b> OBP: 0.347, SLG: 0.451 (6, 8)										1	0	0	0	0	1	2						
<b>Bob Lillis, R</b> OBP: 0.250, SLG: 0.213 (5, PH)										1	0	0	0	0	0	1						
<b>Red Schoendienst, S</b> OBP: 0.304, SLG: 0.399 (5, 4)										2	0	1	0	1	0	2						
<b>Ernie Broglio, R</b> OBP: 0.171, SLG: 0.158 (1, 1)										1	0	0	0	0	0	0						
<b>Al Cicotte, R</b> OBP: 0.111, SLG: 0.111 (4, 1)										1	0	0	0	0	1	1						
<b>Don Taussig, R</b> OBP: 0.435, SLG: 0.619 (7, PH)										1	0	0	0	1	1	1						
<b>Lindy McDaniel, R</b> OBP: 0.111, SLG: 0.111 (7, 1)										0	0	0	0	0	0	0						
<b>Carl Sawatski, L</b> OBP: 0.395, SLG: 0.563 (9, PH)										1	0	1	1	0	0	0						
<b>Inning Stats</b>	R: 1 E: 0 K: 0 S: 5	H: 3 LOB: 2 BB: 1 P: 9	R: 0 E: 1 K: 0 S: 3	H: 0 LOB: 0 BB: 0 P: 3	R: 0 E: 0 K: 1 S: 5	H: 0 LOB: 1 BB: 1 P: 9	R: 0 E: 0 K: 1 S: 5	H: 0 LOB: 0 BB: 0 P: 5	R: 0 E: 0 K: 1 S: 6	H: 1 LOB: 1 BB: 0 P: 6	R: 0 E: 0 K: 2 S: 9	H: 2 LOB: 2 BB: 0 P: 9	R: 0 E: 0 K: 1 S: 4	H: 0 LOB: 0 BB: 1 P: 8	R: 0 E: 0 K: 0 S: 4	H: 1 LOB: 1 BB: 0 P: 4	R: 1 E: 0 K: 0 S: 5	H: 2 LOB: 2 BB: 0 P: 6	1B: 7 2B: 3 3B: 0 HR: 0	SF: 0 SAC: 0 DP: 2 HBP: 1	WP: 0 PB: 0 SB: 0 CS: 0	PA: 38
<b>PITCHER</b> <b>Ken Hunt, R</b> ERA: 2.73 (1, 1)	IP: 9.0 WLS: W BF: 38 H: 9 R: 2 ER: 2 SO: 6 BB: 2 IBB: 1 HBP: 1 BLK: 0 WP: 0 HR: 0 S: 46 P: 59 ERA: 2.00 WHIP: 1.222															<b>PITCHER</b>						


Batter	1	2	3	4	5	6	7	8	9	AB	R	H	RBI	BB	SO	LOB	BOTTOM			
<b>Eddie Kasko, R</b> OBP: 0.367, SLG: 0.362 (1, 6)										5	2	2	0	0	0	3	<b>St. Louis Cardinals @ Cincinnati Reds</b> Crosley Field, Cincinnati, OH Wed Jun 21 1961, 7:05 PM EDT Att: 10,387 - Unknown			
<b>Don Blasingame, L</b> OBP: 0.326, SLG: 0.330 (1, 4)										4	1	0	0	1	1	3				
<b>Vada Pinson, L</b> OBP: 0.359, SLG: 0.465 (1, 8)										4	0	1	1	0	0	1				
<b>Frank Robinson, R</b> OBP: 0.392, SLG: 0.557 (1, 9)										3	3	3	3	0	0	0				
<b>Gus Bell, L</b> OBP: 0.276, SLG: 0.363 (1, 7)										4	2	2	2	0	1	1				
<b>Gordy Coleman, L</b> OBP: 0.323, SLG: 0.511 (1, 3)										4	1	1	2	0	1	1				
<b>Gene Freese, R</b> OBP: 0.342, SLG: 0.534 (1, 5)										2	0	1	0	0	0	0				
<b>Leo Cardenas, R</b> OBP: 0.329, SLG: 0.354 (6, 6)										2	0	0	0	0	1	0				
<b>Jerry Zimmerman, R</b> OBP: 0.286, SLG: 0.267 (1, 2)										4	0	2	0	0	0	1				
<b>Ken Hunt, R</b> OBP: 0.207, SLG: 0.185 (1, 1)										3	0	1	0	0	2	1				
<b>Inning Stats</b>	R: 2 E: 0 K: 0 S: 5	H: 2 LOB: 1 BB: 1 P: 9	R: 0 E: 0 K: 1 S: 5	H: 0 LOB: 0 BB: 0 P: 5	R: 3 E: 0 K: 1 S: 8	H: 3 LOB: 0 BB: 0 P: 8	R: 0 E: 0 K: 0 S: 4	H: 1 LOB: 1 BB: 0 P: 4	R: 1 E: 0 K: 1 S: 6	H: 1 LOB: 0 BB: 0 P: 6	R: 0 E: 0 K: 1 S: 6	H: 1 LOB: 0 BB: 0 P: 6	R: 0 E: 0 K: 1 S: 5	H: 0 LOB: 0 BB: 0 P: 5	R: 3 E: 1 K: 1 S: 10	H: 5 LOB: 2 BB: 0 P: 10	1B: 10 2B: 0 3B: 1 HR: 2	SF: 1 SAC: 1 DP: 0 HBP: 0	WP: 1 PB: 1 SB: 1 CS: 0	PA: 38
<b>PITCHER</b> <b>Ernie Broglio, R</b> ERA: 4.08 (1, 1)	IP: 3.2 WLS: L BF: 18 H: 6 R: 5 ER: 5 SO: 2 BB: 1 IBB: 0 HBP: 0 BLK: 0 WP: 0 HR: 1 S: 21 P: 25 ERA: 12.27 WHIP: 1.909															<b>PITCHER</b>				
<b>Al Cicotte, R</b> ERA: 4.1 (4, 1)	2.1 WLS: L BF: 9 H: 2 R: 1 ER: 1 SO: 2 BB: 0 IBB: 0 HBP: 0 BLK: 0 WP: 0 HR: 0 S: 13 P: 13 ERA: 3.86 WHIP: 0.857																			
<b>Lindy McDaniel, R</b> ERA: 5.54 (7, 1)	2.0 WLS: L BF: 11 H: 5 R: 3 ER: 3 SO: 2 BB: 0 IBB: 0 HBP: 0 BLK: 0 WP: 1 HR: 0 S: 15 P: 15 ERA: 13.50 WHIP: 2.500																			






Batter	1	2	3	4	5	6	7	8	9	AB	R	H	RBI	BB	SO	LOB	TOP								
<b>Maury Wills, S</b> OBP: 0.391, SLG: 0.363 (1, 6)										6	1	5	2	0	0	0	<b>Los Angeles Dodgers @ Cincinnati Reds</b> Crosley Field, Cincinnati, OH Sat Jun 24 1961, 3:33 AM EDT Att: 14,380 - Unknown								
<b>Jim Gilliam, S</b> OBP: 0.366, SLG: 0.390 (1, 5)										4	1	1	2	2	2	7									
<b>Duke Snider, L</b> OBP: 0.333, SLG: 0.394 (1, 9)										4	1	1	1	2	0	3									
<b>Wally Moon, L</b> OBP: 0.446, SLG: 0.595 (1, 7)										4	0	0	0	1	0	2									
<b>Tommy Davis, R</b> OBP: 0.332, SLG: 0.490 (1, 8)										5	2	2	1	0	0	4									
<b>John Roseboro, L</b> OBP: 0.353, SLG: 0.524 (8, PH)										3	1	1	0	1	0	0									
<b>Norm Sherry, R</b> OBP: 0.356, SLG: 0.512 (8, 2)										1	0	0	0	0	1	1									
<b>Norm Larker, L</b> OBP: 0.357, SLG: 0.357 (5, PH)										1	1	1	0	1	0	0									
<b>Gil Hodges, R</b> OBP: 0.303, SLG: 0.418 (5, 3)										3	0	1	1	0	1	1									
<b>Charlie Neal, R</b> OBP: 0.309, SLG: 0.400 (1, 4)										4	1	2	1	1	1	1									
<b>Sandy Koufax, R</b> OBP: 0.175, SLG: 0.029 (4, PH)										1	0	0	0	0	1	2									
<b>Ron Fairly, L</b> OBP: 0.269, SLG: 0.539 (4, 1)										1	0	0	0	0	1	1									
<b>Turk Farrell, L</b> OBP: 0.143, SLG: 0.143 (7, PH)										1	0	0	0	0	0	3									
<b>Daryl Spencer, R</b> OBP: 0.255, SLG: 0.390 (7, 1)										0	0	0	0	0	0	0									
<b>Larry Sherry, R</b> OBP: 0.226, SLG: 0.456 (9, PH)										1	1	1	1	0	0	0									
<b>Ron Perranoski, L</b> OBP: 0.226, SLG: 0.456 (9, PH)										0	0	0	0	0	0	0									
<b>Frank Howard, R</b> OBP: 0.226, SLG: 0.456 (9, PH)										1	1	1	1	0	0	0									
<b>Roger Craig, R</b> OBP: 0.226, SLG: 0.159 (9, 1)										0	0	0	0	0	0	0									
<b>Inning Stats</b>	R: 0 E: 0 K: 0 S: 8	H: 1 LOB: 2 BB: 2 P: 17	R: 1 E: 0 K: 1 S: 17	H: 3 LOB: 2 BB: 0 P: 25	R: 1 E: 0 K: 0 S: 7	H: 1 LOB: 0 BB: 0 P: 14	R: 0 E: 0 K: 2 S: 12	H: 1 LOB: 2 BB: 1 P: 26	R: 1 E: 0 K: 1 S: 12	H: 2 LOB: 1 BB: 1 P: 22	R: 1 E: 0 K: 1 S: 9	H: 1 LOB: 1 BB: 1 P: 16	R: 2 E: 0 K: 1 S: 18	H: 3 LOB: 3 BB: 2 P: 34	R: 0 E: 0 K: 1 S: 13	H: 0 LOB: 1 BB: 0 P: 20	R: 3 E: 0 K: 0 S: 12	H: 3 LOB: 0 BB: 0 P: 18	1B: 8 2B: 3 3B: 0 HR: 5	SF: 0 SAC: 0 DP: 2 HBP: 0	WP: 0 PB: 1 SB: 1 CS: 0	PA: 48			
<b>PITCHER</b>	IP	WLS	BF	H	R	ER	SO	BB	IBB	HBP	BLK	WP	HR	S	P	ERA	WHIP								
<b>Jim Maloney, R</b> ERA: 3.9 (1, 1)	4.2		24	8	3	3	3	4	0	0	0	0	2	53	100	5.79	2.571								
<b>Marshall Bridges, L</b> ERA: 7.84 (5, 1)	1.2		11	3	3	3	2	2	1	0	0	0	1	22	40	16.20	3.000								
<b>Jay Hook, R</b> ERA: 6.49 (7, 1)	0.2		4	1	0	0	1	1	0	0	0	0	0	9	19	0.00	3.000								
<b>Bill Henry, L</b> ERA: 3.68 (8, 1)	2.0	L	9	3	3	3	1	0	0	0	0	0	2	24	33	13.50	1.500								

Batter	1	2	3	4	5	6	7	8	9	AB	R	H	RBI	BB	SO	LOB	BOTTOM									
<b>Don Blasingame, L</b> OBP: 0.331, SLG: 0.330 (1, 4)										5	1	1	0	0	1	2	<b>Los Angeles Dodgers @ Cincinnati Reds</b> Crosley Field, Cincinnati, OH Sat Jun 24 1961, 3:33 AM EDT Att: 14,380 - Unknown									
<b>Eddie Kasko, R</b> OBP: 0.366, SLG: 0.367 (1, 6)										5	1	2	0	0	1	0										
<b>Vada Pinson, L</b> OBP: 0.360, SLG: 0.457 (1, 8)										3	2	0	0	2	1	1										
<b>Frank Robinson, R</b> OBP: 0.409, SLG: 0.607 (1, 9)										4	2	3	3	1	0	0										
<b>Gene Freese, R</b> OBP: 0.338, SLG: 0.535 (1, 5)										4	1	1	2	1	0	3										
<b>Wally Post, R</b> OBP: 0.356, SLG: 0.538 (6, PH)										2	0	0	0	0	1	1										
<b>Gus Bell, L</b> OBP: 0.288, SLG: 0.350 (7, 7)										1	0	0	1	1	0	0										
<b>Dick Gemert, R</b> OBP: 0.333, SLG: 0.333 (1, 3)										1	0	0	0	0	0	1										
<b>Gordy Coleman, L</b> OBP: 0.326, SLG: 0.508 (4, PH)										3	0	2	1	0	1	0										
<b>Bob Schmidt, R</b> OBP: 0.212, SLG: 0.171 (1, 2)										3	0	0	0	1	1	3										
<b>Jim Maloney, L</b> OBP: 0.333, SLG: 0.471 (5, 1)										2	0	0	0	0	1	0										
<b>Marshall Bridges, S</b> ERA: 4.56 (5, 1)										1	0	0	0	0	1	2										
<b>Jay Hook, L</b> OBP: 0.288, SLG: 0.288 (7, 1)										0	0	0	0	0	0	0										
<b>Bill Henry, L</b> ERA: 5.61 (8, 1)										1	0	0	0	0	1	0										
<b>Inning Stats</b>	R: 0 E: 0 K: 2 S: 8	H: 0 LOB: 0 BB: 0 P: 11	R: 0 E: 0 K: 1 S: 9	H: 1 LOB: 1 BB: 0 P: 12	R: 5 E: 0 K: 0 S: 19	H: 4 LOB: 0 BB: 1 P: 28	R: 0 E: 0 K: 3 S: 9	H: 0 LOB: 0 BB: 0 P: 13	R: 0 E: 0 K: 0 S: 7	H: 1 LOB: 2 BB: 1 P: 16	R: 0 E: 0 K: 1 S: 12	H: 1 LOB: 2 BB: 1 P: 19	R: 2 E: 0 K: 0 S: 12	H: 2 LOB: 2 BB: 3 P: 26	R: 0 E: 0 K: 2 S: 7	H: 0 LOB: 0 BB: 0 P: 9	R: 0 E: 0 K: 0 S: 5	H: 0 LOB: 0 BB: 0 P: 5	1B: 5 2B: 3 3B: 0 HR: 1	SF: 0 SAC: 0 DP: 1 HBP: 0	WP: 0 PB: 1 SB: 0 CS: 0	PA: 41				
<b>PITCHER</b>	IP	WLS	BF	H	R	ER	SO	BB	IBB	HBP	BLK	WP	HR	S	P	ERA	WHIP									
<b>Sandy Koufax, L</b> ERA: 3.12 (1, 1)	3.0		15	5	5	5	3	1	0	0	0	0	0	28	48	0.00	1.000									
<b>Turk Farrell, R</b> ERA: 4.56 (4, 1)	3.0		13	2	0	0	4	1	1	0	0	0	0	8	17	54.00	6.000									
<b>Larry Sherry, R</b> ERA: 3.33 (7, 1)	0.1		4	1	2	2	0	1	1	0	0	0	0	0	11	18	0.00	1.200								
<b>Ron Perranoski, L</b> ERA: 2.43 (7, 1)	1.2	W	6	1	0	0	2	1	0	0	0	0	0	5	5	0.00	0.000									
<b>Roger Craig, R</b> ERA: 5.61 (9, 1)	1.0	S	3	0	0	0	0	0	0	0	0	0	0	5	5	0.00	0.000									

Batter	1	2	3	4	5	6	7	8	9	AB	R	H	RBI	BB	SO	LOB	TOP	
<b>Maury Wills, S</b> OBP: 0.382, SLG: 0.368	0-1 FC6-4 1B		1-2 4-3			1-1 F8	1-2 2B		1-0 F6	5	0	2	1	0	0	1	<b>Los Angeles Dodgers @ Cincinnati Reds</b> Crosley Field, Cincinnati, OH Sun Jun 25 1961, 3:33 AM EDT Att: 28,763 - Unknown 	
<b>Charlie Neal, R</b> OBP: 0.306, SLG: 0.393	1-2 FC6-4 CS			1-1 F8		1-2 1B		1-1 F4	0-0 F4	5	0	1	0	0	0	2		
<b>Duke Snider, L</b> OBP: 0.318, SLG: 0.373	1-3 1-2			2-2 4-3		0-3 K		2-1 F8		4	0	0	0	0	2	2		
<b>Tommy Davis, R</b> OBP: 0.335, SLG: 0.486		4-1 BB		1-0 F3		1-2 F9		4-2 1B BB		2	0	0	0	2	0	1		
<b>Wally Moon, L</b> OBP: 0.447, SLG: 0.591		0-1 F7			2-1 4-3		4-1 1B FC4-6 BB	0-1 1-3 1B		3	1	1	0	1	0	1		
<b>John Roseboro, L</b> OBP: 0.353, SLG: 0.519		0-0 F7			4-2 BB		2-2 F3	4-2 BB		2	0	0	0	1	0	2		
<b>Bob Aspromonte, R</b> OBP: 0.381, SLG: 0.316										0	0	0	0	1	0	0		
<b>Willie Davis, L</b> OBP: 0.321, SLG: 0.481										0	0	0	0	0	0	0		
<b>Norm Sherry, R</b> OBP: 0.356, SLG: 0.512										0	0	0	0	0	0	0		
<b>Daryl Spencer, R</b> OBP: 0.341, SLG: 0.390					4-2 BB		2-1 FC4-6 1B	1-3 K		3	0	1	0	1	2	4		
<b>Norm Larker, L</b> OBP: 0.304, SLG: 0.347			0-0 4-3		2-2 F4		0-1 FC4-6 2B	0-0 F4		4	1	0	1	0	0	3		
<b>Stan Williams, R</b> ERA: 3.07			0-3 K		1-3 K		4-0 2B BB	1-1 1B		1	0	0	0	0	1	0		
<b>Inning Stats</b>	R: 0 H: 1 E: 0 K: 1 S: 11	L: 1 BB: 0 P: 13	R: 0 H: 0 E: 0 K: 1 S: 8	R: 0 H: 0 E: 0 K: 1 S: 8	R: 0 H: 0 E: 0 K: 0 S: 6	R: 0 H: 0 E: 0 K: 1 S: 15	R: 0 H: 1 E: 0 K: 1 S: 11	R: 2 H: 2 E: 1 K: 0 S: 13	R: 0 H: 1 E: 0 K: 1 S: 15	H: 1 LOB: 3 BB: 2 P: 7	R: 0 H: 1 E: 0 K: 0 S: 5	H: 1 LOB: 1 BB: 0 P: 7	1B: 5 2B: 2 3B: 0 HR: 0	SF: 0 SAC: 0 DP: 1 HBP: 0	WP: 0 PB: 0 SB: 0 CS: 1	PA: 38		
<b>PITCHER</b>	IP	WLS	BF	H	R	ER	SO	BB	IBB	HBP	BLK	WP	HR	S	P	ERA		WHIP
<b>Joey Jay, R</b> ERA: 3.07	7.2	W	32	5	2	2	5	6	0	0	0	0	0	80	130	2.35		1.435
<b>Jim O'Toole, L</b> ERA: 3.32	0.0		1	0	0	0	0	1	0	0	0	0	0	3	7	∞	∞	
<b>Jim Brosnan, R</b> ERA: 2.7	1.1	S	5	1	0	0	1	0	0	0	0	0	0	9	12	0.00	0.750	

Batter	1	2	3	4	5	6	7	8	9	AB	R	H	RBI	BB	SO	LOB	BOTTOM
<b>Don Blasingame, L</b> OBP: 0.337, SLG: 0.342	2-2 BB 2B	0-1 1B			1-2 F7		1-1 BB			4	1	3	0	0	0	0	<b>Los Angeles Dodgers @ Cincinnati Reds</b> Crosley Field, Cincinnati, OH Sun Jun 25 1961, 3:33 AM EDT Att: 28,763 - Unknown 
<b>Gus Bell, L</b> OBP: 0.301, SLG: 0.353	4-2 2B SF8 BB	2-1 G3			0-0 1B		4-2 BB			2	1	1	0	2	0	1	
<b>Vada Pinson, L</b> OBP: 0.358, SLG: 0.458	0-0 5-3 BLK 2B		0-0 F9		1-3 K		2-1 F3			4	1	1	1	0	1	4	
<b>Frank Robinson, R</b> OBP: 0.407, SLG: 0.599	4-0 BLK 5-3 IBB		1-2 6-3		3-2 L7		2-2 F7			3	0	0	0	1	0	4	
<b>Gordy Coleman, L</b> OBP: 0.321, SLG: 0.502	1-1 SF8		1-3 K					2-1 1-3		3	0	0	1	0	2	0	
<b>Gene Freese, R</b> OBP: 0.337, SLG: 0.531	1-2 5-3			0-0 1B		3-1 F8		0-0 5-3		4	0	1	0	0	0	2	
<b>Leo Cardenas, R</b> OBP: 0.313, SLG: 0.333	1-1 F7			2-3 K		1-3 K		4-2 FC6-4 BB		3	0	0	0	0	2	2	
<b>Jerry Lynch, L</b> OBP: 0.419, SLG: 0.660										0	0	0	0	1	0	0	
<b>Eddie Kasko, R</b> OBP: 0.366, SLG: 0.367										0	0	0	0	0	0	0	
<b>Jerry Zimmerman, R</b> OBP: 0.287, SLG: 0.270		1-0 B3-6-4 1B		1-0 F2		0-1 FC3-6 1B		3-1 FC6-4		4	0	2	0	0	0	2	
<b>Joey Jay, S</b> OBP: 0.050, SLG: 0.075		0-1 1B		2-3 K		2-2 FC3-6 1B				3	0	0	0	0	1	3	
<b>Jim O'Toole, S</b> OBP: 0.244, SLG: 0.231		B3-6-4								0	0	0	0	0	0	0	
<b>Jim Brosnan, R</b>		1-2								0	0	0	0	0	0	0	
<b>Inning Stats</b>	R: 3 H: 2 E: 0 K: 0 S: 15	L: 2 LOB: 1 BB: 2 P: 28	R: 0 H: 2 E: 0 K: 0 S: 7	R: 0 H: 0 E: 0 K: 1 S: 10	R: 0 H: 1 E: 0 K: 2 S: 10	R: 0 H: 1 E: 0 K: 1 S: 11	R: 0 H: 0 E: 0 K: 2 S: 8	R: 0 H: 2 E: 0 K: 0 S: 16	R: 0 H: 0 E: 0 K: 0 S: 7	H: 2 LOB: 3 BB: 1 P: 16	R: 0 H: 0 E: 0 K: 0 S: 5	H: 0 LOB: 1 BB: 1 P: 16	1B: 6 2B: 2 3B: 0 HR: 0	SF: 1 SAC: 0 DP: 1 HBP: 0	WP: 0 PB: 0 SB: 0 CS: 0	PA: 35	
<b>PITCHER</b>	IP	WLS	BF	H	R	ER	SO	BB	IBB	HBP	BLK	WP	HR	S	P	ERA	
<b>Stan Williams, R</b> ERA: 3.88	4.0	L	18	5	3	3	3	1	0	0	0	0	0	42	65	6.75	1.500
<b>Sandy Koufax, L</b> ERA: 3.06	2.0		7	1	0	0	3	0	0	0	0	0	0	19	29	0.00	0.500
<b>Roger Craig, R</b> ERA: 5.58	0.1		3	2	0	0	0	0	0	0	0	0	0	7	10	0.00	6.000
<b>Ron Perranoski, L</b> ERA: 2.41	0.1		2	0	0	0	0	1	0	0	0	0	0	6	12	0.00	3.000
<b>Don Drysdale, R</b> ERA: 3.54	1.1		5	0	0	0	0	1	0	0	0	0	0	10	21	0.00	0.750

Batter	1	2	3	4	5	6	7	8	9	AB	R	H	RBI	BB	SO	LOB	TOP												
<b>Don Blasingame, L</b> (1,4) OBP: 0.335, SLG: 0.339	FC5-4 1B	5-3		F9		4-3	G3			5	0	1	0	0	0	2													
<b>Eddie Kasko, R</b> (1,6) OBP: 0.359, SLG: 0.358	FC5-4 1B 2B	F9		G3			6-3	F9		5	1	0	0	0	0	2													
<b>Vada Pinson, L</b> (1,8) OBP: 0.356, SLG: 0.453	F8			K			1B 1B	F8		5	1	1	0	0	1	1													
<b>Frank Robinson, R</b> (1,9) OBP: 0.407, SLG: 0.595	2B 1B		5-3		F9		1B 1B	F9		5	1	2	0	0	0	0													
<b>Gene Freese, R</b> (1,5) OBP: 0.342, SLG: 0.536	1-3 2H 2B		1B 1B		2B 1B		K		P6	5	2	3	1	0	1	2													
<b>Wally Post, R</b> (1,7) OBP: 0.392, SLG: 0.548	6-3								P5	3	0	2	1	0	0	2													
<b>Gus Bell, L</b> (7,PH) OBP: 0.304, SLG: 0.355			WP 1B		2B		BB 1B			2	1	1	1	0	0	0													
<b>Dick Gemert, R</b> (1,3) OBP: 0.362, SLG: 0.370		1B WP								3	1	2	1	0	0	1													
<b>Gordy Coleman, L</b> (7,PH) OBP: 0.326, SLG: 0.510		1B WP	1-2 2H 1B		P3		BB 1B			2	2	2	1	0	0	0													
<b>Jerry Zimmerman, R</b> (1,2) OBP: 0.288, SLG: 0.271										3	0	1	0	0	0	2													
<b>Johnny Edwards, L</b> (7,PH) OBP: 1.000, SLG: 1.000					P4		BB 1B			1	1	1	1	1	0	0													
<b>Ken Hunt, R</b> (1,1) OBP: 0.194, SLG: 0.172										2	0	0	0	0	2	1													
<b>Jay Hook, L</b> (4,1) OBP: 0.250, SLG: 0.250										1	0	0	0	0	1	0													
<b>Jerry Lynch, L</b> (7,PH) OBP: 0.429, SLG: 0.704										1	0	1	3	0	0	0													
<b>Sherman Jones, L</b> (7,1) OBP: 0.429, SLG: 0.704	1-2 3H K						1-1 2H 3H 3B			1	0	0	0	0	1	1													
<b>Inning Stats</b>	R: 1 E: 0 K: 0 S: 6	H: 3 LOB: 2 BB: 0 P: 6	R: 1 E: 0 K: 1 S: 7	H: 2 LOB: 1 BB: 0 P: 7	R: 1 E: 0 K: 1 S: 8	H: 3 LOB: 2 BB: 0 P: 8	R: 0 E: 0 K: 1 S: 5	H: 0 LOB: 0 BB: 0 P: 5	R: 1 E: 0 K: 0 S: 5	H: 2 LOB: 1 BB: 0 P: 5	R: 0 E: 0 K: 1 S: 5	H: 5 LOB: 1 BB: 1 P: 14	R: 0 E: 0 K: 0 S: 3	H: 0 LOB: 0 BB: 0 P: 3	R: 1 E: 0 K: 1 S: 7	H: 2 LOB: 1 BB: 0 P: 7	1B: 13 2B: 3 3B: 1 HR: 0	SF: 0 SAC: 0 DP: 0 HBP: 0	WP: 2 PB: 0 SB: 0 CS: 0	PA: 45									
<b>PITCHER</b>	IP WLS BF H R ER SO BB IBB HBP BLK WP HR S P ERA WHIP	IP WLS BF H R ER SO BB IBB HBP BLK WP HR S P ERA WHIP	IP WLS BF H R ER SO BB IBB HBP BLK WP HR S P ERA WHIP	IP WLS BF H R ER SO BB IBB HBP BLK WP HR S P ERA WHIP	IP WLS BF H R ER SO BB IBB HBP BLK WP HR S P ERA WHIP	IP WLS BF H R ER SO BB IBB HBP BLK WP HR S P ERA WHIP	IP WLS BF H R ER SO BB IBB HBP BLK WP HR S P ERA WHIP	IP WLS BF H R ER SO BB IBB HBP BLK WP HR S P ERA WHIP	IP WLS BF H R ER SO BB IBB HBP BLK WP HR S P ERA WHIP	IP WLS BF H R ER SO BB IBB HBP BLK WP HR S P ERA WHIP	IP WLS BF H R ER SO BB IBB HBP BLK WP HR S P ERA WHIP	IP WLS BF H R ER SO BB IBB HBP BLK WP HR S P ERA WHIP	IP WLS BF H R ER SO BB IBB HBP BLK WP HR S P ERA WHIP	IP WLS BF H R ER SO BB IBB HBP BLK WP HR S P ERA WHIP	IP WLS BF H R ER SO BB IBB HBP BLK WP HR S P ERA WHIP	IP WLS BF H R ER SO BB IBB HBP BLK WP HR S P ERA WHIP	IP WLS BF H R ER SO BB IBB HBP BLK WP HR S P ERA WHIP	IP WLS BF H R ER SO BB IBB HBP BLK WP HR S P ERA WHIP	IP WLS BF H R ER SO BB IBB HBP BLK WP HR S P ERA WHIP	IP WLS BF H R ER SO BB IBB HBP BLK WP HR S P ERA WHIP	IP WLS BF H R ER SO BB IBB HBP BLK WP HR S P ERA WHIP	IP WLS BF H R ER SO BB IBB HBP BLK WP HR S P ERA WHIP	IP WLS BF H R ER SO BB IBB HBP BLK WP HR S P ERA WHIP	IP WLS BF H R ER SO BB IBB HBP BLK WP HR S P ERA WHIP	IP WLS BF H R ER SO BB IBB HBP BLK WP HR S P ERA WHIP	IP WLS BF H R ER SO BB IBB HBP BLK WP HR S P ERA WHIP	IP WLS BF H R ER SO BB IBB HBP BLK WP HR S P ERA WHIP	IP WLS BF H R ER SO BB IBB HBP BLK WP HR S P ERA WHIP	IP WLS BF H R ER SO BB IBB HBP BLK WP HR S P ERA WHIP

Cincinnati Reds @ Chicago Cubs  
Wrigley Field, Chicago, IL  
Tue Jun 27 1961, 3:33 AM CDT  
Att: 7,849 - Cloudy - 83 F

AB	44
R	10
H	17
RBI	9
BB	1
SO	6
LOB	14



Batter	1	2	3	4	5	6	7	8	9	AB	R	H	RBI	BB	SO	LOB	BOTTOM												
<b>Al Heist, R</b> (1,8) OBP: 0.267, SLG: 0.280	6-3									4	0	1	0	0	2	0													
<b>Bob Will, L</b> (8,PH) OBP: 0.354, SLG: 0.309										1	0	0	0	0	0	0													
<b>Don Zimmer, R</b> (1,4) OBP: 0.314, SLG: 0.416	5-3 1B		1-3 P5			1B 1B		HR		5	1	3	1	0	0	2													
<b>Ron Santo, R</b> (1,5) OBP: 0.366, SLG: 0.432	5-3 1-2		BB BB			F7		F9		4	0	0	0	1	1	4													
<b>George Altman, L</b> (1,9) OBP: 0.381, SLG: 0.597	K							F9		4	0	1	0	1	1	3													
<b>Billy Williams, L</b> (1,7) OBP: 0.350, SLG: 0.448										5	1	1	1	0	0	4													
<b>Ed Bouchee, L</b> (1,3) OBP: 0.390, SLG: 0.430		HR								3	2	1	0	1	1	0													
<b>Sammy Taylor, L</b> (1,2) OBP: 0.301, SLG: 0.419		1B 1B								4	3	4	3	1	0	0													
<b>Jerry Kindall, R</b> (1,6) OBP: 0.298, SLG: 0.474		K2-4-2 1B								5	1	1	1	0	2	3													
<b>Dick Ellsworth, L</b> (1,1) OBP: 0.222, SLG: 0.176										1	0	0	0	0	0	1													
<b>Bob Anderson, R</b> (3,1) OBP: 0.222, SLG: 0.176										2	0	0	0	0	1	1													
<b>Barney Schultz, R</b> (7,1) OBP: 0.340, SLG: 0.261										0	0	0	0	0	0	0													
<b>Richie Ashburn, L</b> (7,PH) OBP: 0.340, SLG: 0.261										1	0	0	0	0	0	1													
<b>Joe Schaffernoth, R</b> (8,1) OBP: 0.340, SLG: 0.261										0	0	0	0	0	0	0													
<b>Inning Stats</b>	R: 0 E: 0 K: 1 S: 6	H: 1 LOB: 1 BB: 0 P: 6	R: 1 E: 0 K: 1 S: 7	H: 3 LOB: 1 BB: 0 P: 7	R: 0 E: 0 K: 1 S: 5	H: 0 LOB: 2 BB: 2 P: 13	R: 3 E: 1 K: 1 S: 9	H: 3 LOB: 2 BB: 0 P: 10	R: 2 E: 0 K: 1 S: 6	H: 1 LOB: 0 BB: 1 P: 10	R: 0 E: 0 K: 2 S: 7	H: 2 LOB: 2 BB: 0 P: 7	R: 0 E: 0 K: 2 S: 7	H: 0 LOB: 1 BB: 1 P: 11	R: 1 E: 0 K: 0 S: 4	H: 1 LOB: 0 BB: 0 P: 4	R: 1 E: 0 K: 0 S: 4	H: 1 LOB: 0 BB: 0 P: 4	1B: 8 2B: 1 3B: 0 HR: 4	SF: 0 SAC: 0 DP: 1 HBP: 1	WP: 1 PB: 0 SB: 0 CS: 0	PA: 44							
<b>PITCHER</b>	IP WLS BF H R ER SO BB IBB HBP BLK WP HR S P ERA WHIP	IP WLS BF H R ER SO BB IBB HBP BLK WP HR S P ERA WHIP	IP WLS BF H R ER SO BB IBB HBP BLK WP HR S P ERA WHIP	IP WLS BF H R ER SO BB IBB HBP BLK WP HR S P ERA WHIP	IP WLS BF H R ER SO BB IBB HBP BLK WP HR S P ERA WHIP	IP WLS BF H R ER SO BB IBB HBP BLK WP HR S P ERA WHIP	IP WLS BF H R ER SO BB IBB HBP BLK WP HR S P ERA WHIP	IP WLS BF H R ER SO BB IBB HBP BLK WP HR S P ERA WHIP	IP WLS BF H R ER SO BB IBB HBP BLK WP HR S P ERA WHIP	IP WLS BF H R ER SO BB IBB HBP BLK WP HR S P ERA WHIP	IP WLS BF H R ER SO BB IBB HBP BLK WP HR S P ERA WHIP	IP WLS BF H R ER SO BB IBB HBP BLK WP HR S P ERA WHIP	IP WLS BF H R ER SO BB IBB HBP BLK WP HR S P ERA WHIP	IP WLS BF H R ER SO BB IBB HBP BLK WP HR S P ERA WHIP	IP WLS BF H R ER SO BB IBB HBP BLK WP HR S P ERA WHIP	IP WLS BF H R ER SO BB IBB HBP BLK WP HR S P ERA WHIP	IP WLS BF H R ER SO BB IBB HBP BLK WP HR S P ERA WHIP	IP WLS BF H R ER SO BB IBB HBP BLK WP HR S P ERA WHIP	IP WLS BF H R ER SO BB IBB HBP BLK WP HR S P ERA WHIP	IP WLS BF H R ER SO BB IBB HBP BLK WP HR S P ERA WHIP	IP WLS BF H R ER SO BB IBB HBP BLK WP HR S P ERA WHIP	IP WLS BF H R ER SO BB IBB HBP BLK WP HR S P ERA WHIP	IP WLS BF H R ER SO BB IBB HBP BLK WP HR S P ERA WHIP	IP WLS BF H R ER SO BB IBB HBP BLK WP HR S P ERA WHIP	IP WLS BF H R ER SO BB IBB HBP BLK WP HR S P ERA WHIP	IP WLS BF H R ER SO BB IBB HBP BLK WP HR S P ERA WHIP	IP WLS BF H R ER SO BB IBB HBP BLK WP HR S P ERA WHIP	IP WLS BF H R ER SO BB IBB HBP BLK WP HR S P ERA WHIP	IP WLS BF H R ER SO BB IBB HBP BLK WP HR S P ERA WHIP

Cincinnati Reds @ Chicago Cubs  
Wrigley Field, Chicago, IL  
Tue Jun 27 1961, 3:33 AM CDT  
Att: 7,849 - Cloudy - 83 F

AB	39
R	8
H	12
RBI	6
BB	4
SO	8
LOB	19



Batter	1	2	3	4	5	6	7	8	9	AB	R	H	RBI	BB	SO	LOB	TOP					
<b>Eddie Kasko, R</b> OBP: 0.358, SLG: 0.358 <b>Leo Cardenas, R</b> OBP: 0.305, SLG: 0.324	6-3		E7		4-3		F3		P5	3	0	1	0	0	0	0	<b>Cincinnati Reds @ Chicago Cubs</b> Wrigley Field, Chicago, IL Wed Jun 28 1961, 3:33 AM CDT Sunny - 90 F					
<b>Don Blasingame, L</b> OBP: 0.331, SLG: 0.335 <b>Elio Chacon, R</b> OBP: 0.353, SLG: 0.286	E5		F9		F9		1B		K	3	0	0	0	0	0	2						
<b>Vada Pinson, L</b> OBP: 0.352, SLG: 0.448 <b>Jerry Lynch, L</b> OBP: 0.431, SLG: 0.696	L8		FC1-5		4-3		2B		4-1	3	0	0	0	0	0	3						
<b>Frank Robinson, R</b> OBP: 0.406, SLG: 0.592 <b>Wally Post, R</b> OBP: 0.359, SLG: 0.544	1B		F2		K		FC5-4		1B	3	0	1	0	0	1	3						
<b>Gus Bell, L</b> OBP: 0.303, SLG: 0.368	L8									4	1	1	0	0	0	2						
<b>Gordy Coleman, L</b> OBP: 0.328, SLG: 0.534		P5								4	2	2	3	0	0	0						
<b>Gene Freese, R</b> OBP: 0.338, SLG: 0.530 <b>Pete Whisenant, R</b> OBP: 0.214, SLG: 0.154	4-3		P6		5-3					3	0	0	0	0	0	0						
<b>Johnny Edwards, L</b> OBP: 0.667, SLG: 1.200	1B		5-3							4	1	2	1	0	0	1						
<b>Bob Purkey, R</b> OBP: 0.125, SLG: 0.105 <b>Jay Hook, L</b> OBP: 0.200, SLG: 0.200	K		F8		1-3		F5			2	0	0	0	0	1	1						
<b>Inning Stats</b>	R: 0 E: 1 K: 0 S: 5	H: 1 LOB: 2 BB: 0 P: 5	R: 0 E: 0 K: 1 S: 6	H: 1 LOB: 1 BB: 0 P: 6	R: 0 E: 1 K: 0 S: 4	H: 0 LOB: 1 BB: 0 P: 4	R: 2 E: 0 K: 0 S: 5	H: 2 LOB: 0 BB: 0 P: 5	R: 0 E: 0 K: 1 S: 6	H: 1 LOB: 2 BB: 0 P: 6	R: 0 E: 0 K: 0 S: 3	H: 0 LOB: 0 BB: 0 P: 3	R: 2 E: 0 K: 0 S: 6	H: 3 LOB: 1 BB: 0 P: 6	R: 1 E: 0 K: 0 S: 5	H: 2 LOB: 1 BB: 0 P: 5		R: 0 E: 0 K: 1 S: 5	H: 0 LOB: 0 BB: 0 P: 5	1B: 5 2B: 1 3B: 1 HR: 3	SF: 0 SAC: 0 DP: 0 HBP: 0	WP: 0 PB: 0 SB: 0 CS: 0
<b>PITCHER</b> <b>Glen Hobbie, R</b> ERA: 4.05	IP: 9.0 WLS: W BF: 39	H: 10 R: 5 ER: 5 SO: 3	BB: 0 IBB: 0 HBP: 0 BLK: 0	WP: 0 HR: 3 S: 45 P: 45	ERA: 5.00 WHIP: 1.111	<b>PITCHER</b>	IP: 9.0 WLS: W BF: 39	H: 10 R: 5 ER: 5 SO: 3	BB: 0 IBB: 0 HBP: 0 BLK: 0	WP: 0 HR: 3 S: 45 P: 45	ERA: 5.00 WHIP: 1.111											

Batter	1	2	3	4	5	6	7	8	9	AB	R	H	RBI	BB	SO	LOB	BOTTOM			
<b>Al Heist, R</b> OBP: 0.287, SLG: 0.283 <b>Bob Will, L</b> OBP: 0.350, SLG: 0.304	1B			2B	2B	L7		6-3		2	3	1	1	3	0	0	<b>Cincinnati Reds @ Chicago Cubs</b> Wrigley Field, Chicago, IL Wed Jun 28 1961, 3:33 AM CDT Sunny - 90 F			
<b>Don Zimmer, R</b> OBP: 0.320, SLG: 0.429 <b>Andre Rodgers, R</b> OBP: 0.286, SLG: 0.330	HR	BB		BB	BB	K				4	3	3	2	0	0	1				
<b>Ron Santo, R</b> OBP: 0.372, SLG: 0.460	HR		2B	HR	2B		6-3	F7		6	4	4	7	0	0	1				
<b>George Altman, L</b> OBP: 0.391, SLG: 0.628	4-3		2B	1B	2B		HR			5	2	4	2	0	0	0				
<b>Billy Williams, L</b> OBP: 0.351, SLG: 0.443	6-3		3-1	K	HBP		1B	HBP		4	0	1	2	0	1	2				
<b>Ed Bouchee, L</b> OBP: 0.390, SLG: 0.421	P4		P4		BB		F9			3	1	0	0	1	0	2				
<b>Sammy Taylor, L</b> OBP: 0.316, SLG: 0.456		G6-4-3	K2-3		F7		FC5-4			5	2	3	0	0	1	3				
<b>Jerry Kindall, R</b> OBP: 0.284, SLG: 0.451	E4			P1	F2		FC5-4			5	0	0	0	0	0	7				
<b>Glen Hobbie, R</b> OBP: 0.200, SLG: 0.125	G6-4-3			5-3	2B		K		K	4	1	0	0	1	2	1				
<b>Inning Stats</b>	R: 3 E: 0 K: 0 S: 6	H: 3 LOB: 0 BB: 0 P: 6	R: 1 E: 1 K: 0 S: 7	H: 2 LOB: 1 BB: 0 P: 7	R: 3 E: 0 K: 1 S: 8	H: 3 LOB: 1 BB: 1 P: 12	R: 7 E: 0 K: 0 S: 8	H: 5 LOB: 2 BB: 3 P: 21	R: 0 E: 0 K: 2 S: 7	H: 0 LOB: 0 BB: 0 P: 7	R: 1 E: 0 K: 0 S: 5	H: 2 LOB: 2 BB: 0 P: 6	R: 0 E: 0 K: 1 S: 6	H: 1 LOB: 1 BB: 0 P: 6	R: 0 E: 0 K: 1 S: 6	H: 0 LOB: 0 BB: 0 P: 5		1B: 9 2B: 4 3B: 1 HR: 3	SF: 0 SAC: 0 DP: 1 HBP: 2	WP: 0 PB: 1 SB: 0 CS: 0
<b>PITCHER</b> <b>Bob Purkey, R</b> ERA: 3.7 <b>Jay Hook, R</b> ERA: 7.53	IP: 4.0 WLS: L BF: 23	H: 9 R: 8 ER: 8 SO: 2	BB: 2 IBB: 0 HBP: 0 BLK: 0	WP: 0 HR: 2 S: 25 P: 33	ERA: 18.00 WHIP: 2.750	<b>PITCHER</b>	IP: 4.0 WLS: L BF: 25	H: 8 R: 8 ER: 8 SO: 3	BB: 3 IBB: 0 HBP: 2 BLK: 0	WP: 0 HR: 1 S: 26 P: 40	ERA: 18.00 WHIP: 2.750									

Batter	1	2	3	4	5	6	7	8	9	AB	R	H	RBI	BB	SO	LOB	TOP
Don Blasingame, L (1,4) OBP: 0.333, SLG: 0.335	4-0 BB G4-6-3			0-0 P3		0-0 F9			0-0 FC5-4 1B	3	0	1	0	1	0	0	<b>Cincinnati Reds @ Chicago Cubs</b> Wrigley Field, Chicago, IL Wed Jun 28 1961, 3:38 AM CDT Att. 12,785 - Sunny - 90 F
Eddie Kasko, R (1,6) OBP: 0.352, SLG: 0.351	0-0 G4-6-3 1-2			0-0 6-3		0-0 6-3			0-0 FC5-4 1-2	4	0	0	0	0	2		
Vada Pinson, L (1,8) OBP: 0.351, SLG: 0.446	0-0 3-1			0-0 1B		0-0 G3			0-0 F8	4	0	1	0	0	1		
Frank Robinson, R (1,9) OBP: 0.401, SLG: 0.582		0-0 P4		0-3 K			0-0 E6 G5-4-3		0-0 P6	4	0	0	0	1	2		
Gene Freese, R (1,5) OBP: 0.338, SLG: 0.527		0-0 4-3			0-0 2B SF8 1B		0-0 G5-4-3 1-2			3	1	1	0	0	1		
Wally Post, R (1,7) OBP: 0.359, SLG: 0.547		0-0 F8			0-0 SF8 1-3 5-3 2B		0-0 L4			3	1	1	0	0	0		
Dick Gemert, R (1,3) OBP: 0.333, SLG: 0.345			0-0 5-3		0-0 SF8			0-0 F7		2	0	0	1	0	0		
Jerry Zimmerman, R (1,2) OBP: 0.281, SLG: 0.264			0-0 P6		0-0 5-3			0-0 5-3		3	0	0	1	0	0		
Jim O'Toole, S (1,1) OBP: 0.233, SLG: 0.220			0-0 5-3		0-0 L9			0-0 L7		2	0	0	0	0	0		
Pete Whisenant, R (8, PH) OBP: 0.200, SLG: 0.143										1	0	0	0	0	0		
Bob Purkey, R (8, 1) OBP: 0.125, SLG: 0.105										0	0	0	0	0	0		
<b>Inning Stats</b>	R: 0 E: 0 K: 0 S: 2	H: 0 LOB: 0 BB: 1 P: 6	R: 0 E: 0 K: 0 S: 3	H: 0 LOB: 0 BB: 0 P: 3	R: 0 E: 0 K: 1 S: 6	H: 1 LOB: 1 BB: 0 P: 6	R: 2 E: 0 K: 0 S: 5	H: 2 LOB: 0 BB: 0 P: 5	R: 0 E: 0 K: 0 S: 3	H: 0 LOB: 0 BB: 0 P: 3	R: 0 E: 0 K: 0 S: 3	H: 0 LOB: 0 BB: 0 P: 3	R: 0 E: 0 K: 0 S: 4	H: 1 LOB: 1 BB: 0 P: 4	1B: 3 2B: 1 3B: 0 HR: 0	SF: 1 SAC: 0 DP: 2 HBP: 0	WP: 0 PA: 31 PB: 0 SB: 0 CS: 0
<b>PITCHER</b> Jack Curtis, L (1,1) ERA: 4.81	IP: 9.0 WLS: W BF: 31 H: 4 R: 2 ER: 2 SO: 1 BB: 1 IBB: 0 HBP: 0 BLK: 0 WP: 0 HR: 0 S: 32 P: 36 ERA: 2.00 WHIP: 0.556																

Batter	1	2	3	4	5	6	7	8	9	AB	R	H	RBI	BB	SO	LOB	BOTTOM		
Al Heist, R (1,8) OBP: 0.293, SLG: 0.290	0-0 6-3				0-0 5-3	0-0 1B			0-0 1B	4	0	2	4	0	0				
Don Zimmer, R (1,4) OBP: 0.315, SLG: 0.423	0-0 4-3	0-0 1-3 1B			0-0 4-3	0-3 K			0-0 1B	4	0	0	0	0	1	4			
Ron Santo, R (1,5) OBP: 0.371, SLG: 0.455	4-0 BB		0-0 L5		0-0 6-3		0-0 L7			3	0	0	0	1	0				
George Altman, L (1,9) OBP: 0.393, SLG: 0.651	0-0 5-3		0-0 HR			0-0 2B 3B	0-0 4-3			4	2	2	1	0	0	1			
Billy Williams, L (1,7) OBP: 0.354, SLG: 0.450		0-0 E 1B 1B	0-0 G3		0-0 1B 2B	0-0 3-1				4	1	2	1	0	0				
Ed Bouchee, L (1,3) OBP: 0.387, SLG: 0.416		0-0 E5 1B 1-2	0-0 3-1		0-0 1B 1B	0-0 4-3		0-0 4-3		4	2	1	0	0	1				
Jerry Kindall, R (1,6) OBP: 0.283, SLG: 0.472		0-3 K		0-0 F8		0-0 FC6-2-5-1-6 1B			0-0 HR	4	2	1	1	0	1	4			
Moe Thacker, R (1,2) OBP: 0.457, SLG: 0.208		4-0 1B 1-2 BB		0-3 K		0-0 1B IBB		0-0 6-3		2	0	0	0	2	1	0			
Jack Curtis, L (1,1) OBP: 0.160, SLG: 0.087		0-3 K		0-0 4-3		0-0 F9		0-0 P4		4	0	0	0	0	1	6			
<b>Inning Stats</b>	R: 0 E: 0 K: 0 S: 3	H: 0 LOB: 1 BB: 1 P: 7	R: 2 E: 3 K: 2 S: 10	H: 2 LOB: 2 BB: 1 P: 14	R: 1 E: 0 K: 0 S: 4	H: 1 LOB: 0 BB: 0 P: 4	R: 0 E: 0 K: 1 S: 5	H: 0 LOB: 0 BB: 0 P: 5	R: 0 E: 0 K: 0 S: 3	H: 0 LOB: 0 BB: 0 P: 3	R: 3 E: 0 K: 1 S: 9	H: 4 LOB: 2 BB: 1 P: 13	R: 0 E: 0 K: 0 S: 3	H: 0 LOB: 0 BB: 0 P: 3	R: 1 E: 0 K: 0 S: 4	H: 1 LOB: 0 BB: 0 P: 4	1B: 4 2B: 1 3B: 1 HR: 2	SF: 0 SAC: 0 DP: 0 HBP: 0	WP: 0 PA: 36 PB: 0 SB: 0 CS: 0
<b>PITCHER</b> Jim O'Toole, L (1,1) ERA: 3.44	IP: 7.0 WLS: L BF: 32 H: 7 R: 6 ER: 4 SO: 4 BB: 2 IBB: 0 HBP: 0 BLK: 0 WP: 0 HR: 1 S: 37 P: 49 ERA: 5.14 WHIP: 1.286																		
Bob Purkey, R (8, 1) ERA: 3.75	IP: 1.0 WLS: L BF: 4 H: 1 R: 1 ER: 1 SO: 0 BB: 0 IBB: 0 HBP: 0 BLK: 0 WP: 0 HR: 1 S: 4 P: 4 ERA: 9.00 WHIP: 1.000																		

AB	29
R	2
H	4
RBI	2
BB	1
SO	1
LOB	6



AB	33
R	7
H	8
RBI	7
BB	3
SO	4
LOB	16





Batter	1	2	3	4	5	6	7	8	9	AB	R	H	RBI	BB	SO	LOB	TOP									
Eddie Kasko, R OBP: 0.349, SLG: 0.345 (1, 6)	L6	F7		1B BB		F8		F9		4	0	0	0	1	0	4	<b>Cincinnati Reds @ Chicago Cubs</b> Wrigley Field, Chicago, IL Thu Jun 29 1961, 3:33 AM CDT Att: 7,925 - Sunny - 92 F									
Don Blasingame, L OBP: 0.335, SLG: 0.336 (1, 4)	F7	E7		1B		5-3		F9		5	0	2	1	0	0	2										
Vada Pinson, L OBP: 0.352, SLG: 0.448 (1, 8)		L4		P6			1-3	FC6-4 1B		5	0	2	1	0	0	4										
Frank Robinson, R OBP: 0.397, SLG: 0.586 (1, 9)	F8			HR		K		FC6-4 1B		5	1	1	1	0	1	2										
Gus Bell, L OBP: 0.306, SLG: 0.369 (1, 7)		2B SF8 1B		F8		F7		HR 1B		5	2	2	0	0	0	0										
Gordy Coleman, L OBP: 0.330, SLG: 0.548 (1, 3)		SF8 1B 2B		6-3		F9		HR		5	2	2	2	0	0	0										
Gene Freese, R OBP: 0.318, SLG: 0.392 Leo Cardenas, R OBP: 0.318, SLG: 0.392 (5, 6)	SF8	L1				HR		2B		1	0	0	1	0	0	0										
Johnny Edwards, L OBP: 0.600, SLG: 0.857 (1, 2)	1B HBP			K		4-3 BB		K		2	1	0	0	1	2	1										
Jim Maloney, L OBP: 0.360, SLG: 0.474 Sherman Jones, L OBP: 0.198, SLG: 0.133 Pete Whisenant, R OBP: 0.198, SLG: 0.133 Bill Henry, L OBP: 0.198, SLG: 0.133 Jerry Lynch, L OBP: 0.198, SLG: 0.133 Jim Brosnan, R OBP: 0.198, SLG: 0.133 (1, 1)	1-2 3H 1B			1-3		4-3		WP 1B BB		2	0	1	1	0	0	0										
Inning Stats	R: 0 E: 0 K: 0 S: 4	H: 1 LOB: 1 BB: 0 P: 4	R: 3 E: 1 K: 0 S: 7	H: 4 LOB: 2 BB: 0 P: 8	R: 1 E: 0 K: 0 S: 4	H: 1 LOB: 2 BB: 0 P: 4	R: 0 E: 0 K: 1 S: 6	H: 1 LOB: 0 BB: 1 P: 10	R: 0 E: 0 K: 1 S: 5	H: 0 LOB: 0 BB: 0 P: 5	R: 1 E: 0 K: 0 S: 4	H: 1 LOB: 1 BB: 1 P: 8	R: 2 E: 0 K: 1 S: 8	H: 3 LOB: 1 BB: 0 P: 8	R: 1 E: 0 K: 0 S: 4	H: 1 LOB: 0 BB: 1 P: 8		R: 0 E: 0 K: 0 S: 3	H: 0 LOB: 0 BB: 0 P: 3	1B: 6 2B: 3 3B: 0 HR: 3	SF: 1 SAC: 0 DP: 0 HBP: 1	WP: 1 PB: 0 SB: 0 CS: 0	PA: 43			
PITCHER	IP	WLS	BF	H	R	ER	SO	BB	IBB	HBP	BLK	WP	HR	S	P	ERA	WHIP									
Don Cardwell, R ERA: 4.07 Don Elston, R ERA: 5.1	(1, 1)	6.2	W	34	11	7	7	2	2	0	1	0	0	3	35	44	9.45	1.950								
	(7, 1)	2.1	S	9	1	1	1	1	1	0	0	0	1	0	10	14	3.86	0.857								

AB	38
R	8
H	12
RBI	8
BB	3
SO	3
LOB	14



Batter	1	2	3	4	5	6	7	8	9	AB	R	H	RBI	BB	SO	LOB	BOTTOM									
Al Heist, R OBP: 0.299, SLG: 0.315 Bob Will, L OBP: 0.354, SLG: 0.324 (1, 8)	F8	K		HR	1B HBP	K		1-3 2B		3	2	1	1	0	1	1	<b>Cincinnati Reds @ Chicago Cubs</b> Wrigley Field, Chicago, IL Thu Jun 29 1961, 3:33 AM CDT Att: 7,925 - Sunny - 92 F									
Don Zimmer, R OBP: 0.318, SLG: 0.428 Andre Rodgers, R OBP: 0.290, SLG: 0.344 (1, 4)	6-3			WP SF7 2B	5-3 1B	F9		WP 2B		4	2	2	0	0	0	1										
Ron Santo, R OBP: 0.377, SLG: 0.458 (1, 5)	HR 1B			HR BB	3-1 2B 1B	6-3		K		5	4	3	0	1	1	1										
George Altman, L OBP: 0.394, SLG: 0.663 (1, 9)	HR			SF7	5-3			F7		4	2	2	4	0	0	2										
Billy Williams, L OBP: 0.365, SLG: 0.466 (1, 7)	BB			HR	3-1 2B IBB	K		K		2	2	1	2	3	1	0										
Ed Bouchee, L OBP: 0.387, SLG: 0.412 (1, 3)	4-3			P3	3-1			FC4-6 1B		4	0	1	2	1	0	3										
Sammy Taylor, L OBP: 0.323, SLG: 0.451 (1, 2)				F7	1B	2B IBB		FC4-6		3	1	1	1	1	0	1										
Jerry Kindall, R OBP: 0.288, SLG: 0.473 (1, 6)	6-3			K	FC5 2B			F8		4	0	1	3	1	1	1										
Don Cardwell, R OBP: 0.163, SLG: 0.333 Don Elston, R OBP: 0.286, SLG: 0.286 (1, 1)				HR	FC5 2B			2B 2B 1B		4	1	2	1	0	1	4										
Inning Stats	R: 2 E: 0 K: 0 S: 5	H: 2 LOB: 1 BB: 1 P: 9	R: 0 E: 0 K: 1 S: 6	H: 1 LOB: 0 BB: 0 P: 6	R: 3 E: 0 K: 1 S: 8	H: 3 LOB: 1 BB: 1 P: 12	R: 6 E: 0 K: 0 S: 8	H: 5 LOB: 1 BB: 2 P: 16	R: 3 E: 0 K: 1 S: 7	H: 2 LOB: 3 BB: 3 P: 20	R: 0 E: 0 K: 1 S: 5	H: 0 LOB: 0 BB: 0 P: 5	R: 0 E: 0 K: 1 S: 6	H: 1 LOB: 1 BB: 0 P: 6	R: 1 E: 0 K: 1 S: 7	H: 3 LOB: 1 BB: 0 P: 7		R: 0 E: 0 K: 0 S: 3	H: 0 LOB: 0 BB: 0 P: 3	1B: 9 2B: 4 3B: 0 HR: 4	SF: 2 SAC: 0 DP: 0 HBP: 1	WP: 2 PB: 0 SB: 0 CS: 0	PA: 48			
PITCHER	IP	WLS	BF	H	R	ER	SO	BB	IBB	HBP	BLK	WP	HR	S	P	ERA	WHIP									
Jim Maloney, R ERA: 4.6 Sherman Jones, R ERA: 18.0 Bill Henry, L ERA: 3.38 Jim Brosnan, R ERA: 2.88	(1, 1)	3.0	L	18	7	6	6	2	2	3	1	0	0	1	14	35	18.00	3.000								
	(4, 1)	2.0		6	8	8	1	2	3	1	0	0	0	1	11	11	0.00	0.500								
	(6, 1)	2.0		7	1	0	0	2	0	0	0	0	0	0	7	7	9.00	3.000								
	(8, 1)	1.0		5	3	1	1	1	0	0	0	0	0	0	7	7	9.00	3.000								

AB	38
R	15
H	17
RBI	15
BB	7
SO	6
LOB	14



Batter	1	2	3	4	5	6	7	8	9	AB	R	H	RBI	BB	SO	LOB	TOP					
Don Blasingame, L (1,4) OBP: 0.330, SLG: 0.331	4-3			1-3	FC2			4-3		4	0	0	0	0	0	2	<b>Cincinnati Reds @ Milwaukee Braves</b> Milwaukee County Stadium, Milwaukee, WI Fri Jun 30 1961, 8:05 PM EDT Att: 24,184 - Unknown					
Eddie Kasko, R (1,6) OBP: 0.344, SLG: 0.339	F9			5-3	FC6-4			F9		4	0	0	0	0	0	2						
Vada Pinson, L (1,8) OBP: 0.354, SLG: 0.456	4-3			G3						4	1	2	0	0	0	0						
Frank Robinson, R (1,9) OBP: 0.399, SLG: 0.593		P5								4	1	2	1	0	0	1						
Wally Post, R (1,7) OBP: 0.354, SLG: 0.539		5-3								2	0	0	1	0	0	0						
Gus Bell, L (6,PH) OBP: 0.302, SLG: 0.364										2	0	0	0	0	0	1						
Gene Freese, R (1,5) OBP: 0.336, SLG: 0.523										3	1	1	0	0	0	0						
Leo Cardenas, R (7,6) OBP: 0.326, SLG: 0.400		F7								1	0	1	0	0	0	0						
Dick Gemert, R (1,3) OBP: 0.342, SLG: 0.355										2	1	1	0	0	1	0						
Gordy Coleman, L (7,PH) OBP: 0.327, SLG: 0.543				K						2	0	0	0	0	0	2						
Jerry Zimmerman, R (1,2) OBP: 0.280, SLG: 0.264				1-6-3						4	0	1	0	0	1	2						
Joey Jay, S (1,1) OBP: 0.070, SLG: 0.093				1-3						3	0	1	2	0	0	0						
Bill Henry, L (9,1)				1-3				4-3		0	0	0	0	0	0	0						
<b>Inning Stats</b>	R: 0 E: 0 K: 0 S: 3	H: 0 LOB: 0 BB: 0 P: 3	R: 0 E: 0 K: 0 S: 3	H: 0 LOB: 0 BB: 0 P: 3	R: 0 E: 0 K: 1 S: 5	H: 0 LOB: 0 BB: 0 P: 5	R: 0 E: 0 K: 0 S: 3	H: 0 LOB: 0 BB: 0 P: 3	R: 3 E: 0 K: 0 S: 8	H: 5 LOB: 2 BB: 0 P: 8	R: 0 E: 0 K: 0 S: 3	H: 0 LOB: 0 BB: 0 P: 3	R: 0 E: 0 K: 0 S: 3	H: 0 LOB: 0 BB: 0 P: 3	R: 1 E: 0 K: 1 S: 8	H: 3 LOB: 3 BB: 0 P: 8	1B: 7 2B: 0 3B: 2 HR: 0	SF: 0 SAC: 0 DP: 1 HBP: 0	WP: 0 PB: 0 SB: 0 CS: 0	PA: 35		
<b>PITCHER</b>	IP WLS BF H R ER SO BB IBB HBP BLK WP HR S P ERA WHIP	4.1 L 18 5 3 3 1 0 0 0 0 0 0 20 20 6.23 1.154	2.2 8 1 0 0 0 0 0 0 0 0 0 0 8 8 0.00 0.375	2.0 9 3 1 1 1 0 0 0 0 0 0 0 11 11 4.50 1.500																		

AB	35
R	4
H	9
RBI	4
BB	0
SO	2
LOB	10



Batter	1	2	3	4	5	6	7	8	9	AB	R	H	RBI	BB	SO	LOB	BOTTOM				
Gino Cimoli, R (1,8) OBP: 0.287, SLG: 0.360	F9									4	0	1	0	0	0	3	<b>Cincinnati Reds @ Milwaukee Braves</b> Milwaukee County Stadium, Milwaukee, WI Fri Jun 30 1961, 8:05 PM EDT Att: 24,184 - Unknown				
Frank Bolling, R (1,4) OBP: 0.384, SLG: 0.502										4	0	2	0	1	1	2					
Eddie Mathews, L (1,5) OBP: 0.410, SLG: 0.581										5	0	0	0	0	0	7					
Hank Aaron, R (1,9) OBP: 0.350, SLG: 0.562										5	0	0	0	0	2	1					
Frank Thomas, R (1,7) OBP: 0.380, SLG: 0.571										2	0	1	0	0	1	0					
Lee Maye, L (6,7) OBP: 0.329, SLG: 0.430										1	0	0	0	1	0	0					
Joe Adcock, R (1,3) OBP: 0.320, SLG: 0.452										4	0	3	0	0	0	1					
Joe Torre, R (1,2) OBP: 0.329, SLG: 0.457										4	0	1	0	0	0	4					
Roy McMillan, R (1,6) OBP: 0.307, SLG: 0.300										3	0	0	0	0	1	4					
Al Spangler, L (9,PH) OBP: 0.400, SLG: 0.233										0	0	0	0	1	0	0					
Warren Spahn, L (1,1) OBP: 0.340, SLG: 0.455										1	0	1	0	0	0	0					
Carl Willey, R (5,1) OBP: 0.050, SLG: 0.050										1	0	1	0	0	0	0					
Hawk Taylor, R (7,PH) OBP: 0.167, SLG: 0.091										1	0	0	0	0	1	0					
Claude Raymond, R (8,1) OBP: 0.273, SLG: 0.302										0	0	0	0	0	0	0					
Bob Boyd, L (9,PH)										1	0	1	0	0	0	0					
<b>Inning Stats</b>	R: 0 E: 0 K: 0 S: 3	H: 1 LOB: 0 BB: 0 P: 3	R: 0 E: 0 K: 1 S: 7	H: 2 LOB: 2 BB: 0 P: 7	R: 0 E: 0 K: 1 S: 6	H: 1 LOB: 1 BB: 0 P: 6	R: 0 E: 0 K: 1 S: 6	H: 1 LOB: 1 BB: 0 P: 6	R: 0 E: 0 K: 1 S: 6	H: 1 LOB: 2 BB: 1 P: 10	R: 0 E: 0 K: 1 S: 6	H: 1 LOB: 1 BB: 0 P: 6	R: 0 E: 0 K: 1 S: 6	H: 1 LOB: 1 BB: 0 P: 6	R: 0 E: 0 K: 0 S: 3	H: 1 LOB: 2 BB: 2 P: 11	1B: 10 2B: 1 3B: 0 HR: 0	SF: 0 SAC: 1 DP: 1 HBP: 0	WP: 1 PB: 0 SB: 0 CS: 0	PA: 40	
<b>PITCHER</b>	IP WLS BF H R ER SO BB IBB HBP BLK WP HR S P ERA WHIP	8.2 W 39 11 0 0 0 0 0 0 0 0 0 47 59 0.00 1.615	0.1 S 1 0 0 0 0 0 0 0 0 0 0 1 1 0.00 0.000																		

AB	36
R	0
H	11
RBI	0
BB	3
SO	6
LOB	22



Batter	1	2	3	4	5	6	7	8	9	AB	R	H	RBI	BB	SO	LOB	TOP				
<b>Eddie Kasko, R</b> (1, 6) OBP: 0.339, SLG: 0.333	1-3			F3		3-1		F7		4	0	0	0	0	0	1	<b>Cincinnati Reds @ Milwaukee Braves</b> Milwaukee County Stadium, Milwaukee, WI Sat Jul 01 1961, 4:33 AM EDT Att: 12,980 - Unknown				
<b>Don Blasingame, L</b> (1, 4) OBP: 0.325, SLG: 0.325	P6			1-3		P4		F9		4	0	0	0	0	0	1					
<b>Vada Pinson, L</b> (1, 8) OBP: 0.358, SLG: 0.460	4-3			1B					5-3	4	1	3	0	0	0	0					
<b>Frank Robinson, R</b> (1, 9)						1-3		1B	5-3	4	0	1	0	0	0	2					
<b>Gus Bell, L</b> (1, 7) OBP: 0.301, SLG: 0.360	K			FC6				1-2	5-3	4	0	1	1	0	1	2					
<b>Gordy Coleman, L</b> (1, 3) OBP: 0.330, SLG: 0.550	G3			1-2				2B	5-3	4	0	2	0	0	0	0					
<b>Gene Freese, R</b> (1, 5) OBP: 0.331, SLG: 0.516						4-3		2B	F7	4	0	0	0	0	0	2					
<b>Johnny Edwards, L</b> (1, 2) OBP: 0.462, SLG: 0.600				5-3		4-3			P5	3	0	0	0	0	0	1					
<b>Ken Hunt, R</b> (1, 1) OBP: 0.188, SLG: 0.167										1	0	0	0	0	1	0					
<b>Wally Post, R</b> (5, PH) OBP: 0.352, SLG: 0.535				K		P4				1	0	0	0	0	0	1					
<b>Jay Hook, L</b> (5, 1) OBP: 0.200, SLG: 0.200										0	0	0	0	0	0	0					
<b>Jerry Lynch, L</b> (8, PH) OBP: 0.448, SLG: 0.702										1	0	1	0	0	0	0					
<b>Sherman Jones, L</b> (8, 1)								1B		0	0	0	0	0	0	0					
<b>Inning Stats</b>	R: 0 E: 0 K: 0 S: 3	H: 0 LOB: 0 BB: 0 P: 3	R: 0 E: 0 K: 1 S: 5	H: 0 LOB: 0 BB: 0 P: 5	R: 0 E: 0 K: 1 S: 5	H: 0 LOB: 0 BB: 0 P: 5	R: 0 E: 0 K: 0 S: 5	H: 2 LOB: 2 BB: 0 P: 5	R: 0 E: 0 K: 0 S: 4	H: 1 LOB: 1 BB: 0 P: 4	R: 0 E: 0 K: 0 S: 4	H: 0 LOB: 0 BB: 0 P: 3	R: 0 E: 0 K: 0 S: 4	H: 1 LOB: 1 BB: 0 P: 4	R: 1 E: 0 K: 0 S: 5	H: 3 LOB: 1 BB: 0 P: 5	1B: 6 2B: 2 3B: 0 HR: 0	SF: 0 SAC: 0 DP: 0 HBP: 0	WP: 0 PB: 0 SB: 0 CS: 0	PA: 34	
<b>PITCHER</b>	IP	WLS	BF	H	R	ER	SO	BB	IBB	HBP	BLK	WP	HR	S	P	ERA	WHIP				
<b>Lew Burdette, R</b> (1, 1) ERA: 3.99	8.2	W	33	8	1	1	2	0	0	0	0	0	0	37	37	1.04	0.923				
<b>Don McMahon, R</b> (9, 1) ERA: 2.08	0.1	S	1	0	0	0	0	0	0	0	0	0	0	1	1	0.00	0.000				

AB	34
R	1
H	8
RBI	1
BB	0
SO	2
LOB	10



Batter	1	2	3	4	5	6	7	8	9	AB	R	H	RBI	BB	SO	LOB	BOTTOM				
<b>Gino Cimoli, R</b> (1, 8) OBP: 0.298, SLG: 0.365	FC4-6		SH1		SH1-3					1	0	1	0	1	0	0	<b>Cincinnati Reds @ Milwaukee Braves</b> Milwaukee County Stadium, Milwaukee, WI Sat Jul 01 1961, 4:33 AM EDT Att: 12,980 - Unknown				
<b>Frank Bolling, R</b> (1, 4) OBP: 0.382, SLG: 0.498	FC4-6				P6					4	0	1	1	0	1	3					
<b>Eddie Mathews, L</b> (1, 5) OBP: 0.405, SLG: 0.572	8-3		FC3-6		F7					4	0	0	0	0	0	4					
<b>Hank Aaron, R</b> (1, 9) OBP: 0.352, SLG: 0.576			F7							4	2	2	1	0	0	2					
<b>Joe Adcock, R</b> (1, 3) OBP: 0.319, SLG: 0.463			SF7		5-3					3	1	1	2	0	0	0					
<b>Lee Maye, L</b> (1, 7) OBP: 0.333, SLG: 0.431			SF7							4	1	2	0	0	0	0					
<b>Joe Torre, R</b> (1, 2) OBP: 0.333, SLG: 0.465			E		FC6-4					4	0	2	0	0	0	0					
<b>Roy McMillan, R</b> (1, 6) OBP: 0.303, SLG: 0.296			CS		FC6-4					4	0	2	0	0	0	1					
<b>Lew Burdette, R</b> (1, 1) OBP: 0.220, SLG: 0.420			1B							3	0	0	0	0	1	3					
<b>Don McMahon, R</b> (9, 1) OBP: 0.286, SLG: 0.286			K		F2					3	1	1	0	0	1	1					
<b>Inning Stats</b>	R: 0 E: 0 K: 0 S: 2	H: 0 LOB: 0 BB: 1 P: 6	R: 2 E: 0 K: 1 S: 7	H: 3 LOB: 1 BB: 0 P: 7	R: 1 E: 0 K: 0 S: 5	H: 2 LOB: 1 BB: 0 P: 5	R: 0 E: 0 K: 0 S: 4	H: 1 LOB: 1 BB: 0 P: 4	R: 0 E: 1 K: 0 S: 4	H: 0 LOB: 1 BB: 0 P: 4	R: 2 E: 0 K: 1 S: 8	H: 3 LOB: 1 BB: 0 P: 8	R: 0 E: 0 K: 0 S: 6	H: 1 LOB: 1 BB: 0 P: 6	R: 0 E: 0 K: 0 S: 3	H: 0 LOB: 0 BB: 0 P: 3	1B: 5 2B: 5 3B: 0 HR: 2	SF: 1 SAC: 2 DP: 2 HBP: 0	WP: 0 PB: 0 SB: 0 CS: 1	PA: 34	
<b>PITCHER</b>	IP	WLS	BF	H	R	ER	SO	BB	IBB	HBP	BLK	WP	HR	S	P	ERA	WHIP				
<b>Ken Hunt, R</b> (1, 1) ERA: 3.09	4.0	L	17	6	3	3	1	0	0	0	0	0	0	18	22	6.75	1.750				
<b>Jay Hook, R</b> (5, 1) ERA: 7.58	3.0		14	4	2	2	2	0	0	0	0	0	2	18	18	6.00	1.333				
<b>Sherman Jones, R</b> (8, 1) ERA: 15.0	1.0		3	0	0	0	0	0	0	0	0	0	0	3	3	0.00	0.000				



Batter	1	2	3	4	5	6	7	8	9	10	11	12	13	AB R H RBI BB SO LOB	TOP								
<b>Eddie Kasko, R</b> OBP: 0.345, SLG: 0.342 (1.6)														6 3 3 0 1 0 1	<b>Cincinnati Reds @ Milwaukee Braves</b> Milwaukee County Stadium, Milwaukee, WI Sun Jul 02 1961, 4:35 AM EDT Unknown								
<b>Don Blasingame, L</b> OBP: 0.329, SLG: 0.329 (1.4)														6 1 3 0 0 0 1									
<b>Vada Pinson, L</b> OBP: 0.357, SLG: 0.456 (1.8)														7 1 2 2 0 1 4									
<b>Frank Robinson, R</b> OBP: 0.404, SLG: 0.592 (1.9)														5 2 3 1 2 1 2									
<b>Gordy Coleman, L</b> OBP: 0.343, SLG: 0.568 (1.3)														6 1 5 4 0 0 1									
<b>Gus Bell, L</b> OBP: 0.294, SLG: 0.350 (1.7)														7 0 1 1 0 0 6									
<b>Gene Freese, R</b> OBP: 0.328, SLG: 0.507 (1.5)														5 0 0 0 1 1 1									
<b>Jerry Zimmerman, R</b> OBP: 0.276, SLG: 0.260 (5, PH)														2 0 0 0 0 0 0									
<b>Jerry Lynch, L</b> OBP: 0.441, SLG: 0.690 (5, PH)														1 0 0 0 0 0 3									
<b>Johnny Edwards, L</b> OBP: 0.375, SLG: 0.462 (5, 2)														3 0 0 0 0 1 0									
<b>Jim O'Toole, S</b> OBP: 0.227, SLG: 0.256 (8, PH)														2 0 2 0 0 0 0									
<b>Dick Campbell, L</b> OBP: 0.272, SLG: 0.344 (8, PH)														1 0 0 0 0 0 0									
<b>Howie Nunn, R</b> OBP: 0.250, SLG: 0.348 (8, 1)														0 0 0 0 0 0 0									
<b>Sherman Jones, L</b> OBP: 0.250, SLG: 0.348 (8, 1)														1 0 0 0 0 0 0									
<b>Wally Post, R</b> OBP: 0.250, SLG: 0.348 (8, 1)														1 0 0 0 0 0 0									
<b>Jim Brosnan, R</b> OBP: 0.250, SLG: 0.348 (8, 1)														1 0 0 0 0 0 0									
<b>Inning Stats</b>	R: 2 E: 0 K: 0 S: 5	H: 2 LOB: 1 BB: 1 P: 9	R: 0 E: 0 K: 0 S: 4	H: 1 LOB: 1 BB: 0 P: 4	R: 0 E: 0 K: 0 S: 4	H: 2 LOB: 2 BB: 0 P: 5	R: 0 E: 0 K: 1 S: 8	H: 3 LOB: 3 BB: 1 P: 12	R: 2 E: 1 K: 0 S: 6	H: 4 LOB: 0 BB: 0 P: 6	R: 0 E: 0 K: 0 S: 3	H: 0 LOB: 1 BB: 1 P: 7	R: 0 E: 0 K: 1 S: 7	H: 0 LOB: 0 BB: 0 P: 5	R: 0 E: 0 K: 3 S: 9	H: 0 LOB: 0 BB: 0 P: 9	R: 3 E: 0 K: 0 S: 5	H: 2 LOB: 0 BB: 1 P: 9	1B: 16 2B: 2 3B: 0 HR: 1	SF: 0 SAC: 1 DP: 1 HBP: 1	W/P: 0 PB: 0 SB: 1 CS: 0	PA: 60	
<b>PITCHER</b>	IP WLS BF H R ER SO	4.2 24 10 3 3 1	0.0 0 0 0 0 0	2.1 4 2 2 0 0	5.0 19 3 0 0 5	1.0 6 2 3 3 0	4.2 24 29 5.79 2.357	0.0 4 4 7.71 1.714	0.0 28 32 0.00 0.800	1.0 5 9 27.00 2.000													



AB 54  
R 8  
H 19  
RBI 8  
BB 4  
SO 6  
LOB 19

Batter	1	2	3	4	5	6	7	8	9	10	11	12	13	AB R H RBI BB SO LOB	BOTTOM									
<b>Gino Cimoli, R</b> OBP: 0.285, SLG: 0.348 (1.8)														6 0 0 0 0 1 1	<b>Cincinnati Reds @ Milwaukee Braves</b> Milwaukee County Stadium, Milwaukee, WI Sun Jul 02 1961, 4:35 AM EDT Unknown									
<b>Frank Bolling, R</b> OBP: 0.364, SLG: 0.494 (1.4)														4 1 1 0 2 0 0										
<b>Eddie Mathews, L</b> OBP: 0.400, SLG: 0.583 (1.5)														2 1 1 1 0 1 1										
<b>Felix Mantilla, R</b> OBP: 0.286, SLG: 0.130 (5, 5)														1 0 0 0 0 1 0										
<b>Bob Boyd, L</b> OBP: 0.268, SLG: 0.296 (7, PH)														1 0 0 0 0 1 2										
<b>Al Spangler, L</b> OBP: 0.429, SLG: 0.259 (8, 7)														1 0 1 0 1 0 0										
<b>Hank Aaron, R</b> OBP: 0.355, SLG: 0.584 (8, 5)														5 2 2 2 1 0 3										
<b>Joe Adcock, R</b> OBP: 0.316, SLG: 0.468 (1, 3)														6 1 1 2 0 1 4										
<b>Joe Torre, R</b> OBP: 0.335, SLG: 0.477 (1, 2)														5 0 2 0 0 0 0										
<b>Hawk Taylor, R</b> OBP: 0.143, SLG: 0.077 (6, PH)														2 0 0 0 0 0 1										
<b>Lee Nieve, L</b> OBP: 0.328, SLG: 0.423 (7, 7)														3 0 0 0 0 0 1										
<b>Roy McMillan, R</b> OBP: 0.305, SLG: 0.295 (1, 6)														4 0 1 0 1 0 0										
<b>Don Nottebart, R</b> ERA: 3.68 (1, 1)														2 0 0 0 0 0 0 1										
<b>Carl Willey, L</b> ERA: 5.86 (5, 1)														0 0 0 0 0 0 0 0										
<b>Bob Hendley, R</b> ERA: 4.24 (8, 1)														0 0 0 0 0 0 0 0										
<b>Del Crandall, R</b> ERA: 5.0 (12, PH)														0 0 0 0 0 0 0 0										
<b>Don Wingo, L</b> ERA: 2.58 (10, 1)														1 0 0 0 0 0 0 0										
<b>Frank Thomas, L</b> ERA: 2.58 (10, 1)														1 0 0 0 0 0 0 0										
<b>Warren Spahn, L</b> ERA: 3.62 (13, 1)														1 0 0 0 0 0 0 0										
<b>Inning Stats</b>	R: 3 E: 2 K: 0 S: 7	H: 4 LOB: 1 BB: 0 P: 7	R: 0 E: 0 K: 1 S: 4	H: 0 LOB: 0 BB: 1 P: 8	R: 2 E: 0 K: 1 S: 6	H: 1 LOB: 0 BB: 1 P: 10	R: 0 E: 0 K: 0 S: 3	H: 0 LOB: 0 BB: 0 P: 5	R: 0 E: 0 K: 1 S: 6	H: 1 LOB: 2 BB: 1 P: 10	R: 0 E: 0 K: 1 S: 5	H: 0 LOB: 0 BB: 0 P: 5	R: 0 E: 0 K: 0 S: 3	H: 2 LOB: 2 BB: 0 P: 5	R: 0 E: 0 K: 0 S: 3	H: 0 LOB: 0 BB: 0 P: 3	R: 0 E: 0 K: 1 S: 5	H: 0 LOB: 0 BB: 0 P: 5	R: 0 E: 0 K: 0 S: 2	H: 0 LOB: 0 BB: 1 P: 6	1B: 4 2B: 2 3B: 0 HR: 3	SF: 0 SAC: 1 DP: 2 HBP: 0	W/P: 1 PB: 0 SB: 1 CS: 0	PA: 50
<b>PITCHER</b>	IP WLS BF H R ER SO	5.0 21 5 5 5 3	0.0 0 0 0 0 0	4.0 14 2 0 0 2	0.0 0 0 0 0 0	4.0 14 2 0 0 1	0.0 3 25 9.00 1.400	0.0 4 4 7.71 1.714	0.0 28 32 0.00 0.800	1.0 5 9 27.00 2.000														



AB 44  
R 5  
H 9  
RBI 5  
BB 5  
SO 6  
LOB 14

Batter	1	2	3	4	5	6	7	8	9	AB	R	H	RBI	BB	SO	LOB	TOP								
<b>Eddie Kasko, R</b> (1, 6) OBP: 0.349, SLG: 0.354										3	1	1	1	2	0	0	<b>Cincinnati Reds @ Milwaukee Braves</b> Milwaukee County Stadium, Milwaukee, WI Sun Jul 02 1961, 4:38 AM EDT Att: 29,487 - Unknown								
<b>Don Blasingame, L</b> (1, 4) OBP: 0.323, SLG: 0.323										5	0	0	0	0	0	2									
<b>Vada Pinson, L</b> (1, 8) OBP: 0.356, SLG: 0.456										4	0	1	0	0	1	0									
<b>Frank Robinson, R</b> (1, 9) OBP: 0.405, SLG: 0.600										3	2	1	1	1	1	1									
<b>Gordy Coleman, L</b> (1, 3) OBP: 0.348, SLG: 0.578										4	1	3	1	0	0	1									
<b>Gus Bell, L</b> (1, 7) OBP: 0.293, SLG: 0.347										4	0	1	1	0	0	2									
<b>Gene Freese, R</b> (1, 5) OBP: 0.324, SLG: 0.500										4	0	0	0	0	1	3									
<b>Johnny Edwards, L</b> (1, 2) OBP: 0.350, SLG: 0.471										4	0	1	0	0	2	0									
<b>Bob Purkey, R</b> (1, 1) OBP: 0.114, SLG: 0.095										4	0	0	0	0	2	1									
<b>Bill Henry, L</b> (9, 1)										0	0	0	0	0	0	0									
<b>Inning Stats</b>	R: 3 E: 0 K: 0 S: 6	H: 3 LOB: 1 BB: 1 P: 10	R: 0 E: 0 K: 1 S: 5	H: 0 LOB: 0 BB: 0 P: 5	R: 0 E: 0 K: 1 S: 6	H: 1 LOB: 1 BB: 0 P: 6	R: 0 E: 0 K: 2 S: 8	H: 1 LOB: 0 BB: 0 P: 8	R: 0 E: 0 K: 1 S: 5	H: 0 LOB: 0 BB: 0 P: 5	R: 0 E: 0 K: 0 S: 4	H: 1 LOB: 1 BB: 0 P: 4	R: 0 E: 0 K: 2 S: 7	H: 0 LOB: 1 BB: 1 P: 11	R: 1 E: 0 K: 0 S: 5	H: 2 LOB: 1 BB: 0 P: 5	R: 0 E: 0 K: 0 S: 3	H: 0 LOB: 1 BB: 1 P: 7	1B: 2 2B: 4 3B: 0 HR: 2	SF: 0 SAC: 0 DP: 0 HBP: 0	WP: 1 PB: 0 SB: 1 CS: 0	PA: 38			
<b>PITCHER</b>	IP	WLS	BF	H	R	ER	SO	BB	IBB	HBP	BLK	WP	HR	S	P	ERA	WHIP								
<b>Tony Cloninger, R</b> (1, 1) ERA: 6.63	8.0	L	34	8	4	4	7	2	0	0	0	1	2	46	54	4.50	1.250								
<b>Claude Raymond, R</b> (9, 1) ERA: 4.19	1.0	S	4	0	0	0	0	1	0	0	0	0	0	3	7	0.00	1.000								

AB	35
R	4
H	8
RBI	4
BB	3
SO	7
LOB	10



Batter	1	2	3	4	5	6	7	8	9	AB	R	H	RBI	BB	SO	LOB	BOTTOM								
<b>Al Spangler, L</b> (1, 8) OBP: 0.435, SLG: 0.286										4	1	2	0	0	0	0	<b>Cincinnati Reds @ Milwaukee Braves</b> Milwaukee County Stadium, Milwaukee, WI Sun Jul 02 1961, 4:38 AM EDT Att: 29,487 - Unknown								
<b>Frank Bolling, R</b> (1, 4) OBP: 0.379, SLG: 0.487										4	0	0	0	0	1	2									
<b>Eddie Mathews, L</b> (1, 5) OBP: 0.403, SLG: 0.589										4	1	1	2	0	0	0									
<b>Hank Aaron, R</b> (1, 9) OBP: 0.355, SLG: 0.589										3	1	1	0	0	2	0									
<b>Bob Boyd, L</b> (1, 3) OBP: 0.254, SLG: 0.281										3	0	0	1	0	1	0									
<b>Lee Maye, L</b> (1, 7) OBP: 0.322, SLG: 0.415										3	0	0	0	0	0	0									
<b>Roy McMillan, R</b> (1, 6) OBP: 0.303, SLG: 0.293										2	0	0	0	0	1	0									
<b>Frank Thomas, R</b> (6, PH) OBP: 0.377, SLG: 0.566										1	0	0	0	0	0	0									
<b>Claude Raymond, R</b> (9, 1)										0	0	0	0	0	0	0									
<b>Sammy White, R</b> (1, 2) OBP: 0.333, SLG: 0.473										2	0	0	0	0	0	0									
<b>Joe Torre, R</b> (8, PH) OBP: 0.333, SLG: 0.473										1	0	0	0	0	0	0									
<b>Tony Cloninger, R</b> (1, 1) OBP: 0.143, SLG: 0.143										2	0	0	0	0	0	0									
<b>Joe Adcock, R</b> (8, PH) OBP: 0.315, SLG: 0.466										1	0	0	0	0	0	0									
<b>Felix Mantilla, R</b> (9, 6) OBP: 0.286, SLG: 0.130										0	0	0	0	0	0	0									
<b>Inning Stats</b>	R: 0 E: 0 K: 0 S: 3	H: 0 LOB: 0 BB: 0 P: 3	R: 0 E: 0 K: 2 S: 7	H: 0 LOB: 0 BB: 0 P: 7	R: 0 E: 0 K: 1 S: 5	H: 0 LOB: 0 BB: 0 P: 5	R: 0 E: 0 K: 0 S: 3	H: 0 LOB: 0 BB: 0 P: 3	R: 0 E: 0 K: 1 S: 5	H: 0 LOB: 0 BB: 0 P: 5	R: 0 E: 0 K: 0 S: 3	H: 0 LOB: 0 BB: 0 P: 3	R: 3 E: 0 K: 1 S: 8	H: 3 LOB: 0 BB: 0 P: 8	R: 0 E: 0 K: 0 S: 3	H: 0 LOB: 0 BB: 0 P: 3	R: 0 E: 0 K: 0 S: 3	H: 1 LOB: 0 BB: 0 P: 3	1B: 2 2B: 0 3B: 1 HR: 1	SF: 0 SAC: 0 DP: 1 HBP: 0	WP: 0 PB: 1 SB: 0 CS: 0	PA: 30			
<b>PITCHER</b>	IP	WLS	BF	H	R	ER	SO	BB	IBB	HBP	BLK	WP	HR	S	P	ERA	WHIP								
<b>Bob Purkey, R</b> (1, 1) ERA: 3.7	8.2	W	29	4	3	3	5	4	3	3	3	0	1	39	39	3.12	0.462								
<b>Bill Henry, L</b> (9, 1) ERA: 3.28	0.1	S	1	0	0	0	0	0	0	0	0	0	0	1	1	0.00	0.000								

AB	30
R	3
H	4
RBI	3
BB	0
SO	5
LOB	2



Batter	1	2	3	4	5	6	7	8	9	AB	R	H	RBI	BB	SO	LOB	TOP								
Bill Virdon, L OBP: 0.343, SLG: 0.462 (1, 8)	6-3			G6-4-3 1B		1-H HR		4-3		4	1	2	2	0	0	0	Pittsburgh Pirates @ Cincinnati Reds Crosley Field, Cincinnati, OH Mon Jul 03 1961, 7:05 PM EDT Att: 31,839 - Unknown								
Dick Groat, R OBP: 0.316, SLG: 0.380 (1, 6)	F8			G6-4-3 1B		K		F7		4	0	1	0	0	1	1									
Roberto Clemente, R OBP: 0.379, SLG: 0.562 (1, 9)	4-3			G6-4-3 1-2 2-3		BB BB		K		3	0	0	0	1	1	2									
Dick Stuart, R OBP: 0.325, SLG: 0.530 (1, 3)		6-3		4-3		BB		HR		3	1	1	1	1	0	1									
Smoky Burgess, L OBP: 0.401, SLG: 0.580 (1, 2)		4-3			F9	F7		P6		4	0	0	0	0	0	2									
Don Hoak, R OBP: 0.432, SLG: 0.519 (1, 5)		F2			5-3			1-3		4	0	0	0	0	0	0									
Joe Christopher, R OBP: 0.344, SLG: 0.390 (1, 7)			F8		K			K		3	0	0	0	0	2	0									
Bill Mazerowski, R OBP: 0.262, SLG: 0.310 (1, 4)			F7		F8	6-3				3	0	0	0	0	0	0									
Joe Gibbon, R OBP: 0.172, SLG: 0.259 (5, PH) Walt Monforte, L OBP: 0.200, SLG: 0.286 (6, PH) Bobby Shantz, R OBP: 0.223, SLG: 0.538 (6, PH) Al McBean, R OBP: 0.340, SLG: 0.473 (8, PH) Rocky Nelson, L OBP: 0.333, SLG: 0.333 (8, PH)			K		HR 1B			L8		1	0	0	0	0	1	0									
<b>Inning Stats</b>	R: 0 E: 0 K: 0 S: 3	H: 0 LOB: 0 BB: 0 P: 3	R: 0 E: 0 K: 0 S: 3	H: 0 LOB: 0 BB: 0 P: 3	R: 0 E: 0 K: 1 S: 5	H: 0 LOB: 0 BB: 0 P: 5	R: 0 E: 0 K: 0 S: 4	H: 2 LOB: 1 BB: 0 P: 4	R: 0 E: 0 K: 1 S: 5	H: 0 LOB: 0 BB: 0 P: 5	R: 2 E: 0 K: 1 S: 7	H: 2 LOB: 2 BB: 2 P: 15	R: 0 E: 0 K: 1 S: 5	H: 0 LOB: 0 BB: 0 P: 5	R: 0 E: 0 K: 0 S: 3	H: 0 LOB: 0 BB: 0 P: 3	R: 1 E: 0 K: 1 S: 6	H: 1 LOB: 0 BB: 0 P: 6	1B: 3 2B: 0 3B: 0 HR: 2	SF: 0 SAC: 0 DP: 1 HBP: 0	WP: 0 PB: 0 SB: 0 CS: 0	PA: 33			
<b>PITCHER</b>	IP	WLS	BF	H	R	ER	SO	BB	IBB	HBP	BLK	WP	HR	S	P	ERA	WHIP								
Jim Maloney, R ERA: 4.43 (1, 1)	8.1	W	31	5	3	3	5	2	0	0	0	0	2	39	47	3.24	0.840								
Bill Henry, L ERA: 3.24 (9, 1)	0.1		1	0	0	0	0	0	0	0	0	0	0	1	1	0.00	0.000								
Jim Brosnan, R ERA: 2.56 (9, 1)	0.1	S	1	0	0	0	0	0	0	0	0	0	0	1	1	0.00	0.000								

AB 31  
R 3  
H 5  
RBI 3  
BB 2  
SO 5  
LOB 6



Batter	1	2	3	4	5	6	7	8	9	AB	R	H	RBI	BB	SO	LOB	BOTTOM								
Don Blasingame, L OBP: 0.323, SLG: 0.323 (1, 4)	P6		F8		SH2-3 1-2			1B SF7 1B		3	1	1	0	0	0	1	Pittsburgh Pirates @ Cincinnati Reds Crosley Field, Cincinnati, OH Mon Jul 03 1961, 7:05 PM EDT Att: 31,839 - Unknown								
Eddie Kasko, R OBP: 0.352, SLG: 0.356 (1, 6)	G3		FC4-6 1B		K			PO 1B		4	0	2	0	0	1	1									
Vada Pinson, L OBP: 0.351, SLG: 0.452 (1, 8)	L6		FC4-6 1-2 3-H		4-3 2-3			SF7		3	0	0	2	0	0	2									
Frank Robinson, R OBP: 0.403, SLG: 0.593 (1, 9)		HR HBP	P4		6-3			K		3	1	0	0	0	1	2									
Gene Freese, R OBP: 0.324, SLG: 0.502 (1, 5)		F8			F9			PO		3	0	1	0	0	0	1									
Wally Post, R OBP: 0.350, SLG: 0.548 (1, 7)		HR			K			K		3	1	1	2	0	2	1									
Gordy Coleman, L OBP: 0.345, SLG: 0.572 (1, 3)		K			F5			4-3		3	0	0	0	0	1	1									
Jerry Zimmerman, R OBP: 0.270, SLG: 0.254 (1, 2)		F2			F8			K		3	0	0	0	0	1	1									
Jim Maloney, L OBP: 0.391, SLG: 0.500 (1, 1) Bill Henry, L ERA: 2.7 (9, 1) Jim Brosnan, R ERA: 2.47 (9, 1)			1B FC4-6 1B		PB SH2-3 1B			1-3		3	1	2	0	0	0	0									
<b>Inning Stats</b>	R: 0 E: 0 K: 0 S: 3	H: 0 LOB: 0 BB: 0 P: 3	R: 2 E: 0 K: 1 S: 6	H: 1 LOB: 0 BB: 0 P: 7	R: 1 E: 0 K: 0 S: 5	H: 2 LOB: 1 BB: 0 P: 5	R: 0 E: 0 K: 1 S: 6	H: 1 LOB: 1 BB: 0 P: 6	R: 0 E: 0 K: 1 S: 5	H: 0 LOB: 0 BB: 0 P: 5	R: 0 E: 0 K: 1 S: 5	H: 0 LOB: 0 BB: 0 P: 5	R: 1 E: 0 K: 1 S: 6	H: 2 LOB: 0 BB: 0 P: 6	R: 1 E: 0 K: 1 S: 6	H: 2 LOB: 0 BB: 0 P: 6	1B: 5 2B: 1 3B: 0 HR: 1	SF: 1 SAC: 1 DP: 0 HBP: 1	WP: 0 PB: 1 SB: 0 CS: 0	PA: 32					
<b>PITCHER</b>	IP	WLS	BF	H	R	ER	SO	BB	IBB	HBP	BLK	WP	HR	S	P	ERA	WHIP								
Joe Gibbon, L ERA: 3.59 (6, 1)	2.0	L	6	0	0	0	2	0	0	0	0	0	0	10	10	0.00	0.000								
Al McBean, R ERA: 2.7 (8, 1)	1.0		4	2	1	1	1	0	0	0	0	0	0	6	6	9.00	2.000								

AB 28  
R 4  
H 7  
RBI 4  
BB 0  
SO 6  
LOB 10



Batter	1	2	3	4	5	6	7	8	9	AB	R	H	RBI	BB	SO	LOB	TOP					
Bill Virdon, L (1.8) OBP: 0.342, SLG: 0.458	0-3 K		0-0 FC			0-0 G1-6-3 1B			0-0 F7	4	0	1	0	0	1	2						
Dick Groat, R (1.6) OBP: 0.312, SLG: 0.374	0-0 F7		0-0 FC6-4			0-0 G1-6-3			0-0 2-3	4	0	0	0	0	0	3						
Walt Moryn, L (1.7) OBP: 0.204, SLG: 0.283	0-0 3-1								0-0 FC5-4 1B	4	0	1	0	0	0	0						
Dick Stuart, R (1.3) OBP: 0.328, SLG: 0.526		4-0 G4-6-3 BB							0-0 FC1-6 HBP	2	0	0	0	1	0	1						
Roberto Clemente, R (1.9) OBP: 0.375, SLG: 0.556		0-0 G4-6-3							0-0 FC1-6	3	0	0	0	0	1	2						
Smoky Burgess, L (1.2) OBP: 0.394, SLG: 0.567		0-0 F8							0-0 F9	3	0	0	0	0	0	1						
Don Hoak, R (1.5) OBP: 0.427, SLG: 0.513			0-0 5-3						0-0 1-3	3	0	0	0	0	0	0						
Bill Mazerowski, R (1.4) OBP: 0.263, SLG: 0.308			4-0 1B BB						0-0 6-3	2	0	0	0	1	0	0						
Earl Francis, R (1.1) OBP: 0.286, SLG: 0.167			0-0 FC 1B						0-0 L7	2	0	1	0	0	1	0						
Al McBean, R (7.1)										0	0	0	0	0	0	0						
Rocky Nelson, L (8. PH) OBP: 0.357, SLG: 0.471										1	0	0	0	0	0	0						
Clem Labine, R (8.1) OBP: 0.167, SLG: 0.167										0	0	0	0	0	0	0						
<b>Inning Stats</b>	R: 0 E: 0 K: 1 S: 5	H: 0 LOB: 0 BB: 0 P: 5	R: 0 E: 0 K: 0 S: 2	H: 0 LOB: 0 BB: 1 P: 6	R: 0 E: 0 K: 0 S: 4	H: 1 LOB: 2 BB: 1 P: 8	R: 0 E: 0 K: 1 S: 5	H: 0 LOB: 0 BB: 0 P: 5	R: 0 E: 0 K: 0 S: 3	H: 0 LOB: 0 BB: 0 P: 3	R: 0 E: 0 K: 1 S: 5	H: 1 LOB: 0 BB: 0 P: 5	R: 0 E: 0 K: 0 S: 3	H: 0 LOB: 1 BB: 0 P: 4	R: 0 E: 0 K: 0 S: 3	H: 0 LOB: 0 BB: 0 P: 3	R: 0 E: 0 K: 0 S: 4	H: 1 LOB: 1 BB: 0 P: 4	1B: 3 2B: 0 3B: 0 HR: 0	SF: 0 SAC: 0 DP: 2 HBP: 1	WP: 0 PB: 0 SB: 0 CS: 0	PA: 31
<b>PITCHER</b> Joey Jay, R (1.1) ERA: 2.63	IP: 9.0 WLS: W BF: 31 H: 3 R: 0 ER: 0 SO: 3 BB: 2 IBB: 0 HBP: 1 BLK: 0 WP: 0 HR: 0 S: 34 P: 43 ERA: 0.00 WHIP: 0.556															<b>PITCHER</b>						

Pittsburgh Pirates @ Cincinnati Reds  
Crosley Field, Cincinnati, OH  
Tue Jul 04 1961, 3:33 AM EDT  
Att: 11,802 - Unknown

AB	28
R	0
H	3
RBI	0
BB	2
SO	3
LOB	9



Batter	1	2	3	4	5	6	7	8	9	AB	R	H	RBI	BB	SO	LOB	BOTTOM					
Eddie Kasko, R (1.6) OBP: 0.350, SLG: 0.355	0-0 5-3		0-0 L4						0-0 F8	4	0	1	0	0	0	0						
Don Blasingame, L (1.4) OBP: 0.318, SLG: 0.318	0-0 6-3								0-0 L6	4	0	0	0	0	0	1						
Vada Pinson, L (1.8) OBP: 0.350, SLG: 0.448	4-0 BB								0-0 F7	3	0	0	0	1	0	0						
Frank Robinson, R (1.9) OBP: 0.404, SLG: 0.596	0-0 5-3								0-0 L1	4	1	2	0	0	0	1						
Gordy Coleman, L (1.3) OBP: 0.348, SLG: 0.573		0-0 4-3								3	0	2	0	0	0	0						
Gus Bell, L (1.7) OBP: 0.293, SLG: 0.345		4-0 G6-4-3 BB							0-0 SF8	1	0	0	1	1	0	2						
Gene Freese, R (1.5) OBP: 0.324, SLG: 0.510		0-0 G6-4-3							0-0 5-3	3	1	1	1	0	0	2						
Johnny Edwards, L (1.2) OBP: 0.348, SLG: 0.500			0-0 6-3-1-6 2B						0-0 F8	3	0	1	0	0	1	0						
Joey Jay, S (1.1) OBP: 0.065, SLG: 0.087			0-0 6-3-1-6						0-0 G3	3	0	0	0	0	0	1						
<b>Inning Stats</b>	R: 0 E: 0 K: 0 S: 3	H: 0 LOB: 1 BB: 1 P: 7	R: 0 E: 0 K: 0 S: 2	H: 0 LOB: 0 BB: 1 P: 6	R: 0 E: 0 K: 0 S: 3	H: 1 LOB: 0 BB: 0 P: 3	R: 0 E: 0 K: 0 S: 5	H: 2 LOB: 2 BB: 0 P: 5	R: 1 E: 0 K: 0 S: 5	H: 2 LOB: 1 BB: 0 P: 5	R: 1 E: 0 K: 0 S: 5	H: 2 LOB: 1 BB: 0 P: 5	R: 0 E: 0 K: 1 S: 5	H: 0 LOB: 0 BB: 0 P: 5	R: 0 E: 0 K: 0 S: 3	H: 0 LOB: 0 BB: 0 P: 3	R: 0 E: 0 K: 0 S: 3	H: 0 LOB: 0 BB: 0 P: 3	1B: 4 2B: 3 3B: 0 HR: 1	SF: 1 SAC: 0 DP: 2 HBP: 0	WP: 0 PB: 0 SB: 0 CS: 0	PA: 31
<b>PITCHER</b> Earl Francis, R (1.1) ERA: 2.91	IP: 6.0 WLS: L BF: 25 H: 7 R: 2 ER: 2 SO: 2 BB: 2 IBB: 2 HBP: 0 BLK: 0 WP: 0 HR: 1 S: 23 P: 31 ERA: 3.00 WHIP: 1.500															<b>PITCHER</b>						
Al McBean, R (7.1) ERA: 2.08	1.0 3 0 0 0 1 0 0 0 0 0 0 5 5 0.00 0.000																					
Clem Labine, R (8.1) ERA: 3.2	1.0 3 0 0 0 0 0 0 0 0 0 0 3 3 0.00 0.000																					

Pittsburgh Pirates @ Cincinnati Reds  
Crosley Field, Cincinnati, OH  
Tue Jul 04 1961, 3:33 AM EDT  
Att: 11,802 - Unknown

AB	28
R	2
H	7
RBI	2
BB	2
SO	1
LOB	7



Batter	1	2	3	4	5	6	7	8	9	AB	R	H	RBI	BB	SO	LOB	TOP					
Don Blasingame, L (1,4) OBP: 0.320, SLG: 0.317										4	0	1	0	1	1	2	<b>Cincinnati Reds @ San Francisco Giants</b> Candlestick Park, San Francisco, CA Wed Jul 05 1961, 10:05 PM EDT Att: 20,755 - Unknown					
Eddie Kasko, R (1,6) OBP: 0.344, SLG: 0.348										5	0	0	0	0	0	6						
Vada Pinson, L (1,8) OBP: 0.355, SLG: 0.459										3	1	2	2	1	0	0						
Frank Robinson, R (1,9) OBP: 0.402, SLG: 0.591										4	0	1	0	0	0	4						
Gene Freese, R (1,5)										4	0	0	0	0	3	4						
Wally Post, R (1,7) OBP: 0.343, SLG: 0.537										3	0	0	0	0	1	0						
Gus Bell, L (8,PH) OBP: 0.292, SLG: 0.342										1	0	0	0	0	0	1						
Gordy Coleman, L (1,3) OBP: 0.350, SLG: 0.583										4	1	2	1	0	0	0						
Jerry Zimmerman, R (1,2) OBP: 0.270, SLG: 0.254										4	1	1	0	0	0	1						
Sherman Jones, L (1,1) OBP: 0.500, SLG: 0.400										3	0	2	0	1	0	0						
Jim Brosnan, R (9,1)										0	0	0	0	0	0	0						
Bill Henry, L (9,1)										0	0	0	0	0	0	0						
<b>Inning Stats</b>	R: 0 E: 0 K: 1 S: 6	H: 1 LOB: 1 BB: 0 P: 6	R: 0 E: 0 K: 1 S: 5	H: 0 LOB: 0 BB: 0 P: 5	R: 1 E: 0 K: 1 S: 8	H: 3 LOB: 3 BB: 1 P: 12	R: 0 E: 0 K: 1 S: 5	H: 1 LOB: 0 BB: 0 P: 5	R: 0 E: 0 K: 0 S: 2	H: 0 LOB: 0 BB: 1 P: 6	R: 1 E: 0 K: 0 S: 4	H: 1 LOB: 1 BB: 0 P: 4	R: 1 E: 0 K: 0 S: 5	H: 2 LOB: 1 BB: 0 P: 5	R: 0 E: 0 K: 1 S: 6	H: 1 LOB: 1 BB: 0 P: 6	R: 0 E: 1 K: 0 S: 4	H: 0 LOB: 2 BB: 1 P: 8	1B: 7 2B: 0 3B: 0 HR: 2	SF: 0 SAC: 0 DP: 1 HBP: 0	WP: 0 PB: 0 SB: 1 CS: 0	PA: 38
<b>PITCHER</b>	IP WLS BF	H R ER SO	BB IBB HBP BLK	WP HR S P	ERA WHIP	<b>PITCHER</b>	IP WLS BF	H R ER SO	BB IBB HBP BLK	WP HR S P	ERA WHIP											
Mike McCormick, L (1,1) ERA: 3.03	7.0	L	29	8	3	3	4	2	0	0	0	0	0	0	0	0	3.86	1.429				
Sam Jones, R (8,1) ERA: 4.67	2.0	S	9	1	0	0	1	1	0	0	0	0	0	0	0	10	0.00	1.000				



Batter	1	2	3	4	5	6	7	8	9	AB	R	H	RBI	BB	SO	LOB	BOTTOM			
Matty Alou, L (1,9) OBP: 0.365, SLG: 0.474										3	1	0	0	1	0	0	<b>Cincinnati Reds @ San Francisco Giants</b> Candlestick Park, San Francisco, CA Wed Jul 05 1961, 10:05 PM EDT Att: 20,755 - Unknown			
Eddie Bressoud, R (9,PH) OBP: 0.309, SLG: 0.442										1	0	0	0	0	0	3				
Harvey Kuenn, R (1,5) OBP: 0.325, SLG: 0.359										3	0	0	0	0	0	0				
Willie McCovey, L (1,3) OBP: 0.327, SLG: 0.450										4	0	1	0	0	0	1				
Willie Mays, R (1,8) OBP: 0.419, SLG: 0.626										3	0	0	0	1	1	1				
Orlando Cepeda, R (1,7) OBP: 0.354, SLG: 0.602										4	1	1	0	0	0	3				
Hobie Landrith, L (1,2) OBP: 0.373, SLG: 0.410										4	0	1	0	0	2	0				
Billy O'Dell, S (9,FR) OBP: 0.118, SLG: 0.067										0	0	0	0	0	0	0				
Joey Amalfitano, R (1,4) OBP: 0.326, SLG: 0.318										3	0	0	0	0	0	0				
Tom Haller, L (9,PH) OBP: 0.260, SLG: 0.258										1	0	0	0	0	1	2				
Jose Pagan, R (1,6) OBP: 0.292, SLG: 0.319										1	0	0	0	1	0	0				
Jim Marshall, L (7,PH) OBP: 0.256, SLG: 0.400										1	0	1	0	0	0	0				
Ernie Bowman, R (8,6)										0	0	0	0	0	0	0				
Felipe Alou, R (9,PH) OBP: 0.332, SLG: 0.449										1	0	1	0	0	0	0				
Mike McCormick, L (1,1) OBP: 0.205, SLG: 0.211										2	0	0	0	0	1	1				
Ed Bailey, L (7,PH) OBP: 0.351, SLG: 0.402										1	0	0	0	0	0	1				
Sam Jones, R (8,1) OBP: 0.192, SLG: 0.240										0	0	0	0	0	0	0				
Jim Davenport, R (9,PH) OBP: 0.335, SLG: 0.413										0	0	0	1	1	0	0				
<b>Inning Stats</b>	R: 0 E: 0 K: 0 S: 3	H: 0 LOB: 0 BB: 0 P: 3	R: 0 E: 0 K: 1 S: 5	H: 0 LOB: 0 BB: 0 P: 5	R: 0 E: 0 K: 1 S: 3	H: 0 LOB: 1 BB: 1 P: 8	R: 0 E: 0 K: 0 S: 3	H: 0 LOB: 1 BB: 1 P: 7	R: 0 E: 0 K: 0 S: 4	H: 1 LOB: 2 BB: 1 P: 8	R: 0 E: 0 K: 1 S: 6	H: 1 LOB: 1 BB: 0 P: 6	R: 0 E: 0 K: 0 S: 3	H: 0 LOB: 0 BB: 0 P: 3	R: 0 E: 0 K: 2 S: 10	H: 3 LOB: 3 BB: 1 P: 14	1B: 5 2B: 0 3B: 0 HR: 0	SF: 0 SAC: 0 DP: 0 HBP: 1	WP: 3 PB: 0 SB: 0 CS: 0	PA: 37
<b>PITCHER</b>	IP WLS BF	H R ER SO	BB IBB HBP BLK	WP HR S P	ERA WHIP	<b>PITCHER</b>	IP WLS BF	H R ER SO	BB IBB HBP BLK	WP HR S P	ERA WHIP									
Sherman Jones, R (1,1) ERA: 5.89	8.1	W	33	4	2	2	4	1	0	1	1	1	1	1	1	5	2.16	0.840		
Jim Brosnan, R (9,1) ERA: 2.54	0.1	S	3	1	0	0	1	1	0	0	0	0	0	0	0	4	0.00	6.000		
Bill Henry, L (9,1) ERA: 3.2	0.1	S	1	0	0	0	0	0	0	0	0	0	0	0	1	1	0.00	0.000		





Batter	1	2	3	4	5	6	7	8	9	AB	R	H	RBI	BB	SO	LOB	TOP										
<b>Eddie Kasko, R</b> OBP: 0.345, SLG: 0.346 (1, 6)	0-3 K		0-0 WP 1B	0-0 F9			0-0 6-3		1-0 HBP	4	1	1	0	0	1	2	<b>Cincinnati Reds @ San Francisco Giants</b> Candlestick Park, San Francisco, CA Thu Jul 06 1961, 10:05 PM EDT Att: 15,938 - Unknown <a href="http://livebaseballscorecards.com">livebaseballscorecards.com</a>										
<b>Don Blasingame, L</b> OBP: 0.321, SLG: 0.319 (1, 4)	0-0 1B		0-0 1B		0-0 F7		0-0 F7		0-0 1-3	5	0	2	1	0	0	1											
<b>Vada Pinson, L</b> OBP: 0.357, SLG: 0.460 (1, 8)	0-0 1B		0-0 P6		0-3 K		0-0 CS 1B			4	0	2	0	0	1	1											
<b>Frank Robinson, R</b> OBP: 0.404, SLG: 0.600 (1, 9)	0-0 F9		0-0 1-3		0-0 2B		0-0 CS 1B		0-0 1B 3B	4	1	2	0	0	0	3											
<b>Gordy Coleman, L</b> OBP: 0.352, SLG: 0.591 (1, 3)	0-0 1-3			0-0 HR	4-0 IBB				0-0 P5	3	1	1	1	1	0	3											
<b>Gus Bell, L</b> OBP: 0.291, SLG: 0.340 (1, 7)		0-0 1-3		0-3 K	0-0 3-1				0-0 G4-3 1B	4	0	1	1	0	1	2											
<b>Gene Freese, R</b> OBP: 0.319, SLG: 0.500 (1, 5)	0-3 K			0-0 2B 1B		0-0 5-3			0-0 G4-3 1B	4	0	1	0	0	1	1											
<b>Johnny Edwards, L</b> OBP: 0.333, SLG: 0.500 (1, 2)	0-0 4-1			0-0 1-3 2B		0-0 3-1			0-0 F9	4	0	1	0	0	0	0											
<b>Jim O'Toole, S</b> OBP: 0.245, SLG: 0.234 (1, 1)			0-3 K	0-3 K		0-0 F7			0-0 F9	4	0	0	0	0	2	2											
<b>Inning Stats</b>	R: 0 E: 0 K: 1 S: 7	H: 2 LOB: 2 BB: 0 P: 7	R: 0 E: 0 K: 1 S: 5	H: 0 LOB: 0 BB: 0 P: 5	R: 1 E: 0 K: 1 S: 7	H: 2 LOB: 1 BB: 0 P: 7	R: 1 E: 0 K: 2 S: 10	H: 3 LOB: 2 BB: 0 P: 10	R: 0 E: 0 K: 1 S: 6	H: 1 LOB: 2 BB: 1 P: 10	R: 0 E: 0 K: 0 S: 3	H: 0 LOB: 0 BB: 0 P: 3	R: 0 E: 0 K: 0 S: 3	H: 1 LOB: 0 BB: 0 P: 3	R: 1 E: 0 K: 0 S: 4	H: 2 LOB: 0 BB: 0 P: 4	R: 0 E: 0 K: 0 S: 3	H: 0 LOB: 1 BB: 0 P: 4	1B: 7 2B: 2 3B: 1 HR: 1	SF: 0 SAC: 0 DP: 1 HBP: 1	WP: 1 PB: 0 SB: 0 CS: 1	PA: 39					
<b>PITCHER</b>	IP	WLS	BF	H	R	ER	SO	BB	IBB	HBP	BLK	WP	HR	S	P	ERA	WHIP										
<b>Juan Marichal, R</b> ERA: 4.33 (1, 1)	5.0	L	24	8	2	2	6	0	1	0	0	1	1	35	39	3.60	1.600										
<b>Jack Sanford, R</b> ERA: 3.94 (6, 1)	2.0		6	1	0	0	0	0	0	0	0	0	0	6	6	0.00	0.500										
<b>Stu Miller, R</b> ERA: 2.55 (8, 1)	2.0		8	2	1	1	0	0	0	1	0	0	0	7	8	4.50	1.000										

Batter	1	2	3	4	5	6	7	8	9	AB	R	H	RBI	BB	SO	LOB	BOTTOM										
<b>Felipe Alou, R</b> OBP: 0.335, SLG: 0.448 (1, 9)	0-0 5-3		4-0 BB		0-0 F2		0-0 1-3 1B			3	0	1	1	1	0	2	<b>Cincinnati Reds @ San Francisco Giants</b> Candlestick Park, San Francisco, CA Thu Jul 06 1961, 10:05 PM EDT Att: 15,938 - Unknown <a href="http://livebaseballscorecards.com">livebaseballscorecards.com</a>										
<b>Harvey Kuenn, R</b> OBP: 0.324, SLG: 0.357 (1, 7)	0-3 K		0-0 F8			0-0 FC5-4 1B	0-0 P3			4	0	1	0	0	1	3											
<b>Joey Amalfitano, R</b> OBP: 0.324, SLG: 0.316 (1, 4)	0-0 CS 1B			0-0 6-3		0-0 L8		0-0 F8		4	0	1	0	0	0	1											
<b>Willie Mays, R</b> OBP: 0.414, SLG: 0.617 (1, 8)	0-0 CS	0-0 P4		0-0 6-3		0-0 FC5-4 1B	0-0 F8		0-0 F8	4	0	0	0	0	0	1											
<b>Orlando Cepeda, R</b> OBP: 0.350, SLG: 0.594 (1, 3)		0-0 F3		0-3 K		0-0 F8		0-0 6-3		4	0	0	0	0	1	1											
<b>Jim Davenport, R</b> OBP: 0.338, SLG: 0.411 (1, 5)		4-0 BB			0-3 K		0-0 1B 1B		0-0 6-3	3	1	1	0	1	1	0											
<b>Ed Bailey, L</b> OBP: 0.354, SLG: 0.415 (1, 2)	0-0 L9				4-0 BB		0-0 P6			3	0	1	1	1	0	2											
<b>Jose Pagan, R</b> OBP: 0.291, SLG: 0.317 (1, 6)			0-0 F8		0-0 E8 1B		0-0 F9		0-0 F8	4	0	1	0	0	0	1											
<b>Juan Marichal, R</b> OBP: 0.152, SLG: 0.260 (5, PH) <b>Eddie Braddock, R</b> OBP: 0.205, SLG: 0.437 (6, 1) <b>Jack Sanford, R</b> OBP: 0.143, SLG: 0.357 (7, PH) <b>Willie McCovey, R</b> OBP: 0.325, SLG: 0.643 (8, 1) <b>Stu Miller, R</b> OBP: 0.333, SLG: 0.143 (9, PH) <b>Ernie Bowman, R</b> (9, PH)	0-3 K		0-3 K		0-3 K		0-0 1B 1-3 1B		0-3 K	1	0	0	0	0	1	0											
<b>Inning Stats</b>	R: 0 E: 0 K: 1 S: 5	H: 1 LOB: 0 BB: 0 P: 5	R: 0 E: 0 K: 0 S: 3	H: 0 LOB: 1 BB: 1 P: 7	R: 0 E: 0 K: 1 S: 5	H: 0 LOB: 1 BB: 1 P: 9	R: 0 E: 0 K: 1 S: 5	H: 0 LOB: 0 BB: 0 P: 5	R: 0 E: 1 K: 2 S: 8	H: 1 LOB: 2 BB: 1 P: 12	R: 0 E: 0 K: 0 S: 4	H: 1 LOB: 1 BB: 0 P: 4	R: 1 E: 0 K: 0 S: 6	H: 3 LOB: 2 BB: 0 P: 6	R: 0 E: 0 K: 0 S: 3	H: 0 LOB: 0 BB: 0 P: 3	R: 1 E: 0 K: 1 S: 6	H: 1 LOB: 0 BB: 0 P: 6	1B: 6 2B: 0 3B: 0 HR: 1	SF: 0 SAC: 0 DP: 0 HBP: 0	WP: 0 PB: 0 SB: 0 CS: 1	PA: 37					
<b>PITCHER</b>	IP	WLS	BF	H	R	ER	SO	BB	IBB	HBP	BLK	WP	HR	S	P	ERA	WHIP										
<b>Jim O'Toole, L</b> ERA: 3.56 (1, 1)	9.0	W	36	7	2	2	6	3	0	0	0	0	1	45	57	2.00	1.111										

Batter	1	2	3	4	5	6	7	8	9	AB	R	H	RBI	BB	SO	LOB	TOP				
<b>Don Blasingame, L</b> OBP: 0.318, SLG: 0.316 (1, 4)	1-3 K	0-0 5-3		1-2 FC3-6 E HR		2-3 K			1-2 5-3 1B	5	2	1	0	0	2	3					
<b>Eddie Kasko, R</b> OBP: 0.342, SLG: 0.341 (1, 6) (9, 5)	1-0 F6		4-1 FC4-6 BB	0-0 E9 HR			1-1 F7		0-0 5-3	4	1	0	0	1	0	2					
<b>Vada Pinson, L</b> OBP: 0.357, SLG: 0.468 (1, 8)	2-2 1B		1-0 FC4-6 HR	1-3 HR			1-2 4-3		1-3 K	5	2	2	3	0	1	2					
<b>Frank Robinson, R</b> OBP: 0.407, SLG: 0.604 (1, 9)	3-3 K		0-0 F8	4-0 PO BB			1-1 3B		4-0 BB 1B IBB	3	1	1	0	2	1	2					
<b>Gene Freese, R</b> OBP: 0.323, SLG: 0.511 <b>Leo Cardenas, R</b> OBP: 0.326, SLG: 0.400 (1, 5) (9, 6)		1-3 K	2-0 HR	2-2 PO	1-2 G6-4-3 1B		2-2 3-1		1-1 BB 1B IBB	5	2	3	3	0	1	1					
<b>Wally Poff, R</b> OBP: 0.337, SLG: 0.542 <b>Elio Chacón, R</b> OBP: 0.303, SLG: 0.286 (1, 7) (8, 7)	3-2 1B		1-3 K		0-1 G6-4-3			0-1 2B	4-2 1B BB	4	1	2	0	0	1	1					
<b>Jerry Lynch, L</b> OBP: 0.448, SLG: 0.890 <b>Pete Wisniewski, R</b> OBP: 0.188, SLG: 0.133 (8, PH) (9, 7)	2B				1-2 1B				1-2 2B	0	0	0	0	1	0	0					
<b>Gordy Coleman, L</b> OBP: 0.349, SLG: 0.584 (1, 3)	2-2 F8			1-2 4-3	3-3 K			1-1 F9	0-1 1B	5	0	1	2	0	1	2					
<b>Jerry Zimmerman, R</b> OBP: 0.274, SLG: 0.254 (1, 2)	1-2 2B		4-0 FC3-6 1B BB		0-3 K			2-1 F9	1-3 K	4	2	1	0	1	2	3					
<b>Ken Hunt, R</b> OBP: 0.229, SLG: 0.242 <b>Jim Brosnan, R</b> <b>Bill Henry, L</b> (1, 1) (7, 1) (7, 1)	1-0 2B		2-2 FC3-6 1B		0-3 K			2-2 1-3		3	0	2	2	0	1	0					
<b>Inning Stats</b>	R: 0 H: 1 E: 0 K: 2 S: 14	H: 1 R: 0 BB: 0 P: 21	R: 2 H: 3 E: 0 K: 1 S: 16	H: 3 R: 0 BB: 0 P: 24	R: 2 H: 1 E: 0 K: 1 S: 7	H: 1 R: 0 BB: 1 P: 15	R: 4 H: 2 E: 1 K: 0 S: 15	H: 2 R: 0 BB: 2 P: 31	R: 0 H: 0 E: 0 K: 3 S: 9	H: 0 R: 0 BB: 0 P: 11	R: 0 H: 1 E: 0 K: 0 S: 10	H: 1 R: 0 BB: 0 P: 15	R: 0 H: 1 E: 0 K: 0 S: 9	H: 1 R: 0 BB: 0 P: 14	R: 3 H: 3 E: 0 K: 2 S: 18	H: 3 R: 0 BB: 2 P: 30	1B: 8 2B: 2 3B: 1 HR: 2	SF: 0 SAC: 0 DP: 1 HBP: 0	WP: 0 PB: 0 SB: 0 CS: 0	PA: 45	
<b>PITCHER</b>	IP	WLS	BF	H	R	ER	SO	BB	IBB	HBP	BLK	WP	HR	S	P	ERA	WHIP				
<b>Sandy Koufax, L</b> ERA: 3.23	3.2	L	22	7	8	4	4	3	0	0	0	0	2	50	87	9.82	2.727				
<b>Roger Craig, R</b> ERA: 5.57	0.1		0	0	0	0	0	0	0	0	0	0	0	2	4	0.00	0.000				
<b>Ron Perranoski, L</b> ERA: 2.17	4.0		14	3	0	0	4	0	0	0	0	0	0	36	52	0.00	0.750				
<b>Turk Farrell, R</b> ERA: 4.45	1.0		8	3	3	3	2	1	1	0	0	0	0	18	30	27.00	4.000				

Cincinnati Reds @ Los Angeles Dodgers  
Los Angeles Memorial Coliseum, Los Angeles, CA  
Fri Jul 07 1961, 10:05 PM EDT  
Unknown

AB 39  
R 11  
H 13  
RBI 10  
BB 5  
SO 10  
LOB 17



Batter	1	2	3	4	5	6	7	8	9	AB	R	H	RBI	BB	SO	LOB	BOTTOM				
<b>Maury Wills, S</b> OBP: 0.389, SLG: 0.384 (1, 6)	4-0 BB 2B	3-2 PB 1B		0-2 G4-6-3			0-2 F8	0-0 F8		4	1	1	0	1	0	2					
<b>Jim Gilliam, S</b> OBP: 0.385, SLG: 0.387 (1, 5)	4-1 2B	1-1 F7			3-2 1B		2-2 1-3		3-2 1B 2B	4	2	2	0	1	0	1					
<b>Ron Fairly, L</b> OBP: 0.404, SLG: 0.500 (1, 8) (8, 3)	4-0 2B		2-2 G4-6-3 1B		1-0 F9		1-0 E		0-3 K	4	2	2	0	1	1	2					
<b>Wally Moon, L</b> OBP: 0.441, SLG: 0.572 (1, 7)	2-1 WP 8-2		1-0 G4-6-3 1B		1-0 G4-6-3 1B		1-1 E6 1B		1-2 F7	5	1	4	4	0	0	1					
<b>Norm Larker, L</b> OBP: 0.311, SLG: 0.358 <b>Willie Davis, L</b> OBP: 0.307, SLG: 0.466 (1, 3) (7, PR) (8, 8)	3-1 8-2		2-0 G4-6-3		1-1 G4-6-3		3-2 BB		2-2 2B	4	0	1	1	0	0	4					
<b>Gil Hodges, R</b> OBP: 0.327, SLG: 0.412 (8, PH)	2-H 3-H		1-2 1B		1-2 1B		3-H 1B		2-3 1B	1	0	1	0	0	0	0					
<b>Frank Howard, R</b> OBP: 0.317, SLG: 0.477 <b>Gordie Windhorn, R</b> OBP: 0.385, SLG: 0.455 (1, 9) (7, PR) (8, 9)	1-2 HBP		0-0 6-3			1-1 5-3	4-0 BB		2-2 1-3	2	0	0	0	1	0	1					
<b>John Roseboro, L</b> OBP: 0.343, SLG: 0.493 <b>Norm Sherry, R</b> OBP: 0.316, SLG: 0.434 (1, 2) (7, PH) (8, 2)	3-3 K			4-1 WP BB		1-2 HR	0-2 F5			2	1	1	1	1	1	1					
<b>Charlie Neal, R</b> OBP: 0.299, SLG: 0.371 (1, 4)		3-3 K		3-2 F7		1-1 6-3		0-0 6-3		4	0	0	0	0	1	1					
<b>Sandy Koufax, R</b> ERA: 2.13 <b>Roger Craig, R</b> ERA: 2.95 <b>Bob Aspinwall, R</b> OBP: 0.376, SLG: 0.533 <b>Ron Perranoski, L</b> ERA: 2.17 <b>Tommy Davis, R</b> OBP: 0.309, SLG: 0.477 <b>Turk Farrell, R</b> ERA: 4.45 (1, 1) (4, 1) (8, PH) (9, 1)		1-3 K		4-2 G4-6-3 BB		0-3 K		2-2 F3		1	0	0	0	0	1	0					
<b>Inning Stats</b>	R: 3 H: 1 E: 0 K: 1 S: 10	H: 1 R: 0 BB: 3 P: 31	R: 0 H: 1 E: 0 K: 2 S: 11	H: 1 R: 0 BB: 0 P: 19	R: 0 H: 2 E: 0 K: 0 S: 7	H: 2 R: 0 BB: 0 P: 12	R: 0 H: 0 E: 0 K: 0 S: 9	H: 0 R: 1 BB: 2 P: 20	R: 1 H: 2 E: 0 K: 0 S: 7	H: 2 R: 0 BB: 0 P: 13	R: 1 H: 1 E: 0 K: 1 S: 10	H: 3 R: 2 BB: 1 P: 28	R: 0 H: 0 E: 0 K: 0 S: 6	R: 0 H: 2 E: 0 K: 1 S: 17	H: 2 R: 0 BB: 0 P: 25	1B: 7 2B: 5 3B: 0 HR: 1	SF: 0 SAC: 0 DP: 4 HBP: 1	WP: 3 PB: 1 SB: 0 CS: 0	PA: 42		
<b>PITCHER</b>	IP	WLS	BF	H	R	ER	SO	BB	IBB	HBP	BLK	WP	HR	S	P	ERA	WHIP				
<b>Ken Hunt, R</b> ERA: 3.35	6.0	W	27	7	5	5	4	5	0	1	0	0	1	54	108	7.50	2.000				
<b>Jim Brosnan, R</b> ERA: 2.95	0.2		6	3	2	2	0	1	0	0	0	0	0	12	23	27.00	6.000				
<b>Bill Henry, L</b> ERA: 2.93	2.1	S	9	2	0	0	1	0	0	0	0	0	0	28	38	0.00	0.857				

Cincinnati Reds @ Los Angeles Dodgers  
Los Angeles Memorial Coliseum, Los Angeles, CA  
Fri Jul 07 1961, 10:05 PM EDT  
Unknown

AB 35  
R 7  
H 12  
RBI 6  
BB 6  
SO 5  
LOB 17

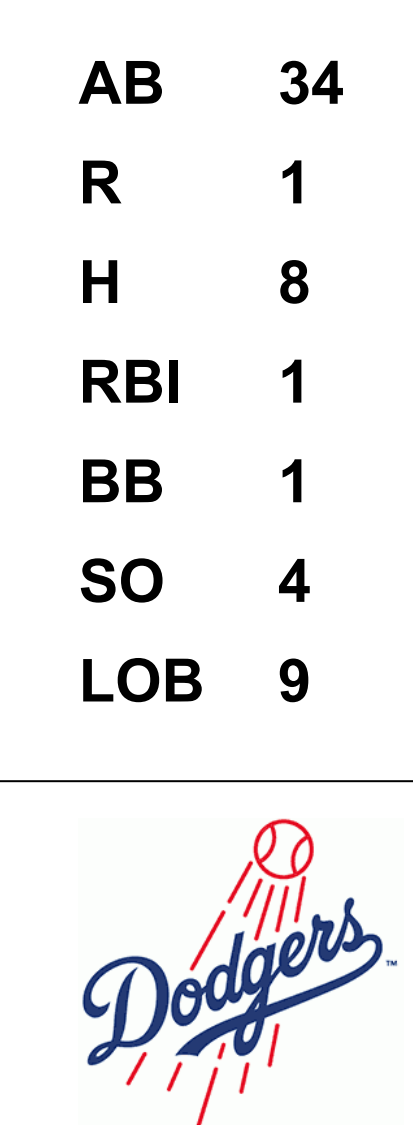


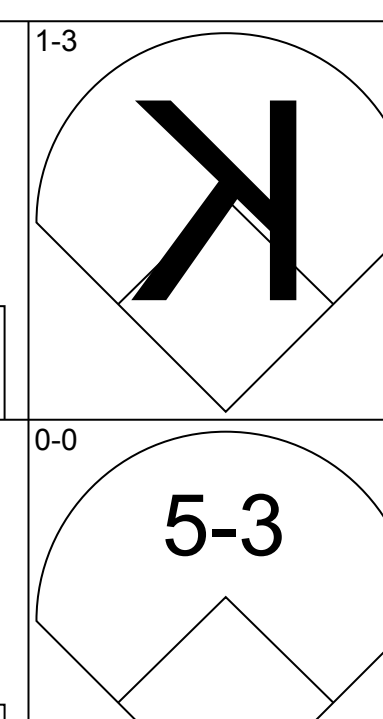
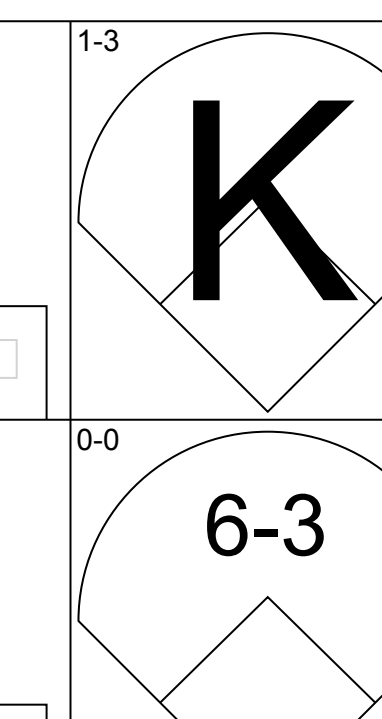
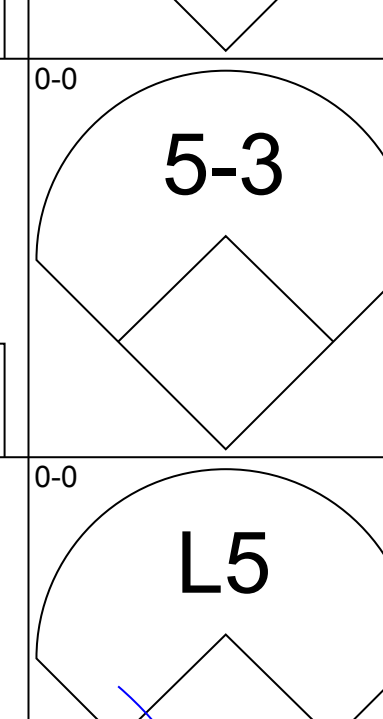
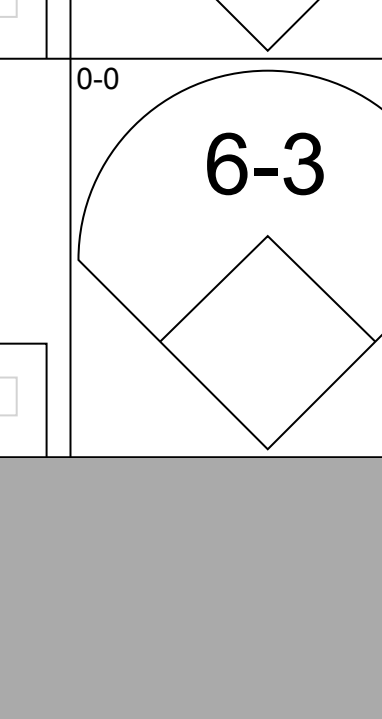
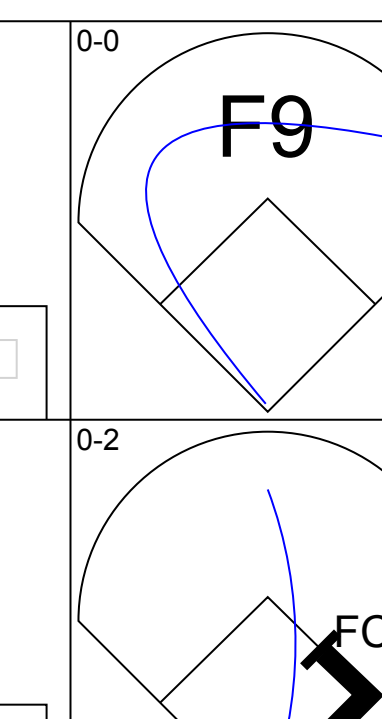
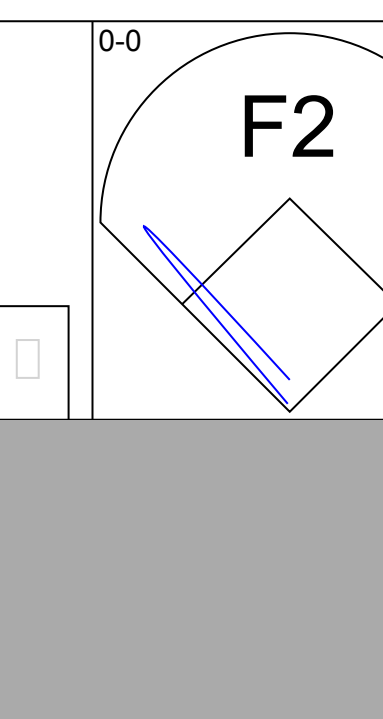
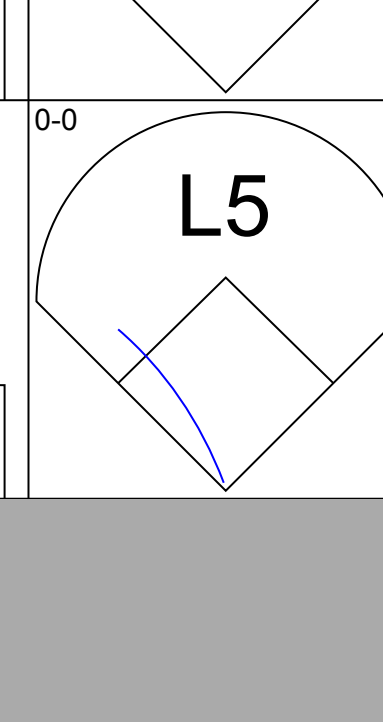
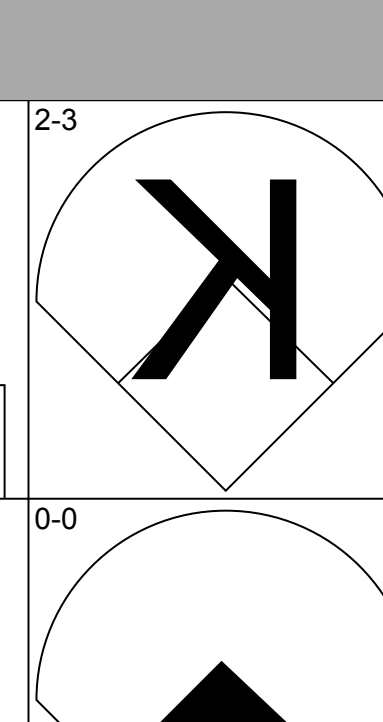
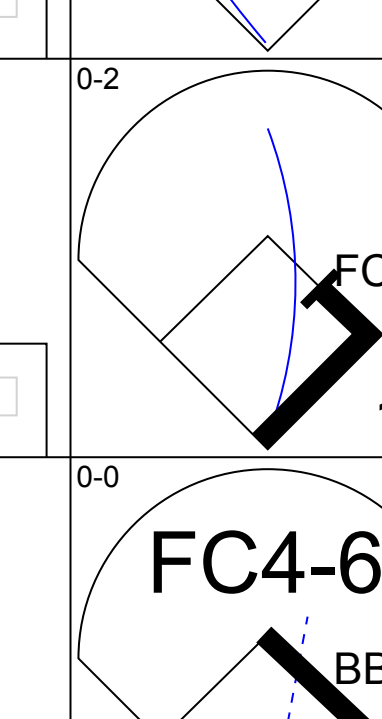
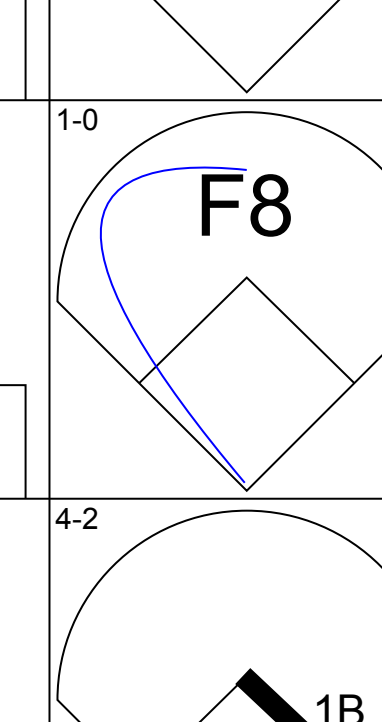
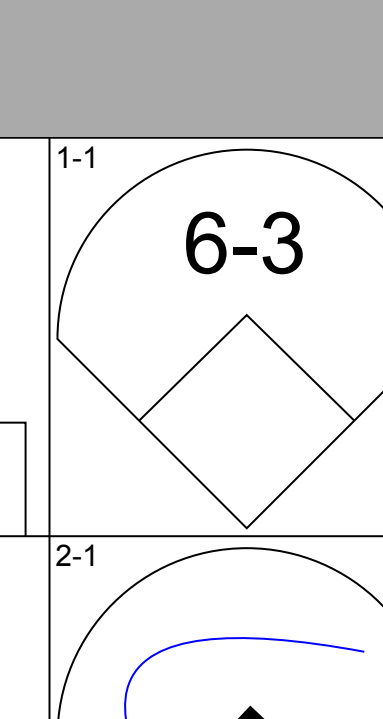
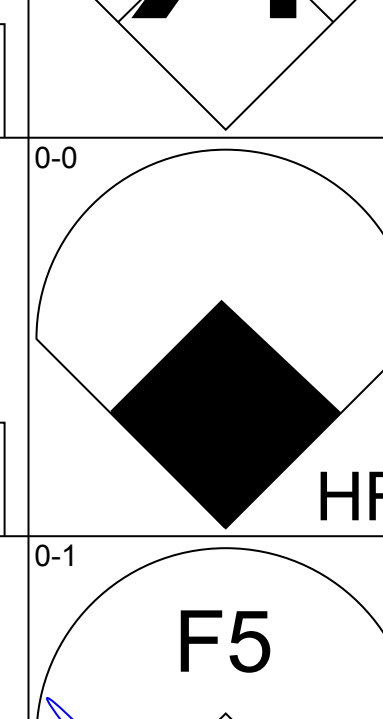
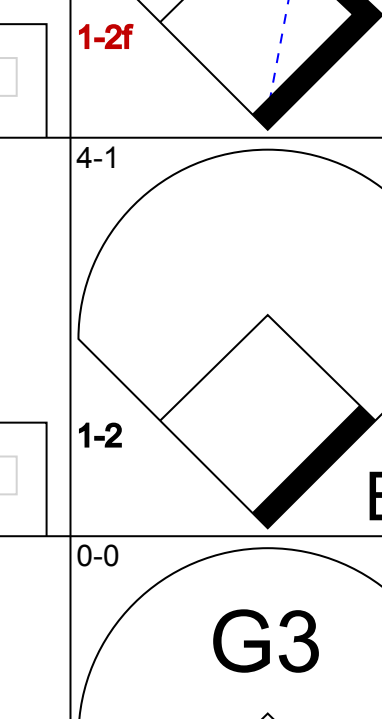
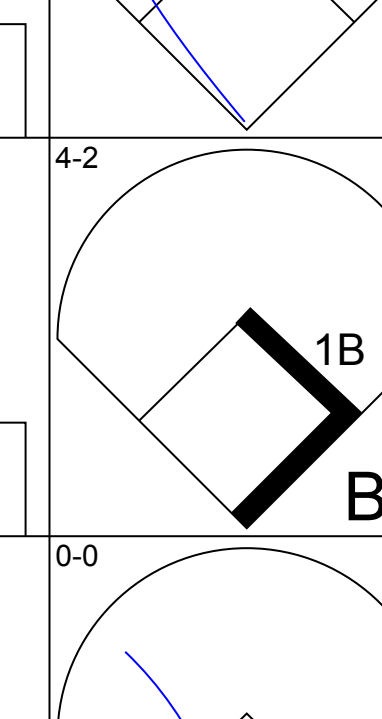
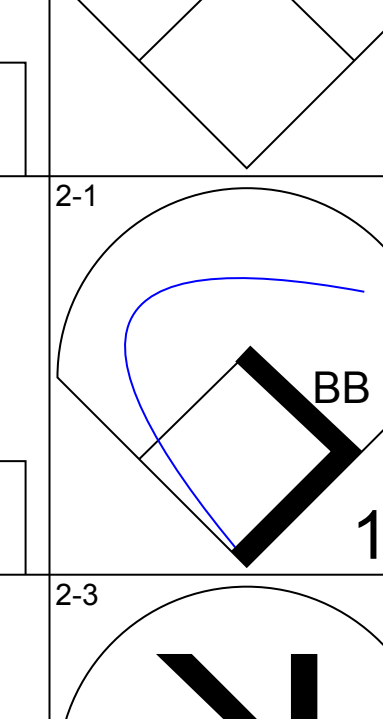
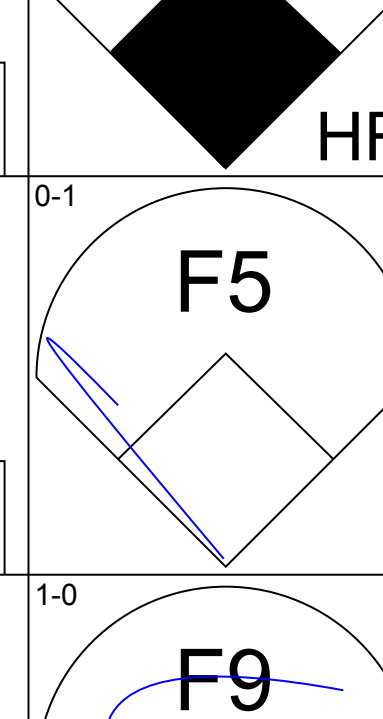
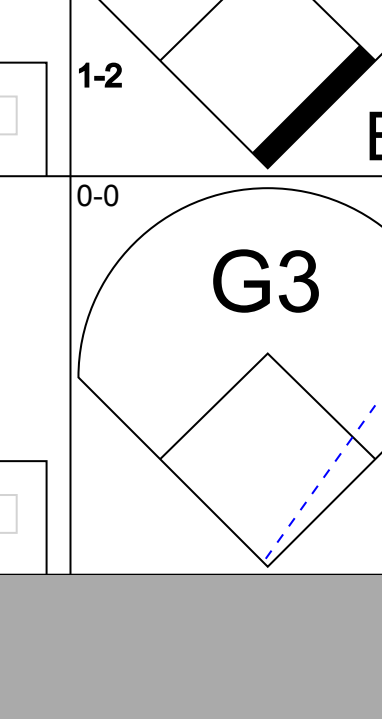
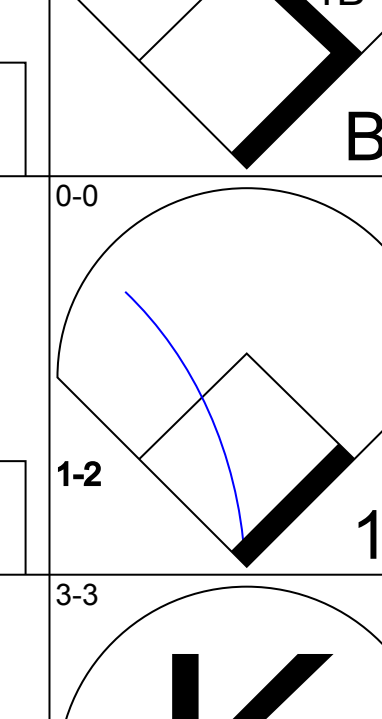

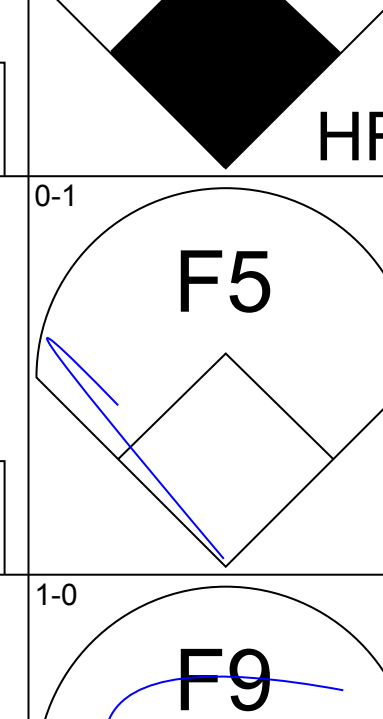
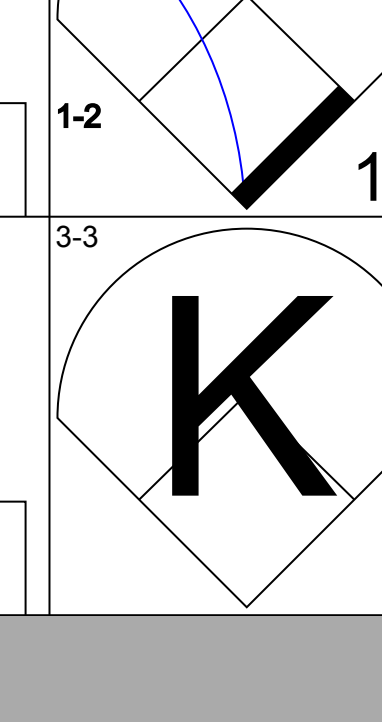
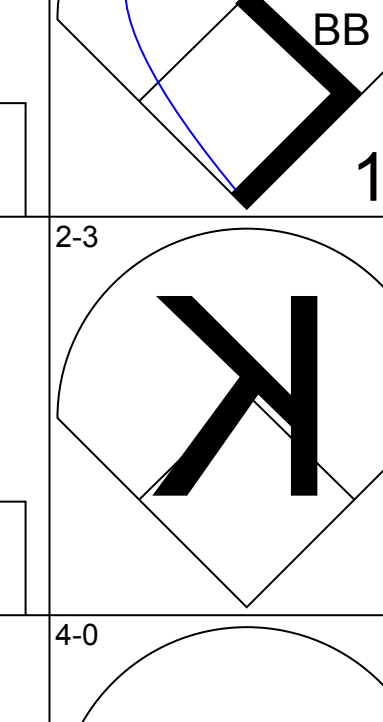

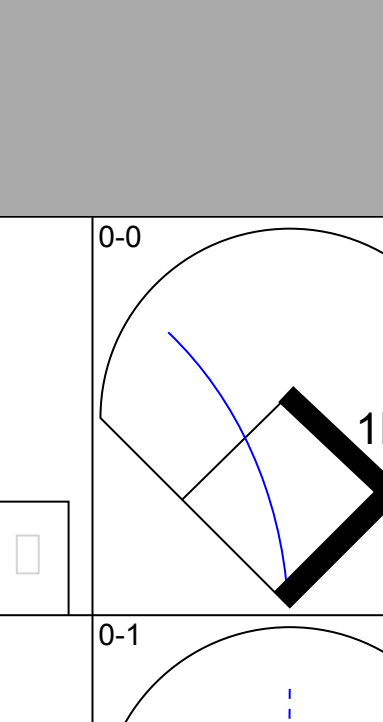

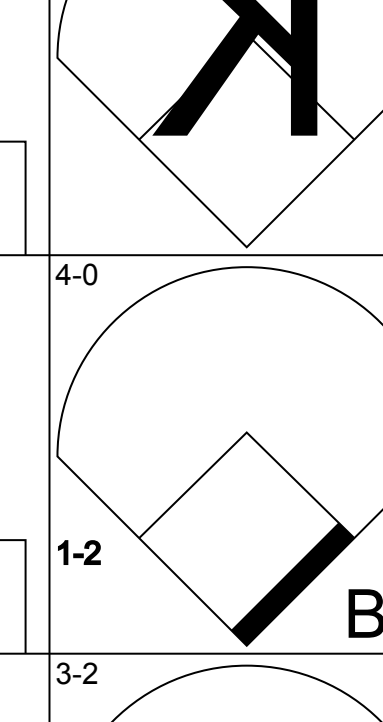
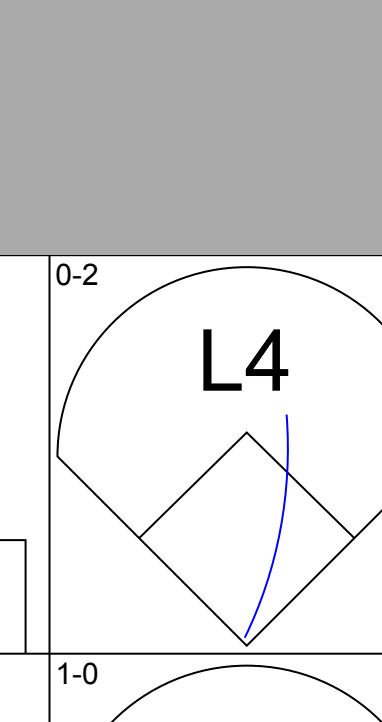
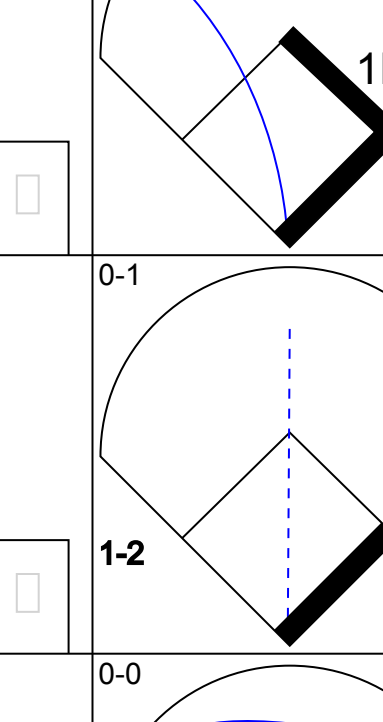
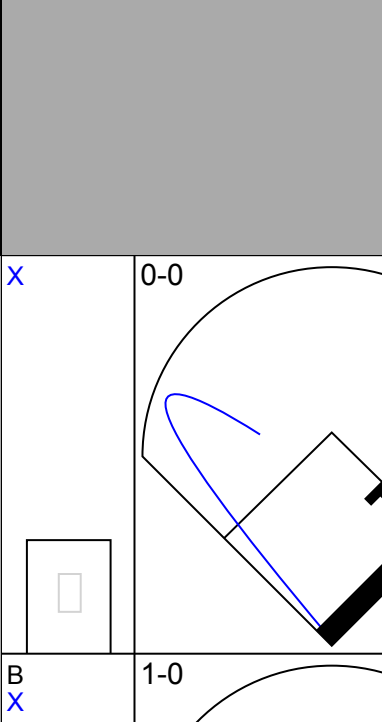
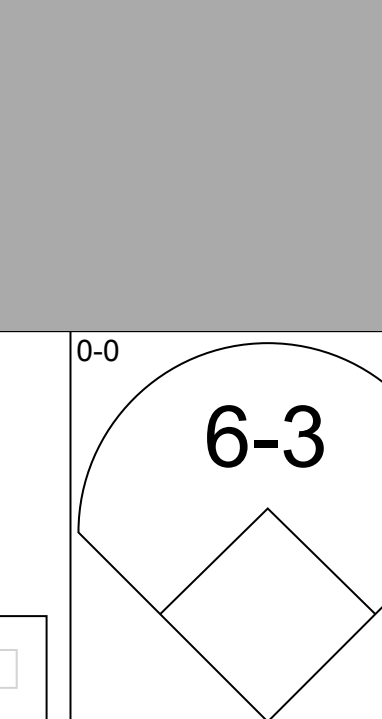
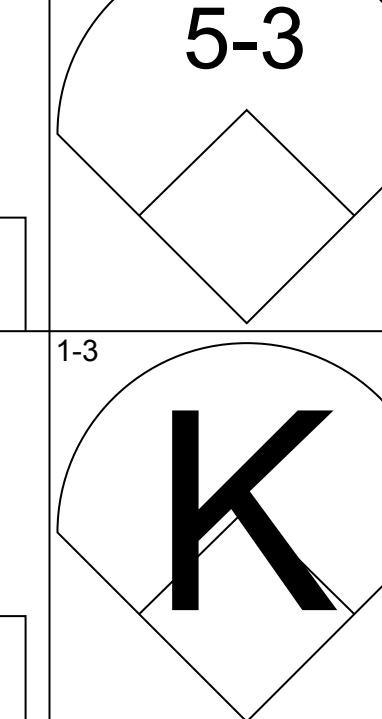
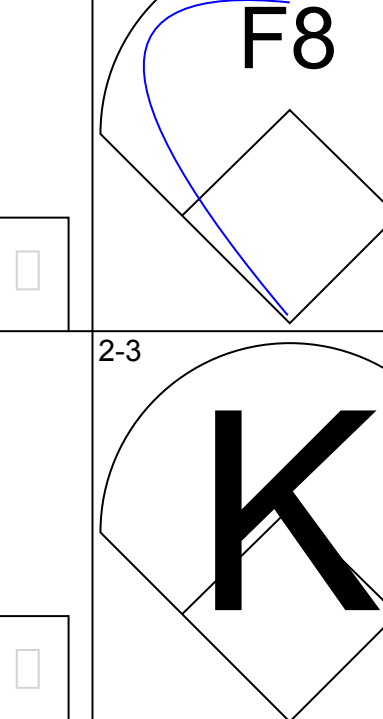
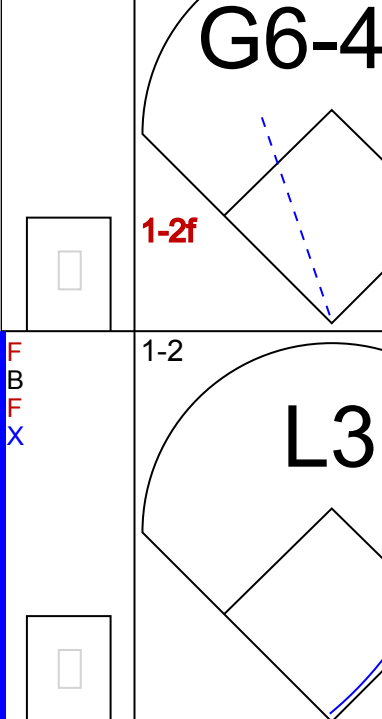
Batter	1	2	3	4	5	6	7	8	9	AB	R	H	RBI	BB	SO	LOB	TOP		
<b>Eddie Kasko, R</b> OBP: 0.341, SLG: 0.340 (1, 6)	F3		4-3		6-3			BB 1B		4	0	1	0	0	0	1	<b>Cincinnati Reds @ Los Angeles Dodgers</b> Los Angeles Memorial Coliseum, Los Angeles, CA Fri Jul 07 1961, 10:05 PM EDT Att: 68,742 - Unknown		
<b>Don Blasingame, L</b> OBP: 0.318, SLG: 0.313 (1, 4)	F6			1B BB		K		L9		3	1	0	0	1	1				
<b>Vada Pinson, L</b> OBP: 0.359, SLG: 0.467 (1, 8)	F2			1B SF7		F6		BB 1B		3	1	1	0	1	0				
<b>Frank Robinson, R</b> OBP: 0.408, SLG: 0.603 (1, 9)		F2		SF7 1B		6-3		BB 1B		4	0	2	1	0	0				
<b>Gordy Coleman, L</b> OBP: 0.348, SLG: 0.579 (1, 3)	1B			1B				1B		4	0	1	0	0	2	4			
<b>Gus Bell, L</b> OBP: 0.284, SLG: 0.333 (1, 7)	G3			SF7		4-3				3	0	0	1	0	1				
<b>Gene Freese, R</b> OBP: 0.325, SLG: 0.524 (1, 5)			F9	F5		1B 2B				4	2	2	1	0	0	1			
<b>Johnny Edwards, L</b> OBP: 0.355, SLG: 0.462 (1, 2)			BB		F8	1B IBB		K		2	0	0	0	2	1	0			
<b>Bob Purkey, R</b> OBP: 0.125, SLG: 0.109 (1, 1)			K		K	1-3 2-H 1B		6-3		4	0	1	1	0	2	1			
<b>Inning Stats</b>	R: 0 E: 0 K: 0 S: 8	H: 0 LOB: 0 BB: 0 P: 12	R: 0 E: 0 K: 0 S: 7	H: 1 LOB: 0 BB: 0 P: 8	R: 0 E: 0 K: 1 S: 11	H: 0 LOB: 1 BB: 1 P: 21	R: 2 E: 0 K: 1 S: 15	H: 2 LOB: 1 BB: 1 P: 22	R: 0 E: 0 K: 1 S: 10	H: 0 LOB: 0 BB: 0 P: 12	R: 1 E: 0 K: 0 S: 6	H: 2 LOB: 2 BB: 1 P: 14	R: 0 E: 0 K: 1 S: 10	H: 2 LOB: 2 BB: 1 P: 18	R: 1 E: 0 K: 2 S: 9	H: 1 LOB: 0 BB: 0 P: 13	1B: 6 2B: 1 3B: 0 HR: 1	SF: 1 SAC: 0 DP: 0 HBP: 0	WP: 0 PA: 36 PB: 0 SB: 1 CS: 0
<b>PITCHER</b>	IP	WLS	BF	H	R	ER	SO	BB	IBB	HBP	BLK	WP	HR	S	P	ERA	WHIP		
<b>Stan Williams, R</b> ERA: 4.13 (1, 1)	7.0	L	27	5	3	3	4	2	1	0	0	0	0	65	99	3.86	1.000		
<b>Ron Perranoski, L</b> ERA: 2.27 (8, 1)	2.0		9	3	1	1	3	1	0	0	0	0	1	19	31	4.50	2.000		

AB	31
R	4
H	8
RBI	4
BB	4
SO	7
LOB	8

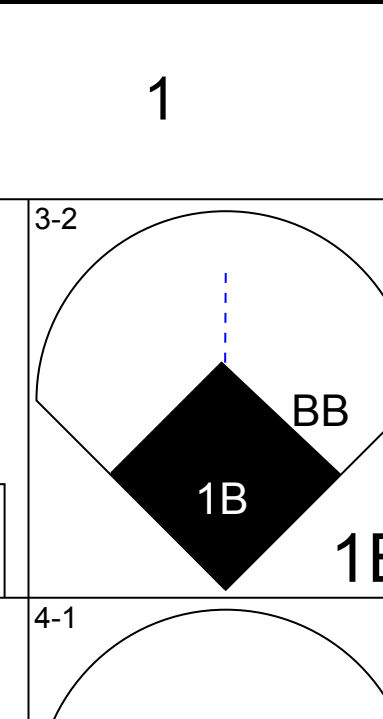
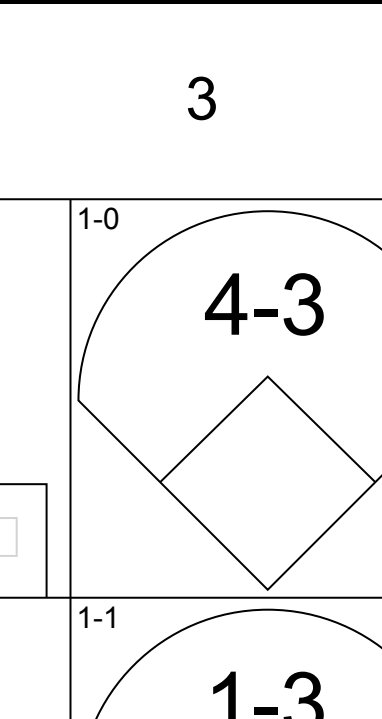
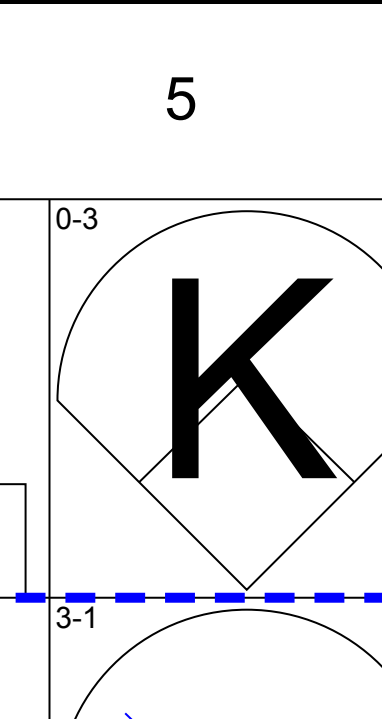

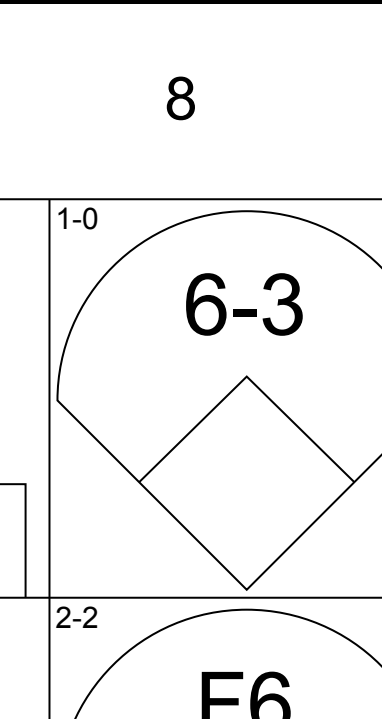
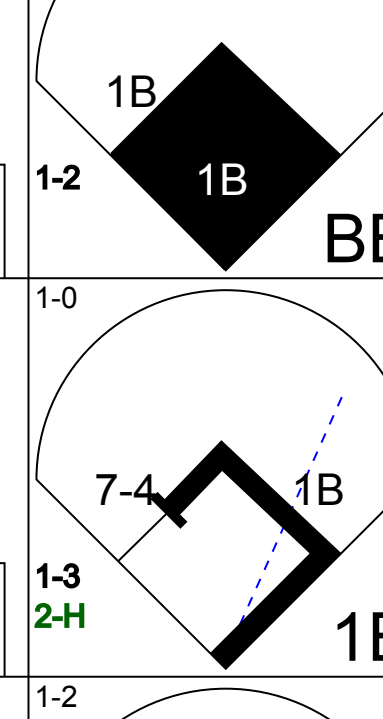
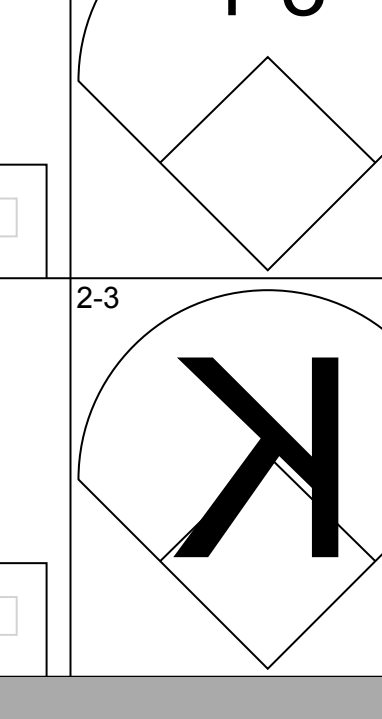
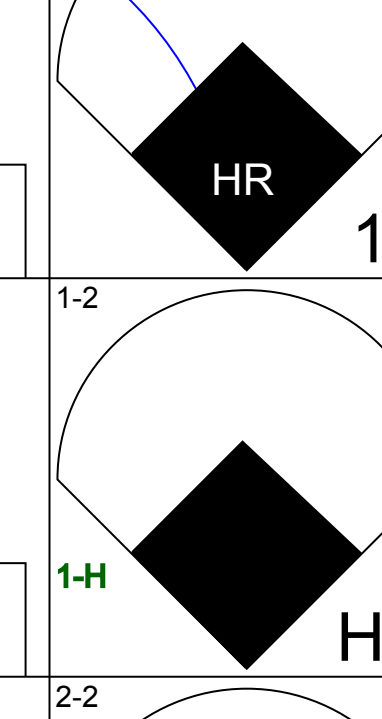
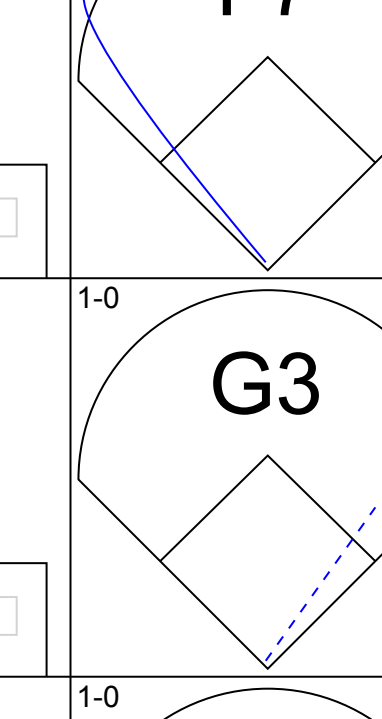
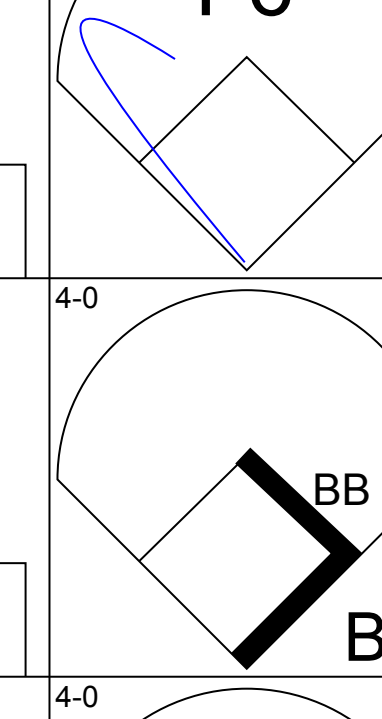
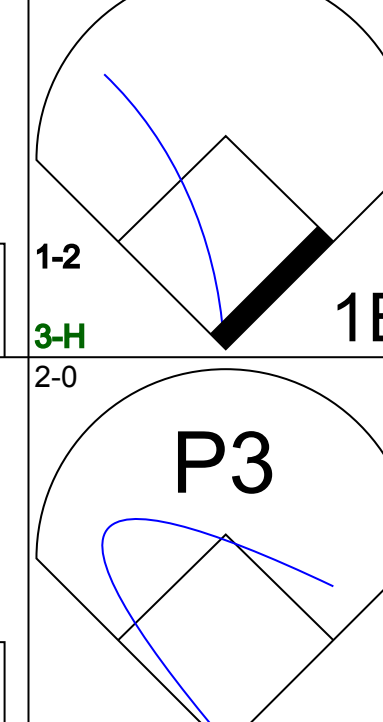

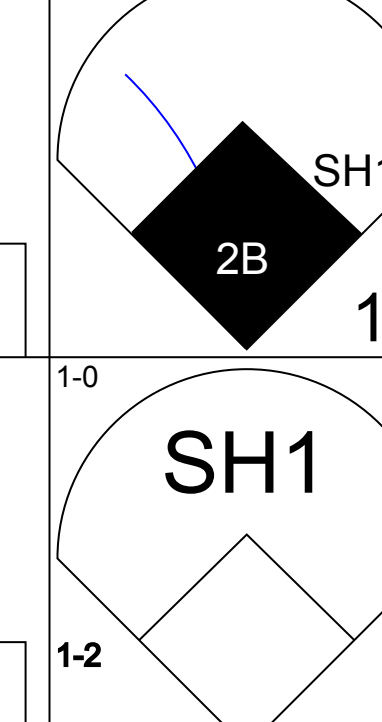
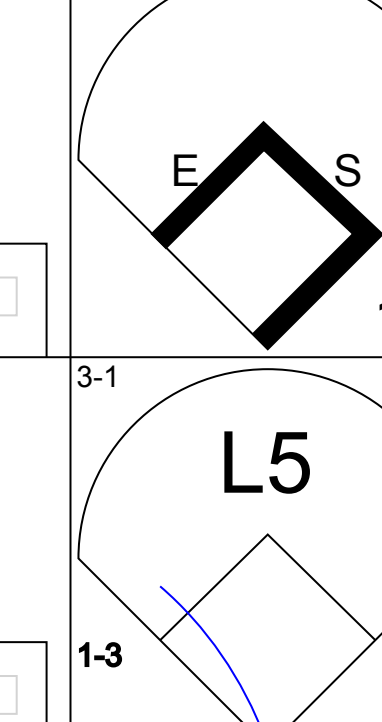
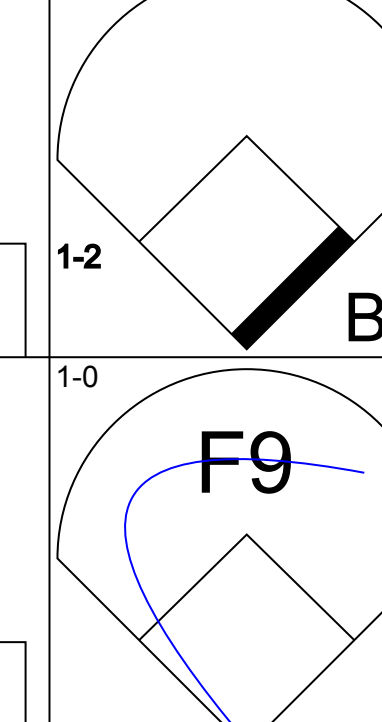
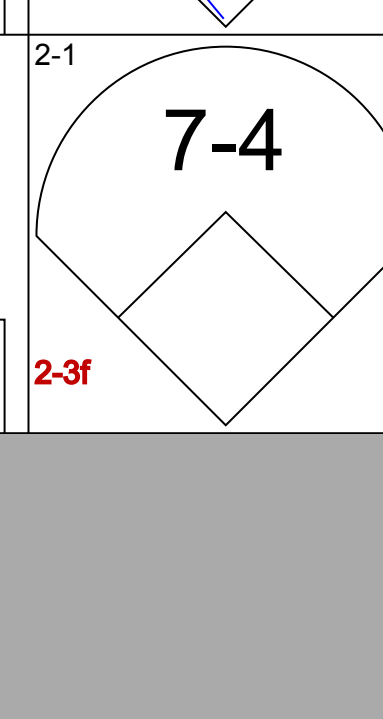
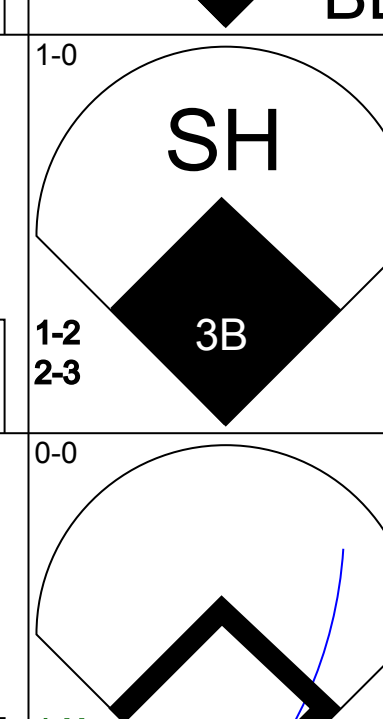
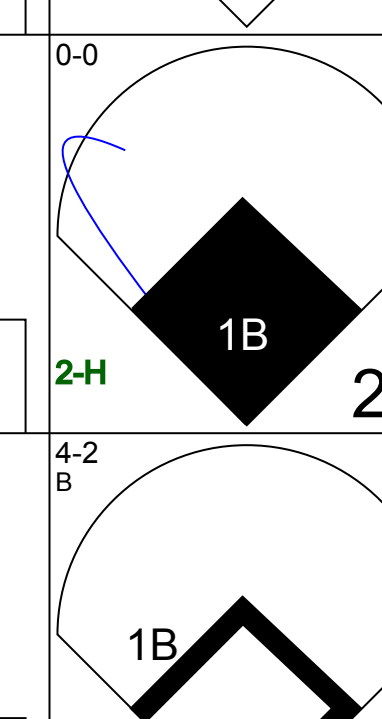


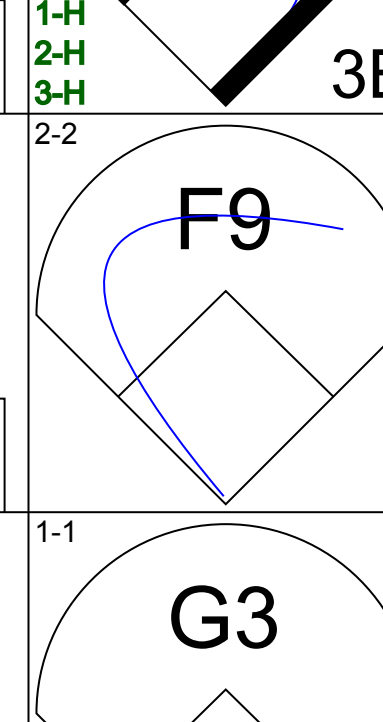
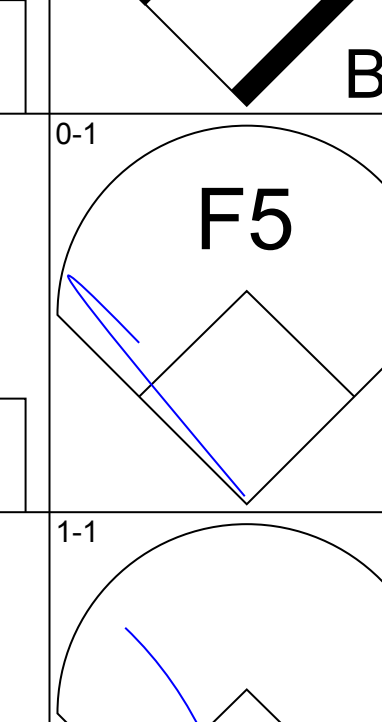

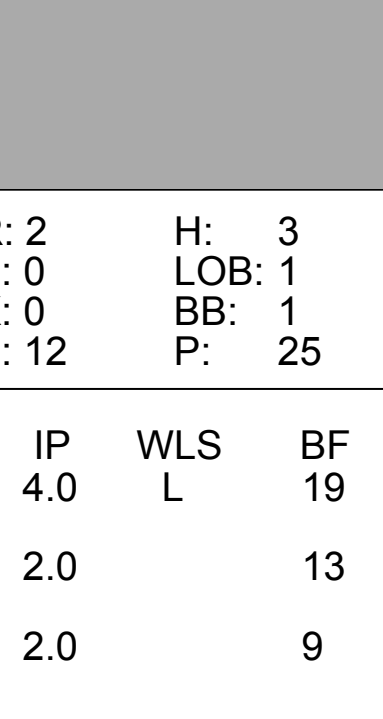
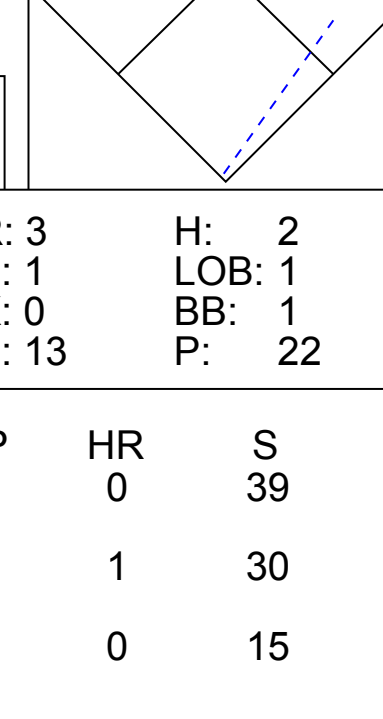
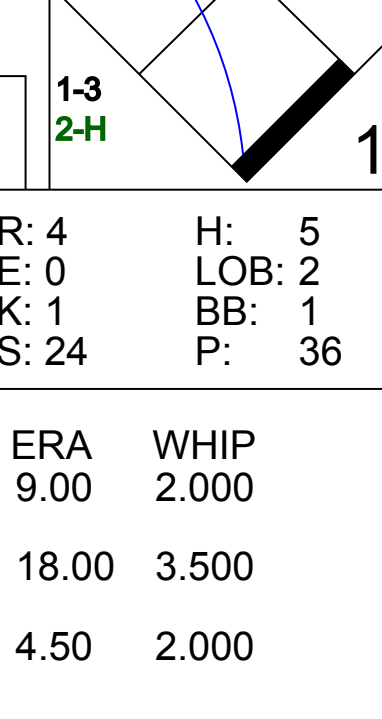
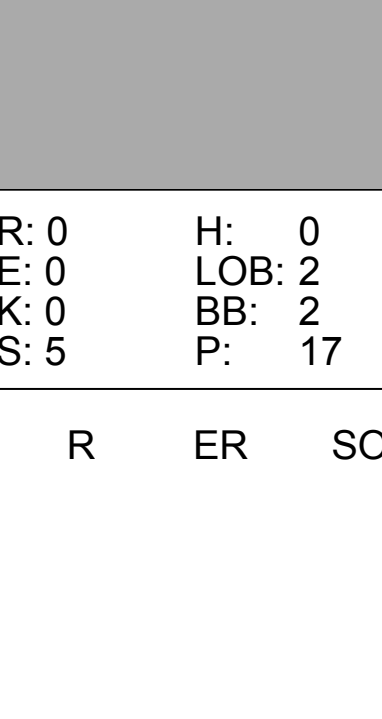




Batter	1	2	3	4	5	6	7	8	9	AB	R	H	RBI	BB	SO	LOB	BOTTOM				
<b>Maury Wills, S</b> OBP: 0.387, SLG: 0.382 (1, 6)	4-3		L3		S 1B			4-3		4	0	1	0	0	0	0	<b>Cincinnati Reds @ Los Angeles Dodgers</b> Los Angeles Memorial Coliseum, Los Angeles, CA Fri Jul 07 1961, 10:05 PM EDT Att: 68,742 - Unknown				
<b>Jim Gilliam, S</b> OBP: 0.383, SLG: 0.382 (1, 5)	3-1		3-1		4-3			BB 1B		3	0	0	0	1	0	1					
<b>Ron Fairly, L</b> OBP: 0.398, SLG: 0.500 (1, 9)	2B			6-3		F9		L9		4	0	1	0	0	0	1					
<b>Wally Moon, L</b> OBP: 0.442, SLG: 0.571 (1, 7)	4-3			FC5-4 1B		K		1B		4	0	2	0	0	1	1					
<b>Duke Snider, L</b> OBP: 0.317, SLG: 0.375 (1, 8)	4-3			FC5-4 WP 2B		2B		1-3		4	1	1	0	0	0	3					
<b>Norm Larker, L</b> OBP: 0.314, SLG: 0.367 (1, 3)	1B			1-H 1B 2B		F5		G3		4	0	2	1	0	0	1					
<b>Norm Sherry, R</b> OBP: 0.311, SLG: 0.421 (1, 2)	F8			2-H 1B		K		K		4	0	1	0	0	2	1					
<b>Charlie Neal, R</b> OBP: 0.293, SLG: 0.362 (1, 4)	F8				F2		1-3	L7		4	0	0	0	0	0	1					
<b>Stan Williams, R</b> OBP: 0.217, SLG: 0.186 (1, 1)										2	0	0	0	0	1	0					
<b>Bob Aspromonte, R</b> OBP: 0.357, SLG: 0.320 (7, PH)										1	0	0	0	0	0	0					
<b>Ron Perranoski, L</b> (8, 1)										0	0	0	0	0	0	0					
<b>Inning Stats</b>	R: 0 E: 0 K: 0 S: 7	H: 1 LOB: 1 BB: 0 P: 11	R: 0 E: 0 K: 0 S: 10	H: 1 LOB: 1 BB: 0 P: 16	R: 0 E: 0 K: 1 S: 8	H: 0 LOB: 0 BB: 0 P: 12	R: 1 E: 0 K: 0 S: 11	H: 3 LOB: 2 BB: 0 P: 16	R: 0 E: 0 K: 0 S: 11	H: 1 LOB: 1 BB: 0 P: 15	R: 0 E: 0 K: 1 S: 9	H: 0 LOB: 0 BB: 0 P: 15	R: 0 E: 0 K: 1 S: 7	H: 0 LOB: 2 BB: 0 P: 8	R: 0 E: 0 K: 0 S: 5	H: 1 LOB: 2 BB: 1 P: 12	R: 0 E: 0 K: 1 S: 6	H: 0 LOB: 0 BB: 0 P: 10	1B: 5 2B: 3 3B: 0 HR: 0	SF: 0 SAC: 0 DP: 0 HBP: 0	WP: 1 PA: 35 PB: 0 SB: 1 CS: 0
<b>PITCHER</b>	IP	WLS	BF	H	R	ER	SO	BB	IBB	HBP	BLK	WP	HR	S	P	ERA	WHIP				
<b>Bob Purkey, R</b> ERA: 3.52 (1, 1)	9.0	W	35	8	1	1	4	1	0	0	0	1	0	74	115	1.00	1.000				



Batter	1	2	3	4	5	6	7	8	9	AB	R	H	RBI	BB	SO	LOB	TOP					
<b>Don Blasingame, L</b> (1, 4) OBP: 0.314, SLG: 0.309										4	0	0	0	0	2	2	<b>Cincinnati Reds @ Los Angeles Dodgers</b> Los Angeles Memorial Coliseum, Los Angeles, CA Sat Jul 08 1961, 10:05 PM EDT Att: 39,937 - Unknown					
<b>Eddie Kasko, R</b> (1, 6) OBP: 0.340, SLG: 0.338										4	0	1	0	0	0	0						
<b>Vada Pinson, L</b> (1, 8) OBP: 0.355, SLG: 0.461										4	0	0	0	0	1	1						
<b>Frank Robinson, R</b> (1, 9) OBP: 0.412, SLG: 0.612										2	1	1	1	2	0	0						
<b>Gene Freese, R</b> (1, 5) OBP: 0.327, SLG: 0.524										4	0	2	0	0	0	2						
<b>Wally Post, R</b> (1, 7) OBP: 0.345, SLG: 0.535										4	0	1	0	0	2	3						
<b>Gordy Coleman, L</b> (1, 3) OBP: 0.353, SLG: 0.580										3	0	2	0	1	0	0						
<b>Jerry Zimmerman, R</b> (1, 2) OBP: 0.267, SLG: 0.246										4	0	0	0	0	0	5						
<b>Jim Maloney, L</b> (11, 1) OBP: 0.375, SLG: 0.478 <b>Leo Cardenas, R</b> (5, PH) OBP: 0.322, SLG: 0.395 <b>Jay Hook, L</b> (5, PH) OBP: 0.200, SLG: 0.200 <b>Dick Gernert, R</b> (7, PH) OBP: 0.157, SLG: 0.333 <b>Sherman Jones, L</b> (7, PH) OBP: 0.150, SLG: 0.150 <b>Pete Whisenant, R</b> (5, PH) OBP: 0.176, SLG: 0.125										1	0	0	0	0	0	0						
<b>Inning Stats</b>	R: 0 E: 0 K: 1 S: 5	H: 0 LOB: 0 BB: 0 P: 6	R: 0 E: 0 K: 1 S: 13	H: 1 LOB: 2 BB: 1 P: 25	R: 0 E: 0 K: 1 S: 5	H: 0 LOB: 0 BB: 0 P: 6	R: 1 E: 0 K: 1 S: 8	H: 1 LOB: 0 BB: 0 P: 11	R: 0 E: 0 K: 0 S: 7	H: 0 LOB: 2 BB: 0 P: 9	R: 0 E: 0 K: 0 S: 7	H: 1 LOB: 2 BB: 0 P: 11	R: 0 E: 0 K: 1 S: 8	H: 2 LOB: 2 BB: 0 P: 10	R: 0 E: 0 K: 1 S: 12	H: 1 LOB: 2 BB: 0 P: 20	R: 0 E: 0 K: 0 S: 5	H: 1 LOB: 0 BB: 0 P: 7	1B: 6 2B: 0 3B: 0 HR: 1	SF: 0 SAC: 0 DP: 1 HBP: 0	WP: 0 PB: 0 SB: 0 CS: 0	PA: 36
<b>PITCHER</b> <b>Johnny Podres, L</b> (1, 1) ERA: 2.91	IP: 9.0 WLS: W BF: 36 H: 7 R: 1 ER: 1 SO: 7 BB: 3 IBB: 0 HBP: 0 BLK: 0 WP: 0 HR: 1 S: 70 P: 105 ERA: 1.00 WHIP: 1.111															<b>PITCHER</b>						



Batter	1	2	3	4	5	6	7	8	9	AB	R	H	RBI	BB	SO	LOB	BOTTOM			
<b>Maury Wills, S</b> (1, 6) OBP: 0.384, SLG: 0.380										5	1	1	0	0	1	3	<b>Cincinnati Reds @ Los Angeles Dodgers</b> Los Angeles Memorial Coliseum, Los Angeles, CA Sat Jul 08 1961, 10:05 PM EDT Att: 39,937 - Unknown			
<b>Jim Gilliam, S</b> (1, 5) OBP: 0.383, SLG: 0.379										4	2	1	0	1	0	0				
<b>Ron Fairly, L</b> (1, 9) OBP: 0.407, SLG: 0.531										4	1	2	3	1	1	0				
<b>Wally Moon, L</b> (1, 7) OBP: 0.452, SLG: 0.578										4	2	4	1	1	0	0				
<b>Willie Davis, L</b> (6, PR) OBP: 0.307, SLG: 0.466										0	0	0	0	0	0	0				
<b>Tommy Davis, R</b> (1, 8) OBP: 0.348, SLG: 0.472										3	1	0	0	1	0	5				
<b>Norm Larker, L</b> (1, 3) OBP: 0.320, SLG: 0.383										3	2	2	1	0	0	2				
<b>Gordie Windhorn, R</b> (7, PR) OBP: 0.385, SLG: 0.455										0	1	0	0	0	0	0				
<b>Gil Hodges, R</b> (8, 3) OBP: 0.327, SLG: 0.412										0	0	0	0	0	0	0				
<b>John Roseboro, L</b> (1, 2) OBP: 0.345, SLG: 0.500										3	0	1	3	1	0	1				
<b>Charlie Neal, R</b> (1, 4) OBP: 0.297, SLG: 0.365										4	0	2	1	0	0	3				
<b>Bob Aspromonte, R</b> (7, PR) OBP: 0.357, SLG: 0.320										0	0	0	0	0	0	0				
<b>Johnny Podres, L</b> (1, 1) OBP: 0.343, SLG: 0.333										4	0	1	1	0	0	4				
<b>Inning Stats</b>	R: 2 E: 0 K: 0 S: 12	H: 3 LOB: 1 BB: 1 P: 25	R: 0 E: 0 K: 0 S: 8	H: 1 LOB: 0 BB: 0 P: 11	R: 0 E: 0 K: 1 S: 6	H: 0 LOB: 0 BB: 0 P: 10	R: 3 E: 1 K: 0 S: 13	H: 2 LOB: 1 BB: 1 P: 22	R: 4 E: 0 K: 1 S: 24	H: 5 LOB: 2 BB: 1 P: 36	R: 0 E: 0 K: 0 S: 6	H: 1 LOB: 1 BB: 0 P: 13	R: 1 E: 0 K: 0 S: 10	H: 2 LOB: 2 BB: 0 P: 13	R: 0 E: 0 K: 0 S: 5	H: 0 LOB: 2 BB: 2 P: 17	1B: 10 2B: 4 3B: 1 HR: 1	SF: 0 SAC: 2 DP: 3 HBP: 0	WP: 0 PB: 0 SB: 1 CS: 0	PA: 41
<b>PITCHER</b> <b>Jim Maloney, R</b> (1, 1) ERA: 4.68 <b>Jay Hook, R</b> (5, 1) ERA: 8.22 <b>Sherman Jones, R</b> (7, 1) ERA: 5.75	IP: 4.0 WLS: L BF: 19 H: 6 R: 4 ER: 4 SO: 1 BB: 1 IBB: 0 HBP: 0 BLK: 0 WP: 0 HR: 0 S: 39 P: 68 ERA: 9.00 WHIP: 2.000															<b>PITCHER</b>				



Batter	1	2	3	4	5	6	7	8	9	AB	R	H	RBI	BB	SO	LOB	TOP										
<b>Eddie Kasko, R</b> OBP: 0.340, SLG: 0.338 (1, 6)	0-1 1-3		2-1 1B E 1B	2-2 F9	1-1 5-3		2-1 1B		0-0 E5 BB E 2B	6	2	2	1	0	0	3											
<b>Don Blasingame, L</b> OBP: 0.312, SLG: 0.306 (1, 4)	1-0 FC5-4 1B		0-0 F6	2-2 F5		1-0 P5		0-0 4-3	0-1 E4 BB 2B	6	1	1	0	0	0	4											
<b>Vada Pinson, L</b> OBP: 0.363, SLG: 0.467 (1, 8)	0-0 FC5-4 HR		1-0 1B		4-0 1-3 1B SF8 BB	2-2 WP 2B		0-0 HR 1B	4-1 2B BB	4	5	3	0	2	0	1											
<b>Frank Robinson, R</b> OBP: 0.422, SLG: 0.642 (1, 9)	1-0 HR		4-0 1B IBB		2-0 E 1-3 2B 1B	3-0 WP HBP		0-0 HR 1H	0-1 2B	4	3	4	7	1	0	0											
<b>Gordy Coleman, L</b> OBP: 0.350, SLG: 0.570 (1, 3)	1-1 F8		1-3 K		0-0 1-3	4-0 BB		0-0 4-3	1-1 L8	5	0	0	0	1	1	6											
<b>Gus Bell, L</b> OBP: 0.328, SLG: 0.333 (5, 7)		4-1 FC6-4 BB	3-2 1B		4-0 E 2B IBB	2-2 G4-6-3 BB		1-1 3-1	2-3 K	0	0	0	0	1	0	0											
<b>Wally Moon, L</b> OBP: 0.348, SLG: 0.538 (5, 7)			1-3 2H 3H							1	0	1	2	0	0	0											
<b>Jerry Lynch, L</b> OBP: 0.444, SLG: 0.667 (5, 7)			1-3 2H 3H							2	1	0	0	1	0	3											
<b>Pete Whisenant, R</b> OBP: 0.167, SLG: 0.118 (8, 7)										1	0	0	0	0	1	1											
<b>Gene Freese, R</b> OBP: 0.328, SLG: 0.533 (1, 5)	0-1 FC6-4 FC5-4		0-3 K		1-0 SF8		1-1 5-3 1B	2-0 HR		4	2	2	2	0	1	3											
<b>Johnny Edwards, L</b> OBP: 0.361, SLG: 0.433 (1, 2)	2-1 F8		0-1 FC1-6 1B		4-0 2B IBB		2-3 K	2-3 K		4	0	1	0	1	2	2											
<b>Joey Jay, S</b> OBP: 0.078, SLG: 0.118 (1, 1)	0-0 FC5-4		0-2 FC1-6 2B		0-1 2B		1-2 5-3		0-3 K	5	0	1	2	0	1	3											
<b>Inning Stats</b>	R: 2 H: 2 E: 0 K: 0 S: 7	H: 2 LOB: 0 BB: 0 P: 10	R: 0 H: 0 E: 0 K: 0 S: 6	H: 0 LOB: 1 BB: 1 P: 12	R: 2 H: 3 E: 1 K: 2 S: 14	H: 3 LOB: 2 BB: 1 P: 25	R: 0 H: 1 E: 0 K: 0 S: 12	H: 1 LOB: 1 BB: 0 P: 16	R: 3 H: 2 E: 1 K: 0 S: 7	H: 2 LOB: 3 BB: 3 P: 23	R: 0 H: 1 E: 0 K: 0 S: 8	H: 1 LOB: 2 BB: 1 P: 20	R: 1 H: 2 E: 0 K: 1 S: 11	H: 2 LOB: 1 BB: 0 P: 17	R: 3 H: 3 E: 0 K: 1 S: 9	H: 3 LOB: 0 BB: 0 P: 14	R: 3 H: 1 E: 2 K: 2 S: 14	H: 1 LOB: 1 BB: 1 P: 21	1B: 9 2B: 3 3B: 0 HR: 3	SF: 1 SAC: 0 DP: 1 HBP: 1	WP: 1 PA: 51 PB: 0 SB: 0 CS: 0						
<b>PITCHER</b>	IP	WLS	BF	H	R	ER	SO	BB	IBB	HBP	BLK	WP	HR	S	P	ERA	WHIP										
<b>Roger Craig, R</b> ERA: 5.86 (1, 1)	2.1	L	13	4	4	4	0	1	1	0	0	0	0	17	33	15.43	2.143										
<b>Sandy Koufax, L</b> ERA: 3.32 (3, 1)	2.0		10	3	2	2	2	1	0	0	0	0	0	24	38	9.00	2.000										
<b>Don Drysdale, R</b> ERA: 3.64 (5, 1)	1.0		8	2	1	1	0	0	2	1	0	0	0	9	25	9.00	2.000										
<b>Ron Perranoski, L</b> ERA: 2.37 (6, 1)	1.2		7	2	1	1	1	1	0	0	0	1	0	15	27	5.40	1.800										
<b>Turk Farrell, R</b> ERA: 4.74 (8, 1)	2.0		13	4	6	3	3	1	0	0	0	0	2	23	35	13.50	2.500										
<b>Batter</b>	<b>1</b>	<b>2</b>	<b>3</b>	<b>4</b>	<b>5</b>	<b>6</b>	<b>7</b>	<b>8</b>	<b>9</b>	<b>AB</b>	<b>R</b>	<b>H</b>	<b>RBI</b>	<b>BB</b>	<b>SO</b>	<b>LOB</b>	<b>BOTTOM</b>										
<b>Maury Wills, S</b> OBP: 0.386, SLG: 0.379 (1, 6)	0-0 3-1 6-3 1B		1-1 1-3		4-1 BB		0-2 4-3			3	0	1	0	1	0	1											
<b>Jim Gilliam, S</b> OBP: 0.381, SLG: 0.374 (1, 5)	3-2 6-3		4-2 FC6 BB		1-1 F4			3-2 F9		3	0	0	0	1	0	2											
<b>Ron Fairly, L</b> OBP: 0.402, SLG: 0.520 (1, 9)	1-2 3-1		2-3 K		0-2 G3			0-1 BB 1B		4	0	1	0	0	1	2											
<b>Wally Moon, L</b> OBP: 0.449, SLG: 0.571 (1, 7)	2-2 5-3		0-0 FC6		1-2 4-3			4-1 BB 1B		3	0	0	0	1	0	2											
<b>Tommy Davis, R</b> OBP: 0.347, SLG: 0.469 (1, 8)		0-0 G4-6-3 1B		0-1 F2			0-3 K	0-3 K		4	0	1	0	0	2	2											
<b>Norm Larker, L</b> OBP: 0.318, SLG: 0.377 (1, 3)		0-0 G4-6-3		4-2 L4-3 BB			1-1 L7	1-2 3-1		3	0	0	0	1	0	3											
<b>John Roseboro, L</b> OBP: 0.347, SLG: 0.511 (1, 2)		4-2 HR BB		0-0 L4-3			2-1 HR		3-3 K	3	2	1	1	1	1	1											
<b>Charlie Neal, R</b> OBP: 0.296, SLG: 0.379 (1, 4)		2-2 HR		0-0 F8			1-1 F4		0-0 F5	4	1	1	2	0	0	0											
<b>Roger Craig, R</b> OBP: 0.228, SLG: 0.136 (3, 1)		0-1 5-3		0-1 5-3			1-1 E6		2-3 K	1	0	0	0	0	0	0											
<b>Sandy Koufax, R</b> OBP: 0.313, SLG: 0.275 (5, 1)										0	0	0	0	0	0	0											
<b>Don Drysdale, R</b> OBP: 0.361, SLG: 0.386 (6, 1)										0	0	0	0	0	0	0											
<b>Ron Perranoski, L</b> OBP: 0.349, SLG: 0.336 (7, 1)										0	0	0	0	0	0	0											
<b>Bob Aspromonte, R</b> OBP: 0.291, SLG: 0.293 (8, 1)										0	0	0	0	0	0	0											
<b>Turk Farrell, R</b> OBP: 0.265, SLG: 0.293 (8, 1)										0	0	0	0	0	0	0											
<b>Willie Davis, L</b> OBP: 0.225, SLG: 0.454 (9, 1)										0	0	0	0	0	1	0											
<b>Inning Stats</b>	R: 0 H: 1 E: 0 K: 0 S: 11	H: 1 LOB: 0 BB: 0 P: 17	R: 2 H: 2 E: 0 K: 0 S: 9	H: 2 LOB: 0 BB: 1 P: 15	R: 0 H: 0 E: 0 K: 1 S: 9	H: 0 LOB: 1 BB: 1 P: 16	R: 0 H: 0 E: 0 K: 0 S: 5	H: 0 LOB: 0 BB: 1 P: 9	R: 0 H: 0 E: 0 K: 0 S: 6	H: 0 LOB: 1 BB: 1 P: 11	R: 0 H: 0 E: 0 K: 1 S: 12	H: 0 LOB: 0 BB: 0 P: 13	R: 1 H: 1 E: 0 K: 0 S: 11	H: 1 LOB: 1 BB: 0 P: 16	R: 0 H: 1 E: 0 K: 1 S: 13	H: 1 LOB: 2 BB: 1 P: 21	R: 0 H: 0 E: 0 K: 2 S: 9	H: 0 LOB: 0 BB: 0 P: 14	1B: 3 2B: 1 3B: 0 HR: 2	SF: 0 SAC: 0 DP: 2 HBP: 0	WP: 0 PA: 36 PB: 0 SB: 0 CS: 0						
<b>PITCHER</b>	IP	WLS	BF	H	R	ER	SO	BB	IBB	HBP	BLK	WP	HR	S	P	ERA	WHIP										
<b>Joey Jay, R</b> ERA: 2.65 (1, 1)	9.0	W	36	5	3	3	5	5	0	0	0	0	2	85	132	3.00	1.111										

Cincinnati Reds @ Los Angeles Dodgers  
Los Angeles Memorial Coliseum, Los Angeles, CA  
Sun Jul 09 1961, 6:33 AM EDT  
Att: 20,040 - Unknown

AB 42  
R 14  
H 15  
RBI 14  
BB 7  
SO 6  
LOB 26



Cincinnati Reds @ Los Angeles Dodgers  
Los Angeles Memorial Coliseum, Los Angeles, CA  
Sun Jul 09 1961, 6:33 AM EDT  
Att: 20,040 - Unknown

AB 31  
R 3  
H 5  
RBI 3  
BB 5  
SO 5  
LOB 13



Batter	1	2	3	4	5	6	7	8	9	AB	R	H	RBI	BB	SO	LOB	TOP					
Al Heist, R OBP: 0.325, SLG: 0.368 (1, 8)	0-0 1B		4-0 BB			4-0 2B 14 E BB	0-0 1B 2H			2	1	2	1	2	0	0						
Jerry Kindall, R OBP: 0.331, SLG: 0.513 (1, 4)	0-0 P5		0-0 L6			0-0 14 E 1B 2B	0-0 F8			4	1	1	0	0	0	3						
14 Ernie Banks, R OBP: 0.362, SLG: 0.480 (1, 6)	0-3 K			0-0 P4		0-0 E8 1B		0-0 6-3		4	0	0	0	0	1	2						
George Altman, L OBP: 0.405, SLG: 0.653 (1, 9)	0-0 4-3			0-0 3-1		0-0 1-2 3-H 1B		0-0 E6 CS		4	0	1	1	0	0	1						
Billy Williams, L OBP: 0.350, SLG: 0.479 (1, 7)		0-0 L7		0-0 6-3		0-0 L8		0-0 P6		4	0	0	0	0	0	3						
Ron Santo, R OBP: 0.376, SLG: 0.459 (1, 5)		0-0 F7			0-3 K	0-0 F8		0-0 CS 1-2	0-0 5-3	4	0	0	0	0	1	2						
Dick Bertell, R OBP: 0.310, SLG: 0.333 (1, 2)		0-0 6-3			0-0 P3		0-0 F7		0-0 6-3	4	0	0	0	0	0	0						
Ed Bouchee, L OBP: 0.400, SLG: 0.454 (1, 3)			0-0 3-1		0-0 F7		4-0 PB 1B BB		0-0 G3	3	1	0	0	1	0	0						
Don Cardwell, R OBP: 0.176, SLG: 0.327 (1, 1)			0-3 K			0-0 1-3		0-3 K 1-2		3	0	0	0	0	2	1						
Bob Anderson, R OBP: 0.190, SLG: 0.150 (9, 1)										0	0	0	0	0	0	0						
<b>Inning Stats</b>	R: 0 E: 0 K: 1 S: 6	H: 1 LOB: 1 BB: 0 P: 6	R: 0 E: 0 K: 0 S: 3	H: 0 LOB: 0 BB: 0 P: 3	R: 0 E: 0 K: 1 S: 5	H: 0 LOB: 1 BB: 1 P: 9	R: 0 E: 0 K: 0 S: 3	H: 0 LOB: 0 BB: 0 P: 3	R: 0 E: 0 K: 1 S: 5	H: 0 LOB: 0 BB: 0 P: 5	R: 2 E: 1 K: 0 S: 6	H: 2 LOB: 2 BB: 1 P: 10	R: 1 E: 0 K: 1 S: 6	H: 1 LOB: 1 BB: 1 P: 10	R: 0 E: 1 K: 0 S: 3	H: 0 LOB: 0 BB: 0 P: 3	R: 0 E: 0 K: 0 S: 3	H: 0 LOB: 0 BB: 0 P: 3	1B: 3 2B: 1 3B: 0 HR: 0	SF: 0 SAC: 0 DP: 0 HBP: 0	WP: 0 PB: 1 SB: 0 CS: 1	PA: 36
<b>PITCHER</b> Jim O'Toole, L ERA: 3.45 (1, 1)	IP: 9.0 WLS: W BF: 35 H: 4 R: 3 ER: 2 SO: 4 BB: 3 IBB: 0 HBP: 0 BLK: 0 WP: 0 HR: 0 S: 40 P: 52 ERA: 2.00 WHIP: 0.778															<b>PITCHER</b>	IP: 9.0 WLS: W BF: 35 H: 4 R: 3 ER: 2 SO: 4 BB: 3 IBB: 0 HBP: 0 BLK: 0 WP: 0 HR: 0 S: 40 P: 52 ERA: 2.00 WHIP: 0.778					

Chicago Cubs @ Cincinnati Reds  
Crosley Field, Cincinnati, OH  
Thu Jul 13 1961, 7:05 PM EDT  
Att: 14,601 - Cloudy - 70 F

AB	32
R	3
H	4
RBI	2
BB	3
SO	4
LOB	12



Batter	1	2	3	4	5	6	7	8	9	AB	R	H	RBI	BB	SO	LOB	BOTTOM	
Eddie Kasko, R OBP: 0.335, SLG: 0.333 (1, 6)	0-0 4-3		0-0 F8			0-0 6-3		0-0 F8		4	0	0	0	0	0	0		
Don Blasingame, L OBP: 0.314, SLG: 0.306 (1, 4)	0-0 FC3-6 1B		0-0 4-3			0-0 6-3			4-0 1B BB	3	1	1	0	1	0	0		
Vada Pinson, L OBP: 0.361, SLG: 0.465 (1, 8)	0-0 FC3-6 1-2		0-0 L8			0-0 3-1			0-0 1B 1-3	4	0	1	0	0	0	1		
Frank Robinson, R OBP: 0.423, SLG: 0.650 (1, 9)	0-0 F7			0-0 P2			0-0 HR		0-0 1B 1-2 3-H	4	1	2	2	0	0	1		
Gordy Coleman, L OBP: 0.347, SLG: 0.565 (1, 3)		0-0 L9		0-0 1-3			0-0 3-1			3	0	0	0	0	0	0		
Gus Bell, L OBP: 0.289, SLG: 0.333 (1, 7)		0-0 2B E 1B		0-0 F8			0-0 F7			3	1	1	0	0	0	0		
Gene Freese, R OBP: 0.328, SLG: 0.534 (1, 5)		0-0 E6 SF8 2B			0-0 6-3		0-3 K			3	1	1	0	0	1	0		
Johnny Edwards, L OBP: 0.333, SLG: 0.406 (1, 2)		0-0 SF8			0-0 F7			0-0 F8		2	0	0	1	0	0	0		
Jim O'Toole, S OBP: 0.231, SLG: 0.220 (1, 1)		3-H 6-3			0-3 K			0-3 K		3	0	0	0	0	2	0		
<b>Inning Stats</b>	R: 0 E: 0 K: 0 S: 4	H: 1 LOB: 1 BB: 0 P: 4	R: 2 E: 1 K: 0 S: 5	H: 2 LOB: 0 BB: 0 P: 5	R: 0 E: 0 K: 0 S: 3	H: 0 LOB: 0 BB: 0 P: 3	R: 0 E: 0 K: 0 S: 3	H: 0 LOB: 0 BB: 0 P: 3	R: 1 E: 0 K: 1 S: 6	H: 1 LOB: 0 BB: 0 P: 6	R: 0 E: 0 K: 1 S: 5	H: 0 LOB: 0 BB: 0 P: 5	R: 1 E: 0 K: 0 S: 2	H: 2 LOB: 2 BB: 1 P: 6	1B: 4 2B: 1 3B: 0 HR: 1	SF: 1 SAC: 0 DP: 0 HBP: 0	WP: 0 PB: 0 SB: 0 CS: 0	PA: 31
<b>PITCHER</b> Don Cardwell, R ERA: 4.24 (1, 1)	IP: 8.0 WLS: L BF: 30 H: 5 R: 4 ER: 3 SO: 3 BB: 1 IBB: 0 HBP: 0 BLK: 0 WP: 0 HR: 1 S: 35 P: 39 ERA: 3.38 WHIP: 0.750															<b>PITCHER</b>	IP: 8.0 WLS: L BF: 30 H: 5 R: 4 ER: 3 SO: 3 BB: 1 IBB: 0 HBP: 0 BLK: 0 WP: 0 HR: 1 S: 35 P: 39 ERA: 3.38 WHIP: 0.750	
Bob Anderson, R ERA: 4.31 (9, 1)	0.0 1 1 0 0 0															0.0 1 1 0 0 0		

Chicago Cubs @ Cincinnati Reds  
Crosley Field, Cincinnati, OH  
Thu Jul 13 1961, 7:05 PM EDT  
Att: 14,601 - Cloudy - 70 F

AB	29
R	4
H	6
RBI	3
BB	1
SO	3
LOB	2



Batter	1	2	3	4	5	6	7	8	9	10	AB	R	H	RBI	BB	SO	LOB	TOP								
Al Heist, R OBP: 0.323, SLG: 0.365 Riche Ashburn, L OBP: 0.337, SLG: 0.260	(1, 8) X 0-0 14 G5-4-3 1B	(1, 8) X 0-0 F9		(1, 8) X 0-0 6-3		(1, 8) X 0-0 G6-4-3 1-2			(1, 8) X 0-0 G3	(1, 8) X 0-0 L8	4	0	1	0	0	0	5									
Jerry Kindall, R OBP: 0.326, SLG: 0.500	(1, 4) X 0-0 L7		(1, 4) X 0-0 P2		(1, 4) X 0-0 F8		(1, 4) X 0-0 F7		(1, 4) X 0-0 HR 1B	(1, 4) X 0-0 F9	6	1	1	0	0	0	3									
14 Ernie Banks, R OBP: 0.362, SLG: 0.481	(1, 6) X 0-0 G5-4-3 1-2		(1, 6) X 4-0 3B BB		(1, 6) X 0-0 2B		(1, 6) X 0-3 K		(1, 6) X 0-0 F8		4	1	1	0	1	1	2									
George Altman, L OBP: 0.405, SLG: 0.668	(1, 9) X 0-0	(1, 9) X 0-0 1-3	(1, 9) X 0-0 3B		(1, 9) X 0-0 F9		(1, 9) X 0-3 K		(1, 9) X 0-0 HR		5	1	2	3	0	1	1									
Billy Williams, L OBP: 0.351, SLG: 0.502	(1, 7) X 0-0	(1, 7) X 0-0 HR	(1, 7) X 0-3 K		(1, 7) X 0-3 K				(1, 7) X 0-0 4-3		5	2	2	2	0	2	2									
Ron Santo, R OBP: 0.376, SLG: 0.461	(1, 5) X 0-0	(1, 5) X 0-0 1B 1B	(1, 5) X 0-0 F8		(1, 5) X 0-0 L7		(1, 5) X 0-0 F8 2B		(1, 5) X 0-0 P6		5	1	2	0	0	0	1									
Sammy Taylor, L OBP: 0.358, SLG: 0.536 Don Zimmer, R OBP: 0.318, SLG: 0.423 Moe Thacker, R OBP: 0.439, SLG: 0.207 Don Cardwell, R OBP: 0.176, SLG: 0.327 Don Elston, R OBP: 0.286, SLG: 0.286 Ed Bouchee, L OBP: 0.400, SLG: 0.452	(1, 2) X 0-0 1B 1B 1-3 1B 1-2 3-H 1B	(1, 2) X 0-0 1B 1B 1-3 1B 1-2 3-H 1B	(1, 2) X 0-0 F8 1B 1B 1-3 1B 1-2 3-H 1B		(1, 2) X 0-0 F8 1B 1B 1-3 1B 1-2 3-H 1B		(1, 2) X 0-0 F8 1B 1B 1-3 1B 1-2 3-H 1B		(1, 2) X 0-0 P5 1B 1B 1-3 1B 1-2 3-H 1B		(1, 2) X 0-0 E6 1B 1-2 1B	3	1	2	0	0	0	0								
Glen Hobbie, R OBP: 0.341, SLG: 0.321 Bob Anderson, R OBP: 0.316, SLG: 0.190 Andre Rodgers, R OBP: 0.343, SLG: 0.346 Bob Williams, R OBP: 0.303, SLG: 0.338 Barney Schultz, R OBP: 0.314, SLG: 0.338 Dick Bertell, R OBP: 0.314, SLG: 0.338	(1, 11) X 0-0 K K K K K K K	(1, 11) X 0-0 K K K K K K K	(1, 11) X 0-0 K K K K K K K		(1, 11) X 0-0 K K K K K K K		(1, 11) X 0-0 K K K K K K K		(1, 11) X 0-0 K K K K K K K		(1, 11) X 0-0 K K K K K K K	3	0	2	1	0	1	2								
<b>Inning Stats</b>	R: 0 E: 0 K: 3 S: 3	H: 1 LOB: 0 BB: 0 P: 3	R: 2 E: 0 K: 1 S: 9	H: 4 LOB: 2 BB: 0 P: 9	R: 1 E: 0 K: 1 S: 6	H: 1 LOB: 1 BB: 1 P: 10	R: 0 E: 0 K: 0 S: 4	H: 1 LOB: 1 BB: 0 P: 4	R: 0 E: 0 K: 1 S: 6	H: 1 LOB: 1 BB: 0 P: 6	R: 1 E: 0 K: 2 S: 7	H: 2 LOB: 1 BB: 0 P: 7	R: 0 E: 0 K: 2 S: 7	H: 0 LOB: 0 BB: 0 P: 7	R: 1 E: 0 K: 1 S: 7	H: 2 LOB: 1 BB: 0 P: 7	R: 2 E: 0 K: 0 S: 5	H: 2 LOB: 0 BB: 0 P: 5	R: 1 E: 1 K: 0 S: 6	H: 2 LOB: 2 BB: 0 P: 6	1B: 10 2B: 3 3B: 1 HR: 3	SF: 0 SAC: 0 DP: 2 HBP: 0	WP: 0 PA: 47			
<b>PITCHER</b>	IP 5.1	WLS 27	H 11	R 4	ER 4	SO 3	BB 1	IBB 0	HBP 0	BLK 0	WP 0	HR 1	S 32	P 36	ERA 6.75	WHIP 2.250										
Bob Purkey, R ERA: 3.64 Sherman Jones, R ERA: 5.73 Bill Henry, L ERA: 2.86 Jim Brosnan, R ERA: 3.21	(1, 1) (6, 1) (8, 1) (8, 1)	1.2 6 2 0 2	2 0 0 0 0	1 1 0 0 0	2 0 0 0 0	0 0 0 0 0	0 0 0 0 0	0 0 0 0 0	0 0 0 0 0	0 0 0 0 0	0 0 0 0 0	0 0 0 0 0	2 2 2 2 2	14 10 14 14	7.71	1.714										

Chicago Cubs @ Cincinnati Reds  
Crosley Field, Cincinnati, OH  
Fri Jul 14 1961, 7:05 PM EDT  
Att. 16,364 - Cloudy - 70 F

AB	46
R	8
H	17
RBI	8
BB	1
SO	6
LOB	22



Batter	1	2	3	4	5	6	7	8	9	10	AB	R	H	RBI	BB	SO	LOB	BOTTOM								
Eddie Kasko, R OBP: 0.330, SLG: 0.328	(1, 6) X 0-0 L4			(1, 6) X 0-0 4-3		(1, 6) X 0-0 F8	(1, 6) X 0-0 6-3		(1, 6) X 0-3 K		5	0	0	0	0	1	0									
Don Blasingame, L OBP: 0.312, SLG: 0.307	(1, 4) X 0-0 P6			(1, 4) X 0-0 3-1		(1, 4) X 0-0 1B 2B	(1, 4) X 0-0 L9		(1, 4) X 0-0 P6		5	1	1	0	0	0	0									
Vada Pinson, L OBP: 0.359, SLG: 0.461	(1, 8) X 0-3 K			(1, 8) X 0-0 L8		(1, 8) X 0-0 1B S 1B	(1, 8) X 0-0 3-1		(1, 8) X 0-0 F7		5	1	1	1	0	1	0									
Frank Robinson, R OBP: 0.428, SLG: 0.661	(1, 9) X 0-3 K2-3			(1, 9) X 0-0 S 1B 4-3 1B		(1, 9) X 0-0 1B S 1B		(1, 9) X 1-0 HR	(1, 9) X 4-0 1B BB		4	3	3	1	1	1	0									
Gordy Coleman, L OBP: 0.348, SLG: 0.563 Elio Chacon, R OBP: 0.353, SLG: 0.286 Dick Gernert, R OBP: 0.325, SLG: 0.333 Gus Bell, L OBP: 0.293, SLG: 0.338	(1, 3) X 0-0 F7 1-2 3-H 1B	(1, 3) X 0-0 F7 1-2 3-H 1B	(1, 3) X 0-0 4-3 1B 1B 1-2 3-H 1B		(1, 3) X 0-0 4-3 1B 1B 1-2 3-H 1B		(1, 3) X 0-0 1B 1B 1-2 3-H 1B		(1, 3) X 1-0 CS HBP	(1, 3) X 1-3 1B		3	1	1	0	0	0	1								
Jerry Lynch, L OBP: 0.447, SLG: 0.656 Pete Whisenant, R OBP: 0.167, SLG: 0.118 Wally Post, R OBP: 0.347, SLG: 0.535	(1, 7) X 0-0 4-3 1B 2-H 1B	(1, 7) X 0-0 4-3 1B 2-H 1B	(1, 7) X 0-0 4-3 1B 2-H 1B		(1, 7) X 0-0 4-3 1B 2-H 1B		(1, 7) X 0-0 1B 1B 1-2 3-H 1B		(1, 7) X 0-3 K	(1, 7) X 0-0 F7		4	0	2	2	0	1	1								
Gene Freese, R OBP: 0.328, SLG: 0.530	(1, 5) X 0-0		(1, 5) X 0-0 5-3		(1, 5) X 0-0 1B 1B 1-3	(1, 5) X 0-0 P5		(1, 5) X 0-3 K		(1, 5) X 0-0 K		4	1	1	0	0	1	3								
Johnny Edwards, L OBP: 0.349, SLG: 0.417	(1, 2) X 0-0		(1, 2) X 0-3 K		(1, 2) X 0-0 1B 2-H 1B	(1, 2) X 0-0 1B 2-H 1B		(1, 2) X 0-0 K	(1, 2) X 0-0 P4		4	0	2	2	0	1	0									
Bob Purkey, R OBP: 0.120, SLG: 0.104 Sherman Jones, L OBP: 0.429, SLG: 0.333 Bill Henry, L OBP: 0.314, SLG: 0.338 Jim Brosnan, R OBP: 0.314, SLG: 0.338	(1, 1) (6, 1) (8, 1) (8, 1)	1.2 8 7 1	3 1 1 1	1 1 1 4	0 0 0 1	0 0 0 0	0 0 0 0	0 0 0 0	0 0 0 0	0 0 0 0	2	0	0	0	0	2	1									
<b>Inning Stats</b>	R: 0 E: 0 K: 1 S: 5	H: 0 LOB: 0 BB: 0 P: 5	R: 0 E: 0 K: 1 S: 5	H: 0 LOB: 0 BB: 0 P: 5	R: 0 E: 0 K: 2 S: 7	H: 0 LOB: 0 BB: 0 P: 7	R: 0 E: 0 K: 1 S: 8	H: 4 LOB: 1 BB: 0 P: 8	R: 2 E: 0 K: 1 S: 11	H: 6 LOB: 2 BB: 0 P: 11	R: 0 E: 0 K: 0 S: 3	H: 0 LOB: 0 BB: 0 P: 3	R: 1 E: 0 K: 2 S: 7	H: 1 LOB: 1 BB: 0 P: 8	R: 0 E: 0 K: 2 S: 7	H: 0 LOB: 0 BB: 0 P: 7	R: 0 E: 0 K: 0 S: 4	H: 1 LOB: 2 BB: 1 P: 8	1B: 10 2B: 1 3B: 0 HR: 1	SF: 0 SAC: 0 DP: 0 HBP: 1	WP: 0 PA: 42					
<b>PITCHER</b>	IP 5.1	WLS 22	H 7	R 5	ER 5	SO 5	BB 0	IBB 0	HBP 0	BLK 0	WP 0	HR 0	S 32	P 32	ERA 8.44	WHIP 1.312										
Glen Hobbie, R ERA: 4.0 Bob Anderson, R ERA: 4.33 Barney Schultz, R ERA: 2.28 Don Elston, R ERA: 5.52	(1, 1) (6, 1) (8, 1) (10, 1)	1.2 8 7 1	3 1 1 0	1 1 1 0	4 0 0 0	0 0 0 0	0 0 0 0	0 0 0 0	0 0 0 0	0 0 0 0	0 0 0 0	0 0 0 0	4 10 15 8	4.50 5.40 4.50 0.00	2.000 1.800 0.500 2.000											


Chicago Cubs @ Cincinnati Reds  
Crosley Field, Cincinnati, OH  
Fri Jul 14 1961, 7:05 PM EDT  
Att. 16,364 - Cloudy - 70 F

AB	40
R	7
H	12
RBI	6
BB	1
SO	10
LOB	10



Batter	1	2	3	4	5	6	7	8	9	AB	R	H	RBI	BB	SO	LOB	TOP					
Al Heist, R OBP: 0.332, SLG: 0.370 (1, 8)	0-0 1B		0-0 L1-3		4-0 BB		0-0 1B			3	0	2	0	1	0	1	<b>Chicago Cubs @ Cincinnati Reds</b> Crosley Field, Cincinnati, OH Sat Jul 15 1961, 7:05 PM EDT Att: 24,201 - Cloudy - 68 F					
Jerry Kindall, R OBP: 0.324, SLG: 0.494 (1, 4) (8, 6)	0-3 K		0-0 14 1B		0-3 K		0-3 K			4	0	1	0	0	3	5						
14 Ernie Banks, R OBP: 0.361, SLG: 0.477 Don Zimmer, R OBP: 0.318, SLG: 0.423 (1, 6) (8, 4)	0-0 P6		0-0 1B		0-0 P5			0-0 1-3		4	0	1	0	0	0	3						
George Altman, L OBP: 0.399, SLG: 0.657 (1, 9)	0-0 4-3		0-0 F8			0-0 P3		0-0 4-3		4	0	0	0	0	0	3						
Billy Williams, L OBP: 0.346, SLG: 0.494 (1, 7)		0-0 F7		0-0 1-3		0-0 F8		0-0 3-1		4	0	0	0	0	0	0						
Ron Santo, R OBP: 0.378, SLG: 0.471 (1, 5)		0-0 FC6 1B		0-0 P2		0-0 P6			0-0 HR	4	1	2	1	0	0	0						
Sammy Taylor, L OBP: 0.346, SLG: 0.518 (1, 2)		0-0 F9		0-0 F8			0-0 G3		0-0 4-3	4	0	0	0	0	0	1						
Ed Bouchee, L OBP: 0.398, SLG: 0.448 (1, 3)		0-0 FC6			0-0 BB 1B		0-0 F8		0-0 P6	4	0	1	0	0	0	1						
Jack Curtis, L OBP: 0.265, SLG: 0.200 Bob Will, L OBP: 0.349, SLG: 0.333 (9, PH)			4-0 L1-3 BB		0-0 L7			0-0 4-3		2	0	1	0	1	0	1						
										1	0	0	0	0	0	0						
<b>Inning Stats</b>	R: 0 E: 0 K: 1 S: 6	H: 1 LOB: 1 BB: 0 P: 6	R: 0 E: 0 K: 0 S: 4	H: 1 LOB: 1 BB: 0 P: 4	R: 0 E: 0 K: 0 S: 4	H: 2 LOB: 2 BB: 1 P: 8	R: 0 E: 0 K: 0 S: 3	H: 0 LOB: 0 BB: 0 P: 3	R: 0 E: 0 K: 1 S: 6	H: 1 LOB: 2 BB: 1 P: 10	R: 0 E: 0 K: 0 S: 3	H: 0 LOB: 0 BB: 0 P: 3	R: 0 E: 0 K: 1 S: 7	H: 2 LOB: 2 BB: 0 P: 7	R: 0 E: 0 K: 0 S: 3	H: 0 LOB: 0 BB: 0 P: 3	R: 1 E: 0 K: 0 S: 4	H: 1 LOB: 0 BB: 0 P: 4	1B: 7 2B: 1 3B: 0 HR: 1	SF: 0 SAC: 0 DP: 1 HBP: 0	WP: 0 PB: 0 SB: 0 CS: 0	PA: 36
<b>PITCHER</b> Joey Jay, R ERA: 2.55 (1, 1)	IP: 9.0 WLS: W BF: 36 H: 8 R: 1 ER: 1 SO: 3 BB: 2 IBB: 0 HBP: 0 BLK: 0 WP: 0 HR: 1 S: 40 P: 48 ERA: 1.00 WHIP: 1.111															<b>PITCHER</b>						

AB	34
R	1
H	8
RBI	1
BB	2
SO	3
LOB	15



Batter	1	2	3	4	5	6	7	8	9	AB	R	H	RBI	BB	SO	LOB	BOTTOM			
Don Blasingame, L OBP: 0.314, SLG: 0.308 (1, 4)	0-0 F8		0-0 PO 1B		4-0 BB		0-0 G3			3	0	1	0	1	0	1	<b>Chicago Cubs @ Cincinnati Reds</b> Crosley Field, Cincinnati, OH Sat Jul 15 1961, 7:05 PM EDT Att: 24,201 - Cloudy - 68 F			
Eddie Kasko, R OBP: 0.329, SLG: 0.330 (1, 6)	0-0 P4		0-0 PO	0-0 L5	0-0 F8			0-0 SH1-3 1B 2B		4	1	1	0	0	0	1				
Vada Pinson, L OBP: 0.356, SLG: 0.457 (1, 8)	0-0 G3			0-0 F8		0-0 F8		0-0 SH1-3		3	0	0	0	0	0	0				
Frank Robinson, R OBP: 0.429, SLG: 0.662 (1, 9)		0-0 F7		0-0 E 2B		0-0 P4		0-0 2-3 BB 1B		4	1	2	1	0	0	0				
Gene Freese, R OBP: 0.332, SLG: 0.532 (1, 5)		0-0 FC5-4 1B		0-0 E6 BB		0-0 1B		0-0 3-H 4-0 1B		3	0	2	0	1	0	1				
Wally Post, R OBP: 0.350, SLG: 0.531 (1, 7)		0-0 FC5-4		0-0 2-3 1B		0-0 1B		0-0 1-2 BB		3	0	1	1	1	0	2				
Gordy Coleman, L OBP: 0.347, SLG: 0.558 (1, 3)		0-0 4-3		0-0 1-2 BB		0-0 P4		0-0 1-2 2-H 1B		3	0	1	1	1	0	2				
Jerry Zimmerman, R OBP: 0.261, SLG: 0.241 (1, 2)			0-0 P6		0-0 5-3		0-0 SH1-4 1B		0-0 F9	4	0	1	0	0	1	6				
Joey Jay, S OBP: 0.074, SLG: 0.111 (1, 1)			0-0 5-3		0-0 P3		0-0 P3		0-0 SH1-4 5-3	3	0	0	0	0	0	2				
										3	0	0	0	0	0	1				
<b>Inning Stats</b>	R: 0 E: 0 K: 0 S: 3	H: 0 LOB: 0 BB: 0 P: 3	R: 0 E: 0 K: 0 S: 4	H: 1 LOB: 1 BB: 0 P: 4	R: 0 E: 0 K: 0 S: 3	H: 1 LOB: 0 BB: 0 P: 3	R: 0 E: 1 K: 1 S: 7	H: 1 LOB: 3 BB: 1 P: 11	R: 0 E: 0 K: 0 S: 3	H: 0 LOB: 1 BB: 1 P: 7	R: 0 E: 0 K: 0 S: 4	H: 1 LOB: 0 BB: 0 P: 4	R: 0 E: 0 K: 0 S: 4	H: 1 LOB: 1 BB: 0 P: 4	R: 2 E: 0 K: 0 S: 6	H: 3 LOB: 2 BB: 1 P: 10	1B: 6 2B: 2 3B: 0 HR: 0	SF: 0 SAC: 2 DP: 0 HBP: 0	WP: 0 PB: 0 SB: 0 CS: 0	PA: 36
<b>PITCHER</b> Jack Curtis, L ERA: 4.41 (1, 1)	IP: 8.0 WLS: L BF: 35 H: 8 R: 2 ER: 2 SO: 1 BB: 3 IBB: 0 HBP: 0 BLK: 0 WP: 0 HR: 0 S: 34 P: 46 ERA: 2.25 WHIP: 1.375															<b>PITCHER</b>				

AB	30
R	2
H	8
RBI	2
BB	3
SO	1
LOB	14






Batter	1	2	3	4	5	6	7	8	9	AB	R	H	RBI	BB	SO	LOB	TOP										
<b>Al Heist, R</b> OBP: 0.333, SLG: 0.376 (1, 8)	1-3		G6-4-3						F9	5	0	2	2	0	0	2											
<b>Don Zimmer, R</b> OBP: 0.313, SLG: 0.416 (1, 4)	P3			F7	FC5-4		4-3		K	5	0	0	0	0	1	2											
<b>Ron Santo, R</b> OBP: 0.376, SLG: 0.468 (1, 5)	K				L7		5-3			4	0	1	0	0	1	2											
<b>George Altman, L</b> OBP: 0.397, SLG: 0.663 (1, 9)		F9		FC3-6				F7		4	1	1	1	0	0	1											
<b>Billy Williams, L</b> OBP: 0.348, SLG: 0.492 (1, 7)	3-1						F9			3	0	1	0	1	0	0											
<b>Sammy Taylor, L</b> OBP: 0.344, SLG: 0.508 (1, 2)	4-3						4-3			4	0	1	0	0	0	2											
<b>Jerry Kindall, R</b> OBP: 0.323, SLG: 0.485 (1, 6)			K				5-3		F9	3	0	0	0	1	1	2											
<b>Ed Bouchee, L</b> OBP: 0.399, SLG: 0.447 (1, 3)										3	2	1	0	1	1	3											
<b>Dick Ellsworth, L</b> OBP: 0.147, SLG: 0.097 (1, 1)										2	1	1	0	0	0	1											
<b>Bob Anderson, R</b> OBP: 0.182, SLG: 0.143 (6, 1)									K	1	0	0	0	0	1	0											
<b>Inning Stats</b>	R: 0 E: 0 K: 1 S: 5	H: 0 LOB: 0 BB: 0 P: 5	R: 0 E: 0 K: 0 S: 3	H: 0 LOB: 0 BB: 0 P: 3	R: 0 E: 0 K: 1 S: 6	H: 2 LOB: 1 BB: 0 P: 6	R: 0 E: 0 K: 0 S: 4	H: 1 LOB: 2 BB: 1 P: 8	R: 2 E: 2 K: 0 S: 5	H: 1 LOB: 1 BB: 1 P: 9	R: 1 E: 0 K: 0 S: 4	H: 1 LOB: 0 BB: 0 P: 4	R: 1 E: 0 K: 0 S: 4	H: 1 LOB: 1 BB: 1 P: 8	R: 0 E: 0 K: 1 S: 7	H: 2 LOB: 2 BB: 0 P: 7	R: 0 E: 0 K: 2 S: 7	H: 0 LOB: 0 BB: 0 P: 7	R: 0 E: 0 K: 2 S: 7	H: 0 LOB: 0 BB: 0 P: 7	1B: 6 2B: 1 3B: 0 HR: 1	SF: 0 SAC: 1 DP: 1 HBP: 0	WP: 0 PB: 0 SB: 0 CS: 0	PA: 38			
<b>PITCHER</b>	IP	WLS	BF	H	R	ER	SO	BB	IBB	HBP	BLK	WP	HR	S	P	ERA	WHIP										
<b>Ken Hunt, R</b> ERA: 3.25 (1, 1)	6.0	L	25	5	3	1	2	2	0	0	0	0	1	27	35	1.50	1.167										
<b>Jim Brosnan, R</b> ERA: 3.2 (7, 1)	3.0		13	3	1	1	3	1	0	0	0	0	0	18	22	3.00	1.333										

Chicago Cubs @ Cincinnati Reds  
Crosley Field, Cincinnati, OH  
Sun Jul 16 1961, 3:33 AM EDT  
Att: 16,617 - Cloudy - 80 F

AB	34
R	4
H	8
RBI	3
BB	3
SO	5
LOB	15



Batter	1	2	3	4	5	6	7	8	9	AB	R	H	RBI	BB	SO	LOB	BOTTOM										
<b>Don Blasingame, L</b> OBP: 0.313, SLG: 0.306 (1, 4)			F9	F7		L8			F9	5	1	1	0	0	0	4											
<b>Eddie Kasko, R</b> OBP: 0.330, SLG: 0.334 (1, 6)			5-3				L5		L5	5	0	2	1	0	0	1											
<b>Vada Pinson, L</b> OBP: 0.355, SLG: 0.455 (1, 8)	K						4-3			4	0	1	0	0	1	2											
<b>Frank Robinson, R</b> OBP: 0.429, SLG: 0.659 (1, 9)										3	0	1	0	1	1	1											
<b>Gene Freese, R</b> OBP: 0.329, SLG: 0.525 (1, 5)	F7		5-3						K	4	0	0	0	0	1	6											
<b>Wally Post, R</b> OBP: 0.350, SLG: 0.527 (1, 7)	FC5-4									3	0	1	0	0	1	2											
<b>Johnny Edwards, L</b> OBP: 0.341, SLG: 0.405 (7, 2)				K					K	1	0	0	0	0	1	0											
<b>Gordy Coleman, L</b> OBP: 0.346, SLG: 0.564 (1, 3)									L8	4	1	1	1	0	1	1											
<b>Jerry Zimmerman, R</b> OBP: 0.263, SLG: 0.250 (1, 2)										3	0	1	0	0	0	0											
<b>Elio Chacon, R</b> OBP: 0.353, SLG: 0.286 (6, PR)										0	0	0	0	0	0	0											
<b>Jim Brosnan, R</b> (7, 1)										0	0	0	0	0	0	0											
<b>Gus Bell, L</b> OBP: 0.291, SLG: 0.335 (9, PH)										1	0	0	0	0	1	0											
<b>Ken Hunt, R</b> OBP: 0.243, SLG: 0.257 (1, 1)										2	0	1	0	0	0	0											
<b>Jerry Lynch, L</b> OBP: 0.436, SLG: 0.636 (6, PH) (7, 7)									E3	2	0	0	0	0	1	2											
<b>Inning Stats</b>	R: 1 E: 0 K: 1 S: 7	H: 2 LOB: 2 BB: 1 P: 11	R: 0 E: 0 K: 0 S: 3	H: 0 LOB: 0 BB: 0 P: 3	R: 0 E: 0 K: 0 S: 5	H: 2 LOB: 2 BB: 0 P: 5	R: 1 E: 0 K: 1 S: 7	H: 2 LOB: 1 BB: 0 P: 7	R: 0 E: 0 K: 0 S: 4	H: 1 LOB: 1 BB: 0 P: 4	R: 0 E: 0 K: 2 S: 9	H: 2 LOB: 2 BB: 0 P: 9	R: 0 E: 0 K: 1 S: 5	H: 0 LOB: 0 BB: 0 P: 5	R: 0 E: 0 K: 2 S: 7	H: 0 LOB: 0 BB: 0 P: 7	R: 0 E: 1 K: 1 S: 6	H: 0 LOB: 1 BB: 0 P: 6	R: 0 E: 0 K: 1 S: 6	H: 0 LOB: 0 BB: 0 P: 6	1B: 6 2B: 2 3B: 0 HR: 1	SF: 0 SAC: 0 DP: 1 HBP: 0	WP: 0 PB: 0 SB: 0 CS: 0	PA: 38			
<b>PITCHER</b>	IP	WLS	BF	H	R	ER	SO	BB	IBB	HBP	BLK	WP	HR	S	P	ERA	WHIP										
<b>Dick Ellsworth, L</b> ERA: 4.62 (1, 1)	5.1	W	26	9	2	2	3	1	0	0	0	0	1	31	35	3.38	1.875										
<b>Bob Anderson, R</b> ERA: 4.15 (6, 1)	3.2	S	12	0	0	0	5	0	0	0	0	0	0	22	22	0.00	0.000										

Chicago Cubs @ Cincinnati Reds  
Crosley Field, Cincinnati, OH  
Sun Jul 16 1961, 3:33 AM EDT  
Att: 16,617 - Cloudy - 80 F

AB	37
R	2
H	9
RBI	2
BB	1
SO	8
LOB	19





Batter	1	2	3	4	5	6	7	8	9	AB	R	H	RBI	BB	SO	LOB	TOP										
Mack Jones, L OBP: 0.452, SLG: 0.444 (1, 8)	5-3	1B	F2		FC1-4		FC6-4		6-3	5	0	1	1	1	0	4	<b>Milwaukee Braves @ Cincinnati Reds</b> Crosley Field, Cincinnati, OH Tue Jul 18 1961, 7:05 PM EDT Att: 14,561 - Unknown										
Frank Bolling, R OBP: 0.367, SLG: 0.458 (1, 4)	P5	1B			K		FC6-4		F7	6	0	2	3	0	1	4											
Eddie Mathews, L OBP: 0.399, SLG: 0.565 (1, 5)	F8	F7	F7				K		HR	6	1	1	1	0	1	5											
Hank Aaron, R OBP: 0.361, SLG: 0.594 (1, 9)		1B	1B	F8		S	F9		F9	5	3	2	0	1	0	2											
Joe Adcock, R OBP: 0.316, SLG: 0.479 (1, 3)	1B	1B	1-3		E4		P6			5	2	2	0	0	0	1											
Frank Thomas, R OBP: 0.368, SLG: 0.539 (1, 7)	1B	1B	E5	K		K			2B	5	3	2	1	0	2	4											
Joe Torre, R OBP: 0.338, SLG: 0.482 (1, 2)	K	1B	BLK		FC1-4		3-1			3	1	1	0	2	1	3											
Roy McMillan, R OBP: 0.319, SLG: 0.302 (1, 6)	F9	SF7			FC1-4		6-3		2B	3	0	1	2	1	0	4											
Tony Cloninger, R OBP: 0.231, SLG: 0.231 (1, 1)			SH		K				5-3	1	2	1	1	0	0	0											
Don Nottebart, R OBP: 0.185, SLG: 0.083 (7, PH)	1B	1B	BLK				FC6-4			1	0	0	0	0	1	2											
Lew Burdette, R OBP: 0.237, SLG: 0.424 (7, 1)	1B	1B	1B							0	0	0	0	1	0	0											
<b>Inning Stats</b>	R: 0 E: 0 K: 0 S: 3	H: 0 LOB: 0 BB: 0 P: 3	R: 4 E: 0 K: 1 S: 10	H: 5 LOB: 2 BB: 1 P: 14	R: 5 E: 1 K: 0 S: 8	H: 3 LOB: 1 BB: 1 P: 12	R: 0 E: 0 K: 1 S: 5	H: 0 LOB: 0 BB: 0 P: 5	R: 0 E: 0 K: 1 S: 5	H: 1 LOB: 2 BB: 1 P: 12	R: 1 E: 1 K: 1 S: 7	H: 1 LOB: 2 BB: 1 P: 11	R: 0 E: 0 K: 1 S: 5	H: 0 LOB: 2 BB: 2 P: 13	R: 1 E: 0 K: 0 S: 5	H: 2 LOB: 1 BB: 0 P: 5	R: 1 E: 0 K: 0 S: 4	H: 1 LOB: 0 BB: 0 P: 4	1B: 10 2B: 2 3B: 0 HR: 1	SF: 1 SAC: 1 DP: 0 HBP: 0	WP: 1 PB: 1 SB: 5 CS: 0	PA: 49					
<b>PITCHER</b>	IP	WLS	BF	H	R	ER	SO	BB	IBB	HBP	BLK	WP	HR	S	P	ERA	WHIP										
Jim O'Toole, L ERA: 3.8 (1, 1)	2.0	L	15	7	7	6	1	1	0	0	0	0	0	16	20	27.00	4.000										
Howie Nunn, R ERA: 3.75 (3, 1)	0.1		2	0	0	0	0	1	0	0	0	1	0	1	5	0.00	3.000										
Sherman Jones, R ERA: 5.6 (3, 1)	1.2		7	1	2	0	1	0	0	0	1	0	0	9	9	0.00	0.600										
Jim Maloney, R ERA: 4.56 (5, 1)	2.0		13	2	1	0	3	4	0	0	0	0	0	15	31	0.00	3.000										
Bill Henry, L ERA: 2.97 (7, 1)	2.0		8	2	1	1	1	0	0	0	0	0	0	10	10	4.50	1.000										

AB	41
R	12
H	13
RBI	9
BB	6
SO	6
LOB	30



Batter	1	2	3	4	5	6	7	8	9	AB	R	H	RBI	BB	SO	LOB	BOTTOM										
Eddie Kasko, R OBP: 0.326, SLG: 0.328 (1, 6)	L4		P6			FC3-6		P3		4	0	1	1	1	0	1	<b>Milwaukee Braves @ Cincinnati Reds</b> Crosley Field, Cincinnati, OH Tue Jul 18 1961, 7:05 PM EDT Att: 14,561 - Unknown										
Don Blasingame, L OBP: 0.307, SLG: 0.303 (1, 4)	1-3		K		G3	FC3-6		F8		5	0	0	1	0	1	3											
Vada Pinson, L OBP: 0.352, SLG: 0.460 (1, 8)	2B		P6		B1	P6		1-3		5	1	1	0	0	0	1											
Frank Robinson, R OBP: 0.430, SLG: 0.660 (1, 9)	2B				BB	WP		6-3		4	1	1	1	1	0	0											
Gordy Coleman, L OBP: 0.350, SLG: 0.564 (1, 3)	F7				BB	BB		L3		3	1	0	0	1	0	1											
Jerry Lynch, L OBP: 0.436, SLG: 0.667 (1, 7)			HR		BB	BB				3	2	1	1	1	2	0											
Gene Freese, R OBP: 0.332, SLG: 0.525 (1, 5)	F7				4-3			1B		4	1	2	1	0	0	2											
Johnny Edwards, L OBP: 0.333, SLG: 0.390 (1, 2)	P6				6-3			2-3		4	1	1	1	0	0	2											
Jim O'Toole, S OBP: 0.228, SLG: 0.216 (3, 1)								6-3		1	0	0	0	0	1	0											
Howie Nunn, R OBP: 0.290, SLG: 0.280 (3, 1)								1B		0	0	0	0	0	0	0											
Sherman Jones, R OBP: 0.290, SLG: 0.280 (3, 1)								1B		0	0	0	0	0	0	0											
Wally Post, R OBP: 0.290, SLG: 0.280 (4, PH)								1B		1	1	1	0	0	0	0											
Jim Maloney, L OBP: 0.402, SLG: 0.500 (7, 1)								1B		1	1	1	0	0	0	0											
Bill Henry, L OBP: 0.402, SLG: 0.500 (7, 1)								1B		0	0	0	0	0	0	0											
Gus Bell, L OBP: 0.228, SLG: 0.216 (8, PH)								1B		1	0	0	0	0	0	1											
Jim Brosnan, R (8, 1)								1B		0	0	0	0	0	0	0											
<b>Inning Stats</b>	R: 1 E: 0 K: 0 S: 5	H: 2 LOB: 1 BB: 0 P: 5	R: 1 E: 0 K: 1 S: 6	H: 1 LOB: 0 BB: 0 P: 6	R: 0 E: 0 K: 1 S: 5	H: 0 LOB: 0 BB: 0 P: 5	R: 3 E: 0 K: 0 S: 4	H: 1 LOB: 2 BB: 4 P: 20	R: 0 E: 0 K: 0 S: 3	H: 0 LOB: 0 BB: 0 P: 3	R: 3 E: 1 K: 1 S: 9	H: 4 LOB: 1 BB: 0 P: 9	R: 0 E: 0 K: 1 S: 5	H: 0 LOB: 0 BB: 0 P: 5	R: 0 E: 0 K: 0 S: 4	H: 1 LOB: 1 BB: 0 P: 4	R: 0 E: 0 K: 0 S: 3	H: 0 LOB: 0 BB: 0 P: 3	1B: 6 2B: 1 3B: 1 HR: 1	SF: 0 SAC: 0 DP: 0 HBP: 0	WP: 1 PB: 0 SB: 0 CS: 0	PA: 40					
<b>PITCHER</b>	IP	WLS	BF	H	R	ER	SO	BB	IBB	HBP	BLK	WP	HR	S	P	ERA	WHIP										
Tony Cloninger, R ERA: 6.62 (1, 1)	3.0		14	3	4	4	2	2	0	0	0	0	0	16	24	9.00	1.667										
Don Nottebart, R ERA: 4.49 (4, 1)	3.0		16	5	4	3	1	2	0	0	0	0	0	16	24	9.00	2.333										
Lew Burdette, R ERA: 3.87 (7, 1)	3.0	W	10	1	0	0	1	0	0	0	0	0	0	12	12	0.00	0.333										

AB	36
R	8
H	9
RBI	8
BB	4
SO	4
LOB	11



Batter	1	2	3	4	5	6	7	8	9	AB	R	H	RBI	BB	SO	LOB	TOP		
<b>Maury Wills, S</b> OBP: 0.376, SLG: 0.363 (1, 6)	F7		1-3		G3	FC5-4			1-3	5	0	0	0	0	0	3	<b>Los Angeles Dodgers @ Cincinnati Reds</b> Crosley Field, Cincinnati, OH Wed Jul 19 1961, 7:05 PM EDT Att: 22,664 - Unknown <a href="http://livebaseballscorecards.com">livebaseballscorecards.com</a>		
<b>Willie Davis, L</b> OBP: 0.308, SLG: 0.466 (1, 8)	L9		1B		K2-3	3-1			0-0	5	1	2	1	0	1	1			
<b>John Roseboro, L</b> OBP: 0.342, SLG: 0.500 (1, 2)	F8		F6		F6				1-3	5	0	0	0	0	2	2			
<b>Wally Moon, L</b> OBP: 0.454, SLG: 0.564 (1, 7)		4-3	1B			1B			1-3	3	1	1	1	1	0	0			
<b>Tommy Davis, R</b> OBP: 0.356, SLG: 0.487 (7, 9)	K		1B		F8				0-0	4	0	1	0	0	2	1			
<b>Duke Snider, L</b> OBP: 0.310, SLG: 0.360 (1, 9)						1B			0-0	3	1	1	0	0	1	0			
<b>Jim Gilliam, S</b> OBP: 0.374, SLG: 0.366 (7, 5)	K				3-1	1B			0-1	1	0	0	0	0	0	0			
<b>Norm Larker, L</b> OBP: 0.329, SLG: 0.378 (8, PH)						1B			2-1	3	2	3	0	0	0	0			
<b>Gil Hodges, R</b> OBP: 0.323, SLG: 0.386 (8, 3)						1B			1-2	1	0	0	0	0	0	0			
<b>Charlie Neal, R</b> OBP: 0.309, SLG: 0.389 (1, 4)					F9				0-0	4	2	2	2	0	0	1			
<b>Johnny Podres, L</b> OBP: 0.333, SLG: 0.325 (1, 1)			E1		L9				0-1	4	1	1	1	0	0	2			
<b>Inning Stats</b>	R: 0 E: 0 K: 0 S: 4	H: 0 LOB: 0 BB: 0 P: 5	R: 0 E: 0 K: 2 S: 10	H: 0 LOB: 0 BB: 0 P: 14	R: 4 E: 1 K: 0 S: 16	H: 5 LOB: 2 BB: 0 P: 26	R: 0 E: 0 K: 0 S: 10	H: 1 LOB: 1 BB: 0 P: 14	R: 0 E: 0 K: 1 S: 7	H: 0 LOB: 0 BB: 0 P: 10	R: 0 E: 0 K: 2 S: 8	H: 0 LOB: 0 BB: 0 P: 11	R: 0 E: 0 K: 0 S: 5	H: 0 LOB: 0 BB: 0 P: 7	R: 0 E: 0 K: 1 S: 8	H: 1 LOB: 1 BB: 0 P: 10	1B: 9 2B: 2 3B: 0 HR: 0	SF: 0 SAC: 0 DP: 0 HBP: 0	WP: 0 PA: 39 PB: 0 SB: 2 CS: 0
<b>PITCHER</b>	IP	WLS	BF	H	R	ER	SO	BB	IBB	HBP	BLK	WP	HR	S	P	ERA	WHIP		
<b>Bob Purkey, R</b> ERA: 3.82 (1, 1)	5.1	L	26	9	8	5	3	1	0	0	0	0	0	56	83	8.44	1.875		
<b>Bill Henry, L</b> ERA: 2.73 (6, 1)	2.2		9	1	0	0	2	0	0	0	0	0	0	27	37	0.00	0.375		
<b>Sherman Jones, R</b> ERA: 5.4 (9, 1)	1.0		4	1	0	0	1	0	0	0	0	0	0	8	10	0.00	1.000		

Batter	1	2	3	4	5	6	7	8	9	AB	R	H	RBI	BB	SO	LOB	BOTTOM		
<b>Don Blasingame, L</b> OBP: 0.303, SLG: 0.299 (1, 4)	1-3		4-3		4-1			4-3		4	0	0	0	0	0	0	<b>Los Angeles Dodgers @ Cincinnati Reds</b> Crosley Field, Cincinnati, OH Wed Jul 19 1961, 7:05 PM EDT Att: 22,664 - Unknown <a href="http://livebaseballscorecards.com">livebaseballscorecards.com</a>		
<b>Eddie Kasko, R</b> OBP: 0.322, SLG: 0.324 (1, 6)	L5		F9		F8			F7		4	0	0	0	0	0	0			
<b>Vada Pinson, L</b> OBP: 0.356, SLG: 0.462 (1, 8)	E3		F7			FC6-4			0-0	3	0	2	0	1	0	0			
<b>Frank Robinson, R</b> OBP: 0.428, SLG: 0.655 (1, 9)	K				1B	FC6-4		FC5-4		4	2	1	0	0	1	3			
<b>Gene Freese, R</b> OBP: 0.332, SLG: 0.522 (1, 5)			K		1B	G1-4-3		F8		4	0	1	0	0	1	2			
<b>Wally Post, R</b> OBP: 0.359, SLG: 0.561 (1, 7)					K			F3		4	1	2	1	0	1	2			
<b>Gordy Coleman, L</b> OBP: 0.351, SLG: 0.567 (1, 3)			1B					F8		4	0	2	2	0	1	1			
<b>Jerry Zimmerman, R</b> OBP: 0.264, SLG: 0.252 (1, 2)					G6-3			F8		3	0	1	0	0	0	2			
<b>Bob Purkey, R</b> OBP: 0.115, SLG: 0.100 (1, 1)								F8		2	0	0	0	0	0	2			
<b>Bill Henry, L</b> OBP: 0.158, SLG: 0.111 (6, 1)										0	0	0	0	0	0	0			
<b>Pete Whisenant, R</b> OBP: 0.375, SLG: 0.286 (9, 1)										1	0	0	0	0	0	0			
<b>Inning Stats</b>	R: 0 E: 1 K: 1 S: 13	H: 1 LOB: 1 BB: 0 P: 16	R: 1 E: 0 K: 1 S: 9	H: 3 LOB: 1 BB: 0 P: 12	R: 0 E: 0 K: 0 S: 5	H: 0 LOB: 0 BB: 0 P: 7	R: 1 E: 0 K: 1 S: 8	H: 3 LOB: 1 BB: 0 P: 12	R: 0 E: 0 K: 0 S: 3	H: 0 LOB: 0 BB: 1 P: 8	R: 0 E: 0 K: 0 S: 7	H: 0 LOB: 0 BB: 0 P: 8	R: 0 E: 0 K: 0 S: 8	H: 0 LOB: 0 BB: 0 P: 10	R: 1 E: 0 K: 1 S: 13	H: 2 LOB: 1 BB: 0 P: 18	1B: 6 2B: 2 3B: 1 HR: 0	SF: 0 SAC: 0 DP: 3 HBP: 0	WP: 0 PA: 34 PB: 0 SB: 0 CS: 0
<b>PITCHER</b>	IP	WLS	BF	H	R	ER	SO	BB	IBB	HBP	BLK	WP	HR	S	P	ERA	WHIP		
<b>Johnny Podres, L</b> ERA: 3.02 (1, 1)	9.0	W	34	9	3	3	4	1	0	0	0	0	0	73	99	3.00	1.111		

Batter	1	2	3	4	5	6	7	8	9	AB	R	H	RBI	BB	SO	LOB	TOP					
Maury Wills, S OBP: 0.374, SLG: 0.362	F7		SF9	SF9		4-3		E1		4	1	1	1	0	0	0	<b>Los Angeles Dodgers @ Cincinnati Reds</b> Crosley Field, Cincinnati, OH Thu Jul 20 1961, 7:05 PM EDT Att: 19,550 - Unknown					
Willie Davis, L OBP: 0.313, SLG: 0.480	1-3		F8	HR		1B		FC3-6		5	2	3	1	0	0	2						
John Roseboro, L Doug Camilli, R	1-3		1B	CS		1B		F8		3	1	1	0	1	0	2						
Wally Moon, L Ron Fairly, L	BB		HR	HBP		HR				0	0	0	0	0	0	0						
Tommy Davis, R	K		SF7			4-3				2	2	2	3	1	0	0						
Duke Snider, L Jim Gilliam, S	K		HR							1	0	0	0	0	0	0						
Norm Larker, L	G3		K			HR				4	1	2	2	0	1	1						
Charlie Neal, R	G3									1	0	0	0	0	0	1						
Sandy Koufax, R	K		SH1-4							5	1	2	2	0	1	2						
	K		SH1-4							4	1	1	0	0	1	2						
<b>Inning Stats</b>	R: 0 E: 0 K: 1 S: 15	H: 1 LOB: 2 BB: 1 P: 20	R: 0 E: 0 K: 2 S: 12	H: 1 LOB: 1 BB: 0 P: 15	R: 4 E: 0 K: 1 S: 18	H: 3 LOB: 0 BB: 1 P: 30	R: 2 E: 0 K: 0 S: 7	H: 2 LOB: 0 BB: 0 P: 11	R: 3 E: 0 K: 1 S: 16	H: 3 LOB: 0 BB: 0 P: 23	R: 1 E: 0 K: 0 S: 11	H: 2 LOB: 1 BB: 0 P: 15	R: 0 E: 0 K: 0 S: 5	H: 1 LOB: 1 BB: 0 P: 10	R: 0 E: 1 K: 0 S: 8	H: 0 LOB: 1 BB: 0 P: 9	R: 0 E: 0 K: 0 S: 6	H: 1 LOB: 1 BB: 0 P: 9	1B: 9 2B: 1 3B: 0 HR: 4	SF: 3 SAC: 1 DP: 1 HBP: 1	WP: 0 PB: 0 SB: 2 CS: 1	PA: 44
<b>PITCHER</b>	IP WLS BF H R ER SO BB IBB HBP BLK WP HR S P ERA WHIP																					
Joey Jay, R ERA: 3.01	(1, 1) 5.0 L 27 10 9 9 5 2 0 0 0 0 0 4 68 99 16.20 2.400																					
Jim Brosnan, R ERA: 3.24	(6, 1) 4.0 16 4 1 1 0 0 0 0 0 0 0 30 43 2.25 1.000																					

Batter	1	2	3	4	5	6	7	8	9	AB	R	H	RBI	BB	SO	LOB	BOTTOM					
Don Blasingame, L OBP: 0.303, SLG: 0.296	K		BB			F7		K		3	0	0	0	1	2	2	<b>Los Angeles Dodgers @ Cincinnati Reds</b> Crosley Field, Cincinnati, OH Thu Jul 20 1961, 7:05 PM EDT Att: 19,550 - Unknown					
Eddie Kasko, R	L8		K			1B		L8		4	0	1	0	0	1	1						
Vada Pinson, L	1B		K			G3		K		4	1	1	0	0	2	3						
Frank Robinson, R	2B					F8		L8		4	0	2	1	0	0	0						
Gene Freese, R	F2					2B		L8		4	0	2	1	0	0	2						
Wally Post, R	K					F8		6-3		4	0	0	0	0	0	2						
Gordy Coleman, L	F6					F7		1B		4	0	1	0	0	2	1						
Jerry Zimmerman, R	F4					6-3		FC3		4	0	0	0	0	0	2						
Joey Jay, S Pete Whisenant, R Jim Brosnan, R Dick Gemert, R	4-3					4-3		1B		1	0	1	0	0	0	0						
	4-3					1B		4-3		1	0	1	0	0	0	2						
<b>Inning Stats</b>	R: 1 E: 0 K: 1 S: 9	H: 2 LOB: 1 BB: 0 P: 12	R: 0 E: 0 K: 1 S: 7	H: 0 LOB: 0 BB: 0 P: 9	R: 0 E: 0 K: 2 S: 8	H: 0 LOB: 1 BB: 1 P: 14	R: 0 E: 0 K: 1 S: 12	H: 1 LOB: 0 BB: 0 P: 19	R: 0 E: 0 K: 0 S: 12	H: 2 LOB: 2 BB: 0 P: 18	R: 0 E: 0 K: 0 S: 6	H: 0 LOB: 0 BB: 0 P: 10	R: 0 E: 0 K: 1 S: 11	H: 1 LOB: 1 BB: 0 P: 15	R: 0 E: 0 K: 1 S: 7	H: 0 LOB: 0 BB: 0 P: 10	R: 0 E: 1 K: 0 S: 12	H: 1 LOB: 2 BB: 0 P: 18	1B: 5 2B: 2 3B: 0 HR: 0	SF: 0 SAC: 0 DP: 0 HBP: 0	WP: 0 PB: 0 SB: 0 CS: 0	PA: 36
<b>PITCHER</b>	IP WLS BF H R ER SO BB IBB HBP BLK WP HR S P ERA WHIP																					
Sandy Koufax, L ERA: 3.27	(1, 1) 9.0 W 36 7 1 1 7 1 0 0 0 0 0 84 125 1.00 0.889																					

Batter	1	2	3	4	5	6	7	8	9	AB	R	H	RBI	BB	SO	LOB	TOP					
Joey Amalfitano, R (1,4) OBP: 0.348, SLG: 0.342 Ernie Bowman, R (6,4) OBP: 0.222, SLG: 0.222	F9		FC5-4		K		F8			3	0	0	0	0	1	1	<b>San Francisco Giants @ Cincinnati Reds</b> Crosley Field, Cincinnati, OH Sun Jul 23 1961, 3:33 AM EDT Unknown <a href="http://livebaseballscorecards.com">livebaseballscorecards.com</a>					
Harvey Kuenn, R (1,7) OBP: 0.329, SLG: 0.381	4-3		P2			P4		4-3		4	0	0	0	0	0	1						
Matty Alou, L (1,9) OBP: 0.330, SLG: 0.419	6-3				K		6-3		F8	4	0	0	0	0	1	0						
Willie Mays, R (1,8) OBP: 0.408, SLG: 0.645		K								4	2	3	0	0	1	0						
Orlando Cepeda, R (1,3) OBP: 0.350, SLG: 0.602		F8			F8				F8	4	1	1	2	0	0	2						
Ed Bailey, L (1,2) OBP: 0.350, SLG: 0.438										0	2	0	0	0	0	0						
Jim Davenport, R (1,5) OBP: 0.354, SLG: 0.451		HR							F7	0	2	0	0	0	0	0						
Jose Pagan, R (1,6) OBP: 0.313, SLG: 0.345 Willie McCovey, L (9, PH) OBP: 0.324, SLG: 0.432 Eddie Bressoud, R (9,6) OBP: 0.313, SLG: 0.437			4-3						F8	3	0	0	0	0	0	0						
Juan Marichal, R (1,1) OBP: 0.162, SLG: 0.091 Sam Jones, R (7,1) OBP: 0.182, SLG: 0.219									K	3	0	1	0	0	2	0						
			FC5-4		K				K	0	0	0	0	0	0	0						
<b>Inning Stats</b>	R: 0 E: 0 K: 0 S: 3	H: 0 LOB: 0 BB: 0 P: 3	R: 1 E: 0 K: 1 S: 6	H: 1 LOB: 0 BB: 0 P: 6	R: 0 E: 0 K: 0 S: 4	H: 1 LOB: 1 BB: 0 P: 4	R: 1 E: 0 K: 1 S: 7	H: 2 LOB: 1 BB: 0 P: 7	R: 0 E: 0 K: 2 S: 7	H: 0 LOB: 0 BB: 0 P: 7	R: 3 E: 0 K: 0 S: 6	H: 3 LOB: 0 BB: 0 P: 6	R: 0 E: 0 K: 1 S: 5	H: 0 LOB: 0 BB: 0 P: 5	R: 0 E: 0 K: 0 S: 4	H: 1 LOB: 1 BB: 0 P: 4	R: 0 E: 0 K: 1 S: 5	H: 0 LOB: 0 BB: 0 P: 5	1B: 4 2B: 1 3B: 0 HR: 3	SF: 0 SAC: 0 DP: 0 HBP: 0	WP: 0 PB: 0 SB: 0 CS: 0	PA: 35
<b>PITCHER</b> Bob Purkey, R (1,1) ERA: 3.89	IP: 9.0 WLS: W BF: 35 H: 8 R: 5 ER: 5 SO: 6 BB: 0 IBB: 0 HBP: 0 BLK: 0 WP: 0 HR: 3 S: 47 P: 47 ERA: 5.00 WHIP: 0.889															<b>PITCHER</b>						

Batter	1	2	3	4	5	6	7	8	9	AB	R	H	RBI	BB	SO	LOB	BOTTOM					
Don Blasingame, L (1,4) OBP: 0.301, SLG: 0.295	P6		4-3		K		FC4-6			4	0	0	0	0	1	2	<b>San Francisco Giants @ Cincinnati Reds</b> Crosley Field, Cincinnati, OH Sun Jul 23 1961, 3:33 AM EDT Unknown <a href="http://livebaseballscorecards.com">livebaseballscorecards.com</a>					
Vada Pinson, L (1,8) OBP: 0.351, SLG: 0.454	4-3		F7				F8		CS	3	0	0	0	1	0	0						
Gordy Coleman, L (1,3) OBP: 0.342, SLG: 0.550	4-0						F8			3	1	0	0	1	0	1						
Frank Robinson, R (1,9) OBP: 0.430, SLG: 0.674							1-3		L5-3	3	1	0	0	1	0	1						
Jerry Lynch, L (1,7) OBP: 0.437, SLG: 0.730							F7			4	1	2	2	0	1	0						
Jerry Lynch, L (1,7) OBP: 0.437, SLG: 0.730	G3						F8			4	2	2	2	0	0	1						
Gene Freese, R (1,5) OBP: 0.325, SLG: 0.510										3	1	1	0	0	0	1						
Leo Cardenas, R (1,6) OBP: 0.333, SLG: 0.456										3	1	2	2	0	0	0						
Johnny Edwards, L (1,2) OBP: 0.333, SLG: 0.356										2	0	0	0	1	0	1						
Bob Purkey, R (1,1) OBP: 0.109, SLG: 0.094										3	0	0	0	0	1	2						
<b>Inning Stats</b>	R: 2 E: 0 K: 0 S: 4	H: 1 LOB: 0 BB: 1 P: 8	R: 0 E: 0 K: 0 S: 3	H: 0 LOB: 0 BB: 0 P: 3	R: 0 E: 0 K: 0 S: 3	H: 0 LOB: 0 BB: 0 P: 3	R: 0 E: 0 K: 0 S: 4	H: 1 LOB: 1 BB: 0 P: 4	R: 0 E: 0 K: 1 S: 6	H: 1 LOB: 1 BB: 0 P: 6	R: 0 E: 0 K: 0 S: 3	H: 0 LOB: 0 BB: 0 P: 3	R: 3 E: 0 K: 1 S: 7	H: 3 LOB: 0 BB: 1 P: 11	R: 0 E: 0 K: 1 S: 4	H: 0 LOB: 0 BB: 1 P: 8	R: 0 E: 0 K: 1 S: 1	H: 1 LOB: 0 BB: 0 P: 1	1B: 2 2B: 2 3B: 0 HR: 4	SF: 0 SAC: 0 DP: 1 HBP: 0	WP: 0 PB: 0 SB: 1 CS: 1	PA: 33
<b>PITCHER</b> Juan Marichal, R (1,1) ERA: 4.71 Sam Jones, R (7,1) ERA: 4.6	IP: 6.0 WLS: L BF: 25 H: 6 R: 5 ER: 5 SO: 1 BB: 2 IBB: 0 HBP: 0 BLK: 0 WP: 0 HR: 3 S: 26 P: 30 ERA: 7.50 WHIP: 1.167															<b>PITCHER</b>						

Batter	1	2	3	4	5	6	7	8	9	AB	R	H	RBI	BB	SO	LOB	TOP		
Joey Amalfitano, R (1,4) OBP: 0.351, SLG: 0.339 Ernie Bowman, R (7,FR) OBP: 0.200, SLG: 0.200	4-0 BB 1-3		0-0 P4		0-0 P4		4-0 BB		0-0 F9	2	0	0	0	2	0	0	1		
Harvey Kuenn, R (1,7) OBP: 0.325, SLG: 0.376	0-3 K		0-0 5-3		0-0 F9		0-3 K			4	0	0	0	0	0	2	2		
Matty Alou, L (1,9) OBP: 0.317, SLG: 0.402	0-0 1-3		0-0 F9			0-0 F8		0-3 K		4	0	0	0	0	1	1			
Willie Mays, R (1,8) OBP: 0.305, SLG: 0.641 Felipe Alou, R (4,8) OBP: 0.324, SLG: 0.424	0-0 5-3			0-3 K		0-3 K		0-0 F7		2	0	0	0	0	1	1			
Orlando Cepeda, R (1,3) OBP: 0.354, SLG: 0.606		0-0 P5		0-0 2B		0-0 1B		0-0 1B		4	1	3	0	0	0	0			
Jim Davenport, R (1,5) OBP: 0.356, SLG: 0.457		0-0 1B		0-0 2B		0-3 K		0-0 FC6-4		4	0	2	1	0	1	2			
John Orsino, R (1,2) OBP: 0.287, SLG: 0.429		0-0 1B		0-3 K			0-0 HR		0-0 F7	4	1	2	1	0	1	1			
Jose Pagan, R (1,6) OBP: 0.312, SLG: 0.344		0-0 F9		0-0 P3			0-0 F7		0-0 1B	4	0	1	0	0	0	3			
Billy O'Dell, S (1,1) OBP: 0.125, SLG: 0.091 Dom Zanni, R (2,1) OBP: 0.290, SLG: 0.379 Billy Loes, R (5,1) OBP: 0.172, SLG: 0.111 Eddie Bressoud, R (9,PH) OBP: 0.399, SLG: 0.432	0-0 1-3				0-0 F9		0-0 4-3		0-3 K	1	0	0	0	0	0	2			
<b>Inning Stats</b>	R: 0 E: 0 K: 1 S: 5	H: 0 LOB: 1 BB: 1 P: 9	R: 0 E: 0 K: 0 S: 5	H: 2 LOB: 2 BB: 0 P: 5	R: 0 E: 0 K: 0 S: 3	H: 0 LOB: 0 BB: 0 P: 3	R: 1 E: 0 K: 2 S: 9	H: 2 LOB: 1 BB: 0 P: 9	R: 0 E: 0 K: 0 S: 3	H: 1 LOB: 1 BB: 0 P: 8	R: 1 E: 0 K: 1 S: 6	H: 1 LOB: 1 BB: 1 P: 10	R: 0 E: 0 K: 1 S: 6	H: 1 LOB: 1 BB: 0 P: 6	R: 0 E: 0 K: 1 S: 6	H: 1 LOB: 1 BB: 0 P: 6	1B: 5 2B: 2 3B: 0 HR: 1	SF: 0 SAC: 0 DP: 0 HBP: 0	WP: 0 PA: 37 PB: 0 SB: 0 CS: 0
<b>PITCHER</b> Jim O'Toole, L (1,1) ERA: 3.69	IP: 9.0 WLS: W BF: 37 H: 8 R: 2 ER: 2 SO: 8 BB: 2 IBB: 0 HBP: 0 BLK: 0 WP: 0 HR: 1 S: 51 P: 59 ERA: 2.00 WHIP: 1.111															<b>PITCHER</b>			

San Francisco Giants @ Cincinnati Reds  
Crosley Field, Cincinnati, OH  
Sun Jul 23 1961, 3:38 AM EDT  
Att: 26,983 - Unknown

AB 35  
R 2  
H 8  
RBI 2  
BB 2  
SO 8  
LOB 14



Batter	1	2	3	4	5	6	7	8	9	AB	R	H	RBI	BB	SO	LOB	BOTTOM		
Elio Chacon, R (1,4) OBP: 0.409, SLG: 0.389	0-0 HR 1B	0-0 1B 2B		4-0 CS BB		0-3 K		0-0 F7		4	2	2	0	1	1	0			
Leo Cardenas, R (1,6) OBP: 0.337, SLG: 0.464	0-0 6-3	0-0 6-3		0-0 CS		0-3 K		0-0 2B		5	1	2	0	0	1	3			
Vada Pinson, L (1,8) OBP: 0.356, SLG: 0.462	0-0 F7	0-0 1B		0-0 2B		0-0 1B		4-0 BB		4	1	3	3	1	0	1			
Frank Robinson, R (1,9) OBP: 0.430, SLG: 0.682	0-0 HR	0-0 4-3		0-0 2B		0-0 F9		0-0 P3		5	2	2	3	0	0	3			
Wally Post, R (1,7) OBP: 0.358, SLG: 0.555	0-3 K		0-3 K		0-0 2B		0-0 F7			4	1	1	1	0	2	0			
Gene Freese, R (1,5) OBP: 0.327, SLG: 0.515		0-0 E5 SH1 1B		0-0 P4		0-0 2B		0-0 1B		4	2	2	1	0	0	0			
Gordy Coleman, L (1,3) OBP: 0.347, SLG: 0.551		0-0 SH1 1B		0-0 1-3		4-0 IBB		0-0 1B		3	1	2	1	1	0	0			
Jerry Zimmerman, R (1,2) OBP: 0.253, SLG: 0.241		0-0 SH1		0-0 F8		0-0 G4-6-3		0-0 F7		3	0	0	0	0	0	3			
Jim O'Toole, S (1,1) OBP: 0.228, SLG: 0.218		0-0 2B 1B		0-0 4-3		0-3 K		0-3 K		4	1	1	2	0	2	1			
<b>Inning Stats</b>	R: 2 E: 1 K: 1 S: 7	H: 2 LOB: 0 BB: 0 P: 7	R: 4 E: 1 K: 0 S: 8	H: 4 LOB: 1 BB: 0 P: 8	R: 0 E: 0 K: 1 S: 5	H: 0 LOB: 0 BB: 0 P: 5	R: 0 E: 0 K: 0 S: 2	H: 0 LOB: 0 BB: 1 P: 6	R: 3 E: 0 K: 1 S: 8	H: 4 LOB: 1 BB: 1 P: 12	R: 1 E: 0 K: 2 S: 9	H: 2 LOB: 1 BB: 0 P: 9	R: 1 E: 0 K: 1 S: 7	H: 2 LOB: 1 BB: 0 P: 7	R: 0 E: 0 K: 0 S: 3	H: 1 LOB: 1 BB: 1 P: 7	1B: 7 2B: 6 3B: 1 HR: 1	SF: 0 SAC: 1 DP: 1 HBP: 0	WP: 0 PA: 41 PB: 0 SB: 0 CS: 1
<b>PITCHER</b> Billy O'Dell, L (1,1) ERA: 4.82 Dom Zanni, R (2,1) ERA Billy Loes, R (5,1) ERA: 4.5	IP: 1.1 WLS: L BF: 9 H: 4 R: 5 ER: 3 SO: 1 BB: 0 IBB: 0 HBP: 0 BLK: 0 WP: 0 HR: 1 S: 11 P: 11 ERA: 20.25 WHIP: 3.000															<b>PITCHER</b>			

San Francisco Giants @ Cincinnati Reds  
Crosley Field, Cincinnati, OH  
Sun Jul 23 1961, 3:38 AM EDT  
Att: 26,983 - Unknown

AB 36  
R 11  
H 15  
RBI 11  
BB 3  
SO 6  
LOB 11



Batter	1	2	3	4	5	6	7	8	9	AB	R	H	RBI	BB	SO	LOB	TOP				
<b>Elio Chacon, R</b> OBP: 0.444, SLG: 0.381 (1, 4)	0-0 6-3		0-0 1B	4-0 BB		0-3 K		0-0 SH1-3	4-0 BB	3	0	1	1	2	1	2					
<b>Leo Cardenas, R</b> OBP: 0.537, SLG: 0.489 (1, 6)	0-0 1-3		0-0 1B	0-3 K			0-0 5-3	0-0 HR	0-3 K	6	1	2	2	0	2	3					
<b>Vada Pinson, L</b> OBP: 0.359, SLG: 0.462 (1, 8)	0-0 G3		4-0 FC6-4 BB		0-0 L3		0-0 HR	0-0 2B		4	2	2	0	1	0	0					
<b>Frank Robinson, R</b> OBP: 0.432, SLG: 0.692 (1, 9)		0-0 L4	0-0 FC6-4		0-0 G6-4-3 1B		0-0 HR	0-0 1B		5	2	3	3	0	0	3					
<b>Wally Post, R</b> OBP: 0.361, SLG: 0.568 <b>Pete Whisenant, R</b> (7, PR) OBP: 0.190, SLG: 0.150 (7, 7)	0-0 4-3			0-0 HR	0-0 G6-4-3		4-0 S BB	0-3 K		3	1	1	1	1	0	1					
<b>Gene Freese, R</b> OBP: 0.328, SLG: 0.514 (1, 5)	0-3 K			0-0 1B SF9		0-0 5-3	0-3 K			5	1	2	1	0	2	1					
<b>Gordy Coleman, L</b> OBP: 0.350, SLG: 0.550 (1, 3)			0-0 E1 G3 1B	0-0 SH1-3 1B		0-0 F7	4-0 1-2 IBB	0-3 K		4	1	2	0	1	1	1					
<b>Jerry Zimmerman, R</b> OBP: 0.251, SLG: 0.236 (1, 2)			0-0 L9	0-0 SF9		4-0 BB BB	0-0 F2		0-0 1-3	3	0	0	1	1	0	3					
<b>Joey Jay, S</b> OBP: 0.102, SLG: 0.121 (1, 1)	0-0 G3		0-0 SH1-3			4-0 1-2 BB		0-0 SH1-3 HR 1B	0-3 K	3	1	1	0	1	1	1					
<b>Inning Stats</b>	R: 0 E: 0 K: 0 S: 3	H: 0 LOB: 0 BB: 0 P: 3	R: 0 E: 0 K: 1 S: 5	H: 0 LOB: 0 BB: 0 P: 5	R: 1 E: 1 K: 0 S: 6	H: 3 LOB: 3 BB: 1 P: 10	R: 2 E: 0 K: 1 S: 8	H: 3 LOB: 2 BB: 1 P: 12	R: 0 E: 0 K: 1 S: 5	H: 0 LOB: 2 BB: 2 P: 13	R: 2 E: 0 K: 1 S: 7	H: 2 LOB: 2 BB: 2 P: 15	R: 4 E: 0 K: 2 S: 12	H: 5 LOB: 1 BB: 0 P: 12	R: 0 E: 0 K: 2 S: 7	H: 0 LOB: 1 BB: 1 P: 11	1B: 10 2B: 1 3B: 0 HR: 3	SF: 1 SAC: 2 DP: 1 HBP: 0	WP: 0 PB: 0 SB: 1 CS: 0	PA: 47	
<b>PITCHER</b>	IP	WLS	BF	H	R	ER	SO	BB	IBB	HBP	BLK	WP	HR	S	P	ERA	WHIP				
<b>Warren Spahn, L</b> ERA: 3.81 (1, 1)	4.0	L	20	6	3	3	2	2	0	0	0	0	1	22	30	6.75	2.000				
<b>Tony Cloninger, R</b> ERA: 7.09 (5, 1)	3.1		20	7	6	6	2	3	1	0	0	0	2	20	36	16.20	3.000				
<b>Johnny Antonelli, L</b> ERA: 6.79 (8, 1)	0.2		3	1	0	0	2	0	0	0	0	0	0	7	7	0.00	1.500				
<b>Don McMahon, R</b> ERA: 2.03 (9, 1)	1.0		4	0	0	0	2	1	0	0	0	0	0	7	11	0.00	1.000				

**Cincinnati Reds @ Milwaukee Braves**  
Milwaukee County Stadium, Milwaukee, WI  
Mon Jul 24 1961, 8:05 PM EDT  
Att: 24,537 - Unknown

AB	37
R	9
H	14
RBI	9
BB	7
SO	8
LOB	16



Batter	1	2	3	4	5	6	7	8	9	AB	R	H	RBI	BB	SO	LOB	BOTTOM					
<b>Mack Jones, L</b> OBP: 0.371, SLG: 0.397 (1, 8)	0-0 F9 PB 1B		0-3 K	0-3 K			0-0 E5		0-0 P4	5	0	1	0	0	2	2						
<b>Frank Bolling, R</b> OBP: 0.361, SLG: 0.454 (1, 4)	0-3 K		0-0 P1		0-0 HR		0-0 P6		0-0 G3 2B	5	2	2	1	0	1	2						
<b>Eddie Mathews, L</b> OBP: 0.392, SLG: 0.556 (1, 5)	0-0 F9		4-0 BB		0-0 F8		0-3 K		0-0 G3	4	0	0	0	1	1	3						
<b>Hank Aaron, R</b> OBP: 0.372, SLG: 0.613 (1, 9)	4-0 BB		0-0 L6		0-0 2B		0-0 F8		0-0 1B	4	0	2	1	1	0	2						
<b>Joe Adcock, R</b> OBP: 0.330, SLG: 0.498 (1, 3)	0-0 F8			0-0 1B BB SF8 1B	0-0 F3		0-0 P4	0-0 P6		5	1	1	0	0	0	4						
<b>Lee Maye, L</b> OBP: 0.332, SLG: 0.472 (1, 7)		0-0 1-3		0-0 F7	0-0 F7			4-0 FC5 1B BB		3	0	0	0	1	0	2						
<b>Joe Torre, R</b> OBP: 0.340, SLG: 0.482 (1, 2)		0-0 6-3		4-0 1B BB		0-0 4-3		0-0 1B		3	0	1	0	1	0	0						
<b>Roy McMillan, R</b> OBP: 0.323, SLG: 0.298 (1, 6)		0-0 1B		0-0 1B	1-2 2-3 1B	0-3 K	0-3 K			4	0	2	0	0	2	2						
<b>Warren Spahn, L</b> OBP: 0.333, SLG: 0.500 (1, 1)				0-0 SF8		0-0 F3		0-0 FC5		1	0	0	0	0	0	1						
<b>Bob Boyd, L</b> OBP: 0.276, SLG: 0.294 (4, PR)										0	0	0	1	0	0	0						
<b>Tony Cloninger, R</b> OBP: 0.274, SLG: 0.214 (5, 1)										0	0	0	0	0	0	0						
<b>Johnny Antonelli, L</b> OBP: 0.287, SLG: 0.354 (8, 1)										0	0	0	0	0	0	0						
<b>Frank Thomas, R</b> OBP: 0.346, SLG: 0.523 (8, PR)										1	0	0	0	0	0	2						
<b>Don McMahon, R</b> OBP: 0.102, SLG: 0.122 (9, 1)										0	0	0	0	0	0	0						
<b>Inning Stats</b>	R: 0 E: 0 K: 1 S: 6	H: 1 LOB: 2 BB: 1 P: 10	R: 0 E: 0 K: 0 S: 4	H: 1 LOB: 1 BB: 0 P: 4	R: 0 E: 0 K: 1 S: 5	H: 0 LOB: 1 BB: 1 P: 9	R: 1 E: 0 K: 1 S: 7	H: 2 LOB: 2 BB: 1 P: 11	R: 1 E: 0 K: 0 S: 5	H: 2 LOB: 1 BB: 0 P: 5	R: 0 E: 0 K: 1 S: 5	H: 0 LOB: 0 BB: 0 P: 5	R: 0 E: 1 K: 1 S: 6	H: 0 LOB: 1 BB: 0 P: 6	R: 0 E: 0 K: 1 S: 6	H: 1 LOB: 2 BB: 1 P: 10	R: 1 E: 0 K: 0 S: 5	H: 2 LOB: 1 BB: 0 P: 5	1B: 6 2B: 2 3B: 0 HR: 1	SF: 1 SAC: 0 DP: 0 HBP: 0	WP: 0 PB: 1 SB: 0 CS: 0	PA: 41
<b>PITCHER</b>	IP	WLS	BF	H	R	ER	SO	BB	IBB	HBP	BLK	WP	HR	S	P	ERA	WHIP					
<b>Joey Jay, R</b> ERA: 3.01 (1, 1)	9.0	W	41	9	3	3	6	4	0	0	0	0	1	49	65	3.00	1.444					

**Cincinnati Reds @ Milwaukee Braves**  
Milwaukee County Stadium, Milwaukee, WI  
Mon Jul 24 1961, 8:05 PM EDT  
Att: 24,537 - Unknown

AB	36
R	3
H	9
RBI	3
BB	4
SO	6
LOB	20





Batter	1	2	3	4	5	6	7	8	9	AB	R	H	RBI	BB	SO	LOB	TOP			
Don Blasingame, L (1,4) OBP: 0.301, SLG: 0.297	5-3			4-3			G3 2B		L6	4	0	1	0	0	0	0	<b>Cincinnati Reds @ Milwaukee Braves</b> Milwaukee County Stadium, Milwaukee, WI Tue Jul 25 1961, 8:05 PM EDT Att: 21,442 - Unknown  <b>AB 28</b> <b>R 0</b> <b>H 2</b> <b>RBI 0</b> <b>BB 1</b> <b>SO 1</b> <b>LOB 5</b>			
Leo Cardenas, R (1,6) OBP: 0.333, SLG: 0.479	1-3			G6-3 1B			1-3		5-3	4	0	1	0	0	0	1				
Vada Pinson, L (1,8) OBP: 0.356, SLG: 0.459	1-3			G6-3 1-2			G3 2-3			3	0	0	0	0	0	2				
Frank Robinson, R (1,9) OBP: 0.431, SLG: 0.688		K			6-3					2	0	0	0	1	1	0				
Jerry Lynch, L (1,7) OBP: 0.422, SLG: 0.701	1-3				4-3					3	0	0	0	0	0	2				
Gordy Coleman, L (1,3) OBP: 0.347, SLG: 0.545	1-3				3-1					3	0	0	0	0	0	0				
Gene Freese, R (1,5) OBP: 0.326, SLG: 0.509					F2					3	0	0	0	0	0	0				
Johnny Edwards, L (1,2) OBP: 0.316, SLG: 0.333					4-3					3	0	0	0	0	0	0				
Ken Hunt, R (1,1) OBP: 0.231, SLG: 0.243					G3					2	0	0	0	0	0	0				
Gus Bell, L (9, PH) OBP: 0.287, SLG: 0.329									6-3	1	0	0	0	0	0	0				
<b>Inning Stats</b>	R: 0 E: 0 K: 0 S: 3	H: 0 LOB: 0 BB: 0 P: 3	R: 0 E: 0 K: 1 S: 5	H: 0 LOB: 0 BB: 0 P: 5	R: 0 E: 0 K: 0 S: 3	H: 0 LOB: 0 BB: 0 P: 3	R: 0 E: 0 K: 0 S: 3	H: 1 LOB: 0 BB: 0 P: 3	R: 0 E: 0 K: 0 S: 3	H: 0 LOB: 0 BB: 0 P: 3	R: 0 E: 0 K: 0 S: 4	H: 1 LOB: 2 BB: 1 P: 8	R: 0 E: 0 K: 0 S: 3	H: 0 LOB: 0 BB: 0 P: 3	R: 0 E: 0 K: 0 S: 3	H: 0 LOB: 0 BB: 0 P: 3	1B: 1 2B: 1 3B: 0 HR: 0	SF: 0 SAC: 0 DP: 1 HBP: 0	WP: 0 PB: 0 CS: 0	PA: 29
<b>PITCHER</b> Lew Burdette, R (1,1) ERA: 3.59	IP: 9.0 WLS: W BF: 29 H: 2 R: 0 ER: 0 SO: 1 BB: 1 IBB: 0 HBP: 0 BLK: 0 WP: 0 HR: 0 S: 30 P: 34 ERA: 0.00 WHIP: 0.333															<b>PITCHER</b>				

Batter	1	2	3	4	5	6	7	8	9	AB	R	H	RBI	BB	SO	LOB	BOTTOM			
Mack Jones, L (1,8) OBP: 0.365, SLG: 0.379	4-6-3 HBP			6-3			1-3			3	0	0	0	0	1	2	<b>Cincinnati Reds @ Milwaukee Braves</b> Milwaukee County Stadium, Milwaukee, WI Tue Jul 25 1961, 8:05 PM EDT Att: 21,442 - Unknown  <b>AB 29</b> <b>R 2</b> <b>H 5</b> <b>RBI 2</b> <b>BB 1</b> <b>SO 4</b> <b>LOB 11</b>			
Frank Bolling, R (1,4) OBP: 0.357, SLG: 0.449	4-6-3 1-2			F8			K		F7	4	0	0	0	0	1	1				
Eddie Mathews, L (1,5) OBP: 0.388, SLG: 0.549	F7				K		P5		G3	4	0	0	0	0	1	1				
Hank Aaron, R (1,9) OBP: 0.370, SLG: 0.618	F7				HR		6-3		F8	4	1	1	1	0	0	1				
Joe Adcock, R (1,3) OBP: 0.330, SLG: 0.497		K			P4				FC1-5 1B	3	0	1	0	0	1	0				
Lee Maye, L (1,7) OBP: 0.336, SLG: 0.477		F8							FC1-5 1B	2	1	1	0	1	0	0				
Roy McMillan, R (1,6) OBP: 0.323, SLG: 0.298									FC1-5 1B	3	0	1	0	0	0	3				
Sammy White, R (1,2) OBP: 0.133, SLG: 0.133									F7	3	0	0	0	0	0	3				
Lew Burdette, R (1,1) OBP: 0.231, SLG: 0.400					6-3				L4	3	0	1	1	0	0	0				
<b>Inning Stats</b>	R: 0 E: 0 K: 0 S: 3	H: 0 LOB: 1 BB: 0 P: 4	R: 0 E: 0 K: 1 S: 6	H: 1 LOB: 1 BB: 0 P: 6	R: 0 E: 0 K: 0 S: 3	H: 0 LOB: 0 BB: 0 P: 3	R: 1 E: 0 K: 1 S: 7	H: 2 LOB: 1 BB: 0 P: 7	R: 0 E: 0 K: 1 S: 5	H: 0 LOB: 0 BB: 0 P: 5	R: 0 E: 0 K: 1 S: 5	H: 0 LOB: 0 BB: 0 P: 5	R: 1 E: 0 K: 0 S: 5	H: 2 LOB: 2 BB: 1 P: 9	R: 0 E: 0 K: 0 S: 3	H: 0 LOB: 0 BB: 0 P: 3		1B: 3 2B: 1 3B: 0 HR: 1	SF: 0 SAC: 0 DP: 0 HBP: 1	WP: 0 PB: 0 CS: 0
<b>PITCHER</b> Ken Hunt, R (1,1) ERA: 3.48	IP: 8.0 WLS: L BF: 31 H: 5 R: 2 ER: 2 SO: 4 BB: 1 IBB: 0 HBP: 1 BLK: 0 WP: 0 HR: 1 S: 37 P: 42 ERA: 2.25 WHIP: 0.750															<b>PITCHER</b>				



Batter	1	2	3	4	5	6	7	8	9	AB	R	H	RBI	BB	SO	LOB	TOP			
Don Blasingame, L (1,4) OBP: 0.300, SLG: 0.294	4-0 2B SF8-5-4 BB		0-0 FC1-5 2-3			0-0 1-3		0-0 G3		3	1	0	0	1	0	1				
Leo Cardenas, R (1,6) OBP: 0.327, SLG: 0.465	0-0 1-3 2B		0-0 4-3			4-0 FC3-6 BB			0-0 F7	3	0	1	0	1	0	1				
Vada Pinson, L (1,8) OBP: 0.359, SLG: 0.463	0-0 SF8-5-4			0-0 4-3		0-0 FC3-6 1-2			0-0 1-3 1B CS 1B	3	1	1	1	0	0	1				
Frank Robinson, R (1,9) OBP: 0.428, SLG: 0.687	0-0 K			0-0 L6			0-0 6-3		0-0 CS 1-3 1B	4	0	1	0	0	1	0				
Gordy Coleman, L (1,3)		0-0 6-3		0-3 K			0-0 1-3		0-0 1-3	4	0	0	0	0	1	2				
Gus Bell, L (1,7) OBP: 0.301, SLG: 0.357		0-0 G1-4-3 1B			0-0 4-3				4-0 CS IBB	3	0	2	0	1	0	0				
Gene Freese, R (1,5) OBP: 0.320, SLG: 0.500					0-3 K				4-0 IBB	3	0	0	0	0	1	2				
Jerry Lynch, L (9, PH) OBP: 0.421, SLG: 0.675		0-0 G1-4-3				0-0 F9			1-2 2-3 3-H IBB	0	0	0	0	1	0	0				
Eddie Kasko, R (9,5) OBP: 0.318, SLG: 0.319										4	0	1	0	0	0	3				
Johnny Edwards, L (1,2) OBP: 0.292, SLG: 0.304			0-0 FC1-5 SH2-4 1B			0-0 F7			0-0 4-3											
Bob Purkey, R (1,1) OBP: 0.105, SLG: 0.091			0-0 SH2-4			0-3 K			0-0 5-3	2	0	0	0	0	1	0				
<b>Inning Stats</b>	R: 1 E: 0 K: 1 S: 5	H: 1 LOB: 0 BB: 1 P: 9	R: 0 E: 0 K: 0 S: 3	H: 1 LOB: 0 BB: 0 P: 3	R: 0 E: 0 K: 0 S: 4	H: 1 LOB: 1 BB: 0 P: 4	R: 0 E: 0 K: 1 S: 5	H: 0 LOB: 0 BB: 0 P: 5	R: 0 E: 0 K: 1 S: 5	H: 0 LOB: 0 BB: 0 P: 9	R: 0 E: 0 K: 0 S: 4	H: 1 LOB: 1 BB: 0 P: 4	R: 0 E: 0 K: 0 S: 3	H: 0 LOB: 0 BB: 0 P: 3	R: 1 E: 0 K: 0 S: 5	H: 2 LOB: 2 BB: 2 P: 13	1B: 5 2B: 2 3B: 0 HR: 0	SF: 1 SAC: 1 DP: 2 HBP: 0	WP: 0 PB: 0 SB: 0 CS: 3	PA: 35
<b>PITCHER</b> Carl Willey, R (1,1) ERA: 4.46	IP: 9.0 WLS: L BF: 35	H: 6 R: 2 ER: 1 SO: 4	BB: 2 IBB: 2 HBP: 0 BLK: 0	WP: 0 HR: 0 S: 39 P: 55	ERA: 1.00 WHIP: 0.889															

Cincinnati Reds @ Milwaukee Braves  
Milwaukee County Stadium, Milwaukee, WI  
Thu Jul 27 1961, 4:33 AM EDT  
Att: 19,917 - Unknown

AB 29  
R 2  
H 6  
RBI 1  
BB 4  
SO 4  
LOB 10



Batter	1	2	3	4	5	6	7	8	9	AB	R	H	RBI	BB	SO	LOB	BOTTOM					
Mack Jones, L (1,8) OBP: 0.354, SLG: 0.370	0-0 6-3		0-3 K		0-0 1-3			0-3 K		4	0	0	0	0	2	1						
Frank Bolling, R (1,4) OBP: 0.355, SLG: 0.443	0-0 4-3			0-0 F8		0-0 SH1-3 1B		0-0 F7		4	0	1	0	0	0	0						
Eddie Mathews, L (1,5) OBP: 0.388, SLG: 0.545	0-0 F8			0-0 E S 1B		0-0 SH1-3 1B		0-0 F7		4	1	2	0	0	0	0						
Hank Aaron, R (1,9) OBP: 0.371, SLG: 0.620		0-0 F8		4-0 1B BB		0-0 SH1-3		0-0 F8		2	0	0	0	1	0	0						
Joe Adcock, R (1,3) OBP: 0.325, SLG: 0.488		0-3 K		0-0 1B BB		0-3 K		0-0 5-3		4	0	1	1	0	2	2						
Lee Maye, L (1,7) OBP: 0.325, SLG: 0.459		0-3 K		1-2 3-H 1B		0-0 1-3		0-0 P6		4	0	0	0	0	2	4						
Roy McMillan, R (1,6) OBP: 0.326, SLG: 0.300			4-0 4-3 BB		0-0 1-2 2-H 1B		0-0 F7			2	0	1	0	1	0	0						
Sammy White, R (1,2) OBP: 0.143, SLG: 0.143			0-0 4-3		0-0 1-3		0-0 P6			3	0	0	0	0	0	1						
Carl Willey, R (1,1) OBP: 0.032, SLG: 0.032			0-3 K		0-0 1-3		0-0 4-3			3	0	0	0	0	1	1						
<b>Inning Stats</b>	R: 0 E: 0 K: 0 S: 3	H: 0 LOB: 0 BB: 0 P: 3	R: 0 E: 0 K: 2 S: 7	H: 0 LOB: 0 BB: 0 P: 7	R: 0 E: 0 K: 2 S: 7	H: 0 LOB: 1 BB: 1 P: 11	R: 1 E: 0 K: 1 S: 7	H: 3 LOB: 2 BB: 1 P: 11	R: 0 E: 0 K: 0 S: 3	H: 0 LOB: 0 BB: 0 P: 3	R: 0 E: 0 K: 1 S: 7	H: 2 LOB: 2 BB: 0 P: 7	R: 0 E: 0 K: 0 S: 3	H: 0 LOB: 0 BB: 0 P: 3	R: 0 E: 0 K: 1 S: 5	H: 0 LOB: 0 BB: 0 P: 5	R: 0 E: 0 K: 0 S: 3	H: 0 LOB: 0 BB: 0 P: 3	1B: 5 2B: 0 3B: 0 HR: 0	SF: 0 SAC: 1 DP: 0 HBP: 0	WP: 0 PB: 0 SB: 1 CS: 0	PA: 33
<b>PITCHER</b> Bob Purkey, R (1,1) ERA: 3.73	IP: 9.0 WLS: W BF: 33	H: 5 R: 1 ER: 1 SO: 7	BB: 2 IBB: 0 HBP: 0 BLK: 0	WP: 0 HR: 0 S: 45 P: 53	ERA: 1.00 WHIP: 0.778																	

Cincinnati Reds @ Milwaukee Braves  
Milwaukee County Stadium, Milwaukee, WI  
Thu Jul 27 1961, 4:33 AM EDT  
Att: 19,917 - Unknown

AB 30  
R 1  
H 5  
RBI 1  
BB 2  
SO 7  
LOB 9





Batter	1	2	3	4	5	6	7	8	9	AB	R	H	RBI	BB	SO	LOB	TOP							
Elio Chacon, R (1,4) OBP: 0.486, SLG: 0.407 Don Blasingame, L (9, PH) OBP: 0.302, SLG: 0.296	0-0 FC6-4 1B		0-3 K		4-0 L6-3 BB			0-0 1B 1B	0-0 FC3-6 1B	3	1	2	0	1	1	1	<p>Cincinnati Reds @ Chicago Cubs</p> <p>Wrigley Field, Chicago, IL</p> <p>Sat Jul 29 1961, 3:33 AM CDT</p> <p>Att: 16,452 - Sunny - 84 F</p>							
Leo Cardenas, R (1,6) OBP: 0.317, SLG: 0.441	0-0 P3		0-3 K		0-0 L6-3			0-0 1B SF8 1B	0-3 K	5	1	1	0	0	2	4								
Vada Pinson, L (1,8) OBP: 0.358, SLG: 0.458	0-0 FC6-4 1-2		0-0 4-3					0-0 HR 1B	0-0 FC3-6 E	5	2	2	1	0	0	3								
Frank Robinson, R (1,9) OBP: 0.422, SLG: 0.692	0-0 F8			0-0 F9				0-0 SF8	0-0 E6	4	0	0	1	0	0	2								
Wally Post, R (1,7) OBP: 0.357, SLG: 0.568 Jerry Lynch, L (8, PH) OBP: 0.418, SLG: 0.699		0-0 P4		0-0 6-3				0-0 F8	0-0 L8	3	0	0	0	0	0	1								
Gene Freese, R (1,5) OBP: 0.326, SLG: 0.509		0-0 G5-3 1B		0-0 HR				0-0 5-3	0-0 E6	4	1	2	1	0	0	1								
Gordy Coleman, L (1,3) OBP: 0.344, SLG: 0.532		0-0 1B		0-0 1B				0-0 F9	0-3 K	4	0	2	0	0	1	1								
Jerry Zimmerman, R (1,2) OBP: 0.253, SLG: 0.234 Johnny Edwards, L (8, PH) OBP: 0.303, SLG: 0.304		0-0 G5-3		0-0 6-3				0-0 5-3	4-0 BB	3	0	0	0	0	0	3								
Joey Jay, S (1,1) OBP: 0.115, SLG: 0.150 Jay Hook, L (6,1) OBP: 0.167, SLG: 0.167 Gus Bell, L (8, PH) OBP: 0.299, SLG: 0.355 Bill Henry, L (8,1)				0-0 2B				0-0 5-3	0-0 P4 F9	2	0	1	0	0	0	0								
<b>Inning Stats</b>	R: 0 E: 0 K: 0 S: 4	H: 1 LOB: 1 BB: 0 P: 4	R: 0 E: 0 K: 0 S: 4	H: 2 LOB: 1 BB: 0 P: 4	R: 0 E: 0 K: 2 S: 8	H: 1 LOB: 0 BB: 0 P: 8	R: 1 E: 0 K: 0 S: 5	H: 2 LOB: 1 BB: 0 P: 5	R: 0 E: 0 K: 0 S: 2	H: 0 LOB: 0 BB: 1 P: 6	R: 0 E: 0 K: 0 S: 4	H: 1 LOB: 1 BB: 0 P: 4	R: 0 E: 0 K: 0 S: 3	H: 0 LOB: 0 BB: 0 P: 3	R: 4 E: 1 K: 1 S: 10	H: 4 LOB: 2 BB: 1 P: 14		R: 1 E: 1 K: 1 S: 7	H: 1 LOB: 1 BB: 0 P: 7	1B: 9 2B: 2 3B: 0 HR: 2	SF: 1 SAC: 0 DP: 2 HBP: 0	WP: 1 PB: 0 SB: 1 CS: 0	PA: 41	
<b>PITCHER</b>	IP WLS BF H R ER SO BB IBB HBP BLK WP HR S P ERA WHIP	7.0 W 30 10 4 4 2 2 1 0 0 0 0 1 33 37 5.14 1.571	2.0 S 11 2 2 1 2 1 0 0 0 1 1 14 18 4.50 1.500	<b>PITCHER</b>	IP WLS BF H R ER SO BB IBB HBP BLK WP HR S P ERA WHIP	7.0 L 27 9 0 0 5 3 0 0 0 0 0 0 34 46 9.00 2.400	2.0 L 5 0 0 0 0 0 0 0 0 0 0 0 5 5 0.00 0.000	1.0 L 5 2 1 1 3 0 0 0 0 0 0 1 11 11 9.00 2.000	<b>PITCHER</b>	IP WLS BF H R ER SO BB IBB HBP BLK WP HR S P ERA WHIP	7.0 L 27 9 0 0 5 3 0 0 0 0 0 0 34 46 9.00 2.400	2.0 L 5 0 0 0 0 0 0 0 0 0 0 0 5 5 0.00 0.000	1.0 L 5 2 1 1 3 0 0 0 0 0 0 1 11 11 9.00 2.000	<b>PITCHER</b>	IP WLS BF H R ER SO BB IBB HBP BLK WP HR S P ERA WHIP	7.0 L 27 9 0 0 5 3 0 0 0 0 0 0 34 46 9.00 2.400		2.0 L 5 0 0 0 0 0 0 0 0 0 0 0 5 5 0.00 0.000	1.0 L 5 2 1 1 3 0 0 0 0 0 0 1 11 11 9.00 2.000	<b>PITCHER</b>	IP WLS BF H R ER SO BB IBB HBP BLK WP HR S P ERA WHIP	7.0 L 27 9 0 0 5 3 0 0 0 0 0 0 34 46 9.00 2.400	2.0 L 5 0 0 0 0 0 0 0 0 0 0 0 5 5 0.00 0.000	1.0 L 5 2 1 1 3 0 0 0 0 0 0 1 11 11 9.00 2.000

AB	38
R	6
H	12
RBI	5
BB	2
SO	4
LOB	19



Batter	1	2	3	4	5	6	7	8	9	AB	R	H	RBI	BB	SO	LOB	BOTTOM								
Al Heist, R (1,8) OBP: 0.350, SLG: 0.433 Bob Will, L (3, FR) OBP: 0.365, SLG: 0.349	0-0 BB 1B		0-0 K2-4-2 1B		0-0 1B HR	0-0 8-2		0-3 K		2	1	2	0	0	0	0	<p>Cincinnati Reds @ Chicago Cubs</p> <p>Wrigley Field, Chicago, IL</p> <p>Sat Jul 29 1961, 3:33 AM CDT</p> <p>Att: 16,452 - Sunny - 84 F</p>								
Don Zimmer, R (1,4) OBP: 0.317, SLG: 0.414	4-0 E SF7 BB		0-3 K2-4-2 1-2		0-0 HR 1B	0-0 L8				3	2	1	0	1	1	3									
14 Ernie Banks, R (1,6) OBP: 0.363, SLG: 0.512 Jerry Kindall, R (8,6) OBP: 0.307, SLG: 0.458	0-3 K		0-0 HR		0-0 P3			0-0 P2		4	1	1	1	0	1	4									
George Altman, L (1,9) OBP: 0.382, SLG: 0.631	0-0 E8 1-3 2H 1B		4-0 S BB		0-0 F7			0-0 F7		3	0	1	1	1	0	2									
Billy Williams, L (1,7) OBP: 0.349, SLG: 0.482	0-0 SF7		0-0 6-3 1-2		0-0 HR			0-0 4-3		3	1	1	4	0	0	1									
Ron Santo, R (1,5) OBP: 0.373, SLG: 0.467	0-0 F8			4-0 BB	0-0 6-3			0-0 HR		3	1	1	1	1	0	1									
Sammy Taylor, L (1,2) OBP: 0.344, SLG: 0.454		0-3 K		0-0 P4		0-0 SH 8-2 1B		0-3 K		4	0	1	0	0	2	1									
Ed Bouchee, L (1,3) OBP: 0.380, SLG: 0.439		0-0 1-3		0-3 K		0-0 SH 1B		0-3 K		4	0	1	0	0	2	1									
Jack Curtis, L (1,1) OBP: 0.275, SLG: 0.176 Barney Schultz, R (8,1) OBP: 0.143, SLG: 0.143		0-3 K		0-0 L9		0-0 SH		0-0 1B		2	0	0	0	0	1	1									
<b>Inning Stats</b>	R: 2 E: 1 K: 1 S: 7	H: 2 LOB: 1 BB: 1 P: 11	R: 0 E: 0 K: 2 S: 7	H: 0 LOB: 0 BB: 0 P: 7	R: 1 E: 0 K: 1 S: 6	H: 2 LOB: 1 BB: 1 P: 10	R: 0 E: 0 K: 1 S: 5	H: 0 LOB: 1 BB: 1 P: 9	R: 3 E: 0 K: 0 S: 6	H: 3 LOB: 0 BB: 0 P: 6	R: 0 E: 0 K: 0 S: 3	H: 0 LOB: 0 BB: 0 P: 3	R: 1 E: 0 K: 3 S: 11	H: 2 LOB: 1 BB: 0 P: 11	R: 1 E: 0 K: 3 S: 11	H: 2 LOB: 1 BB: 0 P: 11		1B: 8 2B: 2 3B: 0 HR: 3	SF: 1 SAC: 1 DP: 2 HBP: 0	WP: 0 PB: 0 SB: 1 CS: 0	PA: 37				
<b>PITCHER</b>	IP WLS BF H R ER SO BB IBB HBP BLK WP HR S P ERA WHIP	5.0 L 27 9 0 0 5 3 0 0 0 0 0 0 34 46 9.00 2.400	2.0 L 5 0 0 0 0 0 0 0 0 0 0 0 5 5 0.00 0.000	1.0 L 5 2 1 1 3 0 0 0 0 0 0 1 11 11 9.00 2.000	<b>PITCHER</b>	IP WLS BF H R ER SO BB IBB HBP BLK WP HR S P ERA WHIP	5.0 L 27 9 0 0 5 3 0 0 0 0 0 0 34 46 9.00 2.400	2.0 L 5 0 0 0 0 0 0 0 0 0 0 0 5 5 0.00 0.000	1.0 L 5 2 1 1 3 0 0 0 0 0 0 1 11 11 9.00 2.000	<b>PITCHER</b>	IP WLS BF H R ER SO BB IBB HBP BLK WP HR S P ERA WHIP	5.0 L 27 9 0 0 5 3 0 0 0 0 0 0 34 46 9.00 2.400	2.0 L 5 0 0 0 0 0 0 0 0 0 0 0 5 5 0.00 0.000	1.0 L 5 2 1 1 3 0 0 0 0 0 0 1 11 11 9.00 2.000	<b>PITCHER</b>	IP WLS BF H R ER SO BB IBB HBP BLK WP HR S P ERA WHIP		5.0 L 27 9 0 0 5 3 0 0 0 0 0 0 34 46 9.00 2.400	2.0 L 5 0 0 0 0 0 0 0 0 0 0 0 5 5 0.00 0.000	1.0 L 5 2 1 1 3 0 0 0 0 0 0 1 11 11 9.00 2.000	<b>PITCHER</b>	IP WLS BF H R ER SO BB IBB HBP BLK WP HR S P ERA WHIP	5.0 L 27 9 0 0 5 3 0 0 0 0 0 0 34 46 9.00 2.400	2.0 L 5 0 0 0 0 0 0 0 0 0 0 0 5 5 0.00 0.000	1.0 L 5 2 1 1 3 0 0 0 0 0 0 1 11 11 9.00 2.000

AB	32
R	7
H	11
RBI	7
BB	3
SO	8
LOB	18



Batter	1	2	3	4	5	6	7	8	9	AB	R	H	RBI	BB	SO	LOB	TOP					
Don Blasingame, L (1,4) OBP: 0.301, SLG: 0.296	0-0 6-3		0-0 1B			0-0 L7		0-0 G4-6-3		4	0	1	0	0	0	1						
Vada Pinson, L (1,8) OBP: 0.359, SLG: 0.458	0-0 1-3		0-0 1B			0-0 1-3		0-0 FC6		4	0	2	1	0	0	0						
Gordy Coleman, L (1,3) OBP: 0.340, SLG: 0.526	0-0 L8		0-0 1B			0-0 F7		0-0 FC6		4	0	0	0	0	0	1						
Frank Robinson, R (1,9) OBP: 0.421, SLG: 0.690		0-0 F7		0-0 E5				0-0 1B		4	1	1	0	0	0	0						
Jerry Lynch, L (1,7) OBP: 0.402, SLG: 0.667		0-0 F8		0-0 6-3				0-0 F8		4	0	0	0	0	0	1						
Gene Freese, R (1,5) OBP: 0.325, SLG: 0.506		0-3 K				0-3 K		0-0 1B		4	0	1	1	0	2	0						
Johnny Edwards, L (1,2) OBP: 0.290, SLG: 0.288			0-3 K		0-0 6-3			0-3 K		3	0	0	0	0	2	1						
Leo Cardenas, R (1,6) OBP: 0.325, SLG: 0.447			0-0 1B		0-0 1B			0-0 6-3		3	1	2	0	0	0	1						
Ken Hunt, R (1,1) OBP: 0.220, SLG: 0.231			0-3 K		0-0 F7			0-0 G4-6-3		2	0	0	0	0	1	2						
Eddie Kasko, R (8, PH) OBP: 0.320, SLG: 0.321										1	0	1	0	0	0	0						
Sherman Jones, L (8, 1) OBP: 0.333, SLG: 0.250										0	0	0	0	0	0	0						
<b>Inning Stats</b>	R: 0 E: 0 K: 0 S: 3	H: 0 LOB: 0 BB: 0 P: 3	R: 0 E: 0 K: 1 S: 5	H: 0 LOB: 0 BB: 0 P: 5	R: 1 E: 0 K: 2 S: 9	H: 3 LOB: 2 BB: 0 P: 9	R: 0 E: 1 K: 0 S: 3	H: 0 LOB: 0 BB: 0 P: 3	R: 0 E: 0 K: 1 S: 6	H: 1 LOB: 1 BB: 0 P: 6	R: 0 E: 0 K: 0 S: 3	H: 0 LOB: 0 BB: 0 P: 3	R: 1 E: 0 K: 1 S: 7	H: 2 LOB: 1 BB: 0 P: 7	R: 0 E: 0 K: 0 S: 4	H: 2 LOB: 1 BB: 0 P: 4	R: 0 E: 0 K: 0 S: 3	H: 0 LOB: 0 BB: 0 P: 3	1B: 7 2B: 1 3B: 0 HR: 0	SF: 0 SAC: 0 DP: 1 HBP: 0	WP: 0 PB: 0 SB: 0 CS: 0	PA: 33
<b>PITCHER</b> Don Cardwell, R (1,1) ERA: 4.06	IP: 9.0 WLS: W BF: 33 H: 8 R: 2 ER: 2 SO: 5 BB: 0 IBB: 0 HBP: 0 BLK: 0 WP: 0 HR: 0 S: 43 P: 43 ERA: 2.00 WHIP: 0.889															<b>PITCHER</b>						

Cincinnati Reds @ Chicago Cubs  
Wrigley Field, Chicago, IL  
Sun Jul 30 1961, 3:33 AM CDT  
Sunny - 84 F

AB	33
R	2
H	8
RBI	2
BB	0
SO	5
LOB	7

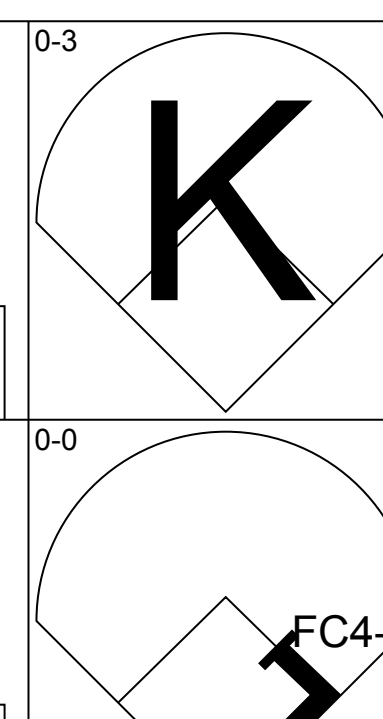
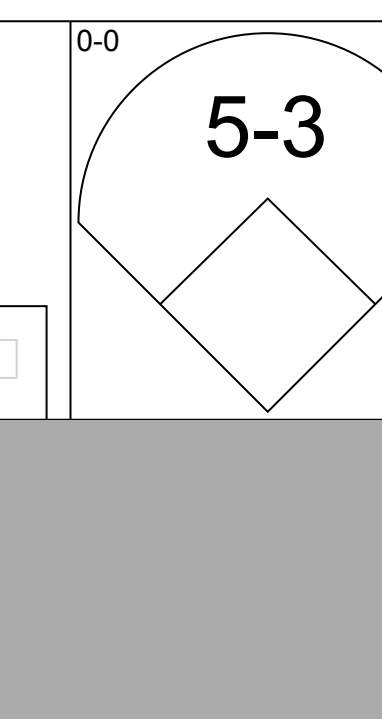
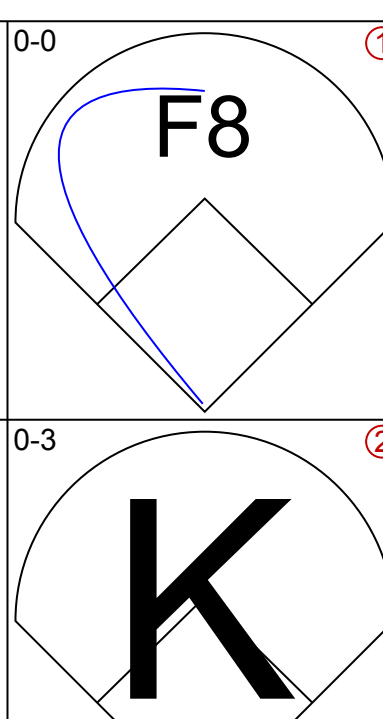
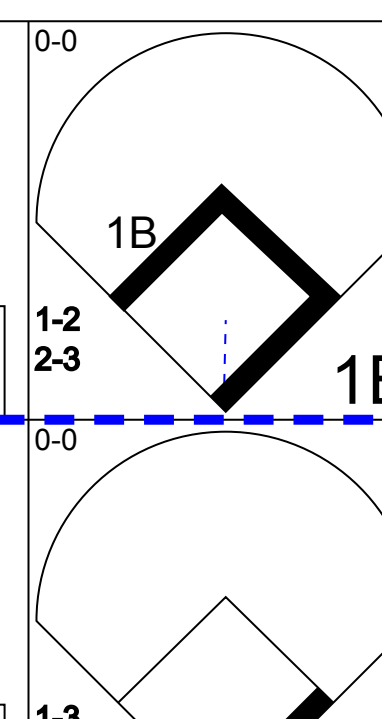
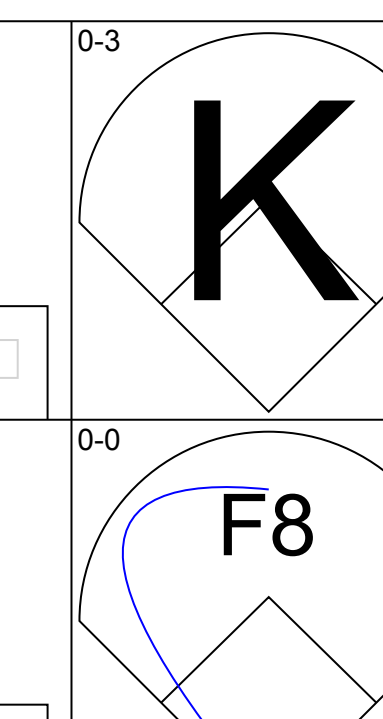
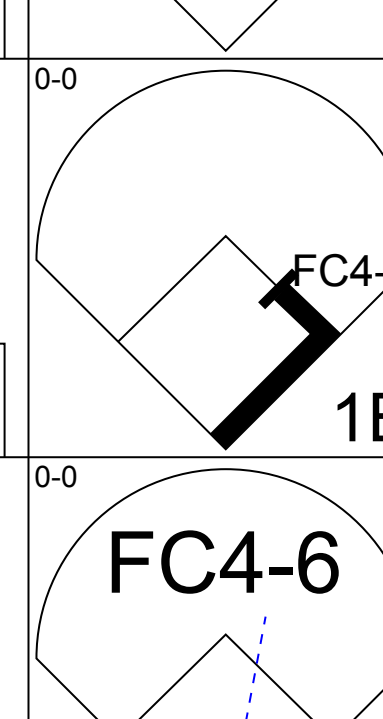
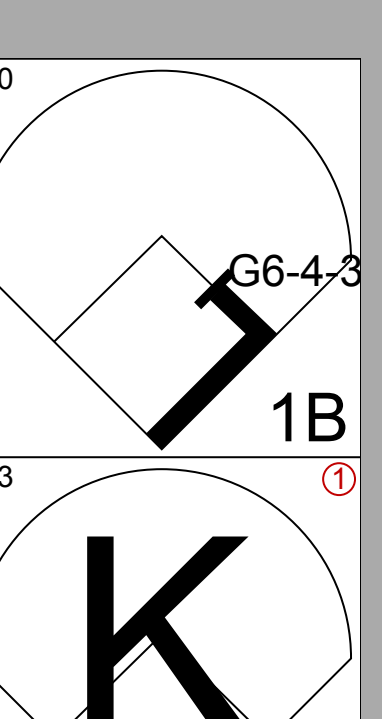
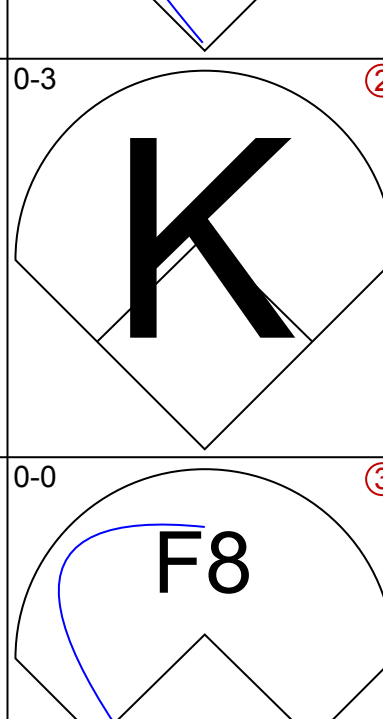
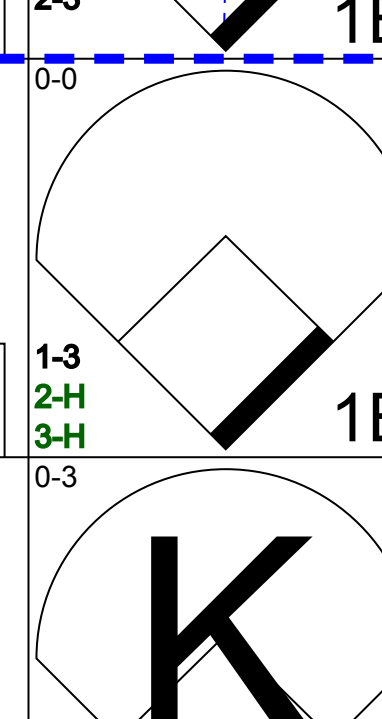
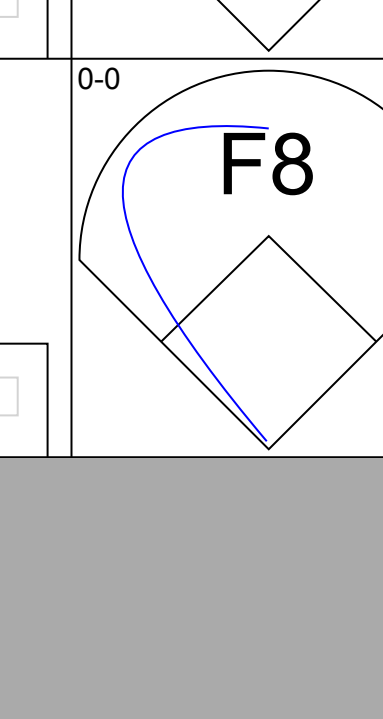
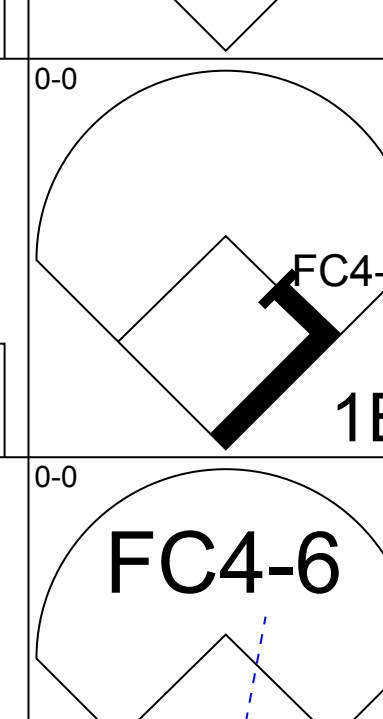
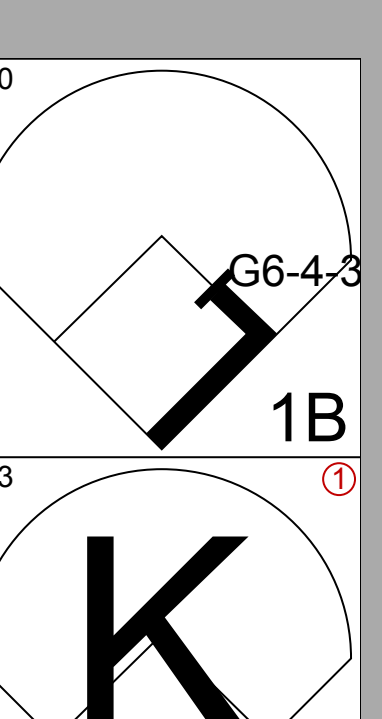
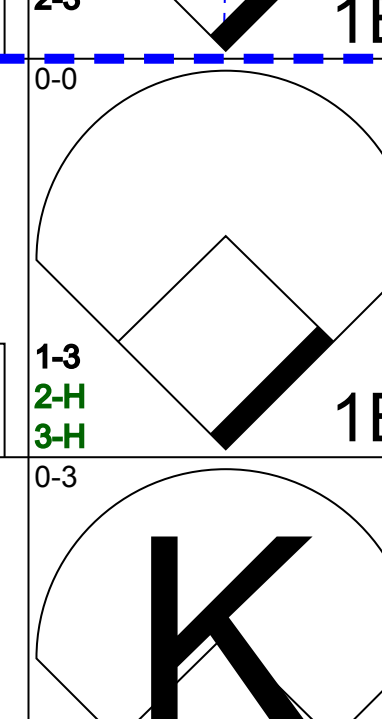
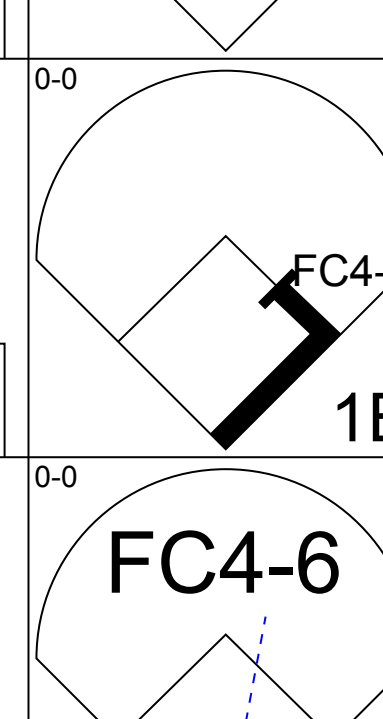
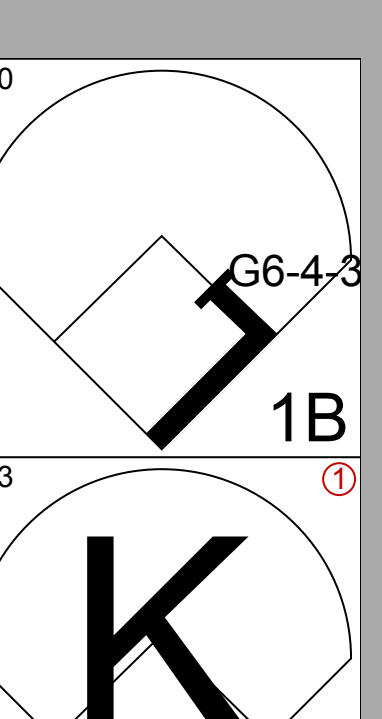
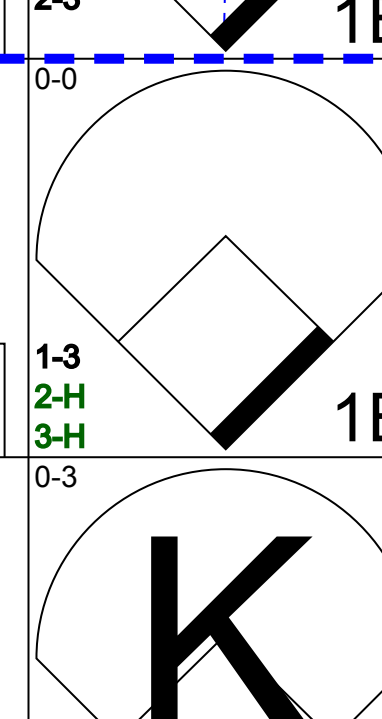
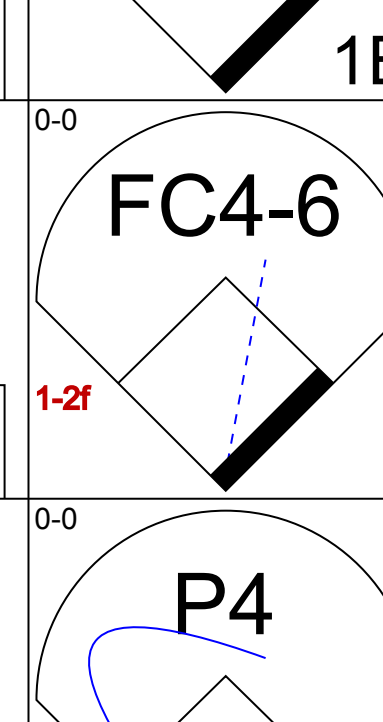
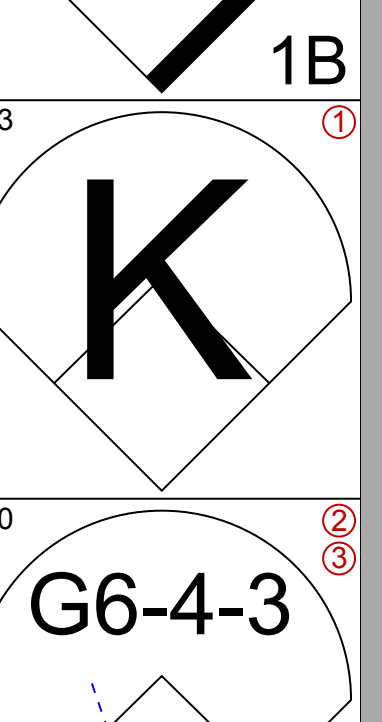
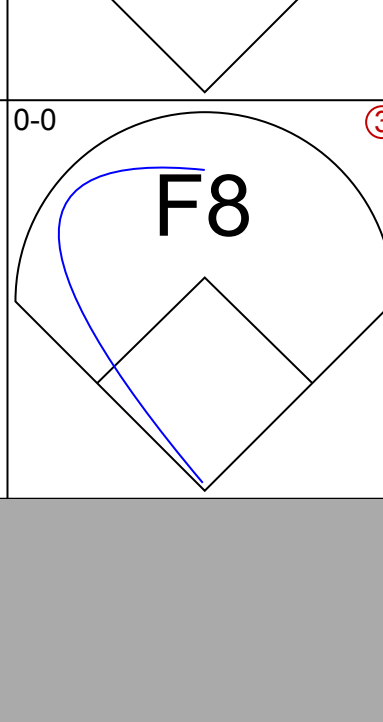
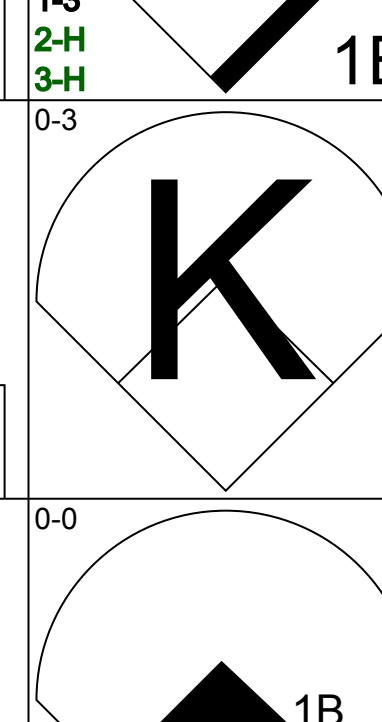
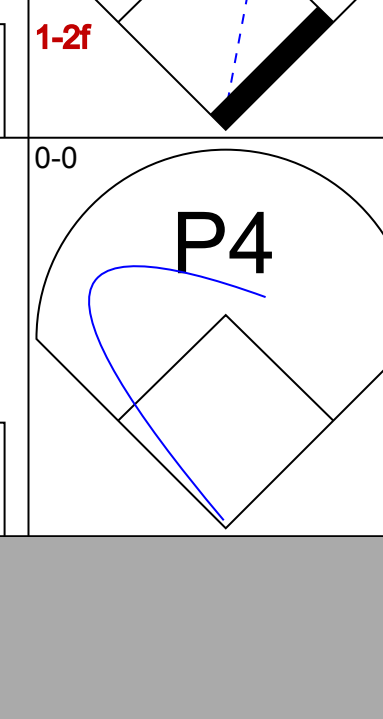
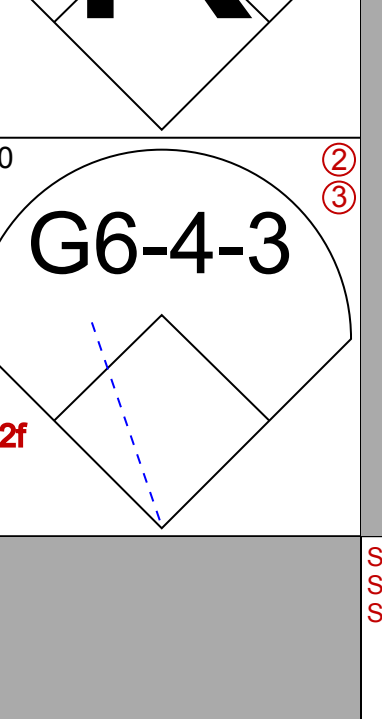
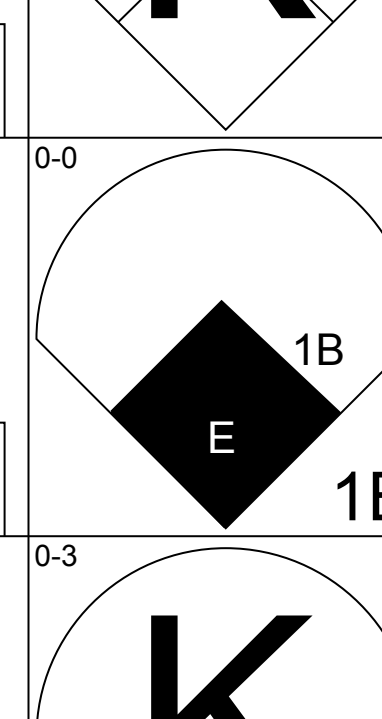
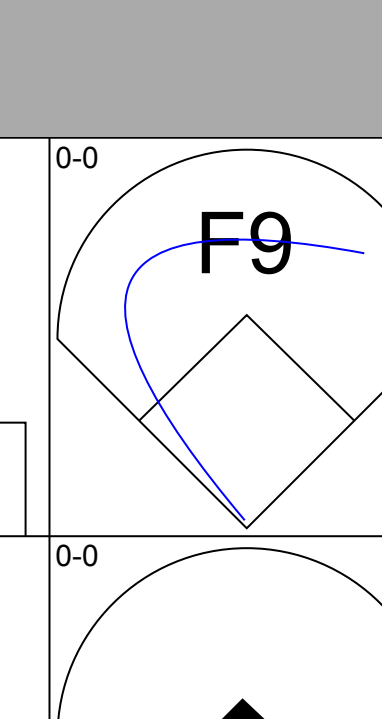
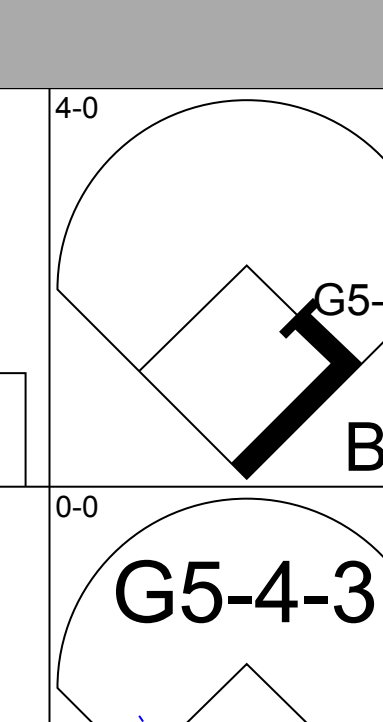
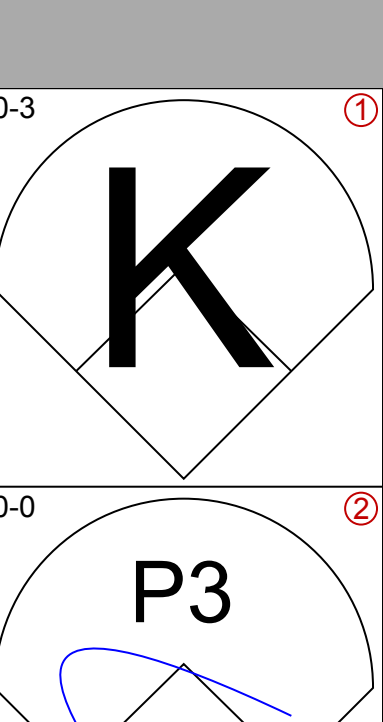
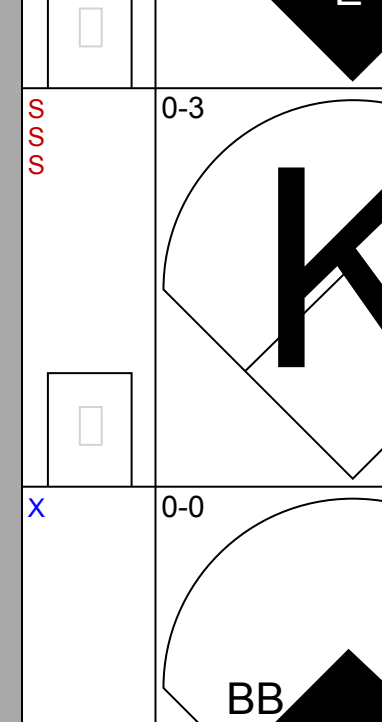
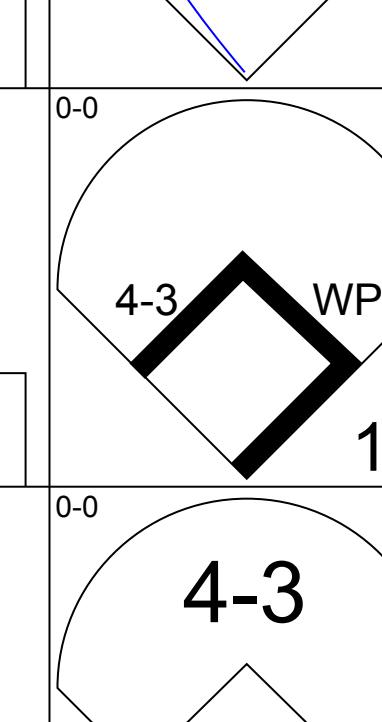
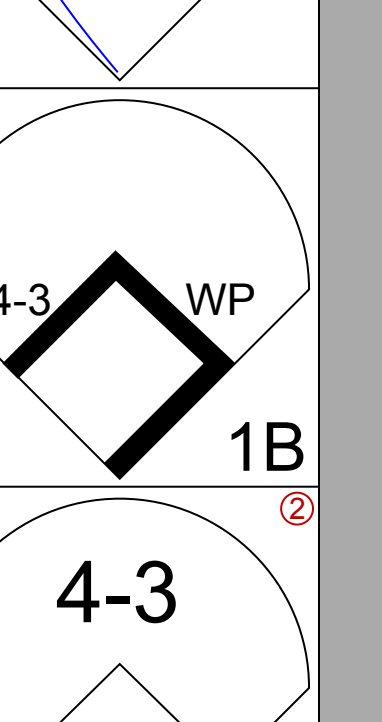
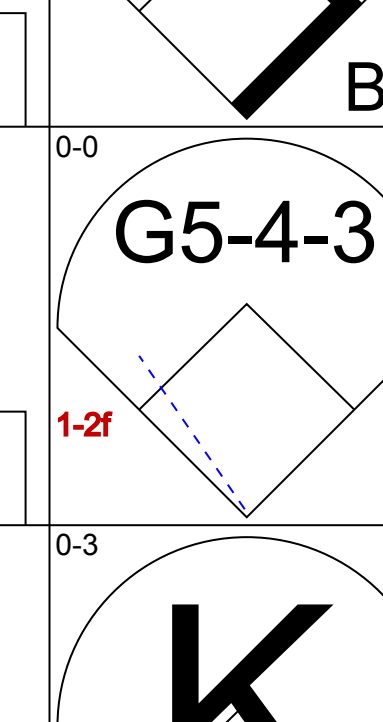
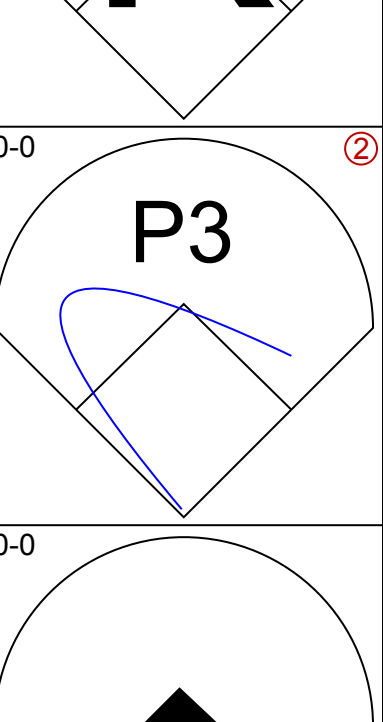
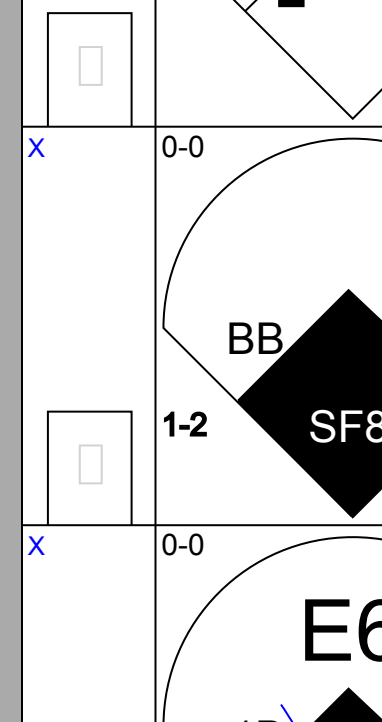
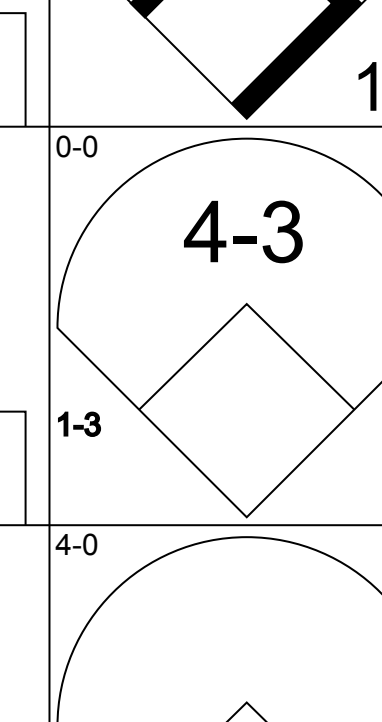
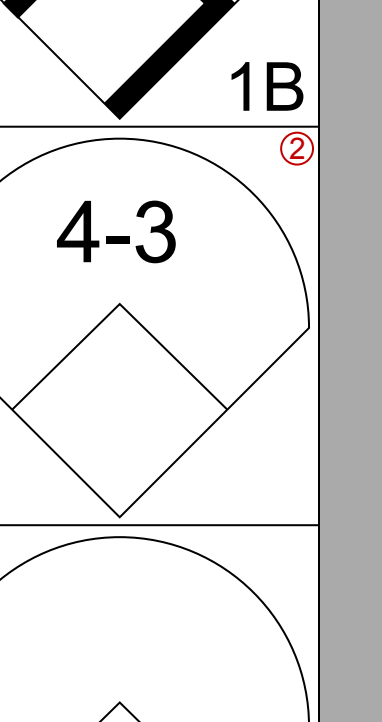
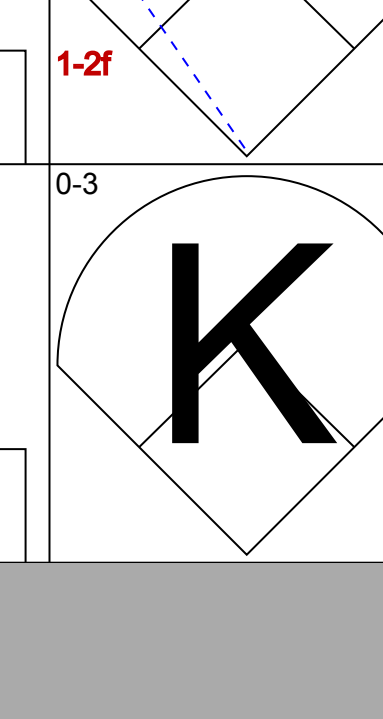
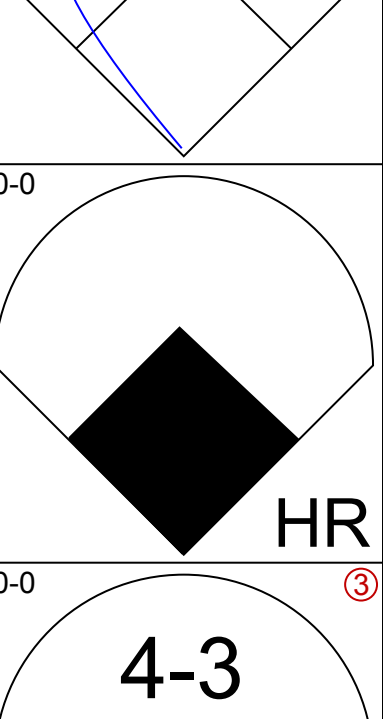
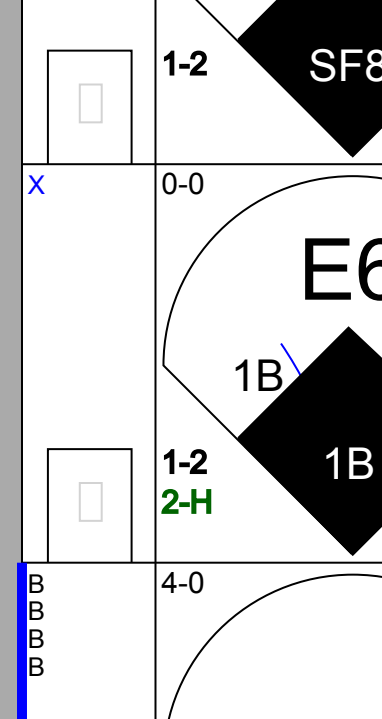
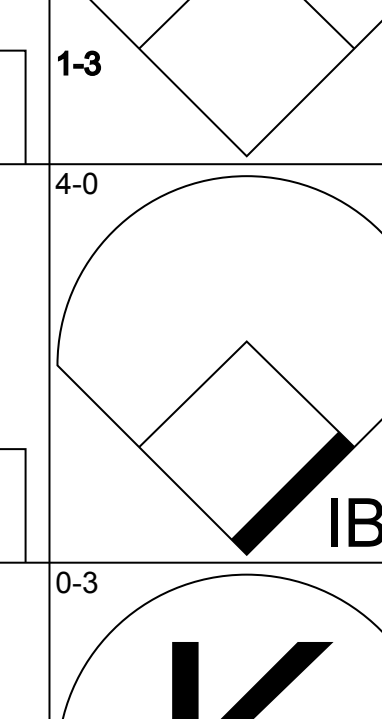
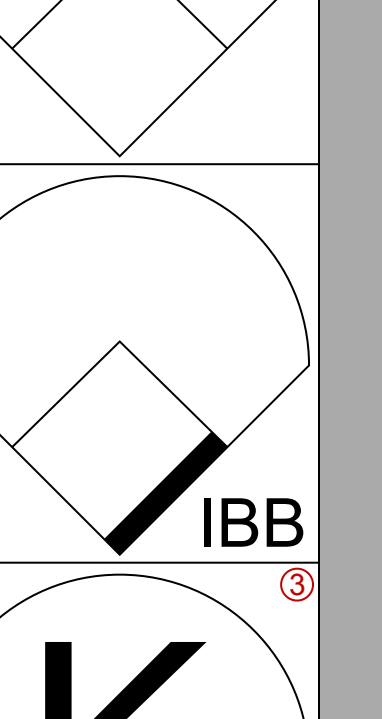
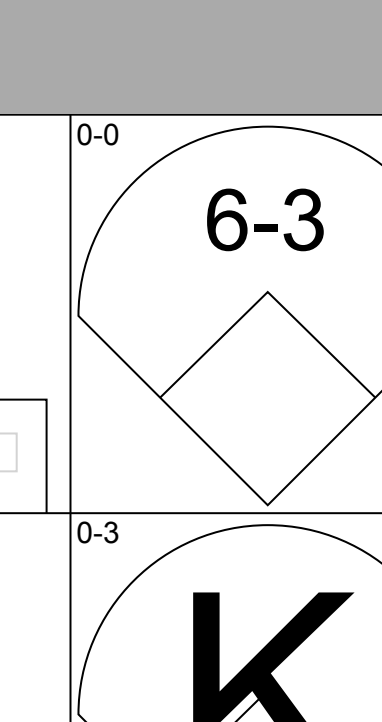
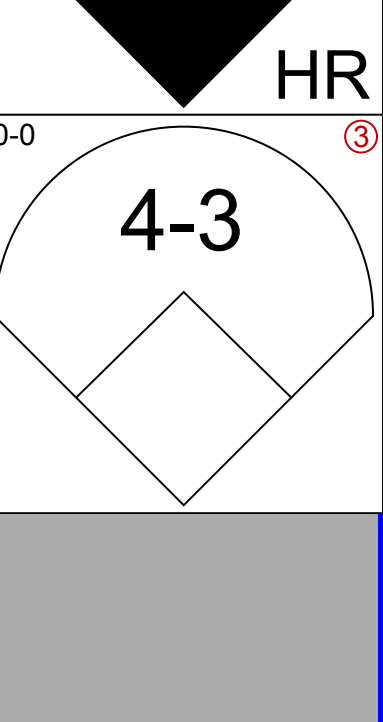
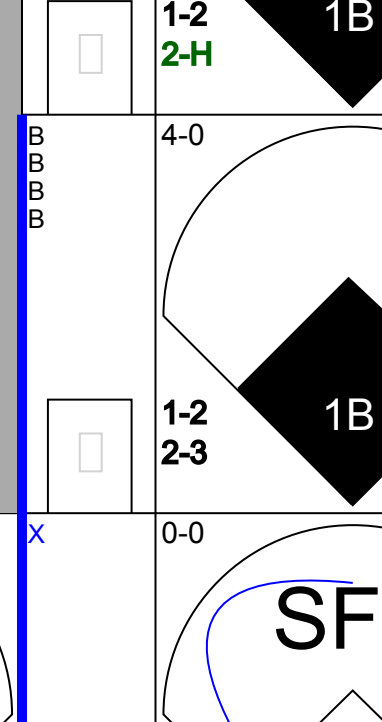
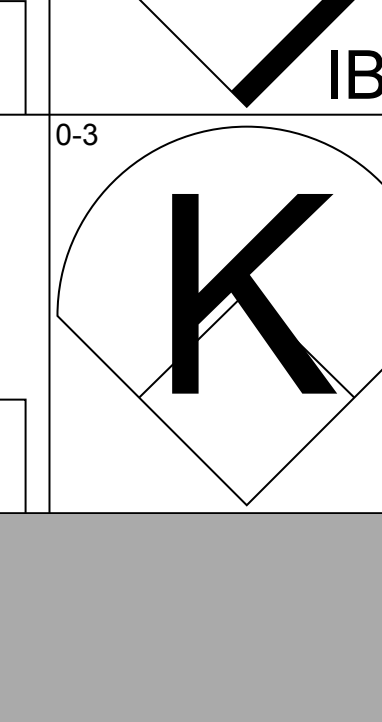
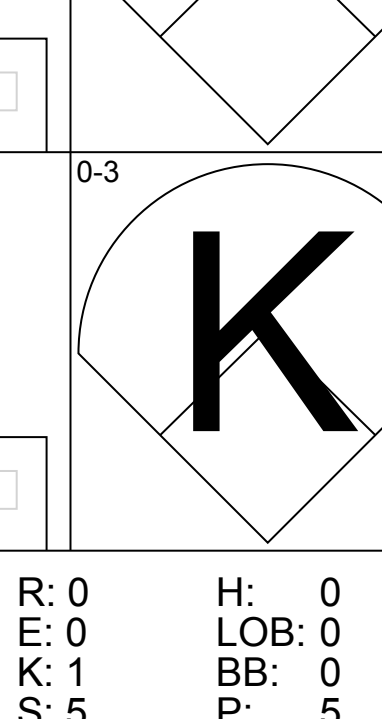
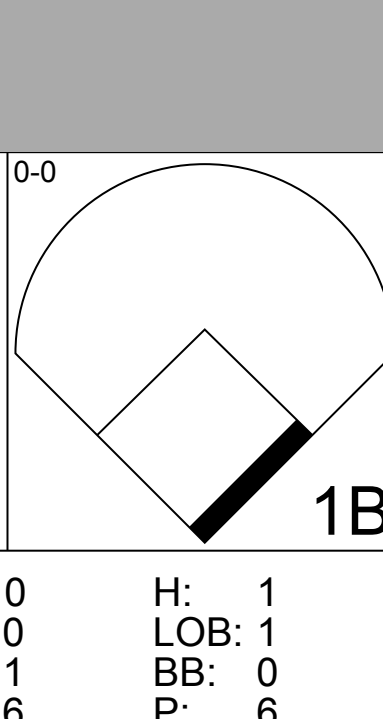
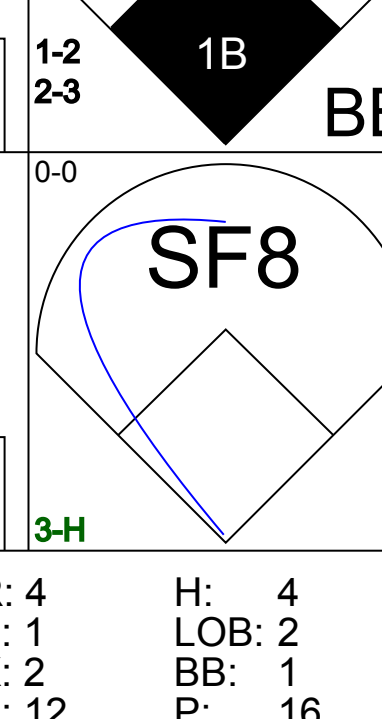
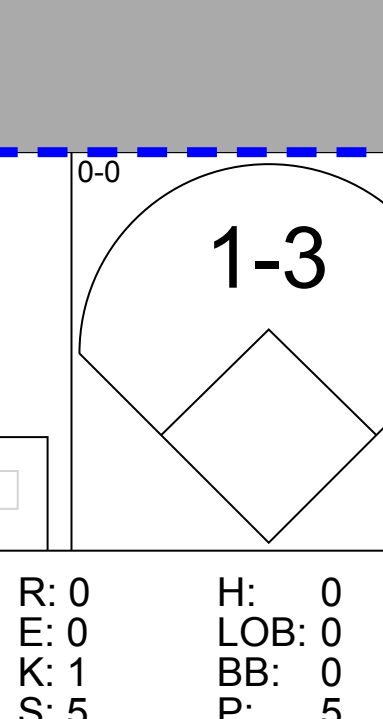


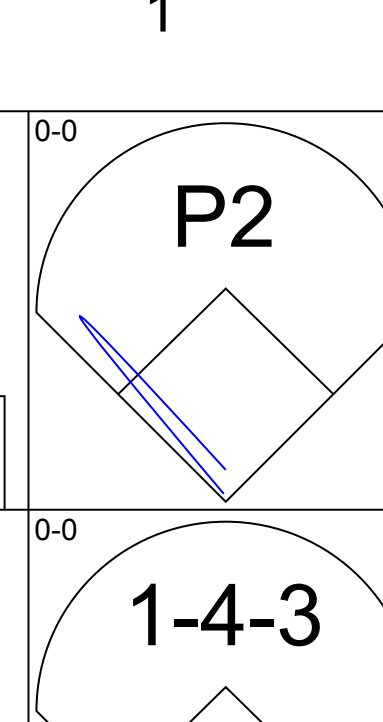
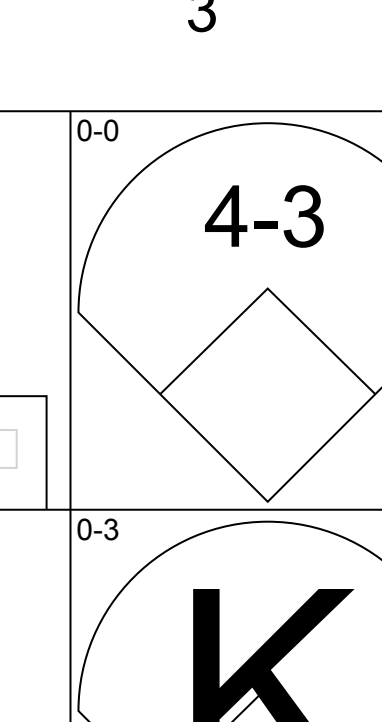
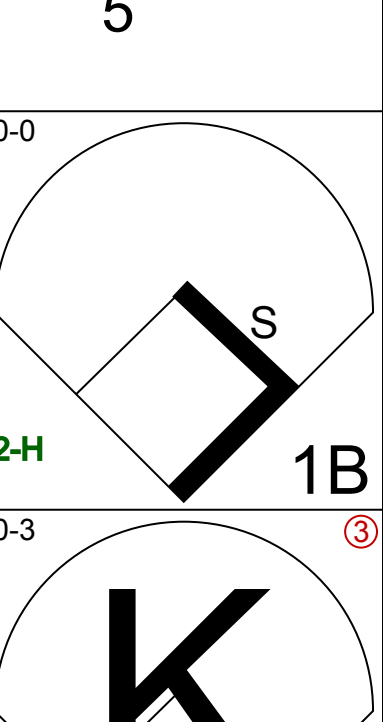
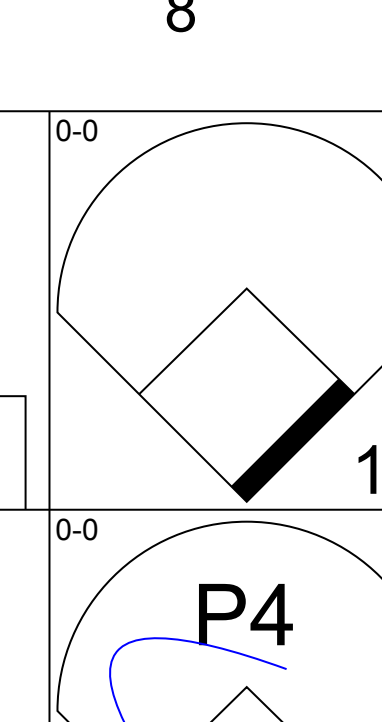
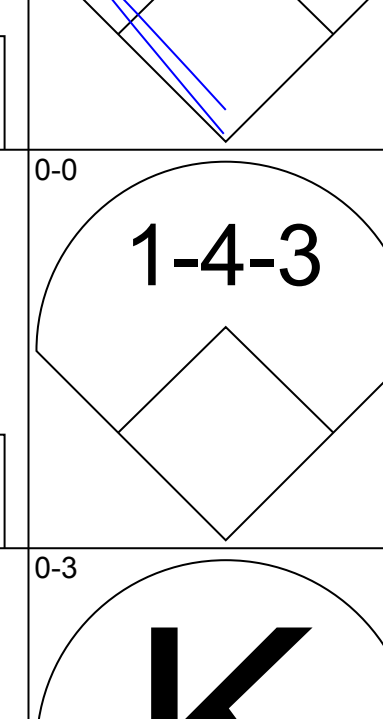
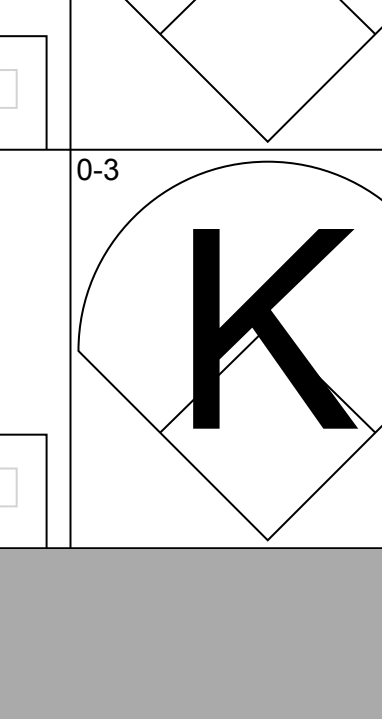
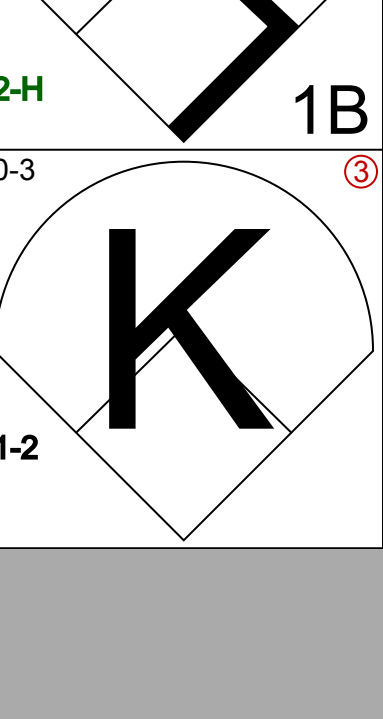

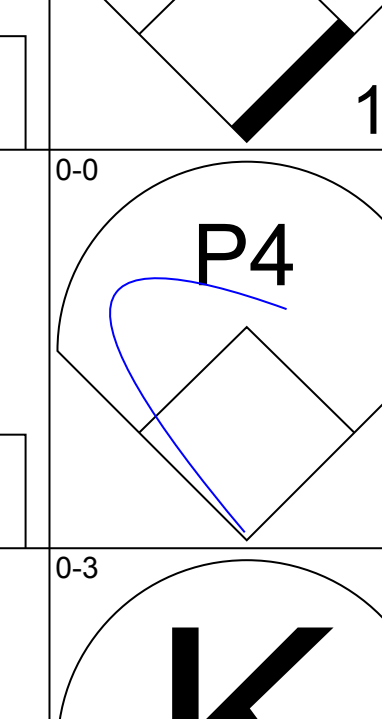
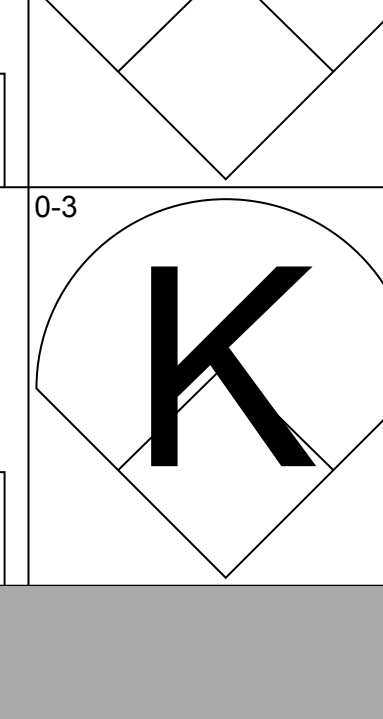
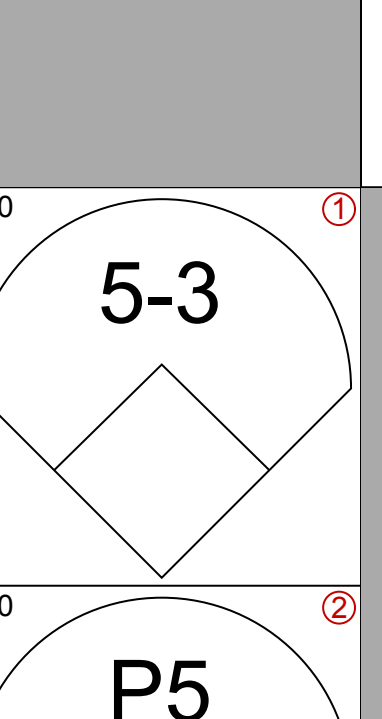
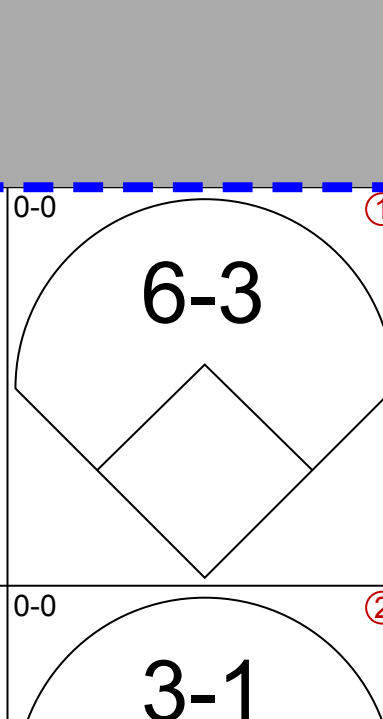
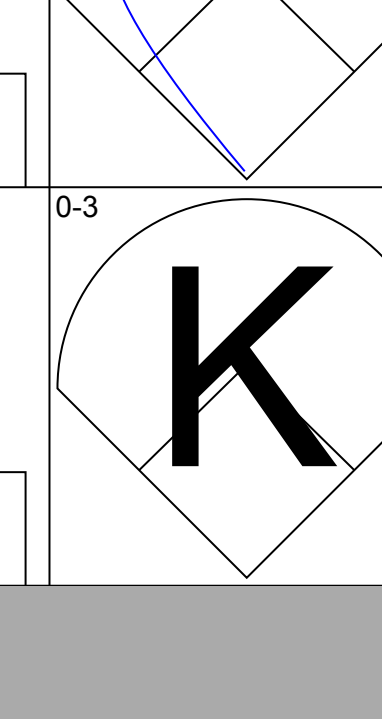
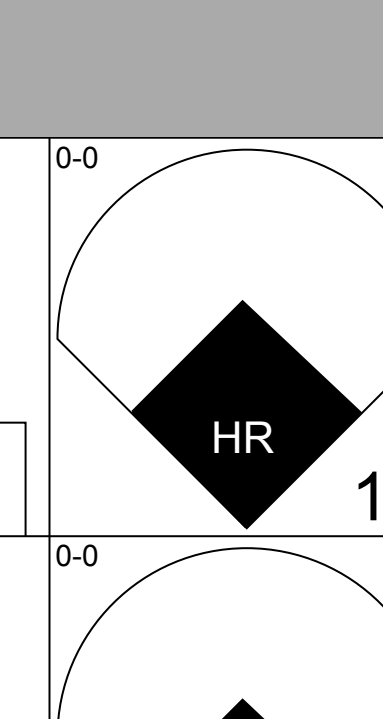
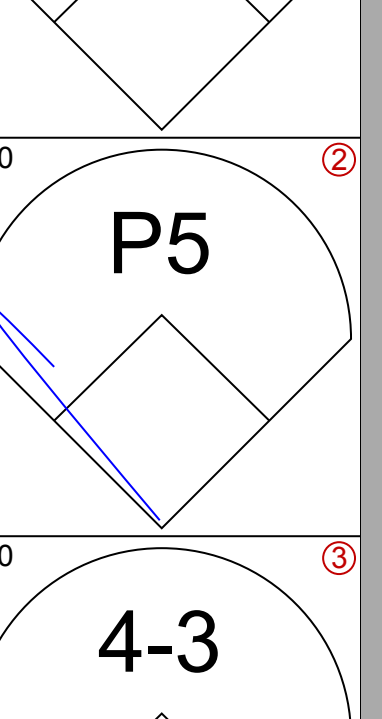
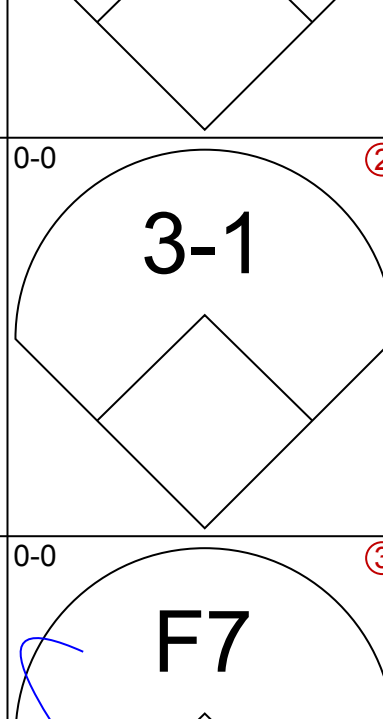
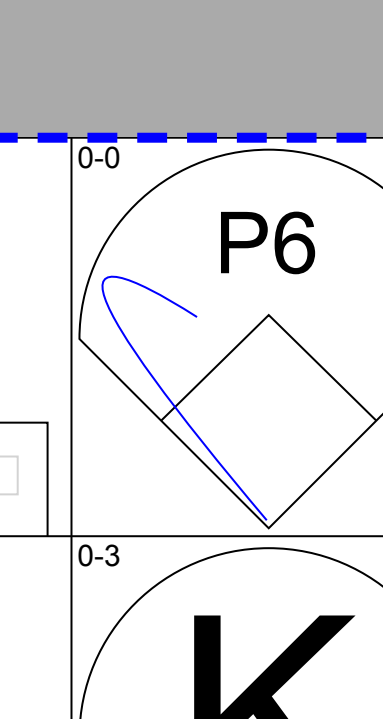
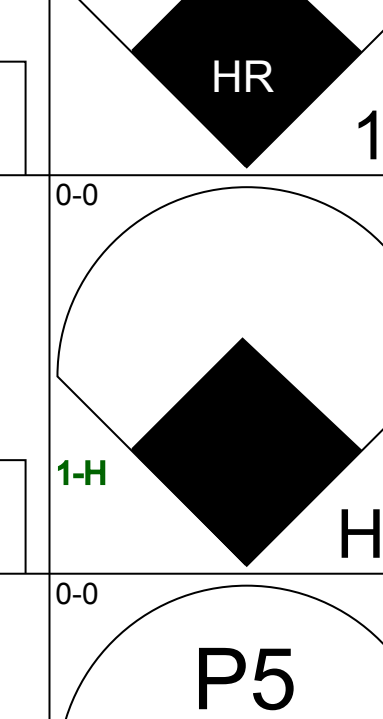
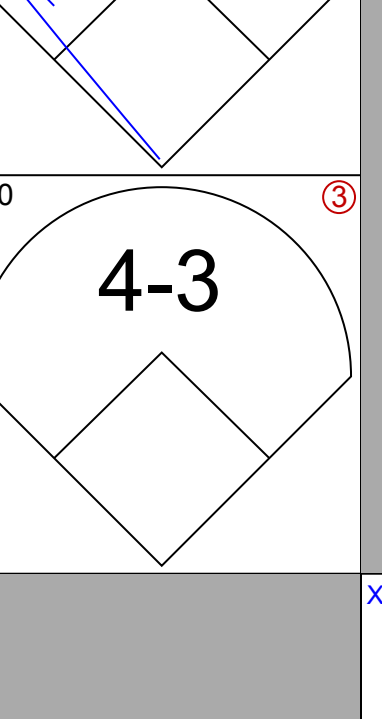
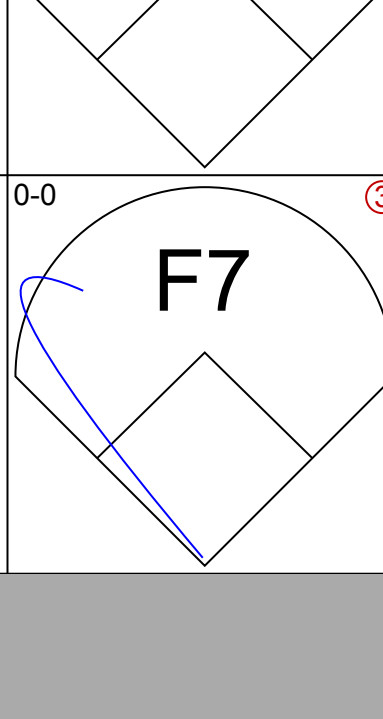
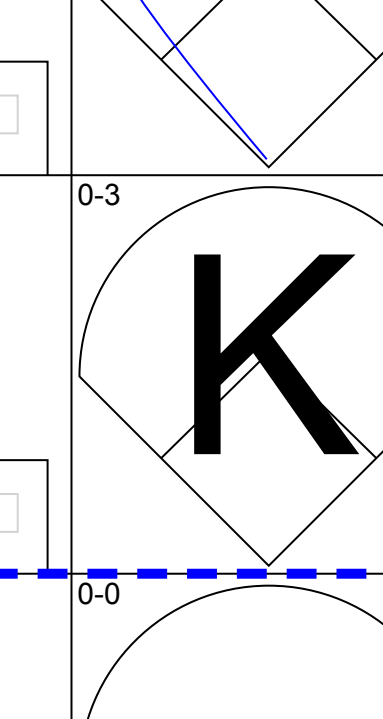
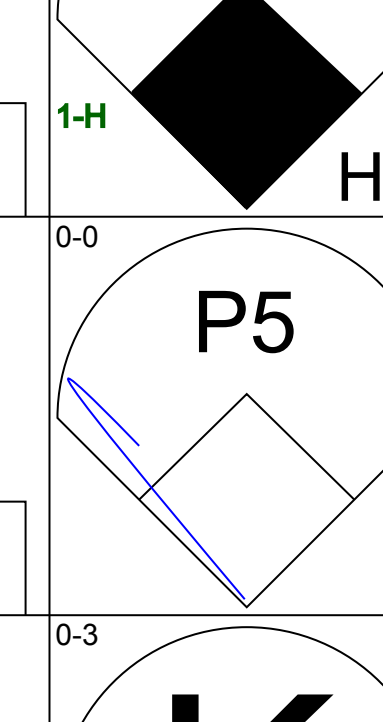
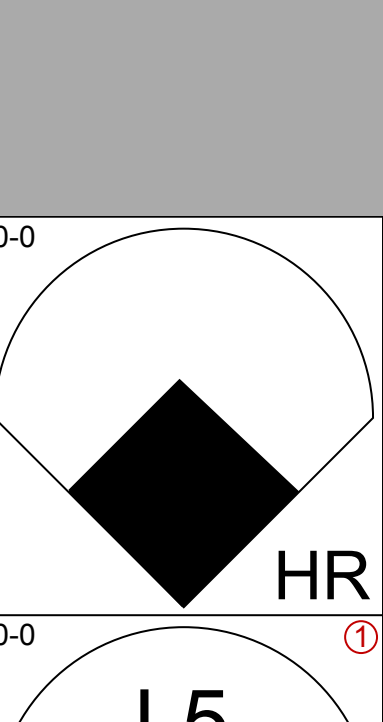
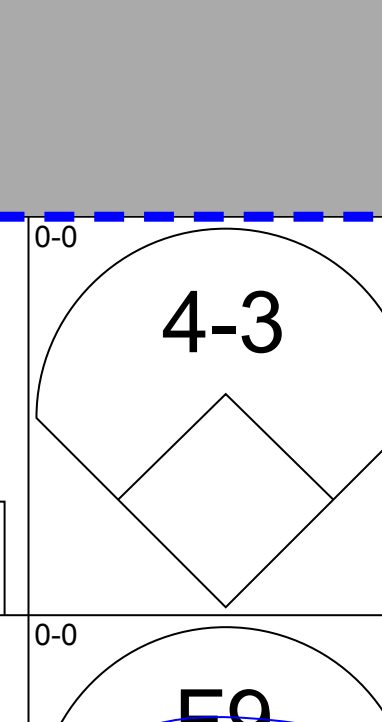
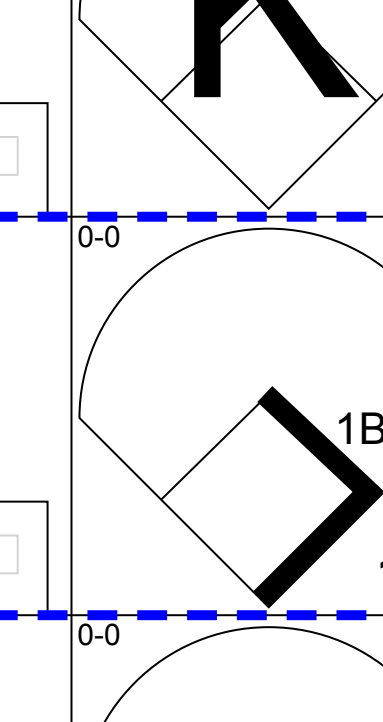
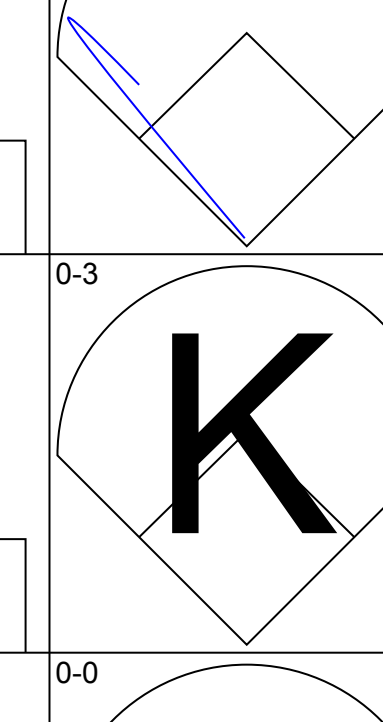
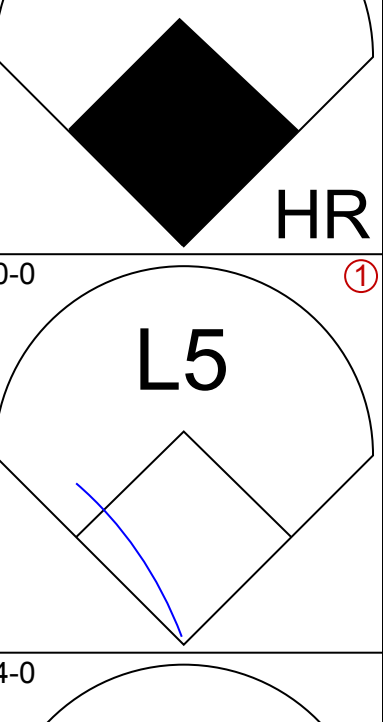
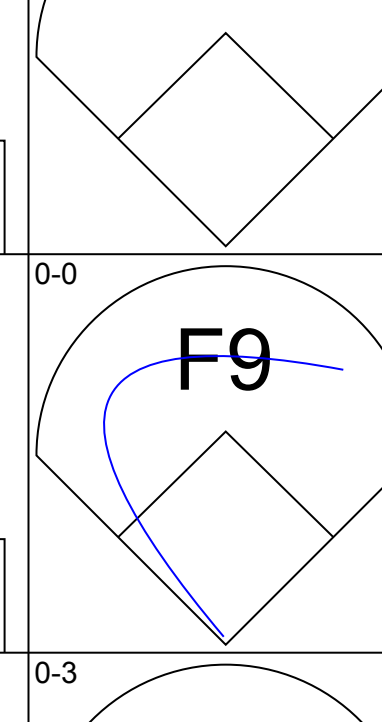
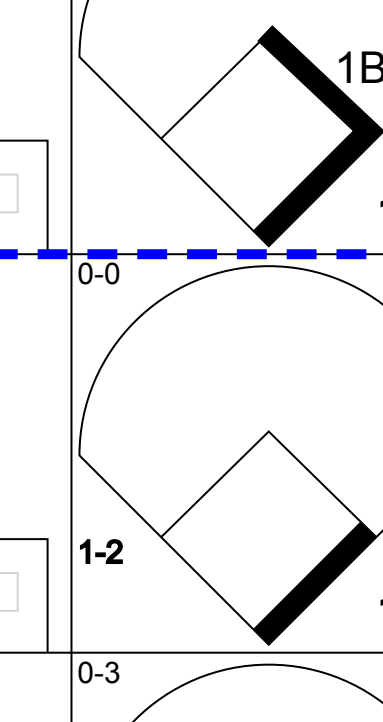
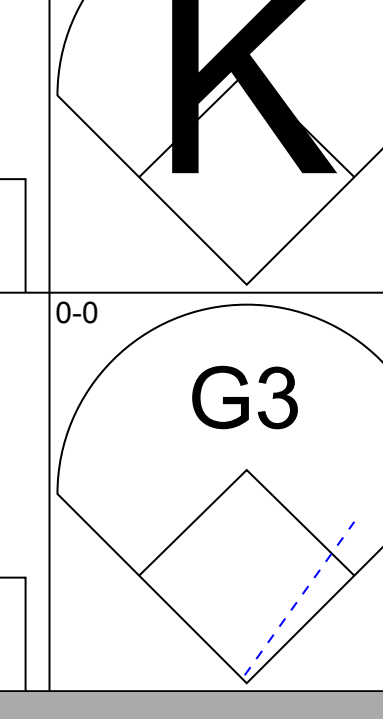
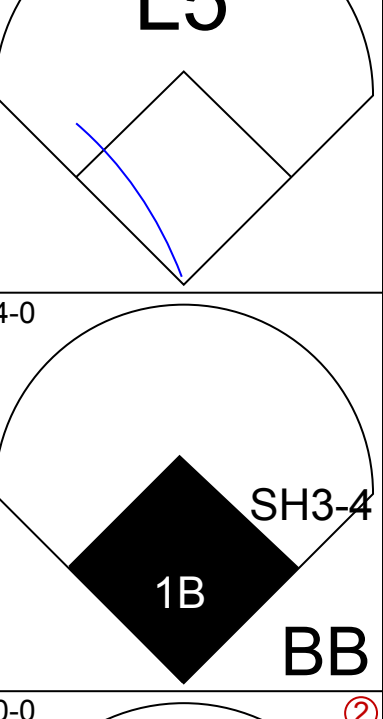
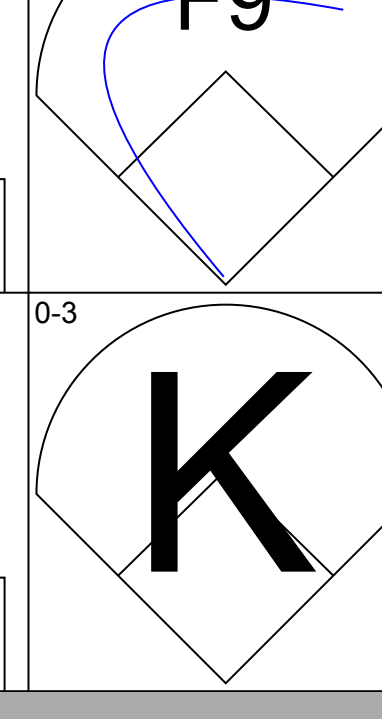
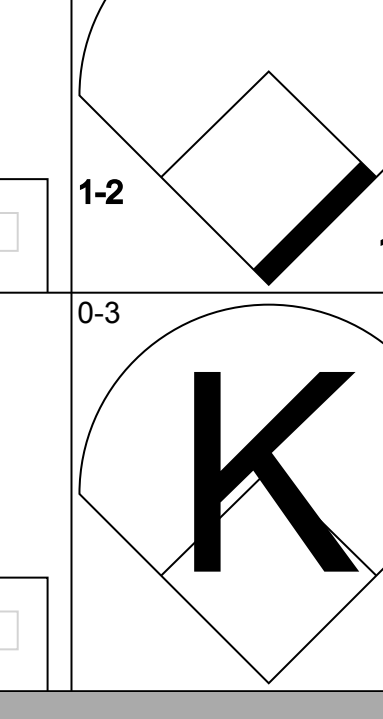
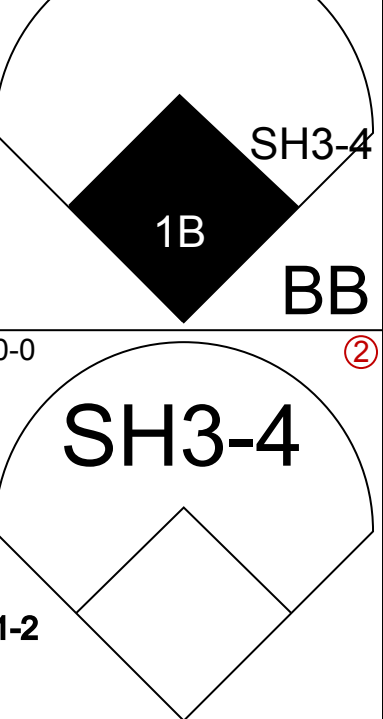
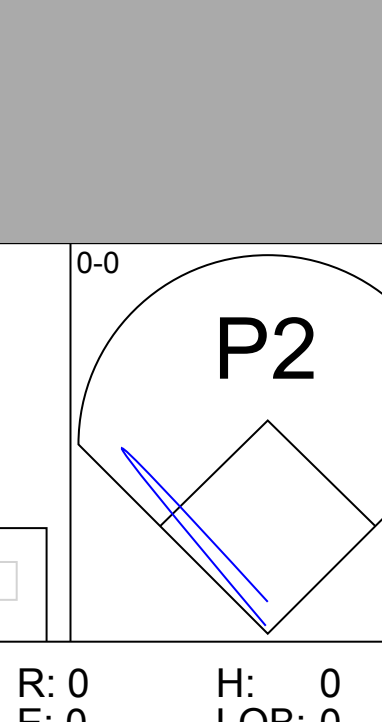
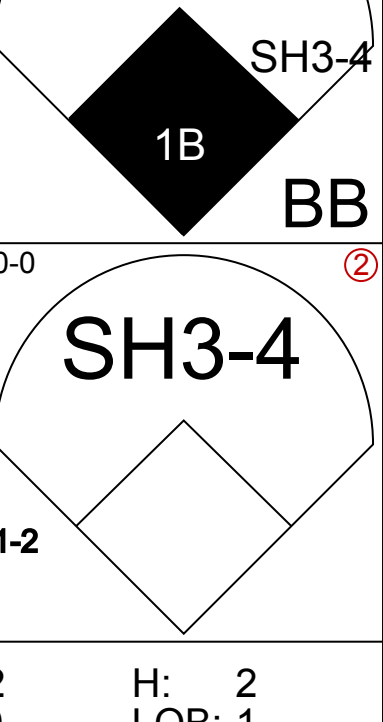
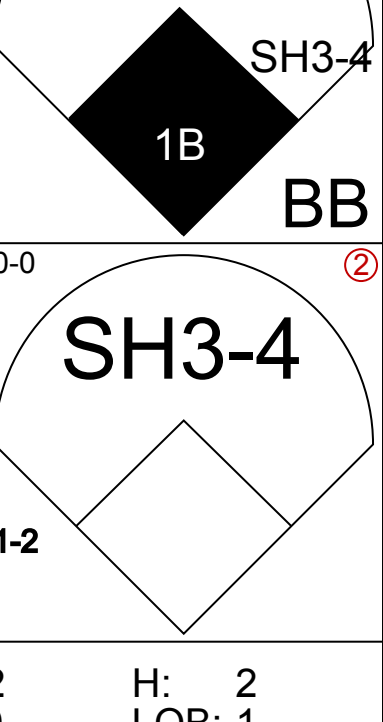
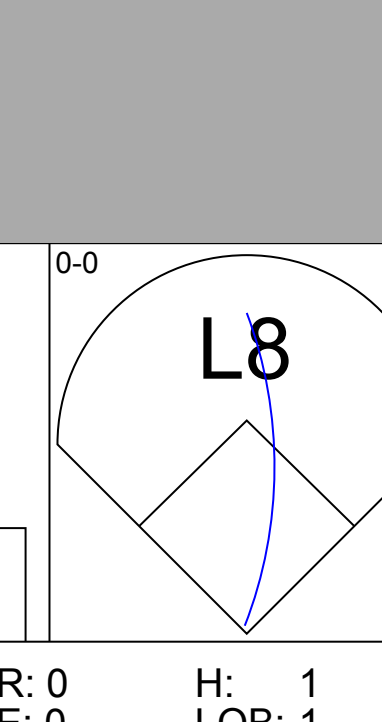
Batter	1	2	3	4	5	6	7	8	9	AB	R	H	RBI	BB	SO	LOB	BOTTOM					
Al Heist, R (1,8) OBP: 0.357, SLG: 0.436	0-0 14 1B	4-0 FC5-4		0-0 1B		0-0 F7				3	0	2	0	1	0	0						
Don Zimmer, R (1,4) OBP: 0.314, SLG: 0.409	0-0 P4	0-0 FC5-4		0-0 P2				0-0 4-3		4	0	0	0	0	0	5						
14 Ernie Banks, R (1,6) OBP: 0.361, SLG: 0.508	0-0 1B	0-0 F7			0-0 P6			0-0 P3		4	0	1	0	0	0	2						
George Altman, L (1,9) OBP: 0.381, SLG: 0.626	0-0 F8		0-0 F7		0-0 S			0-0 G3		4	1	1	0	0	0	2						
Billy Williams, L (1,7) OBP: 0.348, SLG: 0.482	0-3 K		0-0 P5		0-0 1-H			0-0 4-3		4	0	1	1	0	1	2						
Ron Santo, R (1,5) OBP: 0.374, SLG: 0.467		0-0 HR	0-3 K		0-3 K			0-0 BB		4	1	2	0	0	2	1						
Sammy Taylor, L (1,2) OBP: 0.341, SLG: 0.448		0-0 P2		0-0 1B		0-0 4-3		0-0 P5		4	0	1	0	0	0	3						
Ed Bouchee, L (1,3) OBP: 0.381, SLG: 0.449		0-0 1-H		0-0 P6		0-3 K		4-0 1-2		3	1	1	2	1	1	1						
Don Cardwell, R (1,1) OBP: 0.188, SLG: 0.295		0-0 FC5-4		0-0 P4		0-3 K		0-3 K		4	0	1	0	0	2	3						
<b>Inning Stats</b>	R: 0 E: 0 K: 1 S: 7	H: 2 LOB: 2 BB: 0 P: 7	R: 2 E: 0 K: 0 S: 6	H: 3 LOB: 2 BB: 1 P: 10	R: 0 E: 0 K: 1 S: 5	H: 0 LOB: 0 BB: 0 P: 5	R: 0 E: 0 K: 0 S: 5	H: 2 LOB: 2 BB: 0 P: 5	R: 1 E: 0 K: 1 S: 7	H: 2 LOB: 1 BB: 0 P: 7	R: 0 E: 0 K: 2 S: 7	H: 0 LOB: 0 BB: 0 P: 7	R: 0 E: 0 K: 0 S: 3	H: 0 LOB: 0 BB: 0 P: 3	R: 0 E: 0 K: 1 S: 6	H: 1 LOB: 2 BB: 1 P: 10	R: 0 E: 0 K: 1 S: 6	H: 1 LOB: 2 BB: 1 P: 10	1B: 8 2B: 1 3B: 0 HR: 1	SF: 0 SAC: 0 DP: 0 HBP: 0	WP: 0 PB: 0 SB: 1 CS: 0	PA: 36
<b>PITCHER</b> Ken Hunt, R (1,1) ERA: 3.5	IP: 7.0 WLS: L BF: 31 H: 9 R: 3 ER: 3 SO: 3 BB: 1 IBB: 0 HBP: 0 BLK: 0 WP: 0 HR: 1 S: 44 P: 44 ERA: 3.86 WHIP: 1.429															<b>PITCHER</b>						
Sherman Jones, R (8, 1) ERA: 4.5	IP: 1.0 WLS: L BF: 5 H: 1 R: 0 ER: 0 SO: 1 BB: 0 IBB: 0 HBP: 0 BLK: 0 WP: 0 HR: 0 S: 6 P: 10 ERA: 0.00 WHIP: 2.000															<b>PITCHER</b>						

Cincinnati Reds @ Chicago Cubs  
Wrigley Field, Chicago, IL  
Sun Jul 30 1961, 3:33 AM CDT  
Sunny - 84 F

AB	34
R	3
H	10
RBI	3
BB	2
SO	6
LOB	19



Batter	1	2	3	4	5	6	7	8	9	AB	R	H	RBI	BB	SO	LOB	TOP										
Elio Chacon, R (1,4) OBP: 0.450, SLG: 0.375										5	0	1	0	0	2	1	Cincinnati Reds @ Chicago Cubs Wrigley Field, Chicago, IL Sun Jul 30 1961, 3:38 AM CDT Att: 29,929 - Sunny - 84 F										
Leo Cardenas, R (1,6) OBP: 0.333, SLG: 0.453										3	0	2	0	0	1	1											
Jerry Lynch, L (7,PH) OBP: 0.408, SLG: 0.670										1	0	1	2	0	0	0											
Johnny Edwards, L (7,2) OBP: 0.286, SLG: 0.283										1	0	0	0	0	0	0											
Vada Pinson, L (1,8) OBP: 0.356, SLG: 0.454										4	0	0	0	0	2	5											
Frank Robinson, R (1,9) OBP: 0.419, SLG: 0.685										4	1	1	0	0	0	2											
Wally Post, R (1,7) OBP: 0.359, SLG: 0.564										3	0	1	0	1	2	1											
Gene Freese, R (1,5) OBP: 0.324, SLG: 0.504										4	1	1	0	0	0	2											
Gordy Coleman, L (1,3) OBP: 0.342, SLG: 0.533										3	2	1	1	1	1	1											
Jerry Zimmerman, R (1,2) OBP: 0.227, SLG: 0.150										2	0	0	0	0	0	0											
Pete Whisenant, R (7,PH) OBP: 0.174, SLG: 0.333										0	1	0	0	1	0	0											
Jim Brosnan, R (7,1) OBP: 0.197, SLG: 0.293										0	0	0	0	0	1	2											
Bill Henry, L (9,1) OBP: 0.233, SLG: 0.220										0	0	0	0	0	0	0											
Sherman Jones, L (9,1) OBP: 0.233, SLG: 0.220										0	0	0	0	0	0	0											
Jim O'Toole, L (9,1) OBP: 0.233, SLG: 0.220										0	0	0	0	0	0	0											
Ken Johnson, R (1,1) OBP: 0.250, SLG: 0.250										1	0	0	0	0	1	0											
Dick Gemert, R (6,PH) OBP: 0.326, SLG: 0.333										1	0	1	0	0	0	0											
Jim Maloney, L (6,1) OBP: 0.400, SLG: 0.500										0	0	0	0	0	0	0											
Eddie Kasko, R (7,PH) OBP: 0.318, SLG: 0.320										1	0	0	1	0	0	0											
<b>Inning Stats</b>	R: 0 E: 0 K: 1 S: 6	H: 1 LOB: 1 BB: 0 P: 6	R: 0 E: 0 K: 1 S: 4	H: 0 LOB: 0 BB: 1 P: 8	R: 0 E: 0 K: 1 S: 5	H: 0 LOB: 0 BB: 0 P: 5	R: 0 E: 0 K: 1 S: 5	H: 1 LOB: 0 BB: 0 P: 5	R: 1 E: 0 K: 1 S: 6	H: 1 LOB: 0 BB: 0 P: 6	R: 0 E: 0 K: 1 S: 6	H: 1 LOB: 1 BB: 0 P: 6	R: 4 E: 1 K: 2 S: 12	H: 4 LOB: 2 BB: 1 P: 16	R: 0 E: 0 K: 1 S: 6	H: 1 LOB: 0 BB: 0 P: 5	R: 0 E: 0 K: 1 S: 5	H: 0 LOB: 0 BB: 0 P: 5	1B: 8 2B: 0 3B: 0 HR: 1	SF: 1 SAC: 0 DP: 2 HBP: 0	WP: 1 PB: 0 SB: 0 CS: 0	PA: 38					
<b>PITCHER</b>	IP	WLS	BF	H	R	ER	SO	BB	IBB	HBP	BLK	WP	HR	S	P	ERA	WHIP										
Jim Brewer, L (1,1) ERA: 6.52	6.2	L	28	7	5	1	7	2	0	0	0	0	1	40	48	1.35	1.350										
Bob Anderson, R (7,1) ERA: 4.14	1.1		7	2	0	0	2	0	1	0	0	1	0	10	14	0.00	1.500										
Don Elston, R (9,1) ERA: 5.96	1.0		3	0	0	0	1	0	0	0	0	0	0	5	5	0.00	0.000										

Batter	1	2	3	4	5	6	7	8	9	AB	R	H	RBI	BB	SO	LOB	BOTTOM										
Al Heist, R (1,8) OBP: 0.359, SLG: 0.437										4	0	2	1	0	0	0	Cincinnati Reds @ Chicago Cubs Wrigley Field, Chicago, IL Sun Jul 30 1961, 3:38 AM CDT Att: 29,929 - Sunny - 84 F										
Don Zimmer, R (1,4) OBP: 0.310, SLG: 0.404										4	0	0	0	0	2	2											
14 Ernie Banks, R (1,6) OBP: 0.357, SLG: 0.502										4	0	0	0	0	2	1											
George Altman, L (1,9) OBP: 0.379, SLG: 0.621										4	1	1	0	0	0	0											
Billy Williams, L (1,7) OBP: 0.347, SLG: 0.489										4	1	1	2	0	1	0											
Ron Santo, R (1,5) OBP: 0.376, SLG: 0.475										4	1	2	1	0	0	0											
Dick Bertell, R (1,2) OBP: 0.309, SLG: 0.330										3	0	0	0	0	1	0											
Bob Will, L (9,PH) OBP: 0.365, SLG: 0.349										0	0	0	0	0	0	0											
Jim McAnany, R (9,PH) OBP: 1.000, SLG: 1.000										1	0	1	0	0	0	0											
Ed Bouchee, L (1,3) OBP: 0.381, SLG: 0.446										2	1	0	0	1	1	0											
Jerry Kindall, R (9,PH) OBP: 0.306, SLG: 0.456										1	0	0	0	0	1	2											
Jim Brewer, L (1,1) OBP: 0.250, SLG: 0.100										1	0	0	0	0	0	0											
Bob Anderson, R (7,1) OBP: 0.174, SLG: 0.136										0	0	0	0	0	0	0											
Richie Ashburn, L (6,PH) OBP: 0.353, SLG: 0.270										1	0	0	0	0	0	0											
Don Elston, R (9,1) OBP: 0.222, SLG: 0.222										0	0	0	0	0	0	0											
<b>Inning Stats</b>	R: 0 E: 0 K: 1 S: 5	H: 0 LOB: 0 BB: 0 P: 5	R: 2 E: 0 K: 1 S: 7	H: 2 LOB: 0 BB: 0 P: 7	R: 0 E: 0 K: 1 S: 5	H: 0 LOB: 0 BB: 0 P: 5	R: 0 E: 0 K: 0 S: 3	H: 0 LOB: 0 BB: 0 P: 3	R: 2 E: 0 K: 1 S: 7	H: 2 LOB: 1 BB: 1 P: 11	R: 0 E: 0 K: 0 S: 3	H: 0 LOB: 0 BB: 0 P: 3	R: 0 E: 0 K: 1 S: 5	H: 0 LOB: 0 BB: 0 P: 5	R: 0 E: 0 K: 1 S: 6	H: 1 LOB: 1 BB: 0 P: 6	R: 0 E: 0 K: 2 S: 9	H: 2 LOB: 2 BB: 0 P: 9	1B: 5 2B: 0 3B: 0 HR: 2	SF: 0 SAC: 1 DP: 0 HBP: 0	WP: 0 PB: 0 SB: 1 CS: 0	PA: 35					
<b>PITCHER</b>	IP	WLS	BF	H	R	ER	SO	BB	IBB	HBP	BLK	WP	HR	S	P	ERA	WHIP										
Ken Johnson, R (1,1) ERA: 6.85	5.0		20	4	4	4	4	1	0	0	0	0	0	3	3	0.00	1.000										
Jim Maloney, R (6,1) ERA: 4.5	1.0	W	3	0	0	0	0	0	0	0	0	0	0	3	3	0.00	0.000										
Jim Brosnan, R (7,1) ERA: 3.0	2.0		7	1	0	0	2	0	0	0	0	0	0	11	11	0.00	0.500										
Bill Henry, L (9,1) ERA: 2.8	0.2		2	0	0	0	1	0	0	0	0	0	0	4	4	0.00	0.000										
Sherman Jones, R (9,1) ERA: 4.5	0.0		1	1	0	0	0	0	0	0	0	0	0	1	1	∞	∞										

AB	34
R	5
H	9
RBI	4
BB	3
SO	10
LOB	15



WP	0
PB	0
SB	1
CS	0
PA	35



Batter	1	2	3	4	5	6	7	8	9	AB	R	H	RBI	BB	SO	LOB	TOP					
<b>Bobby Malkmus, R</b> OBP: 0.281, SLG: 0.311 (1, 4)										5	0	0	0	0	1	5	<b>Philadelphia Phillies @ Cincinnati Reds</b> Crosley Field, Cincinnati, OH Wed Aug 02 1961, 7:05 PM EDT Unknown					
<b>Bobby Gene Smith, R</b> OBP: 0.310, SLG: 0.336 (1, 7)										3	0	1	1	1	0	0						
<b>Don Demeter, R</b> OBP: 0.322, SLG: 0.450 (1, 8)										4	0	1	0	0	2	2						
<b>Lee Walls, R</b> OBP: 0.344, SLG: 0.483 (1, 9)										4	0	0	0	0	1	2						
<b>Charley Smith, R</b> OBP: 0.306, SLG: 0.390 (1, 5)										4	0	3	0	0	0	0						
<b>Pancho Herrera, R</b> OBP: 0.346, SLG: 0.416 (1, 3)										4	0	1	0	0	2	3						
<b>Darrell Johnson, R</b> OBP: 0.340, SLG: 0.302 (1, 2)										4	1	1	0	0	1	3						
<b>Ruben Amaro, R</b> OBP: 0.335, SLG: 0.348 (1, 6)										3	1	1	0	1	0	0						
<b>Art Mahaffey, R</b> OBP: 0.106, SLG: 0.109 (1, 1)										2	0	1	0	0	1	0						
<b>Frank Sullivan, R</b> OBP: 0.200, SLG: 0.048 (6, 1)										0	0	0	0	0	0	0						
<b>Ken Walters, R</b> OBP: 0.263, SLG: 0.336 (7, PH)										1	0	1	1	0	0	0						
<b>Jack Baldschun, R</b> (7, 1)										0	0	0	0	0	0	0						
<b>George Williams, R</b> (9, PH)										1	0	0	0	0	0	1						
<b>Inning Stats</b>	R: 0 E: 0 K: 0 S: 4	H: 1 LOB: 1 BB: 0 P: 4	R: 0 E: 0 K: 2 S: 7	H: 1 LOB: 0 BB: 7	R: 1 E: 0 K: 0 S: 4	H: 2 LOB: 1 BB: 1 P: 8	R: 0 E: 0 K: 0 S: 4	H: 2 LOB: 1 BB: 0 P: 4	R: 0 E: 0 K: 1 S: 5	H: 0 LOB: 0 BB: 0 P: 5	R: 0 E: 0 K: 1 S: 5	H: 0 LOB: 0 BB: 0 P: 5	R: 1 E: 0 K: 1 S: 8	H: 3 LOB: 2 BB: 0 P: 8	R: 0 E: 0 K: 3 S: 10	H: 1 LOB: 2 BB: 1 P: 14	R: 0 E: 1 K: 0 S: 4	H: 0 LOB: 1 BB: 0 P: 4	1B: 10 2B: 0 3B: 0 HR: 0	SF: 0 SAC: 0 DP: 0 HBP: 0	WP: 1 PB: 0 SB: 0 CS: 2	PA: 38
<b>PITCHER</b>	IP WLS BF H R ER SO BB IBB HBP BLK WP HR S P ERA WHIP																					
<b>Jim O'Toole, L</b> ERA: 3.58 (1, 1)	8.1 W 35 10 2 2 8 2 0 0 0 1 0 49 57 2.16 1.440																					
<b>Bill Henry, L</b> ERA: 2.75 (9, 1)	0.2 S 2 0 0 0 0 0 0 0 0 0 0 0 2 2 0.00 0.000																					

AB	35
R	2
H	10
RBI	2
BB	2
SO	8
LOB	16



Batter	1	2	3	4	5	6	7	8	9	AB	R	H	RBI	BB	SO	LOB	BOTTOM			
<b>Leo Cardenas, R</b> OBP: 0.331, SLG: 0.446 (1, 6)										4	0	1	0	0	1	0	<b>Philadelphia Phillies @ Cincinnati Reds</b> Crosley Field, Cincinnati, OH Wed Aug 02 1961, 7:05 PM EDT Unknown			
<b>Don Blasingame, L</b> OBP: 0.298, SLG: 0.292 (1, 4)										4	0	0	0	0	0	1				
<b>Vada Pinson, L</b> OBP: 0.359, SLG: 0.464 (1, 8)										4	1	3	1	0	0	0				
<b>Frank Robinson, R</b> OBP: 0.417, SLG: 0.680 (1, 9)										4	1	1	0	0	0	1				
<b>Gordy Coleman, L</b> OBP: 0.346, SLG: 0.542 (1, 3)										3	2	2	2	1	0	0				
<b>Gus Bell, L</b> OBP: 0.298, SLG: 0.352 (1, 7)										4	0	1	0	0	0	1				
<b>Gene Freese, R</b> OBP: 0.324, SLG: 0.501 (1, 5)										4	0	1	0	0	3	3				
<b>Johnny Edwards, L</b> OBP: 0.301, SLG: 0.290 (1, 2)										2	0	1	1	1	0	1				
<b>Jim O'Toole, S</b> OBP: 0.203, SLG: 0.194 (1, 1)										3	0	0	0	0	0	4				
<b>Bill Henry, L</b> (9, 1)										0	0	0	0	0	0	0				
<b>Inning Stats</b>	R: 0 E: 0 K: 0 S: 3	H: 1 LOB: 0 BB: 0 P: 3	R: 0 E: 0 K: 1 S: 5	H: 0 LOB: 1 BB: 1 P: 9	R: 0 E: 0 K: 0 S: 3	H: 1 LOB: 1 BB: 1 P: 7	R: 2 E: 0 K: 1 S: 9	H: 4 LOB: 2 BB: 0 P: 9	R: 0 E: 0 K: 0 S: 3	H: 0 LOB: 0 BB: 0 P: 3	R: 2 E: 0 K: 0 S: 6	H: 3 LOB: 1 BB: 0 P: 6	R: 0 E: 0 K: 1 S: 6	H: 1 LOB: 0 BB: 0 P: 6	R: 0 E: 0 K: 1 S: 5	H: 0 LOB: 0 BB: 0 P: 5	1B: 8 2B: 0 3B: 0 HR: 2	SF: 0 SAC: 0 DP: 0 HBP: 0	WP: 0 PB: 0 SB: 0 CS: 1	PA: 35
<b>PITCHER</b>	IP WLS BF H R ER SO BB IBB HBP BLK WP HR S P ERA WHIP																			
<b>Art Mahaffey, R</b> ERA: 4.51 (1, 1)	5.1 L 25 9 4 4 2 2 0 0 0 0 0 0 2 27 6.75 2.062																			
<b>Frank Sullivan, R</b> ERA: 4.02 (6, 1)	0.2 2 0 0 0 0 0 0 0 0 0 0 0 2 2 0.00 0.000																			
<b>Jack Baldschun, R</b> ERA: 4.53 (7, 1)	2.0 7 1 0 0 2 0 0 0 0 0 0 0 11 11 0.00 0.500																			

AB	32
R	4
H	10
RBI	4
BB	2
SO	4
LOB	11





Batter	1	2	3	4	5	6	7	8	9	AB	R	H	RBI	BB	SO	LOB	TOP										
Ruben Amaro, R (1,6) OBP: 0.332, SLG: 0.345	K FC5-4		F8	G5-4-3					F4	5	0	1	0	0	1	2											
Johnny Callison, L (1,7) OBP: 0.353, SLG: 0.381	FC5-4		1B	1B		4-3 WP			K	5	2	2	0	0	1	3											
Don Demeter, R (1,8) OBP: 0.321, SLG: 0.447	F8		1B	1B		4-3			K	4	0	1	0	0	1	2											
Tony Gonzalez, L (1,9) OBP: 0.390, SLG: 0.471	L3		1B	1B		4-3			K	4	0	1	1	0	1	1											
Charley Smith, R (1,5) OBP: 0.309, SLG: 0.391		3-1 1B	P4		4-3	FC6-4 1B			F2	4	0	2	0	0	0	2											
Lee Walls, R (1,3) OBP: 0.333, SLG: 0.467	3-1		K		FC6-4 1B				F8	4	0	0	0	0	1	4											
Clay Dalrymple, L (1,2) OBP: 0.228, SLG: 0.239	E5 1B					6-3			4-3	4	0	1	0	0	0	1											
George Williams, R (1,4) OBP: 0.286, SLG: 0.286	K			G5-4-3 1B		1B			6-3	4	0	2	0	0	1	2											
Chris Short, R (1,1) OBP: 0.125, SLG: 0.125				K		K			3-1	2	0	1	0	0	1	2											
Jack Baldschun, R (4,1)				K		K				1	0	0	0	0	1	1											
Elmer Valo, L (9, PH) OBP: 0.317, SLG: 0.245	1B			K		K				1	0	0	0	0	0	0											
<b>Inning Stats</b>	R: 0 E: 1 K: 1 S: 6	H: 0 LOB: 1 BB: 0 P: 6	R: 0 E: 1 K: 1 S: 7	H: 2 LOB: 2 BB: 7 P: 7	R: 1 E: 0 K: 1 S: 8	H: 3 LOB: 2 BB: 0 P: 8	R: 0 E: 0 K: 1 S: 6	H: 2 LOB: 1 BB: 0 P: 6	R: 1 E: 0 K: 0 S: 5	H: 2 LOB: 1 BB: 0 P: 5	R: 0 E: 0 K: 1 S: 7	H: 2 LOB: 2 BB: 0 P: 7	R: 0 E: 0 K: 0 S: 3	H: 0 LOB: 0 BB: 0 P: 3	R: 0 E: 0 K: 1 S: 5	H: 0 LOB: 0 BB: 0 P: 5	1B: 10 2B: 1 3B: 0 HR: 0	SF: 0 SAC: 0 DP: 1 HBP: 0	WP: 1 PA: 38 PB: 0 SB: 0 CS: 0								
<b>PITCHER</b>	IP	WLS	BF	H	R	ER	SO	BB	IBB	HBP	BLK	WP	HR	S	P	ERA	WHIP										
Joey Jay, R (1,1) ERA: 3.21	5.1	W	26	10	2	2	4	0	0	0	0	1	0	34	34	3.38	1.875										
Sherman Jones, R (6,1) ERA: 4.06	3.2	S	12	1	0	0	4	0	0	0	0	0	0	20	20	0.00	0.273										

Philadelphia Phillies @ Cincinnati Reds  
Crosley Field, Cincinnati, OH  
Wed Aug 02 1961, 7:05 PM EDT  
Att: 19,286 - Unknown

AB 38  
R 2  
H 11  
RBI 1  
BB 0  
SO 8  
LOB 20



Batter	1	2	3	4	5	6	7	8	9	AB	R	H	RBI	BB	SO	LOB	BOTTOM										
Elio Chacon, R (1,4) OBP: 0.442, SLG: 0.371	K			P3		F9				3	1	1	0	0	1	3											
Don Blasingame, L (6, PH) OBP: 0.297, SLG: 0.291			BB 1B	1B						1	0	0	0	0	0	1											
Leo Cardenas, R (1,6) OBP: 0.328, SLG: 0.440	K		BB 1B	K					1-3	4	1	1	0	0	2	3											
Vada Pinson, L (1,8) OBP: 0.361, SLG: 0.463	4-3		F9 1B	K					1B	3	0	1	0	1	1	3											
Frank Robinson, R (1,9) OBP: 0.420, SLG: 0.679		WP 2B	BB	1B		CS BB			P3	2	1	1	2	2	0	1											
Wally Post, R (1,7) OBP: 0.353, SLG: 0.553	6-3		F9	K		F9			F9	4	0	0	0	0	1	5											
Gene Freese, R (1,5) OBP: 0.323, SLG: 0.501	5-3 2B		F5	K		K			6-3	4	0	1	1	0	1	3											
Gordy Coleman, L (1,3) OBP: 0.347, SLG: 0.539	5-3			1B HBP		F9 6-3			1-6-3	2	0	0	0	2	0	1											
Jerry Zimmerman, R (1,2) OBP: 0.250, SLG: 0.227	K			1B HBP		6-3			4-3	3	0	0	0	0	1	2											
Joey Jay, S (1,1) OBP: 0.127, SLG: 0.161						F9				2	0	1	0	0	1	0											
Sherman Jones, L (6,1) OBP: 0.300, SLG: 0.222			K	1B		F9				1	0	0	0	0	0	1											
<b>Inning Stats</b>	R: 0 E: 0 K: 2 S: 7	H: 1 LOB: 1 BB: 1 P: 10	R: 1 E: 0 K: 1 S: 6	H: 1 LOB: 1 BB: 1 P: 10	R: 2 E: 0 K: 1 S: 8	H: 3 LOB: 2 BB: 1 P: 12	R: 0 E: 0 K: 2 S: 8	H: 1 LOB: 3 BB: 1 P: 13	R: 0 E: 0 K: 0 S: 6	H: 0 LOB: 0 BB: 1 P: 10	R: 0 E: 0 K: 0 S: 3	H: 0 LOB: 1 BB: 1 P: 7	R: 0 E: 0 K: 0 S: 4	H: 1 LOB: 1 BB: 0 P: 4	R: 0 E: 0 K: 0 S: 3	H: 0 LOB: 0 BB: 0 P: 3	1B: 5 2B: 1 3B: 0 HR: 0	SF: 0 SAC: 0 DP: 0 HBP: 1	WP: 1 PA: 35 PB: 0 SB: 1 CS: 1								
<b>PITCHER</b>	IP	WLS	BF	H	R	ER	SO	BB	IBB	HBP	BLK	WP	HR	S	P	ERA	WHIP										
Chris Short, L (1,1) ERA: 6.41	3.0	L	18	5	3	3	4	3	0	1	0	0	0	22	35	9.00	2.667										
Jack Baldschun, R (4,1) ERA: 4.16	5.0		17	1	0	0	4	2	0	0	0	0	0	23	31	0.00	0.600										

Philadelphia Phillies @ Cincinnati Reds  
Crosley Field, Cincinnati, OH  
Wed Aug 02 1961, 7:05 PM EDT  
Att: 19,286 - Unknown

AB 29  
R 3  
H 6  
RBI 3  
BB 5  
SO 8  
LOB 23





Batter	1	2	3	4	5	6	7	8	9	AB	R	H	RBI	BB	SO	LOB	TOP				
Bill Virdon, L OBP: 0.341, SLG: 0.430 (1, 8)										4	2	2	0	0	0	0	Pittsburgh Pirates @ Cincinnati Reds Crosley Field, Cincinnati, OH Fri Aug 04 1961, 7:05 PM EDT Att: 27,383 - Unknown				
Don Hoak, R OBP: 0.428, SLG: 0.508 (1, 5)										3	0	0	0	0	0	2					
Bob Skinner, L OBP: 0.384, SLG: 0.373 (1, 7)										4	0	1	1	0	0	3					
Dick Stuart, R OBP: 0.324, SLG: 0.552 (1, 3)										4	1	1	2	0	0	2					
Roberto Clemente, R OBP: 0.399, SLG: 0.592 (1, 9)										3	0	0	0	1	0	2					
Smoky Burgess, L OBP: 0.353, SLG: 0.487 (8, PR)										4	0	1	0	0	0	1					
Joe Christopher, R OBP: 0.351, SLG: 0.400 (9, 2)										0	0	0	0	0	0	0					
Hal Smith, R OBP: 0.264, SLG: 0.313 (9, 2)										0	0	0	0	0	0	0					
Dick Groat, R OBP: 0.312, SLG: 0.370 (1, 6)										4	0	1	0	0	0	2					
Bill Mazeroski, R OBP: 0.300, SLG: 0.367 (1, 4)										4	0	1	0	0	0	2					
Joe Gibbon, R OBP: 0.158, SLG: 0.222 (8, PH)										2	0	0	0	0	0	1					
Rocky Nelson, L OBP: 0.341, SLG: 0.435 (8, PH)										0	0	0	0	0	0	0					
Dick Schofield, R OBP: 0.242, SLG: 0.352 (8, 1)										0	0	0	0	0	0	0					
Al McBean, R OBP: 0.288, SLG: 0.386 (8, 1)										0	0	0	0	0	0	0					
Roy Face, R OBP: 0.413, SLG: 0.316 (8, PH)										1	0	0	0	0	0	1					
Walt Morin, L OBP: 0.182, SLG: 0.143 (8, 1)										0	0	0	0	0	0	0					
Clem Labine, R OBP: 0.143, SLG: 0.143 (8, 1)										0	0	0	0	0	0	0					
<b>Inning Stats</b>	R: 1 E: 0 K: 0 S: 5	H: 2 LOB: 1 BB: 0 P: 5	R: 0 E: 1 K: 0 S: 4	H: 1 LOB: 1 BB: 0 P: 4	R: 0 E: 0 K: 1 S: 3	H: 0 LOB: 0 BB: 0 P: 3	R: 0 E: 0 K: 1 S: 4	H: 0 LOB: 0 BB: 1 P: 8	R: 0 E: 0 K: 0 S: 3	H: 0 LOB: 0 BB: 0 P: 3	R: 0 E: 0 K: 0 S: 4	H: 1 LOB: 1 BB: 0 P: 4	R: 0 E: 0 K: 0 S: 4	H: 1 LOB: 1 BB: 0 P: 4	R: 3 E: 1 K: 0 S: 5	H: 1 LOB: 1 BB: 1 P: 9	R: 0 E: 0 K: 0 S: 4	H: 1 LOB: 1 BB: 0 P: 4	1B: 6 2B: 0 3B: 0 HR: 1	SF: 0 SAC: 1 DP: 1 HBP: 0	WP: 0 PA: 36 PB: 0 SB: 0 CS: 1
<b>PITCHER</b>	IP WLS BF H R ER SO BB IBB HBP BLK WP HR S P ERA WHIP																				
Bob Purkey, R ERA: 3.61 (1, 1)	8.0 32 6 4 1 1 2 0 0 0 0 1 32 40 1.12 1.000																				
Jim Brosnan, R ERA: 2.95 (9, 1)	1.0 W 4 1 0 0 0 0 0 0 0 0 0 4 4 0.00 1.000																				

AB 33  
R 4  
H 7  
RBI 3  
BB 2  
SO 1  
LOB 16



Batter	1	2	3	4	5	6	7	8	9	AB	R	H	RBI	BB	SO	LOB	BOTTOM				
Elio Chacon, R OBP: 0.438, SLG: 0.375 (1, 4)										5	0	2	0	0	0	4	Pittsburgh Pirates @ Cincinnati Reds Crosley Field, Cincinnati, OH Fri Aug 04 1961, 7:05 PM EDT Att: 27,383 - Unknown				
Leo Cardenas, R OBP: 0.342, SLG: 0.455 (1, 6)										5	0	2	1	0	0	2					
Vada Pinson, L OBP: 0.362, SLG: 0.463 (1, 8)										5	1	2	1	0	1	4					
Frank Robinson, R OBP: 0.423, SLG: 0.686 (1, 9)										5	1	2	1	0	0	4					
Wally Post, R OBP: 0.353, SLG: 0.550 (8, PH)										3	0	1	0	0	2	2					
Gus Bell, L OBP: 0.305, SLG: 0.359 (8, 7)										1	1	1	0	0	0	0					
Gene Freese, R OBP: 0.325, SLG: 0.500 (1, 5)										3	0	1	1	1	0	1					
Gordy Coleman, L OBP: 0.348, SLG: 0.534 (1, 3)										4	0	1	1	0	1	2					
Jerry Zimmerman, R OBP: 0.257, SLG: 0.235 (7, PR)										3	0	2	0	0	0	2					
Pete Whisenant, R OBP: 0.227, SLG: 0.150 (8, 2)										0	1	0	0	0	0	0					
Johnny Edwards, L OBP: 0.308, SLG: 0.313 (8, 2)										1	0	0	0	0	0	1					
Bob Purkey, R OBP: 0.119, SLG: 0.105 (8, PH)										2	1	1	0	0	0	1					
Jerry Lynch, L OBP: 0.413, SLG: 0.670 (8, PH)										0	0	0	0	1	0	0					
Jim Brosnan, R OBP: 0.167, SLG: 0.091 (8, 1)										0	0	0	0	0	0	0					
<b>Inning Stats</b>	R: 0 E: 0 K: 2 S: 9	H: 2 LOB: 2 BB: 0 P: 9	R: 0 E: 1 K: 0 S: 3	H: 0 LOB: 1 BB: 1 P: 7	R: 0 E: 0 K: 0 S: 3	H: 0 LOB: 0 BB: 0 P: 3	R: 0 E: 0 K: 0 S: 4	H: 1 LOB: 1 BB: 0 P: 4	R: 1 E: 0 K: 0 S: 6	H: 4 LOB: 2 BB: 0 P: 6	R: 0 E: 0 K: 2 S: 7	H: 0 LOB: 0 BB: 0 P: 7	R: 1 E: 0 K: 0 S: 5	H: 2 LOB: 2 BB: 0 P: 5	R: 2 E: 0 K: 0 S: 6	H: 4 LOB: 2 BB: 1 P: 10	R: 1 E: 0 K: 0 S: 3	H: 2 LOB: 1 BB: 0 P: 3	1B: 14 2B: 1 3B: 0 HR: 0	SF: 0 SAC: 1 DP: 1 HBP: 0	WP: 0 PA: 40 PB: 0 SB: 0 CS: 0
<b>PITCHER</b>	IP WLS BF H R ER SO BB IBB HBP BLK WP HR S P ERA WHIP																				
Joe Gibbon, L ERA: 3.77 (8, 1)	0.0 2 2 2 2 0 0 0 0 0 0 0 2 2 ∞ ∞																				
Al McBean, R ERA: 2.73 (8, 1)	1.0 5 2 0 0 0 0 1 0 0 0 0 4 8 0.00 2.000																				
Roy Face, R ERA: 3.44 (9, 1)	0.1 L 3 2 1 1 0 0 0 0 0 0 0 3 3 27.00 6.000																				



Batter	1	2	3	4	5	6	7	8	9	AB	R	H	RBI	BB	SO	LOB	TOP				
Bill Virdon, L (1, 8) OBP: 0.342, SLG: 0.431										4	2	1	0	1	0	2	Pittsburgh Pirates @ Cincinnati Reds Crosley Field, Cincinnati, OH Sat Aug 05 1961, 3:33 AM EDT Att: 12,125 - Unknown				
Don Hoak, R (1, 5) OBP: 0.433, SLG: 0.513										3	3	2	0	2	1	2					
Bob Skinner, L (1, 7) OBP: 0.388, SLG: 0.379										5	1	3	3	0	0	3					
Dick Stuart, R (1, 3) OBP: 0.319, SLG: 0.545										4	0	0	2	0	0	5					
Roberto Clemente, R (1, 9) OBP: 0.401, SLG: 0.597										5	2	3	1	0	0	1					
Smoky Burgess, L (1, 2) OBP: 0.354, SLG: 0.483										4	1	1	1	1	0	1					
Dick Groat, R (1, 6) OBP: 0.310, SLG: 0.368										5	0	1	0	0	0	3					
Bill Mazerowski, R (1, 4) OBP: 0.296, SLG: 0.363										4	0	0	1	0	0	1					
Tom Sturdivant, L (1, 1) OBP: 0.172, SLG: 0.111										1	1	1	0	0	0	0					
Walt Moryn, L (4, PH) OBP: 0.203, SLG: 0.316										0	0	0	0	1	0	0					
Al McBean, R (4, 1) OBP: 0.667, SLG: 1.667										2	1	2	2	0	0	0					
<b>Inning Stats</b>	R: 4 E: 1 K: 0 S: 6	H: 3 LOB: 1 BB: 2 P: 14	R: 2 E: 0 K: 1 S: 8	H: 3 LOB: 1 BB: 0 P: 8	R: 0 E: 0 K: 0 S: 3	H: 0 LOB: 0 BB: 2 P: 3	R: 0 E: 0 K: 0 S: 3	H: 0 LOB: 2 BB: 2 P: 11	R: 3 E: 0 K: 0 S: 5	H: 2 LOB: 0 BB: 1 P: 9	R: 1 E: 0 K: 0 S: 5	H: 3 LOB: 1 BB: 0 P: 5	R: 0 E: 0 K: 0 S: 4	H: 2 LOB: 1 BB: 0 P: 4	R: 1 E: 0 K: 0 S: 4	H: 1 LOB: 0 BB: 0 P: 4	R: 0 E: 0 K: 0 S: 3	H: 0 LOB: 0 BB: 0 P: 3	1B: 10 2B: 2 3B: 1 HR: 1	SF: 2 SAC: 0 DP: 1 HBP: 0	WP: 0 PA: 44 PB: 0 SB: 0 CS: 0
<b>PITCHER</b>	IP WLS BF H R ER SO BB IBB HBP BLK WP HR S P ERA WHIP																				
Ken Hunt, R (1, 1) ERA: 3.78	0.1 L 6 3 4 4 0 2 0 0 0 0 0 0 4 12 108.00 15.000																				
Jay Hook, R (1, 1) ERA: 8.0	5.2 27 8 6 6 1 3 0 0 0 0 0 1 26 38 9.53 1.941																				
Sherman Jones, R (7, 1) ERA: 4.08	2.0 8 3 1 1 0 0 0 0 0 0 0 0 8 8 4.50 1.500																				
Bill Henry, L (9, 1) ERA: 2.88	1.0 3 0 0 0 0 0 0 0 0 0 0 0 3 3 0.00 0.000																				

Batter	1	2	3	4	5	6	7	8	9	AB	R	H	RBI	BB	SO	LOB	BOTTOM				
Don Blasingame, L (1, 4) OBP: 0.293, SLG: 0.287										5	0	0	0	0	0	2	Pittsburgh Pirates @ Cincinnati Reds Crosley Field, Cincinnati, OH Sat Aug 05 1961, 3:33 AM EDT Att: 12,125 - Unknown				
Leo Cardenas, R (1, 6) OBP: 0.344, SLG: 0.460										5	1	2	0	0	0	0					
Vada Pinson, L (1, 8) OBP: 0.365, SLG: 0.467										5	2	3	0	0	0	1					
Frank Robinson, R (1, 9) OBP: 0.421, SLG: 0.681										4	1	1	1	0	2	2					
Gordy Coleman, L (1, 3) OBP: 0.351, SLG: 0.543										5	2	3	2	0	0	1					
Gus Bell, L (1, 7) OBP: 0.303, SLG: 0.355										5	0	1	2	0	0	2					
Gene Freese, R (1, 5) OBP: 0.326, SLG: 0.500										4	1	2	0	0	0	2					
Johnny Edwards, L (1, 2) OBP: 0.317, SLG: 0.314										3	0	1	1	1	0	1					
Ken Hunt, R (1, 1) OBP: 0.220, SLG: 0.231										0	0	0	0	0	0	0					
Jay Hook, L (1, 1) OBP: 0.143, SLG: 0.143										2	0	0	0	0	0	1					
Wally Pong, R (5, PH) OBP: 0.335, SLG: 0.547										1	0	0	0	0	0	1					
Sherman Jones, R (7, 1) ERA: 4.08										0	0	0	0	0	0	0					
Jerry Lynch, R (8, PH) OBP: 0.410, SLG: 0.663										1	0	0	0	0	0	1					
Bill Henry, L (9, 1) ERA: 2.88										0	0	0	0	0	0	0					
<b>Inning Stats</b>	R: 0 E: 0 K: 1 S: 6	H: 1 LOB: 1 BB: 0 P: 6	R: 1 E: 0 K: 0 S: 5	H: 2 LOB: 1 BB: 0 P: 5	R: 3 E: 0 K: 0 S: 7	H: 4 LOB: 1 BB: 0 P: 7	R: 0 E: 0 K: 0 S: 3	H: 0 LOB: 0 BB: 0 P: 3	R: 0 E: 0 K: 1 S: 5	H: 0 LOB: 0 BB: 0 P: 5	R: 1 E: 1 K: 0 S: 5	H: 1 LOB: 2 BB: 1 P: 9	R: 0 E: 0 K: 0 S: 4	H: 1 LOB: 1 BB: 0 P: 4	R: 0 E: 0 K: 0 S: 4	H: 1 LOB: 1 BB: 0 P: 4	R: 2 E: 0 K: 0 S: 6	H: 3 LOB: 1 BB: 0 P: 6	1B: 8 2B: 5 3B: 0 HR: 0	SF: 1 SAC: 0 DP: 0 HBP: 0	WP: 0 PA: 42 PB: 0 SB: 0 CS: 0
<b>PITCHER</b>	IP WLS BF H R ER SO BB IBB HBP BLK WP HR S P ERA WHIP																				
Tom Sturdivant, R (1, 1) ERA: 4.88	3.0 16 7 4 4 1 0 0 0 0 0 0 0 18 18 12.00 2.333																				
Al McBean, R (4, 1) ERA: 2.79	6.0 W 26 6 3 2 1 1 0 0 0 0 0 0 27 31 3.00 1.167																				

AB	37
R	11
H	14
RBI	10
BB	5
SO	1
LOB	18



AB	40
R	7
H	13
RBI	6
BB	1
SO	2
LOB	14



Batter	1	2	3	4	5	6	7	8	9	AB	R	H	RBI	BB	SO	LOB	TOP						
Bill Virdon, L OBP: 0.345, SLG: 0.433 (1, 8)										5	1	3	2	0	0	1	<b>Pittsburgh Pirates @ Cincinnati Reds</b> Crosley Field, Cincinnati, OH Sun Aug 06 1961, 3:33 AM EDT Unknown						
Don Hoak, R OBP: 0.432, SLG: 0.521 (1, 5)										5	1	2	2	0	1	2							
Bob Skinner, L OBP: 0.381, SLG: 0.370 (1, 7)										5	0	0	0	0	1	3							
Dick Stuart, R OBP: 0.315, SLG: 0.537 Rocky Nelson, L OBP: 0.341, SLG: 0.435 (1, 3) (9, 3)										5	1	0	0	0	1	3							
Roberto Clemente, R OBP: 0.404, SLG: 0.607 (1, 9)										4	2	2	1	1	0	0							
Smoky Burgess, L OBP: 0.355, SLG: 0.478 (1, 2)										4	1	1	0	1	0	0							
Dick Groat, R OBP: 0.310, SLG: 0.366 (1, 6)										4	0	1	2	0	1	2							
Bill Mazerowski, R OBP: 0.298, SLG: 0.365 (1, 4)										3	2	1	0	1	0	2							
Vinegar Bend Mizell, R OBP: 0.143, SLG: 0.100 Clem Labine, R OBP: 0.125, SLG: 0.125 (1, 1) (6, 1)										2	1	0	0	0	0	3							
										1	0	0	0	0	1	0							
<b>Inning Stats</b>	R: 0 E: 0 K: 1 S: 6	H: 1 LOB: 1 BB: 0 P: 6	R: 4 E: 1 K: 1 S: 9	H: 3 LOB: 2 BB: 2 P: 17	R: 0 E: 0 K: 0 S: 3	H: 0 LOB: 0 BB: 0 P: 3	R: 1 E: 0 K: 1 S: 6	H: 1 LOB: 0 BB: 0 P: 6	R: 1 E: 0 K: 0 S: 4	H: 1 LOB: 0 BB: 0 P: 4	R: 0 E: 0 K: 0 S: 3	H: 0 LOB: 0 BB: 0 P: 3	R: 3 E: 1 K: 0 S: 7	H: 3 LOB: 2 BB: 1 P: 11	R: 0 E: 0 K: 1 S: 6	H: 1 LOB: 1 BB: 0 P: 6	R: 0 E: 0 K: 1 S: 5	H: 0 LOB: 0 BB: 0 P: 5	1B: 6 2B: 2 3B: 0 HR: 2	SF: 0 SAC: 1 DP: 0 HBP: 0	WP: 1 PB: 0 SB: 1 CS: 0	PA: 42	
<b>PITCHER</b>	IP	WLS	BF	H	R	ER	SO	BB	IBB	HBP	BLK	WP	HR	S	P	ERA	WHIP					ERA	WHIP
Joey Jay, R ERA: 3.38 Jim Maloney, R ERA: 4.39	(1, 1) (6, 1)	5.0 L	24	6	6	5	3	1	1	0	0	1	1	28	36	9.00	1.400						

Batter	1	2	3	4	5	6	7	8	9	AB	R	H	RBI	BB	SO	LOB	BOTTOM						
Elio Chacon, R OBP: 0.434, SLG: 0.364 (1, 4)										4	0	1	0	1	0	1	<b>Pittsburgh Pirates @ Cincinnati Reds</b> Crosley Field, Cincinnati, OH Sun Aug 06 1961, 3:33 AM EDT Unknown						
Leo Cardenas, R OBP: 0.342, SLG: 0.451 (1, 6)										3	0	0	0	1	0	2							
Vada Pinson, L OBP: 0.366, SLG: 0.467 (1, 8)										4	1	2	0	0	0	1							
Frank Robinson, R OBP: 0.419, SLG: 0.677 (1, 9)										4	1	1	0	0	0	2							
Gene Freese, R OBP: 0.328, SLG: 0.507 (1, 5)										4	1	2	1	0	0	3							
Wally Post, R OBP: 0.352, SLG: 0.561 Jerry Lynch, L OBP: 0.411, SLG: 0.659 (1, 7) (6, PH) (7, 7)										2	1	1	1	0	0	1							
Gordy Coleman, L OBP: 0.347, SLG: 0.537 (1, 3)										4	0	0	0	0	0	2							
Jerry Zimmerman, R OBP: 0.254, SLG: 0.232 Johnny Edwards, L OBP: 0.321, SLG: 0.310 (1, 2) (7, PH) (8, 2)										2	0	0	0	0	0	1							
Joey Jay, S OBP: 0.125, SLG: 0.159 Eddie Kasko, R OBP: 0.316, SLG: 0.318 Jim Maloney, L OBP: 0.385, SLG: 0.480 Gus Bell, L OBP: 0.301, SLG: 0.353 (1, 1) (5, PH) (6, 1) (9, PH)										1	0	0	0	0	0	0							
										1	0	0	0	0	0	0							
										1	0	0	0	0	0	0							
										1	0	0	0	0	0	1							
<b>Inning Stats</b>	R: 0 E: 0 K: 0 S: 3	H: 0 LOB: 1 BB: 1 P: 7	R: 0 E: 0 K: 0 S: 4	H: 1 LOB: 1 BB: 0 P: 4	R: 0 E: 0 K: 0 S: 2	H: 0 LOB: 0 BB: 1 P: 6	R: 2 E: 0 K: 0 S: 5	H: 2 LOB: 0 BB: 0 P: 5	R: 0 E: 0 K: 0 S: 3	H: 0 LOB: 0 BB: 0 P: 3	R: 2 E: 1 K: 0 S: 6	H: 3 LOB: 1 BB: 0 P: 6	R: 0 E: 0 K: 0 S: 4	H: 1 LOB: 1 BB: 0 P: 4	R: 0 E: 0 K: 0 S: 4	H: 1 LOB: 1 BB: 0 P: 4	R: 0 E: 0 K: 0 S: 3	H: 0 LOB: 1 BB: 1 P: 7	1B: 6 2B: 0 3B: 0 HR: 2	SF: 0 SAC: 0 DP: 1 HBP: 0	WP: 0 PB: 0 SB: 0 CS: 0	PA: 37	
<b>PITCHER</b>	IP	WLS	BF	H	R	ER	SO	BB	IBB	HBP	BLK	WP	HR	S	P	ERA	WHIP					ERA	WHIP
Vinegar Bend Mizell, L ERA: 5.02 Clem Labine, R ERA: 3.71	(1, 1) (6, 1)	5.1 S	22	3	4	3	0	2	0	0	0	0	0	14	18	0.00	1.091						



Batter	1	2	3	4	5	6	7	8	9	10	AB	R	H	RBI	BB	SO	LOB	TOP									
Bill Virdon, L OBP: 0.341, SLG: 0.428 (1, 8)	4-3		K	FC6-4		FC3-6			F2		5	0	0	0	0	1	4	<b>Pittsburgh Pirates @ Cincinnati Reds</b> Crosley Field, Cincinnati, OH Sun Aug 06 1961, 3:38 AM EDT Att: 31,167 - Unknown									
Don Hoak, R OBP: 0.427, SLG: 0.513 (1, 5)	F3		5-3			E3 FC1-4		F7	1-3		5	1	0	0	0	0	0										
Roberto Clemente, R OBP: 0.486, SLG: 0.607 (1, 9)						FC1-4		K		4-3	5	0	3	0	0	1	0										
Dick Stuart, R OBP: 0.313, SLG: 0.530 (1, 3)	1B		K			L8		FC6-4 HBP		K	4	0	0	0	0	3	4										
Bill Mazerolski, R OBP: 0.297, SLG: 0.366 (1, 4)		P4				FC1-4		FC6-4		L9	5	1	1	1	0	0	2										
Dick Groat, R OBP: 0.311, SLG: 0.370 (1, 6)		1B		6-3		CS		5-3			4	0	2	0	0	0	1										
Joe Christopher, R OBP: 0.356, SLG: 0.413 (1, 7)		1B		5-3				F9			4	0	2	0	0	0	1										
Hal Smith, R OBP: 0.264, SLG: 0.311 (1, 2)		F7				F8		P3			4	0	1	1	0	0	3										
Earl Francis, R OBP: 0.308, SLG: 0.182 (1, 1)									P6		2	0	1	0	1	1	2										
Bobby Shantz, R OBP: 0.556, SLG: 0.633 (8, 1)											0	0	0	0	0	0	0										
Smoky Burgess, L OBP: 0.353, SLG: 0.476 (9, PH)											1	0	0	0	0	0	0										
Roy Face, R OBP: 0.286, SLG: 0.286 (9, 1)											0	0	0	0	0	0	0										
<b>Inning Stats</b>	R: 0 E: 0 K: 1 S: 6	H: 1 LOB: 1 BB: 0 P: 6	R: 0 E: 0 K: 1 S: 7	H: 2 LOB: 2 BB: 0 P: 7	R: 0 E: 0 K: 2 S: 8	H: 1 LOB: 1 BB: 0 P: 8	R: 1 E: 0 K: 0 S: 6	H: 3 LOB: 2 BB: 0 P: 6	R: 1 E: 1 K: 0 S: 4	H: 1 LOB: 0 BB: 0 P: 4	R: 0 E: 0 K: 1 S: 5	H: 2 LOB: 2 BB: 1 P: 8	R: 0 E: 0 K: 1 S: 5	H: 0 LOB: 1 BB: 0 P: 6	R: 0 E: 0 K: 0 S: 3	H: 0 LOB: 0 BB: 0 P: 3	R: 0 E: 0 K: 0 S: 3	H: 0 LOB: 0 BB: 0 P: 5	R: 0 E: 0 K: 1 S: 5	H: 0 LOB: 0 BB: 0 P: 5	1B: 7 2B: 3 3B: 0 HR: 0	SF: 0 SAC: 0 DP: 0 HBP: 1	WP: 0 PB: 0 SB: 0 CS: 1	PA: 42			
<b>PITCHER</b>	IP 7.0	WLS 32	BF 10	H 2	R 1	ER 5	SO 1	BB 1	IBB 0	HBP 0	BLK 0	WP 0	HR 0	S 40	P 45	ERA 1.29	WHIP 1.571										
Jim O'Toole, L ERA: 3.48 (1, 1)																											
Jim Brosnan, R ERA: 2.79 (8, 1)	IP 3.0	WLS 9	BF 9	H 0	R 0	ER 0	SO 1	BB 0	IBB 0	HBP 0	BLK 0	WP 0	HR 0	S 11	P 11	ERA 0.00	WHIP 0.000										

Batter	1	2	3	4	5	6	7	8	9	10	AB	R	H	RBI	BB	SO	LOB	BOTTOM									
Elio Chacon, R OBP: 0.429, SLG: 0.362 (1, 4)	F7		F7			2B E 1B		F2		4-3	3	1	1	0	0	0	0	<b>Pittsburgh Pirates @ Cincinnati Reds</b> Crosley Field, Cincinnati, OH Sun Aug 06 1961, 3:38 AM EDT Att: 31,167 - Unknown									
Wally Post, R OBP: 0.351, SLG: 0.558 (7, PH)											1	0	0	0	0	0	2										
Jim Brosnan, R OBP: 0.167, SLG: 0.091 (8, 1)											0	0	0	0	0	0	0										
Leo Cardenas, R OBP: 0.340, SLG: 0.448 (10, PH)											1	0	0	0	0	0	0										
Eddie Kasko, R OBP: 0.315, SLG: 0.319 (1, 6)	5-3					F7		L7		6-3	5	0	1	0	0	0	0										
Vada Pinson, L OBP: 0.366, SLG: 0.473 (1, 8)	K					L9		E6			5	2	2	2	0	1	1										
Frank Robinson, R OBP: 0.418, SLG: 0.673 (1, 9)		K				F9		F8			4	0	1	0	0	1	3										
Gordy Coleman, L OBP: 0.349, SLG: 0.537 (1, 3)						F7		1-3			4	0	2	1	0	0	3										
Gus Bell, L OBP: 0.300, SLG: 0.351 (1, 7)								1-3		1B	4	0	1	0	0	1	2										
Gene Freese, R OBP: 0.326, SLG: 0.504 (1, 5)						4-3		SH1-4 1B		K	3	0	0	0	0	0	1										
Johnny Edwards, L OBP: 0.318, SLG: 0.307 (1, 2)						P6		SH1-4		L7	3	0	0	0	0	0	1										
Jim O'Toole, S OBP: 0.197, SLG: 0.188 (1, 1)						1-3		L6		K	4	0	1	0	0	1	1										
Jerry Lynch, L OBP: 0.417, SLG: 0.659 (7, PH)						G5-4-3 1B		L6		K	2	0	0	0	1	0	0										
Don Blasingame, L OBP: 0.292, SLG: 0.286 (8, 4)						G5-4-3		L6		K	1	0	0	0	1	0	0										
<b>Inning Stats</b>	R: 0 E: 0 K: 1 S: 5	H: 0 LOB: 0 BB: 0 P: 5	R: 0 E: 0 K: 1 S: 6	H: 1 LOB: 1 BB: 0 P: 6	R: 0 E: 0 K: 0 S: 3	H: 1 LOB: 0 BB: 0 P: 3	R: 0 E: 0 K: 0 S: 4	H: 1 LOB: 1 BB: 0 P: 4	R: 0 E: 0 K: 0 S: 3	H: 0 LOB: 0 BB: 0 P: 3	R: 1 E: 1 K: 0 S: 6	H: 2 LOB: 2 BB: 0 P: 6	R: 0 E: 0 K: 2 S: 4	H: 1 LOB: 2 BB: 1 P: 8	R: 1 E: 0 K: 1 S: 7	H: 2 LOB: 1 BB: 0 P: 7	R: 0 E: 0 K: 2 S: 7	H: 0 LOB: 0 BB: 0 P: 7	R: 1 E: 0 K: 0 S: 3	H: 1 LOB: 0 BB: 0 P: 3	1B: 7 2B: 1 3B: 0 HR: 1	SF: 0 SAC: 1 DP: 1 HBP: 0	WP: 0 PB: 0 SB: 1 CS: 0	PA: 39			
<b>PITCHER</b>	IP 7.2	WLS 31	BF 7	H 2	R 2	ER 2	SO 2	BB 1	IBB 0	HBP 0	BLK 0	WP 0	HR 0	S 34	P 38	ERA 2.35	WHIP 0.913										
Earl Francis, R ERA: 3.64 (8, 1)																											
Bobby Shantz, L ERA: 3.66 (8, 1)	IP 0.1	WLS 2	BF 1	H 0	R 0	ER 1	SO 0	BB 0	IBB 0	HBP 0	BLK 0	WP 0	HR 0	S 4	P 4	ERA 0.00	WHIP 3.000										
Roy Face, R ERA: 3.49 (9, 1)	IP 1.2	WLS L	BF 6	H 1	R 1	ER 1	SO 2	BB 0	IBB 0	HBP 0	BLK 0	WP 0	HR 1	S 10	P 10	ERA 5.40	WHIP 0.600										



Batter	1	2	3	4	5	6	7	8	9	AB	R	H	RBI	BB	SO	LOB	TOP			
Don Blasingame, L (1,4) OBP: 0.295, SLG: 0.289										3	0	2	0	0	0	0	<b>Cincinnati Reds @ St. Louis Cardinals</b> Sportsman's Park, St. Louis, MO Mon Aug 07 1961, 8:05 PM EDT Att: 15,811 - Unknown			
Leo Cardenas, R (1,6) OBP: 0.338, SLG: 0.442										4	0	1	1	0	0	1				
Vada Pinson, L (1,8) OBP: 0.363, SLG: 0.469										4	0	0	0	0	1	3				
Frank Robinson, R (1,7) OBP: 0.414, SLG: 0.666										4	0	0	0	0	0	2				
Gordy Coleman, L (1,3) OBP: 0.346, SLG: 0.532										4	0	0	0	0	2	0				
Gus Bell, L (1,9) OBP: 0.304, SLG: 0.359										4	0	2	0	0	1	0				
Gene Freese, R (1,5) OBP: 0.326, SLG: 0.502										3	0	1	0	0	0	2				
Johnny Edwards, L (1,2) OBP: 0.308, SLG: 0.295										3	0	0	0	0	1	2				
Ken Johnson, R (1,1) OBP: 0.222, SLG: 0.222										2	0	0	0	0	2	0	<b>REDS</b>			
Jerry Lynch, L (8, PH) OBP: 0.422, SLG: 0.663										1	1	1	0	0	0	0				
Sherman Jones, L (8, 1) OBP: 0.300, SLG: 0.222										0	0	0	0	0	0	0				
<b>Inning Stats</b>	R: 0 E: 0 K: 0 S: 3	H: 1 LOB: 0 BB: 0 P: 3	R: 0 E: 0 K: 1 S: 6	H: 1 LOB: 1 BB: 0 P: 6	R: 0 E: 0 K: 2 S: 7	H: 0 LOB: 0 BB: 0 P: 7	R: 0 E: 0 K: 0 S: 3	H: 0 LOB: 0 BB: 0 P: 3	R: 0 E: 0 K: 2 S: 9	H: 2 LOB: 2 BB: 0 P: 9	R: 0 E: 0 K: 0 S: 4	H: 1 LOB: 1 BB: 0 P: 4	R: 1 E: 1 K: 0 S: 4	H: 1 LOB: 0 BB: 0 P: 4	R: 0 E: 0 K: 2 S: 7	H: 0 LOB: 0 BB: 0 P: 7	1B: 6 2B: 1 3B: 0 HR: 0	SF: 0 SAC: 1 DP: 1 HBP: 0	WP: 0 PB: 0 SB: 0 CS: 0	PA: 33
<b>PITCHER</b> Larry Jackson, R (1,1) ERA: 4.32	IP: 9.0 WLS: W BF: 33 H: 7 R: 1 ER: 0 SO: 7 BB: 0 IBB: 0 HBP: 0 BLK: 0 WP: 0 HR: 0 S: 47 P: 47 ERA: 0.00 WHIP: 0.778															<b>PITCHER</b>				


Batter	1	2	3	4	5	6	7	8	9	AB	R	H	RBI	BB	SO	LOB	BOTTOM			
Julian Javier, R (1,4) OBP: 0.342, SLG: 0.364										4	0	0	0	0	1	3	<b>Cincinnati Reds @ St. Louis Cardinals</b> Sportsman's Park, St. Louis, MO Mon Aug 07 1961, 8:05 PM EDT Att: 15,811 - Unknown			
Joe Cunningham, L (1,9) OBP: 0.422, SLG: 0.438										3	2	1	0	0	0	1				
Bill White, L (1,3) OBP: 0.372, SLG: 0.490										4	1	1	0	0	0	1				
Ken Boyer, R (1,5) OBP: 0.377, SLG: 0.504										4	0	1	1	0	1	2				
Stan Musial, L (1,7) OBP: 0.385, SLG: 0.498										4	1	1	3	0	1	2				
Don Taussig, R (9,7) OBP: 0.338, SLG: 0.469										0	0	0	0	0	0	0				
Carl Sawetski, L (1,2) OBP: 0.414, SLG: 0.577										2	1	1	1	2	0	0				
Curt Flood, R (1,8) OBP: 0.387, SLG: 0.376										4	0	1	0	0	0	3				
Bob Lillis, R (1,6) OBP: 0.258, SLG: 0.244										3	0	1	0	0	0	1				
Larry Jackson, R (1,1) OBP: 0.170, SLG: 0.261										3	0	0	0	0	1	3				
<b>Inning Stats</b>	R: 0 E: 0 K: 0 S: 3	H: 0 LOB: 0 BB: 0 P: 3	R: 1 E: 0 K: 0 S: 4	H: 1 LOB: 0 BB: 0 P: 4	R: 0 E: 0 K: 1 S: 6	H: 1 LOB: 1 BB: 0 P: 6	R: 0 E: 0 K: 1 S: 5	H: 0 LOB: 0 BB: 0 P: 5	R: 0 E: 0 K: 1 S: 7	H: 1 LOB: 2 BB: 0 P: 7	R: 3 E: 0 K: 0 S: 4	H: 2 LOB: 0 BB: 1 P: 9	R: 0 E: 0 K: 0 S: 3	H: 0 LOB: 0 BB: 0 P: 3	R: 1 E: 1 K: 1 S: 7	H: 2 LOB: 2 BB: 1 P: 11	1B: 5 2B: 1 3B: 0 HR: 2	SF: 0 SAC: 0 DP: 2 HBP: 1	WP: 1 PB: 0 SB: 0 CS: 2	PA: 34
<b>PITCHER</b> Ken Johnson, R (1,1) ERA: 4.93	IP: 7.0 WLS: L BF: 28 H: 5 R: 4 ER: 4 SO: 3 BB: 1 IBB: 0 HBP: 1 BLK: 0 WP: 1 HR: 2 S: 32 P: 37 ERA: 5.14 WHIP: 0.857															<b>PITCHER</b>				
Sherman Jones, R (8, 1) ERA: 3.99	IP: 1.0 WLS: L BF: 6 H: 2 R: 1 ER: 0 SO: 1 BB: 0 IBB: 1 HBP: 0 BLK: 0 WP: 0 HR: 0 S: 7 P: 11 ERA: 0.00 WHIP: 2.000															<b>PITCHER</b>				


Batter	1	2	3	4	5	6	7	8	9	AB	R	H	RBI	BB	SO	LOB	TOP		
<b>Eddie Kasko, R</b> (1, 6) OBP: 0.316, SLG: 0.323	0-0 4-3 2B		0-0 6-3		0-0 L4		0-0 4-3 1B		0-0 F9	5	1	2	0	0	0	0	<b>Cincinnati Reds @ St. Louis Cardinals</b> Sportsman's Park, St. Louis, MO Tue Aug 08 1961, 8:05 PM EDT Att: 17,660 - Unknown <a href="http://livebaseballscorecards.com">livebaseballscorecards.com</a>		
<b>Don Blasingame, L</b> (1, 4) OBP: 0.294, SLG: 0.288	0-0 4-3		0-0 1B		0-3 K		0-0 4-3		0-0 F9	5	0	1	0	0	1	2			
<b>Vada Pinson, L</b> (1, 8) OBP: 0.364, SLG: 0.478	0-0 2B		0-0 G3		0-0 HR		0-3 K			4	1	2	2	0	1	2			
<b>Frank Robinson, R</b> (1, 7) OBP: 0.413, SLG: 0.662	0-0 F3			0-0 2B 1B	0-0 5-3		0-0 5-3			4	0	1	0	0	0	2			
<b>Gordy Coleman, L</b> (1, 3) OBP: 0.342, SLG: 0.526	0-0 F9			0-0 P3 1B		0-0 4-3		0-0 4-3		4	0	0	0	0	0	2			
<b>Gus Bell, L</b> (1, 9) OBP: 0.308, SLG: 0.367		0-0 F9		0-0 2B		0-0 1B		0-0 6-3		4	1	2	0	0	0	0			
<b>Gene Freese, R</b> (1, 5) OBP: 0.325, SLG: 0.500		0-0 L4		0-0 P3 1B		0-0 G3 1B		0-0 F8		4	0	1	1	0	0	2			
<b>Johnny Edwards, L</b> (1, 2) OBP: 0.298, SLG: 0.284																			
<b>Jerry Lynch, L</b> (9, PH) OBP: 0.427, SLG: 0.699																			
<b>Jerry Zimmerman, R</b> (9, 2) OBP: 0.254, SLG: 0.232																			
<b>Bob Purkey, R</b> (1, 1) OBP: 0.127, SLG: 0.164			0-0 4-3		0-0 HR		0-0 L1		0-0 2-3	4	1	1	1	0	0	1			
<b>Inning Stats</b>	R: 1 E: 0 K: 0 S: 5	H: 2 LOB: 1 BB: 0 P: 5	R: 0 E: 0 K: 0 S: 3	H: 0 LOB: 0 BB: 0 P: 3	R: 0 E: 0 K: 0 S: 4	H: 1 LOB: 1 BB: 0 P: 4	R: 0 E: 0 K: 0 S: 5	H: 2 LOB: 2 BB: 0 P: 5	R: 2 E: 0 K: 1 S: 7	H: 2 LOB: 0 BB: 0 P: 7	R: 0 E: 0 K: 0 S: 6	H: 1 LOB: 1 BB: 0 P: 6	R: 0 E: 0 K: 0 S: 3	H: 0 LOB: 0 BB: 0 P: 3	R: 1 E: 0 K: 0 S: 4	H: 1 LOB: 0 BB: 0 P: 4	1B: 5 2B: 3 3B: 0 HR: 3	SF: 0 SAC: 0 DP: 0 HBP: 0	WP: 0 PA: 38 PB: 0 SB: 1 CS: 0
<b>PITCHER</b>	IP WLS BF H R ER SO BB IBB HBP BLK WP HR S P ERA WHIP																		
<b>Ernie Broglio, R</b> (1, 1) ERA: 4.24	5.1		25	9	4	4	1	0	0	0	0	0	0	0	2	27	27	6.75	1.688
<b>Lindy McDaniel, R</b> (6, 1) ERA: 5.43	3.2	W	13	2	1	1	1	0	0	0	0	0	0	1	15	15	2.46	0.545	

Batter	1	2	3	4	5	6	7	8	9	AB	R	H	RBI	BB	SO	LOB	BOTTOM		
<b>Julian Javier, R</b> (1, 4) OBP: 0.339, SLG: 0.361	0-0 1B 1B		0-0 5-3		0-0 L8		0-0 F9		0-0 F8	5	1	1	0	0	0	3	<b>Cincinnati Reds @ St. Louis Cardinals</b> Sportsman's Park, St. Louis, MO Tue Aug 08 1961, 8:05 PM EDT Att: 17,660 - Unknown <a href="http://livebaseballscorecards.com">livebaseballscorecards.com</a>		
<b>Bob Lillis, R</b> (1, 6) OBP: 0.261, SLG: 0.248	0-0 1B 1-2		0-0 5-3		0-0 L6		0-0 FC4-6 1B		0-0 6-3	5	1	2	0	0	0	2			
<b>Bill White, L</b> (1, 3) OBP: 0.372, SLG: 0.496	0-0 WP 1-2 2-H		0-0 HR		0-0 4-3		0-0 FC4-6 FC5-4 1-2		0-3 K	5	1	2	2	0	1	1			
<b>Ken Boyer, R</b> (1, 5) OBP: 0.382, SLG: 0.522	0-0 FC5 WP 1-2 2-H		0-0 HR		0-0 PB 1B		0-0 FC5-4 1-2 1B		0-0 HR	5	3	4	3	0	0	1			
<b>Stan Musial, L</b> (1, 7) OBP: 0.380, SLG: 0.490	0-0 P4		0-0 4-3		0-0 F8		0-0 E4 1B			4	0	0	0	0	0	4			
<b>Charlie James, R</b> (1, 9) OBP: 0.317, SLG: 0.382	0-3 K		0-0 L8		0-0 P4		0-0 1-2 1B			4	0	1	1	0	1	3			
<b>Carl Sawatski, L</b> (1, 2) OBP: 0.417, SLG: 0.566	4-0 1-2 2-3 IBB		0-3 K		4-0 BB		0-0 P4			2	0	0	0	2	1	2			
<b>Curt Flood, R</b> (1, 8) OBP: 0.389, SLG: 0.379	0-0 FC5 2-3			0-0 1B		0-0 L8		0-0 SH1-4 1B		4	0	2	0	0	0	4			
<b>Ernie Broglio, R</b> (1, 1) OBP: 0.189, SLG: 0.163			0-0 F3		0-0 B3		0-3 K		0-0 SH1-4	2	0	0	0	0	0	1			
<b>Lindy McDaniel, R</b> (6, 1) OBP: 0.143, SLG: 0.143										1	0	0	0	0	1	1			
<b>Inning Stats</b>	R: 2 E: 0 K: 1 S: 9	H: 4 LOB: 3 BB: 1 P: 13	R: 0 E: 0 K: 0 S: 3	H: 0 LOB: 0 BB: 0 P: 3	R: 2 E: 0 K: 1 S: 7	H: 2 LOB: 0 BB: 0 P: 7	R: 0 E: 0 K: 0 S: 4	H: 1 LOB: 1 BB: 0 P: 4	R: 0 E: 0 K: 1 S: 5	H: 0 LOB: 1 BB: 1 P: 9	R: 1 E: 1 K: 0 S: 6	H: 2 LOB: 2 BB: 0 P: 6	R: 0 E: 0 K: 0 S: 4	H: 1 LOB: 1 BB: 0 P: 4	R: 1 E: 0 K: 1 S: 4	H: 1 LOB: 0 BB: 0 P: 4	1B: 9 2B: 0 3B: 0 HR: 3	SF: 0 SAC: 1 DP: 0 HBP: 0	WP: 1 PA: 40 PB: 1 SB: 0 CS: 0
<b>PITCHER</b>	IP WLS BF H R ER SO BB IBB HBP BLK WP HR S P ERA WHIP																		
<b>Bob Purkey, R</b> (1, 1) ERA: 3.69	8.1	L	40	12	6	5	4	1	1	0	0	1	3	46	54	5.40	1.560		





Batter	1	2	3	4	5	6	7	8	9	AB	R	H	RBI	BB	SO	LOB	TOP					
Eddie Kasko, R (1, 6) OBP: 0.316, SLG: 0.327	0-0 6-3			0-0 CS 1B	0-0 4-3			0-0 6-3		4	0	1	0	0	0	2	<p>Cincinnati Reds @ San Francisco Giants</p> <p>Candlestick Park, San Francisco, CA</p> <p>Fri Aug 11 1961, 10:05 PM EDT</p> <p>Att: 22,932 - Unknown</p> <p>livebaseballscorecards.com</p> <p>AB 32 R 2 H 7 RBI 2 BB 0 SO 8 LOB 10</p> 					
Don Blasingame, L (1, 4) OBP: 0.291, SLG: 0.285	0-0 F9		0-3 K	0-3 K	0-0 F5			0-0 F9		4	0	0	0	0	1	1						
Vada Pinson, L (1, 8) OBP: 0.364, SLG: 0.474	0-0 G1		0-0 F5	0-0 F5	0-0 L8			0-3 K		4	0	0	0	0	1	0						
Frank Robinson, R (1, 9) OBP: 0.409, SLG: 0.651		0-0 FC4-6 1B		0-0 F9	0-0 6-3			0-3 K		4	0	1	0	0	1	0						
Gus Bell, L (1, 7) OBP: 0.307, SLG: 0.365		0-0 FC4-6 CS		0-0 1B 1B	0-0 1B 1B		0-0 B3	0-0 P6		4	1	1	0	0	0	1						
Gordy Coleman, L (1, 3) OBP: 0.344, SLG: 0.525		0-3 K		0-0 1B 1B	0-0 1B 1B		0-0 1B			3	1	2	0	0	1	1						
Gene Freese, R (1, 5) OBP: 0.326, SLG: 0.496			0-3 K		0-0 E 1B 1B		0-0 F8			3	0	1	0	0	1	1						
Jerry Zimmerman, R (1, 2) OBP: 0.256, SLG: 0.231			0-0 1-3		0-3 K		0-0 F9			2	0	0	0	0	1	3						
Jerry Lynch, L (7, PH) OBP: 0.416, SLG: 0.677										1	0	0	0	0	0	1						
Johnny Edwards, L (7, 2) OBP: 0.298, SLG: 0.284										0	0	0	0	0	0	0						
Jim O'Toole, S (1, 1) OBP: 0.206, SLG: 0.197			0-3 K		0-0 E8			0-3 K		2	0	1	2	0	1	0						
Leo Cardenas, R (8, PH) OBP: 0.335, SLG: 0.439					1-3 2-H 3-H 1B					1	0	0	0	0	1	0						
Sherman Jones, L (8, 1) OBP: 0.300, SLG: 0.222										0	0	0	0	0	0	0						
<b>Inning Stats</b>	R: 0 E: 0 K: 0 S: 3	H: 0 LOB: 0 BB: 0 P: 3	R: 0 E: 0 K: 1 S: 5	H: 1 LOB: 0 BB: 0 P: 5	R: 0 E: 0 K: 2 S: 7	H: 0 LOB: 0 BB: 0 P: 7	R: 0 E: 0 K: 1 S: 5	H: 1 LOB: 0 BB: 0 P: 5	R: 2 E: 1 K: 1 S: 9	H: 4 LOB: 2 BB: 0 P: 9	R: 0 E: 0 K: 0 S: 3	H: 0 LOB: 0 BB: 0 P: 3	R: 0 E: 0 K: 0 S: 4	H: 1 LOB: 1 BB: 0 P: 4	R: 0 E: 0 K: 1 S: 5	H: 0 LOB: 0 BB: 0 P: 5	R: 0 E: 0 K: 2 S: 7	H: 0 LOB: 0 BB: 0 P: 7	1B: 7 2B: 1 3B: 0 HR: 0	SF: 0 SAC: 0 DP: 1 HBP: 0	WP: 0 PB: 0 SB: 0 CS: 2	PA: 32
<b>PITCHER</b>	IP WLS BF H R ER SO BB IBB HBP BLK WP HR S P ERA WHIP	9.0 W 32 7 2 2 8 0 0 0 0 0 0 48 48 2.00 0.778															IP WLS BF H R ER SO BB IBB HBP BLK WP HR S P ERA WHIP					

Batter	1	2	3	4	5	6	7	8	9	AB	R	H	RBI	BB	SO	LOB	BOTTOM			
Joey Amalfitano, R (1, 4) OBP: 0.361, SLG: 0.336	0-0 F3		0-0 F2		0-3 K		0-0 1B 1B			4	0	1	0	0	1	1	<p>Cincinnati Reds @ San Francisco Giants</p> <p>Candlestick Park, San Francisco, CA</p> <p>Fri Aug 11 1961, 10:05 PM EDT</p> <p>Att: 22,932 - Unknown</p> <p>livebaseballscorecards.com</p> <p>AB 31 R 4 H 8 RBI 3 BB 4 SO 9 LOB 15</p> 			
Harvey Kuenn, R (1, 7) OBP: 0.327, SLG: 0.368	0-3 K		0-0 F9		0-0 2B 1B	0-0 F5				4	1	1	0	0	1	1				
Matty Alou, L (1, 9) OBP: 0.361, SLG: 0.500	0-0 4-3		0-0 1-3		0-0 1B 2B	0-0 1B				4	1	2	0	0	0	0				
Willie Mays, R (1, 8) OBP: 0.598, SLG: 0.601		0-0 E 2B		4-0 WP BB	4-0 SH1-4 1B	4-0 SH1-4 1B	0-0 P6			2	1	1	0	2	0	2				
Orlando Cepeda, R (1, 3) OBP: 0.356, SLG: 0.590		0-0 F7		0-3 K	0-0 SH1-4 1B	0-3 K				4	0	1	2	0	2	4				
Jim Davenport, R (1, 5) OBP: 0.340, SLG: 0.437		0-3 K		0-0 F8	0-0 SH1-4		0-3 K			3	0	0	0	0	2	0				
John Orsino, R (1, 2) OBP: 0.310, SLG: 0.450		0-3 K		0-0 F7	0-3 K		0-0 3B			4	0	1	0	0	2	2				
Jose Pagan, R (1, 6) OBP: 0.322, SLG: 0.349			0-0 4-3		4-0 1B 1B	4-0 1B	0-0 6-3			2	1	0	0	2	0	1				
Juan Marichal, R (1, 1) OBP: 0.143, SLG: 0.089			0-0 4-3		0-0 1B	0-0 6-3	0-3 K			4	0	1	1	0	1	4				
<b>Inning Stats</b>	R: 0 E: 0 K: 1 S: 5	H: 0 LOB: 0 BB: 0 P: 5	R: 1 E: 1 K: 2 S: 8	H: 1 LOB: 0 BB: 0 P: 8	R: 0 E: 0 K: 0 S: 3	H: 0 LOB: 0 BB: 0 P: 3	R: 0 E: 0 K: 1 S: 5	H: 0 LOB: 1 BB: 1 P: 9	R: 1 E: 0 K: 1 S: 6	H: 1 LOB: 1 BB: 1 P: 10	R: 2 E: 0 K: 1 S: 8	H: 3 LOB: 2 BB: 2 P: 16	R: 0 E: 0 K: 1 S: 7	H: 2 LOB: 0 BB: 0 P: 7	R: 0 E: 0 K: 2 S: 8	H: 1 LOB: 1 BB: 0 P: 8		1B: 5 2B: 2 3B: 1 HR: 0	SF: 0 SAC: 1 DP: 0 HBP: 0	WP: 1 PB: 0 SB: 0 CS: 0
<b>PITCHER</b>	IP WLS BF H R ER SO BB IBB HBP BLK WP HR S P ERA WHIP	7.0 L 32 4 3 3 7 2 0 0 0 0 0 42 58 3.86 1.286															IP WLS BF H R ER SO BB IBB HBP BLK WP HR S P ERA WHIP			



Batter	1	2	3	4	5	6	7	8	9	AB	R	H	RBI	BB	SO	LOB	TOP					
Elio Chacon, R (1,4) OBP: 0.426, SLG: 0.411 Jerry Lynch, L (7,PH) OBP: 0.421, SLG: 0.680 Johnny Edwards, L (7,2) OBP: 0.293, SLG: 0.279	F3		F8		2B		1B		4-3	3	0	1	0	0	0	0	<b>Cincinnati Reds @ San Francisco Giants</b> Candlestick Park, San Francisco, CA Sun Aug 13 1961, 6:33 AM EDT Att: 29,559 - Unknown					
Eddie Kasko, R (1,6) OBP: 0.319, SLG: 0.330	F7		2B			K	K		1B	5	1	2	0	0	2							
Vada Pinson, L (1,8) OBP: 0.369, SLG: 0.493	HR		K			F5	1B		G3	5	1	2	2	0	1							
Frank Robinson, R (1,9) OBP: 0.408, SLG: 0.643	P5			6-3		P3	IBB		1B	3	1	0	0	2	0							
Gene Freese, R (1,5) OBP: 0.324, SLG: 0.491		K		F9			1B		1B	5	2	2	1	0	1							
Wally Post, R (1,7) OBP: 0.353, SLG: 0.573	6-3			P4			HR		2B	5	1	2	4	0	0							
Gordy Coleman, L (1,3) OBP: 0.339, SLG: 0.516					F5		F8		5-3	5	0	1	0	0	0							
Jerry Zimmerman, R (1,2) OBP: 0.257, SLG: 0.233 Don Blasingame, L (7,PR) OBP: 0.294, SLG: 0.289	1-3				F8		1B		1B	3	0	1	0	0	0	1						
Ken Johnson, R (1,1) OBP: 0.333, SLG: 0.333 Bill Henry, L (7,1)			K				E6		1-3	3	1	2	0	0	1	0						
					2B		1B			1	0	0	0	0	0	1						
<b>Inning Stats</b>	R: 1 E: 0 K: 0 S: 4	H: 1 LOB: 0 BB: 0 P: 4	R: 0 E: 0 K: 1 S: 6	H: 1 LOB: 1 BB: 0 P: 6	R: 0 E: 0 K: 2 S: 8	H: 1 LOB: 1 BB: 0 P: 8	R: 0 E: 0 K: 0 S: 3	H: 0 LOB: 0 BB: 0 P: 3	R: 0 E: 0 K: 0 S: 4	H: 2 LOB: 2 BB: 0 P: 4	R: 0 E: 0 K: 1 S: 5	H: 0 LOB: 0 BB: 0 P: 5	R: 4 E: 1 K: 1 S: 11	H: 6 LOB: 3 BB: 1 P: 15	R: 0 E: 0 K: 0 S: 4	H: 1 LOB: 1 BB: 0 P: 4	R: 3 E: 0 K: 0 S: 6	H: 3 LOB: 1 BB: 1 P: 10	1B: 10 2B: 3 3B: 0 HR: 2	SF: 0 SAC: 0 DP: 0 HBP: 0	WP: 0 PB: 0 SB: 0 CS: 0	PA: 43
<b>PITCHER</b>	IP WLS BF H R ER SO BB IBB HBP BLK WP HR S P ERA WHIP																					
Mike McCormick, L (1,1) ERA: 3.2	6.1 L 27 9 5 5 4 0 0 0 0 0 2 35 35 7.11 1.421																					
Sam Jones, R (7,1) ERA: 4.73	0.2 5 2 0 0 1 0 1 0 0 0 0 6 10 0.00 3.000																					
Stu Miller, R (8,1) ERA: 2.93	2.0 11 4 3 3 0 0 1 0 0 0 0 10 14 13.50 2.000																					

Batter	1	2	3	4	5	6	7	8	9	AB	R	H	RBI	BB	SO	LOB	BOTTOM					
Joey Amalfitano, R (1,4) OBP: 0.354, SLG: 0.333	F8		F9		F8				5-3	4	0	0	0	0	0	2	<b>Cincinnati Reds @ San Francisco Giants</b> Candlestick Park, San Francisco, CA Sun Aug 13 1961, 6:33 AM EDT Att: 29,559 - Unknown					
Harvey Kuenn, R (1,7) OBP: 0.326, SLG: 0.365	6-3		1B			6-3			1-3	4	0	1	1	0	0							
Matty Alou, L (1,9) OBP: 0.356, SLG: 0.493	2B		1-3			6-3			K	4	0	1	0	0	1							
Willie Mays, R (1,8) OBP: 0.400, SLG: 0.605	6-3				5-3				K	4	0	1	0	0	1							
Orlando Cepeda, R (1,3) OBP: 0.352, SLG: 0.588		6-3			5-3				K	4	0	0	0	0	1							
Ed Bailey, L (1,2) OBP: 0.352, SLG: 0.443		P3			F7				F2	4	0	1	0	0	0							
Jim Davenport, R (1,5) OBP: 0.336, SLG: 0.437		F3							2B	3	0	1	0	0	0							
Ernie Bowman, R (1,6) OBP: 0.267, SLG: 0.214 Willie McCovey, L (7,PH) OBP: 0.320, SLG: 0.423 Eddie Bressoud, R (8,6) OBP: 0.317, SLG: 0.422			SH3-4						1B	2	1	1	0	0	1	0						
Mike McCormick, L (1,1) OBP: 0.222, SLG: 0.196 Sam Jones, R (7,1) OBP: 0.176, SLG: 0.212 Jim Marshall, L (7,PH) OBP: 0.278, SLG: 0.333 Felipe Alou, R (7,PH) OBP: 0.322, SLG: 0.437 Stu Miller, R (8,1) OBP: 0.313, SLG: 0.154			SH3-4						1B	1	0	1	0	0	0	0						
										1	0	0	0	0	0	0						
<b>Inning Stats</b>	R: 0 E: 0 K: 0 S: 4	H: 1 LOB: 0 BB: 0 P: 4	R: 0 E: 0 K: 0 S: 3	H: 0 LOB: 0 BB: 0 P: 3	R: 1 E: 0 K: 0 S: 5	H: 2 LOB: 1 BB: 0 P: 5	R: 0 E: 0 K: 0 S: 3	H: 0 LOB: 0 BB: 0 P: 3	R: 0 E: 0 K: 1 S: 6	H: 1 LOB: 1 BB: 0 P: 6	R: 0 E: 0 K: 1 S: 5	H: 0 LOB: 0 BB: 0 P: 5	R: 0 E: 0 K: 2 S: 8	H: 2 LOB: 2 BB: 1 P: 12	R: 0 E: 0 K: 1 S: 5	H: 0 LOB: 0 BB: 0 P: 5	R: 0 E: 0 K: 0 S: 3	H: 1 LOB: 0 BB: 0 P: 3	1B: 5 2B: 2 3B: 0 HR: 0	SF: 0 SAC: 1 DP: 1 HBP: 0	WP: 0 PB: 0 SB: 0 CS: 0	PA: 33
<b>PITCHER</b>	IP WLS BF H R ER SO BB IBB HBP BLK WP HR S P ERA WHIP																					
Ken Johnson, R (1,1) ERA: 4.4	6.2 W 26 6 1 1 3 1 0 0 0 0 0 31 35 1.35 1.050																					
Bill Henry, L (7,1) ERA: 2.66	2.1 S 7 1 0 0 2 0 0 0 0 0 0 11 11 0.00 0.429																					



Batter	1	2	3	4	5	6	7	8	9	AB	R	H	RBI	BB	SO	LOB	TOP									
<b>Elio Chacon, R</b> OBP: 0.417, SLG: 0.390 <b>Don Blasingame, L</b> OBP: 0.294, SLG: 0.288	4-2 1B BB		0-3 K		3-2 F8	2-0 L5		2-1 4-3		3	0	0	0	1	1	2										
<b>Eddie Kasko, R</b> OBP: 0.326, SLG: 0.337	1-2 WP 1B		3-2 1B		1-1 1B 2B	1-2 1B 1-2 2H		1-0 F4		5	1	4	1	0	0	0										
<b>Vada Pinson, L</b> OBP: 0.368, SLG: 0.489	3-3 K		1-3 K		1-1 1B 2B	0-0 P5		0-3 K		5	1	1	0	0	3	5										
<b>Frank Robinson, R</b> OBP: 0.410, SLG: 0.644	1-2 FC5-2-5 WP			2-1 1B	3-2 WP 1H 3H		4-2 2B HBP		2-2 F8	4	1	2	2	0	0	2										
<b>Gene Freese, R</b> OBP: 0.320, SLG: 0.485	1-2 P6			1-2 6-3	1-1 F3		2-0 F8		1-2 F4	5	0	0	0	0	0	5										
<b>Wally Post, R</b> OBP: 0.353, SLG: 0.583 <b>Jerry Lynch, L</b> OBP: 0.422, SLG: 0.687		0-3 K		0-1 2-3		0-0 HR		1-0 2B		3	1	1	1	0	1	1										
<b>Gordy Coleman, L</b> OBP: 0.343, SLG: 0.514		3-2 4-3		4-2 BB		4-2 1B BB		4-0 IBB		1	1	0	0	3	0	0										
<b>Darrell Johnson, R</b> OBP: 0.261, SLG: 0.231		1-0 6-3		1-0 1-3		0-0 E6 1B		0-3 K		4	0	0	0	0	1	5										
<b>Joey Jay, S</b> OBP: 0.113, SLG: 0.143			0-3 K		0-3 K	0-1 B5		2-2 5-3		4	0	0	0	0	2	4										
<b>Inning Stats</b>	R: 0 E: 0 K: 1 S: 20	H: 1 LOB: 2 BB: 1 P: 30	R: 0 E: 0 K: 1 S: 8	H: 0 LOB: 0 BB: 0 P: 12	R: 0 E: 0 K: 3 S: 12	H: 1 LOB: 1 BB: 0 P: 16	R: 0 E: 0 K: 0 S: 12	H: 1 LOB: 2 BB: 1 P: 20	R: 2 E: 0 K: 0 S: 15	H: 3 LOB: 2 BB: 0 P: 24	R: 2 E: 1 K: 0 S: 12	H: 2 LOB: 2 BB: 1 P: 19	R: 1 E: 0 K: 1 S: 15	H: 1 LOB: 2 BB: 1 P: 29	R: 0 E: 0 K: 1 S: 6	H: 0 LOB: 0 BB: 0 P: 9	R: 0 E: 0 K: 0 S: 7	H: 0 LOB: 0 BB: 0 P: 11	1B: 6 2B: 2 3B: 0 HR: 1	SF: 0 SAC: 0 DP: 0 HBP: 1	WP: 2 PB: 0 SB: 0 CS: 0	PA: 42				
<b>PITCHER</b>	IP	WLS	BF	H	R	ER	SO	BB	IBB	HBP	BLK	WP	HR	S	P	ERA	WHIP									
<b>Sandy Koufax, L</b> ERA: 3.41	(1, 1)	6.0	L	31	8	5	4	6	3	0	1	0	2	1	82	128	6.00	1.833								
<b>Turk Farrell, R</b> ERA: 4.64	(7, 1)	1.0		5	1	0	0	1	0	1	0	0	0	0	12	22	0.00	1.000								
<b>Roger Craig, R</b> ERA: 5.84	(8, 1)	2.0		6	0	0	0	1	0	0	0	0	0	0	13	20	0.00	0.000								

Cincinnati Reds @ Los Angeles Dodgers  
Los Angeles Memorial Coliseum, Los Angeles, CA  
Tue Aug 15 1961, 10:05 PM EDT  
Att: 47,515 - Unknown

AB 37  
R 5  
H 9  
RBI 5  
BB 4  
SO 8  
LOB 24



Batter	1	2	3	4	5	6	7	8	9	AB	R	H	RBI	BB	SO	LOB	BOTTOM								
<b>Maury Wills, S</b> OBP: 0.372, SLG: 0.363	4-1 1B BB	3-2 6-3		0-1 6-3			0-1 F7		0-2 F7	4	1	0	0	1	0	3									
<b>Jim Gilliam, S</b> OBP: 0.368, SLG: 0.367	2-2 1B 1B		2-1 3-1		1-2 6-3		2-2 L8		0-1 FC6-4	5	1	1	0	0	0	2									
<b>Duke Snider, L</b> OBP: 0.361, SLG: 0.497	1-1 G4-6-3 1B		4-2 1B S BB		2-2 6-3			0-0 1B	0-2 4-3	4	0	2	1	1	0	1									
<b>Wally Moon, L</b> OBP: 0.450, SLG: 0.545	2-1 G4-6-3 1B		0-3 K		0-0 6-3			4-1 1B BB		3	0	1	1	1	1	1									
<b>Frank Howard, R</b> OBP: 0.362, SLG: 0.531	2-0 G4-6-3		4-2 1B BB		2-1 6-3			1-3 K		3	0	0	0	1	1	3									
<b>John Roseboro, L</b> OBP: 0.340, SLG: 0.476	0-0 P6		0-0 BB		0-2 F9			0-2 S 1B		4	0	2	0	0	0	1									
<b>Norm Larker, L</b> OBP: 0.327, SLG: 0.398 <b>Willie Davis, L</b> OBP: 0.371, SLG: 0.481 <b>Gil Hodges, R</b> OBP: 0.324, SLG: 0.395		4-0 FC5-4 BB		2-0 F9		2-2 4-3		4-1 1B BB		2	0	0	0	2	0	3									
<b>Charlie Neal, R</b> OBP: 0.301, SLG: 0.359 <b>Tommy Davis, R</b> OBP: 0.344, SLG: 0.455		1-0 FC5-4 S		1-1 5-3		1-1 F8		0-0 FC6-4 BB		3	0	0	0	0	0	1									
<b>Sandy Koufax, R</b> OBP: 0.159, SLG: 0.054 <b>Turk Farrell, R</b> OBP: 0.071, SLG: 0.071 <b>Ron Fairly, L</b> OBP: 0.418, SLG: 0.508 <b>Roger Craig, R</b> OBP: 0.192, SLG: 0.125 <b>Bob Aspromonte, R</b> OBP: 0.300, SLG: 0.250		1-3 K		2-1 9-3		4-2 BB		4-0 FC6-4 BB		2	0	0	0	0	1	1									
<b>Inning Stats</b>	R: 2 E: 0 K: 0 S: 10	H: 3 LOB: 1 BB: 1 P: 21	R: 0 E: 0 K: 1 S: 9	H: 0 LOB: 1 BB: 1 P: 18	R: 0 E: 0 K: 1 S: 14	H: 1 LOB: 3 BB: 2 P: 26	R: 0 E: 0 K: 0 S: 6	H: 0 LOB: 0 BB: 0 P: 9	R: 0 E: 0 K: 0 S: 8	H: 0 LOB: 0 BB: 0 P: 11	R: 0 E: 0 K: 0 S: 8	H: 0 LOB: 0 BB: 0 P: 12	R: 0 E: 0 K: 0 S: 10	H: 0 LOB: 1 BB: 1 P: 17	R: 0 E: 0 K: 1 S: 10	H: 2 LOB: 3 BB: 2 P: 19	R: 0 E: 0 K: 0 S: 8	H: 0 LOB: 1 BB: 1 P: 12	1B: 6 2B: 0 3B: 0 HR: 0	SF: 0 SAC: 0 DP: 1 HBP: 0	WP: 0 PB: 0 SB: 3 CS: 0	PA: 39			
<b>PITCHER</b>	IP	WLS	BF	H	R	ER	SO	BB	IBB	HBP	BLK	WP	HR	S	P	ERA	WHIP								
<b>Joey Jay, R</b> ERA: 3.15	(1, 1)	9.0	W	39	6	2	2	3	8	0	0	0	0	83	145	2.00	1.556								

Cincinnati Reds @ Los Angeles Dodgers  
Los Angeles Memorial Coliseum, Los Angeles, CA  
Tue Aug 15 1961, 10:05 PM EDT  
Att: 47,515 - Unknown

AB 31  
R 2  
H 6  
RBI 2  
BB 8  
SO 3  
LOB 19





Batter	1	2	3	4	5	6	7	8	9	AB	R	H	RBI	BB	SO	LOB	TOP					
<b>Elio Chacon, R</b> OBP: 0.410, SLG: 0.375 (1, 4)	F9		BB		4-3		K		1B	4	1	1	0	1	1	1	<b>Cincinnati Reds @ Los Angeles Dodgers</b> Los Angeles Memorial Coliseum, Los Angeles, CA Wed Aug 16 1961, 10:05 PM EDT Att: 72,140 - Unknown					
<b>Eddie Kasko, R</b> OBP: 0.327, SLG: 0.342 (1, 6)	F8		F9			F8		HR	1B	5	2	2	0	0	0	1						
<b>Gus Bell, L</b> OBP: 0.295, SLG: 0.349 <b>Vada Pinson, L</b> OBP: 0.372, SLG: 0.494 (1, 9) (8, 8)	K		G3			F6		F9	1B	4	0	0	0	0	1	2						
<b>Frank Robinson, R</b> OBP: 0.416, SLG: 0.650 (8, 9)		2B			K			HR	1B	3	1	2	2	2	1	0						
<b>Gene Freese, R</b> OBP: 0.323, SLG: 0.497 (1, 5)	L5				HR	F7		HR	1B	4	2	2	4	1	0	2						
<b>Wally Post, R</b> OBP: 0.350, SLG: 0.576 (1, 7)	2B				5-3			HR	1B	5	0	2	0	0	1	2						
<b>Gordy Coleman, L</b> OBP: 0.343, SLG: 0.508 (1, 3)	IBB				K			G1-6-3	1B	3	0	0	0	1	1	1						
<b>Darrell Johnson, R</b> OBP: 0.260, SLG: 0.275 (1, 2)	G6-4-3				5-3			HR	6-3	4	1	1	1	0	0	3						
<b>Jim O'Toole, S</b> OBP: 0.208, SLG: 0.200 (1, 1)			K			K		1B	G3	4	0	1	0	0	2	0						
<b>Inning Stats</b>	R: 0 E: 0 K: 1 S: 8	H: 0 LOB: 0 BB: 0 P: 12	R: 0 E: 0 K: 0 S: 5	H: 1 LOB: 2 BB: 2 P: 14	R: 0 E: 0 K: 1 S: 9	H: 0 LOB: 1 BB: 1 P: 16	R: 1 E: 0 K: 2 S: 13	H: 1 LOB: 0 BB: 0 P: 19	R: 0 E: 0 K: 1 S: 5	H: 0 LOB: 0 BB: 0 P: 8	R: 0 E: 0 K: 0 S: 10	H: 1 LOB: 1 BB: 0 P: 13	R: 1 E: 0 K: 2 S: 11	H: 2 LOB: 1 BB: 0 P: 16	R: 3 E: 0 K: 0 S: 6	H: 3 LOB: 0 BB: 1 P: 14		R: 3 E: 0 K: 0 S: 15	H: 4 LOB: 2 BB: 1 P: 26	1B: 7 2B: 2 3B: 0 HR: 3	SF: 0 SAC: 0 DP: 2 HBP: 0	WP: 2 PB: 0 SB: 0 CS: 0
<b>PITCHER</b>	IP	WLS	BF	H	R	ER	SO	BB	IBB	HBP	BLK	WP	HR	S	P	ERA	WHIP					
<b>Johnny Podres, L</b> ERA: 3.1 (1, 1)	7.1	L	33	8	5	5	7	2	2	0	0	0	3	65	108	6.14	1.364					
<b>Ron Perranoski, L</b> ERA: 2.74 (8, 1)	0.2		1	0	0	0	0	0	0	0	0	0	0	2	4	0.00	0.000					
<b>Turk Farrell, R</b> ERA: 4.93 (9, 1)	1.0		8	4	3	3	0	1	0	0	0	2	0	15	26	27.00	5.000					

AB	37
R	8
H	12
RBI	8
BB	5
SO	7
LOB	12



Batter	1	2	3	4	5	6	7	8	9	AB	R	H	RBI	BB	SO	LOB	BOTTOM					
<b>Maury Wills, S</b> OBP: 0.366, SLG: 0.357 (1, 6)	F9		F2		L7			K		4	0	0	0	0	1	1	<b>Cincinnati Reds @ Los Angeles Dodgers</b> Los Angeles Memorial Coliseum, Los Angeles, CA Wed Aug 16 1961, 10:05 PM EDT Att: 72,140 - Unknown					
<b>Jim Gilliam, S</b> OBP: 0.371, SLG: 0.365 (1, 7)					F7			L6-3	BB	1	0	0	0	3	0	0						
<b>Tommy Davis, R</b> OBP: 0.341, SLG: 0.449 (1, 8)	F4				BB			L6-3	1B	4	0	1	0	0	0	3						
<b>Frank Howard, R</b> OBP: 0.355, SLG: 0.519 (1, 9)	K				K			K	6-3	4	0	0	0	0	3	2						
<b>Gil Hodges, R</b> OBP: 0.324, SLG: 0.390 (1, 3)			K		FC5-4			K	BB	2	0	0	0	1	2	0						
<b>Daryl Spencer, R</b> OBP: 0.341, SLG: 0.390 (1, 5)	F8				FC5-4			5-3		3	0	0	0	0	0	2						
<b>Charlie Neal, R</b> OBP: 0.302, SLG: 0.359 (1, 4)	F9							F9	FC4	3	0	1	0	0	0	0						
<b>Norm Sherry, R</b> OBP: 0.297, SLG: 0.400 (1, 2)					F4			F3	SH1-4	3	0	0	0	0	1	1						
<b>Johnny Podres, L</b> OBP: 0.254, SLG: 0.263 (1, 1)					G3			K		1	0	0	0	0	0	0						
<b>Ron Perranoski, L</b> OBP: 0.250, SLG: 0.100 (8, 1)										0	0	0	0	0	0	0						
<b>Bob Aspromonte, R</b> OBP: 0.286, SLG: 0.237 (6, PH)										1	0	0	0	0	1	0						
<b>Turk Farrell, R</b> OBP: 0.071, SLG: 0.071 (9, 1)										0	0	0	0	0	0	0						
<b>Inning Stats</b>	R: 0 E: 0 K: 1 S: 9	H: 0 LOB: 1 BB: 1 P: 18	R: 0 E: 0 K: 1 S: 7	H: 0 LOB: 0 BB: 0 P: 14	R: 0 E: 0 K: 0 S: 4	H: 0 LOB: 0 BB: 0 P: 5	R: 0 E: 0 K: 1 S: 13	H: 1 LOB: 2 BB: 1 P: 24	R: 0 E: 0 K: 0 S: 8	H: 1 LOB: 1 BB: 0 P: 12	R: 0 E: 0 K: 1 S: 7	H: 0 LOB: 0 BB: 1 P: 13	R: 0 E: 0 K: 1 S: 8	H: 0 LOB: 0 BB: 0 P: 13	R: 0 E: 0 K: 2 S: 7	H: 0 LOB: 0 BB: 0 P: 10	R: 0 E: 0 K: 0 S: 4	H: 0 LOB: 0 BB: 1 P: 10	1B: 2 2B: 1 3B: 0 HR: 0	SF: 0 SAC: 1 DP: 2 HBP: 0	WP: 0 PB: 0 SB: 0 CS: 0	PA: 31
<b>PITCHER</b>	IP	WLS	BF	H	R	ER	SO	BB	IBB	HBP	BLK	WP	HR	S	P	ERA	WHIP					
<b>Jim O'Toole, L</b> ERA: 3.33 (1, 1)	9.0	W	31	2	0	0	7	4	0	0	0	0	0	67	119	0.00	0.667					

AB	26
R	0
H	2
RBI	0
BB	4
SO	7
LOB	9



Batter	1	2	3	4	5	6	7	8	9	AB	R	H	RBI	BB	SO	LOB	TOP		
<b>Julian Javier, R</b> OBP: 0.339, SLG: 0.367 (1, 4)										3	0	0	0	1	0	0	<b>St. Louis Cardinals @ Cincinnati Reds</b> Crosley Field, Cincinnati, OH Fri Aug 18 1961, 7:05 PM EDT Att: 22,585 - Unknown		
<b>Bill White, L</b> OBP: 0.358, SLG: 0.472 (1, 3)										4	0	0	0	0	0	1			
<b>Joe Cunningham, L</b> OBP: 0.407, SLG: 0.419 (1, 9)										4	0	0	0	0	1	0			
<b>Ken Boyer, R</b> OBP: 0.382, SLG: 0.522 (1, 5)										3	2	2	1	1	0	0			
<b>Stan Musial, L</b> OBP: 0.383, SLG: 0.498 (1, 7)										4	1	1	0	0	1	1			
<b>Carl Sawatski, L</b> OBP: 0.387, SLG: 0.500 (1, 2)										4	0	1	1	0	0	1			
<b>Curt Flood, R</b> OBP: 0.382, SLG: 0.362 (1, 8)										4	0	2	0	0	0	1			
<b>Alex Grammas, R</b> OBP: 0.239, SLG: 0.212 (7, PH)									2	0	0	0	0	0	2				
<b>Red Schoendienst, S</b> OBP: 0.357, SLG: 0.408 (7, 6)									1	0	0	0	0	0	0				
<b>Bob Lillis, R</b> OBP: 0.252, SLG: 0.239 (7, 6)									1	0	0	0	0	0	2				
<b>Bob Gibson, R</b> OBP: 0.280, SLG: 0.362 (1, 1)									0	0	0	0	0	0	0				
<b>Charlie James, R</b> OBP: 0.305, SLG: 0.371 (5, PH)									0	0	0	0	0	0	0				
<b>Bob Miller, R</b> OBP: 0.500, SLG: 0.583 (5, 1)									0	0	0	0	0	0	0				
<b>Ed Olivares, R</b> OBP: 0.136, SLG: 0.143 (7, PH)									1	0	0	0	0	0	1				
<b>Lindy McDaniel, R</b> OBP: 0.143, SLG: 0.143 (7, 1)									0	0	0	0	0	0	0				
<b>Inning Stats</b>	R: 0 E: 0 K: 1 S: 4	H: 0 LOB: 0 BB: 1 P: 8	R: 0 E: 0 K: 1 S: 6	H: 1 LOB: 1 BB: 0 P: 6	R: 0 E: 0 K: 0 S: 3	H: 0 LOB: 0 BB: 0 P: 3	R: 0 E: 0 K: 0 S: 4	H: 1 LOB: 1 BB: 0 P: 4	R: 0 E: 0 K: 0 S: 3	H: 0 LOB: 0 BB: 0 P: 3	R: 2 E: 1 K: 0 S: 5	H: 2 LOB: 1 BB: 1 P: 9	R: 0 E: 0 K: 0 S: 3	H: 0 LOB: 0 BB: 0 P: 3	R: 1 E: 0 K: 0 S: 4	H: 1 LOB: 0 BB: 0 P: 4	1B: 4 2B: 2 3B: 0 HR: 1	SF: 0 SAC: 0 DP: 2 HBP: 0	WP: 0 PA: 34 PB: 0 SB: 0 CS: 0
<b>PITCHER</b> <b>Ken Johnson, R</b> ERA: 4.0 (1, 1)	IP: 9.0 WLS: W BF: 34 H: 6 R: 3 ER: 2 SO: 2 BB: 2 IBB: 0 HBP: 0 BLK: 0 WP: 0 HR: 1 S: 36 P: 44 ERA: 2.00 WHIP: 0.889																		

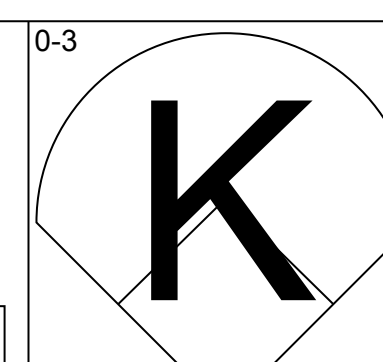
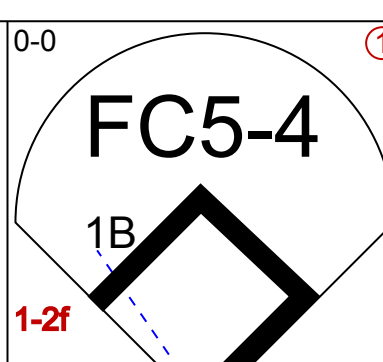
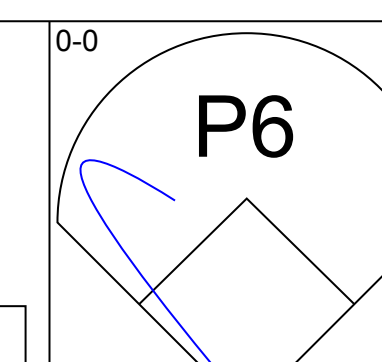
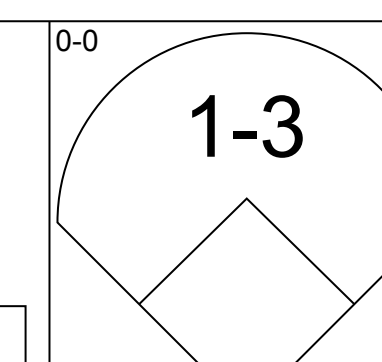
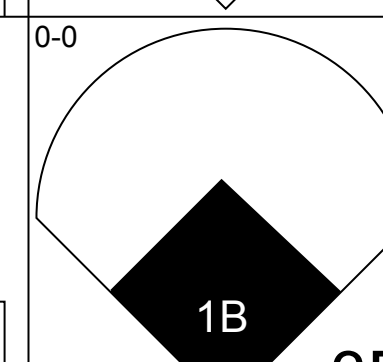
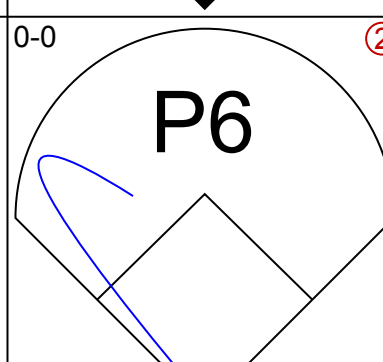
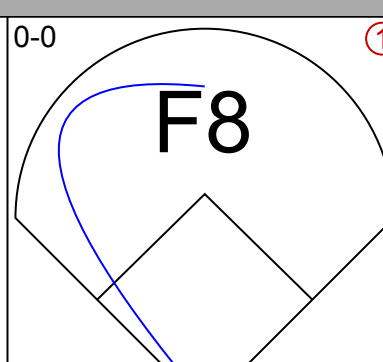
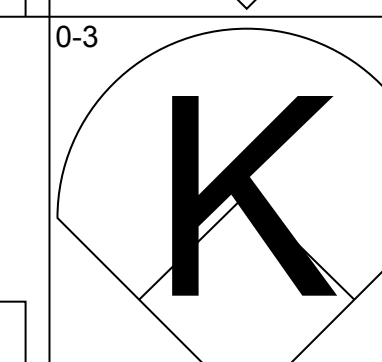
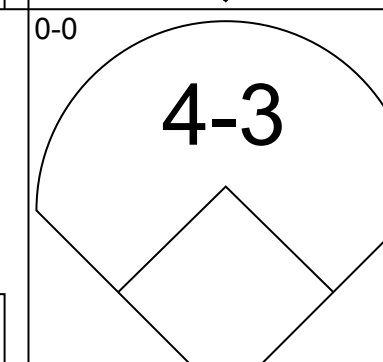
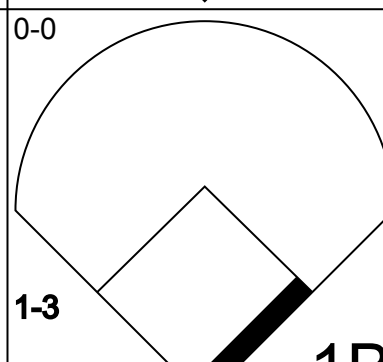
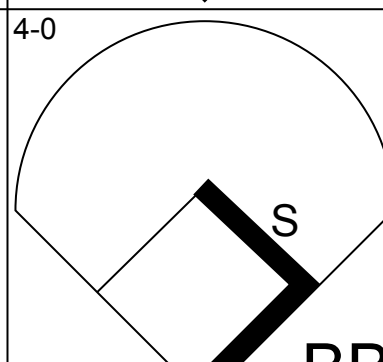

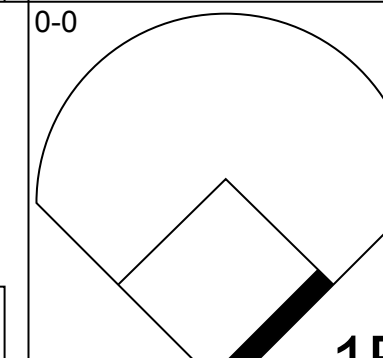
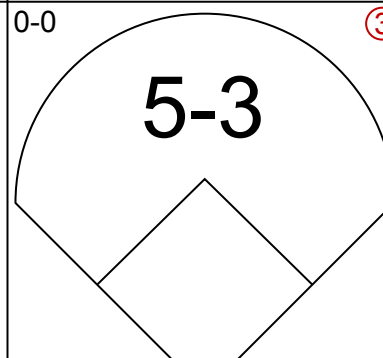
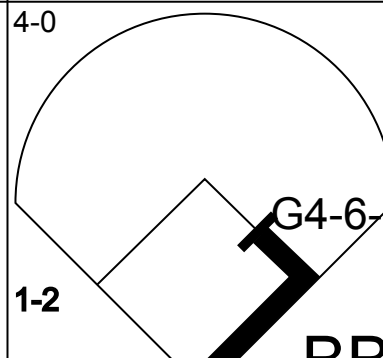

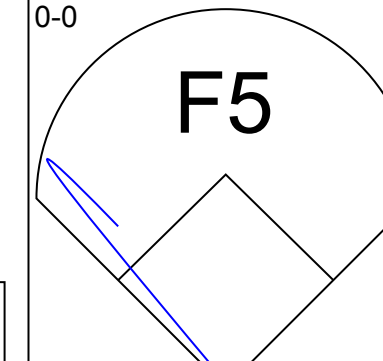
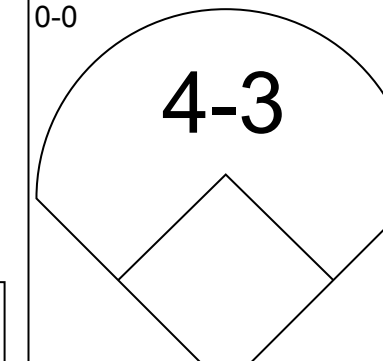
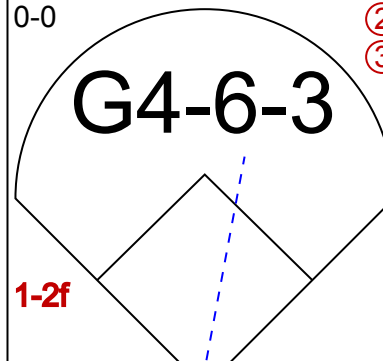

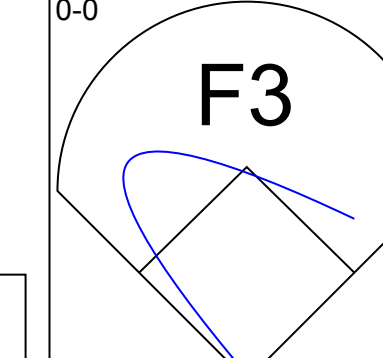
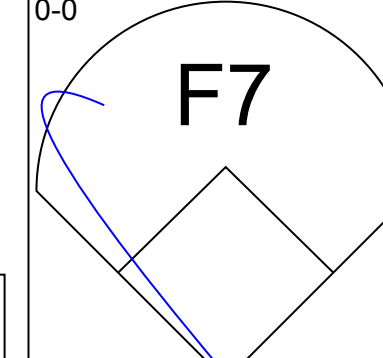
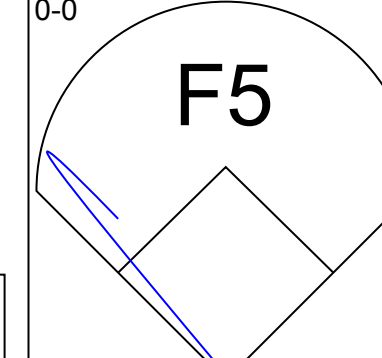
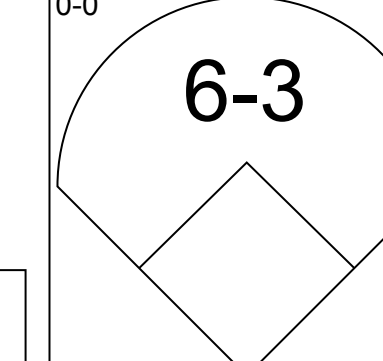
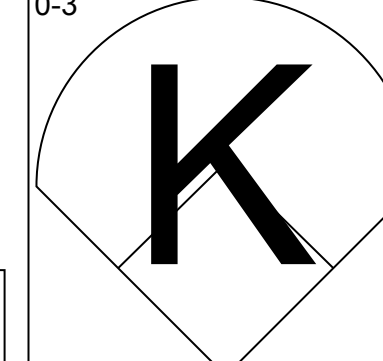
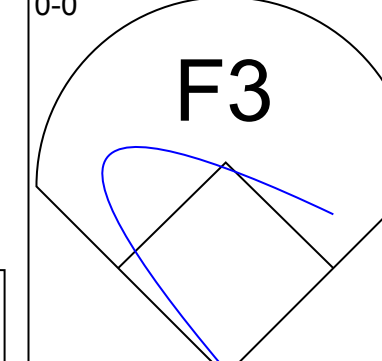
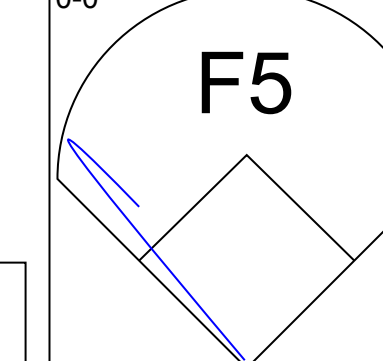
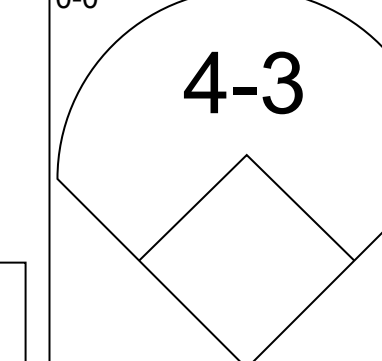
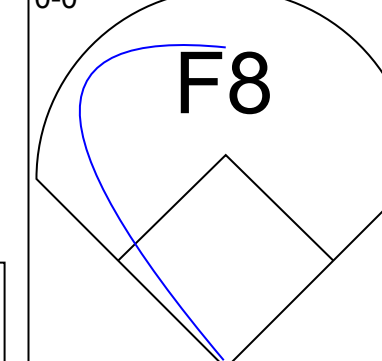
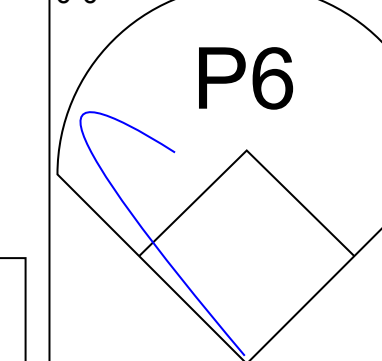
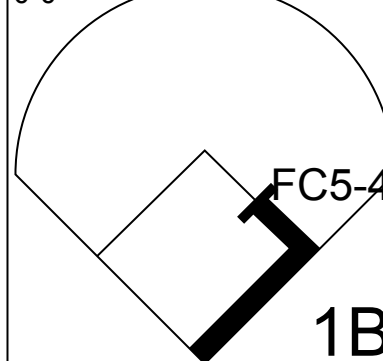
AB	32
R	3
H	6
RBI	2
BB	2
SO	2
LOB	10



Batter	1	2	3	4	5	6	7	8	9	AB	R	H	RBI	BB	SO	LOB	BOTTOM		
<b>Eddie Kasko, R</b> OBP: 0.329, SLG: 0.343 (1, 6)										4	1	2	0	0	0	0	<b>St. Louis Cardinals @ Cincinnati Reds</b> Crosley Field, Cincinnati, OH Fri Aug 18 1961, 7:05 PM EDT Att: 22,585 - Unknown		
<b>Don Blasingame, L</b> OBP: 0.290, SLG: 0.290 (1, 4)										3	1	0	0	0	1	1			
<b>Vada Pinson, L</b> OBP: 0.373, SLG: 0.492 (1, 8)										2	2	0	0	2	1	1			
<b>Frank Robinson, R</b> OBP: 0.419, SLG: 0.650 (1, 9)										3	1	2	2	1	1	2			
<b>Jerry Lynch, L</b> OBP: 0.433, SLG: 0.683 (1, 7)										2	1	1	0	2	0	1			
<b>Gordy Coleman, L</b> OBP: 0.343, SLG: 0.511 (1, 3)										4	0	1	3	0	2	2			
<b>Gene Freese, R</b> OBP: 0.324, SLG: 0.497 (1, 5)										4	0	2	0	0	1	1			
<b>Johnny Edwards, L</b> OBP: 0.280, SLG: 0.266 (1, 2)										4	0	1	0	0	0	1			
<b>Ken Johnson, R</b> OBP: 0.267, SLG: 0.267 (1, 1)										3	0	0	0	0	1	2			
<b>Inning Stats</b>	R: 3 E: 1 K: 2 S: 9	H: 2 LOB: 1 BB: 2 P: 17	R: 0 E: 0 K: 0 S: 3	H: 0 LOB: 0 BB: 0 P: 3	R: 1 E: 0 K: 2 S: 8	H: 1 LOB: 1 BB: 1 P: 12	R: 0 E: 0 K: 0 S: 3	H: 1 LOB: 0 BB: 0 P: 3	R: 1 E: 0 K: 1 S: 5	H: 1 LOB: 0 BB: 1 P: 9	R: 0 E: 0 K: 1 S: 6	H: 2 LOB: 2 BB: 1 P: 10	R: 1 E: 0 K: 0 S: 5	H: 2 LOB: 1 BB: 0 P: 5	R: 0 E: 0 K: 1 S: 5	H: 0 LOB: 0 BB: 0 P: 5		1B: 8 2B: 0 3B: 1 HR: 0	SF: 0 SAC: 1 DP: 2 HBP: 0
<b>PITCHER</b> <b>Bob Gibson, R</b> ERA: 3.51 (1, 1)	IP: 4.0 WLS: L BF: 18 H: 4 R: 4 ER: 4 SO: 4 BB: 3 IBB: 0 HBP: 0 BLK: 0 WP: 0 HR: 0 S: 23 P: 35 ERA: 9.00 WHIP: 1.750																		
<b>Bob Miller, R</b> ERA: 4.26 (5, 1)	IP: 2.0 WLS: 9 BF: 3 H: 1 R: 1 ER: 1 SO: 2 BB: 2 IBB: 0 HBP: 0 BLK: 0 WP: 0 HR: 11 S: 19 P: 19 ERA: 4.50 WHIP: 2.500																		
<b>Lindy McDaniel, R</b> ERA: 5.18 (7, 1)	IP: 2.0 WLS: 8 BF: 2 H: 1 R: 1 ER: 1 SO: 1 BB: 0 IBB: 0 HBP: 0 BLK: 0 WP: 0 HR: 10 S: 10 P: 10 ERA: 4.50 WHIP: 1.000																		



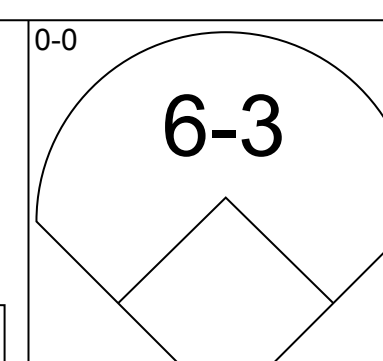
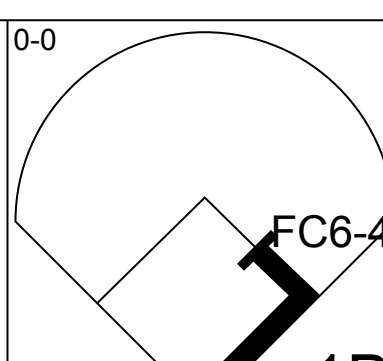
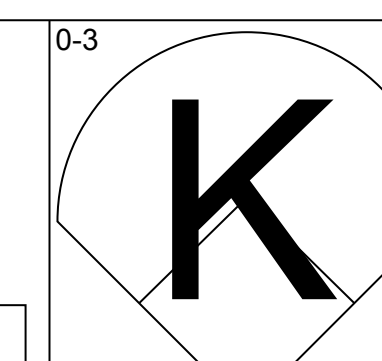
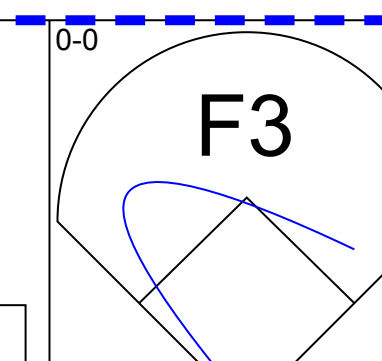
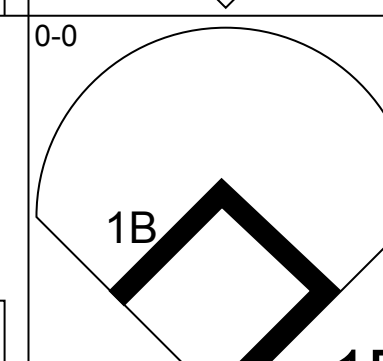
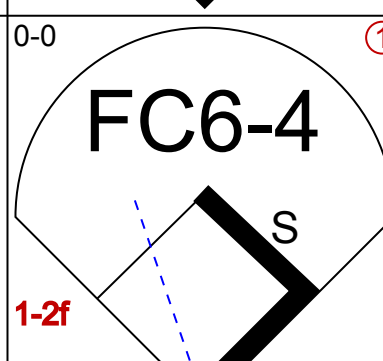
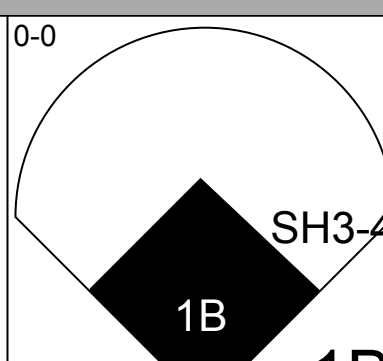
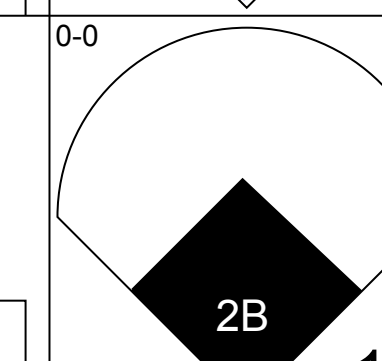
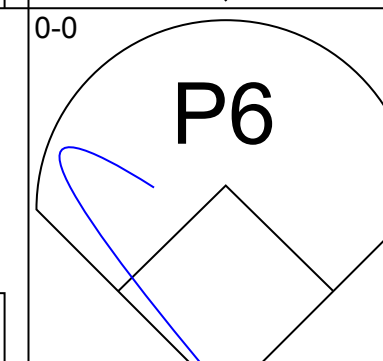
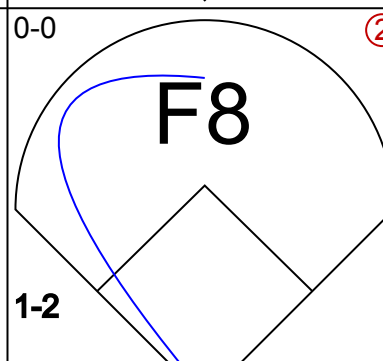
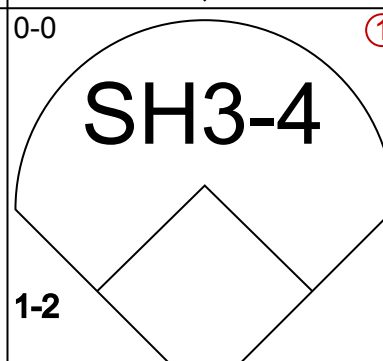
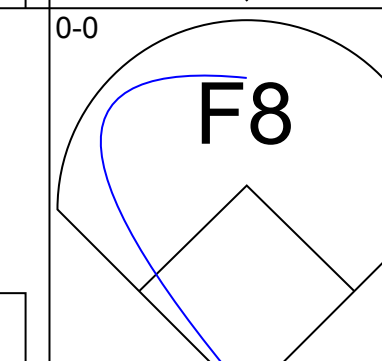
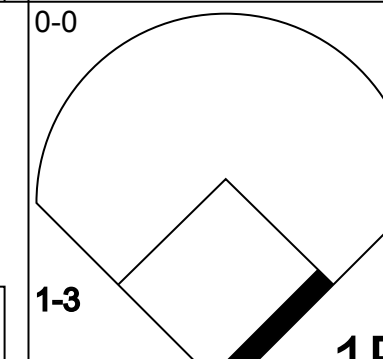
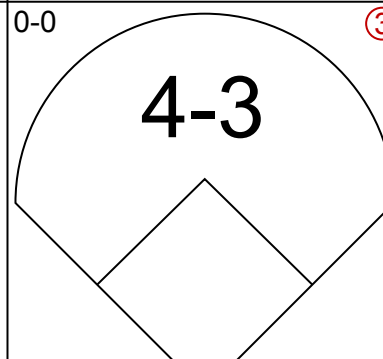
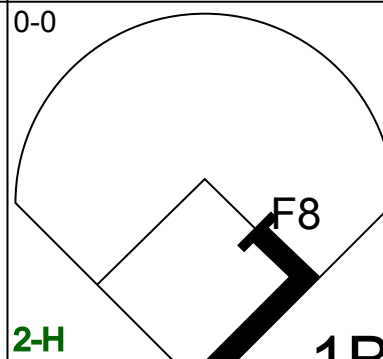
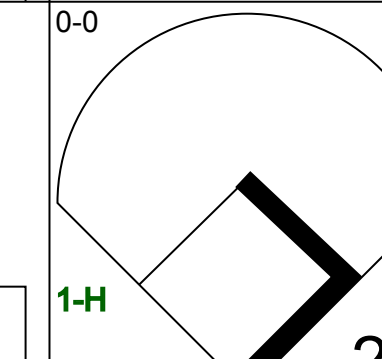
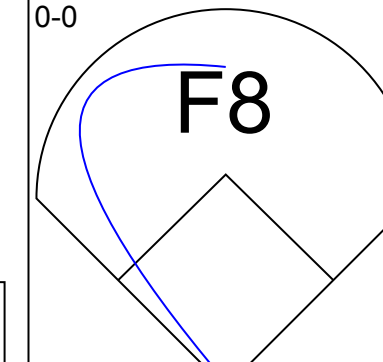
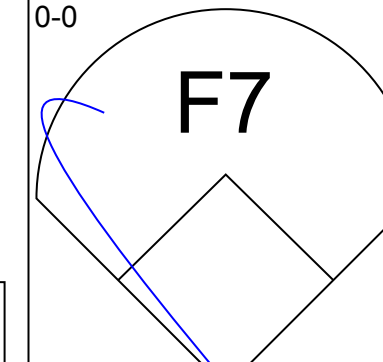
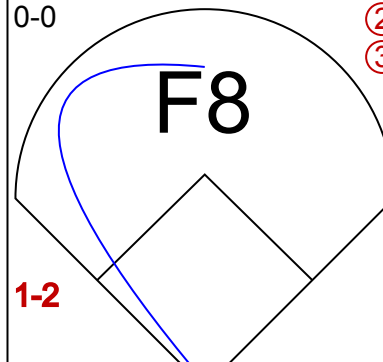
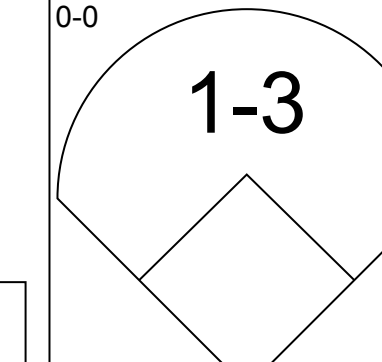
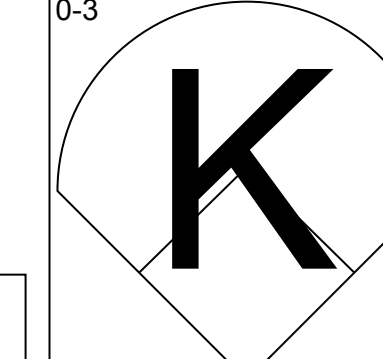
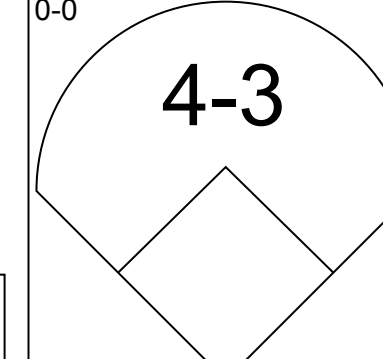
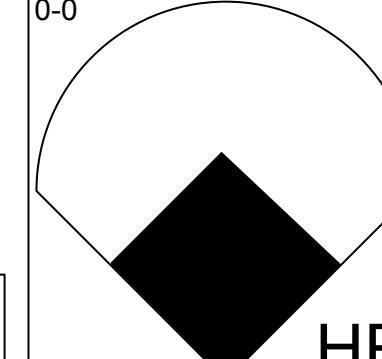
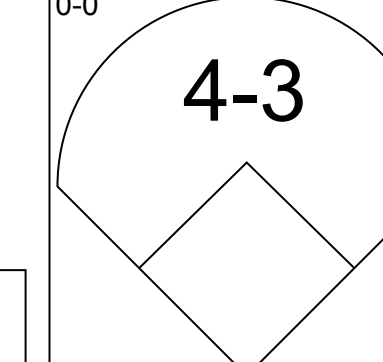
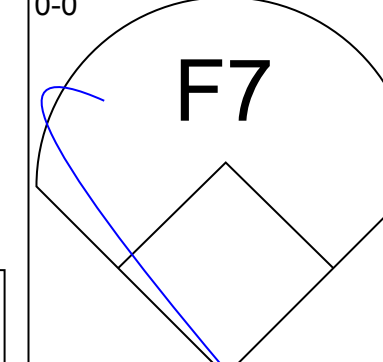
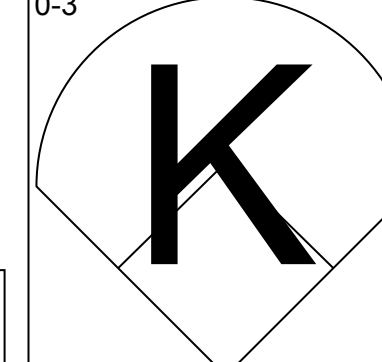
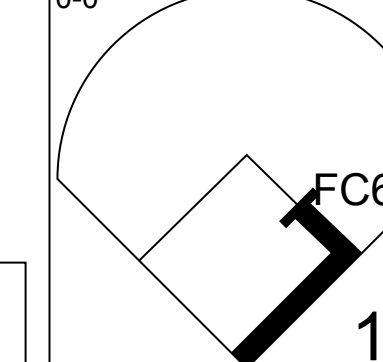
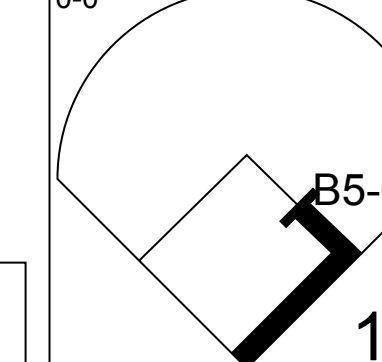
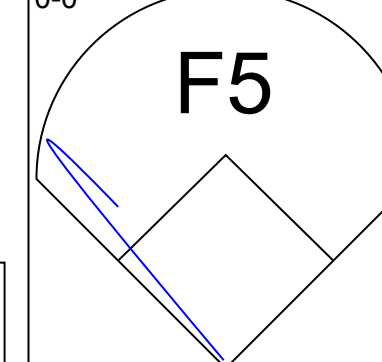
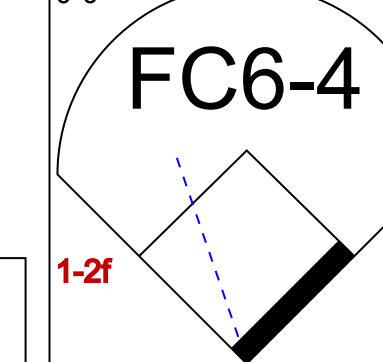
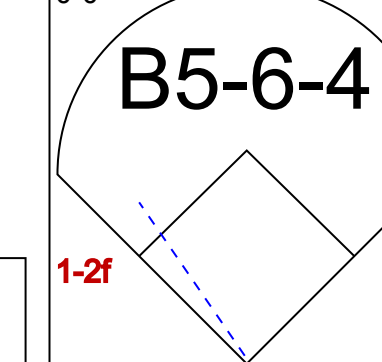
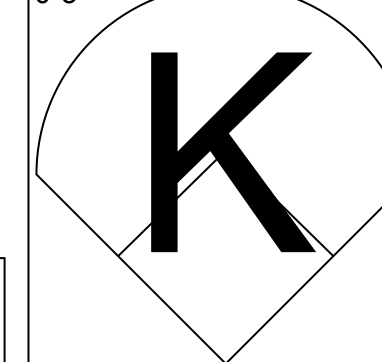


Batter	1	2	3	4	5	6	7	8	9	AB	R	H	RBI	BB	SO	LOB	TOP			
Julian Javier, R (1,4) OBP: 0.334, SLG: 0.362										4	0	0	0	0	1	1				
Curt Flood, R (1,8) OBP: 0.379, SLG: 0.371										4	1	1	0	0	1	1				
Bill White, L (1,3) OBP: 0.359, SLG: 0.471										3	0	1	0	1	0	1				
Ken Boyer, R (1,5) OBP: 0.382, SLG: 0.521										3	0	1	1	1	0	2				
Stan Musial, L (1,7) OBP: 0.378, SLG: 0.491										4	0	0	0	0	0	3				
Charlie James, R (1,9) OBP: 0.301, SLG: 0.367										3	0	0	0	0	0	0				
Jimmie Schaffer, R (1,2) OBP: 0.303, SLG: 0.357										3	0	0	0	0	1	0				
Bob Lillis, R (1,6) OBP: 0.249, SLG: 0.236										3	0	0	0	0	0	0				
Curt Simmons, L (1,1) OBP: 0.435, SLG: 0.407										2	0	1	0	0	0	0				
Joe Cunningham, L (8, PH) OBP: 0.406, SLG: 0.418										1	0	0	0	0	0	0				
Lindy McDaniel, R (8,1) OBP: 0.143, SLG: 0.143										0	0	0	0	0	0	0				
<b>Inning Stats</b>	R: 1 E: 0 K: 1 S: 7	H: 2 LOB: 1 BB: 0 P: 7	R: 0 E: 0 K: 0 S: 3	H: 0 LOB: 0 BB: 0 P: 3	R: 0 E: 0 K: 0 S: 5	H: 2 LOB: 2 BB: 0 P: 5	R: 0 E: 0 K: 1 S: 5	H: 0 LOB: 0 BB: 0 P: 5	R: 0 E: 0 K: 0 S: 2	H: 0 LOB: 1 BB: 2 P: 10	R: 0 E: 0 K: 0 S: 3	H: 0 LOB: 0 BB: 0 P: 3	R: 0 E: 0 K: 1 S: 5	H: 0 LOB: 0 BB: 0 P: 5	R: 0 E: 0 K: 0 S: 3	H: 0 LOB: 0 BB: 0 P: 3	1B: 3 2B: 0 3B: 1 HR: 0	SF: 0 SAC: 0 DP: 1 HBP: 0	WP: 0 PB: 0 SB: 1 CS: 0	PA: 32
<b>PITCHER</b> Joey Jay, R (1,1) ERA: 3.05	IP: 9.0 WLS: W BF: 32	H: 4 R: 1 ER: 1 SO: 3	BB: 2 IBB: 0 HBP: 0 BLK: 0	WP: 0 HR: 0 S: 36 P: 44	ERA: 1.00 WHIP: 0.667															

St. Louis Cardinals @ Cincinnati Reds  
Crosley Field, Cincinnati, OH  
Sat Aug 19 1961, 7:05 PM EDT  
Att: 27,151 - Unknown

AB 30  
R 1  
H 4  
RBI 1  
BB 2  
SO 3  
LOB 8



Batter	1	2	3	4	5	6	7	8	9	AB	R	H	RBI	BB	SO	LOB	BOTTOM			
Elio Chacon, R (1,4) OBP: 0.402, SLG: 0.368										4	0	1	0	0	1	0				
Eddie Kasko, R (1,6) OBP: 0.333, SLG: 0.348										4	2	3	0	0	0	1				
Vada Pinson, L (1,8) OBP: 0.371, SLG: 0.489										3	0	0	0	0	0	3				
Frank Robinson, R (1,9) OBP: 0.422, SLG: 0.654										4	0	3	2	0	0	1				
Gene Freese, R (1,5) OBP: 0.322, SLG: 0.492										4	0	0	0	0	0	4				
Wally Post, R (1,7) OBP: 0.349, SLG: 0.586										3	1	1	1	0	1	0				
Gordy Coleman, L (1,3) OBP: 0.340, SLG: 0.507										3	0	0	0	0	1	0				
Darrell Johnson, R (1,2) OBP: 0.276, SLG: 0.292										3	0	2	0	0	0	0				
Joey Jay, S (1,1) OBP: 0.108, SLG: 0.137										3	0	0	0	0	1	2				
<b>Inning Stats</b>	R: 0 E: 0 K: 0 S: 5	H: 2 LOB: 2 BB: 0 P: 5	R: 0 E: 0 K: 1 S: 6	H: 1 LOB: 0 BB: 0 P: 6	R: 0 E: 0 K: 0 S: 4	H: 1 LOB: 1 BB: 0 P: 4	R: 0 E: 0 K: 0 S: 3	H: 0 LOB: 0 BB: 0 P: 3	R: 0 E: 0 K: 1 S: 5	H: 1 LOB: 0 BB: 0 P: 5	R: 1 E: 0 K: 0 S: 4	H: 2 LOB: 0 BB: 0 P: 4	R: 1 E: 0 K: 2 S: 8	H: 1 LOB: 1 BB: 0 P: 8	R: 1 E: 0 K: 0 S: 5	H: 2 LOB: 1 BB: 0 P: 5	1B: 8 2B: 1 3B: 0 HR: 1	SF: 0 SAC: 1 DP: 1 HBP: 0	WP: 0 PB: 0 SB: 1 CS: 0	PA: 32
<b>PITCHER</b> Curt Simmons, L (1,1) ERA: 2.94	IP: 7.0 WLS: L BF: 27	H: 8 R: 2 ER: 2 SO: 4	BB: 0 IBB: 0 HBP: 0 BLK: 0	WP: 0 HR: 1 S: 35 P: 35	ERA: 2.57 WHIP: 1.143															
Lindy McDaniel, R (8,1) ERA: 5.23	IP: 1.0 WLS: L BF: 5	H: 2 R: 1 ER: 1 SO: 0	BB: 0 IBB: 0 HBP: 0 BLK: 0	WP: 0 HR: 0 S: 5 P: 5	ERA: 9.00 WHIP: 2.000															

St. Louis Cardinals @ Cincinnati Reds  
Crosley Field, Cincinnati, OH  
Sat Aug 19 1961, 7:05 PM EDT  
Att: 27,151 - Unknown

AB 31  
R 3  
H 10  
RBI 3  
BB 0  
SO 4  
LOB 11



Batter	1	2	3	4	5	6	7	8	9	AB	R	H	RBI	BB	SO	LOB	TOP			
<b>Julian Javier, R</b> OBP: 0.339, SLG: 0.369 (1, 4)										5	3	3	0	0	0	0	<b>St. Louis Cardinals @ Cincinnati Reds</b> Crosley Field, Cincinnati, OH Sun Aug 20 1961, 3:33 AM EDT Att: 16,725 - Unknown			
<b>Curt Flood, R</b> OBP: 0.386, SLG: 0.381 (1, 8)										3	1	2	1	1	0	1				
<b>Don Taussig, R</b> OBP: 0.341, SLG: 0.456 (1, 9)										3	0	1	1	0	1	2				
<b>Stan Musial, L</b> OBP: 0.377, SLG: 0.490 (7, PH)											1	0	0	0	0	1		2		
<b>Joe Cunningham, L</b> OBP: 0.408, SLG: 0.420 (7, 9)											1	0	1	2	2	0		0		
<b>Ken Boyer, R</b> OBP: 0.385, SLG: 0.522 (1, 5)										1	0	1	2	2	0	0				
<b>Charlie James, R</b> OBP: 0.303, SLG: 0.371 (1, 7)										5	0	2	1	0	2	5				
<b>Bill White, L</b> OBP: 0.363, SLG: 0.479 (1, 3)										3	2	2	1	2	0	2				
<b>Bob Lillis, R</b> OBP: 0.243, SLG: 0.231 (1, 6)										4	0	0	0	0	0	2		<b>AB 35</b> <b>R 7</b> <b>H 13</b> <b>RBI 6</b> <b>BB 5</b> <b>SO 4</b> <b>LOB 18</b>		
<b>Red Schoendienst, S</b> OBP: 0.354, SLG: 0.404 (9, PH)										1	0	0	0	0	3					
<b>Alex Grammas, R</b> OBP: 0.239, SLG: 0.212 (9, 6)										0	0	0	0	0	0					
<b>Jimmie Schaffer, R</b> OBP: 0.293, SLG: 0.345 (1, 2)										4	0	0	0	0	0	1				
<b>Ray Sadecki, L</b> OBP: 0.246, SLG: 0.304 (1, 1)										4	1	1	0	0	0	0				
<b>Inning Stats</b>	R: 1 E: 0 K: 1 S: 7	H: 2 LOB: 2 BB: 1 P: 11	R: 0 E: 0 K: 0 S: 3	H: 0 LOB: 0 BB: 0 P: 3	R: 0 E: 0 K: 1 S: 6	H: 1 LOB: 0 BB: 1 P: 10	R: 1 E: 1 K: 0 S: 4	H: 1 LOB: 0 BB: 0 P: 4	R: 1 E: 0 K: 0 S: 2	H: 3 LOB: 2 BB: 1 P: 6	R: 2 E: 0 K: 1 S: 8	H: 3 LOB: 1 BB: 0 P: 8	R: 1 E: 0 K: 0 S: 4	H: 1 LOB: 0 BB: 0 P: 4	R: 1 E: 0 K: 0 S: 5	H: 2 LOB: 3 BB: 2 P: 13	1B: 9 2B: 4 3B: 0 HR: 1	SF: 2 SAC: 1 DP: 3 HBP: 0	WP: 0 PA: 43 PB: 0 SB: 0 CS: 1	
<b>PITCHER</b>	IP WLS BF H R ER SO BB IBB HBP BLK WP HR S P ERA WHIP																			
<b>Jim O'Toole, L</b> ERA: 3.33 (1, 1)	5.0	23	7	3	2	3	2	0	0	0	0	0	0	0	0	27	35	3.60	1.800	
<b>Sherman Jones, R</b> ERA: 4.4 (6, 1)	3.1	L 16	5	4	4	1	2	0	0	0	0	0	1	16	24	10.80	2.100			
<b>Jim Brosnan, R</b> ERA: 2.72 (9, 1)	0.2	4	1	0	0	0	0	1	0	0	0	0	0	0	3	7	0.00	1.500		

Batter	1	2	3	4	5	6	7	8	9	AB	R	H	RBI	BB	SO	LOB	BOTTOM				
<b>Elio Chacon, R</b> OBP: 0.402, SLG: 0.352 (1, 4)										3	0	0	0	2	1	1	<b>St. Louis Cardinals @ Cincinnati Reds</b> Crosley Field, Cincinnati, OH Sun Aug 20 1961, 3:33 AM EDT Att: 16,725 - Unknown				
<b>Eddie Kasko, R</b> OBP: 0.330, SLG: 0.344 (1, 6)										4	0	0	0	0	0	4					
<b>Vada Pinson, L</b> OBP: 0.370, SLG: 0.489 (1, 8)										4	1	1	0	0	0	1					
<b>Frank Robinson, R</b> OBP: 0.422, SLG: 0.654 (1, 9)										4	0	2	1	0	0	1					
<b>Gene Freese, R</b> OBP: 0.321, SLG: 0.490 (1, 5)										4	1	1	0	0	0	1					
<b>Wally Post, R</b> OBP: 0.348, SLG: 0.593 (1, 7)										4	1	1	1	0	0	2					
<b>Gordy Coleman, L</b> OBP: 0.340, SLG: 0.512 (1, 3)										4	1	1	2	0	0	0					
<b>Darrell Johnson, R</b> OBP: 0.288, SLG: 0.303 (1, 2)										4	0	2	0	0	0	0					
<b>Jim O'Toole, S</b> OBP: 0.205, SLG: 0.197 (1, 1)										1	0	0	0	0	0	0					
<b>Dick Gemert, R</b> OBP: 0.318, SLG: 0.324 (5, PH)										1	0	0	0	0	0	1					
<b>Sherman Jones, L</b> OBP: 0.273, SLG: 0.200 (6, 1)										1	0	0	0	0	0	1					
<b>Jim Brosnan, R</b> OBP: 0.167, SLG: 0.091 (9, 1)										0	0	0	0	0	0	0					
<b>Leo Cardenas, R</b> OBP: 0.333, SLG: 0.436 (9, PH)										1	0	0	0	0	0	0					
<b>Inning Stats</b>	R: 0 E: 0 K: 0 S: 3	H: 0 LOB: 0 BB: 0 P: 7	R: 0 E: 0 K: 0 S: 3	H: 0 LOB: 0 BB: 0 P: 3	R: 0 E: 0 K: 0 S: 3	H: 0 LOB: 1 BB: 1 P: 7	R: 0 E: 0 K: 0 S: 4	H: 1 LOB: 1 BB: 0 P: 4	R: 0 E: 0 K: 0 S: 5	H: 1 LOB: 2 BB: 0 P: 5	R: 3 E: 0 K: 0 S: 7	H: 5 LOB: 1 BB: 0 P: 7	R: 0 E: 0 K: 0 S: 3	H: 0 LOB: 0 BB: 0 P: 3	R: 1 E: 0 K: 0 S: 4	H: 1 LOB: 0 BB: 0 P: 4	R: 0 E: 0 K: 1 S: 5	H: 0 LOB: 0 BB: 0 P: 5	1B: 4 2B: 2 3B: 0 HR: 2	SF: 0 SAC: 0 DP: 0 HBP: 0	WP: 0 PA: 37 PB: 0 SB: 0 CS: 0
<b>PITCHER</b>	IP WLS BF H R ER SO BB IBB HBP BLK WP HR S P ERA WHIP																				
<b>Ray Sadecki, L</b> ERA: 3.34 (1, 1)	9.0	W 37	8	4	4	1	2	0	0	0	0	0	0	2	37	45	4.00	1.111			

Batter	1	2	3	4	5	6	7	8	9	AB	R	H	RBI	BB	SO	LOB	TOP				
Joey Amalfitano, R OBP: 0.339, SLG: 0.316 (1, 4)	5-3	K			FC6-4 1B		K		K	6	0	1	1	0	3	3	<b>San Francisco Giants @ Cincinnati Reds</b> Crosley Field, Cincinnati, OH Tue Aug 22 1961, 7:05 PM EDT Unknown <a href="http://livebaseballscorecards.com">livebaseballscorecards.com</a>				
Jim Davenport, R OBP: 0.331, SLG: 0.424 Ernie Bowman, R OBP: 0.250, SLG: 0.217 (1, 5) (5, 5)	1-3	FC6-4	SF8				K		F 1B 1B	3	0	1	1	0	0	2					
Willie McCovey, L OBP: 0.333, SLG: 0.466 (1, 3)	HR								P2	6	3	3	2	0	1	5					
Willie Mays, R OBP: 0.403, SLG: 0.611 (1, 8)	HR				F3				E5 1B 1B	6	3	5	2	0	0	0					
Orlando Cepeda, R OBP: 0.355, SLG: 0.601 (1, 7)	F8				4-3		F7		F8 CS 1B	6	1	2	2	0	0	2					
Felipe Alou, R OBP: 0.327, SLG: 0.458 (1, 9)		6-3			P5		E5		K CS 1B	4	1	0	0	1	1	2					
Hobie Landrith, L OBP: 0.373, SLG: 0.436 (1, 2)							F8			5	3	4	2	0	0	2					
Jose Pagan, R OBP: 0.324, SLG: 0.348 (1, 6)					G3		G3		K2-3 BB	4	0	1	0	1	1	5					
Mike McCormick, L OBP: 0.246, SLG: 0.211 (1, 1)									3-1 4-3	4	0	2	2	1	0	3					
<b>Inning Stats</b>	R: 2 E: 0 K: 0 S: 5	H: 2 LOB: 0 BB: 0 P: 5	R: 1 E: 0 K: 1 S: 8	H: 3 LOB: 2 BB: 0 P: 8	R: 5 E: 0 K: 1 S: 10	H: 5 LOB: 2 BB: 2 P: 18	R: 0 E: 0 K: 0 S: 3	H: 0 LOB: 0 BB: 0 P: 3	R: 1 E: 0 K: 0 S: 6	H: 3 LOB: 2 BB: 0 P: 6	R: 0 E: 1 K: 1 S: 7	H: 1 LOB: 2 BB: 0 P: 7	R: 0 E: 0 K: 2 S: 7	H: 0 LOB: 0 BB: 0 P: 7	R: 1 E: 0 K: 1 S: 8	H: 3 LOB: 3 BB: 1 P: 12	R: 2 E: 1 K: 1 S: 7	H: 3 LOB: 0 BB: 0 P: 7	1B: 12 2B: 5 3B: 0 HR: 3	SF: 1 SAC: 0 DP: 0 HBP: 0	WP: 0 PA: 51 PB: 0 CS: 2 SB: 1
<b>PITCHER</b>	IP WLS BF H R ER SO BB IBB HBP BLK WP HR S P ERA WHIP	IP WLS BF H R ER SO BB IBB HBP BLK WP HR S P ERA WHIP																			
Bob Purkey, R ERA: 3.88 (1, 1)	2.0 L 14 8 6 6 1 0 0 0 0 0 2 16 16 27.00 4.000																				
Sherman Jones, R ERA: 4.7 (3, 1)	1.0 7 2 2 2 1 2 0 0 0 0 0 0 7 15 18.00 4.000																				
Jay Hook, R ERA: 7.6 (4, 1)	4.0 17 4 1 1 3 0 0 0 0 0 0 1 23 23 2.25 1.000																				
Ken Hunt, R ERA: 3.87 (8, 1)	2.0 12 6 3 2 2 1 0 0 0 0 0 1 15 9.00 3.500																				

Batter	1	2	3	4	5	6	7	8	9	AB	R	H	RBI	BB	SO	LOB	BOTTOM				
Elio Chacon, R OBP: 0.402, SLG: 0.373 (1, 4)									P2	4	0	1	1	1	0	1	<b>San Francisco Giants @ Cincinnati Reds</b> Crosley Field, Cincinnati, OH Tue Aug 22 1961, 7:05 PM EDT Unknown <a href="http://livebaseballscorecards.com">livebaseballscorecards.com</a>				
Eddie Kasko, R OBP: 0.327, SLG: 0.340 (1, 6)	F9				P5		6-3			4	0	0	0	0	0	2					
Vada Pinson, L OBP: 0.375, SLG: 0.494 (1, 8)										3	1	3	0	1	0	0					
Frank Robinson, R OBP: 0.421, SLG: 0.650 (1, 9)	G5-4-3								F7	3	0	0	0	1	0	4					
Gene Freese, R OBP: 0.320, SLG: 0.490 (1, 5)									P2	4	0	1	0	0	1	5					
Wally Post, R OBP: 0.346, SLG: 0.587 (1, 7)	F7								6-3	4	0	1	1	0	1	2					
Gordy Coleman, L OBP: 0.337, SLG: 0.507 (1, 3)	K								F9	4	0	0	0	0	2	2					
Darrell Johnson, R OBP: 0.286, SLG: 0.300 (1, 2)	1-3								P6	4	1	1	0	0	0	1					
Bob Purkey, R OBP: 0.176, SLG: 0.152 Sherman Jones, L OBP: 0.273, SLG: 0.200 Don Blasingame, L OBP: 0.276, SLG: 0.299 Jay Hook, R OBP: 0.333, SLG: 0.433 Leo Cardenas, R OBP: 0.225, SLG: 0.231 Ken Hunt, R OBP: 0.333, SLG: 0.342 (1, 1) (3, 1) (3, PH) (4, 1) (7, PH) (8, 1) (8, PH)										0	0	0	0	0	0	0					
<b>Inning Stats</b>	R: 0 E: 0 K: 0 S: 3	H: 1 LOB: 1 BB: 1 P: 7	R: 0 E: 0 K: 1 S: 6	H: 1 LOB: 0 BB: 0 P: 6	R: 0 E: 0 K: 0 S: 3	H: 0 LOB: 0 BB: 0 P: 3	R: 1 E: 0 K: 2 S: 9	H: 2 LOB: 1 BB: 0 P: 9	R: 1 E: 0 K: 1 S: 7	H: 2 LOB: 3 BB: 2 P: 15	R: 0 E: 0 K: 1 S: 5	H: 0 LOB: 0 BB: 0 P: 5	R: 0 E: 0 K: 1 S: 5	H: 0 LOB: 0 BB: 0 P: 5	R: 0 E: 0 K: 0 S: 4	H: 1 LOB: 1 BB: 0 P: 4	R: 0 E: 0 K: 0 S: 4	H: 1 LOB: 1 BB: 0 P: 4	1B: 5 2B: 2 3B: 1 HR: 0	SF: 0 SAC: 0 DP: 1 HBP: 0	WP: 0 PA: 37 PB: 1 SB: 0 CS: 0
<b>PITCHER</b>	IP WLS BF H R ER SO BB IBB HBP BLK WP HR S P ERA WHIP	IP WLS BF H R ER SO BB IBB HBP BLK WP HR S P ERA WHIP																			
Mike McCormick, L ERA: 3.04 (1, 1)	9.0 W 37 8 2 1 6 3 0 0 0 0 0 46 58 1.00 1.222																				



Batter	1	2	3	4	5	6	7	8	9	AB	R	H	RBI	BB	SO	LOB	TOP		
Joey Amalfitano, R OBP: 0.342, SLG: 0.325										4	2	1	1	1	0	1			
Jim Davenport, R OBP: 0.326, SLG: 0.425										5	1	1	3	0	0	3			
Willie McCovey, L OBP: 0.340, SLG: 0.474										4	2	2	0	1	1	0			
Willie Mays, R OBP: 0.400, SLG: 0.617										5	1	1	2	0	2	1			
Orlando Cepeda, R OBP: 0.356, SLG: 0.613										5	3	3	1	0	2	0			
Ed Bailey, L OBP: 0.341, SLG: 0.428										0	0	0	0	0	0	0			
Felipe Alou, R OBP: 0.327, SLG: 0.466										2	2	1	1	0	0	1			
John Orsino, R OBP: 0.306, SLG: 0.475										4	1	1	3	0	0	0			
Jose Pagan, R OBP: 0.324, SLG: 0.348										5	1	2	1	0	1	0			
Juan Marichal, R OBP: 0.172, SLG: 0.130										4	1	1	0	0	0	2			
<b>Inning Stats</b>	R: 1 E: 0 K: 1 S: 6	H: 1 LOB: 0 BB: 0 P: 6	R: 0 E: 0 K: 1 S: 5	H: 0 LOB: 0 BB: 0 P: 5	R: 0 E: 0 K: 0 S: 3	H: 0 LOB: 0 BB: 0 P: 3	R: 0 E: 0 K: 2 S: 7	H: 0 LOB: 0 BB: 0 P: 7	R: 0 E: 0 K: 1 S: 5	H: 0 LOB: 0 BB: 0 P: 5	R: 0 E: 0 K: 0 S: 2	H: 0 LOB: 0 BB: 1 P: 6	R: 1 E: 0 K: 0 S: 5	H: 2 LOB: 3 BB: 1 P: 10	R: 12 E: 3 K: 1 S: 17	H: 10 LOB: 0 BB: 0 P: 17	1B: 5 2B: 2 3B: 0 HR: 6	SF: 0 SAC: 0 DP: 1 HBP: 1	WP: 0 PA: 44 PB: 0 SB: 0 CS: 0
<b>PITCHER</b>	IP WLS BF H R ER SO BB IBB HBP BLK WP HR S P ERA WHIP																		
Joey Jay, R ERA: 3.15	(1, 1) 8.1 L 33 6 5 5 5 2 0 1 0 0 3 40 49 5.40 0.960																		
Jim Brosnan, R ERA: 2.51	(9, 1) 0.1 6 4 4 0 0 0 0 0 0 0 0 6 6 0.00 12.000																		
Bill Henry, L ERA: 2.66	(9, 1) 0.1 5 3 5 0 1 0 0 0 0 0 0 2 7 7 0.00 9.000																		

San Francisco Giants @ Cincinnati Reds  
Crosley Field, Cincinnati, OH  
Wed Aug 23 1961, 7:05 PM EDT  
Att: 20,827 - Unknown

AB 38  
R 14  
H 13  
RBI 12  
BB 2  
SO 6  
LOB 8

Batter	1	2	3	4	5	6	7	8	9	AB	R	H	RBI	BB	SO	LOB	BOTTOM		
Eddie Kasko, R OBP: 0.325, SLG: 0.337										4	0	1	0	0	0	0			
Don Blasingame, L OBP: 0.287, SLG: 0.288										4	0	0	0	0	0	1			
Vada Pinson, L OBP: 0.373, SLG: 0.490										4	0	0	0	0	0	1			
Frank Robinson, R OBP: 0.420, SLG: 0.646										3	0	1	0	0	1	0			
Jerry Lynch, L OBP: 0.441, SLG: 0.698										3	0	1	0	0	0	1			
Gordy Coleman, L OBP: 0.334, SLG: 0.500										3	0	0	0	0	0	2			
Gene Freese, R OBP: 0.316, SLG: 0.483										3	0	0	0	0	0	2			
Darrell Johnson, R OBP: 0.279, SLG: 0.293										2	0	0	0	0	0	0			
Gus Bell, L OBP: 0.293, SLG: 0.346										1	0	0	0	0	0	1			
Jerry Zimmerman, R OBP: 0.257, SLG: 0.233										0	0	0	0	0	0	0			
Joey Jay, S OBP: 0.105, SLG: 0.133										2	0	0	0	0	0	0			
Jim Brosnan, R OBP: 0.167, SLG: 0.091										0	0	0	0	0	0	0			
Bill Henry, L										0	0	0	0	0	0	0			
Wally Post, R OBP: 0.345, SLG: 0.585										1	0	0	0	0	0	0			
<b>Inning Stats</b>	R: 0 E: 0 K: 0 S: 3	H: 1 LOB: 0 BB: 0 P: 3	R: 0 E: 0 K: 0 S: 3	H: 0 LOB: 0 BB: 0 P: 3	R: 0 E: 0 K: 0 S: 3	H: 0 LOB: 0 BB: 0 P: 3	R: 0 E: 0 K: 0 S: 3	H: 0 LOB: 0 BB: 0 P: 3	R: 0 E: 0 K: 1 S: 5	H: 0 LOB: 0 BB: 0 P: 5	R: 0 E: 1 K: 0 S: 4	H: 0 LOB: 1 BB: 0 P: 4	R: 0 E: 1 K: 0 S: 4	H: 1 LOB: 1 BB: 0 P: 4	R: 0 E: 1 K: 0 S: 4	H: 1 LOB: 1 BB: 0 P: 4	1B: 3 2B: 0 3B: 0 HR: 0	SF: 0 SAC: 0 DP: 1 HBP: 0	WP: 0 PA: 30 PB: 0 SB: 0 CS: 0
<b>PITCHER</b>	IP WLS BF H R ER SO BB IBB HBP BLK WP HR S P ERA WHIP																		
Juan Marichal, R ERA: 3.42	(1, 1) 9.0 W 30 3 0 0 1 0 0 0 0 0 0 32 32 0.00 0.333																		

San Francisco Giants @ Cincinnati Reds  
Crosley Field, Cincinnati, OH  
Wed Aug 23 1961, 7:05 PM EDT  
Att: 20,827 - Unknown

AB 30  
R 0  
H 3  
RBI 0  
BB 0  
SO 1  
LOB 8

Batter	1	2	3	4	5	6	7	8	9	AB	R	H	RBI	BB	SO	LOB	TOP							
Joey Amalfitano, R (1,4) OBP: 0.345, SLG: 0.328	4-0 BB G6-3		0-0 P3			0-0 2B 1B	0-3 K		0-0 1B WP	4	2	2	0	1	1	2								
Jim Davenport, R (1,5) OBP: 0.324, SLG: 0.422	0-0 G6-3 1-2		0-0 F9			0-0 F8		0-0 FC4-6 1B	0-0 P4	5	0	1	0	0	0	4								
Willie McCovey, L (1,3) OBP: 0.344, SLG: 0.476	0-0 1B			0-0 F8		0-0 2B 1B		0-0 FC4-6 1B	0-0 FC6-4 1B	5	2	3	1	0	0	1								
Willie Mays, R (1,8) OBP: 0.398, SLG: 0.614	0-0 P4			0-0 E9 2B		0-0 P4		0-3 K	0-0 FC6-4	5	0	1	0	0	1	5								
Orlando Cepeda, R (1,7) OBP: 0.358, SLG: 0.613		0-0 P3		0-0 F3		0-0 2B		4-0 1B BB		3	1	1	2	1	0	1								
John Orsino, R (1,2) OBP: 0.303, SLG: 0.460		0-3 K		0-0 P4		0-0 5-3		0-0 1B WP		4	0	1	1	0	1	2								
Felipe Alou, R (1,9) OBP: 0.329, SLG: 0.466		0-0 5-3			0-0 P2			0-0 1B WP		4	0	2	1	0	0	0								
Jose Pagan, R (1,6) OBP: 0.321, SLG: 0.344			0-0 P4		0-3 K		0-0 F9	0-0 P3		3	0	0	0	0	1	1								
Hobie Landrith, L (8,PH) OBP: 0.368, SLG: 0.429								1-2 2-3		1	0	0	0	0	0	2								
Ernie Bowman, R (8,6) OBP: 0.250, SLG: 0.217										0	0	0	0	0	0	0								
Jack Sanford, R (1,1) OBP: 0.230, SLG: 0.379										2	0	1	0	0	1	0								
Harvey Kuenn, R (7,PH) OBP: 0.329, SLG: 0.369										1	0	0	0	0	0	1								
Stu Miller, R (7,1) OBP: 0.316, SLG: 0.133										0	0	0	0	0	0	1								
Eddie Bressoud, R (8,PH) OBP: 0.314, SLG: 0.418										1	0	0	0	0	1	0								
<b>Inning Stats</b>	R: 0 E: 0 K: 0 S: 3	H: 1 LOB: 1 BB: 1 P: 7	R: 0 E: 0 K: 1 S: 5	H: 0 LOB: 0 BB: 0 P: 5	R: 0 E: 0 K: 0 S: 4	H: 1 LOB: 1 BB: 0 P: 4	R: 0 E: 1 K: 0 S: 4	H: 1 LOB: 1 BB: 0 P: 4	R: 0 E: 0 K: 2 S: 7	H: 0 LOB: 0 BB: 0 P: 7	R: 2 E: 0 K: 0 S: 6	H: 3 LOB: 1 BB: 0 P: 6	R: 0 E: 0 K: 1 S: 6	H: 1 LOB: 1 BB: 0 P: 6	R: 2 E: 0 K: 1 S: 8	H: 3 LOB: 2 BB: 1 P: 12	R: 1 E: 0 K: 1 S: 7	H: 2 LOB: 1 BB: 0 P: 7	1B: 10 2B: 2 3B: 0 HR: 0	SF: 0 SAC: 0 DP: 1 HBP: 0	WP: 2 PB: 0 SB: 0 CS: 0	PA: 40		
<b>PITCHER</b>	IP WLS BF H R ER SO BB IBB HBP BLK WP HR S P ERA WHIP	7.2 W 34 10 4 4 5 2 0 0 0 0 0 0 42 50 4.70 1.565	1.1 S 6 2 1 1 1 0 0 0 0 2 0 8 8 6.75 1.500																					

San Francisco Giants @ Cincinnati Reds  
Crosley Field, Cincinnati, OH  
Thu Aug 24 1961, 7:05 PM EDT  
Att: 15,376 - Unknown

AB 38  
R 5  
H 12  
RBI 5  
BB 2  
SO 6  
LOB 19



Batter	1	2	3	4	5	6	7	8	9	AB	R	H	RBI	BB	SO	LOB	BOTTOM							
Don Blasingame, L (1,4) OBP: 0.286, SLG: 0.285	0-0 P2		0-0 1-3		0-0 G3		4-0 2B BB	0-0 FC6-4		4	1	0	0	1	0	2								
Leo Cardenas, R (1,6) OBP: 0.341, SLG: 0.455	0-0 1B 2B			0-0 3B 1B	0-3 K		0-0 1B 2B			4	3	3	3	0	1	0								
Vada Pinson, L (1,8) OBP: 0.375, SLG: 0.496	0-0 F3 2-H			0-0 2B 3B		0-0 G3	0-0 1B			4	1	3	2	0	0	0								
Frank Robinson, R (1,9) OBP: 0.420, SLG: 0.647	0-0 F3			0-0 F9 1B 2B		0-3 K	0-0 1B			4	1	2	2	0	1	1								
Wally Post, R (8,7) OBP: 0.345, SLG: 0.585	0-0 F3			0-0 F9 1B 2B		0-0 F9	0-0 1B			0	0	0	0	0	0	0								
Jerry Lynch, L (1,7) OBP: 0.435, SLG: 0.682		0-0 G4-3 1B		0-0 F9		0-0 F9	0-0 6-3			4	0	1	0	0	0	3								
Gus Bell, L (8,9) OBP: 0.293, SLG: 0.346				0-0 F9		0-0 F9	0-0 6-3			0	0	0	0	0	0	0								
Gene Freese, R (1,5) OBP: 0.313, SLG: 0.479		0-0 G4-3		0-0 F3		0-0 F3	0-0 E3 2B	0-0 F7		4	1	0	0	0	0	2								
Dick Gemert, R (1,3) OBP: 0.340, SLG: 0.349		0-0 F9		0-0 F9		0-0 F9	0-0 5-3	0-0 1B 1B		4	0	2	1	0	0	1								
Johnny Edwards, L (1,2) OBP: 0.287, SLG: 0.277			0-0 G4-3 1B	0-0 3-1		4-0 2B IBB	0-0 F9			3	1	1	0	1	0	2								
Jim O'Toole, S (1,1) OBP: 0.197, SLG: 0.189			0-0 G4-3		0-0 4-3		0-0 F5	0-0 FC6-4		3	0	0	0	0	0	3								
Jim Maloney, L (8,1) OBP: 0.407, SLG: 0.500			0-0 G4-3							1	0	1	0	0	0	0								
<b>Inning Stats</b>	R: 1 E: 0 K: 0 S: 4	H: 2 LOB: 0 BB: 0 P: 4	R: 0 E: 0 K: 0 S: 3	H: 1 LOB: 0 BB: 0 P: 3	R: 0 E: 0 K: 0 S: 3	H: 1 LOB: 0 BB: 0 P: 3	R: 3 E: 0 K: 0 S: 7	H: 4 LOB: 1 BB: 0 P: 7	R: 0 E: 0 K: 1 S: 5	H: 0 LOB: 0 BB: 0 P: 5	R: 0 E: 0 K: 1 S: 5	H: 0 LOB: 0 BB: 0 P: 5	R: 4 E: 1 K: 0 S: 7	H: 3 LOB: 2 BB: 2 P: 15	R: 0 E: 0 K: 0 S: 5	H: 2 LOB: 2 BB: 0 P: 5	1B: 9 2B: 3 3B: 1 HR: 0	SF: 0 SAC: 0 DP: 2 HBP: 0	WP: 0 PB: 0 SB: 2 CS: 0	PA: 37				
<b>PITCHER</b>	IP WLS BF H R ER SO BB IBB HBP BLK WP HR S P ERA WHIP	6.0 L 23 8 4 4 2 0 0 0 0 0 0 12 20 0.00 3.000																						

San Francisco Giants @ Cincinnati Reds  
Crosley Field, Cincinnati, OH  
Thu Aug 24 1961, 7:05 PM EDT  
Att: 15,376 - Unknown

AB 35  
R 8  
H 13  
RBI 8  
BB 2  
SO 2  
LOB 14



Batter	1	2	3	4	5	6	7	8	9	AB	R	H	RBI	BB	SO	LOB	TOP				
<b>Maury Wills, S</b> OBP: 0.358, SLG: 0.349 (1, 6)	1-1 3B 1B	0-1 5-3			2-2 4-3		1-2 CS 1B		1-1 SH5-3	4	1	2	0	0	0	1					
<b>Jim Gilliam, S</b> OBP: 0.373, SLG: 0.367 (7, 5)	0-1 3B 3B		2-3 K		1-3 K		3-3 SAFE 1-2		4-2 1B BB	4	1	1	1	1	3	1					
<b>Wally Moon, L</b> OBP: 0.440, SLG: 0.519 (1, 7)	0-0 4-3		3-3 K		2-1 1-3			2-1 F7	2-1 1-2 2-H 1B	5	0	1	1	0	1	1					
<b>Duke Snider, L</b> OBP: 0.359, SLG: 0.520 <b>Charlie Neal, R</b> OBP: 0.301, SLG: 0.357 (7, 4)	2-2 3-H 3B		1-2 HR		2-3 K		1-2 6-3		1-2 L6	3	1	2	2	0	1	0					
<b>Ron Fairly, L</b> OBP: 0.434, SLG: 0.536 <b>Gil Hodges, R</b> OBP: 0.323, SLG: 0.386 (8, PH)	1-0 F6		3-2 F6		0-0 HR 1B		1-2 E7 1B			3	1	1	0	0	0	1					
<b>Frank Howard, R</b> OBP: 0.372, SLG: 0.557 <b>Willie Davis, L</b> OBP: 0.321, SLG: 0.467 (8, PR)	2-3 K		3-2 HR		1-2 HR 1B		4-0 IBB			3	2	3	1	1	1	1					
<b>John Roseboro, L</b> OBP: 0.331, SLG: 0.456 (1, 2)		2-3 K		0-1 B3		2-1 F3		1-3 K		4	0	0	0	0	2	2					
<b>Tommy Davis, R</b> OBP: 0.334, SLG: 0.435 (7, 8)		1-0 E6 FC1-6		2-1 F5		0-1 F9			1-1 SH5-3 1B 1B	4	1	1	0	0	0	0					
<b>Sandy Koufax, R</b> OBP: 0.159, SLG: 0.065 (1, 1)		0-2 FC1-6		3-3 K			2-3 K		0-3 K	4	0	0	0	0	3	2					
<b>Inning Stats</b>	R: 2 E: 0 K: 1 S: 12	H: 3 LOB: 1 BB: 0 P: 18	R: 0 E: 1 K: 1 S: 10	H: 0 LOB: 1 BB: 0 P: 13	R: 1 E: 0 K: 2 S: 13	H: 1 LOB: 0 BB: 0 P: 22	R: 1 E: 0 K: 1 S: 10	H: 1 LOB: 0 BB: 0 P: 18	R: 0 E: 0 K: 1 S: 8	H: 0 LOB: 0 BB: 0 P: 13	R: 2 E: 0 K: 1 S: 11	H: 2 LOB: 0 BB: 0 P: 16	R: 0 E: 1 K: 1 S: 12	H: 1 LOB: 2 BB: 1 P: 21	R: 1 E: 0 K: 1 S: 15	H: 2 LOB: 2 BB: 1 P: 24	1B: 6 2B: 0 3B: 2 HR: 3	SF: 0 SAC: 1 DP: 0 HBP: 0	WP: 0 PB: 0 SB: 0 CS: 1	PA: 40	
<b>PITCHER</b>	IP WLS BF H R ER SO BB IBB HBP BLK WP HR S P ERA WHIP	IP WLS BF H R ER SO BB IBB HBP BLK WP HR S P ERA WHIP	IP WLS BF H R ER SO BB IBB HBP BLK WP HR S P ERA WHIP	IP WLS BF H R ER SO BB IBB HBP BLK WP HR S P ERA WHIP	IP WLS BF H R ER SO BB IBB HBP BLK WP HR S P ERA WHIP	IP WLS BF H R ER SO BB IBB HBP BLK WP HR S P ERA WHIP	IP WLS BF H R ER SO BB IBB HBP BLK WP HR S P ERA WHIP	IP WLS BF H R ER SO BB IBB HBP BLK WP HR S P ERA WHIP	IP WLS BF H R ER SO BB IBB HBP BLK WP HR S P ERA WHIP	IP WLS BF H R ER SO BB IBB HBP BLK WP HR S P ERA WHIP	IP WLS BF H R ER SO BB IBB HBP BLK WP HR S P ERA WHIP	IP WLS BF H R ER SO BB IBB HBP BLK WP HR S P ERA WHIP	IP WLS BF H R ER SO BB IBB HBP BLK WP HR S P ERA WHIP	IP WLS BF H R ER SO BB IBB HBP BLK WP HR S P ERA WHIP	IP WLS BF H R ER SO BB IBB HBP BLK WP HR S P ERA WHIP	IP WLS BF H R ER SO BB IBB HBP BLK WP HR S P ERA WHIP	IP WLS BF H R ER SO BB IBB HBP BLK WP HR S P ERA WHIP	IP WLS BF H R ER SO BB IBB HBP BLK WP HR S P ERA WHIP	IP WLS BF H R ER SO BB IBB HBP BLK WP HR S P ERA WHIP	IP WLS BF H R ER SO BB IBB HBP BLK WP HR S P ERA WHIP	IP WLS BF H R ER SO BB IBB HBP BLK WP HR S P ERA WHIP

**Los Angeles Dodgers @ Cincinnati Reds**  
 Crosley Field, Cincinnati, OH  
 Fri Aug 25 1961, 7:05 PM EDT  
 Att: 29,013 - Unknown

AB	37
R	7
H	11
RBI	7
BB	2
SO	11
LOB	11



Batter	1	2	3	4	5	6	7	8	9	AB	R	H	RBI	BB	SO	LOB	BOTTOM					
<b>Elio Chacon, R</b> OBP: 0.406, SLG: 0.410 (1, 4)	3-2 F2		1-1 HR		1-2 BB HBP		2-1 SH1-3		0-0 L8	3	1	1	1	0	0	1						
<b>Leo Cardenas, R</b> OBP: 0.345, SLG: 0.449 (1, 6)	1-3 K		4-1 BB		4-2 G6-3 BB		0-3 K			2	0	0	0	2	2	1						
<b>Vada Pinson, L</b> OBP: 0.375, SLG: 0.494 (1, 8)	1-2 4-3		2-0 F6		0-0 F7			1-1 FC6-4 1B		4	0	1	0	0	0	4						
<b>Frank Robinson, R</b> OBP: 0.421, SLG: 0.647 (1, 9)		4-2 FC6-4 BB		1-0 1B 2B		0-0 G6-3		0-1 FC6-4		3	1	1	0	1	0	4						
<b>Wally Post, R</b> OBP: 0.340, SLG: 0.575 (1, 7)		1-2 FC6-4		2-3 K		0-2 F7		1-0 F9		4	0	0	0	0	1	3						
<b>Dick Gernert, R</b> OBP: 0.315, SLG: 0.319 (1, 3)		1-2 F2		1-2 F6		1-1 F8		1-3 K		4	0	0	0	0	1	3						
<b>Gene Freese, R</b> OBP: 0.313, SLG: 0.477 (1, 5)		3-0 FC6-4		0-0 1B		1-3 K			0-1 1-3	4	0	1	1	0	1	1						
<b>Darrell Johnson, R</b> OBP: 0.278, SLG: 0.291 (1, 2)			1-0 F6		1-1 6-3			1-1 SH1-3 1B		4	0	1	0	0	0	1						
<b>Bob Purkey, R</b> OBP: 0.129, SLG: 0.149 <b>Sherman Jones, L</b> OBP: 0.273, SLG: 0.200 <b>Eddie Kasko, R</b> OBP: 0.325, SLG: 0.336 <b>Bill Henry, L</b> (8, PH) <b>Jerry Lynch, L</b> OBP: 0.439, SLG: 0.682 (8, PH)			1-3 K		4-0 BB HBP BB		3-2 F9		4-0 BB	1	0	0	0	1	1	0						
<b>Inning Stats</b>	R: 0 E: 0 K: 1 S: 11	H: 0 LOB: 0 BB: 0 P: 16	R: 0 E: 0 K: 0 S: 10	H: 0 LOB: 1 BB: 1 P: 19	R: 1 E: 0 K: 1 S: 8	H: 1 LOB: 1 BB: 1 P: 17	R: 1 E: 0 K: 1 S: 10	H: 2 LOB: 1 BB: 0 P: 15	R: 0 E: 0 K: 0 S: 6	H: 0 LOB: 2 BB: 2 P: 15	R: 0 E: 0 K: 1 S: 8	H: 0 LOB: 0 BB: 0 P: 10	R: 0 E: 0 K: 1 S: 12	H: 1 LOB: 1 BB: 0 P: 18	R: 0 E: 0 K: 1 S: 8	H: 1 LOB: 1 BB: 0 P: 11	R: 0 E: 0 K: 0 S: 7	H: 0 LOB: 1 BB: 1 P: 11	1B: 3 2B: 1 3B: 0 HR: 1	SF: 0 SAC: 1 DP: 1 HBP: 1	WP: 0 PB: 0 SB: 0 CS: 0	PA: 37
<b>PITCHER</b>	IP WLS BF H R ER SO BB IBB HBP BLK WP HR S P ERA WHIP	IP WLS BF H R ER SO BB IBB HBP BLK WP HR S P ERA WHIP	IP WLS BF H R ER SO BB IBB HBP BLK WP HR S P ERA WHIP	IP WLS BF H R ER SO BB IBB HBP BLK WP HR S P ERA WHIP	IP WLS BF H R ER SO BB IBB HBP BLK WP HR S P ERA WHIP	IP WLS BF H R ER SO BB IBB HBP BLK WP HR S P ERA WHIP	IP WLS BF H R ER SO BB IBB HBP BLK WP HR S P ERA WHIP	IP WLS BF H R ER SO BB IBB HBP BLK WP HR S P ERA WHIP	IP WLS BF H R ER SO BB IBB HBP BLK WP HR S P ERA WHIP	IP WLS BF H R ER SO BB IBB HBP BLK WP HR S P ERA WHIP	IP WLS BF H R ER SO BB IBB HBP BLK WP HR S P ERA WHIP	IP WLS BF H R ER SO BB IBB HBP BLK WP HR S P ERA WHIP	IP WLS BF H R ER SO BB IBB HBP BLK WP HR S P ERA WHIP	IP WLS BF H R ER SO BB IBB HBP BLK WP HR S P ERA WHIP	IP WLS BF H R ER SO BB IBB HBP BLK WP HR S P ERA WHIP	IP WLS BF H R ER SO BB IBB HBP BLK WP HR S P ERA WHIP	IP WLS BF H R ER SO BB IBB HBP BLK WP HR S P ERA WHIP	IP WLS BF H R ER SO BB IBB HBP BLK WP HR S P ERA WHIP	IP WLS BF H R ER SO BB IBB HBP BLK WP HR S P ERA WHIP	IP WLS BF H R ER SO BB IBB HBP BLK WP HR S P ERA WHIP	IP WLS BF H R ER SO BB IBB HBP BLK WP HR S P ERA WHIP	

**Los Angeles Dodgers @ Cincinnati Reds**  
 Crosley Field, Cincinnati, OH  
 Fri Aug 25 1961, 7:05 PM EDT  
 Att: 29,013 - Unknown

AB	30
R	2
H	5
RBI	2
BB	5
SO	6
LOB	19










Batter	1	2	3	4	5	6	7	8	9	AB	R	H	RBI	BB	SO	LOB	TOP					
Maury Wills, S OBP: 0.361, SLG: 0.350 (1, 6)	F7		1B			1B		B3	F6	5	0	2	0	0	0	2						
Jim Gilliam, S OBP: 0.372, SLG: 0.374 (1, 4)	K		4-3			F9		PB 1B 2B		4	1	1	0	1	1	3						
Wally Moon, L OBP: 0.433, SLG: 0.510 (1, 7)	4-3			4-3		L9		F5	K	5	0	0	0	0	1	6						
Duke Snider, L OBP: 0.358, SLG: 0.514 (1, 8)		1-3		4-3		L3		1B 2H 1B		4	0	1	1	0	0	2						
Ron Fairly, L OBP: 0.443, SLG: 0.537 (1, 3)	F8			4-3			4-3 SF9 2B	1-2 1B		4	1	2	0	0	0	0						
Frank Howard, R OBP: 0.364, SLG: 0.551 (1, 9)	6-3				L8		4-3 2-3	G3 1B		4	0	0	0	0	0	3						
John Roseboro, L OBP: 0.338, SLG: 0.464 (1, 2)			1-3 SF9 2B		G3		SF9 3H	1B BB	4-2 1B	2	1	1	1	1	0	0						
Tommy Davis, R OBP: 0.336, SLG: 0.432 (1, 5)			1-3		F8		0-1 1B	4-3 1B		4	0	2	0	0	0	1						
Don Drysdale, R OBP: 0.254, SLG: 0.400 (6, 1)			SF9				0-1 1B			1	0	1	1	0	0	0						
Roger Craig, R OBP: 0.187, SLG: 0.125 (7, PH)										0	0	0	0	0	0	0						
Willie Davis, R OBP: 0.320, SLG: 0.464 (7, PH)										1	0	0	0	0	0	1						
Ron Perranoski, L OBP: 0.297, SLG: 0.397 (8, PH)										0	0	0	0	0	0	0						
Jim Golden, L OBP: 0.315, SLG: 0.392 (8, PH)										0	0	0	0	0	0	0						
Norm Larker, L OBP: 0.176, SLG: 0.302 (8, PH)										1	0	0	0	0	0	2						
<b>Inning Stats</b>	R: 0 E: 0 K: 1 S: 7	H: 0 LOB: 0 BB: 0 P: 11	R: 0 E: 0 K: 0 S: 8	H: 0 LOB: 0 BB: 0 P: 12	R: 0 E: 0 K: 0 S: 12	H: 2 LOB: 1 BB: 0 P: 19	R: 0 E: 0 K: 0 S: 5	H: 0 LOB: 0 BB: 0 P: 6	R: 0 E: 0 K: 0 S: 4	H: 0 LOB: 0 BB: 0 P: 5	R: 0 E: 0 K: 0 S: 7	H: 2 LOB: 2 BB: 0 P: 7	R: 1 E: 0 K: 0 S: 9	H: 2 LOB: 1 BB: 0 P: 13	R: 1 E: 0 K: 0 S: 8	H: 3 LOB: 2 BB: 0 P: 13	R: 0 E: 0 K: 1 S: 14	H: 1 LOB: 3 BB: 2 P: 22	1B: 7 2B: 3 3B: 0 HR: 0	SF: 2 SAC: 0 DP: 0 HBP: 0	WP: 0 PB: 1 SB: 1 CS: 0	PA: 39
<b>PITCHER</b>	IP	WLS	BF	H	R	ER	SO	BB	IBB	HBP	BLK	WP	HR	S	P	ERA	WHIP					
Ken Johnson, R ERA: 4.12 (1, 1)	7.2	W	32	9	3	3	1	0	0	0	0	0	0	59	83	3.52	1.174					
Jim Brosnan, R ERA: 2.49 (8, 1)	1.0		6	1	0	0	0	2	0	0	0	0	0	12	22	0.00	3.000					
Bill Henry, L ERA: 2.64 (9, 1)	0.1	S	1	0	0	0	1	0	0	0	0	0	0	3	3	0.00	0.000					

Los Angeles Dodgers @ Cincinnati Reds  
Crosley Field, Cincinnati, OH  
Sun Aug 27 1961, 3:38 AM EDT  
Att: 30,195 - Unknown


AB 35  
R 3  
H 10  
RBI 3  
BB 2  
SO 2  
LOB 20



Batter	1	2	3	4	5	6	7	8	9	AB	R	H	RBI	BB	SO	LOB	BOTTOM					
Gene Freese, R OBP: 0.313, SLG: 0.478 (1, 5)	3-1	5-3			4-3			FC4-6 1B		4	0	1	0	1	0	1						
Elio Chacon, R OBP: 0.423, SLG: 0.404 (1, 4)	HR 1B		F2		4-1 BB	F2		FC4-6 1-2 1B		4	1	1	0	1	0	3						
Vada Pinson, L OBP: 0.372, SLG: 0.502 (1, 8)	1H HR		L9		2-3 K		3B 2B	F9		5	2	2	2	0	1	2						
Jerry Lynch, L OBP: 0.436, SLG: 0.667 (7, PH)	CS BB		6-3			1B SF8 1B	2H 2B 3B			2	1	1	0	1	0	0						
Frank Robinson, R OBP: 0.417, SLG: 0.649 (8, 9)										1	1	1	1	0	0	0						
Gordy Coleman, L OBP: 0.339, SLG: 0.508 (7, PH)					6-3					2	1	1	0	1	0	0						
Dick Gemert, R OBP: 0.362, SLG: 0.380 (8, 3)						1-3 2B 1B	3H 2B			1	0	1	1	0	0	0						
Gus Bell, L OBP: 0.291, SLG: 0.348 (7, PH)					1-0 PB 2B	SF8	F9			2	1	1	1	0	1	2						
Wally Post, R OBP: 0.335, SLG: 0.567 (8, 7)						3H K				1	0	0	0	0	0	0						
Leo Cardenas, R OBP: 0.366, SLG: 0.482 (1, 6)			E SH3-4 1B		2H 1B	K				3	0	2	1	1	1	1						
Johnny Edwards, L OBP: 0.287, SLG: 0.264 (1, 2)			F7		4-3		4-0 2B IBB	G3		3	1	0	0	1	0	2						
Ken Johnson, R OBP: 0.278, SLG: 0.333 (8, 1)										2	0	1	2	0	1	0						
Jim Brosnan, R OBP: 0.154, SLG: 0.083 (9, 1)			SH3-4			K		4-3		1	0	0	0	0	0	0						
<b>Inning Stats</b>	R: 2 E: 0 K: 1 S: 7	H: 2 LOB: 2 BB: 2 P: 18	R: 0 E: 1 K: 0 S: 9	H: 1 LOB: 1 BB: 0 P: 13	R: 0 E: 0 K: 0 S: 8	H: 0 LOB: 0 BB: 0 P: 11	R: 1 E: 0 K: 0 S: 9	H: 2 LOB: 0 BB: 0 P: 14	R: 0 E: 0 K: 2 S: 12	H: 0 LOB: 1 BB: 1 P: 18	R: 3 E: 0 K: 1 S: 16	H: 3 LOB: 2 BB: 2 P: 33	R: 2 E: 0 K: 0 S: 8	H: 3 LOB: 1 BB: 1 P: 15	R: 0 E: 0 K: 0 S: 8	H: 1 LOB: 1 BB: 0 P: 12	1B: 6 2B: 5 3B: 1 HR: 1	SF: 1 SAC: 1 DP: 1 HBP: 0	WP: 0 PB: 1 SB: 0 CS: 1	PA: 39		
<b>PITCHER</b>	IP	WLS	BF	H	R	ER	SO	BB	IBB	HBP	BLK	WP	HR	S	P	ERA	WHIP					
Don Drysdale, R ERA: 3.86 (1, 1)	5.2	L	27	8	6	6	4	3	1	0	0	0	0	4	10	0.00	3.000					
Roger Craig, R ERA: 6.04 (6, 1)	0.1		2	0	0	0	0	1	0	0	0	0	0	8	15	18.00	4.000					
Ron Perranoski, L ERA: 2.99 (7, 1)	1.0		6	3	2	2	0	1	0	0	0	0	0	8	12	0.00	1.000					
Jim Golden, R ERA: 5.45 (8, 1)	1.0		4	1	0	0	0	0	0	0	0	0	0	8	12	0.00	1.000					

Los Angeles Dodgers @ Cincinnati Reds  
Crosley Field, Cincinnati, OH  
Sun Aug 27 1961, 3:38 AM EDT  
Att: 30,195 - Unknown

AB 31  
R 8  
H 12  
RBI 8  
BB 6  
SO 4  
LOB 11



Batter	1	2	3	4	5	6	7	8	9	AB	R	H	RBI	BB	SO	LOB	TOP								
Gene Freese, R (1, 5) OBP: 0.313, SLG: 0.476	F7		1B		5-3		4-3			4	0	1	0	0	0	0	<b>Cincinnati Reds @ Pittsburgh Pirates</b> Forbes Field, Pittsburgh, PA Tue Aug 29 1961, 7:05 PM EDT Att: 17,999 - Unknown								
Elio Chacon, R (1, 4) OBP: 0.426, SLG: 0.409	1B		F8		F9			FC4-6 1B		4	0	2	0	0	0	1									
Vada Pinson, L (1, 8) OBP: 0.373, SLG: 0.502	G6-4-3 1B		4-3			E 1B 1B		FC4-6 E S 3B		4	2	2	0	0	0	2									
Frank Robinson, R (1, 9) OBP: 0.415, SLG: 0.649	G6-4-3 1-2			5-3		P6		3-1 3B		4	1	1	1	0	0	3									
Jerry Lynch, L (1, 7) OBP: 0.444, SLG: 0.678 Gus Bell, L (8, 7) OBP: 0.291, SLG: 0.348		1B		2B		E8 1B 1B		3-1		4	0	3	1	0	0	0									
Gordy Coleman, L (1, 3) OBP: 0.340, SLG: 0.507		K		BB		G6-4-3 1B		3-1		0	0	0	0	0	0	0									
Leo Cardenas, R (1, 6) OBP: 0.364, SLG: 0.482			F8		G6-4-3 1B			K		4	0	1	0	0	1	4									
Johnny Edwards, L (1, 2) OBP: 0.276, SLG: 0.255			F9		P6		F7	K		4	0	0	0	0	1	3									
Jim O'Toole, S (1, 1) OBP: 0.188, SLG: 0.179 Jim Maloney, L (9, 1) OBP: 0.407, SLG: 0.500			F9		6-3		4-3	6-3		4	0	0	0	0	0	0									
<b>Inning Stats</b>	R: 0 E: 0 K: 0 S: 4	H: 2 LOB: 1 BB: 0 P: 4	R: 0 E: 0 K: 1 S: 6	H: 2 LOB: 1 BB: 0 P: 6	R: 0 E: 0 K: 0 S: 4	H: 1 LOB: 1 BB: 0 P: 4	R: 0 E: 0 K: 0 S: 4	H: 1 LOB: 2 BB: 0 P: 8	R: 0 E: 0 K: 0 S: 3	H: 0 LOB: 0 BB: 0 P: 3	R: 1 E: 1 K: 0 S: 5	H: 3 LOB: 1 BB: 0 P: 5	R: 0 E: 0 K: 0 S: 3	H: 0 LOB: 0 BB: 0 P: 3	R: 2 E: 0 K: 0 S: 5	H: 2 LOB: 0 BB: 0 P: 5		R: 0 E: 0 K: 2 S: 7	H: 0 LOB: 0 BB: 0 P: 7	1B: 8 2B: 2 3B: 1 HR: 0	SF: 0 SAC: 0 DP: 2 HBP: 0	WP: 0 PB: 0 SB: 1 CS: 0	PA: 36		
<b>PITCHER</b>	IP	WLS	BF	H	R	ER	SO	BB	IBB	HBP	BLK	WP	HR	S	P	ERA	WHIP								
Bob Friend, R (1, 1) ERA: 3.67	7.0	L	28	9	1	0	1	1	0	0	0	0	0	29	33	0.00	1.429								
Bobby Shantz, L (8, 1) ERA: 3.64	2.0		8	2	2	2	2	0	0	0	0	0	0	12	12	9.00	1.000								

AB	35
R	3
H	11
RBI	3
BB	1
SO	3
LOB	13



Batter	1	2	3	4	5	6	7	8	9	AB	R	H	RBI	BB	SO	LOB	BOTTOM								
Bill Virdon, L (1, 8) OBP: 0.319, SLG: 0.383	P4		4-3			1-3	1-3		BB	4	0	0	0	1	0	1	<b>Cincinnati Reds @ Pittsburgh Pirates</b> Forbes Field, Pittsburgh, PA Tue Aug 29 1961, 7:05 PM EDT Att: 17,999 - Unknown								
Dick Groat, R (1, 6) OBP: 0.315, SLG: 0.362 Rocky Nelson, L (9, PH) OBP: 0.312, SLG: 0.392	4-3 BB		FC5-4 1B			FC4-6 1B		F9	K2-3	3	0	2	0	1	0	0									
Roberto Clemente, R (1, 9) OBP: 0.492, SLG: 0.596	4-3 1-2		FC5-4 1-2			FC4-6 BB BB		K		4	0	0	0	0	1	3									
Dick Stuart, R (1, 3) OBP: 0.326, SLG: 0.544	F8			F9		BB BB		BB		2	0	0	0	2	0	1									
Don Hoak, R (1, 5) OBP: 0.404, SLG: 0.482 Johnny Logan, R (3, 5) OBP: 0.243, SLG: 0.273		K		1-3		BB BB		F9		1	0	0	0	0	1	0									
Hal Smith, R (1, 2) OBP: 0.271, SLG: 0.325		4-3 1B		K		1-2 2-3 BB		F8	1-5-3	4	0	1	0	0	1	3									
Bob Skinner, L (1, 7) OBP: 0.363, SLG: 0.364		4-3 1-2			F7		K		K	4	0	0	0	0	2	1									
Bill Mazerowski, R (1, 4) OBP: 0.305, SLG: 0.368		6-3			P4		FC6-4 1B		2B 1B	4	0	2	0	0	0	1									
Bob Friend, R (1, 1) OBP: 0.151, SLG: 0.167 Joe Christopher, R (7, PH) OBP: 0.337, SLG: 0.362 Bobby Shantz, R (8, 1) OBP: 0.556, SLG: 0.533 Smoky Burgess, L (9, PH) OBP: 0.370, SLG: 0.484 Dick Schofield, S (9, PR) OBP: 0.276, SLG: 0.262			K		K		FC6-4 1-2		1-3 2B	2	0	0	0	0	2	0									
<b>Inning Stats</b>	R: 0 E: 0 K: 0 S: 3	H: 0 LOB: 1 BB: 1 P: 7	R: 0 E: 0 K: 1 S: 6	H: 1 LOB: 1 BB: 0 P: 6	R: 0 E: 0 K: 1 S: 5	H: 0 LOB: 0 BB: 0 P: 5	R: 0 E: 0 K: 0 S: 4	H: 1 LOB: 3 BB: 2 P: 12	R: 0 E: 0 K: 1 S: 6	H: 1 LOB: 1 BB: 0 P: 6	R: 0 E: 0 K: 1 S: 5	H: 0 LOB: 1 BB: 1 P: 9	R: 0 E: 0 K: 2 S: 9	H: 2 LOB: 3 BB: 1 P: 13	1B: 5 2B: 1 3B: 0 HR: 0	SF: 0 SAC: 0 DP: 0 HBP: 0		WP: 0 PB: 0 SB: 0 CS: 0	PA: 38						
<b>PITCHER</b>	IP	WLS	BF	H	R	ER	SO	BB	IBB	HBP	BLK	WP	HR	S	P	ERA	WHIP								
Jim O'Toole, L (1, 1) ERA: 3.23	8.2	W	37	6	0	0	0	5	0	0	0	0	0	46	66	0.00	1.269								
Jim Maloney, R (9, 1) ERA: 4.65	0.1	S	1	0	0	0	1	0	0	0	0	0	0	3	3	0.00	0.000								



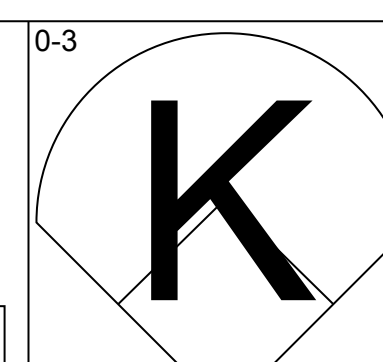
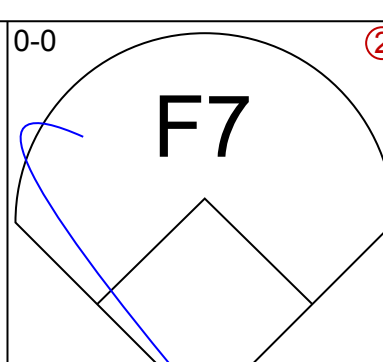
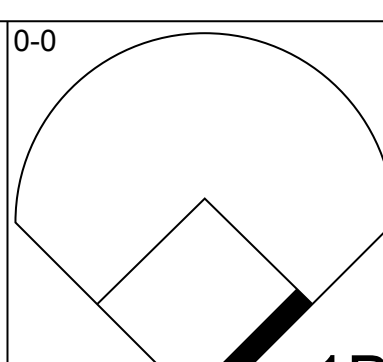
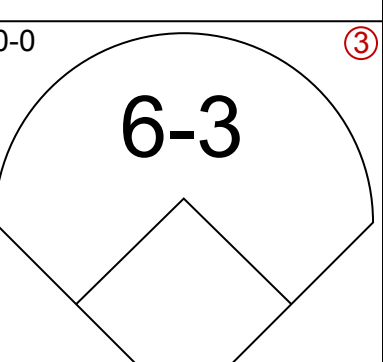
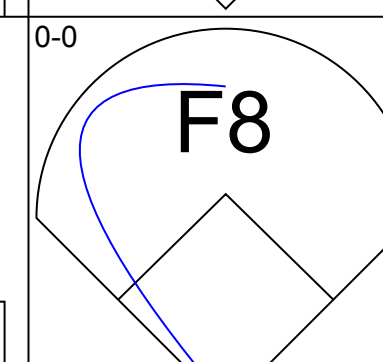
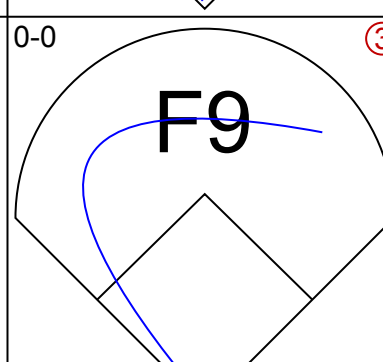
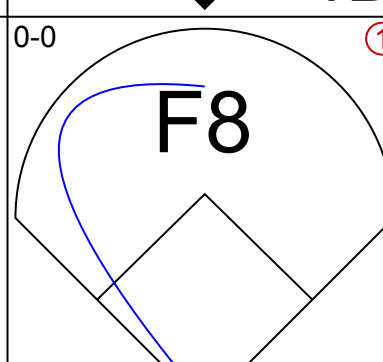
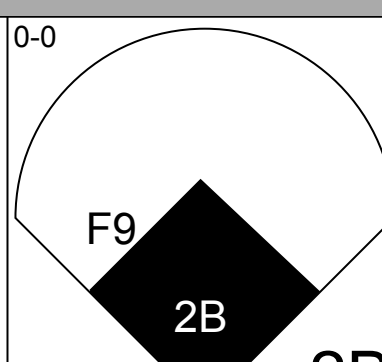
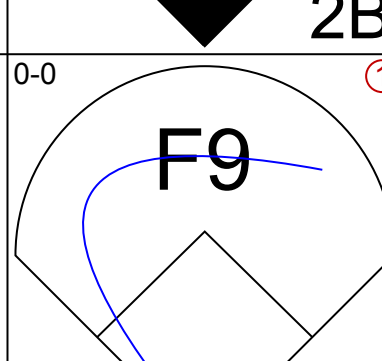
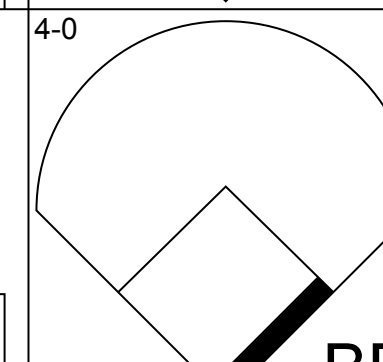
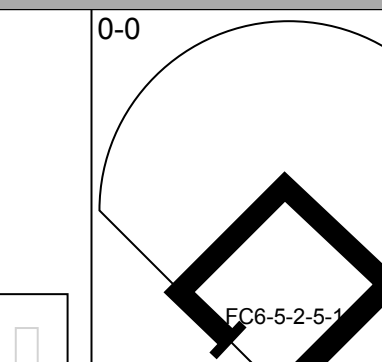
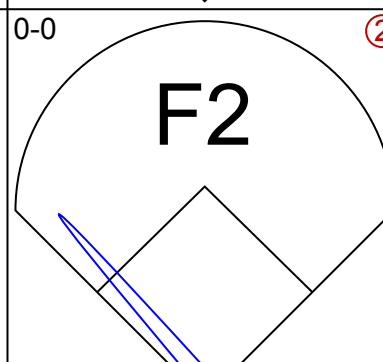
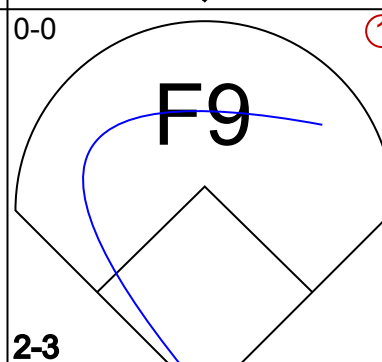
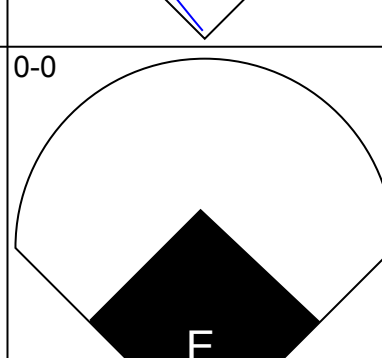
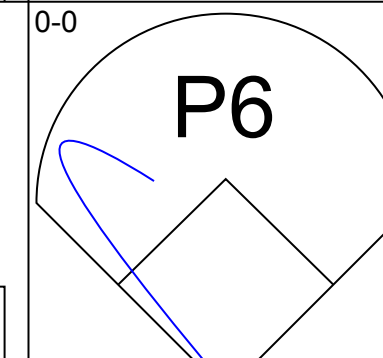
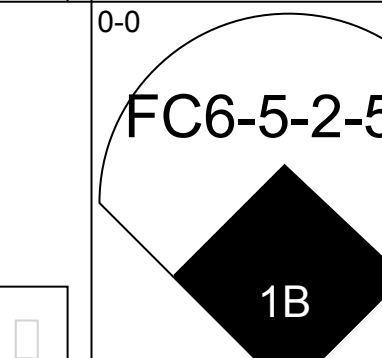
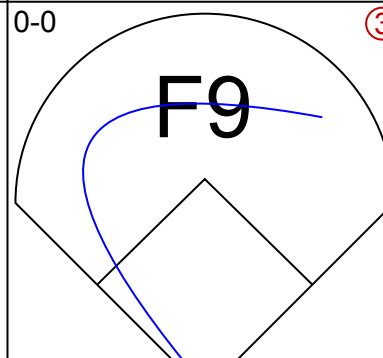
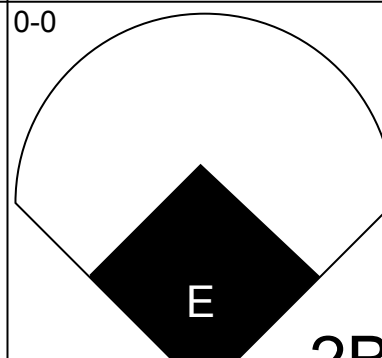
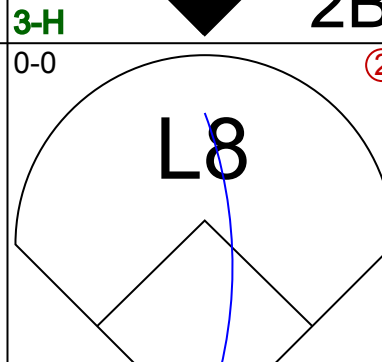
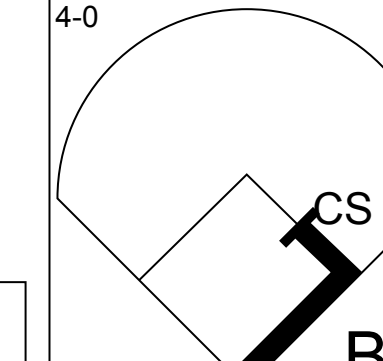
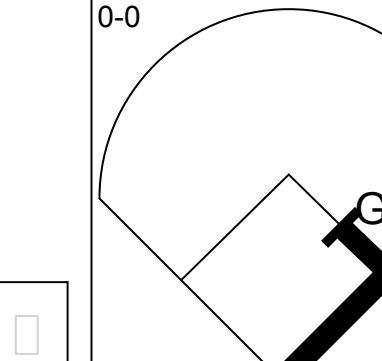

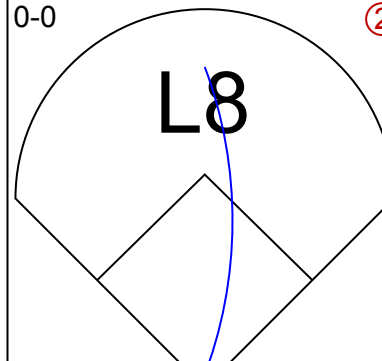
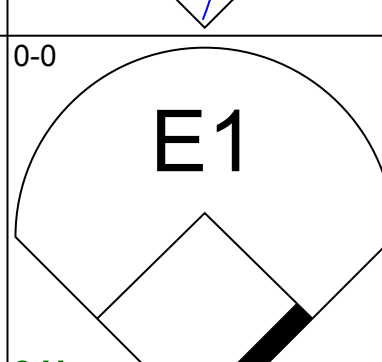


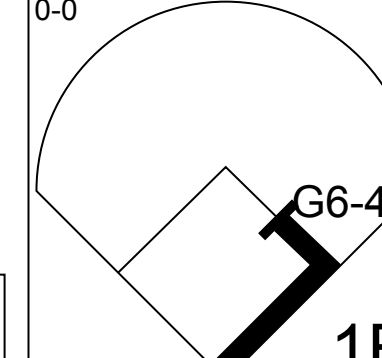
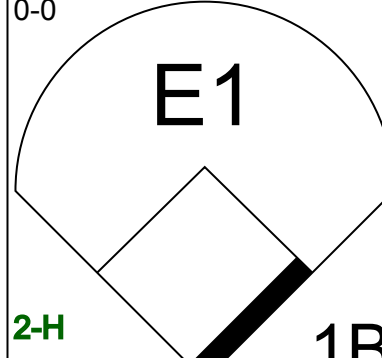
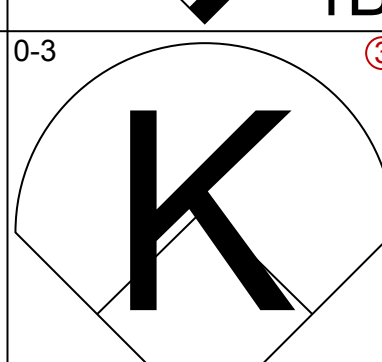

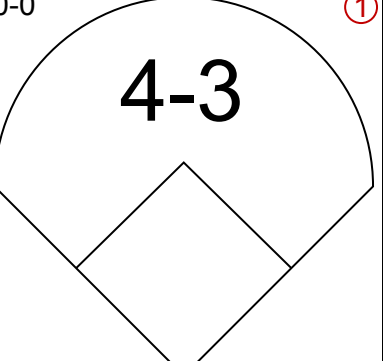
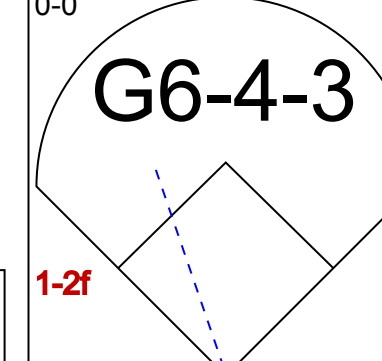
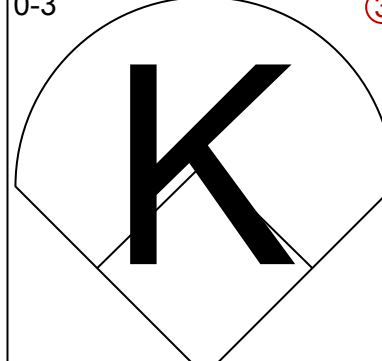
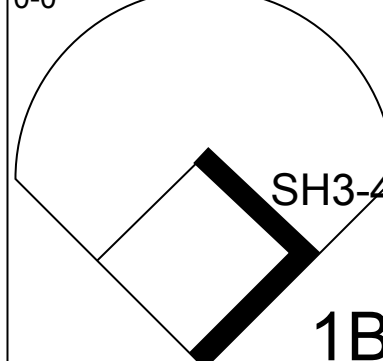
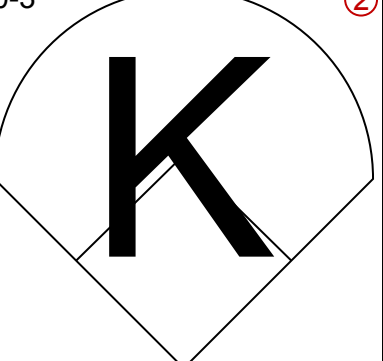
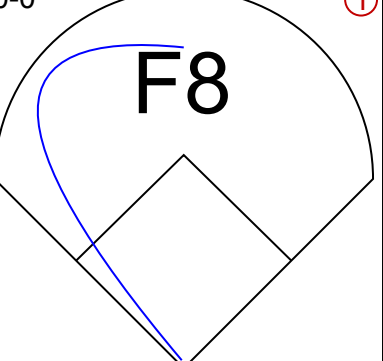
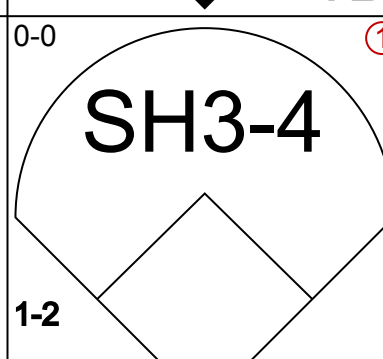
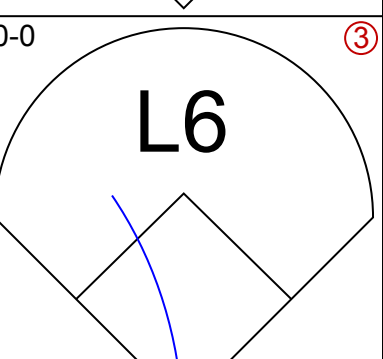
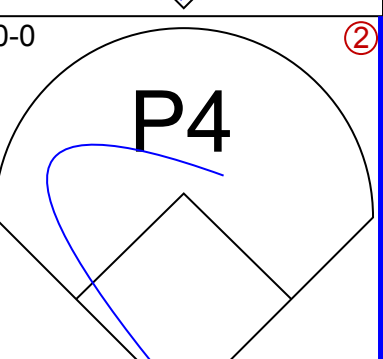





Batter	1	2	3	4	5	6	7	8	9	AB	R	H	RBI	BB	SO	LOB	TOP					
Gene Freese, R (1,5) OBP: 0.311, SLG: 0.477	F7		K			P6		2B		4	0	1	0	0	1	0	<b>Cincinnati Reds @ Philadelphia Phillies</b> Sun Sep 03 1961, 3:33 AM EDT Att: 4,752 - Unknown Connie Mack Stadium, Philadelphia, PA <a href="http://livebaseballscorecards.com">livebaseballscorecards.com</a>					
Elio Chacon, R (1,4) OBP: 0.405, SLG: 0.394	K		6-3			1B		P5		4	1	1	0	0	1	1						
Vada Pinson, L (1,8) OBP: 0.376, SLG: 0.509	1B					4-3		P5		4	0	3	1	0	0	1						
Frank Robinson, R (1,9) OBP: 0.412, SLG: 0.640	F9					F7		6-3		4	0	0	0	0	0	3						
Jerry Lynch, L (1,7) OBP: 0.435, SLG: 0.687						4-3		L9		4	1	1	0	0	0	2						
Gordy Coleman, L (1,3) OBP: 0.340, SLG: 0.503						4-3				3	0	1	1	0	0	1						
Don Blasingame, L (9, PR) OBP: 0.284, SLG: 0.284	SF7					4-3		WP		0	0	0	0	0	0	0						
Leo Cardenas, R (1,6) OBP: 0.292, SLG: 0.344	6-3					K		F3		3	0	0	0	0	1	0						
Gus Bell, L (9, PH)								1-2		0	0	0	0	1	0	0						
Darrell Johnson, R (1,2) OBP: 0.273, SLG: 0.277	F9					G4-6-3		F5		2	0	0	0	1	0	0						
Eddie Kasko, R (9, PH) OBP: 0.325, SLG: 0.334						BB		F9		1	0	0	0	0	0	2						
Jim O'Toole, S (1,1) OBP: 0.183, SLG: 0.175						G4-6-3				2	0	0	0	0	0	1						
Jim Maloney, L (8, PH) OBP: 0.393, SLG: 0.481	6-3					1-2		G3		1	0	0	0	0	0	0						
Bill Henry, L (8,1)										0	0	0	0	0	0	0						
<b>Inning Stats</b>	R: 0 E: 0 K: 1 S: 6	H: 1 LOB: 1 BB: 0 P: 6	R: 1 E: 0 K: 0 S: 4	H: 1 LOB: 0 BB: 0 P: 4	R: 0 E: 0 K: 1 S: 5	H: 0 LOB: 0 BB: 0 P: 5	R: 0 E: 0 K: 0 S: 4	H: 1 LOB: 1 BB: 0 P: 4	R: 0 E: 0 K: 1 S: 4	H: 0 LOB: 1 BB: 1 P: 8	R: 1 E: 0 K: 0 S: 5	H: 2 LOB: 1 BB: 0 P: 5	R: 0 E: 0 K: 0 S: 3	H: 0 LOB: 0 BB: 0 P: 3	R: 0 E: 0 K: 0 S: 4	H: 1 LOB: 1 BB: 0 P: 4	R: 0 E: 0 K: 0 S: 4	H: 1 LOB: 2 BB: 1 P: 8	1B: 4 2B: 2 3B: 1 HR: 0	SF: 1 SAC: 0 DP: 1 HBP: 0	WP: 1 PB: 0 SB: 1 CS: 0	PA: 35
<b>PITCHER</b> Jim Owens, R (1,1) ERA: 5.45	IP: 9.0 WLS: W BF: 35 H: 7 R: 2 ER: 2 SO: 3 BB: 2 IBB: 0 HBP: 0 BLK: 0 WP: 1 HR: 0 S: 39 P: 47 ERA: 2.00 WHIP: 1.000															<b>PITCHER</b>						

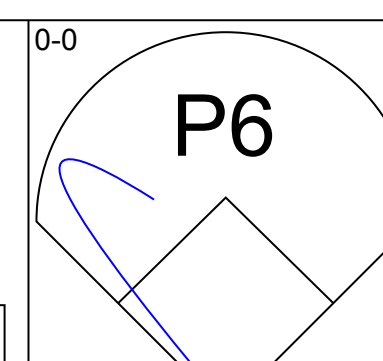
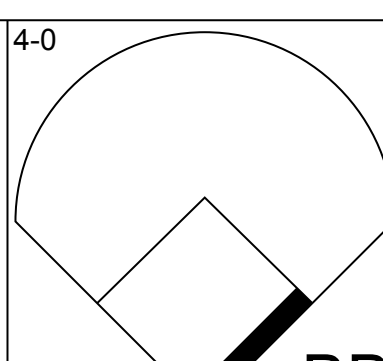
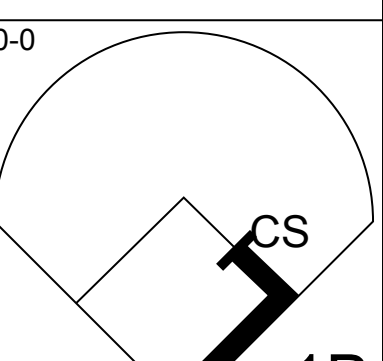
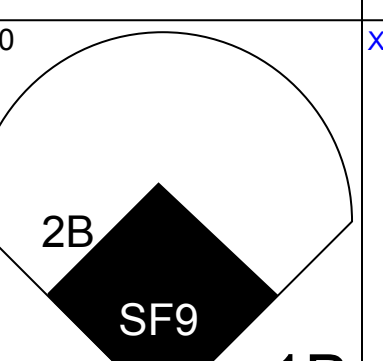
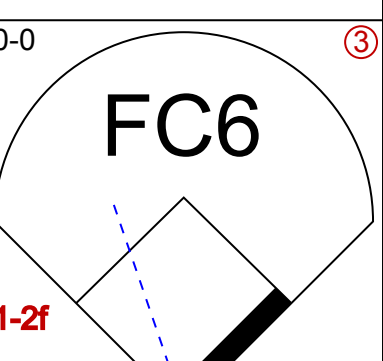
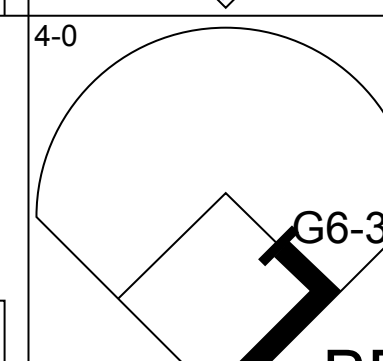
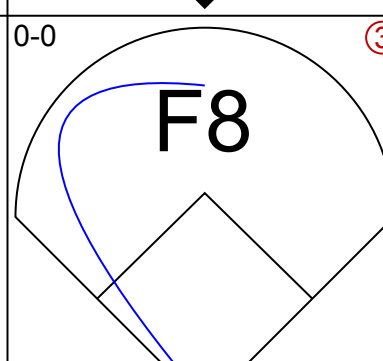
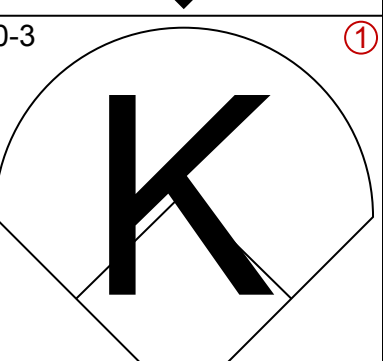
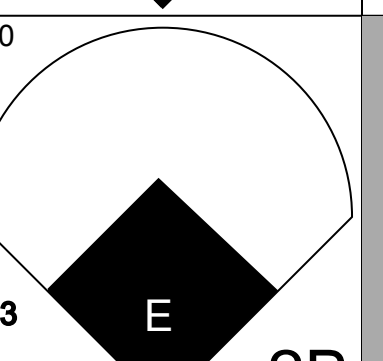
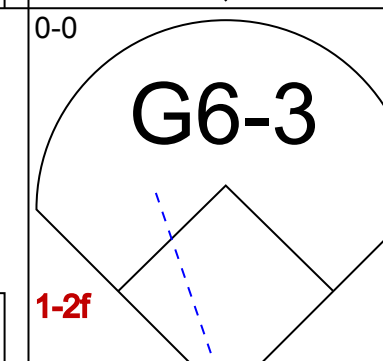
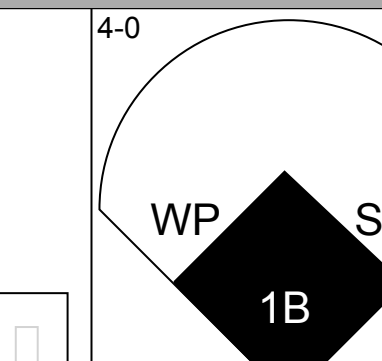
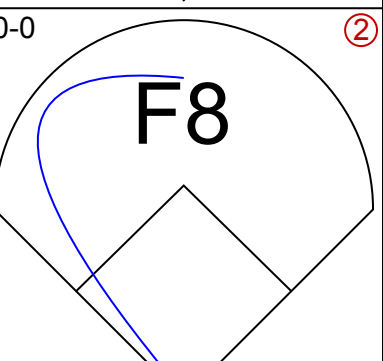
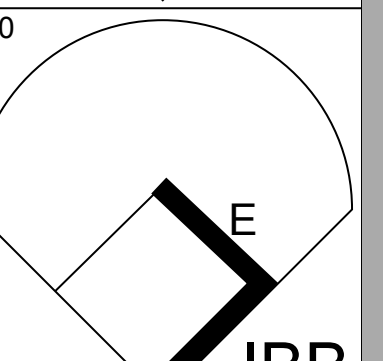
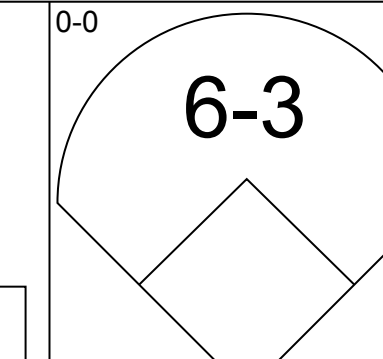
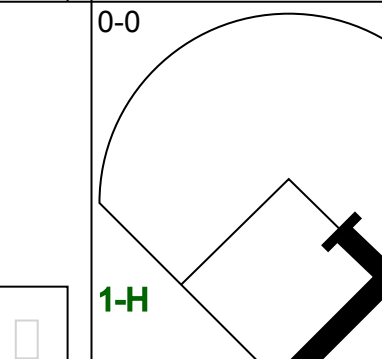
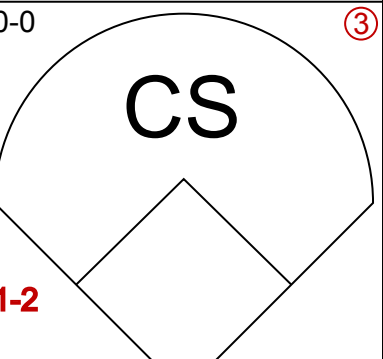
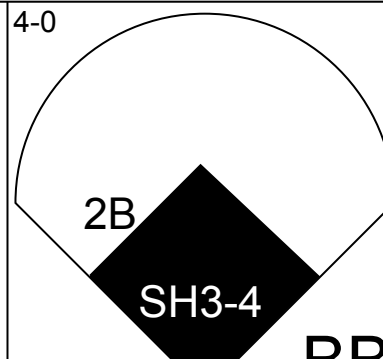

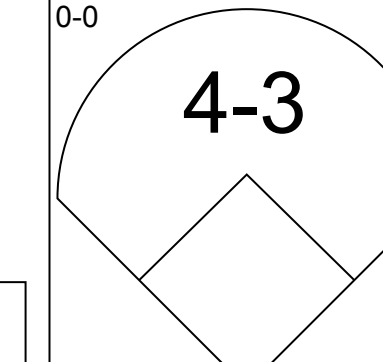
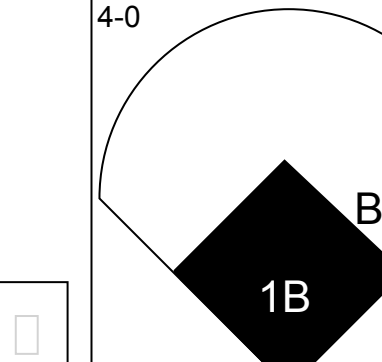
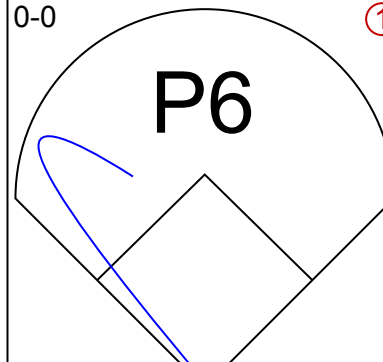
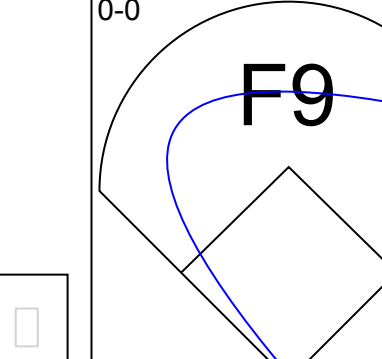
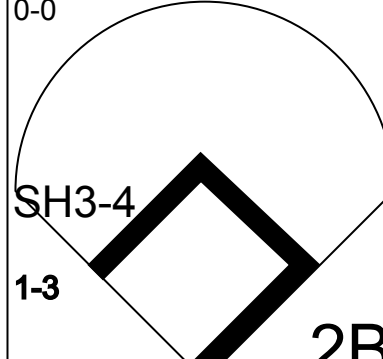


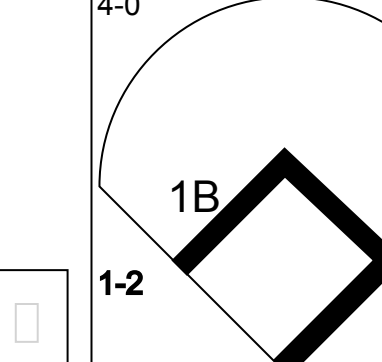
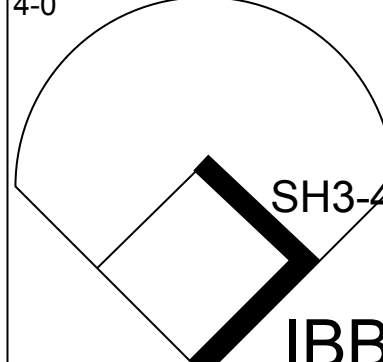
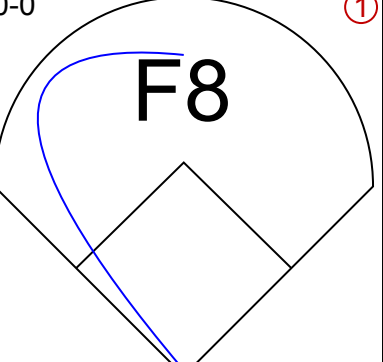
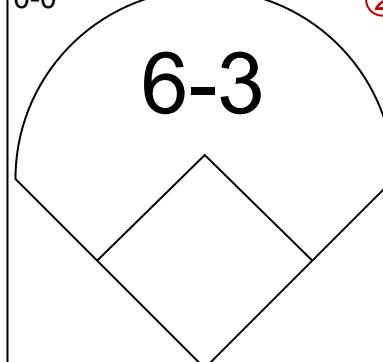
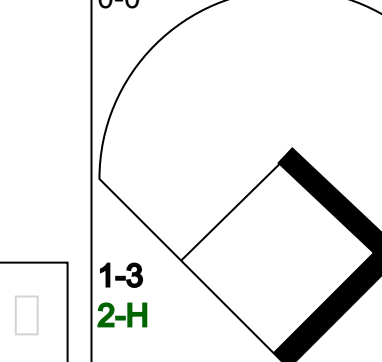
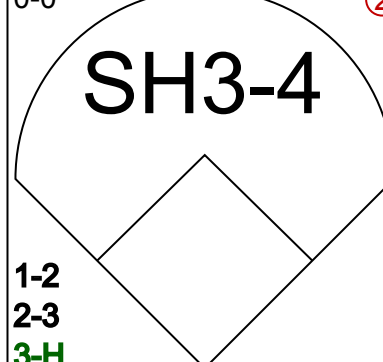
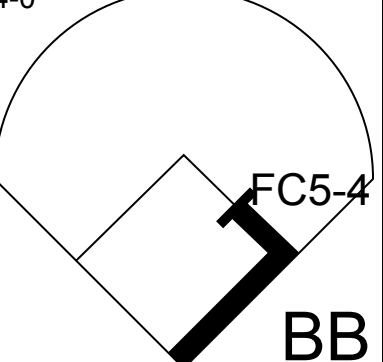
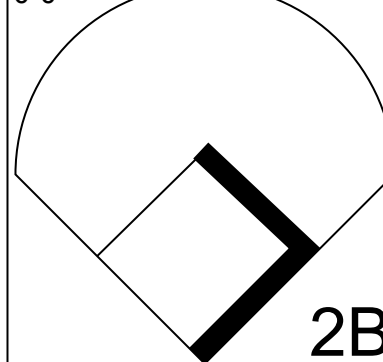
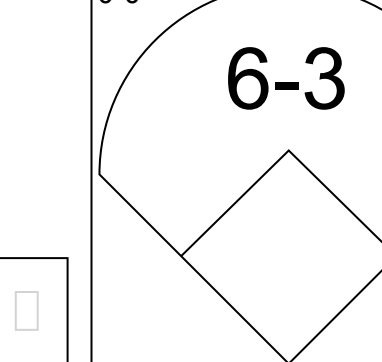
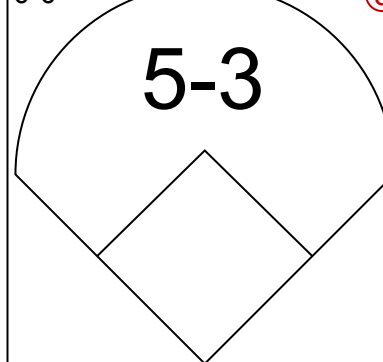
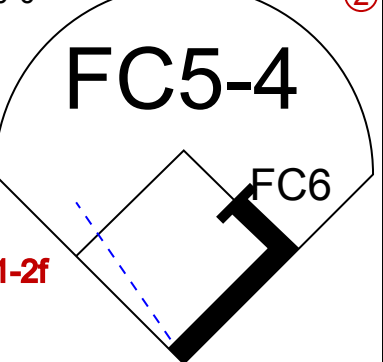
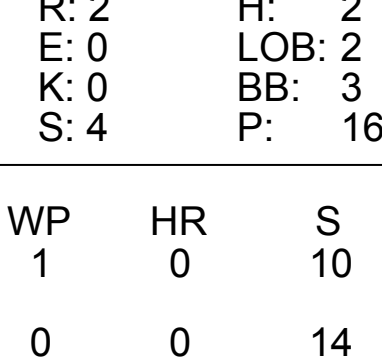
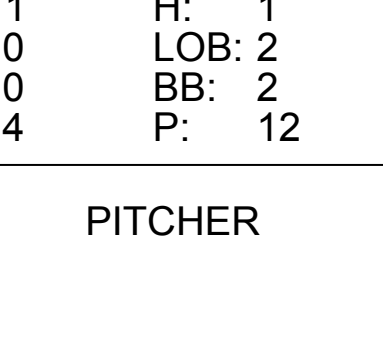
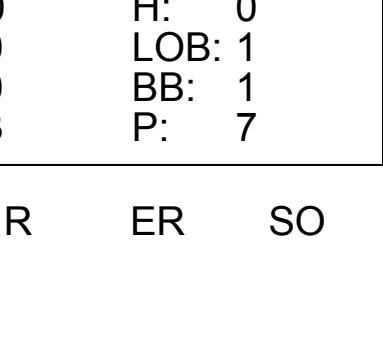
Batter	1	2	3	4	5	6	7	8	9	AB	R	H	RBI	BB	SO	LOB	BOTTOM					
Tony Taylor, R (1,4) OBP: 0.312, SLG: 0.330	F8		F9			G6-3		K		4	0	0	0	0	1	3	<b>Cincinnati Reds @ Philadelphia Phillies</b> Sun Sep 03 1961, 3:33 AM EDT Att: 4,752 - Unknown Connie Mack Stadium, Philadelphia, PA <a href="http://livebaseballscorecards.com">livebaseballscorecards.com</a>					
Johnny Callison, L (1,7) OBP: 0.361, SLG: 0.413	K		K			G3		G3		4	0	1	1	0	2	1						
Charley Smith, R (1,5) OBP: 0.310, SLG: 0.392						3B		F3		2	0	1	0	2	1	1						
Bobby Malkmus, R (6, PR) OBP: 0.276, SLG: 0.340	BB					K		1B		0	1	0	0	0	0	0						
Don Demeter, R (1,9) OBP: 0.304, SLG: 0.457	P4					K		F3		4	0	0	0	0	1	3						
Pancho Herrera, R (1,3) OBP: 0.348, SLG: 0.417	K					K		2-3		3	0	1	0	0	2	0						
Wes Covington, L (8, PH) OBP: 0.330, SLG: 0.416						K		1B		1	0	1	1	0	0	0						
Ken Walters, R (9,9) OBP: 0.265, SLG: 0.331						G6-4-3		1B		0	0	0	0	0	0	0						
Tony Gonzalez, L (1,8) OBP: 0.354, SLG: 0.440	K					G6-4-3		1B		4	0	2	0	0	1	2						
Ruben Amaro, R (1,6) OBP: 0.320, SLG: 0.331						BB		F9		3	1	1	0	1	1	4						
Clay Dalrymple, L (1,2) OBP: 0.263, SLG: 0.280	4-3					G6-3		L8		4	1	1	0	0	0	4						
Jim Owens, R (1,1) OBP: 0.136, SLG: 0.050						K				1	0	0	0	2	1	0						
<b>Inning Stats</b>	R: 0 E: 0 K: 1 S: 5	H: 0 LOB: 1 BB: 1 P: 9	R: 0 E: 0 K: 2 S: 8	H: 1 LOB: 0 BB: 0 P: 8	R: 0 E: 0 K: 2 S: 7	H: 0 LOB: 0 BB: 0 P: 7	R: 0 E: 0 K: 0 S: 3	H: 1 LOB: 1 BB: 1 P: 7	R: 2 E: 0 K: 1 S: 6	H: 2 LOB: 1 BB: 2 P: 14	R: 0 E: 0 K: 3 S: 10	H: 1 LOB: 1 BB: 0 P: 10	R: 0 E: 0 K: 1 S: 5	H: 0 LOB: 1 BB: 1 P: 9	R: 1 E: 0 K: 0 S: 6	H: 3 LOB: 3 BB: 0 P: 6		R: 0 E: 0 K: 0 S: 6	H: 0 LOB: 0 BB: 0 P: 6	1B: 6 2B: 1 3B: 1 HR: 0	SF: 0 SAC: 0 DP: 2 HBP: 0	WP: 0 PB: 0 SB: 0 CS: 0
<b>PITCHER</b> Jim O'Toole, L (1,1) ERA: 3.21	IP: 7.0 WLS: L BF: 29 H: 5 R: 2 ER: 2 SO: 10 BB: 5 IBB: 0 HBP: 0 BLK: 0 WP: 0 HR: 0 S: 44 P: 64 ERA: 2.57 WHIP: 1.429															<b>PITCHER</b>						
Jim Maloney, R (8,1) ERA: 4.75	0.2	L	5	3	1	1	0	0	0	0	0	5	5	13.50	4.500							
Bill Henry, L (8,1) ERA: 2.6	0.1		1	0	0	0	0	0	0	0	0	1	1	0.00	0.000							




Batter	1	2	3	4	5	6	7	8	9	AB	R	H	RBI	BB	SO	LOB	TOP					
Don Blasingame, L (1,4) OBP: 0.284, SLG: 0.284										4	0	1	0	0	1	1	<b>Cincinnati Reds @ Philadelphia Phillies</b> Connie Mack Stadium, Philadelphia, PA Mon Sep 04 1961, 3:38 AM EDT Att: 16,175 - Unknown					
Eddie Kasko, R (1,6) OBP: 0.325, SLG: 0.344										4	1	1	0	0	0	2						
Vada Pinson, L (1,8) OBP: 0.379, SLG: 0.513										3	0	1	0	1	0	2						
Frank Robinson, R (1,9) OBP: 0.411, SLG: 0.635										4	2	1	1	0	0	3						
Jerry Lynch, L (1,7) OBP: 0.438, SLG: 0.672										3	0	1	1	1	0	1						
Gordy Coleman, L (1,3) OBP: 0.340, SLG: 0.501										4	0	2	0	0	1	2						
Gene Freese, R (1,5) OBP: 0.310, SLG: 0.475										4	0	0	0	0	2	2						
Darrell Johnson, R (1,2) OBP: 0.280, SLG: 0.284										1	0	1	0	0	0	0						
Johnny Edwards, L (5,PH) OBP: 0.297, SLG: 0.261										2	0	0	0	0	1	0						
Ken Hunt, R (1,1) OBP: 0.220, SLG: 0.231										0	0	0	0	0	0	0						
Sherman Jones, L (4,1) OBP: 0.250, SLG: 0.162										1	0	0	0	0	0	0						
Jay Hook, L (7,1) OBP: 0.133, SLG: 0.133										0	0	0	0	0	0	0						
Gus Bell, L (8,PH) OBP: 0.291, SLG: 0.342										1	0	0	0	0	0	0						
Howie Nunn, R (8,1) OBP: 0.250, SLG: 0.250										0	0	0	0	0	0	0						
<b>Inning Stats</b>	R: 0 E: 0 K: 1 S: 5	H: 0 LOB: 1 BB: 1 P: 9	R: 0 E: 0 K: 2 S: 6	H: 0 LOB: 0 BB: 1 P: 10	R: 0 E: 0 K: 0 S: 4	H: 1 LOB: 0 BB: 0 P: 4	R: 1 E: 0 K: 0 S: 4	H: 2 LOB: 0 BB: 0 P: 4	R: 0 E: 0 K: 1 S: 5	H: 0 LOB: 0 BB: 0 P: 5	R: 0 E: 0 K: 0 S: 4	H: 1 LOB: 1 BB: 0 P: 4	R: 0 E: 0 K: 0 S: 3	H: 1 LOB: 0 BB: 0 P: 3	R: 0 E: 0 K: 0 S: 3	H: 0 LOB: 0 BB: 0 P: 3	R: 2 E: 1 K: 1 S: 8	H: 3 LOB: 1 BB: 0 P: 8	1B: 5 2B: 2 3B: 1 HR: 0	SF: 0 SAC: 1 DP: 2 HBP: 0	WP: 0 PB: 0 SB: 1 CS: 0	PA: 34
<b>PITCHER</b> Art Mahaffey, R (1,1) ERA: 4.01	IP: 9.0 WLS: W BF: 34 H: 8 R: 3 ER: 2 SO: 5 BB: 2 IBB: 0 HBP: 0 BLK: 0 WP: 0 HR: 0 S: 42 P: 50 ERA: 2.00 WHIP: 1.111															<b>PITCHER</b>						

AB	31
R	3
H	8
RBI	2
BB	2
SO	5
LOB	13



Batter	1	2	3	4	5	6	7	8	9	AB	R	H	RBI	BB	SO	LOB	BOTTOM			
Bobby Malkmus, R (1,5) OBP: 0.282, SLG: 0.343										4	1	2	0	1	0	1	<b>Cincinnati Reds @ Philadelphia Phillies</b> Connie Mack Stadium, Philadelphia, PA Mon Sep 04 1961, 3:38 AM EDT Att: 16,175 - Unknown			
Johnny Callison, L (1,7) OBP: 0.359, SLG: 0.411										3	1	1	0	1	1	3				
Tony Gonzalez, L (1,8) OBP: 0.357, SLG: 0.439										2	1	0	0	2	0	2				
Don Demeter, R (1,3) OBP: 0.305, SLG: 0.454										3	1	1	1	1	1	3				
Wes Covington, L (1,9) OBP: 0.327, SLG: 0.414										2	1	0	1	1	0	1				
Ken Walters, R (8,9) OBP: 0.265, SLG: 0.331										0	0	0	0	0	0	0				
Tony Taylor, R (1,4) OBP: 0.308, SLG: 0.328										4	0	1	0	0	0	2				
Clay Dalrymple, L (1,2) OBP: 0.266, SLG: 0.278										2	0	0	0	2	0	0				
Ruben Amaro, R (1,6) OBP: 0.326, SLG: 0.331										2	0	1	2	1	0	0				
Art Mahaffey, R (1,1) OBP: 0.156, SLG: 0.150										4	0	1	0	0	0	5				
<b>Inning Stats</b>	R: 0 E: 0 K: 0 S: 2	H: 0 LOB: 0 BB: 1 P: 6	R: 0 E: 0 K: 0 S: 3	H: 0 LOB: 0 BB: 0 P: 3	R: 0 E: 0 K: 0 S: 4	H: 1 LOB: 2 BB: 1 P: 8	R: 2 E: 0 K: 0 S: 4	H: 2 LOB: 3 BB: 3 P: 16	R: 0 E: 0 K: 1 S: 5	H: 1 LOB: 0 BB: 0 P: 5	R: 1 E: 0 K: 0 S: 4	H: 1 LOB: 2 BB: 2 P: 12	R: 2 E: 1 K: 1 S: 7	H: 2 LOB: 1 BB: 1 P: 11	R: 0 E: 0 K: 0 S: 3	H: 0 LOB: 1 BB: 1 P: 7	1B: 4 2B: 3 3B: 0 HR: 0	SF: 1 SAC: 1 DP: 1 HBP: 0	WP: 1 PB: 0 SB: 1 CS: 1	PA: 38
<b>PITCHER</b> Ken Hunt, R (1,1) ERA: 3.87	IP: 3.1 WLS: L BF: 14 H: 2 R: 2 ER: 2 SO: 0 BB: 4 IBB: 0 HBP: 0 BLK: 0 WP: 1 HR: 0 S: 10 P: 26 ERA: 5.40 WHIP: 1.800															<b>PITCHER</b>				
Sherman Jones, R (4,1) ERA: 4.01	2.2	16	5	3	2	1	2	2	0	0	0	0	0	14	30	6.75	2.625			
Jay Hook, R (7,1) ERA: 7.86	1.0	3	0	0	0	1	0	0	0	0	0	0	0	5	5	0.00	0.000			
Howie Nunn, R (8,1) ERA: 3.85	1.0	4	0	0	0	0	1	0	0	0	0	0	0	3	7	0.00	1.000			

AB	26
R	5
H	7
RBI	4
BB	9
SO	2
LOB	17





Batter	1	2	3	4	5	6	7	8	9	AB	R	H	RBI	BB	SO	LOB	TOP					
Don Blasingame, L (1,4) OBP: 0.288, SLG: 0.288	0-0 6-3		0-0 6-3		0-0 2H 1B		4-0 1B BB BB		0-0 1B 2B	4	1	2	1	1	0	0	<p>Cincinnati Reds @ St. Louis Cardinals</p> <p>Sportsman's Park, St. Louis, MO</p> <p>Tue Sep 05 1961, 8:05 PM EDT</p> <p>Att: 9,581 - Unknown</p>					
Eddie Kasko, R (1,6) OBP: 0.326, SLG: 0.344	4-0 E BB		0-0 6-3		0-3 K		4-0 1B BB		0-0 2H 1B	3	0	1	1	2	1	1						
Vada Pinson, L (1,8) OBP: 0.381, SLG: 0.513	0-0 F7			0-0 4-3 WP 1B		4-0 1B 2B BB		0-0 1-2 2-3 2-3 1B	4	1	2	1	1	0	2							
Frank Robinson, R (1,9) OBP: 0.410, SLG: 0.632	0-0 E4			0-0 F7		0-0 2B BB 1B		0-0 G6-3	4	1	1	0	0	0	5							
Jerry Lynch, L (1,7) OBP: 0.434, SLG: 0.667	0-3 K			0-0 4-3		0-0 SF9 8-2 2B		0-0 L8	4	0	1	1	0	1	3							
Gus Bell, L (8,9) OBP: 0.291, SLG: 0.342				0-0 1-3		0-0 SF9 2-3 2H 3-H		0-0 G3	0	0	0	0	0	0	0							
Gordy Coleman, L (1,3) OBP: 0.338, SLG: 0.498		0-0 5-3		0-0 1-3		0-0 2-3 3-H		0-0 5-3	3	0	0	1	0	0	1							
Gene Freese, R (1,5) OBP: 0.308, SLG: 0.471		0-0 F8			0-0 1-3		0-0 8-2		0-0 5-3	4	0	0	0	0	0	1						
Johnny Edwards, L (1,2) OBP: 0.286, SLG: 0.260		0-0 6-3			0-0 PB 1B 1B		0-0 E9 BB SH2-3 1B		0-0 F5	4	2	1	0	0	0	0						
Bob Purkey, R (1,1) OBP: 0.120, SLG: 0.139			0-3 K		0-0 P4		0-0 SH2-3		0-3 K	3	0	0	0	0	2	1						
<b>Inning Stats</b>	R: 0 E: 1 K: 1 S: 6	H: 0 LOB: 2 BB: 1 P: 10	R: 0 E: 0 K: 0 S: 3	H: 0 LOB: 0 BB: 0 P: 3	R: 0 E: 0 K: 1 S: 5	H: 0 LOB: 0 BB: 0 P: 5	R: 0 E: 0 K: 0 S: 4	H: 1 LOB: 1 BB: 0 P: 4	R: 1 E: 0 K: 1 S: 7	H: 2 LOB: 1 BB: 0 P: 7	R: 2 E: 0 K: 0 S: 4	H: 2 LOB: 1 BB: 1 P: 8	R: 1 E: 1 K: 0 S: 4	H: 1 LOB: 2 BB: 2 P: 12	R: 0 E: 0 K: 0 S: 3	H: 0 LOB: 0 BB: 0 P: 3	R: 1 E: 0 K: 1 S: 7	H: 2 LOB: 1 BB: 0 P: 7	1B: 6 2B: 3 3B: 0 HR: 0	SF: 1 SAC: 1 DP: 2 HBP: 0	WP: 1 PB: 1 SB: 0 CS: 0	PA: 39
<b>PITCHER</b>	IP WLS BF H R ER SO BB IBB HBP BLK WP HR S P ERA WHIP																					
Bob Gibson, R (1,1) ERA: 3.48	7.0 L 31 6 4 2 3 4 0 0 0 0 1 0 33 49 2.57 1.429																					
Craig Anderson, R (8,1) ERA: 3.6	2.0 8 2 1 1 1 0 0 0 0 0 0 0 10 10 4.50 1.000																					

AB	33
R	5
H	8
RBI	5
BB	4
SO	4
LOB	14



Batter	1	2	3	4	5	6	7	8	9	AB	R	H	RBI	BB	SO	LOB	BOTTOM					
Curt Flood, R (1,8) OBP: 0.398, SLG: 0.399	1-0 WP HBP		0-0 5-3		0-0 6-3			0-0 5-3		3	0	0	0	0	0	0	<p>Cincinnati Reds @ St. Louis Cardinals</p> <p>Sportsman's Park, St. Louis, MO</p> <p>Tue Sep 05 1961, 8:05 PM EDT</p> <p>Att: 9,581 - Unknown</p>					
Julian Javier, R (1,4) OBP: 0.337, SLG: 0.359	0-0 F7		0-0 FC6 1B			0-0 5-3		0-0 6-3		4	0	1	0	0	0	1						
Bill White, L (1,3) OBP: 0.362, SLG: 0.497	0-3 K		0-0 FC6			0-0 L4		0-0 1-3		4	0	0	0	0	1	2						
Stan Musial, L (1,7) OBP: 0.368, SLG: 0.473	0-3 K			0-0 F8		4-0 FC6-4 BB		0-3 K		3	0	0	0	1	2	1						
Ken Boyer, R (1,5) OBP: 0.385, SLG: 0.518		0-0 L8		4-0 BB		0-0 FC6-4		0-0 2B 1B		3	1	1	0	1	0	1						
Charlie James, R (1,9) OBP: 0.299, SLG: 0.360		0-0 6-4-3 1B		0-0 F8		0-3 K		0-0 2B 2B		4	1	2	0	0	1	1						
Alex Grammas, R (1,6) OBP: 0.287, SLG: 0.277		0-0 6-4-3		0-3 K		0-0 F9		0-0 P5		4	0	0	0	0	1	4						
Jimmie Schaffer, R (1,2) OBP: 0.307, SLG: 0.329		0-3 K		0-0 5-3		0-0 PB 1B		0-0 2B		2	0	0	0	0	1	1						
Red Schoendienst, S (7,PH) OBP: 0.363, SLG: 0.398					0-0 5-3			0-0 2B		1	0	1	0	0	0	0						
Bob Lillis, R (7,PH) OBP: 0.239, SLG: 0.226										0	0	0	0	0	0	0						
Chris Cannizzaro, R (8,2) OBP: 0.500, SLG: 0.500										0	0	0	0	0	0	0						
Carl Sawatski, L (8,PH) OBP: 0.400, SLG: 0.531										1	0	1	2	0	0	0						
Bob Gibson, R (1,1) OBP: 0.250, SLG: 0.345			0-3 K		0-0 6-3		0-0 F8		0-0 6-3	2	0	0	0	0	1	0						
Joe Cunningham, L (7,PH) OBP: 0.416, SLG: 0.420										1	0	0	0	0	0	1						
Craig Anderson, R (8,1) OBP: 0.429, SLG: 0.571										0	0	0	0	0	0	0						
Ed Olivares, R (8,PH) OBP: 0.154, SLG: 0.160										1	0	0	0	0	0	1						
<b>Inning Stats</b>	R: 0 E: 0 K: 2 S: 7	H: 0 LOB: 1 BB: 0 P: 8	R: 0 E: 0 K: 1 S: 6	H: 1 LOB: 1 BB: 0 P: 6	R: 0 E: 0 K: 1 S: 6	H: 1 LOB: 1 BB: 0 P: 6	R: 0 E: 0 K: 1 S: 5	H: 0 LOB: 1 BB: 1 P: 9	R: 0 E: 0 K: 0 S: 3	H: 0 LOB: 0 BB: 0 P: 3	R: 0 E: 0 K: 0 S: 3	H: 0 LOB: 1 BB: 1 P: 7	R: 0 E: 0 K: 1 S: 6	H: 1 LOB: 2 BB: 0 P: 6	R: 0 E: 0 K: 0 S: 3	H: 0 LOB: 0 BB: 0 P: 3	R: 2 E: 0 K: 1 S: 8	H: 3 LOB: 1 BB: 0 P: 8	1B: 4 2B: 2 3B: 0 HR: 0	SF: 0 SAC: 0 DP: 0 HBP: 1	WP: 1 PB: 1 SB: 0 CS: 0	PA: 36
<b>PITCHER</b>	IP WLS BF H R ER SO BB IBB HBP BLK WP HR S P ERA WHIP																					
Bob Purkey, R (1,1) ERA: 3.9	9.0 W 36 6 2 2 7 2 0 1 0 1 0 47 56 2.00 0.889																					

AB	33
R	2
H	6
RBI	2
BB	2
SO	7
LOB	13



Batter	1	2	3	4	5	6	7	8	9	AB	R	H	RBI	BB	SO	LOB	TOP
Don Blasingame, L (1,4) OBP: 0.287, SLG: 0.286	P6			K			3-1			3	0	0	1	1	1	1	<b>Cincinnati Reds @ St. Louis Cardinals</b> Sportsman's Park, St. Louis, MO Wed Sep 06 1961, 8:05 PM EDT Att: 11,857 - Unknown
Eddie Kasko, R (1,6) OBP: 0.325, SLG: 0.341	4-3	L4-6			5-3		F7			4	0	0	0	0	0	3	
Vada Pinson, L (1,8) OBP: 0.380, SLG: 0.513	6-3			1B	2B		4-3	G3		4	1	1	0	0	0	0	
Frank Robinson, R (1,9) OBP: 0.409, SLG: 0.629		E8	1-3		F8		F8	F8		4	1	1	0	0	0	1	
Jerry Lynch, L (1,7) OBP: 0.435, SLG: 0.690		2B	K					K		4	2	2	2	0	2	1	
Gordy Coleman, L (1,3) OBP: 0.339, SLG: 0.498		F8			6-3			6-3		4	0	2	1	0	0	1	
Gene Freese, R (1,5) OBP: 0.307, SLG: 0.471		BB	F9		P6			G6-3		4	1	1	1	0	0	2	
Johnny Edwards, L (1,2) OBP: 0.285, SLG: 0.254		BB	F9		F8			6-3		3	0	0	0	1	0	0	
Joey Jay, S (1,1) OBP: 0.110, SLG: 0.136										0	0	0	0	0	0	0	
Jim Maloney, L (1,1) OBP: 0.243, SLG: 0.500										1	0	1	0	1	0	0	
Bill Henry, L (6,1) ERA: 4.5										0	0	0	0	0	0	0	
Gus Bell, L (7,PH) OBP: 0.256, SLG: 0.341										1	0	0	0	0	1	0	
Jim Brosnan, R (7,1) ERA: 3.12										0	0	0	0	0	0	0	
Howie Nunn, R (8,1) ERA: 3.58										0	0	0	0	0	0	0	
<b>Inning Stats</b>	R: 0 E: 0 K: 0 S: 3	H: 0 LOB: 0 BB: 0 P: 3	R: 3 E: 1 K: 0 S: 5	H: 3 LOB: 2 BB: 3 P: 17	R: 1 E: 0 K: 1 S: 7	H: 2 LOB: 1 BB: 0 P: 7	R: 0 E: 0 K: 1 S: 5	H: 1 LOB: 0 BB: 0 P: 5	R: 0 E: 0 K: 0 S: 4	H: 0 LOB: 0 BB: 0 P: 4	R: 0 E: 0 K: 1 S: 5	H: 0 LOB: 0 BB: 0 P: 5	R: 0 E: 0 K: 0 S: 3	H: 1 LOB: 0 BB: 0 P: 3	1B: 4 2B: 4 3B: 0 HR: 1	SF: 0 SAC: 0 DP: 2 HBP: 0	WP: 0 PA: 35 PB: 0 SB: 0 CS: 0
<b>PITCHER</b> Larry Jackson, R (1,1) ERA: 3.94	IP: 9.0 WLS: W BF: 35 H: 8 R: 5 ER: 5 SO: 4 BB: 3 IBB: 0 HBP: 0 BLK: 0 WP: 0 HR: 1 S: 40 P: 52 ERA: 5.00 WHIP: 1.222											<b>PITCHER</b>	IP: 9.0 WLS: W BF: 35 H: 8 R: 5 ER: 5 SO: 4 BB: 3 IBB: 0 HBP: 0 BLK: 0 WP: 0 HR: 1 S: 40 P: 52 ERA: 5.00 WHIP: 1.222				

AB	32
R	5
H	8
RBI	5
BB	3
SO	4
LOB	9



Batter	1	2	3	4	5	6	7	8	9	AB	R	H	RBI	BB	SO	LOB	BOTTOM		
Curt Flood, R (1,8) OBP: 0.398, SLG: 0.403	1B	E6		SH1-4		E4	K	4-3		5	2	2	2	0	1	2	<b>Cincinnati Reds @ St. Louis Cardinals</b> Sportsman's Park, St. Louis, MO Wed Sep 06 1961, 8:05 PM EDT Att: 11,857 - Unknown		
Julian Javier, R (1,4) OBP: 0.338, SLG: 0.360	L6			6-3		SH		4-3		5	1	2	2	0	0	4			
Bill White, L (1,3) OBP: 0.363, SLG: 0.495	WP	F9		K		F9	P3			4	1	1	1	2	1	4			
Stan Musial, L (1,7) OBP: 0.369, SLG: 0.477				F8		G3				4	0	2	2	0	0	0			
Don Toussig, R (6,PH) OBP: 0.338, SLG: 0.458	1-3	1B				SF8				1	1	0	0	0	0	2			
Ken Boyer, R (1,5) OBP: 0.389, SLG: 0.520		1-3		FC4-6		1B	S	4-3		4	0	3	1	1	0	1			
Charlie James, R (1,9) OBP: 0.297, SLG: 0.361	1-3			FC4-6		F3	F9	1B		5	1	1	1	0	0	6			
Alex Grammas, R (1,6) OBP: 0.291, SLG: 0.281	6-3			F9		L8		2B		5	1	2	0	0	0	5			
Jimmie Schaffer, R (1,2) OBP: 0.310, SLG: 0.331		E6		SH1-4				1B		2	1	1	0	0	0	0			
Carl Sawatski, L (6,PH) OBP: 0.410, SLG: 0.534		FC3-6		SH1-4				2B		1	1	1	0	2	0	0			
Larry Jackson, R (1,1) OBP: 0.197, SLG: 0.270	FC3-6			6-3		P6		1B		4	2	2	2	0	0	4			
<b>Inning Stats</b>	R: 2 E: 0 K: 0 S: 7	H: 4 LOB: 2 BB: 0 P: 7	R: 1 E: 2 K: 0 S: 5	H: 1 LOB: 1 BB: 0 P: 5	R: 0 E: 0 K: 0 S: 4	H: 1 LOB: 1 BB: 0 P: 4	R: 1 E: 0 K: 1 S: 7	H: 2 LOB: 1 BB: 0 P: 7	R: 0 E: 0 K: 0 S: 4	H: 1 LOB: 3 BB: 2 P: 12	R: 2 E: 2 K: 0 S: 6	H: 1 LOB: 2 BB: 1 P: 10	R: 0 E: 0 K: 1 S: 7	H: 2 LOB: 2 BB: 0 P: 7	R: 5 E: 0 K: 0 S: 8	H: 5 LOB: 2 BB: 2 P: 16	1B: 13 2B: 4 3B: 0 HR: 0	SF: 1 SAC: 3 DP: 0 HBP: 0	WP: 2 PA: 49 PB: 0 SB: 1 CS: 0
<b>PITCHER</b> Joey Jay, R (1,1) ERA: 3.37	IP: 0.1 WLS: L BF: 24 H: 5 R: 4 ER: 2 SO: 2 BB: 0 IBB: 0 HBP: 0 BLK: 0 WP: 1 HR: 0 S: 24 P: 32 ERA: 54.00 WHIP: 12.000											<b>PITCHER</b>	IP: 0.1 WLS: L BF: 24 H: 5 R: 4 ER: 2 SO: 2 BB: 0 IBB: 0 HBP: 0 BLK: 0 WP: 1 HR: 0 S: 24 P: 32 ERA: 54.00 WHIP: 12.000						
Jim Maloney, R (1,1) ERA: 4.5	4.2	24	5	4	1	1	2	0	0	0	1	0	24	32	1.93	1.500			
Bill Henry, L (6,1) ERA: 2.54	1.0	5	1	0	0	0	1	0	0	0	0	0	4	8	0.00	2.000			
Jim Brosnan, R (7,1) ERA: 3.12	1.1	11	6	5	5	1	0	1	0	0	0	0	12	16	33.75	4.500			
Howie Nunn, R (8,1) ERA: 3.58	0.2	4	1	0	0	0	0	1	0	0	0	0	3	7	0.00	1.500			



Batter	1	2	3	4	5	6	7	8	9	10	AB	R	H	RBI	BB	SO	LOB	TOP						
<b>Curt Flood, R</b> OBP: 0.394, SLG: 0.399 (1, 8)	1-3			F9		1B		FC5-6		G3	5	0	1	0	0	0	3	<b>St. Louis Cardinals @ Cincinnati Reds</b> Crosley Field, Cincinnati, OH Fri Sep 08 1961, 7:05 PM EDT Att: 23,527 - Unknown  <b>AB 36</b> <b>R 2</b> <b>H 7</b> <b>RBI 2</b> <b>BB 1</b> <b>SO 4</b> <b>LOB 16</b>						
<b>Julian Javier, R</b> OBP: 0.336, SLG: 0.356 (1, 4)	6-3			2B		P3		F8		6-3	4	1	0	0	1	0	4							
<b>Charlie James, R</b> OBP: 0.297, SLG: 0.363 (1, 7)	5-3			1B		P4		F2			4	1	1	1	0	0	2							
<b>Ken Boyer, R</b> OBP: 0.391, SLG: 0.521 (1, 5)		K		E		1B				1B	4	0	3	1	0	1	0							
<b>Bill White, L</b> OBP: 0.391, SLG: 0.491 (1, 3)	F9			F9		P4				P5	4	0	0	0	0	0	4							
<b>Don Taussig, R</b> OBP: 0.333, SLG: 0.450 (9, PH)				F8						L3	3	0	0	0	0	0	1							
<b>Stan Musial, L</b> OBP: 0.368, SLG: 0.475 (9, 9)											1	0	0	0	0	0	1							
<b>Ed Olivares, R</b> OBP: 0.154, SLG: 0.160 (9, 9)											0	0	0	0	0	0	0							
<b>Alex Grammas, R</b> OBP: 0.288, SLG: 0.276 (9, PH)				K		F8				F3	3	0	0	0	0	0	1							
<b>Red Schoendienst, S</b> OBP: 0.360, SLG: 0.395 (9, 6)											1	0	0	0	0	0	1							
<b>Bob Lillis, R</b> OBP: 0.239, SLG: 0.226 (9, 6)											0	0	0	0	0	0	0							
<b>Jimmie Schaffer, R</b> OBP: 0.304, SLG: 0.324 (10, PH)				F9							3	0	0	0	0	0	1							
<b>Carl Sawatski, L</b> OBP: 0.414, SLG: 0.537 (10, PR)						K					1	0	1	0	0	0	0							
<b>Bob Gibson, R</b> OBP: 0.250, SLG: 0.345 (10, 2)											0	0	0	0	0	0	0							
<b>Chris Cannizzaro, R</b> OBP: 0.500, SLG: 0.500 (10, 2)											0	0	0	0	0	0	0							
<b>Ernie Broglio, R</b> OBP: 0.194, SLG: 0.172 (10, 1)				K		F7				SH1-4	3	0	1	0	0	1	0							
<b>Lindy McDaniel, R</b> OBP: 0.133, SLG: 0.133 (10, 1)										SH1-4	0	0	0	0	0	0	0							
<b>Inning Stats</b>	R: 0 E: 0 K: 0 S: 3	H: 0 LOB: 0 BB: 0 P: 3	R: 0 E: 0 K: 1 S: 5	H: 0 LOB: 0 BB: 0 P: 5	R: 0 E: 0 K: 2 S: 7	H: 0 LOB: 0 BB: 0 P: 7	R: 2 E: 0 K: 0 S: 5	H: 2 LOB: 1 BB: 1 P: 9	R: 0 E: 0 K: 1 S: 5	H: 0 LOB: 0 BB: 0 P: 5	R: 0 E: 0 K: 0 S: 3	H: 0 LOB: 0 BB: 0 P: 3	R: 0 E: 0 K: 0 S: 4	H: 1 LOB: 1 BB: 0 P: 4	R: 0 E: 0 K: 0 S: 4	H: 1 LOB: 1 BB: 0 P: 4	R: 0 E: 0 K: 0 S: 4	H: 1 LOB: 2 BB: 0 P: 4	R: 0 E: 0 K: 0 S: 4	H: 1 LOB: 2 BB: 0 P: 4	1B: 6 2B: 1 3B: 0 HR: 0	SF: 0 SAC: 1 DP: 0 HBP: 0	WP: 0 PB: 0 SB: 0 CS: 0	PA: 38
<b>PITCHER</b>	IP	WLS	BF	H	R	ER	SO	BB	IBB	HBP	BLK	WP	HR	S	P	ERA	WHIP							
<b>Jim O'Toole, L</b> ERA: 3.17 (1, 1)	8.0		30	5	2	2	4	1	0	0	0	0	0	0	37	41	2.25	0.750						
<b>Jim Brosnan, R</b> ERA: 3.03 (9, 1)	2.0	W	8	2	0	0	0	0	0	0	0	0	0	8	8	0.00	1.000							

Batter	1	2	3	4	5	6	7	8	9	10	AB	R	H	RBI	BB	SO	LOB	BOTTOM					
<b>Don Blasingame, L</b> OBP: 0.285, SLG: 0.283 (1, 4)	G3			F9		6-3		P6		SH5-4	4	0	0	0	0	0	2	<b>St. Louis Cardinals @ Cincinnati Reds</b> Crosley Field, Cincinnati, OH Fri Sep 08 1961, 7:05 PM EDT Att: 23,527 - Unknown  <b>AB 35</b> <b>R 3</b> <b>H 7</b> <b>RBI 3</b> <b>BB 1</b> <b>SO 3</b> <b>LOB 14</b>					
<b>Eddie Kasko, R</b> OBP: 0.328, SLG: 0.342 (1, 6)	HBP			F7		FC4-6		E4		1B	4	1	2	1	0	0	2						
<b>Vada Pinson, L</b> OBP: 0.377, SLG: 0.509 (1, 8)	P4			F7		FC4-6		G3		1B	4	0	0	0	0	0	4						
<b>Frank Robinson, R</b> OBP: 0.409, SLG: 0.630 (1, 9)	F7			F8		1B					4	0	2	2	0	0	1						
<b>Jerry Lynch, L</b> OBP: 0.426, SLG: 0.671 (1, 7)				K							4	0	0	0	0	2	3						
<b>Jim Brosnan, R</b> OBP: 0.154, SLG: 0.083 (9, 1)											0	0	0	0	0	0	0						
<b>Gordy Coleman, L</b> OBP: 0.336, SLG: 0.494 (1, 3)						F5					4	0	0	0	0	0	0						
<b>Gene Freese, R</b> OBP: 0.307, SLG: 0.472 (1, 5)											4	0	1	0	0	1	0						
<b>Johnny Edwards, L</b> OBP: 0.277, SLG: 0.246 (1, 2)											4	0	0	0	0	0	1						
<b>Jim O'Toole, S</b> OBP: 0.190, SLG: 0.183 (8, PH)											2	0	1	0	0	0	1						
<b>Gus Bell, L</b> OBP: 0.295, SLG: 0.344 (9, 7)											1	1	1	0	1	0	0						
<b>Elio Chacon, R</b> OBP: 0.405, SLG: 0.394 (10, PR)											0	1	0	0	0	0	0						
<b>Inning Stats</b>	R: 0 E: 0 K: 0 S: 3	H: 0 LOB: 1 BB: 0 P: 4	R: 0 E: 0 K: 1 S: 5	H: 0 LOB: 0 BB: 0 P: 5	R: 0 E: 0 K: 0 S: 4	H: 1 LOB: 1 BB: 0 P: 4	R: 0 E: 0 K: 0 S: 5	H: 0 LOB: 0 BB: 0 P: 5	R: 2 E: 1 K: 0 S: 5	H: 1 LOB: 1 BB: 1 P: 9	R: 0 E: 0 K: 0 S: 3	H: 0 LOB: 0 BB: 0 P: 3	R: 1 E: 0 K: 0 S: 3	H: 2 LOB: 1 BB: 0 P: 3	R: 0 E: 0 K: 0 S: 3	H: 0 LOB: 0 BB: 0 P: 3	R: 1 E: 0 K: 0 S: 3	H: 2 LOB: 1 BB: 0 P: 3	1B: 5 2B: 2 3B: 0 HR: 0	SF: 0 SAC: 1 DP: 0 HBP: 1	WP: 0 PB: 0 SB: 0 CS: 0	PA: 38	
<b>PITCHER</b>	IP	WLS	BF	H	R	ER	SO	BB	IBB	HBP	BLK	WP	HR	S	P	ERA	WHIP						
<b>Ernie Broglio, R</b> ERA: 3.83 (1, 1)	9.0	L	36	6	3	1	3	1	0	0	0	0	0	40	45	1.00	0.778						
<b>Lindy McDaniel, R</b> ERA: 4.7 (10, 1)	0.1		2	1	0	0	0	0	0	0	0	0	0	2	2	0.00	3.000						

**St. Louis Cardinals @ Cincinnati Reds**  
 Crosley Field, Cincinnati, OH  
 Fri Sep 08 1961, 7:05 PM EDT  
 Att: 23,527 - Unknown



Batter	1	2	3	4	5	6	7	8	9	10	11	12	AB	R	H	RBI	BB	SO	LOB	TOP	
Curt Flood, R OBP: 0.366, SLG: 0.390 (1.8)	1-3		5-3			F7	FC4			FC4-6		6-3	6	0	0	0	0	0	5		
Julian Javier, R OBP: 0.336, SLG: 0.356 (1.4)	P4			K						F3		6-3	6	0	2	0	0	1	2		
Bill White, L OBP: 0.358, SLG: 0.487 (1.3)	P4			P6		G6-3		FC1-4		F7			5	0	0	0	0	0	3		
Ken Boyer, R OBP: 0.360, SLG: 0.520 (1.5)		F9		2B			K	P4				F7	5	0	1	0	0	1	1		
Stan Musial, L OBP: 0.366, SLG: 0.473 (1.7) Ed Olivares, R OBP: 0.165, SLG: 0.192 (9.7)	F9			6-3			F9						4	0	1	0	0	0	1		
Charlie James, R OBP: 0.265, SLG: 0.361 (1.9)	F7					G3				6-3			4	1	1	0	1	0	0		
Carl Sawatski, L OBP: 0.416, SLG: 0.556 (1.2) Jimmie Schaffer, R OBP: 0.302, SLG: 0.322 (9.2)	P4							1B		F7		G6-4-3	4	2	2	1	0	0	0		
Bob Lillis, R OBP: 0.241, SLG: 0.228 (7. PH) Red Schoendienst, S OBP: 0.365, SLG: 0.409 (7. PH) Alex Grammas, R OBP: 0.268, SLG: 0.276 (7.6)	5-3			1B		3-1		PB		F9			2	0	1	0	0	0	0		
Curt Simmons, L OBP: 0.342, SLG: 0.387 (7. PH) Joe Cooney, R OBP: 0.242, SLG: 0.419 (7. PH) Bob Gibson, R OBP: 0.232, SLG: 0.345 (7. PH) Ed Baugh, R OBP: 0.154, SLG: 0.167 (12. PH) Larry Jackson, R OBP: 0.154, SLG: 0.167 (12. PH) Al Cicotte, R OBP: 0.154, SLG: 0.167 (12. PH)	5-3					F8		K				SH2-4	2	0	0	0	0	0	1		
<b>Inning Stats</b>	R: 0 E: 0 K: 0 S: 3	H: 0 LOB: 0 BB: 0 P: 3	R: 0 E: 0 K: 0 S: 3	H: 0 LOB: 0 BB: 0 P: 3	R: 0 E: 0 K: 1 S: 4	H: 1 LOB: 1 BB: 0 P: 4	R: 0 E: 0 K: 1 S: 6	H: 1 LOB: 1 BB: 0 P: 6	R: 1 E: 0 K: 0 S: 4	H: 1 LOB: 0 BB: 0 P: 4	R: 0 E: 0 K: 0 S: 3	H: 0 LOB: 0 BB: 0 P: 3	R: 0 E: 0 K: 0 S: 4	H: 1 LOB: 1 BB: 0 P: 4	R: 0 E: 0 K: 0 S: 3	H: 1 LOB: 1 BB: 0 P: 7	R: 0 E: 0 K: 0 S: 4	H: 1 LOB: 1 BB: 0 P: 4	1B: 9 2B: 2 3B: 0 HR: 1	SF: 0 SAC: 1 DP: 2 HBP: 0	WP: 0 PA: 47
<b>PITCHER</b>	IP WLS BF H R ER SO BB IBB HBP BLK WP HR S P ERA WHIP	Ken Johnson, R ERA: 3.55 (1.1)	Jim Brosnan, R ERA: 2.94 (8.1)	Bill Henry, L ERA: 2.39 (10.1)	<b>PITCHER</b>																

St. Louis Cardinals @ Cincinnati Reds  
Crosley Field, Cincinnati, OH

Sat Sep 09 1961, 3:33 AM EDT  
Att. 11,218 - Unknown

AB 45  
R 3  
H 12  
RBI 2  
BB 1  
SO 3  
LOB 16



Batter	1	2	3	4	5	6	7	8	9	10	11	12	AB	R	H	RBI	BB	SO	LOB	BOTTOM			
Elio Chacon, R OBP: 0.393, SLG: 0.381 (1.4) Gus Bell, L OBP: 0.298, SLG: 0.346 (9. PH) Bill Henry, L OBP: 0.298, SLG: 0.346 (10.1)	6-3		F8	F8			6-3					K	4	0	0	0	0	4					
Eddie Kasko, R OBP: 0.324, SLG: 0.338 (10.4)	F7		4-3			K	SF7			K		K	5	0	0	1	0	3	3				
Vada Pinson, L OBP: 0.377, SLG: 0.506 (1.8)	S		K			F8	4-3			1-3		1B	5	0	1	0	1	1	2				
Frank Robinson, R OBP: 0.409, SLG: 0.626 (1.9)	P2			FC1-4		F7				6-3		P5	5	0	1	1	1	0	1				
Gene Freese, R OBP: 0.306, SLG: 0.469 (1.5)		FC3-6		BB		FC1-4-6		F7		P6		F3	5	1	1	0	0	1					
Wally Post, R OBP: 0.335, SLG: 0.560 (1.7)		FC3-6		BB		5-3		6-3				K	4	1	1	0	1	1	0				
Dick Gernert, R OBP: 0.381, SLG: 0.385 (1.3) Gordy Coleman, L OBP: 0.337, SLG: 0.494 (10.3)	F2			1B		P4				FC4-6		K	2	0	0	1	0	2					
Johnny Edwards, L OBP: 0.273, SLG: 0.242 (1.2) Jerry Zimmerman, R OBP: 0.291, SLG: 0.233 (5.2) Jim Maloney, L OBP: 0.433, SLG: 0.500 (7. PH) Darrell Johnson, R OBP: 0.275, SLG: 0.278 (8.2)	FC3-6			K			6-3			F8		4-3	2	0	0	0	0	1	5				
Ken Johnson, R OBP: 0.381, SLG: 0.385 (7. PH) Jim Spillane, R OBP: 0.154, SLG: 0.167 (8.1) Jerry Lynch, L OBP: 0.154, SLG: 0.167 (9. PH) Leo Cardenas, R OBP: 0.154, SLG: 0.167 (10.6)	4-3						6-3			FC4-6		1B	2	0	1	2	0	0	2				
<b>Inning Stats</b>	R: 0 E: 0 K: 0 S: 4	H: 1 LOB: 1 BB: 0 P: 3	R: 0 E: 0 K: 0 S: 4	H: 1 LOB: 2 BB: 1 P: 8	R: 0 E: 0 K: 1 S: 5	H: 0 LOB: 0 BB: 0 P: 5	R: 0 E: 0 K: 1 S: 7	H: 2 LOB: 2 BB: 2 P: 15	R: 0 E: 0 K: 1 S: 5	H: 0 LOB: 0 BB: 0 P: 5	R: 0 E: 0 K: 0 S: 3	H: 0 LOB: 0 BB: 0 P: 3	R: 0 E: 0 K: 0 S: 7	H: 2 LOB: 2 BB: 0 P: 7	R: 0 E: 0 K: 0 S: 3	H: 0 LOB: 0 BB: 0 P: 3	R: 0 E: 0 K: 2 S: 7	H: 0 LOB: 0 BB: 0 P: 7	R: 1 E: 0 K: 2 S: 8	H: 2 LOB: 2 BB: 1 P: 12	1B: 7 2B: 1 3B: 0 HR: 0	SF: 1 SAC: 0 DP: 0 HBP: 0	WP: 0 PA: 49
<b>PITCHER</b>	IP WLS BF H R ER SO BB IBB HBP BLK WP HR S P ERA WHIP	Curt Simmons, L ERA: 3.24 (1.1)	Bob Gibson, R ERA: 3.53 (7.1)	Ed Bauga, R ERA: 1.62 (7.1)	Al Cicotte, R ERA: 5.38 (12.1)	<b>PITCHER</b>																	

St. Louis Cardinals @ Cincinnati Reds  
Crosley Field, Cincinnati, OH

Sat Sep 09 1961, 3:33 AM EDT  
Att. 11,218 - Unknown

AB 42  
R 4  
H 8  
RBI 4  
BB 6  
SO 8  
LOB 23



Batter	1	2	3	4	5	6	7	8	9	AB	R	H	RBI	BB	SO	LOB	TOP	
<b>Curt Flood, R</b> OBP: 0.384, SLG: 0.385 (1, 8)	0-0 6-3		0-0 L4			4-0 PB 1B BB		0-0 4-3		3	1	0	0	1	0	0		
<b>Julian Javier, R</b> OBP: 0.335, SLG: 0.354 (1, 4)	0-0 F8			0-0 P4		0-0 1B 1B		0-0 6-3		4	1	1	1	0	0	0		
<b>Bill White, L</b> OBP: 0.357, SLG: 0.485 (1, 3)	0-0 F9			0-0 F2		0-0 S 1B		0-3 K		4	0	1	1	0	1	0		
<b>Ken Boyer, R</b> OBP: 0.389, SLG: 0.517 (1, 5)		4-0 FC1-4 E BB		0-3 K		0-3 K		0-0 5-3		3	0	0	0	1	2	1		
<b>Stan Musial, L</b> OBP: 0.364, SLG: 0.468 (1, 7)	0-0 E4 FC1-4				0-0 1-3			0-0 F9		3	0	0	0	0	0	1		
<b>Charlie James, R</b> OBP: 0.296, SLG: 0.358 (1, 9)	0-0 FC1-4 G4-6-3				0-0 P6			0-0 P6		3	0	0	0	0	0	2		
<b>Carl Sawatski, L</b> OBP: 0.409, SLG: 0.545 (1, 2)	0-0 G4-6-3				0-0 1-3			0-0 F7		3	0	0	0	0	0	2		
<b>Alex Grammas, R</b> OBP: 0.285, SLG: 0.275 <b>Red Schoendienst, S</b> OBP: 0.362, SLG: 0.405 <b>Bob Lillis, R</b> OBP: 0.241, SLG: 0.228 (1, 6) (8, PH) (8, 6)			0-3 K			0-0 F9		0-0 5-3		2	0	0	0	0	1	0		
<b>Ray Sadecki, L</b> OBP: 0.256, SLG: 0.296 <b>Craig Anderson, R</b> OBP: 0.429, SLG: 0.571 <b>Joe Cunningham, L</b> OBP: 0.413, SLG: 0.417 <b>Bob Miller, R</b> OBP: 0.467, SLG: 0.538 (1, 1) (7, 1) (8, PH) (8, 1)			0-0 4-3			0-0 1-3		0-0 F7		2	0	0	0	0	0	0		
<b>Inning Stats</b>	R: 0 E: 0 K: 0 S: 3	H: 0 LOB: 0 BB: 0 P: 3	R: 0 E: 1 K: 0 S: 3	H: 0 LOB: 1 BB: 1 P: 7	R: 0 E: 0 K: 1 S: 5	H: 0 LOB: 0 BB: 0 P: 5	R: 0 E: 0 K: 1 S: 5	H: 0 LOB: 0 BB: 0 P: 5	R: 2 E: 0 K: 1 S: 7	H: 2 LOB: 1 BB: 1 P: 11	R: 0 E: 0 K: 0 S: 3	H: 0 LOB: 0 BB: 0 P: 3	R: 0 E: 0 K: 1 S: 5	H: 0 LOB: 0 BB: 0 P: 5	1B: 2 2B: 0 3B: 0 HR: 0	SF: 0 SAC: 0 DP: 1 HBP: 0	WP: 0 PB: 1 SB: 1 CS: 0	PA: 31
<b>PITCHER</b> <b>Bob Purkey, R</b> ERA: 3.78 (1, 1)	IP: 9.0 WLS: W BF: 31 H: 2 R: 2 ER: 1 SO: 4 BB: 2 IBB: 0 HBP: 0 BLK: 0 WP: 0 HR: 0 S: 37 P: 45 ERA: 1.00 WHIP: 0.444															<b>PITCHER</b> IP: WLS: BF: H: R: ER: SO: BB: IBB: HBP: BLK: WP: HR: S: P: ERA: WHIP		

St. Louis Cardinals @ Cincinnati Reds  
Crosley Field, Cincinnati, OH  
Sun Sep 10 1961, 3:33 AM EDT  
Att: 22,848 - Unknown

AB 29  
R 2  
H 2  
RBI 2  
BB 2  
SO 4  
LOB 6

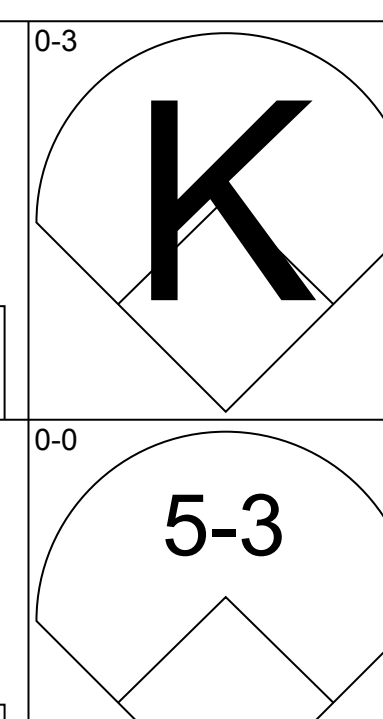
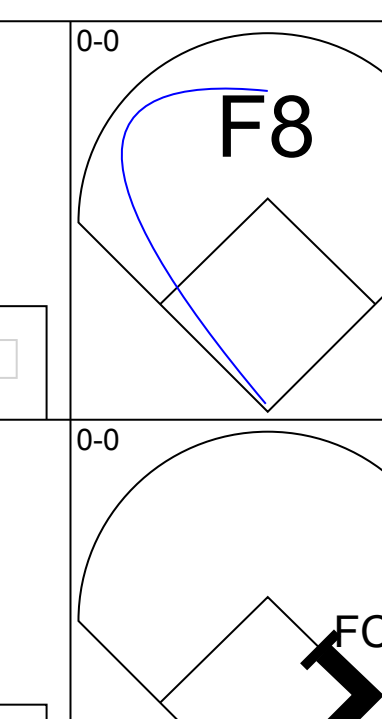
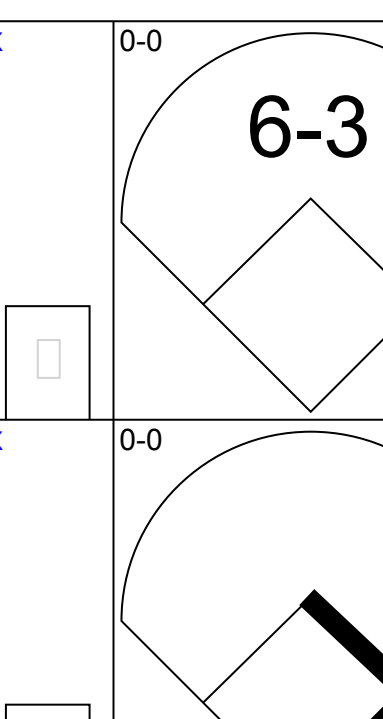
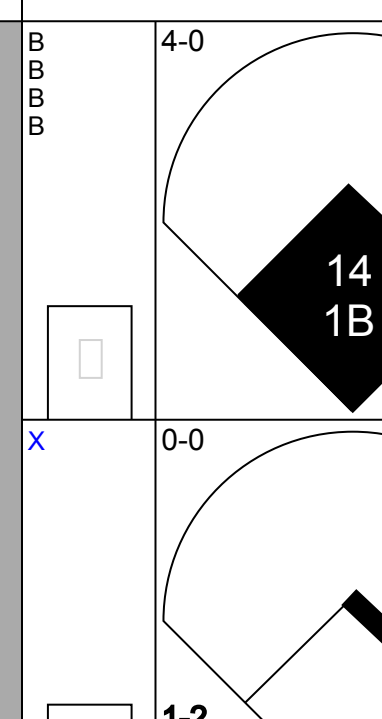
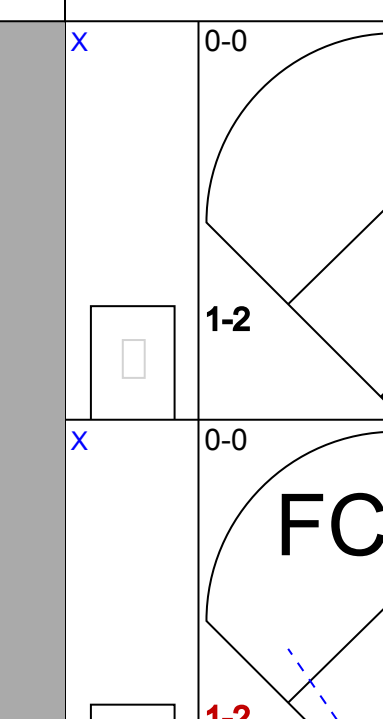
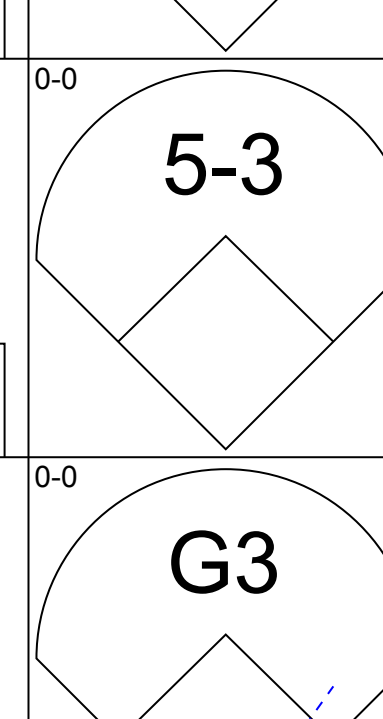
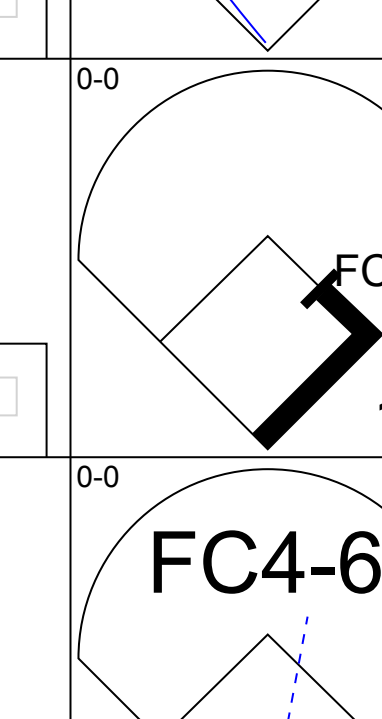
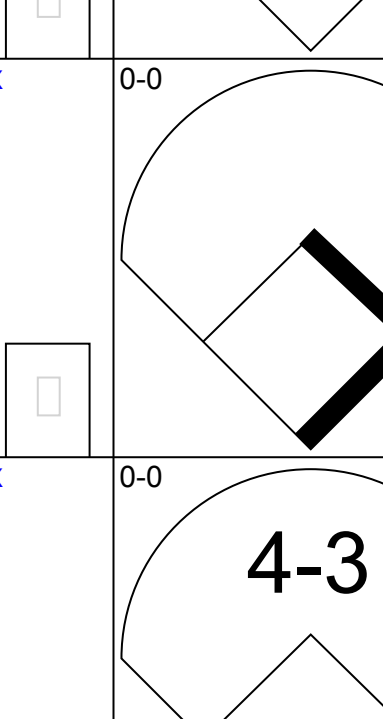
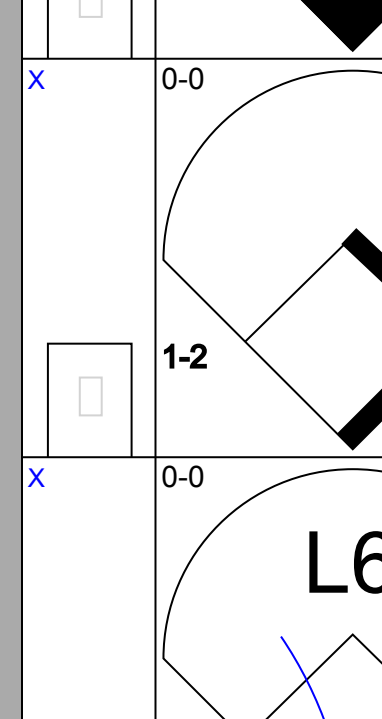
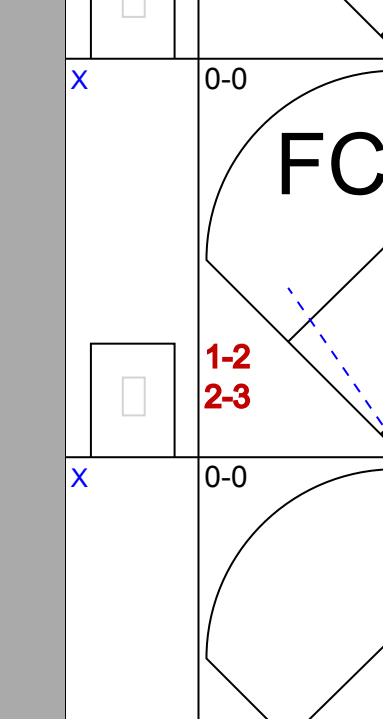
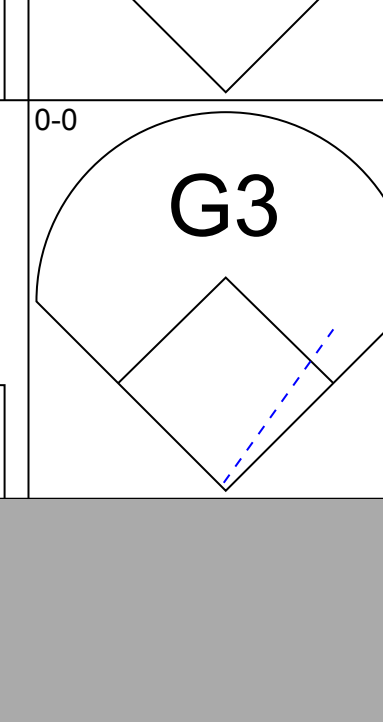
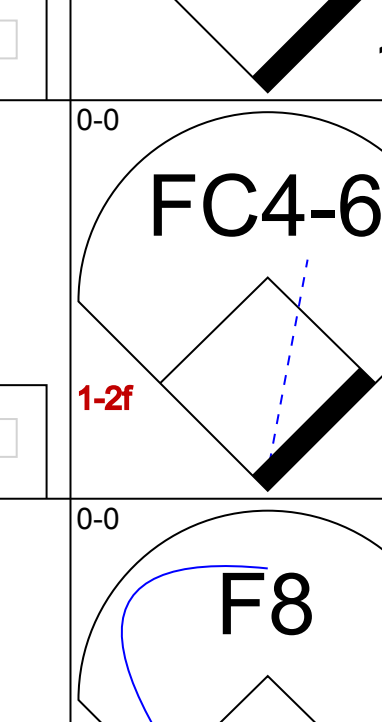
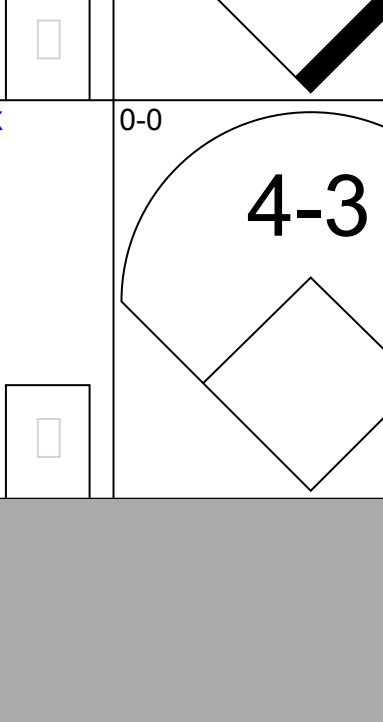
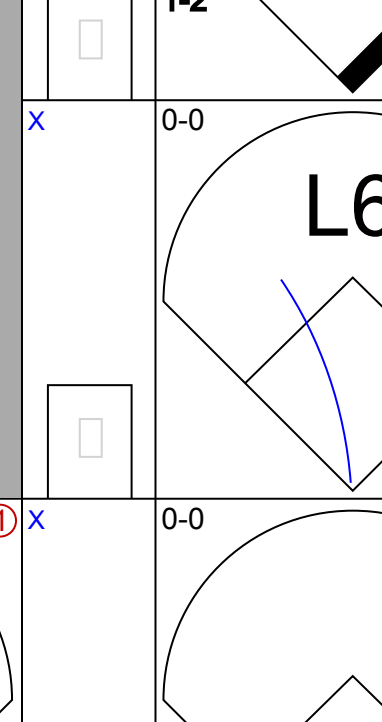
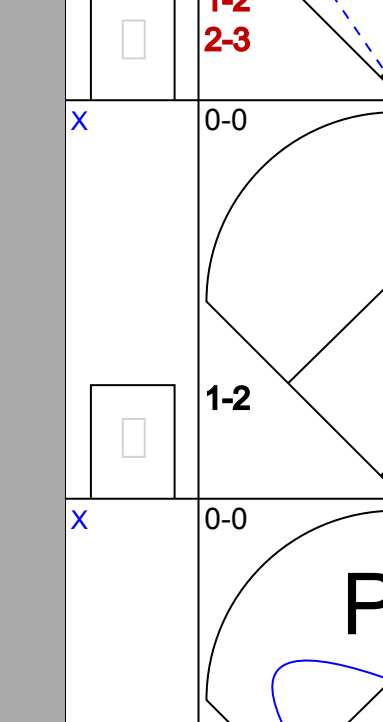
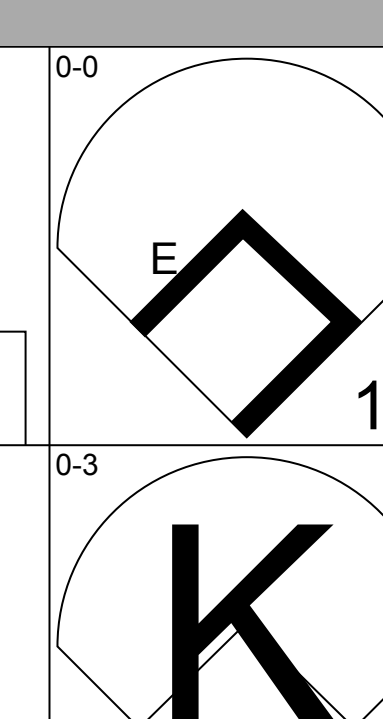
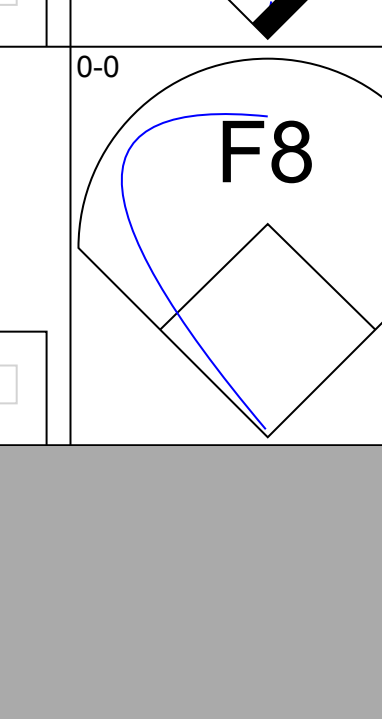
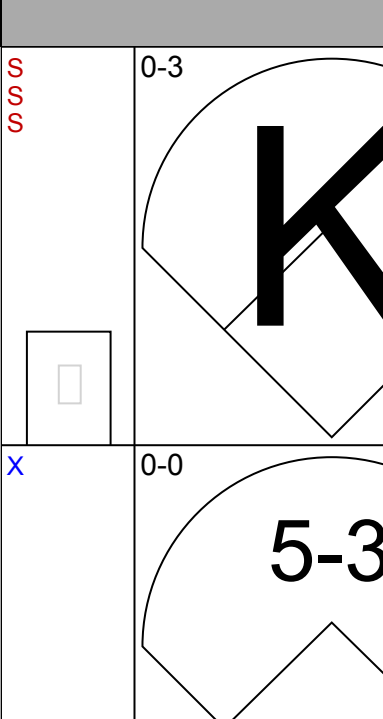
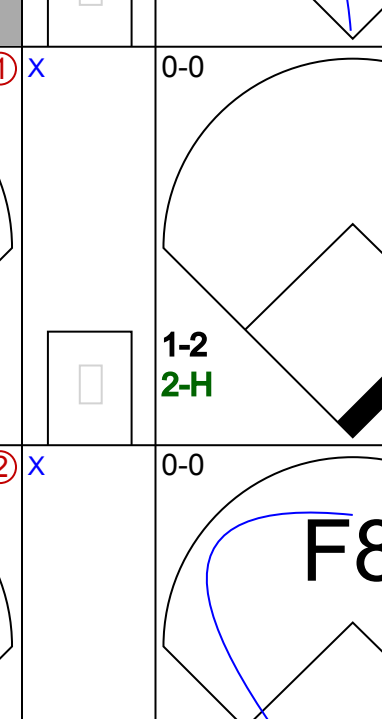
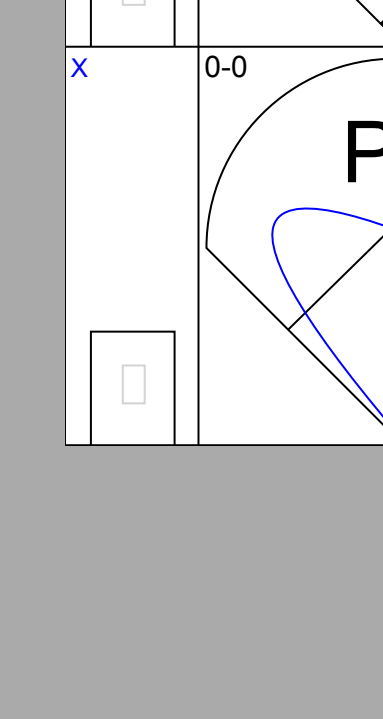
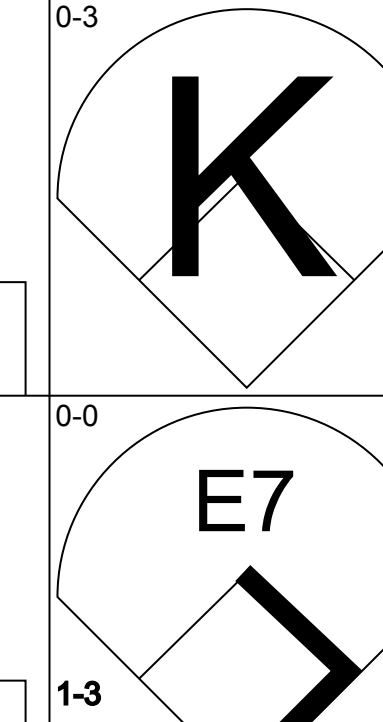
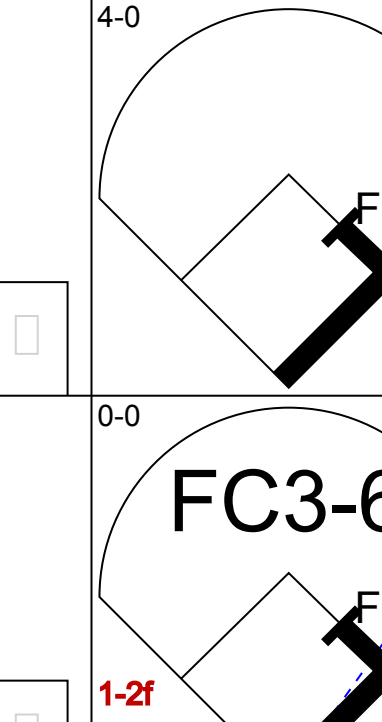
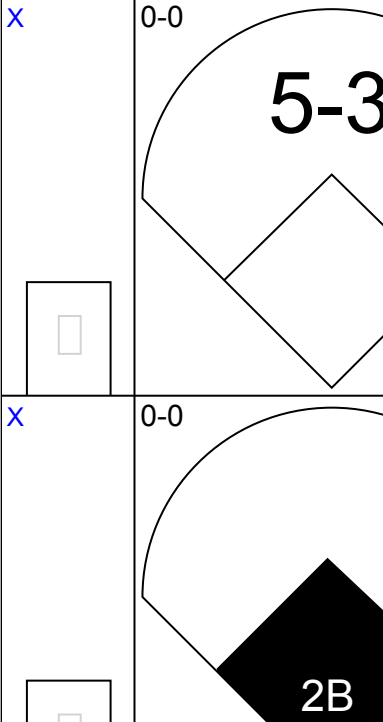
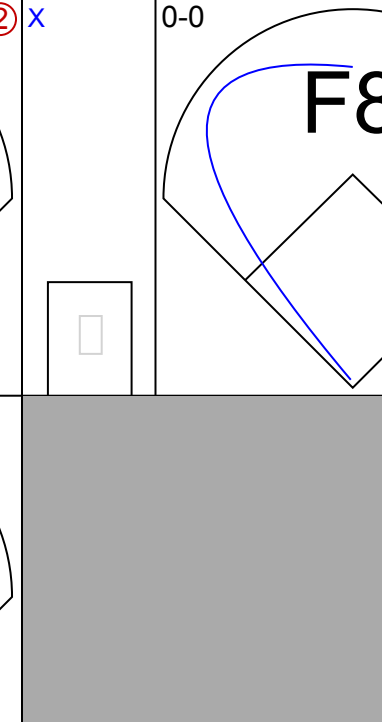
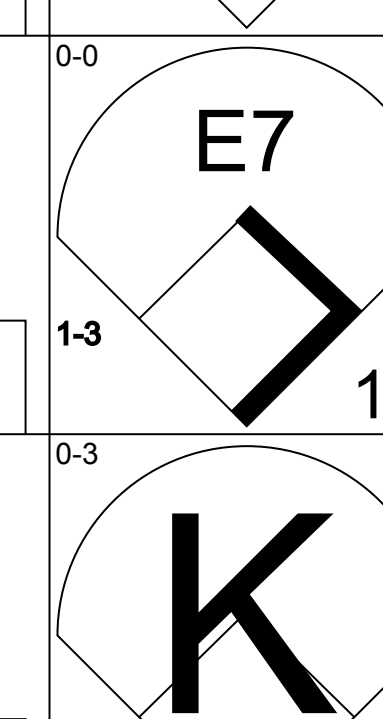
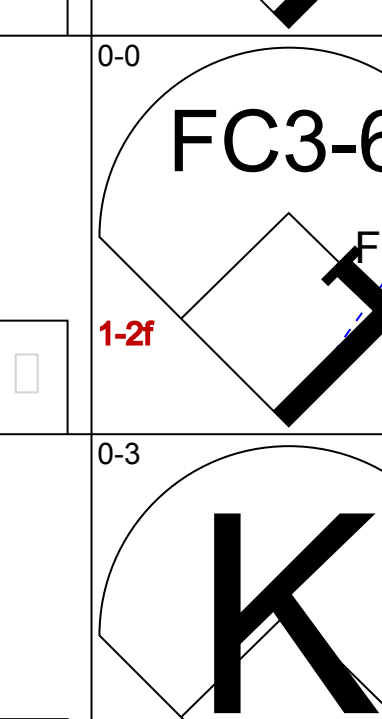
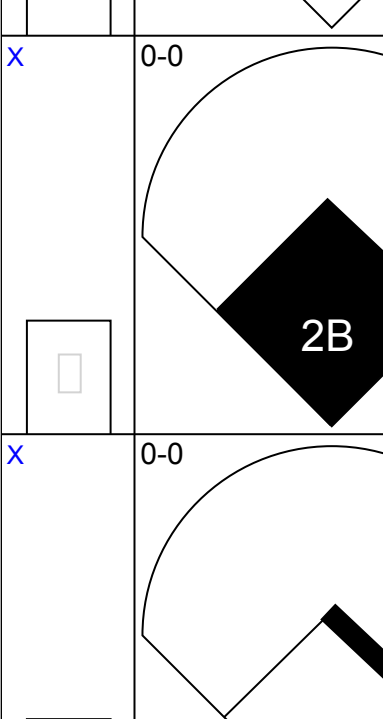
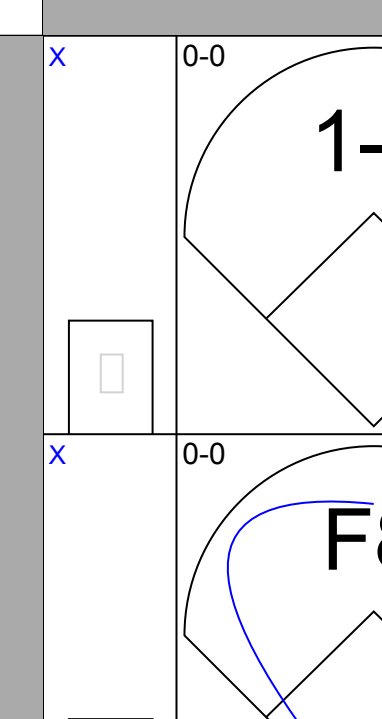
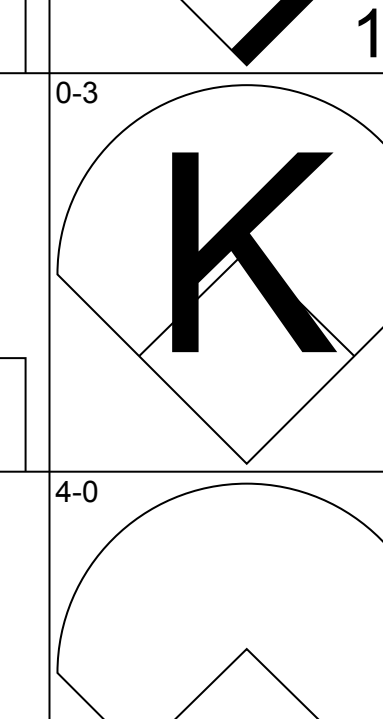
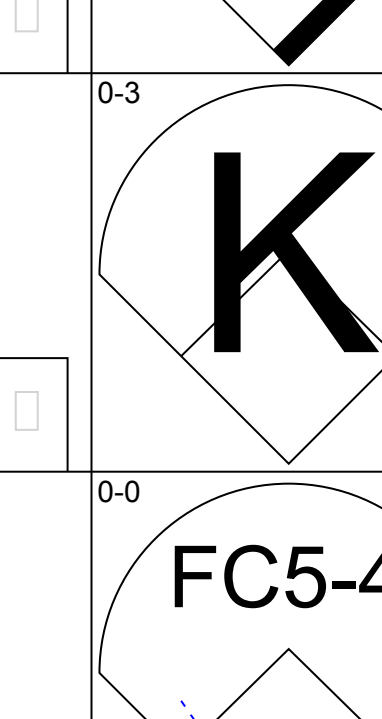
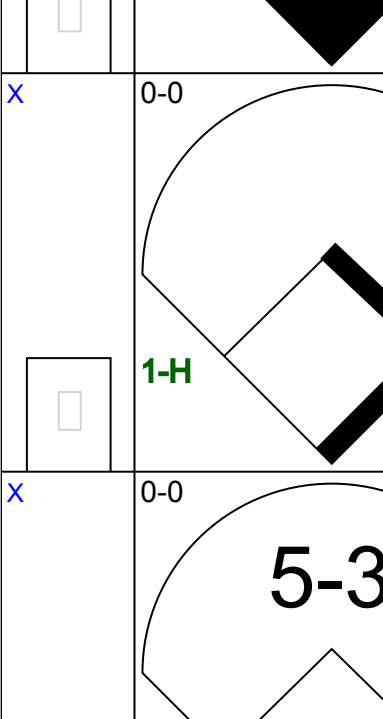
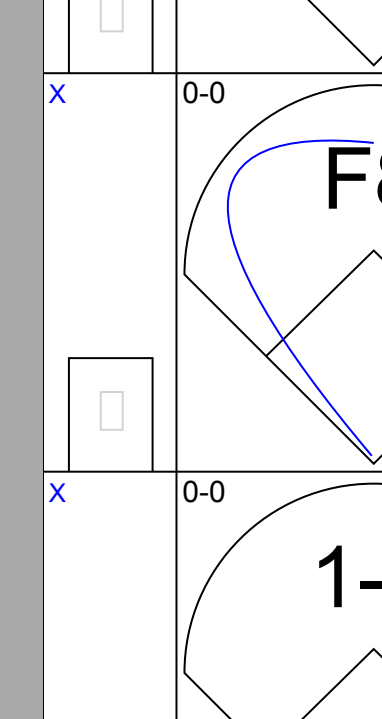
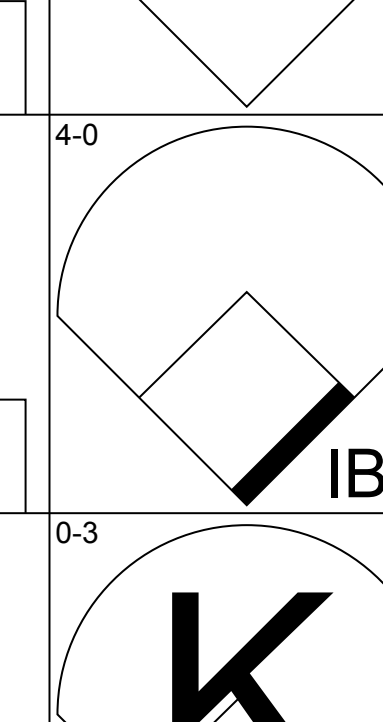
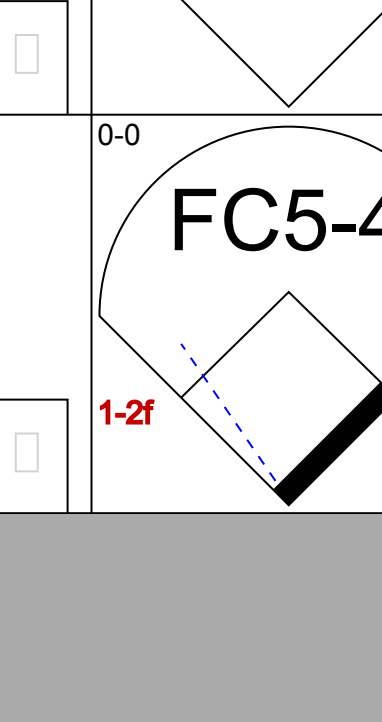
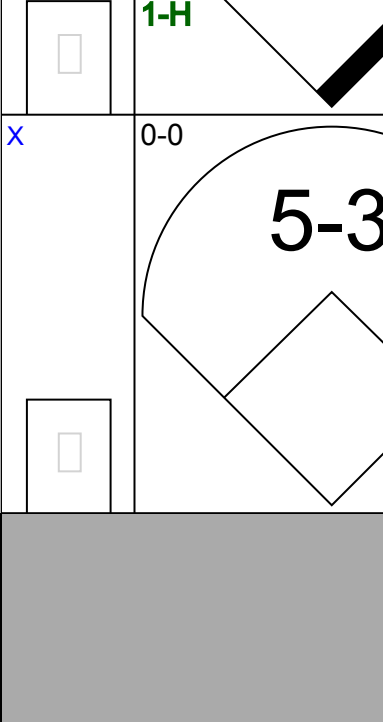
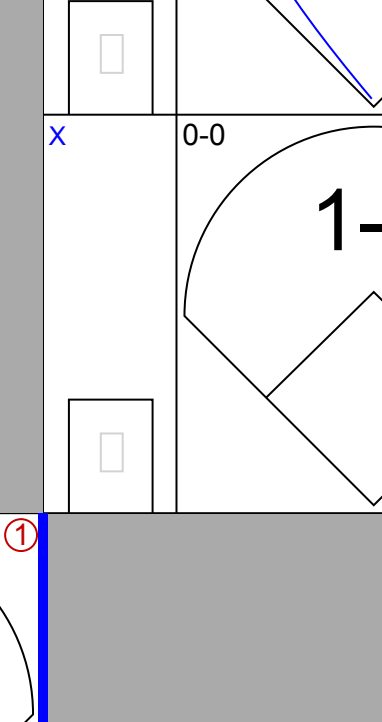
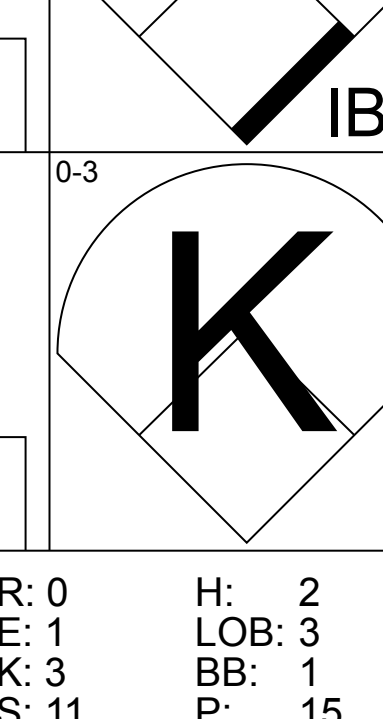
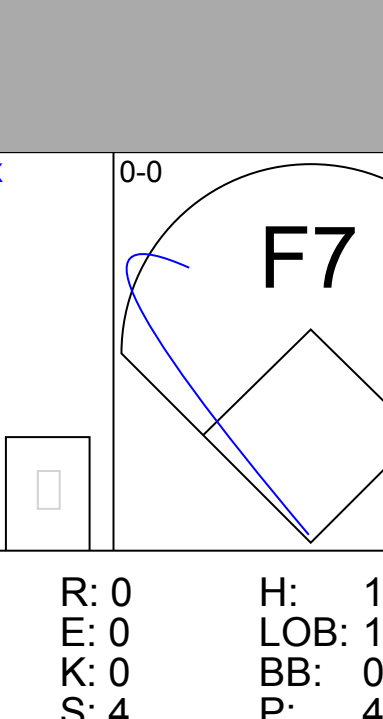
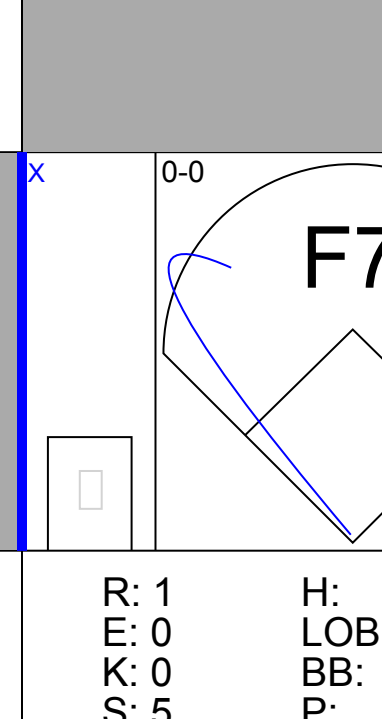
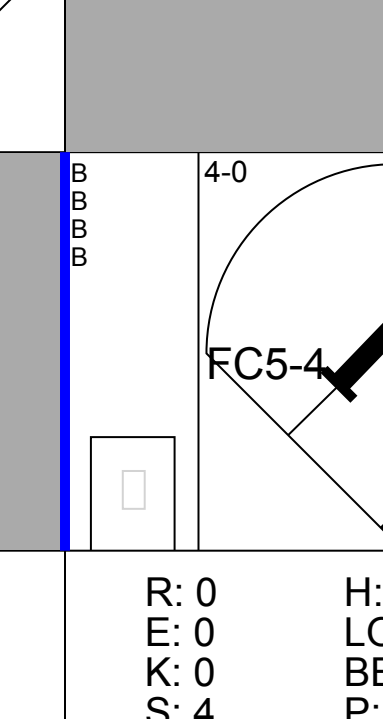


Batter	1	2	3	4	5	6	7	8	9	AB	R	H	RBI	BB	SO	LOB	BOTTOM	
<b>Elio Chacon, R</b> OBP: 0.388, SLG: 0.371 (1, 4)	0-0 F8		0-0 F8			0-0 F9		4-0 BB 1-2 BB		3	0	0	0	1	0	1		
<b>Eddie Kasko, R</b> OBP: 0.325, SLG: 0.340 (1, 6)	0-0 1B 2B			4-0 L4-6 1B BB		0-0 6-3		0-3 K		3	1	1	0	1	1	2		
<b>Vada Pinson, L</b> OBP: 0.381, SLG: 0.511 (1, 8)	0-0 G5-4-3 2H 1B			0-0 1-2 1B		0-0 HR 2B		4-0 1-2 2-3 BB		3	1	3	1	1	0	0		
<b>Frank Robinson, R</b> OBP: 0.408, SLG: 0.623 (1, 9)	0-0 G5-4-3			0-0 P6		0-0 HR 1B		0-0 6-3		4	1	1	0	0	0	6		
<b>Gene Freese, R</b> OBP: 0.304, SLG: 0.466 (1, 5)		0-3 K		0-0 L4-6		0-0 F2		0-0 6-3		4	0	0	0	0	1	4		
<b>Wally Post, R</b> OBP: 0.338, SLG: 0.576 <b>Jerry Lynch, L</b> OBP: 0.420, SLG: 0.662 <b>Gus Bell, L</b> OBP: 0.298, SLG: 0.346 (1, 7) (8, PH) (9, 7)		0-0 F8			0-0 2B 2B		0-0 HR		0-0 G3		3	2	3	0	0	0		
<b>Dick Gemert, R</b> OBP: 0.344, SLG: 0.345 <b>Gordy Coleman, L</b> OBP: 0.336, SLG: 0.493 (1, 3) (8, PH) (9, 3)		0-0 6-3			0-0 F8		0-0 F8		0-0 F7		3	0	0	0	0	1		
<b>Jerry Zimmerman, R</b> OBP: 0.257, SLG: 0.229 (1, 2)			0-0 6-3			0-0 P6		0-0 5-3		3	0	0	0	0	0	1		
<b>Bob Purkey, R</b> OBP: 0.141, SLG: 0.173 (1, 1)			0-0 F7			0-0 2B		0-0 BB BB 1B		3	0	2	1	0	0	0		
<b>Inning Stats</b>	R: 1 E: 0 K: 0 S: 4	H: 2 LOB: 0 BB: 0 P: 4	R: 0 E: 0 K: 1 S: 5	H: 0 LOB: 0 BB: 0 P: 5	R: 0 E: 0 K: 0 S: 3	H: 1 LOB: 1 BB: 1 P: 7	R: 0 E: 0 K: 0 S: 3	H: 1 LOB: 1 BB: 1 P: 7	R: 1 E: 0 K: 0 S: 6	H: 2 LOB: 1 BB: 0 P: 6	R: 0 E: 0 K: 1 S: 6	H: 1 LOB: 3 BB: 2 P: 14	R: 0 E: 0 K: 0 S: 3	H: 0 LOB: 0 BB: 0 P: 3	1B: 4 2B: 5 3B: 0 HR: 1	SF: 0 SAC: 0 DP: 2 HBP: 0	WP: 0 PB: 0 SB: 0 CS: 0	PA: 34
<b>PITCHER</b> <b>Ray Sadecki, L</b> ERA: 3.54 <b>Craig Anderson, R</b> ERA: 3.52 <b>Bob Miller, R</b> ERA: 4.08 (1, 1) (7, 1) (8, 1)	IP: 6.1 WLS: L BF: 28 H: 9 R: 5 ER: 5 SO: 1 BB: 2 IBB: 0 HBP: 0 BLK: 0 WP: 0 HR: 1 S: 28 P: 36 ERA: 7.11 WHIP: 1.737															<b>PITCHER</b> IP: WLS: BF: H: R: ER: SO: BB: IBB: HBP: BLK: WP: HR: S: P: ERA: WHIP		

St. Louis Cardinals @ Cincinnati Reds  
Crosley Field, Cincinnati, OH  
Sun Sep 10 1961, 3:33 AM EDT  
Att: 22,848 - Unknown

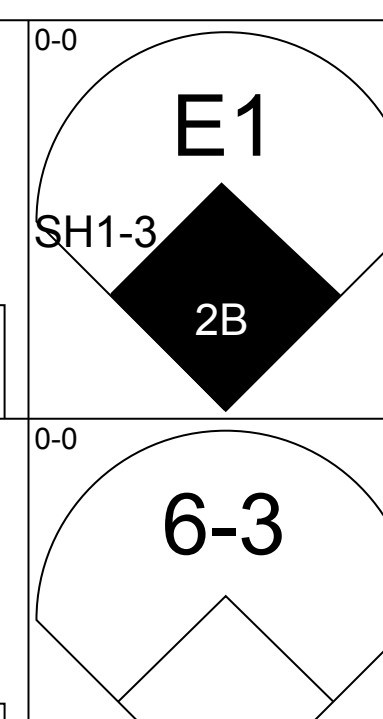
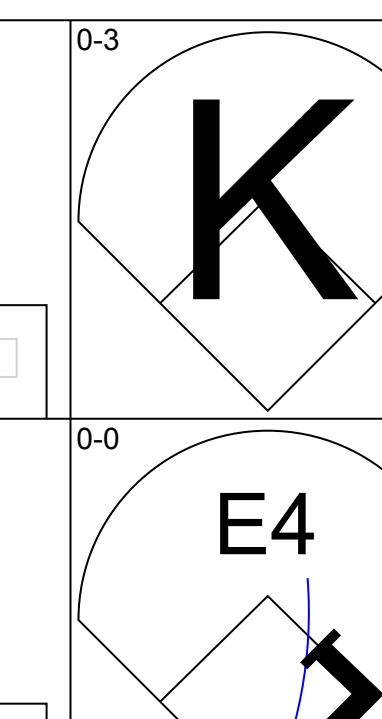
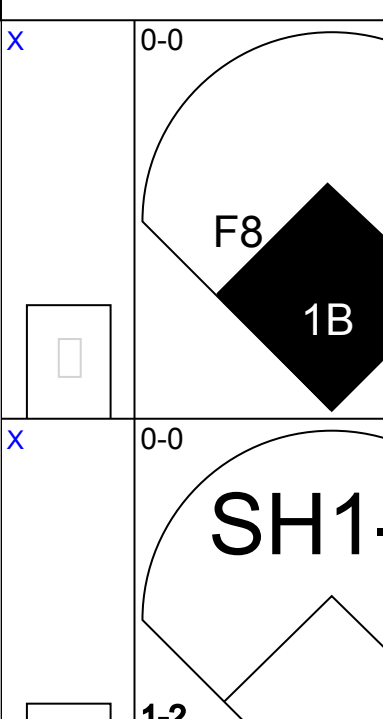
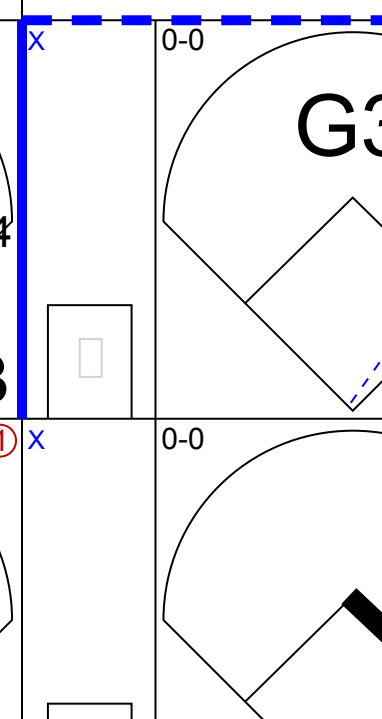
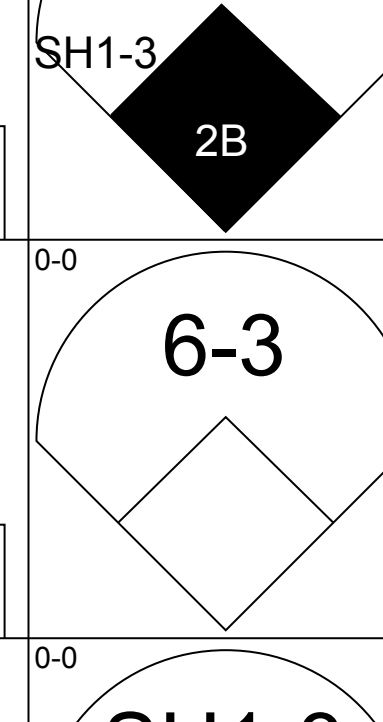
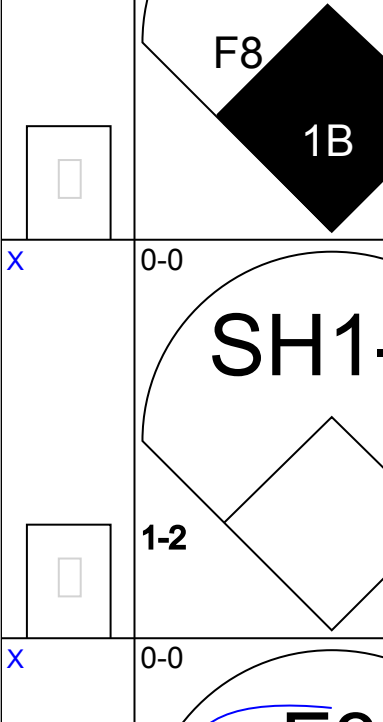
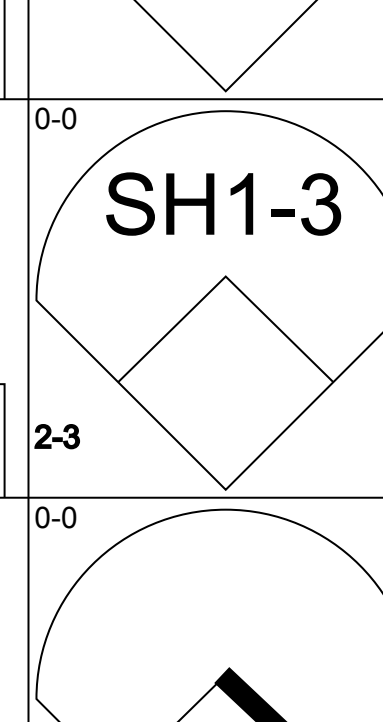

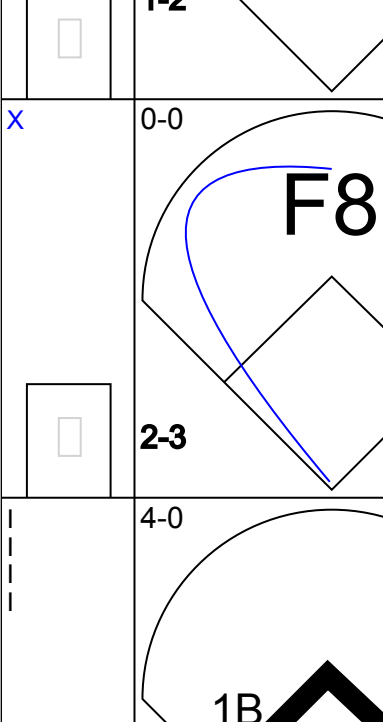
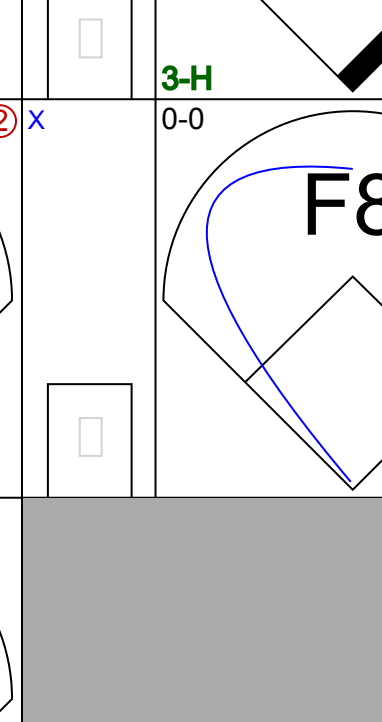
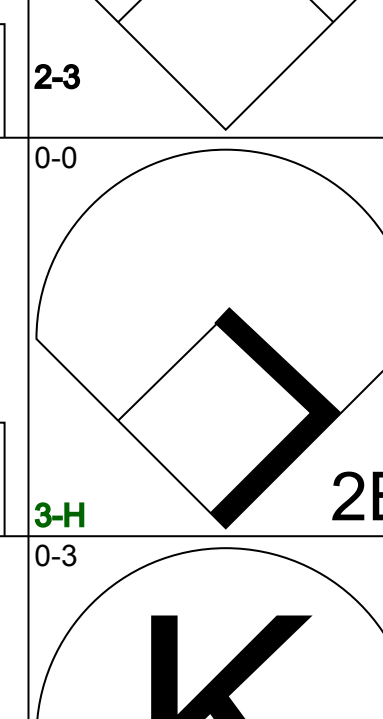
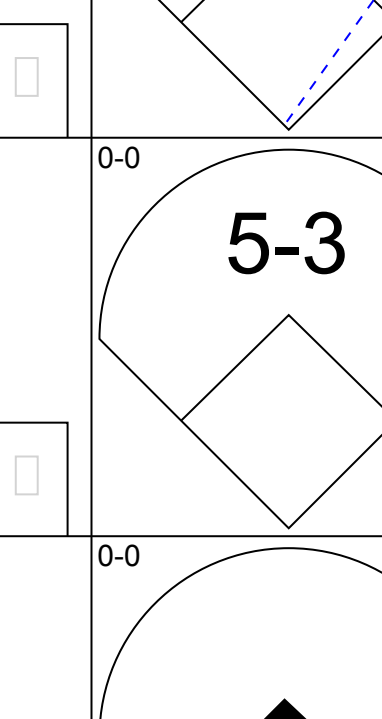
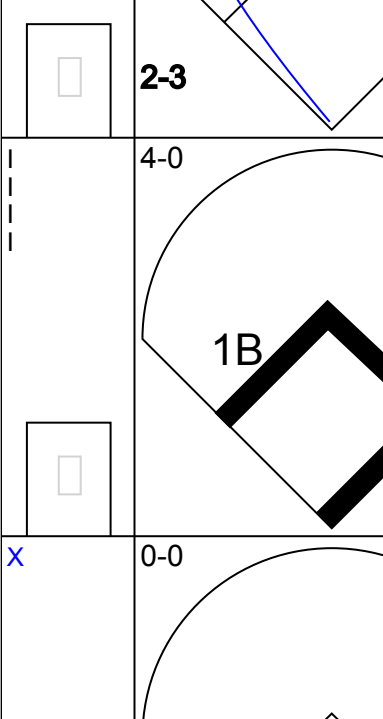

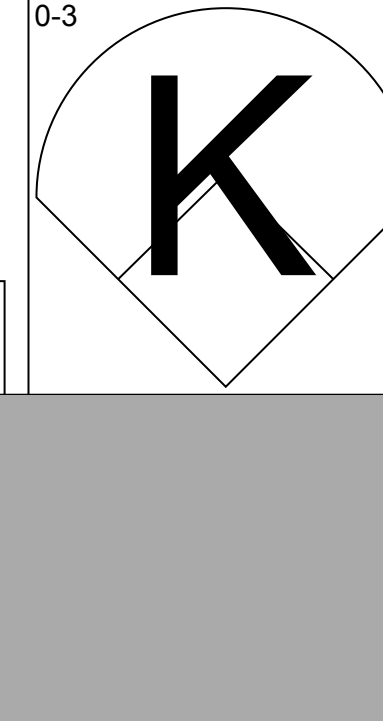
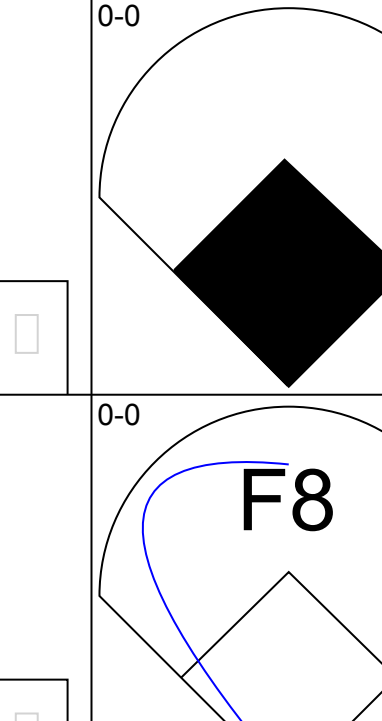
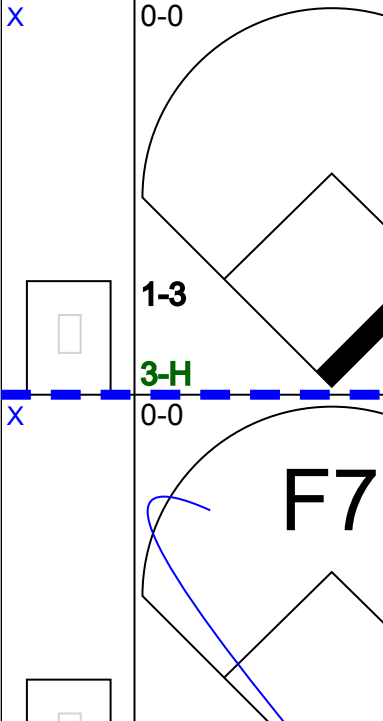
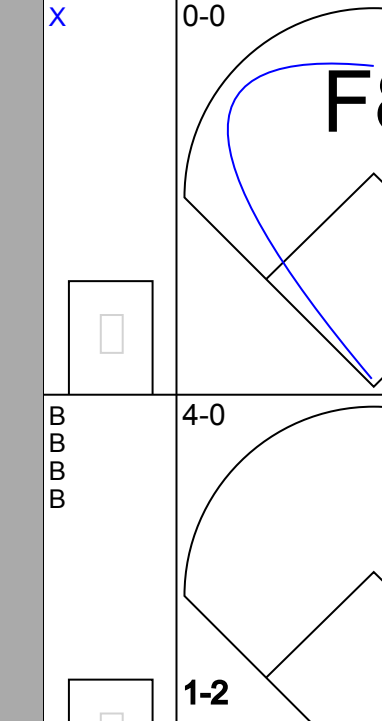

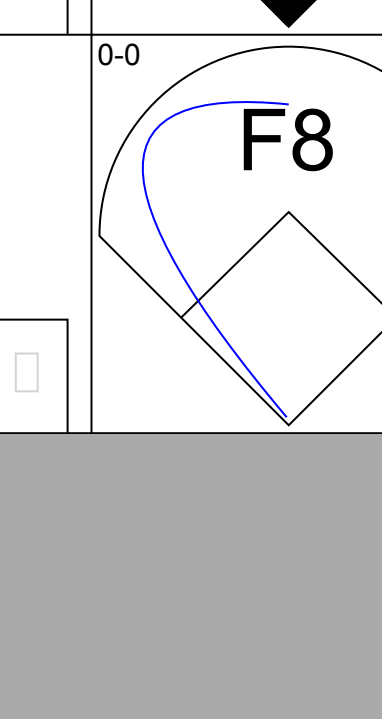
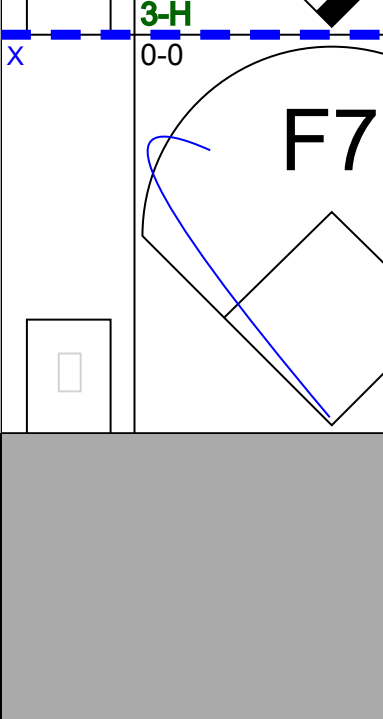
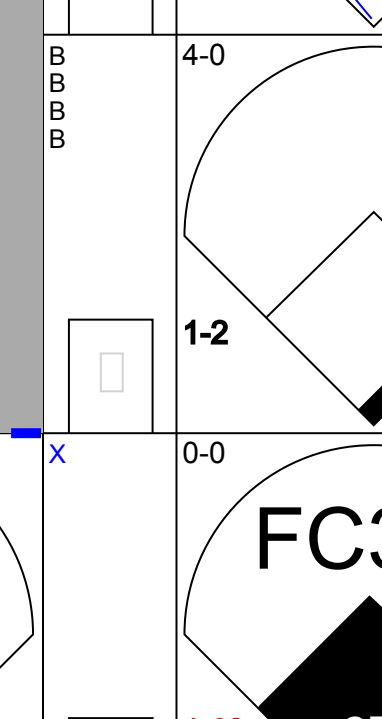
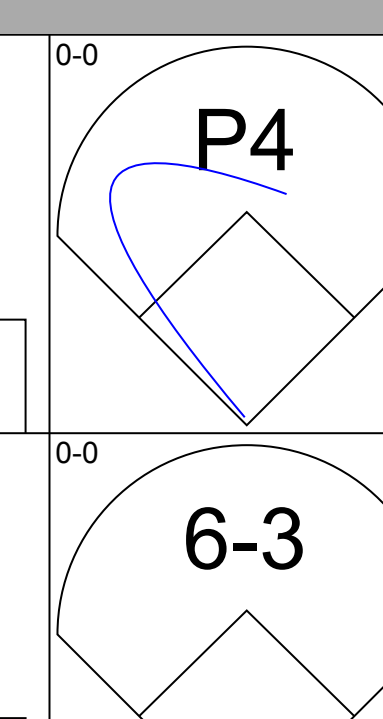
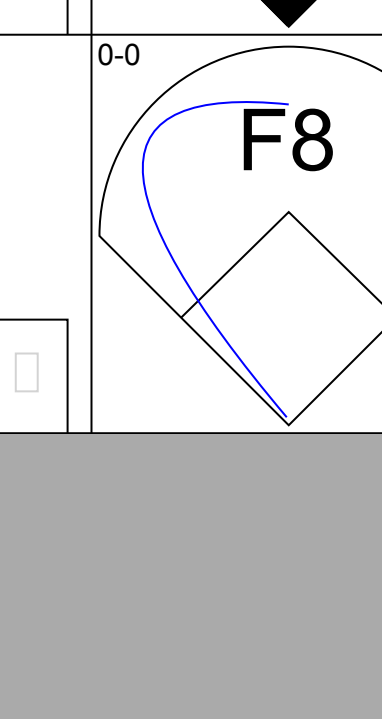
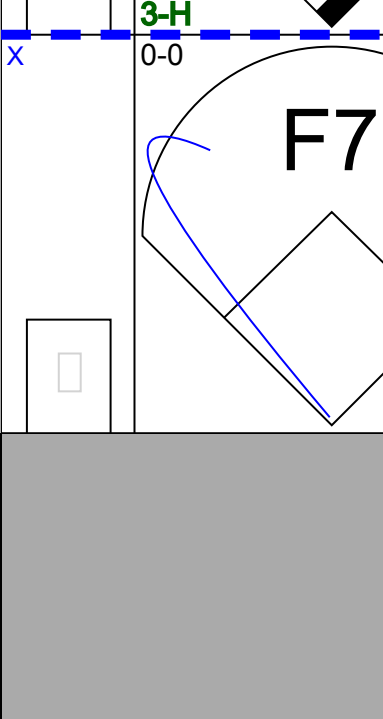
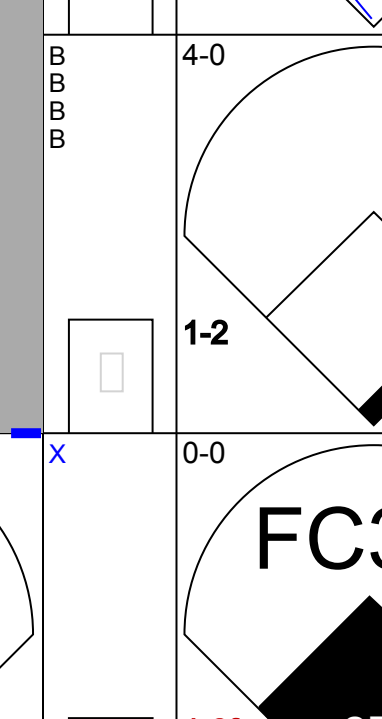
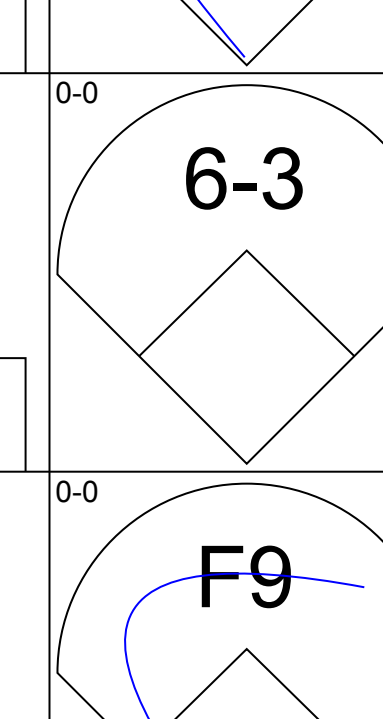
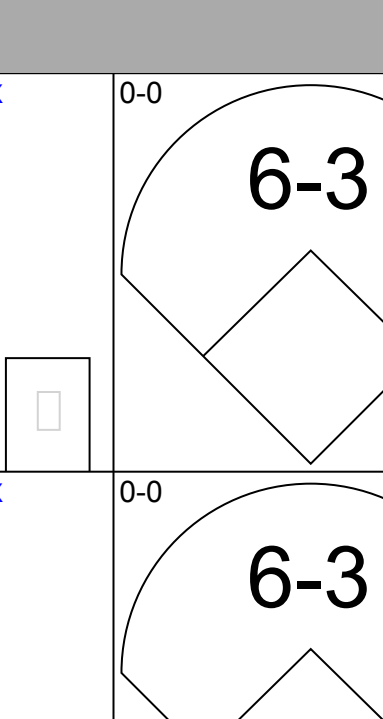
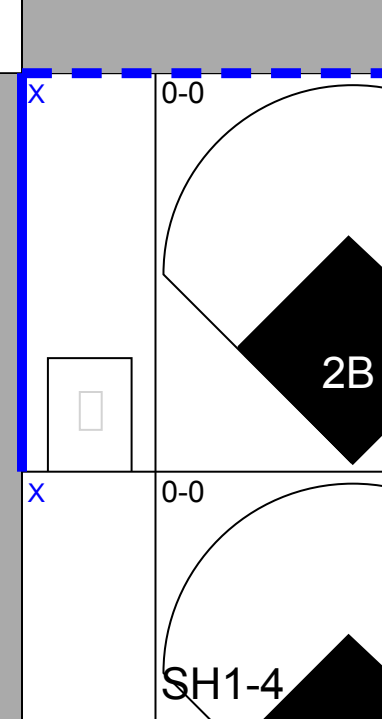
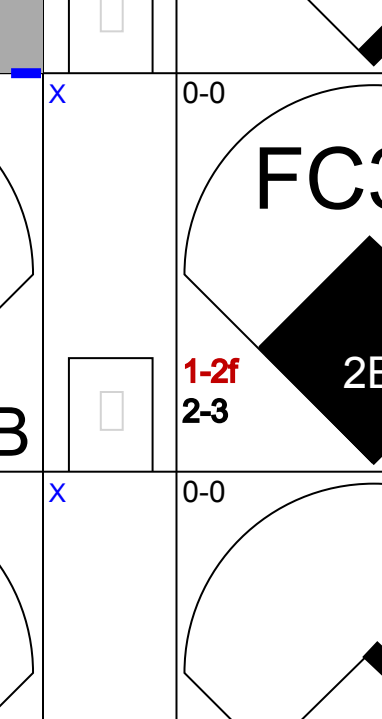
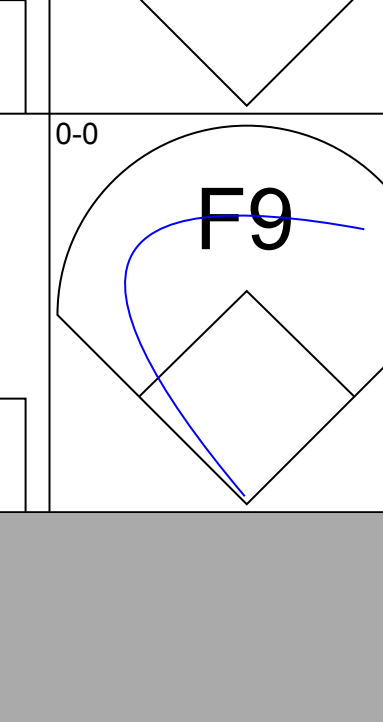
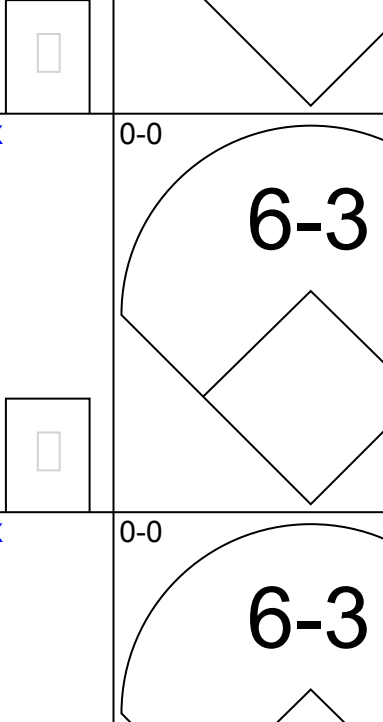
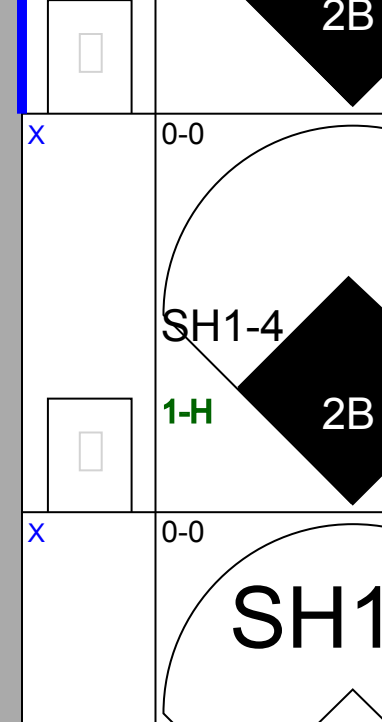
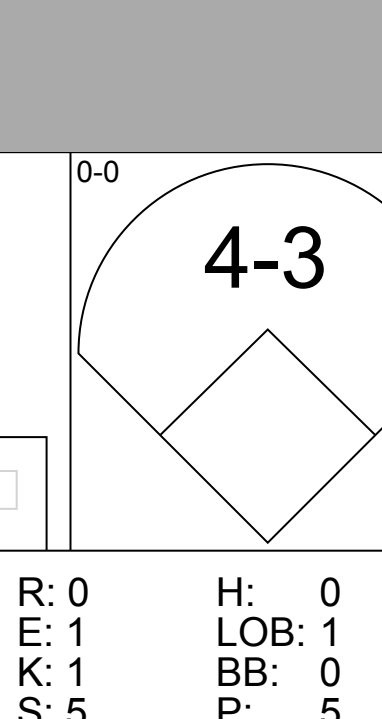
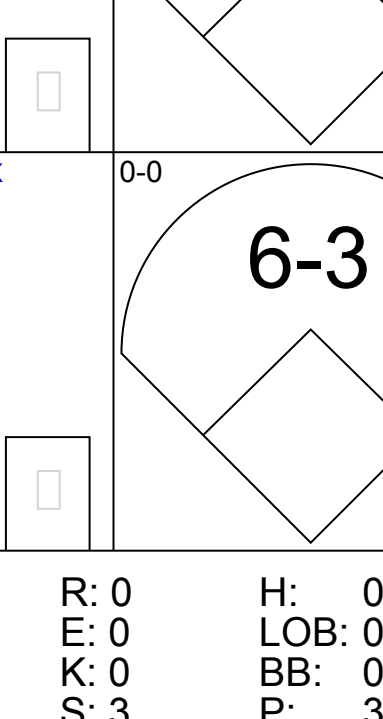
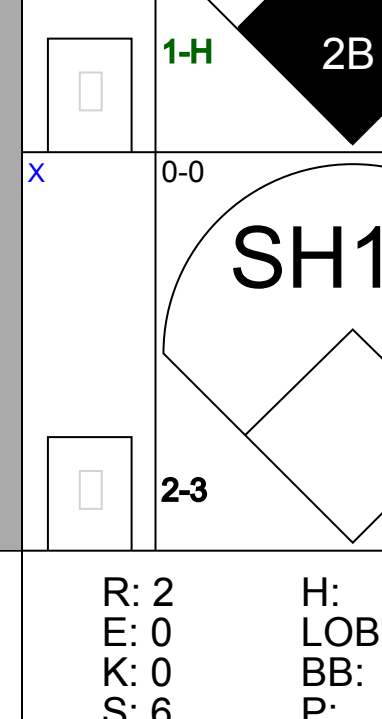
AB 31  
R 5  
H 9  
RBI 5  
BB 3  
SO 2  
LOB 15



Batter	1	2	3	4	5	6	7	8	9	AB	R	H	RBI	BB	SO	LOB	TOP					
<b>Al Heist, R</b> OBP: 0.339, SLG: 0.386 (1, 8)										4	1	1	0	1	1	0	<b>Chicago Cubs @ Cincinnati Reds</b> Crosley Field, Cincinnati, OH Tue Sep 12 1961, 7:05 PM EDT Att: 12,487 - Cloudy - 85 F					
<b>Don Zimmer, R</b> OBP: 0.300, SLG: 0.408 (1, 4)										5	0	3	0	0	0	2						
<b>Billy Williams, L</b> OBP: 0.343, SLG: 0.494 (1, 7)										5	0	1	0	0	0	4						
<b>14 Ernie Banks, R</b> OBP: 0.355, SLG: 0.520 (1, 6)										5	0	2	1	0	1	3						
<b>Ron Santo, R</b> OBP: 0.366, SLG: 0.491 (1, 5)										3	0	0	0	1	1	3						
<b>George Altman, L</b> OBP: 0.352, SLG: 0.563 (1, 9)										4	1	2	0	0	0	1						
<b>Andre Rodgers, R</b> OBP: 0.338, SLG: 0.431 (1, 3)										4	0	1	1	0	2	3						
<b>Dick Bertell, R</b> OBP: 0.312, SLG: 0.339 (1, 2)										3	0	0	0	1	0	2						
<b>Dick Ellsworth, L</b> OBP: 0.298, SLG: 0.093 (6, 1)										2	0	0	0	0	1	3						
<b>Don Elston, R</b> OBP: 0.182, SLG: 0.182 (7, PH)										0	0	0	0	0	0	0						
<b>Richie Ashburn, L</b> OBP: 0.322, SLG: 0.329 (7, PH)										1	0	0	0	0	0	0						
<b>Barney Schultz, R</b> OBP: 0.355, SLG: 0.149 (7, 1)										0	0	0	0	0	0	0						
<b>Jim Brewer, L</b> OBP: 0.326, SLG: 0.182 (7, 1)										0	0	0	0	0	0	0						
<b>Jim McAnamy, R</b> OBP: 0.370, SLG: 0.298 (6, PH)										0	0	0	0	1	0	0						
<b>Inning Stats</b>	R: 0 E: 0 K: 1 S: 5	H: 0 LOB: 0 BB: 0 P: 5	R: 0 E: 1 K: 3 S: 11	H: 2 LOB: 3 BB: 1 P: 15	R: 0 E: 0 K: 0 S: 4	H: 1 LOB: 1 BB: 0 P: 4	R: 0 E: 0 K: 1 S: 5	H: 0 LOB: 1 BB: 1 P: 9	R: 0 E: 0 K: 0 S: 4	H: 1 LOB: 1 BB: 0 P: 4	R: 1 E: 0 K: 1 S: 7	H: 2 LOB: 1 BB: 0 P: 7	R: 1 E: 0 K: 0 S: 5	H: 2 LOB: 2 BB: 1 P: 9	R: 0 E: 0 K: 0 S: 3	H: 0 LOB: 0 BB: 0 P: 3	R: 0 E: 0 K: 0 S: 4	H: 2 LOB: 2 BB: 1 P: 8	1B: 8 2B: 2 HR: 0	SF: 0 SAC: 0 DP: 1 HBP: 0	WP: 0 PB: 0 SB: 0 CS: 0	PA: 40
<b>PITCHER</b> <b>Jim O'Toole, L</b> ERA: 3.13 (1, 1)	IP: 9.0 WLS: W BF: 40	H: 10 R: 2 ER: 2 SO: 6	BB: 3 IBB: 1 HBP: 0 BLK: 0	WP: 0 HR: 0 S: 48 P: 64	ERA: 2.00 WHIP: 1.444																	

AB	36
R	2
H	10
RBI	2
BB	4
SO	6
LOB	21



Batter	1	2	3	4	5	6	7	8	9	AB	R	H	RBI	BB	SO	LOB	BOTTOM												
<b>Elio Chacon, R</b> OBP: 0.387, SLG: 0.370 (1, 4)										3	2	1	0	0	1	0	<b>Chicago Cubs @ Cincinnati Reds</b> Crosley Field, Cincinnati, OH Tue Sep 12 1961, 7:05 PM EDT Att: 12,487 - Cloudy - 85 F												
<b>Jerry Lynch, L</b> OBP: 0.418, SLG: 0.658 (7, PH)										1	0	0	0	0	0	1													
<b>Don Blasingame, L</b> OBP: 0.288, SLG: 0.283 (8, 4)										0	0	0	0	0	0	0													
<b>Eddie Kasko, R</b> OBP: 0.325, SLG: 0.343 (1, 6)										3	0	1	1	0	0	1													
<b>Vada Pinson, L</b> OBP: 0.379, SLG: 0.508 (1, 8)										3	0	0	0	0	0	2													
<b>Frank Robinson, R</b> OBP: 0.410, SLG: 0.625 (1, 9)										3	1	2	1	1	0	0													
<b>Wally Post, R</b> OBP: 0.340, SLG: 0.587 (1, 7)										4	1	2	2	0	1	2													
<b>Gene Freese, R</b> OBP: 0.304, SLG: 0.463 (1, 5)										3	0	0	0	1	0	2													
<b>Dick Gemert, R</b> OBP: 0.333, SLG: 0.333 (1, 3)										2	0	0	0	0	0	0													
<b>Gordy Coleman, L</b> OBP: 0.337, SLG: 0.493 (8, 3)										2	2	1	0	0	0	2													
<b>Darrell Johnson, R</b> OBP: 0.283, SLG: 0.307 (1, 2)										4	1	2	3	0	0	0													
<b>Jim O'Toole, S</b> OBP: 0.184, SLG: 0.176 (1, 1)										3	0	0	0	0	1	1													
<b>Inning Stats</b>	R: 1 E: 1 K: 1 S: 7	H: 1 LOB: 1 BB: 0 P: 7	R: 0 E: 0 K: 0 S: 3	H: 0 LOB: 0 BB: 0 P: 3	R: 0 E: 1 K: 1 S: 5	H: 0 LOB: 1 BB: 0 P: 5	R: 1 E: 0 K: 0 S: 4	H: 1 LOB: 0 BB: 0 P: 4	R: 0 E: 0 K: 0 S: 3	H: 0 LOB: 0 BB: 0 P: 3	R: 1 E: 0 K: 0 S: 5	H: 2 LOB: 2 BB: 1 P: 9	R: 2 E: 0 K: 0 S: 6	H: 3 LOB: 1 BB: 0 P: 6	R: 2 E: 0 K: 1 S: 7	H: 2 LOB: 1 BB: 1 P: 11	1B: 4 2B: 4 HR: 1	SF: 0 SAC: 3 DP: 0 HBP: 0	WP: 0 PB: 0 SB: 0 CS: 0	PA: 36									
<b>PITCHER</b> <b>Dick Ellsworth, L</b> ERA: 4.2 (1, 1)	IP: 5.2 WLS: L	BF: 23	H: 4 R: 3 ER: 2 SO: 2	BB: 0 IBB: 0 HBP: 0 BLK: 0	WP: 0 HR: 1 S: 26 P: 30	ERA: 0.00 WHIP: 0.706																							
<b>Don Elston, R</b> ERA: 5.99 (6, 1)	0.1	1	0	0	0	0	0	0	0	0	0	1	1	0.00	0.000														
<b>Barney Schultz, R</b> ERA: 2.93 (7, 1)	0.1	3	2	2	2	0	0	0	0	0	0	3	3	54.00	6.000														
<b>Jim Brewer, L</b> ERA: 5.99 (7, 1)	1.2	9	3	2	2	1	1	0	0	0	0	10	14	10.80	2.400														

AB	31
R	7
H	9
RBI	7
BB	2
SO	3
LOB	11



Batter	1	2	3	4	5	6	7	8	9	AB	R	H	RBI	BB	SO	LOB	TOP					
Lee Mays, L (1, 9) OBP: 0.339, SLG: 0.449	4-0 WP BB		0-0 P6			0-0 F9		0-0 1-3 1B		3	0	1	0	1	0	1						
Roy McMillan, R (1, 6) OBP: 0.313, SLG: 0.295	0-3 K			0-0 P3		0-0 FC1-6 CS		0-0 1-3		3	0	0	0	0	1	2						
Bob Boyd, L (8, PH) OBP: 0.258, SLG: 0.271	1-2 K					1-2 CS				1	0	0	0	0	0	2						
Don McMahon, R (8, 1) OBP: 0.214, SLG: 0.286										0	0	0	0	0	0	0						
Eddie Mathews, L (1, 5) OBP: 0.403, SLG: 0.528	0-0 P3			0-0 3-1		0-0 CS		0-0 FC4-6 1B		4	0	1	0	0	0	1						
Hank Aaron, R (1, 8) OBP: 0.380, SLG: 0.604	0-0 F7			0-0 P3				0-0 FC4-6 1-2		4	0	0	0	0	1	2						
Joe Adcock, R (1, 3) OBP: 0.349, SLG: 0.496		0-3 K				0-0 F7		0-0 P2		4	0	0	0	0	1	1						
Frank Thomas, R (1, 7) OBP: 0.333, SLG: 0.509		0-3 K				0-0 5-3		0-0 P4		3	0	0	0	0	1	1						
Joe Torre, R (1, 2) OBP: 0.325, SLG: 0.413										3	0	1	0	0	0	0						
Felix Mantilla, R (1, 4) OBP: 0.313, SLG: 0.282				0-0 6-3		0-0 F9		0-3 K		3	0	0	0	0	1	1						
Carl Willey, R (1, 1) OBP: 0.040, SLG: 0.020										2	0	0	0	0	1	0						
Neil Chrissy, L (8, PH) OBP: 0.375, SLG: 0.286										1	0	1	0	0	0	0						
Frank Bolling, R (8, 4) OBP: 0.326, SLG: 0.380						0-0 E6 FC1-6		0-0 1B 1B		0	0	0	0	0	0	0						
<b>Inning Stats</b>	R: 0 E: 0 K: 1 S: 5	H: 0 LOB: 1 BB: 1 P: 9	R: 0 E: 0 K: 2 S: 7	H: 0 LOB: 0 BB: 0 P: 7	R: 0 E: 0 K: 1 S: 5	H: 0 LOB: 0 BB: 0 P: 5	R: 0 E: 0 K: 0 S: 3	H: 0 LOB: 0 BB: 0 P: 3	R: 0 E: 1 K: 0 S: 4	H: 1 LOB: 1 BB: 0 P: 4	R: 0 E: 0 K: 0 S: 3	H: 0 LOB: 0 BB: 0 P: 3	R: 0 E: 0 K: 0 S: 4	H: 1 LOB: 1 BB: 0 P: 4	R: 0 E: 0 K: 1 S: 7	H: 2 LOB: 2 BB: 0 P: 7	R: 0 E: 0 K: 1 S: 5	H: 0 LOB: 0 BB: 0 P: 5	1B: 4 2B: 0 3B: 0 HR: 0	SF: 0 SAC: 0 DP: 0 HBP: 0	WP: 1 PB: 0 SB: 0 CS: 1	PA: 33
<b>PITCHER</b> Joey Jay, R (1, 1) ERA: 3.24	IP: 9.0 WLS: W BF: 32 H: 4 R: 0 ER: 0 SO: 6 BB: 1 IBB: 0 HBP: 0 BLK: 0 WP: 1 HR: 0 S: 43 P: 47 ERA: 0.00 WHIP: 0.556															<b>PITCHER</b>	IP: 9.0 WLS: W BF: 32 H: 4 R: 0 ER: 0 SO: 6 BB: 1 IBB: 0 HBP: 0 BLK: 0 WP: 1 HR: 0 S: 43 P: 47 ERA: 0.00 WHIP: 0.556					

Milwaukee Braves @ Cincinnati Reds  
Crosley Field, Cincinnati, OH  
Wed Sep 13 1961, 7:05 PM EDT  
Att: 21,632 - Unknown

AB 31  
R 0  
H 4  
RBI 0  
BB 1  
SO 6  
LOB 11



Batter	1	2	3	4	5	6	7	8	9	AB	R	H	RBI	BB	SO	LOB	BOTTOM			
Don Blasingame, L (1, 4) OBP: 0.286, SLG: 0.283	0-0 P5		0-0 1B		0-0 F9		0-0 1-3			4	0	1	0	0	0	1				
Eddie Kasko, R (1, 6) OBP: 0.325, SLG: 0.342	0-3 K		0-3 K		0-0 1B 1-2 1B		0-0 1-3			4	0	1	0	0	2	1				
Vada Pinson, L (1, 8) OBP: 0.381, SLG: 0.510	0-0 WP 1B		0-0 4-3		0-0 1-3 2-H 1B		0-0 S 1B			4	0	3	1	0	0	1				
Frank Robinson, R (1, 9) OBP: 0.409, SLG: 0.621	0-0 3-1			0-0 F9	4-0 1B		0-3 K			3	0	0	0	1	1	2				
Jerry Lynch, L (1, 7) OBP: 0.414, SLG: 0.647										4	0	1	0	0	0	3				
Gus Bell, L (9, 7) OBP: 0.298, SLG: 0.346										0	0	0	0	0	0	0				
Gordy Coleman, L (1, 3) OBP: 0.338, SLG: 0.493										4	0	2	0	0	0	1				
Elio Chacon, R (8, FR) OBP: 0.387, SLG: 0.370										0	0	0	0	0	0	0				
Dick Gernert, R (9, 3) OBP: 0.333, SLG: 0.333										0	0	0	0	0	0	0				
Gene Freese, R (1, 5) OBP: 0.301, SLG: 0.460										4	0	0	0	0	0	3				
Darrell Johnson, R (1, 2) OBP: 0.300, SLG: 0.324										4	0	3	0	0	0	1				
Joey Jay, S (1, 1) OBP: 0.105, SLG: 0.129										4	1	0	0	0	1	4				
<b>Inning Stats</b>	R: 0 E: 0 K: 1 S: 6	H: 1 LOB: 1 BB: 0 P: 6	R: 0 E: 0 K: 0 S: 4	H: 1 LOB: 1 BB: 0 P: 4	R: 0 E: 0 K: 2 S: 8	H: 1 LOB: 1 BB: 0 P: 8	R: 0 E: 0 K: 0 S: 4	H: 1 LOB: 1 BB: 0 P: 4	R: 1 E: 0 K: 0 S: 6	H: 3 LOB: 3 BB: 1 P: 10	R: 0 E: 0 K: 0 S: 4	H: 1 LOB: 1 BB: 0 P: 4	R: 0 E: 0 K: 1 S: 6	H: 1 LOB: 1 BB: 0 P: 6	R: 0 E: 0 K: 0 S: 5	H: 2 LOB: 2 BB: 0 P: 5	1B: 11 2B: 0 3B: 0 HR: 0	SF: 0 SAC: 0 DP: 0 HBP: 0	WP: 1 PB: 1 SB: 1 CS: 0	PA: 36
<b>PITCHER</b> Carl Willey, R (1, 1) ERA: 4.07	IP: 7.0 WLS: L BF: 31 H: 9 R: 1 ER: 1 SO: 4 BB: 0 IBB: 1 HBP: 0 BLK: 0 WP: 1 HR: 0 S: 38 P: 42 ERA: 1.29 WHIP: 1.286															<b>PITCHER</b> Don McMahon, R (8, 1) ERA: 2.72	IP: 1.0 WLS: L BF: 5 H: 2 R: 0 ER: 0 SO: 0 BB: 0 IBB: 0 HBP: 0 BLK: 0 WP: 0 HR: 0 S: 5 P: 5 ERA: 0.00 WHIP: 2.000			

Milwaukee Braves @ Cincinnati Reds  
Crosley Field, Cincinnati, OH  
Wed Sep 13 1961, 7:05 PM EDT  
Att: 21,632 - Unknown

AB 35  
R 1  
H 11  
RBI 1  
BB 1  
SO 4  
LOB 17



Batter	1	2	3	4	5	6	7	8	9	AB	R	H	RBI	BB	SO	LOB	TOP				
Bobby Malkmus, R (1,4) OBP: 0.282, SLG: 0.329 Elmer Valo, L (9, PH) OBP: 0.313, SLG: 0.286 Choo-Choo Coleman, L (9, PH) OBP: 0.191, SLG: 0.159	F9		F7		G6-3		F3		BB	4	0	0	0	0	0	1	Philadelphia Phillies @ Cincinnati Reds Crosley Field, Cincinnati, OH Sat Sep 16 1961, 3:33 AM EDT Att: 8,376 - Unknown				
Johnny Callison, L (1,9) OBP: 0.357, SLG: 0.410	L9			HR	BB	BB	4-3		BB	4	1	2	0	1	0	0					
Tony Gonzalez, L (1,8) OBP: 0.360, SLG: 0.443				HR	BB		K			2	1	1	2	2	1	0					
Wes Covington, L (1,7) OBP: 0.332, SLG: 0.442 Bobby Gene Smith, R (7,7) OBP: 0.314, SLG: 0.340	F5			HR	G3			K		2	0	0	0	1	0	1					
Don Demeter, R (1,3) OBP: 0.302, SLG: 0.475		F7			K		FC4-6			4	0	1	0	0	1	3					
Clay Dalrymple, L (1,2) OBP: 0.282, SLG: 0.286		3-1			1B			P4		4	0	2	0	0	0	1					
Charley Smith, R (1,5) OBP: 0.302, SLG: 0.389		P6			1B		G5-4-3			4	0	1	0	0	0	2					
Ruben Amaro, R (1,6) OBP: 0.340, SLG: 0.346 Lee Walls, R (9, PH) OBP: 0.344, SLG: 0.448			B1-6-4		K			K		2	0	1	0	1	1	2					
Jim Owens, R (1,1) OBP: 0.143, SLG: 0.040 Tony Taylor, R (9, PH) OBP: 0.304, SLG: 0.321			B1-6-4				G6-3		6-3	2	0	0	0	1	1	2					
Inning Stats	R: 0 E: 0 K: 0 S: 3	H: 0 LOB: 1 BB: 1 P: 7	R: 0 E: 0 K: 0 S: 3	H: 0 LOB: 0 BB: 0 P: 3	R: 0 E: 0 K: 0 S: 3	H: 1 LOB: 0 BB: 0 P: 3	R: 2 E: 0 K: 2 S: 11	H: 4 LOB: 2 BB: 0 P: 11	R: 0 E: 0 K: 1 S: 5	H: 1 LOB: 1 BB: 1 P: 9	R: 0 E: 0 K: 1 S: 5	H: 0 LOB: 0 BB: 0 P: 5	R: 0 E: 0 K: 1 S: 6	H: 1 LOB: 1 BB: 0 P: 6	R: 0 E: 0 K: 1 S: 5	H: 1 LOB: 1 BB: 1 P: 9		1B: 5 2B: 1 3B: 1 HR: 1	SF: 0 SAC: 0 DP: 3 HBP: 0	WP: 0 PB: 0 SB: 0 CS: 0	PA: 38
PITCHER	IP	WLS	BF	H	R	ER	SO	BB	IBB	HBP	BLK	WP	HR	S	P	ERA	WHIP				
Ken Johnson, R (1,1) ERA: 3.61	3.2		16	5	2	2	1	1	0	0	0	0	1	17	21	4.91	1.636				
Jim Maloney, R (4,1) ERA: 4.55	1.0		6	0	0	0	1	4	0	0	0	0	0	4	20	0.00	4.000				
Bill Henry, L (5,1) ERA: 2.32	1.1	W	5	1	0	0	1	1	0	0	0	0	0	6	10	0.00	1.500				
Jim O'Toole, L (7,1) ERA: 3.11	1.0	S	3	0	0	0	1	0	0	0	0	0	0	5	5	0.00	0.000				
Jim Brosnan, R (8,1) ERA: 2.66	2.0		8	2	0	0	2	1	0	0	0	0	0	11	15	0.00	1.500				

Batter	1	2	3	4	5	6	7	8	9	AB	R	H	RBI	BB	SO	LOB	BOTTOM				
Don Blasingame, L (1,4) OBP: 0.288, SLG: 0.285			P6			F8				4	0	2	0	0	0	0	Philadelphia Phillies @ Cincinnati Reds Crosley Field, Cincinnati, OH Sat Sep 16 1961, 3:33 AM EDT Att: 8,376 - Unknown				
Eddie Kasko, R (1,6) OBP: 0.326, SLG: 0.343							E	F7		4	1	2	0	0	0	2					
Vada Pinson, L (1,8) OBP: 0.379, SLG: 0.506					FC6-4		2B	F8		4	1	0	0	0	0	4					
Frank Robinson, R (1,9) OBP: 0.408, SLG: 0.618					G6-4-3		P4	F7		3	0	0	0	1	0	4					
Jerry Lynch, L (1,7) OBP: 0.418, SLG: 0.654 Jim Brosnan, R (8,1) OBP: 0.154, SLG: 0.083						F7				3	1	2	2	0	0	0					
Gordy Coleman, L (1,3) OBP: 0.340, SLG: 0.493							1B			2	0	1	0	1	0	0					
Gene Freese, R (1,5) OBP: 0.300, SLG: 0.457								F7		3	0	0	0	0	0	4					
Jerry Zimmerman, R (1,2) OBP: 0.256, SLG: 0.228 Cliff Cook, R (6, PH)										1	0	0	0	0	0	0					
Jim O'Toole, S (7,1) OBP: 0.184, SLG: 0.176 Wally Post, R (7, PH) OBP: 0.343, SLG: 0.588										1	0	0	0	0	0	0					
Ken Johnson, R (1,1) OBP: 0.240, SLG: 0.280 Jim Maloney, L (4,1) OBP: 0.433, SLG: 0.500 Bill Henry, L (5,1)										1	0	0	0	0	0	0					
Gus Bell, L (6, PH) OBP: 0.297, SLG: 0.345 Darrell Johnson, R (7,2) OBP: 0.297, SLG: 0.321										1	0	0	0	0	1	0					
Inning Stats	R: 0 E: 0 K: 0 S: 3	H: 1 LOB: 0 BB: 0 P: 3	R: 0 E: 0 K: 0 S: 3	H: 2 LOB: 1 BB: 1 P: 7	R: 0 E: 0 K: 0 S: 3	H: 0 LOB: 0 BB: 0 P: 3	R: 0 E: 0 K: 0 S: 3	H: 1 LOB: 0 BB: 0 P: 3	R: 0 E: 0 K: 0 S: 3	H: 0 LOB: 0 BB: 0 P: 3	R: 3 E: 1 K: 0 S: 7	H: 3 LOB: 2 BB: 1 P: 11	R: 0 E: 0 K: 0 S: 4	H: 1 LOB: 1 BB: 0 P: 4	R: 0 E: 0 K: 0 S: 4	H: 1 LOB: 1 BB: 0 P: 4	1B: 7 2B: 1 3B: 0 HR: 0	SF: 0 SAC: 0 DP: 3 HBP: 0	WP: 0 PB: 0 SB: 0 CS: 1	PA: 31	
PITCHER	IP	WLS	BF	H	R	ER	SO	BB	IBB	HBP	BLK	WP	HR	S	P	ERA	WHIP				
Jim Owens, R (1,1) ERA: 4.75	8.0	L	31	8	3	1	2	1	1	0	0	0	0	33	41	1.12	1.125				



Batter	1	2	3	4	5	6	7	8	9	AB	R	H	RBI	BB	SO	LOB	TOP				
<b>Bobby Malkmus, R</b> (1, 4) OBP: 0.280, SLG: 0.327	F7		1B 3B 2H		L9		F7		FC1-6	5	1	1	1	0	0	3	<b>Philadelphia Phillies @ Cincinnati Reds</b> Crosley Field, Cincinnati, OH Sun Sep 17 1961, 3:33 AM EDT Att: 14,671 - Unknown				
<b>Johnny Callison, L</b> (1, 9) OBP: 0.355, SLG: 0.408	5-3		1B 3B 1-2		F8		K		K	5	1	1	0	0	2	3					
<b>Tony Gonzalez, L</b> (1, 8) OBP: 0.360, SLG: 0.446	3-1		3B 1H 2H			4-3	1-3			4	0	1	2	1	0	2					
<b>Wes Covington, L</b> (1, 7) OBP: 0.332, SLG: 0.439 <b>Bobby Gene Smith, R</b> (6, PR) OBP: 0.316, SLG: 0.342		K	F8			2B BB		3-1 SH2-3 1B	F9	2	0	0	0	1	1	1					
<b>Don Demeter, R</b> (1, 3) OBP: 0.302, SLG: 0.476 <b>Pancho Herrera, R</b> (8, 3) OBP: 0.349, SLG: 0.414	6-3				F9			SH2-3		3	0	1	0	0	0	0					
<b>Clay Dalrymple, L</b> (1, 2) OBP: 0.279, SLG: 0.282	L3				F9		4-3	3-1		4	0	0	0	0	0	4					
<b>Charley Smith, R</b> (1, 5) OBP: 0.302, SLG: 0.388			5-3	5-3	L9			1B 3H		4	0	1	1	0	0	3					
<b>Ruben Amaro, R</b> (1, 6) OBP: 0.344, SLG: 0.348			1B S 1B		SH2-3 1B		PB SH5-4 BB	K		3	1	2	0	1	1	1					
<b>Art Mahaffey, R</b> (1, 1) OBP: 0.164, SLG: 0.159 <b>Frank Sullivan, R</b> (9, 1) OBP: 0.270, SLG: 0.156			K		SH2-3		SH5-4	FC1-6 1B		2	0	1	0	0	1	1					
<b>Inning Stats</b>	R: 0 E: 0 K: 0 S: 3	H: 0 LOB: 0 BB: 0 P: 3	R: 0 E: 0 K: 1 S: 5	H: 0 LOB: 0 BB: 0 P: 5	R: 3 E: 0 K: 1 S: 9	H: 4 LOB: 1 BB: 0 P: 9	R: 0 E: 0 K: 0 S: 3	H: 0 LOB: 0 BB: 0 P: 3	R: 0 E: 0 K: 0 S: 4	H: 1 LOB: 3 BB: 1 P: 4	R: 0 E: 0 K: 0 S: 6	H: 0 LOB: 2 BB: 1 P: 10	R: 1 E: 0 K: 1 S: 7	H: 2 LOB: 1 BB: 0 P: 7	R: 0 E: 1 K: 1 S: 6	H: 1 LOB: 2 BB: 1 P: 10		1B: 7 2B: 1 3B: 1 HR: 0	SF: 0 SAC: 3 DP: 0 HBP: 0	WP: 0 PB: 1 SB: 1 CS: 0	PA: 40
<b>PITCHER</b>	IP	WLS	BF	H	R	ER	SO	BB	IBB	HBP	BLK	WP	HR	S	P	ERA	WHIP				
<b>Bob Purkey, R</b> (1, 1) ERA: 3.79	7.0	L	30	6	3	3	3	2	0	0	0	0	0	34	42	3.86	1.143				
<b>Jim Brosnan, R</b> (8, 1) ERA: 2.91	2.0		10	3	1	1	2	0	1	0	0	0	0	13	17	4.50	1.500				

Batter	1	2	3	4	5	6	7	8	9	AB	R	H	RBI	BB	SO	LOB	BOTTOM					
<b>Don Blasingame, L</b> (1, 4) OBP: 0.288, SLG: 0.283	L6-3 BB		K		K			6-3		3	0	0	0	1	2	0	<b>Philadelphia Phillies @ Cincinnati Reds</b> Crosley Field, Cincinnati, OH Sun Sep 17 1961, 3:33 AM EDT Att: 14,671 - Unknown					
<b>Eddie Kasko, R</b> (1, 6) OBP: 0.323, SLG: 0.340	L6-3 1-2		E3 BB		2-3			F9		4	0	0	0	0	0	1						
<b>Vada Pinson, L</b> (1, 8) OBP: 0.380, SLG: 0.508			L7		F7			1B		4	0	2	0	0	0	1						
<b>Frank Robinson, R</b> (1, 9) OBP: 0.407, SLG: 0.614	F9		4-0 1-2 BB		6-3			K		3	0	0	0	1	1	2						
<b>Jerry Lynch, L</b> (1, 7) OBP: 0.410, SLG: 0.638			F7		F7			K		4	0	0	0	0	2	2						
<b>Gordy Coleman, L</b> (1, 3) OBP: 0.339, SLG: 0.490		4-0 5-3 BB			4-3			F8		3	0	0	0	1	0	0						
<b>Gene Freese, R</b> (1, 5) OBP: 0.301, SLG: 0.457			5-3 1-2 1B		K			6-3		3	0	1	0	1	1	0						
<b>Jerry Zimmerman, R</b> (1, 2) OBP: 0.254, SLG: 0.226 <b>Gus Bell, L</b> (7, PH) OBP: 0.296, SLG: 0.343 <b>Jim Brosnan, R</b> (8, 1) OBP: 0.154, SLG: 0.083			5-3		1-3			K		2	0	0	0	0	0	2						
<b>Bob Purkey, R</b> (1, 1) OBP: 0.138, SLG: 0.169 <b>Wally Post, R</b> (7, PH) OBP: 0.297, SLG: 0.321 <b>Darrell Johnson, R</b> (8, 2) OBP: 0.297, SLG: 0.321			1-2 2-3		K			K		1	0	0	0	0	1	1						
<b>Inning Stats</b>	R: 0 E: 0 K: 0 S: 3	H: 1 LOB: 1 BB: 1 P: 7	R: 0 E: 0 K: 1 S: 6	H: 1 LOB: 2 BB: 1 P: 10	R: 0 E: 1 K: 2 S: 8	H: 0 LOB: 2 BB: 1 P: 12	R: 0 E: 0 K: 1 S: 5	H: 0 LOB: 0 BB: 0 P: 5	R: 0 E: 0 K: 2 S: 7	H: 0 LOB: 0 BB: 0 P: 7	R: 0 E: 0 K: 0 S: 3	H: 0 LOB: 0 BB: 0 P: 3	R: 0 E: 0 K: 2 S: 7	H: 0 LOB: 1 BB: 1 P: 11	R: 0 E: 0 K: 1 S: 6	H: 1 LOB: 0 BB: 0 P: 6		R: 0 E: 0 K: 1 S: 5	H: 0 LOB: 0 BB: 0 P: 5	1B: 2 2B: 2 3B: 0 HR: 0	SF: 0 SAC: 0 DP: 1 HBP: 0	WP: 0 PB: 0 SB: 0 CS: 0
<b>PITCHER</b>	IP	WLS	BF	H	R	ER	SO	BB	IBB	HBP	BLK	WP	HR	S	P	ERA	WHIP					
<b>Art Mahaffey, R</b> (1, 1) ERA: 4.1	8.0	W	31	3	0	0	9	4	0	0	0	0	0	45	61	0.00	0.875					
<b>Frank Sullivan, R</b> (9, 1) ERA: 4.36	1.0	S	3	0	0	0	1	0	0	0	0	0	0	5	5	0.00	0.000					

Batter	1	2	3	4	5	6	7	8	9	AB	R	H	RBI	BB	SO	LOB	TOP					
Bill Virdon, L OBP: 0.312, SLG: 0.378 (1, 8)	G3		FC4-6		P6			P4		4	0	0	0	0	0	2	Pittsburgh Pirates @ Cincinnati Reds Crosley Field, Cincinnati, OH Tue Sep 19 1961, 7:05 PM EDT Att: 14,225 - Unknown					
Dick Groat, R OBP: 0.319, SLG: 0.370 (1, 6)	F9		CS	CS	4-3			F9		4	0	1	0	0	0	0						
Roberto Clemente, R OBP: 0.392, SLG: 0.568 (1, 9)	G3			1B	4-3			K		3	0	0	0	1	1	0						
Dick Stuart, R OBP: 0.341, SLG: 0.577 (1, 3)		K		K				F2		4	0	0	0	0	3	2						
Don Hoak, R OBP: 0.388, SLG: 0.460 (1, 5)				K				P4		4	0	1	0	0	1	2						
Bob Skinner, L OBP: 0.350, SLG: 0.355 (1, 7)	P6				F8			1B		4	0	1	0	0	0	1						
Hal Smith, R OBP: 0.266, SLG: 0.322 (1, 2)					L8			2B		3	1	1	0	0	1	2						
Bill Mazerowski, R OBP: 0.305, SLG: 0.374 (1, 4)					FC4-6			FC5		3	0	3	0	0	0	0						
Bob Friend, R Clem Labine, R Joe Christopher, R Earl Francis, R Johnny Logan, R Al McBean, R (1, 1) (4, 1) (5, Ph) (5, 1) (7, Ph) (7, 1)					6-3			FC5		1	0	0	0	0	1	1						
					6-3			1-2		0	0	0	0	0	0	0						
<b>Inning Stats</b>	R: 0 E: 0 K: 0 S: 3	H: 0 LOB: 0 BB: 0 P: 3	R: 0 E: 0 K: 2 S: 8	H: 1 LOB: 1 BB: 0 P: 8	R: 0 E: 0 K: 1 S: 5	H: 1 LOB: 0 BB: 0 P: 5	R: 0 E: 0 K: 2 S: 7	H: 1 LOB: 2 BB: 1 P: 11	R: 0 E: 0 K: 0 S: 5	H: 2 LOB: 1 BB: 0 P: 5	R: 0 E: 0 K: 0 S: 3	H: 0 LOB: 0 BB: 0 P: 3	R: 0 E: 0 K: 1 S: 5	H: 2 LOB: 2 BB: 0 P: 5	R: 0 E: 0 K: 1 S: 5	H: 0 LOB: 0 BB: 0 P: 5	R: 0 E: 0 K: 1 S: 5	H: 0 LOB: 0 BB: 0 P: 5	1B: 6 2B: 2 3B: 0 HR: 0	SF: 0 SAC: 0 DP: 1 HBP: 0	WP: 0 PB: 0 SB: 0 CS: 2	PA: 34
<b>PITCHER</b> Jim O'Toole, L ERA: 3.03 (1, 1)	IP: 9.0 WLS: W BF: 33 H: 7 R: 1 ER: 1 SO: 7 BB: 1 IBB: 0 HBP: 0 BLK: 0 WP: 0 HR: 0 S: 46 P: 50 ERA: 1.00 WHIP: 0.889																					

Batter	1	2	3	4	5	6	7	8	9	AB	R	H	RBI	BB	SO	LOB	BOTTOM					
Don Blasingame, L OBP: 0.287, SLG: 0.282 (1, 4)	L5		F7	1B	F8			6-3		5	1	1	0	0	0	2	Pittsburgh Pirates @ Cincinnati Reds Crosley Field, Cincinnati, OH Tue Sep 19 1961, 7:05 PM EDT Att: 14,225 - Unknown					
Eddie Kasko, R OBP: 0.326, SLG: 0.343 (1, 6) (8, 5)	6-3		L8	1B				1-3		5	1	3	1	0	0	1						
Vada Pinson, L OBP: 0.380, SLG: 0.509 (1, 8)	FC5			1B	FC6-4			1-3		4	0	1	2	1	0	2						
Frank Robinson, R OBP: 0.407, SLG: 0.614 (1, 9)	FC5			1B	1B			5-3		5	1	2	0	0	0	3						
Jerry Lynch, L OBP: 0.411, SLG: 0.633 Gus Bell, L OBP: 0.296, SLG: 0.343 (1, 7) (8, 7)	P6			HR	WP			F7		3	2	1	0	0	0	1						
Gordy Coleman, L OBP: 0.341, SLG: 0.490 (1, 3)				HR	4-3			4-3		4	1	2	1	0	0	1						
Gene Freese, R OBP: 0.304, SLG: 0.468 Leo Cardenas, R OBP: 0.348, SLG: 0.464 (1, 5) (8, 6)	G6-4-3			HR	1B			HR		3	3	2	4	1	0	1						
Darrell Johnson, R OBP: 0.304, SLG: 0.327 (1, 2)				1-3	1-3			P6		4	0	2	1	0	0	0						
Jim O'Toole, S OBP: 0.187, SLG: 0.180 (1, 1)	F8			1B	1-3			K		4	1	1	0	0	1	2						
				1B	1-3					4	1	1	0	0	1	2						
<b>Inning Stats</b>	R: 0 E: 0 K: 0 S: 3	H: 0 LOB: 1 BB: 1 P: 7	R: 0 E: 0 K: 0 S: 3	H: 1 LOB: 0 BB: 0 P: 3	R: 0 E: 0 K: 0 S: 4	H: 1 LOB: 1 BB: 0 P: 4	R: 7 E: 0 K: 0 S: 10	H: 7 LOB: 1 BB: 0 P: 11	R: 2 E: 0 K: 0 S: 5	H: 2 LOB: 1 BB: 1 P: 9	R: 0 E: 0 K: 0 S: 4	H: 2 LOB: 1 BB: 0 P: 4	R: 1 E: 0 K: 1 S: 6	H: 1 LOB: 0 BB: 0 P: 6	R: 0 E: 0 K: 0 S: 4	H: 1 LOB: 1 BB: 0 P: 4	R: 0 E: 0 K: 0 S: 4	H: 1 LOB: 1 BB: 0 P: 4	1B: 11 2B: 1 3B: 1 HR: 2	SF: 0 SAC: 0 DP: 1 HBP: 1	WP: 2 PB: 0 SB: 1 CS: 0	PA: 40
<b>PITCHER</b> Bob Friend, R ERA: 3.74 Clem Labine, R ERA: 3.89 Earl Francis, R ERA: 3.86 Al McBean, R ERA: 3.82 (1, 1) (4, 1) (5, 1) (7, 1)	IP: 3.2 WLS: L BF: 20 H: 8 R: 7 ER: 7 SO: 0 BB: 1 IBB: 0 HBP: 0 BLK: 0 WP: 0 HR: 1 S: 18 P: 23 ERA: 0.00 WHIP: 3.000																					

Batter	1	2	3	4	5	6	7	8	9	AB	R	H	RBI	BB	SO	LOB	TOP		
Bill Virdon, L OBP: 0.313, SLG: 0.379 (1, 8)										4	1	2	0	0	0	0			
Dick Groat, R OBP: 0.319, SLG: 0.369 (1, 6)										4	0	1	1	0	1	1			
Bob Skinner, L OBP: 0.349, SLG: 0.352 (1, 7)										3	0	0	0	1	0	3			
Dick Stuart, R OBP: 0.342, SLG: 0.576 (1, 3)										4	0	2	1	0	0	2			
Roberto Clemente, R OBP: 0.391, SLG: 0.566 (1, 9)											4	0	1	0	0	1			
Smoky Burgess, L OBP: 0.375, SLG: 0.492 (1, 2)											3	0	0	0	1	1			
Don Hoak, R OBP: 0.385, SLG: 0.456 (1, 5)											4	0	0	0	0	3			
Bill Mazerowski, R OBP: 0.305, SLG: 0.374 (1, 4)										3	1	1	0	0	0				
Joe Gibbon, R OBP: 0.127, SLG: 0.170 (1, 1)										2	0	0	0	0	2	0			
Walt Moryn, L OBP: 0.206, SLG: 0.301 (8, PH)										1	0	0	0	0	0	1			
Roy Face, R OBP: 0.300, SLG: 0.300 (8, 1)										0	0	0	0	0	0	0			
Harvey Haddix, L OBP: 0.226, SLG: 0.196 (8, 1)										0	0	0	0	0	0	0			
<b>Inning Stats</b>	R: 0 E: 0 K: 0 S: 4	H: 1 LOB: 1 BB: 0 P: 4	R: 0 E: 0 K: 1 S: 5	H: 0 LOB: 0 BB: 0 P: 5	R: 0 E: 0 K: 1 S: 5	H: 2 LOB: 3 BB: 1 P: 11	R: 0 E: 0 K: 1 S: 5	H: 0 LOB: 0 BB: 0 P: 5	R: 0 E: 0 K: 1 S: 5	H: 0 LOB: 0 BB: 1 P: 6	R: 0 E: 0 K: 1 S: 5	H: 0 LOB: 0 BB: 0 P: 5	R: 2 E: 0 K: 0 S: 6	H: 4 LOB: 2 BB: 0 P: 6	R: 0 E: 0 K: 0 S: 3	H: 0 LOB: 0 BB: 0 P: 3	1B: 7 2B: 0 3B: 0 HR: 0	SF: 0 SAC: 0 DP: 1 HBP: 0	WP: 0 PA: 34 PB: 0 SB: 0 CS: 0
<b>PITCHER</b> Joey Jay, R ERA: 3.19 (1, 1)	IP: 9.0 WLS: W BF: 34 H: 7 R: 2 ER: 2 SO: 5 BB: 2 IBB: 0 HBP: 0 BLK: 0 WP: 0 HR: 0 S: 42 P: 50 ERA: 2.00 WHIP: 1.000															<b>PITCHER</b> IP: WLS: BF: H: R: ER: SO: BB: IBB: HBP: BLK: WP: HR: S: P: ERA: WHIP			

Pittsburgh Pirates @ Cincinnati Reds  
Crosley Field, Cincinnati, OH  
Wed Sep 20 1961, 7:05 PM EDT  
Att: 14,822 - Unknown

AB	32
R	2
H	7
RBI	2
BB	2
SO	5
LOB	10



Batter	1	2	3	4	5	6	7	8	9	AB	R	H	RBI	BB	SO	LOB	BOTTOM
Elio Chacon, R OBP: 0.377, SLG: 0.358 (1, 4)										4	0	0	0	0	0	4	
Eddie Kasko, R OBP: 0.324, SLG: 0.340 (1, 5)										4	0	0	0	0	1	1	
Vada Pinson, L OBP: 0.381, SLG: 0.509 (1, 8)										3	1	1	0	1	0	0	
Frank Robinson, R OBP: 0.404, SLG: 0.609 (1, 9)										4	0	0	0	0	1	2	
Wally Post, R OBP: 0.347, SLG: 0.600 (1, 7)										4	2	3	2	0	0	0	
Leo Cardenas, R OBP: 0.381, SLG: 0.476 (1, 6)										4	0	4	0	0	0	0	
Dick Gemert, R OBP: 0.333, SLG: 0.333 (1, 3)										3	0	1	0	0	0	3	
Jerry Lynch, L OBP: 0.409, SLG: 0.629 (8, PH)										1	0	0	0	0	0	1	
Gordy Coleman, L OBP: 0.341, SLG: 0.490 (9, 3)										0	0	0	0	0	0	0	
Darrell Johnson, R OBP: 0.305, SLG: 0.330 (1, 2)										2	0	1	1	0	0	1	
Joey Jay, S OBP: 0.112, SLG: 0.126 (1, 1)										2	0	0	0	1	1	1	
<b>Inning Stats</b>	R: 0 E: 0 K: 0 S: 3	H: 0 LOB: 0 BB: 0 P: 3	R: 1 E: 0 K: 0 S: 6	H: 3 LOB: 3 BB: 1 P: 10	R: 0 E: 0 K: 1 S: 5	H: 1 LOB: 0 BB: 0 P: 5	R: 0 E: 0 K: 0 S: 4	H: 1 LOB: 1 BB: 0 P: 4	R: 0 E: 0 K: 0 S: 5	H: 2 LOB: 2 BB: 0 P: 5	R: 0 E: 0 K: 0 S: 4	H: 1 LOB: 1 BB: 0 P: 4	R: 2 E: 0 K: 1 S: 6	H: 2 LOB: 0 BB: 1 P: 10	1B: 9 2B: 0 3B: 0 HR: 1	SF: 1 SAC: 0 DP: 1 HBP: 0	WP: 0 PA: 34 PB: 0 SB: 0 CS: 0
<b>PITCHER</b> Joe Gibbon, L ERA: 3.6 (1, 1)	IP: 7.0 WLS: L BF: 29 H: 8 R: 1 ER: 2 SO: 2 BB: 1 IBB: 0 HBP: 0 BLK: 0 WP: 0 HR: 0 S: 32 P: 36 ERA: 1.29 WHIP: 1.286															<b>PITCHER</b> IP: WLS: BF: H: R: ER: SO: BB: IBB: HBP: BLK: WP: HR: S: P: ERA: WHIP	
Roy Face, R ERA: 3.96 (8, 1)	0.1 L 4 2 2 2 1 1 0 0 0 0 0 1 5 9 54.00 9.000																
Harvey Haddix, L ERA: 4.23 (8, 1)	0.2 1 0 0 0 0 0 0 0 0 0 0 0 0 1 1 0.00 0.000																

Pittsburgh Pirates @ Cincinnati Reds  
Crosley Field, Cincinnati, OH  
Wed Sep 20 1961, 7:05 PM EDT  
Att: 14,822 - Unknown

AB	31
R	3
H	10
RBI	3
BB	2
SO	3
LOB	13



Batter	1	2	3	4	5	6	7	8	9	AB	R	H	RBI	BB	SO	LOB	TOP					
<b>Chuck Hiller, L</b> OBP: 0.323, SLG: 0.315 (1, 4)	P5	F8		G3						4	0	1	2	1	0	1	<b>San Francisco Giants @ Cincinnati Reds</b> Crosley Field, Cincinnati, OH Fri Sep 22 1961, 7:05 PM EDT Att: 31,469 - Unknown <a href="http://livebaseballscorecards.com">livebaseballscorecards.com</a>					
<b>Matty Alou, L</b> OBP: 0.335, SLG: 0.436 (1, 9)	F9		5-3 1B		3-1	P1		4-3		4	1	0	0	1	0	2						
<b>Willie Mays, R</b> OBP: 0.392, SLG: 0.585 (1, 8)	K		5-3		6-3				F7	4	0	0	0	1	1	1						
<b>Willie McCovey, L</b> OBP: 0.347, SLG: 0.494 <b>Felipe Alou, R</b> OBP: 0.329, SLG: 0.466 (7, 7)	K		1B		K			4-3	F8	4	0	1	1	0	2	2						
<b>Orlando Cepeda, R</b> OBP: 0.356, SLG: 0.602 (7, 3)		2B 1B	4-3			K		K		4	1	2	0	1	2	1						
<b>Ed Bailey, L</b> OBP: 0.337, SLG: 0.406 (1, 2)		4-3	1B							0	1	0	0	0	0	0						
<b>Jim Davenport, R</b> OBP: 0.342, SLG: 0.443 (1, 5)		1B	2B			2B			P3	3	2	1	0	1	1	4						
<b>Jose Pagan, R</b> OBP: 0.309, SLG: 0.331 (1, 6)		SH5-3 1B			K			5-3		4	1	2	3	0	1	0						
<b>Billy O'Dell, S</b> OBP: 0.147, SLG: 0.125 (1, 1)	SH5-3				K			K		3	0	0	0	0	2	2						
<b>Inning Stats</b>	R: 0 E: 0 K: 2 S: 8	H: 0 LOB: 1 BB: 0 P: 8	R: 2 E: 0 K: 0 S: 5	H: 2 LOB: 1 BB: 1 P: 9	R: 1 E: 0 K: 1 S: 7	H: 2 LOB: 2 BB: 1 P: 11	R: 0 E: 0 K: 2 S: 7	H: 0 LOB: 0 BB: 0 P: 7	R: 0 E: 0 K: 1 S: 5	H: 0 LOB: 0 BB: 0 P: 5	R: 3 E: 0 K: 1 S: 8	H: 3 LOB: 1 BB: 1 P: 12	R: 0 E: 0 K: 1 S: 5	H: 0 LOB: 1 BB: 2 P: 13	R: 0 E: 0 K: 1 S: 5	H: 0 LOB: 1 BB: 1 P: 9	R: 0 E: 0 K: 0 S: 3	H: 1 LOB: 1 BB: 0 P: 3	1B: 5 2B: 3 3B: 0 HR: 0	SF: 0 SAC: 1 DP: 0 HBP: 0	WP: 0 PB: 2 SB: 0 CS: 0	PA: 41
<b>PITCHER</b>	IP	WLS	BF	H	R	ER	SO	BB	IBB	HBP	BLK	WP	HR	S	P	ERA	WHIP					
<b>Bob Purkey, R</b> ERA: 3.86 (1, 1)	2.1	L	14	4	3	3	2	2	0	0	0	0	0	16	24	11.57	2.571					
<b>Jim Maloney, R</b> ERA: 4.42 (3, 1)	2.2		8	0	0	0	4	0	0	0	0	0	0	16	16	0.00	0.000					
<b>Ken Johnson, R</b> ERA: 3.83 (6, 1)	2.0		12	3	3	3	2	2	1	0	0	0	0	13	25	13.50	2.500					
<b>Ken Hunt, R</b> ERA: 3.81 (8, 1)	2.0		7	1	0	0	1	1	0	0	0	0	0	8	12	0.00	1.000					

Batter	1	2	3	4	5	6	7	8	9	AB	R	H	RBI	BB	SO	LOB	BOTTOM					
<b>Elio Chacon, R</b> OBP: 0.371, SLG: 0.367 (1, 4)	K		F9		K				P6	5	0	1	0	0	2	1	<b>San Francisco Giants @ Cincinnati Reds</b> Crosley Field, Cincinnati, OH Fri Sep 22 1961, 7:05 PM EDT Att: 31,469 - Unknown <a href="http://livebaseballscorecards.com">livebaseballscorecards.com</a>					
<b>Eddie Kasko, R</b> OBP: 0.325, SLG: 0.342 (1, 5)	K		1B					F8		4	0	2	0	0	1	1						
<b>Vada Pinson, L</b> OBP: 0.380, SLG: 0.509 (1, 8)			K		P4			G3		4	0	1	0	0	1	2						
<b>Frank Robinson, R</b> OBP: 0.403, SLG: 0.606 (1, 9)	F9				F8					4	0	1	0	0	1	1						
<b>Wally Post, R</b> OBP: 0.346, SLG: 0.595 (1, 7)		6-3			1B			E6		4	0	1	0	0	0	1						
<b>Leo Cardenas, R</b> OBP: 0.354, SLG: 0.466 (1, 6)		F7			F8			P6		4	0	0	0	0	0	3						
<b>Dick Gemert, R</b> OBP: 0.342, SLG: 0.344 (1, 3)								5-3		4	0	2	0	0	0	1						
<b>Jerry Zimmerman, R</b> OBP: 0.251, SLG: 0.223 <b>Cliff Cook, R</b> (7, PH) <b>Ken Hunt, R</b> OBP: 0.220, SLG: 0.231 <b>Jerry Lynch, L</b> OBP: 0.407, SLG: 0.625 (9, PH)		F8			1-3			K		2	0	0	0	0	0	3						
<b>Bob Purkey, R</b> OBP: 0.138, SLG: 0.169 <b>Jim Maloney, L</b> OBP: 0.419, SLG: 0.483 <b>Joe Coates, R</b> (5, PH) <b>Ken Johnson, R</b> OBP: 0.340, SLG: 0.280 <b>Gene Freese, R</b> OBP: 0.304, SLG: 0.458 <b>Johnny Edwards, L</b> OBP: 0.278, SLG: 0.242 (8, 2)			6-3					F9		0	0	0	0	0	0	0						
<b>Inning Stats</b>	R: 0 E: 0 K: 2 S: 8	H: 1 LOB: 1 BB: 0 P: 8	R: 0 E: 0 K: 0 S: 4	H: 1 LOB: 1 BB: 0 P: 4	R: 0 E: 0 K: 1 S: 6	H: 1 LOB: 1 BB: 0 P: 6	R: 0 E: 0 K: 0 S: 5	H: 2 LOB: 2 BB: 0 P: 5	R: 0 E: 0 K: 1 S: 6	H: 1 LOB: 1 BB: 0 P: 6	R: 0 E: 0 K: 1 S: 6	H: 0 LOB: 1 BB: 0 P: 6	R: 0 E: 0 K: 1 S: 6	H: 1 LOB: 1 BB: 0 P: 6	R: 0 E: 0 K: 0 S: 4	H: 1 LOB: 1 BB: 0 P: 4	R: 0 E: 0 K: 0 S: 3	H: 0 LOB: 1 BB: 1 P: 7	1B: 6 2B: 1 3B: 1 HR: 0	SF: 0 SAC: 0 DP: 0 HBP: 0	WP: 0 PB: 0 SB: 0 CS: 0	PA: 37
<b>PITCHER</b>	IP	WLS	BF	H	R	ER	SO	BB	IBB	HBP	BLK	WP	HR	S	P	ERA	WHIP					
<b>Billy O'Dell, L</b> ERA: 3.95 (1, 1)	9.0	W	37	8	0	0	6	1	0	0	0	0	0	48	52	0.00	1.000					



Batter	1	2	3	4	5	6	7	8	9	AB	R	H	RBI	BB	SO	LOB	TOP																			
Don Blasingame, L (1, 4) OBP: 0.292, SLG: 0.290	1-3			4-3		FC1-6 BB		6-3	K	4	0	0	0	1	1	1	<b>Cincinnati Reds @ Chicago Cubs</b> Wrigley Field, Chicago, IL Tue Sep 26 1961, 3:33 AM CDT Att: 3,327 - Sunny - 70 F																			
Eddie Kasko, R (1, 6) OBP: 0.324, SLG: 0.339	5-3			1-3 BB		FC1-6 1B		K		3	0	0	0	1	1																					
Vada Pinson, L (1, 8) OBP: 0.381, SLG: 0.508	4-0 CS BB			1-3 1-2		1-2 1B		HR 1B		3	1	2	0	1	0	1																				
Jerry Lynch, L (1, 7) OBP: 0.408, SLG: 0.629 Joe Gaines, R (9, 7)	CS 1-2	F9		1-3		F9		HR 1H		4	1	1	2	0	0	3																				
Gordy Coleman, L (1, 3) OBP: 0.343, SLG: 0.499		1-3			G3		HR BB	4-3		3	1	0	0	1	0	0																				
Frank Robinson, R (1, 9) OBP: 0.403, SLG: 0.615 Elio Chacon, R (9, 9)	5-3				L9		HR 1H	1B 2B		4	2	2	2	0	0	0																				
Gene Freese, R (1, 5) OBP: 0.304, SLG: 0.465					P5			F7		4	0	1	0	0	0	1																				
Johnny Edwards, L (1, 2) OBP: 0.280, SLG: 0.262				G4-6-3 1B		HR		K		4	1	1	1	0	1	2																				
Bob Purkey, R (1, 1) OBP: 0.136, SLG: 0.167 Gus Bell, L (6, PH) OBP: 0.293, SLG: 0.341 Jim Maloney, L (6, 1) OBP: 0.419, SLG: 0.483 Wally Post, R (7, PH) OBP: 0.344, SLG: 0.590 Jim Brosnan, R (7, 1) OBP: 0.214, SLG: 0.154	4-3			4-3		4-3		P3		1	0	0	0	0	0	0																				
<b>Inning Stats</b>	R: 0 E: 0 K: 0 S: 2	H: 0 LOB: 0 BB: 1 P: 6	R: 0 E: 0 K: 0 S: 3	H: 0 LOB: 0 BB: 0 P: 3	R: 0 E: 0 K: 0 S: 3	H: 1 LOB: 1 BB: 1 P: 3	R: 0 E: 0 K: 0 S: 3	H: 0 LOB: 1 BB: 1 P: 7	R: 0 E: 0 K: 0 S: 3	H: 0 LOB: 3 BB: 0 P: 3	R: 1 E: 0 K: 0 S: 5	H: 2 LOB: 2 BB: 1 P: 9	R: 2 E: 0 K: 0 S: 4	H: 1 LOB: 0 BB: 1 P: 8	R: 2 E: 0 K: 1 S: 7	H: 2 LOB: 0 BB: 0 P: 7		R: 1 E: 0 K: 2 S: 9	H: 2 LOB: 1 BB: 0 P: 9	1B: 4 2B: 1 3B: 0 HR: 3	SF: 0 SAC: 0 DP: 1 HBP: 0	WP: 0 PB: 0 SB: 0 CS: 1	PA: 38													
<b>PITCHER</b>	IP	WLS	BF	H	R	ER	SO	BB	IBB	HBP	BLK	WP	HR	S	P	ERA		WHIP	<b>PITCHER</b>	IP	WLS	BF	H	R	ER	SO	BB	IBB	HBP	BLK	WP	HR	S	P	ERA	WHIP
Bob Anderson, R (1, 1) ERA: 4.19	8.0	L	33	7	6	6	1	4	0	0	0	0	3	31	47	6.75		1.375																		
Glen Hobbie, R (9, 1) ERA: 4.26	1.0		4	1	0	0	2	0	0	0	0	0	0	8	8	0.00		1.000																		

AB	33
R	6
H	8
RBI	6
BB	4
SO	3
LOB	9



Batter	1	2	3	4	5	6	7	8	9	AB	R	H	RBI	BB	SO	LOB	BOTTOM																			
Richie Ashburn, L (1, 8) OBP: 0.372, SLG: 0.301	K2-3		F7		14 E 1B BB 1B		4-3		F8	5	1	1	0	0	1	0	<b>Cincinnati Reds @ Chicago Cubs</b> Wrigley Field, Chicago, IL Tue Sep 26 1961, 3:33 AM CDT Att: 3,327 - Sunny - 70 F																			
Don Zimmer, R (1, 4) OBP: 0.290, SLG: 0.400	14 4-3 2B 1B		1-3		BB 14 E 1B		5-3		K	5	1	2	0	0	1	0																				
14 Ernie Banks, R (1, 6) OBP: 0.349, SLG: 0.512	4-3 1-3		F8		E6 BB		E9			4	0	0	0	0	0	3																				
George Altman, L (1, 9) OBP: 0.354, SLG: 0.559	PB 2B			1-3	1-2 2-3 3-H 4-0 BB		K			3	0	1	2	1	1	1																				
Billy Williams, L (1, 7) OBP: 0.337, SLG: 0.483	F7 2-3			K	4-3			4-3		4	0	0	0	0	1	4																				
Ron Santo, R (1, 5) OBP: 0.360, SLG: 0.483		5-3		6-3		K		1B		4	0	1	0	0	1	0																				
Sammy Taylor, L (1, 2) OBP: 0.319, SLG: 0.384		F8			3-1	F7		F9		4	0	0	0	0	0	1																				
Ed Bouchee, L (1, 3) OBP: 0.369, SLG: 0.415		FC6-4 BB			1-3	BB		K		2	0	0	0	2	1	1																				
Bob Anderson, R (1, 1) OBP: 0.163, SLG: 0.286 Glen Hobbie, R (9, 1) OBP: 0.225, SLG: 0.303 Bob Will, L (9, PH) OBP: 0.344, SLG: 0.339	FC6-4 1-2				1B 14 E 1B		K		K	3	1	1	0	0	1	2																				
<b>Inning Stats</b>	R: 1 E: 0 K: 1 S: 7	H: 2 LOB: 1 BB: 0 P: 7	R: 0 E: 0 K: 0 S: 3	H: 0 LOB: 1 BB: 1 P: 7	R: 0 E: 0 K: 1 S: 5	H: 0 LOB: 0 BB: 0 P: 3	R: 0 E: 0 K: 1 S: 5	H: 0 LOB: 0 BB: 0 P: 5	R: 2 E: 1 K: 0 S: 7	H: 3 LOB: 3 BB: 1 P: 11	R: 0 E: 0 K: 2 S: 7	H: 0 LOB: 1 BB: 1 P: 11	R: 0 E: 1 K: 1 S: 6	H: 0 LOB: 1 BB: 0 P: 6	R: 0 E: 0 K: 1 S: 6	H: 1 LOB: 1 BB: 0 P: 6		R: 0 E: 0 K: 2 S: 7	H: 0 LOB: 0 BB: 0 P: 7	1B: 5 2B: 1 3B: 0 HR: 0	SF: 0 SAC: 0 DP: 0 HBP: 0	WP: 0 PB: 2 SB: 0 CS: 0	PA: 38													
<b>PITCHER</b>	IP	WLS	BF	H	R	ER	SO	BB	IBB	HBP	BLK	WP	HR	S	P	ERA		WHIP	<b>PITCHER</b>	IP	WLS	BF	H	R	ER	SO	BB	IBB	HBP	BLK	WP	HR	S	P	ERA	WHIP
Bob Purkey, R (1, 1) ERA: 3.82	5.0		23	5	3	1	2	2	0	0	0	0	0	25	33	1.80		1.400																		
Jim Maloney, R (6, 1) ERA: 4.37	1.0		4	0	0	0	2	1	0	0	0	0	0	7	11	0.00		1.000																		
Jim Brosnan, R (7, 1) ERA: 2.85	3.0	W	11	1	0	0	4	0	0	0	0	0	0	19	19	0.00		0.333																		





Batter	1	2	3	4	5	6	7	8	9	AB	R	H	RBI	BB	SO	LOB	TOP					
Don Blasingame, L (1,4) OBP: 0.290, SLG: 0.288	F9		F8		K		HR		K	3	0	0	0	0	1	1	<b>Cincinnati Reds @ Pittsburgh Pirates</b> Forbes Field, Pittsburgh, PA Sat Sep 30 1961, 3:33 AM EDT Att: 7,158 - Unknown					
Ken Hunt, R (5,1) OBP: 0.220, SLG: 0.231	F9		F8		K		HR		K	0	0	0	0	0	0	0						
Dick Gernert, R (7,PH) OBP: 0.355, SLG: 0.348	F9		F8		K		HR		K	0	1	0	0	1	0	0						
Bill Henry, L (7,1) OBP: 0.355, SLG: 0.348	F9		F8		K		HR		K	0	0	0	0	0	0	0						
Cliff Cook, R (9,PH) OBP: 0.355, SLG: 0.348	F9		F8		K		HR		K	1	0	0	0	0	1	2						
Eddie Kasco, R (1,6) OBP: 0.323, SLG: 0.338	6-3		5-3			6-3			F7	2	0	0	0	0	0	0						
Leo Cardenas, R (5,6) OBP: 0.352, SLG: 0.480	6-3		5-3			6-3			F7	3	1	1	3	0	0	2						
Vada Pinson, L (1,8) OBP: 0.380, SLG: 0.506	E6				F7					3	0	0	0	0	1	0						
Joe Gaines, R (6,8) OBP: 0.380, SLG: 0.506	E6				F7					1	0	0	0	0	0	0						
Frank Robinson, R (1,7) OBP: 0.403, SLG: 0.613					F9					4	0	1	0	0	0	0						
Wally Post, R (1,9) OBP: 0.344, SLG: 0.586	P4				K					4	1	1	0	0	2	2						
Gene Freese, R (1,5) OBP: 0.305, SLG: 0.464		P4				6-3				4	1	1	0	0	0	0						
Gordy Coleman, L (1,3) OBP: 0.343, SLG: 0.506			1-3							4	1	1	0	0	0	2						
Jerry Zimmerman, R (1,2) OBP: 0.256, SLG: 0.234			5-3							4	1	2	1	0	0	1						
Jim Maloney, L (9,FR) OBP: 0.415, SLG: 0.483			5-3							0	0	0	0	0	0	0						
Joey Jay, S (1,1) OBP: 0.110, SLG: 0.124										1	0	0	0	0	1	0						
Jerry Lynch, L (5,PH) OBP: 0.409, SLG: 0.628										1	0	1	1	0	0	0						
Elio Chacon, R (5,4) OBP: 0.377, SLG: 0.374										2	0	2	1	0	0	0						
<b>Inning Stats</b>	R: 0 E: 1 K: 0 S: 5	H: 1 LOB: 2 BB: 0 P: 5	R: 0 E: 0 K: 0 S: 3	H: 0 LOB: 0 BB: 0 P: 3	R: 0 E: 0 K: 1 S: 5	H: 0 LOB: 0 BB: 0 P: 5	R: 0 E: 0 K: 1 S: 5	H: 0 LOB: 0 BB: 0 P: 5	R: 1 E: 0 K: 1 S: 7	H: 2 LOB: 1 BB: 0 P: 7	R: 0 E: 0 K: 1 S: 5	H: 0 LOB: 0 BB: 0 P: 5	R: 5 E: 0 K: 0 S: 7	H: 5 LOB: 0 BB: 1 P: 11	R: 0 E: 0 K: 1 S: 5	H: 0 LOB: 2 BB: 0 P: 5	R: 0 E: 0 K: 1 S: 7	H: 2 LOB: 2 BB: 0 P: 7	1B: 6 2B: 2 3B: 1 HR: 1	SF: 0 SAC: 0 DP: 0 HBP: 0	WP: 0 PB: 0 SB: 0 CS: 0	PA: 38
<b>PITCHER</b>	IP WLS BF H R ER SO BB IBB HBP BLK WP HR S P ERA WHIP																					
A Jackson, L (1,1) ERA: 3.42	9.0 W 38	H 10 R 6 ER 6 SO 6 BB 1 IBB 0 HBP 0 BLK 0 WP 0 HR 1 S 49 P 53 ERA 6.00 WHIP 1.222																				



Batter	1	2	3	4	5	6	7	8	9	AB	R	H	RBI	BB	SO	LOB	BOTTOM			
Bill Virdon, L (1,8) OBP: 0.315, SLG: 0.371	4-3		6-3		E9	FC			K	5	2	1	0	0	1	2	<b>Cincinnati Reds @ Pittsburgh Pirates</b> Forbes Field, Pittsburgh, PA Sat Sep 30 1961, 3:33 AM EDT Att: 7,158 - Unknown			
Dick Groat, R (1,6) OBP: 0.319, SLG: 0.367	K		F8		1-3	K				5	0	1	0	0	2	3				
Donn Clendenon, R (1,9) OBP: 0.444, SLG: 0.452	K					E8				5	3	4	2	0	1	0				
Dick Stuart, R (1,3) OBP: 0.343, SLG: 0.582		5-3			HR					5	2	2	4	0	0	2				
Bob Skinner, L (1,7) OBP: 0.359, SLG: 0.362		6-3			F8					4	0	0	0	0	1	0				
Don Hoak, R (1,5) OBP: 0.389, SLG: 0.453					P3					3	1	2	0	1	0	0				
Don Leppert, R (1,2) OBP: 0.279, SLG: 0.483					K					4	1	1	2	0	2	2				
Bill Mazerowski, R (1,4) OBP: 0.298, SLG: 0.380										4	2	3	1	0	0	1				
A Jackson, L (1,1) ERA: 3.42					L7					3	0	0	0	1	2	1				
<b>Inning Stats</b>	R: 0 E: 0 K: 2 S: 7	H: 0 LOB: 0 BB: 0 P: 7	R: 2 E: 0 K: 1 S: 7	H: 2 LOB: 1 BB: 1 P: 11	R: 2 E: 0 K: 0 S: 5	H: 2 LOB: 0 BB: 0 P: 5	R: 1 E: 0 K: 1 S: 6	H: 1 LOB: 0 BB: 0 P: 6	R: 3 E: 1 K: 0 S: 7	H: 4 LOB: 1 BB: 0 P: 7	R: 3 E: 1 K: 1 S: 7	H: 2 LOB: 1 BB: 1 P: 11	R: 0 E: 0 K: 2 S: 8	H: 1 LOB: 1 BB: 0 P: 8	R: 0 E: 0 K: 2 S: 9	H: 2 LOB: 2 BB: 0 P: 9		1B: 9 2B: 1 3B: 0 HR: 4	SF: 0 SAC: 0 DP: 0 HBP: 0	WP: 0 PB: 0 SB: 1 CS: 0
<b>PITCHER</b>	IP WLS BF H R ER SO BB IBB HBP BLK WP HR S P ERA WHIP																			
Joey Jay, R (1,1) ERA: 3.53	4.0 L 18	H 5 R 5 ER 5 SO 4 BB 1 IBB 0 HBP 0 BLK 0 WP 0 HR 3 S 25 P 29 ERA 11.25 WHIP 1.500																		
Ken Hunt, R (5,1) ERA: 3.56	2.0	L 13	H 6 R 6 ER 4 SO 1 BB 0 IBB 0 HBP 0 BLK 0 WP 0 HR 1 S 14 P 18 ERA 18.00 WHIP 3.500																	
Bill Henry, L (7,1) ERA: 2.19	2.0	L 9	H 3 R 3 ER 0 SO 4 BB 0 IBB 0 HBP 0 BLK 0 WP 0 HR 0 S 17 P 17 ERA 0.00 WHIP 1.500																	





Batter	1	2	3	4	5	6	7	8	9	AB	R	H	RBI	BB	SO	LOB	TOP				
Don Blasingame, L (1,4) OBP: 0.288, SLG: 0.286 Elio Chacon, R (6,4) OBP: 0.374, SLG: 0.371	0-0 4-3		0-0 F9		0-0 6-3			0-3 K		3	0	0	0	0	0	0	<p>Cincinnati Reds @ Pittsburgh Pirates Forbes Field, Pittsburgh, PA Sun Oct 01 1961, 3:33 AM EDT Att: 26,760 - Unknown</p>				
Eddie Kasko, R (1,6) OBP: 0.307, SLG: 0.335	0-0 F8		0-0 5-3			0-0 F8		0-0 F9		4	0	0	0	0	0	0					
Vada Pinson, L (1,8) OBP: 0.380, SLG: 0.504	0-0 G3					0-0 4-3			0-0 5-3	4	0	1	0	0	0	0					
Frank Robinson, R (1,7) OBP: 0.403, SLG: 0.611 Gus Bell, L (6,7) OBP: 0.374, SLG: 0.345		4-0 1B BB	0-3 K			0-3 K			0-0 4-3	2	1	0	0	1	2	1					
Wally Post, R (1,9) OBP: 0.346, SLG: 0.585		0-0 G3 1B 1-3			0-0 F8		0-3 K		0-0 2B 1B	4	0	2	0	0	1	0					
Gene Freese, R (1,5) OBP: 0.307, SLG: 0.466 Leo Cardenas, R (6,6) OBP: 0.353, SLG: 0.485		0-0 G3 1B 1-2			0-0 G6-4-3 1B		0-0 F7		0-0 1-3 2B	2	0	2	1	0	0	0					
Gordy Coleman, L (1,3) OBP: 0.341, SLG: 0.504 Dick Gernert, R (6,3) OBP: 0.359, SLG: 0.353		0-0 G3			0-0 G6-4-3 1B 1-2		0-0 1B		0-3 K	2	0	0	0	0	0	3					
Jerry Zimmerman, R (1,2) OBP: 0.252, SLG: 0.230		0-3 K				0-0 P4			0-0 4-3	3	0	0	0	0	1	3					
Bob Purkey, R (1,1) OBP: 0.133, SLG: 0.163 Jim Brosnan, R (7,1) OBP: 0.214, SLG: 0.154 Jerry Lynch, L (6,PH) OBP: 0.407, SLG: 0.624 Jay Hook, L (8,1) OBP: 0.133, SLG: 0.133		0-0 P3				0-3 K			0-3 K	2	0	0	0	0	1	2					
<b>Inning Stats</b>	R: 0 E: 0 K: 0 S: 3	H: 0 LOB: 0 BB: 0 P: 3	R: 1 E: 0 K: 1 S: 7	H: 2 LOB: 2 BB: 1 P: 11	R: 0 E: 0 K: 1 S: 6	H: 1 LOB: 1 BB: 0 P: 6	R: 0 E: 0 K: 0 S: 3	H: 1 LOB: 0 BB: 0 P: 3	R: 0 E: 0 K: 1 S: 5	H: 0 LOB: 0 BB: 0 P: 5	R: 0 E: 0 K: 1 S: 6	H: 1 LOB: 1 BB: 0 P: 6	R: 0 E: 0 K: 2 S: 7	H: 0 LOB: 0 BB: 0 P: 7	R: 0 E: 0 K: 1 S: 7	H: 2 LOB: 2 BB: 0 P: 7		1B: 6 2B: 1 3B: 0 HR: 0	SF: 0 SAC: 0 DP: 1 HBP: 0	WP: 0 PB: 0 SB: 0 CS: 0	PA: 34
<b>PITCHER</b> Joe Gibbon, L (1,1) ERA: 3.32	IP: 9.0 WLS: W BF: 34 H: 7 R: 1 ER: 1 SO: 8 BB: 1 IBB: 0 HBP: 0 BLK: 0 WP: 0 HR: 0 S: 49 P: 53 ERA: 1.00 WHIP: 0.889																				

Batter	1	2	3	4	5	6	7	8	9	AB	R	H	RBI	BB	SO	LOB	BOTTOM		
Bill Virdon, L (1,8) OBP: 0.313, SLG: 0.369	0-3 K		0-0 3-1			0-0 3-1	0-0 FC3-6 1B			4	0	0	0	0	1	2	<p>Cincinnati Reds @ Pittsburgh Pirates Forbes Field, Pittsburgh, PA Sun Oct 01 1961, 3:33 AM EDT Att: 26,760 - Unknown</p>		
Dick Groat, R (1,6) OBP: 0.320, SLG: 0.369	0-0 F8		0-0 P3			0-0 2B	0-0 1-2 3H 1B			4	0	2	1	0	0	0			
Donn Clendenon, R (1,9) OBP: 0.400, SLG: 0.400	0-0 F7		0-0 4-3			0-0 F9	0-0 4-3			4	0	0	0	0	0	3			
Dick Stuart, R (1,3) OBP: 0.344, SLG: 0.581		0-0 1B E 1B			0-3 K	4-0 BB		0-3 K		3	1	1	0	1	2	0			
Bob Skinner, L (1,7) OBP: 0.358, SLG: 0.360		0-0 F7			4-0 CS BB	0-0 L9		0-0 6-3		3	0	0	0	1	0	3			
Don Hoak, R (1,5) OBP: 0.388, SLG: 0.451		0-0 E 1-3 1B			0-3 K 1-2		0-0 4-3	0-0 4-3		4	0	1	0	0	1	1			
Hal Smith, R (1,2) OBP: 0.287, SLG: 0.321 Joe Christopher, R (7,PR) OBP: 0.327, SLG: 0.333 Don Leppert, R (8,2) OBP: 0.279, SLG: 0.483		0-0 F9				0-0 6-3			0-0 1B 2B	3	0	1	0	0	0	0			
Bill Mazerowski, R (1,4) OBP: 0.298, SLG: 0.380		0-0 E5 1-3				0-0 6-3			0-0 FC3-6 1B 2H 1B 1B	3	1	1	1	0	0	1			
Joe Gibbon, R (1,1) OBP: 0.148, SLG: 0.186		0-0 3H 1-3				0-0 6-3			0-0 1-2 1B FC3-6	3	0	1	0	0	0	2			
<b>Inning Stats</b>	R: 0 E: 0 K: 1 S: 5	H: 0 LOB: 0 BB: 0 P: 5	R: 1 E: 1 K: 0 S: 6	H: 2 LOB: 2 BB: 0 P: 6	R: 0 E: 0 K: 2 S: 6	H: 0 LOB: 0 BB: 1 P: 10	R: 0 E: 0 K: 0 S: 3	H: 0 LOB: 0 BB: 0 P: 3	R: 0 E: 0 K: 0 S: 4	H: 1 LOB: 2 BB: 1 P: 8	R: 2 E: 0 K: 0 S: 7	H: 4 LOB: 2 BB: 0 P: 7	R: 0 E: 0 K: 1 S: 5	H: 0 LOB: 0 BB: 0 P: 5	1B: 5 2B: 2 3B: 0 HR: 0	SF: 0 SAC: 0 DP: 0 HBP: 0		WP: 0 PB: 0 SB: 0 CS: 1	PA: 33
<b>PITCHER</b> Bob Purkey, R (1,1) ERA: 3.73 Jim Brosnan, R (7,1) ERA: 3.04 Jay Hook, R (8,1) ERA: 7.76	IP: 6.0 WLS: L BF: 23 H: 3 R: 1 ER: 2 SO: 3 BB: 2 IBB: 0 HBP: 0 BLK: 0 WP: 0 HR: 0 S: 27 P: 35 ERA: 0.00 WHIP: 0.833																		

Batter	1	2	3	4	5	6	7	8	9	AB	R	H	RBI	BB	SO	LOB	TOP			
Don Blasingame, L (1,4) Jerry Lynch, L (9,PH)										3	0	0	0	0	2	0	<b>Cincinnati Reds @ New York Yankees</b> Yankee Stadium, Bronx, NY Wed Oct 04 1961, 3:33 AM EDT Att: 62,397 - Unknown <a href="http://livebaseballscorecards.com">livebaseballscorecards.com</a>			
Eddie Kasko, R (1,6) OBP: 0.250, SLG: 0.250										4	0	1	0	0	0	0				
Vada Pinson, L (1,8)										4	0	0	0	0	0	1				
Frank Robinson, R (1,7)										2	0	0	0	1	2	1				
Wally Post, R (1,9) OBP: 0.333, SLG: 0.333										3	0	1	0	0	0	1				
Gene Freese, R (1,5)										3	0	0	0	0	0	2				
Gordy Coleman, L (1,3)										3	0	0	0	0	0	1				
Darrell Johnson, R (1,2) Leo Cardenas, R (8,PH) Jerry Zimmerman, R (8,2)										2	0	0	0	0	0	1				
Jim O'Toole, S (1,1) Dick Gemert, R (8,PH) Jim Brosnan, R (8,1)										2	0	0	0	0	1	0				
										1	0	0	0	0	0	0				
<b>Inning Stats</b>	R: 0 E: 0 K: 2 S: 8	H: 1 LOB: 1 BB: 0 P: 8	R: 0 E: 0 K: 0 S: 3	H: 0 LOB: 0 BB: 0 P: 3	R: 0 E: 0 K: 2 S: 7	H: 0 LOB: 0 BB: 0 P: 7	R: 0 E: 0 K: 1 S: 5	H: 0 LOB: 0 BB: 0 P: 5	R: 0 E: 0 K: 0 S: 4	H: 1 LOB: 1 BB: 0 P: 4	R: 0 E: 0 K: 0 S: 3	H: 0 LOB: 0 BB: 0 P: 3	R: 0 E: 0 K: 0 S: 3	H: 0 LOB: 0 BB: 0 P: 5	R: 0 E: 0 K: 1 S: 5	H: 0 LOB: 0 BB: 0 P: 3	1B: 2 2B: 0 3B: 0 HR: 0	SF: 0 SAC: 0 DP: 0 HBP: 0	WP: 0 PB: 0 SB: 0 CS: 0	PA: 30
<b>PITCHER</b> Whitey Ford, L (1,1) ERA:	IP: 9.0 WLS: W BF: 30 H: 2 R: 0 ER: 0 SO: 6 BB: 1 IBB: 0 HBP: 0 BLK: 0 WP: 0 HR: 0 S: 41 P: 45 ERA: 0.00 WHIP: 0.333															<b>PITCHER</b> Whitey Ford, L (1,1) ERA:	IP: 9.0 WLS: W BF: 30 H: 2 R: 0 ER: 0 SO: 6 BB: 1 IBB: 0 HBP: 0 BLK: 0 WP: 0 HR: 0 S: 41 P: 45 ERA: 0.00 WHIP: 0.333			

Batter	1	2	3	4	5	6	7	8	9	AB	R	H	RBI	BB	SO	LOB	BOTTOM			
Bobby Richardson, R (1,4) OBP: 0.750, SLG: 0.750										4	0	3	0	0	0	0	<b>Cincinnati Reds @ New York Yankees</b> Yankee Stadium, Bronx, NY Wed Oct 04 1961, 3:33 AM EDT Att: 62,397 - Unknown <a href="http://livebaseballscorecards.com">livebaseballscorecards.com</a>			
Tony Kubek, L (1,6)										3	0	0	0	1	0	2				
Roger Maris, L (1,8) (9,9)										4	0	0	0	0	1	4				
Elston Howard, R (1,2) OBP: 0.250, SLG: 1.000										4	1	1	1	0	0	2				
Bill Skowron, R (1,3) OBP: 0.500, SLG: 1.333										3	1	1	1	1	1	0				
Yogi Berra, L (1,7)										2	0	0	0	2	0	3				
Hector Lopez, R (1,9) Johnny Blanchard, L (8,PH) Jack Reed, R (9,8)										2	0	0	0	1	1	1				
Clete Boyer, R (1,5) OBP: 0.333, SLG: 0.333										3	0	1	0	0	0	1				
Whitey Ford, L (1,1)										3	0	0	0	0	0	2				
<b>Inning Stats</b>	R: 0 E: 0 K: 0 S: 4	H: 1 LOB: 3 BB: 2 P: 12	R: 0 E: 0 K: 0 S: 3	H: 0 LOB: 0 BB: 0 P: 3	R: 0 E: 0 K: 1 S: 5	H: 1 LOB: 1 BB: 0 P: 5	R: 1 E: 0 K: 1 S: 7	H: 2 LOB: 2 BB: 1 P: 11	R: 0 E: 0 K: 0 S: 3	H: 0 LOB: 0 BB: 0 P: 3	R: 1 E: 0 K: 0 S: 4	H: 1 LOB: 1 BB: 1 P: 8	R: 0 E: 0 K: 0 S: 4	H: 1 LOB: 1 BB: 0 P: 4	R: 0 E: 0 K: 1 S: 5	H: 0 LOB: 1 BB: 1 P: 9	1B: 4 2B: 1 3B: 0 HR: 2	SF: 0 SAC: 0 DP: 1 HBP: 0	WP: 0 PB: 0 SB: 0 CS: 1	PA: 34
<b>PITCHER</b> Jim O'Toole, L (1,1) ERA: 2.57 Jim Brosnan, R (8,1) ERA:	IP: 7.0 WLS: L BF: 30 H: 6 R: 2 ER: 2 SO: 2 BB: 4 IBB: 0 HBP: 0 BLK: 0 WP: 0 HR: 2 S: 30 P: 46 ERA: 2.57 WHIP: 1.429															<b>PITCHER</b> Jim O'Toole, L (1,1) ERA: 2.57 Jim Brosnan, R (8,1) ERA:	IP: 7.0 WLS: L BF: 30 H: 6 R: 2 ER: 2 SO: 2 BB: 4 IBB: 0 HBP: 0 BLK: 0 WP: 0 HR: 2 S: 30 P: 46 ERA: 2.57 WHIP: 1.429			

Batter	1	2	3	4	5	6	7	8	9	AB	R	H	RBI	BB	SO	LOB	TOP					
Elio Chacon, R (1.4)	F7						F7	4-3		4	1	1	0	1	0	2	<b>Cincinnati Reds @ New York Yankees</b> Yankee Stadium, Bronx, NY Thu Oct 05 1961, 3:33 AM EDT Att: 63,083 - Unknown					
Eddie Kasko, R (1.6)	K		K				F8		P4	5	0	1	0	0	2	1						
Vada Pinson, L (1.8)	4-3						L3			5	0	1	0	0	1	1						
Frank Robinson, R (1.7)		P6			E5		5-3		F5	4	2	0	0	1	0	1						
Gordy Coleman, L (1.3)		6-3					K			5	1	2	2	0	1	1						
Wally Post, R (1.9)										4	2	2	0	0	1	0						
Gene Freese, R (1.5)		K								2	0	0	0	2	1	1						
Johnny Edwards, L (1.2)				G1-3						4	0	2	2	0	0	0						
Joey Jay, S (1.1)			F7				K			4	0	0	0	0	2	4						
<b>Inning Stats</b>	R: 0 E: 0 K: 1 S: 5	H: 0 LOB: 0 BB: 0 P: 5	R: 0 E: 0 K: 1 S: 6	H: 1 LOB: 1 BB: 0 P: 6	R: 0 E: 0 K: 1 S: 5	H: 0 LOB: 1 BB: 1 P: 9	R: 2 E: 1 K: 1 S: 7	H: 1 LOB: 0 BB: 0 P: 7	R: 1 E: 0 K: 2 S: 9	H: 2 LOB: 1 BB: 0 P: 9	R: 1 E: 0 K: 1 S: 7	H: 2 LOB: 2 BB: 1 P: 11	R: 0 E: 0 K: 0 S: 3	H: 0 LOB: 0 BB: 0 P: 3	R: 2 E: 2 K: 1 S: 7	H: 2 LOB: 2 BB: 2 P: 15	R: 0 E: 0 K: 0 S: 4	H: 1 LOB: 1 BB: 0 P: 4	1B: 5 2B: 3 3B: 0 HR: 1	SF: 0 SAC: 0 DP: 0 HBP: 0	WP: 0 PB: 1 CS: 0	PA: 41
<b>PITCHER</b>	IP WLS BF H R ER SO BB IBB HBP BLK WP HR S P ERA WHIP																					
Ralph Terry, R (1.1)	7.0 L 30 6 4 2 7 1 1 0 0 0 1 42 50 2.57 1.000																					
Luis Arroyo, L (8.1)	2.0 11 3 2 1 1 1 1 0 0 0 0 11 19 4.50 2.000																					

Batter	1	2	3	4	5	6	7	8	9	AB	R	H	RBI	BB	SO	LOB	BOTTOM					
Bobby Richardson, R (1.4)			P4				FC4			4	0	1	0	0	0	2	<b>Cincinnati Reds @ New York Yankees</b> Yankee Stadium, Bronx, NY Thu Oct 05 1961, 3:33 AM EDT Att: 63,083 - Unknown					
Tony Kubek, L (1.6)	FC6-4		K				K			4	0	1	0	0	2	3						
Roger Maris, L (1.8)										3	1	0	0	1	2	4						
Yogi Berra, L (1.7)										4	1	2	2	0	0	2						
Johnny Blanchard, L (1.9)		P6					P6			4	0	0	0	0	0	2						
Elston Howard, R (1.2)		5-3					G4-6-3			3	0	0	0	1	0	1						
Bill Skowron, R (1.3)							G4-6-3			3	0	0	0	1	2	1						
Clete Boyer, R (1.5)		FC6-4								2	0	0	0	2	0	1						
Ralph Terry, R (1.1)										2	0	0	0	0	0	1						
Hector Lopez, R (7, PH)										0	0	0	0	1	0	0						
Luis Arroyo, L (8.1)										0	0	0	0	0	0	0						
Billy Gardner, R (8, PH)										1	0	0	0	0	0	1						
<b>Inning Stats</b>	R: 0 E: 0 K: 0 S: 4	H: 1 LOB: 1 BB: 0 P: 4	R: 0 E: 0 K: 0 S: 3	H: 0 LOB: 1 BB: 1 P: 7	R: 0 E: 0 K: 1 S: 5	H: 0 LOB: 0 BB: 0 P: 5	R: 2 E: 0 K: 0 S: 3	H: 1 LOB: 0 BB: 2 P: 11	R: 0 E: 0 K: 2 S: 8	H: 0 LOB: 2 BB: 1 P: 12	R: 0 E: 0 K: 0 S: 3	H: 1 LOB: 0 BB: 0 P: 3	R: 0 E: 0 K: 1 S: 5	H: 0 LOB: 1 BB: 1 P: 9	R: 0 E: 0 K: 1 S: 6	H: 1 LOB: 1 BB: 0 P: 6	R: 0 E: 0 K: 1 S: 5	H: 0 LOB: 1 BB: 1 P: 9	1B: 3 2B: 0 3B: 0 HR: 1	SF: 0 SAC: 0 DP: 2 HBP: 0	WP: 0 PB: 0 CS: 0	PA: 36
<b>PITCHER</b>	IP WLS BF H R ER SO BB IBB HBP BLK WP HR S P ERA WHIP																					
Joey Jay, R (1.1)	9.0 W 36 4 2 2 6 6 0 0 0 0 1 42 66 2.00 1.111																					

Batter	1	2	3	4	5	6	7	8	9	AB	R	H	RBI	BB	SO	LOB	TOP			
Bobby Richardson, R OBP: 0.417, SLG: 0.417	0-0 6-3		0-0 G1-3			0-0 L7		0-0 1B		4	0	1	0	0	0	0	<p><b>New York Yankees @ Cincinnati Reds</b> Crosley Field, Cincinnati, OH</p> <p>Sat Oct 07 1961, 3:33 AM EDT Att: 32,589 - Unknown</p> <p>livebaseballscores.com</p>			
Tony Kubek, L OBP: 0.250, SLG: 0.182	0-0 4-3			0-0 F7			0-0 1B	0-0 F8		4	1	1	0	0	0	1				
Roger Maris, L OBP: 0.167, SLG: 0.364	0-0 P5			0-0 3-1			0-0 F8		2-1 HR	4	1	1	1	0	0	1				
Mickey Mantle, S Jack Reed, R		0-0 F8		0-0 F8			0-3 K		3-3 K	4	0	0	0	0	2	1				
Yogi Berra, L OBP: 0.500, SLG: 0.667		4-0 BB			0-3 K		0-0 1B		3-2 3-1	3	0	1	1	1	1	0				
Elston Howard, R OBP: 0.250, SLG: 0.545		0-0 P4		0-0 L6			0-0 F5		1-2 3-1	4	0	1	0	0	0	2				
Bill Skowron, R OBP: 0.273, SLG: 0.444		0-0 F9		0-0 L6				0-0 G1-3		3	0	0	0	0	0	2				
Clete Boyer, R OBP: 0.300, SLG: 0.125			0-0 F3			0-0 P6		0-0 F3		3	0	0	0	0	0	0				
Bill Stafford, R Bud Daley, L Johnny Blanchard, L Luis Arroyo, L			0-0 L1			0-0 P4		0-0 HR		2	0	0	0	0	0	0				
<b>Inning Stats</b>	R: 0 E: 0 K: 0 S: 3	H: 0 LOB: 0 BB: 0 P: 3	R: 0 E: 0 K: 0 S: 3	H: 0 LOB: 1 BB: 1 P: 7	R: 0 E: 0 K: 0 S: 3	H: 0 LOB: 0 BB: 0 P: 3	R: 0 E: 0 K: 0 S: 3	H: 0 LOB: 0 BB: 0 P: 3	R: 0 E: 0 K: 1 S: 5	H: 1 LOB: 0 BB: 0 P: 5	R: 1 E: 0 K: 1 S: 7	H: 2 LOB: 1 BB: 0 P: 7	R: 1 E: 0 K: 0 S: 5	H: 2 LOB: 1 BB: 0 P: 5	R: 1 E: 0 K: 1 S: 11	H: 1 LOB: 0 BB: 0 P: 20		1B: 3 2B: 2 3B: 0 HR: 2	SF: 0 SAC: 0 DP: 1 HBP: 0	WP: 0 PB: 1 SB: 1 CS: 0
<b>PITCHER</b> Bob Purkey, R ERA: 2.0	IP: 9.0 WLS: L BF: 33 H: 6 R: 3 ER: 2 SO: 3 BB: 1 IBB: 0 HBP: 0 BLK: 0 WP: 0 HR: 2 S: 43 P: 56 ERA: 2.00 WHIP: 0.778																			

Batter	1	2	3	4	5	6	7	8	9	AB	R	H	RBI	BB	SO	LOB	BOTTOM					
Elio Chacon, R OBP: 0.375, SLG: 0.286 Jerry Lynch, L Don Blasingame, L Gus Bell, L	0-3 K		0-0 E1		0-0 5-3		4-0 1B		0-0 G1-3	3	1	1	0	0	1	0	<p><b>New York Yankees @ Cincinnati Reds</b> Crosley Field, Cincinnati, OH</p> <p>Sat Oct 07 1961, 3:33 AM EDT Att: 32,589 - Unknown</p> <p>livebaseballscores.com</p>					
Eddie Kasko, R OBP: 0.308, SLG: 0.308			0-0 F3		0-0 P4		0-0 1B			4	0	2	1	0	0	1						
Vada Pinson, L OBP: 0.077, SLG: 0.154	0-0 F8		0-0 4-3			0-0 B2	0-0 F9			4	0	0	0	0	0	4						
Frank Robinson, R OBP: 0.250, SLG: 0.200	0-3 K		0-0 2B			0-0 F2		3-3 K		4	0	1	1	0	2	1						
Gordy Coleman, L OBP: 0.333, SLG: 0.583		0-0 G3	0-0 3-1			0-0 FC5-4		1-2 F2		4	0	2	0	0	0	1						
Wally Post, R OBP: 0.273, SLG: 0.364		0-0 F9		0-0 4-3		0-0 FC5-4		1-2 5-3		4	0	0	0	0	0	2						
Gene Freese, R		4-0 G3		0-0 F7			0-0 F7		1-3 K	3	0	0	0	1	1	0						
Johnny Edwards, L OBP: 0.429, SLG: 0.714 Leo Cardenas, R OBP: 0.500, SLG: 1.000		0-0 G3		0-0 G3			0-0 1B		1-0 2B	3	1	1	0	0	0	2						
Bob Purkey, R Dick Gemert, R		0-3 K			0-3 K		0-3 K		3-1 6-3	3	0	0	0	0	3	3						
<b>Inning Stats</b>	R: 0 E: 0 K: 2 S: 8	H: 1 LOB: 1 BB: 0 P: 8	R: 0 E: 0 K: 1 S: 6	H: 1 LOB: 2 BB: 1 P: 10	R: 1 E: 1 K: 0 S: 5	H: 2 LOB: 1 BB: 0 P: 5	R: 0 E: 0 K: 0 S: 3	H: 0 LOB: 0 BB: 0 P: 3	R: 0 E: 0 K: 1 S: 5	H: 0 LOB: 0 BB: 0 P: 5	R: 0 E: 0 K: 0 S: 4	H: 1 LOB: 1 BB: 0 P: 4	R: 1 E: 0 K: 1 S: 7	H: 2 LOB: 2 BB: 1 P: 11	R: 0 E: 0 K: 1 S: 10	H: 0 LOB: 0 BB: 0 P: 15		R: 0 E: 0 K: 1 S: 8	H: 1 LOB: 1 BB: 0 P: 13	1B: 5 2B: 3 3B: 0 HR: 0	SF: 0 SAC: 0 DP: 0 HBP: 0	WP: 0 PB: 0 SB: 0 CS: 0
<b>PITCHER</b> Bill Stafford, R ERA: 2.7 Bud Daley, L Luis Arroyo, L ERA: 2.25	IP: 6.2 WLS: 29 BF: 29 H: 7 R: 2 ER: 2 SO: 5 BB: 1 IBB: 0 HBP: 0 BLK: 0 WP: 0 HR: 0 S: 37 P: 45 ERA: 2.70 WHIP: 1.200																					

Batter	1	2	3	4	5	6	7	8	9	AB	R	H	RBI	BB	SO	LOB	TOP										
Bobby Richardson, R OBP: 0.471, SLG: 0.529 (1, 4)										5	1	3	0	0	0	0											
Tony Kubek, L OBP: 0.235, SLG: 0.188 (1, 6)										5	0	1	1	0	2	3											
Roger Maris, L OBP: 0.235, SLG: 0.286 (1, 9) (4, 8)										3	2	0	0	2	1	2											
Mickey Mantle, S OBP: 0.167, SLG: 0.167 Hector Lopez, R OBP: 0.429, SLG: 0.200 (4, PR) (4, 9)										2	0	1	0	0	0	0											
Elston Howard, R OBP: 0.250, SLG: 0.533 (1, 2)										4	1	1	0	0	2	2											
Yogi Berra, L OBP: 0.500, SLG: 0.545 (1, 7)										2	1	0	0	2	0	1											
Bill Skowron, R OBP: 0.467, SLG: 0.583 (1, 3)										3	0	3	1	1	0	0											
Clete Boyer, R OBP: 0.286, SLG: 0.250 (1, 5)										4	0	1	2	0	0	2											
Whitey Ford, L Jim Coates, R (6, 1)										2	1	0	0	1	0	3											
<b>Inning Stats</b>	R: 0 E: 0 K: 1 S: 5	H: 0 LOB: 0 BB: 0 P: 5	R: 0 E: 0 K: 1 S: 5	H: 0 LOB: 0 BB: 0 P: 5	R: 0 E: 0 K: 0 S: 4	H: 1 LOB: 2 BB: 1 P: 8	R: 1 E: 0 K: 0 S: 5	H: 1 LOB: 1 BB: 1 P: 12	R: 1 E: 0 K: 0 S: 13	H: 3 LOB: 2 BB: 1 P: 23	R: 2 E: 0 K: 1 S: 7	H: 3 LOB: 1 BB: 1 P: 11	R: 3 E: 1 K: 1 S: 7	H: 3 LOB: 2 BB: 2 P: 15	R: 0 E: 0 K: 1 S: 5	H: 0 LOB: 0 BB: 0 P: 5	R: 0 E: 0 K: 2 S: 7	H: 0 LOB: 0 BB: 0 P: 7	1B: 8 2B: 4 3B: 0 HR: 0	SF: 0 SAC: 0 DP: 3 HBP: 0	WP: 1 PB: 0 SB: 0 CS: 0	PA: 40					
<b>PITCHER</b>	IP	WLS	BF	H	R	ER	SO	BB	IBB	HBP	BLK	WP	HR	S	P	ERA	WHIP										
Jim O'Toole, L ERA: 3.0 (1, 1)	5.0	L	21	5	2	2	2	3	0	0	0	0	0	32	53	3.60	1.600										
Jim Brosnan, R ERA: 11.25 (6, 1)	3.0		16	6	5	5	3	0	3	0	0	1	0	19	31	15.00	2.000										
Bill Henry, L ERA: (9, 1)	1.0		3	0	0	0	2	0	0	0	0	0	0	7	7	0.00	0.000										

**New York Yankees @ Cincinnati Reds**  
Crosley Field, Cincinnati, OH  
Sun Oct 08 1961, 3:33 AM EDT  
Att: 32,589 - Unknown


**AB 34**  
**R 7**  
**H 11**  
**RBI 6**  
**BB 6**  
**SO 7**  
**LOB 13**



Batter	1	2	3	4	5	6	7	8	9	AB	R	H	RBI	BB	SO	LOB	BOTTOM										
Elio Chacon, R OBP: 0.333, SLG: 0.273 (1, 4)										4	0	1	0	0	1	1											
Eddie Kasko, R OBP: 0.294, SLG: 0.294 (1, 6)										4	0	1	0	0	0	1											
Vada Pinson, L OBP: 0.059, SLG: 0.118 (1, 8)										4	0	0	0	0	0	2											
Frank Robinson, R OBP: 0.375, SLG: 0.182 (1, 9)										1	0	0	0	1	0	0											
Wally Post, R OBP: 0.267, SLG: 0.333 (1, 7)										4	0	1	0	0	0	4											
Gene Freese, R (1, 5)										4	0	0	0	0	1	2											
Gordy Coleman, L OBP: 0.250, SLG: 0.438 (1, 3)										4	0	0	0	0	0	2											
Darrell Johnson, R OBP: 0.500, SLG: 0.500 Gus Bell, L (7, PH) Jerry Zimmerman, R (8, 2)										2	0	2	0	0	0	0											
Jim O'Toole, S Dick Gemert, R (5, PH) Jim Brosnan, R (6, 1) Jerry Lynch, L (8, PH) Bill Henry, L (9, 1)										1	0	0	0	0	0	1											
<b>Inning Stats</b>	R: 0 E: 0 K: 1 S: 5	H: 0 LOB: 0 BB: 0 P: 5	R: 0 E: 0 K: 0 S: 3	H: 0 LOB: 0 BB: 0 P: 3	R: 0 E: 0 K: 0 S: 4	H: 1 LOB: 1 BB: 0 P: 4	R: 0 E: 0 K: 0 S: 8	H: 1 LOB: 0 BB: 0 P: 12	R: 0 E: 0 K: 0 S: 4	H: 1 LOB: 2 BB: 0 P: 5	R: 0 E: 0 K: 0 S: 3	H: 0 LOB: 0 BB: 0 P: 3	R: 0 E: 0 K: 1 S: 5	H: 0 LOB: 0 BB: 0 P: 5	R: 0 E: 0 K: 1 S: 6	H: 1 LOB: 2 BB: 1 P: 10	1B: 5 2B: 0 3B: 0 HR: 0	SF: 0 SAC: 0 DP: 1 HBP: 2	WP: 0 PB: 0 SB: 0 CS: 0	PA: 34							
<b>PITCHER</b>	IP	WLS	BF	H	R	ER	SO	BB	IBB	HBP	BLK	WP	HR	S	P	ERA	WHIP										
Whitey Ford, L ERA: (1, 1)	5.0	W	19	4	0	0	1	0	0	0	0	0	0	25	29	0.00	0.800										
Jim Coates, R ERA: (6, 1)	4.0	S	15	1	0	0	2	1	0	1	0	0	0	17	22	0.00	0.500										

**New York Yankees @ Cincinnati Reds**  
Crosley Field, Cincinnati, OH  
Sun Oct 08 1961, 3:33 AM EDT  
Att: 32,589 - Unknown

**AB 31**  
**R 0**  
**H 5**  
**RBI 0**  
**BB 1**  
**SO 3**  
**LOB 14**



Batter	1	2	3	4	5	6	7	8	9	AB	R	H	RBI	BB	SO	LOB	TOP			
<b>Bobby Richardson, R</b> OBP: 0.391, SLG: 0.435	0-1 E HR 1B	0-0 F9	0-0 6-3		0-0 G1-3	0-0 F2		0-0 6-3		6	1	1	0	0	0	4				
<b>Tony Kubek, L</b> OBP: 0.261, SLG: 0.227	2-1 F8	0-0 2B 1B		0-0 2B 1B	0-0 F7		0-0 F8		0-0 4-3	6	2	2	0	0	0	1				
<b>Roger Maris, L</b> OBP: 0.261, SLG: 0.316	1-2 F9	0-0 1-H 2B		0-0 F7	0-3 K		0-3 K		4-0 G1-3 BB	5	0	1	1	1	2	2				
<b>Johnny Blanchard, L</b> <b>Jack Reed, R</b>	3-1 1-H HR	4-0 BB		0-0 1-B 2B	0-0 1-3 1B 2B		4-0 E SH BB	0-0 WP 1B	0-0 G1-3 1-2	4	3	3	2	2	0	1				
<b>Elston Howard, R</b> OBP: 0.318, SLG: 0.550	0-0 1B 2B	0-0 L5		4-0 1B HR IBB	0-0 1B HR IBB		0-0 E6 SH SF8	0-0 WP 1B	0-3 K	5	3	2	0	1	1	4				
<b>Bill Skowron, R</b> OBP: 0.450, SLG: 0.529	3-2 2-H 3B 1B	0-0 F8		0-0 1-2 2-H 3-H HR 1B	0-0 K		0-3 K	0-0 F7		5	2	2	3	0	1	6				
<b>Hector Lopez, R</b> OBP: 0.455, SLG: 0.889	0-0 1-H 2B 3B		0-3 K	0-0 1-H 2-H HR	0-0 SH		0-0 6-3			4	2	2	5	0	1	0				
<b>Clete Boyer, R</b> OBP: 0.421, SLG: 0.400	0-0 3-H 2B		4-0 SH1-4 BB	0-0 P2	0-0 1-3 3-H 4-0 IBB		0-0 SH5-4 1B			3	0	2	1	2	0	0				
<b>Ralph Terry, R</b> <b>Bud Daley, L</b>	0-3 K		0-0 SH1-4	0-0 1-2 4-3	0-0 SF8		0-0 SH5-4			1	0	0	0	0	1	1				
<b>Inning Stats</b>	R: 5 E: 1 K: 1 S: 18	H: 6 LOB: 1 BB: 0 P: 27	R: 1 E: 0 K: 0 S: 5	H: 2 LOB: 2 BB: 1 P: 9	R: 0 E: 0 K: 1 S: 5	H: 0 LOB: 1 BB: 1 P: 9	R: 5 E: 0 K: 0 S: 7	H: 4 LOB: 0 BB: 0 P: 11	R: 0 E: 0 K: 1 S: 5	H: 0 LOB: 0 BB: 0 P: 5	R: 2 E: 2 K: 1 S: 7	H: 0 LOB: 2 BB: 2 P: 15	R: 0 E: 0 K: 1 S: 4	H: 1 LOB: 1 BB: 0 P: 4	R: 0 E: 0 K: 1 S: 5	H: 0 LOB: 1 BB: 1 P: 9	1B: 8 2B: 4 3B: 1 HR: 2	SF: 1 SAC: 3 DP: 0 HBP: 0	WP: 1 PB: 0 SB: 0 CS: 0	PA: 50
<b>PITCHER</b>	IP WLS BF H R ER SO BB IBB HBP BLK WP HR S P ERA WHIP	0.2 L 6 4 4 4 0 0 0 0 0 0 1 13 12 54.00 6.000	0.2 7 4 2 2 1 1 0 0 0 0 0 0 8 12 27.00 7.500	0.2 2 0 0 0 0 0 0 0 0 0 0 0 2 2 0.00 0.000	1.1 10 4 5 5 1 1 1 0 0 0 1 10 18 33.75 3.750	0.2 2 0 0 0 0 0 0 0 0 0 0 0 2 2 0.00 0.000	2.0 10 0 2 0 2 1 1 0 0 0 0 0 12 20 0.00 0.500	2.0 9 3 0 0 1 0 0 0 0 1 0 0 11 11 0.00 1.500	1.0 4 0 0 0 1 1 0 0 0 0 0 0 5 9 0.00 1.000											

**New York Yankees @ Cincinnati Reds**  
Crosley Field, Cincinnati, OH  
Mon Oct 09 1961, 3:33 AM EDT  
Att: 32,589 - Unknown

AB	40
R	13
H	15
RBI	13
BB	6
SO	6
LOB	19



Batter	1	2	3	4	5	6	7	8	9	AB	R	H	RBI	BB	SO	LOB	BOTTOM			
<b>Don Blasingame, L</b> OBP: 0.143, SLG: 0.143	0-0 B1-3		0-0 1B HR 1B	0-0 G3		0-3 K		0-0 6-3		4	1	1	0	0	1	0				
<b>Elio Chacon, R</b> OBP: 0.308, SLG: 0.250			0-0 1-3 HR 1B	0-0 5-3			0-0 F7		0-0 F9	5	1	2	0	0	0	0				
<b>Eddie Kasko, R</b> OBP: 0.318, SLG: 0.318			0-0 1B				0-0 F9		0-0 F7	5	0	1	0	0	0	3				
<b>Vada Pinson, L</b> OBP: 0.091, SLG: 0.136	0-0 P5		0-0 F9		0-0 1B		0-0 F9		0-0 F7	5	0	1	0	0	0	3				
<b>Frank Robinson, R</b> OBP: 0.400, SLG: 0.533	0-0 F7		0-0 1-H 3-H HR	0-0 F4		0-0 2B		0-0 4-3		4	1	2	3	0	0	1				
<b>Gordy Coleman, L</b> OBP: 0.250, SLG: 0.400		0-0 3-1	0-0 2B 1B	0-0 E1 HR		0-0 4-3				4	1	1	0	0	0	1				
<b>Wally Post, R</b> OBP: 0.368, SLG: 0.556		0-0 1B 1B	0-0 F7	0-0 1-H HR		1-0 FC3-6 HBP				3	1	2	2	0	0	1				
<b>Gene Freese, R</b> OBP: 0.211, SLG: 0.125		0-0 F8	0-0 1-3 2B	0-3 K		0-0 F8				4	0	1	0	0	1	2				
<b>Johnny Edwards, L</b> OBP: 0.364, SLG: 0.545		0-0 1-3 1B	0-0 F5	0-0 4-3		0-0 FC3-6		0-0 1-2		4	0	1	0	0	0	3				
<b>Inning Stats</b>	R: 0 E: 0 K: 0 S: 4	H: 1 LOB: 1 BB: 0 P: 4	R: 0 E: 0 K: 0 S: 5	H: 2 LOB: 0 BB: 0 P: 5	R: 3 E: 0 K: 0 S: 8	H: 5 LOB: 0 BB: 0 P: 8	R: 0 E: 0 K: 1 S: 5	H: 0 LOB: 0 BB: 0 P: 5	R: 2 E: 1 K: 1 S: 7	H: 2 LOB: 0 BB: 0 P: 7	R: 0 E: 0 K: 1 S: 4	H: 1 LOB: 1 BB: 0 P: 4	R: 0 E: 0 K: 0 S: 3	H: 0 LOB: 0 BB: 0 P: 4	R: 0 E: 0 K: 0 S: 3	H: 0 LOB: 0 BB: 0 P: 3	1B: 7 2B: 2 3B: 0 HR: 2	SF: 0 SAC: 0 DP: 0 HBP: 1	WP: 0 PB: 0 SB: 0 CS: 0	PA: 39
<b>PITCHER</b>	IP WLS BF H R ER SO BB IBB HBP BLK WP HR S P ERA WHIP	2.1 13 6 3 3 3 0 0 0 0 0 0 1 13 13 11.57 2.571		6.2 26 5 2 0 3 0 0 0 1 0 0 1 31 32 0.00 0.750																

**New York Yankees @ Cincinnati Reds**  
Crosley Field, Cincinnati, OH  
Mon Oct 09 1961, 3:33 AM EDT  
Att: 32,589 - Unknown

AB	38
R	5
H	11
RBI	5
BB	0
SO	3
LOB	14

