Cincinnati Reds - 1962

Batter	1	2	3	4	5	6	7	8	9	AB	R	H	RBI	BB	SO	LOB
Tony Taylor, R (1, 4)	BBBB 4-0 4-3 BB	x 0-0 ③ P3	x 0-0 ② SF9 3-H		BBBB 4-0 4-3 BB	x 0-0 ③ FC6-4 1-2f			x 0-0 ① 6-3	3	0	0	1	2	0	5
Johnny Callison, L (1, 9) OBP: 0.333, SLG: 0.333	x 0-0 ① 4-3 1-2		x 0-0 1B 1B x 0-0 ③ K		x 0-0 ② 4-3 1-2 2-3		x 0-0 ① L8		x 0-0 CS 1B	6	1	2	0	0	1	4
Tony Gonzalez, L (1, 8) OBP: 0.667, SLG: 0.800	SSS 0-3 ② K		x 0-0 1B 1B 1-2 1B	H 1-0 CS HBP	x 0-0 ③ F7		x 0-0 1B 2B		x 0-0 ② S 1-2 1B	5	3	3	0	0	1	3
Roy Sievers, R (1, 3) Billy Consolo, R (6, PR) Frank Torre, L (6, 3)	x 0-0 ③ 2-3		SSS 0-3 ① K	BBBB 4-0 ① FC6-4 1-2 BB		BBBB 4-0 WP SH1-4 BB BB	x 0-0 ② F8		BBBB 4-0 1B 1-2 BB	2 0 1	0 1 0	0 0 0	0 0 0	2 0 1	1 0 0	3 0 1
Wes Covington, L (1, 7) OBP: 0.500, SLG: 0.500 Ted Savage, R (4, PH) OBP: 0.667, SLG: 0.667 (4, 7)		x 0-0 ① 4-3	x 0-0 1B 1B 1-3 2-H 1B x	x 0-0 ② FC6-4 1-2f HR		x 0-0 ① SH1-4 1-2	x 0-0 FC5-4 2-H 1B		x 0-0 1-3 2-H 1B	2 3	1 1	1 2	1 2	0 0	0 0	0 1
Don Demeter, R (1, 5) OBP: 0.333, SLG: 0.833		x 0-0 ② G3	x 0-0 1B 1B 1-2 3-H 1B x	x 0-0 1-H HR		x 0-0 ② F3	x 0-0 ③ FC5-4 1-2f		SSS 0-3 ③ K	6	2	2	3	0	1	5
Clay Dalrymple, L (1, 2) OBP: 0.600, SLG: 1.250		x 0-0 HR	x 0-0 1B 1B 1-2 2-H 1B x	x 0-0 ③ F8		BBB 4-0 BB WP BB		x 0-0 ① F8		4	2	2	2	1	0	0
Ruben Amaro, R (1, 6) OBP: 0.800, SLG: 0.667		BBBB 4-0 BB BB	x 0-0 1B SF9 1-2 2-H 1B		x 0-0 4-3 SH1-3 1B	IIII 4-0 BB IBB 1-2 2-3		x 0-0 ② 6-3		3	1	2	1	2	0	0
Art Mahaffey, R (1, 1) OBP: 0.750, SLG: 0.500		BBBB 4-0 1-2 BB	x 0-0 1-3 2-H 1B		x 0-0 ① SH1-3 1-2	BBBB 4-0 FC6-4 1-2 2-3 3-H BB		x 0-0 ③ 6-3		2	0	1	2	2	0	0
Inning Stats	R: 0 H: 0 E: 0 LOB: 1 K: 1 BB: 1 S: 5 P: 9	R: 1 H: 1 E: 0 LOB: 2 K: 0 BB: 2 S: 4 P: 12	R: 6 H: 7 E: 0 LOB: 1 K: 2 BB: 0 S: 14 P: 14	R: 2 H: 1 E: 0 LOB: 0 K: 0 BB: 1 S: 3 P: 8	R: 0 H: 1 E: 0 LOB: 2 K: 0 BB: 1 S: 4 P: 8	R: 1 H: 0 E: 0 LOB: 3 K: 0 BB: 4 S: 3 P: 19	R: 1 H: 2 E: 0 LOB: 1 K: 0 BB: 0 S: 5 P: 5	R: 0 H: 0 E: 0 LOB: 0 K: 0 BB: 0 S: 3 P: 3	R: 1 H: 3 E: 0 LOB: 2 K: 1 BB: 1 S: 7 P: 11	1B: 12 SF: 1 2B: 1 SAC: 2 3B: 0 DP: 0 HR: 2 HBP: 1						WP: 1 PA: 51 PB: 0 SB: 1 CS: 2	

TOP

Philadelphia Phillies @ Cincinnati Reds

Crosley Field, Cincinnati, OH

Mon Apr 09 1962, 3:33 AM EST

Att. 28,506 - Unknown

livebaseballscorecards.com

AB	37
R	12
H	15
RBI	12
BB	10
SO	4
LOB	22

PITCHER		IP	WLS	BF	H	R	ER	SO	BB	IBB	HBP	BLK	WP	HR	S	P	ERA	WHIP
Joey Jay, R ERA: 19.29	(1, 1)	2.1	L	15	5	5	5	2	3	0	0	0	0	1	16	28	19.29	3.429
Bob Miller, L ERA: 21.6	(3, 1)	1.2		10	4	4	4	1	1	0	1	0	0	1	10	15	21.60	3.000
Johnny Klippstein, R ERA: 4.5	(5, 1)	2.0		12	1	1	1	0	4	1	0	0	1	0	7	27	4.50	2.500
Dave Hillman, R ERA: 4.5	(7, 1)	2.0		8	2	1	1	0	0	0	0	0	0	0	8	8	4.50	1.000
Jim Brosnan, R ERA: 9.0	(9, 1)	1.0		6	3	1	1	1	1	0	0	0	0	0	7	11	9.00	4.000

PITCHER	IP	WLS	BF	H	R	ER	SO	BB	IBB	HBP	BLK	WP	HR	S	P	ERA	WHIP

BOTTOM

Philadelphia Phillies @ Cincinnati Reds

Crosley Field, Cincinnati, OH

Mon Apr 09 1962, 3:33 AM EST

Att. 28,506 - Unknown

livebaseballscorecards.com

Batter	1	2	3	4	5	6	7	8	9	AB	R	H	RBI	BB	SO	LOB
Don Blasingame, L (1, 4) OBP: 0.400, SLG: 0.250	4-3		BB	1-2 2-3 3-H 1B		2-3		F8		4	1	1	1	1	0	2
Eddie Kasko, R (1, 6) OBP: 0.600, SLG: 0.600	F7		1-2 1B	1-2 2-3 3-H 1B		F7			FC3-6 1B	5	0	3	1	0	0	0
Vada Pinson, L (1, 8) OBP: 0.200, SLG: 0.250	K		1-3 2-H FC6 1B	3-H SF9			F5		1-2f FC3-6	4	0	1	2	0	1	1
Frank Robinson, R (1, 9)		1B HBP	P6	6-3			F7		F8	4	0	0	0	0	0	5
Jerry Lynch, L (1, 7)		F9	1-2f FC6		F8		P3		L8	5	0	0	0	0	0	4
Gordy Coleman, L (1, 3) OBP: 1.000, SLG: 1.000		1-3 1B		1B 1B 1B	FC4-6 1B			BB BB		3	1	3	0	1	0	0
Johnny Edwards, L (1, 2)		K		F7	1-2f FC4-6			P5		4	0	0	0	0	1	5
Tommy Harper, R (1, 5) OBP: 0.250, SLG: 0.250		F8		1-3 1B BB 1B	P6			F8		4	1	1	0	0	0	4
Joey Jay, S (1, 1)			P5	1-2 SF9 1B 1B BB		5-3		1-2 BB		0	0	0	0	0	0	0
Bob Miller, R (3, 1)										1	0	0	0	0	0	0
Joe Gaines, R (4, PH)										0	1	0	0	1	0	0
Johnny Klippstein, R (5, 1)										0	0	0	0	0	0	0
Marty Keough, L (6, PH)										1	0	0	0	0	0	0
Dave Hillman, R (7, 1)										0	0	0	0	0	0	0
Leo Cardenas, R (8, PH)										0	0	0	0	1	0	0
Jim Brosnan, R (9, 1)										0	0	0	0	0	0	0
Inning Stats	R: 0 E: 0 K: 1 S: 5 H: 0 LOB: 0 BB: 0 P: 5	R: 0 E: 0 K: 1 S: 6 H: 1 LOB: 2 BB: 0 P: 7	R: 1 E: 0 K: 0 S: 5 H: 2 LOB: 2 BB: 1 P: 9	R: 3 E: 0 K: 0 S: 7 H: 4 LOB: 2 BB: 1 P: 11	R: 0 E: 0 K: 0 S: 4 H: 1 LOB: 1 BB: 0 P: 4	R: 0 E: 0 K: 0 S: 3 H: 0 LOB: 0 BB: 0 P: 3	R: 0 E: 0 K: 0 S: 3 H: 0 LOB: 0 BB: 0 P: 3	R: 0 E: 0 K: 0 S: 3 H: 0 LOB: 2 BB: 2 P: 11	R: 0 E: 0 K: 0 S: 4 H: 1 LOB: 1 BB: 0 P: 4	1B: 9 2B: 0 3B: 0 HR: 0	SF: 1 SAC: 0 DP: 0 HBP: 1						

	AB	35
	R	4
	H	9
	RBI	4
	BB	4
	SO	2
	LOB	21

WP: 0 PB: 0 SB: 0 CS: 0 PA: 41

PITCHER	IP	WLS	BF	H	R	ER	SO	BB	IBB	HBP	BLK	WP	HR	S	P	ERA	WHIP
Art Mahaffey, R (1, 1) ERA: 4.0	9.0	W	41	9	4	4	2	4	0	1	0	0	0	40	57	4.00	1.444

PITCHER	IP	WLS	BF	H	R	ER	SO	BB	IBB	HBP	BLK	WP	HR	S	P	ERA	WHIP

Cincinnati Reds @ Los Angeles Dodgers

Dodger Stadium, Los Angeles, CA

Tue Apr 10 1962, 3:33 AM PST

Att. 52,564 - Unknown

livebaseballscorecards.com

TOP

Batter	1	2	3	4	5	6	7	8	9	AB	R	H	RBI	BB	SO	LOB
Eddie Kasko, R (1, 6) OBP: 0.400, SLG: 0.500	SH4-3 1B 2B		L6		F4		5-3	F7		5	1	1	0	0	0	2
Cookie Rojas, R (1, 4) Jerry Lynch, L (8, PH) Don Blasingame, L (8, 4) OBP: 0.400, SLG: 0.250	SH4-3 2-3		4-3		F7		F7	K		3 1 0	0 0 0	0 0 0	0 0 0	0 0 0	0 1 0	0 2 0
Vada Pinson, L (1, 8) OBP: 0.600, SLG: 0.875	G6-4-3 1B 3-H		2B			BB 1B	HR 2B		F8 SF8 1B	4	3	4	1	1	0	0
Frank Robinson, R (1, 9) (9, 7) OBP: 0.300, SLG: 0.125	G6-4-3 1-2f		K			F3	HR IBB		1B 1-2	4	1	1	0	1	1	3
Wally Post, R (1, 7) Marty Keough, L (9, 9) OBP: 0.600, SLG: 1.200		BB 1B		FC3-6 1B		F8	HR		F8 2-3	5 0	1 0	3 0	3 0	0 0	0 0	3 0
Gordy Coleman, L (1, 3) OBP: 0.556, SLG: 0.571		K		FC3-6 1-2f		1B 1-2	F8		SF8 3-H	4	0	1	1	0	1	2
Tommy Harper, R (1, 5) OBP: 0.556, SLG: 0.500		BB 1-2		L5		1B 1-3 2-H		1B	1B 1-3	4	0	3	1	1	0	1
Johnny Edwards, L (1, 2)		K		F7		IBB		L6	4-3	4	0	0	0	1	1	6
Bob Purkey, R (1, 1) OBP: 0.250, SLG: 0.250 Bill Henry, L (8, 1) Jim Brosnan, R (9, 1)		K			4-3	K		1B 1-2		4 0 0	0 0 0	1 0 0	0 0 0	0 0 0	2 0 0	5 0 0
Inning Stats	R: 1 E: 0 K: 0 S: 9 H: 2 LOB: 0 BB: 0 P: 13	R: 0 E: 0 K: 3 S: 16 H: 1 LOB: 2 BB: 1 P: 24	R: 0 E: 0 K: 1 S: 9 H: 1 LOB: 1 BB: 0 P: 16	R: 0 E: 0 K: 0 S: 5 H: 1 LOB: 1 BB: 0 P: 7	R: 0 E: 0 K: 0 S: 6 H: 0 LOB: 0 BB: 0 P: 7	R: 1 E: 0 K: 1 S: 8 H: 2 LOB: 3 BB: 2 P: 19	R: 3 E: 0 K: 0 S: 10 H: 2 LOB: 0 BB: 1 P: 19	R: 0 E: 0 K: 1 S: 9 H: 2 LOB: 2 BB: 0 P: 10	R: 1 E: 0 K: 0 S: 14 H: 3 LOB: 2 BB: 0 P: 21	1B: 10 2B: 3 3B: 0 HR: 1 SF: 1 SAC: 1 DP: 1 HBP: 0	WP: 0 PB: 0 SB: 0 CS: 0 PA: 44					

AB	38
R	6
H	14
RBI	6
BB	4
SO	6
LOB	24

PITCHER	IP	WLS	BF	H	R	ER	SO	BB	IBB	HBP	BLK	WP	HR	S	P	ERA	WHIP
Johnny Podres, L (1, 1) ERA: 6.14	7.1	L	36	11	5	5	5	2	2	0	0	0	1	67	109	6.14	1.773
Larry Sherry, R (8, 1) ERA:	0.2		2	0	0	0	1	0	0	0	0	0	0	5	6	0.00	0.000
Ron Perranoski, L (9, 1) ERA: 9.0	1.0		6	3	1	1	0	0	0	0	0	0	0	14	21	9.00	3.000

PITCHER	IP	WLS	BF	H	R	ER	SO	BB	IBB	HBP	BLK	WP	HR	S	P	ERA	WHIP

Cincinnati Reds @ Los Angeles Dodgers

Dodger Stadium, Los Angeles, CA

Tue Apr 10 1962, 3:33 AM PST

Att. 52,564 - Unknown

livebaseballscorecards.com

BOTTOM

Batter	1	2	3	4	5	6	7	8	9	AB	R	H	RBI	BB	SO	LOB
Maury Wills, S (1, 6)	B1-3		6-3		F7			BB, 1B, BB	G3	3	0	0	0	1	0	1
Frank Howard, R (9, PH)										1	0	0	0	0	0	2
Jim Gilliam, S (1, 4) OBP: 0.500, SLG: 0.500	L4			1B, 4-3, 2B, 1B	4-3			BB, 1-2, 1B		4	1	2	0	0	0	1
Wally Moon, L (1, 7)	4-3			4-3, 1-2		G3		G6-3, 1-2, 2-3, BB		3	0	0	0	1	0	1
Duke Snider, L (1, 9) OBP: 0.667, SLG: 0.667		BB, 1B		2-3, 2B, 2-3, 1B		F9		G6-3, 1-2f		3	1	2	0	0	0	0
Tommy Davis, R (8, PH)										1	0	0	0	0	0	3
(9, 9)																
John Roseboro, L (1, 2)		G5-4-3, 1-2, BB		2-3, 1-2		F9			G4-6-3, HBP	2	0	0	0	1	0	2
Ron Fairly, L (1, 3) OBP: 0.250, SLG: 0.500		F4		2-H, 3-H, 2B			F7		G4-6-3, 1-2f	4	0	1	2	0	0	3
Daryl Spencer, R (1, 5) OBP: 0.250, SLG: 0.750		G5-4-3, 1-2f		F7			K		1B, 3B	4	1	1	0	0	1	3
Willie Davis, L (1, 8)			4-3		F7		6-3		BB, 1B	3	0	0	0	0	0	0
Lee Walls, R (9, PH)										0	0	0	0	1	0	0
Johnny Podres, L (1, 1) OBP: 0.500, SLG: 1.000			F8		2B			5-3	1B, 3-H	2	0	1	0	0	0	0
Larry Sherry, R (8, 1)										0	0	0	0	0	0	0
Tim Harkness, L (8, PH)										1	0	0	0	0	0	0
Ron Perranoski, L (9, 1)										0	0	0	0	0	0	0
Andy Carey, R (9, PH) OBP: 1.000, SLG: 1.000										1	0	1	1	0	0	0

Inning Stats	1	2	3	4	5	6	7	8	9
R	0	0	0	2	0	0	0	0	1
H	0	1	0	3	1	0	0	1	2
E	0	0	0	0	0	0	0	0	0
LOB	0	1	0	1	1	0	0	2	2
K	0	0	0	0	0	0	1	0	0
BB	0	1	0	1	0	0	0	0	1
S	6	6	7	9	5	8	12	13	13
P	12	12	12	12	8	12	18	26	21

1B	5
2B	2
3B	1
HR	0
SF	0
SAC	0
DP	3
HBP	1
WP	0
PB	0
SB	0
CS	0
PA	37

PITCHER	IP	WLS	BF	H	R	ER	SO	BB	IBB	HBP	BLK	WP	HR	S	P	ERA	WHIP
Bob Purkey, R (1, 1) ERA: 2.45	7.1	W	30	6	2	2	1	3	0	0	0	0	0	62	105	2.46	1.227
Bill Henry, L (8, 1) ERA: 6.75	1.1		6	2	1	1	0	1	0	1	0	0	0	16	27	6.75	2.250
Jim Brosnan, R (9, 1) ERA: 6.75	0.1	S	1	0	0	0	0	0	0	0	0	0	0	1	1	0.00	0.000

PITCHER	IP	WLS	BF	H	R	ER	SO	BB	IBB	HBP	BLK	WP	HR	S	P	ERA	WHIP

Batter	1	2	3	4	5	6	7	8	9	AB	R	H	RBI	BB	SO	LOB
Eddie Kasko, R (1, 6) OBP: 0.357, SLG: 0.500	B C B B F X 3-2 2B		F X 0-1 ② L7		C B X 1-1 ③ F8 1-2 2-3			X 0-0 ② F7		4	0	1	0	0	0	3
Cookie Rojas, R (1, 4)	F C B F X 1-2 ① F7		B X 1-0 ③ FC5-4 1-2f			X 0-0 ① F3		B X 1-0 ③ F8		4	0	0	0	0	0	2
Vada Pinson, L (1, 8) OBP: 0.500, SLG: 0.667	C S B B S 2-3 ② K			X 0-0 ① F4		F B C C 1-3 ② K			B X 1-0 2B 1B 1B	4	1	1	0	0	2	1
Frank Robinson, R (1, 9) OBP: 0.286, SLG: 0.250	B F F F F B C 2-3 ③ K			F F B X 1-2 ② 6-3		S X 0-1 ③ F6			F F B B X 2-2 1B 1-3 G4-6-3 2B	4	1	1	0	0	1	1
Wally Post, R (1, 7) OBP: 0.444, SLG: 0.778		X 0-0 ① 5-3		C B B S S 2-3 ③ K			F B B C X 2-2 E6 FC1-6		B F F F X 1-2 G4-6-3 2-3 3-H 1B	4	0	1	1	0	1	0
Gordy Coleman, L (1, 3) OBP: 0.385, SLG: 0.364		X 0-0 ② F7			B X 1-0 ① F8		X 0-0 ① FC1-6 1-2f		X 0-0 ① ② G4-6-3 1-2f 3-H	4	0	0	0	0	0	2
Tommy Harper, R (1, 5) OBP: 0.385, SLG: 0.333		B S B X 2-1 ③ F9			B F B X 2-1 ② 5-3		B B S F F C 2-3 ② K		F C B B S 2-3 ③ K	4	0	0	0	0	2	1
Darrell Johnson, R (1, 2)			F B F B X 2-2 ① F7		B F F F B B B 4-2 WP BB BB		B S B F B X 3-2 ③ 4-3			2	0	0	0	1	0	1
Moe Drabowsky, R (1, 1) Joe Gaines, R (5, PH) Dave Sisler, R (5, 1) Leo Cardenas, R (8, PH) Bob Miller, R (8, 1)			B B C B C B 4-2 FC5-4 BB		B B C B B 4-1 WP 1-2 BB			C C C 0-3 ① K		0 0 0 1 0	0 0 0 0 0	0 0 0 0 0	0 0 0 0 0	1 1 0 0 0	0 0 0 1 0	0 0 0 0 0
Inning Stats	R: 0 E: 0 K: 2 S: 15 H: 1 LOB: 1 BB: 0 P: 23	R: 0 E: 0 K: 0 S: 4 H: 0 LOB: 0 BB: 0 P: 6	R: 0 E: 0 K: 0 S: 8 H: 0 LOB: 1 BB: 1 P: 15	R: 0 E: 0 K: 1 S: 7 H: 0 LOB: 0 BB: 0 P: 10	R: 0 E: 0 K: 0 S: 9 H: 0 LOB: 2 BB: 2 P: 21	R: 0 E: 0 K: 1 S: 6 H: 0 LOB: 0 BB: 0 P: 7	R: 0 E: 1 K: 1 S: 11 H: 0 LOB: 1 BB: 0 P: 18	R: 0 E: 0 K: 1 S: 5 H: 0 LOB: 0 BB: 0 P: 6	R: 2 E: 0 K: 1 S: 12 H: 3 LOB: 0 BB: 0 P: 18	1B: 2 2B: 2 3B: 0 HR: 0 SF: 0 SAC: 0 DP: 1 HBP: 0						

PITCHER	IP	WLS	BF	H	R	ER	SO	BB	IBB	HBP	BLK	WP	HR	S	P	ERA	WHIP
Sandy Koufax, L (1, 1) ERA: 2.0	9.0	W	34	4	2	2	7	3	0	0	0	1	0	77	124	2.00	0.778

PITCHER	IP	WLS	BF	H	R	ER	SO	BB	IBB	HBP	BLK	WP	HR	S	P	ERA	WHIP

TOP

Cincinnati Reds @ Los Angeles Dodgers

Dodger Stadium, Los Angeles, CA

Wed Apr 11 1962, 6:05 PM PST

Att. 35,296 - Unknown

livebaseballscorecards.com

AB	31
R	2
H	4
RBI	1
BB	3
SO	7
LOB	11

WP: 1	PA: 34
PB: 0	
SB: 0	
CS: 0	

Batter	1	2	3	4	5	6	7	8	9	AB	R	H	RBI	BB	SO	LOB
Maury Wills, S (1, 6) OBP: 0.222, SLG: 0.429	1-2 ① 5-3		1-0 ② HR 3B	1-0 ② SF8 3-H		2-3 ① K		1-0 ③ 6-3		4	1	1	1	0	1	0
Jim Gilliam, S (1, 4) OBP: 0.375, SLG: 0.750	1-3 ② K		3-1 HR 3-H	0-1 ③ F4		2-3 ② K				4	1	1	2	0	2	0
Wally Moon, L (1, 7)	1-0 ③ F9		4-1 2B BB		2-2 ① F7	2-0 ③ 2-3				3	1	0	0	1	0	0
Duke Snider, L (1, 9) OBP: 0.667, SLG: 0.800 Tim Harkness, L (7, PH) OBP: 0.500, SLG: 0.500 (8, 3)		4-0 1B BLK BB	0-1 ② 4-3 SF7 1-H 2B		0-3 ② K		1-2 1B			2 1	1 0	1 1	1 0	1 0	1 0	0 0
John Roseboro, L (1, 2)		0-0 ① F6 1-2	0-0 ① 4-3 2-3		4-1 WP S BB BB		1-1 ① F5			3	1	0	0	1	0	3
Ron Fairly, L (1, 3) OBP: 0.375, SLG: 0.400 (8, 9)		4-0 1B BB	3-0 ② SF7 3-H		4-0 BB BB 1-3 BB		1-1 ② F9			1	0	0	1	2	0	1
Daryl Spencer, R (1, 5) OBP: 0.375, SLG: 0.571		3-2 1-2 2-3 1B	0-0 ③ 4-3		4-0 BB 1-2 BB		0-1 ③ F9			3	0	1	0	1	0	1
Willie Davis, L (1, 8) OBP: 0.286, SLG: 0.500		1-2 ② F8		2-2 SF8 3B	4-0 1-2 2-3 3-H BB			0-3 ① K		3	1	1	1	1	1	3
Sandy Koufax, R (1, 1)		2-3 ③ K		0-3 ① K	1-3 ③ K			0-3 ② K		4	0	0	0	0	4	7
Inning Stats	R: 0 E: 0 K: 1 S: 10 H: 0 LOB: 0 BB: 0 P: 13	R: 0 E: 0 K: 1 S: 11 H: 1 LOB: 3 BB: 2 P: 25	R: 4 E: 0 K: 0 S: 9 H: 3 LOB: 0 BB: 1 P: 20	R: 1 E: 0 K: 1 S: 12 H: 1 LOB: 0 BB: 0 P: 15	R: 1 E: 0 K: 2 S: 10 H: 0 LOB: 3 BB: 4 P: 29	R: 0 E: 0 K: 2 S: 8 H: 0 LOB: 0 BB: 0 P: 14	R: 0 E: 0 K: 0 S: 11 H: 1 LOB: 1 BB: 0 P: 14	R: 0 E: 0 K: 2 S: 7 H: 0 LOB: 0 BB: 0 P: 8		1B: 2 2B: 1 3B: 2 HR: 1	SF: 2 SAC: 0 DP: 0 HBP: 0			WP: 1 PB: 0 SB: 1 CS: 0	PA: 37		

PITCHER	IP	WLS	BF	H	R	ER	SO	BB	IBB	HBP	BLK	WP	HR	S	P	ERA	WHIP
Moe Drabowsky, R (1, 1) ERA: 11.25	4.0	L	20	5	5	5	3	3	0	0	1	0	1	42	73	11.25	2.000
Dave Sisler, R (5, 1) ERA: 3.0	3.0		14	1	1	1	4	4	0	0	0	1	0	29	57	3.00	1.667
Bob Miller, L (8, 1) ERA: 13.5	1.0		3	0	0	0	2	0	0	0	0	0	0	7	8	0.00	0.000

PITCHER	IP	WLS	BF	H	R	ER	SO	BB	IBB	HBP	BLK	WP	HR	S	P	ERA	WHIP

BOTTOM

Cincinnati Reds @ Los Angeles Dodgers

Dodger Stadium, Los Angeles, CA

Wed Apr 11 1962, 6:05 PM PST

Att. 35,296 - Unknown

livebaseballscorecards.com

AB	28
R	6
H	6
RBI	6
BB	7
SO	9
LOB	15

Cincinnati Reds @ Los Angeles Dodgers

Dodger Stadium, Los Angeles, CA

Thu Apr 12 1962, 6:05 PM PST

Att. 24,570 - Unknown

livebaseballscorecards.com

TOP

Batter	1	2	3	4	5	6	7	8	9	AB	R	H	RBI	BB	SO	LOB
Don Blasingame, L (1, 4) OBP: 0.400, SLG: 0.143	BBBB 4-0 FC5-4 BB	BBBCB 4-1 1-2 2-3 3-H 2B BB		FX 0-1 ③ 4-3			CCX 0-2 ① FC6-4 G5-4-3 1-2f		BCFX 1-2 ② 1-3	3	1	0	0	2	0	1
Eddie Kasko, R (1, 6) OBP: 0.368, SLG: 0.526	CPFX 1-2 ① F3	CBBBFX 2-2 1-H 2-H 3-H 2B			CBFBX 2-2 ① F8		CX 0-1 ②③ G5-4-3 1-2f		X 0-0 WP 1B	5	0	2	3	0	0	2
Vada Pinson, L (1, 8) OBP: 0.421, SLG: 0.529	X 0-0 ② F7	CSSS 0-3 ③ K			FX 0-1 ② F2			X 0-0 3-1 WP 4-3 1B	BFBSX 2-2 ③ L4 1-2	5	1	1	0	0	1	3
Frank Robinson, R (1, 9) OBP: 0.222, SLG: 0.188	BCX 1-1 ③ FC5-4 1-2f		SCBS 1-3 ① K		CFX 0-2 E9			BCSFFFX 1-2 ① 3-1 1-3		4	0	0	0	0	1	2
Gordy Coleman, L (1, 3) OBP: 0.353, SLG: 0.333		CX 0-1 FC4-6 BB BLK 1B	SSS 0-3 K		CBSSC 1-3 ③ K			BFBFX 2-2 ② 4-3 3-H		4	1	1	1	0	2	1
Wally Post, R (1, 7) OBP: 0.538, SLG: 1.000		BBBCB 4-1 FC4-6 1-2 BB	SFBS 1-3 ② K			BBBCB 4-1 G6-4-3 BB		CX 0-1 HR		2	1	1	1	2	1	1
Johnny Edwards, L (1, 2)		CBFFFBX 2-2 ① FC4-6 BLK BB 2B 1-2f 2-3	SFBBS 2-3 ③ K			BBBCCS 3-3 ① K		SX 0-1 ③ F8		4	1	0	0	0	2	4
Tommy Harper, R (1, 5) OBP: 0.294, SLG: 0.250		BBCFBS 3-3 ② K		FFC 0-3 ① K		FBFX 1-2 ②③ G6-4-3 1-2f			BX 1-0 ① F9	4	0	0	0	0	2	3
Joey Jay, S (1, 1) Bob Miller, R (5, 1) Dave Hillman, R (5, 1) Marty Keough, L (7, PH) OBP: 0.500, SLG: 0.500 Johnny Klippstein, R (7, 1) Jerry Lynch, L (9, PH) OBP: 0.143, SLG: 0.571		BBBB 4-0 BLK 1-2 2B BB		CX 0-1 ② G3		X 0-0 FC6-4 1B			FFX 0-2 HR	1 0 0 1 0 1	1 0 0 0 0 1	0 0 0 1 0 1	0 0 0 0 0 1	1 0 0 0 0 0	0 0 0 0 0 0	0 0 0 0 0 0
Inning Stats	R: 0 E: 0 K: 0 S: 7 H: 0 LOB: 1 BB: 1 P: 12	R: 4 E: 0 K: 2 S: 19 H: 2 LOB: 1 BB: 3 P: 38	R: 0 E: 0 K: 4 S: 12 H: 0 LOB: 1 BB: 0 P: 16	R: 0 E: 0 K: 1 S: 7 H: 0 LOB: 0 BB: 0 P: 7	R: 0 E: 1 K: 1 S: 11 H: 0 LOB: 1 BB: 0 P: 14	R: 0 E: 0 K: 1 S: 7 H: 0 LOB: 0 BB: 1 P: 15	R: 0 E: 0 K: 0 S: 6 H: 1 LOB: 0 BB: 0 P: 6	R: 2 E: 0 K: 0 S: 15 H: 2 LOB: 0 BB: 0 P: 18	R: 1 E: 0 K: 0 S: 11 H: 2 LOB: 1 BB: 0 P: 15	1B: 4 2B: 1 3B: 0 HR: 2 SF: 0 SAC: 0 DP: 2 HBP: 0						

	AB	34
	R	7
	H	7
	RBI	6
	BB	5
	SO	9
	LOB	17

WP: 2 PB: 1 SB: 0 CS: 0 PA: 39

PITCHER		IP	WLS	BF	H	R	ER	SO	BB	IBB	HBP	BLK	WP	HR	S	P	ERA	WHIP
Stan Williams, R ERA: 21.6	(1, 1)	1.2		11	2	4	4	1	4	0	0	1	0	0	23	47	21.60	3.600
Pete Richert, L ERA:	(2, 1)	3.1	W	12	0	0	0	7	0	0	0	0	0	0	33	40	0.00	0.000
Joe Moeller, R ERA: 6.75	(6, 1)	4.0	S	16	5	3	3	1	1	0	0	0	2	2	39	54	6.75	1.500

PITCHER	IP	WLS	BF	H	R	ER	SO	BB	IBB	HBP	BLK	WP	HR	S	P	ERA	WHIP

Batter	1	2	3	4	5	6	7	8	9	AB	R	H	RBI	BB	SO	LOB
Maury Wills, S (1, 6) OBP: 0.214, SLG: 0.273	B3		FC4-6 G6-4-3 1-2f 2-3		BB L9		4-3			4	1	0	1	1	0	5
Jim Gilliam, S (1, 4) OBP: 0.385, SLG: 0.692	6-3		G6-4-3 1-2f		E7 1-H 2-H 3-H	1-1	F5			5	1	2	2	0	0	2
Tommy Davis, R (1, 9) OBP: 0.333, SLG: 0.333	K			FC6-4	1-3	F9	1B			5	0	2	0	0	1	3
Wally Moon, L (1, 7) OBP: 0.308, SLG: 0.273		G3		FC6-4 1-2f	2B 2-H	WP 2-H	4-3			5	2	2	1	0	0	2
John Roseboro, L (1, 2) OBP: 0.538, SLG: 0.444 Larry Burright, R (8, PR) Norm Sherry, R (9, 2)	1B			K	S E 2-H	3B 1-H	1B	F7 BLK 1B HBP		4 0 0	2 1 0	3 0 0	2 0 0	0 0 0	1 0 0	1 0 0
Ron Fairly, L (1, 3) OBP: 0.385, SLG: 0.600	L7			F7	FC4 BB FC3-2 2-H	1B 1-H	3B	F7 1-3		5	1	2	1	0	0	3
Daryl Spencer, R (1, 5) OBP: 0.462, SLG: 0.545	F4			E6 FC3-2 1-2	1B 3-H		1B	F7 3-H		4	1	2	2	1	0	1
Willie Davis, L (1, 8) OBP: 0.417, SLG: 0.545			FC4-6 BB 1B	BB 1-2	FC4 FC3-2	1-2	1B	F6		5	1	3	0	0	0	3
Stan Williams, R (1, 1) Pete Richert, L (2, 1) Duke Snider, L (5, PH) OBP: 0.714, SLG: 0.800 Dick Tracewski, R (5, PR) Tim Harkness, L (5, PH) OBP: 0.333, SLG: 0.333 Joe Moeller, R (6, 1)			FC4-6 BB 1-2		BB 1-2 2-3 FC3-2 3-Hf		L4	K		0 0 0 0 1 2	0 0 0 1 0 0	0 0 0 0 0 1	0 0 0 0 0 1	0 0 1 0 0 0	0 0 0 0 3 3	0 0 0 0 3 3
Inning Stats	R: 0 E: 0 K: 1 S: 7 H: 0 LOB: 0 BB: 0 P: 7	R: 0 E: 0 K: 0 S: 7 H: 1 LOB: 1 BB: 0 P: 9	R: 0 E: 0 K: 0 S: 7 H: 1 LOB: 1 BB: 1 P: 17	R: 0 E: 0 K: 1 S: 9 H: 1 LOB: 1 BB: 0 P: 12	R: 7 E: 3 K: 0 S: 24 H: 5 LOB: 3 BB: 3 P: 44	R: 3 E: 0 K: 0 S: 20 H: 6 LOB: 2 BB: 0 P: 29	R: 0 E: 0 K: 0 S: 5 H: 1 LOB: 1 BB: 0 P: 9	R: 1 E: 0 K: 1 S: 8 H: 1 LOB: 1 BB: 0 P: 15		1B: 12 2B: 3 3B: 1 HR: 0 SF: 0 SAC: 0 DP: 1 HBP: 1						

PITCHER		IP	WLS	BF	H	R	ER	SO	BB	IBB	HBP	BLK	WP	HR	S	P	ERA	WHIP
Joey Jay, R ERA: 12.79	(1, 1)	4.0	L	20	5	6	5	2	3	0	0	0	0	0	38	63	11.25	2.000
Bob Miller, L ERA: 18.0	(5, 1)	0.1		4	3	1	1	0	0	0	0	0	0	0	7	10	27.00	9.000
Dave Hillman, R ERA: 9.82	(5, 1)	1.2		12	6	3	3	0	1	0	0	0	1	0	29	45	16.20	4.200
Johnny Klippstein, R ERA: 4.5	(7, 1)	2.0		9	2	1	1	1	0	0	1	1	0	0	13	24	4.50	1.000

PITCHER	IP	WLS	BF	H	R	ER	SO	BB	IBB	HBP	BLK	WP	HR	S	P	ERA	WHIP

BOTTOM

Cincinnati Reds @ Los Angeles Dodgers

Dodger Stadium, Los Angeles, CA

Thu Apr 12 1962, 6:05 PM PST

Att. 24,570 - Unknown

livebaseballscorecards.com

AB	40
R	11
H	16
RBI	9
BB	4
SO	3
LOB	26

Batter	1	2	3	4	5	6	7	8	9	AB	R	H	RBI	BB	SO	LOB
Eddie Kasko, R (1, 6) OBP: 0.292, SLG: 0.417	F7			F8		F7		4-3 1-2	K	5	0	0	0	0	1	2
Cookie Rojas, R (1, 4)	6-3			F5		FC1-4 E BB		1B BB		2	0	0	0	2	0	0
Vada Pinson, L (1, 8) OBP: 0.391, SLG: 0.476	K			K		E4 FC1-4 1-2		BB 1-3 2-H 1B		4	0	1	1	0	2	1
Frank Robinson, R (1, 9) OBP: 0.227, SLG: 0.158		F8			F9	FC1-4 1-2f 2-3		1-2 BB		3	0	0	0	1	0	2
Wally Post, R (1, 7) OBP: 0.471, SLG: 1.000		K			HR	F7		K		4	1	1	1	0	2	5
Gordy Coleman, L (1, 3) OBP: 0.286, SLG: 0.263		F5			E3 FC6-4		G3	F8		4	0	0	0	0	0	3
Tommy Harper, R (1, 5) OBP: 0.238, SLG: 0.200			F9		FC6-4 S 1-2f		5-3		5-3	4	0	0	0	0	0	1
Darrell Johnson, R (1, 2) Johnny Edwards, L (9, PH) OBP: 0.143, SLG: 0.077			5-3		IBB 1-2		F8		G3 1B	2 1	0 0	0 1	0 0	1 0	0 0	0 0
Jim O'Toole, S (1, 1) Leo Cardenas, R (8, PH) Howie Nunn, R (8, 1) Marty Keough, L (9, PH) OBP: 0.333, SLG: 0.333			F8		K			4-3 1B HBP	G3 1-2	2 0 0 1	0 1 0 0	0 0 0 0	0 0 0 0	0 0 0 0	1 0 0 0	2 0 0 1
Inning Stats	R: 0 E: 0 K: 1 S: 5 H: 0 LOB: 0 BB: 0 P: 5	R: 0 E: 0 K: 1 S: 5 H: 0 LOB: 0 BB: 0 P: 5	R: 0 E: 0 K: 0 S: 3 H: 0 LOB: 0 BB: 0 P: 3	R: 0 E: 0 K: 1 S: 5 H: 0 LOB: 0 BB: 0 P: 5	R: 1 E: 1 K: 1 S: 7 H: 1 LOB: 2 BB: 1 P: 11	R: 0 E: 1 K: 0 S: 4 H: 0 LOB: 2 BB: 1 P: 8	R: 0 E: 0 K: 0 S: 3 H: 0 LOB: 0 BB: 0 P: 3	R: 1 E: 0 K: 1 S: 6 H: 1 LOB: 3 BB: 2 P: 15	R: 0 E: 0 K: 1 S: 6 H: 1 LOB: 1 BB: 0 P: 6	1B: 2 2B: 0 3B: 0 HR: 1	SF: 0 SAC: 0 DP: 0 HBP: 1				WP: 0 PB: 0 SB: 1 CS: 0	PA: 37	

PITCHER		IP	WLS	BF	H	R	ER	SO	BB	IBB	HBP	BLK	WP	HR	S	P	ERA	WHIP
Billy Pierce, L ERA: 2.45	(1, 1)	7.1	W	30	2	2	2	4	2	1	1	0	0	1	34	47	2.46	0.545
Stu Miller, R ERA:	(8, 1)	1.2	S	7	1	0	0	2	1	0	0	0	0	0	10	14	0.00	1.200

PITCHER	IP	WLS	BF	H	R	ER	SO	BB	IBB	HBP	BLK	WP	HR	S	P	ERA	WHIP

TOP

Cincinnati Reds @ San Francisco Giants

Candlestick Park, San Francisco, CA

Fri Apr 13 1962, 9:05 PM EST

Att. 23,775 - Unknown

livebaseballscorecards.com

AB	32
R	2
H	3
RBI	2
BB	4
SO	6
LOB	17

Batter	1	2	3	4	5	6	7	8	9	AB	R	H	RBI	BB	SO	LOB
Harvey Kuenn, R (1, 7) OBP: 0.438, SLG: 0.462	SSS 0-3 ① K		BBBB 4-0 1-2 2-3 BB		x 0-0 1-H 2B		x 0-0 ① 5-3	SSS 0-3 ② K		4	0	1	1	1	2	2
Jose Pagan, R (1, 6) OBP: 0.353, SLG: 0.700	x 0-0 ② 5-3		SSS 0-3 ② K		x 0-0 ③ F9		x 0-0 HR 1B	x 0-0 ③ 6-3		5	1	1	0	0	1	6
Willie Mays, R (1, 8) OBP: 0.353, SLG: 0.857	BBBB 4-0 CS BB		x 0-0 ③ F9			x 0-0 HR	x 0-0 ② F7			3	1	1	1	1	0	4
Orlando Cepeda, R (1, 3) OBP: 0.313, SLG: 0.538	0-0 ③ CS 1-2	SSS 0-3 ① K		x 0-0 ① F9		BBBB 4-0 1B FC6-4 BB	x 0-0 1-H HR			3	2	1	2	1	1	0
Felipe Alou, R (1, 9) OBP: 0.438, SLG: 0.429		SSS 0-3 ② K		x 0-0 ② F8		x 0-0 FC6-4 1-3 1B	x 0-0 ③ F8			4	0	1	0	0	1	0
Ed Bailey, L (1, 2) OBP: 0.313, SLG: 0.250		x 0-0 ③ F3		x 0-0 ③ F8		SSS 0-3 ① K		BBBB 4-0 1B 1B BB		3	1	0	0	1	1	2
Jim Davenport, R (1, 5) OBP: 0.267, SLG: 0.214			x 0-0 FC1-5 1B 1B		SSS 0-3 ① K	x 0-0 ② FC6-4 S 1-2f 3-H 1B		x 0-0 1B 1-3 1B		4	1	2	1	0	1	1
Chuck Hiller, L (1, 4) OBP: 0.313, SLG: 0.267			x 0-0 BB FC1-5 1-2 1B		x 0-0 ② F8	x 0-0 1-H 1B		x 0-0 1-3 3-H 1B		4	0	3	2	0	0	0
Billy Pierce, L (1, 1) OBP: 0.333, SLG: 0.333			x 0-0 ① FC1-5 BB 1-2 2-3f		x 0-0 BLK 2B 1B	x 0-0 ③ 1-3		x 0-0 ① 1-3		3	1	1	0	0	0	3
Stu Miller, R (8, 1)										1	0	0	0	0	0	2
Inning Stats	R: 0 E: 0 K: 1 S: 4 H: 0 LOB: 0 BB: 1 P: 8	R: 0 E: 0 K: 2 S: 7 H: 0 LOB: 0 BB: 0 P: 7	R: 0 E: 0 K: 1 S: 7 H: 2 LOB: 3 BB: 1 P: 11	R: 0 E: 0 K: 0 S: 3 H: 0 LOB: 0 BB: 0 P: 3	R: 1 E: 0 K: 1 S: 7 H: 2 LOB: 1 BB: 0 P: 7	R: 3 E: 0 K: 1 S: 8 H: 3 LOB: 1 BB: 1 P: 12	R: 2 E: 0 K: 0 S: 5 H: 2 LOB: 0 BB: 0 P: 5	R: 1 E: 0 K: 1 S: 7 H: 2 LOB: 2 BB: 1 P: 11		1B: 8 2B: 1 3B: 0 HR: 2	SF: 0 SAC: 0 DP: 0 HBP: 0						

PITCHER		IP	WLS	BF	H	R	ER	SO	BB	IBB	HBP	BLK	WP	HR	S	P	ERA	WHIP
Jim O'Toole, L ERA: 7.71	(1, 1)	7.0	L	32	9	6	6	6	3	0	0	1	0	2	41	53	7.71	1.714
Howie Nunn, R ERA: 9.0	(8, 1)	1.0		6	2	1	1	1	1	0	0	0	0	0	7	11	9.00	3.000

PITCHER	IP	WLS	BF	H	R	ER	SO	BB	IBB	HBP	BLK	WP	HR	S	P	ERA	WHIP

BOTTOM

Cincinnati Reds @ San Francisco Giants

Candlestick Park, San Francisco, CA

Fri Apr 13 1962, 9:05 PM EST

Att. 23,775 - Unknown

livebaseballscorecards.com

AB	34
R	7
H	11
RBI	7
BB	4
SO	7
LOB	20



Batter	1	2	3	4	5	6	7	8	9	AB	R	H	RBI	BB	SO	LOB
Don Blasingame, L (1, 4) OBP: 0.400, SLG: 0.200	F4		BBB 4-0 WP 1B SF9 BB	SF7 3-H		6-3			G3 1B	3	1	1	1	1	0	0
Eddie Kasko, R (1, 6) OBP: 0.276, SLG: 0.379	5-3		SF9 WP 1-2 1B 1B	SSS 0-3 K			F3		F9	5	1	1	0	0	1	3
Vada Pinson, L (1, 8) OBP: 0.357, SLG: 0.417	G3		SF9 1-3 2-H	SSS 0-3 K			BBBB 4-0 G5-4-3 BB		G3 1-2	3	0	0	1	1	1	3
Frank Robinson, R (1, 9) OBP: 0.259, SLG: 0.250		2B 2B	F6		1B		G5-4-3 1-2f		F9	5	1	2	0	0	0	3
Gordy Coleman, L (1, 3) OBP: 0.360, SLG: 0.522		1B 2-H 2B	3-H 1B		F9			HR		4	2	3	3	0	0	1
Wally Post, R (1, 7) OBP: 0.381, SLG: 0.789		6-3	F4		F7			F2		4	0	0	0	0	0	3
Johnny Edwards, L (1, 2) OBP: 0.278, SLG: 0.133		2-H 1B		BBBB 4-0 BB SF7 BB	SSS 0-3 K			BBBB 4-0 BB		2	1	1	1	2	1	1
Tommy Harper, R (1, 5) OBP: 0.240, SLG: 0.174		SSS 0-3 K		BBBB 4-0 BB 1-2 BB		G3		SSS 0-3 K		3	0	0	0	1	2	2
Sammy Ellis, L (1, 1) Johnny Klippstein, R (3, 1) Joe Gaines, R (4, PH) Moe Drabowsky, R (4, 1) Cliff Cook, R (6, PH) Dave Sisler, R (6, 1) Jerry Lynch, L (8, PH) OBP: 0.125, SLG: 0.500 Bob Miller, R (8, 1)		F7		BBBB 4-0 1-2 2-3 BB		1-3		F7		1 0 0 0 1 0 1 0	0 0 0 0 0 0 0 0	0 0 0 0 0 0 0 0	0 0 1 0 0 0 0 0	0 0 0 0 0 0 0 0	0 0 0 0 0 0 0 0	1 0 0 0 0 0 1 0
Inning Stats	R: 0 E: 0 K: 0 S: 3 H: 0 LOB: 0 BB: 0 P: 3	R: 2 E: 0 K: 1 S: 8 H: 3 LOB: 1 BB: 0 P: 8	R: 2 E: 0 K: 0 S: 5 H: 2 LOB: 1 BB: 1 P: 9	R: 1 E: 0 K: 2 S: 7 H: 0 LOB: 2 BB: 3 P: 19	R: 0 E: 0 K: 1 S: 6 H: 1 LOB: 1 BB: 0 P: 6	R: 0 E: 0 K: 0 S: 3 H: 0 LOB: 0 BB: 0 P: 3	R: 0 E: 0 K: 0 S: 2 H: 0 LOB: 0 BB: 1 P: 6	R: 1 E: 0 K: 1 S: 6 H: 1 LOB: 1 BB: 1 P: 10	R: 0 E: 0 K: 0 S: 4 H: 1 LOB: 1 BB: 0 P: 4	1B: 5 2B: 2 3B: 0 HR: 1 SF: 2 SAC: 0 DP: 1 HBP: 0						

PITCHER		IP	WLS	BF	H	R	ER	SO	BB	IBB	HBP	BLK	WP	HR	S	P	ERA	WHIP
Gaylord Perry, R ERA: 13.5	(1, 1)	2.2		14	5	4	4	1	1	0	0	0	1	0	15	19	13.50	2.250
Don Larsen, R ERA: 2.84	(3, 1)	6.1	W	26	3	2	2	4	5	0	0	0	0	1	29	49	2.84	1.263

PITCHER	IP	WLS	BF	H	R	ER	SO	BB	IBB	HBP	BLK	WP	HR	S	P	ERA	WHIP

TOP

Cincinnati Reds @ San Francisco Giants

Candlestick Park, San Francisco, CA

Sat Apr 14 1962, 6:33 AM EST

Att. 18,086 - Unknown

livebaseballscorecards.com

AB	32
R	6
H	8
RBI	6
BB	6
SO	5
LOB	18

WP: 1	PA: 40		
PB: 0			
SB: 0			
CS: 0			

Batter	1	2	3	4	5	6	7	8	9	AB	R	H	RBI	BB	SO	LOB
Harvey Kuenn, R (1, 7) OBP: 0.500, SLG: 0.563		SF8 3-H	E 2-H 3-H		4-3 BLK 3-H		F4			3	2	3	4	0	0	0
Matty Alou, L (7, PH) (8, 7)	1B 1B		1B		1B					1	0	0	0	0	0	0
Chuck Hiller, L (1, 4) OBP: 0.333, SLG: 0.300	F5	F7	1-H		4-3 1-3			G6-4-3 BB		5	0	2	1	0	0	3
			1B					1B								
Willie Mays, R (1, 8) OBP: 0.318, SLG: 0.667	K	F9 K			F4			G6-4-3 1-2		4	0	0	0	1	2	3
								BB								
Orlando Cepeda, R (1, 3) OBP: 0.381, SLG: 0.889	E 1-3	HR	K		HR	G6-4-3 1-2f 2-3				5	3	3	2	0	1	2
	1B	HR	HR		4-3	F9				5	3	3	3	0	0	1
Felipe Alou, R (1, 9) OBP: 0.476, SLG: 0.789	E1 1-H 3-H															
	BLK 1B															
Ed Bailey, L (1, 2) OBP: 0.350, SLG: 0.214	K 3-H		1B E BB	F4		G6-3 BB				2	1	0	0	2	1	0
Jose Pagan, R (1, 6) OBP: 0.286, SLG: 0.571		E6 E SF8	F8	4-3		G6-3 1-2f				4	1	0	0	0	0	2
Jim Davenport, R (1, 5) OBP: 0.316, SLG: 0.333		F9	E 1-2		SH3		F5			4	2	2	0	0	0	1
			1B		1B 2B											
Gaylord Perry, R (1, 1)		E1 1-3	E5 1-3 2-H		SH3 2-3		5-3			1	0	0	0	0	0	1
Don Larsen, R (3, 1)			1B							2	1	0	0	0	0	1
Inning Stats	R: 3 H: 3 E: 1 LOB: 0 K: 2 BB: 0 S: 10 P: 10	R: 1 H: 0 E: 2 LOB: 1 K: 0 BB: 0 S: 5 P: 5	R: 6 H: 5 E: 2 LOB: 1 K: 1 BB: 1 S: 11 P: 15	R: 1 H: 1 E: 0 LOB: 0 K: 1 BB: 0 S: 6 P: 6	R: 1 H: 2 E: 0 LOB: 1 K: 0 BB: 0 S: 5 P: 5	R: 1 H: 1 E: 0 LOB: 0 K: 0 BB: 1 S: 3 P: 7	R: 0 H: 0 E: 0 LOB: 0 K: 0 BB: 0 S: 3 P: 3	R: 0 H: 1 E: 0 LOB: 1 K: 0 BB: 1 S: 3 P: 7		1B: 8 SF: 1 2B: 1 SAC: 1 3B: 0 DP: 2 HR: 4 HBP: 0						

PITCHER		IP	WLS	BF	H	R	ER	SO	BB	IBB	HBP	BLK	WP	HR	S	P	ERA	WHIP
Sammy Ellis, R ERA: 11.57	(1, 1)	2.1	L	15	5	7	3	2	1	0	0	1	0	2	18	22	11.57	2.571
Johnny Klippstein, R ERA: 3.86	(3, 1)	0.2		6	3	3	0	1	0	0	0	0	0	0	8	8	0.00	4.500
Moe Drabowsky, R ERA: 10.5	(4, 1)	2.0		9	3	2	2	1	0	0	0	1	0	1	11	11	9.00	1.500
Dave Sisler, R ERA: 3.6	(6, 1)	2.0		7	1	1	1	0	1	0	0	0	0	1	6	10	4.50	1.000
Bob Miller, L ERA: 13.5	(8, 1)	1.0		4	1	0	0	0	1	0	0	0	0	0	3	7	0.00	2.000

PITCHER	IP	WLS	BF	H	R	ER	SO	BB	IBB	HBP	BLK	WP	HR	S	P	ERA	WHIP

BOTTOM

Cincinnati Reds @ San Francisco Giants

Candlestick Park, San Francisco, CA

Sat Apr 14 1962, 6:33 AM EST

Att. 18,086 - Unknown

livebaseballscorecards.com

AB	36
R	13
H	13
RBI	10
BB	3
SO	4
LOB	14

WP: 0	PA: 41		
PB: 0			
SB: 0			
CS: 0			

Batter	1	2	3	4	5	6	7	8	9	AB	R	H	RBI	BB	SO	LOB
Don Blasingame, L (1, 4) OBP: 0.350, SLG: 0.143	B B B B 4-0 BB 1B BB	S S S 0-3 ③ K		x 0-0 ② F7	x 0-0 ③ G3		x 0-0 ② G3		4	1	0	0	1	1	3
Eddie Kasko, R (1, 5) OBP: 0.265, SLG: 0.333	B B B B B 4-0 1B SF8 1-2 BB		x 0-0 ① F7	x 0-0 ③ 6-3			x 0-0 ① F7		x 0-0 ③ F9	4	1	0	0	1	0	1
Vada Pinson, L (1, 8) OBP: 0.375, SLG: 0.500	x 0-0 4-3 S 1-3 2-H 1B	x 0-0 E3 1B 1B		x 0-0 3B			x 0-0 ② G3			4	1	2	1	0	0	0
Frank Robinson, R (1, 9) OBP: 0.290, SLG: 0.269	x 0-0 ① SF8 3-H	x 0-0 1B E 1-2 1B		x 0-0 ① F9			H 1-0 HBP			2	1	1	1	0	0	1
Gordy Coleman, L (1, 3) OBP: 0.345, SLG: 0.481	x 0-0 ② 4-3 1-3	x 0-0 E 1-3 2-H 1B		x 0-0 ② F9			x 0-0 ③ F2			4	0	1	1	0	0	3
Wally Post, R (1, 7) OBP: 0.320, SLG: 0.652 Marty Keough, L (9, 7) OBP: 0.333, SLG: 0.333	x 0-0 ③ F8	x 0-0 ② F8 1-2 3-H		x 0-0 ③ F8				x 0-0 ① 5-3		4 0	0 0	0 0	0 0	0 0	0 0	3 0
Leo Cardenas, R (1, 6)	x 0-0 ① F6	x 0-0 ③ F8		S S S 0-3 ① K				x 0-0 ② 6-3		4	0	0	0	0	1	1
Johnny Edwards, L (1, 2) OBP: 0.318, SLG: 0.222	B B B B 4-0 6-3 BB	x 0-0 SH5-4 2B		x 0-0 ② G3			x 0-0 ③ F6			3	0	1	0	1	0	0
Bob Purkey, R (1, 1) OBP: 0.333, SLG: 0.333 Jim Brosnan, R (8, 1)	x 0-0 ② 6-3 1-2	x 0-0 ① SH5-4 2-3		x 0-0 1B			x 0-0 ① F8			2 1	0 0	1 0	0 0	0 0	0 0	1 0
Inning Stats	R: 2 E: 0 K: 0 S: 4 H: 1 LOB: 1 BB: 2 P: 12	R: 0 E: 0 K: 1 S: 5 H: 0 LOB: 1 BB: 1 P: 9	R: 2 E: 2 K: 0 S: 6 H: 2 LOB: 1 BB: 0 P: 6	R: 0 E: 0 K: 0 S: 4 H: 1 LOB: 1 BB: 0 P: 4	R: 0 E: 0 K: 0 S: 4 H: 1 LOB: 1 BB: 0 P: 4	R: 0 E: 0 K: 1 S: 6 H: 1 LOB: 1 BB: 0 P: 6	R: 0 E: 0 K: 0 S: 3 H: 0 LOB: 1 BB: 0 P: 4	R: 0 E: 0 K: 0 S: 3 H: 0 LOB: 0 BB: 0 P: 3	R: 0 E: 0 K: 0 S: 3 H: 0 LOB: 0 BB: 0 P: 3	1B: 4 2B: 1 3B: 1 HR: 0	SF: 1 SAC: 1 DP: 0 HBP: 1			WP: 0 PB: 0 SB: 1 CS: 0	PA: 38	

TOP

Cincinnati Reds @ San Francisco Giants

Candlestick Park, San Francisco, CA

Sun Apr 15 1962, 6:33 AM EST

Att. 28,697 - Unknown

livebaseballscorecards.com

AB	32
R	4
H	6
RBI	3
BB	3
SO	2
LOB	13

PITCHER		IP	WLS	BF	H	R	ER	SO	BB	IBB	HBP	BLK	WP	HR	S	P	ERA	WHIP
Juan Marichal, R ERA: 1.13	(1, 1)	7.0	L	32	6	4	2	2	3	0	1	0	0	0	32	45	2.57	1.286
Jim Duffalo, R ERA:	(8, 1)	1.0		3	0	0	0	0	0	0	0	0	0	0	3	3	0.00	0.000
Stu Miller, R ERA:	(9, 1)	1.0		3	0	0	0	0	0	0	0	0	0	0	3	3	0.00	0.000

PITCHER	IP	WLS	BF	H	R	ER	SO	BB	IBB	HBP	BLK	WP	HR	S	P	ERA	WHIP

Batter	1	2	3	4	5	6	7	8	9	AB	R	H	RBI	BB	SO	LOB
Harvey Kuenn, R (1, 7) OBP: 0.480, SLG: 0.524	1-3		1B		FC4-6 1B		5-3		F8	5	0	2	0	0	0	0
Chuck Hiller, L (1, 4) OBP: 0.308, SLG: 0.280	F8 1B 1B		F9		K		6-3		4-3	5	0	1	0	0	1	2
Willie Mays, R (1, 8) OBP: 0.370, SLG: 0.652	FC6-4 1-2 1B		5-3		FC4-6 1-2f			E7 1B 1B		5	1	3	0	0	0	2
Orlando Cepeda, R (1, 3) OBP: 0.308, SLG: 0.696	F8 2-3			F9		5-3		K	F7	5	0	0	0	0	1	4
Felipe Alou, R (1, 9) OBP: 0.520, SLG: 0.783	FC6-4 1-2f			1B 1B		1B F2 1B		2B 2-H 1B		4	1	3	1	0	0	2
Ed Bailey, L (1, 2) OBP: 0.333, SLG: 0.278		F6		F8		F2 1-2		1B 1-H 2B		4	1	1	1	0	0	2
Jose Pagan, R (1, 6) OBP: 0.360, SLG: 0.600		F4		1-3 1B		2-3 1B		1B 2-H 1B		4	0	3	1	0	0	0
Jim Davenport, R (1, 5) OBP: 0.304, SLG: 0.318		F3		F9		F9		1-3 1B		4	0	1	0	0	0	4
Juan Marichal, R (1, 1) OBP: 0.400, SLG: 0.600			6-3		1-3		F9	F3		2	0	0	0	0	0	0
Dick Phillips, L (7, PH)										1	0	0	0	0	0	0
Jim Duffalo, R (8, 1)										0	0	0	0	0	0	0
Matty Alou, L (8, PH)										1	0	0	0	0	0	1
Stu Miller, R (9, 1)										0	0	0	0	0	0	0
Inning Stats	R: 0 E: 0 K: 0 S: 5 H: 2 LOB: 2 BB: 0 P: 5	R: 0 E: 0 K: 0 S: 3 H: 0 LOB: 0 BB: 0 P: 3	R: 0 E: 0 K: 0 S: 4 H: 1 LOB: 1 BB: 0 P: 4	R: 0 E: 0 K: 0 S: 5 H: 2 LOB: 2 BB: 0 P: 5	R: 0 E: 0 K: 1 S: 6 H: 1 LOB: 1 BB: 0 P: 6	R: 0 E: 0 K: 0 S: 5 H: 2 LOB: 2 BB: 0 P: 5	R: 0 E: 0 K: 0 S: 3 H: 0 LOB: 0 BB: 0 P: 3	R: 3 E: 1 K: 1 S: 9 H: 5 LOB: 1 BB: 0 P: 9	R: 0 E: 0 K: 0 S: 4 H: 1 LOB: 1 BB: 0 P: 4	1B: 13 2B: 1 3B: 0 HR: 0	SF: 0 SAC: 0 DP: 0 HBP: 0			WP: 0 PB: 0 SB: 0 CS: 0	PA: 40		

PITCHER	IP	WLS	BF	H	R	ER	SO	BB	IBB	HBP	BLK	WP	HR	S	P	ERA	WHIP
Bob Purkey, R (1, 1) ERA: 3.07	7.1	W	33	11	3	3	2	0	0	0	0	0	0	37	37	3.68	1.500
Jim Brosnan, R (8, 1) ERA: 3.0	1.2	S	7	3	0	0	0	0	0	0	0	0	0	7	7	0.00	1.800

PITCHER	IP	WLS	BF	H	R	ER	SO	BB	IBB	HBP	BLK	WP	HR	S	P	ERA	WHIP

BOTTOM

Cincinnati Reds @ San Francisco Giants

Candlestick Park, San Francisco, CA

Sun Apr 15 1962, 6:33 AM EST

Att. 28,697 - Unknown

livebaseballscorecards.com

AB	40
R	3
H	14
RBI	3
BB	0
SO	2
LOB	17

Batter	1	2	3	4	5	6	7	8	9	AB	R	H	RBI	BB	SO	LOB
Howie Bedell, L (1, 7) OBP: 0.313, SLG: 0.323	B B B B 4-0 BB		x 0-0 ① 4-3	x 0-0 1-2 2-3 1B		x 0-0 ③ 4-3			x 0-0 ① 6-3	4	0	1	0	1	0	1
Mack Jones, L (1, 9) OBP: 0.344, SLG: 0.296	S S S 0-3 ① K		x 0-0 1B 1B	x 0-0 ③ 1-3			x 0-0 2B 1B		S S S 0-3 ② K	5	1	2	0	0	2	4
Hank Aaron, R (1, 8) OBP: 0.313, SLG: 0.357	x 0-0 ② F8		x 0-0 1-2 1B		x 0-0 ① 5-3		x 0-0 4-3 1-H 2B		x 0-0 F7	5	0	2	1	0	0	1
Eddie Mathews, L (1, 5) OBP: 0.367, SLG: 0.304	x 0-0 ③ P6		S S S 0-3 ② K		B B B 4-0 HBP BB		x 0-0 ① 4-3 2-3			3	0	0	0	1	1	4
Joe Adcock, R (1, 3) OBP: 0.269, SLG: 0.273 Tommie Aaron, R (5, PR) OBP: 0.667, SLG: 0.500 (5, 3)		x 0-0 ① F8	x 0-0 ③ F9		H 1-0 ② FC6-4 1-2 HBP		B B B B 4-0 G5-4-3 BB			2 0	0 0	0 0	0 0	0 1	0 0	2 0
Joe Torre, R (1, 2) OBP: 0.286, SLG: 0.211		B B B B 4-0 1B BB		x 0-0 1B BB 1B	x 0-0 ③ FC6-4 1-2f		x 0-0 ② ③ G5-4-3 1-2f			3	0	1	0	1	0	3
Frank Bolling, R (1, 4) OBP: 0.360, SLG: 0.250		x 0-0 1-3 1B		x 0-0 ① P2		B B B B 4-0 G2-5-4 1B BB		x 0-0 ① 4-3		3	0	1	0	1	0	1
Roy McMillan, R (1, 6) OBP: 0.364, SLG: 0.444		x 0-0 ② P3		x 0-0 ② F7		x 0-0 G2-5-4 1-2 1B		S S S 0-3 ② K		4	0	1	0	0	1	3
Bob Shaw, R (1, 1) Lou Klimchock, L (8, PH) Hank Fischer, R (8, 1)		S S S 0-3 ③ K		B B B B 4-0 1B 1-2 BB		x 0-0 ① ② G2-5-4 1-2 2-3f		x 0-0 ③ 3-1		2 1 0	0 0 0	0 0 0	0 0 0	1 0 0	1 0 0	4 0 0
Inning Stats	R: 0 H: 0 E: 0 LOB: 1 K: 1 BB: 1 S: 5 P: 9	R: 0 H: 1 E: 0 LOB: 2 K: 1 BB: 1 S: 6 P: 10	R: 0 H: 2 E: 0 LOB: 2 K: 1 BB: 0 S: 7 P: 7	R: 0 H: 2 E: 0 LOB: 3 K: 0 BB: 1 S: 5 P: 9	R: 0 H: 0 E: 0 LOB: 1 K: 0 BB: 1 S: 2 P: 7	R: 0 H: 1 E: 0 LOB: 1 K: 0 BB: 1 S: 3 P: 7	R: 1 H: 2 E: 0 LOB: 1 K: 0 BB: 1 S: 4 P: 8	R: 0 H: 0 E: 0 LOB: 0 K: 1 BB: 0 S: 5 P: 5	R: 0 H: 0 E: 0 LOB: 0 K: 1 BB: 0 S: 5 P: 5	1B: 7 SF: 0 2B: 1 SAC: 0 3B: 0 DP: 2 HR: 0 HBP: 1						

TOP

Milwaukee Braves @ Cincinnati Reds

Crosley Field, Cincinnati, OH

Mon Apr 16 1962, 6:05 PM EST

Att. 3,261 - Unknown - 45 F

livebaseballscorecards.com

AB	32
R	1
H	8
RBI	1
BB	6
SO	5
LOB	23

WP: 0 PA: 39
PB: 0
SB: 0
CS: 0

PITCHER	IP	WLS	BF	H	R	ER	SO	BB	IBB	HBP	BLK	WP	HR	S	P	ERA	WHIP
Joey Jay, R (1, 1) ERA: 5.87	9.0	W	39	8	1	1	5	6	0	1	0	0	0	42	67	1.00	1.556

PITCHER	IP	WLS	BF	H	R	ER	SO	BB	IBB	HBP	BLK	WP	HR	S	P	ERA	WHIP

Batter	1	2	3	4	5	6	7	8	9	AB	R	H	RBI	BB	SO	LOB
Don Blasingame, L (1, 4) OBP: 0.304, SLG: 0.118	F7		4-3			SH, IBB, 2B, 1-3	4-3, 1-2			3	1	0	0	0	0	1
Eddie Kasko, R (1, 5) OBP: 0.237, SLG: 0.297	P3			5-3		K	1-3			4	0	0	0	0	1	3
Vada Pinson, L (1, 8) OBP: 0.389, SLG: 0.484	1B			4-3		2B, FC5-2, 1-2, IBB		4-3		3	0	1	0	1	0	0
Frank Robinson, R (1, 9) OBP: 0.286, SLG: 0.300	K			K		FC5-2, 1-3, 2-H, 3-H, 2B		G3		4	0	1	2	0	2	1
Gordy Coleman, L (1, 3) OBP: 0.364, SLG: 0.467		3-1			4-3	FC5-2, BB		1B		3	0	1	0	1	0	0
Wally Post, R (1, 7) OBP: 0.310, SLG: 0.593 Marty Keough, L (9, 7) OBP: 0.333, SLG: 0.333		6-3			1B	FC5-2, 1-2, 2-3, 3-Hf		F7		4 0	0 0	1 0	0 0	0 0	0 0	4 0
Leo Cardenas, R (1, 6)		P2			F2	P6				3	0	0	0	0	0	4
Johnny Edwards, L (1, 2) OBP: 0.320, SLG: 0.238			F7		4-3		4-3, 1B			3	0	1	0	0	0	1
Joey Jay, S (1, 1) OBP: 0.400, SLG: 0.250			K			SH, 2B, 1B	K			3	1	1	0	0	2	1
Inning Stats	R: 0 E: 0 K: 1 S: 6 H: 1 LOB: 1 BB: 0 P: 6	R: 0 E: 0 K: 0 S: 3 H: 0 LOB: 0 BB: 0 P: 3	R: 0 E: 0 K: 1 S: 5 H: 0 LOB: 0 BB: 0 P: 5	R: 0 E: 0 K: 1 S: 5 H: 0 LOB: 0 BB: 0 P: 5	R: 0 E: 0 K: 0 S: 4 H: 1 LOB: 1 BB: 0 P: 4	R: 2 E: 1 K: 1 S: 8 H: 2 LOB: 3 BB: 2 P: 16	R: 0 E: 0 K: 1 S: 6 H: 1 LOB: 1 BB: 0 P: 6	R: 0 E: 0 K: 0 S: 4 H: 1 LOB: 1 BB: 0 P: 4		1B: 5 2B: 1 3B: 0 HR: 0	SF: 0 SAC: 1 DP: 0 HBP: 0					

PITCHER		IP	WLS	BF	H	R	ER	SO	BB	IBB	HBP	BLK	WP	HR	S	P	ERA	WHIP
Bob Shaw, R ERA: 1.0	(1, 1)	7.0	L	29	5	2	1	5	1	1	0	0	0	0	37	45	1.29	0.857
Hank Fischer, R ERA:	(8, 1)	1.0		4	1	0	0	0	0	0	0	0	0	0	4	4	0.00	1.000

PITCHER	IP	WLS	BF	H	R	ER	SO	BB	IBB	HBP	BLK	WP	HR	S	P	ERA	WHIP

BOTTOM

Milwaukee Braves @ Cincinnati Reds

Crosley Field, Cincinnati, OH

Mon Apr 16 1962, 6:05 PM EST

Att. 3,261 - Unknown - 45 F

livebaseballscorecards.com

AB	30
R	2
H	6
RBI	2
BB	2
SO	5
LOB	15

1B: 5 2B: 1 3B: 0 HR: 0 SF: 0 SAC: 1 DP: 0 HBP: 0

WP: 0 PB: 0 SB: 0 CS: 0 PA: 33

Batter	1	2	3	4	5	6	7	8	9	AB	R	H	RBI	BB	SO	LOB
Maury Wills, S (1, 6) OBP: 0.357, SLG: 0.389	4-3		F4			B1-3			6-3	4	0	0	0	0	0	0
Jim Gilliam, S (1, 4) OBP: 0.351, SLG: 0.471	F6		5-3			F5			K	3	0	0	0	0	0	0
Larry Burright, R (7, 4)										1	0	0	0	0	1	0
Lee Walls, R (1, 7) OBP: 0.476, SLG: 0.444	1B			K			K		1B	4	0	2	0	0	2	0
Tommy Davis, R (1, 8) OBP: 0.394, SLG: 0.774	K			K			6-3		F3	4	0	0	0	0	2	2
Frank Howard, R (1, 9) OBP: 0.176, SLG: 0.313		F8		K			K			3	0	0	0	0	1	0
Daryl Spencer, R (1, 5) OBP: 0.371, SLG: 0.310		K			F6			4-3		3	0	0	0	0	1	0
Tim Harkness, L (1, 3) OBP: 0.455, SLG: 0.818		1B			K			2B		3	0	2	0	0	1	0
Norm Sherry, R (1, 2) OBP: 0.133, SLG: 0.071		F4			F7			K		3	0	0	0	0	1	2
Joe Moeller, R (1, 1) Ed Roebuck, R (2, 1) Dick Tracewski, R (6, PH) Phil Ortega, R (6, 1) Andy Carey, R (8, PH) Stan Williams, R (8, 1)			F7			F3			6-3	0 1 1 0 1 0	0 0 0 0 0 0	0 0 0 0 0 0	0 0 0 0 0 0	0 0 0 0 0 0	0 0 0 0 0 0	0 0 0 0 1 0
Inning Stats	R: 0 E: 0 K: 1 S: 8 H: 1 LOB: 1 BB: 0 P: 12	R: 0 E: 0 K: 1 S: 11 H: 1 LOB: 1 BB: 0 P: 18	R: 0 E: 0 K: 0 S: 5 H: 0 LOB: 0 BB: 0 P: 7	R: 0 E: 0 K: 2 S: 8 H: 0 LOB: 0 BB: 0 P: 12	R: 0 E: 0 K: 1 S: 7 H: 0 LOB: 0 BB: 0 P: 11	R: 0 E: 0 K: 0 S: 12 H: 0 LOB: 0 BB: 0 P: 15	R: 0 E: 0 K: 2 S: 9 H: 0 LOB: 0 BB: 0 P: 14	R: 0 E: 0 K: 1 S: 12 H: 1 LOB: 1 BB: 0 P: 18	R: 0 E: 0 K: 1 S: 10 H: 1 LOB: 1 BB: 0 P: 16	1B: 3 2B: 1 3B: 0 HR: 0 SF: 0 SAC: 0 DP: 0 HBP: 0						

PITCHER		IP	WLS	BF	H	R	ER	SO	BB	IBB	HBP	BLK	WP	HR	S	P	ERA	WHIP
Jim O'Toole, L ERA: 3.38	(1, 1)	9.0	W	31	4	0	0	9	0	0	0	0	0	0	82	123	0.00	0.444

PITCHER	IP	WLS	BF	H	R	ER	SO	BB	IBB	HBP	BLK	WP	HR	S	P	ERA	WHIP

TOP

Los Angeles Dodgers @ Cincinnati Reds

Crosley Field, Cincinnati, OH

Wed Apr 18 1962, 6:05 PM EST

Att. 6,536 - Unknown

livebaseballscorecards.com

AB	31
R	0
H	4
RBI	0
BB	0
SO	9
LOB	5

PA: 31

WP: 0
PB: 0
SB: 0
CS: 0

Batter	1	2	3	4	5	6	7	8	9	AB	R	H	RBI	BB	SO	LOB
Don Blasingame, L (1, 4) OBP: 0.414, SLG: 0.286	BBCCBB 4-2 BB HR BB	BBBB 4-0 S 1B BB	CBX 1-1 WP 1-2 2-H 3-H 1B			CBCBFBX 3-2 E 1B 1B	BBFCX 2-2 WP 2B 2B	CBBFS 2-3 ③ K		4	4	3	2	2	1	1
Eddie Kasko, R (1, 5) OBP: 0.286, SLG: 0.325 Cliff Cook, R (7, 5)	BBBCCB 4-2 1-2 HR BB	CBFBFBX 3-2 1-H 2-H 1B	CBS 1-3 ② K			BFBX 2-1 E8 1-3 1B 1B	BBBCSS 3-3 ① K 2-3			3 1	2 0	2 0	2 0	1 0	1 1	2 1
Vada Pinson, L (1, 8) OBP: 0.390, SLG: 0.556	X 0-0 1-H 2-H HR	CBBSX 2-2 ② F5	BBX 2-0 ③ 4-3 1-2 2-3			BX 1-0 FC4-6 PB 2-H 3-H 1B 1B	BFSFFBS 2-3 ② K			5	2	2	5	0	1	4
Frank Robinson, R (1, 9) OBP: 0.300, SLG: 0.324	BFBFBX 3-2 ① F6	FX 0-1 ③ 5-3		BSX 1-1 ① 6-3		CBBBCB 4-2 FC4-6 1-2 BB	CFFX 0-2 3-H 2B			4	0	1	1	1	0	1
Gordy Coleman, L (1, 3) OBP: 0.342, SLG: 0.412	BFBSX 2-2 ② 1-3		H 1-0 BB BB 1B HBP	X 0-0 ② 4-3		BX 1-0 ① FC4-6 BB 1B 1-2f 2-3	BX 1-0 ③ 4-3			4	1	0	0	0	0	3
Wally Post, R (1, 7) OBP: 0.313, SLG: 0.552 Jerry Lynch, L (6, PH) OBP: 0.300, SLG: 0.900 (7, 7) Marty Keough, L (9, 7) OBP: 0.333, SLG: 0.333	SSFBC 1-3 ③ K		BBBB 4-0 1B BB 1-2 1B BB	CFBFBX 2-2 ③ 5-3		X 0-0 BB 1-2 3-H 1B		FX 0-1 HR		2 2 0	1 1 0	0 2 0	0 2 0	1 0 0	1 0 0	0 0 0
Johnny Edwards, L (1, 2) OBP: 0.333, SLG: 0.280		BX 1-0 E 2B	CSFC 0-3 ① K		BFX 1-1 ① F5	BCBBB 4-1 1-2 2-3 BB		CBBFBC 3-3 ① K		4	1	1	0	1	2	2
Leo Cardenas, R (1, 6) OBP: 0.333, SLG: 0.167		FBBBCX 3-2 E8 WP SH1-4 2-H 1B 1B	BBBB 4-0 1B 1B 1-2 2-3 BB		BX 1-0 K 1B	CBCSS 2-3 ② K		BBBCSX 3-2 ② F8		4	2	2	0	1	1	3
Jim O'Toole, S (1, 1) OBP: 0.333, SLG: 0.333		BBBFFX 2-2 ① SH1-4 1-2	CX 0-1 WP 1B 1-2 2-3 3-H 1B		BMBBSS 3-3 ②③ K 1-2	SBCBX 2-2 ③ G3		X 0-0 1B		4	0	2	1	0	1	4
Inning Stats	R: 3 E: 0 K: 1 S: 15 H: 1 LOB: 0 BB: 2 P: 29	R: 3 E: 1 K: 0 S: 17 H: 3 LOB: 1 BB: 1 P: 32	R: 3 E: 0 K: 2 S: 12 H: 2 LOB: 2 BB: 2 P: 25	R: 0 E: 0 K: 0 S: 7 H: 0 LOB: 0 BB: 0 P: 10	R: 0 E: 0 K: 1 S: 6 H: 1 LOB: 1 BB: 0 P: 11	R: 3 E: 1 K: 1 S: 18 H: 4 LOB: 3 BB: 2 P: 37	R: 1 E: 0 K: 2 S: 16 H: 2 LOB: 1 BB: 0 P: 24	R: 1 E: 0 K: 2 S: 12 H: 2 LOB: 1 BB: 0 P: 20								

PITCHER		IP	WLS	BF	H	R	ER	SO	BB	IBB	HBP	BLK	WP	HR	S	P	ERA	WHIP
Joe Moeller, R ERA: 15.19	(1, 1)	1.1	L	10	3	6	6	1	3	0	0	0	0	1	23	47	40.50	4.500
Ed Roebuck, R ERA: 6.75	(2, 1)	3.2		17	4	3	3	3	2	0	1	0	2	0	34	60	7.36	1.636
Phil Ortega, R ERA: 9.0	(6, 1)	2.0		14	6	4	4	3	2	0	0	0	1	0	34	61	18.00	4.000
Stan Williams, R ERA: 21.21	(8, 1)	1.0		5	2	1	1	2	0	0	0	0	0	1	12	20	9.00	2.000

PITCHER	IP	WLS	BF	H	R	ER	SO	BB	IBB	HBP	BLK	WP	HR	S	P	ERA	WHIP

BOTTOM

Los Angeles Dodgers @ Cincinnati Reds

Crosley Field, Cincinnati, OH

Wed Apr 18 1962, 6:05 PM EST

Att. 6,536 - Unknown

livebaseballscorecards.com

AB	37
R	14
H	15
RBI	13
BB	7
SO	9
LOB	21

1B: 10	SF: 0	WP: 3	PA: 46
2B: 3	SAC: 1	PB: 1	
3B: 0	DP: 0	SB: 1	
HR: 2	HBP: 1	CS: 0	

Batter	1	2	3	4	5	6	7	8	9	AB	R	H	RBI	BB	SO	LOB
Maury Wills, S (1, 6) OBP: 0.362, SLG: 0.439	X 0-0 FC4-6 4-3 1B 1B	B C X 1-1 ② L6	C B C F B X 2-2 ③ 5-3			B C X 1-1 ① F6		F B F X 1-2 3B		5	1	2	0	0	0	3
Jim Gilliam, S (1, 4) OBP: 0.333, SLG: 0.421	B F X 1-1 ① 4-3 1-2	B B B B 4-0 E 1-2 BB		C C B B B X 3-2 ① F8		C B X 1-1 ② 4-3		B C B X 2-1 ③ F9		4	0	0	0	1	0	2
Tim Harkness, L (1, 3) OBP: 0.438, SLG: 0.667	B B B B 4-0 FC4-6 BB	S C X 1-2 E4 1-3 2-H 1B		C B B C F F C 3-3 ② K		B F B B B S S 3-3 ③ K			F C B C 1-3 ① K	4	0	1	0	1	3	0
Duke Snider, L (1, 9) OBP: 0.667, SLG: 1.111 Dick Tracewski, R (7, PR) Lee Walls, R (7, 7) OBP: 0.455, SLG: 0.421	B X 1-0 ② FC4-6 1B 1B 1-2f 2-3	B C B B C B 4-2 BB		B C B X 2-1 HR			B C S B X 2-2 4-3 2B		B X 1-0 ② F8	3 0 1	1 0 0	2 0 0	1 0 0	1 0 0	0 0 0	2 0 0
Ron Fairly, L (1, 7) (7, 9) OBP: 0.269, SLG: 0.364	X 0-0 1B 1-2 3-H 1B	C C C 0-3 ③ K		B B B C S S 3-3 ③ K			C B B M B X 3-2 ① F2		C F B X 1-2 ③ F9	5	0	1	1	0	2	4
John Roseboro, L (1, 2) OBP: 0.440, SLG: 0.368	X 0-0 ③ 1-2 2-H 1B		B B B B 4-0 BB BB		C C B S 1-3 ① K		X 0-0 ② 4-3 2-3			3	0	1	0	1	1	1
Willie Davis, L (1, 8) OBP: 0.381, SLG: 0.650		X 0-0 HR	B C B C F S 2-3 ① K		B S C X 1-2 ② 4-3		B F B B X 3-1 ③ F6			4	1	1	1	0	1	3
Andy Carey, R (1, 5) OBP: 0.500, SLG: 0.375		C B S B X 2-2 1B BB E 1B	B F B B C B 4-2 1-2 BB		B B F B B 4-1 BB			B X 1-0 ① 5-3		2	1	1	0	2	0	0
Sandy Koufax, R (1, 1) Ron Perranoski, L (8, 1)	L B L B L 2-3 ① K	B B C C S 2-3 ② K		C S S 0-3 ③ K				S B S C 1-3 ② K		4 0	0 0	0 0	0 0	0 0	4 0	4 0
Inning Stats	R: 1 H: 3 E: 0 LOB: 2 K: 0 BB: 1 S: 6 P: 12	R: 2 H: 3 E: 1 LOB: 3 K: 2 BB: 2 S: 17 P: 31	R: 0 H: 0 E: 0 LOB: 2 K: 2 BB: 2 S: 13 P: 27	R: 1 H: 1 E: 0 LOB: 0 K: 2 BB: 0 S: 13 P: 24	R: 0 H: 0 E: 0 LOB: 1 K: 2 BB: 1 S: 10 P: 16	R: 0 H: 0 E: 0 LOB: 0 K: 1 BB: 0 S: 7 P: 12	R: 0 H: 1 E: 0 LOB: 2 K: 0 BB: 0 S: 9 P: 17	R: 0 H: 1 E: 0 LOB: 1 K: 1 BB: 0 S: 9 P: 14	R: 0 H: 0 E: 0 LOB: 0 K: 1 BB: 0 S: 7 P: 10	1B: 5 SF: 0 2B: 1 SAC: 0 3B: 1 DP: 0 HR: 2 HBP: 0						WP: 0 PA: 41 PB: 0 SB: 0 CS: 0	

TOP

Los Angeles Dodgers @ Cincinnati Reds

Crosley Field, Cincinnati, OH

Thu Apr 19 1962, 6:05 PM EST

Att. 4,071 - Unknown

livebaseballscorecards.com

AB	35
R	4
H	9
RBI	3
BB	6
SO	11
LOB	19

PITCHER		IP	WLS	BF	H	R	ER	SO	BB	IBB	HBP	BLK	WP	HR	S	P	ERA	WHIP
Moe Drabowsky, R ERA: 11.74	(1, 1)	1.2	L	12	6	3	3	1	2	0	0	0	0	1	18	34	16.20	4.800
Sammy Ellis, R ERA: 4.7	(2, 1)	5.1		22	2	1	1	8	4	0	0	0	0	1	57	105	1.69	1.125
Bill Henry, L ERA: 2.7	(8, 1)	2.0		7	1	0	0	2	0	0	0	0	0	0	16	24	0.00	0.500

PITCHER	IP	WLS	BF	H	R	ER	SO	BB	IBB	HBP	BLK	WP	HR	S	P	ERA	WHIP

Batter	1	2	3	4	5	6	7	8	9	AB	R	H	RBI	BB	SO	LOB
Leo Cardenas, R (1, 6) OBP: 0.316, SLG: 0.188	C B S S 1-3 K ①		C B B B C X 3-2 1B 1B 1-2 1B		B C B F S 2-3 K ①			B C B B C S 3-3 K ①		4	1	1	0	0	3	0
Eddie Kasko, R (1, 5) OBP: 0.304, SLG: 0.341 Joe Gaines, R (8, PR) (9, 7)	B B X 2-0 F8 ②		B C X 1-1 1B FC5-2-5 1-2 2-3 1B		B B C F X 2-2 5-3 ②			C C B X 1-2 FC4-6 1B		4	0	2	0	0	0	0
										0	0	0	0	0	0	0
Vada Pinson, L (1, 8) OBP: 0.378, SLG: 0.525	B C S B F S 2-3 K ③		C X 0-1 FC5-2-5 1-3 2-H 3-H 1B		C X 0-1 F5 ③			S X 0-1 FC4-6 BB ② 1-2f 1B		4	1	1	2	0	1	1
Frank Robinson, R (1, 9) OBP: 0.295, SLG: 0.297		F F F B C 1-3 K ①	B X 1-0 FC5-2-5 ① 1-2 3-H			X 0-0 6-3 ①		B B F B B 4-1 1B ① 1-2 BB		3	0	0	0	1	1	2
Wally Post, R (1, 7) OBP: 0.333, SLG: 0.531 Cliff Cook, R (8, PR) (9, 5)		B B C B B 4-1 BB 1B BB	C B S S 1-3 K ②			C B S C 1-3 K ②		S C X 0-2 1B ① 1-3 2-H		3	0	1	1	1	2	2
										0	0	0	0	0	0	0
Gordy Coleman, L (1, 3) OBP: 0.310, SLG: 0.368		B C S S 1-3 K ②	F C B X 1-2 L8 ③			B F X 1-1 4-3 ③		B C B C C 2-3 K ③		4	0	0	0	0	2	5
Johnny Edwards, L (1, 2) OBP: 0.324, SLG: 0.250		B C S B B B 4-2 1B BB 1-2	C S B B F X 2-2 F6 ①			B X 1-0 L8 ①			C F B C 1-3 K ①	3	0	0	0	1	1	0
Cookie Rojas, R (1, 4) OBP: 0.200, SLG: 0.077		C B B X 2-1 1B ③ 1-2 2-H	B C B X 2-1 F9 ②			B B C F B X 3-2 F5 ②			F S B B F X 2-2 L9 ②	4	0	1	0	0	0	0
Moe Drabowsky, R (1, 1) Sammy Ellis, L (2, 1) OBP: 0.333, SLG: 0.333 Don Pavletich, R (7, PH) Bill Henry, L (8, 1) Jerry Lynch, L (9, PH) OBP: 0.273, SLG: 0.818			C B C X 1-2 1B 1B 1B		S S S 0-3 K ③			B X 1-0 5-3 ③	B C F F F B S 2-3 K ③	0	0	0	0	0	0	0
										2	1	1	0	0	1	0
										1	0	0	0	0	0	0
										0	0	0	0	0	0	0
										1	0	0	0	0	1	0
Inning Stats	R: 0 E: 0 K: 2 S: 8 H: 0 LOB: 0 BB: 0 P: 13	R: 0 E: 0 K: 2 S: 12 H: 1 LOB: 2 BB: 2 P: 24	R: 2 E: 0 K: 1 S: 17 H: 4 LOB: 2 BB: 0 P: 25	R: 0 E: 0 K: 1 S: 9 H: 0 LOB: 0 BB: 0 P: 13	R: 0 E: 0 K: 1 S: 8 H: 0 LOB: 0 BB: 0 P: 12	R: 0 E: 0 K: 1 S: 6 H: 0 LOB: 0 BB: 0 P: 8	R: 0 E: 0 K: 0 S: 5 H: 0 LOB: 0 BB: 0 P: 10	R: 1 E: 0 K: 2 S: 15 H: 2 LOB: 2 BB: 1 P: 25	R: 0 E: 0 K: 2 S: 12 H: 0 LOB: 0 BB: 0 P: 17	1B: 7 2B: 0 3B: 0 HR: 0 SF: 0 SAC: 0 DP: 0 HBP: 0						
										WP: 0 PB: 0 SB: 0 CS: 0 PA: 36						

PITCHER		IP	WLS	BF	H	R	ER	SO	BB	IBB	HBP	BLK	WP	HR	S	P	ERA	WHIP
Sandy Koufax, L ERA: 3.52	(1, 1)	7.2	W	32	7	3	3	9	3	0	0	0	0	0	77	125	3.52	1.304
Ron Perranoski, L ERA: 2.7	(8, 1)	1.1	S	4	0	0	0	3	0	0	0	0	0	0	15	22	0.00	0.000

PITCHER	IP	WLS	BF	H	R	ER	SO	BB	IBB	HBP	BLK	WP	HR	S	P	ERA	WHIP

BOTTOM

Los Angeles Dodgers @ Cincinnati Reds

Crosley Field, Cincinnati, OH

Thu Apr 19 1962, 6:05 PM EST

Att. 4,071 - Unknown

livebaseballscorecards.com

AB	33
R	3
H	7
RBI	3
BB	3
SO	12
LOB	10

San Francisco Giants @ Cincinnati Reds

Crosley Field, Cincinnati, OH

Sat Apr 21 1962, 3:33 AM EST

Att. 6,006 - Unknown

TOP

livebaseballscorecards.com

Batter	1	2	3	4	5	6	7	8	9	AB	R	H	RBI	BB	SO	LOB
Harvey Kuenn, R (1, 7) OBP: 0.469, SLG: 0.450	F9	1-3 2-H 1B			1B		K	2-H 1B 2B		5	1	3	2	0	1	1
Chuck Hiller, L (1, 4) OBP: 0.362, SLG: 0.349	1B 1B		1-3		F9		F9	S 2-H 1B		1	0	1	0	0	0	0
Manny Mota, R (3, PH) (3, 4) OBP: 0.143, SLG: 0.143										4	0	1	1	0	0	2
Willie Mays, R (1, 8) OBP: 0.354, SLG: 0.538	F7		F6			F8 BBBB	HBP 1B 1-2 BB	F3 1-2		4	1	0	0	1	0	2
Orlando Cepeda, R (1, 3) OBP: 0.420, SLG: 0.595	1-3 1B		CS 1B			HR 1B H	1B 1-2 2-3 HBP		F9	4	1	3	0	0	0	0
Felipe Alou, R (1, 9) OBP: 0.479, SLG: 0.818	5-3		CS 1-2	6-3		K SSS	1-3 2-H 3-H 1B		HR	5	1	2	3	0	1	3
Ed Bailey, L (1, 2) OBP: 0.395, SLG: 0.531		4-3		G5-4-3 BB BBBB		HR 1-H	F7		FC5-4 1B	4	1	2	2	1	0	2
Jose Pagan, R (1, 6) OBP: 0.348, SLG: 0.511		FC1-5 1B 1B		G5-4-3 1-2f		1B		K SSS	FC5-4 2-4 1-2f	5	0	2	0	0	1	2
Jim Davenport, R (1, 5) OBP: 0.357, SLG: 0.526		FC1-5 1B 1-2 1B			F8	F6		2B 2B	2-4 1-2	4	2	2	0	0	0	1
Billy O'Dell, S (1, 1) OBP: 0.250, SLG: 0.143		FC1-5 1B 1-2 2-3f			5-3		HBP BB 1B BB BBBB	F2		1	0	0	0	0	0	2
Jim Duffalo, R (4, 1)										1	0	0	0	0	0	0
Matty Alou, L (7, PH) OBP: 0.250, SLG: 0.286										0	0	0	0	1	0	0
Juan Marichal, R (7, PH) OBP: 0.444, SLG: 0.429										0	1	0	0	0	0	0
Don Larsen, R (7, 1)										0	0	0	0	0	0	0
Willie McCovey, L (8, PH)										1	0	0	0	0	0	1
Stu Miller, R (8, 1)										0	0	0	0	0	0	0
Bobby Bolin, R (8, 1)										0	0	0	0	0	0	0
Mike McCormick, L (8, 1)										0	0	0	0	0	0	0
Tom Haller, L (8, 2) OBP: 0.500, SLG: 1.000										0	0	0	0	0	0	0
Richard LeMay, L (8, 1)										0	0	0	0	0	0	0
Inning Stats	R: 0 E: 0 K: 0 S: 5 H: 2 LOB: 2 BB: 0 P: 5	R: 1 E: 0 K: 0 S: 5 H: 3 LOB: 2 BB: 0 P: 5	R: 0 E: 0 K: 0 S: 3 H: 1 LOB: 0 BB: 0 P: 3	R: 0 E: 0 K: 0 S: 2 H: 0 LOB: 0 BB: 1 P: 6	R: 0 E: 0 K: 0 S: 4 H: 1 LOB: 1 BB: 0 P: 4	R: 2 E: 0 K: 1 S: 8 H: 3 LOB: 1 BB: 0 P: 8	R: 2 E: 0 K: 1 S: 6 H: 1 LOB: 2 BB: 2 P: 15	R: 2 E: 0 K: 1 S: 8 H: 3 LOB: 1 BB: 0 P: 8	R: 1 E: 0 K: 0 S: 4 H: 2 LOB: 1 BB: 0 P: 4	1B: 12 2B: 2 3B: 0 HR: 2	SF: 0 SAC: 0 DP: 1 HBP: 1	WP: 0 PB: 0 SB: 1 CS: 1	PA: 44				

	AB	39
	R	8
	H	16
	RBI	8
	BB	3
	SO	3
	LOB	16

PITCHER	IP	WLS	BF	H	R	ER	SO	BB	IBB	HBP	BLK	WP	HR	S	P	ERA	WHIP
Bob Purkey, R (1, 1) ERA: 4.22	6.2		31	10	5	5	2	3	0	1	0	0	1	31	44	6.75	1.950
Jim Brosnan, R (7, 1) ERA: 6.75	1.0	L	7	4	2	2	1	0	0	0	0	0	0	9	9	18.00	4.000
Dave Sisler, R (8, 1) ERA: 3.38	0.1		1	0	0	0	0	0	0	0	0	0	0	1	1	0.00	0.000
Bill Henry, L (9, 1) ERA: 4.15	1.0		5	2	1	1	0	0	0	0	0	0	1	4	4	9.00	2.000

PITCHER	IP	WLS	BF	H	R	ER	SO	BB	IBB	HBP	BLK	WP	HR	S	P	ERA	WHIP

Batter	1	2	3	4	5	6	7	8	9	AB	R	H	RBI	BB	SO	LOB
Leo Cardenas, R (1, 6) OBP: 0.333, SLG: 0.238	0-0 4-3 1B 1B	0-0 G5-4-3 1-2 3-H 1B		0-3 K		0-0 F4		0-3 K		5	1	2	1	0	2	2
Eddie Kasko, R (1, 5) OBP: 0.314, SLG: 0.347	0-3 K	0-0 G5-4-3 1-2f		0-0 HR 1-2 1B		0-0 F7			0-0 BB BB 1B	5	1	2	0	0	1	3
Vada Pinson, L (1, 8) OBP: 0.380, SLG: 0.600	0-0 4-3 1-2		0-0 2B 2B	0-0 HR 1-H 2-H		0-0 G3			0-0 F9	5	2	2	3	0	0	2
Frank Robinson, R (1, 9) OBP: 0.327, SLG: 0.325	4-0 1B BB		0-0 2B 2-H	0-0 F4			0-0 F7		4-0 BB 1-2 BB	3	0	1	1	2	0	0
Wally Post, R (1, 7) OBP: 0.366, SLG: 0.514	0-0 1-2 2-H 1B		4-0 FC4-6 BB		4-0 1B BB		0-0 F9		0-0 F2	3	0	1	1	2	0	2
Gordy Coleman, L (1, 3) OBP: 0.319, SLG: 0.357	0-0 1-4-3		0-0 FC4-6 1-2f		0-0 1B 1-2 1B		0-0 F8		4-0 1-2 2-3 BB	4	0	1	0	1	0	3
Johnny Edwards, L (1, 2) OBP: 0.316, SLG: 0.226 Don Pavletich, R (9, PH)		4-0 E 1B BB	0-0 F8		0-3 K			0-0 F9	0-0 4-3	3 1	1 0	0 0	0 0	1 0	1 0	3 3
Cookie Rojas, R (1, 4) OBP: 0.167, SLG: 0.063 Don Blasingame, L (8, PH) OBP: 0.400, SLG: 0.273 (9, 4)		0-0 E6 1B 1-3		0-0 F7	0-0 F7			0-0 F6		3 1	0 0	0 0	0 0	0 0	0 0	3 0
Bob Purkey, R (1, 1) OBP: 0.333, SLG: 0.250 Jim Brosnan, R (7, 1) Dave Sisler, R (8, 1) Jerry Lynch, L (8, PH) OBP: 0.333, SLG: 0.833 Joe Gaines, R (8, PR) Bill Henry, L (9, 1)	0-0 F2		4-0 HR 1B BB		0-3 K			0-0 1B		2 0 0 1 0 0	1 0 0 0 0 0	0 0 0 1 0 0	0 0 0 0 0 0	1 0 0 0 0 0	1 0 0 0 0 0	4 0 0 0 0 0
Inning Stats	R: 1 H: 2 E: 0 LOB: 2 K: 1 BB: 1 S: 7 P: 11	R: 1 H: 1 E: 1 LOB: 1 K: 0 BB: 1 S: 4 P: 8	R: 1 H: 2 E: 0 LOB: 1 K: 0 BB: 1 S: 4 P: 8	R: 3 H: 2 E: 0 LOB: 0 K: 1 BB: 1 S: 7 P: 11	R: 0 H: 1 E: 0 LOB: 2 K: 2 BB: 1 S: 8 P: 12	R: 0 H: 0 E: 0 LOB: 0 K: 0 BB: 0 S: 3 P: 3	R: 0 H: 0 E: 0 LOB: 0 K: 0 BB: 0 S: 3 P: 3	R: 0 H: 1 E: 0 LOB: 1 K: 1 BB: 0 S: 6 P: 6	R: 0 H: 1 E: 0 LOB: 3 K: 0 BB: 2 S: 4 P: 12	1B: 7 2B: 2 3B: 0 HR: 1	SF: 0 SAC: 0 DP: 1 HBP: 0			WP: 0 PB: 0 SB: 0 CS: 0		PA: 43	

BOTTOM

San Francisco Giants @ Cincinnati Reds

Crosley Field, Cincinnati, OH

Sat Apr 21 1962, 3:33 AM EST

Att. 6,006 - Unknown

livebaseballscorecards.com

AB	36
R	6
H	10
RBI	6
BB	7
SO	5
LOB	25

PITCHER		IP	WLS	BF	H	R	ER	SO	BB	IBB	HBP	BLK	WP	HR	S	P	ERA	WHIP
Billy O'Dell, L ERA: 4.98	(1, 1)	3.2		21	7	6	5	2	4	0	0	0	0	1	21	37	12.27	3.000
Jim Duffalo, R ERA:	(4, 1)	2.1		9	1	0	0	2	1	0	0	0	0	0	12	16	0.00	0.857
Don Larsen, R ERA: 2.45	(7, 1)	1.0	W	3	0	0	0	0	0	0	0	0	0	0	3	3	0.00	0.000
Stu Miller, R ERA: 3.38	(8, 1)	1.1		7	2	0	0	1	1	0	0	0	0	0	8	12	0.00	2.250
Bobby Bolin, R ERA:	(9, 1)	0.1		1	0	0	0	0	0	0	0	0	0	0	1	1	0.00	0.000

PITCHER		IP	WLS	BF	H	R	ER	SO	BB	IBB	HBP	BLK	WP	HR	S	P	ERA	WHIP
Mike McCormick, L ERA: 15.43	(9, 1)	0.0		1	0	0	0	0	1	0	0	0	0	0	0	4	∞	∞
Richard LeMay, L ERA:	(9, 1)	0.1	S	1	0	0	0	0	0	0	0	0	0	0	1	1	0.00	0.000

Batter	1	2	3	4	5	6	7	8	9	AB	R	H	RBI	BB	SO	LOB
Harvey Kuenn, R (1, 7) OBP: 0.472, SLG: 0.477	0-0 2B		0-0 FC8-6 2-3 ②③			0-0 2B 1B		0-0 F7 ①		4	1	2	0	0	0	2
Chuck Hiller, L (1, 4) OBP: 0.333, SLG: 0.319	0-0 F6 ①			0-0 F8 ①		0-0 F9 ①		0-0 F6 ②		4	0	0	0	0	0	3
Willie Mays, R (1, 8) OBP: 0.346, SLG: 0.512	0-3 K ②			0-0 6-3 ②		0-0 F7 ②		0-0 2-H 1B		4	0	1	1	0	1	2
Orlando Cepeda, R (1, 3) OBP: 0.407, SLG: 0.587	0-0 F7 ③			0-0 E8 ③		0-0 1-H 2B		0-0 F8 ③		4	0	1	1	0	0	2
Felipe Alou, R (1, 9) OBP: 0.462, SLG: 0.792		0-0 5-3 ①			0-0 HR 2B	0-0 F8 ③			0-0 F9 ①	4	1	1	0	0	0	1
Jose Pagan, R (1, 6) OBP: 0.340, SLG: 0.479		0-3 K ②			0-3 K ①		0-0 5-3 ①		4-0 1B BB	3	0	0	0	1	2	1
Jim Davenport, R (1, 5) OBP: 0.348, SLG: 0.500		0-0 F8 ③			0-0 F9 ②		0-0 F7 ②		0-0 1-2 FC6-4 1B	4	0	1	0	0	0	1
Tom Haller, L (1, 2) OBP: 0.429, SLG: 1.286			0-0 FC8-6 SH3-4 1B		0-0 2-H HR		0-3 K ③		0-0 F8 ②	3	1	2	2	0	1	0
Jim Duffalo, R (7, 1)										0	0	0	0	0	0	0
Willie McCovey, L (9, PH)										0	0	0	0	0	0	0
Don Larsen, R (9, PH)										1	0	0	0	0	0	2
Jack Sanford, R (1, 1) OBP: 0.286, SLG: 0.333			0-0 SH3-4 1-2 ①		0-3 K ③			0-0 1B 2B	0-0 1-2f FC6-4 ③	0	0	0	0	0	0	0
Dick Phillips, L (5, PH)										1	0	0	0	0	1	0
Richard LeMay, L (5, 1)										0	0	0	0	0	0	0
Ed Bailey, L (7, 2) OBP: 0.409, SLG: 0.576										1	1	1	0	0	0	0
Manny Mota, R (9, PH) OBP: 0.125, SLG: 0.125										1	0	0	0	0	0	2
Inning Stats	R: 0 E: 0 K: 1 S: 6 H: 1 LOB: 1 BB: 0 P: 6	R: 0 E: 0 K: 1 S: 5 H: 0 LOB: 0 BB: 0 P: 5	R: 0 E: 0 K: 0 S: 3 H: 1 LOB: 0 BB: 0 P: 3	R: 0 E: 1 K: 0 S: 3 H: 0 LOB: 1 BB: 0 P: 3	R: 2 E: 0 K: 2 S: 9 H: 2 LOB: 0 BB: 0 P: 9	R: 1 E: 0 K: 0 S: 5 H: 2 LOB: 1 BB: 0 P: 5	R: 0 E: 0 K: 1 S: 5 H: 0 LOB: 0 BB: 0 P: 5	R: 1 E: 0 K: 0 S: 5 H: 2 LOB: 1 BB: 0 P: 5	R: 0 E: 0 K: 0 S: 4 H: 1 LOB: 2 BB: 1 P: 8	1B: 4 2B: 5 3B: 0 HR: 1	SF: 0 SAC: 1 DP: 1 HBP: 0						

TOP

San Francisco Giants @ Cincinnati Reds

Crosley Field, Cincinnati, OH

Sun Apr 22 1962, 3:33 AM EST

Att. 6,583 - Unknown

livebaseballscorecards.com

AB	34
R	4
H	9
RBI	4
BB	1
SO	5
LOB	16

WP: 0 PB: 0 SB: 0 CS: 0 PA: 36

PITCHER		IP	WLS	BF	H	R	ER	SO	BB	IBB	HBP	BLK	WP	HR	S	P	ERA	WHIP
Joey Jay, R ERA: 5.64	(1, 1)	7.0	W	27	7	4	4	5	0	0	0	0	0	1	37	37	5.14	1.000
Dave Sisler, R ERA: 2.7	(8, 1)	1.1		7	2	0	0	0	1	0	0	0	0	0	6	10	0.00	2.250
Bill Henry, L ERA: 3.6	(9, 1)	0.2	S	2	0	0	0	0	0	0	0	0	0	0	2	2	0.00	0.000

PITCHER	IP	WLS	BF	H	R	ER	SO	BB	IBB	HBP	BLK	WP	HR	S	P	ERA	WHIP

Batter	1	2	3	4	5	6	7	8	9	AB	R	H	RBI	BB	SO	LOB
Don Blasingame, L (1, 4) OBP: 0.382, SLG: 0.308	K		F8		4-3		2B			4	0	1	0	0	1	0
Eddie Kasko, R (1, 5) OBP: 0.327, SLG: 0.358	G4-6-3 1B			HR 1B	F3		F9			4	1	2	0	0	0	1
Vada Pinson, L (1, 8) OBP: 0.370, SLG: 0.633	G4-6-3 1-2f			1-H HR	F7			1-3		4	1	1	2	0	0	1
Frank Robinson, R (1, 9) OBP: 0.302, SLG: 0.295		1-3		6-3		F8		F7		4	0	0	0	0	0	0
Gordy Coleman, L (1, 3) OBP: 0.314, SLG: 0.370		6-3		HR 2B		2-3		1-3		4	1	1	0	0	0	0
Wally Post, R (1, 7) OBP: 0.364, SLG: 0.579		1-3		K		HR				3	1	1	1	0	1	1
Johnny Edwards, L (1, 2) OBP: 0.341, SLG: 0.382			1B G4-6-3 2B	2-H HR		K				3	2	2	2	0	1	0
Leo Cardenas, R (1, 6) OBP: 0.370, SLG: 0.261			G4-6-3 2-3 1B	BB			K			2	0	1	0	1	1	0
Joey Jay, S (1, 1) OBP: 0.250, SLG: 0.143 Dave Sisler, R (8, 1) Bill Henry, L (9, 1)			G4-6-3 1-2f 3-H	1-3			6-3			3 0 0	0 0 0	0 0 0	0 0 0	0 0 0	0 0 0	2 0 0
Inning Stats	R: 0 E: 0 K: 1 S: 5 H: 1 LOB: 0 BB: 0 P: 5	R: 0 E: 0 K: 0 S: 3 H: 0 LOB: 0 BB: 0 P: 3	R: 1 E: 0 K: 0 S: 4 H: 2 LOB: 0 BB: 0 P: 4	R: 4 E: 0 K: 1 S: 9 H: 4 LOB: 1 BB: 1 P: 13	R: 0 E: 0 K: 0 S: 3 H: 0 LOB: 0 BB: 0 P: 3	R: 1 E: 0 K: 1 S: 6 H: 1 LOB: 0 BB: 0 P: 6	R: 0 E: 0 K: 1 S: 6 H: 1 LOB: 1 BB: 0 P: 6	R: 0 E: 0 K: 0 S: 3 H: 0 LOB: 0 BB: 0 P: 3		1B: 3 2B: 3 3B: 0 HR: 3 SF: 0 SAC: 0 DP: 2 HBP: 0						

PITCHER		IP	WLS	BF	H	R	ER	SO	BB	IBB	HBP	BLK	WP	HR	S	P	ERA	WHIP
Jack Sanford, R ERA: 5.5	(1, 1)	4.0	L	18	7	5	5	2	1	0	0	0	0	2	21	25	11.25	2.000
Richard LeMay, L ERA: 2.25	(5, 1)	2.2		10	2	1	1	2	0	0	0	0	0	1	14	14	3.38	0.750
Jim Duffalo, R ERA:	(7, 1)	1.1		4	0	0	0	0	0	0	0	0	0	0	4	4	0.00	0.000

PITCHER		IP	WLS	BF	H	R	ER	SO	BB	IBB	HBP	BLK	WP	HR	S	P	ERA	WHIP

BOTTOM

San Francisco Giants @ Cincinnati Reds

Crosley Field, Cincinnati, OH

Sun Apr 22 1962, 3:33 AM EST

Att. 6,583 - Unknown

livebaseballscorecards.com

AB	31
R	6
H	9
RBI	5
BB	1
SO	4
LOB	5

Batter	1	2	3	4	5	6	7	8	9	AB	R	H	RBI	BB	SO	LOB
Harvey Kuenn, R (1, 7) OBP: 0.500, SLG: 0.500	BB, BB, PB, 1B	E2, BB, 2-H, 1B		BBB, 4-0, BB			1-3		1B, 1B	4	2	3	0	1	0	0
Chuck Hiller, L (1, 4) OBP: 0.321, SLG: 0.308	F8	F4		3-1			F2		1-2, 1B	5	0	1	0	0	0	3
Willie Mays, R (1, 8) OBP: 0.368, SLG: 0.500	BBBB, 4-0, PB, BB, 1-2, BB	BBB, 4-0, 1-2, BB			SSS, 0-3, K		SSS, 0-3, K		1-2, 2-H, 1B	3	0	1	1	2	2	0
Orlando Cepeda, R (1, 3) OBP: 0.373, SLG: 0.529	F9	F9			F2			6-3	SSS, K	5	0	0	0	0	1	6
Felipe Alou, R (1, 9) OBP: 0.439, SLG: 0.731	BBBB, 4-0, PB, 1-2, 2-3, BB		SSS, 0-3, K		6-3			F8	5-3	4	0	0	0	1	1	2
Jose Pagan, R (1, 6) OBP: 0.370, SLG: 0.480	BBBB, 4-0, 1-2, 2-3, 3-H, BB	BBB, 4-0, F9, BB				F5		S, 1B		2	0	1	0	2	0	0
Ed Bailey, L (1, 2) OBP: 0.417, SLG: 0.639	SSS, 0-3, K		0-0, F9, 1-2			HR		4-0, FC6-4, 1-2, IBB		3	1	1	1	1	1	4
Jim Davenport, R (1, 5) OBP: 0.340, SLG: 0.467		BBB, 4-0, SH1-4, E, BB		F9		6-3		FC6-4, 1-2f		3	1	0	0	1	0	2
Billy Pierce, L (1, 1) OBP: 0.167, SLG: 0.167		SH1-4, 1-2		SSS, 0-3, K		6-3			SSS, K	3	0	0	0	0	2	0
Inning Stats	R: 1 E: 0 K: 1 S: 6 H: 1 LOB: 3 BB: 3 P: 18	R: 1 E: 1 K: 0 S: 4 H: 1 LOB: 2 BB: 2 P: 12	R: 0 E: 0 K: 1 S: 4 H: 0 LOB: 0 BB: 1 P: 8	R: 0 E: 0 K: 1 S: 5 H: 0 LOB: 1 BB: 1 P: 9	R: 0 E: 0 K: 1 S: 5 H: 0 LOB: 0 BB: 0 P: 5	R: 1 E: 0 K: 0 S: 4 H: 1 LOB: 0 BB: 0 P: 4	R: 0 E: 0 K: 1 S: 5 H: 0 LOB: 0 BB: 0 P: 5	R: 0 E: 0 K: 0 S: 4 H: 1 LOB: 2 BB: 1 P: 8	R: 1 E: 0 K: 2 S: 10 H: 3 LOB: 2 BB: 0 P: 10	1B: 6 2B: 0 3B: 0 HR: 1	SF: 0 SAC: 1 DP: 0 HBP: 0						

PITCHER		IP	WLS	BF	H	R	ER	SO	BB	IBB	HBP	BLK	WP	HR	S	P	ERA	WHIP
Jim O'Toole, L ERA: 3.13	(1, 1)	7.0	L	30	3	3	2	5	7	0	0	0	1	1	33	61	2.57	1.429
Jim Brosnan, R ERA: 6.0	(8, 1)	2.0		11	4	1	1	2	0	1	0	0	0	0	14	18	4.50	2.000

PITCHER	IP	WLS	BF	H	R	ER	SO	BB	IBB	HBP	BLK	WP	HR	S	P	ERA	WHIP

TOP

San Francisco Giants @ Cincinnati Reds

Crosley Field, Cincinnati, OH

Mon Apr 23 1962, 6:05 PM EST

Att. 6,483 - Unknown

livebaseballscorecards.com

AB	32
R	4
H	7
RBI	2
BB	8
SO	7
LOB	17

1B: 6	SF: 0	WP: 1	PA: 41
2B: 0	SAC: 1	PB: 1	
3B: 0	DP: 0	SB: 1	
HR: 1	HBP: 0	CS: 0	

Batter	1	2	3	4	5	6	7	8	9	AB	R	H	RBI	BB	SO	LOB
Leo Cardenas, R (1, 6) OBP: 0.323, SLG: 0.222	F8	F8			F7		K			4	0	0	0	0	1	2
Eddie Kasko, R (1, 5) OBP: 0.305, SLG: 0.333	F3		K		F9			L1		4	0	0	0	0	1	0
Vada Pinson, L (1, 8) OBP: 0.379, SLG: 0.660	1B 2B		2B			F9		F7		4	1	2	0	0	0	0
Frank Robinson, R (1, 9) OBP: 0.298, SLG: 0.292	2-H 1B		F3			5-3		F3		4	0	1	1	0	0	1
Wally Post, R (1, 7) OBP: 0.354, SLG: 0.548	F8		F8			E5 E 1B			1-3 1B	4	0	1	0	0	0	2
Gordy Coleman, L (1, 3) OBP: 0.327, SLG: 0.380		1B 1B		K		E9 1-3 1B			1-3 1-2	4	0	2	0	0	1	1
Hank Foiles, R (1, 2)		F8		F4		K			K	4	0	0	0	0	2	4
Cookie Rojas, R (1, 4) OBP: 0.136, SLG: 0.050		L6		F3			F7		F7	4	0	0	0	0	0	2
Jim O'Toole, S (1, 1) OBP: 0.375, SLG: 0.375		1-2 1B			F4		K			2	0	1	0	0	0	0
Cliff Cook, R (7, PH)										1	0	0	0	0	1	0
Jim Brosnan, R (8, 1)										0	0	0	0	0	0	0
Inning Stats	R: 1 E: 0 K: 0 S: 5 H: 2 LOB: 1 BB: 0 P: 5	R: 0 E: 0 K: 0 S: 5 H: 2 LOB: 2 BB: 0 P: 5	R: 0 E: 0 K: 1 S: 6 H: 1 LOB: 1 BB: 0 P: 6	R: 0 E: 0 K: 1 S: 5 H: 0 LOB: 0 BB: 0 P: 5	R: 0 E: 0 K: 0 S: 3 H: 0 LOB: 0 BB: 0 P: 3	R: 0 E: 2 K: 1 S: 7 H: 1 LOB: 2 BB: 0 P: 7	R: 0 E: 0 K: 2 S: 7 H: 0 LOB: 0 BB: 0 P: 7	R: 0 E: 0 K: 0 S: 3 H: 0 LOB: 0 BB: 0 P: 3	R: 0 E: 0 K: 1 S: 6 H: 1 LOB: 1 BB: 0 P: 6	1B: 5 2B: 2 3B: 0 HR: 0	SF: 0 SAC: 0 DP: 0 HBP: 0						

PITCHER	IP	WLS	BF	H	R	ER	SO	BB	IBB	HBP	BLK	WP	HR	S	P	ERA	WHIP
Billy Pierce, L (1, 1) ERA: 1.65	9.0	W	35	7	1	1	6	0	0	0	0	0	0	47	47	1.00	0.778

PITCHER	IP	WLS	BF	H	R	ER	SO	BB	IBB	HBP	BLK	WP	HR	S	P	ERA	WHIP

BOTTOM

San Francisco Giants @ Cincinnati Reds

Crosley Field, Cincinnati, OH

Mon Apr 23 1962, 6:05 PM EST

Att. 6,483 - Unknown

livebaseballscorecards.com

AB	35
R	1
H	7
RBI	1
BB	0
SO	6
LOB	12

WP: 0 PB: 0 SB: 0 CS: 0 PA: 35

Batter	1	2	3	4	5	6	7	8	9	AB	R	H	RBI	BB	SO	LOB
Felix Mantilla, R (1, 5) OBP: 0.364, SLG: 0.462	6-3		K	F3		G1-6-3 1-3 2-H 1B		FC3-6 1-2f		5	0	1	1	0	1	4
Elio Chacon, R (1, 6) OBP: 0.444, SLG: 0.357	G4-6-3 BB		1-4-3 BB		BB 1B BB	G1-6-3 1-2f 3-H		5-3		2	1	0	0	3	0	2
Gus Bell, L (1, 9) OBP: 0.263, SLG: 0.303	G4-6-3 1-2f		1-4-3 1-2		1B 1-2 BB	2B			F8	4	0	1	0	1	0	2
Frank Thomas, R (1, 7) OBP: 0.313, SLG: 0.619		K	5-3		K	F7			BB 1B	5	0	1	0	0	2	4
Ed Bouchee, L (1, 3) OBP: 0.545, SLG: 0.813 Jim Hickman, R (9, PR) OBP: 0.333, SLG: 0.273		BB BB BB		FC6-4 BB	K		P6		FC6-4 1-2 BB	2 0	0 0	0 0	0 0	3 0	1 0	2 0
Charlie Neal, R (1, 4) OBP: 0.385, SLG: 0.429	F7		FC6-4 E 1-2f		FC6-4 1-3 2-H 1B		F4		K	5	0	1	1	0	1	4
Bobby Gene Smith, R (1, 8) OBP: 0.240, SLG: 0.227		BB 1-2 BB		E3 BB 1-3	FC6-4 1-2f		K		FC6-4 1-2f	4	0	0	0	1	1	5
Chris Cannizzaro, R (1, 2) OBP: 0.158, SLG: 0.063 Jim Marshall, L (2, PH) OBP: 0.421, SLG: 0.750 Ray Daviault, R (2, 1) Herb Moford, R (3, 1) OBP: 0.333, SLG: 0.333 Richie Ashburn, L (6, PH) OBP: 0.458, SLG: 0.368 Ken MacKenzie, R (6, 1) Rod Kanehl, R (8, PH) OBP: 0.111, SLG: 0.111 Clem Labine, R (8, 1)		BB 1-2 2-3 BB		K		BB 1B BB		K		0 0 0 1 0 0 1 0	0 0 0 0 1 0 0 0	0 0 0 0 0 0 0 0	0 0 0 0 1 0 0 0	0 1 0 0 0 0 0 0	0 0 0 1 1 0 0 0	0 0 0 2 0 0 1 0
Craig Anderson, R (1, 1) Hobie Landrith, L (2, PH) OBP: 0.400, SLG: 0.333 (2, 2)		K		BB 1-2		1B G1-6-3 1-2 BB		FC3-6 1B		0 2	0 1	0 1	0 0	0 2	0 1	0 3
Inning Stats	R: 0 E: 0 K: 0 S: 2 H: 0 LOB: 0 BB: 1 P: 6	R: 0 E: 0 K: 2 S: 7 H: 0 LOB: 3 BB: 3 P: 19	R: 0 E: 0 K: 1 S: 5 H: 0 LOB: 1 BB: 1 P: 9	R: 0 E: 1 K: 1 S: 6 H: 0 LOB: 3 BB: 2 P: 14	R: 1 E: 0 K: 2 S: 8 H: 1 LOB: 2 BB: 2 P: 16	R: 2 E: 0 K: 0 S: 4 H: 2 LOB: 1 BB: 2 P: 12	R: 0 E: 0 K: 1 S: 5 H: 0 LOB: 0 BB: 0 P: 5	R: 0 E: 0 K: 1 S: 6 H: 1 LOB: 1 BB: 0 P: 6	R: 0 E: 0 K: 1 S: 6 H: 1 LOB: 2 BB: 1 P: 10	1B: 4 2B: 1 3B: 0 HR: 0 SF: 0 SAC: 0 DP: 2 HBP: 0						

PITCHER		IP	WLS	BF	H	R	ER	SO	BB	IBB	HBP	BLK	WP	HR	S	P	ERA	WHIP
Sammy Ellis, R ERA: 4.97	(1, 1)	5.0	W	27	1	3	3	6	11	0	0	0	0	0	28	72	5.40	2.400
Moe Drabowsky, R ERA: 7.71	(6, 1)	4.0	S	16	4	0	0	3	1	0	0	0	0	0	21	25	0.00	1.250

PITCHER	IP	WLS	BF	H	R	ER	SO	BB	IBB	HBP	BLK	WP	HR	S	P	ERA	WHIP

TOP

New York Mets @ Cincinnati Reds

Crosley Field, Cincinnati, OH

Tue Apr 24 1962, 6:05 PM EST

Att. 5,027 - Unknown

livebaseballscorecards.com

AB	31
R	3
H	5
RBI	2
BB	12
SO	9
LOB	28

WP: 0 PB: 0 SB: 0 CS: 0 PA: 43

New York Mets @ Cincinnati Reds

Crosley Field, Cincinnati, OH

Tue Apr 24 1962, 6:05 PM EST

Att. 5,027 - Unknown

BOTTOM

Batter	1	2	3	4	5	6	7	8	9	AB	R	H	RBI	BB	SO	LOB
Don Blasingame, L (1, 4) OBP: 0.385, SLG: 0.300	BBBB 4-0 1B E BB	x 0-0 2B 1B		x 0-0 ① 1-3		SSS 0-3 ② K		x 0-0 ② F8		4	2	1	0	1	1	0
Eddie Kasko, R (1, 5) OBP: 0.328, SLG: 0.387	x 0-0 E 1-3 WP 1B	x 0-0 F9 1-H 2B		x 0-0 ② L8		x 0-0 1B 2B		SSS 0-3 ③ K		5	1	3	1	0	1	0
Vada Pinson, L (1, 8) OBP: 0.387, SLG: 0.702	x 0-0 E4 WP 1-3 1B 3-H	x 0-0 ② F9 2-3		x 0-0 HR		x 0-0 2-3 1B				4	2	2	2	0	0	2
Frank Robinson, R (1, 9) OBP: 0.295, SLG: 0.275	x 0-0 ① 5-3 2-3 3-H	BBBB 4-0 BB		x 0-0 ③ F8		SSS 0-3 ③ K				3	0	0	0	1	1	3
Gordy Coleman, L (1, 3) OBP: 0.322, SLG: 0.370	x 0-0 2B 3-H 1B	x 0-0 ③ F7			x 0-0 ① G3		SSS 0-3 ① K			4	0	1	1	0	1	2
Wally Post, R (1, 7) OBP: 0.404, SLG: 0.689	x 0-0 ② 1-H 1B 2B		x 0-0 HR		x 0-0 2B		BBBB 4-0 BB			3	2	3	1	1	0	0
Johnny Edwards, L (1, 2) OBP: 0.333, SLG: 0.368	x 0-0 3-H 1B		x 0-0 ① F7		x 0-0 ② L7		x 0-0 ② F7			4	0	1	1	0	0	2
Leo Cardenas, R (1, 6) OBP: 0.286, SLG: 0.194	x 0-0 ③ F7		x 0-0 ② F7		x 0-0 ③ 1-3		x 0-0 ③ 5-3			4	0	0	0	0	0	3
Sammy Ellis, L (1, 1) OBP: 0.200, SLG: 0.200 Moe Drabowsky, R (6, 1)		SSS 0-3 ① K	x 0-0 ③ F7			SSS 0-3 ① K		SSS 0-3 ① K		2 2	0 0	0 0	0 0	0 0	1 2	0 0
Inning Stats	R: 4 H: 4 E: 1 LOB: 1 K: 0 BB: 1 S: 7 P: 11	R: 1 H: 2 E: 0 LOB: 2 K: 1 BB: 1 S: 7 P: 11	R: 1 H: 1 E: 0 LOB: 0 K: 0 BB: 0 S: 4 P: 4	R: 1 H: 1 E: 0 LOB: 0 K: 0 BB: 0 S: 4 P: 4	R: 0 H: 1 E: 0 LOB: 1 K: 0 BB: 0 S: 4 P: 4	R: 0 H: 2 E: 0 LOB: 2 K: 3 BB: 0 S: 11 P: 11	R: 0 H: 0 E: 0 LOB: 1 K: 1 BB: 1 S: 5 P: 9	R: 0 H: 0 E: 0 LOB: 0 K: 2 BB: 0 S: 7 P: 7		1B: 5 SF: 0 2B: 4 SAC: 0 3B: 0 DP: 0 HR: 2 HBP: 0						

livebaseballscorecards.com

AB	35
R	7
H	11
RBI	6
BB	3
SO	7
LOB	12

WP: 1 PA: 38
PB: 0
SB: 0
CS: 0

PITCHER		IP	WLS	BF	H	R	ER	SO	BB	IBB	HBP	BLK	WP	HR	S	P	ERA	WHIP
Craig Anderson, R ERA: 3.18	(1, 1)	1.0	L	8	4	4	2	0	1	0	0	0	1	0	7	11	18.00	5.000
Ray Daviault, R ERA: 9.0	(2, 1)	1.0		6	2	1	1	1	1	0	0	0	0	0	7	11	9.00	3.000
Herb Moford, R ERA: 7.45	(3, 1)	3.0		12	3	2	2	0	0	0	0	0	0	2	12	12	6.00	1.000
Ken MacKenzie, L ERA: 5.14	(6, 1)	2.0		9	2	0	0	4	1	0	0	0	0	0	16	20	0.00	1.500
Clem Labine, R ERA: 11.25	(8, 1)	1.0		3	0	0	0	2	0	0	0	0	0	0	7	7	0.00	0.000

PITCHER	IP	WLS	BF	H	R	ER	SO	BB	IBB	HBP	BLK	WP	HR	S	P	ERA	WHIP

New York Mets @ Cincinnati Reds

Crosley Field, Cincinnati, OH

Wed Apr 25 1962, 6:05 PM EST

Att. 5,563 - Unknown

TOP

livebaseballscorecards.com

Batter	1	2	3	4	5	6	7	8	9	AB	R	H	RBI	BB	SO	LOB
Richie Ashburn, L (1, 8) OBP: 0.464, SLG: 0.391	0-0 1B 6-3 1B		0-0 S 1B			0-0 ① F5		0-0 ③ P3		4	1	2	0	0	0	0
Elio Chacon, R (1, 6) OBP: 0.455, SLG: 0.353	0-0 ① 1-3 1B		SSS 0-3 ③ K 1-2			BBBB 4-0 BB			0-0 ① P4	3	0	1	0	1	1	1
Gus Bell, L (1, 9) OBP: 0.238, SLG: 0.270	0-0 ② 6-3 3-H			0-0 ① F8		0-0 ② F8			0-0 ② 3-1	4	0	0	1	0	0	1
Frank Thomas, R (1, 7) OBP: 0.308, SLG: 0.587	0-0 ③ 6-3			0-0 1B		0-0 ③ 1-3			0-0 E7	4	0	1	0	0	0	1
Ed Bouchee, L (1, 3) OBP: 0.462, SLG: 0.650		0-0 ① 4-3		0-0 ② P6			SSS 0-3 ① K2-3		SSS 0-3 ③ K	4	0	0	0	0	2	2
Charlie Neal, R (1, 4) OBP: 0.357, SLG: 0.395		SSS 0-3 ② K		SSS 0-3 ③ K			0-0 ② 1-3			3	0	0	0	0	2	1
Don Zimmer, R (1, 5) OBP: 0.122, SLG: 0.077		0-0 ③ 6-3			0-0 ① F7		0-0 ③ F8			3	0	0	0	0	0	0
Chris Cannizzaro, R (1, 2) OBP: 0.136, SLG: 0.053			SSS 0-3 ① K		0-0 ② 1-3			SSS 0-3 ① K2-3		3	0	0	0	0	2	0
Bob Miller, R (1, 1)			0-0 ② 1-3		0-0 ③ 5-3			0-0 ② P6		1	0	0	0	0	0	0
Bob Moorhead, R (3, 1)										1	0	0	0	0	0	0
Al Jackson, L (6, 1)										0	0	0	0	0	0	0
Jim Marshall, L (8, PH) OBP: 0.400, SLG: 0.706										1	0	0	0	0	0	0
Sherman Jones, L (8, 1) OBP: 0.333, SLG: 0.333										0	0	0	0	0	0	0

	AB	31
	R	1
	H	4
	RBI	1
	BB	1
	SO	7
	LOB	6

Inning Stats	1	2	3	4	5	6	7	8	9	1B: 4 SF: 0	WP: 0 PA: 32
	R: 1 H: 2 E: 0 LOB: 0 K: 0 BB: 0 S: 4 P: 4	R: 0 H: 0 E: 0 LOB: 0 K: 1 BB: 0 S: 5 P: 5	R: 0 H: 1 E: 0 LOB: 1 K: 2 BB: 0 S: 8 P: 8	R: 0 H: 1 E: 0 LOB: 1 K: 1 BB: 0 S: 6 P: 6	R: 0 H: 0 E: 0 LOB: 0 K: 0 BB: 0 S: 3 P: 3	R: 0 H: 0 E: 0 LOB: 1 K: 0 BB: 1 S: 3 P: 7	R: 0 H: 0 E: 0 LOB: 0 K: 1 BB: 0 S: 5 P: 5	R: 0 H: 0 E: 0 LOB: 0 K: 1 BB: 0 S: 5 P: 5	R: 0 H: 0 E: 1 LOB: 1 K: 1 BB: 0 S: 6 P: 6	2B: 0 SAC: 0 3B: 0 DP: 0 HR: 0 HBP: 0	PB: 0 SB: 1 CS: 0

PITCHER	IP	WLS	BF	H	R	ER	SO	BB	IBB	HBP	BLK	WP	HR	S	P	ERA	WHIP
Bob Purkey, R (1, 1) ERA: 3.26	9.0	W	32	4	1	1	7	1	0	0	0	0	0	45	49	1.00	0.556

PITCHER	IP	WLS	BF	H	R	ER	SO	BB	IBB	HBP	BLK	WP	HR	S	P	ERA	WHIP

Batter	1	2	3	4	5	6	7	8	9	AB	R	H	RBI	BB	SO	LOB
Don Blasingame, L (1, 4) OBP: 0.409, SLG: 0.281	L8		HBP	F8		BB		BB		2	2	0	0	2	0	0
Eddie Kasko, R (1, 5) OBP: 0.324, SLG: 0.379	5-3		G4-6-3	F7		F9		G5-4		4	1	1	0	0	0	2
Cliff Cook, R (7, 5)										1	0	0	0	0	0	1
Vada Pinson, L (1, 8) OBP: 0.403, SLG: 0.710	2B		G4-6-3 BB		P4	E9		4-3		5	1	3	2	0	0	1
Frank Robinson, R (1, 9) OBP: 0.292, SLG: 0.259	5-3		G4-6-3 BB		F7	F8				3	0	0	0	1	0	2
Gordy Coleman, L (1, 3) OBP: 0.317, SLG: 0.362		F7	G4-6-3		1B		3-1			4	0	1	0	0	0	2
Wally Post, R (1, 7) OBP: 0.429, SLG: 0.688		1-3	1B		K		FC1-6 BB			3	1	2	1	1	1	1
Johnny Edwards, L (1, 2) OBP: 0.347, SLG: 0.405		1-3	1B			3B	FC1-6			4	1	2	0	0	0	2
Leo Cardenas, R (1, 6) OBP: 0.308, SLG: 0.286		1B	F8			1B	5-3			4	1	2	2	0	0	3
Bob Purkey, R (1, 1) OBP: 0.231, SLG: 0.167		K		F8		K		6-3		4	0	0	0	0	2	2
Inning Stats	R: 0 H: 1 E: 0 LOB: 1 K: 0 BB: 0 S: 4 P: 4	R: 1 H: 2 E: 0 LOB: 1 K: 1 BB: 0 S: 7 P: 7	R: 3 H: 4 E: 0 LOB: 2 K: 0 BB: 1 S: 6 P: 11	R: 0 H: 0 E: 0 LOB: 0 K: 0 BB: 0 S: 3 P: 3	R: 0 H: 1 E: 0 LOB: 1 K: 1 BB: 0 S: 6 P: 6	R: 3 H: 3 E: 1 LOB: 1 K: 1 BB: 1 S: 8 P: 12	R: 0 H: 0 E: 0 LOB: 1 K: 0 BB: 1 S: 3 P: 7	R: 0 H: 0 E: 0 LOB: 1 K: 0 BB: 1 S: 3 P: 7		1B: 8 SF: 0 2B: 2 SAC: 0 3B: 1 DP: 1 HR: 0 HBP: 1						

PITCHER		IP	WLS	BF	H	R	ER	SO	BB	IBB	HBP	BLK	WP	HR	S	P	ERA	WHIP
Bob Miller, R ERA: 10.13	(1, 1)	2.2	L	15	6	4	4	1	1	0	1	0	0	0	15	20	13.50	2.625
Bob Moorhead, R ERA: 4.85	(3, 1)	3.0		14	4	3	2	2	1	0	0	0	0	0	17	21	6.00	1.667
Al Jackson, L ERA: 8.31	(6, 1)	1.1		6	1	0	0	0	1	0	0	0	0	0	5	9	0.00	1.500
Sherman Jones, R ERA: 5.84	(8, 1)	1.0		4	0	0	0	0	1	0	0	0	0	0	3	7	0.00	1.000

PITCHER	IP	WLS	BF	H	R	ER	SO	BB	IBB	HBP	BLK	WP	HR	S	P	ERA	WHIP

BOTTOM

New York Mets @ Cincinnati Reds

Crosley Field, Cincinnati, OH

Wed Apr 25 1962, 6:05 PM EST

Att. 5,563 - Unknown

livebaseballscorecards.com

AB	34
R	7
H	11
RBI	5
BB	4
SO	3
LOB	16

Batter	1	2	3	4	5	6	7	8	9	AB	R	H	RBI	BB	SO	LOB
Leo Cardenas, R (1, 6) OBP: 0.302, SLG: 0.282	G6-4-3 1B		6-3			G6-4-3 1-2f		G4-6-3 1-2f		4	0	1	0	0	0	2
Eddie Kasko, R (1, 5) OBP: 0.306, SLG: 0.357	G6-4-3 1-2f			6-3		F8			4-3	4	0	0	0	0	0	1
Vada Pinson, L (1, 8) OBP: 0.380, SLG: 0.667	K			F7			4-3		L9	4	0	0	0	0	1	0
Frank Robinson, R (1, 7) OBP: 0.319, SLG: 0.345		1-3 1B		G3			1B		HR	4	1	3	1	0	0	0
Wally Post, R (1, 9) OBP: 0.417, SLG: 0.712		1-3 1-2			HR		K		5-3	4	1	1	1	0	1	2
Gordy Coleman, L (1, 3) OBP: 0.303, SLG: 0.344		K			6-3		5-3			3	0	0	0	0	1	2
Hank Foiles, R (1, 2) OBP: 0.143, SLG: 0.286		K			1-3			1B 2B		3	1	1	0	0	1	1
Cookie Rojas, R (1, 4) OBP: 0.160, SLG: 0.087			F9		L4			G4-6-3 2-H 1B		3	0	1	1	0	0	0
Joey Jay, S (1, 1) OBP: 0.222, SLG: 0.125			F9			G6-4-3 1B		P4		1	0	0	0	0	0	0
Joe Gaines, R (6, PH) OBP: 1.000, SLG: 1.000										1	0	1	0	0	0	0
Johnny Klippstein, R (6, 1)										0	0	0	0	0	0	0
Bob Miller, R (7, 1)										0	0	0	0	0	0	0
Howie Nunn, R (7, 1)										1	0	0	0	0	0	1

TOP

Cincinnati Reds @ St. Louis Cardinals

Sportsman's Park, St. Louis, MO

Fri Apr 27 1962, 7:05 PM EST

Att. 14,105 - Unknown - 72 F

livebaseballscorecards.com

	AB	R	H	RBI	BB	SO	LOB
	32	3	8	3	0	4	9

Inning Stats	1	2	3	4	5	6	7	8	9	1B	SF	WP	PA
R	0	0	0	0	1	0	0	1	1	5	0	0	32
E	0	0	0	0	0	0	0	0	0	2B	1	SAC	0	PB	0
K	1	2	0	0	0	0	1	0	0	3B	0	DP	3	SB	0
S	5	8	3	3	4	3	6	4	4	HR	2	HBP	0	CS	0
H	1	1	0	0	1	1	1	2	1						
LOB	0	1	0	0	0	0	0	0	0						
BB	0	0	0	0	0	0	0	0	0						
P	5	8	3	3	4	3	6	4	4						

PITCHER	IP	WLS	BF	H	R	ER	SO	BB	IBB	HBP	BLK	WP	HR	S	P	ERA	WHIP
Curt Simmons, L (1, 1) ERA: 1.67	9.0	W	32	8	3	3	4	0	0	0	0	0	2	40	40	3.00	0.889

PITCHER	IP	WLS	BF	H	R	ER	SO	BB	IBB	HBP	BLK	WP	HR	S	P	ERA	WHIP

Cincinnati Reds @ St. Louis Cardinals

Sportsman's Park, St. Louis, MO

Fri Apr 27 1962, 7:05 PM EST
Att. 14,105 - Unknown - 72 F

livebaseballscorecards.com

BOTTOM

Batter	1	2	3	4	5	6	7	8	9	AB	R	H	RBI	BB	SO	LOB
Curt Flood, R (1, 8) OBP: 0.442, SLG: 0.633	F9		FC6-4 1-2f FC5-2	E1 1-2 2-3 3-H		SH1-4 1-2	2B 1-H 3-H			4	2	1	2	0	0	3
Julian Javier, R (1, 4) OBP: 0.343, SLG: 0.444	K		FC5-2 1-3	SF8 3-H		K	1B 2-H			4	1	2	2	0	2	1
Ken Boyer, R (1, 5) OBP: 0.375, SLG: 0.596	2B		FC5-2 1-2 3-H	2B 1-H 2-H		K	1B 3-1 2-H			5	1	3	3	0	1	3
Stan Musial, L (1, 9) OBP: 0.388, SLG: 0.429	6-3		G3	L3			BB 2B 1B			4	0	1	0	0	0	4
Doug Clemens, L (7, PR) (8, 9) OBP: 0.421, SLG: 0.333							3-1 1-3			1	1	1	0	0	0	0
Bill White, L (1, 3) OBP: 0.309, SLG: 0.419		3-1		F9	F7		BB 2B 1-2 1B			4	1	0	1	1	0	1
Minnie Minoso, R (1, 7) OBP: 0.200, SLG: 0.300		F7		WP 2B	F7		3-1 1-2 3-H			5	2	2	1	0	0	2
Don Landrum, L (8, 7) OBP: 0.448, SLG: 0.400							1B 1-3 2-H 2B			0	0	0	0	0	0	0
Carl Sawatski, L (1, 2) OBP: 0.550, SLG: 0.824		BB		1B E 2-H	HR		6-3			2	2	2	2	1	0	0
Gene Oliver, R (7, PH) (8, 2) OBP: 0.442, SLG: 0.632				2B			1B PB 2-3 3-H 1B	K		2	1	1	1	0	1	0
Julio Gotay, R (1, 6) OBP: 0.348, SLG: 0.381		4-3		E9 E 1B SF8	F2		PB 2B 1-3 3-H 1B	P4		4	2	1	1	0	0	2
Alex Grammas, R (8, 6) OBP: 0.154, SLG: 0.154										1	0	0	0	0	0	0
Curt Simmons, L (1, 1) OBP: 0.615, SLG: 0.500			FC6-4 BB	E 2B 1-2 2-3 1B		SH1-4 BB	K	4-3		3	1	1	0	2	1	2

AB	39
R	14
H	15
RBI	13
BB	4
SO	5
LOB	18

Inning Stats	1	2	3	4	5	6	7	8	9
	R: 0 E: 0 K: 1 S: 6	H: 1 LOB: 1 BB: 0 P: 6	R: 0 E: 0 K: 0 S: 3	H: 0 LOB: 1 BB: 1 P: 7	R: 0 E: 0 K: 0 S: 4	H: 1 LOB: 2 BB: 1 P: 8	R: 5 E: 2 K: 0 S: 9	H: 4 LOB: 1 BB: 0 P: 9	R: 1 E: 0 K: 0 S: 4	H: 1 LOB: 0 BB: 0 P: 4	R: 0 E: 0 K: 2 S: 7	H: 0 LOB: 1 BB: 1 P: 11	R: 8 E: 0 K: 1 S: 13	H: 8 LOB: 2 BB: 1 P: 17	R: 0 E: 0 K: 1 S: 5	H: 0 LOB: 0 BB: 0 P: 5

| | | | | | | | | | |

Batter	1	2	3	4	5	6	7	8	9	AB	R	H	RBI	BB	SO	LOB
Leo Cardenas, R (1, 6) OBP: 0.271, SLG: 0.250	4-3		5-3		L6-4 2-3		4-3		G4-6-3 1-2f	5	0	0	0	0	0	6
Eddie Kasko, R (1, 5) OBP: 0.303, SLG: 0.342	6-3			F7		5-3		BBBB FC4-6 BB		3	0	0	0	1	0	0
Vada Pinson, L (1, 8) OBP: 0.373, SLG: 0.643	K			2B 1B		4-3		FC4-6 1-2f		4	1	1	0	0	1	1
Frank Robinson, R (1, 7) OBP: 0.315, SLG: 0.355		E6 PB SF7		1-H 2B		5-3		P3		4	1	1	0	0	0	1
Wally Post, R (1, 9) OBP: 0.406, SLG: 0.679		P4 1-3		F9			1B 1B 1B	5-3		4	1	1	0	0	0	3
Gordy Coleman, L (1, 3) OBP: 0.314, SLG: 0.333		BBBB CS BB		F8			F2		BBBB 2B SF8 BB	2	1	0	0	2	0	2
Johnny Edwards, L (1, 2) OBP: 0.377, SLG: 0.467		SF7 3-H			FC1-5 1B 1B		1B 1-2 1B		SF8 1-3 2B	3	0	3	1	0	0	0
Cookie Rojas, R (1, 4) OBP: 0.214, SLG: 0.154 Jerry Lynch, L (9, PH) OBP: 0.308, SLG: 0.833		CS 1-2	F7		L6-4 FC1-5 1-2 1B		1-3 2-H 1B		SF8 2-3 3-H	3 0	0 0	2 0	1 1	0 0	0 0	0 0
Jim O'Toole, S (1, 1) OBP: 0.300, SLG: 0.300 Don Pavletich, R (7, PH) Jim Brosnan, R (7, 1) Marty Keough, L (9, PH) OBP: 0.500, SLG: 0.333			SSS K		FC1-5 1-2 2-3f		P6		BBBB G4-6-3 BB	2 1 0 0	0 0 0 0	0 0 0 0	0 0 0 1	0 0 0 0	1 0 0 0	2 2 0 0
Inning Stats	R: 0 E: 0 K: 1 S: 5 H: 0 LOB: 0 BB: 0 P: 5	R: 1 E: 1 K: 0 S: 3 H: 0 LOB: 0 BB: 1 P: 7	R: 0 E: 0 K: 1 S: 5 H: 0 LOB: 0 BB: 0 P: 5	R: 1 E: 0 K: 0 S: 5 H: 2 LOB: 1 BB: 0 P: 5	R: 0 E: 0 K: 0 S: 4 H: 2 LOB: 1 BB: 0 P: 4	R: 0 E: 0 K: 0 S: 3 H: 0 LOB: 0 BB: 0 P: 3	R: 1 E: 0 K: 0 S: 6 H: 3 LOB: 2 BB: 0 P: 6	R: 0 E: 0 K: 0 S: 3 H: 0 LOB: 1 BB: 1 P: 7	R: 1 E: 0 K: 0 S: 3 H: 1 LOB: 1 BB: 2 P: 11	1B: 6 2B: 3 3B: 0 HR: 0 SF: 2 SAC: 0 DP: 2 HBP: 0						

TOP

Cincinnati Reds @ St. Louis Cardinals

Sportsman's Park, St. Louis, MO

Sat Apr 28 1962, 4:33 AM EST
Att. 7,277 - Unknown - 68 F

livebaseballscorecards.com

AB	31
R	4
H	8
RBI	3
BB	4
SO	2
LOB	17

WP: 0 PB: 2 SB: 0 CS: 1 PA: 38

PITCHER		IP	WLS	BF	H	R	ER	SO	BB	IBB	HBP	BLK	WP	HR	S	P	ERA	WHIP
Ray Sadecki, L ERA: 7.43	(1, 1)	8.0	W	34	8	4	3	2	3	0	0	0	0	0	35	47	3.38	1.375
Lindy McDaniel, R ERA: 0.79	(9, 1)	1.0	S	3	0	0	0	0	1	0	0	0	0	0	2	6	0.00	1.000

PITCHER		IP	WLS	BF	H	R	ER	SO	BB	IBB	HBP	BLK	WP	HR	S	P	ERA	WHIP

Batter	1	2	3	4	5	6	7	8	9	AB	R	H	RBI	BB	SO	LOB
Curt Flood, R (1, 8) OBP: 0.429, SLG: 0.604	P4		5-3		F8		FC4-6, 1B, 3-H			4	0	1	1	0	0	1
Julian Javier, R (1, 4) OBP: 0.366, SLG: 0.478	2B		CS, 1B		2B, 1B, 1-2		FC4-6, 1-2f			4	1	3	0	0	0	1
Minnie Minoso, R (1, 7) OBP: 0.250, SLG: 0.417	K, S S S		CS, 1-2	F9, 1B, 2B	E, 1-H, 2-H, 2B		P4			4	2	2	2	0	1	2
Ken Boyer, R (1, 5) OBP: 0.368, SLG: 0.567	BB, B B B B			F9, 2-3	E5, 3-H			F8		3	0	0	0	1	0	1
Gene Oliver, R (1, 2) OBP: 0.413, SLG: 0.585	6-3			K, S S S		5-3		1-3		3	0	0	0	0	1	3
Jimmie Schaffer, R (7, 2)										1	0	0	0	0	0	0
Bill White, L (1, 3) OBP: 0.319, SLG: 0.424		G4-6-3, 1B		1B, 3-H		P3		K, S S S		4	0	2	1	0	1	0
Charlie James, R (1, 9) OBP: 0.182, SLG: 0.182		P4		F8		6-3				3	0	0	0	0	0	2
Julio Gotay, R (1, 6) OBP: 0.367, SLG: 0.422		G4-6-3, 1-2f			FC1-6, 1B		F7, 1B, 2B			3	1	2	0	0	0	1
Ray Sadecki, L (1, 1) OBP: 0.250, SLG: 0.250		F2			FC1-6, 1B, 2B, 1-2f		F7, 2-3			3	1	0	0	0	0	2
Lindy McDaniel, R (9, 1)										0	0	0	0	0	0	0
Inning Stats	R: 0 E: 0 K: 1 S: 6 H: 1 LOB: 2 BB: 1 P: 10	R: 0 E: 0 K: 0 S: 3 H: 1 LOB: 0 BB: 0 P: 3	R: 0 E: 0 K: 0 S: 3 H: 1 LOB: 0 BB: 0 P: 3	R: 1 E: 0 K: 1 S: 7 H: 2 LOB: 1 BB: 0 P: 7	R: 3 E: 1 K: 0 S: 6 H: 3 LOB: 1 BB: 0 P: 6	R: 0 E: 0 K: 0 S: 3 H: 0 LOB: 0 BB: 0 P: 3	R: 1 E: 0 K: 0 S: 5 H: 2 LOB: 1 BB: 0 P: 5	R: 0 E: 0 K: 1 S: 5 H: 0 LOB: 0 BB: 0 P: 5		1B: 6 2B: 4 3B: 0 HR: 0 SF: 0 SAC: 0 DP: 1 HBP: 0						

PITCHER		IP	WLS	BF	H	R	ER	SO	BB	IBB	HBP	BLK	WP	HR	S	P	ERA	WHIP
Jim O'Toole, L ERA: 3.41	(1, 1)	6.0	L	25	8	4	3	2	1	0	0	0	0	0	28	32	4.50	1.500
Jim Brosnan, R ERA: 5.63	(7, 1)	2.0		8	2	1	1	1	0	0	0	0	0	0	10	10	4.50	1.000

PITCHER	IP	WLS	BF	H	R	ER	SO	BB	IBB	HBP	BLK	WP	HR	S	P	ERA	WHIP

BOTTOM

Cincinnati Reds @ St. Louis Cardinals

Sportsman's Park, St. Louis, MO

Sat Apr 28 1962, 4:33 AM EST

Att. 7,277 - Unknown - 68 F

livebaseballscorecards.com

AB	32
R	5
H	10
RBI	4
BB	1
SO	3
LOB	13

WP: 0 PB: 0 SB: 0 CS: 1 PA: 34

Batter	1	2	3	4	5	6	7	8	9	AB	R	H	RBI	BB	SO	LOB
Leo Cardenas, R (1, 6) OBP: 0.269, SLG: 0.313	6-3		F7			6-3		HR		4	1	1	1	0	0	0
Eddie Kasko, R (1, 5) OBP: 0.304, SLG: 0.333	P6			F8		BB		F9		2	0	0	0	1	0	0
Cliff Cook, R (6, PR) (6, 5)										1	0	0	0	0	0	0
Vada Pinson, L (1, 8) OBP: 0.367, SLG: 0.662	HR			K		F8		F9		4	1	1	1	0	1	1
Frank Robinson, R (1, 7) OBP: 0.299, SLG: 0.333	5-3			1-3		F9			F2	4	0	0	0	0	0	1
Gordy Coleman, L (1, 3) OBP: 0.311, SLG: 0.373		P6			6-3		HR		F8	4	1	1	1	0	0	0
Wally Post, R (1, 9) OBP: 0.397, SLG: 0.650		F3			F9		G5-4-3 1B		P6	4	0	1	0	0	0	0
Johnny Edwards, L (1, 2) OBP: 0.370, SLG: 0.457		6-3			1B 1B		K			1	0	0	0	0	0	0
Don Pavletich, R (4, 2) OBP: 0.200, SLG: 0.200										2	0	1	0	0	1	1
Cookie Rojas, R (1, 4) OBP: 0.226, SLG: 0.172			1-3		1-2 1B		G5-4-3 1-2f			3	0	1	0	0	0	1
Sammy Ellis, L (1, 1) OBP: 0.167, SLG: 0.167			L6		P5			5-3		1	0	0	0	0	0	0
Moe Drabowsky, R (3, 1)										0	0	0	0	0	0	0
Marty Keough, L (5, PH) OBP: 0.400, SLG: 0.250										1	0	0	0	0	0	2
Johnny Klippstein, R (5, 1)										0	0	0	0	0	0	0
Jerry Lynch, L (8, PH) OBP: 0.286, SLG: 0.769										1	0	0	0	0	0	0
Bob Miller, R (8, 1)										0	0	0	0	0	0	0
Inning Stats	R: 1 E: 0 K: 0 S: 4 H: 1 LOB: 0 BB: 0 P: 4	R: 0 E: 0 K: 0 S: 3 H: 0 LOB: 0 BB: 0 P: 3	R: 0 E: 0 K: 0 S: 3 H: 0 LOB: 0 BB: 0 P: 3	R: 0 E: 0 K: 1 S: 5 H: 0 LOB: 0 BB: 0 P: 5	R: 0 E: 0 K: 0 S: 5 H: 2 LOB: 2 BB: 0 P: 5	R: 0 E: 0 K: 0 S: 3 H: 0 LOB: 1 BB: 1 P: 7	R: 1 E: 0 K: 1 S: 6 H: 2 LOB: 0 BB: 0 P: 6	R: 1 E: 0 K: 0 S: 4 H: 1 LOB: 0 BB: 0 P: 4	R: 0 E: 0 K: 0 S: 3 H: 0 LOB: 0 BB: 0 P: 3	1B: 3 2B: 0 3B: 0 HR: 3 SF: 0 SAC: 0 DP: 1 HBP: 0						

PITCHER		IP	WLS	BF	H	R	ER	SO	BB	IBB	HBP	BLK	WP	HR	S	P	ERA	WHIP
Larry Jackson, R ERA: 3.38	(1, 1)	9.0	W	33	6	3	3	2	1	0	0	0	0	3	36	40	3.00	0.778

PITCHER	IP	WLS	BF	H	R	ER	SO	BB	IBB	HBP	BLK	WP	HR	S	P	ERA	WHIP

TOP

Cincinnati Reds @ St. Louis Cardinals

Sportsman's Park, St. Louis, MO

Sun Apr 29 1962, 4:33 AM EDT

Unknown - 73 F

livebaseballscorecards.com

AB	32
R	3
H	6
RBI	3
BB	1
SO	2
LOB	6

REDS

Batter	1	2	3	4	5	6	7	8	9	AB	R	H	RBI	BB	SO	LOB
Curt Flood, R (1, 8) OBP: 0.468, SLG: 0.690	E9 3B	FC6-4 1-2f	1-2 2-H 3-H 1B		SF9 BB 1-2 BB		1B SF7 1B	SF9 3B		5	3	4	2	1	0	1
Julian Javier, R (1, 4) OBP: 0.390, SLG: 0.486	CS 1B		BB BB 2B BB K		K 1-2 2-3 BB		FC3-6 1-3 1B	SF9 3-H		3	1	2	1	2	1	2
Bill White, L (1, 3) OBP: 0.321, SLG: 0.412	K 1-2		BB 2B 1-2 BB P4		SF9 2-3 3-H		SF7 3-H	BB 3B HBP		2	2	0	2	1	1	3
Stan Musial, L (1, 9) OBP: 0.423, SLG: 0.523 Don Landrum, L (5, 9) OBP: 0.438, SLG: 0.370 (7, 7)	3B 1B	2B 1B 1-2 2-3 BB		0-0 HR	0-3 K 1-2		FC3-6 WP S E 1-2f	4-0 3B 1-2 BB		2 2	3 2	2 0	1 0	1 1	0 1	0 3
Ken Boyer, R (1, 5) OBP: 0.405, SLG: 0.656	1-H 3B	1-3 2-H 3-H 1B 2B		F9		BB BB	E 1-3 1B BB	1-H 2-H 3B		4	2	3	5	2	0	0
Minnie Minoso, R (1, 7) OBP: 0.286, SLG: 0.385 Doug Clemens, L (7, 9) OBP: 0.381, SLG: 0.294	5-3		1B FC5-1-5 HBP	K2-3		1-2 BB	E4 1B 1-2 3-H	4-3		2 2	0 0	0 0	0 0	1 0	1 0	1 2
Carl Sawatski, L (1, 2) OBP: 0.542, SLG: 0.750 Jimmie Schaffer, R (7, 2) OBP: 0.250, SLG: 0.250		4-3	HBP FC5-1-5 1-3 2-H 3-H 1B	BB	F7	FC6-4 1-3 2-H 1B				3 1	1 0	1 1	2 1	1 0	0 0	2 0
Julio Gotay, R (1, 6) OBP: 0.358, SLG: 0.408 Alex Grammas, R (7, 6) OBP: 0.143, SLG: 0.143		FC6-4 1B	FC5-1-5 HBP 1-2 1B 3-H	F3	K	FC6-4 1-2f				4 1	1 0	1 0	0 0	0 0	1 0	5 2
Larry Jackson, R (1, 1) OBP: 0.313, SLG: 0.214		P6	1B 1-2 2-3 HBP		BB BB SF9 1B	F3		6-3		4	1	1	0	0	0	3
Inning Stats	R: 2 H: 4 E: 1 LOB: 1 K: 1 BB: 0 S: 8 P: 8	R: 0 H: 1 E: 0 LOB: 1 K: 0 BB: 0 S: 4 P: 4	R: 6 H: 3 E: 0 LOB: 2 K: 1 BB: 3 S: 8 P: 22	R: 1 H: 1 E: 0 LOB: 1 K: 1 BB: 1 S: 6 P: 10	R: 1 H: 1 E: 0 LOB: 1 K: 1 BB: 2 S: 5 P: 13	R: 0 H: 0 E: 0 LOB: 2 K: 1 BB: 2 S: 5 P: 13	R: 3 H: 3 E: 1 LOB: 2 K: 0 BB: 1 S: 7 P: 11	R: 3 H: 2 E: 0 LOB: 1 K: 0 BB: 1 S: 5 P: 10		1B: 9 SF: 3 2B: 1 SAC: 0 3B: 4 DP: 0 HR: 1 HBP: 3						

PITCHER		IP	WLS	BF	H	R	ER	SO	BB	IBB	HBP	BLK	WP	HR	S	P	ERA	WHIP
Sammy Ellis, R ERA: 7.98	(1, 1)	2.0	L	14	6	6	6	1	3	0	0	0	0	0	13	25	27.00	4.500
Moe Drabowsky, R ERA: 8.56	(3, 1)	2.0		12	3	3	3	2	1	0	2	0	0	1	13	19	13.50	2.000
Johnny Klippstein, R ERA: 7.27	(5, 1)	3.0		18	4	4	2	2	5	0	0	0	1	0	17	37	6.00	3.000
Bob Miller, L ERA: 21.94	(8, 1)	1.0		7	2	3	3	0	1	0	1	0	0	0	5	10	27.00	3.000

PITCHER	IP	WLS	BF	H	R	ER	SO	BB	IBB	HBP	BLK	WP	HR	S	P	ERA	WHIP

BOTTOM

Cincinnati Reds @ St. Louis Cardinals

Sportsman's Park, St. Louis, MO

Sun Apr 29 1962, 4:33 AM EDT

Unknown - 73 F

livebaseballscorecards.com

AB	35
R	16
H	15
RBI	14
BB	10
SO	5
LOB	24

Cincinnati Reds @ St. Louis Cardinals

Sportsman's Park, St. Louis, MO

Sun Apr 29 1962, 4:38 AM EDT

Att. 22,568 - Unknown - 77 F

TOP

livebaseballscorecards.com

Batter	1	2	3	4	5	6	7	8	9	AB	R	H	RBI	BB	SO	LOB
Leo Cardenas, R (1, 6) OBP: 0.281, SLG: 0.308	6-3		K		4-3 BB		WP 4-3 1B		5-3	4	0	1	0	1	1	0
Eddie Kasko, R (1, 5) OBP: 0.321, SLG: 0.413	2B		HR 2B		4-3 1-2		F7		HR	5	2	3	1	0	0	2
Vada Pinson, L (1, 8) OBP: 0.357, SLG: 0.671	F8		2-H HR		F8		4-3 1-2		3-1	5	1	1	2	0	0	3
Frank Robinson, R (1, 9) OBP: 0.293, SLG: 0.314	1-3		P4			F2	2-3 BB		5-3	4	0	0	0	1	0	1
Jerry Lynch, L (1, 7) OBP: 0.278, SLG: 0.647		5-3		4-3		5-3 1B	4-3			4	0	1	0	0	0	2
Marty Keough, L (7, 7) OBP: 0.400, SLG: 0.250										0	0	0	0	0	0	0
Gordy Coleman, L (1, 3) OBP: 0.333, SLG: 0.429		BB		HR		5-3 1-2 1B		3-1		3	1	2	1	1	0	0
Hank Foiles, R (1, 2) OBP: 0.091, SLG: 0.182		F8		K		5-3 1-2 2-3		L8		4	0	0	0	0	1	3
Cookie Rojas, R (1, 4) OBP: 0.257, SLG: 0.188		F9		K		IBB		1B		3	0	1	0	1	1	1
Bob Purkey, R (1, 1) OBP: 0.176, SLG: 0.125			F7		P4	K		1-3		4	0	0	0	0	1	4
Inning Stats	R: 0 E: 0 K: 0 S: 4 H: 1 LOB: 1 BB: 0 P: 4	R: 0 E: 0 K: 0 S: 3 H: 0 LOB: 1 BB: 1 P: 7	R: 2 E: 0 K: 1 S: 7 H: 2 LOB: 0 BB: 0 P: 7	R: 1 E: 0 K: 2 S: 8 H: 1 LOB: 0 BB: 0 P: 8	R: 0 E: 0 K: 0 S: 3 H: 0 LOB: 1 BB: 1 P: 7	R: 0 E: 0 K: 1 S: 7 H: 2 LOB: 3 BB: 1 P: 11	R: 0 E: 0 K: 0 S: 4 H: 1 LOB: 2 BB: 1 P: 8	R: 0 E: 0 K: 0 S: 4 H: 1 LOB: 1 BB: 0 P: 4	R: 1 E: 0 K: 0 S: 4 H: 1 LOB: 0 BB: 0 P: 4	1B: 4 2B: 2 3B: 0 HR: 3	SF: 0 SAC: 0 DP: 0 HBP: 0						

	AB	36
	R	4
	H	9
	RBI	4
	BB	4
	SO	4
	LOB	16

WP: 1 PB: 0 SB: 0 CS: 0 PA: 40

PITCHER		IP	WLS	BF	H	R	ER	SO	BB	IBB	HBP	BLK	WP	HR	S	P	ERA	WHIP
Ernie Broglio, R ERA: 2.7	(1, 1)	4.0		17	4	3	3	3	1	0	0	0	0	2	22	26	6.75	1.250
John Anderson, R ERA: 1.69	(5, 1)	2.0		10	2	0	0	1	1	1	0	0	0	0	10	18	0.00	1.500
Lindy McDaniel, R ERA: 1.26	(7, 1)	3.0	L	13	3	1	1	0	1	0	0	0	1	1	12	16	3.00	1.333

PITCHER	IP	WLS	BF	H	R	ER	SO	BB	IBB	HBP	BLK	WP	HR	S	P	ERA	WHIP

Batter	1	2	3	4	5	6	7	8	9	AB	R	H	RBI	BB	SO	LOB
Curt Flood, R (1, 8) OBP: 0.463, SLG: 0.661	P3		BBBB 4-0 1-2 BB	0-0 1-2 2-3 1B		F5			F8	4	0	1	0	1	0	1
Julian Javier, R (1, 4) OBP: 0.366, SLG: 0.453	5-3		0-0 L1-4 2-3	F2			5-3		F7	5	0	0	0	0	0	5
Bill White, L (1, 3) OBP: 0.313, SLG: 0.397	1B		0-0 G3	4-1			F9			5	0	1	0	0	0	4
Stan Musial, L (1, 9) OBP: 0.446, SLG: 0.604	L8			HR	0-0 G5-4-3 1B		1B 1B			4	1	3	1	0	0	1
Ken Boyer, R (1, 5) OBP: 0.410, SLG: 0.647		SSS 0-3 K		1B 1B 1B	F8		FC5-4 1-3 1B			4	1	2	0	0	1	1
Minnie Minoso, R (1, 7) OBP: 0.281, SLG: 0.367		E4		0-0 1B PB 1-2 1B	G5-4-3 1-2f		FC5-4 1-2f			4	1	1	0	0	0	3
Gene Oliver, R (1, 2) OBP: 0.400, SLG: 0.556		F2		0-0 1B PB 1-3 2-H 1B		F7		6-3		4	0	1	1	0	0	1
Julio Gotay, R (1, 6) OBP: 0.351, SLG: 0.396		1-3		SSS 0-3 K		0-0 1B		5-3		4	0	1	0	0	1	3
Ernie Broglio, R (1, 1)			E6 L1-4 BB	BBBB 4-0 1-2 3-H BB		P4		5-3		1	0	0	0	0	0	0
Red Schoendienst, S (4, PH) OBP: 0.286, SLG: 0.167										0	0	0	0	1	0	0
John Anderson, R (5, 1)										0	0	0	0	0	0	0
Carl Warwick, R (6, PH) OBP: 0.375, SLG: 0.500										1	0	0	0	0	0	1
Lindy McDaniel, R (7, 1)										1	0	0	0	0	0	0
Inning Stats	R: 0 E: 0 K: 0 S: 4 H: 1 LOB: 1 BB: 0 P: 4	R: 0 E: 1 K: 1 S: 6 H: 0 LOB: 1 BB: 0 P: 6	R: 0 E: 1 K: 0 S: 3 H: 0 LOB: 1 BB: 1 P: 7	R: 3 E: 0 K: 1 S: 10 H: 5 LOB: 3 BB: 1 P: 14	R: 0 E: 0 K: 0 S: 3 H: 1 LOB: 0 BB: 0 P: 3	R: 0 E: 0 K: 0 S: 4 H: 1 LOB: 1 BB: 0 P: 4	R: 0 E: 0 K: 0 S: 5 H: 2 LOB: 2 BB: 0 P: 5	R: 0 E: 0 K: 0 S: 3 H: 0 LOB: 0 BB: 0 P: 3	R: 0 E: 0 K: 0 S: 3 H: 0 LOB: 0 BB: 0 P: 3	1B: 9 2B: 1 3B: 0 HR: 1	SF: 0 SAC: 0 DP: 2 HBP: 0					

PITCHER	IP	WLS	BF	H	R	ER	SO	BB	IBB	HBP	BLK	WP	HR	S	P	ERA	WHIP
Bob Purkey, R (1, 1) ERA: 3.2	9.0	W	39	10	3	3	2	2	0	0	0	0	1	41	49	3.00	1.333

PITCHER	IP	WLS	BF	H	R	ER	SO	BB	IBB	HBP	BLK	WP	HR	S	P	ERA	WHIP

BOTTOM

Cincinnati Reds @ St. Louis Cardinals

Sportsman's Park, St. Louis, MO

Sun Apr 29 1962, 4:38 AM EDT
Att. 22,568 - Unknown - 77 F

livebaseballscorecards.com

AB	37
R	3
H	10
RBI	2
BB	2
SO	2
LOB	20

WP: 0 PB: 1 SB: 0 CS: 0 PA: 39

Batter	1	2	3	4	5	6	7	8	9	AB	R	H	RBI	BB	SO	LOB
Don Blasingame, L (1, 4) OBP: 0.408, SLG: 0.297	0-0 1-3 1B		0-0 4-3		0-0 9-3 1B	0-3 K2-3			0-0 4-3	5	0	2	0	0	1	0
Eddie Kasko, R (1, 5) OBP: 0.303, SLG: 0.388	0-3 K			0-3 K	0-0 9-3 1-2f		0-0 5-3		0-0 P6	5	0	0	0	0	2	2
Vada Pinson, L (1, 8) OBP: 0.352, SLG: 0.651	0-0 1-3 1-2			0-0 1B 1B	0-3 K		0-0 F7			4	1	1	0	0	1	1
Frank Robinson, R (1, 9) OBP: 0.302, SLG: 0.315	0-0 F8			0-0 1B 1B 1-3 1B		0-3 K	4-0 BB			3	1	1	0	1	1	1
Gordy Coleman, L (1, 3) OBP: 0.341, SLG: 0.425		0-0 3-1		0-0 1B 2B 1-3 3-H 1B		4-0 2B SF7 BB	0-0 F7			3	2	1	1	1	0	1
Wally Post, R (1, 7) OBP: 0.417, SLG: 0.667		0-0 L6		0-0 2B SF7 1-2 3-H 1B		0-0 HR 1-3 2B		4-0 FC4-6 BB		3	2	2	1	1	0	0
Johnny Edwards, L (1, 2) OBP: 0.362, SLG: 0.469		0-0 F7		0-0 1-3 2-H 2B		0-0 SF7 3-H		0-0 FC4-6 G4-3 1-2f		3	0	1	2	0	0	1
Leo Cardenas, R (1, 6) OBP: 0.279, SLG: 0.296			0-0 F8	0-0 SF7 3-H		4-0 HR IBB		0-0 G4-3 1-2f		2	1	0	1	1	0	1
Joey Jay, S (1, 1) OBP: 0.231, SLG: 0.417			0-3 K	0-0 F8		0-0 1-H 2-H HR			0-3 K	4	1	1	3	0	2	1
Inning Stats	R: 0 E: 0 K: 1 S: 6 H: 1 LOB: 1 BB: 0 P: 6	R: 0 E: 0 K: 0 S: 3 H: 0 LOB: 0 BB: 0 P: 3	R: 0 E: 0 K: 1 S: 5 H: 0 LOB: 0 BB: 0 P: 5	R: 4 E: 0 K: 1 S: 10 H: 5 LOB: 1 BB: 0 P: 10	R: 0 E: 0 K: 1 S: 5 H: 1 LOB: 0 BB: 0 P: 5	R: 4 E: 0 K: 2 S: 9 H: 2 LOB: 0 BB: 2 P: 17	R: 0 E: 0 K: 0 S: 3 H: 0 LOB: 1 BB: 1 P: 7	R: 0 E: 0 K: 0 S: 2 H: 0 LOB: 0 BB: 1 P: 6	R: 0 E: 0 K: 1 S: 5 H: 0 LOB: 0 BB: 0 P: 5	1B: 6 2B: 3 3B: 0 HR: 1	SF: 2 SAC: 0 DP: 2 HBP: 0						

Cincinnati Reds @ New York Mets

Polo Grounds, New York, NY

Tue May 01 1962, 7:05 PM EDT

Att. 5,959 - Unknown

TOP

livebaseballscorecards.com

AB	32
R	8
H	9
RBI	8
BB	4
SO	7
LOB	8

WP: 0 PB: 0 SB: 0 CS: 0 PA: 38

PITCHER		IP	WLS	BF	H	R	ER	SO	BB	IBB	HBP	BLK	WP	HR	S	P	ERA	WHIP
Jay Hook, R ERA: 4.71	(1, 1)	3.1	L	16	6	4	4	3	0	0	0	0	0	0	22	22	10.80	1.800
Dave Hillman, R ERA: 7.11	(4, 1)	1.2		5	1	0	0	1	0	0	0	0	0	0	7	7	0.00	0.600
Sherman Jones, R ERA: 9.35	(6, 1)	1.0		7	2	4	4	2	1	1	0	0	0	1	9	17	36.00	3.000
Craig Anderson, R ERA: 4.15	(7, 1)	1.0		4	0	0	0	0	1	0	0	0	0	0	3	7	0.00	1.000
Ken MacKenzie, L ERA: 5.25	(8, 1)	2.0		6	0	0	0	1	1	0	0	0	0	0	7	11	0.00	0.500

PITCHER	IP	WLS	BF	H	R	ER	SO	BB	IBB	HBP	BLK	WP	HR	S	P	ERA	WHIP

Batter	1	2	3	4	5	6	7	8	9	AB	R	H	RBI	BB	SO	LOB
Jim Hickman, R (1, 8) OBP: 0.370, SLG: 0.667	F7		K		1B			HR		4	1	2	1	0	1	0
Elio Chacon, R (1, 6) OBP: 0.295, SLG: 0.189	P6		K		G1-2-3			F9		4	0	0	0	0	1	3
Gus Bell, L (1, 9) OBP: 0.213, SLG: 0.218	3-1		K			F7		4-3		4	0	0	0	0	1	0
Frank Thomas, R (1, 7) OBP: 0.373, SLG: 0.697		HR	K			5-3		K		4	1	1	1	0	2	0
Charlie Neal, R (1, 4) OBP: 0.375, SLG: 0.525		G3 1B		G4-6-3 1B		F3			K	4	0	2	0	0	1	0
Sammy Taylor, L (1, 2) OBP: 0.250, SLG: 0.167		G3 1-2		G4-6-3 1-2f			F7		F3	4	0	0	0	0	0	2
Gil Hodges, R (1, 3) OBP: 0.355, SLG: 0.500		5-3			F9		FC6-4 BB		1B BB	2	0	0	0	2	0	1
Felix Mantilla, R (1, 5) OBP: 0.400, SLG: 0.442		HBP			1B G1-2-3 1B		FC6-4 1-2f		1-2 1B	3	0	2	0	0	0	1
Jay Hook, L (1, 1) OBP: 0.286, SLG: 0.286		K			1-2 1B		P6		6-3	1	0	0	0	0	1	2
Dave Hillman, R (4, 1)										0	0	0	0	0	0	0
Jim Marshall, L (5, PH) OBP: 0.406, SLG: 0.690										1	0	1	0	0	0	0
Sherman Jones, L (6, 1) OBP: 0.400, SLG: 0.400										0	0	0	0	0	0	0
Craig Anderson, R (7, 1)										0	0	0	0	0	0	0
Ed Bouchee, L (7, PH) OBP: 0.471, SLG: 0.692										1	0	0	0	0	0	1
Ken MacKenzie, R (8, 1)										0	0	0	0	0	0	0
Richie Ashburn, L (9, PH) OBP: 0.368, SLG: 0.303										1	0	0	0	0	0	2
Inning Stats	R: 0 E: 0 K: 0 S: 3 H: 0 LOB: 0 BB: 0 P: 3	R: 1 E: 0 K: 1 S: 7 H: 2 LOB: 2 BB: 0 P: 8	R: 0 E: 0 K: 3 S: 9 H: 0 LOB: 0 BB: 0 P: 9	R: 0 E: 0 K: 1 S: 5 H: 1 LOB: 0 BB: 0 P: 5	R: 0 E: 0 K: 0 S: 5 H: 3 LOB: 2 BB: 0 P: 5	R: 0 E: 0 K: 0 S: 3 H: 0 LOB: 0 BB: 0 P: 3	R: 0 E: 1 K: 0 S: 3 H: 0 LOB: 1 BB: 1 P: 7	R: 1 E: 0 K: 1 S: 6 H: 1 LOB: 0 BB: 0 P: 6	R: 0 E: 0 K: 1 S: 6 H: 1 LOB: 2 BB: 1 P: 10	1B: 6 2B: 0 3B: 0 HR: 2	SF: 0 SAC: 0 DP: 2 HBP: 1						

PITCHER	IP	WLS	BF	H	R	ER	SO	BB	IBB	HBP	BLK	WP	HR	S	P	ERA	WHIP
Joey Jay, R (1, 1) ERA: 4.46	9.0	W	36	8	2	2	7	2	0	1	0	0	2	47	56	2.00	1.111

PITCHER	IP	WLS	BF	H	R	ER	SO	BB	IBB	HBP	BLK	WP	HR	S	P	ERA	WHIP

BOTTOM

Cincinnati Reds @ New York Mets

Polo Grounds, New York, NY

Tue May 01 1962, 7:05 PM EDT

Att. 5,959 - Unknown

livebaseballscorecards.com

AB	33
R	2
H	8
RBI	2
BB	2
SO	7
LOB	12

WP: 0	PB: 0	SB: 0	CS: 0
PA: 36			

Batter	1	2	3	4	5	6	7	8	9	AB	R	H	RBI	BB	SO	LOB
Curt Flood, R (1, 8) OBP: 0.412, SLG: 0.600	0-0 CS 1B			0-0 ① 6-3		0-0 ③ 6-3		0-0 ② F3		4	0	1	0	0	0	3
Julian Javier, R (1, 4) OBP: 0.347, SLG: 0.416	0-0 ① F4			0-0 ② F4			0-0 ① F5	0-0 ③ FC6-4 1-2f		4	0	0	0	0	0	3
Minnie Minoso, R (1, 7) OBP: 0.271, SLG: 0.295	0-0 ②③ F7 1-2			0-0 ③ F8			BBBB 4-0 BB		0-0 ① F6	3	0	0	0	1	0	1
Ken Boyer, R (1, 5) OBP: 0.394, SLG: 0.585		0-0 ① F9			0-0 ① F7		0-0 ② F7		0-0 ② F3	4	0	0	0	0	0	1
Gene Oliver, R (1, 2) OBP: 0.393, SLG: 0.574		SSS 0-3 ② K			0-0 ② 5-3		0-0 ③ 5-3		0-0 HR	4	1	1	1	0	1	1
Bill White, L (1, 3) OBP: 0.333, SLG: 0.447		0-0 ③ F6			0-0 ③ 1-3			0-0 ① F2	0-0 ③ F6	4	0	0	0	0	0	0
Charlie James, R (1, 9) OBP: 0.278, SLG: 0.294			0-0 ① F4			0-0 ① F2		0-0 1B 2B		3	1	1	0	0	0	0
Julio Gotay, R (1, 6) OBP: 0.380, SLG: 0.424			SSS 0-3 ② K			0-0 ② F2		0-0 2-H 1B 1B		3	0	1	1	0	1	0
Larry Jackson, R (1, 1) OBP: 0.294, SLG: 0.200 Carl Warwick, R (6, PH) OBP: 0.400, SLG: 0.500 Don Ferrarese, R (6, 1) OBP: 1.000, SLG: 1.000 Red Schoendienst, S (8, PH) OBP: 0.375, SLG: 0.286 Don Landrum, L (8, PR) OBP: 0.438, SLG: 0.370 Ed Bauta, R (8, 1) OBP: 0.333, SLG: 0.333			0-0 ③ 5-3			BBBB 4-0 BB		0-0 1-2 FC6-4 1B		1 0 0 1 0 0	0 0 0 0 0 0	0 0 0 1 0 0	0 0 0 0 0 0	0 1 0 0 0 0	0 0 0 0 0 0	0 0 0 0 0 0
Inning Stats	R: 0 H: 1 E: 0 LOB: 0 K: 0 BB: 0 S: 3 P: 3	R: 0 H: 0 E: 0 LOB: 0 K: 1 BB: 0 S: 5 P: 5	R: 0 H: 0 E: 0 LOB: 0 K: 1 BB: 0 S: 5 P: 5	R: 0 H: 0 E: 0 LOB: 0 K: 0 BB: 0 S: 3 P: 3	R: 0 H: 0 E: 0 LOB: 0 K: 0 BB: 0 S: 3 P: 3	R: 0 H: 0 E: 0 LOB: 1 K: 0 BB: 1 S: 3 P: 7	R: 0 H: 0 E: 0 LOB: 1 K: 0 BB: 1 S: 3 P: 7	R: 1 H: 3 E: 0 LOB: 2 K: 0 BB: 0 S: 6 P: 6	R: 1 H: 1 E: 0 LOB: 0 K: 0 BB: 0 S: 4 P: 4	1B: 3 SF: 0 2B: 1 SAC: 0 3B: 0 DP: 0 HR: 1 HBP: 0						

PITCHER	IP	WLS	BF	H	R	ER	SO	BB	IBB	HBP	BLK	WP	HR	S	P	ERA	WHIP
Jim O'Toole, L (1, 1) ERA: 3.08	9.0	W	33	5	2	2	2	2	0	0	0	0	1	35	43	2.00	0.778

PITCHER	IP	WLS	BF	H	R	ER	SO	BB	IBB	HBP	BLK	WP	HR	S	P	ERA	WHIP

TOP

St. Louis Cardinals @ Cincinnati Reds

Crosley Field, Cincinnati, OH

Fri May 04 1962, 7:05 PM EDT

Att. 10,790 - Unknown

livebaseballscorecards.com

AB	31
R	2
H	5
RBI	2
BB	2
SO	2
LOB	9

Batter	1	2	3	4	5	6	7	8	9	AB	R	H	RBI	BB	SO	LOB
Don Blasingame, L (1, 4) OBP: 0.396, SLG: 0.275	F8		6-3		BB		L4			3	0	0	0	1	0	0
Eddie Kasko, R (1, 5) OBP: 0.290, SLG: 0.371	F5		6-3		K			F6		4	0	0	0	0	1	2
Vada Pinson, L (1, 8) OBP: 0.359, SLG: 0.674	K			HR	F6			BB		3	1	1	1	1	1	2
Frank Robinson, R (1, 9) OBP: 0.311, SLG: 0.355		HR		4-3	F7			BB		3	1	1	1	1	0	2
Gordy Coleman, L (1, 3) OBP: 0.337, SLG: 0.416		4-3		FC1-6 BB 1B		F8		F8		4	0	1	0	0	0	2
Wally Post, R (1, 7) OBP: 0.413, SLG: 0.646		F8		4-0 FC1-6 1-2 BB		K		K		2	0	0	0	1	1	0
Jerry Lynch, L (8, PH) OBP: 0.263, SLG: 0.611										1	0	0	0	0	1	2
Marty Keough, L (9, 7) OBP: 0.400, SLG: 0.250										0	0	0	0	0	0	0
Johnny Edwards, L (1, 2) OBP: 0.344, SLG: 0.442		F6		FC1-6 1-2f 2-3		3-1				3	0	0	0	0	0	2
Leo Cardenas, R (1, 6) OBP: 0.281, SLG: 0.351			HR	L5			K			3	1	1	1	0	1	2
Jim O'Toole, S (1, 1) OBP: 0.308, SLG: 0.308			4-3		E9 1B		K			3	0	1	0	0	1	0
Inning Stats	R: 0 H: 0 E: 0 LOB: 0 K: 1 BB: 0 S: 5 P: 5	R: 1 H: 1 E: 0 LOB: 0 K: 0 BB: 0 S: 4 P: 4	R: 1 H: 1 E: 0 LOB: 0 K: 0 BB: 0 S: 4 P: 4	R: 1 H: 2 E: 0 LOB: 2 K: 0 BB: 1 S: 5 P: 9	R: 0 H: 1 E: 1 LOB: 2 K: 1 BB: 1 S: 6 P: 10	R: 0 H: 0 E: 0 LOB: 0 K: 1 BB: 0 S: 5 P: 5	R: 0 H: 0 E: 0 LOB: 0 K: 2 BB: 0 S: 7 P: 7	R: 0 H: 0 E: 0 LOB: 2 K: 1 BB: 2 S: 5 P: 13		1B: 2 SF: 0 2B: 0 SAC: 0 3B: 0 DP: 0 HR: 3 HBP: 0						

PITCHER		IP	WLS	BF	H	R	ER	SO	BB	IBB	HBP	BLK	WP	HR	S	P	ERA	WHIP
Larry Jackson, R ERA: 3.65	(1, 1)	5.0	L	22	5	3	3	2	2	0	0	0	0	3	24	32	5.40	1.400
Don Ferrarese, L ERA: 6.23	(6, 1)	2.0		6	0	0	0	3	0	0	0	0	0	0	12	12	0.00	0.000
Ed Bauta, R ERA:	(8, 1)	1.0		5	0	0	0	1	2	0	0	0	0	0	5	13	0.00	2.000

PITCHER	IP	WLS	BF	H	R	ER	SO	BB	IBB	HBP	BLK	WP	HR	S	P	ERA	WHIP

BOTTOM

St. Louis Cardinals @ Cincinnati Reds

Crosley Field, Cincinnati, OH

Fri May 04 1962, 7:05 PM EDT

Att. 10,790 - Unknown

livebaseballscorecards.com

AB	29
R	3
H	5
RBI	3
BB	4
SO	6
LOB	14

St. Louis Cardinals @ Cincinnati Reds

Crosley Field, Cincinnati, OH

Sat May 05 1962, 3:33 AM EDT

Att. 5,749 - Unknown

TOP

livebaseballscorecards.com

Batter	1	2	3	4	5	6	7	8	9	AB	R	H	RBI	BB	SO	LOB
Curt Flood, R (1, 8) OBP: 0.389, SLG: 0.565	1-3		6-3			6-3	FC6-4 1-2f 3-H		F9	5	0	0	1	0	0	2
Julian Javier, R (1, 4) OBP: 0.340, SLG: 0.404	5-3		1B			K	6-3		F5	5	0	1	0	0	1	2
Bill White, L (1, 3) OBP: 0.346, SLG: 0.467	PO 1B		F6			4-3		SH1-4 1B 2B	1-2 1B	5	1	3	0	0	0	1
Stan Musial, L (1, 9) OBP: 0.441, SLG: 0.544	PO 1-2	HR 1B		K			BLK 1B 1B	BBB 1B SH1-4 BB	SSS K	3	2	2	0	1	1	0
Don Landrum, L (8, PR) OBP: 0.438, SLG: 0.370 (8, 9)										0	0	0	0	0	0	0
Carl Warwick, R (9, PH) OBP: 0.385, SLG: 0.478 (9, 9)										1	0	0	0	0	1	2
Ken Boyer, R (1, 5) OBP: 0.402, SLG: 0.624		1-H HR		F7			PB 1B 1-H 2B 1B	1-2 2-3		3	2	2	3	0	0	0
Minnie Minoso, R (1, 7) OBP: 0.288, SLG: 0.313		5-3		6-3			2B PB 1-2 1B 1B	2-3 3-H S 1B		4	1	2	1	0	0	0
Carl Sawatski, L (1, 2) OBP: 0.452, SLG: 0.630		F4			F9		1B 1-3 2-H FC6-4 2B	1-2 F4		3	1	1	1	0	0	0
Charlie James, R (8, PH) OBP: 0.263, SLG: 0.278										1	0	0	0	0	0	2
Lindy McDaniel, R (8, 1)										0	0	0	0	0	0	0
Julio Gotay, R (1, 6) OBP: 0.370, SLG: 0.412		1-3			5-3		FC6-4 2-3 3-H 1B	6-3		2	0	0	0	0	0	0
Red Schoendienst, S (7, PH) OBP: 0.444, SLG: 0.375										1	0	1	1	0	0	0
Alex Grammas, R (7, PR) OBP: 0.133, SLG: 0.133 (7, 6)										1	0	0	0	0	0	3
Ray Sadecki, L (1, 1) OBP: 0.250, SLG: 0.250			F7		K		F8		1B 1B	0	0	0	0	0	0	0
Ray Washburn, R (1, 1) OBP: 0.267, SLG: 0.214										2	0	0	0	0	1	0
Paul Toth, R (6, 1)										0	0	0	0	0	0	0
Gene Oliver, R (7, PH) OBP: 0.387, SLG: 0.564										1	0	0	0	0	0	2
John Anderson, R (7, 1)										0	0	0	0	0	0	0
Jimmie Schaffer, R (8, 2) OBP: 0.400, SLG: 0.400										1	0	1	0	0	0	0
Inning Stats	R: 0 E: 0 K: 0 S: 3 H: 1 LOB: 0 BB: 0 P: 3	R: 2 E: 0 K: 0 S: 5 H: 2 LOB: 0 BB: 0 P: 5	R: 0 E: 0 K: 0 S: 4 H: 1 LOB: 1 BB: 0 P: 4	R: 0 E: 0 K: 1 S: 5 H: 0 LOB: 0 BB: 0 P: 5	R: 0 E: 0 K: 1 S: 5 H: 0 LOB: 0 BB: 0 P: 5	R: 0 E: 0 K: 1 S: 5 H: 0 LOB: 0 BB: 0 P: 5	R: 4 E: 0 K: 0 S: 8 H: 5 LOB: 1 BB: 0 P: 8	R: 1 E: 0 K: 0 S: 5 H: 2 LOB: 3 BB: 1 P: 9	R: 0 E: 0 K: 1 S: 7 H: 2 LOB: 2 BB: 0 P: 7	1B: 10 2B: 2 3B: 0 HR: 1 SF: 0 SAC: 1 DP: 0 HBP: 0	WP: 0 PB: 1 SB: 1 CS: 0 PA: 41					

	AB	38
	R	7
	H	13
	RBI	7
	BB	1
	SO	4
	LOB	14

PITCHER		IP	WLS	BF	H	R	ER	SO	BB	IBB	HBP	BLK	WP	HR	S	P	ERA	WHIP
Bob Purkey, R ERA: 3.97	(1, 1)	6.0		25	8	6	6	3	0	0	0	1	0	1	31	31	9.00	1.333
Jim Brosnan, R ERA: 5.79	(7, 1)	1.1		8	3	1	1	0	1	0	0	0	0	0	7	11	6.75	3.000
Bill Henry, L ERA: 2.7	(8, 1)	1.2	W	7	2	0	0	1	0	0	0	0	0	0	9	9	0.00	1.200

PITCHER		IP	WLS	BF	H	R	ER	SO	BB	IBB	HBP	BLK	WP	HR	S	P	ERA	WHIP

Batter	1	2	3	4	5	6	7	8	9	AB	R	H	RBI	BB	SO	LOB
Leo Cardenas, R (1, 6) OBP: 0.290, SLG: 0.371	2B	6-3		F8		6-3			1B	5	2	2	0	0	0	0
Eddie Kasko, R (1, 5) OBP: 0.296, SLG: 0.366	1B	F3		5-3		F2			BB	4	1	1	0	1	0	0
Vada Pinson, L (1, 8) OBP: 0.371, SLG: 0.733	BB	HR			HR		G3		K	4	3	2	2	1	1	2
Frank Robinson, R (1, 9) OBP: 0.326, SLG: 0.375	2B	F8			1B		E5		IBB	4	1	2	3	1	0	0
Wally Post, R (1, 7) OBP: 0.413, SLG: 0.638	SF		F4		1B		F7		1B	4	1	2	2	0	0	0
Gordy Coleman, L (1, 3) OBP: 0.333, SLG: 0.400	F7		BB		F7			4-3		3	0	0	0	1	0	3
Johnny Edwards, L (1, 2) OBP: 0.323, SLG: 0.411	K		F7		4-3			F7		4	0	0	0	0	1	4
Cookie Rojas, R (1, 4) OBP: 0.256, SLG: 0.194	1B		1-3		F6			6-3		4	0	1	1	0	0	3
Bob Purkey, R (1, 1) OBP: 0.150, SLG: 0.105 Jim Brosnan, R (7, 1) Bill Henry, L (8, 1) Jerry Lynch, L (9, PH) OBP: 0.250, SLG: 0.579	F3			F9		K			4-3	3 0 0 1	0 0 0 0	0 0 0 0	0 0 0 0	0 0 0 0	1 0 0 0	1 0 0 0
Inning Stats	R: 5 E: 1 K: 1 S: 10 H: 4 LOB: 1 BB: 1 P: 14	R: 1 E: 0 K: 0 S: 4 H: 1 LOB: 0 BB: 0 P: 4	R: 0 E: 0 K: 0 S: 3 H: 0 LOB: 1 BB: 1 P: 7	R: 0 E: 0 K: 0 S: 3 H: 0 LOB: 0 BB: 0 P: 3	R: 1 E: 0 K: 0 S: 6 H: 3 LOB: 2 BB: 0 P: 6	R: 0 E: 0 K: 1 S: 5 H: 0 LOB: 0 BB: 0 P: 5	R: 0 E: 1 K: 0 S: 3 H: 0 LOB: 0 BB: 0 P: 3	R: 0 E: 0 K: 0 S: 3 H: 0 LOB: 0 BB: 0 P: 3	R: 1 E: 0 K: 1 S: 6 H: 2 LOB: 3 BB: 2 P: 14	1B: 6 2B: 2 3B: 0 HR: 2 SF: 1 SAC: 0 DP: 0 HBP: 0				WP: 0 PB: 0 SB: 3 CS: 0	PA: 41	

PITCHER		IP	WLS	BF	H	R	ER	SO	BB	IBB	HBP	BLK	WP	HR	S	P	ERA	WHIP
Ray Sadecki, L ERA: 9.64	(1, 1)	0.2		8	4	5	4	1	1	0	0	0	0	0	9	13	54.00	7.500
Ray Washburn, R ERA: 4.64	(1, 1)	4.1		18	4	2	2	0	1	0	0	0	0	2	17	21	4.15	1.154
Paul Toth, R ERA: 13.5	(6, 1)	1.0		3	0	0	0	1	0	0	0	0	0	0	5	5	0.00	0.000
John Anderson, R ERA: 1.42	(7, 1)	1.0		3	0	0	0	0	0	0	0	0	0	0	3	3	0.00	0.000
Lindy McDaniel, R ERA: 1.69	(8, 1)	1.2	L	9	2	1	1	1	1	1	0	0	0	0	9	17	5.40	1.800

PITCHER	IP	WLS	BF	H	R	ER	SO	BB	IBB	HBP	BLK	WP	HR	S	P	ERA	WHIP

BOTTOM

St. Louis Cardinals @ Cincinnati Reds

Crosley Field, Cincinnati, OH

Sat May 05 1962, 3:33 AM EDT

Att. 5,749 - Unknown

livebaseballscorecards.com

AB	36
R	8
H	10
RBI	8
BB	4
SO	3
LOB	13

St. Louis Cardinals @ Cincinnati Reds

Crosley Field, Cincinnati, OH

Sun May 06 1962, 3:33 AM EDT

Unknown

TOP

livebaseballscorecards.com

Batter	1	2	3	4	5	6	7	8	9	AB	R	H	RBI	BB	SO	LOB
Curt Flood, R (1, 8) OBP: 0.389, SLG: 0.567	F9		F9			K		1B	2B	5	1	2	0	0	1	0
Julian Javier, R (1, 4) OBP: 0.343, SLG: 0.392	F8			5-3		F2		BB	BB	3	1	0	0	2	0	0
Bill White, L (1, 3) OBP: 0.358, SLG: 0.474	F8			1B			FC4-6 1B	K	1B	5	0	3	1	0	1	3
Stan Musial, L (1, 9) OBP: 0.425, SLG: 0.517		G5-4-3 BB		F9			F8	SF9	F2	3	0	0	1	1	0	5
Ken Boyer, R (1, 5) OBP: 0.402, SLG: 0.611		G5-4-3 1-2f		5-3			FC4-6 1-2	1B 1-2 2-H	F8	5	0	2	1	0	0	5
Minnie Minoso, R (1, 7) OBP: 0.304, SLG: 0.327		1B			F8		FC4-6 BB 1-2f 2-3	1-3 2-H 1B		4	0	2	1	0	0	2
Carl Sawatski, L (1, 2) OBP: 0.471, SLG: 0.607		G3			G6-4-3 BB		FC6-4 BB 1-2	F9		1	0	0	0	2	0	1
Charlie James, R (8, PH) OBP: 0.263, SLG: 0.278										0	0	0	0	0	0	0
Doug Clemens, L (8, PH) OBP: 0.364, SLG: 0.278										1	0	0	0	0	0	2
Don Ferrarese, R (8, 1) OBP: 1.000, SLG: 1.000										0	0	0	0	0	0	0
Lindy McDaniel, R (8, 1)										0	0	0	0	0	0	0
Julio Gotay, R (1, 6) OBP: 0.360, SLG: 0.400			G3		G6-4-3 1-2f		FC6-4 1-2f		F9	2	0	0	0	0	0	1
Gene Oliver, R (7, PH) OBP: 0.381, SLG: 0.554										1	0	0	0	0	0	3
Alex Grammas, R (7, 6) OBP: 0.125, SLG: 0.125										1	0	0	0	0	0	0
Ernie Broglio, R (1, 1)			G3			K		BB 1B SF9	2B 1B	2	0	0	0	0	1	0
Red Schoendienst, S (8, PH) OBP: 0.500, SLG: 0.444										1	1	1	0	0	0	0
Jimmie Schaffer, R (8, 2) OBP: 0.500, SLG: 0.500										1	1	1	0	0	0	0

	AB	35
	R	4
	H	11
	RBI	4
	BB	5
	SO	3
	LOB	22

Inning Stats	1	2	3	4	5	6	7	8	9
	R: 0 E: 0 K: 0 S: 3	H: 0 LOB: 0 BB: 0 P: 3	R: 0 E: 0 K: 0 S: 3	H: 1 LOB: 1 BB: 1 P: 7	R: 0 E: 0 K: 0 S: 3	H: 0 LOB: 0 BB: 0 P: 3	R: 0 E: 0 K: 0 S: 4	H: 1 LOB: 1 BB: 0 P: 4	R: 0 E: 0 K: 0 S: 2	H: 0 LOB: 0 BB: 1 P: 6
	R: 0 E: 0 K: 2 S: 7	H: 0 LOB: 0 BB: 0 P: 7	R: 0 E: 0 K: 0 S: 5	H: 2 LOB: 3 BB: 1 P: 9	R: 3 E: 0 K: 1 S: 9	H: 4 LOB: 2 BB: 1 P: 13	R: 1 E: 0 K: 0 S: 6	H: 3 LOB: 3 BB: 1 P: 10	1B: 10 2B: 1 3B: 0 HR: 0	SF: 1 SAC: 0 DP: 2 HBP: 0

WP: 0 PB: 0 SB: 0 CS: 0 PA: 41

PITCHER		IP	WLS	BF	H	R	ER	SO	BB	IBB	HBP	BLK	WP	HR	S	P	ERA	WHIP
Joey Jay, R ERA: 4.36	(1, 1)	7.0		29	6	3	3	2	4	0	0	0	0	0	29	45	3.86	1.429
Bill Henry, L ERA: 2.45	(8, 1)	0.2		4	2	0	0	1	0	0	0	0	0	0	6	6	0.00	3.000
Dave Sisler, R ERA: 3.38	(8, 1)	1.1	W	8	3	1	1	0	1	0	0	0	0	0	7	11	6.75	3.000

PITCHER	IP	WLS	BF	H	R	ER	SO	BB	IBB	HBP	BLK	WP	HR	S	P	ERA	WHIP

Batter	1	2	3	4	5	6	7	8	9	AB	R	H	RBI	BB	SO	LOB
Don Blasingame, L (1, 4) OBP: 0.404, SLG: 0.295	0-0 1B WP 1B		0-0 F9 1B		0-0 ① 6-3		0-0 ① F9			4	1	2	0	0	0	0
Eddie Kasko, R (1, 5) OBP: 0.304, SLG: 0.371	0-0 3-1 WP 1-3 1B		0-0 ① F2		0-0 1B		0-0 ② 6-3			4	0	2	0	0	0	1
Vada Pinson, L (1, 8) OBP: 0.366, SLG: 0.710	B B B B 4-0 3-1 1-2 3-H BB		0-0 ② ③ F9 1-2		0-0 ② F8		0-0 ③ F7			3	0	0	0	1	0	2
Frank Robinson, R (1, 9) OBP: 0.333, SLG: 0.386	0-0 ① F7			H 1-0 1B 1B HBP	0-0 ③ F8			0-0 3-4 1B 2B		3	2	1	0	0	0	3
Gordy Coleman, L (1, 3) OBP: 0.340, SLG: 0.440	0-0 ② 3-1 1-2 2-3			0-0 1B 1-2 1B		0-0 HR		0-0 ① 3-4 2-3		4	1	2	1	0	0	3
Wally Post, R (1, 7) OBP: 0.417, SLG: 0.625	0-0 ③ F8			0-0 1-3 2-H 1B	S S S 0-3 ① K			I I I 4-0 PB 1B WP IBB		3	1	1	1	1	1	2
Johnny Edwards, L (1, 2) OBP: 0.333, SLG: 0.417		0-0 ① F9		0-0 ① F9		0-0 1B		0-0 WP PB 1-2 3-H 1B		4	0	2	1	0	0	2
Leo Cardenas, R (1, 6) OBP: 0.274, SLG: 0.348		0-0 ② F5		S S S 0-3 ② K		0-0 ② F6		S S S 0-3 ② ③ K 1-3 2-H		4	0	0	0	0	2	4
Joey Jay, S (1, 1) OBP: 0.188, SLG: 0.333 Bill Henry, L (8, 1) Dave Sisler, R (8, 1)		S S S 0-3 ③ K		S S S 0-3 ③ K		S S S 0-3 ③ K				3 0 0	0 0 0	0 0 0	0 0 0	0 0 0	3 0 0	3 0 0
Inning Stats	R: 1 E: 0 K: 0 S: 5 H: 2 LOB: 2 BB: 1 P: 9	R: 0 E: 0 K: 1 S: 5 H: 0 LOB: 0 BB: 0 P: 5	R: 0 E: 0 K: 0 S: 3 H: 1 LOB: 1 BB: 0 P: 3	R: 1 E: 0 K: 2 S: 9 H: 2 LOB: 2 BB: 0 P: 10	R: 0 E: 0 K: 0 S: 4 H: 1 LOB: 1 BB: 0 P: 4	R: 1 E: 0 K: 2 S: 9 H: 2 LOB: 1 BB: 0 P: 9	R: 0 E: 0 K: 0 S: 3 H: 0 LOB: 0 BB: 0 P: 3	R: 2 E: 0 K: 1 S: 6 H: 2 LOB: 0 BB: 1 P: 10		1B: 8 2B: 1 3B: 0 HR: 1	SF: 0 SAC: 0 DP: 0 HBP: 1					

PITCHER		IP	WLS	BF	H	R	ER	SO	BB	IBB	HBP	BLK	WP	HR	S	P	ERA	WHIP
Ernie Broglio, R ERA: 3.1	(1, 1)	7.0		30	8	3	3	5	1	0	1	0	1	1	38	43	3.86	1.286
Don Ferrarese, L ERA: 7.0	(8, 1)	0.1	L	4	2	2	1	0	0	1	0	0	0	0	3	7	27.00	6.000
Lindy McDaniel, R ERA: 1.62	(8, 1)	0.2		1	0	0	0	1	0	0	0	0	1	0	3	3	0.00	0.000

PITCHER	IP	WLS	BF	H	R	ER	SO	BB	IBB	HBP	BLK	WP	HR	S	P	ERA	WHIP

BOTTOM

St. Louis Cardinals @ Cincinnati Reds

Crosley Field, Cincinnati, OH

Sun May 06 1962, 3:33 AM EDT

Unknown

livebaseballscorecards.com

AB	32
R	5
H	10
RBI	3
BB	2
SO	6
LOB	20

WP: 2 PB: 1 SB: 0 CS: 0 PA: 35

Batter	1	2	3	4	5	6	7	8	9	AB	R	H	RBI	BB	SO	LOB
Curt Flood, R (1, 8) OBP: 0.374, SLG: 0.543	1-3		6-3		6-3			F6		4	0	0	0	0	0	1
Julian Javier, R (1, 4) OBP: 0.339, SLG: 0.386	1-3		F8			F9			WP BB HR 1B	4	1	1	0	0	0	0
Bill White, L (1, 3) OBP: 0.354, SLG: 0.459	F9			F8		F9			BBBB 1-3 HR BB	3	1	0	0	1	0	0
Stan Musial, L (1, 9) OBP: 0.442, SLG: 0.578 Don Landrum, L (9, 9) OBP: 0.438, SLG: 0.370		SH3 BB 1B		FC6-4 1B		F5			1-H 3-H HR	4 0	1 0	3 0	3 0	0 0	0 0	0 0
Ken Boyer, R (1, 5) OBP: 0.396, SLG: 0.591		BBBB 1-2 SH3 BB		F9			F9		6-3	3	0	0	0	1	0	1
Minnie Minoso, R (1, 7) OBP: 0.288, SLG: 0.309		SH3 1-2 2-3		FC6-4 1-2f			SSS K		6-3	3	0	0	0	0	1	1
Gene Oliver, R (1, 2) OBP: 0.358, SLG: 0.517		SSS K			F7		F3		F2	4	0	0	0	0	1	2
Julio Gotay, R (1, 6) OBP: 0.359, SLG: 0.397		F2			SH1-3 1B			F6		3	0	1	0	0	0	2
Bob Gibson, R (1, 1) OBP: 0.200, SLG: 0.111			F8		SH1-3 1-2			SSS K		2	0	0	0	0	1	0
Inning Stats	R: 0 E: 0 K: 0 S: 3 H: 0 LOB: 0 BB: 0 P: 3	R: 0 E: 0 K: 1 S: 6 H: 1 LOB: 2 BB: 1 P: 10	R: 0 E: 0 K: 0 S: 3 H: 0 LOB: 0 BB: 0 P: 3	R: 0 E: 0 K: 0 S: 4 H: 1 LOB: 1 BB: 0 P: 4	R: 0 E: 0 K: 0 S: 4 H: 1 LOB: 1 BB: 0 P: 4	R: 0 E: 0 K: 0 S: 3 H: 0 LOB: 0 BB: 0 P: 3	R: 0 E: 0 K: 1 S: 5 H: 0 LOB: 0 BB: 0 P: 5	R: 0 E: 0 K: 1 S: 5 H: 0 LOB: 0 BB: 0 P: 5	R: 3 E: 0 K: 0 S: 5 H: 2 LOB: 0 BB: 1 P: 9	1B: 4 2B: 0 3B: 0 HR: 1	SF: 0 SAC: 2 DP: 0 HBP: 0						

TOP

St. Louis Cardinals @ Cincinnati Reds

Crosley Field, Cincinnati, OH

Sun May 06 1962, 3:38 AM EDT

Att. 19,823 - Unknown

livebaseballscorecards.com

AB	30
R	3
H	5
RBI	3
BB	2
SO	3
LOB	7

WP: 1 PB: 0 SB: 0 CS: 0 PA: 34

PITCHER	IP	WLS	BF	H	R	ER	SO	BB	IBB	HBP	BLK	WP	HR	S	P	ERA	WHIP
Moe Drabowsky, R (1, 1) ERA: 6.35	9.0	L	34	5	3	3	3	2	0	0	0	1	1	38	46	3.00	0.778

PITCHER	IP	WLS	BF	H	R	ER	SO	BB	IBB	HBP	BLK	WP	HR	S	P	ERA	WHIP

BOTTOM

St. Louis Cardinals @ Cincinnati Reds

Crosley Field, Cincinnati, OH

Sun May 06 1962, 3:38 AM EDT

Att. 19,823 - Unknown

livebaseballscorecards.com

Batter	1	2	3	4	5	6	7	8	9	AB	R	H	RBI	BB	SO	LOB
Don Blasingame, L (1, 4) OBP: 0.410, SLG: 0.298	BBBB 4-0 BB		x 0-0 1B		x 0-0 ② 1-3			x 0-0 ② F8		3	0	1	0	1	0	0
Eddie Kasko, R (1, 5) OBP: 0.292, SLG: 0.356	x 0-0 ① F9		SSS 0-3 ③ K		x 0-0 ③ F8			x 0-0 ③ 6-3		4	0	0	0	0	1	2
Vada Pinson, L (1, 8) OBP: 0.362, SLG: 0.691	SSS 0-3 ② K			SSS 0-3 ① K		x 0-0 ① 1-3			x 0-0 ① G6-4-3 1B	4	0	1	0	0	2	1
Frank Robinson, R (1, 9) OBP: 0.320, SLG: 0.368	x 0-0 ③ F8			x 0-0 ② F3		x 0-0 ② 1-3			x 0-0 ① F7	4	0	0	0	0	0	2
Gordy Coleman, L (1, 3) OBP: 0.337, SLG: 0.432		x 0-0 ① 6-3		x 0-0 1B 1B 1B		SSS 0-3 ③ K			x 0-0 ②③ G6-4-3 1-2f	4	0	1	0	0	1	1
Wally Post, R (1, 7) OBP: 0.414, SLG: 0.613		SSS 0-3 ② K		x 0-0 1B 1-2 1B			x 0-0 ① 4-3			3	0	1	0	0	1	0
Johnny Edwards, L (1, 2) OBP: 0.333, SLG: 0.413		x 0-0 ③ F7		x 0-0 1B 1-2 2-3			x 0-0 ② F5			3	0	1	0	0	0	0
Leo Cardenas, R (1, 6) OBP: 0.263, SLG: 0.333			x 0-0 ① 1-3	x 0-0 ③ F6			x 0-0 ③ F5			3	0	0	0	0	0	3
Moe Drabowsky, R (1, 1)			SSS 0-3 ② K		SSS 0-3 ① K			SSS 0-3 ① K		3	0	0	0	0	3	0

	AB	31
	R	0
	H	5
	RBI	0
	BB	1
	SO	8
	LOB	9

Inning Stats																																		
	R: 0	H: 0		R: 0	H: 0		R: 0	H: 1		R: 0	H: 3		R: 0	H: 0		R: 0	H: 0		R: 0	H: 0		R: 0	H: 1		1B: 5	SF: 0		WP: 0	PA: 32					
	E: 0	LOB: 1		E: 0	LOB: 0		E: 0	LOB: 1		E: 0	LOB: 3		E: 0	LOB: 0		E: 0	LOB: 0		E: 0	LOB: 0		E: 0	LOB: 0		2B: 0	SAC: 0		PB: 0						
	K: 1	BB: 1		K: 1	BB: 0		K: 2	BB: 0		K: 1	BB: 0		K: 1	BB: 0		K: 1	BB: 0		K: 0	BB: 0		K: 0	BB: 0		3B: 0	DP: 1		SB: 0						
	S: 5	P: 9		S: 5	P: 5		S: 8	P: 8		S: 8	P: 8		S: 5	P: 5		S: 5	P: 5		S: 3	P: 3		S: 5	P: 5		HR: 0	HBP: 0		CS: 0						

PITCHER	IP	WLS	BF	H	R	ER	SO	BB	IBB	HBP	BLK	WP	HR	S	P	ERA	WHIP
Bob Gibson, R (1, 1) ERA: 3.28	9.0	W	32	5	0	0	8	1	0	0	0	0	0	47	51	0.00	0.667

PITCHER	IP	WLS	BF	H	R	ER	SO	BB	IBB	HBP	BLK	WP	HR	S	P	ERA	WHIP

Philadelphia Phillies @ Cincinnati Reds

Crosley Field, Cincinnati, OH

Tue May 08 1962, 7:05 PM EDT

Att. 5,134 - Unknown

TOP

livebaseballscorecards.com

Batter	1	2	3	4	5	6	7	8	9	AB	R	H	RBI	BB	SO	LOB
Tony Taylor, R (1, 4) OBP: 0.347, SLG: 0.262	F9		BLK, 2B, BB		4-3, S, BB	G3		K		3	1	0	0	2	1	2
Johnny Callison, L (1, 9) OBP: 0.364, SLG: 0.414	5-3		E, 1-H, 2B		P6		BB		G3	4	0	1	1	1	0	1
Ted Savage, R (1, 7) OBP: 0.321, SLG: 0.326	K		F8		4-3, 1-3		L6-3, 1-2, BB		6-3, 1B	4	0	1	0	1	1	2
Roy Sievers, R (1, 3) OBP: 0.262, SLG: 0.100 Frank Torre, L (9, 3) OBP: 0.424, SLG: 0.407		6-3	K		6-3		L6-3, 1-2		6-3, 1-2	5 0	0 0	0 0	0 0	0 0	1 0	5 0
Don Demeter, R (1, 5) OBP: 0.337, SLG: 0.539		1B, SF9, 1B	E6, CS, 2-3			1B, 2B	BB		5-3	4	2	2	0	1	0	2
Jacke Davis, R (1, 8) OBP: 0.389, SLG: 0.438		HR, 1-3, 1B	CS, 1-2	6-3		2-H, 1B	G3			4	1	2	1	0	0	2
Sammy White, R (1, 2) OBP: 0.294, SLG: 0.286		SF9, 3-H		BB		1B, SF9, 2B		P3		2	1	1	1	1	0	0
Billy Klaus, L (1, 6) OBP: 0.409, SLG: 0.412		HR, 1-H	K			SF9, 2-3, 1B		SH1-4, 1B		4	1	3	2	0	1	1
Chris Short, R (1, 1) Dallas Green, L (8, 1) OBP: 0.500, SLG: 0.500 Jack Baldschun, R (9, 1)		K	F9			SF9, 1-2, 3-H		SH1-4, 1-2		2 0 0	0 0 0	0 0 0	1 0 0	0 0 0	1 0 0	1 0 0
Inning Stats	R: 0 E: 0 K: 1 S: 5 H: 0 LOB: 0 BB: 0 P: 5	R: 3 E: 0 K: 1 S: 8 H: 3 LOB: 0 BB: 0 P: 8	R: 1 E: 1 K: 1 S: 6 H: 1 LOB: 1 BB: 1 P: 10	R: 0 E: 0 K: 1 S: 5 H: 0 LOB: 1 BB: 1 P: 9	R: 0 E: 0 K: 0 S: 3 H: 0 LOB: 1 BB: 1 P: 7	R: 2 E: 0 K: 0 S: 6 H: 4 LOB: 1 BB: 0 P: 6	R: 0 E: 0 K: 0 S: 2 H: 0 LOB: 2 BB: 3 P: 14	R: 0 E: 0 K: 1 S: 6 H: 1 LOB: 1 BB: 0 P: 6	R: 0 E: 0 K: 0 S: 4 H: 1 LOB: 1 BB: 0 P: 4	1B: 6 2B: 4 3B: 0 HR: 1 SF: 2 SAC: 1 DP: 1 HBP: 0						

AB	32
R	6
H	10
RBI	6
BB	6
SO	5
LOB	16

WP: 0 PA: 42
PB: 0
SB: 1
CS: 1

PITCHER		IP	WLS	BF	H	R	ER	SO	BB	IBB	HBP	BLK	WP	HR	S	P	ERA	WHIP
Jim O'Toole, L ERA: 3.64	(1, 1)	4.0	L	18	4	4	4	4	2	0	0	1	0	1	24	32	9.00	1.500
Howie Nunn, R ERA: 7.71	(5, 1)	2.0		10	4	2	2	0	1	0	0	0	0	0	9	13	9.00	2.500
Sammy Ellis, R ERA: 7.02	(7, 1)	2.0		9	1	0	0	1	3	0	0	0	0	0	8	20	0.00	2.000
Jim Brosnan, R ERA: 5.23	(9, 1)	1.0		4	1	0	0	0	0	0	0	0	0	0	4	4	0.00	1.000

PITCHER		IP	WLS	BF	H	R	ER	SO	BB	IBB	HBP	BLK	WP	HR	S	P	ERA	WHIP

Batter	1	2	3	4	5	6	7	8	9	AB	R	H	RBI	BB	SO	LOB
Leo Cardenas, R (1, 6) OBP: 0.293, SLG: 0.360	S S S 0-3 ① K		x 0-0 FC4-6 1B		x 0-0 2B 1B	x 0-0 FC6-4 1B 1-3		x 0-0 BB 1B 1B 1-2	x 0-0 ② F7	6	2	4	0	0	1	2
Eddie Kasko, R (1, 5) OBP: 0.295, SLG: 0.364	x 0-0 HBP 1B 1B		x 0-0 ① L7		x 0-0 E 2B 1-H	x 0-0 ③ FC6-4 1-2f		x 0-0 ② F7	x 0-0 ③ 5-3	6	0	2	1	0	0	7
Vada Pinson, L (1, 8) OBP: 0.373, SLG: 0.683	x 0-0 HBP 1B 1-2		x 0-0 ② FC4-6 1-2f		S S S 0-3 ① K		x 0-0 G5-4-3 1B	B B B 4-0 1B BB 1-2 2-3		4	0	2	0	1	1	2
Frank Robinson, R (1, 9) OBP: 0.324, SLG: 0.363	H 1-0 G6-4-3 HBP 1-2 2-3		x 0-0 ③ P6		x 0-0 ② 1-3		x 0-0 ①② G5-4-3 1-2f	x 0-0 1-3 2-H 3-H 1B		4	0	1	2	0	0	3
Wally Post, R (1, 7) OBP: 0.402, SLG: 0.588 Jim Brosnan, R (9, 1)	x 0-0 ②③ G6-4-3 1-2f			x 0-0 ① F9	x 0-0 E6 2-3		x 0-0 1B 1B	S S S 0-3 ③ K		5 0	0 0	1 0	0 0	0 0	1 0	6 0
Don Pavletich, R (1, 3) OBP: 0.375, SLG: 0.286 Marty Keough, L (9, PH) OBP: 0.500, SLG: 0.250		S 0-1 CI G4-3		B B B B 4-0 FC1-6 BB	x 0-0 ③ 5-3		x 0-0 1-2 1B		B B B B 4-0 1B 1B BB	2 0	0 1	1 0	0 0	1 1	0 0	2 0
Johnny Edwards, L (1, 2) OBP: 0.325, SLG: 0.397		x 0-0 ①② G4-3 1-2f		x 0-0 ② FC1-6 BB 1-2f		x 0-0 ① 4-3	S S S 0-3 ③ K		x 0-0 1B 1-2 1B	5	0	1	0	0	1	4
Cookie Rojas, R (1, 4) OBP: 0.279, SLG: 0.205 Gordy Coleman, L (9, PH) OBP: 0.343, SLG: 0.438		x 0-0 1B		B B B B 4-0 1-2 BB		x 0-0 ② L8		x 0-0 E6 BB 1B 1B	x 0-0 1-3 2-H 1B	3 1	1 0	1 1	0 1	1 0	0 0	0 0
Jim O'Toole, S (1, 1) OBP: 0.286, SLG: 0.286 Joe Gaines, R (4, PH) OBP: 0.800, SLG: 0.500 Howie Nunn, R (5, 1) Don Zimmer, R (6, PH) OBP: 0.143, SLG: 0.113 Sammy Ellis, L (7, 1) OBP: 0.167, SLG: 0.167 Jerry Lynch, L (8, PH) OBP: 0.227, SLG: 0.524 (9, 7)	S S S 0-3 ③ K		S S S 0-3 ③ K		x 0-0 1B 1B			S S S 0-3 ① K	S S S 0-3 ① K	1 1 0 1 0 2	0 0 0 0 0 0	0 0 0 1 0 0	0 0 0 0 0 0	1 0 0 0 0 2	1 1 0 0 0 3	1 2 0 0 0 3
Inning Stats	R: 0 H: 2 E: 0 LOB: 2 K: 1 BB: 0 S: 6 P: 7	R: 0 H: 1 E: 1 LOB: 1 K: 1 BB: 0 S: 6 P: 6	R: 0 H: 1 E: 0 LOB: 1 K: 0 BB: 0 S: 4 P: 4	R: 0 H: 0 E: 0 LOB: 2 K: 1 BB: 2 S: 5 P: 13	R: 1 H: 2 E: 1 LOB: 2 K: 1 BB: 0 S: 8 P: 8	R: 0 H: 2 E: 0 LOB: 2 K: 0 BB: 0 S: 5 P: 5	R: 0 H: 3 E: 0 LOB: 2 K: 1 BB: 0 S: 7 P: 7	R: 2 H: 2 E: 1 LOB: 2 K: 2 BB: 1 S: 10 P: 14	R: 1 H: 2 E: 0 LOB: 2 K: 1 BB: 1 S: 7 P: 11	1B: 14 SF: 0 2B: 1 SAC: 0 3B: 0 DP: 3 HR: 0 HBP: 1						

PITCHER		IP	WLS	BF	H	R	ER	SO	BB	IBB	HBP	BLK	WP	HR	S	P	ERA	WHIP
Chris Short, L ERA: 1.62	(1, 1)	7.1	W	37	12	3	1	6	2	0	1	0	0	0	46	55	1.23	1.909
Dallas Green, R ERA: 0.87	(8, 1)	0.2		5	1	1	1	1	2	0	0	0	0	0	5	13	13.50	4.500
Jack Baldschun, R ERA: 2.84	(9, 1)	1.0	S	5	2	0	0	1	0	0	0	0	0	0	7	7	0.00	2.000

PITCHER	IP	WLS	BF	H	R	ER	SO	BB	IBB	HBP	BLK	WP	HR	S	P	ERA	WHIP

BOTTOM

Philadelphia Phillies @ Cincinnati Reds

Crosley Field, Cincinnati, OH

Tue May 08 1962, 7:05 PM EDT

Att. 5,134 - Unknown

livebaseballscorecards.com

AB	41
R	4
H	15
RBI	4
BB	4
SO	8
LOB	32

Batter	1	2	3	4	5	6	7	8	9	AB	R	H	RBI	BB	SO	LOB
Tony Taylor, R (1, 4) OBP: 0.340, SLG: 0.258	4-3		4-1		L7		F7		1B 2-3	5	0	1	0	0	0	4
Ted Savage, R (1, 8) OBP: 0.328, SLG: 0.327	6-3			S 1B		F3		BBBB E SF9 E BB	SF9 3-H	3	1	1	1	1	0	0
Johnny Callison, L (1, 9) OBP: 0.341, SLG: 0.387	5-3			P5		P5		E3 SF9 1-3 SF9	L6	5	1	0	0	0	0	3
Wes Covington, L (1, 7) OBP: 0.262, SLG: 0.351		HR		F9		SSS K		SF9 2-3 3-H		3	1	1	2	0	1	1
Clay Dalrymple, L (1, 2) OBP: 0.378, SLG: 0.540		4-3		F8 1-2		F9		SF9 3-H		3	0	0	1	0	0	2
Don Demeter, R (1, 5) OBP: 0.333, SLG: 0.519		SSS K			H E FC1 HBP		P3	E5		3	0	0	0	0	1	0
Roy Sievers, R (1, 3) OBP: 0.262, SLG: 0.111		4-3			FC1 1-3		PB 1B	F7		4	0	1	0	0	0	2
Billy Klaus, L (1, 6) OBP: 0.385, SLG: 0.350			F9		P4		SSS K 1-2	BBBB 1B SF9 6-3 BB		3	1	0	0	1	1	3
Art Mahaffey, R (1, 1) OBP: 0.231, SLG: 0.091 Paul Brown, R (3, 1) Frank Torre, L (5, PH) OBP: 0.412, SLG: 0.393 Frank Sullivan, R (5, 1) Mel Roach, R (7, PH) OBP: 0.389, SLG: 0.400 Dallas Green, L (7, 1) OBP: 0.500, SLG: 0.500 Jacke Davis, R (9, PH) OBP: 0.368, SLG: 0.412			5-3		SSS K		1B		6-3 1-2	1 0 1 0 1 0 1	0 0 0 0 0 0 0	0 0 0 0 1 0 1	0 0 0 0 0 0 0	0 0 1 0 0 0 0	0 0 2 0 0 0 0	0 0 0 0 0 0 1
Inning Stats	R: 0 E: 0 K: 0 S: 3 H: 0 LOB: 0 BB: 0 P: 3	R: 1 E: 0 K: 1 S: 6 H: 1 LOB: 0 BB: 0 P: 6	R: 0 E: 0 K: 0 S: 3 H: 0 LOB: 0 BB: 0 P: 3	R: 0 E: 0 K: 0 S: 4 H: 1 LOB: 1 BB: 0 P: 4	R: 0 E: 1 K: 1 S: 6 H: 0 LOB: 2 BB: 0 P: 7	R: 0 E: 0 K: 1 S: 6 H: 0 LOB: 1 BB: 0 P: 6	R: 0 E: 0 K: 1 S: 7 H: 2 LOB: 2 BB: 0 P: 7	R: 2 E: 2 K: 0 S: 5 H: 0 LOB: 1 BB: 1 P: 9	R: 1 E: 0 K: 0 S: 4 H: 1 LOB: 1 BB: 1 P: 8	1B: 4 2B: 0 3B: 0 HR: 1	SF: 3 SAC: 0 DP: 0 HBP: 1					

PITCHER		IP	WLS	BF	H	R	ER	SO	BB	IBB	HBP	BLK	WP	HR	S	P	ERA	WHIP
Bob Purkey, R ERA: 3.64	(1, 1)	9.0	W	39	5	4	2	4	2	0	1	0	0	1	44	53	2.00	0.778

PITCHER	IP	WLS	BF	H	R	ER	SO	BB	IBB	HBP	BLK	WP	HR	S	P	ERA	WHIP

TOP

Philadelphia Phillies @ Cincinnati Reds

Crosley Field, Cincinnati, OH

Wed May 09 1962, 7:05 PM EDT

Att. 3,304 - Unknown

livebaseballscorecards.com

AB	33
R	4
H	5
RBI	4
BB	2
SO	4
LOB	18

WP: 0	PA: 39		
PB: 2			
SB: 1			
CS: 0			

BOTTOM

Philadelphia Phillies @ Cincinnati Reds

Crosley Field, Cincinnati, OH

Wed May 09 1962, 7:05 PM EDT

Att. 3,304 - Unknown

livebaseballscorecards.com

Batter	1	2	3	4	5	6	7	8	9	AB	R	H	RBI	BB	SO	LOB
Don Blasingame, L (1, 4) OBP: 0.400, SLG: 0.294	0-0 1B 1B 1B	0-0 4-3 1-2		0-3 K		0-0 1-3				4	1	1	0	0	1	3
Eddie Kasko, R (1, 5) OBP: 0.310, SLG: 0.378	0-0 1B FC3-6 1-3 1B		0-0 2B 1B 1B	0-0 6-3			0-0 G5-4-3 1B			4	2	3	0	0	0	0
Vada Pinson, L (1, 8) OBP: 0.368, SLG: 0.676	0-0 F3		0-0 1B 1-3 2B		0-0 G3		0-0 F8			4	1	1	0	0	0	3
Frank Robinson, R (1, 9) OBP: 0.339, SLG: 0.379	0-0 FC3-6 1-3 3-H 1B		0-0 G6-4-3 BB 2B 2-H 3-H 1B		0-0 G4-6-3 1B		0-0 G5-4-3 1-2f			4	1	3	3	0	0	1
Gordy Coleman, L (1, 3) OBP: 0.350, SLG: 0.435	0-0 FC3-6 1-2f 3-H		B B B B 4-0 G6-4-3 1-2 BB		0-0 G4-6-3 1-2f			0-0 CS 1B		3	0	1	1	1	0	2
Wally Post, R (1, 7) OBP: 0.406, SLG: 0.619	0-0 6-3		0-0 G6-4-3 1-2f 2-3			0-0 1B 1B		0-0 HR 1-2		4	1	2	1	0	0	3
Johnny Edwards, L (1, 2) OBP: 0.346, SLG: 0.431		0-0 E7 WP 1B	0-0 2B 3-H 2B			0-0 1B 1-2 1B		0-0 FC5-4 1B		4	1	3	1	0	0	0
Leo Cardenas, R (1, 6) OBP: 0.291, SLG: 0.354		0-0 CS 2-H 1B	0-3 K			0-3 K		0-0 FC5-4 1-2f		4	0	1	1	0	2	4
Bob Purkey, R (1, 1) OBP: 0.125, SLG: 0.087		0-3 K		0-3 K		0-3 K		0-3 K		4	0	0	0	0	4	4
Inning Stats	R: 2 E: 0 K: 0 S: 6 H: 3 LOB: 1 BB: 0 P: 6	R: 1 E: 1 K: 1 S: 6 H: 1 LOB: 0 BB: 0 P: 6	R: 3 E: 0 K: 1 S: 8 H: 4 LOB: 1 BB: 1 P: 12	R: 0 E: 0 K: 2 S: 7 H: 0 LOB: 0 BB: 0 P: 7	R: 0 E: 0 K: 0 S: 3 H: 1 LOB: 0 BB: 0 P: 3	R: 0 E: 0 K: 2 S: 9 H: 2 LOB: 2 BB: 0 P: 9	R: 0 E: 0 K: 0 S: 3 H: 1 LOB: 0 BB: 0 P: 3	R: 1 E: 0 K: 1 S: 7 H: 3 LOB: 1 BB: 0 P: 7		1B: 12 2B: 2 3B: 0 HR: 1	SF: 0 SAC: 0 DP: 3 HBP: 0					

	AB	35
	R	7
	H	15
	RBI	7
	BB	1
	SO	7
	LOB	20

WP: 1 PB: 0 SB: 0 CS: 2 PA: 36

PITCHER		IP	WLS	BF	H	R	ER	SO	BB	IBB	HBP	BLK	WP	HR	S	P	ERA	WHIP
Art Mahaffey, R ERA: 5.84	(1, 1)	2.0	L	12	6	5	4	1	0	0	0	0	1	0	14	14	18.00	3.000
Paul Brown, R ERA: 2.53	(3, 1)	2.0		8	2	1	1	3	1	0	0	0	0	0	13	17	4.50	1.500
Frank Sullivan, R ERA: 5.84	(5, 1)	2.0		8	3	0	0	2	0	0	0	0	0	0	12	12	0.00	1.500
Dallas Green, R ERA: 1.46	(7, 1)	2.0		8	4	1	1	1	0	0	0	0	0	1	10	10	4.50	2.000

PITCHER	IP	WLS	BF	H	R	ER	SO	BB	IBB	HBP	BLK	WP	HR	S	P	ERA	WHIP

Batter	1	2	3	4	5	6	7	8	9	10	AB	R	H	RBI	BB	SO	LOB
Dick Schofield, S (1, 5) OBP: 0.357, SLG: 0.481	P6		4-3			K		3-1		1B	5	1	1	0	0	1	0
Dick Groat, R (1, 6) OBP: 0.316, SLG: 0.333	1-3			5-3		F4		K		1B	5	0	1	1	0	1	0
Bob Skinner, L (1, 7) OBP: 0.313, SLG: 0.447 Howie Goss, R (10, 7) OBP: 0.450, SLG: 0.563	3-1			4-3		F7			F7	1B	5 0	0 0	1 0	1 0	0 0	0 0	0 0
Jim Marshall, L (1, 3) OBP: 0.436, SLG: 0.657 Donn Clendenon, R (9, PR) OBP: 0.333, SLG: 0.346 (9, 3)		P5		BB			1B		S	K	3 1	0 0	2 0	0 0	1 0	0 1	0 2
Roberto Clemente, R (1, 9) OBP: 0.351, SLG: 0.465		FC3-6 1B		4-3			K		F8		4	0	1	0	0	1	3
Smoky Burgess, L (1, 2) OBP: 0.294, SLG: 0.355		FC3-6 1-2f			P5		F8		6-3		4	0	0	0	0	0	4
Bill Virdon, L (1, 8) OBP: 0.283, SLG: 0.321		P2			1B		1-3 1B			P3	4	0	2	0	0	0	1
Bill Mazeroski, R (1, 4) OBP: 0.333, SLG: 0.489			F9		F8		1-3			1B	4	1	1	0	0	0	3
Al McBean, R (1, 1) OBP: 0.231, SLG: 0.231 Roy Face, R (10, 1)			K		K2-3			1-3		K	4 0	0 0	0 0	0 0	0 0	3 0	2 0
Inning Stats	R: 0 H: 0 E: 0 LOB: 0 K: 0 BB: 0 S: 3 P: 3	R: 0 H: 1 E: 0 LOB: 1 K: 0 BB: 0 S: 4 P: 4	R: 0 H: 0 E: 0 LOB: 0 K: 1 BB: 0 S: 5 P: 5	R: 0 H: 0 E: 0 LOB: 1 K: 0 BB: 1 S: 3 P: 7	R: 0 H: 1 E: 0 LOB: 1 K: 1 BB: 0 S: 6 P: 6	R: 0 H: 0 E: 0 LOB: 0 K: 1 BB: 0 S: 5 P: 5	R: 0 H: 2 E: 0 LOB: 2 K: 1 BB: 0 S: 7 P: 7	R: 0 H: 0 E: 0 LOB: 0 K: 1 BB: 0 S: 5 P: 5	R: 0 H: 1 E: 0 LOB: 2 K: 0 BB: 0 S: 4 P: 4	R: 2 H: 4 E: 0 LOB: 2 K: 2 BB: 0 S: 11 P: 11	1B: 9 SF: 0 2B: 0 SAC: 0 3B: 0 DP: 0 HR: 0 HBP: 0						

PITCHER	IP	WLS	BF	H	R	ER	SO	BB	IBB	HBP	BLK	WP	HR	S	P	ERA	WHIP
Joey Jay, R (1, 1) ERA: 3.88	10.0	W	40	9	2	2	7	1	0	0	0	0	0	53	57	1.80	1.000

PITCHER	IP	WLS	BF	H	R	ER	SO	BB	IBB	HBP	BLK	WP	HR	S	P	ERA	WHIP

TOP

Pittsburgh Pirates @ Cincinnati Reds

Crosley Field, Cincinnati, OH

Fri May 11 1962, 7:05 PM EDT
Att. 10,448 - Unknown

livebaseballscorecards.com

AB	39
R	2
H	9
RBI	2
BB	1
SO	7
LOB	15

Pittsburgh Pirates @ Cincinnati Reds

Crosley Field, Cincinnati, OH

Fri May 11 1962, 7:05 PM EDT

Att. 10,448 - Unknown

livebaseballscorecards.com

BOTTOM

Batter	1	2	3	4	5	6	7	8	9	10	AB	R	H	RBI	BB	SO	LOB
Don Blasingame, L (1, 4) OBP: 0.382, SLG: 0.278	S S S 0-3 ① K		x 0-0 ③ 4-3			x 0-0 ① 6-3		4-0 G5-4-3 IBB		x 0-0 1B 1-3 2-H 1B	3	0	0	0	0	1	0
Jerry Lynch, L (8, PH) OBP: 0.261, SLG: 0.524											0	0	0	0	1	0	0
Cookie Rojas, R (9, 4) OBP: 0.279, SLG: 0.205											0	0	0	0	0	0	0
Joe Gaines, R (10, PH) OBP: 0.833, SLG: 0.667											1	1	1	1	0	0	0
Eddie Kasko, R (1, 5) OBP: 0.298, SLG: 0.365	x 0-0 ② F9			x 0-0 ① 1-3		x 0-0 ② F6		x 0-0 ②③ G5-4-3 1-2f		x 0-0 ② SF8 3-H	4	0	0	1	0	0	2
Vada Pinson, L (1, 8) OBP: 0.370, SLG: 0.661	B B B B 4-0 BB			x 0-0 ② 1-3		x 0-0 ③ F8			x 0-0 ① 3-1	x 0-0 1B 1-2 1B	4	0	1	0	1	0	0
Frank Robinson, R (1, 9) OBP: 0.333, SLG: 0.370	S S S 0-3 ③ K			x 0-0 ③ 6-3			x 0-0 ① F7		x 0-0 ② F3	x 0-0 1-2 2-H 1B	5	0	1	1	0	1	1
Gordy Coleman, L (1, 3) OBP: 0.355, SLG: 0.438		x 0-0 ① 4-3			x 0-0 ① 6-3		x 0-0 1B		x 0-0 1B		4	0	2	0	0	0	0
Marty Keough, L (9, PR) OBP: 0.500, SLG: 0.250 (10, 3)											0	0	0	0	0	0	0
Wally Post, R (1, 7) OBP: 0.400, SLG: 0.602		S S S 0-3 ② K			x 0-0 3-1 1B 1B		S S S 0-3 ② K		x 0-0 ③ F9		4	0	1	0	0	2	2
Johnny Edwards, L (1, 2) OBP: 0.341, SLG: 0.421		x 0-0 ③ F7			x 0-0 3-1 1-2 1B		x 0-0 ③ 4-3			x 0-0 ① 6-3	4	0	1	0	0	0	1
Leo Cardenas, R (1, 6) OBP: 0.300, SLG: 0.354			x 0-0 ① F4		x 0-0 ② 3-1 1-2 2-3			x 0-0 SH3-4 1B		B B B B 4-0 1B 1B BB	3	1	1	0	1	0	2
Joey Jay, S (1, 1) OBP: 0.167, SLG: 0.294			S S S 0-3 ② K		x 0-0 ③ 5-3			x 0-0 ① SH3-4 1-2		x 0-0 1B 1-2 SF8 1B	2	0	0	0	0	1	2
Don Zimmer, R (10, PH) OBP: 0.158, SLG: 0.130											1	1	1	0	0	0	0

Inning Stats																								
	R: 0	H: 0	R: 0	H: 0	R: 0	H: 0	R: 0	H: 0	R: 0	H: 2	R: 0	H: 0	R: 0	H: 1	R: 0	H: 1	R: 0	H: 1	R: 3	H: 4	1B: 9	SF: 1	WP: 0	PA: 40
	E: 0	LOB: 1	E: 0	LOB: 0	E: 0	LOB: 0	E: 0	LOB: 0	E: 0	LOB: 2	E: 0	LOB: 0	E: 0	LOB: 1	E: 0	LOB: 1	E: 0	LOB: 1	E: 0	LOB: 2	2B: 0	SAC: 1	PB: 0	
	K: 2	BB: 1	K: 1	BB: 0	K: 1	BB: 0	K: 0	BB: 0	K: 0	BB: 0	K: 0	BB: 0	K: 1	BB: 1	K: 0	BB: 1	K: 0	BB: 0	K: 0	BB: 1	3B: 0	DP: 1	SB: 0	
	S: 7	P: 11	S: 5	P: 5	S: 5	P: 5	S: 3	P: 3	S: 5	P: 5	S: 3	P: 3	S: 6	P: 6	S: 3	P: 7	S: 4	P: 4	S: 6	P: 10	HR: 0	HBP: 0	CS: 0	

PITCHER		IP	WLS	BF	H	R	ER	SO	BB	IBB	HBP	BLK	WP	HR	S	P	ERA	WHIP
Al McBean, R ERA: 2.78	(1, 1)	9.1	L	37	7	3	3	5	2	1	0	0	0	0	44	56	2.89	0.964
Roy Face, R ERA: 3.09	(10, 1)	0.1		3	2	0	0	0	0	0	0	0	0	0	3	3	0.00	6.000

PITCHER	IP	WLS	BF	H	R	ER	SO	BB	IBB	HBP	BLK	WP	HR	S	P	ERA	WHIP

AB	35
R	3
H	9
RBI	3
BB	3
SO	5
LOB	10

Batter	1	2	3	4	5	6	7	8	9	AB	R	H	RBI	BB	SO	LOB
Bill Virdon, L (1, 8) OBP: 0.288, SLG: 0.324	0-0 1B FC4-6 1B		0-0 ② 5-3		0-0 FC6 1B		S S S 0-3 ② K		0-0 ② G3 1-2 3-H	5	1	2	1	0	1	1
Dick Groat, R (1, 6) OBP: 0.328, SLG: 0.345	0-0 FC4-6 1-3 1B		0-0 1B 1B		0-0 ① F9		0-0 ③ 6-3		0-0 2-3 1B	5	0	3	0	0	0	1
Roberto Clemente, R (1, 9) OBP: 0.354, SLG: 0.456	0-0 ① FC4-6 E S 1-2f 3-H		0-0 1-3 1B		0-0 ② FC6 BB 1-2f			B B B B 4-0 BB	0-0 ③ F8	4	0	1	1	1	0	4
Dick Stuart, R (1, 3) OBP: 0.299, SLG: 0.316	S S S 0-3 ② K 1-3		0-0 ③ P4		B B B 4-0 1-2 BB			S S S 0-3 ① K		3	0	0	0	1	2	4
Bob Skinner, L (1, 7) OBP: 0.310, SLG: 0.450	0-0 ③ F9			0-0 2B	0-0 ③ 6-3			0-0 ② F9		4	0	1	0	0	0	4
Johnny Logan, R (1, 5) OBP: 0.579, SLG: 0.500		B B B B 4-0 G1-6-3 BB		B B B B 4-0 BB		x 0-0 ① F8		0-0 ③ 5-3		2	0	0	0	2	0	1
Bill Mazeroski, R (1, 4) OBP: 0.330, SLG: 0.474		x 0-0 ① ② G1-6-3 1-2f	x 0-0 ① F8		x 0-0 ② F7				B B B B 4-0 1B BLK G3 BB	3	1	0	0	1	0	3
Cal Neeman, R (1, 2) OBP: 0.375, SLG: 0.429		x 0-0 ③ F8		S S S 0-3 ② K		S S S 0-3 ③ K			x 0-0 1B G3 1-3 1B	4	0	1	0	0	2	2
Vern Law, R (1, 1) Tom Sturdivant, L (6, 1) Donn Clendenon, R (7, PH) OBP: 0.323, SLG: 0.333 Harvey Haddix, L (7, 1) Diomedes Olivo, L (8, 1) OBP: 0.500, SLG: 0.667 Howie Goss, R (9, PH) OBP: 0.429, SLG: 0.529			S S S 0-3 ① K	x 0-0 ③ 1-3			S S S 0-3 ① K		x 0-0 ① L7	2 0 1 0 0 1	0 0 0 0 0 0	0 0 0 0 0 0	0 0 0 0 0 0	1 0 0 0 0 0	2 0 1 0 0 2	2 0 0 0 0 2
Inning Stats	R: 1 H: 2 E: 0 LOB: 1 K: 1 BB: 0 S: 7 P: 7	R: 0 H: 0 E: 0 LOB: 0 K: 0 BB: 1 S: 2 P: 6	R: 0 H: 2 E: 0 LOB: 2 K: 1 BB: 0 S: 7 P: 7	R: 0 H: 1 E: 0 LOB: 2 K: 1 BB: 1 S: 6 P: 10	R: 0 H: 1 E: 0 LOB: 2 K: 0 BB: 1 S: 4 P: 8	R: 0 H: 0 E: 0 LOB: 0 K: 1 BB: 0 S: 5 P: 5	R: 0 H: 0 E: 0 LOB: 0 K: 2 BB: 0 S: 7 P: 7	R: 0 H: 0 E: 0 LOB: 1 K: 1 BB: 1 S: 5 P: 9	R: 1 H: 2 E: 0 LOB: 2 K: 0 BB: 1 S: 5 P: 9	1B: 7 SF: 0 2B: 1 SAC: 0 3B: 0 DP: 1 HR: 0 HBP: 0						

PITCHER		IP	W/L/S	BF	H	R	ER	SO	BB	IBB	HBP	BLK	WP	HR	S	P	ERA	WHIP
Jim O'Toole, L ERA: 3.35	(1, 1)	9.0	W	39	8	2	2	7	5	0	0	1	0	0	48	68	2.00	1.444

PITCHER	IP	W/L/S	BF	H	R	ER	SO	BB	IBB	HBP	BLK	WP	HR	S	P	ERA	WHIP

TOP

Pittsburgh Pirates @ Cincinnati Reds

Crosley Field, Cincinnati, OH

Sat May 12 1962, 7:05 PM EDT

Att. 16,858 - Unknown

livebaseballscorecards.com

AB	34
R	2
H	8
RBI	2
BB	5
SO	7
LOB	24

Batter	1	2	3	4	5	6	7	8	9	AB	R	H	RBI	BB	SO	LOB
Don Blasingame, L (1, 4) OBP: 0.380, SLG: 0.268	BBBB 4-0 HR BB		x 0-0 ① F8		x 0-0 ② F7			0-0 WP 1B 2B 1B 0-3 ③ K		2	1	0	0	1	0	0
Don Zimmer, R (8, PH) OBP: 0.169, SLG: 0.143 (9, 4)										2	1	1	0	0	1	1
Eddie Kasko, R (1, 5) OBP: 0.304, SLG: 0.370	x 0-0 ① F8		x 0-0 2B 1B		x 0-0 ③ 6-3			x 0-0 WP 1-2 2B 1B		4	2	2	0	0	0	1
Vada Pinson, L (1, 8) OBP: 0.366, SLG: 0.673	x 0-0 1-H HR		x 0-0 ② F8			x 0-0 ① F8		x 0-0 ① P6 1-2 2-3		4	1	1	2	0	0	3
Frank Robinson, R (1, 9) OBP: 0.339, SLG: 0.379	x 0-0 ② F8		x 0-0 1-H 2B			x 0-0 ② F7		4-0 2B HR IBB		3	1	1	1	1	0	0
Gordy Coleman, L (1, 3) OBP: 0.345, SLG: 0.424	x 0-0 ③ 4-3		x 0-0 ③ 3-1			x 0-0 ③ 3-1		x 0-0 1-3 2-H 3-H HR 2B		3	0	0	0	0	0	1
Joe Gaines, R (8, PH) OBP: 0.857, SLG: 1.000										1	1	1	2	0	0	0
Marty Keough, L (9, 3) OBP: 0.500, SLG: 0.250										0	0	0	0	0	0	0
Wally Post, R (1, 7) OBP: 0.404, SLG: 0.626		BBBB 4-0 FC5-4 BB	x 0-0 ① F7				SSS 0-3 ① K	x 0-0 2-H 3-H HR		3	1	1	3	1	1	0
Johnny Edwards, L (1, 2) OBP: 0.348, SLG: 0.463	x 0-0 ① F8		x 0-0 ② F7				x 0-0 1B	x 0-0 HR		4	1	2	1	0	0	1
Leo Cardenas, R (1, 6) OBP: 0.298, SLG: 0.341	x 0-0 ② FC5-4 1-2f		x 0-0 ③ 1-3				SSS 0-3 ② K	H 1-0 BLK HBP		3	0	0	0	0	1	2
Jim O'Toole, S (1, 1) OBP: 0.222, SLG: 0.222	SSS 0-3 ③ K				x 0-0 ① 1-3		SSS 0-3 ③ K	x 0-0 ② 5-3 1-2		4	0	0	0	0	2	3
Inning Stats	R: 2 H: 1 E: 0 LOB: 0 K: 0 BB: 1 S: 4 P: 8	R: 0 H: 0 E: 0 LOB: 1 K: 1 BB: 1 S: 5 P: 9	R: 1 H: 2 E: 0 LOB: 1 K: 0 BB: 0 S: 5 P: 5	R: 0 H: 0 E: 0 LOB: 0 K: 0 BB: 0 S: 3 P: 3	R: 0 H: 0 E: 0 LOB: 0 K: 0 BB: 0 S: 3 P: 3	R: 0 H: 0 E: 0 LOB: 0 K: 0 BB: 0 S: 3 P: 3	R: 0 H: 1 E: 0 LOB: 1 K: 3 BB: 0 S: 10 P: 10	R: 6 H: 5 E: 0 LOB: 1 K: 1 BB: 1 S: 10 P: 15		1B: 4 SF: 0 2B: 2 SAC: 0 3B: 0 DP: 0 HR: 3 HBP: 1						

PITCHER		IP	WLS	BF	H	R	ER	SO	BB	IBB	HBP	BLK	WP	HR	S	P	ERA	WHIP
Vern Law, R ERA: 4.5	(1, 1)	5.0	L	20	3	3	3	1	2	0	0	0	0	1	20	28	5.40	1.000
Tom Sturdivant, R ERA: 9.77	(6, 1)	1.0		3	0	0	0	0	0	0	0	0	0	0	3	3	0.00	0.000
Harvey Haddix, L ERA: 12.15	(7, 1)	1.1		12	6	6	6	3	0	1	1	0	1	2	16	21	40.50	4.500
Diomedes Olivo, L ERA: 1.8	(8, 1)	0.2		2	0	0	0	1	0	0	0	1	0	0	4	4	0.00	0.000

PITCHER	IP	WLS	BF	H	R	ER	SO	BB	IBB	HBP	BLK	WP	HR	S	P	ERA	WHIP

BOTTOM

Pittsburgh Pirates @ Cincinnati Reds

Crosley Field, Cincinnati, OH

Sat May 12 1962, 7:05 PM EDT

Att. 16,858 - Unknown

livebaseballscorecards.com

AB	33
R	9
H	9
RBI	9
BB	3
SO	5
LOB	12

Batter	1	2	3	4	5	6	7	8	9	AB	R	H	RBI	BB	SO	LOB
Dick Schofield, S (1, 5) OBP: 0.394, SLG: 0.484	F8		1B		1B		F8		BB	4	1	2	0	1	0	1
Dick Groat, R (1, 6) OBP: 0.339, SLG: 0.356	6-3		1B HR 1B 1-2		1B 1-2		P4		1B 1-2	5	1	3	0	0	0	1
Bob Skinner, L (1, 7) OBP: 0.315, SLG: 0.440	K		HR 1-3 2-H		K			BB	F9	4	1	1	1	1	2	4
Jim Marshall, L (1, 3) OBP: 0.419, SLG: 0.692		5-3	HR 1-H 3-H		F8			F8		4	1	1	3	0	0	3
Roberto Clemente, R (1, 9) OBP: 0.350, SLG: 0.447		1B	K			1-3		K		4	0	1	0	0	2	1
Smoky Burgess, L (1, 2) OBP: 0.316, SLG: 0.353 Howie Goss, R (8, PR) OBP: 0.429, SLG: 0.529 Cal Neeman, R (8, 2) OBP: 0.375, SLG: 0.429		F9		G1-6-3 1B		P5		BB 1-2		3 0 0	0 0 0	1 0 0	0 0 0	1 0 0	0 0 0	1 0 0
Bill Virdon, L (1, 8) OBP: 0.279, SLG: 0.313		3-1		G1-6-3 1-2f		1-3		P6		4	0	0	0	0	0	4
Bill Mazeroski, R (1, 4) OBP: 0.327, SLG: 0.475			P4	F7			2B		F8	4	0	1	0	0	0	0
Bob Friend, R (1, 1) OBP: 0.143, SLG: 0.190 Dick Stuart, R (7, PH) OBP: 0.296, SLG: 0.313 Diomedes Olivo, L (7, 1) OBP: 0.500, SLG: 0.667 Tom Sturdivant, L (8, 1) Johnny Logan, R (9, PH) OBP: 0.550, SLG: 0.471		3-1		P2			K		1-3	2 1 0 0 1	0 0 0 0 0	0 0 0 0 0	0 0 0 0 0	0 1 0 0 0	0 1 0 0 0	0 1 0 0 0
Inning Stats	R: 0 E: 0 K: 1 S: 5 H: 0 LOB: 0 BB: 0 P: 5	R: 0 E: 0 K: 0 S: 4 H: 1 LOB: 1 BB: 0 P: 4	R: 4 E: 0 K: 1 S: 9 H: 4 LOB: 0 BB: 0 P: 9	R: 0 E: 0 K: 0 S: 3 H: 1 LOB: 0 BB: 0 P: 3	R: 0 E: 0 K: 1 S: 7 H: 2 LOB: 2 BB: 0 P: 7	R: 0 E: 0 K: 0 S: 3 H: 0 LOB: 0 BB: 0 P: 3	R: 0 E: 0 K: 1 S: 6 H: 1 LOB: 1 BB: 0 P: 6	R: 0 E: 0 K: 1 S: 5 H: 0 LOB: 2 BB: 2 P: 13	R: 0 E: 0 K: 0 S: 4 H: 1 LOB: 2 BB: 1 P: 8	1B: 8 2B: 1 3B: 0 HR: 1 SF: 0 SAC: 0 DP: 1 HBP: 0						

PITCHER		IP	WLS	BF	H	R	ER	SO	BB	IBB	HBP	BLK	WP	HR	S	P	ERA	WHIP
Bob Purkey, R ERA: 3.77	(1, 1)	7.2	W	33	9	4	4	5	2	0	0	0	0	1	41	49	4.70	1.435
Bill Henry, L ERA: 2.35	(8, 1)	0.1		1	0	0	0	0	0	0	0	0	0	0	1	1	0.00	0.000
Jim Brosnan, R ERA: 4.76	(9, 1)	1.0	S	5	1	0	0	0	1	0	0	0	0	0	4	8	0.00	2.000

PITCHER	IP	WLS	BF	H	R	ER	SO	BB	IBB	HBP	BLK	WP	HR	S	P	ERA	WHIP

TOP

Pittsburgh Pirates @ Cincinnati Reds

Crosley Field, Cincinnati, OH

Sun May 13 1962, 3:33 AM EDT

Att. 12,004 - Unknown

livebaseballscorecards.com

AB	36
R	4
H	10
RBI	4
BB	3
SO	5
LOB	16

BOTTOM

Pittsburgh Pirates @ Cincinnati Reds

Crosley Field, Cincinnati, OH

Sun May 13 1962, 3:33 AM EDT

Att. 12,004 - Unknown

livebaseballscorecards.com

Batter	1	2	3	4	5	6	7	8	9	AB	R	H	RBI	BB	SO	LOB
Don Blasingame, L (1, 4) OBP: 0.378, SLG: 0.271	F7		F8		1B		BBBB G6-4-3 1B BB	0-0 G6-3 1B 1-2 2-3		3	0	1	0	0	0	0
Don Zimmer, R (7, PH) OBP: 0.183, SLG: 0.143 (8, 4)										0	0	0	0	1	0	0
Jerry Lynch, L (8, PH) OBP: 0.292, SLG: 0.545										1	0	1	0	0	0	0
Cookie Rojas, R (9, 4) OBP: 0.279, SLG: 0.205										0	0	0	0	0	0	0
Eddie Kasko, R (1, 5) OBP: 0.308, SLG: 0.371	6-3		3B 1B		P4		G6-4-3 1B 1-2	G6-3 1-2f		5	1	2	0	0	0	4
Vada Pinson, L (1, 8) OBP: 0.370, SLG: 0.709	HR		1-H HR 3B		F8		G6-4-3 1-2f 2-3			4	2	2	2	0	0	3
Frank Robinson, R (1, 9) OBP: 0.352, SLG: 0.425	2B		3-H HR			F8 BBBB	BB			3	1	2	2	1	0	0
Gordy Coleman, L (1, 3) OBP: 0.342, SLG: 0.417	4-3		6-3			6-3 1B 1B	4-3			4	1	1	0	0	0	3
Wally Post, R (1, 7) OBP: 0.398, SLG: 0.611		G1-6-3 1B		5-3		6-3 1-2		E6 E SH2-4 1B		4	0	1	0	0	0	1
Marty Keough, L (8, PR) OBP: 0.500, SLG: 0.250 (9, 7)										0	1	0	0	0	0	0
Johnny Edwards, L (1, 2) OBP: 0.348, SLG: 0.451		G1-6-3 1-2f		3-1		1B IBB		SH2-4 1-2		2	0	0	0	1	0	1
Leo Cardenas, R (1, 6) OBP: 0.296, SLG: 0.337		4-3		SSS K		1-2 2-H 1B		E6 1B 1B 2-3		4	0	1	1	0	1	2
Bob Purkey, R (1, 1) OBP: 0.111, SLG: 0.077			SSS K		SSS K	P5		1B 1-2 3-H 1B		3	0	0	0	0	2	2
Bill Henry, L (8, 1)										0	0	0	0	0	0	0
Joe Gaines, R (8, PH) OBP: 0.875, SLG: 1.000										1	0	1	1	0	0	0
Jim Brosnan, R (9, 1)										0	0	0	0	0	0	0
Inning Stats	R: 1 H: 2 E: 0 LOB: 1 K: 0 BB: 0 S: 5 P: 5	R: 0 H: 1 E: 0 LOB: 0 K: 0 BB: 0 S: 3 P: 3	R: 3 H: 3 E: 0 LOB: 0 K: 1 BB: 0 S: 8 P: 8	R: 0 H: 0 E: 0 LOB: 0 K: 1 BB: 0 S: 5 P: 5	R: 0 H: 1 E: 0 LOB: 1 K: 1 BB: 0 S: 6 P: 6	R: 1 H: 2 E: 0 LOB: 2 K: 0 BB: 1 S: 5 P: 9	R: 0 H: 1 E: 0 LOB: 2 K: 0 BB: 2 S: 3 P: 11	R: 1 H: 2 E: 2 LOB: 3 K: 0 BB: 0 S: 6 P: 6		1B: 8 SF: 0 2B: 1 SAC: 1 3B: 1 DP: 3 HR: 2 HBP: 0						

	AB	34
	R	6
	H	12
	RBI	6
	BB	3
	SO	3
	LOB	16

WP: 0 PA: 38
PB: 0
SB: 0
CS: 0

PITCHER		IP	WLS	BF	H	R	ER	SO	BB	IBB	HBP	BLK	WP	HR	S	P	ERA	WHIP
Bob Friend, R ERA: 3.28	(1, 1)	6.0	L	27	9	5	5	3	0	1	0	0	0	2	32	36	7.50	1.500
Diomedes Olivo, L ERA: 1.69	(7, 1)	1.1		9	2	1	0	0	2	0	0	0	0	0	7	15	0.00	3.000
Tom Sturdivant, R ERA: 9.37	(8, 1)	0.2		2	1	0	0	0	0	0	0	0	0	0	2	2	0.00	1.500

PITCHER	IP	WLS	BF	H	R	ER	SO	BB	IBB	HBP	BLK	WP	HR	S	P	ERA	WHIP

Cincinnati Reds @ Philadelphia Phillies

Connie Mack Stadium, Philadelphia, PA

Tue May 15 1962, 7:05 PM EDT

Att. 8,177 - Unknown

livebaseballscorecards.com

TOP

Batter	1	2	3	4	5	6	7	8	9	AB	R	H	RBI	BB	SO	LOB
Don Blasingame, L (1, 4) OBP: 0.359, SLG: 0.254	F5	FC6-4 1-2f			F7		F8			4	0	0	0	0	0	3
Eddie Kasko, R (1, 5) OBP: 0.299, SLG: 0.359	P3	P3			FC5-4 1-2f			1-3		4	0	0	0	0	0	1
Vada Pinson, L (1, 8) OBP: 0.366, SLG: 0.719	HR	K				F7		K2-3		4	1	1	1	0	2	0
Frank Robinson, R (1, 9) OBP: 0.349, SLG: 0.427	F3	5-3				P4		E PO 2B		4	0	1	0	0	0	0
Gordy Coleman, L (1, 3) OBP: 0.347, SLG: 0.430		2B 1B		L9		2B		E4 2-3		4	1	2	0	0	0	1
Wally Post, R (1, 7) OBP: 0.384, SLG: 0.586		L6		F8		4-3		PO 3-H	K	4	0	0	0	0	1	2
Johnny Edwards, L (1, 2) OBP: 0.333, SLG: 0.430		K		K			6-3		K	4	0	0	0	0	3	1
Leo Cardenas, R (1, 6) OBP: 0.314, SLG: 0.366		1-H 1B 2B			FC5-6 FC5-6 1B		WP 1B		5-3	4	1	3	1	0	0	0
Joey Jay, S (1, 1) OBP: 0.190, SLG: 0.300 Bill Henry, L (8, 1) Dave Sisler, R (9, 1) Ted Wills, L (9, 1)		FC6-4 2-H 1B			FC5-6 FC5-4 1-2f		F5 1-2			3 0 0 0	0 0 0 0	1 0 0 0	1 0 0 0	0 0 0 0	0 0 0 0	2 0 0 0

	AB	35
	R	3
	H	8
	RBI	3
	BB	0
	SO	6
	LOB	10

Inning Stats	1	2	3	4	5	6	7	8	9	1B: 4	SF: 0	WP: 1	PA: 36
	R: 1 E: 0 K: 0 S: 4 H: 1 LOB: 0 BB: 0 P: 4	R: 2 E: 0 K: 1 S: 8 H: 3 LOB: 1 BB: 0 P: 8	R: 0 E: 0 K: 1 S: 5 H: 0 LOB: 0 BB: 0 P: 5	R: 0 E: 0 K: 1 S: 5 H: 0 LOB: 0 BB: 0 P: 5	R: 0 E: 0 K: 0 S: 4 H: 1 LOB: 1 BB: 0 P: 4	R: 0 E: 0 K: 0 S: 4 H: 1 LOB: 1 BB: 0 P: 4	R: 0 E: 0 K: 0 S: 4 H: 1 LOB: 1 BB: 0 P: 4	R: 0 E: 1 K: 1 S: 6 H: 1 LOB: 1 BB: 0 P: 6	R: 0 E: 0 K: 2 S: 7 H: 0 LOB: 0 BB: 0 P: 7	2B: 3	SAC: 0	PB: 0	
										3B: 0	DP: 0	SB: 0	
										HR: 1	HBP: 0	CS: 0	

PITCHER		IP	WLS	BF	H	R	ER	SO	BB	IBB	HBP	BLK	WP	HR	S	P	ERA	WHIP
Art Mahaffey, R ERA: 5.4	(1, 1)	8.0	L	32	8	3	3	4	0	0	0	0	1	1	40	40	3.38	1.000
Jack Baldschun, R ERA: 2.7	(9, 1)	1.0		3	0	0	0	2	0	0	0	0	0	0	7	7	0.00	0.000

PITCHER		IP	WLS	BF	H	R	ER	SO	BB	IBB	HBP	BLK	WP	HR	S	P	ERA	WHIP

Batter	1	2	3	4	5	6	7	8	9	AB	R	H	RBI	BB	SO	LOB
Tony Taylor, R (1, 4) OBP: 0.359, SLG: 0.339	E5 4-3		F9			BB 1B		1-2 3B 1B		4	1	2	0	0	0	0
Johnny Callison, L (1, 9) OBP: 0.355, SLG: 0.455	P6			4-3		BBBB 4-0 G6-3 1-2 BB		1-H 2-H 3B		3	0	1	2	1	0	1
Tony Gonzalez, L (1, 8) OBP: 0.409, SLG: 0.544	4-3 1-2			5-3		G6-3 1-2f		SSS 0-3 K		4	0	0	0	0	1	5
Roy Sievers, R (1, 3) OBP: 0.306, SLG: 0.162 Jacke Davis, R (9, PR) OBP: 0.423, SLG: 0.458	6-3			SSS 0-3 K			L6		1B 2B	4 0	0 0	1 0	0 0	0 0	1 0	1 0
Clay Dalrymple, L (1, 2) OBP: 0.411, SLG: 0.527		BBBB 4-0 G6-4-3 BB			4-3		P6		B2-4	3	0	0	0	1	0	1
Don Demeter, R (1, 5) OBP: 0.345, SLG: 0.515		G6-4-3 1-2f			P6		P3		F5	4	0	0	0	0	0	2
Ted Savage, R (1, 7) OBP: 0.385, SLG: 0.462		SSS 0-3 K			S 1B			FC3-6 1B	2-3 1B	4	0	3	0	0	1	0
Billy Klaus, L (1, 6) OBP: 0.364, SLG: 0.405 Mel Roach, R (9, PH) OBP: 0.333, SLG: 0.333			SSS 0-3 K		4-3 1-2			F8	F9	3 1	0 0	0 0	0 0	0 0	1 0	2 3
Art Mahaffey, R (1, 1) OBP: 0.200, SLG: 0.077 Frank Torre, L (8, PH) OBP: 0.375, SLG: 0.353 Bobby Malkmus, R (8, PR) OBP: 0.200, SLG: 0.400 Jack Baldschun, R (9, 1)			P6			6-3		FC3-6 1B 1-2f 3B		2 1 0 0	0 0 1 0	0 0 0 0	0 0 0 0	0 0 0 0	0 0 0 0	0 1 0 0
Inning Stats	R: 0 E: 1 K: 0 S: 4 H: 0 LOB: 1 BB: 0 P: 4	R: 0 E: 0 K: 1 S: 4 H: 0 LOB: 0 BB: 1 P: 8	R: 0 E: 0 K: 1 S: 5 H: 0 LOB: 0 BB: 0 P: 5	R: 0 E: 0 K: 1 S: 5 H: 0 LOB: 0 BB: 0 P: 5	R: 0 E: 0 K: 0 S: 4 H: 1 LOB: 1 BB: 0 P: 4	R: 0 E: 0 K: 0 S: 3 H: 1 LOB: 1 BB: 1 P: 7	R: 0 E: 0 K: 0 S: 3 H: 0 LOB: 0 BB: 0 P: 3	R: 2 E: 0 K: 1 S: 8 H: 3 LOB: 2 BB: 0 P: 8	R: 0 E: 0 K: 0 S: 5 H: 2 LOB: 3 BB: 0 P: 5	1B: 5 2B: 1 3B: 1 HR: 0	SF: 0 SAC: 0 DP: 2 HBP: 0						

PITCHER		IP	WLS	BF	H	R	ER	SO	BB	IBB	HBP	BLK	WP	HR	S	P	ERA	WHIP
Joey Jay, R ERA: 3.69	(1, 1)	7.2	W	29	5	2	2	3	2	0	0	0	0	0	33	41	2.35	0.913
Bill Henry, L ERA: 2.16	(8, 1)	0.2		3	1	0	0	1	0	0	0	0	0	0	5	5	0.00	1.500
Dave Sisler, R ERA: 3.24	(9, 1)	0.1		2	1	0	0	0	0	0	0	0	0	0	2	2	0.00	3.000
Ted Wills, L ERA: 27.0	(9, 1)	0.1	S	1	0	0	0	0	0	0	0	0	0	0	1	1	0.00	0.000

PITCHER	IP	WLS	BF	H	R	ER	SO	BB	IBB	HBP	BLK	WP	HR	S	P	ERA	WHIP

BOTTOM

Cincinnati Reds @ Philadelphia Phillies

Connie Mack Stadium, Philadelphia, PA

Tue May 15 1962, 7:05 PM EDT

Att. 8,177 - Unknown

livebaseballscorecards.com

AB	33
R	2
H	7
RBI	2
BB	2
SO	4
LOB	16

PA: 35

WP: 0 PB: 0 SB: 1 CS: 0

Cincinnati Reds @ Philadelphia Phillies

Connie Mack Stadium, Philadelphia, PA

Wed May 16 1962, 7:05 PM EDT

Att. 5,350 - Unknown

TOP

livebaseballscorecards.com

Batter	1	2	3	4	5	6	7	8	9	AB	R	H	RBI	BB	SO	LOB
Leo Cardenas, R (1, 6) OBP: 0.318, SLG: 0.365	5-3		5-3			4-3 WP 1B	SF7 3-H		BBBB 1B 2B BB	3	1	1	1	1	0	0
Eddie Kasko, R (1, 5) OBP: 0.302, SLG: 0.356	6-3		5-3			BBBB 4-3 1-2 BB	FC5-4 1-2f		2B 1-2 FC5-2 1B	4	0	1	0	1	0	1
Vada Pinson, L (1, 8) OBP: 0.375, SLG: 0.720	G3			G6-3 1B		4-3 1-2 2-3		BBBB G1-4-3 BB	FC5-2 1-3 2-H 2B	4	0	2	1	1	0	2
Frank Robinson, R (1, 9) OBP: 0.351, SLG: 0.430		1B 2B		F9		F2		G1-4-3 1-2f	FC5-2 IBB	4	1	1	0	1	0	4
Gordy Coleman, L (1, 3) OBP: 0.352, SLG: 0.427		BBBB 1B BB		G6-3 1-2f		4-3		BB 1B 1B	FC5-2 1-2 2-3 3-Hf	3	1	1	0	1	0	3
Joe Gaines, R (9, PH) OBP: 0.778, SLG: 0.833										1	0	0	0	0	0	3
Don Pavletich, R (9, 3) OBP: 0.375, SLG: 0.286										0	0	0	0	0	0	0
Wally Post, R (1, 7) OBP: 0.376, SLG: 0.563		L8			6-3		SSS K	BBBB 1B E BB	SSS K	4	1	0	0	1	2	5
Johnny Edwards, L (1, 2) OBP: 0.350, SLG: 0.438		G6-4-3 1-2 2-H 1B			L8		BBBB 4-3 BB 1B BB	1-3 2-H E 1B 1B		3	1	2	2	1	0	0
Cookie Rojas, R (1, 4) OBP: 0.319, SLG: 0.262		G6-4-3 1-2f			2B		BBBB 4-3 1B 1-2 SF7 BB	1-H 3-H E1 1B		3	1	2	1	1	0	2
Moe Drabowsky, R (1, 1)			SSS K		F7		FC5-4 1-3 2-H 1B		SSS K	1	0	0	0	0	1	0
Marty Keough, L (5, PH) OBP: 0.429, SLG: 0.200										1	0	0	0	0	0	1
Ted Wills, L (5, 1)										0	0	0	0	0	0	0
Jerry Lynch, L (7, PH) OBP: 0.320, SLG: 0.565										1	0	1	1	0	0	0
Jim Brosnan, R (7, 1)										1	0	0	0	0	1	0
Inning Stats	R: 0 E: 0 K: 0 S: 3 H: 0 LOB: 0 BB: 0 P: 3	R: 1 E: 0 K: 0 S: 4 H: 2 LOB: 1 BB: 1 P: 8	R: 0 E: 0 K: 1 S: 5 H: 0 LOB: 0 BB: 0 P: 5	R: 0 E: 0 K: 0 S: 3 H: 1 LOB: 0 BB: 0 P: 3	R: 0 E: 0 K: 0 S: 4 H: 1 LOB: 1 BB: 0 P: 4	R: 0 E: 0 K: 0 S: 4 H: 1 LOB: 2 BB: 1 P: 8	R: 2 E: 0 K: 1 S: 6 H: 1 LOB: 1 BB: 2 P: 14	R: 2 E: 1 K: 0 S: 4 H: 3 LOB: 1 BB: 2 P: 12	R: 1 E: 0 K: 2 S: 9 H: 2 LOB: 3 BB: 2 P: 17	1B: 8 2B: 3 3B: 0 HR: 0	SF: 1 SAC: 0 DP: 3 HBP: 0						

	AB	33
	R	6
	H	11
	RBI	6
	BB	8
	SO	4
	LOB	21

WP: 1 PB: 0 SB: 0 CS: 0 PA: 42

PITCHER		IP	WLS	BF	H	R	ER	SO	BB	IBB	HBP	BLK	WP	HR	S	P	ERA	WHIP
Jack Hamilton, R ERA: 4.89	(1, 1)	7.2		34	8	5	5	2	6	0	0	0	1	0	32	56	5.87	1.826
Jack Baldschun, R ERA: 2.66	(8, 1)	0.1		1	1	0	0	0	0	0	0	0	0	0	1	1	0.00	3.000
Frank Sullivan, R ERA: 5.79	(9, 1)	0.1	L	5	2	1	1	1	1	1	0	0	0	0	5	13	27.00	9.000
Chris Short, L ERA: 3.22	(9, 1)	0.2		2	0	0	0	1	0	0	0	0	0	0	4	4	0.00	0.000

PITCHER		IP	WLS	BF	H	R	ER	SO	BB	IBB	HBP	BLK	WP	HR	S	P	ERA	WHIP

BOTTOM

Cincinnati Reds @ Philadelphia Phillies

Connie Mack Stadium, Philadelphia, PA

Wed May 16 1962, 7:05 PM EDT

Att. 5,350 - Unknown

livebaseballscorecards.com

Batter	1	2	3	4	5	6	7	8	9	AB	R	H	RBI	BB	SO	LOB
Tony Taylor, R (1, 4) OBP: 0.346, SLG: 0.325	K		P4	1-3			F8		6-3	5	0	0	0	0	1	0
Johnny Callison, L (1, 9) OBP: 0.366, SLG: 0.485	4-3		HR	BB			G6-4-3 1B		P2	4	1	2	1	1	0	0
Tony Gonzalez, L (1, 8) OBP: 0.409, SLG: 0.530	F8		1B 1B HBP	K			G6-4-3 1-2f		1B	4	1	1	0	0	1	2
Roy Sievers, R (1, 3) OBP: 0.322, SLG: 0.222		WP 4-3 2B BB	BB 1B 1-3 1B		K			HR	G3	4	3	2	1	1	1	1
Clay Dalrymple, L (1, 2) OBP: 0.415, SLG: 0.513		4-3 1-2	1B BB 1-2		K BB			F9		2	0	0	0	2	0	1
Don Demeter, R (1, 5) OBP: 0.350, SLG: 0.524		K 2-3	1B 1-2 2-H 3-H		K 1-2			2B		4	0	2	2	0	2	2
Ted Savage, R (1, 7) OBP: 0.378, SLG: 0.441		2B BB	P4			5-3		5-3		3	0	0	0	1	0	3
Billy Klaus, L (1, 6) OBP: 0.375, SLG: 0.425		1-3 3-H 2B	P4			K		FC5-4 IBB		3	0	1	1	1	1	2
Jack Hamilton, R (1, 1) OBP: 0.200, SLG: 0.111		K		K 1-2		K		FC5-4 1-2f		3	0	0	0	0	3	2
Jack Baldschun, R (8, 1)										0	0	0	0	0	0	0
Frank Torre, L (8, PH) OBP: 0.366, SLG: 0.343										1	0	0	0	0	0	2
Frank Sullivan, R (9, 1)										0	0	0	0	0	0	0
Chris Short, R (9, 1)										0	0	0	0	0	0	0
Inning Stats	R: 0 E: 0 K: 1 S: 5 H: 0 LOB: 0 BB: 0 P: 5	R: 1 E: 0 K: 2 S: 8 H: 1 LOB: 2 BB: 2 P: 16	R: 3 E: 0 K: 0 S: 6 H: 3 LOB: 2 BB: 1 P: 11	R: 0 E: 0 K: 2 S: 7 H: 0 LOB: 1 BB: 1 P: 11	R: 0 E: 0 K: 2 S: 6 H: 0 LOB: 1 BB: 1 P: 10	R: 0 E: 0 K: 2 S: 7 H: 0 LOB: 0 BB: 0 P: 7	R: 0 E: 0 K: 0 S: 3 H: 1 LOB: 0 BB: 0 P: 3	R: 1 E: 0 K: 0 S: 5 H: 2 LOB: 2 BB: 1 P: 9	R: 0 E: 0 K: 0 S: 4 H: 1 LOB: 1 BB: 0 P: 4	1B: 4 2B: 2 3B: 0 HR: 2 SF: 0 SAC: 0 DP: 1 HBP: 1						

PITCHER	IP	WLS	BF	H	R	ER	SO	BB	IBB	HBP	BLK	WP	HR	S	P	ERA	WHIP
Moe Drabowsky, R (1, 1) ERA: 6.75	4.0		21	4	4	4	5	4	0	1	0	1	1	26	43	9.00	2.000
Ted Wills, L (5, 1) ERA: 3.86	2.0		6	0	0	0	4	1	0	0	0	0	0	13	17	0.00	0.500
Jim Brosnan, R (7, 1) ERA: 4.4	3.0	W	13	4	1	1	0	0	1	0	0	0	1	12	16	3.00	1.333

PITCHER	IP	WLS	BF	H	R	ER	SO	BB	IBB	HBP	BLK	WP	HR	S	P	ERA	WHIP

AB	33
R	5
H	8
RBI	5
BB	6
SO	9
LOB	15

WP: 1 PA: 40
PB: 0
SB: 0
CS: 0

Cincinnati Reds @ Philadelphia Phillies

Connie Mack Stadium, Philadelphia, PA

Thu May 17 1962, 7:05 PM EDT

Att. 8,674 - Unknown

TOP

livebaseballscorecards.com

Batter	1	2	3	4	5	6	7	8	9	AB	R	H	RBI	BB	SO	LOB
Leo Cardenas, R (1, 6) OBP: 0.313, SLG: 0.356	L7		F3	FC5-4 1-2f			FC3-6 1B	F7		5	0	1	0	0	0	4
Eddie Kasko, R (1, 5) OBP: 0.292, SLG: 0.343	E5 1B		L5		6-3		L9	6-3		5	0	0	0	0	0	3
Vada Pinson, L (1, 8) OBP: 0.376, SLG: 0.723	L9			1B 2B	G3		FC3-6 1-2f BB 1B		3B 2B	5	2	2	0	0	0	2
Frank Robinson, R (1, 9) OBP: 0.367, SLG: 0.458	1-2 1B			F9	S 1B		BBBB 1B 1-2 BB		2-H 1B 3B	4	1	3	1	1	0	1
Jerry Lynch, L (1, 7) OBP: 0.367, SLG: 0.556	4-3			BBBB 1B 1B BB	P3 1-2		1-2 2-H 1B		3-H 1B 1B	4	1	2	2	1	0	3
Gordy Coleman, L (1, 3) OBP: 0.354, SLG: 0.426		P6		1B 1B 1-3 2-H 1B		1B	4-3		SSS K	5	1	2	0	0	1	3
Hank Foiles, R (1, 2) OBP: 0.143, SLG: 0.214 Johnny Edwards, L (8, PH) OBP: 0.356, SLG: 0.456 (8, 2) Wally Post, R (9, PH) OBP: 0.381, SLG: 0.567		SSS K		1B 1B 2-3 3-H 1B		SSS K		1B 2B	1-2 1B	3 1 1	1 0 0	1 1 1	1 0 0	0 0 0	2 0 0	1 0 0
Cookie Rojas, R (1, 4) OBP: 0.327, SLG: 0.277		F8		1B 1-2 3-H 1B		L5		2-3 1B	F8	5	0	2	1	0	0	3
Jim O'Toole, S (1, 1) OBP: 0.250, SLG: 0.250 Dave Sisler, R (5, 1) Joe Gaines, R (6, PH) OBP: 0.700, SLG: 0.714 Johnny Klippstein, R (6, 1) Don Blasingame, L (8, PH) OBP: 0.354, SLG: 0.250 Howie Nunn, R (8, 1) Don Zimmer, R (9, PH) OBP: 0.180, SLG: 0.140			4-3	FC5-4 1-3 2-H 1B		SSS K		L9	F8	2 0 1 0 1 0 1	0 0 0 0 0 0 0	1 0 0 0 0 0 0	1 0 0 0 0 0 0	0 0 0 0 0 0 0	0 0 1 0 0 0 0	0 0 1 0 2 0 2
Inning Stats	R: 0 E: 1 K: 0 S: 5 H: 1 LOB: 2 BB: 0 P: 5	R: 0 E: 0 K: 1 S: 5 H: 0 LOB: 0 BB: 0 P: 5	R: 0 E: 0 K: 0 S: 3 H: 0 LOB: 0 BB: 0 P: 3	R: 3 E: 0 K: 0 S: 7 H: 5 LOB: 2 BB: 1 P: 11	R: 0 E: 0 K: 0 S: 4 H: 1 LOB: 1 BB: 0 P: 4	R: 0 E: 0 K: 2 S: 8 H: 1 LOB: 1 BB: 0 P: 8	R: 1 E: 0 K: 0 S: 5 H: 2 LOB: 2 BB: 1 P: 9	R: 0 E: 0 K: 0 S: 5 H: 2 LOB: 2 BB: 0 P: 5	R: 2 E: 0 K: 1 S: 9 H: 4 LOB: 2 BB: 0 P: 9	1B: 12 2B: 3 3B: 1 HR: 0 SF: 0 SAC: 0 DP: 0 HBP: 0			WP: 0 PB: 0 SB: 1 CS: 0		PA: 45	

	AB	43
	R	6
	H	16
	RBI	6
	BB	2
	SO	4
	LOB	25

PITCHER	IP	WLS	BF	H	R	ER	SO	BB	IBB	HBP	BLK	WP	HR	S	P	ERA	WHIP
Cal McLish, R (1, 1) ERA: 4.83	8.0	W	38	12	4	4	3	2	0	0	0	0	0	42	50	4.50	1.750
Jack Baldschun, R (9, 1) ERA: 3.42	0.0		3	3	2	2	0	0	0	0	0	0	0	3	3	∞	∞
Chris Short, L (9, 1) ERA: 3.09	1.0	S	4	1	0	0	1	0	0	0	0	0	0	6	6	0.00	1.000

PITCHER	IP	WLS	BF	H	R	ER	SO	BB	IBB	HBP	BLK	WP	HR	S	P	ERA	WHIP

Cincinnati Reds @ Philadelphia Phillies

Connie Mack Stadium, Philadelphia, PA

Thu May 17 1962, 7:05 PM EDT

Att. 8,674 - Unknown

BOTTOM

livebaseballscorecards.com

Batter	1	2	3	4	5	6	7	8	9	AB	R	H	RBI	BB	SO	LOB
Tony Taylor, R (1, 4) OBP: 0.340, SLG: 0.314	4-3		K		3B BB	1-3		1-3		4	1	0	0	1	1	2
Johnny Callison, L (1, 9) OBP: 0.362, SLG: 0.495	K		4-3		1B 3B 1-H		F7			4	1	1	1	0	1	0
Ted Savage, R (1, 8) OBP: 0.384, SLG: 0.486	HR		1-3		S HBP HR 1B 3-H		6-3			4	2	2	2	0	0	0
Roy Sievers, R (1, 3) OBP: 0.319, SLG: 0.213 Frank Torre, L (8, 3) OBP: 0.366, SLG: 0.343	F8			P6	S HR HBP 1-2		K			3 0	1 0	0 0	0 0	0 0	1 0	0 0
Don Demeter, R (1, 5) OBP: 0.355, SLG: 0.551		K		P6	HR 1-H 2-H			FC5 1B		4	1	2	3	0	1	0
Jacke Davis, R (1, 7) OBP: 0.433, SLG: 0.464		P3		HR 1B	K			E SF8 1-2		4	2	2	0	0	1	0
Sammy White, R (1, 2) OBP: 0.280, SLG: 0.455		2B		HR 1-H	P6			FC5 1-3 2-3f		4	1	2	2	0	0	2
Billy Klaus, L (1, 6) OBP: 0.385, SLG: 0.405		BB		F8		4-3		IBB		2	0	0	0	2	0	0
Cal McLish, S (1, 1) OBP: 0.077, SLG: 0.077 Tony Gonzalez, L (8, PH) OBP: 0.404, SLG: 0.530 Jack Baldschun, R (9, 1) Chris Short, R (9, 1)		K			F9	K		SF8 3-H		3 0 0 0	0 0 0 0	0 0 0 0	0 1 0 0	0 0 0 0	2 0 0 0	2 0 0 0
Inning Stats	R: 1 H: 1 E: 0 LOB: 0 K: 1 BB: 0 S: 6 P: 6	R: 0 H: 1 E: 0 LOB: 2 K: 2 BB: 1 S: 8 P: 12	R: 0 H: 0 E: 0 LOB: 0 K: 1 BB: 0 S: 5 P: 5	R: 2 H: 2 E: 0 LOB: 0 K: 0 BB: 0 S: 5 P: 5	R: 5 H: 3 E: 0 LOB: 0 K: 1 BB: 1 S: 8 P: 13	R: 0 H: 0 E: 0 LOB: 0 K: 1 BB: 0 S: 5 P: 5	R: 0 H: 0 E: 0 LOB: 0 K: 1 BB: 0 S: 5 P: 5	R: 1 H: 2 E: 1 LOB: 2 K: 0 BB: 1 S: 5 P: 9		1B: 4 SF: 1 2B: 1 SAC: 0 3B: 1 DP: 0 HR: 3 HBP: 1						

AB	32
R	9
H	9
RBI	9
BB	3
SO	7
LOB	6

WP: 0 PA: 37
PB: 0
SB: 2
CS: 0

PITCHER		IP	WLS	BF	H	R	ER	SO	BB	IBB	HBP	BLK	WP	HR	S	P	ERA	WHIP
Jim O'Toole, L ERA: 4.23	(1, 1)	4.1	L	22	6	7	7	4	2	0	1	0	0	2	27	36	14.54	1.846
Dave Sisler, R ERA: 4.0	(5, 1)	0.2		3	1	1	1	1	0	0	0	0	0	1	5	5	13.50	1.500
Johnny Klippstein, R ERA: 5.91	(6, 1)	2.0		6	0	0	0	2	0	0	0	0	0	0	10	10	0.00	0.000
Howie Nunn, R ERA: 7.94	(8, 1)	1.0		6	2	1	1	0	0	1	0	0	0	0	5	9	9.00	2.000

PITCHER	IP	WLS	BF	H	R	ER	SO	BB	IBB	HBP	BLK	WP	HR	S	P	ERA	WHIP

Batter	1	2	3	4	5	6	7	8	9	AB	R	H	RBI	BB	SO	LOB
Leo Cardenas, R (1, 6) OBP: 0.316, SLG: 0.358	0-0 2B 1B		0-0 ① P3		0-0 ① F6		0-0 1B 1B 1B 1-2 2-3	0-0 ③ F7		5	2	2	0	0	0	0
Eddie Kasko, R (1, 5) OBP: 0.302, SLG: 0.359	0-0 2B 1-H		0-0 E7 E 1B		0-0 FC4-6 1B		0-0 ① F9		0-0 ① F8	5	0	3	1	0	0	3
Vada Pinson, L (1, 8) OBP: 0.377, SLG: 0.709	B B B B 4-0 BB		0-0 E6 IBB 2-3		0-0 ② FC4-6 FC6-4 1-2f		0-0 S 1B 1B 1-2 2-H 3-H		0-0 ② G3	4	0	1	2	1	0	2
Frank Robinson, R (1, 9) OBP: 0.368, SLG: 0.451	S S S 0-3 ① K		4-0 1-2 IBB		0-0 ③ FC6-4 1-2f		0-0 S 1B 1-2 2-H		0-0 ③ F9	4	0	1	1	1	1	3
Wally Post, R (1, 7) OBP: 0.372, SLG: 0.551 Jerry Lynch, L (7, PH) OBP: 0.355, SLG: 0.536 Marty Keough, L (7, 7) OBP: 0.429, SLG: 0.200	0-0 ② F7		S S S 0-3 ② K			0-0 ① 6-3	S S S 0-3 ② K 1-2 2-3			3 1 0	0 0 0	0 0 0	0 0 0	0 0 0	1 1 0	5 2 0
Don Pavletich, R (1, 3) OBP: 0.417, SLG: 0.300	S S S 0-3 ③ K		S S S 0-3 ③ K			0-0 G4-6-3 1B	4-0 IBB			3	0	1	0	1	2	5
Johnny Edwards, L (1, 2) OBP: 0.343, SLG: 0.436		0-0 ① F8		0-0 ① F7		0-0 ②③ G4-6-3 1-2f	0-0 ③ F6			4	0	0	0	0	0	4
Cookie Rojas, R (1, 4) OBP: 0.321, SLG: 0.260		0-0 ② F2		0-0 ② F8			B B B B 4-0 1B E 1B BB	0-0 ① 5-3		3	1	0	0	1	0	0
Bob Purkey, R (1, 1) OBP: 0.097, SLG: 0.067		S S S 0-3 ③ K		S S S 0-3 ③ K			0-0 E1 1B 1B 1-2	S S S 0-3 ② K		4	1	0	0	0	3	1
Inning Stats	R: 1 H: 2 E: 0 LOB: 2 K: 2 BB: 1 S: 9 P: 13	R: 0 H: 0 E: 0 LOB: 0 K: 1 BB: 0 S: 5 P: 5	R: 0 H: 1 E: 2 LOB: 3 K: 2 BB: 1 S: 9 P: 13	R: 0 H: 0 E: 0 LOB: 0 K: 1 BB: 0 S: 5 P: 5	R: 0 H: 1 E: 0 LOB: 1 K: 0 BB: 0 S: 4 P: 4	R: 0 H: 1 E: 0 LOB: 0 K: 0 BB: 0 S: 3 P: 3	R: 3 H: 3 E: 1 LOB: 3 K: 1 BB: 2 S: 9 P: 17	R: 0 H: 0 E: 0 LOB: 0 K: 1 BB: 0 S: 5 P: 5	R: 0 H: 0 E: 0 LOB: 0 K: 0 BB: 0 S: 3 P: 3	1B: 7 SF: 0 2B: 1 SAC: 0 3B: 0 DP: 1 HR: 0 HBP: 0						

TOP

Cincinnati Reds @ Pittsburgh Pirates

Forbes Field, Pittsburgh, PA

Fri May 18 1962, 7:05 PM EDT

Att. 17,425 - Unknown

livebaseballscorecards.com

AB	36
R	4
H	8
RBI	4
BB	4
SO	8
LOB	25

PITCHER		IP	WLS	BF	H	R	ER	SO	BB	IBB	HBP	BLK	WP	HR	S	P	ERA	WHIP
Harvey Haddix, L ERA: 7.36	(1, 1)	6.1	L	30	7	4	3	6	2	1	0	0	0	0	39	51	4.26	1.421
Tom Sturdivant, R ERA: 7.4	(7, 1)	0.0		1	1	0	0	0	0	0	0	0	0	0	1	1	∞	∞
Diomedes Olivo, L ERA: 1.29	(7, 1)	1.2		6	0	0	0	2	0	1	0	0	0	0	9	13	0.00	0.000
Roy Face, R ERA: 2.84	(9, 1)	1.0		3	0	0	0	0	0	0	0	0	0	0	3	3	0.00	0.000

PITCHER	IP	WLS	BF	H	R	ER	SO	BB	IBB	HBP	BLK	WP	HR	S	P	ERA	WHIP

WP	0
PB	0
SB	2
CS	0
PA	40

Cincinnati Reds @ Pittsburgh Pirates

Forbes Field, Pittsburgh, PA

Fri May 18 1962, 7:05 PM EDT

Att. 17,425 - Unknown

BOTTOM

Batter	1	2	3	4	5	6	7	8	9	AB	R	H	RBI	BB	SO	LOB
Bill Virdon, L (1, 8) OBP: 0.297, SLG: 0.405	4-3		HR		G3			G4-6-3 1-2f		4	1	1	1	0	0	3
Dick Groat, R (1, 6) OBP: 0.348, SLG: 0.370	K2-6-2 1B		K			4-3		BB 1B		4	0	2	0	0	1	0
Bob Skinner, L (1, 7) OBP: 0.315, SLG: 0.424	K2-6-2 1-2f			F5		K		BB 1-2		4	0	1	0	0	2	1
Dick Stuart, R (1, 3) OBP: 0.314, SLG: 0.355 Donn Clendenon, R (8, PR) OBP: 0.313, SLG: 0.321 (9, 3)		BB		K		1B		FC6 1-2 2-3 BB		2 0	0 0	1 0	0 0	2 0	1 0	0 0
Roberto Clemente, R (1, 9) OBP: 0.336, SLG: 0.413		K		1-3		F9		FC6 1-2f		4	0	0	0	0	1	5
Smoky Burgess, L (1, 2) OBP: 0.345, SLG: 0.417		F8			FC6-4 BB		G3		F4	3	0	0	0	1	0	1
Don Hoak, R (1, 5) OBP: 0.333, SLG: 0.356		L4			FC6-4 1B 1-2f		P3		6-3	4	0	0	0	0	0	2
Bill Mazeroski, R (1, 4) OBP: 0.295, SLG: 0.422			L5		F5		K		6-3	4	0	0	0	0	1	1
Harvey Haddix, L (1, 1) OBP: 0.200, SLG: 0.200 Tom Sturdivant, L (7, 1) Diomedes Olivo, L (7, 1) OBP: 0.333, SLG: 0.400 Dick Schofield, S (8, PH) OBP: 0.385, SLG: 0.429 Roy Face, R (9, 1)			K		1B 1-3			G4-6-3 BB		2 0 0 0 0	0 0 0 0 0	1 0 0 0 0	0 0 0 0 0	0 0 0 1 0	1 0 0 0 0	0 0 0 0 0
Inning Stats	R: 0 E: 0 K: 1 S: 5 H: 1 LOB: 1 BB: 0 P: 5	R: 0 E: 0 K: 1 S: 5 H: 0 LOB: 1 BB: 1 P: 9	R: 1 E: 0 K: 2 S: 8 H: 1 LOB: 0 BB: 0 P: 8	R: 0 E: 0 K: 1 S: 5 H: 0 LOB: 0 BB: 0 P: 5	R: 0 E: 0 K: 0 S: 4 H: 1 LOB: 2 BB: 1 P: 8	R: 0 E: 0 K: 1 S: 6 H: 1 LOB: 1 BB: 0 P: 6	R: 0 E: 0 K: 1 S: 5 H: 0 LOB: 0 BB: 0 P: 5	R: 0 E: 0 K: 0 S: 4 H: 2 LOB: 3 BB: 2 P: 12	R: 0 E: 0 K: 0 S: 3 H: 0 LOB: 0 BB: 0 P: 3	1B: 5 2B: 1 3B: 0 HR: 1	SF: 0 SAC: 0 DP: 2 HBP: 0					

PITCHER	IP	WLS	BF	H	R	ER	SO	BB	IBB	HBP	BLK	WP	HR	S	P	ERA	WHIP
Bob Purkey, R (1, 1) ERA: 3.42	9.0	W	35	6	1	1	7	4	0	0	0	0	1	45	61	1.00	1.111

PITCHER	IP	WLS	BF	H	R	ER	SO	BB	IBB	HBP	BLK	WP	HR	S	P	ERA	WHIP

AB	31
R	1
H	6
RBI	1
BB	4
SO	7
LOB	13

WP: 0 PA: 35
PB: 0
SB: 0
CS: 0

livebaseballscorecards.com

Batter	1	2	3	4	5	6	7	8	9	AB	R	H	RBI	BB	SO	LOB
Leo Cardenas, R (1, 6) OBP: 0.320, SLG: 0.360	F5		G4-6-3 1B	F8			FC4-6 1B 3-H		5-3	5	0	2	1	0	0	4
Eddie Kasko, R (1, 5) OBP: 0.294, SLG: 0.349	5-3		G4-6-3 1-2f		6-3		F7			4	0	0	0	0	0	2
Vada Pinson, L (1, 8) OBP: 0.380, SLG: 0.703	1B		1B		F5		FC4-6 1-2f			4	0	2	0	0	0	1
Frank Robinson, R (1, 9) OBP: 0.358, SLG: 0.437	6-3		5-3		6-3			K		4	0	0	0	0	1	2
Gordy Coleman, L (1, 3) OBP: 0.359, SLG: 0.429		2B E 1B		E3 1B BB		F5		G4-6-3 1B		4	1	2	0	0	0	0
Johnny Edwards, L (1, 2) OBP: 0.339, SLG: 0.439		E8 FC5-4 1-H 2B		K		K		G4-6-3 1-2f		4	0	1	0	0	2	2
Marty Keough, L (1, 7) OBP: 0.364, SLG: 0.125		F7		1B 1-2 BB		F8			F7	3	0	0	0	1	0	1
Cookie Rojas, R (1, 4) OBP: 0.317, SLG: 0.259		FC5-4 FC6-4 2-3		1B 1-2 2-3			6-3		6-3	4	0	1	0	0	0	1
Joey Jay, S (1, 1) OBP: 0.182, SLG: 0.286		FC6-4 1-2f		K			1B 3B		1B	1	0	0	0	0	0	1
Jerry Lynch, L (4, PH) OBP: 0.344, SLG: 0.517										1	0	0	0	0	1	3
Ted Wills, L (4, 1)										0	0	0	0	0	0	0
Johnny Klippstein, R (6, 1)										0	0	0	0	0	0	0
Don Blasingame, L (7, PH) OBP: 0.365, SLG: 0.292										1	1	1	0	0	0	0
Howie Nunn, R (7, 1)										0	0	0	0	0	0	0
Don Zimmer, R (9, PH) OBP: 0.194, SLG: 0.155										1	0	1	0	0	0	0
Inning Stats	R: 0 E: 0 K: 0 S: 4 H: 1 LOB: 1 BB: 0 P: 4	R: 1 E: 1 K: 0 S: 5 H: 2 LOB: 1 BB: 0 P: 5	R: 0 E: 0 K: 0 S: 4 H: 2 LOB: 1 BB: 0 P: 4	R: 0 E: 1 K: 2 S: 9 H: 1 LOB: 3 BB: 1 P: 13	R: 0 E: 0 K: 0 S: 3 H: 0 LOB: 0 BB: 0 P: 3	R: 0 E: 0 K: 1 S: 5 H: 0 LOB: 0 BB: 0 P: 5	R: 1 E: 0 K: 0 S: 5 H: 2 LOB: 1 BB: 0 P: 5	R: 0 E: 0 K: 1 S: 5 H: 1 LOB: 0 BB: 0 P: 5	R: 0 E: 0 K: 0 S: 4 H: 1 LOB: 1 BB: 0 P: 4	1B: 8 2B: 1 3B: 1 HR: 0	SF: 0 SAC: 0 DP: 2 HBP: 0						

PITCHER	IP	WLS	BF	H	R	ER	SO	BB	IBB	HBP	BLK	WP	HR	S	P	ERA	WHIP
Vern Law, R (1, 1) ERA: 2.4	9.0	W	37	10	2	1	4	1	0	0	0	0	0	44	48	1.00	1.222

PITCHER	IP	WLS	BF	H	R	ER	SO	BB	IBB	HBP	BLK	WP	HR	S	P	ERA	WHIP

Cincinnati Reds @ Pittsburgh Pirates

Forbes Field, Pittsburgh, PA

Sun May 20 1962, 3:33 AM EDT

Att. 14,971 - Unknown

TOP

AB	36
R	2
H	10
RBI	1
BB	1
SO	4
LOB	17

WP: 0 PA: 37
PB: 0
SB: 0
CS: 0

livebaseballscorecards.com

Batter	1	2	3	4	5	6	7	8	9	AB	R	H	RBI	BB	SO	LOB
Bill Virdon, L (1, 8) OBP: 0.301, SLG: 0.400	F7	E 1B 2-H 1B		E4 G4-6-3 1-2		BBBB 1B 1B BB		3-1		4	1	1	1	1	0	1
Dick Groat, R (1, 6) OBP: 0.356, SLG: 0.374	BBBB G6-4-3 BB	E 1-2 1B		G4-6-3 1-2f		1B 1-2 1B		6-3		4	0	2	0	1	0	2
Bob Skinner, L (1, 7) OBP: 0.313, SLG: 0.417 Howie Goss, R (6, PR) OBP: 0.409, SLG: 0.500 (7, 7)	G6-4-3 1-2f	E3 1-2 2-3			F7	1B 1-2 2-H		F5		4 1	0 0	1 0	1 0	0 0	0 0	3 0
Dick Stuart, R (1, 3) OBP: 0.312, SLG: 0.351		1B 1B F8			SSS K	F2				4	1	1	0	0	1	5
Roberto Clemente, R (1, 9) OBP: 0.333, SLG: 0.407		SSS K	4-3		5-3		3B 1B			4	1	1	0	0	1	1
Smoky Burgess, L (1, 2) OBP: 0.339, SLG: 0.404		1B 2B 1-3 1B	4-3			F9	F9			4	1	1	0	0	0	1
Don Hoak, R (1, 5) OBP: 0.352, SLG: 0.395		SSS 2B SF7 1-2 3-H 1B	K			BBBB HR BB	1-H 3B			3	2	2	2	1	1	0
Bill Mazeroski, R (1, 4) OBP: 0.302, SLG: 0.458		1B 1-3 2-H 2B		F7		1-H HR	F5			4	2	2	3	0	0	1
Vern Law, R (1, 1)		SF7 3-H		E4 E		SSS 6-3	K			3	0	0	1	0	1	1
Inning Stats	R: 0 H: 0 E: 0 LOB: 0 K: 0 BB: 1 S: 2 P: 6	R: 4 H: 6 E: 1 LOB: 3 K: 1 BB: 0 S: 12 P: 12	R: 0 H: 0 E: 0 LOB: 0 K: 1 BB: 0 S: 5 P: 5	R: 0 H: 0 E: 2 LOB: 1 K: 0 BB: 0 S: 4 P: 4	R: 0 H: 0 E: 0 LOB: 0 K: 1 BB: 0 S: 5 P: 5	R: 3 H: 3 E: 0 LOB: 2 K: 0 BB: 2 S: 6 P: 14	R: 1 H: 2 E: 0 LOB: 1 K: 1 BB: 0 S: 7 P: 7	R: 0 H: 0 E: 0 LOB: 0 K: 0 BB: 0 S: 3 P: 3		1B: 8 SF: 1 2B: 1 SAC: 0 3B: 1 DP: 2 HR: 1 HBP: 0						

PITCHER		IP	WLS	BF	H	R	ER	SO	BB	IBB	HBP	BLK	WP	HR	S	P	ERA	WHIP
Joey Jay, R ERA: 4.08	(1, 1)	3.0	L	16	6	4	4	2	1	0	0	0	0	0	19	23	12.00	2.333
Ted Wills, L ERA: 7.2	(4, 1)	2.2		14	3	3	3	1	2	0	0	0	0	1	14	22	10.12	1.875
Johnny Klippstein, R ERA: 5.73	(6, 1)	0.1		1	0	0	0	0	0	0	0	0	0	0	1	1	0.00	0.000
Howie Nunn, R ERA: 7.04	(7, 1)	2.0		8	2	1	1	1	0	0	0	0	0	0	10	10	4.50	1.000

PITCHER	IP	WLS	BF	H	R	ER	SO	BB	IBB	HBP	BLK	WP	HR	S	P	ERA	WHIP

BOTTOM

Cincinnati Reds @ Pittsburgh Pirates

Forbes Field, Pittsburgh, PA

Sun May 20 1962, 3:33 AM EDT

Att. 14,971 - Unknown

livebaseballscorecards.com

AB	35
R	8
H	11
RBI	8
BB	3
SO	4
LOB	15

1B: 8	SF: 1	WP: 0	PA: 39
2B: 1	SAC: 0	PB: 0	
3B: 1	DP: 2	SB: 0	
HR: 1	HBP: 0	CS: 0	

Batter	1	2	3	4	5	6	7	8	9	10	11	AB	R	H	RBI	BB	SO	LOB
Leo Cardenas, R (1, 6) OBP: 0.320, SLG: 0.359	L3		5-3		1-2 2-3 1B		K			1-3	1-2 2-H 1B	6	0	2	1	0	1	0
Don Zimmer, R (1, 5) OBP: 0.206, SLG: 0.172	K		1B		G5-3 2-3f			K		FC4-6 1B	K	6	0	2	0	0	3	5
Vada Pinson, L (1, 8) OBP: 0.381, SLG: 0.692	FC6-4 1B		F9			CS 1B		K		FC4-6 FC6-4 1-2f		5	0	2	0	0	1	1
Frank Robinson, R (1, 9) OBP: 0.359, SLG: 0.431	FC6-4 1-2f			K		FC1-6 1-2 1B		BB		FC6-4 1-2f		4	0	1	0	1	1	2
Gordy Coleman, L (1, 3) OBP: 0.360, SLG: 0.452		HR		K		FC1-6 1-2f 1B		F7			SH5-3 1B 1B	5	2	2	1	0	1	2
Wally Post, R (1, 7) OBP: 0.376, SLG: 0.559 Marty Keough, L (11, PH) OBP: 0.364, SLG: 0.125 (11, 7)		4-3 2B		5-3		1-2 1B			5-3		SH5-3 1-2	4 0	0 0	2 0	0 0	0 0	0 0	0 0
Johnny Edwards, L (1, 2) OBP: 0.351, SLG: 0.441		4-3 2-3			1B HBP 1B	2-3			FC4-6 1B		1B 1B BB	4	1	2	0	1	0	3
Cookie Rojas, R (1, 4) OBP: 0.317, SLG: 0.250 Jerry Lynch, L (9, PH) OBP: 0.333, SLG: 0.500 Don Blasingame, L (9, 4) OBP: 0.370, SLG: 0.303		L5			G5-3 1B 1-2 HBP		1-3		FC4-6 1-2f		1B 1-2 2-H 1B	2 1 1	0 0 0	0 0 1	0 0 1	0 0 1	0 0 0	1 1 0
Jim O'Toole, S (1, 1) OBP: 0.208, SLG: 0.208 Eddie Kasko, R (11, PH) OBP: 0.292, SLG: 0.347 Jim Brosnan, R (11, 1) Bill Henry, L (11, 1)		K			K		F7		K			4 1 0 0	0 0 0 0	0 0 0 0	0 0 0 0	3 0 0 0	4 2 0 0	0 0 0 0
Inning Stats	R: 0 E: 0 K: 1 S: 6 H: 1 LOB: 1 BB: 0 P: 6	R: 1 E: 0 K: 1 S: 7 H: 2 LOB: 1 BB: 0 P: 7	R: 0 E: 0 K: 0 S: 3 H: 1 LOB: 0 BB: 0 P: 3	R: 0 E: 0 K: 2 S: 7 H: 0 LOB: 0 BB: 0 P: 7	R: 0 E: 0 K: 1 S: 6 H: 2 LOB: 2 BB: 0 P: 7	R: 0 E: 0 K: 0 S: 5 H: 3 LOB: 2 BB: 0 P: 5	R: 0 E: 0 K: 1 S: 5 H: 0 LOB: 0 BB: 0 P: 5	R: 0 E: 0 K: 2 S: 7 H: 0 LOB: 1 BB: 1 P: 11	R: 0 E: 0 K: 1 S: 6 H: 1 LOB: 1 BB: 0 P: 6	R: 0 E: 0 K: 0 S: 4 H: 1 LOB: 1 BB: 0 P: 4	R: 2 E: 0 K: 1 S: 8 H: 3 LOB: 2 BB: 1 P: 12	1B: 12 2B: 1 3B: 0 HR: 1 SF: 0 SAC: 1 DP: 1 HBP: 1			WP: 0 PB: 0 SB: 0 CS: 1	PA: 47		

PITCHER		IP	WLS	BF	H	R	ER	SO	BB	IBB	HBP	BLK	WP	HR	S	P	ERA	WHIP
Bob Shaw, R ERA: 2.34	(1, 1)	10.2	L	46	14	3	3	9	2	0	1	0	0	1	61	70	2.53	1.500
Hank Fischer, R ERA: 3.6	(11, 1)	0.1		1	0	0	0	1	0	0	0	0	0	0	3	3	0.00	0.000

PITCHER	IP	WLS	BF	H	R	ER	SO	BB	IBB	HBP	BLK	WP	HR	S	P	ERA	WHIP

TOP

Cincinnati Reds @ Milwaukee Braves

Milwaukee County Stadium, Milwaukee, WI

Tue May 22 1962, 8:05 PM EDT

Att. 5,429 - Unknown

livebaseballscorecards.com

AB	43
R	3
H	14
RBI	3
BB	2
SO	10
LOB	21

Batter	1	2	3	4	5	6	7	8	9	10	11	AB	R	H	RBI	BB	SO	LOB
Tommie Aaron, R (1, 7) OBP: 0.258, SLG: 0.300	FC1-6 1B	FC5-4 1-2f			K		K		L3-6 1-3		1B 1-2 1B	5	0	1	0	0	2	3
Joe Adcock, R (11, PH) OBP: 0.350, SLG: 0.408												1	0	1	0	0	0	0
Bob Uecker, R (11, PR) OBP: 0.231, SLG: 0.167												0	0	0	0	0	0	0
Roy McMillan, R (1, 6) OBP: 0.368, SLG: 0.318	FC1-6 BB 1-2f	5-3	5-3		6-3		F9		L6	F9	1B 1-2 2-H	6	0	1	1	0	0	1
Eddie Mathews, L (1, 3) OBP: 0.350, SLG: 0.490	BB 1-2	K	1B BB		5-3			5-3		F9	K	4	0	0	0	2	2	2
Hank Aaron, R (1, 8) OBP: 0.344, SLG: 0.486	L4	L4	1B 1-2		1-3			S 1B		5-3		5	0	1	0	0	0	2
Mack Jones, L (1, 9) OBP: 0.408, SLG: 0.507	1-3	K	1-3							BB		4	0	1	0	1	1	4
Del Crandall, R (1, 2) OBP: 0.381, SLG: 0.481		K	S 1B	E7 6-3 1B				K 1-2		F8		5	1	2	0	0	2	2
Denis Menke, R (1, 5) OBP: 0.309, SLG: 0.333		1B BB	L5 1-2	6-3				BB			K	3	0	0	0	2	1	2
Amado Samuel, R (1, 4) OBP: 0.154, SLG: 0.132		K	1B 2-H	6-3 2-3				K			1B 1B	4	0	1	1	0	2	4
Gus Bell, L (11, PH) OBP: 0.228, SLG: 0.206												1	1	1	0	0	0	0
Bob Shaw, R (1, 1) OBP: 0.240, SLG: 0.208												4	0	2	0	0	0	2
Hank Fischer, R (11, 1)		FC5-4 1-3 1B	F3	6-3					L3-6 S 1B		L4	0	0	0	0	0	0	0
Howie Bedell, L (11, PH) OBP: 0.271, SLG: 0.252												1	0	0	0	0	0	1
Inning Stats	R: 0 E: 0 K: 0 S: 4 H: 1 LOB: 2 BB: 1 P: 8	R: 0 E: 0 K: 2 S: 8 H: 1 LOB: 2 BB: 1 P: 12	R: 0 E: 0 K: 1 S: 5 H: 0 LOB: 0 BB: 0 P: 5	R: 1 E: 0 K: 1 S: 7 H: 2 LOB: 1 BB: 0 P: 7	R: 0 E: 0 K: 1 S: 6 H: 1 LOB: 2 BB: 1 P: 10	R: 0 E: 1 K: 0 S: 4 H: 1 LOB: 1 BB: 0 P: 4	R: 0 E: 0 K: 1 S: 5 H: 0 LOB: 0 BB: 0 P: 5	R: 0 E: 0 K: 2 S: 8 H: 1 LOB: 2 BB: 1 P: 12	R: 0 E: 0 K: 0 S: 3 H: 1 LOB: 0 BB: 0 P: 3	R: 0 E: 0 K: 0 S: 3 H: 0 LOB: 1 BB: 1 P: 7	R: 1 E: 0 K: 2 S: 10 H: 3 LOB: 2 BB: 0 P: 10	1B: 11 2B: 1 3B: 0 HR: 0 SF: 0 SAC: 0 DP: 1 HBP: 0	WP: 0 PB: 0 SB: 3 CS: 0 PA: 48					

PITCHER		IP	WLS	BF	H	R	ER	SO	BB	IBB	HBP	BLK	WP	HR	S	P	ERA	WHIP
Jim O'Toole, L ERA: 3.72	(1, 1)	10.0	W	42	8	1	1	8	5	0	0	0	0	0	53	73	0.90	1.300
Jim Brosnan, R ERA: 4.8	(11, 1)	0.2		5	3	1	1	1	0	0	0	0	0	0	7	7	13.50	4.500
Bill Henry, L ERA: 2.08	(11, 1)	0.1	S	1	0	0	0	1	0	0	0	0	0	0	3	3	0.00	0.000

PITCHER	IP	WLS	BF	H	R	ER	SO	BB	IBB	HBP	BLK	WP	HR	S	P	ERA	WHIP

Cincinnati Reds @ Milwaukee Braves

Milwaukee County Stadium, Milwaukee, WI

Tue May 22 1962, 8:05 PM EDT

Att. 5,429 - Unknown

BOTTOM

livebaseballscorecards.com

AB	43
R	2
H	11
RBI	2
BB	5
SO	10
LOB	23

Batter	1	2	3	4	5	6	7	8	9	AB	R	H	RBI	BB	SO	LOB
Leo Cardenas, R (1, 6) OBP: 0.311, SLG: 0.347	F8		5-3		FC4-6 E 1-2f		6-3			4	0	0	0	0	0	1
Don Zimmer, R (1, 5) OBP: 0.211, SLG: 0.194 Jerry Lynch, L (8, PH) OBP: 0.324, SLG: 0.484 Cookie Rojas, R (8, 5) OBP: 0.317, SLG: 0.250	E 2B		K		K			4-3		3 1 0	0 0 0	1 0 0	0 0 0	0 0 0	2 0 0	1 0 0
Vada Pinson, L (1, 8) OBP: 0.377, SLG: 0.687	5-3		2B		G3 1-3			4-3		4	0	1	0	0	0	2
Frank Robinson, R (1, 9) OBP: 0.350, SLG: 0.418	E1 2-3		5-3			4-3		E5		4	0	0	0	0	0	2
Gordy Coleman, L (1, 3) OBP: 0.350, SLG: 0.438	F7			F7		F9		4-3		4	0	0	0	0	0	3
Wally Post, R (1, 7) OBP: 0.372, SLG: 0.544		K		P6		BB			5-3	3	0	0	0	1	1	0
Johnny Edwards, L (1, 2) OBP: 0.356, SLG: 0.457		FC1-6 BB		3B		5-3			F7	3	0	1	0	1	0	1
Don Blasingame, L (1, 4) OBP: 0.365, SLG: 0.300		FC1-6 1-2f		6-3			F2		1B	4	0	1	0	0	0	2
Bob Purkey, R (1, 1) OBP: 0.118, SLG: 0.091 Don Pavletich, R (9, PH) OBP: 0.385, SLG: 0.273		K			FC4-6 1B		K		K	3 1	0 0	1 0	0 0	0 0	2 1	1 1
Inning Stats	R: 0 E: 1 K: 0 S: 5 H: 1 LOB: 2 BB: 0 P: 5	R: 0 E: 0 K: 2 S: 7 H: 0 LOB: 1 BB: 1 P: 11	R: 0 E: 0 K: 1 S: 6 H: 1 LOB: 1 BB: 0 P: 6	R: 0 E: 0 K: 0 S: 4 H: 1 LOB: 1 BB: 0 P: 4	R: 0 E: 1 K: 1 S: 6 H: 1 LOB: 1 BB: 0 P: 6	R: 0 E: 0 K: 0 S: 3 H: 0 LOB: 1 BB: 1 P: 7	R: 0 E: 0 K: 1 S: 5 H: 0 LOB: 0 BB: 0 P: 5	R: 0 E: 1 K: 0 S: 4 H: 0 LOB: 1 BB: 0 P: 4	R: 0 E: 0 K: 1 S: 6 H: 1 LOB: 1 BB: 0 P: 6	1B: 2 2B: 2 3B: 1 HR: 0 SF: 0 SAC: 0 DP: 0 HBP: 0						

PITCHER	IP	WLS	BF	H	R	ER	SO	BB	IBB	HBP	BLK	WP	HR	S	P	ERA	WHIP
Ken Johnson, R (1, 1) ERA: 3.1	9.0	W	36	5	0	0	6	2	0	0	0	0	0	46	54	0.00	0.778

PITCHER	IP	WLS	BF	H	R	ER	SO	BB	IBB	HBP	BLK	WP	HR	S	P	ERA	WHIP

TOP

Cincinnati Reds @ Houston Colt 45's

Colt Stadium, Houston, TX

Wed May 23 1962, 8:05 PM EDT

Att. 9,266 - Unknown - 76 F

livebaseballscorecards.com

AB	34
R	0
H	5
RBI	0
BB	2
SO	6
LOB	14

WP: 0 PA: 36
PB: 0
SB: 0
CS: 0

Batter	1	2	3	4	5	6	7	8	9	AB	R	H	RBI	BB	SO	LOB
Al Spangler, L (1, 7) OBP: 0.381, SLG: 0.333	F8		1B			BBB 4-0 CS BB		1B 2-H 1B		3	0	2	1	1	0	0
Billy Goodman, L (1, 4) OBP: 0.290, SLG: 0.241	1B		G3			F8 1-2		1-3 1B		4	0	2	0	0	0	1
Bob Lillis, R (8, PR) (9, 4) OBP: 0.191, SLG: 0.165										0	0	0	0	0	0	0
Roman Mejias, R (1, 9) OBP: 0.305, SLG: 0.497	F8			6-3		F8		P4		4	0	0	0	0	0	3
Norm Larker, L (1, 3) OBP: 0.338, SLG: 0.447	F9			2B 1B			F8			3	1	1	0	0	0	1
Carl Warwick, R (1, 8) OBP: 0.326, SLG: 0.424		5-3		1-H 2B			F9			3	0	1	1	0	0	0
Merritt Ranew, L (1, 2) OBP: 0.250, SLG: 0.431		5-3		4-3			SSS K			3	0	0	0	0	1	0
Hal Smith, R (1, 5) OBP: 0.296, SLG: 0.413		2B			F3			F7		3	0	1	0	0	0	0
Don Buddin, R (1, 6) OBP: 0.364, SLG: 0.326		5-3			P3			PB 1B 2B		3	1	1	0	0	0	1
Ken Johnson, R (1, 1) OBP: 0.063, SLG: 0.063			SSS K		SSS K			P4		3	0	0	0	0	2	1
Inning Stats	R: 0 E: 0 K: 0 S: 4 H: 1 LOB: 1 BB: 0 P: 4	R: 0 E: 0 K: 0 S: 4 H: 1 LOB: 1 BB: 0 P: 4	R: 0 E: 0 K: 1 S: 5 H: 1 LOB: 0 BB: 0 P: 5	R: 1 E: 0 K: 0 S: 4 H: 2 LOB: 0 BB: 0 P: 4	R: 0 E: 0 K: 1 S: 5 H: 0 LOB: 0 BB: 0 P: 5	R: 0 E: 0 K: 0 S: 2 H: 0 LOB: 0 BB: 1 P: 6	R: 0 E: 0 K: 1 S: 5 H: 0 LOB: 0 BB: 0 P: 5	R: 1 E: 0 K: 0 S: 6 H: 3 LOB: 2 BB: 0 P: 6		1B: 5 2B: 3 3B: 0 HR: 0	SF: 0 SAC: 0 DP: 0 HBP: 0					

PITCHER	IP	WLS	BF	H	R	ER	SO	BB	IBB	HBP	BLK	WP	HR	S	P	ERA	WHIP
Bob Purkey, R (1, 1) ERA: 3.3	8.0	L	30	8	2	2	3	1	0	0	0	0	0	35	39	2.25	1.125

PITCHER	IP	WLS	BF	H	R	ER	SO	BB	IBB	HBP	BLK	WP	HR	S	P	ERA	WHIP

BOTTOM

Cincinnati Reds @ Houston Colt 45's

Colt Stadium, Houston, TX

Wed May 23 1962, 8:05 PM EDT

Att. 9,266 - Unknown - 76 F

livebaseballscorecards.com

AB	29
R	2
H	8
RBI	2
BB	1
SO	3
LOB	7

1B: 5	SF: 0	WP: 0	PA: 30
2B: 3	SAC: 0	PB: 1	
3B: 0	DP: 0	SB: 0	
HR: 0	HBP: 0	CS: 1	

Cincinnati Reds @ Houston Colt 45's

Colt Stadium, Houston, TX

Thu May 24 1962, 8:05 PM EDT

Att. 8,570 - Unknown - 77 F

TOP

livebaseballscorecards.com

Batter	1	2	3	4	5	6	7	8	9	AB	R	H	RBI	BB	SO	LOB
Leo Cardenas, R (1, 6) OBP: 0.314, SLG: 0.373	HR	K			WP 1B 3-H 1B		K	F3		5	1	2	2	0	2	2
Don Zimmer, R (1, 5) OBP: 0.237, SLG: 0.236	G3 2B		L9		WP 1-2 1B		P6	1-2 1B		5	0	3	0	0	0	0
Vada Pinson, L (1, 8) OBP: 0.372, SLG: 0.671	1-3		K		4-3 1-2 2-3		1B 1B 1B	2-3		5	1	1	0	0	1	5
Gordy Coleman, L (1, 3) OBP: 0.345, SLG: 0.429	G3 2-3		G1		G3		1B 1B 1-3 1B		F8	5	1	1	0	0	0	3
Wally Post, R (1, 7) OBP: 0.371, SLG: 0.534 Jerry Lynch, L (7, PH) OBP: 0.343, SLG: 0.500 Marty Keough, L (7, 7) OBP: 0.333, SLG: 0.111	BB			K	F3		1B 1-2 3-H 1B		K	2 1 1	0 0 0	0 1 0	0 1 0	1 0 0	1 0 1	0 0 0
Johnny Edwards, L (1, 2) OBP: 0.350, SLG: 0.445	4-3			4-3	K		1-2 2-H 1B		4-3	5	0	1	1	0	1	2
Frank Robinson, R (1, 9) OBP: 0.348, SLG: 0.413		P6		K	3B 1B		K			4	1	1	0	0	2	2
Don Blasingame, L (1, 4) OBP: 0.393, SLG: 0.378		1-3 1B			SH3-4 1B 2B	1-H 3B		FC6-4 1B		4	1	4	1	0	0	0
Joey Jay, S (1, 1) OBP: 0.160, SLG: 0.250		1-3 1-2			SH3-4 2-3	K		FC6-4 1-2f 1B		3	0	0	0	0	1	3

AB	40
R	5
H	14
RBI	5
BB	1
SO	9
LOB	17

Inning Stats	1	2	3	4	5	6	7	8	9
	R: 1 E: 0 K: 0 S: 5	H: 2 LOB: 2 BB: 1 P: 9	R: 0 E: 0 K: 1 S: 6	H: 1 LOB: 1 BB: 0 P: 6	R: 0 E: 0 K: 1 S: 5	H: 0 LOB: 0 BB: 0 P: 5	R: 0 E: 0 K: 2 S: 7	H: 0 LOB: 0 BB: 0 P: 7	R: 1 E: 0 K: 0 S: 6	H: 3 LOB: 2 BB: 0 P: 6	R: 1 E: 0 K: 2 S: 9	H: 2 LOB: 1 BB: 0 P: 9	R: 2 E: 0 K: 2 S: 11	H: 4 LOB: 2 BB: 0 P: 11	R: 0 E: 0 K: 0 S: 5	H: 2 LOB: 2 BB: 0 P: 5	R: 0 E: 0 K: 1 S: 5	H: 0 LOB: 0 BB: 0 P: 5

| | | |

BOTTOM

Cincinnati Reds @ Houston Colt 45's

Colt Stadium, Houston, TX

Thu May 24 1962, 8:05 PM EDT

Att. 8,570 - Unknown - 77 F

livebaseballscorecards.com

Batter	1	2	3	4	5	6	7	8	9	AB	R	H	RBI	BB	SO	LOB
Al Spangler, L (1, 7) OBP: 0.402, SLG: 0.347	BBBB 4-0 G6-4-3 BB BB		x 0-0 CS 1B			BBBB 4-0 1B BB		x 0-0 6-3 1B		2	0	2	0	2	0	0
Billy Goodman, L (1, 4) OBP: 0.343, SLG: 0.258	BBBB 4-0 G6-4-3 1-2 BB		0-0 ③ CS 1-2	BBBB 4-0 BB		x 0-0 G4-6-3 1-2 1B		x 0-0 ② 6-3 1-2		2	0	1	0	2	0	1
Roman Mejias, R (1, 9) OBP: 0.298, SLG: 0.485	x 0-0 ①② G6-4-3 1-2f 2-3			x 0-0 ① F8		SSS 0-3 ① K		x 0-0 ③ 6-3		4	0	0	0	0	1	6
Norm Larker, L (1, 3) OBP: 0.328, SLG: 0.432	x 0-0 ③ 4-3			x 0-0 ② F7		x 0-0 ②③ G4-6-3 1-2f			SSS 0-3 ① K	4	0	0	0	0	1	4
Carl Warwick, R (1, 8) OBP: 0.313, SLG: 0.404		x 0-0 ① 6-3		x 0-0 ③ G3			x 0-0 ① 6-3		x 0-0 ② P6	4	0	0	0	0	0	1
Merritt Ranew, L (1, 2) OBP: 0.263, SLG: 0.461		x 0-0 G6-4-3 1B			x 0-0 ① F7		x 0-0 3B		SSS 0-3 ③ K	4	0	2	0	0	1	0
Hal Smith, R (1, 5) OBP: 0.297, SLG: 0.411		x 0-0 ②③ G6-4-3 1-2f			x 0-0 1B		SSS 0-3 ② K			3	0	1	0	0	1	2
Don Buddin, R (1, 6) OBP: 0.351, SLG: 0.311			x 0-0 ① F2		x 0-0 ② P3		x 0-0 ③ 5-3			2	0	0	0	0	0	1
Jim Pendleton, R (7, PH) OBP: 0.287, SLG: 0.436 (8, 6)										1	0	0	0	0	0	1
George Witt, R (1, 1) OBP: 0.200, SLG: 0.200			SSS 0-3 ② K		x 0-0 ③ 4-3			x 0-0 ① 3-4-1		1	0	0	0	0	1	0
Dave Giusti, R (5, 1) OBP: 0.417, SLG: 0.455										1	0	0	0	0	0	1
John Anderson, R (7, 1)										0	0	0	0	0	0	0
Pidge Browne, L (8, PH) OBP: 0.368, SLG: 0.440										1	0	0	0	0	0	0
Bobby Tiefenauer, R (9, 1)										0	0	0	0	0	0	0
Inning Stats	R: 0 E: 0 K: 0 S: 2 H: 0 LOB: 1 BB: 2 P: 10	R: 0 E: 0 K: 0 S: 3 H: 1 LOB: 0 BB: 0 P: 3	R: 0 E: 0 K: 1 S: 5 H: 1 LOB: 0 BB: 0 P: 5	R: 0 E: 0 K: 0 S: 3 H: 0 LOB: 1 BB: 1 P: 7	R: 0 E: 0 K: 0 S: 4 H: 1 LOB: 1 BB: 0 P: 4	R: 0 E: 0 K: 1 S: 5 H: 1 LOB: 1 BB: 1 P: 9	R: 0 E: 0 K: 1 S: 6 H: 1 LOB: 1 BB: 0 P: 6	R: 0 E: 0 K: 0 S: 4 H: 1 LOB: 1 BB: 0 P: 4	R: 0 E: 0 K: 2 S: 7 H: 0 LOB: 0 BB: 0 P: 7							

	AB	29
	R	0
	H	6
	RBI	0
	BB	4
	SO	5
	LOB	17

1B: 5 SF: 0 WP: 0 PA: 34
2B: 0 SAC: 0 PB: 0
3B: 1 DP: 3 SB: 0
HR: 0 HBP: 0 CS: 1

PITCHER		IP	WLS	BF	H	R	ER	SO	BB	IBB	HBP	BLK	WP	HR	S	P	ERA	WHIP
Joey Jay, R ERA: 3.58	(1, 1)	9.0	W	33	6	0	0	5	4	0	0	0	0	0	39	55	0.00	1.111

PITCHER		IP	WLS	BF	H	R	ER	SO	BB	IBB	HBP	BLK	WP	HR	S	P	ERA	WHIP

Batter	1	2	3	4	5	6	7	8	9	AB	R	H	RBI	BB	SO	LOB
Lou Brock, L (1, 8) OBP: 0.325, SLG: 0.497	F7			1-3	F5			6-3		4	0	0	0	0	0	2
Ken Hubbs, R (1, 4) OBP: 0.315, SLG: 0.371	P4			1B		4-3			5-3	4	0	1	0	0	0	0
Billy Williams, L (1, 7) OBP: 0.421, SLG: 0.616	K			F8		F7			2B	4	0	1	0	0	1	1
14 Ernie Banks, R (1, 3) OBP: 0.303, SLG: 0.503		F5		F8		F2			HBP	3	0	0	0	0	0	1
Elder White, R (9, PR) OBP: 0.304, SLG: 0.211										0	0	0	0	0	0	0
George Altman, L (1, 9) OBP: 0.377, SLG: 0.560		F6			HR		3-1		K	4	1	1	1	0	1	2
Ron Santo, R (1, 5) OBP: 0.320, SLG: 0.384		F8			F7		F4		4-3	4	0	0	0	0	0	2
Dick Bertell, R (1, 2) OBP: 0.341, SLG: 0.300			F4		CS 1B		K			3	0	1	0	0	1	0
Andre Rodgers, R (1, 6) OBP: 0.309, SLG: 0.360			K		BB 1-2			K		2	0	0	0	1	2	0
Cal Koonce, R (1, 1) OBP: 0.143, SLG: 0.143			3-1		1-2 1B			F8		2	0	1	0	0	0	0
Bob Will, L (8, PH) OBP: 0.321, SLG: 0.375										1	0	0	0	0	0	0
Don Elston, R (8, 1)										0	0	0	0	0	0	0
Inning Stats	R: 0 E: 0 K: 1 S: 5 H: 0 LOB: 0 BB: 0 P: 5	R: 0 E: 0 K: 0 S: 3 H: 0 LOB: 0 BB: 0 P: 3	R: 0 E: 0 K: 1 S: 5 H: 0 LOB: 0 BB: 0 P: 5	R: 0 E: 0 K: 0 S: 4 H: 1 LOB: 1 BB: 0 P: 4	R: 1 E: 0 K: 0 S: 5 H: 3 LOB: 2 BB: 1 P: 9	R: 0 E: 0 K: 0 S: 3 H: 0 LOB: 0 BB: 0 P: 3	R: 0 E: 0 K: 1 S: 5 H: 0 LOB: 0 BB: 0 P: 5	R: 0 E: 0 K: 1 S: 5 H: 0 LOB: 0 BB: 0 P: 5	R: 0 E: 0 K: 1 S: 6 H: 1 LOB: 2 BB: 0 P: 7	1B: 3 2B: 1 3B: 0 HR: 1 SF: 0 SAC: 0 DP: 0 HBP: 1	WP: 0 PB: 0 SB: 0 CS: 1 PA: 33					

PITCHER	IP	WLS	BF	H	R	ER	SO	BB	IBB	HBP	BLK	WP	HR	S	P	ERA	WHIP
Moe Drabowsky, R (1, 1) ERA: 5.4	8.1	W	31	5	1	1	4	1	0	1	0	0	1	37	42	1.08	0.720
Bill Henry, L (9, 1) ERA: 1.93	0.2	S	2	0	0	0	1	0	0	0	0	0	0	4	4	0.00	0.000

PITCHER	IP	WLS	BF	H	R	ER	SO	BB	IBB	HBP	BLK	WP	HR	S	P	ERA	WHIP

TOP

Chicago Cubs @ Cincinnati Reds

Crosley Field, Cincinnati, OH

Fri May 25 1962, 7:05 PM EDT

Att. 10,429 - Unknown

livebaseballscorecards.com

AB	31
R	1
H	5
RBI	1
BB	1
SO	5
LOB	8

Batter	1	2	3	4	5	6	7	8	9	AB	R	H	RBI	BB	SO	LOB
Leo Cardenas, R (1, 6) OBP: 0.312, SLG: 0.364	BBB 4-0 BB		SSS 0-3 K ②		x 0-0 F7 ②			x 0-0 6-3 ①		3	0	0	0	1	1	0
Don Zimmer, R (1, 5) OBP: 0.225, SLG: 0.224	x 0-0 5-3 ①		x 0-0 F7 ③		x 0-0 F5 ③			x 0-0 F9 ②		4	0	0	0	0	0	1
Vada Pinson, L (1, 8) OBP: 0.369, SLG: 0.658	x 0-0 F9 ②			x 0-0 F7 ①		BBB 4-0 BLK BB		x 0-0 3-1 ③		3	0	0	0	1	0	1
Gordy Coleman, L (1, 3) OBP: 0.345, SLG: 0.422	x 0-0 F4 ③			BBB 4-0 FC1-6 BB		SSS 0-3 K ① 1-2				2	0	0	0	1	1	2
Wally Post, R (1, 7) OBP: 0.363, SLG: 0.521 Marty Keough, L (8, 7) OBP: 0.333, SLG: 0.111		SSS 0-3 K ①		x 0-0 FC1-6 ② 1B 2B 1-2f		x 0-0 P3 ②				3 0	1 0	0 0	0 0	0 0	1 0	2 0
Johnny Edwards, L (1, 2) OBP: 0.349, SLG: 0.442		x 0-0 4-3 ②		x 0-0 2B 1B 1-2		x 0-0 F7 ③				3	1	1	0	0	0	1
Frank Robinson, R (1, 9) OBP: 0.354, SLG: 0.421		BBB 4-0 BB		x 0-0 2B 1-H 2-H			x 0-0 F2 ①			2	0	1	2	1	0	0
Don Blasingame, L (1, 4) OBP: 0.380, SLG: 0.364		x 0-0 F8 ③		x 0-0 3-1 ③			x 0-0 G3 ②			3	0	0	0	0	0	2
Moe Drabowsky, R (1, 1) Bill Henry, L (9, 1)			SSS 0-3 K ①		SSS 0-3 K ①		x 0-0 6-3 ③			3 0	0 0	0 0	0 0	0 0	2 0	0 0
Inning Stats	R: 0 H: 0 E: 0 LOB: 1 K: 0 BB: 1 S: 3 P: 7	R: 0 H: 0 E: 0 LOB: 1 K: 1 BB: 1 S: 5 P: 9	R: 0 H: 0 E: 0 LOB: 0 K: 2 BB: 0 S: 7 P: 7	R: 2 H: 2 E: 0 LOB: 1 K: 0 BB: 1 S: 5 P: 9	R: 0 H: 0 E: 0 LOB: 0 K: 1 BB: 0 S: 5 P: 5	R: 0 H: 0 E: 0 LOB: 1 K: 1 BB: 1 S: 5 P: 9	R: 0 H: 0 E: 0 LOB: 0 K: 0 BB: 0 S: 3 P: 3	R: 0 H: 0 E: 0 LOB: 0 K: 0 BB: 0 S: 3 P: 3		1B: 1 SF: 0 2B: 1 SAC: 0 3B: 0 DP: 0 HR: 0 HBP: 0						

Chicago Cubs @ Cincinnati Reds

Crosley Field, Cincinnati, OH

Fri May 25 1962, 7:05 PM EDT

Att. 10,429 - Unknown

BOTTOM

livebaseballscorecards.com

AB	26
R	2
H	2
RBI	2
BB	4
SO	5
LOB	9

PITCHER		IP	WLS	BF	H	R	ER	SO	BB	IBB	HBP	BLK	WP	HR	S	P	ERA	WHIP
Cal Koonce, R ERA: 4.53	(1, 1)	7.0	L	27	2	2	2	5	4	0	0	1	0	0	33	49	2.57	0.857
Don Elston, R ERA: 1.45	(8, 1)	1.0		3	0	0	0	0	0	0	0	0	0	0	3	3	0.00	0.000

PITCHER	IP	WLS	BF	H	R	ER	SO	BB	IBB	HBP	BLK	WP	HR	S	P	ERA	WHIP

Batter	1	2	3	4	5	6	7	8	9	AB	R	H	RBI	BB	SO	LOB
Lou Brock, L (1, 8) OBP: 0.333, SLG: 0.500	0-0 BB BB SF9 1B	0-0 ③ 6-3		0-0 1B 1-2 1B		0-0 ③ G3		0-0 G1-6-3 1B		5	2	3	0	0	0	1
Ken Hubbs, R (1, 4) OBP: 0.323, SLG: 0.374	4-0 SF9 BB 1-2 1B BB		0-0 1B 1B	0-0 ② 1-3 2-H 1B			0-0 ① 6-3	0-0 ②③ G1-6-3 1-2f		4	2	2	0	1	0	1
Billy Williams, L (1, 7) OBP: 0.431, SLG: 0.617	4-0 K2-5-2 1B 1-2 2-3 BB		0-0 ① P6	0-0 1-2 3-H 1B			0-0 FC3-6 1B BB 1B		4-0 FC4-6 1B FC5-4 BB	3	2	2	1	2	0	1
Ron Santo, R (1, 5) (7, 6) OBP: 0.323, SLG: 0.387	0-0 ① SF9 2-3 3-H		0-0 ② L7	0-0 ③ P4			0-0 FC3-6 1-2 1B		0-0 FC4-6 1-2 1B	4	0	2	1	0	0	3
George Altman, L (1, 9) OBP: 0.378, SLG: 0.555	0-0 1-2 3-H 1B		0-0 1B 1-3 1B		0-0 ① F7		0-0 ② FC3-6 BB BB 1-2f 2-3		0-0 ① FC4-6 FC5-4 1-2f 2-3	5	0	2	1	0	0	4
Andre Rodgers, R (1, 3) OBP: 0.324, SLG: 0.359	0-3 ②③ K2-5-2 2-3f		0-0 FC6-4 1-2 3-H 1B		4-0 G4-6-3 BB		4-0 BB 1-2 BB		0-0 ② FC5-4 FC6 1-2f 3-H	3	0	1	2	2	1	3
Dick Bertell, R (1, 2) OBP: 0.319, SLG: 0.279 Bob Will, L (7, PH) OBP: 0.345, SLG: 0.375 Moe Thacker, R (7, 2) OBP: 0.313, SLG: 0.276		0-0 ① F4	0-0 ③ FC6-4 1-2f		0-0 ②③ G4-6-3 1-2f		4-0 1-2 2-3 3-H BB		0-0 ③ FC6 1-2f	3 0 1	0 0 0	0 0 0	0 1 0	0 1 0	0 0 0	3 0 1
Elder White, R (1, 6) OBP: 0.306, SLG: 0.220 Jim McKnight, R (7, PH) OBP: 0.235, SLG: 0.260 (7, 5)		0-0 SH1-3 1B		0-0 ① F8		0-3 ① K	0-0 ③ P5			3 1	0 0	1 0	0 0	0 0	1 0	0 3
Dick Ellsworth, L (1, 1) OBP: 0.269, SLG: 0.095 Bobby Gene Smith, R (6, PH) OBP: 0.250, SLG: 0.295 Bob Anderson, R (6, 1) Don Elston, R (7, 1) Cuno Barragan, R (8, PH) OBP: 0.340, SLG: 0.319 Tony Balsamo, R (8, 1) OBP: 0.250, SLG: 0.500		0-0 ② SH1-3 1-2		0-0 1B 1B BB		0-0 ② 5-3		0-3 ① K		0 1 0 0 0 1 0	0 0 0 0 0 0 0	0 0 0 0 0 1 0	0 0 0 0 0 0 0	1 0 0 0 0 0 0	0 0 0 0 0 0 0	0 0 0 0 0 0 0
Inning Stats	R: 2 E: 0 K: 1 S: 6 H: 2 LOB: 2 BB: 2 P: 14	R: 0 E: 0 K: 0 S: 4 H: 1 LOB: 1 BB: 0 P: 4	R: 1 E: 0 K: 0 S: 6 H: 3 LOB: 2 BB: 0 P: 6	R: 1 E: 0 K: 0 S: 5 H: 3 LOB: 2 BB: 1 P: 9	R: 0 E: 0 K: 0 S: 2 H: 0 LOB: 0 BB: 1 P: 6	R: 0 E: 0 K: 1 S: 5 H: 0 LOB: 0 BB: 0 P: 5	R: 1 E: 0 K: 0 S: 5 H: 2 LOB: 3 BB: 2 P: 13	R: 0 E: 0 K: 1 S: 5 H: 1 LOB: 0 BB: 0 P: 5	R: 1 E: 0 K: 0 S: 4 H: 1 LOB: 1 BB: 1 P: 8	1B: 13 2B: 1 3B: 0 HR: 0	SF: 1 SAC: 1 DP: 3 HBP: 0						

PITCHER		IP	WLS	BF	H	R	ER	SO	BB	IBB	HBP	BLK	WP	HR	S	P	ERA	WHIP
Jim O'Toole, L ERA: 3.95	(1, 1)	3.0		16	6	3	3	1	2	0	0	0	0	0	16	24	9.00	2.667
Dave Sisler, R ERA: 4.09	(4, 1)	2.0	W	9	3	1	1	0	2	0	0	0	0	0	7	15	4.50	2.500
Johnny Klippstein, R ERA: 5.4	(6, 1)	4.0	S	18	4	2	2	2	3	0	0	0	0	0	19	31	4.50	1.750

PITCHER	IP	WLS	BF	H	R	ER	SO	BB	IBB	HBP	BLK	WP	HR	S	P	ERA	WHIP

TOP

Chicago Cubs @ Cincinnati Reds

Crosley Field, Cincinnati, OH

Sat May 26 1962, 3:33 AM EDT

Att. 13,240 - Unknown

livebaseballscorecards.com

AB	34
R	6
H	13
RBI	6
BB	7
SO	3
LOB	20

WP: 0	PB: 0	SB: 0	CS: 0	PA:	43

Chicago Cubs @ Cincinnati Reds

Crosley Field, Cincinnati, OH

Sat May 26 1962, 3:33 AM EDT

Att. 13,240 - Unknown

BOTTOM

Batter	1	2	3	4	5	6	7	8	9	AB	R	H	RBI	BB	SO	LOB
Leo Cardenas, R (1, 6) OBP: 0.322, SLG: 0.368	G4-6-3 E 1B		1-3 1-2		BBB 4-0 4-3 WP HR 1-2 BB	0-0 SF8 1-3 1B	0-0 F9			4	1	2	0	1	0	2
Don Zimmer, R (1, 5) OBP: 0.229, SLG: 0.218 Jerry Lynch, L (6, PH) OBP: 0.333, SLG: 0.500 Eddie Kasko, R (7, 5) OBP: 0.290, SLG: 0.345	E1 1-2 G4-6-3		BBBB 4-0 4-3 E BB		0-0 4-3 1-3 2-H	0-0 SF8 2-3 3-H	0-0 P4			2 0 1	1 0 0	0 0 0	1 1 0	1 0 0	0 0 0	2 0 1
Vada Pinson, L (1, 8) OBP: 0.364, SLG: 0.642	0-0 G4-6-3 1-2f 2-3		0-0 4-3 1-2 2-3		BBBB 4-0 WP HR BB	0-0 4-3		SSS 0-3 K		4	1	0	0	1	1	5
Frank Robinson, R (1, 9) OBP: 0.361, SLG: 0.431	BBBB 4-0 BB		0-0 E5 2-H 3-H		SSS 0-3 K 1-2		0-0 1B S HR 1B	0-0 2B		4	1	2	0	1	1	2
Wally Post, R (1, 7) OBP: 0.364, SLG: 0.537	0-0 F8		0-0 5-3		0-0 2-H 3-H HR		BBBB 4-0 1B 1-2 HR BB	SSS 0-3 K		4	2	1	3	1	1	4
Don Pavletich, R (1, 3) OBP: 0.375, SLG: 0.231 Gordy Coleman, L (7, PH) OBP: 0.347, SLG: 0.423 (8, 3)		0-0 1-4-3		0-0 1-3	BBB 4-0 BB		0-0 1-2 2-3 HR 1B	0-0 F7		2 2	0 1	0 1	0 0	1 0	0 0	0 1
Johnny Edwards, L (1, 2) OBP: 0.346, SLG: 0.462		SSS 0-3 K		0-0 4-3	0-0 F8		0-0 1-H 2-H 3-H HR			4	1	1	4	0	1	1
Cookie Rojas, R (1, 4) OBP: 0.328, SLG: 0.254		0-0 6-3		0-0 1-3		0-0 1B S SF8 1B	BBBB 4-0 BB			3	1	1	0	1	0	0
Jim O'Toole, S (1, 1) OBP: 0.208, SLG: 0.208 Hank Foiles, R (3, PH) OBP: 0.200, SLG: 0.267 Dave Sisler, R (4, 1) Joe Gaines, R (5, PH) OBP: 0.636, SLG: 0.625 Johnny Klippstein, R (6, 1)			0-0 4-3 1-3 E 1B		0-0 E4 WP BB 4-3	SSS 0-3 K	SSS 0-3 K			0 1 0 1 2	0 1 0 1 0	0 1 0 0 0	0 0 0 0 0	0 0 0 0 2	0 0 0 0 2	0 0 0 0 2
Inning Stats	R: 0 H: 1 E: 1 LOB: 2 K: 0 BB: 1 S: 4 P: 8	R: 0 H: 0 E: 0 LOB: 0 K: 1 BB: 0 S: 5 P: 5	R: 2 H: 1 E: 1 LOB: 1 K: 0 BB: 1 S: 5 P: 9	R: 0 H: 0 E: 0 LOB: 0 K: 0 BB: 0 S: 3 P: 3	R: 4 H: 1 E: 1 LOB: 1 K: 1 BB: 3 S: 7 P: 19	R: 1 H: 2 E: 0 LOB: 1 K: 1 BB: 0 S: 7 P: 7	R: 4 H: 3 E: 0 LOB: 1 K: 1 BB: 2 S: 8 P: 16	R: 0 H: 1 E: 0 LOB: 1 K: 2 BB: 0 S: 8 P: 8		1B: 6 SF: 1 2B: 1 SAC: 0 3B: 0 DP: 1 HR: 2 HBP: 0						

livebaseballscorecards.com

AB	34
R	11
H	9
RBI	9
BB	7
SO	6
LOB	20

PITCHER		IP	WLS	BF	H	R	ER	SO	BB	IBB	HBP	BLK	WP	HR	S	P	ERA	WHIP
Dick Ellsworth, L ERA: 5.8	(1, 1)	5.0	L	25	3	6	0	2	5	0	0	0	2	1	24	44	0.00	1.600
Bob Anderson, R ERA: 5.35	(6, 1)	1.0		10	5	5	5	1	2	0	0	0	0	1	10	18	45.00	7.000
Don Elston, R ERA: 1.37	(7, 1)	1.0		3	0	0	0	1	0	0	0	0	0	0	5	5	0.00	0.000
Tony Balsamo, R ERA: 5.75	(8, 1)	1.0		4	1	0	0	2	0	0	0	0	0	0	8	8	0.00	1.000

PITCHER	IP	WLS	BF	H	R	ER	SO	BB	IBB	HBP	BLK	WP	HR	S	P	ERA	WHIP

Chicago Cubs @ Cincinnati Reds

Crosley Field, Cincinnati, OH

Sun May 27 1962, 3:33 AM EDT

Att. 11,355 - Unknown

TOP

livebaseballscorecards.com

Batter	1	2	3	4	5	6	7	8	9	AB	R	H	RBI	BB	SO	LOB
Lou Brock, L (1, 8) OBP: 0.331, SLG: 0.493	F6		K			K			FC5-4, 1B	4	0	1	0	0	2	2
Ken Hubbs, R (1, 4) OBP: 0.316, SLG: 0.366	K	F7				K			FC5-4, 1B, 1-2f	4	0	0	0	0	2	2
Billy Williams, L (1, 7) OBP: 0.427, SLG: 0.608	4-3	K					F9		1-2, 1B	4	0	1	0	0	1	0
George Altman, L (1, 3) OBP: 0.375, SLG: 0.544		F6		F5			BB		F8	3	0	0	0	1	0	2
Bob Will, L (1, 9) OBP: 0.303, SLG: 0.321		F8			4-3		F8		K	4	0	0	0	0	1	3
Ron Santo, R (1, 5) OBP: 0.317, SLG: 0.380		F4			F6		1-3			3	0	0	0	0	0	1
Andre Rodgers, R (1, 6) OBP: 0.314, SLG: 0.347			F4		4-3			F9		3	0	0	0	0	0	0
El Tappe, R (1, 2) OBP: 0.500, SLG: 0.444			1B			5-3		6-3		1	0	1	0	0	0	0
Dick Bertell, R (5, 2) OBP: 0.306, SLG: 0.267										2	0	0	0	0	0	0
Don Cardwell, R (1, 1) OBP: 0.125, SLG: 0.067			K			1B		P4		1	0	0	0	0	1	1
Dave Gerard, R (5, 1) OBP: 1.000, SLG: 1.000										1	0	1	0	0	0	0
Jim McKnight, R (8, PH) OBP: 0.231, SLG: 0.255										1	0	0	0	0	0	0
Tony Balsamo, R (8, 1) OBP: 0.250, SLG: 0.500										0	0	0	0	0	0	0

	AB	31
	R	0
	H	4
	RBI	0
	BB	1
	SO	7
	LOB	11

Inning Stats	1	2	3	4	5	6	7	8	9
	R: 0 E: 0 K: 1 S: 5	H: 0 LOB: 0 BB: 0 P: 5	R: 0 E: 0 K: 0 S: 3	H: 0 LOB: 0 BB: 0 P: 3	R: 0 E: 0 K: 2 S: 8	H: 1 LOB: 1 BB: 0 P: 8	R: 0 E: 0 K: 1 S: 5	H: 0 LOB: 0 BB: 0 P: 5	R: 0 E: 0 K: 0 S: 3	H: 0 LOB: 0 BB: 0 P: 3	R: 0 E: 0 K: 2 S: 8	H: 1 LOB: 1 BB: 0 P: 8	R: 0 E: 0 K: 0 S: 3	H: 0 LOB: 1 BB: 1 P: 7	R: 0 E: 0 K: 0 S: 3	H: 0 LOB: 0 BB: 0 P: 3	R: 0 E: 0 K: 1 S: 7	H: 2 LOB: 2 BB: 0 P: 7

	1B: 4	SF: 0	WP: 0	PA: 32
	2B: 0	SAC: 0	PB: 0	
	3B: 0	DP: 0	SB: 0	
	HR: 0	HBP: 0	CS: 0	

PITCHER	IP	WLS	BF	H	R	ER	SO	BB	IBB	HBP	BLK	WP	HR	S	P	ERA	WHIP
Bob Purkey, R (1, 1) ERA: 2.97	9.0	W	32	4	0	0	7	1	0	0	0	0	0	45	49	0.00	0.556

PITCHER	IP	WLS	BF	H	R	ER	SO	BB	IBB	HBP	BLK	WP	HR	S	P	ERA	WHIP

Batter	1	2	3	4	5	6	7	8	9	AB	R	H	RBI	BB	SO	LOB
Leo Cardenas, R (1, 6) OBP: 0.331, SLG: 0.380	F9		FC4 E BB	1B HR 1-2 2-H 1B		6-3		2B WP 2B		4	2	2	1	1	0	0
Don Blasingame, L (1, 4) OBP: 0.381, SLG: 0.378	F6		E4 FC4 1-2	HR 1-3 2-H 1B		F9		WP 1B 2-3 2B		5	2	2	1	0	0	1
Vada Pinson, L (1, 8) OBP: 0.365, SLG: 0.650	K		FC4 1-2f 2-3	HR 2-H 3-H		4-3		1B 2-3 3-H BB		4	1	1	3	1	1	2
Jerry Lynch, L (1, 7) OBP: 0.341, SLG: 0.514		4-3	F7	F7			2B 2B	G1-6-3 1-3 3-H 1B		5	1	2	1	0	0	2
Gordy Coleman, L (1, 3) OBP: 0.348, SLG: 0.444		6-3		HR	1B 1B		F9	G1-6-3 1-2f		5	1	2	1	0	0	3
Johnny Edwards, L (1, 2) OBP: 0.351, SLG: 0.458		2B BB		1B 1B 1B	F7		6-3			3	2	1	0	1	0	2
Frank Robinson, R (1, 9) OBP: 0.370, SLG: 0.453		1-H 2B		1B 1-2 1B	F9		2-H 2B			4	1	3	2	0	0	1
Don Zimmer, R (1, 5) OBP: 0.230, SLG: 0.220		5-3	K		1-2 1B		F5			4	0	1	0	0	1	4
Bob Purkey, R (1, 1) OBP: 0.105, SLG: 0.081			F7	K	F8			K		4	0	0	0	0	2	4
Inning Stats	R: 0 E: 0 K: 1 S: 5 H: 0 LOB: 0 BB: 0 P: 5	R: 1 E: 0 K: 0 S: 4 H: 1 LOB: 1 BB: 1 P: 8	R: 0 E: 1 K: 0 S: 4 H: 0 LOB: 2 BB: 1 P: 8	R: 6 E: 0 K: 2 S: 13 H: 6 LOB: 0 BB: 0 P: 13	R: 0 E: 0 K: 0 S: 5 H: 2 LOB: 2 BB: 0 P: 5	R: 0 E: 0 K: 0 S: 3 H: 0 LOB: 0 BB: 0 P: 3	R: 1 E: 0 K: 0 S: 5 H: 2 LOB: 1 BB: 0 P: 5	R: 2 E: 0 K: 1 S: 7 H: 3 LOB: 1 BB: 1 P: 11		1B: 7 2B: 5 3B: 0 HR: 2 SF: 0 SAC: 0 DP: 1 HBP: 0						

BOTTOM

Chicago Cubs @ Cincinnati Reds

Crosley Field, Cincinnati, OH

Sun May 27 1962, 3:33 AM EDT

Att. 11,355 - Unknown

livebaseballscorecards.com

AB	38
R	10
H	14
RBI	9
BB	3
SO	4
LOB	19

WP: 1 PB: 0 SB: 0 CS: 0 — PA: 41

PITCHER		IP	WLS	BF	H	R	ER	SO	BB	IBB	HBP	BLK	WP	HR	S	P	ERA	WHIP
Don Cardwell, R ERA: 6.57	(1, 1)	4.0	L	22	7	7	7	3	2	0	0	0	0	2	26	34	15.75	2.250
Dave Gerard, R ERA: 3.97	(5, 1)	3.0		13	4	1	1	0	0	0	0	0	0	0	13	13	3.00	1.333
Tony Balsamo, R ERA: 6.33	(8, 1)	1.0		6	3	2	2	1	1	0	0	0	1	0	7	11	18.00	4.000

PITCHER	IP	WLS	BF	H	R	ER	SO	BB	IBB	HBP	BLK	WP	HR	S	P	ERA	WHIP

Batter	1	2	3	4	5	6	7	8	9	AB	R	H	RBI	BB	SO	LOB
Al Spangler, L (1, 8) OBP: 0.376, SLG: 0.319	1-3		K		K			4-3	P6	5	0	0	0	0	2	3
Billy Goodman, L (1, 4) OBP: 0.353, SLG: 0.283	L4		F8			1B		3-1	HR 1-2 2-H	5	1	2	1	0	0	0
Roman Mejias, R (1, 9) OBP: 0.316, SLG: 0.516	P3			F9 6-3		F9		E	HR 1-H 2-H	5	2	3	3	0	0	1
Norm Larker, L (1, 3) OBP: 0.329, SLG: 0.406		P6		F9 2-3		1B 1-2		E4 FC4-6 1-2	F9	5	0	1	0	0	0	2
Jim Pendleton, R (1, 7) OBP: 0.282, SLG: 0.429		F2		6-3 3-H		K		FC4-6 1-2f		4	0	0	1	0	1	4
Hal Smith, R (1, 2) OBP: 0.297, SLG: 0.391 Don Buddin, R (7, 5) OBP: 0.362, SLG: 0.348	1B BB			F2		5-3			1B 2B	2 1	0 1	0 1	0 1	1 0	0 0	2 0
Bob Aspromonte, R (1, 5) OBP: 0.349, SLG: 0.378 Don McMahon, R (7, 1) Carl Warwick, R (9, PH) OBP: 0.315, SLG: 0.382	1B 1-2			G4-6-3 1B HBP			L5		1B 1B 2-3	2 0 1	0 0 1	1 0 1	0 0 1	0 0 0	0 0 0	0 0 0
Bob Lillis, R (1, 6) OBP: 0.224, SLG: 0.197	F2				G4-6-3 1B 1-2		5-3		F2	4	0	1	0	0	0	4
Turk Farrell, R (1, 1) OBP: 0.235, SLG: 0.412 John Anderson, R (2, 1) Pidge Browne, L (5, PH) OBP: 0.350, SLG: 0.415 Bobby Tiefenauer, R (5, 1) Merritt Ranew, L (7, PH) OBP: 0.265, SLG: 0.456 (7, 2)			F5		G4-6-3 1-2f 2-3		P4		1B HR 1-2 3-H	0 1 1 0 2	0 0 0 0 1	0 0 0 0 1	0 0 0 0 1	0 0 0 0 0	0 0 2 0 0	0 0 0 0 0
Inning Stats	R: 0 E: 0 K: 0 S: 3 H: 0 LOB: 0 BB: 0 P: 3	R: 0 E: 0 K: 0 S: 4 H: 1 LOB: 2 BB: 1 P: 8	R: 0 E: 0 K: 1 S: 5 H: 0 LOB: 0 BB: 0 P: 5	R: 1 E: 0 K: 0 S: 4 H: 1 LOB: 0 BB: 0 P: 4	R: 0 E: 0 K: 1 S: 5 H: 1 LOB: 1 BB: 0 P: 6	R: 0 E: 0 K: 1 S: 7 H: 2 LOB: 2 BB: 0 P: 7	R: 0 E: 0 K: 0 S: 3 H: 0 LOB: 0 BB: 0 P: 3	R: 0 E: 1 K: 0 S: 5 H: 1 LOB: 2 BB: 0 P: 5	R: 5 E: 0 K: 0 S: 8 H: 5 LOB: 0 BB: 0 P: 8	1B: 8 2B: 2 3B: 0 HR: 1	SF: 0 SAC: 0 DP: 1 HBP: 1					

PITCHER	IP	WLS	BF	H	R	ER	SO	BB	IBB	HBP	BLK	WP	HR	S	P	ERA	WHIP
Joey Jay, R (1, 1) ERA: 3.84	9.0	W	40	11	6	6	3	1	0	1	0	0	1	44	49	6.00	1.333

PITCHER	IP	WLS	BF	H	R	ER	SO	BB	IBB	HBP	BLK	WP	HR	S	P	ERA	WHIP

TOP

Houston Colt 45's @ Cincinnati Reds

Crosley Field, Cincinnati, OH

Mon May 28 1962, 7:05 PM EDT

Att. 8,979 - Unknown - 77 F

livebaseballscorecards.com

AB	38
R	6
H	11
RBI	6
BB	1
SO	3
LOB	18

HOUSTON COLT 45s

Houston Colt 45's @ Cincinnati Reds

Crosley Field, Cincinnati, OH

Mon May 28 1962, 7:05 PM EDT

Att. 8,979 - Unknown - 77 F

BOTTOM

Batter	1	2	3	4	5	6	7	8	9	AB	R	H	RBI	BB	SO	LOB
Leo Cardenas, R (1, 6) OBP: 0.333, SLG: 0.394	0-0 E 2B	0-0 WP 1-3 2B	0-0 ③ 2-3		0-0 ③ F7			0-0 ① 6-3		5	1	2	0	0	0	2
Don Blasingame, L (1, 4) OBP: 0.363, SLG: 0.356	0-0 ① F2	0-0 ② 3-4-3 3-H		0-0 ① L3		0-0 ① P4		0-0 ② F9		5	0	0	1	0	0	2
Vada Pinson, L (1, 8) OBP: 0.366, SLG: 0.641	0-0 E9 2B 2-H 1B	0-0 ③ F8 2-3		0-0 ② 3-1		0-0 ② 4-3		B B B B 4-0 BB		4	1	1	1	1	0	1
Jerry Lynch, L (1, 7) OBP: 0.348, SLG: 0.524	0-0 2-H 2B	0-0 E 1B 1B		0-0 ③ F7		0-0 ③ F7		S S S 0-3 ③ K		5	1	2	1	0	1	1
Gordy Coleman, L (1, 3) OBP: 0.352, SLG: 0.445	0-0 ② F2	0-0 E8 1-3 1B 1B			0-0 1B 1B 1B		S S S 0-3 ① K			4	2	2	0	0	1	1
Johnny Edwards, L (1, 2) OBP: 0.355, SLG: 0.455	S S S 0-3 ③ K	0-0 ① 1-6-3			0-0 1B 1-2 1B		B B B 4-0 FC3-6 1B BB			3	0	1	0	1	1	3
Frank Robinson, R (1, 9) OBP: 0.373, SLG: 0.450		0-0 ① P6	I I I 4-0 1B IBB		S S S 0-3 ① K		0-0 FC3-6 1-2 1B			3	0	1	0	1	1	2
Don Zimmer, R (1, 5) OBP: 0.242, SLG: 0.267		0-0 HR	0-0 ② F3		0-0 ② HR 1-3 2-H 1B		0-0 ② FC3-6 FC6 1-2f 2-3			4	2	2	2	0	0	5
Joey Jay, S (1, 1) OBP: 0.241, SLG: 0.429		0-0 2B 3-4-3 1B	0-0 1-2 2-H 3-H 1B		0-0 1-H HR		0-0 ③ FC6 1-2f			4	2	3	4	0	0	2
Inning Stats	R: 2 E: 1 K: 1 S: 8 H: 3 LOB: 1 BB: 0 P: 8	R: 2 E: 0 K: 0 S: 6 H: 3 LOB: 1 BB: 0 P: 6	R: 2 E: 1 K: 0 S: 6 H: 3 LOB: 2 BB: 1 P: 10	R: 0 E: 0 K: 0 S: 3 H: 0 LOB: 0 BB: 0 P: 3	R: 3 E: 0 K: 1 S: 8 H: 4 LOB: 0 BB: 0 P: 8	R: 0 E: 0 K: 0 S: 3 H: 0 LOB: 0 BB: 0 P: 3	R: 0 E: 0 K: 1 S: 6 H: 1 LOB: 2 BB: 1 P: 10	R: 0 E: 0 K: 1 S: 5 H: 0 LOB: 1 BB: 1 P: 9		1B: 9 2B: 3 3B: 0 HR: 2 SF: 0 SAC: 0 DP: 0 HBP: 0						

livebaseballscorecards.com

AB	37
R	9
H	14
RBI	9
BB	3
SO	4
LOB	19

WP: 1 PB: 0 SB: 0 CS: 0 PA: 40

PITCHER		IP	WLS	BF	H	R	ER	SO	BB	IBB	HBP	BLK	WP	HR	S	P	ERA	WHIP
Turk Farrell, R ERA: 2.18	(1, 1)	1.1	L	10	6	4	3	1	0	0	0	0	0	1	12	12	20.25	4.500
John Anderson, R ERA: 2.87	(2, 1)	2.2		12	3	2	2	0	0	1	0	0	1	0	11	15	6.75	1.125
Bobby Tiefenauer, R ERA: 4.56	(5, 1)	2.0		9	4	3	3	1	0	0	0	0	0	1	11	11	13.50	2.000
Don McMahon, R ERA: 2.03	(7, 1)	2.0		9	1	0	0	2	2	0	0	0	0	0	11	19	0.00	1.500

PITCHER		IP	WLS	BF	H	R	ER	SO	BB	IBB	HBP	BLK	WP	HR	S	P	ERA	WHIP

Batter	1	2	3	4	5	6	7	8	9	AB	R	H	RBI	BB	SO	LOB
Leo Cardenas, R (1, 6) OBP: 0.329, SLG: 0.384	BBBB 4-0 BB BB	x 0-0 ② F7		x 0-0 ② F5		x 0-0 ③ F5			x 0-0 ① P3	4	0	0	0	1	0	4
Don Blasingame, L (1, 4) OBP: 0.349, SLG: 0.341	x 0-0 ① F8	x 0-0 ③ 6-3		x 0-0 ③ G3			x 0-0 ① 1-3		x 0-0 ② 5-3	4	0	0	0	0	0	4
Wally Post, R (9, PH) OBP: 0.362, SLG: 0.532										1	0	0	0	0	0	0
Dave Sisler, R (9, 1)										0	0	0	0	0	0	0
Vada Pinson, L (1, 8) OBP: 0.356, SLG: 0.622	x 0-0 ② F7		x 0-0 ① 4-3		SSS 0-3 ① K		x 0-0 ② 1-3		x 0-0 ③ F4	5	0	0	0	0	1	1
Jerry Lynch, L (1, 7) OBP: 0.360, SLG: 0.500	BBBB 4-0 1-2 BB		x 0-0 ② 4-3		BBBB 4-0 S BB		x 0-0 ③ F7			2	0	0	0	2	0	0
Gordy Coleman, L (1, 3) OBP: 0.344, SLG: 0.433	SSS 0-3 ③ K		SSS 0-3 ③ K		SSS 0-3 ② K 1-2			x 0-0 ① L3		4	0	0	0	0	3	3
Johnny Edwards, L (1, 2) OBP: 0.359, SLG: 0.452		x 0-0 HR 1B		BBBB 4-0 1B 1B BB	x 0-0 ③ 3-1			x 0-0 ② 4-3		3	2	1	0	1	0	1
Frank Robinson, R (1, 9) OBP: 0.381, SLG: 0.484		x 0-0 1-H HR		x 0-0 SH1-3 1B 1-2 1B		x 0-0 ① 5-3		x 0-0 2B		4	1	3	2	0	0	0
Don Zimmer, R (1, 5) OBP: 0.263, SLG: 0.273		H 1-0 SH1 HBP		x 0-0 SH1-3 1-2 2-H 1B		x 0-0 ② 5-3		4-0 IBB		2	0	1	1	1	0	0
Jim O'Toole, S (1, 1) OBP: 0.231, SLG: 0.231		x 0-0 ① SH1 1-2		x 0-0 ① SH1-3 1-2 2-3		x 0-0 1B		x 0-0 ③ 4-3		2	0	1	0	0	0	2
Cookie Rojas, R (9, 4) OBP: 0.328, SLG: 0.254										0	0	0	0	0	0	0
Inning Stats	R: 0 E: 0 K: 1 S: 5 H: 0 LOB: 2 BB: 2 P: 13	R: 2 E: 0 K: 0 S: 5 H: 2 LOB: 1 BB: 0 P: 6	R: 0 E: 0 K: 1 S: 5 H: 0 LOB: 0 BB: 0 P: 5	R: 1 E: 0 K: 0 S: 5 H: 2 LOB: 2 BB: 1 P: 9	R: 0 E: 0 K: 2 S: 7 H: 0 LOB: 1 BB: 1 P: 11	R: 0 E: 0 K: 0 S: 4 H: 1 LOB: 1 BB: 0 P: 4	R: 0 E: 0 K: 0 S: 3 H: 0 LOB: 0 BB: 0 P: 3	R: 0 E: 0 K: 0 S: 4 H: 1 LOB: 2 BB: 1 P: 8	R: 0 E: 0 K: 0 S: 3 H: 0 LOB: 0 BB: 0 P: 3	1B: 4 2B: 1 3B: 0 HR: 1 SF: 0 SAC: 2 DP: 0 HBP: 1						

PITCHER	IP	WLS	BF	H	R	ER	SO	BB	IBB	HBP	BLK	WP	HR	S	P	ERA	WHIP
Ron Piche, R (1, 1) ERA: 3.15	9.0	W	39	6	3	3	4	4	1	1	0	0	1	41	62	3.00	1.111

PITCHER	IP	WLS	BF	H	R	ER	SO	BB	IBB	HBP	BLK	WP	HR	S	P	ERA	WHIP

TOP

Cincinnati Reds @ Milwaukee Braves

Milwaukee County Stadium, Milwaukee, WI

Wed May 30 1962, 4:33 AM EDT

Unknown

livebaseballscorecards.com

AB	31
R	3
H	6
RBI	3
BB	5
SO	4
LOB	15

REDS

Cincinnati Reds @ Milwaukee Braves

Milwaukee County Stadium, Milwaukee, WI

Wed May 30 1962, 4:33 AM EDT

Unknown

BOTTOM

Batter	1	2	3	4	5	6	7	8	9	AB	R	H	RBI	BB	SO	LOB
Tommie Aaron, R (1, 7) OBP: 0.315, SLG: 0.367	S S S 0-3 K ①		x 0-0 5-3 ①	x 0-0 F4 ③			x 0-0 1-3 2B		x 0-0 SH3-4 1B 1B	5	1	2	0	0	1	1
Roy McMillan, R (1, 6) OBP: 0.357, SLG: 0.350	x 0-0 F2 ②		H 1-0 HBP		x 0-0 F3 ①		S S S 0-3 K ②		x 0-0 SH3-4 ① 1-2	3	0	0	0	0	1	2
Eddie Mathews, L (1, 5) OBP: 0.327, SLG: 0.436	S S S 0-3 K ③		x 0-0 P5 ②		S S S 0-3 K ②		B B B B 4-0 BB		B B B B 4-0 1B BB	3	0	0	0	2	2	1
Hank Aaron, R (1, 8) OBP: 0.369, SLG: 0.529		H 1-0 G4-6-3 1B 1B HBP	x 0-0 P6 ③		x 0-0 F9 ③		x 0-0 F9 ③		x 0-0 1-2 2-H 1B	4	1	1	1	0	0	4
Mack Jones, L (1, 9) OBP: 0.390, SLG: 0.466		x 0-0 1-2 G4-6-3 1B	B B B B 4-0 E BB BB			x 0-0 F8 ①		x 0-0 4-3 ①		3	1	1	0	1	0	0
Joe Torre, R (1, 2) OBP: 0.375, SLG: 0.386		x 0-0 ① ② G4-6-3 1-2f 2-3	B B B B 4-0 E 1-2 E BB			x 0-0 G6-4-3 1B		x 0-0 2B		3	1	2	0	1	0	2
Joe Adcock, R (1, 3) OBP: 0.358, SLG: 0.470		B B B B 4-0 1B BB	x 0-0 ① F7			x 0-0 ② ③ G6-4-3 1-2f		I I I I 4-0 IBB		2	0	0	0	2	0	3
Amado Samuel, R (1, 4) OBP: 0.189, SLG: 0.235 Del Crandall, R (8, PH) OBP: 0.337, SLG: 0.415 Denis Menke, R (9, 4) OBP: 0.294, SLG: 0.326		x 0-0 1-2 3-H 1B	S S S 0-3 K ②			B B B B 4-0 2B BB	x 0-0 F2 ②		2 1 0	0 0 0	1 0 0	1 0 0	1 0 0	1 0 0	2 2 0
Ron Piche, R (1, 1) OBP: 0.125, SLG: 0.067		S S S 0-3 K ③	x 0-0 E6 1-H 2-H 1B				x 0-0 F4 ①	S S S 0-3 K ③		4	0	1	2	0	2	5

livebaseballscorecards.com

AB	30
R	4
H	8
RBI	4
BB	7
SO	7
LOB	22

Inning Stats	1	2	3	4	5	6	7	8	9	1B: 6	SF: 0	WP: 0	PA: 40
	R: 0 E: 0 K: 2 S: 7 H: 0 LOB: 0 BB: 0 P: 7	R: 1 E: 0 K: 1 S: 6 H: 2 LOB: 2 BB: 1 P: 11	R: 0 E: 0 K: 0 S: 3 H: 0 LOB: 1 BB: 0 P: 4	R: 2 E: 1 K: 1 S: 6 H: 1 LOB: 1 BB: 2 P: 14	R: 0 E: 0 K: 1 S: 5 H: 0 LOB: 0 BB: 0 P: 5	R: 0 E: 0 K: 0 S: 3 H: 1 LOB: 0 BB: 0 P: 3	R: 0 E: 0 K: 1 S: 6 H: 1 LOB: 3 BB: 2 P: 14	R: 0 E: 0 K: 1 S: 6 H: 1 LOB: 2 BB: 1 P: 10	R: 1 E: 0 K: 0 S: 3 H: 2 LOB: 2 BB: 1 P: 7	2B: 2 3B: 0 HR: 0	SAC: 1 DP: 2 HBP: 2	PB: 0 SB: 0 CS: 0	

PITCHER		IP	WLS	BF	H	R	ER	SO	BB	IBB	HBP	BLK	WP	HR	S	P	ERA	WHIP
Jim O'Toole, L ERA: 3.89	(1, 1)	8.0		36	6	3	3	7	5	1	2	0	0	0	42	68	3.38	1.375
Dave Sisler, R ERA: 4.76	(9, 1)	0.1	L	4	2	1	1	0	1	0	0	0	0	0	3	7	27.00	9.000

PITCHER	IP	WLS	BF	H	R	ER	SO	BB	IBB	HBP	BLK	WP	HR	S	P	ERA	WHIP

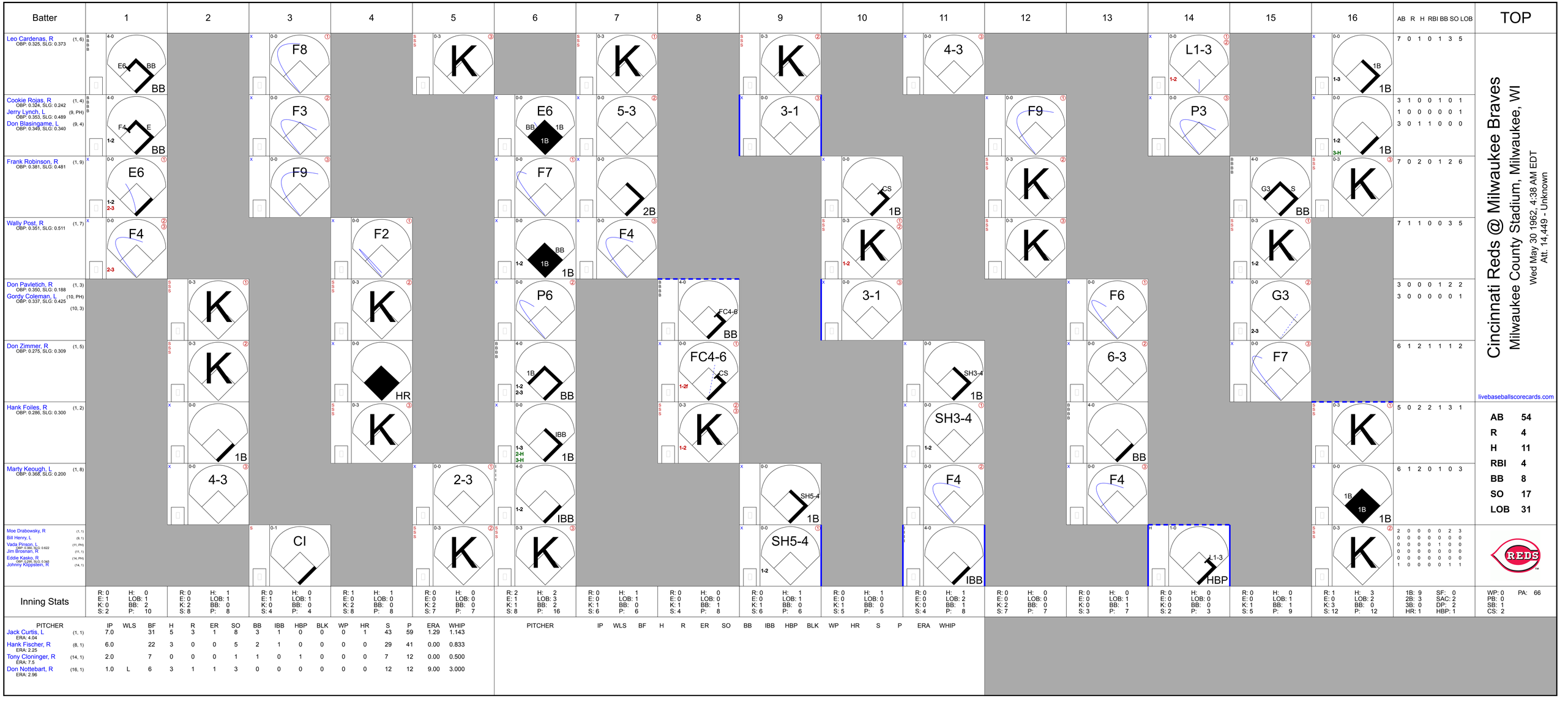
Batter
1
2
3
4
5
6
7
8
9
10
11
12
13
14
15
16
AB R H RBI BB SO LOB
TOP
Leo Cardenas, R (1, 6) OBP: 0.325, SLG: 0.373
Cookie Rojas, R (1, 4) OBP: 0.324, SLG: 0.242
Jerry Lynch, L (9, PH) OBP: 0.353, SLG: 0.489
Don Blasingame, L (9, 4) OBP: 0.349, SLG: 0.340
Frank Robinson, R (1, 9) OBP: 0.381, SLG: 0.481
Wally Post, R (1, 7) OBP: 0.351, SLG: 0.511
Don Pavletich, R (1, 3) OBP: 0.350, SLG: 0.188
Gordy Coleman, L (10, PH) OBP: 0.337, SLG: 0.425 (10, 3)
Don Zimmer, R (1, 5) OBP: 0.275, SLG: 0.309
Hank Foiles, R (1, 2) OBP: 0.286, SLG: 0.300
Marty Keough, L (1, 8) OBP: 0.368, SLG: 0.200
Moe Drabowsky, R (1, 1)
Bill Henry, L (9, 1)
Vada Pinson, L (11, PH) OBP: 0.333, SLG: 0.622
Jim Brosnan, R (11, 1)
Eddie Kasko, R (14, PH) OBP: 0.250, SLG: 0.375
Johnny Klippstein, R (14, 1)
Cincinnati Reds @ Milwaukee Braves
Milwaukee County Stadium, Milwaukee, WI
Wed May 30 1962, 4:38 AM EDT
Att. 14,449 - Unknown
livebaseballscorecards.com
AB 54
R 4
H 11
RBI 4
BB 8
SO 17
LOB 31
Inning Stats
PITCHER IP WLS BF H R ER SO BB IBB HBP BLK WP HR S P ERA WHIP
Jack Curtis, L (1, 1) ERA: 4.04
Hank Fischer, R (8, 1) ERA: 2.25
Tony Cloninger, R (14, 1) ERA: 7.5
Don Nottebart, R (16, 1) ERA: 2.96
1B: 9 SF: 0
2B: 3 SAC: 2
3B: 0 DP: 2
HR: 1 HBP: 1
WP: 0 PA: 66
PB: 0
SB: 1
CS: 2

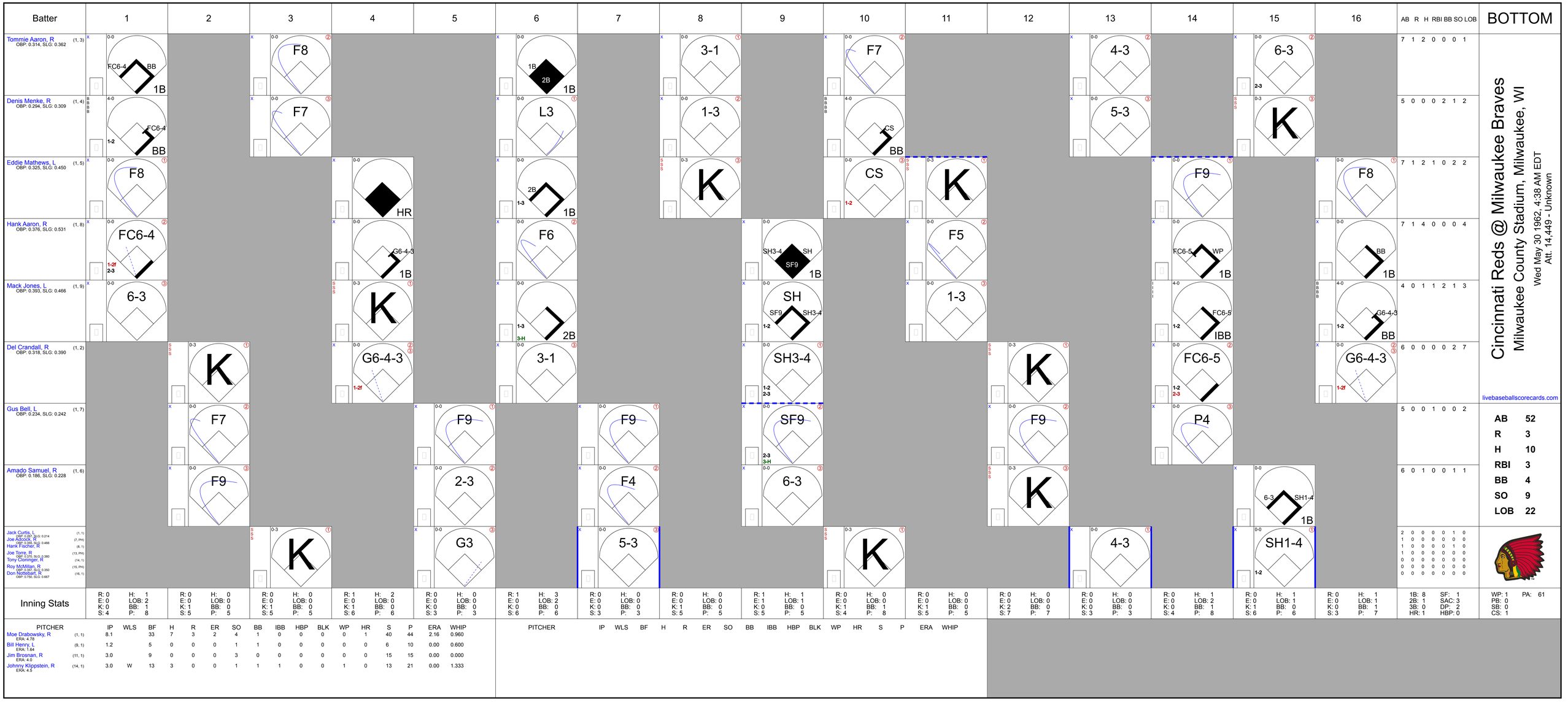
Batter
1
2
3
4
5
6
7
8
9
10
11
12
13
14
15
16
AB R H RBI BB SO LOB
BOTTOM
Tommie Aaron, R (1, 3) OBP: 0.314, SLG: 0.362
7 1 2 0 0 0 1
FC6-4 BB 1B
F8
3-1
F7
4-3
6-3
Denis Menke, R (1, 4) OBP: 0.294, SLG: 0.309
5 0 0 0 2 1 2
FC6-4 BB 1-2
F7
1-3
5-3
K
Eddie Mathews, L (1, 5) OBP: 0.325, SLG: 0.450
7 1 2 1 0 2 2
F8
1B 2B 1B
K
CS BB 1-2
K
F9
F8
Hank Aaron, R (1, 8) OBP: 0.376, SLG: 0.531
7 1 4 0 0 0 4
FC6-4 1-2f 2-3
HR
F6
SH3-4 SH SF9 1B
F5
FC6-5 WP 1B
BB 1B
Mack Jones, L (1, 9) OBP: 0.393, SLG: 0.466
4 0 1 1 2 1 3
6-3
G6-4-3 1B
L3
2B 1-3 1B
SH SF9 SH3-4 1-2
1-3
FC6-5 1B 1-2
G6-4-3 BB 1-2
Del Crandall, R (1, 2) OBP: 0.318, SLG: 0.390
6 0 0 0 0 2 7
K
K
G6-4-3 1-2f
3-1
SH3-4 1-2 2-3
K
FC6-5 1-2 2-3
G6-4-3 1-2f
Gus Bell, L (1, 7) OBP: 0.234, SLG: 0.242
5 0 0 1 0 0 2
F7
F9
F9
F9
P4
Amado Samuel, R (1, 6) OBP: 0.186, SLG: 0.228
6 0 1 0 0 1 1
F9
2-3
F4
SF9 2-3 3-H
6-3
K
6-3 SH1-4 1B
Jack Curtis, L (1, 1) OBP: 0.267, SLG: 0.214
Joe Adcock, R (7, PH) OBP: 0.355, SLG: 0.466
Hank Fischer, R (8, 1)
Joe Torre, R (13, PH) OBP: 0.370, SLG: 0.380
Tony Cloninger, R (14, 1)
Roy McMillan, R (15, PH) OBP: 0.307, SLG: 0.350
Don Nottebart, R (16, 1) OBP: 0.750, SLG: 0.667
K
G3
5-3
K
4-3
SH1-4 1-2
2 0 0 0 0 1 0
1 0 0 0 0 0 0
1 0 0 0 0 1 0
1 0 0 0 0 0 0
0 0 0 0 0 0 0
0 0 0 0 0 0 0
0 0 0 0 0 0 0
Inning Stats
R: 0 E: 0 K: 0 S: 4 H: 1 LOB: 2 BB: 1 P: 8
R: 0 E: 0 K: 1 S: 5 H: 0 LOB: 0 BB: 0 P: 5
R: 0 E: 0 K: 1 S: 5 H: 0 LOB: 0 BB: 0 P: 5
R: 1 E: 0 K: 1 S: 6 H: 2 LOB: 0 BB: 0 P: 6
R: 0 E: 0 K: 0 S: 3 H: 0 LOB: 0 BB: 0 P: 3
R: 1 E: 0 K: 0 S: 6 H: 3 LOB: 2 BB: 0 P: 6
R: 0 E: 0 K: 0 S: 3 H: 0 LOB: 0 BB: 0 P: 3
R: 0 E: 0 K: 1 S: 5 H: 0 LOB: 0 BB: 0 P: 5
R: 1 E: 1 K: 0 S: 5 H: 1 LOB: 1 BB: 0 P: 5
R: 0 E: 0 K: 1 S: 4 H: 0 LOB: 0 BB: 1 P: 8
R: 0 E: 0 K: 1 S: 5 H: 0 LOB: 0 BB: 0 P: 5
R: 0 E: 0 K: 2 S: 7 H: 0 LOB: 0 BB: 0 P: 7
R: 0 E: 0 K: 0 S: 3 H: 0 LOB: 0 BB: 0 P: 3
R: 0 E: 0 K: 0 S: 4 H: 1 LOB: 2 BB: 1 P: 8
R: 0 E: 0 K: 1 S: 6 H: 1 LOB: 1 BB: 0 P: 6
R: 0 E: 0 K: 0 S: 3 H: 1 LOB: 1 BB: 1 P: 7
1B: 8 2B: 1 3B: 0 HR: 1
SF: 1 SAC: 3 DP: 2 HBP: 0
WP: 1 PB: 0 SB: 0 CS: 1
PA: 61
PITCHER IP WLS BF H R ER SO BB IBB HBP BLK WP HR S P ERA WHIP
Moe Drabowsky, R (1, 1) ERA: 4.78 8.1 33 7 3 2 4 1 0 0 0 0 1 40 44 2.16 0.960
Bill Henry, L (9, 1) ERA: 1.64 1.2 5 0 0 0 1 1 0 0 0 0 0 6 10 0.00 0.600
Jim Brosnan, R (11, 1) ERA: 4.0 3.0 9 0 0 0 3 0 0 0 0 0 0 15 15 0.00 0.000
Johnny Klippstein, R (14, 1) ERA: 4.5 3.0 W 13 3 0 0 1 1 1 0 0 1 0 13 21 0.00 1.333
PITCHER IP WLS BF H R ER SO BB IBB HBP BLK WP HR S P ERA WHIP
Cincinnati Reds @ Milwaukee Braves
Milwaukee County Stadium, Milwaukee, WI
Wed May 30 1962, 4:38 AM EDT
Att. 14,449 - Unknown
livebaseballscorecards.com
AB 52
R 3
H 10
RBI 3
BB 4
SO 9
LOB 22

Cincinnati Reds @ Milwaukee Braves

Milwaukee County Stadium, Milwaukee, WI

Thu May 31 1962, 4:33 AM EDT

Att. 5,451 - Unknown

TOP

livebaseballscorecards.com

Batter	1	2	3	4	5	6	7	8	9	AB	R	H	RBI	BB	SO	LOB
Leo Cardenas, R (1, 6) OBP: 0.322, SLG: 0.367	FC5-4 1B		K		F8		F8		P4	5	0	1	0	0	1	3
Marty Keough, L (1, 8) OBP: 0.391, SLG: 0.263	F8		4-3 1-3 2-H			FC4-6 1B	HR 1B 1-2			4	1	2	1	0	0	2
Frank Robinson, R (1, 9) OBP: 0.383, SLG: 0.506	FC5-4 1-2f		2B 3-H			F5	HR 1-H 2-H			4	1	2	4	0	0	2
Jerry Lynch, L (1, 7) OBP: 0.327, SLG: 0.449	L3		F7			FC4-6 1B 3B 1-2f	F5			4	1	0	0	0	0	3
Wally Post, R (9, 7) OBP: 0.351, SLG: 0.511										0	0	0	0	0	0	0
Gordy Coleman, L (1, 3) OBP: 0.335, SLG: 0.420		F8		K		3B 1B 1-2		4-3		4	1	1	0	0	1	0
Don Zimmer, R (1, 5) OBP: 0.283, SLG: 0.337		K		CS 1B		3B 1-H 2-H		6-3		4	0	2	2	0	1	0
Johnny Edwards, L (1, 2) OBP: 0.349, SLG: 0.438		6-3		F8		G3		F8		4	0	0	0	0	0	2
Don Blasingame, L (1, 4) OBP: 0.354, SLG: 0.347			PB E 4-3 1B	CS 1-2	F8		1B HR 1B		F9	4	2	2	0	0	0	0
Bob Purkey, R (1, 1) OBP: 0.095, SLG: 0.073			E1 4-3 PB 2B 1-2		F7		K		K	4	1	0	0	0	2	2
Inning Stats	R: 0 E: 0 K: 0 S: 4 H: 1 LOB: 1 BB: 0 P: 4	R: 0 E: 0 K: 1 S: 5 H: 0 LOB: 0 BB: 0 P: 5	R: 2 E: 1 K: 1 S: 8 H: 2 LOB: 1 BB: 0 P: 8	R: 0 E: 0 K: 1 S: 5 H: 1 LOB: 0 BB: 0 P: 5	R: 0 E: 0 K: 0 S: 3 H: 0 LOB: 0 BB: 0 P: 3	R: 2 E: 0 K: 0 S: 6 H: 3 LOB: 1 BB: 0 P: 6	R: 3 E: 0 K: 1 S: 8 H: 3 LOB: 0 BB: 0 P: 8	R: 0 E: 0 K: 0 S: 3 H: 0 LOB: 0 BB: 0 P: 3	R: 0 E: 0 K: 1 S: 5 H: 0 LOB: 0 BB: 0 P: 5	1B: 7 2B: 1 3B: 1 HR: 1	SF: 0 SAC: 0 DP: 0 HBP: 0						

	AB	37
	R	7
	H	10
	RBI	7
	BB	0
	SO	5
	LOB	14

WP: 0 PB: 1 SB: 0 CS: 1 PA: 38

PITCHER		IP	WLS	BF	H	R	ER	SO	BB	IBB	HBP	BLK	WP	HR	S	P	ERA	WHIP
Carl Willey, R ERA: 5.46	(1, 1)	7.0	L	31	10	7	5	4	0	0	0	0	0	1	39	39	6.43	1.429
Lew Burdette, R ERA: 6.06	(8, 1)	2.0		6	0	0	0	1	0	0	0	0	0	0	8	8	0.00	0.000

PITCHER	IP	WLS	BF	H	R	ER	SO	BB	IBB	HBP	BLK	WP	HR	S	P	ERA	WHIP

Batter	1	2	3	4	5	6	7	8	9	AB	R	H	RBI	BB	SO	LOB
Roy McMillan, R (1, 6) OBP: 0.360, SLG: 0.345	S S S 0-3 ① K		B B B B 4-0 BB		x 0-0 ③ F4			B B B B 4-0 4-3 1B 4-3 BB		2	1	0	0	2	1	1
Eddie Mathews, L (1, 5) OBP: 0.329, SLG: 0.451	x 0-0 ② F8		x 0-0 ② F4			x 0-0 HR 1B		x 0-0 1-2 E 4-3 1B		4	2	2	0	0	0	2
Hank Aaron, R (1, 8) OBP: 0.379, SLG: 0.552	x 0-0 2B		x 0-0 ③ F5			x 0-0 1-H HR		x 0-0 ① 4-3 1-2 2-3		4	1	2	2	0	0	4
Mack Jones, L (1, 9) OBP: 0.386, SLG: 0.456	S S S 0-3 ③ K			x 0-0 ① 1-3		x 0-0 ① P4		x 0-0 ② 4-3 3-H		4	0	0	1	0	1	2
Tommie Aaron, R (1, 3) OBP: 0.303, SLG: 0.349		S S S 0-3 ① K		x 0-0 ② F7		S S S 0-3 ② K		x 0-0 E8 WP 2-H		4	0	0	0	0	2	0
Gus Bell, L (1, 7) OBP: 0.227, SLG: 0.234		x 0-0 ② F2		x 0-0 ③ F5		x 0-0 ③ 4-3		x 0-0 ③ F9 2-3		4	0	0	0	0	0	1
Joe Torre, R (1, 2) OBP: 0.365, SLG: 0.373		x 0-0 ③ 4-3			x 0-0 1B		S S S 0-3 ① K		x 0-0 ① F8	4	0	1	0	0	1	0
Denis Menke, R (1, 4) OBP: 0.292, SLG: 0.307			x 0-0 ① 5-3		x 0-0 ① F7		x 0-0 ② F8		x 0-0 G5-4-3 1B	4	0	1	0	0	0	1
Carl Willey, R (1, 1) OBP: 0.429, SLG: 0.500 Howie Bedell, L (7, PH) OBP: 0.264, SLG: 0.256 Lew Burdette, R (8, 1) OBP: 0.231, SLG: 0.231 Del Crandall, R (9, PH) OBP: 0.315, SLG: 0.386			x 0-0 2B		x 0-0 ② F6		x 0-0 ③ 4-3		x 0-0 ② ③ G5-4-3 1-2f	2 1 0 1	0 0 0 0	1 0 0 0	0 0 0 0	0 0 0 0	0 0 0 0	1 0 0 1
Inning Stats	R: 0 E: 0 K: 2 S: 8 H: 1 LOB: 1 BB: 0 P: 8	R: 0 E: 0 K: 1 S: 5 H: 0 LOB: 0 BB: 0 P: 5	R: 0 E: 0 K: 0 S: 4 H: 1 LOB: 2 BB: 1 P: 8	R: 0 E: 0 K: 0 S: 3 H: 0 LOB: 0 BB: 0 P: 3	R: 0 E: 0 K: 0 S: 4 H: 1 LOB: 1 BB: 0 P: 4	R: 2 E: 0 K: 1 S: 7 H: 2 LOB: 0 BB: 0 P: 7	R: 0 E: 0 K: 1 S: 5 H: 0 LOB: 0 BB: 0 P: 5	R: 2 E: 1 K: 0 S: 5 H: 1 LOB: 1 BB: 1 P: 9	R: 0 E: 0 K: 0 S: 3 H: 1 LOB: 0 BB: 0 P: 3	1B: 4 2B: 2 3B: 0 HR: 1	SF: 0 SAC: 0 DP: 1 HBP: 0					

PITCHER	IP	WLS	BF	H	R	ER	SO	BB	IBB	HBP	BLK	WP	HR	S	P	ERA	WHIP
Bob Purkey, R (1, 1) ERA: 2.97	9.0	W	36	7	4	3	5	2	0	0	0	1	1	44	52	3.00	1.000

PITCHER	IP	WLS	BF	H	R	ER	SO	BB	IBB	HBP	BLK	WP	HR	S	P	ERA	WHIP

BOTTOM

Cincinnati Reds @ Milwaukee Braves

Milwaukee County Stadium, Milwaukee, WI

Thu May 31 1962, 4:33 AM EDT

Att. 5,451 - Unknown

livebaseballscorecards.com

AB	34
R	4
H	7
RBI	3
BB	2
SO	5
LOB	13

WP: 1	PB: 0	SB: 0	CS: 0
PA: 36			

Cincinnati Reds @ Chicago Cubs

Wrigley Field, Chicago, IL

Fri Jun 01 1962, 3:33 AM CDT

Att. 2,629 - Unknown

Batter	1	2	3	4	5	6	7	8	9	AB	R	H	RBI	BB	SO	LOB
Leo Cardenas, R (1, 6) OBP: 0.315, SLG: 0.358	K; L6			F2			F8			4	0	0	0	0	1	4
Marty Keough, L (1, 8) OBP: 0.407, SLG: 0.391	1B 3B	F8		2-H 1B			F8			4	1	2	1	0	0	0
Frank Robinson, R (1, 9) OBP: 0.381, SLG: 0.500	S 2B 1B 3-H	F7		5-3			6-3			4	1	1	1	0	0	1
Jerry Lynch, L (1, 7) OBP: 0.339, SLG: 0.472	HR 2B 1-H	2-6 1B			1-3			E1 CS		4	1	2	1	0	0	0
Cookie Rojas, R (8, PR) OBP: 0.324, SLG: 0.242										0	0	0	0	0	0	0
Wally Post, R (8, 7) OBP: 0.351, SLG: 0.511										0	0	0	0	0	0	0
Gordy Coleman, L (1, 3) OBP: 0.333, SLG: 0.435	HR 2-H	2-6 1-2	4-3		G3			K 1-2		4	1	1	2	0	1	1
Don Zimmer, R (1, 5) OBP: 0.273, SLG: 0.324	5-3		L6		K			5-3		4	0	0	0	0	1	1
Johnny Edwards, L (1, 2) OBP: 0.347, SLG: 0.429	BB 1B BB		G3			K			K	3	0	0	0	1	2	0
Don Blasingame, L (1, 4) OBP: 0.359, SLG: 0.353	BB 1B 1-2			4-3 1B 1B		4-3			F7	4	1	2	0	0	0	0
Joey Jay, S (1, 1) OBP: 0.242, SLG: 0.387	BB 1-2 2-3			4-3 1-2		6-3			K	3	0	0	0	1	1	1

Inning Stats	1	2	3	4	5	6	7	8	9	
	R: 4 H: 5	R: 0 H: 1	R: 0 H: 0	R: 1 H: 2	R: 0 H: 0	R: 0 H: 0	R: 0 H: 0	R: 0 H: 0	R: 0 H: 0	1B: 5 SF: 0
	E: 0 LOB: 3	E: 0 LOB: 1	E: 0 LOB: 0	E: 0 LOB: 1	E: 0 LOB: 0	E: 0 LOB: 0	E: 0 LOB: 0	E: 1 LOB: 1	E: 0 LOB: 0	2B: 2 SAC: 0
	K: 1 BB: 2	K: 0 BB: 0	K: 0 BB: 0	K: 0 BB: 0	K: 1 BB: 0	K: 1 BB: 0	K: 0 BB: 0	K: 1 BB: 0	K: 2 BB: 0	3B: 1 DP: 1
	S: 10 P: 18	S: 3 P: 3	S: 3 P: 3	S: 5 P: 5	S: 5 P: 5	S: 5 P: 5	S: 3 P: 3	S: 5 P: 5	S: 7 P: 7	HR: 1 HBP: 0

WP: 0 PA: 36
PB: 0
SB: 1
CS: 1

PITCHER		IP	WLS	BF	H	R	ER	SO	BB	IBB	HBP	BLK	WP	HR	S	P	ERA	WHIP
Don Cardwell, R ERA: 6.55	(1, 1)	7.0	L	31	8	5	5	3	2	0	0	0	0	1	34	42	6.43	1.429
Bob Anderson, R ERA: 4.79	(8, 1)	2.0		6	0	0	0	3	0	0	0	0	0	0	12	12	0.00	0.000

PITCHER	IP	WLS	BF	H	R	ER	SO	BB	IBB	HBP	BLK	WP	HR	S	P	ERA	WHIP

livebaseballscorecards.com

AB	34
R	5
H	8
RBI	5
BB	2
SO	6
LOB	8

Batter	1	2	3	4	5	6	7	8	9	AB	R	H	RBI	BB	SO	LOB
Lou Brock, L (1, 8) OBP: 0.330, SLG: 0.483	S S S 0-3 K ①	x 0-0 F8 ③			x 0-0 E S 1B		S S S 0-3 K2-3 ③		x 0-0 FC5-4 1B 2-H	5	0	2	1	0	2	2
Ken Hubbs, R (1, 4) OBP: 0.307, SLG: 0.391	x 0-0 HR	S S S 0-3 K ①			x 0-0 L9 ②			x 0-0 P4 ①	x 0-0 FC5-4 ③ 1-2f	5	1	1	1	0	1	2
Billy Williams, L (1, 7) OBP: 0.416, SLG: 0.586	B B B B 4-0 BB	x 0-0 L9 ②			x 0-0 4-3 ③ 1-3			x 0-0 L9 ②		3	0	0	0	1	0	1
14 Ernie Banks, R (1, 3) OBP: 0.314, SLG: 0.546	x 0-0 P3 ②	x 0-0 1-3 ③				x 0-0 F7 ①		x 0-0 BB 1B		4	0	1	0	0	0	1
George Altman, L (1, 9) OBP: 0.389, SLG: 0.549	x 0-0 F4 ③			x 0-0 4-3 ①		x 0-0 1B		B B B B 4-0 FC6-4 BB 1-2		3	0	1	0	1	0	1
Ron Santo, R (1, 5) OBP: 0.318, SLG: 0.384		B B B B 4-0 1B SH1-3 BB		x 0-0 F8 ②		x 0-0 F8 ②		x 0-0 FC6-4 ③ 1-2f		3	0	0	0	1	0	3
Elder White, R (1, 6) OBP: 0.309, SLG: 0.217 Andre Rodgers, R (6, PH) OBP: 0.317, SLG: 0.370 (7, 6)		x 0-0 SH1-3 ① 1-2		B B B B 4-0 BB		S S S 0-3 K ③			x 0-0 1B 2B	0 2	0 1	0 1	0 0	1 0	0 1	0 1
El Tappe, R (1, 2) OBP: 0.474, SLG: 0.412 Bob Will, L (7, PH) OBP: 0.297, SLG: 0.406 Bob Anderson, R (8, 1) Bobby Gene Smith, R (9, PH) OBP: 0.228, SLG: 0.255		x 0-0 2-3 1B		x 0-0 F9 ③			x 0-0 4-3 ①		S S S 0-3 K ①	2 1 0 1	0 0 0 0	1 0 0 0	0 0 0 0	0 0 0 0	0 0 0 1	1 0 0 1
Don Cardwell, R (1, 1) OBP: 0.111, SLG: 0.059 Jim McKnight, R (7, PH) OBP: 0.250, SLG: 0.273 Moe Thacker, R (8, 2) OBP: 0.314, SLG: 0.313		S S S 0-3 K ②			x 0-0 4-3 ①		x 0-0 P4 ②		x 0-0 F8 ②	2 1 1	0 0 0	0 0 0	0 0 0	0 0 0	1 0 0	2 0 1
Inning Stats	R: 1 E: 0 K: 1 S: 6 H: 1 LOB: 1 BB: 1 P: 10	R: 0 E: 0 K: 1 S: 6 H: 1 LOB: 2 BB: 1 P: 10	R: 0 E: 0 K: 1 S: 5 H: 0 LOB: 0 BB: 0 P: 5	R: 0 E: 0 K: 0 S: 3 H: 0 LOB: 1 BB: 1 P: 7	R: 0 E: 0 K: 0 S: 4 H: 1 LOB: 1 BB: 0 P: 4	R: 0 E: 0 K: 1 S: 6 H: 1 LOB: 1 BB: 0 P: 6	R: 0 E: 0 K: 1 S: 5 H: 0 LOB: 0 BB: 0 P: 5	R: 0 E: 0 K: 0 S: 4 H: 1 LOB: 2 BB: 1 P: 8	R: 1 E: 0 K: 1 S: 7 H: 2 LOB: 1 BB: 0 P: 7	1B: 5 2B: 1 3B: 0 HR: 1 SF: 0 SAC: 1 DP: 0 HBP: 0						

PITCHER	IP	WLS	BF	H	R	ER	SO	BB	IBB	HBP	BLK	WP	HR	S	P	ERA	WHIP
Joey Jay, R (1, 1) ERA: 3.66	9.0	W	38	7	2	2	6	4	0	0	0	0	1	46	62	2.00	1.222

PITCHER	IP	WLS	BF	H	R	ER	SO	BB	IBB	HBP	BLK	WP	HR	S	P	ERA	WHIP

Cincinnati Reds @ Chicago Cubs

Wrigley Field, Chicago, IL

Fri Jun 01 1962, 3:33 AM CDT

Att. 2,629 - Unknown

BOTTOM

livebaseballscorecards.com

AB	33
R	2
H	7
RBI	2
BB	4
SO	6
LOB	16

WP: 0 PA: 38
PB: 0
SB: 1
CS: 0

Batter	1	2	3	4	5	6	7	8	9	AB	R	H	RBI	BB	SO	LOB
Leo Cardenas, R (1, 6) OBP: 0.308, SLG: 0.349	S S S 0-3 ① K		x 0-0 ①② G6-4-3 1-2f			x 0-0 ① F9			x 0-0 ① F9	4	0	0	0	0	1	1
Marty Keough, L (1, 8) OBP: 0.452, SLG: 0.444	x 0-0 2B 1B		x 0-0 1B 1B			x 0-0 ② 3-1			x 0-0 2B 1B	4	1	3	0	0	0	0
Frank Robinson, R (1, 9) OBP: 0.383, SLG: 0.506	x 0-0 1-3 2B		x 0-0 PO 1B 1-2			S S S 0-3 ③ K			x 0-0 ② L8	4	0	2	0	0	1	1
Jerry Lynch, L (1, 7) OBP: 0.333, SLG: 0.474 Joe Gaines, R (9, PR) OBP: 0.636, SLG: 0.625 Don Pavletich, R (9, 3) OBP: 0.350, SLG: 0.188	x 0-0 ② F7		0-0 ③ PO 1-2	x 0-0 ① F7			x 0-0 ① F9		x 0-0 ① 1-H HR 2B	4 0 0	0 1 0	1 0 0	1 0 0	0 0 0	0 0 0	2 0 0
Gordy Coleman, L (1, 3) OBP: 0.333, SLG: 0.433 Wally Post, R (9, PH) OBP: 0.356, SLG: 0.538 (9, 7)	x 0-0 ③ 4-3			x 0-0 G5-4-3 1B			x 0-0 ② L8		x 0-0 2-H HR	3 1	0 1	1 1	0 2	0 0	0 0	2 0
Don Zimmer, R (1, 5) OBP: 0.272, SLG: 0.321		S S S 0-3 ① K		x 0-0 ②③ G5-4-3 1-2f			x 0-0 ③ 5-3		x 0-0 S 1B	4	0	1	0	0	1	1
Johnny Edwards, L (1, 2) OBP: 0.338, SLG: 0.416		x 0-0 ② G3			x 0-0 ① P6			x 0-0 ① 4-3	S S S 0-3 ③ 1-2 K	4	0	0	0	0	1	2
Don Blasingame, L (1, 4) OBP: 0.350, SLG: 0.343		x 0-0 ③ 5-3			x 0-0 ② 1-3			x 0-0 ② 1-3		3	0	0	0	0	0	0
Johnny Klippstein, R (1, 1) Vada Pinson, L (8, PH) OBP: 0.358, SLG: 0.618 Bill Henry, L (8, 1)			B B B 4-0 G6-4-3 BB		x 0-0 ③ 4-3			x 0-0 ③ F8		1 1 0	0 0 0	0 0 0	0 0 0	1 0 0	0 0 0	0 0 0
Inning Stats	R: 0 H: 2 E: 0 LOB: 2 K: 1 BB: 0 S: 7 P: 7	R: 0 H: 0 E: 0 LOB: 0 K: 1 BB: 0 S: 5 P: 5	R: 0 H: 2 E: 0 LOB: 1 K: 0 BB: 1 S: 3 P: 7	R: 0 H: 1 E: 0 LOB: 0 K: 0 BB: 0 S: 3 P: 3	R: 0 H: 0 E: 0 LOB: 0 K: 0 BB: 0 S: 3 P: 3	R: 0 H: 0 E: 0 LOB: 0 K: 1 BB: 0 S: 5 P: 5	R: 0 H: 0 E: 0 LOB: 0 K: 0 BB: 0 S: 3 P: 3	R: 0 H: 0 E: 0 LOB: 0 K: 0 BB: 0 S: 3 P: 3	R: 3 H: 4 E: 0 LOB: 1 K: 1 BB: 0 S: 9 P: 9	1B: 6 SF: 0 2B: 2 SAC: 0 3B: 0 DP: 2 HR: 1 HBP: 0						

PITCHER		IP	WLS	BF	H	R	ER	SO	BB	IBB	HBP	BLK	WP	HR	S	P	ERA	WHIP
Glen Hobbie, R ERA: 5.37	(1, 1)	8.2		31	7	2	2	3	1	0	0	0	0	0	36	40	2.08	0.923
Dick Ellsworth, L ERA: 6.22	(9, 1)	0.1	L	3	2	1	1	1	0	0	0	0	0	1	5	5	27.00	6.000

PITCHER	IP	WLS	BF	H	R	ER	SO	BB	IBB	HBP	BLK	WP	HR	S	P	ERA	WHIP

TOP

Cincinnati Reds @ Chicago Cubs

Wrigley Field, Chicago, IL

Sat Jun 02 1962, 3:33 AM CDT

Att. 7,164 - Unknown

livebaseballscorecards.com

AB	33
R	3
H	9
RBI	3
BB	1
SO	4
LOB	9

WP: 0 PA: 35
PB: 0
SB: 1
CS: 0

Batter	1	2	3	4	5	6	7	8	9	AB	R	H	RBI	BB	SO	LOB
Lou Brock, L (1, 8) OBP: 0.328, SLG: 0.474	BBBB 4-0 1B 1B BB		SSS 0-3 ① K		SSS 0-3 ① K			SSS 0-3 ① K		3	1	0	0	1	3	1
Ken Hubbs, R (1, 4) OBP: 0.311, SLG: 0.393	x 0-0 1B 14 SF9 1-3 1B		x 0-0 14 F9 1B 1B		x 0-0 ②③ G6-4-3 1-2f			SSS 0-3 ② K		4	1	2	0	0	1	1
Billy Williams, L (1, 7) OBP: 0.427, SLG: 0.595	x 0-0 1-3 3-H 1B		x 0-0 1-2 1B			x 0-0 14 G5-4-3 1B		x 0-0 1B		4	0	4	1	0	0	0
14 Ernie Banks, R (1, 3) OBP: 0.308, SLG: 0.537	x 0-0 ① SF9 3-H		x 0-0 ② F9 2-3			x 0-0 ①② G5-4-3 1-2f		x 0-0 ③ 5-3		3	0	0	1	0	0	4
George Altman, L (1, 9) OBP: 0.386, SLG: 0.542	SSS 0-3 ② K		x 0-0 ③ G3			x 0-0 1B			x 0-0 ① F7	4	0	1	0	0	1	3
Ron Santo, R (1, 5) OBP: 0.316, SLG: 0.378	x 0-0 ③ 1-3		SSS 0-3 ① K			x 0-0 ③ P4			BBBB 4-0 G4-6-3 BB	3	0	0	0	1	1	2
Dick Bertell, R (1, 2) OBP: 0.288, SLG: 0.250 Dick Ellsworth, L (9, 1) OBP: 0.250, SLG: 0.087 Andre Rodgers, R (9, PH) OBP: 0.314, SLG: 0.367		SSS 0-3 ① K	SSS 0-3 ② K				x 0-0 ① F9		x 0-0 ②③ G4-6-3 1-2f	3 0 1	0 0 0	0 0 0	0 0 0	0 0 0	2 0 0	0 0 1
Elder White, R (1, 6) OBP: 0.293, SLG: 0.204		x 0-0 ② F9	x 0-0 ③ 6-3				x 0-0 ② 1-3			3	0	0	0	0	0	0
Glen Hobbie, R (1, 1) OBP: 0.263, SLG: 0.176 El Tappe, R (9, 2) OBP: 0.474, SLG: 0.412		SSS 0-3 ③ K2-3			x 0-0 G6-4-3 1B		SSS 0-3 ③ K			3 0	0 0	1 0	0 0	0 0	2 0	0 0
Inning Stats	R: 2 E: 0 K: 1 S: 7 H: 2 LOB: 1 BB: 1 P: 11	R: 0 E: 0 K: 2 S: 7 H: 0 LOB: 0 BB: 0 P: 7	R: 0 E: 0 K: 1 S: 7 H: 2 LOB: 2 BB: 0 P: 7	R: 0 E: 0 K: 2 S: 7 H: 0 LOB: 0 BB: 0 P: 7	R: 0 E: 0 K: 1 S: 5 H: 1 LOB: 0 BB: 0 P: 5	R: 0 E: 0 K: 0 S: 4 H: 2 LOB: 1 BB: 0 P: 4	R: 0 E: 0 K: 1 S: 5 H: 0 LOB: 0 BB: 0 P: 5	R: 0 E: 0 K: 2 S: 8 H: 1 LOB: 1 BB: 0 P: 8	R: 0 E: 0 K: 0 S: 2 H: 0 LOB: 0 BB: 1 P: 6	1B: 8 2B: 0 3B: 0 HR: 0 SF: 1 SAC: 0 DP: 3 HBP: 0						

PITCHER		IP	WLS	BF	H	R	ER	SO	BB	IBB	HBP	BLK	WP	HR	S	P	ERA	WHIP
Johnny Klippstein, R ERA: 3.96	(1, 1)	7.0		27	7	2	2	8	1	0	0	0	0	0	42	46	2.57	1.143
Bill Henry, L ERA: 1.38	(8, 1)	2.0	W	7	1	0	0	2	1	0	0	0	0	0	10	14	0.00	1.000

PITCHER	IP	WLS	BF	H	R	ER	SO	BB	IBB	HBP	BLK	WP	HR	S	P	ERA	WHIP

Cincinnati Reds @ Chicago Cubs

Wrigley Field, Chicago, IL

Sat Jun 02 1962, 3:33 AM CDT

Att. 7,164 - Unknown

BOTTOM

livebaseballscorecards.com

AB	31
R	2
H	8
RBI	2
BB	2
SO	10
LOB	12

Batter	1	2	3	4	5	6	7	8	9	AB	R	H	RBI	BB	SO	LOB
Leo Cardenas, R (1, 6) OBP: 0.306, SLG: 0.347	5-3 ①		1-3 ②		E5 1-2		1B 1B 1B		K ①	4	1	1	0	0	0	1
Wally Post, R (9, PH) OBP: 0.353, SLG: 0.534										1	0	0	0	0	1	2
Marty Keough, L (1, 8) OBP: 0.444, SLG: 0.438	1B		L4 ③		4-1 ③		1B 1-2 1B		K ②	5	0	2	0	0	1	4
Frank Robinson, R (1, 9) OBP: 0.380, SLG: 0.500	F8 ②			E6 G3 S 3-1		4-3 ①	S 1-3 2-H 1B		PO ③ 1-2	4	1	1	1	0	0	1
Jerry Lynch, L (1, 7) OBP: 0.328, SLG: 0.508	4-3 ③			G3 ① 1-3		HR	F8 ③ 1-2			4	1	1	1	0	0	4
Gordy Coleman, L (1, 3) OBP: 0.331, SLG: 0.425		K ① S S S		3-1 ② 3-H		6-3 ②		FC5-4 HBP		3	0	0	1	0	1	0
Don Zimmer, R (1, 5) OBP: 0.280, SLG: 0.327		1B		6-3 ③		1B		FC5-4 ① L3 1-2f		4	0	2	0	0	0	1
Johnny Edwards, L (1, 2) OBP: 0.329, SLG: 0.404		F8 ②			G3 ①	F8 ③		L3 ②③ 1-2		4	0	0	0	0	0	3
Don Blasingame, L (1, 4) OBP: 0.355, SLG: 0.349		4-3 ③			E 1B		F8 ① 1B		1B 1B	4	0	2	0	0	0	1
Moe Drabowsky, R (1, 1) Joe Gaines, R (5, PH) OBP: 0.583, SLG: 0.556 Ted Wills, L (5, 1) Eddie Kasko, R (7, PH) OBP: 0.293, SLG: 0.342 Jim Brosnan, R (7, 1) Vada Pinson, L (9, PH) OBP: 0.361, SLG: 0.621			5-3 ①		K ② S S S		F7 ②		PO 1-3 1B	1 1 0 1 0 0 1	0 0 0 0 0 0 0	0 0 0 0 0 0 1	0 0 0 0 0 0 0	0 1 0 0 0 0 0	0 1 0 0 0 0 0	0 1 0 0 0 0 0
Inning Stats	R: 0 E: 0 K: 0 S: 4 H: 1 LOB: 1 BB: 0 P: 4	R: 0 E: 0 K: 1 S: 6 H: 1 LOB: 1 BB: 0 P: 6	R: 0 E: 0 K: 0 S: 3 H: 0 LOB: 0 BB: 0 P: 3	R: 1 E: 1 K: 0 S: 4 H: 0 LOB: 0 BB: 0 P: 4	R: 0 E: 1 K: 1 S: 7 H: 1 LOB: 2 BB: 0 P: 7	R: 1 E: 0 K: 0 S: 5 H: 2 LOB: 1 BB: 0 P: 5	R: 1 E: 0 K: 0 S: 6 H: 3 LOB: 2 BB: 0 P: 6	R: 0 E: 0 K: 0 S: 2 H: 0 LOB: 0 BB: 0 P: 3	R: 0 E: 0 K: 2 S: 8 H: 2 LOB: 1 BB: 0 P: 8	1B: 9 2B: 1 3B: 0 HR: 1 SF: 0 SAC: 0 DP: 1 HBP: 1						

PITCHER	IP	WLS	BF	H	R	ER	SO	BB	IBB	HBP	BLK	WP	HR	S	P	ERA	WHIP
Cal Koonce, R (1, 1) ERA: 4.45	8.0	W	36	10	3	2	2	0	0	1	0	0	1	39	40	2.25	1.250
Don Elston, R (9, 1) ERA: 1.71	1.0	S	2	0	0	0	2	0	0	0	0	0	0	6	6	0.00	0.000

PITCHER	IP	WLS	BF	H	R	ER	SO	BB	IBB	HBP	BLK	WP	HR	S	P	ERA	WHIP

TOP

Cincinnati Reds @ Chicago Cubs

Wrigley Field, Chicago, IL

Sun Jun 03 1962, 3:33 AM CDT

Att. 7,808 - Cloudy

livebaseballscorecards.com

AB	37
R	3
H	10
RBI	3
BB	0
SO	4
LOB	18

WP: 0 PA: 39
PB: 0
SB: 2
CS: 0

Batter	1	2	3	4	5	6	7	8	9	AB	R	H	RBI	BB	SO	LOB
Lou Brock, L (1, 8) OBP: 0.332, SLG: 0.486	K		HR 2B	F7			2B 2B			4	2	2	0	0	1	0
Ken Hubs, R (1, 4) OBP: 0.305, SLG: 0.388	5-3		SF7		K		K			3	0	0	1	0	2	1
Billy Williams, L (1, 7) OBP: 0.432, SLG: 0.616	HR		HR HBP		4-3		2B			3	2	2	2	0	0	0
George Altman, L (1, 9) OBP: 0.388, SLG: 0.555	P6		HR		E6		IBB			3	1	1	3	1	0	0
14 Ernie Banks, R (1, 3) OBP: 0.302, SLG: 0.526		L7	F2		K		K			4	0	0	0	0	2	3
Ron Santo, R (1, 5) OBP: 0.320, SLG: 0.377		E5	FC5-4 1B			CS BB	5-3			3	0	1	0	1	0	0
Dick Bertell, R (1, 2) OBP: 0.268, SLG: 0.231		P8	FC5-4			K	K			4	0	0	0	0	2	3
Elder White, R (1, 6) OBP: 0.274, SLG: 0.189		1-3		F7		F8	P4			4	0	0	0	0	0	1
Cal Koonce, R (1, 1) OBP: 0.125, SLG: 0.125 Don Elston, R (9, 1)			E3 2B SF7	K			4-3			3 0	1 0	0 0	0 0	0 0	1 0	0 0
Inning Stats	R: 1 H: 1 E: 0 LOB: 0 K: 1 BB: 0 S: 6 P: 6	R: 0 H: 0 E: 1 LOB: 1 K: 0 BB: 0 S: 4 P: 4	R: 4 H: 3 E: 1 LOB: 1 K: 0 BB: 0 S: 7 P: 8	R: 0 H: 0 E: 0 LOB: 0 K: 1 BB: 0 S: 5 P: 5	R: 0 H: 0 E: 1 LOB: 1 K: 2 BB: 0 S: 8 P: 8	R: 0 H: 0 E: 0 LOB: 0 K: 1 BB: 1 S: 4 P: 8	R: 1 H: 2 E: 0 LOB: 2 K: 2 BB: 1 S: 9 P: 13	R: 0 H: 0 E: 0 LOB: 0 K: 1 BB: 0 S: 5 P: 5		1B: 1 SF: 1 2B: 3 SAC: 0 3B: 0 DP: 0 HR: 2 HBP: 1						

BOTTOM

Cincinnati Reds @ Chicago Cubs

Wrigley Field, Chicago, IL

Sun Jun 03 1962, 3:33 AM CDT

Att. 7,808 - Cloudy

livebaseballscorecards.com

AB	31
R	6
H	6
RBI	6
BB	2
SO	8
LOB	8

WP: 0 PA: 35
PB: 0
SB: 0
CS: 1

PITCHER		IP	WLS	BF	H	R	ER	SO	BB	IBB	HBP	BLK	WP	HR	S	P	ERA	WHIP
Moe Drabowsky, R ERA: 5.13	(1, 1)	4.0	L	19	4	5	4	2	0	0	1	0	0	2	22	23	9.00	1.000
Ted Wills, L ERA: 5.14	(5, 1)	2.0		7	0	0	0	3	1	0	0	0	0	0	12	16	0.00	0.500
Jim Brosnan, R ERA: 4.05	(7, 1)	2.0		9	2	1	1	3	0	1	0	0	0	0	14	18	4.50	1.000

PITCHER	IP	WLS	BF	H	R	ER	SO	BB	IBB	HBP	BLK	WP	HR	S	P	ERA	WHIP

Batter	1	2	3	4	5	6	7	8	9	10	11	AB	R	H	RBI	BB	SO	LOB
Eddie Kasko, R (1, 6) OBP: 0.313, SLG: 0.357	FC5-4 1B		HBP 1B 1-2	BB BBBB		SH E 1B	G3			1-2 1B		5	2	4	0	1	0	0
Marty Keough, L (1, 8) (9, 9) OBP: 0.439, SLG: 0.400	FC5-4 1B 1-2f		BB 1B HBP 1-2 2-3	BB BBBB 1-2 2-3		SH E HR 1-2		SSS K		F2		3	2	0	0	1	1	3
Don Zimmer, R (1, 5) OBP: 0.282, SLG: 0.328	G5-4-3 1B 1-3		BB 1B 1B 1-2 2-H 3-H	7-2 3-Hf		E1 HR 1-3 2-H		F2		F5		6	2	2	2	0	0	6
Frank Robinson, R (1, 7) OBP: 0.379, SLG: 0.511	G5-4-3 1-2f		F8		FC6-4 1B	HR 1-H 3-H		K		P5		6	1	2	3	0	1	6
Wally Post, R (1, 9) OBP: 0.351, SLG: 0.522 Vada Pinson, L (9, PH) (9, 8) OBP: 0.358, SLG: 0.614		SSS K	BBBB 1B BB 1-2 2-3		FC6-4 S 1-2f	SSS K			SSS K		SSS K	3 2	0 0	0 0	0 0	1 0	2 2	1 0
Don Pavletich, R (1, 3) OBP: 0.364, SLG: 0.222 Gordy Coleman, L (5, PH) (5, 3) OBP: 0.330, SLG: 0.421		P4	FC6-4 1B 1-3 2-H 3-H		SSS K	F9			FC3-6 1B		F7	2 4	0 0	1 1	2 0	0 0	0 1	0 1
Johnny Edwards, L (1, 2) OBP: 0.323, SLG: 0.390	SSS K		FC6-4 1-2f	BBBB BB 1-2		G3			FC3-6 1-2f		F7	5	0	0	0	1	1	3
Cookie Rojas, R (1, 4) OBP: 0.307, SLG: 0.227 Jerry Lynch, L (9, PH) OBP: 0.324, SLG: 0.500 Don Blasingame, L (9, 4) OBP: 0.355, SLG: 0.349			P4	E6 BB SH1-4 7-2	6-3		L8		F9			4 1 0	0 0 0	0 0 0	0 0 0	0 0 0	0 0 0	2 1 0
Bob Purkey, R (1, 1) OBP: 0.133, SLG: 0.182 Ted Wills, L (7, 1) Leo Cardenas, R (10, PH) OBP: 0.310, SLG: 0.351 Dave Sisler, R (10, 1)			HBP 1B 1B	SH1-4 1-2		HR	SSS K			1B		3 0 1 0	2 0 0 0	2 0 1 0	1 0 0 0	0 0 0 0	1 0 0 0	0 0 0 0
Inning Stats	R: 0 E: 0 K: 0 S: 4 H: 2 LOB: 1 BB: 0 P: 4	R: 0 E: 0 K: 2 S: 7 H: 0 LOB: 0 BB: 0 P: 7	R: 4 E: 0 K: 0 S: 7 H: 4 LOB: 2 BB: 1 P: 12	R: 0 E: 1 K: 0 S: 3 H: 0 LOB: 2 BB: 2 P: 11	R: 0 E: 0 K: 1 S: 6 H: 1 LOB: 2 BB: 1 P: 10	R: 5 E: 2 K: 1 S: 10 H: 3 LOB: 0 BB: 0 P: 10	R: 0 E: 0 K: 1 S: 5 H: 0 LOB: 0 BB: 0 P: 5	R: 0 E: 0 K: 2 S: 7 H: 0 LOB: 0 BB: 0 P: 7	R: 0 E: 0 K: 1 S: 6 H: 1 LOB: 1 BB: 0 P: 6	R: 0 E: 0 K: 0 S: 5 H: 2 LOB: 2 BB: 0 P: 5	R: 0 E: 0 K: 1 S: 5 H: 0 LOB: 0 BB: 0 P: 5	1B: 11 2B: 1 3B: 0 HR: 2	SF: 0 SAC: 2 DP: 2 HBP: 1	WP: 0 PB: 0 SB: 1 CS: 0	PA: 52			

PITCHER	IP	WLS	BF	H	R	ER	SO	BB	IBB	HBP	BLK	WP	HR	S	P	ERA	WHIP
Curt Simmons, L (1, 1) ERA: 3.38	2.2		15	6	4	4	2	1	0	1	0	0	0	17	22	13.50	2.625
Ray Washburn, R (3, 1) ERA: 3.74	2.1		11	1	0	0	1	3	0	0	0	0	0	10	22	0.00	1.714
Ray Sadecki, L (6, 1) ERA: 7.2	0.0		5	3	5	3	0	0	0	0	0	0	2	5	5	∞	∞
Ed Bauta, R (6, 1) ERA: 1.93	1.0		3	0	0	0	1	0	0	0	0	0	0	5	5	0.00	0.000
Don Ferrarese, L (7, 1) ERA: 3.74	1.0		3	0	0	0	1	0	0	0	0	0	0	5	5	0.00	0.000

PITCHER	IP	WLS	BF	H	R	ER	SO	BB	IBB	HBP	BLK	WP	HR	S	P	ERA	WHIP
Lindy McDaniel, R (8, 1) ERA: 3.49	4.0	W	15	3	0	0	4	0	0	0	0	0	0	23	23	0.00	0.750

TOP

Cincinnati Reds @ St. Louis Cardinals

Sportsman's Park, St. Louis, MO

Tue Jun 05 1962, 8:05 PM EDT

Att. 10,104 - Unknown - 87 F

livebaseballscorecards.com

AB	45
R	9
H	13
RBI	8
BB	4
SO	9
LOB	23

Batter	1	2	3	4	5	6	7	8	9	10	11	AB	R	H	RBI	BB	SO	LOB
Curt Flood, R (1, 8) OBP: 0.357, SLG: 0.439 Charlie James, R (7, PR) OBP: 0.319, SLG: 0.338 (8, 8) (9, 9)	F8		4-3		P6		BB HR HBP	K		1-3 1B		3 2	0 1	0 1	0 0	0 0	0 1	1 0
Julian Javier, R (1, 4) OBP: 0.280, SLG: 0.288	S E BB		P6		L1-3 1-2		1-2 HR BB	F8		K		4	2	0	0	2	1	3
Bill White, L (1, 3) OBP: 0.353, SLG: 0.440	FC3-6 1-2 BB		K		K		1-H 2-H HR	P6			3-1 HR	5	1	1	3	1	2	0
Stan Musial, L (1, 7) OBP: 0.389, SLG: 0.481	FC3-6 1-2f 2-H			K		2B SF8 1B	WP HR 1B		K		HR	6	3	3	1	0	2	1
Ken Boyer, R (1, 5) OBP: 0.377, SLG: 0.492	F9			P4		SF8 1-3 E 2B	1-H HR		F8			5	2	2	2	0	0	1
Carl Sawatski, L (1, 2) OBP: 0.442, SLG: 0.605		3-1 2B		BB 1B		SF8 2-3 3-H	P4		K			4	0	2	1	0	1	1
Doug Clemens, L (1, 9) OBP: 0.318, SLG: 0.250 (9, 8)		3-1 2-3		BB 1-2		E4 3-H 2B	G3			4-3		4	1	0	0	1	0	2
Julio Gotay, R (1, 6) OBP: 0.361, SLG: 0.383		4-3		K		1-H 2B	1B WP 1B			K		5	0	2	1	0	2	3
Curt Simmons, L (1, 1) Ray Washburn, R (9, 1) OBP: 0.000, SLG: 0.222 Fred Whitfield, L (8, PH) OBP: 0.000, SLG: 0.000 Ray Sadecki, L (8, 1) OBP: 0.143, SLG: 0.143 Ed Bauta, R (8, 1) OBP: 0.000, SLG: 0.000 Gene Oliver, R (8, PH) OBP: 0.000, SLG: 0.000 Don Ferrarese, R (7, 1) OBP: 0.000, SLG: 0.000 Red Schoendienst, S (7, PH) OBP: 0.267, SLG: 0.333 Lindy McDaniel, R (8, 1)	L7				L1-3	L5	1-3 1B			1B BB		1 0 1 0 0 0 0 1 0 0	0 0 0 0 0 0 0 0 0 0	0 0 1 0 0 0 0 0 0 0	0 0 0 0 0 0 0 0 0 1	0 0 0 0 0 0 0 0 0 0	0 0 0 0 0 0 0 1 0 0	1 0 0 0 0 0 0 1 0 0
Inning Stats	R: 1 E: 1 K: 0 S: 3 H: 0 LOB: 1 BB: 2 P: 11	R: 0 E: 0 K: 0 S: 4 H: 1 LOB: 1 BB: 0 P: 4	R: 0 E: 0 K: 1 S: 5 H: 0 LOB: 0 BB: 0 P: 5	R: 0 E: 0 K: 2 S: 8 H: 1 LOB: 2 BB: 1 P: 12	R: 0 E: 0 K: 0 S: 3 H: 1 LOB: 0 BB: 0 P: 3	R: 3 E: 1 K: 1 S: 9 H: 3 LOB: 1 BB: 0 P: 9	R: 5 E: 0 K: 0 S: 7 H: 5 LOB: 2 BB: 1 P: 12	R: 0 E: 0 K: 1 S: 5 H: 0 LOB: 0 BB: 0 P: 5	R: 0 E: 0 K: 2 S: 7 H: 0 LOB: 0 BB: 0 P: 7	R: 0 E: 0 K: 2 S: 8 H: 1 LOB: 2 BB: 1 P: 12	R: 1 E: 0 K: 0 S: 2 H: 1 LOB: 0 BB: 0 P: 2	1B: 7 2B: 4 3B: 0 HR: 3 SF: 1 SAC: 0 DP: 1 HBP: 1	WP: 2 PB: 0 SB: 1 CS: 0 PA: 49					

PITCHER		IP	WLS	BF	H	R	ER	SO	BB	IBB	HBP	BLK	WP	HR	S	P	ERA	WHIP
Bob Purkey, R ERA: 3.15	(1, 1)	6.0		30	7	8	5	4	4	0	1	0	0	1	33	50	7.50	1.833
Ted Wills, L ERA: 5.4	(7, 1)	3.0		12	4	1	1	3	0	0	0	0	2	1	18	18	3.00	1.333
Dave Sisler, R ERA: 4.97	(10, 1)	1.1	L	7	2	1	1	2	1	0	0	0	0	1	10	14	6.75	2.250

PITCHER	IP	WLS	BF	H	R	ER	SO	BB	IBB	HBP	BLK	WP	HR	S	P	ERA	WHIP

BOTTOM

Cincinnati Reds @ St. Louis Cardinals

Sportsman's Park, St. Louis, MO

Tue Jun 05 1962, 8:05 PM EDT

Att. 10,104 - Unknown - 87 F

livebaseballscorecards.com

AB	42
R	10
H	13
RBI	8
BB	5
SO	9
LOB	14

Cincinnati Reds @ St. Louis Cardinals

Sportsman's Park, St. Louis, MO

Wed Jun 06 1962, 8:05 PM EDT

Att. 7,488 - Unknown - 78 F

livebaseballscorecards.com

TOP

Batter	1	2	3	4	5	6	7	8	9	AB	R	H	RBI	BB	SO	LOB
Eddie Kasko, R (1, 6) OBP: 0.310, SLG: 0.352	1B 2B 1B		6-3		K			6-3	G6-4-3 1-2f	5	1	1	0	0	1	3
Marty Keough, L (1, 9) OBP: 0.422, SLG: 0.368	F8		K			BB		4-3		3	0	0	0	1	1	1
Vada Pinson, L (1, 8) OBP: 0.360, SLG: 0.611	2B 3-1 1B 1-2		6-3			P6		1B		4	1	2	0	0	0	1
Frank Robinson, R (1, 7) OBP: 0.377, SLG: 0.511	3-1 2B 1-3 2-H			K		F2		4-3		4	0	1	1	0	1	2
Gordy Coleman, L (1, 3) OBP: 0.328, SLG: 0.417	3-1 2-3 3-H			L8		F4			E 1B 1B	4	1	1	1	0	0	2
Don Zimmer, R (1, 5) OBP: 0.281, SLG: 0.333	6-3			2B			6-3		E6 1B 1-2	4	0	1	0	0	0	2
Johnny Edwards, L (1, 2) OBP: 0.321, SLG: 0.387		G4-6-3 1B		P2			F7		K	4	0	1	0	0	1	3
Don Blasingame, L (1, 4) OBP: 0.359, SLG: 0.354		G4-6-3 1-2f			1-3		1B		1B 1-3 2-H	4	0	2	1	0	0	1
Joey Jay, S (1, 1) OBP: 0.222, SLG: 0.353		F7			F7		3-1		G6-4-3 IBB	3	0	0	0	0	0	1
Jerry Lynch, L (9, PH) OBP: 0.333, SLG: 0.500										0	0	0	0	1	0	0
Joe Gaines, R (9, PR) OBP: 0.583, SLG: 0.556										0	0	0	0	0	0	0

	AB	35
	R	3
	H	9
	RBI	3
	BB	2
	SO	4
	LOB	16

Inning Stats	1	2	3	4	5	6	7	8	9	1B: 7	SF: 0	WP: 0	PA: 37
R	2	0	0	0	0	0	0	0	1	2B: 2	SAC: 0	PB: 0	
E	0	0	0	0	0	0	0	0	1	3B: 0	DP: 2	SB: 0	
K	0	0	1	1	1	0	0	0	1	HR: 0	HBP: 0	CS: 0	
S	6	3	5	6	5	3	4	4	7				
H	3	1	0	1	0	0	1	1	2				
LOB	1	0	0	1	0	1	1	1	2				
BB	0	0	0	0	0	1	0	0	1				
P	6	3	5	6	5	7	4	4	11				

PITCHER	IP	WLS	BF	H	R	ER	SO	BB	IBB	HBP	BLK	WP	HR	S	P	ERA	WHIP
Larry Jackson, R (1, 1) ERA: 4.12	9.0	W	37	9	3	2	4	1	1	0	0	0	0	43	51	2.00	1.111

PITCHER	IP	WLS	BF	H	R	ER	SO	BB	IBB	HBP	BLK	WP	HR	S	P	ERA	WHIP

Batter	1	2	3	4	5	6	7	8	9	AB	R	H	RBI	BB	SO	LOB
Curt Flood, R (1, 8) OBP: 0.355, SLG: 0.440	5-3 3B 2B		F2		E5 L4-3		P5			4	1	1	0	0	0	2
Julian Javier, R (1, 4) OBP: 0.276, SLG: 0.283	5-3 2-3		P4		L4-3 1-2		2-H 1B			3	0	0	0	0	0	3
Red Schoendienst, S (7, PH) (8, 4) OBP: 0.377, SLG: 0.441										1	0	1	1	0	0	0
Bill White, L (1, 3) OBP: 0.352, SLG: 0.446	SF9-6-3 3B 3-H		F9			F7	F8			4	1	1	1	0	0	2
Stan Musial, L (1, 7) OBP: 0.399, SLG: 0.485	BBBB			F5		BB 1B		BB SH1-3 BB 1B		3	0	2	0	1	0	0
Bobby Gene Smith, R (8, PR) (9, 7) OBP: 0.228, SLG: 0.255	SF9-6-3 BB									0	1	0	0	0	0	0
Ken Boyer, R (1, 5) OBP: 0.372, SLG: 0.487	SF9-6-3 1-2 3-H			SSS K		F2		SH1-3 1-2		2	0	0	1	0	1	1
Carl Sawatski, L (1, 2) OBP: 0.454, SLG: 0.614		F7		2B		BBBB 1-2 BB		IIII BB BB FC6-2-3-2 IBB		2	0	1	0	2	0	0
Doug Clemens, L (1, 9) OBP: 0.326, SLG: 0.244		L3		BBBB BB		1-3		BBBB BB FC6-2-3-2 1-2 2-3 BB		2	0	0	0	2	0	2
Julio Gotay, R (1, 6) OBP: 0.364, SLG: 0.379		1-3		F8			BBBB 1B SH2-4 BB	BBBB FC6-2-3-2 1-2 2-3 3-H BB		2	1	0	1	2	0	2
Larry Jackson, R (1, 1) OBP: 0.286, SLG: 0.290			3B		1-3		SH2-4 1-2	FC6-2-3-2 1-2 2-H 3-H		3	0	1	0	0	0	3
Inning Stats	R: 2 E: 0 K: 0 S: 4 H: 2 LOB: 0 BB: 1 P: 8	R: 0 E: 0 K: 0 S: 3 H: 0 LOB: 0 BB: 0 P: 3	R: 0 E: 0 K: 0 S: 4 H: 1 LOB: 1 BB: 0 P: 4	R: 0 E: 0 K: 1 S: 6 H: 1 LOB: 2 BB: 1 P: 10	R: 0 E: 1 K: 0 S: 3 H: 0 LOB: 0 BB: 0 P: 3	R: 0 E: 0 K: 0 S: 4 H: 1 LOB: 2 BB: 1 P: 8	R: 1 E: 0 K: 0 S: 4 H: 1 LOB: 1 BB: 1 P: 8	R: 1 E: 0 K: 0 S: 3 H: 1 LOB: 2 BB: 3 P: 15		1B: 3 2B: 5 3B: 2 HR: 0	SF: 1 SAC: 2 DP: 3 HBP: 0					

PITCHER	IP	WLS	BF	H	R	ER	SO	BB	IBB	HBP	BLK	WP	HR	S	P	ERA	WHIP
Joey Jay, R (1, 1) ERA: 3.73	8.0	L	36	7	4	4	1	6	1	0	0	0	0	31	59	4.50	1.625

PITCHER	IP	WLS	BF	H	R	ER	SO	BB	IBB	HBP	BLK	WP	HR	S	P	ERA	WHIP

BOTTOM

Cincinnati Reds @ St. Louis Cardinals

Sportsman's Park, St. Louis, MO

Wed Jun 06 1962, 8:05 PM EDT

Att. 7,488 - Unknown - 78 F

livebaseballscorecards.com

AB	26
R	4
H	7
RBI	4
BB	7
SO	1
LOB	15

Batter	1	2	3	4	5	6	7	8	9	AB	R	H	RBI	BB	SO	LOB
Eddie Kasko, R (1, 6) OBP: 0.314, SLG: 0.362	6-3		F9			1B 2B 2-H		1B		4	1	2	1	0	0	1
Don Blasingame, L (1, 4) OBP: 0.356, SLG: 0.350	K			1-3		FC3-6 1B 2-H		4-3		4	0	1	1	0	1	1
Vada Pinson, L (1, 8) OBP: 0.353, SLG: 0.598	F8			4-3		FC3-6 1-2f			4-3	4	0	0	0	0	0	1
Frank Robinson, R (1, 7) OBP: 0.374, SLG: 0.505		F8		4-3		4-3			1B	4	0	1	0	0	0	1
Jerry Lynch, L (1, 9) OBP: 0.315, SLG: 0.470		F8			P4		L5		F2	4	0	0	0	0	0	1
Gordy Coleman, L (1, 3) OBP: 0.326, SLG: 0.413		1B			K		F7		4-3	4	0	1	0	0	1	1
Don Zimmer, R (1, 5) OBP: 0.275, SLG: 0.325			K		6-3		K			3	0	0	0	0	2	0
Johnny Edwards, L (1, 2) OBP: 0.327, SLG: 0.399			1B			2B		P5		3	1	2	0	0	0	0
Jim O'Toole, S (1, 1) OBP: 0.222, SLG: 0.222 Dave Sisler, R (5, 1) Joe Gaines, R (6, PH) OBP: 0.538, SLG: 0.500 Howie Nunn, R (6, 1) Marty Keough, L (8, PH) OBP: 0.413, SLG: 0.359 Jim Brosnan, R (8, 1)			K			6-3		K		1 0 1 0 1 0	0 0 0 0 0 0	0 0 0 0 0 0	0 0 0 0 0 0	1 0 0 0 1 0	1 0 0 0 0 0	1 0 1 0 0 0
Inning Stats	R: 0 E: 0 K: 1 S: 5 H: 0 LOB: 0 BB: 0 P: 5	R: 0 E: 0 K: 0 S: 3 H: 1 LOB: 1 BB: 0 P: 3	R: 0 E: 0 K: 2 S: 8 H: 1 LOB: 1 BB: 0 P: 8	R: 0 E: 0 K: 0 S: 3 H: 0 LOB: 0 BB: 0 P: 3	R: 0 E: 0 K: 1 S: 5 H: 0 LOB: 0 BB: 0 P: 5	R: 2 E: 0 K: 0 S: 6 H: 3 LOB: 1 BB: 0 P: 6	R: 0 E: 0 K: 1 S: 5 H: 0 LOB: 0 BB: 0 P: 5	R: 0 E: 0 K: 1 S: 6 H: 1 LOB: 1 BB: 0 P: 6	R: 0 E: 0 K: 0 S: 4 H: 1 LOB: 1 BB: 0 P: 4	1B: 5 2B: 2 3B: 0 HR: 0 SF: 0 SAC: 0 DP: 0 HBP: 0						

PITCHER	IP	WLS	BF	H	R	ER	SO	BB	IBB	HBP	BLK	WP	HR	S	P	ERA	WHIP
Ernie Broglio, R (1, 1) ERA: 3.02	9.0	W	33	7	2	2	6	0	0	0	0	0	0	45	45	2.00	0.778

PITCHER	IP	WLS	BF	H	R	ER	SO	BB	IBB	HBP	BLK	WP	HR	S	P	ERA	WHIP

TOP

Cincinnati Reds @ St. Louis Cardinals

Sportsman's Park, St. Louis, MO

Thu Jun 07 1962, 8:05 PM EDT

Att. 8,206 - Unknown - 81 F

livebaseballscorecards.com

AB	33
R	2
H	7
RBI	2
BB	0
SO	6
LOB	8

WP: 0	PA: 33
PB: 0	
SB: 0	
CS: 0	

Batter	1	2	3	4	5	6	7	8	9	AB	R	H	RBI	BB	SO	LOB
Curt Flood, R (1, 8) OBP: 0.360, SLG: 0.448	5-3		L3		E5 1B					5	1	3	1	0	0	0
Julian Javier, R (1, 4) OBP: 0.279, SLG: 0.297	F8			1B 1B	1B 3B	P4		F3		5	1	2	0	0	0	3
Ken Boyer, R (1, 5) OBP: 0.374, SLG: 0.487	K			G6-4-3 1B	CS 1B		5-3			4	0	2	1	0	1	0
Gene Oliver, R (1, 2) OBP: 0.353, SLG: 0.412		E5 1B		K	1B 1B		1B			4	1	2	0	0	1	2
Charlie James, R (1, 9) OBP: 0.329, SLG: 0.347		1B 1B		G6-4-3	1B		6-3			4	0	2	1	0	0	2
Bill White, L (1, 3) OBP: 0.354, SLG: 0.462		1B			HR F8			F2		4	1	2	1	0	0	2
Bobby Gene Smith, R (1, 7) OBP: 0.230, SLG: 0.273		6-3			5-3	G2		1B 2B		4	1	1	0	0	0	0
Julio Gotay, R (1, 6) OBP: 0.372, SLG: 0.393			6-3		1B 2B	1B 1B		SH1-3 2B 1B		4	2	3	1	0	0	0
Ernie Broglio, R (1, 1) OBP: 0.158, SLG: 0.111			6-3		E E 1B	K		SH1-3		3	1	1	1	0	1	1
Inning Stats	R: 0 E: 0 K: 1 S: 5 H: 0 LOB: 0 BB: 0 P: 5	R: 1 E: 1 K: 0 S: 4 H: 2 LOB: 0 BB: 0 P: 4	R: 0 E: 0 K: 0 S: 3 H: 0 LOB: 0 BB: 0 P: 3	R: 0 E: 0 K: 1 S: 6 H: 2 LOB: 1 BB: 0 P: 6	R: 5 E: 1 K: 0 S: 10 H: 8 LOB: 2 BB: 0 P: 10	R: 0 E: 0 K: 1 S: 7 H: 2 LOB: 2 BB: 0 P: 7	R: 0 E: 0 K: 0 S: 3 H: 1 LOB: 0 BB: 0 P: 3	R: 2 E: 0 K: 0 S: 6 H: 3 LOB: 1 BB: 0 P: 6		1B: 13 2B: 3 3B: 1 HR: 1 SF: 0 SAC: 1 DP: 1 HBP: 0						

PITCHER		IP	WLS	BF	H	R	ER	SO	BB	IBB	HBP	BLK	WP	HR	S	P	ERA	WHIP
Jim O'Toole, L ERA: 4.24	(1, 1)	4.1	L	21	10	6	5	2	0	0	0	0	0	1	25	25	10.38	2.308
Dave Sisler, R ERA: 4.73	(5, 1)	0.2		3	2	0	0	0	0	0	0	0	0	0	3	3	0.00	3.000
Howie Nunn, R ERA: 5.59	(6, 1)	2.0		8	3	0	0	1	0	0	0	0	0	0	10	10	0.00	1.500
Jim Brosnan, R ERA: 4.71	(8, 1)	1.0		6	3	2	2	0	0	0	0	0	0	0	6	6	18.00	3.000

PITCHER	IP	WLS	BF	H	R	ER	SO	BB	IBB	HBP	BLK	WP	HR	S	P	ERA	WHIP

BOTTOM

Cincinnati Reds @ St. Louis Cardinals

Sportsman's Park, St. Louis, MO

Thu Jun 07 1962, 8:05 PM EDT

Att. 8,206 - Unknown - 81 F

livebaseballscorecards.com

AB	37
R	8
H	18
RBI	6
BB	0
SO	3
LOB	10

WP: 0 PA: 38
PB: 0
SB: 0
CS: 1

Philadelphia Phillies @ Cincinnati Reds

Crosley Field, Cincinnati, OH

Fri Jun 08 1962, 7:05 PM EDT

Att. 16,991 - Unknown

livebaseballscorecards.com

TOP

Batter	1	2	3	4	5	6	7	8	9	AB	R	H	RBI	BB	SO	LOB
Tony Taylor, R (1, 4) OBP: 0.364, SLG: 0.402	F7		HR	BB	FC5-4 1B 1-2f 2-3		L9		K	5	1	1	1	1	1	4
Johnny Callison, L (1, 9) OBP: 0.365, SLG: 0.505	4-3		BB 1B SF8	4-3	1B 1-3 3-H		K			4	1	1	1	1	1	3
Tony Gonzalez, L (1, 8) OBP: 0.402, SLG: 0.539	1B		FC5 S 1-3 1B		BB SH1-3 1B 1B	4-3		K		4	1	2	0	1	1	0
Wes Covington, L (1, 7) OBP: 0.312, SLG: 0.390	L7		SF8 3-H		1B 1-2 SH1-3 1B	K		6-3		2	1	1	1	0	0	1
Jacke Davis, R (5, 7) OBP: 0.315, SLG: 0.373										2	0	0	0	0	1	0
Clay Dalrymple, L (1, 2) OBP: 0.423, SLG: 0.456		BB	BB 1-2		SH1-3 1-2 2-3	HR 1B		G3		2	1	1	0	2	0	0
Don Demeter, R (1, 5) OBP: 0.341, SLG: 0.484		P3	FC5 2-3f		BB 1B IBB 1B	1-H HR			2B 2B	4	3	2	2	1	0	3
Roy Sievers, R (1, 3) OBP: 0.318, SLG: 0.314		P6		F3	BB 1B 1-2 2-H 3-H 1B	K			2-H 2B	5	1	2	3	0	1	1
Ted Savage, R (9, PR) OBP: 0.357, SLG: 0.402										0	0	0	0	0	0	0
Frank Torre, L (9, 3) OBP: 0.386, SLG: 0.356										0	0	0	0	0	0	0
Bobby Wine, R (1, 6) OBP: 0.257, SLG: 0.347		K		K	FC5-4 1B 1-2 2-3 BB		6-3		L9	4	1	0	0	1	2	2
Dennis Bennett, L (1, 1) OBP: 0.231, SLG: 0.091			K	WP	FC5-4 1-2 2-H 3-H 1B		BB		F9	3	0	1	2	2	1	1

	AB	R	H	RBI	BB	SO	LOB
	35	10	11	10	9	8	15

Inning Stats	1	2	3	4	5	6	7	8	9	1B	SF	WP	PA
R	0	0	2	0	5	2	0	0	1	7	1	1	46
E	0	0	0	0	0	0	0	0	0	2B 2	SAC 1	PB 0	
K	0	1	1	1	0	2	1	1	1	3B 0	DP 0	SB 1	
S	4	5	7	5	6	9	5	5	7	HR 2	HBP 0	CS 0	
H	1	0	2	0	4	2	0	0	2				
LOB	1	1	2	2	2	0	1	0	1				
BB	0	1	2	2	3	0	1	0	0				
P	4	9	15	13	18	9	9	5	7				

PITCHER		IP	WLS	BF	H	R	ER	SO	BB	IBB	HBP	BLK	WP	HR	S	P	ERA	WHIP
Johnny Klippstein, R ERA: 4.34	(1, 1)	4.0	L	21	3	3	3	3	6	0	0	0	1	1	21	45	6.75	2.250
Moe Drabowsky, R ERA: 5.77	(5, 1)	1.0		8	4	4	4	0	1	1	0	0	0	0	6	14	36.00	5.000
Ted Wills, L ERA: 6.0	(6, 1)	2.0		9	2	2	2	3	1	0	0	0	0	1	14	18	9.00	1.500
Jim Brosnan, R ERA: 4.7	(8, 1)	2.0		8	2	1	1	2	0	0	0	0	0	0	12	12	4.50	1.000

PITCHER	IP	WLS	BF	H	R	ER	SO	BB	IBB	HBP	BLK	WP	HR	S	P	ERA	WHIP

BOTTOM

Philadelphia Phillies @ Cincinnati Reds

Crosley Field, Cincinnati, OH

Fri Jun 08 1962, 7:05 PM EDT

Att. 16,991 - Unknown

livebaseballscorecards.com

Batter	1	2	3	4	5	6	7	8	9	AB	R	H	RBI	BB	SO	LOB
Eddie Kasko, R (1, 5) OBP: 0.307, SLG: 0.353	F8		6-3		L6			L7		4	0	0	0	0	0	0
Don Zimmer, R (1, 4) OBP: 0.274, SLG: 0.323	K		4-3			WP, 1B, 4-3, 1B		F7		4	1	1	0	0	1	0
Vada Pinson, L (1, 8) OBP: 0.350, SLG: 0.591 Marty Keough, L (5, 8) OBP: 0.417, SLG: 0.366	F7			E3, 0-3		4-3, WP, 1-2, 1B		F8		2 2	0 0	0 1	0 0	0 0	0 0	0 0
Frank Robinson, R (1, 9) OBP: 0.368, SLG: 0.495		F7		9-3, 1-2f		4-3, 1-3, 2-H			6-3	4	0	0	1	0	0	2
Wally Post, R (1, 7) OBP: 0.348, SLG: 0.511		6-3, BB		5-3		F9			F9	3	0	0	0	1	0	1
Leo Cardenas, R (1, 6) OBP: 0.309, SLG: 0.354		6-3, 1-2			K	K			2B	4	0	1	0	0	2	2
Don Pavletich, R (1, 3) OBP: 0.385, SLG: 0.200		BB			HR, BB		F9		5-3	2	1	0	0	2	0	1
Hank Foiles, R (1, 2) OBP: 0.250, SLG: 0.261		K			P6		F9			3	0	0	0	0	1	3
Johnny Klippstein, R (1, 1) Moe Drabowsky, R (5, 1) Joe Gaines, R (5, PH) OBP: 0.571, SLG: 0.818 Ted Wills, L (6, 1) Don Blasingame, L (7, PH) OBP: 0.353, SLG: 0.347 Jim Brosnan, R (8, 1)			6-3		HR, 1-H		4-3			1 0 1 0 1 0	0 0 1 0 0 0	0 0 1 0 0 0	0 0 2 0 0 0	0 0 0 0 0 0	0 0 0 0 0 0	0 0 0 0 0 0
Inning Stats	R: 0 E: 0 K: 1 S: 5 H: 0 LOB: 0 BB: 0 P: 5	R: 0 E: 0 K: 1 S: 5 H: 0 LOB: 2 BB: 2 P: 13	R: 0 E: 0 K: 0 S: 3 H: 0 LOB: 0 BB: 0 P: 3	R: 0 E: 1 K: 0 S: 3 H: 0 LOB: 0 BB: 0 P: 3	R: 2 E: 0 K: 1 S: 6 H: 1 LOB: 0 BB: 1 P: 10	R: 1 E: 0 K: 1 S: 7 H: 2 LOB: 1 BB: 0 P: 7	R: 0 E: 0 K: 0 S: 3 H: 0 LOB: 0 BB: 0 P: 3	R: 0 E: 0 K: 0 S: 3 H: 0 LOB: 0 BB: 0 P: 3	R: 0 E: 0 K: 0 S: 4 H: 1 LOB: 1 BB: 0 P: 4	1B: 2 2B: 2 3B: 0 HR: 1	SF: 0 SAC: 0 DP: 1 HBP: 0						

PITCHER	IP	WLS	BF	H	R	ER	SO	BB	IBB	HBP	BLK	WP	HR	S	P	ERA	WHIP
Dennis Bennett, L (1, 1) ERA: 4.55	9.0	W	34	4	3	3	4	3	0	0	0	1	1	39	51	3.00	0.778

PITCHER	IP	WLS	BF	H	R	ER	SO	BB	IBB	HBP	BLK	WP	HR	S	P	ERA	WHIP

AB	31
R	3
H	4
RBI	3
BB	3
SO	4
LOB	9

WP: 1 PA: 34
PB: 0
SB: 0
CS: 0

Batter	1	2	3	4	5	6	7	8	9	AB	R	H	RBI	BB	SO	LOB
Tony Taylor, R (1, 4) (7, 6) OBP: 0.358, SLG: 0.395	6-3		K		4-3		F9			4	0	0	0	0	1	4
Johnny Callison, L (1, 9) OBP: 0.368, SLG: 0.507	PB, 2B		3-1			5-3		BB		3	0	1	0	1	0	0
Tony Gonzalez, L (1, 8) OBP: 0.394, SLG: 0.527	K			K		P5		K		4	0	0	0	0	3	2
Wes Covington, L (1, 7) OBP: 0.301, SLG: 0.375	F5 2-3			4-3		F8		K		4	0	0	0	0	1	2
Clay Dalrymple, L (1, 2) OBP: 0.421, SLG: 0.453		1-3		P5			1B, 2B, 1B	4-3		3	1	1	0	0	0	0
Jacke Davis, R (8, PH) OBP: 0.309, SLG: 0.365										1	0	0	0	0	0	1
Sammy White, R (8, 2) OBP: 0.195, SLG: 0.289										0	0	0	0	0	0	0
Don Demeter, R (1, 5) OBP: 0.344, SLG: 0.485		1B			F3		2B 1-2 1B		K	4	0	2	0	0	1	0
Roy Sievers, R (1, 3) OBP: 0.322, SLG: 0.322		F8			E, 1B, BB		1-3 2-H 2B		F7	3	0	1	1	1	0	1
Bobby Wine, R (1, 6) OBP: 0.250, SLG: 0.338		F3			L9		K		FC5-4, BB	2	0	0	0	0	0	2
Billy Klaus, L (7, PH) OBP: 0.305, SLG: 0.286										0	0	0	0	0	0	0
Ted Savage, R (7, PH) OBP: 0.354, SLG: 0.398										1	0	0	0	0	1	2
Dallas Green, L (7, 1) OBP: 0.333, SLG: 0.143										0	0	0	0	0	0	0
Bob Oldis, R (9, PH) OBP: 0.286, SLG: 0.167										0	0	0	0	1	0	0
Paul Brown, R (1, 1) OBP: 0.286, SLG: 0.167			1-3		E1 1-3		K		FC5-4 1-2f	0	0	0	0	0	0	0
Chris Short, R (1, 1) OBP: 0.100, SLG: 0.111										2	0	1	0	0	0	0
Jack Baldschun, R (6, 1)										0	0	0	0	0	0	0
Mel Roach, R (7, PH) (7, 4) OBP: 0.265, SLG: 0.304										2	0	0	0	0	1	3

Inning Stats	1	2	3	4	5	6	7	8	9
	R: 0 E: 0 K: 1 S: 6	H: 1 LOB: 1 BB: 0 P: 6	R: 0 E: 0 K: 0 S: 4	H: 1 LOB: 1 BB: 0 P: 4	R: 0 E: 0 K: 1 S: 5	H: 0 LOB: 0 BB: 0 P: 5	R: 0 E: 0 K: 1 S: 5	H: 0 LOB: 0 BB: 0 P: 5	R: 0 E: 1 K: 0 S: 4	H: 1 LOB: 2 BB: 1 P: 8	R: 0 E: 0 K: 0 S: 3	H: 0 LOB: 0 BB: 0 P: 3	R: 1 E: 0 K: 2 S: 10	H: 3 LOB: 2 BB: 0 P: 10	R: 0 E: 0 K: 2 S: 7	H: 0 LOB: 1 BB: 1 P: 11	R: 0 E: 0 K: 1 S: 5	H: 0 LOB: 1 BB: 1 P: 9

	1B: 4	SF: 0
	2B: 2	SAC: 0
	3B: 0	DP: 0
	HR: 0	HBP: 0

	WP: 0	PA: 36
	PB: 1	
	SB: 0	
	CS: 0	

PITCHER		IP	WLS	BF	H	R	ER	SO	BB	IBB	HBP	BLK	WP	HR	S	P	ERA	WHIP
Bob Purkey, R ERA: 3.06	(1, 1)	6.0	W	25	6	1	1	3	1	0	0	0	0	0	30	34	1.50	1.167
Bill Henry, L ERA: 1.13	(7, 1)	3.0	S	11	0	0	0	5	2	0	0	0	0	0	19	27	0.00	0.667

PITCHER	IP	WLS	BF	H	R	ER	SO	BB	IBB	HBP	BLK	WP	HR	S	P	ERA	WHIP

TOP

Philadelphia Phillies @ Cincinnati Reds

Crosley Field, Cincinnati, OH

Sat Jun 09 1962, 3:33 AM EDT

Att. 6,797 - Unknown

livebaseballscorecards.com

AB	33
R	1
H	6
RBI	1
BB	3
SO	8
LOB	17

BOTTOM

Philadelphia Phillies @ Cincinnati Reds

Crosley Field, Cincinnati, OH

Sat Jun 09 1962, 3:33 AM EDT

Att. 6,797 - Unknown

livebaseballscorecards.com

Batter	1	2	3	4	5	6	7	8	9	AB	R	H	RBI	BB	SO	LOB
Eddie Kasko, R (1, 6) OBP: 0.304, SLG: 0.349	0-0 3B 1B	0-0 L8 ②		0-0 F9 ③			0-0 F9 ①	0-0 4-3 ③		5	1	1	0	0	0	3
Don Blasingame, L (1, 4) OBP: 0.358, SLG: 0.369	0-0 1B 3B 1-H	0-0 1B			0-0 6-3 ①		0-3 K ② S S S			4	1	2	1	0	1	0
Marty Keough, L (1, 8) OBP: 0.404, SLG: 0.341	I I I 4-0 BB 1B FC1-2 IBB	0-0 4-3 ③			0-0 3-1 ②		0-0 F7 ③			3	0	0	0	1	0	1
Frank Robinson, R (1, 9) OBP: 0.374, SLG: 0.497	0-0 FC1-2 BB S 1B 1-2 3-H		0-0 G1-6-3 1B		B B B B 4-0 1B BB			0-0 E5 1B 1B FC5-2		3	1	2	1	1	0	0
Jerry Lynch, L (1, 7) OBP: 0.338, SLG: 0.478	B B B B 4-0 S FC1-2 BB 1-2 2-3		0-0 ① ② G1-6-3 1-2f		0-0 ③ 1-2 1B			0-0 FC5-2 1B 2B 1B 1-2		3	1	2	0	1	0	1
Gordy Coleman, L (1, 3) OBP: 0.323, SLG: 0.409 Don Pavletich, R (6, PH) OBP: 0.429, SLG: 0.273 (7, 3)	S S S 0-3 K ①		0-0 ③ F8			0-0 WP 1B		0-0 FC5-2 2B 1B 1-2 2-3		2	0	0	0	0	1	3
										2	1	2	0	0	0	0
Don Zimmer, R (1, 5) OBP: 0.266, SLG: 0.313	0-0 ② FC1-2 1-2 2-3 3-H			0-0 ① 5-3			S S S 0-3 ① K	0-0 ① FC5-2 2B 1-2 2-3 3-H		4	0	0	0	0	1	7
Johnny Edwards, L (1, 2) OBP: 0.326, SLG: 0.401	0-0 ③ F9 2-3 3-H			0-0 ② 1-3			0-0 ② P6 1-2	0-0 1-3 2-H 3-H 2B		4	0	1	2	0	0	3
Bob Purkey, R (1, 1) OBP: 0.146, SLG: 0.191 Bill Henry, L (7, 1)		0-0 ① P3		0-0 1B			0-0 ③ 6-3	S S S 0-3 ② K		3	0	1	0	0	0	1
										1	0	0	0	0	1	2
Inning Stats	R: 3 H: 3 E: 0 LOB: 2 K: 1 BB: 2 S: 8 P: 16	R: 0 H: 1 E: 0 LOB: 1 K: 0 BB: 0 S: 4 P: 4	R: 0 H: 1 E: 0 LOB: 0 K: 0 BB: 0 S: 3 P: 3	R: 0 H: 1 E: 0 LOB: 1 K: 0 BB: 0 S: 4 P: 4	R: 0 H: 1 E: 0 LOB: 1 K: 0 BB: 1 S: 3 P: 7	R: 0 H: 1 E: 0 LOB: 1 K: 1 BB: 0 S: 6 P: 6	R: 0 H: 0 E: 0 LOB: 0 K: 1 BB: 0 S: 5 P: 5	R: 2 H: 3 E: 1 LOB: 2 K: 1 BB: 0 S: 9 P: 9		1B: 9 SF: 0 2B: 1 SAC: 0 3B: 1 DP: 1 HR: 0 HBP: 0						

AB	34
R	5
H	11
RBI	4
BB	3
SO	4
LOB	21

WP: 1 PA: 37
PB: 0
SB: 2
CS: 0

PITCHER		IP	WLS	BF	H	R	ER	SO	BB	IBB	HBP	BLK	WP	HR	S	P	ERA	WHIP
Paul Brown, R ERA: 4.75	(1, 1)	0.0	L	4	3	3	3	0	0	1	0	0	0	0	3	7	∞	∞
Chris Short, L ERA: 3.6	(1, 1)	5.0		19	4	0	0	1	2	0	0	0	0	0	19	27	0.00	1.200
Jack Baldschun, R ERA: 4.19	(6, 1)	1.0		4	1	0	0	1	0	0	0	0	1	0	6	6	0.00	1.000
Dallas Green, R ERA: 4.66	(7, 1)	2.0		10	3	2	1	2	0	0	0	0	0	0	14	14	4.50	1.500

PITCHER	IP	WLS	BF	H	R	ER	SO	BB	IBB	HBP	BLK	WP	HR	S	P	ERA	WHIP

Philadelphia Phillies @ Cincinnati Reds

Crosley Field, Cincinnati, OH

Sun Jun 10 1962, 3:33 AM EDT

Unknown

TOP

livebaseballscorecards.com

Batter	1	2	3	4	5	6	7	8	9	AB	R	H	RBI	BB	SO	LOB
Tony Taylor, R (1, 4) OBP: 0.359, SLG: 0.408	6-3		1-3		K		1B 1B 1B		HR	5	2	2	1	0	1	0
Johnny Callison, L (1, 9) OBP: 0.368, SLG: 0.510	4-3			HR 2B	F2		F7		E S 1B	5	1	2	0	0	0	1
Tony Gonzalez, L (1, 8) OBP: 0.389, SLG: 0.517	F8			K	E4		1B WP 1-3 1B		K	5	1	1	0	0	2	2
Wes Covington, L (1, 7) OBP: 0.316, SLG: 0.444 Jacke Davis, R (7, PR) OBP: 0.304, SLG: 0.358 (7, 7)		HR		2-H HR	G3		WP 1-3 3-H 1B		K 1-3	4 1	2 0	3 0	4 0	0 0	0 1	1 1
Clay Dalrymple, L (1, 2) OBP: 0.417, SLG: 0.443		G3		BB 1B BB		F8	K 1-2 3-H			3	0	0	0	1	1	1
Don Demeter, R (1, 5) OBP: 0.347, SLG: 0.482		6-3		1B 1-2 1B BB		FC6-4 1B		F7		3	1	1	0	1	0	0
Roy Sievers, R (1, 3) OBP: 0.320, SLG: 0.320		P5		1B 1-2 2-H 1B		F9		K		4	0	1	0	0	1	1
Bobby Wine, R (1, 6) OBP: 0.247, SLG: 0.333 Frank Torre, L (4, PH) OBP: 0.394, SLG: 0.367 Jack Baldschun, R (4, 1)			P5 1-2 2-H 1B			FC6-4 1-2f		K		1 1 2	0 0 0	0 1 0	0 1 0	0 0 0	0 0 1	0 0 1
Jack Hamilton, R (1, 1) OBP: 0.154, SLG: 0.083 Billy Klaus, L (4, PH) OBP: 0.294, SLG: 0.274 (4, 6)			4-3	K			3-1		1-3	1 3	0 0	0 0	0 0	0 0	0 1	0 2

Inning Stats	1	2	3	4	5	6	7	8	9
R	0	1	0	3	0	0	2	0	1
E	0	0	0	0	1	0	0	0	0
K	0	0	0	2	1	0	1	2	2
S	3	4	3	10	6	4	8	7	9
H	0	1	0	4	0	1	3	0	2
LOB	0	0	0	2	1	1	2	0	1
BB	0	0	0	2	0	0	0	0	0
P	3	4	3	18	6	4	8	7	9

1B	7
2B	1
3B	0
HR	3
SF	0
SAC	0
DP	0
HBP	0
WP	1
PB	0
SB	1
CS	0
PA	40

AB	38
R	7
H	11
RBI	6
BB	2
SO	8
LOB	10

PITCHER		IP	WLS	BF	H	R	ER	SO	BB	IBB	HBP	BLK	WP	HR	S	P	ERA	WHIP
Joey Jay, R ERA: 4.02	(1, 1)	8.1	L	38	11	7	7	6	2	0	0	0	1	3	48	56	7.56	1.560
Ted Wills, L ERA: 5.68	(9, 1)	0.2		2	0	0	0	2	0	0	0	0	0	0	6	6	0.00	0.000

PITCHER	IP	WLS	BF	H	R	ER	SO	BB	IBB	HBP	BLK	WP	HR	S	P	ERA	WHIP

Batter	1	2	3	4	5	6	7	8	9	AB	R	H	RBI	BB	SO	LOB
Eddie Kasko, R (1, 6) OBP: 0.306, SLG: 0.347	BBBB 4-0 1B 1B BB	x 0-0 ② F8		x 0-0 ② FC4-6 FC6-4 1-2f		x 0-0 1B			x 0-0 ② L3	4	1	1	0	1	0	2
Don Blasingame, L (1, 4) OBP: 0.352, SLG: 0.362	x 0-0 1B 1B 1-3 1B	x 0-0 E6 E 2-H		x 0-0 ③ FC6-4 1-2f		x 0-0 ③ 4-3			x 0-0 ③ 1-3	5	1	1	0	0	0	2
Marty Keough, L (1, 8) OBP: 0.411, SLG: 0.354	x 0-0 1B FC4-6 1-2 3-H 1B	x 0-0 E4 1-3			x 0-0 WP 1B 1B		x 0-0 ① 1-3			4	2	2	1	0	0	1
Frank Robinson, R (1, 9) OBP: 0.372, SLG: 0.493	x 0-0 ① F2	x 0-0 ③ L6			x 0-0 FC4-6 1-H 1B		SSS 0-3 ② K			4	0	1	1	0	1	4
Jerry Lynch, L (1, 7) OBP: 0.333, SLG: 0.466	x 0-0 FC4-6 1-3 2-H 1B		x 0-0 ① F8		x 0-0 ① F7		x 0-0 ③ G1			4	0	1	1	0	0	1
Gordy Coleman, L (1, 3) OBP: 0.322, SLG: 0.402	x 0-0 ② FC4-6 1-2f 3-H		BBBB 4-0 G5-6-3 BB		x 0-0 ② FC4-6 FC6-4 1-2f			x 0-0 ① 5-3		3	0	0	1	1	0	2
Don Zimmer, R (1, 5) OBP: 0.259, SLG: 0.304	x 0-0 ③ F9		x 0-0 ② ③ G5-6-3 1-2f		x 0-0 ③ FC6-4 1-2f			x 0-0 ② 5-3		4	0	0	0	0	0	3
Johnny Edwards, L (1, 2) OBP: 0.330, SLG: 0.404		x 0-0 SH1-4 E 1B		x 0-0 FC4-6 1B		x 0-0 ① 3-1		x 0-0 ③ F8		4	1	2	0	0	0	0
Joey Jay, S (1, 1) OBP: 0.211, SLG: 0.333 Ted Wills, L (9, 1) Don Pavletich, R (9, PH) OBP: 0.414, SLG: 0.261		x 0-0 ① SH1-4 1-2		SSS 0-3 ① K		x 0-0 ② 3-1			SSS 0-3 ① K	2 0 1	0 0 0	0 0 0	0 0 0	1 0 1	1 0 0	
Inning Stats	R: 3 H: 3 E: 0 LOB: 1 K: 0 BB: 1 S: 6 P: 10	R: 1 H: 1 E: 2 LOB: 2 K: 0 BB: 0 S: 6 P: 6	R: 0 H: 0 E: 0 LOB: 0 K: 0 BB: 1 S: 2 P: 6	R: 0 H: 1 E: 0 LOB: 1 K: 1 BB: 0 S: 6 P: 6	R: 1 H: 2 E: 0 LOB: 1 K: 0 BB: 0 S: 5 P: 5	R: 0 H: 1 E: 0 LOB: 1 K: 0 BB: 0 S: 4 P: 4	R: 0 H: 0 E: 0 LOB: 0 K: 1 BB: 0 S: 5 P: 5	R: 0 H: 0 E: 0 LOB: 0 K: 0 BB: 0 S: 3 P: 3	R: 0 H: 0 E: 0 LOB: 0 K: 1 BB: 0 S: 5 P: 5	1B: 8 SF: 0 2B: 0 SAC: 1 3B: 0 DP: 1 HR: 0 HBP: 0						WP: 1 PA: 38 PB: 0 SB: 0 CS: 0	

PITCHER	IP	WLS	BF	H	R	ER	SO	BB	IBB	HBP	BLK	WP	HR	S	P	ERA	WHIP
Jack Hamilton, R (1, 1) ERA: 6.04	3.0		16	4	4	3	0	2	0	0	0	0	0	14	22	9.00	2.000
Jack Baldschun, R (4, 1) ERA: 3.83	6.0	W	22	4	1	1	3	0	0	0	0	1	0	28	28	1.50	0.667

PITCHER	IP	WLS	BF	H	R	ER	SO	BB	IBB	HBP	BLK	WP	HR	S	P	ERA	WHIP

BOTTOM

Philadelphia Phillies @ Cincinnati Reds

Crosley Field, Cincinnati, OH

Sun Jun 10 1962, 3:33 AM EDT

Unknown

livebaseballscorecards.com

AB	35
R	5
H	8
RBI	4
BB	2
SO	3
LOB	16

Batter	1	2	3	4	5	6	7	8	9	AB	R	H	RBI	BB	SO	LOB
Tony Taylor, R (1, 4) OBP: 0.356, SLG: 0.403	S S S 0-3 ① K			x 0-0 ① 6-3		x 0-0 ① 6-3	x 0-0 BB 1-2 2-H 1B		x 0-0 ② L8	5	0	1	1	0	1	0
Johnny Callison, L (1, 9) OBP: 0.378, SLG: 0.526	x 0-0 ② F7			B B B B 4-0 BB 1B BB		x 0-0 HR	B B B B 4-0 1-2 2-3 BB		x 0-0 1B	3	1	2	1	2	0	0
Tony Gonzalez, L (1, 8) OBP: 0.384, SLG: 0.508	x 0-0 ③ 4-3			x 0-0 BB 1-2 1B		x 0-0 ② F7	S S S 0-3 ② K		S S S 0-3 ③ K	5	0	1	0	0	2	4
Wes Covington, L (1, 7) OBP: 0.314, SLG: 0.432		x 0-0 ① 4-3		x 0-0 ② P3		B B B B 4-0 BB BB	x 0-0 ③ P5			3	0	0	0	1	0	5
Jim Owens, R (7, 1) OBP: 0.143, SLG: 0.143										0	0	0	0	0	0	0
Clay Dalrymple, L (1, 2) OBP: 0.425, SLG: 0.439		x 0-0 ② F8		B B B B 4-0 1-2 2-3 BB		B B B B 4-0 1-2 FC6-4 BB		B B B B 4-0 BB		1	0	0	0	3	0	0
Don Demeter, R (1, 5) OBP: 0.340, SLG: 0.471		S S S 0-3 ③ K		x 0-0 ③ F8		x 0-0 ③ FC6-4 1-2f		S S S 0-3 ① K		4	0	0	0	0	2	6
Frank Torre, L (1, 3) OBP: 0.387, SLG: 0.349			x 0-0 ① L8		x 0-0 ① 3-1		B B B B 4-0 WP 1B BB	x 0-0 ② F8		3	1	0	0	1	0	1
Bobby Wine, R (1, 6) OBP: 0.241, SLG: 0.325			S S S 0-3 ② K		x 0-0 ② 6-3		S S S 0-3 ① K	S S S 0-3 ③ K		2	0	0	0	0	1	0
Billy Klaus, L (7, PH) OBP: 0.287, SLG: 0.267 (7, 6)										2	0	0	0	0	2	2
Art Mahaffey, R (1, 1) OBP: 0.206, SLG: 0.226			S S S 0-3 ③ K		x 0-0 ③ 1-3		B B B B 4-0 BB 1B 1-2 BB		S S S 0-3 ① K	2	0	0	0	0	1	0
Frank Sullivan, R (6, 1)										0	0	0	0	0	0	0
Roy Sievers, R (7, PH) OBP: 0.322, SLG: 0.318 (7, 7)										1	0	0	0	1	1	0
Inning Stats	R: 0 E: 0 K: 1 S: 5 H: 0 LOB: 0 BB: 0 P: 5	R: 0 E: 0 K: 1 S: 5 H: 0 LOB: 0 BB: 0 P: 5	R: 0 E: 0 K: 2 S: 7 H: 0 LOB: 0 BB: 0 P: 7	R: 0 E: 0 K: 0 S: 4 H: 1 LOB: 3 BB: 2 P: 12	R: 0 E: 0 K: 0 S: 3 H: 0 LOB: 0 BB: 0 P: 3	R: 1 E: 0 K: 0 S: 4 H: 1 LOB: 2 BB: 2 P: 12	R: 1 E: 0 K: 2 S: 8 H: 1 LOB: 3 BB: 3 P: 20	R: 0 E: 0 K: 2 S: 7 H: 0 LOB: 1 BB: 1 P: 11	R: 0 E: 0 K: 2 S: 8 H: 1 LOB: 1 BB: 0 P: 8	1B: 3 2B: 0 3B: 0 HR: 1	SF: 0 SAC: 0 DP: 0 HBP: 0						

TOP

Philadelphia Phillies @ Cincinnati Reds

Crosley Field, Cincinnati, OH

Sun Jun 10 1962, 3:38 AM EDT

Att. 17,471 - Unknown

livebaseballscorecards.com

AB	31
R	2
H	4
RBI	2
BB	8
SO	10
LOB	18

WP: 1 PB: 0 SB: 0 CS: 0 PA: 39

PITCHER		IP	WLS	BF	H	R	ER	SO	BB	IBB	HBP	BLK	WP	HR	S	P	ERA	WHIP
Jim Maloney, R ERA: 2.84	(1, 1)	6.1	W	28	3	2	2	5	6	0	0	0	1	1	32	56	2.84	1.421
Bill Henry, L ERA: 1.08	(7, 1)	0.2		3	0	0	0	1	1	0	0	0	0	0	4	8	0.00	1.500
Jim Brosnan, R ERA: 4.32	(8, 1)	2.0	S	8	1	0	0	4	1	0	0	0	0	0	15	19	0.00	1.000

PITCHER		IP	WLS	BF	H	R	ER	SO	BB	IBB	HBP	BLK	WP	HR	S	P	ERA	WHIP

BOTTOM

Philadelphia Phillies @ Cincinnati Reds

Crosley Field, Cincinnati, OH

Sun Jun 10 1962, 3:38 AM EDT

Att. 17,471 - Unknown

livebaseballscorecards.com

Batter	1	2	3	4	5	6	7	8	9	AB	R	H	RBI	BB	SO	LOB
Eddie Kasko, R (1, 5) OBP: 0.298, SLG: 0.337	F8		6-3		K	F2		6-3		5	0	0	0	0	1	2
Don Blasingame, L (1, 4) OBP: 0.354, SLG: 0.379	F8		F7		1B		1B 3B	F8		5	1	2	1	0	0	0
Marty Keough, L (1, 8) OBP: 0.410, SLG: 0.415	F9		HR		F9		F9 1B S 1B	E6		5	2	2	2	0	0	1
Frank Robinson, R (1, 9) OBP: 0.373, SLG: 0.505		P4	F2			HR	WP S FC4-2-5 1B	6-3		5	1	2	1	0	0	1
Jerry Lynch, L (1, 7) OBP: 0.329, SLG: 0.447		BB 1B 1B		F9		4-3	F9			3	1	0	0	1	0	2
Gordy Coleman, L (1, 3) OBP: 0.330, SLG: 0.422		1B 1B		L9		HR	FC4-2-5 WP 1B IBB			3	2	2	1	1	0	0
Leo Cardenas, R (1, 6) OBP: 0.313, SLG: 0.374		1B		P6		HR	FC4-2-5 WP 1B			4	1	2	2	0	0	2
Hank Foiles, R (1, 2) OBP: 0.321, SLG: 0.346		IBB			2B	F7	WP			3	1	2	1	1	0	0
Jim Maloney, L (1, 1) OBP: 0.333, SLG: 0.333		K			F8	1B	F7			3	0	1	0	0	1	3
Bill Henry, L (7, 1)										0	0	0	0	0	0	0
Joe Gaines, R (7, PH) OBP: 0.533, SLG: 0.750										1	0	0	0	0	0	2
Jim Brosnan, R (8, 1)										0	0	0	0	0	0	0
Inning Stats	R: 0 E: 0 K: 0 S: 3 H: 0 LOB: 0 BB: 0 P: 3	R: 1 E: 0 K: 1 S: 6 H: 2 LOB: 2 BB: 2 P: 14	R: 1 E: 0 K: 0 S: 4 H: 1 LOB: 0 BB: 0 P: 4	R: 0 E: 0 K: 0 S: 3 H: 0 LOB: 0 BB: 0 P: 3	R: 1 E: 0 K: 1 S: 7 H: 2 LOB: 1 BB: 0 P: 7	R: 3 E: 0 K: 0 S: 7 H: 4 LOB: 1 BB: 0 P: 7	R: 3 E: 0 K: 0 S: 7 H: 4 LOB: 2 BB: 1 P: 11	R: 0 E: 1 K: 0 S: 4 H: 0 LOB: 1 BB: 0 P: 4		1B: 7 2B: 1 3B: 1 HR: 4	SF: 0 SAC: 0 DP: 0 HBP: 0						

AB	37
R	9
H	13
RBI	8
BB	3
SO	2
LOB	13

WP: 2 PB: 0 SB: 2 CS: 0 PA: 40

PITCHER		IP	WLS	BF	H	R	ER	SO	BB	IBB	HBP	BLK	WP	HR	S	P	ERA	WHIP
Art Mahaffey, R ERA: 4.42	(1, 1)	5.1	L	24	7	5	5	2	1	1	0	0	0	3	26	34	8.44	1.500
Frank Sullivan, R ERA: 6.26	(6, 1)	0.2		4	2	1	1	0	0	0	0	0	0	1	4	4	13.50	3.000
Jim Owens, R ERA: 7.31	(7, 1)	2.0		12	4	3	3	0	0	1	0	0	2	0	11	15	13.50	2.000

PITCHER	IP	WLS	BF	H	R	ER	SO	BB	IBB	HBP	BLK	WP	HR	S	P	ERA	WHIP

Batter	1	2	3	4	5	6	7	8	9	AB	R	H	RBI	BB	SO	LOB
Harvey Kuenn, R (1, 7) OBP: 0.386, SLG: 0.422	F8		G4 1-2 2-3		1-3		FC5-4 1-2f			4	0	0	0	0	0	3
Chuck Hiller, L (1, 4) OBP: 0.341, SLG: 0.322	F8		FC5 3-H		G3		F3			4	0	0	0	0	0	3
Willie Mays, R (1, 8) OBP: 0.412, SLG: 0.667	2B		F9			5-3		1B		4	0	2	0	0	0	2
Orlando Cepeda, R (1, 3) OBP: 0.349, SLG: 0.546	K S S S			4-3		F5		1-3 1B		4	0	1	0	0	1	1
Felipe Alou, R (1, 9) OBP: 0.380, SLG: 0.542		K S S S		CS 1B		6-3		K S S S		4	0	1	0	0	2	1
Jim Davenport, R (1, 5) OBP: 0.389, SLG: 0.522		K S S S		1-2 2B			SF9 3B	5-3		4	1	2	0	0	1	1
Ed Bailey, L (1, 2) OBP: 0.377, SLG: 0.527		5-3	BB B B B	BB			SF9 3-H		3-1	2	0	0	1	1	0	0
Jose Pagan, R (1, 6) OBP: 0.313, SLG: 0.364			G4 FC5 1B	F7			1B 2B		L4-3 1B	4	1	3	0	0	0	2
Juan Marichal, R (1, 1) OBP: 0.325, SLG: 0.297			G4 1-2 1B		L1		FC5-4 2-H 1B		L4-3 1-2	4	0	2	1	0	0	1
Inning Stats	R: 0 E: 0 K: 1 S: 6 H: 1 LOB: 1 BB: 0 P: 6	R: 0 E: 0 K: 2 S: 7 H: 0 LOB: 0 BB: 0 P: 7	R: 0 E: 0 K: 0 S: 5 H: 2 LOB: 2 BB: 0 P: 5	R: 0 E: 0 K: 0 S: 4 H: 2 LOB: 2 BB: 1 P: 8	R: 0 E: 0 K: 0 S: 3 H: 0 LOB: 0 BB: 0 P: 3	R: 0 E: 0 K: 0 S: 3 H: 0 LOB: 0 BB: 0 P: 3	R: 2 E: 0 K: 0 S: 6 H: 3 LOB: 1 BB: 0 P: 6	R: 0 E: 0 K: 1 S: 6 H: 2 LOB: 1 BB: 0 P: 6	R: 0 E: 0 K: 0 S: 3 H: 1 LOB: 0 BB: 0 P: 3	1B: 7 2B: 4 3B: 1 HR: 0 SF: 1 SAC: 0 DP: 1 HBP: 0						

PITCHER	IP	WLS	BF	H	R	ER	SO	BB	IBB	HBP	BLK	WP	HR	S	P	ERA	WHIP
Jim O'Toole, L (1, 1) ERA: 4.01	9.0	L	36	11	2	2	4	1	0	0	0	0	0	43	47	2.00	1.333

PITCHER	IP	WLS	BF	H	R	ER	SO	BB	IBB	HBP	BLK	WP	HR	S	P	ERA	WHIP

TOP

San Francisco Giants @ Cincinnati Reds

Crosley Field, Cincinnati, OH

Tue Jun 12 1962, 7:05 PM EDT

Unknown

livebaseballscorecards.com

AB	34
R	2
H	11
RBI	2
BB	1
SO	4
LOB	14

WP: 0 PA: 36
PB: 0
SB: 0
CS: 1

Batter	1	2	3	4	5	6	7	8	9	AB	R	H	RBI	BB	SO	LOB
Eddie Kasko, R (1, 5) OBP: 0.297, SLG: 0.335	6-3		1B		5-3		4-3			4	0	1	0	0	0	0
Don Blasingame, L (1, 4) OBP: 0.351, SLG: 0.370	BB		F2		F9			F6		3	0	0	0	1	0	1
Vada Pinson, L (1, 8) OBP: 0.343, SLG: 0.579	F4		F8		F5			G3		4	0	0	0	0	0	2
Frank Robinson, R (1, 9) OBP: 0.375, SLG: 0.509	1B		K			2B		F6		4	0	2	0	0	1	1
Gordy Coleman, L (1, 3) OBP: 0.333, SLG: 0.440	F3			HR		F5			SH3 1B	4	1	2	1	0	0	3
Cookie Rojas, R (9, PR) OBP: 0.307, SLG: 0.227										0	0	0	0	0	0	0
Marty Keough, L (1, 7) OBP: 0.391, SLG: 0.393		F8		4-3		F8			SH3	3	0	0	0	0	0	1
Leo Cardenas, R (1, 6) OBP: 0.317, SLG: 0.377		1B		E8 1B		F3			6-3	4	0	2	0	0	0	3
Johnny Edwards, L (1, 2) OBP: 0.324, SLG: 0.396		K		F7			5-3		IBB	3	0	0	0	0	1	2
Jerry Lynch, L (9, PH) OBP: 0.337, SLG: 0.447										0	0	0	0	1	0	0
Jim O'Toole, S (1, 1) OBP: 0.200, SLG: 0.200		K		K			F6		K	3	0	0	0	0	2	2
Joe Gaines, R (9, PH) OBP: 0.500, SLG: 0.692										1	0	0	0	0	1	2
Inning Stats	R: 0 H: 1 E: 0 LOB: 2 K: 0 BB: 1 S: 4 P: 8	R: 0 H: 1 E: 0 LOB: 1 K: 2 BB: 0 S: 8 P: 8	R: 0 H: 1 E: 0 LOB: 1 K: 1 BB: 0 S: 6 P: 6	R: 1 H: 2 E: 1 LOB: 1 K: 1 BB: 0 S: 7 P: 7	R: 0 H: 0 E: 0 LOB: 0 K: 0 BB: 0 S: 3 P: 3	R: 0 H: 1 E: 0 LOB: 1 K: 0 BB: 0 S: 4 P: 4	R: 0 H: 0 E: 0 LOB: 0 K: 0 BB: 0 S: 3 P: 3	R: 0 H: 0 E: 0 LOB: 0 K: 0 BB: 0 S: 3 P: 3	R: 0 H: 1 E: 0 LOB: 2 K: 1 BB: 1 S: 6 P: 10	1B: 5 SF: 0 2B: 1 SAC: 1 3B: 0 DP: 0 HR: 1 HBP: 0						

PITCHER	IP	WLS	BF	H	R	ER	SO	BB	IBB	HBP	BLK	WP	HR	S	P	ERA	WHIP
Juan Marichal, R (1, 1) ERA: 2.72	9.0	W	36	7	1	1	5	1	1	0	0	0	1	44	52	1.00	0.889

PITCHER	IP	WLS	BF	H	R	ER	SO	BB	IBB	HBP	BLK	WP	HR	S	P	ERA	WHIP

BOTTOM

San Francisco Giants @ Cincinnati Reds

Crosley Field, Cincinnati, OH

Tue Jun 12 1962, 7:05 PM EDT

Unknown

livebaseballscorecards.com

AB	33
R	1
H	7
RBI	1
BB	2
SO	5
LOB	17

WP: 0 PA: 36
PB: 0
SB: 0
CS: 0

San Francisco Giants @ Cincinnati Reds

Crosley Field, Cincinnati, OH

Tue Jun 12 1962, 7:05 PM EDT

Att. 18,215 - Unknown

TOP

livebaseballscorecards.com

Batter	1	2	3	4	5	6	7	8	9	AB	R	H	RBI	BB	SO	LOB
Chuck Hiller, L (1, 4) OBP: 0.345, SLG: 0.327	4-1	SF9 3-H		BB			1B		1B 2-H	3	0	2	2	1	0	0
Matty Alou, L (1, 9) (9, 7) OBP: 0.310, SLG: 0.340	G3	FC3-6 1-2f 2-H		K			K		K	5	0	0	0	0	3	5
Willie Mays, R (1, 8) OBP: 0.412, SLG: 0.661	E HR 1B	F3			K		K		1-3 1B	5	1	2	0	0	2	2
Willie McCovey, L (1, 7) OBP: 0.423, SLG: 0.712 Felipe Alou, R (9, PH) (9, 9) OBP: 0.378, SLG: 0.540	1-3 HR BB		CS BB		G3		1-3		1-3	2 1	1 0	0 0	0 0	2 0	0 0	1 2
Orlando Cepeda, R (1, 3) OBP: 0.352, SLG: 0.569	1-H 3-H HR	F8			HR			K		4	2	2	4	0	1	1
Ed Bailey, L (1, 2) OBP: 0.367, SLG: 0.511	K	K 1-2			G3			5-3		4	0	0	0	0	2	1
Jim Davenport, R (1, 5) OBP: 0.387, SLG: 0.515		1B SF9 BB		E4 SH5-3		K		6-3		3	1	0	0	1	1	0
Jose Pagan, R (1, 6) OBP: 0.318, SLG: 0.366		1B E 1-2 BB		SH5-3 2-3		F9			SH2-4 1B	2	2	1	0	1	0	0
Mike McCormick, L (1, 1) OBP: 0.188, SLG: 0.333 Stu Miller, R (8, 1) OBP: 0.200, SLG: 0.200 Don Larsen, R (9, 1) OBP: 0.214, SLG: 0.214		FC3-6 1-2 2-3 1B		1-3		F9			SH2-4 1-2	3 0 0	0 0 0	1 0 0	0 0 0	0 0 0	0 0 0	1 0 0
Inning Stats	R: 3 E: 1 K: 1 S: 7 H: 2 LOB: 0 BB: 1 P: 11	R: 2 E: 1 K: 0 S: 4 H: 1 LOB: 1 BB: 2 P: 12	R: 0 E: 0 K: 1 S: 4 H: 0 LOB: 0 BB: 1 P: 8	R: 0 E: 1 K: 1 S: 6 H: 0 LOB: 2 BB: 1 P: 10	R: 1 E: 0 K: 1 S: 6 H: 1 LOB: 0 BB: 0 P: 6	R: 0 E: 0 K: 1 S: 5 H: 0 LOB: 0 BB: 0 P: 5	R: 0 E: 0 K: 2 S: 8 H: 1 LOB: 1 BB: 0 P: 8	R: 0 E: 0 K: 1 S: 5 H: 0 LOB: 0 BB: 0 P: 5	R: 1 E: 0 K: 1 S: 8 H: 3 LOB: 2 BB: 0 P: 8	1B: 6 2B: 0 3B: 0 HR: 2 SF: 1 SAC: 2 DP: 0 HBP: 0						

	AB	32
	R	7
	H	8
	RBI	6
	BB	5
	SO	9
	LOB	13

WP: 0 PA: 40
PB: 0
SB: 0
CS: 1

PITCHER		IP	WLS	BF	H	R	ER	SO	BB	IBB	HBP	BLK	WP	HR	S	P	ERA	WHIP
Moe Drabowsky, R ERA: 6.14	(1, 1)	3.0	L	15	3	5	4	2	4	0	0	0	0	1	15	31	12.00	2.333
Johnny Klippstein, R ERA: 4.35	(4, 1)	2.0		9	1	1	1	2	1	0	0	0	0	1	12	16	4.50	1.000
Dave Sisler, R ERA: 4.11	(6, 1)	2.0		7	1	0	0	3	0	0	0	0	0	0	13	13	0.00	0.500
Ted Wills, L ERA: 5.52	(8, 1)	2.0		9	3	1	1	2	0	0	0	0	0	0	13	13	4.50	1.500

PITCHER	IP	WLS	BF	H	R	ER	SO	BB	IBB	HBP	BLK	WP	HR	S	P	ERA	WHIP

Batter	1	2	3	4	5	6	7	8	9	AB	R	H	RBI	BB	SO	LOB
Eddie Kasko, R (1, 5) OBP: 0.295, SLG: 0.333	0-0 1B		0-0 F9 ②		0-0 F9 ②			0-0 F9 ①	0-0 SF8 ① 3-H	4	0	1	1	0	0	2
Don Zimmer, R (1, 4) OBP: 0.252, SLG: 0.295 Marty Keough, L (9, PH) OBP: 0.385, SLG: 0.386	0-3 K ①		0-3 K ③		0-0 F9 ③			0-0 F2 ②	0-0 F3 ②	4 1	0 0	0 0	0 0	0 0	2 0	3 2
Vada Pinson, L (1, 8) OBP: 0.340, SLG: 0.569	0-0 F7 ②			0-0 6-3 ①		0-0 F9 ①		0-0 1B 1B	0-0 E4 1-2 2-H	5	1	1	0	0	0	2
Frank Robinson, R (1, 9) OBP: 0.371, SLG: 0.502	0-0 F4 ③			0-0 5-3 ②		0-0 F8 ②		0-0 1B 1-3 1B	0-0 6-3 ③	5	0	1	0	0	0	3
Wally Post, R (1, 7) OBP: 0.346, SLG: 0.503		0-0 F2 ①		0-0 F2 ③		0-0 F3 ③		0-0 1-2 3-H 1B		4	0	1	1	0	0	0
Leo Cardenas, R (1, 6) OBP: 0.315, SLG: 0.371		0-0 F7 ②			B B B B 4-0 HR BB		0-0 F6 ① S S S	0-3 K ③		3	1	0	0	1	1	2
Don Pavletich, R (1, 3) OBP: 0.375, SLG: 0.231 Gordy Coleman, L (9, PH) OBP: 0.337, SLG: 0.443	S S S 0-3 K ③				0-0 F8 ①		0-0 F6 ②		0-0 BB 1B SF8 1B	3 1	0 1	0 1	0 0	0 0	1 0	1 0
Hank Foiles, R (1, 2) OBP: 0.387, SLG: 0.536 Jerry Lynch, L (9, PH) OBP: 0.345, SLG: 0.455			B B B B 4-0 BB		0-0 1-H HR		0-0 2B		0-0 1-2 BB E 1B	2 1	1 1	2 1	2 1	1 0	0 0	0 0
Moe Drabowsky, R (1, 1) Cookie Rojas, R (3, PH) OBP: 0.303, SLG: 0.224 Johnny Klippstein, R (4, 1) Joe Gaines, R (5, PH) OBP: 0.529, SLG: 0.692 Dave Sisler, R (6, 1) Don Blasingame, L (7, PH) OBP: 0.349, SLG: 0.368 Ted Wills, L (8, 1) Johnny Edwards, L (9, PH) OBP: 0.328, SLG: 0.396			S S S 0-3 K ①		B B B B 4-0 BB		0-0 6-3 ③		B B B B 4-0 E 1-2 2-3 BB	0 1 0 0 0 1 0 0	0 0 0 0 0 0 0 0	0 0 0 0 0 0 0 0	0 0 0 1 0 0 0 0	0 1 0 0 0 0 0 0	0 0 0 0 0 0 1 0	0 1 0 0 0 1 0 0
Inning Stats	R: 0 E: 0 K: 1 S: 6 H: 1 LOB: 1 BB: 0 P: 6	R: 0 E: 0 K: 1 S: 5 H: 0 LOB: 0 BB: 0 P: 5	R: 0 E: 0 K: 2 S: 7 H: 0 LOB: 1 BB: 1 P: 11	R: 0 E: 0 K: 0 S: 3 H: 0 LOB: 0 BB: 0 P: 3	R: 2 E: 0 K: 0 S: 4 H: 1 LOB: 1 BB: 2 P: 12	R: 0 E: 0 K: 0 S: 3 H: 0 LOB: 0 BB: 0 P: 3	R: 0 E: 0 K: 0 S: 4 H: 1 LOB: 1 BB: 0 P: 4	R: 1 E: 0 K: 1 S: 8 H: 3 LOB: 2 BB: 0 P: 8	R: 2 E: 1 K: 0 S: 6 H: 2 LOB: 2 BB: 1 P: 10	1B: 6 2B: 1 3B: 0 HR: 1	SF: 1 SAC: 0 DP: 0 HBP: 0					

PITCHER		IP	WLS	BF	H	R	ER	SO	BB	IBB	HBP	BLK	WP	HR	S	P	ERA	WHIP
Mike McCormick, L ERA: 5.16	(1, 1)	7.2	W	32	6	3	3	4	3	0	0	0	0	1	37	49	3.52	1.174
Stu Miller, R ERA: 2.94	(8, 1)	1.0		7	2	2	1	1	1	0	0	0	0	0	8	12	9.00	3.000
Don Larsen, R ERA: 4.66	(9, 1)	0.1	S	1	0	0	0	0	0	0	0	0	0	0	1	1	0.00	0.000

PITCHER	IP	WLS	BF	H	R	ER	SO	BB	IBB	HBP	BLK	WP	HR	S	P	ERA	WHIP

BOTTOM

San Francisco Giants @ Cincinnati Reds

Crosley Field, Cincinnati, OH

Tue Jun 12 1962, 7:05 PM EDT

Att. 18,215 - Unknown

livebaseballscorecards.com

AB	35
R	5
H	8
RBI	4
BB	4
SO	5
LOB	17

WP: 0 PB: 0 SB: 0 CS: 0 PA: 40

Batter	1	2	3	4	5	6	7	8	9	AB	R	H	RBI	BB	SO	LOB
Harvey Kuenn, R (1, 7) OBP: 0.383, SLG: 0.418	1-3		4-3			F7			1B	4	0	1	0	0	0	0
Chuck Hiller, L (1, 4) OBP: 0.340, SLG: 0.321	1-4-3		K2-3			K			F8	4	0	0	0	0	2	1
Willie Mays, R (1, 8) OBP: 0.409, SLG: 0.653	BB			6-3			F7		F8	3	0	0	0	1	0	1
Orlando Cepeda, R (1, 3) OBP: 0.350, SLG: 0.562	1-2 BB			F2			F8		K	3	0	0	0	1	1	1
Felipe Alou, R (1, 9) OBP: 0.382, SLG: 0.544	F2 2-3			2-6 BB			2B			2	0	1	0	1	0	2
Ed Bailey, L (1, 2) OBP: 0.361, SLG: 0.500		F2		2-6 1-2	F4		F7			3	0	0	0	0	0	1
Jim Davenport, R (1, 5) OBP: 0.382, SLG: 0.507		E7			K			F8		3	0	0	0	0	1	0
Jose Pagan, R (1, 6) OBP: 0.318, SLG: 0.365		F8			F8			G4-6-3 1B		3	0	1	0	0	0	0
Jack Sanford, R (1, 1) OBP: 0.229, SLG: 0.242			4-3			1-3		G4-6-3 1-2f		1	0	0	0	0	0	0
Matty Alou, L (6, PH) OBP: 0.305, SLG: 0.333										1	0	0	0	0	0	0
Richard LeMay, L (6, 1)										0	0	0	0	0	0	0
Willie McCovey, L (8, PH) OBP: 0.418, SLG: 0.701										1	0	0	0	0	0	1
Bobby Bolin, R (8, 1)										0	0	0	0	0	0	0
Inning Stats	R: 0 E: 0 K: 0 S: 3 H: 0 LOB: 2 BB: 2 P: 11	R: 0 E: 1 K: 0 S: 3 H: 0 LOB: 0 BB: 0 P: 3	R: 0 E: 0 K: 1 S: 5 H: 0 LOB: 0 BB: 0 P: 5	R: 0 E: 0 K: 0 S: 2 H: 0 LOB: 1 BB: 1 P: 6	R: 0 E: 0 K: 1 S: 5 H: 0 LOB: 0 BB: 0 P: 5	R: 0 E: 0 K: 1 S: 5 H: 0 LOB: 0 BB: 0 P: 5	R: 0 E: 0 K: 0 S: 4 H: 1 LOB: 1 BB: 0 P: 4	R: 0 E: 0 K: 0 S: 3 H: 1 LOB: 0 BB: 0 P: 3	R: 0 E: 0 K: 1 S: 6 H: 1 LOB: 1 BB: 0 P: 6	1B: 2 2B: 1 3B: 0 HR: 0 SF: 0 SAC: 0 DP: 1 HBP: 0						

PITCHER	IP	WLS	BF	H	R	ER	SO	BB	IBB	HBP	BLK	WP	HR	S	P	ERA	WHIP
Bob Purkey, R (1, 1) ERA: 2.82	9.0	W	32	3	0	0	4	3	0	0	0	0	0	36	48	0.00	0.667

PITCHER	IP	WLS	BF	H	R	ER	SO	BB	IBB	HBP	BLK	WP	HR	S	P	ERA	WHIP

TOP

San Francisco Giants @ Cincinnati Reds

Crosley Field, Cincinnati, OH

Wed Jun 13 1962, 7:05 PM EDT

Att. 15,837 - Unknown

livebaseballscorecards.com

AB	28
R	0
H	3
RBI	0
BB	3
SO	4
LOB	7

Batter	1	2	3	4	5	6	7	8	9	AB	R	H	RBI	BB	SO	LOB
Leo Cardenas, R (1, 6) OBP: 0.317, SLG: 0.382	5-3		K		1B 2B	2-H 2B		K		5	1	2	1	0	2	1
Don Blasingame, L (1, 4) OBP: 0.353, SLG: 0.367	F8		4-3		2-H S 1B	BB				3	0	1	1	1	0	1
Vada Pinson, L (1, 8) OBP: 0.338, SLG: 0.563	K			S 2B 1B	F8	F4				4	1	1	0	0	1	3
Frank Robinson, R (1, 9) OBP: 0.373, SLG: 0.505		F8		F9 1-H 1B 2B	1-2 BB		4-3			3	1	1	1	1	0	0
Jerry Lynch, L (1, 7) OBP: 0.352, SLG: 0.450		BB		F9 2-3	F5		FC3-6 1B			3	0	1	0	1	0	3
Marty Keough, L (7, PR) (8, 7) OBP: 0.385, SLG: 0.386										0	0	0	0	0	0	0
Gordy Coleman, L (1, 3) OBP: 0.340, SLG: 0.459		F9		G3 3-H 1B		HR	FC3-6 1-2f			4	1	2	2	0	0	2
Johnny Edwards, L (1, 2) OBP: 0.326, SLG: 0.389		K		G3 1-2		SH1-4 2B BB	F5			3	1	0	0	1	1	3
Don Zimmer, R (1, 5) OBP: 0.245, SLG: 0.287			F8	F2				K		4	0	0	0	0	2	2
Bob Purkey, R (1, 1) OBP: 0.157, SLG: 0.200			1B		K	SH1-4 1-2		F5		3	0	1	0	0	1	0
Inning Stats	R: 0 H: 0 E: 0 LOB: 0 K: 1 BB: 0 S: 5 P: 5	R: 0 H: 0 E: 0 LOB: 1 K: 1 BB: 1 S: 5 P: 9	R: 0 H: 1 E: 0 LOB: 1 K: 1 BB: 0 S: 6 P: 6	R: 2 H: 3 E: 0 LOB: 1 K: 0 BB: 0 S: 6 P: 6	R: 1 H: 2 E: 0 LOB: 2 K: 1 BB: 1 S: 7 P: 11	R: 2 H: 2 E: 0 LOB: 2 K: 1 BB: 2 S: 7 P: 15	R: 0 H: 1 E: 0 LOB: 1 K: 0 BB: 0 S: 4 P: 4	R: 0 H: 0 E: 0 LOB: 0 K: 2 BB: 0 S: 7 P: 7		1B: 5 SF: 0 2B: 3 SAC: 1 3B: 0 DP: 0 HR: 1 HBP: 0						

PITCHER		IP	WLS	BF	H	R	ER	SO	BB	IBB	HBP	BLK	WP	HR	S	P	ERA	WHIP
Jack Sanford, R ERA: 3.59	(1, 1)	5.0	L	23	6	3	3	4	2	0	0	0	0	0	29	37	5.40	1.600
Richard LeMay, L ERA: 4.5	(6, 1)	2.0		11	3	2	2	1	2	0	0	0	0	1	11	19	9.00	2.500
Bobby Bolin, R ERA: 3.21	(8, 1)	1.0		3	0	0	0	2	0	0	0	0	0	0	7	7	0.00	0.000

PITCHER	IP	WLS	BF	H	R	ER	SO	BB	IBB	HBP	BLK	WP	HR	S	P	ERA	WHIP

BOTTOM

San Francisco Giants @ Cincinnati Reds

Crosley Field, Cincinnati, OH

Wed Jun 13 1962, 7:05 PM EDT

Att. 15,837 - Unknown

livebaseballscorecards.com

AB	32
R	5
H	9
RBI	5
BB	4
SO	7
LOB	15

WP: 0	PA: 37		
PB: 0			
SB: 2			
CS: 0			

Batter	1	2	3	4	5	6	7	8	9	AB	R	H	RBI	BB	SO	LOB
Harvey Kuenn, R (1, 7) OBP: 0.376, SLG: 0.408	4-3		6-3			F9			F8	4	0	0	0	0	0	1
Chuck Hiller, L (1, 4) OBP: 0.339, SLG: 0.320	WP 1B		4-3			F7			E4 FC5-4	4	0	1	0	0	0	1
Willie Mays, R (1, 8) OBP: 0.404, SLG: 0.642	K 1-2		F9			K			FC5-4 FC5-4 1-2f	4	0	0	0	0	2	3
Orlando Cepeda, R (1, 3) OBP: 0.349, SLG: 0.557	4-3			G6-4-3 1B			F9		FC5-4 1-2f	4	0	1	0	0	0	2
Felipe Alou, R (1, 9) OBP: 0.377, SLG: 0.536		6-3		G6-4-3 1-2f			5-3			3	0	0	0	0	0	1
Jim Davenport, R (1, 5) OBP: 0.377, SLG: 0.500		F7		K			5-3			3	0	0	0	0	1	0
Tom Haller, L (1, 2) OBP: 0.374, SLG: 0.450		BBBB 4-0 BB			F9			K		2	0	0	0	1	1	0
Jose Pagan, R (1, 6) OBP: 0.314, SLG: 0.361		4-3			5-3			F4		3	0	0	0	0	0	1
Billy Pierce, L (1, 1) OBP: 0.360, SLG: 0.273 Don Larsen, R (1, 1) OBP: 0.267, SLG: 0.400 Bobby Bolin, R (3, 1) Ed Bailey, L (8, PH) OBP: 0.359, SLG: 0.496 Richard LeMay, L (8, 1) Stu Miller, R (8, 1) OBP: 0.200, SLG: 0.200			3B		K			3-1		0 1 1 1 0 0	0 0 0 0 0 0	0 1 0 0 0 0	0 0 0 0 0 0	0 0 0 0 0 0	0 0 1 0 0 0	0 0 0 0 0 0
Inning Stats	R: 0 H: 1 E: 0 LOB: 1 K: 1 BB: 0 S: 6 P: 6	R: 0 H: 0 E: 0 LOB: 1 K: 0 BB: 1 S: 3 P: 7	R: 0 H: 1 E: 0 LOB: 1 K: 0 BB: 0 S: 4 P: 4	R: 0 H: 1 E: 0 LOB: 0 K: 1 BB: 0 S: 5 P: 5	R: 0 H: 0 E: 0 LOB: 0 K: 1 BB: 0 S: 5 P: 5	R: 0 H: 0 E: 0 LOB: 0 K: 1 BB: 0 S: 5 P: 5	R: 0 H: 0 E: 0 LOB: 0 K: 0 BB: 0 S: 3 P: 3	R: 0 H: 0 E: 0 LOB: 0 K: 1 BB: 0 S: 5 P: 5	R: 0 H: 0 E: 1 LOB: 1 K: 0 BB: 0 S: 4 P: 4	1B: 2 SF: 0 2B: 0 SAC: 0 3B: 1 DP: 1 HR: 0 HBP: 0						

TOP

San Francisco Giants @ Cincinnati Reds

Crosley Field, Cincinnati, OH

Thu Jun 14 1962, 7:05 PM EDT

Att. 16,756 - Unknown

livebaseballscorecards.com

AB	30
R	0
H	3
RBI	0
BB	1
SO	5
LOB	9

WP: 1 PA: 31
PB: 0
SB: 0
CS: 0

PITCHER		IP	WLS	BF	H	R	ER	SO	BB	IBB	HBP	BLK	WP	HR	S	P	ERA	WHIP
Joey Jay, R ERA: 3.71	(1, 1)	9.0	W	31	3	0	0	5	1	0	0	0	1	0	40	44	0.00	0.444

PITCHER	IP	WLS	BF	H	R	ER	SO	BB	IBB	HBP	BLK	WP	HR	S	P	ERA	WHIP

Batter	1	2	3	4	5	6	7	8	9	AB	R	H	RBI	BB	SO	LOB
Vada Pinson, L (1, 8) OBP: 0.335, SLG: 0.559	1-3 1B 2B		F2	FC4-6 G4-6-3 1-2f			F8	F9		5	1	1	0	0	0	4
Don Blasingame, L (1, 4) OBP: 0.350, SLG: 0.359	1-3 2-3		BBBB HR 1-2	G4-6-3 1-2f			F9			3	1	0	0	1	0	2
Frank Robinson, R (1, 9) OBP: 0.383, SLG: 0.525	1B 3-H		HR 1-H 2-H		CS 1B			BB 1B WP		3	2	3	4	1	0	0
Wally Post, R (1, 7) OBP: 0.349, SLG: 0.500	F8		BBBB F8 WP BB		SSS K 1-2			BB BB FC4-2 1-3 1B		3	0	1	0	1	1	2
Hank Foiles, R (1, 2) OBP: 0.400, SLG: 0.500	F7		BBBBB 1-2 BB		F2			BB FC4-2 BB 1-2		2	1	0	0	2	0	1
Leo Cardenas, R (1, 6) OBP: 0.321, SLG: 0.381		5-3 F8 2-3				CS 1B		BBBB FC4-2 1B 1-2 2-3 3-H BB		3	1	1	1	1	0	2
Gordy Coleman, L (1, 3) OBP: 0.333, SLG: 0.450		F5 4-3			SSS K 1-2			FC4-2 1B 1-2 2-3 3-Hf		4	0	0	0	0	1	6
Don Zimmer, R (1, 5) OBP: 0.252, SLG: 0.306		F2	1B 3B		F3			1-2 2-H 3-H 1B		4	1	2	2	0	0	0
Joey Jay, S (1, 1) OBP: 0.238, SLG: 0.350			BB HR 1B	FC4-6 3-H 1B			SSS F8	SSS K		4	1	2	1	0	1	2
Inning Stats	R: 1 H: 2 E: 0 LOB: 1 K: 0 BB: 0 S: 5 P: 5	R: 0 H: 0 E: 0 LOB: 0 K: 0 BB: 0 S: 3 P: 3	R: 3 H: 2 E: 0 LOB: 2 K: 0 BB: 3 S: 5 P: 17	R: 1 H: 2 E: 0 LOB: 0 K: 0 BB: 0 S: 4 P: 4	R: 0 H: 1 E: 0 LOB: 0 K: 1 BB: 0 S: 5 P: 5	R: 0 H: 1 E: 0 LOB: 0 K: 1 BB: 0 S: 5 P: 5	R: 0 H: 0 E: 0 LOB: 0 K: 0 BB: 0 S: 3 P: 3	R: 3 H: 2 E: 0 LOB: 2 K: 1 BB: 3 S: 7 P: 19		1B: 7 SF: 0 2B: 3 SAC: 0 3B: 1 DP: 3 HR: 1 HBP: 0						

PITCHER		IP	WLS	BF	H	R	ER	SO	BB	IBB	HBP	BLK	WP	HR	S	P	ERA	WHIP
Billy Pierce, L ERA: 3.8	(1, 1)	0.1	L	2	1	1	1	0	0	0	0	0	0	0	2	2	27.00	3.000
Don Larsen, R ERA: 5.09	(1, 1)	2.0		12	3	3	3	0	3	0	0	0	1	1	9	21	13.50	3.000
Bobby Bolin, R ERA: 2.89	(3, 1)	4.2		15	4	1	1	2	0	0	0	0	0	0	19	19	1.93	0.857
Richard LeMay, L ERA: 9.0	(8, 1)	0.0		3	1	3	3	0	2	0	0	0	1	0	1	9	∞	∞
Stu Miller, R ERA: 2.86	(8, 1)	1.0		5	1	0	0	1	1	0	0	0	0	0	6	10	0.00	2.000

PITCHER		IP	WLS	BF	H	R	ER	SO	BB	IBB	HBP	BLK	WP	HR	S	P	ERA	WHIP

BOTTOM

San Francisco Giants @ Cincinnati Reds

Crosley Field, Cincinnati, OH

Thu Jun 14 1962, 7:05 PM EDT

Att. 16,756 - Unknown

livebaseballscorecards.com

AB	31
R	8
H	10
RBI	8
BB	6
SO	3
LOB	19

WP: 2 PA: 37
PB: 0
SB: 0
CS: 2

Cincinnati Reds @ Philadelphia Phillies

Connie Mack Stadium, Philadelphia, PA

Fri Jun 15 1962, 7:05 PM EDT

Att. 15,326 - Unknown

TOP

livebaseballscorecards.com

Batter	1	2	3	4	5	6	7	8	9	AB	R	H	RBI	BB	SO	LOB
Vada Pinson, L (1, 8) OBP: 0.341, SLG: 0.565	P6			FC4-6 1B	E3 1B 1-3 3-H		1B 2B		BB 1B 1B 1-3	5	2	3	0	0	0	1
Don Blasingame, L (1, 4) OBP: 0.352, SLG: 0.361	F8			FC4-6 1B 1-2f	1B 2B 1B 2-H 3-H		2-3 1B		P4	5	1	2	2	0	0	3
Frank Robinson, R (1, 9) OBP: 0.388, SLG: 0.526	F9			1-2 1B	1-2 2B 1B		F2		BB 1B 1B 1-2 3-H	5	2	3	1	0	0	2
Jerry Lynch, L (1, 7) OBP: 0.354, SLG: 0.452		L6		P6	1-H 2-H 2B		F9		B B B B 1B 1-2 2-3 BB	4	0	1	2	1	0	4
Gordy Coleman, L (1, 3) OBP: 0.330, SLG: 0.444		S S S K		F5	F5			F7	DI 1-3 2-H 3-H 1B	5	0	1	2	0	1	3
Johnny Edwards, L (1, 2) OBP: 0.319, SLG: 0.380		S S S K			F8	4-3		S S S K	S S S K 1-2	4	0	0	0	0	2	0
Wally Post, R (9, PH) OBP: 0.347, SLG: 0.497										1	0	0	0	0	1	2
Leo Cardenas, R (1, 6) OBP: 0.315, SLG: 0.374			P6		S S S K	5-3		F2		4	0	0	0	0	1	0
Don Zimmer, R (1, 5) OBP: 0.258, SLG: 0.307			6-3		B B B B 1B E BB	P6			1B 1B	3	2	1	0	1	0	0
Jim Maloney, L (1, 1) OBP: 0.250, SLG: 0.250			S S S K		E 1B 1-3		S S S K		F8	1	0	0	0	0	1	0
Johnny Klippstein, R (3, 1) OBP: 0.250, SLG: 0.143										2	1	1	0	0	1	0
Marty Keough, L (9, PH) OBP: 0.379, SLG: 0.379										1	0	0	0	0	0	1

	AB	R	H	RBI	BB	SO	LOB
	40	8	12	7	2	7	16

Inning Stats	1	2	3	4	5	6	7	8	9	1B	SF	WP	PA
R	0	0	0	0	5	0	0	0	3	10	0	0	42
E	0	0	0	0	1	0	0	0	0	2B 2	SAC 0	PB 0	
K	0	2	1	0	1	0	1	1	1	3B 0	DP 0	SB 0	
S	3	7	5	5	10	3	7	5	9	HR 0	HBP 0	CS 0	
H	0	0	0	2	4	0	2	0	4				
LOB	0	0	0	2	1	0	2	0	2				
BB	0	0	0	0	1	0	0	0	1				
P	3	7	5	5	14	3	7	5	13				

PITCHER		IP	WLS	BF	H	R	ER	SO	BB	IBB	HBP	BLK	WP	HR	S	P	ERA	WHIP
Art Mahaffey, R ERA: 4.31	(1, 1)	8.2	W	41	12	8	3	6	2	0	0	0	0	0	51	59	3.12	1.615
Chris Short, L ERA: 3.69	(9, 1)	0.1	S	1	0	0	0	1	0	0	0	0	0	0	3	3	0.00	0.000

PITCHER		IP	WLS	BF	H	R	ER	SO	BB	IBB	HBP	BLK	WP	HR	S	P	ERA	WHIP

Cincinnati Reds @ Philadelphia Phillies

Connie Mack Stadium, Philadelphia, PA

Fri Jun 15 1962, 7:05 PM EDT

Att. 15,326 - Unknown

livebaseballscorecards.com

Batter	1	2	3	4	5	6	7	8	9	AB	R	H	RBI	BB	SO	LOB
Tony Taylor, R (1, 4) OBP: 0.356, SLG: 0.394	F9		HR 1B K	G3			CS 1B			5	1	2	0	0	1	3
Johnny Callison, L (1, 9) OBP: 0.394, SLG: 0.538	HR BB		HR 1B BB		6-3		PO 1B			3	3	2	1	2	0	0
Tony Gonzalez, L (1, 8) OBP: 0.392, SLG: 0.516	HR		HR IBB 1B		E S 1B BB		PO	6-3		3	3	2	3	2	0	0
Roy Sievers, R (1, 3) OBP: 0.321, SLG: 0.342 Ted Savage, R (3, PR) (4, 7) OBP: 0.366, SLG: 0.412	F5		HR 1B		P5 1B			F2		3 2	1 0	2 1	5 1	0 0	0 0	0 0
Wes Covington, L (1, 7) OBP: 0.313, SLG: 0.421 Frank Torre, L (4, 3) OBP: 0.407, SLG: 0.377	K		2B 1B G3		P5 1B			1B		3 2	1 0	1 1	0 0	0 0	1 0	2 1
Don Demeter, R (1, 5) OBP: 0.338, SLG: 0.481	F7	2B 2B		P3	6-3			F7		5	1	1	1	0	0	1
Clay Dalrymple, L (1, 2) OBP: 0.419, SLG: 0.430	P3	1B 2B		F3	9-3 BB					3	1	1	1	1	0	0
Bobby Wine, R (1, 6) OBP: 0.258, SLG: 0.322	K	SH1-4 1B 1B		1B 1B	9-3					4	1	2	1	0	1	1
Art Mahaffey, R (1, 1) OBP: 0.216, SLG: 0.235 Chris Short, R (9, 1) OBP: 0.100, SLG: 0.111			E3 SH1-4	1B			6-3			3 0	1 0	1 0	0 0	0 0	0 0	0 0
Inning Stats	R: 2 H: 1 E: 0 LOB: 0 K: 1 BB: 1 S: 6 P: 10	R: 0 H: 0 E: 0 LOB: 0 K: 1 BB: 0 S: 5 P: 5	R: 10 H: 9 E: 1 LOB: 2 K: 1 BB: 2 S: 15 P: 23	R: 0 H: 2 E: 0 LOB: 2 K: 0 BB: 0 S: 5 P: 5	R: 1 H: 1 E: 0 LOB: 0 K: 0 BB: 1 S: 3 P: 7	R: 0 H: 0 E: 0 LOB: 0 K: 0 BB: 1 S: 2 P: 6	R: 0 H: 2 E: 0 LOB: 0 K: 0 BB: 0 S: 3 P: 3	R: 0 H: 1 E: 0 LOB: 1 K: 0 BB: 0 S: 4 P: 4		1B: 12 SF: 0 2B: 3 SAC: 1 3B: 0 DP: 1 HR: 2 HBP: 0						

BOTTOM	
AB	36
R	13
H	16
RBI	13
BB	5
SO	3
LOB	8

WP: 0 PA: 43
PB: 0
SB: 1
CS: 1

PITCHER		IP	WLS	BF	H	R	ER	SO	BB	IBB	HBP	BLK	WP	HR	S	P	ERA	WHIP
Jim Maloney, R ERA: 9.72	(1, 1)	2.0	L	14	5	8	7	2	1	1	0	0	0	2	16	24	31.50	3.000
Johnny Klippstein, R ERA: 4.38	(3, 1)	6.0		28	11	5	3	1	3	0	0	0	0	0	27	39	4.50	2.333

PITCHER	IP	WLS	BF	H	R	ER	SO	BB	IBB	HBP	BLK	WP	HR	S	P	ERA	WHIP

Cincinnati Reds @ Philadelphia Phillies

Connie Mack Stadium, Philadelphia, PA

Sat Jun 16 1962, 7:05 PM EDT

Att. 13,288 - Unknown

TOP

livebaseballscorecards.com

Batter	1	2	3	4	5	6	7	8	9	AB	R	H	RBI	BB	SO	LOB
Leo Cardenas, R (1, 6) OBP: 0.315, SLG: 0.378	0-0 2B		0-3 ① K		0-3 ② K		0-0 1B		0-0 ③ FC4-6 1-2f	3	0	1	0	0	2	0
Eddie Kasko, R (7, PH) (7, 6) OBP: 0.297, SLG: 0.335										2	0	1	0	0	0	1
Don Blasingame, L (1, 4) OBP: 0.355, SLG: 0.360	0-0 ① B1		0-0 2B E 1B		4-0 CS BB		0-0 ③ 3-1			3	1	1	0	1	0	2
Vada Pinson, L (1, 8) OBP: 0.339, SLG: 0.559	0-0 ② F7		0-0 ② F9		0-0 ③ CS 1-2	0-0 S 1B 1B		0-0 E4 5-3 1-3		4	1	1	0	0	0	2
Frank Robinson, R (1, 9) OBP: 0.389, SLG: 0.530	0-0 ③ 6-3		0-0 E7 1-H 2B			0-0 1-H 1B 1B		0-0 ① 1-3 1-2		4	1	2	1	0	0	2
Jerry Lynch, L (1, 7) OBP: 0.350, SLG: 0.443		0-0 ① F8	0-0 ③ 3-1			0-0 SH1-3 CS 2-H 1B		0-0 ② 5-3 2-3		4	0	1	1	0	0	2
Gordy Coleman, L (1, 3) OBP: 0.327, SLG: 0.440		0-0 ② F8		0-0 ① F5		0-0 ① SH1-3 2-3		0-0 ③ F9		2	0	0	0	0	0	0
Don Pavletich, R (8, PH) (8, 3) OBP: 0.364, SLG: 0.222										1	0	0	0	0	0	1
Johnny Edwards, L (1, 2) OBP: 0.325, SLG: 0.385		0-0 BB 1B		0-0 G6-4-3 1B		0-0 ②③ 4-3 3-H			0-3 ① K	3	0	2	0	0	0	1
Hank Foiles, R (9, PH) OBP: 0.389, SLG: 0.484										1	0	0	0	0	1	0
Don Zimmer, R (1, 5) OBP: 0.258, SLG: 0.301		4-0 1-2 BB		0-0 ②③ G6-4-3 1-2f			0-3 ① K2-3		0-0 E5 FC4-6	3	0	0	0	1	1	1
Ted Wills, L (1, 1)		0-0 ③ G3			0-0 ① 6-3		0-3 ② K		0-3 ② K	3	0	0	0	0	1	2
Bill Henry, L (7, 1)										0	0	0	0	0	0	0
Jim Brosnan, R (8, 1)										0	0	0	0	0	0	0
Wally Post, R (9, PH) OBP: 0.345, SLG: 0.493										1	0	0	0	0	1	1
Inning Stats	R: 0 H: 1 E: 0 LOB: 1 K: 0 BB: 0 S: 4 P: 4	R: 0 H: 1 E: 0 LOB: 2 K: 0 BB: 1 S: 4 P: 8	R: 1 H: 2 E: 1 LOB: 1 K: 1 BB: 0 S: 7 P: 7	R: 0 H: 1 E: 0 LOB: 0 K: 0 BB: 0 S: 3 P: 3	R: 0 H: 0 E: 0 LOB: 0 K: 1 BB: 1 S: 4 P: 8	R: 2 H: 3 E: 0 LOB: 0 K: 0 BB: 0 S: 5 P: 5	R: 0 H: 1 E: 0 LOB: 1 K: 2 BB: 0 S: 8 P: 8	R: 0 H: 0 E: 1 LOB: 1 K: 0 BB: 0 S: 4 P: 4	R: 0 H: 0 E: 1 LOB: 0 K: 2 BB: 0 S: 8 P: 8	1B: 7 SF: 0 2B: 2 SAC: 1 3B: 0 DP: 1 HR: 0 HBP: 0							WP: 0 PA: 38 PB: 0 SB: 1 CS: 2

	AB	34
	R	3
	H	9
	RBI	2
	BB	2
	SO	6
	LOB	15

PITCHER		IP	WLS	BF	H	R	ER	SO	BB	IBB	HBP	BLK	WP	HR	S	P	ERA	WHIP
Cal McLish, R ERA: 4.5	(1, 1)	5.0		22	7	3	2	2	2	0	0	0	0	0	24	32	3.60	1.800
Chris Short, L ERA: 3.4	(6, 1)	4.0	W	15	2	0	0	4	0	0	0	0	0	0	23	23	0.00	0.500

PITCHER	IP	WLS	BF	H	R	ER	SO	BB	IBB	HBP	BLK	WP	HR	S	P	ERA	WHIP

Batter	1	2	3	4	5	6	7	8	9	AB	R	H	RBI	BB	SO	LOB
Tony Taylor, R (1, 4) OBP: 0.361, SLG: 0.395	1B		G1-6-3			6-3	IBB			2	0	1	0	2	0	0
Johnny Callison, L (1, 9) OBP: 0.391, SLG: 0.533	1-2 1B		K			K	L4			4	0	1	0	0	2	3
Ted Savage, R (1, 7) OBP: 0.363, SLG: 0.407	K		G1-6-3 1-2f			5-3		FC1-5 1B		4	0	1	0	0	1	3
Roy Sievers, R (1, 3) OBP: 0.330, SLG: 0.370	F2			1B			HR	BB FC1-5 SF9 1-2 1B		4	1	3	1	0	0	2
Jacke Davis, R (8, PR) OBP: 0.283, SLG: 0.333										0	1	0	0	0	0	0
Frank Torre, L (9, 3) OBP: 0.407, SLG: 0.377										0	0	0	0	0	0	0
Don Demeter, R (1, 5) OBP: 0.336, SLG: 0.476	K			F7			HR 1B	FC1-5 BB 1-2 2-3f		4	1	1	0	0	1	4
Tony Gonzalez, L (1, 8) OBP: 0.394, SLG: 0.510		G6-4-3 1B BB		K			K	BB 1-2 2-3		2	0	0	0	2	2	1
Sammy White, R (1, 2) OBP: 0.224, SLG: 0.391		G6-4-3 1-2 1B			5-3		1-H HR	SF9 3-H		3	1	2	2	0	0	0
Wes Covington, L (8, PH) OBP: 0.311, SLG: 0.421										0	0	0	1	0	0	0
Bob Oldis, R (9, 2) OBP: 0.286, SLG: 0.167										0	0	0	0	0	0	0
Bobby Wine, R (1, 6) OBP: 0.247, SLG: 0.309	G6-4-3 1-2f 2-3				P4		F7	K		4	0	0	0	0	1	4
Cal McLish, S (1, 1) OBP: 0.167, SLG: 0.091	K				K		2B			2	0	0	0	0	2	1
Chris Short, R (6, 1) OBP: 0.182, SLG: 0.300										1	0	1	0	0	0	0
Inning Stats	R: 0 H: 2 E: 0 LOB: 2 K: 2 BB: 0 S: 9 P: 9	R: 0 H: 1 E: 0 LOB: 1 K: 1 BB: 1 S: 5 P: 9	R: 0 H: 0 E: 0 LOB: 0 K: 1 BB: 1 S: 4 P: 8	R: 0 H: 1 E: 0 LOB: 0 K: 1 BB: 0 S: 5 P: 5	R: 0 H: 0 E: 0 LOB: 0 K: 1 BB: 0 S: 5 P: 5	R: 0 H: 0 E: 0 LOB: 0 K: 1 BB: 0 S: 5 P: 5	R: 3 H: 4 E: 0 LOB: 2 K: 1 BB: 1 S: 9 P: 13	R: 1 H: 2 E: 0 LOB: 2 K: 1 BB: 1 S: 7 P: 11		1B: 7 SF: 1 2B: 1 SAC: 0 3B: 0 DP: 2 HR: 2 HBP: 0						

PITCHER		IP	WLS	BF	H	R	ER	SO	BB	IBB	HBP	BLK	WP	HR	S	P	ERA	WHIP
Ted Wills, L ERA: 4.79	(1, 1)	6.0		23	6	2	2	7	2	0	0	0	0	1	35	43	3.00	1.333
Bill Henry, L ERA: 2.04	(7, 1)	1.0	L	8	4	2	2	1	0	1	0	0	0	1	9	13	18.00	4.000
Jim Brosnan, R ERA: 4.15	(8, 1)	1.0		4	0	0	0	1	1	0	0	0	0	0	5	9	0.00	1.000

PITCHER	IP	WLS	BF	H	R	ER	SO	BB	IBB	HBP	BLK	WP	HR	S	P	ERA	WHIP

BOTTOM

Cincinnati Reds @ Philadelphia Phillies

Connie Mack Stadium, Philadelphia, PA

Sat Jun 16 1962, 7:05 PM EDT

Att. 13,288 - Unknown

livebaseballscorecards.com

AB	30
R	4
H	10
RBI	4
BB	4
SO	9
LOB	18

Cincinnati Reds @ Philadelphia Phillies

Connie Mack Stadium, Philadelphia, PA

Sun Jun 17 1962, 3:33 AM EDT

Att. 7,936 - Unknown

TOP

livebaseballscorecards.com

Batter	1	2	3	4	5	6	7	8	9	AB	R	H	RBI	BB	SO	LOB
Eddie Kasko, R (1, 5) OBP: 0.290, SLG: 0.327	L4		L4		6-3		G1-6-3 1-2f		G6-4-3 1-2f	5	0	0	0	0	0	2
Don Blasingame, L (1, 4) OBP: 0.358, SLG: 0.359	3-1			BBBB 4-0 1B 1B BB	G3		WP 1B			3	1	1	0	1	0	0
Vada Pinson, L (1, 8) OBP: 0.342, SLG: 0.560	4-3			0-0 F9	2B		BBBB 4-0 1-2 BB			3	0	1	0	1	0	1
Frank Robinson, R (1, 9) OBP: 0.391, SLG: 0.528		0-0 F8		0-0 1B 1B 1-2 1B	BBB 4-0 BB		SSS 0-3 K			3	1	1	0	1	1	2
Jerry Lynch, L (1, 7) OBP: 0.356, SLG: 0.440		BBBB 4-0 S BB		0-0 1B 1B 1-3 2-H 1B	1-3			0-0 F8		3	0	1	1	1	0	2
Gordy Coleman, L (1, 3) OBP: 0.326, SLG: 0.436		SSS 0-3 K		0-0 1B 1-2 3-H 1B		0-0 G3		0-0 F5		4	0	1	1	0	1	1
Johnny Edwards, L (1, 2) OBP: 0.323, SLG: 0.382		SSS 0-3 K 1-2		0-0 1-2 2-3 1B		SSS 0-3 K		0-0 4-3		4	0	1	0	0	2	1
Leo Cardenas, R (1, 6) OBP: 0.314, SLG: 0.376	0-0 L8			SSS 0-3 K		0-0 G3			0-0 G6-4-3 1B	4	0	1	0	0	1	3
Jim O'Toole, S (1, 1) OBP: 0.194, SLG: 0.194	0-0 F6			0-0 P3			0-0 G1-6-3 1B		SSS 0-3 K	1	0	0	0	0	0	0
Wally Post, R (4, PH) OBP: 0.343, SLG: 0.490										1	0	0	0	0	0	3
Dave Sisler, R (4, 1)										0	0	0	0	0	0	0
Marty Keough, L (7, PH) OBP: 0.388, SLG: 0.390										1	0	1	0	0	0	0
Moe Drabowsky, R (7, 1)										0	0	0	0	0	0	0
Joe Gaines, R (9, PH) OBP: 0.500, SLG: 0.643										1	0	0	0	0	1	1

Inning Stats	1	2	3	4	5	6	7	8	9
	R: 0 E: 0 K: 0 S: 3	H: 0 LOB: 0 BB: 0 P: 3	R: 0 E: 0 K: 2 S: 7	H: 0 LOB: 1 BB: 1 P: 11	R: 0 E: 0 K: 0 S: 3	H: 0 LOB: 0 BB: 0 P: 3	R: 2 E: 0 K: 1 S: 9	H: 4 LOB: 3 BB: 1 P: 13	R: 0 E: 0 K: 0 S: 4	H: 1 LOB: 2 BB: 1 P: 8
	R: 0 E: 0 K: 1 S: 5	H: 0 LOB: 0 BB: 0 P: 5	R: 0 E: 0 K: 1 S: 6	H: 2 LOB: 2 BB: 1 P: 10	R: 0 E: 0 K: 0 S: 3	H: 0 LOB: 0 BB: 0 P: 3	R: 0 E: 0 K: 1 S: 5	H: 1 LOB: 0 BB: 0 P: 5	1B: 7 2B: 1 3B: 0 HR: 0	SF: 0 SAC: 0 DP: 2 HBP: 0

PITCHER		IP	WLS	BF	H	R	ER	SO	BB	IBB	HBP	BLK	WP	HR	S	P	ERA	WHIP	PITCHER	IP	WLS	BF	H	R	ER	SO	BB	IBB	HBP	BLK	WP	HR	S	P	ERA	WHIP
Paul Brown, R ERA: 4.65	(1, 1)	3.1		16	4	2	2	2	2	0	0	0	0	0	18	26	5.40	1.800																	
Jack Baldschun, R ERA: 3.33	(4, 1)	5.2	W	21	4	0	0	4	2	0	0	0	1	0	27	35	0.00	1.059																	

AB	33
R	2
H	8
RBI	2
BB	4
SO	6
LOB	16

WP: 1	PA: 37		
PB: 0			
SB: 1			
CS: 0			

BOTTOM

Cincinnati Reds @ Philadelphia Phillies

Connie Mack Stadium, Philadelphia, PA

Sun Jun 17 1962, 3:33 AM EDT

Att. 7,936 - Unknown

livebaseballscorecards.com

Batter	1	2	3	4	5	6	7	8	9	AB	R	H	RBI	BB	SO	LOB
Tony Taylor, R (1, 4) OBP: 0.365, SLG: 0.397	1-3		FC1-5 SH BB	1-2 1B		K		2B 1B		4	1	2	0	1	1	0
Johnny Callison, L (1, 9) OBP: 0.397, SLG: 0.539	BB 1B SF8 1B		SH FC1-5 1-2 2B	K		BB		1B 1-H 2B		3	2	2	1	1	1	2
Ted Savage, R (1, 7) OBP: 0.364, SLG: 0.407	SF8 BB 1-2 1B		FC1-5 1-2 2-3f 2B	K		G3		BB 2-3 1B		5	1	2	0	0	1	5
Roy Sievers, R (1, 3) OBP: 0.338, SLG: 0.393 Frank Torre, L (8, 3) OBP: 0.415, SLG: 0.377	1-2 2-3 BB		HR 1-H 2-H 2B		SH1-3 3B		F8	G5-4-3 1-2 BB		3 0	2 0	2 0	2 0	1 1	0 0	0 0
Don Demeter, R (1, 5) OBP: 0.338, SLG: 0.492	SF8 2-3 3-H		2-H HR		K		HBP 1B	G5-4-3 1-2f		4	1	2	3	0	1	4
Tony Gonzalez, L (1, 8) OBP: 0.391, SLG: 0.503	6-3		K		SH1-3 IBB		L9			3	0	0	0	1	1	3
Sammy White, R (1, 2) OBP: 0.231, SLG: 0.375		F3	K		SH1-3 1-2 3-H		1-2 HBP			2	0	0	1	0	1	0
Bobby Wine, R (1, 6) OBP: 0.238, SLG: 0.296		F2		1-3	5-3		L8			4	0	0	0	0	0	3
Paul Brown, R (1, 1) OBP: 0.300, SLG: 0.333 Jack Baldschun, R (4, 1)		K		1B BB		K		P6		1 2	0 0	0 0	0 0	0 1	1 1	0 0
Inning Stats	R: 1 H: 2 E: 0 LOB: 2 K: 0 BB: 1 S: 5 P: 9	R: 0 H: 0 E: 0 LOB: 0 K: 1 BB: 0 S: 5 P: 5	R: 4 H: 2 E: 0 LOB: 0 K: 2 BB: 1 S: 10 P: 14	R: 0 H: 1 E: 0 LOB: 2 K: 2 BB: 1 S: 8 P: 12	R: 1 H: 1 E: 0 LOB: 1 K: 1 BB: 1 S: 6 P: 10	R: 0 H: 0 E: 0 LOB: 1 K: 2 BB: 1 S: 7 P: 11	R: 0 H: 1 E: 0 LOB: 2 K: 0 BB: 0 S: 4 P: 5	R: 1 H: 3 E: 0 LOB: 2 K: 0 BB: 1 S: 5 P: 9		1B: 6 SF: 1 2B: 2 SAC: 2 3B: 1 DP: 1 HR: 1 HBP: 1						

AB	31
R	7
H	10
RBI	7
BB	6
SO	8
LOB	17

WP: 0 PA: 41
PB: 0
SB: 0
CS: 0

PITCHER		IP	WLS	BF	H	R	ER	SO	BB	IBB	HBP	BLK	WP	HR	S	P	ERA	WHIP
Jim O'Toole, L ERA: 4.37	(1, 1)	3.0	L	16	4	5	5	3	2	0	0	0	0	1	20	28	15.00	2.000
Dave Sisler, R ERA: 3.93	(4, 1)	3.0		14	2	1	1	5	2	1	0	0	0	0	21	33	3.00	1.333
Moe Drabowsky, R ERA: 6.08	(7, 1)	2.0		11	4	1	1	0	1	0	1	0	0	0	9	14	4.50	2.500

PITCHER	IP	WLS	BF	H	R	ER	SO	BB	IBB	HBP	BLK	WP	HR	S	P	ERA	WHIP

Cincinnati Reds @ Pittsburgh Pirates

Forbes Field, Pittsburgh, PA

Mon Jun 18 1962, 7:05 PM EDT

Unknown

TOP

livebaseballscorecards.com

Batter	1	2	3	4	5	6	7	8	9	AB	R	H	RBI	BB	SO	LOB
Eddie Kasko, R (1, 5) OBP: 0.283, SLG: 0.318	6-3		6-3		F8		6-3	G5-4-3 1-2f		5	0	0	0	0	0	1
Don Blasingame, L (1, 4) OBP: 0.354, SLG: 0.373	HR		4-3		F7		G3		4-3	5	1	1	1	0	0	0
Vada Pinson, L (1, 8) OBP: 0.351, SLG: 0.566	S 1B 1B		4-3		1B 1B 1B		1B 2B 1B		S 1B	5	3	4	0	0	0	0
Frank Robinson, R (1, 9) OBP: 0.395, SLG: 0.542	F9			HR	1-H 1B		2B 1-3 1B		5-3 1-2	5	1	3	2	0	0	2
Jerry Lynch, L (1, 7) OBP: 0.361, SLG: 0.453 Marty Keough, L (7, PR) OBP: 0.397, SLG: 0.390 (7, 7)	FC6 1-H 1B			3-1	F7		1-3 3-H 2B		FC6-4 IBB	4 0	0 0	2 0	2 0	0 1	0 0	1 0
Gordy Coleman, L (1, 3) OBP: 0.326, SLG: 0.432 Don Pavletich, R (7, PH) OBP: 0.343, SLG: 0.207 (7, 3)	FC6 1-2f			K		FC4-6 BB	K		FC6-4 1-2f	2 2	0 0	0 0	0 0	1 0	1 1	1 4
Hank Foiles, R (1, 2) OBP: 0.375, SLG: 0.457		K		1B 1B		F8		K		4	0	1	0	0	2	1
Leo Cardenas, R (1, 6) OBP: 0.317, SLG: 0.392		E6 G4-6-3		1-2 1B		FC4-6 1-2f		HR		4	1	2	1	0	0	1
Joey Jay, S (1, 1) OBP: 0.239, SLG: 0.341 Jim Brosnan, R (8, 1) Bill Henry, L (9, 1) Johnny Klippstein, R (9, 1) OBP: 0.250, SLG: 0.143		G4-6-3 1-2f		K		K		G5-4-3 1B		4 0 0 0	0 0 0 0	1 0 0 0	0 0 0 0	0 0 0 0	2 0 0 0	4 0 0 0
Inning Stats	R: 2 E: 0 K: 0 S: 6 H: 3 LOB: 1 BB: 0 P: 6	R: 0 E: 1 K: 1 S: 5 H: 0 LOB: 0 BB: 0 P: 5	R: 0 E: 0 K: 0 S: 3 H: 0 LOB: 0 BB: 0 P: 3	R: 1 E: 0 K: 2 S: 10 H: 3 LOB: 2 BB: 0 P: 10	R: 1 E: 0 K: 0 S: 5 H: 2 LOB: 1 BB: 0 P: 5	R: 0 E: 0 K: 1 S: 5 H: 0 LOB: 1 BB: 1 P: 9	R: 1 E: 0 K: 1 S: 8 H: 3 LOB: 2 BB: 0 P: 8	R: 1 E: 0 K: 1 S: 6 H: 2 LOB: 0 BB: 0 P: 6	R: 0 E: 0 K: 0 S: 4 H: 1 LOB: 2 BB: 1 P: 8	1B: 10 2B: 1 3B: 0 HR: 3 SF: 0 SAC: 0 DP: 2 HBP: 0						

	AB	40
	R	6
	H	14
	RBI	6
	BB	2
	SO	6
	LOB	15

WP: 0 PB: 0 SB: 2 CS: 0 PA: 42

PITCHER		IP	WLS	BF	H	R	ER	SO	BB	IBB	HBP	BLK	WP	HR	S	P	ERA	WHIP
Bob Friend, R ERA: 3.86	(1, 1)	6.2	L	32	11	5	5	4	1	0	0	0	0	2	39	43	6.75	1.800
Diomedes Olivo, L ERA: 2.31	(7, 1)	0.1		1	0	0	0	1	0	0	0	0	0	0	3	3	0.00	0.000
Tom Sturdivant, R ERA: 6.41	(8, 1)	2.0		9	3	1	1	1	0	1	0	0	0	1	10	14	4.50	1.500

PITCHER	IP	WLS	BF	H	R	ER	SO	BB	IBB	HBP	BLK	WP	HR	S	P	ERA	WHIP

Batter	1	2	3	4	5	6	7	8	9	AB	R	H	RBI	BB	SO	LOB
Bill Virdon, L (1, 8) OBP: 0.307, SLG: 0.420	G3		4-3		F8		F8		4-3, 1B, 2B	5	1	1	0	0	0	0
Dick Groat, R (1, 6) OBP: 0.344, SLG: 0.342	6-3		BB, 1B		L8		F7		4-3 2-3	5	0	1	0	0	0	1
Bob Skinner, L (1, 7) OBP: 0.382, SLG: 0.507	F9		B B B, 1-2, BB		L4			3B, 2B	FC6-4, 1B 3-H	4	1	2	1	1	0	0
Dick Stuart, R (1, 3) OBP: 0.295, SLG: 0.403		F7	F8			4-3		WP, 3B 2-H	FC6-4 1-2f	5	1	1	1	0	0	3
Roberto Clemente, R (1, 9) OBP: 0.358, SLG: 0.468		2B, 1B		6-3		2B, 2B		F8 3-H		4	1	2	0	0	0	0
Don Hoak, R (1, 5) OBP: 0.357, SLG: 0.412		F6		6-3		2-3 2B		2B		4	0	2	0	0	0	1
Bill Mazeroski, R (1, 4) OBP: 0.262, SLG: 0.409		1-H 2B		3B, 1B		5-3		6-3		4	1	2	1	0	0	3
Cal Neeman, R (1, 2) OBP: 0.300, SLG: 0.579		6-3		1-H 3B		3-1		S S S, K		2	0	1	1	0	0	1
Smoky Burgess, L (6, PH) OBP: 0.403, SLG: 0.452 (7, 2)										2	0	0	0	0	1	3
Bob Friend, R (1, 1) OBP: 0.184, SLG: 0.211			F8	6-3			F7		F4	2	0	0	0	0	0	1
Diomedes Olivo, L (7, 1) OBP: 0.333, SLG: 0.375										0	0	0	0	0	0	0
Dick Schofield, S (7, PH) OBP: 0.406, SLG: 0.424										1	0	0	0	0	0	0
Tom Sturdivant, L (8, 1) OBP: 0.083, SLG: 0.083										0	0	0	0	0	0	0
Jim Marshall, L (9, PH) OBP: 0.315, SLG: 0.493										0	0	0	0	0	0	0
Johnny Logan, R (9, PH) OBP: 0.481, SLG: 0.391										1	0	0	0	0	0	0
Inning Stats	R: 0 E: 0 K: 0 S: 3 H: 0 LOB: 0 BB: 0 P: 3	R: 1 E: 0 K: 0 S: 5 H: 2 LOB: 1 BB: 0 P: 5	R: 0 E: 0 K: 0 S: 4 H: 1 LOB: 2 BB: 1 P: 8	R: 1 E: 0 K: 0 S: 5 H: 2 LOB: 1 BB: 0 P: 5	R: 0 E: 0 K: 0 S: 3 H: 0 LOB: 0 BB: 0 P: 3	R: 0 E: 0 K: 0 S: 5 H: 2 LOB: 2 BB: 0 P: 5	R: 0 E: 0 K: 0 S: 3 H: 0 LOB: 0 BB: 0 P: 3	R: 2 E: 0 K: 1 S: 8 H: 3 LOB: 1 BB: 0 P: 8	R: 1 E: 0 K: 0 S: 5 H: 2 LOB: 1 BB: 0 P: 5	1B: 4 2B: 6 3B: 2 HR: 0 SF: 0 SAC: 0 DP: 0 HBP: 0						

PITCHER		IP	WLS	BF	H	R	ER	SO	BB	IBB	HBP	BLK	WP	HR	S	P	ERA	WHIP
Joey Jay, R ERA: 3.78	(1, 1)	7.1	W	33	10	4	4	0	1	0	0	0	1	0	32	36	4.91	1.500
Jim Brosnan, R ERA: 4.05	(8, 1)	0.2		2	0	0	0	1	0	0	0	0	0	0	4	4	0.00	0.000
Bill Henry, L ERA: 2.45	(9, 1)	0.2		4	2	1	1	0	0	0	0	0	0	0	4	4	13.50	3.000
Johnny Klippstein, R ERA: 4.34	(9, 1)	0.1	S	1	0	0	0	0	0	0	0	0	0	0	1	1	0.00	0.000

PITCHER	IP	WLS	BF	H	R	ER	SO	BB	IBB	HBP	BLK	WP	HR	S	P	ERA	WHIP

BOTTOM

Cincinnati Reds @ Pittsburgh Pirates

Forbes Field, Pittsburgh, PA

Mon Jun 18 1962, 7:05 PM EDT

Unknown

livebaseballscorecards.com

AB	39
R	5
H	12
RBI	4
BB	1
SO	1
LOB	13

WP: 1 PA: 40
PB: 0
SB: 0
CS: 0

Cincinnati Reds @ Pittsburgh Pirates

Forbes Field, Pittsburgh, PA

Mon Jun 18 1962, 7:05 PM EDT

Att. 21,884 - Unknown

TOP

livebaseballscorecards.com

Batter	1	2	3	4	5	6	7	8	9	AB	R	H	RBI	BB	SO	LOB
Leo Cardenas, R (1, 6) OBP: 0.323, SLG: 0.394	F9		BB, 1B		F9, 4-3, 2B, 1B		IBB, 1B		K	4	2	2	0	1	1	0
Don Blasingame, L (1, 4) OBP: 0.350, SLG: 0.364	1-3		BB, 1B, 1-2		4-3, 1-2		L3		L3	4	0	0	0	1	0	2
Vada Pinson, L (1, 8) OBP: 0.358, SLG: 0.567	1B		1B, 1-2, 2-H		F9, 2-3		FC6-4, IBB, 1-2			3	0	2	1	1	0	1
Frank Robinson, R (1, 9) OBP: 0.393, SLG: 0.541	6-3		L3		2B, 3-H		K			4	0	1	1	0	1	5
Jerry Lynch, L (1, 7) OBP: 0.357, SLG: 0.475		4-3		HR	3-1		FC6-4, 1-2f			4	1	1	1	0	0	3
Don Pavletich, R (7, 3) OBP: 0.343, SLG: 0.207										0	0	0	0	0	0	0
Marty Keough, L (1, 3) (7, 7) OBP: 0.403, SLG: 0.444		F7		4-3, 2B		FC6-4, 3B		F8		4	1	2	0	0	0	0
Johnny Edwards, L (1, 2) OBP: 0.322, SLG: 0.376		4-3		4-3, 2-3		BB, FC6-4		3-1		3	0	0	0	1	0	1
Don Zimmer, R (1, 5) OBP: 0.257, SLG: 0.299			1B	K	FC6-4, K, 1-2f, 3-H			F7		4	0	1	1	0	1	2
Bob Purkey, R (1, 1) OBP: 0.145, SLG: 0.185			K	F7	K, 1-2				K	4	0	0	0	0	3	2
Inning Stats	R: 0 E: 0 K: 0 S: 4 H: 1 LOB: 1 BB: 0 P: 4	R: 0 E: 0 K: 0 S: 3 H: 0 LOB: 0 BB: 0 P: 3	R: 1 E: 0 K: 1 S: 6 H: 2 LOB: 2 BB: 2 P: 14	R: 1 E: 0 K: 1 S: 7 H: 2 LOB: 1 BB: 0 P: 7	R: 1 E: 0 K: 0 S: 5 H: 2 LOB: 1 BB: 0 P: 5	R: 1 E: 0 K: 1 S: 5 H: 1 LOB: 0 BB: 1 P: 9	R: 0 E: 0 K: 1 S: 6 H: 1 LOB: 2 BB: 1 P: 10	R: 0 E: 0 K: 0 S: 3 H: 0 LOB: 0 BB: 0 P: 3	R: 0 E: 0 K: 2 S: 7 H: 0 LOB: 0 BB: 0 P: 7	1B: 5 2B: 2 3B: 1 HR: 1 SF: 0 SAC: 0 DP: 0 HBP: 0	WP: 0 PB: 0 SB: 0 CS: 0 PA: 38					

	AB	34
	R	4
	H	9
	RBI	4
	BB	4
	SO	6
	LOB	16

PITCHER		IP	WLS	BF	H	R	ER	SO	BB	IBB	HBP	BLK	WP	HR	S	P	ERA	WHIP
Al McBean, R ERA: 3.36	(1, 1)	5.0	L	25	8	4	4	2	3	0	0	0	0	1	26	38	7.20	2.200
Jack Lamabe, R ERA: 1.83	(6, 1)	1.2		6	1	0	0	2	0	1	0	0	0	0	9	13	0.00	0.600
Diomedes Olivo, L ERA: 2.29	(7, 1)	0.1		1	0	0	0	0	0	0	0	0	0	0	1	1	0.00	0.000
Roy Face, R ERA: 1.54	(8, 1)	2.0		6	0	0	0	2	0	0	0	0	0	0	10	10	0.00	0.000

PITCHER	IP	WLS	BF	H	R	ER	SO	BB	IBB	HBP	BLK	WP	HR	S	P	ERA	WHIP

Batter	1	2	3	4	5	6	7	8	9	AB	R	H	RBI	BB	SO	LOB
Bill Virdon, L (1, 8) OBP: 0.303, SLG: 0.414	F8	6-3			F7			4-3		4	0	0	0	0	0	2
Dick Groat, R (1, 6) OBP: 0.346, SLG: 0.344	FC3-6 1B		F7		K			FC3-6 1B		4	0	2	0	0	1	1
Bob Skinner, L (1, 7) OBP: 0.380, SLG: 0.502	FC3-6 1-2f		K			1B		FC3-6 1-2f		4	0	1	0	0	1	2
Jim Marshall, L (1, 3) OBP: 0.299, SLG: 0.465	L3		F7			K		F7		4	0	0	0	0	1	3
Roberto Clemente, R (1, 9) OBP: 0.361, SLG: 0.467		BB E 1B 4-3		F2		K			G4-6-3 1B	3	1	1	0	1	1	1
Smoky Burgess, L (1, 2) OBP: 0.399, SLG: 0.446		E4 4-3 1-3 E 1B		F4		K			G4-6-3 1-2f	4	1	1	0	0	1	2
Don Hoak, R (1, 5) OBP: 0.351, SLG: 0.403		4-3 2-3 3-H		6-3			F6		6-3	4	0	0	1	0	0	1
Bill Mazeroski, R (1, 4) OBP: 0.267, SLG: 0.412		E9 3-H 1B			FC3-6 1B		K			3	0	2	1	0	1	0
Al McBean, R (1, 1) OBP: 0.214, SLG: 0.321		F9			FC3-6 1-2f		F4			2	0	0	0	0	0	2
Jack Lamabe, R (6, 1)										0	0	0	0	0	0	0
Diomedes Olivo, L (7, 1) OBP: 0.333, SLG: 0.375										0	0	0	0	0	0	0
Dick Schofield, S (7, PH) OBP: 0.400, SLG: 0.417										1	0	0	0	0	0	0
Roy Face, R (8, 1)										0	0	0	0	0	0	0
Inning Stats	R: 0 E: 0 K: 0 S: 4 H: 1 LOB: 1 BB: 0 P: 4	R: 2 E: 2 K: 0 S: 5 H: 2 LOB: 1 BB: 1 P: 9	R: 0 E: 0 K: 1 S: 5 H: 0 LOB: 0 BB: 0 P: 5	R: 0 E: 0 K: 0 S: 3 H: 0 LOB: 0 BB: 0 P: 3	R: 0 E: 0 K: 1 S: 6 H: 1 LOB: 1 BB: 0 P: 6	R: 0 E: 0 K: 3 S: 10 H: 1 LOB: 1 BB: 0 P: 10	R: 0 E: 0 K: 1 S: 5 H: 0 LOB: 0 BB: 0 P: 5	R: 0 E: 0 K: 0 S: 4 H: 1 LOB: 1 BB: 0 P: 4	R: 0 E: 0 K: 0 S: 3 H: 1 LOB: 0 BB: 0 P: 3							

PITCHER	IP	WLS	BF	H	R	ER	SO	BB	IBB	HBP	BLK	WP	HR	S	P	ERA	WHIP
Bob Purkey, R (1, 1) ERA: 2.69	9.0	W	34	7	2	1	6	1	0	0	0	0	0	45	49	1.00	0.889

PITCHER	IP	WLS	BF	H	R	ER	SO	BB	IBB	HBP	BLK	WP	HR	S	P	ERA	WHIP

BOTTOM

Cincinnati Reds @ Pittsburgh Pirates

Forbes Field, Pittsburgh, PA

Mon Jun 18 1962, 7:05 PM EDT

Att. 21,884 - Unknown

livebaseballscorecards.com

AB	33
R	2
H	7
RBI	2
BB	1
SO	6
LOB	14

1B: 7	SF: 0	WP: 0	PA: 34
2B: 0	SAC: 0	PB: 0	
3B: 0	DP: 1	SB: 0	
HR: 0	HBP: 0	CS: 0	

Batter	1	2	3	4	5	6	7	8	9	AB	R	H	RBI	BB	SO	LOB
Leo Cardenas, R (1, 6) OBP: 0.329, SLG: 0.406	1-3		BB		F9 2B		FC6-4 1-2f		1B 2B	4	0	2	0	1	0	1
Don Blasingame, L (1, 4) OBP: 0.356, SLG: 0.367	6-3		1-3 1B		F9 2-3			BB G3 1B	2-3 1B	4	1	2	0	1	0	1
Vada Pinson, L (1, 8) OBP: 0.351, SLG: 0.555	F8		6-3		F7			G3 1-2	F4	5	0	0	0	0	0	5
Frank Robinson, R (1, 9) OBP: 0.387, SLG: 0.532		K		L6	F8			6-3		4	0	0	0	0	1	1
Jerry Lynch, L (1, 7) OBP: 0.371, SLG: 0.505		1B 1B		4-3 3B	2-3			1B 2-H 1B		4	1	3	1	0	0	0
Dave Sisler, R (8, 1)										0	0	0	0	0	0	0
Bill Henry, L (9, 1)										0	0	0	0	0	0	0
Marty Keough, L (1, 3) OBP: 0.408, SLG: 0.448 (8, 7)		FC5-4 1-3 1B		4-3 3-H	L7			1-2 1B		4	0	2	1	0	0	0
Johnny Edwards, L (1, 2) OBP: 0.316, SLG: 0.368		F8		E3			F8	K		4	0	0	0	0	1	4
Don Zimmer, R (1, 5) OBP: 0.253, SLG: 0.294		FC5-4 1-2f		5-3			1-3		F7	3	0	0	0	0	0	3
Gordy Coleman, L (9, PH) OBP: 0.325, SLG: 0.430										1	0	0	0	0	0	0
Eddie Kasko, R (9, 5) OBP: 0.283, SLG: 0.318										0	0	0	0	0	0	0
Jim Maloney, L (1, 1) OBP: 0.286, SLG: 0.286			4-3		F8		FC6-4 1B		K	3	0	1	0	0	0	0
Don Pavletich, R (8, 3) OBP: 0.333, SLG: 0.200										1	0	0	0	0	1	0
Inning Stats	R: 0 E: 0 K: 0 S: 3 H: 0 LOB: 0 BB: 0 P: 3	R: 0 E: 0 K: 1 S: 7 H: 2 LOB: 2 BB: 0 P: 7	R: 0 E: 0 K: 0 S: 3 H: 1 LOB: 1 BB: 1 P: 7	R: 1 E: 1 K: 0 S: 5 H: 1 LOB: 1 BB: 0 P: 5	R: 0 E: 0 K: 0 S: 4 H: 1 LOB: 1 BB: 0 P: 4	R: 0 E: 0 K: 0 S: 3 H: 0 LOB: 0 BB: 0 P: 3	R: 0 E: 0 K: 0 S: 4 H: 1 LOB: 1 BB: 0 P: 4	R: 1 E: 0 K: 1 S: 7 H: 2 LOB: 2 BB: 1 P: 11	R: 0 E: 0 K: 1 S: 7 H: 2 LOB: 2 BB: 0 P: 7	1B: 7 2B: 2 3B: 1 HR: 0 SF: 0 SAC: 0 DP: 0 HBP: 0						WP: 0 PB: 0 SB: 0 CS: 0 PA: 39

PITCHER	IP	WLS	BF	H	R	ER	SO	BB	IBB	HBP	BLK	WP	HR	S	P	ERA	WHIP
Earl Francis, R (1, 1) ERA: 3.32	8.2	L	38	10	2	2	3	2	0	0	0	0	0	42	50	2.08	1.385
Diomedes Olivo, L (9, 1) ERA: 2.27	0.1		1	0	0	0	0	0	0	0	0	0	0	1	1	0.00	0.000

PITCHER	IP	WLS	BF	H	R	ER	SO	BB	IBB	HBP	BLK	WP	HR	S	P	ERA	WHIP

Cincinnati Reds @ Pittsburgh Pirates

Forbes Field, Pittsburgh, PA

Tue Jun 19 1962, 7:05 PM EDT

Att. 12,167 - Unknown

TOP

livebaseballscorecards.com

AB	37
R	2
H	10
RBI	2
BB	2
SO	3
LOB	15

Batter	1	2	3	4	5	6	7	8	9	AB	R	H	RBI	BB	SO	LOB
Bill Virdon, L (1, 8) OBP: 0.301, SLG: 0.408	BBBB 4-0 S 2B BB		x 0-0 ② 6-3		x 0-0 ③ 4-3		x 0-0 ② G3 2-3		x 0-0 ③ F8	4	1	0	0	1	0	3
Dick Groat, R (1, 6) OBP: 0.345, SLG: 0.341	SSS 0-3 ① K 1-2		x 0-0 ③ 5-3			BBBB 4-0 FC1-6 BB	x 0-0 ③ G3			3	0	0	0	1	1	2
Bob Skinner, L (1, 7) OBP: 0.386, SLG: 0.509	x 0-0 2-H 2B			BBBB 4-0 FC6-4 BB		x 0-0 ① FC1-6 E S 1-2f		x 0-0 1B		3	0	2	1	1	0	1
Dick Stuart, R (1, 3) OBP: 0.290, SLG: 0.396	x 0-0 ② F7			SSS 0-3 ① K		SSS 0-3 ② K		SSS 0-3 ① K		4	0	0	0	0	3	4
Roberto Clemente, R (1, 9) OBP: 0.359, SLG: 0.461	SSS 0-3 ③ K			x 0-0 ② FC6-4 S 1-2f		BBBB 4-0 FC5 BB 1-3		SSS 0-3 ② K		3	0	0	0	1	2	3
Smoky Burgess, L (1, 2) OBP: 0.395, SLG: 0.436		x 0-0 ① L3		x 0-0 ③ F9 1-2		BBBB 4-0 1-2 BB		x 0-0 ③ F8		3	0	0	0	1	0	2
Don Hoak, R (1, 5) OBP: 0.344, SLG: 0.395		x 0-0 ② F9			x 0-0 ① F9	x 0-0 ③ FC5 2-3f			SSS 0-3 ① K	4	0	0	0	0	1	3
Bill Mazeroski, R (1, 4) OBP: 0.267, SLG: 0.409		SSS 0-3 ③ K			x 0-0 1B		x 0-0 ① 6-3		x 0-0 E5 FC4-6	4	0	1	0	0	1	0
Earl Francis, R (1, 1) OBP: 0.154, SLG: 0.192 Diomedes Olivo, L (9, 1) OBP: 0.333, SLG: 0.375 Jim Marshall, L (9, PH) OBP: 0.299, SLG: 0.465 Johnny Logan, R (9, PH) OBP: 0.464, SLG: 0.375 Howie Goss, R (9, PR) OBP: 0.302, SLG: 0.340			x 0-0 ① F9		SSS 0-3 ② K		x 0-0 G3 2B		x 0-0 ② FC4-6 1-2f	3 0 0 1 0	0 0 0 0 0	1 0 0 0 0	0 0 0 0 0	0 0 0 0 0	1 0 0 0 0	1 0 0 1 0
Inning Stats	R: 1 H: 1 E: 0 LOB: 1 K: 2 BB: 1 S: 8 P: 12	R: 0 H: 0 E: 0 LOB: 0 K: 1 BB: 0 S: 5 P: 5	R: 0 H: 0 E: 0 LOB: 0 K: 0 BB: 0 S: 3 P: 3	R: 0 H: 0 E: 0 LOB: 1 K: 1 BB: 1 S: 5 P: 9	R: 0 H: 1 E: 0 LOB: 1 K: 1 BB: 0 S: 6 P: 6	R: 0 H: 0 E: 0 LOB: 3 K: 1 BB: 3 S: 5 P: 17	R: 0 H: 1 E: 0 LOB: 1 K: 0 BB: 0 S: 4 P: 4	R: 0 H: 1 E: 0 LOB: 1 K: 2 BB: 0 S: 8 P: 8	R: 0 H: 0 E: 1 LOB: 1 K: 1 BB: 0 S: 6 P: 6	1B: 2 2B: 2 3B: 0 HR: 0	SF: 0 SAC: 0 DP: 0 HBP: 0			WP: 0 PB: 0 SB: 3 CS: 0	PA: 37	

PITCHER		IP	WLS	BF	H	R	ER	SO	BB	IBB	HBP	BLK	WP	HR	S	P	ERA	WHIP
Jim Maloney, R ERA: 5.87	(1, 1)	7.0	W	29	3	1	1	6	5	0	0	0	0	0	36	56	1.29	1.143
Dave Sisler, R ERA: 3.66	(8, 1)	1.1		6	1	0	0	3	0	0	0	0	0	0	12	12	0.00	0.750
Bill Henry, L ERA: 2.37	(9, 1)	0.2	S	2	0	0	0	0	0	0	0	0	0	0	2	2	0.00	0.000

PITCHER	IP	WLS	BF	H	R	ER	SO	BB	IBB	HBP	BLK	WP	HR	S	P	ERA	WHIP

BOTTOM

Cincinnati Reds @ Pittsburgh Pirates

Forbes Field, Pittsburgh, PA

Tue Jun 19 1962, 7:05 PM EDT

Att. 12,167 - Unknown

livebaseballscorecards.com

AB	32
R	1
H	4
RBI	1
BB	5
SO	9
LOB	20

Batter	1	2	3	4	5	6	7	8	9	AB	R	H	RBI	BB	SO	LOB
Leo Cardenas, R (1, 6) OBP: 0.326, SLG: 0.398	S S S 0-3 ① K		S S S 0-3 ③ K		S S S 0-3 ② K	X 0-0 ③ F2			B B B B 4-0 1B BB	4	0	0	0	1	3	3
Don Blasingame, L (1, 4) OBP: 0.354, SLG: 0.361 Joe Gaines, R (9, PH) OBP: 0.526, SLG: 0.667	X 0-0 ② F3			X 0-0 ① 4-3	B B B 4-0 2B 1-2 BB		X 0-0 ① 4-3		X 0-0 1-2 1B	3 1	0 0	0 1	0 0	1 0	0 0	0 0
Vada Pinson, L (1, 8) OBP: 0.356, SLG: 0.573	X 0-0 ③ F5			X 0-0 HR	X 0-0 1-3 2-H 2B		X 0-0 S 1B		S S S 0-3 ① K	5	1	3	2	0	1	2
Frank Robinson, R (1, 9) OBP: 0.387, SLG: 0.528		X 0-0 1B		H 1-0 4-1 1B HBP	X 0-0 ③ 5-3		S S S 0-3 ② K		X 0-0 ② F8	4	1	1	0	0	1	5
Jerry Lynch, L (1, 7) OBP: 0.364, SLG: 0.519		X 0-0 ① F4		X 0-0 ② 4-1 1-2		X 0-0 S S S HR	S S S 0-3 ③ K 1-2		X 0-0 ③ F2	5	1	1	1	0	1	5
Marty Keough, L (1, 3) OBP: 0.400, SLG: 0.437		S S S 0-3 ② K		X 0-0 FC4-6 2-H 1B		X 0-0 ① 4-3		X 0-0 ① 4-3		4	0	1	1	0	1	1
Johnny Edwards, L (1, 2) OBP: 0.316, SLG: 0.367 Hank Foiles, R (8, PH) OBP: 0.366, SLG: 0.444 (8, 2)		S S S 0-3 ③ K		X 0-0 ③ FC4-6 1-2f		X 0-0 E 1B		X 0-0 ② F5		3 1	0 0	1 0	0 0	0 0	1 0	2 0
Don Zimmer, R (1, 5) OBP: 0.259, SLG: 0.305			S S S 0-3 ① K		X 0-0 FC2-6 1B	X 0-0 E6 1-2		X 0-0 FC5-4 2B		4	0	2	0	0	1	1
Jim O'Toole, S (1, 1) OBP: 0.182, SLG: 0.182 Johnny Klippstein, R (5, 1) OBP: 0.250, SLG: 0.143 Gordy Coleman, L (6, PH) OBP: 0.323, SLG: 0.428 Moe Drabowsky, R (6, 1) Wally Post, R (8, PH) OBP: 0.341, SLG: 0.487 Jim Brosnan, R (8, 1)			X 0-0 ② 4-3		X 0-0 ① FC2-6 BB 1-2f 2B	X 0-0 ② F4		X 0-0 ③ FC5-4 2-3		2 0 1 0 1 0	1 0 0 0 0 0	0 0 0 0 0 0	0 0 0 0 0 0	0 0 0 0 0 0	0 0 2 0 1 0	1 0 0 0 1 0
Inning Stats	R: 0 H: 0 E: 0 LOB: 0 K: 1 BB: 0 S: 5 P: 5	R: 0 H: 1 E: 0 LOB: 1 K: 2 BB: 0 S: 8 P: 8	R: 0 H: 0 E: 0 LOB: 0 K: 2 BB: 0 S: 7 P: 7	R: 2 H: 2 E: 0 LOB: 1 K: 0 BB: 0 S: 5 P: 6	R: 1 H: 2 E: 0 LOB: 2 K: 1 BB: 1 S: 7 P: 11	R: 1 H: 2 E: 1 LOB: 2 K: 0 BB: 0 S: 6 P: 6	R: 0 H: 1 E: 0 LOB: 1 K: 2 BB: 0 S: 8 P: 8	R: 0 H: 1 E: 0 LOB: 2 K: 0 BB: 1 S: 4 P: 4	R: 0 H: 1 E: 0 LOB: 2 K: 1 BB: 1 S: 6 P: 10	1B: 6 SF: 0 2B: 2 SAC: 0 3B: 0 DP: 0 HR: 2 HBP: 1						WP: 0 PA: 41 PB: 0 SB: 1 CS: 0

PITCHER		IP	WLS	BF	H	R	ER	SO	BB	IBB	HBP	BLK	WP	HR	S	P	ERA	WHIP
Vern Law, R ERA: 2.87	(1, 1)	6.0	W	28	7	4	4	6	1	0	1	0	0	2	38	43	6.00	1.333
Diomedes Olivo, L ERA: 2.16	(7, 1)	2.0		9	2	0	0	2	1	0	0	0	0	0	12	16	0.00	1.500
Roy Face, R ERA: 1.5	(9, 1)	1.0	S	4	1	0	0	1	0	0	0	0	0	0	6	6	0.00	1.000

PITCHER	IP	WLS	BF	H	R	ER	SO	BB	IBB	HBP	BLK	WP	HR	S	P	ERA	WHIP

TOP

Cincinnati Reds @ Pittsburgh Pirates

Forbes Field, Pittsburgh, PA

Wed Jun 20 1962, 7:05 PM EDT

Att. 12,965 - Unknown

livebaseballscorecards.com

AB	38
R	4
H	10
RBI	4
BB	2
SO	9
LOB	23

Batter	1	2	3	4	5	6	7	8	9	AB	R	H	RBI	BB	SO	LOB
Bill Virdon, L (1, 8) OBP: 0.303, SLG: 0.411	F5		1B 2B	K	F8			2B 1B		5	1	2	0	0	1	4
Dick Groat, R (1, 6) OBP: 0.349, SLG: 0.346	F8		2-H 1B		BB 2B BB	F9		1-3 2B		4	1	2	1	1	0	0
Bob Skinner, L (1, 7) OBP: 0.390, SLG: 0.505	BB		1-3		1-2 2B FC4-6 BB	4-3		FC6 IBB		2	1	0	0	3	0	1
Dick Stuart, R (1, 3) OBP: 0.284, SLG: 0.387	F4		F7		F3	K		1-2f FC6		5	0	0	0	0	1	7
Howie Goss, R (1, 9) OBP: 0.316, SLG: 0.360		5-3	BB		1-3 2-H E 2B		K			3	1	1	1	1	1	0
Don Hoak, R (1, 5) OBP: 0.352, SLG: 0.399		1B FC6-4	F7		FC4-6 IBB		CS 1B			3	0	2	0	1	0	2
Don Leppert, R (1, 2) OBP: 0.286, SLG: 0.391		1-2f 2B FC6-4		6-3	1-2f 2-H 3-H BB FC4-6		K			4	1	0	1	0	1	3
Bill Mazeroski, R (1, 4) OBP: 0.275, SLG: 0.414		1-H 2B		SH3-4 BB	BB IBB		1-2 CS	F3		2	0	1	1	2	0	0
Vern Law, R (1, 1) OBP: 0.167, SLG: 0.188		6-3		1-2 SH3-4	1-2 2-3 BB			1-3		1	0	0	0	1	0	1
Diomedes Olivo, L (7, 1) OBP: 0.300, SLG: 0.333										1	0	0	0	0	0	0
Roy Face, R (9, 1)										0	0	0	0	0	0	0
Inning Stats	R: 0 E: 0 K: 0 S: 3 H: 0 LOB: 1 BB: 1 P: 7	R: 1 E: 0 K: 0 S: 5 H: 2 LOB: 1 BB: 0 P: 5	R: 1 E: 0 K: 0 S: 5 H: 2 LOB: 2 BB: 1 P: 9	R: 0 E: 0 K: 1 S: 5 H: 0 LOB: 1 BB: 1 P: 9	R: 3 E: 1 K: 0 S: 4 H: 1 LOB: 3 BB: 5 P: 24	R: 0 E: 0 K: 1 S: 5 H: 0 LOB: 0 BB: 0 P: 5	R: 0 E: 0 K: 2 S: 7 H: 1 LOB: 0 BB: 0 P: 7	R: 0 E: 0 K: 0 S: 5 H: 2 LOB: 3 BB: 1 P: 9		1B: 4 2B: 4 3B: 0 HR: 0	SF: 0 SAC: 1 DP: 0 HBP: 0					

PITCHER		IP	WLS	BF	H	R	ER	SO	BB	IBB	HBP	BLK	WP	HR	S	P	ERA	WHIP
Jim O'Toole, L ERA: 4.62	(1, 1)	4.2	L	27	5	5	5	1	6	2	0	0	0	0	21	53	9.64	2.357
Johnny Klippstein, R ERA: 4.3	(5, 1)	0.1		1	0	0	0	0	0	0	0	0	0	0	1	1	0.00	0.000
Moe Drabowsky, R ERA: 5.86	(6, 1)	2.0		6	1	0	0	3	0	0	0	0	0	0	12	12	0.00	0.500
Jim Brosnan, R ERA: 3.9	(8, 1)	1.0		6	2	0	0	0	0	1	0	0	0	0	5	9	0.00	2.000

PITCHER	IP	WLS	BF	H	R	ER	SO	BB	IBB	HBP	BLK	WP	HR	S	P	ERA	WHIP

BOTTOM

Cincinnati Reds @ Pittsburgh Pirates

Forbes Field, Pittsburgh, PA

Wed Jun 20 1962, 7:05 PM EDT

Att. 12,965 - Unknown

livebaseballscorecards.com

AB	30
R	5
H	8
RBI	4
BB	9
SO	4
LOB	18

1B: 4	SF: 0	WP: 0	PA: 41		
2B: 4	SAC: 1	PB: 0			
3B: 0	DP: 0	SB: 0			
HR: 0	HBP: 0	CS: 1			

Cincinnati Reds @ Los Angeles Dodgers

Dodger Stadium, Los Angeles, CA

Fri Jun 22 1962, 7:05 PM PDT

Att. 48,260 - Unknown

livebaseballscorecards.com

Batter	1	2	3	4	5	6	7	8	9	AB	R	H	RBI	BB	SO	LOB
Leo Cardenas, R (1, 6) OBP: 0.328, SLG: 0.397	B F B S S 2-3 ① K			B B B B 4-0 BB		B S B X 2-1 ② 6-3		C F X 0-2 E 2-3 1B	C S X 0-2 ② SF8 3-H	3	1	1	1	1	1	0
Don Zimmer, R (1, 5) OBP: 0.263, SLG: 0.314	B F F B B X 3-2 ② F5			X 0-0 ① F5		B C B S F B X 3-2 2B		F B B X 2-1 E1 2-H 3-H 1B	C F X 0-2 ③ F6	5	0	2	1	0	0	2
Vada Pinson, L (1, 8) OBP: 0.350, SLG: 0.563	B B S F F C 2-3 ③ K			S S F B B C 2-3 ② K		S S F B B X 1-2 ③ 4-3		M B B F F F S 2-3 ② K		4	0	0	0	0	3	3
Frank Robinson, R (1, 9) OBP: 0.385, SLG: 0.522		F B X 1-1 ① F7		S S B S 1-3 ③ K			B X 1-0 ① F6	I I I I 4-0 IBB		3	0	0	0	1	1	1
Joe Gaines, R (1, 7) OBP: 0.478, SLG: 0.556		C B S S 1-3 ② K			F X 0-1 ① 4-3		B B B B C C B 4-2 BB	B C X 1-1 ③ 6-3		3	0	0	0	1	1	2
Hank Foiles, R (1, 2) OBP: 0.378, SLG: 0.450		B B B C S F X 3-2 ③ F6			C C B B B X 3-2 1B		C F S 0-3 ② K		X 0-0 1B FC1-2 1B	4	0	2	0	0	1	1
Marty Keough, L (1, 3) OBP: 0.393, SLG: 0.427			B C C C 1-3 ① K		B S B F X 2-2 ② F8		B X 1-0 ③ G3		L F B X 1-2 FC1-2 1-3 1B 1B	4	1	1	0	0	1	2
Don Blasingame, L (1, 4) OBP: 0.347, SLG: 0.353			X 0-0 ② F9		B B F F B F X 3-2 ③ F9			C C B F B C 2-3 ① K	B X 1-0 ① FC1-2 1B 1-2 SF8 3-H	4	1	0	0	0	1	3
Bob Purkey, R (1, 1) OBP: 0.155, SLG: 0.211			B B C C S 2-3 ③ K			C B F B B S 3-3 ① K		B C S B X 2-2 1B 2B	B B C B F X 3-2 1-3 2-H 1B	3	0	1	0	0	2	0
Cookie Rojas, R (8, PR) OBP: 0.303, SLG: 0.224										0	1	0	0	0	0	0
Bill Henry, L (8, 1) OBP: 0.500, SLG: 0.500										1	0	1	1	0	0	0
Jim Brosnan, R (9, 1)										0	0	0	0	0	0	0
Ted Wills, L (9, 1)										0	0	0	0	0	0	0
Inning Stats	R: 0 E: 0 K: 2 S: 10 H: 0 LOB: 0 BB: 0 P: 17	R: 0 E: 0 K: 1 S: 9 H: 0 LOB: 0 BB: 0 P: 14	R: 0 E: 0 K: 2 S: 7 H: 0 LOB: 0 BB: 0 P: 10	R: 0 E: 0 K: 2 S: 8 H: 0 LOB: 1 BB: 1 P: 15	R: 0 E: 0 K: 0 S: 12 H: 1 LOB: 1 BB: 0 P: 20	R: 0 E: 0 K: 1 S: 13 H: 1 LOB: 1 BB: 0 P: 22	R: 0 E: 0 K: 1 S: 7 H: 0 LOB: 1 BB: 1 P: 13	R: 2 E: 1 K: 2 S: 19 H: 3 LOB: 2 BB: 1 P: 32	R: 2 E: 0 K: 0 S: 15 H: 3 LOB: 1 BB: 0 P: 20	1B: 6 2B: 2 3B: 0 HR: 0 SF: 1 SAC: 0 DP: 0 HBP: 0							

TOP

AB	34
R	4
H	8
RBI	3
BB	3
SO	11
LOB	14

WP: 0 PB: 0 SB: 0 CS: 0 PA: 38

PITCHER		IP	WLS	BF	H	R	ER	SO	BB	IBB	HBP	BLK	WP	HR	S	P	ERA	WHIP
Sandy Koufax, L (1, 1) ERA: 2.57		8.0	L	32	5	2	1	11	2	1	0	0	0	0	85	143	1.12	0.875
Ron Perranoski, L (9, 1) ERA: 1.9		0.1		4	3	2	2	0	0	0	0	0	0	0	8	13	54.00	9.000
Larry Sherry, R (9, 1) ERA: 2.47		0.2		2	0	0	0	0	0	0	0	0	0	0	7	7	0.00	0.000

PITCHER	IP	WLS	BF	H	R	ER	SO	BB	IBB	HBP	BLK	WP	HR	S	P	ERA	WHIP

Cincinnati Reds @ Los Angeles Dodgers

Dodger Stadium, Los Angeles, CA

Fri Jun 22 1962, 7:05 PM PDT

Att. 48,260 - Unknown

livebaseballscorecards.com

BOTTOM

Batter	1	2	3	4	5	6	7	8	9	AB	R	H	RBI	BB	SO	LOB
Maury Wills, S (1, 6) OBP: 0.316, SLG: 0.329	C B F B X 2-2 4-3 1B		C X 0-1 ② 5-3		B B X 2-0 ③ F5			X 0-0 ② 1-4-3		4	0	1	0	0	0	1
Jim Gilliam, S (1, 4) OBP: 0.354, SLG: 0.320	F B F F S 1-3 ① K		S B B B F B 4-2 S BB			B C B X 2-1 ① 1-3		B X 1-0 ③ 6-3		3	0	0	0	1	1	1
Willie Davis, L (1, 8) OBP: 0.370, SLG: 0.498	C L B X 1-2 ② 4-3 **1-2**		F C B B S 2-3 ③ K **1-2**			X 0-0 1B			C F X 0-2 1B 1B 1B	4	1	2	0	0	1	2
Tommy Davis, R (1, 7) OBP: 0.352, SLG: 0.526	B F B F B X 3-2 ③ 4-3			X 0-0 ① 6-3		X 0-0 ② F6			C X 0-1 1B 1-3 2B 1B	4	1	1	0	0	0	2
Ron Fairly, L (1, 3) OBP: 0.395, SLG: 0.476		F S B X 1-2 ① F8		B F B X 2-1 ② G3		L P B B C X 3-2 ③ 4-3			X 0-0 2B **1-2** **3-H** 1B	4	1	1	1	0	0	1
Frank Howard, R (1, 9) OBP: 0.349, SLG: 0.459		X 0-0 ② F8		B F X 1-1 ③ 6-3			X 0-0 L3 1B		B X 1-0 ① F3	4	0	1	0	0	0	2
Daryl Spencer, R (1, 5) OBP: 0.394, SLG: 0.375 Duke Snider, L (9, PH) OBP: 0.452, SLG: 0.562 Larry Burright, R (9, PR) OBP: 0.304, SLG: 0.399		B F B X 2-1 1B			C B B B B 4-1 SH5-6-4 BB		X 0-0 ①② L3 **1-2**		B C B X 2-1 4-3 **1-H** **2-H** 2B	2	0	1	0	1	0	1
										1	0	1	2	0	0	0
										0	0	0	0	0	0	0
Norm Sherry, R (1, 2) OBP: 0.261, SLG: 0.317 Wally Moon, L (9, PH) OBP: 0.363, SLG: 0.361		X 0-0 ③ F8			X 0-0 ① L7		B C B F B X 3-2 ③ F7		B B X 2-0 ② 4-3 **2-3**	3	0	0	0	0	0	2
										1	0	0	0	0	0	1
Sandy Koufax, R (1, 1) OBP: 0.137, SLG: 0.163 Lee Walls, R (8, PH) OBP: 0.264, SLG: 0.229 Ron Perranoski, L (9, 1) Larry Sherry, R (9, 1) OBP: 0.200, SLG: 0.200 Andy Carey, R (9, PH) OBP: 0.360, SLG: 0.424			B S B S C 2-3 ① K		S L X 0-2 ② SH5-6-4 **1-2**			B C B C C 2-3 ① K	C B S S F B S 2-3 ③ K	1	0	0	0	0	1	0
										1	0	0	0	0	1	0
										0	0	0	0	0	0	0
										0	0	0	0	0	0	0
										1	0	0	0	0	1	2
Inning Stats	R: 0 E: 0 K: 1 S: 13 H: 1 LOB: 1 BB: 0 P: 20	R: 0 E: 0 K: 0 S: 7 H: 1 LOB: 1 BB: 0 P: 10	R: 0 E: 0 K: 2 S: 10 H: 0 LOB: 1 BB: 1 P: 18	R: 0 E: 0 K: 0 S: 5 H: 0 LOB: 0 BB: 0 P: 8	R: 0 E: 0 K: 0 S: 6 H: 0 LOB: 1 BB: 1 P: 12	R: 0 E: 0 K: 0 S: 8 H: 1 LOB: 1 BB: 0 P: 12	R: 0 E: 0 K: 0 S: 5 H: 1 LOB: 0 BB: 0 P: 8	R: 0 E: 0 K: 1 S: 5 H: 0 LOB: 0 BB: 0 P: 8	R: 3 E: 0 K: 1 S: 14 H: 4 LOB: 2 BB: 0 P: 21	1B: 7 2B: 2 3B: 0 HR: 0	SF: 0 SAC: 1 DP: 1 HBP: 0						

AB	33
R	3
H	8
RBI	3
BB	2
SO	5
LOB	15

WP: 0 PB: 0 SB: 1 CS: 0 PA: 36

PITCHER		IP	WLS	BF	H	R	ER	SO	BB	IBB	HBP	BLK	WP	HR	S	P	ERA	WHIP
Bob Purkey, R ERA: 2.55	(1, 1)	7.0	W	26	4	0	0	3	2	0	0	0	0	0	54	88	0.00	0.857
Bill Henry, L ERA: 3.6	(8, 1)	1.0		6	3	3	3	1	0	0	0	0	0	0	11	14	27.00	3.000
Jim Brosnan, R ERA: 3.86	(9, 1)	0.1		2	1	0	0	0	0	0	0	0	0	0	3	6	0.00	3.000
Ted Wills, L ERA: 4.64	(9, 1)	0.2	S	2	0	0	0	1	0	0	0	0	0	0	5	9	0.00	0.000

PITCHER	IP	WLS	BF	H	R	ER	SO	BB	IBB	HBP	BLK	WP	HR	S	P	ERA	WHIP

Batter	1	2	3	4	5	6	7	8	9	AB	R	H	RBI	BB	SO	LOB
Leo Cardenas, R (1, 6) OBP: 0.329, SLG: 0.395	C F C 0-3 ① K			B B B C B 4-1 FC4-6 BB	B F B X 2-1 ③ F4			X 0-0 ① 5-3	C X 0-1 1-2 2-3 3-H 1B	4	0	1	1	1	1	2
Don Blasingame, L (1, 4) OBP: 0.343, SLG: 0.348	C C F B B X 2-2 ② 6-3			C B X 1-1 ① FC4-6 1B 1-2f		X 0-0 1B		C B X 1-1 ② 4-3	B C B C X 2-2 ② F7	5	0	1	0	0	0	4
Vada Pinson, L (1, 8) OBP: 0.344, SLG: 0.551	B B X 2-0 ③ F9			S F C 0-3 ② K		B B F X 2-1 ① F8		C X 0-1 ③ G3	S B X 1-1 ③ F7	5	0	0	0	0	1	5
Frank Robinson, R (1, 9) OBP: 0.387, SLG: 0.525		F F X 0-2 ① 4-3		F X 0-1 1-3 1B		B C X 1-1 ② F4			B F X 1-1 3B 2B	4	1	2	0	0	0	1
Jerry Lynch, L (1, 7) OBP: 0.360, SLG: 0.527		C X 0-1 ② F2		X 0-0 ③ G3		S S S 0-3 ③ K			B F B X 2-1 2-H SF9 3B	4	1	1	1	0	1	3
Marty Keough, L (1, 3) OBP: 0.398, SLG: 0.429		B X 1-0 ③ F5			F B B B B 4-1 6-3 1B BB		F X 0-1 FC4-6 1B		F B B B F X 2-2 ① SF9 3-H	2	0	1	1	1	0	0
Johnny Edwards, L (1, 2) OBP: 0.315, SLG: 0.365			S B X 1-1 ① 1-6-3		C F S 0-3 ① K		X 0-0 ① FC4-6 FC1-4 1-2f		B B S F X 2-2 HBP BB 1B 1B	4	1	1	0	0	1	2
Don Zimmer, R (1, 5) OBP: 0.268, SLG: 0.314			F F S 0-3 ② K		F B X 1-1 6-3 1-2 1B		B C S X 1-2 ② FC1-4 PB 1-2f		C C B F B F B B 4-2 1B HBP 1-2 BB	3	0	1	0	1	1	1
Joey Jay, S (1, 1) OBP: 0.239, SLG: 0.341			B C S C 1-3 ③ K		B C F X 1-2 ② 6-3 1-2 2-3		F S B C 1-3 ③ K 1-2		S H 1-1 1B 1-2 2-3 HBP	0	0	0	0	0	0	0
Joe Gaines, R (3, PH) OBP: 0.458, SLG: 0.526										1	0	0	0	0	1	0
Moe Drabowsky, R (3, 1)										0	0	0	0	0	0	0
Gordy Coleman, L (5, PH) OBP: 0.322, SLG: 0.426										1	0	0	0	0	0	2
Johnny Klippstein, R (5, 1) OBP: 0.222, SLG: 0.125										1	0	0	0	0	1	1
Wally Post, R (9, PH) OBP: 0.345, SLG: 0.487										0	0	0	0	0	0	0
Inning Stats	R: 0 E: 0 K: 1 S: 8 H: 0 LOB: 0 BB: 0 P: 12	R: 0 E: 0 K: 0 S: 6 H: 0 LOB: 0 BB: 0 P: 7	R: 0 E: 0 K: 2 S: 8 H: 0 LOB: 0 BB: 0 P: 10	R: 0 E: 0 K: 1 S: 9 H: 1 LOB: 2 BB: 1 P: 14	R: 0 E: 0 K: 1 S: 11 H: 1 LOB: 2 BB: 1 P: 19	R: 0 E: 0 K: 1 S: 8 H: 1 LOB: 1 BB: 0 P: 11	R: 0 E: 0 K: 1 S: 9 H: 1 LOB: 1 BB: 0 P: 11	R: 0 E: 0 K: 0 S: 5 H: 0 LOB: 0 BB: 0 P: 6	R: 3 E: 0 K: 0 S: 22 H: 4 LOB: 3 BB: 1 P: 37	1B: 6 2B: 1 3B: 1 HR: 0 SF: 1 SAC: 0 DP: 0 HBP: 1	WP: 0 PB: 1 SB: 0 CS: 0 PA: 39					

PITCHER		IP	WLS	BF	H	R	ER	SO	BB	IBB	HBP	BLK	WP	HR	S	P	ERA	WHIP
Don Drysdale, R ERA: 3.14	(1, 1)	9.0	W	39	8	3	3	7	3	0	1	0	0	0	86	127	3.00	1.222

PITCHER	IP	WLS	BF	H	R	ER	SO	BB	IBB	HBP	BLK	WP	HR	S	P	ERA	WHIP

TOP

Cincinnati Reds @ Los Angeles Dodgers

Dodger Stadium, Los Angeles, CA

Sat Jun 23 1962, 7:05 PM PDT

Att. 47,159 - Unknown

livebaseballscorecards.com

AB	34
R	3
H	8
RBI	3
BB	3
SO	7
LOB	21

Batter	1	2	3	4	5	6	7	8	9	AB	R	H	RBI	BB	SO	LOB
Maury Wills, S (1, 6) OBP: 0.315, SLG: 0.330	1-2 4-3	0-0 F9	0-1 5-3		0-1 1B 2B 2-H 3-H	2-0 FC6 1-2f		0-0 F2		5	1	1	2	0	0	4
Andy Carey, R (8, 5) OBP: 0.355, SLG: 0.418										1	0	0	0	0	0	0
Jim Gilliam, S (1, 4) OBP: 0.355, SLG: 0.324	3-2 BLK 1B 1B	2-0 SF8 3-H		3-2 4-3	2-2 1B 1B 2-H		2-3 K			3	1	2	2	0	0	0
Larry Burright, R (6, 4) OBP: 0.302, SLG: 0.396										1	0	0	0	0	1	0
Willie Davis, L (1, 8) OBP: 0.382, SLG: 0.510	0-1 BLK 1B 1B 1-2	2-0 1B 1B 2-H		0-2 1B 2B	2-1 1B 1-3		4-0 3B BB			4	4	4	1	1	0	0
Tommy Davis, R (1, 7) OBP: 0.359, SLG: 0.538	0-0 S 1B 1-H 2-H	0-0 1B 1B 1B 2-H		0-1 G6-3 1B 2-H	2-0 F8		1-1 2B 3B 1-H			5	2	4	5	0	0	2
Ron Fairly, L (1, 3) OBP: 0.392, SLG: 0.471	2-3 K 1-2	0-1 1B 1B 1-3		1-1 G6-3 1-2f	2-2 6-3		0-0 4-3 2B 3-H			4	0	1	0	0	1	4
Tim Harkness, L (7, 3) OBP: 0.354, SLG: 0.409										1	0	1	1	0	0	0
Frank Howard, R (1, 9) OBP: 0.350, SLG: 0.464	0-3 K	1-1 1-2 1B 3-H			1-2 1B 2B	3-2 F4 1B	1-1 4-3 2-3			5	1	2	1	0	1	2
Daryl Spencer, R (1, 5) OBP: 0.404, SLG: 0.400 (8, 6)	1-0 1B E 2B	0-3 K			2-0 SH5-4 BB 2B 1B 2-H	3-1 WP 1B	0-0 5-3			5	2	3	1	0	1	3
Doug Camilli, R (1, 2) OBP: 0.372, SLG: 0.459	4-2 E SF8 BB	1-0 F7			4-1 SH5-4 2B BB 1-2	4-1 FC6 BB 1-2		0-0 4-3		2	2	0	0	3	0	0
Don Drysdale, R (1, 1) OBP: 0.300, SLG: 0.347	1-2 E5 1B 1B 1-3 2-H	1-3 K			0-0 SH5-4 1-2 2-3	0-0 F8		2-3 K		4	1	1	0	0	2	2
Inning Stats	R: 2 E: 0 K: 2 S: 18 H: 3 LOB: 1 BB: 0 P: 24	R: 5 E: 1 K: 1 S: 17 H: 6 LOB: 2 BB: 1 P: 28	R: 0 E: 0 K: 1 S: 6 H: 0 LOB: 0 BB: 0 P: 8	R: 1 E: 0 K: 0 S: 14 H: 2 LOB: 0 BB: 0 P: 18	R: 4 E: 0 K: 0 S: 21 H: 5 LOB: 2 BB: 1 P: 36	R: 0 E: 0 K: 0 S: 8 H: 1 LOB: 2 BB: 1 P: 20	R: 2 E: 0 K: 1 S: 10 H: 2 LOB: 1 BB: 1 P: 18	R: 0 E: 0 K: 1 S: 5 H: 0 LOB: 0 BB: 0 P: 7		1B: 13 2B: 5 3B: 1 HR: 0	SF: 1 SAC: 1 DP: 1 HBP: 0					

PITCHER		IP	WLS	BF	H	R	ER	SO	BB	IBB	HBP	BLK	WP	HR	S	P	ERA	WHIP
Joey Jay, R ERA: 4.23	(1, 1)	2.0	L	16	9	7	7	3	1	0	0	1	0	0	35	52	31.50	5.000
Moe Drabowsky, R ERA: 5.81	(3, 1)	2.0		7	2	1	1	1	0	0	0	0	0	0	20	26	4.50	1.000
Johnny Klippstein, R ERA: 5.18	(5, 1)	4.0		23	8	6	6	2	3	0	0	0	1	0	44	81	13.50	2.750

PITCHER	IP	WLS	BF	H	R	ER	SO	BB	IBB	HBP	BLK	WP	HR	S	P	ERA	WHIP

BOTTOM

Cincinnati Reds @ Los Angeles Dodgers

Dodger Stadium, Los Angeles, CA

Sat Jun 23 1962, 7:05 PM PDT

Att. 47,159 - Unknown

livebaseballscorecards.com

AB	40
R	14
H	19
RBI	13
BB	4
SO	6
LOB	17

WP: 1 PA: 46
PB: 0
SB: 1
CS: 0

Batter	1	2	3	4	5	6	7	8	9	AB	R	H	RBI	BB	SO	LOB
Leo Cardenas, R (1, 6) OBP: 0.328, SLG: 0.392	L7	SH2-3 1-2		FC6-4 1B HR 1B	L8		G5-4-3 1-2f			4	1	1	0	0	0	3
Don Zimmer, R (1, 5) OBP: 0.287, SLG: 0.331	2B HBP BB	L3 2-3 1B		FC6-4 1-2 1B		F8 WP 2B		6-3 BB		3	2	3	0	2	0	0
Vada Pinson, L (1, 8) OBP: 0.341, SLG: 0.548	HBP HR 1-3 2B	L3 1-2		FC6-4 1-2f 2-3 HR		F8 2-3		F3		5	2	1	0	0	0	6
Frank Robinson, R (1, 9) OBP: 0.391, SLG: 0.548	HBP HR IBB		HR	1-H 3-H HR		K 3-H		6-3 1-2		4	3	2	4	1	1	1
Wally Post, R (1, 7) OBP: 0.347, SLG: 0.500	HR 1-2 2-3 3-H HBP	K	6-3			HR		K		4	2	1	2	0	2	1
Hank Foiles, R (1, 2) OBP: 0.380, SLG: 0.500	HR 1-H 2-H 3-H	BB		K	6-3			L8		4	1	1	4	1	1	0
Marty Keough, L (1, 3) OBP: 0.398, SLG: 0.451	F8	F7		G3 2B		4-3 1B 2B		4-3		5	1	2	0	0	0	1
Don Blasingame, L (1, 4) OBP: 0.340, SLG: 0.344	F2	L4		G3 2-3		4-3 2-3		1B		5	0	1	0	0	0	3
Ted Wills, L (1, 1) OBP: 0.250, SLG: 0.250		SH2-3 1B 1B		K	BB		G5-4-3 3-H 1B	K		1	0	1	0	0	0	0
Jim O'Toole, S (2, 1) OBP: 0.222, SLG: 0.200										2	0	1	1	1	1	0
Dave Sisler, R (7, 1)										0	0	0	0	0	0	0
Bill Henry, L (8, 1) OBP: 0.333, SLG: 0.333										1	0	0	0	0	1	1
Inning Stats	R: 5 E: 0 K: 0 S: 12 H: 2 LOB: 0 BB: 2 P: 26	R: 0 E: 0 K: 0 S: 7 H: 2 LOB: 1 BB: 0 P: 11	R: 1 E: 0 K: 1 S: 8 H: 1 LOB: 1 BB: 1 P: 16	R: 3 E: 0 K: 1 S: 13 H: 3 LOB: 0 BB: 0 P: 17	R: 0 E: 0 K: 1 S: 7 H: 1 LOB: 2 BB: 1 P: 14	R: 2 E: 0 K: 1 S: 11 H: 2 LOB: 0 BB: 0 P: 18	R: 1 E: 0 K: 0 S: 6 H: 2 LOB: 0 BB: 0 P: 9	R: 0 E: 0 K: 1 S: 6 H: 0 LOB: 1 BB: 1 P: 13	R: 0 E: 0 K: 1 S: 11 H: 1 LOB: 1 BB: 0 P: 18	1B: 6 2B: 5 3B: 0 HR: 4 SF: 0 SAC: 1 DP: 2 HBP: 1						

TOP

Cincinnati Reds @ Los Angeles Dodgers

Dodger Stadium, Los Angeles, CA

Sun Jun 24 1962, 3:33 AM PDT

Att. 37,477 - Unknown

livebaseballscorecards.com

AB	38
R	12
H	14
RBI	11
BB	5
SO	6
LOB	16

WP: 1 PB: 0 SB: 0 CS: 0 PA: 45

PITCHER		IP	WLS	BF	H	R	ER	SO	BB	IBB	HBP	BLK	WP	HR	S	P	ERA	WHIP
Johnny Podres, L ERA: 5.34	(1, 1)	1.0		9	3	5	5	0	1	1	1	0	0	1	15	31	45.00	4.000
Ed Roebuck, R ERA: 3.57	(2, 1)	1.0		3	1	0	0	0	0	0	0	0	0	0	4	6	0.00	1.000
Stan Williams, R ERA: 5.79	(3, 1)	5.0	L	25	9	7	7	4	2	0	0	0	1	3	45	74	12.60	2.200
Phil Ortega, R ERA: 9.5	(8, 1)	1.0		4	0	0	0	1	1	0	0	0	0	0	6	13	0.00	1.000
Ron Perranoski, L ERA: 1.85	(9, 1)	1.0		4	1	0	0	1	0	0	0	0	0	0	11	18	0.00	1.000

PITCHER	IP	WLS	BF	H	R	ER	SO	BB	IBB	HBP	BLK	WP	HR	S	P	ERA	WHIP

Batter	1	2	3	4	5	6	7	8	9	AB	R	H	RBI	BB	SO	LOB
Maury Wills, S (1, 6) OBP: 0.315, SLG: 0.328	6-3	BB, 1B 1-2 3-H		F4			FC4-6 FC3-6 1-2f	BB 1-2 2-3	6-3	5	1	1	1	1	0	1
Jim Gilliam, S (1, 4) OBP: 0.359, SLG: 0.325	L3	1B 1-2 2-3		F9			FC3-6 1-2	BB 1-2 2-3 3-H		3	0	1	1	2	0	0
Willie Davis, L (1, 8) OBP: 0.379, SLG: 0.504	G3	1B 1-3 2-H 3-H			1-3		FC3-6 1-2f 2-3			5	0	1	2	0	1	5
Tommy Davis, R (1, 7) OBP: 0.363, SLG: 0.537		FC5-6 1B F9			F9		BB 1-2		FC3-6 1B 2B	4	1	2	0	1	0	2
Frank Howard, R (1, 9) OBP: 0.352, SLG: 0.462		FC5-6 BB, 1B 1-2f	1B		6-3		4-3		FC3-6 1-2	5	1	2	0	0	0	4
Ron Fairly, L (1, 3) OBP: 0.393, SLG: 0.469		BB 1-2	F9			G5-4-3		4-3	FC3-6 1-2f 2-3	5	2	2	0	0	0	3
Daryl Spencer, R (1, 5) OBP: 0.413, SLG: 0.409		1B 1-2 2-3	K		K			BB, BB BB	HR 1-H 3-H	3	3	1	2	2	2	2
Doug Camilli, R (1, 2) OBP: 0.354, SLG: 0.429		BB, 1B 1-3 2-H 3-H	5-3			G5-4-3 1-2f		K	K	5	1	1	2	0	2	4
Johnny Podres, L (1, 1) OBP: 0.154, SLG: 0.154 Ed Roebuck, R (2, 1) OBP: 0.400, SLG: 0.533 Lee Walls, R (2, PH) OBP: 0.000, SLG: 0.224 Stan Williams, R (3, 1) OBP: 0.000, SLG: 0.048 Andy Carey, L (7, PH) OBP: 0.000, SLG: 0.478 Phil Ortega, R (8, 1) Duke Snider, L (8, PH) OBP: 0.000, SLG: 0.562 Ron Perranoski, L (9, 1) Norm Sherry, R (9, PH) OBP: 0.071, SLG: 0.375		F3		5-3			FC4-6	BB, BB 1-2	HR 2-H	0 0 1 1 0 0 0 0 0 0 1	0 0 0 0 0 0 0 0 0 0 1	0 0 0 0 0 0 0 0 1 0 2	0 0 0 0 0 0 0 0 0 0 2	0 0 0 0 0 0 0 0 0 0 0	0 0 0 0 0 0 0 0 0 0 0	0 0 0 0 0 0 0 0 0 0 0
Inning Stats	R: 0 E: 0 K: 0 S: 9 H: 0 LOB: 0 BB: 0 P: 16	R: 5 E: 0 K: 0 S: 20 H: 5 LOB: 2 BB: 2 P: 33	R: 0 E: 0 K: 1 S: 8 H: 1 LOB: 1 BB: 0 P: 16	R: 0 E: 0 K: 0 S: 7 H: 0 LOB: 0 BB: 0 P: 13	R: 0 E: 0 K: 0 S: 8 H: 0 LOB: 0 BB: 0 P: 10	R: 0 E: 0 K: 1 S: 6 H: 1 LOB: 0 BB: 0 P: 9	R: 0 E: 0 K: 0 S: 12 H: 1 LOB: 3 BB: 2 P: 24	R: 1 E: 0 K: 2 S: 21 H: 0 LOB: 3 BB: 4 P: 41	R: 4 E: 0 K: 1 S: 19 H: 4 LOB: 0 BB: 0 P: 26	1B: 10 2B: 1 3B: 0 HR: 1 SF: 0 SAC: 0 DP: 1 HBP: 0						

PITCHER		IP	WLS	BF	H	R	ER	SO	BB	IBB	HBP	BLK	WP	HR	S	P	ERA	WHIP
Ted Wills, L ERA: 6.26	(1, 1)	1.2		11	4	5	5	0	2	0	0	0	0	0	25	44	27.00	3.600
Jim O'Toole, L ERA: 4.4	(2, 1)	5.0	W	20	4	0	0	2	2	0	0	0	0	0	43	74	0.00	1.200
Dave Sisler, R ERA: 3.92	(7, 1)	1.0		6	0	1	1	1	3	0	0	0	0	0	17	32	9.00	3.000
Bill Henry, L ERA: 5.06	(8, 1)	1.1	S	9	4	4	4	2	1	0	0	0	0	1	25	38	27.00	3.750

PITCHER	IP	WLS	BF	H	R	ER	SO	BB	IBB	HBP	BLK	WP	HR	S	P	ERA	WHIP

BOTTOM

Cincinnati Reds @ Los Angeles Dodgers

Dodger Stadium, Los Angeles, CA

Sun Jun 24 1962, 3:33 AM PDT

Att. 37,477 - Unknown

livebaseballscorecards.com

AB	38
R	10
H	12
RBI	10
BB	8
SO	5
LOB	23



WP: 0 PA: 46
PB: 0
SB: 0
CS: 0

Batter	1	2	3	4	5	6	7	8	9	AB	R	H	RBI	BB	SO	LOB
Leo Cardenas, R (1, 6) OBP: 0.323, SLG: 0.386	K2-3		K			P4		6-3		4	0	0	0	0	2	1
Don Zimmer, R (1, 5) OBP: 0.281, SLG: 0.324	F8		F7			5-3			K	4	0	0	0	0	1	0
Vada Pinson, L (1, 8) OBP: 0.343, SLG: 0.548	1B		CS 1B			4-3			F8	4	0	2	0	0	0	0
Frank Robinson, R (1, 9) OBP: 0.389, SLG: 0.541	K		CS 1-2	F7			P6		BB	3	0	0	0	1	1	1
Wally Post, R (1, 7) OBP: 0.339, SLG: 0.487		E9 1B		5-3			P4		1-3	4	1	0	0	0	0	1
Hank Foiles, R (1, 2) OBP: 0.358, SLG: 0.468		1-3		L5			K			3	0	0	0	0	1	1
Marty Keough, L (1, 3) OBP: 0.406, SLG: 0.452		1B 2-H 1B			F7			4-1 HBP		2	0	1	1	0	0	0
Don Blasingame, L (1, 4) OBP: 0.344, SLG: 0.349		G4-3 1-2 1B			F7-3 1B			K		3	0	2	0	0	1	1
Jim Maloney, L (1, 1) OBP: 0.222, SLG: 0.222		G4-3 1-2f			F7-3 1-2			4-1 1-2		2	0	0	0	0	0	3
Moe Drabowsky, R (6, 1)										0	0	0	0	0	0	0
Jerry Lynch, L (8, PH) OBP: 0.357, SLG: 0.522										1	0	0	0	0	0	1
Jim Brosnan, R (8, 1)										0	0	0	0	0	0	0
Inning Stats	R: 0 E: 0 K: 2 S: 8 H: 1 LOB: 1 BB: 0 P: 8	R: 1 E: 1 K: 0 S: 5 H: 2 LOB: 1 BB: 0 P: 5	R: 0 E: 0 K: 1 S: 5 H: 1 LOB: 0 BB: 0 P: 5	R: 0 E: 0 K: 0 S: 3 H: 0 LOB: 0 BB: 0 P: 3	R: 0 E: 0 K: 0 S: 3 H: 1 LOB: 0 BB: 0 P: 3	R: 0 E: 0 K: 0 S: 3 H: 0 LOB: 0 BB: 0 P: 3	R: 0 E: 0 K: 1 S: 5 H: 0 LOB: 0 BB: 0 P: 5	R: 0 E: 0 K: 1 S: 5 H: 0 LOB: 1 BB: 0 P: 6	R: 0 E: 0 K: 1 S: 5 H: 0 LOB: 1 BB: 1 P: 9	1B: 5 2B: 1 3B: 0 HR: 0	SF: 0 SAC: 0 DP: 2 HBP: 1			WP: 0 PB: 0 SB: 0 CS: 1		PA: 33	

PITCHER	IP	WLS	BF	H	R	ER	SO	BB	IBB	HBP	BLK	WP	HR	S	P	ERA	WHIP
Billy O'Dell, L (1, 1) ERA: 3.32	9.0	W	32	5	1	0	6	1	0	1	0	0	0	42	47	0.00	0.667

PITCHER	IP	WLS	BF	H	R	ER	SO	BB	IBB	HBP	BLK	WP	HR	S	P	ERA	WHIP

TOP

Cincinnati Reds @ San Francisco Giants

Candlestick Park, San Francisco, CA

Mon Jun 25 1962, 6:33 AM EDT

Att. 9,195 - Unknown

livebaseballscorecards.com

AB	30
R	1
H	5
RBI	1
BB	1
SO	6
LOB	9

Batter	1	2	3	4	5	6	7	8	9	AB	R	H	RBI	BB	SO	LOB
Harvey Kuenn, R (1, 9) (9, 7) OBP: 0.389, SLG: 0.401	S S S 0-3 K ①	S S S 0-3 K ③			x 0-0 4-3 1B		x 0-0 FC4 CS ② 1-2f			4	0	1	0	0	2	4
Chuck Hiller, L (1, 4) OBP: 0.340, SLG: 0.316	x 0-0 P6 ②		B B B B 4-0 FC5-4 BB		x 0-0 F8 ①		0-0 CS ③ 1-2	x 0-0 E 1B 1B		3	1	1	0	1	0	1
Willie Mays, R (1, 8) OBP: 0.415, SLG: 0.644	S S S 0-3 K ③		x 0-0 FC5-4 S 1B SF7 ① 1-2f		x 0-0 4-3 ② 1-2			x 0-0 FC4-6 ② 1-2 1B		4	1	1	0	0	1	2
Willie McCovey, L (1, 7) Felipe Alou, R (8, PR) (9, 9) OBP: 0.411, SLG: 0.630 OBP: 0.363, SLG: 0.524		B B B B 4-0 1B 1B BB	x 0-0 1-2 1B		x 0-0 F5 ③			x 0-0 FC4-6 ① 1-2f 2-H		3 0	1 0	1 0	0 0	1 0	0 0	2 0
Orlando Cepeda, R (1, 3) OBP: 0.350, SLG: 0.535		x 0-0 BB 1B 1-3 1B	x 0-0 SF7 ② 2-H			x 0-0 P4 ①		x 0-0 5-3 ②		3	0	1	1	0	0	1
Ed Bailey, L (1, 2) OBP: 0.354, SLG: 0.476		S S S 0-3 K ①	x 0-0 F8 ③			x 0-0 F7 ②		I I I I 4-0 IBB		3	0	0	0	1	1	3
Jim Davenport, R (1, 5) OBP: 0.360, SLG: 0.465		x 0-0 BB 1-2 3-H 1B		x 0-0 P4 ①		S S S 0-3 K ③		S S S 0-3 K ③		4	0	1	1	0	2	2
Jose Pagan, R (1, 6) OBP: 0.315, SLG: 0.346		B B B B 4-0 1-2 2-3 BB		x 0-0 F8 ②			S S S 0-3 K ①			2	0	0	0	1	1	0
Billy O'Dell, S (1, 1) OBP: 0.189, SLG: 0.118		S S S 0-3 K ②		S S S 0-3 K ③			B B B B 4-0 FC4 BB			2	0	0	0	1	2	3
Inning Stats	R: 0 H: 0 E: 0 LOB: 0 K: 2 BB: 0 S: 7 P: 7	R: 1 H: 2 E: 0 LOB: 3 K: 3 BB: 2 S: 11 P: 19	R: 1 H: 1 E: 0 LOB: 1 K: 0 BB: 1 S: 4 P: 8	R: 0 H: 0 E: 0 LOB: 0 K: 1 BB: 0 S: 5 P: 5	R: 0 H: 1 E: 0 LOB: 1 K: 0 BB: 0 S: 4 P: 4	R: 0 H: 0 E: 0 LOB: 0 K: 1 BB: 0 S: 5 P: 5	R: 0 H: 0 E: 0 LOB: 0 K: 1 BB: 1 S: 4 P: 8	R: 1 H: 2 E: 1 LOB: 2 K: 1 BB: 1 S: 7 P: 11		1B: 6 SF: 1 2B: 0 SAC: 0 3B: 0 DP: 0 HR: 0 HBP: 0						

PITCHER		IP	WLS	BF	H	R	ER	SO	BB	IBB	HBP	BLK	WP	HR	S	P	ERA	WHIP
Jim Maloney, R ERA: 5.31	(1, 1)	5.0	L	22	4	2	2	6	3	0	0	0	0	0	31	43	3.60	1.400
Moe Drabowsky, R ERA: 5.61	(6, 1)	2.0		6	0	0	0	2	1	0	0	0	0	0	9	13	0.00	0.500
Jim Brosnan, R ERA: 3.72	(8, 1)	1.0		6	2	1	0	1	0	1	0	0	0	0	7	11	0.00	2.000

PITCHER	IP	WLS	BF	H	R	ER	SO	BB	IBB	HBP	BLK	WP	HR	S	P	ERA	WHIP

BOTTOM

Cincinnati Reds @ San Francisco Giants

Candlestick Park, San Francisco, CA

Mon Jun 25 1962, 6:33 AM EDT

Att. 9,195 - Unknown

livebaseballscorecards.com

AB	28
R	3
H	6
RBI	2
BB	5
SO	9
LOB	18

WP: 0	PA: 35		
PB: 0			
SB: 1			
CS: 1			

Batter	1	2	3	4	5	6	7	8	9	10	AB	R	H	RBI	BB	SO	LOB
Leo Cardenas, R (1, 6) OBP: 0.317, SLG: 0.378	P6		6-3 2-3	P5		K		F8 1-2			5	0	0	0	0	1	5
Don Blasingame, L (1, 4) OBP: 0.341, SLG: 0.342	K		BB		F7	F9			4-3		4	0	0	0	1	1	2
Vada Pinson, L (1, 8) OBP: 0.341, SLG: 0.541	K		F8		FC1-4 1B		6-3		K		5	0	1	0	0	2	2
Frank Robinson, R (1, 9) OBP: 0.389, SLG: 0.554		5-3		4-3 1B 2B	FC1-4 WP 1B 1-2f		HR		F8		5	2	2	1	0	0	1
Marty Keough, L (1, 7) OBP: 0.406, SLG: 0.443		BB		4-3 2-3	WP 1-2 1B		P5			K	4	0	1	0	1	1	1
Gordy Coleman, L (1, 3) OBP: 0.319, SLG: 0.421		P6		HR 3-H 1B	K 1-2 2-3		G3			K	5	1	1	1	0	2	3
Johnny Edwards, L (1, 2) OBP: 0.326, SLG: 0.398		F7		HR 1-H		FC1-5 1B BB		1B 3B		1B	4	2	3	2	1	0	1
Don Zimmer, R (1, 5) OBP: 0.289, SLG: 0.333			6-3 SH2-4 BB	2B		FC1-5 1-2 1B		6-3		F4	4	0	2	0	1	0	2
Joey Jay, S (1, 1) OBP: 0.229, SLG: 0.326			SH2-4 1-2	K		FC1-5 1-2 2-3f		CS 3-H 1B			2	0	0	0	0	1	3
Jerry Lynch, L (8, PH) OBP: 0.362, SLG: 0.526											1	0	1	1	0	0	0
Dave Sisler, R (8, 1)											0	0	0	0	0	0	0
Inning Stats	R: 0 E: 0 K: 2 S: 7 H: 0 LOB: 0 BB: 0 P: 7	R: 0 E: 0 K: 0 S: 3 H: 0 LOB: 1 BB: 1 P: 7	R: 0 E: 0 K: 0 S: 3 H: 0 LOB: 2 BB: 2 P: 11	R: 3 E: 0 K: 1 S: 9 H: 4 LOB: 1 BB: 0 P: 9	R: 0 E: 0 K: 1 S: 7 H: 2 LOB: 2 BB: 0 P: 7	R: 0 E: 0 K: 1 S: 6 H: 1 LOB: 2 BB: 1 P: 10	R: 1 E: 0 K: 0 S: 4 H: 1 LOB: 0 BB: 0 P: 4	R: 1 E: 0 K: 0 S: 4 H: 2 LOB: 0 BB: 0 P: 4	R: 0 E: 0 K: 1 S: 5 H: 0 LOB: 0 BB: 0 P: 5	R: 0 E: 0 K: 2 S: 8 H: 1 LOB: 1 BB: 0 P: 8	1B: 6 2B: 2 3B: 1 HR: 2	SF: 0 SAC: 1 DP: 0 HBP: 0					

PITCHER	IP	WLS	BF	H	R	ER	SO	BB	IBB	HBP	BLK	WP	HR	S	P	ERA	WHIP
Jack Sanford, R (1, 1) ERA: 3.83	7.0		33	8	4	4	5	4	0	0	0	1	2	39	55	5.14	1.714
Stu Miller, R (8, 1) ERA: 4.3	3.0	W	11	3	1	1	3	0	0	0	0	0	0	17	17	3.00	1.000

PITCHER	IP	WLS	BF	H	R	ER	SO	BB	IBB	HBP	BLK	WP	HR	S	P	ERA	WHIP

TOP

Cincinnati Reds @ San Francisco Giants

Candlestick Park, San Francisco, CA

Tue Jun 26 1962, 10:05 PM EDT

Att. 15,967 - Unknown

livebaseballscorecards.com

AB	39
R	5
H	11
RBI	5
BB	4
SO	8
LOB	20

Batter	1	2	3	4	5	6	7	8	9	10	AB	R	H	RBI	BB	SO	LOB
Chuck Hiller, L (1, 4) OBP: 0.335, SLG: 0.312	4-3		P4		K		P1		SH3-4 1-2		4	0	0	0	0	1	1
Matty Alou, L (1, 9) OBP: 0.329, SLG: 0.324	1B 1B		K		K2-3		BB		4-3 2-3		4	0	1	0	1	2	2
Willie Mays, R (1, 8) OBP: 0.409, SLG: 0.633	K		K			F3	K		6-3		5	0	0	0	0	3	3
Willie McCovey, L (1, 7) OBP: 0.410, SLG: 0.616	1-3 1B			E6 PB		F5	K2-3			1B 1B 1B	5	0	2	0	0	1	1
Felipe Alou, R (10, PR) OBP: 0.363, SLG: 0.524											0	1	0	0	0	0	0
Orlando Cepeda, R (1, 3) OBP: 0.348, SLG: 0.529	F2			F9		4-3		K		1-H 1B	5	0	1	1	0	1	3
Jim Davenport, R (1, 5) OBP: 0.362, SLG: 0.482		F7		F4 1-2			1B HR 2B	HR			4	2	2	1	0	0	1
Jose Pagan, R (1, 6) OBP: 0.314, SLG: 0.344		6-3		K			BB HR 1B 2-3	F7			4	1	1	0	0	1	1
Tom Haller, L (1, 2) OBP: 0.392, SLG: 0.500		BB			F6		HR BB 1-2	4-3			2	1	0	0	2	0	0
Jack Sanford, R (1, 1) OBP: 0.220, SLG: 0.231		K			1B		HR 1-H 2-H 3-H		4-3 SH3-4 1B		2	0	1	0	0	1	1
Ed Bailey, L (7, PH) OBP: 0.358, SLG: 0.500											1	1	1	4	0	0	0
Stu Miller, R (8, 1) OBP: 0.333, SLG: 0.250											1	0	1	0	0	0	0
Inning Stats	R: 0 H: 2 E: 0 LOB: 2 K: 1 BB: 0 S: 7 P: 7	R: 0 H: 0 E: 0 LOB: 1 K: 1 BB: 1 S: 5 P: 9	R: 0 H: 0 E: 0 LOB: 0 K: 2 BB: 0 S: 7 P: 7	R: 0 H: 0 E: 1 LOB: 1 K: 1 BB: 0 S: 6 P: 6	R: 0 H: 1 E: 0 LOB: 1 K: 2 BB: 0 S: 8 P: 8	R: 0 H: 0 E: 0 LOB: 0 K: 0 BB: 0 S: 3 P: 3	R: 4 H: 3 E: 0 LOB: 1 K: 2 BB: 2 S: 10 P: 18	R: 1 H: 1 E: 0 LOB: 0 K: 1 BB: 0 S: 6 P: 6	R: 0 H: 1 E: 0 LOB: 1 K: 0 BB: 0 S: 4 P: 4	R: 1 H: 2 E: 0 LOB: 1 K: 0 BB: 0 S: 2 P: 2	1B: 7 SF: 0 2B: 1 SAC: 1 3B: 0 DP: 0 HR: 2 HBP: 0						

PITCHER		IP	WLS	BF	H	R	ER	SO	BB	IBB	HBP	BLK	WP	HR	S	P	ERA	WHIP
Joey Jay, R ERA: 4.27	(1, 1)	7.0		31	6	4	4	9	3	0	0	0	0	1	46	58	5.14	1.286
Dave Sisler, R ERA: 4.37	(8, 1)	2.0	L	10	4	2	2	1	0	0	0	0	0	1	12	12	9.00	2.000

PITCHER		IP	WLS	BF	H	R	ER	SO	BB	IBB	HBP	BLK	WP	HR	S	P	ERA	WHIP

BOTTOM

Cincinnati Reds @ San Francisco Giants

Candlestick Park, San Francisco, CA

Tue Jun 26 1962, 10:05 PM EDT

Att. 15,967 - Unknown

livebaseballscorecards.com

AB	37
R	6
H	10
RBI	6
BB	3
SO	10
LOB	13

1B: 7	SF: 0	WP: 0	PA: 41
2B: 1	SAC: 1	PB: 1	
3B: 0	DP: 0	SB: 0	
HR: 2	HBP: 0	CS: 0	

Batter	1	2	3	4	5	6	7	8	9	AB	R	H	RBI	BB	SO	LOB
Eddie Kasko, R (1, 5) OBP: 0.282, SLG: 0.322	5-3		2B		F5		P5			4	0	1	0	0	0	0
Don Zimmer, R (1, 4) OBP: 0.284, SLG: 0.326	5-3		5-3		F7		F5			4	0	0	0	0	0	1
Vada Pinson, L (1, 8) OBP: 0.339, SLG: 0.536	4-3			FC6-4 1B		F8	4-3			4	0	1	0	0	0	0
Frank Robinson, R (1, 9) OBP: 0.387, SLG: 0.549		K		FC6-4 1B E 1-2f		1B 2B 1B		F5		4	2	1	0	0	1	1
Wally Post, R (1, 7) OBP: 0.348, SLG: 0.512		HR		E9 1B 1-H 1B		2B 1-3 1B		K		4	1	3	1	0	1	0
Hank Foiles, R (1, 2) OBP: 0.351, SLG: 0.471		F2		P4		1-3 3-H 2B		F8		4	0	1	1	0	0	1
Leo Cardenas, R (1, 6) OBP: 0.317, SLG: 0.377		F3		1-3 1B		K			P6	3	0	1	0	0	1	2
Gordy Coleman, L (9, PH) OBP: 0.318, SLG: 0.419										1	0	0	0	0	0	0
Marty Keough, L (1, 3) OBP: 0.400, SLG: 0.429			P6	P3		BB			P6	3	0	0	0	1	0	2
Ted Wills, L (1, 1) OBP: 0.143, SLG: 0.143 Johnny Klippstein, R (7, 1) OBP: 0.222, SLG: 0.125 Jerry Lynch, L (9, PH) OBP: 0.359, SLG: 0.522			F9		K	1-3			K	3	0	0	0	0	1	3
										0	0	0	0	0	0	0
										1	0	0	0	0	1	0
Inning Stats	R: 0 E: 0 K: 0 S: 3 H: 0 LOB: 0 BB: 0 P: 3	R: 1 E: 0 K: 1 S: 6 H: 1 LOB: 0 BB: 0 P: 6	R: 0 E: 0 K: 0 S: 4 H: 1 LOB: 1 BB: 0 P: 4	R: 1 E: 1 K: 0 S: 6 H: 3 LOB: 2 BB: 0 P: 6	R: 0 E: 0 K: 1 S: 5 H: 0 LOB: 0 BB: 0 P: 5	R: 1 E: 0 K: 1 S: 8 H: 3 LOB: 3 BB: 1 P: 12	R: 0 E: 0 K: 0 S: 3 H: 0 LOB: 0 BB: 0 P: 3	R: 0 E: 0 K: 1 S: 5 H: 0 LOB: 0 BB: 0 P: 5	R: 0 E: 0 K: 1 S: 5 H: 0 LOB: 0 BB: 0 P: 5	1B: 5 2B: 2 3B: 0 HR: 1 SF: 0 SAC: 0 DP: 0 HBP: 0						

PITCHER	IP	WLS	BF	H	R	ER	SO	BB	IBB	HBP	BLK	WP	HR	S	P	ERA	WHIP
Mike McCormick, L (1, 1) ERA: 4.68	5.1		24	8	3	3	2	0	0	0	0	0	1	28	28	5.06	1.500
Bobby Bolin, R (6, 1) ERA: 2.49	3.2	W	12	0	0	0	3	1	0	0	0	0	0	17	21	0.00	0.273

PITCHER	IP	WLS	BF	H	R	ER	SO	BB	IBB	HBP	BLK	WP	HR	S	P	ERA	WHIP

TOP

Cincinnati Reds @ San Francisco Giants

Candlestick Park, San Francisco, CA

Wed Jun 27 1962, 6:33 AM EDT

Att. 12,537 - Unknown

livebaseballscorecards.com

AB	35
R	3
H	8
RBI	2
BB	1
SO	5
LOB	10

WP: 0 PA: 36
PB: 0
SB: 0
CS: 0

Batter	1	2	3	4	5	6	7	8	9	AB	R	H	RBI	BB	SO	LOB
Jose Pagan, R (1, 6) OBP: 0.318, SLG: 0.343	BBBB 4-0 HR BB		x 0-0 ① SH3-4 1-3		BBBB 4-0 1B 1-2 BB		SSS 0-3 ① K			1	1	0	0	2	1	0
Harvey Kuenn, R (1, 7) OBP: 0.393, SLG: 0.420	x 0-0 1-H HR		x 0-0 ② SH1-3 3-H		x 0-0 G4-3 1B 1-2 2-3		x 0-0 ② F8			3	1	2	3	0	0	0
Willie Mays, R (1, 8) OBP: 0.407, SLG: 0.628	x 0-0 ① F8		x 0-0 FC5-4 1B		x 0-0 ②③ G4-3 1-2f		x 0-0 ③ 5-3			4	0	1	0	0	0	3
Orlando Cepeda, R (1, 3) OBP: 0.344, SLG: 0.522	SSS 0-3 ② K		x 0-0 ③ FC5-4 1-2f			x 0-0 ① F9		x 0-0 ① 6-3		4	0	0	0	0	1	1
Felipe Alou, R (1, 9) OBP: 0.365, SLG: 0.535	SSS 0-3 ③ K			x 0-0 G3-6-3 1B		x 0-0 ② 6-3		x 0-0 HR		4	1	2	1	0	1	0
Jim Davenport, R (1, 5) OBP: 0.360, SLG: 0.476		x 0-0 ① 3-1		x 0-0 ① F8		BBBB 4-0 HR BB		SSS 0-3 ② K		3	1	0	0	1	1	1
Ed Bailey, L (1, 2) OBP: 0.355, SLG: 0.513		x 0-0 ② 5-3		x 0-0 ②③ G3-6-3 1-2f		x 0-0 1-H HR		SSS 0-3 ③ K		4	1	1	2	0	1	1
Chuck Hiller, L (1, 4) OBP: 0.335, SLG: 0.315		x 0-0 ③ 3-1			x 0-0 ① F8	x 0-0 2B				3	0	1	0	0	0	0
Mike McCormick, L (1, 1) OBP: 0.227, SLG: 0.300 Bobby Bolin, R (6, 1)			BBBB 4-0 SH3-4 WP SH1-3 BB		x 0-0 1B WP 1B	x 0-0 ③ F9				1 1	1 0	1 0	0 0	1 0	0 0	0 1
Inning Stats	R: 2 E: 0 K: 2 S: 8 H: 1 LOB: 0 BB: 1 P: 12	R: 0 E: 0 K: 0 S: 3 H: 0 LOB: 0 BB: 0 P: 3	R: 1 E: 0 K: 0 S: 4 H: 1 LOB: 1 BB: 1 P: 8	R: 0 E: 0 K: 0 S: 3 H: 1 LOB: 0 BB: 0 P: 3	R: 0 E: 0 K: 0 S: 4 H: 2 LOB: 2 BB: 1 P: 8	R: 2 E: 0 K: 0 S: 5 H: 2 LOB: 1 BB: 1 P: 9	R: 0 E: 0 K: 1 S: 5 H: 0 LOB: 0 BB: 0 P: 5	R: 1 E: 0 K: 2 S: 8 H: 1 LOB: 0 BB: 0 P: 8		1B: 4 2B: 1 3B: 0 HR: 3	SF: 0 SAC: 2 DP: 2 HBP: 0						

PITCHER	IP	WLS	BF	H	R	ER	SO	BB	IBB	HBP	BLK	WP	HR	S	P	ERA	WHIP
Ted Wills, L (1, 1) ERA: 6.52	6.0	L	27	7	5	5	2	4	0	0	0	2	2	27	43	7.50	1.833
Johnny Klippstein, R (7, 1) ERA: 5.15	2.0		7	1	1	1	3	0	0	0	0	0	1	13	13	4.50	0.500

PITCHER	IP	WLS	BF	H	R	ER	SO	BB	IBB	HBP	BLK	WP	HR	S	P	ERA	WHIP

BOTTOM

Cincinnati Reds @ San Francisco Giants

Candlestick Park, San Francisco, CA

Wed Jun 27 1962, 6:33 AM EDT

Att. 12,537 - Unknown

livebaseballscorecards.com

AB	28
R	6
H	8
RBI	6
BB	4
SO	5
LOB	7

1B: 4	SF: 0	WP: 2	PA: 34
2B: 1	SAC: 2	PB: 0	
3B: 0	DP: 2	SB: 0	
HR: 3	HBP: 0	CS: 0	

Batter	1	2	3	4	5	6	7	8	9	AB	R	H	RBI	BB	SO	LOB
Eddie Kasko, R (1, 6) (3, 5) OBP: 0.281, SLG: 0.319	K		F5		E7 3-H 1B		F9		F8	5	0	1	1	0	1	0
Don Blasingame, L (1, 4) OBP: 0.343, SLG: 0.349	1B 2B		K		K		F5			2	1	1	0	0	1	0
Leo Cardenas, R (3, 6) OBP: 0.315, SLG: 0.374										2	0	0	0	0	1	1
Vada Pinson, L (1, 8) OBP: 0.345, SLG: 0.538	1B HBP			G4-6-3 BB 1B		2B 1B		F9		3	1	2	0	0	0	0
Frank Robinson, R (1, 9) OBP: 0.395, SLG: 0.556	G4-6-3 1-3 2-H 1B			G4-6-3 1-2 BB		1B 1-H 2B		WP BB		2	1	2	2	2	0	0
Gordy Coleman, L (1, 3) OBP: 0.317, SLG: 0.413	G4-6-3 1-2f			G4-6-3 1-2f 2-3		K		1-2 BB		3	0	0	0	1	1	5
Marty Keough, L (1, 7) OBP: 0.396, SLG: 0.424		1-3		4-3		2-H 1B		K		1	0	0	0	0	0	0
Jerry Lynch, L (3, 7) OBP: 0.359, SLG: 0.517										3	0	1	1	0	1	3
Johnny Edwards, L (1, 2) OBP: 0.324, SLG: 0.400		L7			4-3 E 2B	F8		F8		4	1	1	0	0	0	3
Don Zimmer, R (1, 5) (3, 4) OBP: 0.278, SLG: 0.319		K2-3			6-3	4-3			F6	4	0	0	0	0	1	2
Jim O'Toole, S (1, 1) OBP: 0.200, SLG: 0.179			K		4-3 2-3		K		L3	4	0	0	0	0	2	1

Inning Stats	1	2	3	4	5	6	7	8	9	1B: 5	SF: 0	WP: 1	PA: 37
R:	1	0	0	0	1	2	0	0	0	2B: 3	SAC: 0	PB: 0	
E:	0	0	0	0	1	0	0	0	0	3B: 0	DP: 2	SB: 0	
K:	1	1	2	0	1	1	1	1	0	HR: 0	HBP: 1	CS: 0	
S:	6	5	7	3	7	8	5	5	3				
H:	2	0	0	1	2	3	0	0	0				
LOB:	1	0	0	1	1	1	0	0	0				
BB:	0	0	0	1	0	0	0	2	0				
P:	7	5	7	7	7	8	5	13	3				

PITCHER		IP	WLS	BF	H	R	ER	SO	BB	IBB	HBP	BLK	WP	HR	S	P	ERA	WHIP
Ken Johnson, R ERA: 3.71	(1, 1)	6.0	L	26	8	4	4	6	1	0	1	0	0	0	36	41	6.00	1.500
Dave Giusti, R ERA: 5.82	(7, 1)	3.0		11	0	0	0	2	2	0	0	0	1	0	13	21	0.00	0.667

PITCHER	IP	WLS	BF	H	R	ER	SO	BB	IBB	HBP	BLK	WP	HR	S	P	ERA	WHIP

TOP

Cincinnati Reds @ Houston Colt 45's

Colt Stadium, Houston, TX

Fri Jun 29 1962, 8:05 PM EDT

Att. 7,612 - Unknown

livebaseballscorecards.com

AB	33
R	4
H	8
RBI	4
BB	3
SO	8
LOB	15

Batter	1	2	3	4	5	6	7	8	9	AB	R	H	RBI	BB	SO	LOB
Bob Lillis, R (1, 6) OBP: 0.267, SLG: 0.251	6-3		F5			F8			K	4	0	0	0	0	1	0
Joey Amalfitano, R (1, 4) OBP: 0.305, SLG: 0.286	6-3		K			6-3			4-3	4	0	0	0	0	1	0
Roman Mejias, R (1, 9) OBP: 0.334, SLG: 0.547	2B			2-6 1B			6-3 1B		F8	4	0	3	0	0	0	0
Norm Larker, L (1, 3) OBP: 0.359, SLG: 0.386	K			K			F9			3	0	0	0	0	2	3
Bob Cerv, R (1, 7) OBP: 0.217, SLG: 0.150		F4		F9			6-3 1-2			3	0	0	0	0	0	2
Carl Warwick, R (1, 8) OBP: 0.316, SLG: 0.427		K		2-6 1-2	F8		F9			3	0	0	0	0	1	1
Bob Aspromonte, R (1, 5) OBP: 0.364, SLG: 0.395		FC6-4 1B			F9			F4		3	0	1	0	0	0	0
Hal Smith, R (1, 2) OBP: 0.284, SLG: 0.386		FC6-4 1-2f			6-3			6-3		3	0	0	0	0	0	1
Ken Johnson, R (1, 1) OBP: 0.063, SLG: 0.063			K			K		5-3		1	0	0	0	0	1	0
Jim Busby, R (6, PH) OBP: 0.308, SLG: 0.182										1	0	0	0	0	1	0
Dave Giusti, R (7, 1) OBP: 0.304, SLG: 0.286										1	0	0	0	0	0	0
Inning Stats	R: 0 H: 1 E: 0 LOB: 1 K: 1 BB: 0 S: 6 P: 6	R: 0 H: 1 E: 0 LOB: 1 K: 1 BB: 0 S: 6 P: 6	R: 0 H: 0 E: 0 LOB: 0 K: 2 BB: 0 S: 7 P: 7	R: 0 H: 1 E: 0 LOB: 1 K: 1 BB: 0 S: 5 P: 5	R: 0 H: 0 E: 0 LOB: 0 K: 0 BB: 0 S: 3 P: 3	R: 0 H: 0 E: 0 LOB: 0 K: 1 BB: 0 S: 5 P: 5	R: 0 H: 1 E: 0 LOB: 1 K: 0 BB: 0 S: 4 P: 4	R: 0 H: 0 E: 0 LOB: 0 K: 0 BB: 0 S: 3 P: 3	R: 0 H: 0 E: 0 LOB: 0 K: 1 BB: 0 S: 5 P: 5	1B: 3 SF: 0 2B: 1 SAC: 0 3B: 0 DP: 0 HR: 0 HBP: 0						

PITCHER	IP	WLS	BF	H	R	ER	SO	BB	IBB	HBP	BLK	WP	HR	S	P	ERA	WHIP
Jim O'Toole, L (1, 1) ERA: 4.04	9.0	W	31	4	0	0	7	0	0	0	0	0	0	44	44	0.00	0.444

PITCHER	IP	WLS	BF	H	R	ER	SO	BB	IBB	HBP	BLK	WP	HR	S	P	ERA	WHIP

BOTTOM

Cincinnati Reds @ Houston Colt 45's

Colt Stadium, Houston, TX

Fri Jun 29 1962, 8:05 PM EDT

Att. 7,612 - Unknown

livebaseballscorecards.com

AB	30
R	0
H	4
RBI	0
BB	0
SO	7
LOB	7

Batter	1	2	3	4	5	6	7	8	9	AB	R	H	RBI	BB	SO	LOB
Eddie Kasko, R (1, 6) OBP: 0.284, SLG: 0.319	F6		K		HBP		1B			3	1	1	0	0	1	1
Don Blasingame, L (1, 4) OBP: 0.345, SLG: 0.349	G6-3, BB		1B		F9		3-1			3	0	1	0	1	0	3
Vada Pinson, L (1, 8) OBP: 0.344, SLG: 0.534	G6-3		F8		G3		1B			4	0	1	2	0	0	4
Frank Robinson, R (1, 9) OBP: 0.394, SLG: 0.554		F7		G3, 1B		5-3				3	1	1	0	0	0	0
Gordy Coleman, L (1, 3) OBP: 0.313, SLG: 0.408		F7		G3		4-3				3	0	0	0	0	0	1
Marty Keough, L (1, 7) OBP: 0.413, SLG: 0.436		1B		S		BB				2	0	2	1	1	0	0
Johnny Edwards, L (1, 2) OBP: 0.320, SLG: 0.394		K		K		G3				3	0	0	0	0	2	3
Don Zimmer, R (1, 5) OBP: 0.279, SLG: 0.316			L5	K			3-1, 1B, BB			2	1	0	0	1	1	1
Jim Maloney, L (1, 1) OBP: 0.300, SLG: 0.400			1B, 2B		5-3		F6			1	0	1	0	0	0	0
Dave Sisler, R (3, 1)										0	0	0	0	0	0	0
Joe Gaines, R (5, PH) OBP: 0.440, SLG: 0.500										1	0	0	0	0	0	0
Johnny Klippstein, R (5, 1) OBP: 0.222, SLG: 0.125										0	0	0	0	0	0	0
Wally Post, R (7, PH) OBP: 0.346, SLG: 0.509										1	0	0	0	0	0	1
Inning Stats	R: 0 E: 0 K: 0 S: 2 H: 0 LOB: 0 BB: 1 P: 6	R: 0 E: 0 K: 1 S: 6 H: 1 LOB: 1 BB: 0 P: 6	R: 0 E: 0 K: 1 S: 7 H: 2 LOB: 2 BB: 0 P: 7	R: 1 E: 0 K: 2 S: 9 H: 2 LOB: 1 BB: 0 P: 9	R: 0 E: 0 K: 0 S: 3 H: 0 LOB: 1 BB: 0 P: 4	R: 0 E: 0 K: 0 S: 3 H: 0 LOB: 1 BB: 1 P: 7	R: 2 E: 0 K: 0 S: 4 H: 2 LOB: 1 BB: 1 P: 8			1B: 6 2B: 1 3B: 0 HR: 0 SF: 0 SAC: 0 DP: 1 HBP: 1				WP: 0 PB: 0 SB: 1 CS: 0 PA: 30		

PITCHER	IP	WLS	BF	H	R	ER	SO	BB	IBB	HBP	BLK	WP	HR	S	P	ERA	WHIP
Bob Bruce, R (1, 1) ERA: 3.33	7.0	W	30	7	3	3	4	3	0	1	0	0	0	34	47	3.86	1.429

PITCHER	IP	WLS	BF	H	R	ER	SO	BB	IBB	HBP	BLK	WP	HR	S	P	ERA	WHIP

TOP

Cincinnati Reds @ Houston Colt 45's

Colt Stadium, Houston, TX

Sat Jun 30 1962, 8:05 PM EDT

Att. 9,758 - Unknown

livebaseballscorecards.com

AB	26
R	3
H	7
RBI	3
BB	3
SO	4
LOB	14

Batter	1	2	3	4	5	6	7	8	9	AB	R	H	RBI	BB	SO	LOB
Al Spangler, L (1, 7) OBP: 0.373, SLG: 0.367	BBBB 4-0 G6-4-3 WP BB		0-0 1B 3B 0-0 1-2 2-H 3-H 1B		X 0-0 ③ 4-3					3	1	2	2	1	0	1
Billy Goodman, L (1, 4) OBP: 0.326, SLG: 0.317 Joey Amalfitano, R (6, PR) OBP: 0.305, SLG: 0.286 (7, 4)	BBBB 4-0 G6-4-3 1-2 BB		0-3 ① K 0-3 ③ K			X 0-0 6-3 2B 2B				3 0	0 1	1 0	0 0	1 0	2 0	3 0
Roman Mejias, R (1, 9) OBP: 0.337, SLG: 0.547	X 0-0 ① ② G6-4-3 1-2f 2-3		X 0-0 1B SF7 3-H 1B	X 0-0 4-3 1B		X 0-0 ① 6-3 2-3				4	1	2	1	0	0	3
Norm Larker, L (1, 3) OBP: 0.365, SLG: 0.387	BBBB 4-0 BB		X 0-0 SF7 1-3 1B 1B	X 0-0 ① 4-3 1-2		BBBB 4-0 2B BB				2	1	1	0	2	0	1
Carl Warwick, R (1, 8) OBP: 0.315, SLG: 0.431	X 0-0 ③ 4-3		X 0-0 ② SF7 1-2 3-H	X 0-0 ② F8		X 0-0 1-3 3-H 2B				3	0	1	2	0	0	3
Merritt Ranew, L (1, 2) OBP: 0.295, SLG: 0.421		X 0-0 FC1-5 5-3 1B	BBBB 4-0 1B BB BB	X 0-0 ③ F6		4-0 G6-4-3 IBB				2	1	1	0	2	0	1
Bob Aspromonte, R (1, 5) OBP: 0.363, SLG: 0.392		SSS 0-3 ① K	X 0-0 BB 1-3 2-H 1B		SSS 0-3 ① K	X 0-0 ② ③ G6-4-3 1-2f				4	1	1	1	0	2	4
Don Buddin, R (1, 6) OBP: 0.353, SLG: 0.343		X 0-0 ② 5-3 1-2	BBBB 4-0 BB 1B BB		X 0-0 ② 6-3					2	1	0	0	1	0	1
Bob Bruce, R (1, 1) OBP: 0.486, SLG: 0.250		X 0-0 ③ FC1-5 2-3	BBBB 4-0 1B 1-2 2-3 3-H BB		X 0-0 1B					2	0	1	1	1	0	1
Inning Stats	R: 0 H: 0 E: 0 LOB: 2 K: 0 BB: 3 S: 2 P: 14	R: 0 H: 1 E: 0 LOB: 1 K: 1 BB: 0 S: 6 P: 6	R: 6 H: 5 E: 0 LOB: 2 K: 2 BB: 3 S: 12 P: 24	R: 0 H: 1 E: 0 LOB: 1 K: 0 BB: 0 S: 4 P: 4	R: 0 H: 1 E: 0 LOB: 1 K: 1 BB: 0 S: 6 P: 6	R: 1 H: 2 E: 0 LOB: 2 K: 0 BB: 2 S: 4 P: 12				1B: 7 SF: 1 2B: 2 SAC: 0 3B: 1 DP: 2 HR: 0 HBP: 0				WP: 1 PA: 34 PB: 0 SB: 0 CS: 0		

PITCHER		IP	WLS	BF	H	R	ER	SO	BB	IBB	HBP	BLK	WP	HR	S	P	ERA	WHIP
Jim Maloney, R ERA: 7.04	(1, 1)	2.2	L	17	5	6	6	2	5	0	0	0	1	0	16	36	20.25	3.750
Dave Sisler, R ERA: 4.13	(3, 1)	1.1		7	2	0	0	1	1	0	0	0	0	0	8	12	0.00	2.250
Johnny Klippstein, R ERA: 5.12	(5, 1)	2.0		10	3	1	1	1	1	1	0	0	0	0	10	18	4.50	2.000

PITCHER	IP	WLS	BF	H	R	ER	SO	BB	IBB	HBP	BLK	WP	HR	S	P	ERA	WHIP

BOTTOM

Cincinnati Reds @ Houston Colt 45's

Colt Stadium, Houston, TX

Sat Jun 30 1962, 8:05 PM EDT

Att. 9,758 - Unknown

livebaseballscorecards.com

AB	25
R	7
H	10
RBI	7
BB	8
SO	4
LOB	18

Batter	1	2	3	4	5	6	7	8	9	AB	R	H	RBI	BB	SO	LOB
Eddie Kasko, R (1, 6) OBP: 0.283, SLG: 0.317	F7		F7		1B E 1B	F9 2-3 3-H		4-3		5	1	1	0	0	0	1
Don Blasingame, L (1, 4) OBP: 0.347, SLG: 0.350	1B 1B		1-3		E 1-3 1B	K		1-3		5	0	2	0	0	1	1
Vada Pinson, L (1, 8) OBP: 0.341, SLG: 0.527	F7		4-3		E3 1-2 3-H		4-3		S 1B	5	1	1	0	0	0	2
Frank Robinson, R (1, 9) OBP: 0.398, SLG: 0.554	FC4-6 1-2 1B			1-3	4-3		1B 1B		G3 1-H 1B	5	1	3	1	0	0	2
Gordy Coleman, L (1, 3) OBP: 0.319, SLG: 0.422	FC4-6 1-2f			BBBB BB		HR	1B 1-3 1B		G3 1-2	4	1	2	1	1	0	3
Marty Keough, L (1, 7) OBP: 0.412, SLG: 0.444		4-3		F8		1B 2B 2B	SSS K			5	1	2	0	0	1	3
Johnny Edwards, L (1, 2) OBP: 0.322, SLG: 0.394		5-3		F7		2B WP 2-3 1B	1-2 3-H 1B		SSS K2-3	5	1	2	1	0	1	2
Don Zimmer, R (1, 5) OBP: 0.283, SLG: 0.321		BBBB BB			4-3	WP 1-3 3-H 2B	F7			3	0	1	1	1	0	2
Joey Jay, S (1, 1) OBP: 0.212, SLG: 0.300		SSS K			SSS K	SSS K		6-3		4	0	0	0	0	3	3
Inning Stats	R: 0 E: 0 K: 0 S: 5 H: 2 LOB: 2 BB: 0 P: 5	R: 0 E: 0 K: 1 S: 5 H: 0 LOB: 1 BB: 1 P: 9	R: 0 E: 0 K: 0 S: 3 H: 0 LOB: 0 BB: 0 P: 3	R: 0 E: 0 K: 0 S: 3 H: 0 LOB: 1 BB: 1 P: 7	R: 1 E: 1 K: 1 S: 8 H: 2 LOB: 2 BB: 0 P: 8	R: 3 E: 0 K: 2 S: 11 H: 4 LOB: 1 BB: 0 P: 11	R: 1 E: 0 K: 1 S: 8 H: 3 LOB: 2 BB: 0 P: 8	R: 0 E: 0 K: 0 S: 3 H: 0 LOB: 0 BB: 0 P: 3	R: 1 E: 0 K: 1 S: 7 H: 3 LOB: 1 BB: 0 P: 7	1B: 11 2B: 2 3B: 0 HR: 1 SF: 0 SAC: 0 DP: 0 HBP: 0							

Cincinnati Reds @ Houston Colt 45's

Colt Stadium, Houston, TX

Sun Jul 01 1962, 4:33 AM EDT

Att. 6,666 - Unknown

TOP

livebaseballscorecards.com

AB	41
R	6
H	14
RBI	4
BB	2
SO	6
LOB	19

PITCHER		IP	WLS	BF	H	R	ER	SO	BB	IBB	HBP	BLK	WP	HR	S	P	ERA	WHIP	PITCHER	IP	WLS	BF	H	R	ER	SO	BB	IBB	HBP	BLK	WP	HR	S	P	ERA	WHIP
Jim Golden, R ERA: 3.05	(1, 1)	5.0	L	26	8	4	3	2	2	0	0	0	0	1	28	36	5.40	2.000																	
Dave Giusti, R ERA: 5.78	(6, 1)	2.0		9	3	1	1	3	0	0	0	0	1	0	15	15	4.50	1.500																	
Russ Kemmerer, R ERA: 3.66	(8, 1)	2.0		8	3	1	1	1	0	0	0	0	0	0	10	10	4.50	1.500																	

Batter	1	2	3	4	5	6	7	8	9	AB	R	H	RBI	BB	SO	LOB
Al Spangler, L (1, 7) OBP: 0.379, SLG: 0.379	BBBB 4-0 L6-3 BB		BBBB 4-0 2-6 BB		x 0-0 ③ F4		x 0-0 ② 1-H 3-H 3B			2	0	1	1	2	0	1
Billy Goodman, L (1, 4) OBP: 0.323, SLG: 0.314	x 0-0 ① F5		0-0 ③ 2-6 1-2	x 0-0 ① F6		x 0-0 FC6-4 1B	x 0-0 ③ F7			4	0	1	0	0	0	2
Roman Mejias, R (1, 9) OBP: 0.336, SLG: 0.543	x 0-0 ②③ L6-3 1-2			x 0-0 ② F5		x 0-0 ① FC6-4 1B 1-2f		x 0-0 G5-4-3 1B		4	0	1	0	0	0	2
Norm Larker, L (1, 3) OBP: 0.367, SLG: 0.393		x 0-0 5-3 1B		x 0-0 2B		x 0-0 ② F8		x 0-0 ① F8		4	0	2	0	0	0	2
Carl Warwick, R (1, 8) OBP: 0.318, SLG: 0.429		x 0-0 ① 5-3 1-2		BBBB 4-0 BB		x 0-0 1-2 1B		x 0-0 ②③ G5-4-3 1-2f		3	0	1	0	1	0	2
Merritt Ranew, L (1, 2) OBP: 0.288, SLG: 0.411		SSS 0-3 ② K		x 0-0 ③ G3		x 0-0 ③ F8			SSS 0-3 ① K2-3	4	0	0	0	0	2	5
Bob Aspromonte, R (1, 5) OBP: 0.365, SLG: 0.394		x 0-0 ③ 5-3			x 0-0 6-3 SH3-1 1B		x 0-0 E 1B 3B 1B		x 0-0 ② 6-3	4	1	2	0	0	0	1
Don Buddin, R (1, 6) OBP: 0.345, SLG: 0.333 Jim Pendleton, R (9, PH) OBP: 0.305, SLG: 0.449			x 0-0 ① F3		x 0-0 ① SH3-1 1-2		SSS 0-3 ① K		BBBB 4-0 BB	2	0	0	0	0	1	1
										0	0	0	0	1	0	0
Jim Golden, L (1, 1) OBP: 0.188, SLG: 0.344 Dave Giusti, R (6, 1) OBP: 0.304, SLG: 0.286 Bob Cery, R (7, PH) OBP: 0.250, SLG: 0.190 Russ Kemmerer, R (8, 1) OBP: 0.667, SLG: 0.500 Pidge Browne, L (9, PH) OBP: 0.354, SLG: 0.420			x 0-0 ② 4-3		x 0-0 ② 6-3 2-3		x 0-0 E9 1-3 3B 1B		x 0-0 ③ F9	2	0	0	0	0	0	1
										0	0	0	0	0	0	0
										1	0	1	0	0	0	0
										0	0	0	0	0	0	0
										1	0	0	0	0	0	1
Inning Stats	R: 0 E: 0 K: 0 S: 2 H: 0 LOB: 0 BB: 1 P: 6	R: 0 E: 0 K: 1 S: 6 H: 1 LOB: 1 BB: 0 P: 6	R: 0 E: 0 K: 0 S: 2 H: 0 LOB: 1 BB: 1 P: 6	R: 0 E: 0 K: 0 S: 4 H: 1 LOB: 2 BB: 1 P: 8	R: 0 E: 0 K: 0 S: 4 H: 1 LOB: 1 BB: 0 P: 4	R: 0 E: 0 K: 0 S: 5 H: 2 LOB: 2 BB: 0 P: 5	R: 1 E: 1 K: 1 S: 7 H: 3 LOB: 1 BB: 0 P: 7	R: 0 E: 0 K: 0 S: 3 H: 1 LOB: 0 BB: 0 P: 3	R: 0 E: 0 K: 1 S: 5 H: 0 LOB: 1 BB: 1 P: 9	1B: 7 2B: 2 3B: 1 HR: 0	SF: 0 SAC: 1 DP: 2 HBP: 0					

PITCHER	IP	WLS	BF	H	R	ER	SO	BB	IBB	HBP	BLK	WP	HR	S	P	ERA	WHIP
Joey Jay, R (1, 1) ERA: 4.07	9.0	W	37	9	1	1	3	4	0	0	0	0	0	38	54	1.00	1.444

PITCHER	IP	WLS	BF	H	R	ER	SO	BB	IBB	HBP	BLK	WP	HR	S	P	ERA	WHIP

BOTTOM

Cincinnati Reds @ Houston Colt 45's

Colt Stadium, Houston, TX

Sun Jul 01 1962, 4:33 AM EDT

Att. 6,666 - Unknown

livebaseballscorecards.com

AB	31
R	1
H	9
RBI	1
BB	4
SO	3
LOB	18

HOUSTON COLT 45s

WP: 0	PA: 36		
PB: 0			
SB: 0			
CS: 0			

Batter	1	2	3	4	5	6	7	8	9	AB	R	H	RBI	BB	SO	LOB
Lou Brock, L (1, 8) OBP: 0.313, SLG: 0.437	BBBB 4-0 L6-3 BB			SSS 0-3 ① K	x 0-0 ② SF7 3-H		x 0-0 G6-2-3 14 1B 1-2 2-3 1B		SSS 0-3 ① K	3	1	1	1	1	2	0
Ken Hubbs, R (1, 4) OBP: 0.284, SLG: 0.332	x 0-0 ①② L6-3 1-2			SSS 0-3 ② K	x 0-0 ③ F9		x 0-0 ①② G6-2-3 1-2 2-3 3-Hf		SSS 0-3 ② K	5	0	0	0	0	2	5
Billy Williams, L (1, 7) OBP: 0.393, SLG: 0.541	SSS 0-3 ③ K			x 0-0 14 HR 1B		x 0-0 14 S 1B	BBBB 4-0 BB 14 1B BB		x 0-0 ③ F8	4	1	2	0	1	1	0
14 Ernie Banks, R (1, 3) OBP: 0.306, SLG: 0.527		x 0-0 ① P1		x 0-0 1-H HR		SSS 0-3 ① K 1-2	x 0-0 BB 1-2 2-H 3-H 1B			4	1	2	4	0	1	1
George Altman, L (1, 9) OBP: 0.403, SLG: 0.530		SSS 0-3 ② K		x 0-0 ③ F4		BBBB 4-0 BB	BBBB 4-0 1-2 2-3 BB			2	0	0	0	2	1	0
Ron Santo, R (1, 5) OBP: 0.324, SLG: 0.412		x 0-0 ③ F9			x 0-0 PB HBP SH 1B	SSS 0-3 ② K	SSS 0-3 ③ K			4	1	1	0	0	2	5
Andre Rodgers, R (1, 6) OBP: 0.346, SLG: 0.403			x 0-0 ① 4-3		SSS 0-3 ① K	x 0-0 ③ F6		x 0-0 ① 1-3		4	0	0	0	0	1	3
El Tappe, R (1, 2) OBP: 0.333, SLG: 0.238			x 0-0 ② 6-3		H 1-0 SH PB 1-2 SF7 HBP		x 0-0 1B E G6-2-3 1B	x 0-0 ② 5-3		3	1	1	0	0	0	0
Cal Koonce, R (1, 1) OBP: 0.108, SLG: 0.135 Glen Hobbie, R (7, 1) OBP: 0.200, SLG: 0.143 Don Elston, R (8, 1)			x 0-0 ③ 3-1		x 0-0 SH 1-3 2-H		x 0-0 E3 G6-2-3 14 1B 1B 1-2	x 0-0 ③ F7		2 1 0	1 0 0	0 0 0	1 0 0	0 0 0	0 0 0	1 0 0
Inning Stats	R: 0 E: 0 K: 1 S: 4 H: 0 LOB: 0 BB: 1 P: 8	R: 0 E: 0 K: 1 S: 5 H: 0 LOB: 0 BB: 0 P: 5	R: 0 E: 0 K: 0 S: 3 H: 0 LOB: 0 BB: 0 P: 3	R: 2 E: 0 K: 2 S: 9 H: 2 LOB: 0 BB: 0 P: 9	R: 2 E: 0 K: 1 S: 7 H: 1 LOB: 1 BB: 0 P: 8	R: 0 E: 0 K: 2 S: 8 H: 1 LOB: 2 BB: 1 P: 12	R: 2 E: 1 K: 1 S: 8 H: 3 LOB: 3 BB: 2 P: 16	R: 0 E: 0 K: 0 S: 3 H: 0 LOB: 0 BB: 0 P: 3	R: 0 E: 0 K: 2 S: 7 H: 0 LOB: 0 BB: 0 P: 7	1B: 6 2B: 1 3B: 0 HR: 1	SF: 1 SAC: 1 DP: 2 HBP: 1						

Chicago Cubs @ Cincinnati Reds

Crosley Field, Cincinnati, OH

Mon Jul 02 1962, 7:05 PM EDT

Unknown

TOP

livebaseballscorecards.com

AB	32
R	6
H	7
RBI	6
BB	4
SO	10
LOB	15

WP: 0 PB: 1 SB: 1 CS: 0 PA: 39

PITCHER		IP	WLS	BF	H	R	ER	SO	BB	IBB	HBP	BLK	WP	HR	S	P	ERA	WHIP
Bob Purkey, R ERA: 2.69	(1, 1)	6.2	L	32	7	6	4	7	4	0	1	0	0	1	41	58	5.40	1.650
Jim Brosnan, R ERA: 3.68	(7, 1)	0.1		1	0	0	0	1	0	0	0	0	0	0	3	3	0.00	0.000
Johnny Klippstein, R ERA: 5.01	(8, 1)	1.0		3	0	0	0	0	0	0	0	0	0	0	3	3	0.00	0.000
Bill Henry, L ERA: 4.84	(9, 1)	1.0		3	0	0	0	2	0	0	0	0	0	0	7	7	0.00	0.000

PITCHER	IP	WLS	BF	H	R	ER	SO	BB	IBB	HBP	BLK	WP	HR	S	P	ERA	WHIP

Batter	1	2	3	4	5	6	7	8	9	AB	R	H	RBI	BB	SO	LOB
Leo Cardenas, R (1, 6) OBP: 0.320, SLG: 0.382	S S S 0-3 ① K		x 0-0 4-3 2B		x 0-0 ② 6-3		x 0-0 FC4-6 1-2 1B		x 0-0 1B SH1-4 1B	5	0	3	0	0	1	0
Don Blasingame, L (1, 4) OBP: 0.345, SLG: 0.345	B B B B 4-0 2B FC5-3-5 BB		x 0-0 ② 4-3 2-3		x 0-0 ③ F4		x 0-0 ② FC4-6 1-2f 2-3		x 0-0 ① SH1-4 1-2	3	0	0	0	1	0	3
Vada Pinson, L (1, 8) OBP: 0.346, SLG: 0.529	x 0-0 FC5-3-5 1-3 2B		x 0-0 ③ F7			B B B B 4-0 HR BB	x 0-0 ③ 4-3		B B B B 4-0 1B BB	3	1	1	0	2	0	3
Frank Robinson, R (1, 9) OBP: 0.398, SLG: 0.566	x 0-0 ② FC5-3-5 2-3 3-H			x 0-0 G3 4-3 2B		x 0-0 1-H HR		x 0-0 ① F8	S S S 0-3 ② K	5	2	2	2	0	1	4
Gordy Coleman, L (1, 3) OBP: 0.320, SLG: 0.422	x 0-0 ③ 4-3			x 0-0 ① G3 2-3		x 0-0 ① F9		x 0-0 1B 1B 1B	x 0-0 1-2 2-3 1B	5	1	2	0	0	0	3
Marty Keough, L (1, 7) OBP: 0.403, SLG: 0.433		x 0-0 ① F8		x 0-0 ② 4-3 3-H		x 0-0 ② 4-3		x 0-0 1B 1-2 1B 1B	x 0-0 ③ F9	5	1	1	1	0	0	3
Johnny Edwards, L (1, 2) OBP: 0.325, SLG: 0.396		x 0-0 ② F8		x 0-0 1B		x 0-0 ③ 6-3		x 0-0 K2-5-2 1B 1-3 2-H 1B		4	0	2	1	0	0	0
Don Zimmer, R (1, 5) OBP: 0.280, SLG: 0.318		x 0-0 ③ 5-3		x 0-0 ③ F2			x 0-0 ① 1-3	x 0-0 1-2 3-H 1B		2	0	0	0	0	0	1
Joe Gaines, R (7, PH) OBP: 0.423, SLG: 0.476										1	0	0	0	0	0	0
Johnny Klippstein, R (8, 1) OBP: 0.222, SLG: 0.125										0	0	0	0	0	0	0
Wally Post, R (8, PH) OBP: 0.349, SLG: 0.512										1	0	1	1	0	0	0
Bill Henry, L (9, 1) OBP: 0.333, SLG: 0.333										0	0	0	0	0	0	0
Bob Purkey, R (1, 1) OBP: 0.150, SLG: 0.203			S S S 0-3 ① K		S S S 0-3 ① K		B B B B 4-0 FC4-6 1B BB	S S S 0-3 ② ③ K2-5-2 2-3f		2	0	0	0	0	2	0
Jim Brosnan, R (7, 1)										0	0	0	0	0	0	0
Jerry Lynch, L (7, PH) OBP: 0.364, SLG: 0.517										0	0	0	0	1	0	0
Eddie Kasko, R (8, 5) OBP: 0.281, SLG: 0.315										1	0	0	0	0	1	2
Inning Stats	R: 0 E: 0 K: 1 S: 6 H: 1 LOB: 2 BB: 1 P: 10	R: 0 E: 0 K: 0 S: 3 H: 0 LOB: 0 BB: 0 P: 3	R: 0 E: 0 K: 1 S: 6 H: 1 LOB: 1 BB: 0 P: 6	R: 1 E: 0 K: 0 S: 5 H: 2 LOB: 1 BB: 0 P: 5	R: 0 E: 0 K: 1 S: 5 H: 0 LOB: 0 BB: 0 P: 5	R: 2 E: 0 K: 0 S: 4 H: 1 LOB: 0 BB: 1 P: 8	R: 0 E: 0 K: 0 S: 4 H: 1 LOB: 2 BB: 1 P: 8	R: 2 E: 0 K: 1 S: 8 H: 4 LOB: 2 BB: 0 P: 8	R: 0 E: 0 K: 1 S: 7 H: 2 LOB: 3 BB: 1 P: 11	1B: 8 2B: 4 3B: 0 HR: 1		SF: 0 SAC: 1 DP: 1 HBP: 0		WP: 0 PB: 0 SB: 0 CS: 0		PA: 42	

PITCHER		IP	WLS	BF	H	R	ER	SO	BB	IBB	HBP	BLK	WP	HR	S	P	ERA	WHIP
Cal Koonce, R ERA: 4.32	(1, 1)	6.1	W	28	6	3	3	3	3	0	0	0	0	1	31	43	4.26	1.421
Glen Hobbie, R ERA: 5.46	(7, 1)	1.0		6	3	2	2	0	0	0	0	0	0	0	6	6	18.00	3.000
Don Elston, R ERA: 2.11	(8, 1)	1.2	S	8	3	0	0	2	1	0	0	0	0	0	11	15	0.00	2.400

PITCHER	IP	WLS	BF	H	R	ER	SO	BB	IBB	HBP	BLK	WP	HR	S	P	ERA	WHIP

BOTTOM

Chicago Cubs @ Cincinnati Reds

Crosley Field, Cincinnati, OH

Mon Jul 02 1962, 7:05 PM EDT

Unknown

livebaseballscorecards.com

AB	37
R	5
H	12
RBI	5
BB	4
SO	5
LOB	19

Batter	1	2	3	4	5	6	7	8	9	AB	R	H	RBI	BB	SO	LOB
Lou Brock, L (1, 8) OBP: 0.311, SLG: 0.431	S S S 0-3 ① K	B B B 4-0 1-2 2-3 BB		x 0-0 ② F6		x 0-0 ①② G1-6-3 1-2f		S S S 0-3 ③ K		4	0	0	0	1	2	3
Alex Grammas, R (1, 4) Ken Hubbs, R (9, 4) OBP: 0.284, SLG: 0.332	x 0-0 14 S 14 2B 1B	x 0-0 ③ F8		x 0-0 ③ F9		x 0-0 1B			x 0-0 ① 6-3	5 0	1 0	2 0	0 0	0 0	0 0	4 0
Billy Williams, L (1, 7) OBP: 0.393, SLG: 0.542	x 0-0 ② F8		x 0-0 14 F9 1B 2B		x 0-0 14 WP 1B	S S S 0-3 ③ K			x 0-0 ② F8	5	2	2	0	0	1	2
14 Ernie Banks, R (1, 3) OBP: 0.307, SLG: 0.527	x 0-0 1-H 2B		x 0-0 ① F9 2-3		B B B 4-0 1-H 3-6 BB		x 0-0 ① 4-3		x 0-0 ③ F6	4	0	1	1	1	0	1
George Altman, L (1, 9) OBP: 0.398, SLG: 0.522	x 0-0 ③ 4-3		S S S 0-3 ② K		x 0-0 ①② 3-6 1-2f		x 0-0 ② F8			4	0	0	0	0	1	3
Ron Santo, R (1, 5) OBP: 0.326, SLG: 0.411		S S S 0-3 ① K	x 0-0 3-H 1B		B B B 4-0 1B BB		x 0-0 ③ F9			3	0	1	1	1	1	0
Andre Rodgers, R (1, 6) OBP: 0.348, SLG: 0.402		B B B 4-0 BB BB BB	x 0-0 ③ F7		x 0-0 1-2 1B			x 0-0 E3 E6 SH3-4		3	0	1	0	1	0	1
Dick Bertell, R (1, 2) OBP: 0.277, SLG: 0.295		x 0-0 ② F6		x 0-0 SH3-4 1B	x 0-0 ③ F7			x 0-0 ① SH3-4 1-2		3	0	1	0	0	0	3
Al Lary, R (1, 1) Dave Gerard, R (6, 1) OBP: 0.333, SLG: 0.200 Don Elston, R (9, 1)		B B B 4-0 BB 1-2 BB		x 0-0 ① SH3-4 1-2		B B B 4-0 G1-6-3 BB		x 0-0 ② E6 2-3		0 1 0	0 0 0	0 0 0	0 0 0	2 0 0	0 0 0	0 1 0
Inning Stats	R: 1 H: 2 E: 0 LOB: 1 K: 1 BB: 0 S: 7 P: 7	R: 0 H: 0 E: 0 LOB: 3 K: 1 BB: 3 S: 5 P: 17	R: 1 H: 2 E: 0 LOB: 1 K: 1 BB: 0 S: 7 P: 7	R: 0 H: 1 E: 0 LOB: 1 K: 0 BB: 0 S: 4 P: 4	R: 1 H: 2 E: 0 LOB: 2 K: 0 BB: 2 S: 4 P: 12	R: 0 H: 1 E: 0 LOB: 1 K: 1 BB: 1 S: 5 P: 9	R: 0 H: 0 E: 0 LOB: 0 K: 0 BB: 0 S: 3 P: 3	R: 0 H: 0 E: 2 LOB: 1 K: 1 BB: 0 S: 6 P: 6	R: 0 H: 0 E: 0 LOB: 0 K: 0 BB: 0 S: 3 P: 3	1B: 6 SF: 0 2B: 3 SAC: 2 3B: 0 DP: 2 HR: 0 HBP: 0						

TOP

Chicago Cubs @ Cincinnati Reds

Crosley Field, Cincinnati, OH

Mon Jul 02 1962, 7:05 PM EDT

Att. 17,701 - Unknown

livebaseballscorecards.com

AB	32
R	3
H	8
RBI	2
BB	6
SO	5
LOB	18

WP: 1 PA: 40
PB: 0
SB: 1
CS: 0

PITCHER		IP	WLS	BF	H	R	ER	SO	BB	IBB	HBP	BLK	WP	HR	S	P	ERA	WHIP
Ted Wills, L ERA: 6.42	(1, 1)	4.2		25	7	3	3	3	5	0	0	0	1	0	26	46	5.79	2.571
Dave Sisler, R ERA: 4.07	(5, 1)	0.1		1	0	0	0	0	0	0	0	0	0	0	1	1	0.00	0.000
Moe Drabowsky, R ERA: 5.34	(6, 1)	3.0		11	1	0	0	2	1	0	0	0	0	0	14	18	0.00	0.667
Jim Brosnan, R ERA: 3.56	(9, 1)	1.0	W	3	0	0	0	0	0	0	0	0	0	0	3	3	0.00	0.000

PITCHER	IP	WLS	BF	H	R	ER	SO	BB	IBB	HBP	BLK	WP	HR	S	P	ERA	WHIP

BOTTOM

Chicago Cubs @ Cincinnati Reds

Crosley Field, Cincinnati, OH

Mon Jul 02 1962, 7:05 PM EDT

Att. 17,701 - Unknown

Batter	1	2	3	4	5	6	7	8	9	AB	R	H	RBI	BB	SO	LOB
Leo Cardenas, R (1, 6) OBP: 0.317, SLG: 0.378	K		G3-6 1-2f 3-H		F8			SH5-4 1-2		3	0	0	1	0	1	2
Don Blasingame, L (1, 4) OBP: 0.349, SLG: 0.346	L5-3 1B			BB		F6		F9		2	0	1	0	1	0	0
Wally Post, R (8, PH) OBP: 0.348, SLG: 0.509										1	0	0	0	0	0	2
Jim Brosnan, R (9, 1)										0	0	0	0	0	0	0
Vada Pinson, L (1, 8) OBP: 0.344, SLG: 0.529	L5-3 1-2			F7		WP 2B		F7		4	0	1	0	0	0	4
Frank Robinson, R (1, 9) OBP: 0.396, SLG: 0.565		F6		F8		K 2-3			HR 2B	4	1	1	0	0	1	2
Gordy Coleman, L (1, 3) OBP: 0.319, SLG: 0.432		F8		F9		1-3			HR 2-H	4	1	1	2	0	0	2
Marty Keough, L (1, 7) OBP: 0.393, SLG: 0.421		4-3			K		F7			3	0	0	0	0	1	0
Hank Foiles, R (1, 2) OBP: 0.367, SLG: 0.528			BB 1B 5-3 G3-6		HR		6-3			2	2	1	1	1	0	0
Don Zimmer, R (1, 5) OBP: 0.276, SLG: 0.313			5-3 1-2		K		6-3			3	0	0	0	0	1	1
Eddie Kasko, R (8, 5) OBP: 0.281, SLG: 0.315										0	0	0	0	0	0	0
Ted Wills, L (1, 1) OBP: 0.250, SLG: 0.250			G3-6 2-3 1B		E6			BB SH5-4		1	0	1	0	0	0	0
Dave Sisler, R (5, 1)										0	0	0	0	0	0	0
Joe Gaines, R (5, PH) OBP: 0.407, SLG: 0.455										1	0	0	0	0	0	0
Moe Drabowsky, R (6, 1)										0	0	0	0	0	0	0
Jerry Lynch, L (8, PH) OBP: 0.368, SLG: 0.517										0	0	0	0	1	0	0
Cookie Rojas, R (8, PR) OBP: 0.303, SLG: 0.224										0	0	0	0	0	0	0
(9, 4)																
Inning Stats	R: 0 E: 0 K: 1 S: 5 H: 1 LOB: 0 BB: 0 P: 5	R: 0 E: 0 K: 0 S: 3 H: 0 LOB: 0 BB: 0 P: 3	R: 1 E: 0 K: 0 S: 3 H: 1 LOB: 0 BB: 1 P: 7	R: 0 E: 0 K: 0 S: 3 H: 0 LOB: 1 BB: 1 P: 7	R: 1 E: 1 K: 2 S: 9 H: 1 LOB: 1 BB: 0 P: 9	R: 0 E: 0 K: 1 S: 6 H: 1 LOB: 1 BB: 0 P: 6	R: 0 E: 0 K: 0 S: 3 H: 0 LOB: 0 BB: 0 P: 3	R: 0 E: 0 K: 0 S: 3 H: 0 LOB: 2 BB: 1 P: 7	R: 2 E: 0 K: 0 S: 2 H: 2 LOB: 0 BB: 0 P: 2	1B: 2 2B: 4 3B: 0 HR: 2 SF: 0 SAC: 1 DP: 2 HBP: 0						

livebaseballscorecards.com

AB	28
R	4
H	6
RBI	4
BB	3
SO	4
LOB	13

WP: 1 PA: 32
PB: 0
SB: 0
CS: 0

PITCHER		IP	WLS	BF	H	R	ER	SO	BB	IBB	HBP	BLK	WP	HR	S	P	ERA	WHIP
Al Lary, R ERA: 11.88	(1, 1)	5.1		21	4	2	2	3	2	0	0	0	0	1	25	33	3.38	1.125
Dave Gerard, R ERA: 4.91	(6, 1)	2.2		10	1	1	1	1	1	0	0	0	1	0	11	15	3.38	0.750
Don Elston, R ERA: 2.32	(9, 1)	0.0	L	1	1	1	1	0	0	0	0	0	0	1	1	1	∞	∞

PITCHER	IP	WLS	BF	H	R	ER	SO	BB	IBB	HBP	BLK	WP	HR	S	P	ERA	WHIP

Chicago Cubs @ Cincinnati Reds

Crosley Field, Cincinnati, OH

Tue Jul 03 1962, 7:05 PM EDT

Att. 10,555 - Unknown

TOP

Batter	1	2	3	4	5	6	7	8	9	AB	R	H	RBI	BB	SO	LOB
Lou Brock, L (1, 8) OBP: 0.307, SLG: 0.425	K		6-3		6-3		F7			4	0	0	0	0	1	0
Ken Hubbs, R (1, 4) OBP: 0.283, SLG: 0.329	K		5-3		5-3			BB, 14 G5-4-3		3	0	0	0	1	1	0
Billy Williams, L (1, 7) OBP: 0.391, SLG: 0.538	4-3		4-3		1B			F4		4	0	1	0	0	0	1
14 Ernie Banks, R (1, 3) OBP: 0.307, SLG: 0.523		1B, 1B 1B		5-3	F3			G5-4-3, 1-2f		4	1	1	0	0	0	2
George Altman, L (1, 9) OBP: 0.396, SLG: 0.516		K		F4		K			BB	3	0	0	0	1	2	1
Ron Santo, R (1, 5) OBP: 0.328, SLG: 0.410		1B, 1-2 1B		2B, BB		K			K	3	0	1	0	1	2	1
Andre Rodgers, R (1, 6) OBP: 0.351, SLG: 0.406		K		1-3 2B		6-3			BB, 1-2	3	0	1	0	1	1	2
Dick Bertell, R (1, 2) OBP: 0.287, SLG: 0.296		1B, 1-2 2-H		IBB			5-3		F5	3	0	1	1	1	0	2
Bob Buhl, R (1, 1)		F8		K			K		K	2	0	0	0	0	1	5
Bob Anderson, R (5, 1) OBP: 0.176, SLG: 0.294										0	0	0	0	0	0	0
Jim McKnight, R (7, PH) OBP: 0.286, SLG: 0.294										1	0	0	0	0	1	0
Barney Schultz, R (7, 1)										0	0	0	0	0	0	0
Glen Hobbie, R (8, 1) OBP: 0.200, SLG: 0.143										0	0	0	0	0	0	0
Bob Will, L (9, PH) OBP: 0.333, SLG: 0.382										1	0	0	0	0	1	2
Inning Stats	R: 0 E: 0 K: 2 S: 7 H: 0 LOB: 0 BB: 0 P: 7	R: 1 E: 0 K: 2 S: 10 H: 3 LOB: 2 BB: 0 P: 10	R: 0 E: 0 K: 0 S: 3 H: 0 LOB: 0 BB: 0 P: 3	R: 0 E: 0 K: 1 S: 6 H: 1 LOB: 3 BB: 2 P: 14	R: 0 E: 0 K: 0 S: 4 H: 1 LOB: 1 BB: 0 P: 4	R: 0 E: 0 K: 2 S: 7 H: 0 LOB: 0 BB: 0 P: 7	R: 0 E: 0 K: 1 S: 5 H: 0 LOB: 0 BB: 0 P: 5	R: 0 E: 0 K: 0 S: 2 H: 0 LOB: 0 BB: 1 P: 6	R: 0 E: 0 K: 2 S: 7 H: 0 LOB: 2 BB: 2 P: 15	1B: 4 2B: 1 3B: 0 HR: 0 SF: 0 SAC: 0 DP: 1 HBP: 0							WP: 0 PB: 0 SB: 0 CS: 0 PA: 36

PITCHER	IP	W	L	S	BF	H	R	ER	SO	BB	IBB	HBP	BLK	WP	HR	P	ERA	WHIP
Jim O'Toole, L (1, 1) ERA: 3.81	9.0	W			36	5	1	1	10	4	1	0	0	0	0	71	1.00	1.000

PITCHER	IP	W	L	S	BF	H	R	ER	SO	BB	IBB	HBP	BLK	WP	HR	P	ERA	WHIP

AB	31
R	1
H	5
RBI	1
BB	5
SO	10
LOB	16

livebaseballscorecards.com

Batter	1	2	3	4	5	6	7	8	9	AB	R	H	RBI	BB	SO	LOB
Eddie Kasko, R (1, 5) OBP: 0.281, SLG: 0.314	4-3		1-3		1B SF9 1B	F9				4	1	1	0	0	0	1
Don Blasingame, L (1, 4) OBP: 0.347, SLG: 0.344	4-3		4-3		SF9 HR 1-3 1B		F9			4	1	1	0	0	0	0
Vada Pinson, L (1, 8) OBP: 0.343, SLG: 0.525	4-3		BBBB BB		SF9 2-3 3-H		4-3			2	0	0	1	1	0	0
Jerry Lynch, L (1, 7) OBP: 0.365, SLG: 0.533		F8	F8		3-H HR		4-3			4	1	1	2	0	0	1
Marty Keough, L (8, 7) OBP: 0.393, SLG: 0.421										0	0	0	0	0	0	0
Frank Robinson, R (1, 9) OBP: 0.397, SLG: 0.562		1B FC4-6 1B		BBBB S 2B BB	1-3			6-3		3	2	1	0	1	0	0
Gordy Coleman, L (1, 3) OBP: 0.322, SLG: 0.437		FC4-6 1-3 1B		F9 PB 1-H 2B	F6			4-3		4	1	2	1	0	0	0
Johnny Edwards, L (1, 2) OBP: 0.324, SLG: 0.394		FC4-6 1B 1-2f 3-H		F8		G5-4-3 1B		F7		4	0	1	1	0	0	2
Leo Cardenas, R (1, 6) OBP: 0.317, SLG: 0.377		FC3-6 1-3 1B		F9 2-3		G5-4-3 1-2f				3	0	1	0	0	0	2
Jim O'Toole, S (1, 1) OBP: 0.209, SLG: 0.190		FC3-6 1-2f		F3 3-H		1B				3	0	1	0	0	0	2
Inning Stats	R: 0 E: 0 K: 0 S: 3 H: 0 LOB: 0 BB: 0 P: 3	R: 1 E: 0 K: 0 S: 6 H: 3 LOB: 2 BB: 0 P: 6	R: 0 E: 0 K: 0 S: 3 H: 0 LOB: 1 BB: 1 P: 7	R: 2 E: 0 K: 0 S: 4 H: 1 LOB: 0 BB: 1 P: 8	R: 3 E: 0 K: 0 S: 6 H: 3 LOB: 0 BB: 0 P: 6	R: 0 E: 0 K: 0 S: 4 H: 2 LOB: 1 BB: 0 P: 4	R: 0 E: 0 K: 0 S: 3 H: 0 LOB: 0 BB: 0 P: 3	R: 0 E: 0 K: 0 S: 3 H: 0 LOB: 0 BB: 0 P: 3		1B: 7 2B: 1 3B: 0 HR: 1	SF: 1 SAC: 0 DP: 1 HBP: 0					

BOTTOM

Chicago Cubs @ Cincinnati Reds

Crosley Field, Cincinnati, OH

Tue Jul 03 1962, 7:05 PM EDT

Att. 10,555 - Unknown

livebaseballscorecards.com

AB	31
R	6
H	9
RBI	5
BB	2
SO	0
LOB	8

WP: 0 PB: 1 SB: 1 CS: 0 PA: 34

PITCHER		IP	WLS	BF	H	R	ER	SO	BB	IBB	HBP	BLK	WP	HR	S	P	ERA	WHIP
Bob Buhl, R ERA: 4.72	(1, 1)	4.1	L	22	7	6	5	0	2	0	0	0	0	1	20	28	10.38	2.077
Bob Anderson, R ERA: 4.6	(5, 1)	1.2		6	2	0	0	0	0	0	0	0	0	0	6	6	0.00	1.200
Barney Schultz, R ERA: 4.53	(7, 1)	1.0		3	0	0	0	0	0	0	0	0	0	0	3	3	0.00	0.000
Glen Hobbie, R ERA: 5.4	(8, 1)	1.0		3	0	0	0	0	0	0	0	0	0	0	3	3	0.00	0.000

PITCHER	IP	WLS	BF	H	R	ER	SO	BB	IBB	HBP	BLK	WP	HR	S	P	ERA	WHIP

Batter	1	2	3	4	5	6	7	8	9	AB	R	H	RBI	BB	SO	LOB
Don Landrum, L (1, 8) OBP: 0.452, SLG: 0.345	3-1	BBBB 1B BB		F4			6-3	1B 1B 2-H 1B		4	1	1	1	1	0	0
Ken Hubbs, R (1, 4) OBP: 0.288, SLG: 0.336	14 WP 2B	1-3 2-H 3-H 1B			6-3		SSS K	1B 1-2 1B		5	0	3	2	0	1	0
Billy Williams, L (1, 7) OBP: 0.394, SLG: 0.536	BBBB 14 WP BB	SSS K			6-3		BBBB 14 FC6-4 BB	1-3 2-H 14 FC6-4 1B		3	0	1	1	2	1	2
14 Ernie Banks, R (1, 3) OBP: 0.305, SLG: 0.518	P3 1-2 2-3		G6-5-3 S 1B		F4		FC6-4 1-2f	FC6-4 1-2f		5	0	1	0	0	0	5
George Altman, L (1, 9) OBP: 0.396, SLG: 0.514	SSS K		F5			E 1B		E SF8 1B	SSS K	5	1	2	0	0	2	3
Ron Santo, R (1, 5) OBP: 0.329, SLG: 0.408		2B 1B 1B	BBBB 1-2 BB			F9		F8	SSS K	4	1	1	0	1	1	2
Alex Grammas, R (1, 6) OBP: 0.200, SLG: 0.207		F4	G6-5-3 2-3f			E6 1-2		E1 1-3 2B	4-3	5	1	0	0	0	0	5
Moe Thacker, R (1, 2) OBP: 0.305, SLG: 0.264 Glen Hobbie, R (4, 1) OBP: 0.200, SLG: 0.143 Barney Schultz, R (5, 1) Bob Will, L (6, PH) OBP: 0.328, SLG: 0.375 Bob Anderson, R (6, 1) OBP: 0.176, SLG: 0.294 Lou Brock, L (8, PH) OBP: 0.307, SLG: 0.425 Dave Gerard, R (8, 1) OBP: 0.333, SLG: 0.200		F8		SSS K		P4		SF8 3-H		2 0 0 1 0 0 0 0	0 0 0 0 0 0 0 0	0 0 0 0 0 0 1 0	0 0 0 0 0 0 0 0	1 0 0 0 0 0 0 0	1 0 0 2 0 0 0 0	1 0 0 2 0 0 0 0
Dick Ellsworth, L (1, 1) OBP: 0.293, SLG: 0.125 Cuno Barragan, R (4, PH) OBP: 0.290, SLG: 0.286 (4, 2)		1-3 1B 2B		4-3		P4		1-H 1B 2B		1 3	1 1	1 1	0 1	0 0	0 0	0 2
Inning Stats	R: 0 E: 0 K: 1 S: 6 H: 1 LOB: 2 BB: 1 P: 10	R: 2 E: 0 K: 1 S: 8 H: 3 LOB: 2 BB: 1 P: 12	R: 0 E: 0 K: 0 S: 3 H: 1 LOB: 1 BB: 1 P: 7	R: 0 E: 0 K: 1 S: 5 H: 0 LOB: 0 BB: 0 P: 5	R: 0 E: 0 K: 0 S: 3 H: 0 LOB: 0 BB: 0 P: 3	R: 0 E: 1 K: 0 S: 5 H: 1 LOB: 2 BB: 0 P: 5	R: 0 E: 0 K: 1 S: 5 H: 0 LOB: 1 BB: 1 P: 9	R: 4 E: 1 K: 0 S: 9 H: 5 LOB: 2 BB: 0 P: 9	R: 0 E: 0 K: 2 S: 7 H: 0 LOB: 0 BB: 0 P: 7	1B: 8 2B: 3 3B: 0 HR: 0 SF: 1 SAC: 0 DP: 1 HBP: 0						

TOP

Chicago Cubs @ Cincinnati Reds

Crosley Field, Cincinnati, OH

Wed Jul 04 1962, 3:33 AM EDT

Att. 10,508 - Unknown

livebaseballscorecards.com

AB	38
R	6
H	11
RBI	6
BB	4
SO	6
LOB	22

WP: 1 PB: 0 SB: 1 CS: 0 PA: 43

PITCHER		IP	WLS	BF	H	R	ER	SO	BB	IBB	HBP	BLK	WP	HR	S	P	ERA	WHIP
Jim Maloney, R ERA: 5.87	(1, 1)	7.2	W	36	8	5	2	4	4	0	0	0	1	0	40	56	2.35	1.565
Bill Henry, L ERA: 4.84	(8, 1)	0.0		3	3	1	0	0	0	0	0	0	0	0	3	3	∞	∞
Jim Brosnan, R ERA: 3.41	(8, 1)	1.1	S	4	0	0	0	2	0	0	0	0	0	0	8	8	0.00	0.000

PITCHER	IP	WLS	BF	H	R	ER	SO	BB	IBB	HBP	BLK	WP	HR	S	P	ERA	WHIP

Batter	1	2	3	4	5	6	7	8	9	AB	R	H	RBI	BB	SO	LOB
Leo Cardenas, R (1, 6) OBP: 0.311, SLG: 0.370	E5 G3-6	K		5-3	G6-4-3 1-2f		F9			5	0	0	0	0	1	5
Eddie Kasko, R (1, 5) OBP: 0.279, SLG: 0.316	G3-6 1-2f		6-3 1B 2B	F6		F9		6-3		5	1	1	0	0	0	1
Vada Pinson, L (1, 8) OBP: 0.341, SLG: 0.517	E9 1B 1B		6-3 2-3	6-3		BB		F9		4	1	0	0	1	0	1
Frank Robinson, R (1, 9) OBP: 0.397, SLG: 0.560	1B 1-2 1B		F9		1B HR 1B	F9		K		5	1	2	0	0	1	2
Wally Post, R (1, 7) OBP: 0.356, SLG: 0.515	1-3 2-H 1B		WP 1B 2B 3-H 1B		1-3 HR 1B	F3				4	2	3	2	0	0	1
Hank Foiles, R (1, 2) OBP: 0.375, SLG: 0.579	4-3		WP 1-2 2B 1B		1-H 3-H HR		K			4	2	2	3	0	1	2
Gordy Coleman, L (1, 3) OBP: 0.325, SLG: 0.440		4-3 S BB	1-H 2-H 1B 2B		K 1B FC4-2-5		K			3	1	1	2	1	2	0
Don Blasingame, L (1, 4) OBP: 0.354, SLG: 0.349		K 1-2	2-H 1B		FC4-2-5 1-3 1B		BB			3	0	2	1	1	1	1
Jim Maloney, L (1, 1) OBP: 0.286, SLG: 0.308 Bill Henry, L (8, 1) OBP: 0.333, SLG: 0.333 Jim Brosnan, R (8, 1)		4-3 2-3	4-3		FC4-2-5 G6-4-3 1-3 3-H		BB 1-2			3 0 0	0 0 0	0 0 0	0 0 0	1 0 0	0 0 0	4 0 0
Inning Stats	R: 1 E: 2 K: 0 S: 6 H: 2 LOB: 2 BB: 0 P: 6	R: 0 E: 0 K: 2 S: 7 H: 0 LOB: 1 BB: 1 P: 11	R: 4 E: 0 K: 0 S: 8 H: 5 LOB: 1 BB: 0 P: 8	R: 0 E: 0 K: 0 S: 3 H: 0 LOB: 0 BB: 0 P: 3	R: 3 E: 0 K: 1 S: 9 H: 4 LOB: 1 BB: 0 P: 9	R: 0 E: 0 K: 0 S: 3 H: 0 LOB: 1 BB: 1 P: 7	R: 0 E: 0 K: 2 S: 7 H: 0 LOB: 2 BB: 2 P: 15	R: 0 E: 0 K: 1 S: 5 H: 0 LOB: 0 BB: 0 P: 5		1B: 8 2B: 2 3B: 0 HR: 1 SF: 0 SAC: 0 DP: 2 HBP: 0				WP: 1 PB: 1 SB: 1 CS: 0 PA: 40		

PITCHER		IP	WLS	BF	H	R	ER	SO	BB	IBB	HBP	BLK	WP	HR	S	P	ERA	WHIP
Dick Ellsworth, L ERA: 5.99	(1, 1)	3.0	L	18	7	5	4	2	1	0	0	0	1	0	21	25	12.00	2.667
Glen Hobbie, R ERA: 5.63	(4, 1)	1.0		6	3	3	3	0	0	0	0	0	0	1	6	6	27.00	3.000
Barney Schultz, R ERA: 4.44	(5, 1)	1.0		4	1	0	0	1	0	0	0	0	0	0	6	6	0.00	1.000
Bob Anderson, R ERA: 4.48	(6, 1)	2.0		9	0	0	0	2	3	0	0	0	0	0	10	22	0.00	1.500
Dave Gerard, R ERA: 4.73	(8, 1)	1.0		3	0	0	0	1	0	0	0	0	0	0	5	5	0.00	0.000

PITCHER	IP	WLS	BF	H	R	ER	SO	BB	IBB	HBP	BLK	WP	HR	S	P	ERA	WHIP

BOTTOM

Chicago Cubs @ Cincinnati Reds

Crosley Field, Cincinnati, OH

Wed Jul 04 1962, 3:33 AM EDT

Att. 10,508 - Unknown

livebaseballscorecards.com

AB	36
R	8
H	11
RBI	8
BB	4
SO	6
LOB	17

Batter	1	2	3	4	5	6	7	8	9	AB	R	H	RBI	BB	SO	LOB
Al Spangler, L (1, 7) OBP: 0.379, SLG: 0.370	S S S 0-3 ① K		B B B B 4-0 K BB			x 0-0 G1-6-3 1B		x 0-0 BB 1B		3	0	2	0	1	1	0
Joey Amalfitano, R (1, 4) OBP: 0.297, SLG: 0.280	S S S 0-3 ② K		S S S 0-3 ① ② K 1-2			x 0-0 ① ② G1-6-3 1-2f		B B B B 4-0 FC6-4 1-2 BB		3	0	0	0	1	2	2
Roman Mejias, R (1, 9) OBP: 0.340, SLG: 0.533	S S S 0-3 ③ K		x 0-0 ③ 1-3			x 0-0 ③ 5-3		x 0-0 ③ FC6-4 1-2f		4	0	0	0	0	1	2
Norm Larker, L (1, 3) OBP: 0.356, SLG: 0.379		x 0-0 E 1B SF8 1B		x 0-0 ① F9			x 0-0 ① F9		x 0-0 ① F9	4	1	1	0	0	0	0
Carl Warwick, R (1, 8) OBP: 0.310, SLG: 0.415		x 0-0 E6 1-3 1B 1B		x 0-0 ② 5-3			x 0-0 1B		S S S 0-3 ② K	4	1	2	0	0	1	0
Merritt Ranew, L (1, 2) OBP: 0.289, SLG: 0.408		x 0-0 ① SF8 3-H		S S S 0-3 ③ K			x 0-0 ② F9		x 0-0 FC6-4 1B	3	0	1	1	0	1	1
Bob Lillis, R (1, 5) OBP: 0.257, SLG: 0.241		x 0-0 2-H 1B			x 0-0 ① L8		x 0-0 ③ 5-3		x 0-0 ③ FC6-4 1-2f	4	0	1	1	0	0	2
Ernie Fazio, R (1, 6)		S S S 0-3 ② K			S S S 0-3 ② K			S S S 0-3 ① K		3	0	0	0	0	3	1
Hal Woodeshick, R (1, 1)		S S S 0-3 ③ K			x 0-0 ③ P4			S S S 0-3 ② K		3	0	0	0	0	2	1
Inning Stats	R: 0 H: 0 E: 0 LOB: 0 K: 3 BB: 0 S: 9 P: 9	R: 2 H: 3 E: 1 LOB: 1 K: 2 BB: 0 S: 10 P: 10	R: 0 H: 0 E: 0 LOB: 0 K: 1 BB: 1 S: 4 P: 8	R: 0 H: 0 E: 0 LOB: 0 K: 1 BB: 0 S: 5 P: 5	R: 0 H: 0 E: 0 LOB: 0 K: 1 BB: 0 S: 5 P: 5	R: 0 H: 1 E: 0 LOB: 0 K: 0 BB: 0 S: 3 P: 3	R: 0 H: 1 E: 0 LOB: 1 K: 0 BB: 0 S: 4 P: 4	R: 0 H: 1 E: 0 LOB: 2 K: 2 BB: 1 S: 8 P: 12	R: 0 H: 1 E: 0 LOB: 1 K: 1 BB: 0 S: 6 P: 6	1B: 7 SF: 1 2B: 0 SAC: 0 3B: 0 DP: 1 HR: 0 HBP: 0						

PITCHER		IP	WLS	BF	H	R	ER	SO	BB	IBB	HBP	BLK	WP	HR	S	P	ERA	WHIP
Joey Jay, R ERA: 3.93	(1, 1)	7.0	L	25	5	2	1	8	1	0	0	0	0	0	40	44	1.29	0.857
Jim Brosnan, R ERA: 3.21	(8, 1)	2.0		9	2	0	0	3	1	0	0	0	0	0	14	18	0.00	1.500

PITCHER	IP	WLS	BF	H	R	ER	SO	BB	IBB	HBP	BLK	WP	HR	S	P	ERA	WHIP

TOP

Houston Colt 45's @ Cincinnati Reds

Crosley Field, Cincinnati, OH

Fri Jul 06 1962, 7:05 PM EDT

Att. 15,871 - Unknown

livebaseballscorecards.com

AB	31
R	2
H	7
RBI	2
BB	2
SO	11
LOB	9

HOUSTON COLT .45s

PA: 34

WP: 0
PB: 0
SB: 0
CS: 0

BOTTOM

Houston Colt 45's @ Cincinnati Reds

Crosley Field, Cincinnati, OH

Fri Jul 06 1962, 7:05 PM EDT

Att. 15,871 - Unknown

Batter	1	2	3	4	5	6	7	8	9	AB	R	H	RBI	BB	SO	LOB
Leo Cardenas, R (1, 6) OBP: 0.310, SLG: 0.368	6-3		G5-4-3 1-2f			G3 E 1B		6-3		4	0	1	0	0	0	1
Eddie Kasko, R (1, 5) OBP: 0.279, SLG: 0.319	5-3			E6 FC1-6		E4 G3 1-2		E 2B		4	0	1	0	0	0	1
Vada Pinson, L (1, 8) OBP: 0.337, SLG: 0.510	K			FC1-6 G3 1-2f		G3 1-2 2-3		E4 2-3		4	0	0	0	0	1	4
Frank Robinson, R (1, 9) OBP: 0.395, SLG: 0.556		G4-6-3 1B		G3 2-3		6-3		K		4	0	1	0	0	1	5
Wally Post, R (1, 7) OBP: 0.349, SLG: 0.503		G4-6-3 1-2f		F9			K	P3		4	0	0	0	0	1	4
Hank Foiles, R (1, 2) OBP: 0.397, SLG: 0.590		1B			5-3		WP 1B 1B		FC6-4 1B	4	0	3	0	0	0	0
Gordy Coleman, L (1, 3) OBP: 0.324, SLG: 0.437		2-3			K		WP 1-2 1B		P6	4	0	1	0	0	1	2
Don Blasingame, L (1, 4) OBP: 0.351, SLG: 0.346 Don Zimmer, R (7, PH) OBP: 0.274, SLG: 0.310 (8, 4)			K		3-1		F9 1-2 2-3		FC6-4 1-2f	2 2	0 0	0 0	0 0	0 0	1 0	0 3
Joey Jay, S (1, 1) OBP: 0.222, SLG: 0.308 Joe Gaines, R (7, PH) OBP: 0.393, SLG: 0.435 Jim Brosnan, R (8, 1) Jerry Lynch, L (9, PH) OBP: 0.362, SLG: 0.528			G5-4-3 1B			K	K	K	K	2 1 0 1	0 0 0 0	1 0 0 0	0 0 0 0	0 0 0 0	1 1 0 1	0 2 0 1
Inning Stats	R: 0 E: 0 K: 1 S: 5 H: 0 LOB: 0 BB: 0 P: 5	R: 0 E: 0 K: 0 S: 4 H: 2 LOB: 1 BB: 0 P: 4	R: 0 E: 0 K: 1 S: 5 H: 1 LOB: 0 BB: 0 P: 5	R: 0 E: 2 K: 0 S: 4 H: 0 LOB: 1 BB: 0 P: 4	R: 0 E: 0 K: 1 S: 5 H: 0 LOB: 0 BB: 0 P: 5	R: 0 E: 1 K: 1 S: 7 H: 1 LOB: 2 BB: 0 P: 7	R: 0 E: 0 K: 2 S: 9 H: 2 LOB: 2 BB: 0 P: 9	R: 0 E: 1 K: 1 S: 7 H: 1 LOB: 2 BB: 0 P: 7	R: 0 E: 0 K: 1 S: 6 H: 1 LOB: 1 BB: 0 P: 6	1B: 7 2B: 1 3B: 0 HR: 0 SF: 0 SAC: 0 DP: 2 HBP: 0						

livebaseballscorecards.com

AB	36
R	0
H	8
RBI	0
BB	0
SO	8
LOB	23

WP: 1 PA: 36
PB: 0
SB: 0
CS: 0

PITCHER	IP	WLS	BF	H	R	ER	SO	BB	IBB	HBP	BLK	WP	HR	S	P	ERA	WHIP
Hal Woodeshick, L (1, 1) ERA: 3.52	9.0	W	36	8	0	0	8	0	0	0	0	1	0	52	52	0.00	0.889

PITCHER	IP	WLS	BF	H	R	ER	SO	BB	IBB	HBP	BLK	WP	HR	S	P	ERA	WHIP

Batter	1	2	3	4	5	6	7	8	9	AB	R	H	RBI	BB	SO	LOB
Al Spangler, L (1, 7) OBP: 0.376, SLG: 0.366	G3		K			K		F9		2	0	0	0	0	1	2
Jim Pendleton, R (3, 7) OBP: 0.294, SLG: 0.444 (6, 9)										2	0	0	0	0	1	0
Joey Amalfitano, R (1, 4) OBP: 0.294, SLG: 0.276	1-3		1-3			1-3		K		3	0	0	0	0	0	2
Bob Cerv, R (6, 7) OBP: 0.259, SLG: 0.208										1	0	0	0	0	1	0
Roman Mejias, R (1, 9) OBP: 0.340, SLG: 0.531	F2			P6		1B		F7		3	0	1	0	0	0	0
Pidge Browne, L (6, 3) OBP: 0.353, SLG: 0.405										1	0	0	0	0	0	0
Norm Larker, L (1, 3) OBP: 0.356, SLG: 0.378		P5		1B		1-3			BB 1B	3	0	1	0	0	0	1
Billy Goodman, L (6, 4) OBP: 0.323, SLG: 0.315										1	1	1	0	0	0	0
Carl Warwick, R (1, 8) OBP: 0.313, SLG: 0.411		F8		K			WP 1B BB		1-2 1B BB	2	0	0	0	2	1	1
Merritt Ranew, L (1, 2) OBP: 0.289, SLG: 0.404		K		F7			1-2 WP 1B		F8	4	0	1	0	0	1	3
Bob Aspromonte, R (1, 5) OBP: 0.369, SLG: 0.409			BB 1B		F8		P6 1-2 2-3		P4	2	0	1	0	0	0	0
Bobby Tiefenauer, R (5, 1)										1	0	0	0	0	0	2
Hal Smith, R (9, PH) OBP: 0.284, SLG: 0.388										1	0	0	0	0	0	2
Ernie Fazio, R (1, 6) OBP: 0.154, SLG: 0.083			K		F2		K		1-2 2-H FC6-4 1B	4	0	1	1	0	2	3
Ken Johnson, R (1, 1) OBP: 0.088, SLG: 0.118			1-2 BB		F2		F2		1-2f FC6-4	0	0	0	0	0	0	0
Dave Giusti, R (2, 1) OBP: 0.292, SLG: 0.273										0	0	0	0	0	0	0
Russ Kemmerer, R (2, 1) OBP: 0.750, SLG: 0.500										0	0	0	0	1	0	0
Don Buddin, R (5, PH) OBP: 0.330, SLG: 0.315 (5, 5)										3	0	0	0	0	0	4
Inning Stats	R: 0 E: 0 K: 0 S: 3 H: 0 LOB: 0 BB: 0 P: 3	R: 0 E: 0 K: 1 S: 5 H: 0 LOB: 0 BB: 0 P: 5	R: 0 E: 0 K: 2 S: 8 H: 1 LOB: 2 BB: 1 P: 12	R: 0 E: 0 K: 1 S: 6 H: 1 LOB: 1 BB: 0 P: 6	R: 0 E: 0 K: 0 S: 3 H: 0 LOB: 0 BB: 0 P: 3	R: 0 E: 0 K: 1 S: 6 H: 1 LOB: 1 BB: 0 P: 6	R: 0 E: 0 K: 1 S: 6 H: 1 LOB: 2 BB: 1 P: 10	R: 0 E: 0 K: 1 S: 5 H: 0 LOB: 0 BB: 0 P: 5	R: 1 E: 0 K: 0 S: 5 H: 2 LOB: 2 BB: 1 P: 9	1B: 6 2B: 0 3B: 0 HR: 0	SF: 0 SAC: 0 DP: 0 HBP: 0						

PITCHER		IP	WLS	BF	H	R	ER	SO	BB	IBB	HBP	BLK	WP	HR	S	P	ERA	WHIP
Bob Purkey, R ERA: 2.59	(1, 1)	9.0	W	36	6	1	1	7	3	0	0	0	1	0	47	59	1.00	1.000

PITCHER		IP	WLS	BF	H	R	ER	SO	BB	IBB	HBP	BLK	WP	HR	S	P	ERA	WHIP

TOP

Houston Colt 45's @ Cincinnati Reds

Crosley Field, Cincinnati, OH

Sat Jul 07 1962, 3:33 AM EDT

Att. 6,936 - Cloudy - 86 F

livebaseballscorecards.com

AB	33
R	1
H	6
RBI	1
BB	3
SO	7
LOB	20

HOUSTON COLT 45s

PA: 36

WP: 1
PB: 0
SB: 0
CS: 0

Batter	1	2	3	4	5	6	7	8	9	AB	R	H	RBI	BB	SO	LOB
Eddie Kasko, R (1, 5) (6, 6) OBP: 0.289, SLG: 0.326	B B B B 4-0 E 2B BB	x 0-0 BB 1B 1-2 1B	x 0-0 ③ 6-3		x 0-0 1B 1B		x 0-0 1B 2B 1B			4	3	3	0	1	0	0
Don Blasingame, L (1, 4) OBP: 0.354, SLG: 0.346 Cookie Rojas, R (6, 4) OBP: 0.299, SLG: 0.221	x 0-0 ① F8	B B B B 4-0 1B WP 1-2 2-3 BB		x 0-0 ① 6-3	x 0-0 1-2 1B		x 0-0 ① F8			3 1	1 0	1 0	0 0	1 0	0 0	1 1
Jerry Lynch, L (1, 7) OBP: 0.371, SLG: 0.539	x 0-0 E6 2B FC3-2 1-2	x 0-0 WP 1-3 2-H 3-H 1B		x 0-0 1B 2B	x 0-0 ③ F7		x 0-0 ② 1-3 1B			5	1	3	2	0	0	3
Frank Robinson, R (1, 9) OBP: 0.402, SLG: 0.563 Joe Gaines, R (6, PR) (7, 9) OBP: 0.414, SLG: 0.500	x 0-0 FC3-2 1-3 2-H 2B	B B B B 4-0 1-2 3-H BB		x 0-0 2-H 2B 1B		x 0-0 F8 BB SF7 1B	x 0-0 3-H 2B			3 1	1 1	3 1	2 1	1 0	0 0	0 0
Gordy Coleman, L (1, 3) OBP: 0.321, SLG: 0.430	x 0-0 ② FC3-2 2-3 3-H	x 0-0 ② F2		x 0-0 ② F8		B B B B 4-0 1B 1-2 BB	x 0-0 ③ G3			4	0	0	0	1	0	6
Johnny Edwards, L (1, 2) OBP: 0.325, SLG: 0.395	S S S 0-3 ③ K	x 0-0 ③ 3-1		x 0-0 1-H 2B		x 0-0 ① F8 2-3		B B B B 4-0 BB		4	0	1	1	1	1	6
Vada Pinson, L (1, 8) OBP: 0.335, SLG: 0.519 Marty Keough, L (7, 8) OBP: 0.390, SLG: 0.417		x 0-0 HR	x 0-0 ① F7	x 0-0 ③ P4		x 0-0 ② SF7 3-H		x 0-0 ① F8		3 1	1 0	1 0	2 0	0 0	0 0	1 1
Leo Cardenas, R (1, 6) OBP: 0.307, SLG: 0.364 Don Zimmer, R (6, 5) OBP: 0.276, SLG: 0.312		S S S 0-3 ① K	x 0-0 ② 5-3		x 0-0 ① 6-3	x 0-0 1-2 1B		x 0-0 ② F8		3 2	0 0	0 1	0 0	0 0	1 0	0 1
Bob Purkey, R (1, 1) OBP: 0.169, SLG: 0.254		B B B B 4-0 BB 1B 1B BB	x 0-0 HR		S S S 0-3 ② K	x 0-0 ③ F3		S S S 0-3 ③ K		4	2	1	1	1	2	3
Inning Stats	R: 1 H: 1 E: 1 LOB: 2 K: 1 BB: 1 S: 7 P: 11	R: 4 H: 3 E: 0 LOB: 2 K: 1 BB: 3 S: 8 P: 20	R: 1 H: 1 E: 0 LOB: 0 K: 0 BB: 0 S: 4 P: 4	R: 2 H: 3 E: 0 LOB: 1 K: 0 BB: 0 S: 6 P: 6	R: 0 H: 2 E: 0 LOB: 2 K: 1 BB: 0 S: 7 P: 7	R: 1 H: 2 E: 0 LOB: 2 K: 0 BB: 1 S: 5 P: 9	R: 1 H: 3 E: 0 LOB: 1 K: 0 BB: 0 S: 5 P: 5	R: 0 H: 0 E: 0 LOB: 1 K: 1 BB: 1 S: 5 P: 9		1B: 9 SF: 1 2B: 4 SAC: 0 3B: 0 DP: 0 HR: 2 HBP: 0						

PITCHER		IP	WLS	BF	H	R	ER	SO	BB	IBB	HBP	BLK	WP	HR	S	P	ERA	WHIP
Ken Johnson, R ERA: 4.06	(1, 1)	1.1	L	10	3	4	3	2	2	0	0	0	0	1	12	20	20.25	3.750
Dave Giusti, R ERA: 5.73	(2, 1)	0.0		3	1	1	1	0	2	0	0	0	1	0	1	9	∞	∞
Russ Kemmerer, R ERA: 3.86	(2, 1)	2.2		12	4	3	3	0	0	0	0	0	0	1	12	12	10.12	1.500
Bobby Tiefenauer, R ERA: 4.43	(5, 1)	4.0		20	7	2	2	2	2	0	0	0	0	0	22	30	4.50	2.250

PITCHER	IP	WLS	BF	H	R	ER	SO	BB	IBB	HBP	BLK	WP	HR	S	P	ERA	WHIP

BOTTOM

Houston Colt 45's @ Cincinnati Reds

Crosley Field, Cincinnati, OH

Sat Jul 07 1962, 3:33 AM EDT

Att. 6,936 - Cloudy - 86 F

livebaseballscorecards.com

AB	38
R	10
H	15
RBI	9
BB	6
SO	4
LOB	23

WP: 1 PA: 45
PB: 0
SB: 0
CS: 0

Batter	1	2	3	4	5	6	7	8	9	AB	R	H	RBI	BB	SO	LOB
Bob Lillis, R (1, 6) OBP: 0.260, SLG: 0.246	P4		2B		BB	E5 WP		G6-3 1-2f		4	1	1	0	1	0	1
Joey Amalfitano, R (1, 4) OBP: 0.296, SLG: 0.279	F8		4-3		HR	F2			1B	5	1	2	0	0	0	2
Roman Mejias, R (1, 9) OBP: 0.343, SLG: 0.531	K			BB HR	HR	K			G6-4-3	4	2	2	1	1	2	1
Norm Larker, L (1, 3) OBP: 0.356, SLG: 0.388		F7		HR	HR		G3		F9	4	2	1	3	1	0	2
Carl Warwick, R (1, 8) OBP: 0.310, SLG: 0.419		P3		HR	F2		K		G6-4-3	5	1	1	3	0	1	2
Bob Aspromonte, R (1, 5) OBP: 0.371, SLG: 0.414		E5		5-3	1B		2B			4	0	2	0	0	0	0
Jim Pendleton, R (1, 7) OBP: 0.288, SLG: 0.435		4-3		K	F8		L6			4	0	0	0	0	1	3
Hal Smith, R (1, 2) OBP: 0.283, SLG: 0.402			4-3	HR	K			4-3		4	1	1	1	0	1	1
Bob Bruce, R (1, 1) OBP: 0.447, SLG: 0.222			K	K		K		G6-3 1B		2	0	0	0	0	2	0
Turk Farrell, R (5, 1) OBP: 0.167, SLG: 0.267										0	0	0	0	0	0	0
Pidge Browne, L (6, PH) OBP: 0.349, SLG: 0.400										1	0	0	0	0	1	0
Russ Kemmerer, R (6, 1) OBP: 0.750, SLG: 0.500										0	0	0	0	0	0	0
Billy Goodman, L (8, PH) OBP: 0.330, SLG: 0.322										1	0	1	0	0	0	0
Don McMahon, R (8, 1)										0	0	0	0	0	0	0
Inning Stats	R: 0 E: 0 K: 1 S: 5 H: 0 LOB: 0 BB: 0 P: 5	R: 0 E: 1 K: 0 S: 4 H: 0 LOB: 1 BB: 0 P: 4	R: 0 E: 0 K: 1 S: 6 H: 1 LOB: 1 BB: 0 P: 6	R: 4 E: 0 K: 2 S: 9 H: 2 LOB: 0 BB: 2 P: 17	R: 4 E: 0 K: 1 S: 9 H: 4 LOB: 1 BB: 1 P: 13	R: 0 E: 1 K: 2 S: 8 H: 0 LOB: 1 BB: 0 P: 8	R: 0 E: 0 K: 1 S: 6 H: 1 LOB: 1 BB: 0 P: 6	R: 0 E: 0 K: 0 S: 3 H: 1 LOB: 0 BB: 0 P: 3	R: 0 E: 0 K: 0 S: 4 H: 2 LOB: 1 BB: 0 P: 4	1B: 6 2B: 2 3B: 0 HR: 3 SF: 0 SAC: 0 DP: 2 HBP: 0						

PITCHER		IP	WLS	BF	H	R	ER	SO	BB	IBB	HBP	BLK	WP	HR	S	P	ERA	WHIP
Jim O'Toole, L ERA: 4.05	(1, 1)	4.0		19	3	5	5	4	3	0	0	0	0	2	24	36	11.25	1.500
Moe Drabowsky, R ERA: 5.68	(5, 1)	1.0		7	4	3	3	1	0	0	0	0	0	1	9	9	27.00	4.000
Jim Maloney, R ERA: 5.19	(6, 1)	4.0	W	15	4	0	0	3	0	0	0	0	1	0	21	21	0.00	1.000

PITCHER	IP	WLS	BF	H	R	ER	SO	BB	IBB	HBP	BLK	WP	HR	S	P	ERA	WHIP

TOP

Houston Colt 45's @ Cincinnati Reds

Crosley Field, Cincinnati, OH

Sun Jul 08 1962, 3:33 AM EDT

Cloudy - 85 F

livebaseballscorecards.com

AB	38
R	8
H	11
RBI	8
BB	3
SO	8
LOB	12

WP: 1 PB: 0 SB: 0 CS: 0 PA: 41

BOTTOM

Houston Colt 45's @ Cincinnati Reds

Crosley Field, Cincinnati, OH

Sun Jul 08 1962, 3:33 AM EDT

Cloudy - 85 F

livebaseballscorecards.com

Batter	1	2	3	4	5	6	7	8	9	AB	R	H	RBI	BB	SO	LOB
Eddie Kasko, R (1, 5) OBP: 0.291, SLG: 0.332	6-3		2B		1B, HR, BB, 1B FC5		5-3 1-2 3-H			5	1	2	1	0	0	2
Don Blasingame, L (1, 4) OBP: 0.355, SLG: 0.341	BB G3-6-3		F8		BB 1-2 1B, HR	4-3	L9			3	1	0	0	2	0	2
Jerry Lynch, L (1, 7) OBP: 0.365, SLG: 0.526 Joe Gaines, R (9, 7) OBP: 0.414, SLG: 0.500	G3-6-3 1-2f		K		1B, HR 1-2 2-3	F7		K		5 0	1 0	1 0	0 0	0 0	2 0	2 0
Frank Robinson, R (1, 9) OBP: 0.408, SLG: 0.574		1B, 2B BB	BB		HR 1-H 2-H 3-H	BB, HR, WP		1-3		3	3	2	4	2	0	0
Gordy Coleman, L (1, 3) OBP: 0.326, SLG: 0.448		HR, 2B 1-H	K		1B, E 1B	HR 1-H		P6		5	3	3	3	0	1	2
Johnny Edwards, L (1, 2) OBP: 0.324, SLG: 0.406		HR 2-H	F7		K	4-3				4	1	1	2	0	1	1
Vada Pinson, L (1, 8) OBP: 0.334, SLG: 0.515	F3		P4		WP, WP 1-2 1B		4-3			4	1	1	0	0	0	0
Leo Cardenas, R (1, 6) OBP: 0.310, SLG: 0.366	5-3		1B		K 1-H 2-H		1B, 5-3 1B			4	1	2	0	0	1	0
Jim O'Toole, S (1, 1) OBP: 0.200, SLG: 0.182 Moe Drabowsky, R (5, 1) Marty Keough, L (5, PH) OBP: 0.395, SLG: 0.417 Jim Maloney, L (6, 1) OBP: 0.333, SLG: 0.357	K		F7		FC5, S, BB		5-3 1-3 1B			2 0 0 1	0 0 0 0	0 0 0 1	0 0 1 0	0 0 0 0	1 0 0 0	1 0 0 0
Inning Stats	R: 0 E: 0 K: 0 S: 2 H: 0 LOB: 0 BB: 1 P: 6	R: 3 E: 0 K: 1 S: 8 H: 3 LOB: 0 BB: 0 P: 8	R: 0 E: 0 K: 2 S: 8 H: 1 LOB: 2 BB: 1 P: 12	R: 0 E: 0 K: 0 S: 4 H: 1 LOB: 1 BB: 0 P: 4	R: 6 E: 0 K: 2 S: 12 H: 5 LOB: 1 BB: 2 P: 20	R: 2 E: 0 K: 0 S: 4 H: 1 LOB: 0 BB: 1 P: 8	R: 1 E: 0 K: 0 S: 5 H: 2 LOB: 1 BB: 0 P: 5	R: 0 E: 0 K: 1 S: 5 H: 0 LOB: 0 BB: 0 P: 5		1B: 8 2B: 2 3B: 0 HR: 3 SF: 0 SAC: 0 DP: 1 HBP: 0						

AB	36
R	12
H	13
RBI	10
BB	5
SO	6
LOB	10

PITCHER	IP	WLS	BF	H	R	ER	SO	BB	IBB	HBP	BLK	WP	HR	S	P	ERA	WHIP
Bob Bruce, R (1, 1) ERA: 4.25	4.0		22	8	7	7	3	3	0	0	0	0	2	25	37	15.75	2.750
Turk Farrell, R (5, 1) ERA: 2.44	1.0	L	6	2	2	0	2	1	0	0	0	1	0	9	13	0.00	3.000
Russ Kemmerer, R (6, 1) ERA: 4.35	2.0		10	3	3	3	0	1	0	0	0	1	1	9	13	13.50	2.000
Don McMahon, R (8, 1) ERA: 1.35	1.0		3	0	0	0	1	0	0	0	0	0	0	5	5	0.00	0.000

PITCHER	IP	WLS	BF	H	R	ER	SO	BB	IBB	HBP	BLK	WP	HR	S	P	ERA	WHIP

Batter	1	2	3	4	5	6	7	8	9	10	11	12	13	AB	R	H	RBI	BB	SO	LOB
Bob Lillis, R (1, 6) OBP: 0.257, SLG: 0.239	F8		F7	FC4-6 1-2f		FC3-6 S 1B 1-2f		P3		FC6 E BB		K		6	1	0	0	1	1	3
Joey Amalfitano, R (1, 4) OBP: 0.299, SLG: 0.280	1B		L5		2B 2B BB	L7 1-2		BB 1B 1-2 G5-2-3		E4 FC6 1-2		F8		6	1	2	0	1	0	2
Roman Mejias, R (1, 9) OBP: 0.345, SLG: 0.532	P4		6-3		1-3 2B 2B	S 1B 2-H		BB 1B 1-2 2-H		FC6 BB 1-2f 2-3		K		7	1	3	2	0	1	3
Norm Larker, L (1, 3) OBP: 0.361, SLG: 0.399 Jim Busby, R (13, PR) OBP: 0.308, SLG: 0.182 (13, 8)	1-3			HR	F8	P4 1-2		BB 1-2 2-3		BB 1-2			WP SH3-4 SF8 1B	5 0	1 1	2 0	1 0	2 0	0 0	4 0
Carl Warwick, R (1, 8) OBP: 0.311, SLG: 0.421 (13, 7)		HR 1B		5-3	2B 2-H 3-H		K	G5-2-3 3-Hf		F3			SH3-4 1-2	6	1	2	2	0	1	6
Bob Aspromonte, R (1, 5) OBP: 0.379, SLG: 0.427		HR 1-H		HR	FC6 BB		F9		1-3		FC1-6 1B		1B 2-3 BB	4	2	2	2	3	0	0
Bob Cerv, R (1, 7) OBP: 0.290, SLG: 0.464 Jim Pendleton, R (7, 7) OBP: 0.285, SLG: 0.431 Pidge Browne, L (13, PH) OBP: 0.345, SLG: 0.400 (13, 3)	F3			HR 1-H	P4		HR		K		FC1-6 1-2f		SF8 3-H	4 2 0	2 0 0	2 0 0	3 0 1	0 1 0	0 1 0	2 1 0
Merritt Ranew, L (1, 2) OBP: 0.284, SLG: 0.395	F7			4-3	FC6 1-2f		K		K		F8		FC6-4 1-2 1B	7	0	1	0	0	2	3
Jim Golden, L (1, 1) OBP: 0.171, SLG: 0.314 Dave Giusti, R (3, 1) OBP: 0.346, SLG: 0.333 Don McMahon, R (6, 1) OBP: 0.167, SLG: 0.167 Ernie Fazio, L (8, PR) OBP: 0.000, SLG: 0.083 Turk Farrell, R (8, 1) OBP: 0.152, SLG: 0.242 Hal Woodeshick, R (13, 1)	F8			FC4-6 1B		FC3-6 1B		1B 1B		K		K	FC6-4 1-2f	1 2 1 0 3 0	0 0 0 1 0 0	0 2 1 0 0 0	0 0 0 0 0 0	0 0 0 0 2 0	0 0 0 0 0 0	0 0 0 0 3 0
Inning Stats	R: 0 E: 0 K: 0 S: 4 H: 1 LOB: 1 BB: 0 P: 4	R: 2 E: 0 K: 0 S: 5 H: 2 LOB: 0 BB: 0 P: 5	R: 0 E: 0 K: 0 S: 3 H: 0 LOB: 0 BB: 0 P: 3	R: 3 E: 0 K: 0 S: 6 H: 3 LOB: 1 BB: 1 P: 10	R: 2 E: 0 K: 0 S: 5 H: 2 LOB: 2 BB: 2 P: 13	R: 1 E: 0 K: 0 S: 5 H: 2 LOB: 1 BB: 0 P: 5	R: 1 E: 0 K: 2 S: 8 H: 1 LOB: 0 BB: 0 P: 8	R: 1 E: 0 K: 0 S: 5 H: 3 LOB: 2 BB: 1 P: 9	R: 0 E: 0 K: 2 S: 7 H: 0 LOB: 0 BB: 0 P: 7	R: 0 E: 1 K: 1 S: 6 H: 0 LOB: 3 BB: 2 P: 14	R: 0 E: 0 K: 1 S: 6 H: 1 LOB: 1 BB: 0 P: 6	R: 0 E: 0 K: 2 S: 7 H: 0 LOB: 0 BB: 0 P: 7	R: 1 E: 0 K: 0 S: 5 H: 2 LOB: 2 BB: 1 P: 9	1B: 11 2B: 2 3B: 0 HR: 4 SF: 1 SAC: 1 DP: 1 HBP: 0	WP: 1 PB: 0 SB: 2 CS: 0 PA: 63						

PITCHER		IP	WLS	BF	H	R	ER	SO	BB	IBB	HBP	BLK	WP	HR	S	P	ERA	WHIP
Ted Wills, L ERA: 7.05	(1, 1)	3.1		16	5	5	5	0	1	0	0	0	0	3	15	19	13.50	1.800
Johnny Klippstein, R ERA: 5.29	(4, 1)	1.0		8	3	2	2	0	2	0	0	0	0	0	6	14	18.00	5.000
Dave Sisler, R ERA: 4.15	(5, 1)	1.2		7	2	1	1	0	0	0	0	0	0	0	7	7	5.40	1.200
Jim Brosnan, R ERA: 3.6	(7, 1)	1.1		8	4	2	2	2	0	0	0	0	0	1	12	12	13.50	3.000
Bill Henry, L ERA: 4.84	(8, 1)	0.0		1	0	0	0	0	1	0	0	0	0	0	0	4	∞	∞

PITCHER		IP	WLS	BF	H	R	ER	SO	BB	IBB	HBP	BLK	WP	HR	S	P	ERA	WHIP
Joey Jay, R ERA: 3.89	(8, 1)	1.2		4	0	0	0	2	0	0	0	0	0	0	8	8	0.00	0.000
Moe Drabowsky, R ERA: 5.43	(10, 1)	3.0		13	1	0	0	4	2	0	0	0	0	0	19	27	0.00	1.000
Jim Maloney, R ERA: 5.4	(13, 1)	0.1		3	1	1	1	0	1	0	0	0	1	0	2	6	27.00	6.000
Jim O'Toole, L ERA: 4.03	(13, 1)	0.2	W	3	1	0	0	0	0	0	0	0	0	0	3	3	0.00	1.500

TOP

Houston Colt 45's @ Cincinnati Reds

Crosley Field, Cincinnati, OH

Sun Jul 08 1962, 3:38 AM EDT

Att. 18,332 - Unknown

livebaseballscorecards.com

AB	54
R	11
H	17
RBI	11
BB	7
SO	8
LOB	27

Houston Colt 45's @ Cincinnati Reds

Crosley Field, Cincinnati, OH

Sun Jul 08 1962, 3:38 AM EDT

Att. 18,332 - Unknown

livebaseballscorecards.com

BOTTOM

Batter	1	2	3	4	5	6	7	8	9	10	11	12	13	AB	R	H	RBI	BB	SO	LOB
Eddie Kasko, R (1, 5) OBP: 0.295, SLG: 0.339	G3 1B 2B	1-2 1B		F9		FC3-6 1-2 1B	F9		4-3			1-3 1-2		7	1	3	0	0	0	3
Don Blasingame, L (1, 4) OBP: 0.350, SLG: 0.336	G3 2-3	1-3		2-3		F2	2-H 1B			F7		F7		3	0	0	0	0	0	3
Jerry Lynch, L (6, PH) OBP: 0.362, SLG: 0.522														1	0	0	0	0	0	2
Cookie Rojas, R (7, 4) OBP: 0.299, SLG: 0.221														0	0	0	0	0	0	0
Johnny Edwards, L (7, PH) OBP: 0.327, SLG: 0.409														1	0	1	0	0	0	0
Don Zimmer, R (8, 4) OBP: 0.274, SLG: 0.309														2	0	0	0	0	0	1
Marty Keough, L (1, 7) OBP: 0.405, SLG: 0.452	2B 3-H 1B		BB BB 1B 1B		1B	FC3-6 1B 1-2f 2B 2-3		F8		P6			HR	7	3	4	2	0	0	2
Frank Robinson, R (1, 9) OBP: 0.414, SLG: 0.588	HR 1-H 2B		BB 1-2 1B BB	L6		2B 1-2 3-H 1B		HR		6-3			FC3-6 E 1B 1B	6	5	4	2	1	0	1
Gordy Coleman, L (1, 3) OBP: 0.329, SLG: 0.461	HR 2-H		WP 1B 1-2 2-3 BB		4-3	1B 1-H 2-H 2B		K			4-3		E1 FC3-6 1-2	6	2	2	4	1	1	1
Vada Pinson, L (1, 8) OBP: 0.333, SLG: 0.510	F8		WP 1-2 2-H 3-H 1B		F9	WP 2-H 1B		4-3			P4		FC3-6 1B IBB 1-2f 2-3	7	0	2	3	0	0	2
Hank Foiles, R (1, 2) OBP: 0.400, SLG: 0.582		K	K 1-2 2-3		2B	K 2-3			FC5-6 1B		F7		1B IBB 1-2	6	0	2	0	1	3	3
Leo Cardenas, R (1, 6) OBP: 0.313, SLG: 0.366		K	5-3		6-3		WP 1B BB		FC5-6 WP 1-2f			1-3 1B	1B 1-2 2-3 3-H	6	0	2	1	1	1	4
Ted Wills, L (1, 5) ERA: 3.53	1B 1B		4-3			FC3-6 1B 1B 1B	F2 1-2		K 1-3			K		2	0	1	0	0	0	2
Johnny Klippstein, R (6, 1) ERA: 5.94														0	0	0	0	0	0	0
Dave Sisler, R (8, 1) ERA: 1.3														1	1	1	0	0	0	0
Joe Gaines, R (9, PH) OBP: 0.000, SLG: 0.000														1	0	0	0	0	1	0
Jim Brosnan, R (7, 1) ERA: 2.58														0	0	0	0	0	0	0
Bill Henry, L (8, 1) OBP: 0.000, SLG: 0.000														0	0	0	0	0	0	0
Joey Jay, R (8, 1) OBP: 0.000, SLG: 0.000														0	0	0	0	0	0	0
Wally Post, R (9, PH) OBP: 0.000, SLG: 0.000														1	0	0	0	0	1	1
Moe Drabowsky, R (10, 1) ERA: 0.00														0	0	0	0	0	0	0
Jim Maloney, L (10, PH) OBP: 0.000, SLG: 0.000														0	0	0	0	0	0	0
Jim O'Toole, S (10, 1) ERA: 0.00, SLG: 0.000														0	0	0	0	0	0	0
Inning Stats	R: 3 E: 0 K: 0 S: 6 H: 4 LOB: 0 BB: 0 P: 6	R: 0 E: 0 K: 2 S: 9 H: 2 LOB: 2 BB: 0 P: 9	R: 2 E: 0 K: 1 S: 7 H: 2 LOB: 2 BB: 2 P: 15	R: 0 E: 0 K: 0 S: 4 H: 1 LOB: 1 BB: 0 P: 4	R: 0 E: 0 K: 0 S: 4 H: 1 LOB: 1 BB: 0 P: 4	R: 4 E: 0 K: 1 S: 10 H: 5 LOB: 1 BB: 0 P: 10	R: 0 E: 0 K: 0 S: 3 H: 1 LOB: 2 BB: 1 P: 7	R: 1 E: 0 K: 1 S: 6 H: 1 LOB: 0 BB: 0 P: 6	R: 0 E: 0 K: 1 S: 6 H: 1 LOB: 1 BB: 0 P: 6	R: 0 E: 0 K: 0 S: 3 H: 0 LOB: 0 BB: 0 P: 3	R: 0 E: 0 K: 0 S: 3 H: 0 LOB: 0 BB: 0 P: 3	R: 0 E: 0 K: 1 S: 6 H: 1 LOB: 1 BB: 0 P: 6	R: 2 E: 1 K: 0 S: 5 H: 3 LOB: 3 BB: 1 P: 9	1B: 15 2B: 4 3B: 0 HR: 3 SF: 0 SAC: 0 DP: 0 HBP: 0						

PITCHER		IP	WLS	BF	H	R	ER	SO	BB	IBB	HBP	BLK	WP	HR	S	P	ERA	WHIP
Jim Golden, R	(1, 1)	2.0		13	7	5	5	2	1	0	0	0	0	1	16	20	22.50	4.000
ERA: 3.53																		
Dave Giusti, R	(3, 1)	3.2		19	7	4	4	1	1	0	0	0	1	0	20	24	9.82	2.182
ERA: 5.94																		
Don McMahon, R	(6, 1)	1.1		6	2	0	0	1	1	0	0	0	2	0	7	11	0.00	2.250
ERA: 1.3																		
Turk Farrell, R	(8, 1)	5.0	L	20	5	3	3	3	0	0	0	0	1	2	26	26	5.40	1.000
ERA: 2.58																		
Hal Woodeshick, L	(13, 1)	0.1		4	1	0	0	0	0	1	0	0	0	0	3	7	0.00	3.000
ERA: 3.5																		

PITCHER	IP	WLS	BF	H	R	ER	SO	BB	IBB	HBP	BLK	WP	HR	S	P	ERA	WHIP

AB	58
R	12
H	22
RBI	12
BB	4
SO	7
LOB	27

WP: 5 PA: 62
PB: 0
SB: 0
CS: 0

Batter	1	2	3	4	5	6	7	8	9	AB	R	H	RBI	BB	SO	LOB
Eddie Kasko, R (1, 5) OBP: 0.293, SLG: 0.336	K		FC3-6, BB, 1B; 1B		F7	FC5-4; 1-2f		F7		5	1	1	0	0	1	3
Don Blasingame, L (1, 4) OBP: 0.359, SLG: 0.350	S; 1B		BBBB; 1-2; FC3-6; BB		1-0; BB; 1B; HBP		6-3		2B; 3B	3	2	2	0	1	0	0
Marty Keough, L (1, 7) OBP: 0.404, SLG: 0.441	F5		FC3-6; 1B; 1-2f; 2-3		BBBB; 4-0; 1B; 1-2; BB		BBBB; 4-0; FC5-4; BB		SSS; K	3	0	0	0	2	1	4
Frank Robinson, R (1, 9) OBP: 0.416, SLG: 0.591	K; 1-2		1-2; 3-H; 1B		G4-6-3; 1-3; 2-H; 1B		FC5-4; 1-2f; HR		PB; 1B; 3-H; 2B	5	2	3	3	0	1	2
Gordy Coleman, L (1, 3) OBP: 0.327, SLG: 0.467		G3	F8		G4-6-3; 1-2f		1-H; HR		2-3; G3	5	1	1	2	0	0	5
Vada Pinson, L (1, 8) OBP: 0.337, SLG: 0.513		BBBB; FC3-6; BB		F7		S; 2B	F9		PB; 3B; 3-H; 1B	4	1	2	1	1	0	0
Johnny Edwards, L (1, 2) OBP: 0.328, SLG: 0.404		FC3-6; 1-2f		BBBB; 4-0; BB		4-3; 2-3		G3	IIII; 4-0; 3B; 1-2; IBB	3	1	0	0	2	0	2
Leo Cardenas, R (1, 6) OBP: 0.314, SLG: 0.377		1-3		F9		SSS; K		2B	3B; 1-H; 2-H	5	0	2	2	0	1	3
Joey Jay, S (1, 1) OBP: 0.217, SLG: 0.281			SSS; K	SSS; K		BBBB; 4-0; FC5-4; BB		SSS; K	SSS; K	4	0	0	0	1	4	3
Inning Stats	R: 0 E: 0 K: 2 S: 8 H: 1 LOB: 1 BB: 0 P: 8	R: 0 E: 0 K: 0 S: 3 H: 0 LOB: 1 BB: 1 P: 7	R: 1 E: 0 K: 1 S: 7 H: 2 LOB: 2 BB: 1 P: 11	R: 0 E: 0 K: 1 S: 5 H: 0 LOB: 1 BB: 1 P: 9	R: 1 E: 0 K: 0 S: 3 H: 1 LOB: 1 BB: 1 P: 8	R: 0 E: 0 K: 1 S: 6 H: 1 LOB: 2 BB: 1 P: 10	R: 2 E: 0 K: 0 S: 4 H: 1 LOB: 0 BB: 1 P: 8	R: 0 E: 0 K: 1 S: 6 H: 1 LOB: 1 BB: 0 P: 6	R: 4 E: 0 K: 2 S: 11 H: 4 LOB: 1 BB: 1 P: 15	1B: 5 2B: 3 3B: 2 HR: 1 SF: 0 SAC: 0 DP: 1 HBP: 1							

TOP

Cincinnati Reds @ Chicago Cubs

Wrigley Field, Chicago, IL

Thu Jul 12 1962, 3:33 AM CDT

Att. 9,748 - Unknown

livebaseballscorecards.com

AB	37
R	8
H	11
RBI	8
BB	7
SO	8
LOB	22

WP: 0 PB: 2 SB: 2 CS: 0 PA: 45

PITCHER		IP	WLS	BF	H	R	ER	SO	BB	IBB	HBP	BLK	WP	HR	S	P	ERA	WHIP
Don Cardwell, R ERA: 4.91	(1, 1)	7.0		33	6	4	4	5	6	0	1	0	0	1	36	61	5.14	1.714
Don Elston, R ERA: 2.4	(8, 1)	1.0	L	5	2	1	1	1	0	0	0	0	0	0	7	7	9.00	2.000
Dave Gerard, R ERA: 5.1	(9, 1)	0.2		6	3	3	3	1	0	1	0	0	0	0	7	11	40.50	4.500
Barney Schultz, R ERA: 4.5	(9, 1)	0.1		1	0	0	0	1	0	0	0	0	0	0	3	3	0.00	0.000

PITCHER	IP	WLS	BF	H	R	ER	SO	BB	IBB	HBP	BLK	WP	HR	S	P	ERA	WHIP

Batter	1	2	3	4	5	6	7	8	9	AB	R	H	RBI	BB	SO	LOB
Lou Brock, L (1, 8) OBP: 0.313, SLG: 0.419	F7		F8			HR SH3 1B	3-1			4	1	1	0	0	0	2
Ken Hubbs, R (1, 4) OBP: 0.289, SLG: 0.346	K		5-3			SH3 1-2		P3		3	0	0	0	0	1	0
Billy Williams, L (1, 7) OBP: 0.397, SLG: 0.540	14 FC6-4 BB		4-3			HR 2-H		F8		3	1	1	2	1	0	0
14 Ernie Banks, R (1, 3) OBP: 0.310, SLG: 0.519	FC6-4 1-2f			6-3		F7		P4		4	0	0	0	0	0	1
George Altman, L (1, 9) OBP: 0.406, SLG: 0.512		5-3 HR 1B		F7		4-3			G6-3 1B	4	1	2	0	0	0	0
Ron Santo, R (1, 5) OBP: 0.318, SLG: 0.387		5-3 1-2		F2			SH2-4 1B		K	4	0	1	0	0	1	2
Andre Rodgers, R (1, 6) OBP: 0.354, SLG: 0.436		HR 2-H			6-3		SH2-4 1-2		G6-3 1-2f	3	1	1	2	0	0	1
El Tappe, R (1, 2) OBP: 0.296, SLG: 0.208		4-3			F8		BB			2	0	0	0	0	0	0
Bob Will, L (7, PH) OBP: 0.333, SLG: 0.368										0	0	0	0	1	0	0
Moe Thacker, R (8, 2) OBP: 0.305, SLG: 0.264										0	0	0	0	0	0	0
Don Cardwell, R (1, 1) OBP: 0.146, SLG: 0.054		K			5-3		F7			2	0	0	0	0	1	0
Don Landrum, L (7, PH) OBP: 0.432, SLG: 0.330										1	0	0	0	0	0	2
Don Elston, R (8, 1)										0	0	0	0	0	0	0
Dave Gerard, R (9, 1) OBP: 0.333, SLG: 0.200										0	0	0	0	0	0	0
Barney Schultz, R (9, 1)										0	0	0	0	0	0	0
Inning Stats	R: 0 E: 0 K: 1 S: 5 H: 0 LOB: 1 BB: 1 P: 9	R: 2 E: 0 K: 1 S: 7 H: 2 LOB: 0 BB: 0 P: 7	R: 0 E: 0 K: 0 S: 3 H: 0 LOB: 0 BB: 0 P: 3	R: 0 E: 0 K: 0 S: 3 H: 0 LOB: 0 BB: 0 P: 3	R: 0 E: 0 K: 0 S: 3 H: 0 LOB: 0 BB: 0 P: 3	R: 2 E: 0 K: 0 S: 5 H: 2 LOB: 0 BB: 0 P: 5	R: 0 E: 0 K: 0 S: 4 H: 1 LOB: 2 BB: 1 P: 8	R: 0 E: 0 K: 0 S: 3 H: 0 LOB: 0 BB: 0 P: 3	R: 0 E: 0 K: 1 S: 5 H: 1 LOB: 0 BB: 0 P: 5	1B: 4 2B: 0 3B: 0 HR: 2 SF: 0 SAC: 2 DP: 1 HBP: 0						

PITCHER	IP	WLS	BF	H	R	ER	SO	BB	IBB	HBP	BLK	WP	HR	S	P	ERA	WHIP
Joey Jay, R (1, 1) ERA: 3.9	9.0	W	34	6	4	4	3	2	0	0	0	0	2	38	46	4.00	0.889

PITCHER	IP	WLS	BF	H	R	ER	SO	BB	IBB	HBP	BLK	WP	HR	S	P	ERA	WHIP

BOTTOM

Cincinnati Reds @ Chicago Cubs

Wrigley Field, Chicago, IL

Thu Jul 12 1962, 3:33 AM CDT

Att. 9,748 - Unknown

livebaseballscorecards.com

AB	30
R	4
H	6
RBI	4
BB	2
SO	3
LOB	8

Batter	1	2	3	4	5	6	7	8	9	AB	R	H	RBI	BB	SO	LOB
Eddie Kasko, R (1, 5) OBP: 0.290, SLG: 0.332 Wally Post, R (9, PH) OBP: 0.347, SLG: 0.500 Joe Gaines, R (9, PR) OBP: 0.433, SLG: 0.520	G3			K		K			E5	3 1 0	0 0 0	0 0 0	0 0 0	0 0 0	2 0 0	0 0 0
Don Blasingame, L (1, 4) OBP: 0.357, SLG: 0.348	F8			FC4-6 1B			F8		G3	4	0	1	0	0	0	1
Marty Keough, L (1, 7) OBP: 0.396, SLG: 0.430	G3			FC4-6 1-2f			F9			3	0	0	0	0	0	1
Frank Robinson, R (1, 9) OBP: 0.413, SLG: 0.586		5-3		P4			5-3			3	0	0	0	0	0	1
Gordy Coleman, L (1, 3) OBP: 0.327, SLG: 0.464		1-3			G3-6 BB			F3		2	0	0	0	1	0	0
Vada Pinson, L (1, 8) OBP: 0.334, SLG: 0.508		F2			G3-6 1-2f			1-3		3	0	0	0	0	0	1
Johnny Edwards, L (1, 2) OBP: 0.324, SLG: 0.398			F9		G3			3-1		3	0	0	0	0	0	0
Leo Cardenas, R (1, 6) OBP: 0.311, SLG: 0.373			F8			6-3			K	3	0	0	0	0	1	0
Bob Purkey, R (1, 1) OBP: 0.164, SLG: 0.246 Jerry Lynch, L (9, PH) OBP: 0.360, SLG: 0.519			5-3			6-3			K	2 1	0 0	0 0	0 0	0 0	0 1	0 0
Inning Stats	R: 0 E: 0 K: 0 S: 3 H: 0 LOB: 0 BB: 0 P: 3	R: 0 E: 0 K: 0 S: 3 H: 0 LOB: 0 BB: 0 P: 3	R: 0 E: 0 K: 0 S: 3 H: 0 LOB: 0 BB: 0 P: 3	R: 0 E: 0 K: 1 S: 6 H: 1 LOB: 1 BB: 0 P: 6	R: 0 E: 0 K: 0 S: 2 H: 0 LOB: 0 BB: 1 P: 6	R: 0 E: 0 K: 1 S: 5 H: 0 LOB: 0 BB: 0 P: 5	R: 0 E: 0 K: 0 S: 3 H: 0 LOB: 0 BB: 0 P: 3	R: 0 E: 0 K: 0 S: 3 H: 0 LOB: 0 BB: 0 P: 3	R: 0 E: 1 K: 2 S: 8 H: 0 LOB: 1 BB: 0 P: 8	1B: 1 2B: 0 3B: 0 HR: 0 SF: 0 SAC: 0 DP: 1 HBP: 0						

PITCHER	IP	WLS	BF	H	R	ER	SO	BB	IBB	HBP	BLK	WP	HR	S	P	ERA	WHIP
Cal Koonce, R (1, 1) ERA: 3.8	9.0	W	29	1	0	0	4	1	0	0	0	0	0	36	40	0.00	0.222

PITCHER	IP	WLS	BF	H	R	ER	SO	BB	IBB	HBP	BLK	WP	HR	S	P	ERA	WHIP

TOP

Cincinnati Reds @ Chicago Cubs

Wrigley Field, Chicago, IL

Fri Jul 13 1962, 3:33 AM CDT

Att. 4,983 - Unknown

livebaseballscorecards.com

AB	28
R	0
H	1
RBI	0
BB	1
SO	4
LOB	4

WP: 0 PB: 0 SB: 0 CS: 0 PA: 29

Batter	1	2	3	4	5	6	7	8	9	AB	R	H	RBI	BB	SO	LOB
Lou Brock, L (1, 8) OBP: 0.317, SLG: 0.425	3-1		1B PB 1B		1-2 1B		2B	3-1		5	0	3	0	0	0	3
Ken Hubbs, R (1, 4) OBP: 0.286, SLG: 0.342	5-3		P6		F8		6-3			4	0	0	0	0	0	4
Billy Williams, L (1, 7) OBP: 0.400, SLG: 0.540	BBBB 14 FC5-4 BB		1-3 1B		F3		BBBB BB			2	0	1	0	2	0	2
14 Ernie Banks, R (1, 3) OBP: 0.310, SLG: 0.516	FC5-4 1-2f		SSS K			E6 3-1 SF8 1B	F3			4	1	1	0	0	1	5
George Altman, L (1, 9) OBP: 0.404, SLG: 0.508		1-3		F8		3-1 2-3		BB 1B 1B		4	0	1	0	0	0	1
Ron Santo, R (1, 5) OBP: 0.317, SLG: 0.387		4-3		3-1		SF8 3-H		BB 1-2 1B		3	0	1	1	0	0	0
Andre Rodgers, R (1, 6) OBP: 0.360, SLG: 0.434		BBBB BB		4-3		BBBB BB		BBBB 1-2 2-3 BB		1	0	0	0	3	0	0
El Tappe, R (1, 2) OBP: 0.293, SLG: 0.212		F9			1B 1B	F9		SSS K		4	0	1	0	0	1	5
Cal Koonce, R (1, 1) OBP: 0.116, SLG: 0.140			4-3		F3		1-3	SSS K		4	0	0	0	0	1	4
Inning Stats	R: 0 H: 0 E: 0 LOB: 1 K: 0 BB: 1 S: 3 P: 7	R: 0 H: 0 E: 0 LOB: 1 K: 0 BB: 1 S: 3 P: 7	R: 0 H: 2 E: 0 LOB: 2 K: 1 BB: 0 S: 7 P: 7	R: 0 H: 0 E: 0 LOB: 0 K: 0 BB: 0 S: 3 P: 3	R: 0 H: 2 E: 0 LOB: 2 K: 0 BB: 0 S: 5 P: 5	R: 1 H: 1 E: 1 LOB: 1 K: 0 BB: 1 S: 4 P: 8	R: 0 H: 1 E: 0 LOB: 2 K: 0 BB: 1 S: 4 P: 8	R: 0 H: 2 E: 0 LOB: 3 K: 2 BB: 1 S: 9 P: 13		1B: 7 SF: 1 2B: 1 SAC: 0 3B: 0 DP: 0 HR: 0 HBP: 0						WP: 0 PA: 37 PB: 1 SB: 0 CS: 0

PITCHER	IP	WLS	BF	H	R	ER	SO	BB	IBB	HBP	BLK	WP	HR	S	P	ERA	WHIP
Bob Purkey, R (1, 1) ERA: 2.45	8.0	L	37	8	1	0	3	5	0	0	0	0	0	38	58	0.00	1.625

PITCHER	IP	WLS	BF	H	R	ER	SO	BB	IBB	HBP	BLK	WP	HR	S	P	ERA	WHIP

BOTTOM

Cincinnati Reds @ Chicago Cubs

Wrigley Field, Chicago, IL

Fri Jul 13 1962, 3:33 AM CDT

Att. 4,983 - Unknown

AB	31
R	1
H	8
RBI	1
BB	5
SO	3
LOB	24

livebaseballscorecards.com

Batter	1	2	3	4	5	6	7	8	9	AB	R	H	RBI	BB	SO	LOB
Eddie Kasko, R (1, 5) OBP: 0.289, SLG: 0.335	F8		6-3		1B 2B		6-3			4	1	1	0	0	0	0
Don Blasingame, L (1, 4) OBP: 0.356, SLG: 0.346	F8		F8		1B 2-H 1B			F7		4	0	1	1	0	0	0
Vada Pinson, L (1, 8) OBP: 0.336, SLG: 0.508	3-1		1B		1-3 1B			4-3		4	0	2	0	0	0	0
Jerry Lynch, L (1, 7) OBP: 0.351, SLG: 0.504		F9	F8		1-3			F7		4	0	0	0	0	0	3
Marty Keough, L (8, 7) OBP: 0.396, SLG: 0.430										0	0	0	0	0	0	0
Frank Robinson, R (1, 9) OBP: 0.414, SLG: 0.582		BBBB 1B BB		6-3		BBB FC1-6 BB			F7	2	1	0	0	2	0	0
Gordy Coleman, L (1, 3) OBP: 0.329, SLG: 0.475		1B 1-2 1B		SSS K		FC1-6 CS 1-2f			HR	4	1	2	1	0	1	1
Johnny Edwards, L (1, 2) OBP: 0.327, SLG: 0.400		1B 1-2 2-H		F7		SSS K 1-2			1B	4	0	2	1	0	1	1
Leo Cardenas, R (1, 6) OBP: 0.307, SLG: 0.368		L7			1-3		6-3		P4	4	0	0	0	0	0	3
Jim O'Toole, S (1, 1) OBP: 0.188, SLG: 0.170		SSS K			G3		F7		F9	3	0	0	0	0	1	2
Dave Sisler, R (8, 1)										0	0	0	0	0	0	0
Wally Post, R (9, PH) OBP: 0.345, SLG: 0.497										1	0	0	0	0	0	1
Inning Stats	R: 0 E: 0 K: 0 S: 3 H: 0 LOB: 0 BB: 0 P: 3	R: 1 E: 0 K: 1 S: 7 H: 2 LOB: 2 BB: 1 P: 11	R: 0 E: 0 K: 0 S: 4 H: 1 LOB: 1 BB: 0 P: 4	R: 0 E: 0 K: 1 S: 5 H: 0 LOB: 0 BB: 0 P: 5	R: 1 E: 0 K: 0 S: 6 H: 3 LOB: 2 BB: 0 P: 6	R: 0 E: 0 K: 1 S: 4 H: 0 LOB: 0 BB: 1 P: 8	R: 0 E: 0 K: 0 S: 3 H: 0 LOB: 0 BB: 0 P: 3	R: 0 E: 0 K: 0 S: 3 H: 0 LOB: 0 BB: 0 P: 3	R: 1 E: 0 K: 0 S: 5 H: 2 LOB: 1 BB: 0 P: 5	1B: 6 2B: 1 3B: 0 HR: 1	SF: 0 SAC: 0 DP: 0 HBP: 0						

TOP

Cincinnati Reds @ Chicago Cubs

Wrigley Field, Chicago, IL

Sat Jul 14 1962, 3:33 AM CDT

Att. 4,629 - Unknown

livebaseballscorecards.com

AB	34
R	3
H	8
RBI	3
BB	2
SO	3
LOB	11

PITCHER	IP	WLS	BF	H	R	ER	SO	BB	IBB	HBP	BLK	WP	HR	S	P	ERA	WHIP
Glen Hobbie, R (1, 1) ERA: 5.4	9.0	W	36	8	3	3	3	2	0	0	0	0	1	40	48	3.00	1.111

PITCHER	IP	WLS	BF	H	R	ER	SO	BB	IBB	HBP	BLK	WP	HR	S	P	ERA	WHIP

WP: 0 PB: 0 SB: 0 CS: 1 PA: 36

Cincinnati Reds @ Chicago Cubs

Wrigley Field, Chicago, IL

Sat Jul 14 1962, 3:33 AM CDT

Att. 4,629 - Unknown

livebaseballscorecards.com

BOTTOM

Batter	1	2	3	4	5	6	7	8	9	AB	R	H	RBI	BB	SO	LOB
Lou Brock, L (1, 8) OBP: 0.316, SLG: 0.423	F2		F8		5-3			E SH1-4 1B		4	1	1	0	0	0	0
Ken Hubbs, R (1, 4) OBP: 0.292, SLG: 0.348	BB 1B		1B			1B 14 SF7 1B		SH1-4 1-2		3	1	3	0	0	0	0
Billy Williams, L (1, 7) OBP: 0.401, SLG: 0.538	BBBB 14 G5-4-3 1-2 BB		4-3			1-3 1B		E7 HR 2-H		3	1	1	0	1	0	1
14 Ernie Banks, R (1, 3) OBP: 0.306, SLG: 0.511	G5-4-3 1-2f			P6		SF7 3-H		P6		3	0	0	1	0	0	3
George Altman, L (1, 9) OBP: 0.405, SLG: 0.513		3B		4-1		F8		BBBB HR BB		3	1	1	0	1	0	1
Ron Santo, R (1, 5) OBP: 0.316, SLG: 0.394		F9		F8		6-3		HR 1-H 3-H		4	1	1	3	0	0	2
Andre Rodgers, R (1, 6) OBP: 0.358, SLG: 0.431		SSS K			F9		P4	1B		4	0	1	0	0	1	1
El Tappe, R (1, 2) OBP: 0.288, SLG: 0.208		1-3			HR		F7	5-3		1	0	0	0	0	0	1
Dick Bertell, R (5, PH) OBP: 0.324, SLG: 0.368										3	1	1	1	0	0	1
(6, 2)																
Glen Hobbie, R (1, 1) OBP: 0.182, SLG: 0.129			5-3		SSS K		SSS K			3	0	0	0	0	2	0
Inning Stats	R: 0 E: 0 K: 0 S: 3 H: 1 LOB: 1 BB: 1 P: 7	R: 0 E: 0 K: 1 S: 6 H: 1 LOB: 1 BB: 0 P: 6	R: 0 E: 0 K: 0 S: 4 H: 1 LOB: 1 BB: 0 P: 4	R: 0 E: 0 K: 0 S: 3 H: 0 LOB: 0 BB: 0 P: 3	R: 1 E: 0 K: 1 S: 6 H: 1 LOB: 0 BB: 0 P: 6	R: 1 E: 0 K: 0 S: 5 H: 2 LOB: 1 BB: 0 P: 5	R: 0 E: 0 K: 1 S: 5 H: 0 LOB: 0 BB: 0 P: 5	R: 4 E: 1 K: 0 S: 7 H: 3 LOB: 1 BB: 1 P: 11		1B: 6 2B: 0 3B: 1 HR: 2	SF: 1 SAC: 1 DP: 1 HBP: 0						

	AB	31
	R	6
	H	9
	RBI	5
	BB	2
	SO	3
	LOB	10

WP: 0 PB: 0 SB: 0 CS: 0 PA: 35

PITCHER		IP	WLS	BF	H	R	ER	SO	BB	IBB	HBP	BLK	WP	HR	S	P	ERA	WHIP
Jim O'Toole, L ERA: 3.93	(1, 1)	7.2	L	33	8	6	2	3	2	0	0	0	0	2	37	45	2.35	1.304
Dave Sisler, R ERA: 4.1	(8, 1)	0.1		2	1	0	0	0	0	0	0	0	0	0	2	2	0.00	3.000

PITCHER	IP	WLS	BF	H	R	ER	SO	BB	IBB	HBP	BLK	WP	HR	S	P	ERA	WHIP

Batter	1	2	3	4	5	6	7	8	9	AB	R	H	RBI	BB	SO	LOB
Eddie Kasko, R (1, 5) OBP: 0.285, SLG: 0.330	6-3		F5			F8		P4		4	0	0	0	0	0	0
Don Blasingame, L (1, 4) OBP: 0.362, SLG: 0.353	1B		G3			3-1 1B			1B	4	0	3	0	0	0	0
Marty Keough, L (1, 7) OBP: 0.385, SLG: 0.416	F6			6-3		3-1 1-2			F7	4	0	0	0	0	0	3
Frank Robinson, R (1, 9) OBP: 0.410, SLG: 0.575	6-3			P3		5-3			F7	4	0	0	0	0	0	3
Gordy Coleman, L (1, 3) OBP: 0.328, SLG: 0.475		FC6-4 2B		F8			F5		F7	4	0	1	0	0	0	1
Vada Pinson, L (1, 8) OBP: 0.333, SLG: 0.503		F8			P6		F7			3	0	0	0	0	0	1
Johnny Edwards, L (1, 2) OBP: 0.323, SLG: 0.395		FC6-4 FC6-4 2-3			3-1		4-3			3	0	0	0	0	0	1
Leo Cardenas, R (1, 6) OBP: 0.307, SLG: 0.371		FC6-4 1-2f			2B			F9		3	0	1	0	0	0	1
Jim Maloney, L (1, 1) OBP: 0.294, SLG: 0.313			F8		K			3-1		1	0	0	0	0	0	0
Ted Wills, L (4, 1) OBP: 0.273, SLG: 0.273										1	0	0	0	0	1	1
Jerry Lynch, L (8, PH) OBP: 0.348, SLG: 0.500										1	0	0	0	0	0	0
Dave Sisler, R (8, 1)										0	0	0	0	0	0	0
Inning Stats	R: 0 E: 0 K: 0 S: 4 H: 1 LOB: 1 BB: 0 P: 4	R: 0 E: 0 K: 0 S: 4 H: 1 LOB: 1 BB: 0 P: 4	R: 0 E: 0 K: 0 S: 3 H: 0 LOB: 0 BB: 0 P: 3	R: 0 E: 0 K: 0 S: 3 H: 0 LOB: 0 BB: 0 P: 3	R: 0 E: 0 K: 1 S: 6 H: 1 LOB: 1 BB: 0 P: 6	R: 0 E: 0 K: 0 S: 4 H: 1 LOB: 1 BB: 0 P: 4	R: 0 E: 0 K: 0 S: 3 H: 0 LOB: 0 BB: 0 P: 3	R: 0 E: 0 K: 0 S: 3 H: 0 LOB: 0 BB: 0 P: 3	R: 0 E: 0 K: 0 S: 4 H: 1 LOB: 1 BB: 0 P: 4	1B: 3 2B: 2 3B: 0 HR: 0 SF: 0 SAC: 0 DP: 0 HBP: 0						

PITCHER		IP	WLS	BF	H	R	ER	SO	BB	IBB	HBP	BLK	WP	HR	S	P	ERA	WHIP
Lew Burdette, R ERA: 4.05	(1, 1)	9.0	W	32	5	0	0	1	0	0	0	0	0	0	34	34	0.00	0.556

PITCHER		IP	WLS	BF	H	R	ER	SO	BB	IBB	HBP	BLK	WP	HR	S	P	ERA	WHIP

TOP

Cincinnati Reds @ Milwaukee Braves

Milwaukee County Stadium, Milwaukee, WI

Sun Jul 15 1962, 4:33 AM EDT

Unknown

livebaseballscorecards.com

AB	32
R	0
H	5
RBI	0
BB	0
SO	1
LOB	11

WP: 0	PA: 32		
PB: 0			
SB: 0			
CS: 0			

Batter	1	2	3	4	5	6	7	8	9	AB	R	H	RBI	BB	SO	LOB
Tommie Aaron, R (1, 3) OBP: 0.270, SLG: 0.341	5-3		L6	5-3		P4		BB		4	1	0	0	1	0	0
Roy McMillan, R (1, 6) OBP: 0.337, SLG: 0.350	F8		6-3	1B			BB 1B	1-H 1B		5	1	3	1	0	0	0
Eddie Mathews, L (1, 5) OBP: 0.376, SLG: 0.503	HR		2B 1B	K			K	BB		4	2	2	1	1	2	2
Hank Aaron, R (1, 9) OBP: 0.392, SLG: 0.620	1B		1-H 1B 2B		P4		1-2 1B BB	P3		4	1	2	1	1	0	2
Lee Maye, L (1, 7) OBP: 0.290, SLG: 0.289	F8		BB 1B BB		K		K			3	0	0	0	1	2	3
Frank Bolling, R (1, 4) OBP: 0.336, SLG: 0.429		6-3	1-2 2-H BB 1B		HBP		1-2 2-H 1B			3	0	2	2	0	0	0
Mack Jones, L (1, 8) OBP: 0.355, SLG: 0.422		K	1-2 2-3 BB		K		K			3	0	0	0	1	3	3
Joe Torre, R (1, 2) OBP: 0.328, SLG: 0.333		HBP	F7			1-3		P4		3	0	0	0	0	0	3
Lew Burdette, R (1, 1) OBP: 0.231, SLG: 0.211		F8		K		K		5-3		4	0	0	0	0	2	1
Inning Stats	R: 1 H: 2 E: 0 LOB: 1 K: 0 BB: 0 S: 5 P: 5	R: 0 H: 0 E: 0 LOB: 1 K: 1 BB: 0 S: 5 P: 6	R: 2 H: 3 E: 0 LOB: 3 K: 0 BB: 2 S: 6 P: 14	R: 0 H: 1 E: 0 LOB: 1 K: 2 BB: 0 S: 8 P: 8	R: 0 H: 0 E: 0 LOB: 1 K: 2 BB: 0 S: 7 P: 8	R: 0 H: 0 E: 0 LOB: 0 K: 1 BB: 0 S: 5 P: 5	R: 1 H: 2 E: 0 LOB: 2 K: 3 BB: 1 S: 11 P: 15	R: 1 H: 1 E: 0 LOB: 2 K: 0 BB: 2 S: 4 P: 12		1B: 7 SF: 0 2B: 1 SAC: 0 3B: 0 DP: 0 HR: 1 HBP: 2						

PITCHER		IP	WLS	BF	H	R	ER	SO	BB	IBB	HBP	BLK	WP	HR	S	P	ERA	WHIP
Jim Maloney, R ERA: 5.68	(1, 1)	3.0	L	17	5	3	3	1	2	0	1	0	0	1	16	25	9.00	2.333
Ted Wills, L ERA: 6.59	(4, 1)	4.0		17	3	1	1	8	1	0	1	0	0	0	31	36	2.25	1.000
Dave Sisler, R ERA: 4.28	(8, 1)	1.0		6	1	1	1	0	2	0	0	0	0	0	4	12	9.00	3.000

PITCHER	IP	WLS	BF	H	R	ER	SO	BB	IBB	HBP	BLK	WP	HR	S	P	ERA	WHIP

BOTTOM

Cincinnati Reds @ Milwaukee Braves

Milwaukee County Stadium, Milwaukee, WI

Sun Jul 15 1962, 4:33 AM EDT

Unknown

livebaseballscorecards.com

AB	33
R	5
H	9
RBI	5
BB	5
SO	9
LOB	14

Cincinnati Reds @ Milwaukee Braves

Milwaukee County Stadium, Milwaukee, WI

Sun Jul 15 1962, 4:38 AM EDT

Att. 14,026 - Unknown

TOP

livebaseballscorecards.com

Batter	1	2	3	4	5	6	7	8	9	AB	R	H	RBI	BB	SO	LOB
Leo Cardenas, R (1, 6) OBP: 0.310, SLG: 0.370	B B B B 4-0 G5-4-3 BB			x 0-0 ① 5-3		x 0-0 ② F7		x 0-0 1B		3	0	1	0	1	0	1
Eddie Kasko, R (1, 5) OBP: 0.281, SLG: 0.325	x 0-0 ① ② G5-4-3 1-2f			x 0-0 ② F7		x 0-0 ③ 6-3		x 0-0 ③ L5		4	0	0	0	0	0	3
Vada Pinson, L (1, 8) OBP: 0.338, SLG: 0.516	x 0-0 ③ 1B			x 0-0 ③ 1-3			x 0-0 WP BB 1B		x 0-0 HR	4	1	3	1	0	0	0
Frank Robinson, R (1, 9) OBP: 0.411, SLG: 0.582		x 0-0 ① F7			x 0-0 HR		B B B 4-0 WP 1-2 BB		x 0-0 ① 5-3	3	1	1	1	1	0	0
Wally Post, R (1, 7) OBP: 0.338, SLG: 0.486		x 0-0 ② F6			S S S 0-3 ① K		S S S 0-3 ① K 1-2 2-3		x 0-0 E7 WP 1B	4	1	0	0	0	2	2
Hank Foiles, R (1, 2) OBP: 0.392, SLG: 0.563		S S S 0-3 ③ K			x 0-0 ② F5		S S S 0-3 ② K		x 0-0 1-H 1B	4	0	1	1	0	2	2
Gordy Coleman, L (1, 3) OBP: 0.324, SLG: 0.469			S S S 0-3 ① K		x 0-0 ③ G3		x 0-0 ③ 3-1		S S S 0-3 ② K	4	0	0	0	0	2	3
Don Blasingame, L (1, 4) OBP: 0.360, SLG: 0.349			x 0-0 ② G3			x 0-0 E3		B B B 4-0 G6-4-3 BB	x 0-0 ③ P6	3	0	0	0	1	0	1
Johnny Klippstein, R (1, 1) OBP: 0.182, SLG: 0.100 Joe Gaines, R (8, PH) OBP: 0.419, SLG: 0.500 Jim Brosnan, R (8, 1)			S S S 0-3 ③ K			x 0-0 ① P2		x 0-0 ① ② G6-4-3 1-2f		2 1 0	0 0 0	0 0 0	0 0 0	0 0 0	1 0 0	1 1 0
Inning Stats	R: 0 E: 0 K: 0 S: 2 H: 1 LOB: 1 BB: 1 P: 6	R: 0 E: 0 K: 1 S: 5 H: 0 LOB: 0 BB: 0 P: 5	R: 0 E: 0 K: 2 S: 7 H: 0 LOB: 0 BB: 0 P: 7	R: 0 E: 0 K: 0 S: 3 H: 0 LOB: 0 BB: 0 P: 3	R: 1 E: 0 K: 1 S: 6 H: 1 LOB: 0 BB: 0 P: 6	R: 0 E: 1 K: 0 S: 4 H: 0 LOB: 1 BB: 0 P: 4	R: 0 E: 0 K: 2 S: 8 H: 1 LOB: 2 BB: 1 P: 12	R: 0 E: 0 K: 0 S: 3 H: 1 LOB: 1 BB: 1 P: 7	R: 2 E: 1 K: 1 S: 8 H: 2 LOB: 1 BB: 0 P: 8	1B: 4 2B: 0 3B: 0 HR: 2	SF: 0 SAC: 0 DP: 2 HBP: 0						

	AB	32
	R	3
	H	6
	RBI	3
	BB	3
	SO	7
	LOB	14

WP: 2 PB: 0 SB: 0 CS: 0 PA: 35

PITCHER	IP	WLS	BF	H	R	ER	SO	BB	IBB	HBP	BLK	WP	HR	S	P	ERA	WHIP
Denny Lemaster, L (1, 1) ERA: 2.0	9.0	L	35	6	3	2	7	3	0	0	0	2	2	46	58	2.00	1.000

PITCHER	IP	WLS	BF	H	R	ER	SO	BB	IBB	HBP	BLK	WP	HR	S	P	ERA	WHIP

Batter	1	2	3	4	5	6	7	8	9	AB	R	H	RBI	BB	SO	LOB
Tommie Aaron, R (1, 3)	F8	L4		FC6 1-2f			SH5-4 1-2		P6	3	0	0	0	0	0	3
Gus Bell, L (9, PH)										1	0	0	0	0	0	0
Roy McMillan, R (1, 6)	FC6-4 1B		BBBB BB		G5-4-3 1B		P3			3	0	2	0	1	0	1
Eddie Mathews, L (1, 5)	K		F9		F9		K			4	0	0	0	0	2	4
Hank Aaron, R (1, 9)	FC6-4 1-2f		F6		G5-4-3 1-2f			K		4	0	0	0	0	1	3
Lee Maye, L (1, 7)		HR	F6			F6		4-3		4	1	1	1	0	0	1
Frank Bolling, R (1, 4)		1B 2B		BBBB FC6-4 BB		F7		1B		3	1	2	0	1	0	0
Mack Jones, L (1, 8)		1B 1B		FC6-4 1-2f		BBBB BB		3-1		3	0	1	0	1	0	2
Del Crandall, R (1, 2)		1B 1-3 2-H		BBBB FC6 BB		K			5-3	3	0	1	1	1	1	1
Denny Lemaster, R (1, 1)		K		K			BB SH5-4		K	2	0	0	0	1	2	3
Joe Adcock, R (9, PH)										1	0	0	0	0	1	0
Inning Stats	R: 0 E: 0 K: 1 S: 6 H: 1 LOB: 1 BB: 0 P: 6	R: 2 E: 0 K: 1 S: 8 H: 4 LOB: 1 BB: 0 P: 8	R: 0 E: 0 K: 0 S: 3 H: 0 LOB: 1 BB: 1 P: 7	R: 0 E: 1 K: 1 S: 5 H: 0 LOB: 2 BB: 2 P: 13	R: 0 E: 0 K: 0 S: 3 H: 1 LOB: 0 BB: 0 P: 3	R: 0 E: 0 K: 1 S: 5 H: 0 LOB: 1 BB: 1 P: 9	R: 0 E: 0 K: 1 S: 5 H: 0 LOB: 1 BB: 1 P: 9	R: 0 E: 0 K: 1 S: 6 H: 1 LOB: 1 BB: 0 P: 6	R: 0 E: 0 K: 1 S: 5 H: 0 LOB: 0 BB: 0 P: 5	1B: 5 2B: 1 3B: 0 HR: 1 SF: 0 SAC: 1 DP: 1 HBP: 0							

PITCHER	IP	WLS	BF	H	R	ER	SO	BB	IBB	HBP	BLK	WP	HR	S	P	ERA	WHIP
Johnny Klippstein, R (1, 1) ERA: 4.94	7.0		30	6	2	2	5	5	0	0	0	0	1	35	55	2.57	1.571
Jim Brosnan, R (8, 1) ERA: 3.41	2.0	W	7	1	0	0	2	0	0	0	0	0	0	11	11	0.00	0.500

PITCHER	IP	WLS	BF	H	R	ER	SO	BB	IBB	HBP	BLK	WP	HR	S	P	ERA	WHIP

BOTTOM

Cincinnati Reds @ Milwaukee Braves

Milwaukee County Stadium, Milwaukee, WI

Sun Jul 15 1962, 4:38 AM EDT

Att. 14,026 - Unknown

livebaseballscorecards.com

AB	31
R	2
H	7
RBI	2
BB	5
SO	7
LOB	18

WP: 0	PA: 37
PB: 0	
SB: 0	
CS: 0	

Batter	1	2	3	4	5	6	7	8	9	AB	R	H	RBI	BB	SO	LOB
Leo Cardenas, R (1, 6) OBP: 0.309, SLG: 0.369	F7		F7			1B		6-3		4	0	1	0	0	0	1
Eddie Kasko, R (1, 5) OBP: 0.281, SLG: 0.324	F7			F7		FC6 1B			5-3	4	0	1	0	0	0	0
Vada Pinson, L (1, 8) OBP: 0.337, SLG: 0.512	F7			G6-4-3 1B		FC6 1-2f			F7	4	0	1	0	0	0	1
Frank Robinson, R (1, 9) OBP: 0.411, SLG: 0.584		6-3		G6-4-3 1-2f			S 1B		2B	4	0	2	0	0	0	1
Wally Post, R (1, 7) OBP: 0.337, SLG: 0.481		K			1B		P6		K	4	0	1	0	0	2	2
Hank Foiles, R (1, 2) OBP: 0.378, SLG: 0.541		L6			F9		K 1-2			3	0	0	0	0	1	2
Gordy Coleman, L (1, 3) OBP: 0.321, SLG: 0.464			3-1		F8		F8			3	0	0	0	0	0	2
Don Blasingame, L (1, 4) OBP: 0.357, SLG: 0.346 Don Zimmer, R (8, PH) OBP: 0.272, SLG: 0.308 (8, 4)			E1 FC1-6		K			F7		2 1	0 0	0 0	0 0	0 0	1 0	1 0
Joey Jay, S (1, 1) OBP: 0.210, SLG: 0.271 Bill Henry, L (7, 1) OBP: 0.333, SLG: 0.333 Joe Gaines, R (8, PH) OBP: 0.406, SLG: 0.481 Dave Sisler, R (8, 1)			FC1-6 1-2f			K		1-3		2 0 1 0	0 0 0 0	0 0 0 0	0 0 0 0	1 0 0 0	1 0 0 0	1 0 0 0
Inning Stats	R: 0 E: 0 K: 0 S: 3 H: 0 LOB: 0 BB: 0 P: 3	R: 0 E: 0 K: 1 S: 5 H: 0 LOB: 0 BB: 0 P: 5	R: 0 E: 1 K: 0 S: 4 H: 0 LOB: 0 BB: 0 P: 4	R: 0 E: 0 K: 0 S: 3 H: 1 LOB: 0 BB: 0 P: 3	R: 0 E: 0 K: 1 S: 6 H: 1 LOB: 1 BB: 0 P: 6	R: 0 E: 0 K: 1 S: 6 H: 2 LOB: 1 BB: 0 P: 6	R: 0 E: 0 K: 1 S: 6 H: 1 LOB: 1 BB: 0 P: 6	R: 0 E: 0 K: 0 S: 3 H: 0 LOB: 0 BB: 0 P: 3	R: 0 E: 0 K: 1 S: 6 H: 1 LOB: 1 BB: 0 P: 6	1B: 5 2B: 1 3B: 0 HR: 0	SF: 0 SAC: 0 DP: 1 HBP: 0					

PITCHER		IP	WLS	BF	H	R	ER	SO	BB	IBB	HBP	BLK	WP	HR	S	P	ERA	WHIP
Bob Hendley, L ERA: 3.38	(1, 1)	9.0	W	32	6	0	0	5	0	0	0	0	0	0	42	42	0.00	0.667

PITCHER	IP	WLS	BF	H	R	ER	SO	BB	IBB	HBP	BLK	WP	HR	S	P	ERA	WHIP

TOP

Cincinnati Reds @ Milwaukee Braves

Milwaukee County Stadium, Milwaukee, WI

Mon Jul 16 1962, 8:05 PM EDT

Att. 7,370 - Unknown

livebaseballscorecards.com

AB	32
R	0
H	6
RBI	0
BB	0
SO	5
LOB	11

WP: 0 PA: 32
PB: 0
SB: 1
CS: 0

BOTTOM

Cincinnati Reds @ Milwaukee Braves

Milwaukee County Stadium, Milwaukee, WI

Mon Jul 16 1962, 8:05 PM EDT

Att. 7,370 - Unknown

livebaseballscorecards.com

Batter	1	2	3	4	5	6	7	8	9	AB	R	H	RBI	BB	SO	LOB
Roy McMillan, R (1, 6) OBP: 0.347, SLG: 0.373	0-0 2B		0-0 1B 1B 1B		0-0 ① 3-1		0-0 1-H HR			4	1	3	2	0	0	0
Ken Aspromonte, R (1, 4) OBP: 0.367, SLG: 0.286 Frank Bolling, R (8, 4) OBP: 0.343, SLG: 0.438	BBBB 4-0 G6-4-3 BB		0-0 1-2 1B 1B		0-0 ② P4		0-0 BB 1B			3 0	0 0	2 0	0 0	1 0	0 0	0 0
Eddie Mathews, L (1, 5) OBP: 0.376, SLG: 0.498	SSS 0-3 ① K		0-0 1-2 2-3 1B		0-0 1B		BBBB 4-0 1-2 BB			3	0	2	0	1	1	2
Hank Aaron, R (1, 9) OBP: 0.384, SLG: 0.605	0-0 ②③ G6-4-3 1-2f		0-0 ③ F7		0-0 ③ L7		0-0 ② P6			4	0	0	0	0	0	8
Joe Adcock, R (1, 3) OBP: 0.313, SLG: 0.442 Tommie Aaron, R (8, 3) OBP: 0.266, SLG: 0.335		SSS 0-3 ① K		0-0 HR		SSS 0-3 ① K	0-0 ③ P3			4 0	1 0	1 0	1 0	0 0	2 0	2 0
Lee Maye, L (1, 7) OBP: 0.278, SLG: 0.306		0-0 ② 4-3		0-0 ① G3		0-0 ② G3		0-0 ① 3-1		4	0	0	0	0	0	0
Mack Jones, L (1, 8) OBP: 0.355, SLG: 0.422		0-0 ③ 1-3		SSS 0-3 ② K		SSS 0-3 ③ K		0-0 ② 2B		4	0	1	0	0	2	0
Del Crandall, R (1, 2) OBP: 0.342, SLG: 0.386			0-0 ① F8	0-0 1B			0-0 ① 5-3	0-0 ③ P4		4	0	1	0	0	0	0
Bob Hendley, R (1, 1) OBP: 0.256, SLG: 0.152			0-0 ② 6-3	0-0 ③ 1-3			BBBB 4-0 HR BB			2	1	0	0	1	0	1
Inning Stats	R: 0 H: 1 E: 0 LOB: 1 K: 1 BB: 1 S: 5 P: 9	R: 0 H: 0 E: 0 LOB: 0 K: 1 BB: 0 S: 5 P: 5	R: 0 H: 3 E: 0 LOB: 3 K: 0 BB: 0 S: 6 P: 6	R: 1 H: 2 E: 0 LOB: 1 K: 1 BB: 0 S: 7 P: 7	R: 0 H: 1 E: 0 LOB: 1 K: 0 BB: 0 S: 4 P: 4	R: 0 H: 0 E: 0 LOB: 0 K: 2 BB: 0 S: 7 P: 7	R: 2 H: 2 E: 0 LOB: 2 K: 0 BB: 2 S: 5 P: 13	R: 0 H: 1 E: 0 LOB: 0 K: 0 BB: 0 S: 3 P: 3		1B: 6 SF: 0 2B: 2 SAC: 0 3B: 0 DP: 1 HR: 2 HBP: 0						

	AB	32
	R	3
	H	10
	RBI	3
	BB	3
	SO	5
	LOB	13

WP: 0 PA: 35
PB: 0
SB: 0
CS: 0

PITCHER		IP	WLS	BF	H	R	ER	SO	BB	IBB	HBP	BLK	WP	HR	S	P	ERA	WHIP
Joey Jay, R ERA: 3.91	(1, 1)	6.1	L	29	9	3	3	5	2	0	0	0	0	2	37	45	4.26	1.737
Bill Henry, L ERA: 4.7	(7, 1)	0.2		3	0	0	0	0	1	0	0	0	0	0	2	6	0.00	1.500
Dave Sisler, R ERA: 4.13	(8, 1)	1.0		3	1	0	0	0	0	0	0	0	0	0	3	3	0.00	1.000

PITCHER	IP	WLS	BF	H	R	ER	SO	BB	IBB	HBP	BLK	WP	HR	S	P	ERA	WHIP

Los Angeles Dodgers @ Cincinnati Reds

Crosley Field, Cincinnati, OH

Tue Jul 17 1962, 7:05 PM EDT

Att. 21,202 - Unknown

TOP

livebaseballscorecards.com

Batter	1	2	3	4	5	6	7	8	9	AB	R	H	RBI	BB	SO	LOB
Maury Wills, S (1, 6) OBP: 0.332, SLG: 0.365	B1-3		FC3-6 (1B, 2B) 1-2f	K		F8			L8	5	1	0	0	0	1	3
Jim Gilliam, S (1, 5) (4, 4) OBP: 0.371, SLG: 0.352	F7		2B 1-3 1B	F8		K			6-3	5	0	1	0	0	1	2
Willie Davis, L (1, 8) OBP: 0.356, SLG: 0.510	L6		1-3 3-H 2B		E4 BB		F9		1B	5	0	2	1	0	0	0
Tommy Davis, R (1, 7) (4, 5) OBP: 0.378, SLG: 0.549		L9	F9		L7		6-3		F6	5	0	0	0	0	0	4
Ron Fairly, L (1, 3) OBP: 0.405, SLG: 0.494		F8		1B 3B BB	1-2 BB		BB			1	1	0	0	3	0	0
Frank Howard, R (1, 9) OBP: 0.349, SLG: 0.522		K		1-2 3B 1B	K		F7			4	1	1	0	0	2	3
John Roseboro, L (1, 2) OBP: 0.363, SLG: 0.435			1B 2B	1-H 2-H 1B 3B	F6			4-3		4	2	2	2	0	0	2
Larry Burright, R (1, 4) OBP: 0.270, SLG: 0.351 Wally Moon, L (4, PH) (4, 7) OBP: 0.365, SLG: 0.369			2-H FC4-6 1B	3-H 1B		1-1 FC4-6 1B		6-3		1 3	0 0	1 2	1 1	0 0	0 0	0 0
Sandy Koufax, R (1, 1) OBP: 0.116, SLG: 0.134 Ed Roebuck, R (2, 1) OBP: 0.286, SLG: 0.286 Duke Snider, L (4, PH) OBP: 0.440, SLG: 0.526 Phil Ortega, R (4, 1) Tim Harkness, L (6, PH) OBP: 0.357, SLG: 0.367 Ron Perranoski, L (6, 1) Daryl Spencer, R (8, PH) OBP: 0.389, SLG: 0.382 Larry Sherry, R (8, 1) OBP: 0.200, SLG: 0.200			1-2f FC4-6 FC3-6	K		1-2f FC4-6		K		0 1 1 0 1 0 0 1 0	0 0 0 0 0 0 0 0 0	0 0 1 0 0 0 0 0 0	0 0 0 0 0 0 0 0 0	0 0 0 0 0 0 0 1 0	0 0 0 0 0 0 0 0 0	0 1 1 0 1 0 0 0 0
Inning Stats	R: 0 E: 0 K: 0 S: 5 H: 0 LOB: 0 BB: 0 P: 7	R: 0 E: 0 K: 1 S: 6 H: 0 LOB: 0 BB: 0 P: 10	R: 2 E: 0 K: 0 S: 10 H: 4 LOB: 2 BB: 0 P: 12	R: 3 E: 0 K: 2 S: 20 H: 3 LOB: 1 BB: 1 P: 35	R: 0 E: 1 K: 1 S: 16 H: 0 LOB: 2 BB: 1 P: 30	R: 0 E: 0 K: 1 S: 10 H: 1 LOB: 1 BB: 0 P: 16	R: 0 E: 0 K: 0 S: 4 H: 0 LOB: 1 BB: 1 P: 10	R: 0 E: 0 K: 1 S: 7 H: 0 LOB: 0 BB: 0 P: 12	R: 0 E: 0 K: 0 S: 7 H: 1 LOB: 1 BB: 0 P: 9	1B: 6 2B: 2 3B: 1 HR: 0 SF: 0 SAC: 0 DP: 0 HBP: 0						

	AB	37
	R	5
	H	9
	RBI	5
	BB	3
	SO	6
	LOB	17

WP: 0 PB: 0 SB: 0 CS: 0 PA: 40

PITCHER		IP	WLS	BF	H	R	ER	SO	BB	IBB	HBP	BLK	WP	HR	S	P	ERA	WHIP
Bob Purkey, R ERA: 2.69	(1, 1)	3.0		16	6	5	5	1	1	0	0	0	0	0	27	44	15.00	2.333
Moe Drabowsky, R ERA: 4.98	(4, 1)	6.0	W	24	3	0	0	5	2	0	0	0	0	0	58	97	0.00	0.833

PITCHER		IP	WLS	BF	H	R	ER	SO	BB	IBB	HBP	BLK	WP	HR	S	P	ERA	WHIP

BOTTOM

Los Angeles Dodgers @ Cincinnati Reds

Crosley Field, Cincinnati, OH

Tue Jul 17 1962, 7:05 PM EDT

Att. 21,202 - Unknown

livebaseballscorecards.com

Batter	1	2	3	4	5	6	7	8	9	AB	R	H	RBI	BB	SO	LOB
Leo Cardenas, R (1, 6) OBP: 0.313, SLG: 0.386	B F B B C F X 3-2 1B 2B 1B	C X 0-1 1-H HR		C X 0-1 FC5-2 1-3 1B 2B		F X 0-1 ② FC5-4 1B 1-2f		B X 1-0 ③ F8		5	3	3	2	0	0	2
Eddie Kasko, R (1, 5) OBP: 0.280, SLG: 0.322	B F B F C 2-3 ① K	B X 1-0 ③ F7		B X 1-0 ② FC5-2 1B 2-3 3-H		B B B C S F X 3-2 FC6 1-2 1B				4	0	1	0	0	1	3
Vada Pinson, L (1, 8) OBP: 0.339, SLG: 0.521	B F C B X 2-2 ② F8		C B B X 2-1 HR	X 0-0 S 1-3 3-H 1B		B B S B X 3-1 ③ FC6 1-2f				4	1	2	2	0	0	3
Frank Robinson, R (1, 9) OBP: 0.410, SLG: 0.580	X 0-0 1-2 2B 1B		X 0-0 ① F6	B F F B X 2-2 ③ F8 1-2			C F S 0-3 ① K			4	1	1	0	0	1	2
Wally Post, R (1, 7) OBP: 0.335, SLG: 0.481	S B B S X 2-2 1-H 2-H 2B		B X 1-0 ② F3		B X 1-0 ① F8		C B X 1-1 ② 4-3			4	0	1	2	0	0	0
Hank Foiles, R (1, 2) OBP: 0.372, SLG: 0.564	C X 0-1 ③ F7		X 0-0 HR		C C B X 1-2 ② F3		B C X 1-1 ③ L9			4	1	1	1	0	0	1
Gordy Coleman, L (1, 3) OBP: 0.320, SLG: 0.459		B S B F B F B 4-2 FC4-6 BB	F X 0-1 ③ G3		B B B C S S 3-3 ③ K			B B X 2-0 ① 6-3		3	0	0	0	1	1	0
Don Blasingame, L (1, 4) OBP: 0.363, SLG: 0.350		B F F X 1-2 ① FC4-6 1-2f HR		L B B F B B 4-2 2B FC5-2 BB		X 0-0 FC5-4 1B		B C F B X 2-2 1B		3	1	2	0	1	0	1
Bob Purkey, R (1, 1) OBP: 0.162, SLG: 0.242 Moe Drabowsky, R (4, 1)		B S L C 1-3 ② K		L L C 0-3 ① K		L C B L 1-3 ① K		F C F B S 1-3 ② K		1 3	0 0	0 0	0 0	0 0	1 3	1 3
Inning Stats	R: 2 H: 3 E: 0 LOB: 1 K: 1 BB: 0 S: 16 P: 25	R: 2 H: 1 E: 0 LOB: 0 K: 1 BB: 1 S: 12 P: 19	R: 2 H: 2 E: 0 LOB: 0 K: 0 BB: 0 S: 7 P: 10	R: 1 H: 2 E: 0 LOB: 2 K: 1 BB: 1 S: 12 P: 19	R: 0 H: 0 E: 0 LOB: 0 K: 1 BB: 0 S: 7 P: 12	R: 0 H: 2 E: 0 LOB: 2 K: 1 BB: 0 S: 12 P: 19	R: 0 H: 0 E: 0 LOB: 0 K: 1 BB: 0 S: 8 P: 10	R: 0 H: 1 E: 0 LOB: 1 K: 1 BB: 0 S: 9 P: 15		1B: 6 SF: 0 2B: 2 SAC: 0 3B: 0 DP: 0 HR: 3 HBP: 0						

	AB	35
	R	7
	H	11
	RBI	7
	BB	2
	SO	7
	LOB	16

WP: 0 PA: 37
PB: 0
SB: 1
CS: 0

PITCHER		IP	WLS	BF	H	R	ER	SO	BB	IBB	HBP	BLK	WP	HR	S	P	ERA	WHIP
Sandy Koufax, L ERA: 2.15	(1, 1)	1.0	L	6	3	2	2	1	0	0	0	0	0	0	16	25	18.00	3.000
Ed Roebuck, R ERA: 3.6	(2, 1)	2.0		10	3	4	4	1	1	0	0	0	0	3	19	29	18.00	2.000
Phil Ortega, R ERA: 7.18	(4, 1)	2.0		9	2	1	1	2	1	0	0	0	0	0	19	31	4.50	1.500
Ron Perranoski, L ERA: 2.09	(6, 1)	2.0		8	2	0	0	2	0	0	0	0	0	0	20	29	0.00	1.000
Larry Sherry, R ERA: 2.78	(8, 1)	1.0		4	1	0	0	1	0	0	0	0	0	0	9	15	0.00	1.000

PITCHER	IP	WLS	BF	H	R	ER	SO	BB	IBB	HBP	BLK	WP	HR	S	P	ERA	WHIP

Batter	1	2	3	4	5	6	7	8	9	10	11	AB	R	H	RBI	BB	SO	LOB
Maury Wills, S (1, 6) OBP: 0.326, SLG: 0.360	C X 0-1 ① 5-3			C B S S 1-3 ① K		S B S X 1-2 ③ 4-3		B F F B F S 2-3 ③ K		F B B B X 3-1 ③ FC6-4 1-2f		5	0	0	0	0	2	4
Jim Gilliam, S (1, 5) (8, 4) OBP: 0.367, SLG: 0.347	F F F F C 0-3 ② K			C X 0-1 ② F9			B B B C C X 3-2 ① 6-3		X 0-0 ① F6		X 0-0 ① F4	5	0	0	0	0	1	0
Willie Davis, L (1, 8) OBP: 0.354, SLG: 0.504	X 0-0 ③ L9			X 0-0 ③ G3			B X 1-0 ② B1		X 0-0 ② F8		H 1-0 S 1B HBP	4	1	0	0	0	0	0
Tommy Davis, R (1, 7) OBP: 0.378, SLG: 0.547		C B C F X 1-2 ① 3-1			B X 1-0 G4-6-3 1B		C C B X 1-2 ③ F3		C F B B F L X 2-2 E6 HR		C B S B T B X 3-2 1-H HR 1B	5	2	2	1	0	0	0
Frank Howard, R (1, 9) OBP: 0.350, SLG: 0.545 Tim Harkness, L (11, 3) OBP: 0.357, SLG: 0.367		F B B B F C 3-3 ② K			X 0-0 ① F4			S B X 1-1 ① 6-3	X 0-0 1-H HR		C B X 1-1 1-H HR	5 0	2 0	2 0	4 0	0 0	1 0	1 0
Ron Fairly, L (1, 3) (11, 9) OBP: 0.402, SLG: 0.488		C S S 0-3 ③ K			X 0-0 ②③ G4-6-3 1-2f			B X 1-0 BB 1B 1B	F B B F F F B F C 3-3 ③ K		C C X 0-2 ② F6	5	1	1	0	0	2	1
John Roseboro, L (1, 2) OBP: 0.360, SLG: 0.427			C B B X 2-1 ① L9			C B X 1-1 ① 4-3		B B S B B 4-1 1B 1-2 BB		C B X 1-1 ① F4	B F B F F X 2-2 ③ L8	4	0	0	0	1	0	0
Larry Burright, R (1, 4) OBP: 0.268, SLG: 0.347 Daryl Spencer, R (8, PH) (8, 5) OBP: 0.383, SLG: 0.375			X 0-0 ② 6-3			F B X 1-1 ② 6-3		B C S F S 1-3 ② K		C C B B B C 3-3 ② K		2 2	0 0	0 0	0 0	0 0	0 2	0 2
Don Drysdale, R (1, 1) OBP: 0.269, SLG: 0.281 Lee Walls, R (8, PH) OBP: 0.276, SLG: 0.245 Larry Sherry, R (8, 1) OBP: 0.273, SLG: 0.200 Ron Perranoski, L (11, 1)			X 0-0 ③ 5-3			B B X 2-0 1B		B F S B F F B X 3-2 1-2 2-H 1B		B S B F B B 4-2 FC6-4 BB		2 1 0 0	0 0 0 0	1 1 0 0	0 1 0 0	0 0 1 0	0 0 0 0	0 0 0 0
Inning Stats	R: 0 E: 0 K: 1 S: 8 H: 0 LOB: 0 BB: 0 P: 8	R: 0 E: 0 K: 2 S: 10 H: 0 LOB: 0 BB: 0 P: 14	R: 0 E: 0 K: 0 S: 4 H: 0 LOB: 0 BB: 0 P: 6	R: 0 E: 0 K: 1 S: 6 H: 0 LOB: 0 BB: 0 P: 7	R: 0 E: 0 K: 0 S: 3 H: 1 LOB: 0 BB: 0 P: 4	R: 0 E: 0 K: 0 S: 8 H: 1 LOB: 1 BB: 0 P: 13	R: 0 E: 0 K: 0 S: 7 H: 0 LOB: 0 BB: 0 P: 12	R: 1 E: 0 K: 2 S: 17 H: 2 LOB: 2 BB: 1 P: 29	R: 2 E: 1 K: 1 S: 14 H: 1 LOB: 0 BB: 0 P: 19	R: 0 E: 0 K: 1 S: 9 H: 0 LOB: 1 BB: 1 P: 20	R: 3 E: 0 K: 0 S: 14 H: 2 LOB: 0 BB: 0 P: 21	1B: 5 2B: 0 3B: 0 HR: 2	SF: 0 SAC: 0 DP: 1 HBP: 1	WP: 0 PB: 0 SB: 1 CS: 0	PA: 43			

PITCHER		IP	WLS	BF	H	R	ER	SO	BB	IBB	HBP	BLK	WP	HR	S	P	ERA	WHIP
Jim O'Toole, L ERA: 3.84	(1, 1)	10.1	L	40	6	5	3	8	2	0	1	0	0	1	91	141	2.61	0.774
Jim Brosnan, R ERA: 3.58	(11, 1)	0.2		3	1	1	1	0	0	0	0	0	0	1	9	12	13.50	1.500

PITCHER	IP	WLS	BF	H	R	ER	SO	BB	IBB	HBP	BLK	WP	HR	S	P	ERA	WHIP

TOP

Los Angeles Dodgers @ Cincinnati Reds

Crosley Field, Cincinnati, OH

Wed Jul 18 1962, 7:05 PM EDT

Att. 19,376 - Unknown

livebaseballscorecards.com

AB	40
R	6
H	7
RBI	6
BB	2
SO	8
LOB	8

Batter	1	2	3	4	5	6	7	8	9	10	11	AB	R	H	RBI	BB	SO	LOB
Eddie Kasko, R (1, 5) OBP: 0.279, SLG: 0.324	F6		F9			F8		K			FC4-6 6-3 2B	5	1	1	0	0	1	1
Don Blasingame, L (1, 4) OBP: 0.358, SLG: 0.344 Joe Gaines, R (11, PH) OBP: 0.424, SLG: 0.481	K			B4-3			4-3		1-3		BB FC4-6	4 0	0 0	0 0	0 0	0 1	1 0	0 0
Vada Pinson, L (1, 8) OBP: 0.337, SLG: 0.515	K			4-3			F6		L4-6 HBP HBP		FC4-6 6-3 1-2f 2-3 3-H	4	0	0	1	0	1	2
Jerry Lynch, L (1, 7) OBP: 0.348, SLG: 0.503 Frank Robinson, R (7, PR) OBP: 0.410, SLG: 0.578 (8, 7)		K		F8			HR 2B		1-2 HBP		6-3 1-2 3-H	3 1	0 1	1 0	0 1	0 0	1 0	0 1
Gordy Coleman, L (1, 3) OBP: 0.324, SLG: 0.480		HR			F7		2-H HR		2-3 L4-6		IBB	4	2	2	3	1	0	2
Marty Keough, L (1, 9) OBP: 0.372, SLG: 0.400		F7			5-3		F7	L8			1-2f FC6-4	5	0	0	0	0	0	3
Johnny Edwards, L (1, 2) OBP: 0.326, SLG: 0.401 Don Zimmer, R (10, PR) OBP: 0.272, SLG: 0.308 Hank Foiles, R (11, 2) OBP: 0.372, SLG: 0.564		4-3			F9			2B		K2-4-2 1B		4 0 0	0 0 0	2 0 0	0 0 0	0 0 0	0 0 0	0 0 0
Leo Cardenas, R (1, 6) OBP: 0.310, SLG: 0.381			K			F9		5-3		K2-4-2 1-2f		4	0	0	0	0	2	2
Jim O'Toole, S (1, 1) OBP: 0.176, SLG: 0.160 Jim Brosnan, R (11, 1) Wally Post, R (11, PH) OBP: 0.338, SLG: 0.484			K			4-3		K			2B FC4-6 1B	3 0 1	0 0 1	0 0 1	0 0 0	0 0 0	2 0 0	1 0 0
Inning Stats	R: 0 H: 0 E: 0 LOB: 0 K: 2 BB: 0 S: 7 P: 9	R: 1 H: 1 E: 0 LOB: 0 K: 1 BB: 0 S: 12 P: 19	R: 0 H: 0 E: 0 LOB: 0 K: 2 BB: 0 S: 9 P: 11	R: 0 H: 0 E: 0 LOB: 0 K: 0 BB: 0 S: 5 P: 7	R: 0 H: 0 E: 0 LOB: 0 K: 0 BB: 0 S: 5 P: 9	R: 0 H: 0 E: 0 LOB: 0 K: 0 BB: 0 S: 8 P: 11	R: 2 H: 2 E: 0 LOB: 1 K: 0 BB: 0 S: 9 P: 12	R: 0 H: 1 E: 0 LOB: 1 K: 2 BB: 0 S: 11 P: 14	R: 0 H: 0 E: 0 LOB: 1 K: 0 BB: 0 S: 5 P: 7	R: 0 H: 1 E: 0 LOB: 1 K: 1 BB: 0 S: 8 P: 16	R: 2 H: 2 E: 0 LOB: 2 K: 0 BB: 2 S: 16 P: 29	1B: 2 SF: 0 2B: 5 SAC: 0 3B: 0 DP: 2 HR: 2 HBP: 2						WP: 0 PA: 42 PB: 0 SB: 0 CS: 0

PITCHER		IP	WLS	BF	H	R	ER	SO	BB	IBB	HBP	BLK	WP	HR	S	P	ERA	WHIP
Don Drysdale, R ERA: 2.98	(1, 1)	7.0		24	3	3	3	5	0	0	0	0	0	2	55	78	3.86	0.429
Larry Sherry, R ERA: 2.95	(8, 1)	3.0	W	13	4	2	2	3	0	0	2	0	0	0	26	39	6.00	1.333
Ron Perranoski, L ERA: 2.05	(11, 1)	1.0	S	5	0	0	0	0	1	1	0	0	0	0	14	27	0.00	1.000

PITCHER	IP	WLS	BF	H	R	ER	SO	BB	IBB	HBP	BLK	WP	HR	S	P	ERA	WHIP

BOTTOM

Los Angeles Dodgers @ Cincinnati Reds

Crosley Field, Cincinnati, OH

Wed Jul 18 1962, 7:05 PM EDT

Att. 19,376 - Unknown

livebaseballscorecards.com

AB	38
R	5
H	7
RBI	5
BB	2
SO	8
LOB	12

Los Angeles Dodgers @ Cincinnati Reds

Crosley Field, Cincinnati, OH

Thu Jul 19 1962, 7:05 PM EDT

Att. 13,069 - Unknown

TOP

livebaseballscorecards.com

Batter	1	2	3	4	5	6	7	8	9	AB	R	H	RBI	BB	SO	LOB
Maury Wills, S (1, 6) OBP: 0.329, SLG: 0.362	BBBCCB 4-2 1-3 S 1-2 BB		SCX 0-2 ③ 5-3			X 0-0 2B		CX 0-1 ② FC6-4 BB 1-2f 2-3	FFX 0-2 ③ L8	4	0	1	0	1	0	5
Jim Gilliam, S (1, 5) (8, 4) OBP: 0.365, SLG: 0.344	BBBCFX 3-2 ① 1-3 1-3			BBCX 2-1 ① F2		BSBBBX 3-1 ③ 4-3		CBBBB 4-1 1-2 BB		3	0	0	0	1	0	2
Willie Davis, L (1, 8) OBP: 0.350, SLG: 0.499	BBFBX 3-1 ② 6-3			BFFX 1-2 ② G3			BX 1-0 ① 4-3	CX 0-1 ③ F6		4	0	0	0	0	0	4
Tommy Davis, R (1, 7) OBP: 0.377, SLG: 0.544	FB 1-1 ③ 1-2 3-H	BCSX 1-2 ① 1-3		CFS 0-3 ③ K			BCFX 1-2 ② F4		X 0-0 SH1-4 1B 1B	4	1	1	0	0	1	0
Ron Fairly, L (1, 3) OBP: 0.398, SLG: 0.482		BBX 2-0 ② F2			BBX 2-0 ① L8		BBCBX 2-1 ③ F7		CX 0-1 ① SH1-4 1-2	3	0	0	0	0	0	0
Frank Howard, R (1, 9) OBP: 0.353, SLG: 0.556		BX 1-0 HR			BSBFX 2-2 ② 1-3			BCX 1-1 ① 1-3	IIII 4-0 1B FC1-2 IBB	3	1	1	1	1	0	0
John Roseboro, L (1, 2) OBP: 0.362, SLG: 0.428		BCX 1-1 ③ F9			BCCBBX 3-2 ③ F9			BCFX 1-2 1B 1B 1B	X 0-0 FC1-2 1-3 2-H 1B	4	1	2	1	0	0	0
Larry Burright, R (1, 4) OBP: 0.270, SLG: 0.345 Duke Snider, L (8, PH) OBP: 0.446, SLG: 0.532 Daryl Spencer, R (8, 5) OBP: 0.388, SLG: 0.375			FBX 1-1 ① F3			BCFBBB 4-2 CS BB		BCX 1-1 FC6-4 1B 1-3 1B	IIII 4-0 FC1-2 IBB	1 1 0	0 0 0	0 1 0	0 0 0	1 0 1	0 0 0	0 0 0
Johnny Podres, L (1, 1) OBP: 0.188, SLG: 0.196 Ron Perranoski, L (9, 1)			BFFFBX 2-2 ② F9			BSCFBX 2-2 ①② F7 1-2		CX 0-1 FC6-4 1-2 3-H 1B	SBFFX 1-2 ② FC1-2 1-2 2-3 3-Hf	4 0	0 0	1 0	1 0	0 0	0 0	4 0
Inning Stats	R: 0 H: 0 E: 0 LOB: 1 K: 0 BB: 1 S: 9 P: 20	R: 1 H: 1 E: 0 LOB: 0 K: 0 BB: 0 S: 7 P: 12	R: 0 H: 0 E: 0 LOB: 0 K: 0 BB: 0 S: 9 P: 12	R: 0 H: 0 E: 0 LOB: 0 K: 1 BB: 0 S: 8 P: 11	R: 0 H: 0 E: 0 LOB: 0 K: 0 BB: 0 S: 7 P: 14	R: 0 H: 1 E: 0 LOB: 1 K: 0 BB: 1 S: 9 P: 18	R: 0 H: 0 E: 0 LOB: 0 K: 0 BB: 0 S: 6 P: 10	R: 1 H: 3 E: 0 LOB: 3 K: 0 BB: 1 S: 14 P: 21	R: 1 H: 2 E: 0 LOB: 3 K: 0 BB: 2 S: 11 P: 20	1B: 5 SF: 0 2B: 1 SAC: 1 3B: 0 DP: 0 HR: 1 HBP: 0						

	AB	31
	R	3
	H	7
	RBI	3
	BB	5
	SO	1
	LOB	15

PITCHER		IP	WLS	BF	H	R	ER	SO	BB	IBB	HBP	BLK	WP	HR	S	P	ERA	WHIP
Johnny Klippstein, R ERA: 4.62	(1, 1)	7.2		30	5	2	2	1	3	0	0	0	0	1	67	116	2.35	1.043
Bill Henry, L ERA: 4.81	(8, 1)	1.1	W	8	2	1	1	0	0	2	0	0	0	0	13	22	6.75	1.500

PITCHER		IP	WLS	BF	H	R	ER	SO	BB	IBB	HBP	BLK	WP	HR	S	P	ERA	WHIP

BOTTOM

Los Angeles Dodgers @ Cincinnati Reds

Crosley Field, Cincinnati, OH

Thu Jul 19 1962, 7:05 PM EDT

Att. 13,069 - Unknown

Batter	1	2	3	4	5	6	7	8	9	AB	R	H	RBI	BB	SO	LOB
Leo Cardenas, R (1, 6) OBP: 0.312, SLG: 0.382	E9		K		FC5-4			SH, 4-3	3B	4	0	2	0	0	1	2
Cookie Rojas, R (8, PR) OBP: 0.299, SLG: 0.221										0	1	0	0	0	0	0
Don Zimmer, R (9, 5) OBP: 0.276, SLG: 0.311	1B				1-2f			1B	1B, 3-H	1	1	1	1	0	0	0
Eddie Kasko, R (1, 5) OBP: 0.282, SLG: 0.333	5-3		G3			FC5-4		SH, 4-3, 1-3	3B, 1-H	4	0	2	1	0	0	2
(9, 6)						1B										
Vada Pinson, L (1, 8) OBP: 0.333, SLG: 0.509	K		6-3	1-3		F7		L7		4	0	0	0	0	1	5
Frank Robinson, R (1, 9) OBP: 0.411, SLG: 0.576	F8			E7, 4-3		FC5-4, 1-2f		4-3		3	1	1	0	1	0	2
				1B		2B		IBB								
Wally Post, R (1, 7) OBP: 0.336, SLG: 0.484		F4		4-3, 2-3		2B, 1-H		4-3, 1-2, 2-3, 3-H		4	0	1	2	0	0	3
Hank Foiles, R (1, 2) OBP: 0.367, SLG: 0.543		K	K	K		K		PO		3	0	0	0	1	3	2
								IBB								
Gordy Coleman, L (1, 3) OBP: 0.326, SLG: 0.478		L8			FC5-4	K		PO, 1-2	4-3, SH5-4, 1B	3	0	1	0	1	1	0
Marty Keough, L (9, PR) OBP: 0.372, SLG: 0.400					1B				BB	0	1	0	0	0	0	0
Don Blasingame, L (1, 4) OBP: 0.354, SLG: 0.340			6-3		K	K			SH5-4, 1-2	3	0	0	0	0	2	1
Johnny Klippstein, R (1, 1) OBP: 0.214, SLG: 0.154						F4			4-3, 2-3	3	0	1	0	0	1	1
Bill Henry, L (8, 1) OBP: 0.333, SLG: 0.333										0	0	0	0	0	0	0
Joe Gaines, R (9, PH) OBP: 0.412, SLG: 0.464			1B		K					1	0	0	0	0	0	2
Inning Stats	R: 0, H: 1 E: 1, LOB: 1 K: 1, BB: 0 S: 10, P: 16	R: 0, H: 0 E: 0, LOB: 0 K: 1, BB: 0 S: 10, P: 14	R: 0, H: 1 E: 0, LOB: 1 K: 1, BB: 0 S: 11, P: 14	R: 0, H: 1 E: 1, LOB: 1 K: 1, BB: 0 S: 7, P: 9	R: 0, H: 1 E: 0, LOB: 1 K: 2, BB: 0 S: 9, P: 11	R: 1, H: 2 E: 0, LOB: 1 K: 1, BB: 0 S: 14, P: 22	R: 0, H: 0 E: 0, LOB: 0 K: 2, BB: 0 S: 11, P: 13	R: 1, H: 1 E: 1, LOB: 3 K: 0, BB: 2 S: 6, P: 18	R: 2, H: 2 E: 0, LOB: 2 K: 0, BB: 1 S: 13, P: 21	1B: 7, SF: 0 2B: 1, SAC: 2 3B: 1, DP: 0 HR: 0, HBP: 0							WP: 0, PA: 39 PB: 0 SB: 0 CS: 0

PITCHER	IP	WLS	BF	H	R	ER	SO	BB	IBB	HBP	BLK	WP	HR	S	P	ERA	WHIP
Johnny Podres, L (1, 1) ERA: 4.41	8.0		34	7	3	2	9	1	2	0	0	0	0	80	123	2.25	1.000
Ron Perranoski, L (9, 1) ERA: 2.19	0.2	L	4	2	1	1	0	0	0	0	0	0	0	11	15	13.50	3.000

PITCHER	IP	WLS	BF	H	R	ER	SO	BB	IBB	HBP	BLK	WP	HR	S	P	ERA	WHIP

AB	33
R	4
H	9
RBI	4
BB	3
SO	9
LOB	20

livebaseballscorecards.com

Batter	1	2	3	4	5	6	7	8	9	AB	R	H	RBI	BB	SO	LOB
Richie Ashburn, L (1, 8) OBP: 0.411, SLG: 0.422	6-3 1B		1B BB		F9		F9			3	0	1	0	1	0	0
Charlie Neal, R (1, 4) OBP: 0.323, SLG: 0.373	6-3 1-2		K		G4-6-3 BB			F4		3	0	0	0	1	1	2
Gene Woodling, L (1, 9) OBP: 0.387, SLG: 0.404	1B		1-2 1B		G4-6-3 1-2f			F7		4	0	2	0	0	0	1
Frank Thomas, R (1, 7) OBP: 0.351, SLG: 0.505	F6		F8			HR		E5		4	1	1	1	0	0	3
Marv Throneberry, L (1, 3) OBP: 0.307, SLG: 0.368		3-1	K			F9		K		4	0	0	0	0	2	3
Felix Mantilla, R (1, 6) OBP: 0.323, SLG: 0.406		1B 1B		6-3		4-3			6-3	4	0	1	0	0	0	0
Rod Kanehl, R (1, 5) OBP: 0.325, SLG: 0.398 Choo-Choo Coleman, L (9, PH)	1-2 1B			1B 1B		4-3			K	3 1	0 0	2 0	0 0	0 0	0 1	0 0
Joe Pignatano, R (1, 2) OBP: 0.400, SLG: 0.350 Ed Bouchee, L (9, PH) OBP: 0.302, SLG: 0.295	F8			B3-6-4 1-2 1B			F8		F7	3 1	0 0	1 0	0 0	0 0	0 0	2 0
Roger Craig, R (1, 1) OBP: 0.111, SLG: 0.048	5-3			B3-6-4 1-2f			K			3	0	0	0	0	1	4
Inning Stats	R: 0 H: 2 E: 0 LOB: 1 K: 0 BB: 0 S: 4 P: 4	R: 0 H: 2 E: 0 LOB: 2 K: 0 BB: 0 S: 5 P: 5	R: 0 H: 1 E: 0 LOB: 2 K: 2 BB: 1 S: 8 P: 12	R: 0 H: 2 E: 0 LOB: 1 K: 0 BB: 0 S: 4 P: 4	R: 0 H: 0 E: 0 LOB: 0 K: 0 BB: 1 S: 2 P: 6	R: 1 H: 1 E: 0 LOB: 0 K: 0 BB: 0 S: 4 P: 4	R: 0 H: 0 E: 0 LOB: 0 K: 1 BB: 0 S: 5 P: 5	R: 0 H: 0 E: 1 LOB: 1 K: 1 BB: 0 S: 6 P: 6	R: 0 H: 0 E: 0 LOB: 0 K: 1 BB: 0 S: 5 P: 5	1B: 7 SF: 0 2B: 0 SAC: 0 3B: 0 DP: 2 HR: 1 HBP: 0						WP: 0 PA: 35 PB: 0 SB: 0 CS: 0	

PITCHER	IP	WLS	BF	H	R	ER	SO	BB	IBB	HBP	BLK	WP	HR	S	P	ERA	WHIP
Joey Jay, R (1, 1) ERA: 3.76	9.0	W	35	8	1	1	5	2	0	0	0	0	1	43	51	1.00	1.111

PITCHER	IP	WLS	BF	H	R	ER	SO	BB	IBB	HBP	BLK	WP	HR	S	P	ERA	WHIP

TOP

New York Mets @ Cincinnati Reds

Crosley Field, Cincinnati, OH

Fri Jul 20 1962, 7:05 PM EDT

Att. 12,764 - Unknown

livebaseballscorecards.com

AB	33
R	1
H	8
RBI	1
BB	2
SO	5
LOB	15

Batter	1	2	3	4	5	6	7	8	9	AB	R	H	RBI	BB	SO	LOB
Eddie Kasko, R (1, 5) OBP: 0.281, SLG: 0.332	5-3		F9		1B 1-2 1B			F8		4	0	1	0	0	0	0
Don Blasingame, L (1, 4) OBP: 0.356, SLG: 0.340	F6 1B		1-3		F9			BBBB 4-0 1B BB		3	0	1	0	1	0	2
Vada Pinson, L (1, 8) OBP: 0.332, SLG: 0.506	F6 1-2		F9		1-3 2-H 1B			F9		4	0	1	1	0	0	2
Jerry Lynch, L (1, 7) OBP: 0.346, SLG: 0.497		F7		F8		SSS K		1-2 1B		4	0	1	0	0	1	0
Wally Post, R (9, 7) OBP: 0.336, SLG: 0.484										0	0	0	0	0	0	0
Frank Robinson, R (1, 9) OBP: 0.410, SLG: 0.573		HR 1B		SSS K		6-3		F9		4	1	1	0	0	1	2
Gordy Coleman, L (1, 3) OBP: 0.329, SLG: 0.488		1-H HR		BBBB 4-0 BB		F8				2	1	1	2	1	0	0
Johnny Edwards, L (1, 2) OBP: 0.322, SLG: 0.396		F9		4-3				F8		3	0	0	0	0	0	1
Leo Cardenas, R (1, 6) OBP: 0.315, SLG: 0.383		1B			BBBB 4-0 1B 1B BB			SSS K		2	1	1	0	1	1	0
Joey Jay, S (1, 1) OBP: 0.200, SLG: 0.258		3-1			SSS K			F2		3	0	0	0	0	1	2
Inning Stats	R: 0 E: 0 K: 0 S: 3 H: 1 LOB: 0 BB: 0 P: 3	R: 2 E: 0 K: 0 S: 6 H: 3 LOB: 1 BB: 0 P: 6	R: 0 E: 0 K: 0 S: 3 H: 0 LOB: 0 BB: 0 P: 3	R: 0 E: 0 K: 1 S: 5 H: 0 LOB: 1 BB: 1 P: 9	R: 1 E: 0 K: 1 S: 6 H: 2 LOB: 2 BB: 1 P: 10	R: 0 E: 0 K: 1 S: 5 H: 0 LOB: 0 BB: 0 P: 5	R: 0 E: 0 K: 1 S: 5 H: 0 LOB: 0 BB: 0 P: 5	R: 0 E: 0 K: 0 S: 4 H: 1 LOB: 2 BB: 1 P: 8		1B: 6 2B: 0 3B: 0 HR: 1 SF: 0 SAC: 0 DP: 0 HBP: 0					

PITCHER	IP	WLS	BF	H	R	ER	SO	BB	IBB	HBP	BLK	WP	HR	S	P	ERA	WHIP
Roger Craig, R (1, 1) ERA: 4.32	8.0	L	32	7	3	3	4	3	0	0	0	0	1	37	49	3.38	1.250

PITCHER	IP	WLS	BF	H	R	ER	SO	BB	IBB	HBP	BLK	WP	HR	S	P	ERA	WHIP

BOTTOM

New York Mets @ Cincinnati Reds

Crosley Field, Cincinnati, OH

Fri Jul 20 1962, 7:05 PM EDT

Att. 12,764 - Unknown

livebaseballscorecards.com

AB	29
R	3
H	7
RBI	3
BB	3
SO	4
LOB	9

Batter	1	2	3	4	5	6	7	8	9	AB	R	H	RBI	BB	SO	LOB
Richie Ashburn, L (1, 8) OBP: 0.411, SLG: 0.421	G4-6-3 1B		F7		G5-3 1B 1-2		F9		G3	5	0	2	0	0	0	1
Felix Mantilla, R (1, 6) OBP: 0.322, SLG: 0.404	F4		5-3 1-2 2-3					F2		4	0	1	0	0	0	1
Gene Woodling, L (1, 9) OBP: 0.389, SLG: 0.408	G4-6-3 1-2f		WP 1B		SF7 3-H			1B 1B		3	0	2	1	0	0	1
Joe Christopher, R (8, PR) OBP: 0.279, SLG: 0.316 (8, 9)										0	0	0	0	0	0	0
Frank Thomas, R (1, 7) OBP: 0.353, SLG: 0.513		HR	K2-3 1-2		G5-3 2-3f			1-2 1B		4	1	2	1	0	1	3
Marv Throneberry, L (1, 3) OBP: 0.306, SLG: 0.384		K		HR		4-3		F9		4	1	1	1	0	1	2
Charlie Neal, R (1, 4) OBP: 0.322, SLG: 0.371		1B 1B		1-3		F8		6-3		4	0	1	0	0	0	2
Rod Kanehl, R (1, 5) OBP: 0.322, SLG: 0.387		F9		F8		G3			4-3 BB	3	0	0	0	1	0	1
Chris Cannizzaro, R (1, 2) OBP: 0.354, SLG: 0.246		1-2 1B		G3			F7		4-3 1-2	3	0	1	0	0	0	0
Ed Bouchee, L (9, PH) OBP: 0.299, SLG: 0.291										1	0	0	0	0	0	1
Craig Anderson, R (1, 1) OBP: 0.063, SLG: 0.063		1-3			1B 1B SF7 1B		1-3		F9	3	1	1	0	0	0	2
Jim Hickman, R (9, PH) OBP: 0.336, SLG: 0.434										1	0	0	0	0	0	1
Inning Stats	R: 0 E: 0 K: 0 S: 3 H: 1 LOB: 0 BB: 0 P: 3	R: 1 E: 0 K: 1 S: 8 H: 3 LOB: 2 BB: 0 P: 8	R: 0 E: 0 K: 1 S: 6 H: 1 LOB: 1 BB: 0 P: 6	R: 1 E: 0 K: 0 S: 4 H: 1 LOB: 0 BB: 0 P: 4	R: 1 E: 0 K: 0 S: 5 H: 3 LOB: 1 BB: 0 P: 5	R: 0 E: 0 K: 0 S: 3 H: 0 LOB: 0 BB: 0 P: 3	R: 0 E: 0 K: 0 S: 3 H: 0 LOB: 0 BB: 0 P: 3	R: 0 E: 0 K: 0 S: 5 H: 2 LOB: 2 BB: 0 P: 5	R: 0 E: 0 K: 0 S: 3 H: 0 LOB: 1 BB: 1 P: 7	1B: 9 2B: 0 3B: 0 HR: 2 SF: 1 SAC: 0 DP: 2 HBP: 0						

PITCHER	IP	WLS	BF	H	R	ER	SO	BB	IBB	HBP	BLK	WP	HR	S	P	ERA	WHIP
Bob Purkey, R (1, 1) ERA: 2.71	9.0	W	37	11	3	3	2	1	0	0	0	1	2	40	44	3.00	1.333

PITCHER	IP	WLS	BF	H	R	ER	SO	BB	IBB	HBP	BLK	WP	HR	S	P	ERA	WHIP

TOP

New York Mets @ Cincinnati Reds

Crosley Field, Cincinnati, OH

Sat Jul 21 1962, 3:33 AM EDT

Att. 8,381 - Unknown

livebaseballscorecards.com

AB	35
R	3
H	11
RBI	3
BB	1
SO	2
LOB	15

WP: 1 PA: 37
PB: 0
SB: 0
CS: 0

New York Mets @ Cincinnati Reds

Crosley Field, Cincinnati, OH

Sat Jul 21 1962, 3:33 AM EDT

Att. 8,381 - Unknown

BOTTOM

Batter	1	2	3	4	5	6	7	8	9	AB	R	H	RBI	BB	SO	LOB
Eddie Kasko, R (1, 5) OBP: 0.281, SLG: 0.329	BBBB 4-0 4-3 1B BB		x 0-0 ① 6-3		x 0-0 ② 6-3		x 0-0 ① 5-3			3	1	0	0	1	0	0
Don Blasingame, L (1, 4) OBP: 0.355, SLG: 0.338	x 0-0 ① 4-3 1-2		x 0-0 ② F1		x 0-0 E3 HR		x 0-0 1B 1B			4	1	1	0	0	0	1
Vada Pinson, L (1, 8) OBP: 0.337, SLG: 0.515	BBBB 4-0 1B SF7 BB		BBBB 4-0 BB		x 0-0 1-H HR		x 0-0 ② F2			2	2	1	2	2	0	1
Jerry Lynch, L (1, 7) OBP: 0.355, SLG: 0.503	x 0-0 1-3 2-H 1B		x 0-0 ③ F5		x 0-0 1B		x 0-0 1-2 1B			4	0	3	1	0	0	1
Wally Post, R (8, 7) OBP: 0.336, SLG: 0.484										0	0	0	0	0	0	0
Frank Robinson, R (1, 9) OBP: 0.405, SLG: 0.568	x 0-0 ② SF7 3-H			x 0-0 E6 G4-6-3	x 0-0 ③ F8		x 0-0 ③ F8			3	0	0	1	0	0	3
Gordy Coleman, L (1, 3) OBP: 0.328, SLG: 0.485	x 0-0 ③ F9			x 0-0 ① ② G4-6-3 1-2f		x 0-0 ① 4-3		x 0-0 G3 WP SF8 1B		4	0	1	0	0	0	2
Joe Gaines, R (8, PR) OBP: 0.412, SLG: 0.464										0	1	0	0	0	0	0
Marty Keough, L (9, 3) OBP: 0.372, SLG: 0.400										0	0	0	0	0	0	0
Johnny Edwards, L (1, 2) OBP: 0.321, SLG: 0.398		x 0-0 ① F7		x 0-0 2B		x 0-0 ② F7		x 0-0 ① G3 1-3		4	0	1	0	0	0	1
Leo Cardenas, R (1, 6) OBP: 0.314, SLG: 0.381		x 0-0 ② 1-3		x 0-0 ③ F8		BBBB 4-0 BB		x 0-0 ② SF8 3-H		2	0	0	1	1	0	1
Bob Purkey, R (1, 1) OBP: 0.153, SLG: 0.229		x 0-0 ③ F8			x 0-0 ① F7	x 0-0 ③ F3		SSS 0-3 ③ K		4	0	0	0	0	1	2
Inning Stats	R: 2 E: 0 K: 0 S: 4 H: 1 LOB: 1 BB: 2 P: 12	R: 0 E: 0 K: 0 S: 3 H: 0 LOB: 0 BB: 0 P: 3	R: 0 E: 0 K: 0 S: 3 H: 0 LOB: 1 BB: 1 P: 7	R: 0 E: 1 K: 0 S: 4 H: 1 LOB: 1 BB: 0 P: 4	R: 2 E: 1 K: 0 S: 6 H: 2 LOB: 1 BB: 0 P: 6	R: 0 E: 0 K: 0 S: 3 H: 0 LOB: 1 BB: 1 P: 7	R: 0 E: 0 K: 0 S: 5 H: 2 LOB: 2 BB: 0 P: 5	R: 1 E: 0 K: 1 S: 6 H: 1 LOB: 1 BB: 0 P: 6		1B: 5 2B: 1 3B: 0 HR: 1	SF: 2 SAC: 0 DP: 1 HBP: 0		WP: 1 PB: 0 SB: 0 CS: 0	PA: 36		

livebaseballscorecards.com

	AB	30
	R	5
	H	7
	RBI	5
	BB	4
	SO	1
	LOB	12

PITCHER	IP	WLS	BF	H	R	ER	SO	BB	IBB	HBP	BLK	WP	HR	S	P	ERA	WHIP
Craig Anderson, R (1, 1) ERA: 4.81	8.0	L	36	7	5	3	1	4	0	0	0	1	1	34	50	3.38	1.375

PITCHER	IP	WLS	BF	H	R	ER	SO	BB	IBB	HBP	BLK	WP	HR	S	P	ERA	WHIP

Batter	1	2	3	4	5	6	7	8	9	AB	R	H	RBI	BB	SO	LOB
Richie Ashburn, L (1, 8) OBP: 0.410, SLG: 0.417	B B B B 4-0 S F2 WP BB	0-0 ③ 6-3			0-0 ① 6-3		0-0 1B 1-2 1B		0-0 E8 1-3 1B	2	1	0	0	1	0	0
Jim Hickman, R (7, PH) OBP: 0.343, SLG: 0.440 (7, 8)										2	0	2	0	0	0	0
Felix Mantilla, R (1, 4) OBP: 0.323, SLG: 0.415	0-0 ① F2 1-2		0-0 HR		0-0 ② F6		0-0 ② 1B 1-2 2-H		0-0 ② F8	5	1	2	1	0	0	3
Gene Woodling, L (1, 9) OBP: 0.385, SLG: 0.403	0-0 ② 4-3 2-H		0-0 ① F4		0-0 FC5-4 1B		0-0 ③ 3-1		0-0 ③ 6-3	5	0	1	0	0	0	4
Frank Thomas, R (1, 7) OBP: 0.352, SLG: 0.509	B B B B 4-0 BB		0-0 ② F8		0-0 ③ FC5-4 1-2f			0-0 ① 5-3		3	0	0	0	1	0	1
Marv Throneberry, L (1, 3) OBP: 0.304, SLG: 0.380	S S S 0-3 ③ K		0-0 ③ F9			0-0 G1-6-3 1B		0-0 ② 4-3		4	0	1	0	0	1	1
Rod Kanehl, R (1, 5) OBP: 0.328, SLG: 0.391		0-0 S 2B 1B		0-0 ① 4-3		0-0 ① F8		0-0 FC5-4 1B		4	1	2	0	0	0	1
Elio Chacon, R (1, 6) OBP: 0.356, SLG: 0.289		0-0 S WP 1-H 2B		S S S 0-3 ② K		0-0 ②③ G1-6-3 1-2f		0-0 ③ FC5-4 1-2f		4	1	1	1	0	1	2
Joe Pignatano, R (1, 2) OBP: 0.429, SLG: 0.391	S S S 0-3 ① K 2-3			0-0 1B			0-0 1B 1B 1B		S S S 0-3 ① K	3	0	2	0	0	1	1
Choo-Choo Coleman, L (7, PR) (7, 2)										1	0	0	0	0	1	0
Al Jackson, L (1, 1) OBP: 0.133, SLG: 0.140	S S S 0-3 ② K 3-H			S S S 0-3 ③ K			S S S 0-3 ① K		0-0 E 1B	2	0	0	0	0	2	1
Ken MacKenzie, R (6, 1)										0	0	0	0	0	0	0
Joe Christopher, R (7, PH) OBP: 0.277, SLG: 0.313										1	0	0	0	0	1	1
Bob Miller, R (7, 1) OBP: 0.227, SLG: 0.318										0	0	0	0	0	0	0
Ed Bouchee, L (9, PH) OBP: 0.306, SLG: 0.300										1	0	1	0	0	0	0
Inning Stats	R: 1 E: 0 K: 1 S: 5 H: 0 LOB: 1 BB: 2 P: 13	R: 2 E: 0 K: 2 S: 9 H: 2 LOB: 0 BB: 0 P: 9	R: 1 E: 0 K: 0 S: 4 H: 1 LOB: 0 BB: 0 P: 4	R: 0 E: 0 K: 2 S: 8 H: 1 LOB: 1 BB: 0 P: 8	R: 0 E: 0 K: 0 S: 4 H: 1 LOB: 1 BB: 0 P: 4	R: 0 E: 0 K: 0 S: 3 H: 1 LOB: 0 BB: 0 P: 3	R: 0 E: 0 K: 1 S: 7 H: 3 LOB: 2 BB: 0 P: 7	R: 0 E: 0 K: 0 S: 4 H: 1 LOB: 1 BB: 0 P: 4	R: 0 E: 1 K: 1 S: 7 H: 2 LOB: 2 BB: 0 P: 7	1B: 10 2B: 1 3B: 0 HR: 1	SF: 0 SAC: 0 DP: 1 HBP: 0						

PITCHER		IP	WLS	BF	H	R	ER	SO	BB	IBB	HBP	BLK	WP	HR	S	P	ERA	WHIP
Jim Maloney, R ERA: 6.15	(1, 1)	3.0		14	3	4	4	3	2	0	0	0	2	1	18	26	12.00	1.667
Joe Nuxhall, L ERA: 6.23	(4, 1)	3.1	W	14	5	0	0	3	0	0	0	0	0	0	20	20	0.00	1.500
Johnny Klippstein, R ERA: 4.43	(7, 1)	2.2	S	11	4	0	0	1	0	0	0	0	0	0	13	13	0.00	1.500

PITCHER	IP	WLS	BF	H	R	ER	SO	BB	IBB	HBP	BLK	WP	HR	S	P	ERA	WHIP

TOP

New York Mets @ Cincinnati Reds

Crosley Field, Cincinnati, OH

Sun Jul 22 1962, 3:33 AM EDT

Unknown

livebaseballscorecards.com

AB	37
R	4
H	12
RBI	2
BB	2
SO	7
LOB	15

WP: 2 PA: 39
PB: 0
SB: 3
CS: 0

Batter	1	2	3	4	5	6	7	8	9	AB	R	H	RBI	BB	SO	LOB
Leo Cardenas, R (1, 6) OBP: 0.313, SLG: 0.376	F8		E4 G6-4-3 1-2 3-H			2B FC BB F9		K		4	1	0	0	1	1	2
Eddie Kasko, R (1, 5) OBP: 0.283, SLG: 0.331	G3		G6-4-3 1-2f			1B 2B 1-3	F4	2B BB		4	1	1	0	1	0	2
Vada Pinson, L (1, 8) OBP: 0.340, SLG: 0.517	5-3			WP F9 1B		FC 1B FC5-2-5-2 3-H	E 1B 2B HBP H	1-3 2B		4	1	2	1	0	0	1
Frank Robinson, R (1, 9) OBP: 0.405, SLG: 0.565		F9		F9 1-2		FC5-2-5-2 3B 1B 1-3 2-H	E 2B 1B 1-2	F2		5	2	2	1	0	0	3
Wally Post, R (1, 7) OBP: 0.332, SLG: 0.477 Jerry Lynch, L (7, PH) OBP: 0.353, SLG: 0.500 Joe Gaines, R (8, 7) OBP: 0.400, SLG: 0.448		F6		K 2-3		FC5-2-5-2 3B 1-2 3-H	E5 2B 1B 1-2 2-3	K		3 1 1	1 1 0	0 0 0	0 0 0	0 0 1	1 0 0	3 2 2
Hank Foiles, R (1, 2) OBP: 0.366, SLG: 0.560 Johnny Edwards, L (7, PH) OBP: 0.324, SLG: 0.404 (8, 2)		5-3		K		2B 3B 1-H 2-H	1B 2B 1-3 2-H 3-H			3 1	1 1	1 1	2 2	0 0	1 0	1 0
Gordy Coleman, L (1, 3) OBP: 0.330, SLG: 0.484			F5		K	S 2B BB 4-0	FC4-6 1B 2-H 3-H			3	1	1	2	1	1	0
Don Blasingame, L (1, 4) OBP: 0.353, SLG: 0.337			1B E 1B		3-1	K 1-2	FC4-6 1-2f			4	1	1	0	0	1	3
Jim Maloney, L (1, 1) OBP: 0.294, SLG: 0.313 Don Pavletich, R (3, PH) OBP: 0.351, SLG: 0.226 Joe Nuxhall, L (4, 1) OBP: 0.500, SLG: 1.000 Johnny Klippstein, R (7, 1) OBP: 0.200, SLG: 0.143			E 1-3		4-1	2B 2-H 3-H	K			0 1 2 1	0 0 0 0	0 1 1 0	0 0 2 0	0 0 0 0	0 0 0 1	0 0 0 1
Inning Stats	R: 0 E: 0 K: 0 S: 3 H: 0 LOB: 0 BB: 0 P: 3	R: 0 E: 0 K: 0 S: 3 H: 0 LOB: 0 BB: 0 P: 3	R: 1 E: 1 K: 0 S: 5 H: 2 LOB: 1 BB: 0 P: 5	R: 0 E: 0 K: 2 S: 8 H: 1 LOB: 1 BB: 0 P: 8	R: 0 E: 0 K: 1 S: 5 H: 0 LOB: 0 BB: 0 P: 5	R: 6 E: 0 K: 1 S: 10 H: 4 LOB: 1 BB: 2 P: 18	R: 4 E: 1 K: 1 S: 9 H: 3 LOB: 1 BB: 0 P: 10	R: 0 E: 0 K: 2 S: 8 H: 1 LOB: 2 BB: 1 P: 12		1B: 6 2B: 4 3B: 1 HR: 0 SF: 0 SAC: 0 DP: 1 HBP: 1						

PITCHER		IP	WLS	BF	H	R	ER	SO	BB	IBB	HBP	BLK	WP	HR	S	P	ERA	WHIP
Al Jackson, L ERA: 4.68	(1, 1)	5.1	L	24	6	6	5	3	1	0	0	0	1	0	29	33	8.44	1.312
Ken MacKenzie, L ERA: 5.73	(6, 1)	0.2		4	1	1	1	1	1	0	0	0	0	0	5	9	13.50	3.000
Bob Miller, R ERA: 5.29	(7, 1)	2.0		13	4	4	3	3	1	0	1	0	0	0	17	22	13.50	2.500

PITCHER	IP	WLS	BF	H	R	ER	SO	BB	IBB	HBP	BLK	WP	HR	S	P	ERA	WHIP

BOTTOM

New York Mets @ Cincinnati Reds

Crosley Field, Cincinnati, OH

Sun Jul 22 1962, 3:33 AM EDT

Unknown

livebaseballscorecards.com

AB	37
R	11
H	11
RBI	10
BB	3
SO	7
LOB	20

Batter	1	2	3	4	5	6	7	8	9	AB	R	H	RBI	BB	SO	LOB
Richie Ashburn, L (1, 9) OBP: 0.414, SLG: 0.419	4-3 1B		F9		F7		E7 1-3		BBBB G6-4-3 BB	4	2	2	0	1	0	0
Charlie Neal, R (1, 4) OBP: 0.319, SLG: 0.367 Marv Throneberry, L (7, PH) OBP: 0.303, SLG: 0.378 Felix Mantilla, R (7, 4) OBP: 0.322, SLG: 0.413	4-3 1-2		K		F4		K		G6-4-3 1-2f	3 1 1	0 0 0	0 0 0	0 0 0	0 0 0	1 1 0	1 2 1
Jim Hickman, R (1, 8) OBP: 0.355, SLG: 0.454	2-H 1B		1B			BBBB FC4-6 1B FC5-2 BB	2-H 3-H 2B			3	0	3	3	1	0	0
Frank Thomas, R (1, 7) OBP: 0.351, SLG: 0.506	F7		5-3			FC4-6 1-2 1B	K			4	0	1	0	0	1	3
Ed Bouchee, L (1, 3) OBP: 0.294, SLG: 0.286	1-3			6-3		FC4-6 FC5-2 1-2f 2-3		K		4	0	0	0	0	1	3
Rod Kanehl, R (1, 5) OBP: 0.333, SLG: 0.390		BBBB 1B CS BB		6-3		FC5-2 1-2 3-H		4-3 1B		3	0	1	0	1	0	2
Elio Chacon, R (1, 6) OBP: 0.355, SLG: 0.289		F9		E7 1B		F5		4-3 1-2		4	0	1	0	0	0	4
Chris Cannizzaro, R (1, 2) OBP: 0.349, SLG: 0.246		1-3 1B		E7 1-H			K	F9		4	0	1	0	0	1	2
Bob Moorhead, R (1, 1) Gene Woodling, L (7, PH) OBP: 0.383, SLG: 0.401 Willard Hunter, R (7, 1) OBP: 0.273, SLG: 0.273 Joe Christopher, R (9, PH) OBP: 0.275, SLG: 0.311 Roger Craig, R (9, 1) OBP: 0.111, SLG: 0.048		K 3-H			F5		E5 E 2B		F8	2 1 0 1 0	0 1 0 0 0	0 0 0 0 0	0 0 0 0 0	0 0 0 0 0	1 0 0 0 0	2 0 0 0 0
Inning Stats	R: 1 H: 2 E: 0 LOB: 1 K: 0 BB: 0 S: 5 P: 5	R: 0 H: 1 E: 0 LOB: 2 K: 1 BB: 1 S: 5 P: 9	R: 0 H: 1 E: 0 LOB: 1 K: 1 BB: 0 S: 6 P: 6	R: 0 H: 1 E: 1 LOB: 1 K: 0 BB: 0 S: 4 P: 4	R: 0 H: 0 E: 0 LOB: 0 K: 0 BB: 0 S: 3 P: 3	R: 0 H: 1 E: 0 LOB: 2 K: 0 BB: 1 S: 4 P: 8	R: 2 H: 2 E: 2 LOB: 1 K: 3 BB: 0 S: 12 P: 12	R: 0 H: 1 E: 0 LOB: 1 K: 1 BB: 0 S: 6 P: 6	R: 0 H: 0 E: 0 LOB: 0 K: 0 BB: 1 S: 2 P: 6	1B: 8 SF: 0 2B: 2 SAC: 0 3B: 0 DP: 2 HR: 0 HBP: 0						

TOP

New York Mets @ Cincinnati Reds

Crosley Field, Cincinnati, OH

Sun Jul 22 1962, 3:38 AM EDT

Att. 16,756 - Unknown

livebaseballscorecards.com

AB	35
R	3
H	9
RBI	3
BB	3
SO	6
LOB	20

WP: 0 PB: 0 SB: 0 CS: 1 PA: 38

PITCHER		IP	WLS	BF	H	R	ER	SO	BB	IBB	HBP	BLK	WP	HR	S	P	ERA	WHIP
Moe Drabowsky, R ERA: 4.71	(1, 1)	6.0		25	6	1	1	2	2	0	0	0	0	0	27	35	1.50	1.333
Jim Brosnan, R ERA: 3.32	(7, 1)	3.0	W	13	3	2	0	4	1	0	0	0	0	0	20	24	0.00	1.333

PITCHER		IP	WLS	BF	H	R	ER	SO	BB	IBB	HBP	BLK	WP	HR	S	P	ERA	WHIP

BOTTOM

New York Mets @ Cincinnati Reds

Crosley Field, Cincinnati, OH

Sun Jul 22 1962, 3:38 AM EDT

Att. 16,756 - Unknown

livebaseballscorecards.com

Batter	1	2	3	4	5	6	7	8	9	AB	R	H	RBI	BB	SO	LOB
Eddie Kasko, R (1, 5) OBP: 0.283, SLG: 0.330	F8			F8		HR, FC1-5-2 1-3		6-3		4	1	1	0	0	0	0
Don Blasingame, L (1, 4) OBP: 0.352, SLG: 0.336	G6-4-3 1B			K		FC1-5-2 HR 1-2 3-H		K		4	1	1	0	0	2	2
Vada Pinson, L (1, 8) OBP: 0.342, SLG: 0.526	G6-4-3 1-2f			CS, S 1B		HR 1-H 2-H		6-3		4	1	2	3	0	0	1
Jerry Lynch, L (1, 7) OBP: 0.347, SLG: 0.490 Jim Brosnan, R (7, 1) Marty Keough, L (9, PH) OBP: 0.376, SLG: 0.427		F8		CS 1-3	F6	P5			HR	3 0 1	0 0 1	0 0 1	0 0 1	0 0 0	0 0 0	0 0 0
Frank Robinson, R (1, 9) OBP: 0.402, SLG: 0.561		F9			5-3		F2			3	0	0	0	0	0	0
Gordy Coleman, L (1, 3) OBP: 0.333, SLG: 0.492		K			3B		FC3-6 1B			3	0	2	0	0	1	0
Johnny Edwards, L (1, 2) OBP: 0.320, SLG: 0.399			3-1		3-1		FC3-6 1B 1-2f			3	0	0	0	0	0	2
Leo Cardenas, R (1, 6) OBP: 0.313, SLG: 0.375			1-3			K	1-2 1B			3	0	1	0	0	1	0
Moe Drabowsky, R (1, 1)			K			1B FC1-5-2 BB	K			1	0	0	0	0	1	0
Wally Post, R (6, PH) OBP: 0.333, SLG: 0.474 (7, 7)										1	0	0	0	1	1	2
Inning Stats	R: 0 E: 0 K: 0 S: 3 H: 1 LOB: 0 BB: 0 P: 3	R: 0 E: 0 K: 1 S: 5 H: 0 LOB: 0 BB: 0 P: 5	R: 0 E: 0 K: 1 S: 5 H: 0 LOB: 0 BB: 0 P: 5	R: 0 E: 0 K: 1 S: 5 H: 1 LOB: 0 BB: 0 P: 5	R: 0 E: 0 K: 0 S: 4 H: 1 LOB: 1 BB: 0 P: 4	R: 3 E: 0 K: 1 S: 7 H: 2 LOB: 0 BB: 1 P: 11	R: 0 E: 0 K: 1 S: 7 H: 2 LOB: 2 BB: 0 P: 7	R: 0 E: 0 K: 1 S: 5 H: 0 LOB: 0 BB: 0 P: 5	R: 1 E: 0 K: 0 S: 1 H: 1 LOB: 0 BB: 0 P: 1	1B: 5 2B: 0 3B: 1 HR: 2 SF: 0 SAC: 0 DP: 1 HBP: 0						

	AB	30
	R	4
	H	8
	RBI	4
	BB	1
	SO	6
	LOB	7

PITCHER		IP	WLS	BF	H	R	ER	SO	BB	IBB	HBP	BLK	WP	HR	S	P	ERA	WHIP
Bob Moorhead, R ERA: 4.44	(1, 1)	6.0		22	5	3	3	4	1	0	0	0	0	1	29	33	4.50	1.000
Willard Hunter, L ERA: 8.44	(7, 1)	2.0		8	2	0	0	2	0	0	0	0	0	0	12	12	0.00	1.000
Roger Craig, R ERA: 4.39	(9, 1)	0.0	L	1	1	1	1	0	0	0	0	0	0	1	1	1	∞	∞

PITCHER		IP	WLS	BF	H	R	ER	SO	BB	IBB	HBP	BLK	WP	HR	S	P	ERA	WHIP

Batter	1	2	3	4	5	6	7	8	9	AB	R	H	RBI	BB	SO	LOB
Bill Virdon, L (1, 8) OBP: 0.291, SLG: 0.384	4-3			4-1			F7		BB	3	0	0	0	1	0	0
Dick Groat, R (1, 6) OBP: 0.352, SLG: 0.358	4-3			6-3			6-3		4-3	4	0	0	0	0	0	1
Roberto Clemente, R (1, 9) OBP: 0.376, SLG: 0.494	1-3			6-3			4-3			3	0	0	0	0	0	0
Dick Stuart, R (1, 3) OBP: 0.290, SLG: 0.417		6-3			F4			K		3	0	0	0	0	1	0
Bob Skinner, L (1, 7) OBP: 0.414, SLG: 0.530		F4			K			2B		3	0	1	0	0	1	0
Don Hoak, R (1, 5) OBP: 0.325, SLG: 0.385		F4			F9			1-3		3	0	0	0	0	0	1
Don Leppert, R (1, 2) OBP: 0.300, SLG: 0.343			K			K		K		3	0	0	0	0	3	1
Bill Mazeroski, R (1, 4) OBP: 0.285, SLG: 0.416			F7			6-3			F7	3	0	0	0	0	0	0
Bob Friend, R (1, 1) OBP: 0.130, SLG: 0.148			F7			K			F9	2	0	0	0	0	1	0
Diomedes Olivo, L (6, 1) OBP: 0.250, SLG: 0.273										0	0	0	0	0	0	0
Johnny Logan, R (9, PH) OBP: 0.385, SLG: 0.404										1	0	0	0	0	0	0
Inning Stats	R: 0 E: 0 K: 0 S: 3	R: 0 E: 0 K: 0 S: 3	R: 0 E: 0 K: 1 S: 5	R: 0 E: 0 K: 0 S: 3	R: 0 E: 0 K: 1 S: 5	R: 0 E: 0 K: 2 S: 7	R: 0 E: 0 K: 0 S: 3	R: 0 E: 0 K: 2 S: 8	R: 0 E: 0 K: 0 S: 3							
	H: 0 LOB: 0 BB: 0 P: 3	H: 0 LOB: 0 BB: 0 P: 3	H: 0 LOB: 0 BB: 0 P: 5	H: 0 LOB: 0 BB: 0 P: 3	H: 0 LOB: 0 BB: 0 P: 5	H: 0 LOB: 0 BB: 0 P: 7	H: 0 LOB: 0 BB: 0 P: 3	H: 1 LOB: 1 BB: 0 P: 8	H: 0 LOB: 1 BB: 1 P: 7	1B: 0 2B: 1 3B: 0 HR: 0	SF: 0 SAC: 0 DP: 0 HBP: 0					

PITCHER		IP	WLS	BF	H	R	ER	SO	BB	IBB	HBP	BLK	WP	HR	S	P	ERA	WHIP
Jim O'Toole, L ERA: 3.61	(1, 1)	9.0	W	29	1	0	0	6	1	0	0	0	0	0	40	44	0.00	0.222

PITCHER	IP	WLS	BF	H	R	ER	SO	BB	IBB	HBP	BLK	WP	HR	S	P	ERA	WHIP

Pittsburgh Pirates @ Cincinnati Reds

Crosley Field, Cincinnati, OH

Mon Jul 23 1962, 7:05 PM EDT

Att. 11,168 - Unknown

TOP

livebaseballscorecards.com

AB	28
R	0
H	1
RBI	0
BB	1
SO	6
LOB	3

PA: 29

WP: 0
PB: 0
SB: 0
CS: 0

Pittsburgh Pirates @ Cincinnati Reds

Crosley Field, Cincinnati, OH

Mon Jul 23 1962, 7:05 PM EDT

Att. 11,168 - Unknown

BOTTOM

Batter	1	2	3	4	5	6	7	8	9	AB	R	H	RBI	BB	SO	LOB
Eddie Kasko, R (1, 5) OBP: 0.282, SLG: 0.332	SH1-3 2B		FC4-6 5-3 1-2f		F9		K			4	0	1	0	0	1	2
Don Blasingame, L (1, 4) OBP: 0.349, SLG: 0.332	SH1-3 2-3		5-3 1-2			4-3	5-3			3	0	0	0	0	0	1
Vada Pinson, L (1, 8) OBP: 0.341, SLG: 0.522	K		F8			S 1B 1B	4-3			4	1	1	0	0	1	2
Jerry Lynch, L (1, 7) OBP: 0.345, SLG: 0.484	K			F6		1B 1B 1B 1-H		F7		4	1	1	1	0	1	1
Frank Robinson, R (1, 9) OBP: 0.401, SLG: 0.557		F7		F8		1B 1B 1B 1-2		F5		4	1	1	0	0	0	0
Gordy Coleman, L (1, 3) OBP: 0.335, SLG: 0.492		F5		E8 1B		1B 1B 1-2 2-H		K		4	0	2	1	0	1	0
Johnny Edwards, L (1, 2) OBP: 0.327, SLG: 0.406		1B			1B	1B 1-3 2-H				3	0	3	1	0	0	0
Leo Cardenas, R (1, 6) OBP: 0.313, SLG: 0.375		F9			F8	1B 1-2				3	0	1	0	0	0	2
Jim O'Toole, S (1, 1) OBP: 0.185, SLG: 0.170			FC4-6 1B		K	B1				3	0	1	0	0	1	3
Inning Stats	R: 0 H: 1 E: 0 LOB: 1 K: 2 BB: 0 S: 8 P: 8	R: 0 H: 1 E: 0 LOB: 1 K: 0 BB: 0 S: 4 P: 4	R: 0 H: 1 E: 0 LOB: 1 K: 0 BB: 0 S: 4 P: 4	R: 0 H: 1 E: 1 LOB: 1 K: 0 BB: 0 S: 3 P: 3	R: 0 H: 1 E: 0 LOB: 1 K: 1 BB: 0 S: 6 P: 6	R: 3 H: 6 E: 0 LOB: 2 K: 0 BB: 0 S: 8 P: 8	R: 0 H: 0 E: 0 LOB: 0 K: 1 BB: 0 S: 5 P: 5	R: 0 H: 0 E: 0 LOB: 0 K: 1 BB: 0 S: 5 P: 5		1B: 10 SF: 0 2B: 1 SAC: 1 3B: 0 DP: 0 HR: 0 HBP: 0						

livebaseballscorecards.com

AB	32
R	3
H	11
RBI	3
BB	0
SO	5
LOB	11

WP: 0 PA: 33
PB: 0
SB: 1
CS: 0

PITCHER		IP	WLS	BF	H	R	ER	SO	BB	IBB	HBP	BLK	WP	HR	S	P	ERA	WHIP
Bob Friend, R ERA: 3.56	(1, 1)	5.1	L	24	9	3	3	3	0	0	0	0	0	0	30	30	5.06	1.688
Diomedes Olivo, L ERA: 2.21	(6, 1)	2.2		9	2	0	0	2	0	0	0	0	0	0	13	13	0.00	0.750

PITCHER	IP	WLS	BF	H	R	ER	SO	BB	IBB	HBP	BLK	WP	HR	S	P	ERA	WHIP

Pittsburgh Pirates @ Cincinnati Reds

Crosley Field, Cincinnati, OH

Tue Jul 24 1962, 7:05 PM EDT

Att. 11,521 - Unknown

TOP

livebaseballscorecards.com

Batter	1	2	3	4	5	6	7	8	9	AB	R	H	RBI	BB	SO	LOB
Bill Virdon, L (1, 8) OBP: 0.288, SLG: 0.379	F5		4-3		FC4-6 1-2f 3-H		F5		F7	5	0	0	1	0	0	5
Dick Groat, R (1, 6) OBP: 0.351, SLG: 0.356	F9			F9	1-3		1-2 2-H 1B		FC4-6 1-2f	5	0	1	1	0	0	3
Bob Skinner, L (1, 7) OBP: 0.415, SLG: 0.528	1B			B B B B 4-0 1-3 BB		S S S 0-3 K	S S S 0-3 K			3	0	1	0	1	2	2
Smoky Burgess, L (1, 2) OBP: 0.392, SLG: 0.505	F6			1-3 1-2		6-3		6-3		4	0	0	0	0	0	2
Roberto Clemente, R (1, 9) OBP: 0.372, SLG: 0.489		6-3		4-3		F9		L1		4	0	0	0	0	0	1
Jim Marshall, L (1, 3) OBP: 0.313, SLG: 0.478		F8			1B 1B 1B		HR	F3		4	2	2	1	0	0	0
Don Hoak, R (1, 5) OBP: 0.327, SLG: 0.387		F5			1B 1-2 FC4-6 1B		1B 1B		F3	4	2	2	0	0	0	0
Bill Mazeroski, R (1, 4) OBP: 0.290, SLG: 0.420			S S S 0-3 K		FC4-6 1-3 2-H 1B		1B 1-2 1B		1B	4	0	3	1	0	1	0
Earl Francis, R (1, 1) OBP: 0.189, SLG: 0.243 Tommie Sisk, R (2, 1) Johnny Logan, R (5, PH) OBP: 0.377, SLG: 0.396 Jack Lamabe, R (5, 1) Dick Stuart, R (7, PH) OBP: 0.289, SLG: 0.416 Diomedes Olivo, L (7, 1) OBP: 0.250, SLG: 0.273 Howie Goss, R (9, PH) OBP: 0.342, SLG: 0.391			S S S 0-3 K		S S S 0-3 K		S S S 0-3 K		FC4-6 1-2	0 1 1 0 1 0 1	0 0 0 0 0 0 0	0 0 0 0 0 0 0	0 1 1 0 1 0 1	0 0 0 0 0 0 0	0 1 2 0 2 0 0	0 0 2 0 2 0 0
Inning Stats	R: 0 E: 0 K: 0 S: 4 H: 1 LOB: 1 BB: 0 P: 4	R: 0 E: 0 K: 0 S: 3 H: 0 LOB: 0 BB: 0 P: 3	R: 0 E: 0 K: 2 S: 7 H: 0 LOB: 0 BB: 0 P: 7	R: 0 E: 0 K: 0 S: 3 H: 0 LOB: 1 BB: 1 P: 7	R: 2 E: 0 K: 1 S: 8 H: 3 LOB: 1 BB: 0 P: 8	R: 0 E: 0 K: 1 S: 5 H: 0 LOB: 0 BB: 0 P: 5	R: 2 E: 0 K: 2 S: 11 H: 4 LOB: 2 BB: 0 P: 11	R: 0 E: 0 K: 0 S: 3 H: 0 LOB: 0 BB: 0 P: 3	R: 0 E: 0 K: 0 S: 5 H: 2 LOB: 2 BB: 0 P: 5	1B: 9 2B: 0 3B: 0 HR: 1 SF: 0 SAC: 0 DP: 0 HBP: 0						

PITCHER		IP	WLS	BF	H	R	ER	SO	BB	IBB	HBP	BLK	WP	HR	S	P	ERA	WHIP
Joey Jay, R ERA: 3.84	(1, 1)	6.0	W	26	7	4	4	4	1	0	0	0	0	1	33	37	6.00	1.333
Jim Brosnan, R ERA: 3.14	(7, 1)	2.1		10	3	0	0	2	0	0	0	0	0	0	14	14	0.00	1.286
Bill Henry, L ERA: 4.68	(9, 1)	0.2	S	2	0	0	0	0	0	0	0	0	0	0	2	2	0.00	0.000

PITCHER	IP	WLS	BF	H	R	ER	SO	BB	IBB	HBP	BLK	WP	HR	S	P	ERA	WHIP

AB	37
R	4
H	10
RBI	4
BB	1
SO	6
LOB	17

WP: 0 PA: 38
PB: 0
SB: 0
CS: 0

Pittsburgh Pirates @ Cincinnati Reds

Crosley Field, Cincinnati, OH

Tue Jul 24 1962, 7:05 PM EDT

Att. 11,521 - Unknown

BOTTOM

Batter	1	2	3	4	5	6	7	8	9	AB	R	H	RBI	BB	SO	LOB
Eddie Kasko, R (1, 5) OBP: 0.287, SLG: 0.334	F3	1B 1-2 2-H 1B		F8		2-H 3-H 1B		IBB		4	0	2	3	1	0	1
Don Blasingame, L (1, 4) OBP: 0.346, SLG: 0.330	F7	FC6-4 1-2 2-3 1B		F7		F3		L1		5	0	1	0	0	0	4
Vada Pinson, L (1, 8) OBP: 0.337, SLG: 0.515	F7	FC6-4 1-2f			1-3		L3 S S S	K		5	0	0	0	0	1	5
Jerry Lynch, L (1, 7) OBP: 0.350, SLG: 0.484		2B 1B	FC4-6 HBP		S S S K		HR			2	1	1	0	0	1	0
Wally Post, R (7, PH) OBP: 0.336, SLG: 0.492 (8, 7)										1	1	1	1	0	0	0
Frank Robinson, R (1, 9) OBP: 0.400, SLG: 0.554		F8	F8		F6		1B			4	0	1	0	0	0	2
Gordy Coleman, L (1, 3) OBP: 0.334, SLG: 0.492		1-H 1B 2B	FC4-6 1-2f			4-3	K			4	1	1	1	0	1	2
Johnny Edwards, L (1, 2) OBP: 0.326, SLG: 0.404	S S S K		F7			WP E 1B	G1			4	1	1	0	0	1	3
Leo Cardenas, R (1, 6) OBP: 0.315, SLG: 0.377		1B 2-H 1B		6-3		E6 WP 1-2 1B		SH2-4 1B		4	2	2	1	0	0	1
Joey Jay, S (1, 1) OBP: 0.221, SLG: 0.266		1B 1B 1-2 1B		B B B B BB		S S S K 1-2 2-3		SH2-4 1-2		2	0	1	0	1	1	2
Jim Brosnan, R (7, 1)										0	0	0	0	0	0	0
Bill Henry, L (9, 1) OBP: 0.333, SLG: 0.333										0	0	0	0	0	0	0
Inning Stats	R: 0 E: 0 K: 0 S: 3 H: 0 LOB: 0 BB: 0 P: 3	R: 3 E: 0 K: 1 S: 11 H: 6 LOB: 3 BB: 0 P: 11	R: 0 E: 0 K: 0 S: 3 H: 0 LOB: 1 BB: 0 P: 4	R: 0 E: 0 K: 0 S: 3 H: 0 LOB: 1 BB: 1 P: 7	R: 0 E: 0 K: 1 S: 5 H: 0 LOB: 0 BB: 0 P: 5	R: 2 E: 1 K: 1 S: 8 H: 2 LOB: 1 BB: 0 P: 8	R: 1 E: 0 K: 1 S: 7 H: 2 LOB: 1 BB: 0 P: 7	R: 0 E: 0 K: 1 S: 6 H: 1 LOB: 2 BB: 1 P: 10		1B: 9 2B: 1 3B: 0 HR: 1 SF: 0 SAC: 1 DP: 0 HBP: 1					

livebaseballscorecards.com

AB	35
R	6
H	11
RBI	6
BB	2
SO	5
LOB	20

PITCHER		IP	WLS	BF	H	R	ER	SO	BB	IBB	HBP	BLK	WP	HR	S	P	ERA	WHIP
Earl Francis, R ERA: 3.44	(1, 1)	1.2	L	10	5	3	3	1	0	0	0	0	0	0	12	12	16.20	3.000
Tommie Sisk, R ERA: 3.18	(2, 1)	2.1		10	1	0	0	0	1	0	1	0	0	0	8	13	0.00	0.857
Jack Lamabe, R ERA: 2.31	(5, 1)	2.0		9	2	2	0	2	0	0	0	0	1	0	13	13	0.00	1.000
Diomedes Olivo, L ERA: 2.29	(7, 1)	2.0		10	3	1	1	2	0	1	0	0	0	1	13	17	4.50	1.500

PITCHER	IP	WLS	BF	H	R	ER	SO	BB	IBB	HBP	BLK	WP	HR	S	P	ERA	WHIP

WP: 1 PA: 39
PB: 0
SB: 0
CS: 0

Batter	1	2	3	4	5	6	7	8	9	AB	R	H	RBI	BB	SO	LOB
Bill Virdon, L (1, 8) OBP: 0.285, SLG: 0.375	F6		4-3		4-3		F9			4	0	0	1	0	0	2
Dick Groat, R (1, 6) OBP: 0.347, SLG: 0.353	5-3		E6		F7			6-3		4	0	0	1	0	0	1
Bob Skinner, L (1, 7) OBP: 0.413, SLG: 0.523	4-3		F5		F3			BB HR		3	1	0	0	1	0	2
Smoky Burgess, L (1, 2) OBP: 0.398, SLG: 0.536		F8	1B			HR		1-H HR		4	2	3	4	0	0	0
Roberto Clemente, R (1, 9) OBP: 0.368, SLG: 0.483		F5	F4			F5		5-3		4	0	0	0	0	0	2
Jim Marshall, L (1, 3) OBP: 0.301, SLG: 0.457		SSS K2-3		3-1		4-3		4-3		4	0	0	0	0	1	0
Don Hoak, R (1, 5) OBP: 0.327, SLG: 0.387			1B 1B 4-3 1B	1B		F6			6-3	0	0	0	0	0	0	0
Johnny Logan, R (2, 5) OBP: 0.386, SLG: 0.404										4	1	2	0	0	0	0
Bill Mazeroski, R (1, 4) OBP: 0.290, SLG: 0.418			4-3 1B E 1B	F4			5-3		5-3	4	1	1	0	0	0	1
Al McBean, R (1, 1) OBP: 0.227, SLG: 0.295			E 4-3 1B	5-3			4-3		6-3	2	1	1	0	0	0	1
Tom Sturdivant, L (5, 1) OBP: 0.071, SLG: 0.071										0	0	0	0	0	0	0
Joe Gibbon, R (6, 1) OBP: 0.200, SLG: 0.200										0	0	0	0	0	0	0
Howie Goss, R (7, PH) OBP: 0.338, SLG: 0.385										1	0	0	0	0	0	0
Jack Lamabe, R (7, 1)										0	0	0	0	0	0	0
Diomedes Olivo, L (8, 1) OBP: 0.250, SLG: 0.273										0	0	0	0	0	0	0
Dick Stuart, R (9, PH) OBP: 0.288, SLG: 0.415										1	0	0	0	0	0	0
Inning Stats	R: 0 E: 0 K: 0 S: 3 H: 0 LOB: 0 BB: 0 P: 3	R: 0 E: 0 K: 1 S: 5 H: 0 LOB: 0 BB: 0 P: 5	R: 3 E: 1 K: 0 S: 8 H: 4 LOB: 2 BB: 0 P: 8	R: 0 E: 0 K: 0 S: 4 H: 1 LOB: 1 BB: 0 P: 4	R: 0 E: 0 K: 0 S: 3 H: 0 LOB: 0 BB: 0 P: 3	R: 1 E: 0 K: 0 S: 4 H: 1 LOB: 0 BB: 0 P: 4	R: 0 E: 0 K: 0 S: 3 H: 0 LOB: 0 BB: 0 P: 3	R: 2 E: 0 K: 0 S: 4 H: 1 LOB: 0 BB: 1 P: 8	R: 0 E: 0 K: 0 S: 3 H: 0 LOB: 0 BB: 0 P: 3	1B: 5 2B: 0 3B: 0 HR: 2	SF: 0 SAC: 0 DP: 0 HBP: 0					

PITCHER	IP	WLS	BF	H	R	ER	SO	BB	IBB	HBP	BLK	WP	HR	S	P	ERA	WHIP
Bob Purkey, R (1, 1) ERA: 2.82	9.0	W	36	7	6	5	1	1	0	0	0	0	2	37	41	5.00	0.889

PITCHER	IP	WLS	BF	H	R	ER	SO	BB	IBB	HBP	BLK	WP	HR	S	P	ERA	WHIP

Pittsburgh Pirates @ Cincinnati Reds

Crosley Field, Cincinnati, OH

Wed Jul 25 1962, 7:05 PM EDT

Att. 13,347 - Unknown

TOP

AB	35
R	6
H	7
RBI	6
BB	1
SO	1
LOB	9

livebaseballscorecards.com

BOTTOM

Pittsburgh Pirates @ Cincinnati Reds

Crosley Field, Cincinnati, OH

Wed Jul 25 1962, 7:05 PM EDT

Att. 13,347 - Unknown

livebaseballscorecards.com

Batter	1	2	3	4	5	6	7	8	9	AB	R	H	RBI	BB	SO	LOB
Eddie Kasko, R (1, 5) OBP: 0.291, SLG: 0.338	BB 1B	1B FC1-5 1B 2-H		6-3		K	K	E8 1B 1-3 2-H		6	1	3	2	0	2	1
Don Blasingame, L (1, 4) OBP: 0.352, SLG: 0.335	BBBB 1B 1B BB 1-2	FC1-5 1-3			4-3	1B 1B	F4	2-3 3-H		5	2	3	1	1	0	1
Vada Pinson, L (1, 8) OBP: 0.337, SLG: 0.512	F9	FC1-5 FC4-6 1-2 3-H			1-3	1B 1-2		1B 1B 5-3		6	1	2	0	0	0	6
Jerry Lynch, L (1, 7) OBP: 0.357, SLG: 0.488	1B 1-3 2-H	FC4-6 1-2f			2B 1B	F3		BB 1-3		5	2	3	1	0	0	4
Marty Keough, L (9, 3) OBP: 0.376, SLG: 0.427										0	0	0	0	0	0	0
Frank Robinson, R (1, 9) OBP: 0.407, SLG: 0.561	1-2 3-H	G4-6-3			1-3 1B 2B	1-3 2-H		BBBB 1B SF8 BB 1-2		4	2	4	2	1	0	0
Gordy Coleman, L (1, 3) OBP: 0.333, SLG: 0.488	F7	G4-6-3 1-2f			4-0 1B 1B IBB			1-3 2-H 3-H		3	1	0	0	1	1	5
Wally Post, R (8, PH) OBP: 0.339, SLG: 0.495 (9, 7)										1	1	1	2	0	0	0
Johnny Edwards, L (1, 2) OBP: 0.328, SLG: 0.411	F8	1-3			1-3 2-H 3-H		2B 3B	K		5	1	2	2	0	1	4
Leo Cardenas, R (1, 6) OBP: 0.322, SLG: 0.387		1B 2B		F9	1-2 3-H		SH1-3 3-H	E 1B 1B IBB		4	2	3	2	1	0	0
Bob Purkey, R (1, 1) OBP: 0.145, SLG: 0.219		5-3		6-3	F7		SH1-3 2-3	SF8 3-H		3	0	0	1	0	0	3

	AB	R	H	RBI	BB	SO	LOB
	42	13	21	13	4	4	24

Inning Stats	1	2	3	4	5	6	7	8	9
R	2	1	0	0	3	1	1	5	
E	0	0	0	0	0	0	0	1	
K	0	0	0	0	0	0	1	1	
S	6	6	3	3	7	10	7	10	
H	3	3	1	0	4	3	2	5	
LOB	2	2	0	0	2	2	1	2	
BB	1	0	0	0	0	0	0	0	
P	10	6	3	3	11	10	7	18	

1B	17
2B	3
3B	1
HR	0
SF	1
SAC	1
DP	1
HBP	0

WP	0
PB	0
SB	0
CS	0
PA	48

PITCHER		IP	WLS	BF	H	R	ER	SO	BB	IBB	HBP	BLK	WP	HR	S	P	ERA	WHIP
Al McBean, R ERA: 3.46	(1, 1)	4.2	L	25	10	6	6	0	1	1	0	0	0	0	23	31	11.57	2.357
Tom Sturdivant, R ERA: 5.2	(5, 1)	1.0		7	4	1	1	1	0	0	0	0	0	0	9	9	9.00	4.000
Joe Gibbon, L ERA: 3.25	(6, 1)	0.1		1	0	0	0	1	0	0	0	0	0	0	3	3	0.00	0.000
Jack Lamabe, R ERA: 2.96	(7, 1)	1.0		8	4	4	4	1	1	0	0	0	0	0	9	13	36.00	5.000
Diomedes Olivo, L ERA: 2.53	(8, 1)	1.0		7	3	2	2	1	0	1	0	0	0	0	8	12	18.00	3.000

PITCHER	IP	WLS	BF	H	R	ER	SO	BB	IBB	HBP	BLK	WP	HR	S	P	ERA	WHIP

Pittsburgh Pirates @ Cincinnati Reds

Crosley Field, Cincinnati, OH

Thu Jul 26 1962, 7:05 PM EDT

Att. 8,349 - Unknown

TOP

livebaseballscorecards.com

Batter	1	2	3	4	5	6	7	8	9	AB	R	H	RBI	BB	SO	LOB
Bill Virdon, L (1, 8) OBP: 0.286, SLG: 0.374	K		F8		FC5-4 HBP		4-3		1B	4	0	1	0	0	1	0
Dick Groat, R (1, 6) OBP: 0.346, SLG: 0.349	F8		4-3		FC5-4 1-2f			BB	F8	4	1	0	0	1	0	3
Bob Skinner, L (1, 7) OBP: 0.414, SLG: 0.532	HR		F7			2B 1B		F9		4	2	2	1	0	0	1
Smoky Burgess, L (1, 2) OBP: 0.399, SLG: 0.540	2B			F7		F5		1B 1-2		4	0	2	0	0	0	1
Roberto Clemente, R (1, 9) OBP: 0.366, SLG: 0.480	K			6-3		F9		1B 1-2 2-H		4	0	1	1	0	1	2
Jim Marshall, L (1, 3) OBP: 0.311, SLG: 0.469		BB G6-4-3		K		2B 1-H		K		2	0	1	1	1	1	0
Dick Stuart, R (8, PH) OBP: 0.287, SLG: 0.414 (8, 3)										1	0	0	0	0	1	2
Don Hoak, R (1, 5) OBP: 0.323, SLG: 0.381		G6-4-3 1-2f			K	F2		F8		4	0	0	0	0	1	4
Bill Mazeroski, R (1, 4) OBP: 0.289, SLG: 0.419		2B			4-3		K		3-1	4	0	1	0	0	1	0
Vern Law, R (1, 1) OBP: 0.257, SLG: 0.406		6-3			2B		G3		F8	2	0	1	0	0	0	1
Howie Goss, R (7, PH) OBP: 0.333, SLG: 0.379										1	0	0	0	0	0	0
Joe Gibbon, R (7, 1) OBP: 0.200, SLG: 0.200										0	0	0	0	0	0	0
Johnny Logan, R (9, PH) OBP: 0.379, SLG: 0.396										1	0	0	0	0	0	0

Inning Stats	1	2	3	4	5	6	7	8	9
R	1	0	0	0	0	1	0	1	0
E	0	0	0	0	0	0	0	0	0
K	2	0	0	1	1	0	1	1	0
S	9	3	3	5	6	5	5	7	4
H	2	1	0	0	1	2	0	2	1
LOB	1	1	0	0	2	1	0	2	1
BB	0	1	0	0	0	0	0	1	0
P	9	7	3	5	7	5	5	11	4

1B	4
2B	4
3B	0
HR	1
SF	0
SAC	0
DP	1
HBP	1

WP	0
PB	0
SB	0
CS	0
PA	38

AB	35
R	3
H	9
RBI	3
BB	2
SO	6
LOB	14

PITCHER		IP	WLS	BF	H	R	ER	SO	BB	IBB	HBP	BLK	WP	HR	S	P	ERA	WHIP
Johnny Klippstein, R ERA: 4.35	(1, 1)	7.1	W	32	8	3	3	5	2	0	1	0	0	1	39	48	3.68	1.364
Bill Henry, L ERA: 4.39	(8, 1)	1.2	S	6	1	0	0	1	0	0	0	0	0	0	8	8	0.00	0.600

PITCHER		IP	WLS	BF	H	R	ER	SO	BB	IBB	HBP	BLK	WP	HR	S	P	ERA	WHIP

BOTTOM

Pittsburgh Pirates @ Cincinnati Reds

Crosley Field, Cincinnati, OH

Thu Jul 26 1962, 7:05 PM EDT

Att. 8,349 - Unknown

livebaseballscorecards.com

Batter	1	2	3	4	5	6	7	8	9	AB	R	H	RBI	BB	SO	LOB
Eddie Kasko, R (1, 5) OBP: 0.287, SLG: 0.333	5-3	6-3 1-2		F6		F7				4	0	0	0	0	0	4
Don Blasingame, L (1, 4) OBP: 0.351, SLG: 0.333	F9		L1		FC1-6 1B		F1			4	0	1	0	0	0	0
Vada Pinson, L (1, 8) OBP: 0.336, SLG: 0.509	HR 1B		F8		FC1-6 E S 1-2f 1B		4-3			4	2	1	0	0	0	1
Jerry Lynch, L (1, 7) OBP: 0.357, SLG: 0.503 Wally Post, R (7, PH) (8, 7) OBP: 0.338, SLG: 0.492	1-H HR		S S S K		F9		P4			3 1	1 0	1 0	2 0	0 0	1 0	1 0
Frank Robinson, R (1, 9) OBP: 0.407, SLG: 0.561	BB 1B			5-3	1-H HR 1B			F8		4	1	2	1	0	0	0
Gordy Coleman, L (1, 3) OBP: 0.335, SLG: 0.495	B B B B 1-2 BB			F9	1-H HR			1-3		3	1	1	2	1	0	0
Johnny Edwards, L (1, 2) OBP: 0.330, SLG: 0.413	P2			BB 1B 1B	1B			1-3		4	0	2	0	0	0	2
Leo Cardenas, R (1, 6) OBP: 0.324, SLG: 0.389		CS 1B		BB 1-2 1B		F6				3	0	2	0	0	0	0
Johnny Klippstein, R (1, 1) OBP: 0.222, SLG: 0.125 Bill Henry, L (8, 1) OBP: 0.333, SLG: 0.333		S S S K		B B B B 1-2 2-3 BB		S S S K				2 0	0 0	0 0	0 0	1 0	2 0	1 0

	AB	32
	R	5
	H	10
	RBI	5
	BB	2
	SO	3
	LOB	9

Inning Stats	1	2	3	4	5	6	7	8	9
	R: 2 E: 0 K: 0 S: 6	H: 3 LOB: 2 BB: 1 P: 10	R: 0 E: 0 K: 1 S: 5	H: 1 LOB: 0 BB: 0 P: 5	R: 0 E: 0 K: 1 S: 5	H: 0 LOB: 0 BB: 0 P: 5	R: 0 E: 0 K: 0 S: 5	H: 2 LOB: 3 BB: 1 P: 9	R: 3 E: 0 K: 0 S: 6	H: 4 LOB: 1 BB: 0 P: 6	R: 0 E: 0 K: 1 S: 5	H: 0 LOB: 0 BB: 0 P: 5	R: 0 E: 0 K: 0 S: 3	H: 0 LOB: 0 BB: 0 P: 3	R: 0 E: 0 K: 0 S: 3	H: 0 LOB: 0 BB: 0 P: 3

	1B: 8	SF: 0	WP: 0	PA: 34
	2B: 0	SAC: 0	PB: 0	
	3B: 0	DP: 0	SB: 1	
	HR: 2	HBP: 0	CS: 1	

PITCHER		IP	WLS	BF	H	R	ER	SO	BB	IBB	HBP	BLK	WP	HR	S	P	ERA	WHIP
Vern Law, R ERA: 3.74	(1, 1)	6.0	L	28	10	5	5	3	2	0	0	0	0	2	32	40	7.50	2.000
Joe Gibbon, L ERA: 3.03	(7, 1)	2.0		6	0	0	0	0	0	0	0	0	0	0	6	6	0.00	0.000

PITCHER	IP	WLS	BF	H	R	ER	SO	BB	IBB	HBP	BLK	WP	HR	S	P	ERA	WHIP

Batter	1	2	3	4	5	6	7	8	9	AB	R	H	RBI	BB	SO	LOB
Lee Maye, L (1, 7) OBP: 0.308, SLG: 0.378	F4	1B 2B 1B 2-3		F8	F4		SF8 2-3 3-H		4-3	5	1	1	1	0	0	1
Gus Bell, L (1, 9) OBP: 0.264, SLG: 0.313	K	2B 1B 1-2 3-H		6-3		P3	5-3			3	1	1	1	0	1	0
Lou Johnson, R (6, PH) OBP: 0.314, SLG: 0.355 (6, 8)										2	0	0	0	0	0	2
Eddie Mathews, L (1, 5) OBP: 0.378, SLG: 0.506	1B 2B	1B 2B 1-H 2-H		1B HBP		K		1B SF8 2B		4	2	3	2	0	1	0
Hank Aaron, R (1, 8) OBP: 0.392, SLG: 0.625 (6, 9)	BB 1B 2-H	1B 2-3		1B 1-2		BB		5-3 1B 2-3		4	0	4	1	1	0	0
Joe Adcock, R (1, 3) OBP: 0.336, SLG: 0.498	BB 1-2	F4		K		K		SF8 3-H		3	0	0	1	1	2	5
Tommie Aaron, R (8, 3) OBP: 0.260, SLG: 0.317										0	0	0	0	0	0	0
Del Crandall, R (1, 2) OBP: 0.342, SLG: 0.398	F7		HBP		5-3 2B 1B		1B SF8 1B	5-3 1-2		4	2	2	0	0	0	3
Frank Bolling, R (1, 4) OBP: 0.336, SLG: 0.419		K	K		5-3 1-2		SF8 SH5-4 1-3 1B	K		5	0	1	0	0	3	3
Amado Samuel, R (1, 6) OBP: 0.257, SLG: 0.279		1B SH3-4 1B	F4		SH1-3 2-H 2B		SH5-4 1-2		F8	4	1	2	1	0	0	1
Denny Lemaster, R (1, 1) OBP: 0.222, SLG: 0.125		SH3-4 1-2	K		SH1-3 2-3		BB		4-3	1	0	0	0	0	1	1
Jack Curtis, L (5, 1) OBP: 0.250, SLG: 0.167										0	0	0	0	0	0	0
Joe Torre, R (7, PH) OBP: 0.336, SLG: 0.331										0	0	0	0	1	0	0
Claude Raymond, R (7, 1)										1	0	0	0	0	0	0
Inning Stats	R: 1 E: 0 K: 1 S: 7 H: 2 LOB: 2 BB: 1 P: 11	R: 3 E: 0 K: 1 S: 10 H: 5 LOB: 2 BB: 0 P: 10	R: 0 E: 0 K: 2 S: 7 H: 0 LOB: 1 BB: 0 P: 8	R: 0 E: 0 K: 1 S: 6 H: 1 LOB: 2 BB: 0 P: 7	R: 1 E: 0 K: 0 S: 5 H: 2 LOB: 1 BB: 0 P: 5	R: 0 E: 0 K: 2 S: 7 H: 0 LOB: 1 BB: 1 P: 11	R: 1 E: 0 K: 0 S: 5 H: 2 LOB: 2 BB: 1 P: 9	R: 1 E: 0 K: 1 S: 7 H: 2 LOB: 1 BB: 0 P: 7	R: 0 E: 0 K: 0 S: 3 H: 0 LOB: 0 BB: 0 P: 3	1B: 10 2B: 4 3B: 0 HR: 0 SF: 2 SAC: 3 DP: 0 HBP: 2	WP: 0 PB: 0 SB: 0 CS: 0 PA: 46					

PITCHER		IP	WLS	BF	H	R	ER	SO	BB	IBB	HBP	BLK	WP	HR	S	P	ERA	WHIP
Moe Drabowsky, R ERA: 5.06	(1, 1)	1.2		13	7	4	4	2	1	0	0	0	0	0	16	20	21.60	4.800
Ted Wills, L ERA: 6.28	(2, 1)	2.0		9	1	0	0	2	0	0	2	0	0	0	11	13	0.00	0.500
Dave Sisler, R ERA: 4.25	(4, 1)	1.1		6	2	1	1	1	0	0	0	0	0	0	8	8	6.75	1.500
Joe Nuxhall, L ERA: 5.59	(6, 1)	1.0		4	0	0	0	2	1	0	0	0	0	0	7	11	0.00	1.000
Jim Brosnan, R ERA: 3.4	(7, 1)	2.0	L	11	4	2	2	1	1	0	0	0	0	0	12	16	9.00	2.500

PITCHER		IP	WLS	BF	H	R	ER	SO	BB	IBB	HBP	BLK	WP	HR	S	P	ERA	WHIP
Jim Maloney, R ERA: 6.0	(9, 1)	1.0		3	0	0	0	0	0	0	0	0	0	0	3	3	0.00	0.000

TOP

Milwaukee Braves @ Cincinnati Reds

Crosley Field, Cincinnati, OH

Fri Jul 27 1962, 7:05 PM EDT

Att. 19,939 - Unknown

livebaseballscorecards.com

AB	36
R	7
H	14
RBI	7
BB	3
SO	8
LOB	16

BOTTOM

Milwaukee Braves @ Cincinnati Reds

Crosley Field, Cincinnati, OH

Fri Jul 27 1962, 7:05 PM EDT

Att. 19,939 - Unknown

Batter	1	2	3	4	5	6	7	8	9	AB	R	H	RBI	BB	SO	LOB
Leo Cardenas, R (1, 6) OBP: 0.328, SLG: 0.395	BB 1B		F8 ②		1B 2B	1B 1B		F8 ③		5	1	3	0	0	0	0
Eddie Kasko, R (1, 5) OBP: 0.289, SLG: 0.334	F8 ①		F8 ③		1B 4-3 2-H 1B	1-3 1B			F8 ①	5	1	2	1	0	0	1
Vada Pinson, L (1, 8) OBP: 0.334, SLG: 0.505	F7 ②			2-3 ①	4-3 BB 1-3 1B	K ②			K ②	5	0	1	0	0	2	3
Frank Robinson, R (1, 9) OBP: 0.410, SLG: 0.567	B B B B 1-2 BB			HR ①	B B B B 4-3 1-2 BB	F3 ③			K ③	3	1	1	1	2	1	2
Wally Post, R (1, 7) OBP: 0.338, SLG: 0.488 Jerry Lynch, L (7, PH) OBP: 0.355, SLG: 0.500 (8, 7)	F9 ③			B B B B BB BB	4-3 ② 1-2 2-3 3-H		4-3 ①			2 1	0 0	0 0	1 0	1 0	0 0	4 0
Hank Foiles, R (1, 2) OBP: 0.365, SLG: 0.547 Johnny Edwards, L (7, PH) OBP: 0.329, SLG: 0.411 (8, 2)	S S S K ①			B B B 1-2 BB	5-3 ③		4-3 ②			2 1	0 0	0 0	0 0	1 0	1 0	2 0
Gordy Coleman, L (1, 3) OBP: 0.334, SLG: 0.492		F2 ②		S S S K ②		FC4-6 1B	F3 ③			4	0	1	0	0	1	2
Don Blasingame, L (1, 4) OBP: 0.347, SLG: 0.329	S S S K ③			F8 ③		FC4-6 ① 1-2f HR		S S S K ①		4	1	0	0	0	2	3
Moe Drabowsky, R (1, 1) Ted Wills, L (2, 1) OBP: 0.000, SLG: 0.000, OPS: 0.290 Dave Sisler, R (4, 1) Joe Gaines, R (5, PH) OBP: 0.286, SLG: 0.433 Joe Nuxhall, L (6, 1) OBP: 0.000, SLG: 0.000, OPS: 1.000 Don Pavletich, R (6, PH) OBP: 0.500, SLG: 0.750 Jim Brosnan, R (7, 1) Marty Keough, L (8, PH) OBP: 0.375, SLG: 0.424 Jim Maloney, L (8, 1) OBP: 0.000, SLG: 0.313			3-1 ①		F9 ①	1-H HR		F5 ②		0 1 0 0 1 0 0 1 0	0 0 0 0 0 0 0 0 0	0 0 0 0 0 0 0 0 0	0 0 0 0 0 2 0 0 0	0 0 0 0 0 0 0 0 0	0 0 0 0 0 0 0 0 0	0 0 0 0 0 0 0 0 0
Inning Stats	R: 0 E: 0 K: 0 S: 4 H: 1 LOB: 2 BB: 1 P: 8	R: 0 E: 0 K: 2 S: 7 H: 0 LOB: 0 BB: 0 P: 7	R: 0 E: 0 K: 0 S: 3 H: 0 LOB: 0 BB: 0 P: 3	R: 1 E: 0 K: 1 S: 6 H: 1 LOB: 2 BB: 2 P: 14	R: 2 E: 0 K: 0 S: 6 H: 3 LOB: 2 BB: 1 P: 10	R: 2 E: 0 K: 1 S: 9 H: 4 LOB: 2 BB: 0 P: 9	R: 0 E: 0 K: 0 S: 3 H: 0 LOB: 0 BB: 0 P: 3	R: 0 E: 0 K: 1 S: 5 H: 0 LOB: 0 BB: 0 P: 5	R: 0 E: 0 K: 2 S: 7 H: 0 LOB: 0 BB: 0 P: 7	1B: 6 2B: 1 3B: 0 HR: 2	SF: 0 SAC: 0 DP: 0 HBP: 0					

	AB	36
	R	5
	H	9
	RBI	5
	BB	4
	SO	7
	LOB	17

WP: 0 PB: 0 SB: 0 CS: 0 PA: 40

livebaseballscorecards.com

PITCHER	IP	WLS	BF	H	R	ER	SO	BB	IBB	HBP	BLK	WP	HR	S	P	ERA	WHIP
Denny Lemaster, L (1, 1) ERA: 3.7	4.1		21	5	3	3	3	3	0	0	0	0	1	24	36	6.23	1.846
Jack Curtis, L (5, 1) ERA: 3.49	1.2		10	4	2	2	1	1	0	0	0	0	1	11	15	10.80	3.000
Claude Raymond, R (7, 1) ERA: 1.53	3.0	W	9	0	0	0	3	0	0	0	0	0	0	15	15	0.00	0.000

PITCHER	IP	WLS	BF	H	R	ER	SO	BB	IBB	HBP	BLK	WP	HR	S	P	ERA	WHIP

Milwaukee Braves @ Cincinnati Reds

Crosley Field, Cincinnati, OH

Sat Jul 28 1962, 3:33 AM EDT

Att. 12,450 - Unknown

TOP

Batter	1	2	3	4	5	6	7	8	9	AB	R	H	RBI	BB	SO	LOB
Lou Johnson, R (1, 8) OBP: 0.282, SLG: 0.314	K		F8			F6	FC6-4 1-2f			4	0	0	0	0	1	2
Lee Maye, L (1, 7) OBP: 0.307, SLG: 0.374	K			F9		L3 1B		F6		4	0	1	0	0	1	0
Eddie Mathews, L (1, 5) OBP: 0.379, SLG: 0.513	HR			BB		L3 1-2		F4		3	1	1	1	1	0	1
Hank Aaron, R (1, 9) OBP: 0.391, SLG: 0.621	F8			F8			6-3 1B 1B 1B	F7		4	1	1	0	0	0	1
Joe Adcock, R (1, 3) OBP: 0.334, SLG: 0.492		F8		K			K		FC6-4 BB	3	0	0	0	1	2	2
Del Crandall, R (1, 2) OBP: 0.344, SLG: 0.403		F6			2B		6-3 1-2 1B 1B		F8	4	1	2	0	0	0	1
Frank Bolling, R (1, 4) OBP: 0.331, SLG: 0.412		F9			F8		6-3 1-2 2-3		F4	4	0	0	0	0	0	4
Amado Samuel, R (1, 6) OBP: 0.256, SLG: 0.278			6-3		F2		1B 2-H 1B 3-H		FC6-4 1-2f	4	0	1	2	0	0	2
Bob Shaw, R (1, 1) OBP: 0.270, SLG: 0.179			F5		6-3		FC6-4 1-2 1B			1	0	0	0	0	0	0
Carl Willey, R (3, 1) OBP: 0.400, SLG: 0.444										0	0	0	0	0	0	0
Bob Uecker, R (5, PH) OBP: 0.357, SLG: 0.261										1	0	0	0	0	0	1
Hank Fischer, R (5, 1)										0	0	0	0	0	0	0
Jack Curtis, L (6, 1) OBP: 0.250, SLG: 0.167										0	0	0	0	0	0	0
Ken Aspromonte, R (7, PH) OBP: 0.384, SLG: 0.328										1	0	1	0	0	0	0
Don Nottebart, R (7, 1) OBP: 0.500, SLG: 0.400										0	0	0	0	0	0	0
Inning Stats	R: 1 E: 0 K: 2 S: 8 H: 1 LOB: 0 BB: 0 P: 8	R: 0 E: 0 K: 0 S: 3 H: 0 LOB: 0 BB: 0 P: 3	R: 0 E: 0 K: 0 S: 3 H: 0 LOB: 0 BB: 0 P: 3	R: 0 E: 0 K: 1 S: 5 H: 0 LOB: 1 BB: 1 P: 9	R: 0 E: 0 K: 0 S: 4 H: 1 LOB: 1 BB: 0 P: 4	R: 0 E: 0 K: 0 S: 3 H: 1 LOB: 0 BB: 0 P: 3	R: 2 E: 0 K: 1 S: 9 H: 4 LOB: 2 BB: 0 P: 9	R: 0 E: 0 K: 0 S: 3 H: 0 LOB: 0 BB: 0 P: 3	R: 0 E: 0 K: 0 S: 3 H: 0 LOB: 1 BB: 1 P: 7	1B: 5 2B: 2 3B: 0 HR: 1 SF: 0 SAC: 0 DP: 1 HBP: 0	WP: 0 PB: 0 SB: 0 CS: 0 PA: 35					

PITCHER		IP	WLS	BF	H	R	ER	SO	BB	IBB	HBP	BLK	WP	HR	S	P	ERA	WHIP
Jim O'Toole, L ERA: 3.62	(1, 1)	7.0	W	28	7	3	3	4	1	0	0	0	0	1	35	39	3.86	1.143
Joe Nuxhall, L ERA: 4.63	(8, 1)	2.0	S	7	0	0	0	0	1	0	0	0	0	0	6	10	0.00	0.500

PITCHER	IP	WLS	BF	H	R	ER	SO	BB	IBB	HBP	BLK	WP	HR	S	P	ERA	WHIP

AB	33
R	3
H	7
RBI	3
BB	2
SO	4
LOB	14

livebaseballscorecards.com

Batter	1	2	3	4	5	6	7	8	9	AB	R	H	RBI	BB	SO	LOB
Eddie Kasko, R (1, 5) OBP: 0.289, SLG: 0.333	F7	F8		5-3		SH1-3, 1B	SH2-3 1-2			4	1	1	0	0	0	2
Don Blasingame, L (1, 4) OBP: 0.352, SLG: 0.332	FC3-6, 1B		4-3, 1B	BBB, 1B, 2B, BB		SH1-3 1-2	3-1 2-3			3	2	2	0	1	0	1
Vada Pinson, L (1, 8) OBP: 0.335, SLG: 0.504	FC3-6, CS 1-2f		F8	1-2, 2B, 1B		WP, E 2-H, 1B	4-3			5	2	2	1	0	0	3
Jerry Lynch, L (1, 7) OBP: 0.358, SLG: 0.523 Marty Keough, L (7, 7) OBP: 0.377, SLG: 0.424	CS 1-2	HR	4-3 1-2	1-H, 2-H, 2B		F4 1-3		BBB, BB		4 0	1 0	2 0	3 0	0 1	0 0	2 0
Frank Robinson, R (1, 9) OBP: 0.412, SLG: 0.568		1B, 2B	I I I I, 1B, 1B, IBB	H, HBP		E5, S, 1B 3-H		F4		3	3	1	0	1	0	1
Gordy Coleman, L (1, 3) OBP: 0.338, SLG: 0.494	1B 2-H, 1B	1B 1-3, 2-H, 1B	F5		1B 1-H, 1B		F7		5	0	3	3	0	0	3	
Johnny Edwards, L (1, 2) OBP: 0.333, SLG: 0.415	1-2, 1B	1-2, 3-H, 1B		F8	1-2, 1B		4-3			5	0	3	1	0	0	1
Leo Cardenas, R (1, 6) OBP: 0.325, SLG: 0.391	F7	SSS, K		F9	SSS, K					4	0	0	0	0	2	6
Jim O'Toole, S (1, 1) OBP: 0.175, SLG: 0.161 Joe Gaines, R (7, PH) OBP: 0.405, SLG: 0.452 Joe Nuxhall, L (8, 1) OBP: 0.500, SLG: 1.000	F6		SSS, K	SSS, K			3-1, SH2-3, 1B			3 1 0	0 0 0	0 1 0	0 0 0	0 0 0	2 0 0	2 0 0
Inning Stats	R: 0 E: 0 K: 0 S: 3 H: 1 LOB: 0 BB: 0 P: 3	R: 2 E: 0 K: 0 S: 7 H: 4 LOB: 2 BB: 0 P: 7	R: 2 E: 0 K: 1 S: 8 H: 3 LOB: 2 BB: 1 P: 12	R: 2 E: 0 K: 1 S: 7 H: 2 LOB: 2 BB: 1 P: 12	R: 0 E: 0 K: 1 S: 5 H: 0 LOB: 0 BB: 0 P: 5	R: 3 E: 1 K: 1 S: 10 H: 4 LOB: 2 BB: 0 P: 10	R: 0 E: 0 K: 0 S: 4 H: 1 LOB: 1 BB: 0 P: 4	R: 0 E: 0 K: 0 S: 3 H: 0 LOB: 1 BB: 1 P: 7		1B: 12 2B: 2 3B: 0 HR: 1 SF: 0 SAC: 2 DP: 0 HBP: 1						

PITCHER		IP	WLS	BF	H	R	ER	SO	BB	IBB	HBP	BLK	WP	HR	S	P	ERA	WHIP
Bob Shaw, R ERA: 2.48	(1, 1)	2.2	L	16	8	4	4	0	0	1	0	0	0	1	15	19	13.50	3.000
Carl Willey, R ERA: 6.0	(3, 1)	1.1		8	2	2	2	2	1	0	1	0	0	0	10	15	13.50	2.250
Hank Fischer, R ERA: 5.3	(5, 1)	1.2		10	4	3	1	1	0	0	0	0	1	0	12	12	5.40	2.400
Jack Curtis, L ERA: 3.48	(6, 1)	0.1		1	0	0	0	1	0	0	0	0	0	0	3	3	0.00	0.000
Don Nottebart, R ERA: 3.43	(7, 1)	2.0		8	1	0	0	0	1	0	0	0	0	0	7	11	0.00	1.000

PITCHER	IP	WLS	BF	H	R	ER	SO	BB	IBB	HBP	BLK	WP	HR	S	P	ERA	WHIP

BOTTOM

Milwaukee Braves @ Cincinnati Reds

Crosley Field, Cincinnati, OH

Sat Jul 28 1962, 3:33 AM EDT

Att. 12,450 - Unknown

livebaseballscorecards.com

AB	37
R	9
H	15
RBI	8
BB	3
SO	4
LOB	21

Batter	1	2	3	4	5	6	7	8	9	AB	R	H	RBI	BB	SO	LOB
Roy McMillan, R (1, 6) OBP: 0.351, SLG: 0.386	4-3		1B		F3		G4-6-3 1-2f		5-3	5	0	1	0	0	0	4
Lee Maye, L (1, 8) OBP: 0.299, SLG: 0.364	F5		K		P2			F5		4	0	0	0	0	1	2
Eddie Mathews, L (1, 5) OBP: 0.380, SLG: 0.511	F7			HR BB		HR 1B		F9		3	2	1	0	1	0	0
Hank Aaron, R (1, 9) OBP: 0.392, SLG: 0.635		6-3		1-H HR		1-H HR		6-3		4	2	2	4	0	0	0
Joe Adcock, R (1, 3) OBP: 0.330, SLG: 0.485		5-3		5-3		K			5-3	4	0	0	0	0	1	0
Gus Bell, L (1, 7) OBP: 0.268, SLG: 0.326 Lou Johnson, R (9, PR) OBP: 0.282, SLG: 0.314		HR		F8		F8			2B BB	3 0	1 1	1 0	1 0	1 0	0 0	0 0
Ken Aspromonte, R (1, 4) OBP: 0.364, SLG: 0.308		1-3		K		F7			F9	4	0	0	0	0	1	1
Joe Torre, R (1, 2) OBP: 0.346, SLG: 0.350		6-3			SH1-3 1B		G4-6-3 1B		1B 1-H 2B	4	0	3	1	0	0	0
Lew Burdette, R (1, 1) OBP: 0.217, SLG: 0.182 Jack Curtis, L (8, 1) OBP: 0.250, SLG: 0.167 Del Crandall, R (9, PH) OBP: 0.347, SLG: 0.406 Amado Samuel, R (9, PR) OBP: 0.256, SLG: 0.278		4-3		SH1-3 1-2		K			2-3 1B	2 0 1 0	0 0 0 0	0 0 1 0	0 0 0 0	0 0 0 0	1 0 0 0	1 0 0 0
Inning Stats	R: 0 E: 0 K: 0 S: 3 H: 0 LOB: 0 BB: 0 P: 3	R: 1 E: 0 K: 0 S: 4 H: 1 LOB: 0 BB: 0 P: 4	R: 0 E: 0 K: 1 S: 6 H: 1 LOB: 0 BB: 0 P: 6	R: 2 E: 0 K: 1 S: 6 H: 1 LOB: 0 BB: 1 P: 10	R: 0 E: 0 K: 0 S: 4 H: 1 LOB: 1 BB: 0 P: 4	R: 2 E: 0 K: 1 S: 7 H: 2 LOB: 0 BB: 0 P: 7	R: 0 E: 0 K: 1 S: 5 H: 1 LOB: 0 BB: 0 P: 5	R: 0 E: 0 K: 0 S: 3 H: 0 LOB: 0 BB: 0 P: 3	R: 1 E: 0 K: 0 S: 5 H: 2 LOB: 2 BB: 1 P: 9	1B: 5 2B: 1 3B: 0 HR: 3 SF: 0 SAC: 1 DP: 1 HBP: 0						

PITCHER		IP	WLS	BF	H	R	ER	SO	BB	IBB	HBP	BLK	WP	HR	S	P	ERA	WHIP
Bob Purkey, R ERA: 2.97	(1, 1)	6.0		25	6	5	5	3	1	0	0	0	0	3	30	34	7.50	1.167
Johnny Klippstein, R ERA: 4.32	(7, 1)	2.2	W	10	2	1	1	1	1	0	0	0	0	0	11	15	3.38	1.125
Jim Brosnan, R ERA: 3.38	(9, 1)	0.1	S	2	1	0	0	0	0	0	0	0	0	0	2	2	0.00	3.000

PITCHER	IP	WLS	BF	H	R	ER	SO	BB	IBB	HBP	BLK	WP	HR	S	P	ERA	WHIP

TOP

Milwaukee Braves @ Cincinnati Reds

Crosley Field, Cincinnati, OH

Sun Jul 29 1962, 3:33 AM EDT

Unknown

livebaseballscorecards.com

AB	34
R	6
H	9
RBI	6
BB	2
SO	4
LOB	8

WP: 0 PA: 37
PB: 0
SB: 0
CS: 0

Batter	1	2	3	4	5	6	7	8	9	AB	R	H	RBI	BB	SO	LOB
Eddie Kasko, R (1, 5) OBP: 0.293, SLG: 0.337	6-3		2-3 1B	F8			1B SH1-4 SF8 1B	2-H E7 1B		5	1	3	1	0	0	1
Don Blasingame, L (1, 4) OBP: 0.350, SLG: 0.331	K		P2		FC6-4 1B		SH1-4 1-2	F8		4	0	1	0	0	1	3
Vada Pinson, L (1, 8) OBP: 0.337, SLG: 0.506	6-3			HR 2B	FC6-4 1-2f		HR 2-3 1B			4	2	2	0	0	0	1
Jerry Lynch, L (1, 7) OBP: 0.351, SLG: 0.514		F7		L1	F9		SF8 3-H			3	0	0	1	0	0	2
Frank Robinson, R (1, 9) OBP: 0.413, SLG: 0.582		F6		2-H HR	F8		1-H HR			4	2	2	4	0	0	1
Gordy Coleman, L (1, 3) OBP: 0.337, SLG: 0.491		K		1B 1B FC5-2 1B		E9 4-3	F9			4	0	1	0	0	1	0
Johnny Edwards, L (1, 2) OBP: 0.339, SLG: 0.419			1B SH1-4 1B	1B E 1B 1-2		4-3 2-3		SH1-4 1B 1B		4	1	3	0	0	0	1
Leo Cardenas, R (1, 6) OBP: 0.326, SLG: 0.392			K	E 1-2 2-3 1B		F9		SH1-4 1-2 E 1B		4	2	2	0	0	1	2
Bob Purkey, R (1, 1) OBP: 0.143, SLG: 0.216 Marty Keough, L (6, PH) OBP: 0.375, SLG: 0.421 Johnny Klippstein, R (7, 1) OBP: 0.222, SLG: 0.125 Jim Brosnan, R (9, 1)			SH1-4 1-2	FC5-2 1-H 2-H 3-Hf		F7		SH1-4 1-2 2-3		1 1 0 0	0 0 0 0	0 0 0 0	0 0 0 0	0 0 0 0	0 0 0 0	1 1 0 0
Inning Stats	R: 0 E: 0 K: 1 S: 5 H: 0 LOB: 0 BB: 0 P: 5	R: 0 E: 0 K: 1 S: 5 H: 0 LOB: 0 BB: 0 P: 5	R: 0 E: 0 K: 1 S: 7 H: 2 LOB: 2 BB: 0 P: 7	R: 4 E: 1 K: 0 S: 8 H: 5 LOB: 1 BB: 0 P: 8	R: 0 E: 0 K: 0 S: 4 H: 1 LOB: 1 BB: 0 P: 4	R: 0 E: 1 K: 0 S: 4 H: 0 LOB: 1 BB: 0 P: 4	R: 3 E: 0 K: 0 S: 6 H: 3 LOB: 0 BB: 0 P: 6	R: 1 E: 1 K: 0 S: 5 H: 3 LOB: 1 BB: 0 P: 5		1B: 11 2B: 1 3B: 0 HR: 2 SF: 1 SAC: 3 DP: 0 HBP: 0						

PITCHER		IP	WLS	BF	H	R	ER	SO	BB	IBB	HBP	BLK	WP	HR	S	P	ERA	WHIP
Lew Burdette, R ERA: 4.6	(1, 1)	7.2	L	37	14	8	6	3	0	0	0	0	0	2	43	43	7.04	1.826
Jack Curtis, L ERA: 3.46	(8, 1)	0.1		1	0	0	0	0	0	0	0	0	0	0	1	1	0.00	0.000

PITCHER	IP	WLS	BF	H	R	ER	SO	BB	IBB	HBP	BLK	WP	HR	S	P	ERA	WHIP

BOTTOM

Milwaukee Braves @ Cincinnati Reds

Crosley Field, Cincinnati, OH

Sun Jul 29 1962, 3:33 AM EDT

Unknown

livebaseballscorecards.com

AB	34
R	8
H	14
RBI	6
BB	0
SO	3
LOB	13

WP: 0 PA: 38
PB: 0
SB: 0
CS: 0

Batter	1	2	3	4	5	6	7	8	9	AB	R	H	RBI	BB	SO	LOB
Lou Johnson, R (1, 8) OBP: 0.318, SLG: 0.316	BBBB 4-0 S SH5-3 BB		x 0-0 ② F9		x 0-0 ③ 6-3			BBBB 4-0 4-3 SH5-3 1B BB	x 0-0 FC6-4 1-2 1B	3	1	1	0	2	0	0
Frank Bolling, R (1, 4) OBP: 0.327, SLG: 0.407	x 0-0 ① SH5-3 1-2		x 0-0 ③ 6-3			x 0-0 ① 1-3		x 0-0 ① SH5-3 1-2	x 0-0 ③ FC6-4 1-2f	3	0	0	0	0	0	2
Eddie Mathews, L (1, 5) OBP: 0.382, SLG: 0.510	BBBB 4-0 BB			x 0-0 E 1B		x 0-0 ② F5		x 0-0 ② 4-3 2-3		3	0	1	0	1	0	1
Hank Aaron, R (1, 9) OBP: 0.391, SLG: 0.631	x 0-0 ② F3 2-3			x 0-0 ① P1		x 0-0 ③ F7		4-0 1B IBB		3	0	0	0	1	0	3
Joe Adcock, R (1, 3) OBP: 0.330, SLG: 0.481 Tommie Aaron, R (7, PR) OBP: 0.264, SLG: 0.320 (7, 3)	SSS 0-3 ③ K			SSS 0-3 ② K			BBBB 4-0 1-3 1B BB	x 0-0 FC6-4 1-2 3-H 1B		2 1	0 0	0 1	0 1	1 0	2 0	3 0
Del Crandall, R (1, 2) OBP: 0.342, SLG: 0.399		x 0-0 ① F8		x 0-0 E6 1-2			x 0-0 ① F9	x 0-0 ③ FC6-4 1-2f		4	0	0	0	0	0	4
Lee Maye, L (1, 7) OBP: 0.298, SLG: 0.361		x 0-0 ② 1-3		x 0-0 ③ F7			x 0-0 1-3 1-2 1B		x 0-0 ① F9	4	0	1	0	0	0	2
Amado Samuel, R (1, 6) OBP: 0.252, SLG: 0.273 Gus Bell, L (7, PH) OBP: 0.267, SLG: 0.325 Roy McMillan, R (7, 6) OBP: 0.353, SLG: 0.388		x 0-0 ③ F2			x 0-0 ① L3		x 0-0 ② 1-3 1-2 2-3		x 0-0 1B 1B	2 1 1	0 0 0	0 0 1	0 0 0	0 0 0	0 0 0	0 2 0
Bob Hendley, R (1, 1) OBP: 0.261, SLG: 0.154 Joe Torre, R (7, PH) OBP: 0.344, SLG: 0.348 Claude Raymond, R (7, 1)			x 0-0 ① F9		x 0-0 ② 5-3		x 0-0 ③ L3		SSS 0-3 ② K	2 1 1	0 0 0	0 0 0	0 0 0	0 0 0	0 3 1	0 0 1
Inning Stats	R: 0 H: 0 E: 0 LOB: 2 K: 1 BB: 2 S: 5 P: 13	R: 0 H: 0 E: 0 LOB: 0 K: 0 BB: 0 S: 3 P: 3	R: 0 H: 0 E: 0 LOB: 0 K: 0 BB: 0 S: 3 P: 3	R: 0 H: 1 E: 1 LOB: 2 K: 1 BB: 0 S: 7 P: 7	R: 0 H: 0 E: 0 LOB: 0 K: 0 BB: 0 S: 3 P: 3	R: 0 H: 0 E: 0 LOB: 0 K: 0 BB: 0 S: 3 P: 3	R: 0 H: 1 E: 0 LOB: 3 K: 0 BB: 1 S: 4 P: 8	R: 1 H: 1 E: 0 LOB: 2 K: 0 BB: 2 S: 4 P: 12	R: 0 H: 2 E: 0 LOB: 2 K: 1 BB: 0 S: 7 P: 7	1B: 5 SF: 0 2B: 0 SAC: 2 3B: 0 DP: 0 HR: 0 HBP: 0						WP: 0 PA: 38 PB: 0 SB: 1 CS: 0	

PITCHER	IP	WLS	BF	H	R	ER	SO	BB	IBB	HBP	BLK	WP	HR	S	P	ERA	WHIP
Joey Jay, R (1, 1) ERA: 3.7	9.0	W	38	5	1	1	3	4	1	0	0	0	0	39	59	1.00	1.000

PITCHER	IP	WLS	BF	H	R	ER	SO	BB	IBB	HBP	BLK	WP	HR	S	P	ERA	WHIP

TOP

Milwaukee Braves @ Cincinnati Reds

Crosley Field, Cincinnati, OH

Sun Jul 29 1962, 3:38 AM EDT

Att. 29,515 - Unknown

livebaseballscorecards.com

AB	31
R	1
H	5
RBI	1
BB	5
SO	3
LOB	21

Milwaukee Braves @ Cincinnati Reds

Crosley Field, Cincinnati, OH

Sun Jul 29 1962, 3:38 AM EDT

Att. 29,515 - Unknown

BOTTOM

Batter	1	2	3	4	5	6	7	8	9	AB	R	H	RBI	BB	SO	LOB
Leo Cardenas, R (1, 6) OBP: 0.326, SLG: 0.390	G6-4-3 1B		K		FC6-4 1-2f			K 1-2		4	0	1	0	0	2	3
Eddie Kasko, R (1, 5) OBP: 0.290, SLG: 0.333	G6-4-3 1-2f		6-3			F7		F7		4	0	0	0	0	0	2
Vada Pinson, L (1, 8) OBP: 0.333, SLG: 0.501	F4			1-3		5-3			F7	4	0	0	0	0	0	0
Frank Robinson, R (1, 9) OBP: 0.413, SLG: 0.587		1B 2B		F8		K			1B 2B	4	2	2	0	0	1	0
Wally Post, R (1, 7) Jerry Lynch, L (7, PH) Marty Keough, L (8, 7) OBP: 0.379, SLG: 0.425		K		F7			K		2-H 1B	2 1 1	0 0 0	0 0 1	0 0 1	0 0 0	1 1 0	1 0 0
Don Pavletich, R (1, 3) Gordy Coleman, L (7, PH) (8, 3) OBP: 0.336, SLG: 0.490		K			F8		K			2 1	0 0	0 0	0 0	0 0	1 1	1 0
Hank Foiles, R (1, 2) OBP: 0.374, SLG: 0.551		2-H 1B			1B 1B		P2			3	0	2	1	0	0	0
Don Blasingame, L (1, 4) OBP: 0.353, SLG: 0.334		3-1			FC6-4 1-2 1B			FC3-6 1B		3	0	2	0	0	0	1
Joey Jay, S (1, 1) OBP: 0.211, SLG: 0.254			1-3		K			FC3-6 WP 1-2f		3	0	0	0	0	1	3
Inning Stats	R: 0 E: 0 K: 0 S: 3 H: 1 LOB: 0 BB: 0 P: 3	R: 1 E: 0 K: 2 S: 9 H: 2 LOB: 1 BB: 0 P: 9	R: 0 E: 0 K: 1 S: 5 H: 0 LOB: 0 BB: 0 P: 5	R: 0 E: 0 K: 0 S: 3 H: 0 LOB: 0 BB: 0 P: 3	R: 0 E: 0 K: 1 S: 7 H: 2 LOB: 2 BB: 0 P: 7	R: 0 E: 0 K: 1 S: 5 H: 0 LOB: 0 BB: 0 P: 5	R: 0 E: 0 K: 2 S: 7 H: 0 LOB: 0 BB: 0 P: 7	R: 0 E: 0 K: 1 S: 6 H: 1 LOB: 1 BB: 0 P: 6	R: 1 E: 0 K: 0 S: 3 H: 2 LOB: 1 BB: 0 P: 3	1B: 6 2B: 2 3B: 0 HR: 0 SF: 0 SAC: 0 DP: 1 HBP: 0						WP: 1 PB: 0 SB: 0 CS: 0 PA: 32

livebaseballscorecards.com

	AB	32
	R	2
	H	8
	RBI	2
	BB	0
	SO	8
	LOB	11

PITCHER		IP	WLS	BF	H	R	ER	SO	BB	IBB	HBP	BLK	WP	HR	S	P	ERA	WHIP
Bob Hendley, L ERA: 3.2	(1, 1)	6.0		22	5	1	1	5	0	0	0	0	0	0	32	32	1.50	0.833
Claude Raymond, R ERA: 1.8	(7, 1)	2.1	L	10	3	1	1	3	0	0	0	0	1	0	16	16	3.86	1.286

PITCHER	IP	WLS	BF	H	R	ER	SO	BB	IBB	HBP	BLK	WP	HR	S	P	ERA	WHIP

Batter	1	2	3	4	5	6	7	8	9	AB	R	H	RBI	BB	SO	LOB
Curt Flood, R (1, 8) OBP: 0.337, SLG: 0.423	F4		6-3			K		G6-4-3 1B		4	0	1	0	0	1	1
Julian Javier, R (1, 4) OBP: 0.316, SLG: 0.360	F7			1B 3B		G3-6 1B		G6-4-3		4	1	2	0	0	0	3
Bill White, L (1, 3) OBP: 0.352, SLG: 0.463	1-3			F6		G3-6			F9	4	0	0	0	0	0	2
Ken Boyer, R (1, 5) OBP: 0.382, SLG: 0.494		F4		K			F3		F4	4	0	0	0	0	1	1
Stan Musial, L (1, 7) OBP: 0.429, SLG: 0.545		4-3		3-H 1B			3-1		K	4	0	1	1	0	1	0
Charlie James, R (1, 9) OBP: 0.318, SLG: 0.418		F4		K			F3			3	0	0	0	0	1	1
Jimmie Schaffer, R (1, 2) OBP: 0.275, SLG: 0.255			F5		K			1B BB BB		2	0	0	0	0	1	0
Minnie Minoso, R (8, PH) OBP: 0.250, SLG: 0.243										0	0	0	0	1	0	0
Gene Oliver, R (8, 2) OBP: 0.363, SLG: 0.412										0	0	0	0	0	0	0
Dal Maxvill, R (1, 6) OBP: 0.232, SLG: 0.226			2B		F6			1-2 1B BB		2	0	1	0	1	0	0
Larry Jackson, R (1, 1) OBP: 0.266, SLG: 0.271			K		F9			K		2	0	0	0	0	1	1
Red Schoendienst, S (8, PH) OBP: 0.378, SLG: 0.423										1	0	0	0	0	1	2
Bobby Shantz, R (8, 1)										0	0	0	0	0	0	0
Inning Stats	R: 0 H: 0 E: 0 LOB: 0 K: 0 BB: 0 S: 3 P: 3	R: 0 H: 0 E: 0 LOB: 0 K: 0 BB: 0 S: 3 P: 3	R: 0 H: 1 E: 0 LOB: 1 K: 1 BB: 0 S: 6 P: 6	R: 1 H: 2 E: 0 LOB: 1 K: 2 BB: 0 S: 9 P: 9	R: 0 H: 0 E: 0 LOB: 0 K: 1 BB: 0 S: 5 P: 5	R: 0 H: 1 E: 0 LOB: 0 K: 1 BB: 0 S: 5 P: 5	R: 0 H: 0 E: 0 LOB: 0 K: 0 BB: 0 S: 3 P: 3	R: 0 H: 1 E: 0 LOB: 2 K: 1 BB: 2 S: 5 P: 13	R: 0 H: 0 E: 0 LOB: 0 K: 1 BB: 0 S: 5 P: 5	1B: 3 SF: 0 2B: 1 SAC: 0 3B: 1 DP: 2 HR: 0 HBP: 0						

PITCHER	IP	WLS	BF	H	R	ER	SO	BB	IBB	HBP	BLK	WP	HR	S	P	ERA	WHIP
Jim O'Toole, L (1, 1) ERA: 3.48	9.0	W	32	5	1	1	7	2	0	0	0	0	0	44	52	1.00	0.778

PITCHER	IP	WLS	BF	H	R	ER	SO	BB	IBB	HBP	BLK	WP	HR	S	P	ERA	WHIP

TOP

St. Louis Cardinals @ Cincinnati Reds

Crosley Field, Cincinnati, OH

Wed Aug 01 1962, 7:05 PM EDT

Att. 18,745 - Unknown

livebaseballscorecards.com

AB	30
R	1
H	5
RBI	1
BB	2
SO	7
LOB	11

WP: 0 PA: 32
PB: 0
SB: 0
CS: 0

St. Louis Cardinals @ Cincinnati Reds

Crosley Field, Cincinnati, OH

Wed Aug 01 1962, 7:05 PM EDT

Att. 18,745 - Unknown

BOTTOM

Batter	1	2	3	4	5	6	7	8	9	AB	R	H	RBI	BB	SO	LOB
Eddie Kasko, R (1, 5) OBP: 0.289, SLG: 0.332	F8		5-3		FC6-4 1-2f 2-3		CS 1B			4	0	1	0	0	0	3
Don Blasingame, L (1, 4) OBP: 0.349, SLG: 0.330	F9		3-1		FC6-4 S 1B 1-2f 3-H		4-3 1-2			4	1	0	1	0	0	3
Vada Pinson, L (1, 8) OBP: 0.335, SLG: 0.501	1B			4-3	1-H 1B			F8		4	0	2	1	0	0	0
Jerry Lynch, L (1, 7) OBP: 0.352, SLG: 0.516	K			HR 1B		1B 2B		3-1		4	2	2	0	0	1	1
Frank Robinson, R (1, 9) OBP: 0.412, SLG: 0.591		3-1		1-H HR		F7		P4		4	1	1	2	0	0	1
Gordy Coleman, L (1, 3) OBP: 0.333, SLG: 0.485		3-1		4-3		F4				3	0	0	0	0	0	1
Johnny Edwards, L (1, 2) OBP: 0.339, SLG: 0.418		F5		4-3		2-H 1B				3	0	1	1	0	0	0
Leo Cardenas, R (1, 6) OBP: 0.328, SLG: 0.397			3B		BBB FC6-4 E FC6-4 BB		SSS K			2	1	1	0	1	1	1
Jim O'Toole, S (1, 1) OBP: 0.167, SLG: 0.153			SSS K		E1 FC6-4 1-2		F8			3	0	0	0	0	1	2
Inning Stats	R: 0 E: 0 K: 1 S: 6 H: 1 LOB: 1 BB: 0 P: 6	R: 0 E: 0 K: 0 S: 3 H: 0 LOB: 0 BB: 0 P: 3	R: 0 E: 0 K: 1 S: 6 H: 1 LOB: 1 BB: 0 P: 6	R: 2 E: 0 K: 0 S: 5 H: 2 LOB: 0 BB: 0 P: 5	R: 2 E: 1 K: 0 S: 4 H: 1 LOB: 1 BB: 1 P: 8	R: 1 E: 0 K: 1 S: 7 H: 2 LOB: 1 BB: 0 P: 7	R: 0 E: 0 K: 0 S: 3 H: 1 LOB: 0 BB: 0 P: 3	R: 0 E: 0 K: 0 S: 3 H: 0 LOB: 0 BB: 0 P: 3		1B: 5 2B: 1 3B: 1 HR: 1 SF: 0 SAC: 0 DP: 0 HBP: 0				WP: 0 PB: 0 SB: 1 CS: 1 PA: 32		

livebaseballscorecards.com

	AB	31
	R	5
	H	8
	RBI	5
	BB	1
	SO	3
	LOB	12

PITCHER		IP	WLS	BF	H	R	ER	SO	BB	IBB	HBP	BLK	WP	HR	S	P	ERA	WHIP
Larry Jackson, R ERA: 4.03	(1, 1)	7.0	L	29	8	5	3	3	1	0	0	0	0	1	34	38	3.86	1.286
Bobby Shantz, L ERA: 2.13	(8, 1)	1.0		3	0	0	0	0	0	0	0	0	0	0	3	3	0.00	0.000

PITCHER		IP	WLS	BF	H	R	ER	SO	BB	IBB	HBP	BLK	WP	HR	S	P	ERA	WHIP

Batter	1	2	3	4	5	6	7	8	9	AB	R	H	RBI	BB	SO	LOB
Curt Flood, R (1, 8) OBP: 0.342, SLG: 0.426	FC5-4 1B		H 1-0 E S 1B HBP		H 1-0 SH3-4 HBP		SH3-4 WP 2B		L8	3	2	2	0	0	0	0
Julian Javier, R (1, 4) OBP: 0.314, SLG: 0.357	0-0 FC5-4 PB S 1-2f		0-0 L9		0-0 SH3-4 1-2		0-0 SH3-4 2-3		0-0 F2	3	0	0	0	0	0	2
Bill White, L (1, 9) (7, 3) OBP: 0.350, SLG: 0.459	0-3 K		0-0 1B FC6-4 1-H 1B		0-3 K		0-3 K 3-H		0-0 1-3	5	1	1	1	0	3	2
Stan Musial, L (1, 7) OBP: 0.430, SLG: 0.544 Charlie James, R (9, 9) OBP: 0.318, SLG: 0.418	0-0 1-3 1-3		0-0 FC6-4 1-3 1B		0-3 K		0-0 1B 1B			4 0	0 0	2 0	0 0	0 0	1 0	2 0
Ken Boyer, R (1, 5) OBP: 0.383, SLG: 0.494		0-0 FC6 1B	0-0 FC6-4 1-2f 3-H			0-0 P4	0-0 1-2 1B			4	0	2	1	0	0	1
Fred Whitfield, L (1, 3) OBP: 0.311, SLG: 0.540 Red Schoendienst, S (7, PH) OBP: 0.375, SLG: 0.419 Bobby Gene Smith, R (7, 9) OBP: 0.272, SLG: 0.304 (9, 7)		0-0 FC6 1B E 1-2f	0-0 P6			0-0 2B 1B	0-0 F8			3 1 0	2 0 0	1 0 0	0 0 0	0 0 0	0 0 0	2 2 0
Carl Sawatski, L (1, 2) OBP: 0.384, SLG: 0.471		0-0 E1 1B 1-H		0-3 K		0-0 F5		0-3 K		4	0	1	0	0	2	1
Dal Maxvill, R (1, 6) OBP: 0.233, SLG: 0.246		0-3 K		0-0 F9		0-0 2B 1-H		0-0 5-3		4	0	1	1	0	1	1
Ernie Broglio, R (1, 1) OBP: 0.136, SLG: 0.116		0-0 L9		0-0 F8		0-0 6-3		0-3 K		4	0	0	0	0	1	2
Inning Stats	R: 0 H: 1 E: 0 LOB: 1 K: 1 BB: 0 S: 6 P: 6	R: 1 H: 2 E: 1 LOB: 1 K: 1 BB: 0 S: 7 P: 7	R: 2 H: 2 E: 0 LOB: 1 K: 0 BB: 0 S: 5 P: 6	R: 0 H: 0 E: 0 LOB: 0 K: 1 BB: 0 S: 5 P: 5	R: 0 H: 0 E: 0 LOB: 1 K: 2 BB: 0 S: 7 P: 8	R: 1 H: 2 E: 0 LOB: 1 K: 0 BB: 0 S: 5 P: 5	R: 1 H: 3 E: 0 LOB: 2 K: 1 BB: 0 S: 8 P: 8	R: 0 H: 0 E: 0 LOB: 0 K: 2 BB: 0 S: 7 P: 7	R: 0 H: 0 E: 0 LOB: 0 K: 0 BB: 0 S: 3 P: 3	1B: 8 SF: 0 2B: 2 SAC: 2 3B: 0 DP: 0 HR: 0 HBP: 2						

TOP

St. Louis Cardinals @ Cincinnati Reds

Crosley Field, Cincinnati, OH

Thu Aug 02 1962, 7:05 PM EDT

Att. 15,996 - Unknown

livebaseballscorecards.com

AB	35
R	5
H	10
RBI	3
BB	0
SO	8
LOB	15

WP: 1 PB: 1 SB: 2 CS: 0 PA: 39

PITCHER		IP	WLS	BF	H	R	ER	SO	BB	IBB	HBP	BLK	WP	HR	S	P	ERA	WHIP
Bob Purkey, R ERA: 3.06	(1, 1)	6.2	L	32	10	5	4	6	0	0	2	0	1	0	42	44	5.40	1.500
Ted Wills, L ERA: 6.09	(7, 1)	1.1		4	0	0	0	2	0	0	0	0	0	0	8	8	0.00	0.000
Dave Sisler, R ERA: 4.11	(9, 1)	1.0		3	0	0	0	0	0	0	0	0	0	0	3	3	0.00	0.000

PITCHER	IP	WLS	BF	H	R	ER	SO	BB	IBB	HBP	BLK	WP	HR	S	P	ERA	WHIP

Batter	1	2	3	4	5	6	7	8	9	AB	R	H	RBI	BB	SO	LOB
Eddie Kasko, R (1, 5) OBP: 0.289, SLG: 0.329	BBBB 4-0 FC5 1B BB		x 0-0 ② L9		SSS 0-3 ③ K			x 0-0 ② F8		3	0	0	0	1	1	0
Don Blasingame, L (1, 4) OBP: 0.354, SLG: 0.336	x 0-0 FC5 1-2 1B		x 0-0 ③ P5			x 0-0 1B		x 0-0 1B		4	0	3	0	0	0	0
Vada Pinson, L (1, 8) OBP: 0.332, SLG: 0.496	x 0-0 ① FC5 FC6-4 1-2 2-3f			x 0-0 ① 4-1		x 0-0 ① F7		x 0-0 ③ 1-3		4	0	0	0	0	0	4
Jerry Lynch, L (1, 7) OBP: 0.355, SLG: 0.519	x 0-0 ② F7			BBBB 4-0 BB BB		x 0-0 ② P4			x 0-0 3-1 WP 2B	3	1	1	0	1	0	3
Frank Robinson, R (1, 9) OBP: 0.411, SLG: 0.586	x 0-0 ③ FC6-4 1-2f			BBBB 4-0 1-2 BB		x 0-0 ③ L8			x 0-0 ① L7	3	0	0	0	1	0	4
Gordy Coleman, L (1, 3) OBP: 0.330, SLG: 0.480		SSS 0-3 ① K		x 0-0 ② P2			x 0-0 ① F7		x 0-0 ② 3-1 2-3	4	0	0	0	0	1	3
Johnny Edwards, L (1, 2) OBP: 0.334, SLG: 0.413		x 0-0 ② 4-3		x 0-0 ③ 4-3			x 0-0 ② F2		x 0-0 ③ 1-3 3-H	4	0	0	0	0	0	2
Leo Cardenas, R (1, 6) OBP: 0.326, SLG: 0.393		SSS 0-3 ③ K			x 0-0 ① F7		x 0-0 ③ F8			3	0	0	0	0	1	0
Bob Purkey, R (1, 1) OBP: 0.139, SLG: 0.211 Ted Wills, L (7, 1) OBP: 0.250, SLG: 0.250 Marty Keough, L (8, PH) OBP: 0.377, SLG: 0.422 Dave Sisler, R (9, 1)			x 0-0 ① 5-3		x 0-0 ② F7			x 0-0 ① F3		2 0 1 0	0 0 0 0	0 0 0 0	0 0 0 0	0 0 0 0	0 0 0 0	0 0 0 0
Inning Stats	R: 0 H: 1 E: 0 LOB: 2 K: 0 BB: 1 S: 4 P: 8	R: 0 H: 0 E: 0 LOB: 0 K: 2 BB: 0 S: 7 P: 7	R: 0 H: 0 E: 0 LOB: 0 K: 0 BB: 0 S: 3 P: 3	R: 0 H: 0 E: 0 LOB: 2 K: 0 BB: 2 S: 3 P: 11	R: 0 H: 0 E: 0 LOB: 0 K: 1 BB: 0 S: 5 P: 5	R: 0 H: 1 E: 0 LOB: 1 K: 0 BB: 0 S: 4 P: 4	R: 0 H: 0 E: 0 LOB: 0 K: 0 BB: 0 S: 3 P: 3	R: 0 H: 1 E: 0 LOB: 1 K: 0 BB: 0 S: 4 P: 4	R: 1 H: 1 E: 0 LOB: 0 K: 0 BB: 0 S: 4 P: 4	1B: 3 SF: 0 2B: 1 SAC: 0 3B: 0 DP: 0 HR: 0 HBP: 0						WP: 1 PA: 34 PB: 0 SB: 0 CS: 0	

PITCHER		IP	WLS	BF	H	R	ER	SO	BB	IBB	HBP	BLK	WP	HR	S	P	ERA	WHIP
Ernie Broglio, R ERA: 3.01	(1, 1)	9.0	W	34	4	1	1	3	3	0	0	0	1	0	37	49	1.00	0.778

PITCHER	IP	WLS	BF	H	R	ER	SO	BB	IBB	HBP	BLK	WP	HR	S	P	ERA	WHIP

BOTTOM

St. Louis Cardinals @ Cincinnati Reds

Crosley Field, Cincinnati, OH

Thu Aug 02 1962, 7:05 PM EDT

Att. 15,996 - Unknown

livebaseballscorecards.com

AB	31
R	1
H	4
RBI	0
BB	3
SO	3
LOB	16

Batter	1	2	3	4	5	6	7	8	9	AB	R	H	RBI	BB	SO	LOB
Eddie Kasko, R (1, 5) OBP: 0.290, SLG: 0.329	K		BB	1B		F9		P4		4	0	1	1	1	1	2
Don Blasingame, L (1, 4) OBP: 0.357, SLG: 0.345	F8		K	BB			1B BB		HR	3	2	1	1	2	1	2
Vada Pinson, L (1, 8) OBP: 0.335, SLG: 0.496	CS BB			2B 1B; 1B; F8			1B G6-4-3		3-1	4	2	2	0	1	0	2
Jerry Lynch, L (1, 7) OBP: 0.357, SLG: 0.524	CS	K		1B	P5		G6-4-3		1-3	4	1	2	1	0	1	0
Marty Keough, L (7, PR) OBP: 0.374, SLG: 0.419 (7, 9)										1	0	0	0	0	0	0
Frank Robinson, R (1, 9) OBP: 0.408, SLG: 0.582 (7, 7)		5-3		S HR 1B	6-3		G6-4-3		F8	5	1	1	2	0	0	1
Gordy Coleman, L (1, 3) OBP: 0.329, SLG: 0.486		4-3		HR	F7		3-1			4	1	1	2	0	0	1
Johnny Edwards, L (1, 2) OBP: 0.333, SLG: 0.408			F9	E4		BB		F7		3	1	0	0	1	0	0
Leo Cardenas, R (1, 6) OBP: 0.325, SLG: 0.392			6-3	K		P3		WP SH5-4 1B		4	0	1	0	0	1	2
Joey Jay, S (1, 1) OBP: 0.230, SLG: 0.261			BB	1B		K		SH5-4		2	0	1	0	1	1	1
Jim Brosnan, R (7, 1)										0	0	0	0	0	0	0
Bill Henry, L (9, 1) OBP: 0.333, SLG: 0.333										0	0	0	0	0	0	0
Inning Stats	R: 0 E: 0 K: 1 S: 4 H: 0 LOB: 0 BB: 1 P: 8	R: 0 E: 0 K: 1 S: 5 H: 0 LOB: 0 BB: 0 P: 5	R: 0 E: 0 K: 1 S: 5 H: 0 LOB: 2 BB: 2 P: 13	R: 5 E: 1 K: 1 S: 11 H: 6 LOB: 2 BB: 1 P: 15	R: 0 E: 0 K: 0 S: 3 H: 0 LOB: 0 BB: 0 P: 3	R: 0 E: 0 K: 1 S: 5 H: 0 LOB: 1 BB: 1 P: 9	R: 2 E: 0 K: 0 S: 4 H: 2 LOB: 1 BB: 1 P: 8	R: 0 E: 0 K: 0 S: 4 H: 1 LOB: 1 BB: 0 P: 4	R: 1 E: 0 K: 0 S: 4 H: 1 LOB: 0 BB: 0 P: 4	1B: 7 2B: 1 3B: 0 HR: 2 SF: 0 SAC: 1 DP: 1 HBP: 0						

PITCHER		IP	WLS	BF	H	R	ER	SO	BB	IBB	HBP	BLK	WP	HR	S	P	ERA	WHIP
Jay Hook, R ERA: 5.79	(1, 1)	4.0	L	21	6	5	4	4	4	0	0	0	0	1	25	41	9.00	2.500
Ray Daviault, R ERA: 7.04	(5, 1)	3.0		12	2	2	2	1	2	0	0	0	0	0	12	20	6.00	1.333
Craig Anderson, R ERA: 5.67	(8, 1)	2.0		8	2	1	1	0	0	0	0	0	1	1	8	8	4.50	1.000

PITCHER	IP	WLS	BF	H	R	ER	SO	BB	IBB	HBP	BLK	WP	HR	S	P	ERA	WHIP

TOP

Cincinnati Reds @ New York Mets

Polo Grounds, New York, NY

Fri Aug 03 1962, 3:33 AM EDT

Att. 8,811 - Unknown

livebaseballscorecards.com

AB	34
R	8
H	10
RBI	7
BB	6
SO	5
LOB	11

WP: 1	PA: 42		
PB: 0			
SB: 1			
CS: 1			

Cincinnati Reds @ New York Mets

Polo Grounds, New York, NY

Fri Aug 03 1962, 3:33 AM EDT

Att. 8,811 - Unknown

BOTTOM

livebaseballscorecards.com

Batter	1	2	3	4	5	6	7	8	9	AB	R	H	RBI	BB	SO	LOB
Richie Ashburn, L (1, 9) (5, 8) OBP: 0.432, SLG: 0.415	SSS 0-3 K	x 0-0 F8		x 0-0 P3		x 0-0 F7	x 0-0 L9			5	0	0	0	0	1	8
Rod Kanehl, R (1, 4) OBP: 0.333, SLG: 0.401	x 0-0 1-3		x 0-0 P6		x 0-0 P4	x 0-0 6-3		x 0-0 4-3		5	0	0	0	0	0	2
Charlie Neal, R (1, 6) OBP: 0.320, SLG: 0.383	x 0-0 4-3		x 0-0 3B		x 0-0 HR		x 0-0 4-3	x 0-0 CS 1B		5	1	3	1	0	0	0
Frank Thomas, R (1, 7) OBP: 0.351, SLG: 0.553		x 0-0 HR	x 0-0 F2		x 0-0 3-1 2B		x 0-0 HR	SS 0-3 K 1-2		5	2	3	2	0	1	2
Marv Throneberry, L (1, 3) OBP: 0.332, SLG: 0.435		x 0-0 FC1-4 1B	SSS 0-3 K		x 0-0 3-1 2-3		x 0-0 HR		BBBB 4-0 1-3 BB	4	1	2	1	1	1	2
Felix Mantilla, R (1, 5) OBP: 0.324, SLG: 0.405		x 0-0 FC1-4 1B 2-3 1-2f		x 0-0 4-3	x 0-0 F5		x 0-0 HR 1B		x 0-0 1-3 1-2	5	1	1	0	0	0	3
Jim Hickman, R (1, 8) OBP: 0.328, SLG: 0.420 Ray Daviault, R (5, 1) OBP: 0.100, SLG: 0.100 Choo-Choo Coleman, L (7, PH) OBP: 0.316, SLG: 0.529 (8, 2)		x 0-0 2-3 1-2		x 0-0 F2		x 0-0 WP BB 1B	x 0-0 1-H HR		SSS 0-3 K	2 1 2	0 0 1	0 1 1	0 0 2	0 0 1	0 0 1	1 0 1
Chris Cannizzaro, R (1, 2) OBP: 0.340, SLG: 0.226 Joe Pignatano, R (2, 2) OBP: 0.417, SLG: 0.387 Joe Christopher, R (7, PH) OBP: 0.281, SLG: 0.329 Craig Anderson, R (8, 1) OBP: 0.105, SLG: 0.105 Rick Herrscher, R (9, PH)		x 0-0 BB 2-3 1B		x 0-0 1B		x 0-0 F8	x 0-0 F7		SSS 0-3 K	0 3 1 0 1	0 0 0 0 0	0 2 0 0 0	0 0 0 0 0	0 0 0 0 0	0 0 0 0 1	0 1 0 0 1
Jay Hook, L (1, 1) OBP: 0.306, SLG: 0.209 Gene Woodling, L (4, PH) OBP: 0.382, SLG: 0.407 (5, 9)	BBBB 4-0 1-2 BB			x 0-0 1-2 1B		BBBB 4-0 1-3 BB	x 0-0 E1			0 2	0 0	0 1	0 0	1 1	0 0	0 0
Inning Stats	R: 0 E: 0 K: 1 S: 5 H: 0 LOB: 0 BB: 0 P: 5	R: 1 E: 0 K: 0 S: 6 H: 3 LOB: 3 BB: 1 P: 10	R: 0 E: 0 K: 1 S: 6 H: 1 LOB: 1 BB: 0 P: 6	R: 0 E: 0 K: 0 S: 5 H: 2 LOB: 2 BB: 0 P: 5	R: 1 E: 0 K: 0 S: 5 H: 2 LOB: 1 BB: 0 P: 5	R: 0 E: 0 K: 0 S: 4 H: 1 LOB: 2 BB: 1 P: 8	R: 4 E: 1 K: 0 S: 8 H: 4 LOB: 1 BB: 0 P: 8	R: 0 E: 0 K: 1 S: 5 H: 1 LOB: 1 BB: 0 P: 5	R: 0 E: 0 K: 2 S: 7 H: 0 LOB: 1 BB: 1 P: 11	1B: 7 2B: 2 3B: 1 HR: 5	SF: 0 SAC: 0 DP: 1 HBP: 0					WP: 1 PB: 0 SB: 0 CS: 1	PA: 44

	AB	41
	R	6
	H	14
	RBI	6
	BB	3
	SO	5
	LOB	21

PITCHER		IP	WLS	BF	H	R	ER	SO	BB	IBB	HBP	BLK	WP	HR	S	P	ERA	WHIP
Joey Jay, R (1, 1) ERA: 3.81		6.1	W	33	12	5	5	2	2	0	0	0	1	4	35	43	7.11	2.211
Jim Brosnan, R (7, 1) ERA: 3.42		2.0		9	2	1	1	1	1	0	0	0	0	1	10	14	4.50	1.500
Bill Henry, L (9, 1) ERA: 4.28		0.2	S	2	0	0	0	2	0	0	0	0	0	0	6	6	0.00	0.000

PITCHER	IP	WLS	BF	H	R	ER	SO	BB	IBB	HBP	BLK	WP	HR	S	P	ERA	WHIP

Batter	1	2	3	4	5	6	7	8	9	AB	R	H	RBI	BB	SO	LOB
Eddie Kasko, R (1, 5) OBP: 0.292, SLG: 0.328	H 1-0 G2-6-3 HBP		SSS 0-3 ③ K		x 0-0 ③ FC6-4 1-2f		x 0-0 ③ BB 1-2 1B		x 0-0 ① 5-3	4	0	1	0	0	1	1
Don Blasingame, L (1, 4) OBP: 0.355, SLG: 0.343	x 0-0 ①② G2-6-3 1-2f			x 0-0 1B 1B		x 0-0 ① 6-3	x 0-0 ② F7		x 0-0 ② 2-3	5	0	1	0	0	0	3
Vada Pinson, L (1, 8) OBP: 0.333, SLG: 0.491	SSS 0-3 ③ K			x 0-0 ① F5		x 0-0 ② 6-3	BBBB 4-0 1-2 2-3 BB		x 0-0 ③ G3	4	0	0	0	1	1	1
Jerry Lynch, L (1, 7) OBP: 0.355, SLG: 0.528		x 0-0 ① 4-3		SSS 0-3 ② K		x 0-0 1B 3B	x 0-0 ③ 4-3			4	1	1	0	0	1	4
Frank Robinson, R (1, 9) OBP: 0.410, SLG: 0.581		x 0-0 ② 6-3		x 0-0 1-3 1B		H 1-0 1B HBP		x 0-0 FC6-4 1B		2	0	1	0	0	0	0
Marty Keough, L (6, PR) OBP: 0.378, SLG: 0.423 (6, 9)										1	0	1	0	0	0	0
Gordy Coleman, L (1, 3) OBP: 0.333, SLG: 0.489		x 0-0 1B		x 0-0 ③ F8		x 0-0 1-3 3-H 1B		x 0-0 FC6-4 1-2 1B		4	0	3	1	0	0	2
Johnny Edwards, L (1, 2) OBP: 0.329, SLG: 0.403		x 0-0 ③ 4-3			x 0-0 ① L3	SSS 0-3 ③ K		x 0-0 ① FC6-4 1-2f 2-3		4	0	0	0	0	1	5
Leo Cardenas, R (1, 6) OBP: 0.324, SLG: 0.389			x 0-0 ① P6		x 0-0 ② F2		BBBB 4-0 BB 1B BB	SSS 0-3 ② K		3	0	0	0	1	1	2
Johnny Klippstein, R (1, 1) OBP: 0.222, SLG: 0.125			SSS 0-3 ② K		x 0-0 FC6-4 1B		SSS 0-3 ① K	x 0-0 ③ L5		0	0	0	0	0	0	0
Ted Wills, L (1, 1) OBP: 0.267, SLG: 0.267										3	0	1	0	0	2	1
Wally Post, R (8, PH) OBP: 0.333, SLG: 0.480										1	0	0	0	0	0	2
Dave Sisler, R (8, 1)										0	0	0	0	0	0	0
Inning Stats	R: 0 H: 0 E: 0 LOB: 0 K: 1 BB: 0 S: 4 P: 5	R: 0 H: 1 E: 0 LOB: 1 K: 0 BB: 0 S: 4 P: 4	R: 0 H: 0 E: 0 LOB: 0 K: 2 BB: 0 S: 7 P: 7	R: 0 H: 2 E: 0 LOB: 2 K: 1 BB: 0 S: 7 P: 7	R: 0 H: 1 E: 0 LOB: 1 K: 0 BB: 0 S: 4 P: 4	R: 1 H: 2 E: 0 LOB: 2 K: 1 BB: 0 S: 7 P: 8	R: 0 H: 1 E: 0 LOB: 3 K: 1 BB: 2 S: 6 P: 14	R: 0 H: 2 E: 0 LOB: 2 K: 1 BB: 0 S: 7 P: 7	R: 0 H: 0 E: 0 LOB: 0 K: 0 BB: 0 S: 3 P: 3	1B: 8 SF: 0 2B: 0 SAC: 0 3B: 1 DP: 1 HR: 0 HBP: 2						

PITCHER	IP	W/L/S	BF	H	R	ER	SO	BB	IBB	HBP	BLK	WP	HR	S	P	ERA	WHIP
Roger Craig, R (1, 1) ERA: 4.43	9.0	W	39	9	1	1	7	2	0	2	0	0	0	49	59	1.00	1.222

PITCHER IP W/L/S BF H R ER SO BB IBB HBP BLK WP HR S P ERA WHIP

Cincinnati Reds @ New York Mets

Polo Grounds, New York, NY

Sat Aug 04 1962, 3:33 AM EDT

Overcast

TOP

livebaseballscorecards.com

AB	35
R	1
H	9
RBI	1
BB	2
SO	7
LOB	21

PA: 39

WP: 0 PB: 0 SB: 0 CS: 0

Cincinnati Reds @ New York Mets

Polo Grounds, New York, NY

Sat Aug 04 1962, 3:33 AM EDT

Overcast

livebaseballscorecards.com

Batter	1	2	3	4	5	6	7	8	9	AB	R	H	RBI	BB	SO	LOB
Richie Ashburn, L (1, 9) OBP: 0.438, SLG: 0.418	BB; 1B		L5			1B; SH2-3; 1B		BB; FC5-4		3	1	2	1	2	0	1
Charlie Neal, R (1, 6) OBP: 0.320, SLG: 0.390	HR; K			1-3		SH2-3; 1-2		FC5-4; 1-2f		4	1	1	2	0	1	3
Felix Mantilla, R (1, 5) OBP: 0.322, SLG: 0.401	F7	F8		F4		G6-4-3; 2-3; 1B		F5		5	0	1	0	0	0	1
Frank Thomas, R (1, 7) OBP: 0.347, SLG: 0.548	P3	P3		F4		G6-4-3; 1-2f				4	0	0	0	0	0	2
Joe Christopher, R (9, 7) OBP: 0.281, SLG: 0.329										0	0	0	0	0	0	0
Marv Throneberry, L (1, 3) OBP: 0.330, SLG: 0.446	HR	5-3			3-1		P4			4	1	1	1	0	0	0
Jim Hickman, R (1, 8) OBP: 0.335, SLG: 0.440	1B; 1B; BB		E; 3B		HR; 3B		L5			3	3	2	0	1	0	0
Choo-Choo Coleman, L (1, 2) OBP: 0.391, SLG: 0.762	1B; 1-2; E; 1B		K		HR; 3-H		2B			4	2	3	2	0	1	1
Rod Kanehl, R (1, 4) OBP: 0.337, SLG: 0.404	E; 1-3; 2-H; 1B; 1B		E1; 3-H; 1B		K		5-3			4	1	2	2	0	1	1
Roger Craig, R (1, 1) OBP: 0.111, SLG: 0.040	E1; 1B; 1-3; 3-H		K		K			K		4	0	0	0	0	3	2

Inning Stats	1	2	3	4	5	6	7	8	9
	R: 6 E: 1 K: 1 S: 11	H: 5 LOB: 2 BB: 2 P: 19	R: 0 E: 0 K: 0 S: 3	H: 0 LOB: 0 BB: 0 P: 3	R: 1 E: 1 K: 2 S: 9	H: 2 LOB: 1 BB: 0 P: 9	R: 0 E: 0 K: 0 S: 3	H: 0 LOB: 0 BB: 0 P: 3	R: 2 E: 0 K: 2 S: 9	H: 2 LOB: 0 BB: 0 P: 9
	R: 0 E: 0 K: 0 S: 4	H: 2 LOB: 1 BB: 0 P: 4	R: 0 E: 0 K: 0 S: 4	H: 1 LOB: 1 BB: 0 P: 4	R: 0 E: 0 K: 1 S: 5	H: 0 LOB: 1 BB: 1 P: 9			

1B: 6	SF: 0	WP: 0	PA: 39															
2B: 1	SAC: 1	PB: 1																
3B: 2	DP: 1	SB: 1																
HR: 3	HBP: 0	CS: 0																

	AB	35
	R	9
	H	12
	RBI	8
	BB	3
	SO	6
	LOB	11

PITCHER		IP	WLS	BF	H	R	ER	SO	BB	IBB	HBP	BLK	WP	HR	S	P	ERA	WHIP
Johnny Klippstein, R (ERA: 4.76)	(1, 1)	0.2	L	8	4	6	4	0	2	0	0	0	0	2	6	14	54.00	9.000
Ted Wills, L (ERA: 5.86)	(1, 1)	6.1		27	8	3	3	5	0	0	0	0	0	1	37	37	4.26	1.263
Dave Sisler, R (ERA: 3.98)	(8, 1)	1.0		4	0	0	0	1	1	0	0	0	0	0	5	9	0.00	1.000

PITCHER	IP	WLS	BF	H	R	ER	SO	BB	IBB	HBP	BLK	WP	HR	S	P	ERA	WHIP

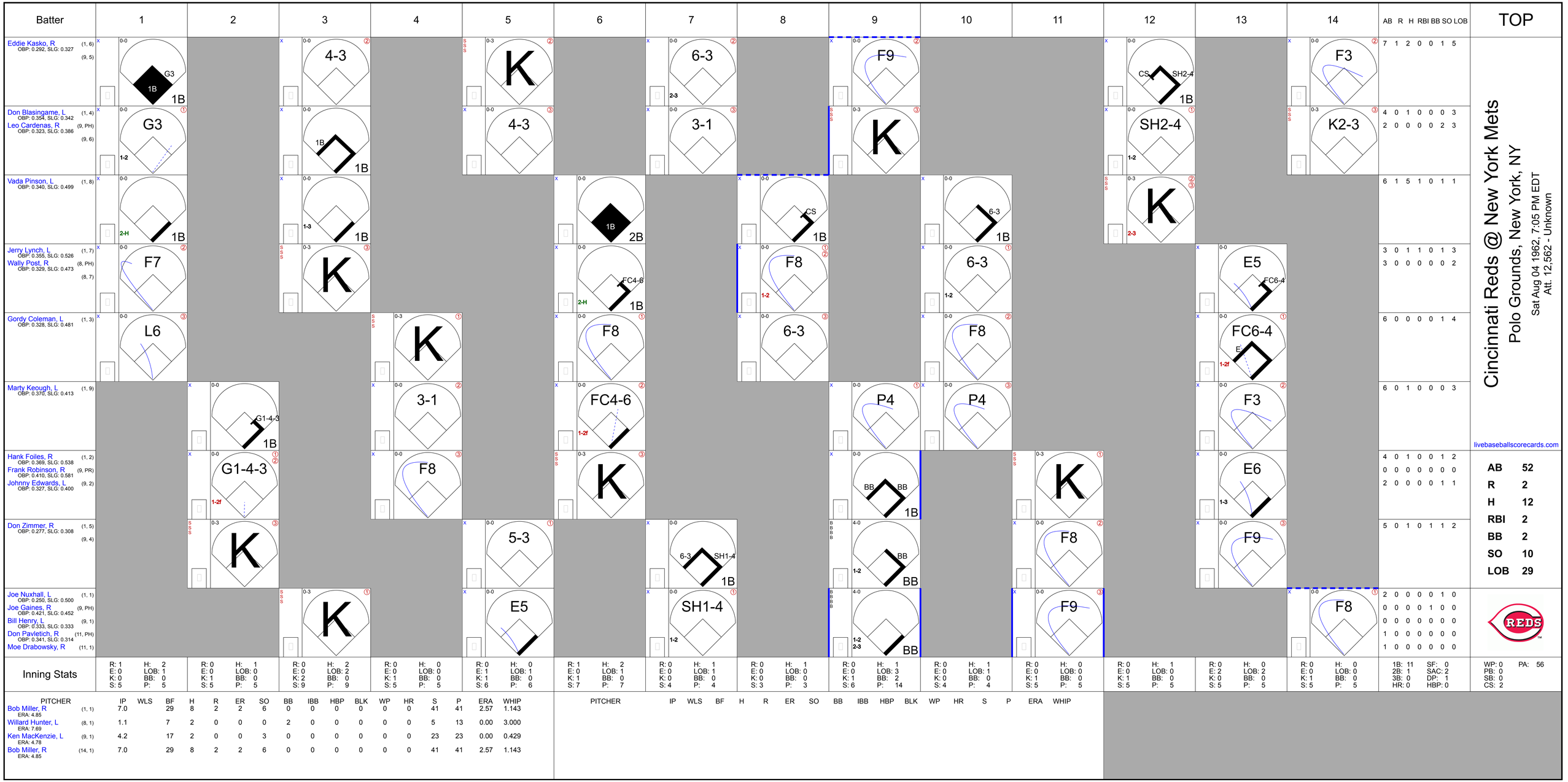

Cincinnati Reds @ New York Mets

Polo Grounds, New York, NY

Sat Aug 04 1962, 7:05 PM EDT

Att. 12,562 - Unknown

Batter	1	2	3	4	5	6	7	8	9	10	11	12	13	14	AB	R	H	RBI	BB	SO	LOB
Eddie Kasko, R (1, 6) OBP: 0.292, SLG: 0.327 (9, 5)	G3 1B 1B		4-3		K		6-3 2-3		F9			CS SH2-4 1B		F3	7	1	2	0	0	1	5
Don Blasingame, L (1, 4) OBP: 0.354, SLG: 0.342	G3 1-2		1B 1B		4-3		3-1		K			SH2-4 1-2		K2-3	4	0	1	0	0	0	3
Leo Cardenas, R (9, PH) OBP: 0.323, SLG: 0.386 (9, 6)															2	0	0	0	0	2	3
Vada Pinson, L (1, 8) OBP: 0.340, SLG: 0.499	2-H 1B		1-3 1B			1B 2B		CS 1B		6-3 1B		K 2-3			6	1	5	1	0	1	1
Jerry Lynch, L (1, 7) OBP: 0.355, SLG: 0.526	F7		K			FC4-6 2-H 1B		F8 1-2		6-3 1-2			E5 FC6-4		3	0	1	1	0	1	3
Wally Post, R (8, PH) OBP: 0.329, SLG: 0.473 (8, 7)															3	0	0	0	0	0	2
Gordy Coleman, L (1, 3) OBP: 0.328, SLG: 0.481	L6			K		F8		6-3		F8			FC6-4 E 1-2f		6	0	0	0	0	1	4
Marty Keough, L (1, 9) OBP: 0.370, SLG: 0.413		G1-4-3 1B		3-1		FC4-6 1-2f			P4	P4			F3		6	0	1	0	0	0	3
Hank Foiles, R (1, 2) OBP: 0.369, SLG: 0.538		G1-4-3 1-2f		F8		K			BB BB 1B		K		E6 1-3		4	0	1	0	0	1	2
Frank Robinson, R (9, PR) OBP: 0.410, SLG: 0.581															0	0	0	0	0	0	0
Johnny Edwards, L (9, 2) OBP: 0.327, SLG: 0.400															2	0	0	0	0	1	1
Don Zimmer, R (1, 5) OBP: 0.277, SLG: 0.308 (9, 4)		K			5-3		6-3 SH1-4 1B		BB BB 1-2		F8		F9		5	0	1	0	1	1	2
Joe Nuxhall, L (1, 1) OBP: 0.250, SLG: 0.500			K		E5		SH1-4 1-2		BB BB 1-2 2-3		F9			F8	2	0	0	0	0	1	0
Joe Gaines, R (9, PH) OBP: 0.421, SLG: 0.452															0	0	0	0	1	0	0
Bill Henry, L (9, 1) OBP: 0.333, SLG: 0.333															0	0	0	0	0	0	0
Don Pavletich, R (11, PH) OBP: 0.341, SLG: 0.314															1	0	0	0	0	0	0
Moe Drabowsky, R (11, 1)															1	0	0	0	0	0	0

Inning Stats	1	2	3	4	5	6	7	8	9	10	11	12	13	14	AB	R	H	RBI	BB	SO	LOB
	R: 1 E: 0 K: 0 S: 5	H: 2 LOB: 1 BB: 0 P: 5	R: 0 E: 0 K: 1 S: 5	H: 1 LOB: 0 BB: 0 P: 5	R: 0 E: 0 K: 2 S: 9	H: 2 LOB: 2 BB: 0 P: 9	R: 0 E: 0 K: 1 S: 5	H: 0 LOB: 0 BB: 0 P: 5	R: 0 E: 1 K: 1 S: 6	H: 0 LOB: 1 BB: 0 P: 6	R: 1 E: 0 K: 1 S: 7	H: 2 LOB: 1 BB: 0 P: 7	R: 0 E: 0 K: 0 S: 4	H: 1 LOB: 1 BB: 0 P: 4	R: 0 E: 0 K: 0 S: 3	H: 1 LOB: 0 BB: 0 P: 3	R: 0 E: 0 K: 1 S: 6	H: 1 LOB: 3 BB: 2 P: 14	R: 0 E: 0 K: 0 S: 4	H: 1 LOB: 1 BB: 0 P: 4	R: 0 E: 0 K: 1 S: 5	H: 0 LOB: 0 BB: 0 P: 5	R: 0 E: 0 K: 1 S: 5	H: 1 LOB: 0 BB: 0 P: 5	R: 0 E: 2 K: 0 S: 5	H: 0 LOB: 2 BB: 0 P: 5	R: 0 E: 0 K: 1 S: 5	H: 0 LOB: 0 BB: 0 P: 5	1B: 11 2B: 1 3B: 0 HR: 0	SF: 0 SAC: 2 DP: 1 HBP: 0	WP: 0 PB: 0 SB: 0 CS: 2	PA: 56

PITCHER		IP	WLS	BF	H	R	ER	SO	BB	IBB	HBP	BLK	WP	HR	S	P	ERA	WHIP
Bob Miller, R ERA: 4.85	(1, 1)	7.0		29	8	2	2	6	0	0	0	0	0	0	41	41	2.57	1.143
Willard Hunter, L ERA: 7.69	(8, 1)	1.1		7	2	0	0	0	2	0	0	0	0	0	5	13	0.00	3.000
Ken MacKenzie, L ERA: 4.78	(9, 1)	4.2		17	2	0	0	3	0	0	0	0	0	0	23	23	0.00	0.429
Bob Miller, R ERA: 4.85	(14, 1)	7.0		29	8	2	2	6	0	0	0	0	0	0	41	41	2.57	1.143

PITCHER	IP	WLS	BF	H	R	ER	SO	BB	IBB	HBP	BLK	WP	HR	S	P	ERA	WHIP

livebaseballscorecards.com

AB	52
R	2
H	12
RBI	2
BB	2
SO	10
LOB	29

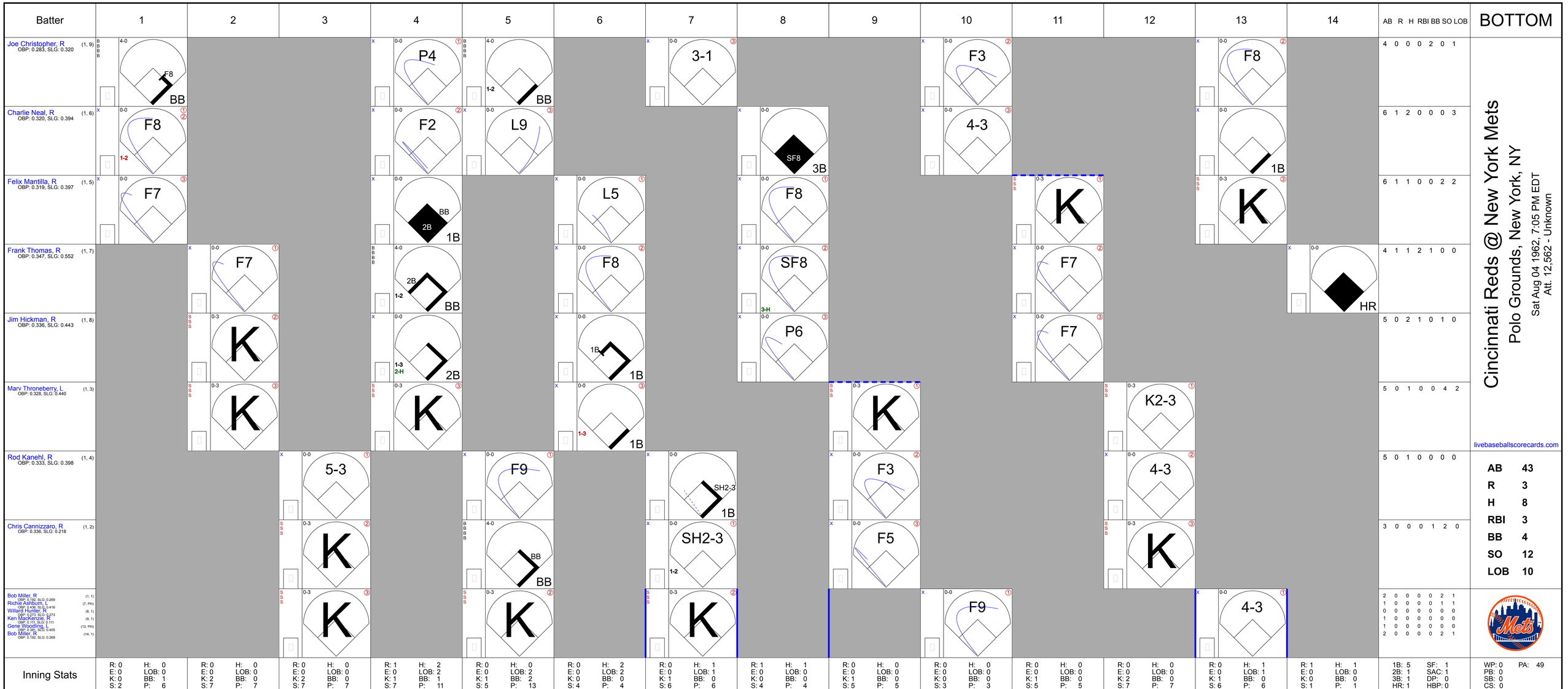
Batter
1
2
3
4
5
6
7
8
9
10
11
12
13
14
AB R H RBI BB SO LOB
BOTTOM
Joe Christopher, R (1, 9) OBP: 0.283, SLG: 0.320
4-0 F8 BB
0-0 P4
4-0 1-2 BB
0-0 3-1
0-0 F3
0-0 F8
4 0 0 0 2 0 1
Charlie Neal, R (1, 6) OBP: 0.320, SLG: 0.394
0-0 F8 1-2
0-0 F2
0-0 L9
0-0 SF8 3B
0-0 4-3
0-0 1B
6 1 2 0 0 0 3
Felix Mantilla, R (1, 5) OBP: 0.319, SLG: 0.397
0-0 F7
0-0 BB 2B 1B
0-0 L5
0-0 F8
0-3 K
0-3 K
6 1 1 0 0 2 2
Frank Thomas, R (1, 7) OBP: 0.347, SLG: 0.552
0-0 F7
4-0 2B 1-2 BB
0-0 F8
0-0 SF8 3-H
0-0 F7
0-0 HR
4 1 1 2 1 0 0
Jim Hickman, R (1, 8) OBP: 0.336, SLG: 0.443
0-3 K
0-0 1-3 2-H 2B
0-0 1B 1B
0-0 P6
0-0 F7
5 0 2 1 0 1 0
Marv Throneberry, L (1, 3) OBP: 0.328, SLG: 0.440
0-3 K
0-3 K
0-0 1-3 1B
0-3 K
0-3 K2-3
5 0 1 0 0 4 2
Rod Kanehl, R (1, 4) OBP: 0.333, SLG: 0.398
0-0 5-3
0-0 F9
0-0 SH2-3 1B
0-0 F3
0-0 4-3
5 0 1 0 0 0 0
Chris Cannizzaro, R (1, 2) OBP: 0.336, SLG: 0.218
0-3 K
4-0 BB BB
0-0 SH2-3 1-2
0-0 F5
0-3 K
3 0 0 0 1 2 0
Bob Miller, R (1, 1) OBP: 0.192, SLG: 0.269
Richie Ashburn, L (7, PH) OBP: 0.436, SLG: 0.416
Willard Hunter, R (8, 1) OBP: 0.000, SLG: 0.273
Ken MacKenzie, R (9, 1) OBP: 0.111, SLG: 0.111
Gene Woodling, L (13, PH) OBP: 0.360, SLG: 0.405
Bob Miller, R (14, 1) OBP: 0.192, SLG: 0.269
0-3 K
0-3 K
0-3 K
0-0 F9
0-0 4-3
2 0 0 0 0 2 1
1 0 0 0 0 1 1
0 0 0 0 0 0 0
1 0 0 0 0 0 0
1 0 0 0 0 0 0
2 0 0 0 0 2 1
Inning Stats
R: 0 E: 0 K: 0 S: 2 H: 0 LOB: 0 BB: 1 P: 6
R: 0 E: 0 K: 2 S: 7 H: 0 LOB: 0 BB: 0 P: 7
R: 0 E: 0 K: 2 S: 7 H: 0 LOB: 0 BB: 0 P: 7
R: 1 E: 0 K: 1 S: 7 H: 2 LOB: 2 BB: 1 P: 11
R: 0 E: 0 K: 1 S: 5 H: 0 LOB: 2 BB: 2 P: 13
R: 0 E: 0 K: 0 S: 4 H: 2 LOB: 2 BB: 0 P: 4
R: 0 E: 0 K: 1 S: 6 H: 1 LOB: 1 BB: 0 P: 6
R: 1 E: 0 K: 0 S: 4 H: 1 LOB: 0 BB: 0 P: 4
R: 0 E: 0 K: 1 S: 5 H: 0 LOB: 0 BB: 0 P: 5
R: 0 E: 0 K: 0 S: 3 H: 0 LOB: 0 BB: 0 P: 3
R: 0 E: 0 K: 1 S: 5 H: 0 LOB: 0 BB: 0 P: 5
R: 0 E: 0 K: 2 S: 7 H: 0 LOB: 0 BB: 0 P: 7
R: 0 E: 0 K: 1 S: 6 H: 1 LOB: 1 BB: 0 P: 6
R: 1 E: 0 K: 0 S: 1 H: 1 LOB: 0 BB: 0 P: 1
1B: 5 2B: 1 3B: 1 HR: 1
SF: 1 SAC: 1 DP: 0 HBP: 0
WP: 0 PB: 0 SB: 0 CS: 0
PA: 49
PITCHER IP WLS BF H R ER SO BB IBB HBP BLK WP HR S P ERA WHIP
Joe Nuxhall, L (1, 1) ERA: 3.86 8.0 32 6 2 2 7 4 0 0 0 0 0 0 42 58 2.25 1.250
Bill Henry, L (9, 1) ERA: 3.99 2.0 6 0 0 0 1 0 0 0 0 0 0 0 8 8 0.00 0.000
Moe Drabowsky, R (11, 1) ERA: 4.99 3.0 L 11 2 1 1 4 0 0 0 0 0 1 19 19 3.00 0.667
PITCHER IP WLS BF H R ER SO BB IBB HBP BLK WP HR S P ERA WHIP
Cincinnati Reds @ New York Mets
Polo Grounds, New York, NY
Sat Aug 04 1962, 7:05 PM EDT
Att. 12,562 - Unknown
livebaseballscorecards.com
AB 43
R 3
H 8
RBI 3
BB 4
SO 12
LOB 10

Batter	1	2	3	4	5	6	7	8	9	AB	R	H	RBI	BB	SO	LOB
Eddie Kasko, R (1, 5) OBP: 0.291, SLG: 0.324	BBBB 4-0 FC4-6 BB		x 0-0 ③ F4			x 0-0 ① 5-3		x 0-0 ② FC5-4 1B 1-2f		3	0	0	0	1	0	1
Don Zimmer, R (1, 4) OBP: 0.277, SLG: 0.307	x 0-0 ① FC4-6 FC4-6 1-2f			x 0-0 ① 1-3		x 0-0 ② F9		x 0-0 ③ 1-3 1B		4	0	1	0	0	0	1
Vada Pinson, L (1, 8) OBP: 0.342, SLG: 0.496	x 0-0 ② FC4-6 FC6-4 1-2f			BBBB 4-0 BB		x 0-0 ③ 4-3			BBBB 4-0 PB 1B BB	2	1	0	0	2	0	1
Frank Robinson, R (1, 9) OBP: 0.411, SLG: 0.583	x 0-0 ③ FC6-4 1-2f			x 0-0 ② F8			x 0-0 2B		x 0-0 1B 1-H 1B	4	0	2	1	0	0	2
Wally Post, R (1, 7) OBP: 0.323, SLG: 0.464		x 0-0 ① 1-3		x 0-0 ③ F7			SSS 0-3 ① K		x 0-0 ① F2	4	0	0	0	0	1	3
Hank Foiles, R (1, 2) OBP: 0.364, SLG: 0.526		SSS 0-3 ② K			x 0-0 ① 4-3		x 0-0 ② 5-3		x 0-0 FC6-4 1-2 1B	4	0	1	0	0	1	1
Don Pavletich, R (1, 3) OBP: 0.333, SLG: 0.308		x 0-0 ③ 6-3			x 0-0 E8 6-3 1B		x 0-0 ③ 6-3		x 0-0 ② F8	4	1	1	0	0	0	3
Leo Cardenas, R (1, 6) OBP: 0.322, SLG: 0.383			x 0-0 ① F6		x 0-0 ② 6-3 3-H			BBBB 4-0 FC5-4 BB	x 0-0 ③ FC6-4 1-2f	3	0	0	1	1	0	2
Jim O'Toole, S (1, 1) OBP: 0.161, SLG: 0.148			x 0-0 ② 3-1		x 0-0 ③ 5-3			x 0-0 ① F7		2	0	0	0	0	0	0
Joe Gaines, R (8, PH) OBP: 0.410, SLG: 0.438										1	0	0	0	0	0	1
Dave Sisler, R (8, 1)										0	0	0	0	0	0	0
Inning Stats	R: 0 H: 0 E: 0 LOB: 1 K: 0 BB: 1 S: 3 P: 7	R: 0 H: 0 E: 0 LOB: 0 K: 1 BB: 0 S: 5 P: 5	R: 0 H: 0 E: 0 LOB: 0 K: 0 BB: 0 S: 3 P: 3	R: 0 H: 0 E: 0 LOB: 1 K: 0 BB: 1 S: 3 P: 7	R: 1 H: 1 E: 1 LOB: 0 K: 0 BB: 0 S: 4 P: 4	R: 0 H: 0 E: 0 LOB: 0 K: 0 BB: 0 S: 3 P: 3	R: 0 H: 1 E: 0 LOB: 1 K: 1 BB: 0 S: 6 P: 6	R: 0 H: 1 E: 0 LOB: 2 K: 0 BB: 1 S: 3 P: 7	R: 1 H: 2 E: 0 LOB: 2 K: 0 BB: 1 S: 5 P: 9	1B: 4 SF: 0 2B: 1 SAC: 0 3B: 0 DP: 0 HR: 0 HBP: 0						

TOP

Cincinnati Reds @ New York Mets

Polo Grounds, New York, NY

Sun Aug 05 1962, 3:33 AM EDT

Unknown

livebaseballscorecards.com

AB	31
R	2
H	5
RBI	2
BB	4
SO	2
LOB	15

PITCHER	IP	WLS	BF	H	R	ER	SO	BB	IBB	HBP	BLK	WP	HR	S	P	ERA	WHIP
Al Jackson, L (1, 1) ERA: 4.4	9.0	W	35	5	2	1	2	4	0	0	0	0	0	35	51	1.00	1.000

PITCHER	IP	WLS	BF	H	R	ER	SO	BB	IBB	HBP	BLK	WP	HR	S	P	ERA	WHIP

WP: 0 PB: 1 SB: 0 CS: 0 PA: 35

Cincinnati Reds @ New York Mets

Polo Grounds, New York, NY

Sun Aug 05 1962, 3:33 AM EDT

Unknown

BOTTOM

livebaseballscorecards.com

Batter	1	2	3	4	5	6	7	8	9	AB	R	H	RBI	BB	SO	LOB
Joe Christopher, R (1, 9) OBP: 0.288, SLG: 0.316	F7		E SF8 BB	BB			5-3			2	1	0	0	2	0	0
Charlie Neal, R (1, 6) OBP: 0.322, SLG: 0.405	1B 1B		SF8 1-H	G5-3 2-3f			HR			3	1	2	2	0	0	2
Felix Mantilla, R (1, 5) OBP: 0.327, SLG: 0.401	1-2 1B		1B HR BB		G6-4-3 1B		BB			2	1	2	0	2	0	0
Frank Thomas, R (1, 7) OBP: 0.346, SLG: 0.549	F8		1-2 HR 1B		G6-4-3 1-2f		F9			4	1	1	0	0	0	4
Jim Hickman, R (1, 8) OBP: 0.331, SLG: 0.436	P3		K		5-3			F6		4	0	0	0	0	1	4
Rick Herrscher, R (1, 3) OBP: 0.111, SLG: 0.444		6-3	1-H 2-H HR			E5 G5-4-3		F8		4	1	1	3	0	0	0
Rod Kanehl, R (1, 4) OBP: 0.332, SLG: 0.391		PB WP BB	4-3			K		K		3	0	0	0	1	2	1
Chris Cannizzaro, R (1, 2) OBP: 0.336, SLG: 0.222		F8		G5-3 CS 1B		G5-4-3 1-2f				3	0	1	0	0	0	2
Al Jackson, L (1, 1) OBP: 0.118, SLG: 0.122		F9 1-3		1-6 1-2			K			3	0	0	0	0	1	2
Inning Stats	R: 0 H: 2 E: 0 LOB: 2 K: 0 BB: 0 S: 5 P: 5	R: 0 H: 0 E: 0 LOB: 1 K: 0 BB: 1 S: 3 P: 7	R: 4 H: 2 E: 0 LOB: 0 K: 1 BB: 2 S: 7 P: 15	R: 0 H: 1 E: 0 LOB: 1 K: 0 BB: 1 S: 3 P: 7	R: 0 H: 1 E: 0 LOB: 0 K: 0 BB: 0 S: 3 P: 3	R: 0 H: 0 E: 1 LOB: 0 K: 1 BB: 0 S: 5 P: 5	R: 1 H: 1 E: 0 LOB: 1 K: 1 BB: 1 S: 6 P: 10	R: 0 H: 0 E: 0 LOB: 0 K: 1 BB: 0 S: 5 P: 5		1B: 5 SF: 1 2B: 0 SAC: 0 3B: 0 DP: 3 HR: 2 HBP: 0						

	AB	28
	R	5
	H	7
	RBI	5
	BB	5
	SO	4
	LOB	15

WP: 1 PA: 34
PB: 1
SB: 1
CS: 1

PITCHER		IP	WLS	BF	H	R	ER	SO	BB	IBB	HBP	BLK	WP	HR	S	P	ERA	WHIP
Jim O'Toole, L ERA: 3.6	(1, 1)	7.0	L	31	7	5	5	3	5	0	0	0	1	2	32	52	6.43	1.714
Dave Sisler, R ERA: 3.86	(8, 1)	1.0		3	0	0	0	1	0	0	0	0	0	0	5	5	0.00	0.000

PITCHER	IP	WLS	BF	H	R	ER	SO	BB	IBB	HBP	BLK	WP	HR	S	P	ERA	WHIP

Cincinnati Reds @ New York Mets

Polo Grounds, New York, NY

Sun Aug 05 1962, 3:38 AM EDT

Att. 15,402 - Unknown

TOP

livebaseballscorecards.com

Batter	1	2	3	4	5	6	7	8	9	AB	R	H	RBI	BB	SO	LOB
Leo Cardenas, R (1, 6) OBP: 0.324, SLG: 0.387	4-3 1B 1B		SSS K		1-3 2-H 2B		5-3		SH3-4 2-3	4	0	2	1	0	1	0
Don Blasingame, L (1, 4) OBP: 0.353, SLG: 0.341 Wally Post, R (9, PH) OBP: 0.326, SLG: 0.476 Eddie Kasko, R (9, 5) OBP: 0.291, SLG: 0.324	4-3 1-2 1B		F7		4-3		F2		3B 3-H	4 1 0	0 0 0	1 1 0	0 1 0	0 0 0	0 0 0	2 0 0
Vada Pinson, L (1, 8) OBP: 0.338, SLG: 0.490	4-3 1-2 2-3			F8		4-3		F7	1-3	5	0	0	0	0	0	3
Jerry Lynch, L (1, 7) OBP: 0.358, SLG: 0.520 Marty Keough, L (8, 9) OBP: 0.368, SLG: 0.410	BBBB G6-4-3 BB			SSS K		BBB 1B HR BB		F8	3-1	2 1	1 0	0 0	0 0	2 0	1 0	0 1
Frank Robinson, R (1, 9) OBP: 0.412, SLG: 0.589 (8, 7)	G6-4-3 1-2f			6-3		1-2 HR 1B		HR		4	2	2	1	0	0	3
Gordy Coleman, L (1, 3) OBP: 0.332, SLG: 0.490		SSS K			BBB 1B 2B BB	1-H 2-H HR		BB 1B		3	2	2	3	1	1	0
Johnny Edwards, L (1, 2) OBP: 0.326, SLG: 0.396		F9			F7	F7		BBB 1-2 BB		3	0	0	0	1	0	1
Don Zimmer, R (1, 5) OBP: 0.276, SLG: 0.306 (9, 4)		5-3			2B 1-2 1B	1-3		F7		4	0	1	0	0	0	2
Jim Maloney, L (1, 1) OBP: 0.250, SLG: 0.263 Bill Henry, L (8, 1) OBP: 0.333, SLG: 0.333 Joe Gaines, R (9, PH) OBP: 0.425, SLG: 0.485 Jim Brosnan, R (9, 1)			1-3		F8		F6		SH3-4 3B 2B	3 0 1 0	0 0 1 0	0 0 1 0	0 0 0 0	0 0 0 0	0 0 0 0	2 0 0 0

Inning Stats	1	2	3	4	5	6	7	8	9
	R: 0 E: 0 K: 0 S: 4	H: 2 LOB: 2 BB: 1 P: 8	R: 0 E: 0 K: 1 S: 5	H: 0 LOB: 0 BB: 0 P: 5	R: 0 E: 0 K: 1 S: 5	H: 0 LOB: 0 BB: 0 P: 5	R: 0 E: 0 K: 1 S: 5	H: 0 LOB: 0 BB: 0 P: 5	R: 1 E: 0 K: 0 S: 5	H: 2 LOB: 2 BB: 1 P: 9	R: 3 E: 0 K: 0 S: 5	H: 2 LOB: 0 BB: 1 P: 9	R: 0 E: 0 K: 0 S: 3	H: 0 LOB: 0 BB: 0 P: 3	R: 1 E: 0 K: 0 S: 5	H: 2 LOB: 2 BB: 1 P: 9	R: 1 E: 0 K: 0 S: 5	H: 2 LOB: 1 BB: 0 P: 5

1B: 5 SF: 0
2B: 2 SAC: 1
3B: 1 DP: 1
HR: 2 HBP: 0

WP: 0 PA: 40
PB: 0
SB: 0
CS: 0

	AB	35
	R	6
	H	10
	RBI	6
	BB	4
	SO	3
	LOB	14

PITCHER		IP	WLS	BF	H	R	ER	SO	BB	IBB	HBP	BLK	WP	HR	S	P	ERA	WHIP
Bob Moorhead, R ERA: 4.34	(1, 1)	7.0	L	29	6	4	4	3	3	0	0	0	0	1	32	44	5.14	1.286
Ray Daviault, R ERA: 7.09	(8, 1)	1.0		6	2	1	1	0	1	0	0	0	0	1	5	9	9.00	3.000
Bob Miller, R ERA: 4.85	(9, 1)	0.0		0	0	0	0	0	0	0	0	0	0	0	0	0	∞	∞

PITCHER		IP	WLS	BF	H	R	ER	SO	BB	IBB	HBP	BLK	WP	HR	S	P	ERA	WHIP

Cincinnati Reds @ New York Mets

Polo Grounds, New York, NY

Sun Aug 05 1962, 3:38 AM EDT

Att. 15,402 - Unknown

BOTTOM

livebaseballscorecards.com

Batter	1	2	3	4	5	6	7	8	9	AB	R	H	RBI	BB	SO	LOB
Richie Ashburn, L (1, 9) (7, 8) OBP: 0.437, SLG: 0.415	F9			BB E 1B	S 2-3 BB		FC1-5-6 2-3			3	1	1	0	1	0	1
Charlie Neal, R (1, 6) OBP: 0.323, SLG: 0.403	K2-3			1B E 1-2 BB	1-2 BB		F9			2	1	0	0	2	1	1
Felix Mantilla, R (1, 5) OBP: 0.329, SLG: 0.402	5-3			E5 4-3 1-H 2-H CS 1B	K			WP 1B		4	0	2	1	0	1	3
Frank Thomas, R (1, 7) OBP: 0.343, SLG: 0.544		G1		4-3 2-3		K		5-3 1-2		4	0	0	0	0	1	2
Marv Throneberry, L (1, 3) OBP: 0.322, SLG: 0.432		K		K		3-1		K		4	0	0	0	0	3	2
Jim Hickman, R (1, 8) OBP: 0.332, SLG: 0.434		K		HBP		3-1		3-1		1	0	0	0	0	1	0
Gene Woodling, L (6, PH) (7, 9) OBP: 0.378, SLG: 0.401										2	0	0	0	0	0	1
Rod Kanehl, R (1, 4) OBP: 0.335, SLG: 0.390		6-3		CS 3-H	WP S BB		FC 1B 1B		F8	3	1	1	0	1	0	0
Choo-Choo Coleman, L (1, 2) OBP: 0.370, SLG: 0.680		1-3			F8 1-2		1-2 FC 1B		F8	4	0	1	0	0	0	1
Bob Moorhead, R (1, 1) OBP: 0.261, SLG: 0.056		K			F3		FC FC1-5-6 1-H 2-H		F4	2	0	0	0	0	1	1
Sammy Drake, S (7, PH)										1	0	0	0	0	0	1
Ray Daviault, R (8, 1) OBP: 0.100, SLG: 0.100										0	0	0	0	0	0	0
Bob Miller, R (9, 1) OBP: 0.192, SLG: 0.269										0	0	0	0	0	0	0
Joe Christopher, R (9, PH) OBP: 0.287, SLG: 0.314										1	0	0	0	0	0	0
Inning Stats	R: 0 E: 0 K: 1 S: 5 H: 0 LOB: 0 BB: 0 P: 5	R: 0 E: 0 K: 2 S: 7 H: 0 LOB: 0 BB: 0 P: 7	R: 0 E: 0 K: 1 S: 5 H: 0 LOB: 0 BB: 0 P: 5	R: 2 E: 1 K: 1 S: 6 H: 2 LOB: 1 BB: 1 P: 11	R: 0 E: 0 K: 1 S: 5 H: 0 LOB: 3 BB: 3 P: 17	R: 0 E: 0 K: 1 S: 5 H: 0 LOB: 0 BB: 0 P: 5	R: 1 E: 1 K: 0 S: 5 H: 2 LOB: 1 BB: 0 P: 5	R: 0 E: 0 K: 1 S: 6 H: 1 LOB: 1 BB: 0 P: 6	R: 0 E: 0 K: 0 S: 3 H: 0 LOB: 0 BB: 0 P: 3	1B: 5 2B: 0 3B: 0 HR: 0	SF: 0 SAC: 1 DP: 0 HBP: 1			WP: 2 PB: 0 SB: 2 CS: 1		PA: 37		

	AB	R	H	RBI	BB	SO	LOB
Totals	31	3	5	1	4	8	13

PITCHER		IP	WLS	BF	H	R	ER	SO	BB	IBB	HBP	BLK	WP	HR	S	P	ERA	WHIP
Jim Maloney, R (1, 1) ERA: 5.29		7.1	W	31	5	3	1	7	4	0	1	0	2	0	40	57	1.23	1.227
Bill Henry, L (8, 1) ERA: 3.9		0.2		2	0	0	0	1	0	0	0	0	0	0	4	4	0.00	0.000
Jim Brosnan, R (9, 1) ERA: 3.35		1.0	S	3	0	0	0	0	0	0	0	0	0	0	3	3	0.00	0.000

PITCHER	IP	WLS	BF	H	R	ER	SO	BB	IBB	HBP	BLK	WP	HR	S	P	ERA	WHIP

Batter	1	2	3	4	5	6	7	8	9	10	11	12	13	AB	R	H	RBI	BB	SO	LOB
Leo Cardenas, R (1, 6) OBP: 0.324, SLG: 0.386	K			G4-6-3 1B		K			1B		6-3		K	6	0	2	0	0	3	0
Don Blasingame, L (1, 4) OBP: 0.351, SLG: 0.338	K			G4-6-3 1-2f			5-3 1B		F9		1-3			5	0	1	0	0	1	2
Vada Pinson, L (1, 8) OBP: 0.336, SLG: 0.492	1-3			3B			5-3 1-2		F8			F5		5	0	1	0	0	0	2
Jerry Lynch, L (1, 7) OBP: 0.359, SLG: 0.515		BB CS		F7			P6			F7		1B		4	0	1	0	1	0	2
Frank Robinson, R (1, 9) OBP: 0.409, SLG: 0.585		F8			4-3		P6			HBP 1B		F8		5	0	1	0	0	0	3
Gordy Coleman, L (1, 3) OBP: 0.328, SLG: 0.484		K 1-2			3-1			F9		P5		G3		5	0	0	0	0	1	3
Johnny Edwards, L (1, 2) OBP: 0.324, SLG: 0.391			K		K			P4		HBP 1-2			P5	4	0	0	0	0	2	0
Don Zimmer, R (1, 5) OBP: 0.270, SLG: 0.300			P4			6-3		F8		F9			5-3	5	0	0	0	0	0	2
Bob Purkey, R (1, 1) OBP: 0.134, SLG: 0.203			K			K			K			F8	HR	3	0	0	0	0	3	0
Marty Keough, L (11, PH) OBP: 0.366, SLG: 0.407														1	0	0	0	0	0	0
Johnny Klippstein, R (11, 1) OBP: 0.263, SLG: 0.353														1	1	1	1	0	0	0
Inning Stats	R: 0 E: 0 K: 2 S: 7 / H: 0 LOB: 0 BB: 0 P: 7	R: 0 E: 0 K: 1 S: 4 / H: 0 LOB: 1 BB: 1 P: 8	R: 0 E: 0 K: 2 S: 7 / H: 0 LOB: 0 BB: 0 P: 7	R: 0 E: 0 K: 0 S: 4 / H: 2 LOB: 1 BB: 0 P: 4	R: 0 E: 0 K: 1 S: 5 / H: 0 LOB: 0 BB: 0 P: 5	R: 0 E: 0 K: 2 S: 7 / H: 0 LOB: 0 BB: 0 P: 7	R: 0 E: 0 K: 0 S: 4 / H: 1 LOB: 1 BB: 0 P: 4	R: 0 E: 0 K: 0 S: 3 / H: 0 LOB: 0 BB: 0 P: 3	R: 0 E: 0 K: 1 S: 6 / H: 1 LOB: 1 BB: 0 P: 6	R: 0 E: 0 K: 0 S: 4 / H: 1 LOB: 2 BB: 0 P: 5	R: 0 E: 0 K: 0 S: 3 / H: 0 LOB: 0 BB: 0 P: 3	R: 0 E: 0 K: 0 S: 4 / H: 1 LOB: 1 BB: 0 P: 4	R: 1 E: 0 K: 1 S: 6 / H: 1 LOB: 0 BB: 0 P: 6	1B: 5 2B: 1 3B: 1 HR: 1 / SF: 0 SAC: 0 DP: 2 HBP: 1	WP: 0 PB: 0 SB: 0 CS: 1 / PA: 46					

TOP

Cincinnati Reds @ Houston Colt 45's

Colt Stadium, Houston, TX

Mon Aug 06 1962, 8:05 PM EDT

Att. 8,507 - Unknown - 87 F

livebaseballscorecards.com

AB	44
R	1
H	7
RBI	1
BB	1
SO	10
LOB	14

PITCHER		IP	WLS	BF	H	R	ER	SO	BB	IBB	HBP	BLK	WP	HR	S	P	ERA	WHIP
Turk Farrell, R ERA: 2.53	(1, 1)	12.0		42	6	0	0	9	1	0	1	0	0	0	58	63	0.00	0.583
Don McMahon, R ERA: 1.64	(13, 1)	1.0	L	4	1	1	1	1	0	0	0	0	0	1	6	6	9.00	1.000

Batter	1	2	3	4	5	6	7	8	9	10	11	12	13	AB	R	H	RBI	BB	SO	LOB
Bob Lillis, R (1, 4) (10, 6) OBP: 0.274, SLG: 0.260	G3		FC6-4 1-2f		5-3			2B		F3			F9	6	0	1	0	0	0	3
Al Spangler, L (1, 7) OBP: 0.388, SLG: 0.389	P4			HBP BB		G3-6-1 1B		IBB		4-3			1B 1B	4	0	2	0	2	0	0
Roman Mejias, R (1, 9) OBP: 0.341, SLG: 0.493	CS S 1B			G6-4-3 1-2 HBP		P4		F7			1-3		F9	5	0	1	0	0	0	4
Norm Larker, L (1, 3) OBP: 0.351, SLG: 0.366	CS 1-3	F2		F8		G3-6-1 1-2f			F8		BB		1B 1-2	4	0	0	0	1	0	3
Ron Davis, R (11, PR) OBP: 0.267, SLG: 0.214														0	0	0	0	0	0	0
Jim Pendleton, R (12, 3) OBP: 0.271, SLG: 0.387														1	0	1	0	0	0	0
Bob Aspromonte, R (1, 5) OBP: 0.354, SLG: 0.409		5-3		G6-4-3 1-2f			F9		6-3		F3		6-3	6	0	0	0	0	0	5
Carl Warwick, R (1, 8) OBP: 0.305, SLG: 0.410	K		P5			P6			1B BB		K			4	0	0	0	1	2	1
Hal Smith, R (1, 2) OBP: 0.275, SLG: 0.364			G1-6-3 1B		2B	5-3			FC6-4 1-2 1B			K		5	0	3	0	0	1	0
J C Hartman, R (1, 6) OBP: 0.216, SLG: 0.243			G1-6-3 1-2f		6-3			P6	FC6-4 1-2f			4-3		3	0	0	0	0	0	2
Billy Goodman, L (9, PH) OBP: 0.311, SLG: 0.307														1	0	0	0	0	0	2
Joey Amalfitano, R (10, 4) OBP: 0.309, SLG: 0.292														1	0	0	0	0	0	0
Turk Farrell, R (1, 1) OBP: 0.163, SLG: 0.208			FC6-4 1B		HBP			5-3		6-3			K	3	0	1	0	0	0	0
Don Taussig, R (12, PH) OBP: 0.273, SLG: 0.350														1	0	0	0	0	1	0
Don McMahon, R (13, 1) OBP: 0.143, SLG: 0.143														0	0	0	0	0	0	0
Inning Stats	R: 0 E: 0 K: 0 S: 3 H: 1 LOB: 0 BB: 0 P: 3	R: 0 E: 0 K: 1 S: 5 H: 0 LOB: 0 BB: 0 P: 5	R: 0 E: 0 K: 0 S: 4 H: 2 LOB: 1 BB: 0 P: 4	R: 0 E: 0 K: 0 S: 2 H: 0 LOB: 1 BB: 1 P: 7	R: 0 E: 0 K: 0 S: 4 H: 1 LOB: 2 BB: 0 P: 5	R: 0 E: 0 K: 0 S: 3 H: 1 LOB: 0 BB: 0 P: 3	R: 0 E: 0 K: 0 S: 3 H: 0 LOB: 0 BB: 0 P: 3	R: 0 E: 0 K: 0 S: 4 H: 1 LOB: 2 BB: 1 P: 8	R: 0 E: 0 K: 0 S: 4 H: 1 LOB: 2 BB: 1 P: 8	R: 0 E: 0 K: 0 S: 3 H: 0 LOB: 0 BB: 0 P: 3	R: 0 E: 0 K: 1 S: 5 H: 0 LOB: 1 BB: 1 P: 9	R: 0 E: 0 K: 2 S: 7 H: 0 LOB: 0 BB: 0 P: 7	R: 0 E: 0 K: 0 S: 5 H: 2 LOB: 2 BB: 0 P: 5	1B: 7 2B: 2 3B: 0 HR: 0 SF: 0 SAC: 0 DP: 3 HBP: 2	WP: 0 PB: 0 SB: 1 CS: 1 PA: 51					

PITCHER		IP	WLS	BF	H	R	ER	SO	BB	IBB	HBP	BLK	WP	HR	S	P	ERA	WHIP
Bob Purkey, R ERA: 2.91	(1, 1)	10.0		38	7	0	0	1	2	1	2	0	0	0	35	49	0.00	0.900
Johnny Klippstein, R ERA: 4.58	(11, 1)	3.0	W	12	2	0	0	3	1	0	0	0	0	0	17	21	0.00	1.000

PITCHER	IP	WLS	BF	H	R	ER	SO	BB	IBB	HBP	BLK	WP	HR	S	P	ERA	WHIP

BOTTOM

Cincinnati Reds @ Houston Colt 45's

Colt Stadium, Houston, TX

Mon Aug 06 1962, 8:05 PM EDT

Att. 8,507 - Unknown - 87 F

livebaseballscorecards.com

AB	44
R	0
H	9
RBI	0
BB	4
SO	4
LOB	20

Batter	1	2	3	4	5	6	7	8	9	AB	R	H	RBI	BB	SO	LOB
Leo Cardenas, R (1, 6) OBP: 0.320, SLG: 0.381	S S S 0-3 ① K		x 0-0 ② FC4-2 BB 2-3 3-H	x 0-0 ③ FC4-6 1-2 2-3			x 0-0 ② P4		x 0-0 ② F8	5	0	0	0	0	1	5
Don Blasingame, L (1, 4) OBP: 0.357, SLG: 0.341	x 0-0 G3-6 1B		B B B B 4-0 1-2 BB		x 0-0 CS 1B		B B B B 4-0 BB		x 0-0 ③ 6-3	3	0	2	0	2	0	0
Vada Pinson, L (1, 8) OBP: 0.333, SLG: 0.487	x 0-0 ② ③ G3-6 1-2f		x 0-0 ③ 4-3		S S S 0-3 ① ② K 1-2		x 0-0 ③ 4-3			4	0	0	0	0	1	6
Jerry Lynch, L (1, 7) OBP: 0.357, SLG: 0.510 Marty Keough, L (8, 7) OBP: 0.366, SLG: 0.407		x 0-0 ① F7		x 0-0 PB HR 1B	x 0-0 ③ F9			S S S 0-3 ① K		4 0	1 0	1 0	0 0	0 0	1 0	0 0
Frank Robinson, R (1, 9) OBP: 0.408, SLG: 0.589		S S S 0-3 ② K		S S S 0-3 ① K 1-2		x 0-0 ① F9		x 0-0 HR		4	1	1	1	0	2	1
Gordy Coleman, L (1, 3) OBP: 0.330, SLG: 0.492		S S S 0-3 ③ K		x 0-0 2-H HR		x 0-0 ② 6-3		x 0-0 1B 1B		4	1	2	2	0	1	0
Johnny Edwards, L (1, 2) OBP: 0.326, SLG: 0.390			x 0-0 4-3 E FC4-2 1B	x 0-0 ② 4-3		B B B B 4-0 BB		x 0-0 ② P6		3	0	1	0	1	0	1
Don Zimmer, R (1, 5) OBP: 0.269, SLG: 0.298 Eddie Kasko, R (3, PR) (3, 5) OBP: 0.294, SLG: 0.325			x 0-0 E2 FC4-2 4-3 1-2	B B B B 4-0 BLK BB BB		x 0-0 ③ 4-3		x 0-0 ③ 1-3 1B		1 2	0 0	0 1	0 0	0 1	0 0	1 1
Joey Jay, S (1, 1) OBP: 0.231, SLG: 0.250			x 0-0 ① 4-3 1-2 2-3	B B B B 4-0 FC4-6 BLK 1-2 BB			S S S 0-3 ① K		x 0-0 ① G3	3	0	0	0	1	1	2
Inning Stats	R: 0 E: 0 K: 1 S: 5 H: 1 LOB: 0 BB: 0 P: 5	R: 0 E: 0 K: 2 S: 7 H: 0 LOB: 0 BB: 0 P: 7	R: 0 E: 1 K: 0 S: 5 H: 1 LOB: 3 BB: 1 P: 9	R: 2 E: 0 K: 1 S: 7 H: 2 LOB: 2 BB: 2 P: 15	R: 0 E: 0 K: 1 S: 5 H: 1 LOB: 0 BB: 0 P: 5	R: 0 E: 0 K: 0 S: 3 H: 0 LOB: 1 BB: 1 P: 7	R: 0 E: 0 K: 1 S: 5 H: 0 LOB: 1 BB: 1 P: 9	R: 1 E: 0 K: 1 S: 7 H: 3 LOB: 2 BB: 0 P: 7	R: 0 E: 0 K: 0 S: 3 H: 0 LOB: 0 BB: 0 P: 3	1B: 6 2B: 0 3B: 0 HR: 2 SF: 0 SAC: 0 DP: 1 HBP: 0						

WP: 0 PA: 38
PB: 1
SB: 0
CS: 1

PITCHER		IP	WLS	BF	H	R	ER	SO	BB	IBB	HBP	BLK	WP	HR	S	P	ERA	WHIP
Ken Johnson, R ERA: 3.91	(1, 1)	5.0	L	22	5	2	2	5	3	0	0	1	0	1	29	41	3.60	1.600
Jim Golden, R ERA: 3.77	(6, 1)	3.0		13	3	1	1	2	2	0	0	0	0	1	15	23	3.00	1.667
Jim Umbricht, R ERA: 2.59	(9, 1)	1.0		3	0	0	0	0	0	0	0	0	0	0	3	3	0.00	0.000

PITCHER	IP	WLS	BF	H	R	ER	SO	BB	IBB	HBP	BLK	WP	HR	S	P	ERA	WHIP

TOP

Cincinnati Reds @ Houston Colt 45's

Colt Stadium, Houston, TX

Tue Aug 07 1962, 8:05 PM EDT
Att. 6,523 - Unknown - 88 F

livebaseballscorecards.com

AB	33
R	3
H	8
RBI	3
BB	5
SO	7
LOB	17

Batter	1	2	3	4	5	6	7	8	9	AB	R	H	RBI	BB	SO	LOB
Bob Lillis, R (1, 4) OBP: 0.273, SLG: 0.260	4-3			FC6-4 1B 1B		F9		F8		4	0	1	0	0	0	0
Al Spangler, L (1, 7) OBP: 0.387, SLG: 0.387	F8			FC6-4 1-2 1B		G3			F9	4	0	1	0	0	0	0
Carl Warwick, R (1, 8) OBP: 0.301, SLG: 0.405	F9			F9		5-3			K	4	0	0	0	0	1	2
Roman Mejias, R (1, 9) OBP: 0.340, SLG: 0.490		6-3		FC6-4 1-2f 2-3			1B		K	4	0	1	0	0	1	2
Bob Aspromonte, R (1, 5) OBP: 0.351, SLG: 0.406		F2		K			F8			3	0	0	0	0	1	3
Norm Larker, L (1, 3) OBP: 0.348, SLG: 0.363		F3			1-3		F8			3	0	0	0	0	0	1
Hal Smith, R (1, 2) OBP: 0.272, SLG: 0.359			P6		5-3		F9			3	0	0	0	0	0	1
J C Hartman, R (1, 6) OBP: 0.225, SLG: 0.250			F8		1B			P4		3	0	1	0	0	0	0
Ken Johnson, R (1, 1) OBP: 0.125, SLG: 0.128			K		K			K		1	0	0	0	0	1	0
Don Taussig, R (5, PH) OBP: 0.261, SLG: 0.333										1	0	0	0	0	1	1
Jim Golden, L (6, 1) OBP: 0.220, SLG: 0.341										0	0	0	0	0	0	0
Billy Goodman, L (8, PH) OBP: 0.309, SLG: 0.305										1	0	0	0	0	1	0
Jim Umbricht, R (9, 1)										0	0	0	0	0	0	0
Inning Stats	R: 0 E: 0 K: 0 S: 3 H: 0 LOB: 0 BB: 0 P: 3	R: 0 E: 0 K: 0 S: 3 H: 0 LOB: 0 BB: 0 P: 3	R: 0 E: 0 K: 1 S: 5 H: 0 LOB: 0 BB: 0 P: 5	R: 0 E: 0 K: 1 S: 7 H: 2 LOB: 2 BB: 0 P: 7	R: 0 E: 0 K: 1 S: 6 H: 1 LOB: 1 BB: 0 P: 6	R: 0 E: 0 K: 0 S: 3 H: 0 LOB: 0 BB: 0 P: 3	R: 0 E: 0 K: 0 S: 4 H: 1 LOB: 1 BB: 0 P: 4	R: 0 E: 0 K: 1 S: 5 H: 0 LOB: 0 BB: 0 P: 5	R: 0 E: 0 K: 2 S: 7 H: 0 LOB: 0 BB: 0 P: 7	1B: 4 2B: 0 3B: 0 HR: 0 SF: 0 SAC: 0 DP: 0 HBP: 0						

PITCHER	IP	WLS	BF	H	R	ER	SO	BB	IBB	HBP	BLK	WP	HR	S	P	ERA	WHIP
Joey Jay, R (1, 1) ERA: 3.64	9.0	W	31	4	0	0	6	0	0	0	0	0	0	43	43	0.00	0.444

PITCHER	IP	WLS	BF	H	R	ER	SO	BB	IBB	HBP	BLK	WP	HR	S	P	ERA	WHIP

BOTTOM

Cincinnati Reds @ Houston Colt 45's

Colt Stadium, Houston, TX

Tue Aug 07 1962, 8:05 PM EDT

Att. 6,523 - Unknown - 88 F

livebaseballscorecards.com

AB	31
R	0
H	4
RBI	0
BB	0
SO	6
LOB	10

WP: 0 PA: 31
PB: 0
SB: 0
CS: 0

Batter	1	2	3	4	5	6	7	8	9	AB	R	H	RBI	BB	SO	LOB
Eddie Kasko, R (1, 5) OBP: 0.294, SLG: 0.324	K		F7		S 1B			F8		4	0	1	0	0	1	0
Don Blasingame, L (1, 4) OBP: 0.355, SLG: 0.340	G1-6-3 1B		K		K 1-2			5-3		4	0	1	0	0	2	1
Jerry Lynch, L (1, 7) OBP: 0.357, SLG: 0.522	G1-6-3 1-2f		HR			F9		K		3	1	1	1	0	0	1
Wally Post, R (8, PH) OBP: 0.325, SLG: 0.474 (8, 7)										1	0	0	0	0	1	0
Frank Robinson, R (1, 9) OBP: 0.407, SLG: 0.585		K	F8			BB CS			K	3	0	0	0	1	2	0
Gordy Coleman, L (1, 3) OBP: 0.329, SLG: 0.488		K		K		6-3 1-2			BB 3B	3	1	0	0	1	2	1
Johnny Edwards, L (1, 2) OBP: 0.328, SLG: 0.396		BB 3B		G3			1-3		3B 1-H	3	1	1	1	1	0	0
Vada Pinson, L (1, 8) OBP: 0.333, SLG: 0.490		3B 1B 1-H		P6			K		4-3	4	1	1	1	0	1	1
Leo Cardenas, R (1, 6) OBP: 0.322, SLG: 0.383		1B 3-H			5-3		1B		G3	4	0	2	1	0	0	1
Joe Nuxhall, L (1, 1) OBP: 0.143, SLG: 0.286		F8			F7		F8			3	0	0	0	0	0	2
Jim Brosnan, R (8, 1)										0	0	0	0	0	0	0
Inning Stats	R: 0 E: 0 K: 1 S: 5 H: 1 LOB: 0 BB: 0 P: 5	R: 2 E: 0 K: 2 S: 9 H: 2 LOB: 1 BB: 1 P: 13	R: 1 E: 0 K: 1 S: 6 H: 1 LOB: 0 BB: 0 P: 6	R: 0 E: 0 K: 1 S: 5 H: 0 LOB: 0 BB: 0 P: 5	R: 0 E: 0 K: 1 S: 6 H: 1 LOB: 1 BB: 0 P: 6	R: 0 E: 0 K: 0 S: 2 H: 0 LOB: 0 BB: 1 P: 6	R: 0 E: 0 K: 1 S: 6 H: 1 LOB: 1 BB: 0 P: 6	R: 0 E: 0 K: 1 S: 5 H: 0 LOB: 0 BB: 0 P: 5	R: 1 E: 0 K: 1 S: 6 H: 1 LOB: 1 BB: 1 P: 10	1B: 4 2B: 0 3B: 2 HR: 1	SF: 0 SAC: 0 DP: 1 HBP: 0						

TOP

Cincinnati Reds @ Houston Colt 45's

Colt Stadium, Houston, TX

Wed Aug 08 1962, 8:05 PM EDT

Att. 7,350 - Unknown - 92 F

livebaseballscorecards.com

AB	32
R	4
H	7
RBI	4
BB	3
SO	9
LOB	7

WP: 0 PB: 0 SB: 1 CS: 1 PA: 35

PITCHER		IP	WLS	BF	H	R	ER	SO	BB	IBB	HBP	BLK	WP	HR	S	P	ERA	WHIP
Bob Bruce, R ERA: 4.44	(1, 1)	5.0	L	20	5	3	3	6	1	0	0	0	0	1	31	35	5.40	1.200
Russ Kemmerer, R ERA: 3.59	(6, 1)	2.0		7	1	0	0	1	1	0	0	0	0	0	8	12	0.00	1.000
George Brunet, L ERA: 9.0	(8, 1)	2.0		8	1	1	1	2	1	0	0	0	0	0	11	15	4.50	1.000

PITCHER	IP	WLS	BF	H	R	ER	SO	BB	IBB	HBP	BLK	WP	HR	S	P	ERA	WHIP

Batter	1	2	3	4	5	6	7	8	9	AB	R	H	RBI	BB	SO	LOB
Bob Lillis, R (1, 4) (7, 5) OBP: 0.270, SLG: 0.257	P3		F8 2-3		F8		F5			4	0	0	0	0	0	2
Jim Pendleton, R (1, 7) OBP: 0.271, SLG: 0.382	6-3		BBBB BB		P3			F8		3	0	0	0	1	0	0
Bob Aspromonte, R (1, 5) OBP: 0.349, SLG: 0.402	K		F9			K		FC4-6 HBP 1B		3	0	0	0	0	2	2
Joey Amalfitano, R (7, 4) OBP: 0.311, SLG: 0.294										1	0	1	0	0	0	0
Roman Mejias, R (1, 9) OBP: 0.344, SLG: 0.494		5-3		E 2B		FC6-4 1B		1-2 FC4-6 HBP		3	0	2	0	0	0	0
Carl Warwick, R (1, 8) OBP: 0.302, SLG: 0.405		1B		E3 FC6 2-3		FC6-4 1-2f		FC4-6 1-2f 2-3		3	0	1	0	0	0	2
Al Spangler, L (8, PH) (9, 8) OBP: 0.386, SLG: 0.386										1	0	0	0	0	0	2
Hal Smith, R (1, 3) OBP: 0.267, SLG: 0.353		F8		K		P6		6-3		4	0	0	0	0	1	6
Jim Campbell, R (1, 2) OBP: 0.213, SLG: 0.182	K			F5			F7		F8	4	0	0	0	0	1	3
J C Hartman, R (1, 6) OBP: 0.227, SLG: 0.250			WP 5-3 1B	FC6 1-2f			F7		4-3	4	0	1	0	0	0	2
Bob Bruce, R (1, 1) OBP: 0.370, SLG: 0.171			5-3 1-2		K		3B		F7	1	0	0	0	0	0	1
Don Taussig, R (5, PH) OBP: 0.250, SLG: 0.318										1	0	0	0	0	1	0
Russ Kemmerer, R (6, 1) OBP: 0.571, SLG: 0.400										0	0	0	0	0	0	0
Norm Larker, L (7, PH) OBP: 0.350, SLG: 0.370										1	0	1	0	0	0	0
George Brunet, R (8, 1) OBP: 1.000, SLG: 1.000										0	0	0	0	0	0	0
Billy Goodman, L (9, PH) OBP: 0.307, SLG: 0.302										1	0	0	0	0	0	0
Inning Stats	R: 0 H: 0 E: 0 LOB: 0 K: 1 BB: 0 S: 5 P: 5	R: 0 H: 1 E: 0 LOB: 1 K: 1 BB: 0 S: 6 P: 6	R: 0 H: 1 E: 0 LOB: 2 K: 0 BB: 1 S: 4 P: 8	R: 0 H: 1 E: 1 LOB: 2 K: 1 BB: 0 S: 7 P: 7	R: 0 H: 0 E: 0 LOB: 0 K: 1 BB: 0 S: 5 P: 5	R: 0 H: 1 E: 0 LOB: 1 K: 1 BB: 0 S: 6 P: 6	R: 0 H: 1 E: 0 LOB: 1 K: 0 BB: 0 S: 4 P: 4	R: 0 H: 1 E: 0 LOB: 2 K: 0 BB: 0 S: 4 P: 5	R: 0 H: 0 E: 0 LOB: 0 K: 0 BB: 0 S: 3 P: 3	1B: 4 SF: 0 2B: 1 SAC: 0 3B: 1 DP: 0 HR: 0 HBP: 1							

PITCHER		IP	WLS	BF	H	R	ER	SO	BB	IBB	HBP	BLK	WP	HR	S	P	ERA	WHIP
Joe Nuxhall, L ERA: 2.67	(1, 1)	7.1	W	31	6	0	0	5	1	0	1	0	1	0	39	44	0.00	0.955
Jim Brosnan, R ERA: 3.24	(8, 1)	1.2	S	5	0	0	0	0	0	0	0	0	0	0	5	5	0.00	0.000

PITCHER	IP	WLS	BF	H	R	ER	SO	BB	IBB	HBP	BLK	WP	HR	S	P	ERA	WHIP

BOTTOM

Cincinnati Reds @ Houston Colt 45's

Colt Stadium, Houston, TX

Wed Aug 08 1962, 8:05 PM EDT

Att. 7,350 - Unknown - 92 F

livebaseballscorecards.com

AB	34
R	0
H	6
RBI	0
BB	1
SO	5
LOB	20

WP: 1 PA: 36
PB: 0
SB: 0
CS: 0

Batter	1	2	3	4	5	6	7	8	9	AB	R	H	RBI	BB	SO	LOB
Leo Cardenas, R (1, 6) OBP: 0.320, SLG: 0.380	L6	PO, BB 3-H 1B		6-3			L4		F8	5	0	1	1	0	0	1
Eddie Kasko, R (1, 5) OBP: 0.296, SLG: 0.324	2B 3B 1B	B B B B 1-2 BB			K			F3		3	1	1	0	1	1	0
Frank Robinson, R (1, 9) OBP: 0.407, SLG: 0.593	1-3 3B 2B	PO 2-3	HR		F8			6-3		4	2	2	1	0	0	0
Wally Post, R (1, 7) OBP: 0.324, SLG: 0.479	2-H 3-H 3B		K		F2			5-3		4	0	1	2	0	1	0
Don Pavletich, R (1, 3) OBP: 0.327, SLG: 0.302	K		2B 1B			F8			K	4	1	1	0	0	2	1
Johnny Edwards, L (1, 2) OBP: 0.330, SLG: 0.404	P6		1-H 2B			F7			1B 2B	4	1	2	1	0	0	1
Vada Pinson, L (1, 8) OBP: 0.334, SLG: 0.488		B B B G4-6-3 S 1B BB	4-3			6-3			2-H E 1B	3	2	1	1	1	0	0
Don Blasingame, L (1, 4) OBP: 0.354, SLG: 0.337		B B B 1-2 G4-6-3 BB		F5			1-3		E4 1-H	3	0	0	0	1	0	0
Jim O'Toole, S (1, 1) OBP: 0.152, SLG: 0.138		G4-6-3 1-2f 2-3		F2			K		F7	4	0	0	0	0	1	3
Inning Stats	R: 2 E: 0 K: 1 S: 8 H: 3 LOB: 1 BB: 0 P: 8	R: 1 E: 0 K: 0 S: 2 H: 1 LOB: 1 BB: 3 P: 14	R: 2 E: 0 K: 1 S: 7 H: 3 LOB: 0 BB: 0 P: 7	R: 0 E: 0 K: 0 S: 3 H: 0 LOB: 0 BB: 0 P: 3	R: 0 E: 0 K: 1 S: 5 H: 0 LOB: 0 BB: 0 P: 5	R: 0 E: 0 K: 0 S: 3 H: 0 LOB: 0 BB: 0 P: 3	R: 0 E: 0 K: 1 S: 5 H: 0 LOB: 0 BB: 0 P: 5	R: 0 E: 0 K: 0 S: 3 H: 0 LOB: 0 BB: 0 P: 3	R: 2 E: 1 K: 1 S: 8 H: 2 LOB: 1 BB: 0 P: 8	1B: 4 2B: 3 3B: 1 HR: 1 SF: 0 SAC: 0 DP: 1 HBP: 0						

PITCHER		IP	WLS	BF	H	R	ER	SO	BB	IBB	HBP	BLK	WP	HR	S	P	ERA	WHIP
Hal Woodeshick, L ERA: 4.36	(1, 1)	1.0	L	8	3	3	3	1	2	0	0	0	0	0	8	16	27.00	5.000
Jim Umbricht, R ERA: 2.97	(2, 1)	2.0		8	4	2	2	1	1	0	0	0	0	1	9	13	9.00	2.500
Bobby Tiefenauer, R ERA: 3.49	(4, 1)	2.0		6	0	0	0	1	0	0	0	0	0	0	8	8	0.00	0.000
Russ Kemmerer, R ERA: 3.49	(6, 1)	2.0		6	0	0	0	1	0	0	0	0	0	0	8	8	0.00	0.000
Jim Golden, R ERA: 3.78	(8, 1)	2.0		9	2	2	1	1	0	0	0	0	0	0	11	11	4.50	1.000

PITCHER	IP	WLS	BF	H	R	ER	SO	BB	IBB	HBP	BLK	WP	HR	S	P	ERA	WHIP

TOP

Cincinnati Reds @ Houston Colt 45's

Colt Stadium, Houston, TX

Thu Aug 09 1962, 8:05 PM EDT

Att. 5,196 - Unknown - 83 F

livebaseballscorecards.com

AB	34
R	7
H	9
RBI	6
BB	3
SO	5
LOB	6

WP: 0	PB: 0	SB: 1	CS: 0
PA: 38			

Batter	1	2	3	4	5	6	7	8	9	AB	R	H	RBI	BB	SO	LOB
Carl Warwick, R (1, 8) OBP: 0.298, SLG: 0.399	G3		K		FC5 1-2 2-3f 3-H		K		F5	5	0	0	1	0	2	4
Bob Lillis, R (1, 5) OBP: 0.267, SLG: 0.254	F3			F8	K			F8		4	0	0	0	0	1	2
Jim Pendleton, R (1, 7) OBP: 0.274, SLG: 0.384	1B			K		6-3		FC1-4 1B		4	0	2	0	0	1	0
Roman Mejias, R (1, 9) OBP: 0.343, SLG: 0.490	K			K		BB		FC1-4 1-2f		3	0	0	0	1	2	2
Norm Larker, L (1, 3) OBP: 0.349, SLG: 0.369		K			1B E 1B	F5		P6		4	1	1	0	0	1	2
Hal Smith, R (1, 2) OBP: 0.263, SLG: 0.346		K			F2	F2			4-3	4	0	0	0	0	1	2
Joey Amalfitano, R (1, 4) OBP: 0.313, SLG: 0.297		6-3			BB E 1-3 FC5 1B		E8 FC3-2 1B		6-3	4	1	2	0	0	0	0
J C Hartman, R (1, 6) OBP: 0.229, SLG: 0.250			1-3		E2 FC5 BB 1-2 3-H		1-3		2B 1B	4	1	1	0	0	0	2
Hal Woodeshick, R (1, 1) OBP: 0.667, SLG: 0.667 Jim Umbricht, R (0, 1) Don Taussig, R (3, PH) OBP: 0.000, SLG: 0.000 Bobby Tiefenauer, R (4, 1) Bob Aspromonte, R (5, PH) OBP: 0.000, SLG: 0.000 Russ Kemmerer, R (6, 1) OBP: 0.571, SLG: 0.643 Billy Goodman, L (7, PH) OBP: 0.364, SLG: 0.500 Jim Golden, L (8, 1) OBP: 0.000, SLG: 0.000 Jim Campbell, R (9, PH) OBP: 0.200, SLG: 0.222			4-3		BB FC5 1-2 2-3		FC3-2 3-H		2B 1-H	0 0 1 0 0 0 0 1 0	0 0 0 0 0 0 0 0 1	0 0 0 0 1 0 0 0 1	0 0 0 0 0 0 0 0 1	0 0 0 0 0 0 0 0 0	0 0 0 0 0 0 0 0 0	0 0 0 0 0 0 0 1 0
Inning Stats	R: 0 E: 0 K: 1 S: 6 H: 1 LOB: 1 BB: 0 P: 6	R: 0 E: 0 K: 2 S: 7 H: 0 LOB: 0 BB: 0 P: 7	R: 0 E: 0 K: 1 S: 5 H: 0 LOB: 0 BB: 0 P: 5	R: 0 E: 0 K: 2 S: 7 H: 0 LOB: 0 BB: 0 P: 7	R: 2 E: 1 K: 1 S: 8 H: 2 LOB: 2 BB: 1 P: 12	R: 0 E: 0 K: 0 S: 3 H: 0 LOB: 1 BB: 1 P: 7	R: 0 E: 1 K: 1 S: 6 H: 1 LOB: 1 BB: 0 P: 6	R: 0 E: 0 K: 0 S: 4 H: 1 LOB: 1 BB: 0 P: 4	R: 1 E: 0 K: 0 S: 5 H: 2 LOB: 1 BB: 0 P: 5	1B: 6 2B: 1 3B: 0 HR: 0	SF: 0 SAC: 0 DP: 0 HBP: 0					

PITCHER	IP	WLS	BF	H	R	ER	SO	BB	IBB	HBP	BLK	WP	HR	S	P	ERA	WHIP
Jim O'Toole, L (1, 1) ERA: 3.47	9.0	W	37	7	3	1	8	2	0	0	0	0	0	51	59	1.00	1.000

PITCHER	IP	WLS	BF	H	R	ER	SO	BB	IBB	HBP	BLK	WP	HR	S	P	ERA	WHIP

BOTTOM

Cincinnati Reds @ Houston Colt 45's

Colt Stadium, Houston, TX

Thu Aug 09 1962, 8:05 PM EDT

Att. 5,196 - Unknown - 83 F

livebaseballscorecards.com

AB	35
R	3
H	7
RBI	2
BB	2
SO	8
LOB	15

WP: 0 PB: 0 SB: 0 CS: 0 PA: 37

New York Mets @ Cincinnati Reds

Crosley Field, Cincinnati, OH

Fri Aug 10 1962, 7:05 PM EDT

Att. 14,879 - Unknown

TOP

livebaseballscorecards.com

Batter	1	2	3	4	5	6	7	8	9	AB	R	H	RBI	BB	SO	LOB
Richie Ashburn, L (1, 8) (4, 9) OBP: 0.418, SLG: 0.392	4-3		5-3			BB		F8	F7	4	0	0	0	1	0	1
Charlie Neal, R (1, 6) OBP: 0.320, SLG: 0.397	1-3			4-3		F9		K		4	0	0	0	0	1	1
Gene Woodling, L (1, 9) OBP: 0.386, SLG: 0.409	1-3			K		P6		BB HR 1B		2	0	0	0	0	1	0
Jim Hickman, R (4, 8) OBP: 0.336, SLG: 0.437										2	1	1	0	0	0	1
Frank Thomas, R (1, 7) OBP: 0.343, SLG: 0.544		HR		1B		1-2 BB		1-2 HR BB		2	2	2	1	2	0	0
Marv Throneberry, L (1, 3) OBP: 0.318, SLG: 0.434		P4		P4		P4		1-H 2-H HR		4	1	1	3	0	0	3
Felix Mantilla, R (1, 5) OBP: 0.325, SLG: 0.406		K			F8		F5	K		3	0	0	0	0	1	0
Sammy Drake, S (7, 5) OBP: 0.333, SLG: 0.333										1	0	0	0	0	1	0
Choo-Choo Coleman, L (1, 2) OBP: 0.300, SLG: 0.514		K			BB		F9		2-3	3	0	0	0	1	1	0
Rod Kanehl, R (1, 4) OBP: 0.330, SLG: 0.374			4-3		F9		1B		1B	4	0	2	0	0	0	1
Al Jackson, L (1, 1) OBP: 0.115, SLG: 0.120			K		K		F7		K	1	0	0	0	0	1	0
Ray Daviault, R (4, 1) OBP: 0.091, SLG: 0.091										1	0	0	0	0	1	1
Joe Christopher, R (7, PH) OBP: 0.278, SLG: 0.304										1	0	0	0	0	0	1
Bob Miller, R (7, 1) OBP: 0.179, SLG: 0.250										0	0	0	0	0	0	0
Rick Herrscher, R (9, PH) OBP: 0.154, SLG: 0.385										1	0	0	0	0	1	1
Inning Stats	R: 0 E: 0 K: 0 S: 3 H: 0 LOB: 0 BB: 0 P: 3	R: 1 E: 0 K: 2 S: 8 H: 1 LOB: 0 BB: 0 P: 8	R: 0 E: 0 K: 1 S: 5 H: 0 LOB: 0 BB: 0 P: 5	R: 0 E: 0 K: 1 S: 6 H: 1 LOB: 1 BB: 0 P: 6	R: 0 E: 0 K: 1 S: 5 H: 0 LOB: 1 BB: 1 P: 9	R: 0 E: 0 K: 0 S: 3 H: 0 LOB: 2 BB: 2 P: 11	R: 0 E: 0 K: 0 S: 4 H: 1 LOB: 1 BB: 0 P: 4	R: 3 E: 0 K: 2 S: 9 H: 2 LOB: 0 BB: 1 P: 13	R: 0 E: 0 K: 1 S: 6 H: 1 LOB: 1 BB: 0 P: 6	1B: 4 2B: 0 3B: 0 HR: 2	SF: 0 SAC: 0 DP: 0 HBP: 0					

	AB	33
	R	4
	H	6
	RBI	4
	BB	4
	SO	8
	LOB	10

WP: 0 PB: 0 SB: 0 CS: 0 PA: 37

PITCHER	IP	W	L	S	BF	H	R	ER	SO	BB	IBB	HBP	BLK	WP	HR	P	ERA	WHIP
Jim Maloney, R (1, 1) ERA: 5.09	9.0	W			37	6	4	4	8	4	0	0	0	0	2	65	4.00	1.111

PITCHER	IP	W	L	S	BF	H	R	ER	SO	BB	IBB	HBP	BLK	WP	HR	P	ERA	WHIP

Batter	1	2	3	4	5	6	7	8	9	AB	R	H	RBI	BB	SO	LOB
Leo Cardenas, R (1, 6) OBP: 0.319, SLG: 0.377	K	G6-4-3 1-2f	6-3 1-2 2-3 3-H		F9			G6-4-3 1B BB		4	0	0	1	1	1	4
Eddie Kasko, R (1, 5) OBP: 0.297, SLG: 0.324	6-3	F9	L4			BB BB		G6-4-3 1-2 1B		4	0	1	0	1	0	2
Frank Robinson, R (1, 9) OBP: 0.411, SLG: 0.611	HR		S FC 2B	HR		FC6-4 1-2 BB		G6-4-3 1-2f 2-3		4	3	3	2	1	0	2
Wally Post, R (1, 7) OBP: 0.325, SLG: 0.473	2B BB		1-3	G6-4-3 BB		K		F8		3	1	0	0	2	1	4
Don Pavletich, R (1, 3) OBP: 0.340, SLG: 0.326	1-H 2B		BB FC E 2-3 BB	F8		P3				3	1	1	1	1	0	3
Hank Foiles, R (1, 2) OBP: 0.360, SLG: 0.510	BB		FC E BB FC 1-2 3-H	G6-4-3 1-2f		FC6-4 1-2f				3	1	0	1	1	0	4
Vada Pinson, L (1, 8) OBP: 0.335, SLG: 0.486	F8		FC E 6-3 1-2 2-3 BB		WP S HBP		F7			2	1	0	0	1	0	2
Don Blasingame, L (1, 4) OBP: 0.353, SLG: 0.336		PB 1B 1B	E4 6-3 FC 1-2 2-3 3-H		F5		K			4	1	1	1	0	1	3
Jim Maloney, L (1, 1) OBP: 0.250, SLG: 0.261		G6-4-3 1-H 1B	FC 6-3 1-2 2-3 3-H		6-3 1-3		4-3			4	0	1	2	0	0	3
Inning Stats	R: 2 H: 2 E: 0 LOB: 2 K: 1 BB: 2 S: 7 P: 15	R: 1 H: 2 E: 0 LOB: 0 K: 0 BB: 0 S: 4 P: 4	R: 4 H: 1 E: 1 LOB: 2 K: 0 BB: 2 S: 7 P: 15	R: 1 H: 1 E: 0 LOB: 0 K: 0 BB: 1 S: 3 P: 7	R: 0 H: 0 E: 0 LOB: 1 K: 0 BB: 0 S: 3 P: 4	R: 0 H: 0 E: 0 LOB: 2 K: 1 BB: 2 S: 5 P: 13	R: 0 H: 0 E: 0 LOB: 0 K: 1 BB: 0 S: 5 P: 5	R: 0 H: 1 E: 0 LOB: 1 K: 0 BB: 1 S: 3 P: 7		1B: 3 SF: 0 2B: 2 SAC: 0 3B: 0 DP: 3 HR: 2 HBP: 1				WP: 1 PA: 40 PB: 2 SB: 2 CS: 0		

BOTTOM

New York Mets @ Cincinnati Reds

Crosley Field, Cincinnati, OH

Fri Aug 10 1962, 7:05 PM EDT

Att. 14,879 - Unknown

livebaseballscorecards.com

AB	31
R	8
H	7
RBI	8
BB	8
SO	3
LOB	27

PITCHER		IP	WLS	BF	H	R	ER	SO	BB	IBB	HBP	BLK	WP	HR	S	P	ERA	WHIP
Al Jackson, L ERA: 4.65	(1, 1)	3.0	L	20	5	7	6	1	4	0	0	0	0	1	18	34	18.00	3.000
Ray Daviault, R ERA: 6.75	(4, 1)	3.0		13	1	1	1	1	3	0	1	0	1	1	11	24	3.00	1.333
Bob Miller, R ERA: 4.95	(7, 1)	0.0		0	0	0	0	0	0	0	0	0	0	0	0	0	∞	∞

PITCHER	IP	WLS	BF	H	R	ER	SO	BB	IBB	HBP	BLK	WP	HR	S	P	ERA	WHIP

New York Mets @ Cincinnati Reds

Crosley Field, Cincinnati, OH

Sat Aug 11 1962, 7:05 PM EDT

Att. 14,903 - Unknown

TOP

livebaseballscorecards.com

Batter	1	2	3	4	5	6	7	8	9	AB	R	H	RBI	BB	SO	LOB
Richie Ashburn, L (1, 9) OBP: 0.417, SLG: 0.398	0-0 FC1-2-5-2-1 3B		0-0 F2 ①		0-3 K ②		0-0 1-2 1B		0-0 4-3 ③	3	0	1	0	0	1	1
Gene Woodling, L (5, 9) OBP: 0.387, SLG: 0.409										2	0	1	0	0	0	1
Joe Christopher, R (9, 9) OBP: 0.278, SLG: 0.304										0	0	0	0	0	0	0
Rod Kanehl, R (1, 4) OBP: 0.324, SLG: 0.366	0-0 FC1-2-5-2-1 3-H ①		0-0 6-3 ②		0-0 F8 ③		0-0 P4 ③			4	0	0	0	0	0	4
Charlie Neal, R (1, 6) OBP: 0.317, SLG: 0.393	0-3 K2-3 ②		0-0 1-3 ③			0-0 F3 ①		0-0 6-3 ①		4	0	0	0	0	1	1
Frank Thomas, R (1, 7) OBP: 0.342, SLG: 0.544	0-0 6-3 ③			0-0 5-3 ①		0-0 5-3 ②		0-0 2B		4	0	1	0	0	0	1
Marv Throneberry, L (1, 3) OBP: 0.321, SLG: 0.448		0-0 G3 ①		0-0 HR		0-0 1B		0-0 F2 ②		4	1	2	1	0	0	1
Felix Mantilla, R (1, 5) OBP: 0.325, SLG: 0.404		0-0 S 1B		0-0 F9 ②		0-0 F9 ③		0-0 5-3 ③		4	0	1	0	0	0	2
Jim Hickman, R (1, 8) OBP: 0.334, SLG: 0.432		H 1-0 1-2 HBP		0-0 F7 ③			0-0 F8 ①		0-0 F3 ①	3	0	0	0	0	0	0
Chris Cannizzaro, R (1, 2) OBP: 0.342, SLG: 0.250		0-0 F9 ②			0-0 SH1-4 1B		0-3 K ②		0-0 6-3 ②	4	0	1	0	0	1	2
Jay Hook, L (1, 1) OBP: 0.327, SLG: 0.213		0-3 K ③			0-0 1-2 SH1-4 ①		0-0 1B 1B		4-0 BB	2	0	1	0	1	1	2

	AB	34
	R	1
	H	8
	RBI	1
	BB	1
	SO	4
	LOB	15

Inning Stats																		
	R: 0	H: 1	R: 0	H: 1	R: 0	H: 0	R: 1	H: 1	R: 0	H: 1	R: 0	H: 1	R: 0	H: 2	R: 0	H: 1	R: 0	H: 0
	E: 0	LOB: 1	E: 0	LOB: 2	E: 0	LOB: 0	E: 0	LOB: 0	E: 0	LOB: 1	E: 0	LOB: 1	E: 0	LOB: 2	E: 0	LOB: 1	E: 0	LOB: 1
	K: 1	BB: 0	K: 1	BB: 0	K: 0	BB: 0	K: 0	BB: 0	K: 1	BB: 0	K: 0	BB: 0	K: 1	BB: 0	K: 0	BB: 0	K: 0	BB: 1
	S: 6	P: 6	S: 6	P: 7	S: 3	P: 3	S: 4	P: 4	S: 6	P: 6	S: 4	P: 4	S: 7	P: 7	S: 4	P: 4	S: 3	P: 7

	1B: 5	SF: 0
	2B: 1	SAC: 1
	3B: 1	DP: 0
	HR: 1	HBP: 1

	WP: 0	PA: 37
	PB: 0	
	SB: 1	
	CS: 0	

PITCHER	IP	WLS	BF	H	R	ER	SO	BB	IBB	HBP	BLK	WP	HR	S	P	ERA	WHIP
Bob Purkey, R (1, 1) ERA: 2.82	9.0	W	37	8	1	1	4	1	0	1	0	0	1	43	48	1.00	1.000

PITCHER	IP	WLS	BF	H	R	ER	SO	BB	IBB	HBP	BLK	WP	HR	S	P	ERA	WHIP

BOTTOM

New York Mets @ Cincinnati Reds

Crosley Field, Cincinnati, OH

Sat Aug 11 1962, 7:05 PM EDT

Att. 14,903 - Unknown

livebaseballscorecards.com

Batter	1	2	3	4	5	6	7	8	9	AB	R	H	RBI	BB	SO	LOB
Eddie Kasko, R (1, 5) OBP: 0.297, SLG: 0.321	BBBB 4-0 PB WP BB		x 0-0 ① L7		x 0-0 ② F9			x 0-0 ① F4		3	0	0	0	1	0	0
Don Blasingame, L (1, 4) OBP: 0.352, SLG: 0.335	x 0-0 ① F9 1-2		x 0-0 ② F9		x 0-0 ③ F9			x 0-0 CS 1B		4	0	1	0	0	0	1
Jerry Lynch, L (1, 7) OBP: 0.355, SLG: 0.514	BBBB 4-0 PB BB		x 0-0 ③ P4			x 0-0 ① 3-1		x 0-0 ②③ P4 1-2		3	0	0	0	1	0	1
Frank Robinson, R (1, 9) OBP: 0.414, SLG: 0.618	x 0-0 ② F7			x 0-0 HR		BBBB 4-0 BB			x 0-0 SH1-3 1B 1B	3	2	2	1	1	0	2
Gordy Coleman, L (1, 3) OBP: 0.327, SLG: 0.484	SSS 0-3 ③ K 1-2 2-3			x 0-0 ① F8		x 0-0 ② F8			x 0-0 ① SH1-3 1-2	3	0	0	0	0	1	3
Johnny Edwards, L (1, 2) OBP: 0.332, SLG: 0.403		x 0-0 FC4-6 1B		BBBB 4-0 BB		x 0-0 ③ 4-3			x 0-0 ② F9	3	0	1	0	1	0	2
Vada Pinson, L (1, 8) OBP: 0.335, SLG: 0.483		x 0-0 ① FC4-6 1-2f		x 0-0 ② F9			x 0-0 ① F8		IIII 4-0 1B IBB	3	0	0	0	1	0	2
Leo Cardenas, R (1, 6) OBP: 0.318, SLG: 0.375		x 0-0 ② F9		SSS 0-3 ③ K			x 0-0 ② 6-3		x 0-0 1-2 2-H 1B	4	0	1	1	0	1	2
Bob Purkey, R (1, 1) OBP: 0.129, SLG: 0.195		x 0-0 ③ P3			SSS 0-3 ① K		x 0-0 ③ F2			3	0	0	0	0	1	1
Inning Stats	R: 0 H: 0 E: 0 LOB: 2 K: 1 BB: 2 S: 5 P: 13	R: 0 H: 1 E: 0 LOB: 1 K: 0 BB: 0 S: 4 P: 4	R: 0 H: 0 E: 0 LOB: 0 K: 0 BB: 0 S: 3 P: 3	R: 1 H: 1 E: 0 LOB: 1 K: 1 BB: 1 S: 6 P: 10	R: 0 H: 0 E: 0 LOB: 0 K: 1 BB: 0 S: 5 P: 5	R: 0 H: 0 E: 0 LOB: 1 K: 0 BB: 1 S: 3 P: 7	R: 0 H: 0 E: 0 LOB: 0 K: 0 BB: 0 S: 3 P: 3	R: 0 H: 1 E: 0 LOB: 0 K: 0 BB: 0 S: 3 P: 3	R: 1 H: 2 E: 0 LOB: 2 K: 0 BB: 1 S: 4 P: 8	1B: 4 SF: 0 2B: 0 SAC: 1 3B: 0 DP: 0 HR: 1 HBP: 0							

PITCHER	IP	WLS	BF	H	R	ER	SO	BB	IBB	HBP	BLK	WP	HR	S	P	ERA	WHIP
Jay Hook, R (1, 1) ERA: 5.31	8.2	L	35	5	2	2	3	4	1	0	0	1	1	36	56	2.08	1.038

PITCHER	IP	WLS	BF	H	R	ER	SO	BB	IBB	HBP	BLK	WP	HR	S	P	ERA	WHIP

AB	29
R	2
H	5
RBI	2
BB	5
SO	3
LOB	14

WP: 1 PA: 35
PB: 1
SB: 0
CS: 1

Batter	1	2	3	4	5	6	7	8	9	AB	R	H	RBI	BB	SO	LOB
Richie Ashburn, L (1, 9) OBP: 0.417, SLG: 0.398	0-0 HR 1B 1B		0-0 ① 6-3		0-0 1B		0-0 ③ F9		0-0 ③ 5-3	5	1	2	0	0	0	1
Rod Kanehl, R (1, 4) OBP: 0.323, SLG: 0.364	1-2 HR 1B		0-3 ② K		0-0 ③ F9			0-0 ① 1-3		4	1	1	0	0	1	1
Charlie Neal, R (1, 6) OBP: 0.321, SLG: 0.403	0-0 1-H 2-H HR		0-3 ③ K			0-0 WP 1B 1B		4-0 FC5-4 BB		3	2	2	3	1	1	0
Frank Thomas, R (1, 7) OBP: 0.339, SLG: 0.539	0-3 ① K			0-3 ① K		0-0 ① F8		0-0 ② FC5-4 1B 1-2f		4	0	0	0	0	2	2
Marv Throneberry, L (1, 3) OBP: 0.320, SLG: 0.445	0-0 ② F8			0-0 ② 1-3		0-0 ② F8		0-0 FC5-4 1B 1-2		4	0	1	0	0	0	1
Felix Mantilla, R (1, 5) OBP: 0.326, SLG: 0.406	0-3 ③ K			0-0 2B		4-0 1B BB 1-2		0-0 ③ FC5-4 1-2f		3	0	1	0	1	1	2
Choo-Choo Coleman, L (1, 2) OBP: 0.295, SLG: 0.488		0-0 ① F9		0-0 ③ G3		0-0 ③ 1B 1-3 2-H			0-0 ① F7	4	0	1	1	0	0	1
Jim Hickman, R (1, 8) OBP: 0.331, SLG: 0.427 Sammy Drake, S (9, PH) OBP: 0.500, SLG: 0.333		0-0 ② F7			0-0 ① P5		0-0 ① 5-3		4-0 G3 BB	3 0	0 0	0 0	0 0	0 1	0 0	0 0
Roger Craig, R (1, 1) OBP: 0.115, SLG: 0.053 Craig Anderson, R (8, 1) OBP: 0.100, SLG: 0.100 Ken MacKenzie, R (8, 1) OBP: 0.100, SLG: 0.100 Gene Woodling, L (9, PH) OBP: 0.386, SLG: 0.408		0-3 ③ K			0-0 ② 6-3		0-3 ② K		0-0 ② G3 1-2	3 0 0 1	0 0 0 0	0 0 0 0	0 0 0 0	0 0 0 0	2 0 0 0	0 0 0 1
Inning Stats	R: 3 E: 0 K: 2 S: 10 H: 3 LOB: 0 BB: 0 P: 10	R: 0 E: 0 K: 1 S: 5 H: 0 LOB: 0 BB: 0 P: 5	R: 0 E: 0 K: 2 S: 7 H: 0 LOB: 0 BB: 0 P: 7	R: 0 E: 0 K: 1 S: 6 H: 1 LOB: 1 BB: 0 P: 6	R: 0 E: 0 K: 0 S: 4 H: 1 LOB: 1 BB: 0 P: 4	R: 1 E: 0 K: 0 S: 4 H: 2 LOB: 2 BB: 1 P: 8	R: 0 E: 0 K: 1 S: 5 H: 0 LOB: 0 BB: 0 P: 5	R: 0 E: 0 K: 0 S: 4 H: 1 LOB: 2 BB: 1 P: 8	R: 0 E: 0 K: 0 S: 3 H: 0 LOB: 1 BB: 1 P: 7	1B: 6 2B: 1 3B: 0 HR: 1	SF: 0 SAC: 0 DP: 0 HBP: 0						

PITCHER	IP	WLS	BF	H	R	ER	SO	BB	IBB	HBP	BLK	WP	HR	S	P	ERA	WHIP
Joey Jay, R (1, 1) ERA: 3.66	9.0	W	37	8	4	4	7	3	0	0	0	1	1	48	60	4.00	1.222

PITCHER	IP	WLS	BF	H	R	ER	SO	BB	IBB	HBP	BLK	WP	HR	S	P	ERA	WHIP

TOP

New York Mets @ Cincinnati Reds

Crosley Field, Cincinnati, OH

Sun Aug 12 1962, 3:33 AM EDT

Att. 11,319 - Unknown

livebaseballscorecards.com

AB	34
R	4
H	8
RBI	4
BB	3
SO	7
LOB	9

WP: 1 PA: 37
PB: 0
SB: 0
CS: 0

Batter	1	2	3	4	5	6	7	8	9	AB	R	H	RBI	BB	SO	LOB
Eddie Kasko, R (1, 5) OBP: 0.294, SLG: 0.318	L9		6-3			5-3		F3		4	0	0	0	0	0	1
Don Blasingame, L (1, 4) OBP: 0.354, SLG: 0.335	BBBB, G4-6-3, BB		4-3			1-3		1-2, HR, BB, 1B		3	1	1	0	1	0	0
Jerry Lynch, L (1, 7) OBP: 0.353, SLG: 0.507 Marty Keough, L (8, PR) OBP: 0.366, SLG: 0.407 (9, 3)	G4-6-3, 1-2f		F7			P6		BBBB, 1-2, 2-3, HR, BB		3 0	0 1	0 0	0 0	1 0	0 0	1 0
Frank Robinson, R (1, 9) OBP: 0.413, SLG: 0.616		HR, 1B	F7		G3		SF8, 3-H			3	1	1	1	0	0	0
Gordy Coleman, L (1, 3) OBP: 0.327, SLG: 0.491 Wally Post, R (8, PH) OBP: 0.328, SLG: 0.489 (9, 7)		1-H, HR	F7		P3		1-H, 2-H, HR			3 1	1 1	1 1	2 3	0 0	0 0	0 0
Vada Pinson, L (1, 8) OBP: 0.336, SLG: 0.488		F9	F8			HR, 2B		2B		4	1	2	0	0	0	0
Leo Cardenas, R (1, 6) OBP: 0.320, SLG: 0.384		1B		F9		2-H, HR		6-3		4	1	2	2	0	0	2
Hank Foiles, R (1, 2) OBP: 0.351, SLG: 0.495		P5		SSS, 0-3, K			F5			3	0	0	0	0	1	1
Joey Jay, S (1, 1) OBP: 0.235, SLG: 0.243		P4		4-3				BBBB, BB, 1B, SF8, BB		2	1	0	0	1	0	1
Inning Stats	R: 0 E: 0 K: 0 S: 2 H: 0 LOB: 0 BB: 1 P: 6	R: 2 E: 0 K: 0 S: 6 H: 3 LOB: 1 BB: 0 P: 6	R: 0 E: 0 K: 0 S: 3 H: 0 LOB: 0 BB: 0 P: 3	R: 0 E: 0 K: 0 S: 3 H: 0 LOB: 0 BB: 0 P: 3	R: 0 E: 0 K: 1 S: 5 H: 0 LOB: 0 BB: 0 P: 5	R: 0 E: 0 K: 0 S: 3 H: 0 LOB: 0 BB: 0 P: 3	R: 2 E: 0 K: 0 S: 5 H: 2 LOB: 0 BB: 0 P: 5	R: 4 E: 0 K: 0 S: 6 H: 3 LOB: 2 BB: 2 P: 14		1B: 3 2B: 2 3B: 0 HR: 3	SF: 1 SAC: 0 DP: 1 HBP: 0						

BOTTOM

New York Mets @ Cincinnati Reds

Crosley Field, Cincinnati, OH

Sun Aug 12 1962, 3:33 AM EDT

Att. 11,319 - Unknown

livebaseballscorecards.com

AB	30
R	8
H	8
RBI	8
BB	3
SO	1
LOB	6

WP: 0 PB: 0 SB: 0 CS: 0 PA: 34

PITCHER		IP	WLS	BF	H	R	ER	SO	BB	IBB	HBP	BLK	WP	HR	S	P	ERA	WHIP
Roger Craig, R ERA: 4.48	(1, 1)	7.1	L	30	6	7	7	1	3	0	0	0	0	2	29	41	8.59	1.227
Craig Anderson, R ERA: 5.85	(8, 1)	0.1		1	0	0	0	0	0	0	0	0	0	0	1	1	0.00	0.000
Ken MacKenzie, L ERA: 4.97	(8, 1)	0.1		3	2	1	1	0	0	0	0	0	0	1	3	3	27.00	6.000

PITCHER	IP	WLS	BF	H	R	ER	SO	BB	IBB	HBP	BLK	WP	HR	S	P	ERA	WHIP

Batter	1	2	3	4	5	6	7	8	9	AB	R	H	RBI	BB	SO	LOB
Roy McMillan, R (1, 6) OBP: 0.347, SLG: 0.385	F2			K			E5		K	3	1	0	0	0	1	0
Hawk Taylor, R (9, PH)										1	0	0	0	0	1	0
Lou Johnson, R (1, 7) OBP: 0.323, SLG: 0.345	L3			1-3			1-2 1B		2B	4	1	2	0	0	0	0
(7, 8)																
Eddie Mathews, L (1, 5) OBP: 0.369, SLG: 0.486	F6			K			1-2 2-3 1B		2-3 1B	4	0	2	0	0	1	0
Hank Aaron, R (1, 9) OBP: 0.392, SLG: 0.612		F7			K		1-2 2-3 3-H G4-6-3		1-3 3-H 2B	4	0	2	2	0	1	0
Joe Adcock, R (1, 3) OBP: 0.336, SLG: 0.524		K			K2-3		K		6-3	4	0	0	0	0	3	5
Lee Maye, L (1, 8) OBP: 0.301, SLG: 0.364		K			K		1-2f G4-6-3		6-3	2	0	0	0	0	2	0
Tommie Aaron, R (7, PH) OBP: 0.282, SLG: 0.335										2	0	0	0	0	0	5
(7, 7)																
Del Crandall, R (1, 2) OBP: 0.340, SLG: 0.393			6-3			K		F8		2	0	0	0	0	1	0
Bob Uecker, R (7, 2) OBP: 0.323, SLG: 0.231										1	0	0	0	0	0	0
Frank Bolling, R (1, 4) OBP: 0.317, SLG: 0.394			4-3			F6		K		3	0	0	0	0	1	0
Bob Hendley, R (1, 1) OBP: 0.260, SLG: 0.233			6-3			F5		K		1	0	0	0	0	0	0
Ken Aspromonte, R (6, PH) OBP: 0.352, SLG: 0.293										1	0	0	0	0	0	0
Don Nottebart, R (6, 1) OBP: 0.429, SLG: 0.333										0	0	0	0	0	0	0
Denny Lemaster, R (7, 1) OBP: 0.250, SLG: 0.182										1	0	0	0	0	1	0
Inning Stats	R: 0 E: 0 K: 0 S: 3 H: 0 LOB: 0 BB: 0 P: 3	R: 0 E: 0 K: 2 S: 7 H: 0 LOB: 0 BB: 0 P: 7	R: 0 E: 0 K: 0 S: 3 H: 0 LOB: 0 BB: 0 P: 3	R: 0 E: 0 K: 2 S: 7 H: 0 LOB: 0 BB: 0 P: 7	R: 0 E: 0 K: 3 S: 9 H: 0 LOB: 0 BB: 0 P: 9	R: 0 E: 0 K: 1 S: 5 H: 0 LOB: 0 BB: 0 P: 5	R: 1 E: 1 K: 1 S: 8 H: 3 LOB: 2 BB: 0 P: 8	R: 0 E: 0 K: 2 S: 7 H: 0 LOB: 0 BB: 0 P: 7	R: 1 E: 0 K: 1 S: 8 H: 3 LOB: 2 BB: 0 P: 8	1B: 4 2B: 2 3B: 0 HR: 0	SF: 0 SAC: 0 DP: 1 HBP: 0					

PITCHER	IP	WLS	BF	H	R	ER	SO	BB	IBB	HBP	BLK	WP	HR	S	P	ERA	WHIP
Jim O'Toole, L (1, 1) ERA: 3.36	9.0	W	33	6	2	1	12	0	0	0	0	0	0	57	57	1.00	0.667

PITCHER	IP	WLS	BF	H	R	ER	SO	BB	IBB	HBP	BLK	WP	HR	S	P	ERA	WHIP

TOP

Milwaukee Braves @ Cincinnati Reds

Crosley Field, Cincinnati, OH

Mon Aug 13 1962, 7:05 PM EDT

Att. 9,748 - Unknown

livebaseballscorecards.com

AB	33
R	2
H	6
RBI	2
BB	0
SO	12
LOB	10

WP: 0 PA: 33
PB: 0
SB: 0
CS: 0

Milwaukee Braves @ Cincinnati Reds

Crosley Field, Cincinnati, OH

Mon Aug 13 1962, 7:05 PM EDT

Att. 9,748 - Unknown

BOTTOM

livebaseballscorecards.com

Batter	1	2	3	4	5	6	7	8	9	AB	R	H	RBI	BB	SO	LOB
Leo Cardenas, R (1, 6) OBP: 0.318, SLG: 0.384	1-3	F9			1-3 HR 2B		E5 2B	4-3		5	2	1	0	0	0	0
Eddie Kasko, R (1, 5) OBP: 0.298, SLG: 0.322	2B BB 1B		5-3		BBBB HR BB		3-H 2B 2B	F7		4	3	2	1	1	0	0
Frank Robinson, R (1, 9) OBP: 0.415, SLG: 0.624	1-2 2B BB		SSS K		1-H 2-H 3-H HR		2-H 1B 2B	F6		4	3	2	5	1	1	0
Wally Post, R (1, 7) OBP: 0.327, SLG: 0.484	SSS K		SSS K		F7		2-H F8 1B 1B			4	1	1	1	0	2	2
Don Pavletich, R (1, 3) OBP: 0.333, SLG: 0.340	1-H 2-H 2B			6-3	6-3		SSS K			4	0	1	2	0	1	1
Hank Foiles, R (1, 2) OBP: 0.364, SLG: 0.495	BB			L6-3 1B		BBBB 7-4 1B BB	1-2 F8			2	0	1	0	2	0	1
Vada Pinson, L (1, 8) OBP: 0.337, SLG: 0.488	SSS K			1-2 L6-3		1-2 1B	2-H 1B 1B			4	0	2	1	0	1	3
Don Blasingame, L (1, 4) OBP: 0.355, SLG: 0.335		F6			BBBB FC1-6 BB	2-2f 7-4	1-3 1B			3	0	1	0	1	0	2
Jim O'Toole, S (1, 1) OBP: 0.143, SLG: 0.130		SSS K			1-2f FC1-6 2B HR	SSS K	4-3			4	1	0	0	0	2	4

	AB	34
	R	10
	H	11
	RBI	10
	BB	5
	SO	7
	LOB	13

Inning Stats	1	2	3	4	5	6	7	8	9
	R: 2 E: 0 K: 2 S: 9	H: 2 LOB: 2 BB: 2 P: 17	R: 0 E: 0 K: 1 S: 5	H: 0 LOB: 0 BB: 0 P: 5	R: 0 E: 0 K: 2 S: 7	H: 0 LOB: 0 BB: 0 P: 7	R: 0 E: 0 K: 0 S: 3	H: 1 LOB: 0 BB: 0 P: 3	R: 4 E: 0 K: 0 S: 5	H: 2 LOB: 0 BB: 2 P: 13	R: 0 E: 0 K: 1 S: 5	H: 1 LOB: 1 BB: 1 P: 9	R: 4 E: 1 K: 1 S: 11	H: 5 LOB: 2 BB: 0 P: 11	R: 0 E: 0 K: 0 S: 3	H: 0 LOB: 0 BB: 0 P: 3

	1B: 6	SF: 0	WP: 0	PA: 39
	2B: 6	SAC: 0	PB: 0	
	3B: 0	DP: 2	SB: 0	
	HR: 1	HBP: 0	CS: 0	

PITCHER		IP	WLS	BF	H	R	ER	SO	BB	IBB	HBP	BLK	WP	HR	S	P	ERA	WHIP
Bob Hendley, L ERA: 3.56	(1, 1)	5.0	L	23	5	6	6	5	4	0	0	0	0	1	29	45	10.80	1.800
Don Nottebart, R ERA: 3.61	(6, 1)	1.2		11	5	4	2	2	1	0	0	0	0	0	14	18	10.80	3.600
Denny Lemaster, L ERA: 3.34	(7, 1)	1.1		5	1	0	0	0	0	0	0	0	0	0	5	5	0.00	0.750

PITCHER	IP	WLS	BF	H	R	ER	SO	BB	IBB	HBP	BLK	WP	HR	S	P	ERA	WHIP

Batter	1	2	3	4	5	6	7	8	9	AB	R	H	RBI	BB	SO	LOB
Roy McMillan, R (1, 6) OBP: 0.343, SLG: 0.380	F4	F8 1-2 3-H		F2		K		F8		5	0	0	0	0	1	4
Gus Bell, L (1, 7) OBP: 0.271, SLG: 0.333	F6		FC4-6 1B 1B		4-3	K 1-2 2-3			K	3	0	1	0	0	0	0
Lou Johnson, R (6, PH) (6, 7) OBP: 0.313, SLG: 0.333										2	0	0	0	0	2	2
Eddie Mathews, L (1, 5) OBP: 0.367, SLG: 0.485	F3		F8		F8		F3		PB 2B	5	0	1	0	0	0	1
Hank Aaron, R (1, 9) OBP: 0.396, SLG: 0.623		BB G2 2B	FC4-6 1-2 1B		2B		HR		F7 2-3	4	2	3	1	1	0	1
Lee Maye, L (1, 8) OBP: 0.295, SLG: 0.355		G2 1-2	FC4-6 BB 1-2f 2-3		4-1		K		G3	5	0	0	0	0	1	5
Tommie Aaron, R (1, 3) OBP: 0.290, SLG: 0.351		BB 2B FC4-6	BB 1-2			HR	K			2	2	1	1	2	1	0
Joe Torre, R (1, 2) OBP: 0.346, SLG: 0.348		FC4-6 WP 1-3 2-H 2B	4-3			FC1-5 1B 1B		4-3 WP 1B		4	1	3	1	0	0	3
Frank Bolling, R (1, 4) OBP: 0.319, SLG: 0.394		IBB FC4-6		K		PB FC1-5 1-2 1B		K 1-2		3	0	1	0	1	2	1
Tony Cloninger, R (1, 1) OBP: 0.045, SLG: 0.045		FC4-6 WP 1-2f 2-3 3-H		K		FC1-5 PB 1-2 2-3f		4-3 2-3		4	0	0	1	0	1	5
Claude Raymond, R (9, 1)										0	0	0	0	0	0	0
Inning Stats	R: 0 E: 0 K: 0 S: 3 H: 0 LOB: 0 BB: 0 P: 3	R: 3 E: 0 K: 0 S: 4 H: 1 LOB: 1 BB: 3 P: 16	R: 0 E: 0 K: 0 S: 5 H: 2 LOB: 3 BB: 1 P: 9	R: 0 E: 0 K: 2 S: 7 H: 0 LOB: 0 BB: 0 P: 7	R: 0 E: 0 K: 0 S: 4 H: 1 LOB: 1 BB: 0 P: 4	R: 1 E: 0 K: 2 S: 10 H: 3 LOB: 2 BB: 0 P: 10	R: 1 E: 0 K: 2 S: 8 H: 1 LOB: 0 BB: 0 P: 8	R: 0 E: 0 K: 1 S: 6 H: 1 LOB: 1 BB: 0 P: 6	R: 0 E: 0 K: 1 S: 6 H: 1 LOB: 1 BB: 0 P: 6	1B: 5 2B: 3 3B: 0 HR: 2 SF: 0 SAC: 0 DP: 0 HBP: 0						

PITCHER		IP	WLS	BF	H	R	ER	SO	BB	IBB	HBP	BLK	WP	HR	S	P	ERA	WHIP
Johnny Klippstein, R ERA: 4.73	(1, 1)	5.0	L	26	7	4	4	2	3	1	0	0	1	1	26	42	7.20	2.000
Ted Wills, L ERA: 5.7	(6, 1)	3.0		11	2	1	1	5	0	0	0	0	1	1	21	21	3.00	0.667
Jim Brosnan, R ERA: 3.18	(9, 1)	1.0		4	1	0	0	1	0	0	0	0	0	0	6	6	0.00	1.000

PITCHER	IP	WLS	BF	H	R	ER	SO	BB	IBB	HBP	BLK	WP	HR	S	P	ERA	WHIP

TOP

Milwaukee Braves @ Cincinnati Reds

Crosley Field, Cincinnati, OH

Tue Aug 14 1962, 7:05 PM EDT

Att. 10,867 - Unknown

livebaseballscorecards.com

AB	37
R	5
H	10
RBI	4
BB	4
SO	8
LOB	22

PA: 41

WP: 2
PB: 2
SB: 0
CS: 0

Milwaukee Braves @ Cincinnati Reds

Crosley Field, Cincinnati, OH

Tue Aug 14 1962, 7:05 PM EDT

Att. 10,867 - Unknown

BOTTOM

Batter	1	2	3	4	5	6	7	8	9	AB	R	H	RBI	BB	SO	LOB
Eddie Kasko, R (1, 5) OBP: 0.300, SLG: 0.322	G4-6-3 1B		6-3		F7			BB		3	0	1	0	1	0	0
Don Blasingame, L (1, 4) OBP: 0.354, SLG: 0.334	F8		1B 1B		F5			F7		4	0	1	0	0	0	2
Jerry Lynch, L (1, 7) OBP: 0.351, SLG: 0.502	G4-6-3 1-2f		1-2 1B			F9		4-3		4	0	1	0	0	0	2
Jim Brosnan, R (9, 1)										0	0	0	0	0	0	0
Frank Robinson, R (1, 9) OBP: 0.413, SLG: 0.620		BBB S HR BB	F5			5-3			F7	3	1	0	0	1	0	2
Gordy Coleman, L (1, 3) OBP: 0.326, SLG: 0.496		1-H HR	4-3			4-3			F8	4	1	1	2	0	0	2
Vada Pinson, L (1, 8) OBP: 0.337, SLG: 0.488		4-3		F8			4-3		WP 2B 2B	4	1	1	0	0	0	0
Leo Cardenas, R (1, 6) OBP: 0.318, SLG: 0.385		F9		6-3			F8		2-H 2B	4	0	1	1	0	0	0
Hank Foiles, R (1, 2) OBP: 0.367, SLG: 0.523		HR		F9			P4		SSS K	2	1	1	1	0	0	0
Johnny Edwards, L (7, PH) OBP: 0.330, SLG: 0.401										2	0	0	0	0	1	1
(8, 2)																
Johnny Klippstein, R (1, 1) OBP: 0.238, SLG: 0.316		SSS K			SSS K					2	0	0	0	0	2	0
Ted Wills, L (6, 1) OBP: 0.267, SLG: 0.267										0	0	0	0	0	0	0
Marty Keough, L (8, PH) OBP: 0.364, SLG: 0.404										1	0	0	0	0	0	0
(9, 7)																
Inning Stats	R: 0 E: 0 K: 0 S: 3 H: 1 LOB: 0 BB: 0 P: 3	R: 3 E: 0 K: 1 S: 7 H: 2 LOB: 0 BB: 1 P: 11	R: 0 E: 0 K: 0 S: 5 H: 2 LOB: 2 BB: 0 P: 5	R: 0 E: 0 K: 0 S: 3 H: 0 LOB: 0 BB: 0 P: 3	R: 0 E: 0 K: 1 S: 5 H: 0 LOB: 0 BB: 0 P: 5	R: 0 E: 0 K: 0 S: 3 H: 0 LOB: 0 BB: 0 P: 3	R: 0 E: 0 K: 0 S: 3 H: 0 LOB: 0 BB: 0 P: 3	R: 0 E: 0 K: 0 S: 3 H: 0 LOB: 1 BB: 1 P: 7	R: 1 E: 0 K: 1 S: 7 H: 2 LOB: 1 BB: 0 P: 7	1B: 3 2B: 2 3B: 0 HR: 2 SF: 0 SAC: 0 DP: 1 HBP: 0						

livebaseballscorecards.com

AB	33
R	4
H	7
RBI	4
BB	2
SO	3
LOB	9

PITCHER		IP	WLS	BF	H	R	ER	SO	BB	IBB	HBP	BLK	WP	HR	S	P	ERA	WHIP
Tony Cloninger, R ERA: 4.61	(1, 1)	8.2	W	34	7	4	4	2	2	0	0	0	1	2	36	44	4.15	1.038
Claude Raymond, R ERA: 1.78	(9, 1)	0.1	S	1	0	0	0	1	0	0	0	0	0	0	3	3	0.00	0.000

PITCHER	IP	WLS	BF	H	R	ER	SO	BB	IBB	HBP	BLK	WP	HR	S	P	ERA	WHIP

Milwaukee Braves @ Cincinnati Reds

Crosley Field, Cincinnati, OH

Wed Aug 15 1962, 7:05 PM EDT

Att. 13,351 - Unknown

TOP

livebaseballscorecards.com

Batter	1	2	3	4	5	6	7	8	9	AB	R	H	RBI	BB	SO	LOB
Roy McMillan, R (1, 6) OBP: 0.344, SLG: 0.378	F9		1-2 HBP			BBB 4-0 FC4-6 BB		F9		2	0	0	0	1	0	1
Gus Bell, L (1, 7) OBP: 0.267, SLG: 0.328	4-3		F3			0-0 FC4-6 1-2f			4-3	4	0	0	0	0	0	3
Eddie Mathews, L (1, 5) OBP: 0.366, SLG: 0.482	F9			F6		SSS 0-3 K			BBB 4-0 1B 1B BB	3	1	0	0	1	1	1
Hank Aaron, R (1, 9) OBP: 0.395, SLG: 0.619		1-3		P2			F9		1B 1B 1-2 1B	4	1	1	0	0	0	0
Joe Torre, R (1, 2) OBP: 0.350, SLG: 0.352		F9		1B			SSS 0-3 K		1B 1B 1-3 2-H 1B	4	0	2	1	0	1	0
Lou Johnson, R (9, PR) OBP: 0.313, SLG: 0.333										0	1	0	0	0	0	0
Lee Maye, L (1, 8) OBP: 0.294, SLG: 0.353		F9			SSS 0-3 K		SSS 0-3 K		1B 1-3 3-H 1B	4	0	1	1	0	2	0
Tommie Aaron, R (1, 3) OBP: 0.285, SLG: 0.344			6-3		F9			6-3	SSS 0-3 K	4	0	0	0	0	1	2
Frank Bolling, R (1, 4) OBP: 0.316, SLG: 0.389			5-3		5-3			4-3	FC6 1-2 3-H 1B	3	0	0	0	0	0	0
Del Crandall, R (9, PH) OBP: 0.342, SLG: 0.395										1	0	1	1	0	0	0
Jack Curtis, L (1, 1) OBP: 0.304, SLG: 0.200			HBP 1B			F9		1B	FC6 1-2f	2	0	1	0	0	0	0
Carl Willey, R (6, 1) OBP: 0.364, SLG: 0.400										0	0	0	0	0	0	0
Hawk Taylor, R (8, PH) OBP: 0.333, SLG: 0.333										1	0	1	0	0	0	0
Denny Lemaster, R (8, 1) OBP: 0.250, SLG: 0.182										0	0	0	0	0	0	0
Amado Samuel, R (9, PH) OBP: 0.245, SLG: 0.278										1	0	0	0	0	0	2

	AB	33
	R	3
	H	7
	RBI	3
	BB	2
	SO	5
	LOB	9

Inning Stats	1	2	3	4	5	6	7	8	9	1B: 7	SF: 0	WP: 0	PA: 36
R	0	0	0	0	0	0	0	0	3	2B: 0	SAC: 0	PB: 0	
E	0	0	0	0	0	0	0	0	0	3B: 0	DP: 0	SB: 0	
K	0	3	4	3	5	5	7	4	9	HR: 0	HBP: 1	CS: 0	
S	3												
H	0	0	1	0	0	0	0	1	4				
LOB	0	0	2	1	0	1	0	1	2				
BB	0	0	0	0	0	1	0	0	1				
P	3	3	5	3	5	9	7	4	13				

PITCHER		IP	WLS	BF	H	R	ER	SO	BB	IBB	HBP	BLK	WP	HR	S	P	ERA	WHIP
Bob Purkey, R ERA: 2.84	(1, 1)	8.1	W	33	6	3	3	4	2	0	1	0	0	0	38	47	3.24	0.960
Jim Brosnan, R ERA: 3.14	(9, 1)	0.2	S	3	1	0	0	1	0	0	0	0	0	0	5	5	0.00	1.500

PITCHER	IP	WLS	BF	H	R	ER	SO	BB	IBB	HBP	BLK	WP	HR	S	P	ERA	WHIP

BOTTOM

Milwaukee Braves @ Cincinnati Reds

Crosley Field, Cincinnati, OH

Wed Aug 15 1962, 7:05 PM EDT

Att. 13,351 - Unknown

Batter	1	2	3	4	5	6	7	8	9	AB	R	H	RBI	BB	SO	LOB
Leo Cardenas, R (1, 6) OBP: 0.317, SLG: 0.382	BBBB 4-0 G5-4-3 BB		x 0-0 ③ F7		x 0-0 ③ F7		x 0-0 ③ 5-3			3	0	0	0	1	0	2
Eddie Kasko, R (1, 5) OBP: 0.299, SLG: 0.321	x 0-0 ①② G5-4-3 1-2f			x 0-0 ① F6		x 0-0 HR 1B		x 0-0 ① F5		4	1	1	0	0	0	1
Frank Robinson, R (1, 9) OBP: 0.416, SLG: 0.633	BBBB 4-0 FC6-4 BB			x 0-0 HR		x 0-0 1-H HR		x 0-0 ② F7		3	2	2	3	1	0	0
Wally Post, R (1, 7) OBP: 0.322, SLG: 0.476	x 0-0 ③ FC6-4 1-2f			x 0-0 ② F3		x 0-0 ① F6		x 0-0 ③ F5		4	0	0	0	0	0	1
Don Pavletich, R (1, 3) OBP: 0.317, SLG: 0.321		x 0-0 ① F9		x 0-0 ③ F6		SSS 0-3 ② K				3	0	0	0	0	1	0
Johnny Edwards, L (1, 2) OBP: 0.330, SLG: 0.400		x 0-0 ② F8			x 0-0 FC4-6 1B	x 0-0 ③ 4-3				3	0	1	0	0	0	0
Vada Pinson, L (1, 8) OBP: 0.337, SLG: 0.487		x 0-0 ③ F6			x 0-0 ① FC4-6 S 1-2f 2B		x 0-0 SH1-4 1B			3	1	1	0	0	0	1
Don Blasingame, L (1, 4) OBP: 0.354, SLG: 0.337			x 0-0 ① 4-3		x 0-0 1-H 2B		x 0-0 ① F9			3	0	1	1	0	0	1
Bob Purkey, R (1, 1) OBP: 0.126, SLG: 0.190			SSS 0-3 ② K		SSS 0-3 ② K		x 0-0 ② SH1-4 1-2			2	0	0	0	0	2	1
Jim Brosnan, R (9, 1)										0	0	0	0	0	0	0
Inning Stats	R: 0 E: 0 K: 0 S: 2 H: 0 LOB: 1 BB: 2 P: 10	R: 0 E: 0 K: 0 S: 3 H: 0 LOB: 0 BB: 0 P: 3	R: 0 E: 0 K: 1 S: 5 H: 0 LOB: 0 BB: 0 P: 5	R: 1 E: 0 K: 0 S: 4 H: 1 LOB: 0 BB: 0 P: 4	R: 1 E: 0 K: 1 S: 7 H: 2 LOB: 1 BB: 0 P: 7	R: 2 E: 0 K: 1 S: 7 H: 2 LOB: 0 BB: 0 P: 7	R: 0 E: 0 K: 0 S: 4 H: 1 LOB: 1 BB: 0 P: 4	R: 0 E: 0 K: 0 S: 3 H: 0 LOB: 0 BB: 0 P: 3		1B: 3 2B: 1 3B: 0 HR: 2	SF: 0 SAC: 1 DP: 1 HBP: 0						

livebaseballscorecards.com

AB	28
R	4
H	6
RBI	4
BB	2
SO	3
LOB	7

WP: 0 PB: 0 SB: 1 CS: 0 PA: 31

PITCHER		IP	WLS	BF	H	R	ER	SO	BB	IBB	HBP	BLK	WP	HR	S	P	ERA	WHIP
Jack Curtis, L (1, 1) ERA: 3.69		5.0	L	21	5	4	4	2	2	0	0	0	0	2	23	31	7.20	1.400
Carl Willey, R (6, 1) ERA: 5.98		2.0		7	1	0	0	1	0	0	0	0	0	0	9	9	0.00	0.500
Denny Lemaster, L (8, 1) ERA: 3.23		1.0		3	0	0	0	0	0	0	0	0	0	0	3	3	0.00	0.000

PITCHER	IP	WLS	BF	H	R	ER	SO	BB	IBB	HBP	BLK	WP	HR	S	P	ERA	WHIP

Batter	1	2	3	4	5	6	7	8	9	AB	R	H	RBI	BB	SO	LOB
Roy McMillan, R (1, 6) OBP: 0.341, SLG: 0.374	S S S 0-3 ① K		S S S 0-3 ① K		S S S 0-3 ③ K		x 0-0 ③ F7			4	0	0	0	0	3	2
Gus Bell, L (1, 7) OBP: 0.270, SLG: 0.335	x 0-0 2B		x 0-0 ② 6-3			x 0-0 G4-6-3 1B		x 0-0 ① 4-3		4	0	2	0	0	0	0
Eddie Mathews, L (1, 5) OBP: 0.366, SLG: 0.479	x 0-0 ② F4		x 0-0 FC6-4 1B			x 0-0 ① ② G4-6-3 1-2f		x 0-0 ② 4-3		4	0	1	0	0	0	2
Hank Aaron, R (1, 9) OBP: 0.396, SLG: 0.620	x 0-0 ③ 4-3		x 0-0 ③ FC6-4 1-2f			x 0-0 2B		B B B 4-0 BB		3	0	1	0	1	0	2
Joe Torre, R (1, 2) OBP: 0.342, SLG: 0.343		x 0-0 ① F9		x 0-0 ① 6-3		x 0-0 ③ 6-3		x 0-0 ③ F9		4	0	0	0	0	0	2
Lee Maye, L (1, 8) OBP: 0.302, SLG: 0.374		x 0-0 HR		x 0-0 CS 1B			x 0-0 FC5-4 1B		S S S 0-3 ① K	4	1	3	1	0	1	0
Tommie Aaron, R (1, 3) OBP: 0.289, SLG: 0.347		x 0-0 1B		x 0-0 ② F8			x 0-0 FC5-4 1-2 1B		x 0-0 ② 1-3	4	0	2	0	0	0	1
Frank Bolling, R (1, 4) OBP: 0.315, SLG: 0.388	S S S 0-3 ② K			0-0 ③ CS 1-2	x 0-0 ① F1		x 0-0 ① FC5-4 1-2f 2-3		x 0-0 1B	4	0	1	0	0	1	3
Lew Burdette, R (1, 1) Don Nottebart, R (5, 1) Ken Aspromonte, R (7, PH) Denny Lemaster, R (7, 1) Hawk Taylor, R (9, PH) OBP: 0.212, SLG: 0.180 OBP: 0.429, SLG: 0.333 OBP: 0.348, SLG: 0.289 OBP: 0.250, SLG: 0.182 OBP: 0.250, SLG: 0.250	S S S 0-3 ③ K				S S S 0-3 ② K		x 0-0 ② F9		x 0-0 ③ 5-3	2 0 1 0 1	0 0 0 0 0	0 0 0 0 0	0 0 0 0 0	2 0 0 0 0	1 0 2 0 1	
Inning Stats	R: 0 E: 0 K: 1 S: 6 H: 1 LOB: 1 BB: 0 P: 6	R: 1 E: 0 K: 2 S: 9 H: 2 LOB: 1 BB: 0 P: 9	R: 0 E: 0 K: 1 S: 6 H: 1 LOB: 1 BB: 0 P: 6	R: 0 E: 0 K: 0 S: 3 H: 1 LOB: 0 BB: 0 P: 3	R: 0 E: 0 K: 2 S: 7 H: 0 LOB: 0 BB: 0 P: 7	R: 0 E: 0 K: 0 S: 4 H: 2 LOB: 1 BB: 0 P: 4	R: 0 E: 0 K: 0 S: 5 H: 2 LOB: 2 BB: 0 P: 5	R: 0 E: 0 K: 0 S: 3 H: 0 LOB: 1 BB: 1 P: 7	R: 0 E: 0 K: 1 S: 6 H: 1 LOB: 1 BB: 0 P: 6	1B: 7 2B: 2 3B: 0 HR: 1	SF: 0 SAC: 0 DP: 1 HBP: 0						

PITCHER	IP	WLS	BF	H	R	ER	SO	BB	IBB	HBP	BLK	WP	HR	S	P	ERA	WHIP
Jim Maloney, R (1, 1) ERA: 4.54	9.0	W	36	10	1	1	7	1	0	0	0	0	1	49	53	1.00	1.222

PITCHER	IP	WLS	BF	H	R	ER	SO	BB	IBB	HBP	BLK	WP	HR	S	P	ERA	WHIP

TOP

Milwaukee Braves @ Cincinnati Reds

Crosley Field, Cincinnati, OH

Thu Aug 16 1962, 7:05 PM EDT

Att. 11,734 - Unknown

livebaseballscorecards.com

AB	35
R	1
H	10
RBI	1
BB	1
SO	7
LOB	16

Batter	1	2	3	4	5	6	7	8	9	AB	R	H	RBI	BB	SO	LOB
Eddie Kasko, R (1, 5) OBP: 0.299, SLG: 0.321	5-3		5-3 1-2		FC4-6 1-2 1B		F7			4	0	1	0	0	0	1
Don Blasingame, L (1, 4) OBP: 0.353, SLG: 0.336	1B		K		F8		F8			4	0	1	0	0	1	3
Jerry Lynch, L (1, 7) OBP: 0.347, SLG: 0.495	F9			F5	FC4-6 HR 1-2f 2-3		F4			3	1	0	0	0	0	3
Wally Post, R (7, PH) (8, 7) OBP: 0.320, SLG: 0.474										1	0	0	0	0	0	0
Frank Robinson, R (1, 9) OBP: 0.417, SLG: 0.645	F2			F8	HR 1-H 3-H			HR		4	2	2	4	0	0	1
Gordy Coleman, L (1, 3) OBP: 0.323, SLG: 0.491		F5		F7	F8			G3		4	0	0	0	0	0	0
Johnny Edwards, L (1, 2) OBP: 0.330, SLG: 0.398		K			2B 3B 1B	F8		K		4	1	1	0	0	2	0
Vada Pinson, L (1, 8) OBP: 0.338, SLG: 0.489		4-3			3B 1-3 2B	WP 1B		K		4	1	2	0	0	1	0
Leo Cardenas, R (1, 6) OBP: 0.317, SLG: 0.387			F9		1B 2-H 3-H 3B	1-3 1-2				3	1	1	2	0	0	1
Jim Maloney, L (1, 1) OBP: 0.296, SLG: 0.308			5-3 1B		FC4-6 HR 1B 3-H 1B	F7				3	1	2	1	0	0	1
Inning Stats	R: 0 E: 0 K: 0 S: 4 H: 1 LOB: 1 BB: 0 P: 4	R: 0 E: 0 K: 1 S: 5 H: 0 LOB: 0 BB: 0 P: 5	R: 0 E: 0 K: 1 S: 6 H: 1 LOB: 1 BB: 0 P: 6	R: 0 E: 0 K: 0 S: 3 H: 0 LOB: 0 BB: 0 P: 3	R: 6 E: 0 K: 0 S: 9 H: 6 LOB: 0 BB: 0 P: 9	R: 0 E: 0 K: 0 S: 4 H: 1 LOB: 1 BB: 0 P: 4	R: 0 E: 0 K: 0 S: 3 H: 0 LOB: 0 BB: 0 P: 3	R: 1 E: 0 K: 2 S: 8 H: 1 LOB: 0 BB: 0 P: 8		1B: 6 2B: 1 3B: 1 HR: 2 SF: 0 SAC: 0 DP: 0 HBP: 0					

PITCHER	IP	WLS	BF	H	R	ER	SO	BB	IBB	HBP	BLK	WP	HR	S	P	ERA	WHIP
Lew Burdette, R (1, 1) ERA: 4.87	4.2	L	22	8	6	6	2	0	0	0	0	0	1	26	26	11.57	1.714
Don Nottebart, R (5, 1) ERA: 3.52	1.1		5	1	0	0	0	0	0	0	0	1	0	5	5	0.00	0.750
Denny Lemaster, L (7, 1) ERA: 3.31	2.0		7	1	1	1	2	0	0	0	0	0	1	11	11	4.50	0.500

PITCHER	IP	WLS	BF	H	R	ER	SO	BB	IBB	HBP	BLK	WP	HR	S	P	ERA	WHIP

BOTTOM

Milwaukee Braves @ Cincinnati Reds

Crosley Field, Cincinnati, OH

Thu Aug 16 1962, 7:05 PM EDT

Att. 11,734 - Unknown

livebaseballscorecards.com

AB	34
R	7
H	10
RBI	7
BB	0
SO	4
LOB	10

Los Angeles Dodgers @ Cincinnati Reds

Crosley Field, Cincinnati, OH

Fri Aug 17 1962, 7:05 PM EDT

Att. 30,673 - Unknown

TOP

livebaseballscorecards.com

Batter	1	2	3	4	5	6	7	8	9	AB	R	H	RBI	BB	SO	LOB
Maury Wills, S (1, 6) OBP: 0.327, SLG: 0.363	2-2 ① 1-3		0-2 ② 6-3			0-1 S 1B	2-2 ③ 5-3		1-2 ① FC3-6 S 1-2f	5	1	1	0	0	0	1
Jim Gilliam, S (1, 4) (8, 5) Daryl Spencer, R (9, PH) OBP: 0.374, SLG: 0.336 (9, 5) OBP: 0.373, SLG: 0.354	2-2 ② 6-3		2-2 ③ F8			1-2 WP SH5-3 1-H 1B		1-0 ① F9	3-3 ② K 1-2	4	1	1	1	0	0	0
										1	0	0	0	0	1	1
Willie Davis, L (1, 8) OBP: 0.358, SLG: 0.484	0-0 FC6-4 1B			0-0 E1 1B		0-1 ① SH5-3 1-2		0-3 ② K	1-2 ③ F2	4	1	2	0	0	1	1
Tommy Davis, R (1, 7) OBP: 0.372, SLG: 0.523	1-2 ③ FC6-4 1-2f			2-1 CS 3-H 1B		1-0 4-3 1B 2-H 1B		3-1 HR 2B		4	1	3	2	0	0	1
Frank Howard, R (1, 9) OBP: 0.364, SLG: 0.575		1-1 2B		1-3 ① K		0-0 4-3 1-2 1B		4-0 HR IBB		3	1	2	0	1	1	1
Ron Fairly, L (1, 3) OBP: 0.407, SLG: 0.490		0-3 ① K		2-2 ② ③ 4-3 1-2		3-1 ② 4-3 1-2 2-3		0-2 1-H 2-H HR		4	1	1	3	0	1	4
Lee Walls, R (1, 5) OBP: 0.303, SLG: 0.300 Larry Burright, R (8, 4) OBP: 0.260, SLG: 0.330	1-1 ② 6-3				2-2 ① F6	0-1 ③ 5-3		4-1 BB		3	0	0	0	1	0	3
										0	0	0	0	0	0	0
Doug Camilli, R (1, 2) OBP: 0.351, SLG: 0.540 John Roseboro, L (7, PH) OBP: 0.351, SLG: 0.410 (7, 2)	3-3 ③ K				2-3 ② K		2-1 ① F7	1-3 ③ K		2	0	0	0	0	2	1
										2	0	0	0	0	1	1
Pete Richert, L (1, 1) OBP: 0.182, SLG: 0.100 Larry Sherry, R (6, 1) OBP: 0.200, SLG: 0.143 Ron Perranoski, L (7, 1)			3-2 ① 4-3		2-3 ③ K		2-2 ② 6-3		4-2 FC3-6 BB	2	0	0	0	0	1	0
										1	0	0	0	0	0	0
										0	0	0	0	1	0	0

Inning Stats																																
	R: 0	H: 1		R: 0	H: 1		R: 0	H: 0		R: 1	H: 2		R: 0	H: 0		R: 2	H: 4		R: 0	H: 0		R: 3	H: 2		R: 0	H: 0		1B: 7	SF: 0		WP: 1	PA: 39	
	E: 0	LOB: 1		E: 0	LOB: 1		E: 0	LOB: 0		E: 1	LOB: 0		E: 0	LOB: 2		E: 0	LOB: 2		E: 0	LOB: 0		E: 0	LOB: 1		E: 0	LOB: 1		2B: 2	SAC: 1		PB: 0		
	K: 0	BB: 0		K: 2	BB: 0		K: 0	BB: 0		K: 1	BB: 0		K: 2	BB: 0		K: 0	BB: 0		K: 0	BB: 0		K: 2	BB: 2		K: 1	BB: 1		3B: 0	DP: 0		SB: 2		
	S: 13	P: 18		S: 10	P: 15		S: 12	P: 17		S: 10	P: 15		S: 14	P: 20		S: 13	P: 18		S: 8	P: 14		S: 13	P: 26		S: 12	P: 21		HR: 1	HBP: 0		CS: 1		

PITCHER		IP	WLS	BF	H	R	ER	SO	BB	IBB	HBP	BLK	WP	HR	S	P	ERA	WHIP
Jim O'Toole, L ERA: 3.35	(1, 1)	6.0	L	25	8	3	2	5	0	0	0	0	1	0	72	103	3.00	1.333
Johnny Klippstein, R ERA: 4.68	(7, 1)	1.0		3	0	0	0	0	0	0	0	0	0	0	8	14	0.00	0.000
Bill Henry, L ERA: 4.5	(8, 1)	2.0		11	2	3	3	3	2	1	0	0	0	1	25	47	13.50	2.000

PITCHER	IP	WLS	BF	H	R	ER	SO	BB	IBB	HBP	BLK	WP	HR	S	P	ERA	WHIP

AB	35
R	6
H	10
RBI	6
BB	3
SO	8
LOB	14

BOTTOM

Los Angeles Dodgers @ Cincinnati Reds

Crosley Field, Cincinnati, OH

Fri Aug 17 1962, 7:05 PM EDT

Att. 30,673 - Unknown

livebaseballscorecards.com

Batter	1	2	3	4	5	6	7	8	9	AB	R	H	RBI	BB	SO	LOB
Leo Cardenas, R (1, 6) OBP: 0.317, SLG: 0.386	C B X 1-1 F7 ①			X 0-0 1B		C F X 0-2 G6-4-3 ①② 1-2f 2-3		B B B C C F X 3-2 4-3 ①		4	0	1	0	0	0	2
Eddie Kasko, R (1, 5) OBP: 0.298, SLG: 0.320	B X 1-0 5-3 ②			B B C F B X 3-2 F8 ①		B X 1-0 WP 1B 1B 3-H		C C B F F X 1-2 5-3 ②		4	1	1	1	0	0	1
Frank Robinson, R (1, 9) OBP: 0.415, SLG: 0.642	S F B B F S 2-3 K ③			C X 0-1 F3 ②		C B F B B X 3-2 1-H 1B		B C F X 1-2 F7 ③		4	0	1	1	0	1	1
Wally Post, R (1, 7) OBP: 0.318, SLG: 0.470 Jerry Lynch, L (6, PH) (7, 7) OBP: 0.344, SLG: 0.491		B B B C X 3-1 F3 ①		S C C 0-3 K		C B X 1-1 F7 ③			F B C B S 2-3 K ①	2	0	0	0	0	1	1
										2	0	0	0	0	1	1
Don Pavletich, R (1, 3) OBP: 0.306, SLG: 0.309 Gordy Coleman, L (7, PH) (8, 3) OBP: 0.324, SLG: 0.490		B S B B S F F S 3-3 K ②			B C B C S 2-3 K ①		C H 1-1 1B HBP		B X 1-0 4-3 ②	2	0	0	0	0	2	0
										1	0	0	0	0	0	0
Johnny Edwards, L (1, 2) OBP: 0.326, SLG: 0.393		B X 1-0 F6 ③			B B C F S 2-3 K ②		B X 1-0 F7 ①		S S B C 1-3 K ③	4	0	0	0	0	2	1
Vada Pinson, L (1, 8) OBP: 0.342, SLG: 0.492			B B F F X 2-2 L5 1B		B B X 2-0 1B ③		X 0-0 1-2 1B			3	0	3	0	0	0	0
Don Blasingame, L (1, 4) OBP: 0.354, SLG: 0.337 Joe Gaines, R (7, PH) OBP: 0.415, SLG: 0.471 Bill Henry, L (8, 1) OBP: 0.333, SLG: 0.333			B 1 SAFE X 1-0 L5 ①② 1-2			B B C X 2-1 G6-4-3 BB 1B 1B	F F S 0-3 K ②			2	1	1	0	0	0	1
										1	0	0	0	0	1	2
										0	0	0	0	0	0	0
Jim O'Toole, S (1, 1) OBP: 0.141, SLG: 0.129 Gene Freese, R (6, PH) Johnny Klippstein, R (7, 1) OBP: 0.238, SLG: 0.316 Don Zimmer, R (7, PH) OBP: 0.268, SLG: 0.297			F S B C 1-3 K ③			B B B 4-0 G6-4-3 BB 1-2	B B B C C F T X 3-2 F7 ③			1	0	0	0	0	1	0
										0	0	0	0	1	0	0
										0	0	0	0	0	0	0
										1	0	0	0	0	0	2
Inning Stats	R: 0 E: 0 K: 1 S: 7 H: 0 LOB: 0 BB: 0 P: 11	R: 0 E: 0 K: 1 S: 8 H: 0 LOB: 0 BB: 0 P: 15	R: 0 E: 0 K: 1 S: 7 H: 1 LOB: 0 BB: 0 P: 11	R: 0 E: 0 K: 1 S: 9 H: 1 LOB: 1 BB: 0 P: 12	R: 0 E: 0 K: 2 S: 8 H: 1 LOB: 1 BB: 0 P: 14	R: 2 E: 0 K: 0 S: 11 H: 3 LOB: 1 BB: 1 P: 22	R: 0 E: 0 K: 1 S: 10 H: 1 LOB: 2 BB: 0 P: 15	R: 0 E: 0 K: 0 S: 12 H: 0 LOB: 0 BB: 0 P: 17	R: 0 E: 0 K: 2 S: 7 H: 0 LOB: 0 BB: 0 P: 11							

	AB	31
	R	2
	H	7
	RBI	2
	BB	1
	SO	9
	LOB	12

1B: 7 SF: 0 WP: 1 PA: 33
2B: 0 SAC: 0 PB: 0
3B: 0 DP: 1 SB: 0
HR: 0 HBP: 1 CS: 0

PITCHER		IP	WLS	BF	H	R	ER	SO	BB	IBB	HBP	BLK	WP	HR	S	P	ERA	WHIP
Pete Richert, L ERA: 4.85	(1, 1)	5.2	W	20	5	2	2	6	1	0	0	0	0	0	45	76	3.18	1.059
Larry Sherry, R ERA: 2.44	(6, 1)	0.2		5	2	0	0	0	0	0	1	0	1	0	8	14	0.00	3.000
Ron Perranoski, L ERA: 1.99	(7, 1)	2.2	S	8	0	0	0	3	0	0	0	0	0	0	26	38	0.00	0.000

PITCHER	IP	WLS	BF	H	R	ER	SO	BB	IBB	HBP	BLK	WP	HR	S	P	ERA	WHIP

Batter	1	2	3	4	5	6	7	8	9	AB	R	H	RBI	BB	SO	LOB
Maury Wills, S (1, 6) OBP: 0.328, SLG: 0.364	B F X 1-1 CS 1B		X 0-0 ③ 1-3			F B X 1-1 2B 1B		B C F X 1-2 ③ 4-3		4	1	2	0	0	0	1
Willie Davis, L (1, 8) OBP: 0.355, SLG: 0.480	X 0-0 ① B3			C S B S 1-3 ① K		X 0-0 ② F5			X 0-0 ① L9	4	0	0	0	0	1	2
Tommy Davis, R (1, 7) OBP: 0.373, SLG: 0.527	F B B B X 3-1 ②③ 4-3 1-2			X 0-0 2B		F B X 1-1 1-H 2B			C B C S 1-3 ② K	4	0	2	1	0	1	1
Frank Howard, R (1, 9) OBP: 0.360, SLG: 0.568		X 0-0 ① F9		B S F X 1-2 ② 6-3		B S F F X 1-2 ③ F2			B B F F F S 2-3 ③ K	4	0	0	0	0	1	2
Ron Fairly, L (1, 3) OBP: 0.404, SLG: 0.486 Tim Harkness, L (7, 3) OBP: 0.350, SLG: 0.358		C F B B C 2-3 ② K		F B B S X 2-2 ③ 6-3			F F F S 0-3 ① K			3 0	0 0	0 0	0 0	0 0	2 0	1 0
Lee Walls, R (1, 5) OBP: 0.290, SLG: 0.286		X 0-0 ③ 5-3			C B X 1-1 ① 1-3		C B C B S 3-3 ② K			3	0	0	0	0	1	0
Doug Camilli, R (1, 2) OBP: 0.350, SLG: 0.519			B F B B B 4-1 BB		B F S B X 2-2 ② F4		B F F S 1-3 ③ K			2	0	0	0	1	1	0
Larry Burright, R (1, 4) OBP: 0.257, SLG: 0.326			F S S 0-3 ① K		X 0-0 ③ 5-3			F F C 0-3 ①		3	0	0	0	0	2	1
Johnny Podres, L (1, 1) OBP: 0.185, SLG: 0.238 Ed Roebuck, R (3, 1) OBP: 0.333, SLG: 0.333 Andy Carey, R (6, PH) OBP: 0.349, SLG: 0.387 Phil Ortega, R (6, 1)			F S B B S 2-3 ② K			B X 1-0 ① 6-3		C S B C 1-3 ②		1 0 1 1	0 0 0 0	0 0 0 0	0 0 0 0	0 0 0 0	1 0 0 1	1 0 0 0
Inning Stats	R: 0 E: 0 K: 0 S: 5 H: 1 LOB: 0 BB: 0 P: 9	R: 0 E: 0 K: 1 S: 5 H: 0 LOB: 0 BB: 0 P: 7	R: 0 E: 0 K: 2 S: 8 H: 0 LOB: 1 BB: 1 P: 14	R: 0 E: 0 K: 1 S: 10 H: 1 LOB: 1 BB: 0 P: 14	R: 0 E: 0 K: 0 S: 6 H: 0 LOB: 0 BB: 0 P: 9	R: 1 E: 0 K: 0 S: 10 H: 2 LOB: 1 BB: 0 P: 14	R: 0 E: 0 K: 3 S: 10 H: 0 LOB: 0 BB: 0 P: 14	R: 0 E: 0 K: 2 S: 9 H: 0 LOB: 0 BB: 0 P: 11	R: 0 E: 0 K: 2 S: 8 H: 0 LOB: 0 BB: 0 P: 11	1B: 2 2B: 2 3B: 0 HR: 0 SF: 0 SAC: 0 DP: 0 HBP: 0						

PITCHER	IP	WLS	BF	H	R	ER	SO	BB	IBB	HBP	BLK	WP	HR	S	P	ERA	WHIP
Joe Nuxhall, L (1, 1) ERA: 2.25	9.0	W	31	4	1	1	11	1	0	0	0	0	0	71	103	1.00	0.556

PITCHER	IP	WLS	BF	H	R	ER	SO	BB	IBB	HBP	BLK	WP	HR	S	P	ERA	WHIP

TOP

Los Angeles Dodgers @ Cincinnati Reds

Crosley Field, Cincinnati, OH

Sat Aug 18 1962, 7:05 PM EDT

Att. 29,486 - Unknown

livebaseballscorecards.com

AB	30
R	1
H	4
RBI	1
BB	1
SO	11
LOB	9

WP: 0 PB: 0 SB: 0 CS: 1 PA: 31

BOTTOM

Los Angeles Dodgers @ Cincinnati Reds

Crosley Field, Cincinnati, OH

Sat Aug 18 1962, 7:05 PM EDT

Att. 29,486 - Unknown

livebaseballscorecards.com

Batter	1	2	3	4	5	6	7	8	9	AB	R	H	RBI	BB	SO	LOB
Eddie Kasko, R (1, 5) OBP: 0.302, SLG: 0.324	3-2 BBCBCX: 1-4-3 WP 2B	1-2 BCFX: 1-3 ③		X 0-0 SH3-4 ① 1-2		1-2 BFCX: 2B BB 1B 1-2	4-2 FBBFFBFB: 1B WP BB	FX 0-1 E6 1-2 2-3		4	3	2	0	1	0	4
Don Blasingame, L (1, 4) OBP: 0.353, SLG: 0.335	MX 0-1 B3 ①		X 0-0 1B BB 2B 1B	BX 1-0 6-3 ② 2-3		4-2 LLBFBBB: 2B 1B 1-2 2-3 BB	FX 0-1 L9 ①	BCX 1-1 F2 ③		5	2	1	0	1	0	6
Vada Pinson, L (1, 8) OBP: 0.343, SLG: 0.492	SX 0-1 1-4-3 ② 2-3		BBBCFB 4-2 1B 1-2 2B BB	BSBX 2-1 4-3 ③		BX 1-0 1B 1-3 2-H 3-H 2B	X 0-0 F7 ②			4	2	1	2	1	0	3
Frank Robinson, R (1, 9) OBP: 0.419, SLG: 0.649	CCBBBX 3-2 3-H HR		BBSX 2-1 2B 1-2 2-3 1B		FX 0-1 5-3 ①	IIII 4-0 5-3 1B WP IBB	BSBBB 4-1 1B 1-2 BB			3	3	2	1	2	0	0
Wally Post, R (1, 7) OBP: 0.323, SLG: 0.485	FFC 0-3 ③		X 0-0 SH3 1-H 2-H 3-H 2B		SSBBFFFX 2-2 1B 3B	FBSC 1-3 ①	SCX 0-2 ③ 1-3 2-H 1B			5	1	3	4	0	2	3
Leo Cardenas, R (1, 6) OBP: 0.318, SLG: 0.387		BSX 1-1 F7 ①	LX 0-1 SH3 ① 2-3		BSFX 1-2 3-H 1B	BBX 2-1 WP 5-3 1-2 2-H 3-H 1B		FCBX 1-2 F9 ①		4	0	2	3	0	0	0
Hank Foiles, R (1, 2) OBP: 0.360, SLG: 0.509		CBX 1-1 BB 1B	X 0-0 L7 ②		FFBFFS 1-3 K ②	X 0-0 5-3 ② 1-2 2-3		BCSBX 2-2 F3 ②		5	0	1	0	0	1	4
Gordy Coleman, L (1, 3) OBP: 0.327, SLG: 0.491		BBCBBB 4-1 1-2 BB	X 0-0 G3 ③		CBBX 2-1 4-3 ③	BBBCBB 4-1 2-3 3-H BB		BX 1-0 E 2B		3	0	1	0	2	0	2
Joe Nuxhall, L (1, 1) OBP: 0.333, SLG: 0.364		FCBS 1-3 K ②		FMBX 1-2 6-3 SH3-4 1B		1B BB 2B 1B; 2 F6		CSH 1-2 E HBP		4	1	2	0	0	1	4
Inning Stats	R: 2 H: 2 E: 0 LOB: 0 K: 1 BB: 0 S: 13 P: 19	R: 0 H: 1 E: 0 LOB: 2 K: 1 BB: 1 S: 11 P: 19	R: 3 H: 3 E: 0 LOB: 1 K: 0 BB: 1 S: 10 P: 16	R: 0 H: 1 E: 0 LOB: 1 K: 0 BB: 0 S: 7 P: 11	R: 1 H: 2 E: 0 LOB: 1 K: 1 BB: 0 S: 18 P: 24	R: 5 H: 4 E: 0 LOB: 2 K: 1 BB: 3 S: 20 P: 39	R: 1 H: 1 E: 0 LOB: 2 K: 0 BB: 2 S: 11 P: 19	R: 0 H: 1 E: 1 LOB: 3 K: 0 BB: 0 S: 13 P: 19		1B: 9 SF: 0 2B: 4 SAC: 2 3B: 1 DP: 0 HR: 1 HBP: 1				WP: 3 PA: 47 PB: 0 SB: 0 CS: 0		

	AB	37
	R	12
	H	15
	RBI	10
	BB	7
	SO	4
	LOB	26

PITCHER		IP	WLS	BF	H	R	ER	SO	BB	IBB	HBP	BLK	WP	HR	S	P	ERA	WHIP
Johnny Podres, L ERA: 4.18	(1, 1)	2.0	L	14	6	5	5	2	2	0	0	0	1	1	30	50	22.50	4.000
Ed Roebuck, R ERA: 3.49	(3, 1)	3.0		12	3	1	1	1	0	0	0	0	0	0	29	39	3.00	1.000
Phil Ortega, R ERA: 7.68	(6, 1)	3.0		21	6	6	6	1	4	1	1	0	2	0	44	77	18.00	3.333

PITCHER	IP	WLS	BF	H	R	ER	SO	BB	IBB	HBP	BLK	WP	HR	S	P	ERA	WHIP

Batter	1	2	3	4	5	6	7	8	9	AB	R	H	RBI	BB	SO	LOB
Maury Wills, S (1, 6) OBP: 0.330, SLG: 0.365	C B L X 1-2 ① 6-3		B X 1-0 BB 1-2 1B		F C B X 1-2 ② 4-3		B F B B B F B 4-2 S BB		B X 1-0 1B IHR 2-3 1B	4	1	2	0	1	0	0
Jim Gilliam, S (1, 4) (9, 5) OBP: 0.375, SLG: 0.354	C B C X 1-2 ② 3-1		B B B C F B 4-2 1-2 2-3 BB		B B B C B 4-1 S BB		B C C B F B S 3-3 ③ K 1-2		B X 1-0 IHR 1-2 3-H 1B	3	1	1	1	2	1	1
Willie Davis, L (1, 8) OBP: 0.353, SLG: 0.484	B S S S 1-3 ③ K		B X 1-0 ③ F4		S F B B S 2-3 ③ K 1-2			S X 0-1 ① 4-3	F B X 1-1 IHR 1-H 2-H	5	1	1	3	0	2	4
Tommy Davis, R (1, 5) (9, 7) OBP: 0.375, SLG: 0.530		B X 1-0 FC4-6 1B	B B X 2-0 SH4-3 2B			F X 0-1 S 1B		C X 0-1 ② F8	C B X 1-1 ② 3-1	5	0	3	0	0	0	0
Wally Moon, L (1, 3) OBP: 0.361, SLG: 0.376 Tim Harkness, L (9, 3) OBP: 0.350, SLG: 0.358	B F X 1-1 ① FC4-6 G3-6 1-2f		L X 1-1 ① SH4-3 2-3		B F B S B S 3-3 ① K 1-2			B B F F F B F B 4-2 BB	F S B B X 2-2 E3	3 0	0 0	0 0	0 0	1 0	1 0	2 0
Duke Snider, L (1, 9) OBP: 0.405, SLG: 0.457 Larry Burright, R (9, 4) OBP: 0.257, SLG: 0.326	X 0-0 ② ③ G3-6 1-2f		B S X 1-1 ② G3		S S B X 1-2 ② 6-3			B B X 2-0 ③ F4	S S B X 1-2 ③ F3	5 0	0 0	0 0	0 0	0 0	0 0	5 0
Frank Howard, R (1, 7) (9, 9) OBP: 0.361, SLG: 0.575			B X 1-0 ① F8 B C B F F B B 4-2 BB		F B F B X 2-2 ③ 5-3				B X 1-0 HR	3	1	1	1	1	0	1
John Roseboro, L (1, 2) OBP: 0.353, SLG: 0.408			B C C F F X 1-2 ② 6-3 X 0-0 ③ F3				C B H 2-1 B3-6-3 HBP		F C F B B B B B 4-2 1B SH2-4 1B BB	2	1	0	0	1	0	2
Don Drysdale, R (1, 1) OBP: 0.253, SLG: 0.287			C S X 0-2 BB 1B 1B		F B C B S 2-3 ① K		X 0-0 ① ② B3-6-3 1-2f		B X 1-0 ① SH2-4 1-2	3	0	1	0	0	1	1
Inning Stats	R: 0 H: 0 E: 0 LOB: 0 K: 1 BB: 0 S: 9 P: 12	R: 0 H: 1 E: 0 LOB: 0 K: 0 BB: 0 S: 4 P: 6	R: 0 H: 2 E: 0 LOB: 3 K: 0 BB: 1 S: 12 P: 20	R: 0 H: 1 E: 0 LOB: 2 K: 0 BB: 1 S: 9 P: 17	R: 0 H: 0 E: 0 LOB: 1 K: 2 BB: 1 S: 10 P: 19	R: 0 H: 1 E: 0 LOB: 1 K: 1 BB: 0 S: 11 P: 17	R: 0 H: 0 E: 0 LOB: 1 K: 1 BB: 1 S: 8 P: 17	R: 0 H: 0 E: 0 LOB: 1 K: 0 BB: 1 S: 9 P: 15	R: 5 H: 4 E: 1 LOB: 1 K: 0 BB: 1 S: 17 P: 30	1B: 6 SF: 0 2B: 1 SAC: 2 3B: 0 DP: 2 HR: 2 HBP: 1						

PITCHER		IP	WLS	BF	H	R	ER	SO	BB	IBB	HBP	BLK	WP	HR	S	P	ERA	WHIP
Joey Jay, R ERA: 3.64	(1, 1)	8.1	L	37	7	3	3	5	6	0	1	0	0	1	78	136	3.24	1.560
Bill Henry, L ERA: 5.06	(9, 1)	0.0		2	2	2	2	0	0	0	0	0	0	0	3	5	∞	∞
Jim Brosnan, R ERA: 3.1	(9, 1)	0.2		3	0	0	0	0	0	0	0	0	0	0	8	12	0.00	0.000

PITCHER	IP	WLS	BF	H	R	ER	SO	BB	IBB	HBP	BLK	WP	HR	S	P	ERA	WHIP

TOP

Los Angeles Dodgers @ Cincinnati Reds

Crosley Field, Cincinnati, OH

Sun Aug 19 1962, 3:33 AM EDT

Att. 27,973 - Unknown

livebaseballscorecards.com

AB	33
R	5
H	9
RBI	5
BB	6
SO	5
LOB	16

WP: 0	PA: 42					
PB: 0						
SB: 3						
CS: 0						

Batter	1	2	3	4	5	6	7	8	9	AB	R	H	RBI	BB	SO	LOB
Eddie Kasko, R (1, 5) OBP: 0.299, SLG: 0.321	C B F B B X 3-2 F9 ①		B C F F B F S 2-3 K ①		F B B X 2-1 F8 ③			F F X 0-2 F3 ③		4	0	0	0	0	1	0
Don Blasingame, L (1, 4) OBP: 0.352, SLG: 0.334	C F F B X 1-2 HBP 1B		X 0-0 B5-3 ②			X 0-0 6-3 ①			C X 0-1 6-3 ①	4	0	1	0	0	0	0
Vada Pinson, L (1, 8) OBP: 0.342, SLG: 0.490	B F C F T B F X 2-2 F9 ②		X 0-0 F9 ③			X 0-0 F8 ②			C C F B B X 2-2 1B	4	0	1	0	0	0	1
Frank Robinson, R (1, 9) OBP: 0.420, SLG: 0.646	F B H 2-1 1-2 HBP			B B B B 4-0 E SF4 BB		C X 0-1 F4 ③			F S B B F B F S 3-3 K ②	2	1	0	0	1	1	1
Jerry Lynch, L (1, 7) OBP: 0.340, SLG: 0.485 Marty Keough, L (8, 7) OBP: 0.361, SLG: 0.401	X 0-0 F3 ③			F B 1 SAFE S B S 2-3 K ① 1-3			X 0-0 F4 ①		C B B B B C S 3-3 K ③	3 1	0 0	0 0	0 0	0 0	1 1	3 1
Gordy Coleman, L (1, 3) OBP: 0.325, SLG: 0.489		B B X 2-0 F9 ①		F X 0-1 SF4 ② 3-H			S C B F B X 2-2 F2 ②			2	0	0	1	0	0	0
Johnny Edwards, L (1, 2) OBP: 0.323, SLG: 0.390		S B S S X 1-2 F4 ②		S X 0-1 F5 ③			B F F X 1-2 G3 ③			3	0	0	0	0	0	0
Leo Cardenas, R (1, 6) OBP: 0.318, SLG: 0.386		C S B X 1-2 1B			X 0-0 F9 ①			B B C C X 2-2 F6 ①		3	0	1	0	0	0	0
Joey Jay, S (1, 1) OBP: 0.226, SLG: 0.234 Bill Henry, L (9, 1) OBP: 0.333, SLG: 0.333 Jim Brosnan, R (9, 1)		B B C C S 2-3 K ③			C C F B F C 1-3 K ②			F B S S 1-3 K ②		3 0 0	0 0 0	0 0 0	0 0 0	0 0 0	3 0 0	1 0 0
Inning Stats	R: 0 H: 1 E: 0 LOB: 2 K: 0 BB: 0 S: 15 P: 23	R: 0 H: 1 E: 0 LOB: 1 K: 1 BB: 0 S: 10 P: 16	R: 0 H: 0 E: 0 LOB: 0 K: 1 BB: 0 S: 7 P: 9	R: 1 H: 0 E: 1 LOB: 0 K: 1 BB: 1 S: 7 P: 13	R: 0 H: 0 E: 0 LOB: 0 K: 1 BB: 0 S: 8 P: 11	R: 0 H: 0 E: 0 LOB: 0 K: 0 BB: 0 S: 4 P: 4	R: 0 H: 0 E: 0 LOB: 0 K: 0 BB: 0 S: 8 P: 11	R: 0 H: 0 E: 0 LOB: 0 K: 1 BB: 0 S: 9 P: 12	R: 0 H: 1 E: 0 LOB: 1 K: 2 BB: 0 S: 14 P: 22	1B: 3 SF: 1 2B: 0 SAC: 0 3B: 0 DP: 0 HR: 0 HBP: 1						

PITCHER	IP	WLS	BF	H	R	ER	SO	BB	IBB	HBP	BLK	WP	HR	S	P	ERA	WHIP
Don Drysdale, R (1, 1) ERA: 2.94	9.0	W	32	3	1	0	7	1	0	1	0	0	0	82	121	0.00	0.444

PITCHER	IP	WLS	BF	H	R	ER	SO	BB	IBB	HBP	BLK	WP	HR	S	P	ERA	WHIP

BOTTOM

Los Angeles Dodgers @ Cincinnati Reds

Crosley Field, Cincinnati, OH

Sun Aug 19 1962, 3:33 AM EDT

Att. 27,973 - Unknown

livebaseballscorecards.com

AB	29
R	1
H	3
RBI	1
BB	1
SO	7
LOB	7

TOP

Los Angeles Dodgers @ Cincinnati Reds

Crosley Field, Cincinnati, OH

Mon Aug 20 1962, 7:05 PM EDT

Att. 26,852 - Unknown

livebaseballscorecards.com

Batter	1	2	3	4	5	6	7	8	9	10	AB	R	H	RBI	BB	SO	LOB
Maury Wills, S (1, 6) OBP: 0.331, SLG: 0.365	F2		B1-3		1B		FC3-6 1-2f			SH3-4 1B	5	0	2	0	0	0	1
Jim Gilliam, S (1, 4) (9, 5) OBP: 0.373, SLG: 0.350	L9		F8		6-3 1-2		4-3 1-2			SH3-4 1-2	4	0	0	0	0	0	2
Willie Davis, L (1, 8) OBP: 0.358, SLG: 0.496	2B			G6-3 1B		HR		SH3 1B		L4	5	1	4	1	0	0	1
Tommy Davis, R (1, 5) (9, 7) OBP: 0.376, SLG: 0.535	5-3			G6-3 1-2f		HR		SH3 1-2		IBB	3	1	1	1	1	0	2
Wally Moon, L (1, 3) OBP: 0.359, SLG: 0.374		4-3		2B 1B				F8		1-3	4	1	1	0	0	1	1
Ron Perranoski, L (8, 1)											0	0	0	0	0	0	0
Ron Fairly, L (10, PH) OBP: 0.403, SLG: 0.484											1	0	0	0	0	0	2
Larry Sherry, R (10, 1) OBP: 0.200, SLG: 0.143											0	0	0	0	0	0	0
Duke Snider, L (1, 9) OBP: 0.408, SLG: 0.469		S 1B		1-H 2B		1-3		G3			4	0	2	1	0	0	1
Frank Howard, R (1, 7) OBP: 0.357, SLG: 0.569	K		K		G3		6-3				4	0	0	0	0	2	2
Larry Burright, R (9, 4) OBP: 0.257, SLG: 0.326											0	0	0	0	0	0	0
John Roseboro, L (1, 2) OBP: 0.349, SLG: 0.402	K2-3 1-2				F6		1-3			K	4	0	0	0	0	2	1
Stan Williams, R (1, 1) OBP: 0.127, SLG: 0.208			K		F7		FC3-6 1B			5-3	3	0	1	0	0	1	0
Tim Harkness, L (8, 3) OBP: 0.344, SLG: 0.352											1	0	0	0	0	0	0

Inning Stats	1	2	3	4	5	6	7	8	9	10
	R: 0 E: 0 K: 0 S: 8	R: 0 E: 0 K: 2 S: 9	R: 0 E: 0 K: 1 S: 8	R: 1 E: 0 K: 1 S: 15	R: 0 E: 0 K: 0 S: 6	R: 2 E: 0 K: 1 S: 8	R: 0 E: 0 K: 0 S: 5	R: 0 E: 0 K: 0 S: 7	R: 0 E: 0 K: 1 S: 6	R: 0 E: 0 K: 0 S: 8
	H: 1 LOB: 1 BB: 0 P: 10	H: 1 LOB: 1 BB: 0 P: 16	H: 0 LOB: 0 BB: 0 P: 10	H: 3 LOB: 1 BB: 0 P: 18	H: 1 LOB: 1 BB: 0 P: 9	H: 2 LOB: 0 BB: 0 P: 15	H: 1 LOB: 1 BB: 0 P: 8	H: 1 LOB: 1 BB: 0 P: 13	H: 0 LOB: 0 BB: 0 P: 12	H: 1 LOB: 2 BB: 1 P: 15

AB	38
R	3
H	11
RBI	3
BB	1
SO	6
LOB	13

	1B: 7	SF: 0	WP: 0	PA: 41
	2B: 2	SAC: 2	PB: 0	
	3B: 0	DP: 1	SB: 3	
	HR: 2	HBP: 0	CS: 0	

PITCHER	IP	WLS	BF	H	R	ER	SO	BB	IBB	HBP	BLK	WP	HR	S	P	ERA	WHIP
Bob Purkey, R (1, 1) ERA: 2.83	10.0	W	41	11	3	3	6	0	1	0	0	0	2	80	126	2.70	1.100

Batter	1	2	3	4	5	6	7	8	9	10	AB	R	H	RBI	BB	SO	LOB
Leo Cardenas, R (1, 6) OBP: 0.321, SLG: 0.390	SF9 2B		SH3-4		F7			FC5-6 1B		SH FC4-6	3	1	2	0	0	0	0
Marty Keough, L (1, 7) OBP: 0.357, SLG: 0.395 (10, 3)	1-3		1B			K		FC5-6 G6-3		FC4-6 IBB HR	5	1	1	0	0	1	4
Vada Pinson, L (1, 8) OBP: 0.340, SLG: 0.487	SF9		1-3-2			L9		G6-3		HR IBB	3	1	0	1	1	0	3
Frank Robinson, R (1, 9) OBP: 0.419, SLG: 0.650	L5			5-3		K			SH5-4 1B	HR	5	2	2	4	0	1	0
Gordy Coleman, L (1, 3) OBP: 0.323, SLG: 0.485 Wally Post, R (9, PH) OBP: 0.323, SLG: 0.485 (10, 7)		2-3		G1			6-3		SH5-4		3 0	0 0	0 0	0 0	0 0	0 0	0 0
Johnny Edwards, L (1, 2) OBP: 0.326, SLG: 0.389 Hank Foiles, R (9, PH) OBP: 0.357, SLG: 0.504 (10, 2)		BB		FC6-4 BB			L7		5-3		1 1	0 0	0 0	0 0	2 0	0 0	0 1
Gene Freese, R (1, 5) OBP: 0.600, SLG: 0.500		F5		FC6-4			2B		FC6-4		4	1	2	1	0	0	2
Don Zimmer, R (1, 4) OBP: 0.268, SLG: 0.300		4-3			K				FC6-4		4	0	1	1	0	1	2
Bob Purkey, R (1, 1) OBP: 0.133, SLG: 0.207 Jerry Lynch, L (10, PH) OBP: 0.343, SLG: 0.487 Joe Gaines, R (10, PR) OBP: 0.415, SLG: 0.471			SH3-4 1-3-2 2B		F8		1-3			FC4-6 SH HR 1B	3 1 0	0 0 1	1 1 0	0 0 0	0 0 0	0 0 0	1 0 0
Inning Stats	R: 1 E: 0 K: 0 S: 5 H: 1 LOB: 0 BB: 0 P: 9	R: 0 E: 0 K: 0 S: 4 H: 0 LOB: 1 BB: 1 P: 10	R: 0 E: 0 K: 0 S: 6 H: 2 LOB: 1 BB: 0 P: 9	R: 0 E: 0 K: 0 S: 6 H: 0 LOB: 1 BB: 1 P: 10	R: 0 E: 0 K: 1 S: 6 H: 0 LOB: 0 BB: 0 P: 10	R: 0 E: 0 K: 2 S: 11 H: 0 LOB: 0 BB: 0 P: 12	R: 1 E: 0 K: 0 S: 11 H: 2 LOB: 1 BB: 0 P: 17	R: 0 E: 0 K: 0 S: 5 H: 1 LOB: 0 BB: 0 P: 5	R: 1 E: 0 K: 0 S: 8 H: 2 LOB: 1 BB: 0 P: 11	R: 4 E: 0 K: 0 S: 11 H: 2 LOB: 1 BB: 1 P: 19	1B: 6 2B: 4 3B: 0 HR: 1	SF: 1 SAC: 3 DP: 2 HBP: 0					

PITCHER		IP	WLS	BF	H	R	ER	SO	BB	IBB	HBP	BLK	WP	HR	S	P	ERA	WHIP
Stan Williams, R ERA: 4.18	(1, 1)	7.0		27	5	2	2	3	2	0	0	0	0	0	49	77	2.57	1.000
Ron Perranoski, L ERA: 2.06	(8, 1)	2.0		8	3	1	1	0	0	0	0	0	0	0	13	16	4.50	1.500
Larry Sherry, R ERA: 2.92	(10, 1)	0.1	L	5	2	4	4	0	0	1	0	0	0	1	11	19	108.00	6.000

PITCHER	IP	WLS	BF	H	R	ER	SO	BB	IBB	HBP	BLK	WP	HR	S	P	ERA	WHIP

BOTTOM

Los Angeles Dodgers @ Cincinnati Reds

Crosley Field, Cincinnati, OH

Mon Aug 20 1962, 7:05 PM EDT

Att. 26,852 - Unknown

livebaseballscorecards.com

AB	33
R	7
H	10
RBI	7
BB	3
SO	3
LOB	13

REDS

Cincinnati Reds @ Chicago Cubs

Wrigley Field, Chicago, IL

Tue Aug 21 1962, 3:33 AM CDT

Att. 9,617 - Sunny

TOP

livebaseballscorecards.com

Batter	1	2	3	4	5	6	7	8	9	AB	R	H	RBI	BB	SO	LOB
Leo Cardenas, R (1, 6) OBP: 0.324, SLG: 0.395	0-0 CS 1B		0-0 6-3 2-3 ②		0-0 4-3 2B			0-0 IHR 1B	0-0 G6-4-3 1-2f ②③	5	1	3	0	0	0	3
Marty Keough, L (1, 7) OBP: 0.360, SLG: 0.417	0-0 FC6-4 1-2 1B ①		0-3 K ③		0-0 4-3 2-3 ②			0-0 1-H IHR		4	1	2	2	0	1	2
Vada Pinson, L (1, 8) OBP: 0.338, SLG: 0.483	0-3 K ②			0-3 K ①	0-0 G3 ③			0-0 F8 ①		4	0	0	0	0	2	2
Frank Robinson, R (1, 9) OBP: 0.418, SLG: 0.646	0-0 FC6-4 1-2f ③			0-0 G3 1B 1B		0-0 L9 ①		0-0 F7 ②		4	0	1	0	0	0	1
Gordy Coleman, L (1, 3) OBP: 0.324, SLG: 0.488		0-0 F9 ①		0-0 G3 1-2 1B		0-0 4-3 ②		0-0 2B		4	0	2	0	0	0	0
Johnny Edwards, L (1, 2) OBP: 0.322, SLG: 0.384		0-0 1-3 ②		0-0 G3 1-2 2-3 ②		0-0 3-1 ③		0-0 F7 ③		4	0	0	0	0	0	3
Gene Freese, R (1, 5) OBP: 0.444, SLG: 0.286		0-3 K ③		4-0 FC4 IBB			0-0 F9 ①		0-0 F6 ①	3	0	0	0	1	1	0
Bill Henry, L (9, 1) OBP: 0.333, SLG: 0.333										0	0	0	0	0	0	0
Don Zimmer, R (1, 4) (9, 5) OBP: 0.272, SLG: 0.305			4-0 6-3 6-3 BB	0-0 FC4 1-2f ③			0-0 5-3 ②		0-0 2B	3	0	1	0	1	0	3
Jim Maloney, L (1, 1) OBP: 0.267, SLG: 0.276			0-0 6-3 1-2 ①		0-3 K ①		0-0 1-3 ③		4-0 G6-4-3 BB	3	0	0	0	0	1	1
Jerry Lynch, L (9, PH) OBP: 0.345, SLG: 0.487										0	0	0	0	1	0	0
Don Blasingame, L (9, 4) OBP: 0.352, SLG: 0.334										0	0	0	0	0	0	0

	AB	34
	R	2
	H	9
	RBI	2
	BB	3
	SO	5
	LOB	15

Inning Stats	1	2	3	4	5	6	7	8	9	1B: 5	SF: 0	WP: 0	PA: 37
R:	0	0	0	0	0	0	0	2	0	2B: 3	SAC: 0	PB: 0	
E:	0	0	0	0	0	0	0	0	0	3B: 0	DP: 1	SB: 0	
K:	1	1	1	1	1	0	0	0	0	HR: 1	HBP: 0	CS: 1	
S:	6	5	5	7	6	3	3	6	3				
H:	2	0	0	2	1	0	0	3	1				
LOB:	1	0	1	3	1	0	0	1	1				
BB:	0	0	1	1	0	0	0	0	1				
P:	6	5	9	11	6	3	3	6	7				

PITCHER		IP	WLS	BF	H	R	ER	SO	BB	IBB	HBP	BLK	WP	HR	S	P	ERA	WHIP
Don Cardwell, R ERA: 4.65	(1, 1)	8.0	L	33	8	2	2	5	1	1	0	0	0	0	41	49	2.25	1.125
Don Elston, R ERA: 2.75	(9, 1)	1.0		4	1	0	0	0	1	0	0	0	0	0	3	7	0.00	2.000

PITCHER	IP	WLS	BF	H	R	ER	SO	BB	IBB	HBP	BLK	WP	HR	S	P	ERA	WHIP

Cincinnati Reds @ Chicago Cubs

Wrigley Field, Chicago, IL

Tue Aug 21 1962, 3:33 AM CDT

Att. 9,617 - Sunny

livebaseballscorecards.com

Batter	1	2	3	4	5	6	7	8	9	AB	R	H	RBI	BB	SO	LOB
Don Landrum, L (1, 8) OBP: 0.396, SLG: 0.354	S S S 0-3 ① K		B B B B 4-0 1-2 BB			x 0-0 ① 5-3		x 0-0 ② F9		3	0	0	0	1	1	2
Ken Hubbs, R (1, 4) OBP: 0.299, SLG: 0.360	x 0-0 ② L7		S S S 0-3 ③ K			x 0-0 ② 6-3		S S S 0-3 ③ K		4	0	0	0	0	2	4
Billy Williams, L (1, 7) OBP: 0.375, SLG: 0.493	S S S 0-3 ③ K			x 0-0 ① 4-3		x 0-0 ③ F8			x 0-0 ① 14 G5-4-3 1B	4	0	1	0	0	1	0
14 Ernie Banks, R (1, 3) OBP: 0.309, SLG: 0.516		x 0-0 ① P5		S S S 0-3 ② K			x 0-0 ① F3		x 0-0 ① ② G5-4-3 1-2f	4	0	0	0	0	1	1
George Altman, L (1, 9) OBP: 0.394, SLG: 0.525		x 0-0 ② 4-3		x 0-0 ③ F9			x 0-0 ② F8		x 0-0 ③ 4-3	4	0	0	0	0	0	0
Ron Santo, R (1, 5) OBP: 0.297, SLG: 0.378		x 0-0 ③ F7			x 0-0 ① 6-3		S S S 0-3 ③ K			3	0	0	0	0	1	0
Andre Rodgers, R (1, 6) OBP: 0.346, SLG: 0.395			x 0-0 ① 1-3		x 0-0 2B			x 0-0 BB 1B		3	0	2	0	0	0	0
Dick Bertell, R (1, 2) OBP: 0.322, SLG: 0.352			S S S 0-3 ② K		x 0-0 ② F9			S S S 0-3 ① K		3	0	0	0	0	2	2
Don Cardwell, R (1, 1) OBP: 0.173, SLG: 0.104			x 0-0 BB 1B		S S S 0-3 ③ K			B B B B 4-0 1-2 BB		2	0	1	0	0	1	1
Bob Will, L (8, PH) OBP: 0.344, SLG: 0.355										0	0	0	0	1	0	0
Lou Brock, L (8, PR) OBP: 0.325, SLG: 0.436										0	0	0	0	0	0	0
Don Elston, R (9, 1)										0	0	0	0	0	0	0
Inning Stats	R: 0 H: 0 E: 0 LOB: 0 K: 2 BB: 0 S: 7 P: 7	R: 0 H: 0 E: 0 LOB: 0 K: 0 BB: 0 S: 3 P: 3	R: 0 H: 1 E: 0 LOB: 2 K: 2 BB: 1 S: 8 P: 12	R: 0 H: 0 E: 0 LOB: 0 K: 1 BB: 0 S: 5 P: 5	R: 0 H: 1 E: 0 LOB: 1 K: 1 BB: 0 S: 6 P: 6	R: 0 H: 0 E: 0 LOB: 0 K: 0 BB: 0 S: 3 P: 3	R: 0 H: 0 E: 0 LOB: 0 K: 1 BB: 0 S: 5 P: 5	R: 0 H: 1 E: 0 LOB: 2 K: 2 BB: 1 S: 8 P: 12	R: 0 H: 1 E: 0 LOB: 0 K: 0 BB: 0 S: 3 P: 3	1B: 3 SF: 0 2B: 1 SAC: 0 3B: 0 DP: 1 HR: 0 HBP: 0						

BOTTOM	
AB	30
R	0
H	4
RBI	0
BB	2
SO	9
LOB	10

PITCHER		IP	WLS	BF	H	R	ER	SO	BB	IBB	HBP	BLK	WP	HR	S	P	ERA	WHIP
Jim Maloney, R ERA: 4.06	(1, 1)	8.0	W	29	3	0	0	9	2	0	0	0	0	0	45	53	0.00	0.625
Bill Henry, L ERA: 4.91	(9, 1)	1.0	S	3	1	0	0	0	0	0	0	0	0	0	3	3	0.00	1.000

PITCHER	IP	WLS	BF	H	R	ER	SO	BB	IBB	HBP	BLK	WP	HR	S	P	ERA	WHIP

Batter	1	2	3	4	5	6	7	8	9	10	AB	R	H	RBI	BB	SO	LOB
Leo Cardenas, R (1, 6) OBP: 0.326, SLG: 0.396	6-3		G4-6-3 1B		F9		CS 1B		5-3	1-2 1B	6	0	3	0	0	0	1
Don Zimmer, R (1, 4) OBP: 0.272, SLG: 0.310			G4-6-3 1-2f		1-3		PB 1B 1-2		F9	4-3	3	0	1	0	0	0	2
Don Blasingame, L (7, PH) OBP: 0.352, SLG: 0.334 (7, 4)	FC6-5-6 2B										3	1	1	0	0	0	2
Vada Pinson, L (1, 8) OBP: 0.340, SLG: 0.483	FC6-5-6 S 1B 2-3		3-1			BBBB L5-3 BB	PB 1B 1-H			BB BB HR 1B	4	2	2	1	1	0	1
Frank Robinson, R (1, 9) OBP: 0.418, SLG: 0.642	BBBB 1B BB 1-2			6-3		L5-3 1-2	P6 1-2			BBBB BB HR BB 1-2	3	1	0	0	2	0	2
Wally Post, R (1, 7) OBP: 0.323, SLG: 0.483	1-3 2-H 1B			6-3		SSS K		F9		BBBB HR BB 1-2 2-3	3	0	1	1	0	1	0
Jerry Lynch, L (8, PH) OBP: 0.346, SLG: 0.485 (8, 7)											1	1	0	0	1	0	0
Don Pavletich, R (1, 3) OBP: 0.323, SLG: 0.333	L8			BBBB BB			1B HR 2B	SSS K		SSS K	2	1	1	0	1	0	2
Gordy Coleman, L (7, 3) OBP: 0.323, SLG: 0.485											2	0	0	0	0	2	3
Gene Freese, R (1, 5) OBP: 0.417, SLG: 0.300		F8		F8							3	0	1	0	0	0	1
Jim Maloney, L (7, PR) OBP: 0.267, SLG: 0.276							2-3 HR 1B	1B		1-H 2-H 3-H HR	0	1	0	0	0	0	0
Eddie Kasko, R (7, 5) OBP: 0.302, SLG: 0.332											2	1	2	4	0	0	0
Johnny Edwards, L (1, 2) OBP: 0.323, SLG: 0.385		SSS K			1B		1-H 3-H HR	F2		SSS K	2	0	1	0	0	1	0
Hank Foiles, R (7, PH) OBP: 0.357, SLG: 0.526 (7, 2)											3	1	1	3	0	1	1
Jim O'Toole, S (1, 1) OBP: 0.137, SLG: 0.125		F7			SSS K		F7		4-3	BBBB 1B BB	2	0	0	0	0	1	1
Bill Henry, L (6, 1) OBP: 0.333, SLG: 0.333											0	0	0	0	0	0	0
Jim Brosnan, R (6, 1)											0	0	0	0	0	0	0
Joe Gaines, R (7, PH) OBP: 0.405, SLG: 0.457											1	0	0	0	0	0	1
Johnny Klippstein, R (7, 1) OBP: 0.238, SLG: 0.316											0	0	0	0	0	0	0
Ted Wills, L (8, 1) OBP: 0.267, SLG: 0.267											0	0	0	0	0	0	0
Marty Keough, L (9, PH) OBP: 0.357, SLG: 0.414											1	0	0	0	0	0	0
Joey Jay, S (9, 1) OBP: 0.235, SLG: 0.234											0	0	0	0	1	0	0
Inning Stats	R: 1 E: 0 K: 0 S: 5 H: 2 LOB: 2 BB: 1 P: 9	R: 0 E: 0 K: 1 S: 5 H: 0 LOB: 0 BB: 0 P: 5	R: 0 E: 0 K: 0 S: 3 H: 1 LOB: 0 BB: 0 P: 3	R: 0 E: 0 K: 0 S: 3 H: 0 LOB: 1 BB: 1 P: 7	R: 0 E: 0 K: 1 S: 6 H: 1 LOB: 1 BB: 0 P: 6	R: 0 E: 0 K: 1 S: 4 H: 0 LOB: 0 BB: 1 P: 8	R: 4 E: 0 K: 0 S: 8 H: 6 LOB: 2 BB: 0 P: 8	R: 0 E: 0 K: 1 S: 6 H: 1 LOB: 1 BB: 0 P: 6	R: 0 E: 0 K: 0 S: 3 H: 0 LOB: 0 BB: 0 P: 3	R: 4 E: 0 K: 2 S: 10 H: 3 LOB: 2 BB: 3 P: 22	1B: 10 2B: 3 3B: 0 HR: 2	SF: 0 SAC: 0 DP: 2 HBP: 0	WP: 0 PB: 2 SB: 1 CS: 1	PA: 47			

PITCHER	IP	WLS	BF	H	R	ER	SO	BB	IBB	HBP	BLK	WP	HR	S	P	ERA	WHIP
Dick Ellsworth, L (1, 1) ERA: 5.25	6.1		28	8	5	4	3	3	0	0	0	0	1	31	43	5.68	1.737
Don Elston, R (7, 1) ERA: 2.72	0.2		3	2	0	0	0	0	0	0	0	0	0	3	3	0.00	3.000
Glen Hobbie, R (8, 1) ERA: 5.41	2.0		7	1	0	0	1	0	0	0	0	0	0	9	9	0.00	0.500
Bob Anderson, R (10, 1) ERA: 4.81	0.0	L	3	1	3	3	0	2	0	0	0	0	0	1	9	∞	∞
Dave Gerard, R (10, 1) ERA: 4.85	1.0		6	2	1	1	2	1	0	0	0	0	1	9	13	9.00	3.000

PITCHER	IP	WLS	BF	H	R	ER	SO	BB	IBB	HBP	BLK	WP	HR	S	P	ERA	WHIP

TOP

Cincinnati Reds @ Chicago Cubs

Wrigley Field, Chicago, IL

Wed Aug 22 1962, 3:33 AM CDT

Att. 8,926 - Sunny

livebaseballscorecards.com

AB	41
R	9
H	14
RBI	9
BB	6
SO	6
LOB	17

Batter	1	2	3	4	5	6	7	8	9	10	AB	R	H	RBI	BB	SO	LOB
Don Landrum, L (1, 8) (8, 9) OBP: 0.404, SLG: 0.354	BBBB 4-0 1B 1B BB	x 0-0 ③ 4-3			x 0-0 ① 3-1	x 0-0 1B 1-2 2-H 3-H 1B		H 1-0 SH1-4 HBP	BBBB 4-0 1-2 BB		3	1	1	2	2	0	0
Ken Hubbs, R (1, 4) OBP: 0.299, SLG: 0.361	x 0-0 BB 1-3 1B 1B		x 0-0 ① F9		x 0-0 ② 4-3	x 0-0 1-3 2-H 1B		x 0-0 ① SH1-4 1-2	x 0-0 ③ P4		5	1	2	1	0	0	3
Billy Williams, L (1, 7) OBP: 0.379, SLG: 0.492	BBBB 4-0 1B 1-2 1B BB		x 0-0 ② L8		x 0-0 14 FC6-4 1B	4-0 IBB		4-0 IBB		x 0-0 ① F7	3	0	1	0	3	0	0
14 Ernie Banks, R (1, 3) OBP: 0.309, SLG: 0.513 Moe Thacker, R (8, 2) OBP: 0.294, SLG: 0.253 Jim McKnight, R (8, PH) OBP: 0.256, SLG: 0.263 Dick Bertell, R (9, 2) OBP: 0.326, SLG: 0.352	x 0-0 ① F8		x 0-0 1B		x 0-0 ③ FC6-4 1-2f	x 0-0 ③ P3		x 0-0 ② F3		BBBB 4-0 FC5-4 BB	4 0 1 0	0 0 0 0	1 0 0 0	0 0 0 1	0 0 0 0	0 0 0 1	7 0 2 0
George Altman, L (1, 9) (8, 3) OBP: 0.389, SLG: 0.518	SSS 0-3 ② K		x 0-0 ③ P6			x 0-0 ① F8	x 0-0 ① F8	x 0-0 ③ F8		x 0-0 ② F8	6	0	0	0	0	1	7
Ron Santo, R (1, 5) OBP: 0.299, SLG: 0.378	x 0-0 1B 1-2 2-H 3-H 1B			BBBB 4-0 E S BB BB		x 0-0 ② 1B	x 0-0 ② F8		SSS 0-3 ① K	x 0-0 ③ FC5-4 1-2f	5	0	2	2	1	1	1
Andre Rodgers, R (1, 6) OBP: 0.352, SLG: 0.399	x 0-0 ③ 1-2 2-H 1B			x 0-0 ① F9		x 0-0 BB BB 1B 1B	BBBB 4-0 1B BB		x 0-0 FC4-6 S 1B		4	1	3	0	1	0	1
Cuno Barragan, R (1, 2) OBP: 0.280, SLG: 0.245 Bob Will, L (7, PH) OBP: 0.352, SLG: 0.364 Al Lary, R (7, PR) OBP: 0.429, SLG: 0.200 Glen Hobbie, R (8, 1) OBP: 0.191, SLG: 0.136 Jim McAnany, R (9, PH) Bob Anderson, R (10, 1) OBP: 0.167, SLG: 0.217 Dave Gerard, R (10, 1) OBP: 0.444, SLG: 0.375		x 0-0 ① 5-3		BBBB 4-0 ② 1-H BB		BBBB 4-0 BB 1-2 1B BB	x 0-0 1-3 1B		BBBB 4-0 FC4-6 1-2 BB		1 1 0 0 0 0 0	1 0 0 0 0 0 0	0 1 0 0 0 0 0	2 0 0 0 1 0 0	0 0 0 0 0 0 0	0 0 0 0 0 0 0	0 0 0 0 0 0 0
Dick Ellsworth, L (1, 1) OBP: 0.258, SLG: 0.118 Don Elston, R (7, 1) Lou Brock, L (7, PH) OBP: 0.324, SLG: 0.434 (8, 8)		x 0-0 ② 6-3		x 0-0 ③ F7		BBBB 4-0 1B 1-2 2-3 1B BB	x 0-0 ③ 4-3		x 0-0 ② FC4-6 BB 1-2f 2-3		2 0 2	1 0 0	0 0 0	0 0 0	1 0 0	0 0 0	1 0 4
Inning Stats	R: 2 H: 3 E: 0 LOB: 2 K: 1 BB: 2 S: 7 P: 15	R: 0 H: 0 E: 0 LOB: 0 K: 0 BB: 0 S: 3 P: 3	R: 0 H: 1 E: 0 LOB: 1 K: 0 BB: 0 S: 4 P: 4	R: 0 H: 0 E: 0 LOB: 1 K: 0 BB: 2 S: 2 P: 10	R: 0 H: 1 E: 0 LOB: 1 K: 0 BB: 0 S: 4 P: 4	R: 3 H: 4 E: 0 LOB: 3 K: 0 BB: 3 S: 6 P: 18	R: 0 H: 1 E: 0 LOB: 2 K: 0 BB: 1 S: 4 P: 8	R: 0 H: 0 E: 0 LOB: 2 K: 0 BB: 1 S: 3 P: 8	R: 0 H: 1 E: 0 LOB: 3 K: 1 BB: 2 S: 6 P: 14	R: 0 H: 0 E: 0 LOB: 1 K: 0 BB: 1 S: 3 P: 7	1B: 11 SF: 0 2B: 0 SAC: 1 3B: 0 DP: 0 HR: 0 HBP: 1						

PITCHER		IP	WLS	BF	H	R	ER	SO	BB	IBB	HBP	BLK	WP	HR	S	P	ERA	WHIP
Jim O'Toole, L ERA: 3.47	(1, 1)	5.2		27	7	5	5	1	6	0	0	0	0	0	23	47	7.94	2.294
Bill Henry, L ERA: 4.91	(6, 1)	0.0		1	1	0	0	0	0	0	0	0	0	0	1	1	∞	∞
Jim Brosnan, R ERA: 3.08	(6, 1)	0.1		3	1	0	0	0	0	1	0	0	0	0	2	6	0.00	3.000
Johnny Klippstein, R ERA: 4.59	(7, 1)	1.2		9	1	0	0	0	1	1	1	0	0	0	6	15	0.00	1.200
Ted Wills, L ERA: 5.67	(8, 1)	0.1		1	0	0	0	0	0	0	0	0	0	0	1	1	0.00	0.000

PITCHER		IP	WLS	BF	H	R	ER	SO	BB	IBB	HBP	BLK	WP	HR	S	P	ERA	WHIP
Joey Jay, R ERA: 3.61	(9, 1)	2.0	W	10	1	0	0	1	3	0	0	0	0	0	9	21	0.00	2.000

BOTTOM

Cincinnati Reds @ Chicago Cubs

Wrigley Field, Chicago, IL

Wed Aug 22 1962, 3:33 AM CDT

Att. 8,926 - Sunny

livebaseballscorecards.com

AB	37
R	5
H	11
RBI	5
BB	12
SO	2
LOB	26

1B: 11 SF: 0
2B: 0 SAC: 1
3B: 0 DP: 0
HR: 0 HBP: 1

WP: 0 PA: 51
PB: 0
SB: 2
CS: 0

Cincinnati Reds @ Chicago Cubs

Wrigley Field, Chicago, IL

Thu Aug 23 1962, 3:33 AM CDT

Att. 7,289 - Sunny

TOP

livebaseballscorecards.com

Batter	1	2	3	4	5	6	7	8	9	AB	R	H	RBI	BB	SO	LOB
Eddie Kasko, R (1, 5) OBP: 0.306, SLG: 0.334	F2		BB, 1B, 1B	FC3-2, 1B, BB	P4		CS, 1B	5-3	1-2, 3-H, 1B	6	1	3	1	1	0	1
Don Blasingame, L (1, 4) OBP: 0.351, SLG: 0.332	BB		F5	FC3-2, BB, 1B, 1-2, 2-3, 3-H		1B, 1B	E5, 1B, 1B, 1-2	E8, HR	1-3	6	3	1	0	1	0	7
Vada Pinson, L (1, 8) OBP: 0.342, SLG: 0.490 Wally Post, R (9, 7) OBP: 0.323, SLG: 0.483	F8		F9	BB, 1-2, 2-H, 3-H		1B, 1B, 1-3	L5	HR, 3-H		6	2	3	4	0	0	3
										0	0	0	0	0	0	0
Frank Robinson, R (1, 9) OBP: 0.419, SLG: 0.640 Joe Gaines, R (9, 9) OBP: 0.405, SLG: 0.457	F5		BB, 1-2, 1B	BB, 1-2, 2-3		P3	S, 1B, 1-3	F2		5	1	2	0	1	0	3
										0	0	0	0	0	0	0
Gordy Coleman, L (1, 3) OBP: 0.330, SLG: 0.495		2B, BB	BB, 1-2, 2-3	K		1B, 1B, 1-3, 3-H	2B, 1B, 1-H, 3-H		HR	4	3	3	4	2	1	3
Marty Keough, L (1, 7) OBP: 0.363, SLG: 0.423 (9, 8)		F2	K	F8		PB, 1B, 1-3, 3-H	2B, 1-H		FC5-4, 1B	6	1	3	2	0	1	7
Leo Cardenas, R (1, 6) OBP: 0.328, SLG: 0.399 Don Zimmer, R (9, 6) OBP: 0.272, SLG: 0.310		K	1B, 2B	F8	4-3, PB, 1B, 1-3, 3-H	BB			FC5-4, 1B, 1B, 1-2f	5	2	2	1	1	1	2
										0	0	0	0	0	0	0
Johnny Edwards, L (1, 2) OBP: 0.324, SLG: 0.387		2B, 1-3	BB, 1B, FC3-2, 2-H, 1B	F8	4-3, 1-3, 3-H	F7			F7	6	0	2	1	0	0	4
Joe Nuxhall, L (1, 1) OBP: 0.357, SLG: 0.385 Jim Maloney, L (5, PH) OBP: 0.298, SLG: 0.267 Johnny Klippstein, R (5, 1) OBP: 0.217, SLG: 0.286 Ted Wills, L (8, 1) OBP: 0.313, SLG: 0.313	4-3		FC3-2, BB, 1-2, 1B	E1	K			K	1B, 1-3	2	1	1	0	0	0	2
										1	0	0	0	0	0	0
										2	0	0	0	0	2	1
										1	0	1	0	0	0	0

	AB	R	H	RBI	BB	SO	LOB
	50	14	21	13	6	5	33

Inning Stats	1	2	3	4	5	6	7	8	9	1B	SF	WP	PA
R	0	0	0	3	0	4	3	2	2	16	0	0	56
E	0	0	0	0	1	0	1	1	0	2B 3	SAC 0	PB 1	
K	0	1	1	1	0	1	0	1	0	3B 0	DP 0	SB 1	
S	3	6	7	9	4	10	7	7	7	HR 2	HBP 0	CS 1	
H	0	1	2	4	0	5	4	1	4				
LOB	1	2	1	3	1	2	2	2	2				
BB	1	1	1	2	0	0	1	0	0				
P	7	10	11	17	4	10	11	7	7				

PITCHER		IP	WLS	BF	H	R	ER	SO	BB	IBB	HBP	BLK	WP	HR	S	P	ERA	WHIP
Cal Koonce, R ERA: 4.05	(1, 1)	3.1	L	21	7	3	3	2	4	0	0	0	0	0	21	37	8.10	3.300
Al Lary, R ERA: 6.97	(4, 1)	2.0		12	4	4	4	1	1	0	0	0	0	0	13	17	18.00	2.500
Bob Anderson, R ERA: 4.73	(6, 1)	1.2		11	5	3	0	1	1	0	0	0	0	0	12	16	0.00	3.600
Dave Gerard, R ERA: 5.0	(8, 1)	2.0		12	5	4	2	1	0	0	0	0	0	2	14	14	9.00	2.500

PITCHER	IP	WLS	BF	H	R	ER	SO	BB	IBB	HBP	BLK	WP	HR	S	P	ERA	WHIP

BOTTOM

Cincinnati Reds @ Chicago Cubs

Wrigley Field, Chicago, IL

Thu Aug 23 1962, 3:33 AM CDT

Att. 7,289 - Sunny

Batter	1	2	3	4	5	6	7	8	9	AB	R	H	RBI	BB	SO	LOB
Don Landrum, L (1, 9) OBP: 0.403, SLG: 0.352	4-3		BB		6-3		K		G5-4-3 1B	4	0	1	0	1	1	2
Ken Hubbs, R (1, 4) OBP: 0.299, SLG: 0.358	F9		L8			HR BB	FC6-4 1-2f		G5-4-3 1-2f	4	1	0	0	1	0	4
Billy Williams, L (1, 7) OBP: 0.379, SLG: 0.490	F9			BB BB		F8		BB 1B BB		2	1	0	0	2	0	1
George Altman, L (1, 3) OBP: 0.392, SLG: 0.526		CS 1B 1B		F7		1-H HR		BB 1B 1-2 G1-2-3 BB		3	1	2	2	1	0	1
Ron Santo, R (1, 5) OBP: 0.303, SLG: 0.380		1-2 1B		1-2 BB		K		G1-2-3 BB 1-2 2-H 1B		3	0	2	1	1	1	0
Lou Brock, L (1, 8) OBP: 0.323, SLG: 0.430	K			F8		F7		G1-2-3 1-2 2-3 BB		3	0	0	0	1	1	4
Andre Rodgers, R (1, 6) OBP: 0.351, SLG: 0.397	K 2-3			K			F8 BB 1B	G1-2-3 1-2 2-3 3-Hf		4	0	1	0	0	2	7
Dick Bertell, R (1, 2) OBP: 0.322, SLG: 0.347 Cuno Barragan, R (7, PH) OBP: 0.283, SLG: 0.243 (8, 2)			F9		P6			FC6-4 1-2 BB		2 1	0 0	0 0	0 0	0 1	0 0	0 2
Cal Koonce, R (1, 1) OBP: 0.123, SLG: 0.125 Al Lary, R (4, 1) OBP: 0.375, SLG: 0.167 Bob Anderson, R (6, 1) OBP: 0.167, SLG: 0.217 Bob Will, L (7, PH) OBP: 0.348, SLG: 0.359 Dave Gerard, R (8, 1) OBP: 0.444, SLG: 0.375 Jim McKnight, R (9, PH) OBP: 0.253, SLG: 0.259			K		4-3		F8 2-3		4-3	1 1 0 1 0 1	0 0 0 0 0 0	0 0 0 0 0 0	0 0 0 0 0 0	0 0 0 0 0 0	1 0 0 0 0 0	0 0 0 2 0 0
Inning Stats	R: 0 E: 0 K: 0 S: 3 H: 0 LOB: 0 BB: 0 P: 3	R: 0 E: 0 K: 2 S: 8 H: 2 LOB: 2 BB: 0 P: 8	R: 0 E: 0 K: 1 S: 5 H: 0 LOB: 1 BB: 1 P: 9	R: 0 E: 0 K: 1 S: 5 H: 0 LOB: 2 BB: 2 P: 13	R: 0 E: 0 K: 0 S: 3 H: 0 LOB: 0 BB: 0 P: 3	R: 2 E: 0 K: 1 S: 6 H: 1 LOB: 0 BB: 1 P: 10	R: 0 E: 0 K: 1 S: 6 H: 1 LOB: 2 BB: 1 P: 10	R: 1 E: 0 K: 0 S: 3 H: 1 LOB: 2 BB: 3 P: 15	R: 0 E: 0 K: 0 S: 3 H: 1 LOB: 0 BB: 0 P: 3	1B: 5 2B: 1 3B: 0 HR: 1 SF: 0 SAC: 0 DP: 3 HBP: 0						

	AB	30
	R	3
	H	6
	RBI	3
	BB	8
	SO	6
	LOB	23

livebaseballscorecards.com

PITCHER		IP	WLS	BF	H	R	ER	SO	BB	IBB	HBP	BLK	WP	HR	S	P	ERA	WHIP
Joe Nuxhall, L ERA: 2.03	(1, 1)	4.0		16	2	0	0	4	3	0	0	0	0	0	21	33	0.00	1.250
Johnny Klippstein, R ERA: 4.74	(5, 1)	3.0	W	16	3	3	3	2	4	0	0	0	0	1	16	32	9.00	2.333
Ted Wills, L ERA: 5.46	(8, 1)	2.0	S	6	1	0	0	0	1	0	0	0	0	0	5	9	0.00	1.000

PITCHER	IP	WLS	BF	H	R	ER	SO	BB	IBB	HBP	BLK	WP	HR	S	P	ERA	WHIP

Batter	1	2	3	4	5	6	7	8	9	AB	R	H	RBI	BB	SO	LOB
Carl Warwick, R (1, 9) (4, 8) OBP: 0.306, SLG: 0.409	0-0 ① 6-3		0-0 ② P4			0-0 1B 1B		0-0 1B 1B		4	0	2	0	0	0	0
Al Spangler, L (1, 7) OBP: 0.392, SLG: 0.388	0-3 ② K		4-0 BB			0-0 G4-6-3 1-2 1B		0-0 ② F3		3	0	1	0	1	1	1
Johnny Temple, R (1, 4) OBP: 0.351, SLG: 0.310	0-0 ③ 6-3		0-0 ③ 4-3			0-0 ① P3		0-0 1-2 1B		4	0	1	0	0	0	3
Don McMahon, R (8, 1) OBP: 0.125, SLG: 0.125										0	0	0	0	0	0	0
Norm Larker, L (1, 3) OBP: 0.349, SLG: 0.380		0-0 ① L8		0-0 ① 3-1		0-0 ② ③ G4-6-3 1-2f		0-0 ③ P3		4	0	0	0	0	0	4
Bob Aspromonte, R (1, 5) OBP: 0.344, SLG: 0.394		0-0 HR 2B		0-0 ② P3			0-0 ① 6-3		0-0 ① 5-3	4	1	1	0	0	0	0
Al Heist, R (1, 8) OBP: 0.256, SLG: 0.220		0-0 ② F3		0-0 ③ 1-3			0-0 ② 1B		0-0 ② P5	2	0	0	0	0	0	1
Roman Mejias, R (4, 9) OBP: 0.338, SLG: 0.469										2	0	1	0	0	0	0
Hal Smith, R (1, 2) OBP: 0.255, SLG: 0.361		0-0 2-H HR			SSS 0-3 ① K		0-0 FC5-4 1B		SSS 0-3 ③ K	4	1	2	2	0	2	0
J C Hartman, R (1, 6) OBP: 0.250, SLG: 0.258		0-0 ③ 4-3			0-0 ② 6-3		0-0 ③ FC5-4 1-2f			3	0	0	0	0	0	1
Hal Woodeshick, R (1, 1) OBP: 0.111, SLG: 0.086			0-0 ① G3		0-0 ③ 4-3			0-0 ① L3		1	0	0	0	0	0	0
Jim Umbricht, R (3, 1)										1	0	0	0	0	0	0
Billy Goodman, L (8, PH) (8, 4) OBP: 0.298, SLG: 0.289										1	0	0	0	0	0	0
Inning Stats	R: 0 E: 0 K: 1 S: 5 H: 0 LOB: 0 BB: 0 P: 5	R: 2 E: 0 K: 0 S: 5 H: 2 LOB: 0 BB: 0 P: 5	R: 0 E: 0 K: 0 S: 3 H: 0 LOB: 1 BB: 1 P: 7	R: 0 E: 0 K: 0 S: 3 H: 0 LOB: 0 BB: 0 P: 3	R: 0 E: 0 K: 1 S: 5 H: 0 LOB: 0 BB: 0 P: 5	R: 0 E: 0 K: 0 S: 4 H: 2 LOB: 1 BB: 0 P: 4	R: 0 E: 0 K: 0 S: 4 H: 2 LOB: 1 BB: 0 P: 4	R: 0 E: 0 K: 0 S: 5 H: 2 LOB: 2 BB: 0 P: 5	R: 0 E: 0 K: 1 S: 5 H: 0 LOB: 0 BB: 0 P: 5	1B: 6 2B: 1 3B: 0 HR: 1			SF: 0 SAC: 0 DP: 1 HBP: 0				

PITCHER		IP	WLS	BF	H	R	ER	SO	BB	IBB	HBP	BLK	WP	HR	S	P	ERA	WHIP
Bob Purkey, R (1, 1) ERA: 2.8		9.0	W	34	8	2	2	3	1	0	0	0	0	1	39	43	2.00	1.000

PITCHER	IP	WLS	BF	H	R	ER	SO	BB	IBB	HBP	BLK	WP	HR	S	P	ERA	WHIP

TOP

Houston Colt 45's @ Cincinnati Reds

Crosley Field, Cincinnati, OH

Fri Aug 24 1962, 7:05 PM EDT

Att. 18,879 - Unknown - 86 F

livebaseballscorecards.com

AB	33
R	2
H	8
RBI	2
BB	1
SO	3
LOB	10

1B: 6	SF: 0	WP: 0	PA: 34
2B: 1	SAC: 0	PB: 0	
3B: 0	DP: 1	SB: 0	
HR: 1	HBP: 0	CS: 0	

Houston Colt 45's @ Cincinnati Reds

Crosley Field, Cincinnati, OH

Fri Aug 24 1962, 7:05 PM EDT

Att. 18,879 - Unknown - 86 F

BOTTOM

Batter	1	2	3	4	5	6	7	8	9	AB	R	H	RBI	BB	SO	LOB
Leo Cardenas, R (1, 6) OBP: 0.325, SLG: 0.395	4-3		L6		F3		F8			4	0	0	0	0	0	3
Eddie Kasko, R (1, 5) OBP: 0.306, SLG: 0.333	6-3		1-3 1B 1-H 2-H 3-H 1B		F8			5-3		4	1	1	2	0	0	0
Vada Pinson, L (1, 8) OBP: 0.340, SLG: 0.486	K		1-3 1-2		4-3			F8		4	0	0	0	0	1	1
Frank Robinson, R (1, 9) OBP: 0.421, SLG: 0.640		G6-4-3 1B	E 2-H 1B			P3		BB		3	0	2	1	1	0	0
Wally Post, R (1, 7) OBP: 0.320, SLG: 0.477 Jerry Lynch, L (8, PH) OBP: 0.345, SLG: 0.483 Marty Keough, L (9, 7) OBP: 0.363, SLG: 0.423		G6-4-3 1-2f	K 1-2			K		K		3 1 0	0 0 0	0 0 0	0 0 0	0 0 0	2 1 0	2 1 0
Don Pavletich, R (1, 3) OBP: 0.324, SLG: 0.333		5-3		6-3		WP 1B				3	0	1	0	0	0	0
Hank Foiles, R (1, 2) OBP: 0.366, SLG: 0.542 Johnny Edwards, L (6, PH) OBP: 0.323, SLG: 0.386 (7, 2)			1B WP 2B	WP 1-3 1B		K 1-2				2 1	1 0	2 0	0 0	0 0	0 1	0 1
Don Blasingame, L (1, 4) OBP: 0.351, SLG: 0.332			WP BB 1B 2-3 1B	1-3 1-2			K			3	1	1	0	0	1	1
Bob Purkey, R (1, 1) OBP: 0.140, SLG: 0.202			WP 1B 1-2 BB	K 2-3			K			2	1	0	0	1	2	1
Inning Stats	R: 0 E: 0 K: 1 S: 5 H: 0 LOB: 0 BB: 0 P: 5	R: 0 E: 0 K: 0 S: 3 H: 1 LOB: 0 BB: 0 P: 3	R: 4 E: 1 K: 1 S: 9 H: 4 LOB: 1 BB: 1 P: 13	R: 0 E: 0 K: 1 S: 6 H: 1 LOB: 1 BB: 0 P: 6	R: 0 E: 0 K: 0 S: 3 H: 0 LOB: 0 BB: 0 P: 3	R: 0 E: 0 K: 2 S: 8 H: 1 LOB: 1 BB: 0 P: 8	R: 0 E: 0 K: 2 S: 7 H: 0 LOB: 0 BB: 0 P: 7	R: 0 E: 0 K: 1 S: 5 H: 0 LOB: 1 BB: 1 P: 9		1B: 6 2B: 1 3B: 0 HR: 0 SF: 0 SAC: 0 DP: 1 HBP: 0				WP: 4 PB: 0 SB: 0 CS: 0 PA: 32		

livebaseballscorecards.com

	AB	30
	R	4
	H	7
	RBI	3
	BB	2
	SO	8
	LOB	10

PITCHER		IP	WLS	BF	H	R	ER	SO	BB	IBB	HBP	BLK	WP	HR	S	P	ERA	WHIP
Hal Woodeshick, L ERA: 4.15	(1, 1)	2.2	L	13	5	4	4	1	1	0	0	0	1	0	14	18	13.50	2.250
Jim Umbricht, R ERA: 2.49	(3, 1)	4.1		15	2	0	0	6	0	0	0	0	2	0	27	27	0.00	0.462
Don McMahon, R ERA: 1.51	(8, 1)	1.0		4	0	0	0	1	1	0	0	0	1	0	5	9	0.00	1.000

PITCHER	IP	WLS	BF	H	R	ER	SO	BB	IBB	HBP	BLK	WP	HR	S	P	ERA	WHIP

Houston Colt 45's @ Cincinnati Reds

Crosley Field, Cincinnati, OH

Sat Aug 25 1962, 3:33 AM EDT

Att. 12,680 - Cloudy - 88 F

TOP

livebaseballscorecards.com

Batter	1	2	3	4	5	6	7	8	9	AB	R	H	RBI	BB	SO	LOB
Carl Warwick, R (1, 8) OBP: 0.307, SLG: 0.409	F7		2-6 1B		K		4-3 2-3 1B		P5	5	0	2	0	0	1	0
Al Spangler, L (1, 7) OBP: 0.390, SLG: 0.384	F9		2-6 1-2	G6-3 BB		F7	4-3 1-2 3-H		F7	4	0	0	1	1	0	1
Johnny Temple, R (1, 4) OBP: 0.350, SLG: 0.309 Jim Golden, L (7, 1) OBP: 0.222, SLG: 0.318 Al Heist, R (9, PH) OBP: 0.250, SLG: 0.214	1B			G6-3 1-2f		K	5-3		P4	4 0 1	0 0 0	1 0 0	0 0 0	0 0 0	1 0 0	2 0 0
Norm Larker, L (1, 3) OBP: 0.350, SLG: 0.381	F9			1B		1B		P4		4	0	2	0	0	0	1
Roman Mejias, R (1, 9) OBP: 0.337, SLG: 0.467		L7		K		1-2 1B		P4		4	0	1	0	0	1	1
Bob Aspromonte, R (1, 5) OBP: 0.346, SLG: 0.397		6-3			HR 1B	F9		2B 2B		4	2	2	0	0	0	2
Hal Smith, R (1, 2) OBP: 0.262, SLG: 0.379		F7			1-H HR		1B E 2B	BB		3	3	2	2	1	0	0
J C Hartman, R (1, 6) OBP: 0.245, SLG: 0.253 Billy Goodman, L (7, PH) OBP: 0.307, SLG: 0.306 (7, 4) Joey Amalfitano, R (8, 4) OBP: 0.318, SLG: 0.297			L7		6-3		1B WP 4-3 2-3 1B	1-H 2-H 2B		2 2 0	0 1 0	0 2 0	0 2 0	0 0 0	0 0 0	0 0 0
Turk Farrell, R (1, 1) OBP: 0.175, SLG: 0.214 Bobby Tiefenauer, R (5, 1) Jim Pendleton, R (7, PH) OBP: 0.268, SLG: 0.374 Bob Lillis, R (7, 6) OBP: 0.283, SLG: 0.276			L8		K		K 1-2 3-H	L6		2 0 1 1	0 0 0 0	0 0 0 0	0 0 0 0	0 0 1 0	1 0 1 0	0 0 1 1
Inning Stats	R: 0 E: 0 K: 0 S: 4 H: 1 LOB: 1 BB: 0 P: 4	R: 0 E: 0 K: 0 S: 3 H: 0 LOB: 0 BB: 0 P: 3	R: 0 E: 0 K: 0 S: 3 H: 1 LOB: 1 BB: 0 P: 3	R: 0 E: 0 K: 1 S: 5 H: 1 LOB: 1 BB: 1 P: 9	R: 2 E: 0 K: 2 S: 9 H: 2 LOB: 0 BB: 0 P: 9	R: 0 E: 0 K: 1 S: 7 H: 2 LOB: 2 BB: 0 P: 7	R: 2 E: 0 K: 1 S: 8 H: 3 LOB: 1 BB: 0 P: 8	R: 2 E: 0 K: 0 S: 5 H: 2 LOB: 1 BB: 1 P: 9	R: 0 E: 0 K: 0 S: 3 H: 0 LOB: 0 BB: 0 P: 3	1B: 8 2B: 3 3B: 0 HR: 1	SF: 0 SAC: 0 DP: 1 HBP: 0						

	AB	37
	R	6
	H	12
	RBI	5
	BB	2
	SO	5
	LOB	9

PITCHER		IP	W/L/S	BF	H	R	ER	SO	BB	IBB	HBP	BLK	WP	HR	S	P	ERA	WHIP	PITCHER	IP	W/L/S	BF	H	R	ER	SO	BB	IBB	HBP	BLK	WP	HR	S	P	ERA	WHIP
Joey Jay, R ERA: 3.72	(1, 1)	7.2	W	36	12	6	6	5	2	0	0	0	1	1	43	51	7.04	1.826																	
Jim Brosnan, R ERA: 3.0	(8, 1)	1.1	S	4	0	0	0	0	0	0	0	0	0	0	4	4	0.00	0.000																	

BOTTOM

Houston Colt 45's @ Cincinnati Reds

Crosley Field, Cincinnati, OH

Sat Aug 25 1962, 3:33 AM EDT

Att. 12,680 - Cloudy - 88 F

livebaseballscorecards.com

Batter	1	2	3	4	5	6	7	8	9	AB	R	H	RBI	BB	SO	LOB
Eddie Kasko, R (1, 5) OBP: 0.309, SLG: 0.335	F8		E6		2B 2B 1B	1-2 1B		BBBB BB		4	1	2	0	1	0	0
Don Blasingame, L (1, 4) OBP: 0.349, SLG: 0.332	F8		SSS K		1-3 2B 2B	F9		4-3		5	1	1	0	0	1	4
Vada Pinson, L (1, 8) OBP: 0.338, SLG: 0.483 Joe Gaines, R (6, 7) OBP: 0.395, SLG: 0.444	3-1			4-3	F7		F7			3 1	0 0	0 0	0 0	0 0	0 0	2 0
Frank Robinson, R (1, 9) OBP: 0.422, SLG: 0.643		F7		HR 2B	4-3 2-H 3-H 2B		SSS K 1B			4	2	2	2	0	1	0
Gordy Coleman, L (1, 3) OBP: 0.329, SLG: 0.491		4-3		BBBB HR BB	4-3 2-3		SSS K			3	1	0	0	1	1	2
Marty Keough, L (1, 7) OBP: 0.371, SLG: 0.446 (6, 8)		BBBB BB		1-H 2-H HR	F5		FC1-6 2-H 1B			3	1	2	4	1	0	1
Leo Cardenas, R (1, 6) OBP: 0.325, SLG: 0.400		SSS K		HR		SSS K	FC1-6 1-2f			4	1	1	1	0	2	2
Johnny Edwards, L (1, 2) OBP: 0.319, SLG: 0.381			F7	F7		F7		2-3		4	0	0	0	0	0	0
Joey Jay, S (1, 1) OBP: 0.239, SLG: 0.238 Jim Brosnan, R (8, 1)			F8	F7		1B 1B		4-3		3 1	0 0	1 0	0 0	0 0	0 0	0 0
Inning Stats	R: 0 E: 0 K: 0 S: 3 H: 0 LOB: 0 BB: 0 P: 3	R: 0 E: 0 K: 1 S: 5 H: 0 LOB: 1 BB: 1 P: 9	R: 0 E: 1 K: 1 S: 6 H: 0 LOB: 1 BB: 0 P: 6	R: 4 E: 0 K: 0 S: 6 H: 3 LOB: 0 BB: 1 P: 10	R: 2 E: 0 K: 0 S: 6 H: 3 LOB: 1 BB: 0 P: 6	R: 0 E: 0 K: 1 S: 7 H: 2 LOB: 2 BB: 0 P: 7	R: 1 E: 0 K: 2 S: 9 H: 1 LOB: 1 BB: 0 P: 9	R: 0 E: 0 K: 0 S: 3 H: 0 LOB: 1 BB: 1 P: 7		1B: 4 2B: 3 3B: 0 HR: 2	SF: 0 SAC: 0 DP: 0 HBP: 0						

PITCHER		IP	WLS	BF	H	R	ER	SO	BB	IBB	HBP	BLK	WP	HR	S	P	ERA	WHIP
Turk Farrell, R ERA: 2.94	(1, 1)	4.0	L	20	5	6	6	2	2	0	0	0	0	2	22	30	13.50	1.750
Bobby Tiefenauer, R ERA: 3.45	(5, 1)	2.0		9	3	0	0	1	0	0	0	0	0	0	11	11	0.00	1.500
Jim Golden, R ERA: 4.12	(7, 1)	2.0		9	1	1	0	2	1	0	0	0	0	0	12	16	0.00	1.000

PITCHER	IP	WLS	BF	H	R	ER	SO	BB	IBB	HBP	BLK	WP	HR	S	P	ERA	WHIP

AB	35
R	7
H	9
RBI	7
BB	3
SO	5
LOB	11

WP: 0 PA: 38
PB: 1
SB: 0
CS: 0

Batter	1	2	3	4	5	6	7	8	9	AB	R	H	RBI	BB	SO	LOB
Carl Warwick, R (1, 8) OBP: 0.306, SLG: 0.405	SSS 0-3 ① K		BBBB 4-0 FC4-6 BB		x 0-0 ① FC3-6 2B 1B 1-2f		x 0-0 ② 1-3		x 0-0 ② 3-1	4	1	0	0	1	1	1
Al Spangler, L (1, 7) OBP: 0.388, SLG: 0.384	x 0-0 ② P4		x 0-0 ② F9		x 0-0 1B 1-3 2B		x 0-0 ③ 4-3		x 0-0 ③ P5	5	0	1	0	0	0	1
Billy Goodman, L (1, 5) OBP: 0.312, SLG: 0.301 Bob Aspromonte, R (8, 5) OBP: 0.346, SLG: 0.397	BBBB 4-0 BB		x 0-0 ③ FC4-6 1-2f		4-0 1B IBB			x 0-0 ① F7		2 0	0 0	0 0	0 0	2 0	0 0	1 0
Norm Larker, L (1, 3) OBP: 0.353, SLG: 0.383	x 0-0 ③ P4			x 0-0 FC5-6 1B	x 0-0 G5-4-3 1-2 2-3 3-H 1B			BBBB 4-0 E 1B BB		3	0	2	1	1	0	1
Roman Mejias, R (1, 9) OBP: 0.337, SLG: 0.465		x 0-0 ① 5-3		x 0-0 ① FC5-6 S 1B 1-2f	x 0-0 ② ③ G5-4-3 1-2f			x 0-0 E 1-2 1B		4	1	1	0	0	0	4
Hal Smith, R (1, 2) OBP: 0.266, SLG: 0.378		BBBB 4-0 BB		x 0-0 FC6-4 1-H 1B		SSS 0-3 ① K		x 0-0 E4 1-2 2-3		3	0	1	1	1	1	2
Bob Lillis, R (1, 4) OBP: 0.280, SLG: 0.273		x 0-0 ② F9		x 0-0 ② P6		x 0-0 ② P4		x 0-0 ② F3		4	0	0	0	0	0	5
J C Hartman, R (1, 6) OBP: 0.235, SLG: 0.242		SSS 0-3 ③ K		x 0-0 ③ FC6-4 1-2f		x 0-0 ③ F8		SSS 0-3 ③ K		4	0	0	0	0	2	5
George Brunet, R (1, 1) OBP: 0.200, SLG: 0.111			SSS 0-3 ① K		BBBB 4-0 FC3-6 BB		SSS 0-3 ① K		SSS 0-3 ① K	3	0	0	0	1	3	0

Inning Stats	1	2	3	4	5	6	7	8	9	1B	SF	WP	PA
R	0	0	0	1	1	0	0	0	0	4	0	0	38
E	0	0	0	0	0	0	0	1	0	2B 1	SAC 0	PB 0	
K	1	1	1	0	0	1	1	1	1	3B 0	DP 1	SB 1	
S	5	5	5	5	4	5	5	7	5	HR 0	HBP 0	CS 0	
LOB	1	1	1	2	2	0	0	3	0				
BB	1	1	1	0	2	0	0	1	0				
H	0	0	0	2	2	0	0	1	0				
P	9	9	9	5	12	5	5	11	5				

PITCHER		IP	WLS	BF	H	R	ER	SO	BB	IBB	HBP	BLK	WP	HR	S	P	ERA	WHIP
Jim Maloney, R ERA: 3.89	(1, 1)	8.0	L	35	5	2	2	6	5	1	0	0	0	0	41	65	2.25	1.250
Jim Brosnan, R ERA: 2.95	(9, 1)	1.0		3	0	0	0	1	0	0	0	0	0	0	5	5	0.00	0.000

PITCHER	IP	WLS	BF	H	R	ER	SO	BB	IBB	HBP	BLK	WP	HR	S	P	ERA	WHIP

TOP

Houston Colt 45's @ Cincinnati Reds

Crosley Field, Cincinnati, OH

Sun Aug 26 1962, 3:33 AM EDT

Cloudy - 71 F

livebaseballscorecards.com

AB	32
R	2
H	5
RBI	2
BB	6
SO	7
LOB	20

Houston Colt 45's @ Cincinnati Reds

Crosley Field, Cincinnati, OH

Sun Aug 26 1962, 3:33 AM EDT

Cloudy - 71 F

livebaseballscorecards.com

BOTTOM

Batter	1	2	3	4	5	6	7	8	9	AB	R	H	RBI	BB	SO	LOB
Leo Cardenas, R (1, 6) OBP: 0.324, SLG: 0.399	6-3			F8		2B 1B		G6-4-3 1-2f		4	0	1	0	0	0	1
Eddie Kasko, R (1, 5) OBP: 0.311, SLG: 0.339	5-3			5-3		1-3 2B			FC4-6 1B	4	0	2	0	0	0	0
Vada Pinson, L (1, 8) OBP: 0.335, SLG: 0.479	6-3			F7		F8			FC4-6 G6-4-3 1-2f	4	0	0	0	0	0	3
Frank Robinson, R (1, 9) OBP: 0.422, SLG: 0.641		G6-4-3 1B			BB		F7		G6-4-3 1-2f	3	0	1	0	1	0	1
Wally Post, R (1, 7) OBP: 0.320, SLG: 0.488		G6-4-3 1-2f			F4		HR			3	1	1	1	0	0	2
Don Pavletich, R (1, 3) OBP: 0.310, SLG: 0.317 (9, 2)		K			F8		P4			3	0	0	0	0	1	1
Don Zimmer, R (1, 4) OBP: 0.269, SLG: 0.306			5-3		F7		L6			3	0	0	0	0	0	1
Johnny Edwards, L (1, 2) OBP: 0.318, SLG: 0.379			4-3			4-3				2	0	0	0	0	0	0
Gene Freese, R (8, PH) OBP: 0.462, SLG: 0.300										0	0	0	0	1	0	0
Marty Keough, L (8, PR) (9, 3) OBP: 0.371, SLG: 0.446								G6-4-3 BB		0	0	0	0	0	0	0
Jim Maloney, L (1, 1) OBP: 0.242, SLG: 0.250			5-3			P4		F7		2	0	0	0	0	0	0
Joe Gaines, R (8, PH) OBP: 0.386, SLG: 0.432										1	0	0	0	0	0	1
Jim Brosnan, R (9, 1)										0	0	0	0	0	0	0
Inning Stats	R: 0 E: 0 K: 0 S: 3 H: 0 LOB: 0 BB: 0 P: 3	R: 0 E: 0 K: 1 S: 5 H: 1 LOB: 0 BB: 0 P: 5	R: 0 E: 0 K: 0 S: 3 H: 0 LOB: 0 BB: 0 P: 3	R: 0 E: 0 K: 0 S: 3 H: 0 LOB: 0 BB: 0 P: 3	R: 0 E: 0 K: 0 S: 3 H: 0 LOB: 1 BB: 1 P: 7	R: 0 E: 0 K: 0 S: 5 H: 2 LOB: 2 BB: 0 P: 5	R: 1 E: 0 K: 0 S: 4 H: 1 LOB: 0 BB: 0 P: 4	R: 0 E: 0 K: 0 S: 2 H: 0 LOB: 1 BB: 1 P: 6	R: 0 E: 0 K: 0 S: 3 H: 1 LOB: 0 BB: 0 P: 3	1B: 3 2B: 1 3B: 0 HR: 1 SF: 0 SAC: 0 DP: 3 HBP: 0						

	AB	29
	R	1
	H	5
	RBI	1
	BB	2
	SO	1
	LOB	10

PITCHER	IP	WLS	BF	H	R	ER	SO	BB	IBB	HBP	BLK	WP	HR	S	P	ERA	WHIP
George Brunet, L (1, 1) ERA: 3.34	9.0	W	31	5	1	1	1	2	0	0	0	0	1	31	39	1.00	0.778

PITCHER	IP	WLS	BF	H	R	ER	SO	BB	IBB	HBP	BLK	WP	HR	S	P	ERA	WHIP

Batter	1	2	3	4	5	6	7	8	9	AB	R	H	RBI	BB	SO	LOB
Carl Warwick, R (1, 7) (9, 8) OBP: 0.307, SLG: 0.404	F8		5-3		5-3 1-2f		1B 1-2 2-H		BB 1B 1-2 2-3	4	0	1	1	1	0	1
Johnny Temple, R (1, 4) OBP: 0.347, SLG: 0.307 J C Hartman, R (9, PR) (9, 6) OBP: 0.235, SLG: 0.242	L7		F7		K		F7		1B 1-3 2-H 3-H	5 0	0 0	1 0	2 0	0 0	1 0	2 0
Bob Aspromonte, R (1, 5) OBP: 0.344, SLG: 0.393	6-3			SH1-3 1B BB		F8		P4	K	4	1	0	0	1	1	2
Norm Larker, L (1, 3) OBP: 0.353, SLG: 0.383		FC6-4 1B		SH1-3 1-2		F8		F3		3	0	1	0	0	0	0
Roman Mejias, R (1, 9) OBP: 0.336, SLG: 0.463		FC6-4 HR 1-2f		E 1B 2-H		K		5-3		4	1	1	1	0	1	1
Al Heist, R (1, 8) OBP: 0.250, SLG: 0.200 Jim Umbricht, R (9, 1)		F8		E6 1-2			K		G3-6-3 HBP	3 0	0 0	0 0	0 0	0 0	1 0	2 0
Jim Campbell, R (1, 2) OBP: 0.274, SLG: 0.353		HR 1-H		L8			BB 1B 1B		G3-6-3 1-2f	4	2	2	2	0	0	3
Bob Lillis, R (1, 6) (9, 4) OBP: 0.280, SLG: 0.273		5-3		F3			F2		BB 1B 1B	4	1	1	0	0	0	3
Hal Woodeshick, R (1, 1) OBP: 0.154, SLG: 0.083 Don McMahon, R (7, 1) OBP: 0.125, SLG: 0.125 Jim Pendleton, R (9, PH) (9, 7) OBP: 0.270, SLG: 0.376			F7		5-3 BB		1B 1-2 BB		BB 1B 1-2 1B	1 0 1	0 0 1	0 0 1	0 0 0	2 0 0	0 0 0	0 0 0
Inning Stats	R: 0 E: 0 K: 0 S: 3 H: 0 LOB: 0 BB: 0 P: 3	R: 2 E: 0 K: 0 S: 5 H: 2 LOB: 0 BB: 0 P: 5	R: 0 E: 0 K: 0 S: 3 H: 0 LOB: 0 BB: 0 P: 3	R: 1 E: 1 K: 0 S: 5 H: 1 LOB: 2 BB: 1 P: 9	R: 0 E: 0 K: 1 S: 4 H: 0 LOB: 0 BB: 1 P: 8	R: 0 E: 0 K: 1 S: 5 H: 0 LOB: 0 BB: 0 P: 5	R: 1 E: 0 K: 1 S: 7 H: 2 LOB: 2 BB: 1 P: 11	R: 0 E: 0 K: 0 S: 3 H: 0 LOB: 0 BB: 0 P: 3	R: 2 E: 0 K: 1 S: 7 H: 3 LOB: 2 BB: 1 P: 12	1B: 7 2B: 1 3B: 0 HR: 1 SF: 0 SAC: 1 DP: 2 HBP: 1						

PITCHER		IP	WLS	BF	H	R	ER	SO	BB	IBB	HBP	BLK	WP	HR	S	P	ERA	WHIP
Jim O'Toole, L ERA: 3.53	(1, 1)	7.0		29	5	4	4	3	3	0	0	0	0	1	32	44	5.14	1.143
Johnny Klippstein, R ERA: 4.68	(8, 1)	1.0		3	0	0	0	0	0	0	0	0	0	0	3	3	0.00	0.000
Ted Wills, L ERA: 5.72	(9, 1)	0.2	L	5	2	2	2	0	1	0	1	0	0	0	3	8	27.00	4.500
Bill Henry, L ERA: 4.86	(9, 1)	0.1		2	1	0	0	1	0	0	0	0	0	0	4	4	0.00	3.000

PITCHER	IP	WLS	BF	H	R	ER	SO	BB	IBB	HBP	BLK	WP	HR	S	P	ERA	WHIP

TOP

Houston Colt 45's @ Cincinnati Reds

Crosley Field, Cincinnati, OH

Sun Aug 26 1962, 3:38 AM EDT

Att. 25,808 - Unknown

livebaseballscorecards.com

AB	33
R	6
H	8
RBI	6
BB	4
SO	4
LOB	14

HOUSTON COLT .45s

WP: 0 PB: 0 SB: 0 CS: 0 PA: 39

Batter	1	2	3	4	5	6	7	8	9	AB	R	H	RBI	BB	SO	LOB
Leo Cardenas, R (1, 6) OBP: 0.327, SLG: 0.401	5-3		WP HBP			1B FC 2B	1B E 1-2 BB		K	3	2	1	0	1	1	0
Eddie Kasko, R (1, 5) OBP: 0.310, SLG: 0.337	5-3		1-3 1-2			G5-3 FC 1B 2-3	P3		K	5	0	1	0	0	1	3
Vada Pinson, L (1, 8) OBP: 0.334, SLG: 0.476	F7			K		FC G5-3 1B 1-2 3-H	E S 1B 1-3 2-H		K	5	1	1	2	0	2	1
Frank Robinson, R (1, 9) OBP: 0.419, SLG: 0.636		F7		6-3		G5-3 1-2 2-3f	F7 1-3 3-H			4	0	0	0	0	0	3
Wally Post, R (1, 7) OBP: 0.327, SLG: 0.490 Marty Keough, L (8, PH) OBP: 0.369, SLG: 0.443 (9, 7)		1B		BB		1B BB		F7		1 1	0 0	1 0	0 0	2 0	0 0	0 0
Gordy Coleman, L (1, 3) OBP: 0.328, SLG: 0.489	K			L1		FC4-6 1B 1-3 2-H		F2		4	0	1	1	0	1	2
Johnny Edwards, L (1, 2) OBP: 0.317, SLG: 0.380	K		1-3			FC4-6 1-2f		2B		4	0	1	0	0	1	3
Don Blasingame, L (1, 4) OBP: 0.348, SLG: 0.330			G3	1-3			K	IBB		3	0	0	0	1	1	0
Jim O'Toole, S (1, 1) OBP: 0.133, SLG: 0.122 Joe Gaines, R (7, PH) OBP: 0.400, SLG: 0.447 Johnny Klippstein, R (8, 1) OBP: 0.217, SLG: 0.286 Jerry Lynch, L (8, PH) OBP: 0.344, SLG: 0.481 Ted Wills, L (9, 1) OBP: 0.313, SLG: 0.313 Bill Henry, L (9, 1) OBP: 0.333, SLG: 0.333			1-3	4-3			PB 1B 1B	P3		2 1 0 1 0 0	0 1 0 0 0 0	0 1 0 0 0 0	0 0 0 0 0 0	0 0 0 0 0 0	0 0 0 2 0 0	0 0 0 0 0 0
Inning Stats	R: 0 H: 0 E: 0 LOB: 0 K: 0 BB: 0 S: 3 P: 3	R: 0 H: 1 E: 0 LOB: 1 K: 2 BB: 0 S: 8 P: 8	R: 0 H: 0 E: 0 LOB: 1 K: 0 BB: 0 S: 3 P: 4	R: 0 H: 0 E: 0 LOB: 1 K: 1 BB: 1 S: 5 P: 9	R: 0 H: 0 E: 0 LOB: 0 K: 0 BB: 0 S: 3 P: 3	R: 2 H: 3 E: 0 LOB: 2 K: 0 BB: 1 S: 6 P: 10	R: 2 H: 2 E: 0 LOB: 1 K: 1 BB: 1 S: 7 P: 11	R: 0 H: 1 E: 0 LOB: 2 K: 0 BB: 1 S: 4 P: 8	R: 0 H: 0 E: 0 LOB: 0 K: 3 BB: 0 S: 9 P: 9	1B: 5 SF: 0 2B: 2 SAC: 0 3B: 0 DP: 1 HR: 0 HBP: 1						WP: 1 PA: 39 PB: 1 SB: 1 CS: 0

PITCHER	IP	WLS	BF	H	R	ER	SO	BB	IBB	HBP	BLK	WP	HR	S	P	ERA	WHIP
Hal Woodeshick, L (1, 1) ERA: 4.16	6.1		28	5	4	3	4	3	0	1	0	1	0	32	45	4.26	1.263
Don McMahon, R (7, 1) ERA: 1.47	1.2	W	8	2	0	0	0	0	1	0	0	0	0	7	11	0.00	1.200
Jim Umbricht, R (9, 1) ERA: 2.44	1.0	S	3	0	0	0	3	0	0	0	0	0	0	9	9	0.00	0.000

PITCHER	IP	WLS	BF	H	R	ER	SO	BB	IBB	HBP	BLK	WP	HR	S	P	ERA	WHIP

BOTTOM

Houston Colt 45's @ Cincinnati Reds

Crosley Field, Cincinnati, OH

Sun Aug 26 1962, 3:38 AM EDT

Att. 25,808 - Unknown

livebaseballscorecards.com

AB	34
R	4
H	7
RBI	3
BB	4
SO	7
LOB	14

Batter	1	2	3	4	5	6	7	8	9	AB	R	H	RBI	BB	SO	LOB
Eddie Kasko, R (1, 5) OBP: 0.307, SLG: 0.334	C F B S 1-3 ① K		B X 1-0 ① F3		B C X 1-1 ③ F3			B B C F X 2-2 ① F9		4	0	0	0	0	1	1
Don Blasingame, L (1, 4) OBP: 0.348, SLG: 0.329	B B C B C F X 3-2 ② 4-3		C C C X 0-2 ② 5-3			X 0-0 FC6-4 1B		C C C X 0-2 E3 1B		4	0	1	0	0	0	0
Frank Robinson, R (1, 9) OBP: 0.418, SLG: 0.633	C X 0-1 ③ F6		F C X 0-2 ③ F8			X 0-0 ① F8		F F X 0-2 G6-4-3 1-2 1B		4	0	1	0	0	0	1
Wally Post, R (1, 7) OBP: 0.323, SLG: 0.482		C B B X 2-1 ① 5-3		B F X 1-1 ① F3		B C X 1-1 ② FC6-4 1-2f		F F X 0-2 ② ③ G6-4-3 1-2f		4	0	0	0	0	0	3
Hank Foiles, R (1, 2) OBP: 0.356, SLG: 0.525		F F S 0-3 ② K		B C F F F F B B S 3-3 ② K		B S F F F B B F F X 3-2 ③ L7			B B B C C X 3-2 ① F9	4	0	0	0	0	2	1
Vada Pinson, L (1, 8) OBP: 0.333, SLG: 0.474	S X 0-1 1B 1B 1B		B X 1-0 ③ F7				C C B X 1-2 ① F5		X 0-0 ② F6	4	1	1	0	0	0	0
Leo Cardenas, R (1, 6) OBP: 0.330, SLG: 0.404	B F S X 1-2 1B 1-2 1B				F F X 0-2 1B		C X 0-1 ② F8		F X 0-1 1B	4	0	3	0	0	0	0
Gordy Coleman, L (1, 3) OBP: 0.330, SLG: 0.489		B S B C X 2-2 1-2 2-H 1B			B B C X 2-1 ① F8		X 0-0 1B		F X 0-1 ③ F8	4	0	2	1	0	0	2
Bob Purkey, R (1, 1) OBP: 0.138, SLG: 0.200		B B F S S S 2-3 ③ K			B B C C F F S 2-3 ② K		B C C B S 2-3 ③ K			1	0	0	0	0	1	2
Joe Gaines, R (5, PH) OBP: 0.391, SLG: 0.436										1	0	0	0	0	1	1
Ted Wills, L (5, 1) OBP: 0.313, SLG: 0.313										0	0	0	0	0	0	0
Gene Freese, R (7, PH) OBP: 0.429, SLG: 0.273										1	0	0	0	0	1	1
Dave Sisler, R (7, 1)										0	0	0	0	0	0	0
Inning Stats	R: 0 E: 0 K: 1 S: 9 H: 0 LOB: 0 BB: 0 P: 13	R: 1 E: 0 K: 2 S: 16 H: 3 LOB: 2 BB: 0 P: 23	R: 0 E: 0 K: 0 S: 7 H: 0 LOB: 0 BB: 0 P: 8	R: 0 E: 0 K: 1 S: 9 H: 0 LOB: 0 BB: 0 P: 14	R: 0 E: 0 K: 1 S: 13 H: 1 LOB: 1 BB: 0 P: 18	R: 0 E: 0 K: 0 S: 10 H: 1 LOB: 1 BB: 0 P: 14	R: 0 E: 0 K: 1 S: 9 H: 1 LOB: 1 BB: 0 P: 12	R: 0 E: 1 K: 0 S: 12 H: 1 LOB: 1 BB: 0 P: 14	R: 0 E: 0 K: 0 S: 8 H: 1 LOB: 1 BB: 0 P: 11	1B: 8 2B: 0 3B: 0 HR: 0 SF: 0 SAC: 0 DP: 1 HBP: 0						

PITCHER	IP	WLS	BF	H	R	ER	SO	BB	IBB	HBP	BLK	WP	HR	S	P	ERA	WHIP
Johnny Podres, L (1, 1) ERA: 3.93	9.0	W	35	8	1	1	6	0	0	0	0	0	0	93	127	1.00	0.889

PITCHER	IP	WLS	BF	H	R	ER	SO	BB	IBB	HBP	BLK	WP	HR	S	P	ERA	WHIP

TOP

Cincinnati Reds @ Los Angeles Dodgers

Dodger Stadium, Los Angeles, CA

Tue Aug 28 1962, 7:05 PM PDT

Att. 46,536 - Unknown

livebaseballscorecards.com

AB	35
R	1
H	8
RBI	1
BB	0
SO	6
LOB	12

PA: 35

WP: 0
PB: 0
SB: 0
CS: 0

Batter	1	2	3	4	5	6	7	8	9	AB	R	H	RBI	BB	SO	LOB
Maury Wills, S (1, 6) OBP: 0.332, SLG: 0.364	X 0-0 S 1B	X 0-0 1-2 2-H 1B		F S X 0-2 ② 6-3 2-3			C F B X 1-2 ① L8	X 0-0 ② 3-1 2-3		5	0	2	1	0	0	2
Jim Gilliam, S (1, 4) (8, 5) OBP: 0.376, SLG: 0.354	F F C 0-3 ① K	F B S S B B X 3-2 ③ 4-3		X 0-0 ③ 4-3			S B C B X 2-2 ② 5-3	B B B B 4-0 S 1B BB		4	1	0	0	1	1	4
Willie Davis, L (1, 8) OBP: 0.357, SLG: 0.504	P F S X 1-2 ② F5 1-2		S C B F X 1-2 ① G3		F X 0-1 ① B5-3		B B B B 4-0 1B 1B BB	F C X 0-2 1-H 3-H 1B		4	1	1	1	1	0	1
Tommy Davis, R (1, 5) (8, 7) OBP: 0.371, SLG: 0.532	B S F F X 1-2 ③ 6-3		S S X 0-2 HR		C S B B F F F S 2-3 ② K		C X 0-1 1-H 1B 1B	X 0-0 ③ 6-3		5	2	2	2	0	1	2
Ron Fairly, L (1, 3) OBP: 0.409, SLG: 0.490		C F X 0-2 ① 5-3	B B C S B X 3-2 ② F9		H 1-0 HBP		B B C B B 4-1 1B BB			2	0	0	0	1	0	0
Frank Howard, R (1, 9) OBP: 0.360, SLG: 0.573		B F X 1-1 HBP 1B 1B	X 0-0 ③ F3		S S S 0-3 ③ K		B X 1-0 1-3 2-H 1B			4	1	2	1	0	1	1
Duke Snider, L (1, 7) OBP: 0.416, SLG: 0.481 Larry Burright, R (8, 4) OBP: 0.258, SLG: 0.323		F S H 1-2 1B 1-2 1B HBP	B B B C F F F X 3-2 HR		B F S C 1-3 ① K		B C S X 1-2 ③ F8			3 0	2 0	1 0	1 0	0 0	1 0	2 0
John Roseboro, L (1, 2) OBP: 0.346, SLG: 0.403		F B B X 2-1 ② F8	B C F X 1-2 6-3 2B		B C B X 2-1 ② F7			X 0-0 3-1 SH2-3 S 1B		4	1	2	0	0	0	2
Johnny Podres, L (1, 1) OBP: 0.200, SLG: 0.250		X 0-0 1-2 2-H 1B 1B		L F F X 0-2 ① F8			C X 0-1 ③ L7	L F X 0-2 ① SH2-3 1-2		3	0	1	1	0	0	1
Inning Stats	R: 0 E: 0 K: 1 S: 12 H: 1 LOB: 1 BB: 0 P: 13	R: 2 E: 0 K: 0 S: 14 H: 3 LOB: 2 BB: 0 P: 21	R: 1 E: 0 K: 0 S: 11 H: 1 LOB: 0 BB: 0 P: 15	R: 1 E: 0 K: 0 S: 16 H: 2 LOB: 1 BB: 0 P: 20	R: 0 E: 0 K: 2 S: 11 H: 0 LOB: 1 BB: 0 P: 14	R: 0 E: 0 K: 1 S: 7 H: 0 LOB: 0 BB: 0 P: 10	R: 2 E: 0 K: 0 S: 13 H: 2 LOB: 2 BB: 2 P: 26	R: 2 E: 0 K: 0 S: 9 H: 2 LOB: 1 BB: 1 P: 13		1B: 8 2B: 1 3B: 0 HR: 2	SF: 0 SAC: 1 DP: 0 HBP: 2			WP: 0 PB: 0 SB: 3 CS: 0	PA: 40		

PITCHER		IP	WLS	BF	H	R	ER	SO	BB	IBB	HBP	BLK	WP	HR	S	P	ERA	WHIP
Bob Purkey, R ERA: 2.9	(1, 1)	4.0	L	20	7	4	4	1	0	0	1	0	0	2	53	69	9.00	1.750
Ted Wills, L ERA: 5.52	(5, 1)	2.0		7	0	0	0	3	0	0	1	0	0	0	18	24	0.00	0.000
Dave Sisler, R ERA: 4.67	(7, 1)	2.0		13	4	4	4	0	3	0	0	0	0	0	22	39	18.00	3.500

PITCHER	IP	WLS	BF	H	R	ER	SO	BB	IBB	HBP	BLK	WP	HR	S	P	ERA	WHIP

BOTTOM

Cincinnati Reds @ Los Angeles Dodgers

Dodger Stadium, Los Angeles, CA

Tue Aug 28 1962, 7:05 PM PDT

Att. 46,536 - Unknown

livebaseballscorecards.com

AB	34
R	8
H	11
RBI	7
BB	3
SO	4
LOB	15

Batter	1	2	3	4	5	6	7	8	9	10	11	12	13	AB	R	H	RBI	BB	SO	LOB
Eddie Kasko, R (1, 5) OBP: 0.311, SLG: 0.336	0-0 6-3		2-1 1B		3-1 F8		4-0 BB		4-2 1-2 BB			2-2 1B		4	0	2	0	2	0	1
Don Blasingame, L (1, 4) OBP: 0.349, SLG: 0.332 Joe Gaines, R (9, PH) OBP: 0.383, SLG: 0.425 Don Zimmer, R (9, 4) OBP: 0.268, SLG: 0.305	4-1 FC4-6 BB		0-3 K			0-0 WP 1B 2B	1-1 1-3		2-3 K			0-0 F9		3 1 1	1 0 0	1 0 0	0 0 0	1 0 0	1 1 0	3 3 1
Vada Pinson, L (1, 8) OBP: 0.333, SLG: 0.472	0-0 FC4-6 1-2f		2-0 1-3			1-1 S 2-H 1B		0-0 4-3		4-2 CS BB		1-2 F8		5	0	1	1	1	0	3
Frank Robinson, R (1, 9) OBP: 0.414, SLG: 0.625	2-2 P1			0-0 L7		1-2 F8		0-1 6-3		2-2 F9			2-1 E5 1B	6	0	0	0	0	0	3
Gordy Coleman, L (1, 3) OBP: 0.328, SLG: 0.485		1-1 F6		1-0 6-3		2-0 4-3 1-2		2-0 4-3		1-1 L9			2-2 FC4-6 2-H 1B	6	0	1	0	0	0	2
Marty Keough, L (1, 7) OBP: 0.368, SLG: 0.442		1-2 4-3		1-3 K		1-0 F5			1-2 1B 2B	0-1 CS 1-2	0-0 4-3		4-0 FC4-6 IBB	5	0	1	0	1	1	1
Johnny Edwards, L (1, 2) OBP: 0.315, SLG: 0.377	0-1 1B		1-0 F8		0-0 F6				0-3 K		2-3 K		0-0 FC4-6 FC6-4 1-2f 2-3	6	0	1	0	0	2	3
Leo Cardenas, R (1, 6) OBP: 0.330, SLG: 0.403	0-0 5-3		0-2 FC6-4 1B		1-0 SH1-4 1B				0-3 K		1-2 5-3		2-1 FC6-4 1-2f	6	0	2	0	0	1	4
Joey Jay, S (1, 1) OBP: 0.239, SLG: 0.238		1-2 4-3	0-0 FC6-4 1-2f		1-1 SH1-4 1-2				0-1 BB 2-3 1B			1-1 1-3		4	0	1	0	0	0	1

Inning Stats													
	R: 0 E: 0 K: 0 S: 8	H: 0 LOB: 1 BB: 1 P: 13	R: 0 E: 0 K: 0 S: 8	H: 1 LOB: 1 BB: 0 P: 10	R: 0 E: 0 K: 1 S: 9	H: 1 LOB: 1 BB: 0 P: 14	R: 0 E: 0 K: 1 S: 6	H: 0 LOB: 0 BB: 0 P: 8	R: 0 E: 0 K: 0 S: 8	H: 1 LOB: 1 BB: 0 P: 12	R: 1 E: 0 K: 0 S: 10	H: 2 LOB: 1 BB: 0 P: 15	R: 0 E: 0 K: 0 S: 6	H: 1 LOB: 2 BB: 1 P: 13	R: 0 E: 0 K: 0 S: 4	H: 0 LOB: 0 BB: 0 P: 6	R: 0 E: 0 K: 3 S: 19	H: 2 LOB: 3 BB: 1 P: 26	R: 0 E: 0 K: 0 S: 8	H: 0 LOB: 0 BB: 1 P: 15	R: 0 E: 0 K: 1 S: 7	H: 0 LOB: 0 BB: 0 P: 10	R: 0 E: 0 K: 0 S: 9	H: 1 LOB: 1 BB: 0 P: 13	R: 0 E: 1 K: 0 S: 8	H: 1 LOB: 2 BB: 1 P: 18

PITCHER		IP	WLS	BF	H	R	ER	SO	BB	IBB	HBP	BLK	WP	HR	S	P	ERA	WHIP
Don Drysdale, R ERA: 3.02	(1, 1)	7.0		29	6	1	1	2	2	0	0	0	1	0	55	85	1.29	1.143
Ron Perranoski, L ERA: 1.85	(8, 1)	2.0		9	2	0	0	3	1	0	0	0	0	0	23	32	0.00	1.500
Ed Roebuck, R ERA: 3.38	(10, 1)	4.0	W	15	2	0	0	1	1	1	0	0	0	0	32	56	0.00	0.750

PITCHER	IP	WLS	BF	H	R	ER	SO	BB	IBB	HBP	BLK	WP	HR	S	P	ERA	WHIP

TOP

Cincinnati Reds @ Los Angeles Dodgers

Dodger Stadium, Los Angeles, CA

Wed Aug 29 1962, 7:05 PM PDT

Att. 49,603 - Unknown

livebaseballscorecards.com

AB	47
R	1
H	10
RBI	1
BB	5
SO	6
LOB	25

1B: 8	2B: 2	3B: 0	HR: 0	SF: 0	SAC: 1	DP: 0	HBP: 0	PA: 54
WP: 1	PB: 0	SB: 1	CS: 1					

Cincinnati Reds @ Los Angeles Dodgers

Dodger Stadium, Los Angeles, CA

Wed Aug 29 1962, 7:05 PM PDT

Att. 49,603 - Unknown

livebaseballscorecards.com

BOTTOM

Batter	1	2	3	4	5	6	7	8	9	10	11	12	13	AB	R	H	RBI	BB	SO	LOB
Maury Wills, S (1, 6) OBP: 0.331, SLG: 0.362	2-2 1-3		2-3 K		0-0 4-3			1-1 5-3	0-1 4-3			1-0 BLK 1B		6	0	1	0	0	1	6
Jim Gilliam, S (1, 4) (10, 5) OBP: 0.372, SLG: 0.349	2-2 4-3		1-1 F5			2-2 1-3		2-1 F9		2-2 4-3		0-3 K 1-2		6	0	0	0	0	1	2
Willie Davis, L (1, 8) OBP: 0.355, SLG: 0.500	0-0 5-3			2-0 G3		2-1 S 1B		2-1 F7		1-1 F8		1-1 L6		6	0	1	0	0	0	1
Tommy Davis, R (1, 5) (10, 7) OBP: 0.368, SLG: 0.528		1-0 F8		3-1 F5		0-2 F7			1-0 6-3	1-1 F6			1-0 2B SH5-4 1B	6	1	1	0	0	0	1
Ron Fairly, L (1, 3) OBP: 0.409, SLG: 0.490		4-1 BB		0-0 6-3		3-2 4-3 1-2			0-0 F5		1-2 2B		0-0 SH5-4 1-2	4	0	1	0	1	0	1
Frank Howard, R (1, 9) OBP: 0.359, SLG: 0.569	1-1 F5		0-3 K				0-0 F4		0-0 3B 1B		3-3 K		0-1 1B 2-3 2B	4	0	1	0	0	1	1
Larry Burright, R (9, PR) OBP: 0.257, SLG: 0.322														1	1	0	0	0	1	1
(10, 4)																				
Lee Walls, R (13, PH) OBP: 0.325, SLG: 0.329														1	0	1	0	0	0	0
Duke Snider, L (1, 7) (10, 9) OBP: 0.427, SLG: 0.495	0-0 6-3		1-0 F8				4-2 G5-3 E BB		1-0 3B 1-H		4-0 G4-6-3 IBB		4-0 1B IBB	3	0	1	1	3	0	1
John Roseboro, L (1, 2) OBP: 0.351, SLG: 0.403			4-1 SH1-4 BB		4-2 BB BB		0-1 E4 1-2		4-0 BB IBB		2-2 G4-6-3 1-2f		0-0 1B 1-2 2-3 3-H	3	0	1	1	3	0	3
Don Drysdale, R (1, 1) OBP: 0.250, SLG: 0.275			1-1 SH1-4 1-2		4-2 BB		1-0 G5-3 2-3f		4-1 BB 1-2			1-1 6-3		0	0	0	0	1	0	0
Wally Moon, L (7, PH) OBP: 0.346, SLG: 0.358														1	0	0	0	0	0	2
Ron Perranoski, L (8, 1)														0	0	0	0	0	0	0
Tim Harkness, L (9, PH) OBP: 0.359, SLG: 0.411														0	0	0	0	1	0	0
Ed Roebuck, R (10, 1) OBP: 0.316, SLG: 0.316														1	0	0	0	0	0	0
Inning Stats	R: 0 E: 0 K: 0 S: 7 H: 0 LOB: 0 BB: 0 P: 11	R: 0 E: 0 K: 0 S: 5 H: 0 LOB: 1 BB: 1 P: 11	R: 0 E: 0 K: 1 S: 9 H: 0 LOB: 1 BB: 1 P: 17	R: 0 E: 0 K: 0 S: 4 H: 0 LOB: 0 BB: 0 P: 9	R: 0 E: 0 K: 1 S: 9 H: 0 LOB: 2 BB: 2 P: 18	R: 0 E: 0 K: 0 S: 11 H: 1 LOB: 1 BB: 0 P: 18	R: 0 E: 1 K: 0 S: 6 H: 0 LOB: 1 BB: 1 P: 11	R: 0 E: 0 K: 0 S: 6 H: 0 LOB: 0 BB: 0 P: 11	R: 1 E: 0 K: 0 S: 7 H: 2 LOB: 3 BB: 2 P: 16	R: 0 E: 0 K: 0 S: 8 H: 0 LOB: 0 BB: 0 P: 12	R: 0 E: 0 K: 1 S: 12 H: 1 LOB: 1 BB: 1 P: 22	R: 0 E: 0 K: 1 S: 8 H: 1 LOB: 1 BB: 0 P: 11	R: 1 E: 0 K: 0 S: 5 H: 3 LOB: 3 BB: 1 P: 10	1B: 5 2B: 2 3B: 1 HR: 0 SF: 0 SAC: 2 DP: 2 HBP: 0		WP: 0 PB: 0 SB: 1 CS: 0	PA: 53		

PITCHER		IP	WLS	BF	H	R	ER	SO	BB	IBB	HBP	BLK	WP	HR	S	P	ERA	WHIP
Joey Jay, R (1, 1) ERA: 3.6		12.2	L	53	8	2	2	4	6	3	0	1	0	0	97	177	1.42	1.105

PITCHER	IP	WLS	BF	H	R	ER	SO	BB	IBB	HBP	BLK	WP	HR	S	P	ERA	WHIP

AB	42
R	2
H	8
RBI	2
BB	9
SO	4
LOB	19

Batter	1	2	3	4	5	6	7	8	9	AB	R	H	RBI	BB	SO	LOB
Eddie Kasko, R (1, 5) OBP: 0.312, SLG: 0.336	FC4-6, BB, 1B 1B	5-3			1B 2B 1B	6-3			5-3	5	2	2	0	0	0	0
Don Blasingame, L (1, 4) OBP: 0.354, SLG: 0.334	FC4-6 1-2 BB		FC6 1B		2B 1-2 1B		F3		BB	3	0	2	0	2	0	0
Jerry Lynch, L (1, 7) OBP: 0.341, SLG: 0.479	FC4-6 1B 1-2f 2-3		F7		1-3 2-H 2B		K		F9	5	1	1	1	0	1	4
Frank Robinson, R (1, 9) OBP: 0.416, SLG: 0.624	1B E 1-2 3-H 1B		F8		FC6-4 IBB		FC4-6 1B		F2	4	1	2	1	1	0	2
Gordy Coleman, L (1, 3) OBP: 0.327, SLG: 0.483	E8 WP 1-H 2-H 1B		FC6 1-2f		F8		FC4-6 1-2f			4	1	1	1	0	0	5
Marty Keough, L (1, 8) OBP: 0.365, SLG: 0.438	F6 3-H			F7	F4			1B CS 1B		4	0	1	0	0	0	3
Leo Cardenas, R (1, 6) OBP: 0.330, SLG: 0.402	F9 3-H			1B	FC6-4 1-2f			L6		4	0	1	0	0	0	4
Johnny Edwards, L (1, 2) OBP: 0.314, SLG: 0.375		K		F8	4-3			CS 1-3 1B		4	0	1	0	0	1	1
Jim O'Toole, S (1, 1) OBP: 0.127, SLG: 0.115 Bill Henry, L (9, 1) OBP: 0.333, SLG: 0.333 Jim Brosnan, R (9, 1)		F3		K	K			K 2-3 3-H		4 0 0	0 0 0	0 0 0	0 0 0	3 0 0	3 0 0	3 0 0
Inning Stats	R: 4 H: 3 E: 1 LOB: 0 K: 0 BB: 1 S: 12 P: 21	R: 0 H: 0 E: 0 LOB: 0 K: 1 BB: 0 S: 5 P: 5	R: 0 H: 1 E: 0 LOB: 1 K: 0 BB: 0 S: 8 P: 12	R: 0 H: 1 E: 0 LOB: 1 K: 1 BB: 0 S: 6 P: 15	R: 1 H: 3 E: 0 LOB: 3 K: 0 BB: 1 S: 6 P: 12	R: 0 H: 0 E: 0 LOB: 0 K: 1 BB: 0 S: 9 P: 14	R: 0 H: 1 E: 0 LOB: 1 K: 1 BB: 0 S: 11 P: 13	R: 0 H: 2 E: 0 LOB: 1 K: 1 BB: 0 S: 10 P: 13	R: 0 H: 0 E: 0 LOB: 1 K: 0 BB: 1 S: 7 P: 12	1B: 10 SF: 0 2B: 1 SAC: 0 3B: 0 DP: 0 HR: 0 HBP: 0						

PITCHER		IP	WLS	BF	H	R	ER	SO	BB	IBB	HBP	BLK	WP	HR	S	P	ERA	WHIP
Stan Williams, R ERA: 4.14	(1, 1)	8.0	L	36	11	5	3	5	1	1	0	0	1	0	67	105	3.38	1.500
Phil Ortega, R ERA: 7.74	(9, 1)	1.0		4	0	0	0	0	1	0	0	0	0	0	7	12	0.00	1.000

PITCHER	IP	WLS	BF	H	R	ER	SO	BB	IBB	HBP	BLK	WP	HR	S	P	ERA	WHIP

TOP

Cincinnati Reds @ Los Angeles Dodgers

Dodger Stadium, Los Angeles, CA

Thu Aug 30 1962, 7:05 PM PDT

Att. 42,588 - Unknown

livebaseballscorecards.com

AB	37
R	5
H	11
RBI	3
BB	3
SO	5
LOB	22

BOTTOM

Cincinnati Reds @ Los Angeles Dodgers

Dodger Stadium, Los Angeles, CA

Thu Aug 30 1962, 7:05 PM PDT

Att. 42,588 - Unknown

livebaseballscorecards.com

Batter	1	2	3	4	5	6	7	8	9	AB	R	H	RBI	BB	SO	LOB
Maury Wills, S (1, 6) OBP: 0.330, SLG: 0.361	3-1		K 1-2		F7			F7 1-2 3-H	1B 1-2 2-3	5	0	1	1	0	1	2
Jim Gilliam, S (1, 4) OBP: 0.372, SLG: 0.350	F9			1B	6-3				E 1B 1B; F8	5	1	2	0	0	0	3
Willie Davis, L (1, 8) OBP: 0.352, SLG: 0.496	4-3			F4	G3				F4	4	0	0	0	0	0	2
Tommy Davis, R (1, 5) OBP: 0.371, SLG: 0.530		G3-6-3 1B		1B 1-2	G3				E 1B 1-2 1B	4	1	3	0	0	0	0
Frank Howard, R (1, 9) OBP: 0.355, SLG: 0.563		F4		K			F8		E5 1B 1-2 2-3	4	1	0	0	0	1	5
Ron Fairly, L (1, 3) OBP: 0.408, SLG: 0.488		G3-6-3 1-2f		4-3			K 1-3		BB 1B 1B 1-3 2-H 3-H	4	0	1	2	0	1	3
Tim Harkness, L (9, PR) OBP: 0.359, SLG: 0.411										0	1	0	0	0	0	0
Lee Walls, R (1, 7) OBP: 0.321, SLG: 0.324			F3		F7		6-3		1B BB 1-2 3-H	4	0	1	1	0	0	0
Larry Burright, R (9, PR) OBP: 0.257, SLG: 0.322										0	0	0	0	0	0	0
John Roseboro, L (1, 2) OBP: 0.356, SLG: 0.405			S 1B		1B			F8	1B 1-2 2-3 BB	3	0	2	0	1	0	0
Stan Williams, R (1, 1) OBP: 0.119, SLG: 0.193			F8		K			K	K	2	0	0	0	0	1	2
Daryl Spencer, R (8, PH) OBP: 0.364, SLG: 0.325										1	0	0	0	0	1	0
Phil Ortega, R (9, 1)										0	0	0	0	0	0	0
Doug Camilli, R (9, PH) OBP: 0.359, SLG: 0.518										0	0	0	0	0	0	0
Duke Snider, L (9, PH) OBP: 0.424, SLG: 0.491										1	0	0	0	0	1	3
Inning Stats	R: 0 E: 0 K: 0 S: 4 H: 0 LOB: 0 BB: 0 P: 5	R: 0 E: 0 K: 0 S: 6 H: 1 LOB: 0 BB: 0 P: 9	R: 0 E: 0 K: 1 S: 11 H: 1 LOB: 1 BB: 0 P: 14	R: 0 E: 0 K: 1 S: 10 H: 2 LOB: 2 BB: 0 P: 14	R: 0 E: 0 K: 1 S: 10 H: 1 LOB: 1 BB: 0 P: 12	R: 0 E: 0 K: 0 S: 7 H: 0 LOB: 0 BB: 0 P: 9	R: 0 E: 0 K: 1 S: 7 H: 0 LOB: 0 BB: 0 P: 10	R: 0 E: 0 K: 1 S: 9 H: 0 LOB: 0 BB: 0 P: 13	R: 4 E: 1 K: 1 S: 23 H: 5 LOB: 3 BB: 1 P: 39	1B: 10 2B: 0 3B: 0 HR: 0 SF: 0 SAC: 0 DP: 1 HBP: 0	WP: 0 PB: 0 SB: 1 CS: 0 PA: 38					

	AB	37
	R	4
	H	10
	RBI	4
	BB	1
	SO	6
	LOB	20

PITCHER		IP	WLS	BF	H	R	ER	SO	BB	IBB	HBP	BLK	WP	HR	S	P	ERA	WHIP
Jim O'Toole, L ERA: 3.48	(1, 1)	8.1	W	33	8	4	2	5	0	0	0	0	0	0	75	102	2.16	0.960
Bill Henry, L ERA: 4.86	(9, 1)	0.0		2	1	0	0	0	1	0	0	0	0	0	3	7	∞	∞
Jim Brosnan, R ERA: 2.91	(9, 1)	0.2	S	3	1	0	0	1	0	0	0	0	0	0	9	16	0.00	1.500

PITCHER		IP	WLS	BF	H	R	ER	SO	BB	IBB	HBP	BLK	WP	HR	S	P	ERA	WHIP

Batter	1	2	3	4	5	6	7	8	9	AB	R	H	RBI	BB	SO	LOB
Eddie Kasko, R (1, 5) OBP: 0.312, SLG: 0.342	HR		5-3		4-3			5-3		4	1	1	1	0	0	2
Don Blasingame, L (1, 4) OBP: 0.353, SLG: 0.332	4-3		4-3			P1		BB		3	0	0	0	1	0	0
Frank Robinson, R (1, 9) OBP: 0.413, SLG: 0.619	F4			F7		F2		F8		4	0	0	0	0	0	1
Wally Post, R (1, 7) OBP: 0.318, SLG: 0.475	K			K		K			F8	4	0	0	0	0	3	0
Leo Cardenas, R (1, 6) OBP: 0.331, SLG: 0.409		F7		4-3			HR		1B	4	1	2	1	0	0	0
Hank Foiles, R (1, 2) OBP: 0.345, SLG: 0.508		F6			K		F8		F7	4	0	0	0	0	1	1
Gordy Coleman, L (1, 3) OBP: 0.328, SLG: 0.481		BB			1B		K		F9	3	0	1	0	1	1	1
Marty Keough, L (1, 8) OBP: 0.360, SLG: 0.430		4-3			K		4-3			3	0	0	0	0	1	2
Jim Maloney, L (1, 1) OBP: 0.235, SLG: 0.242			4-3		1-2 1B			6-3		1	0	0	0	0	0	0
Joe Gaines, R (5, PH) OBP: 0.396, SLG: 0.439										1	0	1	0	0	0	0
Johnny Klippstein, R (5, 1) OBP: 0.217, SLG: 0.286										0	0	0	0	0	0	0
Gene Freese, R (8, PH) OBP: 0.400, SLG: 0.250										1	0	0	0	0	0	0
Dave Sisler, R (8, 1)										0	0	0	0	0	0	0
Inning Stats	R: 1 E: 0 K: 1 S: 6 H: 1 LOB: 0 BB: 0 P: 6	R: 0 E: 0 K: 0 S: 3 H: 0 LOB: 1 BB: 1 P: 7	R: 0 E: 0 K: 0 S: 3 H: 0 LOB: 0 BB: 0 P: 3	R: 0 E: 0 K: 1 S: 5 H: 0 LOB: 0 BB: 0 P: 5	R: 0 E: 0 K: 2 S: 9 H: 2 LOB: 2 BB: 0 P: 9	R: 0 E: 0 K: 1 S: 5 H: 0 LOB: 0 BB: 0 P: 5	R: 1 E: 0 K: 1 S: 6 H: 1 LOB: 0 BB: 0 P: 6	R: 0 E: 0 K: 0 S: 3 H: 0 LOB: 1 BB: 1 P: 7	R: 0 E: 0 K: 0 S: 4 H: 1 LOB: 1 BB: 0 P: 4	1B: 3 2B: 0 3B: 0 HR: 2 SF: 0 SAC: 0 DP: 0 HBP: 0						

PITCHER	IP	WLS	BF	H	R	ER	SO	BB	IBB	HBP	BLK	WP	HR	S	P	ERA	WHIP
Billy Pierce, L (1, 1) ERA: 3.45	9.0	W	34	5	2	2	6	2	0	0	0	0	2	44	52	2.00	0.778

PITCHER	IP	WLS	BF	H	R	ER	SO	BB	IBB	HBP	BLK	WP	HR	S	P	ERA	WHIP

TOP

Cincinnati Reds @ San Francisco Giants

Candlestick Park, San Francisco, CA

Fri Aug 31 1962, 10:05 PM EDT

Att. 26,547 - Unknown

livebaseballscorecards.com

AB	32
R	2
H	5
RBI	2
BB	2
SO	6
LOB	7

WP: 0 PB: 0 SB: 0 CS: 0 PA: 34

Cincinnati Reds @ San Francisco Giants

Candlestick Park, San Francisco, CA

Fri Aug 31 1962, 10:05 PM EDT

Att. 26,547 - Unknown

livebaseballscorecards.com

BOTTOM

Batter	1	2	3	4	5	6	7	8	9	AB	R	H	RBI	BB	SO	LOB
Matty Alou, L (1, 9) OBP: 0.317, SLG: 0.322	0-0 5-3 1B 1B		0-3 K		0-0 F7	4-0 1B E 1-2 2-3 BB		0-0 F2		4	2	1	0	1	1	2
Chuck Hiller, L (1, 4) OBP: 0.339, SLG: 0.334	0-0 5-3 1-2		4-0 E 1-2 BB		0-3 K	0-0 E8 1-H 2-H 3-H 1B				3	1	1	2	1	1	1
Willie Mays, R (1, 8) OBP: 0.373, SLG: 0.604	0-0 5-3		0-0 E4 SF7 1-H 2-H 2B		0-0 HR 1B	0-0 4-3				4	2	2	2	0	0	2
Willie McCovey, L (1, 7) OBP: 0.374, SLG: 0.661 Carl Boles, R (6, 7) OBP: 0.368, SLG: 0.368	0-0 2-H 1B		0-0 SF7 3-H		0-0 1-H HR		0-3 K			2 1	1 0	2 0	4 0	0 0	0 1	0 0
Orlando Cepeda, R (1, 3) OBP: 0.358, SLG: 0.559	0-0 F8		0-0 F2		0-0 4-3		0-0 6-3			4	0	0	0	0	0	1
Ed Bailey, L (1, 2) OBP: 0.340, SLG: 0.472		0-0 3-1		0-0 HR		0-0 F3	0-0 F4			4	1	1	1	0	0	0
Jim Davenport, R (1, 5) OBP: 0.370, SLG: 0.496		0-3 K		0-0 F4		0-0 BB E 1B 1B		4-0 SH5-3 BB		3	1	1	0	1	1	0
Jose Pagan, R (1, 6) OBP: 0.309, SLG: 0.335		0-3 K		0-3 K		0-0 E4 BB 1-2 1B		0-3 K		4	1	0	0	0	3	2
Billy Pierce, L (1, 1) OBP: 0.333, SLG: 0.286			0-0 BB E 1B	0-0 F4		0-3 K		0-0 SH5-3 1-2		3	1	1	0	0	1	2
Inning Stats	R: 1 E: 0 K: 0 S: 5 H: 2 LOB: 1 BB: 0 P: 5	R: 0 E: 0 K: 2 S: 7 H: 0 LOB: 0 BB: 0 P: 7	R: 3 E: 1 K: 1 S: 7 H: 2 LOB: 0 BB: 1 P: 11	R: 1 E: 0 K: 1 S: 6 H: 1 LOB: 0 BB: 0 P: 6	R: 2 E: 0 K: 1 S: 7 H: 2 LOB: 0 BB: 0 P: 7	R: 3 E: 2 K: 1 S: 8 H: 2 LOB: 1 BB: 1 P: 12	R: 0 E: 0 K: 1 S: 5 H: 0 LOB: 0 BB: 0 P: 5	R: 0 E: 0 K: 1 S: 5 H: 0 LOB: 1 BB: 1 P: 9		1B: 6 2B: 1 3B: 0 HR: 2	SF: 1 SAC: 1 DP: 0 HBP: 0			WP: 0 PB: 0 SB: 0 CS: 0	PA: 37		

	AB	32
	R	10
	H	9
	RBI	9
	BB	3
	SO	8
	LOB	10

PITCHER		IP	WLS	BF	H	R	ER	SO	BB	IBB	HBP	BLK	WP	HR	S	P	ERA	WHIP
Jim Maloney, R ERA: 4.12	(1, 1)	4.0	L	18	5	5	4	4	1	0	0	0	0	1	25	29	9.00	1.500
Johnny Klippstein, R ERA: 4.73	(5, 1)	3.0		15	4	5	2	3	1	0	0	0	0	1	20	24	6.00	1.667
Dave Sisler, R ERA: 4.54	(8, 1)	1.0		4	0	0	0	1	1	0	0	0	0	0	5	9	0.00	1.000

PITCHER	IP	WLS	BF	H	R	ER	SO	BB	IBB	HBP	BLK	WP	HR	S	P	ERA	WHIP

Cincinnati Reds @ San Francisco Giants

Candlestick Park, San Francisco, CA

Sat Sep 01 1962, 6:33 AM EDT

Att. 26,498 - Unknown

TOP

livebaseballscorecards.com

Batter	1	2	3	4	5	6	7	8	9	AB	R	H	RBI	BB	SO	LOB
Eddie Kasko, R (1, 5) OBP: 0.313, SLG: 0.341	6-3	F8		F7		BBBB 1B BB		1B IBB WP 1B		4	1	1	0	1	0	0
Don Blasingame, L (1, 4) OBP: 0.358, SLG: 0.334	2B 1B	BBBB 1B BB			F9	1-3 2-H 1B		IIII WP 1B 4-3 1-2 IBB		3	2	2	1	2	0	0
Vada Pinson, L (1, 8) OBP: 0.339, SLG: 0.479	1-H 1B 2B	1-2 1B			1B		1B 1B 1B	4-3 WP 1-2 2-3 1B		5	2	5	1	0	0	0
Frank Robinson, R (1, 9) OBP: 0.411, SLG: 0.615	F4	F3			SSS K		F8 1B 1-2 1B	6-3 1-2 2-3 3-H		5	1	1	0	0	1	6
Gordy Coleman, L (1, 3) OBP: 0.329, SLG: 0.481	2B 1B 2-H 1B		1-3		SSS K		E 1B 1-2 2-H 1B	4-3 2-3 3-H		5	1	2	3	0	1	2
Marty Keough, L (1, 7) OBP: 0.361, SLG: 0.451	1B 1-3 2B		F4			HR	F8 2-3	F3		5	2	2	1	0	0	3
Leo Cardenas, R (1, 6) OBP: 0.331, SLG: 0.409	1B 2-H 3-H		6-3			F9	E9 1-3 3-H 1B		F7	5	0	2	3	0	0	0
Johnny Edwards, L (1, 2) OBP: 0.313, SLG: 0.373	6-3			SSS K		SSS 1B SH1-4 1B	SSS K		F8	5	1	1	0	0	2	3
Joe Nuxhall, L (1, 1) OBP: 0.278, SLG: 0.294		SSS K		4-3		SH1-4 1-2	4-3		F3	4	0	0	0	0	1	2
Jim Brosnan, R (9, 1)										0	0	0	0	0	0	0
Inning Stats	R: 4 E: 0 K: 0 S: 8 H: 5 LOB: 1 BB: 0 P: 8	R: 0 E: 0 K: 1 S: 6 H: 1 LOB: 2 BB: 1 P: 10	R: 0 E: 0 K: 0 S: 3 H: 0 LOB: 0 BB: 0 P: 3	R: 0 E: 0 K: 1 S: 5 H: 0 LOB: 0 BB: 0 P: 5	R: 0 E: 0 K: 2 S: 8 H: 1 LOB: 1 BB: 0 P: 8	R: 2 E: 0 K: 0 S: 5 H: 3 LOB: 2 BB: 1 P: 9	R: 2 E: 1 K: 1 S: 9 H: 4 LOB: 2 BB: 0 P: 9	R: 2 E: 0 K: 0 S: 5 H: 2 LOB: 1 BB: 1 P: 9	R: 0 E: 0 K: 0 S: 3 H: 0 LOB: 0 BB: 0 P: 3	1B: 13 2B: 2 3B: 0 HR: 1 SF: 0 SAC: 1 DP: 0 HBP: 0							

	AB	41
	R	10
	H	16
	RBI	9
	BB	3
	SO	5
	LOB	16

WP: 1 PB: 0 SB: 0 CS: 0 PA: 45

PITCHER		IP	WLS	BF	H	R	ER	SO	BB	IBB	HBP	BLK	WP	HR	S	P	ERA	WHIP
Juan Marichal, R ERA: 3.3	(1, 1)	5.1	L	26	9	6	6	4	1	0	0	0	0	1	33	37	10.12	1.875
Mike McCormick, L ERA: 5.08	(6, 1)	1.2		10	5	2	2	1	1	0	0	0	0	0	11	15	10.80	3.600
Jim Duffalo, R ERA: 4.03	(8, 1)	1.0		6	2	2	2	0	0	1	0	0	1	0	5	9	18.00	2.000
Stu Miller, R ERA: 3.97	(9, 1)	1.0		3	0	0	0	0	0	0	0	0	0	0	3	3	0.00	0.000

PITCHER	IP	WLS	BF	H	R	ER	SO	BB	IBB	HBP	BLK	WP	HR	S	P	ERA	WHIP

Cincinnati Reds @ San Francisco Giants

Candlestick Park, San Francisco, CA

Sat Sep 01 1962, 6:33 AM EDT

Att. 26,498 - Unknown

livebaseballscorecards.com

Batter	1	2	3	4	5	6	7	8	9	AB	R	H	RBI	BB	SO	LOB
Harvey Kuenn, R (1, 7) OBP: 0.376, SLG: 0.459	BB 1B		F8 ②		BBB 4-0 1-2 BB		0-0 2-H HR		1B 1B 1-2 3-H 1B	4	2	3	3	1	0	0
Jim Davenport, R (1, 5) OBP: 0.368, SLG: 0.493	SSS 0-3 ① K		0-0 ③ 4-3		0-0 ③ F8		0-0 ③ F5		1B 1-3 2-H 1B	5	0	1	1	0	1	3
Willie Mays, R (1, 8) OBP: 0.373, SLG: 0.600	BBBB 4-0 1-2 BB			0-0 ① 6-3		0-0 ① F8		BBB 4-0 G6-4-3 1B BB	0-0 ② F3	3	0	0	0	2	0	2
Orlando Cepeda, R (1, 3) OBP: 0.358, SLG: 0.557	0-0 ② F6			0-0 ② F7		0-0 ② 5-3		0-0 G6-4-3 1-2 1B	0-0 1-3 3-H 1B	5	0	2	1	0	0	2
Felipe Alou, R (1, 9) OBP: 0.351, SLG: 0.518	0-0 ③ 5-3			0-0 1B		0-0 E4		0-0 ①② G6-4-3 1-2f 2-3	0-0 ③ F7	5	0	1	0	0	0	6
John Orsino, R (1, 2) OBP: 0.370, SLG: 0.341		SSS 0-3 ① K		SSS 0-3 ③ K		SSS 0-3 ③ K		0-0 ③ F9		4	0	0	0	0	3	3
Jose Pagan, R (1, 6) OBP: 0.311, SLG: 0.339		0-0 ② F3			SSS 0-3 ① K		0-0 G3 HR 1B		0-0 4-3 1B 2B	4	2	2	0	0	1	0
Chuck Hiller, L (1, 4) OBP: 0.337, SLG: 0.331		0-0 ③ F9			0-0 ② G3		0-0 ① G3 1-2		0-0 ① 4-3 2-3	4	0	0	0	0	0	2
Juan Marichal, R (1, 1) OBP: 0.274, SLG: 0.253 Mike McCormick, L (6, 1) OBP: 0.200, SLG: 0.261 Bob Nieman, R (7, PH) OBP: 0.345, SLG: 0.519 Jim Duffalo, R (8, 1) Stu Miller, R (9, 1) OBP: 0.200, SLG: 0.143 Carl Boles, R (9, PH) OBP: 0.400, SLG: 0.400			0-0 ① F9		0-0 BB 1B		0-0 ② F4		0-0 1B 1B 1B	2 0 1 0 0 0 1	0 0 0 0 0 0 1	1 0 0 0 0 0 1	0 0 0 0 0 0 0	0 0 0 0 0 0 0	0 0 0 0 0 0 0	0 0 1 0 0 0 0
Inning Stats	R: 0 E: 0 K: 1 S: 6 H: 1 LOB: 2 BB: 1 P: 10	R: 0 E: 0 K: 1 S: 5 H: 0 LOB: 0 BB: 0 P: 5	R: 0 E: 0 K: 0 S: 3 H: 0 LOB: 0 BB: 0 P: 3	R: 0 E: 0 K: 1 S: 6 H: 1 LOB: 1 BB: 0 P: 6	R: 0 E: 0 K: 1 S: 6 H: 1 LOB: 2 BB: 1 P: 10	R: 0 E: 1 K: 1 S: 6 H: 0 LOB: 1 BB: 0 P: 6	R: 2 E: 0 K: 0 S: 5 H: 2 LOB: 0 BB: 0 P: 5	R: 0 E: 0 K: 0 S: 3 H: 1 LOB: 1 BB: 1 P: 7	R: 3 E: 0 K: 0 S: 8 H: 5 LOB: 2 BB: 0 P: 8	1B: 9 2B: 1 3B: 0 HR: 1	SF: 0 SAC: 0 DP: 1 HBP: 0						

	AB	38
	R	5
	H	11
	RBI	5
	BB	3
	SO	5
	LOB	19

WP: 0 PB: 0 SB: 0 CS: 0 PA: 41

PITCHER		IP	WLS	BF	H	R	ER	SO	BB	IBB	HBP	BLK	WP	HR	S	P	ERA	WHIP
Joe Nuxhall, L ERA: 2.59	(1, 1)	8.2	W	40	11	5	5	5	3	0	0	0	0	1	47	59	5.19	1.615
Jim Brosnan, R ERA: 2.89	(9, 1)	0.1	S	1	0	0	0	0	0	0	0	0	0	0	1	1	0.00	0.000

PITCHER	IP	WLS	BF	H	R	ER	SO	BB	IBB	HBP	BLK	WP	HR	S	P	ERA	WHIP

Batter	1	2	3	4	5	6	7	8	9	AB	R	H	RBI	BB	SO	LOB
Eddie Kasko, R (1, 5) OBP: 0.316, SLG: 0.346	F9		F9			2B 1B		E FC4-6 2B	1B	5	2	3	0	0	0	1
Don Blasingame, L (1, 4) OBP: 0.358, SLG: 0.337	K			FC4 1B		1-H 2B		E4 FC4-6 2-3	G3	5	0	2	1	0	1	2
Vada Pinson, L (1, 8) OBP: 0.337, SLG: 0.475	F7			FC4 1-2f		K		FC4-6 1B 2B 1-2f 3-H		4	1	0	1	0	1	3
Frank Robinson, R (1, 9) OBP: 0.413, SLG: 0.616		CS 1B		L5		1B		2B 1B 1-2		4	1	3	0	0	0	1
Wally Post, R (1, 7) OBP: 0.314, SLG: 0.467		F8		K		F3		F8		4	0	0	0	0	1	6
Leo Cardenas, R (1, 6) OBP: 0.331, SLG: 0.409		F9			F2		F9	WP 1-H 2-H 2B		4	0	1	2	0	0	1
Hank Foiles, R (1, 2) OBP: 0.343, SLG: 0.500		CS 1-2	1B		K		K	F4 2-3		4	0	1	0	0	2	1
Gordy Coleman, L (1, 3) OBP: 0.328, SLG: 0.478			K		K		1B		K	4	0	1	0	0	3	1
Bob Purkey, R (1, 1) OBP: 0.135, SLG: 0.196			K			K	K		5-3	2	0	0	0	0	2	1
Joe Gaines, R (7, PH) OBP: 0.388, SLG: 0.429										1	0	0	0	0	1	1
Ted Wills, L (7, 1) OBP: 0.313, SLG: 0.313										0	0	0	0	0	0	0
Gene Freese, R (9, PH) OBP: 0.375, SLG: 0.231										1	0	0	0	0	0	0
Jim Brosnan, R (9, 1)										0	0	0	0	0	0	0
Inning Stats	R: 0 E: 0 K: 1 S: 5 H: 0 LOB: 0 BB: 0 P: 5	R: 0 E: 0 K: 0 S: 3 H: 1 LOB: 0 BB: 0 P: 3	R: 0 E: 0 K: 2 S: 8 H: 1 LOB: 1 BB: 0 P: 8	R: 0 E: 0 K: 1 S: 6 H: 1 LOB: 1 BB: 0 P: 6	R: 0 E: 0 K: 2 S: 7 H: 0 LOB: 0 BB: 0 P: 7	R: 1 E: 0 K: 2 S: 10 H: 3 LOB: 2 BB: 0 P: 10	R: 0 E: 0 K: 2 S: 8 H: 1 LOB: 1 BB: 0 P: 8	R: 3 E: 1 K: 0 S: 7 H: 3 LOB: 1 BB: 0 P: 7	R: 0 E: 0 K: 1 S: 6 H: 1 LOB: 1 BB: 0 P: 6	1B: 8 2B: 3 3B: 0 HR: 0 SF: 0 SAC: 0 DP: 0 HBP: 0						

PITCHER	IP	WLS	BF	H	R	ER	SO	BB	IBB	HBP	BLK	WP	HR	S	P	ERA	WHIP
Billy O'Dell, L (1, 1) ERA: 3.55	9.0	W	38	11	4	2	11	0	0	0	0	1	0	60	60	2.00	1.222

PITCHER	IP	WLS	BF	H	R	ER	SO	BB	IBB	HBP	BLK	WP	HR	S	P	ERA	WHIP

TOP

Cincinnati Reds @ San Francisco Giants

Candlestick Park, San Francisco, CA

Sun Sep 02 1962, 6:33 AM EDT

Att. 34,312 - Unknown

livebaseballscorecards.com

AB	38
R	4
H	11
RBI	4
BB	0
SO	11
LOB	18

1B: 8 2B: 3 3B: 0 HR: 0	SF: 0 SAC: 0 DP: 0 HBP: 0	WP: 1 PB: 0 SB: 0 CS: 1	PA: 39														

Batter	1	2	3	4	5	6	7	8	9	AB	R	H	RBI	BB	SO	LOB
Harvey Kuenn, R (1, 5) OBP: 0.375, SLG: 0.457	F6			F8	6-3			1B		4	0	1	0	0	0	0
Chuck Hiller, L (1, 4) OBP: 0.337, SLG: 0.331	F8			WP, 1B, 1B		G3		K		3	1	1	0	0	0	0
Bob Nieman, R (8, PH) OBP: 0.333, SLG: 0.500										1	0	0	0	0	1	1
Ernie Bowman, R (9, 4) OBP: 0.231, SLG: 0.316										0	0	0	0	0	0	0
Orlando Cepeda, R (1, 3) OBP: 0.358, SLG: 0.555	K			WP, 1B 1-2		6-3		5-3		4	1	1	0	0	1	1
Willie McCovey, L (1, 7) OBP: 0.371, SLG: 0.651		K		1B 1-H 2-H		G3			4-3	4	0	1	2	0	1	0
Willie Mays, R (1, 8) OBP: 0.374, SLG: 0.605		F2		F2			HR		HR, 1B	4	2	2	1	0	0	1
Felipe Alou, R (1, 9) OBP: 0.351, SLG: 0.522		6-3		L7			F8		HR 1-H	4	1	1	2	0	0	1
Ed Bailey, L (1, 2) OBP: 0.336, SLG: 0.466			F8		3-1		4-3			3	0	0	0	0	0	0
Jose Pagan, R (1, 6) OBP: 0.313, SLG: 0.349			PB, B1-5, 2B		HR		6-3			3	1	2	1	0	0	0
Billy O'Dell, S (1, 1) OBP: 0.218, SLG: 0.153			B1-5 2-Hf		F8			K		3	0	0	0	0	1	1
Inning Stats	R: 0 H: 0 E: 0 LOB: 0 K: 1 BB: 0 S: 5 P: 5	R: 0 H: 0 E: 0 LOB: 0 K: 1 BB: 0 S: 5 P: 5	R: 0 H: 1 E: 0 LOB: 0 K: 0 BB: 0 S: 3 P: 3	R: 2 H: 3 E: 0 LOB: 1 K: 0 BB: 0 S: 6 P: 6	R: 1 H: 1 E: 0 LOB: 0 K: 0 BB: 0 S: 4 P: 4	R: 0 H: 0 E: 0 LOB: 0 K: 0 BB: 0 S: 3 P: 3	R: 1 H: 1 E: 0 LOB: 0 K: 0 BB: 0 S: 4 P: 4	R: 0 H: 1 E: 0 LOB: 1 K: 2 BB: 0 S: 8 P: 8	R: 2 H: 2 E: 0 LOB: 0 K: 0 BB: 0 S: 3 P: 3	1B: 5 SF: 0 2B: 2 SAC: 0 3B: 0 DP: 1 HR: 3 HBP: 0						

PITCHER		IP	WLS	BF	H	R	ER	SO	BB	IBB	HBP	BLK	WP	HR	S	P	ERA	WHIP
Bob Purkey, R ERA: 2.94	(1, 1)	6.0		22	5	3	3	2	0	0	0	0	1	1	26	26	4.50	0.833
Ted Wills, L ERA: 5.49	(7, 1)	2.0		8	2	1	1	2	0	0	0	0	0	1	12	12	4.50	1.000
Jim Brosnan, R ERA: 3.2	(9, 1)	0.1	L	3	2	2	2	0	0	0	0	0	0	1	3	3	54.00	6.000

PITCHER	IP	WLS	BF	H	R	ER	SO	BB	IBB	HBP	BLK	WP	HR	S	P	ERA	WHIP

BOTTOM

Cincinnati Reds @ San Francisco Giants

Candlestick Park, San Francisco, CA

Sun Sep 02 1962, 6:33 AM EDT

Att. 34,312 - Unknown

livebaseballscorecards.com

AB	33
R	6
H	9
RBI	6
BB	0
SO	4
LOB	5

Batter	1	2	3	4	5	6	7	8	9	AB	R	H	RBI	BB	SO	LOB
Eddie Kasko, R (1, 5) OBP: 0.317, SLG: 0.350	F9 1B 1B	5-3			4-3 2-H 2B			5-3		4	0	2	1	0	0	0
Don Blasingame, L (1, 4) OBP: 0.357, SLG: 0.337	F9		F9		4-3 2-3			1B		4	0	1	0	0	0	2
Vada Pinson, L (1, 8) OBP: 0.336, SLG: 0.473	1-2 1B		P4		K			F7		4	0	1	0	0	1	2
Frank Robinson, R (1, 9) OBP: 0.410, SLG: 0.611	F9 2-3		5-3			5-3		F9		4	0	0	0	0	0	3
Joe Gaines, R (1, 7) OBP: 0.358, SLG: 0.391	5-3			F8		2-3			K	4	0	0	0	0	1	2
Leo Cardenas, R (1, 6) OBP: 0.328, SLG: 0.406		5-3		6-3		6-3			K	4	0	0	0	0	1	0
Gordy Coleman, L (1, 3) OBP: 0.328, SLG: 0.476		HR 1B		F8			G3		F9	4	1	1	0	0	0	0
Johnny Edwards, L (1, 2) OBP: 0.315, SLG: 0.383		1-H HR			SH5-3 2B 1B		F6			3	2	2	2	0	0	0
Joey Jay, S (1, 1) OBP: 0.234, SLG: 0.233		3-1			SH5-3 1-2		K			2	0	0	0	0	1	0
Inning Stats	R: 0 E: 0 K: 0 S: 5 H: 2 LOB: 2 BB: 0 P: 5	R: 2 E: 0 K: 0 S: 5 H: 2 LOB: 0 BB: 0 P: 5	R: 0 E: 0 K: 0 S: 3 H: 0 LOB: 0 BB: 0 P: 3	R: 0 E: 0 K: 0 S: 3 H: 0 LOB: 0 BB: 0 P: 3	R: 1 E: 0 K: 1 S: 7 H: 2 LOB: 1 BB: 0 P: 7	R: 0 E: 0 K: 0 S: 3 H: 0 LOB: 0 BB: 0 P: 3	R: 0 E: 0 K: 1 S: 5 H: 0 LOB: 0 BB: 0 P: 5	R: 0 E: 0 K: 0 S: 4 H: 1 LOB: 1 BB: 0 P: 4	R: 0 E: 0 K: 2 S: 7 H: 0 LOB: 0 BB: 0 P: 7	1B: 5 2B: 1 3B: 0 HR: 1 SF: 0 SAC: 1 DP: 0 HBP: 0							

TOP

Cincinnati Reds @ Milwaukee Braves

Milwaukee County Stadium, Milwaukee, WI

Mon Sep 03 1962, 8:05 PM EDT

Att. 11,587 - Unknown

livebaseballscorecards.com

AB	33
R	3
H	7
RBI	3
BB	0
SO	4
LOB	9

PITCHER		IP	WLS	BF	H	R	ER	SO	BB	IBB	HBP	BLK	WP	HR	S	P	ERA	WHIP
Bob Hendley, L ERA: 3.53	(1, 1)	8.0	L	31	7	3	3	2	0	0	0	0	0	1	35	35	3.38	0.875
Claude Raymond, R ERA: 1.82	(9, 1)	1.0		3	0	0	0	2	0	0	0	0	0	0	7	7	0.00	0.000

PITCHER	IP	WLS	BF	H	R	ER	SO	BB	IBB	HBP	BLK	WP	HR	S	P	ERA	WHIP

Cincinnati Reds @ Milwaukee Braves

Milwaukee County Stadium, Milwaukee, WI

Mon Sep 03 1962, 8:05 PM EDT

Att. 11,587 - Unknown

BOTTOM

Batter	1	2	3	4	5	6	7	8	9	AB	R	H	RBI	BB	SO	LOB
Roy McMillan, R (1, 6) OBP: 0.329, SLG: 0.355	L5			4-3		P3			6-3	4	0	0	0	0	0	0
Gus Bell, L (1, 7) OBP: 0.287, SLG: 0.351	6-3			FC4-6 1B			P5		4-3	4	0	1	0	0	0	0
Eddie Mathews, L (1, 5) OBP: 0.382, SLG: 0.470	L4			FC4-6 1-2f			FC6-4 1B 1B		BB B B B	3	0	1	0	1	0	1
Hank Aaron, R (1, 9) OBP: 0.392, SLG: 0.608		F9		F8			FC6-4 1-2		F7	4	0	1	0	0	0	2
Tommie Aaron, R (1, 3) OBP: 0.317, SLG: 0.380		F9			K S S S		FC6-4 1-2f 2-3			3	0	0	0	0	1	2
Joe Torre, R (1, 2) OBP: 0.350, SLG: 0.356		4-3			F8		FC6-4 1-2f			3	0	0	0	0	0	2
Lee Maye, L (1, 8) OBP: 0.292, SLG: 0.376			P3		K S S S			FC5-4 1B		3	0	1	0	0	1	0
Frank Bolling, R (1, 4) OBP: 0.326, SLG: 0.392			P6			K S S S		FC5-4 1-2f G1-4-3		3	0	0	0	0	1	1
Amado Samuel, R (9, 4) OBP: 0.242, SLG: 0.288										0	0	0	0	0	0	0
Bob Hendley, R (1, 1) OBP: 0.220, SLG: 0.192			6-3			4-3		G1-4-3 1-2f		2	0	0	0	0	0	0
Del Crandall, R (8, PH) OBP: 0.342, SLG: 0.411										1	0	0	0	0	0	1
Claude Raymond, R (9, 1)										0	0	0	0	0	0	0
Inning Stats	R: 0 E: 0 K: 0 S: 3 H: 0 LOB: 0 BB: 0 P: 3	R: 0 E: 0 K: 0 S: 3 H: 0 LOB: 0 BB: 0 P: 3	R: 0 E: 0 K: 0 S: 3 H: 0 LOB: 0 BB: 0 P: 3	R: 0 E: 0 K: 0 S: 4 H: 1 LOB: 1 BB: 0 P: 4	R: 0 E: 0 K: 2 S: 7 H: 0 LOB: 0 BB: 0 P: 7	R: 0 E: 0 K: 1 S: 5 H: 0 LOB: 0 BB: 0 P: 5	R: 0 E: 0 K: 0 S: 5 H: 2 LOB: 2 BB: 0 P: 5	R: 0 E: 0 K: 0 S: 3 H: 1 LOB: 0 BB: 0 P: 3	R: 0 E: 0 K: 0 S: 3 H: 0 LOB: 1 BB: 1 P: 7	1B: 4 2B: 0 3B: 0 HR: 0 SF: 0 SAC: 0 DP: 1 HBP: 0	WP: 0 PB: 0 SB: 0 CS: 0 PA: 31					

livebaseballscorecards.com

	AB	30
	R	0
	H	4
	RBI	0
	BB	1
	SO	3
	LOB	9

PITCHER		IP	WLS	BF	H	R	ER	SO	BB	IBB	HBP	BLK	WP	HR	S	P	ERA	WHIP
Joey Jay, R ERA: 3.48	(1, 1)	9.0	W	31	4	0	0	3	1	0	0	0	0	0	36	40	0.00	0.556

Batter	1	2	3	4	5	6	7	8	9	AB	R	H	RBI	BB	SO	LOB
Eddie Kasko, R (1, 5) OBP: 0.318, SLG: 0.353	6-3		L4 2B	F7			K		4-3 1B; 1-2	5	1	2	0	0	1	0
Don Blasingame, L (1, 4) OBP: 0.358, SLG: 0.342	HR 1B		F9		SF9 3B		4-3		4-3; 1-2 2-3	5	2	2	0	0	0	3
Vada Pinson, L (1, 8) OBP: 0.339, SLG: 0.479	1-H HR		BBBB BB		4-3		6-3		1B; 2-H 3-H	4	1	2	4	1	0	1
Frank Robinson, R (1, 9) OBP: 0.409, SLG: 0.609	F8		L4; 2-3		SF9; 3-H			F5	1B; 1-2	4	0	1	1	0	0	2
Joe Gaines, R (1, 7) OBP: 0.339, SLG: 0.367	K			F5	6-3			HR	F8	3	0	0	0	0	1	0
Marty Keough, L (8, PH) (8, 7) OBP: 0.362, SLG: 0.468										2	1	1	1	0	0	2
Leo Cardenas, R (1, 6) OBP: 0.331, SLG: 0.409		G4-6-3 1B		1B HR 1B		4-3 4-6-3 1B		5-3		4	1	3	0	0	0	0
Gordy Coleman, L (1, 3) OBP: 0.327, SLG: 0.474		G4-6-3; 1-2f		1-2 HR 1B		4-6-3; 1-2		F9		4	1	1	0	0	0	2
Johnny Edwards, L (1, 2) OBP: 0.320, SLG: 0.398		2B		1-H 2-H HR		4-3; 2-3			FC4-6 1B	4	1	3	3	0	0	1
Jim O'Toole, S (1, 1) OBP: 0.122, SLG: 0.111		F5		K		F7			FC4-6; 4-3 1B; 1-2f 1B	3	0	0	0	0	1	2
Jim Brosnan, R (8, 1)										1	1	0	0	0	0	1
Inning Stats	R: 2 E: 0 K: 1 S: 7 H: 2 LOB: 0 BB: 0 P: 7	R: 0 E: 0 K: 0 S: 4 H: 2 LOB: 1 BB: 0 P: 4	R: 0 E: 0 K: 0 S: 3 H: 1 LOB: 1 BB: 1 P: 7	R: 3 E: 0 K: 1 S: 8 H: 3 LOB: 0 BB: 0 P: 8	R: 1 E: 0 K: 0 S: 4 H: 1 LOB: 0 BB: 0 P: 4	R: 0 E: 0 K: 0 S: 4 H: 1 LOB: 1 BB: 0 P: 4	R: 0 E: 0 K: 1 S: 5 H: 0 LOB: 0 BB: 0 P: 5	R: 1 E: 0 K: 0 S: 4 H: 1 LOB: 0 BB: 0 P: 4	R: 2 E: 0 K: 0 S: 7 H: 4 LOB: 2 BB: 0 P: 7	1B: 9 2B: 3 3B: 1 HR: 3	SF: 1 SAC: 0 DP: 2 HBP: 0						

TOP

Cincinnati Reds @ Milwaukee Braves

Milwaukee County Stadium, Milwaukee, WI

Tue Sep 04 1962, 8:05 PM EDT

Att. 4,508 - Unknown

livebaseballscorecards.com

AB	39
R	9
H	15
RBI	9
BB	1
SO	3
LOB	14

PITCHER		IP	WLS	BF	H	R	ER	SO	BB	IBB	HBP	BLK	WP	HR	S	P	ERA	WHIP
Warren Spahn, L ERA: 3.19	(1, 1)	5.0		23	9	6	6	2	1	0	0	0	0	2	26	30	10.80	2.000
Don Nottebart, R ERA: 3.32	(6, 1)	2.0		7	1	0	0	1	0	0	0	0	0	0	9	9	0.00	0.500
Claude Raymond, R ERA: 2.02	(8, 1)	1.0	L	4	1	1	1	0	0	0	0	0	0	1	4	4	9.00	1.000
Bob Shaw, R ERA: 2.65	(9, 1)	0.2		6	4	2	2	0	0	0	0	0	0	0	6	6	27.00	6.000
Jack Curtis, L ERA: 4.04	(9, 1)	0.1		1	0	0	0	0	0	0	0	0	0	0	1	1	0.00	0.000

PITCHER	IP	WLS	BF	H	R	ER	SO	BB	IBB	HBP	BLK	WP	HR	S	P	ERA	WHIP

Cincinnati Reds @ Milwaukee Braves

Milwaukee County Stadium, Milwaukee, WI

Tue Sep 04 1962, 8:05 PM EDT

Att. 4,508 - Unknown

BOTTOM

Batter	1	2	3	4	5	6	7	8	9	AB	R	H	RBI	BB	SO	LOB
Roy McMillan, R (1, 6) OBP: 0.333, SLG: 0.359	F5		FC3-6, 1B 1B		FC6-4 1-3 1B		G6-3, 1B 1-2 1B 1B	K		4	1	3	0	0	0	0
Lee Maye, L (8, PH) OBP: 0.291, SLG: 0.375										1	0	0	0	0	1	2
Bob Shaw, R (9, 1) OBP: 0.244, SLG: 0.145										0	0	0	0	0	0	0
Jack Curtis, L (9, 1) OBP: 0.346, SLG: 0.273										0	0	0	0	0	0	0
Lou Johnson, R (1, 8) OBP: 0.356, SLG: 0.478	F9		FC3-6 1-2 1B		FC6-4 1-2f HR 3-H		G6-3 1-2 2-3 1B		K	5	1	2	1	0	1	1
Eddie Mathews, L (1, 5) OBP: 0.382, SLG: 0.482	HR		FC3-6 FC6-4 1-2f 2-3		HR 1-H		G6-3 1-2f 2-3 3-H		P6	5	2	2	3	0	0	4
Hank Aaron, R (1, 9) OBP: 0.394, SLG: 0.610	2B		FC6-4 1-2f		G5-4-3 1B		1B 3-H		6-3	5	0	3	1	0	0	2
Joe Adcock, R (1, 3) OBP: 0.332, SLG: 0.511	4-3			F8	G5-4-3 1-2f		F2			4	0	0	0	0	0	3
Tommie Aaron, R (1, 7) OBP: 0.313, SLG: 0.375		F6		F7		K		6-3		4	0	0	0	0	1	0
Del Crandall, R (1, 2) OBP: 0.344, SLG: 0.412		L4				K		1B 1B		4	0	2	0	0	1	0
Bob Uecker, R (8, PR) OBP: 0.333, SLG: 0.250 (9, 2)										0	0	0	0	0	0	0
Frank Bolling, R (1, 4) OBP: 0.325, SLG: 0.391		K		6-3		F7		1-2 1B		4	0	1	0	0	1	1
Warren Spahn, L (1, 1) OBP: 0.253, SLG: 0.321			K		1B FC6-4 1B		1B 1B G6-3 BB	F9		1	0	0	0	0	1	0
Hawk Taylor, R (5, PH) OBP: 0.250, SLG: 0.250										1	1	1	0	0	0	0
Don Nottebart, R (6, 1) OBP: 0.429, SLG: 0.333										0	0	0	0	0	0	0
Ken Aspromonte, R (7, PH) OBP: 0.348, SLG: 0.310										0	1	0	0	1	0	0
Claude Raymond, R (8, 1)										0	0	0	0	0	0	0
Gus Bell, L (8, PH) OBP: 0.286, SLG: 0.350										1	0	0	0	0	0	2
Amado Samuel, R (9, 6) OBP: 0.242, SLG: 0.288										0	0	0	0	0	0	0
Inning Stats	R: 1 E: 0 K: 0 S: 5 H: 2 LOB: 1 BB: 0 P: 5	R: 0 E: 0 K: 1 S: 5 H: 0 LOB: 0 BB: 0 P: 5	R: 0 E: 0 K: 1 S: 7 H: 2 LOB: 2 BB: 0 P: 7	R: 0 E: 0 K: 0 S: 4 H: 1 LOB: 1 BB: 0 P: 4	R: 3 E: 0 K: 0 S: 6 H: 4 LOB: 0 BB: 0 P: 6	R: 0 E: 0 K: 2 S: 7 H: 0 LOB: 0 BB: 0 P: 7	R: 2 E: 0 K: 0 S: 5 H: 3 LOB: 1 BB: 1 P: 9	R: 0 E: 0 K: 1 S: 7 H: 2 LOB: 2 BB: 0 P: 7	R: 0 E: 0 K: 1 S: 5 H: 0 LOB: 0 BB: 0 P: 5	1B: 11 2B: 1 3B: 0 HR: 2 SF: 0 SAC: 0 DP: 2 HBP: 0						

livebaseballscorecards.com

AB	39
R	6
H	14
RBI	5
BB	1
SO	6
LOB	15

PITCHER		IP	WLS	BF	H	R	ER	SO	BB	IBB	HBP	BLK	WP	HR	S	P	ERA	WHIP
Jim O'Toole, L ERA: 3.6	(1, 1)	7.1	W	35	14	6	6	4	1	0	0	0	0	2	42	46	7.36	2.045
Jim Brosnan, R ERA: 3.1	(8, 1)	1.2	S	5	0	0	0	2	0	0	0	0	0	0	9	9	0.00	0.000

PITCHER	IP	WLS	BF	H	R	ER	SO	BB	IBB	HBP	BLK	WP	HR	S	P	ERA	WHIP

Batter	1	2	3	4	5	6	7	8	9	10	AB	R	H	RBI	BB	SO	LOB
Lou Brock, L (1, 8) OBP: 0.324, SLG: 0.424	4-0 BB S BB		0-3 ① K	0-3 ③ K		x 0-0 ② SF7 3-H			x 0-0 ① P6		3	0	0	1	1	2	2
Ken Hubbs, R (1, 4) OBP: 0.293, SLG: 0.348	4-0 1-2 BB BB		0-3 ② K		x 0-0 ① 4-3	0-3 ③ K			x 0-0 ② 6-3		4	0	0	0	1	2	1
Billy Williams, L (1, 7) OBP: 0.380, SLG: 0.495	4-0 1-2 2-3 BB		4-0 2B BB		x 0-0 ② P3		x 0-0 ① 6-3		x 0-0 HR		3	2	1	1	2	0	0
George Altman, L (1, 3) OBP: 0.389, SLG: 0.516	0-3 ① K		x 0-0 1-H 2B		x 0-0 ③ F8		4-0 14 FC6-4 BB		0-3 ③ K		4	0	1	1	1	2	3
14 Ernie Banks, R (1, 5) OBP: 0.309, SLG: 0.511	x 0-0 ② F5		x 0-0 ③ F8			x 0-0 HR	x 0-0 ② FC6-4 1-2f			x 0-0 ① P4	5	1	1	1	0	0	5
Billy Ott, S (1, 9) OBP: 0.167, SLG: 0.167	0-3 ③ K			x 0-0 ① 4-3		x 0-0 BB 1B FC4-6 1B	0-3 ③ K			x 0-0 ② F9	5	1	1	0	0	2	4
Andre Rodgers, R (1, 6) OBP: 0.344, SLG: 0.383		0-3 ① K		x 0-0 FC1-5 1B 1B		x 0-0 FC4-6 BB 1-2 SF7 1B		0-3 ① K		x 0-0 ③ 4-3	5	1	2	0	0	2	0
Dick Bertell, R (1, 2) OBP: 0.335, SLG: 0.382 Moe Thacker, R (7, 2) OBP: 0.301, SLG: 0.247 Don Landrum, L (8, PH) OBP: 0.377, SLG: 0.335 Cuno Barragan, R (8, 2) OBP: 0.289, SLG: 0.261		0-3 ② K		x 0-0 FC1-5 1-2 1B		4-0 FC4-6 1-2 2-3 BB		x 0-0 ② F9			2 0 1 0	0 0 0 0	1 0 0 0	0 0 0 0	1 0 0 0	1 0 0 0	0 0 0 0
Dick Ellsworth, L (1, 1) OBP: 0.275, SLG: 0.125 Freddie Burdette, R (5, 1) Bob Will, L (6, PH) OBP: 0.337, SLG: 0.345 Morrie Steevens, L (6, 1) Barney Schultz, R (7, 1) Ron Santo, R (8, PH) OBP: 0.301, SLG: 0.372 Don Elston, R (8, 1) Dave Gerard, R (9, 1) OBP: 0.444, SLG: 0.375		0-3 ③ K		x 0-0 ② FC1-5 1-2 2-3f		x 0-0 ① FC4-6 1-2f 2-3 3-H		x 0-0 ③ P6			2 0 1 0 0 1 0 0	0 0 0 0 0 0 0 0	0 0 1 0 0 0 0 0	0 0 0 0 0 0 0 0	0 0 1 0 0 0 0 0	1 0 0 0 0 0 0 0	2 0 2 0 0 0 0 0
Inning Stats	R: 0 E: 0 K: 2 S: 7 H: 0 LOB: 3 BB: 3 P: 19	R: 0 E: 0 K: 3 S: 9 H: 0 LOB: 0 BB: 0 P: 9	R: 1 E: 0 K: 2 S: 8 H: 1 LOB: 1 BB: 1 P: 12	R: 0 E: 0 K: 1 S: 7 H: 2 LOB: 2 BB: 0 P: 7	R: 0 E: 0 K: 0 S: 3 H: 0 LOB: 0 BB: 0 P: 3	R: 3 E: 0 K: 1 S: 8 H: 3 LOB: 1 BB: 1 P: 12	R: 0 E: 0 K: 1 S: 5 H: 0 LOB: 1 BB: 1 P: 9	R: 0 E: 0 K: 1 S: 5 H: 0 LOB: 0 BB: 0 P: 5	R: 1 E: 0 K: 1 S: 6 H: 1 LOB: 0 BB: 0 P: 6	R: 0 E: 0 K: 0 S: 3 H: 0 LOB: 0 BB: 0 P: 3	1B: 4 2B: 1 3B: 0 HR: 2	SF: 1 SAC: 0 DP: 0 HBP: 0		WP: 0 PB: 0 SB: 1 CS: 0	PA: 43		

PITCHER		IP	WLS	BF	H	R	ER	SO	BB	IBB	HBP	BLK	WP	HR	S	P	ERA	WHIP
Jim Maloney, R ERA: 4.29	(1, 1)	5.0		26	6	4	4	8	5	0	0	0	0	1	37	57	7.20	2.200
Johnny Klippstein, R ERA: 4.58	(6, 1)	5.0	W	17	1	1	1	4	1	0	0	0	0	1	24	28	1.80	0.400

PITCHER	IP	WLS	BF	H	R	ER	SO	BB	IBB	HBP	BLK	WP	HR	S	P	ERA	WHIP

TOP

Chicago Cubs @ Cincinnati Reds

Crosley Field, Cincinnati, OH

Wed Sep 05 1962, 3:33 AM EDT

Unknown

livebaseballscorecards.com

AB	36
R	5
H	7
RBI	5
BB	6
SO	12
LOB	19

Batter	1	2	3	4	5	6	7	8	9	10	AB	R	H	RBI	BB	SO	LOB
Eddie Kasko, R (1, 5) OBP: 0.317, SLG: 0.351	K		F8		F9	F2			2-3 1B		5	0	1	0	0	1	1
Don Blasingame, L (1, 4) OBP: 0.364, SLG: 0.350	FC6 1B		BB 1B		1B E 1-3 1B		1B		2-3 1-2 1B		5	1	5	0	0	0	0
Vada Pinson, L (1, 8) OBP: 0.339, SLG: 0.478	FC6 FC6-4 1-2f		K		E WP 2B 1-3 3-H 1B		G1-6-3 1-2 1B		2-3 1-2 2-3		5	1	2	1	0	1	4
Frank Robinson, R (1, 9) OBP: 0.410, SLG: 0.606	FC6-4 1-2f		BB 1-2		E 2B 1-2 IBB		K		IBB		2	1	0	0	3	1	3
Wally Post, R (1, 7) OBP: 0.317, SLG: 0.471		1B 1B BB	L6		4-3 2B 1-H 2-H 3-H		G1-6-3 1-2f		F5		2	1	1	2	1	0	2
Jerry Lynch, L (7, PH) OBP: 0.340, SLG: 0.477 (8, 7)											1	0	0	0	0	0	2
Marty Keough, L (9, 7) OBP: 0.361, SLG: 0.465											1	0	0	0	0	0	3
Leo Cardenas, R (1, 6) OBP: 0.330, SLG: 0.406	K	K	4-3 2-3				K		HR BB		4	1	0	0	1	3	2
Gordy Coleman, L (1, 3) OBP: 0.328, SLG: 0.480	1B 1-2 1B	K	G3				G3		HR 1-H		5	1	2	2	0	1	1
Johnny Edwards, L (1, 2) OBP: 0.319, SLG: 0.396	1-3 2-H 1B	4-3				F9	F2				4	0	1	1	0	0	0
Jim Maloney, L (1, 1) OBP: 0.250, SLG: 0.257	G3		1B 1B 1B			1-3			1-3		2	1	1	0	0	0	1
Johnny Klippstein, R (6, 1) OBP: 0.200, SLG: 0.261											2	0	0	0	0	0	0
Inning Stats	R: 0 E: 0 K: 1 S: 6 / H: 1 LOB: 1 BB: 0 P: 6	R: 1 E: 0 K: 1 S: 6 / H: 2 LOB: 1 BB: 1 P: 10	R: 0 E: 0 K: 1 S: 6 / H: 1 LOB: 2 BB: 1 P: 10	R: 0 E: 0 K: 2 S: 7 / H: 0 LOB: 0 BB: 0 P: 7	R: 4 E: 1 K: 0 S: 7 / H: 4 LOB: 1 BB: 1 P: 11	R: 0 E: 0 K: 0 S: 3 / H: 0 LOB: 0 BB: 0 P: 3	R: 0 E: 0 K: 1 S: 6 / H: 2 LOB: 1 BB: 0 P: 6	R: 0 E: 0 K: 1 S: 5 / H: 0 LOB: 0 BB: 0 P: 5	R: 0 E: 0 K: 0 S: 5 / H: 2 LOB: 3 BB: 1 P: 9	R: 2 E: 0 K: 0 S: 1 / H: 1 LOB: 0 BB: 1 P: 5	1B: 11 2B: 1 3B: 0 HR: 1	SF: 0 SAC: 0 DP: 1 HBP: 0			WP: 1 PB: 0 SB: 0 CS: 0	PA: 43		

PITCHER		IP	WLS	BF	H	R	ER	SO	BB	IBB	HBP	BLK	WP	HR	S	P	ERA	WHIP
Dick Ellsworth, L ERA: 5.07	(1, 1)	4.1		23	8	5	5	5	2	1	0	0	1	0	30	42	10.38	2.308
Freddie Burdette, R ERA:	(5, 1)	0.2		2	0	0	0	0	0	0	0	0	0	0	2	2	0.00	0.000
Morrie Steevens, L ERA:	(6, 1)	1.0		5	2	0	0	0	0	0	0	0	0	0	5	5	0.00	2.000
Barney Schultz, R ERA: 3.91	(7, 1)	1.0		2	0	0	0	1	0	0	0	0	0	0	4	4	0.00	0.000
Don Elston, R ERA: 2.72	(8, 1)	1.1		6	2	0	0	1	0	0	0	0	0	0	8	8	0.00	1.500

PITCHER		IP	WLS	BF	H	R	ER	SO	BB	IBB	HBP	BLK	WP	HR	S	P	ERA	WHIP
Dave Gerard, R ERA: 5.27	(9, 1)	0.2	L	5	1	2	2	0	1	1	0	0	0	1	3	11	27.00	3.000

BOTTOM

Chicago Cubs @ Cincinnati Reds

Crosley Field, Cincinnati, OH

Wed Sep 05 1962, 3:33 AM EDT

Unknown

livebaseballscorecards.com

AB	38
R	7
H	13
RBI	6
BB	5
SO	7
LOB	19

Batter	1	2	3	4	5	6	7	8	9	AB	R	H	RBI	BB	SO	LOB
Ron Santo, R (1, 5) OBP: 0.303, SLG: 0.372	K	BB 1-2 2-3		IBB E 1B		K			1B 14 1B	3	1	1	0	2	2	1
Don Landrum, L (1, 8) OBP: 0.381, SLG: 0.340	1B	6-3		E8 1-3 2-H 3-H		F8			FC5-4 1-2 14 1B	5	0	3	2	0	0	4
Billy Williams, L (1, 7) OBP: 0.379, SLG: 0.493	1-3		F9	4-3			F2		K	5	0	1	0	0	1	4
14 Ernie Banks, R (1, 3) OBP: 0.308, SLG: 0.509	K		F2		1-3		L7		1-2 2-H FC5-4	5	0	1	1	0	1	2
George Altman, L (1, 9) OBP: 0.388, SLG: 0.513	G3		K		1B		F9		FC5-4 FC6-4 1-2f 2-3	5	0	1	0	0	1	4
Ken Hubbs, R (1, 4) OBP: 0.293, SLG: 0.347		BB 1B		E5 SH1-4 1-3 1B	K			6-3	FC6-4 1-2f	5	1	1	0	0	1	3
Andre Rodgers, R (1, 6) OBP: 0.343, SLG: 0.384		K		1-3 1-2	6-3			2B		4	0	1	0	0	1	3
Cuno Barragan, R (1, 2) OBP: 0.297, SLG: 0.258 Dick Bertell, R (8, PH) OBP: 0.333, SLG: 0.380 (8, 2)	F2			SH1-4 1B BB		BB		F9		1 1	1 0	0 0	0 0	2 0	0 0	1 1
Paul Toth, R (1, 1) OBP: 0.500, SLG: 0.500 Freddie Burdette, R (5, 1) Jim McKnight, R (6, PH) OBP: 0.244, SLG: 0.250 Al Lary, R (6, 1) OBP: 0.375, SLG: 0.167 Alex Grammas, R (8, PH) OBP: 0.197, SLG: 0.217 Morrie Steevens, L (8, 1)	BB 1-2			SH1-4 1-2 2-3		K		F8		1 0 1 0 1 0	0 0 0 0 0 0	1 0 0 0 0 0	0 0 0 0 0 0	0 0 1 0 0 0	0 0 1 0 1 0	0 0 1 0 1 0

Inning Stats									
	R: 0 E: 0 K: 2 S: 9	H: 2 LOB: 2 BB: 0 P: 9	R: 0 E: 0 K: 1 S: 7	H: 2 LOB: 3 BB: 1 P: 11	R: 0 E: 0 K: 1 S: 5	H: 0 LOB: 0 BB: 0 P: 5	R: 2 E: 2 K: 0 S: 5	H: 1 LOB: 2 BB: 2 P: 13	R: 0 E: 0 K: 1 S: 6	H: 1 LOB: 1 BB: 0 P: 6
	R: 0 E: 0 K: 2 S: 7	H: 0 LOB: 1 BB: 1 P: 11	R: 0 E: 0 K: 0 S: 3	H: 0 LOB: 0 BB: 0 P: 3	R: 0 E: 0 K: 0 S: 4	H: 1 LOB: 1 BB: 0 P: 4	R: 1 E: 0 K: 1 S: 8	H: 3 LOB: 2 BB: 0 P: 8	1B: 9 2B: 1 3B: 0 HR: 0	SF: 0 SAC: 1 DP: 0 HBP: 0	WP: 0 PB: 0 SB: 0 CS: 0	PA: 42

PITCHER		IP	WLS	BF	H	R	ER	SO	BB	IBB	HBP	BLK	WP	HR	S	P	ERA	WHIP
Joe Nuxhall, L ERA: 2.22	(1, 1)	8.0	W	36	7	2	0	7	3	1	0	0	0	0	46	62	0.00	1.250
Dave Sisler, R ERA: 4.66	(9, 1)	1.0	S	6	3	1	1	1	0	0	0	0	0	0	8	8	9.00	3.000

PITCHER	IP	WLS	BF	H	R	ER	SO	BB	IBB	HBP	BLK	WP	HR	S	P	ERA	WHIP

TOP

Chicago Cubs @ Cincinnati Reds

Crosley Field, Cincinnati, OH

Wed Sep 05 1962, 3:38 AM EDT

Att. 9,431 - Unknown

livebaseballscorecards.com

AB	37
R	3
H	10
RBI	3
BB	4
SO	8
LOB	25

Batter	1	2	3	4	5	6	7	8	9	AB	R	H	RBI	BB	SO	LOB
Eddie Kasko, R (1, 5) OBP: 0.318, SLG: 0.353	H 1-0 HBP	x 0-0 ③ 5-3		x 0-0 3-H 2B	x 0-0 F9 ③		x 0-0 ① SF8 2-3 3-H			3	0	1	2	0	0	4
Don Blasingame, L (1, 4) OBP: 0.365, SLG: 0.348	x 0-0 ① L7		B B B B 4-0 8-3 BB	x 0-0 ③ F9		B B B 4-0 G3 WP 1B BB	x 0-0 ② SF9 3-H			2	1	0	1	2	0	2
Vada Pinson, L (1, 8) OBP: 0.338, SLG: 0.476 Joe Gaines, R (8, 7) OBP: 0.339, SLG: 0.367	x 0-0 ② F9		x 0-0 ① F2		x 0-0 E 1B E 1B	x 0-0 ① G3 1-3	x 0-0 ③ F9			5 0	1 0	1 0	0 0	0 0	0 0	4 0
Frank Robinson, R (1, 9) OBP: 0.412, SLG: 0.606	x 0-0 ③ F5		x 0-0 ② ③ 8-3 1-2f		x 0-0 E 1-2 1B 1B	x 0-0 3-H 1B		B B B B 4-0 G3 E BB		4	1	2	1	1	0	2
Gordy Coleman, L (1, 3) OBP: 0.331, SLG: 0.484		x 0-0 SH3-4 BB FC6-4 1B		x 0-0 1B 2B	x 0-0 F3 1-H 2-H 1B	x 0-0 ② F8		x 0-0 E4 G3 1-2		5	3	3	1	0	0	2
Marty Keough, L (1, 7) OBP: 0.362, SLG: 0.461 (8, 8)	B B B B 4-0 FC6-4 SH3-4 1-2 BB	x 0-0 SH3 2B 2-H 1B	x 0-0 ① F3 1-2	S S S 0-3 ③ K		x 0-0 ① G3 1-2 2-3			4	1	1	1	1	4	
Leo Cardenas, R (1, 6) OBP: 0.330, SLG: 0.405	x 0-0 ① SH3-4 1-2 2-3	x 0-0 ① SH3 1-2	x 0-0 ② 1-3		x 0-0 2B SF8 1B	x 0-0 ② F5				3	1	1	0	0	0	3
Johnny Edwards, L (1, 2) OBP: 0.325, SLG: 0.404	I I I I 4-0 FC6-4 IBB	x 0-0 1-3 2-H 2B	I I I 4-0 1B IBB		x 0-0 SF8 1-3 SF9 2B	S S S 0-3 ③ K				3	2	2	1	2	1	2
Joe Nuxhall, L (1, 1) OBP: 0.318, SLG: 0.333 Dave Sisler, R (9, 1)	x 0-0 ② FC6-4 1-2f 2-3 3-H	x 0-0 ② 1-3 2-3	x 0-0 1-3 2-H 1B		x 0-0 1B					4 0	0 0	2 0	2 0	0 0	0 0	3 0
Inning Stats	R: 0 E: 0 K: 0 S: 3 H: 0 LOB: 1 BB: 0 P: 4	R: 1 E: 0 K: 0 S: 4 H: 1 LOB: 2 BB: 2 P: 12	R: 0 E: 0 K: 0 S: 2 H: 0 LOB: 0 BB: 1 P: 6	R: 3 E: 0 K: 0 S: 7 H: 4 LOB: 1 BB: 0 P: 7	R: 3 E: 1 K: 0 S: 7 H: 4 LOB: 2 BB: 1 P: 11	R: 1 E: 0 K: 1 S: 6 H: 1 LOB: 1 BB: 1 P: 10	R: 2 E: 0 K: 0 S: 6 H: 3 LOB: 1 BB: 0 P: 6	R: 0 E: 1 K: 1 S: 6 H: 0 LOB: 2 BB: 1 P: 10		1B: 9 2B: 5 3B: 0 HR: 0	SF: 2 SAC: 2 DP: 1 HBP: 1					

PITCHER		IP	WLS	BF	H	R	ER	SO	BB	IBB	HBP	BLK	WP	HR	S	P	ERA	WHIP
Paul Toth, R ERA: 7.4	(1, 1)	4.0	L	23	8	7	7	0	2	1	1	0	0	0	19	32	15.75	2.500
Freddie Burdette, R ERA:	(5, 1)	1.0		5	1	0	0	0	0	1	0	0	0	0	4	8	0.00	1.000
Al Lary, R ERA: 7.15	(6, 1)	2.0		11	4	3	3	1	1	0	0	0	1	0	12	16	13.50	2.500
Morrie Steevens, L ERA:	(8, 1)	1.0		5	0	0	0	1	1	0	0	0	0	0	6	10	0.00	1.000

PITCHER	IP	WLS	BF	H	R	ER	SO	BB	IBB	HBP	BLK	WP	HR	S	P	ERA	WHIP

BOTTOM

Chicago Cubs @ Cincinnati Reds

Crosley Field, Cincinnati, OH

Wed Sep 05 1962, 3:38 AM EDT

Att. 9,431 - Unknown

livebaseballscorecards.com

AB	33
R	10
H	13
RBI	9
BB	6
SO	2
LOB	26

Batter	1	2	3	4	5	6	7	8	9	10	11	AB	R	H	RBI	BB	SO	LOB
Julian Javier, R (1, 4) OBP: 0.319, SLG: 0.365	F7	F9			1B HBP E 1B		6-3		4-3		FC1-6 1-2f	6	1	1	0	0	0	3
Stan Musial, L (1, 7) OBP: 0.420, SLG: 0.515	PB E 1B	4-3			K		F8			SH5-4 1B 1B	4-3	5	1	2	0	0	1	1
Charlie James, R (10, PR) OBP: 0.308, SLG: 0.405 (10, 9)												1	0	0	0	0	0	1
Curt Flood, R (1, 8) OBP: 0.349, SLG: 0.433	K	1B			1B E HBP 1-2		5-3			SH5-4 1-2		3	0	1	0	0	1	1
Bill White, L (1, 9) OBP: 0.385, SLG: 0.499 (7, 3)	E 1B BB 1-2	K			E3 1-3 2-H 1B			F8		1B 2-H 1B		4	2	2	0	1	1	1
Ken Boyer, R (1, 5) OBP: 0.376, SLG: 0.471	E5 1B PO 1-3 2-H	F9			5-3			F4		BB 1B		4	0	0	0	1	0	3
Fred Whitfield, L (1, 3) OBP: 0.313, SLG: 0.518	1B 1-3 3-H			K		HR		1-3		1B 1-2 2-H		3	1	2	2	0	1	0
Bobby Gene Smith, R (7, 9) (10, 7) OBP: 0.260, SLG: 0.291												2	0	1	1	0	0	0
Gene Oliver, R (1, 2) OBP: 0.361, SLG: 0.436	PO 3-H	SH3-4 1B		6-3		L4-6 SH2-4 1B			F4	F8		5	0	2	0	0	0	2
Dal Maxvill, R (1, 6) OBP: 0.263, SLG: 0.246		SH3-4 1-2		FC6-4 1B		SH2-4 1-2			BB		F4	2	0	1	0	1	0	0
Bob Gibson, R (1, 1) OBP: 0.316, SLG: 0.356		F7		FC6-4 1-2f		L4-6 2-3			K		FC1-6 1B	4	0	0	0	0	1	4
Bobby Shantz, R (10, 1) OBP: 0.105, SLG: 0.111												0	0	0	0	0	0	0
Lindy McDaniel, R (10, 1) OBP: 0.174, SLG: 0.095												0	0	0	0	0	0	0
Red Schoendienst, S (11, PH) OBP: 0.352, SLG: 0.382												1	0	1	0	0	0	0
Curt Simmons, L (11, 1) OBP: 0.255, SLG: 0.214												0	0	0	0	0	0	0
Inning Stats	R: 2 E: 1 K: 1 S: 7 H: 2 LOB: 1 BB: 1 P: 11	R: 0 E: 0 K: 0 S: 4 H: 1 LOB: 1 BB: 0 P: 4	R: 0 E: 0 K: 1 S: 6 H: 1 LOB: 1 BB: 0 P: 6	R: 0 E: 0 K: 1 S: 6 H: 1 LOB: 1 BB: 0 P: 6	R: 1 E: 1 K: 1 S: 6 H: 2 LOB: 1 BB: 0 P: 7	R: 1 E: 0 K: 0 S: 4 H: 2 LOB: 0 BB: 0 P: 4	R: 0 E: 0 K: 0 S: 3 H: 0 LOB: 0 BB: 0 P: 3	R: 0 E: 0 K: 0 S: 3 H: 0 LOB: 0 BB: 0 P: 3	R: 0 E: 0 K: 1 S: 5 H: 0 LOB: 1 BB: 1 P: 9	R: 1 E: 0 K: 0 S: 5 H: 3 LOB: 2 BB: 1 P: 9	R: 0 E: 0 K: 0 S: 4 H: 1 LOB: 1 BB: 0 P: 4	1B: 12 2B: 1 3B: 0 HR: 1 SF: 0 SAC: 3 DP: 1 HBP: 1						

TOP

St. Louis Cardinals @ Cincinnati Reds

Crosley Field, Cincinnati, OH

Fri Sep 07 1962, 7:05 PM EDT

Att. 15,997 - Unknown

livebaseballscorecards.com

AB	40
R	5
H	13
RBI	3
BB	3
SO	5
LOB	16

WP: 0 PB: 1 SB: 0 CS: 0 PA: 48

PITCHER		IP	WLS	BF	H	R	ER	SO	BB	IBB	HBP	BLK	WP	HR	S	P	ERA	WHIP
Bob Purkey, R ERA: 2.9	(1, 1)	7.0		30	9	4	1	4	1	0	1	0	0	1	36	41	1.29	1.429
Jim Brosnan, R ERA: 3.0	(8, 1)	2.0		7	0	0	0	1	1	0	0	0	0	0	8	12	0.00	0.500
Johnny Klippstein, R ERA: 4.62	(10, 1)	1.0		6	3	1	1	0	1	0	0	0	0	0	5	9	9.00	4.000
Dave Sisler, R ERA: 4.54	(11, 1)	1.0	W	4	1	0	0	0	0	0	0	0	0	0	4	4	0.00	1.000

PITCHER	IP	WLS	BF	H	R	ER	SO	BB	IBB	HBP	BLK	WP	HR	S	P	ERA	WHIP

St. Louis Cardinals @ Cincinnati Reds

Crosley Field, Cincinnati, OH

Fri Sep 07 1962, 7:05 PM EDT

Att. 15,997 - Unknown

BOTTOM

Batter	1	2	3	4	5	6	7	8	9	10	11	AB	R	H	RBI	BB	SO	LOB
Eddie Kasko, R (1, 5) OBP: 0.318, SLG: 0.353	6-3		F6			6-3	G6-4-3 1-2f		1-2 2-3 1B		SH1-4 2B 1B	6	1	2	0	0	0	2
Don Blasingame, L (1, 4) OBP: 0.363, SLG: 0.345	6-3			F6		PB 2B BB		K	F9		SH1-4 1-2	4	1	0	0	1	1	3
Vada Pinson, L (1, 8) OBP: 0.340, SLG: 0.481	L6			1B 3B		1-3 2B BB		F9		F8	2-H 2B	5	2	2	1	1	0	0
Frank Robinson, R (1, 9) OBP: 0.412, SLG: 0.609		3-1		S 3-H 1B		F9		K		HR		5	1	2	2	0	1	2
Gordy Coleman, L (1, 3) OBP: 0.329, SLG: 0.482		1-3		F9		1-H 3-H 2B			1B 1B 1B	5-3 1B 1B		2	0	0	0	0	0	1
Jerry Lynch, L (5, 7) OBP: 0.347, SLG: 0.488												3	1	3	2	0	0	0
Marty Keough, L (1, 7) OBP: 0.362, SLG: 0.456 (5, 3)		HBP		K 1-2		K2-3			F2	5-3 1-2 1B		4	0	1	0	0	2	3
Johnny Edwards, L (1, 2) OBP: 0.326, SLG: 0.403		4-3		K			4-0 1B S BB		1B 1B 1-3 1B	5-3 1-2 2-3		3	0	1	0	1	1	1
Joe Gaines, R (9, PR) OBP: 0.339, SLG: 0.367												0	0	0	0	0	0	0
Hank Foiles, R (10, 2) OBP: 0.340, SLG: 0.496												1	0	0	0	0	0	2
Leo Cardenas, R (1, 6) OBP: 0.333, SLG: 0.406			F9				G6-4-3 1-3 1B		1B 1-2 3-H 1B		IBB	4	0	2	1	1	1	0
Bob Purkey, R (1, 1) OBP: 0.133, SLG: 0.191			K		K		K		K	K	K	2	0	0	0	0	2	0
Gene Freese, R (7, PH) OBP: 0.353, SLG: 0.214												1	0	0	0	0	1	2
Jim Brosnan, R (8, 1)												0	0	0	0	0	0	0
Don Zimmer, R (9, PH) OBP: 0.267, SLG: 0.303												1	0	0	0	0	1	2
Johnny Klippstein, R (10, 1) OBP: 0.200, SLG: 0.261												0	0	0	0	0	0	0
Wally Post, R (10, PH) OBP: 0.316, SLG: 0.469												1	0	0	0	0	1	3
Dave Sisler, R (11, 1)												0	0	0	0	0	0	0
Inning Stats	R: 0 E: 0 K: 0 S: 3 H: 0 LOB: 0 BB: 0 P: 3	R: 0 E: 0 K: 0 S: 3 H: 0 LOB: 1 BB: 0 P: 4	R: 0 E: 0 K: 1 S: 5 H: 0 LOB: 0 BB: 0 P: 5	R: 1 E: 0 K: 1 S: 7 H: 2 LOB: 1 BB: 0 P: 7	R: 0 E: 0 K: 3 S: 9 H: 0 LOB: 0 BB: 0 P: 9	R: 2 E: 0 K: 1 S: 6 H: 1 LOB: 1 BB: 2 P: 14	R: 0 E: 0 K: 1 S: 5 H: 1 LOB: 1 BB: 1 P: 9	R: 0 E: 0 K: 2 S: 7 H: 0 LOB: 0 BB: 0 P: 7	R: 1 E: 0 K: 1 S: 9 H: 4 LOB: 3 BB: 0 P: 9	R: 1 E: 0 K: 1 S: 8 H: 3 LOB: 3 BB: 1 P: 12	R: 1 E: 0 K: 0 S: 3 H: 2 LOB: 1 BB: 0 P: 3						

livebaseballscorecards.com

AB	42
R	6
H	13
RBI	6
BB	4
SO	11
LOB	21

1B: 9 SF: 0
2B: 2 SAC: 1
3B: 1 DP: 1
HR: 1 HBP: 1

WP: 0 PA: 48
PB: 2
SB: 2
CS: 0

PITCHER		IP	WLS	BF	H	R	ER	SO	BB	IBB	HBP	BLK	WP	HR	S	P	ERA	WHIP
Bob Gibson, R ERA: 2.8	(1, 1)	9.1		41	10	5	5	10	3	0	1	0	0	1	57	70	4.82	1.393
Bobby Shantz, L ERA: 1.92	(10, 1)	0.0		1	1	0	0	0	0	0	0	0	0	0	1	1	∞	∞
Lindy McDaniel, R ERA: 4.09	(10, 1)	0.2		3	0	0	0	1	0	1	0	0	0	0	4	8	0.00	0.000
Curt Simmons, L ERA: 3.94	(11, 1)	0.1	L	3	2	1	1	0	0	0	0	0	0	0	3	3	27.00	6.000

PITCHER	IP	WLS	BF	H	R	ER	SO	BB	IBB	HBP	BLK	WP	HR	S	P	ERA	WHIP

St. Louis Cardinals @ Cincinnati Reds

Crosley Field, Cincinnati, OH

Sat Sep 08 1962, 7:05 PM EDT

Att. 20,585 - Unknown

TOP

livebaseballscorecards.com

Batter	1	2	3	4	5	6	7	8	9	AB	R	H	RBI	BB	SO	LOB
Julian Javier, R (1, 4) OBP: 0.319, SLG: 0.364	F9	1B SF8 1B 1-2		SSS K			SH1-3 2-3		F8	4	1	1	0	0	1	1
Stan Musial, L (1, 7) OBP: 0.421, SLG: 0.514	4-3	SF8 1B 1-3 2-H		CS 1-2	3-1		BBBB SF7 BB 4-0			3	0	1	1	1	0	0
Charlie James, R (9, 7) OBP: 0.308, SLG: 0.405										0	0	0	0	0	0	0
Curt Flood, R (1, 8) OBP: 0.349, SLG: 0.433	1B E 1B	SF8 1-2 3-H			5-3		SF7 1-2 3-H			2	1	1	2	0	0	0
Bill White, L (1, 9) OBP: 0.384, SLG: 0.497 (8, 3)	E 1B 1-2	F9			G3		F7			4	0	1	0	0	0	2
Ken Boyer, R (1, 5) OBP: 0.376, SLG: 0.469	E3 1-3 2-H		L4			FC3-6 1B		6-3		4	0	1	0	0	0	1
Fred Whitfield, L (1, 3) OBP: 0.305, SLG: 0.503	G3		SSS K			FC3-6 1-3 1-2f		F7		4	0	0	0	0	1	3
Bobby Gene Smith, R (8, 9) OBP: 0.260, SLG: 0.291										0	0	0	0	0	0	0
Gene Oliver, R (1, 2) OBP: 0.361, SLG: 0.445		HR	6-3			1-3 1-2		F2		3	1	1	1	0	0	1
Jimmie Schaffer, R (7, 2) OBP: 0.306, SLG: 0.308										1	0	0	0	0	0	0
Dal Maxvill, R (1, 6) OBP: 0.263, SLG: 0.241		6-3		BBBB CS BB 4-0		F8			6-3	3	0	0	0	1	0	1
Larry Jackson, R (1, 1) OBP: 0.241, SLG: 0.228		BBBB 1B 1B BB 4-0		F3			SH1-3 SF7 2B		F9	3	2	1	0	1	0	1
Don Ferrarese, R (9, 1) OBP: 0.400, SLG: 1.000										0	0	0	0	0	0	0

Inning Stats																															
	R: 1	H: 2	R: 3	H: 3	R: 0	H: 0	R: 0	H: 0	R: 0	H: 0	R: 0	H: 1	R: 1	H: 1	R: 0	H: 0	R: 0	H: 0	1B: 5	SF: 2	WP: 0	PA: 38
	E: 1	LOB: 2	E: 0	LOB: 1	E: 0	LOB: 0	E: 0	LOB: 0	E: 0	LOB: 0	E: 1	LOB: 1	E: 0	LOB: 1	E: 0	LOB: 0	E: 0	LOB: 0	2B: 1	SAC: 1	PB: 0	
	K: 0	BB: 0	K: 0	BB: 1	K: 1	BB: 0	K: 1	BB: 1	K: 0	BB: 0	K: 0	BB: 0	K: 0	BB: 1	K: 0	BB: 0	K: 0	BB: 0	3B: 0	DP: 0	SB: 0	
	S: 6	P: 6	S: 6	P: 10	S: 5	P: 5	S: 4	P: 8	S: 3	P: 3	S: 4	P: 4	S: 4	P: 8	S: 3	P: 3	S: 3	P: 3	HR: 1	HBP: 0	CS: 1	

PITCHER		IP	WLS	BF	H	R	ER	SO	BB	IBB	HBP	BLK	WP	HR	S	P	ERA	WHIP
Joey Jay, R ERA: 3.52	(1, 1)	7.0	L	31	7	5	4	2	3	0	0	0	0	1	32	44	5.14	1.429
Dave Sisler, R ERA: 4.31	(8, 1)	2.0		6	0	0	0	0	0	0	0	0	0	0	6	6	0.00	0.000

PITCHER		IP	WLS	BF	H	R	ER	SO	BB	IBB	HBP	BLK	WP	HR	S	P	ERA	WHIP

AB	31
R	5
H	7
RBI	4
BB	3
SO	2
LOB	10

Batter	1	2	3	4	5	6	7	8	9	AB	R	H	RBI	BB	SO	LOB
Eddie Kasko, R (1, 5) OBP: 0.317, SLG: 0.351	F8		F2		K		1-3 1B		1-3 1-2	5	0	1	0	0	1	3
Don Blasingame, L (1, 4) OBP: 0.361, SLG: 0.343	4-3		1-3		FC6-4 1-2f 3-H		F6		WP 2-H 1B	5	0	1	2	0	0	3
Vada Pinson, L (1, 8) OBP: 0.337, SLG: 0.476	4-3			6-3	5-3		G3		K 1-2	5	0	0	0	0	1	4
Frank Robinson, R (1, 9) OBP: 0.414, SLG: 0.613		F8		1B 2B		PB BB		4-3 2B		3	1	2	0	1	0	0
Jerry Lynch, L (1, 7) OBP: 0.349, SLG: 0.500		HR		2-H 1B		F6 1-2		4-3 2-3		4	1	2	2	0	0	2
Marty Keough, L (1, 3) OBP: 0.360, SLG: 0.452		1B		K		F8		K		4	0	1	0	0	2	3
Johnny Edwards, L (1, 2) OBP: 0.323, SLG: 0.399		F6		G3		F8		K		4	0	0	0	0	1	4
Leo Cardenas, R (1, 6) OBP: 0.336, SLG: 0.410		F6			1B FC6-4 2B		1B 1B		1-3 1B 1B	4	2	3	0	0	0	1
Joey Jay, S (1, 1) OBP: 0.240, SLG: 0.239 Joe Gaines, R (7, PH) OBP: 0.333, SLG: 0.360 Dave Sisler, R (8, 1) Rogelio Alvarez, R (9, PH)			K		FC6-4 2-3 1B		F9		K	2	0	1	0	0	1	0
										1	0	0	0	0	0	1
										0	0	0	0	0	0	0
										1	0	0	0	0	1	1
Inning Stats	R: 0 E: 0 K: 0 S: 3 H: 0 LOB: 0 BB: 0 P: 3	R: 1 E: 0 K: 0 S: 5 H: 2 LOB: 1 BB: 0 P: 5	R: 0 E: 0 K: 1 S: 5 H: 0 LOB: 0 BB: 0 P: 5	R: 1 E: 0 K: 1 S: 7 H: 2 LOB: 1 BB: 0 P: 7	R: 1 E: 0 K: 1 S: 7 H: 2 LOB: 1 BB: 0 P: 7	R: 0 E: 0 K: 0 S: 3 H: 0 LOB: 1 BB: 1 P: 7	R: 0 E: 0 K: 0 S: 5 H: 2 LOB: 2 BB: 0 P: 5	R: 0 E: 0 K: 2 S: 8 H: 1 LOB: 1 BB: 0 P: 8	R: 1 E: 0 K: 2 S: 9 H: 2 LOB: 1 BB: 0 P: 9	1B: 7 2B: 3 3B: 0 HR: 1	SF: 0 SAC: 0 DP: 0 HBP: 0						

PITCHER	IP	WLS	BF	H	R	ER	SO	BB	IBB	HBP	BLK	WP	HR	S	P	ERA	WHIP
Larry Jackson, R (1, 1) ERA: 3.8	8.2	W	38	11	4	4	6	1	0	0	0	0	1	49	53	4.15	1.385
Don Ferrarese, L (9, 1) ERA: 3.4	0.1	S	1	0	0	0	1	0	0	0	0	1	0	3	3	0.00	0.000

PITCHER	IP	WLS	BF	H	R	ER	SO	BB	IBB	HBP	BLK	WP	HR	S	P	ERA	WHIP

BOTTOM

St. Louis Cardinals @ Cincinnati Reds

Crosley Field, Cincinnati, OH

Sat Sep 08 1962, 7:05 PM EDT

Att. 20,585 - Unknown

livebaseballscorecards.com

AB	38
R	4
H	11
RBI	4
BB	1
SO	7
LOB	22

1B: 7	SF: 0	WP: 1	PA: 39
2B: 3	SAC: 0	PB: 1	
3B: 0	DP: 0	SB: 0	
HR: 1	HBP: 0	CS: 0	

Batter	1	2	3	4	5	6	7	8	9	AB	R	H	RBI	BB	SO	LOB
Julian Javier, R (1, 4) OBP: 0.318, SLG: 0.365	6-3		K			2B		6-3		4	0	1	0	0	1	0
Stan Musial, L (1, 7) OBP: 0.424, SLG: 0.514	SH2-3 1B		K			G4-6-3 HBP			BB 1B BB	2	0	1	0	1	1	0
Bobby Gene Smith, R (9, PR) OBP: 0.260, SLG: 0.291 (9, 7)										0	1	0	0	0	0	0
Curt Flood, R (1, 8) OBP: 0.349, SLG: 0.433	SH2-3 1-2			FC1-6 1B		F8			F7	3	0	1	0	0	0	3
Bill White, L (1, 3) OBP: 0.383, SLG: 0.495	5-3			FC1-6 L4-3 1-2f		G4-6-3 1-2f			BB 1B HR 1-2 BB	3	1	0	0	1	0	4
Ken Boyer, R (1, 5) OBP: 0.376, SLG: 0.468		1B BB		L4-3 1-2			F9		BB HR 1-2 2-H 1B	3	1	1	1	1	0	1
Gene Oliver, R (1, 2) OBP: 0.360, SLG: 0.442		F7			FC5-4 1B		K		F2	4	0	1	0	0	1	3
Charlie James, R (1, 9) OBP: 0.308, SLG: 0.404							F9			3	0	1	0	0	0	1
Fred Whitfield, L (9, PH) OBP: 0.309, SLG: 0.503		9-3 1-2 1B			FC5-4 1B 1-2f				HR 1-2 2-3 BB	0	1	0	0	1	0	0
Bob Burda, L (9, 9) OBP: 0.235, SLG: 0.071										0	0	0	0	0	0	0
Dal Maxvill, R (1, 6) OBP: 0.264, SLG: 0.243		9-3 1-2f			1B 1-3			1-3		3	0	1	0	0	0	2
Carl Sawatski, L (9, PH) OBP: 0.367, SLG: 0.488									HR 1-H 2-H 3-H	1	1	1	4	0	0	0
Julio Gotay, R (9, 6) OBP: 0.320, SLG: 0.304										0	0	0	0	0	0	0
Ray Washburn, R (1, 1) OBP: 0.236, SLG: 0.220			F4		K			6-3	K	2	0	0	0	0	1	1
Red Schoendienst, S (8, PH) OBP: 0.349, SLG: 0.380										1	0	0	0	0	0	0
Bobby Shantz, R (8, 1) OBP: 0.100, SLG: 0.105										1	0	0	0	0	1	1
Lindy McDaniel, R (9, 1) OBP: 0.174, SLG: 0.095										0	0	0	0	0	0	0
Inning Stats	R: 0 E: 0 K: 0 S: 4 H: 1 LOB: 1 BB: 0 P: 4	R: 0 E: 0 K: 0 S: 3 H: 1 LOB: 1 BB: 1 P: 7	R: 0 E: 0 K: 2 S: 7 H: 0 LOB: 0 BB: 0 P: 7	R: 0 E: 0 K: 0 S: 3 H: 1 LOB: 0 BB: 0 P: 3	R: 0 E: 0 K: 1 S: 6 H: 2 LOB: 1 BB: 0 P: 6	R: 0 E: 0 K: 0 S: 3 H: 1 LOB: 1 BB: 0 P: 4	R: 0 E: 0 K: 1 S: 5 H: 0 LOB: 0 BB: 0 P: 5	R: 0 E: 0 K: 0 S: 3 H: 0 LOB: 0 BB: 0 P: 3	R: 5 E: 0 K: 1 S: 7 H: 2 LOB: 1 BB: 3 P: 19	1B: 6 2B: 3 3B: 0 HR: 1 SF: 0 SAC: 1 DP: 3 HBP: 1						

PITCHER		IP	WLS	BF	H	R	ER	SO	BB	IBB	HBP	BLK	WP	HR	S	P	ERA	WHIP
Jim O'Toole, L ERA: 3.59	(1, 1)	8.1		32	7	3	3	4	3	0	1	0	0	0	36	49	3.24	1.200
Jim Brosnan, R ERA: 3.26	(9, 1)	0.2	L	4	1	2	2	1	1	0	0	0	0	1	5	9	27.00	3.000

PITCHER	IP	WLS	BF	H	R	ER	SO	BB	IBB	HBP	BLK	WP	HR	S	P	ERA	WHIP

TOP

St. Louis Cardinals @ Cincinnati Reds

Crosley Field, Cincinnati, OH

Sun Sep 09 1962, 3:33 AM EDT

Att. 14,484 - Unknown

livebaseballscorecards.com

AB	30
R	5
H	8
RBI	5
BB	4
SO	5
LOB	16

St. Louis Cardinals @ Cincinnati Reds

Crosley Field, Cincinnati, OH

Sun Sep 09 1962, 3:33 AM EDT

Att. 14,484 - Unknown

BOTTOM

Batter	1	2	3	4	5	6	7	8	9	AB	R	H	RBI	BB	SO	LOB
Eddie Kasko, R (1, 5) OBP: 0.314, SLG: 0.348	4-3			5-3		4-3		K		4	0	0	0	0	1	1
Don Blasingame, L (1, 4) OBP: 0.361, SLG: 0.342	K			F7		F8 1B		L1		4	0	1	0	0	1	1
Vada Pinson, L (1, 8) OBP: 0.336, SLG: 0.474	4-3			BB		F8 1-2			F5	3	0	0	0	1	0	1
Frank Robinson, R (1, 9) OBP: 0.414, SLG: 0.612		CS 1B		1B			F7		L6	4	0	2	0	0	0	0
Jerry Lynch, L (1, 7) OBP: 0.346, SLG: 0.494 Rogelio Alvarez, R (8, 3) OBP: 0.500, SLG: 0.500	K 1-2				F7		F8		1B 1B	3 1	0 0	0 1	0 0	0 0	1 0	1 0
Marty Keough, L (1, 3) (8, 7) OBP: 0.358, SLG: 0.448	F7				1-3		F9		1B 1-2	4	0	1	0	0	0	0
Johnny Edwards, L (1, 2) OBP: 0.325, SLG: 0.408		6-3			HR 1B			HR	G3	4	2	2	1	0	0	2
Leo Cardenas, R (1, 6) OBP: 0.337, SLG: 0.418		F4			1-H HR			1B		3	1	2	2	0	0	0
Jim O'Toole, S (1, 1) OBP: 0.118, SLG: 0.107 Jim Brosnan, R (9, 1)		K			4-3			F2		3 0	0 0	0 0	0 0	0 0	1 0	1 0
Inning Stats	R: 0 H: 0 E: 0 LOB: 0 K: 1 BB: 0 S: 5 P: 5	R: 0 H: 1 E: 0 LOB: 0 K: 1 BB: 0 S: 5 P: 5	R: 0 H: 0 E: 0 LOB: 0 K: 1 BB: 0 S: 5 P: 5	R: 0 H: 1 E: 0 LOB: 1 K: 0 BB: 1 S: 3 P: 7	R: 2 H: 2 E: 0 LOB: 0 K: 0 BB: 0 S: 5 P: 5	R: 0 H: 1 E: 0 LOB: 1 K: 0 BB: 0 S: 3 P: 3	R: 0 H: 0 E: 0 LOB: 0 K: 0 BB: 0 S: 3 P: 3	R: 1 H: 2 E: 0 LOB: 1 K: 1 BB: 0 S: 7 P: 7	R: 0 H: 2 E: 0 LOB: 2 K: 0 BB: 0 S: 5 P: 5	1B: 7 SF: 0 2B: 1 SAC: 0 3B: 0 DP: 1 HR: 2 HBP: 0						WP: 0 PA: 34 PB: 0 SB: 0 CS: 1	

livebaseballscorecards.com

	AB	33
	R	3
	H	9
	RBI	3
	BB	1
	SO	4
	LOB	7

PITCHER		IP	WLS	BF	H	R	ER	SO	BB	IBB	HBP	BLK	WP	HR	S	P	ERA	WHIP
Ray Washburn, R ERA: 3.74	(1, 1)	7.0		24	5	2	2	3	1	0	0	0	0	1	29	33	2.57	0.857
Bobby Shantz, L ERA: 2.0	(8, 1)	1.2	W	8	3	1	1	1	0	0	0	0	0	1	10	10	5.40	1.800
Lindy McDaniel, R ERA: 4.08	(9, 1)	0.1	S	2	1	0	0	0	0	0	0	0	0	0	2	2	0.00	3.000

PITCHER	IP	WLS	BF	H	R	ER	SO	BB	IBB	HBP	BLK	WP	HR	S	P	ERA	WHIP

Batter	1	2	3	4	5	6	7	8	9	10	11	AB	R	H	RBI	BB	SO	LOB
Eddie Kasko, R (1, 5) OBP: 0.317, SLG: 0.349	G1-6-3 1B		6-3			1B 1B	F5			BBBB FC4-6 BB		4	0	2	0	1	0	3
Don Blasingame, L (1, 4) OBP: 0.359, SLG: 0.341	P4		F8			1-3 L3 1B		4-3		FC4-6 1-2f		5	0	1	0	0	0	3
Vada Pinson, L (1, 8) OBP: 0.335, SLG: 0.473	G1-6-3 1-2f			1B 2B		L3 1-2		G3		F7		5	1	1	0	0	0	4
Frank Robinson, R (1, 7) OBP: 0.416, SLG: 0.623		HR		2-H CS 1B		F3		L4			HR	5	2	3	3	0	0	1
Jerry Lynch, L (1, 9) OBP: 0.345, SLG: 0.490		BBBB G3-6 BB		SSS K 1-2			P6		6-3		6-3	2	0	0	0	1	1	1
Rogelio Alvarez, R (7, 3) OBP: 0.250, SLG: 0.250												2	0	0	0	0	0	0
Marty Keough, L (1, 3) (7, 9) OBP: 0.355, SLG: 0.447		G3-6 1-2f		SSS K			2B 2B		SSS K		SSS K	5	1	1	0	0	3	1
Johnny Edwards, L (1, 2) OBP: 0.326, SLG: 0.409		P6			F9		2-H 1B FC1-2-5 2B		BBBB BB		F8	4	0	1	1	1	0	0
Leo Cardenas, R (1, 6) OBP: 0.339, SLG: 0.417			BBBB SH1-4 BB		F8		2-3 FC1-2-5 1B		F6			3	0	1	0	1	0	1
Joe Nuxhall, L (1, 1) OBP: 0.292, SLG: 0.304			SH1-4 1-2		F8		1-2 FC1-2-5 3-H				F3	2	0	0	0	0	0	2
Joe Gaines, R (10, PH) OBP: 0.328, SLG: 0.353												1	0	0	0	0	0	0
Johnny Klippstein, R (10, 1) OBP: 0.200, SLG: 0.261												0	0	0	0	0	0	0
Inning Stats	R: 0 E: 0 K: 0 S: 3 H: 1 LOB: 0 BB: 0 P: 3	R: 1 E: 0 K: 0 S: 3 H: 1 LOB: 0 BB: 1 P: 7	R: 0 E: 0 K: 0 S: 3 H: 0 LOB: 1 BB: 1 P: 7	R: 1 E: 0 K: 2 S: 8 H: 2 LOB: 0 BB: 0 P: 8	R: 0 E: 0 K: 0 S: 3 H: 0 LOB: 0 BB: 0 P: 3	R: 0 E: 0 K: 0 S: 4 H: 2 LOB: 1 BB: 0 P: 4	R: 1 E: 0 K: 0 S: 6 H: 3 LOB: 2 BB: 0 P: 6	R: 0 E: 0 K: 0 S: 3 H: 0 LOB: 0 BB: 0 P: 3	R: 0 E: 0 K: 1 S: 5 H: 0 LOB: 1 BB: 1 P: 9	R: 0 E: 0 K: 0 S: 3 H: 0 LOB: 1 BB: 1 P: 7	R: 1 E: 0 K: 1 S: 6 H: 1 LOB: 0 BB: 0 P: 6	1B: 5 2B: 4 3B: 0 HR: 2 SF: 0 SAC: 1 DP: 3 HBP: 0						

PITCHER		IP	WLS	BF	H	R	ER	SO	BB	IBB	HBP	BLK	WP	HR	S	P	ERA	WHIP
Ernie Broglio, R ERA: 3.14	(1, 1)	10.1	L	41	10	4	4	3	4	0	0	0	0	2	43	59	3.48	1.355
Don Ferrarese, L ERA: 3.36	(11, 1)	0.2		2	0	0	0	1	0	0	0	0	0	0	4	4	0.00	0.000

PITCHER	IP	WLS	BF	H	R	ER	SO	BB	IBB	HBP	BLK	WP	HR	S	P	ERA	WHIP

TOP

Cincinnati Reds @ St. Louis Cardinals

Sportsman's Park, St. Louis, MO

Mon Sep 10 1962, 8:05 PM EDT

Att. 5,858 - Unknown

livebaseballscorecards.com

AB	38
R	4
H	10
RBI	4
BB	4
SO	4
LOB	16

WP: 0 PB: 0 SB: 0 CS: 1 PA: 43

Batter	1	2	3	4	5	6	7	8	9	10	11	AB	R	H	RBI	BB	SO	LOB
Julian Javier, R (1, 4) OBP: 0.319, SLG: 0.367	F2		P3	1B 2-H 1B			4-3		2B			5	0	2	1	0	0	0
Stan Musial, L (1, 7) OBP: 0.424, SLG: 0.511 Bobby Gene Smith, R (10, 7) OBP: 0.260, SLG: 0.291	BB 1B G3-2 BB		K	1-3 1B			K		L9			4 0	0 0	1 0	0 0	1 0	2 0	1 0
Curt Flood, R (1, 8) OBP: 0.351, SLG: 0.432	1-2 BB 1B		1B 1B BB	F8			F8			PB BB		3	1	1	0	2	0	2
Ken Boyer, R (1, 5) OBP: 0.377, SLG: 0.467	1-2 2-3 BB		1B 1-3 1B		P3			F9		K 1-2		4	0	1	0	1	1	1
Bill White, L (1, 3) OBP: 0.382, SLG: 0.492	G3-2 3-Hf		FC6-4 1-3 3-H 1B		P3			4-3		F7		5	0	1	1	0	0	4
Gene Oliver, R (1, 2) OBP: 0.358, SLG: 0.448		F8	FC6-4 1-2f		K			HR		K		5	1	1	1	0	2	3
Charlie James, R (1, 9) OBP: 0.307, SLG: 0.401		1B 1B		P4		F7		5-3			F3	5	0	1	0	0	0	0
Dal Maxvill, R (1, 6) OBP: 0.270, SLG: 0.250 Fred Whitfield, L (11, PH) OBP: 0.307, SLG: 0.500	1-2 G5-4-3 1B			1B SH1-4 1B		F9			L4		K	4 1	1 0	2 0	0 0	0 0	0 1	0 0
Ernie Broglio, R (1, 1) OBP: 0.138, SLG: 0.111 Don Ferrarese, R (11, 1) OBP: 0.400, SLG: 1.000 Carl Sawatski, L (11, PH) OBP: 0.365, SLG: 0.486	1-2f G5-4-3			1-2 SH1-4		K			F8		4-3	3 0 1	0 0 0	0 0 0	0 0 0	0 0 0	1 0 0	2 0 0
Inning Stats	R: 0 H: 1 E: 0 LOB: 2 K: 0 BB: 2 S: 3 P: 11	R: 0 H: 2 E: 0 LOB: 1 K: 0 BB: 0 S: 4 P: 4	R: 1 H: 2 E: 0 LOB: 2 K: 1 BB: 1 S: 7 P: 11	R: 1 H: 3 E: 0 LOB: 2 K: 0 BB: 0 S: 6 P: 6	R: 0 H: 0 E: 0 LOB: 0 K: 1 BB: 0 S: 5 P: 5	R: 0 H: 0 E: 0 LOB: 0 K: 1 BB: 0 S: 5 P: 5	R: 0 H: 0 E: 0 LOB: 0 K: 1 BB: 0 S: 5 P: 5	R: 1 H: 1 E: 0 LOB: 0 K: 0 BB: 0 S: 4 P: 4	R: 0 H: 1 E: 0 LOB: 1 K: 0 BB: 0 S: 4 P: 4	R: 0 H: 0 E: 0 LOB: 1 K: 2 BB: 1 S: 7 P: 11	R: 0 H: 0 E: 0 LOB: 0 K: 1 BB: 0 S: 5 P: 5	1B: 8 2B: 1 3B: 0 HR: 1	SF: 0 SAC: 1 DP: 2 HBP: 0					

PITCHER	IP	WLS	BF	H	R	ER	SO	BB	IBB	HBP	BLK	WP	HR	S	P	ERA	WHIP
Joe Nuxhall, L (1, 1) ERA: 2.33	9.0		38	10	3	3	4	3	0	0	0	0	1	43	55	3.00	1.444
Johnny Klippstein, R (10, 1) ERA: 4.53	2.0	W	7	0	0	0	3	1	0	0	0	0	0	12	16	0.00	0.500

PITCHER	IP	WLS	BF	H	R	ER	SO	BB	IBB	HBP	BLK	WP	HR	S	P	ERA	WHIP

BOTTOM

Cincinnati Reds @ St. Louis Cardinals

Sportsman's Park, St. Louis, MO

Mon Sep 10 1962, 8:05 PM EDT

Att. 5,858 - Unknown

livebaseballscorecards.com

AB	40
R	3
H	10
RBI	3
BB	4
SO	7
LOB	13

WP: 0 PA: 45
PB: 1
SB: 0
CS: 0

Batter	1	2	3	4	5	6	7	8	9	AB	R	H	RBI	BB	SO	LOB
Eddie Kasko, R (1, 5) OBP: 0.320, SLG: 0.357	H 3B HBP		x 0-0 FC3-6 1B		x 0-0 ① P4		S S S 0-3 ② K		x 0-0 1-H 2-H HR	4	2	2	3	0	1	2
Don Blasingame, L (1, 4) OBP: 0.361, SLG: 0.347	x 0-0 1-H SF9 3B		x 0-0 ② FC3-6 1-2f		x 0-0 BB 1-2 3-H 1B		B B B B 4-0 BB		x 0-0 ② F9	4	1	2	2	1	0	1
Vada Pinson, L (1, 8) OBP: 0.332, SLG: 0.470	x 0-0 ① SF9 3-H		x 0-0 ③ 1-3		x 0-0 ② F8		x 0-0 ③ G3		S S S 0-3 ③ K	4	0	0	1	0	1	4
Frank Robinson, R (1, 7) OBP: 0.415, SLG: 0.620	x 0-0 ② 4-3			x 0-0 ① P4	B B B 4-0 1-2 2-3 BB			x 0-0 ① 6-3		3	0	0	0	1	0	0
Jerry Lynch, L (1, 9) OBP: 0.341, SLG: 0.482	S S S 0-3 ③ K			x 0-0 ② 4-3	S S S 0-3 ③ K			x 0-0 ② G3		4	0	0	0	0	2	3
Rogelio Alvarez, R (8, 3) OBP: 0.250, SLG: 0.250										0	0	0	0	0	0	0
Marty Keough, L (1, 3) (8, 9) OBP: 0.353, SLG: 0.443		x 0-0 ① 4-3		x 0-0 1B		S S S 0-3 ① K		x 0-0 ③ L8		4	0	1	0	0	1	0
Johnny Edwards, L (1, 2) OBP: 0.323, SLG: 0.404		x 0-0 ② F7		x 0-0 ③ L8		S S S 0-3 ② K			x 0-0 E6 1B HR	4	1	0	0	0	1	1
Leo Cardenas, R (1, 6) OBP: 0.340, SLG: 0.420		S S S 0-3 ③ K			x 0-0 SH 1B 2B	x 0-0 ③ 4-3			x 0-0 1-2 HR 1B	4	2	2	0	0	1	0
Bob Purkey, R (1, 1) OBP: 0.129, SLG: 0.186			S S S 0-3 ① K		x 0-0 SH BB 1B 2-3		x 0-0 ① P1		S S S 0-3 ① K	3	0	0	0	0	2	2

TOP

Cincinnati Reds @ St. Louis Cardinals

Sportsman's Park, St. Louis, MO

Tue Sep 11 1962, 8:05 PM EDT

Att. 6,498 - Unknown

livebaseballscorecards.com

AB	34
R	6
H	7
RBI	6
BB	2
SO	9
LOB	13

Inning Stats	1	2	3	4	5	6	7	8	9
	R: 2 E: 0 K: 1 S: 6	R: 0 E: 0 K: 1 S: 5	R: 0 E: 0 K: 1 S: 6	R: 0 E: 0 K: 0 S: 4	R: 1 E: 1 K: 1 S: 8	R: 0 E: 0 K: 2 S: 7	R: 0 E: 0 K: 1 S: 5	R: 0 E: 0 K: 0 S: 3	R: 3 E: 1 K: 2 S: 10
	H: 1 LOB: 0 BB: 0 P: 7	H: 0 LOB: 0 BB: 0 P: 5	H: 1 LOB: 1 BB: 0 P: 6	H: 1 LOB: 1 BB: 0 P: 4	H: 2 LOB: 3 BB: 1 P: 12	H: 0 LOB: 0 BB: 0 P: 7	H: 0 LOB: 1 BB: 1 P: 9	H: 0 LOB: 0 BB: 0 P: 3	H: 2 LOB: 0 BB: 0 P: 10

1B: 4	SF: 1	WP: 0
2B: 1	SAC: 1	PB: 0
3B: 1	DP: 0	SB: 0
HR: 1	HBP: 1	CS: 0

PA: 39

PITCHER		IP	WLS	BF	H	R	ER	SO	BB	IBB	HBP	BLK	WP	HR	S	P	ERA	WHIP
Bob Gibson, R ERA: 2.9	(1, 1)	8.1	L	37	7	6	5	8	2	0	1	0	0	1	50	59	5.40	1.080
Don Ferrarese, L ERA: 3.32	(9, 1)	0.2		2	0	0	0	1	0	0	0	0	0	0	4	4	0.00	0.000

PITCHER	IP	WLS	BF	H	R	ER	SO	BB	IBB	HBP	BLK	WP	HR	S	P	ERA	WHIP

Batter	1	2	3	4	5	6	7	8	9	AB	R	H	RBI	BB	SO	LOB
Julian Javier, R (1, 4) OBP: 0.317, SLG: 0.364	F8	FC5-2 1-2 2-3 3-Hf		K			4-3			4	0	0	0	0	1	4
Stan Musial, L (1, 7) OBP: 0.424, SLG: 0.517	HR	F2			F9			G6-4-3 BB		3	1	1	1	1	0	3
Bobby Gene Smith, R (8, PR) (9, 7) OBP: 0.260, SLG: 0.291										0	0	0	0	0	0	0
Curt Flood, R (1, 8) OBP: 0.348, SLG: 0.429	3-1		6-3		6-3			G6-4-3 1-2f		4	0	0	0	0	0	1
Bill White, L (1, 3) OBP: 0.381, SLG: 0.489	BB		4-3		K			P3		3	0	0	0	1	1	1
Ken Boyer, R (1, 5) OBP: 0.376, SLG: 0.471	F7		HR			4-3			P6	4	1	1	1	0	0	1
Gene Oliver, R (1, 2) OBP: 0.354, SLG: 0.444		E6 4-3 FC5-2	5-3			K			E3 FC1-6	3	0	0	0	0	1	0
Jimmie Schaffer, R (7, 2) OBP: 0.301, SLG: 0.303										1	0	0	0	0	0	0
Mike Shannon, R (1, 9) OBP: 0.250, SLG: 0.250		4-3 2-3		SH3-4 1B		6-3			FC1-6 1-2f	4	0	1	0	0	0	2
Dal Maxvill, R (1, 6) OBP: 0.268, SLG: 0.248		E5 FC5-2 HBP		SH3-4 1-2			P4		1-3	1	0	0	0	0	0	1
Fred Whitfield, L (7, PH) OBP: 0.305, SLG: 0.497										1	0	0	0	0	0	0
Julio Gotay, R (8, 6) OBP: 0.319, SLG: 0.303										1	0	0	0	0	0	1
Bob Gibson, R (1, 1) OBP: 0.317, SLG: 0.347		1-0 FC5-2 1-2 HBP		6-3			F8			2	0	0	0	0	0	1
Don Ferrarese, R (9, 1) OBP: 0.400, SLG: 1.000										0	0	0	0	0	0	0
Inning Stats	R: 1 E: 0 K: 0 S: 4 H: 1 LOB: 1 BB: 1 P: 8	R: 0 E: 2 K: 0 S: 5 H: 0 LOB: 3 BB: 0 P: 6	R: 1 E: 0 K: 0 S: 4 H: 1 LOB: 0 BB: 0 P: 4	R: 0 E: 0 K: 1 S: 6 H: 1 LOB: 1 BB: 0 P: 6	R: 0 E: 0 K: 1 S: 5 H: 0 LOB: 0 BB: 0 P: 5	R: 0 E: 0 K: 1 S: 5 H: 0 LOB: 0 BB: 0 P: 5	R: 0 E: 0 K: 0 S: 3 H: 0 LOB: 0 BB: 0 P: 3	R: 0 E: 0 K: 0 S: 2 H: 0 LOB: 1 BB: 1 P: 6	R: 0 E: 1 K: 0 S: 4 H: 0 LOB: 1 BB: 0 P: 4	1B: 1 2B: 0 3B: 0 HR: 2 SF: 0 SAC: 1 DP: 1 HBP: 1						

PITCHER	IP	WLS	BF	H	R	ER	SO	BB	IBB	HBP	BLK	WP	HR	S	P	ERA	WHIP
Bob Purkey, R (1, 1) ERA: 2.87	9.0	W	35	3	2	2	3	2	0	1	0	0	2	38	47	2.00	0.556

PITCHER	IP	WLS	BF	H	R	ER	SO	BB	IBB	HBP	BLK	WP	HR	S	P	ERA	WHIP

BOTTOM

Cincinnati Reds @ St. Louis Cardinals

Sportsman's Park, St. Louis, MO

Tue Sep 11 1962, 8:05 PM EDT

Att. 6,498 - Unknown

livebaseballscorecards.com

AB	31
R	2
H	3
RBI	2
BB	2
SO	3
LOB	15

San Francisco Giants @ Cincinnati Reds

Crosley Field, Cincinnati, OH

Wed Sep 12 1962, 7:05 PM EDT

Att. 17,564 - Unknown

TOP

livebaseballscorecards.com

Batter	1	2	3	4	5	6	7	8	9	AB	R	H	RBI	BB	SO	LOB
Chuck Hiller, L (1, 4) OBP: 0.337, SLG: 0.336	F7		F7		WP, 1B 2-3			BB, 1B		3	0	1	0	1	0	1
Willie Mays, R (1, 8) OBP: 0.374, SLG: 0.605	K			FC6-4, BB	F2 1-2 3-H			1B 1-2		1	0	0	0	0	1	0
Matty Alou, L (1, 8) OBP: 0.318, SLG: 0.318										2	0	1	0	1	0	1
Felipe Alou, R (1, 9) OBP: 0.361, SLG: 0.539	K			FC6-4, E, 1B 1-2f	F2			K		4	0	0	0	0	2	4
Willie McCovey, L (1, 7) OBP: 0.372, SLG: 0.624		K		E, 1B 1-2		4-3		K		4	0	1	0	0	2	2
Orlando Cepeda, R (1, 3) OBP: 0.351, SLG: 0.531		6-3		E5 1-2 2-3		K		K		4	0	0	0	0	2	4
Ed Bailey, L (1, 2) OBP: 0.335, SLG: 0.452		F9		K		K			6-3	4	0	0	0	0	2	3
Jim Davenport, R (1, 5) OBP: 0.366, SLG: 0.477			4-3, BB	K			L6-3, BB		F7	2	0	0	0	2	1	3
Jose Pagan, R (1, 6) OBP: 0.315, SLG: 0.361			4-3 1-2		1B, 6-3, WP, 1B		L6-3 1-2		5-3	3	1	1	0	0	0	2
Harvey Kuenn, R (9, PH) OBP: 0.376, SLG: 0.451										1	0	0	0	0	0	0
Billy Pierce, L (1, 1) OBP: 0.288, SLG: 0.245			K		6-3 1-2		K			2	0	0	0	0	1	2
Cap Peterson, R (7, PH)										1	0	0	0	0	1	0
Don Larsen, R (7, 1) OBP: 0.208, SLG: 0.292										0	0	0	0	0	0	0
Inning Stats	R: 0 E: 0 K: 2 S: 7 H: 0 LOB: 0 BB: 0 P: 7	R: 0 E: 0 K: 1 S: 5 H: 0 LOB: 0 BB: 0 P: 5	R: 0 E: 0 K: 1 S: 5 H: 0 LOB: 1 BB: 1 P: 9	R: 0 E: 1 K: 2 S: 9 H: 1 LOB: 3 BB: 1 P: 13	R: 1 E: 0 K: 0 S: 5 H: 2 LOB: 1 BB: 0 P: 5	R: 0 E: 0 K: 2 S: 7 H: 0 LOB: 0 BB: 0 P: 7	R: 0 E: 0 K: 1 S: 4 H: 0 LOB: 0 BB: 1 P: 8	R: 0 E: 0 K: 3 S: 10 H: 1 LOB: 2 BB: 1 P: 14	R: 0 E: 0 K: 0 S: 3 H: 0 LOB: 0 BB: 0 P: 3	1B: 4 2B: 1 3B: 0 HR: 0 SF: 0 SAC: 0 DP: 1 HBP: 0						

	AB	31
	R	1
	H	4
	RBI	0
	BB	4
	SO	12
	LOB	22

WP: 1 PB: 0 SB: 0 CS: 0 PA: 35

PITCHER	IP	WLS	BF	H	R	ER	SO	BB	IBB	HBP	BLK	WP	HR	S	P	ERA	WHIP
Joey Jay, R (1, 1) ERA: 3.5	4.1		19	3	1	1	6	2	0	0	0	0	0	29	37	2.08	1.154
Jim Maloney, R (5, 1) ERA: 4.08	4.2	W	16	1	0	0	6	2	0	0	0	1	0	26	34	0.00	0.643

PITCHER	IP	WLS	BF	H	R	ER	SO	BB	IBB	HBP	BLK	WP	HR	S	P	ERA	WHIP

Batter	1	2	3	4	5	6	7	8	9	AB	R	H	RBI	BB	SO	LOB
Eddie Kasko, R (1, 5) OBP: 0.321, SLG: 0.357	0-0 5-3 HR 1B		0-0 ① 5-3		0-0 ③ 5-3			4-0 FC1-6 E BB		3	1	1	0	1	0	0
Don Blasingame, L (1, 4) OBP: 0.360, SLG: 0.344	0-0 ① 5-3 1-2		4-0 G4-6-3 BB			0-0 ① 4-3		0-0 E3 FC1-6 1-2		3	0	0	0	1	0	2
Leo Cardenas, R (1, 6) OBP: 0.337, SLG: 0.417	0-0 ② F9		0-0 ② ③ G4-6-3 1-2f			0-0 ② 6-3		0-0 ② FC1-6 1-2f 2-3		4	0	0	0	0	0	4
Frank Robinson, R (1, 9) OBP: 0.415, SLG: 0.630	0-0 2-H HR			0-0 ① 5-3		0-0 HR		0-0 ③ 5-3		4	2	2	3	0	0	2
Wally Post, R (1, 7) OBP: 0.316, SLG: 0.479	0-0 HR			0-0 ② 5-3		0-0 ③ 5-3				3	1	1	1	0	0	0
Rogelio Alvarez, R (1, 3) OBP: 0.286, SLG: 0.286	S S S 0-3 ③ K			0-0 1B			0-0 ① 5-3			3	0	1	0	0	1	0
Vada Pinson, L (1, 8) OBP: 0.331, SLG: 0.467		0-0 ① 6-3		S S S 0-3 ③ K			0-0 ② 4-3			3	0	0	0	0	1	1
Johnny Edwards, L (1, 2) OBP: 0.321, SLG: 0.401		0-0 ② G3			0-0 ① F9		0-0 ③ F9			3	0	0	0	0	0	0
Joey Jay, S (1, 1) OBP: 0.237, SLG: 0.236		0-0 ③ 6-3			0-0 ② 4-3			0-0 ① 4-3		1	0	0	0	0	0	0
Jim Maloney, L (5, 1) OBP: 0.237, SLG: 0.243										2	0	0	0	0	0	0
Inning Stats	R: 3 E: 0 K: 1 S: 8 H: 3 LOB: 0 BB: 0 P: 8	R: 0 E: 0 K: 0 S: 3 H: 0 LOB: 0 BB: 0 P: 3	R: 0 E: 0 K: 0 S: 2 H: 0 LOB: 0 BB: 1 P: 6	R: 0 E: 0 K: 1 S: 6 H: 1 LOB: 1 BB: 0 P: 6	R: 0 E: 0 K: 0 S: 3 H: 0 LOB: 0 BB: 0 P: 3	R: 1 E: 0 K: 0 S: 4 H: 1 LOB: 0 BB: 0 P: 4	R: 0 E: 0 K: 0 S: 3 H: 0 LOB: 0 BB: 0 P: 3	R: 0 E: 1 K: 0 S: 4 H: 0 LOB: 2 BB: 1 P: 8		1B: 2 2B: 0 3B: 0 HR: 3	SF: 0 SAC: 0 DP: 1 HBP: 0						

BOTTOM

San Francisco Giants @ Cincinnati Reds

Crosley Field, Cincinnati, OH

Wed Sep 12 1962, 7:05 PM EDT

Att. 17,564 - Unknown

livebaseballscorecards.com

AB	29
R	4
H	5
RBI	4
BB	2
SO	2
LOB	9

| | | | | | | | | | |

San Francisco Giants @ Cincinnati Reds

Crosley Field, Cincinnati, OH

Thu Sep 13 1962, 7:05 PM EDT

Att. 16,421 - Unknown

TOP

livebaseballscorecards.com

Batter	1	2	3	4	5	6	7	8	9	AB	R	H	RBI	BB	SO	LOB
Jose Pagan, R (1, 6) OBP: 0.315, SLG: 0.359 Billy O'Dell, S (6, PR) OBP: 0.205, SLG: 0.143 Gaylord Perry, R (6, 1) Jim Duffalo, R (7, 1) Carl Boles, R (8, PH) OBP: 0.409, SLG: 0.409 Stu Miller, R (8, 1) OBP: 0.200, SLG: 0.143 Richard LeMay, L (8, 1)	F2		F8			BB		4-3 1B 1-2		2 0 0 0 1 0 0	0 0 0 0 1 0 0	0 0 0 0 1 0 0	0 0 0 0 0 0 0	1 0 0 0 0 0 0	0 0 0 0 0 0 0	0 0 0 0 0 0 0
Matty Alou, L (1, 8) OBP: 0.316, SLG: 0.312	F5		6-3			1-2 BB		4-3 1-2 2-3		3	0	0	0	1	0	2
Harvey Kuenn, R (1, 7) OBP: 0.377, SLG: 0.453	2B			F9		F3		2-H 1B 3-H		4	0	2	2	0	0	2
Felipe Alou, R (1, 9) OBP: 0.359, SLG: 0.535	4-3			F5		F3		K		4	0	0	0	0	1	4
Orlando Cepeda, R (1, 3) OBP: 0.350, SLG: 0.529		F2		K			1-3		FC6-4 1B	4	0	1	0	0	1	0
Jim Davenport, R (1, 5) OBP: 0.363, SLG: 0.472		E4			E6 G5-4-3		K		FC6-4 1-2f	4	0	0	0	0	1	1
John Orsino, R (1, 2) OBP: 0.333, SLG: 0.304		F7			G5-4-3 1-2f		F7		F3	4	0	0	0	0	0	3
Chuck Hiller, L (1, 4) OBP: 0.335, SLG: 0.334		K			F9			4-3	1-3	4	0	0	0	0	1	2
Mike McCormick, L (1, 1) OBP: 0.172, SLG: 0.222 Don Larsen, R (5, 1) OBP: 0.208, SLG: 0.292 Cap Peterson, R (6, PH) (6, 6)			K			F8		4-3 1B 1B BB		1 0 1	0 0 1	0 0 0	0 0 0	0 0 1	1 0 0	0 0 0
Inning Stats	R: 0 E: 0 K: 0 S: 4 H: 1 LOB: 1 BB: 0 P: 4	R: 0 E: 1 K: 1 S: 6 H: 0 LOB: 1 BB: 0 P: 6	R: 0 E: 0 K: 1 S: 5 H: 0 LOB: 0 BB: 0 P: 5	R: 0 E: 0 K: 1 S: 5 H: 0 LOB: 0 BB: 0 P: 5	R: 0 E: 1 K: 0 S: 3 H: 0 LOB: 0 BB: 0 P: 3	R: 0 E: 0 K: 0 S: 3 H: 0 LOB: 2 BB: 2 P: 11	R: 0 E: 0 K: 1 S: 5 H: 0 LOB: 0 BB: 0 P: 5	R: 2 E: 0 K: 1 S: 7 H: 2 LOB: 1 BB: 1 P: 11	R: 0 E: 0 K: 0 S: 4 H: 1 LOB: 1 BB: 0 P: 4	1B: 3 2B: 1 3B: 0 HR: 0 SF: 0 SAC: 0 DP: 1 HBP: 0						

	AB	32
	R	2
	H	4
	RBI	2
	BB	3
	SO	5
	LOB	14

WP: 0 PB: 0 SB: 0 CS: 0 PA: 35

PITCHER	IP	WLS	BF	H	R	ER	SO	BB	IBB	HBP	BLK	WP	HR	S	P	ERA	WHIP
Jim O'Toole, L (1, 1) ERA: 3.53	9.0	W	35	4	2	2	5	3	0	0	0	0	0	42	54	2.00	0.778

PITCHER	IP	WLS	BF	H	R	ER	SO	BB	IBB	HBP	BLK	WP	HR	S	P	ERA	WHIP

Batter	1	2	3	4	5	6	7	8	9	AB	R	H	RBI	BB	SO	LOB
Eddie Kasko, R (1, 5) OBP: 0.325, SLG: 0.358	BBBB 4-0 L6-3 BB		x 0-0 ① F7		x 0-0 1B 1B FC5-2 1B	BBBB 4-0 BB		x 0-0 E3 1B WP 1B 1-3		3	1	2	0	2	0	0
Don Blasingame, L (1, 4) OBP: 0.361, SLG: 0.345	x 0-0 ①② L6-3 1-2		x 0-0 ② F4		x 0-0 1B E 1B 1-2	SSS 0-3 ③ K		x 0-0 IBB WP 1B 2-3 3-H		5	1	2	1	0	1	3
Leo Cardenas, R (1, 6) OBP: 0.336, SLG: 0.414	x 0-0 ③ 4-3		x 0-0 ③ F7		x 0-0 E 1B 1-2 2-3		x 0-0 ① G3	x 0-0 ② F9 1-2 3-H		5	1	1	0	0	0	1
Frank Robinson, R (1, 9) OBP: 0.417, SLG: 0.631		x 0-0 HR 2B		x 0-0 FC1-5 BB 1B	x 0-0 ① FC5-2 1-H 2-H 3-Hf		x 0-0 ② F3	IBB IBB 4-0		4	1	2	0	1	0	1
Wally Post, R (1, 7) OBP: 0.324, SLG: 0.491 Cookie Rojas, R (8, PR) OBP: 0.299, SLG: 0.221 Marty Keough, L (9, 7) OBP: 0.353, SLG: 0.443		x 0-0 2-H HR	BBBB 4-0 BB FC1-5 1-2 BB		x 0-0 ② L5		BBBB 4-0 BB	1-2 2-3 IBB 4-0		2 0 0	1 0 0	1 0 0	2 0 0	3 0 0	0 0 0	1 0 0
Rogelio Alvarez, R (1, 3) OBP: 0.167, SLG: 0.167		SSS 0-3 ① K	x 0-0 ① FC1-5 BB 1-2 2-3f	x 0-0 ③ F8		SSS 0-3 ③ K	SSS 0-3 ③ K		5	0	0	0	0	3	7
Vada Pinson, L (1, 8) OBP: 0.333, SLG: 0.468		BBBB 4-0 BB	SSS 0-3 ② K		x 0-0 S 1B		x 0-0 S 1B			3	1	2	0	1	1	2
Johnny Edwards, L (1, 2) OBP: 0.320, SLG: 0.399		x 0-0 ② F5	BBB 4-0 1-2 2-3 BB		x 0-0 ① F7 1-2		x 0-0 ① F4 1-2			3	0	0	0	1	0	3
Jim O'Toole, S (1, 1) OBP: 0.124, SLG: 0.114		x 0-0 ③ 4-3		x 0-0 ③ 6-3		SSS 0-3 ② K		x 0-0 E 1B 1B 2-H		4	1	1	1	0	1	5
Inning Stats	R: 0 H: 0 E: 0 LOB: 0 K: 0 BB: 1 S: 2 P: 6	R: 2 H: 2 E: 0 LOB: 1 K: 1 BB: 1 S: 7 P: 11	R: 0 H: 0 E: 0 LOB: 0 K: 0 BB: 0 S: 3 P: 3	R: 0 H: 1 E: 0 LOB: 3 K: 1 BB: 2 S: 6 P: 14	R: 2 H: 3 E: 1 LOB: 1 K: 0 BB: 0 S: 6 P: 6	R: 0 H: 1 E: 0 LOB: 2 K: 2 BB: 1 S: 8 P: 12	R: 0 H: 0 E: 0 LOB: 1 K: 1 BB: 1 S: 5 P: 9	R: 3 H: 4 E: 1 LOB: 3 K: 1 BB: 2 S: 9 P: 17		1B: 9 SF: 0 2B: 2 SAC: 0 3B: 0 DP: 1 HR: 1 HBP: 0						

BOTTOM

San Francisco Giants @ Cincinnati Reds

Crosley Field, Cincinnati, OH

Thu Sep 13 1962, 7:05 PM EDT

Att. 16,421 - Unknown

livebaseballscorecards.com

AB	34
R	7
H	11
RBI	4
BB	8
SO	6
LOB	23

1B: 9 SF: 0 WP: 1 PA: 42
2B: 2 SAC: 0 PB: 0
3B: 0 DP: 1 SB: 2
HR: 1 HBP: 0 CS: 0

PITCHER		IP	WLS	BF	H	R	ER	SO	BB	IBB	HBP	BLK	WP	HR	S	P	ERA	WHIP
Mike McCormick, L ERA: 5.04	(1, 1)	4.0	L	20	5	4	2	2	4	0	0	0	0	1	20	36	4.50	2.250
Don Larsen, R ERA: 4.64	(5, 1)	1.0		4	1	0	0	0	0	0	0	0	0	0	4	4	0.00	1.000
Gaylord Perry, R ERA: 5.7	(6, 1)	1.0		5	1	0	0	2	1	0	0	0	0	0	8	12	0.00	2.000
Jim Duffalo, R ERA: 3.92	(7, 1)	1.0		4	0	0	0	1	1	0	0	0	0	0	5	9	0.00	1.000
Stu Miller, R ERA: 4.14	(8, 1)	0.1		5	4	3	3	0	0	0	0	0	0	0	5	5	81.00	12.000

PITCHER		IP	WLS	BF	H	R	ER	SO	BB	IBB	HBP	BLK	WP	HR	S	P	ERA	WHIP
Richard LeMay, L ERA: 8.1	(8, 1)	0.2		4	0	0	0	1	0	2	0	0	1	0	4	12	0.00	0.000

Batter	1	2	3	4	5	6	7	8	9	AB	R	H	RBI	BB	SO	LOB
Eddie Kasko, R (1, 5) OBP: 0.325, SLG: 0.356	BBBB 4-0 1-3 1B BB		x 0-0 ① F8		BBBB 4-0 1B 1B BB SSS 0-3 ③ K		x 0-0 ③ 4-3		x 0-0 ③ F8	4	2	0	0	2	1	5
Don Blasingame, L (1, 4) OBP: 0.359, SLG: 0.343	x 0-0 ① 1-3 1-2		SSS 0-3 ② K		x 0-0 1B 1-2 1B 1B	x 0-0 ① 1-3		x 0-0 ① 4-3		5	1	1	0	0	1	1
Leo Cardenas, R (1, 6) OBP: 0.337, SLG: 0.414	x 0-0 2-H 1B		x 0-0 ③ 6-3		SSS 0-3 ① K	SSS 0-3 ② K		x 0-0 G1-4-3 1B		5	0	2	1	0	2	2
Frank Robinson, R (1, 9) OBP: 0.417, SLG: 0.630	SSS 0-3 ② K			x 0-0 ① 6-3	x 0-0 1B PB 1-2 2-H 1B	x 0-0 2B		x 0-0 ②③ G1-4-3 1-2f		5	1	2	1	0	1	2
Wally Post, R (1, 7) OBP: 0.327, SLG: 0.494 Marty Keough, L (8, 7) (9, 3) OBP: 0.356, SLG: 0.443	SSS 0-3 ③ K			x 0-0 1B 2B	x 0-0 PB 1-3 2-H 1B 1B	x 0-0 ③ 5-3			BBBB 4-0 3B BB	4 0	2 1	2 0	1 0	0 1	1 0	2 0
Rogelio Alvarez, R (1, 3) OBP: 0.375, SLG: 0.333 Jesse Gonder, L (9, PH) Johnny Klippstein, R (9, 1) OBP: 0.200, SLG: 0.261		x 0-0 1B	x 0-0 2-H 1B	BBBB 4-0 1B 1-2 3-H BB		x 0-0 IHR 1B			SSS 0-3 ① K	3 1 0	1 0 0	3 0 0	1 0 0	1 0 0	0 1 0	0 1 0
Vada Pinson, L (1, 8) OBP: 0.337, SLG: 0.479		SSS 0-3 ① K	BBBB 4-0 BB	x 0-0 BB 1-3 2-H 1B		x 0-0 1-H IHR			x 0-0 1-H 3B	4	1	3	4	1	1	1
Johnny Edwards, L (1, 2) OBP: 0.316, SLG: 0.394		SSS 0-3 ② K	SSS 0-3 ② K	SSS 0-3 ② K		x 0-0 ① 3-1			x 0-0 ② 4-3	5	0	0	0	0	3	6
Joe Nuxhall, L (1, 1) OBP: 0.280, SLG: 0.292 John Tsitouris, R (2, 1) Gene Freese, R (4, PH) OBP: 0.333, SLG: 0.200 Dave Sisler, R (4, 1) Jerry Lynch, L (5, PH) OBP: 0.343, SLG: 0.482 Jim Brosnan, R (5, 1) Joe Gaines, R (9, PH) OBP: 0.339, SLG: 0.353 (9, 7)		x 0-0 ③ L6		x 0-0 ③ 6-3	BBBB 4-0 1-2 BB		x 0-0 ② 1-3		BBBB 4-0 BB	1 0 1 0 0 1 0	0 0 0 0 0 0 0	0 0 0 0 0 0 0	0 0 0 0 1 0 1	0 0 0 0 0 0 0	0 0 2 0 0 0 0	1 0 0 0 0 0 0
Inning Stats	R: 1 H: 1 E: 0 LOB: 1 K: 2 BB: 1 S: 8 P: 12	R: 0 H: 1 E: 0 LOB: 1 K: 2 BB: 0 S: 8 P: 8	R: 0 H: 0 E: 0 LOB: 0 K: 1 BB: 0 S: 5 P: 5	R: 1 H: 2 E: 0 LOB: 2 K: 1 BB: 1 S: 7 P: 11	R: 4 H: 4 E: 0 LOB: 3 K: 3 BB: 3 S: 13 P: 25	R: 0 H: 1 E: 0 LOB: 1 K: 1 BB: 0 S: 6 P: 6	R: 2 H: 2 E: 0 LOB: 0 K: 0 BB: 0 S: 5 P: 5	R: 0 H: 1 E: 0 LOB: 0 K: 0 BB: 0 S: 3 P: 3	R: 1 H: 1 E: 0 LOB: 2 K: 1 BB: 2 S: 6 P: 14	1B: 9 SF: 0 2B: 2 SAC: 0 3B: 1 DP: 1 HR: 1 HBP: 0						WP: 0 PA: 46 PB: 1 SB: 0 CS: 0

TOP

Cincinnati Reds @ New York Mets

Polo Grounds, New York, NY

Fri Sep 14 1962, 7:05 PM EDT

Att. 7,791 - Unknown

livebaseballscorecards.com

AB	39
R	9
H	13
RBI	8
BB	7
SO	11
LOB	23

PITCHER		IP	WLS	BF	H	R	ER	SO	BB	IBB	HBP	BLK	WP	HR	S	P	ERA	WHIP
Al Jackson, L ERA: 4.24	(1, 1)	4.1		25	8	6	6	7	4	0	0	0	0	0	35	51	12.46	2.769
Craig Anderson, R ERA: 5.7	(5, 1)	3.2		15	4	2	2	3	1	0	0	0	0	0	20	24	4.91	1.364
Galen Cisco, R ERA: 6.7	(9, 1)	0.1		3	1	1	1	1	1	0	0	0	0	0	4	8	27.00	6.000
Roger Craig, R ERA: 4.56	(9, 1)	0.2	W	3	0	0	0	0	1	0	0	0	0	0	2	6	0.00	1.500

PITCHER	IP	WLS	BF	H	R	ER	SO	BB	IBB	HBP	BLK	WP	HR	S	P	ERA	WHIP

Cincinnati Reds @ New York Mets

Polo Grounds, New York, NY

Fri Sep 14 1962, 7:05 PM EDT

Att. 7,791 - Unknown

livebaseballscorecards.com

BOTTOM

Batter	1	2	3	4	5	6	7	8	9	AB	R	H	RBI	BB	SO	LOB
Elio Chacon, R (1, 6) OBP: 0.362, SLG: 0.297 Gene Woodling, L (8, PH) OBP: 0.379, SLG: 0.427 Sammy Drake, S (8, PR) OBP: 0.400, SLG: 0.250 (9, 4)	HR	1-2 BB, 1B	BBB, S, BB			4-3 ①		BBB, 1B 5-3, 1-2 1B, BB		3 0 0	2 0 1	2 0 0	1 0 0	1 1 0	0 0 0	0 0 0
Rod Kanehl, R (1, 4) OBP: 0.298, SLG: 0.328 Felix Mantilla, R (8, PH) OBP: 0.335, SLG: 0.401 (9, 5)	SSS, 0-3 K ①	0-0 F8 ②	0-0 5-3 ③, 1-2			SSS, 0-3 K ②		0-0 5-3 ②, 1-2, 2-3		4 1	0 0	0 0	0 0	0 0	2 0	3 2
Charlie Neal, R (1, 5) OBP: 0.330, SLG: 0.387 (9, 6)	2B	BBB, 1B, 1-2, 2-3 2B, BB		0-0 P6 ①		0-0 1B		0-0 1B, 2-3, 3-H		4	2	3	1	1	0	0
Frank Thomas, R (1, 7) OBP: 0.319, SLG: 0.487	2-H 1B, 2B	0-0 2B, 1-3, 2-H, 3-H E, 1B		0-0 6-3 ②		0-0 P3 ③		0-0 1-2, 3-H 1B		5	1	3	4	0	0	1
Jim Hickman, R (1, 8) OBP: 0.338, SLG: 0.428	SSS, 0-3 K ②	0-0 E4, 1-H, 3-H 2B		0-0 P5 ③			0-0 F9 ①	SSS, 0-3 K ③		5	1	1	1	0	2	3
Joe Christopher, R (1, 9) OBP: 0.325, SLG: 0.348	2-3 1B	2-H 2B			0-0 S 1B		0-0 3-6 1B		0-0 P4 ①	5	0	4	1	0	0	0
Choo-Choo Coleman, L (1, 2) OBP: 0.304, SLG: 0.469	0-0 5-3 ③	0-0 6-3 ③			0-0 F5 ①		0-0 3-6 ②③, 1-2f		0-0 HR	5	1	1	1	0	0	5
Rick Herrscher, R (1, 3) OBP: 0.238, SLG: 0.308 Marv Throneberry, L (8, PH) OBP: 0.307, SLG: 0.414 (9, 3)		BBB, 1-2, 2-3 FC1-6, BB	0-0 6-3 ①		SSS, 0-3 K ②, 1-2			SSS, 0-3 K ①		2 1	0 0	0 0	0 0	1 0	1 1	1 0
Al Jackson, L (1, 1) OBP: 0.096, SLG: 0.099 Craig Anderson, R (5, 1) OBP: 0.129, SLG: 0.100 Sammy Taylor, L (8, PH) OBP: 0.325, SLG: 0.325 Bob Miller, R (8, PR) OBP: 0.139, SLG: 0.194 Galen Cisco, R (9, 1) OBP: 0.167, SLG: 0.111 Roger Craig, R (9, 1) OBP: 0.118, SLG: 0.056		0-0 FC1-6 ①, BB, 1B, 1-2f 1B	0-0 4-3 ②		0-0 6-3 ③			0-0 5-3, BB, 1B 1B		2 1 1 0 0 0	1 0 0 1 0 0	0 0 1 0 0 0	0 0 0 0 0 0	0 0 0 0 0 0	0 0 0 0 0 0	1 1 0 0 0 0
Inning Stats	R: 2 E: 0 K: 2 S: 11 H: 4 LOB: 2 BB: 0 P: 11	R: 5 E: 1 K: 0 S: 7 H: 4 LOB: 1 BB: 2 P: 15	R: 0 E: 0 K: 0 S: 3 H: 0 LOB: 1 BB: 1 P: 7	R: 0 E: 0 K: 0 S: 3 H: 0 LOB: 0 BB: 0 P: 3	R: 0 E: 0 K: 1 S: 6 H: 1 LOB: 1 BB: 0 P: 6	R: 0 E: 0 K: 1 S: 6 H: 1 LOB: 1 BB: 0 P: 6	R: 0 E: 0 K: 0 S: 3 H: 1 LOB: 0 BB: 0 P: 3	R: 2 E: 0 K: 2 S: 10 H: 3 LOB: 2 BB: 1 P: 14	R: 1 E: 0 K: 0 S: 2 H: 1 LOB: 0 BB: 0 P: 2	1B: 9 2B: 5 3B: 0 HR: 2 SF: 0 SAC: 0 DP: 1 HBP: 0						

AB	39
R	10
H	15
RBI	9
BB	4
SO	6
LOB	17

PITCHER		IP	WLS	BF	H	R	ER	SO	BB	IBB	HBP	BLK	WP	HR	S	P	ERA	WHIP
Joe Nuxhall, L ERA: 3.07	(1, 1)	1.2		13	6	6	6	2	2	0	0	0	0	1	15	23	32.40	4.800
John Tsitouris, R ERA: 6.75	(2, 1)	1.1		7	2	1	1	0	1	0	0	0	0	0	6	10	6.75	2.250
Dave Sisler, R ERA: 4.2	(4, 1)	1.0		3	0	0	0	0	0	0	0	0	0	0	3	3	0.00	0.000
Jim Brosnan, R ERA: 3.34	(5, 1)	4.0		18	6	2	2	4	1	0	0	0	0	0	25	29	4.50	1.750
Johnny Klippstein, R ERA: 4.6	(9, 1)	0.1	L	2	1	1	1	0	0	0	0	0	0	1	2	2	27.00	3.000

PITCHER		IP	WLS	BF	H	R	ER	SO	BB	IBB	HBP	BLK	WP	HR	S	P	ERA	WHIP

WP: 0 PA: 43
PB: 0
SB: 2
CS: 0

Batter	1	2	3	4	5	6	7	8	9	AB	R	H	RBI	BB	SO	LOB
Eddie Kasko, R (1, 5) OBP: 0.324, SLG: 0.354	F2	6-3		E 1B 1B		G4-6-3 1-2f		6-3		5	1	1	0	0	0	2
Don Blasingame, L (1, 4) OBP: 0.362, SLG: 0.345	K		L1	E7 SF8 1B		BB		BB 1B		4	1	2	1	1	1	0
Vada Pinson, L (1, 8) OBP: 0.338, SLG: 0.482	K		S 3B	SF8		K		1-2 BB		3	1	1	1	1	2	1
Frank Robinson, R (1, 9) OBP: 0.420, SLG: 0.632		3-1 1B 2B	F9 S BB	BB			HR 1B	P3		3	2	2	0	2	0	2
Jerry Lynch, L (1, 7) OBP: 0.340, SLG: 0.488	3-1 2-3	F9 1-3 3-H	5-3				1-H HR	F8		5	1	1	2	0	0	5
Rogelio Alvarez, R (8, 3) OBP: 0.375, SLG: 0.333										0	0	0	0	0	0	0
Marty Keough, L (1, 3) (8, 7) OBP: 0.357, SLG: 0.437		1B 3B BB	HBP		K		K		K	3	1	0	0	1	3	0
Leo Cardenas, R (1, 6) OBP: 0.337, SLG: 0.414		1-2 3-H 3B 1B	P3		G4-6-3 1B		E5		K	5	1	2	1	0	1	2
Johnny Edwards, L (1, 2) OBP: 0.319, SLG: 0.398		1-H 2-H 3B	1B 1B BB	G4-6-3 1-2f			K		BB	3	1	1	2	2	1	2
Bob Purkey, R (1, 1) OBP: 0.133, SLG: 0.188	K			K		G4-6-3 1B	F5		F7	4	0	1	0	0	2	3
Jim Maloney, L (8, 1) OBP: 0.231, SLG: 0.237										1	0	0	0	0	0	1
Inning Stats	R: 0 E: 0 K: 2 S: 7 H: 0 LOB: 0 BB: 0 P: 7	R: 3 E: 0 K: 1 S: 8 H: 3 LOB: 1 BB: 1 P: 12	R: 1 E: 0 K: 0 S: 4 H: 1 LOB: 2 BB: 1 P: 9	R: 3 E: 1 K: 1 S: 7 H: 2 LOB: 1 BB: 2 P: 15	R: 0 E: 0 K: 1 S: 5 H: 1 LOB: 0 BB: 0 P: 5	R: 0 E: 0 K: 1 S: 5 H: 1 LOB: 1 BB: 1 P: 9	R: 2 E: 1 K: 2 S: 10 H: 2 LOB: 1 BB: 0 P: 10	R: 0 E: 0 K: 0 S: 4 H: 1 LOB: 2 BB: 1 P: 8	R: 0 E: 0 K: 2 S: 7 H: 0 LOB: 1 BB: 1 P: 11	1B: 7 2B: 1 3B: 2 HR: 1 SF: 1 SAC: 0 DP: 2 HBP: 1						

PITCHER		IP	WLS	BF	H	R	ER	SO	BB	IBB	HBP	BLK	WP	HR	S	P	ERA	WHIP
Jay Hook, R ERA: 4.87	(1, 1)	7.0	L	36	10	9	7	8	5	0	1	0	0	1	46	67	9.00	2.143
Larry Foss, R ERA:	(8, 1)	2.0		9	1	0	0	2	2	0	0	0	0	0	11	19	0.00	1.500

PITCHER	IP	WLS	BF	H	R	ER	SO	BB	IBB	HBP	BLK	WP	HR	S	P	ERA	WHIP

Cincinnati Reds @ New York Mets

Polo Grounds, New York, NY

Sat Sep 15 1962, 3:33 AM EDT

Att. 8,157 - Unknown

TOP

AB	36
R	9
H	11
RBI	7
BB	7
SO	10
LOB	18

1B: 7	SF: 1	WP: 0	PA: 45
2B: 1	SAC: 0	PB: 0	
3B: 2	DP: 2	SB: 2	
HR: 1	HBP: 1	CS: 0	

livebaseballscorecards.com

Cincinnati Reds @ New York Mets

Polo Grounds, New York, NY

Sat Sep 15 1962, 3:33 AM EDT

Att. 8,157 - Unknown

BOTTOM

Batter	1	2	3	4	5	6	7	8	9	AB	R	H	RBI	BB	SO	LOB
Elio Chacon, R (1, 6) OBP: 0.363, SLG: 0.299	4-3		1B PB 1B		G3			4-3 2B 1B	F7	4	2	2	0	0	0	0
Felix Mantilla, R (9, PH) OBP: 0.334, SLG: 0.400										1	0	0	0	0	0	0
Choo-Choo Coleman, L (1, 2) OBP: 0.308, SLG: 0.475	2B		PB 1-3 1B		F5			4-3 1-2	K	5	0	2	0	0	1	1
Charlie Neal, R (1, 5) OBP: 0.330, SLG: 0.388	K		1-3 2-3 3-H		1-3			HR 2-H 2B		4	1	1	1	0	1	2
Marv Throneberry, L (1, 3) OBP: 0.307, SLG: 0.421	F8		L3			G3		HR 2-H		4	1	1	2	0	0	2
Frank Thomas, R (1, 7) OBP: 0.318, SLG: 0.484		FC6-4 BB		E5 HR		6-3		K		3	1	0	0	1	1	0
Joe Christopher, R (1, 9) OBP: 0.328, SLG: 0.364		FC6-4 1-2f		HR 1-H		F7		E1 1B		4	1	2	2	0	0	1
Sammy Drake, S (1, 4) OBP: 0.357, SLG: 0.250		K		4-3			F4	1B 2-3		4	0	1	0	0	1	1
Jim Hickman, R (1, 8) OBP: 0.335, SLG: 0.424		F3		P4			F7	4-3		3	0	0	0	0	0	1
Gene Woodling, L (8, PH) OBP: 0.378, SLG: 0.426										1	0	0	0	0	0	2
Rod Kanehl, R (9, 8) OBP: 0.298, SLG: 0.328										0	0	0	0	0	0	0
Jay Hook, L (1, 1) OBP: 0.306, SLG: 0.219			4-3	3-1			F7		F5	2	0	0	0	0	0	0
Richie Ashburn, L (7, PH) OBP: 0.424, SLG: 0.392										1	0	0	0	0	0	0
Larry Foss, R (8, 1)										0	0	0	0	0	0	0
Sammy Taylor, L (9, PH) OBP: 0.323, SLG: 0.323										1	0	0	0	0	0	0
Inning Stats	R: 0 H: 1 E: 0 LOB: 1 K: 1 BB: 0 S: 6 P: 6	R: 0 H: 0 E: 0 LOB: 1 K: 1 BB: 1 S: 5 P: 9	R: 1 H: 2 E: 0 LOB: 1 K: 0 BB: 0 S: 5 P: 5	R: 2 H: 1 E: 1 LOB: 0 K: 0 BB: 0 S: 5 P: 5	R: 0 H: 0 E: 0 LOB: 0 K: 0 BB: 0 S: 3 P: 3	R: 0 H: 0 E: 0 LOB: 0 K: 0 BB: 0 S: 3 P: 3	R: 0 H: 0 E: 0 LOB: 0 K: 0 BB: 0 S: 3 P: 3	R: 3 H: 5 E: 1 LOB: 2 K: 1 BB: 0 S: 10 P: 10	R: 0 H: 0 E: 0 LOB: 0 K: 1 BB: 0 S: 5 P: 5	1B: 5 SF: 0 2B: 2 SAC: 0 3B: 0 DP: 0 HR: 2 HBP: 0						WP: 0 PA: 38 PB: 1 SB: 0 CS: 0	

livebaseballscorecards.com

	AB	37
	R	6
	H	9
	RBI	5
	BB	1
	SO	4
	LOB	10

PITCHER		IP	WLS	BF	H	R	ER	SO	BB	IBB	HBP	BLK	WP	HR	S	P	ERA	WHIP
Bob Purkey, R ERA: 2.92	(1, 1)	7.2	W	34	9	6	4	3	1	0	0	0	0	2	39	43	4.70	1.304
Jim Maloney, R ERA: 4.03	(8, 1)	1.1	S	4	0	0	0	1	0	0	0	0	0	0	6	6	0.00	0.000

PITCHER	IP	WLS	BF	H	R	ER	SO	BB	IBB	HBP	BLK	WP	HR	S	P	ERA	WHIP

Batter	1	2	3	4	5	6	7	8	9	AB	R	H	RBI	BB	SO	LOB
Eddie Kasko, R (1, 5) OBP: 0.324, SLG: 0.353	K		F8		P4			1B		4	0	1	0	0	1	0
Don Blasingame, L (1, 4) OBP: 0.364, SLG: 0.347	1-4-3 1B 1B		BB			1-3		G4-6-3 1-2		3	1	2	0	1	0	0
Vada Pinson, L (1, 8) OBP: 0.337, SLG: 0.480	1-4-3 1-2 1B		F8			1-3		G4-6-3 1-2f		4	1	1	0	0	0	3
Frank Robinson, R (1, 9) OBP: 0.417, SLG: 0.628	1-4-3 1-2 2-3		K			F8			5-3	4	0	0	0	0	1	3
Jerry Lynch, L (1, 7) OBP: 0.339, SLG: 0.485	1B 2-H 3-H			F8			K		L3	4	0	1	2	0	1	0
Marty Keough, L (1, 3) OBP: 0.355, SLG: 0.434	K			K			E1 1B		G3	4	0	1	0	0	2	1
Leo Cardenas, R (1, 6) OBP: 0.336, SLG: 0.412		F2		6-3			6-3			3	0	0	0	0	0	1
Johnny Edwards, L (1, 2) OBP: 0.317, SLG: 0.395		F7			4-3		K			3	0	0	0	0	1	1
Joey Jay, S (1, 1) OBP: 0.235, SLG: 0.233		K			F8			4-3		1	0	0	0	0	1	0
Sammy Ellis, L (2, 1) OBP: 0.167, SLG: 0.167										0	0	0	0	0	0	0
Ted Wills, L (4, 1) OBP: 0.313, SLG: 0.313										0	0	0	0	0	0	0
Dave Sisler, R (4, 1)										0	0	0	0	0	0	0
Cookie Rojas, R (5, PH) OBP: 0.250, SLG: 0.217										1	0	0	0	0	0	0
John Tsitouris, R (5, 1)										0	0	0	0	0	0	0
Jesse Gonder, L (8, PH)										1	0	0	0	0	0	0
Bill Henry, L (8, 1) OBP: 0.333, SLG: 0.333										0	0	0	0	0	0	0
Inning Stats	R: 2 E: 0 K: 2 S: 10 H: 3 LOB: 1 BB: 0 P: 10	R: 0 E: 0 K: 1 S: 5 H: 0 LOB: 0 BB: 0 P: 5	R: 0 E: 0 K: 1 S: 5 H: 0 LOB: 1 BB: 1 P: 9	R: 0 E: 0 K: 1 S: 5 H: 0 LOB: 0 BB: 0 P: 5	R: 0 E: 0 K: 0 S: 3 H: 0 LOB: 0 BB: 0 P: 3	R: 0 E: 0 K: 0 S: 3 H: 0 LOB: 0 BB: 0 P: 3	R: 0 E: 1 K: 2 S: 8 H: 1 LOB: 1 BB: 0 P: 8	R: 0 E: 0 K: 0 S: 4 H: 2 LOB: 1 BB: 0 P: 4	R: 0 E: 0 K: 0 S: 3 H: 0 LOB: 0 BB: 0 P: 3	1B: 6 2B: 0 3B: 0 HR: 0 SF: 0 SAC: 0 DP: 1 HBP: 0						

PITCHER	IP	WLS	BF	H	R	ER	SO	BB	IBB	HBP	BLK	WP	HR	S	P	ERA	WHIP
Roger Craig, R (1, 1) ERA: 4.45	9.0	W	33	6	2	2	7	1	0	0	0	0	0	46	50	2.00	0.778

PITCHER	IP	WLS	BF	H	R	ER	SO	BB	IBB	HBP	BLK	WP	HR	S	P	ERA	WHIP

TOP

Cincinnati Reds @ New York Mets

Polo Grounds, New York, NY

Sun Sep 16 1962, 3:33 AM EDT

Att. 10,884 - Unknown

livebaseballscorecards.com

AB	32
R	2
H	6
RBI	2
BB	1
SO	7
LOB	9

WP: 0 PA: 33
PB: 0
SB: 0
CS: 0

Batter	1	2	3	4	5	6	7	8	9	AB	R	H	RBI	BB	SO	LOB
Elio Chacon, R (1, 6) OBP: 0.364, SLG: 0.305	4-3	1B 3B 2-H		F3	P5			CS BB		4	1	1	1	1	0	0
Choo-Choo Coleman, L (1, 2) OBP: 0.321, SLG: 0.479	3B 1B	CS 1B 3-H		1B BB		L3		CS 1-2		3	2	2	1	1	0	0
Felix Mantilla, R (1, 5) OBP: 0.335, SLG: 0.406	1B 3B 1-H	F7		BB HBP 1B 1-3		6-3				4	2	2	1	0	0	1
Gene Woodling, L (1, 7) OBP: 0.378, SLG: 0.423 Rod Kanehl, R (4, PR) (5, 7) OBP: 0.297, SLG: 0.327	E4 1B	CS 1-2	F5	BB 1B HBP 1-2		4-3				2 1	0 1	0 0	0 0	0 0	0 0	1 0
Marv Throneberry, L (1, 3) OBP: 0.312, SLG: 0.431	1B 1-3 3-H		HR	1B BB 1-2 2-3 3-H			4-3			3	1	2	3	1	0	0
Joe Christopher, R (1, 9) OBP: 0.331, SLG: 0.367	P4	1B		1B 1-3 2-H 3-H			F7			4	0	2	2	0	0	2
Sammy Drake, S (1, 4) OBP: 0.278, SLG: 0.188	F7		K	G3			F7			4	0	0	0	0	1	5
Jim Hickman, R (1, 8) OBP: 0.334, SLG: 0.420		SH3-4 3B BB	4-3		K			P4		3	1	0	0	1	1	1
Roger Craig, R (1, 1) OBP: 0.114, SLG: 0.054		SH3-4 1-2		F3	F9			K		3	0	0	0	0	1	0
Inning Stats	R: 2 E: 1 K: 0 S: 7 H: 3 LOB: 2 BB: 0 P: 7	R: 2 E: 0 K: 0 S: 4 H: 2 LOB: 0 BB: 1 P: 8	R: 1 E: 0 K: 1 S: 7 H: 2 LOB: 1 BB: 0 P: 7	R: 3 E: 0 K: 0 S: 5 H: 2 LOB: 2 BB: 2 P: 14	R: 0 E: 0 K: 1 S: 5 H: 0 LOB: 0 BB: 0 P: 5	R: 0 E: 0 K: 0 S: 3 H: 0 LOB: 0 BB: 0 P: 3	R: 0 E: 0 K: 0 S: 3 H: 0 LOB: 0 BB: 0 P: 3	R: 0 E: 0 K: 1 S: 4 H: 0 LOB: 0 BB: 1 P: 8		1B: 6 2B: 0 3B: 2 HR: 1	SF: 0 SAC: 1 DP: 0 HBP: 1			WP: 0 PB: 0 SB: 0 CS: 2	PA: 39	

PITCHER		IP	WLS	BF	H	R	ER	SO	BB	IBB	HBP	BLK	WP	HR	S	P	ERA	WHIP
Joey Jay, R ERA: 3.62	(1, 1)	1.1	L	10	4	4	4	0	1	0	0	0	0	0	9	13	27.00	3.750
Sammy Ellis, R ERA: 8.05	(2, 1)	2.1		12	4	4	4	1	1	0	1	0	0	1	12	17	15.43	2.143
Ted Wills, L ERA: 5.49	(4, 1)	0.0		2	1	0	0	0	1	0	0	0	0	0	1	5	∞	∞
Dave Sisler, R ERA: 4.17	(4, 1)	0.1		1	0	0	0	0	0	0	0	0	0	0	1	1	0.00	0.000
John Tsitouris, R ERA: 2.08	(5, 1)	3.0		9	0	0	0	1	0	0	0	0	0	0	11	11	0.00	0.000

PITCHER		IP	WLS	BF	H	R	ER	SO	BB	IBB	HBP	BLK	WP	HR	S	P	ERA	WHIP
Bill Henry, L ERA: 4.72	(8, 1)	1.0		3	0	0	0	1	1	0	0	0	0	0	4	8	0.00	1.000

Cincinnati Reds @ New York Mets

Polo Grounds, New York, NY

Sun Sep 16 1962, 3:33 AM EDT

Att. 10,884 - Unknown

BOTTOM

livebaseballscorecards.com

AB	31
R	8
H	9
RBI	8
BB	4
SO	3
LOB	10

Batter	1	2	3	4	5	6	7	8	9	10	AB	R	H	RBI	BB	SO	LOB
Eddie Kasko, R (1, 5) OBP: 0.326, SLG: 0.359	0-0 1B 3B	0-0 5-3			0-3 K		0-0 S 1B 1B		0-0 F3	0-0 E 1B 1-3 2-H 1B	6	2	3	1	0	1	1
Don Blasingame, L (1, 4) OBP: 0.366, SLG: 0.345	4-0 FC6-4 1B BB		4-0 G6-4-3 1B BB		0-0 6-3		0-0 F7		4-0 2B WP BB	0-0 E6 1B 1-2 3-H	3	1	0	0	3	0	2
Vada Pinson, L (1, 8) OBP: 0.339, SLG: 0.482	0-0 L6		0-0 G6-4-3 1-2 1B		0-3 K		0-0 S 1-2 1B		0-0 WP 1-3 2B	0-0 F7	6	0	3	0	0	1	4
Frank Robinson, R (1, 9) OBP: 0.419, SLG: 0.631	0-0 FC6-4 1-2 3-H 1B		0-0 G6-4-3 1-2f 2-3			0-0 E 3B	0-3 K 1-2 2-3		4-0 WP IBB	0-0 1-3 2-H 1B	5	1	3	2	1	1	4
Jerry Lynch, L (1, 7) OBP: 0.338, SLG: 0.479	0-0 FC6-4 1-2f 2-3		0-0 6-3			0-0 E3 L1-3 3-H	4-0 FC6-4 IBB		0-3 K 1-2 2-3 3-H		3	0	0	1	1	0	3
Joe Gaines, R (9, PH) OBP: 0.333, SLG: 0.346 (9, 7)											1	0	0	0	0	1	2
Rogelio Alvarez, R (1, 3) OBP: 0.316, SLG: 0.278	0-3 K			0-3 K		0-0 L1-3 1-2	0-0 FC6-4 1-2f		0-3 K		3	0	0	0	0	2	3
Marty Keough, L (7, PH) OBP: 0.354, SLG: 0.432 (7, 3)											1	0	0	0	0	0	3
Wally Post, R (9, PH) OBP: 0.326, SLG: 0.493											1	0	0	0	0	1	2
Don Pavletich, R (9, 3) OBP: 0.310, SLG: 0.317											0	0	0	0	0	0	0
Leo Cardenas, R (1, 6) OBP: 0.338, SLG: 0.415		0-0 F8		0-0 2B 1B		0-0 2B		0-0 5-3		0-0 SH1-4 1B 1B	5	2	3	0	0	0	0
Johnny Edwards, L (1, 2) OBP: 0.323, SLG: 0.403		0-0 2B		0-0 1-H 2B		4-0 IBB		4-0 CS BB		0-0 SH1-4 1-2	2	0	2	1	2	0	0
Jim O'Toole, S (1, 1) OBP: 0.120, SLG: 0.110		0-3 K		0-0 6-3		0-0 1-3		0-3 K 1-2		4-0 1B E IBB	3	0	0	0	0	1	3
Jesse Gonder, L (8, PH)											1	0	0	0	0	1	1
Dave Sisler, R (8, 1)											0	0	0	0	0	0	0
Bill Henry, L (9, 1) OBP: 0.333, SLG: 0.333											0	0	0	0	0	0	0
Gene Freese, R (10, PH) OBP: 0.368, SLG: 0.200											0	1	0	0	1	0	0
Johnny Klippstein, R (10, 1) OBP: 0.200, SLG: 0.261											0	0	0	0	0	0	0
Inning Stats	R: 1 E: 0 K: 1 S: 7 / H: 2 LOB: 2 BB: 1 P: 11	R: 0 E: 0 K: 1 S: 6 / H: 1 LOB: 1 BB: 0 P: 6	R: 0 E: 0 K: 0 S: 3 / H: 1 LOB: 1 BB: 1 P: 7	R: 1 E: 0 K: 1 S: 6 / H: 2 LOB: 0 BB: 0 P: 6	R: 0 E: 0 K: 2 S: 7 / H: 0 LOB: 0 BB: 0 P: 7	R: 1 E: 1 K: 0 S: 5 / H: 2 LOB: 2 BB: 1 P: 9	R: 0 E: 0 K: 1 S: 7 / H: 2 LOB: 3 BB: 1 P: 11	R: 0 E: 0 K: 1 S: 4 / H: 0 LOB: 1 BB: 1 P: 8	R: 1 E: 0 K: 2 S: 8 / H: 1 LOB: 2 BB: 2 P: 16	R: 3 E: 1 K: 0 S: 6 / H: 3 LOB: 2 BB: 1 P: 10	1B: 8 2B: 6 3B: 2 HR: 0	SF: 0 SAC: 1 DP: 3 HBP: 0						

PITCHER		IP	WLS	BF	H	R	ER	SO	BB	IBB	HBP	BLK	WP	HR	S	P	ERA	WHIP
Earl Francis, R ERA: 3.27	(1, 1)	8.1		40	11	4	4	7	4	3	0	0	0	0	47	75	4.32	1.800
Joe Gibbon, L ERA: 3.64	(9, 1)	0.2		2	0	0	0	2	0	0	0	0	1	0	6	6	0.00	0.000
Jack Lamabe, R ERA: 3.08	(10, 1)	0.1	L	4	2	3	1	0	0	1	0	0	0	0	3	7	27.00	6.000
Diomedes Olivo, L ERA: 2.69	(10, 1)	0.1		2	0	0	0	0	0	0	0	0	0	0	2	2	0.00	0.000
Roy Face, R ERA: 1.88	(10, 1)	0.1		1	1	0	0	0	0	0	0	0	0	0	1	1	0.00	3.000

PITCHER	IP	WLS	BF	H	R	ER	SO	BB	IBB	HBP	BLK	WP	HR	S	P	ERA	WHIP

TOP

Cincinnati Reds @ Pittsburgh Pirates

Forbes Field, Pittsburgh, PA

Tue Sep 18 1962, 7:05 PM EDT

Att. 5,656 - Unknown

livebaseballscorecards.com

AB	40
R	7
H	14
RBI	5
BB	8
SO	9
LOB	28

WP: 1	PA: 49		
PB: 0			
SB: 2			
CS: 1			

Batter	1	2	3	4	5	6	7	8	9	10	AB	R	H	RBI	BB	SO	LOB
Bill Virdon, L (1, 8) OBP: 0.273, SLG: 0.343	S 1B		6-3		E4 1-3 2-H		F8		4-3		5	0	1	0	0	0	4
Dick Groat, R (1, 6) OBP: 0.330, SLG: 0.366	K2-3 1-2			6-3	5-3			2-3		6-3	5	0	0	0	0	1	3
Roberto Clemente, R (1, 9) OBP: 0.354, SLG: 0.454	P3			F7		E SF7 1B 1B		F9		K	5	1	1	0	0	1	1
Donn Clendenon, R (1, 3) OBP: 0.373, SLG: 0.462	K			K		E4 F8 SF7 E 1-3 1B		F7		K	5	1	1	0	0	3	1
Bill Mazeroski, R (1, 4) OBP: 0.326, SLG: 0.434		CS 1B			F9	SF7 1-2 3-H			4-3 SH1-4 1B		3	0	2	1	0	0	0
Bob Bailey, R (1, 5) OBP: 0.316, SLG: 0.313		F8			1B 1B 1B	F8 2-3			SH1-4 1-2		3	1	1	0	0	0	2
Howie Goss, R (1, 7) OBP: 0.302, SLG: 0.354 Willie Stargell, L (9, PH) (10, 7)	K 1-2				1-3 1B	E3 CS 3-H			4-3 IBB		3 0	0 0	1 0	0 0	0 1	1 0	1 0
Cal Neeman, R (1, 2) OBP: 0.300, SLG: 0.483 Smoky Burgess, L (9, PH) OBP: 0.375, SLG: 0.500 (10, 2)			5-3		1B E 3-H 1B	CS 1-2	4-3		4-3 1-2 2-3		3 1	1 0	1 0	1 0	0 0	0 2	0 2
Earl Francis, R (1, 1) OBP: 0.172, SLG: 0.276 Joe Gibbon, R (9, 1) OBP: 0.176, SLG: 0.176 Don Hoak, R (9, PH) OBP: 0.324, SLG: 0.353 Jack Lamabe, R (10, 1) Diomedes Olivo, L (10, 1) OBP: 0.267, SLG: 0.286 Roy Face, R (10, 1) OBP: 0.083, SLG: 0.083			P3		E 1-2 1B		6-3			IBB	3 0 0 0 0 0 0	0 0 0 0 0 0 0	1 0 0 0 0 0 0	0 0 0 0 0 0 0	0 0 1 0 0 0 0	0 0 0 0 0 0 0	0 0 0 0 0 0 0
Inning Stats	R: 0 E: 0 K: 2 S: 8 H: 1 LOB: 1 BB: 0 P: 8	R: 0 E: 0 K: 1 S: 5 H: 1 LOB: 0 BB: 0 P: 5	R: 0 E: 0 K: 0 S: 3 H: 0 LOB: 0 BB: 0 P: 3	R: 0 E: 0 K: 1 S: 5 H: 0 LOB: 0 BB: 0 P: 5	R: 2 E: 1 K: 0 S: 7 H: 4 LOB: 2 BB: 0 P: 7	R: 2 E: 2 K: 0 S: 5 H: 2 LOB: 0 BB: 0 P: 5	R: 0 E: 0 K: 0 S: 3 H: 0 LOB: 0 BB: 0 P: 3	R: 0 E: 0 K: 0 S: 3 H: 0 LOB: 0 BB: 0 P: 3	R: 0 E: 0 K: 0 S: 4 H: 1 LOB: 3 BB: 2 P: 12	R: 0 E: 0 K: 2 S: 7 H: 0 LOB: 0 BB: 0 P: 7	1B: 9 2B: 0 3B: 0 HR: 0	SF: 1 SAC: 1 DP: 0 HBP: 0					

PITCHER		IP	WLS	BF	H	R	ER	SO	BB	IBB	HBP	BLK	WP	HR	S	P	ERA	WHIP
Jim O'Toole, L ERA: 3.5	(1, 1)	7.0		28	8	4	2	4	0	0	0	0	0	0	36	36	2.57	1.143
Dave Sisler, R ERA: 4.04	(8, 1)	1.1		6	1	0	0	0	0	1	0	0	0	0	5	9	0.00	0.750
Bill Henry, L ERA: 4.63	(9, 1)	0.2	W	3	0	0	0	0	0	1	0	0	0	0	2	6	0.00	0.000
Johnny Klippstein, R ERA: 4.56	(10, 1)	1.0	S	3	0	0	0	2	0	0	0	0	0	0	7	7	0.00	0.000

PITCHER	IP	WLS	BF	H	R	ER	SO	BB	IBB	HBP	BLK	WP	HR	S	P	ERA	WHIP

BOTTOM

Cincinnati Reds @ Pittsburgh Pirates

Forbes Field, Pittsburgh, PA

Tue Sep 18 1962, 7:05 PM EDT

Att. 5,656 - Unknown

livebaseballscorecards.com

AB	36
R	4
H	9
RBI	2
BB	2
SO	6
LOB	14

WP: 0	PA: 41		
PB: 0			
SB: 1			
CS: 2			

Batter	1	2	3	4	5	6	7	8	9	AB	R	H	RBI	BB	SO	LOB
Eddie Kasko, R (1, 5) OBP: 0.325, SLG: 0.357	5-3		6-3			6-3		BB, SH2-4		3	0	0	0	1	0	0
Don Blasingame, L (1, 4) OBP: 0.364, SLG: 0.342	K		E6, G6-4-3			1-3		SH2-4, 1-2		3	0	0	0	0	1	0
Vada Pinson, L (1, 8) OBP: 0.338, SLG: 0.480	4-3		G6-4-3, 1-2f			1B		F3		4	0	1	0	0	0	2
Frank Robinson, R (1, 9) OBP: 0.420, SLG: 0.630		BB, 3-1, 1B		CS, 1B		F6		6-3		3	0	1	0	1	0	2
Jerry Lynch, L (1, 7) OBP: 0.343, SLG: 0.483		3-1, 1-2, 1B		G6-4-3, 1-2, 1B			SH1-4, 1B		6-3	4	0	3	0	0	0	0
Leo Cardenas, R (1, 6) OBP: 0.336, SLG: 0.413		F3		G6-4-3, 1-2f			SH1-4, 1-2		F9	3	0	0	0	0	0	3
Marty Keough, L (1, 3) OBP: 0.352, SLG: 0.429		3-1, 1-2, 2-3			F7		F5		FC4-6, 1B	4	0	1	0	0	0	3
Johnny Edwards, L (1, 2) OBP: 0.325, SLG: 0.401		IBB			G3		IBB		FC4-6, 1-2f	2	0	0	0	2	0	1
Jim Maloney, L (1, 1) OBP: 0.214, SLG: 0.220		6-3			6-3		4-3			3	0	0	0	0	0	5
Inning Stats	R: 0 E: 0 K: 1 S: 5 H: 0 LOB: 0 BB: 0 P: 5	R: 0 E: 0 K: 0 S: 4 H: 1 LOB: 3 BB: 2 P: 12	R: 0 E: 1 K: 0 S: 3 H: 0 LOB: 0 BB: 0 P: 3	R: 0 E: 0 K: 0 S: 3 H: 2 LOB: 0 BB: 0 P: 3	R: 0 E: 0 K: 0 S: 3 H: 0 LOB: 0 BB: 0 P: 3	R: 0 E: 0 K: 0 S: 4 H: 1 LOB: 1 BB: 0 P: 4	R: 0 E: 0 K: 0 S: 4 H: 1 LOB: 2 BB: 1 P: 8	R: 0 E: 0 K: 0 S: 3 H: 0 LOB: 1 BB: 1 P: 7	R: 0 E: 0 K: 0 S: 4 H: 1 LOB: 1 BB: 0 P: 4	1B: 6 2B: 0 3B: 0 HR: 0 SF: 0 SAC: 2 DP: 2 HBP: 0							WP: 0 PB: 0 SB: 0 CS: 1 PA: 35

PITCHER	IP	WLS	BF	H	R	ER	SO	BB	IBB	HBP	BLK	WP	HR	S	P	ERA	WHIP
Bob Friend, R (1, 1) ERA: 2.83	9.0	W	35	6	0	0	1	2	2	0	0	0	0	33	49	0.00	0.889

PITCHER	IP	WLS	BF	H	R	ER	SO	BB	IBB	HBP	BLK	WP	HR	S	P	ERA	WHIP

TOP

Cincinnati Reds @ Pittsburgh Pirates

Forbes Field, Pittsburgh, PA

Wed Sep 19 1962, 7:05 PM EDT

Att. 3,437 - Unknown

livebaseballscorecards.com

AB	29
R	0
H	6
RBI	0
BB	4
SO	1
LOB	16

Batter	1	2	3	4	5	6	7	8	9	AB	R	H	RBI	BB	SO	LOB
Bill Virdon, L (1, 8) OBP: 0.275, SLG: 0.343	BBBB 4-0 FC3-6 BB		x 0-0 ① ② G1-6-3 1-2f			x 0-0 4-3 1B		x 0-0 ① F9		3	0	1	0	1	0	1
Dick Groat, R (1, 6) OBP: 0.328, SLG: 0.364	x 0-0 ① FC3-6 1-2f		SSS 0-3 ③ K			x 0-0 ① 4-3 1-2		x 0-0 ② F9		4	0	0	0	0	1	2
Bob Skinner, L (1, 7) OBP: 0.396, SLG: 0.513 Howie Goss, R (9, 7) OBP: 0.302, SLG: 0.354	SSS 0-3 ② K			SSS 0-3 ① K		x 0-0 ② F9		BBBB 4-0 BB		3 0	0 0	0 0	0 0	1 0	2 0	2 0
Willie Stargell, L (1, 9)	x 0-0 ③ G3			SSS 0-3 ② K		BBBB 4-0 BB		x 0-0 ③ F9		3	0	0	0	1	1	2
Bill Mazeroski, R (1, 4) OBP: 0.326, SLG: 0.435		x 0-0 2B		x 0-0 ③ F3		x 0-0 ③ F5				3	0	1	0	0	0	2
Donn Clendenon, R (1, 3) OBP: 0.377, SLG: 0.479		x 0-0 ① F3			BBB 4-0 E S K BB		x 0-0 HR			2	1	1	1	1	0	1
Bob Bailey, R (1, 5) OBP: 0.273, SLG: 0.263		SSS 0-3 ② K			SSS 0-3 ① K 1-3		x 0-0 ① F6			3	0	0	0	0	2	2
Cal Neeman, R (1, 2) OBP: 0.303, SLG: 0.452		SSS 0-3 ③ K			BBBB 4-0 BB		SSS 0-3 ② K			2	0	0	0	1	2	1
Bob Friend, R (1, 1) OBP: 0.122, SLG: 0.144			x 0-0 G1-6-3 1B		SSS 0-3 ② ③ K 3-H		x 0-0 ③ 5-3			3	0	1	0	0	1	2
Inning Stats	R: 0 E: 0 K: 1 S: 5 H: 0 LOB: 1 BB: 1 P: 9	R: 0 E: 0 K: 2 S: 8 H: 1 LOB: 1 BB: 0 P: 8	R: 0 E: 0 K: 1 S: 5 H: 1 LOB: 0 BB: 0 P: 5	R: 0 E: 0 K: 2 S: 7 H: 0 LOB: 0 BB: 0 P: 7	R: 0 E: 0 K: 2 S: 6 H: 0 LOB: 1 BB: 2 P: 14	R: 0 E: 0 K: 0 S: 4 H: 1 LOB: 2 BB: 1 P: 8	R: 1 E: 0 K: 1 S: 6 H: 1 LOB: 0 BB: 0 P: 6	R: 0 E: 0 K: 0 S: 3 H: 0 LOB: 1 BB: 1 P: 7		1B: 2 2B: 1 3B: 0 HR: 1	SF: 0 SAC: 0 DP: 1 HBP: 0					

PITCHER	IP	WLS	BF	H	R	ER	SO	BB	IBB	HBP	BLK	WP	HR	S	P	ERA	WHIP
Jim Maloney, R (1, 1) ERA: 3.81	8.0	L	31	4	1	1	9	5	0	0	0	0	1	44	64	1.12	1.125

PITCHER	IP	WLS	BF	H	R	ER	SO	BB	IBB	HBP	BLK	WP	HR	S	P	ERA	WHIP

BOTTOM

Cincinnati Reds @ Pittsburgh Pirates

Forbes Field, Pittsburgh, PA

Wed Sep 19 1962, 7:05 PM EDT

Att. 3,437 - Unknown

livebaseballscorecards.com

AB	26
R	1
H	4
RBI	1
BB	5
SO	9
LOB	15

1B: 2 SF: 0
2B: 1 SAC: 0
3B: 0 DP: 1
HR: 1 HBP: 0

WP: 0 PA: 31
PB: 0
SB: 1
CS: 0

Cincinnati Reds @ Pittsburgh Pirates

Forbes Field, Pittsburgh, PA

Thu Sep 20 1962, 7:05 PM EDT

Att. 3,957 - Unknown

livebaseballscorecards.com

Batter	1	2	3	4	5	6	7	8	9	AB	R	H	RBI	BB	SO	LOB
Eddie Kasko, R (1, 5) OBP: 0.328, SLG: 0.358	K		1B 1-2 1B			E 1B SH1-4 BB	K		WP FC5-2 1B	4	1	2	0	1	2	2
Don Blasingame, L (1, 4) OBP: 0.363, SLG: 0.342	4-3		1-3 2-H 1B			SH1-4 1-2	F8		6-3 1-3	4	0	1	1	0	0	3
Leo Cardenas, R (1, 6) OBP: 0.337, SLG: 0.412	L3		K			E FC4 BB		PB 1B 1B	FC5-2 3-H	4	1	1	0	1	1	3
Frank Robinson, R (1, 9) OBP: 0.419, SLG: 0.627		K		5-3		E9 FC4 CS 1-3 2-H 1B		K		4	0	1	0	0	2	1
Wally Post, R (1, 7) OBP: 0.328, SLG: 0.491		K		K		FC4 BB		PB 1-2 1B		3	0	1	0	1	2	0
Rogelio Alvarez, R (1, 3) OBP: 0.273, SLG: 0.238 Jerry Lynch, L (8, PH) OBP: 0.342, SLG: 0.481 Marty Keough, L (8, 3) OBP: 0.352, SLG: 0.429		K		F7		FC4 1-2f 2-3 3-H		K 1-2 2-3		3 1 0	0 0 0	0 0 0	1 0 0	0 0 0	1 1 0	2 2 0
Vada Pinson, L (1, 8) OBP: 0.339, SLG: 0.479			K		K	CS 3-H	1B BB	IBB		2	0	0	0	2	2	0
Johnny Edwards, L (1, 2) OBP: 0.324, SLG: 0.400			L6	6-3			1-3 1B	F8		4	0	1	0	0	0	3
Bob Purkey, R (1, 1) OBP: 0.138, SLG: 0.183 Bill Henry, L (9, 1) OBP: 0.333, SLG: 0.333			1B 1B BB	K			K		F7	3 0	1 0	0 0	0 0	1 0	2 0	2 0

TOP

AB	32
R	3
H	7
RBI	2
BB	6
SO	13
LOB	18

Inning Stats	1	2	3	4	5	6	7	8	9
	R: 0 E: 0 K: 1 S: 5	H: 0 LOB: 0 BB: 0 P: 5	R: 0 E: 0 K: 3 S: 9	H: 0 LOB: 0 BB: 0 P: 9	R: 1 E: 0 K: 2 S: 9	H: 2 LOB: 2 BB: 1 P: 13	R: 0 E: 0 K: 1 S: 5	H: 0 LOB: 0 BB: 0 P: 5	R: 0 E: 0 K: 2 S: 7	H: 0 LOB: 0 BB: 0 P: 7	R: 2 E: 1 K: 0 S: 3	H: 1 LOB: 1 BB: 3 P: 15	R: 0 E: 0 K: 2 S: 8	H: 1 LOB: 2 BB: 1 P: 12	R: 0 E: 0 K: 2 S: 9	H: 2 LOB: 3 BB: 1 P: 13	R: 0 E: 0 K: 0 S: 4	H: 1 LOB: 1 BB: 0 P: 4

| | | |

BOTTOM

Cincinnati Reds @ Pittsburgh Pirates

Forbes Field, Pittsburgh, PA

Thu Sep 20 1962, 7:05 PM EDT

Att. 3,957 - Unknown

livebaseballscorecards.com

Batter	1	2	3	4	5	6	7	8	9	AB	R	H	RBI	BB	SO	LOB
Bill Virdon, L (1, 8) OBP: 0.274, SLG: 0.342	6-3		1B		G1-4-6-3 1-2f			K		4	0	1	0	0	1	1
Dick Groat, R (1, 6) OBP: 0.328, SLG: 0.363	K		4-3			6-3			BB E 1B	4	1	1	0	0	1	1
Bob Skinner, L (1, 7) OBP: 0.397, SLG: 0.514	G3			3B 2B		F7			E 1-2 2B BB	3	1	1	0	1	0	0
Don Hoak, R (9, PR) OBP: 0.324, SLG: 0.353										0	1	0	0	0	0	0
Willie Stargell, L (1, 9) OBP: 0.333, SLG: 0.429		K		2-H 3B		F9			K	3	0	1	1	0	1	0
Howie Goss, R (9, PH) OBP: 0.299, SLG: 0.351										1	0	0	0	0	1	2
Bill Mazeroski, R (1, 4) OBP: 0.328, SLG: 0.435		FC3-6 HBP		FC1-6 1B			4-3		K	3	0	1	0	0	1	2
Donn Clendenon, R (1, 3) OBP: 0.370, SLG: 0.469		FC3-6 FC6-4 1-2f		FC1-6 1-2f			4-3		E5 1-2 2-H 2B	4	1	0	0	0	0	3
Bob Bailey, R (1, 5) OBP: 0.269, SLG: 0.304		FC6-4 1-2f		4-3			K		1-H 2-H 2B	4	0	1	2	0	1	2
Cal Neeman, R (1, 2) OBP: 0.286, SLG: 0.424			6-3		6-3			K		2	0	0	0	0	0	0
Elmo Plaskett, R (8, PH) OBP: 0.333, SLG: 0.800										1	0	0	0	0	1	0
(9, 2)																
Bob Veale, S (1, 1) OBP: 0.167, SLG: 0.167			K		1B			G3		2	0	1	0	0	1	0
Tom Butters, R (7, 1)										0	0	0	0	0	0	0
Jim Marshall, L (8, PH) OBP: 0.338, SLG: 0.438										1	0	0	0	0	0	0
Bob Priddy, R (9, 1)										0	0	0	0	0	0	0
Inning Stats	R: 0 E: 0 K: 1 S: 5 H: 0 LOB: 0 BB: 0 P: 5	R: 0 E: 0 K: 1 S: 5 H: 0 LOB: 1 BB: 0 P: 6	R: 0 E: 0 K: 1 S: 6 H: 1 LOB: 1 BB: 0 P: 6	R: 1 E: 0 K: 0 S: 5 H: 3 LOB: 1 BB: 0 P: 5	R: 0 E: 0 K: 0 S: 3 H: 1 LOB: 0 BB: 0 P: 3	R: 0 E: 0 K: 0 S: 3 H: 0 LOB: 0 BB: 0 P: 3	R: 0 E: 0 K: 1 S: 5 H: 0 LOB: 0 BB: 0 P: 5	R: 0 E: 0 K: 2 S: 7 H: 0 LOB: 0 BB: 0 P: 7	R: 3 E: 1 K: 2 S: 9 H: 2 LOB: 2 BB: 1 P: 13	1B: 4 2B: 2 3B: 1 HR: 0 SF: 0 SAC: 0 DP: 1 HBP: 1	WP: 0 PB: 0 SB: 0 CS: 0 PA: 34					

	AB	32
	R	4
	H	7
	RBI	3
	BB	1
	SO	8
	LOB	11

PITCHER		IP	WLS	BF	H	R	ER	SO	BB	IBB	HBP	BLK	WP	HR	S	P	ERA	WHIP
Bob Purkey, R ERA: 2.87	(1, 1)	8.0		30	6	3	1	6	1	0	1	0	0	0	40	45	1.12	0.875
Bill Henry, L ERA: 4.54	(9, 1)	0.2	L	4	1	1	0	2	0	0	0	0	0	0	8	8	0.00	1.500

PITCHER	IP	WLS	BF	H	R	ER	SO	BB	IBB	HBP	BLK	WP	HR	S	P	ERA	WHIP

Cincinnati Reds @ Philadelphia Phillies

Connie Mack Stadium, Philadelphia, PA

Fri Sep 21 1962, 7:05 PM EDT

Att. 5,726 - Unknown

TOP

livebaseballscorecards.com

Batter	1	2	3	4	5	6	7	8	9	AB	R	H	RBI	BB	SO	LOB
Leo Cardenas, R (1, 6) OBP: 0.339, SLG: 0.414	BB 1B 1B	BBBB 1B BB		F8 ①	FC6-4 ③ 1-2f				DI 1B 2B	4	2	2	0	1	0	2
Don Blasingame, L (1, 4) OBP: 0.363, SLG: 0.341	BBBB 1B 3B 1-2 BB	F5 ②		F9 ②			1-3 ①		1B 2-H 1B	4	1	1	1	1	0	3
Vada Pinson, L (1, 8) OBP: 0.340, SLG: 0.478	F9 ①	FC6-4 1-2 3-H 1B		G3 ③			4-3 ②		G5-4-3 1-2 1B	5	0	2	1	0	0	3
Frank Robinson, R (1, 9) OBP: 0.420, SLG: 0.626	3B 1-2 2-H 1B	FC6-4 ③ 1-2f			BBBB G6-4-3 BB		1B 1B		SSS K ①	4	1	2	1	1	1	4
Jerry Lynch, L (1, 7) OBP: 0.347, SLG: 0.493 Wally Post, R (5, PH) (5, 7) OBP: 0.328, SLG: 0.489	SF9 1-H 2-H 3B		1B		G6-4-3 ①② 1-2f		1-3 1B		G5-4-3 ②③ 1-2f	2 3	1 0	2 1	2 0	0 0	0 0	0 3
Marty Keough, L (1, 3) OBP: 0.349, SLG: 0.427 Rogelio Alvarez, R (5, PH) (5, 3) OBP: 0.250, SLG: 0.217	SF9 ② 3-H	F8 ①			SSS K ③		6-3 ③			1 2	0 0	0 0	1 0	0 0	0 1	1 2
Gene Freese, R (1, 5) OBP: 0.304, SLG: 0.158	4-3 ③	L8 ②				SSS K ①		P4 ①		4	0	0	0	0	1	1
Johnny Edwards, L (1, 2) OBP: 0.324, SLG: 0.400		SH1-3 1B 2B		F8 ③		3-1 ②		1-3 ②		4	1	1	0	0	0	1
Joey Jay, S (1, 1) OBP: 0.250, SLG: 0.233 Ted Wills, L (7, 1) OBP: 0.313, SLG: 0.313 Gordy Coleman, L (8, PH) OBP: 0.329, SLG: 0.481 Sammy Ellis, L (8, 1) OBP: 0.167, SLG: 0.167		SH1-3 ① 2-3		BBBB BB		BBBB FC6-4 BB		F8 ③		0 0 1 0	0 0 0 0	0 0 0 0	0 0 0 0	2 0 0 0	0 0 0 0	0 0 0 0
Inning Stats	R: 4 E: 0 K: 0 S: 6 H: 3 LOB: 0 BB: 1 P: 10	R: 1 E: 0 K: 0 S: 5 H: 2 LOB: 2 BB: 1 P: 9	R: 0 E: 0 K: 0 S: 4 H: 1 LOB: 1 BB: 0 P: 4	R: 0 E: 0 K: 0 S: 3 H: 0 LOB: 1 BB: 1 P: 7	R: 0 E: 0 K: 1 S: 4 H: 0 LOB: 0 BB: 1 P: 8	R: 0 E: 0 K: 1 S: 5 H: 0 LOB: 1 BB: 1 P: 9	R: 0 E: 0 K: 0 S: 5 H: 2 LOB: 2 BB: 0 P: 5	R: 0 E: 0 K: 0 S: 3 H: 0 LOB: 0 BB: 0 P: 3	R: 1 E: 0 K: 1 S: 7 H: 3 LOB: 1 BB: 0 P: 7	1B: 8 2B: 2 3B: 1 HR: 0 SF: 1 SAC: 1 DP: 2 HBP: 0						

	AB	34
	R	6
	H	11
	RBI	6
	BB	5
	SO	3
	LOB	20

	WP: 0	PA: 41
	PB: 0	
	SB: 0	
	CS: 0	

PITCHER		IP	WLS	BF	H	R	ER	SO	BB	IBB	HBP	BLK	WP	HR	S	P	ERA	WHIP
Art Mahaffey, R ERA: 3.77	(1, 1)	4.0		21	6	5	5	0	3	0	0	0	0	0	18	30	11.25	2.250
Bill Smith, L ERA: 4.44	(5, 1)	2.0		7	0	0	0	2	2	0	0	0	0	0	9	17	0.00	1.000
Jack Baldschun, R ERA: 2.96	(7, 1)	3.0	W	13	5	1	1	1	0	0	0	0	0	0	15	15	3.00	1.667

PITCHER	IP	WLS	BF	H	R	ER	SO	BB	IBB	HBP	BLK	WP	HR	S	P	ERA	WHIP

Batter	1	2	3	4	5	6	7	8	9	AB	R	H	RBI	BB	SO	LOB
Tony Taylor, R (1, 4) OBP: 0.331, SLG: 0.343	F9		1-2 2-H 1B		L5	1-H 2B	1-2 2-H 1B			5	0	3	3	0	0	0
Billy Klaus, L (1, 5) (5, 6) (8, 5) OBP: 0.300, SLG: 0.317	L5		K		SH1-3 1B	BB	F5			4	0	1	0	1	1	4
Johnny Callison, L (1, 9) (5, 8) (8, 9) OBP: 0.363, SLG: 0.502	4-3		4-3		SH1-3 1-2	K		HR		4	1	1	1	0	1	4
Roy Sievers, R (1, 3) (5, 9) OBP: 0.340, SLG: 0.453		P3		P6	F2		HR 1B	K		4	1	1	0	0	0	1
Bobby Wine, R (8, 6) OBP: 0.272, SLG: 0.337										1	0	0	0	0	1	0
Wes Covington, L (1, 7) OBP: 0.329, SLG: 0.423		G1		BB PB 1B		1B 1B 1B	K	BB BB G1-2-3 1B		5	1	3	0	0	1	1
Don Demeter, R (1, 8) (5, 5) (8, 8) OBP: 0.360, SLG: 0.513		F8		K		1B SF8 1-2 1B	1-H HR	BB 1-2 BB		4	2	2	2	1	1	1
Clay Dalrymple, L (1, 2) OBP: 0.392, SLG: 0.416			FC6-4 1B	BB 1-2 BB		2B 1-3 2-H 1B	K	BB 1-2 2-3 BB		3	1	2	1	2	1	0
Ruben Amaro, R (1, 6) OBP: 0.336, SLG: 0.293 Frank Torre, L (4, PH) OBP: 0.404, SLG: 0.384 (5, 3)			FC6-4 1B 1-2f 1B	1-2 2-3 BB		SF8 3-H	1B 1B 1B	G1-2-3 3-Hf		1 2	1 1	0 1	0 1	0 1	0 0	1 3
Art Mahaffey, R (1, 1) OBP: 0.174, SLG: 0.227 John Herrnstein, L (4, PH) OBP: 0.333, SLG: 0.333 Bill Smith, L (5, 1) OBP: 0.308, SLG: 0.273 Ted Savage, R (6, PH) OBP: 0.347, SLG: 0.370 Jack Baldschun, R (7, 1) OBP: 0.167, SLG: 0.063			1B 1-2 1B	K	K	1B 1-2 1B				1 1 0 1 1	0 0 0 0 0	1 0 0 0 1	0 0 0 0 0	0 0 0 1 0	0 1 0 1 0	0 3 0 1 0
Inning Stats	R: 0 E: 0 K: 0 S: 3 H: 0 LOB: 0 BB: 0 P: 3	R: 0 E: 0 K: 0 S: 3 H: 0 LOB: 0 BB: 0 P: 3	R: 1 E: 0 K: 1 S: 8 H: 3 LOB: 2 BB: 0 P: 8	R: 0 E: 0 K: 2 S: 8 H: 1 LOB: 3 BB: 2 P: 16	R: 0 E: 0 K: 0 S: 4 H: 1 LOB: 1 BB: 0 P: 4	R: 3 E: 0 K: 2 S: 11 H: 4 LOB: 2 BB: 1 P: 15	R: 3 E: 0 K: 2 S: 12 H: 5 LOB: 2 BB: 0 P: 12	R: 1 E: 0 K: 1 S: 6 H: 2 LOB: 2 BB: 2 P: 14		1B: 13 2B: 1 3B: 0 HR: 2 SF: 1 SAC: 1 DP: 1 HBP: 0						

PITCHER		IP	WLS	BF	H	R	ER	SO	BB	IBB	HBP	BLK	WP	HR	S	P	ERA	WHIP
Joey Jay, R ERA: 3.76	(1, 1)	6.2	L	37	14	7	7	7	3	0	0	0	0	1	48	60	9.45	2.550
Ted Wills, L ERA: 5.46	(7, 1)	0.1		1	0	0	0	0	0	0	0	0	0	0	1	1	0.00	0.000
Sammy Ellis, R ERA: 8.1	(8, 1)	1.0		6	2	1	1	1	2	0	0	0	0	1	6	14	9.00	4.000

PITCHER	IP	WLS	BF	H	R	ER	SO	BB	IBB	HBP	BLK	WP	HR	S	P	ERA	WHIP

BOTTOM

Cincinnati Reds @ Philadelphia Phillies

Connie Mack Stadium, Philadelphia, PA

Fri Sep 21 1962, 7:05 PM EDT

Att. 5,726 - Unknown

livebaseballscorecards.com

AB	37
R	8
H	16
RBI	8
BB	5
SO	8
LOB	19

Cincinnati Reds @ Philadelphia Phillies

Connie Mack Stadium, Philadelphia, PA

Sat Sep 22 1962, 7:05 PM EDT

Att. 3,837 - Unknown

TOP

livebaseballscorecards.com

Batter	1	2	3	4	5	6	7	8	9	AB	R	H	RBI	BB	SO	LOB
Leo Cardenas, R (1, 6) OBP: 0.337, SLG: 0.412	SSS 0-3 K		SSS 0-3 K		x 0-0 F7			x 0-0 5-3		4	0	0	0	0	2	0
Don Blasingame, L (1, 4) OBP: 0.364, SLG: 0.341	x 0-0 BB 1B		x 0-0 1-3			x 0-0 L4		BBBB 4-0 WP BB		3	0	1	0	1	0	0
Vada Pinson, L (1, 8) OBP: 0.337, SLG: 0.475	x 0-0 L7		x 0-0 4-3			x 0-0 G3		x 0-0 F8 1-2		4	0	0	0	0	0	2
Frank Robinson, R (1, 9) OBP: 0.421, SLG: 0.624	BBBB 4-0 1-2 BB			x 0-0 5-3		SSS 0-3 K		BBBB 4-0 BB		2	0	0	0	2	1	0
Jerry Lynch, L (1, 7) OBP: 0.342, SLG: 0.486	x 0-0 F9			x 0-0 P6			x 0-0 3-1	x 0-0 L9		4	0	0	0	0	0	4
Marty Keough, L (1, 3) OBP: 0.348, SLG: 0.424		x 0-0 F5		x 0-0 1-3			x 0-0 1B 1B		x 0-0 L3	4	0	1	0	0	0	0
Gene Freese, R (1, 5) OBP: 0.296, SLG: 0.174		x 0-0 P4			x 0-0 5-3		x 0-0 1-2 1B		x 0-0 P6	4	0	1	0	0	0	0
Johnny Edwards, L (1, 2) OBP: 0.323, SLG: 0.401		x 0-0 2B			x 0-0 3-1		x 0-0 F7		x 0-0 6-3	4	0	1	0	0	0	2
Joe Nuxhall, L (1, 1) OBP: 0.296, SLG: 0.423 Johnny Klippstein, R (5, 1) OBP: 0.192, SLG: 0.250		x 0-0 5-3			x 0-0 HR		x 0-0 F8			2	1	1	1	0	0	1
										1	0	0	0	0	0	2

Inning Stats										
	R: 0	H: 1	R: 0	H: 1	R: 0	H: 0	R: 0	H: 0	R: 1	H: 1
	E: 0	LOB: 2	E: 0	LOB: 1	E: 0	LOB: 0	E: 0	LOB: 0	E: 0	LOB: 0
	K: 1	BB: 1	K: 0	BB: 0	K: 1	BB: 0	K: 0	BB: 0	K: 0	BB: 0
	S: 6	P: 10	S: 4	P: 4	S: 5	P: 5	S: 3	P: 3	S: 4	P: 4

Inning Stats										
	R: 0	H: 0	R: 0	H: 2	R: 0	H: 0	R: 0	H: 0	1B: 3	SF: 0
	E: 0	LOB: 0	E: 0	LOB: 2	E: 0	LOB: 2	E: 0	LOB: 0	2B: 1	SAC: 0
	K: 1	BB: 0	K: 0	BB: 0	K: 0	BB: 2	K: 0	BB: 0	3B: 0	DP: 0
	S: 5	P: 5	S: 5	P: 5	S: 3	P: 11	S: 3	P: 3	HR: 1	HBP: 0

	WP: 1	PA: 35
	PB: 0	
	SB: 0	
	CS: 0	

	AB	32
	R	1
	H	5
	RBI	1
	BB	3
	SO	3
	LOB	11

PITCHER	IP	WLS	BF	H	R	ER	SO	BB	IBB	HBP	BLK	WP	HR	S	P	ERA	WHIP
Cal McLish, R (1, 1) ERA: 4.19	9.0	W	35	5	1	1	3	3	0	0	0	1	1	38	50	1.00	0.889

PITCHER	IP	WLS	BF	H	R	ER	SO	BB	IBB	HBP	BLK	WP	HR	S	P	ERA	WHIP

Batter	1	2	3	4	5	6	7	8	9	AB	R	H	RBI	BB	SO	LOB
Tony Taylor, R (1, 4) OBP: 0.329, SLG: 0.341	K		K			K		4-3		4	0	0	0	0	3	1
Johnny Callison, L (1, 9) OBP: 0.363, SLG: 0.499	FC4, BB			K		K		F8		3	0	0	0	1	2	0
Ted Savage, R (1, 7) OBP: 0.345, SLG: 0.368	FC4, CS, 1-2f			K			K			2	0	0	0	0	1	1
Wes Covington, L (7, PH) (8, 7) OBP: 0.328, SLG: 0.422				K						1	0	0	0	0	1	0
Roy Sievers, R (1, 3) OBP: 0.342, SLG: 0.453	CS, 1-2	CS, BB		5-3			BB, 1B, SH3, 1B			2	1	1	0	1	0	0
Don Demeter, R (1, 8) OBP: 0.361, SLG: 0.520		L8			HR		SH3, BB, 1-2, 1B			3	1	2	1	0	0	1
Bobby Wine, R (1, 5) OBP: 0.270, SLG: 0.334		K, 1-2			6-3		SH3, 1-2, 2-3, BB			2	0	0	0	0	1	1
Billy Klaus, L (7, PH) (8, 5) OBP: 0.302, SLG: 0.317										0	0	0	0	1	0	0
Bob Oldis, R (1, 2) OBP: 0.366, SLG: 0.313			K		F9		SH3, 1-2, 2-3, 3-H			2	0	0	1	0	1	0
Ruben Amaro, R (1, 6) OBP: 0.336, SLG: 0.298			2B		6-3		P3			3	0	1	0	0	0	2
Cal McLish, S (1, 1) OBP: 0.161, SLG: 0.098			K			F9		K		3	0	0	0	0	2	1
Inning Stats	R: 0 E: 0 K: 1 S: 4 H: 0 LOB: 0 BB: 1 P: 8	R: 0 E: 0 K: 1 S: 4 H: 0 LOB: 1 BB: 1 P: 8	R: 0 E: 0 K: 3 S: 10 H: 1 LOB: 1 BB: 0 P: 10	R: 0 E: 0 K: 2 S: 7 H: 0 LOB: 0 BB: 0 P: 7	R: 1 E: 0 K: 0 S: 4 H: 1 LOB: 0 BB: 0 P: 4	R: 0 E: 0 K: 2 S: 7 H: 0 LOB: 0 BB: 0 P: 7	R: 1 E: 0 K: 1 S: 7 H: 2 LOB: 2 BB: 1 P: 11	R: 0 E: 0 K: 1 S: 5 H: 0 LOB: 0 BB: 0 P: 5		1B: 2 2B: 2 3B: 0 HR: 1 SF: 0 SAC: 1 DP: 1 HBP: 0						

PITCHER		IP	WLS	BF	H	R	ER	SO	BB	IBB	HBP	BLK	WP	HR	S	P	ERA	WHIP
Joe Nuxhall, L ERA: 3.03	(1, 1)	4.0		14	2	1	1	7	2	0	0	0	0	1	26	34	2.25	1.000
Johnny Klippstein, R ERA: 4.47	(5, 1)	4.0	L	15	2	1	1	4	1	0	0	0	0	0	22	26	2.25	0.750

PITCHER	IP	WLS	BF	H	R	ER	SO	BB	IBB	HBP	BLK	WP	HR	S	P	ERA	WHIP

BOTTOM

Cincinnati Reds @ Philadelphia Phillies

Connie Mack Stadium, Philadelphia, PA

Sat Sep 22 1962, 7:05 PM EDT

Att. 3,837 - Unknown

livebaseballscorecards.com

AB	25
R	2
H	4
RBI	2
BB	3
SO	11
LOB	7

Batter	1	2	3	4	5	6	7	8	9	10	AB	R	H	RBI	BB	SO	LOB
Leo Cardenas, R (1, 6) OBP: 0.340, SLG: 0.413	G4-6-3 1B 1B	IBB			6-3		BB		1B		3	1	2	0	2	0	0
Cookie Rojas, R (1, 4) OBP: 0.313, SLG: 0.243	G4-6-3 1-2 1B	L9			2-3		FC4 1-2 1B		1B 1-2 1B		5	0	3	0	0	0	2
Gene Freese, R (1, 5) OBP: 0.250, SLG: 0.143 Bill Henry, L (9, 1) OBP: 0.333, SLG: 0.333 Dave Sisler, R (9, 1)	G4-6-3 1-2f 2-3		K		6-3		FC4 1-2f		F9		5 0 0	0 0 0	0 0 0	0 0 0	0 0 0	1 0 0	6 0 0
Frank Robinson, R (1, 9) OBP: 0.422, SLG: 0.628	BB	F9				CS 1B		HR	P4		4	1	2	1	1	0	2
Wally Post, R (1, 7) OBP: 0.333, SLG: 0.493 Jerry Lynch, L (10, PH) OBP: 0.341, SLG: 0.484 Joe Gaines, R (10, 7) OBP: 0.333, SLG: 0.346	1-2 3-H 1B	FC5-4 1B				F9		FC4-6 1B		F8	4 1 0	0 0 0	3 0 0	1 0 0	0 0 0	0 0 0	1 0 0
Rogelio Alvarez, R (1, 3) OBP: 0.250, SLG: 0.222 Gordy Coleman, L (10, PH) OBP: 0.330, SLG: 0.482 Marty Keough, L (10, 3) OBP: 0.348, SLG: 0.424	L6		FC5-4 1-2f			1-2 1B		F9		HR 1B	4 1 0	0 1 0	1 1 0	0 0 0	0 0 0	0 0 0	4 0 0
Vada Pinson, L (1, 8) OBP: 0.336, SLG: 0.478		F7		P6		F9		K		1-H HR	5	1	1	2	0	1	2
Johnny Edwards, L (1, 2) OBP: 0.322, SLG: 0.398		SH1-4 BB		6-3			P5	FC4-6 1-2f		K	4	0	0	0	1	1	1
John Tsitouris, R (1, 1) Eddie Kasko, R (9, PH) OBP: 0.326, SLG: 0.356 (9, 5)		SH1-4 1-2		F9			K		F8	K	2 2	0 0	0 0	0 0	0 0	1 1	0 0
Inning Stats	R: 1 H: 3 E: 0 LOB: 2 K: 0 BB: 1 S: 5 P: 9	R: 0 H: 0 E: 0 LOB: 2 K: 0 BB: 2 S: 3 P: 11	R: 0 H: 1 E: 0 LOB: 1 K: 1 BB: 0 S: 6 P: 6	R: 0 H: 0 E: 0 LOB: 0 K: 0 BB: 0 S: 3 P: 3	R: 0 H: 0 E: 0 LOB: 0 K: 0 BB: 0 S: 3 P: 3	R: 0 H: 2 E: 0 LOB: 1 K: 0 BB: 0 S: 4 P: 4	R: 0 H: 1 E: 0 LOB: 2 K: 1 BB: 1 S: 6 P: 10	R: 1 H: 2 E: 0 LOB: 1 K: 1 BB: 0 S: 7 P: 7	R: 0 H: 2 E: 0 LOB: 2 K: 0 BB: 0 S: 5 P: 5	R: 2 H: 2 E: 0 LOB: 0 K: 2 BB: 0 S: 9 P: 9	1B: 11 SF: 0 2B: 0 SAC: 1 3B: 0 DP: 1 HR: 2 HBP: 0						

PITCHER	IP	WLS	BF	H	R	ER	SO	BB	IBB	HBP	BLK	WP	HR	S	P	ERA	WHIP
Chris Short, L (1, 1) ERA: 3.14	9.0		40	11	2	2	3	3	1	0	0	0	1	42	58	2.00	1.556
Art Mahaffey, R (10, 1) ERA: 3.83	1.0	L	5	2	2	2	2	0	0	0	0	0	1	9	9	18.00	2.000

PITCHER	IP	WLS	BF	H	R	ER	SO	BB	IBB	HBP	BLK	WP	HR	S	P	ERA	WHIP

TOP

Cincinnati Reds @ Philadelphia Phillies

Connie Mack Stadium, Philadelphia, PA

Sun Sep 23 1962, 3:33 AM EDT

Att. 6,554 - Unknown

livebaseballscorecards.com

AB	40
R	4
H	13
RBI	4
BB	4
SO	5
LOB	18

WP: 0	PB: 0	SB: 0	CS: 1	PA: 45				

Batter	1	2	3	4	5	6	7	8	9	10	AB	R	H	RBI	BB	SO	LOB
Tony Taylor, R (1, 4) (10, 6) OBP: 0.329, SLG: 0.340	4-3		FC2-5 HBP (1-2)		G3-6-3 1B		F8		L1-4		4	0	1	0	0	0	1
Billy Klaus, L (1, 5) (9, 6) OBP: 0.298, SLG: 0.312	F2		FC2-5 FC4 (1-2, 2-3f)		G3-6-3 (1-2f)		6-3		SF8 (3-H)		4	0	0	0	0	0	3
Jimmie Coker, R (9, PH)											0	0	0	1	0	0	0
Art Mahaffey, R (10, 1) OBP: 0.174, SLG: 0.227											0	0	0	0	0	0	0
Johnny Callison, L (1, 9) OBP: 0.365, SLG: 0.497	BB		FC4 (1-2f)			1-3	BB		BB		2	0	0	0	3	0	2
Wes Covington, L (1, 7) OBP: 0.329, SLG: 0.419	F7		F7			HBP 1B FC3-2	F2		1-2 BB		4	0	1	0	1	0	4
Don Demeter, R (1, 8) (10, 5) OBP: 0.362, SLG: 0.519		K		P5		FC3-2 HBP BB (1-2)		WP SH1-4 1B	6-3		5	1	2	0	0	1	2
Frank Torre, L (1, 3) OBP: 0.406, SLG: 0.383		G3 1B		6-3		BB FC3-2 HBP (1-2, 2-3)		SH1-4 (1-2)		F7	3	0	1	0	0	0	0
Clay Dalrymple, L (1, 2) OBP: 0.389, SLG: 0.411	G3 (1-2)			BB		FC3-2 BB (1-2, 2-3, 3-Hf)		F8		L9	4	0	0	0	1	0	5
Bobby Wine, R (1, 6) OBP: 0.269, SLG: 0.332	6-3			F2		BB (1-2, 2-3, 3-H)		K (2-3)		K	2	0	0	0	0	0	2
John Herrnstein, L (6, PH) OBP: 0.500, SLG: 0.333											0	0	0	1	1	0	0
Ruben Amaro, R (7, 6) OBP: 0.336, SLG: 0.298											0	0	0	0	0	0	0
Roy Sievers, R (8, PH) OBP: 0.342, SLG: 0.452											1	0	0	0	0	1	1
Mel Roach, R (9, 5) OBP: 0.227, SLG: 0.231											1	0	0	0	0	1	0
(10, 4)																	
Chris Short, R (1, 1) OBP: 0.216, SLG: 0.278			FC2-5 HBP		F9	5-3			SF8 3B		3	0	1	0	0	0	3
Ted Savage, R (9, PH) OBP: 0.347, SLG: 0.376											1	1	1	0	0	0	0
(10, 8)																	
Inning Stats	R: 0 E: 0 K: 0 S: 3 H: 0 LOB: 1 BB: 1 P: 7	R: 0 E: 0 K: 1 S: 6 H: 1 LOB: 1 BB: 0 P: 6	R: 0 E: 0 K: 0 S: 4 H: 1 LOB: 2 BB: 0 P: 5	R: 0 E: 0 K: 0 S: 3 H: 0 LOB: 1 BB: 1 P: 7	R: 0 E: 0 K: 0 S: 3 H: 1 LOB: 0 BB: 0 P: 3	R: 1 E: 0 K: 0 S: 5 H: 2 LOB: 3 BB: 1 P: 10	R: 0 E: 0 K: 0 S: 3 H: 0 LOB: 1 BB: 1 P: 7	R: 0 E: 0 K: 1 S: 6 H: 1 LOB: 1 BB: 0 P: 6	R: 1 E: 0 K: 0 S: 4 H: 1 LOB: 2 BB: 2 P: 12	R: 0 E: 0 K: 1 S: 5 H: 0 LOB: 0 BB: 0 P: 5	1B: 6 2B: 0 3B: 1 HR: 0	SF: 1 SAC: 1 DP: 1 HBP: 2	WP: 1 PB: 0 SB: 0 CS: 0	PA: 44			

PITCHER		IP	WLS	BF	H	R	ER	SO	BB	IBB	HBP	BLK	WP	HR	S	P	ERA	WHIP
John Tsitouris, R ERA: 1.46	(1, 1)	8.0		35	6	1	1	2	4	0	2	0	1	0	33	51	1.12	1.250
Bill Henry, L ERA: 4.71	(9, 1)	0.2		5	1	1	1	0	2	0	0	0	0	0	3	11	13.50	4.500
Dave Sisler, R ERA: 3.92	(9, 1)	1.1	W	4	0	0	0	1	0	0	0	0	0	0	6	6	0.00	0.000

PITCHER	IP	WLS	BF	H	R	ER	SO	BB	IBB	HBP	BLK	WP	HR	S	P	ERA	WHIP

BOTTOM

Cincinnati Reds @ Philadelphia Phillies

Connie Mack Stadium, Philadelphia, PA

Sun Sep 23 1962, 3:33 AM EDT

Att. 6,554 - Unknown

livebaseballscorecards.com

AB	34
R	2
H	7
RBI	2
BB	6
SO	3
LOB	23

Pittsburgh Pirates @ Cincinnati Reds

Crosley Field, Cincinnati, OH

Tue Sep 25 1962, 7:05 PM EDT

Att. 4,500 - Unknown

TOP

livebaseballscorecards.com

Batter	1	2	3	4	5	6	7	8	9	AB	R	H	RBI	BB	SO	LOB
Bill Virdon, L (1, 8) OBP: 0.279, SLG: 0.342	S S S 0-3 ① K		x 0-0 ② F8		x 0-0 ③ 1-3			x 0-0 SH5-3 1-2 2-H 1B		4	0	1	1	0	1	2
Dick Groat, R (1, 6) OBP: 0.322, SLG: 0.358	x 0-0 ② P5		x 0-0 ③ 6-3			x 0-0 ① F8		x 0-0 ① SH5-3 1-2 2-3		3	0	0	0	0	0	0
Bob Skinner, L (1, 7) OBP: 0.396, SLG: 0.506	B B B B 4-0 BB			x 0-0 ① F7		x 0-0 ② F4		4-0 IBB		2	0	0	0	2	0	0
Willie Stargell, L (1, 9) OBP: 0.316, SLG: 0.353	x 0-0 ③ F3			S S S 0-3 ② K		S S S 0-3 ③ K		x 0-0 ② P5		4	0	0	0	0	2	4
Bill Mazeroski, R (1, 4) OBP: 0.321, SLG: 0.425		x 0-0 3-1 1B		S S S 0-3 ③ K			x 0-0 ① 6-3	x 0-0 ③ F7		4	0	1	0	0	1	3
Donn Clendenon, R (1, 3) OBP: 0.377, SLG: 0.468		x 0-0 ① 3-1 1-2			x 0-0 SH1-3 1B 1B		x 0-0 ② P6		S S S 0-3 ① K	4	0	1	0	0	1	1
Bob Bailey, R (1, 5) OBP: 0.237, SLG: 0.286		x 0-0 ② F5			x 0-0 ① F9		x 0-0 ③ 5-3		x 0-0 ② F7	4	0	0	0	0	0	2
Elmo Plaskett, R (1, 2) OBP: 0.357, SLG: 0.538		S S S 0-3 ③ K			x 0-0 SH1-3 1-2 1B			x 0-0 WP 1B 1B	x 0-0 ③ 6-3	4	1	2	0	0	1	1
Tom Sturdivant, L (1, 1) OBP: 0.176, SLG: 0.212 Jim Marshall, L (8, PH) OBP: 0.340, SLG: 0.434 Harvey Haddix, L (8, 1) OBP: 0.259, SLG: 0.404 Jack Lamabe, R (8, 1)			x 0-0 ① 4-3		x 0-0 ② SH1-3 1-2 2-3			B B B B 4-0 SH5-3 1B 1-2 BB		1 0 0 0	0 0 0 0	0 0 0 0	0 0 0 0	0 1 0 0	0 0 0 0	0 0 0 0
Inning Stats	R: 0 E: 0 K: 1 S: 5 H: 0 LOB: 1 BB: 1 P: 9	R: 0 E: 0 K: 1 S: 6 H: 1 LOB: 1 BB: 0 P: 6	R: 0 E: 0 K: 0 S: 3 H: 0 LOB: 0 BB: 0 P: 3	R: 0 E: 0 K: 2 S: 7 H: 0 LOB: 0 BB: 0 P: 7	R: 0 E: 0 K: 0 S: 5 H: 2 LOB: 2 BB: 0 P: 5	R: 0 E: 0 K: 1 S: 5 H: 0 LOB: 0 BB: 0 P: 5	R: 0 E: 0 K: 0 S: 3 H: 0 LOB: 0 BB: 0 P: 3	R: 1 E: 0 K: 0 S: 5 H: 2 LOB: 3 BB: 2 P: 13	R: 0 E: 0 K: 1 S: 5 H: 0 LOB: 0 BB: 0 P: 5	1B: 5 2B: 0 3B: 0 HR: 0 SF: 0 SAC: 2 DP: 0 HBP: 0						

	AB	30
	R	1
	H	5
	RBI	1
	BB	3
	SO	6
	LOB	13

WP: 1	PA: 35
PB: 0	
SB: 0	
CS: 0	

PITCHER		IP	WLS	BF	H	R	ER	SO	BB	IBB	HBP	BLK	WP	HR	S	P	ERA	WHIP
Bob Purkey, R ERA: 2.81	(1, 1)	9.0	W	35	5	1	1	6	2	1	0	0	1	0	44	56	1.00	0.778

PITCHER		IP	WLS	BF	H	R	ER	SO	BB	IBB	HBP	BLK	WP	HR	S	P	ERA	WHIP

BOTTOM

Pittsburgh Pirates @ Cincinnati Reds

Crosley Field, Cincinnati, OH

Tue Sep 25 1962, 7:05 PM EDT

Att. 4,500 - Unknown

Batter	1	2	3	4	5	6	7	8	9	AB	R	H	RBI	BB	SO	LOB
Leo Cardenas, R (1, 6) OBP: 0.340, SLG: 0.412	F8		G5-4-3 1-2f		F8		1B			4	0	1	0	0	0	1
Cookie Rojas, R (1, 4) OBP: 0.299, SLG: 0.231	4-3			E4 1B SF9		F4	F8			4	1	0	0	0	0	1
Vada Pinson, L (1, 8) OBP: 0.337, SLG: 0.478	S 1B			4-3 WP 1-3 1B 1B		1-4-3		K		4	1	2	0	0	1	0
Frank Robinson, R (1, 9) OBP: 0.422, SLG: 0.628	F7 1-2			SF9 3-H		2B 1B		1B HBP		2	0	1	1	0	0	1
Jerry Lynch, L (1, 7) OBP: 0.341, SLG: 0.486		4-3		4-3 1-3		1-3 2B		BB 1-2 1B		3	0	1	0	0	0	1
Wally Post, R (8, PH) OBP: 0.335, SLG: 0.495 (9, 7)										1	0	1	0	0	0	0
Gordy Coleman, L (1, 3) OBP: 0.333, SLG: 0.482		K		PB 3-H 1B		IBB		BB 1-2		2	0	1	1	2	1	0
Rogelio Alvarez, R (8, PR) OBP: 0.250, SLG: 0.222 (9, 3)										0	0	0	0	0	0	0
Gene Freese, R (1, 5) OBP: 0.222, SLG: 0.125		F7		5-3 1-2		F7		5-3		4	0	0	0	0	0	6
Johnny Edwards, L (1, 2) OBP: 0.322, SLG: 0.397			FC1-4 1B		G3		F9			3	0	1	0	0	0	0
Bob Purkey, R (1, 1) OBP: 0.134, SLG: 0.178			FC1-4 G5-4-3 1-2f		K		K			3	0	0	0	0	2	1
Inning Stats	R: 0 H: 1 E: 0 LOB: 1 K: 0 BB: 0 S: 4 P: 4	R: 0 H: 0 E: 0 LOB: 0 K: 1 BB: 0 S: 5 P: 5	R: 0 H: 1 E: 0 LOB: 0 K: 0 BB: 0 S: 3 P: 3	R: 2 H: 2 E: 1 LOB: 1 K: 0 BB: 0 S: 6 P: 6	R: 0 H: 0 E: 0 LOB: 0 K: 1 BB: 0 S: 5 P: 5	R: 0 H: 2 E: 0 LOB: 3 K: 0 BB: 1 S: 5 P: 9	R: 0 H: 1 E: 0 LOB: 1 K: 1 BB: 0 S: 6 P: 6	R: 0 H: 1 E: 0 LOB: 2 K: 1 BB: 1 S: 5 P: 10		1B: 7 SF: 1 2B: 1 SAC: 0 3B: 0 DP: 1 HR: 0 HBP: 1						WP: 1 PA: 34 PB: 1 SB: 1 CS: 0

livebaseballscorecards.com

	AB	30
	R	2
	H	8
	RBI	2
	BB	2
	SO	4
	LOB	11

PITCHER		IP	WLS	BF	H	R	ER	SO	BB	IBB	HBP	BLK	WP	HR	S	P	ERA	WHIP
Tom Sturdivant, R ERA: 3.73	(1, 1)	7.0	L	29	7	2	0	3	0	1	0	0	1	0	34	38	0.00	1.000
Harvey Haddix, L ERA: 4.2	(8, 1)	0.2		4	1	0	0	1	1	0	1	0	0	0	4	9	0.00	3.000
Jack Lamabe, R ERA: 3.04	(8, 1)	0.1		1	0	0	0	0	0	0	0	0	0	0	1	1	0.00	0.000

PITCHER	IP	WLS	BF	H	R	ER	SO	BB	IBB	HBP	BLK	WP	HR	S	P	ERA	WHIP

Batter	1	2	3	4	5	6	7	8	9	10	11	AB	R	H	RBI	BB	SO	LOB
Bill Virdon, L (1, 8) OBP: 0.281, SLG: 0.342	BBBB 4-0 E S BB		BBBB 4-0 CS BB		x 0-0 ③ P6			x 0-0 ② 4-3		x 0-0 WP HBP 1B		3	0	1	0	2	0	1
Dick Groat, R (1, 6) OBP: 0.324, SLG: 0.360	x 0-0 ① F6		x 0-0 ② 1-2 1B			SSS 0-3 ① K		x 0-0 2B		H 1-0 WP 1-2 HBP		4	0	2	0	0	1	1
Dick Schofield, S (10, PR) OBP: 0.379, SLG: 0.371 (10, 6)												0	0	0	0	0	0	0
Bob Skinner, L (1, 7) OBP: 0.396, SLG: 0.504	SSS 0-3 ② K		SSS 0-3 ③ K			x 0-0 G6-4-3 1B		BBBB 4-0 BB		x 0-0 ③ 4-3 1-2 2-3		4	0	1	0	1	2	4
Bill Mazeroski, R (1, 4) OBP: 0.320, SLG: 0.425	x 0-0 ③ 6-3 1-3			x 0-0 ① F9		x 0-0 ② ③ G6-4-3 1-2f		SSS 0-3 ③ K			x 0-0 1B 2B 2B	5	1	1	0	0	1	4
Donn Clendenon, R (1, 3) OBP: 0.373, SLG: 0.462		x 0-0 ① 6-3		SSS 0-3 ② K			x 0-0 ① 4-3		x 0-0 ① 6-3		x 0-0 2B 2-3 1B	5	0	1	0	0	1	0
Willie Stargell, L (1, 9) OBP: 0.375, SLG: 0.476		x 0-0 2B		x 0-0 ③ F5			x 0-0 ② P4		BBBB 4-0 CS BB		x 0-0 ① 1-H 5-6 3-H 2B	4	0	2	1	1	0	0
Bob Bailey, R (1, 5) OBP: 0.233, SLG: 0.256		SSS 0-3 ② K			x 0-0 ① F9		BBBB 4-0 S BB		x 0-0 ② F8		x 0-0 ② ③ 5-6 3-Hf	4	0	0	0	1	1	3
Cal Neeman, R (1, 2) OBP: 0.244, SLG: 0.333		x 0-0 ③ 1-3			SSS 0-3 ② K		x 0-0 ③ F8 1-2		0-0 ③ CS 1-2	x 0-0 ① P6		4	0	0	0	0	1	2
Earl Francis, R (1, 1) OBP: 0.177, SLG: 0.262 Bob Friend, R (11, 1) OBP: 0.121, SLG: 0.143			x 0-0 ① 6-3		BBBB 4-0 BB			SSS 0-3 ① K		x 0-0 ② 6-3		3	0	0	0	1	1	0
												0	0	0	0	0	0	0
Inning Stats	R: 0 E: 0 K: 1 S: 5 H: 0 LOB: 1 BB: 1 P: 9	R: 0 E: 0 K: 1 S: 6 H: 1 LOB: 1 BB: 0 P: 6	R: 0 E: 0 K: 1 S: 5 H: 1 LOB: 1 BB: 1 P: 9	R: 0 E: 0 K: 1 S: 5 H: 0 LOB: 0 BB: 0 P: 5	R: 0 E: 0 K: 1 S: 5 H: 0 LOB: 1 BB: 1 P: 9	R: 0 E: 0 K: 1 S: 5 H: 1 LOB: 0 BB: 0 P: 5	R: 0 E: 0 K: 0 S: 3 H: 0 LOB: 1 BB: 1 P: 7	R: 0 E: 0 K: 2 S: 8 H: 1 LOB: 2 BB: 1 P: 12	R: 0 E: 0 K: 0 S: 2 H: 0 LOB: 0 BB: 1 P: 6	R: 0 E: 0 K: 0 S: 4 H: 1 LOB: 3 BB: 0 P: 5	R: 1 E: 0 K: 0 S: 4 H: 3 LOB: 0 BB: 0 P: 4	1B: 4 2B: 5 3B: 0 HR: 0 SF: 0 SAC: 0 DP: 2 HBP: 1						

PITCHER		IP	WLS	BF	H	R	ER	SO	BB	IBB	HBP	BLK	WP	HR	S	P	ERA	WHIP
Jim Maloney, R ERA: 3.51	(1, 1)	9.0		34	4	0	0	8	6	0	0	0	0	0	44	68	0.00	1.111
Johnny Klippstein, R ERA: 4.47	(10, 1)	2.0	L	9	4	1	1	0	0	0	1	0	1	0	8	9	4.50	2.000

PITCHER	IP	WLS	BF	H	R	ER	SO	BB	IBB	HBP	BLK	WP	HR	S	P	ERA	WHIP

TOP

Pittsburgh Pirates @ Cincinnati Reds

Crosley Field, Cincinnati, OH

Wed Sep 26 1962, 7:05 PM EDT

Att. 3,623 - Unknown

livebaseballscorecards.com

AB	36
R	1
H	8
RBI	1
BB	6
SO	8
LOB	15

WP: 1	PA: 44				
PB: 0					
SB: 2					
CS: 2					

Pittsburgh Pirates @ Cincinnati Reds

Crosley Field, Cincinnati, OH

Wed Sep 26 1962, 7:05 PM EDT

Att. 3,623 - Unknown

livebaseballscorecards.com

BOTTOM

Batter	1	2	3	4	5	6	7	8	9	10	11	AB	R	H	RBI	BB	SO	LOB
Leo Cardenas, R (1, 6) OBP: 0.339, SLG: 0.410	4-3		L4			K			HBP			3	0	0	0	0	1	0
Don Blasingame, L (1, 4) OBP: 0.364, SLG: 0.340	FC1-6 1B		G3			K			4-3 1-2			4	0	1	0	0	1	1
Vada Pinson, L (1, 8) OBP: 0.337, SLG: 0.475	FC1-6 S 1-2f			L4			BB CS		F7			3	0	0	0	1	0	2
Frank Robinson, R (1, 9) OBP: 0.420, SLG: 0.624	F4 1-2			F7			K 1-2			F8		4	0	0	0	0	1	2
Jerry Lynch, L (1, 7) OBP: 0.337, SLG: 0.479		4-3		L6			4-3			F5		4	0	0	0	0	0	0
Gordy Coleman, L (1, 3) OBP: 0.333, SLG: 0.482		WP 2B			P4		F7			F3		4	0	1	0	0	0	0
Gene Freese, R (1, 5)		5-3			K		K				FC2-6 1B	4	0	1	0	0	2	1
Cookie Rojas, R (11, PR) OBP: 0.299, SLG: 0.231												0	0	0	0	0	0	0
Johnny Edwards, L (1, 2) OBP: 0.319, SLG: 0.394		F5 2-3			1-3		4-3				FC2-6 G3-6-3 1-2f	4	0	0	0	0	0	2
Jim Maloney, L (1, 1)			5-3			4-3			K		G3-6-3 1-2f	2	0	0	0	0	0	0
Jesse Gonder, L (9, PH)												1	0	0	0	0	1	0
Johnny Klippstein, R (10, 1) OBP: 0.192, SLG: 0.250												0	0	0	0	0	0	0
Marty Keough, L (11, PH) OBP: 0.346, SLG: 0.422												1	0	0	0	0	0	1

	AB	34
	R	0
	H	3
	RBI	0
	BB	1
	SO	6
	LOB	9

Inning Stats	1	2	3	4	5	6	7	8	9	10	11
	R: 0 E: 0 K: 0 S: 4	H: 1 LOB: 1 BB: 0 P: 4	R: 0 E: 0 K: 0 S: 4	H: 1 LOB: 1 BB: 0 P: 4	R: 0 E: 0 K: 0 S: 3	H: 0 LOB: 0 BB: 0 P: 3	R: 0 E: 0 K: 0 S: 3	H: 0 LOB: 0 BB: 0 P: 3	R: 0 E: 0 K: 1 S: 5	H: 0 LOB: 0 BB: 0 P: 5	R: 0 E: 0 K: 2 S: 7	H: 0 LOB: 0 BB: 0 P: 7	R: 0 E: 0 K: 1 S: 4	H: 0 LOB: 0 BB: 1 P: 8	R: 0 E: 0 K: 1 S: 5	H: 0 LOB: 0 BB: 0 P: 5	R: 0 E: 0 K: 1 S: 5	H: 0 LOB: 1 BB: 0 P: 6	R: 0 E: 0 K: 0 S: 3	H: 0 LOB: 0 BB: 0 P: 3	R: 0 E: 0 K: 0 S: 3	H: 1 LOB: 1 BB: 0 P: 3

	1B: 2	SF: 0	WP: 1	PA: 36
	2B: 1	SAC: 0	PB: 0	
	3B: 0	DP: 1	SB: 1	
	HR: 0	HBP: 1	CS: 1	

PITCHER		IP	WLS	BF	H	R	ER	SO	BB	IBB	HBP	BLK	WP	HR	S	P	ERA	WHIP
Earl Francis, R ERA: 3.09	(1, 1)	10.0	W	33	2	0	0	6	1	0	1	0	1	0	43	48	0.00	0.300
Bob Friend, R ERA: 3.06	(11, 1)	1.0	S	3	1	0	0	0	0	0	0	0	0	0	3	3	0.00	1.000

PITCHER	IP	WLS	BF	H	R	ER	SO	BB	IBB	HBP	BLK	WP	HR	S	P	ERA	WHIP

Philadelphia Phillies @ Cincinnati Reds

Crosley Field, Cincinnati, OH

Fri Sep 28 1962, 7:05 PM EDT

Att. 4,494 - Unknown

TOP

livebaseballscorecards.com

Batter	1	2	3	4	5	6	7	8	9	AB	R	H	RBI	BB	SO	LOB
Tony Taylor, R (1, 4) OBP: 0.335, SLG: 0.342	L9		4-3			BBBB G3 1B BB	BBBB 1-2 BB		DI 1B	3	1	1	0	2	0	0
Billy Klaus, L (1, 5) (3, 6) OBP: 0.291, SLG: 0.303 Bobby Wine, R (9, PH) OBP: 0.268, SLG: 0.331	1B		F7			G3 1-2	F3		SSS K 1-2	4 1	0 0	1 0	0 0	0 0	0 1	3 1
Johnny Callison, L (1, 9) (3, 8) OBP: 0.363, SLG: 0.492 Jimmie Coker, R (9, PH)	SSS K			F8		F8		BBBB 1B 1B BB	4-3	3 1	1 0	0 0	0 0	1 0	1 0	2 1
Roy Sievers, R (1, 3) (3, 9) OBP: 0.347, SLG: 0.458	SSS K			F7		1B 2-H 1B		1B 1-2 1B		4	0	2	1	0	1	1
Wes Covington, L (1, 7) OBP: 0.328, SLG: 0.423		F9		F5		1-2 1B		P3		4	0	1	0	0	0	2
Don Demeter, R (1, 8) (3, 5) OBP: 0.361, SLG: 0.523		F3			HR	SSS K		SSS K		4	1	1	1	0	2	4
Clay Dalrymple, L (1, 2) OBP: 0.393, SLG: 0.418		BBBB BB			SSS K		L1-3 1B	1-3 2-H 1B		3	0	2	1	1	1	0
Ruben Amaro, R (1, 6) OBP: 0.332, SLG: 0.290 Cal McLish, S (3, 1) OBP: 0.161, SLG: 0.098 Mel Roach, R (5, PH) OBP: 0.225, SLG: 0.229 John Boozer, R (5, 1) John Herrnstein, L (7, PH) OBP: 0.333, SLG: 0.200 Jack Hamilton, R (7, 1) OBP: 0.089, SLG: 0.056 Ted Savage, R (8, PH) OBP: 0.343, SLG: 0.372 Bill Smith, L (8, 1) OBP: 0.308, SLG: 0.273		SSS K			SSS K		L1-3 1-2	L8		1 0 1 0 1 0 1 0 1 0	0 0 0 0 0 0 0 0 0 0	0 0 0 0 0 0 0 0 0 0	0 0 0 0 1 0 0 0 0 0	0 0 0 0 0 0 0 0 0 0	1 0 1 0 0 1 0 0 0 0	1 0 0 0 0 0 1 0 2 0
Chris Short, R (1, 1) OBP: 0.216, SLG: 0.278 Dallas Green, L (2, 1) OBP: 0.167, SLG: 0.063 Frank Torre, L (3, PH) (3, 3) OBP: 0.406, SLG: 0.383			L4		F9		BB 1B		F7	0 0 4	0 0 0	0 0 1	0 0 0	0 0 0	0 0 0	0 0 0

Inning Stats	1	2	3	4	5	6	7	8	9
	R: 0 E: 0 K: 2 S: 8	R: 0 E: 0 K: 1 S: 5	R: 0 E: 0 K: 0 S: 3	R: 0 E: 0 K: 0 S: 3	R: 1 E: 0 K: 2 S: 8	R: 1 E: 0 K: 1 S: 7	R: 0 E: 0 K: 0 S: 4	R: 1 E: 0 K: 1 S: 7	R: 0 E: 0 K: 1 S: 6
	H: 1 LOB: 1 BB: 0 P: 8	H: 0 LOB: 1 BB: 1 P: 9	H: 0 LOB: 0 BB: 0 P: 3	H: 0 LOB: 0 BB: 0 P: 3	H: 1 LOB: 0 BB: 0 P: 8	H: 2 LOB: 2 BB: 1 P: 11	H: 2 LOB: 2 BB: 1 P: 8	H: 2 LOB: 2 BB: 1 P: 11	H: 1 LOB: 1 BB: 0 P: 6

AB	35
R	3
H	9
RBI	3
BB	4
SO	8
LOB	18

1B: 8 SF: 0
2B: 1 SAC: 0
3B: 0 DP: 1
HR: 1 HBP: 0

WP: 0 PA: 39
PB: 0
SB: 0
CS: 0

PITCHER		IP	WLS	BF	H	R	ER	SO	BB	IBB	HBP	BLK	WP	HR	S	P	ERA	WHIP
Sammy Ellis, R ERA: 6.75	(1, 1)	8.0	W	35	8	3	3	7	4	0	0	0	0	1	45	61	3.38	1.500
Bill Henry, L ERA: 4.58	(9, 1)	1.0	S	4	1	0	0	1	0	0	0	0	0	0	6	6	0.00	1.000

PITCHER		IP	WLS	BF	H	R	ER	SO	BB	IBB	HBP	BLK	WP	HR	S	P	ERA	WHIP

BOTTOM

Philadelphia Phillies @ Cincinnati Reds

Crosley Field, Cincinnati, OH

Fri Sep 28 1962, 7:05 PM EDT

Att. 4,494 - Unknown

Batter	1	2	3	4	5	6	7	8	9	AB	R	H	RBI	BB	SO	LOB
Leo Cardenas, R (1, 6) OBP: 0.341, SLG: 0.413	G4-3-6 1B	2B E 1B 1-2	G3 1B 2B 1-H		F8			4-3		5	2	3	1	0	0	0
Cookie Rojas, R (1, 4) OBP: 0.315, SLG: 0.256	G4-3-6 1-2f	E 2B 1-3 2-H	G3 2-3			5-3-5 BB		G4-6-3 1B		4	1	2	1	1	0	2
Vada Pinson, L (1, 8) OBP: 0.339, SLG: 0.476	HBP 2B 1B	E2 1B 2-H 3-H	 1B 3-H			5-3-5 1-2f		G4-6-3 1-2f		5	1	3	3	0	0	2
Frank Robinson, R (1, 9) OBP: 0.419, SLG: 0.620	HBP 2B 1-2	F9	G3			K				3	1	0	0	0	1	2
Wally Post, R (1, 7) OBP: 0.341, SLG: 0.498	PB 2B 1-H 2-H	BB		K			G1-6-3 BB			2	0	1	2	2	1	0
Gene Freese, R (1, 5) OBP: 0.250, SLG: 0.132	BB 2-3	BB 1-2		K			G1-6-3 1-2f			2	0	0	0	2	1	1
Rogelio Alvarez, R (1, 3) OBP: 0.241, SLG: 0.214 Gordy Coleman, L (2, PH) OBP: 0.333, SLG: 0.481 (3, 3)	K	F8		P6			BB 1B			1 3	0 0	0 1	0 0	0 0	1 0	2 3
Johnny Edwards, L (1, 2) OBP: 0.321, SLG: 0.393		4-3 2B 1B	2B 1B		K		FC5-4 BB 1-2			3	1	1	0	1	1	0
Sammy Ellis, L (1, 1) OBP: 0.200, SLG: 0.200 Bill Henry, L (9, 1) OBP: 0.333, SLG: 0.333		1B 2B 1B	F8		K		FC5-4 1-2f			4 0	1 0	1 0	0 0	0 0	1 0	3 0
Inning Stats	R: 2 E: 0 K: 1 S: 7 H: 3 LOB: 2 BB: 1 P: 12	R: 3 E: 1 K: 0 S: 7 H: 4 LOB: 3 BB: 2 P: 15	R: 2 E: 0 K: 0 S: 6 H: 3 LOB: 1 BB: 0 P: 6	R: 0 E: 0 K: 2 S: 7 H: 0 LOB: 0 BB: 0 P: 7	R: 0 E: 0 K: 2 S: 7 H: 0 LOB: 0 BB: 0 P: 7	R: 0 E: 0 K: 1 S: 4 H: 0 LOB: 0 BB: 1 P: 8	R: 0 E: 0 K: 0 S: 3 H: 1 LOB: 2 BB: 2 P: 11	R: 0 E: 0 K: 0 S: 3 H: 1 LOB: 0 BB: 0 P: 3		1B: 9 2B: 4 3B: 0 HR: 0 SF: 0 SAC: 0 DP: 4 HBP: 1				WP: 0 PB: 1 SB: 0 CS: 0 PA: 39	

livebaseballscorecards.com

AB	32
R	7
H	12
RBI	7
BB	6
SO	6
LOB	15

PITCHER		IP	WLS	BF	H	R	ER	SO	BB	IBB	HBP	BLK	WP	HR	S	P	ERA	WHIP
Chris Short, L ERA: 3.42	(1, 1)	1.1	L	12	7	5	5	1	1	0	1	0	0	0	12	17	33.75	6.000
Dallas Green, R ERA: 3.83	(2, 1)	0.2		4	0	0	0	0	2	0	0	0	0	0	2	10	0.00	3.000
Cal McLish, R ERA: 4.25	(3, 1)	2.0		9	3	2	2	2	0	0	0	0	0	0	13	13	9.00	1.500
John Boozer, R ERA: 5.75	(5, 1)	2.0		6	0	0	0	3	1	0	0	0	0	0	11	15	0.00	0.500
Jack Hamilton, R ERA: 5.09	(7, 1)	1.0		5	1	0	0	0	2	0	0	0	0	0	3	11	0.00	3.000

PITCHER		IP	WLS	BF	H	R	ER	SO	BB	IBB	HBP	BLK	WP	HR	S	P	ERA	WHIP
Bill Smith, L ERA: 4.29	(8, 1)	1.0		3	1	0	0	0	0	0	0	0	0	0	3	3	0.00	1.000

Philadelphia Phillies @ Cincinnati Reds

Crosley Field, Cincinnati, OH

Sun Sep 30 1962, 3:33 AM EDT

Att. 10,942 - Unknown

TOP

livebaseballscorecards.com

Batter	1	2	3	4	5	6	7	8	9	AB	R	H	RBI	BB	SO	LOB
Tony Taylor, R (1, 4) OBP: 0.336, SLG: 0.342	B B B 4-0 G3-6-3 BB		x 0-0 1-2 1B			x 0-0 ② 6-3			x 0-0 ① 6-3	3	0	1	0	1	0	0
Billy Klaus, L (1, 5) OBP: 0.290, SLG: 0.302	x 0-0 ① F9		S S S 0-3 ③ K			x 0-0 ③ P6			x 0-0 HBP 1B	4	0	1	0	0	1	3
Ted Savage, R (1, 9) OBP: 0.345, SLG: 0.373	x 0-0 ②③ G3-6-3 1-2f			x 0-0 G4-6-3 1B			x 0-0 L3 1B		x 0-0 ② F8	4	0	2	0	0	0	2
Roy Sievers, R (1, 3) OBP: 0.346, SLG: 0.455		S S S 0-3 ① K		x 0-0 ① F3			x 0-0 ① F9		H 1-0 1-2 HBP	3	0	0	0	0	1	2
Wes Covington, L (1, 7) OBP: 0.324, SLG: 0.418		x 0-0 ② F9		x 0-0 ②③ G4-6-3 1-2f			x 0-0 ②③ L3 1-2		x 0-0 ③ F9	4	0	0	0	0	0	4
Don Demeter, R (1, 8) OBP: 0.359, SLG: 0.520		x 0-0 ③ F7			x 0-0 ① F8			x 0-0 ① 1-4-3		3	0	0	0	0	0	0
Clay Dalrymple, L (1, 2) OBP: 0.393, SLG: 0.416			x 0-0 ① F3		x 0-0 ② 4-1			B B B 4-0 BB		2	0	0	0	1	0	0
Ruben Amaro, R (1, 6) OBP: 0.330, SLG: 0.288			x 0-0 ② 5-3		S S S 0-3 ③ K			S S S 0-3 ② K		2	0	0	0	0	1	0
Johnny Callison, L (8, PH) OBP: 0.363, SLG: 0.491										1	0	0	0	0	1	1
Bobby Wine, R (8, 6) OBP: 0.268, SLG: 0.331										0	0	0	0	0	0	0
Art Mahaffey, R (1, 1) OBP: 0.177, SLG: 0.228			x 0-0 1B 1B			x 0-0 ① F8		x 0-0 ③ F7		2	0	1	0	0	0	0
Frank Torre, L (8, PH) OBP: 0.404, SLG: 0.381										1	0	0	0	0	0	1
Dennis Bennett, L (8, 1) OBP: 0.167, SLG: 0.175										0	0	0	0	0	0	0
Inning Stats	R: 0 E: 0 K: 0 S: 2 H: 0 LOB: 0 BB: 1 P: 6	R: 0 E: 0 K: 1 S: 5 H: 0 LOB: 0 BB: 0 P: 5	R: 0 E: 0 K: 1 S: 7 H: 2 LOB: 2 BB: 0 P: 7	R: 0 E: 0 K: 0 S: 3 H: 1 LOB: 0 BB: 0 P: 3	R: 0 E: 0 K: 1 S: 5 H: 0 LOB: 0 BB: 0 P: 5	R: 0 E: 0 K: 0 S: 3 H: 0 LOB: 0 BB: 0 P: 3	R: 0 E: 0 K: 0 S: 3 H: 1 LOB: 0 BB: 0 P: 3	R: 0 E: 0 K: 1 S: 5 H: 0 LOB: 1 BB: 1 P: 9	R: 0 E: 0 K: 0 S: 4 H: 1 LOB: 2 BB: 0 P: 5	1B: 5 2B: 1 3B: 0 HR: 0 SF: 0 SAC: 0 DP: 3 HBP: 1						

AB	29
R	0
H	5
RBI	0
BB	2
SO	4
LOB	13

WP: 0 PB: 0 SB: 0 CS: 0 PA: 32

PITCHER		IP	WLS	BF	H	R	ER	SO	BB	IBB	HBP	BLK	WP	HR	S	P	ERA	WHIP
John Tsitouris, R ERA: 0.84	(1, 1)	9.0	W	32	5	0	0	4	2	0	1	0	0	0	37	46	0.00	0.778

PITCHER	IP	WLS	BF	H	R	ER	SO	BB	IBB	HBP	BLK	WP	HR	S	P	ERA	WHIP

Batter	1	2	3	4	5	6	7	8	9	AB	R	H	RBI	BB	SO	LOB
Leo Cardenas, R (1, 6) OBP: 0.341, SLG: 0.411	F9		BB 1B HBP		4-3		F8			3	0	0	0	0	0	0
Cookie Rojas, R (1, 4) OBP: 0.302, SLG: 0.244	1-3		K		G1		1-3			4	0	0	0	0	1	1
Vada Pinson, L (1, 8) OBP: 0.340, SLG: 0.477	P6		BB 1B		F9		2B 1B			4	1	2	0	0	0	0
Frank Robinson, R (1, 9) OBP: 0.421, SLG: 0.624		HR 2B	BB			K	2B			3	1	2	1	1	1	0
Jerry Lynch, L (1, 7) OBP: 0.335, SLG: 0.486		HR	F5			F7	4-3			4	1	1	2	0	0	4
Gordy Coleman, L (1, 3) OBP: 0.332, SLG: 0.485		F5		P4		HR		4-3		4	1	1	1	0	0	0
Gene Freese, R (1, 5) OBP: 0.250, SLG: 0.167		6-3		F8		2B		F9		4	0	1	0	0	0	0
Johnny Edwards, L (1, 2) OBP: 0.322, SLG: 0.392		4-3		BB		IBB		K		2	0	0	0	2	1	0
John Tsitouris, R (1, 1)			K	F7		K				3	0	0	0	0	2	3
Inning Stats	R: 0 E: 0 K: 0 S: 3 H: 0 LOB: 0 BB: 0 P: 3	R: 2 E: 0 K: 0 S: 5 H: 2 LOB: 0 BB: 0 P: 5	R: 0 E: 0 K: 2 S: 8 H: 1 LOB: 3 BB: 1 P: 13	R: 0 E: 0 K: 0 S: 3 H: 0 LOB: 1 BB: 1 P: 7	R: 0 E: 0 K: 0 S: 3 H: 0 LOB: 0 BB: 0 P: 3	R: 1 E: 0 K: 2 S: 9 H: 2 LOB: 2 BB: 1 P: 13	R: 1 E: 0 K: 0 S: 5 H: 2 LOB: 1 BB: 0 P: 5	R: 0 E: 0 K: 1 S: 5 H: 0 LOB: 0 BB: 0 P: 5		1B: 2 2B: 3 3B: 0 HR: 2	SF: 0 SAC: 0 DP: 0 HBP: 1						

PITCHER		IP	WLS	BF	H	R	ER	SO	BB	IBB	HBP	BLK	WP	HR	S	P	ERA	WHIP
Art Mahaffey, R ERA: 3.94	(1, 1)	7.0	L	32	7	4	4	4	2	1	1	0	0	2	36	49	5.14	1.286
Dennis Bennett, L ERA: 3.81	(8, 1)	1.0		3	0	0	0	1	0	0	0	0	0	0	5	5	0.00	0.000

PITCHER	IP	WLS	BF	H	R	ER	SO	BB	IBB	HBP	BLK	WP	HR	S	P	ERA	WHIP

BOTTOM

Philadelphia Phillies @ Cincinnati Reds

Crosley Field, Cincinnati, OH

Sun Sep 30 1962, 3:33 AM EDT

Att. 10,942 - Unknown

livebaseballscorecards.com

AB	31
R	4
H	7
RBI	4
BB	3
SO	5
LOB	8

1B: 2	SF: 0	WP: 0	PA: 35
2B: 3	SAC: 0	PB: 0	
3B: 0	DP: 0	SB: 0	
HR: 2	HBP: 1	CS: 0	