



Cincinnati Reds - 1962

Batter	1	2	3	4	5	6	7	8	9	AB	R	H	RBI	BB	SO	LOB	TOP										
Tony Taylor, R (1.4)	4-0 BB	P3	SF9			FC6-4			6-3	3	0	0	1	2	0	5	Philadelphia Phillies @ Cincinnati Reds Crosley Field, Cincinnati, OH Mon Apr 09 1962, 3:33 AM EST Att: 28,506 - Unknown AB 37 R 12 H 15 RBI 12 BB 10 SO 4 LOB 22 										
Johnny Callison, L (1.9)	4-3				4-3			L8	6	1	2	0	0	1	4												
Tony Gonzalez, L (1.8)	K				F7			1B	5	3	3	0	0	1	3												
Roy Sievers, R (1.3)	2-3							F8	2	0	0	0	2	1	3												
Billy Conso, R (6, PR)								1B	0	1	0	0	0	0	0												
Frank Torre, L (6, 3)								BB	1	0	0	0	1	0	1												
Wes Covington, L (1, 7)		4-3			FC6-4				2	1	1	1	0	0	0												
Ted Savage, R (4, PH)									3	1	2	2	0	0	1												
Don Demeter, R (1, 5)		G3						F3	6	2	2	3	0	1	5												
Clay Dalrymple, L (1, 2)								FC5-4	6	2	2	3	0	1	5												
Ruben Amaro, R (1, 6)								F8	4	2	2	2	1	0	0												
Art Mahaffey, R (1, 1)								BB	3	1	2	1	2	0	0												
Inning Stats	R: 0 E: 0 K: 1 S: 5	H: 0 LOB: 1 BB: 1 P: 9	R: 1 E: 0 K: 0 S: 4	H: 1 LOB: 2 BB: 2 P: 12	R: 6 E: 0 K: 2 S: 14	H: 7 LOB: 1 BB: 0 P: 14	R: 2 E: 0 K: 0 S: 3	H: 1 LOB: 0 BB: 1 P: 8	R: 0 E: 0 K: 0 S: 4	H: 1 LOB: 2 BB: 1 P: 8	R: 1 E: 0 K: 0 S: 5	H: 2 LOB: 1 BB: 0 P: 5	R: 0 E: 0 K: 0 S: 3	H: 0 LOB: 0 BB: 0 P: 3	R: 1 E: 0 K: 1 S: 7	H: 3 LOB: 2 BB: 1 P: 11	1B: 12 2B: 1 3B: 0 HR: 2	SF: 1 SAC: 2 DP: 0 HBP: 1	WP: 1 PB: 0 SB: 1 CS: 2	PA: 51							
PITCHER	IP	WLS	BF	H	R	ER	SO	BB	IBB	HBP	BLK	WP	HR	S	P	ERA	WHIP										
Joey Jay, R (1, 1)	2.1	L	15	5	5	5	2	3	0	0	0	0	1	16	28	19.29	3.429										
Bob Miller, L (3, 1)	1.2		10	4	4	4	1	1	0	1	0	0	1	10	15	21.60	3.000										
Johnny Klippstein, R (5, 1)	2.0		12	1	1	1	0	4	1	0	0	1	0	7	27	4.50	2.500										
Dave Hillman, R (7, 1)	2.0		8	2	1	1	0	0	0	0	0	0	0	8	8	4.50	1.000										
Jim Brosnan, R (9, 1)	1.0		6	3	1	1	1	1	0	0	0	0	0	7	11	9.00	4.000										

Batter	1	2	3	4	5	6	7	8	9	AB	R	H	RBI	BB	SO	LOB	BOTTOM										
Don Blasingame, L (1, 4)	4-3					2-3			F8	4	1	1	1	1	0	2	Philadelphia Phillies @ Cincinnati Reds Crosley Field, Cincinnati, OH Mon Apr 09 1962, 3:33 AM EST Att: 28,506 - Unknown AB 35 R 4 H 9 RBI 4 BB 4 SO 2 LOB 21 										
Eddie Kasko, R (1, 6)	F7					F7			FC3-6	5	0	3	1	0	0												
Vada Pinson, L (1, 8)	K								FC3-6	4	0	1	2	0	1												
Frank Robinson, R (1, 9)									F8	4	0	0	0	0	5												
Jerry Lynch, L (1, 7)									L8	5	0	0	0	0	4												
Gordy Coleman, L (1, 3)									BB	3	1	3	0	1	0												
Johnny Edwards, L (1, 2)									P5	4	0	0	0	0	1												
Tommy Harper, R (1, 5)									F8	4	1	1	0	0	4												
Joey Jay, S (1, 1)										0	0	0	0	0	0												
Bob Miller, R (3, 1)										1	0	0	0	0	0												
Joe Gaines, R (4, PH)										0	1	0	0	0	0												
Johnny Klippstein, R (5, 1)										0	0	0	0	0	0												
Marty Keough, L (6, PH)										1	0	0	0	0	0												
Dave Hillman, R (7, 1)										0	0	0	0	0	0												
Leo Cardenas, R (8, PH)										0	0	0	0	1	0												
Jim Brosnan, R (9, 1)										0	0	0	0	0	0												
Inning Stats	R: 0 E: 0 K: 1 S: 5	H: 0 LOB: 0 BB: 0 P: 5	R: 0 E: 0 K: 1 S: 6	H: 1 LOB: 2 BB: 0 P: 7	R: 1 E: 0 K: 0 S: 5	H: 2 LOB: 2 BB: 1 P: 9	R: 3 E: 0 K: 0 S: 7	H: 4 LOB: 2 BB: 1 P: 11	R: 0 E: 0 K: 0 S: 4	H: 1 LOB: 1 BB: 0 P: 4	R: 0 E: 0 K: 0 S: 3	H: 0 LOB: 0 BB: 0 P: 3	R: 0 E: 0 K: 0 S: 3	H: 0 LOB: 0 BB: 0 P: 3	R: 0 E: 0 K: 0 S: 3	H: 0 LOB: 2 BB: 2 P: 11	R: 0 E: 0 K: 0 S: 4	H: 1 LOB: 1 BB: 0 P: 4	1B: 9 2B: 0 3B: 0 HR: 0	SF: 1 SAC: 0 DP: 0 HBP: 1	WP: 0 PB: 0 SB: 0 CS: 0	PA: 41					
PITCHER	IP	WLS	BF	H	R	ER	SO	BB	IBB	HBP	BLK	WP	HR	S	P	ERA	WHIP										
Art Mahaffey, R (1, 1)	9.0	W	41	9	4	4	2	4	0	1	0	0	0	40	57	4.00	1.444										

Batter	1	2	3	4	5	6	7	8	9	AB	R	H	RBI	BB	SO	LOB	TOP				
Eddie Kasko, R OBP: 0.400, SLG: 0.500	1-0 SH4-3 1B 2B		1-0 L6		1-2 F4		1-0 5-3	0-1 F7		5	1	1	0	0	0	2	<p>Cincinnati Reds @ Los Angeles Dodgers Dodger Stadium, Los Angeles, CA Tue Apr 10 1962, 3:33 AM PST Att: 52,564 - Unknown</p> <p>livebaseballscores.com</p>				
Cookie Rojas, R Jerry Lynch, L Don Blasingame, L OBP: 0.400, SLG: 0.250	0-0 SH4-3 2-3		1-1 4-3		0-0 F7		0-2 F7	1-3 K		3	0	0	0	0	0	0					
Vada Pinson, L OBP: 0.600, SLG: 0.875	2-2 G6-4-3 1B		2-2		4-0 1B BB		1-1 HR	2-2 F8 1B		4	3	4	1	1	0	0					
Frank Robinson, R OBP: 0.300, SLG: 0.125	1-2 G6-4-3 1-2		3-3 K		0-0 F3		4-0 HR	0-0 1B 1B		4	1	1	0	1	1	3					
Wally Post, R Marty Keough, L OBP: 0.600, SLG: 1.200		0-2 BB 1B		0-0 FC3-6 1B		0-1 F8	0-0 HR	0-1 F8		5	1	3	3	0	0	3					
Gordy Coleman, L OBP: 0.556, SLG: 0.571		2-3 K		0-0 FC3-6 1-2		0-0 1B	3-1 F8	1-0 SF8		4	0	1	1	0	1	2					
Tommy Harper, R OBP: 0.556, SLG: 0.500		4-2 BB		1-1 L5		2-0 1B		0-0 1B 1B		4	0	3	1	1	0	1					
Johnny Edwards, L		0-3 K		1-0 F7		4-0 IBB		0-1 L6		4	0	0	0	1	1	6					
Bob Purkey, R Bill Henry, L Jim Brosnan, R		2-3 K		0-1 4-3		1-3 K		0-0 1B		4	0	1	0	0	2	5					
Inning Stats	R: 1 E: 0 K: 0 S: 9	H: 2 LOB: 0 BB: 0 P: 13	R: 0 E: 0 K: 3 S: 16	H: 1 LOB: 2 BB: 1 P: 24	R: 0 E: 0 K: 1 S: 9	H: 1 LOB: 1 BB: 0 P: 16	R: 0 E: 0 K: 0 S: 5	H: 0 LOB: 0 BB: 0 P: 7	R: 1 E: 0 K: 1 S: 8	H: 2 LOB: 3 BB: 2 P: 19	R: 3 E: 0 K: 0 S: 10	H: 2 LOB: 0 BB: 1 P: 19	R: 0 E: 0 K: 1 S: 9	H: 2 LOB: 2 BB: 0 P: 10	R: 1 E: 0 K: 0 S: 14	H: 3 LOB: 2 BB: 0 P: 21		1B: 10 2B: 3 HR: 1	SF: 1 SAC: 1 DP: 1 HBP: 0	WP: 0 PB: 0 SB: 0 CS: 0	PA: 44
PITCHER	IP	WLS	BF	H	R	ER	SO	BB	IBB	HBP	BLK	WP	HR	S	P	ERA	WHIP				
Johnny Podres, L ERA: 6.14	7.1	L	36	11	5	5	5	2	2	0	0	0	1	67	109	6.14	1.773				
Larry Sherry, R ERA: 9.0	0.2		2	0	0	0	1	0	0	0	0	0	0	5	6	0.00	0.000				
Ron Perranoski, L ERA: 9.0	1.0		6	3	1	1	0	0	0	0	0	0	0	14	21	9.00	3.000				

Batter	1	2	3	4	5	6	7	8	9	AB	R	H	RBI	BB	SO	LOB	BOTTOM					
Maury Wills, S Frank Howard, R	1-0 B1-3		1-2 6-3		1-1 F7			4-2 BB 1B BB	0-0 G3	3	0	0	0	1	0	1	<p>Cincinnati Reds @ Los Angeles Dodgers Dodger Stadium, Los Angeles, CA Tue Apr 10 1962, 3:33 AM PST Att: 52,564 - Unknown</p> <p>livebaseballscores.com</p>					
Jim Gilliam, S OBP: 0.500, SLG: 0.500	3-1 L4			1-0 1B 4-3 2B 1B	0-0 4-3		2-2 BB 1B		4	1	2	0	0	0	1							
Wally Moon, L	2-2 4-3			0-0 4-3		2-2 G3		4-2 BB 1B		3	0	0	0	1	0	1						
Duke Snider, L Tommy Davis, R OBP: 0.667, SLG: 0.667		0-0 BB 1B		2-1 2-3 2B 1B		0-1 F9		3-2 G6-3 1-2 2-3		3	1	2	0	0	0	0						
John Roseboro, L		4-1 G5-4-3 BB		0-0 2-3		2-2 F9		2-0 G4-6-3 HBP		2	0	0	0	1	0	2						
Ron Fairly, L OBP: 0.250, SLG: 0.500		2-1 F4		0-2 2H 3H 2B		3-2 F7		1-2 G4-6-3 1-2		4	0	1	2	0	0	3						
Daryl Spencer, R OBP: 0.250, SLG: 0.750		0-1 G5-4-3 1-2		0-0 F7		3-3 K		1-2 1B 3B		4	1	1	0	0	1	3						
Willie Davis, L Lee Walls, R			2-1 4-3		1-0 F7			4-1 1B BB		3	0	0	0	0	0	0						
Johnny Podres, L Larry Sherry, R Tim Harkness, L Ron Perranoski, L Andy Carey, R OBP: 1.000, SLG: 1.000			2-1 F8		1-0 2B			0-0 5-3		2	0	1	0	0	0	0						
Inning Stats	R: 0 E: 0 K: 0 S: 6	H: 0 LOB: 0 BB: 0 P: 12	R: 0 E: 0 K: 0 S: 6	H: 1 LOB: 1 BB: 1 P: 12	R: 0 E: 0 K: 0 S: 7	H: 0 LOB: 0 BB: 0 P: 12	R: 2 E: 0 K: 0 S: 9	H: 3 LOB: 1 BB: 0 P: 12	R: 0 E: 0 K: 0 S: 5	H: 1 LOB: 1 BB: 0 P: 8	R: 0 E: 0 K: 0 S: 8	H: 0 LOB: 0 BB: 0 P: 12	R: 0 E: 0 K: 1 S: 12	H: 0 LOB: 0 BB: 0 P: 18	R: 0 E: 0 K: 0 S: 13	H: 1 LOB: 2 BB: 2 P: 26		R: 1 E: 0 K: 0 S: 13	H: 2 LOB: 2 BB: 1 P: 21	1B: 5 2B: 2 HR: 0	SF: 0 SAC: 0 DP: 3 HBP: 1	WP: 0 PB: 0 SB: 0 CS: 0
PITCHER	IP	WLS	BF	H	R	ER	SO	BB	IBB	HBP	BLK	WP	HR	S	P	ERA	WHIP					
Bob Purkey, R ERA: 2.45	7.1	W	30	6	2	2	1	3	0	0	0	0	0	62	105	2.46	1.227					
Bill Henry, L ERA: 6.75	1.1		6	2	1	1	0	1	0	1	0	0	0	16	27	6.75	2.250					
Jim Brosnan, R ERA: 6.75	0.1	S	1	0	0	0	0	0	0	0	0	0	0	1	1	0.00	0.000					



Batter	1	2	3	4	5	6	7	8	9	AB	R	H	RBI	BB	SO	LOB	TOP					
Eddie Kasko, R OBP: 0.397, SLG: 0.500 (1, 6)										4	0	1	0	0	0	3	Cincinnati Reds @ Los Angeles Dodgers Dodger Stadium, Los Angeles, CA Wed Apr 11 1962, 6:05 PM PST Att: 35,296 - Unknown					
Cookie Rojas, R (1, 4)										4	0	0	0	0	2							
Vada Pinson, L OBP: 0.500, SLG: 0.667 (1, 8)										4	1	1	0	0	2							
Frank Robinson, R OBP: 0.286, SLG: 0.250 (1, 9)										4	1	1	0	0	1							
Wally Post, R OBP: 0.444, SLG: 0.778 (1, 7)										4	0	1	1	0	1							
Gordy Coleman, L OBP: 0.385, SLG: 0.364 (1, 3)										4	0	0	0	0	2							
Tommy Harper, R OBP: 0.385, SLG: 0.333 (1, 5)										4	0	0	0	0	2							
Darrell Johnson, R (1, 2)										2	0	0	0	1	0							
Moe Drabowsky, R (1, 1)										0	0	0	0	1	0							
Joe Gaines, R (5, PH)										0	0	0	0	1	0							
Dave Sisler, R (5, 1)										0	0	0	0	0	0							
Leo Cardenas, R (8, PH)										1	0	0	0	0	1							
Bob Miller, R (8, 1)										0	0	0	0	0	0							
Inning Stats	R: 0 E: 0 K: 2 S: 15	H: 1 LOB: 1 BB: 0 P: 23	R: 0 E: 0 K: 0 S: 4	H: 0 LOB: 0 BB: 0 P: 6	R: 0 E: 0 K: 0 S: 8	H: 0 LOB: 1 BB: 1 P: 15	R: 0 E: 0 K: 1 S: 7	H: 0 LOB: 0 BB: 0 P: 10	R: 0 E: 0 K: 0 S: 9	H: 0 LOB: 2 BB: 2 P: 21	R: 0 E: 0 K: 1 S: 6	H: 0 LOB: 0 BB: 0 P: 7	R: 0 E: 1 K: 1 S: 11	H: 0 LOB: 1 BB: 0 P: 18	R: 0 E: 0 K: 1 S: 5	H: 0 LOB: 0 BB: 0 P: 6	R: 2 E: 0 K: 1 S: 12	H: 3 LOB: 0 BB: 0 P: 18	1B: 2 2B: 2 3B: 0 HR: 0	SF: 0 SAC: 0 DP: 1 HBP: 0	WP: 1 PB: 0 SB: 0 CS: 0	PA: 34
PITCHER Sandy Koufax, L ERA: 2.0	IP: 9.0 WLS: W BF: 34	H: 4 R: 2 ER: 2 SO: 7	BB: 3 IBB: 0 HBP: 0 BLK: 0	WP: 1 HR: 0 S: 77 P: 124	ERA: 2.00 WHIP: 0.778											ERA: 2.00 WHIP: 0.778						

AB 31
R 2
H 4
RBI 1
BB 3
SO 7
LOB 11



Batter	1	2	3	4	5	6	7	8	9	AB	R	H	RBI	BB	SO	LOB	BOTTOM			
Maury Wills, S OBP: 0.222, SLG: 0.429 (1, 6)										4	1	1	1	0	1	0	Cincinnati Reds @ Los Angeles Dodgers Dodger Stadium, Los Angeles, CA Wed Apr 11 1962, 6:05 PM PST Att: 35,296 - Unknown			
Jim Gilliam, S OBP: 0.375, SLG: 0.750 (1, 4)										4	1	1	2	0	2					
Wally Moon, L (1, 7)										3	1	0	0	1	0					
Duke Snider, L OBP: 0.667, SLG: 0.800 (1, 9)										2	1	1	1	1	1					
Tim Lincecum, L OBP: 0.500, SLG: 0.500 (7, PH)										1	0	1	0	0	0					
John Roseboro, L (1, 2)										3	1	0	0	1	0					
Ron Fairly, L OBP: 0.375, SLG: 0.400 (1, 3)										1	0	0	1	2	0					
Daryl Spencer, R OBP: 0.375, SLG: 0.571 (1, 5)										3	0	1	0	1	0					
Willie Davis, L OBP: 0.286, SLG: 0.500 (1, 8)										3	1	1	1	1	3					
Sandy Koufax, R (1, 1)										4	0	0	0	0	4					
Inning Stats	R: 0 E: 0 K: 1 S: 10	H: 0 LOB: 0 BB: 0 P: 13	R: 0 E: 0 K: 1 S: 11	H: 1 LOB: 3 BB: 2 P: 25	R: 4 E: 0 K: 0 S: 9	H: 3 LOB: 0 BB: 1 P: 20	R: 1 E: 0 K: 1 S: 12	H: 1 LOB: 0 BB: 0 P: 15	R: 1 E: 0 K: 2 S: 10	H: 0 LOB: 3 BB: 4 P: 29	R: 0 E: 0 K: 2 S: 8	H: 0 LOB: 0 BB: 0 P: 14	R: 0 E: 0 K: 0 S: 11	H: 1 LOB: 1 BB: 0 P: 14	R: 0 E: 0 K: 2 S: 7	H: 0 LOB: 0 BB: 0 P: 8	1B: 2 2B: 1 3B: 2 HR: 1	SF: 2 SAC: 0 DP: 0 HBP: 0	WP: 1 PB: 0 SB: 1 CS: 0	PA: 37
PITCHER Moe Drabowsky, R ERA: 11.25	IP: 4.0 WLS: L BF: 20	H: 5 R: 5 ER: 5 SO: 3	BB: 3 IBB: 0 HBP: 0 BLK: 0	WP: 0 HR: 1 S: 42 P: 73	ERA: 11.25 WHIP: 2.000											ERA: 11.25 WHIP: 2.000				
Dave Sisler, R ERA: 3.0	IP: 3.0 WLS: L BF: 14	H: 1 R: 1 ER: 1 SO: 4	BB: 4 IBB: 0 HBP: 0 BLK: 0	WP: 1 HR: 0 S: 29 P: 57	ERA: 3.00 WHIP: 1.667											ERA: 3.00 WHIP: 1.667				
Bob Miller, L ERA: 13.5	IP: 1.0 WLS: L BF: 3	H: 0 R: 0 ER: 0 SO: 2	BB: 0 IBB: 0 HBP: 0 BLK: 0	WP: 0 HR: 0 S: 7 P: 8	ERA: 0.00 WHIP: 0.000											ERA: 0.00 WHIP: 0.000				

AB 28
R 6
H 6
RBI 6
BB 7
SO 9
LOB 15



Batter	1	2	3	4	5	6	7	8	9	AB	R	H	RBI	BB	SO	LOB	TOP										
Eddie Kasko, R OBP: 0.292, SLG: 0.417 (1, 6)	F7			F8		F7		4-3	K	5	0	0	0	0	1	2	Cincinnati Reds @ San Francisco Giants Candlestick Park, San Francisco, CA Fri Apr 13 1962, 9:05 PM EST Att: 23,775 - Unknown livebaseballscorecards.com										
Cookie Rojas, R (1, 4)	6-3			F5		FC1-4 BB		1B BB		2	0	0	0	2	0												
Vada Pinson, L OBP: 0.391, SLG: 0.476 (1, 8)	K			K		E4 FC1-4		BB 1B		4	0	1	1	0	2	1											
Frank Robinson, R OBP: 0.227, SLG: 0.158 (1, 9)		F8			F9	FC1-4		BB		3	0	0	0	1	0	2											
Wally Post, R OBP: 0.471, SLG: 1.000 (1, 7)	K				HR	F7		K		4	1	1	1	0	2	5											
Gordy Coleman, L OBP: 0.286, SLG: 0.263 (1, 3)	F5				E3 FC6-4		G3	F8		4	0	0	0	0	0	3											
Tommy Harper, R OBP: 0.238, SLG: 0.200 (1, 5)			F9		FC6-4		5-3		5-3	4	0	0	0	0	0	1											
Darrell Johnson, R (1, 2)			5-3				F8			2	0	0	0	1	0	0											
Johnny Edwards, L (9, PH) OBP: 0.143, SLG: 0.077					IBB			G3 1B		1	0	1	0	0	0	0											
Jim O'Toole, S (1, 1)			F8					G3		2	0	0	0	0	1	2											
Leo Cardenas, R (8, PH)								4-3 1B HBP		0	1	0	0	0	0	0											
Howie Nunn, R (8, 1)										0	0	0	0	0	0	0											
Marty Keough, L (9, PH) OBP: 0.333, SLG: 0.333										1	0	0	0	0	0	1											
Inning Stats	R: 0 E: 0 K: 1 S: 5	H: 0 LOB: 0 BB: 0 P: 5	R: 0 E: 0 K: 1 S: 5	H: 0 LOB: 0 BB: 0 P: 5	R: 0 E: 0 K: 0 S: 3	H: 0 LOB: 0 BB: 0 P: 3	R: 0 E: 0 K: 1 S: 5	H: 0 LOB: 0 BB: 0 P: 5	R: 1 E: 1 K: 0 S: 4	H: 1 LOB: 2 BB: 1 P: 8	R: 0 E: 0 K: 0 S: 3	H: 0 LOB: 0 BB: 0 P: 3	R: 1 E: 0 K: 1 S: 6	H: 1 LOB: 3 BB: 2 P: 15	R: 0 E: 0 K: 1 S: 6	H: 1 LOB: 1 BB: 0 P: 6	1B: 2 2B: 0 3B: 0 HR: 1	SF: 0 SAC: 0 DP: 0 HBP: 1	WP: 0 PB: 0 SB: 1 CS: 0	PA: 37							
PITCHER	IP	WLS	BF	H	R	ER	SO	BB	IBB	HBP	BLK	WP	HR	S	P	ERA	WHIP										
Billy Pierce, L ERA: 2.45 (1, 1)	7.1	W	30	2	2	2	4	2	1	1	0	0	1	34	47	2.46	0.545										
Stu Miller, R ERA: (8, 1)	1.2	S	7	1	0	0	2	1	0	0	0	0	0	10	14	0.00	1.200										

Batter	1	2	3	4	5	6	7	8	9	AB	R	H	RBI	BB	SO	LOB	BOTTOM										
Harvey Kuenn, R OBP: 0.438, SLG: 0.462 (1, 7)	K						5-3	K		4	0	1	1	1	2	2	Cincinnati Reds @ San Francisco Giants Candlestick Park, San Francisco, CA Fri Apr 13 1962, 9:05 PM EST Att: 23,775 - Unknown livebaseballscorecards.com										
Jose Pagan, R OBP: 0.353, SLG: 0.706 (1, 6)	5-3					F9		6-3		5	1	1	0	0	1	6											
Willie Mays, R OBP: 0.353, SLG: 0.857 (1, 8)	CS BB				F9		F7			3	1	1	1	1	0	4											
Orlando Cepeda, R OBP: 0.313, SLG: 0.538 (1, 3)	CS	K			F9		1B FC6-4 BB	HR		3	2	1	2	1	1	0											
Felipe Alou, R OBP: 0.438, SLG: 0.429 (1, 9)		K			F8		FC6-4 1B	F8		4	0	1	0	0	1	0											
Ed Bailey, L OBP: 0.313, SLG: 0.250 (1, 2)	F3				F8		K		1B BB	3	1	0	0	1	1	2											
Jim Davenport, R OBP: 0.267, SLG: 0.214 (1, 5)							K		FC6-4 1B	4	1	2	1	0	1	1											
Chuck Hiller, L OBP: 0.313, SLG: 0.267 (1, 4)							F8		1B	4	0	3	2	0	0	0											
Billy Pierce, L OBP: 0.333, SLG: 0.333 (1, 1)									1B	3	1	1	0	0	0	3											
Stu Miller, R (8, 1)							FC1-5 BB	1-3	1-3	1	0	0	0	0	0	2											
Inning Stats	R: 0 E: 0 K: 1 S: 4	H: 0 LOB: 1 BB: 1 P: 8	R: 0 E: 0 K: 2 S: 7	H: 0 LOB: 0 BB: 0 P: 7	R: 0 E: 0 K: 1 S: 7	H: 2 LOB: 3 BB: 1 P: 11	R: 0 E: 0 K: 0 S: 3	H: 0 LOB: 0 BB: 0 P: 3	R: 1 E: 0 K: 1 S: 7	H: 2 LOB: 1 BB: 0 P: 7	R: 3 E: 0 K: 1 S: 8	H: 3 LOB: 1 BB: 1 P: 12	R: 2 E: 0 K: 0 S: 5	H: 2 LOB: 0 BB: 0 P: 5	R: 1 E: 0 K: 1 S: 7	H: 2 LOB: 2 BB: 1 P: 11	1B: 8 2B: 1 3B: 0 HR: 2	SF: 0 SAC: 0 DP: 0 HBP: 0	WP: 0 PB: 0 SB: 1 CS: 1	PA: 39							
PITCHER	IP	WLS	BF	H	R	ER	SO	BB	IBB	HBP	BLK	WP	HR	S	P	ERA	WHIP										
Jim O'Toole, L ERA: 7.71 (1, 1)	7.0	L	32	9	6	6	6	3	0	0	1	0	2	41	53	7.71	1.714										
Howie Nunn, R ERA: 9.0 (8, 1)	1.0		6	2	1	1	1	1	0	0	0	0	0	7	11	9.00	3.000										

Batter	1	2	3	4	5	6	7	8	9	AB	R	H	RBI	BB	SO	LOB	TOP																	
Don Blasingame, L (1.4)	F4		SF9 1B	SF7		6-3			G3 1B	3	1	1	1	1	0	0	Cincinnati Reds @ San Francisco Giants Candlestick Park, San Francisco, CA Sat Apr 14 1962, 6:33 AM EST Att: 18,086 - Unknown																	
Eddie Kasko, R (1.6)	5-3		SF9 1B	K			F3		F9	5	1	1	0	0	1	3																		
Vada Pinson, L (1.8)	G3		SF9 1B	K					G3	3	0	0	1	1	1	3																		
Frank Robinson, R (1.9)		2B	F6						F9	5	1	2	0	0	0	3																		
Gordy Coleman, L (1.3)		1B							HR	4	2	3	3	0	0	1																		
Wally Post, R (1.7)	6-3		F4				F7		F2	4	0	0	0	0	0	3																		
Johnny Edwards, L (1.2)		1B		BB SF7 BB			K		BB	2	1	1	1	2	1	1																		
Tommy Harper, R (1.5)		K		BB BB			G3		K	3	0	0	0	1	2	2																		
Sammy Ellis, L (1.1)	F7			1-2 2-3 BB			1-3		F7	1	0	0	0	0	0	1																		
Joe Gaines, R (4. PH)										0	0	0	0	0	0	0																		
Moe Drabowsky, R (4.1)										0	0	0	0	0	0	0																		
Cliff Cook, R (6. PH)										0	0	0	0	0	0	0																		
Dave Sisler, R (6.1)										0	0	0	0	0	0	0																		
Jerry Lynch, SLG: 0.500 (8. PH)										0	0	0	0	0	0	1																		
Bob Miller, R (8.1)										0	0	0	0	0	0	0																		
Inning Stats	R: 0 E: 0 K: 0 S: 3	H: 0 LOB: 0 BB: 0 P: 3	R: 2 E: 0 K: 1 S: 8	H: 3 LOB: 1 BB: 0 P: 8	R: 2 E: 0 K: 0 S: 5	H: 2 LOB: 1 BB: 1 P: 9	R: 1 E: 0 K: 2 S: 7	H: 0 LOB: 2 BB: 3 P: 19	R: 0 E: 0 K: 1 S: 6	H: 1 LOB: 1 BB: 0 P: 6	R: 0 E: 0 K: 0 S: 3	H: 0 LOB: 0 BB: 1 P: 3	R: 0 E: 0 K: 0 S: 2	H: 0 LOB: 0 BB: 1 P: 6	R: 1 E: 0 K: 1 S: 6	H: 1 LOB: 1 BB: 1 P: 10	R: 0 E: 0 K: 0 S: 4	H: 1 LOB: 1 BB: 0 P: 4	1B: 5 2B: 2 3B: 0 HR: 1	SF: 2 SAC: 0 DP: 1 HBP: 0	WP: 1 PB: 0 SB: 0 CS: 0	PA: 40												
PITCHER	IP WLS BF H R ER SO BB IBB HBP BLK WP HR S P ERA WHIP																																	
Gaylord Perry, R (1.1)	2.2		14	5	4	4	1	1	0	0	0	0	1	0	15	19	13.50	2.250																
Don Larsen, R (3.1)	6.1	W	26	3	2	2	4	5	0	0	0	0	0	1	29	49	2.84	1.263																

Batter	1	2	3	4	5	6	7	8	9	AB	R	H	RBI	BB	SO	LOB	BOTTOM																		
Harvey Kuenn, R (1.7)		SF8								3	2	3	4	0	0	0	Cincinnati Reds @ San Francisco Giants Candlestick Park, San Francisco, CA Sat Apr 14 1962, 6:33 AM EST Att: 18,086 - Unknown																		
Matty Alou, L (7. PH)	1B		E							1	0	0	0	0	0	0																			
Chuck Hillier, L (1.4)	F5	F7								5	0	2	1	0	0	3																			
Willie Mays, R (1.8)	K		F9							4	0	0	0	1	2	3																			
Orlando Cepeda, R (1.3)	1B									5	3	3	2	0	1	2																			
Felipe Alou, R (1.9)	E1									5	3	3	3	0	0	1																			
Ed Bailey, L (1.2)	K									2	1	0	0	2	1	0																			
Jose Pagan, R (1.6)		E6	F8							4	1	0	0	0	0	2																			
Jim Davenport, R (1.5)		F9								4	2	2	0	0	0	1																			
Gaylord Perry, R (1.1)		E1	E5							1	0	0	0	0	0	1																			
Don Larsen, R (3.1)										2	1	0	0	0	0	1																			
Inning Stats	R: 3 E: 1 K: 2 S: 10	H: 3 LOB: 0 BB: 0 P: 10	R: 1 E: 2 K: 0 S: 5	H: 0 LOB: 1 BB: 0 P: 5	R: 2 E: 2 K: 1 S: 11	H: 5 LOB: 1 BB: 1 P: 15	R: 1 E: 0 K: 1 S: 6	H: 1 LOB: 0 BB: 0 P: 6	R: 1 E: 0 K: 0 S: 5	H: 2 LOB: 1 BB: 0 P: 5	R: 1 E: 0 K: 0 S: 3	H: 1 LOB: 0 BB: 1 P: 7	R: 0 E: 0 K: 0 S: 3	H: 0 LOB: 0 BB: 0 P: 3	R: 0 E: 0 K: 0 S: 3	H: 1 LOB: 1 BB: 1 P: 7	1B: 8 2B: 1 3B: 0 HR: 4	SF: 1 SAC: 1 DP: 2 HBP: 0	WP: 0 PB: 0 SB: 0 CS: 0	PA: 41															
PITCHER	IP WLS BF H R ER SO BB IBB HBP BLK WP HR S P ERA WHIP																																		
Sammy Ellis, R (1.1)	2.1	L	15	5	7	3	2	1	0	0	0	0	0	0	8	8	0.00	4.500																	
Johnny Klippstein, R (3.1)	0.2		6	3	3	0	1	0	0	0	0	0	1	0	1	11	11	9.00	1.500																
Moe Drabowsky, R (4.1)	2.0		9	3	2	2	1	0	0	0	0	1	0	1	6	10	4.50	1.000																	
Dave Sisler, R (6.1)	2.0		7	1	1	1	0	1	0	0	0	0	0	1	1	10	4.50	1.000																	
Bob Miller, L (8.1)	1.0		4	1	0	0	0	1	0	0	0	0	0	0	3	7	0.00	2.000																	

Batter	1	2	3	4	5	6	7	8	9	AB	R	H	RBI	BB	SO	LOB	TOP		
Don Blasingame, L (1,4) OBP: 0.350, SLG: 0.143	4-0 BB 1B BB	0-3 K		0-0 F7		0-0 G3			0-0 G3	4	1	0	0	1	1	3			
Eddie Kasko, R (1,5) OBP: 0.295, SLG: 0.333	4-0 1B SF8 BB		0-0 F7	0-0 6-3			0-0 F7		0-0 F9	4	1	0	0	1	0	1			
Vada Pinson, L (1,8) OBP: 0.375, SLG: 0.500	0-0 4-3 1-3 2-H 1B		0-0 E3 1B 1B		0-0 3B		0-0 G3			4	1	2	1	0	0	0			
Frank Robinson, R (1,9) OBP: 0.290, SLG: 0.269	0-0 SF8		0-0 1B E 1B		0-0 F9		1-0 HBP			2	1	1	1	0	0	1			
Gordy Coleman, L (1,3) OBP: 0.345, SLG: 0.481	0-0 4-3 1-3		0-0 E 1B		0-0 F9		0-0 F2			4	0	1	1	0	0	3			
Wally Post, R (1,7) OBP: 0.320, SLG: 0.652	0-0 F8		0-0 F8		0-0 F8			0-0 5-3		4	0	0	0	0	0	3			
Marty Keough, L (9,7) OBP: 0.333, SLG: 0.333			0-0 F8							0	0	0	0	0	0	0			
Leo Cardenas, R (1,6)		0-0 F6	0-0 F8		0-3 K			0-0 6-3		4	0	0	0	0	1	1			
Johnny Edwards, L (1,2) OBP: 0.318, SLG: 0.222		4-0 6-3 BB		0-0 SH5-4 2B		0-0 G3		0-0 F6		3	0	1	0	1	0	0			
Bob Purkey, R (1,1) OBP: 0.333, SLG: 0.333		0-0 6-3		0-0 SH5-4					0-0 F8	2	0	1	0	0	0	1			
Jim Brosnan, R (8,1)		1-2 6-3		2-3						1	0	0	0	0	0	0			
Inning Stats	R: 2 E: 0 K: 0 S: 4	H: 1 LOB: 1 BB: 2 P: 12	R: 0 E: 0 K: 1 S: 5	H: 0 LOB: 1 BB: 1 P: 9	R: 2 E: 2 K: 0 S: 6	H: 2 LOB: 1 BB: 0 P: 6	R: 0 E: 0 K: 0 S: 4	H: 1 LOB: 1 BB: 0 P: 4	R: 0 E: 0 K: 1 S: 6	H: 1 LOB: 1 BB: 0 P: 6	R: 0 E: 0 K: 0 S: 3	H: 0 LOB: 0 BB: 0 P: 4	R: 0 E: 0 K: 0 S: 3	H: 0 LOB: 0 BB: 0 P: 3	R: 0 E: 0 K: 0 S: 3	H: 0 LOB: 0 BB: 0 P: 3	1B: 4 2B: 1 3B: 1 HR: 0	SF: 1 SAC: 1 DP: 0 HBP: 1	WP: 0 PA: 38 PB: 0 SB: 1 CS: 0
PITCHER	IP WLS BF H R ER SO BB IBB HBP BLK WP HR S P ERA WHIP	IP WLS BF H R ER SO BB IBB HBP BLK WP HR S P ERA WHIP	IP WLS BF H R ER SO BB IBB HBP BLK WP HR S P ERA WHIP	IP WLS BF H R ER SO BB IBB HBP BLK WP HR S P ERA WHIP	IP WLS BF H R ER SO BB IBB HBP BLK WP HR S P ERA WHIP	IP WLS BF H R ER SO BB IBB HBP BLK WP HR S P ERA WHIP	IP WLS BF H R ER SO BB IBB HBP BLK WP HR S P ERA WHIP	IP WLS BF H R ER SO BB IBB HBP BLK WP HR S P ERA WHIP	IP WLS BF H R ER SO BB IBB HBP BLK WP HR S P ERA WHIP	IP WLS BF H R ER SO BB IBB HBP BLK WP HR S P ERA WHIP	IP WLS BF H R ER SO BB IBB HBP BLK WP HR S P ERA WHIP	IP WLS BF H R ER SO BB IBB HBP BLK WP HR S P ERA WHIP	IP WLS BF H R ER SO BB IBB HBP BLK WP HR S P ERA WHIP	IP WLS BF H R ER SO BB IBB HBP BLK WP HR S P ERA WHIP	IP WLS BF H R ER SO BB IBB HBP BLK WP HR S P ERA WHIP	IP WLS BF H R ER SO BB IBB HBP BLK WP HR S P ERA WHIP	IP WLS BF H R ER SO BB IBB HBP BLK WP HR S P ERA WHIP		
Juan Marichal, R (1,1) ERA: 1.13	7.0 L	32 6	4 4	2 2	2 2	3 3	0 0	1 1	0 0	0 0	0 0	32 45	2.57 1.286						
Jim Duffalo, R (8,1) ERA:	1.0	3	0	0	0	0	0	0	0	0	0	3	3	0.00	0.000				
Stu Miller, R (9,1) ERA:	1.0	3	0	0	0	0	0	0	0	0	0	3	3	0.00	0.000				

Cincinnati Reds @ San Francisco Giants
Candlestick Park, San Francisco, CA
Sun Apr 15 1962, 6:33 AM EST
Att: 28,697 - Unknown

AB 32
R 4
H 6
RBI 3
BB 3
SO 2
LOB 13



Batter	1	2	3	4	5	6	7	8	9	AB	R	H	RBI	BB	SO	LOB	BOTTOM				
Harvey Kuenn, R (1,7) OBP: 0.480, SLG: 0.524	0-0 1-3		0-0 1B		0-0 FC4-6 1B		0-0 5-3		0-0 F8	5	0	2	0	0	0	0					
Chuck Hillier, L (1,4) OBP: 0.308, SLG: 0.280	0-0 F8 1B 1B		0-0 F9		0-3 K		0-0 6-3		0-0 4-3	5	0	1	0	0	1	2					
Willie Mays, R (1,8) OBP: 0.370, SLG: 0.652	0-0 FC6-4 1-2 1B		0-0 5-3		0-0 FC4-6 1-2			0-0 E7 1B 1B	0-0 1B	5	1	3	0	0	0	2					
Orlando Cepeda, R (1,3) OBP: 0.308, SLG: 0.696	0-0 F8 2-3		0-0 F9		0-0 5-3		0-0 5-3	0-3 K	0-0 F7	5	0	0	0	0	1	4					
Felipe Alou, R (1,9) OBP: 0.520, SLG: 0.783	0-0 FC6-4 1-2		0-0 1B 1B		0-0 1B F2 1B		0-0 1B F2 1B	0-0 2B 1B		4	1	3	1	0	0	2					
Ed Bailey, L (1,2) OBP: 0.333, SLG: 0.278		0-0 F6		0-0 F8		0-0 F2 1-2		0-0 1B 2B		4	1	1	1	0	0	2					
Jose Pagan, R (1,6) OBP: 0.360, SLG: 0.600		0-0 F4		0-0 1B		0-0 2-3 1B		0-0 1B 1B		4	0	3	1	0	0	0					
Jim Davenport, R (1,5) OBP: 0.304, SLG: 0.318		0-0 F3		0-0 F9		0-0 F9		0-0 1B		4	0	1	0	0	0	4					
Juan Marichal, R (1,1) OBP: 0.400, SLG: 0.600			0-0 6-3		0-0 1-3		0-0 F9		0-0 F3	2	0	0	0	0	0	0					
Dick Phillips, L (7,PH)										1	0	0	0	0	0	0					
Jim Duffalo, R (8,1)										0	0	0	0	0	0	0					
Matty Alou, L (8,PH)										1	0	0	0	0	0	1					
Stu Miller, R (9,1)										0	0	0	0	0	0	0					
Inning Stats	R: 0 E: 0 K: 0 S: 5	H: 2 LOB: 2 BB: 0 P: 5	R: 0 E: 0 K: 0 S: 3	H: 0 LOB: 0 BB: 0 P: 3	R: 0 E: 0 K: 0 S: 4	H: 1 LOB: 1 BB: 0 P: 4	R: 0 E: 0 K: 0 S: 5	H: 2 LOB: 2 BB: 0 P: 5	R: 0 E: 0 K: 0 S: 6	H: 1 LOB: 1 BB: 0 P: 6	R: 0 E: 0 K: 0 S: 5	H: 2 LOB: 2 BB: 0 P: 5	R: 0 E: 0 K: 0 S: 3	H: 0 LOB: 0 BB: 0 P: 3	R: 3 E: 1 K: 1 S: 9	H: 5 LOB: 1 BB: 0 P: 9	R: 0 E: 0 K: 0 S: 4	H: 1 LOB: 1 BB: 0 P: 4	1B: 13 2B: 1 3B: 0 HR: 0	SF: 0 SAC: 0 DP: 0 HBP: 0	WP: 0 PA: 40 PB: 0 SB: 0 CS: 0
PITCHER	IP WLS BF H R ER SO BB IBB HBP BLK WP HR S P ERA WHIP	IP WLS BF H R ER SO BB IBB HBP BLK WP HR S P ERA WHIP	IP WLS BF H R ER SO BB IBB HBP BLK WP HR S P ERA WHIP	IP WLS BF H R ER SO BB IBB HBP BLK WP HR S P ERA WHIP	IP WLS BF H R ER SO BB IBB HBP BLK WP HR S P ERA WHIP	IP WLS BF H R ER SO BB IBB HBP BLK WP HR S P ERA WHIP	IP WLS BF H R ER SO BB IBB HBP BLK WP HR S P ERA WHIP	IP WLS BF H R ER SO BB IBB HBP BLK WP HR S P ERA WHIP	IP WLS BF H R ER SO BB IBB HBP BLK WP HR S P ERA WHIP	IP WLS BF H R ER SO BB IBB HBP BLK WP HR S P ERA WHIP	IP WLS BF H R ER SO BB IBB HBP BLK WP HR S P ERA WHIP	IP WLS BF H R ER SO BB IBB HBP BLK WP HR S P ERA WHIP	IP WLS BF H R ER SO BB IBB HBP BLK WP HR S P ERA WHIP	IP WLS BF H R ER SO BB IBB HBP BLK WP HR S P ERA WHIP	IP WLS BF H R ER SO BB IBB HBP BLK WP HR S P ERA WHIP	IP WLS BF H R ER SO BB IBB HBP BLK WP HR S P ERA WHIP	IP WLS BF H R ER SO BB IBB HBP BLK WP HR S P ERA WHIP				
Bob Purkey, R (1,1) ERA: 3.07	7.1 W	33 3	3 3	2 2	0 0	0 0	0 0	0 0	0 0	0 0	0 0	7 7	0.00 1.800								
Jim Brosnan, R (8,1) ERA: 3.0	1.2 S	7 3	3 0	0 0	0 0	0 0	0 0	0 0	0 0	0 0	7 7	0.00 1.800									

Cincinnati Reds @ San Francisco Giants
Candlestick Park, San Francisco, CA
Sun Apr 15 1962, 6:33 AM EST
Att: 28,697 - Unknown

AB 40
R 3
H 14
RBI 3
BB 0
SO 2
LOB 17



Batter	1	2	3	4	5	6	7	8	9	AB	R	H	RBI	BB	SO	LOB	TOP			
Howie Bedell, L (1, 7) OBP: 0.313, SLG: 0.323	4-0 BB		0-0 4-3	0-0 1-2 2-3 1B		0-0 4-3			0-0 6-3	4	0	1	0	1	0	1				
Mack Jones, L (1, 9) OBP: 0.344, SLG: 0.296	0-3 K		0-0 1B	0-0 1-3			0-0 2B 1B		0-3 K	5	1	2	0	0	2	4				
Hank Aaron, R (1, 8) OBP: 0.313, SLG: 0.357	0-0 F8		0-0 1-2 1B		0-0 5-3		0-0 4-3 1-H 2B 1B		0-0 F7	5	0	2	1	0	0	1				
Eddie Mathews, L (1, 5) OBP: 0.367, SLG: 0.304	0-0 P6		0-3 K		4-0 HBP BB		0-0 4-3			3	0	0	0	1	1	4				
Joe Adcock, R (1, 3) OBP: 0.269, SLG: 0.273 Tommie Aaron, R (5, PR) OBP: 0.667, SLG: 0.500		0-0 F8	0-0 F9		1-0 FC6-4 HBP		4-0 G5-4-3 BB			2	0	0	0	0	0	2				
Joe Torre, R (1, 2) OBP: 0.286, SLG: 0.211	4-0 1B BB			0-0 1B BB 1B	0-0 FC6-4		0-0 G5-4-3			3	0	1	0	1	0	3				
Frank Bolling, R (1, 4) OBP: 0.360, SLG: 0.250	0-0 1-3 1B			0-0 P2		4-0 G2-5-4 1B BB		0-0 4-3		3	0	1	0	1	0	1				
Roy McMillan, R (1, 6) OBP: 0.364, SLG: 0.444	0-0 P3			0-0 F7		0-0 G2-5-4 1B		0-3 K		4	0	1	0	0	1	3				
Bob Shaw, R (1, 1) Lou Klimchok, L (8, PH) Hank Fischer, R (8, 1)	0-3 K			4-0 1-2 BB		0-0 G2-5-4		0-0 3-1		2	0	0	0	1	1	4				
Inning Stats	R: 0 E: 0 K: 1 S: 5	H: 0 LOB: 1 BB: 1 P: 9	R: 0 E: 0 K: 1 S: 6	H: 1 LOB: 2 BB: 1 P: 10	R: 0 E: 0 K: 1 S: 7	H: 2 LOB: 2 BB: 0 P: 7	R: 0 E: 0 K: 0 S: 5	H: 2 LOB: 3 BB: 1 P: 9	R: 0 E: 0 K: 0 S: 2	H: 0 LOB: 1 BB: 1 P: 7	R: 1 E: 0 K: 0 S: 4	H: 2 LOB: 1 BB: 1 P: 8	R: 0 E: 0 K: 1 S: 5	H: 0 LOB: 0 BB: 0 P: 5	R: 0 E: 0 K: 1 S: 5	H: 0 LOB: 0 BB: 0 P: 5	1B: 7 2B: 1 3B: 0 HR: 0	SF: 0 SAC: 0 DP: 2 HBP: 1	WP: 0 PB: 0 SB: 0 CS: 0	PA: 39
PITCHER Joey Jay, R (1, 1) ERA: 5.87	IP: 9.0 WLS: W BF: 39 H: 8 R: 1 ER: 1 SO: 5 BB: 6 IBB: 0 HBP: 1 BLK: 0 WP: 0 HR: 0 S: 42 P: 67 ERA: 1.00 WHIP: 1.556															PITCHER				

Milwaukee Braves @ Cincinnati Reds
Crosley Field, Cincinnati, OH
Mon Apr 16 1962, 6:05 PM EST
Att. 3,261 - Unknown - 45 F

AB 32
R 1
H 8
RBI 1
BB 6
SO 5
LOB 23



Batter	1	2	3	4	5	6	7	8	9	AB	R	H	RBI	BB	SO	LOB	BOTTOM			
Don Blasingame, L (1, 4) OBP: 0.304, SLG: 0.118	0-0 F7		0-0 4-3			0-0 SH 2B IBB	0-0 4-3			3	1	0	0	0	0	1				
Eddie Kasko, R (1, 5) OBP: 0.237, SLG: 0.297	0-0 P3			0-0 5-3		0-3 K	0-0 1-3			4	0	0	0	0	1	3				
Vada Pinson, L (1, 8) OBP: 0.389, SLG: 0.484	0-0 1B			0-0 4-3		4-0 2B FC5-2 IBB		0-0 4-3		3	0	1	0	1	0	0				
Frank Robinson, R (1, 9) OBP: 0.286, SLG: 0.300	0-3 K			0-3 K		0-0 FC5-2 2B		0-0 G3		4	0	1	2	0	2	1				
Gordy Coleman, L (1, 3) OBP: 0.364, SLG: 0.467		0-0 3-1			0-0 4-3	4-0 FC5-2 BB		0-0 1B		3	0	1	0	1	0	0				
Wally Post, R (1, 7) OBP: 0.310, SLG: 0.593 Marty Keough, L (9, 7) OBP: 0.333, SLG: 0.333		0-0 6-3			0-0 1B	0-0 FC5-2		0-0 F7		4	0	1	0	0	0	4				
Leo Cardenas, R (1, 6) OBP: 0.320, SLG: 0.238		0-0 P2			0-0 F2	0-0 P6				3	0	0	0	0	0	4				
Johnny Edwards, L (1, 2) OBP: 0.320, SLG: 0.238			0-0 F7		0-0 4-3		0-0 4-3 1B			3	0	1	0	0	0	1				
Joey Jay, S (1, 1) OBP: 0.400, SLG: 0.250			0-3 K			0-0 SH 2B 1B	0-3 K			3	1	1	0	0	2	1				
Inning Stats	R: 0 E: 0 K: 1 S: 6	H: 1 LOB: 0 BB: 0 P: 6	R: 0 E: 0 K: 0 S: 3	H: 0 LOB: 0 BB: 0 P: 3	R: 0 E: 0 K: 1 S: 5	H: 0 LOB: 0 BB: 0 P: 5	R: 0 E: 0 K: 1 S: 5	H: 0 LOB: 0 BB: 0 P: 5	R: 0 E: 0 K: 1 S: 4	H: 1 LOB: 1 BB: 0 P: 4	R: 2 E: 1 K: 1 S: 8	H: 2 LOB: 2 BB: 2 P: 16	R: 0 E: 0 K: 1 S: 6	H: 1 LOB: 1 BB: 0 P: 6	R: 0 E: 0 K: 0 S: 4	H: 1 LOB: 1 BB: 0 P: 4	1B: 5 2B: 1 3B: 0 HR: 0	SF: 0 SAC: 1 DP: 0 HBP: 0	WP: 0 PB: 0 SB: 0 CS: 0	PA: 33
PITCHER Bob Shaw, R (1, 1) ERA: 1.0 Hank Fischer, R (8, 1) ERA:	IP: 7.0 WLS: L BF: 29 H: 5 R: 2 ER: 1 SO: 5 BB: 1 IBB: 0 HBP: 0 BLK: 0 WP: 0 HR: 0 S: 37 P: 45 ERA: 1.29 WHIP: 0.857															PITCHER				

Milwaukee Braves @ Cincinnati Reds
Crosley Field, Cincinnati, OH
Mon Apr 16 1962, 6:05 PM EST
Att. 3,261 - Unknown - 45 F

AB 30
R 2
H 6
RBI 2
BB 2
SO 5
LOB 15



Batter	1	2	3	4	5	6	7	8	9	AB	R	H	RBI	BB	SO	LOB	TOP					
Maury Wills, S OBP: 0.357, SLG: 0.389	1-2 4-3		0-0 F4			0-0 B1-3			3-2 6-3	4	0	0	0	0	0	0	Los Angeles Dodgers @ Cincinnati Reds Crosley Field, Cincinnati, OH Wed Apr 18 1962, 6:05 PM EST Att: 6,536 - Unknown					
Jim Gilliam, S OBP: 0.351, SLG: 0.471 Larry Burright, R	0-0 F6		1-1 5-3			2-2 F5			2-3 K	3	0	0	0	0	0	0						
Lee Walls, R OBP: 0.476, SLG: 0.444	1-0 1B			1-3 K			2-3 K		0-0 1B	4	0	2	0	0	2	0						
Tommy Davis, R OBP: 0.394, SLG: 0.774	2-3 K			2-3 K			2-2 6-3		1-2 F3	4	0	0	0	0	2	2						
Frank Howard, R OBP: 0.176, SLG: 0.313		1-1 F8		1-1 F4			1-3 K			3	0	0	0	0	1	0						
Daryl Spencer, R OBP: 0.371, SLG: 0.310		3-3 K			0-0 F6			0-1 4-3		3	0	0	0	0	1	0						
Tim Harkness, L OBP: 0.455, SLG: 0.818		2-2 1B			2-3 K			1-2 2B		3	0	2	0	0	1	0						
Norm Sherry, R OBP: 0.133, SLG: 0.071		1-0 F4			2-2 F7			3-3 K		3	0	0	0	0	1	2						
Joe Moeller, R Ed Roebuck, R Dick Tracewski, R Phil Ortega, R Andy Carey, R Stan Williams, R			1-1 F7			1-2 F3		2-2 6-3		0	0	0	0	0	0	0						
Inning Stats	R: 0 E: 0 K: 1 S: 8	H: 1 LOB: 1 BB: 0 P: 12	R: 0 E: 0 K: 1 S: 11	H: 1 LOB: 1 BB: 0 P: 18	R: 0 E: 0 K: 0 S: 5	H: 0 LOB: 0 BB: 0 P: 7	R: 0 E: 0 K: 2 S: 8	H: 0 LOB: 0 BB: 0 P: 12	R: 0 E: 0 K: 1 S: 7	H: 0 LOB: 0 BB: 0 P: 11	R: 0 E: 0 K: 0 S: 12	H: 0 LOB: 0 BB: 0 P: 15	R: 0 E: 0 K: 2 S: 9	H: 0 LOB: 0 BB: 0 P: 14	R: 0 E: 0 K: 1 S: 12	H: 1 LOB: 1 BB: 0 P: 18	R: 0 E: 0 K: 1 S: 10	H: 1 LOB: 1 BB: 0 P: 16	1B: 3 2B: 1 3B: 0 HR: 0	SF: 0 SAC: 0 DP: 0 HBP: 0	WP: 0 PB: 0 SB: 0 CS: 0	PA: 31
PITCHER Jim O'Toole, L ERA: 3.38	IP: 9.0 WLS: W BF: 31	H: 4 R: 0 ER: 0 SO: 9	BB: 0 IBB: 0 HBP: 0 BLK: 0	WP: 0 HR: 0 S: 82 P: 123	ERA: 0.00 WHIP: 0.444	PITCHER					IP: 9.0 WLS: W BF: 31	H: 4 R: 0 ER: 0 SO: 9	BB: 0 IBB: 0 HBP: 0 BLK: 0	WP: 0 HR: 0 S: 82 P: 123	ERA: 0.00 WHIP: 0.444							

Batter	1	2	3	4	5	6	7	8	9	AB	R	H	RBI	BB	SO	LOB	BOTTOM			
Don Blasingame, L OBP: 0.414, SLG: 0.286	4-2 HR BB	4-0 S 1B BB	1-1 WP 1B			3-2 E 1B 1B	2-2 WP 2B 2B	2-3 K		4	4	3	2	2	1	1	Los Angeles Dodgers @ Cincinnati Reds Crosley Field, Cincinnati, OH Wed Apr 18 1962, 6:05 PM EST Att: 6,536 - Unknown			
Eddie Kasko, R OBP: 0.286, SLG: 0.325 Cliff Cook, R	4-2 HR BB	3-2 1B 1B	1-3 K			2-1 E8 1B 1B	3-3 K			3	2	2	2	1	1	2				
Vada Pinson, L OBP: 0.390, SLG: 0.556	0-0 1H 2H HR	2-2 F5 1B	2-0 4-3			1-0 FC4-6 1B 1B	2-3 K			5	2	2	5	0	1	4				
Frank Robinson, R OBP: 0.300, SLG: 0.324	3-2 F6	0-1 5-3		1-1 6-3		4-2 FC4-6 1B 1B	0-2 1B			4	0	1	1	1	0	1				
Gordy Coleman, L OBP: 0.342, SLG: 0.412	2-2 1-3		1-0 BB 1B HBP	0-0 4-3		1-2 FC4-6 BB 1B	1-0 4-3			4	1	0	0	0	0	3				
Wally Post, R OBP: 0.313, SLG: 0.552 Jerry Lynch, L OBP: 0.300, SLG: 0.900	1-3 K		4-0 1B BB	2-2 5-3		0-0 1B 1B		0-1 HR		2	1	0	0	1	1	0				
Marty Keough, L OBP: 0.333, SLG: 0.333			1-2 1B BB			1-2 3H 1B				0	0	0	0	0	0	0				
Johnny Edwards, L OBP: 0.333, SLG: 0.280		1-0 E 2B	0-3 K		1-1 F5	1-2 2-3 BB		3-3 K		4	1	1	0	1	2	2				
Leo Cardenas, R OBP: 0.333, SLG: 0.167		3-2 E8 WP 1B 1B	4-0 1B 1B		1-0 K 1B	2-3 K		3-2 F8		4	2	2	0	1	1	3				
Jim O'Toole, S OBP: 0.333, SLG: 0.333		2-2 SH1-4	0-1 WP 1B		3-3 K	2-2 G3		0-0 1B		4	0	2	1	0	1	4				
Inning Stats	R: 3 E: 0 K: 1 S: 15	H: 1 LOB: 2 BB: 2 P: 29	R: 3 E: 0 K: 0 S: 17	H: 3 LOB: 1 BB: 1 P: 32	R: 3 E: 0 K: 2 S: 12	H: 2 LOB: 2 BB: 2 P: 25	R: 0 E: 0 K: 0 S: 7	H: 0 LOB: 0 BB: 0 P: 10	R: 0 E: 0 K: 1 S: 6	H: 1 LOB: 1 BB: 0 P: 11	R: 3 E: 1 K: 1 S: 18	H: 4 LOB: 3 BB: 2 P: 37	R: 1 E: 0 K: 2 S: 16	H: 2 LOB: 1 BB: 0 P: 24	R: 1 E: 0 K: 2 S: 12	H: 2 LOB: 1 BB: 0 P: 20	1B: 10 2B: 3 3B: 0 HR: 2	SF: 0 SAC: 1 DP: 0 HBP: 1	WP: 3 PB: 1 SB: 1 CS: 0	PA: 46
PITCHER Joe Moeller, R Ed Roebuck, R Phil Ortega, R Stan Williams, R	IP: 1.1 WLS: L BF: 10	H: 3 R: 6 ER: 6 SO: 3	BB: 3 IBB: 0 HBP: 1 BLK: 0	WP: 2 HR: 0 S: 23 P: 47	ERA: 40.50 WHIP: 4.500	PITCHER					IP: 1.1 WLS: L BF: 10	H: 3 R: 6 ER: 6 SO: 3	BB: 3 IBB: 0 HBP: 1 BLK: 0	WP: 2 HR: 0 S: 23 P: 47	ERA: 40.50 WHIP: 4.500					

AB	31
R	0
H	4
RBI	0
BB	0
SO	9
LOB	5



AB	37
R	14
H	15
RBI	13
BB	7
SO	9
LOB	21



Batter	1	2	3	4	5	6	7	8	9	AB	R	H	RBI	BB	SO	LOB	TOP					
Harvey Kuenn, R OBP: 0.472, SLG: 0.477 (1, 7)										4	1	2	0	0	0	2	San Francisco Giants @ Cincinnati Reds Crosley Field, Cincinnati, OH Sun Apr 22 1962, 3:33 AM EST Att: 6,583 - Unknown livebaseballscorecards.com					
Chuck Hiller, L OBP: 0.333, SLG: 0.319 (1, 4)										4	0	0	0	0	0	3						
Willie Mays, R OBP: 0.346, SLG: 0.512 (1, 8)										4	0	1	1	0	1	2						
Orlando Cepeda, R OBP: 0.407, SLG: 0.587 (1, 3)										4	0	1	1	0	0	2						
Felipe Alou, R OBP: 0.462, SLG: 0.792 (1, 9)										4	1	1	0	0	0	1						
Jose Pagan, R OBP: 0.340, SLG: 0.479 (1, 6)										3	0	0	0	1	2	1						
Jim Davenport, R OBP: 0.348, SLG: 0.500 (1, 5)										4	0	1	0	0	0	1						
Tom Haller, L OBP: 0.429, SLG: 1.286 (1, 2)										3	1	2	2	0	1	0						
Jim Duffalo, R (7, 1)										0	0	0	0	0	0	0						
Willie McCovey, L (9, PH)										0	0	0	0	0	0	0						
Don Larsen, R (9, PH)										1	0	0	0	0	0	2						
Jack Sanford, R OBP: 0.286, SLG: 0.333 (1, 1)										0	0	0	0	0	0	0						
Dick Phillips, L (5, PH)										1	0	0	0	0	1	0						
Richard LeMay, L (5, 1)										0	0	0	0	0	0	0						
Ed Bailey, L OBP: 0.409, SLG: 0.576 (7, 2)										1	1	1	0	0	0	0						
Manny Mota, R OBP: 0.125, SLG: 0.125 (9, PH)										1	0	0	0	0	0	2						
Inning Stats	R: 0 E: 0 K: 1 S: 6	H: 1 LOB: 1 BB: 0 P: 6	R: 0 E: 0 K: 1 S: 5	H: 0 LOB: 0 BB: 0 P: 5	R: 0 E: 0 K: 0 S: 3	H: 1 LOB: 0 BB: 0 P: 3	R: 0 E: 1 K: 0 S: 3	H: 0 LOB: 1 BB: 0 P: 3	R: 2 E: 0 K: 2 S: 9	H: 2 LOB: 0 BB: 0 P: 9	R: 1 E: 0 K: 0 S: 5	H: 2 LOB: 1 BB: 0 P: 5	R: 0 E: 0 K: 1 S: 5	H: 0 LOB: 0 BB: 0 P: 5	R: 1 E: 0 K: 0 S: 5	H: 2 LOB: 1 BB: 0 P: 5	R: 0 E: 0 K: 0 S: 4	H: 1 LOB: 2 BB: 1 P: 8	1B: 4 2B: 5 3B: 0 HR: 1	SF: 0 SAC: 1 DP: 1 HBP: 0	WP: 0 PB: 0 SB: 0 CS: 0	PA: 36
PITCHER	IP WLS BF H R ER SO BB IBB HBP BLK WP HR S P ERA WHIP																					
Joey Jay, R ERA: 5.64 (1, 1)	7.0 W 27 7 4 4 5 0 0 0 0 0 1 37 37 5.14 1.000																					
Dave Sisti, R ERA: 2.7 (8, 1)	1.1 7 2 0 0 0 1 0 0 0 0 0 6 10 0.00 2.250																					
Bill Henry, L ERA: 3.6 (9, 1)	0.2 S 2 0 0 0 0 0 0 0 0 0 0 2 2 0.00 0.000																					


Batter	1	2	3	4	5	6	7	8	9	AB	R	H	RBI	BB	SO	LOB	BOTTOM			
Don Blasingame, L OBP: 0.382, SLG: 0.308 (1, 4)										4	0	1	0	0	1	0	San Francisco Giants @ Cincinnati Reds Crosley Field, Cincinnati, OH Sun Apr 22 1962, 3:33 AM EST Att: 6,583 - Unknown livebaseballscorecards.com			
Eddie Kasko, R OBP: 0.327, SLG: 0.358 (1, 5)										4	1	2	0	0	1					
Vada Pinson, L OBP: 0.370, SLG: 0.633 (1, 8)										4	1	1	2	0	1					
Frank Robinson, R OBP: 0.302, SLG: 0.295 (1, 9)										4	0	0	0	0	0					
Gordy Coleman, L OBP: 0.314, SLG: 0.370 (1, 3)										4	1	1	0	0	0					
Wally Post, R OBP: 0.364, SLG: 0.579 (1, 7)										3	1	1	1	0	1					
Johnny Edwards, L OBP: 0.341, SLG: 0.382 (1, 2)										3	2	2	2	0	1					
Leo Cardenas, R OBP: 0.370, SLG: 0.261 (1, 6)										2	0	1	0	1	1					
Joey Jay, S OBP: 0.250, SLG: 0.143 (1, 1)										3	0	0	0	0	2					
Dave Sisti, R (8, 1)										0	0	0	0	0	0					
Bill Henry, L (9, 1)										0	0	0	0	0	0					
Inning Stats	R: 0 E: 0 K: 1 S: 5	H: 1 LOB: 0 BB: 0 P: 5	R: 0 E: 0 K: 0 S: 3	H: 0 LOB: 0 BB: 0 P: 3	R: 1 E: 0 K: 0 S: 4	H: 2 LOB: 0 BB: 0 P: 4	R: 4 E: 0 K: 1 S: 9	H: 4 LOB: 1 BB: 1 P: 13	R: 0 E: 0 K: 0 S: 3	H: 0 LOB: 0 BB: 0 P: 3	R: 1 E: 0 K: 1 S: 6	H: 1 LOB: 0 BB: 0 P: 6	R: 0 E: 0 K: 1 S: 6	H: 1 LOB: 1 BB: 0 P: 6	R: 0 E: 0 K: 0 S: 3	H: 0 LOB: 0 BB: 0 P: 3		1B: 3 2B: 3 3B: 0 HR: 3	SF: 0 SAC: 0 DP: 2 HBP: 0	WP: 0 PB: 0 SB: 0 CS: 0
PITCHER	IP WLS BF H R ER SO BB IBB HBP BLK WP HR S P ERA WHIP																			
Jack Sanford, R ERA: 5.5 (1, 1)	4.0 L 18 7 5 5 2 1 0 0 0 0 0 2 21 25 11.25 2.000																			
Richard LeMay, L ERA: 2.25 (5, 1)	2.2 10 2 1 1 2 0 0 0 0 0 1 14 14 3.38 0.750																			
Jim Duffalo, R ERA: (7, 1)	1.1 4 0 0 0 0 0 0 0 0 0 0 4 4 0.00 0.000																			


Batter	1	2	3	4	5	6	7	8	9	AB	R	H	RBI	BB	SO	LOB	TOP			
Harvey Kuenn, R OBP: 0.500, SLG: 0.500										4	2	3	0	1	0	0	San Francisco Giants @ Cincinnati Reds Crosley Field, Cincinnati, OH Mon Apr 23 1962, 6:05 PM EST Att: 6,483 - Unknown			
Chuck Hiller, L OBP: 0.321, SLG: 0.308										5	0	1	0	0	0	3				
Willie Mays, R OBP: 0.368, SLG: 0.500										3	0	1	1	2	2	0				
Orlando Cepeda, R OBP: 0.373, SLG: 0.529										5	0	0	0	0	1	6				
Felipe Alou, R OBP: 0.439, SLG: 0.731										4	0	0	0	1	1	2				
Jose Pagan, R OBP: 0.370, SLG: 0.480										2	0	1	0	2	0	0				
Ed Bailey, L OBP: 0.417, SLG: 0.639										3	1	1	1	1	1	4				
Jim Davenport, R OBP: 0.340, SLG: 0.467										3	1	0	0	1	0	2				
Billy Pierce, L OBP: 0.167, SLG: 0.167										3	0	0	0	0	2	0				
Inning Stats	R: 1 E: 0 K: 1 S: 6	H: 1 LOB: 3 BB: 3 P: 18	R: 1 E: 1 K: 0 S: 4	H: 1 LOB: 2 BB: 2 P: 12	R: 0 E: 0 K: 1 S: 4	H: 0 LOB: 0 BB: 1 P: 8	R: 0 E: 0 K: 1 S: 5	H: 0 LOB: 1 BB: 1 P: 9	R: 0 E: 0 K: 1 S: 5	H: 1 LOB: 0 BB: 0 P: 4	R: 0 E: 0 K: 1 S: 5	H: 0 LOB: 0 BB: 0 P: 5	R: 0 E: 0 K: 0 S: 4	H: 1 LOB: 2 BB: 1 P: 8	R: 1 E: 0 K: 2 S: 10	H: 3 LOB: 2 BB: 0 P: 10	1B: 6 2B: 0 3B: 0 HR: 1	SF: 0 SAC: 1 DP: 0 HBP: 0	WP: 1 PB: 1 SB: 1 CS: 0	PA: 41
PITCHER	IP WLS BF L	H R ER SO	BB IBB HBP BLK	WP HR S P	ERA WHIP	PITCHER														ERA WHIP
Jim O'Toole, L ERA: 3.13	(1, 1) 7.0	3 3 2 5	7 0 0 0	1 1 33 61	2.57 1.429															
Jim Brosnan, R ERA: 6.0	(8, 1) 2.0	4 1 1 2	0 1 0 0	0 0 14 18	4.50 2.000															

Batter	1	2	3	4	5	6	7	8	9	AB	R	H	RBI	BB	SO	LOB	BOTTOM					
Leo Cardenas, R OBP: 0.323, SLG: 0.222										4	0	0	0	0	1	2	San Francisco Giants @ Cincinnati Reds Crosley Field, Cincinnati, OH Mon Apr 23 1962, 6:05 PM EST Att: 6,483 - Unknown					
Eddie Kasko, R OBP: 0.305, SLG: 0.333										4	0	0	0	0	1	0						
Vada Pinson, L OBP: 0.379, SLG: 0.660										4	1	2	0	0	0	0						
Frank Robinson, R OBP: 0.298, SLG: 0.292										4	0	1	1	0	0	1						
Wally Post, R OBP: 0.354, SLG: 0.548										4	0	1	0	0	0	2						
Gordy Coleman, L OBP: 0.327, SLG: 0.380										4	0	2	0	0	1	1						
Hank Foiles, R										4	0	0	0	0	2	4						
Cookie Rojas, R OBP: 0.136, SLG: 0.050										4	0	0	0	0	0	2						
Jim O'Toole, S OBP: 0.375, SLG: 0.375	(1, 1)									2	0	1	0	0	0	0						
Cliff Cook, R (7, PH)										1	0	0	0	0	1	0						
Jim Brosnan, R (8, 1)										0	0	0	0	0	0	0						
Inning Stats	R: 1 E: 0 K: 0 S: 5	H: 2 LOB: 1 BB: 0 P: 5	R: 0 E: 0 K: 0 S: 5	H: 2 LOB: 2 BB: 0 P: 5	R: 0 E: 0 K: 1 S: 6	H: 1 LOB: 1 BB: 0 P: 6	R: 0 E: 0 K: 1 S: 5	H: 0 LOB: 0 BB: 0 P: 5	R: 0 E: 0 K: 1 S: 3	H: 0 LOB: 0 BB: 0 P: 3	R: 0 E: 2 K: 1 S: 7	H: 1 LOB: 2 BB: 0 P: 7	R: 0 E: 0 K: 2 S: 7	H: 0 LOB: 0 BB: 0 P: 7	R: 0 E: 0 K: 0 S: 3	H: 0 LOB: 0 BB: 0 P: 3	R: 0 E: 0 K: 1 S: 6	H: 1 LOB: 1 BB: 0 P: 6	1B: 5 2B: 2 3B: 0 HR: 0	SF: 0 SAC: 0 DP: 0 HBP: 0	WP: 0 PB: 0 SB: 0 CS: 0	PA: 35
PITCHER	IP WLS BF L	H R ER SO	BB IBB HBP BLK	WP HR S P	ERA WHIP	PITCHER														ERA WHIP		
Billy Pierce, L ERA: 1.65	(1, 1) 9.0	7 1 1 6	0 0 0 0	0 0 47 47	1.00 0.778																	

Batter	1	2	3	4	5	6	7	8	9	AB	R	H	RBI	BB	SO	LOB	TOP			
Felix Mantilla, R OBP: 0.364, SLG: 0.462 (1, 5)	0-0 6-3		0-3 K	0-0 F3		0-0 G1-6-3 1B		0-0 FC3-6		5	0	1	1	0	1	4	New York Mets @ Cincinnati Reds Crosley Field, Cincinnati, OH Tue Apr 24 1962, 6:05 PM EST Att: 5,027 - Unknown livebaseballscores.com			
Elio Chacon, R OBP: 0.444, SLG: 0.357 (1, 6)	4-0 G4-6-3 BB		4-0 1-4-3 BB		4-0 BB 1B	0-0 G1-6-3		0-0 5-3		2	1	0	0	3	0	2				
Gus Bell, L OBP: 0.263, SLG: 0.303 (1, 9)	0-0 G4-6-3 1-2		0-0 1-4-3		4-0 1B 1-2 BB	0-0 BB 2B		0-0 F8		4	0	1	0	1	0	2				
Frank Thomas, R OBP: 0.313, SLG: 0.619 (1, 7)		0-3 K	0-0 5-3		0-3 K	0-0 F7		0-0 BB 1B		5	0	1	0	0	2	4				
Ed Bouchee, L OBP: 0.545, SLG: 0.813 Jim Hickman, R OBP: 0.333, SLG: 0.273 (9, PR)		4-0 BB BB BB		4-0 FC6-4 BB	0-3 K		0-0 P6		4-0 FC6-4 BB	2	0	0	0	3	1	2				
Charlie Neal, R OBP: 0.385, SLG: 0.429 (1, 4)		0-0 F7		0-0 FC6-4 1-2	0-0 FC6-4 1B		0-0 F4		0-3 K	5	0	1	1	0	1	4				
Bobby Gene Smith, R OBP: 0.240, SLG: 0.227 (1, 8)		4-0 BB BB		0-0 E3 BB	0-0 FC6-4 1-2		0-3 K		0-0 FC6-4 1-2	4	0	0	0	1	1	5				
Chris Cannizzaro, R OBP: 0.333, SLG: 0.333 Jim Marshall, L OBP: 0.241, SLG: 0.250 Ray Daviault, R OBP: 0.333, SLG: 0.333 Herb Motford, R OBP: 0.458, SLG: 0.308 Richie Ashburn, L OBP: 0.211, SLG: 0.111 Ken MacKenzie, R OBP: 0.211, SLG: 0.111 Clem Labine, R OBP: 0.211, SLG: 0.111 (1, 2)		4-0 1-2 2-3 BB		0-3 K		4-0 BB 1B		0-3 K		0	0	0	0	0	0	0				
Craig Anderson, R Hobie Landrith, L OBP: 0.400, SLG: 0.333 (2, PH)		0-3 K		4-0 1-2 BB		4-0 1B G1-6-3 BB		0-0 FC3-6 1B		0	0	0	0	0	0	0				
Inning Stats	R: 0 E: 0 K: 0 S: 2	H: 0 LOB: 0 BB: 1 P: 6	R: 0 E: 0 K: 2 S: 7	H: 0 LOB: 3 BB: 3 P: 19	R: 0 E: 0 K: 1 S: 5	H: 0 LOB: 1 BB: 2 P: 9	R: 1 E: 0 K: 2 S: 8	H: 1 LOB: 2 BB: 2 P: 16	R: 0 E: 0 K: 1 S: 5	H: 0 LOB: 0 BB: 0 P: 5	R: 0 E: 0 K: 1 S: 6	H: 1 LOB: 1 BB: 1 P: 6	R: 0 E: 0 K: 1 S: 6	H: 1 LOB: 2 BB: 1 P: 10	1B: 4 2B: 1 3B: 0 HR: 0	SF: 0 SAC: 0 DP: 2 HBP: 0		WP: 0 PA: 43 PB: 0 CS: 0		
PITCHER	IP	WLS	BF	H	R	ER	SO	BB	IBB	HBP	BLK	WP	HR	S	P	ERA		WHIP		
Sammy Ellis, R ERA: 4.97 Moe Drabowsky, R ERA: 7.71	5.0	W	27	1	3	3	6	11	0	0	0	0	0	28	72	5.40		2.400		
	4.0	S	16	4	0	0	3	1	0	0	0	0	0	21	25	0.00		1.250		

Batter	1	2	3	4	5	6	7	8	9	AB	R	H	RBI	BB	SO	LOB	BOTTOM			
Don Blasingame, L OBP: 0.385, SLG: 0.300 (1, 4)	4-0 1B E BB	0-0 2B 1B		0-0 1-3		0-3 K		0-0 F8		4	2	1	0	1	1	0	New York Mets @ Cincinnati Reds Crosley Field, Cincinnati, OH Tue Apr 24 1962, 6:05 PM EST Att: 5,027 - Unknown livebaseballscores.com			
Eddie Kasko, R OBP: 0.326, SLG: 0.387 (1, 5)	0-0 E WP 1-3	0-0 F9 1-H 2B		0-0 L8		0-0 1B 2B		0-3 K		5	1	3	1	0	1	0				
Vada Pinson, L OBP: 0.387, SLG: 0.702 (1, 8)	0-0 E4 WP 1-3 1B	0-0 F9 2-3		0-0 HR		0-0 2-3 1B		0-0 K		4	2	2	2	0	0	2				
Frank Robinson, R OBP: 0.295, SLG: 0.275 (1, 9)	0-0 5-3	4-0 BB		0-0 F8		0-3 K		0-0 K		3	0	0	0	1	1	3				
Gordy Coleman, L OBP: 0.322, SLG: 0.370 (1, 3)	0-0 2B 1B	0-0 F7			0-0 G3		0-3 K			4	0	1	1	0	1	2				
Wally Post, R OBP: 0.404, SLG: 0.689 (1, 7)	0-0 1B 2B		0-0 HR		0-0 2B		4-0 BB			3	2	3	1	1	0	0				
Johnny Edwards, L OBP: 0.333, SLG: 0.368 (1, 2)	0-0 1B		0-0 F7		0-0 L7		0-0 F7			4	0	1	1	0	0	2				
Leo Cardenas, R OBP: 0.286, SLG: 0.194 (1, 6)	0-0 F7		0-0 F7		0-0 1-3		0-0 5-3			4	0	0	0	0	0	3				
Sammy Ellis, L OBP: 0.200, SLG: 0.200 Moe Drabowsky, R		0-3 K		0-0 F7		0-3 K		0-3 K		2	0	0	0	0	1	0				
Inning Stats	R: 4 E: 1 K: 0 S: 7	H: 4 LOB: 1 BB: 1 P: 11	R: 1 E: 0 K: 1 S: 7	H: 2 LOB: 2 BB: 1 P: 11	R: 1 E: 0 K: 0 S: 4	H: 1 LOB: 0 BB: 0 P: 4	R: 1 E: 0 K: 0 S: 4	H: 1 LOB: 1 BB: 0 P: 4	R: 0 E: 0 K: 3 S: 11	H: 2 LOB: 2 BB: 0 P: 11	R: 0 E: 0 K: 1 S: 5	H: 0 LOB: 1 BB: 1 P: 9	R: 0 E: 0 K: 2 S: 7	H: 0 LOB: 0 BB: 0 P: 7	1B: 5 2B: 4 3B: 0 HR: 2	SF: 0 SAC: 0 DP: 0 HBP: 0		WP: 1 PA: 38 PB: 0 CS: 0		
PITCHER	IP	WLS	BF	H	R	ER	SO	BB	IBB	HBP	BLK	WP	HR	S	P	ERA		WHIP		
Craig Anderson, R ERA: 3.18 Ray Daviault, R ERA: 9.0 Herb Motford, R ERA: 7.45 Ken MacKenzie, L ERA: 5.14 Clem Labine, R ERA: 11.25	1.0	L	8	4	4	2	0	1	0	0	0	0	0	7	11	18.00		5.000		
	1.0		6	2	1	1	1	1	0	0	0	0	0	7	11	9.00		3.000		
	3.0		12	3	2	2	0	0	0	0	0	0	2	12	12	6.00		1.000		
	2.0		9	2	0	0	4	1	0	0	0	0	0	16	20	0.00		1.500		
	1.0		3	0	0	0	2	0	0	0	0	0	0	7	7	0.00	0.000			

Batter	1	2	3	4	5	6	7	8	9	AB	R	H	RBI	BB	SO	LOB	TOP			
Richie Ashburn, L OBP: 0.464, SLG: 0.391	0-0 1B 6-3		0-0 1B S			0-0 F5		0-0 P3		4	1	2	0	0	0	0	New York Mets @ Cincinnati Reds Crosley Field, Cincinnati, OH Wed Apr 25 1962, 6:05 PM EST Att: 5,563 - Unknown 			
Elio Chacon, R OBP: 0.455, SLG: 0.353	0-0 1B 1-3		0-3 K 1-2			4-0 BB		0-0 P4		3	0	1	0	1	1	1				
Gus Bell, L OBP: 0.238, SLG: 0.270	0-0 6-3			0-0 F8		0-0 F8		0-0 3-1		4	0	0	1	0	0	1				
Frank Thomas, R OBP: 0.308, SLG: 0.587	0-0 6-3			0-0 1B		0-0 1-3		0-0 E7		4	0	1	0	0	0	1				
Ed Bouchee, L OBP: 0.462, SLG: 0.650		0-0 4-3		0-0 P6		0-3 K2-3		0-3 K		4	0	0	0	0	2	2				
Charlie Neal, R OBP: 0.357, SLG: 0.395		0-3 K		0-3 K		0-0 1-3				3	0	0	0	0	2	1				
Don Zimmer, R OBP: 0.122, SLG: 0.077		0-0 6-3			0-0 F7		0-0 F8			3	0	0	0	0	0	0				
Chris Cannizzaro, R OBP: 0.136, SLG: 0.053			0-3 K		0-0 1-3			0-3 K2-3		3	0	0	0	0	2	0				
Bob Miller, R OBP: 0.122, SLG: 0.077			0-0 1-3		0-0 5-3			0-0 P6		1	0	0	0	0	0	0				
Bob Moorhead, R OBP: 0.122, SLG: 0.077										1	0	0	0	0	0	0				
Al Jackson, L OBP: 0.122, SLG: 0.077										0	0	0	0	0	0	0				
Jim Marshall, L OBP: 0.122, SLG: 0.077										1	0	0	0	0	0	0				
Sherman Jones, L OBP: 0.122, SLG: 0.077										0	0	0	0	0	0	0				
Inning Stats	R: 1 E: 0 K: 0 S: 4	H: 2 LOB: 0 BB: 0 P: 4	R: 0 E: 0 K: 1 S: 5	H: 0 LOB: 0 BB: 0 P: 5	R: 0 E: 0 K: 2 S: 8	H: 1 LOB: 1 BB: 0 P: 8	R: 0 E: 0 K: 1 S: 6	H: 1 LOB: 0 BB: 0 P: 6	R: 0 E: 0 K: 0 S: 3	H: 0 LOB: 0 BB: 0 P: 3	R: 0 E: 0 K: 0 S: 3	H: 0 LOB: 0 BB: 0 P: 7	R: 0 E: 0 K: 1 S: 5	H: 0 LOB: 0 BB: 0 P: 5	R: 0 E: 1 K: 1 S: 6	H: 0 LOB: 1 BB: 0 P: 6	1B: 4 2B: 0 3B: 0 HR: 0	SF: 0 SAC: 0 DP: 0 HBP: 0	WP: 0 PB: 0 SB: 1 CS: 0	PA: 32
PITCHER Bob Purkey, R ERA: 3.26	IP: 9.0 WLS: W BF: 32 H: 4 R: 1 ER: 1 SO: 7 BB: 1 IBB: 0 HBP: 0 BLK: 0 WP: 0 HR: 0 S: 45 P: 49 ERA: 1.00 WHIP: 0.556															PITCHER				

Batter	1	2	3	4	5	6	7	8	9	AB	R	H	RBI	BB	SO	LOB	BOTTOM			
Don Blasingame, L OBP: 0.408, SLG: 0.281	0-0 L8		1-0 1B 1B HBP		0-0 F8		4-0 1B E BB		4-0 G5-4 BB	2	2	0	0	2	0	0	New York Mets @ Cincinnati Reds Crosley Field, Cincinnati, OH Wed Apr 25 1962, 6:05 PM EST Att: 5,563 - Unknown 			
Eddie Kasko, R OBP: 0.324, SLG: 0.379	0-0 5-3		0-0 1B 1-3 G4-6-3 1B		0-0 F7		0-0 F9		0-0 G5-4	4	1	1	0	0	0	2				
Cliff Cook, R									1-2	1	0	0	0	0	0	1				
Vada Pinson, L OBP: 0.403, SLG: 0.710	0-0 2B		0-0 G4-6-3 1B 3H 1B		0-0 P4		0-0 E9 1H 3H 1B		0-0 4-3	5	1	3	2	0	0	1				
Frank Robinson, R OBP: 0.292, SLG: 0.259	0-0 5-3		0-0 G4-6-3 BB 1-2 BB		0-0 F7		0-0 F8			3	0	0	0	1	0	2				
Gordy Coleman, L OBP: 0.317, SLG: 0.362		0-0 F7		0-0 G4-6-3 1-2 3H 2-3 3H		0-0 1B		0-0 3-1		4	0	1	0	0	0	2				
Wally Post, R OBP: 0.426, SLG: 0.688		0-0 1-3 1B		0-0 1B 3H 1B		0-3 K		4-0 FC1-6 BB		3	1	2	1	1	1	1				
Johnny Edwards, L OBP: 0.347, SLG: 0.405		0-0 1-3 1B		0-0 1-3 1B		0-0 3B 2B		0-0 FC1-6		4	1	2	0	0	0	2				
Leo Cardenas, R OBP: 0.308, SLG: 0.286		0-0 2H 1B		0-0 F8		0-0 1B 2H 3B		0-0 5-3		4	1	2	2	0	0	3				
Bob Purkey, R OBP: 0.231, SLG: 0.167		0-3 K		0-0 F8		0-3 K		0-0 6-3		4	0	0	0	0	2	2				
Inning Stats	R: 0 E: 0 K: 0 S: 4	H: 1 LOB: 1 BB: 0 P: 4	R: 1 E: 0 K: 1 S: 7	H: 2 LOB: 1 BB: 0 P: 7	R: 3 E: 0 K: 0 S: 6	H: 4 LOB: 2 BB: 1 P: 11	R: 0 E: 0 K: 0 S: 3	H: 0 LOB: 0 BB: 0 P: 3	R: 0 E: 0 K: 1 S: 6	H: 1 LOB: 1 BB: 0 P: 6	R: 3 E: 1 K: 1 S: 8	H: 3 LOB: 1 BB: 1 P: 12	R: 0 E: 0 K: 0 S: 3	H: 0 LOB: 1 BB: 1 P: 7	R: 0 E: 0 K: 0 S: 3	H: 0 LOB: 1 BB: 1 P: 7	1B: 8 2B: 2 3B: 1 HR: 0	SF: 0 SAC: 0 DP: 1 HBP: 1	WP: 0 PB: 0 SB: 0 CS: 0	PA: 39
PITCHER Bob Miller, R ERA: 10.13	IP: 2.2 WLS: L BF: 15 H: 6 R: 4 ER: 4 SO: 4 BB: 1 IBB: 0 HBP: 0 BLK: 0 WP: 0 HR: 0 S: 15 P: 20 ERA: 13.50 WHIP: 2.625															PITCHER				
Bob Moorhead, R ERA: 4.85	IP: 3.0 WLS: L BF: 14 H: 4 R: 3 ER: 2 SO: 2 BB: 1 IBB: 0 HBP: 0 BLK: 0 WP: 0 HR: 0 S: 17 P: 21 ERA: 6.00 WHIP: 1.667																			
Al Jackson, L ERA: 8.31	IP: 1.1 WLS: L BF: 6 H: 1 R: 0 ER: 0 SO: 0 BB: 1 IBB: 0 HBP: 0 BLK: 0 WP: 0 HR: 0 S: 5 P: 9 ERA: 0.00 WHIP: 1.500																			
Sherman Jones, R ERA: 5.84	IP: 1.0 WLS: L BF: 4 H: 0 R: 0 ER: 0 SO: 0 BB: 1 IBB: 0 HBP: 0 BLK: 0 WP: 0 HR: 0 S: 3 P: 7 ERA: 0.00 WHIP: 1.000																			

Batter	1	2	3	4	5	6	7	8	9	AB	R	H	RBI	BB	SO	LOB	TOP		
Leo Cardenas, R OBP: 0.302, SLG: 0.282										4	0	1	0	0	0	2	Cincinnati Reds @ St. Louis Cardinals Sportsman's Park, St. Louis, MO Fri Apr 27 1962, 7:05 PM EST Att: 14,105 - Unknown - 72 F		
Eddie Kasko, R OBP: 0.306, SLG: 0.357										4	0	0	0	0	0	1			
Vada Pinson, L OBP: 0.380, SLG: 0.667										4	0	0	0	0	1	0			
Frank Robinson, R OBP: 0.319, SLG: 0.345										4	1	3	1	0	0	0			
Wally Post, R OBP: 0.417, SLG: 0.712										4	1	1	1	0	1	2			
Gordy Coleman, L OBP: 0.303, SLG: 0.344										3	0	0	0	0	1	2			
Hank Foiles, R OBP: 0.143, SLG: 0.286										3	1	1	0	0	1	1			
Cookie Rojas, R OBP: 0.160, SLG: 0.087										3	0	1	1	0	0	0			
Joey Jay, S OBP: 0.222, SLG: 0.125										1	0	0	0	0	0	0			
Joe Gaines, R OBP: 1.000, SLG: 1.000										1	0	1	0	0	0	0			
Johnny Klippstein, R OBP: 0.000, SLG: 0.000										0	0	0	0	0	0	0			
Bob Miller, R OBP: 0.000, SLG: 0.000										0	0	0	0	0	0	0			
Howie Nunn, R OBP: 0.000, SLG: 0.000										1	0	0	0	0	0	1			
Inning Stats	R: 0 E: 0 K: 1 S: 5	H: 1 LOB: 0 BB: 0 P: 5	R: 0 E: 0 K: 2 S: 8	H: 1 LOB: 1 BB: 0 P: 8	R: 0 E: 0 K: 0 S: 3	H: 0 LOB: 0 BB: 0 P: 3	R: 0 E: 0 K: 0 S: 3	H: 0 LOB: 0 BB: 0 P: 3	R: 1 E: 0 K: 0 S: 4	H: 1 LOB: 0 BB: 0 P: 4	R: 0 E: 0 K: 1 S: 6	H: 1 LOB: 1 BB: 0 P: 6	R: 0 E: 0 K: 0 S: 4	H: 2 LOB: 0 BB: 0 P: 4	R: 1 E: 0 K: 0 S: 4	H: 1 LOB: 0 BB: 0 P: 4	1B: 5 2B: 1 3B: 0 HR: 2	SF: 0 SAC: 0 DP: 3 HBP: 0	WP: 0 PA: 32 PB: 0 SB: 0 CS: 0
PITCHER Curt Simmons, L ERA: 1.67	IP: 9.0 WLS: W BF: 32 H: 8 R: 3 ER: 3 SO: 4 BB: 0 IBB: 0 HBP: 0 BLK: 0 WP: 0 HR: 2 S: 40 P: 40 ERA: 3.00 WHIP: 0.889															PITCHER			



Batter	1	2	3	4	5	6	7	8	9	AB	R	H	RBI	BB	SO	LOB	BOTTOM		
Curt Flood, R OBP: 0.442, SLG: 0.633										4	2	1	2	0	0	3	Cincinnati Reds @ St. Louis Cardinals Sportsman's Park, St. Louis, MO Fri Apr 27 1962, 7:05 PM EST Att: 14,105 - Unknown - 72 F		
Julian Javier, R OBP: 0.343, SLG: 0.444										4	1	2	2	0	2	1			
Ken Boyer, R OBP: 0.375, SLG: 0.596										5	1	3	3	0	1	3			
Stan Musial, L OBP: 0.388, SLG: 0.429										4	0	1	0	0	0	4			
Doug Clemens, L OBP: 0.421, SLG: 0.333										1	1	1	0	0	0	0			
Bill White, L OBP: 0.309, SLG: 0.419										4	1	0	1	1	0	1			
Minnie Minoso, R OBP: 0.200, SLG: 0.300										5	2	2	1	0	0	2			
Don Landrum, L OBP: 0.448, SLG: 0.400										0	0	0	0	0	0	0			
Carl Sawatski, L OBP: 0.550, SLG: 0.824										2	2	2	2	1	0	0			
Gene Oliver, R OBP: 0.442, SLG: 0.632										2	1	1	1	0	1	0			
Julio Gotay, R OBP: 0.348, SLG: 0.381										4	2	1	1	0	0	2			
Alex Grammas, R OBP: 0.154, SLG: 0.154										1	0	0	0	0	0	0			
Curt Simmons, L OBP: 0.615, SLG: 0.500										3	1	1	0	2	1	2			
Inning Stats	R: 0 E: 0 K: 1 S: 6	H: 1 LOB: 1 BB: 0 P: 6	R: 0 E: 0 K: 0 S: 3	H: 0 LOB: 1 BB: 1 P: 7	R: 0 E: 0 K: 0 S: 4	H: 1 LOB: 2 BB: 1 P: 8	R: 5 E: 2 K: 0 S: 9	H: 4 LOB: 1 BB: 0 P: 9	R: 1 E: 0 K: 0 S: 4	H: 1 LOB: 0 BB: 0 P: 4	R: 0 E: 0 K: 2 S: 7	H: 0 LOB: 1 BB: 1 P: 11	R: 8 E: 0 K: 1 S: 13	H: 8 LOB: 2 BB: 1 P: 17	R: 0 E: 0 K: 1 S: 5	H: 0 LOB: 0 BB: 0 P: 5	1B: 7 2B: 7 3B: 0 HR: 1	SF: 1 SAC: 1 DP: 0 HBP: 0	WP: 1 PA: 45 PB: 1 SB: 0 CS: 0
PITCHER Joey Jay, R ERA: 5.27	IP: 5.0 WLS: L BF: 26 H: 7 R: 6 ER: 2 SO: 1 BB: 2 IBB: 0 HBP: 0 BLK: 0 WP: 0 HR: 1 S: 26 P: 34 ERA: 36.00 WHIP: 4.000															PITCHER			
Johnny Klippstein, R ERA: 7.54	IP: 1.0 WLS: 0 BF: 7 H: 2 R: 4 ER: 4 SO: 2 BB: 0 IBB: 0 HBP: 0 BLK: 0 WP: 0 HR: 0 S: 9 P: 17 ERA: 54.00 WHIP: 12.000															PITCHER			
Bob Miller, L ERA: 20.77	IP: 0.1 WLS: 0 BF: 5 H: 4 R: 2 ER: 2 SO: 1 BB: 0 IBB: 0 HBP: 0 BLK: 0 WP: 0 HR: 0 S: 7 P: 7 ERA: 10.80 WHIP: 1.200															PITCHER			
Howie Nunn, R ERA: 6.75	IP: 1.2 WLS: 0 BF: 7 H: 2 R: 2 ER: 2 SO: 1 BB: 0 IBB: 0 HBP: 0 BLK: 0 WP: 0 HR: 0 S: 9 P: 9 ERA: 10.80 WHIP: 1.200															PITCHER			



Batter	1	2	3	4	5	6	7	8	9	AB	R	H	RBI	BB	SO	LOB	TOP					
Leo Cardenas, R (1, 6) OBP: 0.271, SLG: 0.250	4-3		5-3		L6-4		4-3		G4-6-3	5	0	0	0	0	0	6	Cincinnati Reds @ St. Louis Cardinals Sportsman's Park, St. Louis, MO Sat Apr 28 1962, 4:33 AM EST Alt. 7, 2777 - Unknown - 68 F					
Eddie Kasko, R (1, 5) OBP: 0.303, SLG: 0.342	6-3			F7		5-3		FC4-6 BB	3	0	0	0	1	0	0							
Vada Pinson, L (1, 8) OBP: 0.373, SLG: 0.643	K			2B	1B	4-3		FC4-6 1-2	4	1	1	0	0	1	1							
Frank Robinson, R (1, 7) OBP: 0.315, SLG: 0.355		E6 PB SF7		1-H	2B	5-3		P3	4	1	1	0	0	0	1							
Wally Post, R (1, 9) OBP: 0.406, SLG: 0.679	P4			F9				5-3	4	1	1	0	0	0	3							
Gordy Coleman, L (1, 3) OBP: 0.314, SLG: 0.333		4-0 CS BB		F8			1B 1B	5-3	2	1	0	0	2	0	2							
Johnny Edwards, L (1, 2) OBP: 0.377, SLG: 0.467		SF7				FC1-5 1B	1B 1-2	5-3	3	0	3	1	0	0	0							
Cookie Rojas, R (1, 4) OBP: 0.214, SLG: 0.154		CS	F7		L6-4 FC1-5 1B		1-3 2-H	SF8	3	0	2	1	0	0	0							
Jerry Lynch, L (9, PH) OBP: 0.306, SLG: 0.833								SF8	0	0	0	1	0	0	0							
Jim O'Toole, S (1, 1) OBP: 0.300, SLG: 0.300					FC1-5		P6		2	0	0	0	0	1	2							
Don Pavletich, R (7, PH)									1	0	0	0	0	0	2							
Jim Brosnan, R (7, 1)									0	0	0	0	0	0	0							
Marty Keough, L (9, PH) OBP: 0.500, SLG: 0.333					1-2 2-3			G4-6-3 BB	0	0	0	0	1	0	0							
Inning Stats	R: 0 E: 0 K: 1 S: 5	H: 0 LOB: 0 BB: 0 P: 5	R: 1 E: 1 K: 0 S: 3	H: 0 LOB: 0 BB: 1 P: 7	R: 0 E: 0 K: 1 S: 5	H: 0 LOB: 0 BB: 0 P: 5	R: 1 E: 0 K: 0 S: 5	H: 2 LOB: 1 BB: 0 P: 5	R: 0 E: 0 K: 0 S: 4	H: 2 LOB: 1 BB: 0 P: 4	R: 0 E: 0 K: 0 S: 3	H: 0 LOB: 0 BB: 0 P: 3	R: 1 E: 0 K: 0 S: 6	H: 3 LOB: 2 BB: 0 P: 6	R: 0 E: 0 K: 0 S: 3	H: 0 LOB: 1 BB: 1 P: 7	R: 1 E: 0 K: 0 S: 3	H: 1 LOB: 1 BB: 2 P: 11	1B: 6 2B: 3 3B: 0 HR: 0	SF: 2 SAC: 0 DP: 2 HBP: 0	WP: 0 PB: 2 SB: 0 CS: 1	PA: 38
PITCHER	IP WLS BF H R ER SO BB IBB HBP BLK WP HR S P ERA WHIP																					
Ray Sadecki, L (1, 1) ERA: 7.43	8.0 W 34 8 4 3 2 3 0 0 0 0 0 0 35 47 3.38 1.375																					
Lindy McDaniel, R (9, 1) ERA: 0.79	1.0 S 3 0 0 0 0 1 0 0 0 0 0 0 2 6 0.00 1.000																					

AB 31
R 4
H 8
RBI 3
BB 4
SO 2
LOB 17



Batter	1	2	3	4	5	6	7	8	9	AB	R	H	RBI	BB	SO	LOB	BOTTOM			
Curt Flood, R (1, 8) OBP: 0.429, SLG: 0.604	P4		5-3		F8		FC4-6 1B			4	0	1	1	0	0	1	Cincinnati Reds @ St. Louis Cardinals Sportsman's Park, St. Louis, MO Sat Apr 28 1962, 4:33 AM EST Alt. 7, 2777 - Unknown - 68 F			
Julian Javier, R (1, 4) OBP: 0.386, SLG: 0.478				CS	2B	1B	FC4-6 1-2			4	1	3	0	0	0	1				
Minnie Minoso, R (1, 7) OBP: 0.250, SLG: 0.417	K		CS	1-2	F9 1B	2B	1-H 2-H	E	2B	4	2	2	2	0	1	2				
Ken Boyer, R (1, 5) OBP: 0.368, SLG: 0.567				F9	2-3	E5		F8	3	0	0	0	1	0	1					
Gene Oliver, R (1, 2) OBP: 0.413, SLG: 0.585				K				5-3		3	0	0	0	0	1	3				
Jimmie Schaffer, R (7, 2)	6-3							1-3		1	0	0	0	0	0	0				
Bill White, L (1, 3) OBP: 0.319, SLG: 0.424							P3		K	4	0	2	1	0	1	0				
Charlie James, R (1, 9) OBP: 0.182, SLG: 0.182		P4		3-H	F8		6-3			3	0	0	0	0	0	2				
Julio Gotay, R (1, 6) OBP: 0.367, SLG: 0.422		G4-6-3					FC1-6 1B		F7 1B	3	1	2	0	0	0	1				
Ray Sadecki, L (1, 1) OBP: 0.250, SLG: 0.250					F2		FC1-6 1B		F7	3	1	0	0	0	0	2				
Lindy McDaniel, R (9, 1) ERA: 5.63										0	0	0	0	0	0	0				
Inning Stats	R: 0 E: 0 K: 1 S: 6	H: 1 LOB: 2 BB: 1 P: 10	R: 0 E: 0 K: 0 S: 3	H: 1 LOB: 0 BB: 0 P: 3	R: 0 E: 0 K: 0 S: 3	H: 1 LOB: 0 BB: 0 P: 3	R: 1 E: 0 K: 1 S: 7	H: 2 LOB: 1 BB: 0 P: 7	R: 3 E: 1 K: 0 S: 6	H: 3 LOB: 1 BB: 0 P: 6	R: 0 E: 0 K: 0 S: 3	H: 0 LOB: 0 BB: 0 P: 3	R: 1 E: 0 K: 0 S: 5	H: 2 LOB: 1 BB: 0 P: 5	R: 0 E: 0 K: 1 S: 5	H: 0 LOB: 0 BB: 0 P: 5	1B: 6 2B: 4 3B: 0 HR: 0	SF: 0 SAC: 0 DP: 1 HBP: 0	WP: 0 PB: 0 SB: 0 CS: 1	PA: 34
PITCHER	IP WLS BF H R ER SO BB IBB HBP BLK WP HR S P ERA WHIP																			
Jim O'Toole, L (1, 1) ERA: 3.41	6.0 L 25 8 4 3 2 1 0 0 0 0 0 0 28 32 4.50 1.500																			
Jim Brosnan, R (7, 1) ERA: 5.63	2.0 8 2 1 1 1 0 0 0 0 0 0 0 10 10 4.50 1.000																			

AB 32
R 5
H 10
RBI 4
BB 1
SO 3
LOB 13




Batter	1	2	3	4	5	6	7	8	9	AB	R	H	RBI	BB	SO	LOB	TOP		
Leo Cardenas, R OBP: 0.281, SLG: 0.308 (1, 6)	0-0 6-3		0-3 K		4-0 BB		0-0 WP 4-3 1B		0-0 5-3	4	0	1	0	1	1	0	Cincinnati Reds @ St. Louis Cardinals Sportsman's Park, St. Louis, MO Sun Apr 29 1962, 4:38 AM EDT Att: 22,568 - Unknown - 77 F		
Eddie Kasko, R OBP: 0.321, SLG: 0.413 (1, 5)	0-0 2B		0-0 HR		0-0 1-2		0-0 F7		0-0 HR	5	2	3	1	0	0	2			
Vada Pinson, L OBP: 0.357, SLG: 0.671 (1, 8)	0-0 F8		0-0 2H HR		0-0 F8		0-0 4-3		0-0 3-1	5	1	1	2	0	0	3			
Frank Robinson, R OBP: 0.293, SLG: 0.314 (1, 9)	0-0 1-3		0-0 P4		0-0 F2		0-0 2-3 BB		0-0 5-3	4	0	0	0	1	0	1			
Jerry Lynch, L OBP: 0.278, SLG: 0.647 Marty Keough, L OBP: 0.400, SLG: 0.250 (1, 7) (7, 7)	0-0 5-3		0-0 4-3		0-0 5-3 1B		0-0 4-3			4	0	1	0	0	0	2			
Gordy Coleman, L OBP: 0.333, SLG: 0.429 (1, 3)	4-0 BB		0-0 HR		0-0 1-2 5-3 1B		0-0 3-1			3	1	2	1	1	0	0			
Hank Foiles, R OBP: 0.091, SLG: 0.182 (1, 2)	0-0 F8		0-3 K		0-0 5-3		0-0 L8			4	0	0	0	0	1	3			
Cookie Rojas, R OBP: 0.257, SLG: 0.188 (1, 4)	0-0 F9		0-3 K		4-0 IBB		0-0 1B			3	0	1	0	1	1	1			
Bob Purkey, R OBP: 0.176, SLG: 0.125 (1, 1)			0-0 F7		0-0 P4		0-3 K		0-0 1-3	4	0	0	0	0	1	4			
Inning Stats	R: 0 E: 0 K: 0 S: 4	H: 1 LOB: 1 BB: 0 P: 4	R: 0 E: 0 K: 0 S: 3	H: 0 LOB: 1 BB: 7 P: 7	R: 2 E: 0 K: 1 S: 7	H: 2 LOB: 0 BB: 0 P: 7	R: 1 E: 0 K: 2 S: 8	H: 1 LOB: 3 BB: 1 P: 8	R: 0 E: 0 K: 0 S: 4	H: 1 LOB: 2 BB: 1 P: 8	R: 0 E: 0 K: 0 S: 4	H: 1 LOB: 1 BB: 0 P: 4	R: 1 E: 0 K: 0 S: 4	H: 1 LOB: 0 BB: 0 P: 4	1B: 4 2B: 2 3B: 0 HR: 3	SF: 0 SAC: 0 DP: 0 HBP: 0	WP: 1 PA: 40 PB: 0 SB: 0 CS: 0		
PITCHER	IP WLS BF H R ER SO	IP WLS BF H R ER SO	IP WLS BF H R ER SO	IP WLS BF H R ER SO	IP WLS BF H R ER SO	IP WLS BF H R ER SO	IP WLS BF H R ER SO	IP WLS BF H R ER SO	IP WLS BF H R ER SO	IP WLS BF H R ER SO	IP WLS BF H R ER SO	IP WLS BF H R ER SO	IP WLS BF H R ER SO	IP WLS BF H R ER SO	IP WLS BF H R ER SO	IP WLS BF H R ER SO	ERA WHIP		
Ernie Broglio, R ERA: 2.7 (1, 1)	4.0	17	4	3	3	3	1	0	0	0	0	0	0	0	0	0	0	6.75	1.250
John Anderson, R ERA: 1.69 (5, 1)	2.0	10	2	0	0	1	1	1	0	0	0	0	0	10	18	0.00	1.500		
Lindy McDaniel, R ERA: 1.26 (7, 1)	3.0	L	13	3	1	1	0	1	0	0	0	1	1	12	16	3.00	1.333		


AB	36
R	4
H	9
RBI	4
BB	4
SO	4
LOB	16



Batter	1	2	3	4	5	6	7	8	9	AB	R	H	RBI	BB	SO	LOB	BOTTOM				
Curt Flood, R OBP: 0.463, SLG: 0.661 (1, 8)	0-0 P3		4-0 1-2 BB		0-0 1-2 2-3 1B		0-0 F5		0-0 F8	4	0	1	0	1	0	1	Cincinnati Reds @ St. Louis Cardinals Sportsman's Park, St. Louis, MO Sun Apr 29 1962, 4:38 AM EDT Att: 22,568 - Unknown - 77 F				
Julian Javier, R OBP: 0.386, SLG: 0.453 (1, 4)	0-0 5-3		0-0 L1-4		0-0 F2		0-0 5-3		0-0 F7	5	0	0	0	0	0	5					
Bill White, L OBP: 0.313, SLG: 0.397 (1, 3)	0-0 1B		0-0 G3		0-0 4-1		0-0 F9		0-0 F7	5	0	1	0	0	0	4					
Stan Musial, L OBP: 0.446, SLG: 0.604 (1, 9)	0-0 L8		0-0 HR		0-0 G5-4-3 1B		0-0 1B		0-0 1B	4	1	3	1	0	0	1					
Ken Boyer, R OBP: 0.410, SLG: 0.647 (1, 5)	0-3 K		0-0 1B		0-0 1B		0-0 F8		0-0 FC5-4 1B	4	1	2	0	0	1	1					
Minnie Minoso, R OBP: 0.281, SLG: 0.367 (1, 7)	0-0 E4		0-0 1B		0-0 1B		0-0 G5-4-3		0-0 FC5-4	4	1	1	0	0	0	3					
Gene Oliver, R OBP: 0.400, SLG: 0.556 (1, 2)	0-0 F2		0-0 1B		0-0 1B		0-0 F7		0-0 6-3	4	0	1	1	0	0	1					
Julio Gotay, R OBP: 0.351, SLG: 0.396 (1, 6)	0-0 1-3		0-3 K		0-0 1B		0-0 1B		0-0 5-3	4	0	1	0	0	1	3					
Ernie Broglio, R (1, 1)			0-0 E6		4-0 1-2 3H BB		0-0 P4		0-0 5-3	1	0	0	0	0	0	0					
Red Schoendienst, S OBP: 0.296, SLG: 0.167 (4, PH)										0	0	0	0	1	0	0					
John Anderson, R (5, 1)										0	0	0	0	0	0	0					
Carl Warwick, R OBP: 0.375, SLG: 0.500 (6, PH)										1	0	0	0	0	0	1					
Lindy McDaniel, R (7, 1)										1	0	0	0	0	0	0					
Inning Stats	R: 0 E: 0 K: 0 S: 4	H: 1 LOB: 1 BB: 0 P: 4	R: 0 E: 1 K: 1 S: 6	H: 0 LOB: 1 BB: 0 P: 6	R: 0 E: 1 K: 0 S: 3	H: 0 LOB: 1 BB: 1 P: 7	R: 3 E: 0 K: 1 S: 10	H: 5 LOB: 3 BB: 1 P: 14	R: 0 E: 0 K: 0 S: 3	H: 1 LOB: 0 BB: 0 P: 3	R: 0 E: 0 K: 0 S: 4	H: 1 LOB: 1 BB: 0 P: 4	R: 0 E: 0 K: 0 S: 5	H: 2 LOB: 2 BB: 0 P: 5	R: 0 E: 0 K: 0 S: 3	H: 0 LOB: 0 BB: 0 P: 3	R: 0 E: 0 K: 0 S: 3	H: 0 LOB: 0 BB: 0 P: 3	1B: 9 2B: 1 3B: 0 HR: 1	SF: 0 SAC: 0 DP: 2 HBP: 0	WP: 0 PA: 39 PB: 1 SB: 0 CS: 0
PITCHER	IP WLS BF H R ER SO	IP WLS BF H R ER SO	IP WLS BF H R ER SO	IP WLS BF H R ER SO	IP WLS BF H R ER SO	IP WLS BF H R ER SO	IP WLS BF H R ER SO	IP WLS BF H R ER SO	IP WLS BF H R ER SO	IP WLS BF H R ER SO	IP WLS BF H R ER SO	IP WLS BF H R ER SO	IP WLS BF H R ER SO	IP WLS BF H R ER SO	IP WLS BF H R ER SO	IP WLS BF H R ER SO	ERA WHIP				
Bob Purkey, R ERA: 3.2 (1, 1)	9.0	W	39	10	3	3	2	2	0	0	0	0	0	0	0	0	3.00	1.333			



Batter	1	2	3	4	5	6	7	8	9	AB	R	H	RBI	BB	SO	LOB	TOP			
Don Blasingame, L (1,4) OBP: 0.408, SLG: 0.297	0-0 1-3 1B		0-0 4-3		0-0 K2-3				0-0 4-3	5	0	2	0	0	1	0	<p>Cincinnati Reds @ New York Mets Polo Grounds, New York, NY Tue May 01 1962, 7:05 PM EDT Att: 5,959 - Unknown</p> <p>AB 32 R 8 H 9 RBI 8 BB 4 SO 7 LOB 8</p> 			
Eddie Kasko, R (1,5) OBP: 0.303, SLG: 0.388	0-3 K			0-3 K	0-0 9-3		0-0 5-3		0-0 P6	5	0	0	0	0	2	2				
Vada Pinson, L (1,8) OBP: 0.352, SLG: 0.651	0-0 1-3			0-0 1B	0-3 K		0-0 F7			4	1	1	0	0	1	1				
Frank Robinson, R (1,9) OBP: 0.302, SLG: 0.315	0-0 F8			0-0 1B	0-3 K		4-0 BB			3	1	1	0	1	1	1				
Gordy Coleman, L (1,3)		0-0 3-1		0-0 1B	4-0 2B		0-0 F7			3	2	1	1	1	0	1				
Wally Post, R (1,7) OBP: 0.417, SLG: 0.667	0-0 L6			0-0 2B	0-0 SF7		0-0 HR		4-0 FC4-6	3	2	2	1	1	0	0				
Johnny Edwards, L (1,2) OBP: 0.362, SLG: 0.469	0-0 F7			0-0 2B	0-0 SF7		0-0 SF7		0-0 FC4-6	3	0	1	2	0	0	1				
Leo Cardenas, R (1,6) OBP: 0.279, SLG: 0.296			0-0 F8	0-0 SF7	0-0 HR		0-0 G4-3		0-0 G4-3	2	1	0	1	1	0	1				
Joey Jay, S (1,1) OBP: 0.231, SLG: 0.417	0-3 K		0-0 F8		0-0 HR				0-3 K	4	1	1	3	0	2	1				
Inning Stats	R: 0 E: 0 K: 1 S: 6	H: 1 LOB: 1 BB: 0 P: 6	R: 0 E: 0 K: 0 S: 3	H: 0 LOB: 0 BB: 0 P: 3	R: 0 E: 0 K: 1 S: 5	H: 0 LOB: 0 BB: 0 P: 5	R: 4 E: 0 K: 1 S: 10	H: 5 LOB: 1 BB: 0 P: 10	R: 0 E: 0 K: 2 S: 9	H: 1 LOB: 0 BB: 2 P: 17	R: 0 E: 0 K: 0 S: 3	H: 0 LOB: 1 BB: 1 P: 7	R: 0 E: 0 K: 0 S: 2	H: 0 LOB: 0 BB: 1 P: 6	R: 0 E: 0 K: 1 S: 5	H: 0 LOB: 0 BB: 0 P: 5	1B: 6 2B: 3 3B: 0 HR: 1	SF: 2 SAC: 0 DP: 2 HBP: 0	WP: 0 PB: 0 SB: 0 CS: 0	PA: 38
PITCHER	IP WLS BF H R ER SO BB IBB HBP BLK WP HR S P ERA WHIP																			
Jay Hook, R (1,1) ERA: 4.71	3.1 L 16 6 4 4 3 0 0 0 0 0 0 0 22 22 10.80 1.800																			
Dave Hillman, R (4,1) ERA: 7.11	1.2 5 1 0 0 1 0 0 0 0 0 0 0 7 7 0.00 0.600																			
Sherman Jones, R (6,1) ERA: 9.35	1.0 7 2 4 4 2 1 1 0 0 0 0 1 9 17 36.00 3.000																			
Craig Anderson, R (7,1) ERA: 4.15	1.0 4 0 0 0 0 1 0 0 0 0 0 0 3 7 0.00 1.000																			
Ken Mackenzie, L (8,1) ERA: 5.25	2.0 6 0 0 0 1 1 0 0 0 0 0 0 7 11 0.00 0.500																			

Batter	1	2	3	4	5	6	7	8	9	AB	R	H	RBI	BB	SO	LOB	BOTTOM					
Jim Hickman, R (1,8) OBP: 0.370, SLG: 0.667	0-0 F7		0-3 K		0-0 1-2			0-0 HR		4	1	2	1	0	1	0	<p>Cincinnati Reds @ New York Mets Polo Grounds, New York, NY Tue May 01 1962, 7:05 PM EDT Att: 5,959 - Unknown</p> <p>AB 33 R 2 H 8 RBI 2 BB 2 SO 7 LOB 12</p> 					
Elio Chacon, R (1,6) OBP: 0.295, SLG: 0.189	0-0 P6		0-3 K		0-0 G1-2-3			0-0 F9		4	0	0	0	0	1	3						
Gus Bell, L (1,9) OBP: 0.213, SLG: 0.218	0-0 3-1		0-3 K				0-0 F7		0-0 4-3	4	0	0	0	0	1	0						
Frank Thomas, R (1,7) OBP: 0.373, SLG: 0.697		0-0 HR		0-3 K		0-0 5-3		0-3 K		4	1	1	1	0	2	0						
Charlie Neal, R (1,4) OBP: 0.375, SLG: 0.525		0-0 G3		0-0 G4-6-3		0-0 F3			0-3 K	4	0	2	0	0	1	0						
Sammy Taylor, L (1,2) OBP: 0.250, SLG: 0.167		0-0 G3		0-0 G4-6-3			0-0 F7		0-0 F3	4	0	0	0	0	0	2						
Gil Hodges, R (1,3) OBP: 0.355, SLG: 0.500		0-0 5-3			0-0 F9		4-0 FC6-4		4-0 1B	2	0	0	0	2	0	1						
Felix Mantilla, R (1,5) OBP: 0.400, SLG: 0.442		1-0 HBP			0-0 1B		0-0 FC6-4		0-0 1B	3	0	2	0	0	0	1						
Jay Hook, L (1,1) OBP: 0.228, SLG: 0.286		0-3 K			0-0 1-2		0-0 P6		0-0 6-3	1	0	0	0	0	1	2						
Inning Stats	R: 0 E: 0 K: 0 S: 3	H: 0 LOB: 0 BB: 0 P: 3	R: 1 E: 0 K: 1 S: 7	H: 2 LOB: 0 BB: 0 P: 8	R: 0 E: 0 K: 3 S: 9	H: 0 LOB: 0 BB: 0 P: 9	R: 0 E: 0 K: 1 S: 5	H: 1 LOB: 0 BB: 0 P: 5	R: 0 E: 0 K: 0 S: 5	H: 3 LOB: 2 BB: 0 P: 5	R: 0 E: 0 K: 0 S: 3	H: 0 LOB: 0 BB: 0 P: 3	R: 0 E: 1 K: 0 S: 3	H: 0 LOB: 1 BB: 1 P: 7	R: 1 E: 0 K: 1 S: 6	H: 1 LOB: 0 BB: 0 P: 6	R: 0 E: 0 K: 1 S: 6	H: 1 LOB: 2 BB: 1 P: 10	1B: 6 2B: 0 3B: 0 HR: 2	SF: 0 SAC: 0 DP: 2 HBP: 1	WP: 0 PB: 0 SB: 0 CS: 0	PA: 36
PITCHER	IP WLS BF H R ER SO BB IBB HBP BLK WP HR S P ERA WHIP																					
Joey Jay, R (1,1) ERA: 4.46	9.0 W 36 8 2 2 7 2 0 1 0 0 2 47 56 2.00 1.111																					

Batter	1	2	3	4	5	6	7	8	9	AB	R	H	RBI	BB	SO	LOB	TOP		
Curt Flood, R OBP: 0.412, SLG: 0.600 (1, 8)										4	0	1	0	0	0	3	St. Louis Cardinals @ Cincinnati Reds Crosley Field, Cincinnati, OH Fri May 04 1962, 7:05 PM EDT Att: 10,790 - Unknown		
Julian Javier, R OBP: 0.347, SLG: 0.416 (1, 4)										4	0	0	0	0	3				
Minnie Minoso, R OBP: 0.271, SLG: 0.295 (1, 7)										3	0	0	0	1	0	1			
Ken Boyer, R OBP: 0.394, SLG: 0.585 (1, 5)										4	0	0	0	0	1				
Gene Oliver, R OBP: 0.393, SLG: 0.574 (1, 2)										4	1	1	1	0	1	1			
Bill White, L OBP: 0.333, SLG: 0.447 (1, 3)										4	0	0	0	0	0	0			
Charlie James, R OBP: 0.278, SLG: 0.294 (1, 9)										3	1	1	0	0	0	0			
Julio Gotay, R OBP: 0.380, SLG: 0.424 (1, 6)										3	0	1	1	0	1	0			
Larry Jackson, R OBP: 0.254, SLG: 0.300 (5, PH)										1	0	0	0	0	0	0			
Ed Bauta, R OBP: 0.333, SLG: 0.333 (8, 1)										0	0	0	0	0	0	0			
Inning Stats	R: 0 E: 0 K: 0 S: 3	H: 1 LOB: 0 BB: 0 P: 3	R: 0 E: 0 K: 1 S: 5	H: 0 LOB: 0 BB: 0 P: 5	R: 0 E: 0 K: 1 S: 5	H: 0 LOB: 0 BB: 0 P: 5	R: 0 E: 0 K: 0 S: 3	H: 0 LOB: 0 BB: 0 P: 3	R: 0 E: 0 K: 0 S: 3	H: 0 LOB: 1 BB: 1 P: 7	R: 0 E: 0 K: 0 S: 3	H: 0 LOB: 1 BB: 1 P: 7	R: 1 E: 0 K: 0 S: 6	H: 3 LOB: 2 BB: 0 P: 6	R: 1 E: 0 K: 0 S: 4	H: 1 LOB: 0 BB: 0 P: 4	1B: 3 2B: 1 3B: 0 HR: 1	SF: 0 SAC: 0 DP: 0 HBP: 0	WP: 0 PA: 33 PB: 0 SB: 0 CS: 1
PITCHER Jim O'Toole, L ERA: 3.08 (1, 1)	IP: 9.0 WLS: W BF: 33 H: 5 R: 2 ER: 2 SO: 2 BB: 2 IBB: 0 HBP: 0 BLK: 0 WP: 0 HR: 1 S: 35 P: 43 ERA: 2.00 WHIP: 0.778															PITCHER IP: WLS: BF: H: R: ER: SO: BB: IBB: HBP: BLK: WP: HR: S: P: ERA: WHIP			

St. Louis Cardinals @ Cincinnati Reds
 Crosley Field, Cincinnati, OH
 Fri May 04 1962, 7:05 PM EDT
 Att: 10,790 - Unknown

AB 31
 R 2
 H 5
 RBI 2
 BB 2
 SO 2
 LOB 9

Batter	1	2	3	4	5	6	7	8	9	AB	R	H	RBI	BB	SO	LOB	BOTTOM		
Don Blasingame, L OBP: 0.396, SLG: 0.275 (1, 4)										3	0	0	0	1	0	0	St. Louis Cardinals @ Cincinnati Reds Crosley Field, Cincinnati, OH Fri May 04 1962, 7:05 PM EDT Att: 10,790 - Unknown		
Eddie Kasko, R OBP: 0.290, SLG: 0.371 (1, 5)										4	0	0	0	0	1	2			
Vada Pinson, L OBP: 0.359, SLG: 0.674 (1, 8)										3	1	1	1	1	1	2			
Frank Robinson, R OBP: 0.311, SLG: 0.355 (1, 9)										3	1	1	1	1	0	2			
Gordy Coleman, L OBP: 0.337, SLG: 0.416 (1, 3)										4	0	1	0	0	0	2			
Wally Post, R OBP: 0.413, SLG: 0.646 (1, 7)										2	0	0	0	1	1	0			
Jerry Lynch, L OBP: 0.263, SLG: 0.611 (8, PH)										1	0	0	0	0	1	2			
Marty Keough, L OBP: 0.400, SLG: 0.250 (9, 7)										0	0	0	0	0	0	0			
Johnny Edwards, L OBP: 0.344, SLG: 0.442 (1, 2)										3	0	0	0	0	0	2			
Leo Cardenas, R OBP: 0.281, SLG: 0.351 (1, 6)										3	1	1	1	0	1	2			
Jim O'Toole, S OBP: 0.308, SLG: 0.308 (1, 1)										3	0	1	0	0	1	0			
Inning Stats	R: 0 E: 0 K: 1 S: 5	H: 0 LOB: 0 BB: 0 P: 5	R: 1 E: 0 K: 0 S: 4	H: 1 LOB: 0 BB: 0 P: 4	R: 1 E: 0 K: 0 S: 4	H: 1 LOB: 0 BB: 0 P: 4	R: 0 E: 0 K: 0 S: 5	H: 2 LOB: 2 BB: 1 P: 9	R: 0 E: 0 K: 1 S: 6	H: 1 LOB: 2 BB: 1 P: 10	R: 0 E: 0 K: 2 S: 7	H: 0 LOB: 0 BB: 0 P: 7	R: 0 E: 0 K: 1 S: 5	H: 0 LOB: 2 BB: 2 P: 13	R: 0 E: 0 K: 1 S: 5	H: 0 LOB: 0 BB: 0 P: 4	1B: 2 2B: 0 3B: 0 HR: 3	SF: 0 SAC: 0 DP: 0 HBP: 0	WP: 0 PA: 33 PB: 0 SB: 1 CS: 0
PITCHER Larry Jackson, R ERA: 3.85 (1, 1)	IP: 5.0 WLS: L BF: 22 H: 5 R: 3 ER: 3 SO: 2 BB: 2 IBB: 0 HBP: 0 BLK: 0 WP: 0 HR: 3 S: 24 P: 32 ERA: 5.40 WHIP: 1.400															PITCHER IP: WLS: BF: H: R: ER: SO: BB: IBB: HBP: BLK: WP: HR: S: P: ERA: WHIP			
Don Ferrarese, L ERA: 6.23 (6, 1)	2.0	6	0	0	0	3	0	0	0	0	0	12	12	0.00	0.000				
Ed Bauta, R ERA: (8, 1)	1.0	5	0	0	0	1	2	0	0	0	0	5	13	0.00	2.000				

St. Louis Cardinals @ Cincinnati Reds
 Crosley Field, Cincinnati, OH
 Fri May 04 1962, 7:05 PM EDT
 Att: 10,790 - Unknown

AB 29
 R 3
 H 5
 RBI 3
 BB 4
 SO 6
 LOB 14

Batter	1	2	3	4	5	6	7	8	9	AB	R	H	RBI	BB	SO	LOB	TOP								
Curt Flood, R OBP: 0.389, SLG: 0.565 (1, 8)	0-0 1-3		0-0 6-3			0-0 6-3	0-0 FC6-4		0-0 F9	5	0	0	1	0	0	2									
Julian Javier, R OBP: 0.340, SLG: 0.404 (1, 4)	0-0 5-3		0-0 1B			0-3 K	0-0 6-3		0-0 F5	5	0	1	0	0	1	2									
Bill White, L OBP: 0.346, SLG: 0.467 (1, 3)	0-0 1B		0-0 F6			0-0 4-3		0-0 SH1-4 1B 2B	0-0 1B	5	1	3	0	0	0	1									
Stan Musial, L OBP: 0.441, SLG: 0.544 (8, PR)	0-0 PO			0-3 K				4-0 1B SH1-4 BB	0-3 K	3	2	2	0	1	1	0									
Don Landrum, L OBP: 0.436, SLG: 0.370 (8, 9)		0-0 HR 1B								0	0	0	0	0	0	0									
Carl Warwick, R OBP: 0.385, SLG: 0.478 (9, PH)	1-2									1	0	0	0	0	1	2									
Ken Boyer, R OBP: 0.402, SLG: 0.624 (1, 5)		0-0 HR		0-0 F7						3	2	2	3	0	0	0									
Minnie Minoso, R OBP: 0.288, SLG: 0.313 (1, 7)		0-0 HR		0-0 F7						4	1	2	1	0	0	0									
Carl Sawatski, L OBP: 0.432, SLG: 0.630 (8, PH)					0-0 F9					3	1	1	1	0	0	0									
Charlie James, R OBP: 0.263, SLG: 0.278 (8, 1)										1	0	0	0	0	0	2									
Lindy McDaniel, R (8, 1)										0	0	0	0	0	0	0									
Julio Gotay, R OBP: 0.370, SLG: 0.412 (7, PH)					0-0 5-3					2	0	0	0	0	0	0									
Red Schoendienst, S OBP: 0.444, SLG: 0.375 (7, PR)										1	0	1	1	0	0	0									
Alex Grammas, R OBP: 0.133, SLG: 0.133 (7, 6)										1	0	0	0	0	0	3									
Ray Sadecki, L OBP: 0.260, SLG: 0.260 (8, 1)										0	0	0	0	0	0	0									
Ray Washburn, R OBP: 0.262, SLG: 0.214 (8, 1)										2	0	0	0	0	1	0									
Paul Toth, R OBP: 0.262, SLG: 0.214 (8, 1)										0	0	0	0	0	0	0									
Gene Oliver, R OBP: 0.262, SLG: 0.214 (7, PH)										1	0	0	0	0	0	2									
John Anderson, R OBP: 0.262, SLG: 0.214 (7, 1)										0	0	0	0	0	0	0									
Jimmie Schaffer, R OBP: 0.262, SLG: 0.214 (8, 2)										1	0	1	0	0	0	0									
Inning Stats	R: 0 E: 0 K: 0 S: 3	H: 1 LOB: 0 BB: 0 P: 3	R: 2 E: 0 K: 0 S: 5	H: 2 LOB: 0 BB: 0 P: 5	R: 0 E: 0 K: 0 S: 4	H: 1 LOB: 1 BB: 0 P: 4	R: 0 E: 0 K: 1 S: 5	H: 0 LOB: 0 BB: 0 P: 5	R: 0 E: 0 K: 1 S: 5	H: 0 LOB: 0 BB: 0 P: 5	R: 0 E: 0 K: 1 S: 5	H: 0 LOB: 0 BB: 0 P: 5	R: 4 E: 0 K: 0 S: 8	H: 5 LOB: 1 BB: 0 P: 8	R: 1 E: 0 K: 0 S: 5	H: 2 LOB: 3 BB: 1 P: 9	R: 0 E: 0 K: 1 S: 7	H: 2 LOB: 2 BB: 0 P: 7	1B: 10 2B: 2 3B: 0 HR: 1	SF: 0 SAC: 1 DP: 0 HBP: 0	WP: 0 PB: 1 SB: 1 CS: 0	PA: 41			
PITCHER	IP	WLS	BF	H	R	ER	SO	BB	IBB	HBP	BLK	WP	HR	S	P	ERA	WHIP								
Bob Purkey, R ERA: 3.97 (1, 1)	6.0		25	8	6	6	3	0	0	0	1	0	1	31	31	9.00	1.333								
Jim Brosnan, R ERA: 5.73 (7, 1)	1.1		8	3	1	1	0	1	0	0	0	0	0	7	11	6.75	3.000								
Bill Henry, L ERA: 2.7 (8, 1)	1.2	W	7	2	0	0	1	0	0	0	0	0	0	9	9	0.00	1.200								

St. Louis Cardinals @ Cincinnati Reds
Crosley Field, Cincinnati, OH
Sat May 05 1962, 3:33 AM EDT
Att: 5,749 - Unknown

AB	38
R	7
H	13
RBI	7
BB	1
SO	4
LOB	14



Batter	1	2	3	4	5	6	7	8	9	AB	R	H	RBI	BB	SO	LOB	BOTTOM								
Leo Cardenas, R OBP: 0.290, SLG: 0.371 (1, 6)	0-0 1B 2B	0-0 6-3		0-0 F8		0-0 6-3			0-0 S S 1B	5	2	2	0	0	0	0									
Eddie Kasko, R OBP: 0.296, SLG: 0.366 (1, 5)	0-0 2B 2B	0-0 F3		0-0 5-3		0-0 F2			4-0 1B S BB	4	1	1	0	1	0	0									
Vada Pinson, L OBP: 0.371, SLG: 0.733 (1, 8)	4-0 1-2 2B BB	0-0 HR			0-0 HR				0-3 K 1-2 2-3	4	3	2	2	1	1	2									
Frank Robinson, R OBP: 0.326, SLG: 0.375 (1, 9)	0-0 SF 2B	0-0 F8			0-0 4-3 1B				4-0 1B IBB	4	1	2	3	1	0	0									
Wally Post, R OBP: 0.413, SLG: 0.638 (1, 7)	0-0 SF 1B			0-0 F4		0-0 4-3 1B			0-0 F7	4	1	2	2	0	0	0									
Gordy Coleman, L OBP: 0.333, SLG: 0.400 (1, 3)	0-0 F7			0-0 BB		0-0 F7			0-0 4-3	3	0	0	0	1	0	3									
Johnny Edwards, L OBP: 0.323, SLG: 0.411 (1, 2)	0-3 K			0-0 F7		0-0 4-3			0-0 F7	4	0	0	0	0	1	4									
Cookie Rojas, R OBP: 0.256, SLG: 0.194 (1, 4)	0-0 2H 1B			0-0 1-3		0-0 F6			0-0 6-3	4	0	1	1	0	0	3									
Bob Purkey, R OBP: 0.150, SLG: 0.105 (7, 1)	0-0 F3				0-0 F9				0-0 4-3	3	0	0	0	0	1	1									
Jim Brosnan, R (7, 1)										0	0	0	0	0	0	0									
Bill Henry, L (8, 1)										0	0	0	0	0	0	0									
Jerry Lynch, L OBP: 0.250, SLG: 0.579 (8, PH)										1	0	0	0	0	0	0									
Inning Stats	R: 5 E: 1 K: 1 S: 10	H: 4 LOB: 1 BB: 1 P: 14	R: 1 E: 0 K: 0 S: 4	H: 1 LOB: 0 BB: 0 P: 4	R: 0 E: 0 K: 0 S: 3	H: 0 LOB: 1 BB: 1 P: 7	R: 0 E: 0 K: 0 S: 3	H: 0 LOB: 0 BB: 0 P: 3	R: 0 E: 0 K: 0 S: 6	H: 3 LOB: 2 BB: 0 P: 6	R: 0 E: 0 K: 1 S: 5	H: 0 LOB: 0 BB: 0 P: 5	R: 0 E: 0 K: 0 S: 3	H: 0 LOB: 0 BB: 0 P: 3	R: 0 E: 0 K: 0 S: 3	H: 0 LOB: 0 BB: 0 P: 3	R: 1 E: 0 K: 1 S: 6	H: 2 LOB: 3 BB: 2 P: 14	1B: 6 2B: 2 3B: 0 HR: 2	SF: 1 SAC: 0 DP: 0 HBP: 0	WP: 0 PB: 0 SB: 3 CS: 0	PA: 41			
PITCHER	IP	WLS	BF	H	R	ER	SO	BB	IBB	HBP	BLK	WP	HR	S	P	ERA	WHIP								
Ray Sadecki, L ERA: 9.64 (1, 1)	0.2		8	4	5	4	1	1	0	0	0	0	2	17	21	4.15	1.154								
Ray Washburn, R ERA: 4.64 (1, 1)	4.1		18	4	2	2	0	1	0	0	0	0	0	5	5	0.00	0.000								
Paul Toth, R ERA: 13.5 (6, 1)	1.0		3	0	0	0	1	0	0	0	0	0	0	3	3	0.00	0.000								
John Anderson, R ERA: 1.42 (7, 1)	1.0		3	0	0	0	0	0	0	0	0	0	0	3	3	0.00	0.000								
Lindy McDaniel, R ERA: 1.69 (8, 1)	1.2	L	9	2	1	1	1	1	1	0	0	0	0	9	17	5.40	1.800								

St. Louis Cardinals @ Cincinnati Reds
Crosley Field, Cincinnati, OH
Sat May 05 1962, 3:33 AM EDT
Att: 5,749 - Unknown

AB	36
R	8
H	10
RBI	8
BB	4
SO	3
LOB	13



Batter	1	2	3	4	5	6	7	8	9	AB	R	H	RBI	BB	SO	LOB	TOP					
Curt Flood, R OBP: 0.389, SLG: 0.567 (1,8)										5	1	2	0	0	1	0						
Julian Javier, R OBP: 0.343, SLG: 0.392 (1,4)										3	1	0	0	2	0	0						
Bill White, L OBP: 0.358, SLG: 0.474 (1,3)										5	0	3	1	0	1	3						
Stan Musial, L OBP: 0.425, SLG: 0.517 (1,9)										3	0	0	1	1	0	5						
Ken Boyer, R OBP: 0.402, SLG: 0.611 (1,5)										5	0	2	1	0	0	5						
Minnie Minoso, R OBP: 0.304, SLG: 0.327 (1,7)										4	0	2	1	0	0	2						
Carl Sawatski, L OBP: 0.471, SLG: 0.607 (1,2)										1	0	0	0	2	0	1						
Charlie James, R OBP: 0.263, SLG: 0.278 (8, PH)										0	0	0	0	0	0	0	AB					
Doug Clemens, L OBP: 0.364, SLG: 0.278 (8, PH)										0	0	0	0	0	0	2	R					
Don Ferrarese, R OBP: 1.000, SLG: 1.000 (8, 1)										0	0	0	0	0	0	0	H					
Lindy McDaniel, R OBP: 1.000, SLG: 1.000 (8, 1)										0	0	0	0	0	0	0	RBI					
Julio Gotay, R OBP: 0.360, SLG: 0.400 (1,6)										2	0	0	0	0	0	1	BB					
Gene Oliver, R OBP: 0.391, SLG: 0.554 (7, PH)										1	0	0	0	0	0	3	SO					
Alex Grammas, R OBP: 0.125, SLG: 0.125 (7, 6)										1	0	0	0	0	0	0	LOB					
Ernie Broglio, R OBP: 0.500, SLG: 0.500 (1,1)										2	0	0	0	0	1	0						
Red Schoendienst, S OBP: 0.500, SLG: 0.444 (8, PH)										1	1	1	0	0	0	0						
Jimmie Schaffer, R OBP: 0.500, SLG: 0.500 (8, 2)										1	1	1	0	0	0	0						
Inning Stats	R: 0 E: 0 K: 0 S: 3	H: 0 LOB: 0 BB: 0 P: 3	R: 0 E: 0 K: 0 S: 3	H: 1 LOB: 1 BB: 1 P: 7	R: 0 E: 0 K: 0 S: 3	H: 0 LOB: 0 BB: 0 P: 3	R: 0 E: 0 K: 0 S: 4	H: 1 LOB: 1 BB: 0 P: 4	R: 0 E: 0 K: 0 S: 2	H: 0 LOB: 0 BB: 1 P: 6	R: 0 E: 0 K: 2 S: 7	H: 0 LOB: 0 BB: 0 P: 7	R: 0 E: 0 K: 0 S: 5	H: 2 LOB: 3 BB: 1 P: 9	R: 3 E: 0 K: 1 S: 9	H: 4 LOB: 2 BB: 1 P: 13	R: 1 E: 0 K: 0 S: 6	H: 3 LOB: 3 BB: 1 P: 10	1B: 10 2B: 1 3B: 0 HR: 0	SF: 1 SAC: 0 DP: 2 HBP: 0	WP: 0 PB: 0 SB: 0 CS: 0	PA: 41
PITCHER	IP	WLS	BF	H	R	ER	SO	BB	IBB	HBP	BLK	WP	HR	S	P	ERA	WHIP					
Joey Jay, R ERA: 4.36 (1,1)	7.0		29	6	3	3	2	4	0	0	0	0	0	29	45	3.86	1.429					
Bill Henry, L ERA: 2.45 (8,1)	0.2	L	4	2	0	0	1	0	0	0	0	0	0	6	6	0.00	3.000					
Dave Sisler, R ERA: 3.38 (8,1)	1.1	W	8	3	1	1	0	1	0	0	0	0	0	7	11	6.75	3.000					

St. Louis Cardinals @ Cincinnati Reds
Crosley Field, Cincinnati, OH
Sun May 06 1962, 3:33 AM EDT
Unknown

AB 35
R 4
H 11
RBI 4
BB 5
SO 3
LOB 22



Batter	1	2	3	4	5	6	7	8	9	AB	R	H	RBI	BB	SO	LOB	BOTTOM				
Don Blasingame, L OBP: 0.404, SLG: 0.295 (1,4)										4	1	2	0	0	0	0					
Eddie Kasko, R OBP: 0.304, SLG: 0.371 (1,5)										4	0	2	0	0	0	1					
Vada Pinson, L OBP: 0.366, SLG: 0.710 (1,8)										3	0	0	0	1	0	2					
Frank Robinson, R OBP: 0.333, SLG: 0.386 (1,9)										3	2	1	0	0	0	3					
Gordy Coleman, L OBP: 0.340, SLG: 0.440 (1,3)										4	1	2	1	0	0	3					
Wally Post, R OBP: 0.417, SLG: 0.625 (1,7)										3	1	1	1	1	1	2					
Johnny Edwards, L OBP: 0.333, SLG: 0.417 (1,2)										4	0	2	1	0	0	2	AB				
Leo Cardenas, R OBP: 0.274, SLG: 0.348 (1,6)										4	0	0	0	0	2	4	R				
Joey Jay, S OBP: 0.188, SLG: 0.333 (1,1)										3	0	0	0	0	3	3	H				
Bill Henry, L OBP: 0.188, SLG: 0.333 (8,1)										0	0	0	0	0	0	0	RBI				
Dave Sisler, R OBP: 0.188, SLG: 0.333 (8,1)										0	0	0	0	0	0	0	BB				
Inning Stats	R: 1 E: 0 K: 0 S: 5	H: 2 LOB: 2 BB: 1 P: 9	R: 0 E: 0 K: 1 S: 5	H: 0 LOB: 0 BB: 0 P: 5	R: 0 E: 0 K: 0 S: 3	H: 1 LOB: 1 BB: 0 P: 3	R: 1 E: 0 K: 2 S: 9	H: 2 LOB: 2 BB: 0 P: 10	R: 0 E: 0 K: 0 S: 4	H: 1 LOB: 1 BB: 0 P: 4	R: 1 E: 0 K: 2 S: 9	H: 2 LOB: 1 BB: 0 P: 9	R: 0 E: 0 K: 0 S: 3	H: 0 LOB: 0 BB: 0 P: 3	R: 2 E: 0 K: 1 S: 6	H: 2 LOB: 0 BB: 1 P: 10	1B: 8 2B: 1 3B: 0 HR: 1	SF: 0 SAC: 0 DP: 0 HBP: 1	WP: 2 PB: 1 SB: 0 CS: 0	PA: 35	
PITCHER	IP	WLS	BF	H	R	ER	SO	BB	IBB	HBP	BLK	WP	HR	S	P	ERA	WHIP				
Ernie Broglio, R ERA: 3.1 (1,1)	7.0		30	8	3	3	5	1	0	1	0	0	0	38	43	3.86	1.286				
Don Ferrarese, L ERA: 7.0 (8,1)	0.1	L	4	2	2	1	0	0	1	0	0	0	0	3	7	27.00	6.000				
Lindy McDaniel, R ERA: 1.62 (8,1)	0.2		1	0	0	0	1	0	0	0	0	1	0	3	3	0.00	0.000				

St. Louis Cardinals @ Cincinnati Reds
Crosley Field, Cincinnati, OH
Sun May 06 1962, 3:33 AM EDT
Unknown

AB 32
R 5
H 10
RBI 3
BB 2
SO 6
LOB 20



Batter	1	2	3	4	5	6	7	8	9	AB	R	H	RBI	BB	SO	LOB	TOP			
Curt Flood, R OBP: 0.374, SLG: 0.543 (1,8)	0-0 1-3		0-0 6-3		0-0 6-3			0-0 F6		4	0	0	0	0	0	1				
Julian Javier, R OBP: 0.339, SLG: 0.386 (1,4)	0-0 1-3		0-0 F8			0-0 F9			0-0 WP BB HR 1B	4	1	1	0	0	0	0				
Bill White, L OBP: 0.354, SLG: 0.459 (1,3)	0-0 F9			0-0 F8		0-0 F9			4-0 BB BB BB 1-3 HR BB	3	1	0	0	1	0	0				
Stan Musial, L OBP: 0.442, SLG: 0.578 (1,9)		0-0 SH3 BB 1B		0-0 FC6-4 1B		0-0 F5			0-0 1-H 3-H HR	4	1	3	3	0	0	0				
Don Landrum, L OBP: 0.339, SLG: 0.370 (9,9)										0	0	0	0	0	0	0				
Ken Boyer, R OBP: 0.396, SLG: 0.591 (1,5)		4-0 SH3 BB 1-2		0-0 F9				0-0 F9	0-0 6-3	3	0	0	0	1	0	1				
Minnie Minoso, R OBP: 0.288, SLG: 0.309 (1,7)		0-0 SH3 1-2 2-3		0-0 FC6-4 1-2			0-3 K		0-0 6-3	3	0	0	0	0	1	1				
Gene Oliver, R OBP: 0.358, SLG: 0.517 (1,2)		0-3 K				0-0 F7		0-0 F3	0-0 F2	4	0	0	0	0	1	2				
Julio Gotay, R OBP: 0.359, SLG: 0.397 (1,6)		0-0 F2				0-0 SH1-3 1B		0-0 F6		3	0	1	0	0	0	2				
Bob Gibson, R OBP: 0.200, SLG: 0.111 (1,1)			0-0 F8		0-0 SH1-3 1-2			0-3 K		2	0	0	0	0	1	0				
Inning Stats	R: 0 E: 0 K: 1 S: 3	H: 0 LOB: 0 BB: 0 P: 3	R: 0 E: 0 K: 1 S: 6	H: 1 LOB: 2 BB: 1 P: 10	R: 0 E: 0 K: 0 S: 3	H: 0 LOB: 0 BB: 0 P: 3	R: 0 E: 0 K: 0 S: 4	H: 1 LOB: 1 BB: 0 P: 4	R: 0 E: 0 K: 0 S: 4	H: 0 LOB: 0 BB: 0 P: 3	R: 0 E: 0 K: 1 S: 5	H: 0 LOB: 0 BB: 0 P: 5	R: 0 E: 0 K: 1 S: 5	H: 0 LOB: 0 BB: 0 P: 5	R: 3 E: 0 K: 0 S: 5	H: 2 LOB: 0 BB: 1 P: 9	1B: 4 2B: 0 3B: 0 HR: 1	SF: 0 SAC: 2 DP: 0 HBP: 0	WP: 1 PB: 0 SB: 0 CS: 0	PA: 34
PITCHER Moe Drabowsky, R ERA: 6.35 (1,1)	IP: 9.0 WLS: L BF: 34	H: 5 R: 3 ER: 3 SO: 3	BB: 2 IBB: 0 HBP: 0 BLK: 0	WP: 1 HR: 1 S: 38 P: 46	ERA: 3.00 WHIP: 0.778															

St. Louis Cardinals @ Cincinnati Reds
Crosley Field, Cincinnati, OH
Sun May 06 1962, 3:38 AM EDT
Att: 19,823 - Unknown

AB 30
R 3
H 5
RBI 3
BB 2
SO 3
LOB 7



Batter	1	2	3	4	5	6	7	8	9	AB	R	H	RBI	BB	SO	LOB	BOTTOM			
Don Blasingame, L OBP: 0.410, SLG: 0.298 (1,4)	4-0 BB		0-0 1B		0-0 1-3			0-0 F8		3	0	1	0	1	0	0				
Eddie Kasko, R OBP: 0.292, SLG: 0.356 (1,5)	0-0 F9		0-3 K		0-0 F8			0-0 6-3		4	0	0	0	0	1	2				
Vada Pinson, L OBP: 0.362, SLG: 0.691 (1,8)	0-3 K			0-3 K		0-0 1-3			0-0 G6-4-3 1B	4	0	1	0	0	2	1				
Frank Robinson, R OBP: 0.320, SLG: 0.368 (1,9)	0-0 F8			0-0 F3		0-0 1-3			0-0 F7	4	0	0	0	0	0	2				
Gordy Coleman, L OBP: 0.337, SLG: 0.432 (1,3)		0-0 6-3		0-0 1B 1B 1B		0-3 K			0-0 G6-4-3 1-2	4	0	1	0	0	1	1				
Wally Post, R OBP: 0.414, SLG: 0.613 (1,7)		0-3 K		0-0 1B 1-2 1B		0-0 4-3				3	0	1	0	0	1	0				
Johnny Edwards, L OBP: 0.333, SLG: 0.413 (1,2)		0-0 F7		0-0 1-2 2-3 1B		0-0 F5				3	0	1	0	0	0	0				
Leo Cardenas, R OBP: 0.263, SLG: 0.333 (1,6)			0-0 1-3		0-0 F6		0-0 F5			3	0	0	0	0	0	3				
Moe Drabowsky, R (1,1)			0-3 K		0-3 K			0-3 K		3	0	0	0	0	3	0				
Inning Stats	R: 0 E: 0 K: 1 S: 5	H: 0 LOB: 1 BB: 1 P: 9	R: 0 E: 0 K: 1 S: 5	H: 0 LOB: 0 BB: 0 P: 5	R: 0 E: 0 K: 2 S: 8	H: 1 LOB: 1 BB: 0 P: 8	R: 0 E: 0 K: 1 S: 8	H: 3 LOB: 3 BB: 0 P: 8	R: 0 E: 0 K: 1 S: 5	H: 0 LOB: 0 BB: 0 P: 5	R: 0 E: 0 K: 1 S: 5	H: 0 LOB: 0 BB: 0 P: 5	R: 0 E: 0 K: 1 S: 5	H: 0 LOB: 0 BB: 0 P: 5	R: 0 E: 0 K: 0 S: 3	H: 1 LOB: 0 BB: 0 P: 3	1B: 5 2B: 0 3B: 0 HR: 0	SF: 0 SAC: 0 DP: 1 HBP: 0	WP: 0 PB: 0 SB: 0 CS: 0	PA: 32
PITCHER Bob Gibson, R ERA: 3.28 (1,1)	IP: 9.0 WLS: W BF: 32	H: 5 R: 0 ER: 0 SO: 8	BB: 1 IBB: 0 HBP: 0 BLK: 0	WP: 0 HR: 0 S: 47 P: 51	ERA: 0.00 WHIP: 0.667															

St. Louis Cardinals @ Cincinnati Reds
Crosley Field, Cincinnati, OH
Sun May 06 1962, 3:38 AM EDT
Att: 19,823 - Unknown

AB 31
R 0
H 5
RBI 0
BB 1
SO 8
LOB 9



Batter	1	2	3	4	5	6	7	8	9	AB	R	H	RBI	BB	SO	LOB	TOP			
Tony Taylor, R OBP: 0.340, SLG: 0.258 (1, 4)	0-0 4-3		0-0 4-1		0-0 L7		0-0 F7		0-0 1B	5	0	1	0	0	0	4	Philadelphia Phillies @ Cincinnati Reds Crosley Field, Cincinnati, OH Wed May 09 1962, 7:05 PM EDT Att: 3,304 - Unknown			
Ted Savage, R OBP: 0.326, SLG: 0.327 (1, 8)	0-0 6-3			0-0 1B		0-0 F3		4-0 SF9 BB	3	1	1	1	1	0	0					
Johnny Callison, L OBP: 0.341, SLG: 0.387 (1, 9)	0-0 5-3			0-0 P5		0-0 P5		0-0 E3 SF9 1-3	5	1	0	0	0	0	3					
Wes Covington, L OBP: 0.262, SLG: 0.351 (1, 7)		0-0 HR		0-0 F9		0-3 K		0-0 SF9	3	1	1	2	0	1	1					
Clay Dalrymple, L OBP: 0.378, SLG: 0.540 (1, 2)	0-0 4-3		0-0 F8		0-0 F9		0-0 SF9		3	0	0	1	0	0	2					
Don Demeter, R OBP: 0.333, SLG: 0.519 (1, 5)	0-3 K		1-0 E FC1 HBP		0-0 P3		0-0 E5		3	0	0	0	0	1	0					
Roy Sievers, R OBP: 0.262, SLG: 0.111 (1, 3)	0-0 4-3		0-0 FC1		0-0 PB 1B		0-0 F7		4	0	1	0	0	0	2					
Billy Klaus, L OBP: 0.385, SLG: 0.350 (1, 6)		0-0 F9		0-0 P4		0-3 K		4-0 1B SF9 BB	3	1	0	0	1	1	3					
Art Mahaffey, R OBP: 0.231, SLG: 0.091 (3, 1)		0-0 5-3		0-0 K		0-0 K		0-0 6-3	1	0	0	0	0	0	0					
Paul Brown, R OBP: 0.412, SLG: 0.393 (5, PH)								1-2	0	0	0	0	0	0	0					
Frank Torre, L OBP: 0.369, SLG: 0.350 (5, PH)									0	0	0	0	0	0	0					
Frank Sullivan, R OBP: 0.389, SLG: 0.400 (7, PH)									0	0	1	0	0	0	0					
Mel Roach, R OBP: 0.329, SLG: 0.400 (7, PH)									0	0	1	0	0	0	0					
Dallas Green, L OBP: 0.300, SLG: 0.500 (7, PH)									0	0	0	0	0	0	0					
Jackie Davis, R OBP: 0.386, SLG: 0.412 (9, PH)									1	0	0	0	0	0	1					
Inning Stats	R: 0 E: 0 K: 0 S: 3	H: 0 LOB: 0 BB: 0 P: 3	R: 1 E: 0 K: 1 S: 6	H: 1 LOB: 0 BB: 0 P: 6	R: 0 E: 0 K: 0 S: 3	H: 0 LOB: 0 BB: 0 P: 3	R: 0 E: 0 K: 0 S: 4	H: 1 LOB: 1 BB: 0 P: 4	R: 0 E: 0 K: 1 S: 6	H: 0 LOB: 2 BB: 0 P: 7	R: 0 E: 0 K: 1 S: 7	H: 2 LOB: 2 BB: 0 P: 7	R: 2 E: 2 K: 0 S: 5	H: 0 LOB: 1 BB: 1 P: 9	R: 1 E: 0 K: 0 S: 4	H: 1 LOB: 1 BB: 1 P: 8	1B: 4 2B: 0 3B: 0 HR: 1	SF: 3 SAC: 0 DP: 0 HBP: 1	WP: 0 PB: 2 SB: 1 CS: 0	PA: 39
PITCHER Bob Purkey, R ERA: 3.64 (1, 1)	IP: 9.0 WLS: W BF: 39 H: 5 R: 4 ER: 2 SO: 4 BB: 2 IBB: 0 HBP: 1 BLK: 0 WP: 0 HR: 1 S: 44 P: 53 ERA: 2.00 WHIP: 0.778																			

AB	33
R	4
H	5
RBI	4
BB	2
SO	4
LOB	18



Batter	1	2	3	4	5	6	7	8	9	AB	R	H	RBI	BB	SO	LOB	BOTTOM			
Don Blasingame, L OBP: 0.400, SLG: 0.294 (1, 4)	0-0 1B 1B	0-0 4-3		0-3 K		0-0 1-3				4	1	1	0	0	1	3	Philadelphia Phillies @ Cincinnati Reds Crosley Field, Cincinnati, OH Wed May 09 1962, 7:05 PM EDT Att: 3,304 - Unknown			
Eddie Kasko, R OBP: 0.310, SLG: 0.378 (1, 5)	0-0 1B FC3-6		0-0 2B 1B	0-0 6-3		0-0 G5-4-3 1B				4	2	3	0	0	0					
Vada Pinson, L OBP: 0.368, SLG: 0.676 (1, 8)	0-0 F3		0-0 1B 2B		0-0 G3		0-0 F8			4	1	1	0	0	3					
Frank Robinson, R OBP: 0.339, SLG: 0.379 (1, 9)	0-0 FC3-6		0-0 G6-4-3 2B 1B		0-0 G4-6-3 1B		0-0 G5-4-3			4	1	3	3	0	0	1				
Gordy Coleman, L OBP: 0.350, SLG: 0.435 (1, 3)	0-0 FC3-6		0-0 G6-4-3 BB		0-0 G4-6-3					3	0	1	1	1	0	2				
Wally Post, R OBP: 0.406, SLG: 0.619 (1, 7)	0-0 6-3		0-0 G6-4-3		0-0 1B		0-0 1B			4	1	2	1	0	0	3				
Johnny Edwards, L OBP: 0.346, SLG: 0.431 (1, 2)		0-0 E7 1B		0-0 2B		0-0 1B		0-0 FC5-4 1B		4	1	3	1	0	0	0				
Leo Cardenas, R OBP: 0.291, SLG: 0.354 (1, 6)		0-0 CS 1B		0-0 K		0-3 K		0-0 FC5-4		4	0	1	1	0	2	4				
Bob Purkey, R OBP: 0.125, SLG: 0.087 (1, 1)		0-3 K		0-3 K		0-3 K		0-3 K		4	0	0	0	0	4	4				
Inning Stats	R: 2 E: 0 K: 0 S: 6	H: 3 LOB: 1 BB: 0 P: 6	R: 1 E: 1 K: 1 S: 6	H: 1 LOB: 0 BB: 0 P: 6	R: 3 E: 0 K: 1 S: 8	H: 4 LOB: 1 BB: 1 P: 12	R: 0 E: 0 K: 2 S: 7	H: 0 LOB: 0 BB: 0 P: 7	R: 0 E: 0 K: 0 S: 3	H: 1 LOB: 0 BB: 0 P: 3	R: 0 E: 0 K: 2 S: 9	H: 2 LOB: 2 BB: 0 P: 9	R: 0 E: 0 K: 0 S: 3	H: 1 LOB: 0 BB: 0 P: 3	R: 1 E: 0 K: 1 S: 7	H: 3 LOB: 1 BB: 0 P: 7		1B: 12 2B: 2 3B: 0 HR: 1	SF: 0 SAC: 0 DP: 3 HBP: 0	WP: 1 PB: 0 SB: 0 CS: 2
PITCHER Art Mahaffey, R ERA: 5.84 (1, 1)	IP: 2.0 WLS: L BF: 12 H: 6 R: 5 ER: 4 SO: 1 BB: 0 IBB: 0 HBP: 0 BLK: 0 WP: 0 HR: 0 S: 14 P: 14 ERA: 18.00 WHIP: 3.000																			
Paul Brown, R ERA: 2.53 (3, 1)	2.0	8	2	1	1	3	1	0	0	0	0	0	13	17	4.50	1.500				
Frank Sullivan, R ERA: 5.84 (5, 1)	2.0	8	3	0	0	2	0	0	0	0	0	0	12	12	0.00	1.500				
Dallas Green, R ERA: 1.46 (7, 1)	2.0	8	4	1	1	1	0	0	0	0	1	10	10	4.50	2.000					



Batter	1	2	3	4	5	6	7	8	9	10	AB	R	H	RBI	BB	SO	LOB	TOP	
Dick Schofield, S OBP: 0.357, SLG: 0.481 (1, 5)	P6		4-3			K		3-1		1B 1B	5	1	1	0	0	1	0	Pittsburgh Pirates @ Cincinnati Reds Crosley Field, Cincinnati, OH Fri May 11 1962, 7:05 PM EDT Att. 10,448 - Unknown	
Dick Groat, R OBP: 0.316, SLG: 0.333 (1, 6)	1-3			5-3		F4		K		1B 1B	5	0	1	1	0	1	0		
Bob Skinner, L OBP: 0.313, SLG: 0.447 Howie Gross, R OBP: 0.450, SLG: 0.563 (1, 7) (10, 7)	3-1			4-3		F7		F7		1B 1B	5	0	1	1	0	0	0		
Jim Marshall, L OBP: 0.436, SLG: 0.657 Donn Clendenon, R OBP: 0.333, SLG: 0.346 (1, 3) (9, PR) (9, 3)	P5			BB		1B 1B		1B 1B		K	3	0	2	0	1	0	0		
Roberto Clemente, R OBP: 0.351, SLG: 0.465 (1, 9)	FC3-6 1B			4-3		K		F8		1B 1B	4	0	1	0	0	1	3		
Smoky Burgess, L OBP: 0.231, SLG: 0.355 (1, 2)	FC3-6 1-2					P5		F8		6-3	4	0	0	0	0	0	4		
Bill Virdon, L OBP: 0.283, SLG: 0.321 (1, 8)	P2					1B		1-3 1B		P3	4	0	2	0	0	0	1		
Bill Mazerowski, R OBP: 0.333, SLG: 0.489 (1, 4)						F9		1-3		1B 1B	4	1	1	0	0	0	3		
Al McBean, R Roy Face, R OBP: 0.231, SLG: 0.231 (10, 1) (10, 1)				K		K2-3		1-3		K	4	0	0	0	0	3	2		
											0	0	0	0	0	0	0		
Inning Stats	R: 0 E: 0 K: 0 S: 3	H: 0 LOB: 0 BB: 1 P: 3	R: 0 E: 0 K: 0 S: 4	H: 1 LOB: 1 BB: 0 P: 4	R: 0 E: 0 K: 1 S: 5	H: 0 LOB: 0 BB: 0 P: 5	R: 0 E: 0 K: 1 S: 5	H: 0 LOB: 0 BB: 0 P: 5	R: 0 E: 0 K: 1 S: 7	H: 2 LOB: 2 BB: 0 P: 7	R: 0 E: 0 K: 1 S: 5	H: 0 LOB: 0 BB: 0 P: 5	R: 0 E: 0 K: 0 S: 4	H: 1 LOB: 2 BB: 0 P: 4	R: 2 E: 0 K: 2 S: 11	H: 4 LOB: 2 BB: 0 P: 11	1B: 9 2B: 0 3B: 0 HR: 0	SF: 0 SAC: 0 DP: 0 HBP: 0	WP: 0 PA: 40 PB: 0 SB: 1 CS: 0
PITCHER Joey Jay, R ERA: 3.88 (1, 1)	IP 10.0	WLS W 40	BF H 9	R ER SO 7	BB 1	IBB 0	HBP 0	BLK 0	WP 0	HR 0	S 53	P 57	ERA 1.80	WHIP 1.000					

AB	39
R	2
H	9
RBI	2
BB	1
SO	7
LOB	15



Batter	1	2	3	4	5	6	7	8	9	10	AB	R	H	RBI	BB	SO	LOB	BOTTOM	
Don Blasingame, L OBP: 0.382, SLG: 0.278 Jery Lynch, L OBP: 0.251, SLG: 0.524 Cookie Rojas, R OBP: 0.279, SLG: 0.205 Joe Gaines, R OBP: 0.633, SLG: 0.667 (1, 4) (8, PH) (9, 4) (10, PH)	K		4-3			6-3		G5-4-3 IBB		1B 1B	3	0	0	0	0	1	0	Pittsburgh Pirates @ Cincinnati Reds Crosley Field, Cincinnati, OH Fri May 11 1962, 7:05 PM EDT Att. 10,448 - Unknown	
Eddie Kasko, R OBP: 0.298, SLG: 0.365 (1, 5)	F9			1-3		F6		G5-4-3 1-2		SF8	4	0	0	1	0	0	2		
Vada Pinson, L OBP: 0.370, SLG: 0.661 (1, 8)	4-0 BB			1-3		F8				3-1 1B 1B	4	0	1	0	1	0	0		
Frank Robinson, R OBP: 0.333, SLG: 0.370 (1, 9)	3-1 K			6-3				F7		F3	5	0	1	1	0	1	1		
Gordy Coleman, L OBP: 0.355, SLG: 0.438 Marty Keough, L OBP: 0.500, SLG: 0.250 (1, 3) (9, PR) (10, 3)				4-3		6-3		1B		1B	4	0	2	0	0	0	0		
Wally Post, R OBP: 0.400, SLG: 0.602 (1, 7)				K		3-1 1B		K		F9	4	0	1	0	0	2	2		
Johnny Edwards, L OBP: 0.341, SLG: 0.421 (1, 2)				F7		1-2 1B		4-3		6-3	4	0	1	0	0	0	1		
Leo Cardenas, R OBP: 0.300, SLG: 0.354 (1, 6)				F4		3-1		SH3-4 1B		1B BB	3	1	1	0	1	0	2		
Joey Jay, S OBP: 0.167, SLG: 0.294 Don Zimmer, R OBP: 0.158, SLG: 0.130 (1, 1) (10, PH)				K		5-3		SH3-4 1-2		1B SF8 1B	2	0	0	0	0	1	2		
											1	1	1	0	0	0	0		
Inning Stats	R: 0 E: 0 K: 2 S: 7	H: 0 LOB: 1 BB: 1 P: 11	R: 0 E: 0 K: 1 S: 5	H: 0 LOB: 0 BB: 0 P: 5	R: 0 E: 0 K: 1 S: 5	H: 0 LOB: 0 BB: 0 P: 5	R: 0 E: 0 K: 0 S: 3	H: 0 LOB: 0 BB: 0 P: 3	R: 0 E: 0 K: 1 S: 6	H: 1 LOB: 1 BB: 0 P: 6	R: 0 E: 0 K: 0 S: 3	H: 1 LOB: 1 BB: 1 P: 7	R: 0 E: 0 K: 0 S: 4	H: 1 LOB: 1 BB: 0 P: 4	R: 3 E: 0 K: 0 S: 6	H: 4 LOB: 2 BB: 1 P: 10	1B: 9 2B: 0 3B: 0 HR: 0	SF: 1 SAC: 1 DP: 1 HBP: 0	WP: 0 PA: 40 PB: 0 SB: 0 CS: 0
PITCHER Al McBean, R Roy Face, R ERA: 2.78 ERA: 3.09 (1, 1) (10, 1)	IP 9.1	WLS L 37	BF H 7	R ER SO 3	BB 2	IBB 1	HBP 0	BLK 0	WP 0	HR 0	S 44	P 56	ERA 2.89	WHIP 0.964					

AB	35
R	3
H	9
RBI	3
BB	3
SO	5
LOB	10





Batter	1	2	3	4	5	6	7	8	9	AB	R	H	RBI	BB	SO	LOB	TOP			
Bill Virdon, L OBP: 0.288, SLG: 0.324 (1, 8)										5	1	2	1	0	1	1	Pittsburgh Pirates @ Cincinnati Reds Crosley Field, Cincinnati, OH Sat May 12 1962, 7:05 PM EDT Att: 16,868 - Unknown			
Dick Groat, R OBP: 0.328, SLG: 0.345 (1, 6)										5	0	3	0	0	0	1				
Roberto Clemente, R OBP: 0.354, SLG: 0.456 (1, 9)										4	0	1	1	1	0	4				
Dick Stuart, R OBP: 0.299, SLG: 0.316 (1, 3)										3	0	0	0	1	2	4				
Bob Skinner, L OBP: 0.310, SLG: 0.450 (1, 7)										4	0	1	0	0	0	4				
Johnny Logan, R OBP: 0.576, SLG: 0.500 (1, 5)										2	0	0	0	2	0	1				
Bill Mazeroski, R OBP: 0.330, SLG: 0.474 (1, 4)										3	1	0	0	1	0	3				
Cal Neeman, R OBP: 0.375, SLG: 0.429 (1, 2)										4	0	1	0	0	2	2				
Vern Law, R Tom Sturdivant, L Donn Clendenen, R Harvey Haddix, L Diomedes Olivo, L Howie Goss, R										2	0	0	0	0	0	1	2			
Inning Stats	R: 1 E: 0 K: 1 S: 7	H: 2 LOB: 1 BB: 0 P: 7	R: 0 E: 0 K: 0 S: 2	H: 0 LOB: 0 BB: 1 P: 6	R: 0 E: 0 K: 1 S: 7	H: 2 LOB: 2 BB: 0 P: 7	R: 0 E: 0 K: 1 S: 6	H: 1 LOB: 2 BB: 1 P: 10	R: 0 E: 0 K: 0 S: 4	H: 0 LOB: 0 BB: 0 P: 5	R: 0 E: 0 K: 2 S: 7	H: 0 LOB: 0 BB: 0 P: 7	R: 0 E: 0 K: 1 S: 5	H: 0 LOB: 1 BB: 1 P: 9	R: 1 E: 0 K: 0 S: 5	H: 2 LOB: 2 BB: 1 P: 9	1B: 7 2B: 1 3B: 0 HR: 0	SF: 0 SAC: 0 DP: 1 HBP: 0	WP: 0 PB: 0 SB: 1 CS: 0	PA: 39
PITCHER Jim O'Toole, L ERA: 3.35 (1, 1)	IP: 9.0 WLS: W BF: 39 H: 8 R: 2 ER: 2 SO: 7 BB: 5 IBB: 0 HBP: 0 BLK: 1 WP: 0 HR: 0 S: 48 P: 68 ERA: 2.00 WHIP: 1.444															PITCHER				

Batter	1	2	3	4	5	6	7	8	9	AB	R	H	RBI	BB	SO	LOB	BOTTOM													
Don Blasingame, L OBP: 0.380, SLG: 0.268 (1, 4)										2	1	0	0	1	0	0	Pittsburgh Pirates @ Cincinnati Reds Crosley Field, Cincinnati, OH Sat May 12 1962, 7:05 PM EDT Att: 16,868 - Unknown													
Don Zimmer, R OBP: 0.169, SLG: 0.143 (8, PH) (9, 4)										2	1	1	0	0	1	1														
Eddie Kasko, R OBP: 0.304, SLG: 0.370 (1, 5)										4	2	2	0	0	0	1														
Vada Pinson, L OBP: 0.366, SLG: 0.673 (1, 8)										4	1	1	2	0	0	3														
Frank Robinson, R OBP: 0.339, SLG: 0.379 (1, 9)										3	1	1	1	1	0	0														
Gordy Coleman, L OBP: 0.345, SLG: 0.424 (1, 3)										3	0	0	0	0	0	1														
Joe Gaines, R OBP: 0.857, SLG: 1.000 (8, PH)										1	1	1	2	0	0	0														
Marty Keough, L OBP: 0.500, SLG: 0.250 (9, 3)										0	0	0	0	0	0	0														
Wally Post, R OBP: 0.404, SLG: 0.626 (1, 7)										3	1	1	3	1	1	0														
Johnny Edwards, L OBP: 0.348, SLG: 0.463 (1, 2)										4	1	2	1	0	0	1														
Leo Cardenas, R OBP: 0.298, SLG: 0.341 (1, 6)										3	0	0	0	0	1	2														
Jim O'Toole, S OBP: 0.222, SLG: 0.222 (1, 1)										4	0	0	0	0	2	3														
Inning Stats	R: 2 E: 0 K: 0 S: 4	H: 1 LOB: 0 BB: 1 P: 8	R: 0 E: 0 K: 1 S: 5	H: 0 LOB: 1 BB: 1 P: 9	R: 1 E: 0 K: 0 S: 5	H: 2 LOB: 1 BB: 0 P: 5	R: 0 E: 0 K: 0 S: 3	H: 0 LOB: 0 BB: 0 P: 3	R: 0 E: 0 K: 0 S: 3	H: 0 LOB: 0 BB: 0 P: 3	R: 0 E: 0 K: 3 S: 10	H: 1 LOB: 1 BB: 0 P: 10	R: 6 E: 0 K: 1 S: 10	H: 5 LOB: 1 BB: 1 P: 15	1B: 4 2B: 2 3B: 0 HR: 3	SF: 0 SAC: 0 DP: 0 HBP: 1	WP: 1 PB: 0 SB: 0 CS: 0	PA: 37												
PITCHER Vern Law, R ERA: 4.5 (1, 1)	IP: 5.0 WLS: L BF: 20 H: 3 R: 3 ER: 3 SO: 1 BB: 2 IBB: 0 HBP: 0 BLK: 0 WP: 0 HR: 1 S: 20 P: 28 ERA: 5.40 WHIP: 1.000															PITCHER														
Tom Sturdivant, R ERA: 9.77 (6, 1)	1.0	3	0	0	0	0	0	0	0	0	3	3	0.00	0.000																
Harvey Haddix, L ERA: 12.15 (7, 1)	1.1	12	6	6	6	3	0	1	1	0	1	2	16	21	40.50	4.500														
Diomedes Olivo, L ERA: 1.8 (8, 1)	0.2	2	0	0	0	1	0	0	0	1	0	0	4	4	0.00	0.000														

AB	34
R	2
H	8
RBI	2
BB	5
SO	7
LOB	24



Batter	1	2	3	4	5	6	7	8	9	AB	R	H	RBI	BB	SO	LOB	TOP						
Dick Schofield, S (1.5)	F8		1B				F8		1B	4	1	2	0	1	0	1	Pittsburgh Pirates @ Cincinnati Reds Crosley Field, Cincinnati, OH Sun May 13 1962, 3:33 AM EDT Att: 12,004 - Unknown						
Dick Groat, R (1.6)	6-3		1B				P4		1B	5	1	3	0	0	0	1							
Bob Skinner, L (1.7)	K		HR				K		BB	4	1	1	1	1	2	4							
Jim Marshall, L (1.3)		5-3	HR				F8		F8	4	1	1	3	0	0	3							
Roberto Clemente, R (1.9)		1B	K				1-3		K	4	0	1	0	0	2	1							
Smoky Burgess, L (1.2)										3	0	1	0	1	0	1							
Howie Goss, R (8, PR)										0	0	0	0	0	0	0							
Cal Neeman, R (8.2)										0	0	0	0	0	0	0							
Bill Virdon, L (1.8)										4	0	0	0	0	0	4							
Bill Mazerowski, R (1.4)										4	0	1	0	0	0	0							
Bob Friend, R (1.1)										2	0	0	0	0	0	0	AB 36 R 4 H 10 RBI 4 BB 3 SO 5 LOB 16 						
Dick Stuart, R (7, PH)										1	0	0	0	0	1	1							
Diomedes Olivo, L (7.1)										0	0	0	0	0	0	0							
Tom Sturdivant, L (8.1)										0	0	0	0	0	0	0							
Johnny Logan, R (9, PH)										1	0	0	0	0	0	0							
Inning Stats	R: 0 E: 0 K: 1 S: 5	H: 0 LOB: 0 BB: 0 P: 5	R: 0 E: 0 K: 0 S: 4	H: 1 LOB: 1 BB: 0 P: 4	R: 4 E: 0 K: 1 S: 9	H: 4 LOB: 0 BB: 0 P: 9	R: 0 E: 0 K: 0 S: 3	H: 1 LOB: 0 BB: 0 P: 3	R: 0 E: 0 K: 1 S: 7	H: 2 LOB: 2 BB: 0 P: 7	R: 0 E: 0 K: 0 S: 3	H: 0 LOB: 0 BB: 0 P: 3	R: 0 E: 0 K: 1 S: 6	H: 1 LOB: 1 BB: 0 P: 6	R: 0 E: 0 K: 1 S: 5	H: 0 LOB: 2 BB: 2 P: 13		R: 0 E: 0 K: 0 S: 4	H: 1 LOB: 2 BB: 1 P: 8	1B: 8 2B: 1 3B: 0 HR: 1	SF: 0 SAC: 0 DP: 1 HBP: 0	WP: 0 PB: 0 SB: 0 CS: 0	PA: 39
PITCHER	IP WLS BF H R ER SO BB IBB HBP BLK WP HR S P ERA WHIP																						
Bob Purkey, R (1.1)	7.2 W 33 9 4 4 5 2 0 0 0 0 0 1 41 49 4.70 1.435																						
Bill Henry, L (8.1)	0.1 1 0 0 0 0 0 0 0 0 0 0 0 1 1 0.00 0.000																						
Jim Brosnan, R (9.1)	1.0 S 5 1 0 0 0 1 0 0 0 0 0 0 4 8 0.00 2.000																						

Batter	1	2	3	4	5	6	7	8	9	AB	R	H	RBI	BB	SO	LOB	BOTTOM				
Don Blasingame, L (1.4)	F7		F8							3	0	1	0	0	0	0	Pittsburgh Pirates @ Cincinnati Reds Crosley Field, Cincinnati, OH Sun May 13 1962, 3:33 AM EDT Att: 12,004 - Unknown				
Don Zimmer, R (7, PH)										0	0	0	0	1	0	0					
Jerry Lynch, L (8, PH)										1	0	1	0	0	0	0					
Cookie Rojas, R (9.4)										0	0	0	0	0	0	0					
Eddie Kasko, R (1.5)	6-3		3B							5	1	2	0	0	0	4					
Vada Pinson, L (1.8)			HR							4	2	2	2	0	0	3					
Frank Robinson, R (1.9)			HR							3	1	2	2	1	0	0					
Gordy Coleman, L (1.3)	4-3		6-3							4	1	1	0	0	0	3					
Wally Post, R (1.7)										4	0	1	0	0	0	1					
Marty Keough, L (8, PR)										0	1	0	0	0	0	0					
Johnny Edwards, L (1.2)										2	0	0	0	1	0	1	AB 34 R 6 H 12 RBI 6 BB 3 SO 3 LOB 16 				
Leo Cardenas, R (1.6)										4	0	1	1	0	1	2					
Bob Purkey, R (1.1)										3	0	0	0	0	2	2					
Bill Henry, L (8.1)										0	0	0	0	0	0	0					
Joe Gaines, R (8, PH)										1	0	1	1	0	0	0					
Jim Brosnan, R (9.1)										0	0	0	0	0	0	0					
Inning Stats	R: 1 E: 0 K: 0 S: 5	H: 2 LOB: 1 BB: 0 P: 5	R: 0 E: 0 K: 0 S: 3	H: 1 LOB: 0 BB: 0 P: 3	R: 3 E: 0 K: 1 S: 8	H: 3 LOB: 0 BB: 0 P: 8	R: 0 E: 0 K: 1 S: 5	H: 0 LOB: 0 BB: 0 P: 5	R: 0 E: 0 K: 1 S: 6	H: 1 LOB: 1 BB: 0 P: 6	R: 1 E: 0 K: 0 S: 5	H: 2 LOB: 2 BB: 1 P: 9	R: 0 E: 0 K: 0 S: 3	H: 1 LOB: 2 BB: 2 P: 11	R: 1 E: 2 K: 0 S: 6	H: 2 LOB: 3 BB: 0 P: 6		1B: 8 2B: 1 3B: 1 HR: 2	SF: 0 SAC: 1 DP: 3 HBP: 0	WP: 0 PB: 0 SB: 0 CS: 0	PA: 38
PITCHER	IP WLS BF H R ER SO BB IBB HBP BLK WP HR S P ERA WHIP																				
Bob Friend, R (1.1)	6.0 L 27 9 5 5 3 0 1 0 0 0 0 0 7 15 0.00 3.000																				
Diomedes Olivo, L (7.1)	1.1 9 2 1 0 0 2 0 0 0 0 0 0 7 15 0.00 3.000																				
Tom Sturdivant, R (8.1)	0.2 2 1 0 0 0 0 0 0 0 0 0 0 2 2 0.00 1.500																				

Batter	1	2	3	4	5	6	7	8	9	AB	R	H	RBI	BB	SO	LOB	TOP			
Don Blasingame, L (1,4) OBP: 0.359, SLG: 0.254	F5	FC6-4			F7		F8			4	0	0	0	0	0	3	Cincinnati Reds @ Philadelphia Phillies Connie Mack Stadium, Philadelphia, PA Tue May 15 1962, 7:05 PM EDT Att: 8,177 - Unknown			
Eddie Kasko, R (1,5) OBP: 0.299, SLG: 0.359	P3		P3		FC5-4		1-3			4	0	0	0	0	1					
Vada Pinson, L (1,8) OBP: 0.366, SLG: 0.719	HR		K		F7		K2-3			4	1	1	1	0	2					
Frank Robinson, R (1,9) OBP: 0.349, SLG: 0.427	F3		5-3		P4		PO	2B		4	0	1	0	0	0					
Gordy Coleman, L (1,3)		2B			L9		E4			4	1	2	0	0	1					
Wally Post, R (1,7) OBP: 0.384, SLG: 0.586	L6		F8		4-3		PO	K		4	0	0	0	0	1					
Johnny Edwards, L (1,2) OBP: 0.333, SLG: 0.430		K			K		6-3		K	4	0	0	0	0	3					
Leo Cardenas, R (1,6) OBP: 0.314, SLG: 0.366		1B			FC5-6		WP	1B	5-3	4	1	3	1	0	0					
Joey Jay, S (1,1) OBP: 0.190, SLG: 0.300		1B			FC5-6		F5			3	0	1	1	0	2					
Bill Henry, L (8,1)					FC5-4					0	0	0	0	0	0					
Dave Sisler, R (9,1)										0	0	0	0	0	0					
Ted Wills, L (9,1)										0	0	0	0	0	0					
Inning Stats	R: 1 E: 0 K: 0 S: 4	H: 1 LOB: 0 BB: 0 P: 4	R: 2 E: 0 K: 1 S: 8	H: 3 LOB: 1 BB: 0 P: 8	R: 0 E: 0 K: 1 S: 5	H: 0 LOB: 0 BB: 0 P: 5	R: 0 E: 0 K: 1 S: 5	H: 0 LOB: 0 BB: 0 P: 5	R: 0 E: 0 K: 0 S: 4	H: 1 LOB: 1 BB: 0 P: 4	R: 0 E: 0 K: 0 S: 4	H: 1 LOB: 1 BB: 0 P: 4	R: 0 E: 1 K: 1 S: 6	H: 1 LOB: 1 BB: 0 P: 6	R: 0 E: 0 K: 2 S: 7	H: 0 LOB: 0 BB: 0 P: 7	1B: 4 2B: 3 3B: 0 HR: 1	SF: 0 SAC: 0 DP: 0 HBP: 0	WP: 1 PB: 0 SB: 0 CS: 0	PA: 36
PITCHER	IP WLS BF H R ER SO BB IBB HBP BLK WP HR S P ERA WHIP																			
Art Mahaffey, R (1,1) ERA: 5.4	8.0 L 32 8 3 3 4 0 0 0 0 1 1 40 40 3.38 1.000																			
Jack Baldschun, R (9,1) ERA: 2.7	1.0 3 0 0 0 2 0 0 0 0 0 0 7 7 0.00 0.000																			



Batter	1	2	3	4	5	6	7	8	9	AB	R	H	RBI	BB	SO	LOB	BOTTOM					
Tony Taylor, R (1,4) OBP: 0.359, SLG: 0.339	E5		F9			BB		3B		4	1	2	0	0	0	Cincinnati Reds @ Philadelphia Phillies Connie Mack Stadium, Philadelphia, PA Tue May 15 1962, 7:05 PM EDT Att: 8,177 - Unknown						
Johnny Callison, L (1,9) OBP: 0.355, SLG: 0.455	P6		4-3		G6-3		BB	3B		3	0	1	2	1	1							
Tony Gonzalez, L (1,8) OBP: 0.409, SLG: 0.544	4-3		5-3		G6-3		K			4	0	0	0	0	1							
Roy Sievers, R (1,3) OBP: 0.306, SLG: 0.162	6-3		K		L6					4	0	1	0	0	1							
Jacke Davis, R (9, PR) OBP: 0.423, SLG: 0.458								1B	2B	0	0	0	0	0	0							
Clay Dalrymple, L (1,2) OBP: 0.411, SLG: 0.527		G6-4-3			4-3		P6	B2-4		3	0	0	0	1	1							
Don Demeter, R (1,5) OBP: 0.345, SLG: 0.515		G6-4-3			P6		P3	F5		4	0	0	0	0	2							
Ted Savage, R (1,7) OBP: 0.365, SLG: 0.462		K			S			FC3-6	1B	4	0	3	0	0	1							
Billy Klaus, L (1,6) OBP: 0.364, SLG: 0.405			K		4-3			F8	F9	3	0	0	0	0	1							
Mel Roach, R (9, PH) OBP: 0.333, SLG: 0.333										1	0	0	0	0	3							
Art Mahaffey, R (1,1) ERA: 3.69	7.2 W 29 5 2 2 3 2 0 0 0 0 0 0 5 5 0.00 1.500																					
Bill Henry, L (8,1) ERA: 2.16	0.2 3 1 0 0 1 0 0 0 0 0 0 5 5 0.00 1.500																					
Dave Sisler, R (9,1) ERA: 3.24	0.1 2 1 0 0 0 0 0 0 0 0 0 2 2 0.00 3.000																					
Ted Wills, L (9,1) ERA: 27.0	0.1 S 1 0 0 0 0 0 0 0 0 0 0 1 1 0.00 0.000																					
Inning Stats	R: 0 E: 1 K: 0 S: 4	H: 0 LOB: 1 BB: 0 P: 4	R: 0 E: 0 K: 1 S: 4	H: 0 LOB: 0 BB: 1 P: 8	R: 0 E: 0 K: 1 S: 5	H: 0 LOB: 0 BB: 0 P: 5	R: 0 E: 0 K: 1 S: 5	H: 0 LOB: 0 BB: 0 P: 5	R: 0 E: 0 K: 0 S: 4	H: 1 LOB: 1 BB: 0 P: 4	R: 0 E: 0 K: 0 S: 3	H: 1 LOB: 1 BB: 1 P: 7	R: 0 E: 0 K: 0 S: 3	H: 0 LOB: 0 BB: 0 P: 3	R: 2 E: 0 K: 1 S: 8	H: 3 LOB: 2 BB: 0 P: 8	R: 0 E: 0 K: 0 S: 5	H: 2 LOB: 3 BB: 0 P: 5	1B: 5 2B: 1 3B: 1 HR: 0	SF: 0 SAC: 0 DP: 2 HBP: 0	WP: 0 PB: 0 SB: 1 CS: 0	PA: 35
PITCHER	IP WLS BF H R ER SO BB IBB HBP BLK WP HR S P ERA WHIP																					



Batter	1	2	3	4	5	6	7	8	9	AB	R	H	RBI	BB	SO	LOB	TOP					
Leo Cardenas, R OBP: 0.313, SLG: 0.356 (1, 6)	L7		F3	FC5-4				F7		5	0	1	0	0	0	4	Cincinnati Reds @ Philadelphia Phillies Connie Mack Stadium, Philadelphia, PA Thu May 17 1962, 7:05 PM EDT Att: 8,674 - Unknown					
Eddie Kasko, R OBP: 0.292, SLG: 0.343 (1, 5)	E5		L5		6-3		L9	6-3		5	0	0	0	0	0	3						
Vada Pinson, L OBP: 0.376, SLG: 0.723 (1, 8)	L9				G3		FC3-6			5	2	2	0	0	0	2						
Frank Robinson, R OBP: 0.367, SLG: 0.458 (1, 9)				F9						4	1	3	1	1	0	1						
Jerry Lynch, L OBP: 0.367, SLG: 0.556 (1, 7)	4-3				P3					4	1	2	2	1	0	3						
Gordy Coleman, L OBP: 0.354, SLG: 0.426 (1, 3)										5	1	2	0	0	1	3						
Hank Foiles, R OBP: 0.256, SLG: 0.250 (5, 1)										3	1	1	1	0	2	1						
Johnny Edwards, L OBP: 0.356, SLG: 0.456 (8, PH)	K									1	0	1	0	0	0	0						
Wally Post, R OBP: 0.381, SLG: 0.567 (9, PH)										1	0	1	0	0	0	0						
Cookie Rojas, R OBP: 0.327, SLG: 0.277 (1, 4)	F8									5	0	2	1	0	0	3						
Jim O'Toole, S OBP: 0.256, SLG: 0.250 (5, 1)										2	0	1	1	0	0	0						
Dave Stiler, R OBP: 0.306, SLG: 0.372 (6, PH)										0	0	0	0	0	0	0						
Joe Gaines, R OBP: 0.306, SLG: 0.372 (6, PH)										1	0	0	0	0	0	1						
Johnny Klippstein, R OBP: 0.306, SLG: 0.372 (6, PH)										0	0	0	0	0	0	0						
Don Blasingame, L OBP: 0.256, SLG: 0.250 (8, PH)										1	0	0	0	0	0	2						
Howie Nunn, R OBP: 0.180, SLG: 0.140 (9, PH)										0	0	0	0	0	0	0						
Don Zimmer, R OBP: 0.180, SLG: 0.140 (9, PH)										1	0	0	0	0	0	2						
Inning Stats	R: 0 E: 1 K: 0 S: 5	H: 1 LOB: 2 BB: 0 P: 5	R: 0 E: 0 K: 1 S: 5	H: 0 LOB: 0 BB: 0 P: 5	R: 0 E: 0 K: 0 S: 3	H: 0 LOB: 0 BB: 0 P: 3	R: 3 E: 0 K: 0 S: 7	H: 5 LOB: 2 BB: 1 P: 11	R: 0 E: 0 K: 2 S: 4	H: 1 LOB: 1 BB: 0 P: 4	R: 0 E: 0 K: 2 S: 8	H: 1 LOB: 1 BB: 0 P: 8	R: 1 E: 0 K: 0 S: 5	H: 2 LOB: 2 BB: 1 P: 9	R: 0 E: 0 K: 0 S: 5	H: 2 LOB: 2 BB: 0 P: 5	R: 2 E: 0 K: 1 S: 9	H: 4 LOB: 2 BB: 0 P: 9	1B: 12 2B: 3 3B: 1 HR: 0	SF: 0 SAC: 0 DP: 0 HBP: 0	WP: 0 PB: 0 SB: 1 CS: 0	PA: 45
PITCHER	IP WLS BF H R ER SO BB IBB HBP BLK WP HR S P ERA WHIP	8.0 W 38 12 4 4 3 2 0 0 0 0 0 0 42 50 4.50 1.750	0.0 3 3 2 2 0 0 0 0 0 0 0 0 3 3 ∞ ∞	1.0 S 4 1 0 0 1 0 0 0 0 0 0 0 6 6 0.00 1.000											IP WLS BF H R ER SO BB IBB HBP BLK WP HR S P ERA WHIP							
Cal McLish, R ERA: 4.83 (1, 1)											8.0 W 38 12 4 4 3 2 0 0 0 0 0 0 42 50 4.50 1.750											
Jack Baldschun, R ERA: 3.42 (9, 1)											0.0 3 3 2 2 0 0 0 0 0 0 0 0 3 3 ∞ ∞											
Chris Short, L ERA: 3.09 (9, 1)											1.0 S 4 1 0 0 1 0 0 0 0 0 0 0 6 6 0.00 1.000											

Batter	1	2	3	4	5	6	7	8	9	AB	R	H	RBI	BB	SO	LOB	BOTTOM				
Tony Taylor, R OBP: 0.340, SLG: 0.314 (1, 4)	4-3		K					1-3		4	1	0	0	1	1	2	Cincinnati Reds @ Philadelphia Phillies Connie Mack Stadium, Philadelphia, PA Thu May 17 1962, 7:05 PM EDT Att: 8,674 - Unknown				
Johnny Callison, L OBP: 0.382, SLG: 0.495 (1, 9)	K		4-3					F7		4	1	1	1	0	1	0					
Ted Savage, R OBP: 0.384, SLG: 0.486 (1, 8)								6-3		4	2	2	2	0	0	0					
Roy Sievers, R OBP: 0.319, SLG: 0.213 (1, 3)										3	1	0	0	0	1	0					
Frank Torre, L OBP: 0.366, SLG: 0.343 (8, 3)	F8									0	0	0	0	0	0	0					
Don Demeter, R OBP: 0.355, SLG: 0.551 (1, 5)										4	1	2	3	0	1	0					
Jacke Davis, R OBP: 0.433, SLG: 0.464 (1, 7)										4	2	2	0	0	1	0					
Sammy White, R OBP: 0.280, SLG: 0.455 (1, 2)										4	1	2	2	0	0	2					
Billy Klaus, L OBP: 0.385, SLG: 0.405 (1, 6)										2	0	0	0	2	0	0					
Cal McLish, S OBP: 0.077, SLG: 0.077 (1, 1)										3	0	0	0	0	2	2					
Tony Gonzalez, L OBP: 0.404, SLG: 0.530 (8, PH)										0	0	0	1	0	0	0					
Jack Baldschun, R ERA: 3.42 (9, 1)										0	0	0	0	0	0	0					
Chris Short, R ERA: 3.09 (9, 1)										0	0	0	0	0	0	0					
Inning Stats	R: 1 E: 0 K: 1 S: 6	H: 1 LOB: 0 BB: 0 P: 6	R: 0 E: 0 K: 2 S: 8	H: 1 LOB: 1 BB: 1 P: 12	R: 0 E: 0 K: 1 S: 5	H: 0 LOB: 0 BB: 0 P: 5	R: 2 E: 0 K: 0 S: 5	H: 2 LOB: 0 BB: 0 P: 5	R: 5 E: 0 K: 1 S: 8	H: 3 LOB: 0 BB: 1 P: 13	R: 0 E: 0 K: 1 S: 5	H: 0 LOB: 0 BB: 0 P: 5	R: 0 E: 0 K: 1 S: 5	H: 0 LOB: 0 BB: 0 P: 5	R: 1 E: 1 K: 0 S: 5	H: 2 LOB: 2 BB: 1 P: 9	1B: 4 2B: 1 3B: 1 HR: 3	SF: 1 SAC: 0 DP: 0 HBP: 1	WP: 0 PB: 0 SB: 2 CS: 0	PA: 37	
PITCHER	IP WLS BF H R ER SO BB IBB HBP BLK WP HR S P ERA WHIP	4.1 L 22 6 7 7 4 2 0 0 0 0 0 1 5 5 13.50 1.500	0.2 3 1 1 1 1 0 0 0 0 0 0 1 5 5 13.50 1.500	2.0 6 0 0 0 2 0 0 0 0 0 0 0 10 10 0.00 0.000	1.0 6 2 1 1 0 0 0 0 0 0 0 0 5 9 9.00 2.000											IP WLS BF H R ER SO BB IBB HBP BLK WP HR S P ERA WHIP					
Jim O'Toole, L ERA: 4.23 (5, 1)											4.1 L 22 6 7 7 4 2 0 0 0 0 0 1 5 5 13.50 1.500										
Dave Stiler, R ERA: 4.0 (5, 1)											0.2 3 1 1 1 1 0 0 0 0 0 0 1 5 5 13.50 1.500										
Johnny Klippstein, R ERA: 5.91 (6, 1)											2.0 6 0 0 0 2 0 0 0 0 0 0 0 10 10 0.00 0.000										
Howie Nunn, R ERA: 7.94 (8, 1)											1.0 6 2 1 1 0 0 0 0 0 0 0 0 5 9 9.00 2.000										

Batter	1	2	3	4	5	6	7	8	9	AB	R	H	RBI	BB	SO	LOB	TOP			
Leo Cardenas, R OBP: 0.320, SLG: 0.360 (1, 6)										5	0	2	1	0	0	4	Cincinnati Reds @ Pittsburgh Pirates Forbes Field, Pittsburgh, PA Sun May 20 1962, 3:33 AM EDT Att: 14,971 - Unknown			
Eddie Kasko, R OBP: 0.294, SLG: 0.349 (1, 5)										4	0	0	0	0	0	2				
Vada Pinson, L OBP: 0.380, SLG: 0.703 (1, 8)										4	0	2	0	0	0	1				
Frank Robinson, R OBP: 0.358, SLG: 0.437 (1, 9)										4	0	0	0	0	1	2				
Gordy Coleman, L OBP: 0.359, SLG: 0.429 (1, 3)										4	1	2	0	0	0	0				
Johnny Edwards, L OBP: 0.338, SLG: 0.439 (1, 2)										4	0	1	0	0	2	2				
Marty Keough, L OBP: 0.364, SLG: 0.125 (1, 7)										3	0	0	0	1	0	1				
Cookie Rojas, R OBP: 0.317, SLG: 0.259 (1, 4)										4	0	1	0	0	0	1				
Joey Jay, S OBP: 0.182, SLG: 0.286 (4, PH)										1	0	0	0	0	0	1				
Jerry Lynch, L OBP: 0.344, SLG: 0.517 (4, 1)										1	0	0	0	0	1	3				
Ted Wilks, L OBP: 0.326, SLG: 0.232 (6, 1)										0	0	0	0	0	0	0				
Johnny Klippstein, R OBP: 0.326, SLG: 0.232 (7, PH)										1	1	1	0	0	0	0				
Don Blasingame, L OBP: 0.326, SLG: 0.232 (7, 1)										0	0	0	0	0	0	0				
Howie Nunn, R OBP: 0.194, SLG: 0.155 (9, PH)										1	0	1	0	0	0	0				
Inning Stats	R: 0 E: 0 K: 0 S: 4	H: 1 LOB: 1 BB: 0 P: 4	R: 1 E: 1 K: 0 S: 5	H: 2 LOB: 1 BB: 0 P: 5	R: 0 E: 0 K: 0 S: 4	H: 2 LOB: 1 BB: 0 P: 4	R: 0 E: 1 K: 2 S: 9	H: 1 LOB: 3 BB: 1 P: 13	R: 0 E: 0 K: 0 S: 3	H: 0 LOB: 0 BB: 0 P: 3	R: 0 E: 0 K: 1 S: 5	H: 0 LOB: 0 BB: 0 P: 5	R: 1 E: 0 K: 0 S: 5	H: 2 LOB: 1 BB: 0 P: 5	R: 0 E: 0 K: 1 S: 5	H: 1 LOB: 1 BB: 0 P: 4	1B: 8 2B: 1 3B: 1 HR: 0	SF: 0 SAC: 0 DP: 2 HBP: 0	WP: 0 PB: 0 SB: 0 CS: 0	PA: 37
PITCHER Vern Law, R ERA: 2.4 (1, 1)	IP: 9.0 WLS: W BF: 37 H: 10 R: 2 ER: 1 SO: 4 BB: 1 IBB: 0 HBP: 0 BLK: 0 WP: 0 HR: 0 S: 44 P: 48 ERA: 1.00 WHIP: 1.222															PITCHER				

AB	36
R	2
H	10
RBI	1
BB	1
SO	4
LOB	17



Batter	1	2	3	4	5	6	7	8	9	AB	R	H	RBI	BB	SO	LOB	BOTTOM			
Bill Virdon, L OBP: 0.301, SLG: 0.400 (1, 8)										4	1	1	1	1	0	1	Cincinnati Reds @ Pittsburgh Pirates Forbes Field, Pittsburgh, PA Sun May 20 1962, 3:33 AM EDT Att: 14,971 - Unknown			
Dick Groat, R OBP: 0.356, SLG: 0.374 (1, 6)										4	0	2	0	1	0	2				
Bob Skinner, L OBP: 0.417 (1, 7)										4	0	1	1	0	0	3				
Howie Goss, R OBP: 0.409, SLG: 0.500 (6, PR)										1	0	0	0	0	0	0				
Dick Stuart, R OBP: 0.312, SLG: 0.351 (1, 3)										4	1	1	0	0	1	5				
Roberto Clemente, R OBP: 0.333, SLG: 0.407 (1, 9)										4	1	1	0	0	1	1				
Smoky Burgess, L OBP: 0.338, SLG: 0.404 (1, 2)										4	1	1	0	0	0	1				
Don Hoak, R OBP: 0.352, SLG: 0.395 (1, 5)										3	2	2	2	1	1	0				
Bill Mazeroski, R OBP: 0.302, SLG: 0.458 (1, 4)										4	2	2	3	0	0	1				
Vern Law, R (1, 1)										3	0	0	1	0	1	1				
Inning Stats	R: 0 E: 0 K: 0 S: 2	H: 0 LOB: 0 BB: 1 P: 6	R: 4 E: 1 K: 1 S: 12	H: 6 LOB: 3 BB: 0 P: 12	R: 0 E: 0 K: 1 S: 5	H: 0 LOB: 0 BB: 0 P: 5	R: 0 E: 2 K: 0 S: 4	H: 0 LOB: 1 BB: 0 P: 4	R: 0 E: 0 K: 1 S: 5	H: 0 LOB: 0 BB: 0 P: 5	R: 3 E: 0 K: 0 S: 6	H: 3 LOB: 2 BB: 2 P: 14	R: 1 E: 0 K: 1 S: 7	H: 2 LOB: 1 BB: 0 P: 7	R: 0 E: 0 K: 0 S: 3	H: 0 LOB: 0 BB: 0 P: 3	1B: 8 2B: 1 3B: 1 HR: 1	SF: 1 SAC: 0 DP: 2 HBP: 0	WP: 0 PB: 0 SB: 0 CS: 0	PA: 39
PITCHER Joey Jay, R ERA: 4.08 (1, 1)	IP: 3.0 WLS: L BF: 16 H: 6 R: 4 ER: 4 SO: 4 BB: 1 IBB: 0 HBP: 0 BLK: 0 WP: 0 HR: 0 S: 19 P: 23 ERA: 12.00 WHIP: 2.333															PITCHER				
Ted Wilks, L ERA: 7.2 (4, 1)	IP: 2.2 WLS: W BF: 14 H: 3 R: 3 ER: 3 SO: 1 BB: 2 IBB: 0 HBP: 0 BLK: 0 WP: 0 HR: 1 S: 14 P: 22 ERA: 10.12 WHIP: 1.875															PITCHER				
Johnny Klippstein, R ERA: 6.75 (6, 1)	IP: 0.1 WLS: W BF: 1 H: 0 R: 0 ER: 0 SO: 0 BB: 0 IBB: 0 HBP: 0 BLK: 0 WP: 0 HR: 0 S: 1 P: 1 ERA: 0.00 WHIP: 0.000															PITCHER				
Howie Nunn, R ERA: 7.04 (7, 1)	IP: 2.0 WLS: W BF: 8 H: 2 R: 1 ER: 1 SO: 1 BB: 0 IBB: 0 HBP: 0 BLK: 0 WP: 0 HR: 0 S: 10 P: 10 ERA: 4.50 WHIP: 1.000															PITCHER				



Batter	1	2	3	4	5	6	7	8	9	10	11	AB	R	H	RBI	BB	SO	LOB	TOP							
Leo Cardenas, R OBP: 0.320, SLG: 0.359	L3		5-3		1B		K			1-3	1B	6	0	2	1	0	1	0								
Don Zimmer, R OBP: 0.206, SLG: 0.172	K		1B		G5-3			K		1B	K	6	0	2	0	0	3	5								
Vada Pinson, L OBP: 0.381, SLG: 0.692	FC6-4 1B		F9					K		FC4-6 1B	FC6-4	5	0	2	0	0	1	1								
Frank Robinson, R OBP: 0.369, SLG: 0.431	FC6-4									FC6-4	FC6-4	4	0	1	0	1	1	2								
Gordy Coleman, L OBP: 0.360, SLG: 0.452		HR									SH5-3 1B	5	2	2	1	0	1	2								
Wally Post, R OBP: 0.376, SLG: 0.559											SH5-3	4	0	2	0	0	0	0								
Marty Keough, L OBP: 0.364, SLG: 0.125		2B										0	0	0	0	0	0	0								
Johnny Edwards, L OBP: 0.381, SLG: 0.441		4-3										4	1	2	0	1	0	3								
Cookie Rojas, R OBP: 0.317, SLG: 0.250												2	0	0	0	0	0	1								
Jerry Lynch, L OBP: 0.333, SLG: 0.500												1	0	0	0	0	0	1								
Don Blasingame, L OBP: 0.370, SLG: 0.303												1	0	1	1	0	0	0								
Jim O'Toole, S OBP: 0.293, SLG: 0.208												4	0	0	0	0	3	4								
Eddie Kasko, R OBP: 0.292, SLG: 0.347												1	0	0	0	0	0	2								
Jim Brosnan, R OBP: 0.292, SLG: 0.347												0	0	0	0	0	0	0								
Bill Henry, L OBP: 0.292, SLG: 0.347												0	0	0	0	0	0	0								
Inning Stats	R: 0 E: 0 K: 1 S: 6	H: 1 LOB: 1 BB: 0 P: 6	R: 1 E: 0 K: 1 S: 7	H: 2 LOB: 1 BB: 0 P: 7	R: 0 E: 0 K: 2 S: 3	H: 1 LOB: 0 BB: 0 P: 3	R: 0 E: 0 K: 2 S: 7	H: 0 LOB: 0 BB: 0 P: 7	R: 0 E: 0 K: 1 S: 6	H: 2 LOB: 2 BB: 0 P: 7	R: 0 E: 0 K: 0 S: 5	H: 3 LOB: 2 BB: 0 P: 5	R: 0 E: 0 K: 2 S: 7	H: 0 LOB: 1 BB: 1 P: 11	R: 0 E: 0 K: 1 S: 6	H: 1 LOB: 0 BB: 0 P: 6	R: 0 E: 0 K: 0 S: 4	H: 1 LOB: 1 BB: 0 P: 4	R: 2 E: 0 K: 1 S: 8	H: 3 LOB: 2 BB: 1 P: 12	1B: 12 2B: 1 3B: 0 HR: 1	SF: 0 SAC: 1 DP: 1 HBP: 1	WP: 0 PB: 0 SB: 0 CS: 1	PA: 47		
PITCHER	IP 10.2	WLS L	BF 46	H 14	R 3	ER 3	SO 9	BB 2	IBB 0	HBP 0	BLK 0	WP 0	HR 1	S 61	P 70	ERA 2.53	WHIP 1.500									
Bob Shaw, R ERA: 2.34	(1, 1)																									
Hank Fischer, R ERA: 3.6	(11, 1)	0.1	1	0	0	0	1	0	0	0	0	0	0	3	3	0.00	0.000									

Cincinnati Reds @ Milwaukee Braves
 Milwaukee County Stadium, Milwaukee, WI
 Tue May 22 1962, 8:05 PM EDT
 Att: 5,429 - Unknown

AB 43
 R 3
 H 14
 RBI 3
 BB 2
 SO 10
 LOB 21



Batter	1	2	3	4	5	6	7	8	9	10	11	AB	R	H	RBI	BB	SO	LOB	BOTTOM							
Tommie Aaron, R OBP: 0.298, SLG: 0.300	FC1-6 1B	FC5-4			K		K		L3-6		1B	5	0	1	0	0	2	3								
Joe Adcock, R OBP: 0.350, SLG: 0.408											1B	1	0	1	0	0	0	0								
Bob Uecker, R OBP: 0.231, SLG: 0.167												0	0	0	0	0	0	0								
Roy McMillan, R OBP: 0.369, SLG: 0.318	FC1-6 BB				5-3		5-3		L6		1B	6	0	1	1	0	0	1								
Eddie Mathews, L OBP: 0.350, SLG: 0.490	BB										1B	4	0	0	0	2	2	2								
Hank Aaron, R OBP: 0.344, SLG: 0.486	L4				L4							5	0	1	0	0	0	2								
Mack Jones, L OBP: 0.408, SLG: 0.507	1-3											4	0	1	0	1	1	4								
Del Crandall, R OBP: 0.381, SLG: 0.481												5	1	2	0	0	2	2								
Denis Menke, R OBP: 0.309, SLG: 0.333												3	0	0	0	2	1	2								
Amado Samuel, R OBP: 0.154, SLG: 0.132												4	0	1	1	0	2	4								
Gus Bell, L OBP: 0.228, SLG: 0.206												1	1	1	0	0	0	0								
Bob Shaw, R OBP: 0.240, SLG: 0.208												4	0	2	0	0	0	2								
Hank Fischer, R ERA: 4.8												0	0	0	0	0	0	0								
Howie Bedell, L OBP: 0.271, SLG: 0.252												1	0	0	0	0	0	1								
Inning Stats	R: 0 E: 0 K: 0 S: 4	H: 1 LOB: 2 BB: 1 P: 8	R: 0 E: 0 K: 2 S: 8	H: 1 LOB: 2 BB: 1 P: 12	R: 0 E: 0 K: 1 S: 5	H: 0 LOB: 0 BB: 0 P: 5	R: 1 E: 0 K: 1 S: 7	H: 2 LOB: 1 BB: 0 P: 7	R: 0 E: 0 K: 1 S: 6	H: 1 LOB: 2 BB: 1 P: 10	R: 0 E: 1 K: 0 S: 4	H: 0 LOB: 1 BB: 0 P: 4	R: 0 E: 0 K: 1 S: 5	H: 0 LOB: 0 BB: 0 P: 5	R: 0 E: 0 K: 2 S: 8	H: 1 LOB: 2 BB: 1 P: 12	R: 0 E: 0 K: 0 S: 3	H: 1 LOB: 0 BB: 0 P: 3	R: 0 E: 0 K: 0 S: 3	H: 0 LOB: 1 BB: 1 P: 7	R: 1 E: 0 K: 2 S: 10	H: 3 LOB: 2 BB: 0 P: 10	1B: 11 2B: 1 3B: 0 HR: 0	SF: 0 SAC: 0 DP: 1 HBP: 0	WP: 0 PB: 0 SB: 3 CS: 0	PA: 48
PITCHER	IP 10.0	WLS W	BF 42	H 8	R 3	ER 1	SO 8	BB 5	IBB 0	HBP 0	BLK 0	WP 0	HR 0	S 53	P 73	ERA 0.90	WHIP 1.300									
Jim O'Toole, L ERA: 3.72	(1, 1)																									
Jim Brosnan, R ERA: 4.8	(11, 1)	0.2	5	3	1	1	1	0	0	0	0	0	0	7	7	13.50	4.500									
Bill Henry, L ERA: 2.08	(11, 1)	0.1	S	1	0	0	0	1	0	0	0	0	0	3	3	0.00	0.000									

Cincinnati Reds @ Milwaukee Braves
 Milwaukee County Stadium, Milwaukee, WI
 Tue May 22 1962, 8:05 PM EDT
 Att: 5,429 - Unknown

AB 43
 R 2
 H 11
 RBI 2
 BB 5
 SO 10
 LOB 23



Batter	1	2	3	4	5	6	7	8	9	AB	R	H	RBI	BB	SO	LOB	TOP						
Leo Cardenas, R (1,6) OBP: 0.311, SLG: 0.347	F8		5-3		FC4-6		6-3			4	0	0	0	0	0	1	Cincinnati Reds @ Houston Colt 45's Colt Stadium, Houston, TX Wed May 23 1962, 8:05 PM EDT Alt. 9,266 - Unknown - 76 F						
Don Zimmer, R (1,5) OBP: 0.211, SLG: 0.194	F8		K		K			4-3		3	0	1	0	0	2	1							
Jerry Lynch, L (8,PH) OBP: 0.324, SLG: 0.484	F8		K		K					1	0	0	0	0	0	0							
Cookie Rojas, R (8,5) OBP: 0.317, SLG: 0.250	F8		K		K					0	0	0	0	0	0	0							
Vada Pinson, L (1,8) OBP: 0.377, SLG: 0.687	5-3				G3			4-3		4	0	1	0	0	0	2							
Frank Robinson, R (1,9) OBP: 0.350, SLG: 0.418	E1		5-3				4-3	E5		4	0	0	0	0	0	2							
Gordy Coleman, L (1,3) OBP: 0.350, SLG: 0.438	F7				F7		F9	4-3		4	0	0	0	0	0	3							
Wally Post, R (1,7) OBP: 0.372, SLG: 0.544			K		P6				5-3	3	0	0	0	1	1	0							
Johnny Edwards, L (1,2) OBP: 0.356, SLG: 0.457									F7	3	0	1	0	1	0	1	AB 34 R 0 H 5 RBI 0 BB 2 SO 6 LOB 14						
Don Blasingame, L (1,4) OBP: 0.365, SLG: 0.300			FC1-6		6-3		F2			4	0	1	0	0	0	2							
Bob Purkey, R (1,1) OBP: 0.116, SLG: 0.091			K							3	0	1	0	0	2	1							
Don Pavletich, R (9,PH) OBP: 0.385, SLG: 0.273			K				K		K	1	0	0	0	0	1	1							
Inning Stats	R: 0 E: 1 K: 0 S: 5	H: 1 LOB: 2 BB: 0 P: 5	R: 0 E: 0 K: 2 S: 7	H: 0 LOB: 1 BB: 1 P: 11	R: 0 E: 0 K: 1 S: 6	H: 1 LOB: 1 BB: 0 P: 6	R: 0 E: 0 K: 0 S: 4	H: 1 LOB: 1 BB: 0 P: 4	R: 0 E: 1 K: 1 S: 6	H: 1 LOB: 1 BB: 0 P: 6	R: 0 E: 0 K: 0 S: 3	H: 0 LOB: 0 BB: 1 P: 7	R: 0 E: 0 K: 1 S: 5	H: 0 LOB: 0 BB: 0 P: 5	R: 0 E: 1 K: 0 S: 4	H: 0 LOB: 1 BB: 0 P: 4		R: 0 E: 0 K: 1 S: 6	H: 1 LOB: 1 BB: 0 P: 6	1B: 2 2B: 2 3B: 1 HR: 0	SF: 0 SAC: 0 DP: 0 HBP: 0	WP: 0 PB: 0 SB: 0 CS: 0	PA: 36
PITCHER Ken Johnson, R (1,1) ERA: 3.1	IP: 9.0 WLS: W BF: 36	H: 5 R: 0 ER: 0 SO: 6	BB: 2 IBB: 0 HBP: 0 BLK: 0	WP: 0 HR: 0 S: 46 P: 54	ERA: 0.00 WHIP: 0.778	PITCHER										IP: 9.0 WLS: W BF: 36		H: 5 R: 0 ER: 0 SO: 6	BB: 2 IBB: 0 HBP: 0 BLK: 0	WP: 0 HR: 0 S: 46 P: 54	ERA: 0.00 WHIP: 0.778		

Batter	1	2	3	4	5	6	7	8	9	AB	R	H	RBI	BB	SO	LOB	BOTTOM						
Al Spangler, L (1,7) OBP: 0.381, SLG: 0.333	F8									3	0	2	1	1	0	0	Cincinnati Reds @ Houston Colt 45's Colt Stadium, Houston, TX Wed May 23 1962, 8:05 PM EDT Alt. 9,266 - Unknown - 76 F						
Billy Goodman, L (1,4) OBP: 0.290, SLG: 0.241										4	0	2	0	0	0	1							
Bob Lillis, R (8,FR) OBP: 0.191, SLG: 0.165										0	0	0	0	0	0	0							
Roman Mejias, R (1,9) OBP: 0.305, SLG: 0.497	F8									4	0	0	0	0	0	3							
Norm Larker, L (1,3) OBP: 0.338, SLG: 0.447	F9									3	1	1	0	0	0	1							
Carl Warwick, R (1,8) OBP: 0.326, SLG: 0.424										3	0	1	1	0	0	0							
Merritt Ranew, L (1,2) OBP: 0.250, SLG: 0.431										3	0	0	0	0	1	0							
Hal Smith, R (1,5) OBP: 0.296, SLG: 0.413										3	0	1	0	0	0	0							
Don Buddin, R (1,6) OBP: 0.364, SLG: 0.326										3	1	1	0	0	0	1							
Ken Johnson, R (1,1) OBP: 0.063, SLG: 0.063										3	0	0	0	0	2	1	AB 29 R 2 H 8 RBI 2 BB 1 SO 3 LOB 7						
Inning Stats	R: 0 E: 0 K: 0 S: 4	H: 1 LOB: 1 BB: 0 P: 4	R: 0 E: 0 K: 0 S: 4	H: 1 LOB: 0 BB: 0 P: 4	R: 0 E: 0 K: 1 S: 5	H: 1 LOB: 0 BB: 0 P: 5	R: 1 E: 0 K: 0 S: 4	H: 2 LOB: 0 BB: 0 P: 4	R: 0 E: 0 K: 1 S: 5	H: 0 LOB: 0 BB: 0 P: 5	R: 0 E: 0 K: 0 S: 2	H: 0 LOB: 0 BB: 1 P: 6	R: 0 E: 0 K: 1 S: 5	H: 0 LOB: 0 BB: 0 P: 5	R: 1 E: 0 K: 0 S: 6	H: 3 LOB: 2 BB: 0 P: 6		R: 0 E: 0 K: 0 S: 6	H: 0 LOB: 0 BB: 0 P: 6	1B: 5 2B: 3 3B: 0 HR: 0	SF: 0 SAC: 0 DP: 0 HBP: 0	WP: 0 PB: 1 SB: 0 CS: 1	PA: 30
PITCHER Bob Purkey, R (1,1) ERA: 3.3	IP: 8.0 WLS: L BF: 30	H: 8 R: 2 ER: 2 SO: 3	BB: 1 IBB: 0 HBP: 0 BLK: 0	WP: 0 HR: 0 S: 35 P: 39	ERA: 2.25 WHIP: 1.125	PITCHER										IP: 8.0 WLS: L BF: 30		H: 8 R: 2 ER: 2 SO: 3	BB: 1 IBB: 0 HBP: 0 BLK: 0	WP: 0 HR: 0 S: 35 P: 39	ERA: 2.25 WHIP: 1.125		

Batter	1	2	3	4	5	6	7	8	9	AB	R	H	RBI	BB	SO	LOB	TOP				
Lou Brock, L (1, 8) OBP: 0.325, SLG: 0.497	F7			1-3	F5			6-3		4	0	0	0	0	0	2					
Ken Hubbs, R (1, 4) OBP: 0.315, SLG: 0.371	P4			1B					5-3	4	0	1	0	0	0	0					
Billy Williams, L (1, 7) OBP: 0.421, SLG: 0.616	K			F8	F7					4	0	1	0	0	1	1					
14 Ernie Banks, R (1, 3) OBP: 0.303, SLG: 0.503 Elder White, R (9, PR) OBP: 0.304, SLG: 0.211				F8	F2					3	0	0	0	0	0	1					
George Altman, L (1, 9) OBP: 0.377, SLG: 0.560										0	0	0	0	0	0	0					
George Altman, L (1, 9) OBP: 0.377, SLG: 0.560	F6									4	1	1	1	0	1	2					
Ron Santo, R (1, 5) OBP: 0.320, SLG: 0.384	F8									4	0	0	0	0	0	2					
Dick Bertell, R (1, 2) OBP: 0.341, SLG: 0.300				F4						3	0	1	0	0	1	0					
Andre Rodgers, R (1, 6) OBP: 0.309, SLG: 0.360										2	0	0	0	1	2	0					
Cal Koonce, R (1, 1) OBP: 0.143, SLG: 0.143 Bob Will, L (8, PH) OBP: 0.321, SLG: 0.375 Don Elston, R (8, 1)										2	0	1	0	0	0	0					
Inning Stats	R: 0 E: 0 K: 1 S: 5	H: 0 LOB: 0 BB: 0 P: 5	R: 0 E: 0 K: 0 S: 3	H: 0 LOB: 0 BB: 0 P: 3	R: 0 E: 0 K: 1 S: 5	H: 0 LOB: 0 BB: 0 P: 5	R: 0 E: 0 K: 0 S: 4	H: 1 LOB: 1 BB: 0 P: 4	R: 1 E: 0 K: 0 S: 5	H: 3 LOB: 2 BB: 1 P: 9	R: 0 E: 0 K: 1 S: 5	H: 0 LOB: 0 BB: 0 P: 3	R: 0 E: 0 K: 1 S: 5	H: 0 LOB: 0 BB: 0 P: 5	R: 0 E: 0 K: 1 S: 6	H: 1 LOB: 2 BB: 0 P: 7	1B: 3 2B: 1 3B: 0 HR: 1	SF: 0 SAC: 0 DP: 0 HBP: 1	WP: 0 PB: 0 SB: 0 CS: 1	PA: 33	
PITCHER	IP	WLS	BF	H	R	ER	SO	BB	IBB	HBP	BLK	WP	HR	S	P	ERA	WHIP				
Moe Drabowsky, R (1, 1) ERA: 5.4	8.1	W	31	5	1	1	4	1	0	1	0	0	1	37	42	1.08	0.720				
Bill Henry, L (9, 1) ERA: 1.93	0.2	S	2	0	0	0	1	0	0	0	0	0	0	4	4	0.00	0.000				

Chicago Cubs @ Cincinnati Reds
Crosley Field, Cincinnati, OH
Fri May 25 1962, 7:05 PM EDT
Att: 10,429 - Unknown

AB	31
R	1
H	5
RBI	1
BB	1
SO	5
LOB	8



Batter	1	2	3	4	5	6	7	8	9	AB	R	H	RBI	BB	SO	LOB	BOTTOM				
Leo Cardenas, R (1, 6) OBP: 0.312, SLG: 0.364										3	0	0	0	1	1	0					
Don Zimmer, R (1, 5) OBP: 0.225, SLG: 0.224	BB									4	0	0	0	0	0	1					
Vada Pinson, L (1, 8) OBP: 0.369, SLG: 0.658	F9									3	0	0	0	1	0	1					
Gordy Coleman, L (1, 3) OBP: 0.345, SLG: 0.422	F4									2	0	0	0	1	1	2					
Wally Post, R (1, 7) OBP: 0.363, SLG: 0.521 Marty Keough, L (8, 7) OBP: 0.333, SLG: 0.111										3	1	0	0	0	1	2					
Johnny Edwards, L (1, 2) OBP: 0.348, SLG: 0.442										0	0	0	0	0	0	0					
Johnny Edwards, L (1, 2) OBP: 0.348, SLG: 0.442	4-3									3	1	1	0	0	0	1					
Frank Robinson, R (1, 9) OBP: 0.354, SLG: 0.421										2	0	1	2	1	0	0					
Don Blasingame, L (1, 4) OBP: 0.380, SLG: 0.364										3	0	0	0	0	0	2					
Moe Drabowsky, R (1, 1) Bill Henry, L (9, 1)										3	0	0	0	0	2	0					
Inning Stats	R: 0 E: 0 K: 0 S: 3	H: 0 LOB: 1 BB: 1 P: 7	R: 0 E: 0 K: 1 S: 5	H: 0 LOB: 1 BB: 1 P: 9	R: 0 E: 0 K: 2 S: 7	H: 0 LOB: 0 BB: 0 P: 7	R: 2 E: 0 K: 0 S: 5	H: 2 LOB: 1 BB: 1 P: 9	R: 0 E: 0 K: 1 S: 5	H: 0 LOB: 0 BB: 0 P: 5	R: 0 E: 0 K: 1 S: 5	H: 0 LOB: 1 BB: 1 P: 9	R: 0 E: 0 K: 0 S: 3	H: 0 LOB: 0 BB: 0 P: 3	R: 0 E: 0 K: 0 S: 3	H: 0 LOB: 0 BB: 0 P: 3	1B: 1 2B: 1 3B: 0 HR: 0	SF: 0 SAC: 0 DP: 0 HBP: 0	WP: 0 PB: 0 SB: 0 CS: 0	PA: 30	
PITCHER	IP	WLS	BF	H	R	ER	SO	BB	IBB	HBP	BLK	WP	HR	S	P	ERA	WHIP				
Cal Koonce, R (1, 1) ERA: 4.53	7.0	L	27	2	2	2	5	4	0	0	1	0	0	33	49	2.57	0.857				
Don Elston, R (8, 1) ERA: 1.45	1.0		3	0	0	0	0	0	0	0	0	0	0	3	3	0.00	0.000				

Chicago Cubs @ Cincinnati Reds
Crosley Field, Cincinnati, OH
Fri May 25 1962, 7:05 PM EDT
Att: 10,429 - Unknown


AB	26
R	2
H	2
RBI	2
BB	4
SO	5
LOB	9




Batter	1	2	3	4	5	6	7	8	9	AB	R	H	RBI	BB	SO	LOB	TOP					
Lou Brock, L (1.8)	F6		K			K			FC5-4 1B	4	0	1	0	0	2	2	Chicago Cubs @ Cincinnati Reds Crosley Field, Cincinnati, OH Sun May 27 1962, 3:33 AM EDT Att: 11,355 - Unknown					
Ken Hubbs, R (1.4)	K			F7		K		FC5-4 1B	4	0	0	0	0	2	2							
Billy Williams, L (1.7)	4-3			K			F9		1B	4	0	1	0	0	1	0						
George Altman, L (1.3)		F6		F5			BB		F8	3	0	0	0	1	0	2						
Bob Will, L (1.9)		F8			4-3		F8		K	4	0	0	0	0	1	3						
Ron Santo, R (1.5)		F4			F6		1-3			3	0	0	0	0	0	1						
Andre Rodgers, R (1.6)			F4		4-3			F9		3	0	0	0	0	0	0						
El Tappe, R (1.2)						5-3			6-3	1	0	1	0	0	0	0						
Dick Bertell, R (5.2)										2	0	0	0	0	0	0						
Don Cardwell, R (1.1)									P4	1	0	0	0	0	1	1						
Dave Gerard, R (5.1)										1	0	1	0	0	0	0						
Jim McKnight, R (6. PH)										1	0	0	0	0	0	0						
Tony Balsamo, R (8.1)										0	0	0	0	0	0	0						
Inning Stats	R: 0 E: 0 K: 1 S: 5	H: 0 LOB: 0 BB: 0 P: 5	R: 0 E: 0 K: 0 S: 3	H: 0 LOB: 0 BB: 0 P: 3	R: 0 E: 0 K: 2 S: 8	H: 1 LOB: 1 BB: 0 P: 8	R: 0 E: 0 K: 1 S: 5	H: 0 LOB: 0 BB: 0 P: 5	R: 0 E: 0 K: 0 S: 3	H: 0 LOB: 0 BB: 0 P: 3	R: 0 E: 0 K: 2 S: 8	H: 1 LOB: 1 BB: 0 P: 8	R: 0 E: 0 K: 0 S: 3	H: 0 LOB: 1 BB: 1 P: 7	R: 0 E: 0 K: 0 S: 3	H: 0 LOB: 0 BB: 0 P: 3	R: 0 E: 0 K: 1 S: 7	H: 2 LOB: 2 BB: 0 P: 7	1B: 4 2B: 0 3B: 0 HR: 0	SF: 0 SAC: 0 DP: 0 HBP: 0	WP: 0 PB: 0 SB: 0 CS: 0	PA: 32
PITCHER Bob Purkey, R (1.1) ERA: 2.97	IP: 9.0 WLS: W BF: 32 H: 4 R: 0 ER: 0 SO: 7 BB: 1 IBB: 0 HBP: 0 BLK: 0 WP: 0 HR: 0 S: 45 P: 49 ERA: 0.00 WHIP: 0.556															PITCHER						

Batter	1	2	3	4	5	6	7	8	9	AB	R	H	RBI	BB	SO	LOB	BOTTOM			
Leo Cardenas, R (1.6)	F9		FC4 E BB	1B HR 1B		6-3		2B WP 2B		4	2	2	1	1	0	0	Chicago Cubs @ Cincinnati Reds Crosley Field, Cincinnati, OH Sun May 27 1962, 3:33 AM EDT Att: 11,355 - Unknown			
Don Blasingame, L (1.4)	F6		E4 FC4	HR 1B		F9		WP 1B 2B		5	2	2	1	0	0	1				
Vada Pinson, L (1.8)	K		FC4	HR 1B		4-3		1B BB		4	1	1	3	1	1	2				
Jerry Lynch, L (1.7)		4-3	F7	F7			2B	G1-6-3 1B		5	1	2	1	0	0	2				
Gordy Coleman, L (1.3)		6-3		HR 1B			F9	G1-6-3 1B		5	1	2	1	0	0	3				
Johnny Edwards, L (1.2)		2B BB		1B 1B			6-3			3	2	1	0	1	0	2				
Frank Robinson, R (1.9)				1B 1B			F9			4	1	3	2	0	0	1				
Don Zimmer, R (1.5)				1B 1B						4	0	1	0	0	1	4				
Bob Purkey, R (1.1)			F7	K			F8	K		4	0	0	0	0	2	4				
Inning Stats	R: 0 E: 0 K: 1 S: 5	H: 0 LOB: 0 BB: 0 P: 5	R: 1 E: 0 K: 0 S: 4	H: 1 LOB: 1 BB: 1 P: 8	R: 0 E: 1 K: 0 S: 4	H: 0 LOB: 2 BB: 1 P: 8	R: 6 E: 0 K: 2 S: 13	H: 6 LOB: 0 BB: 0 P: 13	R: 0 E: 0 K: 0 S: 5	H: 2 LOB: 2 BB: 0 P: 5	R: 0 E: 0 K: 0 S: 3	H: 0 LOB: 0 BB: 0 P: 3	R: 1 E: 0 K: 0 S: 5	H: 2 LOB: 1 BB: 0 P: 5	R: 2 E: 0 K: 1 S: 7	H: 3 LOB: 1 BB: 1 P: 11		1B: 7 2B: 5 3B: 0 HR: 2	SF: 0 SAC: 0 DP: 1 HBP: 0	WP: 1 PB: 0 SB: 0 CS: 0
PITCHER Don Cardwell, R (1.1) ERA: 6.57	IP: 4.0 WLS: L BF: 22 H: 7 R: 7 ER: 7 SO: 3 BB: 2 IBB: 0 HBP: 0 BLK: 0 WP: 0 HR: 2 S: 26 P: 34 ERA: 15.75 WHIP: 2.250															PITCHER				
Dave Gerard, R (5.1) ERA: 3.97	IP: 3.0 WLS: L BF: 13 H: 4 R: 1 ER: 1 SO: 0 BB: 0 IBB: 0 HBP: 0 BLK: 0 WP: 0 HR: 0 S: 13 P: 13 ERA: 3.00 WHIP: 1.333															PITCHER				
Tony Balsamo, R (8.1) ERA: 6.33	IP: 1.0 WLS: L BF: 6 H: 3 R: 2 ER: 2 SO: 1 BB: 1 IBB: 0 HBP: 0 BLK: 0 WP: 1 HR: 0 S: 7 P: 11 ERA: 18.00 WHIP: 4.000															PITCHER				

AB 31
R 0
H 4
RBI 0
BB 1
SO 7
LOB 11



AB 38
R 10
H 14
RBI 9
BB 3
SO 4
LOB 19



Batter	1	2	3	4	5	6	7	8	9	AB	R	H	RBI	BB	SO	LOB	TOP		
Al Spangler, L OBP: 0.376, SLG: 0.319 (1, 8)	0-0 1-3		0-3 K		0-3 K			0-0 4-3	0-0 P6	5	0	0	0	0	2	3	Houston Colt 45's @ Cincinnati Reds Crosley Field, Cincinnati, OH Mon May 28 1962, 7:05 PM EDT Att: 8,979 - Unknown - 77 F		
Billy Goodman, L OBP: 0.353, SLG: 0.283 (1, 4)	0-0 L4		0-0 F8			0-0 1B		0-0 3-1	0-0 HR	5	1	2	1	0	0	0			
Roman Mejias, R OBP: 0.316, SLG: 0.516 (1, 9)	0-0 P3			0-0 F9		0-0 F9		0-0 1B	0-0 HR	5	2	3	3	0	0	1			
Norm Larker, L OBP: 0.329, SLG: 0.406 (1, 3)		0-0 P6		0-0 F9		0-0 1B		0-0 E4	0-0 F9	5	0	1	0	0	0	2			
Jim Pendleton, R OBP: 0.282, SLG: 0.429 (1, 7)		0-0 F2		0-0 6-3		0-3 K		0-0 FC4-6		4	0	0	1	0	1	4			
Hal Smith, R OBP: 0.297, SLG: 0.391 Don Buddin, R OBP: 0.362, SLG: 0.348 (7, 5)		4-0 1B		0-0 F2		0-0 5-3			0-0 1B	2	0	0	0	1	0	2			
Bob Aspromonte, R OBP: 0.349, SLG: 0.378 Don McMahon, R OBP: 0.315, SLG: 0.382 (9, PH)		0-0 BB			1-0 G4-6-3		0-0 L5		0-0 1B	2	0	1	0	0	0	0			
Bob Lillis, R OBP: 0.224, SLG: 0.197 (1, 6)		0-0 1B		0-0 F2		0-0 5-3			0-0 F2	4	0	1	0	0	0	4			
Turk Farrell, R OBP: 0.238, SLG: 0.412 John Anderson, R OBP: 0.356, SLG: 0.457 Bobby Tiefenauer, R OBP: 0.355, SLG: 0.455 Merritt Ranew, L OBP: 0.355, SLG: 0.455 (7, 2)			0-0 F5		0-0 G4-6-3		0-0 P4		0-0 1B	0	0	0	0	0	0	0			
Inning Stats	R: 0 E: 0 K: 0 S: 3	H: 0 LOB: 0 BB: 0 P: 3	R: 0 E: 0 K: 0 S: 4	H: 1 LOB: 2 BB: 1 P: 8	R: 0 E: 0 K: 1 S: 5	H: 0 LOB: 0 BB: 0 P: 5	R: 1 E: 0 K: 0 S: 4	H: 1 LOB: 1 BB: 0 P: 4	R: 0 E: 0 K: 1 S: 5	H: 2 LOB: 2 BB: 0 P: 7	R: 0 E: 0 K: 0 S: 3	H: 0 LOB: 0 BB: 0 P: 3	R: 0 E: 1 K: 0 S: 5	H: 1 LOB: 2 BB: 0 P: 5	R: 5 E: 0 K: 0 S: 8	H: 5 LOB: 0 BB: 0 P: 8		1B: 8 2B: 2 3B: 0 HR: 1	SF: 0 SAC: 0 DP: 1 HBP: 1
PITCHER Joey Jay, R ERA: 3.84 (1, 1)	IP: 9.0 WLS: W BF: 40 H: 11 R: 6 ER: 6 SO: 3 BB: 1 IBB: 0 HBP: 1 BLK: 0 WP: 0 HR: 1 S: 44 P: 49 ERA: 6.00 WHIP: 1.333															PITCHER Joey Jay, R ERA: 3.84 (1, 1)	IP: 9.0 WLS: W BF: 40 H: 11 R: 6 ER: 6 SO: 3 BB: 1 IBB: 0 HBP: 1 BLK: 0 WP: 0 HR: 1 S: 44 P: 49 ERA: 6.00 WHIP: 1.333		

AB	38
R	6
H	11
RBI	6
BB	1
SO	3
LOB	18



Batter	1	2	3	4	5	6	7	8	9	AB	R	H	RBI	BB	SO	LOB	BOTTOM		
Leo Cardenas, R OBP: 0.333, SLG: 0.394 (1, 6)	0-0 E	0-0 WP	0-0 2-3		0-0 F7			0-0 6-3		5	1	2	0	0	0	2	Houston Colt 45's @ Cincinnati Reds Crosley Field, Cincinnati, OH Mon May 28 1962, 7:05 PM EDT Att: 8,979 - Unknown - 77 F		
Don Blasingame, L OBP: 0.393, SLG: 0.356 (1, 4)	0-0 F2	0-0 3-4-3		0-0 L3		0-0 P4		0-0 F9		5	0	0	1	0	0	2			
Vada Pinson, L OBP: 0.366, SLG: 0.641 (1, 8)	0-0 E9	0-0 F8		0-0 3-1		0-0 4-3		4-0 BB		4	1	1	1	1	0	1			
Jerry Lynch, L OBP: 0.348, SLG: 0.524 (1, 7)	0-0 2B		0-0 E	0-0 F7		0-0 F7		0-3 K		5	1	2	1	0	1	1			
Gordy Coleman, L OBP: 0.352, SLG: 0.445 (1, 3)	0-0 F2		0-0 E8		0-0 1B		0-3 K			4	2	2	0	0	1	1			
Johnny Edwards, L OBP: 0.355, SLG: 0.455 (1, 2)	0-3 K		0-0 1B		0-0 1B		4-0 FC3-6		0-0 BB	3	0	1	0	1	1	3			
Frank Robinson, R OBP: 0.373, SLG: 0.450 (1, 9)		0-0 P6	4-0 1B		0-3 K		0-0 K		0-0 FC3-6	3	0	1	0	1	1	2			
Don Zimmer, R OBP: 0.242, SLG: 0.267 (1, 5)		0-0 HR	0-0 F3		0-0 HR		0-0 FC3-6		0-0 FC6	4	2	2	2	0	0	5			
Joey Jay, S OBP: 0.241, SLG: 0.429 (1, 1)		0-0 2B	0-0 3-4-3		0-0 HR		0-0 FC6		0-0 FC6	4	2	3	4	0	0	2			
Inning Stats	R: 2 E: 1 K: 1 S: 8	H: 3 LOB: 1 BB: 0 P: 8	R: 2 E: 0 K: 0 S: 6	H: 3 LOB: 1 BB: 0 P: 6	R: 2 E: 0 K: 0 S: 6	H: 3 LOB: 2 BB: 1 P: 10	R: 0 E: 0 K: 0 S: 3	H: 0 LOB: 0 BB: 0 P: 3	R: 3 E: 0 K: 1 S: 8	H: 4 LOB: 0 BB: 0 P: 8	R: 0 E: 0 K: 0 S: 3	H: 0 LOB: 0 BB: 0 P: 3	R: 0 E: 0 K: 1 S: 5	H: 0 LOB: 1 BB: 1 P: 9	R: 0 E: 0 K: 1 S: 5	H: 0 LOB: 1 BB: 1 P: 9		1B: 9 2B: 3 3B: 0 HR: 2	SF: 0 SAC: 0 DP: 0 HBP: 0
PITCHER Turk Farrell, R ERA: 2.16 (1, 1)	IP: 1.1 WLS: L BF: 10 H: 6 R: 4 ER: 3 SO: 3 BB: 0 IBB: 0 HBP: 0 BLK: 0 WP: 0 HR: 0 S: 12 P: 12 ERA: 20.25 WHIP: 4.500															PITCHER Turk Farrell, R ERA: 2.16 (1, 1)	IP: 1.1 WLS: L BF: 10 H: 6 R: 4 ER: 3 SO: 3 BB: 0 IBB: 0 HBP: 0 BLK: 0 WP: 0 HR: 0 S: 12 P: 12 ERA: 20.25 WHIP: 4.500		
John Anderson, R ERA: 2.87 (2, 1)	IP: 2.2 WLS: L BF: 12 H: 3 R: 2 ER: 2 SO: 0 BB: 0 IBB: 0 HBP: 0 BLK: 0 WP: 0 HR: 0 S: 11 P: 15 ERA: 6.75 WHIP: 1.125															John Anderson, R ERA: 2.87 (2, 1)	IP: 2.2 WLS: L BF: 12 H: 3 R: 2 ER: 2 SO: 0 BB: 0 IBB: 0 HBP: 0 BLK: 0 WP: 0 HR: 0 S: 11 P: 15 ERA: 6.75 WHIP: 1.125		
Bobby Tiefenauer, R ERA: 4.56 (5, 1)	IP: 2.0 WLS: L BF: 9 H: 4 R: 3 ER: 3 SO: 1 BB: 0 IBB: 0 HBP: 0 BLK: 0 WP: 0 HR: 1 S: 11 P: 11 ERA: 13.50 WHIP: 2.000															Bobby Tiefenauer, R ERA: 4.56 (5, 1)	IP: 2.0 WLS: L BF: 9 H: 4 R: 3 ER: 3 SO: 1 BB: 0 IBB: 0 HBP: 0 BLK: 0 WP: 0 HR: 1 S: 11 P: 11 ERA: 13.50 WHIP: 2.000		
Don McMahon, R ERA: 2.03 (7, 1)	IP: 2.0 WLS: L BF: 9 H: 1 R: 0 ER: 0 SO: 2 BB: 2 IBB: 0 HBP: 0 BLK: 0 WP: 0 HR: 0 S: 11 P: 19 ERA: 0.00 WHIP: 1.500															Don McMahon, R ERA: 2.03 (7, 1)	IP: 2.0 WLS: L BF: 9 H: 1 R: 0 ER: 0 SO: 2 BB: 2 IBB: 0 HBP: 0 BLK: 0 WP: 0 HR: 0 S: 11 P: 19 ERA: 0.00 WHIP: 1.500		



Batter	1	2	3	4	5	6	7	8	9	AB	R	H	RBI	BB	SO	LOB	TOP					
Leo Cardenas, R (1,6) OBP: 0.329, SLG: 0.384										4	0	0	0	1	0	4	Cincinnati Reds @ Milwaukee Braves Milwaukee County Stadium, Milwaukee, WI Wed May 30 1962, 4:33 AM EDT Unknown livebaseballscorecards.com					
Don Blasingame, L (1,4) OBP: 0.348, SLG: 0.341										4	0	0	0	0	0	4						
Wally Post, R (9,PH) OBP: 0.362, SLG: 0.532										1	0	0	0	0	0	0						
Dave Sisler, R (9,1)										0	0	0	0	0	0	0						
Vada Pinson, L (1,8) OBP: 0.356, SLG: 0.622										5	0	0	0	0	1	1						
Jerry Lynch, L (1,7) OBP: 0.360, SLG: 0.500										2	0	0	0	2	0	0						
Gordy Coleman, L (1,3) OBP: 0.344, SLG: 0.433										4	0	0	0	0	3	3						
Johnny Edwards, L (1,2)										3	2	1	0	1	0	1						
Frank Robinson, R (1,9) OBP: 0.381, SLG: 0.484										4	1	3	2	0	0	0						
Don Zimmer, R (1,5) OBP: 0.263, SLG: 0.273										2	0	1	1	1	0	0						
Jim O'Toole, S (1,1) OBP: 0.231, SLG: 0.231										2	0	1	0	0	0	2						
Cookie Rojas, R (9,4) OBP: 0.328, SLG: 0.254										0	0	0	0	0	0	0						
Inning Stats	R: 0 E: 0 K: 1 S: 5	H: 0 LOB: 2 BB: 2 P: 13	R: 2 E: 0 K: 0 S: 5	H: 2 LOB: 1 BB: 0 P: 6	R: 0 E: 0 K: 1 S: 5	H: 0 LOB: 0 BB: 0 P: 5	R: 1 E: 0 K: 0 S: 5	H: 2 LOB: 2 BB: 1 P: 9	R: 0 E: 0 K: 2 S: 7	H: 0 LOB: 1 BB: 1 P: 11	R: 0 E: 0 K: 0 S: 4	H: 1 LOB: 1 BB: 0 P: 4	R: 0 E: 0 K: 0 S: 3	H: 0 LOB: 0 BB: 0 P: 3	R: 0 E: 0 K: 0 S: 4	H: 1 LOB: 2 BB: 1 P: 8	R: 0 E: 0 K: 0 S: 3	H: 0 LOB: 0 BB: 0 P: 3	1B: 4 2B: 1 3B: 0 HR: 1	SF: 0 SAC: 2 DP: 0 HBP: 1	WP: 0 PB: 0 SB: 1 CS: 0	PA: 39
PITCHER Ron Piche, R (1,1) ERA: 3.15	IP: 9.0 WLS: W BF: 39 H: 6 R: 3 ER: 3 SO: 4 BB: 4 IBB: 1 HBP: 1 BLK: 0 WP: 0 HR: 1 S: 41 P: 62 ERA: 3.00 WHIP: 1.111															PITCHER	IP: 9.0 WLS: W BF: 39 H: 6 R: 3 ER: 3 SO: 4 BB: 4 IBB: 1 HBP: 1 BLK: 0 WP: 0 HR: 1 S: 41 P: 62 ERA: 3.00 WHIP: 1.111					

Batter	1	2	3	4	5	6	7	8	9	AB	R	H	RBI	BB	SO	LOB	BOTTOM			
Tommie Aaron, R (1,7) OBP: 0.315, SLG: 0.367										5	1	2	0	0	1	1	Cincinnati Reds @ Milwaukee Braves Milwaukee County Stadium, Milwaukee, WI Wed May 30 1962, 4:33 AM EDT Unknown livebaseballscorecards.com			
Roy McMillan, R (1,6) OBP: 0.357, SLG: 0.350										3	0	0	0	0	1	2				
Eddie Mathews, L (1,5) OBP: 0.327, SLG: 0.436										3	0	0	0	2	2	1				
Hank Aaron, R (1,8) OBP: 0.369, SLG: 0.529										4	1	1	1	0	0	4				
Mack Jones, L (1,9) OBP: 0.390, SLG: 0.466										3	1	1	0	1	0	0				
Joe Torre, R (1,2) OBP: 0.375, SLG: 0.386										3	1	2	0	1	0	2				
Joe Adcock, R (1,3) OBP: 0.358, SLG: 0.470										2	0	0	0	2	0	3				
Amado Samuel, R (1,4) OBP: 0.189, SLG: 0.235										2	0	1	1	1	1	2				
Del Crandall, R (9,PH) OBP: 0.337, SLG: 0.415										1	0	0	0	0	0	2				
Denis Menke, R (9,4) OBP: 0.294, SLG: 0.326										0	0	0	0	0	0	0				
Ron Piche, R (1,1) OBP: 0.125, SLG: 0.067										4	0	1	2	0	2	5				
Inning Stats	R: 0 E: 0 K: 2 S: 7	H: 0 LOB: 0 BB: 0 P: 7	R: 1 E: 0 K: 1 S: 6	H: 2 LOB: 2 BB: 1 P: 11	R: 0 E: 0 K: 0 S: 3	H: 0 LOB: 1 BB: 0 P: 4	R: 2 E: 1 K: 1 S: 6	H: 1 LOB: 1 BB: 2 P: 14	R: 0 E: 0 K: 1 S: 5	H: 0 LOB: 0 BB: 0 P: 5	R: 0 E: 0 K: 0 S: 3	H: 1 LOB: 3 BB: 2 P: 14	R: 0 E: 0 K: 1 S: 6	H: 1 LOB: 2 BB: 1 P: 10	R: 1 E: 0 K: 0 S: 3	H: 2 LOB: 2 BB: 1 P: 7	1B: 6 2B: 2 3B: 0 HR: 0	SF: 0 SAC: 1 DP: 2 HBP: 2	WP: 0 PB: 0 SB: 0 CS: 0	PA: 40
PITCHER Jim O'Toole, L (1,1) ERA: 3.89	IP: 0.1 WLS: L BF: 4 H: 2 R: 3 ER: 3 SO: 0 BB: 1 IBB: 0 HBP: 0 BLK: 0 WP: 0 HR: 0 S: 3 P: 7 ERA: 27.00 WHIP: 9.000															PITCHER	IP: 0.1 WLS: L BF: 4 H: 2 R: 3 ER: 3 SO: 0 BB: 1 IBB: 0 HBP: 0 BLK: 0 WP: 0 HR: 0 S: 3 P: 7 ERA: 27.00 WHIP: 9.000			

Batter	1	2	3	4	5	6	7	8	9	10	11	12	13	14	15	16	AB	R	H	RBI	BB	SO	LOB	TOP	
Leo Cardenas, R OBP: 0.325, SLG: 0.373 (1, 6)																	7	0	1	0	1	3	5		
Cookie Rojas, R OBP: 0.224, SLG: 0.242 (8, PH)																	3	1	0	0	1	0	1		
Don Blasingame, L OBP: 0.349, SLG: 0.340 (9, 4)																	7	0	2	0	1	2	6		
Frank Robinson, R OBP: 0.381, SLG: 0.481 (1, 9)																	7	1	1	0	0	3	5		
Wally Post, R OBP: 0.351, SLG: 0.511 (1, 7)																	7	1	1	0	0	3	5		
Don Pavletich, R OBP: 0.350, SLG: 0.188 (10, PH)																	3	0	0	0	1	2	2		
Gordy Coleman, L OBP: 0.337, SLG: 0.425 (10, 3)																	3	0	0	0	0	1	1		
Don Zimmer, R OBP: 0.275, SLG: 0.309 (1, 5)																	6	1	2	1	1	1	2		
Hank Foiles, R OBP: 0.296, SLG: 0.300 (1, 2)																	5	0	2	2	1	3	1		
Marty Keough, L OBP: 0.368, SLG: 0.200 (1, 8)																	6	1	2	0	1	0	3		
Moe Drabowsky, R OBP: 0.368, SLG: 0.200 (1, 8)																									
Bill Henry, L OBP: 0.300, SLG: 0.182 (11, 1)																	2	0	0	0	0	2	3		
Joe Mauer, R OBP: 0.300, SLG: 0.182 (11, 1)																	0	0	0	0	0	0	0		
Jim Brantner, R OBP: 0.300, SLG: 0.182 (11, 1)																	0	0	0	0	0	0	0		
Eddie Kaso, R OBP: 0.250, SLG: 0.150 (14, PH)																	0	0	0	0	0	0	0		
Johnny Klippstein, R OBP: 0.250, SLG: 0.150 (14, 1)																	1	0	0	0	0	0	1		
Inning Stats	R: 0 E: 1 K: 0 S: 2	H: 0 LOB: 1 BB: 2 P: 10	R: 0 E: 0 K: 2 S: 6	H: 1 LOB: 1 BB: 0 P: 8	R: 0 E: 1 K: 0 S: 4	H: 0 LOB: 1 BB: 0 P: 4	R: 1 E: 0 K: 2 S: 6	H: 1 LOB: 0 BB: 0 P: 8	R: 0 E: 0 K: 1 S: 4	H: 0 LOB: 0 BB: 1 P: 8	R: 0 E: 0 K: 1 S: 4	H: 1 LOB: 1 BB: 0 P: 6	R: 0 E: 0 K: 0 S: 4	H: 0 LOB: 0 BB: 0 P: 7	R: 0 E: 0 K: 2 S: 7	H: 0 LOB: 0 BB: 0 P: 7	R: 0 E: 0 K: 0 S: 2	H: 0 LOB: 0 BB: 0 P: 3	R: 0 E: 0 K: 1 S: 5	H: 0 LOB: 1 BB: 1 P: 9	R: 1 E: 0 K: 3 S: 12	H: 3 LOB: 2 BB: 0 P: 12	1B: 9 2B: 3 3B: 0 HR: 1	SF: 0 SAC: 2 DP: 2 HBP: 1	WP: 0 PA: 66 PB: 0 SB: 1 CS: 2
PITCHER	IP WLS BF H R ER SO BB IBB HBP BLK WP HR S P ERA WHIP	PITCHER																IP WLS BF H R ER SO BB IBB HBP BLK WP HR S P ERA WHIP							
Jack Curtis, L ERA: 4.04 (8, 1)	7.0	31	5	3	1	8	3	1	0	0	0	0	0	29	41	0.00	0.833								
Hank Fischer, R ERA: 2.25 (14, 1)	6.0	22	3	0	0	5	2	1	0	0	0	0	0	7	12	0.00	0.500								
Tony Cloninger, R ERA: 7.5 (16, 1)	2.0	7	0	0	0	1	1	0	1	0	0	0	0	7	12	0.00	0.500								
Don Nottebart, R ERA: 2.96 (16, 1)	1.0	L	6	3	1	1	3	0	0	0	0	0	0	12	12	9.00	3.000								

Cincinnati Reds @ Milwaukee Braves
Milwaukee County Stadium, Milwaukee, WI
Wed May 30 1962, 4:38 AM EDT
Att. 14,449 - Unknown

AB 54
R 4
H 11
RBI 4
BB 8
SO 17
LOB 31



Batter	1	2	3	4	5	6	7	8	9	10	11	12	13	14	15	16	AB	R	H	RBI	BB	SO	LOB	BOTTOM
Tommie Aaron, R OBP: 0.314, SLG: 0.362 (1, 3)																7	1	2	0	0	0	1		
Denis Menke, R OBP: 0.294, SLG: 0.309 (1, 4)																5	0	0	0	2	1	2		
Eddie Mathews, L OBP: 0.325, SLG: 0.450 (1, 9)																	7	1	2	1	0	2	2	
Hank Aaron, R OBP: 0.376, SLG: 0.531 (1, 8)																	7	1	4	0	0	0	4	
Mack Jones, L OBP: 0.393, SLG: 0.466 (1, 9)																	4	0	1	1	2	1	3	
Del Crandall, R OBP: 0.318, SLG: 0.390 (1, 2)																	6	0	0	0	0	2	7	
Gus Bell, L OBP: 0.234, SLG: 0.242 (1, 7)																	5	0	0	1	0	0	2	
Amado Samuel, R OBP: 0.186, SLG: 0.228 (1, 6)																	6	0	1	0	0	1	1	
Jack Curtis, L ERA: 4.04 (8, 1)	7.0	31	5	3	1	8	3	1	0	0	0	0	0	29	41	0.00	0.833							
Hank Fischer, R ERA: 2.25 (14, 1)	6.0	22	3	0	0	5	2	1	0	0	0	0	0	7	12	0.00	0.500							
Joe Tomp, R ERA: 4.0 (15, 1)	3.0	9	0	0	0	3	0	0	0	0	0	0	0	15	15	0.00	0.000							
Tony Cloninger, R ERA: 7.5 (16, 1)	2.0	7	0	0	0	1	1	0	1	0	0	0	0	7	12	0.00	0.500							
Don Nottebart, R ERA: 2.96 (16, 1)	1.0	L	6	3	1	1	3	0	0	0	0	0	0	12	12	9.00	3.000							
Inning Stats	R: 0 E: 0 K: 0 S: 4	H: 1 LOB: 2 BB: 1 P: 8	R: 0 E: 0 K: 1 S: 5	H: 0 LOB: 0 BB: 0 P: 5	R: 0 E: 0 K: 1 S: 6	H: 2 LOB: 0 BB: 0 P: 6	R: 0 E: 0 K: 0 S: 3	H: 0 LOB: 0 BB: 0 P: 3	R: 0 E: 0 K: 1 S: 5	H: 0 LOB: 2 BB: 1 P: 8	R: 0 E: 0 K: 1 S: 4	H: 0 LOB: 0 BB: 1 P: 6	R: 0 E: 0 K: 2 S: 7	H: 0 LOB: 0 BB: 0 P: 7	R: 0 E: 0 K: 0 S: 3	H: 0 LOB: 1 BB: 1 P: 8	R: 0 E: 0 K: 1 S: 6	H: 1 LOB: 1 BB: 0 P: 6	R: 0 E: 0 K: 0 S: 3	H: 1 LOB: 1 BB: 1 P: 7	1B: 8 2B: 1 3B: 0 HR: 1	SF: 1 SAC: 3 DP: 2 HBP: 0	WP: 0 PA: 61 PB: 0 SB: 0 CS: 1	
PITCHER	IP WLS BF H R ER SO BB IBB HBP BLK WP HR S P ERA WHIP	PITCHER																IP WLS BF H R ER SO BB IBB HBP BLK WP HR S P ERA WHIP						
Moe Drabowsky, R ERA: 4.75 (9, 1)	1.2	5	0	0	0	1	1	0	0	0	0	0	0	6	10	0.00	0.600							
Bill Henry, L ERA: 1.44 (15, 1)	3.0	9	0	0	0	3	0	0	0	0	0	0	0	15	15	0.00	0.000							
Johnny Klippstein, R ERA: 4.3 (14, 1)	3.0	W	13	3	0	0	1	1	1	0	0	1	0	13	21	0.00	1.333							

Cincinnati Reds @ Milwaukee Braves
Milwaukee County Stadium, Milwaukee, WI
Wed May 30 1962, 4:38 AM EDT
Att. 14,449 - Unknown

AB 52
R 3
H 10
RBI 3
BB 4
SO 9
LOB 22



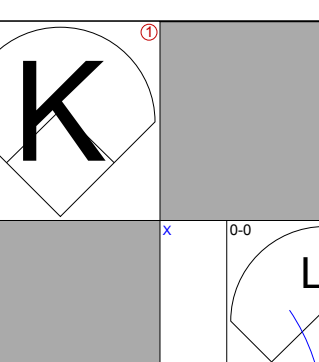
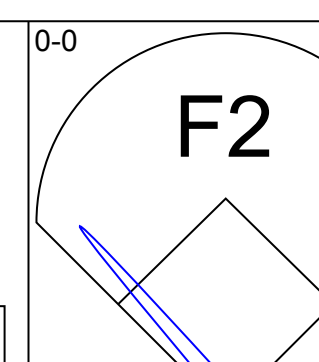
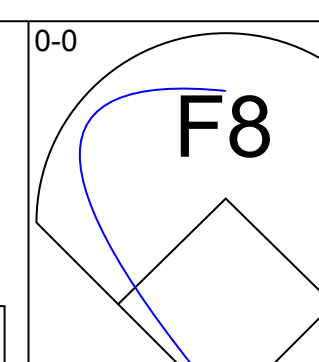
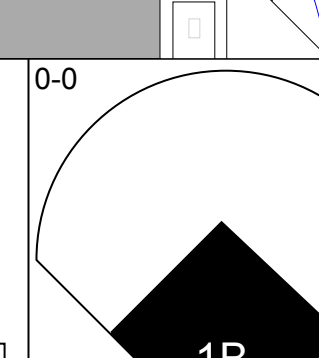
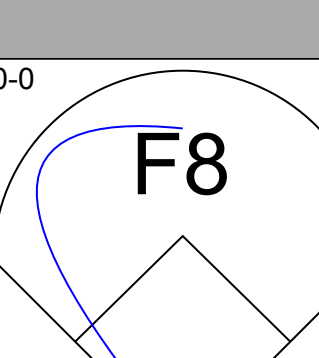
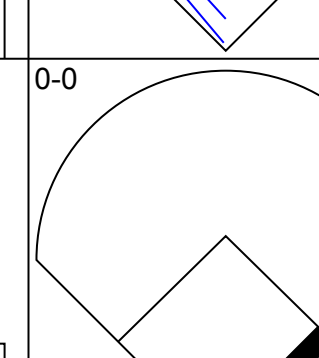
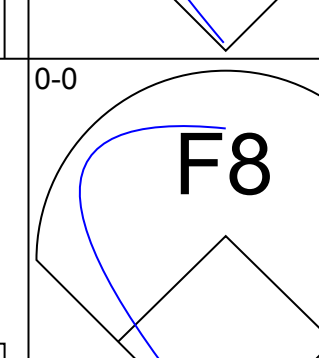
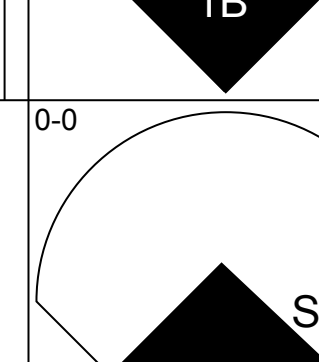
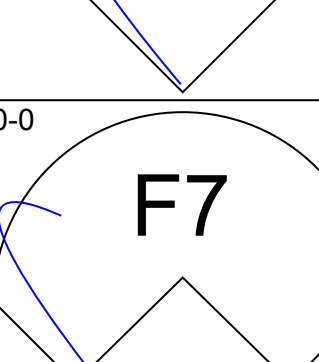
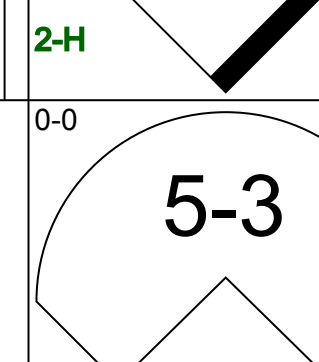
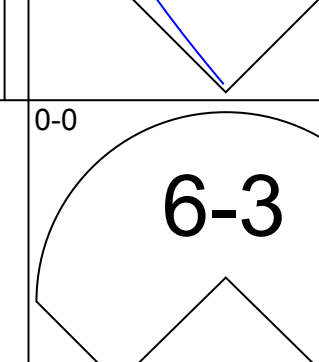
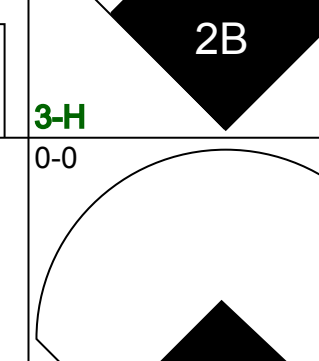
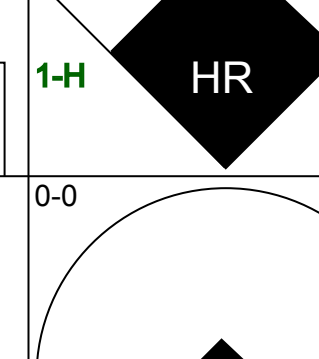
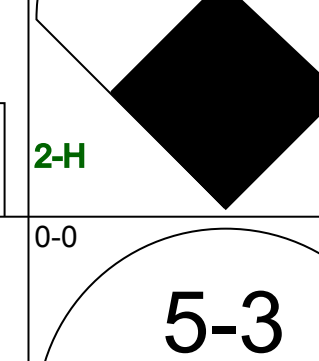
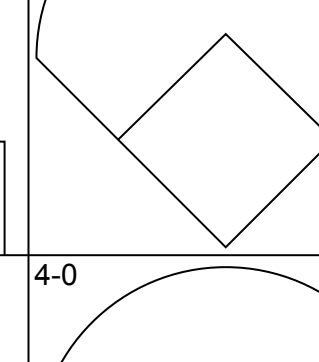

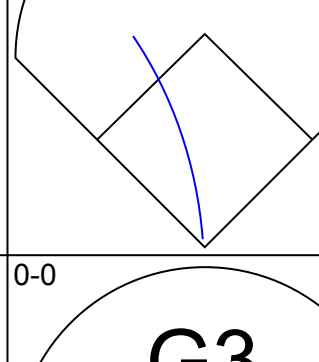
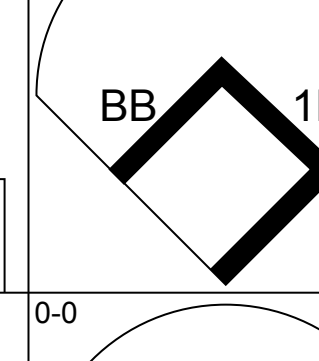
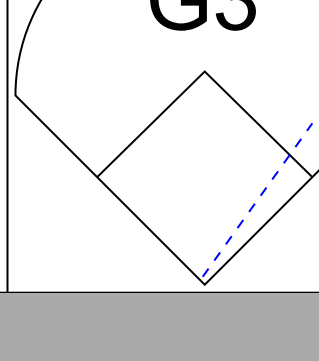
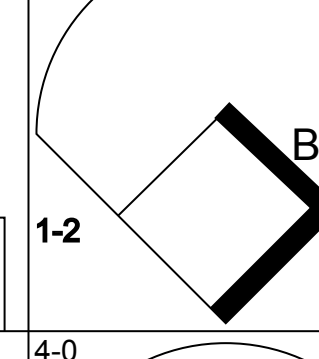

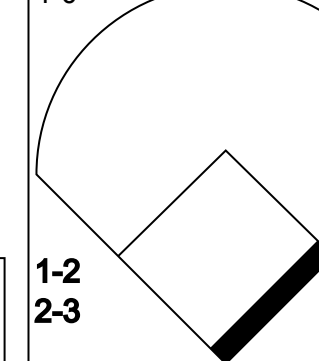
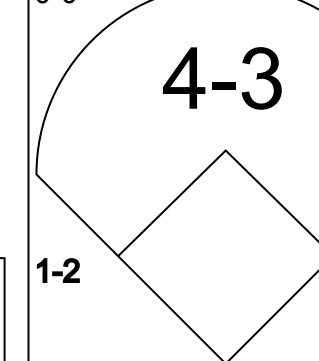
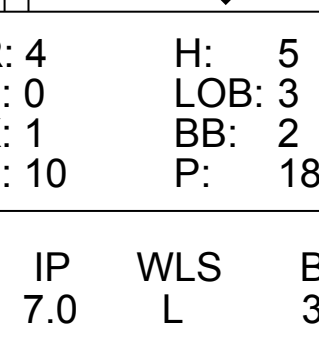
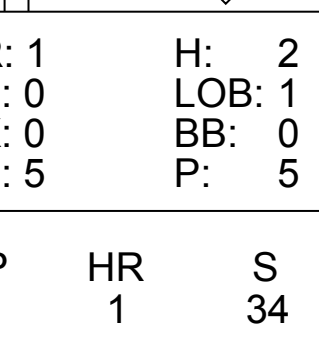
Batter	1	2	3	4	5	6	7	8	9	AB	R	H	RBI	BB	SO	LOB	TOP					
Leo Cardenas, R OBP: 0.322, SLG: 0.367										5	0	1	0	0	1	3	Cincinnati Reds @ Milwaukee Braves Milwaukee County Stadium, Milwaukee, WI Thu May 31 1962, 4:33 AM EDT Att: 5,451 - Unknown					
Marty Keough, L OBP: 0.391, SLG: 0.263										4	1	2	1	0	0	2						
Frank Robinson, R OBP: 0.383, SLG: 0.506										4	1	2	4	0	0	2						
Jerry Lynch, L OBP: 0.327, SLG: 0.449 Wally Post, R OBP: 0.351, SLG: 0.511										4	1	0	0	0	0	3						
Gordy Coleman, L OBP: 0.335, SLG: 0.420										4	1	1	0	0	1	0						
Don Zimmer, R OBP: 0.283, SLG: 0.337										4	0	2	2	0	1	0						
Johnny Edwards, L OBP: 0.349, SLG: 0.438										4	0	0	0	0	0	2						
Don Blasingame, L OBP: 0.354, SLG: 0.347										4	2	2	0	0	0	0						
Bob Purkey, R OBP: 0.095, SLG: 0.073										4	1	0	0	0	2	2						
Inning Stats	R: 0 E: 0 K: 0 S: 4	H: 1 LOB: 1 BB: 0 P: 4	R: 0 E: 0 K: 1 S: 5	H: 0 LOB: 0 BB: 0 P: 5	R: 2 E: 1 K: 1 S: 8	H: 2 LOB: 1 BB: 0 P: 8	R: 0 E: 0 K: 1 S: 5	H: 1 LOB: 0 BB: 0 P: 5	R: 0 E: 0 K: 0 S: 3	H: 0 LOB: 0 BB: 0 P: 3	R: 2 E: 0 K: 0 S: 6	H: 3 LOB: 1 BB: 0 P: 6	R: 3 E: 0 K: 1 S: 8	H: 3 LOB: 0 BB: 0 P: 8	R: 0 E: 0 K: 0 S: 3	H: 0 LOB: 0 BB: 0 P: 3	R: 0 E: 0 K: 1 S: 5	H: 0 LOB: 0 BB: 0 P: 5	1B: 7 2B: 1 3B: 1 HR: 1	SF: 0 SAC: 0 DP: 0 HBP: 0	WP: 0 PB: 1 SB: 0 CS: 1	PA: 38
PITCHER	IP WLS BF H R ER SO BB IBB HBP BLK WP HR S P ERA WHIP	7.0 L 31 10 7 5 4 0 0 0 0 0 1 39 39 6.43 1.429	2.0 6 0 0 0 1 0 0 0 0 0 0 8 8 0.00 0.000																			

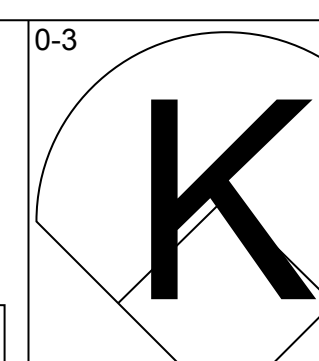
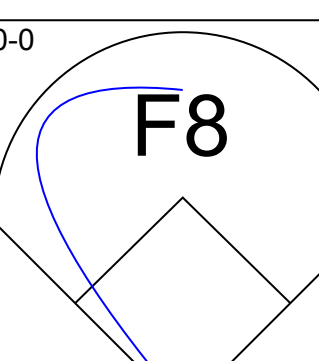
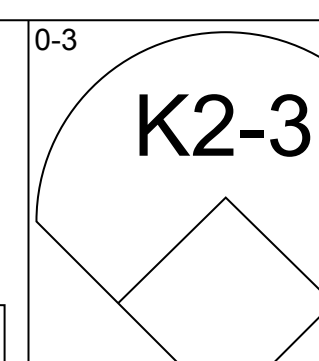
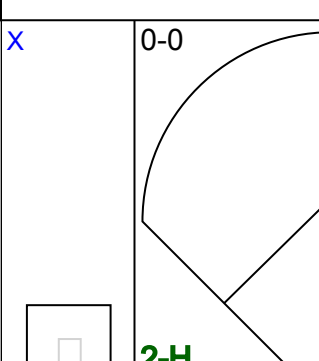
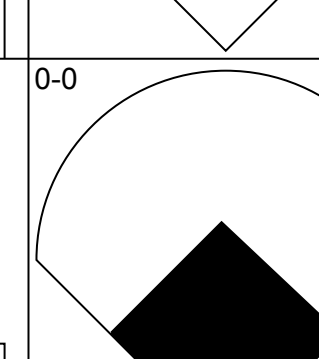
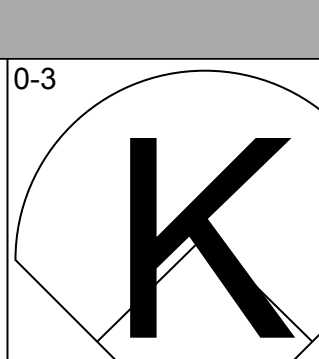
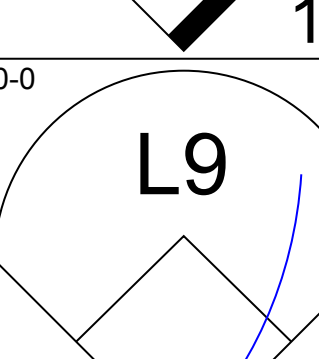
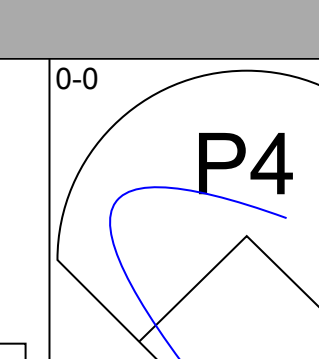
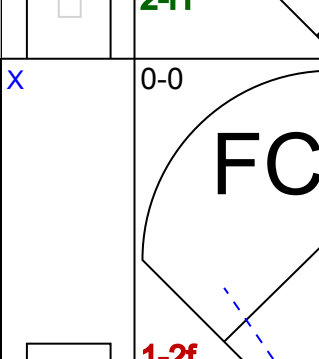
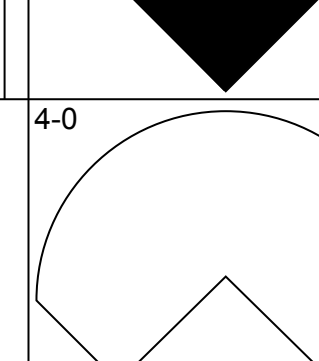
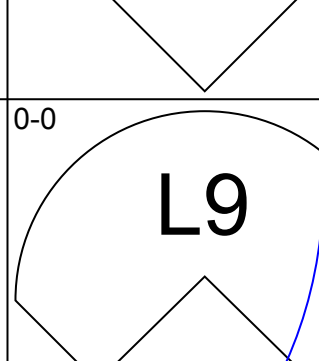
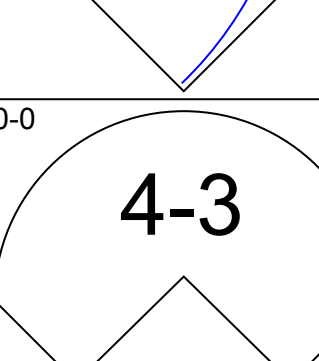
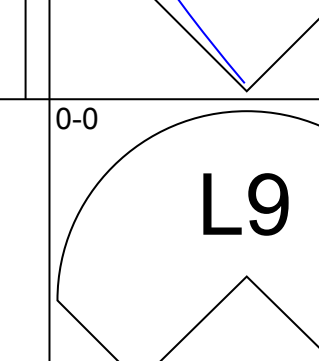
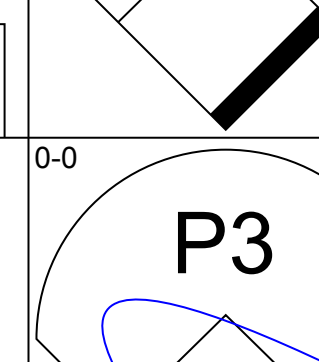
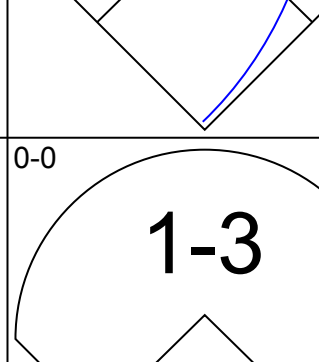
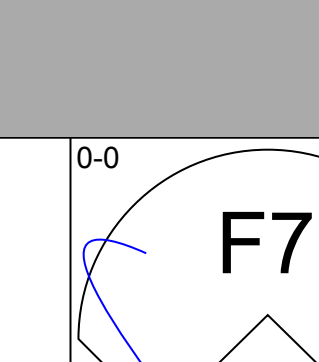
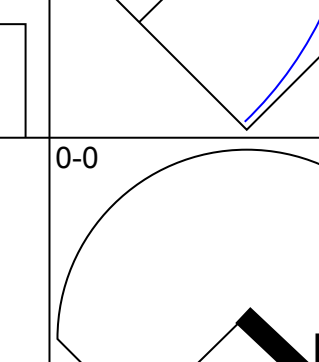
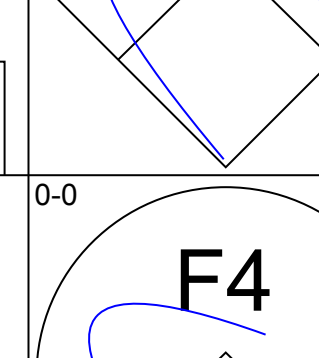
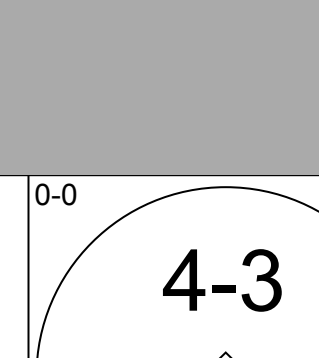
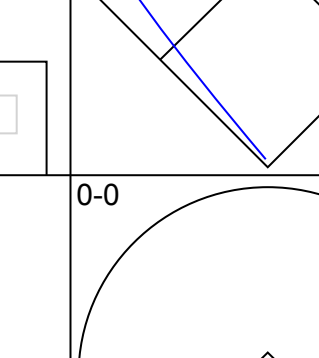
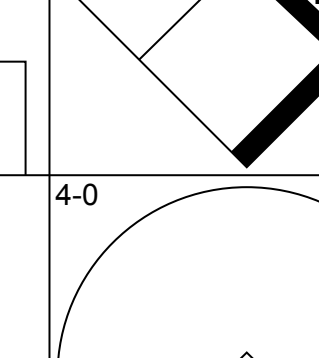
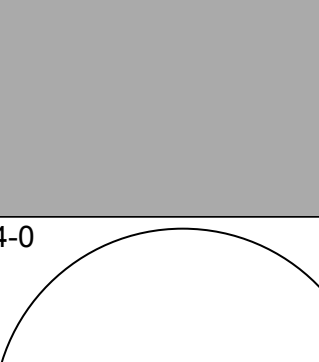
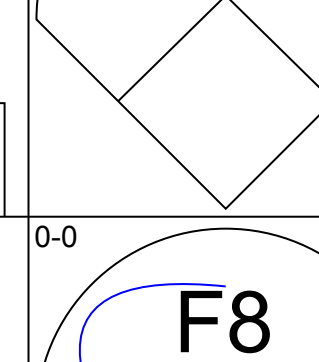
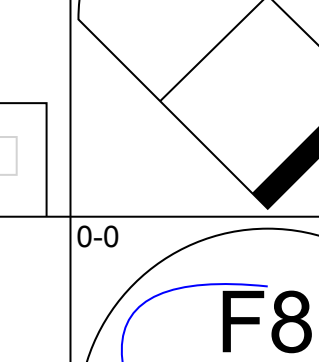
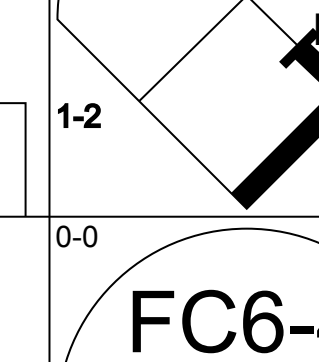
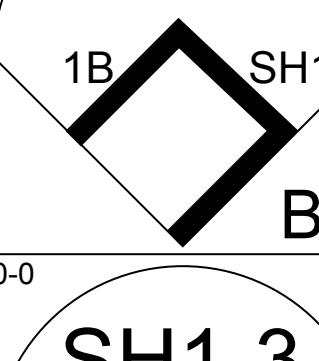
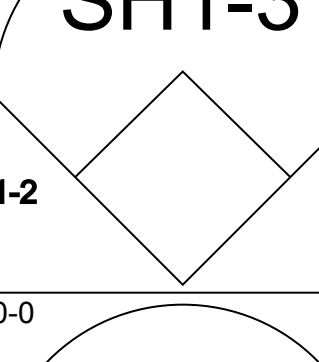
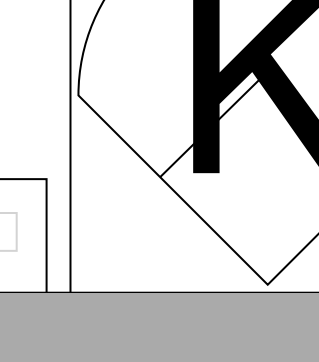

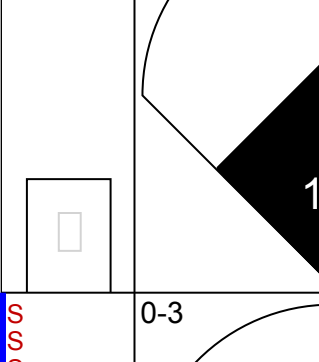
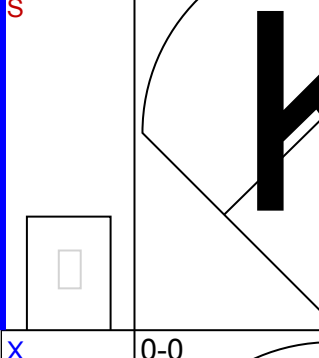
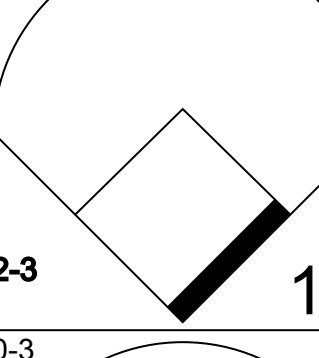
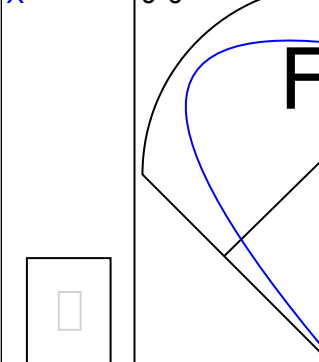
AB	37
R	7
H	10
RBI	7
BB	0
SO	5
LOB	14



Batter	1	2	3	4	5	6	7	8	9	AB	R	H	RBI	BB	SO	LOB	BOTTOM			
Roy McMillan, R OBP: 0.360, SLG: 0.345										2	1	0	0	2	1	1	Cincinnati Reds @ Milwaukee Braves Milwaukee County Stadium, Milwaukee, WI Thu May 31 1962, 4:33 AM EDT Att: 5,451 - Unknown			
Eddie Mathews, L OBP: 0.325, SLG: 0.451										4	2	2	0	0	0	2				
Hank Aaron, R OBP: 0.379, SLG: 0.552										4	1	2	2	0	0	4				
Mack Jones, L OBP: 0.386, SLG: 0.456										4	0	0	1	0	1	2				
Tommie Aaron, R OBP: 0.303, SLG: 0.349										4	0	0	0	0	2	0				
Gus Bell, L OBP: 0.227, SLG: 0.234										4	0	0	0	0	0	1				
Joe Torre, R OBP: 0.365, SLG: 0.373										4	0	1	0	0	1	0				
Denis Menke, R OBP: 0.292, SLG: 0.307										4	0	1	0	0	0	1				
Carl Willey, R OBP: 0.429, SLG: 0.500 Howie Bedell, L OBP: 0.294, SLG: 0.256 Lew Burdette, R OBP: 0.231, SLG: 0.231 Del Crandall, R OBP: 0.315, SLG: 0.386										2	0	1	0	0	0	1				
Inning Stats	R: 0 E: 0 K: 2 S: 8	H: 1 LOB: 1 BB: 0 P: 8	R: 0 E: 0 K: 1 S: 5	H: 0 LOB: 0 BB: 0 P: 5	R: 0 E: 0 K: 0 S: 4	H: 1 LOB: 2 BB: 1 P: 8	R: 0 E: 0 K: 0 S: 3	H: 0 LOB: 0 BB: 0 P: 3	R: 0 E: 0 K: 0 S: 7	H: 1 LOB: 1 BB: 0 P: 7	R: 0 E: 0 K: 1 S: 5	H: 0 LOB: 0 BB: 0 P: 5	R: 2 E: 1 K: 0 S: 5	H: 1 LOB: 1 BB: 1 P: 9	R: 0 E: 0 K: 0 S: 3	H: 1 LOB: 0 BB: 0 P: 3	1B: 4 2B: 2 3B: 0 HR: 1	SF: 0 SAC: 0 DP: 1 HBP: 0	WP: 1 PB: 0 SB: 0 CS: 0	PA: 36
PITCHER	IP WLS BF H R ER SO BB IBB HBP BLK WP HR S P ERA WHIP	9.0 W 36 7 4 3 5 2 0 0 0 0 1 1 44 52 3.00 1.000																		



Batter	1	2	3	4	5	6	7	8	9	AB	R	H	RBI	BB	SO	LOB	TOP				
Leo Cardenas, R OBP: 0.315, SLG: 0.358 (1, 6)										4	0	0	0	0	1	4	Cincinnati Reds @ Chicago Cubs Wrigley Field, Chicago, IL Fri Jun 01 1962, 3:33 AM CDT Att: 2,629 - Unknown				
Marty Keough, L OBP: 0.407, SLG: 0.391 (1, 8)										4	1	2	1	0	0	0					
Frank Robinson, R OBP: 0.381, SLG: 0.500 (1, 9)										4	1	1	1	0	0	1					
Jerry Lynch, L OBP: 0.339, SLG: 0.472 (8, PR)										4	1	2	1	0	0	0					
Cookie Rojas, R OBP: 0.324, SLG: 0.242 (8, 7)										0	0	0	0	0	0	0					
Wally Post, R OBP: 0.351, SLG: 0.511 (8, 7)										0	0	0	0	0	0	0					
Gordy Coleman, L OBP: 0.333, SLG: 0.435 (1, 3)										4	1	1	2	0	1	1					
Don Zimmer, R OBP: 0.273, SLG: 0.324 (1, 5)										4	0	0	0	0	1	1					
Johnny Edwards, L OBP: 0.347, SLG: 0.429 (1, 2)										3	0	0	0	1	2	0					
Don Blasingame, L OBP: 0.359, SLG: 0.353 (1, 4)										4	1	2	0	0	0	0					
Joey Jay, S OBP: 0.242, SLG: 0.387 (1, 1)										3	0	0	0	1	1	1					
Inning Stats	R: 4 E: 0 K: 1 S: 10	H: 5 LOB: 3 BB: 2 P: 18	R: 0 E: 0 K: 0 S: 3	H: 1 LOB: 1 BB: 0 P: 3	R: 0 E: 0 K: 0 S: 3	H: 0 LOB: 0 BB: 0 P: 3	R: 1 E: 0 K: 0 S: 5	H: 2 LOB: 1 BB: 0 P: 5	R: 0 E: 0 K: 1 S: 5	H: 0 LOB: 0 BB: 0 P: 5	R: 0 E: 0 K: 0 S: 3	H: 0 LOB: 0 BB: 0 P: 3	R: 0 E: 1 K: 1 S: 5	H: 0 LOB: 1 BB: 0 P: 5	R: 0 E: 0 K: 2 S: 7	H: 0 LOB: 0 BB: 0 P: 7	1B: 5 2B: 2 3B: 1 HR: 1	SF: 0 SAC: 0 DP: 1 HBP: 0	WP: 0 PB: 0 SB: 1 CS: 1	PA: 36	
PITCHER	IP	WLS	BF	H	R	ER	SO	BB	IBB	HBP	BLK	WP	HR	S	P	ERA	WHIP				
Don Cardwell, R ERA: 6.55 (1, 1)	7.0	L	31	8	5	5	3	2	0	0	0	0	1	34	42	6.43	1.429				
Bob Anderson, R ERA: 4.79 (8, 1)	2.0		6	0	0	0	3	0	0	0	0	0	0	12	12	0.00	0.000				

Batter	1	2	3	4	5	6	7	8	9	AB	R	H	RBI	BB	SO	LOB	BOTTOM					
Lou Brock, L OBP: 0.330, SLG: 0.483 (1, 8)										5	0	2	1	0	2	2	Cincinnati Reds @ Chicago Cubs Wrigley Field, Chicago, IL Fri Jun 01 1962, 3:33 AM CDT Att: 2,629 - Unknown					
Ken Hubbs, R OBP: 0.307, SLG: 0.391 (1, 4)										5	1	1	1	0	1	2						
Billy Williams, L OBP: 0.416, SLG: 0.586 (1, 7)										3	0	0	0	1	0	1						
14 Ernie Banks, R OBP: 0.314, SLG: 0.546 (1, 3)										4	0	1	0	0	0	1						
George Altman, L OBP: 0.389, SLG: 0.549 (1, 9)										3	0	1	0	1	0	1						
Ron Santo, R OBP: 0.318, SLG: 0.384 (1, 5)										3	0	0	0	1	0	3						
Elder White, R OBP: 0.111, SLG: 0.217 (1, 6)										0	0	0	0	1	0	0						
Andre Rodgers, R OBP: 0.317, SLG: 0.370 (6, PH) (7, 6)										2	1	1	0	0	1	1						
El Tappe, R OBP: 0.474, SLG: 0.412 (1, 2)										2	0	1	0	0	0	1						
Bob Will, L OBP: 0.297, SLG: 0.406 (7, PH)										1	0	0	0	0	0	0						
Bob Anderson, R (8, 1)										0	0	0	0	0	0	0						
Bobby Gene Smith, R OBP: 0.228, SLG: 0.255 (9, PH)										1	0	0	0	0	1	1						
Don Cardwell, R OBP: 0.111, SLG: 0.059 (1, 1)										2	0	0	0	0	1	2						
Jim McKnight, R OBP: 0.250, SLG: 0.273 (7, PH)										1	0	0	0	0	0	0						
Moe Thacker, R OBP: 0.314, SLG: 0.313 (8, 2)										1	0	0	0	0	0	1						
Inning Stats	R: 1 E: 0 K: 1 S: 6	H: 1 LOB: 1 BB: 1 P: 10	R: 0 E: 0 K: 1 S: 6	H: 1 LOB: 2 BB: 1 P: 10	R: 0 E: 0 K: 1 S: 5	H: 0 LOB: 0 BB: 0 P: 5	R: 0 E: 0 K: 0 S: 3	H: 0 LOB: 1 BB: 1 P: 7	R: 0 E: 0 K: 0 S: 4	H: 1 LOB: 1 BB: 0 P: 4	R: 0 E: 0 K: 1 S: 6	H: 1 LOB: 0 BB: 0 P: 6	R: 0 E: 0 K: 1 S: 5	H: 0 LOB: 0 BB: 0 P: 5	R: 0 E: 0 K: 0 S: 4	H: 1 LOB: 2 BB: 1 P: 8	R: 1 E: 0 K: 1 S: 7	H: 2 LOB: 1 BB: 0 P: 7	1B: 5 2B: 1 3B: 0 HR: 1	SF: 0 SAC: 1 DP: 0 HBP: 0	WP: 0 PB: 0 SB: 1 CS: 0	PA: 38
PITCHER	IP	WLS	BF	H	R	ER	SO	BB	IBB	HBP	BLK	WP	HR	S	P	ERA	WHIP					
Joey Jay, R ERA: 3.66 (1, 1)	9.0	W	38	7	2	2	6	4	0	0	0	0	1	46	62	2.00	1.222					

Batter	1	2	3	4	5	6	7	8	9	AB	R	H	RBI	BB	SO	LOB	TOP								
Leo Cardenas, R OBP: 0.308, SLG: 0.349 (1, 6)										4	0	0	0	0	1	1	Cincinnati Reds @ Chicago Cubs Wrigley Field, Chicago, IL Sat Jun 02 1962, 3:33 AM CDT Att: 7,164 - Unknown								
Marty Keough, L OBP: 0.452, SLG: 0.444 (1, 8)										4	1	3	0	0	0	0									
Frank Robinson, R OBP: 0.383, SLG: 0.506 (1, 9)										4	0	2	0	0	1	1									
Jerry Lynch, L OBP: 0.333, SLG: 0.474 Joe Gaines, R OBP: 0.346, SLG: 0.625 Don Pavletich, R OBP: 0.350, SLG: 0.188 (1, 7)										4	0	1	1	0	0	2									
Gordy Coleman, L OBP: 0.333, SLG: 0.433 Wally Post, R OBP: 0.356, SLG: 0.538 (1, 3)										3	0	1	0	0	0	2									
Don Zimmer, R OBP: 0.272, SLG: 0.321 (1, 5)										4	0	1	0	0	1	1									
Johnny Edwards, L OBP: 0.338, SLG: 0.416 (1, 2)										4	0	0	0	0	1	2									
Don Blasingame, L OBP: 0.350, SLG: 0.343 (1, 4)										3	0	0	0	0	0	0									
Johnny Klippstein, R Vada Pinson, L Bill Henry, L (1, 1)										1	0	0	0	1	0	0									
										1	0	0	0	0	0	0									
Inning Stats	R: 0 E: 0 K: 1 S: 7	H: 2 LOB: 2 BB: 0 P: 7	R: 0 E: 0 K: 1 S: 5	H: 0 LOB: 0 BB: 0 P: 5	R: 0 E: 0 K: 0 S: 3	H: 2 LOB: 1 BB: 1 P: 7	R: 0 E: 0 K: 0 S: 3	H: 1 LOB: 0 BB: 0 P: 3	R: 0 E: 0 K: 0 S: 3	H: 0 LOB: 0 BB: 0 P: 3	R: 0 E: 0 K: 0 S: 5	H: 0 LOB: 0 BB: 0 P: 5	R: 0 E: 0 K: 0 S: 3	H: 0 LOB: 0 BB: 0 P: 3	R: 3 E: 0 K: 1 S: 9	H: 4 LOB: 1 BB: 0 P: 9	1B: 6 2B: 2 3B: 0 HR: 1	SF: 0 SAC: 0 DP: 2 HBP: 0	WP: 0 PB: 0 SB: 1 CS: 0	PA: 35					
PITCHER	IP	WLS	BF	H	R	ER	SO	BB	IBB	HBP	BLK	WP	HR	S	P	ERA	WHIP								
Glen Hobbie, R ERA: 5.37 Dick Ellsworth, L ERA: 6.22 (1, 1)	8.2		31	7	2	2	3	1	0	0	0	0	0	36	40	2.08	0.923								
(9, 1)	0.1	L	3	2	1	1	1	0	0	0	0	0	1	5	5	27.00	6.000								

Batter	1	2	3	4	5	6	7	8	9	AB	R	H	RBI	BB	SO	LOB	BOTTOM								
Lou Brock, L OBP: 0.328, SLG: 0.474 (1, 8)										3	1	0	0	1	3	1	Cincinnati Reds @ Chicago Cubs Wrigley Field, Chicago, IL Sat Jun 02 1962, 3:33 AM CDT Att: 7,164 - Unknown								
Ken Hubbs, R OBP: 0.311, SLG: 0.393 (1, 4)										4	1	2	0	0	1	1									
Billy Williams, L OBP: 0.427, SLG: 0.595 (1, 7)										4	0	4	1	0	0	0									
14 Ernie Banks, R OBP: 0.308, SLG: 0.537 (1, 3)										3	0	0	1	0	0	4									
George Altman, L OBP: 0.386, SLG: 0.542 (1, 9)										4	0	1	0	0	1	3									
Ron Santo, R OBP: 0.316, SLG: 0.378 (1, 5)										3	0	0	0	1	1	2									
Dick Bertell, R OBP: 0.286, SLG: 0.250 Dick Ellsworth, L OBP: 0.250, SLG: 0.087 Andre Rodgers, R OBP: 0.314, SLG: 0.367 (1, 2)										3	0	0	0	0	2	0									
Elder White, R OBP: 0.293, SLG: 0.204 (1, 6)										3	0	0	0	0	0	0									
Glen Hobbie, R OBP: 0.263, SLG: 0.176 El Tappe, R OBP: 0.474, SLG: 0.412 (1, 1)										3	0	1	0	0	2	0									
										0	0	0	0	0	0	0									
Inning Stats	R: 2 E: 0 K: 1 S: 7	H: 2 LOB: 1 BB: 1 P: 11	R: 0 E: 0 K: 2 S: 7	H: 0 LOB: 0 BB: 0 P: 7	R: 0 E: 0 K: 1 S: 7	H: 2 LOB: 2 BB: 0 P: 7	R: 0 E: 0 K: 2 S: 7	H: 0 LOB: 0 BB: 0 P: 7	R: 0 E: 0 K: 1 S: 5	H: 1 LOB: 1 BB: 0 P: 5	R: 0 E: 0 K: 0 S: 4	H: 2 LOB: 1 BB: 0 P: 4	R: 0 E: 0 K: 1 S: 5	H: 0 LOB: 0 BB: 0 P: 5	R: 0 E: 0 K: 2 S: 8	H: 1 LOB: 1 BB: 0 P: 8	R: 0 E: 0 K: 0 S: 2	H: 0 LOB: 0 BB: 1 P: 6	1B: 8 2B: 0 3B: 0 HR: 0	SF: 1 SAC: 0 DP: 3 HBP: 0	WP: 0 PB: 0 SB: 0 CS: 0	PA: 34			
PITCHER	IP	WLS	BF	H	R	ER	SO	BB	IBB	HBP	BLK	WP	HR	S	P	ERA	WHIP								
Johnny Klippstein, R ERA: 3.96 Bill Henry, L ERA: 1.38 (1, 1)	7.0		27	7	2	2	8	1	0	0	0	0	0	42	46	2.57	1.143								
(8, 1)	2.0	W	7	1	0	0	2	1	0	0	0	0	0	10	14	0.00	1.000								

Batter	1	2	3	4	5	6	7	8	9	AB	R	H	RBI	BB	SO	LOB	TOP								
Leo Cardenas, R (1,6) OBP: 0.306, SLG: 0.347 Wally Post, R (9, PH) OBP: 0.353, SLG: 0.534	5-3		1-3		E5		1B		K	4	1	1	0	0	0	1									
Marty Keough, L (1,8) OBP: 0.444, SLG: 0.438	1B		L4		4-1		1B		K	5	0	2	0	0	1	4									
Frank Robinson, R (1,9) OBP: 0.380, SLG: 0.500	F8			E6		4-3			PO	4	1	1	1	0	0	1									
Jerry Lynch, L (1,7) OBP: 0.328, SLG: 0.508	4-3			G3		HR				4	1	1	1	0	0	4									
Gordy Coleman, L (1,3) OBP: 0.331, SLG: 0.425	K			3-1		6-3		FC5-4 HBP		3	0	0	1	0	1	0									
Don Zimmer, R (1,5) OBP: 0.280, SLG: 0.327	1B			6-3		1B		FC5-4 L3		4	0	2	0	0	0	1									
Johnny Edwards, L (1,2) OBP: 0.329, SLG: 0.404	F8				G3		F8		L3	4	0	0	0	0	0	3									
Don Blasingame, L (1,4) OBP: 0.355, SLG: 0.349	4-3						F8		1B	4	0	2	0	0	0	1									
Moe Drabowsky, R (1,1) Joe Gaines, R (5, PH) Ted Wills, L (5, 1) Eddie Kasko, R (7, PH) Jim Brosnan, R (7, 1) Vada Pinson, L (5, PH)	5-3						F7		PO	1	0	0	0	0	0	0									
Inning Stats	R: 0 E: 0 K: 0 S: 4	H: 1 LOB: 1 BB: 0 P: 4	R: 0 E: 0 K: 1 S: 6	H: 1 LOB: 1 BB: 0 P: 6	R: 0 E: 0 K: 0 S: 3	H: 0 LOB: 0 BB: 0 P: 3	R: 1 E: 1 K: 0 S: 4	H: 0 LOB: 0 BB: 0 P: 4	R: 0 E: 1 K: 1 S: 7	H: 1 LOB: 2 BB: 0 P: 7	R: 1 E: 0 K: 0 S: 5	H: 2 LOB: 1 BB: 0 P: 5	R: 1 E: 0 K: 0 S: 6	H: 3 LOB: 2 BB: 0 P: 6	R: 0 E: 0 K: 0 S: 2	H: 0 LOB: 0 BB: 0 P: 3	R: 0 E: 0 K: 2 S: 8	H: 2 LOB: 1 BB: 0 P: 8	1B: 9 2B: 1 3B: 0 HR: 1	SF: 0 SAC: 0 DP: 1 HBP: 1	WP: 0 PB: 0 SB: 2 CS: 0	PA: 39			
PITCHER	IP	WLS	BF	H	R	ER	SO	BB	IBB	HBP	BLK	WP	HR	S	P	ERA	WHIP								
Cal Koonce, R (1,1) ERA: 4.45	8.0	W	36	10	3	2	2	0	0	1	0	0	1	39	40	2.25	1.250								
Don Elston, R (9,1) ERA: 1.71	1.0	S	2	0	0	0	2	0	0	0	0	0	0	6	6	0.00	0.000								

Cincinnati Reds @ Chicago Cubs
Wrigley Field, Chicago, IL
Sun Jun 03 1962, 3:33 AM CDT
Att: 7,808 - Cloudy

AB 37
R 3
H 10
RBI 3
BB 0
SO 4
LOB 18



Batter	1	2	3	4	5	6	7	8	9	AB	R	H	RBI	BB	SO	LOB	BOTTOM								
Lou Brock, L (1,8) OBP: 0.332, SLG: 0.486	K		HR		F7		2B			4	2	2	0	0	1	0									
Ken Hubbs, R (1,4) OBP: 0.305, SLG: 0.388	5-3		SF7			K			K	3	0	0	1	0	2	1									
Billy Williams, L (1,7) OBP: 0.432, SLG: 0.616	HR		HR		4-3		2B			3	2	2	2	0	0	0									
George Altman, L (1,9) OBP: 0.388, SLG: 0.555	P6		HR		E6		IBB			3	1	1	3	1	0	0									
14 Ernie Banks, R (1,3) OBP: 0.302, SLG: 0.526	L7		F2			K			K	4	0	0	0	0	2	3									
Ron Santo, R (1,5) OBP: 0.320, SLG: 0.377	E5		FC5-4 1B			CS BB			5-3	3	0	1	0	1	0	0									
Dick Bertell, R (1,2) OBP: 0.268, SLG: 0.231	P8		FC5-4			K			K	4	0	0	0	0	2	3									
Elder White, R (1,6) OBP: 0.274, SLG: 0.189	1-3				F7				P4	4	0	0	0	0	1	0									
Cal Koonce, R (1,1) OBP: 0.125, SLG: 0.125 Don Elston, R (9,1)			E3						4-3	3	1	0	0	0	1	0									
Inning Stats	R: 1 E: 0 K: 1 S: 6	H: 1 LOB: 0 BB: 0 P: 6	R: 0 E: 1 K: 0 S: 4	H: 0 LOB: 1 BB: 0 P: 4	R: 4 E: 1 K: 0 S: 7	H: 3 LOB: 1 BB: 0 P: 8	R: 0 E: 0 K: 1 S: 5	H: 0 LOB: 0 BB: 0 P: 5	R: 0 E: 0 K: 2 S: 8	H: 0 LOB: 1 BB: 1 P: 8	R: 1 E: 0 K: 2 S: 9	H: 2 LOB: 2 BB: 1 P: 13	R: 0 E: 0 K: 1 S: 5	H: 0 LOB: 0 BB: 0 P: 5	R: 0 E: 0 K: 1 S: 5	H: 0 LOB: 0 BB: 0 P: 5	1B: 1 2B: 3 3B: 0 HR: 2	SF: 1 SAC: 0 DP: 0 HBP: 1	WP: 0 PB: 0 SB: 0 CS: 1	PA: 35					
PITCHER	IP	WLS	BF	H	R	ER	SO	BB	IBB	HBP	BLK	WP	HR	S	P	ERA	WHIP								
Moe Drabowsky, R (1,1) ERA: 5.13	4.0	L	19	4	5	4	2	0	0	1	0	0	0	12	16	0.00	0.500								
Ted Wills, L (5,1) ERA: 5.14	2.0		7	0	0	0	3	1	0	0	0	0	0	14	18	4.50	1.000								
Jim Brosnan, R (7,1) ERA: 4.05	2.0		9	2	1	1	3	0	1	0	0	0	0	14	18	4.50	1.000								

Cincinnati Reds @ Chicago Cubs
Wrigley Field, Chicago, IL
Sun Jun 03 1962, 3:33 AM CDT
Att: 7,808 - Cloudy

AB 31
R 6
H 6
RBI 6
BB 2
SO 8
LOB 8



Batter	1	2	3	4	5	6	7	8	9	10	11	AB	R	H	RBI	BB	SO	LOB	TOP													
Eddie Kasko, R OBP: 0.313, SLG: 0.357 (1, 6)	FC5-4 1B		HBP 1B	BB BB		SH E 1B	G3			1B		5	2	4	0	1	0	0														
Marty Keough, L OBP: 0.439, SLG: 0.400 (1, 8) (9, 9)	FC5-4 1B 1-2f		BB 1B HBP	BB BB		SH E HR 1B		K		F2		3	2	0	0	1	1	3														
Don Zimmer, R OBP: 0.282, SLG: 0.328 (1, 5)	G5-4-3 1B		BB 1B 1B	7-2		E1 HR		F2		F5		6	2	2	2	0	0	6														
Frank Robinson, R OBP: 0.379, SLG: 0.511 (1, 7)	G5-4-3 1B 1-2f		F8			FC6-4 1B	HR	K		P5		6	1	2	3	0	1	6														
Wally Post, R OBP: 0.353, SLG: 0.522 Vada Pinson, L OBP: 0.358, SLG: 0.614 (1, 9) (9, PH) (9, 8)		K	1B BB	FC6-4		FC6-4 1B	K	K		K		3	0	0	0	1	2	1														
Don Pavlich, R OBP: 0.364, SLG: 0.222 Gordy Coleman, L OBP: 0.330, SLG: 0.421 (1, 3) (5, PH) (5, 3)	P4		FC6-4 1B			K	F9	FC3-6 1B		F7		2	0	1	2	0	0	0														
Johnny Edwards, L OBP: 0.323, SLG: 0.390 (1, 2)	K		FC6-4			G3		FC3-6 1B		F7		5	0	0	0	1	1	3														
Cookie Rojas, R OBP: 0.307, SLG: 0.227 Jerry Lynch, L OBP: 0.324, SLG: 0.500 Don Blasingame, L OBP: 0.355, SLG: 0.349 (1, 4) (9, PH) (9, 4)			P4	E6 SH1-4	6-3		L8			F9		4	0	0	0	0	0	2														
Bob Purkey, R OBP: 0.182, SLG: 0.182 Ted Wills, L (7, 1)			1B 1B	SH1-4			K			1B		3	2	1	0	1	0															
Leo Cardenas, R OBP: 0.310, SLG: 0.351 Dave Sisler, R (10, 1) (10, 1)			HBP 1B 1B			HR						0	0	0	0	0	0	0														
Inning Stats	R: 0 E: 0 K: 0 S: 4	H: 2 LOB: 1 BB: 0 P: 4	R: 0 E: 0 K: 2 S: 7	H: 0 LOB: 0 BB: 0 P: 7	R: 4 E: 0 K: 0 S: 7	H: 4 LOB: 2 BB: 1 P: 12	R: 0 E: 1 K: 0 S: 3	H: 0 LOB: 2 BB: 2 P: 11	R: 0 E: 0 K: 1 S: 6	H: 1 LOB: 2 BB: 1 P: 10	R: 5 E: 2 K: 1 S: 10	H: 3 LOB: 0 BB: 0 P: 10	R: 0 E: 0 K: 1 S: 5	H: 0 LOB: 0 BB: 0 P: 5	R: 0 E: 0 K: 2 S: 7	H: 0 LOB: 0 BB: 0 P: 7	R: 0 E: 0 K: 1 S: 6	H: 1 LOB: 1 BB: 0 P: 6	R: 0 E: 0 K: 0 S: 5	H: 2 LOB: 2 BB: 0 P: 5	R: 0 E: 0 K: 1 S: 5	H: 0 LOB: 0 BB: 0 P: 5	1B: 11 2B: 1 3B: 0 HR: 2	SF: 0 SAC: 2 DP: 2 HBP: 1	WP: 0 PB: 0 SB: 1 CS: 0	PA: 52						
PITCHER	IP ERA	WLS BF	H R	ER SO	BB IBB	HBP BLK	WP HR	S P	ERA WHIP	PITCHER	IP ERA	WLS BF	H R	ER SO	BB IBB	HBP BLK	WP HR	S P	ERA WHIP													
Curt Simmons, L ERA: 3.38 (1, 1)	2.2 11	1 0	0 0	1 1	3 0	0 0	0 0	17 22	13.50 2.625	Lindy McDaniel, R ERA: 3.49 (8, 1)	4.0 13	4 15	3 3	0 4	0 0	0 0	0 0	23 23	0.00 0.750													
Ray Washburn, R ERA: 3.74 (3, 1)	2.1 11	1 0	0 0	1 1	3 0	0 0	0 0	10 22	0.00 1.714																							
Ray Sadecki, L ERA: 7.2 (6, 1)	0.0 5	3 5	3 3	0 0	0 0	0 0	0 2	5 5	∞ ∞																							
Ed Bauta, R ERA: 1.93 (6, 1)	1.0 3	0 0	0 0	1 1	0 0	0 0	0 0	5 5	0.00 0.000																							
Don Ferrarese, L ERA: 3.74 (7, 1)	1.0 3	0 0	0 0	1 1	0 0	0 0	0 0	5 5	0.00 0.000																							

Cincinnati Reds @ St. Louis Cardinals
Sportsman's Park, St. Louis, MO
Tue Jun 05 1962, 8:05 PM EDT
Att. 10,104 - Unknown - 87 F

AB 45
R 9
H 13
RBI 8
BB 4
SO 9
LOB 23



Batter	1	2	3	4	5	6	7	8	9	10	11	AB	R	H	RBI	BB	SO	LOB	BOTTOM														
Curt Flood, R OBP: 0.357, SLG: 0.439 Charlie James, R OBP: 0.319, SLG: 0.338 (1, 8) (7, PR) (8, 8) (9, 9)	F8		4-3		P6		BB HR HBP	K		1B		3	0	0	0	0	0	1															
Julian Javier, R OBP: 0.290, SLG: 0.288 (1, 4)	S E BB		P6		L1-3		HR BB	F8		K		4	2	0	0	2	1	3															
Bill White, L OBP: 0.353, SLG: 0.440 (1, 3)	FC3-6 BB		K			K	HR	P6				5	1	1	3	1	2	0															
Stan Musial, L OBP: 0.389, SLG: 0.481 (1, 7)	FC3-6		K		K	2B SF8 1B	HR WP 1B	K		K		6	3	3	1	0	2	1															
Ken Boyer, R OBP: 0.377, SLG: 0.492 (1, 5)	F9		P4		P4	SF8 E 2B	HR	F8				5	2	2	2	0	0	1															
Carl Sawatski, L OBP: 0.442, SLG: 0.605 (1, 2)		3-1 2B		BB 1B		SF8 E 2B	P4 HR	K				4	0	2	1	0	1	1															
Doug Clemens, L OBP: 0.318, SLG: 0.250 (1, 9) (9, 8)		3-1		BB 1B		E4 2B	G3			4-3		4	1	0	0	1	0	2															
Julio Gotay, R OBP: 0.361, SLG: 0.383 (1, 6)		4-3		BB						K		5	0	2	1	0	2	3															
Carl Simmons, L ERA: 3.15 Ray Washburn, R ERA: 3.74 Ray Sadecki, L ERA: 7.2 Ed Bauta, R ERA: 1.93 Don Ferrarese, L ERA: 3.74 (1, 1) (7, 1) (10, 1)	L7		L1-3 1B		L5		L5			1B BB		1	0	0	0	0	0	1															
Inning Stats	R: 1 E: 1 K: 0 S: 3	H: 0 LOB: 1 BB: 2 P: 11	R: 0 E: 0 K: 0 S: 4	H: 1 LOB: 1 BB: 0 P: 4	R: 0 E: 0 K: 1 S: 5	H: 0 LOB: 0 BB: 0 P: 5	R: 0 E: 0 K: 2 S: 8	H: 1 LOB: 2 BB: 1 P: 12	R: 0 E: 0 K: 0 S: 5	H: 0 LOB: 0 BB: 0 P: 5	R: 0 E: 0 K: 2 S: 7	H: 0 LOB: 0 BB: 0 P: 7	R: 0 E: 0 K: 2 S: 8	H: 1 LOB: 2 BB: 1 P: 12	R: 0 E: 0 K: 0 S: 2	H: 1 LOB: 0 BB: 0 P: 2	1B: 7 2B: 4 3B: 0 HR: 3	SF: 1 SAC: 0 DP: 1 HBP: 1	WP: 2 PB: 0 SB: 1 CS: 0	PA: 49													
PITCHER	IP ERA	WLS BF	H R	ER SO	BB IBB	HBP BLK	WP HR	S P	ERA WHIP	PITCHER	IP ERA	WLS BF	H R	ER SO	BB IBB	HBP BLK	WP HR	S P	ERA WHIP														
Bob Purkey, R ERA: 3.15 (1, 1)	6.0 30	4 7	1 8	5 3	4 0	0 0	0 2	33 18	7.50 1.833																								
Ted Wills, L ERA: 5.4 (7, 1)	3.0 12	4 1	1 1	3 0	0 0	0 0	2 1	18 18	3.00 1.333																								
Dave Sisler, R ERA: 4.97 (10, 1)	1.1 7	L 2	1 1	2 2	1 0	0 0	0 1	10 14	6.75 2.250																								

Cincinnati Reds @ St. Louis Cardinals
Sportsman's Park, St. Louis, MO
Tue Jun 05 1962, 8:05 PM EDT
Att. 10,104 - Unknown - 87 F

AB 42
R 10
H 13
RBI 8
BB 5
SO 9
LOB 14



Batter	1	2	3	4	5	6	7	8	9	AB	R	H	RBI	BB	SO	LOB	TOP			
Eddie Kasko, R OBP: 0.310, SLG: 0.352 (1, 6)										5	1	1	0	0	1	3	Cincinnati Reds @ St. Louis Cardinals Sportsman's Park, St. Louis, MO Wed Jun 06 1962, 8:05 PM EDT Alt. 7,488 - Unknown - 78 F			
Marty Keough, L OBP: 0.422, SLG: 0.368 (1, 9)										3	0	0	0	1	1	1				
Vada Pinson, L OBP: 0.360, SLG: 0.611 (1, 8)										4	1	2	0	0	0	1				
Frank Robinson, R OBP: 0.377, SLG: 0.511 (1, 7)										4	0	1	1	0	1	2				
Gordy Coleman, L OBP: 0.328, SLG: 0.417 (1, 3)										4	1	1	1	0	0	2				
Don Zimmer, R OBP: 0.281, SLG: 0.333 (1, 5)										4	0	1	0	0	0	2				
Johnny Edwards, L OBP: 0.321, SLG: 0.387 (1, 2)										4	0	1	0	0	1	3				
Don Blasingame, L OBP: 0.359, SLG: 0.354 (1, 4)										4	0	2	1	0	0	1				
Joey Jay, S OBP: 0.222, SLG: 0.353 (1, 1)										3	0	0	0	0	0	1				
Jerry Lynch, L OBP: 0.333, SLG: 0.500 (9, PH)										0	0	0	0	1	0	0				
Joe Gaines, R OBP: 0.583, SLG: 0.556 (9, PR)										0	0	0	0	0	0	0				
Inning Stats	R: 2 E: 0 K: 0 S: 6	H: 3 LOB: 1 BB: 0 P: 6	R: 0 E: 0 K: 0 S: 3	H: 1 LOB: 0 BB: 0 P: 3	R: 0 E: 0 K: 1 S: 5	H: 0 LOB: 1 BB: 0 P: 5	R: 0 E: 0 K: 1 S: 6	H: 1 LOB: 1 BB: 0 P: 6	R: 0 E: 0 K: 0 S: 5	H: 0 LOB: 1 BB: 1 P: 7	R: 0 E: 0 K: 0 S: 4	H: 1 LOB: 1 BB: 0 P: 4	R: 0 E: 0 K: 0 S: 4	H: 1 LOB: 1 BB: 0 P: 4	R: 1 E: 1 K: 1 S: 7	H: 2 LOB: 3 BB: 1 P: 11	1B: 7 2B: 2 3B: 0 HR: 0	SF: 0 SAC: 0 DP: 2 HBP: 0	WP: 0 PB: 0 SB: 0 CS: 0	PA: 37
PITCHER Larry Jackson, R ERA: 4.12 (1, 1)	IP: 9.0 WLS: W BF: 37 H: 9 R: 3 ER: 2 SO: 4 BB: 1 IBB: 1 HBP: 0 BLK: 0 WP: 0 HR: 0 S: 43 P: 51 ERA: 2.00 WHIP: 1.111															PITCHER				

AB	35
R	3
H	9
RBI	3
BB	2
SO	4
LOB	16



Batter	1	2	3	4	5	6	7	8	9	AB	R	H	RBI	BB	SO	LOB	BOTTOM
Curt Flood, R OBP: 0.355, SLG: 0.440 (1, 8)										4	1	1	0	0	0	2	Cincinnati Reds @ St. Louis Cardinals Sportsman's Park, St. Louis, MO Wed Jun 06 1962, 8:05 PM EDT Alt. 7,488 - Unknown - 78 F
Julian Javier, R OBP: 0.276, SLG: 0.283 (1, 4)										3	0	0	0	0	0	3	
Red Schoendienst, S OBP: 0.377, SLG: 0.441 (7, PH) (8, 4)										1	0	1	1	0	0	0	
Bill White, L OBP: 0.352, SLG: 0.446 (1, 3)										4	1	1	1	0	0	2	
Stan Musial, L OBP: 0.399, SLG: 0.485 (1, 7)										3	0	2	0	1	0	0	
Bobby Gene Smith, R OBP: 0.228, SLG: 0.255 (8, PR) (9, 7)										0	1	0	0	0	0	0	
Ken Boyer, R OBP: 0.372, SLG: 0.487 (1, 5)										2	0	0	1	0	1	1	
Carl Sawatski, L OBP: 0.454, SLG: 0.614 (1, 2)										2	0	1	0	2	0	0	
Doug Clemens, L OBP: 0.326, SLG: 0.244 (1, 9)										2	0	0	0	2	0	2	
Julio Gotay, R OBP: 0.364, SLG: 0.379 (1, 6)										2	1	0	1	2	0	2	
Larry Jackson, R OBP: 0.286, SLG: 0.290 (1, 1)										3	0	1	0	0	0	3	
Inning Stats	R: 2 E: 0 K: 0 S: 4	H: 2 LOB: 0 BB: 1 P: 8	R: 0 E: 0 K: 0 S: 3	H: 0 LOB: 0 BB: 0 P: 3	R: 0 E: 0 K: 1 S: 6	H: 1 LOB: 2 BB: 1 P: 10	R: 0 E: 0 K: 0 S: 4	H: 1 LOB: 2 BB: 1 P: 8	R: 1 E: 0 K: 0 S: 4	H: 1 LOB: 1 BB: 1 P: 8	R: 1 E: 0 K: 0 S: 3	H: 1 LOB: 2 BB: 3 P: 15	1B: 3 2B: 5 3B: 2 HR: 0	SF: 1 SAC: 2 DP: 3 HBP: 0	WP: 0 PB: 0 SB: 0 CS: 0	PA: 36	
PITCHER Joey Jay, R ERA: 3.73 (1, 1)	IP: 8.0 WLS: L BF: 36 H: 7 R: 4 ER: 4 SO: 1 BB: 6 IBB: 1 HBP: 0 BLK: 0 WP: 0 HR: 0 S: 31 P: 59 ERA: 4.50 WHIP: 1.625															PITCHER	



Batter	1	2	3	4	5	6	7	8	9	AB	R	H	RBI	BB	SO	LOB	TOP					
Eddie Kasko, R (1, 6) OBP: 0.314, SLG: 0.362	6-3		F9			1B 2B		1B		4	1	2	1	0	0	1	Cincinnati Reds @ St. Louis Cardinals Sportsman's Park, St. Louis, MO Thu Jun 07 1962, 8:05 PM EDT Att: 8,206 - Unknown - 81 F					
Don Blasingame, L (1, 4) OBP: 0.356, SLG: 0.350	K			1-3		FC3-6 1B		4-3		4	0	1	1	0	1							
Vada Pinson, L (1, 8) OBP: 0.353, SLG: 0.598	F8			4-3		FC3-6		4-3		4	0	0	0	0	0							
Frank Robinson, R (1, 7)		F8		4-3		4-3		1B		4	0	1	0	0	0							
Jerry Lynch, L (1, 9) OBP: 0.315, SLG: 0.470	F8				P4			F2		4	0	0	0	0	0							
Gordy Coleman, L (1, 3) OBP: 0.326, SLG: 0.413					K			4-3		4	0	1	0	0	1							
Don Zimmer, R (1, 5) OBP: 0.275, SLG: 0.325			K		6-3			K		3	0	0	0	0	2							
Johnny Edwards, L (1, 2) OBP: 0.327, SLG: 0.399						2B 2B		P5		3	1	2	0	0	0							
Jim O'Toole, S (1, 1) Dave Sisler, R (5, 1) Joe Gaines, R (6, PH) Howie Nunn, R (6, 1) Marty Keough, L (8, PH) Jim Brosnan, R (8, 1)			K			6-3		K		1	0	0	0	0	1							
Inning Stats	R: 0 E: 0 K: 1 S: 5	H: 0 LOB: 0 BB: 0 P: 5	R: 0 E: 0 K: 0 S: 3	H: 1 LOB: 1 BB: 0 P: 3	R: 0 E: 0 K: 2 S: 8	H: 1 LOB: 1 BB: 0 P: 8	R: 0 E: 0 K: 0 S: 3	H: 0 LOB: 0 BB: 0 P: 3	R: 0 E: 0 K: 1 S: 5	H: 0 LOB: 0 BB: 0 P: 5	R: 2 E: 0 K: 0 S: 6	H: 3 LOB: 1 BB: 0 P: 6	R: 0 E: 0 K: 1 S: 5	H: 0 LOB: 0 BB: 0 P: 5	R: 0 E: 0 K: 1 S: 6	H: 1 LOB: 1 BB: 0 P: 6		R: 0 E: 0 K: 0 S: 4	H: 1 LOB: 1 BB: 0 P: 4	1B: 5 2B: 2 3B: 0 HR: 0	SF: 0 SAC: 0 DP: 0 HBP: 0	WP: 0 PB: 0 SB: 0 CS: 0
PITCHER Ernie Broglio, R (1, 1) ERA: 3.02	IP: 9.0 WLS: W BF: 33 H: 7 R: 2 ER: 2 SO: 6 BB: 0 IBB: 0 HBP: 0 BLK: 0 WP: 0 HR: 0 S: 45 P: 45 ERA: 2.00 WHIP: 0.778															PITCHER						



Batter	1	2	3	4	5	6	7	8	9	AB	R	H	RBI	BB	SO	LOB	BOTTOM					
Curt Flood, R (1, 8) OBP: 0.360, SLG: 0.448	5-3		L3			E5 1B		2B		5	1	3	1	0	0	0	Cincinnati Reds @ St. Louis Cardinals Sportsman's Park, St. Louis, MO Thu Jun 07 1962, 8:05 PM EDT Att: 8,206 - Unknown - 81 F					
Julian Javier, R (1, 4) OBP: 0.279, SLG: 0.297	F8			1B	1B	P4		F3		5	1	2	0	0	0	3						
Ken Boyer, R (1, 5) OBP: 0.374, SLG: 0.487	K			1B	3B			5-3		4	0	2	1	0	1	0						
Gene Oliver, R (1, 2) OBP: 0.353, SLG: 0.412		E5 1B		K	1B	1B		1B		4	1	2	0	0	1	2						
Charlie James, R (1, 9) OBP: 0.329, SLG: 0.347		1B		G6-4-3	1B	6-3		1B		4	0	2	1	0	0	2						
Bill White, L (1, 3) OBP: 0.354, SLG: 0.462								F2		4	1	2	1	0	0	2						
Bobby Gene Smith, R (1, 7) OBP: 0.230, SLG: 0.273		6-3			5-3	G2		1B 2B		4	1	1	0	0	0	0						
Julio Gotay, R (1, 6) OBP: 0.372, SLG: 0.393			6-3			1B 2B		SH1-3 2B 1B		4	2	3	1	0	0	0						
Ernie Broglio, R (1, 1) OBP: 0.158, SLG: 0.111		6-3			1B	K		SH1-3		3	1	1	1	0	1	1						
Inning Stats	R: 0 E: 0 K: 1 S: 5	H: 0 LOB: 0 BB: 0 P: 5	R: 1 E: 1 K: 0 S: 4	H: 2 LOB: 0 BB: 0 P: 4	R: 0 E: 0 K: 0 S: 3	H: 0 LOB: 0 BB: 0 P: 3	R: 0 E: 0 K: 1 S: 6	H: 2 LOB: 1 BB: 0 P: 6	R: 5 E: 1 K: 0 S: 10	H: 8 LOB: 2 BB: 0 P: 10	R: 0 E: 0 K: 1 S: 7	H: 2 LOB: 2 BB: 0 P: 7	R: 0 E: 0 K: 0 S: 3	H: 1 LOB: 0 BB: 0 P: 3	R: 2 E: 0 K: 0 S: 6	H: 3 LOB: 1 BB: 0 P: 6		R: 0 E: 0 K: 0 S: 6	H: 1 LOB: 1 BB: 0 P: 4	1B: 13 2B: 3 3B: 1 HR: 1	SF: 0 SAC: 1 DP: 1 HBP: 0	WP: 0 PB: 0 SB: 0 CS: 1
PITCHER Jim O'Toole, L (1, 1) ERA: 4.24 Dave Sisler, R (5, 1) ERA: 4.73 Howie Nunn, R (6, 1) ERA: 5.59 Jim Brosnan, R (8, 1) ERA: 4.71	IP: 4.1 WLS: L BF: 21 H: 10 R: 6 ER: 5 SO: 2 BB: 0 IBB: 0 HBP: 0 BLK: 0 WP: 0 HR: 1 S: 25 P: 25 ERA: 10.38 WHIP: 2.308															PITCHER						



Batter	1	2	3	4	5	6	7	8	9	AB	R	H	RBI	BB	SO	LOB	TOP										
Tony Taylor, R OBP: 0.364, SLG: 0.402	F7		HR	BB	FC5-4		L9		K	5	1	1	1	1	1	4											
Johnny Callison, L OBP: 0.365, SLG: 0.505	4-3		1B	BB	4-3		K			4	1	1	1	1	1	3											
Tony Gonzalez, L OBP: 0.402, SLG: 0.539	1B		FC5	1B	SH1-3	1B	4-3		K	4	1	2	0	1	1	0											
Wes Covington, L OBP: 0.312, SLG: 0.390	L7		SF8		SH1-3	1B	K		6-3	2	1	1	1	0	0	1											
Jacke Davis, R OBP: 0.315, SLG: 0.373					1B					2	0	0	0	0	1	0											
Clay Dalrymple, L OBP: 0.423, SLG: 0.456		BB	BB	BB	SH1-3				G3	2	1	1	0	2	0	0											
Don Demeter, R OBP: 0.341, SLG: 0.484	P3		FC5		BB	1B				4	3	2	2	1	0	3											
Roy Sievers, R OBP: 0.318, SLG: 0.314	P6				1B					5	1	2	3	0	1	1											
Ted Savage, R OBP: 0.357, SLG: 0.402					1B					0	0	0	0	0	0	0											
Frank Torre, L OBP: 0.386, SLG: 0.356					1B					0	0	0	0	0	0	0											
Bobby Wine, R OBP: 0.257, SLG: 0.347	K				FC5-4	1B			L9	4	1	0	0	1	2	2											
Dennis Bennett, L OBP: 0.231, SLG: 0.091			K		WP	BB			F9	3	0	1	2	2	1	1											
Inning Stats	R: 0 E: 0 K: 0 S: 4	H: 1 LOB: 1 BB: 0 P: 4	R: 0 E: 0 K: 1 S: 5	H: 0 LOB: 1 BB: 1 P: 9	R: 2 E: 0 K: 1 S: 7	H: 2 LOB: 2 BB: 2 P: 15	R: 0 E: 0 K: 1 S: 5	H: 0 LOB: 2 BB: 2 P: 13	R: 5 E: 0 K: 0 S: 6	H: 4 LOB: 2 BB: 3 P: 18	R: 2 E: 0 K: 2 S: 9	H: 2 LOB: 0 BB: 0 P: 9	R: 0 E: 0 K: 1 S: 5	H: 0 LOB: 1 BB: 1 P: 9	R: 0 E: 0 K: 1 S: 5	H: 0 LOB: 0 BB: 0 P: 5	R: 1 E: 0 K: 1 S: 7	H: 2 LOB: 1 BB: 0 P: 7	1B: 7 2B: 2 3B: 0 HR: 2	SF: 1 SAC: 1 DP: 0 HBP: 0	WP: 1 PA: 46 PB: 0 CS: 1 SB: 0						
PITCHER	IP	WLS	BF	H	R	ER	SO	BB	IBB	HBP	BLK	WP	HR	S	P	ERA	WHIP										
Johnny Klippstein, R ERA: 4.34	(1, 1)	4.0	L	21	3	3	3	6	0	0	0	1	1	21	45	6.75	2.250										
Moe Drabowsky, R ERA: 5.77	(5, 1)	1.0		8	4	4	0	1	1	0	0	0	0	6	14	36.00	5.000										
Ted Willis, L ERA: 6.0	(6, 1)	2.0		9	2	2	3	1	0	0	0	0	1	14	18	9.00	1.500										
Jim Brosnan, R ERA: 4.7	(8, 1)	2.0		8	2	1	2	0	0	0	0	0	0	12	12	4.50	1.000										

Philadelphia Phillies @ Cincinnati Reds
Crosley Field, Cincinnati, OH
Fri Jun 08 1962, 7:05 PM EDT
Att: 16,991 - Unknown

AB 35
R 10
H 11
RBI 10
BB 9
SO 8
LOB 15

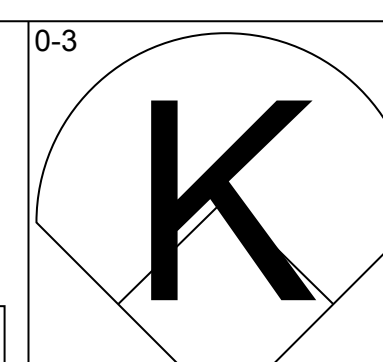
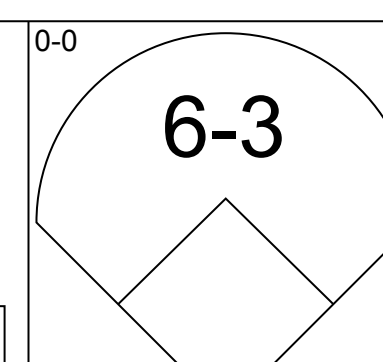
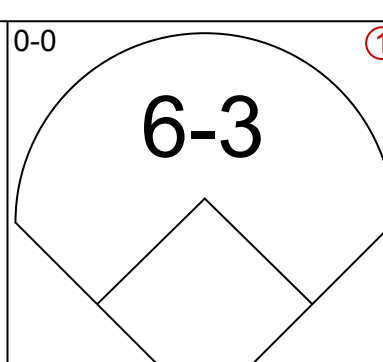
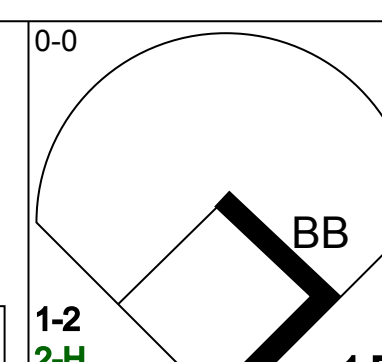
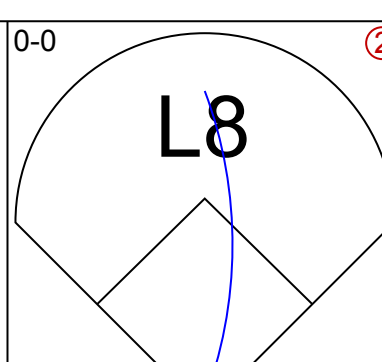
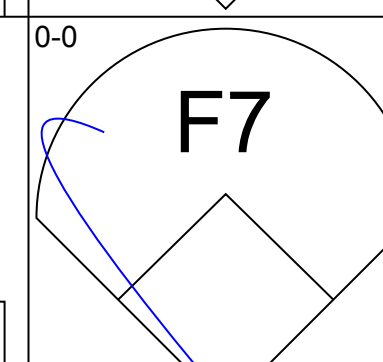
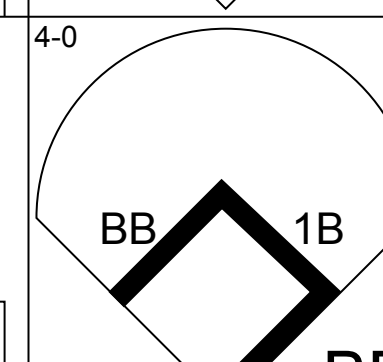
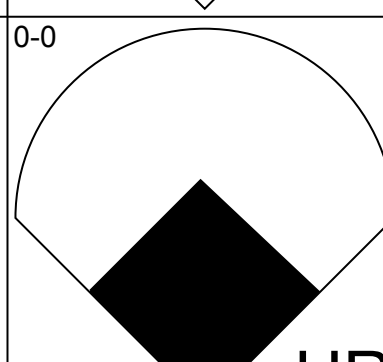
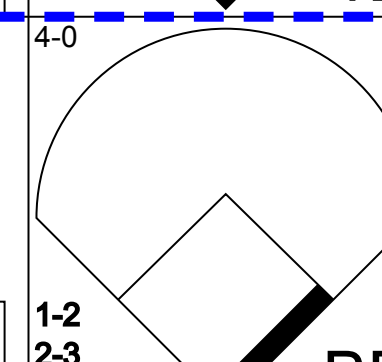
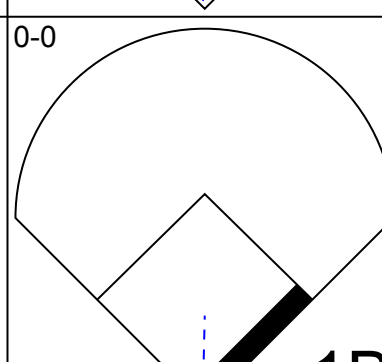
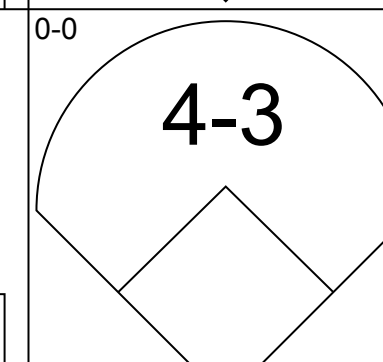
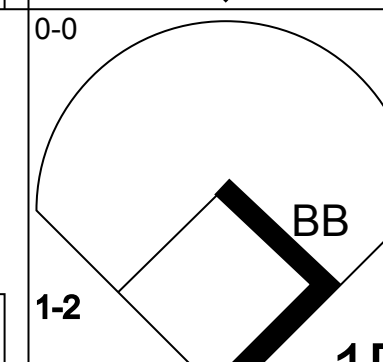
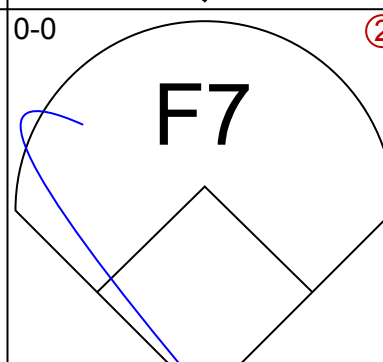
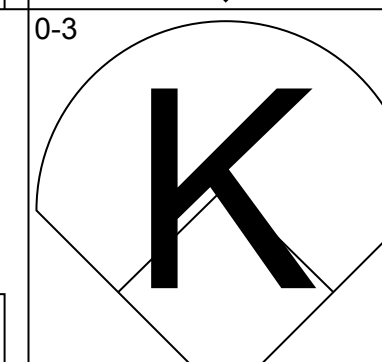
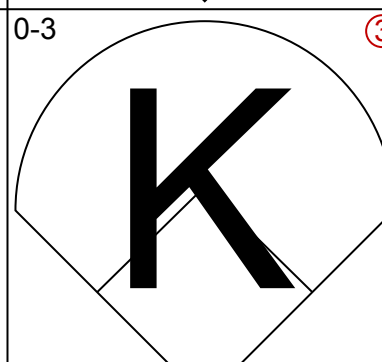
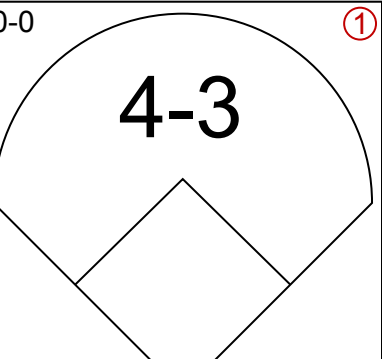
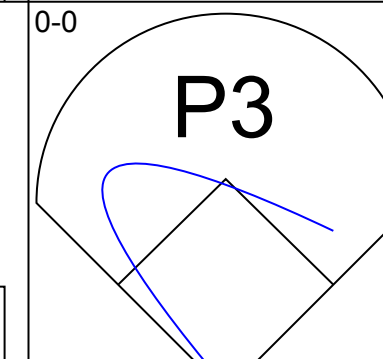
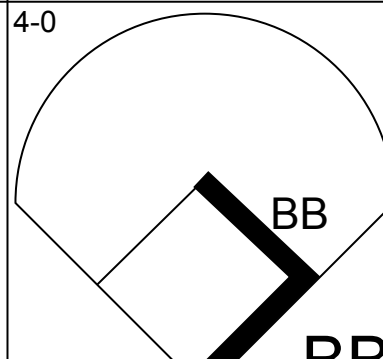
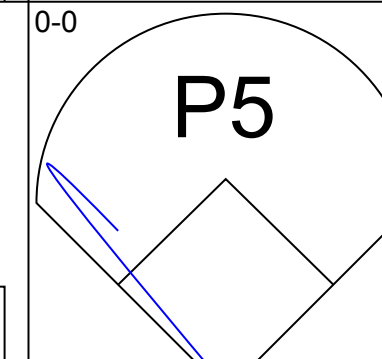

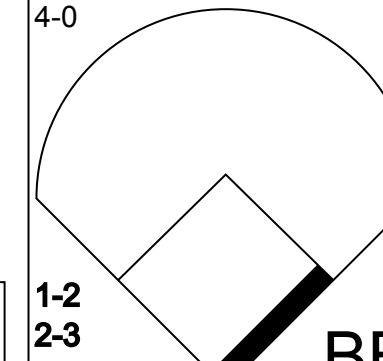
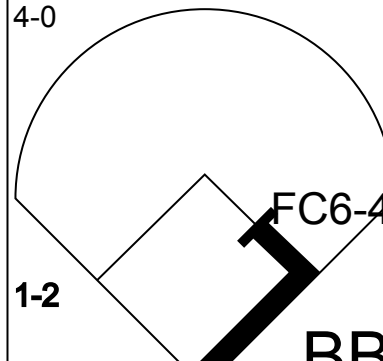


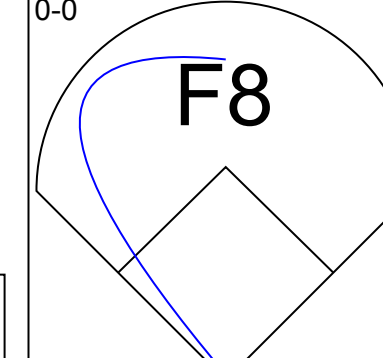
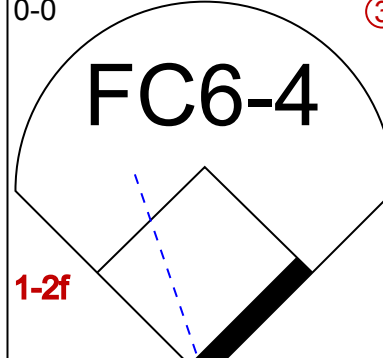

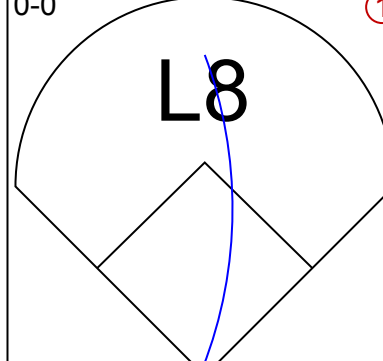
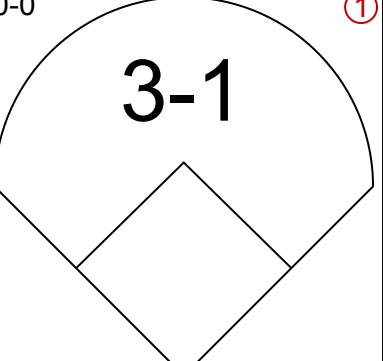
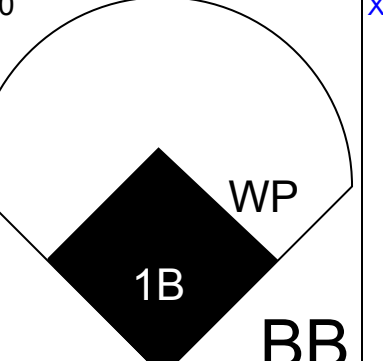

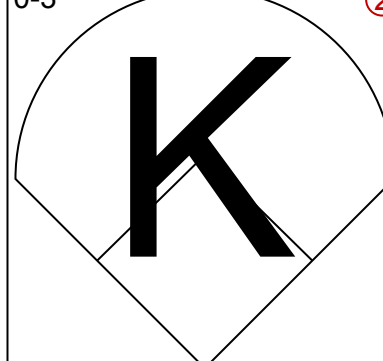
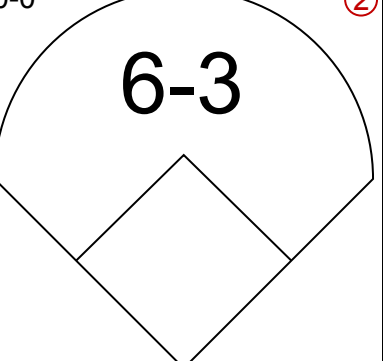
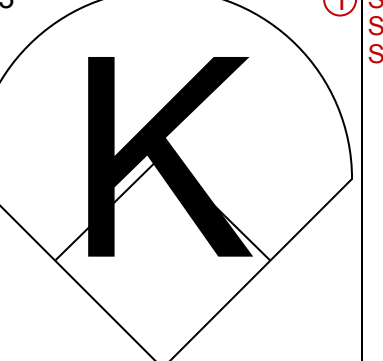


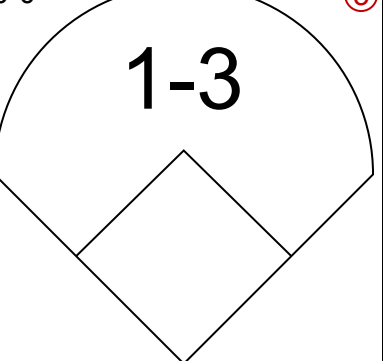
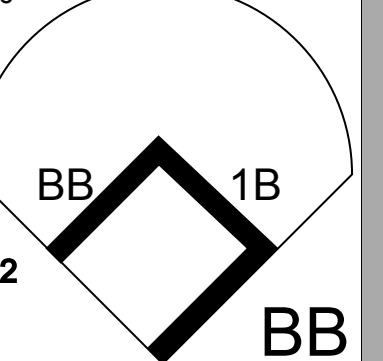
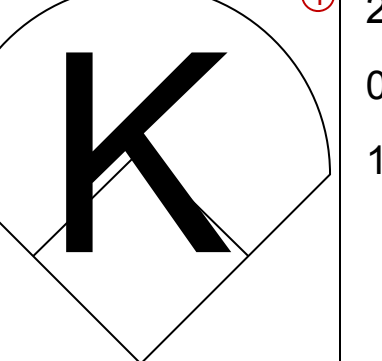
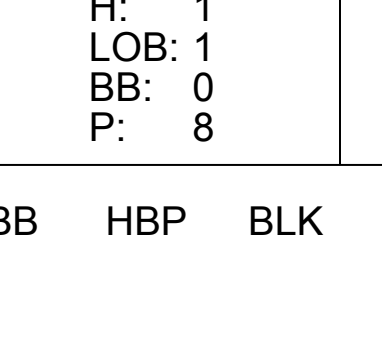



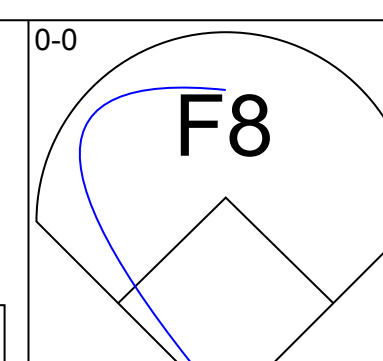
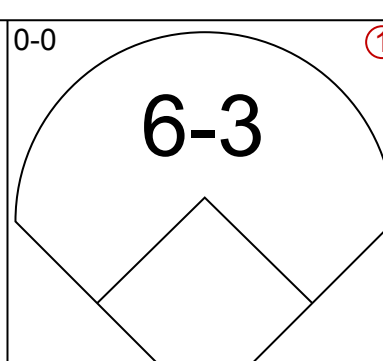
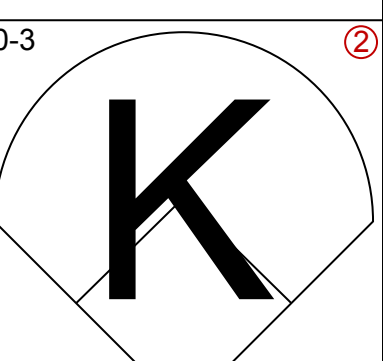
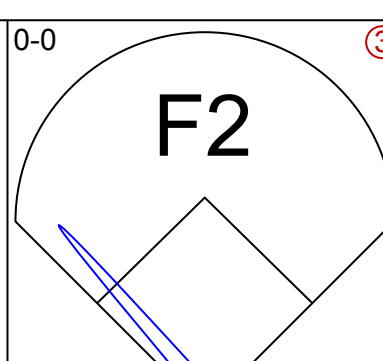
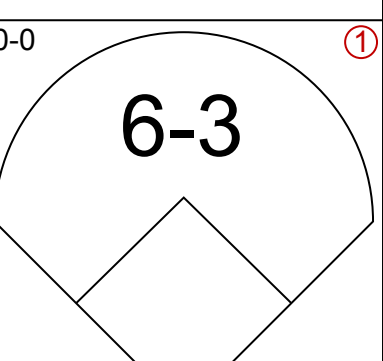
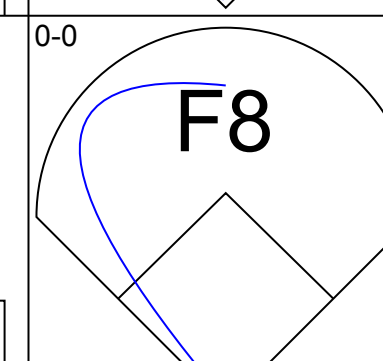
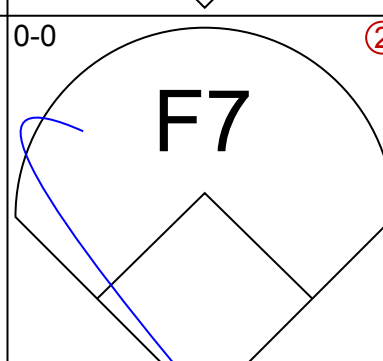
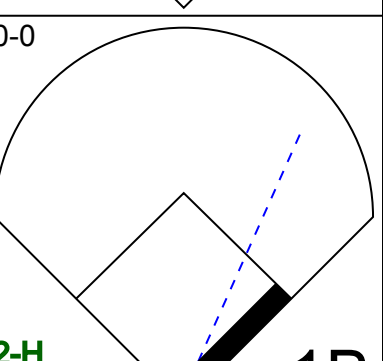
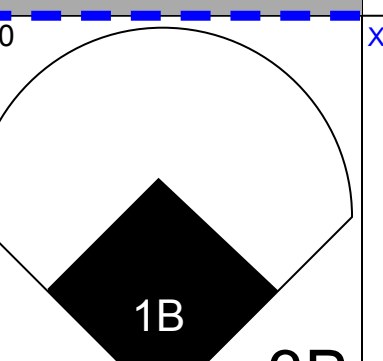
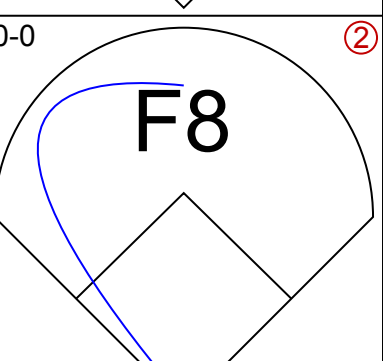
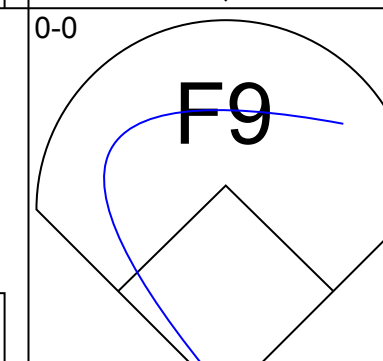
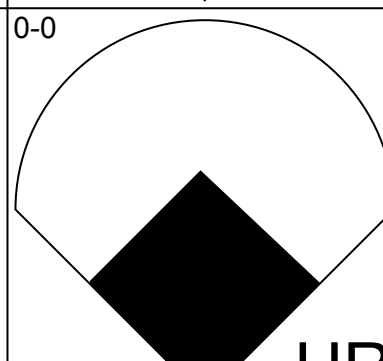
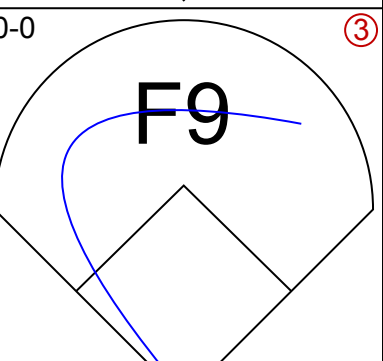
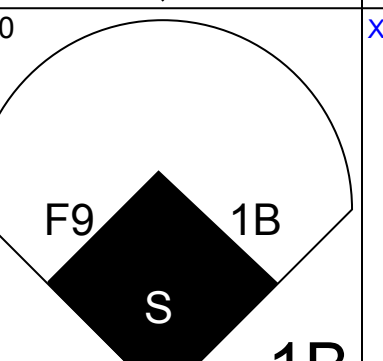
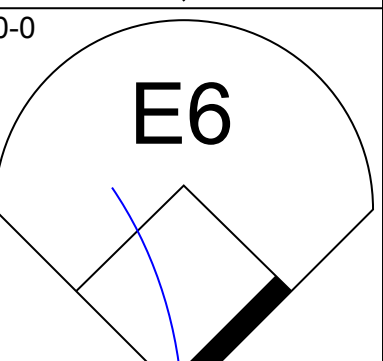
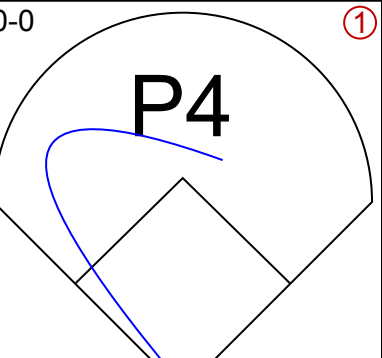
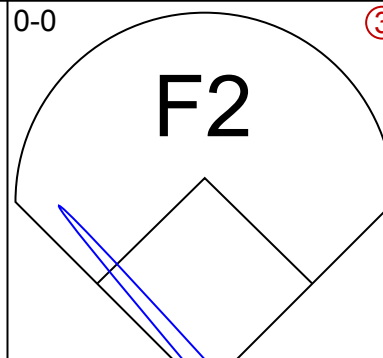
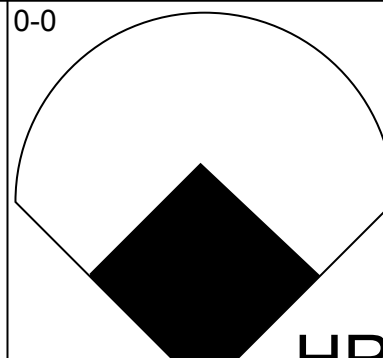
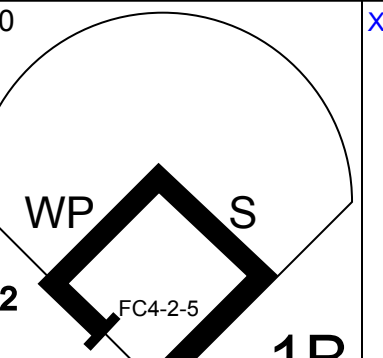
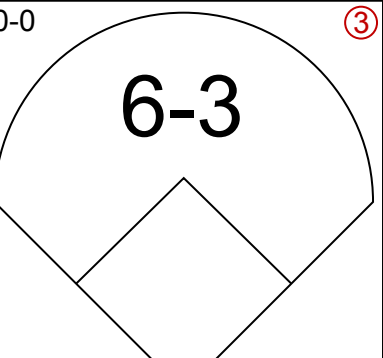
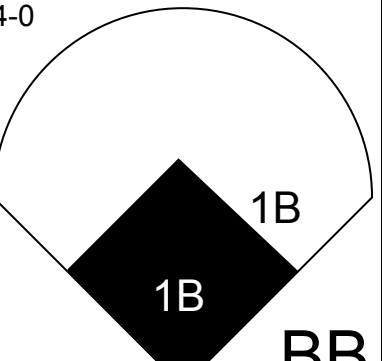
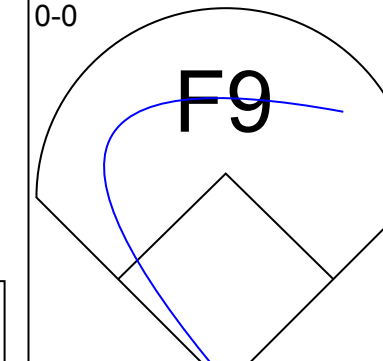
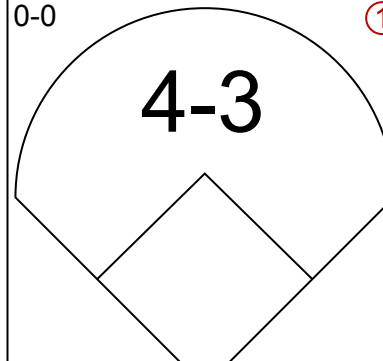
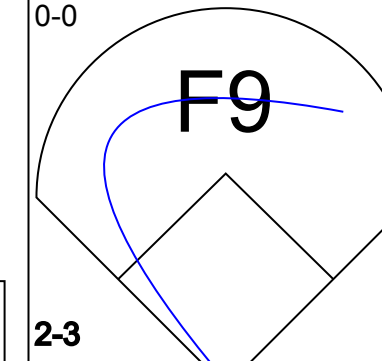

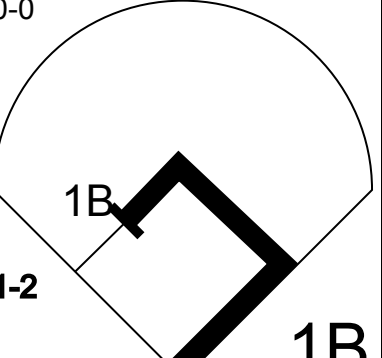
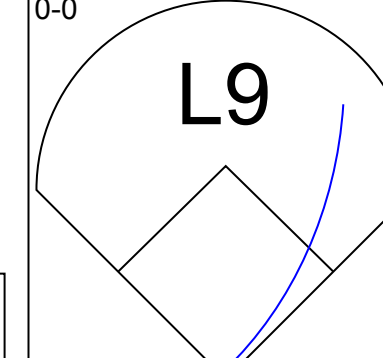
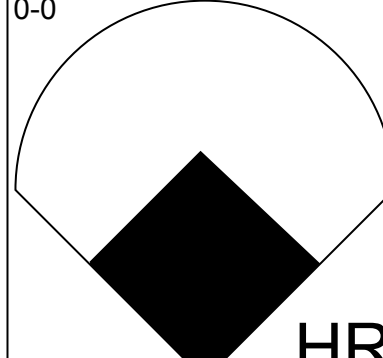
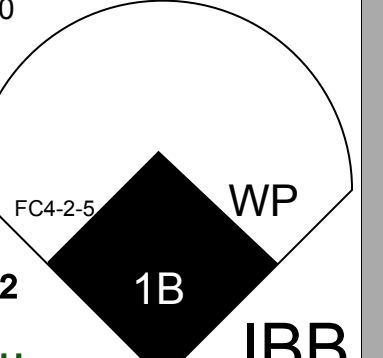

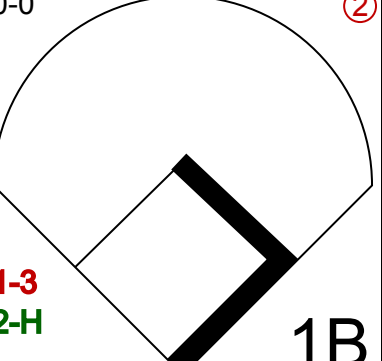
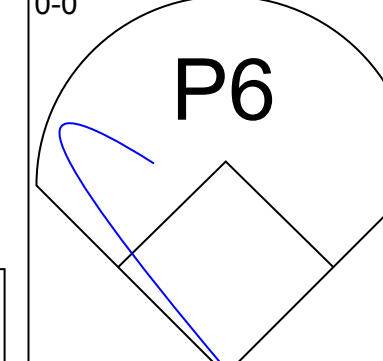
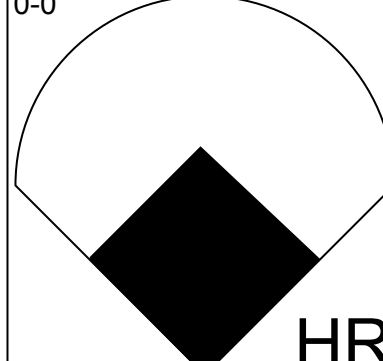
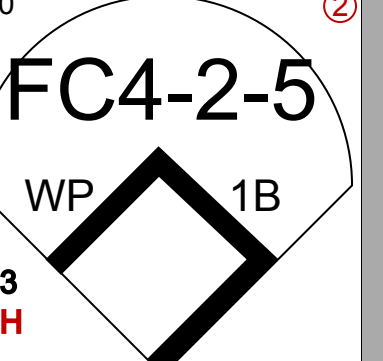

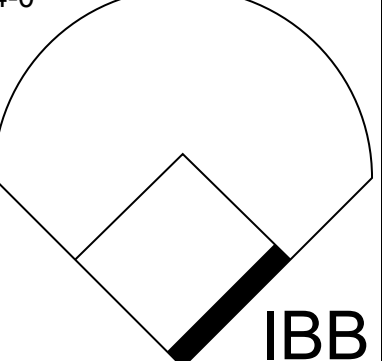
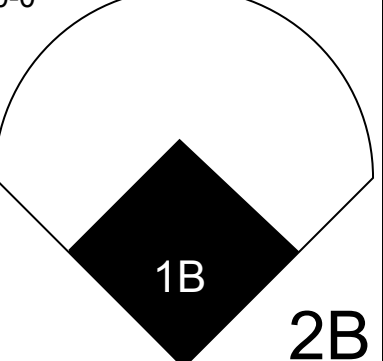
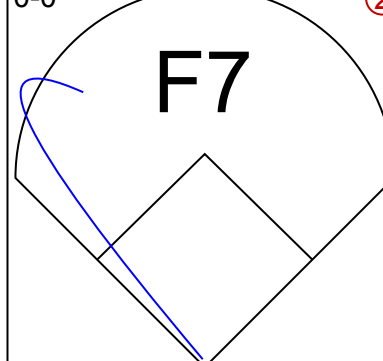
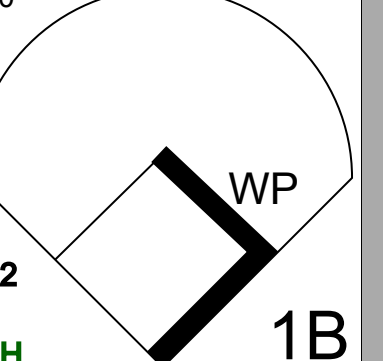

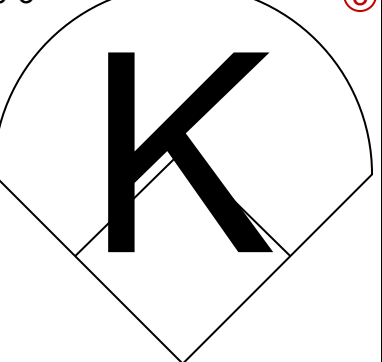

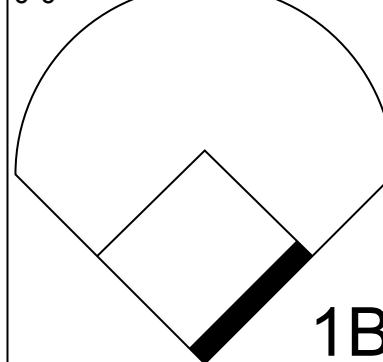
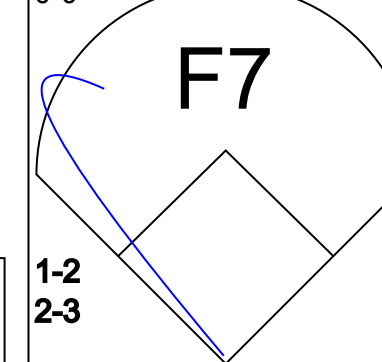

Batter	1	2	3	4	5	6	7	8	9	AB	R	H	RBI	BB	SO	LOB	BOTTOM										
Eddie Kasko, R OBP: 0.307, SLG: 0.353	F8		6-3		L6			L7		4	0	0	0	0	0	0											
Don Zimmer, R OBP: 0.274, SLG: 0.323	K		4-3			WP	1B	F7		4	1	1	0	0	1	0											
Vada Pinson, L OBP: 0.350, SLG: 0.591					E3		1B			2	0	0	0	0	0	0											
Marty Keough, L OBP: 0.417, SLG: 0.366	F7				4-3	WP	1B	F8		2	0	1	0	0	0	0											
Frank Robinson, R OBP: 0.368, SLG: 0.495					9-3					4	0	0	1	0	0	2											
Wally Post, R OBP: 0.348, SLG: 0.511					5-3			F9		3	0	0	0	1	0	1											
Leo Cardenas, R OBP: 0.309, SLG: 0.354										4	0	1	0	0	2	2											
Don Pavletich, R OBP: 0.385, SLG: 0.200										2	1	0	0	2	0	1											
Hank Foiles, R OBP: 0.250, SLG: 0.261										3	0	0	0	0	1	3											
Johnny Klippstein, R ERA: 4.34	(1, 1)									1	0	0	0	0	0	0											
Moe Drabowsky, R ERA: 5.77	(5, 1)									0	0	0	0	0	0	0											
Joe Gaines, R OBP: 0.291, SLG: 0.088	(5, PH)									1	1	1	2	0	0	0											
Ted Willis, L ERA: 6.0	(6, 1)									0	0	0	0	0	0	0											
Don Blasingame, L OBP: 0.328, SLG: 0.347	(7, PH)									1	0	0	0	0	0	0											
Jim Brosnan, R ERA: 4.7	(8, 1)									0	0	0	0	0	0	0											
Inning Stats	R: 0 E: 0 K: 1 S: 5	H: 0 LOB: 0 BB: 0 P: 5	R: 0 E: 0 K: 1 S: 5	H: 0 LOB: 2 BB: 2 P: 13	R: 0 E: 0 K: 0 S: 3	H: 0 LOB: 0 BB: 0 P: 3	R: 0 E: 1 K: 0 S: 3	H: 0 LOB: 0 BB: 0 P: 3	R: 2 E: 0 K: 1 S: 6	H: 1 LOB: 1 BB: 1 P: 10	R: 1 E: 0 K: 1 S: 7	H: 2 LOB: 1 BB: 0 P: 7	R: 0 E: 0 K: 0 S: 3	H: 0 LOB: 0 BB: 0 P: 3	R: 0 E: 0 K: 0 S: 3	H: 0 LOB: 0 BB: 0 P: 3	R: 0 E: 0 K: 0 S: 4	H: 1 LOB: 1 BB: 0 P: 4	1B: 2 2B: 2 3B: 0 HR: 1	SF: 0 SAC: 0 DP: 1 HBP: 0	WP: 1 PA: 34 PB: 0 CS: 0 SB: 0						
PITCHER	IP	WLS	BF	H	R	ER	SO	BB	IBB	HBP	BLK	WP	HR	S	P	ERA	WHIP										
Dennis Bennett, L ERA: 4.55	(1, 1)	9.0	W	34	4	3	3	4	3	0	0	1	1	39	51	3.00	0.778										

Philadelphia Phillies @ Cincinnati Reds
Crosley Field, Cincinnati, OH
Fri Jun 08 1962, 7:05 PM EDT
Att: 16,991 - Unknown

AB 31
R 3
H 4
RBI 3
BB 3
SO 4
LOB 9



Batter	1	2	3	4	5	6	7	8	9	AB	R	H	RBI	BB	SO	LOB	TOP					
Tony Taylor, R (1.4) OBP: 0.356, SLG: 0.403										5	0	1	1	0	1	0	Philadelphia Phillies @ Cincinnati Reds Crosley Field, Cincinnati, OH Sun Jun 10 1962, 3:38 AM EDT Att: 17,471 - Unknown					
Johnny Callison, L (1.9) OBP: 0.378, SLG: 0.526										3	1	2	1	2	0	0						
Tony Gonzalez, L (1.8) OBP: 0.384, SLG: 0.508										5	0	1	0	0	2	4						
Wes Covington, L (1.7) OBP: 0.314, SLG: 0.432										3	0	0	0	1	0	5						
Jim Owens, R (7.1) OBP: 0.143, SLG: 0.143										0	0	0	0	0	0	0						
Clay Dalrymple, L (1.2) OBP: 0.425, SLG: 0.439										1	0	0	0	3	0	0						
Don Demeter, R (1.5) OBP: 0.340, SLG: 0.471										4	0	0	0	0	2	6						
Frank Torre, L (1.3) OBP: 0.387, SLG: 0.349										3	1	0	0	1	0	1						
Bobby Wine, R (1.6) OBP: 0.241, SLG: 0.325										2	0	0	0	0	1	0						
Billy Klaus, L (7.7, PH) OBP: 0.287, SLG: 0.267										2	0	0	0	0	2	2						
Art Mahaffey, R (1.1) OBP: 0.206, SLG: 0.226										2	0	0	0	0	1	0						
Frank Sullivan, R (6.1)										0	0	0	0	0	0	0						
Roy Sievers, R (7.7, PH) OBP: 0.322, SLG: 0.318										1	0	0	0	1	1	0						
Inning Stats	R: 0 E: 0 K: 1 S: 5	H: 0 LOB: 0 BB: 0 P: 5	R: 0 E: 0 K: 1 S: 5	H: 0 LOB: 0 BB: 0 P: 5	R: 0 E: 0 K: 2 S: 7	H: 0 LOB: 0 BB: 0 P: 7	R: 0 E: 0 K: 0 S: 4	H: 1 LOB: 3 BB: 2 P: 12	R: 0 E: 0 K: 0 S: 3	H: 0 LOB: 0 BB: 0 P: 3	R: 1 E: 0 K: 0 S: 4	H: 1 LOB: 2 BB: 2 P: 12	R: 1 E: 0 K: 2 S: 8	H: 1 LOB: 3 BB: 3 P: 20	R: 0 E: 0 K: 2 S: 7	H: 0 LOB: 1 BB: 1 P: 11	R: 0 E: 0 K: 2 S: 8	H: 1 LOB: 1 BB: 0 P: 8	1B: 3 2B: 0 3B: 0 HR: 1	SF: 0 SAC: 0 DP: 0 HBP: 0	WP: 1 PB: 0 CS: 0	PA: 39
PITCHER	IP WLS BF H R ER SO BB IBB HBP BLK WP HR S P ERA WHIP																					
Jim Maloney, R (1.1) ERA: 2.84	6.1 W 28 3 2 2 5 6 0 0 0 1 1 32 56 2.84 1.421																					
Bill Henry, L (7.1) ERA: 1.08	0.2 3 0 0 0 1 1 0 0 0 0 0 4 8 0.00 1.500																					
Jim Brosnan, R (8.1) ERA: 4.32	2.0 S 8 1 0 0 4 1 0 0 0 0 0 15 19 0.00 1.000																					

Batter	1	2	3	4	5	6	7	8	9	AB	R	H	RBI	BB	SO	LOB	BOTTOM					
Eddie Kasko, R (1.5) OBP: 0.298, SLG: 0.337										5	0	0	0	0	1	2	Philadelphia Phillies @ Cincinnati Reds Crosley Field, Cincinnati, OH Sun Jun 10 1962, 3:38 AM EDT Att: 17,471 - Unknown					
Don Blasingame, L (1.4) OBP: 0.354, SLG: 0.379										5	1	2	1	0	0	0						
Marty Keough, L (1.8) OBP: 0.416, SLG: 0.415										5	2	2	2	0	0	1						
Frank Robinson, R (1.9) OBP: 0.373, SLG: 0.505										5	1	2	1	0	0	1						
Jerry Lynch, L (1.7) OBP: 0.329, SLG: 0.447										3	1	0	0	1	0	2						
Gordy Coleman, L (1.3) OBP: 0.330, SLG: 0.422										3	2	2	1	1	0	0						
Leo Cardenas, R (1.6) OBP: 0.313, SLG: 0.374										4	1	2	2	0	0	2						
Hank Foiles, R (1.2) OBP: 0.321, SLG: 0.346										3	1	2	1	1	0	0						
Jim Maloney, L (1.1) OBP: 0.333, SLG: 0.333										3	0	1	0	0	1	3						
Joe Gaines, R (7.7, PH) OBP: 0.533, SLG: 0.750										0	0	0	0	0	0	0						
Jim Brosnan, R (8.1) ERA: 7.31										1	0	0	0	0	0	2						
Inning Stats	R: 0 E: 0 K: 0 S: 3	H: 0 LOB: 0 BB: 0 P: 3	R: 1 E: 0 K: 1 S: 6	H: 2 LOB: 2 BB: 2 P: 14	R: 1 E: 0 K: 0 S: 4	H: 1 LOB: 0 BB: 0 P: 4	R: 0 E: 0 K: 0 S: 3	H: 0 LOB: 0 BB: 0 P: 3	R: 1 E: 0 K: 1 S: 7	H: 2 LOB: 1 BB: 0 P: 7	R: 3 E: 0 K: 0 S: 7	H: 4 LOB: 1 BB: 0 P: 7	R: 3 E: 0 K: 0 S: 7	H: 4 LOB: 2 BB: 1 P: 11	R: 0 E: 1 K: 0 S: 4	H: 0 LOB: 1 BB: 0 P: 4	R: 0 E: 1 K: 0 S: 4	H: 0 LOB: 1 BB: 0 P: 4	1B: 7 2B: 1 3B: 1 HR: 4	SF: 0 SAC: 0 DP: 0 HBP: 0	WP: 2 PB: 0 CS: 0	PA: 40
PITCHER	IP WLS BF H R ER SO BB IBB HBP BLK WP HR S P ERA WHIP																					
Art Mahaffey, R (1.1) ERA: 4.42	5.1 L 24 7 5 5 2 1 1 0 0 0 0 3 26 34 8.44 1.500																					
Frank Sullivan, R (6.1) ERA: 6.29	0.2 4 2 1 1 0 0 0 0 0 0 0 1 4 4 13.50 3.000																					
Jim Owens, R (7.1) ERA: 7.31	2.0 12 4 3 3 0 0 1 0 0 2 0 11 15 13.50 2.000																					

Batter	1	2	3	4	5	6	7	8	9	AB	R	H	RBI	BB	SO	LOB	TOP			
Harvey Kuenn, R OBP: 0.386, SLG: 0.422	F8		G4		1-3		FC5-4			4	0	0	0	0	0	3	San Francisco Giants @ Cincinnati Reds Crosley Field, Cincinnati, OH Tue Jun 12 1962, 7:05 PM EDT Unknown livebaseballscores.com			
Chuck Hiller, L OBP: 0.341, SLG: 0.322	F8		FC5		G3		F3			4	0	0	0	0	3					
Willie Mays, R OBP: 0.412, SLG: 0.667			F9			5-3		1B		4	0	2	0	0	2					
Orlando Cepeda, R OBP: 0.349, SLG: 0.546	K			4-3		F5		1B		4	0	1	0	0	1					
Felipe Alou, R OBP: 0.380, SLG: 0.542		K			6-3			K		4	0	1	0	0	2					
Jim Davenport, R OBP: 0.389, SLG: 0.522		K						5-3		4	1	2	0	0	1					
Ed Bailey, L OBP: 0.377, SLG: 0.527		5-3					SF9		3-1	2	0	0	1	1	0					
Jose Pagan, R OBP: 0.313, SLG: 0.364			G4		F7				L4-3	4	1	3	0	0	2					
Juan Marichal, R OBP: 0.325, SLG: 0.297					L1			L4-3	4	0	2	1	0	0	1					
Inning Stats	R: 0 E: 0 K: 1 S: 6	H: 1 LOB: 1 BB: 0 P: 6	R: 0 E: 0 K: 2 S: 7	H: 0 LOB: 0 BB: 0 P: 7	R: 0 E: 0 K: 0 S: 5	H: 2 LOB: 2 BB: 0 P: 5	R: 0 E: 0 K: 0 S: 4	H: 2 LOB: 2 BB: 1 P: 8	R: 0 E: 0 K: 0 S: 3	H: 0 LOB: 0 BB: 0 P: 3	R: 2 E: 0 K: 0 S: 6	H: 3 LOB: 1 BB: 0 P: 6	R: 0 E: 0 K: 1 S: 6	H: 2 LOB: 1 BB: 0 P: 6	R: 0 E: 0 K: 0 S: 3	H: 1 LOB: 0 BB: 0 P: 3		1B: 7 2B: 4 3B: 1 HR: 0	SF: 1 SAC: 0 DP: 1 HBP: 0	WP: 0 PB: 0 SB: 0 CS: 1
PITCHER Jim O'Toole, L ERA: 4.01	(1, 1)	IP: 9.0 WLS: L BF: 36	H: 11 R: 2 ER: 2 SO: 4	BB: 1 IBB: 0 HBP: 0 BLK: 0	WP: 0 HR: 0 S: 43 P: 47	ERA: 2.00 WHIP: 1.333														

Batter	1	2	3	4	5	6	7	8	9	AB	R	H	RBI	BB	SO	LOB	BOTTOM			
Eddie Kasko, R OBP: 0.297, SLG: 0.335	6-3				5-3		4-3			4	0	1	0	0	0	0	San Francisco Giants @ Cincinnati Reds Crosley Field, Cincinnati, OH Tue Jun 12 1962, 7:05 PM EDT Unknown livebaseballscores.com			
Don Blasingame, L OBP: 0.351, SLG: 0.370			F2		F9		F6			3	0	0	0	1	0					
Vada Pinson, L OBP: 0.343, SLG: 0.579	F4		F8		F5		G3			4	0	0	0	0	2					
Frank Robinson, R OBP: 0.375, SLG: 0.509			K				F6			4	0	2	0	0	1					
Gordy Coleman, L OBP: 0.333, SLG: 0.440										4	1	2	1	0	3					
Cookie Rojas, R OBP: 0.307, SLG: 0.227	F3									0	0	0	0	0	0					
Marty Keough, L OBP: 0.397, SLG: 0.393			F8		4-3		F8		SH3	3	0	0	0	0	1					
Leo Cardenas, R OBP: 0.317, SLG: 0.377					E8		F3		6-3	4	0	2	0	0	3					
Johnny Edwards, L OBP: 0.324, SLG: 0.396										3	0	0	0	0	1					
Jerry Lynch, L OBP: 0.337, SLG: 0.447			K		F7		5-3			0	0	0	0	1	0					
Jim O'Toole, S OBP: 0.200, SLG: 0.200										3	0	0	0	0	2					
Joe Gaines, R OBP: 0.500, SLG: 0.692			K		K		F6		K	1	0	0	0	0	1					
Inning Stats	R: 0 E: 0 K: 0 S: 4	H: 1 LOB: 2 BB: 1 P: 8	R: 0 E: 0 K: 2 S: 8	H: 1 LOB: 0 BB: 0 P: 8	R: 0 E: 0 K: 1 S: 6	H: 1 LOB: 1 BB: 0 P: 6	R: 1 E: 1 K: 1 S: 7	H: 2 LOB: 1 BB: 0 P: 7	R: 0 E: 0 K: 0 S: 3	H: 0 LOB: 0 BB: 0 P: 3	R: 0 E: 0 K: 0 S: 4	H: 1 LOB: 1 BB: 0 P: 4	R: 0 E: 0 K: 0 S: 3	H: 0 LOB: 0 BB: 0 P: 3	R: 0 E: 0 K: 1 S: 6	H: 1 LOB: 2 BB: 1 P: 10	1B: 5 2B: 1 3B: 0 HR: 1	SF: 0 SAC: 1 DP: 0 HBP: 0	WP: 0 PB: 0 SB: 0 CS: 0	PA: 36
PITCHER Juan Marichal, R ERA: 2.72	(1, 1)	IP: 9.0 WLS: W BF: 36	H: 7 R: 1 ER: 1 SO: 5	BB: 1 IBB: 1 HBP: 0 BLK: 0	WP: 0 HR: 1 S: 44 P: 52	ERA: 1.00 WHIP: 0.889														

Batter	1	2	3	4	5	6	7	8	9	AB	R	H	RBI	BB	SO	LOB	TOP										
Chuck Hiller, L OBP: 0.345, SLG: 0.327 (1, 4)	0-0 4-1	0-0 SF9		4-0 BB			0-0 1B		0-0 1B	3	0	2	2	1	0	0	San Francisco Giants @ Cincinnati Reds Crosley Field, Cincinnati, OH Tue Jun 12 1962, 7:05 PM EDT Att: 18,215 - Unknown										
Matty Alou, L OBP: 0.310, SLG: 0.340 (1, 9) (9, 7)	0-0 G3	0-0 FC3-6		0-3 K			0-3 K		0-3 K	5	0	0	0	0	3	5											
Willie Mays, R OBP: 0.412, SLG: 0.661 (1, 8)	0-0 HR	0-0 F3				0-3 K			0-0 1B	5	1	2	0	0	2	2											
Willie McCovey, L OBP: 0.423, SLG: 0.712 Felipe Alou, R OBP: 0.376, SLG: 0.540 (9, PH) (9, 9)	4-0 HR		4-0 CS		0-0 G3				0-0 1-3	2	1	0	0	2	0	1											
Orlando Cepeda, R OBP: 0.352, SLG: 0.569 (1, 3)	0-0 HR		0-0 F8						0-3 K	4	2	2	4	0	1	1											
Ed Bailey, L OBP: 0.367, SLG: 0.511 (1, 2)	0-3 K		0-3 K		0-0 G3				0-0 5-3	4	0	0	0	0	2	1											
Jim Davenport, R OBP: 0.367, SLG: 0.515 (1, 5)		4-0 1B		0-0 E4		0-3 K			0-0 6-3	3	1	0	0	1	1	0											
Jose Pagan, R OBP: 0.318, SLG: 0.366 (1, 6)		4-0 1B		0-0 SH5-3		0-0 F9			0-0 SH2-4	2	2	1	0	1	0	0											
Mike McCormick, L OBP: 0.188, SLG: 0.333 Stu Miller, R OBP: 0.200, SLG: 0.200 Don Larsen, R OBP: 0.214, SLG: 0.214 (1, 1) (8, 1) (9, 1)		0-0 FC3-6		0-0 1-3		0-0 F9			0-0 SH2-4	3	0	1	0	0	0	1											
Inning Stats	R: 3 E: 1 K: 1 S: 7	H: 2 LOB: 0 BB: 1 P: 11	R: 2 E: 1 K: 0 S: 4	H: 1 LOB: 1 BB: 2 P: 12	R: 0 E: 0 K: 1 S: 4	H: 0 LOB: 0 BB: 1 P: 8	R: 0 E: 1 K: 1 S: 6	H: 0 LOB: 2 BB: 1 P: 10	R: 1 E: 0 K: 1 S: 6	H: 1 LOB: 0 BB: 0 P: 6	R: 0 E: 0 K: 2 S: 5	H: 0 LOB: 0 BB: 0 P: 5	R: 0 E: 0 K: 2 S: 8	H: 1 LOB: 1 BB: 0 P: 8	R: 0 E: 0 K: 1 S: 5	H: 0 LOB: 0 BB: 0 P: 5	R: 1 E: 0 K: 1 S: 8	H: 3 LOB: 2 BB: 0 P: 8	1B: 6 2B: 0 3B: 0 HR: 2	SF: 1 SAC: 2 DP: 0 HBP: 0	WP: 0 PB: 0 SB: 0 CS: 1	PA: 40					
PITCHER	IP	WLS	BF	H	R	ER	SO	BB	IBB	HBP	BLK	WP	HR	S	P	ERA	WHIP										
Moe Drabowsky, R ERA: 6.14	3.0	L	15	3	5	4	2	4	0	0	0	0	1	15	31	12.00	2.333										
Johnny Klippstein, R ERA: 4.36	2.0		9	1	1	1	2	1	0	0	0	0	1	12	16	4.50	1.000										
Dave Sisler, R ERA: 4.11	2.0		7	1	0	0	3	0	0	0	0	0	0	13	13	0.00	0.500										
Ted Willis, L ERA: 5.52	2.0		9	3	1	1	2	0	0	0	0	0	0	13	13	4.50	1.500										

Batter	1	2	3	4	5	6	7	8	9	AB	R	H	RBI	BB	SO	LOB	BOTTOM										
Eddie Kasko, R OBP: 0.295, SLG: 0.333 (1, 5)	0-0 1B		0-0 F9		0-0 F9			0-0 F9	0-0 SF8	4	0	1	1	0	0	2	San Francisco Giants @ Cincinnati Reds Crosley Field, Cincinnati, OH Tue Jun 12 1962, 7:05 PM EDT Att: 18,215 - Unknown										
Don Zimmer, R OBP: 0.252, SLG: 0.295 Marty Keough, L OBP: 0.385, SLG: 0.386 (1, 4) (9, PH)	0-3 K		0-3 K		0-0 F9			0-0 F2	0-0 F3	4	0	0	0	0	2	3											
Vada Pinson, L OBP: 0.340, SLG: 0.569 (1, 8)	0-0 F7			0-0 6-3		0-0 F9		0-0 1B	0-0 E4	5	1	1	0	0	0	2											
Frank Robinson, R OBP: 0.371, SLG: 0.502 (1, 9)	0-0 F4			0-0 5-3		0-0 F8		0-0 1B	0-0 6-3	5	0	1	0	0	0	3											
Wally Post, R OBP: 0.346, SLG: 0.503 (1, 7)		0-0 F2		0-0 F2		0-0 F3		0-0 1B		4	0	1	1	0	0	0											
Leo Cardenas, R OBP: 0.315, SLG: 0.371 (1, 6)		0-0 F7			4-0 HR		0-0 F6	0-3 K		3	1	0	0	1	1	2											
Don Pavletich, R OBP: 0.375, SLG: 0.231 Gordy Coleman, L OBP: 0.337, SLG: 0.443 (1, 3) (9, PH)		0-3 K			0-0 F8		0-0 F6		0-0 BB	3	0	0	0	0	1	1											
Hank Foiles, R OBP: 0.387, SLG: 0.536 Jerry Lynch, L OBP: 0.345, SLG: 0.455 (1, 2) (9, PH)			4-0 BB		0-0 HR		0-0 2B		0-0 BB	2	1	2	2	1	0	0											
Moe Drabowsky, R ERA: 6.14 Cookie Rojas, R OBP: 0.203, SLG: 0.292 Johnny Klippstein, R ERA: 4.36 Joe Gaines, R ERA: 4.692 Dave Sisler, R ERA: 4.11 Don Blasingame, L OBP: 0.346, SLG: 0.396 Ted Willis, L ERA: 5.52 Johnny Edwards, L OBP: 0.326, SLG: 0.396 (1, 1) (3, PH) (4, 1) (5, PH) (6, 1) (7, PH) (8, 1) (9, PH)		0-3 K		4-0 BB		0-0 6-3		0-0 1B	4-0 BB	0	0	0	0	0	0	0											
Inning Stats	R: 0 E: 0 K: 1 S: 6	H: 1 LOB: 0 BB: 0 P: 6	R: 0 E: 0 K: 1 S: 5	H: 0 LOB: 0 BB: 0 P: 5	R: 0 E: 0 K: 2 S: 7	H: 0 LOB: 1 BB: 1 P: 11	R: 0 E: 0 K: 0 S: 3	H: 0 LOB: 0 BB: 0 P: 3	R: 2 E: 0 K: 0 S: 4	H: 1 LOB: 1 BB: 2 P: 12	R: 0 E: 0 K: 0 S: 3	H: 0 LOB: 0 BB: 0 P: 3	R: 0 E: 0 K: 0 S: 4	H: 1 LOB: 1 BB: 0 P: 4	R: 1 E: 0 K: 1 S: 8	H: 3 LOB: 2 BB: 0 P: 8	R: 2 E: 1 K: 0 S: 6	H: 2 LOB: 2 BB: 1 P: 10	1B: 6 2B: 1 3B: 0 HR: 1	SF: 1 SAC: 0 DP: 0 HBP: 0	WP: 0 PB: 0 SB: 0 CS: 0	PA: 40					
PITCHER	IP	WLS	BF	H	R	ER	SO	BB	IBB	HBP	BLK	WP	HR	S	P	ERA	WHIP										
Mike McCormick, L ERA: 5.16	7.2	W	32	6	3	3	4	3	0	0	0	0	1	37	49	3.52	1.174										
Stu Miller, R ERA: 2.94	1.0		7	2	2	1	1	1	0	0	0	0	0	8	12	9.00	3.000										
Don Larsen, R ERA: 4.66	0.1	S	1	0	0	0	0	0	0	0	0	0	0	1	1	0.00	0.000										



Batter	1	2	3	4	5	6	7	8	9	AB	R	H	RBI	BB	SO	LOB	TOP			
Harvey Kuenn, R (1,7) OBP: 0.393, SLG: 0.418	0-0 1-3		0-0 4-3			0-0 F7		0-0 1B	4 0 1 0 0 0 0								San Francisco Giants @ Cincinnati Reds Crosley Field, Cincinnati, OH Wed Jun 13 1962, 7:05 PM EDT Att: 15,837 - Unknown			
Chuck Hiller, L (1,4) OBP: 0.340, SLG: 0.321	0-0 1-4-3		0-3 K2-3			0-3 K		0-0 F8	4 0 0 0 0 2 1											
Willie Mays, R (1,8) OBP: 0.409, SLG: 0.653	4-0 S S BB			0-0 6-3		0-0 F7		0-0 F8	3 0 0 0 1 0 1											
Orlando Cepeda, R (1,3) OBP: 0.350, SLG: 0.562	4-0 1-2 BB			0-0 F2		0-0 F8		0-3 K	3 0 0 0 1 1 1											
Felipe Alou, R (1,9) OBP: 0.382, SLG: 0.544	0-0 F2			4-0 2-6 BB		0-0 2B			2 0 1 0 1 0 2											
Ed Bailey, L (1,2) OBP: 0.361, SLG: 0.500		0-0 F2		0-0 2-6	0-0 F4		0-0 F7		3 0 0 0 0 0 1											
Jim Davenport, R (1,5) OBP: 0.382, SLG: 0.507		0-0 E7			0-3 K			0-0 F8	3 0 0 0 0 1 0											
Jose Pagan, R (1,6) OBP: 0.318, SLG: 0.365		0-0 F8			0-0 F8			0-0 G4-6-3 1B	3 0 1 0 0 0 0											
Jack Sanford, R (1,1) OBP: 0.229, SLG: 0.242			0-0 4-3			0-0 1-3		0-0 G4-6-3 1B	1 0 0 0 0 0 0											
Matty Alou, L (6,PH) OBP: 0.305, SLG: 0.333								1-2	1 0 0 0 0 0 0											
Richard LeMay, L (6,1) OBP: 0.418, SLG: 0.701									0 0 0 0 0 0 0											
Willie McCovey, L (8,PH) OBP: 0.418, SLG: 0.701									1 0 0 0 0 0 1											
Bobby Bolin, R (8,1) OBP: 0.418, SLG: 0.701									0 0 0 0 0 0 0											
Inning Stats	R: 0 E: 0 K: 0 S: 3	H: 0 LOB: 2 BB: 2 P: 11	R: 0 E: 1 K: 0 S: 3	H: 0 LOB: 0 BB: 0 P: 3	R: 0 E: 0 K: 1 S: 5	H: 0 LOB: 0 BB: 0 P: 5	R: 0 E: 0 K: 0 S: 2	H: 0 LOB: 1 BB: 1 P: 6	R: 0 E: 0 K: 1 S: 5	H: 0 LOB: 0 BB: 0 P: 5	R: 0 E: 0 K: 0 S: 4	H: 1 LOB: 1 BB: 0 P: 4	R: 0 E: 0 K: 0 S: 3	H: 1 LOB: 0 BB: 0 P: 3	R: 0 E: 0 K: 1 S: 6	H: 1 LOB: 1 BB: 0 P: 6	1B: 2 2B: 1 3B: 0 HR: 0	SF: 0 SAC: 0 DP: 1 HBP: 0	WP: 0 PB: 0 SB: 2 CS: 0	PA: 31
PITCHER Bob Purkey, R (1,1) ERA: 2.82	IP: 9.0 WLS: W BF: 32 H: 3 R: 0 ER: 0 SO: 4 BB: 3 IBB: 0 HBP: 0 BLK: 0 WP: 0 HR: 0 S: 36 P: 48 ERA: 0.00 WHIP: 0.667																			



Batter	1	2	3	4	5	6	7	8	9	AB	R	H	RBI	BB	SO	LOB	BOTTOM			
Leo Cardenas, R (1,6) OBP: 0.317, SLG: 0.382	0-0 5-3		0-3 K		0-0 1B 2B	0-0 2B		0-3 K	5 1 2 1 0 2 1								San Francisco Giants @ Cincinnati Reds Crosley Field, Cincinnati, OH Wed Jun 13 1962, 7:05 PM EDT Att: 15,837 - Unknown			
Don Blasingame, L (1,4) OBP: 0.353, SLG: 0.367	0-0 F8		0-0 4-3		0-0 2H 1B	4-0 BB			3 0 1 1 1 0 1											
Vada Pinson, L (1,8) OBP: 0.338, SLG: 0.563	0-3 K			0-0 2B S 1B	0-0 F8	0-0 F4			4 1 1 0 0 1 3											
Frank Robinson, R (1,9) OBP: 0.373, SLG: 0.505		0-0 F8		0-0 F9 1B 2B	4-0 1-2 BB	0-0 4-3			3 1 1 1 1 0 0											
Jerry Lynch, L (1,7) OBP: 0.352, SLG: 0.450		4-0 BB		0-0 F9	0-0 F5	0-0 FC3-6 1B			3 0 1 0 1 0 3											
Marty Keough, L (7,PR) OBP: 0.385, SLG: 0.386				2-3					0 0 0 0 0 0 0											
Gordy Coleman, L (1,3) OBP: 0.340, SLG: 0.459		0-0 F9		0-0 G3 1B		0-0 FC3-6			4 1 2 2 0 0 2											
Johnny Edwards, L (1,2) OBP: 0.326, SLG: 0.389		0-3 K		0-0 G3	0-0 SH1-4 2B BB	0-0 F5			3 1 0 0 1 1 3											
Don Zimmer, R (1,5) OBP: 0.245, SLG: 0.287			0-0 F8	0-0 F2		0-3 K		0-3 K	4 0 0 0 0 2 2											
Bob Purkey, R (1,1) OBP: 0.157, SLG: 0.200			0-0 1B		0-3 K	0-0 SH1-4		0-0 F5	3 0 1 0 0 1 0											
Inning Stats	R: 0 E: 0 K: 1 S: 5	H: 0 LOB: 0 BB: 0 P: 5	R: 0 E: 0 K: 1 S: 5	H: 0 LOB: 1 BB: 1 P: 9	R: 0 E: 0 K: 1 S: 6	H: 1 LOB: 0 BB: 0 P: 6	R: 2 E: 0 K: 0 S: 6	H: 3 LOB: 1 BB: 0 P: 6	R: 1 E: 0 K: 1 S: 7	H: 2 LOB: 2 BB: 1 P: 11	R: 2 E: 0 K: 1 S: 7	H: 2 LOB: 2 BB: 2 P: 15	R: 0 E: 0 K: 0 S: 4	H: 1 LOB: 1 BB: 0 P: 4	R: 0 E: 0 K: 2 S: 7	H: 0 LOB: 0 BB: 0 P: 7	1B: 5 2B: 3 3B: 0 HR: 1	SF: 0 SAC: 1 DP: 0 HBP: 0	WP: 0 PB: 0 SB: 2 CS: 0	PA: 37
PITCHER Jack Sanford, R (1,1) ERA: 3.59	IP: 5.0 WLS: L BF: 23 H: 6 R: 3 ER: 3 SO: 4 BB: 2 IBB: 0 HBP: 0 BLK: 0 WP: 0 HR: 0 S: 29 P: 37 ERA: 5.40 WHIP: 1.600																			
Richard LeMay, L (6,1) ERA: 4.5	2.0 WLS: 11 BF: 3 H: 2 R: 2 ER: 2 SO: 1 BB: 2 IBB: 0 HBP: 0 BLK: 0 WP: 0 HR: 1 S: 11 P: 19 ERA: 9.00 WHIP: 2.500																			
Bobby Bolin, R (8,1) ERA: 3.21	1.0 WLS: 3 BF: 0 H: 0 R: 0 ER: 0 SO: 2 BB: 0 IBB: 0 HBP: 0 BLK: 0 WP: 0 HR: 0 S: 7 P: 7 ERA: 0.00 WHIP: 0.000																			

Batter	1	2	3	4	5	6	7	8	9	AB	R	H	RBI	BB	SO	LOB	TOP			
Harvey Kuenn, R OBP: 0.376, SLG: 0.408 (1, 7)	0-0 4-3		0-0 6-3			0-0 F9			0-0 F8	4	0	0	0	0	0	1	San Francisco Giants @ Cincinnati Reds Crosley Field, Cincinnati, OH Thu Jun 14 1962, 7:05 PM EDT Att: 16,756 - Unknown livebaseballscores.com			
Chuck Hiller, L OBP: 0.335, SLG: 0.320 (1, 4)	0-0 WP 1B		0-0 4-3			0-0 F7			0-0 E4 FC5-4	4	0	1	0	0	0	1				
Willie Mays, R OBP: 0.404, SLG: 0.642 (1, 8)	0-3 K		0-0 F9			0-3 K			0-0 FC5-4 FC5-4	4	0	0	0	0	2	3				
Orlando Cepeda, R OBP: 0.349, SLG: 0.557 (1, 3)	0-0 4-3			0-0 G6-4-3 1B					0-0 FC5-4	4	0	1	0	0	0	2				
Felipe Alou, R OBP: 0.377, SLG: 0.536 (1, 9)		0-0 6-3		0-0 G6-4-3 1-2f					0-0 5-3	3	0	0	0	0	0	1				
Jim Davenport, R OBP: 0.377, SLG: 0.500 (1, 5)		0-0 F7		0-3 K					0-0 5-3	3	0	0	0	0	1	0				
Tom Haller, L OBP: 0.374, SLG: 0.450 (1, 2)		4-0 BB				0-0 F9			0-3 K	2	0	0	0	1	1	0				
Jose Pagan, R OBP: 0.314, SLG: 0.361 (1, 6)		0-0 4-3				0-0 5-3			0-0 F4	3	0	0	0	0	0	1				
Billy Pierce, L OBP: 0.360, SLG: 0.273 Don Larsen, R OBP: 0.287, SLG: 0.400 Bobby Bolin, R OBP: 0.349, SLG: 0.456 Ed Bailey, L OBP: 0.290, SLG: 0.290 Richard LeMay, L OBP: 0.290, SLG: 0.290 Stu Miller, R OBP: 0.290, SLG: 0.290 (1, 1) (1, 1) (3, 1) (8, PH) (8, 1) (8, 1)			0-0 3B			0-3 K			0-0 3-1	0	0	0	0	0	0	0				
Inning Stats	R: 0 E: 0 K: 1 S: 6	H: 1 LOB: 1 BB: 0 P: 6	R: 0 E: 0 K: 0 S: 3	H: 0 LOB: 1 BB: 1 P: 7	R: 0 E: 0 K: 0 S: 4	H: 1 LOB: 1 BB: 0 P: 4	R: 0 E: 0 K: 1 S: 5	H: 0 LOB: 0 BB: 0 P: 5	R: 0 E: 0 K: 1 S: 5	H: 0 LOB: 0 BB: 0 P: 5	R: 0 E: 0 K: 0 S: 3	H: 0 LOB: 0 BB: 0 P: 3	R: 0 E: 0 K: 1 S: 5	H: 0 LOB: 0 BB: 0 P: 5	R: 0 E: 1 K: 0 S: 4	H: 0 LOB: 1 BB: 0 P: 4	1B: 2 2B: 0 3B: 1 HR: 0	SF: 0 SAC: 0 DP: 1 HBP: 0	WP: 1 PB: 0 SB: 0 CS: 0	PA: 31
PITCHER Joey Jay, R ERA: 3.71 (1, 1)	IP: 9.0 WLS: W BF: 31 H: 3 R: 0 ER: 0 SO: 5 BB: 1 IBB: 0 HBP: 0 BLK: 0 WP: 1 HR: 0 S: 40 P: 44 ERA: 0.00 WHIP: 0.444															PITCHER IP: WLS: BF: H: R: ER: SO: BB: IBB: HBP: BLK: WP: HR: S: P: ERA: WHIP				

Batter	1	2	3	4	5	6	7	8	9	AB	R	H	RBI	BB	SO	LOB	BOTTOM	
Vada Pinson, L OBP: 0.335, SLG: 0.559 (1, 8)	0-0 1-3 1B 2B		0-0 F2	0-0 FC4-6 G4-6-3 1-2f					0-0 F8	0-0 F9	5	1	1	0	0	4	San Francisco Giants @ Cincinnati Reds Crosley Field, Cincinnati, OH Thu Jun 14 1962, 7:05 PM EDT Att: 16,756 - Unknown livebaseballscores.com	
Don Blasingame, L OBP: 0.350, SLG: 0.359 (1, 4)	0-0 1-3		4-0 HR BB	0-0 G4-6-3 1-2f					0-0 F9	3	1	0	0	1	0	2		
Frank Robinson, R OBP: 0.383, SLG: 0.525 (1, 9)	0-0 3-H 1B		0-0 1-H 2-H HR			0-0 CS 1B			4-0 1B WP BB BB	3	2	3	4	1	0	0		
Wally Post, R OBP: 0.349, SLG: 0.500 (1, 7)	0-0 F8		4-0 F8 WP BB			0-3 K			0-0 BB BB FC4-2 1B	3	0	1	0	1	1	2		
Hank Foiles, R OBP: 0.400, SLG: 0.500 (1, 2)	0-0 F7		4-0 BB			0-0 F2			4-0 FC4-2 BB 1B BB	2	1	0	0	2	0	1		
Leo Cardenas, R OBP: 0.321, SLG: 0.381 (1, 6)		0-0 5-3	0-0 F8	0-0 2-3 BB		0-0 CS 1B			4-0 FC4-2 1B BB	3	1	1	1	1	0	2		
Gordy Coleman, L OBP: 0.333, SLG: 0.450 (1, 3)		0-0 F5	0-0 4-3			0-3 K			0-0 FC4-2 1B	4	0	0	0	0	1	6		
Don Zimmer, R OBP: 0.252, SLG: 0.306 (1, 5)		0-0 F2		0-0 1B 3B					0-0 1-2 2-H 3-H 1B	4	1	2	2	0	0	0		
Joey Jay, S OBP: 0.238, SLG: 0.350 (1, 1)			0-0 BB HR 1B	0-0 FC4-6 3-H 1B					0-0 F8	4	1	2	1	0	1	2		
Inning Stats	R: 1 E: 0 K: 0 S: 5	H: 2 LOB: 1 BB: 0 P: 5	R: 0 E: 0 K: 0 S: 3	H: 0 LOB: 0 BB: 0 P: 3	R: 3 E: 0 K: 0 S: 5	H: 2 LOB: 2 BB: 3 P: 17	R: 0 E: 0 K: 0 S: 4	H: 2 LOB: 0 BB: 0 P: 4	R: 0 E: 0 K: 1 S: 5	H: 1 LOB: 0 BB: 0 P: 5	R: 0 E: 0 K: 1 S: 3	H: 0 LOB: 0 BB: 0 P: 3	R: 3 E: 0 K: 1 S: 7	H: 2 LOB: 2 BB: 3 P: 19	1B: 7 2B: 3 3B: 1 HR: 1	SF: 0 SAC: 0 DP: 3 HBP: 0	WP: 2 PB: 0 SB: 0 CS: 2	PA: 37
PITCHER Billy Pierce, L ERA: 3.8 Don Larsen, R ERA: 5.09 Bobby Bolin, R ERA: 2.89 Richard LeMay, L ERA: 9.0 Stu Miller, R ERA: 2.86 (1, 1) (1, 1) (3, 1) (8, 1) (8, 1)	IP: 2.0 WLS: L BF: 12 H: 3 R: 3 ER: 3 SO: 0 BB: 3 IBB: 0 HBP: 0 BLK: 0 WP: 1 HR: 1 S: 9 P: 21 ERA: 13.50 WHIP: 3.000															PITCHER IP: WLS: BF: H: R: ER: SO: BB: IBB: HBP: BLK: WP: HR: S: P: ERA: WHIP		

Batter	1	2	3	4	5	6	7	8	9	AB	R	H	RBI	BB	SO	LOB	TOP								
Leo Cardenas, R (1, 6) OBP: 0.315, SLG: 0.378 Eddie Kasko, R (7, PH) OBP: 0.297, SLG: 0.335 (7, 6)	0-0 2B		0-3 K		0-3 K		0-0 1B		0-0 FC4-6	3	0	1	0	0	2	0	Cincinnati Reds @ Philadelphia Phillies Connie Mack Stadium, Philadelphia, PA Sat Jun 16 1962, 7:05 PM EDT Att: 13,288 - Unknown								
Don Blasingame, L (1, 4) OBP: 0.355, SLG: 0.360	0-0 B1		0-0 2B E 1B		4-0 CS BB		0-0 3-1			3	1	1	0	1	0	2									
Vada Pinson, L (1, 8) OBP: 0.339, SLG: 0.559	0-0 F7		0-0 F9		0-0 CS 1-2	0-0 S 1B		0-0 E4 5-3 1-3		4	1	1	0	0	0	2									
Frank Robinson, R (1, 9) OBP: 0.389, SLG: 0.530	0-0 6-3		0-0 E7 1-H 2B			0-0 1B 1B		0-0 1-3		4	1	2	1	0	0	2									
Jerry Lynch, L (1, 7) OBP: 0.350, SLG: 0.443		0-0 F8	0-0 3-1			0-0 1B 1B		0-0 5-3		4	0	1	1	0	0	2									
Gordy Coleman, L (1, 3) OBP: 0.327, SLG: 0.440 Don Pavletich, R (8, PH) OBP: 0.364, SLG: 0.222 (8, 3)		0-0 F8		0-0 F5		0-0 SH1-3 2H 1B		0-0 F9		2	0	0	0	0	0	0									
Johnny Edwards, L (1, 2) Hank Foiles, R (9, PH) OBP: 0.389, SLG: 0.484		0-0 BB 1B		0-0 G6-4-3 1B		0-0 SH1-3 2-3		0-0 F9		1	0	0	0	0	0	1									
Don Zimmer, R (1, 5) OBP: 0.256, SLG: 0.301		4-0 1-2 BB		0-0 G6-4-3 1-2		0-3 K2-3		0-0 E5 FC4-6		3	0	0	0	1	1	1									
Ted Wills, L (1, 1) Bill Henry, L (7, 1) Jim Brosnan, R (8, 1) Wally Post, R (9, PH) OBP: 0.345, SLG: 0.493		0-0 G3			0-0 6-3		0-3 K		0-3 K	3	0	0	0	0	1	2									
Inning Stats	R: 0 E: 0 K: 0 S: 4	H: 1 LOB: 1 BB: 0 P: 4	R: 0 E: 0 K: 0 S: 4	H: 1 LOB: 2 BB: 1 P: 8	R: 1 E: 1 K: 1 S: 7	H: 2 LOB: 1 BB: 0 P: 7	R: 0 E: 0 K: 0 S: 3	H: 1 LOB: 0 BB: 0 P: 3	R: 0 E: 0 K: 1 S: 4	H: 0 LOB: 0 BB: 1 P: 8	R: 2 E: 0 K: 0 S: 5	H: 3 LOB: 0 BB: 0 P: 5	R: 0 E: 0 K: 2 S: 8	H: 1 LOB: 1 BB: 0 P: 8	R: 0 E: 1 K: 0 S: 4	H: 0 LOB: 1 BB: 0 P: 4		R: 0 E: 1 K: 2 S: 8	H: 0 LOB: 1 BB: 0 P: 8	1B: 7 2B: 2 3B: 0 HR: 0	SF: 0 SAC: 1 DP: 1 HBP: 0	WP: 0 PB: 0 SB: 1 CS: 2	PA: 38		
PITCHER	IP	WLS	BF	H	R	ER	SO	BB	IBB	HBP	BLK	WP	HR	S	P	ERA	WHIP								
Cal McLish, R (1, 1) ERA: 4.5	5.0		22	7	3	2	2	2	0	0	0	0	0	24	32	3.60	1.800								
Chris Short, L (6, 1) ERA: 3.4	4.0	W	15	2	0	0	4	0	0	0	0	0	0	23	23	0.00	0.500								

Batter	1	2	3	4	5	6	7	8	9	AB	R	H	RBI	BB	SO	LOB	BOTTOM								
Tony Taylor, R (1, 4) OBP: 0.361, SLG: 0.395	0-0 1B		4-0 G1-6-3 BB			0-0 6-3				2	0	1	0	2	0	0	Cincinnati Reds @ Philadelphia Phillies Connie Mack Stadium, Philadelphia, PA Sat Jun 16 1962, 7:05 PM EDT Att: 13,288 - Unknown								
Johnny Callison, L (1, 9) OBP: 0.391, SLG: 0.533	0-0 1-2 1B		0-3 K			0-3 K		0-0 L4		4	0	1	0	0	2	3									
Ted Savage, R (1, 7) OBP: 0.363, SLG: 0.407	0-3 K		0-0 G1-6-3 1-2			0-0 5-3		0-0 FC1-5 1B		4	0	1	0	0	1	3									
Roy Sievers, R (1, 3) OBP: 0.330, SLG: 0.370 Jacke Davis, R (8, PR) OBP: 0.224, SLG: 0.333 Frank Torre, L (9, 3) OBP: 0.407, SLG: 0.377	0-0 F2			0-0 1B			0-0 HR	0-0 FC1-5 BB SF9 1B		4	1	3	1	0	0	2									
Don Demeter, R (1, 5) OBP: 0.336, SLG: 0.476	0-3 K			0-0 F7			0-0 HR 1B	0-0 FC1-5 BB		4	1	1	0	0	1	4									
Tony Gonzalez, L (1, 8) OBP: 0.394, SLG: 0.510		4-0 G6-4-3 BB		0-3 K			0-3 K	4-0 1-2 2-3 BB		2	0	0	0	2	2	1									
Sammy White, R (1, 2) OBP: 0.391 Wes Covington, L (8, PH) OBP: 0.311, SLG: 0.421 Bob Oldis, R (9, 2) OBP: 0.286, SLG: 0.167		0-0 G6-4-3 1B			0-0 5-3		0-0 1-H HR	0-0 SF9		3	1	2	2	0	0	0									
Bobby Wine, R (1, 6) OBP: 0.247, SLG: 0.309		0-0 G6-4-3 1-2 2-3			0-0 P4		0-0 F7	0-3 K		4	0	0	0	0	1	4									
Cal McLish, S (1, 1) OBP: 0.167, SLG: 0.091 Chris Short, R (6, 1) OBP: 0.182, SLG: 0.300		0-3 K			0-3 K			0-0 2B		2	0	0	0	0	2	1									
Inning Stats	R: 0 E: 0 K: 2 S: 9	H: 2 LOB: 2 BB: 0 P: 9	R: 0 E: 0 K: 1 S: 5	H: 1 LOB: 1 BB: 1 P: 9	R: 0 E: 0 K: 1 S: 4	H: 0 LOB: 0 BB: 1 P: 8	R: 0 E: 0 K: 1 S: 5	H: 1 LOB: 0 BB: 0 P: 5	R: 0 E: 0 K: 1 S: 5	H: 0 LOB: 0 BB: 0 P: 5	R: 3 E: 0 K: 1 S: 9	H: 4 LOB: 2 BB: 1 P: 13	R: 1 E: 0 K: 1 S: 7	H: 2 LOB: 2 BB: 1 P: 11	1B: 7 2B: 1 3B: 0 HR: 2	SF: 1 SAC: 0 DP: 2 HBP: 0		WP: 0 PB: 0 SB: 0 CS: 0	PA: 35						
PITCHER	IP	WLS	BF	H	R	ER	SO	BB	IBB	HBP	BLK	WP	HR	S	P	ERA	WHIP								
Ted Wills, L (1, 1) ERA: 4.79	6.0		23	6	2	2	7	2	0	0	0	0	1	35	43	3.00	1.333								
Bill Henry, L (7, 1) ERA: 2.04	1.0	L	8	4	2	2	1	0	1	0	0	0	1	9	13	18.00	4.000								
Jim Brosnan, R (8, 1) ERA: 4.15	1.0		4	0	0	0	1	1	0	0	0	0	0	5	9	0.00	1.000								

Batter	1	2	3	4	5	6	7	8	9	AB	R	H	RBI	BB	SO	LOB	TOP					
Eddie Kasko, R OBP: 0.283, SLG: 0.318 (1, 5)	6-3		6-3		F8		6-3	G5-4-3		5	0	0	0	0	0	1	Cincinnati Reds @ Pittsburgh Pirates Forbes Field, Pittsburgh, PA Mon Jun 18 1962, 7:05 PM EDT Unknown					
Don Blasingame, L OBP: 0.354, SLG: 0.373 (1, 4)	HR		4-3		F7		G3		4-3	5	1	1	1	0	0	0						
Vada Pinson, L OBP: 0.351, SLG: 0.566 (1, 8)	1B		4-3		1B		1B		1B	5	3	4	0	0	0	0						
Frank Robinson, R OBP: 0.395, SLG: 0.542 (1, 9)	F9			HR	1B		2B		5-3	5	1	3	2	0	0	2						
Jerry Lynch, L OBP: 0.361, SLG: 0.453 (1, 7)				3-1						4	0	2	2	0	0	1						
Marty Keough, L OBP: 0.397, SLG: 0.390 (7, PR) (7, 7)	1B				F7				FC6-4	0	0	0	0	1	0	0						
Gordy Coleman, L OBP: 0.326, SLG: 0.432 (1, 3) Don Pavletich, R OBP: 0.343, SLG: 0.207 (7, PH) (7, 3)	FC6						2B		IBB	2	0	0	0	1	1	1						
Hank Foiles, R OBP: 0.375, SLG: 0.457 (1, 2)									FC6-4	2	0	0	0	0	1	4						
Leo Cardenas, R OBP: 0.317, SLG: 0.392 (1, 6)										4	0	1	0	0	2	1						
Joey Jay, S OBP: 0.239, SLG: 0.341 (8, 1) Jim Brosnan, R (8, 1) Bill Henry, L (9, 1) Johnny Klippstein, R OBP: 0.250, SLG: 0.143 (9, 1)										4	0	1	0	0	2	4						
Inning Stats	R: 2 E: 0 K: 0 S: 6	H: 3 LOB: 1 BB: 0 P: 6	R: 0 E: 1 K: 1 S: 5	H: 0 LOB: 0 BB: 0 P: 5	R: 0 E: 0 K: 0 S: 3	H: 0 LOB: 0 BB: 0 P: 3	R: 1 E: 0 K: 2 S: 10	H: 3 LOB: 2 BB: 0 P: 10	R: 1 E: 0 K: 0 S: 5	H: 2 LOB: 1 BB: 1 P: 5	R: 0 E: 0 K: 1 S: 5	H: 0 LOB: 1 BB: 1 P: 9	R: 1 E: 0 K: 1 S: 8	H: 3 LOB: 2 BB: 0 P: 8	R: 1 E: 0 K: 1 S: 6	H: 2 LOB: 0 BB: 0 P: 6	R: 0 E: 0 K: 0 S: 4	H: 1 LOB: 2 BB: 1 P: 8	1B: 10 2B: 1 3B: 0 HR: 3	SF: 0 SAC: 0 DP: 2 HBP: 0	WP: 0 PB: 0 SB: 2 CS: 0	PA: 42
PITCHER	IP	WLS	BF	H	R	ER	SO	BB	IBB	HBP	BLK	WP	HR	S	P	ERA	WHIP					
Bob Friend, R ERA: 3.86 (1, 1)	6.2	L	32	11	5	5	4	1	0	0	0	0	2	39	43	6.75	1.800					
Diomedes Olivo, L ERA: 2.31 (7, 1)	0.1		1	0	0	0	1	0	0	0	0	0	0	3	3	0.00	0.000					
Tom Sturdivant, R ERA: 6.41 (8, 1)	2.0		9	3	1	1	1	0	1	0	0	0	1	10	14	4.50	1.500					

AB	40
R	6
H	14
RBI	6
BB	2
SO	6
LOB	15



Batter	1	2	3	4	5	6	7	8	9	AB	R	H	RBI	BB	SO	LOB	BOTTOM					
Bill Virdon, L OBP: 0.307, SLG: 0.420 (1, 8)	G3		4-3		F8		F8		4-3	5	1	1	0	0	0	0	Cincinnati Reds @ Pittsburgh Pirates Forbes Field, Pittsburgh, PA Mon Jun 18 1962, 7:05 PM EDT Unknown					
Dick Groat, R OBP: 0.344, SLG: 0.342 (1, 6)	6-3		BB		L8		F7		4-3	5	0	1	0	0	0	1						
Bob Skinner, L OBP: 0.382, SLG: 0.507 (1, 7)	F9		1B		L4				3B	4	1	2	1	1	0	0						
Dick Stuart, R OBP: 0.295, SLG: 0.403 (1, 3)			F7		F8		4-3		FC6-4	5	1	1	1	0	0	3						
Roberto Clemente, R OBP: 0.358, SLG: 0.468 (1, 9)			2B		6-3		2B		F8	4	1	2	0	0	0	0						
Don Hoak, R OBP: 0.357, SLG: 0.412 (1, 5)			F6		6-3		2B			4	0	2	0	0	0	1						
Bill Mazerolski, R OBP: 0.262, SLG: 0.409 (1, 4)			2B		3B		5-3		6-3	4	1	2	1	0	0	3						
Cal Neeman, R OBP: 0.300, SLG: 0.579 (6, PH) Smoky Burgess, L OBP: 0.405, SLG: 0.452 (7, 2)			1B		3B		3-1			2	0	1	1	0	0	1						
Bob Friend, R OBP: 0.184, SLG: 0.211 (7, 1) Diomedes Olivo, L OBP: 0.330, SLG: 0.375 (7, PH) Dick Schofield, S OBP: 0.408, SLG: 0.424 (8, 1) Tom Sturdivant, R OBP: 0.305, SLG: 0.360 (8, PH) Jim Marshall, L OBP: 0.312, SLG: 0.403 (9, PH) Johnny Logan, R OBP: 0.401, SLG: 0.391 (9, PH)			F8		6-3				F4	2	0	0	0	0	0	1						
Inning Stats	R: 0 E: 0 K: 0 S: 3	H: 0 LOB: 0 BB: 0 P: 3	R: 1 E: 0 K: 0 S: 5	H: 2 LOB: 1 BB: 0 P: 5	R: 0 E: 0 K: 0 S: 4	H: 1 LOB: 2 BB: 1 P: 8	R: 1 E: 0 K: 0 S: 5	H: 2 LOB: 1 BB: 0 P: 5	R: 0 E: 0 K: 0 S: 3	H: 0 LOB: 0 BB: 0 P: 3	R: 0 E: 0 K: 0 S: 5	H: 2 LOB: 2 BB: 0 P: 5	R: 0 E: 0 K: 1 S: 8	H: 3 LOB: 1 BB: 0 P: 8	R: 1 E: 0 K: 0 S: 5	H: 2 LOB: 1 BB: 0 P: 5		1B: 4 2B: 6 3B: 2 HR: 0	SF: 0 SAC: 0 DP: 0 HBP: 0	WP: 1 PB: 0 SB: 0 CS: 0	PA: 40	
PITCHER	IP	WLS	BF	H	R	ER	SO	BB	IBB	HBP	BLK	WP	HR	S	P	ERA	WHIP					
Joey Jay, R ERA: 3.78 (1, 1)	7.1	W	33	10	4	4	0	1	0	0	0	0	0	32	36	4.91	1.500					
Jim Brosnan, R ERA: 4.05 (8, 1)	0.2		2	0	0	0	1	0	0	0	0	0	0	4	4	0.00	0.000					
Bill Henry, L ERA: 2.45 (9, 1)	0.2		4	2	1	1	0	0	0	0	0	0	0	4	4	13.50	3.000					
Johnny Klippstein, R ERA: 4.34 (9, 1)	0.1	S	1	0	0	0	0	0	0	0	0	0	0	1	1	0.00	0.000					



Batter	1	2	3	4	5	6	7	8	9	AB	R	H	RBI	BB	SO	LOB	TOP											
Leo Cardenas, R OBP: 0.323, SLG: 0.394	F9		BB 1B BB		F9 2B 4-3 1B		IBB 1B		K	4	2	2	0	1	1	0	Cincinnati Reds @ Pittsburgh Pirates Forbes Field, Pittsburgh, PA Mon Jun 18 1962, 7:05 PM EDT Att: 21,884 - Unknown											
Don Blasingame, L OBP: 0.350, SLG: 0.364	1-3		1B BB		4-3		L3		L3	4	0	0	0	1	0	2												
Vada Pinson, L OBP: 0.358, SLG: 0.567					F9		FC6-4 IBB			3	0	2	1	1	0	1												
Frank Robinson, R OBP: 0.393, SLG: 0.541	6-3		L3				K			4	0	1	1	0	1	5												
Jerry Lynch, L OBP: 0.357, SLG: 0.475 Don Pavletich, R OBP: 0.343, SLG: 0.207		4-3			3-1		FC6-4			4	1	1	1	0	0	3												
Marty Keough, L OBP: 0.403, SLG: 0.444		F7			HR				F8	4	1	2	0	0	0	0												
Johanny Edwards, L OBP: 0.322, SLG: 0.376		4-3			2B		FC6-4 BB		3-1	3	0	0	0	1	0	1												
Don Zimmer, R OBP: 0.257, SLG: 0.299					K		FC6-4		F7	4	0	1	1	0	1	2												
Bob Purkey, R OBP: 0.145, SLG: 0.185			K		F7		K		K	4	0	0	0	0	3	2												
Inning Stats	R: 0 E: 0 K: 0 S: 4	H: 1 LOB: 1 BB: 0 P: 4	R: 0 E: 0 K: 0 S: 3	H: 0 LOB: 0 BB: 0 P: 3	R: 1 E: 0 K: 1 S: 6	H: 2 LOB: 2 BB: 2 P: 14	R: 1 E: 0 K: 1 S: 7	H: 2 LOB: 1 BB: 0 P: 7	R: 1 E: 0 K: 0 S: 5	H: 1 LOB: 1 BB: 1 P: 9	R: 0 E: 0 K: 1 S: 6	H: 1 LOB: 2 BB: 1 P: 10	R: 0 E: 0 K: 0 S: 3	H: 0 LOB: 0 BB: 0 P: 3	R: 0 E: 0 K: 2 S: 7	H: 0 LOB: 0 BB: 0 P: 7	1B: 5 2B: 2 3B: 1 HR: 1	SF: 0 SAC: 0 DP: 0 HBP: 0	WP: 0 PB: 0 SB: 0 CS: 0	PA: 38								
PITCHER	IP	WLS	BF	H	R	ER	SO	BB	IBB	HBP	BLK	WP	HR	S	P	ERA	WHIP											
Al McBean, R ERA: 3.36	(1, 1)	5.0	L	25	8	4	4	2	3	0	0	0	0	1	26	38	7.20	2.200										
Jack Lamabe, R ERA: 1.83	(6, 1)	1.2		6	1	0	0	2	0	1	0	0	0	0	9	13	0.00	0.600										
Diomedes Olivo, L ERA: 2.29	(7, 1)	0.1		1	0	0	0	0	0	0	0	0	0	1	1	0	0.00	0.000										
Roy Face, R ERA: 1.54	(8, 1)	2.0		6	0	0	0	2	0	0	0	0	0	10	10	0.00	0.000											

AB 34
R 4
H 9
RBI 4
BB 4
SO 6
LOB 16



Batter	1	2	3	4	5	6	7	8	9	AB	R	H	RBI	BB	SO	LOB	BOTTOM										
Bill Virdon, L OBP: 0.303, SLG: 0.414	F8	6-3			F7			4-3		4	0	0	0	0	0	2	Cincinnati Reds @ Pittsburgh Pirates Forbes Field, Pittsburgh, PA Mon Jun 18 1962, 7:05 PM EDT Att: 21,884 - Unknown										
Dick Groat, R OBP: 0.346, SLG: 0.344			F7		K			FC3-6 1B		4	0	2	0	0	1	1											
Bob Skinner, L OBP: 0.380, SLG: 0.502	FC3-6 1-2		K				1B	FC3-6 1-2		4	0	1	0	0	1	2											
Jim Marshall, L OBP: 0.299, SLG: 0.465	L3		F7				K	F7		4	0	0	0	0	1	3											
Roberto Clemente, R OBP: 0.361, SLG: 0.467		E 4-3 1B BB			F2		K		G4-6-3 1B	3	1	1	0	1	1	1											
Smoky Burgess, L OBP: 0.398, SLG: 0.446		E4 4-3 1B			F4		K		G4-6-3 1-2	4	1	1	0	0	1	2											
Don Hoak, R OBP: 0.351, SLG: 0.493		4-3			6-3			F6		4	0	0	1	0	0	1											
Bill Mazeroski, R OBP: 0.267, SLG: 0.412		E9 3-H 1B						K		3	0	2	1	0	1	0											
Al McBean, R OBP: 0.214, SLG: 0.321 Jack Lamabe, R	(1, 1)	(6, 1)			FC3-6			F4		2	0	0	0	0	0	2											
Diomedes Olivo, L OBP: 0.333, SLG: 0.375 Dick Schofield, S OBP: 0.400, SLG: 0.417 Roy Face, R	(7, 1)	(7, PH)	(8, 1)		FC3-6 1-2					0	0	0	0	0	0	0											
Inning Stats	R: 0 E: 0 K: 0 S: 4	H: 1 LOB: 1 BB: 0 P: 4	R: 2 E: 2 K: 0 S: 5	H: 2 LOB: 1 BB: 1 P: 9	R: 0 E: 0 K: 1 S: 5	H: 0 LOB: 0 BB: 0 P: 5	R: 0 E: 0 K: 0 S: 3	H: 0 LOB: 0 BB: 0 P: 3	R: 0 E: 0 K: 1 S: 6	H: 1 LOB: 1 BB: 0 P: 6	R: 0 E: 0 K: 3 S: 10	H: 1 LOB: 1 BB: 0 P: 10	R: 0 E: 0 K: 1 S: 5	H: 0 LOB: 0 BB: 0 P: 5	R: 0 E: 0 K: 0 S: 4	H: 1 LOB: 1 BB: 0 P: 4	R: 0 E: 0 K: 0 S: 3	H: 1 LOB: 0 BB: 0 P: 3	1B: 7 2B: 0 3B: 0 HR: 0	SF: 0 SAC: 0 DP: 1 HBP: 0	WP: 0 PB: 0 SB: 0 CS: 0	PA: 34					
PITCHER	IP	WLS	BF	H	R	ER	SO	BB	IBB	HBP	BLK	WP	HR	S	P	ERA	WHIP										
Bob Purkey, R ERA: 2.69	(1, 1)	9.0	W	34	7	2	1	6	1	0	0	0	0	45	49	1.00	0.889										



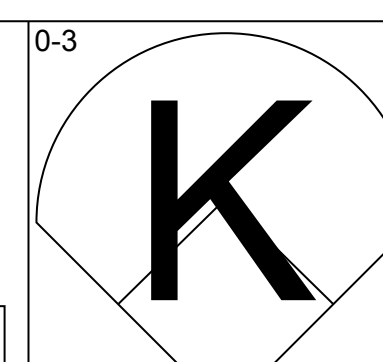
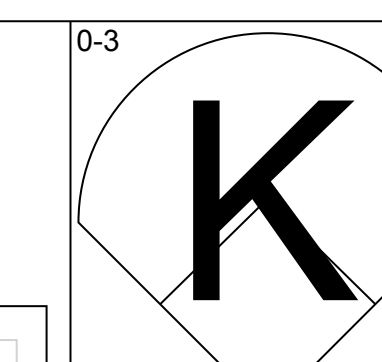
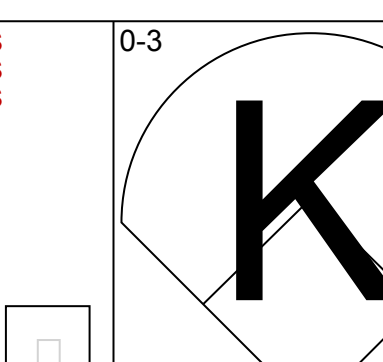
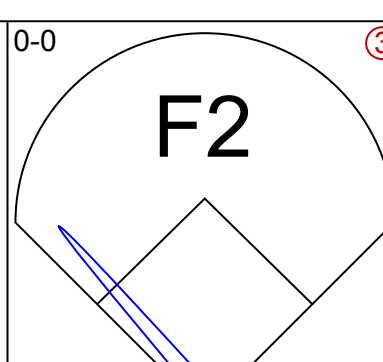
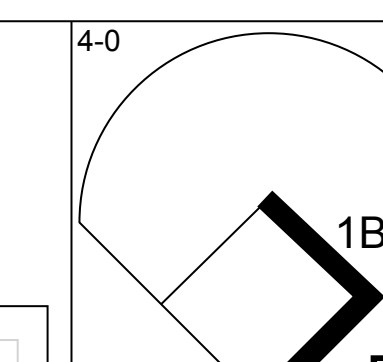
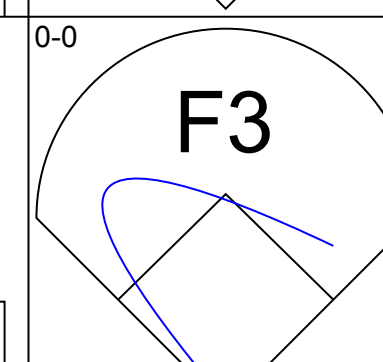
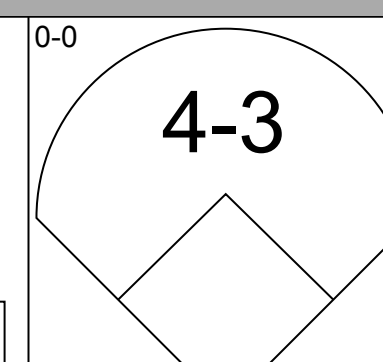
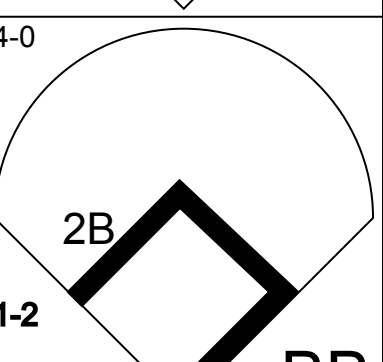
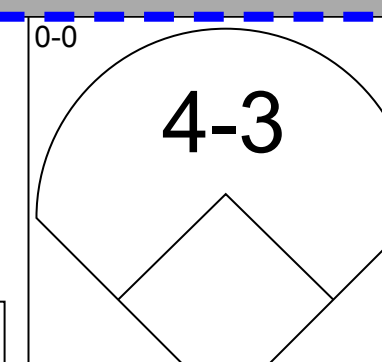
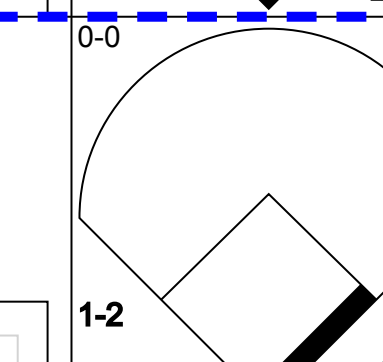
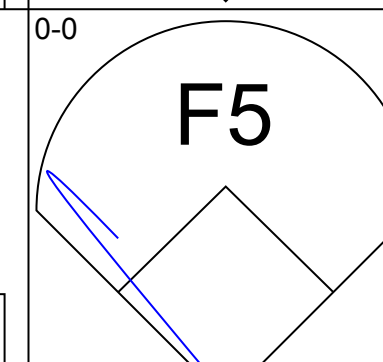
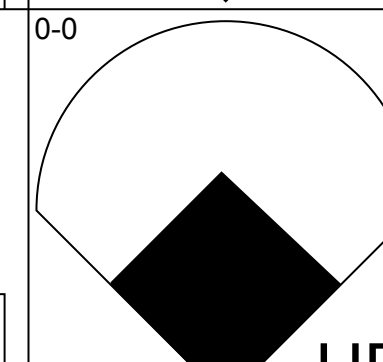
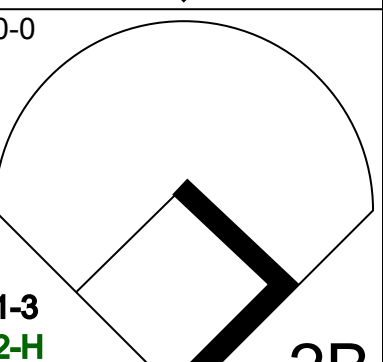
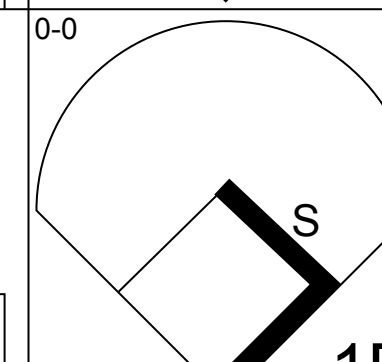
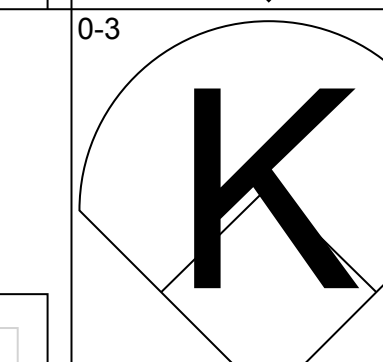
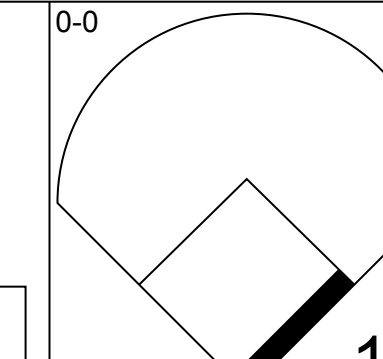
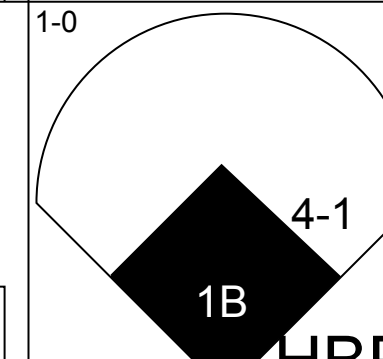
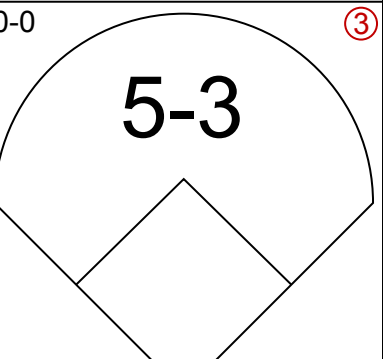
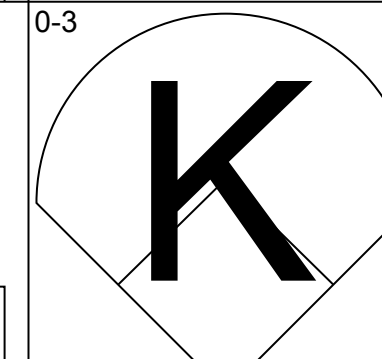
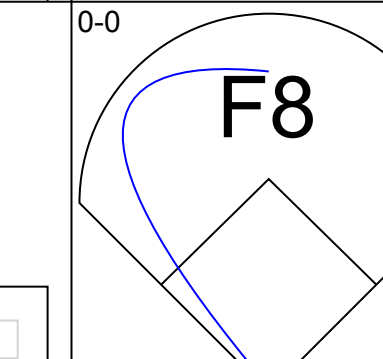

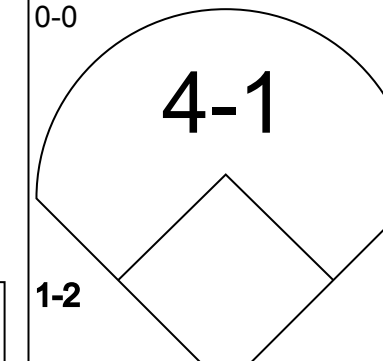
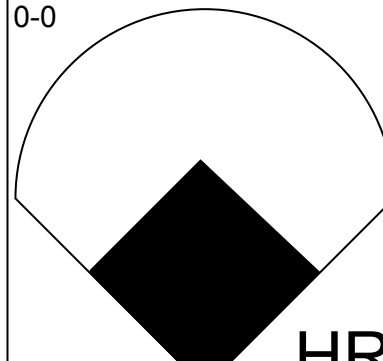
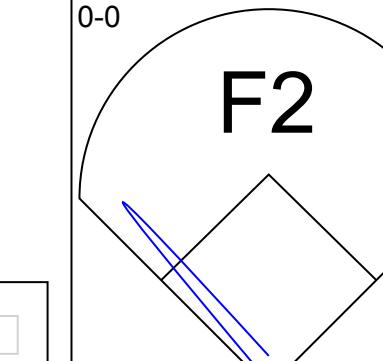

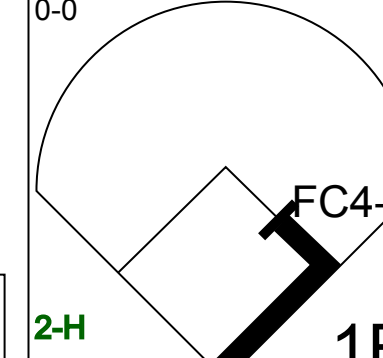
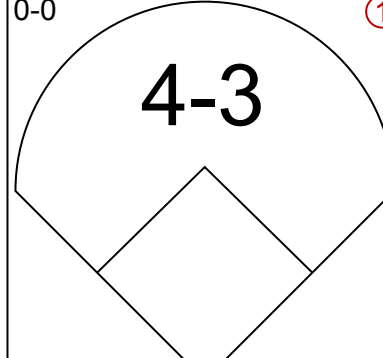
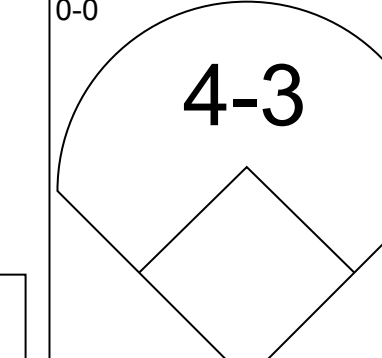

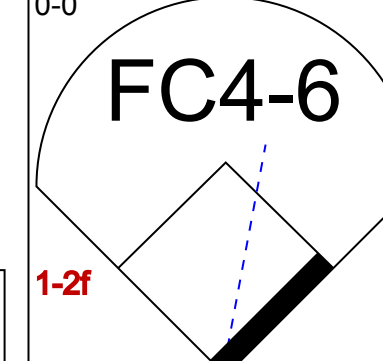
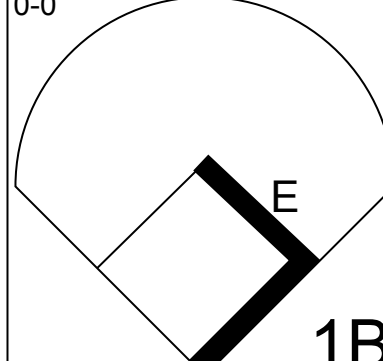
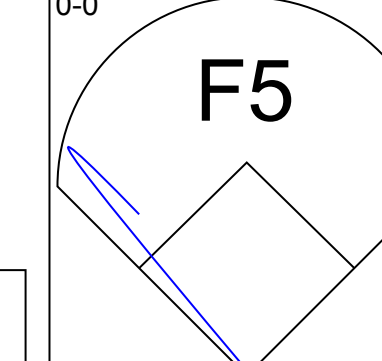
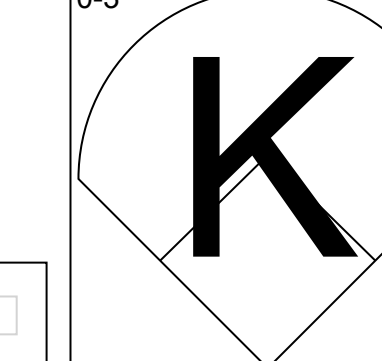
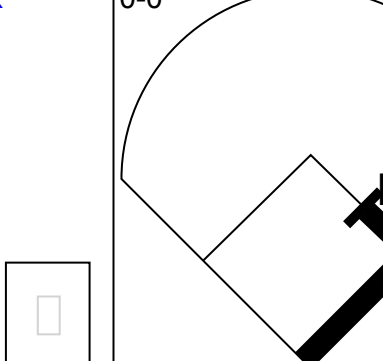
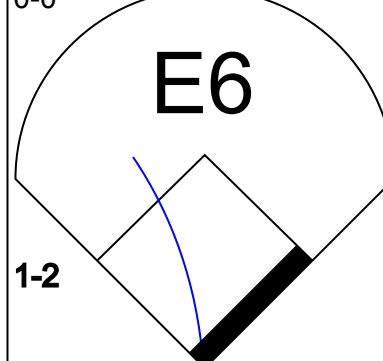
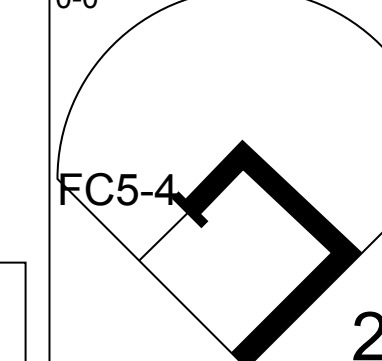
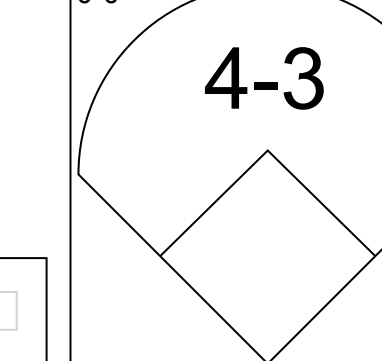
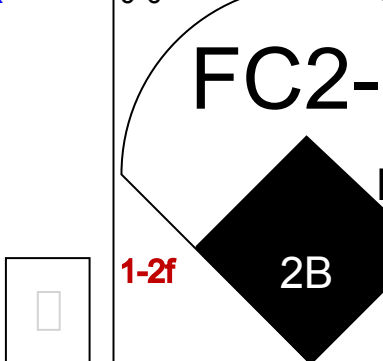
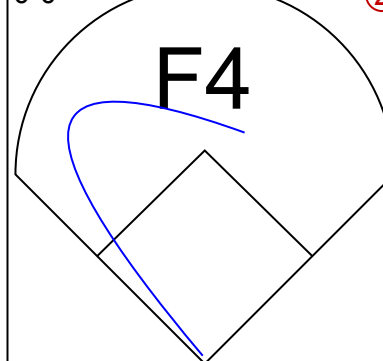
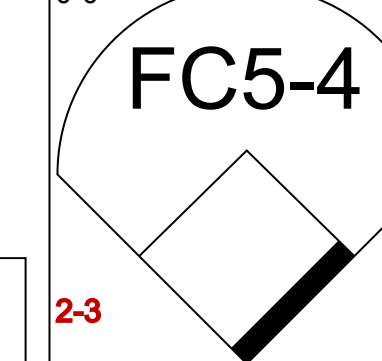
Batter	1	2	3	4	5	6	7	8	9	AB	R	H	RBI	BB	SO	LOB	TOP				
Leo Cardenas, R (1, 6) OBP: 0.329, SLG: 0.406	1-3		1B BB		F9 2B		FC6-4 1-2		1B 2B	4	0	2	0	1	0	1	Cincinnati Reds @ Pittsburgh Pirates Forbes Field, Pittsburgh, PA Tue Jun 19 1962, 7:05 PM EDT Att: 12,167 - Unknown				
Don Blasingame, L (1, 4) OBP: 0.356, SLG: 0.367	6-3		1-3 1B		F9			G3 BB	1B	4	1	2	0	1	0	1					
Vada Pinson, L (1, 8) OBP: 0.351, SLG: 0.555	F8		6-3		F7			G3	F4	5	0	0	0	0	0	5					
Frank Robinson, R (1, 9) OBP: 0.387, SLG: 0.532		K		L6		F8		6-3		4	0	0	0	0	1	1					
Jerry Lynch, L (1, 7) OBP: 0.371, SLG: 0.505 Dave Sister, R (8, 1)		1B		4-3 3B		2-3		1B		4	1	3	1	0	0	0					
Bill Henry, L (9, 1)		1B						1B		0	0	0	0	0	0	0					
Marty Keough, L (1, 3) OBP: 0.406, SLG: 0.448		FC5-4 1B		4-3		L7		1B		4	0	2	1	0	0	0					
Johnny Edwards, L (1, 2) OBP: 0.316, SLG: 0.368		F8		E3		F8		K		4	0	0	0	0	1	4					
Don Zimmer, R (1, 5) OBP: 0.253, SLG: 0.294 Gordy Coleman, L (9, PH) OBP: 0.333, SLG: 0.430 Eddie Kasko, R (9, 5) OBP: 0.283, SLG: 0.318		FC5-4 1-2		5-3		1-3		1-3	F7	3	0	0	0	0	0	3					
Jim Maloney, L (1, 1) OBP: 0.286, SLG: 0.286 Don Pavletich, R (8, 3) OBP: 0.333, SLG: 0.200				4-3		F8		FC6-4 1B	K	1	0	0	0	0	1	0					
Inning Stats	R: 0 E: 0 K: 0 S: 3	H: 0 LOB: 0 BB: 0 P: 3	R: 0 E: 0 K: 1 S: 7	H: 2 LOB: 2 BB: 0 P: 7	R: 0 E: 0 K: 0 S: 3	H: 1 LOB: 1 BB: 1 P: 7	R: 1 E: 1 K: 0 S: 5	H: 1 LOB: 1 BB: 0 P: 5	R: 0 E: 0 K: 0 S: 4	H: 0 LOB: 0 BB: 0 P: 3	R: 0 E: 0 K: 0 S: 4	H: 1 LOB: 1 BB: 0 P: 4	R: 1 E: 0 K: 1 S: 7	H: 2 LOB: 2 BB: 1 P: 11	R: 0 E: 0 K: 1 S: 7	H: 2 LOB: 2 BB: 0 P: 7		1B: 7 2B: 2 3B: 1 HR: 0	SF: 0 SAC: 0 DP: 0 HBP: 0	WP: 0 PB: 0 SB: 0 CS: 0	PA: 39
PITCHER	IP WLS BF H R ER SO BB IBB HBP BLK WP HR S P ERA WHIP																				
Earl Francis, R (1, 1) ERA: 3.32	8.2 L 38 10 2 2 3 2 0 0 0 0 0 0 42 50 2.08 1.385																				
Diomedes Olivo, L (9, 1) ERA: 2.27	0.1 1 0 0 0 0 0 0 0 0 0 0 0 0 1 1 0.00 0.000																				

AB	37
R	2
H	10
RBI	2
BB	2
SO	3
LOB	15



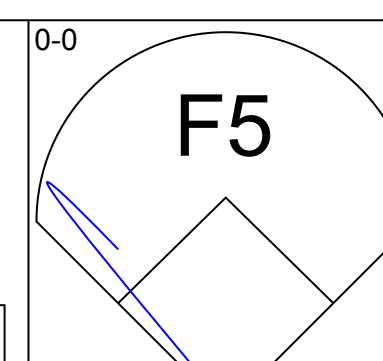
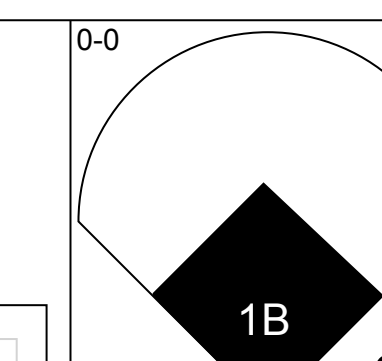
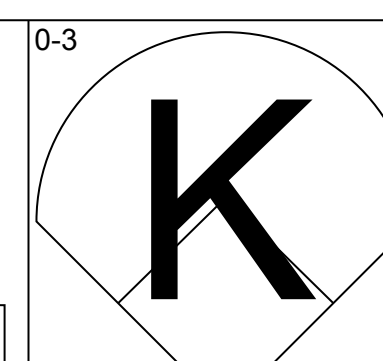
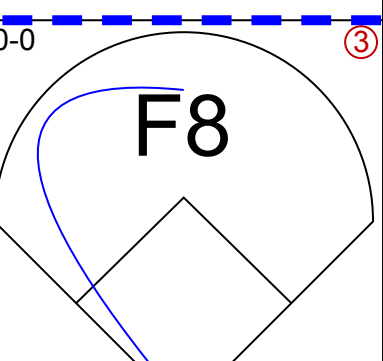
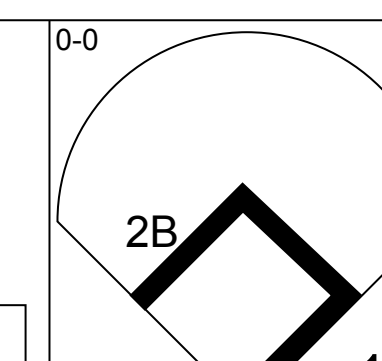
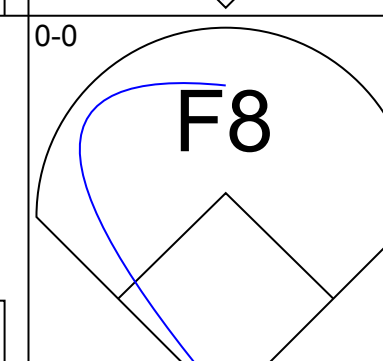
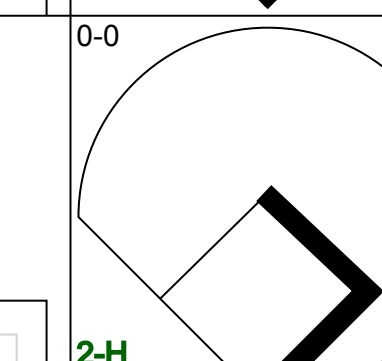
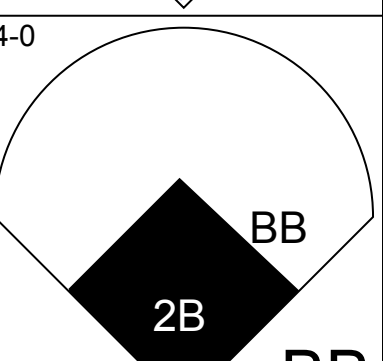
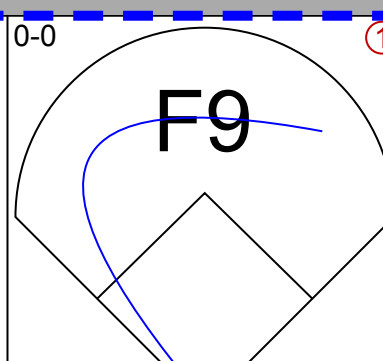
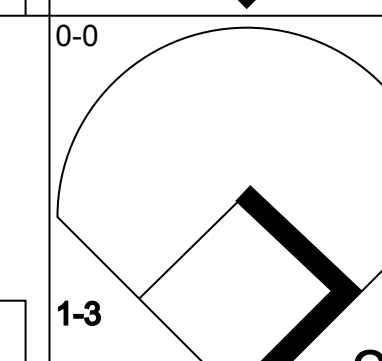
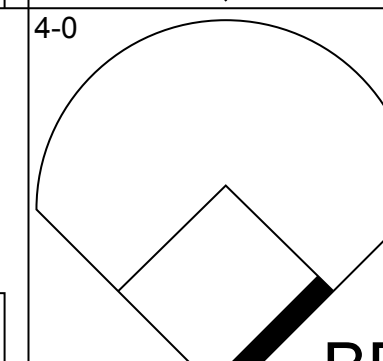
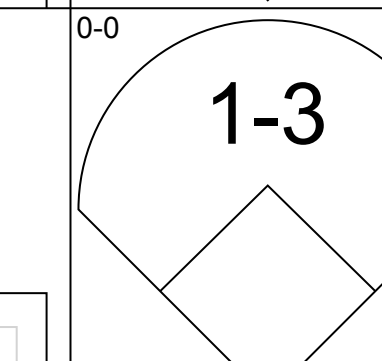
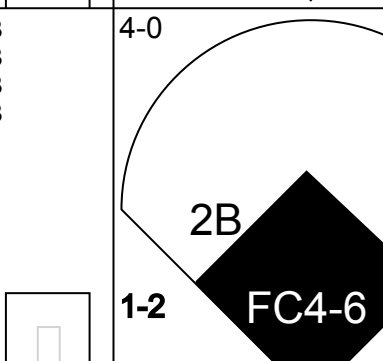
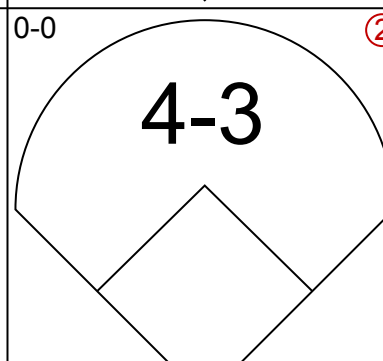
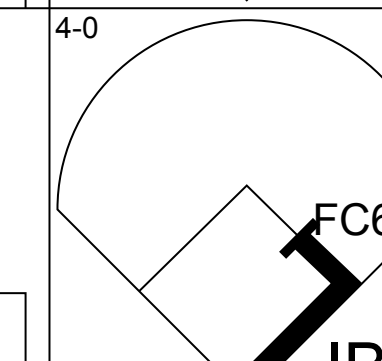
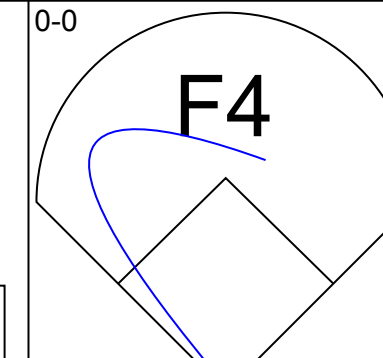
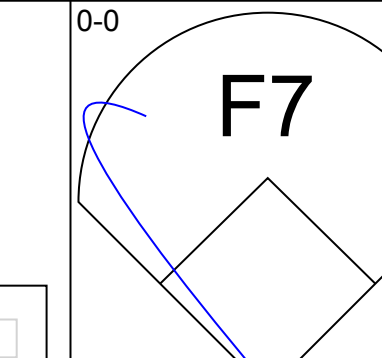
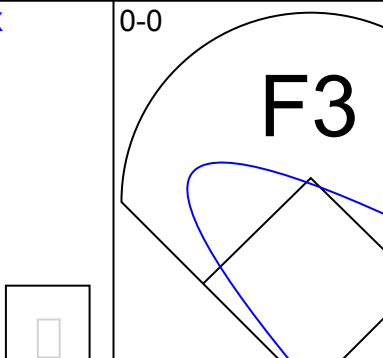
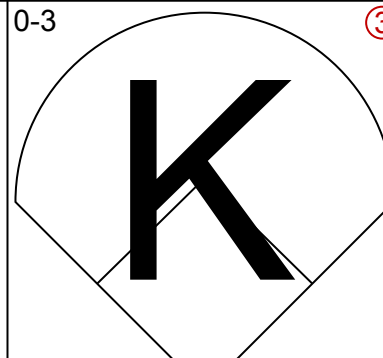
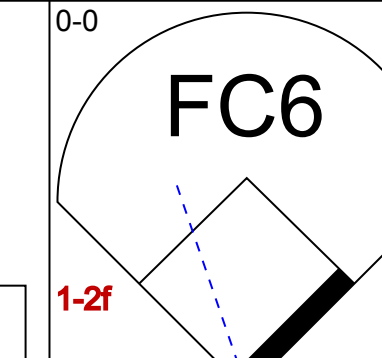
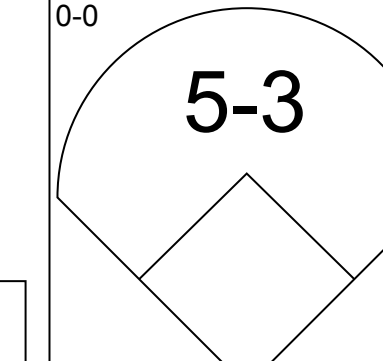
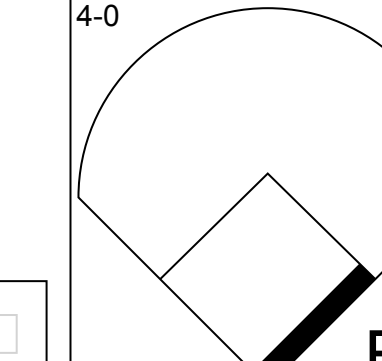
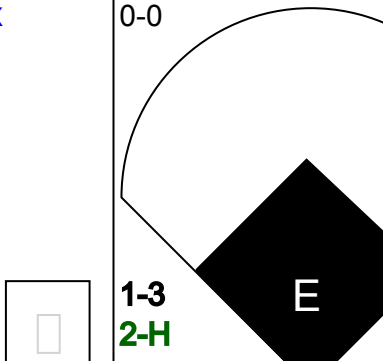
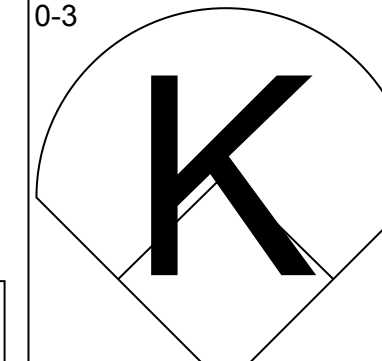
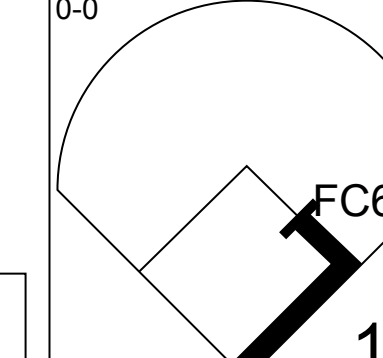
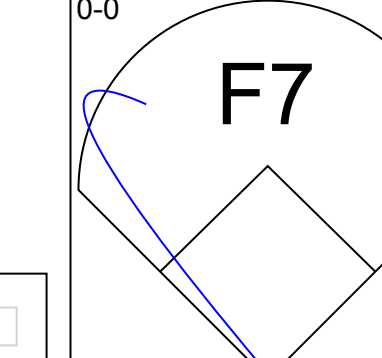
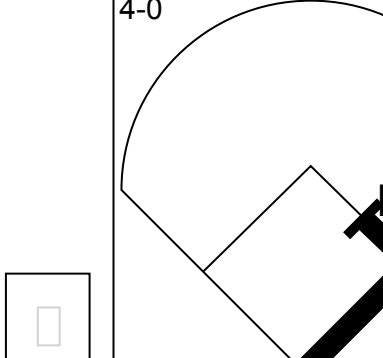
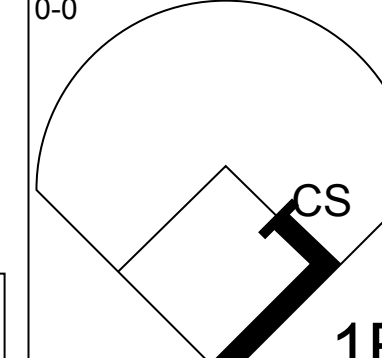
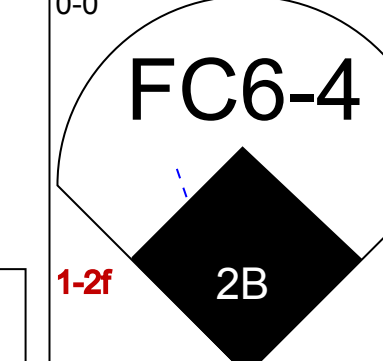
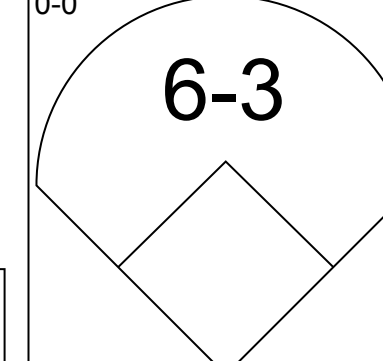
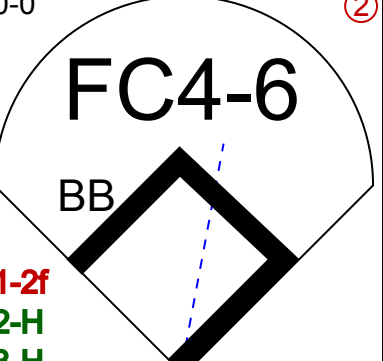
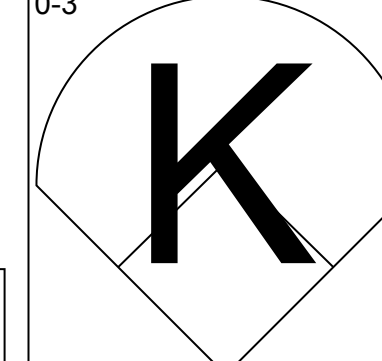
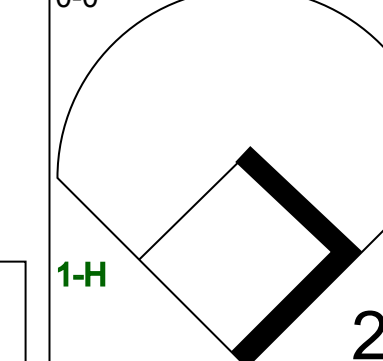
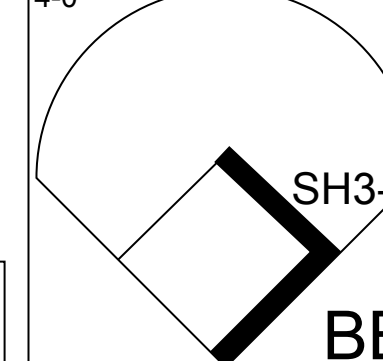
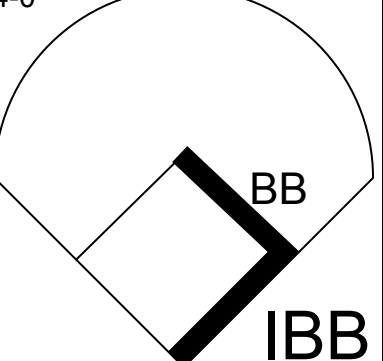
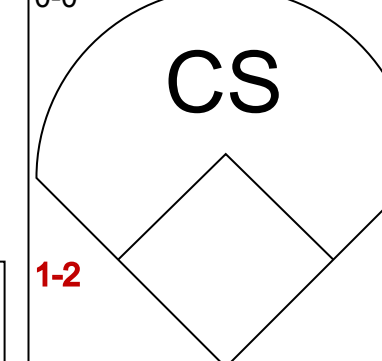
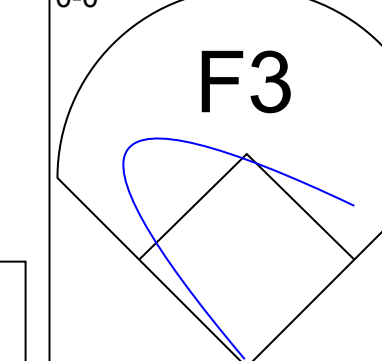
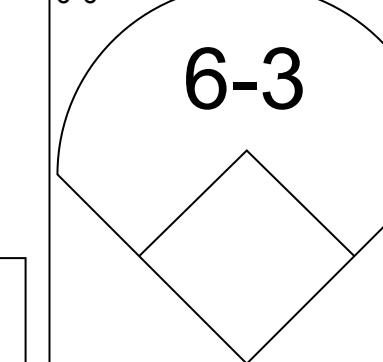
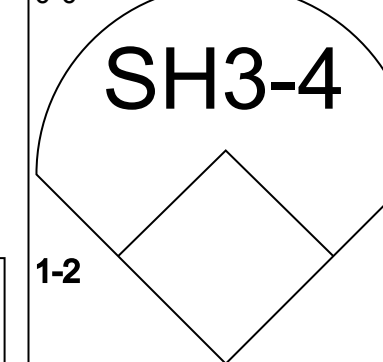
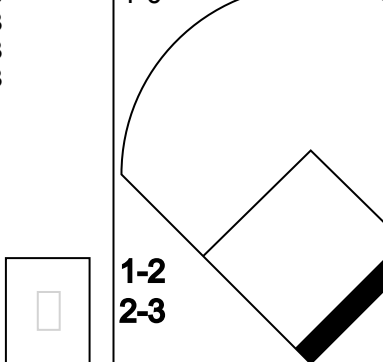
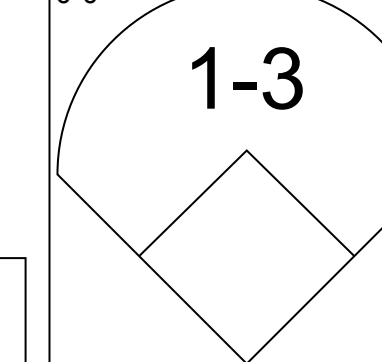
Batter	1	2	3	4	5	6	7	8	9	AB	R	H	RBI	BB	SO	LOB	BOTTOM						
Bill Virdon, L (1, 8) OBP: 0.301, SLG: 0.408	S 2B BB		6-3		4-3		G3		F8	4	1	0	0	1	0	3	Cincinnati Reds @ Pittsburgh Pirates Forbes Field, Pittsburgh, PA Tue Jun 19 1962, 7:05 PM EDT Att: 12,167 - Unknown						
Dick Groat, R (1, 6) OBP: 0.345, SLG: 0.341	K 1-2		5-3			FC1-6 BB	G3			3	0	0	0	1	1	2							
Bob Skinner, L (1, 7) OBP: 0.386, SLG: 0.509					FC6-4 BB				1B	3	0	2	1	1	0	1							
Dick Stuart, R (1, 3) OBP: 0.290, SLG: 0.396	F7				K		K		K	4	0	0	0	0	3	4							
Roberto Clemente, R (1, 9) OBP: 0.359, SLG: 0.461					FC6-4 S		FC5 BB		K	3	0	0	0	1	2	3							
Smoky Burgess, L (1, 2) OBP: 0.385, SLG: 0.436		L3		F9					F8	3	0	0	0	1	0	2							
Don Hoak, R (1, 5) OBP: 0.344, SLG: 0.395		F9			F9		FC5		K	4	0	0	0	0	1	3							
Bill Mazeroski, R (1, 4) OBP: 0.267, SLG: 0.409		K						6-3	E5 FC4-B	4	0	1	0	0	1	0							
Earl Francis, R (1, 1) OBP: 0.154, SLG: 0.192 Diomedes Olivo, L (9, 1) OBP: 0.333, SLG: 0.375 Jim Marshall, L (9, PH) OBP: 0.299, SLG: 0.465 Johnny Logan, R (9, PH) OBP: 0.464, SLG: 0.375 Howie Goswami, R (9, PR) OBP: 0.392, SLG: 0.340				F9					FC4-6	3	0	1	0	0	1	1							
Inning Stats	R: 1 E: 0 K: 2 S: 8	H: 1 LOB: 1 BB: 1 P: 12	R: 0 E: 0 K: 1 S: 5	H: 0 LOB: 0 BB: 0 P: 5	R: 0 E: 0 K: 0 S: 3	H: 0 LOB: 0 BB: 0 P: 3	R: 0 E: 0 K: 1 S: 5	H: 0 LOB: 1 BB: 1 P: 9	R: 0 E: 0 K: 1 S: 6	H: 1 LOB: 1 BB: 0 P: 6	R: 0 E: 0 K: 1 S: 5	H: 0 LOB: 3 BB: 3 P: 17	R: 0 E: 0 K: 0 S: 4	H: 1 LOB: 1 BB: 0 P: 4	R: 0 E: 0 K: 2 S: 8	H: 1 LOB: 1 BB: 0 P: 8		R: 0 E: 1 K: 1 S: 6	H: 0 LOB: 1 BB: 0 P: 6	1B: 2 2B: 2 3B: 0 HR: 0	SF: 0 SAC: 0 DP: 0 HBP: 0	WP: 0 PB: 0 SB: 3 CS: 0	PA: 37
PITCHER	IP WLS BF H R ER SO BB IBB HBP BLK WP HR S P ERA WHIP																						
Jim Maloney, R (1, 1) ERA: 5.87	7.0 W 29 3 1 1 1 6 5 0 0 0 0 0 0 0 12 12 0.00 0.750																						
Dave Sister, R (8, 1) ERA: 3.66	1.1 6 1 0 0 3 0 0 0 0 0 0 0 0 12 12 0.00 0.750																						
Bill Henry, L (9, 1) ERA: 2.37	0.2 S 2 0 0 0 0 0 0 0 0 0 0 0 0 2 2 0.00 0.000																						



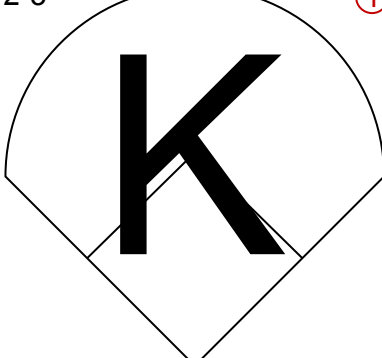
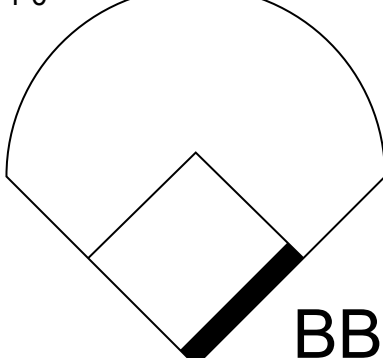
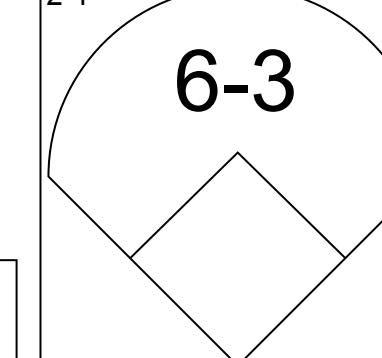
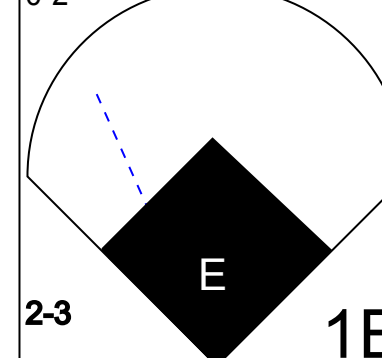
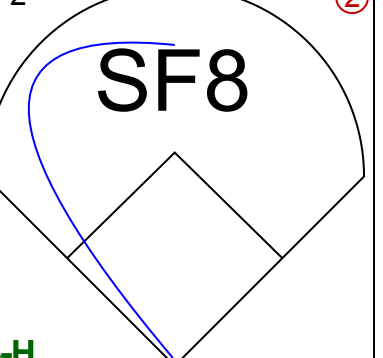
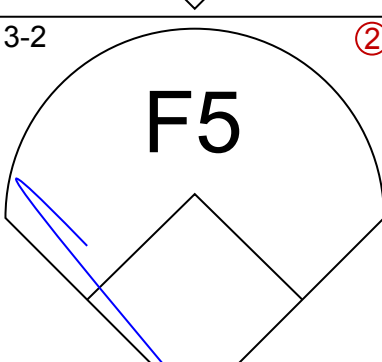
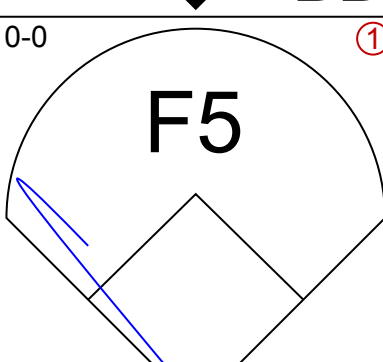
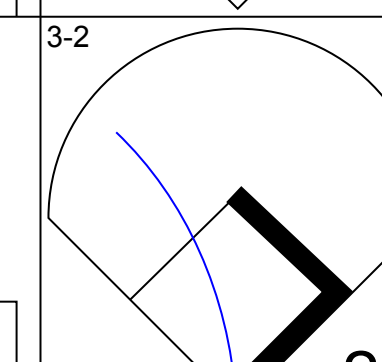
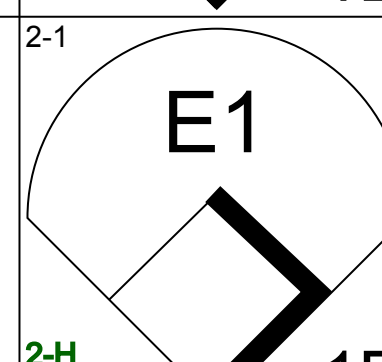
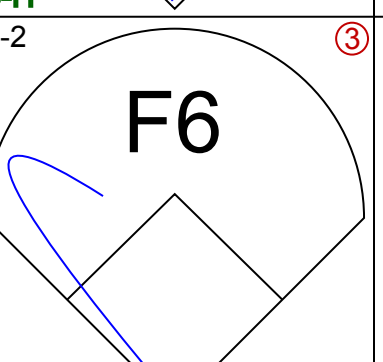
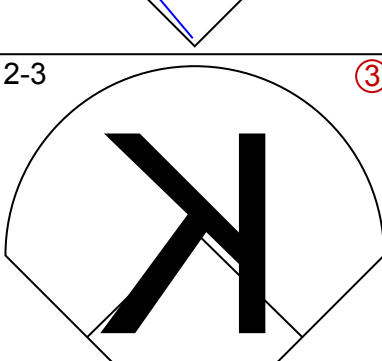
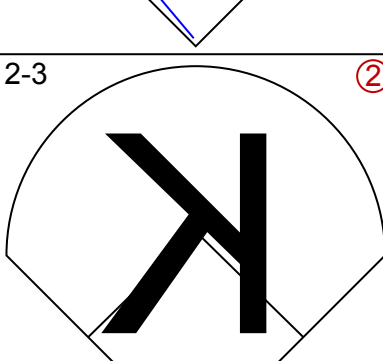
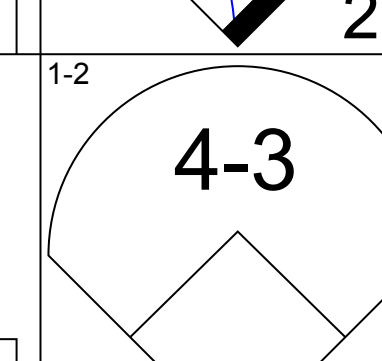
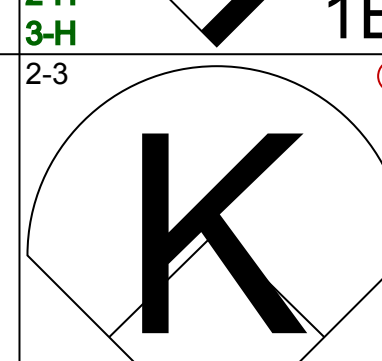
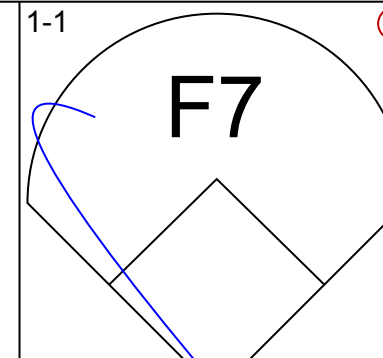
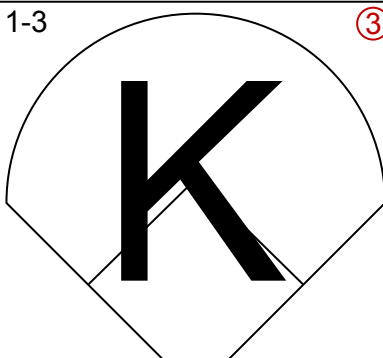
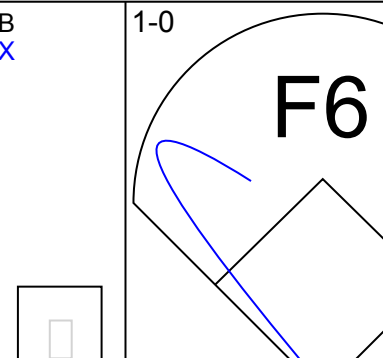
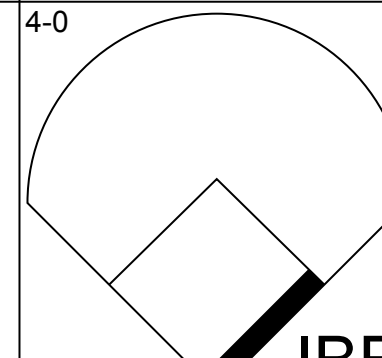
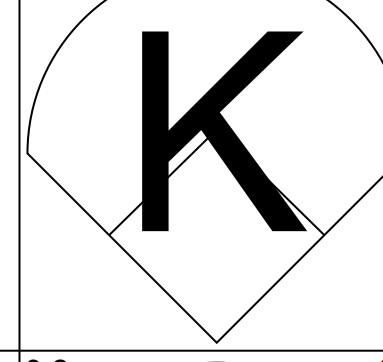
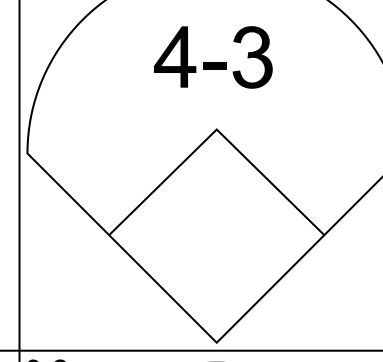
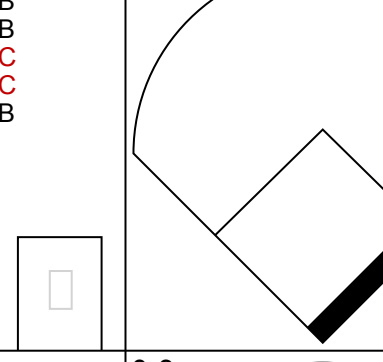
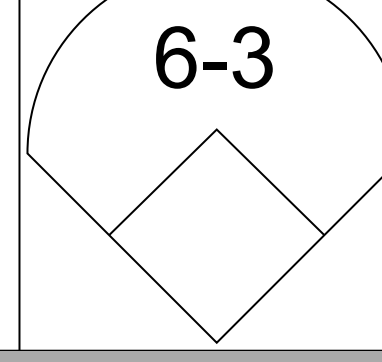
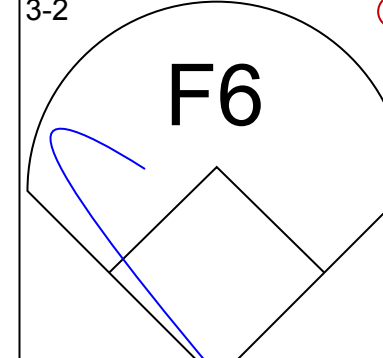
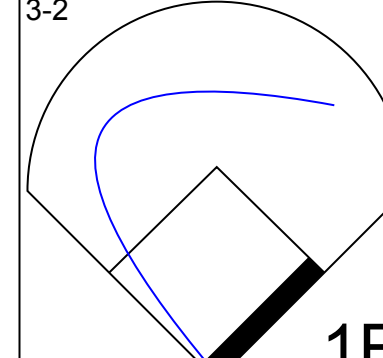
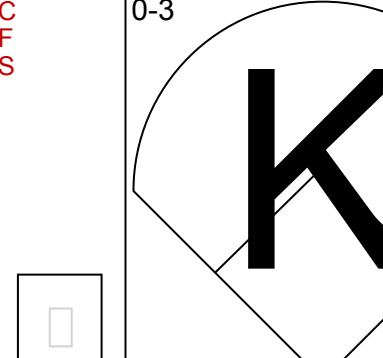
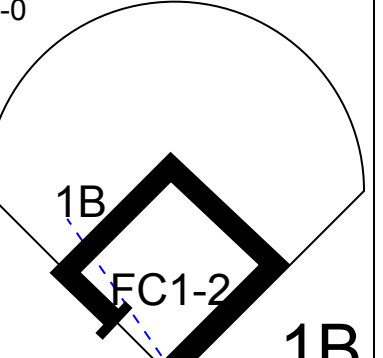
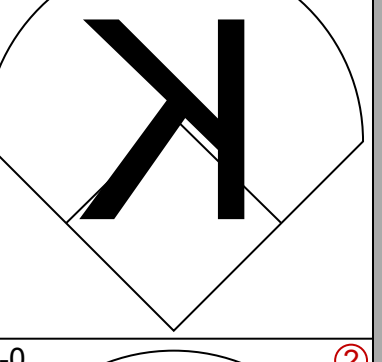
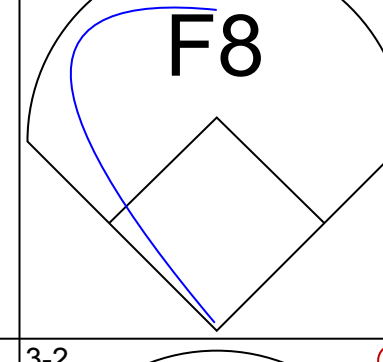
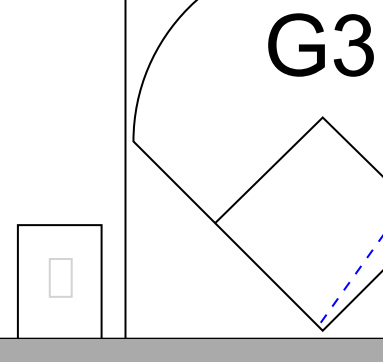
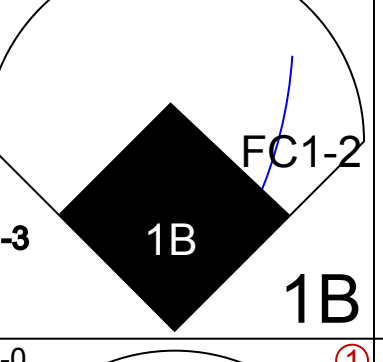
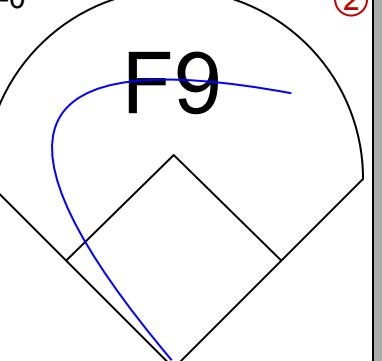
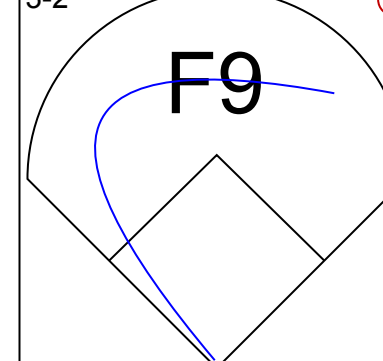
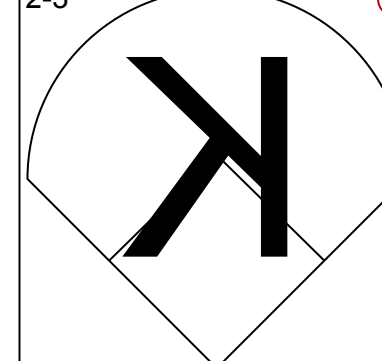
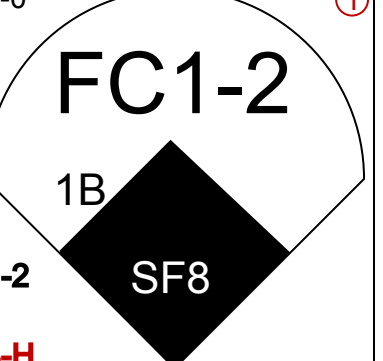
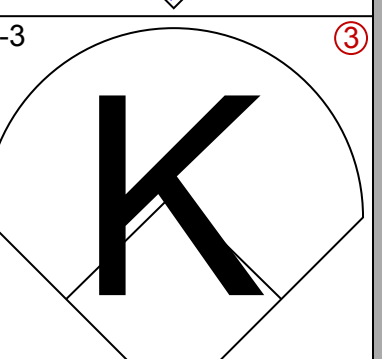
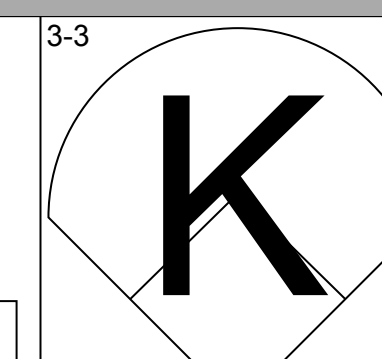
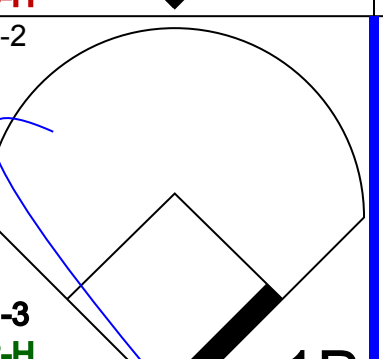
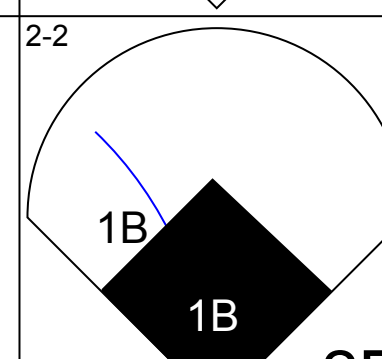
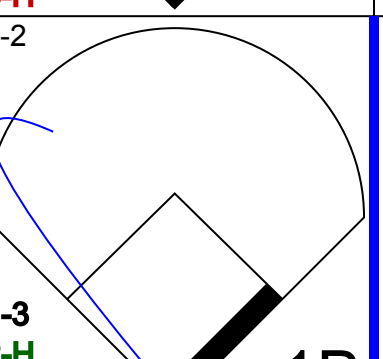
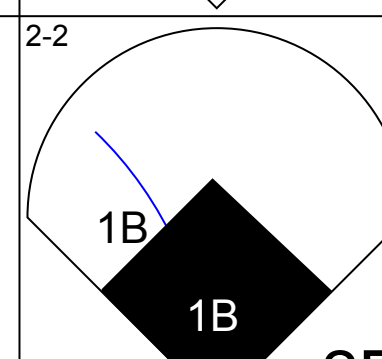
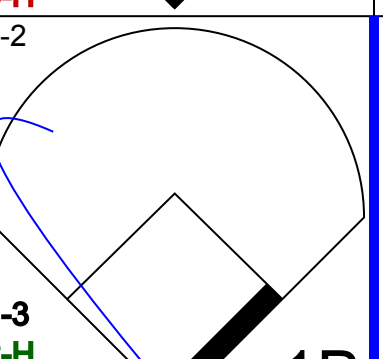
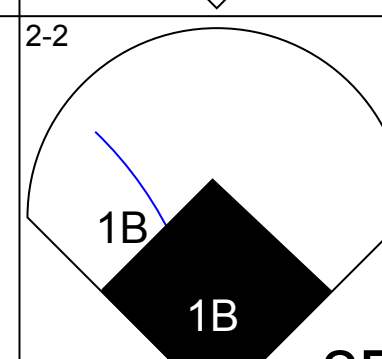
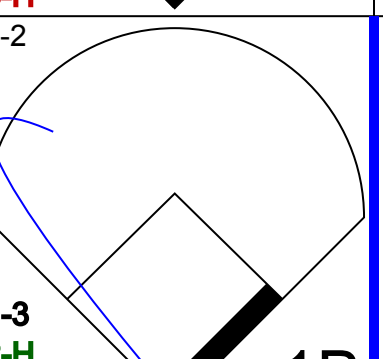
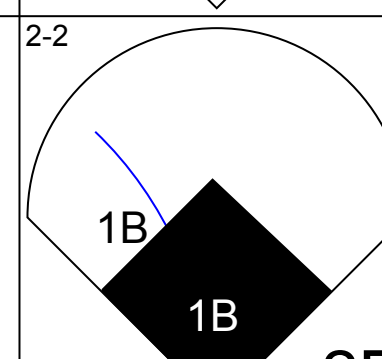
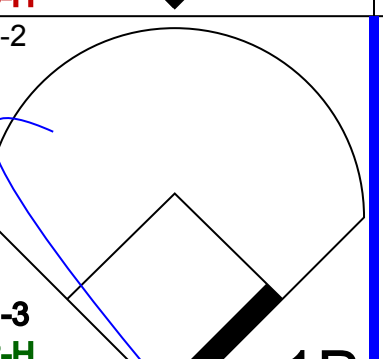
Batter	1	2	3	4	5	6	7	8	9	AB	R	H	RBI	BB	SO	LOB	TOP								
Leo Cardenas, R (1, 6) OBP: 0.326, SLG: 0.398										4	0	0	0	1	3	3	<p>Cincinnati Reds @ Pittsburgh Pirates Forbes Field, Pittsburgh, PA Wed Jun 20 1962, 7:05 PM EDT Att: 12,965 - Unknown</p>								
Don Blasingame, L (1, 4) OBP: 0.354, SLG: 0.361 Joe Gaines, R (9, PH) OBP: 0.526, SLG: 0.667										3	0	0	0	1	0	0									
Vada Pinson, L (1, 8) OBP: 0.356, SLG: 0.573										5	1	3	2	0	1	2									
Frank Robinson, R (1, 9) OBP: 0.387, SLG: 0.528										4	1	1	0	0	1	5									
Jerry Lynch, L (1, 7) OBP: 0.364, SLG: 0.519										5	1	1	1	0	1	5									
Marty Keough, L (1, 3) OBP: 0.407, SLG: 0.437										4	0	1	1	0	1	1									
Johnny Edwards, L (1, 2) Hank Foiles, R (8, PH) OBP: 0.366, SLG: 0.444										3	0	1	0	0	1	2									
Don Zimmer, R (1, 5) OBP: 0.259, SLG: 0.305										4	0	2	0	0	1	1									
Jim O'Toole, S (1, 1) Johnny Klippstein, R (5, 1) Gordy Coleman, L (6, PH) Moe Drabowsky, R (6, 1) Wally Post, R (8, PH) Jim Brosnan, R (8, 1)										2	1	0	0	0	0	1									
Inning Stats	R: 0 E: 0 K: 1 S: 5	H: 0 LOB: 0 BB: 0 P: 5	R: 0 E: 0 K: 2 S: 8	H: 1 LOB: 1 BB: 0 P: 8	R: 0 E: 0 K: 2 S: 7	H: 0 LOB: 0 BB: 0 P: 7	R: 2 E: 0 K: 0 S: 5	H: 2 LOB: 1 BB: 0 P: 6	R: 1 E: 0 K: 1 S: 7	H: 2 LOB: 2 BB: 1 P: 11	R: 1 E: 1 K: 0 S: 6	H: 2 LOB: 2 BB: 0 P: 6	R: 0 E: 0 K: 2 S: 8	H: 1 LOB: 1 BB: 0 P: 8	R: 0 E: 0 K: 0 S: 4	H: 1 LOB: 1 BB: 0 P: 4		R: 0 E: 0 K: 1 S: 6	H: 1 LOB: 2 BB: 1 P: 10	1B: 6 2B: 2 3B: 0 HR: 2	SF: 0 SAC: 0 DP: 0 HBP: 1	WP: 0 PB: 0 SB: 1 CS: 0	PA: 41		
PITCHER	IP WLS BF H R ER SO BB IBB HBP BLK WP HR S P ERA WHIP																								
Vern Law, R (1, 1) ERA: 2.87	6.0 W 28	H 7 R 4 ER 4 SO 6	BB 1 IBB 0 HBP 1 BLK 0	WP 0 HR 2 S 38 P 43	ERA 6.00 WHIP 1.333																				
Diomedes Olivo, L (7, 1) ERA: 2.16	2.0	W 9	H 2 R 0 ER 0 SO 2	BB 1 IBB 0 HBP 0 BLK 0	WP 0 HR 0 S 12 P 16	ERA 0.00 WHIP 1.500																			
Roy Face, R (9, 1) ERA: 1.5	1.0 S 4	H 1 R 0 ER 0 SO 1	BB 0 IBB 0 HBP 0 BLK 0	WP 0 HR 0 S 6 P 6	ERA 0.00 WHIP 1.000																				

AB	38
R	4
H	10
RBI	4
BB	2
SO	9
LOB	23



Batter	1	2	3	4	5	6	7	8	9	AB	R	H	RBI	BB	SO	LOB	BOTTOM							
Bill Virdon, L (1, 8) OBP: 0.303, SLG: 0.411										5	1	2	0	0	1	4	<p>Cincinnati Reds @ Pittsburgh Pirates Forbes Field, Pittsburgh, PA Wed Jun 20 1962, 7:05 PM EDT Att: 12,965 - Unknown</p>							
Dick Groat, R (1, 6) OBP: 0.349, SLG: 0.346										4	1	2	1	1	0	0								
Bob Skinner, L (1, 7) OBP: 0.390, SLG: 0.505										2	1	0	0	3	0	1								
Dick Stuart, R (1, 3) OBP: 0.284, SLG: 0.387										5	0	0	0	0	1	7								
Howie Goss, R (1, 9) OBP: 0.316, SLG: 0.360										3	1	1	1	1	1	0								
Don Hoak, R (1, 5) OBP: 0.352, SLG: 0.399										3	0	2	0	1	0	2								
Don Leppert, R (1, 2) OBP: 0.286, SLG: 0.391										4	1	0	1	0	1	3								
Bill Mazerolski, R (1, 4) OBP: 0.275, SLG: 0.414										2	0	1	1	2	0	0								
Vern Law, R (1, 1) OBP: 0.167, SLG: 0.188 Diomedes Olivo, L (7, 1) OBP: 0.300, SLG: 0.333 Roy Face, R (9, 1)										1	0	0	0	1	0	1								
Inning Stats	R: 0 E: 0 K: 0 S: 3	H: 0 LOB: 1 BB: 1 P: 7	R: 1 E: 0 K: 0 S: 5	H: 2 LOB: 1 BB: 0 P: 5	R: 1 E: 0 K: 0 S: 5	H: 2 LOB: 2 BB: 1 P: 9	R: 0 E: 0 K: 1 S: 5	H: 0 LOB: 1 BB: 1 P: 9	R: 3 E: 1 K: 0 S: 4	H: 1 LOB: 3 BB: 5 P: 24	R: 0 E: 0 K: 1 S: 5	H: 0 LOB: 0 BB: 0 P: 5	R: 0 E: 0 K: 2 S: 7	H: 1 LOB: 0 BB: 0 P: 7	R: 0 E: 0 K: 0 S: 5	H: 2 LOB: 3 BB: 1 P: 9		1B: 4 2B: 4 3B: 0 HR: 0	SF: 0 SAC: 1 DP: 0 HBP: 0	WP: 0 PB: 0 SB: 0 CS: 1	PA: 41			
PITCHER	IP WLS BF H R ER SO BB IBB HBP BLK WP HR S P ERA WHIP																							
Jim O'Toole, L (1, 1) ERA: 4.62	4.2 L 27	H 5 R 5 ER 5 SO 1	BB 6 IBB 0 HBP 0 BLK 0	WP 0 HR 0 S 21 P 53	ERA 9.64 WHIP 2.357																			
Johnny Klippstein, R (5, 1) ERA: 4.3	0.1	H 0 R 0 ER 0 SO 0	BB 0 IBB 0 HBP 0 BLK 0	WP 0 HR 0 S 1 P 1	ERA 0.00 WHIP 0.000																			
Moe Drabowsky, R (6, 1) ERA: 5.86	2.0	H 1 R 0 ER 0 SO 3	BB 0 IBB 0 HBP 0 BLK 0	WP 0 HR 12 S 12 P 12	ERA 0.00 WHIP 0.500																			
Jim Brosnan, R (8, 1) ERA: 3.9	1.0	H 2 R 0 ER 0 SO 0	BB 0 IBB 0 HBP 0 BLK 0	WP 0 HR 5 S 9 P 9	ERA 0.00 WHIP 2.000																			

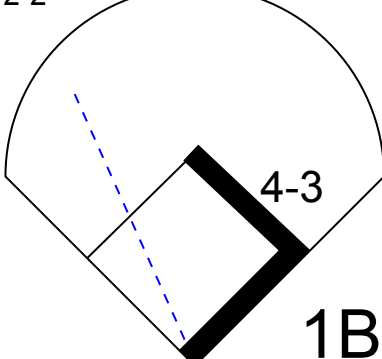
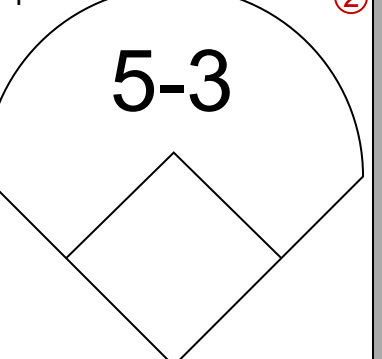
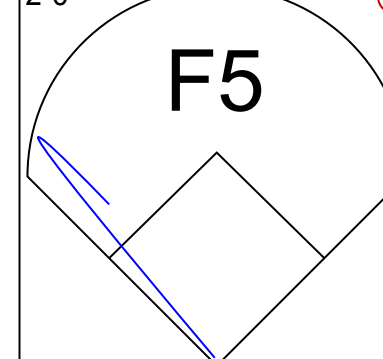
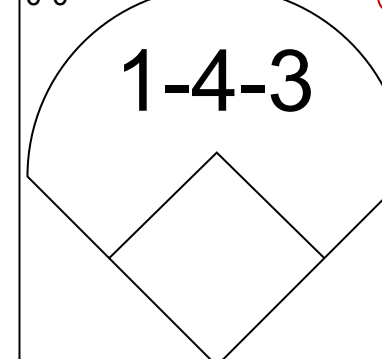
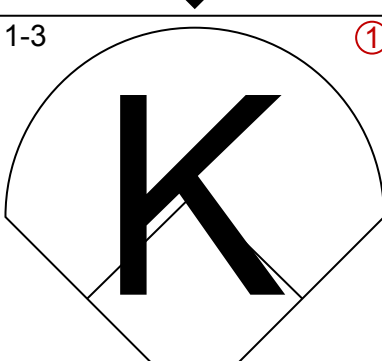
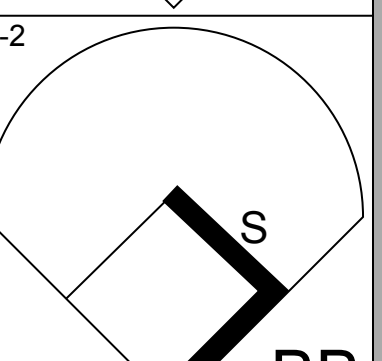
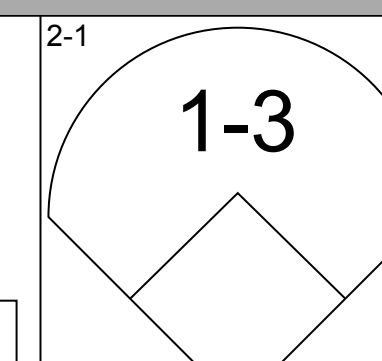
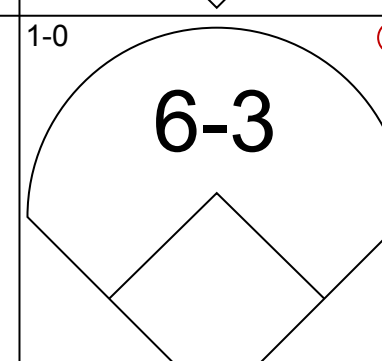
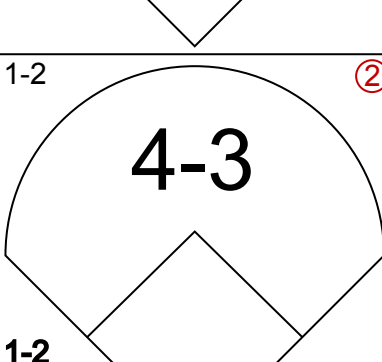
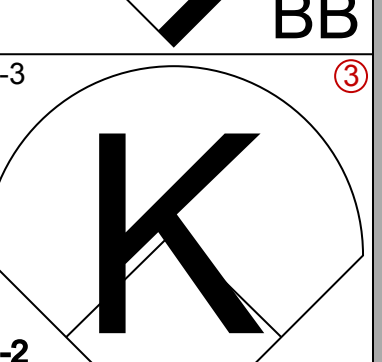
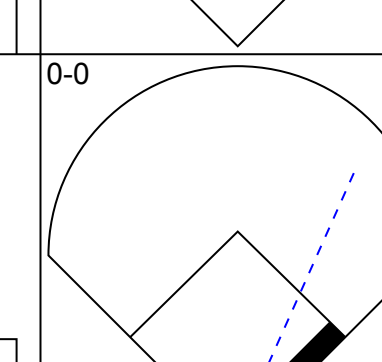
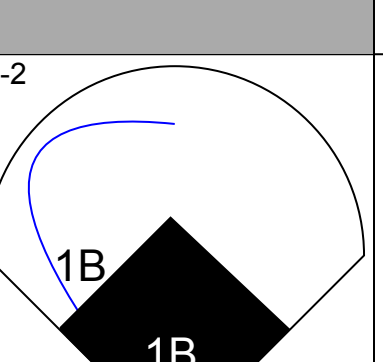
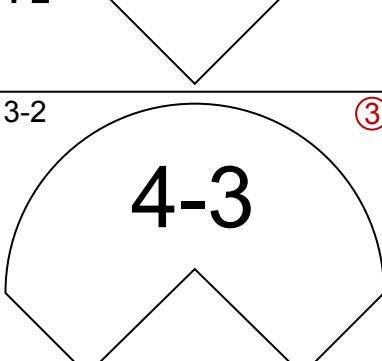
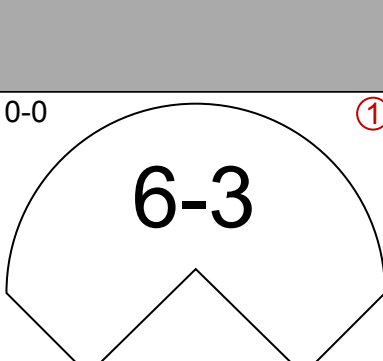
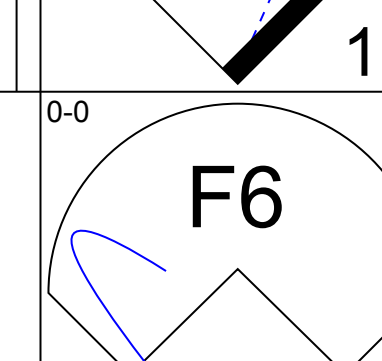
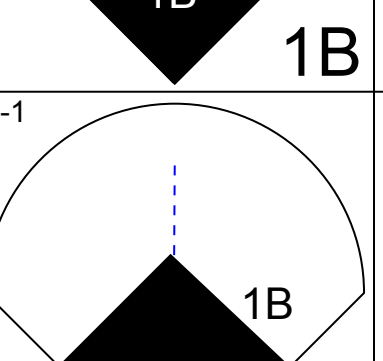
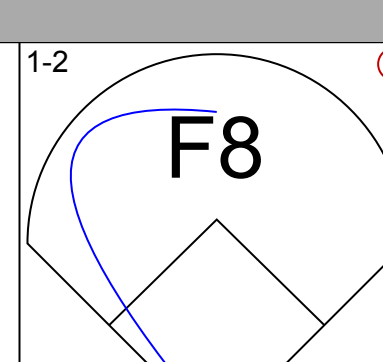
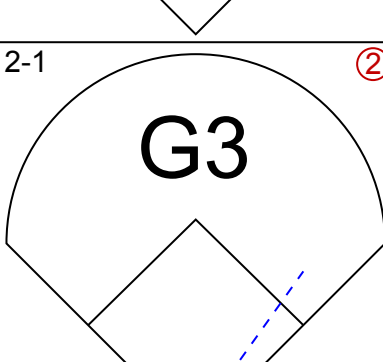
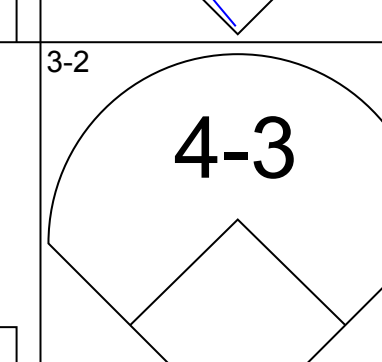
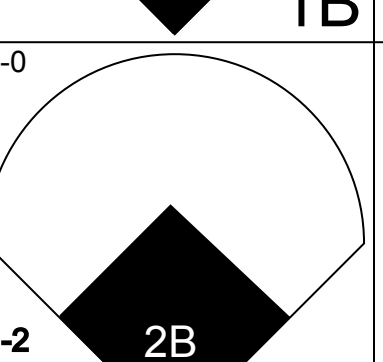
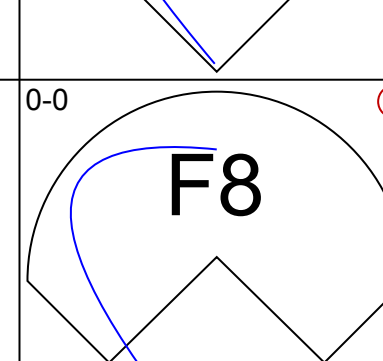
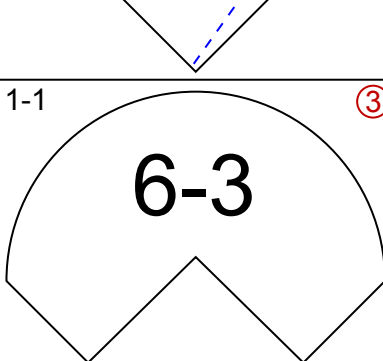
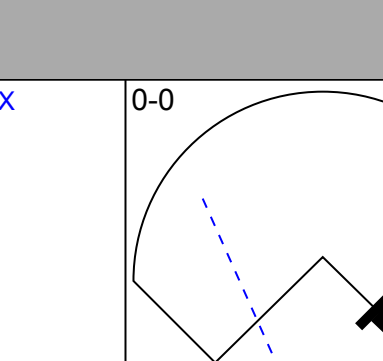
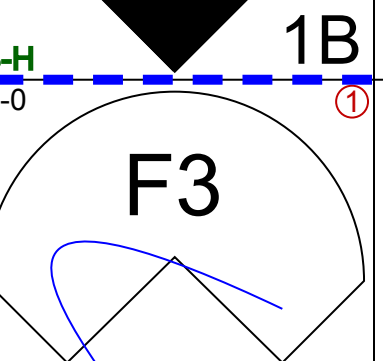
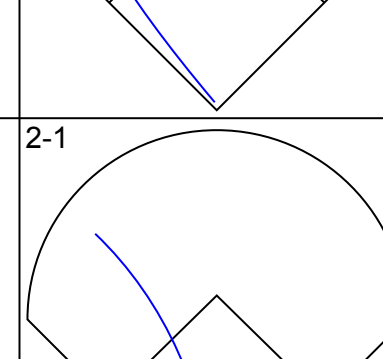
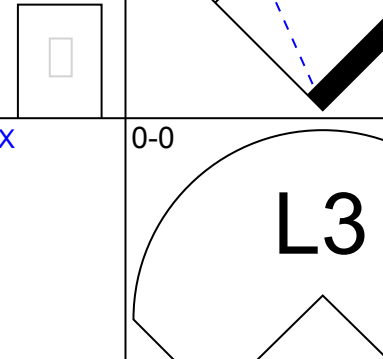
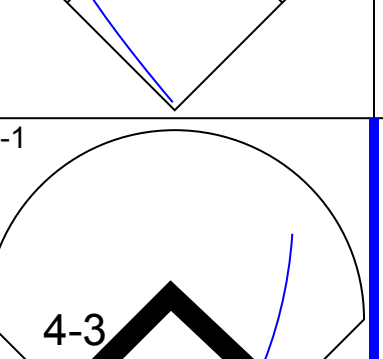
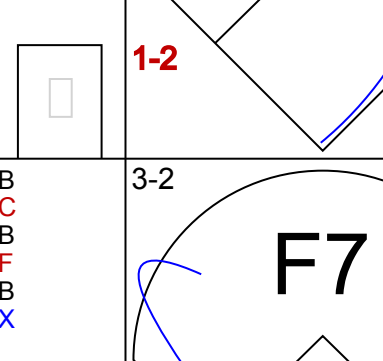
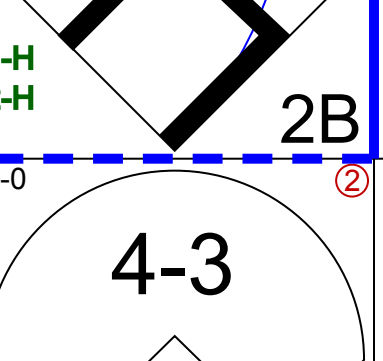
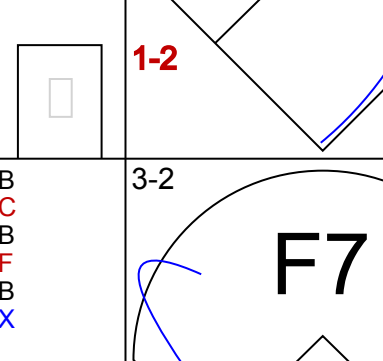
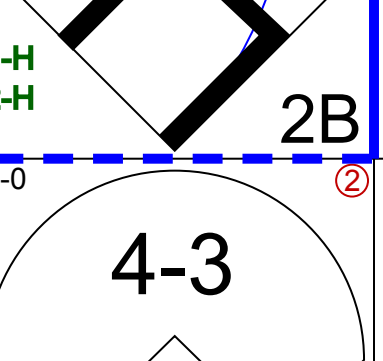
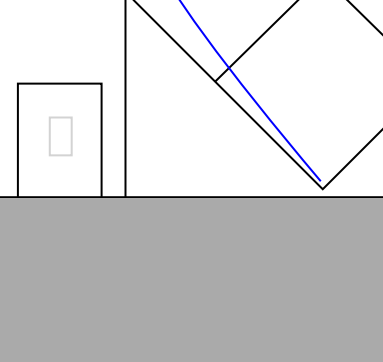
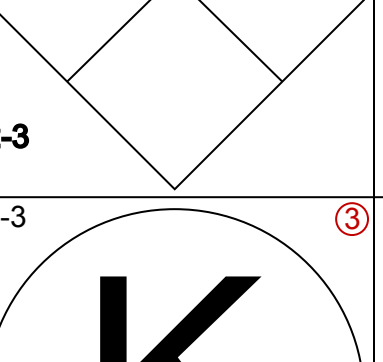
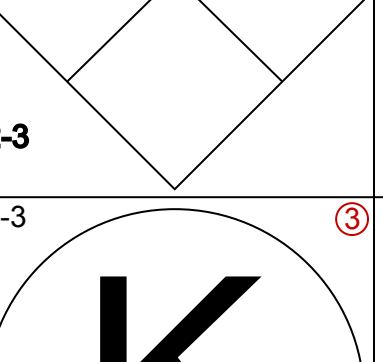
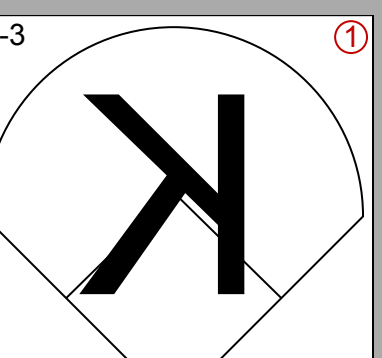
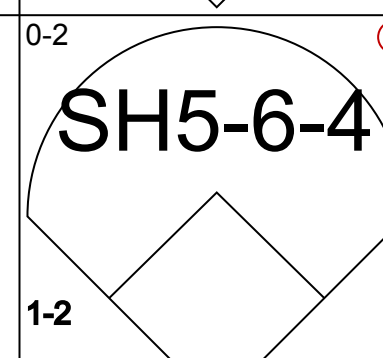
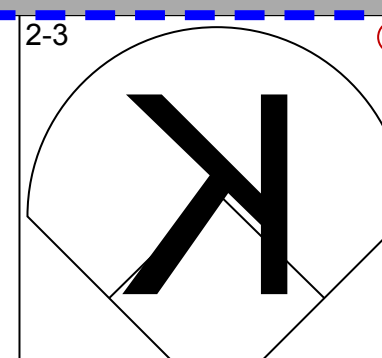
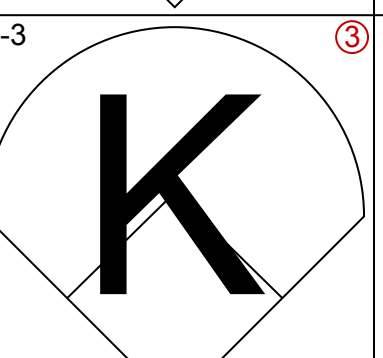


Batter	1	2	3	4	5	6	7	8	9	AB	R	H	RBI	BB	SO	LOB	TOP					
Leo Cardenas, R (1, 6) OBP: 0.328, SLG: 0.397										3	1	1	1	1	1	0						
Don Zimmer, R (1, 5) OBP: 0.263, SLG: 0.314										5	0	2	1	0	0	2						
Vada Pinson, L (1, 8) OBP: 0.350, SLG: 0.563										4	0	0	0	0	3	3						
Frank Robinson, R (1, 9) OBP: 0.385, SLG: 0.522										3	0	0	0	1	1	1						
Joe Gaines, R (1, 7) OBP: 0.478, SLG: 0.556										3	0	0	0	1	1	2						
Hank Foiles, R (1, 2) OBP: 0.376, SLG: 0.450										4	0	2	0	0	1	1						
Marty Keough, L (1, 3) OBP: 0.395, SLG: 0.427										4	1	1	0	0	1	2						
Don Blasingame, L (1, 4) OBP: 0.347, SLG: 0.353										4	1	0	0	0	1	3						
Bob Purkey, R (1, 1) OBP: 0.155, SLG: 0.211										3	0	1	0	0	2	0						
Cookie Rojas, R (8, PR) OBP: 0.303, SLG: 0.224										0	1	0	0	0	0	0						
Bill Henry, L (9, PR) OBP: 0.500, SLG: 0.500										1	0	1	1	0	0	0						
Jim Brosnan, R (9, 1) OBP: 0.376, SLG: 0.450										0	0	0	0	0	0	0						
Ted Wills, L (9, 1) OBP: 0.376, SLG: 0.450										0	0	0	0	0	0	0						
Inning Stats	R: 0 E: 0 K: 2 S: 10	H: 0 LOB: 0 BB: 0 P: 17	R: 0 E: 0 K: 1 S: 9	H: 0 LOB: 0 BB: 0 P: 14	R: 0 E: 0 K: 2 S: 7	H: 0 LOB: 0 BB: 0 P: 10	R: 0 E: 0 K: 2 S: 8	H: 0 LOB: 1 BB: 1 P: 15	R: 0 E: 0 K: 0 S: 12	H: 1 LOB: 1 BB: 0 P: 20	R: 0 E: 0 K: 1 S: 13	H: 1 LOB: 1 BB: 0 P: 22	R: 0 E: 0 K: 1 S: 7	H: 0 LOB: 1 BB: 1 P: 13	R: 2 E: 1 K: 2 S: 19	H: 3 LOB: 2 BB: 1 P: 32	R: 2 E: 0 K: 0 S: 15	H: 3 LOB: 1 BB: 0 P: 20	1B: 6 2B: 2 HR: 0	SF: 1 SAC: 0 DP: 0 HBP: 0	WP: 0 PB: 0 SB: 0 CS: 0	PA: 38
PITCHER	IP	WLS	BF	H	R	ER	SO	BB	IBB	HBP	BLK	WP	HR	S	P	ERA	WHIP					
Sandy Koufax, L (1, 1) ERA: 2.57	8.0	L	32	5	2	1	11	2	1	0	0	0	0	85	143	1.12	0.875					
Ron Perranoski, L (9, 1) ERA: 1.9	0.1		4	3	2	2	0	0	0	0	0	0	0	8	13	54.00	9.000					
Larry Sherry, R (9, 1) ERA: 2.47	0.2		2	0	0	0	0	0	0	0	0	0	0	7	7	0.00	0.000					

Cincinnati Reds @ Los Angeles Dodgers
 Dodger Stadium, Los Angeles, CA
 Fri Jun 22 1962, 7:05 PM PDT
 Att: 48,260 - Unknown

AB 34
 R 4
 H 8
 RBI 3
 BB 3
 SO 11
 LOB 14





Batter	1	2	3	4	5	6	7	8	9	AB	R	H	RBI	BB	SO	LOB	BOTTOM					
Maury Wills, S (1, 6) OBP: 0.316, SLG: 0.329										4	0	1	0	0	0	1						
Jim Gilliam, S (1, 4) OBP: 0.354, SLG: 0.320										3	0	0	0	1	1	1						
Willie Davis, L (1, 8) OBP: 0.370, SLG: 0.498										4	1	2	0	0	1	2						
Tommy Davis, R (1, 7) OBP: 0.352, SLG: 0.526										4	1	1	0	0	0	2						
Ron Fairly, L (1, 3) OBP: 0.395, SLG: 0.476										4	1	1	1	0	0	1						
Frank Howard, R (1, 9) OBP: 0.348, SLG: 0.459										4	0	1	0	0	0	2						
Daryl Spencer, R (1, 5) OBP: 0.394, SLG: 0.375										2	0	1	0	1	0	1						
Duke Snider, L (9, PH) OBP: 0.452, SLG: 0.562										1	0	1	2	0	0	0						
Larry Burright, R (9, PR) OBP: 0.304, SLG: 0.399										0	0	0	0	0	0	0						
Norm Sherry, R (1, 2) OBP: 0.261, SLG: 0.317										3	0	0	0	0	0	2						
Wally Moon, L (9, PH) OBP: 0.363, SLG: 0.361										1	0	0	0	0	0	1						
Sandy Koufax, R (1, 1) OBP: 0.137, SLG: 0.163										1	0	0	0	0	1	0						
Lee Walls, R (8, PH) OBP: 0.264, SLG: 0.229										1	0	0	0	0	1	0						
Ron Perranoski, L (9, 1) OBP: 0.376, SLG: 0.450										0	0	0	0	0	0	0						
Larry Sherry, R (9, 1) OBP: 0.200, SLG: 0.200										0	0	0	0	0	0	0						
Andy Carey, R (9, PH) OBP: 0.363, SLG: 0.424										1	0	0	0	0	1	2						
Inning Stats	R: 0 E: 0 K: 1 S: 13	H: 1 LOB: 1 BB: 0 P: 20	R: 0 E: 0 K: 0 S: 7	H: 1 LOB: 1 BB: 0 P: 10	R: 0 E: 0 K: 2 S: 10	H: 0 LOB: 1 BB: 1 P: 18	R: 0 E: 0 K: 0 S: 5	H: 0 LOB: 0 BB: 0 P: 8	R: 0 E: 0 K: 0 S: 6	H: 0 LOB: 1 BB: 1 P: 12	R: 0 E: 0 K: 0 S: 8	H: 1 LOB: 1 BB: 0 P: 12	R: 0 E: 0 K: 0 S: 5	H: 1 LOB: 0 BB: 0 P: 8	R: 0 E: 0 K: 1 S: 5	H: 0 LOB: 0 BB: 0 P: 8	R: 3 E: 0 K: 1 S: 14	H: 4 LOB: 2 BB: 0 P: 21	1B: 7 2B: 2 HR: 0	SF: 0 SAC: 1 DP: 1 HBP: 0	WP: 0 PB: 0 SB: 1 CS: 0	PA: 36
PITCHER	IP	WLS	BF	H	R	ER	SO	BB	IBB	HBP	BLK	WP	HR	S	P	ERA	WHIP					
Bob Purkey, R (1, 1) ERA: 2.55	7.0	W	26	4	0	0	3	2	0	0	0	0	0	54	88	0.00	0.857					
Bill Henry, L (8, 1) ERA: 3.6	1.0		6	3	3	3	1	0	0	0	0	0	0	11	14	27.00	3.000					
Jim Brosnan, R (9, 1) ERA: 3.86	0.1		2	1	0	0	0	0	0	0	0	0	0	3	6	0.00	3.000					
Ted Wills, L (9, 1) ERA: 4.84	0.2	S	2	0	0	0	1	0	0	0	0	0	0	5	9	0.00	0.000					

Cincinnati Reds @ Los Angeles Dodgers
 Dodger Stadium, Los Angeles, CA
 Fri Jun 22 1962, 7:05 PM PDT
 Att: 48,260 - Unknown

AB 33
 R 3
 H 8
 RBI 3
 BB 2
 SO 5
 LOB 15



Batter	1	2	3	4	5	6	7	8	9	AB	R	H	RBI	BB	SO	LOB	TOP			
Leo Cardenas, R OBP: 0.329, SLG: 0.395	0-3 K			4-1 FC4-6 BB	2-1 F4			0-0 5-3	0-1 1B	4	0	1	1	1	1	2	<p>Cincinnati Reds @ Los Angeles Dodgers Dodger Stadium, Los Angeles, CA Sat Jun 23 1962, 7:05 PM PDT Att: 47,159 - Unknown</p> <p>AB 34 R 3 H 8 RBI 3 BB 3 SO 7 LOB 21</p> 			
Don Blasingame, L OBP: 0.343, SLG: 0.348	2-2 6-3			1-1 FC4-6 1B 1-2			0-0 4-3	1-1 F7	2-2 1B	5	0	1	0	0	0	4				
Vada Pinson, L OBP: 0.344, SLG: 0.551	2-0 F9			0-3 K			0-1 G3	1-1 F7	1-1 F7	5	0	0	0	0	1	5				
Frank Robinson, R OBP: 0.387, SLG: 0.525		0-2 4-3		0-1 1B			1-1 F4		1-1 3B 2B	4	1	2	0	0	0	1				
Jerry Lynch, L OBP: 0.360, SLG: 0.527	0-1 F2			0-0 G3			0-3 K		2-1 2H 3B	4	1	1	1	0	1	3				
Marty Keough, L OBP: 0.395, SLG: 0.429	1-0 F5				4-1 6-3 1B BB		0-1 FC4-6 1B		2-2 SF9	2	0	1	1	1	0	0				
Johnny Edwards, L OBP: 0.315, SLG: 0.365			1-1 1-6-3		0-3 K		0-0 FC4-6 FC1-4		2-2 HBP 1B	4	1	1	0	0	1	2				
Don Zimmer, R OBP: 0.268, SLG: 0.314			0-3 K		1-1 6-3 1B		1-2 FC1-4 PB		4-2 1B HBP BB	3	0	1	0	1	1	1				
Joey Jay, S OBP: 0.239, SLG: 0.341			1-3 K		1-2 6-3		1-3 K		1-1 1B	0	0	0	0	0	0	0				
Joe Garms, R OBP: 0.428, SLG: 0.526									1-2 2-S HBP	1	0	0	0	0	0	0				
Moe Drabowsky, R OBP: 0.428, SLG: 0.526										1	0	0	0	0	0	0				
Gordy Coleman, L OBP: 0.322, SLG: 0.423										1	0	0	0	0	0	0				
Johnny Klippstein, R OBP: 0.291, SLG: 0.125										1	0	0	0	0	0	2				
Wally Post, R OBP: 0.341, SLG: 0.487										1	0	0	0	0	0	1				
										1	0	0	0	0	0	0				
Inning Stats	R: 0 E: 0 K: 1 S: 8	H: 0 LOB: 0 BB: 0 P: 12	R: 0 E: 0 K: 0 S: 6	H: 0 LOB: 0 BB: 0 P: 7	R: 0 E: 0 K: 2 S: 8	H: 0 LOB: 0 BB: 0 P: 10	R: 0 E: 0 K: 1 S: 9	H: 1 LOB: 2 BB: 1 P: 14	R: 0 E: 0 K: 1 S: 11	H: 1 LOB: 1 BB: 0 P: 19	R: 0 E: 0 K: 1 S: 9	H: 1 LOB: 1 BB: 0 P: 11	R: 0 E: 0 K: 0 S: 5	H: 0 LOB: 0 BB: 0 P: 6	R: 3 E: 0 K: 0 S: 22	H: 4 LOB: 3 BB: 1 P: 37	1B: 6 2B: 1 3B: 1 HR: 0	SF: 1 SAC: 0 DP: 0 HBP: 1	WP: 0 PB: 1 SB: 0 CS: 0	PA: 39
PITCHER Don Drysdale, R ERA: 3.14	IP: 9.0 WLS: W BF: 39 H: 8 R: 3 ER: 3 SO: 7 BB: 3 IBB: 0 HBP: 1 BLK: 0 WP: 0 HR: 0 S: 86 P: 127 ERA: 3.00 WHIP: 1.222																			

Batter	1	2	3	4	5	6	7	8	9	AB	R	H	RBI	BB	SO	LOB	BOTTOM			
Maury Wills, S OBP: 0.315, SLG: 0.330	1-2 4-3							0-0 F2		5	1	1	2	0	0	4	<p>Cincinnati Reds @ Los Angeles Dodgers Dodger Stadium, Los Angeles, CA Sat Jun 23 1962, 7:05 PM PDT Att: 47,159 - Unknown</p> <p>AB 40 R 14 H 19 RBI 13 BB 4 SO 6 LOB 17</p> 			
Andy Carey, R OBP: 0.355, SLG: 0.418		0-0 F9	0-1 5-3		0-1 1B 2B	2-0 FC6				1	0	0	0	0	0	0				
Jim Gilliam, S OBP: 0.355, SLG: 0.324	3-2 BLK 1B	2-0 SF8		3-2 4-3	2-2 1B		2-3 K			3	1	2	2	0	0	0				
Larry Burright, R OBP: 0.302, SLG: 0.396					2H 3H 1B 2B					1	0	0	0	0	1	0				
Willie Davis, L OBP: 0.382, SLG: 0.510	0-1 BLK 1B	3H 2H 1B		0-2 1B	2-1 1B		4-0 3B BB			4	4	4	1	1	0	0				
Tommy Davis, R OBP: 0.359, SLG: 0.538	0-0 S 1B	0-0 1B 1B		0-1 1B	2-0 F8		1-1 2B 3B			5	2	4	5	0	0	2				
Ron Fairly, L OBP: 0.392, SLG: 0.471	2-3 K	0-1 1B		1-1 G6-3	2-2 6-3		0-0 4-3 2B			4	0	1	0	0	1	4				
Tim Harkness, L OBP: 0.354, SLG: 0.409	1-2 K	1-3 1B		1-2 1B			3H 2B			1	0	1	1	0	0	0				
Frank Howard, R OBP: 0.350, SLG: 0.464	0-3 K	1-1 1B		1-2 1B	1-2 2B		3-2 F4	1-1 4-3		5	1	2	1	0	1	2				
Daryl Spencer, R OBP: 0.404, SLG: 0.490					2-0 SH5-4 2B	3-1 1B		0-0 5-3		5	2	3	1	0	1	3				
Doug Camilli, R OBP: 0.372, SLG: 0.459		4-2 SF8 BB	1-0 F7		4-1 SH5-4 2B	4-1 FC6 BB		0-0 4-3		2	2	0	0	3	0	0				
Don Drysdale, R OBP: 0.300, SLG: 0.347		1-2 E5 1B	1-3 K		0-0 SH5-4	0-0 F8		2-3 K		4	1	1	0	0	2	2				
Inning Stats	R: 2 E: 0 K: 2 S: 18	H: 3 LOB: 1 BB: 0 P: 24	R: 5 E: 1 K: 1 S: 17	H: 6 LOB: 2 BB: 1 P: 28	R: 0 E: 0 K: 1 S: 6	H: 0 LOB: 0 BB: 0 P: 8	R: 1 E: 0 K: 0 S: 14	H: 2 LOB: 0 BB: 0 P: 18	R: 4 E: 0 K: 0 S: 21	H: 5 LOB: 2 BB: 1 P: 36	R: 0 E: 0 K: 0 S: 8	H: 1 LOB: 2 BB: 1 P: 20	R: 2 E: 0 K: 1 S: 10	H: 2 LOB: 1 BB: 1 P: 18	R: 0 E: 0 K: 1 S: 5	H: 0 LOB: 0 BB: 0 P: 7	1B: 13 2B: 5 3B: 1 HR: 0	SF: 1 SAC: 1 DP: 1 HBP: 0	WP: 1 PB: 0 SB: 1 CS: 0	PA: 46
PITCHER Joey Jay, R ERA: 4.23	IP: 2.0 WLS: L BF: 16 H: 7 R: 7 ER: 7 SO: 3 BB: 1 IBB: 0 HBP: 0 BLK: 0 WP: 0 HR: 0 S: 16 P: 35 ERA: 4.50 WHIP: 1.000																			
Moe Drabowsky, R ERA: 5.81	IP: 2.0 WLS: L BF: 7 H: 2 R: 1 ER: 1 SO: 1 BB: 0 IBB: 0 HBP: 0 BLK: 0 WP: 0 HR: 0 S: 20 P: 26 ERA: 13.50 WHIP: 2.750																			
Johnny Klippstein, R ERA: 5.16	IP: 4.0 WLS: L BF: 23 H: 8 R: 6 ER: 6 SO: 2 BB: 3 IBB: 0 HBP: 0 BLK: 0 WP: 1 HR: 0 S: 44 P: 81																			

Batter	1	2	3	4	5	6	7	8	9	AB	R	H	RBI	BB	SO	LOB	TOP	
Leo Cardenas, R (1, 6) OBP: 0.323, SLG: 0.386	K2-3		K			P4		6-3		4	0	0	0	0	2	1	Cincinnati Reds @ San Francisco Giants Candlestick Park, San Francisco, CA Mon Jun 25 1962, 6:33 AM EDT Att: 9,195 - Unknown livebaseballscorecards.com	
Don Zimmer, R (1, 5) OBP: 0.281, SLG: 0.324	F8		F7			5-3			K	4	0	0	0	0	1	0		
Vada Pinson, L (1, 8) OBP: 0.343, SLG: 0.548						4-3			F8	4	0	2	0	0	0	0		
Frank Robinson, R (1, 9) OBP: 0.389, SLG: 0.541	K		CS		F7		P6			3	0	0	0	1	1	1		
Wally Post, R (1, 7) OBP: 0.339, SLG: 0.487		E9			5-3		P4			4	1	0	0	0	0	1		
Hank Foiles, R (1, 2) OBP: 0.358, SLG: 0.468		1-3			L5					3	0	0	0	0	1	1		
Marty Keough, L (1, 3) OBP: 0.406, SLG: 0.452						F7				2	0	1	1	0	0	0		
Don Blasingame, L (1, 4) OBP: 0.344, SLG: 0.349										3	0	2	0	0	1	1		
Jim Maloney, L (1, 1) OBP: 0.222, SLG: 0.222										2	0	0	0	0	0	3		
Moe Drabowsky, R (6, 1) OBP: 0.357, SLG: 0.522										0	0	0	0	0	0	0		
Jerry Lynch, L (8, PH) OBP: 0.357, SLG: 0.522										1	0	0	0	0	0	1		
Jim Brosnan, R (8, 1)										0	0	0	0	0	0	0		
Inning Stats	R: 0 E: 0 K: 2 S: 8	H: 1 LOB: 1 BB: 0 P: 8	R: 1 E: 1 K: 0 S: 5	H: 2 LOB: 1 BB: 0 P: 5	R: 0 E: 0 K: 1 S: 5	H: 1 LOB: 0 BB: 0 P: 5	R: 0 E: 0 K: 0 S: 3	H: 0 LOB: 0 BB: 0 P: 3	R: 0 E: 0 K: 0 S: 3	H: 0 LOB: 0 BB: 0 P: 3	R: 0 E: 0 K: 1 S: 5	H: 0 LOB: 1 BB: 1 P: 6	R: 0 E: 0 K: 1 S: 5	H: 0 LOB: 1 BB: 1 P: 9	1B: 5 2B: 1 3B: 0 HR: 0	SF: 0 SAC: 0 DP: 2 HBP: 1	WP: 0 PB: 0 SB: 0 CS: 1	PA: 33
PITCHER Billy O'Dell, L (1, 1) ERA: 3.32	IP: 9.0 WLS: W BF: 32 H: 5 R: 1 ER: 0 SO: 6 BB: 1 IBB: 0 HBP: 1 BLK: 0 WP: 0 HR: 0 S: 42 P: 47 ERA: 0.00 WHIP: 0.667											PITCHER	IP: 9.0 WLS: W BF: 32 H: 5 R: 1 ER: 0 SO: 6 BB: 1 IBB: 0 HBP: 1 BLK: 0 WP: 0 HR: 0 S: 42 P: 47 ERA: 0.00 WHIP: 0.667					

Batter	1	2	3	4	5	6	7	8	9	AB	R	H	RBI	BB	SO	LOB	BOTTOM
Harvey Kuenn, R (1, 9) OBP: 0.389, SLG: 0.401	K	K								4	0	1	0	0	2	4	Cincinnati Reds @ San Francisco Giants Candlestick Park, San Francisco, CA Mon Jun 25 1962, 6:33 AM EDT Att: 9,195 - Unknown livebaseballscorecards.com
Chuck Hillier, L (1, 4) OBP: 0.340, SLG: 0.316	P6									3	1	1	0	1	0	1	
Willie Mays, R (1, 8) OBP: 0.415, SLG: 0.644	K									4	1	1	0	0	1	2	
Willie McCovey, L (1, 7) OBP: 0.411, SLG: 0.630										3	1	1	0	1	0	2	
Felipe Alou, R (8, PR) OBP: 0.363, SLG: 0.524										0	0	0	0	0	0	0	
Orlando Cepeda, R (1, 3) OBP: 0.350, SLG: 0.535										3	0	1	1	0	0	1	
Ed Bailey, L (1, 2) OBP: 0.354, SLG: 0.476										3	0	0	0	1	1	3	
Jim Davenport, R (1, 5) OBP: 0.350, SLG: 0.465										4	0	1	1	0	2	2	
Jose Pagan, R (1, 6) OBP: 0.315, SLG: 0.346										2	0	0	0	1	1	0	
Billy O'Dell, S (1, 1) OBP: 0.189, SLG: 0.118										2	0	0	0	1	2	3	
Inning Stats	R: 0 E: 0 K: 2 S: 7	H: 0 LOB: 0 BB: 0 P: 7	R: 1 E: 0 K: 3 S: 11	H: 2 LOB: 3 BB: 2 P: 19	R: 1 E: 0 K: 0 S: 4	H: 1 LOB: 1 BB: 1 P: 8	R: 0 E: 0 K: 1 S: 5	H: 0 LOB: 0 BB: 0 P: 5	R: 0 E: 0 K: 1 S: 4	H: 0 LOB: 1 BB: 1 P: 8	R: 1 E: 1 K: 1 S: 7	H: 2 LOB: 2 BB: 1 P: 11	1B: 6 2B: 0 3B: 0 HR: 0	SF: 1 SAC: 0 DP: 0 HBP: 0	WP: 0 PB: 0 SB: 1 CS: 1	PA: 35	
PITCHER Jim Maloney, R (1, 1) ERA: 5.31	IP: 5.0 WLS: L BF: 22 H: 4 R: 2 ER: 2 SO: 6 BB: 3 IBB: 0 HBP: 0 BLK: 0 WP: 0 HR: 0 S: 31 P: 43 ERA: 3.60 WHIP: 1.400											PITCHER	IP: 5.0 WLS: L BF: 22 H: 4 R: 2 ER: 2 SO: 6 BB: 3 IBB: 0 HBP: 0 BLK: 0 WP: 0 HR: 0 S: 31 P: 43 ERA: 3.60 WHIP: 1.400				
Moe Drabowsky, R (6, 1) ERA: 5.61	2.0 6 0 0 0 2 1 0 0 0 0 0 9 13 0.00 0.500											PITCHER	IP: 2.0 WLS: L BF: 6 H: 0 R: 0 ER: 0 SO: 2 BB: 1 IBB: 0 HBP: 0 BLK: 0 WP: 0 HR: 0 S: 9 P: 13 ERA: 0.00 WHIP: 0.500				
Jim Brosnan, R (8, 1) ERA: 3.72	1.0 6 2 1 0 1 0 1 0 0 0 0 7 11 0.00 2.000											PITCHER	IP: 1.0 WLS: L BF: 6 H: 2 R: 1 ER: 1 SO: 1 BB: 1 IBB: 0 HBP: 0 BLK: 0 WP: 0 HR: 0 S: 7 P: 11 ERA: 0.00 WHIP: 2.000				



Batter	1	2	3	4	5	6	7	8	9	10	AB	R	H	RBI	BB	SO	LOB	TOP									
Leo Cardenas, R OBP: 0.317, SLG: 0.378 (1, 6)	P6		6-3	P5		K		F8			5	0	0	0	0	1	5	Cincinnati Reds @ San Francisco Giants Candlestick Park, San Francisco, CA Tue Jun 26 1962, 10:05 PM EDT Att: 15,967 - Unknown AB 39 R 5 H 11 RBI 5 BB 4 SO 8 LOB 20									
Don Blasingame, L OBP: 0.341, SLG: 0.342 (1, 4)	K					F7	F9		4-3		4	0	0	0	1	1	2										
Vada Pinson, L OBP: 0.341, SLG: 0.541 (1, 8)	K		F8			FC1-4 1B		6-3	K		5	0	1	0	0	2	2										
Frank Robinson, R OBP: 0.389, SLG: 0.554 (1, 9)		5-3				FC1-4 WP 1B			F8		5	2	2	1	0	0	1										
Marty Keough, L OBP: 0.406, SLG: 0.443 (1, 7)				4-3		2B			HR		4	0	1	0	1	1	1										
Gordy Coleman, L OBP: 0.319, SLG: 0.421 (1, 3)				4-3		1B		P5			5	1	1	1	0	2	3										
Johnny Edwards, L OBP: 0.326, SLG: 0.398 (1, 2)						HR		G3			4	2	3	2	1	0	1										
Don Zimmer, R OBP: 0.289, SLG: 0.333 (1, 5)						HR					4	0	2	0	1	0	2										
Joey Jay, S OBP: 0.229, SLG: 0.326 (8, PH)											2	0	0	0	0	1	3										
Jerry Lynch, L OBP: 0.352, SLG: 0.526 (8, 1)											1	0	1	1	0	0	0										
Dave Sisler, R (8, 1)											0	0	0	0	0	0	0										
Inning Stats	R: 0 E: 0 K: 2 S: 7	H: 0 LOB: 0 BB: 0 P: 7	R: 0 E: 0 K: 0 S: 3	H: 0 LOB: 1 BB: 1 P: 7	R: 0 E: 0 K: 0 S: 3	H: 0 LOB: 2 BB: 2 P: 11	R: 3 E: 0 K: 1 S: 9	H: 4 LOB: 1 BB: 0 P: 9	R: 0 E: 0 K: 1 S: 7	H: 2 LOB: 2 BB: 0 P: 7	R: 0 E: 0 K: 1 S: 6	H: 1 LOB: 0 BB: 1 P: 10	R: 1 E: 0 K: 0 S: 4	H: 1 LOB: 0 BB: 0 P: 4	R: 1 E: 0 K: 0 S: 4	H: 2 LOB: 0 BB: 0 P: 4	R: 0 E: 0 K: 1 S: 5	H: 0 LOB: 0 BB: 0 P: 5	R: 0 E: 0 K: 2 S: 8	H: 1 LOB: 1 BB: 0 P: 8	1B: 6 2B: 2 3B: 1 HR: 2	SF: 0 SAC: 1 DP: 0 HBP: 0	WP: 1 PB: 0 SB: 0 CS: 1	PA: 44			
PITCHER	IP 7.0	WLS 33	H 8	R 4	ER 4	SO 5	BB 4	IBB 0	HBP 0	BLK 0	WP 1	HR 2	S 39	P 55	ERA 5.14	WHIP 1.714											
Jack Sanford, R ERA: 3.83 (8, 1)	3.0	W	11	3	1	1	3	0	0	0	0	0	0	17	17	3.00	1.000										
PITCHER	IP 7.0	WLS 33	H 8	R 4	ER 4	SO 5	BB 4	IBB 0	HBP 0	BLK 0	WP 1	HR 2	S 39	P 55	ERA 5.14	WHIP 1.714											

Batter	1	2	3	4	5	6	7	8	9	10	AB	R	H	RBI	BB	SO	LOB	BOTTOM								
Chuck Hiller, L OBP: 0.335, SLG: 0.312 (1, 4)	4-3		P4			K					4	0	0	0	0	1	1	Cincinnati Reds @ San Francisco Giants Candlestick Park, San Francisco, CA Tue Jun 26 1962, 10:05 PM EDT Att: 15,967 - Unknown AB 37 R 6 H 10 RBI 6 BB 3 SO 10 LOB 13								
Matty Alou, L OBP: 0.329, SLG: 0.324 (1, 9)	1B		K			K2-3			4-3		4	0	1	0	1	2	2									
Willie Mays, R OBP: 0.409, SLG: 0.633 (1, 8)	K		K					F3	K		5	0	0	0	0	3	3									
Willie McCovey, L OBP: 0.410, SLG: 0.616 (10, PR)						E6 PB		F5	K2-3		5	0	2	0	0	1	1									
Felipe Alou, R OBP: 0.363, SLG: 0.524 (1, 3)	1B										0	1	0	0	0	0	0									
Orlando Cepeda, R OBP: 0.345, SLG: 0.529 (1, 3)	F2							4-3			5	0	1	1	0	1	3									
Jim Davenport, R OBP: 0.382, SLG: 0.482 (1, 5)											4	2	2	1	0	0	1									
Jose Pagan, R OBP: 0.314, SLG: 0.344 (1, 6)											4	1	1	0	0	1	1									
Tom Haller, L OBP: 0.382, SLG: 0.500 (1, 2)											2	1	0	0	2	0	0									
Jack Sanford, R OBP: 0.220, SLG: 0.231 (7, PH)											2	0	1	0	0	1	1									
Ed Bailey, L OBP: 0.358, SLG: 0.500 (8, 1)											1	1	1	4	0	0	0									
Stu Miller, R OBP: 0.333, SLG: 0.250 (8, 1)											1	0	1	0	0	0	0									
Inning Stats	R: 0 E: 0 K: 1 S: 7	H: 2 LOB: 2 BB: 0 P: 7	R: 0 E: 0 K: 1 S: 5	H: 0 LOB: 1 BB: 1 P: 9	R: 0 E: 0 K: 2 S: 7	H: 0 LOB: 0 BB: 0 P: 7	R: 0 E: 1 K: 1 S: 6	H: 0 LOB: 1 BB: 0 P: 6	R: 0 E: 0 K: 2 S: 8	H: 1 LOB: 1 BB: 0 P: 8	R: 0 E: 0 K: 3 S: 3	H: 0 LOB: 0 BB: 0 P: 3	R: 4 E: 0 K: 2 S: 10	H: 3 LOB: 1 BB: 2 P: 18	R: 1 E: 0 K: 1 S: 6	H: 1 LOB: 0 BB: 0 P: 6	R: 0 E: 0 K: 0 S: 4	H: 1 LOB: 1 BB: 0 P: 4	R: 1 E: 0 K: 0 S: 2	H: 2 LOB: 1 BB: 0 P: 2	1B: 7 2B: 1 3B: 0 HR: 2	SF: 0 SAC: 1 DP: 0 HBP: 0	WP: 0 PB: 1 SB: 0 CS: 0	PA: 41		
PITCHER	IP 7.0	WLS 31	H 6	R 4	ER 4	SO 9	BB 3	IBB 0	HBP 0	BLK 0	WP 0	HR 1	S 46	P 58	ERA 5.14	WHIP 1.286										
Joey Jay, R ERA: 4.27 (8, 1)	2.0	L	10	4	2	2	1	0	0	0	0	1	12	12	9.00	2.000										
PITCHER	IP 7.0	WLS 31	H 6	R 4	ER 4	SO 9	BB 3	IBB 0	HBP 0	BLK 0	WP 0	HR 1	S 46	P 58	ERA 5.14	WHIP 1.286										



Batter	1	2	3	4	5	6	7	8	9	AB	R	H	RBI	BB	SO	LOB	TOP								
Eddie Kasko, R OBP: 0.282, SLG: 0.322 (1, 5)	0-0 5-3		0-0 2B		0-0 F5		0-0 P5			4	0	1	0	0	0	0	Cincinnati Reds @ San Francisco Giants Candlestick Park, San Francisco, CA Wed Jun 27 1962, 6:33 AM EDT Att: 12,537 - Unknown livebaseballscorecards.com								
Don Zimmer, R OBP: 0.284, SLG: 0.326 (1, 4)	0-0 5-3		0-0 5-3		0-0 F7		0-0 F5			4	0	0	0	0	0	1									
Vada Pinson, L OBP: 0.339, SLG: 0.536 (1, 8)	0-0 4-3			0-0 FC6-4 1B		0-0 F8		0-0 4-3		4	0	1	0	0	0	0									
Frank Robinson, R OBP: 0.387, SLG: 0.549 (1, 9)		0-3 K		0-0 FC6-4 1B E		0-0 1B 2B 1B		0-0 F5		4	2	1	0	0	1	1									
Wally Post, R OBP: 0.348, SLG: 0.512 (1, 7)		0-0 HR		0-0 E9 1B 1-H 1B		0-0 2B 1B		0-3 K		4	1	3	1	0	1	0									
Hank Foiles, R OBP: 0.351, SLG: 0.471 (1, 2)		0-0 F2		0-0 P4		0-0 1-3 2B		0-0 F8		4	0	1	1	0	0	1									
Leo Cardenas, R OBP: 0.317, SLG: 0.377 Gordy Coleman, L OBP: 0.318, SLG: 0.419 (9, PH)	0-0 F3			0-0 1-3 1B		0-0 K			0-0 P6	3	0	1	0	0	1	2									
Marty Keough, L OBP: 0.400, SLG: 0.429 (1, 3)			0-0 P6	0-0 P3		0-0 BB			0-0 P6	3	0	0	0	1	0	2									
Ted Willis, L OBP: 0.143, SLG: 0.143 Johnny Klippstein, R OBP: 0.222, SLG: 0.155 Jerry Lynch, L OBP: 0.359, SLG: 0.522 (9, PH)	0-0 F9			0-0 K		0-0 1-3			0-3 K	3	0	0	0	0	1	3									
Inning Stats	R: 0 E: 0 K: 0 S: 3	H: 0 LOB: 0 BB: 0 P: 3	R: 1 E: 0 K: 1 S: 6	H: 1 LOB: 0 BB: 0 P: 6	R: 0 E: 0 K: 0 S: 4	H: 1 LOB: 1 BB: 0 P: 4	R: 1 E: 1 K: 0 S: 6	H: 3 LOB: 2 BB: 0 P: 6	R: 0 E: 0 K: 1 S: 5	H: 0 LOB: 0 BB: 0 P: 5	R: 1 E: 0 K: 1 S: 8	H: 3 LOB: 3 BB: 1 P: 12	R: 0 E: 0 K: 0 S: 3	H: 0 LOB: 0 BB: 0 P: 3	R: 0 E: 0 K: 1 S: 5	H: 0 LOB: 0 BB: 0 P: 5	R: 0 E: 0 K: 1 S: 5	H: 0 LOB: 0 BB: 0 P: 5	1B: 5 2B: 2 3B: 0 HR: 1	SF: 0 SAC: 0 DP: 0 HBP: 0	WP: 0 PB: 0 SB: 0 CS: 0	PA: 36			
PITCHER	IP	WLS	BF	H	R	ER	SO	BB	IBB	HBP	BLK	WP	HR	S	P	ERA	WHIP								
Mike McCormick, L ERA: 4.68 Bobby Bolin, R ERA: 2.49	(1, 1) 5.1		24	8	3	3	2	0	0	0	0	0	1	28	28	5.06	1.500								
	(6, 1) 3.2	W	12	0	0	0	3	1	0	0	0	0	0	17	21	0.00	0.273								

Batter	1	2	3	4	5	6	7	8	9	AB	R	H	RBI	BB	SO	LOB	BOTTOM								
Jose Pagan, R OBP: 0.318, SLG: 0.343 (1, 6)	4-0 HR BB		0-0 SH3-4 1-3		4-0 1B 1-2 BB		0-3 K			1	1	0	0	2	1	0	Cincinnati Reds @ San Francisco Giants Candlestick Park, San Francisco, CA Wed Jun 27 1962, 6:33 AM EDT Att: 12,537 - Unknown livebaseballscorecards.com								
Harvey Kuenn, R OBP: 0.393, SLG: 0.420 (1, 7)	0-0 1-H HR		0-0 SH1-3		0-0 G4-3 1B 1-2 2-3		0-0 F8			3	1	2	3	0	0	0									
Willie Mays, R OBP: 0.407, SLG: 0.628 (1, 8)	0-0 F8		0-0 3-H FC5-4 1B		0-0 G4-3 1-2		0-0 5-3			4	0	1	0	0	0	3									
Orlando Cepeda, R OBP: 0.344, SLG: 0.522 (1, 3)	0-3 K		0-0 FC5-4 1-2		0-0 F9		0-0 6-3		0-0 6-3	4	0	0	0	0	1	1									
Felipe Alou, R OBP: 0.365, SLG: 0.535 (1, 9)	0-3 K			0-0 G3-6-3 1B		0-0 6-3		0-0 HR		4	1	2	1	0	1	0									
Jim Davenport, R OBP: 0.360, SLG: 0.476 (1, 5)		0-0 3-1		0-0 F8		4-0 HR BB		0-3 K		3	1	0	0	1	1	1									
Ed Bailey, L OBP: 0.355, SLG: 0.513 (1, 2)	0-0 5-3			0-0 G3-6-3 1-2		0-0 1-H HR		0-3 K		4	1	1	2	0	1	1									
Chuck Hiller, L OBP: 0.335, SLG: 0.315 (1, 4)	0-0 3-1			0-0 F8		0-0 2B				3	0	1	0	0	0	0									
Mike McCormick, L ERA: 4.55 Bobby Bolin, R ERA: 5.15	(1, 1) 6.0	L	27	7	5	5	2	4	0	0	0	0	0	0	0	0	GIANTS								
	(7, 1) 2.0		7	1	1	1	3	0	0	0	0	0	0	0	0	1									
Inning Stats	R: 2 E: 0 K: 2 S: 8	H: 1 LOB: 0 BB: 1 P: 12	R: 0 E: 0 K: 0 S: 3	H: 0 LOB: 0 BB: 0 P: 3	R: 1 E: 0 K: 0 S: 4	H: 1 LOB: 1 BB: 1 P: 8	R: 0 E: 0 K: 0 S: 3	H: 1 LOB: 0 BB: 0 P: 3	R: 0 E: 0 K: 0 S: 4	H: 2 LOB: 2 BB: 1 P: 8	R: 2 E: 0 K: 0 S: 5	H: 2 LOB: 1 BB: 1 P: 9	R: 0 E: 0 K: 1 S: 5	H: 0 LOB: 0 BB: 0 P: 5	R: 1 E: 0 K: 2 S: 8	H: 1 LOB: 0 BB: 0 P: 8	R: 0 E: 0 K: 2 S: 8	H: 0 LOB: 0 BB: 0 P: 8	1B: 4 2B: 1 3B: 0 HR: 3	SF: 0 SAC: 2 DP: 2 HBP: 0	WP: 2 PB: 0 SB: 0 CS: 0	PA: 34			
PITCHER	IP	WLS	BF	H	R	ER	SO	BB	IBB	HBP	BLK	WP	HR	S	P	ERA	WHIP								
Ted Willis, L ERA: 6.55 Johnny Klippstein, R ERA: 5.15	(1, 1) 6.0		27	7	5	5	2	4	0	0	0	0	1	13	13	4.50	1.833								
	(7, 1) 2.0		7	1	1	1	3	0	0	0	0	0	1	13	13	4.50	0.500								

Batter	1	2	3	4	5	6	7	8	9	AB	R	H	RBI	BB	SO	LOB	TOP		
Eddie Kasko, R OBP: 0.281, SLG: 0.319 (1, 6) (3, 5)	0-3 K		0-0 F5		0-0 E7		0-0 F9		0-0 F8	5	0	1	1	0	1	0			
Don Blasingame, L OBP: 0.343, SLG: 0.349 Leo Cardenas, R OBP: 0.315, SLG: 0.374 (1, 4) (3, 6)	0-0 1B 2B		0-3 K		0-3 K		0-0 F5			2	1	1	0	0	1	0			
Vada Pinson, L OBP: 0.345, SLG: 0.538 (1, 8)	1-0 1B HBP			0-0 G4-6-3 1B		0-0 2B 1B		0-0 F9		3	1	2	0	0	0	0			
Frank Robinson, R OBP: 0.395, SLG: 0.556 (1, 9)	0-0 G4-6-3 1B			4-0 G4-6-3 BB		0-0 1B 2B		4-0 WP BB		2	1	2	2	2	0	0			
Gordy Coleman, L OBP: 0.317, SLG: 0.413 (1, 3)	0-0 G4-6-3			0-0 G4-6-3		0-3 K		4-0 BB		3	0	0	0	1	1	5			
Marty Keough, L OBP: 0.395, SLG: 0.424 Jerry Lynch, L OBP: 0.359, SLG: 0.517 (1, 7) (3, 7)			0-0 1-3		0-0 4-3		0-0 1B		0-3 K	1	0	0	0	0	0	0			
Johnny Edwards, L OBP: 0.324, SLG: 0.400 (1, 2)			0-0 L7			0-0 4-3 E 2B		0-0 F8		4	1	1	0	0	0	3			
Don Zimmer, R OBP: 0.278, SLG: 0.319 (1, 5) (3, 4)			0-3 K2-3			0-0 6-3		0-0 4-3		4	0	0	0	0	1	2			
Jim O'Toole, S OBP: 0.200, SLG: 0.179 (1, 1)			0-3 K			0-0 4-3		0-3 K		4	0	0	0	0	2	1			
Inning Stats	R: 1 E: 0 K: 1 S: 6	H: 2 LOB: 1 BB: 0 P: 7	R: 0 E: 0 K: 1 S: 5	H: 0 LOB: 0 BB: 0 P: 5	R: 0 E: 0 K: 2 S: 7	H: 0 LOB: 0 BB: 0 P: 7	R: 0 E: 0 K: 0 S: 3	H: 1 LOB: 1 BB: 1 P: 7	R: 1 E: 1 K: 1 S: 7	H: 2 LOB: 1 BB: 0 P: 7	R: 2 E: 0 K: 1 S: 8	H: 3 LOB: 1 BB: 0 P: 8	R: 0 E: 0 K: 1 S: 5	H: 0 LOB: 2 BB: 0 P: 13	R: 0 E: 0 K: 0 S: 3	H: 0 LOB: 0 BB: 0 P: 3	1B: 5 2B: 3 3B: 0 HR: 0	SF: 0 SAC: 0 DP: 2 HBP: 1	WP: 1 PA: 37 PB: 0 SB: 0 CS: 0
PITCHER	IP	WLS	BF	H	R	ER	SO	BB	IBB	HBP	BLK	WP	HR	S	P	ERA	WHIP		
Ken Johnson, R ERA: 3.71 Dave Giusti, R ERA: 5.82 (1, 1) (7, 1)	6.0	L	26	8	4	4	6	1	0	1	0	0	0	36	41	6.00	1.500		

Cincinnati Reds @ Houston Colt 45's
Colt Stadium, Houston, TX
Fri Jun 29 1962, 8:05 PM EDT
Att: 7,612 - Unknown

AB 33
R 4
H 8
RBI 4
BB 3
SO 8
LOB 15



Batter	1	2	3	4	5	6	7	8	9	AB	R	H	RBI	BB	SO	LOB	BOTTOM		
Bob Lillis, R OBP: 0.267, SLG: 0.251 (1, 6)	0-0 6-3		0-0 F5			0-0 F8			0-3 K	4	0	0	0	0	1	0			
Joey Amalfitano, R OBP: 0.305, SLG: 0.286 (1, 4)	0-0 6-3		0-3 K			0-0 6-3			0-0 4-3	4	0	0	0	0	1	0			
Roman Mejias, R OBP: 0.334, SLG: 0.547 (1, 9)	0-0 2B			0-0 2-6 1B		0-0 6-3 1B			0-0 F8	4	0	3	0	0	0	0			
Norm Larker, L OBP: 0.359, SLG: 0.386 (1, 3)	0-3 K			0-3 K		0-0 F9			0-0 F9	3	0	0	0	0	2	3			
Bob Cerv, R OBP: 0.217, SLG: 0.150 (1, 7)		0-0 F4		0-0 F9		0-0 6-3			0-0 6-3	3	0	0	0	0	0	2			
Carl Warwick, R OBP: 0.316, SLG: 0.427 (1, 8)		0-3 K		0-0 2-6		0-0 F8			0-0 F9	3	0	0	0	0	1	1			
Bob Aspromonte, R OBP: 0.304, SLG: 0.395 (1, 5)		0-0 FC6-4 1B			0-0 F9				0-0 F4	3	0	1	0	0	0	0			
Hal Smith, R OBP: 0.284, SLG: 0.386 (1, 2)		0-0 FC6-4			0-0 6-3				0-0 6-3	3	0	0	0	0	0	1			
Ken Johnson, R OBP: 0.063, SLG: 0.063 Jim Busby, R OBP: 0.308, SLG: 0.182 Dave Giusti, R OBP: 0.304, SLG: 0.286 (1, 1) (6, PH) (7, 1)			0-3 K			0-3 K			0-0 5-3	1	0	0	0	0	1	0			
Inning Stats	R: 0 E: 0 K: 1 S: 6	H: 1 LOB: 1 BB: 0 P: 6	R: 0 E: 0 K: 1 S: 6	H: 1 LOB: 0 BB: 0 P: 6	R: 0 E: 0 K: 2 S: 7	H: 0 LOB: 0 BB: 0 P: 7	R: 0 E: 0 K: 1 S: 5	H: 1 LOB: 1 BB: 0 P: 5	R: 0 E: 0 K: 0 S: 4	H: 0 LOB: 0 BB: 0 P: 4	R: 0 E: 0 K: 0 S: 3	H: 0 LOB: 0 BB: 0 P: 3	R: 0 E: 0 K: 1 S: 5	H: 0 LOB: 0 BB: 0 P: 5	1B: 3 2B: 1 3B: 0 HR: 0	SF: 0 SAC: 0 DP: 0 HBP: 0	WP: 0 PA: 30 PB: 0 SB: 0 CS: 0		
PITCHER	IP	WLS	BF	H	R	ER	SO	BB	IBB	HBP	BLK	WP	HR	S	P	ERA	WHIP		
Jim O'Toole, L ERA: 4.04 (1, 1)	9.0	W	31	4	0	0	7	0	0	0	0	0	0	44	44	0.00	0.444		

Cincinnati Reds @ Houston Colt 45's
Colt Stadium, Houston, TX
Fri Jun 29 1962, 8:05 PM EDT
Att: 7,612 - Unknown

AB 30
R 0
H 4
RBI 0
BB 0
SO 7
LOB 7



Batter	1	2	3	4	5	6	7	8	9	AB	R	H	RBI	BB	SO	LOB	TOP
Eddie Kasko, R OBP: 0.284, SLG: 0.319 (1, 6)	F6		K		HBP		3-1 1B			3	1	1	0	0	1	1	Cincinnati Reds @ Houston Colt 45's Colt Stadium, Houston, TX Sat Jun 30 1962, 8:05 PM EDT Att: 9,758 - Unknown
Don Blasingame, L OBP: 0.345, SLG: 0.349 (1, 4)	G6-3 BB		1B		F9		3-1			3	0	1	0	1	0	3	
Vada Pinson, L OBP: 0.344, SLG: 0.534 (1, 8)	G6-3		F8		G3		1B			4	0	1	2	0	0	4	
Frank Robinson, R OBP: 0.394, SLG: 0.554 (1, 9)		F7		G3 1B		5-3				3	1	1	0	0	0	0	
Gordy Coleman, L OBP: 0.313, SLG: 0.408 (1, 3)		F7		G3		4-3				3	0	0	0	0	0	1	
Marty Keough, L OBP: 0.413, SLG: 0.436 (1, 7)				1B						2	0	2	1	1	0	0	
Johnny Edwards, L OBP: 0.320, SLG: 0.394 (1, 2)			K		K		G3			3	0	0	0	0	2	3	
Don Zimmer, R OBP: 0.279, SLG: 0.316 (1, 5)			L5		K					2	1	0	0	1	1	1	
Jim Maloney, L OBP: 0.300, SLG: 0.400 (1, 1)										1	0	1	0	0	0	0	
Dave Sisler, R OBP: 0.440, SLG: 0.550 (5, PH)										0	0	0	0	0	0	0	
Joe Gaines, R OBP: 0.222, SLG: 0.125 (5, PH)										0	0	0	0	0	0	0	
Johnny Klippstein, R OBP: 0.346, SLG: 0.509 (7, PH)										0	0	0	0	0	0	0	
Wally Post, R OBP: 0.346, SLG: 0.509 (7, PH)										1	0	0	0	0	0	1	
Inning Stats	R: 0 E: 0 K: 0 S: 2	H: 0 LOB: 0 BB: 1 P: 6	R: 0 E: 0 K: 1 S: 6	H: 1 LOB: 1 BB: 0 P: 6	R: 0 E: 0 K: 1 S: 7	H: 2 LOB: 2 BB: 0 P: 7	R: 1 E: 0 K: 2 S: 9	H: 2 LOB: 1 BB: 0 P: 9	R: 0 E: 0 K: 0 S: 3	H: 0 LOB: 1 BB: 0 P: 4	R: 0 E: 0 K: 0 S: 3	H: 0 LOB: 1 BB: 1 P: 7	R: 2 E: 0 K: 0 S: 4	H: 2 LOB: 1 BB: 1 P: 8			
PITCHER Bob Bruce, R ERA: 3.33 (1, 1)	IP: 7.0 WLS: W BF: 30 H: 7 R: 3 ER: 3 SO: 4 BB: 3 IBB: 0 HBP: 1 BLK: 0 WP: 0 HR: 0 S: 34 P: 47 ERA: 3.86 WHIP: 1.429											PITCHER	IP: 7.0 WLS: W BF: 30 H: 7 R: 3 ER: 3 SO: 4 BB: 3 IBB: 0 HBP: 1 BLK: 0 WP: 0 HR: 0 S: 34 P: 47 ERA: 3.86 WHIP: 1.429				

AB	26
R	3
H	7
RBI	3
BB	3
SO	4
LOB	14



WP	0	PA	30
PB	0	SAC	0
SB	1	DP	1
CS	0	HBP	1

Batter	1	2	3	4	5	6	7	8	9	AB	R	H	RBI	BB	SO	LOB	BOTTOM
Al Spangler, L OBP: 0.373, SLG: 0.367 (1, 7)	G6-4-3 WP BB				4-3					3	1	2	2	1	0	1	Cincinnati Reds @ Houston Colt 45's Colt Stadium, Houston, TX Sat Jun 30 1962, 8:05 PM EDT Att: 9,758 - Unknown
Billy Goodman, L OBP: 0.326, SLG: 0.317 (1, 4)										3	0	1	0	1	2	3	
Joey Amalfitano, R OBP: 0.305, SLG: 0.286 (6, FR)	G6-4-3 BB									0	1	0	0	0	0	0	
Roman Mejias, R OBP: 0.337, SLG: 0.547 (1, 9)	G6-4-3									4	1	2	1	0	0	3	
Norm Larker, L OBP: 0.365, SLG: 0.387 (1, 3)										2	1	1	0	2	0	1	
Carl Warwick, R OBP: 0.315, SLG: 0.431 (1, 8)	4-3									3	0	1	2	0	0	3	
Merritt Ranew, L OBP: 0.295, SLG: 0.421 (1, 2)										2	1	1	0	2	0	1	
Bob Aspromonte, R OBP: 0.363, SLG: 0.392 (1, 5)										4	1	1	1	0	2	4	
Don Buddin, R OBP: 0.353, SLG: 0.343 (1, 6)										2	1	0	0	1	0	1	
Bob Bruce, R OBP: 0.486, SLG: 0.250 (1, 1)										2	0	1	1	1	0	1	
Inning Stats	R: 0 E: 0 K: 0 S: 2	H: 0 LOB: 2 BB: 3 P: 14	R: 0 E: 0 K: 1 S: 6	H: 1 LOB: 1 BB: 0 P: 6	R: 6 E: 0 K: 2 S: 12	H: 5 LOB: 2 BB: 3 P: 24	R: 0 E: 0 K: 0 S: 4	H: 1 LOB: 1 BB: 0 P: 4	R: 0 E: 0 K: 1 S: 6	H: 1 LOB: 1 BB: 1 P: 6	R: 1 E: 0 K: 0 S: 4	H: 2 LOB: 2 BB: 2 P: 12	R: 0 E: 0 K: 0 S: 4	H: 2 LOB: 2 BB: 2 P: 12			
PITCHER Jim Maloney, R ERA: 7.04 (1, 1)	IP: 2.2 WLS: L BF: 17 H: 2 R: 0 ER: 6 SO: 6 BB: 2 IBB: 0 HBP: 0 BLK: 0 WP: 0 HR: 0 S: 16 P: 36 ERA: 20.25 WHIP: 3.750											PITCHER	IP: 2.2 WLS: L BF: 17 H: 2 R: 0 ER: 6 SO: 6 BB: 2 IBB: 0 HBP: 0 BLK: 0 WP: 0 HR: 0 S: 16 P: 36 ERA: 20.25 WHIP: 3.750				
Dave Sisler, R ERA: 4.13 (3, 1)	1.1 7 2 0 0 1 1 0 0 0 0 0 8 12 0.00 2.250											PITCHER	1.1 7 2 0 0 1 1 0 0 0 0 0 8 12 0.00 2.250				
Johnny Klippstein, R ERA: 5.12 (5, 1)	2.0 10 3 1 1 1 1 1 0 0 0 0 10 18 4.50 2.000											PITCHER	2.0 10 3 1 1 1 1 1 0 0 0 0 10 18 4.50 2.000				

AB	25
R	7
H	10
RBI	7
BB	8
SO	4
LOB	18



WP	1	PA	34
PB	0	SAC	0
SB	0	DP	2
CS	0	HBP	0

Batter	1	2	3	4	5	6	7	8	9	AB	R	H	RBI	BB	SO	LOB	TOP								
Eddie Kasko, R OBP: 0.283, SLG: 0.317 (1, 6)										5	1	1	0	0	0	1	Cincinnati Reds @ Houston Colt 45's Colt Stadium, Houston, TX Sun Jul 01 1962, 4:33 AM EDT Att: 6,666 - Unknown								
Don Blasingame, L OBP: 0.347, SLG: 0.350 (1, 4)										5	0	2	0	0	1										
Vada Pinson, L OBP: 0.341, SLG: 0.527 (1, 8)										5	1	1	0	0	2										
Frank Robinson, R OBP: 0.398, SLG: 0.554 (1, 9)										5	1	3	1	0	2										
Gordy Coleman, L OBP: 0.319, SLG: 0.422 (1, 3)										4	1	2	1	1	0	3									
Marty Keough, L OBP: 0.412, SLG: 0.444 (1, 7)										5	1	2	0	0	1	3									
Johnny Edwards, L OBP: 0.322, SLG: 0.394 (1, 2)										5	1	2	1	0	1	2									
Don Zimmer, R OBP: 0.283, SLG: 0.321 (1, 5)										3	0	1	1	1	0	2									
Joey Jay, S OBP: 0.212, SLG: 0.300 (1, 1)										4	0	0	0	0	3	3									
Inning Stats	R: 0 E: 0 K: 0 S: 5	H: 2 LOB: 2 BB: 0 P: 5	R: 0 E: 0 K: 1 S: 5	H: 0 LOB: 1 BB: 1 P: 9	R: 0 E: 0 K: 0 S: 3	H: 0 LOB: 0 BB: 0 P: 3	R: 0 E: 0 K: 0 S: 3	H: 0 LOB: 1 BB: 1 P: 7	R: 1 E: 1 K: 1 S: 8	H: 2 LOB: 2 BB: 0 P: 8	R: 3 E: 0 K: 2 S: 11	H: 4 LOB: 1 BB: 0 P: 11	R: 1 E: 0 K: 1 S: 8	H: 3 LOB: 2 BB: 0 P: 8	R: 0 E: 0 K: 0 S: 3	H: 0 LOB: 0 BB: 0 P: 3	R: 1 E: 0 K: 1 S: 7	H: 3 LOB: 1 BB: 0 P: 7	1B: 11 2B: 2 3B: 0 HR: 1	SF: 0 SAC: 0 DP: 0 HBP: 0	WP: 1 PB: 0 SB: 1 CS: 0	PA: 43			
PITCHER	IP	WLS	BF	H	R	ER	SO	BB	IBB	HBP	BLK	WP	HR	S	P	ERA	WHIP								
Jim Golden, R ERA: 3.05 (1, 1)	5.0	L	26	8	4	3	2	2	0	0	0	0	1	28	36	5.40	2.000								
Dave Giusti, R ERA: 5.79 (6, 1)	2.0		9	3	1	1	3	0	0	0	0	1	0	15	15	4.50	1.500								
Russ Kemmerer, R ERA: 3.66 (8, 1)	2.0		8	3	1	1	1	0	0	0	0	0	0	10	10	4.50	1.500								

Batter	1	2	3	4	5	6	7	8	9	AB	R	H	RBI	BB	SO	LOB	BOTTOM								
Al Spangler, L OBP: 0.379, SLG: 0.379 (1, 7)										2	0	1	1	2	0	1	Cincinnati Reds @ Houston Colt 45's Colt Stadium, Houston, TX Sun Jul 01 1962, 4:33 AM EDT Att: 6,666 - Unknown								
Billy Goodman, L OBP: 0.304, SLG: 0.314 (1, 4)										4	0	1	0	0	0	2									
Roman Mejias, R OBP: 0.336, SLG: 0.543 (1, 9)										4	0	1	0	0	0	2									
Norm Larker, L OBP: 0.367, SLG: 0.393 (1, 3)										4	0	2	0	0	0	2									
Carl Warwick, R OBP: 0.318, SLG: 0.429 (1, 8)										3	0	1	0	1	0	2									
Merritt Ranew, L OBP: 0.288, SLG: 0.411 (1, 2)										4	0	0	0	0	2	5									
Bob Aspromonte, R OBP: 0.365, SLG: 0.394 (1, 5)										4	1	2	0	0	0	1									
Don Buddin, R OBP: 0.345, SLG: 0.333 (1, 6)										2	0	0	0	0	1	1									
Jim Penleton, R OBP: 0.305, SLG: 0.449 (9, PH)										0	0	0	0	0	0	0									
Jim Golden, L OBP: 0.188, SLG: 0.344 (1, 1)										2	0	0	0	0	0	1									
Dave Giusti, R OBP: 0.304, SLG: 0.286 (6, 1)										0	0	0	0	0	0	0									
Bob Cerv, R OBP: 0.250, SLG: 0.190 (7, PH)										1	0	1	0	0	0	0									
Russ Kemmerer, R OBP: 0.667, SLG: 0.500 (8, 1)										0	0	0	0	0	0	0									
Pidge Browne, L OBP: 0.354, SLG: 0.420 (9, PH)										1	0	0	0	0	0	1									
Inning Stats	R: 0 E: 0 K: 0 S: 2	H: 0 LOB: 0 BB: 1 P: 6	R: 0 E: 0 K: 1 S: 6	H: 1 LOB: 1 BB: 0 P: 6	R: 0 E: 0 K: 0 S: 2	H: 0 LOB: 1 BB: 1 P: 6	R: 0 E: 0 K: 0 S: 4	H: 1 LOB: 2 BB: 1 P: 8	R: 0 E: 0 K: 0 S: 4	H: 1 LOB: 1 BB: 0 P: 4	R: 0 E: 0 K: 0 S: 5	H: 2 LOB: 2 BB: 0 P: 5	R: 1 E: 1 K: 1 S: 7	H: 3 LOB: 1 BB: 0 P: 7	R: 0 E: 0 K: 0 S: 3	H: 1 LOB: 0 BB: 0 P: 3	R: 0 E: 0 K: 1 S: 5	H: 0 LOB: 1 BB: 1 P: 9	1B: 7 2B: 2 3B: 1 HR: 0	SF: 0 SAC: 1 DP: 2 HBP: 0	WP: 0 PB: 0 SB: 0 CS: 0	PA: 36			
PITCHER	IP	WLS	BF	H	R	ER	SO	BB	IBB	HBP	BLK	WP	HR	S	P	ERA	WHIP								
Joey Jay, R ERA: 4.07 (1, 1)	9.0	W	37	9	1	1	3	4	0	0	0	0	0	38	54	1.00	1.444								



Batter	1	2	3	4	5	6	7	8	9	AB	R	H	RBI	BB	SO	LOB	TOP										
Lou Brock, L (1, 8) OBP: 0.313, SLG: 0.437	4-0 L6-3 BB			0-3 K	0-0 SF7		0-0 14 1B		0-3 K	3	1	1	1	1	2	0	Chicago Cubs @ Cincinnati Reds Crosley Field, Cincinnati, OH Mon Jul 02 1962, 7:05 PM EDT Unknown										
Ken Hubbs, R (1, 4) OBP: 0.284, SLG: 0.332	0-0 L6-3			0-3 K	0-0 F9		0-0 G6-2-3		0-3 K	5	0	0	0	0	2	5											
Billy Williams, L (1, 7) OBP: 0.393, SLG: 0.541	0-3 K			0-0 14 HR		0-0 14 S	0-0 BB 14 1B		0-0 F8	4	1	2	0	1	1	0											
14 Ernie Banks, R (1, 3) OBP: 0.306, SLG: 0.527		0-0 P1		0-0 HR		0-3 K	0-0 BB			4	1	2	4	0	1	1											
George Altman, L (1, 9) OBP: 0.403, SLG: 0.530		0-3 K		0-0 F4		0-0 BB	0-0 BB		1-2 2-3 3-H	2	0	0	0	2	1	0											
Ron Santo, R (1, 5) OBP: 0.324, SLG: 0.412		0-0 F9			0-0 PB SH 1B	0-3 K	0-3 K			4	1	1	0	0	2	5											
Andre Rodgers, R (1, 6) OBP: 0.346, SLG: 0.403			0-0 4-3		0-3 K	0-0 F6		0-0 1-3		4	0	0	0	0	1	3											
El Tappe, R (1, 2) OBP: 0.333, SLG: 0.238			0-0 6-3		1-0 SH SF7 HBP		0-0 1B E G6-2-3	0-0 5-3		3	1	1	0	0	0	0											
Cal Koonce, R (1, 1) OBP: 0.108, SLG: 0.135			0-0 3-1		0-0 SH		0-0 E3	0-0 F7		2	1	0	1	0	0	1											
Glen Hobbie, R (7, 1) OBP: 0.200, SLG: 0.143					1-3 2-H		0-0 14 1B			1	0	0	0	0	0	0											
Don Elston, R (8, 1)										0	0	0	0	0	0	0											
Inning Stats	R: 0 E: 0 K: 1 S: 4	H: 0 LOB: 0 BB: 1 P: 8	R: 0 E: 0 K: 1 S: 5	H: 0 LOB: 0 BB: 0 P: 5	R: 0 E: 0 K: 0 S: 3	H: 0 LOB: 0 BB: 0 P: 3	R: 2 E: 0 K: 2 S: 9	H: 2 LOB: 0 BB: 0 P: 9	R: 2 E: 0 K: 1 S: 7	H: 1 LOB: 1 BB: 0 P: 8	R: 0 E: 0 K: 2 S: 8	H: 1 LOB: 2 BB: 1 P: 12	R: 2 E: 1 K: 1 S: 8	H: 3 LOB: 3 BB: 2 P: 16	R: 0 E: 0 K: 0 S: 3	H: 0 LOB: 0 BB: 0 P: 3	R: 0 E: 0 K: 2 S: 7	H: 0 LOB: 0 BB: 0 P: 7	1B: 6 2B: 1 3B: 0 HR: 1	SF: 1 SAC: 1 DP: 2 HBP: 1	WP: 0 PB: 1 SB: 1 CS: 0	PA: 39					
PITCHER	IP	WLS	BF	H	R	ER	SO	BB	IBB	HBP	BLK	WP	HR	S	P	ERA	WHIP										
Bob Purkey, R (1, 1) ERA: 2.69	6.2	L	32	7	6	4	7	4	0	1	0	0	1	41	58	5.40	1.650										
Jim Brosnan, R (7, 1) ERA: 3.68	0.1		1	0	0	0	1	0	0	0	0	0	0	3	3	0.00	0.000										
Johnny Klippstein, R (8, 1) ERA: 5.01	1.0		3	0	0	0	0	0	0	0	0	0	0	3	3	0.00	0.000										
Bill Henry, L (9, 1) ERA: 4.84	1.0		3	0	0	0	2	0	0	0	0	0	0	7	7	0.00	0.000										

AB	32
R	6
H	7
RBI	6
BB	4
SO	10
LOB	15



Batter	1	2	3	4	5	6	7	8	9	AB	R	H	RBI	BB	SO	LOB	BOTTOM										
Leo Cardenas, R (1, 6) OBP: 0.320, SLG: 0.382	0-3 K		0-0 4-3 2B		0-0 6-3		0-0 FC4-6 1B		0-0 1B SH1-4	5	0	3	0	0	1	0	Chicago Cubs @ Cincinnati Reds Crosley Field, Cincinnati, OH Mon Jul 02 1962, 7:05 PM EDT Unknown										
Don Blasingame, L (1, 4) OBP: 0.345, SLG: 0.345	4-0 2B FC5-3-5 BB		0-0 4-3		0-0 F4		0-0 FC4-6		0-0 SH1-4	3	0	0	0	1	0	3											
Vada Pinson, L (1, 8) OBP: 0.346, SLG: 0.529	0-0 FC5-3-5 1-3 2B		0-0 F7		4-0 HR	0-0 BB	0-0 4-3		4-0 1B BB	3	1	1	0	2	0	3											
Frank Robinson, R (1, 9) OBP: 0.398, SLG: 0.566	0-0 FC5-3-5			0-0 G3 4-3 2B		0-0 1-H HR		0-0 F8	0-3 K	5	2	2	2	0	1	4											
Gordy Coleman, L (1, 3) OBP: 0.320, SLG: 0.422	0-0 4-3		0-0 G3		0-0 F9		0-0 4-3		0-0 1B 1B	5	1	2	0	0	0	3											
Marty Keough, L (1, 7) OBP: 0.403, SLG: 0.433		0-0 F8		0-0 4-3		0-0 4-3		0-0 1B 1B	0-0 F9	5	1	1	1	0	0	3											
Johnny Edwards, L (1, 2) OBP: 0.325, SLG: 0.396		0-0 F8		0-0 1B		0-0 6-3		0-0 K2-5-2 1B	0-0 1-3 2-H	4	0	2	1	0	0	0											
Don Zimmer, R (1, 5) OBP: 0.280, SLG: 0.318		0-0 5-3		0-0 F2			0-0 1-3 2-H	0-0 K2-5-2 1B		2	0	0	0	0	0	1											
Joe Gaines, R (7, PH) OBP: 0.423, SLG: 0.476										1	0	0	0	0	0	0											
Johnny Klippstein, R (8, 1) OBP: 0.349, SLG: 0.512										0	0	0	0	0	0	0											
Wally Post, R (8, PH) OBP: 0.349, SLG: 0.512										1	0	1	1	0	0	0											
Bill Henry, L (9, 1) OBP: 0.333, SLG: 0.333										0	0	0	0	0	0	0											
Bob Purkey, R (1, 1) OBP: 0.150, SLG: 0.203				0-3 K			0-3 K			2	0	0	0	0	2	0											
Jim Brosnan, R (7, 1)										0	0	0	0	0	0	0											
Jerry Lynch, L (7, PH) OBP: 0.384, SLG: 0.517										0	0	0	0	1	0	0											
Eddie Kasko, R (8, 5) OBP: 0.281, SLG: 0.315										1	0	0	0	0	1	2											
Inning Stats	R: 0 E: 0 K: 1 S: 6	H: 1 LOB: 2 BB: 1 P: 10	R: 0 E: 0 K: 0 S: 3	H: 0 LOB: 0 BB: 0 P: 3	R: 0 E: 0 K: 1 S: 6	H: 1 LOB: 1 BB: 0 P: 6	R: 1 E: 0 K: 0 S: 5	H: 2 LOB: 1 BB: 0 P: 5	R: 0 E: 0 K: 1 S: 5	H: 0 LOB: 0 BB: 0 P: 5	R: 2 E: 0 K: 0 S: 4	H: 1 LOB: 0 BB: 1 P: 8	R: 0 E: 0 K: 0 S: 4	H: 1 LOB: 2 BB: 1 P: 8	R: 2 E: 0 K: 1 S: 8	H: 4 LOB: 2 BB: 0 P: 8	R: 0 E: 0 K: 1 S: 7	H: 2 LOB: 3 BB: 1 P: 11	1B: 8 2B: 4 3B: 0 HR: 1	SF: 0 SAC: 1 DP: 1 HBP: 0	WP: 0 PB: 0 SB: 0 CS: 0	PA: 42					
PITCHER	IP	WLS	BF	H	R	ER	SO	BB	IBB	HBP	BLK	WP	HR	S	P	ERA	WHIP										
Cal Koonce, R (1, 1) ERA: 4.32	6.1	W	28	6	3	3	3	3	0	0	0	0	1	31	43	4.26	1.421										
Glen Hobbie, R (7, 1) ERA: 5.49	1.0		6	3	2	2	0	0	0	0	0	0	0	6	6	18.00	3.000										
Don Elston, R (8, 1) ERA: 2.11	1.2	S	8	3	0	0	2	1	0	0	0	0	0	11	15	0.00	2.400										

AB	37
R	5
H	12
RBI	5
BB	4
SO	5
LOB	19



Batter	1	2	3	4	5	6	7	8	9	AB	R	H	RBI	BB	SO	LOB	TOP								
Lou Brock, L OBP: 0.311, SLG: 0.431 (1, 8)										4	0	0	0	1	2	3									
Alex Grammas, R OBP: 0.218, SLG: 0.226 Ken Hubbs, R OBP: 0.284, SLG: 0.332 (1, 4) (9, 4)										5	1	2	0	0	0	4									
Billy Williams, L OBP: 0.393, SLG: 0.542 (1, 7)										5	2	2	0	0	1	2									
14 Ernie Banks, R OBP: 0.307, SLG: 0.527 (1, 3)										4	0	1	1	1	0	1									
George Altman, L OBP: 0.398, SLG: 0.522 (1, 9)										4	0	0	0	0	1	3									
Ron Santo, R OBP: 0.326, SLG: 0.411 (1, 5)										3	0	1	1	1	1	0									
Andre Rodgers, R OBP: 0.348, SLG: 0.402 (1, 6)										3	0	1	0	1	0	1									
Dick Bertell, R OBP: 0.277, SLG: 0.295 (1, 2)										3	0	1	0	0	0	3									
Al Lary, R OBP: 0.333, SLG: 0.200 Don Elston, R OBP: 0.284, SLG: 0.332 (1, 1) (6, 1) (9, 1)										0	0	0	0	2	0	0									
Inning Stats	R: 1 E: 0 K: 1 S: 7	H: 2 LOB: 1 BB: 0 P: 7	R: 0 E: 0 K: 1 S: 5	H: 0 LOB: 3 BB: 3 P: 17	R: 1 E: 0 K: 1 S: 7	H: 2 LOB: 1 BB: 0 P: 7	R: 0 E: 0 K: 0 S: 4	H: 1 LOB: 1 BB: 0 P: 4	R: 1 E: 0 K: 0 S: 4	H: 2 LOB: 2 BB: 2 P: 12	R: 0 E: 0 K: 1 S: 5	H: 1 LOB: 1 BB: 1 P: 9	R: 0 E: 0 K: 0 S: 3	H: 0 LOB: 0 BB: 0 P: 3	R: 0 E: 2 K: 1 S: 6	H: 0 LOB: 1 BB: 0 P: 6	R: 0 E: 0 K: 0 S: 3	H: 0 LOB: 0 BB: 0 P: 3	1B: 6 2B: 3 3B: 0 HR: 0	SF: 0 SAC: 2 DP: 2 HBP: 0	WP: 1 PB: 0 SB: 1 CS: 0	PA: 40			
PITCHER	IP	WLS	BF	H	R	ER	SO	BB	IBB	HBP	BLK	WP	HR	S	P	ERA	WHIP								
Ted Wills, L ERA: 6.42 Dave Sisler, R ERA: 4.07 Moe Drabowsky, R ERA: 5.34 Jim Brosnan, R ERA: 3.56 (1, 1) (5, 1) (6, 1) (9, 1)	4.2		25	7	3	3	3	5	0	0	0	1	0	26	46	5.79	2.571								

Chicago Cubs @ Cincinnati Reds
Crosley Field, Cincinnati, OH
Mon Jul 02 1962, 7:05 PM EDT
Att: 17,701 - Unknown

AB	32
R	3
H	8
RBI	2
BB	6
SO	5
LOB	18

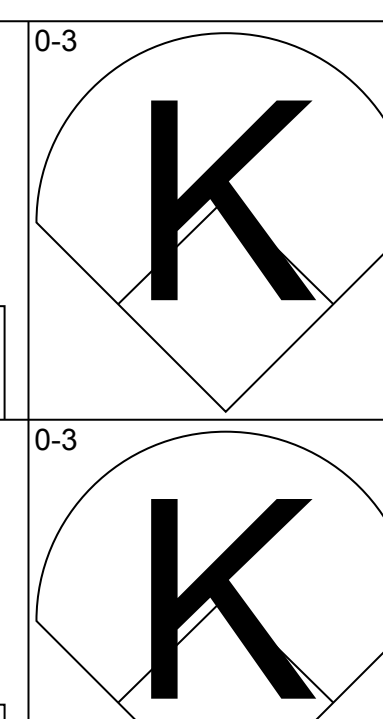
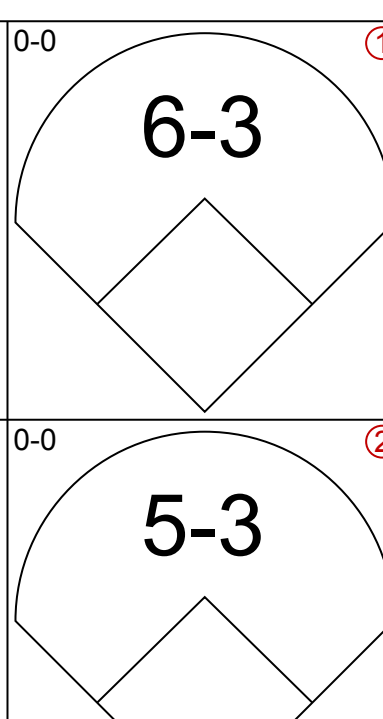
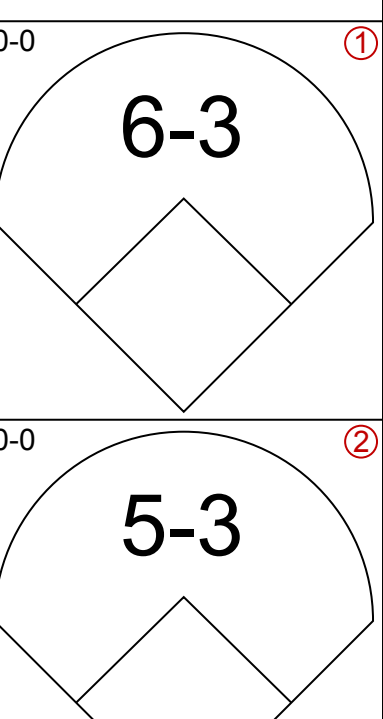
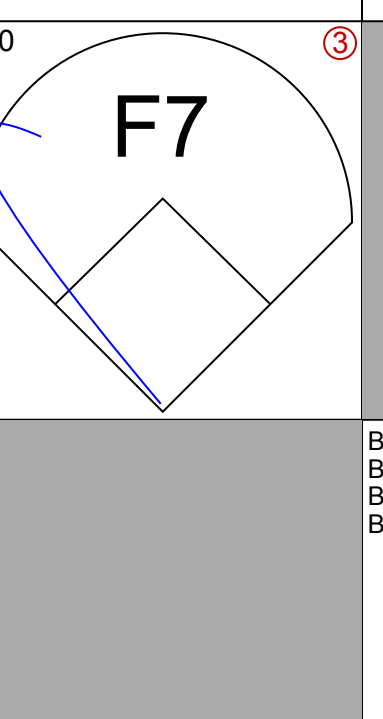
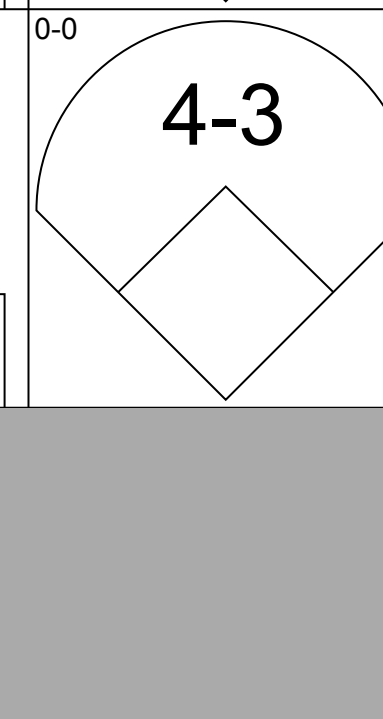
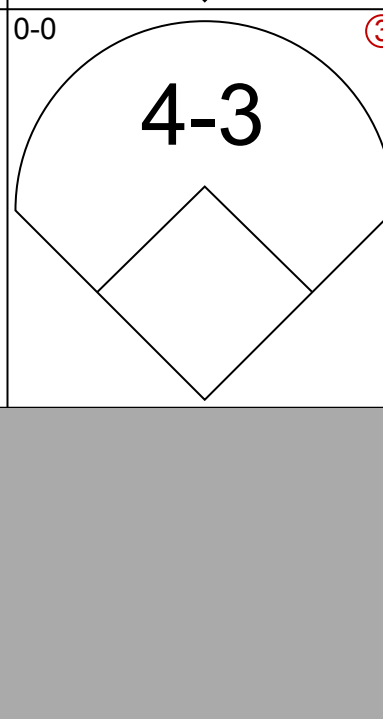
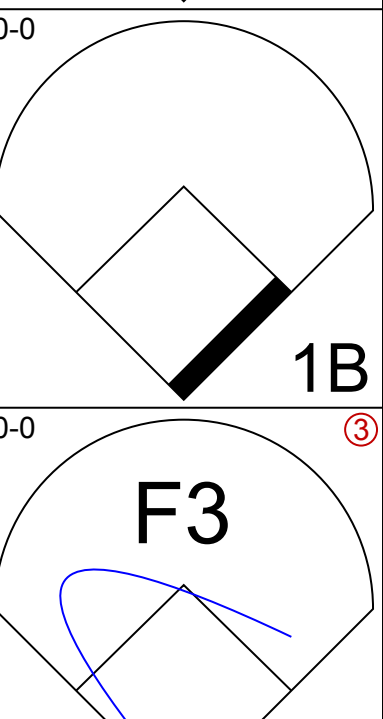
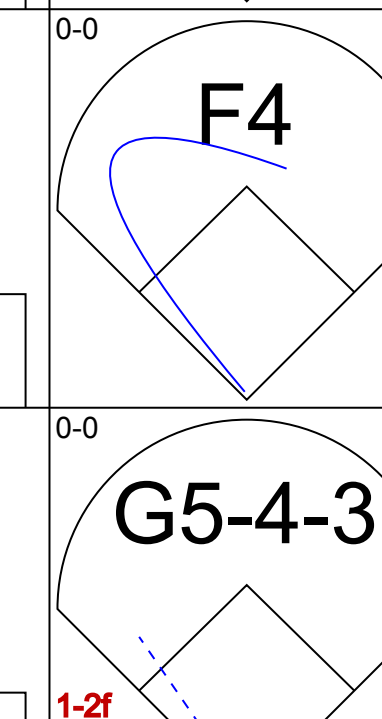




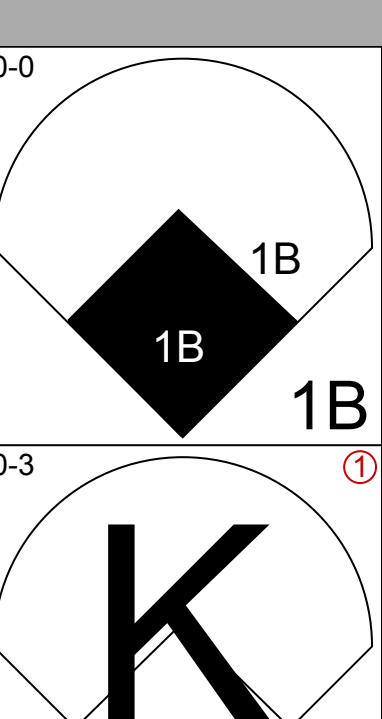
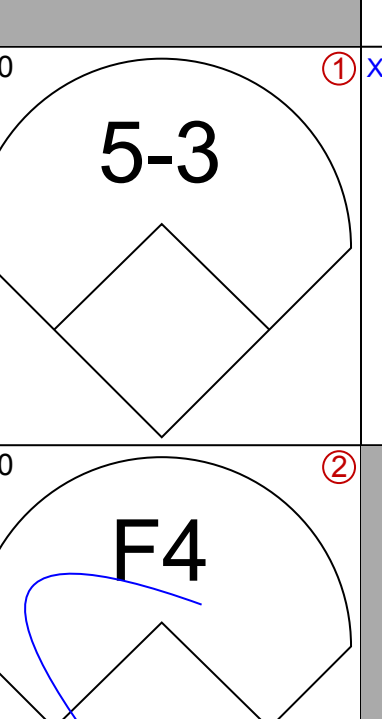
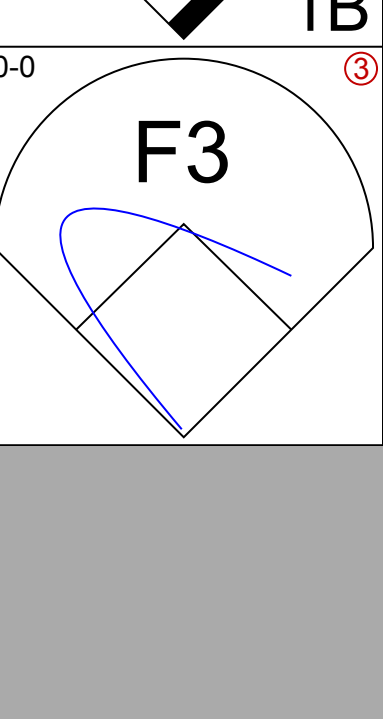
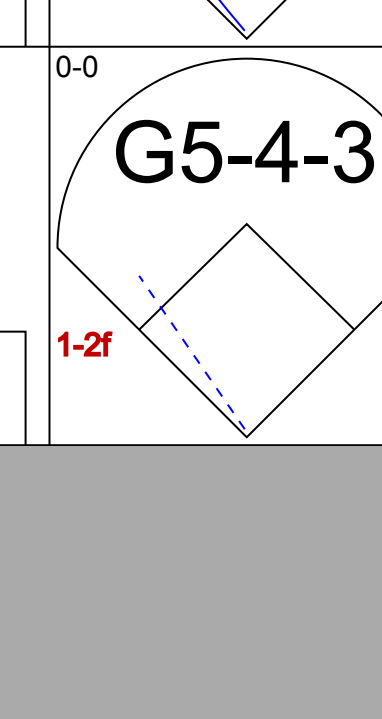
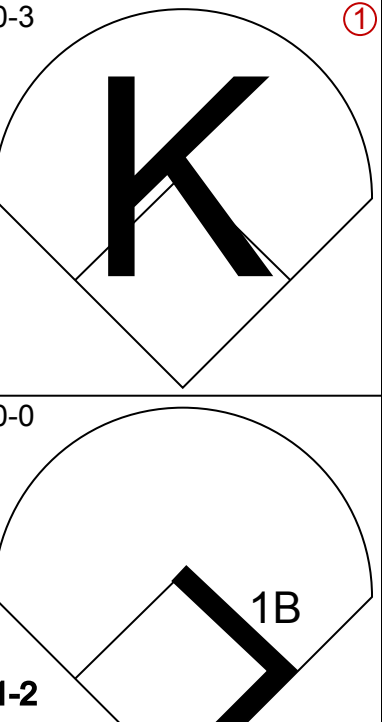
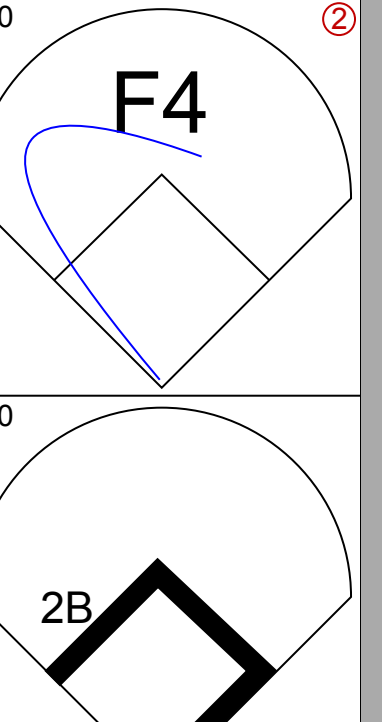

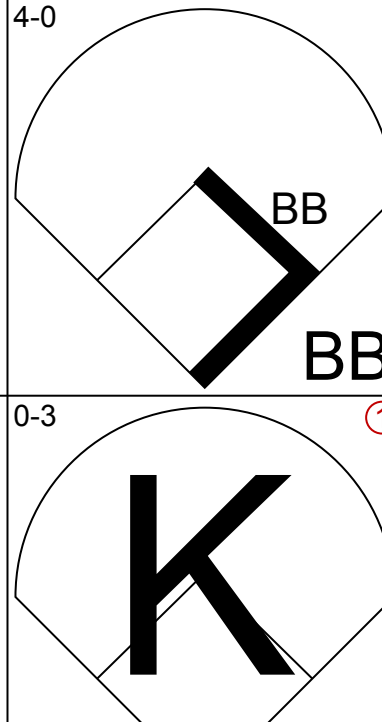
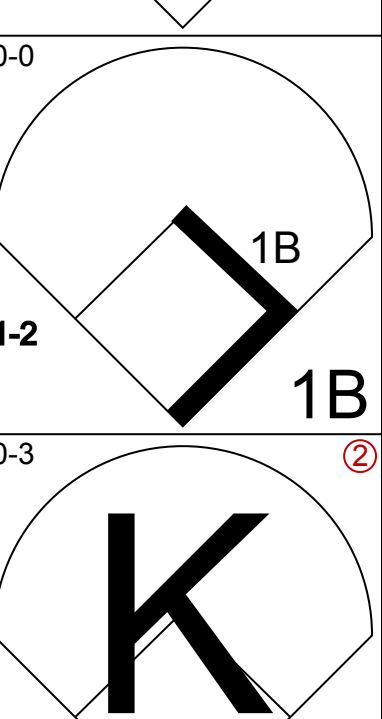
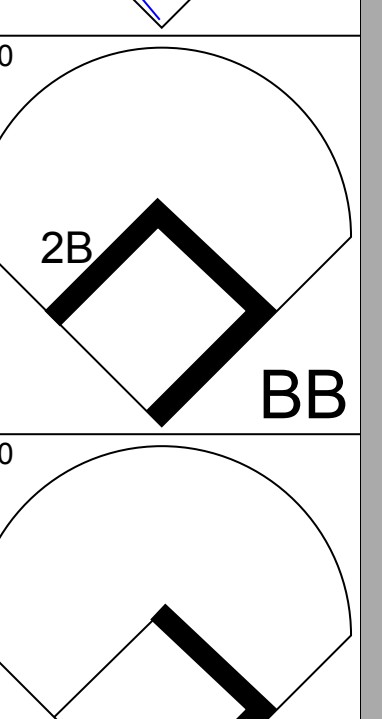

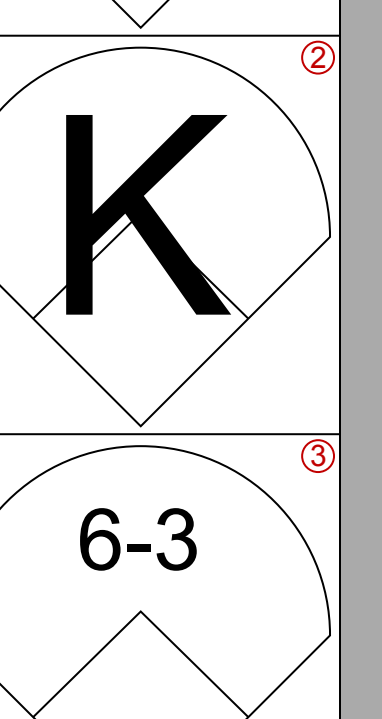
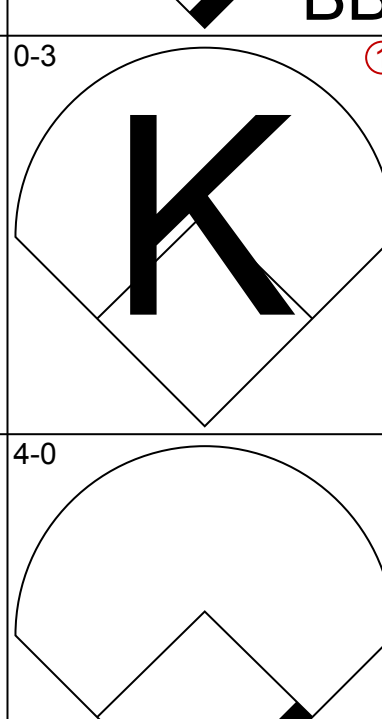
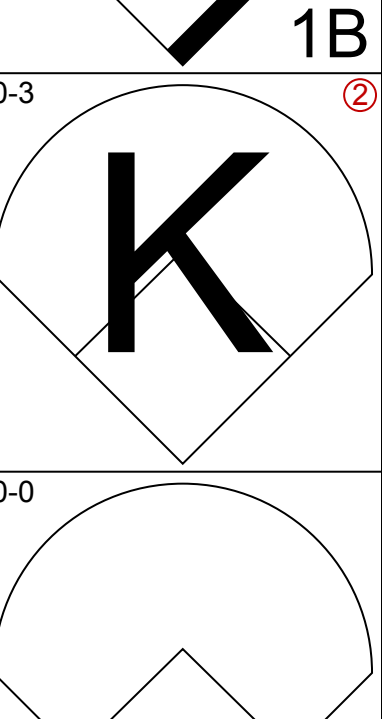
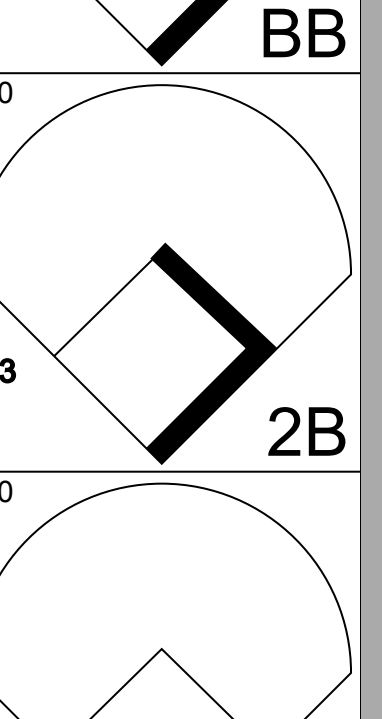
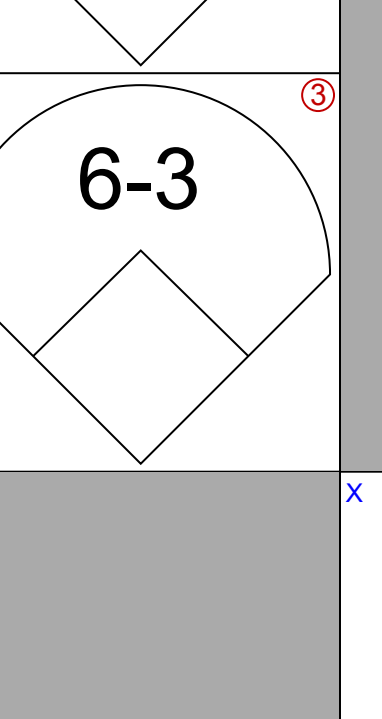
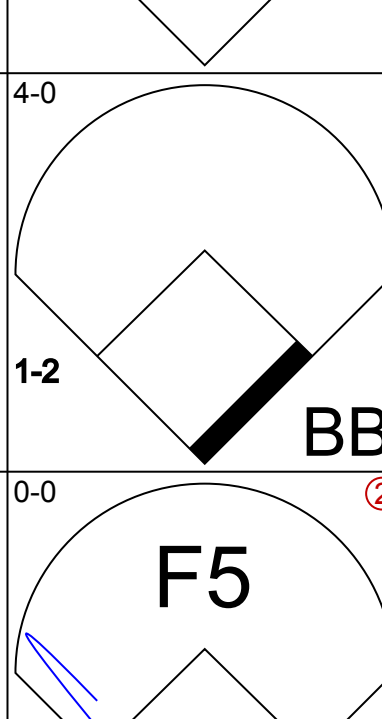
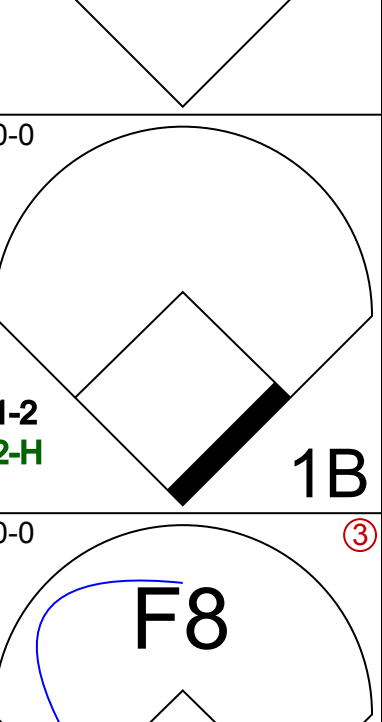
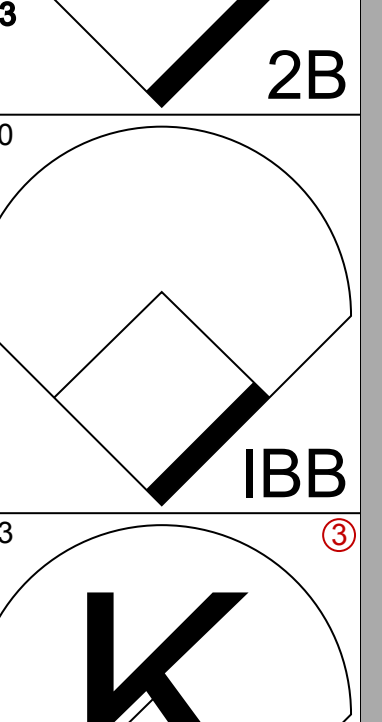

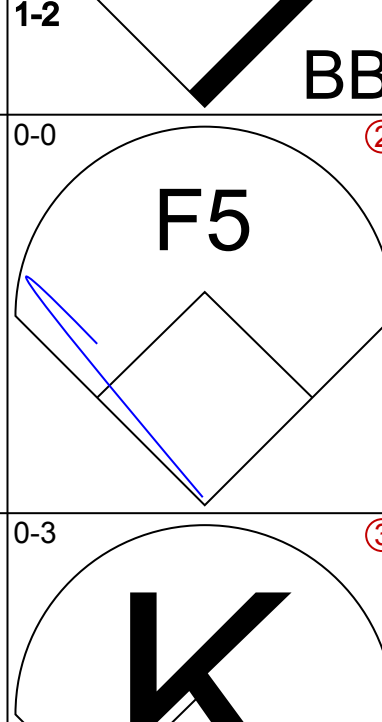
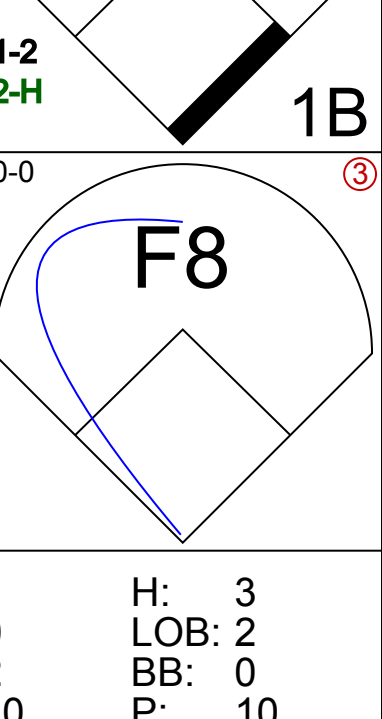
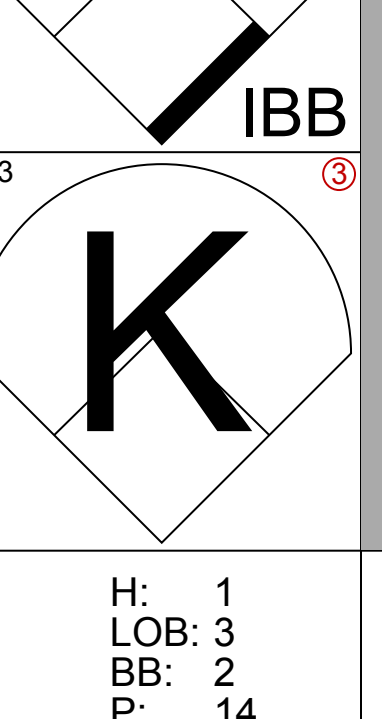
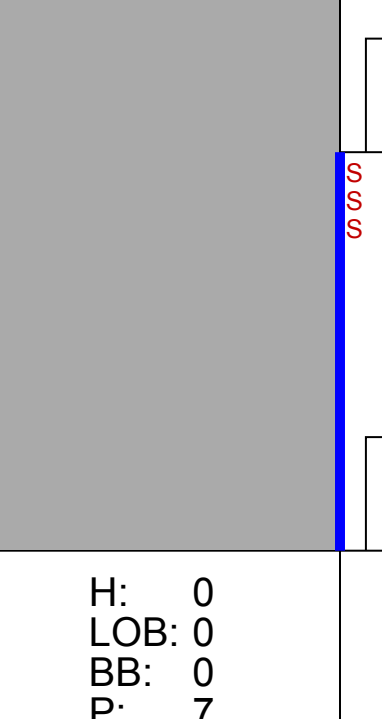
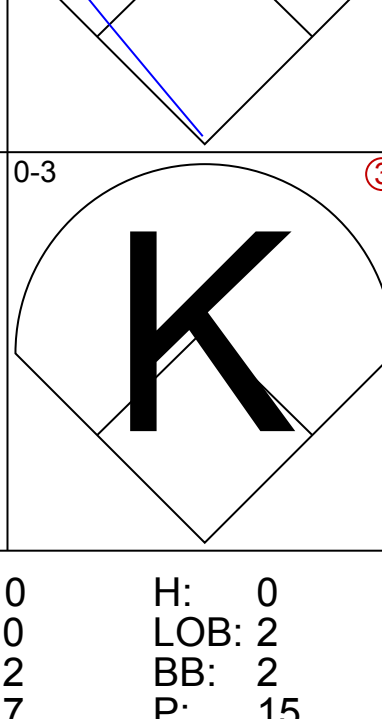


Batter	1	2	3	4	5	6	7	8	9	AB	R	H	RBI	BB	SO	LOB	BOTTOM								
Leo Cardenas, R OBP: 0.317, SLG: 0.378 (1, 6)										3	0	0	1	0	1	2									
Don Blasingame, L OBP: 0.348, SLG: 0.346 Wally Post, R OBP: 0.348, SLG: 0.509 Jim Brosnan, R OBP: 0.284, SLG: 0.332 (1, 4) (8, PH) (9, 1)										2	0	1	0	1	0	0									
Vada Pinson, L OBP: 0.344, SLG: 0.529 (1, 8)										4	0	1	0	0	0	4									
Frank Robinson, R OBP: 0.396, SLG: 0.565 (1, 9)										4	1	1	0	0	1	2									
Gordy Coleman, L OBP: 0.319, SLG: 0.432 (1, 3)										4	1	1	2	0	0	2									
Marty Keough, L OBP: 0.393, SLG: 0.421 (1, 7)										3	0	0	0	0	1	0									
Hank Foiles, R OBP: 0.367, SLG: 0.528 (1, 2)										2	2	1	1	1	0	0									
Don Zimmer, R OBP: 0.276, SLG: 0.313 Eddie Kasko, R OBP: 0.291, SLG: 0.315 (1, 5) (8, 5)										3	0	0	0	0	1	1									
Ted Wills, L OBP: 0.226, SLG: 0.250 Dave Sisler, R OBP: 0.226, SLG: 0.250 Joe Gaines, R OBP: 0.226, SLG: 0.250 Moe Drabowsky, R OBP: 0.226, SLG: 0.250 Jerry Lynch, R OBP: 0.226, SLG: 0.250 Cookie Rojas, R OBP: 0.226, SLG: 0.250 (1, 1) (5, 1) (5, PH) (8, 1) (8, PH) (8, PH) (9, 4)										1	0	1	0	0	0	0									
Inning Stats	R: 0 E: 0 K: 1 S: 5	H: 1 LOB: 0 BB: 0 P: 5	R: 0 E: 0 K: 0 S: 3	H: 0 LOB: 0 BB: 0 P: 3	R: 1 E: 0 K: 0 S: 3	H: 1 LOB: 0 BB: 1 P: 7	R: 0 E: 0 K: 0 S: 3	H: 0 LOB: 1 BB: 1 P: 7	R: 1 E: 1 K: 2 S: 9	H: 1 LOB: 1 BB: 0 P: 9	R: 0 E: 0 K: 1 S: 6	H: 1 LOB: 1 BB: 0 P: 6	R: 0 E: 0 K: 0 S: 3	H: 0 LOB: 2 BB: 1 P: 7	R: 2 E: 0 K: 0 S: 2	H: 2 LOB: 0 BB: 0 P: 2	1B: 2 2B: 4 3B: 0 HR: 2	SF: 0 SAC: 1 DP: 2 HBP: 0	WP: 1 PB: 0 SB: 0 CS: 0	PA: 32					
PITCHER	IP	WLS	BF	H	R	ER	SO	BB	IBB	HBP	BLK	WP	HR	S	P	ERA	WHIP								
Al Lary, R ERA: 11.88 Dave Gerard, R ERA: 4.91 Don Elston, R ERA: 2.32 (1, 1) (6, 1) (9, 1)	1		10	1	1	1	1	1	0	0	0	1	0	11	15	3.38	0.750								

Chicago Cubs @ Cincinnati Reds
Crosley Field, Cincinnati, OH
Mon Jul 02 1962, 7:05 PM EDT
Att: 17,701 - Unknown

AB	28
R	4
H	6
RBI	4
BB	3
SO	4
LOB	13

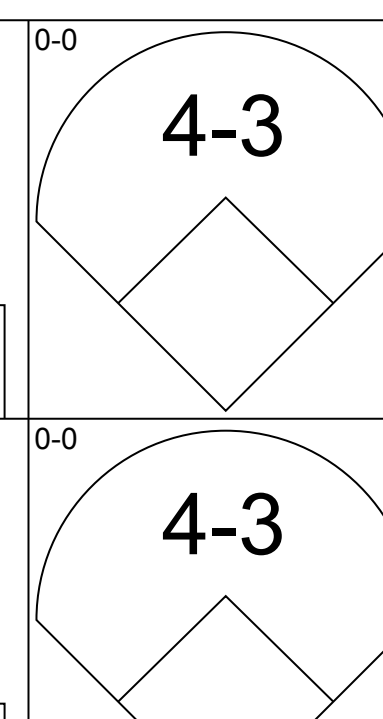
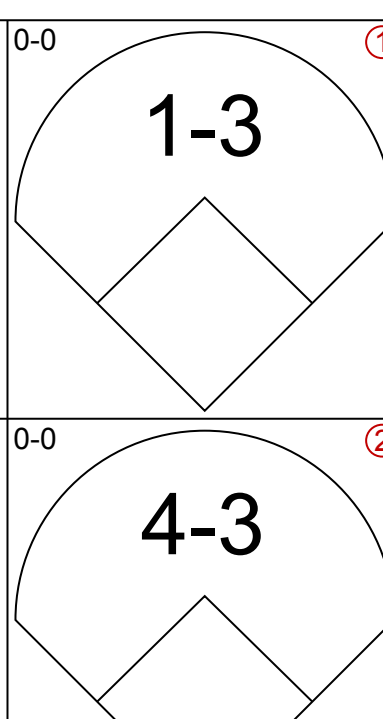
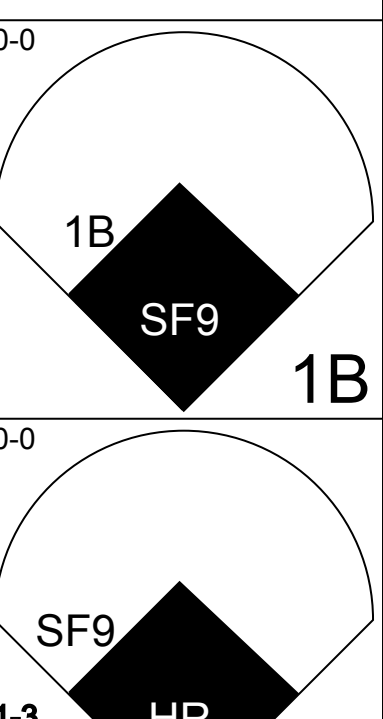
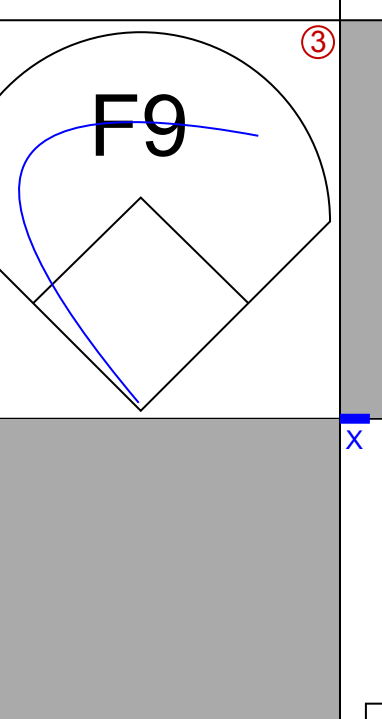
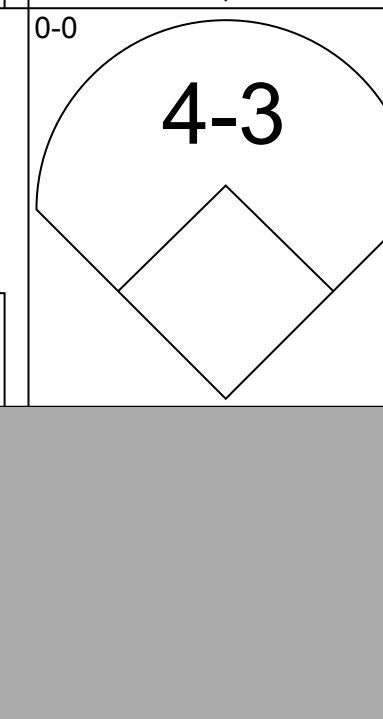
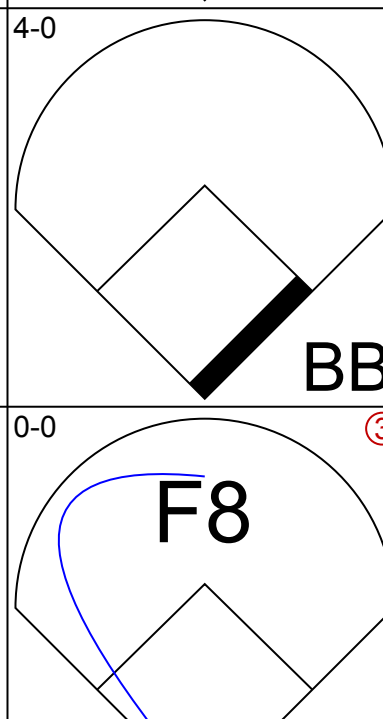
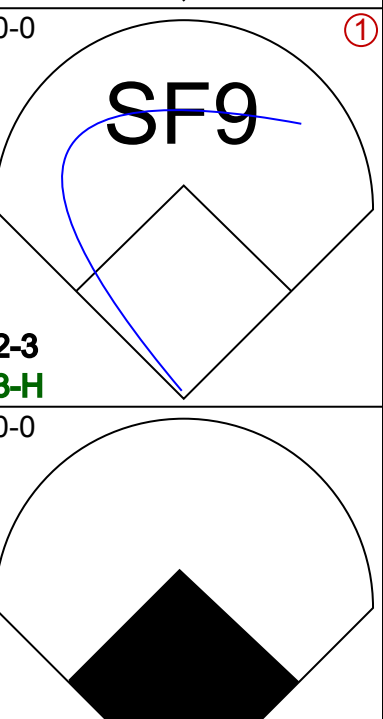
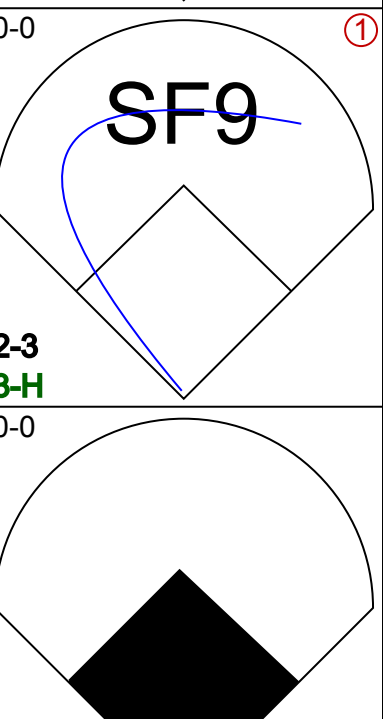
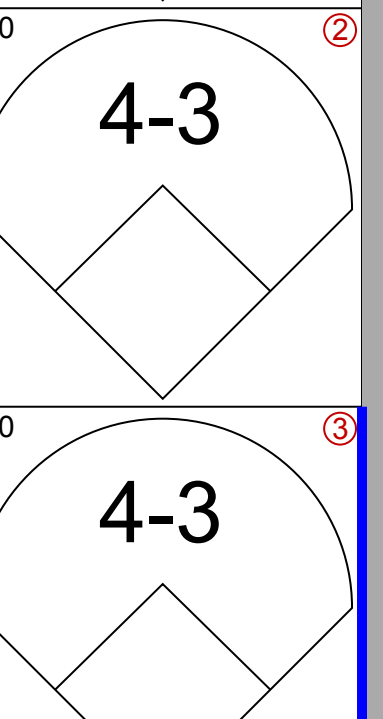


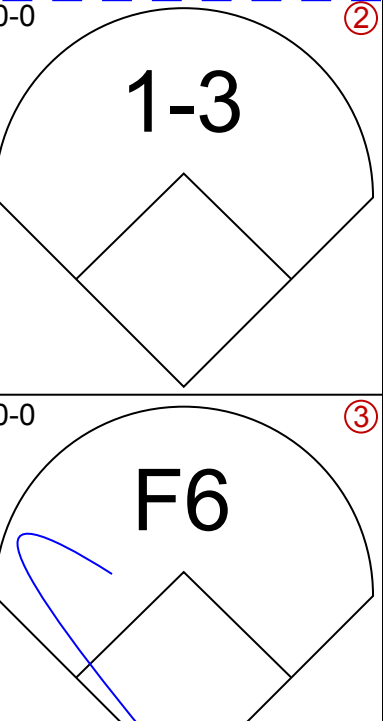
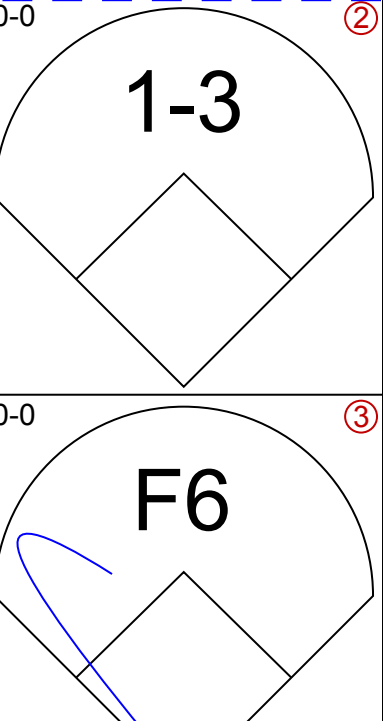
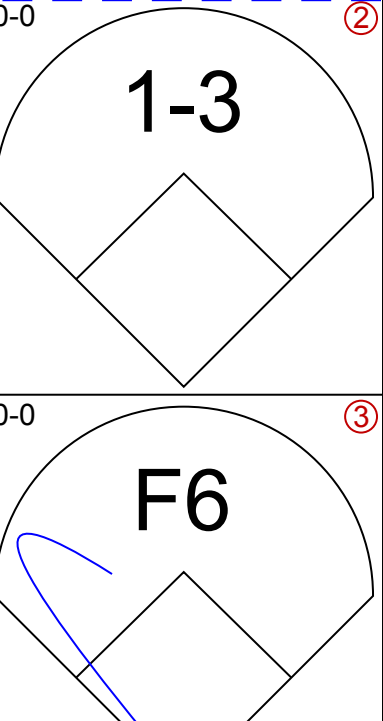

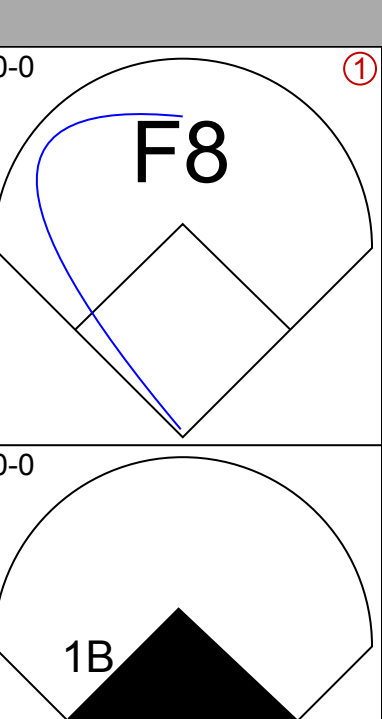
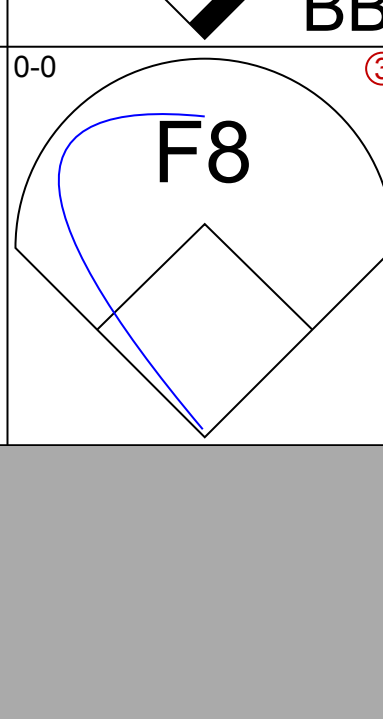
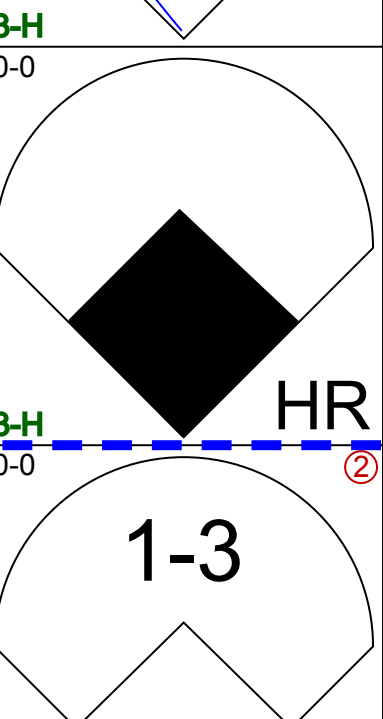
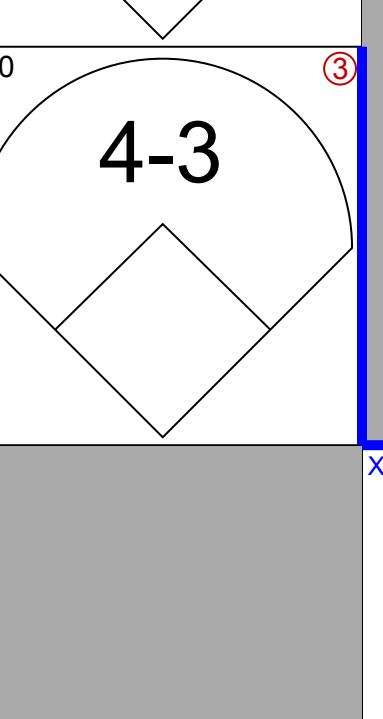
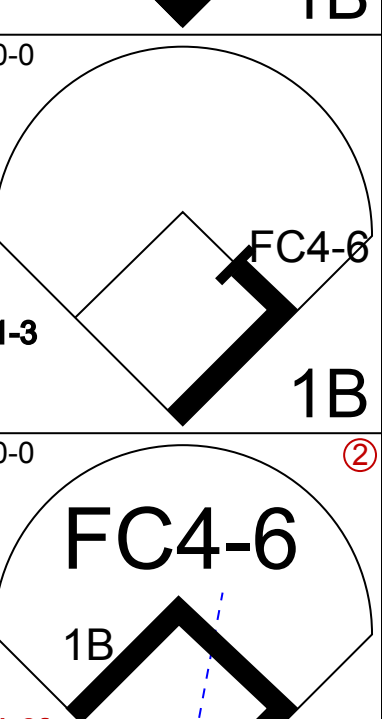
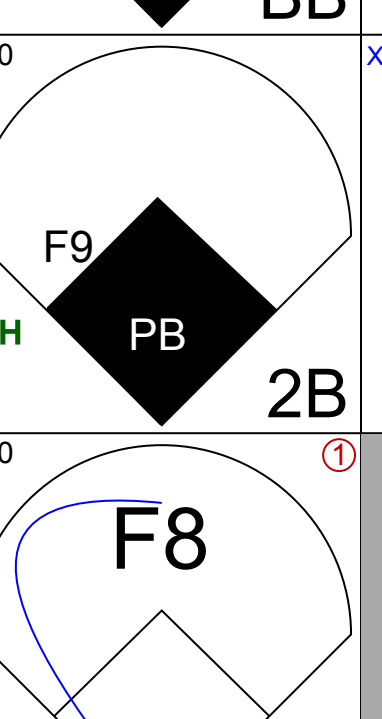


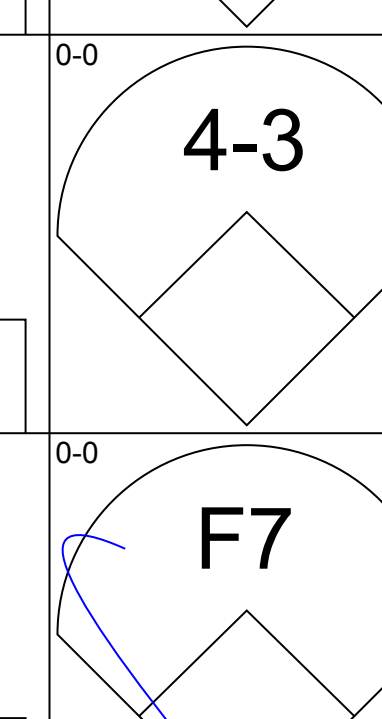
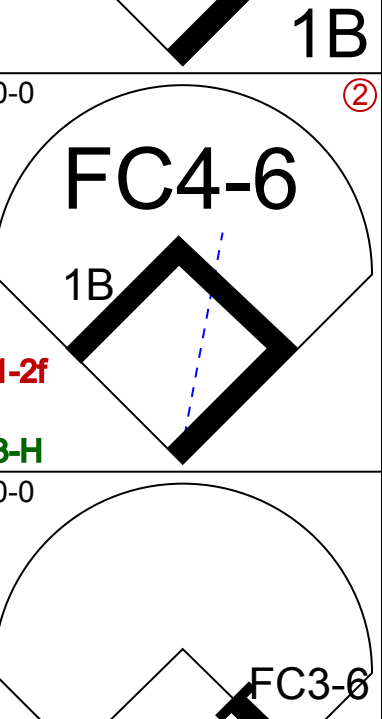
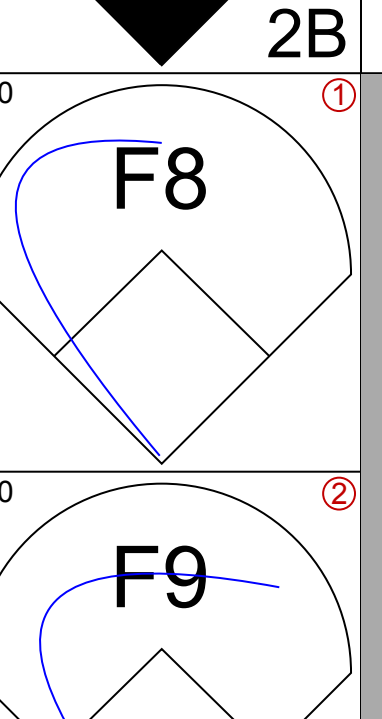


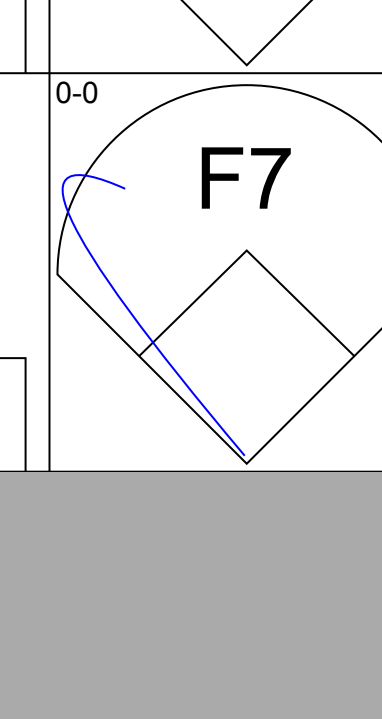
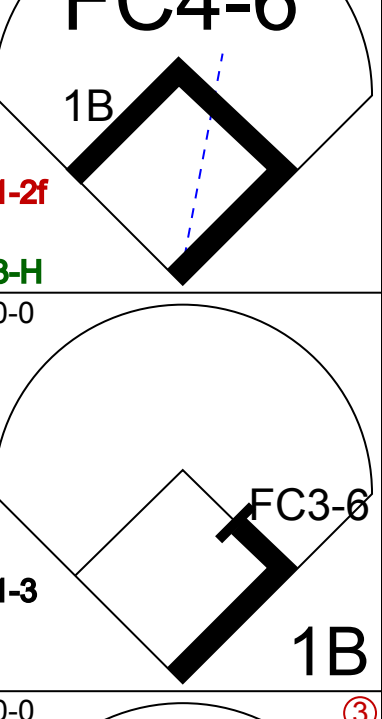
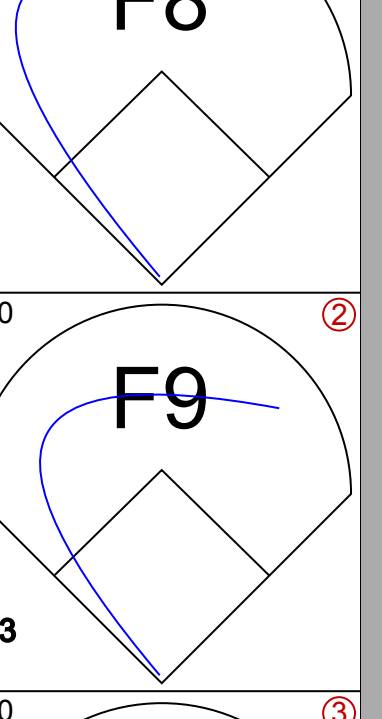
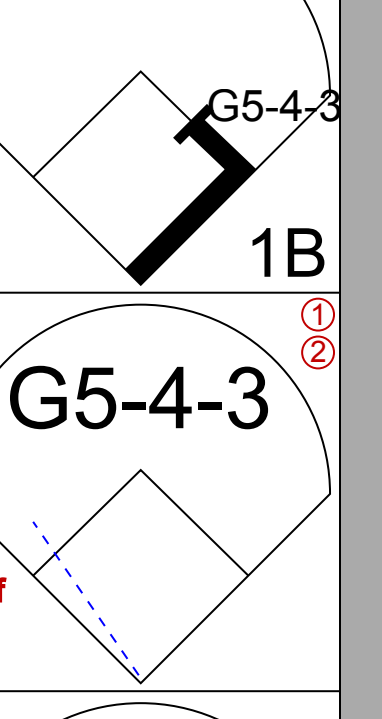
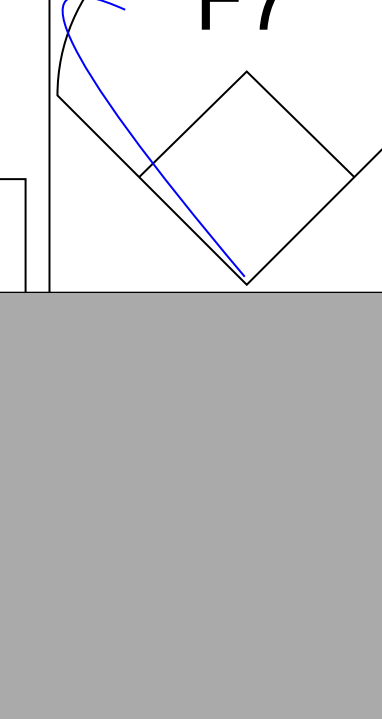
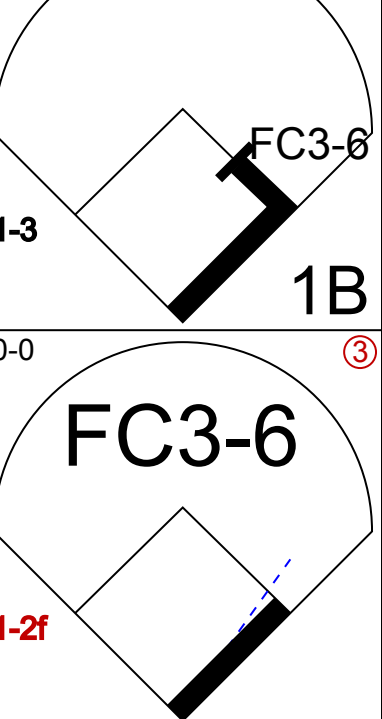
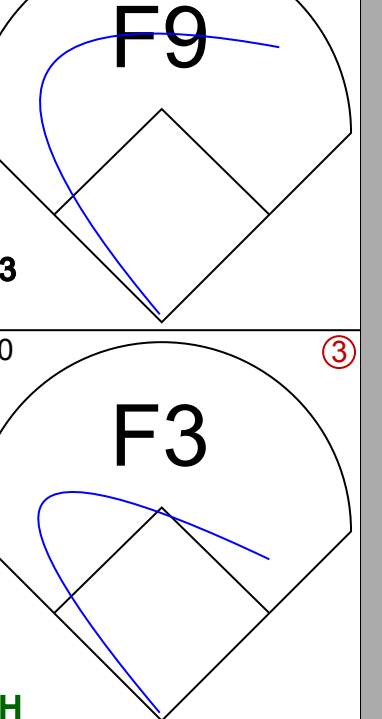
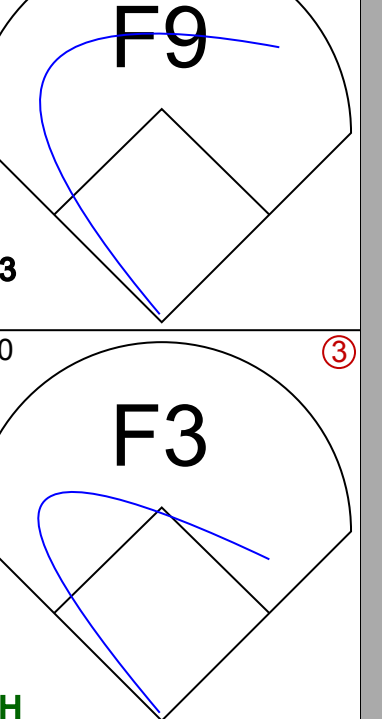
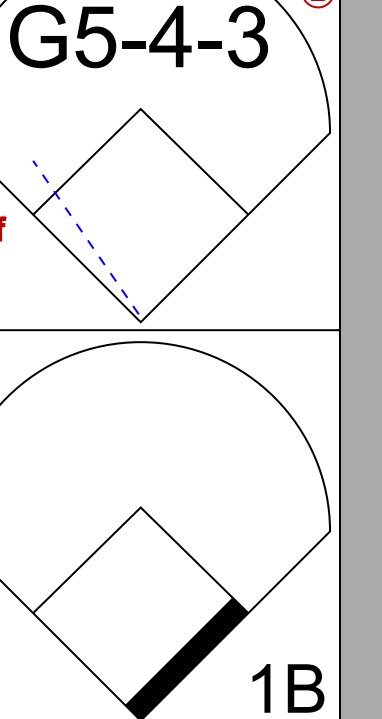

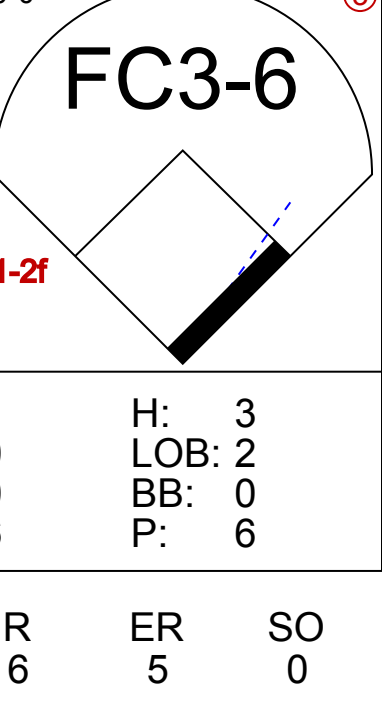
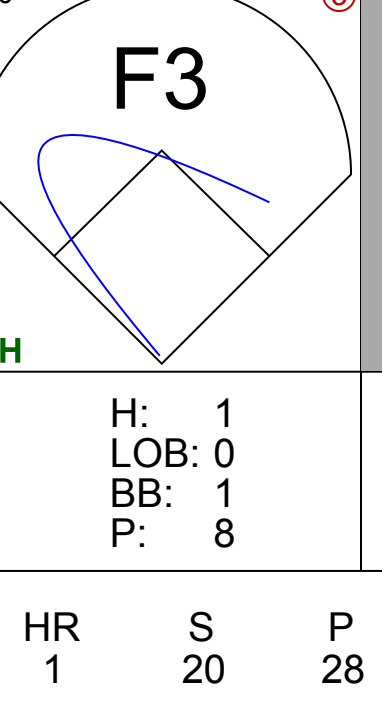
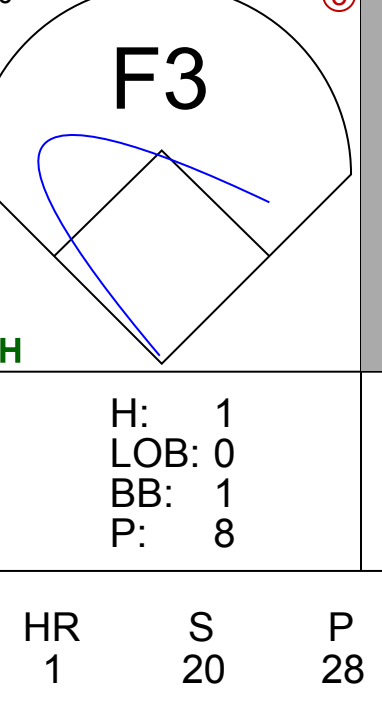
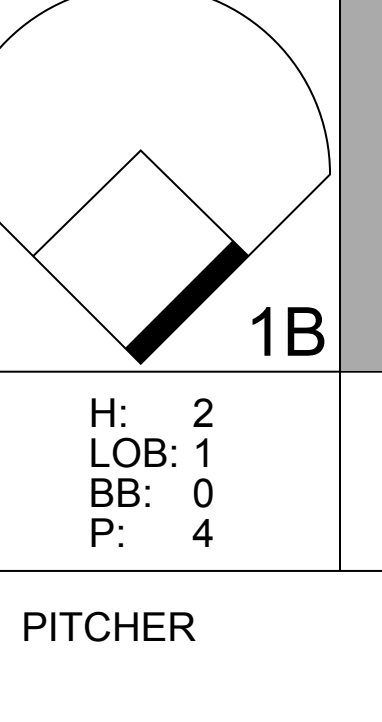


Batter	1	2	3	4	5	6	7	8	9	AB	R	H	RBI	BB	SO	LOB	TOP		
Lou Brock, L OBP: 0.307, SLG: 0.425 (1, 8)										4	0	0	0	0	1	0			
Ken Hubbs, R OBP: 0.283, SLG: 0.329 (1, 4)										3	0	0	0	1	1	0			
Billy Williams, L OBP: 0.391, SLG: 0.538 (1, 7)										4	0	1	0	0	0	1			
14 Ernie Banks, R OBP: 0.307, SLG: 0.523 (1, 3)										4	1	1	0	0	0	2			
George Altman, L OBP: 0.396, SLG: 0.516 (1, 9)										3	0	0	0	1	2	1			
Ron Santo, R OBP: 0.328, SLG: 0.410 (1, 5)										3	0	1	0	1	2	1			
Andre Rodgers, R OBP: 0.351, SLG: 0.406 (1, 6)										3	0	1	0	1	1	2			
Dick Bertell, R OBP: 0.287, SLG: 0.296 (1, 2)										3	0	1	1	1	0	2			
Bob Buhl, R Bob Anderson, R Jim Mackinnon, R Barney Schultz, R Glen Hobbie, R Bob Will, L (1, 1) (5, 1) (7, PH) (7, 1) (8, 1) (8, PH)										2	0	0	0	0	1	5			
Inning Stats	R: 0 E: 0 K: 2 S: 7	H: 0 LOB: 0 BB: 0 P: 7	R: 1 E: 0 K: 2 S: 10	H: 3 LOB: 2 BB: 0 P: 10	R: 0 E: 0 K: 1 S: 3	H: 0 LOB: 0 BB: 0 P: 3	R: 0 E: 0 K: 1 S: 6	H: 1 LOB: 3 BB: 2 P: 14	R: 0 E: 0 K: 0 S: 4	H: 0 LOB: 0 BB: 0 P: 4	R: 0 E: 0 K: 2 S: 5	H: 0 LOB: 0 BB: 0 P: 5	R: 0 E: 0 K: 0 S: 2	H: 0 LOB: 0 BB: 1 P: 6	R: 0 E: 0 K: 2 S: 7	H: 0 LOB: 2 BB: 2 P: 15	1B: 4 2B: 1 3B: 0 HR: 0	SF: 0 SAC: 0 DP: 1 HBP: 0	WP: 0 PA: 36 PB: 0 SB: 0 CS: 0
PITCHER Jim O'Toole, L ERA: 3.81 (1, 1)	IP: 9.0 WLS: W BF: 36	H: 5 R: 1 ER: 1 SO: 10	BB: 4 IBB: 1 HBP: 0 BLK: 0	WP: 0 HR: 0 S: 51 P: 71	ERA: 1.00 WHIP: 1.000														

Chicago Cubs @ Cincinnati Reds
Crosley Field, Cincinnati, OH
Tue Jul 03 1962, 7:05 PM EDT
Att: 10,555 - Unknown

AB 31
R 1
H 5
RBI 1
BB 5
SO 10
LOB 16



Batter	1	2	3	4	5	6	7	8	9	AB	R	H	RBI	BB	SO	LOB	BOTTOM		
Eddie Kasko, R OBP: 0.281, SLG: 0.314 (1, 5)										4	1	1	0	0	0	1			
Don Blasingame, L OBP: 0.347, SLG: 0.344 (1, 4)										4	1	1	0	0	0	0			
Vada Pinson, L OBP: 0.343, SLG: 0.525 (1, 8)										2	0	0	1	1	0	0			
Jerry Lynch, L OBP: 0.365, SLG: 0.533 Marty Keough, L OBP: 0.395, SLG: 0.421 (1, 7) (8, 7)										4	1	1	2	0	0	1			
Frank Robinson, R OBP: 0.397, SLG: 0.562 (1, 9)										3	2	1	0	1	0	0			
Gordy Coleman, L OBP: 0.322, SLG: 0.437 (1, 3)										4	1	2	1	0	0	0			
Johnny Edwards, L OBP: 0.324, SLG: 0.394 (1, 2)										4	0	1	1	0	0	2			
Leo Cardenas, R OBP: 0.317, SLG: 0.377 (1, 6)										3	0	1	0	0	0	2			
Jim O'Toole, S OBP: 0.209, SLG: 0.190 (1, 1)										3	0	1	0	0	0	2			
Inning Stats	R: 0 E: 0 K: 0 S: 3	H: 0 LOB: 0 BB: 0 P: 3	R: 1 E: 0 K: 0 S: 6	H: 3 LOB: 0 BB: 0 P: 6	R: 0 E: 0 K: 0 S: 3	H: 0 LOB: 1 BB: 1 P: 7	R: 2 E: 0 K: 0 S: 4	H: 1 LOB: 0 BB: 1 P: 8	R: 3 E: 0 K: 0 S: 6	H: 3 LOB: 0 BB: 0 P: 6	R: 0 E: 0 K: 0 S: 4	H: 2 LOB: 1 BB: 0 P: 4	R: 0 E: 0 K: 0 S: 3	H: 0 LOB: 0 BB: 0 P: 3	R: 0 E: 0 K: 0 S: 3	H: 0 LOB: 0 BB: 0 P: 3	1B: 7 2B: 1 3B: 0 HR: 1	SF: 1 SAC: 0 DP: 1 HBP: 0	WP: 0 PA: 34 PB: 1 SB: 1 CS: 0
PITCHER Bob Buhl, R ERA: 4.72 Bob Anderson, R ERA: 4.6 Barney Schultz, R ERA: 4.53 Glen Hobbie, R ERA: 5.4 (1, 1) (5, 1) (7, 1) (8, 1)	IP: 4.1 WLS: L BF: 22	H: 7 R: 6 ER: 0 SO: 0	BB: 2 IBB: 0 HBP: 0 BLK: 0	WP: 0 HR: 1 S: 20 P: 28	ERA: 0.00 WHIP: 1.200														

Chicago Cubs @ Cincinnati Reds
Crosley Field, Cincinnati, OH
Tue Jul 03 1962, 7:05 PM EDT
Att: 10,555 - Unknown

AB 31
R 6
H 9
RBI 5
BB 2
SO 0
LOB 8



Batter	1	2	3	4	5	6	7	8	9	AB	R	H	RBI	BB	SO	LOB	TOP			
Don Landrum, L (1,8) OBP: 0.452, SLG: 0.345	0-0 3-1	4-0 1B		0-0 F4			0-0 6-3	0-0 1B		4	1	1	1	1	0	0	Chicago Cubs @ Cincinnati Reds Crosley Field, Cincinnati, OH Wed Jul 04 1962, 3:33 AM EDT Att: 10,508 - Unknown			
Ken Hubbs, R (1,4) OBP: 0.288, SLG: 0.336	0-0 14 WP	0-0 1B			0-0 6-3		0-3 K	0-0 1B		5	0	3	2	0	1	0				
Billy Williams, L (1,7) OBP: 0.394, SLG: 0.536	4-0 14 WP	0-0 K			0-0 6-3		4-0 14 FC6-4	0-0 14 FC6-4		3	0	1	1	2	1	2				
14 Ernie Banks, R (1,3) OBP: 0.305, SLG: 0.518	0-0 P3			0-0 G6-5-3			0-0 F4	0-0 FC6-4		5	0	1	0	0	0	5				
George Altman, L (1,9) OBP: 0.396, SLG: 0.514	0-3 K			0-0 F5			0-0 E	0-0 E	0-3 K	5	1	2	0	0	2	3				
Ron Santo, R (1,5) OBP: 0.329, SLG: 0.408		0-0 2B		4-0 1-2			0-0 F9	0-0 F8	0-3 K	4	1	1	0	1	1	2				
Alex Grammas, R (1,6) OBP: 0.200, SLG: 0.207		0-0 F4		0-0 G6-5-3			0-0 E6	0-0 E1	0-0 4-3	5	1	0	0	0	0	5				
Moe Thacker, R (1,2) Glen Hobbie, R (4,1) Barney Schultz, R (5,1) Bob Will, L (5,PH) Bob Anderson, R (6,1) Lou Brock, L (6,PH) Dave Gerard, R (8,1)		0-0 F8		0-3 K			0-0 P4	0-0 SF8		2	0	0	0	0	0	1				
Dick Ellsworth, L (1,1) Cuno Barragan, R (4,PH)		0-0 1-3		0-0 4-3			0-0 P4	0-0 1-3		1	1	1	0	0	0	0				
Inning Stats	R: 0 E: 0 K: 1 S: 6	H: 1 LOB: 2 BB: 1 P: 10	R: 2 E: 0 K: 1 S: 8	H: 3 LOB: 2 BB: 1 P: 12	R: 0 E: 0 K: 0 S: 3	H: 1 LOB: 1 BB: 1 P: 7	R: 0 E: 0 K: 1 S: 5	H: 0 LOB: 0 BB: 0 P: 5	R: 0 E: 1 K: 0 S: 5	H: 1 LOB: 2 BB: 0 P: 5	R: 0 E: 0 K: 0 S: 3	H: 0 LOB: 1 BB: 1 P: 9	R: 4 E: 1 K: 0 S: 9	H: 5 LOB: 2 BB: 0 P: 9	R: 0 E: 0 K: 2 S: 7	H: 0 LOB: 0 BB: 0 P: 7		1B: 8 2B: 3 3B: 0 HR: 0	SF: 1 SAC: 0 DP: 1 HBP: 0	WP: 1 PB: 0 SB: 1 CS: 0
PITCHER	IP WLS BF H R ER SO BB IBB HBP BLK WP HR S P ERA WHIP																			
Jim Maloney, R (1,1) ERA: 5.87	7.2 W 36 8 5 2 4 4 0 0 0 1 0 40 56 2.35 1.565																			
Bill Henry, L (8,1) ERA: 4.94	0.0 3 3 1 0 0 0 0 0 0 0 0 3 3 ∞ ∞																			
Jim Brosnan, R (8,1) ERA: 3.41	1.1 S 4 0 0 0 2 0 0 0 0 0 0 8 8 0.00 0.000																			

AB	38
R	6
H	11
RBI	6
BB	4
SO	6
LOB	22



Batter	1	2	3	4	5	6	7	8	9	AB	R	H	RBI	BB	SO	LOB	BOTTOM			
Leo Cardenas, R (1,6) OBP: 0.311, SLG: 0.370	0-0 E5	0-3 K		0-0 5-3	0-0 G6-4-3			0-0 F9		5	0	0	0	0	1	5	Chicago Cubs @ Cincinnati Reds Crosley Field, Cincinnati, OH Wed Jul 04 1962, 3:33 AM EDT Att: 10,508 - Unknown			
Eddie Kasko, R (1,5) OBP: 0.279, SLG: 0.316	0-0 G3-6			0-0 F6			0-0 F9	0-0 6-3		5	1	1	0	0	0	1				
Vada Pinson, L (1,8) OBP: 0.341, SLG: 0.517	0-0 E9			0-0 6-3	0-0 6-3		4-0 BB	0-0 F9		4	1	0	0	1	0	1				
Frank Robinson, R (1,9) OBP: 0.397, SLG: 0.560	0-0 1B			0-0 F9			0-0 F9	0-3 K		5	1	2	0	0	1	2				
Wally Post, R (1,7) OBP: 0.356, SLG: 0.515	0-0 1-3			0-0 WP	0-0 2B		0-0 F3			4	2	3	2	0	0	1				
Hank Foiles, R (1,2) OBP: 0.375, SLG: 0.579	0-0 4-3			0-0 WP	0-0 2B		0-0 K			4	2	2	3	0	1	2				
Gordy Coleman, L (1,3) OBP: 0.325, SLG: 0.440		4-0 4-3		0-0 K	0-0 1B		0-3 K			3	1	1	2	1	2	0				
Don Blasingame, L (1,4) OBP: 0.354, SLG: 0.349		0-3 K		0-0 K	0-0 1B		4-0 BB			3	0	2	1	1	1	1				
Jim Maloney, L (1,1) OBP: 0.286, SLG: 0.308		0-0 4-3		0-0 4-3			0-0 FC4-2-5	4-0 BB		3	0	0	0	1	0	4				
Bill Henry, L (8,1) OBP: 0.333, SLG: 0.333							0-0 FC4-2-5			0	0	0	0	0	0	0				
Jim Brosnan, R (8,1) ERA: 4.73							0-0 G6-4-3			0	0	0	0	0	0	0				
Inning Stats	R: 1 E: 2 K: 0 S: 6	H: 2 LOB: 2 BB: 0 P: 6	R: 0 E: 0 K: 2 S: 7	H: 0 LOB: 1 BB: 1 P: 11	R: 4 E: 0 K: 0 S: 8	H: 5 LOB: 1 BB: 0 P: 8	R: 0 E: 0 K: 0 S: 3	H: 0 LOB: 0 BB: 0 P: 3	R: 3 E: 0 K: 1 S: 9	H: 4 LOB: 1 BB: 0 P: 9	R: 0 E: 0 K: 0 S: 3	H: 0 LOB: 2 BB: 1 P: 7	R: 0 E: 0 K: 2 S: 7	H: 0 LOB: 2 BB: 2 P: 15	R: 0 E: 0 K: 1 S: 5	H: 0 LOB: 0 BB: 0 P: 5	1B: 8 2B: 2 3B: 0 HR: 1	SF: 0 SAC: 0 DP: 2 HBP: 0	WP: 1 PB: 1 SB: 1 CS: 0	PA: 40
PITCHER	IP WLS BF H R ER SO BB IBB HBP BLK WP HR S P ERA WHIP																			
Dick Ellsworth, L (1,1) ERA: 5.99	3.0 L 18 7 5 4 2 1 0 0 0 0 1 6 6 12.00 2.667																			
Glen Hobbie, R (4,1) ERA: 5.63	1.0 6 3 3 3 0 0 0 0 0 0 1 6 6 27.00 3.000																			
Barney Schultz, R (5,1) ERA: 4.44	1.0 4 1 0 0 1 0 0 0 0 0 0 6 6 0.00 1.000																			
Bob Anderson, R (6,1) ERA: 4.48	2.0 9 0 0 0 2 3 0 0 0 0 0 10 22 0.00 1.500																			
Dave Gerard, R (8,1) ERA: 4.73	1.0 3 0 0 0 1 0 0 0 0 0 0 5 5 0.00 0.000																			

AB	36
R	8
H	11
RBI	8
BB	4
SO	6
LOB	17



Batter	1	2	3	4	5	6	7	8	9	AB	R	H	RBI	BB	SO	LOB	TOP				
Al Spangler, L (1, 7) OBP: 0.379, SLG: 0.370	0-3 K		4-0 BB			0-0 G1-6-3 1B		0-0 BB 1B		3	0	2	0	1	1	0	Houston Colt 45's @ Cincinnati Reds Crosley Field, Cincinnati, OH Fri Jul 06 1962, 7:05 PM EDT Att: 15,871 - Unknown				
Joey Amalfitano, R (1, 4) OBP: 0.297, SLG: 0.280	0-3 K		0-3 K			0-0 G1-6-3		4-0 FC6-4 BB		3	0	0	0	1	2	2					
Roman Mejias, R (1, 9) OBP: 0.340, SLG: 0.533	0-3 K		0-0 1-3			0-0 5-3		0-0 FC6-4		4	0	0	0	0	1	2					
Norm Larker, L (1, 3) OBP: 0.356, SLG: 0.379		0-0 E 1B SF8 1B		0-0 F9		0-0 F9		0-0 F9		4	1	1	0	0	0	0					
Carl Warwick, R (1, 8) OBP: 0.310, SLG: 0.415		0-0 E6 1B 1B		0-0 5-3		0-0 1B		0-3 K		4	1	2	0	0	1	0					
Merritt Ranew, L (1, 2) OBP: 0.289, SLG: 0.408		0-0 SF8		0-3 K		0-0 F9		0-0 FC6-4 1B		3	0	1	1	0	1	1					
Bob Lillis, R (1, 5) OBP: 0.257, SLG: 0.241		0-0 2H 1B		0-0 L8		0-0 5-3		0-0 FC6-4 1B		4	0	1	1	0	0	2					
Ernie Fazio, R (1, 6) OBP: 0.297, SLG: 0.241		0-3 K		0-3 K		0-3 K		0-3 K		3	0	0	0	0	3	1					
Hal Woodeshick, R (1, 1) OBP: 0.297, SLG: 0.241		0-3 K		0-0 P4		0-3 K		0-3 K		3	0	0	0	0	2	1					
Inning Stats	R: 0 E: 0 K: 3 S: 9	H: 0 LOB: 0 BB: 0 P: 9	R: 2 E: 1 K: 2 S: 10	H: 3 LOB: 1 BB: 0 P: 10	R: 0 E: 0 K: 1 S: 4	H: 0 LOB: 0 BB: 1 P: 8	R: 0 E: 0 K: 1 S: 5	H: 0 LOB: 0 BB: 0 P: 5	R: 0 E: 0 K: 0 S: 3	H: 1 LOB: 0 BB: 0 P: 3	R: 0 E: 0 K: 0 S: 4	H: 1 LOB: 1 BB: 0 P: 4	R: 0 E: 0 K: 2 S: 8	H: 1 LOB: 2 BB: 1 P: 12	R: 0 E: 0 K: 1 S: 6	H: 1 LOB: 1 BB: 0 P: 6	1B: 7 2B: 0 3B: 0 HR: 0	SF: 1 SAC: 0 DP: 1 HBP: 0	WP: 0 PB: 0 SB: 0 CS: 0	PA: 34	
PITCHER	IP	WLS	BF	H	R	ER	SO	BB	IBB	HBP	BLK	WP	HR	S	P	ERA	WHIP				
Joey Jay, R (1, 1) ERA: 3.93	7.0	L	25	5	2	1	8	1	0	0	0	0	0	40	44	1.29	0.857				
Jim Brosnan, R (8, 1) ERA: 3.21	2.0		9	2	0	0	3	1	0	0	0	0	0	14	18	0.00	1.500				

Batter	1	2	3	4	5	6	7	8	9	AB	R	H	RBI	BB	SO	LOB	BOTTOM				
Leo Cardenas, R (1, 6) OBP: 0.310, SLG: 0.368	0-0 6-3		0-0 G5-4-3			0-0 G3 E 1B		0-0 6-3		4	0	1	0	0	0	1	Houston Colt 45's @ Cincinnati Reds Crosley Field, Cincinnati, OH Fri Jul 06 1962, 7:05 PM EDT Att: 15,871 - Unknown				
Eddie Kasco, R (1, 5) OBP: 0.279, SLG: 0.319	0-0 5-3			0-0 E6 FC1-6		0-0 E4 G3		0-0 E 2B		4	0	1	0	0	0	1					
Vada Pinson, L (1, 8) OBP: 0.337, SLG: 0.510	0-3 K			0-0 FC1-6 G3		0-0 G3		0-0 E4		4	0	0	0	0	1	4					
Frank Robinson, R (1, 9) OBP: 0.395, SLG: 0.556		0-0 G4-6-3 1B		0-0 G3		0-0 6-3		0-3 K		4	0	1	0	0	1	5					
Wally Post, R (1, 7) OBP: 0.349, SLG: 0.503		0-0 G4-6-3		0-0 F9			0-3 K	0-0 P3		4	0	0	0	0	1	4					
Hank Foiles, R (1, 2) OBP: 0.397, SLG: 0.590		0-0 1B		0-0 5-3			0-0 WP 1B	0-0 FC6-4 1B		4	0	3	0	0	0	0					
Gordy Coleman, L (1, 3) OBP: 0.324, SLG: 0.437		0-0 2-3		0-3 K		0-0 K		0-0 P6		4	0	1	0	0	1	2					
Don Blasingame, L (1, 4) OBP: 0.351, SLG: 0.346			0-3 K		0-0 3-1		0-0 F9	0-0 FC6-4		2	0	0	0	0	1	0					
Don Zimmer, R (7, PH) OBP: 0.393, SLG: 0.310					0-0 K		0-3 K	0-0 K		2	0	0	0	0	0	3					
Joey Jay, S (1, 1) OBP: 0.222, SLG: 0.308					0-0 G5-4-3 1B		0-3 K	0-3 K		2	0	1	0	0	1	0					
Joe Gaines, R (7, PH) OBP: 0.393, SLG: 0.435										1	0	0	0	0	1	2					
Jim Brosnan, R (8, 1) OBP: 0.362, SLG: 0.528										0	0	0	0	0	0	0					
Jerry Lynch, L (8, PH)										1	0	0	0	0	1	1					
Inning Stats	R: 0 E: 0 K: 1 S: 5	H: 2 LOB: 1 BB: 0 P: 4	R: 0 E: 0 K: 0 S: 4	H: 1 LOB: 0 BB: 0 P: 5	R: 0 E: 2 K: 0 S: 4	H: 0 LOB: 1 BB: 0 P: 4	R: 0 E: 0 K: 1 S: 5	H: 0 LOB: 0 BB: 0 P: 5	R: 0 E: 1 K: 1 S: 7	H: 1 LOB: 2 BB: 0 P: 7	R: 0 E: 0 K: 2 S: 9	H: 2 LOB: 2 BB: 0 P: 9	R: 0 E: 1 K: 1 S: 7	H: 1 LOB: 2 BB: 0 P: 7	R: 0 E: 0 K: 1 S: 6	H: 1 LOB: 1 BB: 0 P: 6	1B: 7 2B: 1 3B: 0 HR: 0	SF: 0 SAC: 0 DP: 2 HBP: 0	WP: 1 PB: 0 SB: 0 CS: 0	PA: 36	
PITCHER	IP	WLS	BF	H	R	ER	SO	BB	IBB	HBP	BLK	WP	HR	S	P	ERA	WHIP				
Hal Woodeshick, L (1, 1) ERA: 3.52	9.0	W	36	8	0	0	8	0	0	0	0	1	0	52	52	0.00	0.889				



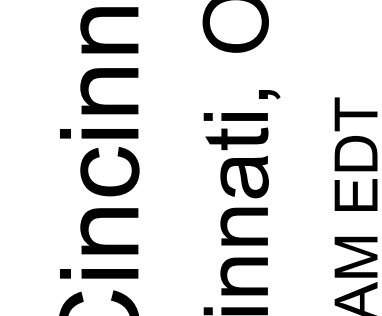
Batter	1	2	3	4	5	6	7	8	9	AB	R	H	RBI	BB	SO	LOB	TOP				
Al Spangler, L OBP: 0.376, SLG: 0.366 Jim Pendleton, R OBP: 0.294, SLG: 0.444 (1, 7)	G3		K			K		F9		2	0	0	0	0	1	2	Houston Colt 45's @ Cincinnati Reds Crosley Field, Cincinnati, OH Sat Jul 07 1962, 3:33 AM EDT Att: 6,936 - Cloudy - 86 F				
Joey Amalfitano, R OBP: 0.294, SLG: 0.276 Bob Cerv, R OBP: 0.259, SLG: 0.208 (1, 4)	1-3		1-3			1-3		K		3	0	0	0	0	0	2					
Roman Mejias, R OBP: 0.340, SLG: 0.531 Pidge Browne, L OBP: 0.353, SLG: 0.405 (1, 9)	F2			P6				F7		3	0	1	0	0	0	0					
Norm Larker, L OBP: 0.356, SLG: 0.378 Billy Goodman, L OBP: 0.323, SLG: 0.315 (1, 3)		P5			1B			1-3		3	0	1	0	0	0	1					
Carl Warwick, R OBP: 0.313, SLG: 0.411 (1, 8)		F8		K				1B	1B	2	0	0	0	2	1	1					
Merritt Ranew, L OBP: 0.289, SLG: 0.404 (1, 2)			K		F7			F8		4	0	1	0	0	1	3					
Bob Aspromonte, R OBP: 0.369, SLG: 0.499 Bobby Tiefenauer, R Hal Smith, R OBP: 0.284, SLG: 0.388 (1, 5)				BB		F8		P6		2	0	1	0	0	0	0					
Ernie Fazio, R OBP: 0.154, SLG: 0.083 (1, 6)			K		F2			K		4	0	1	1	0	2	3					
Ken Johnson, R OBP: 0.088, SLG: 0.118 Dave Giusti, R OBP: 0.292, SLG: 0.273 Russ Kemmerer, R OBP: 0.750, SLG: 0.500 Don Buddin, R OBP: 0.330, SLG: 0.315 (1, 1)					F2			F2		0	0	0	0	0	0	0					
					F2			FC6-4		0	0	0	0	0	0	0					
								FC6-4		3	0	0	0	0	0	4					
Inning Stats	R: 0 E: 0 K: 0 S: 3	H: 0 LOB: 0 BB: 0 P: 3	R: 0 E: 0 K: 1 S: 5	H: 0 LOB: 0 BB: 0 P: 5	R: 0 E: 0 K: 2 S: 8	H: 1 LOB: 2 BB: 1 P: 12	R: 0 E: 0 K: 1 S: 6	H: 1 LOB: 1 BB: 0 P: 6	R: 0 E: 0 K: 1 S: 6	H: 0 LOB: 0 BB: 0 P: 3	R: 0 E: 0 K: 1 S: 6	H: 1 LOB: 2 BB: 1 P: 10	R: 0 E: 0 K: 1 S: 5	H: 0 LOB: 0 BB: 0 P: 5	R: 1 E: 0 K: 0 S: 5	H: 2 LOB: 2 BB: 1 P: 9	1B: 6 2B: 0 3B: 0 HR: 0	SF: 0 SAC: 0 DP: 0 HBP: 0	WP: 1 PB: 0 SB: 0 CS: 0	PA: 36	
PITCHER Bob Purkey, R ERA: 2.59 (1, 1)	IP 9.0	WLS W	BF 36	H 6	R 1	ER 1	SO 7	BB 3	IBB 0	HBP 0	BLK 0	WP 1	HR 0	S 47	P 59	ERA 1.00	WHIP 1.000				

Batter	1	2	3	4	5	6	7	8	9	AB	R	H	RBI	BB	SO	LOB	BOTTOM				
Eddie Kasko, R OBP: 0.289, SLG: 0.326 (1, 5)	E		6-3							4	3	3	0	1	0	0	Houston Colt 45's @ Cincinnati Reds Crosley Field, Cincinnati, OH Sat Jul 07 1962, 3:33 AM EDT Att: 6,936 - Cloudy - 86 F				
Don Blasingame, L OBP: 0.354, SLG: 0.346 Cookie Rojas, R OBP: 0.299, SLG: 0.221 (1, 4)	F8			6-3				F8		3	1	1	0	1	0	1					
Jerry Lynch, L OBP: 0.371, SLG: 0.539 (1, 7)	E6							F7		5	1	3	2	0	0	3					
Frank Robinson, R OBP: 0.402, SLG: 0.563 Joe Gaines, R OBP: 0.414, SLG: 0.500 (1, 9)	FC3-2									3	1	3	2	1	0	0					
Gordy Coleman, L OBP: 0.321, SLG: 0.430 (1, 3)	FC3-2							G3		4	0	0	0	1	0	6					
Johnny Edwards, L OBP: 0.325, SLG: 0.395 (1, 2)	K									4	0	1	1	1	1	6					
Vada Pinson, L OBP: 0.335, SLG: 0.519 Marty Keough, L OBP: 0.390, SLG: 0.417 (1, 8)			F7		P4			F8		3	1	1	2	0	0	1					
Leo Cardenas, R OBP: 0.307, SLG: 0.364 Don Zimmer, R OBP: 0.276, SLG: 0.312 (1, 6)										3	0	0	0	0	1	0					
Bob Purkey, R OBP: 0.169, SLG: 0.254 (1, 1)										4	2	1	1	1	2	3					
										4	0	1	1	1	1	6					
Inning Stats	R: 1 E: 1 K: 1 S: 7	H: 1 LOB: 2 BB: 1 P: 11	R: 4 E: 0 K: 1 S: 8	H: 3 LOB: 3 BB: 3 P: 20	R: 1 E: 0 K: 0 S: 4	H: 1 LOB: 0 BB: 0 P: 4	R: 2 E: 0 K: 0 S: 6	H: 3 LOB: 1 BB: 0 P: 6	R: 0 E: 0 K: 1 S: 7	H: 2 LOB: 2 BB: 0 P: 7	R: 1 E: 0 K: 0 S: 5	H: 2 LOB: 1 BB: 1 P: 9	R: 1 E: 0 K: 0 S: 5	H: 3 LOB: 1 BB: 0 P: 5	R: 0 E: 0 K: 1 S: 5	H: 0 LOB: 1 BB: 1 P: 9	1B: 9 2B: 4 3B: 0 HR: 2	SF: 1 SAC: 0 DP: 0 HBP: 0	WP: 1 PB: 0 SB: 0 CS: 0	PA: 45	
PITCHER Ken Johnson, R ERA: 4.88 Dave Giusti, R ERA: 5.73 Russ Kemmerer, R ERA: 9.86 Bobby Tiefenauer, R ERA: 4.43 (1, 1)	IP 1.1	WLS L	BF 10	H 3	R 4	ER 3	SO 2	BB 2	IBB 0	HBP 0	BLK 0	WP 0	HR 1	S 12	P 20	ERA 20.25	WHIP 3.750				

AB 33
R 1
H 6
RBI 1
BB 3
SO 7
LOB 20



AB 38
R 10
H 15
RBI 9
BB 6
SO 4
LOB 23



Batter	1	2	3	4	5	6	7	8	9	AB	R	H	RBI	BB	SO	LOB	TOP																
Bob Lillis, R OBP: 0.280, SLG: 0.246 (1, 6)										4	1	1	0	1	0	1	Houston Colt 45's @ Cincinnati Reds Crosley Field, Cincinnati, OH Sun Jul 08 1962, 3:33 AM EDT Cloudy - 85 F																
Joey Amalfitano, R OBP: 0.296, SLG: 0.279 (1, 4)										5	1	2	0	0	0	2																	
Roman Mejias, R OBP: 0.343, SLG: 0.531 (1, 9)										4	2	2	1	1	2	1																	
Norm Larker, L OBP: 0.356, SLG: 0.388 (1, 3)										4	2	1	3	1	0	2																	
Carl Warwick, R OBP: 0.310, SLG: 0.419 (1, 8)										5	1	1	3	0	1	2																	
Bob Aspromonte, R OBP: 0.371, SLG: 0.414 (1, 5)										4	0	2	0	0	0	0																	
Jim Pendleton, R OBP: 0.288, SLG: 0.435 (1, 7)										4	0	0	0	0	1	3																	
Hal Smith, R OBP: 0.283, SLG: 0.402 (1, 2)										4	1	1	1	0	1	1																	
Bob Bruce, R Turk Farrell, R Pidge Browne, L Russ Kemmerer, R Billy Goodman, L Don McMahon, R (1, 1) (5, 1) (6, PH) (6, 1) (8, PH) (8, 1)										2	0	0	0	0	0	2	 WP: 1 PA: 41 RB: 0 SB: 0 CS: 0																
Inning Stats	R: 0 E: 0 K: 1 S: 5	H: 0 LOB: 0 BB: 0 P: 5	R: 0 E: 1 K: 0 S: 4	H: 0 LOB: 1 BB: 0 P: 4	R: 0 E: 0 K: 1 S: 6	H: 1 LOB: 1 BB: 0 P: 6	R: 4 E: 0 K: 2 S: 9	H: 2 LOB: 0 BB: 2 P: 17	R: 4 E: 0 K: 1 S: 9	H: 4 LOB: 1 BB: 1 P: 13	R: 0 E: 1 K: 2 S: 8	H: 0 LOB: 1 BB: 0 P: 8	R: 0 E: 0 K: 1 S: 6	H: 1 LOB: 0 BB: 0 P: 6	R: 0 E: 0 K: 0 S: 3	H: 1 LOB: 0 BB: 0 P: 3		R: 0 E: 0 K: 0 S: 4	H: 2 LOB: 1 BB: 0 P: 4	1B: 6 2B: 2 3B: 0 HR: 3	SF: 0 SAC: 0 DP: 2 HBP: 0												
PITCHER	IP WLS BF H R ER SO BB IBB HBP BLK WP HR S P ERA WHIP																																
Jim O'Toole, L ERA: 4.05 (1, 1)	4.0	19	3	5	5	4	3	0	0	0	0	0	2	24	36	11.25	1.500																
Moe Drabowsky, R ERA: 5.89 (5, 1)	1.0	7	4	3	3	1	0	0	0	0	0	0	1	9	9	27.00	4.000																
Jim Maloney, R ERA: 5.19 (6, 1)	4.0	W	15	4	0	0	3	0	0	0	0	1	0	21	21	0.00	1.000																

Batter	1	2	3	4	5	6	7	8	9	AB	R	H	RBI	BB	SO	LOB	BOTTOM																
Eddie Kasko, R OBP: 0.291, SLG: 0.332 (1, 5)										5	1	2	1	0	0	2	Houston Colt 45's @ Cincinnati Reds Crosley Field, Cincinnati, OH Sun Jul 08 1962, 3:33 AM EDT Cloudy - 85 F																
Don Blasingame, L OBP: 0.355, SLG: 0.341 (1, 4)										3	1	0	0	2	0	2																	
Jerry Lynch, L OBP: 0.526 (1, 7)										5	1	1	0	0	2	2																	
Joe Gaines, R OBP: 0.414, SLG: 0.500 (9, 7)										0	0	0	0	0	0	0																	
Frank Robinson, R OBP: 0.408, SLG: 0.574 (1, 9)										3	3	2	4	2	0	0																	
Gordy Coleman, L OBP: 0.326, SLG: 0.448 (1, 3)										5	3	3	3	0	1	2																	
Johnny Edwards, L OBP: 0.324, SLG: 0.406 (1, 2)										4	1	1	2	0	1	1																	
Vada Pinson, L OBP: 0.334, SLG: 0.515 (1, 8)										4	1	1	0	0	0	0	 WP: 3 PA: 41 RB: 0 SB: 1 CS: 0																
Leo Cardenas, R OBP: 0.310, SLG: 0.366 (1, 6)										4	1	2	0	0	1	0																	
Jim O'Toole, S OBP: 0.200, SLG: 0.182 (1, 1)										2	0	0	0	0	1	1																	
Marty Keough, L OBP: 0.395, SLG: 0.417 (5, PH)										0	0	0	0	1	0	0																	
Jim Maloney, L OBP: 0.333, SLG: 0.357 (6, 1)										1	0	1	0	0	0	0																	
Inning Stats	R: 0 E: 0 K: 0 S: 2	H: 0 LOB: 0 BB: 1 P: 6	R: 3 E: 0 K: 1 S: 8	H: 3 LOB: 0 BB: 0 P: 8	R: 0 E: 0 K: 2 S: 8	H: 1 LOB: 2 BB: 1 P: 12	R: 0 E: 0 K: 0 S: 4	H: 1 LOB: 1 BB: 0 P: 4	R: 6 E: 0 K: 2 S: 12	H: 5 LOB: 1 BB: 2 P: 20	R: 2 E: 0 K: 0 S: 4	H: 1 LOB: 0 BB: 1 P: 8	R: 1 E: 0 K: 0 S: 5	H: 2 LOB: 1 BB: 0 P: 5	R: 0 E: 0 K: 1 S: 5	H: 0 LOB: 0 BB: 0 P: 5	R: 0 E: 0 K: 1 S: 5	H: 0 LOB: 0 BB: 0 P: 4	1B: 8 2B: 2 3B: 0 HR: 3	SF: 0 SAC: 0 DP: 1 HBP: 0													
PITCHER	IP WLS BF H R ER SO BB IBB HBP BLK WP HR S P ERA WHIP																																
Bob Bruce, R ERA: 4.25 (1, 1)	4.0	22	8	7	7	3	3	0	0	0	0	1	0	9	13	15.75	2.750																
Turk Farrell, R ERA: 2.44 (5, 1)	1.0	L	6	2	2	0	2	1	0	0	0	1	0	9	13	0.00	3.000																
Russ Kemmerer, R ERA: 4.35 (6, 1)	2.0	10	3	3	3	0	1	0	0	0	0	1	1	9	13	13.50	2.000																
Don McMahon, R ERA: 1.35 (8, 1)	1.0	3	0	0	0	1	0	0	0	0	0	0	0	5	5	0.00	0.000																

Batter	1	2	3	4	5	6	7	8	9	AB	R	H	RBI	BB	SO	LOB	TOP
Eddie Kasko, R (1, 5) OBP: 0.290, SLG: 0.332 Wally Post, R (9, PH) OBP: 0.347, SLG: 0.500 Joe Gaines, R (9, PR) OBP: 0.433, SLG: 0.520	G3			K		K			E5	3	0	0	0	0	2	0	
Don Blasingame, L (1, 4) OBP: 0.357, SLG: 0.348	F8			FC4-6 1B			F8		G3	4	0	1	0	0	0	1	
Marty Keough, L (1, 7) OBP: 0.396, SLG: 0.430	G3			FC4-6 1-2			F9			3	0	0	0	0	0	1	
Frank Robinson, R (1, 9) OBP: 0.413, SLG: 0.586		5-3		P4			5-3			3	0	0	0	0	0	1	
Gordy Coleman, L (1, 3) OBP: 0.327, SLG: 0.464	1-3				4-0 BB			F3		2	0	0	0	1	0	0	
Vada Pinson, L (1, 8) OBP: 0.334, SLG: 0.508	F2				G3-6 1-2			1-3		3	0	0	0	0	0	1	
Johnny Edwards, L (1, 2) OBP: 0.324, SLG: 0.398			F9		G3			3-1		3	0	0	0	0	0	0	
Leo Cardenas, R (1, 6) OBP: 0.311, SLG: 0.373			F8			6-3			K	3	0	0	0	0	1	0	
Bob Purkey, R (1, 1) OBP: 0.164, SLG: 0.246 Jerry Lynch, L (9, PH) OBP: 0.360, SLG: 0.519			5-3			6-3			K	2	0	0	0	0	0	0	
Inning Stats	R: 0 E: 0 K: 0 S: 3	H: 0 LOB: 0 BB: 0 P: 3	R: 0 E: 0 K: 0 S: 3	H: 0 LOB: 0 BB: 0 P: 3	R: 0 E: 0 K: 1 S: 6	H: 1 LOB: 1 BB: 0 P: 6	R: 0 E: 0 K: 0 S: 2	H: 0 LOB: 0 BB: 1 P: 6	R: 0 E: 0 K: 1 S: 5	H: 0 LOB: 0 BB: 0 P: 5	R: 0 E: 0 K: 0 S: 3	H: 0 LOB: 0 BB: 0 P: 3	R: 0 E: 1 K: 2 S: 8	H: 0 LOB: 1 BB: 0 P: 8	1B: 1 2B: 0 3B: 0 HR: 0	SF: 0 SAC: 0 DP: 1 HBP: 0	WP: 0 PA: 29 PB: 0 SB: 0 CS: 0
PITCHER Cal Koonce, R (1, 1) ERA: 3.8	IP: 9.0 WLS: W BF: 29 H: 1 R: 0 ER: 0 SO: 4 BB: 1 IBB: 0 HBP: 0 BLK: 0 WP: 0 HR: 0 S: 36 P: 40 ERA: 0.00 WHIP: 0.222															PITCHER Cal Koonce, R (1, 1) ERA: 3.8	

Cincinnati Reds @ Chicago Cubs
Wrigley Field, Chicago, IL
Fri Jul 13 1962, 3:33 AM CDT
Att: 4,983 - Unknown

AB	28
R	0
H	1
RBI	0
BB	1
SO	4
LOB	4



Batter	1	2	3	4	5	6	7	8	9	AB	R	H	RBI	BB	SO	LOB	BOTTOM
Lou Brock, L (1, 8) OBP: 0.317, SLG: 0.425	3-1		1B PB 1B		1-2 1B			3-1		5	0	3	0	0	0	3	
Ken Hubbs, R (1, 4) OBP: 0.286, SLG: 0.342	5-3		P6		F8		6-3			4	0	0	0	0	0	4	
Billy Williams, L (1, 7) OBP: 0.400, SLG: 0.540	4-0 FC5-4 BB		1-3 1B		F3		4-0 BB			2	0	1	0	2	0	2	
14 Ernie Banks, R (1, 3) OBP: 0.310, SLG: 0.516	FC5-4 1-2		0-3 K			E6 SF8 1B		F3		4	1	1	0	0	1	5	
George Altman, L (1, 9) OBP: 0.404, SLG: 0.508		1-3		F8		3-1			BB 1B 1B	4	0	1	0	0	0	1	
Ron Santo, R (1, 5) OBP: 0.317, SLG: 0.387		4-3		3-1		SF8			BB 1B	3	0	1	1	0	0	0	
Andre Rodgers, R (1, 6) OBP: 0.360, SLG: 0.434		4-0 BB		4-3		3-4 4-0 BB			1-2 2-3 BB	1	0	0	0	3	0	0	
El Tappe, R (1, 2) OBP: 0.293, SLG: 0.212		F9			1B 1B		F9		K	4	0	1	0	0	1	5	
Cal Koonce, R (1, 1) OBP: 0.116, SLG: 0.140			4-3		F3		1-3		K	4	0	0	0	0	1	4	
Inning Stats	R: 0 E: 0 K: 0 S: 3	H: 0 LOB: 1 BB: 1 P: 7	R: 0 E: 0 K: 1 S: 7	H: 2 LOB: 2 BB: 0 P: 7	R: 0 E: 0 K: 0 S: 3	H: 0 LOB: 0 BB: 0 P: 3	R: 0 E: 0 K: 0 S: 5	H: 2 LOB: 2 BB: 0 P: 5	R: 1 E: 1 K: 0 S: 4	H: 1 LOB: 1 BB: 1 P: 8	R: 0 E: 0 K: 0 S: 4	H: 1 LOB: 2 BB: 1 P: 8	R: 0 E: 0 K: 2 S: 9	H: 2 LOB: 3 BB: 1 P: 13	1B: 7 2B: 1 3B: 0 HR: 0	SF: 1 SAC: 0 DP: 0 HBP: 0	WP: 0 PA: 37 PB: 1 SB: 0 CS: 0
PITCHER Bob Purkey, R (1, 1) ERA: 2.45	IP: 8.0 WLS: L BF: 37 H: 8 R: 1 ER: 0 SO: 3 BB: 5 IBB: 0 HBP: 0 BLK: 0 WP: 0 HR: 0 S: 38 P: 58 ERA: 0.00 WHIP: 1.625															PITCHER Cal Koonce, R (1, 1) ERA: 3.8	

Cincinnati Reds @ Chicago Cubs
Wrigley Field, Chicago, IL
Fri Jul 13 1962, 3:33 AM CDT
Att: 4,983 - Unknown


AB	31
R	1
H	8
RBI	1
BB	5
SO	3
LOB	24




Batter	1	2	3	4	5	6	7	8	9	AB	R	H	RBI	BB	SO	LOB	TOP			
Eddie Kasko, R (1,5) OBP: 0.289, SLG: 0.335	F8		6-3		1B		6-3			4	1	1	0	0	0	0	Cincinnati Reds @ Chicago Cubs Wrigley Field, Chicago, IL Sat Jul 14 1962, 3:33 AM CDT Att: 4,629 - Unknown			
Don Blasingame, L (1,4) OBP: 0.356, SLG: 0.346	F8		F8		1B			F7		4	0	1	1	0	0	0				
Vada Pinson, L (1,8) OBP: 0.336, SLG: 0.508	3-1				1B			4-3		4	0	2	0	0	0	0				
Jerry Lynch, L (1,7) OBP: 0.351, SLG: 0.504		F9						F7		4	0	0	0	0	0	3				
Marty Keough, L (8,7) OBP: 0.396, SLG: 0.430		F8			1-3					0	0	0	0	0	0	0				
Frank Robinson, R (1,9) OBP: 0.414, SLG: 0.582					6-3			F7		2	1	0	0	2	0	0				
Gordy Coleman, L (1,3) OBP: 0.329, SLG: 0.475					K			HR		4	1	2	1	0	1	1				
Johnny Edwards, L (1,2) OBP: 0.327, SLG: 0.400					F7			1B		4	0	2	1	0	1	1				
Leo Cardenas, R (1,6) OBP: 0.307, SLG: 0.368		L7			1-3			P4		4	0	0	0	0	0	3				
Jim O'Toole, S (1,1) OBP: 0.188, SLG: 0.170					G3			F9		3	0	0	0	0	1	2				
Dave Sisler, R (8,1)										0	0	0	0	0	0	0				
Wally Post, R (9, PH) OBP: 0.345, SLG: 0.497										1	0	0	0	0	0	1				
Inning Stats	R: 0 E: 0 K: 0 S: 3	H: 0 LOB: 0 BB: 0 P: 3	R: 1 E: 0 K: 1 S: 7	H: 2 LOB: 2 BB: 1 P: 11	R: 0 E: 0 K: 0 S: 4	H: 1 LOB: 1 BB: 0 P: 4	R: 0 E: 0 K: 1 S: 5	H: 0 LOB: 0 BB: 0 P: 5	R: 1 E: 0 K: 0 S: 6	H: 3 LOB: 2 BB: 0 P: 6	R: 0 E: 0 K: 0 S: 4	H: 0 LOB: 0 BB: 0 P: 8	R: 0 E: 0 K: 0 S: 3	H: 0 LOB: 0 BB: 0 P: 3	R: 1 E: 0 K: 0 S: 5	H: 2 LOB: 1 BB: 0 P: 5	1B: 6 2B: 1 3B: 0 HR: 1	SF: 0 SAC: 0 DP: 0 HBP: 0	WP: 0 PB: 0 SB: 0 CS: 1	PA: 36
PITCHER Glen Hobbie, R (1,1) ERA: 5.4	IP: 9.0 WLS: W BF: 36 H: 8 R: 3 ER: 3 SO: 3 BB: 2 IBB: 0 HBP: 0 BLK: 0 WP: 0 HR: 1 S: 40 P: 48 ERA: 3.00 WHIP: 1.111															PITCHER				

Batter	1	2	3	4	5	6	7	8	9	AB	R	H	RBI	BB	SO	LOB	BOTTOM			
Lou Brock, L (1,8) OBP: 0.316, SLG: 0.423	F2		F8		5-3			SH1-4		4	1	1	0	0	0	0	Cincinnati Reds @ Chicago Cubs Wrigley Field, Chicago, IL Sat Jul 14 1962, 3:33 AM CDT Att: 4,629 - Unknown			
Ken Hubbs, R (1,4) OBP: 0.292, SLG: 0.348								SH1-4		3	1	3	0	0	0	0				
Billy Williams, L (1,7) OBP: 0.401, SLG: 0.538								E7		3	1	1	0	1	0	1				
14 Ernie Banks, R (1,3) OBP: 0.306, SLG: 0.511								HR		3	0	0	1	0	0	3				
George Altman, L (1,9) OBP: 0.405, SLG: 0.513								P6		3	1	1	0	1	0	1				
Ron Santo, R (1,5) OBP: 0.316, SLG: 0.394								HR		4	1	1	3	0	0	2				
Andre Rodgers, R (1,6) OBP: 0.358, SLG: 0.431								HR		4	0	1	0	0	1	1				
El Tappe, R (1,2) OBP: 0.288, SLG: 0.208								1B		1	0	0	0	0	0	1				
Dick Bertell, R (5, PH) OBP: 0.324, SLG: 0.368										3	1	1	1	0	0	1				
Glen Hobbie, R (1,1) OBP: 0.182, SLG: 0.129										3	0	0	0	0	2	0				
Inning Stats	R: 0 E: 0 K: 0 S: 3	H: 1 LOB: 1 BB: 1 P: 7	R: 0 E: 0 K: 1 S: 6	H: 1 LOB: 1 BB: 0 P: 6	R: 0 E: 0 K: 0 S: 4	H: 1 LOB: 1 BB: 0 P: 4	R: 0 E: 0 K: 0 S: 3	H: 0 LOB: 0 BB: 0 P: 3	R: 1 E: 0 K: 1 S: 6	H: 1 LOB: 0 BB: 0 P: 6	R: 1 E: 0 K: 0 S: 5	H: 2 LOB: 1 BB: 0 P: 5	R: 0 E: 0 K: 1 S: 5	H: 0 LOB: 0 BB: 0 P: 5	R: 4 E: 1 K: 0 S: 7	H: 3 LOB: 1 BB: 1 P: 11	1B: 6 2B: 0 3B: 1 HR: 2	SF: 1 SAC: 1 DP: 1 HBP: 0	WP: 0 PB: 0 SB: 0 CS: 0	PA: 35
PITCHER Jim O'Toole, L (1,1) ERA: 3.93	IP: 7.2 WLS: L BF: 33 H: 8 R: 6 ER: 2 SO: 3 BB: 2 IBB: 0 HBP: 0 BLK: 0 WP: 0 HR: 2 S: 45 P: 45 ERA: 2.35 WHIP: 1.304															PITCHER				
Dave Sisler, R (8,1) ERA: 4.1	IP: 0.1 WLS: L BF: 2 H: 1 R: 0 ER: 0 SO: 0 BB: 0 IBB: 0 HBP: 0 BLK: 0 WP: 0 HR: 0 S: 2 P: 2 ERA: 0.00 WHIP: 3.000															PITCHER				

AB 34
R 3
H 8
RBI 3
BB 2
SO 3
LOB 11




AB 31
R 6
H 9
RBI 5
BB 2
SO 3
LOB 10



Batter	1	2	3	4	5	6	7	8	9	AB	R	H	RBI	BB	SO	LOB	TOP			
Eddie Kasko, R OBP: 0.285, SLG: 0.330 (1, 5)	0-0 6-3		0-0 F5			0-0 F8		0-0 P4		4	0	0	0	0	0	0				
Don Blasingame, L OBP: 0.362, SLG: 0.353 (1, 4)	0-0 1B		0-0 G3			0-0 1B			0-0 1B	4	0	3	0	0	0	0				
Marty Keough, L OBP: 0.385, SLG: 0.416 (1, 7)	0-0 F6			0-0 6-3		0-0 3-1			0-0 F7	4	0	0	0	0	0	3				
Frank Robinson, R OBP: 0.410, SLG: 0.575 (1, 9)	0-0 6-3			0-0 P3		0-0 5-3			0-0 F7	4	0	0	0	0	0	3				
Gordy Coleman, L OBP: 0.328, SLG: 0.475 (1, 3)		0-0 FC6-4 2B		0-0 F8					0-0 F7	4	0	1	0	0	0	1				
Vada Pinson, L OBP: 0.333, SLG: 0.503 (1, 8)		0-0 F8			0-0 P6				0-0 F7	3	0	0	0	0	0	1				
Johnny Edwards, L OBP: 0.323, SLG: 0.395 (1, 2)		0-0 FC6-4 FC6-4 2-3		0-0 3-1					0-0 4-3	3	0	0	0	0	0	1				
Leo Cardenas, R OBP: 0.307, SLG: 0.371 (1, 6)		0-0 FC6-4 1-2			0-0 2B				0-0 F9	3	0	1	0	0	0	1				
Jim Maloney, L OBP: 0.294, SLG: 0.313 Ted Wills, L OBP: 0.273, SLG: 0.273 Jerry Lynch, L OBP: 0.348, SLG: 0.500 Dave Sisler, R (8, 1)			0-0 F8		0-3 K			0-0 3-1		1	0	0	0	0	0	0				
Inning Stats	R: 0 E: 0 K: 0 S: 4	H: 1 LOB: 1 BB: 0 P: 4	R: 0 E: 0 K: 0 S: 4	H: 1 LOB: 1 BB: 0 P: 4	R: 0 E: 0 K: 0 S: 3	H: 0 LOB: 0 BB: 0 P: 3	R: 0 E: 0 K: 0 S: 3	H: 0 LOB: 0 BB: 0 P: 3	R: 0 E: 0 K: 1 S: 6	H: 1 LOB: 1 BB: 0 P: 6	R: 0 E: 0 K: 0 S: 4	H: 0 LOB: 0 BB: 0 P: 3	R: 0 E: 0 K: 0 S: 3	H: 0 LOB: 0 BB: 0 P: 3	R: 0 E: 0 K: 0 S: 3	H: 0 LOB: 0 BB: 0 P: 4	1B: 3 2B: 2 3B: 0 HR: 0	SF: 0 SAC: 0 DP: 0 HBP: 0	WP: 0 PB: 0 SB: 0 CS: 0	PA: 32
PITCHER LeW Burdette, R ERA: 4.05 (1, 1)	IP: 9.0 WLS: W BF: 32 H: 5 R: 0 ER: 0 SO: 1 BB: 0 IBB: 0 HBP: 0 BLK: 0 WP: 0 HR: 0 S: 34 P: 34 ERA: 0.00 WHIP: 0.556															PITCHER LeW Burdette, R ERA: 4.05 (1, 1)	IP: 9.0 WLS: W BF: 32 H: 5 R: 0 ER: 0 SO: 1 BB: 0 IBB: 0 HBP: 0 BLK: 0 WP: 0 HR: 0 S: 34 P: 34 ERA: 0.00 WHIP: 0.556			

Cincinnati Reds @ Milwaukee Braves
Milwaukee County Stadium, Milwaukee, WI
Sun Jul 15 1962, 4:33 AM EDT
Unknown


AB	32
R	0
H	5
RBI	0
BB	0
SO	1
LOB	11



Batter	1	2	3	4	5	6	7	8	9	AB	R	H	RBI	BB	SO	LOB	BOTTOM			
Tommie Aaron, R OBP: 0.270, SLG: 0.341 (1, 3)	0-0 5-3		0-0 L6	0-0 5-3		0-0 P4		4-0 1B S BB		4	1	0	0	1	0	0				
Roy McMillan, R OBP: 0.337, SLG: 0.350 (1, 6)	0-0 F8		0-0 6-3				0-0 1B BB	0-0 1B 1-H		5	1	3	1	0	0	0				
Eddie Mathews, L OBP: 0.376, SLG: 0.503 (1, 5)	0-0 HR		0-0 2B 1B	0-3 K	0-3 K	0-3 K	0-3 K	4-0 BB		4	2	2	1	1	2	2				
Hank Aaron, R OBP: 0.392, SLG: 0.620 (1, 9)	0-0 1B		0-0 1B 2B 1-H		0-0 P4		4-0 1B BB 1-2	0-0 P3		4	1	2	1	1	0	2				
Lee Maye, L OBP: 0.290, SLG: 0.289 (1, 7)	0-0 F8		4-0 BB 1B BB		0-3 K	0-3 K	0-3 K			3	0	0	0	1	2	3				
Frank Bolling, R OBP: 0.336, SLG: 0.429 (1, 4)		0-0 6-3	0-0 BB 1B 1-2 2-H		1-0 HBP		0-0 1B 1-2 2-H			3	0	2	2	0	0	0				
Mack Jones, L OBP: 0.355, SLG: 0.422 (1, 8)		0-3 K	4-0 BB 1B 1-2 2-3		0-3 K	0-3 K	0-3 K			3	0	0	0	1	3	3				
Joe Torre, R OBP: 0.328, SLG: 0.333 (1, 2)		1-0 HBP	0-0 F7			0-0 1-3		0-0 P4		3	0	0	0	0	0	3				
LeW Burdette, R OBP: 0.231, SLG: 0.211 (1, 1)		0-0 F8		0-3 K		0-3 K		0-0 5-3		4	0	0	0	0	2	1				
Inning Stats	R: 1 E: 0 K: 0 S: 5	H: 2 LOB: 1 BB: 0 P: 5	R: 0 E: 0 K: 1 S: 5	H: 0 LOB: 0 BB: 0 P: 6	R: 2 E: 0 K: 0 S: 6	H: 3 LOB: 3 BB: 2 P: 14	R: 0 E: 0 K: 2 S: 8	H: 1 LOB: 1 BB: 0 P: 8	R: 0 E: 0 K: 2 S: 7	H: 0 LOB: 1 BB: 0 P: 8	R: 0 E: 0 K: 1 S: 5	H: 0 LOB: 0 BB: 0 P: 5	R: 1 E: 0 K: 3 S: 11	H: 2 LOB: 2 BB: 1 P: 15	R: 1 E: 0 K: 0 S: 4	H: 1 LOB: 2 BB: 2 P: 12	1B: 7 2B: 1 3B: 0 HR: 1	SF: 0 SAC: 0 DP: 0 HBP: 2	WP: 0 PB: 0 SB: 1 CS: 0	PA: 40
PITCHER Jim Maloney, R ERA: 5.68 Ted Wills, L ERA: 6.59 Dave Sisler, R ERA: 4.28	IP: 3.0 WLS: L BF: 17 H: 5 R: 3 ER: 3 SO: 3 BB: 2 IBB: 0 HBP: 1 BLK: 0 WP: 0 HR: 1 S: 16 P: 25 ERA: 9.00 WHIP: 2.333															PITCHER LeW Burdette, R ERA: 4.05 (1, 1)	IP: 9.0 WLS: W BF: 32 H: 5 R: 0 ER: 0 SO: 1 BB: 0 IBB: 0 HBP: 0 BLK: 0 WP: 0 HR: 0 S: 34 P: 34 ERA: 0.00 WHIP: 0.556			

Cincinnati Reds @ Milwaukee Braves
Milwaukee County Stadium, Milwaukee, WI
Sun Jul 15 1962, 4:33 AM EDT
Unknown

AB	33
R	5
H	9
RBI	5
BB	5
SO	9
LOB	14



Batter	1	2	3	4	5	6	7	8	9	AB	R	H	RBI	BB	SO	LOB	TOP					
Leo Cardenas, R (1, 6) OBP: 0.310, SLG: 0.370	4-0 BB G5-4-3			0-0 5-3		0-0 F7		0-0 1B		3	0	1	0	1	0	1	Cincinnati Reds @ Milwaukee Braves Milwaukee County Stadium, Milwaukee, WI Sun Jul 15 1962, 4:38 AM EDT Att: 14,026 - Unknown					
Eddie Kasko, R (1, 5) OBP: 0.291, SLG: 0.325	0-0 G5-4-3			0-0 F7		0-0 6-3		0-0 L5		4	0	0	0	0	0	3						
Vada Pinson, L (1, 8) OBP: 0.338, SLG: 0.516	0-0 1B			0-0 1-3			0-0 WP BB 1B		0-0 HR	4	1	3	1	0	0	0						
Frank Robinson, R (1, 9) OBP: 0.411, SLG: 0.582		0-0 F7			0-0 HR		4-0 WP BB 1-2		0-0 5-3	3	1	1	1	1	0	0						
Wally Post, R (1, 7) OBP: 0.338, SLG: 0.486		0-0 F6			0-3 K		0-3 K		0-0 E7 WP 1B	4	1	0	0	0	2	2						
Hank Foiles, R (1, 2) OBP: 0.392, SLG: 0.563		0-3 K			0-0 F5		0-3 K		0-0 1B	4	0	1	1	0	2	2						
Gordy Coleman, L (1, 3) OBP: 0.324, SLG: 0.469			0-3 K		0-0 G3		0-0 3-1		0-3 K	4	0	0	0	0	2	3						
Don Blasingame, L (1, 4) OBP: 0.360, SLG: 0.349			0-0 G3			0-0 E3		4-0 G6-4-3 BB	0-0 P6	3	0	0	0	1	0	1						
Johnny Klippstein, R (1, 1) OBP: 0.182, SLG: 0.100			0-3 K			0-0 P2		0-0 G6-4-3		2	0	0	0	0	1	1						
Joe Gaines, R (8, PH) OBP: 0.419, SLG: 0.500								1-2		1	0	0	0	0	0	1						
Jim Brosnan, R (8, 1)										0	0	0	0	0	0	0						
Inning Stats	R: 0 E: 0 K: 0 S: 2	H: 1 LOB: 1 BB: 1 P: 6	R: 0 E: 0 K: 1 S: 5	H: 0 LOB: 0 BB: 0 P: 5	R: 0 E: 0 K: 2 S: 7	H: 0 LOB: 0 BB: 0 P: 7	R: 0 E: 0 K: 0 S: 3	H: 0 LOB: 0 BB: 0 P: 3	R: 1 E: 0 K: 1 S: 6	H: 1 LOB: 0 BB: 0 P: 6	R: 0 E: 1 K: 0 S: 4	H: 0 LOB: 1 BB: 0 P: 4	R: 0 E: 0 K: 2 S: 8	H: 1 LOB: 2 BB: 1 P: 12	R: 0 E: 0 K: 0 S: 3	H: 1 LOB: 1 BB: 1 P: 7	R: 2 E: 1 K: 1 S: 8	H: 2 LOB: 1 BB: 0 P: 8	1B: 4 2B: 0 3B: 0 HR: 2	SF: 0 SAC: 0 DP: 2 HBP: 0	WP: 2 PB: 0 SB: 0 CS: 0	PA: 35
PITCHER Denny Lemaster, L (1, 1) ERA: 2.0	IP: 9.0 WLS: L BF: 35 H: 6 R: 3 ER: 2 SO: 7 BB: 3 IBB: 0 HBP: 0 BLK: 0 WP: 2 HR: 2 S: 46 P: 58 ERA: 2.00 WHIP: 1.000															PITCHER						

AB	32
R	3
H	6
RBI	3
BB	3
SO	7
LOB	14



Batter	1	2	3	4	5	6	7	8	9	AB	R	H	RBI	BB	SO	LOB	BOTTOM			
Tommye Aaron, R (1, 3) OBP: 0.266, SLG: 0.335	0-0 F8			0-0 FC6			0-0 SH5-4		0-0 P6	3	0	0	0	0	0	3	Cincinnati Reds @ Milwaukee Braves Milwaukee County Stadium, Milwaukee, WI Sun Jul 15 1962, 4:38 AM EDT Att: 14,026 - Unknown			
Gus Bell, L (9, PH) OBP: 0.254, SLG: 0.306		0-0 L4								1	0	0	0	0	0	0				
Roy McMillan, R (1, 6) OBP: 0.343, SLG: 0.354	0-0 FC6-4 1B		4-0 BB		0-0 G5-4-3 1B		0-0 P3			3	0	2	0	1	0	1				
Eddie Mathews, L (1, 5) OBP: 0.371, SLG: 0.497	0-3 K		0-0 F9		0-0 F9		0-3 K			4	0	0	0	0	2	4				
Hank Aaron, R (1, 9) OBP: 0.388, SLG: 0.613	0-0 FC6-4		0-0 F6		0-0 G5-4-3			0-3 K		4	0	0	0	0	1	3				
Lee Maye, L (1, 7) OBP: 0.288, SLG: 0.319		0-0 HR		0-0 F6		0-0 F6		0-0 4-3		4	1	1	1	0	0	1				
Frank Bolling, R (1, 4) OBP: 0.343, SLG: 0.438		0-0 1B		4-0 FC6-4 BB		0-0 F7		0-0 1B		3	1	2	0	1	0	0				
Mack Jones, L (1, 8) OBP: 0.356, SLG: 0.422		0-0 1B		0-0 FC6-4		4-0 BB		0-0 3-1		3	0	1	0	1	0	2				
Del Crandall, R (1, 2) OBP: 0.343, SLG: 0.389		0-0 1B		4-0 FC6 BB		0-3 K			0-0 5-3	3	0	1	1	1	1	1				
Denny Lemaster, R (1, 1) Joe Adcock, R (9, PH)		0-3 K		0-3 K		4-0 SH5-4 BB			0-3 K	2	0	0	0	1	2	3				
Inning Stats	R: 0 E: 0 K: 1 S: 6	H: 1 LOB: 0 BB: 0 P: 6	R: 2 E: 0 K: 1 S: 8	H: 4 LOB: 0 BB: 0 P: 8	R: 0 E: 0 K: 1 S: 3	H: 0 LOB: 1 BB: 1 P: 7	R: 0 E: 1 K: 1 S: 5	H: 0 LOB: 2 BB: 2 P: 13	R: 0 E: 0 K: 1 S: 3	H: 1 LOB: 0 BB: 0 P: 3	R: 0 E: 0 K: 1 S: 5	H: 0 LOB: 1 BB: 1 P: 9	R: 0 E: 0 K: 1 S: 6	H: 1 LOB: 1 BB: 0 P: 6	R: 0 E: 0 K: 1 S: 5	H: 0 LOB: 0 BB: 0 P: 5	1B: 5 2B: 1 3B: 0 HR: 1	SF: 0 SAC: 1 DP: 1 HBP: 0	WP: 0 PB: 0 SB: 0 CS: 0	PA: 37
PITCHER Johnny Klippstein, R (1, 1) ERA: 4.54	IP: 7.0 WLS: W BF: 30 H: 4 R: 2 ER: 2 SO: 5 BB: 5 IBB: 0 HBP: 0 BLK: 0 WP: 0 HR: 1 S: 35 P: 55 ERA: 2.57 WHIP: 1.571															PITCHER				
Jim Brosnan, R (8, 1) ERA: 3.41	IP: 2.0 WLS: W BF: 7 H: 1 R: 0 ER: 0 SO: 2 BB: 0 IBB: 0 HBP: 0 BLK: 0 WP: 0 HR: 0 S: 11 P: 11 ERA: 0.00 WHIP: 0.500															PITCHER				



Batter	1	2	3	4	5	6	7	8	9	AB	R	H	RBI	BB	SO	LOB	TOP			
Leo Cardenas, R (1, 6) OBP: 0.309, SLG: 0.369	F7		F7					6-3		4	0	1	0	0	0	1				
Eddie Kasko, R (1, 5) OBP: 0.291, SLG: 0.324	F7			F7					5-3	4	0	1	0	0	0	0				
Vada Pinson, L (1, 8) OBP: 0.337, SLG: 0.512	F7			G6-4-3 1B				FC6 1-2	F7	4	0	1	0	0	0	1				
Frank Robinson, R (1, 9) OBP: 0.411, SLG: 0.584		6-3		G6-4-3 1-2						4	0	2	0	0	0	1				
Wally Post, R (1, 7) OBP: 0.337, SLG: 0.481		K								4	0	1	0	0	2	2				
Hank Foiles, R (1, 2) OBP: 0.376, SLG: 0.541		L6								3	0	0	0	0	1	2				
Gordy Coleman, L (1, 3) OBP: 0.321, SLG: 0.464										3	0	0	0	0	0	2				
Don Blasingame, L (1, 4) OBP: 0.357, SLG: 0.346										2	0	0	0	0	1	1				
Don Zimmer, R (8, PH) OBP: 0.272, SLG: 0.308										1	0	0	0	0	0	0				
Joey Jay, S (1, 1) OBP: 0.210, SLG: 0.271										2	0	0	0	0	1	1				
Bill Henry, L (7, 1) OBP: 0.333, SLG: 0.333										0	0	0	0	0	0	0				
Joe Gaines, R (8, PH) OBP: 0.406, SLG: 0.481										1	0	0	0	0	0	0				
Dave Sisler, R (8, 1) OBP: 0.406, SLG: 0.481										0	0	0	0	0	0	0				
Inning Stats	R: 0 E: 0 K: 0 S: 3	H: 0 LOB: 0 BB: 0 P: 3	R: 0 E: 0 K: 1 S: 5	H: 0 LOB: 0 BB: 0 P: 5	R: 0 E: 1 K: 0 S: 4	H: 0 LOB: 1 BB: 0 P: 4	R: 0 E: 0 K: 0 S: 3	H: 1 LOB: 0 BB: 0 P: 3	R: 0 E: 0 K: 1 S: 6	H: 1 LOB: 1 BB: 0 P: 6	R: 0 E: 0 K: 1 S: 6	H: 1 LOB: 1 BB: 0 P: 6	R: 0 E: 0 K: 1 S: 6	H: 0 LOB: 0 BB: 0 P: 3	R: 0 E: 0 K: 1 S: 6	H: 1 LOB: 1 BB: 0 P: 6	1B: 5 2B: 1 3B: 0 HR: 0	SF: 0 SAC: 0 DP: 1 HBP: 0	WP: 0 PB: 0 SB: 1 CS: 0	PA: 32
PITCHER Bob Hendley, L (1, 1) ERA: 3.38	IP: 9.0 WLS: W BF: 32 H: 6 R: 0 ER: 0 SO: 5 BB: 0 IBB: 0 HBP: 0 BLK: 0 WP: 0 HR: 0 S: 42 P: 42 ERA: 0.00 WHIP: 0.667															PITCHER				

Cincinnati Reds @ Milwaukee Braves
Milwaukee County Stadium, Milwaukee, WI
Mon Jul 16 1962, 8:05 PM EDT
Att: 7,370 - Unknown

AB	32
R	0
H	6
RBI	0
BB	0
SO	5
LOB	11



Batter	1	2	3	4	5	6	7	8	9	AB	R	H	RBI	BB	SO	LOB	BOTTOM	
Roy McMillan, R (1, 6) OBP: 0.347, SLG: 0.373										4	1	3	2	0	0	0		
Ken Aspromonte, R (1, 4) OBP: 0.367, SLG: 0.286										3	0	2	0	1	0	0		
Frank Bolling, R (8, 4) OBP: 0.343, SLG: 0.438										0	0	0	0	0	0	0		
Eddie Mathews, L (1, 5) OBP: 0.376, SLG: 0.498										3	0	2	0	1	1	2		
Hank Aaron, R (1, 9) OBP: 0.384, SLG: 0.605										4	0	0	0	0	0	8		
Joe Adcock, R (1, 3) OBP: 0.313, SLG: 0.442										4	1	1	1	0	2	2		
Tommie Aaron, R (8, 3) OBP: 0.266, SLG: 0.335										0	0	0	0	0	0	0		
Lee Maye, L (1, 7) OBP: 0.276, SLG: 0.306										4	0	0	0	0	0	0		
Mack Jones, L (1, 8) OBP: 0.355, SLG: 0.422										4	0	1	0	0	2	0		
Del Crandall, R (1, 2) OBP: 0.342, SLG: 0.386										4	0	1	0	0	0	0		
Bob Hendley, R (1, 1) OBP: 0.256, SLG: 0.152										2	1	0	0	1	0	1		
Inning Stats	R: 0 E: 0 K: 1 S: 5	H: 1 LOB: 1 BB: 1 P: 9	R: 0 E: 0 K: 1 S: 5	H: 0 LOB: 0 BB: 0 P: 5	R: 0 E: 0 K: 0 S: 6	H: 3 LOB: 3 BB: 0 P: 6	R: 1 E: 0 K: 1 S: 7	H: 2 LOB: 1 BB: 0 P: 7	R: 0 E: 0 K: 2 S: 7	H: 0 LOB: 0 BB: 0 P: 7	R: 2 E: 0 K: 0 S: 5	H: 2 LOB: 2 BB: 2 P: 13	R: 0 E: 0 K: 0 S: 3	H: 1 LOB: 0 BB: 0 P: 3	1B: 6 2B: 2 3B: 0 HR: 2	SF: 0 SAC: 0 DP: 1 HBP: 0	WP: 0 PB: 0 SB: 0 CS: 0	PA: 35
PITCHER Joey Jay, R (1, 1) ERA: 3.91	IP: 6.1 WLS: L BF: 29 H: 9 R: 3 ER: 3 SO: 3 BB: 2 IBB: 0 HBP: 0 BLK: 0 WP: 0 HR: 2 S: 37 P: 45 ERA: 4.26 WHIP: 1.737															PITCHER		
Bill Henry, L (7, 1) ERA: 4.2	IP: 0.2 WLS: L BF: 3 H: 0 R: 0 ER: 0 SO: 0 BB: 1 IBB: 0 HBP: 0 BLK: 0 WP: 0 HR: 2 S: 6 P: 6 ERA: 0.00 WHIP: 1.500															PITCHER		
Dave Sisler, R (8, 1) ERA: 4.13	IP: 1.0 WLS: L BF: 3 H: 1 R: 0 ER: 0 SO: 0 BB: 0 IBB: 0 HBP: 0 BLK: 0 WP: 0 HR: 3 S: 3 P: 3 ERA: 0.00 WHIP: 1.000															PITCHER		

Cincinnati Reds @ Milwaukee Braves
Milwaukee County Stadium, Milwaukee, WI
Mon Jul 16 1962, 8:05 PM EDT
Att: 7,370 - Unknown


AB	32
R	3
H	10
RBI	3
BB	3
SO	5
LOB	13



Batter	1	2	3	4	5	6	7	8	9	AB	R	H	RBI	BB	SO	LOB	TOP				
Maury Wills, S OBP: 0.332, SLG: 0.365 (1, 6)	B1-3		FC3-6 1B 2B	K		F8			L8	5	1	0	0	0	1	3					
Jim Gilliam, S OBP: 0.371, SLG: 0.352 (1, 5) (4, 4)	F7		2B 1B	F8		K			6-3	5	0	1	0	0	1	2					
Willie Davis, L OBP: 0.356, SLG: 0.510 (1, 8)	L6		1-3 2B		E4 BB			F9	0-1 1B	5	0	2	1	0	0	0					
Tommy Davis, R OBP: 0.378, SLG: 0.549 (1, 7) (4, 5)		L9	F9		L7			6-3	0-1 F6	5	0	0	0	0	0	4					
Ron Fairly, L OBP: 0.405, SLG: 0.494 (1, 3)	F8			1B 3B BB	1-2 BB					1	1	0	0	3	0	0					
Frank Howard, R OBP: 0.348, SLG: 0.522 (1, 9)	K		1-2 3B 1B		K			F7		4	1	1	0	0	2	3					
John Roseboro, L OBP: 0.363, SLG: 0.435 (1, 2)			0-0 1B 2B	3-2 1B 3B	F6				0-0 4-3	4	2	2	2	0	0	2	AB 37				
Larry Burright, R OBP: 0.270, SLG: 0.351 (1, 4)			0-0 FC4-6 1B	2-2 1B		1-1 FC4-6 1B			2-2 6-3	1	0	1	1	0	0	0	R 5				
Wally Moon, L OBP: 0.365, SLG: 0.369 (4, PH) (4, 7)			2-H FC4-6 1B	3-H 1B						3	0	2	1	0	0	0	H 9				
Sandy Koufax, R OBP: 0.116, SLG: 0.134 (2, 1)			1-2 FC4-6	1-3 K		2-2 FC4-6			3-3 K	0	0	0	0	0	0	0	RBI 5				
Ed Roebuck, R OBP: 0.286, SLG: 0.286 (4, PH)			1-2 FC4-6	1-3 K		1-2 FC4-6				1	0	0	0	0	0	1	BB 3				
Duke Snider OBP: 0.440, SLG: 0.526 (4, 1)			1-2 FC4-6	1-3 K		1-2 FC4-6				1	0	0	0	0	0	1	SO 6				
Phil Ortega, R OBP: 0.357, SLG: 0.367 (6, PH)			1-2 FC4-6	1-3 K		1-2 FC4-6				1	0	0	0	0	0	0	LOB 17				
Tim Lincecum, L OBP: 0.357, SLG: 0.367 (6, 1)			1-2 FC4-6	1-3 K		1-2 FC4-6				1	0	0	0	0	0	0					
Ron Perranoski, L OBP: 0.289, SLG: 0.382 (6, PH)			1-2 FC4-6	1-3 K		1-2 FC4-6				1	0	0	0	0	0	1					
Daryl Spencer, R OBP: 0.289, SLG: 0.382 (6, PH)			1-2 FC4-6	1-3 K		1-2 FC4-6				1	0	0	0	0	0	1					
Larry Sherry, R OBP: 0.200, SLG: 0.200 (8, 1)			1-2 FC4-6	1-3 K		1-2 FC4-6				1	0	0	0	0	0	0					
Inning Stats	R: 0 E: 0 K: 0 S: 5	H: 0 LOB: 0 BB: 0 P: 7	R: 0 E: 0 K: 1 S: 6	H: 0 LOB: 0 BB: 0 P: 10	R: 2 E: 0 K: 0 S: 10	H: 4 LOB: 2 BB: 0 P: 12	R: 3 E: 0 K: 2 S: 20	H: 3 LOB: 1 BB: 1 P: 35	R: 0 E: 1 K: 1 S: 16	H: 0 LOB: 2 BB: 1 P: 30	R: 0 E: 0 K: 0 S: 4	H: 0 LOB: 1 BB: 1 P: 10	R: 0 E: 0 K: 1 S: 7	H: 0 LOB: 0 BB: 0 P: 12	R: 0 E: 0 K: 0 S: 7	H: 1 LOB: 1 BB: 0 P: 9	1B: 6 2B: 2 3B: 1 HR: 0	SF: 0 SAC: 0 DP: 0 HBP: 0	WP: 0 PB: 0 SB: 0 CS: 0	PA: 40	
PITCHER	IP	WLS	BF	H	R	ER	SO	BB	IBB	HBP	BLK	WP	HR	S	P	ERA	WHIP				
Bob Purkey, R ERA: 2.69 (1, 1)	3.0		16	6	5	5	1	1	0	0	0	0	0	27	44	15.00	2.333				
Moe Drabowsky, R ERA: 4.99 (4, 1)	6.0	W	24	3	0	0	5	2	0	0	0	0	0	58	97	0.00	0.833				

Los Angeles Dodgers @ Cincinnati Reds
Crosley Field, Cincinnati, OH
Tue Jul 17 1962, 7:05 PM EDT
Att: 21,202 - Unknown


AB 37
R 5
H 9
RBI 5
BB 3
SO 6
LOB 17



Batter	1	2	3	4	5	6	7	8	9	AB	R	H	RBI	BB	SO	LOB	BOTTOM				
Leo Cardenas, R OBP: 0.313, SLG: 0.386 (1, 6)	1B 2B	1-H HR		FC5-2 1B 2B		FC5-4 1B		F8		5	3	3	2	0	0	2					
Eddie Kasko, R OBP: 0.280, SLG: 0.322 (1, 5)	K	F7		FC5-2 1B		FC6 1B				4	0	1	0	0	1	3					
Vada Pinson, L OBP: 0.339, SLG: 0.521 (1, 8)	F8		2-1 HR	1-3 3-H 1B		FC6				4	1	2	2	0	0	3					
Frank Robinson, R OBP: 0.410, SLG: 0.580 (1, 9)	1-2 2B 1B		0-0 F6	1-2 F8			0-3 K			4	1	1	0	0	1	2					
Wally Post, R OBP: 0.335, SLG: 0.481 (1, 7)	1-H 2-H 2B		1-0 F3		1-0 F8		1-1 4-3			4	0	1	2	0	0	0					
Hank Foiles, R OBP: 0.372, SLG: 0.564 (1, 2)	F7		0-1 HR		1-2 F3		1-1 L9			4	1	1	1	0	0	1					
Gordy Coleman, L OBP: 0.320, SLG: 0.459 (1, 3)		4-2 FC4-6 BB	0-1 G3		3-3 K			2-0 6-3		3	0	0	0	1	1	0	AB 35				
Don Blasingame, L OBP: 0.363, SLG: 0.350 (1, 4)	1-2 FC4-6 HR			2B FC5-2 BB		FC5-4 1B		2-2 1B		3	1	2	0	1	0	1	R 7				
Bob Purkey, R OBP: 0.162, SLG: 0.242 (1, 1)			1-3 K		0-3 K			1-3 1B		1	0	0	0	0	1	1	H 11				
Moe Drabowsky, R (4, 1)										3	0	0	0	0	3	3	RBI 7				
Inning Stats	R: 2 E: 0 K: 1 S: 16	H: 3 LOB: 1 BB: 0 P: 25	R: 2 E: 0 K: 1 S: 12	H: 1 LOB: 0 BB: 1 P: 19	R: 2 E: 0 K: 0 S: 7	H: 2 LOB: 0 BB: 0 P: 10	R: 1 E: 0 K: 1 S: 12	H: 2 LOB: 2 BB: 1 P: 19	R: 0 E: 0 K: 1 S: 7	H: 0 LOB: 0 BB: 0 P: 12	R: 0 E: 0 K: 1 S: 8	H: 0 LOB: 0 BB: 0 P: 10	R: 0 E: 0 K: 1 S: 9	H: 1 LOB: 1 BB: 0 P: 15	1B: 6 2B: 2 3B: 0 HR: 3	SF: 0 SAC: 0 DP: 0 HBP: 0	WP: 0 PB: 0 SB: 1 CS: 0	PA: 37			
PITCHER	IP	WLS	BF	H	R	ER	SO	BB	IBB	HBP	BLK	WP	HR	S	P	ERA	WHIP				
Sandy Koufax, L ERA: 2.15 (1, 1)	1.0	L	6	3	2	2	1	0	0	0	0	0	0	16	25	18.00	3.000				
Ed Roebuck, R ERA: 3.6 (2, 1)	2.0		10	3	4	4	1	1	0	0	0	0	3	19	29	18.00	2.000				
Phil Ortega, R ERA: 7.18 (4, 1)	2.0		9	2	1	1	2	1	0	0	0	0	0	19	31	4.50	1.500				
Ron Perranoski, L ERA: 2.09 (6, 1)	2.0		8	2	0	0	2	0	0	0	0	0	0	20	29	0.00	1.000				
Larry Sherry, R ERA: 2.79 (8, 1)	1.0		4	1	0	0	1	0	0	0	0	0	0	9	15	0.00	1.000				

Los Angeles Dodgers @ Cincinnati Reds
Crosley Field, Cincinnati, OH
Tue Jul 17 1962, 7:05 PM EDT
Att: 21,202 - Unknown

AB 35
R 7
H 11
RBI 7
BB 2
SO 7
LOB 16




Batter	1	2	3	4	5	6	7	8	9	10	11	AB	R	H	RBI	BB	SO	LOB	TOP								
Maury Wills, S OBP: 0.328, SLG: 0.360 (1, 6)	5-3 ①			K 1-3 ①		4-3 ③		K 2-3 ③		FC6-4 3-1 ③		5	0	0	0	0	2	4									
Jim Gilliam, S OBP: 0.367, SLG: 0.347 (8, 4)	K 0-3 ②			F9 0-1 ②			6-3 3-2 ①		F6 0-0 ①		F4 0-0 ①	5	0	0	0	0	1	0									
Willie Davis, L OBP: 0.354, SLG: 0.504 (1, 8)	L9 0-0 ③			G3 0-0 ③			B1 1-0 ②		F8 0-0 ②		1B S HBP 1-0 ①	4	1	0	0	0	0	0									
Tommy Davis, R OBP: 0.378, SLG: 0.547 (1, 7)		3-1 1-2 ③			G4-6-3 1B 1-0 ①		F3 1-2 ③		E6 2-2 ②		1B H HR 3-2 ②	5	2	2	1	0	0	0									
Frank Howard, R OBP: 0.288, SLG: 0.545 Tim Harkness, L OBP: 0.357, SLG: 0.367 (11, 3)	K 3-3 ②				F4 0-0 ①			6-3 1-1 ①		HR 0-0 ①		HR 1-1 ①	5	2	2	4	0	1	1								
Ron Fairly, L OBP: 0.402, SLG: 0.488 (11, 9)	K 0-3 ③				G4-6-3 1B 0-0 ②			1B BB 1B 1-0 ②		K 3-3 ③		F6 0-2 ②	5	1	1	0	0	2	1								
John Roseboro, L OBP: 0.360, SLG: 0.427 (1, 2)			L9 2-1 ①			4-3 1-1 ①				F4 1-1 ①		L8 2-2 ③	4	0	0	0	1	0	0								
Larry Burright, R OBP: 0.268, SLG: 0.347 Darryl Spencer, R OBP: 0.383, SLG: 0.375 (8, 5)			6-3 0-0 ②			6-3 1-1 ②		K 1-3 ②		K 3-3 ②			2	0	0	0	0	0	0								
Don Drysdale, R OBP: 0.276, SLG: 0.245 Lee Walls, R OBP: 0.273, SLG: 0.200 Larry Sherry, R OBP: 0.273, SLG: 0.200 Ron Perranoski, L (11, 1)			5-3 0-0 ③			1B 2-0 ③		1B 2-H 1B 3-2 ③		FC6-4 BB BB 0-2 ③			2	0	1	0	0	0	0								
Inning Stats	R: 0 E: 0 K: 1 S: 8	H: 0 LOB: 0 BB: 0 P: 8	R: 0 E: 0 K: 2 S: 10	H: 0 LOB: 0 BB: 0 P: 14	R: 0 E: 0 K: 2 S: 4	H: 0 LOB: 0 BB: 0 P: 6	R: 0 E: 0 K: 1 S: 6	H: 0 LOB: 0 BB: 0 P: 7	R: 0 E: 0 K: 0 S: 3	H: 1 LOB: 0 BB: 0 P: 4	R: 0 E: 0 K: 0 S: 8	H: 0 LOB: 1 BB: 0 P: 13	R: 1 E: 0 K: 2 S: 17	H: 2 LOB: 2 BB: 1 P: 29	R: 2 E: 1 K: 1 S: 14	H: 1 LOB: 0 BB: 0 P: 19	R: 0 E: 0 K: 1 S: 9	H: 0 LOB: 1 BB: 1 P: 20	R: 3 E: 0 K: 0 S: 14	H: 2 LOB: 0 BB: 0 P: 21	1B: 5 2B: 0 3B: 0 HR: 2	SF: 0 SAC: 0 DP: 1 HBP: 1	WP: 0 PB: 0 SB: 1 CS: 0	PA: 43			
PITCHER	IP 10.1	WLS L	BF 40	H 6	R 5	ER 3	SO 8	BB 2	IBB 0	HBP 0	BLK 0	WP 0	HR 1	S 91	P 141	ERA 2.61	WHIP 0.774										
Jim O'Toole, L ERA: 3.84 Jim Brosnan, R ERA: 3.58 (11, 1)	0.2	3	1	1	1	0	0	0	0	0	0	0	1	9	12	13.50	1.500										

Los Angeles Dodgers @ Cincinnati Reds
Crosley Field, Cincinnati, OH
Wed Jul 18 1962, 7:05 PM EDT
Att: 19,376 - Unknown

livebaseballscores.com

AB 40
R 6
H 7
RBI 6
BB 2
SO 8
LOB 8




Batter	1	2	3	4	5	6	7	8	9	10	11	AB	R	H	RBI	BB	SO	LOB	BOTTOM								
Eddie Kasko, R OBP: 0.279, SLG: 0.324 (1, 5)	F6 1-0 ①		F9 0-2 ③			F8 1-0 ③		K 2-3 ③				5	1	1	0	0	1	1									
Don Blasingame, L OBP: 0.368, SLG: 0.344 Joe Gaines, R OBP: 0.424, SLG: 0.481 (11, PH)	K 1-3 ②			B4-3 0-0 ①		4-3 1-0 ①			1-3 0-0 ①		2B FC4-6 BB 1-3 ②	4	0	0	0	0	1	0	0								
Vada Pinson, L OBP: 0.337, SLG: 0.515 (1, 8)	K 0-3 ③			4-3 2-1 ②		F6 0-2 ②			L4-6 HBP HBP 1-1 ①		FC4-6 BB 6-3 2-2 ①	4	0	0	1	0	1	2									
Jerry Lynch, L OBP: 0.348, SLG: 0.503 Frank Robinson, R OBP: 0.410, SLG: 0.578 (7, PR)		K 2-3 ③		F8 0-1 ③			HR 0-0 ③	2B		HBP 1-1 ①		6-3 3-2 ②	3	0	1	0	0	1	0								
Gordy Coleman, L OBP: 0.324, SLG: 0.480 (1, 3)		HR 2-2 ②			F7 1-1 ①		HR 1-0 ②		L4-6 0-1 ③		FC6-4 IBB 4-0 ③	4	2	2	3	1	0	2									
Marty Keough, L OBP: 0.372, SLG: 0.400 (1, 9)		F7 1-1 ②			5-3 1-0 ②		F7 1-2 ③			L8 2-1 ①		FC6-4 1B 0-2 ③	5	0	0	0	0	0	3								
Johnny Edwards, L OBP: 0.326, SLG: 0.401 Don Zimmer, R OBP: 0.272, SLG: 0.308 Hank Foiles, R OBP: 0.372, SLG: 0.564 (10, PR)		4-3 2-2 ③			F9 2-1 ③			2B 0-0 ③		K2-4-2 1B 3-2 ②			4	0	2	0	0	0	0								
Leo Cardenas, R OBP: 0.310, SLG: 0.381 (1, 6)			K 0-3 ①			F9 0-0 ①		5-3 0-2 ①		K2-4-2 1B 3-3 ②			4	0	0	0	0	2	2								
Jim O'Toole, S OBP: 0.176, SLG: 0.160 Jim Brosnan, R OBP: 0.338, SLG: 0.484 (11, PH)			K 2-3 ②			4-3 2-2 ②		K 1-3 ②			2B FC4-6 1B 0-0 ①	3	0	0	0	0	2	1									
Inning Stats	R: 0 E: 0 K: 2 S: 7	H: 0 LOB: 0 BB: 0 P: 9	R: 1 E: 0 K: 1 S: 12	H: 1 LOB: 0 BB: 0 P: 19	R: 0 E: 0 K: 2 S: 9	H: 0 LOB: 0 BB: 0 P: 11	R: 0 E: 0 K: 0 S: 5	H: 0 LOB: 0 BB: 0 P: 7	R: 0 E: 0 K: 0 S: 5	H: 0 LOB: 1 BB: 0 P: 9	R: 2 E: 0 K: 2 S: 11	H: 2 LOB: 1 BB: 0 P: 14	R: 0 E: 0 K: 0 S: 5	H: 0 LOB: 1 BB: 0 P: 7	R: 0 E: 0 K: 1 S: 8	H: 1 LOB: 0 BB: 0 P: 16	R: 2 E: 0 K: 0 S: 16	H: 2 LOB: 2 BB: 2 P: 29	1B: 2 2B: 5 3B: 0 HR: 2	SF: 0 SAC: 0 DP: 2 HBP: 2	WP: 0 PB: 0 SB: 0 CS: 0	PA: 42					
PITCHER	IP 7.0	WLS W	BF 24	H 4	R 3	ER 3	SO 5	BB 0	IBB 0	HBP 0	BLK 0	WP 0	HR 2	S 55	P 78	ERA 3.86	WHIP 0.429										
Don Drysdale, R ERA: 2.96 Larry Sherry, R ERA: 2.95 Ron Perranoski, L ERA: 2.05 (11, 1)	3.0	W	13	4	2	2	3	0	0	2	0	0	0	0	0	0	0	0	0	0							
1.0	S	5	0	0	0	0	1	1	0	0	0	0	0	14	27	0.00	1.000										

Los Angeles Dodgers @ Cincinnati Reds
Crosley Field, Cincinnati, OH
Wed Jul 18 1962, 7:05 PM EDT
Att: 19,376 - Unknown

livebaseballscores.com

AB 38
R 5
H 7
RBI 5
BB 2
SO 8
LOB 12



Batter	1	2	3	4	5	6	7	8	9	AB	R	H	RBI	BB	SO	LOB	TOP				
Maury Wills, S OBP: 0.329, SLG: 0.362	4-2 1-3 1-2 BB		0-2 5-3			0-0 2B		0-1 FC6-4 BB	0-2 L8	4	0	1	0	1	0	5					
Jim Gilliam, S OBP: 0.365, SLG: 0.344	3-2 1-3			2-1 F2		3-1 4-3		4-1 1-2 BB		3	0	0	0	1	0	2					
Willie Davis, L OBP: 0.350, SLG: 0.499	3-1 6-3			1-2 G3		1-0 4-3		0-1 F6		4	0	0	0	0	0	4					
Tommy Davis, R OBP: 0.377, SLG: 0.544	1-1 1-2 3H	1-2 1-3		0-3 K		1-2 F4		0-0 SH1-4 1B		4	1	1	0	0	1	0					
Ron Fairly, L OBP: 0.398, SLG: 0.482		2-0 F2			2-0 L8		2-1 F7		0-1 SH1-4	3	0	0	0	0	0	0					
Frank Howard, R OBP: 0.353, SLG: 0.556		1-0 HR			2-2 1-3			1-1 1-3 1B FC1-2 IBB		3	1	1	1	1	0	0					
John Roseboro, L OBP: 0.362, SLG: 0.428		1-1 F9			3-2 F9			1-2 1B 1B FC1-2 1B	0-0 FC1-2 1B	4	1	2	1	0	0	0					
Larry Burdett, R OBP: 0.270, SLG: 0.345			1-1 F3			4-2 CS BB		1-1 FC6-4 1B	4-0 FC1-2 IBB	1	0	0	0	1	0	0					
Duke Snider, L OBP: 0.446, SLG: 0.532								1-3 1B		1	0	1	0	0	0	0					
Daryl Spencer, R OBP: 0.388, SLG: 0.375								1-3 1B		0	0	0	0	1	0	0					
Johnny Podres, L OBP: 0.188, SLG: 0.196			2-2 F9			2-2 F7		0-1 FC6-4 1B	1-2 FC1-2 3H	4	0	1	1	0	0	4					
Ron Perranoski, L OBP: 0.188, SLG: 0.196								1-2 FC6-4 1B	1-2 FC1-2 3H	0	0	0	0	0	0	0					
Inning Stats	R: 0 E: 0 K: 0 S: 9	H: 0 LOB: 1 BB: 1 P: 20	R: 1 E: 0 K: 0 S: 7	H: 1 LOB: 0 BB: 0 P: 12	R: 0 E: 0 K: 1 S: 8	H: 0 LOB: 0 BB: 0 P: 12	R: 0 E: 0 K: 1 S: 8	H: 0 LOB: 0 BB: 0 P: 11	R: 0 E: 0 K: 0 S: 7	H: 0 LOB: 0 BB: 0 P: 14	R: 0 E: 0 K: 0 S: 9	H: 1 LOB: 1 BB: 1 P: 18	R: 0 E: 0 K: 0 S: 6	H: 0 LOB: 0 BB: 0 P: 10	R: 1 E: 0 K: 0 S: 14	H: 3 LOB: 3 BB: 1 P: 21	R: 1 E: 0 K: 0 S: 11	H: 2 LOB: 2 BB: 2 P: 20	1B: 5 2B: 1 3B: 0 HR: 1	SF: 0 SAC: 1 DP: 0 HBP: 0	WP: 0 PA: 37 PB: 0 SB: 1 CS: 1
PITCHER	IP WLS BF H R ER SO BB IBB HBP BLK WP HR S P ERA WHIP	IP WLS BF H R ER SO BB IBB HBP BLK WP HR S P ERA WHIP	IP WLS BF H R ER SO BB IBB HBP BLK WP HR S P ERA WHIP	IP WLS BF H R ER SO BB IBB HBP BLK WP HR S P ERA WHIP	IP WLS BF H R ER SO BB IBB HBP BLK WP HR S P ERA WHIP	IP WLS BF H R ER SO BB IBB HBP BLK WP HR S P ERA WHIP	IP WLS BF H R ER SO BB IBB HBP BLK WP HR S P ERA WHIP	IP WLS BF H R ER SO BB IBB HBP BLK WP HR S P ERA WHIP	IP WLS BF H R ER SO BB IBB HBP BLK WP HR S P ERA WHIP	IP WLS BF H R ER SO BB IBB HBP BLK WP HR S P ERA WHIP	IP WLS BF H R ER SO BB IBB HBP BLK WP HR S P ERA WHIP	IP WLS BF H R ER SO BB IBB HBP BLK WP HR S P ERA WHIP	IP WLS BF H R ER SO BB IBB HBP BLK WP HR S P ERA WHIP	IP WLS BF H R ER SO BB IBB HBP BLK WP HR S P ERA WHIP	IP WLS BF H R ER SO BB IBB HBP BLK WP HR S P ERA WHIP	IP WLS BF H R ER SO BB IBB HBP BLK WP HR S P ERA WHIP	IP WLS BF H R ER SO BB IBB HBP BLK WP HR S P ERA WHIP	IP WLS BF H R ER SO BB IBB HBP BLK WP HR S P ERA WHIP	IP WLS BF H R ER SO BB IBB HBP BLK WP HR S P ERA WHIP	IP WLS BF H R ER SO BB IBB HBP BLK WP HR S P ERA WHIP	IP WLS BF H R ER SO BB IBB HBP BLK WP HR S P ERA WHIP

Los Angeles Dodgers @ Cincinnati Reds
Crosley Field, Cincinnati, OH
Thu Jul 19 1962, 7:05 PM EDT
Att: 13,069 - Unknown

livebaseballscorecards.com

AB 31
R 3
H 7
RBI 3
BB 5
SO 1
LOB 15



Batter	1	2	3	4	5	6	7	8	9	AB	R	H	RBI	BB	SO	LOB	BOTTOM				
Leo Cardenas, R OBP: 0.312, SLG: 0.382	2-1 E9 1B		1-3 K		1-0 FC5-4			1-0 SH 4-3 1B	0-1 3B 1B	4	0	2	0	0	1	2					
Cookie Rojas, R OBP: 0.299, SLG: 0.221										0	1	0	0	0	0	0					
Don Zimmer, R OBP: 0.276, SLG: 0.311										1	1	1	1	0	0	0					
Eddie Kasko, R OBP: 0.282, SLG: 0.333	0-1 5-3		2-1 G3			3-2 FC5-4 1B		0-0 SH 4-3 1B	1-0 3H 1B	4	0	2	1	0	0	2					
Vada Pinson, L OBP: 0.333, SLG: 0.509	2-3 K			1-0 1-3		0-1 F7		0-0 L7		4	0	0	0	0	1	5					
Frank Robinson, R OBP: 0.411, SLG: 0.576	2-1 F8			0-0 E7 4-3 1B		1-0 FC5-4 2B		4-0 4-3 IBB		3	1	1	0	1	0	2					
Wally Post, R OBP: 0.336, SLG: 0.484		0-2 F4		1-1 4-3		2-2 1H 2B		1-1 4-3		4	0	1	2	0	0	3					
Hank Foiles, R OBP: 0.367, SLG: 0.543		2-3 K		0-3 K		2-3 K		1-2 2-3 3H 4-0 PO IBB		3	0	0	0	1	3	2					
Gordy Coleman, L OBP: 0.326, SLG: 0.478		2-2 L8			0-0 FC5-4 1B		1-3 K	2-1 PO	4-2 4-3 SH5-4 1B BB	3	0	1	0	1	1	0					
Marty Keough, L OBP: 0.372, SLG: 0.400										0	1	0	0	0	0	0					
Don Blasingame, L OBP: 0.354, SLG: 0.340			0-0 6-3		1-3 K		0-3 K		0-1 SH5-4	3	0	0	0	0	2	1					
Johnny Klippstein, R OBP: 0.214, SLG: 0.154			0-1 K		0-3 K		1-2 F4		3-2 4-3	3	0	1	0	0	1	1					
Bill Henry, L OBP: 0.333, SLG: 0.333										0	0	0	0	0	0	0					
Joe Gaines, R OBP: 0.412, SLG: 0.464										1	0	0	0	0	0	2					
Inning Stats	R: 0 E: 1 K: 1 S: 10	H: 1 LOB: 0 BB: 0 P: 16	R: 0 E: 0 K: 1 S: 10	H: 0 LOB: 0 BB: 0 P: 14	R: 0 E: 0 K: 1 S: 11	H: 1 LOB: 1 BB: 0 P: 14	R: 0 E: 1 K: 1 S: 7	H: 1 LOB: 1 BB: 0 P: 9	R: 0 E: 0 K: 2 S: 9	H: 1 LOB: 1 BB: 0 P: 11	R: 1 E: 0 K: 1 S: 14	H: 2 LOB: 1 BB: 0 P: 22	R: 0 E: 0 K: 2 S: 11	H: 0 LOB: 0 BB: 0 P: 13	R: 1 E: 1 K: 0 S: 6	H: 1 LOB: 3 BB: 2 P: 18	R: 2 E: 0 K: 0 S: 13	H: 2 LOB: 2 BB: 1 P: 21	1B: 7 2B: 1 3B: 1 HR: 0	SF: 0 SAC: 2 DP: 0 HBP: 0	WP: 0 PA: 39 PB: 0 SB: 0 CS: 0
PITCHER	IP WLS BF H R ER SO BB IBB HBP BLK WP HR S P ERA WHIP	IP WLS BF H R ER SO BB IBB HBP BLK WP HR S P ERA WHIP	IP WLS BF H R ER SO BB IBB HBP BLK WP HR S P ERA WHIP	IP WLS BF H R ER SO BB IBB HBP BLK WP HR S P ERA WHIP	IP WLS BF H R ER SO BB IBB HBP BLK WP HR S P ERA WHIP	IP WLS BF H R ER SO BB IBB HBP BLK WP HR S P ERA WHIP	IP WLS BF H R ER SO BB IBB HBP BLK WP HR S P ERA WHIP	IP WLS BF H R ER SO BB IBB HBP BLK WP HR S P ERA WHIP	IP WLS BF H R ER SO BB IBB HBP BLK WP HR S P ERA WHIP	IP WLS BF H R ER SO BB IBB HBP BLK WP HR S P ERA WHIP	IP WLS BF H R ER SO BB IBB HBP BLK WP HR S P ERA WHIP	IP WLS BF H R ER SO BB IBB HBP BLK WP HR S P ERA WHIP	IP WLS BF H R ER SO BB IBB HBP BLK WP HR S P ERA WHIP	IP WLS BF H R ER SO BB IBB HBP BLK WP HR S P ERA WHIP	IP WLS BF H R ER SO BB IBB HBP BLK WP HR S P ERA WHIP	IP WLS BF H R ER SO BB IBB HBP BLK WP HR S P ERA WHIP	IP WLS BF H R ER SO BB IBB HBP BLK WP HR S P ERA WHIP	IP WLS BF H R ER SO BB IBB HBP BLK WP HR S P ERA WHIP	IP WLS BF H R ER SO BB IBB HBP BLK WP HR S P ERA WHIP	IP WLS BF H R ER SO BB IBB HBP BLK WP HR S P ERA WHIP	IP WLS BF H R ER SO BB IBB HBP BLK WP HR S P ERA WHIP

Los Angeles Dodgers @ Cincinnati Reds
Crosley Field, Cincinnati, OH
Thu Jul 19 1962, 7:05 PM EDT
Att: 13,069 - Unknown

livebaseballscorecards.com

AB 33
R 4
H 9
RBI 4
BB 3
SO 9
LOB 20



Batter	1	2	3	4	5	6	7	8	9	AB	R	H	RBI	BB	SO	LOB	TOP								
Richie Ashburn, L (1, 8) OBP: 0.411, SLG: 0.422	0-0 6-3 1B		4-0 1B BB		0-0 F9		0-0 F9			3	0	1	0	1	0	0									
Charlie Neal, R (1, 4) OBP: 0.323, SLG: 0.373	0-0 6-3 1-2		0-3 K		4-0 G4-6-3 BB			0-0 F4		3	0	0	0	1	1	2									
Gene Woodling, L (1, 9) OBP: 0.387, SLG: 0.404	0-0 1B		0-0 1-2 1B		0-0 G4-6-3 1-2			0-0 F7		4	0	2	0	0	0	1									
Frank Thomas, R (1, 7) OBP: 0.351, SLG: 0.505	0-0 F6		0-0 F8			0-0 HR		0-0 E5		4	1	1	1	0	0	3									
Mary Thronberry, L (1, 3) OBP: 0.307, SLG: 0.368		0-0 3-1	0-3 K			0-0 F9		0-3 K		4	0	0	0	0	2	3									
Felix Mantilla, R (1, 6) OBP: 0.323, SLG: 0.406	0-0 1B 1B			0-0 6-3		0-0 4-3			0-0 6-3	4	0	1	0	0	0	0									
Rod Kanehl, R (1, 5) OBP: 0.325, SLG: 0.398		0-0 1-2 1B		0-0 1B 1B		0-0 4-3			0-3 K	3	0	2	0	0	0	0									
Choo-Choo Coleman, L (9, PH)										1	0	0	0	0	1	0									
Joe Pignatano, R (1, 2) OBP: 0.400, SLG: 0.350		0-0 F8		0-0 B3-6-4 1B			0-0 F8		0-0 F7	3	0	1	0	0	0	2									
Ed Bouchee, L (9, PH) OBP: 0.302, SLG: 0.295										1	0	0	0	0	0	0									
Roger Craig, R (1, 1) OBP: 0.111, SLG: 0.048	0-0 5-3			0-0 B3-6-4 1-2			0-3 K			3	0	0	0	0	1	4									
Inning Stats	R: 0 E: 0 K: 0 S: 4	H: 2 LOB: 1 BB: 0 P: 4	R: 0 E: 0 K: 0 S: 5	H: 2 LOB: 2 BB: 0 P: 5	R: 0 E: 0 K: 2 S: 8	H: 1 LOB: 1 BB: 1 P: 12	R: 0 E: 0 K: 0 S: 4	H: 2 LOB: 1 BB: 0 P: 4	R: 0 E: 0 K: 1 S: 5	H: 0 LOB: 0 BB: 0 P: 5	R: 0 E: 1 K: 1 S: 6	H: 0 LOB: 1 BB: 0 P: 6	R: 0 E: 0 K: 1 S: 5	H: 0 LOB: 0 BB: 0 P: 5	R: 0 E: 0 K: 1 S: 5	H: 0 LOB: 0 BB: 0 P: 5	1B: 7 2B: 0 3B: 0 HR: 1	SF: 0 SAC: 0 DP: 2 HBP: 0	WP: 0 PB: 0 SB: 0 CS: 0	PA: 35					
PITCHER Joey Jay, R (1, 1) ERA: 3.76	IP: 9.0 WLS: W BF: 35	H: 8 R: 1 ER: 1 SO: 5	BB: 2 IBB: 0 HBP: 0 BLK: 0	WP: 0 HR: 1 S: 43 P: 51	ERA: 1.00 WHIP: 1.111																				

New York Mets @ Cincinnati Reds
Crosley Field, Cincinnati, OH
Fri Jul 20 1962, 7:05 PM EDT
Att: 12,764 - Unknown

AB 33
R 1
H 8
RBI 1
BB 2
SO 5
LOB 15



Batter	1	2	3	4	5	6	7	8	9	AB	R	H	RBI	BB	SO	LOB	BOTTOM								
Eddie Kasko, R (1, 5) OBP: 0.281, SLG: 0.332	0-0 5-3		0-0 F9		0-0 1B 1-2 1B			0-0 F8		4	0	1	0	0	0	0									
Don Blasingame, L (1, 4) OBP: 0.356, SLG: 0.340	0-0 F6 1B		0-0 1-3		0-0 F9			4-0 1B BB		3	0	1	0	1	0	2									
Vada Pinson, L (1, 8) OBP: 0.332, SLG: 0.506	0-0 F6 1-2		0-0 F9		0-0 1-3 2-H 1B			0-0 F9		4	0	1	1	0	0	2									
Jerry Lynch, L (1, 7) OBP: 0.346, SLG: 0.497		0-0 F7		0-0 F8		0-3 K		0-0 1-2 1B		4	0	1	0	0	1	0									
Wally Post, R (9, 7) OBP: 0.336, SLG: 0.484										0	0	0	0	0	0	0									
Frank Robinson, R (1, 9) OBP: 0.410, SLG: 0.573		0-0 HR 1B		0-3 K		0-0 6-3		0-0 F9		4	1	1	0	0	1	2									
Gordy Coleman, L (1, 3) OBP: 0.329, SLG: 0.488		0-0 1-H HR 1B		4-0 BB		0-0 F8				2	1	1	2	1	0	0									
Johnny Edwards, L (1, 2) OBP: 0.322, SLG: 0.396		0-0 F9		0-0 4-3			0-0 F8			3	0	0	0	0	0	1									
Leo Cardenas, R (1, 6) OBP: 0.315, SLG: 0.383		0-0 1B 1B		4-0 1B 1B BB		0-3 K				2	1	1	0	1	1	0									
Joey Jay, S (1, 1) OBP: 0.200, SLG: 0.258	0-0 3-1				0-3 K		0-0 F2			3	0	0	0	0	1	2									
Inning Stats	R: 0 E: 0 K: 0 S: 3	H: 1 LOB: 0 BB: 0 P: 3	R: 2 E: 0 K: 0 S: 6	H: 3 LOB: 1 BB: 0 P: 6	R: 0 E: 0 K: 1 S: 5	H: 0 LOB: 1 BB: 1 P: 9	R: 1 E: 0 K: 1 S: 6	H: 2 LOB: 2 BB: 1 P: 10	R: 0 E: 0 K: 1 S: 5	H: 0 LOB: 0 BB: 0 P: 5	R: 0 E: 0 K: 1 S: 5	H: 0 LOB: 0 BB: 0 P: 5	R: 0 E: 0 K: 0 S: 4	H: 1 LOB: 2 BB: 1 P: 8	R: 0 E: 0 K: 1 S: 4	H: 0 LOB: 0 BB: 0 P: 5	1B: 6 2B: 0 3B: 0 HR: 1	SF: 0 SAC: 0 DP: 0 HBP: 0	WP: 0 PB: 0 SB: 0 CS: 0	PA: 32					
PITCHER Roger Craig, R (1, 1) ERA: 4.32	IP: 8.0 WLS: L BF: 32	H: 7 R: 3 ER: 3 SO: 4	BB: 3 IBB: 0 HBP: 0 BLK: 0	WP: 0 HR: 1 S: 37 P: 49	ERA: 3.38 WHIP: 1.250																				

New York Mets @ Cincinnati Reds
Crosley Field, Cincinnati, OH
Fri Jul 20 1962, 7:05 PM EDT
Att: 12,764 - Unknown

AB 29
R 3
H 7
RBI 3
BB 3
SO 4
LOB 9



Batter	1	2	3	4	5	6	7	8	9	AB	R	H	RBI	BB	SO	LOB	TOP		
Richie Ashburn, L OBP: 0.411, SLG: 0.421 (1, 8)										5	0	2	0	0	0	1	New York Mets @ Cincinnati Reds Crosley Field, Cincinnati, OH Sat Jul 21 1962, 3:33 AM EDT Att: 8,381 - Unknown		
Felix Mantilla, R OBP: 0.322, SLG: 0.404 (1, 6)										4	0	1	0	0	0	1			
Gene Woodling, L OBP: 0.389, SLG: 0.498 (1, 9)										3	0	2	1	0	0	1			
Joe Christopher, R OBP: 0.279, SLG: 0.316 (8, PR) (8, 9)											0	0	0	0	0	0		0	
Frank Thomas, R OBP: 0.353, SLG: 0.513 (1, 7)										4	1	2	1	0	1	3			
Mary Throneberry, L OBP: 0.306, SLG: 0.384 (1, 3)										4	1	1	1	0	1	2			
Charlie Neal, R OBP: 0.322, SLG: 0.371 (1, 4)										4	0	1	0	0	0	2			
Rod Kanehl, R OBP: 0.322, SLG: 0.387 (1, 5)										3	0	0	0	1	0	1			
Chris Cannizzaro, R OBP: 0.354, SLG: 0.246 (1, 2)										3	0	1	0	0	0	0			
Ed Bouchee, L OBP: 0.299, SLG: 0.291 (9, PH)										1	0	0	0	0	0	1			
Craig Anderson, R OBP: 0.063, SLG: 0.063 (1, 1)										3	1	1	0	0	0	2			
Jim Hickman, R OBP: 0.336, SLG: 0.434 (9, PH)										1	0	0	0	0	0	1			
Inning Stats	R: 0 E: 0 K: 0 S: 3	H: 1 LOB: 0 BB: 0 P: 3	R: 1 E: 0 K: 1 S: 8	H: 3 LOB: 2 BB: 0 P: 8	R: 0 E: 0 K: 1 S: 6	H: 1 LOB: 1 BB: 0 P: 6	R: 1 E: 0 K: 0 S: 4	H: 1 LOB: 0 BB: 0 P: 4	R: 1 E: 0 K: 0 S: 5	H: 3 LOB: 1 BB: 0 P: 5	R: 0 E: 0 K: 0 S: 3	H: 0 LOB: 0 BB: 0 P: 3	R: 0 E: 0 K: 0 S: 3	H: 0 LOB: 2 BB: 0 P: 5	R: 0 E: 0 K: 0 S: 3	H: 0 LOB: 1 BB: 1 P: 7	1B: 9 2B: 0 3B: 0 HR: 2	SF: 1 SAC: 0 DP: 2 HBP: 0	WP: 1 PA: 37 PB: 0 SB: 0 CS: 0
PITCHER Bob Purkey, R ERA: 2.71 (1, 1)	IP: 9.0 WLS: W BF: 37 H: 11 R: 3 ER: 3 SO: 2 BB: 1 IBB: 0 HBP: 0 BLK: 0 WP: 1 HR: 2 S: 40 P: 44 ERA: 3.00 WHIP: 1.333															PITCHER			

Batter	1	2	3	4	5	6	7	8	9	AB	R	H	RBI	BB	SO	LOB	BOTTOM		
Eddie Kasko, R OBP: 0.281, SLG: 0.329 (1, 5)										3	1	0	0	1	0	0	New York Mets @ Cincinnati Reds Crosley Field, Cincinnati, OH Sat Jul 21 1962, 3:33 AM EDT Att: 8,381 - Unknown		
Don Blasingame, L OBP: 0.355, SLG: 0.338 (1, 4)										4	1	1	0	0	0	1			
Vada Pinson, L OBP: 0.337, SLG: 0.515 (1, 8)										2	2	1	2	2	0	1			
Jerry Lynch, L OBP: 0.355, SLG: 0.503 (1, 7)										4	0	3	1	0	0	1			
Wally Post, R OBP: 0.336, SLG: 0.484 (8, 7)										0	0	0	0	0	0	0			
Frank Robinson, R OBP: 0.405, SLG: 0.568 (1, 9)										3	0	0	1	0	0	3			
Gordy Coleman, L OBP: 0.328, SLG: 0.485 (1, 3)										4	0	1	0	0	0	2			
Joe Gaines, R OBP: 0.412, SLG: 0.464 (8, PR)										0	1	0	0	0	0	0			
Marty Keough, L OBP: 0.372, SLG: 0.400 (9, 3)										0	0	0	0	0	0	0			
Johnny Edwards, L OBP: 0.321, SLG: 0.398 (1, 2)										4	0	1	0	0	0	1			
Leo Cardenas, R OBP: 0.314, SLG: 0.381 (1, 6)										2	0	0	1	1	0	1			
Bob Purkey, R OBP: 0.153, SLG: 0.229 (1, 1)										4	0	0	0	0	1	2			
Inning Stats	R: 2 E: 0 K: 0 S: 4	H: 1 LOB: 1 BB: 2 P: 12	R: 0 E: 0 K: 0 S: 3	H: 0 LOB: 0 BB: 0 P: 3	R: 0 E: 0 K: 0 S: 3	H: 0 LOB: 1 BB: 1 P: 7	R: 0 E: 1 K: 0 S: 4	H: 1 LOB: 1 BB: 0 P: 4	R: 2 E: 1 K: 0 S: 6	H: 2 LOB: 1 BB: 0 P: 6	R: 0 E: 0 K: 0 S: 3	H: 0 LOB: 1 BB: 1 P: 7	R: 0 E: 0 K: 0 S: 5	H: 2 LOB: 2 BB: 0 P: 5	R: 1 E: 0 K: 1 S: 6	H: 1 LOB: 1 BB: 0 P: 6	1B: 5 2B: 1 3B: 0 HR: 1	SF: 2 SAC: 0 DP: 1 HBP: 0	WP: 1 PA: 36 PB: 0 SB: 0 CS: 0
PITCHER Craig Anderson, R ERA: 4.81 (1, 1)	IP: 8.0 WLS: L BF: 36 H: 7 R: 5 ER: 3 SO: 1 BB: 4 IBB: 0 HBP: 0 BLK: 0 WP: 1 HR: 1 S: 34 P: 50 ERA: 3.38 WHIP: 1.375															PITCHER			

AB	35
R	3
H	11
RBI	3
BB	1
SO	2
LOB	15



Batter	1	2	3	4	5	6	7	8	9	AB	R	H	RBI	BB	SO	LOB	TOP				
Richie Ashburn, L (1, 8) OBP: 0.410, SLG: 0.417 Jim Hickman, R (7, PH) OBP: 0.343, SLG: 0.440 (7, 8)	4-0 S F2 WP BB	0-0 6-3			0-0 6-3		0-0 1B 1B		0-0 E8 1B	2	1	0	0	1	0	0	New York Mets @ Cincinnati Reds Crosley Field, Cincinnati, OH Sun Jul 22 1962, 3:33 AM EDT Unknown livebaseballscores.com				
Felix Mantilla, R (1, 4) OBP: 0.323, SLG: 0.415	0-0 F2 1-2		0-0 HR		0-0 F6		0-0 1B 1B 1-2 2-H		0-0 F8	5	1	2	1	0	0	3					
Gene Woodling, L (1, 9) OBP: 0.385, SLG: 0.403	0-0 4-3 2-H		0-0 F4		0-0 FC5-4 1B		0-0 3-1		0-0 6-3	5	0	1	0	0	0	4					
Frank Thomas, R (1, 7) OBP: 0.352, SLG: 0.509	4-0 BB		0-0 F8		0-0 FC5-4 1-2		0-0 5-3			3	0	0	0	1	0	1					
Mary Throneberry, L (1, 3) OBP: 0.304, SLG: 0.380	0-3 K		0-0 F9				0-0 G1-6-3 1B		0-0 4-3	4	0	1	0	0	1	1					
Rod Kanehl, R (1, 5) OBP: 0.326, SLG: 0.391		0-0 S 2B 1B		0-0 4-3		0-0 F8		0-0 FC5-4 1B		0-0 4-3	4	1	2	0	0	1					
Elio Chacon, R (1, 6) OBP: 0.356, SLG: 0.289		0-0 S 1-H WP 2B		0-3 K		0-0 G1-6-3 1-2		0-0 FC5-4 1-2		0-0 4-1-1-1-0-1-2	4	1	1	1	0	2					
Joe Pignatano, R (1, 2) OBP: 0.429, SLG: 0.391 Choo-Choo Coleman, L (7, PR) (7, 2)		0-3 K		0-0			0-0 1B 1B		0-3 K	3	0	2	0	0	1	1					
Al Jackson, L (1, 1) OBP: 0.133, SLG: 0.140 Ken MacKenzie, R (6, 1)		0-3 K		0-3 K			0-3 K		0-0 E 1B	2	0	0	0	0	2	1					
Joe Christopher, R (7, PH) OBP: 0.277, SLG: 0.313 Bob Miller, R (7, 1) OBP: 0.227, SLG: 0.318 Ed Bouchee, L (9, PH) OBP: 0.306, SLG: 0.300		0-3 3-H		0-3 K			0-3 K			1	0	0	0	0	0	0					
Inning Stats	R: 1 E: 0 K: 1 S: 5	H: 0 LOB: 1 BB: 2 P: 13	R: 2 E: 0 K: 2 S: 9	H: 2 LOB: 0 BB: 0 P: 9	R: 1 E: 0 K: 0 S: 4	H: 1 LOB: 1 BB: 0 P: 4	R: 0 E: 0 K: 2 S: 8	H: 1 LOB: 1 BB: 0 P: 8	R: 0 E: 0 K: 0 S: 3	H: 1 LOB: 2 BB: 0 P: 7	R: 0 E: 0 K: 1 S: 7	H: 3 LOB: 2 BB: 0 P: 7	R: 0 E: 0 K: 0 S: 4	H: 1 LOB: 1 BB: 0 P: 4	R: 0 E: 1 K: 1 S: 7	H: 2 LOB: 2 BB: 0 P: 7	1B: 10 2B: 1 3B: 0 HR: 1	SF: 0 SAC: 0 DP: 1 HBP: 0	WP: 2 PB: 0 SB: 3 CS: 0	PA: 39	
PITCHER	IP WLS BF H R ER SO	IP WLS BF H R ER SO	IP WLS BF H R ER SO	IP WLS BF H R ER SO	IP WLS BF H R ER SO	IP WLS BF H R ER SO	IP WLS BF H R ER SO	IP WLS BF H R ER SO	IP WLS BF H R ER SO	IP WLS BF H R ER SO	IP WLS BF H R ER SO	IP WLS BF H R ER SO	IP WLS BF H R ER SO	IP WLS BF H R ER SO	IP WLS BF H R ER SO	IP WLS BF H R ER SO	ERA WHIP	ERA WHIP			
Jim Maloney, R (1, 1) ERA: 6.15	3.0	14	3	4	4	3	2	0	0	0	0	2	1	18	26	12.00	1.667				
Joe Nuxhall, L (4, 1) ERA: 6.23	3.1	14	5	0	0	3	0	0	0	0	0	0	0	20	20	0.00	1.500				
Johnny Klippstein, R (7, 1) ERA: 4.43	2.2	11	4	0	0	1	0	0	0	0	0	0	0	13	13	0.00	1.500				

Batter	1	2	3	4	5	6	7	8	9	AB	R	H	RBI	BB	SO	LOB	BOTTOM				
Leo Cardenas, R (1, 6) OBP: 0.313, SLG: 0.376	0-0 F8		0-0 E4 G6-4-3 1-2 3-H			0-0 FC BB		0-3 K		4	1	0	0	1	1	2	New York Mets @ Cincinnati Reds Crosley Field, Cincinnati, OH Sun Jul 22 1962, 3:33 AM EDT Unknown livebaseballscores.com				
Eddie Kasko, R (1, 5) OBP: 0.283, SLG: 0.331	0-0 G3		0-0 G6-4-3 1-2			0-0 1B 2B	0-0 F4	4-0 2B BB		4	1	1	0	1	0	2					
Vada Pinson, L (1, 8) OBP: 0.340, SLG: 0.517	0-0 5-3			0-0 WP F9 1B		0-0 FC 1B 2B	1-0 E 1B HBP	0-0 2B	1-3 2B	4	1	2	1	0	0	1					
Frank Robinson, R (1, 9) OBP: 0.405, SLG: 0.565		0-0 F9		0-0 F9 1-2		0-0 FC5-2-5-3 3B 1B	0-0 E 2B 1B	0-0 F2		5	2	2	1	0	0	3					
Wally Post, R (1, 7) OBP: 0.332, SLG: 0.477 Jerry Lynch, L (7, PH) OBP: 0.353, SLG: 0.500 Joe Gaines, R (8, 7) OBP: 0.400, SLG: 0.448		0-0 F6		0-3 K		0-0 FC5-2-5-2 3B	0-0 E5 2B 1B	0-3 K		3	1	0	0	0	1	3					
Hank Foiles, R (1, 2) OBP: 0.396, SLG: 0.560 Johnny Edwards, L (7, PH) OBP: 0.324, SLG: 0.404 (8, 2)		0-0 5-3		0-3 K		0-0 1-2 3-H	0-0 E 1B			3	1	1	2	0	1	1					
Gordy Coleman, L (1, 3) OBP: 0.330, SLG: 0.484			0-0 F5		0-3 K	0-0 S 2B BB	0-0 FC4-6 1B			3	1	1	2	1	1	0					
Don Blasingame, L (1, 4) OBP: 0.353, SLG: 0.337			0-0 1B E 1B		0-0 3-1	0-3 K	0-0 FC4-6			4	1	1	0	0	1	3					
Jim Maloney, L (1, 1) OBP: 0.284, SLG: 0.313 Don Pavletich, R (3, PH) OBP: 0.351, SLG: 0.226 Joe Nuxhall, L (4, 1) OBP: 0.502, SLG: 1.000 Johnny Klippstein, R (7, 1) OBP: 0.200, SLG: 0.143			0-0 E 1B		0-0 4-1	0-0 2-H 3-H	0-3 K			0	0	0	0	0	0	0					
Inning Stats	R: 0 E: 0 K: 0 S: 3	H: 0 LOB: 0 BB: 0 P: 3	R: 0 E: 0 K: 0 S: 3	H: 0 LOB: 0 BB: 0 P: 3	R: 1 E: 1 K: 0 S: 5	H: 2 LOB: 1 BB: 0 P: 5	R: 0 E: 0 K: 2 S: 8	H: 1 LOB: 1 BB: 0 P: 8	R: 0 E: 0 K: 1 S: 5	H: 0 LOB: 0 BB: 0 P: 5	R: 6 E: 0 K: 1 S: 10	H: 4 LOB: 1 BB: 2 P: 18	R: 4 E: 1 K: 1 S: 9	H: 3 LOB: 1 BB: 0 P: 10	R: 0 E: 0 K: 2 S: 8	H: 1 LOB: 2 BB: 1 P: 12		1B: 6 2B: 4 3B: 1 HR: 0	SF: 0 SAC: 0 DP: 1 HBP: 1	WP: 1 PB: 0 SB: 1 CS: 0	PA: 41
PITCHER	IP WLS BF H R ER SO	IP WLS BF H R ER SO	IP WLS BF H R ER SO	IP WLS BF H R ER SO	IP WLS BF H R ER SO	IP WLS BF H R ER SO	IP WLS BF H R ER SO	IP WLS BF H R ER SO	IP WLS BF H R ER SO	IP WLS BF H R ER SO	IP WLS BF H R ER SO	IP WLS BF H R ER SO	IP WLS BF H R ER SO	IP WLS BF H R ER SO	IP WLS BF H R ER SO	IP WLS BF H R ER SO	ERA WHIP	ERA WHIP			
Al Jackson, L (1, 1) ERA: 4.68	0.2	4	1	1	1	1	1	0	0	0	0	5	9	13.50	3.000						
Ken MacKenzie, L (6, 1) ERA: 5.13	2.0	13	4	4	3	3	1	0	1	0	0	0	0	17	22	13.50	2.500				

Batter	1	2	3	4	5	6	7	8	9	AB	R	H	RBI	BB	SO	LOB	TOP																
Richie Ashburn, L (1, 9) OBP: 0.414, SLG: 0.419										4	2	2	0	1	0	0	New York Mets @ Cincinnati Reds Crosley Field, Cincinnati, OH Sun Jul 22 1962, 3:38 AM EDT Att: 16,756 - Unknown																
Charlie Neal, R (1, 4) OBP: 0.319, SLG: 0.367										3	0	0	0	0	1	1																	
Mary Throneberry, L (7, PH) OBP: 0.303, SLG: 0.378										1	0	0	0	0	1	2																	
Felix Mantilla, R (7, 4) OBP: 0.322, SLG: 0.413										1	0	0	0	0	0	1																	
Jim Hickman, R (1, 8) OBP: 0.355, SLG: 0.454										3	0	3	3	1	0	0																	
Frank Thomas, R (1, 7) OBP: 0.351, SLG: 0.506										4	0	1	0	0	1	3																	
Ed Bouchee, L (1, 3) OBP: 0.294, SLG: 0.286										4	0	0	0	0	1	3																	
Rod Kanehl, R (1, 5) OBP: 0.333, SLG: 0.390										3	0	1	0	1	0	2																	
Elio Chacon, R (1, 6) OBP: 0.355, SLG: 0.289										4	0	1	0	0	0	4																	
Chris Cannizzaro, R (1, 2) OBP: 0.349, SLG: 0.246										4	0	1	0	0	1	2																	
Bob Moorhead, R (1, 1) OBP: 0.393, SLG: 0.401										2	0	0	0	0	1	2																	
Gene Woodling, L (7, PH) OBP: 0.273, SLG: 0.273										1	1	0	0	0	0	0																	
Willard Hunter, R (7, 1) OBP: 0.275, SLG: 0.311										0	0	0	0	0	0	0																	
Joe Christopher, R (9, PH) OBP: 0.111, SLG: 0.048										1	0	0	0	0	0	0																	
Roger Craig, R (9, 1) OBP: 0.111, SLG: 0.048										0	0	0	0	0	0	0																	
Inning Stats	R: 1 E: 0 K: 0 S: 5	H: 2 LOB: 1 BB: 0 P: 5	R: 0 E: 0 K: 1 S: 5	H: 1 LOB: 2 BB: 1 P: 9	R: 0 E: 0 K: 1 S: 6	H: 1 LOB: 1 BB: 0 P: 6	R: 0 E: 1 K: 0 S: 4	H: 1 LOB: 0 BB: 0 P: 4	R: 0 E: 0 K: 0 S: 3	H: 0 LOB: 0 BB: 0 P: 3	R: 0 E: 0 K: 0 S: 4	H: 1 LOB: 0 BB: 1 P: 8	R: 2 E: 0 K: 3 S: 12	H: 2 LOB: 1 BB: 0 P: 12	R: 0 E: 0 K: 1 S: 6	H: 1 LOB: 0 BB: 0 P: 6	R: 0 E: 0 K: 0 S: 2	H: 0 LOB: 0 BB: 1 P: 6	1B: 8 2B: 2 3B: 0 HR: 0	SF: 0 SAC: 0 DP: 2 HBP: 0	WP: 0 PB: 0 SB: 0 CS: 1	PA: 38											
PITCHER	IP WLS BF H R ER SO BB IBB HBP BLK WP HR S P ERA WHIP																																
Moe Drabowsky, R (1, 1) ERA: 4.71	6.0	25	6	1	1	2	2	0	0	0	0	0	0	27	35	1.50	1.333																
Jim Brosnan, R (7, 1) ERA: 3.32	3.0	13	3	2	0	4	1	0	0	0	0	0	0	20	24	0.00	1.333																

Batter	1	2	3	4	5	6	7	8	9	AB	R	H	RBI	BB	SO	LOB	BOTTOM																
Eddie Kasko, R (1, 5) OBP: 0.283, SLG: 0.330										4	1	1	0	0	0	0	New York Mets @ Cincinnati Reds Crosley Field, Cincinnati, OH Sun Jul 22 1962, 3:38 AM EDT Att: 16,756 - Unknown																
Don Blasingame, L (1, 4) OBP: 0.352, SLG: 0.336										4	1	1	0	0	2	2																	
Vada Pinson, L (1, 8) OBP: 0.342, SLG: 0.526										4	1	2	3	0	0	1																	
Jerry Lynch, L (1, 7) OBP: 0.347, SLG: 0.490										3	0	0	0	0	0	0																	
Jim Brosnan, R (7, 1) OBP: 0.376, SLG: 0.427										0	0	0	0	0	0	0																	
Marty Keough, L (9, PH) OBP: 0.376, SLG: 0.427										1	1	1	1	0	0	0																	
Frank Robinson, R (1, 9) OBP: 0.402, SLG: 0.561										3	0	0	0	0	0	0																	
Gordy Coleman, L (1, 3) OBP: 0.333, SLG: 0.492										3	0	2	0	0	1	0																	
Johnny Edwards, L (1, 2) OBP: 0.320, SLG: 0.399										3	0	0	0	0	2																		
Leo Cardenas, R (1, 6) OBP: 0.313, SLG: 0.375										3	0	1	0	0	1	0																	
Moe Drabowsky, R (1, 1) OBP: 0.333, SLG: 0.474										1	0	0	0	0	1	0																	
Wally Post, R (6, PH) ERA: 4.39										1	0	0	0	1	1	2																	
Inning Stats	R: 0 E: 0 K: 0 S: 3	H: 1 LOB: 0 BB: 0 P: 3	R: 0 E: 0 K: 1 S: 5	H: 0 LOB: 0 BB: 0 P: 5	R: 0 E: 0 K: 1 S: 5	H: 0 LOB: 0 BB: 0 P: 5	R: 0 E: 0 K: 1 S: 4	H: 1 LOB: 0 BB: 0 P: 4	R: 0 E: 0 K: 0 S: 7	H: 2 LOB: 2 BB: 1 P: 11	R: 0 E: 0 K: 1 S: 7	H: 2 LOB: 2 BB: 0 P: 7	R: 0 E: 0 K: 1 S: 5	H: 0 LOB: 0 BB: 0 P: 5	R: 1 E: 0 K: 0 S: 1	H: 1 LOB: 0 BB: 0 P: 1	1B: 5 2B: 0 3B: 1 HR: 2	SF: 0 SAC: 0 DP: 1 HBP: 0	WP: 0 PB: 0 SB: 1 CS: 1	PA: 32													
PITCHER	IP WLS BF H R ER SO BB IBB HBP BLK WP HR S P ERA WHIP																																
Bob Moorhead, R (1, 1) ERA: 4.44	6.0	22	5	3	3	4	1	0	0	0	0	0	0	12	12	0.00	1.000																
Willard Hunter, L (7, 1) ERA: 8.44	2.0	8	2	0	0	2	0	0	0	0	0	0	0	1	1	1	∞																
Roger Craig, R (9, 1) ERA: 4.39	0.0	L 1	1	1	1	0	0	0	0	0	0	1	1	1	1	∞																	


AB	35
R	3
H	9
RBI	3
BB	3
SO	6
LOB	20




Batter	1	2	3	4	5	6	7	8	9	AB	R	H	RBI	BB	SO	LOB	TOP		
Bill Virdon, L (1, 8) OBP: 0.291, SLG: 0.384	0-0 4-3			0-0 4-1			0-0 F7		0-0 BB 4-0	3	0	0	0	1	0	0	Pittsburgh Pirates @ Cincinnati Reds Crosley Field, Cincinnati, OH Mon Jul 23 1962, 7:05 PM EDT Att: 11,168 - Unknown		
Dick Groat, R (1, 6) OBP: 0.352, SLG: 0.358	0-0 4-3			0-0 6-3			0-0 6-3		0-0 4-3	4	0	0	0	0	0	1			
Roberto Clemente, R (1, 9) OBP: 0.376, SLG: 0.494	0-0 1-3			0-0 6-3			0-0 4-3			3	0	0	0	0	0	0			
Dick Stuart, R (1, 3) OBP: 0.290, SLG: 0.417		0-0 6-3			0-0 F4			0-3 K		3	0	0	0	0	1	0			
Bob Skinner, L (1, 7) OBP: 0.414, SLG: 0.530		0-0 F4			0-3 K			0-0 2B		3	0	1	0	0	1	0			
Don Hoak, R (1, 5) OBP: 0.325, SLG: 0.385		0-0 F4			0-0 F9			0-0 1-3		3	0	0	0	0	0	1			
Don Leppert, R (1, 2) OBP: 0.300, SLG: 0.343			0-3 K			0-3 K		0-3 K		3	0	0	0	0	3	1			
Bill Mazerowski, R (1, 4) OBP: 0.285, SLG: 0.416			0-0 F7			0-0 6-3		0-0 F7		3	0	0	0	0	0	0			
Bob Friend, R (1, 1) OBP: 0.130, SLG: 0.148			0-0 F7			0-3 K		0-0 F9		2	0	0	0	0	1	0			
Diomedes Olivo, L (6, 1) OBP: 0.250, SLG: 0.273										0	0	0	0	0	0	0			
Johnny Logan, R (9, PH) OBP: 0.385, SLG: 0.404										1	0	0	0	0	0	0			
Inning Stats	R: 0 E: 0 K: 0 S: 3	H: 0 LOB: 0 BB: 0 P: 3	R: 0 E: 0 K: 0 S: 3	H: 0 LOB: 0 BB: 0 P: 3	R: 0 E: 0 K: 1 S: 5	H: 0 LOB: 0 BB: 0 P: 5	R: 0 E: 0 K: 0 S: 3	H: 0 LOB: 0 BB: 0 P: 3	R: 0 E: 0 K: 1 S: 5	H: 0 LOB: 0 BB: 0 P: 5	R: 0 E: 0 K: 0 S: 3	H: 0 LOB: 0 BB: 0 P: 3	R: 0 E: 0 K: 2 S: 8	H: 1 LOB: 1 BB: 0 P: 8	R: 0 E: 0 K: 0 S: 3	H: 0 LOB: 1 BB: 1 P: 7	1B: 0 2B: 1 3B: 0 HR: 0	SF: 0 SAC: 0 DP: 0 HBP: 0	WP: 0 PA: 29 PB: 0 SB: 0 CS: 0
PITCHER Jim O'Toole, L (1, 1) ERA: 3.61	IP: 9.0 WLS: W BF: 29 H: 1 R: 0 ER: 0 SO: 6 BB: 1 IBB: 0 HBP: 0 BLK: 0 WP: 0 HR: 0 S: 40 P: 44 ERA: 0.00 WHIP: 0.222															PITCHER			

Batter	1	2	3	4	5	6	7	8	9	AB	R	H	RBI	BB	SO	LOB	BOTTOM		
Eddie Kasko, R (1, 5) OBP: 0.282, SLG: 0.332	0-0 SH1-3 2B		0-0 FC4-6 5-3		0-0 F9		0-3 K			4	0	1	0	0	1	2	Pittsburgh Pirates @ Cincinnati Reds Crosley Field, Cincinnati, OH Mon Jul 23 1962, 7:05 PM EDT Att: 11,168 - Unknown		
Don Blasingame, L (1, 4) OBP: 0.348, SLG: 0.332	0-0 SH1-3 2-3		0-0 5-3			0-0 4-3	0-0 5-3			3	0	0	0	0	0	1			
Vada Pinson, L (1, 8) OBP: 0.341, SLG: 0.522	0-3 K		0-0 F8			0-0 1B S	0-0 4-3			4	1	1	0	0	1	2			
Jerry Lynch, L (1, 7) OBP: 0.345, SLG: 0.484	0-3 K			0-0 F6		0-0 1B 1B		0-0 F7		4	1	1	1	0	1	1			
Frank Robinson, R (1, 9) OBP: 0.401, SLG: 0.557		0-0 F7		0-0 F8		0-0 1B 1B	0-0 F5			4	1	1	0	0	0	0			
Gordy Coleman, L (1, 3) OBP: 0.335, SLG: 0.492		0-0 F5		0-0 E8 1B		0-0 1B 1B	0-3 K			4	0	2	1	0	1	0			
Johnny Edwards, L (1, 2) OBP: 0.327, SLG: 0.406					0-0 1B	0-0 1B		0-0 1B		3	0	3	1	0	0	0			
Leo Cardenas, R (1, 6) OBP: 0.313, SLG: 0.375		0-0 F9			0-0 F8	0-0 1B		0-0 1B		3	0	1	0	0	2				
Jim O'Toole, S (1, 1) OBP: 0.185, SLG: 0.170			0-0 FC4-6 1B		0-3 K	0-0 B1				3	0	1	0	0	1	3			
Inning Stats	R: 0 E: 0 K: 2 S: 8	H: 1 LOB: 1 BB: 0 P: 8	R: 0 E: 0 K: 0 S: 4	H: 1 LOB: 1 BB: 0 P: 4	R: 0 E: 0 K: 0 S: 3	H: 1 LOB: 1 BB: 0 P: 3	R: 0 E: 0 K: 0 S: 3	H: 1 LOB: 1 BB: 0 P: 3	R: 0 E: 0 K: 1 S: 6	H: 1 LOB: 1 BB: 0 P: 6	R: 3 E: 0 K: 0 S: 8	H: 6 LOB: 2 BB: 0 P: 8	R: 0 E: 0 K: 1 S: 5	H: 0 LOB: 0 BB: 0 P: 5	R: 0 E: 0 K: 1 S: 5	H: 0 LOB: 0 BB: 0 P: 5		1B: 10 2B: 1 3B: 0 HR: 0	SF: 0 SAC: 1 DP: 0 HBP: 0
PITCHER Bob Friend, R (1, 1) ERA: 3.56	IP: 5.1 WLS: L BF: 24 H: 9 R: 3 ER: 3 SO: 3 BB: 0 IBB: 0 HBP: 0 BLK: 0 WP: 0 HR: 0 S: 30 P: 30 ERA: 5.06 WHIP: 1.688															PITCHER			
Diomedes Olivo, L (6, 1) ERA: 2.21	IP: 2.2 WLS: L BF: 9 H: 2 R: 0 ER: 0 SO: 2 BB: 0 IBB: 0 HBP: 0 BLK: 0 WP: 0 HR: 0 S: 13 P: 13 ERA: 0.00 WHIP: 0.750															PITCHER			

AB 28
R 0
H 1
RBI 0
BB 1
SO 6
LOB 3



AB 32
R 3
H 11
RBI 3
BB 0
SO 5
LOB 11



livebaseballscores.com

livebaseballscores.com

Batter	1	2	3	4	5	6	7	8	9	AB	R	H	RBI	BB	SO	LOB	TOP										
Bill Virdon, L OBP: 0.288, SLG: 0.379 (1, 8)	F5		4-3		FC4-6		F5		F7	5	0	0	1	0	0	5	Pittsburgh Pirates @ Cincinnati Reds Crosley Field, Cincinnati, OH Tue Jul 24 1962, 7:05 PM EDT Att: 11,521 - Unknown										
Dick Groat, R OBP: 0.351, SLG: 0.356 (1, 6)	F9				1-3				FC4-6	5	0	1	1	0	0	3											
Bob Skinner, L OBP: 0.415, SLG: 0.528 (1, 7)				1-3 BB			K		K	3	0	1	0	1	2	2											
Smoky Burgess, L OBP: 0.392, SLG: 0.505 (1, 2)	F6			1-3			6-3		6-3	4	0	0	0	0	0	2											
Roberto Clemente, R OBP: 0.372, SLG: 0.489 (1, 9)		6-3		4-3			F9		L1	4	0	0	0	0	0	1											
Jim Marshall, L OBP: 0.313, SLG: 0.478 (1, 3)	F8								F3	4	2	2	1	0	0	0											
Don Hoak, R OBP: 0.327, SLG: 0.387 (1, 5)	F5								F3	4	2	2	0	0	0	0											
Bill Mazerowski, R OBP: 0.290, SLG: 0.420 (1, 4)				K						4	0	3	1	0	1	0											
Earl Francis, R Tommie Sisk, R Johnny Logan, R Jack Lamabe, R Dick Stuart, R Diomedes Olivo Howie Goss, R (1, 1) (2, 1) (5, PH) (5, 1) (7, PH) (7, 1) (9, PH)				K			K			0	0	0	0	0	0	0		P									
										1	0	0	0	0	0	0											
Inning Stats	R: 0 E: 0 K: 0 S: 4	H: 1 LOB: 1 BB: 0 P: 4	R: 0 E: 0 K: 0 S: 3	H: 0 LOB: 0 BB: 0 P: 3	R: 0 E: 0 K: 2 S: 7	H: 0 LOB: 0 BB: 0 P: 7	R: 0 E: 0 K: 0 S: 3	H: 0 LOB: 1 BB: 0 P: 7	R: 2 E: 0 K: 1 S: 8	H: 3 LOB: 1 BB: 0 P: 8	R: 0 E: 0 K: 1 S: 5	H: 0 LOB: 0 BB: 0 P: 5	R: 2 E: 0 K: 2 S: 11	H: 4 LOB: 2 BB: 0 P: 11	R: 0 E: 0 K: 0 S: 3	H: 0 LOB: 0 BB: 0 P: 3	R: 0 E: 0 K: 0 S: 5	H: 2 LOB: 2 BB: 0 P: 5	1B: 9 2B: 0 3B: 0 HR: 1	SF: 0 SAC: 0 DP: 0 HBP: 0	WP: 0 PB: 0 SB: 0 CS: 0	PA: 38					
PITCHER	IP	WLS	BF	H	R	ER	SO	BB	IBB	HBP	BLK	WP	HR	S	P	ERA	WHIP										
Joey Jay, R ERA: 3.84 (1, 1)	6.0	W	26	7	4	4	4	1	0	0	0	0	1	33	37	6.00	1.333										
Jim Brosnan, R ERA: 3.14 (7, 1)	2.1		10	3	0	0	2	0	0	0	0	0	0	14	14	0.00	1.286										
Bill Henry, L ERA: 4.68 (9, 1)	0.2	S	2	0	0	0	0	0	0	0	0	0	0	2	2	0.00	0.000										

Batter	1	2	3	4	5	6	7	8	9	AB	R	H	RBI	BB	SO	LOB	BOTTOM										
Eddie Kasko, R OBP: 0.287, SLG: 0.334 (1, 5)	F3			F8						4	0	2	3	1	0	1	Pittsburgh Pirates @ Cincinnati Reds Crosley Field, Cincinnati, OH Tue Jul 24 1962, 7:05 PM EDT Att: 11,521 - Unknown										
Don Blasingame, L OBP: 0.348, SLG: 0.330 (1, 4)	F7			F7					L1	5	0	1	0	0	0	4											
Vada Pinson, L OBP: 0.337, SLG: 0.515 (1, 8)	F7				1-3				L3	5	0	0	0	0	1	5											
Jerry Lynch, L OBP: 0.350, SLG: 0.484 (7, PH) Wally Post, R OBP: 0.336, SLG: 0.492 (8, 7)					K					2	1	1	0	0	1	0											
Frank Robinson, R OBP: 0.400, SLG: 0.554 (1, 9)										1	1	1	1	0	0	0											
Gordy Coleman, L OBP: 0.334, SLG: 0.492 (1, 3)										4	0	1	0	0	0	2											
Johnny Edwards, L OBP: 0.326, SLG: 0.404 (1, 2)										4	1	1	1	0	1	2											
Leo Cardenas, R OBP: 0.315, SLG: 0.377 (1, 6)										4	2	2	1	0	0	1											
Joey Jay, S OBP: 0.221, SLG: 0.266 Jim Brosnan, R OBP: 0.333, SLG: 0.333 (1, 1) (7, 1) (9, 1)										2	0	1	0	1	1	2											
Inning Stats	R: 0 E: 0 K: 0 S: 3	H: 0 LOB: 0 BB: 0 P: 3	R: 3 E: 0 K: 1 S: 11	H: 6 LOB: 3 BB: 0 P: 11	R: 0 E: 0 K: 0 S: 3	H: 0 LOB: 1 BB: 0 P: 4	R: 0 E: 0 K: 0 S: 3	H: 0 LOB: 1 BB: 1 P: 7	R: 0 E: 0 K: 1 S: 5	H: 0 LOB: 0 BB: 0 P: 5	R: 2 E: 1 K: 1 S: 8	H: 2 LOB: 1 BB: 0 P: 8	R: 1 E: 0 K: 1 S: 7	H: 2 LOB: 1 BB: 0 P: 7	R: 0 E: 0 K: 1 S: 6	H: 1 LOB: 2 BB: 1 P: 10		1B: 9 2B: 1 3B: 0 HR: 1	SF: 0 SAC: 1 DP: 0 HBP: 1	WP: 1 PB: 0 SB: 0 CS: 0	PA: 39						
PITCHER	IP	WLS	BF	H	R	ER	SO	BB	IBB	HBP	BLK	WP	HR	S	P	ERA	WHIP										
Earl Francis, R ERA: 3.44 (1, 1)	1.2	L	10	5	3	3	1	0	0	0	0	0	0	12	12	16.20	3.000										
Tommie Sisk, R ERA: 3.18 (2, 1)	2.1		10	1	0	0	0	1	0	1	0	0	0	8	13	0.00	0.857										
Jack Lamabe, R ERA: 2.31 (5, 1)	2.0		9	2	2	0	2	0	0	0	0	1	0	13	13	0.00	1.000										
Diomedes Olivo, L ERA: 2.29 (7, 1)	2.0		10	3	1	1	2	0	1	0	0	0	1	13	17	4.50	1.500										

Batter	1	2	3	4	5	6	7	8	9	AB	R	H	RBI	BB	SO	LOB	TOP		
Bill Virdon, L OBP: 0.285, SLG: 0.375 (1, 8)	F6		4-3		4-3		F9			4	0	0	1	0	0	2	Pittsburgh Pirates @ Cincinnati Reds Crosley Field, Cincinnati, OH Wed Jul 25 1962, 7:05 PM EDT Att: 13,347 - Unknown		
Dick Groat, R OBP: 0.347, SLG: 0.353 (1, 6)	5-3		E6 1B		F7			6-3		4	0	0	1	0	0	1			
Bob Skinner, L OBP: 0.413, SLG: 0.523 (1, 7)	4-3		F5		F3			HR BB		3	1	0	0	1	0	2			
Smoky Burgess, L OBP: 0.398, SLG: 0.536 (1, 2)		F8				HR				4	2	3	4	0	0	0			
Roberto Clemente, R OBP: 0.368, SLG: 0.483 (1, 9)	F5		F4		F5			5-3		4	0	0	0	0	0	2			
Jim Marshall, L OBP: 0.301, SLG: 0.457 (1, 3)	K2-3			3-1		4-3		4-3		4	0	0	0	0	1	0			
Don Hoak, R OBP: 0.327, SLG: 0.387 (1, 5)										0	0	0	0	0	0	0			
Johnny Logan, R OBP: 0.386, SLG: 0.404 (2, 5)			1B 4-3 1B			F6			6-3	4	1	2	0	0	0	0			
Bill Mazerowski, R OBP: 0.290, SLG: 0.418 (1, 4)			4-3 1B E 1B		F4			5-3		4	1	1	0	0	0	1			
Al McBean, R ERA: 2.82 (1, 1)			E 4-3 1B		5-3			4-3		2	1	1	0	0	0	1			
Inning Stats	R: 0 E: 0 K: 0 S: 3	H: 0 LOB: 0 BB: 0 P: 3	R: 0 E: 0 K: 1 S: 5	H: 0 LOB: 0 BB: 0 P: 5	R: 3 E: 1 K: 0 S: 8	H: 4 LOB: 2 BB: 0 P: 8	R: 0 E: 0 K: 0 S: 4	H: 1 LOB: 1 BB: 0 P: 4	R: 0 E: 0 K: 0 S: 3	H: 0 LOB: 0 BB: 0 P: 3	R: 1 E: 0 K: 0 S: 4	H: 1 LOB: 0 BB: 0 P: 4	R: 0 E: 0 K: 0 S: 3	H: 0 LOB: 0 BB: 1 P: 8	R: 0 E: 0 K: 0 S: 3	H: 0 LOB: 0 BB: 0 P: 3	1B: 5 2B: 0 3B: 0 HR: 2	SF: 0 SAC: 0 DP: 0 HBP: 0	WP: 0 PA: 36 PB: 0 SB: 0 CS: 0
PITCHER Bob Purkey, R ERA: 2.82 (1, 1)	IP: 9.0 WLS: W BF: 36 H: 7 R: 6 ER: 5 SO: 1 BB: 1 IBB: 0 HBP: 0 BLK: 0 WP: 0 HR: 2 S: 37 P: 41 ERA: 5.00 WHIP: 0.889																		

AB	35
R	6
H	7
RBI	6
BB	1
SO	1
LOB	9



Batter	1	2	3	4	5	6	7	8	9	AB	R	H	RBI	BB	SO	LOB	BOTTOM		
Eddie Kasko, R OBP: 0.291, SLG: 0.338 (1, 5)	BB 1B	1B FC1-5 1B		6-3		K	K	E8 1B 1B		6	1	3	2	0	2	1	Pittsburgh Pirates @ Cincinnati Reds Crosley Field, Cincinnati, OH Wed Jul 25 1962, 7:05 PM EDT Att: 13,347 - Unknown		
Don Blasingame, L OBP: 0.352, SLG: 0.335 (1, 4)	1B 1B BB	FC1-5 1B			4-3	1B 1B	F4	1B 1B		5	2	3	1	1	0	1			
Vada Pinson, L OBP: 0.337, SLG: 0.512 (1, 8)	F9	FC1-5 FC4-6 1B			1-3	1B 1B		1B 1B		6	1	2	0	0	0	6			
Jerry Lynch, L OBP: 0.357, SLG: 0.488 (1, 7)		FC4-6				F3				5	2	3	1	0	0	4			
Marty Keough, L OBP: 0.376, SLG: 0.427 (9, 3)	1B 1B	FC4-6			2B 1B 1B	F3		BB 1B 1B		0	0	0	0	0	0	0			
Frank Robinson, R OBP: 0.407, SLG: 0.561 (1, 9)				G4-6-3 1B		1B 2B		1B 1B		4	2	4	2	1	0	0			
Gordy Coleman, L OBP: 0.333, SLG: 0.488 (1, 3)	F7			G4-6-3 1B		1B 1B IBB		1B 1B		3	1	0	0	1	1	5			
Wally Post, R OBP: 0.339, SLG: 0.495 (8, FH) (9, 7)				1-2 1B		1B 1B		1B 1B		1	1	1	2	0	0	0			
Johnny Edwards, L OBP: 0.328, SLG: 0.411 (1, 2)	F8			1-3 1B		1B 1B		2B 3B		5	1	2	2	0	1	4			
Leo Cardenas, R OBP: 0.322, SLG: 0.387 (1, 6)		1B 2B			F9			SH1-3 2B		4	2	3	2	1	0	0			
Bob Purkey, R OBP: 0.145, SLG: 0.219 (1, 1)		5-3			6-3		F7	SH1-3 2B		3	0	0	1	0	0	3			
Inning Stats	R: 2 E: 0 K: 0 S: 6	H: 3 LOB: 2 BB: 1 P: 10	R: 1 E: 0 K: 0 S: 6	H: 3 LOB: 0 BB: 0 P: 6	R: 0 E: 0 K: 0 S: 3	H: 1 LOB: 0 BB: 0 P: 3	R: 0 E: 0 K: 0 S: 3	H: 0 LOB: 0 BB: 0 P: 3	R: 3 E: 0 K: 2 S: 10	H: 4 LOB: 2 BB: 1 P: 11	R: 1 E: 0 K: 1 S: 7	H: 3 LOB: 1 BB: 0 P: 10	R: 1 E: 0 K: 1 S: 7	H: 2 LOB: 1 BB: 0 P: 7	R: 5 E: 1 K: 1 S: 10	H: 5 LOB: 2 BB: 2 P: 18	1B: 17 2B: 3 3B: 1 HR: 0	SF: 1 SAC: 1 DP: 1 HBP: 0	WP: 0 PA: 48 PB: 0 SB: 0 CS: 0
PITCHER Al McBean, R ERA: 3.46 (1, 1)	IP: 4.2 WLS: L BF: 25 H: 10 R: 6 ER: 6 SO: 1 BB: 1 IBB: 0 HBP: 0 BLK: 0 WP: 0 HR: 0 S: 23 P: 31 ERA: 11.57 WHIP: 2.357																		
Tom Sturdivant, R ERA: 5.2 (5, 1)	1.0	7	4	1	1	1	0	0	0	0	0	9	9	9.00	4.000				
Joe Gibbon, L ERA: 3.25 (6, 1)	0.1	1	0	0	0	1	0	0	0	0	0	3	3	0.00	0.000				
Jack Lamabe, R ERA: 2.96 (7, 1)	1.0	8	4	4	4	1	1	0	0	0	0	9	13	36.00	5.000				
Diomedes Olivo, L ERA: 2.53 (8, 1)	1.0	7	3	2	2	1	0	1	0	0	0	8	12	18.00	3.000				



Batter	1	2	3	4	5	6	7	8	9	AB	R	H	RBI	BB	SO	LOB	TOP										
Bill Virdon, L OBP: 0.286, SLG: 0.374 (1, 8)										4	0	1	0	0	1	0	Pittsburgh Pirates @ Cincinnati Reds Crosley Field, Cincinnati, OH Thu Jul 26 1962, 7:05 PM EDT Att: 8,349 - Unknown										
Dick Groat, R OBP: 0.346, SLG: 0.349 (1, 6)										4	1	0	0	1	0	3											
Bob Skinner, L OBP: 0.414, SLG: 0.532 (1, 7)										4	2	2	1	0	0	1											
Smoky Burgess, L OBP: 0.399, SLG: 0.540 (1, 2)										4	0	2	0	0	0	1											
Roberto Clemente, R OBP: 0.366, SLG: 0.480 (1, 9)										4	0	1	1	0	1	2											
Jim Marshall, L OBP: 0.311, SLG: 0.469 Dick Stuart, R OBP: 0.287, SLG: 0.414 (8, 3)										2	0	1	1	1	1	0											
Don Hoak, R OBP: 0.323, SLG: 0.381 (1, 5)										4	0	0	0	0	1	4											
Bill Mazerowski, R OBP: 0.289, SLG: 0.419 (1, 4)										4	0	1	0	0	1	0											
Vern Law, R OBP: 0.257, SLG: 0.406 Howie Goss, R OBP: 0.333, SLG: 0.379 Joe Gibbon, R OBP: 0.200, SLG: 0.200 Johnny Logan, R OBP: 0.379, SLG: 0.396 (7, 1)										2	0	1	0	0	0	1											
Inning Stats	R: 1 E: 0 K: 2 S: 9	H: 2 LOB: 1 BB: 0 P: 9	R: 0 E: 0 K: 0 S: 3	H: 1 LOB: 1 BB: 1 P: 7	R: 0 E: 0 K: 0 S: 3	H: 0 LOB: 0 BB: 0 P: 3	R: 0 E: 0 K: 1 S: 5	H: 0 LOB: 0 BB: 0 P: 5	R: 0 E: 0 K: 1 S: 6	H: 1 LOB: 2 BB: 0 P: 7	R: 1 E: 0 K: 0 S: 5	H: 2 LOB: 1 BB: 0 P: 5	R: 0 E: 0 K: 1 S: 5	H: 0 LOB: 0 BB: 0 P: 5	R: 1 E: 0 K: 1 S: 7	H: 2 LOB: 2 BB: 1 P: 11		R: 0 E: 0 K: 0 S: 4	H: 1 LOB: 1 BB: 0 P: 4	1B: 4 2B: 4 3B: 0 HR: 1	SF: 0 SAC: 0 DP: 1 HBP: 1	WP: 0 PB: 0 SB: 0 CS: 0	PA: 38				
PITCHER	IP	WLS	BF	H	R	ER	SO	BB	IBB	HBP	BLK	WP	HR	S	P	ERA	WHIP										
Johnny Klippstein, R ERA: 4.35 Bill Henry, L ERA: 4.39 (8, 1)	7.1	W	32	8	3	3	5	2	0	1	0	0	1	39	48	3.68	1.364										

AB 35
R 3
H 9
RBI 3
BB 2
SO 6
LOB 14



Batter	1	2	3	4	5	6	7	8	9	AB	R	H	RBI	BB	SO	LOB	BOTTOM										
Eddie Kasko, R OBP: 0.287, SLG: 0.333 (1, 5)										4	0	0	0	0	0	4	Pittsburgh Pirates @ Cincinnati Reds Crosley Field, Cincinnati, OH Thu Jul 26 1962, 7:05 PM EDT Att: 8,349 - Unknown										
Don Blasingame, L OBP: 0.351, SLG: 0.333 (1, 4)										4	0	1	0	0	0	0											
Vada Pinson, L OBP: 0.336, SLG: 0.509 (1, 8)										4	2	1	0	0	0	1											
Jerry Lynch, L OBP: 0.357, SLG: 0.503 Wally Post, R OBP: 0.336, SLG: 0.492 (7, 7)										3	1	1	2	0	1	1											
Frank Robinson, R OBP: 0.407, SLG: 0.561 (1, 9)										4	1	2	1	0	0	0											
Gordy Coleman, L OBP: 0.335, SLG: 0.495 (1, 3)										3	1	1	2	1	0	0											
Johnny Edwards, L OBP: 0.330, SLG: 0.413 (1, 2)										4	0	2	0	0	0	2											
Leo Cardenas, R OBP: 0.324, SLG: 0.389 (1, 6)										3	0	2	0	0	0	0											
Johnny Klippstein, R OBP: 0.222, SLG: 0.125 Bill Henry, L OBP: 0.333, SLG: 0.333 (8, 1)										2	0	0	0	1	2	1											
Inning Stats	R: 2 E: 0 K: 0 S: 6	H: 3 LOB: 2 BB: 1 P: 10	R: 0 E: 0 K: 1 S: 5	H: 1 LOB: 0 BB: 0 P: 5	R: 0 E: 0 K: 1 S: 5	H: 0 LOB: 0 BB: 0 P: 5	R: 0 E: 0 K: 0 S: 5	H: 2 LOB: 3 BB: 1 P: 9	R: 3 E: 0 K: 0 S: 6	H: 4 LOB: 1 BB: 0 P: 6	R: 0 E: 0 K: 1 S: 5	H: 0 LOB: 0 BB: 0 P: 5	R: 0 E: 0 K: 0 S: 3	H: 0 LOB: 0 BB: 0 P: 3	R: 0 E: 0 K: 0 S: 3	H: 0 LOB: 0 BB: 0 P: 3		1B: 8 2B: 0 3B: 0 HR: 2	SF: 0 SAC: 0 DP: 0 HBP: 0	WP: 0 PB: 0 SB: 1 CS: 1	PA: 34						
PITCHER	IP	WLS	BF	H	R	ER	SO	BB	IBB	HBP	BLK	WP	HR	S	P	ERA	WHIP										
Vern Law, R ERA: 3.74 Joe Gibbon, L ERA: 3.03 (7, 1)	6.0	L	28	10	5	5	3	10	5	0	0	0	0	6	6	0.00	0.000										



Batter	1	2	3	4	5	6	7	8	9	AB	R	H	RBI	BB	SO	LOB	TOP					
Lee Maye, L OBP: 0.308, SLG: 0.378 (1, 7)	F4	1B 2B 1B		F8	F4		SF8		4-3	5	1	1	1	0	0	1						
Gus Bell, L OBP: 0.284, SLG: 0.313 Lou Johnson, R OBP: 0.314, SLG: 0.355 (6, PH) (6, 8)	K	1-2 2B 1B		6-3		P3	5-3			3	1	1	1	0	1	0						
Eddie Mathews, L OBP: 0.378, SLG: 0.506 (1, 5)	1B 2B	1B 2B		HBP		K			1B SF8 2B	4	2	3	2	0	1	0						
Hank Aaron, R OBP: 0.392, SLG: 0.625 (1, 8) (6, 9)	BB 1B	1B		1-2 1B		BB			5-3 1B	4	0	4	1	1	0	0						
Joe Adcock, R OBP: 0.336, SLG: 0.498 Tommie Aaron, R OBP: 0.260, SLG: 0.317 (1, 3) (8, 3)	1-2 BB	F4		K		K			SF8	3	0	0	1	1	2	5						
Del Crandall, R OBP: 0.342, SLG: 0.398 (1, 2)	F7			HBP					5-3	4	2	2	0	0	0	3						
Frank Bolling, R OBP: 0.336, SLG: 0.419 (1, 4)		K		K					1B SF8 1B	5	0	1	0	0	3	3						
Amado Samuel, R OBP: 0.257, SLG: 0.279 (1, 6)		1B SH3-4 1B		F4					F8	4	1	2	1	0	0	1						
Denny Lemaster, R OBP: 0.222, SLG: 0.125 Jack Curtis, L OBP: 0.250, SLG: 0.167 Joe Torre, R OBP: 0.336, SLG: 0.331 Claude Raymond, R (7, 1)	SH3-4			K		SH1-3			4-3	1	0	0	0	0	1	1						
Inning Stats	R: 1 E: 0 K: 1 S: 7	H: 2 LOB: 2 BB: 1 P: 11	R: 3 E: 0 K: 1 S: 10	H: 5 LOB: 2 BB: 0 P: 10	R: 0 E: 0 K: 2 S: 7	H: 0 LOB: 1 BB: 0 P: 8	R: 0 E: 0 K: 1 S: 6	H: 1 LOB: 2 BB: 0 P: 7	R: 1 E: 0 K: 0 S: 5	H: 2 LOB: 1 BB: 0 P: 5	R: 0 E: 0 K: 2 S: 7	H: 0 LOB: 1 BB: 1 P: 11	R: 1 E: 0 K: 0 S: 5	H: 2 LOB: 2 BB: 1 P: 9	R: 1 E: 0 K: 1 S: 7	H: 2 LOB: 1 BB: 0 P: 7	R: 0 E: 0 K: 0 S: 3	H: 0 LOB: 0 BB: 0 P: 3	1B: 10 2B: 4 3B: 0 HR: 0	SF: 2 SH: 4 DP: 0 HBP: 2	WP: 0 PB: 0 SB: 0 CS: 0	PA: 46
PITCHER	IP	WLS	BF	H	R	ER	SO	BB	IBB	HBP	BLK	WP	HR	S	P	ERA	WHIP					
Moe Drabowsky, R ERA: 5.06 Ted Wills, L ERA: 6.29 Dave Sisler, R ERA: 4.25 Joe Nuxhall, L ERA: 5.99 Jim Brosnan, R ERA: 3.4	1.2		13	7	4	4	2	1	0	0	0	0	0	16	20	21.60	4.800					
Jim Maloney, R ERA: 6.0	1.0		3	0	0	0	0	0	0	0	0	0	0	11	13	0.00	0.500					

Milwaukee Braves @ Cincinnati Reds
Crosley Field, Cincinnati, OH
Fri Jul 27 1962, 7:05 PM EDT
Att: 19,939 - Unknown

AB 36
R 7
H 14
RBI 7
BB 3
SO 8
LOB 16



Batter	1	2	3	4	5	6	7	8	9	AB	R	H	RBI	BB	SO	LOB	BOTTOM					
Leo Cardenas, R OBP: 0.328, SLG: 0.395 (1, 6)	BB 1B			F8		1B 2B		F8		5	1	3	0	0	0	0						
Eddie Kasko, R OBP: 0.289, SLG: 0.334 (1, 5)	F8			F8		1B 4-3 1B			F8	5	1	2	1	0	0	1						
Vada Pinson, L OBP: 0.334, SLG: 0.505 (1, 8)	F7			2-3		4-3 BB 1B			K	5	0	1	0	0	2	3						
Frank Robinson, R OBP: 0.410, SLG: 0.567 (1, 9)	1-2 BB			HR		4-3 BB			F3	3	1	1	1	2	1	2						
Wally Post, R OBP: 0.338, SLG: 0.488 Jerry Lynch, L OBP: 0.355, SLG: 0.500 (7, PH) (8, 7)	F9			BB BB		4-3			4-3	2	0	0	1	1	0	4						
Hank Foiles, R OBP: 0.385, SLG: 0.547 Johnny Edwards, L OBP: 0.329, SLG: 0.411 (1, 2) (7, PH) (8, 2)		K		BB BB		5-3			4-3	2	0	0	0	1	1	2						
Gordy Coleman, L OBP: 0.334, SLG: 0.492 (1, 3)	F2			BB		K			F3	4	0	1	0	0	1	2						
Don Blasingame, L OBP: 0.347, SLG: 0.329 (1, 4)	K			F8		FC4-6 HR			K	4	1	0	0	0	2	3						
Moe Drabowsky, R Ted Wills, L Dave Sisler, R Joe Nuxhall, L Don Blasingame, L Jim Brosnan, R Marty Krogh, L Jim Maloney, R				3-1		F9			F5													
Inning Stats	R: 0 E: 0 K: 0 S: 4	H: 1 LOB: 2 BB: 1 P: 8	R: 0 E: 0 K: 2 S: 7	H: 0 LOB: 0 BB: 0 P: 7	R: 0 E: 0 K: 0 S: 3	H: 0 LOB: 0 BB: 0 P: 3	R: 1 E: 0 K: 1 S: 6	H: 1 LOB: 2 BB: 2 P: 14	R: 2 E: 0 K: 0 S: 6	H: 3 LOB: 2 BB: 1 P: 10	R: 2 E: 0 K: 1 S: 9	H: 4 LOB: 2 BB: 0 P: 9	R: 0 E: 0 K: 0 S: 3	H: 0 LOB: 0 BB: 0 P: 3	R: 0 E: 0 K: 1 S: 5	H: 0 LOB: 0 BB: 0 P: 5	R: 0 E: 0 K: 2 S: 7	H: 0 LOB: 0 BB: 0 P: 7	1B: 6 2B: 1 3B: 0 HR: 2	SF: 0 SH: 1 DP: 0 HBP: 0	WP: 0 PB: 0 SB: 0 CS: 0	PA: 40
PITCHER	IP	WLS	BF	H	R	ER	SO	BB	IBB	HBP	BLK	WP	HR	S	P	ERA	WHIP					
Denny Lemaster, L ERA: 3.7 Jack Curtis, L ERA: 3.4 Claude Raymond, R ERA: 1.53	4.1		21	5	3	3	3	3	0	0	0	0	0	1	24	36	6.23	1.846				
	1.2		10	4	2	2	1	1	0	0	0	0	0	1	11	15	10.80	3.000				
	3.0	W	9	0	0	0	3	0	0	0	0	0	0	0	15	15	0.00	0.000				

Milwaukee Braves @ Cincinnati Reds
Crosley Field, Cincinnati, OH
Fri Jul 27 1962, 7:05 PM EDT
Att: 19,939 - Unknown

AB 36
R 5
H 9
RBI 5
BB 4
SO 7
LOB 17



Batter	1	2	3	4	5	6	7	8	9	AB	R	H	RBI	BB	SO	LOB	TOP		
Lou Johnson, R (1.8) OBP: 0.282, SLG: 0.314										4	0	0	0	0	1	2			
Lee Mave, L (1.7) OBP: 0.307, SLG: 0.374										4	0	1	0	0	1	0			
Eddie Mathews, L (1.5) OBP: 0.379, SLG: 0.513										3	1	1	1	1	0	1			
Hank Aaron, R (1.9) OBP: 0.391, SLG: 0.621										4	1	1	0	0	0	1			
Joe Adcock, R (1.3) OBP: 0.334, SLG: 0.492										3	0	0	0	1	2	2			
Del Crandall, R (1.2) OBP: 0.344, SLG: 0.403										4	1	2	0	0	0	1			
Frank Bolling, R (1.4) OBP: 0.331, SLG: 0.412										4	0	0	0	0	0	4			
Amado Samuel, R (1.6) OBP: 0.256, SLG: 0.278										4	0	1	2	0	0	2			
Bob Shaw, R (1.1) OBP: 0.276, SLG: 0.179										1	0	0	0	0	0	0			
Carl Willey, R (3.1) OBP: 0.401, SLG: 0.444										0	0	0	0	0	0	0			
Bob Lickner, R (5. PH) OBP: 0.337, SLG: 0.281										0	0	0	0	0	0	1			
Hank Fischer, R (5.1) OBP: 0.357, SLG: 0.328										0	0	0	0	0	0	0			
Jack Curtis, L (6.1) OBP: 0.350, SLG: 0.157										0	0	0	0	0	0	0			
Ken Aspromonte, R (7. PH) OBP: 0.306, SLG: 0.328										1	0	1	0	0	0	0			
Don Nottebart, R (7.1) OBP: 0.500, SLG: 0.400										0	0	0	0	0	0	0			
Inning Stats	R: 1 E: 0 K: 2 S: 8	H: 1 LOB: 0 BB: 0 P: 8	R: 0 E: 0 K: 0 S: 3	H: 0 LOB: 0 BB: 0 P: 3	R: 0 E: 0 K: 0 S: 3	H: 0 LOB: 0 BB: 0 P: 3	R: 0 E: 0 K: 1 S: 5	H: 0 LOB: 1 BB: 1 P: 9	R: 0 E: 0 K: 0 S: 4	H: 1 LOB: 1 BB: 0 P: 4	R: 0 E: 0 K: 0 S: 3	H: 1 LOB: 2 BB: 0 P: 3	R: 2 E: 0 K: 1 S: 9	H: 4 LOB: 2 BB: 0 P: 9	R: 0 E: 0 K: 0 S: 3	H: 0 LOB: 0 BB: 0 P: 7	1B: 5 2B: 2 3B: 0 HR: 1	SF: 0 SAC: 0 DP: 1 HBP: 0	WP: 0 PA: 35
PITCHER	IP WLS BF H R ER SO BB IBB HBP BLK WP HR S P ERA WHIP																		
Jim O'Toole, L (1.1) ERA: 3.62	7.0 W 28 7 3 3 4 1 0 0 0 0 1 35 39 3.86 1.143																		
Joe Nuxhall, L (8.1) ERA: 4.63	2.0 S 7 0 0 0 0 1 0 0 0 0 0 6 10 0.00 0.500																		

Milwaukee Braves @ Cincinnati Reds
Crosley Field, Cincinnati, OH
Sat Jul 28 1962, 3:33 AM EDT
Att: 12,450 - Unknown

AB 33
R 3
H 7
RBI 3
BB 2
SO 4
LOB 14



Batter	1	2	3	4	5	6	7	8	9	AB	R	H	RBI	BB	SO	LOB	BOTTOM		
Eddie Kasko, R (1.5) OBP: 0.289, SLG: 0.333										4	1	1	0	0	0	2			
Don Blasingame, L (1.4) OBP: 0.352, SLG: 0.332										3	2	2	0	1	0	1			
Vada Pinson, L (1.8) OBP: 0.335, SLG: 0.504										5	2	2	1	0	0	3			
Jerry Lynch, L (1.7) OBP: 0.358, SLG: 0.523										4	1	2	3	0	0	2			
Marty Keough, L (7.7) OBP: 0.377, SLG: 0.424										0	0	0	0	1	0	0			
Frank Robinson, R (1.9) OBP: 0.412, SLG: 0.568										3	3	1	0	1	0	1			
Gordy Coleman, L (1.3) OBP: 0.338, SLG: 0.494										5	0	3	3	0	0	3			
Johnny Edwards, L (1.2) OBP: 0.333, SLG: 0.415										5	0	3	1	0	0	1			
Leo Cardenas, R (1.6) OBP: 0.325, SLG: 0.391										4	0	0	0	0	2	6			
Jim O'Toole, S (1.1) OBP: 0.175, SLG: 0.161										3	0	0	0	0	2	2			
Joe Gaines, R (7. PH) OBP: 0.405, SLG: 0.452										1	0	1	0	0	0	0			
Joe Nuxhall, L (8.1) OBP: 0.500, SLG: 1.000										0	0	0	0	0	0	0			
Inning Stats	R: 0 E: 0 K: 0 S: 3	H: 1 LOB: 0 BB: 0 P: 3	R: 2 E: 0 K: 0 S: 7	H: 4 LOB: 2 BB: 0 P: 7	R: 2 E: 0 K: 1 S: 8	H: 3 LOB: 1 BB: 1 P: 12	R: 2 E: 0 K: 1 S: 7	H: 2 LOB: 2 BB: 1 P: 12	R: 0 E: 0 K: 1 S: 5	H: 0 LOB: 0 BB: 0 P: 5	R: 3 E: 1 K: 1 S: 10	H: 4 LOB: 2 BB: 0 P: 10	R: 0 E: 0 K: 0 S: 4	H: 1 LOB: 1 BB: 0 P: 4	R: 0 E: 0 K: 0 S: 3	H: 0 LOB: 1 BB: 1 P: 7	1B: 12 2B: 2 3B: 0 HR: 1	SF: 0 SAC: 2 DP: 0 HBP: 1	WP: 2 PA: 44
PITCHER	IP WLS BF H R ER SO BB IBB HBP BLK WP HR S P ERA WHIP																		
Bob Shaw, R (1.1) ERA: 2.48	2.2 L 16 8 4 4 0 0 0 0 0 0 0 10 15 13.50 3.000																		
Carl Willey, R (3.1) ERA: 6.0	1.1 8 2 2 2 2 1 0 1 0 0 0 10 15 13.50 2.250																		
Hank Fischer, R (5.1) ERA: 5.3	1.2 10 4 3 1 1 0 0 0 0 0 1 0 12 12 5.40 2.400																		
Jack Curtis, L (6.1) ERA: 3.48	0.1 1 0 0 0 0 1 0 0 0 0 0 0 3 3 0.00 0.000																		
Don Nottebart, R (7.1) ERA: 3.43	2.0 8 1 0 0 0 0 1 0 0 0 0 0 7 11 0.00 1.000																		

Milwaukee Braves @ Cincinnati Reds
Crosley Field, Cincinnati, OH
Sat Jul 28 1962, 3:33 AM EDT
Att: 12,450 - Unknown

AB 37
R 9
H 15
RBI 8
BB 3
SO 4
LOB 21



Batter	1	2	3	4	5	6	7	8	9	AB	R	H	RBI	BB	SO	LOB	TOP								
Roy McMillan, R OBP: 0.351, SLG: 0.386 (1, 6)	4-3		1B		F3		G4-6-3		5-3	5	0	1	0	0	0	4									
Lee Mays, L OBP: 0.299, SLG: 0.364 (1, 8)	F5		K		P2			F5		4	0	0	0	0	1	2									
Eddie Mathews, L OBP: 0.380, SLG: 0.511 (1, 5)	F7			HR		HR		F9		3	2	1	0	1	0	0									
Hank Aaron, R OBP: 0.392, SLG: 0.635 (1, 9)		6-3		HR		HR		6-3		4	2	2	4	0	0	0									
Joe Adcock, R OBP: 0.330, SLG: 0.485 (1, 3)		5-3		5-3		K		5-3		4	0	0	0	0	1	0									
Gus Bell, L OBP: 0.288, SLG: 0.326 (9, PR)				F8		F8			2B	3	1	1	1	1	0	0									
Lou Johnson, R OBP: 0.282, SLG: 0.314 (9, PR)	HR									0	1	0	0	0	0	0									
Ken Aspromonte, R OBP: 0.304, SLG: 0.308 (1, 4)		1-3		K		F7		F9		4	0	0	0	0	1	1									
Joe Torre, R OBP: 0.346, SLG: 0.350 (1, 2)			6-3		SH1-3		G4-6-3		1B	4	0	3	1	0	0	0									
Lew Burdette, R OBP: 0.217, SLG: 0.182 (8, 1)			4-3		SH1-3		K		2B	2	0	0	0	0	1	1									
Jack Curtis, L OBP: 0.250, SLG: 0.167 (9, PH)										0	0	0	0	0	0	0									
Del Crandall, R OBP: 0.347, SLG: 0.406 (9, PR)										1	0	1	0	0	0	0									
Amado Samuel, R OBP: 0.256, SLG: 0.278 (9, PR)									1B	0	0	0	0	0	0	0									
Inning Stats	R: 0 E: 0 K: 0 S: 3	H: 0 LOB: 0 BB: 0 P: 3	R: 1 E: 0 K: 0 S: 4	H: 1 LOB: 0 BB: 0 P: 4	R: 0 E: 0 K: 1 S: 6	H: 1 LOB: 0 BB: 1 P: 6	R: 2 E: 0 K: 1 S: 6	H: 1 LOB: 0 BB: 1 P: 10	R: 0 E: 0 K: 0 S: 4	H: 1 LOB: 1 BB: 0 P: 4	R: 2 E: 0 K: 1 S: 7	H: 2 LOB: 0 BB: 0 P: 7	R: 0 E: 0 K: 1 S: 5	H: 1 LOB: 0 BB: 0 P: 5	R: 0 E: 0 K: 0 S: 3	H: 0 LOB: 0 BB: 0 P: 3	R: 1 E: 0 K: 0 S: 5	H: 2 LOB: 2 BB: 1 P: 9	1B: 5 2B: 1 3B: 0 HR: 3	SF: 0 SAC: 1 DP: 1 HBP: 0	WP: 0 PB: 0 SB: 0 CS: 0	PA: 37			
PITCHER	IP	WLS	BF	H	R	ER	SO	BB	IBB	HBP	BLK	WP	HR	S	P	ERA	WHIP								
Bob Purkey, R ERA: 2.97 (1, 1)	6.0		25	6	5	5	3	1	0	0	0	0	3	30	34	7.50	1.167								
Johnny Kippstein, R ERA: 4.52 (7, 1)	2.2	W	10	2	1	1	1	1	0	0	0	0	0	11	15	3.38	1.125								
Jim Brosnan, R ERA: 3.38 (9, 1)	0.1	S	2	1	0	0	0	0	0	0	0	0	0	2	2	0.00	3.000								

Milwaukee Braves @ Cincinnati Reds
Crosley Field, Cincinnati, OH
Sun Jul 29 1962, 3:33 AM EDT
Unknown

AB 34
R 6
H 9
RBI 6
BB 2
SO 4
LOB 8



Batter	1	2	3	4	5	6	7	8	9	AB	R	H	RBI	BB	SO	LOB	BOTTOM								
Eddie Kasko, R OBP: 0.293, SLG: 0.337 (1, 5)	6-3		1B		F8		1B	E7		5	1	3	1	0	0	1									
Don Blasingame, L OBP: 0.350, SLG: 0.331 (1, 4)	K		P2		FC6-4		SH1-4	F8		4	0	1	0	0	1	3									
Vada Pinson, L OBP: 0.337, SLG: 0.506 (1, 8)	6-3			HR		FC6-4		HR		4	2	2	0	0	0	1									
Jerry Lynch, L OBP: 0.351, SLG: 0.514 (1, 7)		F7		L1		F9		SF8		3	0	0	1	0	0	2									
Frank Robinson, R OBP: 0.413, SLG: 0.582 (1, 9)		F6		HR		F8		HR		4	2	2	4	0	0	1									
Gordy Coleman, L OBP: 0.337, SLG: 0.491 (1, 3)		K		1B		E9		F9		4	0	1	0	0	1	0									
Johnny Edwards, L OBP: 0.339, SLG: 0.419 (1, 2)			1B	SH1-4		4-3		SH1-4		4	1	3	0	0	0	1									
Leo Cardenas, R OBP: 0.326, SLG: 0.392 (1, 6)			K		E		F9		SH1-4	4	2	2	0	0	1	2									
Bob Purkey, R OBP: 0.143, SLG: 0.216 (6, PH)			SH1-4		FC5-2					1	0	0	0	0	0	1									
Marty Keough, L OBP: 0.375, SLG: 0.421 (7, 1)										1	0	0	0	0	0	1									
Johnny Kippstein, R OBP: 0.222, SLG: 0.125 (9, 1)										0	0	0	0	0	0	0									
Jim Brosnan, R ERA: 3.46 (8, 1)										0	0	0	0	0	0	0									
Inning Stats	R: 0 E: 0 K: 1 S: 5	H: 0 LOB: 0 BB: 0 P: 5	R: 0 E: 0 K: 1 S: 5	H: 0 LOB: 0 BB: 0 P: 5	R: 0 E: 0 K: 1 S: 7	H: 2 LOB: 2 BB: 0 P: 7	R: 4 E: 1 K: 0 S: 8	H: 5 LOB: 1 BB: 0 P: 8	R: 0 E: 0 K: 0 S: 4	H: 1 LOB: 1 BB: 0 P: 4	R: 0 E: 1 K: 0 S: 4	H: 0 LOB: 0 BB: 0 P: 4	R: 3 E: 0 K: 0 S: 6	H: 3 LOB: 0 BB: 0 P: 6	R: 1 E: 1 K: 0 S: 5	H: 3 LOB: 1 BB: 0 P: 5	1B: 11 2B: 1 3B: 0 HR: 2	SF: 1 SAC: 3 DP: 0 HBP: 0	WP: 0 PB: 0 SB: 0 CS: 0	PA: 38					
PITCHER	IP	WLS	BF	H	R	ER	SO	BB	IBB	HBP	BLK	WP	HR	S	P	ERA	WHIP								
Lew Burdette, R ERA: 4.6 (8, 1)	7.2	L	37	14	8	6	3	0	0	0	0	0	0	1	1	0.00	0.000								
Jack Curtis, L ERA: 3.46 (8, 1)	0.1		1	0	0	0	0	0	0	0	0	0	0	1	1	0.00	0.000								

Milwaukee Braves @ Cincinnati Reds
Crosley Field, Cincinnati, OH
Sun Jul 29 1962, 3:33 AM EDT
Unknown

AB 34
R 8
H 14
RBI 6
BB 0
SO 3
LOB 13



Batter	1	2	3	4	5	6	7	8	9	AB	R	H	RBI	BB	SO	LOB	TOP
Lou Johnson, R (1, 8) OBP: 0.318, SLG: 0.316	4-0 SH5-3 BB		0-0 F9		0-0 6-3			4-0 SH5-3 1B BB	0-0 FC6-4 1B	3	1	1	0	2	0	0	Milwaukee Braves @ Cincinnati Reds Crosley Field, Cincinnati, OH Sun Jul 29 1962, 3:38 AM EDT Att: 29,515 - Unknown
Frank Bolling, R (1, 4) OBP: 0.327, SLG: 0.407	0-0 SH5-3		0-0 6-3			0-0 1-3		0-0 SH5-3	0-0 FC6-4	3	0	0	0	0	0	2	
Eddie Mathews, L (1, 5) OBP: 0.382, SLG: 0.510	4-0 BB			0-0 1B		0-0 F5		0-0 4-3		3	0	1	0	1	0	1	
Hank Aaron, R (1, 9) OBP: 0.391, SLG: 0.631	0-0 F3			0-0 P1		0-0 F7		4-0 1B IBB		3	0	0	0	1	0	3	
Joe Adcock, R (1, 3) OBP: 0.330, SLG: 0.481	0-3 K			0-3 K			4-0 1-3 1B BB	0-0 FC6-4 1B		2	0	0	0	1	2	3	
Tommie Aaron, R (7, PR) OBP: 0.264, SLG: 0.320									1-2 FC6-4 1B	1	0	1	1	0	0	0	
Del Crandall, R (1, 2) OBP: 0.342, SLG: 0.399		0-0 F8		0-0 E6		0-0 F9		0-0 FC6-4		4	0	0	0	0	0	4	
Lee Maye, L (1, 7) OBP: 0.298, SLG: 0.361		0-0 1-3		0-0 F7			0-0 1-3 1B		0-0 F9	4	0	1	0	0	0	2	
Amado Samuel, R (1, 6) OBP: 0.252, SLG: 0.273		0-0 F2			0-0 L3		0-0 1-3		0-0 1B	2	0	0	0	0	0	0	
Gus Bell, L (7, PH) OBP: 0.287, SLG: 0.325							1-2 2-3		0-0 1B	1	0	0	0	0	0	2	
Roy McMillan, R (7, 6) OBP: 0.353, SLG: 0.388									0-0 1B	1	0	1	0	0	0	0	
Bob Hendley, R (1, 1) OBP: 0.261, SLG: 0.154			0-0 F9		0-0 5-3		0-0 L3		0-3 K	2	0	0	0	0	0	0	
Joe Torre, R (7, PH) OBP: 0.344, SLG: 0.348										1	0	0	0	0	0	3	
Claude Raymond, R (7, 1)										1	0	0	0	0	1	1	
Inning Stats	R: 0 E: 0 K: 1 S: 5	H: 0 LOB: 2 BB: 2 P: 13	R: 0 E: 0 K: 0 S: 3	H: 0 LOB: 0 BB: 0 P: 3	R: 0 E: 0 K: 0 S: 3	H: 1 LOB: 2 BB: 0 P: 7	R: 0 E: 0 K: 0 S: 3	H: 0 LOB: 0 BB: 0 P: 3	R: 0 E: 0 K: 0 S: 4	H: 1 LOB: 3 BB: 1 P: 8	R: 1 E: 0 K: 0 S: 4	H: 1 LOB: 2 BB: 2 P: 12	R: 0 E: 0 K: 1 S: 7	H: 2 LOB: 2 BB: 0 P: 7	1B: 5 2B: 0 3B: 0 HR: 0	SF: 0 SAC: 2 DP: 0 HBP: 0	WP: 0 PA: 38 PB: 0 SB: 1 CS: 0
PITCHER Joey Jay, R (1, 1) ERA: 3.7	IP: 9.0 WLS: W BF: 38	H: 5 R: 1 ER: 1 SO: 3	BB: 4 IBB: 1 HBP: 0 BLK: 0	WP: 0 HR: 0 S: 39 P: 59	ERA: 1.00 WHIP: 1.000												

Batter	1	2	3	4	5	6	7	8	9	AB	R	H	RBI	BB	SO	LOB	BOTTOM				
Leo Cardenas, R (1, 6) OBP: 0.326, SLG: 0.390	0-0 G6-4-3 1B		0-3 K		0-0 FC6-4			0-3 K		4	0	1	0	0	2	3	Milwaukee Braves @ Cincinnati Reds Crosley Field, Cincinnati, OH Sun Jul 29 1962, 3:38 AM EDT Att: 29,515 - Unknown				
Eddie Kasko, R (1, 5) OBP: 0.290, SLG: 0.333	0-0 G6-4-3		0-0 6-3			0-0 F7		0-0 F7		4	0	0	0	0	0	2					
Vada Pinson, L (1, 8) OBP: 0.333, SLG: 0.501	0-0 F4			0-0 1-3		0-0 5-3			0-0 F7	4	0	0	0	0	0	0					
Frank Robinson, R (1, 9) OBP: 0.413, SLG: 0.587		0-0 1B 2B		0-0 F8		0-3 K			0-0 1B 2B	4	2	2	0	0	1	0					
Wally Post, R (1, 7) OBP: 0.335, SLG: 0.483		0-3 K		0-0 F7			0-3 K		0-0 1B	2	0	0	0	0	1	1					
Jerry Lynch, L (7, PH) OBP: 0.349, SLG: 0.511										1	0	0	0	0	1	0					
Marty Keough, L (8, 7) OBP: 0.378, SLG: 0.425									2-H 1B	1	0	1	1	0	0	0					
Don Pavletich, R (1, 3) OBP: 0.350, SLG: 0.324		0-3 K		0-0 F8			0-3 K			2	0	0	0	0	1	1					
Gordy Coleman, L (7, PH) OBP: 0.336, SLG: 0.490										1	0	0	0	0	1	0					
Hank Foiles, R (1, 2) OBP: 0.374, SLG: 0.551		0-0 1B		0-0 1B		0-0 P2				3	0	2	1	0	0	0					
Don Blasingame, L (1, 4) OBP: 0.353, SLG: 0.334		0-0 3-1			0-0 FC6-4 1B			0-0 FC3-6 1B		3	0	2	0	0	0	1					
Joey Jay, S (1, 1) OBP: 0.211, SLG: 0.254			0-0 1-3		0-3 K			0-0 FC3-6 WP		3	0	0	0	0	1	3					
Inning Stats	R: 0 E: 0 K: 0 S: 3	H: 1 LOB: 0 BB: 0 P: 3	R: 1 E: 0 K: 2 S: 9	H: 2 LOB: 1 BB: 0 P: 9	R: 0 E: 0 K: 1 S: 5	H: 0 LOB: 0 BB: 0 P: 5	R: 0 E: 0 K: 0 S: 3	H: 0 LOB: 0 BB: 0 P: 3	R: 0 E: 0 K: 1 S: 7	H: 2 LOB: 2 BB: 0 P: 7	R: 0 E: 0 K: 1 S: 5	H: 0 LOB: 0 BB: 0 P: 5	R: 0 E: 0 K: 2 S: 7	H: 0 LOB: 0 BB: 0 P: 7	R: 0 E: 0 K: 1 S: 6	H: 1 LOB: 1 BB: 0 P: 6	R: 1 E: 0 K: 0 S: 3	H: 2 LOB: 1 BB: 0 P: 3	1B: 6 2B: 2 3B: 0 HR: 0	SF: 0 SAC: 0 DP: 1 HBP: 0	WP: 1 PA: 32 PB: 0 SB: 0 CS: 0
PITCHER Bob Hendley, L (1, 1) ERA: 3.2	IP: 6.0 WLS: L BF: 22	H: 5 R: 1 ER: 1 SO: 5	BB: 0 IBB: 0 HBP: 0 BLK: 0	WP: 0 HR: 0 S: 32 P: 32	ERA: 1.50 WHIP: 0.833																
Claude Raymond, R (7, 1) ERA: 1.6	IP: 2.1 WLS: L BF: 10	H: 3 R: 1 ER: 1 SO: 3	BB: 0 IBB: 0 HBP: 0 BLK: 0	WP: 1 HR: 0 S: 16 P: 16	ERA: 3.86 WHIP: 1.286																



Batter	1	2	3	4	5	6	7	8	9	AB	R	H	RBI	BB	SO	LOB	TOP			
Curt Flood, R OBP: 0.337, SLG: 0.423 (1, 8)	F4		6-3			K		G6-4-3		4	0	1	0	0	1	1	St. Louis Cardinals @ Cincinnati Reds Crosley Field, Cincinnati, OH Wed Aug 01 1962, 7:05 PM EDT Att: 18,745 - Unknown livebaseballscorecards.com			
Julian Javier, R OBP: 0.316, SLG: 0.360 (1, 4)	F7							G6-4-3		4	1	2	0	0	0	3				
Bill White, L OBP: 0.352, SLG: 0.463 (1, 3)	1-3					G3-6				4	0	0	0	0	0	2				
Ken Boyer, R OBP: 0.382, SLG: 0.494 (1, 5)		F4								4	0	0	0	0	1	1				
Stan Musial, L OBP: 0.429, SLG: 0.545 (1, 7)		4-3								4	0	1	1	0	1	0				
Charlie James, R OBP: 0.318, SLG: 0.418 (1, 9)		F4								3	0	0	0	0	1	1				
Jimmie Schaffer, R OBP: 0.275, SLG: 0.255 (8, PH)										2	0	0	0	0	1	0				
Minnie Minoso, R OBP: 0.250, SLG: 0.243 (8, PH)										0	0	0	0	1	0	0				
Gene Oliver, R OBP: 0.363, SLG: 0.412 (8, 2)										0	0	0	0	0	0	0				
Dal Maxvill, R OBP: 0.232, SLG: 0.226 (1, 6)										2	0	1	0	1	0	0				
Larry Jackson, R OBP: 0.266, SLG: 0.271 (8, PH)										2	0	0	0	0	1	1				
Red Schoendienst, S OBP: 0.379, SLG: 0.453 (8, 1)										1	0	0	0	0	1	2				
Bobby Shantz, R (8, 1)										0	0	0	0	0	0	0				
Inning Stats	R: 0 E: 0 K: 0 S: 3	H: 0 LOB: 0 BB: 0 P: 3	R: 0 E: 0 K: 0 S: 3	H: 0 LOB: 0 BB: 0 P: 3	R: 0 E: 0 K: 1 S: 6	H: 1 LOB: 1 BB: 0 P: 6	R: 1 E: 0 K: 2 S: 9	H: 2 LOB: 1 BB: 0 P: 9	R: 0 E: 0 K: 1 S: 5	H: 0 LOB: 0 BB: 0 P: 5	R: 0 E: 0 K: 0 S: 3	H: 0 LOB: 0 BB: 0 P: 3	R: 0 E: 0 K: 1 S: 5	H: 1 LOB: 2 BB: 2 P: 13	R: 0 E: 0 K: 1 S: 5	H: 0 LOB: 0 BB: 0 P: 5	1B: 3 2B: 1 3B: 1 HR: 0	SF: 0 SAC: 0 DP: 2 HBP: 0	WP: 0 PB: 0 SB: 0 CS: 0	PA: 32
PITCHER Jim O'Toole, L ERA: 3.48 (1, 1)	IP: 9.0 WLS: W BF: 32 H: 5 R: 1 ER: 1 SO: 7 BB: 2 IBB: 0 HBP: 0 BLK: 0 WP: 0 HR: 0 S: 44 P: 52 ERA: 1.00 WHIP: 0.778															PITCHER IP: WLS: BF: H: R: ER: SO: BB: IBB: HBP: BLK: WP: HR: S: P: ERA: WHIP:				

Batter	1	2	3	4	5	6	7	8	9	AB	R	H	RBI	BB	SO	LOB	BOTTOM			
Eddie Kasko, R OBP: 0.289, SLG: 0.332 (1, 5)	F8		5-3			FC6-4				4	0	1	0	0	0	3	St. Louis Cardinals @ Cincinnati Reds Crosley Field, Cincinnati, OH Wed Aug 01 1962, 7:05 PM EDT Att: 18,745 - Unknown livebaseballscorecards.com			
Don Blasingame, L OBP: 0.348, SLG: 0.330 (1, 4)	F9		3-1			FC6-4				4	1	0	1	0	0	3				
Vada Pinson, L OBP: 0.335, SLG: 0.501 (1, 8)										4	0	2	1	0	0	0				
Jerry Lynch, L OBP: 0.352, SLG: 0.516 (1, 7)										4	2	2	0	0	1	1				
Frank Robinson, R OBP: 0.412, SLG: 0.591 (1, 9)										4	1	1	2	0	0	1				
Gordy Coleman, L OBP: 0.333, SLG: 0.485 (1, 3)										3	0	0	0	0	0	1				
Johnny Edwards, L OBP: 0.339, SLG: 0.418 (1, 2)										3	0	1	1	0	0	0				
Leo Cardenas, R OBP: 0.328, SLG: 0.397 (1, 6)										2	1	1	0	1	1	1				
Jim O'Toole, S OBP: 0.167, SLG: 0.153 (1, 1)										3	0	0	0	0	1	2				
Inning Stats	R: 0 E: 0 K: 1 S: 6	H: 1 LOB: 1 BB: 0 P: 6	R: 0 E: 0 K: 0 S: 3	H: 0 LOB: 0 BB: 0 P: 3	R: 0 E: 0 K: 1 S: 6	H: 1 LOB: 1 BB: 0 P: 6	R: 2 E: 0 K: 0 S: 5	H: 2 LOB: 0 BB: 0 P: 5	R: 2 E: 1 K: 0 S: 4	H: 1 LOB: 1 BB: 1 P: 8	R: 1 E: 0 K: 1 S: 7	H: 2 LOB: 1 BB: 0 P: 7	R: 0 E: 0 K: 0 S: 3	H: 1 LOB: 0 BB: 0 P: 3	R: 0 E: 0 K: 0 S: 3	H: 0 LOB: 0 BB: 0 P: 3		1B: 5 2B: 1 3B: 1 HR: 1	SF: 0 SAC: 0 DP: 0 HBP: 0	WP: 0 PB: 0 SB: 1 CS: 1
PITCHER Larry Jackson, R ERA: 4.03 (8, 1)	IP: 7.0 WLS: L BF: 29 H: 8 R: 5 ER: 3 SO: 3 BB: 1 IBB: 0 HBP: 0 BLK: 0 WP: 0 HR: 1 S: 34 P: 38 ERA: 3.86 WHIP: 1.286															PITCHER IP: WLS: BF: H: R: ER: SO: BB: IBB: HBP: BLK: WP: HR: S: P: ERA: WHIP:				

Batter	1	2	3	4	5	6	7	8	9	AB	R	H	RBI	BB	SO	LOB	TOP										
Curt Flood, R OBP: 0.342, SLG: 0.426 (1, 8)	0-0 FC5-4 1B		1-0 E S 1B HBP		1-0 SH3-4 HBP		0-0 SH3-4 WP 2B		0-0 L8	3	2	2	0	0	0	0											
Julian Javier, R OBP: 0.314, SLG: 0.357 (1, 4)	0-0 FC5-4 PB S 1-2		0-0 L9		0-0 SH3-4		0-0 SH3-4		0-0 F2	3	0	0	0	0	0	2											
Bill White, L OBP: 0.350, SLG: 0.459 (1, 9) (7, 3)	0-3 K		0-0 1B FC6-4 1B		0-3 K		0-3 K		0-0 1-3	5	1	1	1	0	3	2											
Stan Musial, L OBP: 0.430, SLG: 0.544 Charlie James, R OBP: 0.318, SLG: 0.418 (1, 7) (9, 9)	0-0 1-3		0-0 FC6-4 1B		0-3 K		0-0 1B			4	0	2	0	0	1	2											
Ken Boyer, R OBP: 0.383, SLG: 0.494 (1, 5)		0-0 FC6 1B	0-0 FC6-4		0-0 P4		0-0 1-2 1B			4	0	2	1	0	0	1											
Fred Whitfield, L OBP: 0.311, SLG: 0.540 Red Schoendienst, S OBP: 0.319, SLG: 0.419 Bobby Gene Smith, R OBP: 0.272, SLG: 0.304 (1, 3) (7, PH) (7, 9) (9, 7)	0-0 FC6 1B E 1-2		0-0 P6		0-0 2B		0-0 F8			3	2	1	0	0	0	2											
Carl Sawatski, L OBP: 0.384, SLG: 0.471 (1, 2)	0-0 E1 1B		0-3 K		0-0 F5		0-3 K			4	0	1	0	0	2	1											
Dal Maxvill, R OBP: 0.233, SLG: 0.246 (1, 6)	0-3 K		0-0 F9		0-0 1-H 2B		0-0 5-3			4	0	1	1	0	1	1											
Ernie Broglio, R OBP: 0.136, SLG: 0.116 (1, 1)	0-0 L9		0-0 F8		0-0 6-3		0-3 K			4	0	0	0	0	1	2											
Inning Stats	R: 0 E: 0 K: 1 S: 6	H: 1 LOB: 1 BB: 0 P: 6	R: 1 E: 1 K: 1 S: 7	H: 2 LOB: 1 BB: 0 P: 7	R: 2 E: 0 K: 0 S: 5	H: 2 LOB: 1 BB: 0 P: 6	R: 0 E: 0 K: 1 S: 5	H: 0 LOB: 0 BB: 0 P: 5	R: 0 E: 0 K: 2 S: 7	H: 0 LOB: 1 BB: 0 P: 8	R: 1 E: 0 K: 0 S: 5	H: 2 LOB: 1 BB: 0 P: 5	R: 1 E: 0 K: 1 S: 8	H: 3 LOB: 2 BB: 0 P: 8	R: 0 E: 0 K: 2 S: 7	H: 0 LOB: 0 BB: 0 P: 7	R: 0 E: 0 K: 0 S: 3	H: 0 LOB: 0 BB: 0 P: 3	1B: 8 2B: 2 3B: 0 HR: 0	SF: 0 SAC: 1 DP: 0 HBP: 2	WP: 1 PB: 1 SB: 2 CS: 0	PA: 39					
PITCHER	IP	WLS	BF	H	R	ER	SO	BB	IBB	HBP	BLK	WP	HR	S	P	ERA	WHIP										
Bob Purkey, R ERA: 3.06 (1, 1)	6.2	L	32	10	5	4	6	0	0	2	0	1	0	42	44	5.40	1.500										
Ted Wills, L ERA: 6.09 (7, 1)	1.1		4	0	0	0	2	0	0	0	0	0	0	8	8	0.00	0.000										
Dave Sisler, R ERA: 4.11 (9, 1)	1.0		3	0	0	0	0	0	0	0	0	0	0	3	3	0.00	0.000										

St. Louis Cardinals @ Cincinnati Reds
Crosley Field, Cincinnati, OH
Thu Aug 02 1962, 7:05 PM EDT
Att: 15,996 - Unknown

AB 35
R 5
H 10
RBI 3
BB 0
SO 8
LOB 15

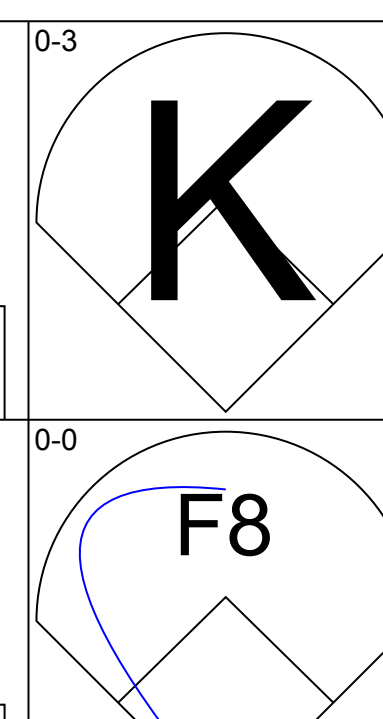
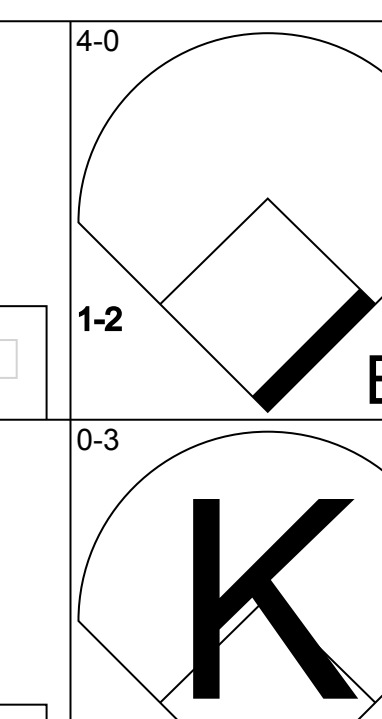
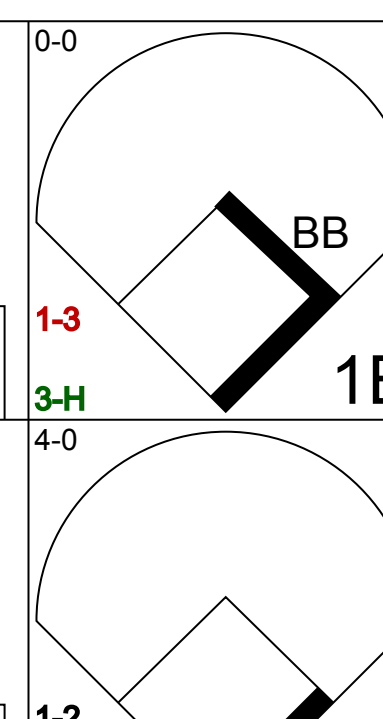
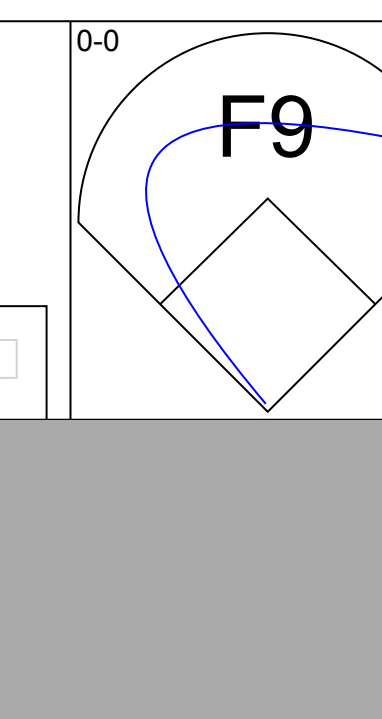
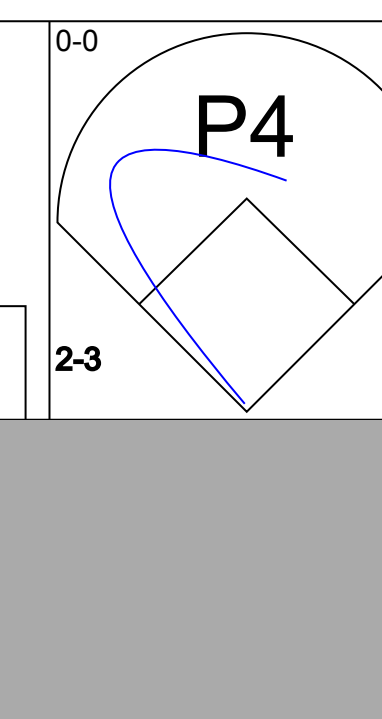
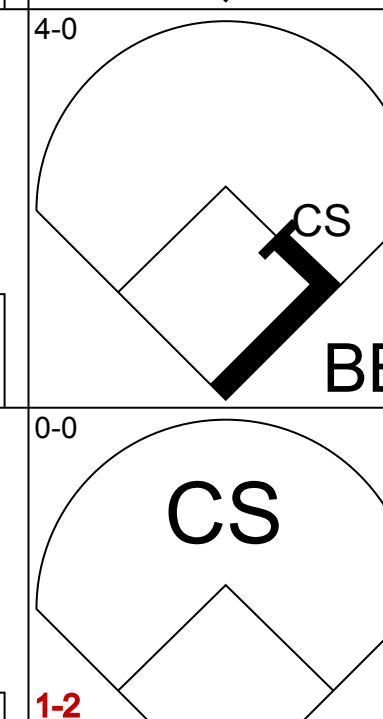

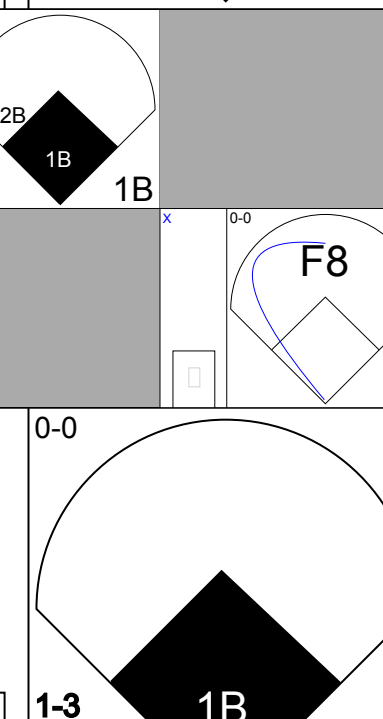
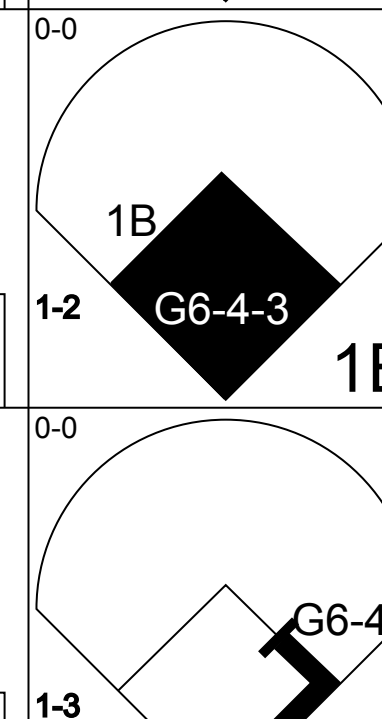
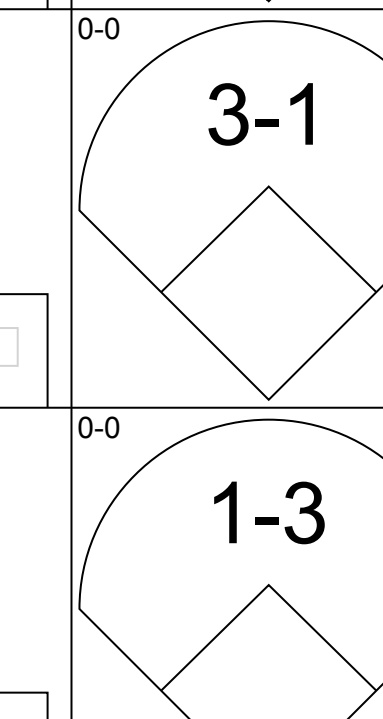

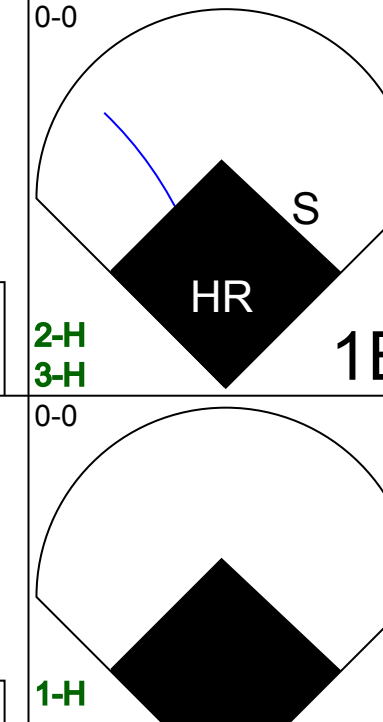
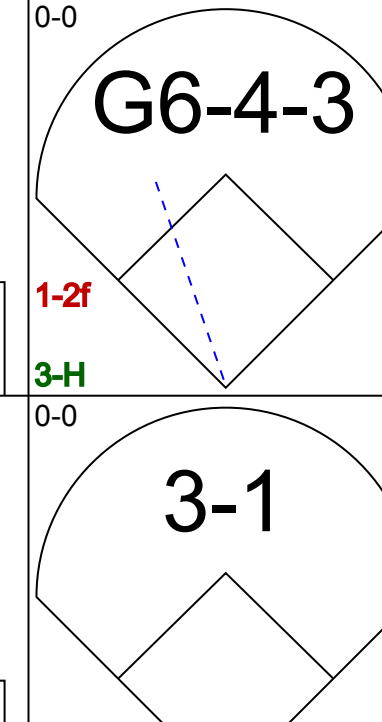
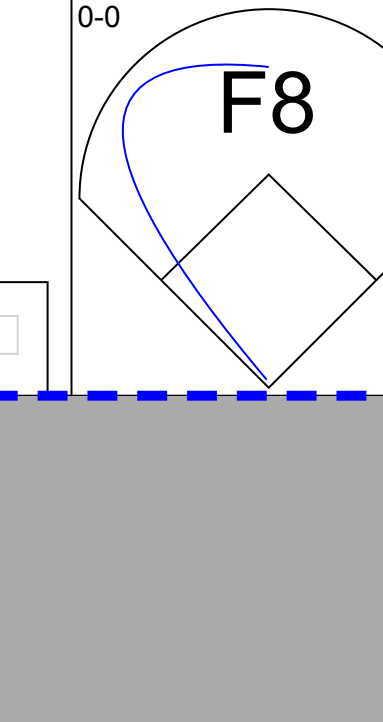


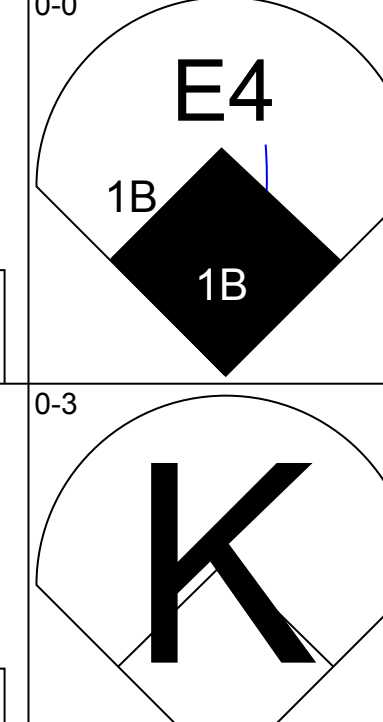




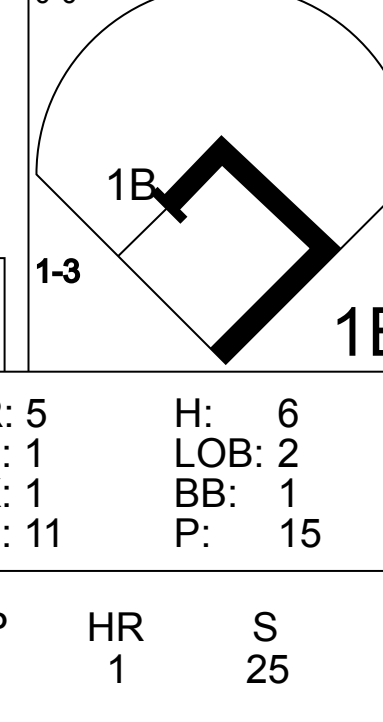
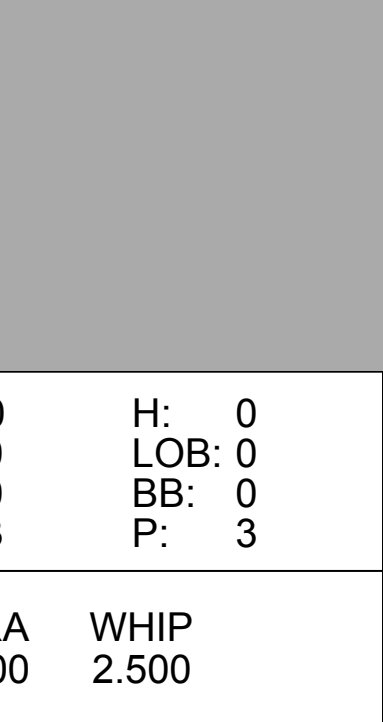
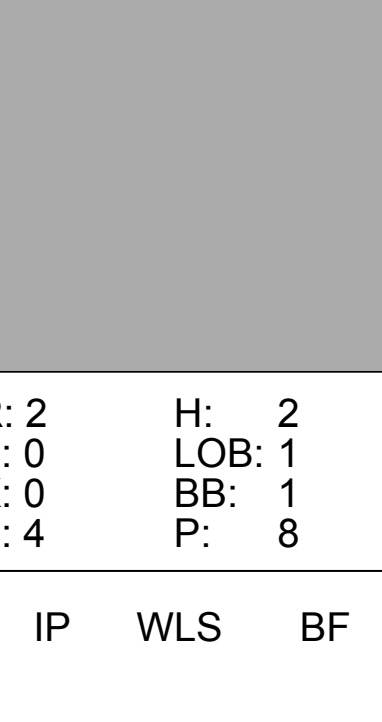
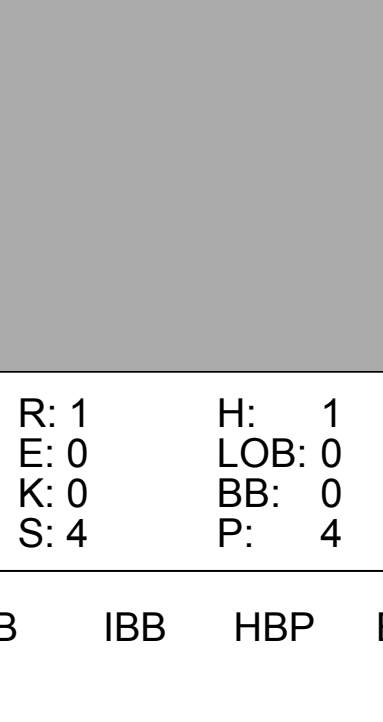
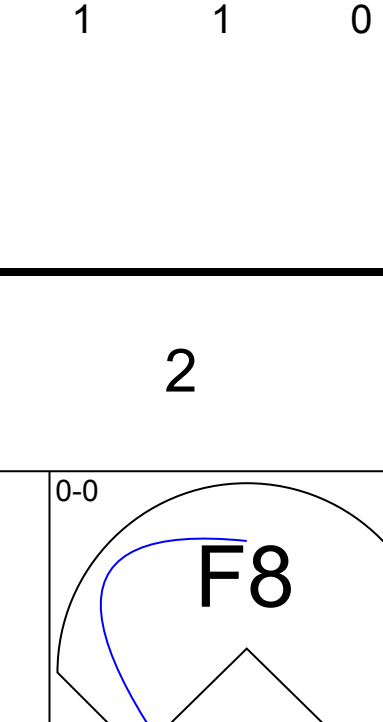
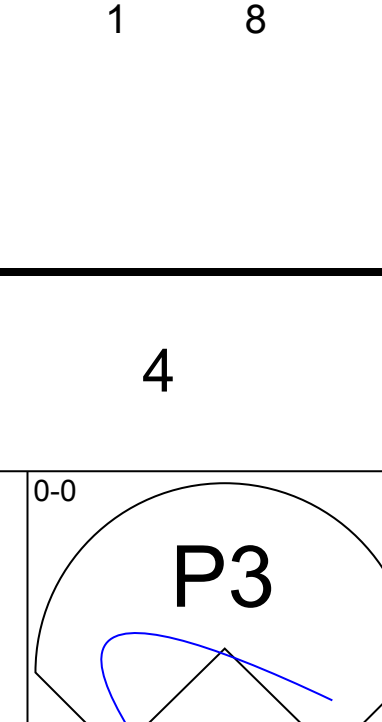
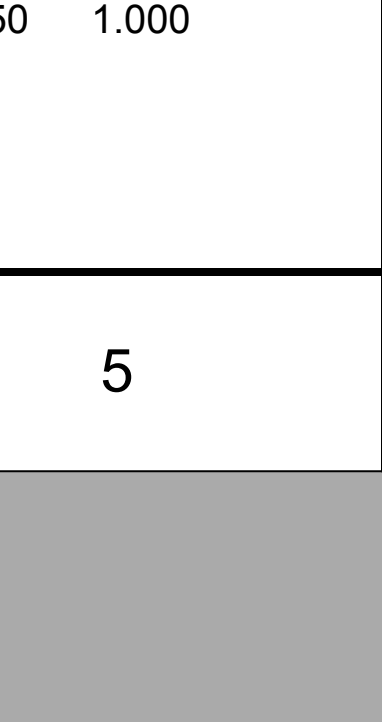
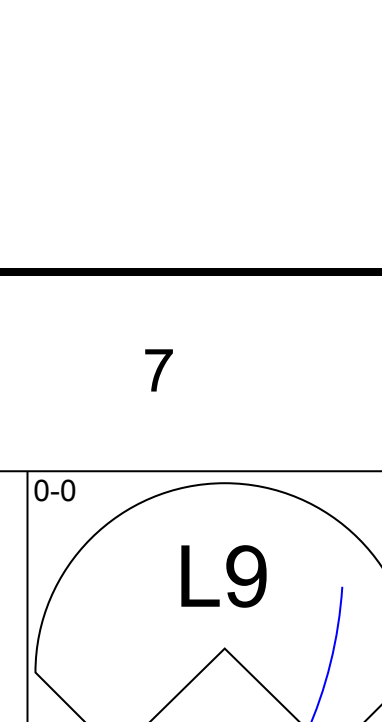
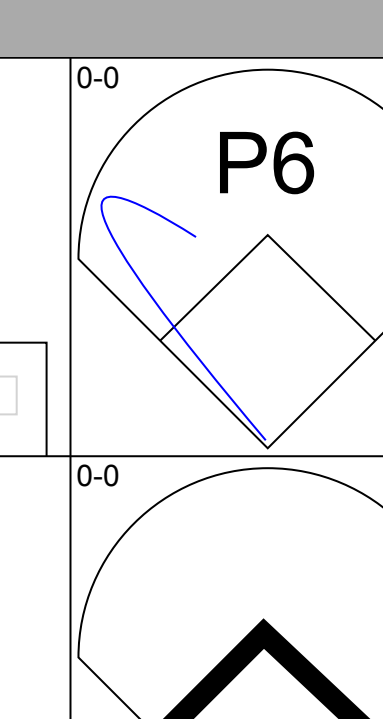

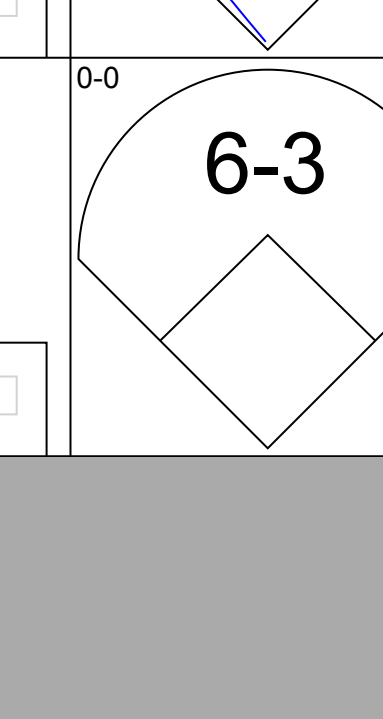
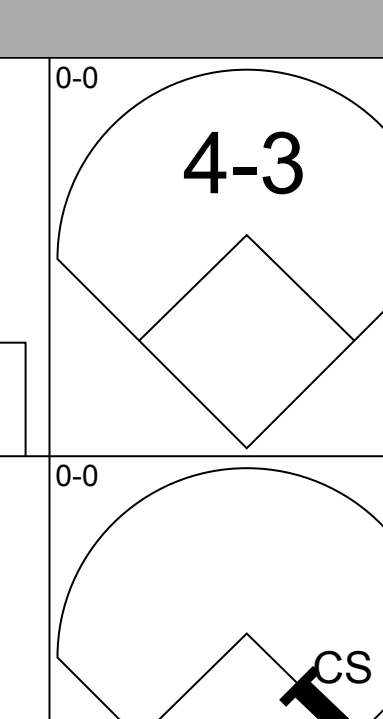
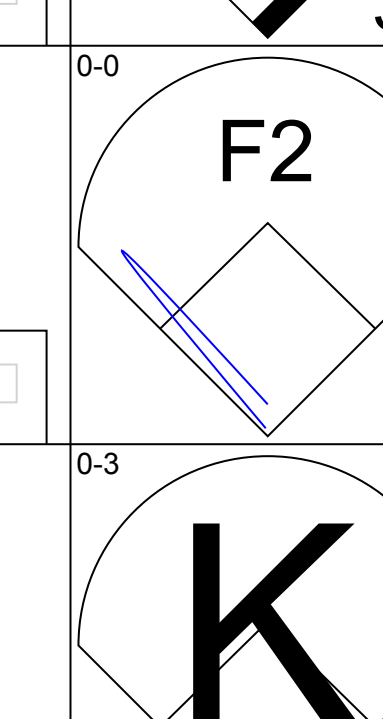


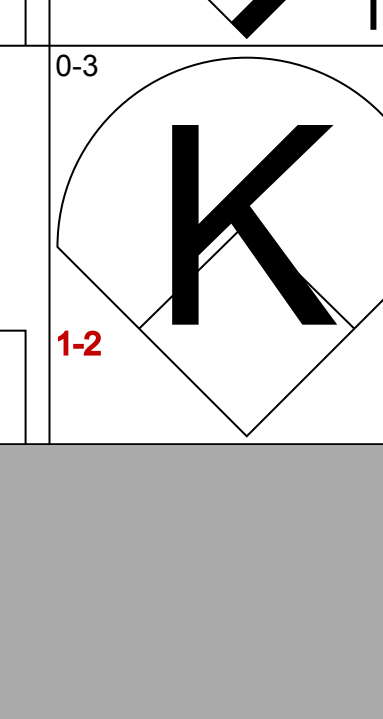

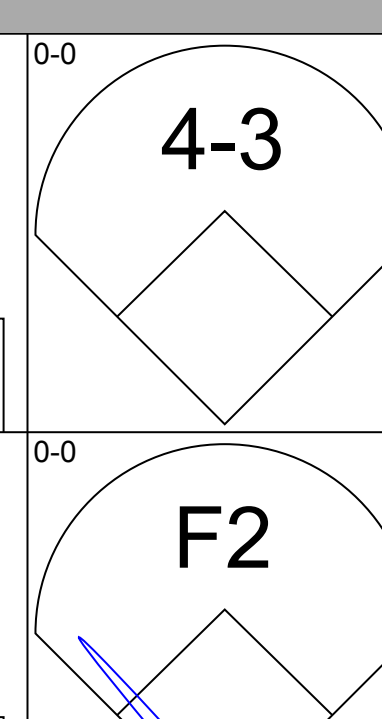
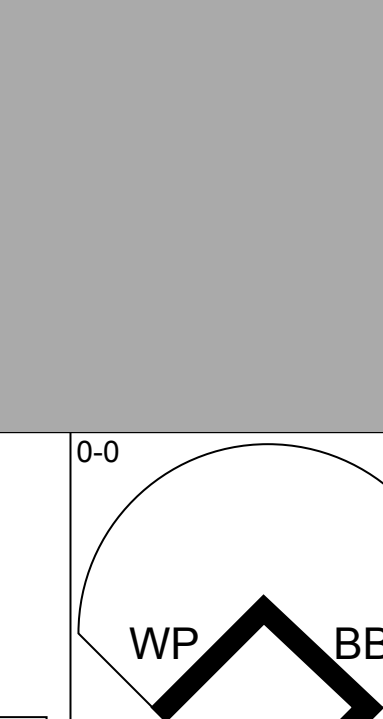



Batter	1	2	3	4	5	6	7	8	9	AB	R	H	RBI	BB	SO	LOB	BOTTOM										
Eddie Kasko, R OBP: 0.289, SLG: 0.329 (1, 5)	4-0 FC5 1B BB		0-0 L9		0-3 K			0-0 F8		3	0	0	0	1	1	0											
Don Blasingame, L OBP: 0.354, SLG: 0.336 (1, 4)	0-0 FC5 1-2 1B		0-0 P5				0-0 1B			4	0	3	0	0	0	0											
Vada Pinson, L OBP: 0.332, SLG: 0.496 (1, 8)	0-0 FC5 FC6-4 1-2 2-3				0-0 4-1		0-0 F7		0-0 1-3	4	0	0	0	0	0	4											
Jerry Lynch, L OBP: 0.355, SLG: 0.519 (1, 7)	0-0 F7				4-0 BB BB		0-0 P4		0-0 3-1 WP 2B	3	1	1	0	1	0	3											
Frank Robinson, R OBP: 0.411, SLG: 0.586 (1, 9)	0-0 FC6-4 1-2				4-0 BB		0-0 L8		0-0 L7	3	0	0	0	1	0	4											
Gordy Coleman, L OBP: 0.330, SLG: 0.480 (1, 3)		0-3 K			0-0 P2		0-0 F7		0-0 3-1	4	0	0	0	0	1	3											
Johnny Edwards, L OBP: 0.334, SLG: 0.413 (1, 2)		0-0 4-3			0-0 4-3		0-0 F2		0-0 1-3	4	0	0	0	0	0	2											
Leo Cardenas, R OBP: 0.326, SLG: 0.393 (1, 6)		0-3 K			0-0 F7		0-0 F8			3	0	0	0	0	1	0											
Bob Purkey, R OBP: 0.139, SLG: 0.211 Ted Wills, L OBP: 0.250, SLG: 0.250 Marty Keough, L OBP: 0.377, SLG: 0.422 Dave Sisler, R (1, 1) (7, 1) (6, PH) (9, 1)					0-0 5-3		0-0 F7		0-0 F3	2	0	0	0	0	0	0											
Inning Stats	R: 0 E: 0 K: 0 S: 4	H: 1 LOB: 2 BB: 1 P: 8	R: 0 E: 0 K: 2 S: 7	H: 0 LOB: 0 BB: 0 P: 7	R: 0 E: 0 K: 0 S: 3	H: 0 LOB: 0 BB: 0 P: 3	R: 0 E: 0 K: 0 S: 3	H: 0 LOB: 2 BB: 2 P: 11	R: 0 E: 0 K: 1 S: 5	H: 0 LOB: 0 BB: 0 P: 5	R: 0 E: 0 K: 0 S: 4	H: 1 LOB: 1 BB: 0 P: 4	R: 0 E: 0 K: 0 S: 3	H: 0 LOB: 0 BB: 0 P: 3	R: 0 E: 0 K: 0 S: 4	H: 1 LOB: 0 BB: 0 P: 4	R: 1 E: 0 K: 0 S: 4	H: 1 LOB: 0 BB: 0 P: 4	1B: 3 2B: 1 3B: 0 HR: 0	SF: 0 SAC: 0 DP: 0 HBP: 0	WP: 1 PB: 0 SB: 0 CS: 0	PA: 34					
PITCHER	IP	WLS	BF	H	R	ER	SO	BB	IBB	HBP	BLK	WP	HR	S	P	ERA	WHIP										
Ernie Broglio, R ERA: 3.01 (1, 1)	9.0	W	34	4	1	1	3	3	0	0	0	1	0	37	49	1.00	0.778										

St. Louis Cardinals @ Cincinnati Reds
Crosley Field, Cincinnati, OH
Thu Aug 02 1962, 7:05 PM EDT
Att: 15,996 - Unknown

AB 31
R 1
H 4
RBI 0
BB 3
SO 3
LOB 16

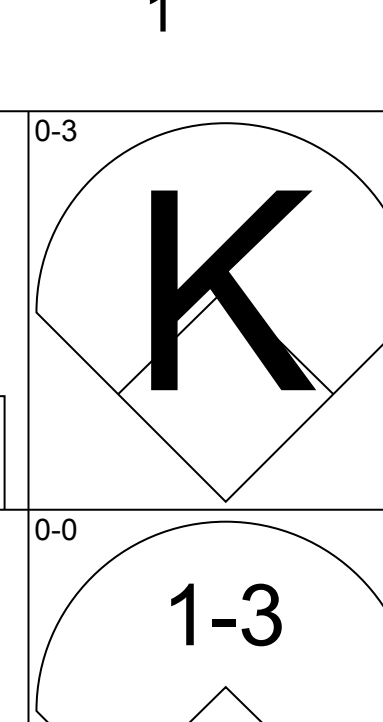
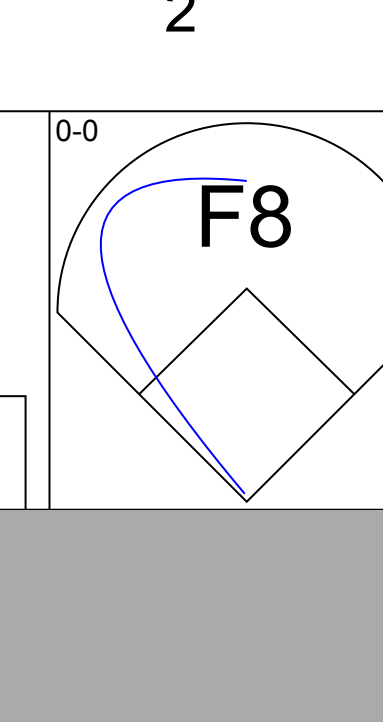
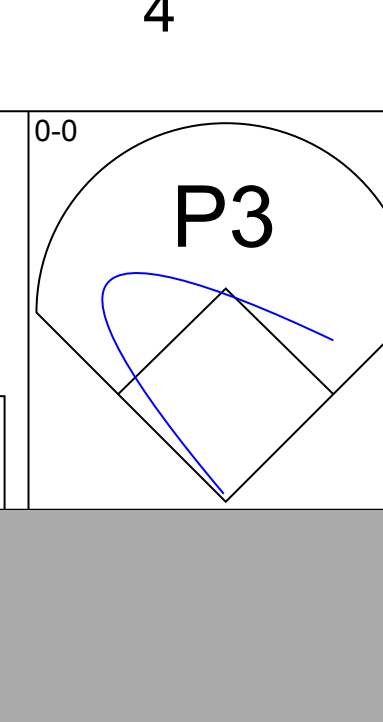
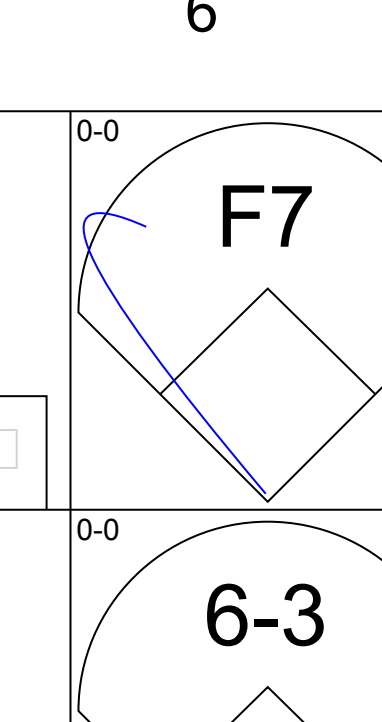
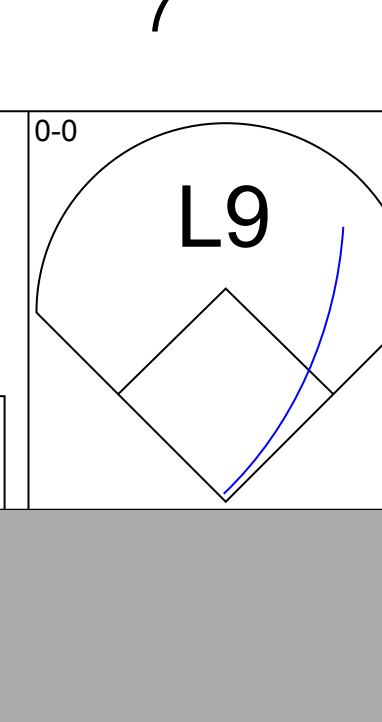
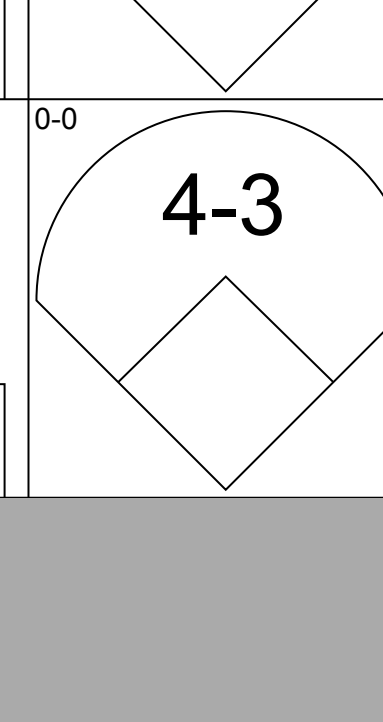
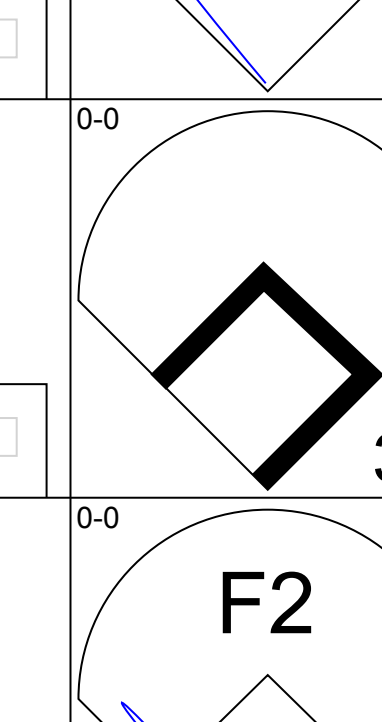
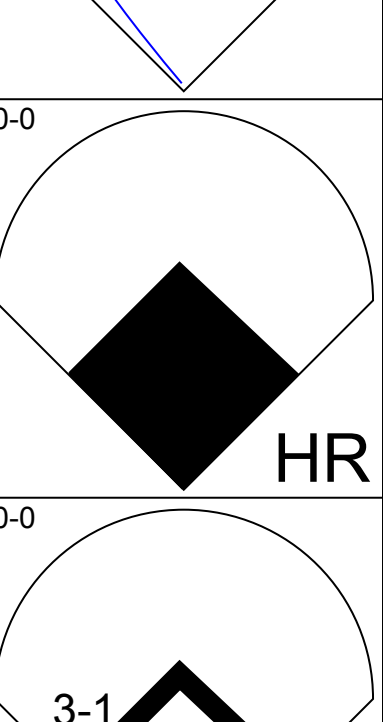

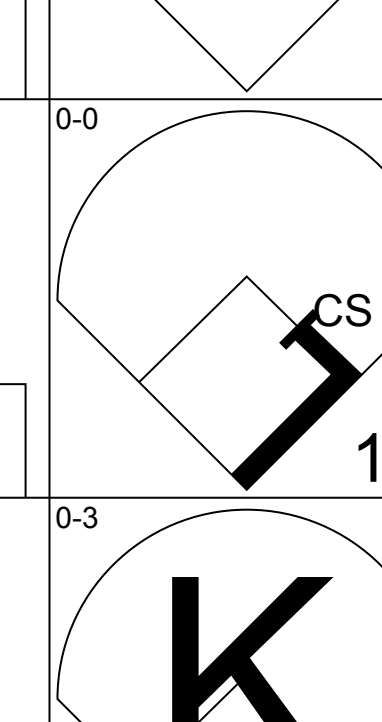

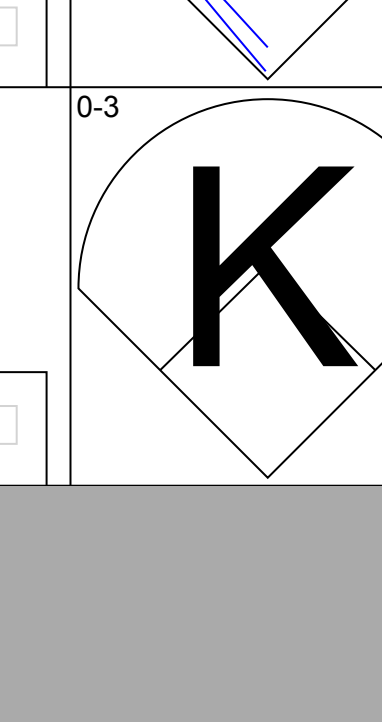
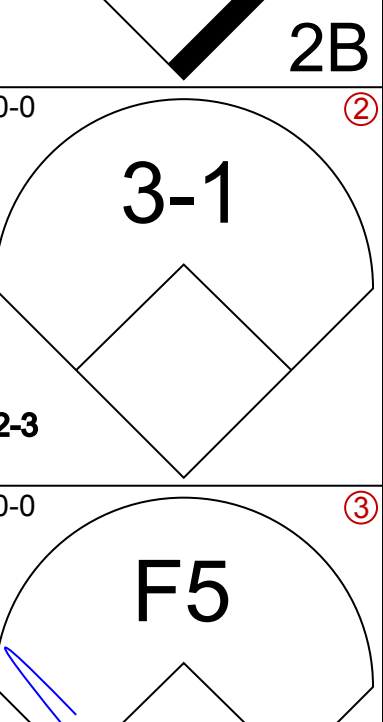
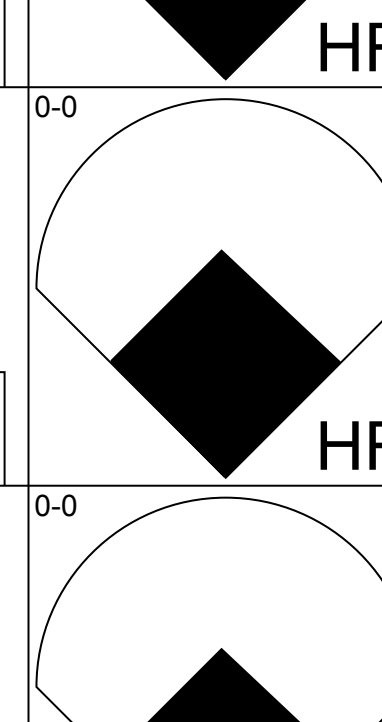

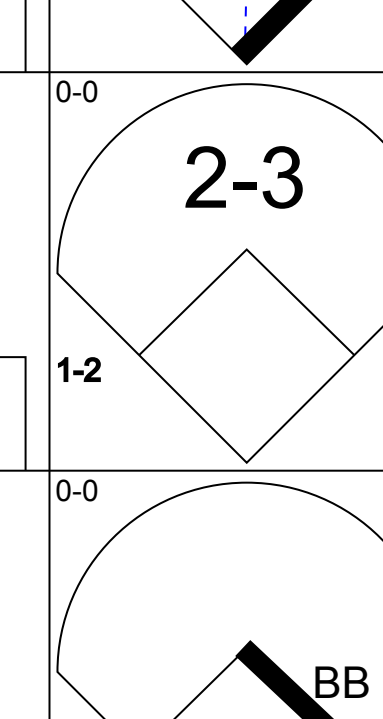


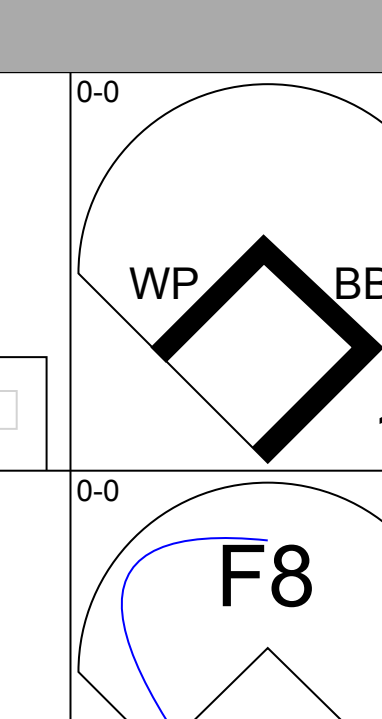

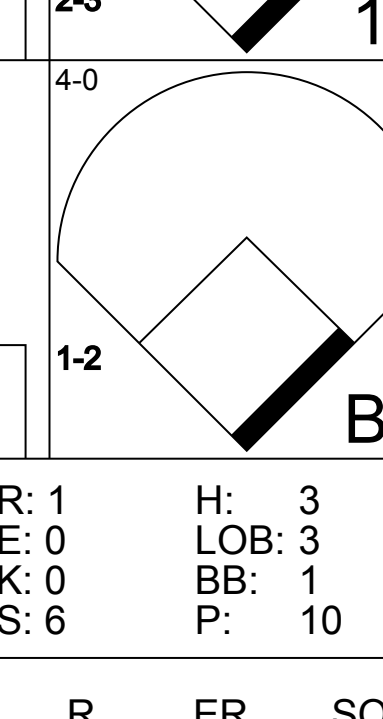
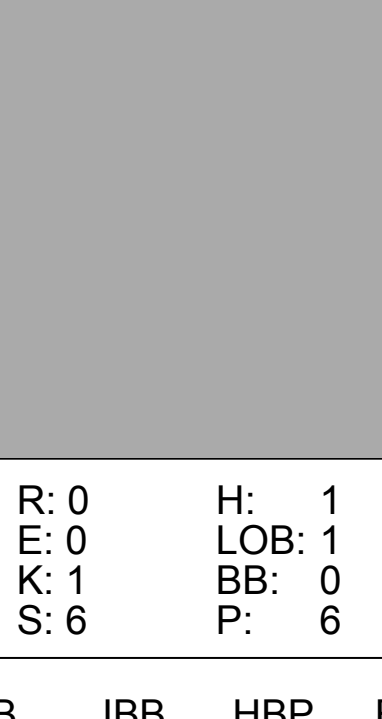
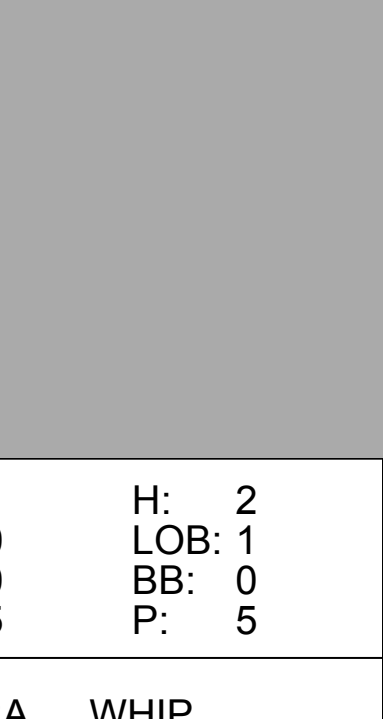
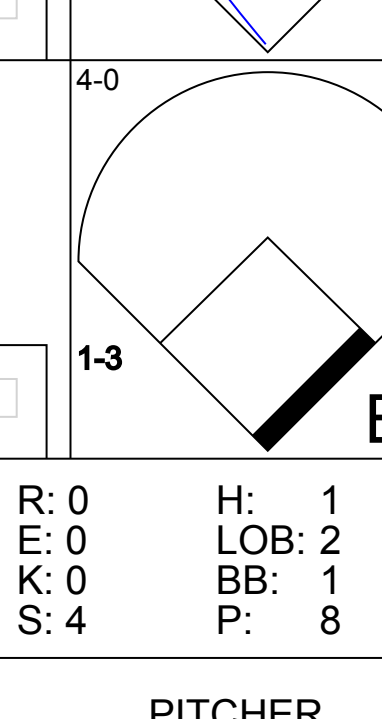
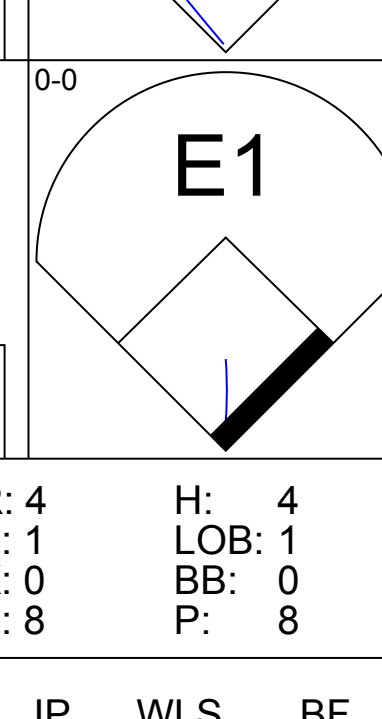


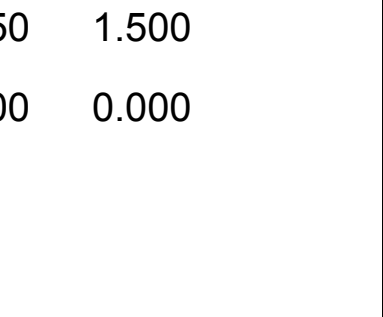




Batter	1	2	3	4	5	6	7	8	9	AB	R	H	RBI	BB	SO	LOB	TOP					
Eddie Kasko, R OBP: 0.290, SLG: 0.329 (1, 5)										4	0	1	1	1	1	2						
Don Blasingame, L OBP: 0.357, SLG: 0.345 (1, 4)										3	2	1	1	2	1	2						
Vada Pinson, L OBP: 0.335, SLG: 0.496 (1, 8)										4	2	2	0	1	0	2						
Jerry Lynch, L OBP: 0.357, SLG: 0.524 Marty Keough, L OBP: 0.374, SLG: 0.419 (7, PR) (7, 9)										4	1	2	1	0	1	0						
Frank Robinson, R OBP: 0.408, SLG: 0.582 (7, 7)										5	1	1	2	0	0	1						
Gordy Coleman, L OBP: 0.329, SLG: 0.486 (1, 3)										4	1	1	2	0	0	1						
Johnny Edwards, L OBP: 0.333, SLG: 0.408 (1, 2)										3	1	0	0	1	0	0						
Leo Cardenas, R OBP: 0.325, SLG: 0.392 (1, 6)										4	0	1	0	0	1	2						
Joey Jay, S OBP: 0.230, SLG: 0.261 Jim Brosnan, R OBP: 0.333, SLG: 0.333 (7, 1) (9, 1)										2	0	1	0	1	1	1						
Inning Stats	R: 0 E: 0 K: 1 S: 4	H: 0 LOB: 0 BB: 1 P: 8	R: 0 E: 0 K: 1 S: 5	H: 0 LOB: 0 BB: 0 P: 5	R: 0 E: 0 K: 1 S: 5	H: 0 LOB: 2 BB: 2 P: 13	R: 5 E: 1 K: 1 S: 11	H: 6 LOB: 2 BB: 1 P: 15	R: 0 E: 0 K: 0 S: 3	H: 0 LOB: 0 BB: 0 P: 3	R: 0 E: 0 K: 1 S: 5	H: 0 LOB: 1 BB: 1 P: 9	R: 2 E: 0 K: 0 S: 4	H: 2 LOB: 1 BB: 1 P: 8	R: 0 E: 0 K: 0 S: 4	H: 1 LOB: 1 BB: 0 P: 4	R: 1 E: 0 K: 0 S: 4	H: 1 LOB: 0 BB: 0 P: 4	1B: 7 2B: 1 3B: 0 HR: 2	SF: 0 SAC: 1 DP: 1 HBP: 0	WP: 1 PB: 0 SB: 1 CS: 1	PA: 42
PITCHER	IP	WLS	BF	H	R	ER	SO	BB	IBB	HBP	BLK	WP	HR	S	P	ERA	WHIP					
Jay Hook, R ERA: 5.79 (1, 1)	4.0	L	21	6	5	4	4	4	0	0	0	0	1	25	41	9.00	2.500					
Ray Daviault, R ERA: 7.04 (5, 1)	3.0		12	2	2	2	1	2	0	0	0	0	0	12	20	6.00	1.333					
Craig Anderson, R ERA: 5.67 (8, 1)	2.0		8	2	1	1	0	0	0	0	0	1	1	8	8	4.50	1.000					

Cincinnati Reds @ New York Mets
Polo Grounds, New York, NY
Fri Aug 03 1962, 3:33 AM EDT
Att: 8,811 - Unknown

AB	34
R	8
H	10
RBI	7
BB	6
SO	5
LOB	11



Batter	1	2	3	4	5	6	7	8	9	AB	R	H	RBI	BB	SO	LOB	BOTTOM					
Richie Ashburn, L OBP: 0.432, SLG: 0.415 (5, 8)										5	0	0	0	0	1	8						
Rod Kanehl, R OBP: 0.333, SLG: 0.401 (1, 4)										5	0	0	0	0	0	2						
Charlie Neal, R OBP: 0.320, SLG: 0.383 (1, 6)										5	1	3	1	0	0	0						
Frank Thomas, R OBP: 0.351, SLG: 0.553 (1, 7)										5	2	3	2	0	1	2						
Mary Throneberry, L OBP: 0.332, SLG: 0.435 (1, 3)										4	1	2	1	1	1	2						
Felix Mantilla, R OBP: 0.324, SLG: 0.405 (1, 5)										5	1	1	0	0	0	3						
Jim Hickman, R OBP: 0.339, SLG: 0.420 Ray Daviault, R OBP: 0.100, SLG: 0.100 Chico-Cheo Coleman, L OBP: 0.316, SLG: 0.529 (7, PH) (8, 2)										2	0	0	0	0	0	1						
Chris Cannizzaro, R OBP: 0.340, SLG: 0.226 Joe Pignatano, R OBP: 0.417, SLG: 0.387 Joe Christopher, R OBP: 0.251, SLG: 0.329 Craig Anderson, R OBP: 0.105, SLG: 0.105 Rick Herrscher, R (8, PH)										3	0	2	0	0	0	1						
Jay Hook, L OBP: 0.306, SLG: 0.209 Gene Woodling, L OBP: 0.382, SLG: 0.407 (4, PH) (5, 9)										0	0	0	0	1	0	0						
Inning Stats	R: 0 E: 0 K: 1 S: 5	H: 3 LOB: 3 BB: 1 P: 10	R: 0 E: 0 K: 1 S: 6	H: 1 LOB: 1 BB: 0 P: 6	R: 0 E: 0 K: 0 S: 5	H: 2 LOB: 2 BB: 0 P: 5	R: 1 E: 0 K: 0 S: 5	H: 2 LOB: 1 BB: 0 P: 5	R: 0 E: 0 K: 0 S: 4	H: 1 LOB: 2 BB: 1 P: 8	R: 4 E: 1 K: 0 S: 8	H: 4 LOB: 1 BB: 0 P: 8	R: 0 E: 0 K: 1 S: 5	H: 1 LOB: 1 BB: 0 P: 5	R: 0 E: 0 K: 2 S: 7	H: 0 LOB: 1 BB: 1 P: 11	1B: 7 2B: 2 3B: 1 HR: 5	SF: 0 SAC: 0 DP: 1 HBP: 0	WP: 1 PB: 0 SB: 0 CS: 1	PA: 44		
PITCHER	IP	WLS	BF	H	R	ER	SO	BB	IBB	HBP	BLK	WP	HR	S	P	ERA	WHIP					
Joey Jay, R ERA: 3.81 (1, 1)	6.1	W	33	12	5	5	2	2	0	0	0	0	1	4	35	4	7.11	2.211				
Jim Brosnan, R ERA: 3.42 (7, 1)	2.0		9	2	1	1	1	1	0	0	0	0	1	10	14	4.50	1.500					
Bill Henry, L ERA: 4.28 (9, 1)	0.2	S	2	0	0	0	2	0	0	0	0	0	0	6	6	0.00	0.000					

Cincinnati Reds @ New York Mets
Polo Grounds, New York, NY
Fri Aug 03 1962, 3:33 AM EDT
Att: 8,811 - Unknown

AB	41
R	6
H	14
RBI	6
BB	3
SO	5
LOB	21

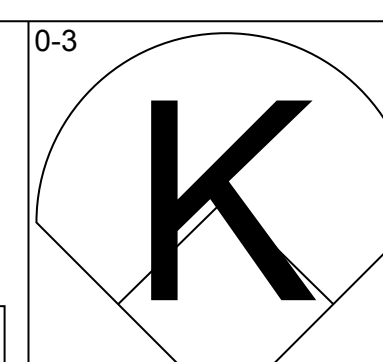
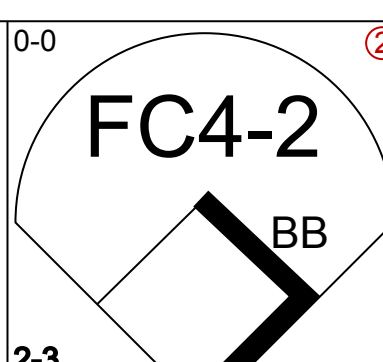
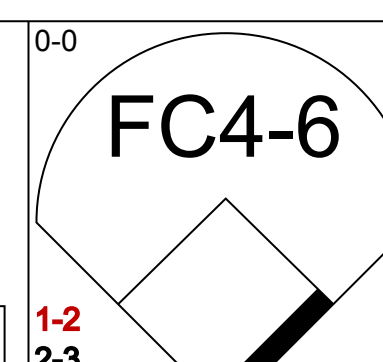
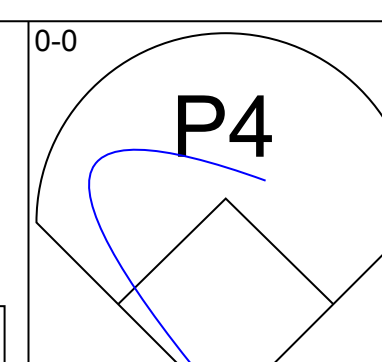
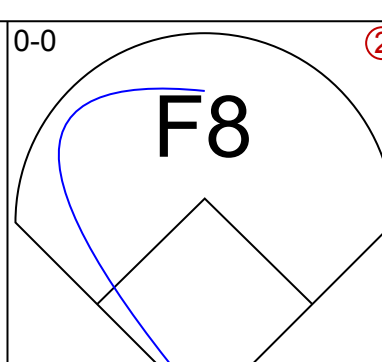
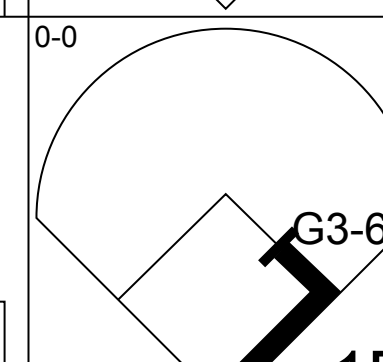
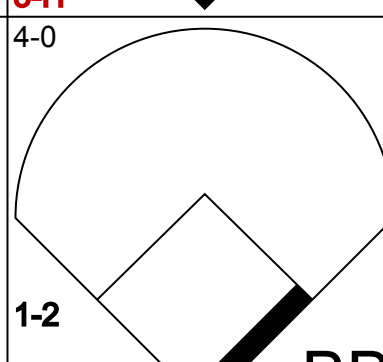
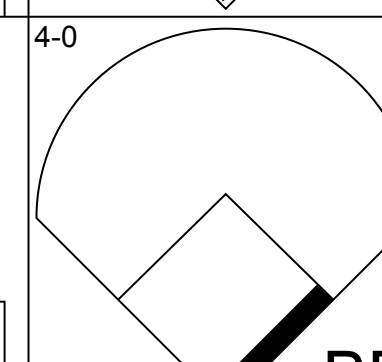
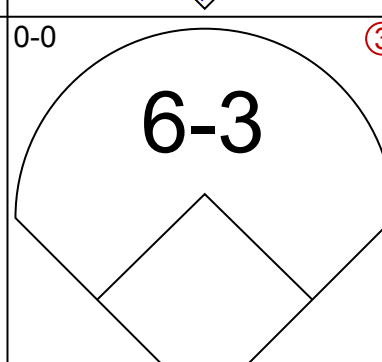
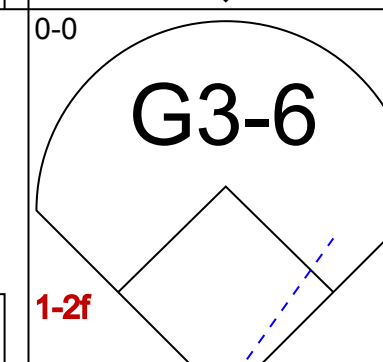
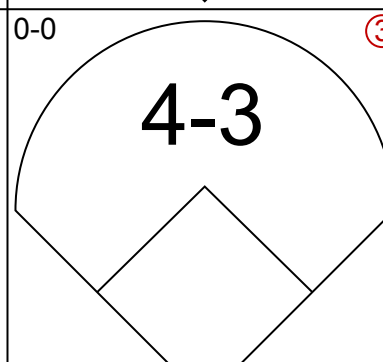
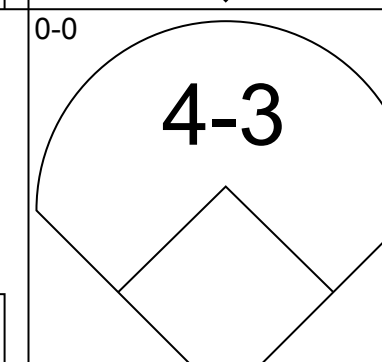
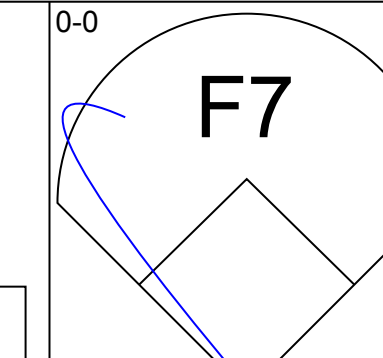
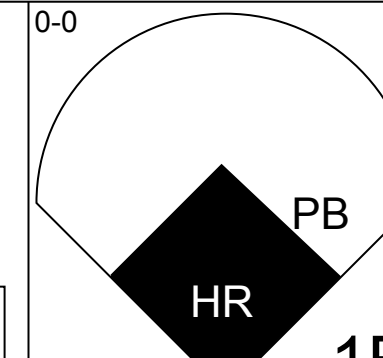
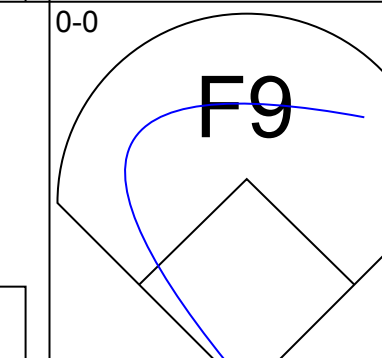
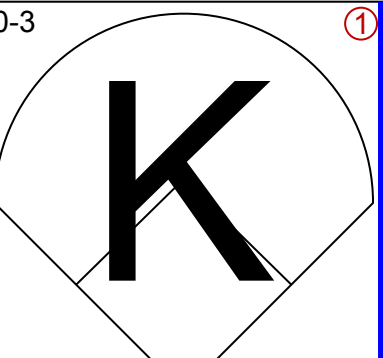

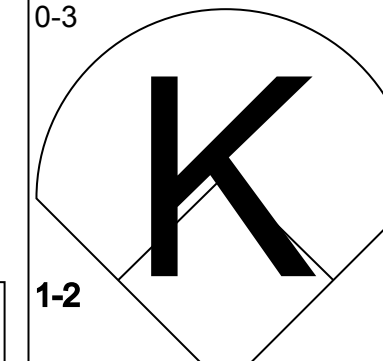
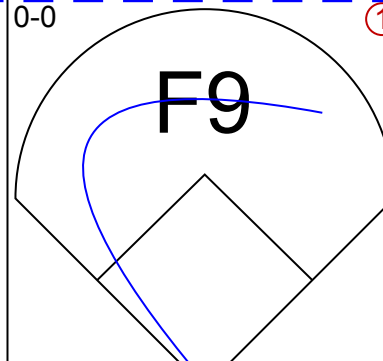
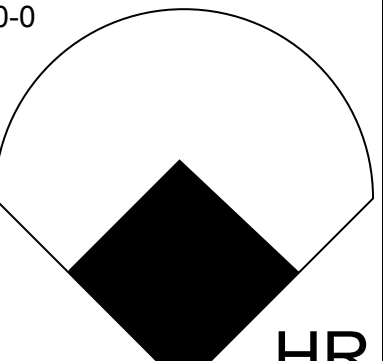

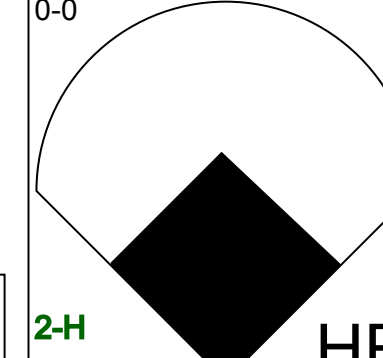
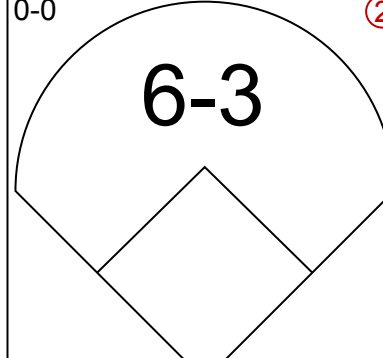
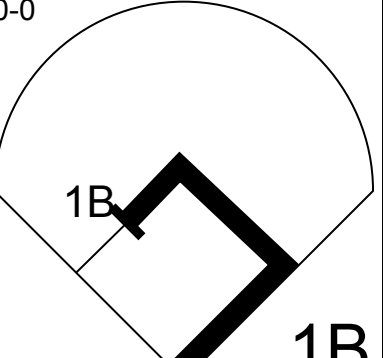
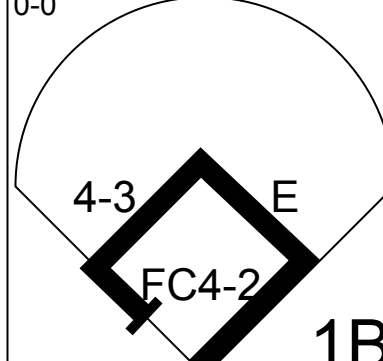
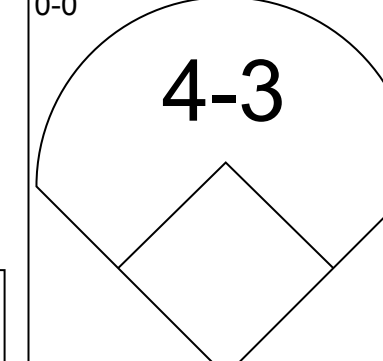
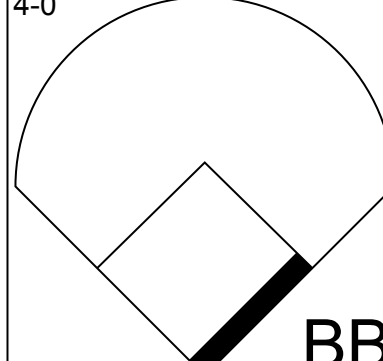
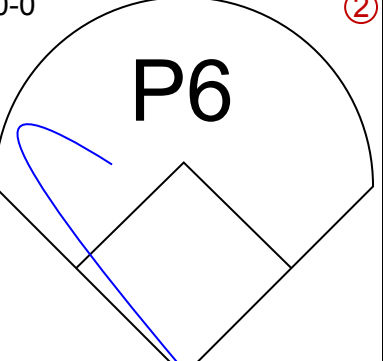
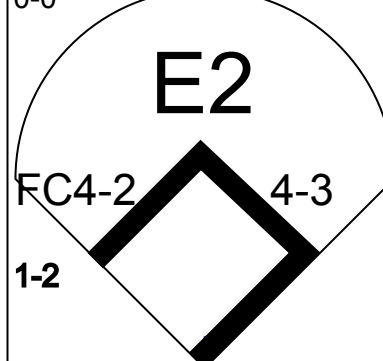
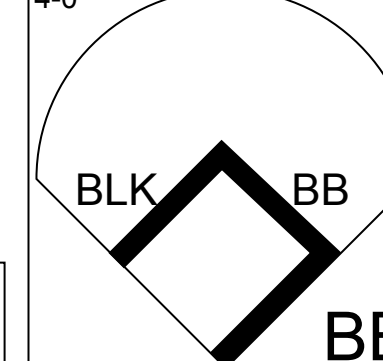
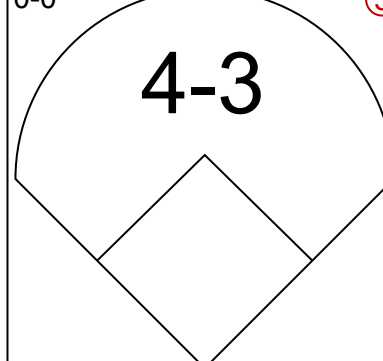
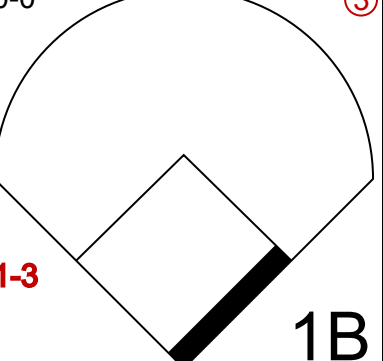
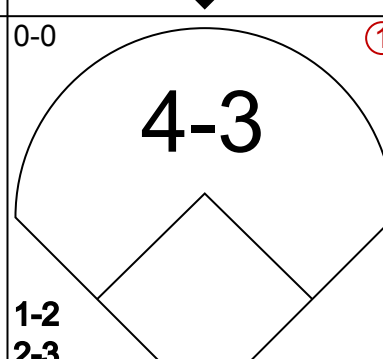
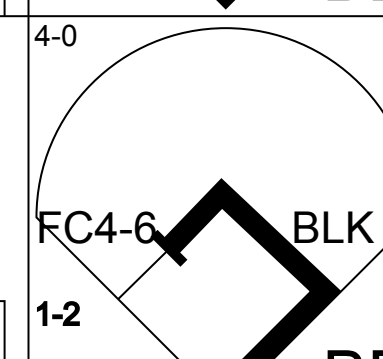
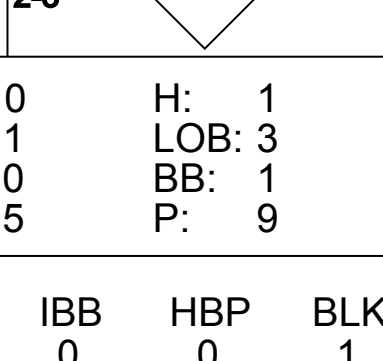
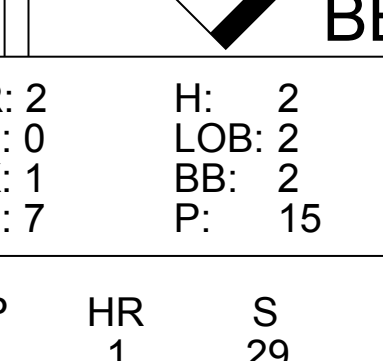
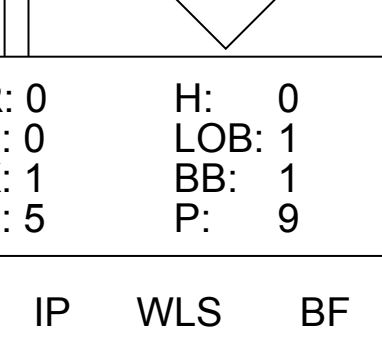
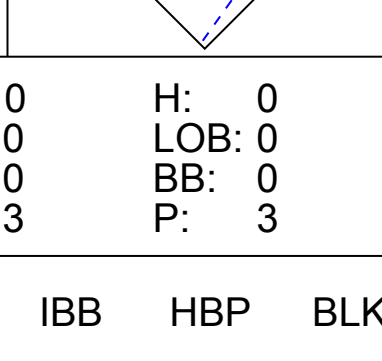


Batter	1	2	3	4	5	6	7	8	9	AB	R	H	RBI	BB	SO	LOB	TOP					
Eddie Kasko, R (1,5) OBP: 0.292, SLG: 0.328	1-0 G2-6-3 HBP		0-3 K		0-0 FC6-4		0-0 BB 1B		0-0 5-3	4	0	1	0	0	1	1	<p>Cincinnati Reds @ New York Mets</p> <p>Polo Grounds, New York, NY</p> <p>Sat Aug 04 1962, 3:33 AM EDT</p> <p>Overcast</p>					
Don Blasingame, L (1,4) OBP: 0.355, SLG: 0.343	0-0 G2-6-3			0-0 1B		0-0 6-3	0-0 F7		0-0 2-3	5	0	1	0	0	0	3						
Vada Pinson, L (1,8) OBP: 0.333, SLG: 0.491	0-3 K			0-0 F5		0-0 6-3	4-0 BB		0-0 G3	4	0	0	0	1	1	1						
Jerry Lynch, L (1,7) OBP: 0.355, SLG: 0.528		0-0 4-3		0-3 K		0-0 1B 3B				4	1	1	0	0	1	4						
Frank Robinson, R (1,9) OBP: 0.410, SLG: 0.581		0-0 6-3		0-0 1B		1-0 1B HBP			0-0 FC6-4 1B	2	0	1	0	0	0	0						
Marty Keough, L (6, PR) OBP: 0.376, SLG: 0.423				1-3 1B						1	0	1	0	0	0	0						
Gordy Coleman, L (1,3) OBP: 0.333, SLG: 0.489				0-0 F8		0-0 1B			0-0 FC6-4 1B	4	0	3	1	0	0	2						
Johnny Edwards, L (1,2) OBP: 0.329, SLG: 0.403				0-0 4-3		0-0 L3 K			0-0 FC6-4 1B	4	0	0	0	0	1	5						
Leo Cardenas, R (1,6) OBP: 0.324, SLG: 0.389				0-0 P6 K		0-0 F2		4-0 BB 1B BB	0-3 K	3	0	0	0	1	1	2						
Johnny Klippstein, R (1,1) OBP: 0.222, SLG: 0.125				0-3 K		0-0 FC6-4 1B			0-0 L5	0	0	0	0	0	0	0						
Ted Willis, L (1,1) OBP: 0.257, SLG: 0.257										3	0	1	0	0	2	1						
Wally Post, R (8, PH) OBP: 0.333, SLG: 0.480										1	0	0	0	0	2	2						
Dave Sisler, R (8,1)										0	0	0	0	0	0	0						
Inning Stats	R: 0 E: 0 K: 1 S: 4	H: 0 LOB: 0 BB: 0 P: 5	R: 0 E: 0 K: 0 S: 4	H: 1 LOB: 1 BB: 0 P: 4	R: 0 E: 0 K: 2 S: 7	H: 0 LOB: 0 BB: 0 P: 7	R: 0 E: 0 K: 1 S: 7	H: 2 LOB: 2 BB: 0 P: 7	R: 0 E: 0 K: 0 S: 4	H: 1 LOB: 1 BB: 0 P: 4	R: 1 E: 0 K: 1 S: 7	H: 2 LOB: 2 BB: 0 P: 8	R: 0 E: 0 K: 1 S: 6	H: 1 LOB: 3 BB: 2 P: 14	R: 0 E: 0 K: 1 S: 7	H: 2 LOB: 2 BB: 0 P: 7	R: 0 E: 0 K: 0 S: 3	H: 0 LOB: 0 BB: 0 P: 3	1B: 8 2B: 0 3B: 1 HR: 0	SF: 0 SAC: 0 DP: 1 HBP: 2	WP: 0 PB: 0 SB: 0 CS: 0	PA: 39
PITCHER Roger Craig, R (1,1) ERA: 4.43	IP: 9.0 WLS: W BF: 39 H: 9 R: 1 ER: 1 SO: 7 BB: 2 IBB: 0 HBP: 2 BLK: 0 WP: 0 HR: 0 S: 49 P: 59 ERA: 1.00 WHIP: 1.222															PITCHER	IP: 9.0 WLS: W BF: 39 H: 9 R: 1 ER: 1 SO: 7 BB: 2 IBB: 0 HBP: 2 BLK: 0 WP: 0 HR: 0 S: 49 P: 59 ERA: 1.00 WHIP: 1.222					

Batter	1	2	3	4	5	6	7	8	9	AB	R	H	RBI	BB	SO	LOB	BOTTOM			
Richie Ashburn, L (1,9) OBP: 0.438, SLG: 0.418	0-0 BB		0-0 L5			0-0 1B SH2-3 1B		4-0 FC5-4 BB		3	1	2	1	2	0	1	<p>Cincinnati Reds @ New York Mets</p> <p>Polo Grounds, New York, NY</p> <p>Sat Aug 04 1962, 3:33 AM EDT</p> <p>Overcast</p>			
Charlie Neal, R (1,6) OBP: 0.320, SLG: 0.390	0-0 HR			0-0 1-3		0-0 SH2-3		0-0 FC5-4		4	1	1	2	0	1	3				
Felix Mantilla, R (1,5) OBP: 0.322, SLG: 0.401	0-0 F7	0-0 F8		0-0 F4		0-0 G6-4-3 1B		0-0 F5		5	0	1	0	0	0	1				
Frank Thomas, R (1,7) OBP: 0.347, SLG: 0.548	0-0 P3	0-0 P3		0-0 F4		0-0 G6-4-3				4	0	0	0	0	0	2				
Joe Christopher, R (9,7) OBP: 0.291, SLG: 0.329						0-0 G6-4-3				0	0	0	0	0	0	0				
Mary Throneberry, L (1,3) OBP: 0.330, SLG: 0.446	0-0 HR	0-0 5-3			0-0 3-1		0-0 P4			4	1	1	1	0	0	0				
Jim Hickman, R (1,8) OBP: 0.335, SLG: 0.440	4-0 1B BB		0-0 E 3B		0-0 HR 3B		0-0 L5			3	3	2	0	1	0	0				
Choo-Choo Coleman, L (1,2) OBP: 0.391, SLG: 0.762	0-0 1B E 1B		0-3 K		0-0 HR		0-0 2B			4	2	3	2	0	1	1				
Rod Kanehl, R (1,4) OBP: 0.337, SLG: 0.404	0-0 E 1B 1B		0-0 E1 1B		0-3 K		0-0 5-3			4	1	2	2	0	1	1				
Roger Craig, R (1,1) OBP: 0.111, SLG: 0.040	0-0 E1 1B		0-3 K		0-3 K		0-3 K		0-3 K	4	0	0	0	0	3	2				
Inning Stats	R: 6 E: 1 K: 1 S: 11	H: 5 LOB: 2 BB: 2 P: 19	R: 0 E: 0 K: 0 S: 3	H: 0 LOB: 0 BB: 0 P: 3	R: 1 E: 1 K: 2 S: 9	H: 2 LOB: 1 BB: 0 P: 9	R: 0 E: 0 K: 0 S: 3	H: 0 LOB: 0 BB: 0 P: 3	R: 2 E: 0 K: 2 S: 9	H: 2 LOB: 0 BB: 0 P: 9	R: 0 E: 0 K: 0 S: 4	H: 2 LOB: 1 BB: 0 P: 4	R: 0 E: 0 K: 0 S: 4	H: 1 LOB: 1 BB: 0 P: 4	R: 0 E: 0 K: 1 S: 5	H: 0 LOB: 1 BB: 1 P: 9	1B: 6 2B: 1 3B: 2 HR: 3	SF: 0 SAC: 1 DP: 1 HBP: 0	WP: 0 PB: 1 SB: 1 CS: 0	PA: 39
PITCHER Johnny Klippstein, R (1,1) ERA: 4.76	IP: 0.2 WLS: L BF: 8 H: 4 R: 6 ER: 4 SO: 0 BB: 2 IBB: 0 HBP: 0 BLK: 0 WP: 0 HR: 2 S: 6 P: 14 ERA: 54.00 WHIP: 9.000															PITCHER	IP: 0.2 WLS: L BF: 8 H: 4 R: 6 ER: 4 SO: 0 BB: 2 IBB: 0 HBP: 0 BLK: 0 WP: 0 HR: 2 S: 6 P: 14 ERA: 54.00 WHIP: 9.000			
Ted Willis, L (1,1) ERA: 5.86	IP: 6.1 WLS: 27 BF: 8 H: 3 R: 3 ER: 3 SO: 5 BB: 0 IBB: 0 HBP: 0 BLK: 0 WP: 1 HR: 37 S: 37 P: 37 ERA: 4.26 WHIP: 1.263															PITCHER	IP: 6.1 WLS: 27 BF: 8 H: 3 R: 3 ER: 3 SO: 5 BB: 0 IBB: 0 HBP: 0 BLK: 0 WP: 1 HR: 37 S: 37 P: 37 ERA: 4.26 WHIP: 1.263			
Dave Sisler, R (8,1) ERA: 3.98	IP: 1.0 WLS: 4 BF: 0 H: 0 R: 0 ER: 0 SO: 1 BB: 1 IBB: 0 HBP: 0 BLK: 0 WP: 0 HR: 0 S: 5 P: 9 ERA: 0.00 WHIP: 1.000															PITCHER	IP: 1.0 WLS: 4 BF: 0 H: 0 R: 0 ER: 0 SO: 1 BB: 1 IBB: 0 HBP: 0 BLK: 0 WP: 0 HR: 0 S: 5 P: 9 ERA: 0.00 WHIP: 1.000			

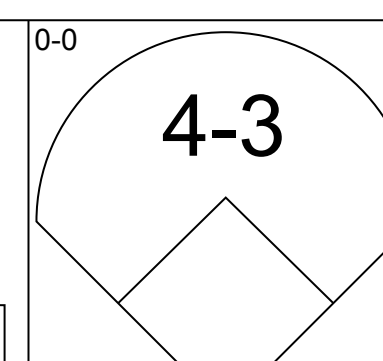
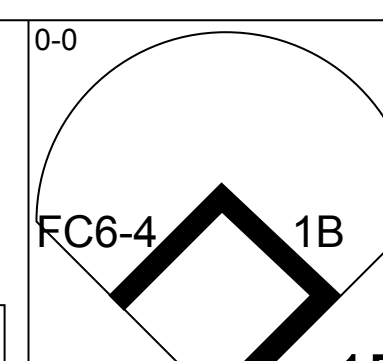
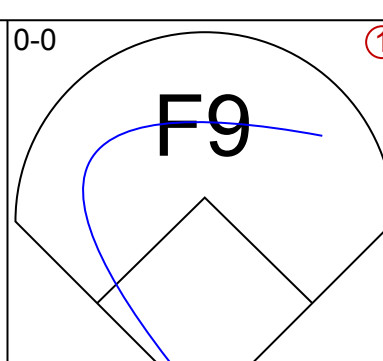
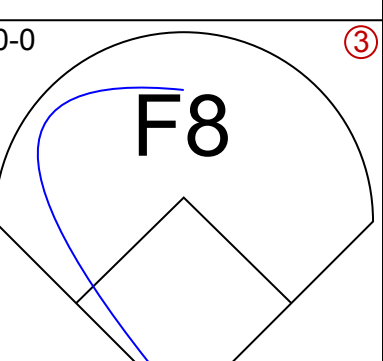
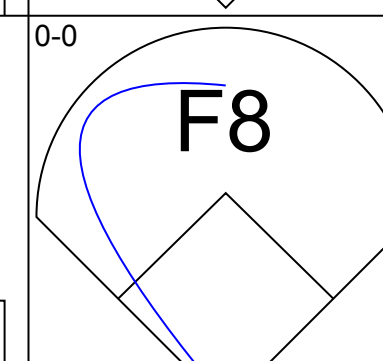
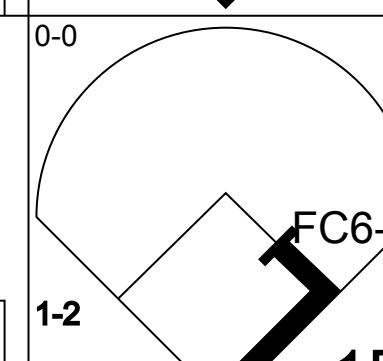
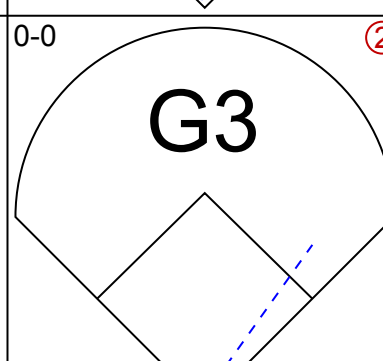
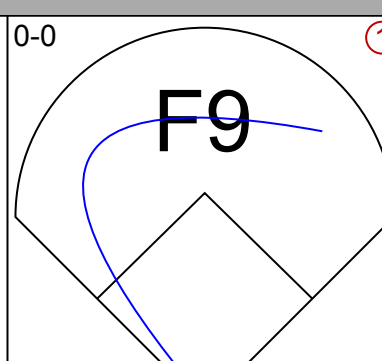
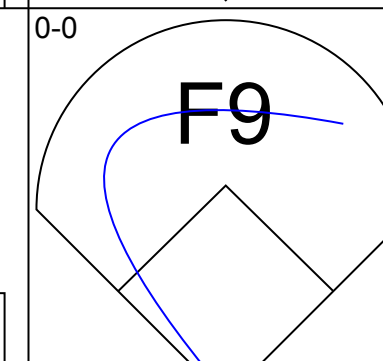
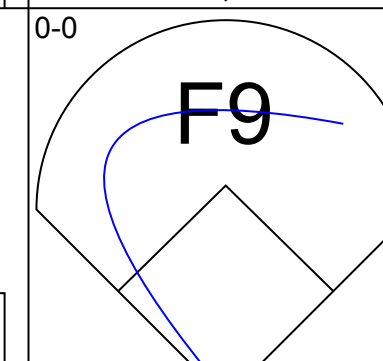
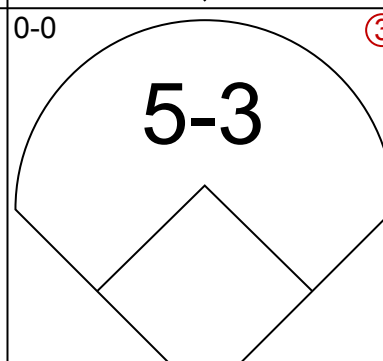

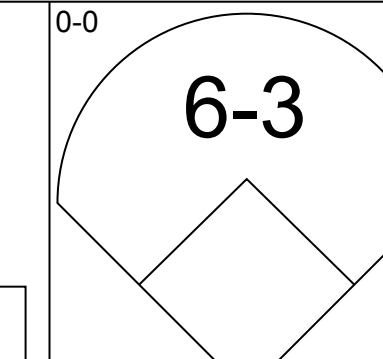
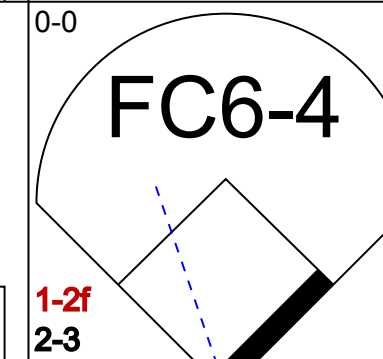


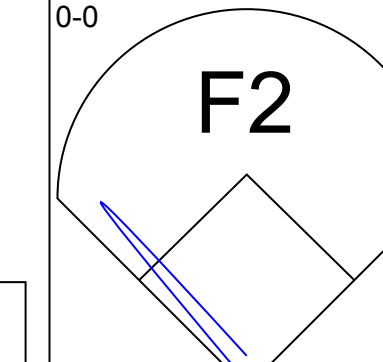
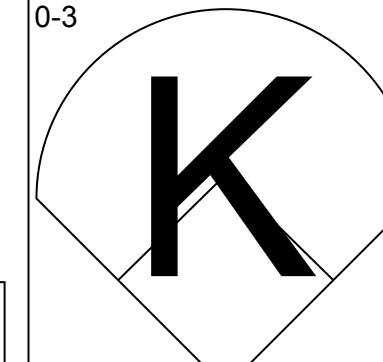

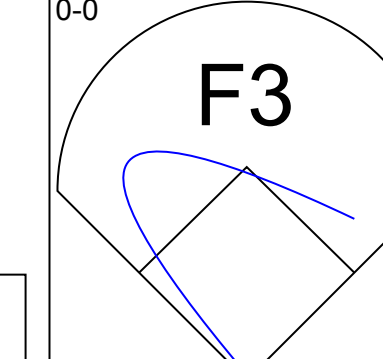
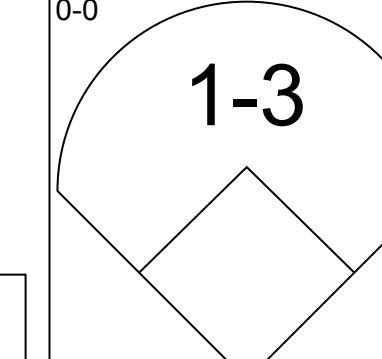
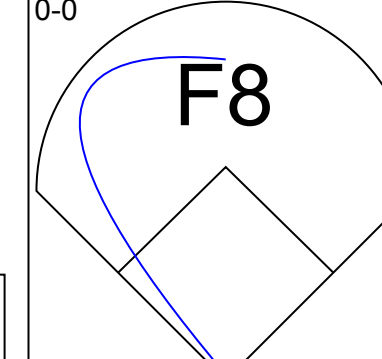
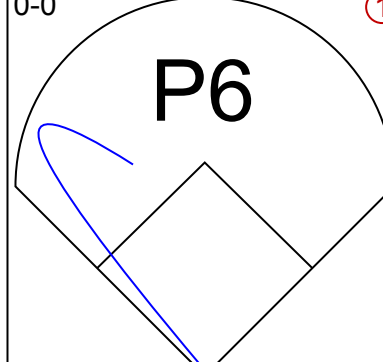
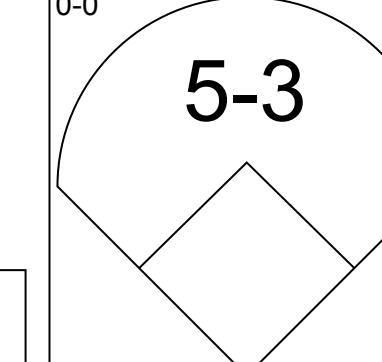
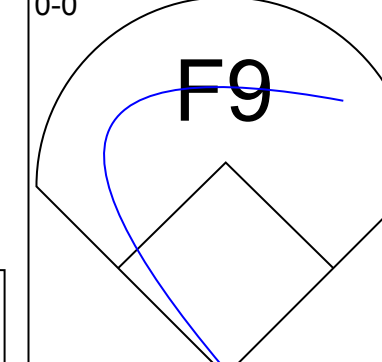
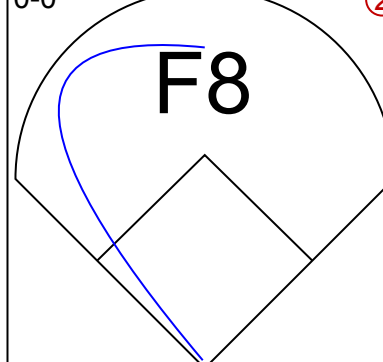
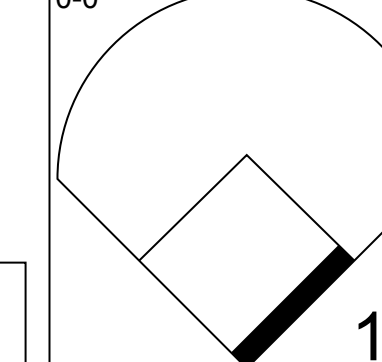
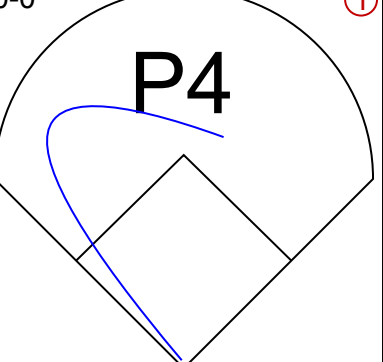
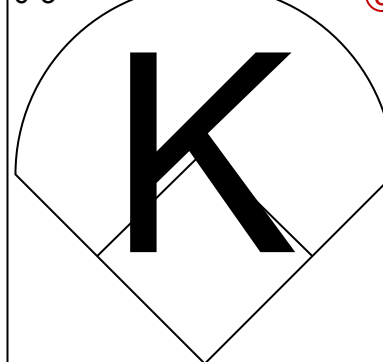
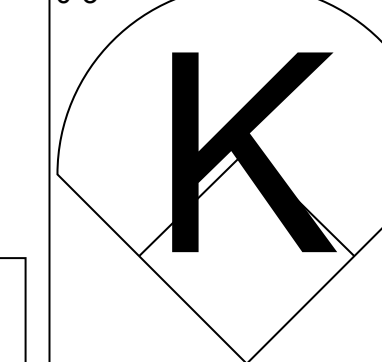
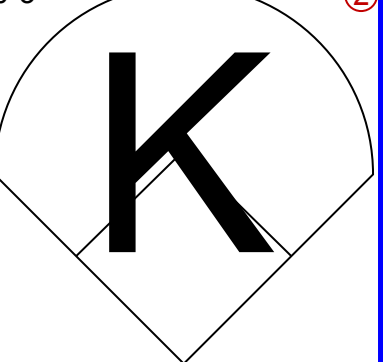
AB	35
R	1
H	9
RBI	1
BB	2
SO	7
LOB	21



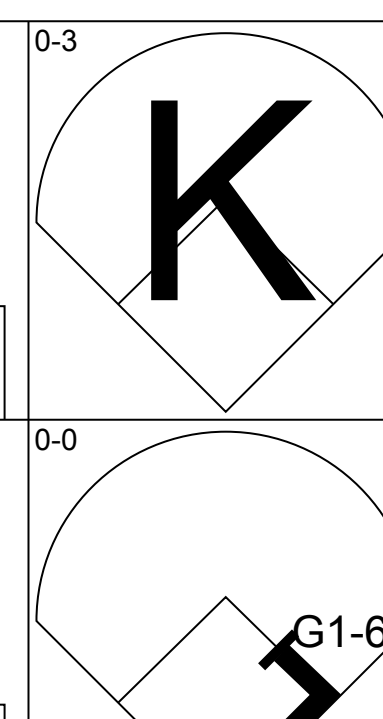
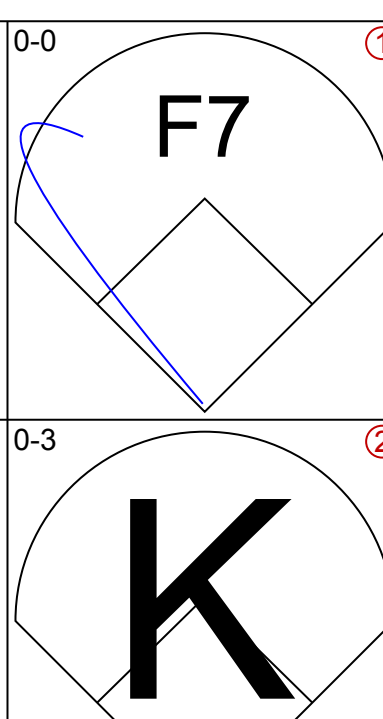
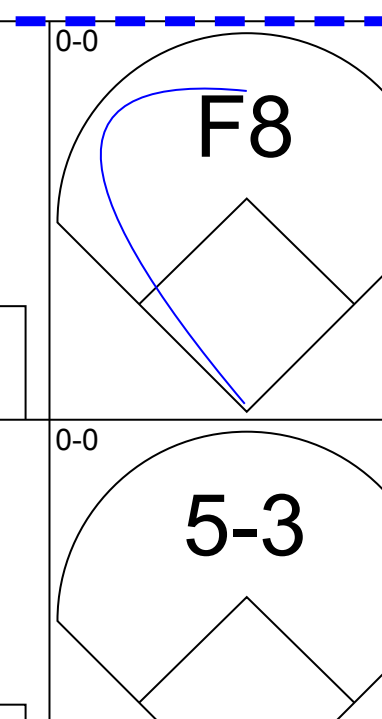
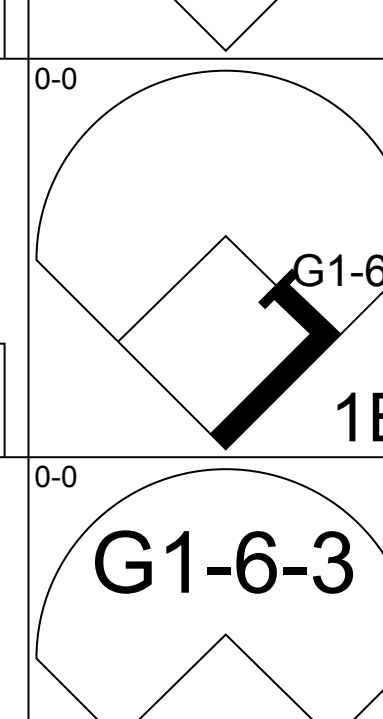
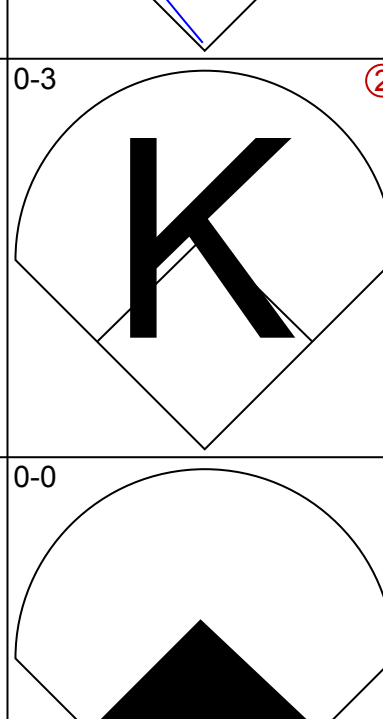
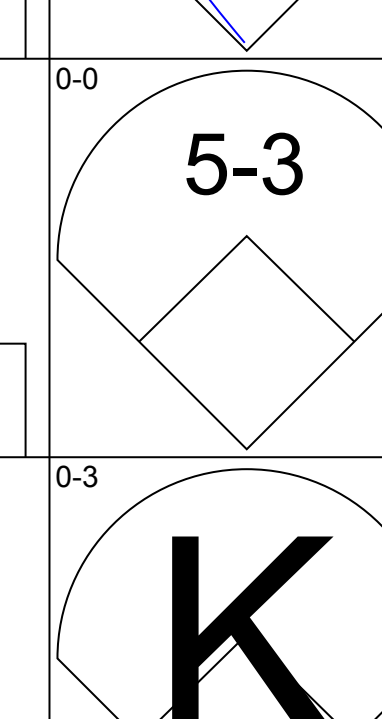
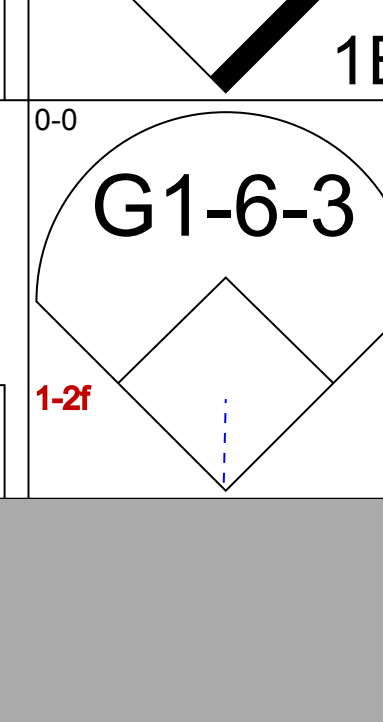
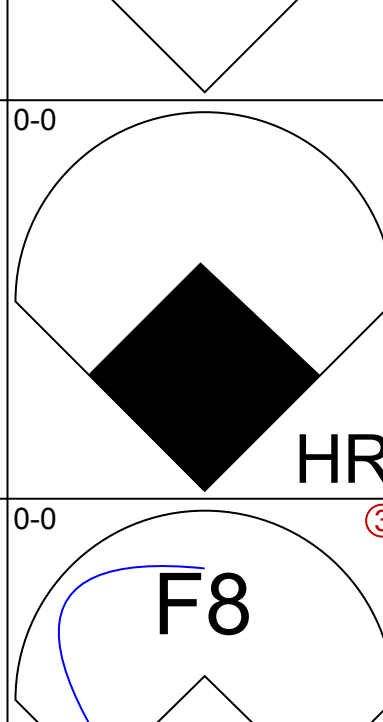
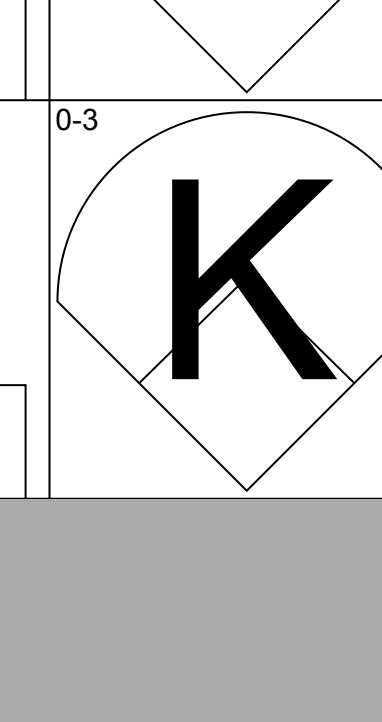
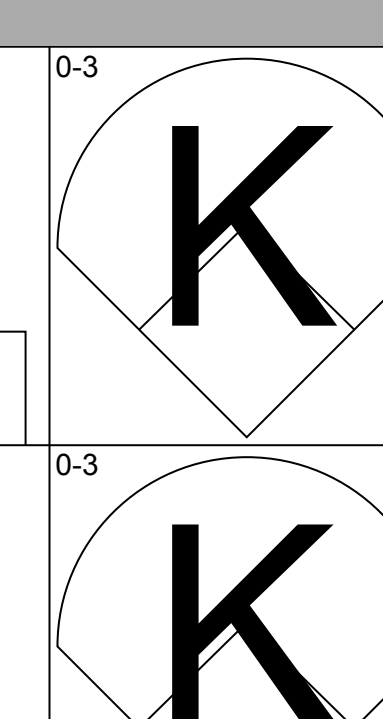
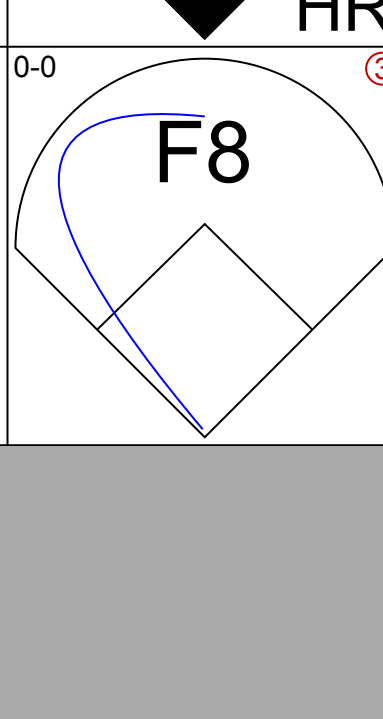
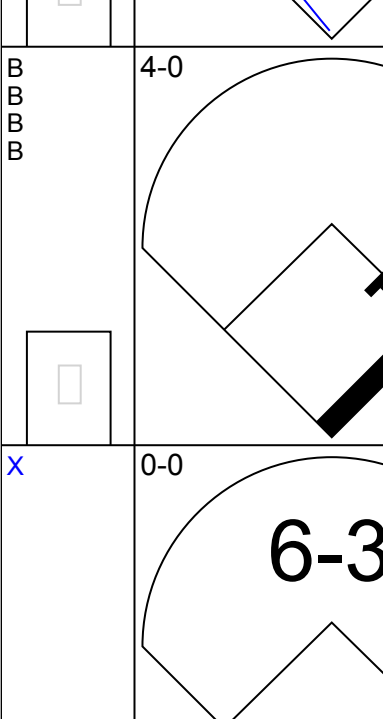
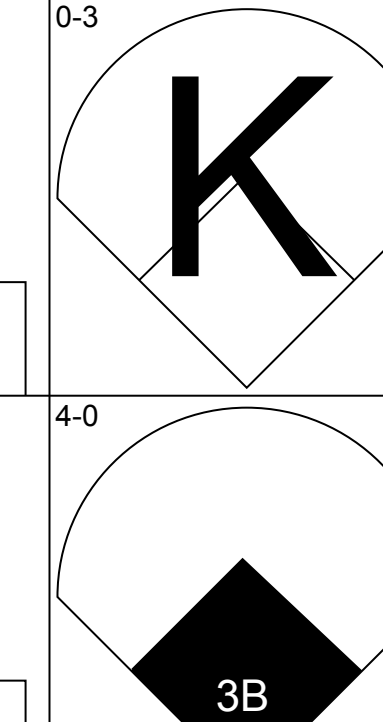
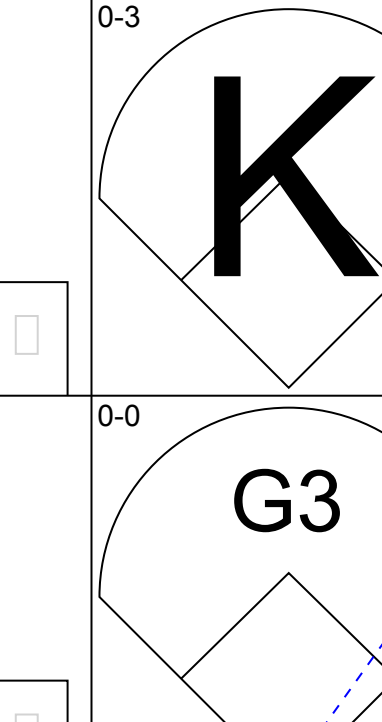
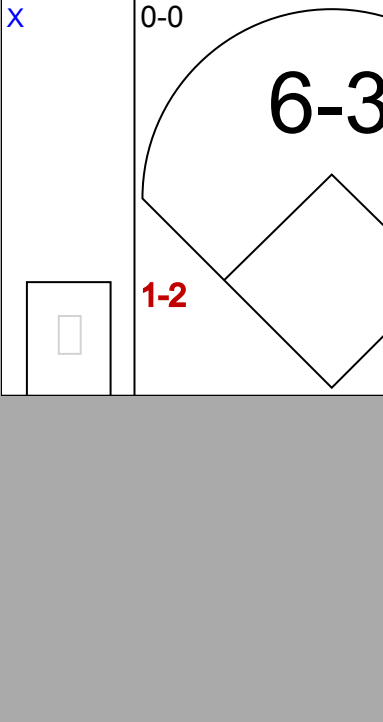
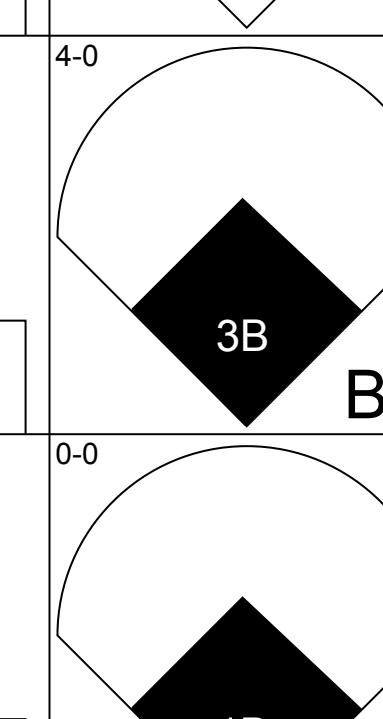
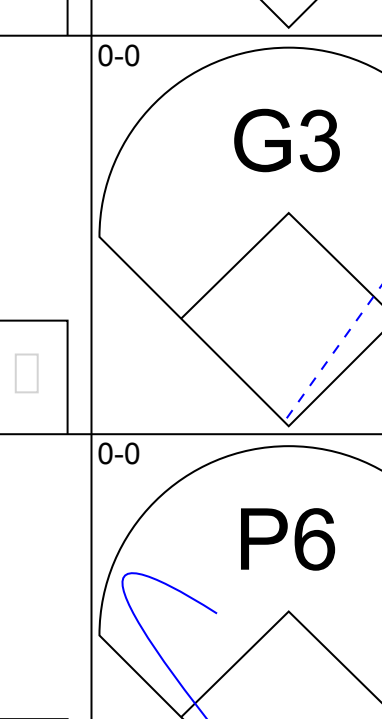
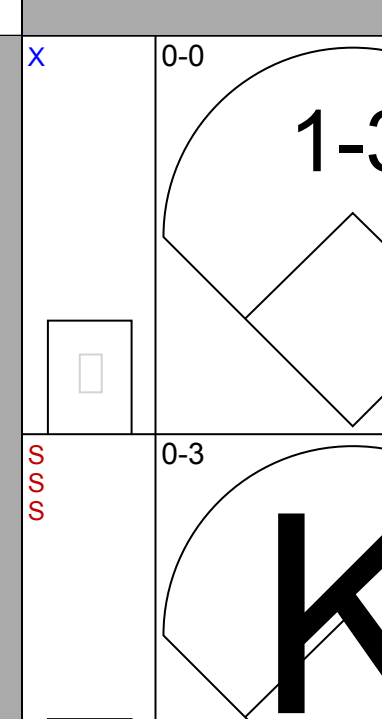
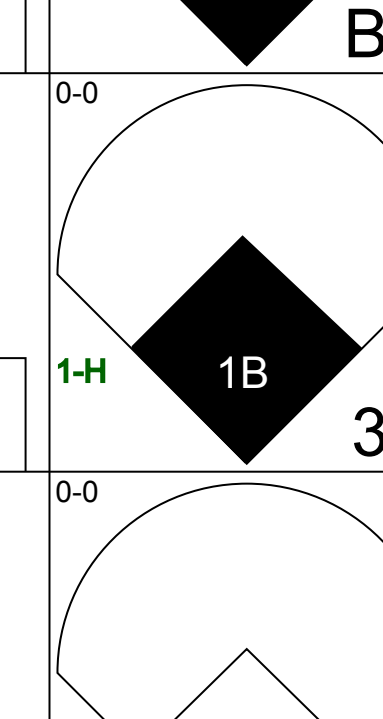
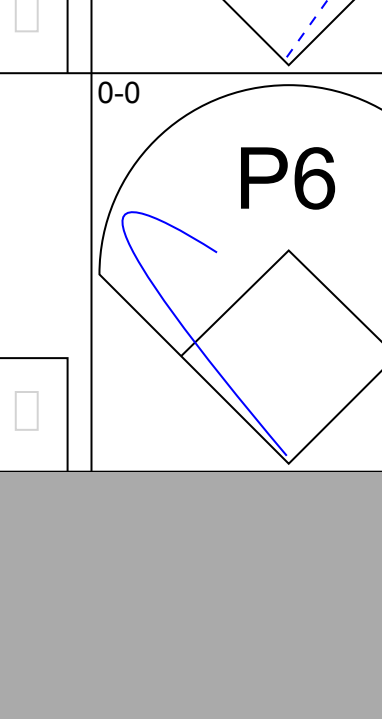
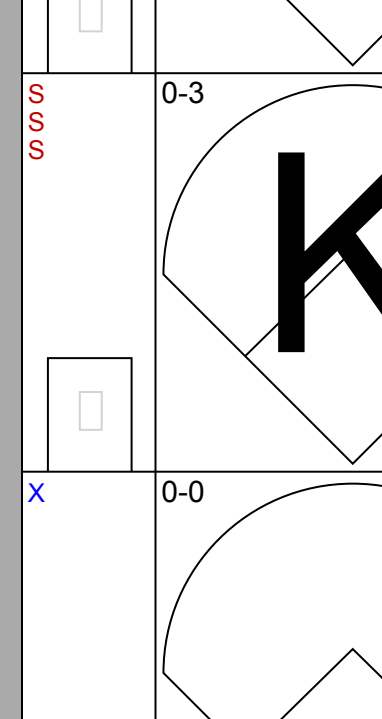
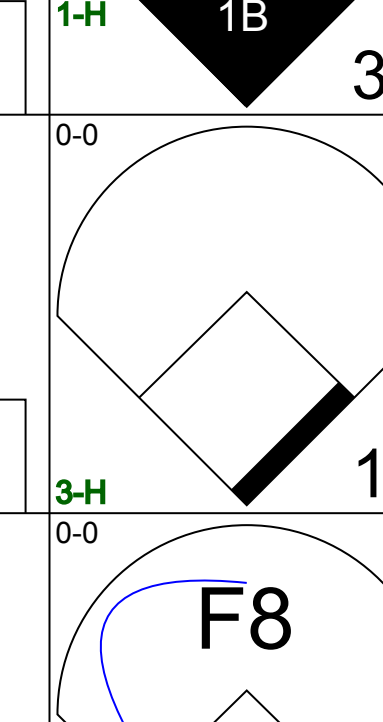
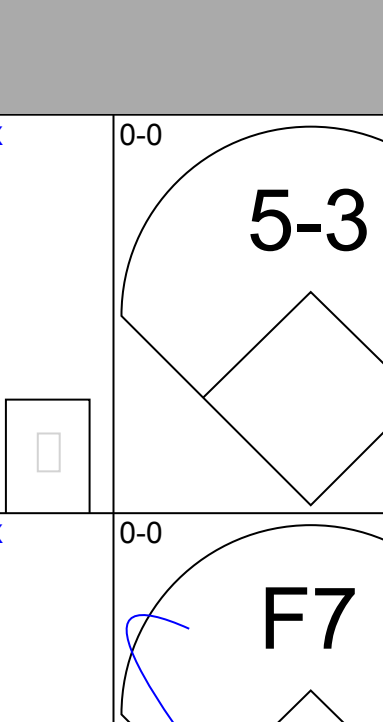
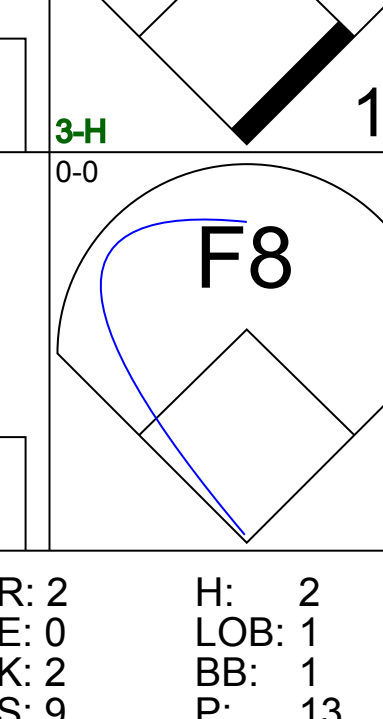
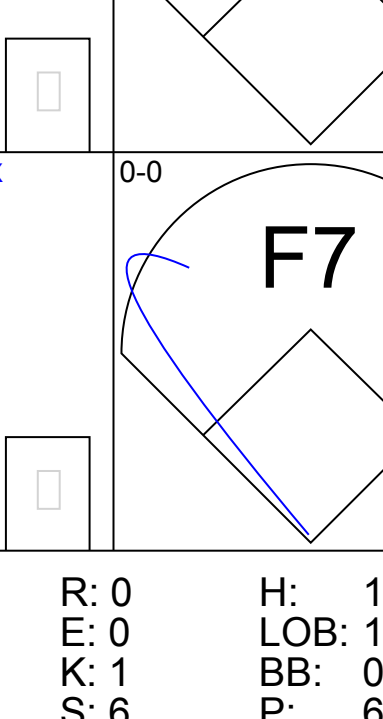
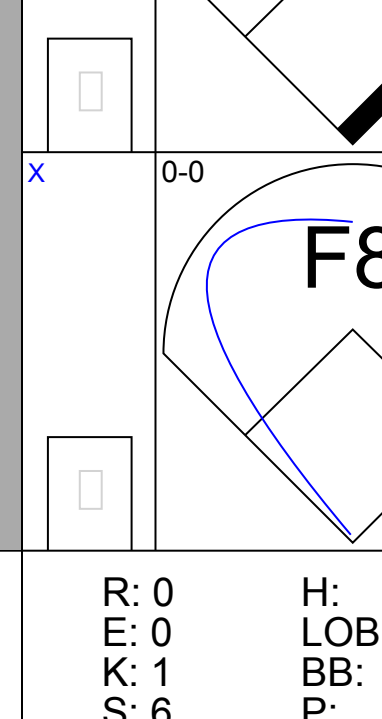
Batter	1	2	3	4	5	6	7	8	9	AB	R	H	RBI	BB	SO	LOB	TOP			
Leo Cardenas, R (1, 6) OBP: 0.320, SLG: 0.381										5	0	0	0	0	1	5	<p>Cincinnati Reds @ Houston Colt 45's</p> <p>Colt Stadium, Houston, TX</p> <p>Tue Aug 07 1962, 8:05 PM EDT</p> <p>Alt. 6, 523 - Unknown - 88 F</p>			
Don Blasingame, L (1, 4) OBP: 0.397, SLG: 0.341										3	0	2	0	2	0	0				
Vada Pinson, L (1, 8) OBP: 0.333, SLG: 0.487										4	0	0	0	0	1	6				
Jerry Lynch, L (1, 7) OBP: 0.357, SLG: 0.510										4	1	1	0	0	1	0				
Marty Keough, L (8, 7) OBP: 0.366, SLG: 0.407										0	0	0	0	0	0	0				
Frank Robinson, R (1, 9) OBP: 0.408, SLG: 0.589										4	1	1	1	0	2	1				
Gordy Coleman, L (1, 3) OBP: 0.330, SLG: 0.492										4	1	2	2	0	1	0				
Johnny Edwards, L (1, 2) OBP: 0.326, SLG: 0.390										3	0	1	0	1	0	1				
Don Zimmer, R (1, 5) OBP: 0.269, SLG: 0.298										1	0	0	0	0	0	1				
Eddie Kasko, R (3, PR) OBP: 0.294, SLG: 0.325										2	0	1	0	1	0	1				
Joey Jay, S (1, 1) OBP: 0.231, SLG: 0.250										3	0	0	0	1	1	2				
Inning Stats	R: 0 E: 0 K: 1 S: 5	H: 1 LOB: 0 BB: 0 P: 5	R: 0 E: 0 K: 2 S: 7	H: 0 LOB: 0 BB: 0 P: 7	R: 0 E: 1 K: 0 S: 5	H: 1 LOB: 3 BB: 1 P: 9	R: 2 E: 0 K: 1 S: 7	H: 2 LOB: 2 BB: 2 P: 15	R: 0 E: 0 K: 0 S: 3	H: 0 LOB: 1 BB: 1 P: 7	R: 0 E: 0 K: 1 S: 5	H: 0 LOB: 1 BB: 1 P: 9	R: 1 E: 0 K: 1 S: 7	H: 3 LOB: 2 BB: 0 P: 7	R: 0 E: 0 K: 0 S: 3	H: 0 LOB: 0 BB: 0 P: 3	1B: 6 2B: 0 3B: 0 HR: 2	SF: 0 SAC: 0 DP: 1 HBP: 0	WP: 0 PB: 1 SB: 0 CS: 1	PA: 38
PITCHER	IP WLS BF H R ER SO BB IBB HBP BLK WP HR S P ERA WHIP																			
Ken Johnson, R (1, 1) ERA: 3.91	5.0 L 22 5 2 2 5 3 0 0 0 1 0 1 29 41 3.60 1.600																			
Jim Golden, R (6, 1) ERA: 3.77	3.0 13 3 1 1 2 2 0 0 0 0 0 1 15 23 3.00 1.667																			
Jim Umbricht, R (9, 1) ERA: 2.59	1.0 3 0 0 0 0 0 0 0 0 0 0 0 3 3 0.00 0.000																			

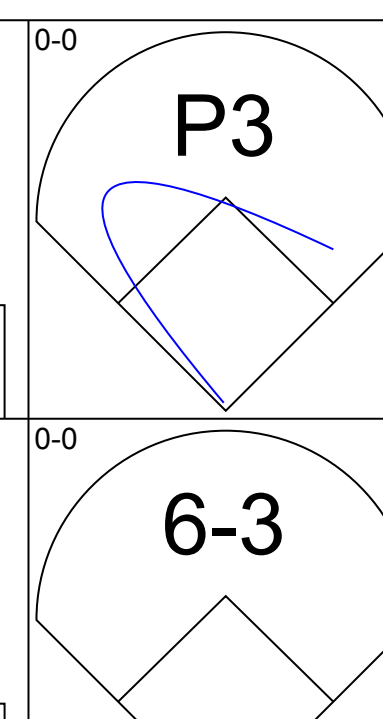
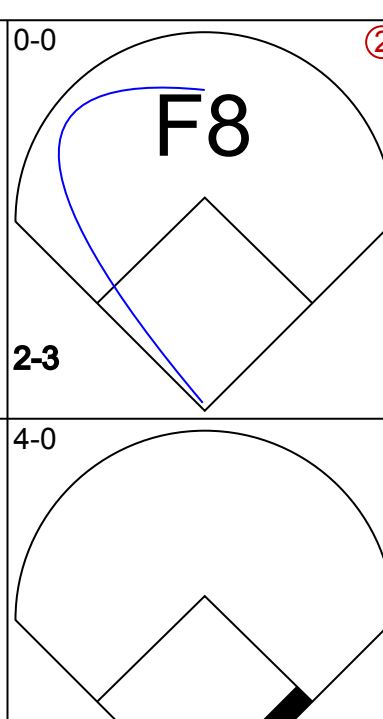
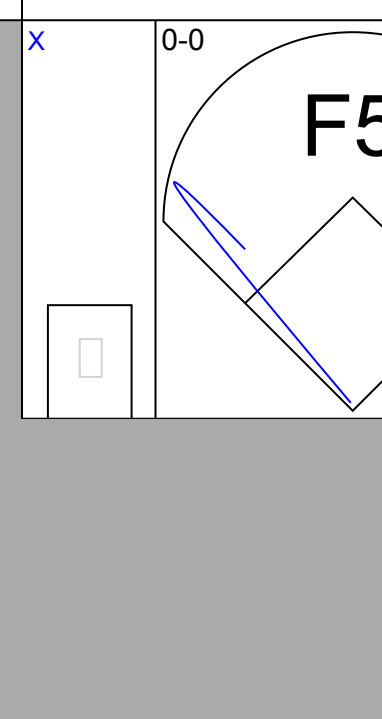
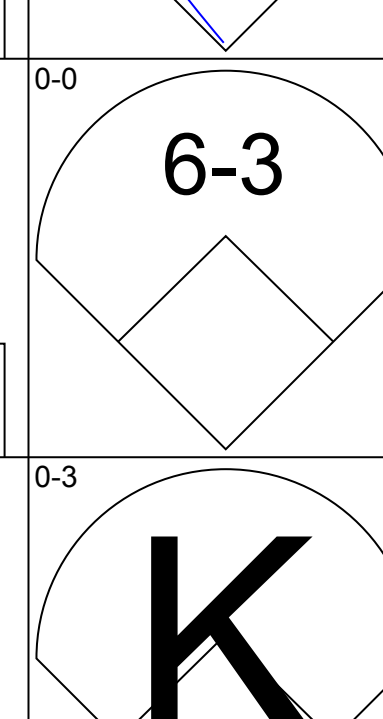
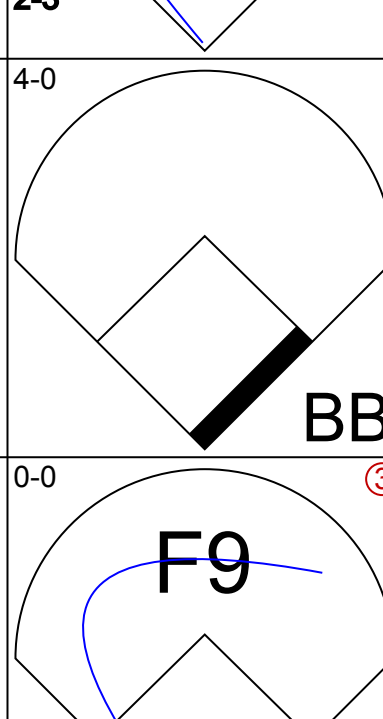
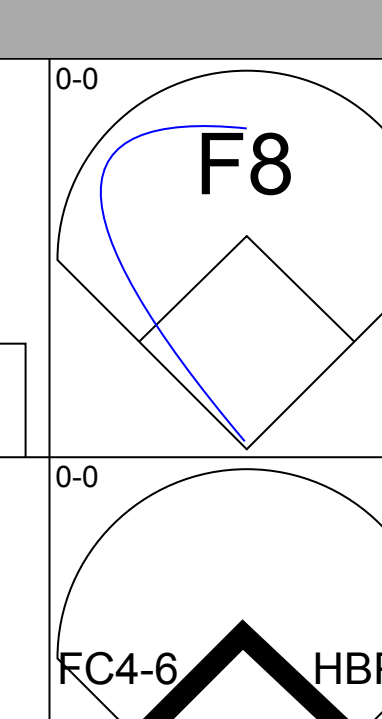
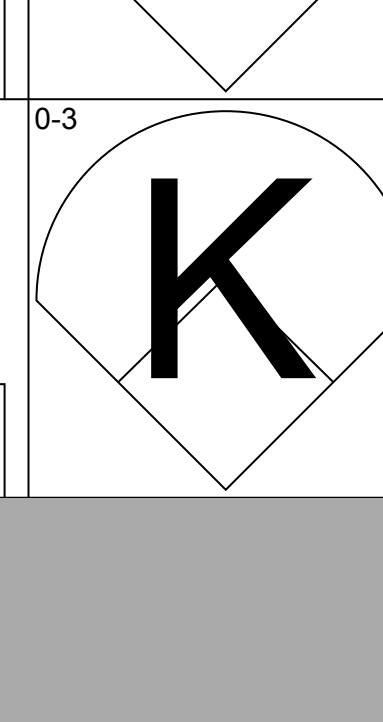
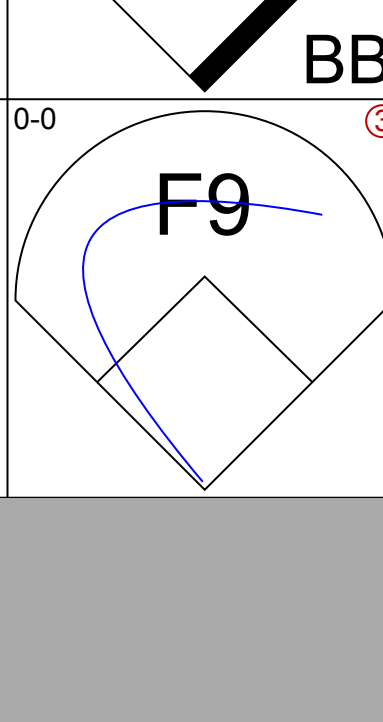
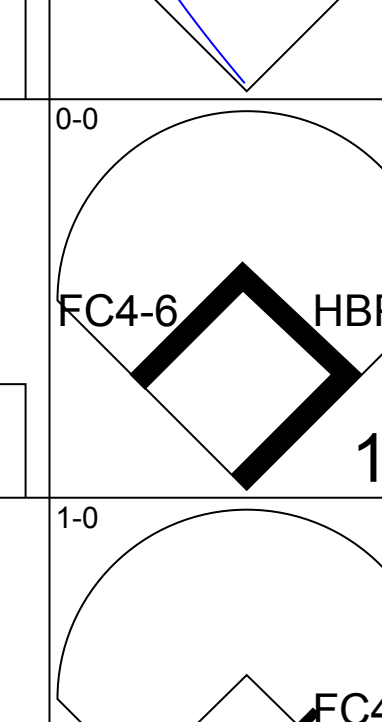
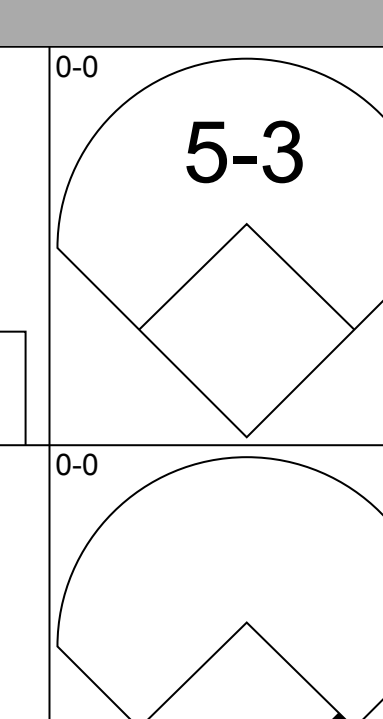
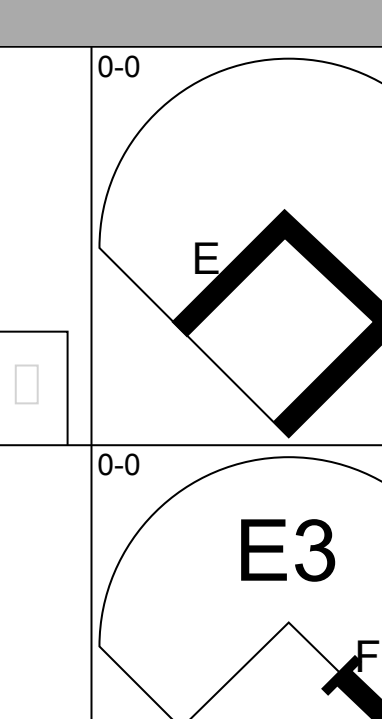
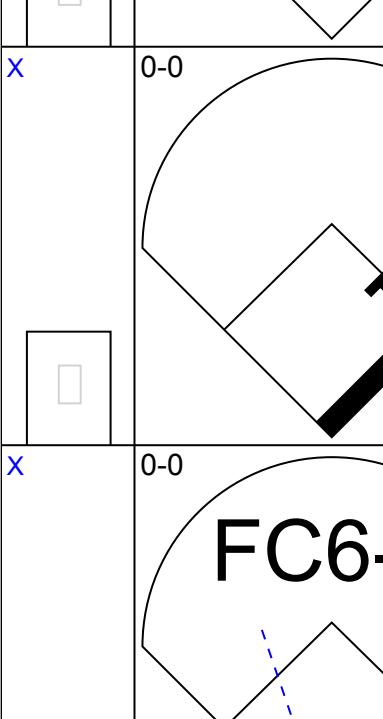
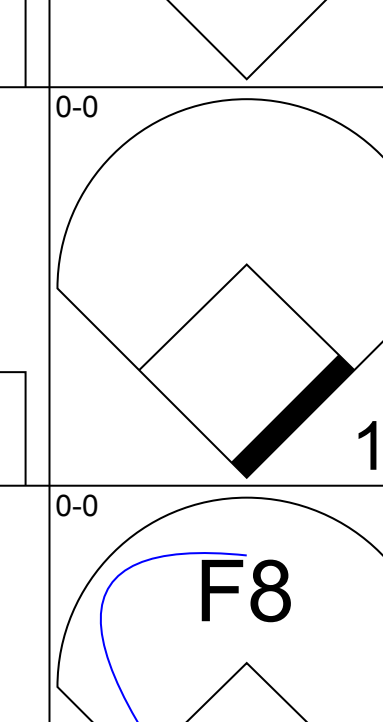
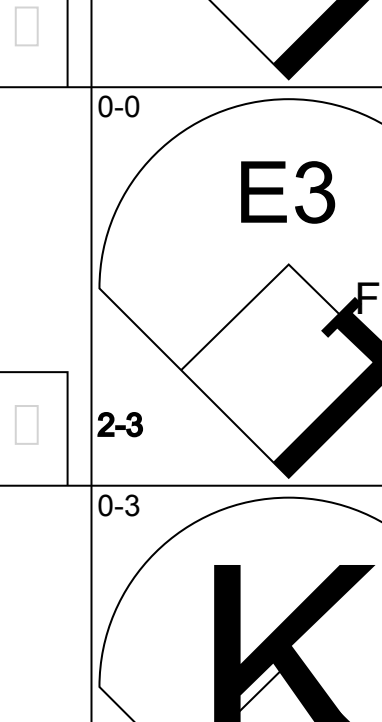
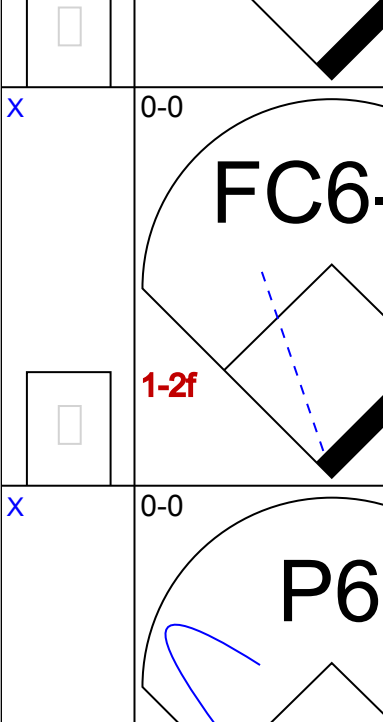
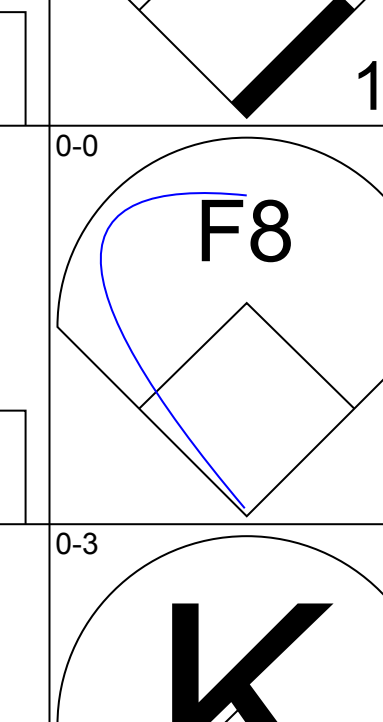
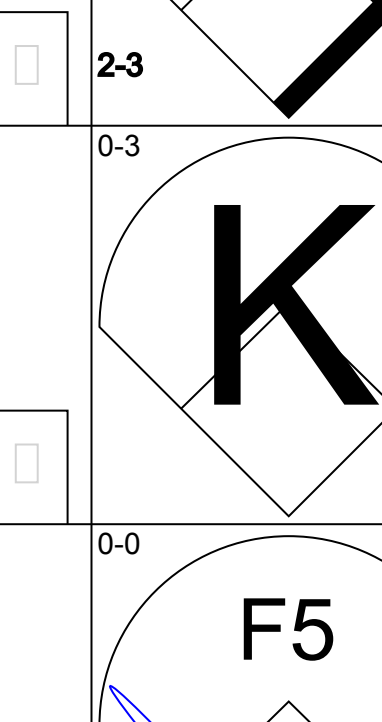
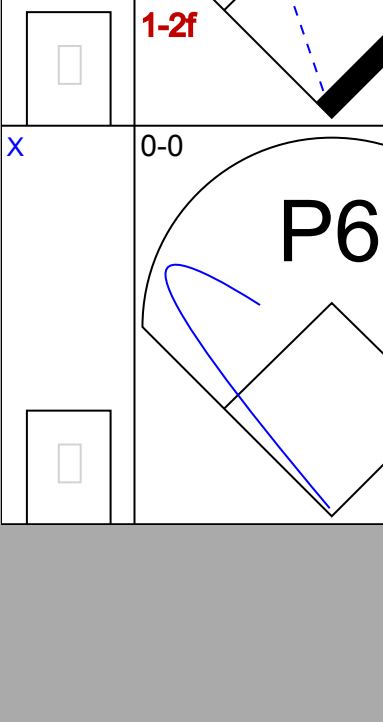
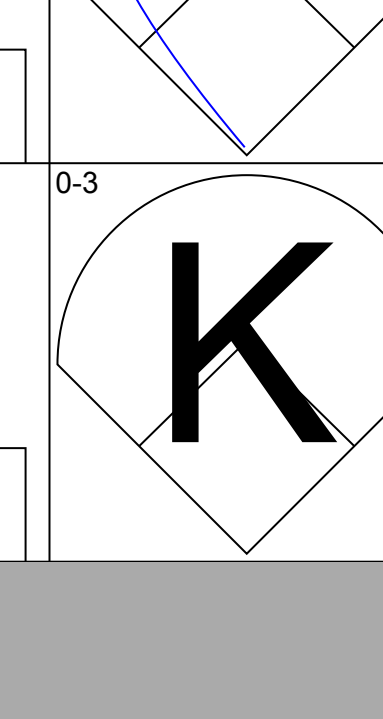
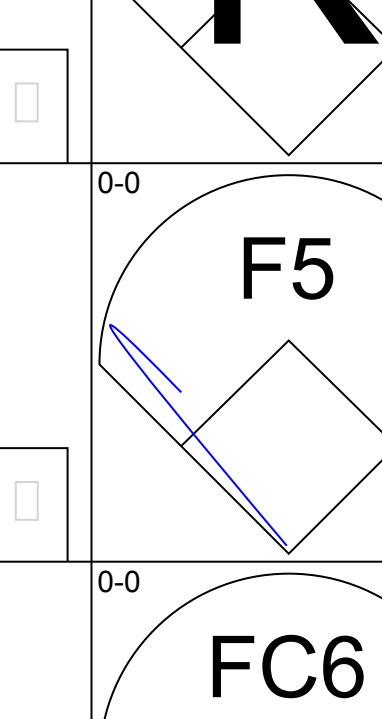
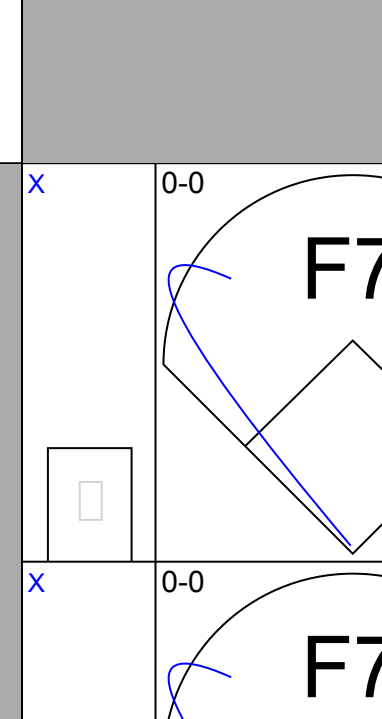
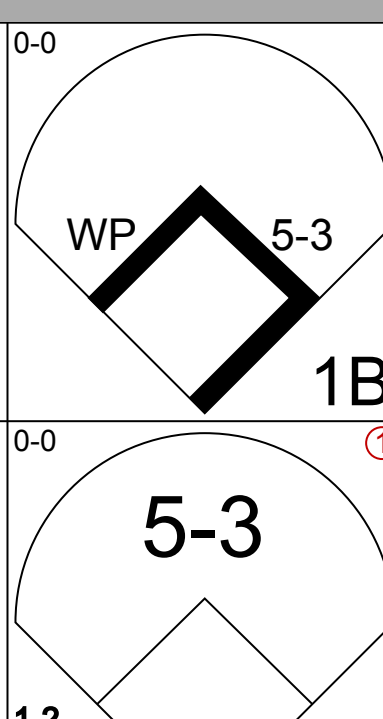
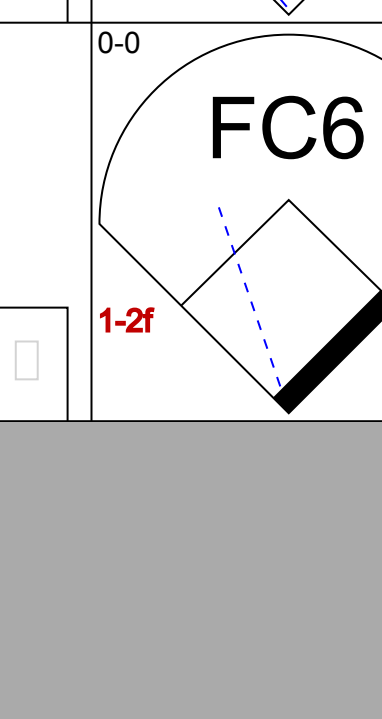
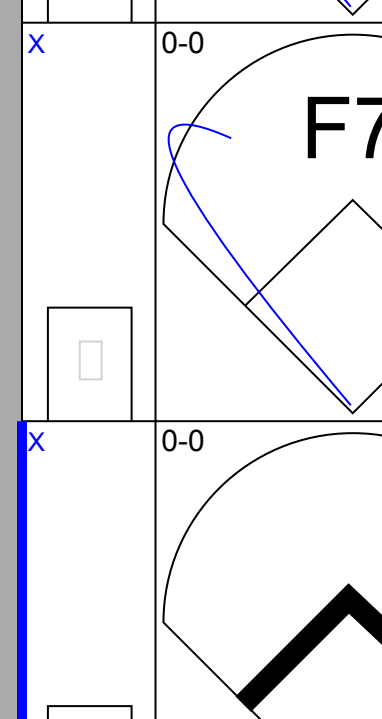
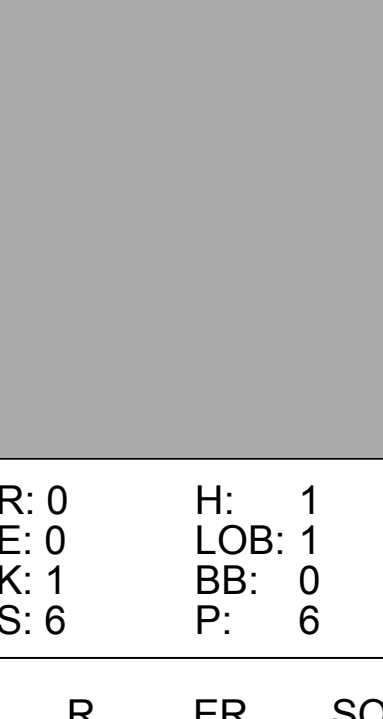
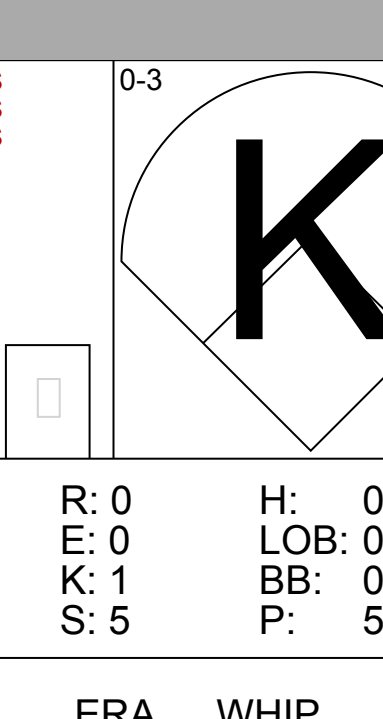
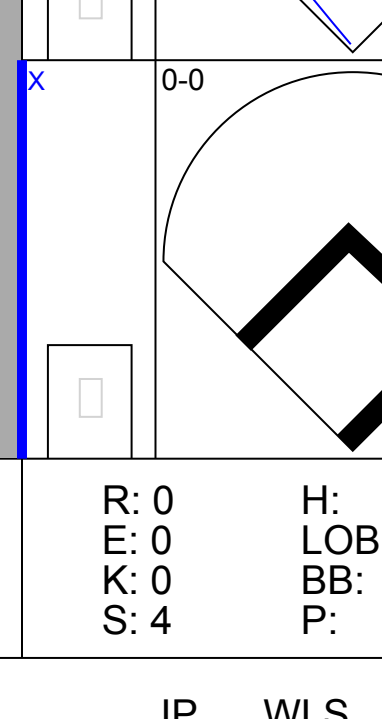
AB	33
R	3
H	8
RBI	3
BB	5
SO	7
LOB	17



Batter	1	2	3	4	5	6	7	8	9	AB	R	H	RBI	BB	SO	LOB	BOTTOM					
Bob Lillis, R (1, 4) OBP: 0.273, SLG: 0.260										4	0	1	0	0	0	0	<p>Cincinnati Reds @ Houston Colt 45's</p> <p>Colt Stadium, Houston, TX</p> <p>Tue Aug 07 1962, 8:05 PM EDT</p> <p>Alt. 6, 523 - Unknown - 88 F</p>					
Al Spangler, L (1, 7) OBP: 0.387, SLG: 0.387										4	0	1	0	0	0	0						
Carl Warwick, R (1, 8) OBP: 0.301, SLG: 0.405										4	0	0	0	0	1	2						
Roman Mejias, R (1, 9) OBP: 0.340, SLG: 0.490										4	0	1	0	0	1	2						
Bob Aspromonte, R (1, 5) OBP: 0.351, SLG: 0.406										3	0	0	0	0	1	3						
Norm Larker, L (1, 3) OBP: 0.348, SLG: 0.363										3	0	0	0	0	0	1						
Hal Smith, R (1, 2) OBP: 0.272, SLG: 0.359										3	0	0	0	0	0	1						
J C Hartman, R (1, 6) OBP: 0.225, SLG: 0.250										3	0	1	0	0	0	0						
Ken Johnson, R (1, 1) OBP: 0.125, SLG: 0.128										1	0	0	0	0	1	0						
Don Taussig, R (5, PH) OBP: 0.261, SLG: 0.333										1	0	0	0	0	1	1						
Jim Golden, L (6, 1) OBP: 0.220, SLG: 0.341										0	0	0	0	0	0	0						
Billy Goodman, L (8, PH) OBP: 0.309, SLG: 0.305										1	0	0	0	0	1	0						
Jim Umbricht, R (9, 1)										0	0	0	0	0	0	0						
Inning Stats	R: 0 E: 0 K: 0 S: 3	H: 0 LOB: 0 BB: 0 P: 3	R: 0 E: 0 K: 0 S: 3	H: 0 LOB: 0 BB: 0 P: 3	R: 0 E: 1 K: 1 S: 5	H: 0 LOB: 0 BB: 0 P: 5	R: 0 E: 0 K: 1 S: 7	H: 2 LOB: 2 BB: 0 P: 7	R: 0 E: 0 K: 1 S: 6	H: 1 LOB: 1 BB: 0 P: 6	R: 0 E: 0 K: 0 S: 3	H: 0 LOB: 0 BB: 0 P: 3	R: 0 E: 0 K: 1 S: 4	H: 1 LOB: 1 BB: 0 P: 4	R: 0 E: 0 K: 1 S: 5	H: 0 LOB: 0 BB: 0 P: 5	R: 0 E: 0 K: 2 S: 7	H: 0 LOB: 0 BB: 0 P: 7	1B: 4 2B: 0 3B: 0 HR: 0	SF: 0 SAC: 0 DP: 0 HBP: 0	WP: 0 PB: 0 SB: 0 CS: 0	PA: 31
PITCHER	IP WLS BF H R ER SO BB IBB HBP BLK WP HR S P ERA WHIP																					
Joey Jay, R (1, 1) ERA: 3.84	9.0 W 31 4 0 0 6 0 0 0 0 0 0 0 43 43 0.00 0.444																					




Batter	1	2	3	4	5	6	7	8	9	AB	R	H	RBI	BB	SO	LOB	TOP										
Eddie Kasko, R OBP: 0.294, SLG: 0.324 (1, 5)										4	0	1	0	0	1	0	Cincinnati Reds @ Houston Colt 45's Colt Stadium, Houston, TX Wed Aug 08 1962, 8:05 PM EDT Alt. 7, 350 - Unknown - 92 F										
Don Blasingame, L OBP: 0.355, SLG: 0.340 (1, 4)										4	0	1	0	0	2	1											
Jerry Lynch, L OBP: 0.357, SLG: 0.522 Wally Post, R OBP: 0.325, SLG: 0.474 (8, PH) (8, 7)										3	1	1	1	0	0	1											
Frank Robinson, R OBP: 0.407, SLG: 0.585 (1, 9)										3	0	0	0	1	2	0											
Gordy Coleman, L OBP: 0.329, SLG: 0.488 (1, 3)										3	1	0	0	1	2	1											
Johnny Edwards, L OBP: 0.326, SLG: 0.396 (1, 2)										3	1	1	1	1	0	0											
Vada Pinson, L OBP: 0.333, SLG: 0.490 (1, 8)										4	1	1	1	0	1	1											
Leo Cardenas, R OBP: 0.322, SLG: 0.383 (1, 6)										4	0	2	1	0	0	1											
Joe Nuxhall, L OBP: 0.143, SLG: 0.286 Jim Brosnan, R (8, 1)										3	0	0	0	0	0	2											
Inning Stats	R: 0 E: 0 K: 1 S: 5	H: 1 LOB: 0 BB: 0 P: 5	R: 2 E: 0 K: 2 S: 9	H: 2 LOB: 1 BB: 1 P: 13	R: 1 E: 0 K: 1 S: 6	H: 1 LOB: 0 BB: 0 P: 6	R: 0 E: 0 K: 1 S: 5	H: 0 LOB: 0 BB: 0 P: 5	R: 0 E: 0 K: 1 S: 2	H: 1 LOB: 1 BB: 1 P: 6	R: 0 E: 0 K: 1 S: 6	H: 1 LOB: 1 BB: 0 P: 6	R: 0 E: 0 K: 1 S: 5	H: 0 LOB: 0 BB: 0 P: 5	R: 1 E: 0 K: 1 S: 6	H: 1 LOB: 1 BB: 1 P: 10		1B: 4 2B: 0 3B: 2 HR: 1	SF: 0 SAC: 0 DP: 1 HBP: 0	WP: 0 PB: 0 SB: 1 CS: 1	PA: 35						
PITCHER	IP	WLS	BF	H	R	ER	SO	BB	IBB	HBP	BLK	WP	HR	S	P	ERA	WHIP										
Bob Bruce, R ERA: 4.44 Russ Kemmerer, R ERA: 3.59 George Brunet, L ERA: 9.0	(1, 1) (6, 1) (8, 1)	5.0 2.0 2.0	L 7 8	20 1 1	5 0 1	3 0 1	3 1 2	6 1 1	0 0 0	0 0 0	0 0 0	0 0 0	1 8 11	31 12 15	35 12 15	5.40 0.00 4.50	1.200 1.000 1.000										

Batter	1	2	3	4	5	6	7	8	9	AB	R	H	RBI	BB	SO	LOB	BOTTOM										
Bob Lillis, R OBP: 0.270, SLG: 0.257 (1, 4) (7, 5)										4	0	0	0	0	0	2	Cincinnati Reds @ Houston Colt 45's Colt Stadium, Houston, TX Wed Aug 08 1962, 8:05 PM EDT Alt. 7, 350 - Unknown - 92 F										
Jim Pendleton, R OBP: 0.271, SLG: 0.382 (1, 7)										3	0	0	0	1	0	0											
Bob Aspromonte, R Joey Amalfitano, R OBP: 0.311, SLG: 0.294 (7, 4)										3	0	0	0	0	2	2											
Roman Mejias, R OBP: 0.344, SLG: 0.494 (1, 9)										3	0	2	0	0	0	0											
Carl Warwick, R OBP: 0.302, SLG: 0.405 Al Spangler, L OBP: 0.386, SLG: 0.386 (8, PH) (9, 8)										3	0	1	0	0	0	2											
Hal Smith, R OBP: 0.287, SLG: 0.353 (1, 3)										4	0	0	0	0	1	6											
Jim Campbell, R OBP: 0.213, SLG: 0.182 (1, 2)										4	0	0	0	0	1	3											
J C Hartman, R OBP: 0.227, SLG: 0.250 (1, 6)										4	0	1	0	0	0	2											
Bob Bruce, R Don Blasingame, L Russ Kemmerer, R Norm Lanier, R George Brunet, R Billy Goodman, L (1, 1) (5, PH) (8, 1) (7, PH) (8, 1) (9, PH)										1	0	0	0	0	0	1											
Inning Stats	R: 0 E: 0 K: 1 S: 5	H: 0 LOB: 0 BB: 0 P: 5	R: 0 E: 0 K: 1 S: 6	H: 1 LOB: 1 BB: 0 P: 6	R: 0 E: 0 K: 0 S: 4	H: 1 LOB: 2 BB: 1 P: 8	R: 0 E: 1 K: 1 S: 7	H: 1 LOB: 2 BB: 0 P: 7	R: 0 E: 0 K: 1 S: 5	H: 0 LOB: 0 BB: 0 P: 5	R: 0 E: 0 K: 1 S: 6	H: 1 LOB: 1 BB: 0 P: 6	R: 0 E: 0 K: 0 S: 4	H: 1 LOB: 2 BB: 0 P: 4	R: 0 E: 0 K: 0 S: 4	H: 1 LOB: 2 BB: 0 P: 5		R: 0 E: 0 K: 0 S: 3	H: 0 LOB: 0 BB: 0 P: 3	1B: 4 2B: 1 3B: 1 HR: 0	SF: 0 SAC: 0 DP: 0 HBP: 1	WP: 1 PB: 0 SB: 0 CS: 0	PA: 36				
PITCHER	IP	WLS	BF	H	R	ER	SO	BB	IBB	HBP	BLK	WP	HR	S	P	ERA	WHIP										
Joe Nuxhall, L ERA: 2.67 Jim Brosnan, R ERA: 3.24	(1, 1) (8, 1)	7.1 1.2	W S	31 5	6 0	0 0	0 0	0 0	0 0	0 0	0 0	0 0	0 5	39 5	44 5	0.00 0.00	0.955 0.000										

Batter	1	2	3	4	5	6	7	8	9	AB	R	H	RBI	BB	SO	LOB	TOP	
Leo Cardenas, R OBP: 0.320, SLG: 0.380	L6	PO BB 3-H 1B		6-3			L4		F8	5	0	1	1	0	0	1		
Eddie Kasko, R OBP: 0.296, SLG: 0.324	2B 3B 1B	1-2 BB			K			F3		3	1	1	0	1	1	0		
Frank Robinson, R OBP: 0.407, SLG: 0.593	3B 2B	PO 2-3		HR	F8			6-3		4	2	2	1	0	0	0		
Wally Post, R OBP: 0.324, SLG: 0.479	3B 2-H 3-H			K	F2			5-3		4	0	1	2	0	1	0		
Don Pavletich, R OBP: 0.327, SLG: 0.302	K			2B 1B			F8		K	4	1	1	0	0	2	1		
Johnny Edwards, L OBP: 0.330, SLG: 0.404	P6			2B			F7		1B 2B	4	1	2	1	0	0	1		
Vada Pinson, L OBP: 0.334, SLG: 0.488		G4-6-3 S 1B BB		4-3			6-3		E 1B	3	2	1	1	1	0	0		
Don Blasingame, L OBP: 0.354, SLG: 0.337		G4-6-3 1-2 BB		F5			1-3		E4	3	0	0	0	1	0	0		
Jim O'Toole, S OBP: 0.152, SLG: 0.138		G4-6-3 1-2 2-3		F2			K		F7	4	0	0	0	0	1	3		
Inning Stats	R: 2 E: 0 K: 1 S: 8	H: 3 LOB: 1 BB: 0 P: 8	R: 1 E: 0 K: 0 S: 2	H: 1 LOB: 1 BB: 3 P: 14	R: 2 E: 0 K: 1 S: 7	H: 3 LOB: 0 BB: 0 P: 7	R: 0 E: 0 K: 0 S: 3	H: 0 LOB: 0 BB: 0 P: 3	R: 0 E: 0 K: 1 S: 5	H: 0 LOB: 0 BB: 0 P: 5	R: 0 E: 0 K: 0 S: 3	H: 0 LOB: 0 BB: 0 P: 3	R: 0 E: 0 K: 0 S: 3	R: 0 E: 1 K: 1 S: 8	H: 2 LOB: 1 BB: 0 P: 8	1B: 4 2B: 3 3B: 1 HR: 1	SF: 0 SAC: 0 DP: 1 HBP: 0	WP: 0 PA: 38 PB: 0 SB: 1 CS: 0
PITCHER	IP WLS BF H R ER SO BB IBB HBP BLK WP HR S P ERA WHIP																	
Hal Woodeshick, L ERA: 4.38	(1, 1)	1.0 L 8 3 3 3 1 2 0 0 0 0 0 0 8 16 27.00 5.000																
Jim Umbricht, R ERA: 2.97	(2, 1)	2.0 8 4 2 2 1 1 0 0 0 0 0 1 9 13 9.00 2.500																
Bobby Tiefenauer, R ERA: 3.49	(4, 1)	2.0 6 0 0 0 1 0 0 0 0 0 0 0 8 8 0.00 0.000																
Russ Kemmerer, R ERA: 3.49	(6, 1)	2.0 6 0 0 0 1 0 0 0 0 0 0 0 8 8 0.00 0.000																
Jim Golden, R ERA: 3.75	(8, 1)	2.0 9 2 2 1 1 0 0 0 0 0 0 0 11 11 4.50 1.000																

Cincinnati Reds @ Houston Colt 45's
Colt Stadium, Houston, TX
Thu Aug 09 1962, 8:05 PM EDT
Att. 5,196 - Unknown - 83 F

AB 34
R 7
H 9
RBI 6
BB 3
SO 5
LOB 6



Batter	1	2	3	4	5	6	7	8	9	AB	R	H	RBI	BB	SO	LOB	BOTTOM				
Carl Warwick, R OBP: 0.298, SLG: 0.399	G3		K		FC5		K		F5	5	0	0	1	0	2	4					
Bob Lillis, R OBP: 0.267, SLG: 0.254	F3			F8	K				F8	4	0	0	0	0	1	2					
Jim Pendleton, R OBP: 0.274, SLG: 0.384	1B			K		6-3		FC1-4 1B		4	0	2	0	0	1	0					
Roman Mejias, R OBP: 0.343, SLG: 0.490	K			K		BB		FC1-4 1-2		3	0	0	0	1	2	2					
Norm Larker, L OBP: 0.349, SLG: 0.369		K			1B E 1B	F5		P6		4	1	1	0	0	1	2					
Hal Smith, R OBP: 0.263, SLG: 0.346	K			F2		F2		4-3		4	0	0	0	0	1	2					
Joey Amalfitano, R OBP: 0.313, SLG: 0.297	6-3				BB E FC5 1B		E8 FC3-2 1B		6-3	4	1	2	0	0	0	0					
J C Hartman, R OBP: 0.229, SLG: 0.250			1-3		E2 FC5 BB		1-3		2B 1B	4	1	1	0	0	0	2					
Inning Stats	R: 0 E: 0 K: 1 S: 6	H: 1 LOB: 1 BB: 0 P: 6	R: 0 E: 0 K: 2 S: 7	H: 0 LOB: 0 BB: 0 P: 7	R: 0 E: 0 K: 1 S: 5	H: 0 LOB: 0 BB: 0 P: 5	R: 0 E: 0 K: 2 S: 7	H: 0 LOB: 0 BB: 0 P: 7	R: 2 E: 1 K: 1 S: 8	H: 2 LOB: 2 BB: 1 P: 12	R: 0 E: 0 K: 0 S: 3	H: 0 LOB: 1 BB: 1 P: 7	R: 0 E: 1 K: 1 S: 6	H: 1 LOB: 1 BB: 0 P: 6	R: 0 E: 0 K: 0 S: 4	H: 1 LOB: 1 BB: 0 P: 4	R: 1 E: 0 K: 0 S: 5	H: 2 LOB: 1 BB: 0 P: 5	1B: 6 2B: 1 3B: 0 HR: 0	SF: 0 SAC: 0 DP: 0 HBP: 0	WP: 0 PA: 37 PB: 0 SB: 0 CS: 0
PITCHER	IP WLS BF H R ER SO BB IBB HBP BLK WP HR S P ERA WHIP																				
Jim O'Toole, L ERA: 3.47	(1, 1)	9.0 W 37 7 3 1 8 2 0 0 0 0 0 0 51 59 1.00 1.000																			

Cincinnati Reds @ Houston Colt 45's
Colt Stadium, Houston, TX
Thu Aug 09 1962, 8:05 PM EDT
Att. 5,196 - Unknown - 83 F

AB 35
R 3
H 7
RBI 2
BB 2
SO 8
LOB 15



Batter	1	2	3	4	5	6	7	8	9	AB	R	H	RBI	BB	SO	LOB	TOP			
Richie Ashburn, L (1,9) OBP: 0.417, SLG: 0.398 Gene Woodling, L (5,9) OBP: 0.387, SLG: 0.409 Joe Christopher, R (9,9) OBP: 0.278, SLG: 0.304	0-0 F2-2-5-2-1 3B		0-0 F2		0-3 K		0-0 1-2 1B		0-0 4-3	3	0	1	0	0	1	1				
Rod Kanehl, R (1,4) OBP: 0.324, SLG: 0.366	0-0 FC1-2-5-2-1 3H		0-0 6-3		0-0 F8		0-0 P4			4	0	0	0	0	0	4				
Charlie Neal, R (1,6) OBP: 0.317, SLG: 0.393	0-3 K2-3		0-0 1-3							4	0	0	0	0	1	1				
Frank Thomas, R (1,7) OBP: 0.342, SLG: 0.544	0-0 6-3			0-0 5-3		0-0 5-3		0-0 2B		4	0	1	0	0	0	1				
Mary Throneberry, L (1,3) OBP: 0.321, SLG: 0.448		0-0 G3		0-0 HR		0-0 1B		0-0 F2		4	1	2	1	0	0	1				
Felix Mantilla, R (1,5) OBP: 0.325, SLG: 0.404		0-0 S 1B		0-0 F9		0-0 F9		0-0 5-3		4	0	1	0	0	0	2				
Jim Hickman, R (1,8) OBP: 0.334, SLG: 0.432		1-0 1-2 HBP		0-0 F7					0-0 F3	3	0	0	0	0	0	0				
Chris Cannizzaro, R (1,2) OBP: 0.342, SLG: 0.250		0-0 F9			0-0 SH1-4 1B		0-3 K		0-0 6-3	4	0	1	0	0	1	2				
Jay Hook, L (1,1) OBP: 0.327, SLG: 0.213		0-3 K			0-0 SH1-4 1-2		0-0 1B		4-0 BB	2	0	1	0	1	1	2				
Inning Stats	R: 0 E: 0 K: 1 S: 6	H: 1 LOB: 1 BB: 0 P: 6	R: 0 E: 0 K: 1 S: 6	H: 1 LOB: 2 BB: 0 P: 7	R: 0 E: 0 K: 0 S: 3	H: 0 LOB: 0 BB: 0 P: 3	R: 1 E: 0 K: 0 S: 4	H: 1 LOB: 0 BB: 0 P: 4	R: 0 E: 0 K: 1 S: 6	H: 1 LOB: 1 BB: 0 P: 6	R: 0 E: 0 K: 0 S: 4	H: 1 LOB: 2 BB: 0 P: 7	R: 0 E: 0 K: 0 S: 4	H: 1 LOB: 1 BB: 0 P: 4	R: 0 E: 0 K: 0 S: 3	H: 0 LOB: 1 BB: 1 P: 7	1B: 5 2B: 1 3B: 1 HR: 1	SF: 0 SAC: 1 DP: 0 HBP: 1	WP: 0 PB: 0 SB: 1 CS: 0	PA: 37
PITCHER Bob Purkey, R (1,1) ERA: 2.82	IP: 9.0 WLS: W BF: 37 H: 8 R: 1 ER: 1 SO: 4 BB: 1 IBB: 0 HBP: 1 BLK: 0 WP: 0 HR: 1 S: 43 P: 48 ERA: 1.00 WHIP: 1.000															PITCHER	IP: 9.0 WLS: W BF: 37 H: 8 R: 1 ER: 1 SO: 4 BB: 1 IBB: 0 HBP: 1 BLK: 0 WP: 0 HR: 1 S: 43 P: 48 ERA: 1.00 WHIP: 1.000			

New York Mets @ Cincinnati Reds
Crosley Field, Cincinnati, OH
Sat Aug 11 1962, 7:05 PM EDT
Att: 14,903 - Unknown

AB 34
R 1
H 8
RBI 1
BB 1
SO 4
LOB 15



Batter	1	2	3	4	5	6	7	8	9	AB	R	H	RBI	BB	SO	LOB	BOTTOM					
Eddie Kasko, R (1,5) OBP: 0.297, SLG: 0.321	4-0 PB WP BB		0-0 L7		0-0 F9			0-0 F4		3	0	0	0	1	0	0						
Don Blasingame, L (1,4) OBP: 0.332, SLG: 0.335	0-0 F9 1-2		0-0 F9		0-0 F9			0-0 CS 1B		4	0	1	0	0	0	1						
Jerry Lynch, L (1,7) OBP: 0.355, SLG: 0.514	4-0 PB BB		0-0 P4			0-0 3-1		0-0 P4 1-2		3	0	0	0	1	0	1						
Frank Robinson, R (1,9) OBP: 0.414, SLG: 0.618	0-0 F7			0-0 HR		4-0 BB		0-0 SH1-3 1B		3	2	2	1	1	0	2						
Gordy Coleman, L (1,3) OBP: 0.327, SLG: 0.484	0-3 K 1-2 2-3		0-0 F8		0-0 F8		0-0 F8		0-0 SH1-3 1-2	3	0	0	0	0	1	3						
Johnny Edwards, L (1,2) OBP: 0.332, SLG: 0.403		0-0 FC4-6 1B		4-0 BB		0-0 4-3		0-0 F9		3	0	1	0	1	0	2						
Vada Pinson, L (1,8) OBP: 0.335, SLG: 0.483		0-0 FC4-6 1-2		0-0 F9			0-0 F8		4-0 1B IBB	3	0	0	0	1	0	2						
Leo Cardenas, R (1,6) OBP: 0.318, SLG: 0.375		0-0 F9		0-3 K			0-0 6-3		0-0 1-2 2H 1B	4	0	1	1	0	1	2						
Bob Purkey, R (1,1) OBP: 0.129, SLG: 0.195		0-0 P3			0-3 K		0-0 F2			3	0	0	0	0	1	1						
Inning Stats	R: 0 E: 0 K: 1 S: 5	H: 0 LOB: 2 BB: 2 P: 13	R: 0 E: 0 K: 0 S: 4	H: 1 LOB: 1 BB: 0 P: 4	R: 0 E: 0 K: 0 S: 3	H: 0 LOB: 0 BB: 0 P: 3	R: 1 E: 0 K: 1 S: 6	H: 1 LOB: 1 BB: 1 P: 10	R: 0 E: 0 K: 1 S: 5	H: 0 LOB: 0 BB: 0 P: 5	R: 0 E: 0 K: 0 S: 3	H: 0 LOB: 1 BB: 1 P: 7	R: 0 E: 0 K: 0 S: 3	H: 0 LOB: 0 BB: 0 P: 3	R: 0 E: 0 K: 0 S: 3	H: 1 LOB: 2 BB: 0 P: 3	R: 1 E: 0 K: 0 S: 4	H: 2 LOB: 2 BB: 1 P: 8	1B: 4 2B: 0 3B: 0 HR: 1	SF: 0 SAC: 1 DP: 0 HBP: 0	WP: 1 PB: 1 SB: 0 CS: 1	PA: 35
PITCHER Jay Hook, R (1,1) ERA: 5.31	IP: 8.2 WLS: L BF: 35 H: 5 R: 2 ER: 2 SO: 3 BB: 4 IBB: 1 HBP: 0 BLK: 0 WP: 1 HR: 1 S: 36 P: 56 ERA: 2.08 WHIP: 1.038															PITCHER	IP: 8.2 WLS: L BF: 35 H: 5 R: 2 ER: 2 SO: 3 BB: 4 IBB: 1 HBP: 0 BLK: 0 WP: 1 HR: 1 S: 36 P: 56 ERA: 2.08 WHIP: 1.038					

New York Mets @ Cincinnati Reds
Crosley Field, Cincinnati, OH
Sat Aug 11 1962, 7:05 PM EDT
Att: 14,903 - Unknown

AB 29
R 2
H 5
RBI 2
BB 5
SO 3
LOB 14



Batter	1	2	3	4	5	6	7	8	9	AB	R	H	RBI	BB	SO	LOB	TOP					
Richie Ashburn, L (1, 9) OBP: 0.417, SLG: 0.398										5	1	2	0	0	0	1	New York Mets @ Cincinnati Reds Crosley Field, Cincinnati, OH Sun Aug 12 1962, 3:33 AM EDT Att: 11,319 - Unknown					
Rod Kanehl, R (1, 4) OBP: 0.323, SLG: 0.364										4	1	1	0	0	1	1						
Charlie Neal, R (1, 6) OBP: 0.321, SLG: 0.403										3	2	2	3	1	1	0						
Frank Thomas, R (1, 7) OBP: 0.339, SLG: 0.539										4	0	0	0	0	2	2						
Mary Thronberry, L (1, 3) OBP: 0.320, SLG: 0.445										4	0	1	0	0	0	1						
Felix Mantilla, R (1, 5) OBP: 0.326, SLG: 0.406										3	0	1	0	1	1	2						
Choo-Choo Coleman, L (1, 2) OBP: 0.295, SLG: 0.488										4	0	1	1	0	0	1						
Jim Hickman, R (1, 8) OBP: 0.331, SLG: 0.427										3	0	0	0	0	0	0						
Sammy Drake, S (9, PH) OBP: 0.500, SLG: 0.333										0	0	0	0	1	0	0						
Roger Craig, R (1, 1) OBP: 0.115, SLG: 0.053										3	0	0	0	0	2	0						
Craig Anderson, R (8, 1) OBP: 0.100, SLG: 0.100										0	0	0	0	0	0	0						
Ken MacKenzie, R (8, 1) OBP: 0.100, SLG: 0.100										0	0	0	0	0	0	0						
Gene Woodling, L (9, PH) OBP: 0.386, SLG: 0.408										1	0	0	0	0	0	1						
Inning Stats	R: 3 E: 0 K: 2 S: 10	H: 3 LOB: 0 BB: 0 P: 10	R: 0 E: 0 K: 1 S: 5	H: 0 LOB: 0 BB: 0 P: 5	R: 0 E: 0 K: 2 S: 7	H: 0 LOB: 0 BB: 0 P: 7	R: 0 E: 0 K: 1 S: 6	H: 1 LOB: 1 BB: 0 P: 6	R: 0 E: 0 K: 0 S: 4	H: 1 LOB: 1 BB: 0 P: 4	R: 1 E: 0 K: 0 S: 4	H: 2 LOB: 2 BB: 0 P: 8	R: 0 E: 0 K: 1 S: 5	H: 0 LOB: 0 BB: 0 P: 5	R: 0 E: 0 K: 0 S: 4	H: 1 LOB: 2 BB: 1 P: 8	R: 0 E: 0 K: 0 S: 3	H: 0 LOB: 1 BB: 1 P: 7	1B: 6 2B: 1 3B: 0 HR: 1	SF: 0 SAC: 0 DP: 0 HBP: 0	WP: 1 PB: 0 SB: 0 CS: 0	PA: 37
PITCHER Joey Jay, R (1, 1) ERA: 3.66	IP: 9.0 WLS: W BF: 37	H: 8 R: 4 ER: 4 SO: 7	BB: 3 IBB: 0 HBP: 0 BLK: 0	WP: 1 HR: 1 S: 48 P: 60	ERA: 4.00 WHIP: 1.222											ERA: 4.00 WHIP: 1.222						

AB	34
R	4
H	8
RBI	4
BB	3
SO	7
LOB	9



Batter	1	2	3	4	5	6	7	8	9	AB	R	H	RBI	BB	SO	LOB	BOTTOM	
Eddie Kasko, R (1, 5) OBP: 0.294, SLG: 0.318										4	0	0	0	0	0	1	New York Mets @ Cincinnati Reds Crosley Field, Cincinnati, OH Sun Aug 12 1962, 3:33 AM EDT Att: 11,319 - Unknown	
Don Blasingame, L (1, 4) OBP: 0.354, SLG: 0.335										3	1	1	0	1	0	0		
Jerry Lynch, L (1, 7) OBP: 0.353, SLG: 0.507										3	0	0	0	1	0	1		
Marty Keough, L (8, PR) OBP: 0.366, SLG: 0.407										0	1	0	0	0	0	0		
Frank Robinson, R (1, 9) OBP: 0.413, SLG: 0.616										3	1	1	1	0	0	0		
Gordy Coleman, L (1, 3) OBP: 0.327, SLG: 0.491										3	1	1	2	0	0	0		
Wally Post, R (8, PH) OBP: 0.328, SLG: 0.489										1	1	1	3	0	0	0		
Vada Pinson, L (1, 8) OBP: 0.336, SLG: 0.488										4	1	2	0	0	0	0		
Leo Cardenas, R (1, 6) OBP: 0.320, SLG: 0.384										4	1	2	2	0	0	2		
Hank Foiles, R (1, 2) OBP: 0.351, SLG: 0.495										3	0	0	0	0	1	1		
Joey Jay, S (1, 1) OBP: 0.235, SLG: 0.243										2	1	0	0	1	0	1		
Inning Stats	R: 0 E: 0 K: 0 S: 2	H: 0 LOB: 0 BB: 1 P: 6	R: 2 E: 0 K: 0 S: 6	H: 3 LOB: 1 BB: 0 P: 6	R: 0 E: 0 K: 0 S: 3	H: 0 LOB: 0 BB: 0 P: 3	R: 0 E: 0 K: 1 S: 5	H: 0 LOB: 0 BB: 0 P: 5	R: 0 E: 0 K: 0 S: 3	H: 0 LOB: 0 BB: 0 P: 3	R: 2 E: 0 K: 0 S: 5	H: 2 LOB: 2 BB: 0 P: 5	R: 0 E: 0 K: 0 S: 6	H: 3 LOB: 2 BB: 2 P: 14	1B: 3 2B: 2 3B: 0 HR: 3	SF: 1 SAC: 0 DP: 1 HBP: 0	WP: 0 PB: 0 SB: 0 CS: 0	PA: 34
PITCHER Roger Craig, R (1, 1) ERA: 4.48	IP: 7.1 WLS: L	H: 6 R: 7 ER: 7 SO: 1	BB: 3 IBB: 0 HBP: 0 BLK: 0	WP: 0 HR: 2 S: 29 P: 41	ERA: 8.59 WHIP: 1.227											ERA: 8.59 WHIP: 1.227		
Craig Anderson, R (8, 1) ERA: 5.95	0.1	0	0	0	0	0	0	0	0	0	0	0	0	0	0	0	0	
Ken MacKenzie, L (8, 1) ERA: 4.97	0.1	3	2	1	1	0	0	0	0	0	1	3	3	27.00	6.000	0		



Batter	1	2	3	4	5	6	7	8	9	AB	R	H	RBI	BB	SO	LOB	TOP			
Roy McMillan, R (1, 6) OBP: 0.347, SLG: 0.385 Hawk Taylor, R (9, PH)	F2			K			E5 1B 1B 1B		K	3	1	0	0	0	1	10	Milwaukee Braves @ Cincinnati Reds Crosley Field, Cincinnati, OH Mon Aug 13 1962, 7:05 PM EDT Att: 9,748 - Unknown			
Lou Johnson, R (1, 7) OBP: 0.323, SLG: 0.345 (7, 8)	L3			1-3			1B 1B 1-2 1B		1B 2B	4	1	2	0	0	0	0				
Eddie Mathews, L (1, 5)	F6			K			1B 1-2 2-3 1B		2B 1B	4	0	2	0	0	1	10				
Hank Aaron, R (1, 9) OBP: 0.392, SLG: 0.612		F7			K		1-2 2-3 3-H 1B		1-3 3-H 2B	4	0	2	2	0	1	10				
Joe Adcock, R (1, 3) OBP: 0.336, SLG: 0.524		K			K2-3		0-3 K		6-3	4	0	0	0	0	3	5				
Lee Maye, L (1, 8) OBP: 0.301, SLG: 0.364 Tommye Aaron, R (7, PH) OBP: 0.282, SLG: 0.335 (7, 7)					K		0-0 G4-6-3 1-2 2-3 1-2		6-3	2	0	0	0	0	2	0				
Del Crandall, R (1, 2) OBP: 0.340, SLG: 0.393 Bob Uecker, R (7, 2) OBP: 0.323, SLG: 0.231							0-3 K		F8	2	0	0	0	0	1	10				
Frank Bolling, R (1, 4) OBP: 0.317, SLG: 0.394							0-0 F6		K	3	0	0	0	0	1	10				
Bob Hendley, R (1, 1) OBP: 0.260, SLG: 0.233 Ken Aspromonte, R (6, PH) OBP: 0.352, SLG: 0.293 Don Nottebart, R (6, 1) OBP: 0.429, SLG: 0.333 Denny Lemaster, R (7, 1) OBP: 0.250, SLG: 0.182							0-0 F5		K	1	0	0	0	0	0	0				
Inning Stats	R: 0 E: 0 K: 0 S: 3	H: 0 LOB: 0 BB: 0 P: 3	R: 0 E: 0 K: 2 S: 7	H: 0 LOB: 0 BB: 0 P: 7	R: 0 E: 0 K: 0 S: 3	H: 0 LOB: 0 BB: 0 P: 3	R: 0 E: 0 K: 2 S: 7	H: 0 LOB: 0 BB: 0 P: 7	R: 0 E: 0 K: 3 S: 9	H: 0 LOB: 0 BB: 0 P: 9	R: 1 E: 0 K: 1 S: 8	H: 3 LOB: 2 BB: 0 P: 8	R: 0 E: 0 K: 1 S: 7	H: 0 LOB: 0 BB: 0 P: 7	R: 1 E: 0 K: 1 S: 8	H: 3 LOB: 2 BB: 0 P: 8		1B: 4 2B: 2 3B: 0 HR: 0	SF: 0 SAC: 0 DP: 1 HBP: 0	WP: 0 PB: 0 SB: 0 CS: 0
PITCHER Jim O'Toole, L (1, 1) ERA: 3.36	IP: 9.0 WLS: W BF: 33 H: 6 R: 2 ER: 1 SO: 12 BB: 0 IBB: 0 HBP: 0 BLK: 0 WP: 0 HR: 0 S: 57 P: 57 ERA: 1.00 WHIP: 0.667											PITCHER	IP: 9.0 WLS: W BF: 33 H: 6 R: 2 ER: 1 SO: 12 BB: 0 IBB: 0 HBP: 0 BLK: 0 WP: 0 HR: 0 S: 57 P: 57 ERA: 1.00 WHIP: 0.667							

AB 33
R 2
H 6
RBI 2
BB 0
SO 12
LOB 10



Batter	1	2	3	4	5	6	7	8	9	AB	R	H	RBI	BB	SO	LOB	BOTTOM			
Leo Cardenas, R (1, 6) OBP: 0.318, SLG: 0.384	1-3	F9					E5 2B	4-3		5	2	1	0	0	0	0	Milwaukee Braves @ Cincinnati Reds Crosley Field, Cincinnati, OH Mon Aug 13 1962, 7:05 PM EDT Att: 9,748 - Unknown			
Eddie Kasko, R (1, 5) OBP: 0.296, SLG: 0.322	2B 1B		5-3		HR 2B		2B 2B	F7		4	3	2	1	1	0	0				
Frank Robinson, R (1, 9) OBP: 0.415, SLG: 0.624	2B BB		K		HR		1B 2B	F6		4	3	2	5	1	1	10				
Wally Post, R (1, 7) OBP: 0.327, SLG: 0.484	K		K		F7		F8 1B			4	1	1	1	0	2	2				
Don Pavletich, R (1, 3) OBP: 0.333, SLG: 0.340	2B		6-3		6-3		K			4	0	1	2	0	1	1				
Hank Foiles, R (1, 2) OBP: 0.394, SLG: 0.495	BB		1-2 2B		6-3 1B		F8			2	0	1	0	2	0	1				
Vada Pinson, L (1, 8) OBP: 0.337, SLG: 0.488	K		L6-3		L6-3		1B 1B	1B 1B		4	0	2	1	0	1	3				
Don Blasingame, L (1, 4) OBP: 0.355, SLG: 0.335		F6			FC1-6 BB		7-4 1B	1-3 1B		3	0	1	0	1	0	2				
Jim O'Toole, S (1, 1) OBP: 0.143, SLG: 0.130		K			FC1-6 2B HR		K	4-3		4	1	0	0	0	2	4				
Inning Stats	R: 2 E: 0 K: 2 S: 9	H: 2 LOB: 2 BB: 2 P: 17	R: 0 E: 0 K: 1 S: 5	H: 0 LOB: 0 BB: 0 P: 5	R: 0 E: 0 K: 2 S: 7	H: 0 LOB: 0 BB: 0 P: 7	R: 0 E: 0 K: 0 S: 3	H: 1 LOB: 0 BB: 0 P: 3	R: 4 E: 0 K: 0 S: 5	H: 2 LOB: 2 BB: 2 P: 13	R: 0 E: 0 K: 1 S: 5	H: 1 LOB: 1 BB: 1 P: 9	R: 4 E: 1 K: 1 S: 11	H: 5 LOB: 2 BB: 0 P: 11	R: 0 E: 0 K: 0 S: 3	H: 0 LOB: 0 BB: 0 P: 3		1B: 6 2B: 6 3B: 0 HR: 1	SF: 0 SAC: 0 DP: 2 HBP: 0	WP: 0 PB: 0 SB: 0 CS: 0
PITCHER Bob Hendley, L (1, 1) ERA: 3.56 Don Nottebart, R (6, 1) ERA: 3.61 Denny Lemaster, L (7, 1) ERA: 3.34	IP: 5.0 WLS: L BF: 23 H: 5 R: 4 ER: 2 SO: 2 BB: 1 IBB: 0 HBP: 0 BLK: 0 WP: 0 HR: 1 S: 29 P: 45 ERA: 10.80 WHIP: 1.800											PITCHER	IP: 5.0 WLS: L BF: 23 H: 5 R: 4 ER: 2 SO: 2 BB: 1 IBB: 0 HBP: 0 BLK: 0 WP: 0 HR: 1 S: 29 P: 45 ERA: 10.80 WHIP: 1.800							

AB 34
R 10
H 11
RBI 10
BB 5
SO 7
LOB 13



Batter	1	2	3	4	5	6	7	8	9	AB	R	H	RBI	BB	SO	LOB	TOP																					
Roy McMillan, R OBP: 0.343, SLG: 0.380 (1, 6)	F4	F8		F2		K		F8		5	0	0	0	0	1	4																						
Gus Bell, L OBP: 0.271, SLG: 0.333 Lou Johnson, R OBP: 0.313, SLG: 0.333 (6, PH) (6, 7)	F6		FC4-6 1B		4-3	K			K	3	0	1	0	0	0	0																						
Eddie Mathews, L OBP: 0.367, SLG: 0.485 (1, 5)	F3		F8		F8		F3		PB 2B	5	0	1	0	0	0	1																						
Hank Aaron, R OBP: 0.396, SLG: 0.623 (1, 9)		G2 2B BB	FC4-6 1B				HR		F7 2-3	4	2	3	1	1	0	1																						
Lee Maye, L OBP: 0.295, SLG: 0.355 (1, 8)	G2		FC4-6 BB		4-1		K		G3	5	0	0	0	0	1	5																						
Tommie Aaron, R OBP: 0.290, SLG: 0.351 (1, 3)		2B FC4-6 BB					K			2	2	1	1	2	1	0																						
Joe Torre, R OBP: 0.346, SLG: 0.348 (1, 2)			4-3							4	1	3	1	0	0	3																						
Frank Bolling, R OBP: 0.319, SLG: 0.394 (1, 4)						K				3	0	1	0	1	2	1																						
Tony Cloninger, R OBP: 0.045, SLG: 0.045 Claude Raymond, R (9, 1)	FC4-6 WP						FC1-5 PB		4-3	4	0	0	1	0	1	5																						
										0	0	0	0	0	0	0																						
Inning Stats	R: 0 E: 0 K: 0 S: 3	H: 0 LOB: 0 BB: 0 P: 3	R: 3 E: 0 K: 0 S: 4	H: 1 LOB: 1 BB: 3 P: 16	R: 0 E: 0 K: 0 S: 5	H: 2 LOB: 3 BB: 1 P: 9	R: 0 E: 0 K: 2 S: 7	H: 0 LOB: 0 BB: 0 P: 7	R: 0 E: 0 K: 0 S: 4	H: 1 LOB: 1 BB: 0 P: 4	R: 1 E: 0 K: 2 S: 10	H: 3 LOB: 2 BB: 0 P: 10	R: 1 E: 0 K: 2 S: 8	H: 1 LOB: 0 BB: 0 P: 8	R: 0 E: 0 K: 1 S: 6	H: 1 LOB: 1 BB: 0 P: 6	R: 0 E: 0 K: 1 S: 6	H: 1 LOB: 1 BB: 0 P: 6	1B: 5 2B: 3 3B: 0 HR: 2	SF: 0 SAC: 0 DP: 0 HBP: 0	WP: 2 PB: 2 CS: 0	PA: 41																
PITCHER	IP	WLS	BF	H	R	ER	SO	BB	IBB	HBP	BLK	WP	HR	S	P	ERA	WHIP	PITCHER				IP	WLS	BF	H	R	ER	SO	BB	IBB	HBP	BLK	WP	HR	S	P	ERA	WHIP
Johnny Klippstein, R ERA: 4.73 Ted Willis, L ERA: 5.7 Jim Brosnan, R ERA: 3.18 (1, 1) (6, 1) (9, 1)	5.0	L	26	7	4	4	2	3	1	0	0	1	1	26	42	7.20	2.000																					
Batter	1	2	3	4	5	6	7	8	9	AB	R	H	RBI	BB	SO	LOB	BOTTOM																					
Eddie Kasko, R OBP: 0.300, SLG: 0.322 (1, 5)	G4-6-3 1B		6-3		F7					3	0	1	0	1	0	0																						
Don Blasingame, L OBP: 0.354, SLG: 0.334 (1, 4)	F8		1B		F5					4	0	1	0	0	0	2																						
Jerry Lynch, L OBP: 0.351, SLG: 0.502 Jim Brosnan, R (9, 1)	G4-6-3		1B				F9			4	0	1	0	0	0	2																						
										0	0	0	0	0	0	0																						
Frank Robinson, R OBP: 0.413, SLG: 0.620 (1, 9)		HR BB	F5		5-3				F7	3	1	0	0	1	0	2																						
Gordy Coleman, L OBP: 0.326, SLG: 0.496 (1, 3)		HR	4-3		4-3				F8	4	1	1	2	0	0	2																						
Vada Pinson, L OBP: 0.337, SLG: 0.488 (1, 8)	4-3				F8				WP 2B	4	1	1	0	0	0	0																						
Leo Cardenas, R OBP: 0.318, SLG: 0.385 (1, 6)	F9		6-3							4	0	1	1	0	0	0																						
Hank Foiles, R OBP: 0.367, SLG: 0.523 Johnny Edwards, L OBP: 0.330, SLG: 0.401 (7, PH) (8, 2)					F9					2	1	1	1	0	0	0																						
										2	0	0	0	0	1	1																						
Johnny Klippstein, R OBP: 0.238, SLG: 0.316 Ted Willis, L OBP: 0.267, SLG: 0.267 Marty Keough, L OBP: 0.364, SLG: 0.404 (1, 1) (6, 1) (8, PH) (9, 7)										2	0	0	0	0	2	0																						
										0	0	0	0	0	0	0																						
										1	0	0	0	0	0	0																						
Inning Stats	R: 0 E: 0 K: 0 S: 3	H: 1 LOB: 0 BB: 0 P: 3	R: 3 E: 0 K: 1 S: 7	H: 2 LOB: 1 BB: 1 P: 11	R: 0 E: 0 K: 0 S: 3	H: 0 LOB: 0 BB: 0 P: 3	R: 0 E: 0 K: 1 S: 5	H: 0 LOB: 0 BB: 0 P: 5	R: 0 E: 0 K: 0 S: 3	H: 0 LOB: 0 BB: 0 P: 3	R: 0 E: 0 K: 0 S: 3	H: 0 LOB: 1 BB: 1 P: 7	R: 1 E: 0 K: 1 S: 7	H: 2 LOB: 1 BB: 0 P: 7	R: 0 E: 0 K: 0 S: 3	H: 0 LOB: 1 BB: 0 P: 7	1B: 3 2B: 2 3B: 0 HR: 2	SF: 0 SAC: 0 DP: 1 HBP: 0	WP: 1 PB: 0 CS: 0	PA: 35																		
PITCHER	IP	WLS	BF	H	R	ER	SO	BB	IBB	HBP	BLK	WP	HR	S	P	ERA	WHIP	PITCHER				IP	WLS	BF	H	R	ER	SO	BB	IBB	HBP	BLK	WP	HR	S	P	ERA	WHIP
Tony Cloninger, R ERA: 4.61 Claude Raymond, R ERA: 1.75 (1, 1) (9, 1)	0.1	S	1	0	0	0	1	0	0	0	0	0	0	3	3	0.00	0.000																					

Milwaukee Braves @ Cincinnati Reds
Crosley Field, Cincinnati, OH
Tue Aug 14 1962, 7:05 PM EDT
Att: 10,867 - Unknown

AB 37
R 5
H 10
RBI 4
BB 4
SO 8
LOB 22



Milwaukee Braves @ Cincinnati Reds
Crosley Field, Cincinnati, OH
Tue Aug 14 1962, 7:05 PM EDT
Att: 10,867 - Unknown

AB 33
R 4
H 7
RBI 4
BB 2
SO 3
LOB 9



Batter	1	2	3	4	5	6	7	8	9	AB	R	H	RBI	BB	SO	LOB	TOP			
Roy McMillan, R (1, 6) OBP: 0.344, SLG: 0.378	F9		HBP			FC4-6 BB		F9		2	0	0	0	1	0	1				
Gus Bell, L (1, 7) OBP: 0.267, SLG: 0.328	4-3		F3			FC4-6			4-3	4	0	0	0	0	0	3				
Eddie Mathews, L (1, 5) OBP: 0.366, SLG: 0.482	F9			F6		K			1B BB	3	1	0	0	1	1	1				
Hank Aaron, R (1, 9) OBP: 0.395, SLG: 0.619		1-3		P2			F9		1B 1B	4	1	1	0	0	0	0				
Joe Torre, R (1, 2) OBP: 0.350, SLG: 0.352	F9						K		1B	4	0	2	1	0	1	0				
Lou Johnson, R (9, PR) OBP: 0.313, SLG: 0.333				1B					1B 1B	0	1	0	0	0	0	0				
Lee Maye, L (1, 8) OBP: 0.294, SLG: 0.353	F9				K		K		1B	4	0	1	1	0	2	0				
Tommie Aaron, R (1, 3) OBP: 0.285, SLG: 0.344			6-3		F9			6-3	K	4	0	0	0	0	1	2				
Frank Bolling, R (1, 4) OBP: 0.316, SLG: 0.389			5-3		5-3			4-3	FC6 1B	3	0	0	0	0	0	0				
Del Crandall, R (9, PH) OBP: 0.242, SLG: 0.395									1B	1	0	1	1	0	0	0				
Jack Curtis, L (1, 1) OBP: 0.304, SLG: 0.200						F9			FC6	2	0	1	0	0	0	0				
Carl Willey, R (6, 1) OBP: 0.364, SLG: 0.400										0	0	0	0	0	0	0				
Hawk Taylor, R (6, PH) OBP: 0.333, SLG: 0.333			HBP							1	0	1	0	0	0	0				
Denny Lemaster, R (8, 1) OBP: 0.250, SLG: 0.182										0	0	0	0	0	0	0				
Amado Samuel, R (9, PH) OBP: 0.245, SLG: 0.278				1B					1B	1	0	0	0	0	0	2				
Inning Stats	R: 0 E: 0 K: 0 S: 3	H: 0 LOB: 0 BB: 0 P: 3	R: 0 E: 0 K: 0 S: 3	H: 0 LOB: 0 BB: 0 P: 3	R: 0 E: 0 K: 0 S: 4	H: 1 LOB: 2 BB: 0 P: 5	R: 0 E: 0 K: 0 S: 3	H: 1 LOB: 1 BB: 0 P: 3	R: 0 E: 0 K: 1 S: 5	H: 0 LOB: 0 BB: 0 P: 5	R: 0 E: 0 K: 2 S: 7	H: 0 LOB: 0 BB: 0 P: 7	R: 0 E: 0 K: 0 S: 4	H: 1 LOB: 1 BB: 0 P: 4	R: 3 E: 0 K: 1 S: 9	H: 4 LOB: 2 BB: 1 P: 13	1B: 7 2B: 0 3B: 0 HR: 0	SF: 0 SAC: 0 DP: 0 HBP: 1	WP: 0 PB: 0 SB: 0 CS: 0	PA: 36
PITCHER	IP WLS BF H R ER SO BB IBB HBP BLK WP HR S P ERA WHIP																			
Bob Purkey, R (1, 1) ERA: 2.84	8.1 W 33 6 3 3 4 2 0 0 1 0 0 0 38 47 3.24 0.960																			
Jim Brosnan, R (9, 1) ERA: 3.14	0.2 S 3 1 0 0 1 0 0 0 0 0 0 0 5 5 0.00 1.500																			

Milwaukee Braves @ Cincinnati Reds
Crosley Field, Cincinnati, OH
Wed Aug 15 1962, 7:05 PM EDT
Att: 13,351 - Unknown

AB 33
R 3
H 7
RBI 3
BB 2
SO 5
LOB 9

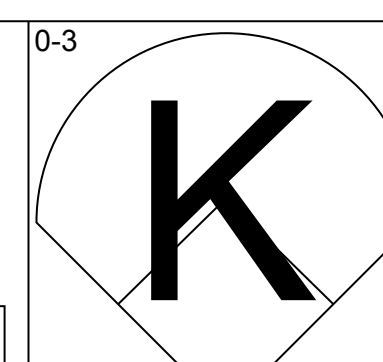
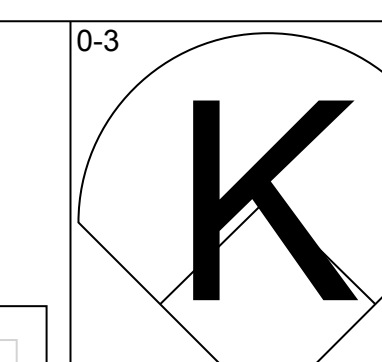
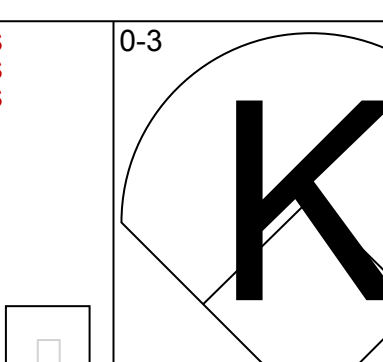
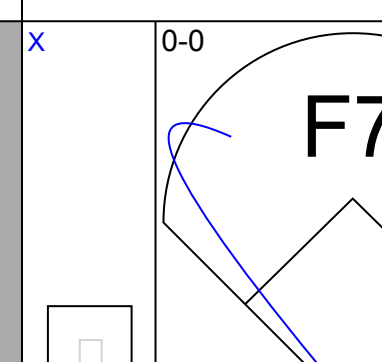
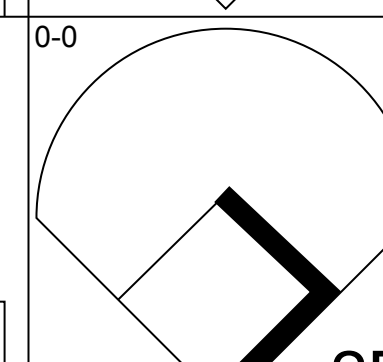
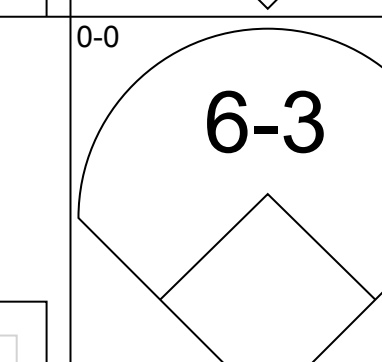


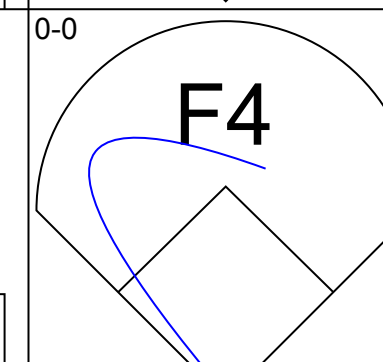
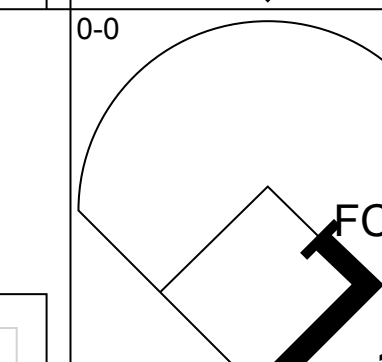


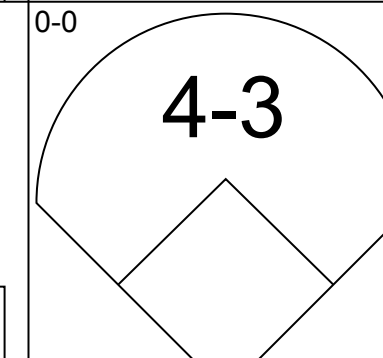
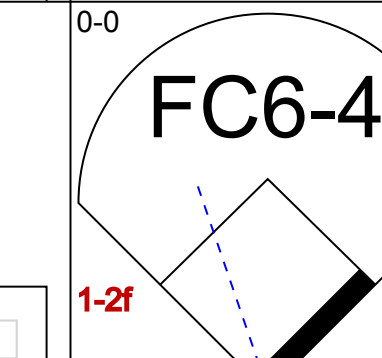


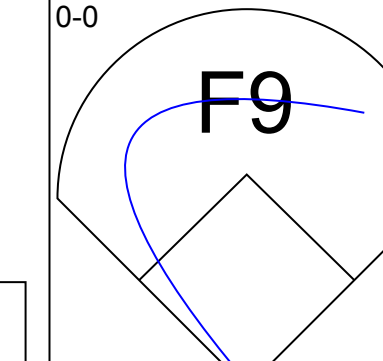
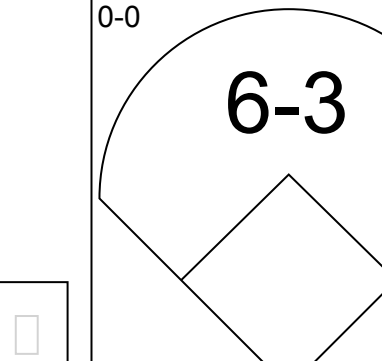
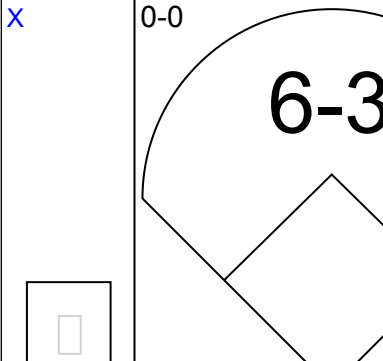
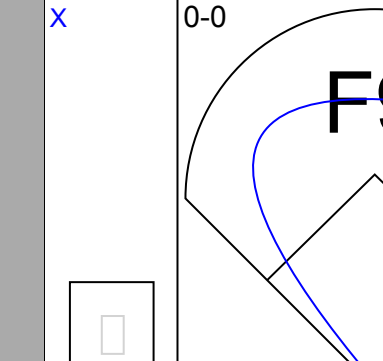
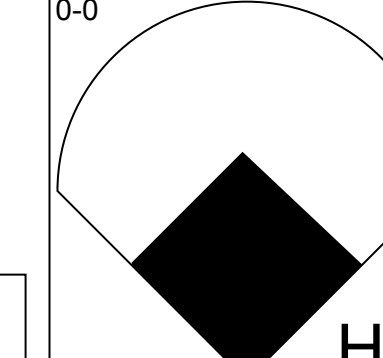
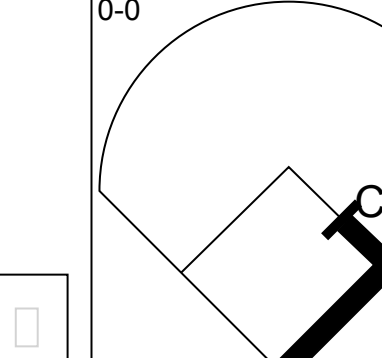


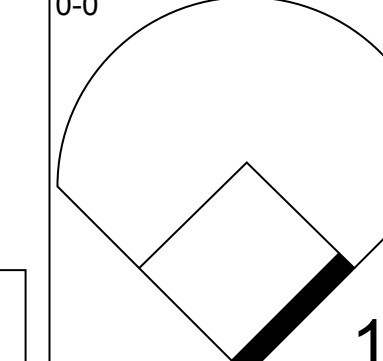
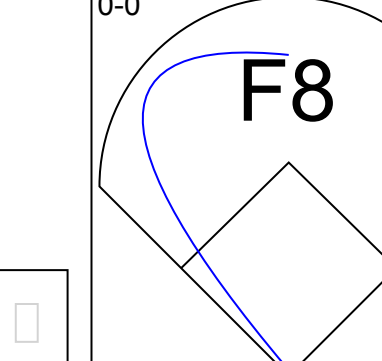


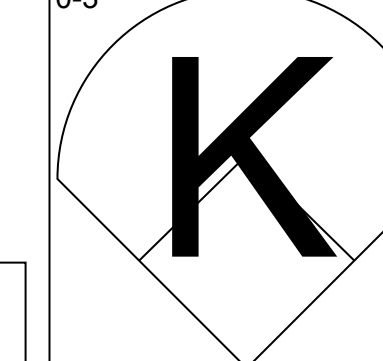
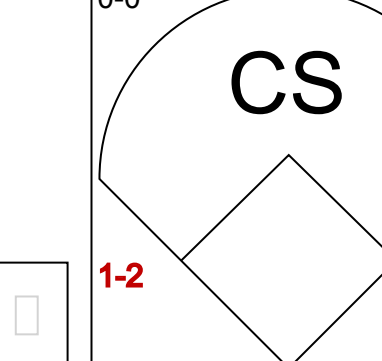
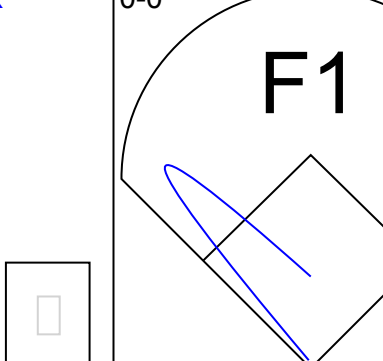
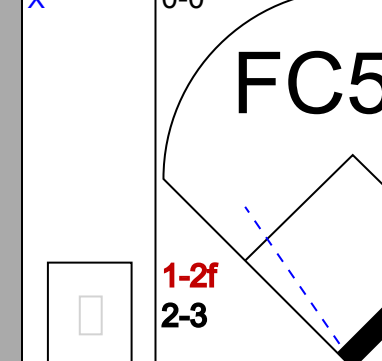
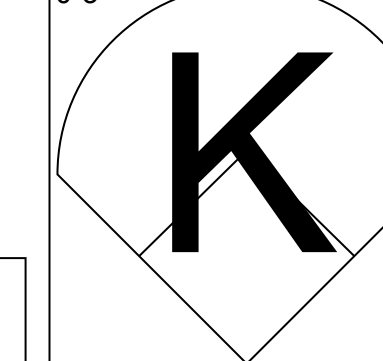
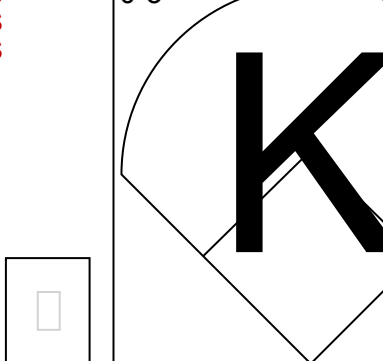
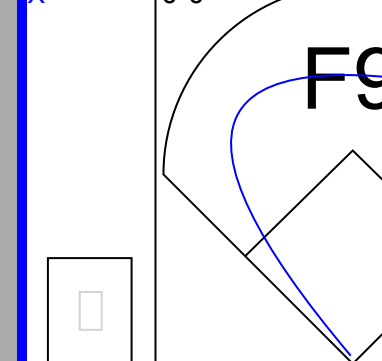


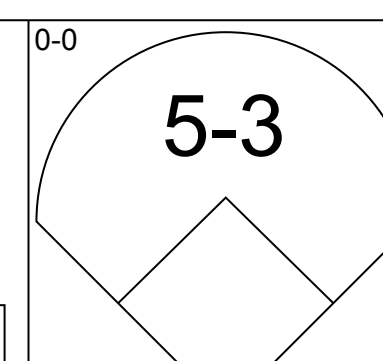
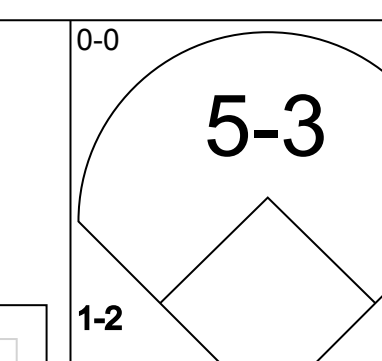
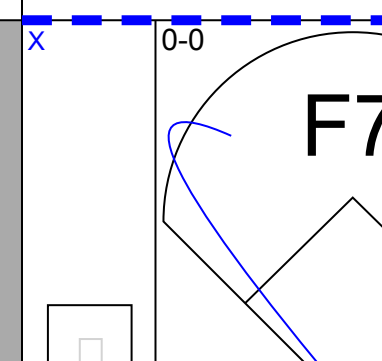
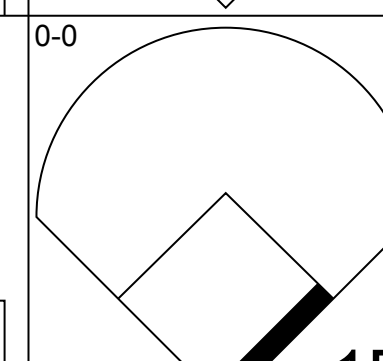
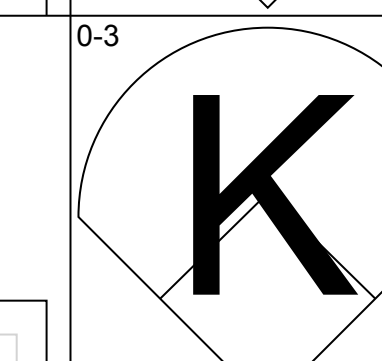
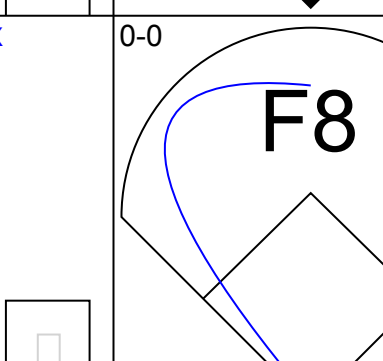
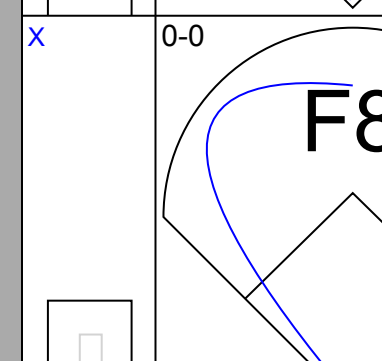
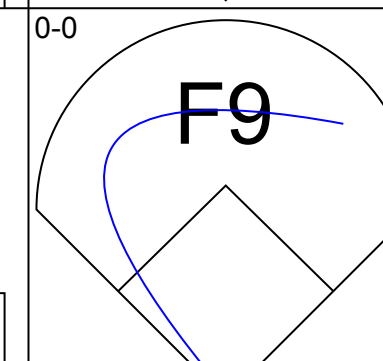
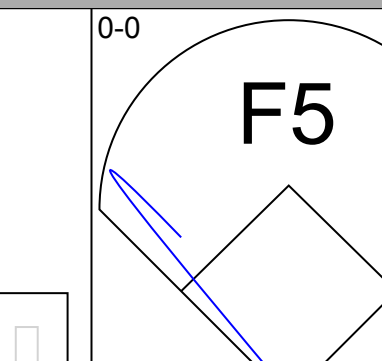
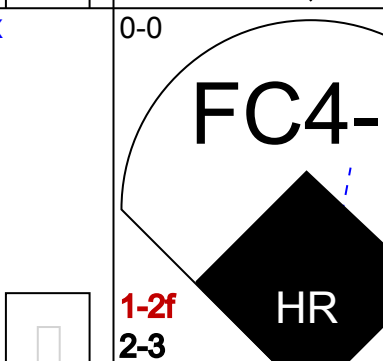
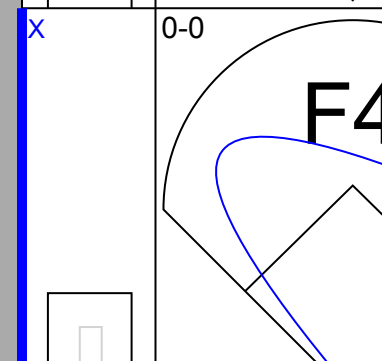
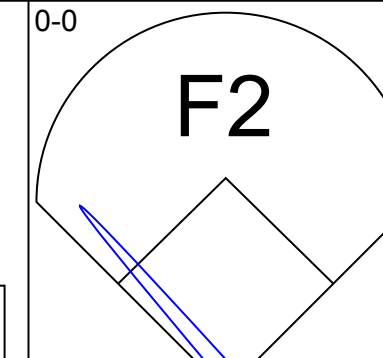
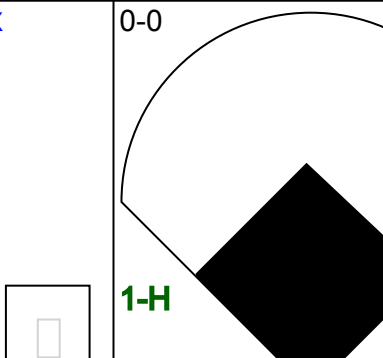

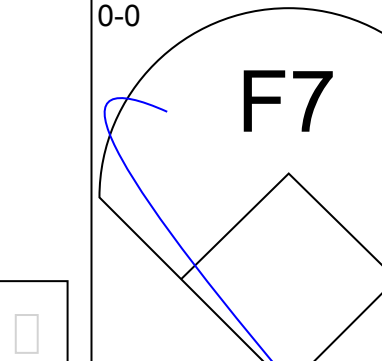
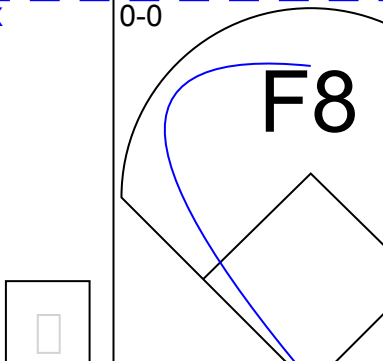
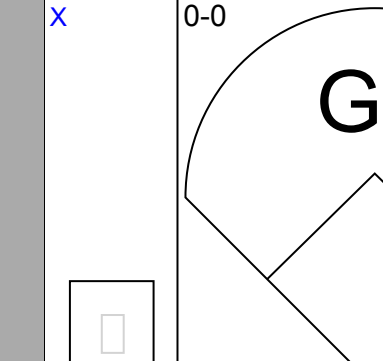
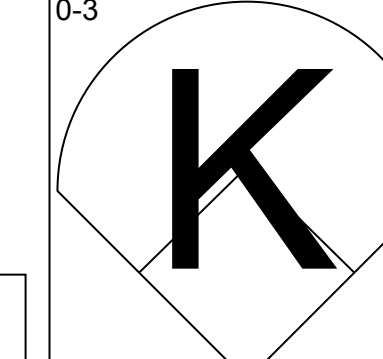

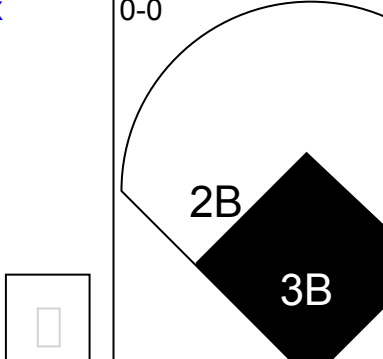
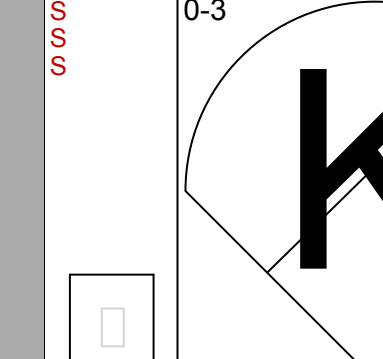
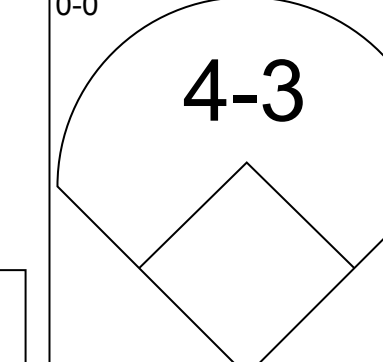

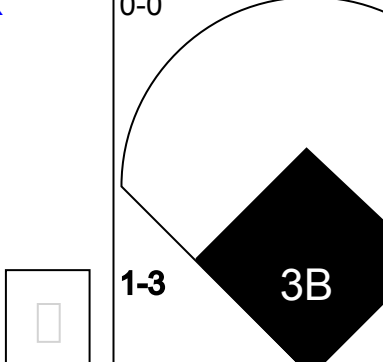
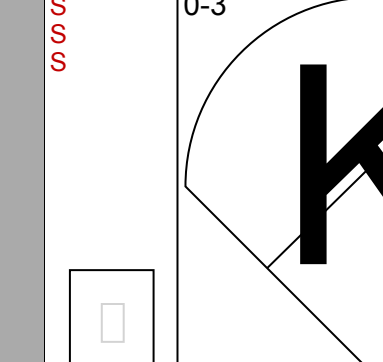


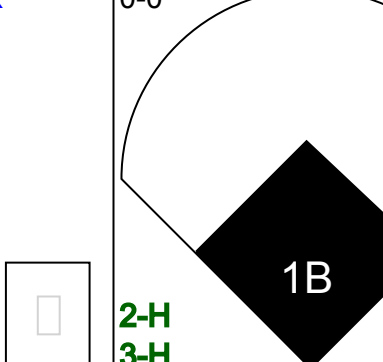

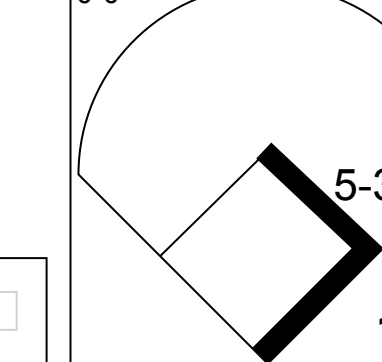
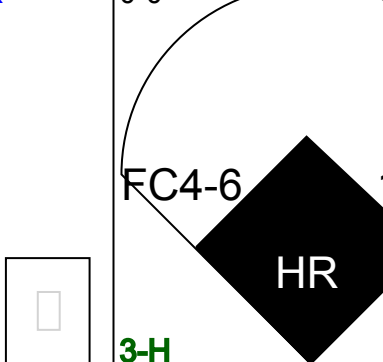
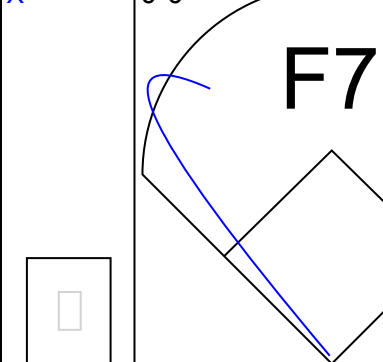
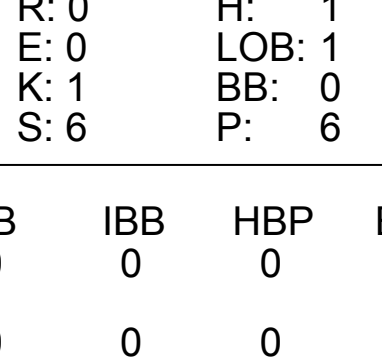
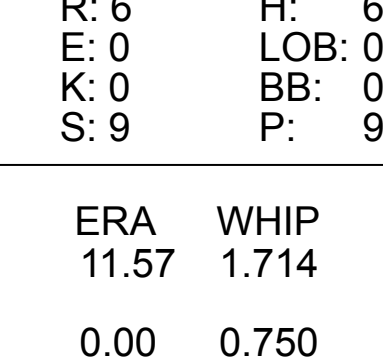
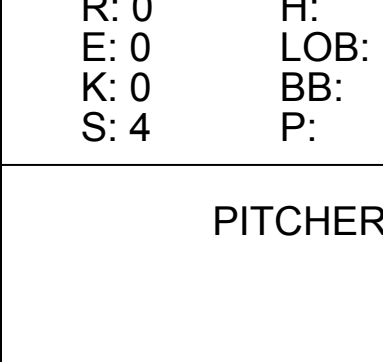
Batter	1	2	3	4	5	6	7	8	9	AB	R	H	RBI	BB	SO	LOB	BOTTOM			
Leo Cardenas, R (1, 6) OBP: 0.317, SLG: 0.382	G5-4-3 BB		F7		F7		5-3			3	0	0	0	1	0	2				
Eddie Kasko, R (1, 5) OBP: 0.295, SLG: 0.321	G5-4-3 1-2			F6		HR 1B		F5		4	1	1	0	0	0	1				
Frank Robinson, R (1, 9) OBP: 0.416, SLG: 0.633	FC6-4 BB			HR		HR		F7		3	2	2	3	1	0	0				
Wally Post, R (1, 7) OBP: 0.322, SLG: 0.476	FC6-4 1-2			F3		F6		F5		4	0	0	0	0	0	1				
Don Pavletich, R (1, 3) OBP: 0.317, SLG: 0.321		F9		F6		K				3	0	0	0	0	1	0				
Johnny Edwards, L (1, 2) OBP: 0.330, SLG: 0.400		F8			FC4-6 1B	4-3				3	0	1	0	0	0	0				
Vada Pinson, L (1, 8) OBP: 0.337, SLG: 0.487		F6			FC4-6 2B		SH1-4 1B			3	1	1	0	0	0	1				
Don Blasingame, L (1, 4) OBP: 0.354, SLG: 0.337			4-3				F9			3	0	1	1	0	0	1				
Bob Purkey, R (1, 1) OBP: 0.126, SLG: 0.190										2	0	0	0	0	2	1				
Jim Brosnan, R (9, 1) ERA: 3.23			K		K		SH1-4			0	0	0	0	0	0	0				
Inning Stats	R: 0 E: 0 K: 0 S: 2	H: 0 LOB: 1 BB: 2 P: 10	R: 0 E: 0 K: 0 S: 3	H: 0 LOB: 0 BB: 0 P: 3	R: 0 E: 0 K: 1 S: 5	H: 0 LOB: 0 BB: 0 P: 5	R: 1 E: 0 K: 0 S: 4	H: 1 LOB: 0 BB: 0 P: 4	R: 1 E: 0 K: 1 S: 7	H: 2 LOB: 1 BB: 0 P: 7	R: 2 E: 0 K: 1 S: 7	H: 2 LOB: 0 BB: 0 P: 7	R: 0 E: 0 K: 0 S: 4	H: 1 LOB: 1 BB: 0 P: 4	R: 0 E: 0 K: 0 S: 3	H: 0 LOB: 0 BB: 0 P: 3	1B: 3 2B: 1 3B: 0 HR: 2	SF: 0 SAC: 1 DP: 1 HBP: 0	WP: 0 PB: 0 SB: 1 CS: 0	PA: 31
PITCHER	IP WLS BF H R ER SO BB IBB HBP BLK WP HR S P ERA WHIP																			
Jack Curtis, L (1, 1) ERA: 3.69	5.0 L 21 5 4 4 2 2 0 0 0 0 0 0 9 9 7.20 1.400																			
Carl Willey, R (6, 1) ERA: 5.68	2.0 7 1 0 0 1 0 0 0 0 0 0 9 9 0.00 0.500																			
Denny Lemaster, L (8, 1) ERA: 3.23	1.0 3 0 0 0 0 0 0 0 0 0 0 3 3 0.00 0.000																			

Milwaukee Braves @ Cincinnati Reds
Crosley Field, Cincinnati, OH
Wed Aug 15 1962, 7:05 PM EDT
Att: 13,351 - Unknown

AB 28
R 4
H 6
RBI 4
BB 2
SO 3
LOB 7



Batter	1	2	3	4	5	6	7	8	9	AB	R	H	RBI	BB	SO	LOB	TOP				
Roy McMillan, R OBP: 0.341, SLG: 0.374 (1, 6)										4	0	0	0	0	3	2	Milwaukee Braves @ Cincinnati Reds Crosley Field, Cincinnati, OH Thu Aug 16 1962, 7:05 PM EDT Att: 11,734 - Unknown				
Gus Bell, L OBP: 0.270, SLG: 0.335 (1, 7)										4	0	2	0	0	0	0					
Eddie Mathews, L OBP: 0.366, SLG: 0.479 (1, 5)										4	0	1	0	0	0	2					
Hank Aaron, R OBP: 0.396, SLG: 0.620 (1, 9)										3	0	1	0	1	0	2					
Joe Torre, R OBP: 0.342, SLG: 0.343 (1, 2)										4	0	0	0	0	0	2					
Lee Maye, L OBP: 0.302, SLG: 0.374 (1, 8)											4	1	3	1	0	1		0			
Tommie Aaron, R OBP: 0.289, SLG: 0.347 (1, 3)											4	0	2	0	0	0		1			
Frank Bolling, R OBP: 0.315, SLG: 0.388 (1, 4)										4	0	1	0	0	1	3					
Lew Burdette, R OBP: 0.212, SLG: 0.180 (1, 1)										2	0	0	0	0	2	1					
Don Nottebart, R OBP: 0.429, SLG: 0.333 (5, 1)										0	0	0	0	0	0	0					
Ken Aspromonte, R OBP: 0.348, SLG: 0.289 (7, PH)										1	0	0	0	0	0	2					
Denny Lemaster, R OBP: 0.250, SLG: 0.182 (9, PH)										0	0	0	0	0	0	0					
Hawk Taylor, R OBP: 0.250, SLG: 0.250 (9, PH)										1	0	0	0	0	0	1					
Inning Stats	R: 0 E: 0 K: 1 S: 6	H: 1 LOB: 1 BB: 0 P: 6	R: 1 E: 0 K: 2 S: 9	H: 2 LOB: 1 BB: 0 P: 9	R: 0 E: 0 K: 1 S: 6	H: 1 LOB: 1 BB: 0 P: 6	R: 0 E: 0 K: 0 S: 3	H: 1 LOB: 0 BB: 0 P: 3	R: 0 E: 0 K: 2 S: 7	H: 2 LOB: 1 BB: 0 P: 7	R: 0 E: 0 K: 0 S: 4	H: 2 LOB: 1 BB: 0 P: 4	R: 0 E: 0 K: 0 S: 5	H: 2 LOB: 2 BB: 0 P: 5	R: 0 E: 0 K: 0 S: 3	H: 0 LOB: 1 BB: 1 P: 7	R: 0 E: 0 K: 1 S: 6	H: 1 LOB: 1 BB: 0 P: 6	1B: 7 2B: 2 3B: 0 HR: 1	SF: 0 SAC: 0 DP: 1 HBP: 0	WP: 0 PA: 37
PITCHER Jim Maloney, R ERA: 4.54 (1, 1)	IP: 9.0 WLS: W BF: 36 H: 10 R: 1 ER: 1 SO: 7 BB: 1 IBB: 0 HBP: 0 BLK: 0 WP: 0 HR: 1 S: 49 P: 53 ERA: 1.00 WHIP: 1.222															PITCHER					

Batter	1	2	3	4	5	6	7	8	9	AB	R	H	RBI	BB	SO	LOB	BOTTOM		
Eddie Kasko, R OBP: 0.299, SLG: 0.321 (1, 5)										4	0	1	0	0	0	1	Milwaukee Braves @ Cincinnati Reds Crosley Field, Cincinnati, OH Thu Aug 16 1962, 7:05 PM EDT Att: 11,734 - Unknown		
Don Blasingame, L OBP: 0.353, SLG: 0.336 (1, 4)										4	0	1	0	0	1	3			
Jerry Lynch, L OBP: 0.347, SLG: 0.495 (7, PH)										3	1	0	0	0	0	3			
Wally Post, R OBP: 0.320, SLG: 0.474 (8, 7)										1	0	0	0	0	0	0			
Frank Robinson, R OBP: 0.417, SLG: 0.645 (1, 9)										4	2	2	4	0	0	1			
Gordy Coleman, L OBP: 0.323, SLG: 0.491 (1, 3)										4	0	0	0	0	0	0			
Johnny Edwards, L OBP: 0.330, SLG: 0.398 (1, 2)										4	1	1	0	0	2	0			
Vada Pinson, L OBP: 0.336, SLG: 0.489 (1, 8)										4	1	2	0	0	1	0			
Leo Cardenas, R OBP: 0.317, SLG: 0.387 (1, 6)										3	1	1	2	0	0	1			
Jim Maloney, L OBP: 0.296, SLG: 0.308 (1, 1)										3	1	2	1	0	0	1			
Inning Stats	R: 0 E: 0 K: 0 S: 4	H: 1 LOB: 1 BB: 0 P: 4	R: 0 E: 0 K: 1 S: 5	H: 0 LOB: 0 BB: 0 P: 5	R: 0 E: 0 K: 1 S: 6	H: 1 LOB: 1 BB: 0 P: 6	R: 0 E: 0 K: 0 S: 3	H: 0 LOB: 0 BB: 0 P: 3	R: 6 E: 0 K: 0 S: 9	H: 6 LOB: 0 BB: 0 P: 9	R: 0 E: 0 K: 0 S: 4	H: 1 LOB: 1 BB: 0 P: 4	R: 0 E: 0 K: 0 S: 3	H: 0 LOB: 0 BB: 0 P: 3	R: 1 E: 0 K: 2 S: 8	H: 1 LOB: 0 BB: 0 P: 8	1B: 6 2B: 1 3B: 1 HR: 2	SF: 0 SAC: 0 DP: 0 HBP: 0	WP: 1 PA: 34
PITCHER Lew Burdette, R ERA: 4.87 (1, 1)	IP: 4.2 WLS: L BF: 22 H: 8 R: 6 ER: 6 SO: 2 BB: 0 IBB: 0 HBP: 0 BLK: 0 WP: 0 HR: 1 S: 26 P: 26 ERA: 11.57 WHIP: 1.714															PITCHER			
Don Nottebart, R ERA: 3.52 (5, 1)	1.1 5 1 0 0 0 0 0 0 0 0 1 0 5 5 0.00 0.750																		
Denny Lemaster, L ERA: 3.31 (7, 1)	2.0 7 1 1 1 2 0 0 0 0 0 0 1 11 11 4.50 0.500																		

AB	35
R	1
H	10
RBI	1
BB	1
SO	7
LOB	16



AB	34
R	7
H	10
RBI	7
BB	0
SO	4
LOB	10



Batter	1	2	3	4	5	6	7	8	9	AB	R	H	RBI	BB	SO	LOB	TOP					
Maury Wills, S (1, 6) OBP: 0.327, SLG: 0.363	2-2 1-3		0-2 6-3			0-1 1B	2-2 5-3		1-2 FC3-6	5	1	1	0	0	0	1						
Jim Gilliam, S (1, 4) OBP: 0.373, SLG: 0.354	2-2 6-3		2-2 F8			1-2 1B		1-0 F9	3-3 K	4	1	1	1	0	0	0						
Daryl Spencer, R (6, PH) OBP: 0.374, SLG: 0.336						1-H 1B			1-2 K	1	0	0	0	0	1	1						
Willie Davis, L (1, 8) OBP: 0.358, SLG: 0.484	0-0 1B			0-0 1B		0-1 1B		0-3 K	1-2 F2	4	1	2	0	0	1	1						
Tommy Davis, R (1, 7) OBP: 0.372, SLG: 0.523	1-2 FC6-4			2-1 1B		1-0 1B		3-1 HR		4	1	3	2	0	0	1						
Frank Howard, R (1, 9) OBP: 0.364, SLG: 0.575		1-1 2B		1-3 K		0-0 1B		4-0 HR		3	1	2	0	1	1	1						
Ron Fairly, L (1, 3) OBP: 0.407, SLG: 0.490		0-3 K		2-2 4-3		3-1 1B		0-2 IBB		4	1	1	3	0	1	4						
Lee Walls, R (1, 5) OBP: 0.303, SLG: 0.300		1-1 6-3		2-2 F6		0-1 5-3		4-1 BB		3	0	0	0	1	0	3						
Larry Burditt, R (8, 4) OBP: 0.260, SLG: 0.330										0	0	0	0	0	0	0						
Doug Camilli, R (1, 2) OBP: 0.351, SLG: 0.540		3-3 K		2-3 K			2-1 F7	1-3 K		2	0	0	0	0	2	1						
John Roseboro, L (7, PH) OBP: 0.351, SLG: 0.410										2	0	0	0	0	1	1						
Pete Richert, L (1, 1) OBP: 0.182, SLG: 0.100			3-2 4-3		2-3 K				4-2 FC3-6	2	0	0	0	0	1	0						
Larry Sherry, R (6, 1) OBP: 0.200, SLG: 0.143										1	0	0	0	0	0	0						
Ron Perranoski, L (7, 1) OBP: 0.268, SLG: 0.297										0	0	0	0	1	0	0						
Inning Stats	R: 0 H: 1 E: 0 K: 0 S: 13	H: 1 LOB: 1 BB: 0 P: 18	R: 0 H: 1 E: 0 K: 2 S: 10	H: 1 LOB: 1 BB: 0 P: 15	R: 0 H: 0 E: 0 K: 0 S: 12	H: 0 LOB: 0 BB: 0 P: 17	R: 1 H: 2 E: 1 K: 1 S: 10	H: 2 LOB: 0 BB: 0 P: 15	R: 0 H: 0 E: 0 K: 2 S: 14	H: 0 LOB: 0 BB: 0 P: 20	R: 2 H: 4 E: 0 K: 0 S: 13	H: 4 LOB: 2 BB: 0 P: 18	R: 0 H: 0 E: 0 K: 0 S: 8	H: 0 LOB: 0 BB: 0 P: 14	R: 3 H: 2 E: 0 K: 2 S: 13	H: 2 LOB: 1 BB: 2 P: 26	R: 0 H: 0 E: 0 K: 1 S: 12	H: 0 LOB: 1 BB: 1 P: 21	1B: 7 2B: 2 3B: 0 HR: 1	SF: 0 SAC: 1 DP: 0 HBP: 0	WP: 1 PB: 0 SB: 2 CS: 1	PA: 39
PITCHER	IP	WLS	BF	H	R	ER	SO	BB	IBB	HBP	BLK	WP	HR	S	P	ERA	WHIP					
Jim O'Toole, L (1, 1) ERA: 3.95	6.0	L	25	8	3	2	5	0	0	0	0	1	0	72	103	3.00	1.333					
Johnny Kippstein, R (7, 1) ERA: 4.68	1.0		3	0	0	0	0	0	0	0	0	0	0	8	14	0.00	0.000					
Bill Henry, L (8, 1) ERA: 4.5	2.0		11	2	3	3	3	2	1	0	0	0	1	25	47	13.50	2.000					

Los Angeles Dodgers @ Cincinnati Reds
Crosley Field, Cincinnati, OH
Fri Aug 17 1962, 7:05 PM EDT
Att: 30,673 - Unknown

livebaseballscorecards.com

AB 35
R 6
H 10
RBI 6
BB 3
SO 8
LOB 14



Batter	1	2	3	4	5	6	7	8	9	AB	R	H	RBI	BB	SO	LOB	BOTTOM				
Leo Cardenas, R (1, 6) OBP: 0.317, SLG: 0.386	1-1 F7			0-0 1B		0-2 G6-4-3		3-2 4-3		4	0	1	0	0	0	2					
Eddie Kasko, R (1, 5) OBP: 0.298, SLG: 0.320	1-0 5-3			3-2 F8		1-0 1B		1-2 5-3		4	1	1	1	0	0	1					
Frank Robinson, R (1, 9) OBP: 0.415, SLG: 0.642	2-3 K			0-1 F3		3-H 1B		1-2 F7		4	0	1	1	0	1	1					
Wally Post, R (1, 7) OBP: 0.318, SLG: 0.470			3-1 F3			1-1 F7			2-3 K	2	0	0	0	0	1	1					
Jerry Lynch, L (6, PH) OBP: 0.344, SLG: 0.491										2	0	0	0	0	1	1					
Don Pavletich, R (1, 3) OBP: 0.306, SLG: 0.309			3-3 K						1-0 4-3	2	0	0	0	0	2	0					
Gordy Coleman, L (7, PH) OBP: 0.324, SLG: 0.490										1	0	0	0	0	0	0					
Johnny Edwards, L (1, 2) OBP: 0.326, SLG: 0.393			1-0 F6		2-3 K				1-3 K	4	0	0	0	0	2	1					
Vada Pinson, L (1, 8) OBP: 0.342, SLG: 0.492				2-2 1B		2-0 1B		1-2 1B		3	0	3	0	0	0	0					
Don Blasingame, L (1, 4) OBP: 0.354, SLG: 0.337			1-0 L5							2	1	1	0	0	0	1					
Joe Gaines, R (7, PH) OBP: 0.415, SLG: 0.471										1	0	0	0	0	1	2					
Bill Henry, L (8, 1) OBP: 0.333, SLG: 0.333										0	0	0	0	0	0	0					
Jim O'Toole, S (1, 1) OBP: 0.141, SLG: 0.129			1-3 K							1	0	0	0	0	1	0					
Gene Freese, R (6, PH)										0	0	0	0	1	0	0					
Johnny Kippstein, R (7, 1) OBP: 0.238, SLG: 0.316										0	0	0	0	0	0	0					
Don Zimmer, R (7, PH) OBP: 0.268, SLG: 0.297										1	0	0	0	0	0	2					
Inning Stats	R: 0 H: 0 E: 0 K: 1 S: 7	H: 0 LOB: 0 BB: 0 P: 11	R: 0 H: 0 E: 0 K: 1 S: 8	H: 0 LOB: 0 BB: 0 P: 15	R: 0 H: 1 E: 0 K: 1 S: 9	H: 1 LOB: 0 BB: 0 P: 12	R: 0 H: 1 E: 0 K: 2 S: 8	H: 1 LOB: 1 BB: 0 P: 14	R: 2 H: 3 E: 0 K: 0 S: 11	H: 3 LOB: 1 BB: 1 P: 22	R: 0 H: 1 E: 0 K: 1 S: 10	H: 1 LOB: 2 BB: 0 P: 15	R: 0 H: 0 E: 0 K: 0 S: 12	H: 0 LOB: 0 BB: 0 P: 17	R: 0 H: 0 E: 0 K: 2 S: 7	H: 0 LOB: 0 BB: 0 P: 11	1B: 7 2B: 0 3B: 0 HR: 0	SF: 0 SAC: 0 DP: 1 HBP: 1	WP: 1 PB: 0 SB: 0 CS: 0	PA: 33	
PITCHER	IP	WLS	BF	H	R	ER	SO	BB	IBB	HBP	BLK	WP	HR	S	P	ERA	WHIP				
Pete Richert, L (1, 1) ERA: 4.85	5.2	W	20	5	2	2	6	1	0	0	0	1	0	45	76	3.18	1.059				
Larry Sherry, R (6, 1) ERA: 2.44	0.2		5	2	0	0	0	0	0	1	0	1	0	8	14	0.00	3.000				
Ron Perranoski, L (7, 1) ERA: 1.99	2.2	S	8	0	0	0	3	0	0	0	0	0	0	26	38	0.00	0.000				

Los Angeles Dodgers @ Cincinnati Reds
Crosley Field, Cincinnati, OH
Fri Aug 17 1962, 7:05 PM EDT
Att: 30,673 - Unknown

livebaseballscorecards.com


AB 31
R 2
H 7
RBI 2
BB 1
SO 9
LOB 12



Batter	1	2	3	4	5	6	7	8	9	AB	R	H	RBI	BB	SO	LOB	TOP					
Maury Wills, S OBP: 0.328, SLG: 0.364	1-1 CS 1B		0-0 1-3			1-1 2B 1B		1-2 4-3		4	1	2	0	0	0	1						
Willie Davis, L OBP: 0.355, SLG: 0.480	0-0 B3			1-3 K		0-0 F5		0-0 L9		4	0	0	0	0	1	2						
Tommy Davis, R OBP: 0.373, SLG: 0.527	3-1 4-3			0-0 2B		1-1 1-H 2B		1-3 K		4	0	2	1	0	1	1						
Frank Howard, R OBP: 0.360, SLG: 0.568		0-0 F9		1-2 6-3		1-2 F2		2-3 K		4	0	0	0	0	1	2						
Ron Fairly, L OBP: 0.404, SLG: 0.486		2-3 K		2-2 6-3			0-3 K			3	0	0	0	0	2	1						
Tim Harkness, L OBP: 0.350, SLG: 0.358										0	0	0	0	0	0	0						
Lee Walls, R OBP: 0.290, SLG: 0.286		0-0 5-3			1-1 1-3					3	0	0	0	0	1	0						
Doug Camilli, R OBP: 0.350, SLG: 0.519			4-1 BB		2-2 F4		1-3 K			2	0	0	0	1	1	0						
Larry Burright, R OBP: 0.257, SLG: 0.326			0-3 K		0-0 5-3			0-3 K		3	0	0	0	0	2	1						
Johnny Podres, L OBP: 0.185, SLG: 0.238			2-3 K			1-0 6-3				1	0	0	0	0	1	1						
Ed Roebuck, R OBP: 0.333, SLG: 0.333										0	0	0	0	0	0	0						
Andy Carey, R OBP: 0.349, SLG: 0.387										1	0	0	0	0	0	0						
Phil Ortega, R OBP: 0.349, SLG: 0.387										1	0	0	0	0	1	0						
Inning Stats	R: 0 E: 0 K: 0 S: 5	H: 1 LOB: 0 BB: 0 P: 9	R: 0 E: 0 K: 1 S: 5	H: 0 LOB: 0 BB: 0 P: 7	R: 0 E: 0 K: 2 S: 8	H: 0 LOB: 1 BB: 1 P: 14	R: 0 E: 0 K: 1 S: 10	H: 1 LOB: 1 BB: 0 P: 14	R: 0 E: 0 K: 0 S: 6	H: 0 LOB: 0 BB: 0 P: 9	R: 1 E: 0 K: 0 S: 10	H: 2 LOB: 1 BB: 0 P: 14	R: 0 E: 0 K: 3 S: 10	H: 0 LOB: 0 BB: 0 P: 14	R: 0 E: 0 K: 2 S: 9	H: 0 LOB: 0 BB: 0 P: 11	R: 0 E: 0 K: 2 S: 8	H: 0 LOB: 0 BB: 0 P: 11	1B: 2 2B: 2 3B: 0 HR: 0	SF: 0 SAC: 0 DP: 0 HBP: 0	WP: 0 PB: 0 SB: 0 CS: 1	PA: 31
PITCHER Joe Nuxhall, L ERA: 2.25	IP: 9.0 WLS: W BF: 31 H: 4 R: 1 ER: 1 SO: 11 BB: 1 IBB: 0 HBP: 0 BLK: 0 WP: 0 HR: 0 S: 71 P: 103 ERA: 1.00 WHIP: 0.556															PITCHER	IP: 9.0 WLS: W BF: 31 H: 4 R: 1 ER: 1 SO: 11 BB: 1 IBB: 0 HBP: 0 BLK: 0 WP: 0 HR: 0 S: 71 P: 103 ERA: 1.00 WHIP: 0.556					

Los Angeles Dodgers @ Cincinnati Reds
Crosley Field, Cincinnati, OH
Sat Aug 18 1962, 7:05 PM EDT
Att: 29,486 - Unknown


AB 30
R 1
H 4
RBI 1
BB 1
SO 11
LOB 9



Batter	1	2	3	4	5	6	7	8	9	AB	R	H	RBI	BB	SO	LOB	BOTTOM					
Eddie Kasko, R OBP: 0.302, SLG: 0.324	3-2 1-4-3 WP 2B	1-2 1-3		0-0 SH3-4		1-2 2B 1B	4-2 WP 1B BB	0-1 E6		4	3	2	0	1	0	4						
Don Blasingame, L OBP: 0.313, SLG: 0.335	0-1 B3		0-0 1B BB 2B 1B	1-0 6-3		4-2 2B 1B BB	0-1 L9	1-1 F2		5	2	1	0	1	0	6						
Vada Pinson, L OBP: 0.343, SLG: 0.492	0-1 1-4-3		4-2 1B BB 2B 1B	2-1 4-3		1-0 1B 2B	0-0 F7			4	2	1	2	1	0	3						
Frank Robinson, R OBP: 0.419, SLG: 0.649	3-2 HR		2-1 2B 1B		0-1 5-3	4-0 5-3 1B WP IBB	4-1 1B BB			3	3	2	1	2	0	0						
Wally Post, R OBP: 0.323, SLG: 0.485	0-3 K		0-0 SH3 2B		2-2 1B 3B	1-3 K	0-2 1B			5	1	3	4	0	2	3						
Leo Cardenas, R OBP: 0.318, SLG: 0.387		1-1 F7	0-1 SH3		1-2 1B	2-1 WP 5-3 1B		1-2 F9		4	0	2	3	0	0	0						
Hank Foiles, R OBP: 0.360, SLG: 0.509		1-1 BB 1B	0-0 L7		3-H K	1-3 5-3		2-2 F3		5	0	1	0	0	1	4						
Gordy Coleman, L OBP: 0.327, SLG: 0.491		4-1 BB	0-0 G3		2-1 4-3	4-1 BB		1-0 E 2B		3	0	1	0	2	0	2						
Joe Nuxhall, L OBP: 0.333, SLG: 0.364		1-3 K		1-2 6-3 SH3-4 1B		1-2 BB 1B F6		1-2 E HBP		4	1	2	0	0	1	4						
Inning Stats	R: 2 E: 0 K: 1 S: 13	H: 2 LOB: 0 BB: 0 P: 19	R: 0 E: 0 K: 1 S: 11	H: 1 LOB: 2 BB: 1 P: 19	R: 3 E: 0 K: 0 S: 10	H: 3 LOB: 1 BB: 1 P: 16	R: 0 E: 0 K: 0 S: 7	H: 1 LOB: 1 BB: 0 P: 11	R: 1 E: 0 K: 1 S: 18	H: 2 LOB: 1 BB: 0 P: 24	R: 5 E: 0 K: 1 S: 20	H: 4 LOB: 2 BB: 3 P: 39	R: 1 E: 0 K: 0 S: 11	H: 1 LOB: 2 BB: 2 P: 19	R: 0 E: 1 K: 0 S: 13	H: 1 LOB: 3 BB: 0 P: 19	R: 0 E: 1 K: 0 S: 13	H: 1 LOB: 3 BB: 0 P: 19	1B: 9 2B: 4 3B: 1 HR: 1	SF: 0 SAC: 2 DP: 0 HBP: 1	WP: 3 PB: 0 SB: 0 CS: 0	PA: 47
PITCHER Johnny Podres, L ERA: 4.18	IP: 2.0 WLS: L BF: 14 H: 6 R: 5 ER: 5 SO: 2 BB: 2 IBB: 0 HBP: 0 BLK: 0 WP: 0 HR: 0 S: 30 P: 50 ERA: 22.50 WHIP: 4.000															PITCHER	IP: 2.0 WLS: L BF: 14 H: 6 R: 5 ER: 5 SO: 2 BB: 2 IBB: 0 HBP: 0 BLK: 0 WP: 0 HR: 0 S: 30 P: 50 ERA: 22.50 WHIP: 4.000					
Ed Roebuck, R ERA: 3.69	3.0 12 3 1 1 1 0 0 0 0 0 0 29 39 3.00 1.000																3.0 21 6 6 6 1 4 1 1 0 2 0 44 77 18.00 3.333					
Phil Ortega, R ERA: 7.88	3.0 21 6 6 6 1 4 1 1 0 2 0 44 77 18.00 3.333																3.0 21 6 6 6 1 4 1 1 0 2 0 44 77 18.00 3.333					

Los Angeles Dodgers @ Cincinnati Reds
Crosley Field, Cincinnati, OH
Sat Aug 18 1962, 7:05 PM EDT
Att: 29,486 - Unknown

AB 37
R 12
H 15
RBI 10
BB 7
SO 4
LOB 26



Batter	1	2	3	4	5	6	7	8	9	10	AB	R	H	RBI	BB	SO	LOB	TOP			
Maury Wills, S OBP: 0.331, SLG: 0.365	F2		B1-3				FC3-6			SH3-4 1B	5	0	2	0	0	0	1				
Jim Gilliam, S OBP: 0.373, SLG: 0.350	L9		F8		6-3		4-3			SH3-4	4	0	0	0	0	0	2				
Willie Davis, L OBP: 0.358, SLG: 0.496	2B			G6-3 1B		HR				L4	5	1	4	1	0	0	1				
Tommy Davis, R OBP: 0.376, SLG: 0.635	5-3			G6-3 1-2f		HR				IBB	3	1	1	1	1	0	2				
Wally Moon, L OBP: 0.359, SLG: 0.374		4-3									4	1	1	0	0	1	1				
Ron Perranoski, L OBP: 0.403, SLG: 0.484				2B		HR					0	0	0	0	0	0	0				
Ron Fairly, L OBP: 0.200, SLG: 0.143				1B							1	0	0	0	0	0	2				
Larry Sherry, R OBP: 0.200, SLG: 0.143				1B							0	0	0	0	0	0	0				
Duke Snider, L OBP: 0.408, SLG: 0.469				1B							4	0	2	1	0	0	1				
Frank Howard, R OBP: 0.357, SLG: 0.569				2B							4	0	0	0	0	2	2				
Larry Burdick, R OBP: 0.257, SLG: 0.326				K							0	0	0	0	0	0	0				
John Roseboro, L OBP: 0.349, SLG: 0.402				K							4	0	0	0	0	2	1				
Stan Williams, R OBP: 0.127, SLG: 0.208				K2-3							3	0	1	0	0	1	0				
Tim Harkness, L OBP: 0.344, SLG: 0.352											1	0	0	0	0	0	0				
Inning Stats	R: 0 E: 0 K: 0 S: 8	H: 1 LOB: 1 BB: 0 P: 10	R: 0 E: 0 K: 2 S: 9	H: 1 LOB: 1 BB: 0 P: 16	R: 0 E: 0 K: 1 S: 8	H: 0 LOB: 0 BB: 0 P: 10	R: 1 E: 0 K: 1 S: 15	H: 3 LOB: 1 BB: 0 P: 18	R: 0 E: 0 K: 0 S: 6	H: 1 LOB: 1 BB: 0 P: 9	R: 2 E: 0 K: 1 S: 8	H: 2 LOB: 0 BB: 0 P: 15	R: 0 E: 0 K: 0 S: 5	H: 1 LOB: 1 BB: 0 P: 8	R: 0 E: 0 K: 1 S: 6	H: 0 LOB: 0 BB: 0 P: 12	R: 0 E: 0 K: 0 S: 8	H: 1 LOB: 2 BB: 1 P: 15	1B: 7 2B: 2 3B: 0 HR: 2	SF: 0 SAC: 2 DP: 1 HBP: 0	WP: 0 PA: 41 PB: 0 SB: 3 CS: 0
PITCHER Bob Purkey, R ERA: 2.83	IP: 10.0 WLS: W BF: 41 H: 11 R: 3 ER: 3 SO: 6 BB: 0 IBB: 1 HBP: 0 BLK: 0 WP: 0 HR: 2 S: 80 P: 126 ERA: 2.70 WHIP: 1.100																				

Los Angeles Dodgers @ Cincinnati Reds
Crosley Field, Cincinnati, OH
Mon Aug 20 1962, 7:05 PM EDT
Att: 26,852 - Unknown

AB 38
R 3
H 11
RBI 3
BB 1
SO 6
LOB 13



Batter	1	2	3	4	5	6	7	8	9	10	AB	R	H	RBI	BB	SO	LOB	BOTTOM					
Leo Cardenas, R OBP: 0.321, SLG: 0.390	1-3 SF9 2B		SH3-4		F7			FC5-6 1B		SH FC4-6	3	1	2	0	0	0	0						
Marty Keough, L OBP: 0.357, SLG: 0.395	1-3							FC5-6 G6-3		FC4-6 IBB HR	5	1	1	0	0	1	4						
Vada Pinson, L OBP: 0.340, SLG: 0.487	SF9		1-3-2					G6-3		HR IBB	3	1	0	1	1	0	3						
Frank Robinson, R OBP: 0.419, SLG: 0.650	L5			5-3						SH5-4 1B 1B	5	2	2	4	0	1	0						
Gordy Coleman, L OBP: 0.323, SLG: 0.485		2-3								HR 1-2 2-H 3-H	3	0	0	0	0	0	0						
Wally Post, R OBP: 0.323, SLG: 0.485				G1							0	0	0	0	0	0	0						
Johnny Edwards, L OBP: 0.326, SLG: 0.389											1	0	0	0	2	0	0						
Hank Foiles, R OBP: 0.357, SLG: 0.504				FC6-4 BB							1	0	0	0	0	0	1						
Gene Freese, R OBP: 0.600, SLG: 0.500		F5		FC6-4							4	1	2	1	0	0	2						
Don Zimmer, R OBP: 0.288, SLG: 0.300		4-3									4	0	1	1	0	1	2						
Bob Purkey, R OBP: 0.133, SLG: 0.207											3	0	1	0	0	0	1						
Jerry Lynch, L OBP: 0.343, SLG: 0.487											1	0	1	0	0	0	0						
Joe Gaines, R OBP: 0.415, SLG: 0.471										FC4-6 HR SH 1B	0	1	0	0	0	0	0						
Inning Stats	R: 1 E: 0 K: 0 S: 5	H: 1 LOB: 0 BB: 0 P: 9	R: 0 E: 0 K: 0 S: 4	H: 0 LOB: 1 BB: 1 P: 10	R: 0 E: 0 K: 0 S: 6	H: 2 LOB: 1 BB: 0 P: 9	R: 0 E: 0 K: 0 S: 6	H: 0 LOB: 1 BB: 1 P: 10	R: 0 E: 0 K: 1 S: 6	H: 0 LOB: 0 BB: 0 P: 10	R: 0 E: 0 K: 2 S: 11	H: 0 LOB: 0 BB: 0 P: 12	R: 1 E: 0 K: 0 S: 11	H: 2 LOB: 1 BB: 0 P: 17	R: 0 E: 0 K: 0 S: 5	H: 1 LOB: 0 BB: 0 P: 5	R: 1 E: 0 K: 0 S: 8	H: 2 LOB: 1 BB: 0 P: 11	R: 4 E: 0 K: 0 S: 11	H: 2 LOB: 1 BB: 1 P: 19	1B: 6 2B: 4 3B: 0 HR: 1	SF: 1 SAC: 3 DP: 2 HBP: 0	WP: 0 PA: 40 PB: 0 SB: 0 CS: 0
PITCHER Stan Williams, R ERA: 4.18	IP: 7.0 WLS: 2.0 BF: 8 H: 3 R: 1 ER: 2 SO: 3 BB: 2 IBB: 0 HBP: 0 BLK: 0 WP: 0 HR: 0 S: 49 P: 77 ERA: 4.50 WHIP: 1.500																						
Ron Perranoski, L ERA: 2.06	IP: 8.1 WLS: L BF: 5 H: 2 R: 4 ER: 4 SO: 0 BB: 1 IBB: 0 HBP: 0 BLK: 0 WP: 0 HR: 1 S: 11 P: 19 ERA: 108.00 WHIP: 6.000																						

Los Angeles Dodgers @ Cincinnati Reds
Crosley Field, Cincinnati, OH
Mon Aug 20 1962, 7:05 PM EDT
Att: 26,852 - Unknown


AB 33
R 7
H 10
RBI 7
BB 3
SO 3
LOB 13



Batter	1	2	3	4	5	6	7	8	9	AB	R	H	RBI	BB	SO	LOB	TOP					
Leo Cardenas, R OBP: 0.324, SLG: 0.395 (1, 6)										5	1	3	0	0	0	3						
Marty Keough, L OBP: 0.360, SLG: 0.417 (1, 7)										4	1	2	2	0	1	2						
Vada Pinson, L OBP: 0.338, SLG: 0.483 (1, 8)										4	0	0	0	0	2	2						
Frank Robinson, R OBP: 0.418, SLG: 0.646 (1, 9)										4	0	1	0	0	0	1						
Gordy Coleman, L OBP: 0.324, SLG: 0.488 (1, 3)										4	0	2	0	0	0	0						
Johnny Edwards, L OBP: 0.322, SLG: 0.384 (1, 2)										4	0	0	0	0	0	3						
Gene Freese, R OBP: 0.444, SLG: 0.286 (1, 5)										3	0	0	0	1	1	0						
Bill Henry, L OBP: 0.333, SLG: 0.333 (9, 1)										0	0	0	0	0	0	0						
Don Zimmer, R OBP: 0.272, SLG: 0.305 (1, 4)										3	0	1	0	1	0	3						
Jim Maloney, L OBP: 0.267, SLG: 0.276 (1, 1)																						
Jerry Lynch, L OBP: 0.345, SLG: 0.487 (9, PH)										3	0	0	0	0	1	1						
Don Blasingame, L OBP: 0.352, SLG: 0.334 (9, 4)										0	0	0	0	1	0	0						
Inning Stats	R: 0 E: 0 K: 1 S: 6	H: 2 LOB: 1 BB: 0 P: 6	R: 0 E: 0 K: 1 S: 5	H: 0 LOB: 0 BB: 0 P: 5	R: 0 E: 0 K: 1 S: 5	H: 0 LOB: 1 BB: 1 P: 9	R: 0 E: 0 K: 1 S: 7	H: 2 LOB: 3 BB: 1 P: 11	R: 0 E: 0 K: 1 S: 6	H: 1 LOB: 1 BB: 0 P: 6	R: 0 E: 0 K: 0 S: 3	H: 0 LOB: 0 BB: 0 P: 3	R: 0 E: 0 K: 0 S: 3	H: 0 LOB: 0 BB: 0 P: 3	R: 2 E: 0 K: 0 S: 6	H: 3 LOB: 1 BB: 0 P: 6	R: 0 E: 0 K: 0 S: 3	H: 1 LOB: 1 BB: 1 P: 7	1B: 5 2B: 3 3B: 0 HR: 1	SF: 0 SAC: 0 DP: 1 HBP: 0	WP: 0 PB: 0 SB: 0 CS: 1	PA: 37
PITCHER	IP	WLS	BF	H	R	ER	SO	BB	IBB	HBP	BLK	WP	HR	S	P	ERA	WHIP					
Don Cardwell, R ERA: 4.65 (1, 1)	8.0	L	33	8	2	2	5	1	1	0	0	0	0	41	49	2.25	1.125					
Don Elston, R ERA: 2.75 (9, 1)	1.0	S	4	1	0	0	0	1	0	0	0	0	0	3	7	0.00	2.000					

Cincinnati Reds @ Chicago Cubs
Wrigley Field, Chicago, IL
Tue Aug 21 1962, 3:33 AM CDT
Att: 9,617 - Sunny


AB 34
R 2
H 9
RBI 2
BB 3
SO 5
LOB 15



Batter	1	2	3	4	5	6	7	8	9	AB	R	H	RBI	BB	SO	LOB	BOTTOM					
Don Landrum, L OBP: 0.396, SLG: 0.354 (1, 8)										3	0	0	0	1	1	2						
Ken Hubbs, R OBP: 0.299, SLG: 0.360 (1, 4)										4	0	0	0	0	2	4						
Billy Williams, L OBP: 0.375, SLG: 0.493 (1, 7)										4	0	1	0	0	1	0						
14 Ernie Banks, R OBP: 0.309, SLG: 0.516 (1, 3)										4	0	0	0	0	1	1						
George Altman, L OBP: 0.394, SLG: 0.525 (1, 9)										4	0	0	0	0	0	0						
Ron Santo, R OBP: 0.297, SLG: 0.378 (1, 5)										3	0	0	0	0	1	0						
Andre Rodgers, R OBP: 0.346, SLG: 0.395 (1, 6)										3	0	2	0	0	0	0						
Dick Bertell, R OBP: 0.322, SLG: 0.352 (1, 2)										3	0	0	0	0	2	2						
Don Cardwell, R OBP: 0.173, SLG: 0.104 (1, 1)																						
Bob Will, L OBP: 0.344, SLG: 0.355 (8, PH)										2	0	1	0	0	1	1						
Lou Brock, L OBP: 0.325, SLG: 0.436 (8, PR)										0	0	0	0	0	0	0						
Don Elston, R ERA: 4.91 (9, 1)										0	0	0	0	0	0	0						
Inning Stats	R: 0 E: 0 K: 2 S: 7	H: 0 LOB: 0 BB: 0 P: 7	R: 0 E: 0 K: 0 S: 3	H: 0 LOB: 0 BB: 0 P: 3	R: 0 E: 0 K: 2 S: 8	H: 1 LOB: 2 BB: 1 P: 12	R: 0 E: 0 K: 1 S: 5	H: 0 LOB: 0 BB: 0 P: 5	R: 0 E: 0 K: 1 S: 6	H: 1 LOB: 1 BB: 0 P: 6	R: 0 E: 0 K: 0 S: 3	H: 0 LOB: 0 BB: 0 P: 3	R: 0 E: 0 K: 1 S: 5	H: 0 LOB: 0 BB: 0 P: 5	R: 0 E: 0 K: 2 S: 8	H: 1 LOB: 2 BB: 1 P: 12	R: 0 E: 0 K: 0 S: 3	H: 1 LOB: 1 BB: 1 P: 3	1B: 3 2B: 1 3B: 0 HR: 0	SF: 0 SAC: 0 DP: 1 HBP: 0	WP: 0 PB: 0 SB: 0 CS: 0	PA: 32
PITCHER	IP	WLS	BF	H	R	ER	SO	BB	IBB	HBP	BLK	WP	HR	S	P	ERA	WHIP					
Jim Maloney, R ERA: 4.06 (1, 1)	8.0	W	29	3	0	0	9	2	0	0	0	0	0	45	53	0.00	0.625					
Bill Henry, L ERA: 4.91 (9, 1)	1.0	S	3	1	0	0	0	0	0	0	0	0	0	3	3	0.00	1.000					

Cincinnati Reds @ Chicago Cubs
Wrigley Field, Chicago, IL
Tue Aug 21 1962, 3:33 AM CDT
Att: 9,617 - Sunny

AB 30
R 0
H 4
RBI 0
BB 2
SO 9
LOB 10



Batter	1	2	3	4	5	6	7	8	9	AB	R	H	RBI	BB	SO	LOB	TOP					
Eddie Kasko, R OBP: 0.306, SLG: 0.334 (1, 5)	F2		BB 1B	FC3-2 1B BB	P4		CS 1B	5-3	1-2 2-3 3-H 1B	6	1	3	1	1	0	1	Cincinnati Reds @ Chicago Cubs Wrigley Field, Chicago, IL Thu Aug 23 1962, 3:33 AM CDT Att: 7,289 - Sunny AB 50 R 14 H 21 RBI 13 BB 6 SO 5 LOB 33					
Don Blasingame, L OBP: 0.351, SLG: 0.332 (1, 4)	BB		F5	FC3-2 1B BB		1B 1B	E5 1B	E8 HR	1-3	6	3	1	0	1	0	7						
Vada Pinson, L OBP: 0.328, SLG: 0.490 Wally Post, R OBP: 0.323, SLG: 0.483 (1, 8) (9, 7)	F8		F9	BB 1B		1B 1B	L5			6	2	3	4	0	0	3						
Frank Robinson, R OBP: 0.419, SLG: 0.640 Joe Gaines, R OBP: 0.405, SLG: 0.457 (1, 9) (9, 9)	F5		F5	BB 1B		P3 1B	S 1B	F2		5	1	2	0	1	0	3						
Gordy Coleman, L OBP: 0.330, SLG: 0.495 (1, 3)		2B BB		K		1B 1B				4	3	3	4	2	1	3						
Marty Keough, L OBP: 0.363, SLG: 0.423 (1, 7) (9, 8)	F2		K	F8		1B 1B				6	1	3	2	0	1	7						
Leo Cardenas, R Don Zimmer, R OBP: 0.272, SLG: 0.310 (1, 6) (9, 6)	K			1B 2B		4-3 PB 1B		FC5-4 1B		5	2	2	1	1	1	2						
Johnny Edwards, L OBP: 0.324, SLG: 0.387 (1, 2)				BB 1B		4-3		F7		6	0	2	1	0	0	4						
Joe Nuxhall, L OBP: 0.357, SLG: 0.385 Jim Maloney, L OBP: 0.258, SLG: 0.267 Johnny Klippstein, R OBP: 0.217, SLG: 0.286 Ted Willis, L OBP: 0.313, SLG: 0.313 (1, 1) (5, PH) (5, 1) (8, 1)	4-3			FC3-2 1B		E1		K		2	1	1	0	0	0	2						
Inning Stats	R: 0 E: 0 K: 0 S: 3	H: 0 LOB: 1 BB: 1 P: 7	R: 0 E: 0 K: 1 S: 6	H: 1 LOB: 2 BB: 1 P: 10	R: 0 E: 0 K: 1 S: 7	H: 2 LOB: 3 BB: 1 P: 11	R: 3 E: 0 K: 1 S: 9	H: 4 LOB: 3 BB: 2 P: 17	R: 0 E: 1 K: 0 S: 4	H: 0 LOB: 1 BB: 0 P: 4	R: 4 E: 0 K: 1 S: 10	H: 5 LOB: 1 BB: 0 P: 10	R: 3 E: 1 K: 0 S: 7	H: 4 LOB: 2 BB: 1 P: 11	R: 2 E: 1 K: 0 S: 7	H: 1 LOB: 0 BB: 0 P: 7		R: 2 E: 0 K: 0 S: 7	H: 4 LOB: 2 BB: 0 P: 7	1B: 16 2B: 3 3B: 0 HR: 2	SF: 0 SAC: 0 DP: 0 HBP: 0	WP: 0 PB: 1 CS: 1
PITCHER	IP WLS BF H R ER SO BB IBB HBP BLK WP HR S P ERA WHIP																					
Cal Koonce, R ERA: 4.05 Al Lary, R ERA: 6.97 Bob Anderson, R ERA: 4.73 Dave Gerard, R ERA: 5.0 (1, 1) (4, 1) (6, 1) (8, 1)	3.1 L 21 7 3 3 2 4 0 0 0 0 0 0 21 37 8.10 3.300																					

Batter	1	2	3	4	5	6	7	8	9	AB	R	H	RBI	BB	SO	LOB	BOTTOM			
Don Landrum, L OBP: 0.403, SLG: 0.352 (1, 9)	4-3		BB		6-3		K		G5-4-3 1B	4	0	1	0	1	1	2	Cincinnati Reds @ Chicago Cubs Wrigley Field, Chicago, IL Thu Aug 23 1962, 3:33 AM CDT Att: 7,289 - Sunny AB 30 R 3 H 6 RBI 3 BB 8 SO 6 LOB 23			
Ken Hubbs, R OBP: 0.299, SLG: 0.358 (1, 4)	F9		L8			HR BB	FC6-4		G5-4-3 1B	4	1	0	0	1	0	4				
Billy Williams, L OBP: 0.379, SLG: 0.490 (1, 7)	F9			BB BB		F8		BB BB		2	1	0	0	2	0	1				
George Altman, L OBP: 0.392, SLG: 0.526 (1, 3)		CS 1B 1B		F7		HR		BB 1B BB		3	1	2	2	1	0	1				
Ron Santo, R OBP: 0.303, SLG: 0.380 (1, 5)		1-2 1B				K		G1-2-3 BB		3	0	2	1	1	1	0				
Lou Brock, L OBP: 0.323, SLG: 0.430 (1, 8)	K			F8		F7		G1-2-3 BB		3	0	0	0	1	1	4				
Andre Rodgers, R OBP: 0.351, SLG: 0.397 (1, 6)	K			K				G1-2-3 1B		4	0	1	0	0	2	7				
Dick Bertell, R OBP: 0.322, SLG: 0.347 Cuno Barragan, R OBP: 0.285, SLG: 0.243 (1, 2) (7, PH) (8, 2)			F9		P6			F9		2	0	0	0	0	0	0				
Cal Koonce, R OBP: 0.123, SLG: 0.125 Al Lary, R OBP: 0.379, SLG: 0.167 Bob Anderson, R OBP: 0.167, SLG: 0.217 Bob Willis, L OBP: 0.144, SLG: 0.359 Dave Gerard, R OBP: 0.325, SLG: 0.375 Jim McKnight, R OBP: 0.255, SLG: 0.259 (1, 1) (4, 1) (6, 1) (7, PH) (8, 1) (9, PH)	K			4-3		F8		4-3		1	0	0	0	0	1	0				
Inning Stats	R: 0 E: 0 K: 0 S: 3	H: 0 LOB: 0 BB: 0 P: 3	R: 0 E: 0 K: 2 S: 8	H: 2 LOB: 0 BB: 0 P: 8	R: 0 E: 0 K: 1 S: 5	H: 0 LOB: 1 BB: 1 P: 9	R: 0 E: 0 K: 1 S: 5	H: 0 LOB: 2 BB: 2 P: 13	R: 0 E: 0 K: 1 S: 6	H: 1 LOB: 0 BB: 1 P: 10	R: 0 E: 0 K: 1 S: 6	H: 1 LOB: 2 BB: 1 P: 10	R: 1 E: 0 K: 0 S: 3	H: 1 LOB: 3 BB: 3 P: 15	R: 0 E: 0 K: 0 S: 3	H: 1 LOB: 0 BB: 0 P: 3		1B: 5 2B: 1 3B: 0 HR: 1	SF: 0 SAC: 0 DP: 3 HBP: 0	WP: 0 PB: 0 SB: 0 CS: 1
PITCHER	IP WLS BF H R ER SO BB IBB HBP BLK WP HR S P ERA WHIP																			
Joe Nuxhall, L ERA: 2.03 Johnny Klippstein, R ERA: 4.74 Ted Willis, L ERA: 5.46 (1, 1) (5, 1) (8, 1)	4.0 16 3 3 3 2 4 0 0 0 0 0 1 16 32 0.00 1.250																			

Batter	1	2	3	4	5	6	7	8	9	AB	R	H	RBI	BB	SO	LOB	TOP					
Carl Warwick, R (1,8) OBP: 0.307, SLG: 0.409	F7		2-6 1B		K		4-3 1B		P5	5	0	2	0	0	1	0	Houston Colt 45's @ Cincinnati Reds Crosley Field, Cincinnati, OH Sat Aug 25 1962, 3:33 AM EDT Att: 12,680 - Cloudy - 88 F					
Al Spangler, L (1,7) OBP: 0.390, SLG: 0.384	F9		2-6 1-2	G6-3 BB		F7	4-3		F7	4	0	0	1	1	0	1						
Johnny Temple, R (1,4) OBP: 0.350, SLG: 0.309					G6-3					4	0	1	0	0	1	2						
Jim Golden, L (7,1) OBP: 0.222, SLG: 0.318						K			P4	0	0	0	0	0	0	0						
Al Heist, R (9, FH) OBP: 0.250, SLG: 0.214					1-2					1	0	0	0	0	0	0						
Norm Larker, L (1,3) OBP: 0.350, SLG: 0.381	F9					1B			P4	4	0	2	0	0	0	1						
Roman Mejias, R (1,9) OBP: 0.337, SLG: 0.467		L7				1B			P4	4	0	1	0	0	1	1						
Bob Aspromonte, R (1,5) OBP: 0.346, SLG: 0.397		6-3				HR			2B	4	2	2	0	0	0	2						
Hal Smith, R (1,2) OBP: 0.262, SLG: 0.379		F7				1B			2B	3	3	2	2	1	0	0						
J C Hartman, R (1,6) OBP: 0.245, SLG: 0.253									2B	2	0	0	0	0	0	0						
Billy Goodman, L (7, FH) OBP: 0.307, SLG: 0.306					L7				2B	2	1	2	2	0	0	0						
Joey Amalfitano, R (8,4) OBP: 0.318, SLG: 0.297					6-3				2B	0	0	0	0	0	0	0						
Turk Farrell, R (1,1) OBP: 0.175, SLG: 0.214									2B	2	0	0	0	0	1	0						
Bobby Tiefenauer, R (5,1)									2B	0	0	0	0	0	0	0						
Jim Pendleton, R (7, FH) OBP: 0.259, SLG: 0.374									2B	1	0	0	0	0	1	1						
Bob Lillis, R (7,6) OBP: 0.283, SLG: 0.276									2B	1	0	0	0	0	0	1						
Inning Stats	R: 0 E: 0 K: 0 S: 4	H: 1 LOB: 1 BB: 0 P: 4	R: 0 E: 0 K: 0 S: 3	H: 0 LOB: 0 BB: 0 P: 3	R: 0 E: 0 K: 0 S: 3	H: 1 LOB: 1 BB: 0 P: 3	R: 0 E: 0 K: 1 S: 5	H: 1 LOB: 1 BB: 1 P: 9	R: 2 E: 0 K: 2 S: 9	H: 2 LOB: 0 BB: 0 P: 9	R: 0 E: 0 K: 1 S: 7	H: 2 LOB: 2 BB: 0 P: 7	R: 2 E: 0 K: 1 S: 8	H: 3 LOB: 1 BB: 0 P: 8	R: 2 E: 0 K: 0 S: 5	H: 2 LOB: 1 BB: 1 P: 9	R: 0 E: 0 K: 0 S: 3	H: 0 LOB: 0 BB: 0 P: 3	1B: 8 2B: 3 3B: 0 HR: 1	SF: 0 SAC: 0 DP: 1 HBP: 0	WP: 1 PB: 0 SB: 0 CS: 0	PA: 39
PITCHER	IP WLS BF H R ER SO BB IBB HBP BLK WP HR S P ERA WHIP																					
Joey Jay, R (1,1) ERA: 3.72	7.2 W 36 12 6 6 5 2 0 0 0 0 1 1 43 51 7.04 1.826																					
Jim Brosnan, R (8,1) ERA: 3.0	1.1 S 4 0 0 0 0 0 0 0 0 0 0 0 4 4 0.00 0.000																					

AB	37
R	6
H	12
RBI	5
BB	2
SO	5
LOB	9



Batter	1	2	3	4	5	6	7	8	9	AB	R	H	RBI	BB	SO	LOB	BOTTOM				
Eddie Kasko, R (1,5) OBP: 0.309, SLG: 0.335	F8		E6		2B					4	1	2	0	1	0	0	Houston Colt 45's @ Cincinnati Reds Crosley Field, Cincinnati, OH Sat Aug 25 1962, 3:33 AM EDT Att: 12,680 - Cloudy - 88 F				
Don Blasingame, L (1,4) OBP: 0.348, SLG: 0.332	F8		K		1B				BB	5	1	1	0	0	1	4					
Vada Pinson, L (1,8) OBP: 0.338, SLG: 0.483										3	0	0	0	0	0	2					
Joe Gaines, R (6,7) OBP: 0.395, SLG: 0.444	3-1									1	0	0	0	0	0	0					
Frank Robinson, R (1,9) OBP: 0.422, SLG: 0.643		F7			HR					4	2	2	2	0	1	0					
Gordy Coleman, L (1,3) OBP: 0.329, SLG: 0.491		4-3			2B					3	1	0	0	1	1	2					
Marty Keough, L (1,7) OBP: 0.377, SLG: 0.446					BB					3	1	2	4	1	0	1					
Leo Cardenas, R (1,6) OBP: 0.325, SLG: 0.490					HR					4	1	1	1	0	2	2					
Johnny Edwards, L (1,2) OBP: 0.319, SLG: 0.381			F7		F7					4	0	0	0	0	0	0					
Joey Jay, S (1,1) OBP: 0.239, SLG: 0.238										3	0	1	0	0	0	0					
Jim Brosnan, R (8,1) ERA: 4.12			F8		F7					1	0	0	0	0	0	0					
Inning Stats	R: 0 E: 0 K: 0 S: 3	H: 0 LOB: 0 BB: 1 P: 3	R: 0 E: 0 K: 1 S: 5	H: 0 LOB: 1 BB: 1 P: 9	R: 0 E: 1 K: 1 S: 6	H: 0 LOB: 0 BB: 0 P: 6	R: 4 E: 0 K: 0 S: 6	H: 3 LOB: 0 BB: 1 P: 10	R: 2 E: 0 K: 0 S: 6	H: 3 LOB: 1 BB: 0 P: 6	R: 0 E: 0 K: 1 S: 7	H: 2 LOB: 2 BB: 0 P: 7	R: 1 E: 0 K: 2 S: 9	H: 1 LOB: 1 BB: 0 P: 9	R: 0 E: 0 K: 0 S: 3	H: 0 LOB: 1 BB: 1 P: 7		1B: 4 2B: 3 3B: 0 HR: 2	SF: 0 SAC: 0 DP: 0 HBP: 0	WP: 0 PB: 1 SB: 0 CS: 0	PA: 38
PITCHER	IP WLS BF H R ER SO BB IBB HBP BLK WP HR S P ERA WHIP																				
Turk Farrell, R (1,1) ERA: 2.94	4.0 L 20 5 6 6 2 2 0 0 0 0 0 0 22 30 13.50 1.750																				
Bobby Tiefenauer, R (5,1) ERA: 3.45	2.0 9 3 0 0 1 0 0 0 0 0 0 0 11 11 0.00 1.500																				
Jim Golden, R (7,1) ERA: 4.12	2.0 9 1 1 0 2 1 0 0 0 0 0 0 12 16 0.00 1.000																				



Batter	1	2	3	4	5	6	7	8	9	AB	R	H	RBI	BB	SO	LOB	TOP	
Carl Warwick, R (1, 8) <small>OBP: 0.306, SLG: 0.405</small>																	Houston Colt 45's @ Cincinnati Reds Crosley Field, Cincinnati, OH Sun Aug 26 1962, 3:33 AM EDT Cloudy - 71 F	
Al Spangler, L (1, 7) <small>OBP: 0.386, SLG: 0.384</small>										4	1	0	0	1	1	1		
Billy Goodman, L (1, 5) Bob Aspromonte, R (8, 5) <small>OBP: 0.312, SLG: 0.301</small> <small>OBP: 0.346, SLG: 0.397</small>										2	0	0	0	2	0	1		
Norm Larker, L (1, 3) <small>OBP: 0.353, SLG: 0.383</small>										3	0	2	1	1	0	1		
Roman Mejias, R (1, 9) <small>OBP: 0.337, SLG: 0.465</small>										4	1	1	0	0	0	4		
Hal Smith, R (1, 2) <small>OBP: 0.266, SLG: 0.378</small>										3	0	1	1	1	1	2		
Bob Lillis, R (1, 4) <small>OBP: 0.280, SLG: 0.273</small>										4	0	0	0	0	0	5		
J C Hartman, R (1, 6) <small>OBP: 0.235, SLG: 0.242</small>										4	0	0	0	0	2	5		
George Brunet, R (1, 1) <small>OBP: 0.200, SLG: 0.111</small>										3	0	0	0	1	3	0		
Inning Stats	R: 0 H: 0 E: 0 LOB: 1 K: 1 BB: 1 S: 5 P: 9	R: 0 H: 0 E: 0 LOB: 1 K: 1 BB: 1 S: 5 P: 9	R: 0 H: 0 E: 0 LOB: 1 K: 1 BB: 1 S: 5 P: 9	R: 1 H: 2 E: 0 LOB: 1 K: 0 BB: 0 S: 5 P: 5	R: 1 H: 2 E: 0 LOB: 2 K: 0 BB: 2 S: 4 P: 12	R: 0 H: 0 E: 0 LOB: 0 K: 1 BB: 0 S: 5 P: 5	R: 0 H: 0 E: 0 LOB: 0 K: 1 BB: 0 S: 5 P: 5	R: 0 H: 1 E: 1 LOB: 3 K: 1 BB: 1 S: 7 P: 11	R: 0 H: 0 E: 0 LOB: 0 K: 1 BB: 0 S: 5 P: 5	1B: 4 SF: 0 2B: 1 SAC: 0 3B: 0 DP: 1 HR: 0 HBP: 0	WP: 0 PA: 38 PB: 0 SB: 1 CS: 0							
PITCHER	IP WLS BF H R ER SO BB IBB HBP BLK WP HR S P ERA WHIP																	
Jim Maloney, R (1, 1) <small>ERA: 3.89</small>	8.0 L 35 5 2 2 6 5 1 0 0 0 0 0 41 65 2.25 1.250																	
Jim Brosnan, R (9, 1) <small>ERA: 2.95</small>	1.0 3 0 0 0 1 0 0 0 0 0 0 0 5 5 0.00 0.000																	
Batter	1	2	3	4	5	6	7	8	9	AB	R	H	RBI	BB	SO	LOB	BOTTOM	
Leo Cardenas, R (1, 6) <small>OBP: 0.324, SLG: 0.399</small>										4	0	1	0	0	0	1	Houston Colt 45's @ Cincinnati Reds Crosley Field, Cincinnati, OH Sun Aug 26 1962, 3:33 AM EDT Cloudy - 71 F	
Eddie Kasco, R (1, 5) <small>OBP: 0.311, SLG: 0.339</small>										4	0	2	0	0	0	0		
Vada Pinson, L (1, 8) <small>OBP: 0.335, SLG: 0.479</small>										4	0	0	0	0	0	3		
Frank Robinson, R (1, 9) <small>OBP: 0.422, SLG: 0.641</small>										3	0	1	0	1	0	1		
Wally Post, R (1, 7) <small>OBP: 0.320, SLG: 0.488</small>										3	1	1	1	0	0	2		
Don Pavletich, R (1, 3) <small>OBP: 0.310, SLG: 0.317</small>										3	0	0	0	0	1	1		
Don Zimmer, R (1, 4) <small>OBP: 0.269, SLG: 0.306</small>										3	0	0	0	0	0	1		
Johnny Edwards, L (1, 2) <small>OBP: 0.318, SLG: 0.379</small>										2	0	0	0	0	0	0		
Gene Freese, R (8, PH) <small>OBP: 0.462, SLG: 0.300</small>										1	0	0	0	0	0	1		
Marty Keough, L (8, FR) <small>OBP: 0.371, SLG: 0.446</small>										0	0	0	0	0	0	0		
Jim Maloney, L (1, 1) <small>OBP: 0.242, SLG: 0.250</small>										2	0	0	0	0	0	0		
Joe Gaines, R (8, PH) <small>OBP: 0.386, SLG: 0.432</small>										1	0	0	0	0	0	1		
Jim Brosnan, R (9, 1) <small>ERA: 2.95</small>										0	0	0	0	0	0	0		
Inning Stats	R: 0 H: 0 E: 0 LOB: 0 K: 0 BB: 0 S: 3 P: 3	R: 0 H: 1 E: 0 LOB: 0 K: 1 BB: 0 S: 5 P: 5	R: 0 H: 0 E: 0 LOB: 0 K: 0 BB: 0 S: 3 P: 3	R: 0 H: 0 E: 0 LOB: 0 K: 0 BB: 0 S: 3 P: 3	R: 0 H: 0 E: 0 LOB: 1 K: 0 BB: 1 S: 3 P: 7	R: 0 H: 2 E: 0 LOB: 2 K: 0 BB: 0 S: 5 P: 5	R: 1 H: 1 E: 0 LOB: 0 K: 0 BB: 0 S: 4 P: 4	R: 0 H: 0 E: 0 LOB: 1 K: 0 BB: 1 S: 2 P: 6	R: 0 H: 1 E: 0 LOB: 0 K: 0 BB: 0 S: 3 P: 3	1B: 3 SF: 0 2B: 1 SAC: 0 3B: 0 DP: 3 HR: 1 HBP: 0	WP: 0 PA: 31 PB: 0 SB: 0 CS: 0							
PITCHER	IP WLS BF H R ER SO BB IBB HBP BLK WP HR S P ERA WHIP																	
George Brunet, L (1, 1) <small>ERA: 3.34</small>	9.0 W 31 5 1 1 1 2 0 0 0 0 0 1 31 39 1.00 0.778																	

Batter	1	2	3	4	5	6	7	8	9	AB	R	H	RBI	BB	SO	LOB	TOP										
Carl Warwick, R OBP: 0.307, SLG: 0.404 (1, 7)	F8		5-3		5-3				1B	4-0	4	0	1	1	1	0	1										
Johnny Temple, R OBP: 0.347, SLG: 0.307 J C Hartman, R OBP: 0.235, SLG: 0.242 (9, FR)	L7		F7		K		F7		BB	0-0	5	0	1	2	0	1	2										
Bob Aspromonte, R OBP: 0.344, SLG: 0.393 (1, 5)	6-3			SH1-3 1B		F8		P4	K	4-0	4	1	0	0	1	1	2										
Norm Larker, L OBP: 0.353, SLG: 0.383 (1, 3)		FC6-4 1B		SH1-3		F8		F3		0-0	3	0	1	0	0	0	0										
Roman Mejias, R OBP: 0.336, SLG: 0.463 (1, 9)	FC6-4 HR			E 1B		K		5-3		0-0	4	1	1	1	0	1	1										
Al Heist, R OBP: 0.250, SLG: 0.200 Jim Umbricht, R (9, 1)	F8			E6 1-2			K		G3-6-3 HBP	1-0	3	0	0	0	0	1	2										
Jim Campbell, R OBP: 0.274, SLG: 0.353 (1, 2)		HR		L8			BB 1B		G3-6-3	0-0	4	2	2	2	0	0	3										
Bob Lillis, R OBP: 0.280, SLG: 0.273 (9, 4)	5-3			F3			F2		BB 1B	0-0	4	1	1	0	0	0	3										
Hal Woodeshick, R OBP: 0.154, SLG: 0.083 Don McMahon, R OBP: 0.125, SLG: 0.125 Jim Pendleton, R OBP: 0.270, SLG: 0.376 (9, PH)			F7		5-3 BB		BB		BB 1B	0-0	1	0	0	0	2	0	0										
Inning Stats	R: 0 E: 0 K: 0 S: 3	H: 0 LOB: 0 BB: 0 P: 3	R: 2 E: 0 K: 0 S: 5	H: 2 LOB: 0 BB: 0 P: 5	R: 0 E: 0 K: 0 S: 3	H: 0 LOB: 0 BB: 0 P: 3	R: 1 E: 1 K: 0 S: 5	H: 1 LOB: 2 BB: 1 P: 9	R: 0 E: 0 K: 1 S: 4	H: 0 LOB: 0 BB: 0 P: 8	R: 0 E: 0 K: 1 S: 5	H: 0 LOB: 0 BB: 0 P: 5	R: 1 E: 0 K: 1 S: 7	H: 2 LOB: 2 BB: 1 P: 11	R: 0 E: 0 K: 0 S: 3	H: 0 LOB: 0 BB: 0 P: 3	R: 2 E: 0 K: 1 S: 7	H: 3 LOB: 2 BB: 1 P: 12	1B: 7 2B: 1 3B: 0 HR: 1	SF: 0 SAC: 1 DP: 2 HBP: 1	WP: 0 PA: 39 PB: 0 SB: 0 CS: 0						
PITCHER	IP	WLS	BF	H	R	ER	SO	BB	IBB	HBP	BLK	WP	HR	S	P	ERA	WHIP										
Jim O'Toole, L ERA: 3.53	7.0	29	5	4	4	3	3	0	0	0	0	0	1	32	44	5.14	1.143										
Johnny Kippstein, R ERA: 4.68	1.0	3	0	0	0	0	0	0	0	0	0	0	0	3	3	0.00	0.000										
Ted Willis, L ERA: 5.72	0.2	L	5	2	2	2	0	1	0	1	0	0	0	3	8	27.00	4.500										
Bill Henry, L ERA: 4.86	0.1	2	1	0	0	0	1	0	0	0	0	0	0	4	4	0.00	3.000										

Houston Colt 45's @ Cincinnati Reds
Crosley Field, Cincinnati, OH
Sun Aug 26 1962, 3:38 AM EDT
Att: 25,808 - Unknown

AB 33
R 6
H 8
RBI 6
BB 4
SO 4
LOB 14



Batter	1	2	3	4	5	6	7	8	9	AB	R	H	RBI	BB	SO	LOB	BOTTOM										
Leo Cardenas, R OBP: 0.327, SLG: 0.401 (1, 6)	5-3		WP HBP			1B FC	1B E		K	0-3	3	2	1	0	1	1	0										
Eddie Kasko, R OBP: 0.310, SLG: 0.337 (1, 5)	5-3		1-3			G5-3 FC	P3		K	0-3	5	0	1	0	0	1	3										
Vada Pinson, L OBP: 0.334, SLG: 0.476 (1, 8)	F7			K		FC G5-3	E S		K	0-3	5	1	1	2	0	2	1										
Frank Robinson, R OBP: 0.419, SLG: 0.636 (1, 9)		F7		6-3		G5-3	F7			0-0	4	0	0	0	0	0	3										
Wally Post, R OBP: 0.327, SLG: 0.490 Marty Keough, L OBP: 0.369, SLG: 0.443 (8, PH)						1B BB		F7		0-0	1	0	1	0	2	0	0										
Gordy Coleman, L OBP: 0.328, SLG: 0.489 (1, 3)			K		L1		FC4-6 1B		F2	0-0	4	0	1	1	0	1	2										
Johnny Edwards, L OBP: 0.317, SLG: 0.380 (1, 2)			K		1-3		FC4-6			0-0	4	0	1	0	0	1	3										
Don Blasingame, L OBP: 0.348, SLG: 0.330 (1, 4)			G3		1-3				K	0-0	3	0	0	0	1	1	0										
Jim O'Toole, S OBP: 0.133, SLG: 0.122 Joe Garms, R OBP: 0.406, SLG: 0.447 Johnny Kippstein, R OBP: 0.217, SLG: 0.298 Jerry Lynch, L OBP: 0.244, SLG: 0.481 Ted Willis, L OBP: 0.125, SLG: 0.125 Bill Henry, L OBP: 0.333, SLG: 0.333 (9, 1)			1-3		4-3				P3	0-0	2	0	0	0	0	0	0										
Inning Stats	R: 0 E: 0 K: 0 S: 3	H: 0 LOB: 0 BB: 0 P: 3	R: 0 E: 0 K: 2 S: 8	H: 1 LOB: 1 BB: 0 P: 8	R: 0 E: 0 K: 0 S: 3	H: 0 LOB: 1 BB: 0 P: 4	R: 0 E: 0 K: 1 S: 5	H: 0 LOB: 1 BB: 1 P: 9	R: 0 E: 0 K: 0 S: 3	H: 0 LOB: 0 BB: 0 P: 3	R: 2 E: 0 K: 0 S: 6	H: 3 LOB: 2 BB: 1 P: 10	R: 2 E: 0 K: 1 S: 7	H: 2 LOB: 1 BB: 1 P: 11	R: 0 E: 0 K: 0 S: 4	H: 1 LOB: 2 BB: 1 P: 8	R: 0 E: 0 K: 3 S: 9	H: 0 LOB: 0 BB: 0 P: 9	1B: 5 2B: 2 3B: 0 HR: 0	SF: 0 SAC: 0 DP: 1 HBP: 1	WP: 1 PA: 39 PB: 1 SB: 1 CS: 0						
PITCHER	IP	WLS	BF	H	R	ER	SO	BB	IBB	HBP	BLK	WP	HR	S	P	ERA	WHIP										
Hal Woodeshick, L ERA: 4.16	6.1	28	5	4	3	4	3	0	1	0	0	0	0	7	11	0.00	1.263										
Don McMahon, R ERA: 1.47	1.2	W	8	2	0	0	0	0	1	0	0	0	0	7	11	0.00	1.200										
Jim Umbricht, R ERA: 2.44	1.0	S	3	0	0	0	3	0	0	0	0	0	0	9	9	0.00	0.000										

Houston Colt 45's @ Cincinnati Reds
Crosley Field, Cincinnati, OH
Sun Aug 26 1962, 3:38 AM EDT
Att: 25,808 - Unknown


AB 34
R 4
H 7
RBI 3
BB 4
SO 7
LOB 14




Batter	1	2	3	4	5	6	7	8	9	AB	R	H	RBI	BB	SO	LOB	TOP					
Eddie Kasko, R OBP: 0.307, SLG: 0.334 (1, 5)	1-3 K		1-0 F3		1-1 F3			2-2 F9		4	0	0	0	0	1	1	Cincinnati Reds @ Los Angeles Dodgers Dodger Stadium, Los Angeles, CA Tue Aug 28 1962, 7:05 PM PDT Att: 46,536 - Unknown					
Don Blasingame, L OBP: 0.348, SLG: 0.329 (1, 4)	3-2 4-3		0-2 5-3			0-0 FC6-4 1B		0-2 E3 1B		4	0	1	0	0	0	0						
Frank Robinson, R OBP: 0.418, SLG: 0.633 (1, 9)	0-1 F6		0-2 F8			0-0 F8		0-2 G6-4-3 1B		4	0	1	0	0	0	1						
Wally Post, R OBP: 0.323, SLG: 0.482 (1, 7)		2-1 5-3		1-1 F3		1-1 FC6-4 1-2		0-2 G6-4-3 1-2		4	0	0	0	0	0	3						
Hank Foiles, R OBP: 0.356, SLG: 0.525 (1, 2)		0-3 K		3-3 K		3-2 L7			3-2 F9	4	0	0	0	0	2	1						
Vada Pinson, L OBP: 0.333, SLG: 0.474 (1, 8)		0-1 1B 1B		1-0 F7			1-2 F5		0-0 F6	4	1	1	0	0	0	0						
Leo Cardenas, R OBP: 0.330, SLG: 0.404 (1, 6)		1-2 1B 1B			0-2 1B		0-1 F8		0-1 1B	4	0	3	0	0	0	0						
Gordy Coleman, L OBP: 0.330, SLG: 0.489 (1, 3)		2-2 1B 2H		2-1 F8			0-0 1B		0-1 F8	4	0	2	1	0	0	2						
Bob Purkey, R OBP: 0.138, SLG: 0.200 (5, PH)		2-3 K			2-3 K		2-3 K			1	0	0	0	0	1	2						
Joe Gaines, R OBP: 0.391, SLG: 0.436 (5, PH)										1	0	0	0	0	1	1						
Ted Willis, L OBP: 0.313, SLG: 0.313 (7, PH)										0	0	0	0	0	0	0						
Gene Freese, R OBP: 0.429, SLG: 0.273 (7, PH)										1	0	0	0	0	1	1						
Dave Sisler, R OBP: 0.229, SLG: 0.273 (7, 1)										0	0	0	0	0	0	0						
Inning Stats	R: 0 E: 0 K: 1 S: 9	H: 0 LOB: 0 BB: 0 P: 13	R: 1 E: 0 K: 2 S: 16	H: 3 LOB: 2 BB: 0 P: 23	R: 0 E: 0 K: 0 S: 7	H: 0 LOB: 0 BB: 0 P: 8	R: 0 E: 0 K: 1 S: 9	H: 0 LOB: 0 BB: 0 P: 14	R: 0 E: 0 K: 1 S: 13	H: 1 LOB: 1 BB: 0 P: 18	R: 0 E: 0 K: 0 S: 10	H: 1 LOB: 1 BB: 0 P: 14	R: 0 E: 0 K: 1 S: 9	H: 1 LOB: 1 BB: 0 P: 12	R: 0 E: 1 K: 0 S: 12	H: 1 LOB: 1 BB: 0 P: 14	R: 0 E: 0 K: 0 S: 8	H: 1 LOB: 1 BB: 0 P: 11	1B: 8 2B: 0 3B: 0 HR: 0	SF: 0 SAC: 0 DP: 1 HBP: 0	WP: 0 PB: 0 SB: 0 CS: 0	PA: 35
PITCHER Johnny Podres, L ERA: 3.93 (1, 1)	IP: 9.0 WLS: W BF: 35 H: 8 R: 1 ER: 1 SO: 6 BB: 0 IBB: 0 HBP: 0 BLK: 0 WP: 0 HR: 0 S: 93 P: 127 ERA: 1.00 WHIP: 0.889																					


Batter	1	2	3	4	5	6	7	8	9	AB	R	H	RBI	BB	SO	LOB	BOTTOM			
Maury Wills, S OBP: 0.332, SLG: 0.364 (1, 6)	0-0 S 1B	0-0 1-2 2H 1B		0-2 2-3			1-2 L8	0-0 3-1		5	0	2	1	0	0	2	Cincinnati Reds @ Los Angeles Dodgers Dodger Stadium, Los Angeles, CA Tue Aug 28 1962, 7:05 PM PDT Att: 46,536 - Unknown			
Jim Gilliam, S OBP: 0.376, SLG: 0.354 (8, 5)	0-3 K	3-2 4-3		0-0 4-3			2-2 5-3	4-0 S 1B BB		4	1	0	0	1	1	4				
Willie Davis, L OBP: 0.357, SLG: 0.504 (1, 8)	1-2 F5		1-2 G3		0-1 B5-3		4-0 1B BB	0-2 1H 3H 1B		4	1	1	1	1	0	1				
Tommy Davis, R OBP: 0.371, SLG: 0.532 (8, 7)	1-2 6-3		0-2 HR		2-3 K		0-1 1H 1B	0-0 6-3		5	2	2	2	0	1	2				
Ron Fairly, L OBP: 0.409, SLG: 0.490 (1, 3)		0-2 5-3		3-2 F9			4-1 1B			2	0	0	0	1	0	0				
Frank Howard, R OBP: 0.360, SLG: 0.573 (1, 9)		1-1 1B HBP		0-0 F3			1-0 BB			4	1	2	1	0	1	1				
Duke Snider, L OBP: 0.416, SLG: 0.481 (1, 7)		1-2 1B HBP		3-2 HR			1-3 K		1-2 F8	3	2	1	1	0	1	2				
Larry Burright, R OBP: 0.258, SLG: 0.323 (8, 4)		1-2 1B HBP								0	0	0	0	0	0	0				
John Roseboro, L OBP: 0.346, SLG: 0.403 (1, 2)		2-1 F8		1-2 6-3 2B			2-1 F7	0-0 3-1 SH2-3 1B		4	1	2	0	0	0	2				
Johnny Podres, L OBP: 0.200, SLG: 0.250 (1, 1)		0-0 1-2 2H 1B		0-2 F8			0-1 L7	0-2 SH2-3 1B		3	0	1	1	0	0	1				
Inning Stats	R: 0 E: 0 K: 1 S: 12	H: 1 LOB: 1 BB: 0 P: 13	R: 2 E: 0 K: 0 S: 14	H: 3 LOB: 2 BB: 0 P: 21	R: 1 E: 0 K: 0 S: 11	H: 1 LOB: 0 BB: 0 P: 15	R: 1 E: 0 K: 0 S: 16	H: 2 LOB: 1 BB: 0 P: 20	R: 0 E: 0 K: 2 S: 11	H: 0 LOB: 1 BB: 0 P: 14	R: 0 E: 0 K: 1 S: 7	H: 0 LOB: 0 BB: 0 P: 10	R: 2 E: 0 K: 0 S: 13	H: 2 LOB: 2 BB: 2 P: 26	R: 2 E: 0 K: 0 S: 9	H: 2 LOB: 1 BB: 1 P: 13	1B: 8 2B: 1 3B: 0 HR: 2	SF: 0 SAC: 1 DP: 0 HBP: 2	WP: 0 PB: 0 SB: 3 CS: 0	PA: 40
PITCHER Bob Purkey, R ERA: 2.9 (1, 1)	IP: 4.0 WLS: L BF: 20 H: 7 R: 4 ER: 4 SO: 1 BB: 0 IBB: 0 HBP: 1 BLK: 0 WP: 0 HR: 2 S: 53 P: 69 ERA: 9.00 WHIP: 1.750																			
Ted Willis, L ERA: 5.52 (5, 1)	2.0 7 0 0 0 3 0 0 0 1 0 0 0 18 24 0.00 0.000																			
Dave Sisler, R ERA: 4.67 (7, 1)	2.0 13 4 4 4 0 3 0 0 0 0 0 0 22 39 18.00 3.500																			


AB 35
R 1
H 8
RBI 1
BB 0
SO 6
LOB 12



AB 34
R 8
H 11
RBI 7
BB 3
SO 4
LOB 15



Batter	1	2	3	4	5	6	7	8	9	10	11	12	13	AB R H RBI BB SO LOB	TOP														
Eddie Kasko, R OBP: 0.311, SLG: 0.336 (1, 5)	6-3		1B		F8		BB		BB			1B		4 0 2 0 2 0 1	<p>Cincinnati Reds @ Los Angeles Dodgers Dodger Stadium, Los Angeles, CA Wed Aug 29 1962, 7:05 PM PDT Att. 49,603 - Unknown</p> <p>AB 47 R 1 H 10 RBI 1 BB 5 SO 6 LOB 25</p> 														
Don Blasingame, L OBP: 0.340, SLG: 0.332 (1, 4)												1B		3 1 1 0 1 1 3															
Joe Gaines, R OBP: 0.363, SLG: 0.425 (9, PH)	FC4-6		K			WP			K					1 0 0 0 0 1 3															
Don Zimmer, R OBP: 0.268, SLG: 0.305 (9, 4)	BB					2B			K					1 0 0 0 0 0 1															
Vada Pinson, L OBP: 0.333, SLG: 0.472 (1, 8)	FC4-6		1-3			1B		4-3				F8		5 0 1 1 1 0 3															
Frank Robinson, R OBP: 0.414, SLG: 0.625 (1, 8)	P1					F8		6-3						6 0 0 0 0 0 3															
Gordy Coleman, L OBP: 0.328, SLG: 0.485 (1, 3)			F6			6-3		4-3						6 0 1 0 0 0 2															
Marty Keough, L OBP: 0.368, SLG: 0.442 (1, 7)			4-3					4-3						5 0 1 0 1 1 1															
Johnny Edwards, L OBP: 0.315, SLG: 0.377 (1, 2)														6 0 1 0 0 2 3															
Leo Cardenas, R OBP: 0.330, SLG: 0.403 (1, 6)			5-3											6 0 2 0 0 1 4															
Joey Jay, S OBP: 0.239, SLG: 0.238 (1, 1)														4 0 1 0 0 0 1															
Inning Stats	R: 0 E: 0 K: 0 S: 8	H: 0 LOB: 1 BB: 1 P: 13	R: 0 E: 0 K: 0 S: 8	H: 1 LOB: 1 BB: 0 P: 10	R: 0 E: 0 K: 1 S: 9	H: 1 LOB: 1 BB: 0 P: 14	R: 0 E: 0 K: 1 S: 6	H: 0 LOB: 0 BB: 0 P: 8	R: 0 E: 0 K: 0 S: 8	H: 1 LOB: 1 BB: 1 P: 13	R: 0 E: 0 K: 0 S: 4	H: 0 LOB: 0 BB: 0 P: 6	R: 0 E: 0 K: 3 S: 19	H: 0 LOB: 3 BB: 1 P: 26		R: 0 E: 0 K: 0 S: 8	H: 0 LOB: 0 BB: 1 P: 15	R: 0 E: 0 K: 1 S: 7	H: 0 LOB: 0 BB: 0 P: 10	R: 0 E: 0 K: 0 S: 9	H: 1 LOB: 1 BB: 1 P: 13	R: 0 E: 1 K: 0 S: 8	H: 1 LOB: 2 BB: 1 P: 18	1B: 8 2B: 2 3B: 0 HR: 0	SF: 0 SAC: 1 DP: 0 HBP: 0	WP: 1 PB: 0 SB: 1 CS: 1	PA: 54		
PITCHER	IP WLS BF H R ER SO BB IBB HBP BLK WP HR S P ERA WHIP																												
Don Drysdale, R ERA: 3.02 (1, 1)	7.0	WLS 29	H 6	R 1	ER 1	SO 2	BB 2	IBB 0	HBP 0	BLK 0	WP 1	HR 0	S 55	P 85	ERA 1.29	WHIP 1.143													
Ron Perranoski, L ERA: 1.85 (8, 1)	2.0	9	2	0	0	3	1	0	0	0	0	0	23	32	0.00	1.500													
Ed Roebuck, R ERA: 3.38 (10, 1)	4.0	W 15	2	0	0	1	1	1	0	0	0	0	32	56	0.00	0.750													

Batter	1	2	3	4	5	6	7	8	9	10	11	12	13	AB R H RBI BB SO LOB	BOTTOM														
Maury Wills, S OBP: 0.331, SLG: 0.362 (1, 6)	1-3													6 0 1 0 0 1 6	<p>Cincinnati Reds @ Los Angeles Dodgers Dodger Stadium, Los Angeles, CA Wed Aug 29 1962, 7:05 PM PDT Att. 49,603 - Unknown</p> <p>AB 42 R 2 H 8 RBI 2 BB 9 SO 4 LOB 19</p> 														
Jim Gilliam, S OBP: 0.372, SLG: 0.349 (1, 4)														6 0 0 0 0 1 2															
Wille Davis, L OBP: 0.355, SLG: 0.500 (1, 8)														6 0 1 0 0 0 1															
Tommy Davis, R OBP: 0.368, SLG: 0.528 (10, 7)														6 1 1 0 0 0 1															
Ron Fairly, L OBP: 0.409, SLG: 0.490 (1, 3)														4 0 1 0 1 0 1															
Frank Howard, R OBP: 0.369, SLG: 0.569 (8, PR)														4 0 1 0 0 1 1															
Larry Burright, R OBP: 0.257, SLG: 0.322 (10, 4)														1 1 0 0 0 1 1															
Lee Walls, R OBP: 0.325, SLG: 0.329 (13, PH)														1 0 1 0 0 0 0															
Duke Snider, L OBP: 0.427, SLG: 0.495 (10, 9)														3 0 1 1 3 0 1															
John Roseboro, L OBP: 0.351, SLG: 0.403 (1, 2)														3 0 1 1 3 0 3															
Don Drysdale, R OBP: 0.250, SLG: 0.275 (1, 1)														0 0 0 0 1 0 0															
Wally Moon, L OBP: 0.346, SLG: 0.356 (7, PH)														1 0 0 0 0 0 2															
Ron Perranoski, L (8, 1)														0 0 0 0 0 0 0															
Tim Harkness, L OBP: 0.359, SLG: 0.411 (9, PH)														0 0 0 0 1 0 0															
Ed Roebuck, R OBP: 0.316, SLG: 0.316 (10, 1)														1 0 0 0 0 0 0															
Inning Stats	R: 0 E: 0 K: 0 S: 7	H: 0 LOB: 0 BB: 0 P: 11	R: 0 E: 0 K: 0 S: 5	H: 0 LOB: 1 BB: 1 P: 11	R: 0 E: 0 K: 1 S: 5	H: 0 LOB: 1 BB: 1 P: 17	R: 0 E: 0 K: 0 S: 4	H: 0 LOB: 0 BB: 0 P: 9	R: 0 E: 0 K: 1 S: 9	H: 0 LOB: 2 BB: 2 P: 18	R: 0 E: 1 K: 0 S: 6	H: 0 LOB: 1 BB: 1 P: 11	R: 0 E: 0 K: 0 S: 6	H: 0 LOB: 0 BB: 0 P: 11	R: 1 E: 0 K: 0 S: 7	H: 2 LOB: 3 BB: 2 P: 16	R: 0 E: 0 K: 0 S: 8	H: 0 LOB: 0 BB: 0 P: 12	R: 0 E: 0 K: 1 S: 12	H: 1 LOB: 1 BB: 1 P: 22	R: 0 E: 0 K: 1 S: 8	H: 1 LOB: 1 BB: 0 P: 11	R: 1 E: 0 K: 0 S: 5	H: 3 LOB: 3 BB: 1 P: 10	1B: 5 2B: 2 3B: 1 HR: 0	SF: 0 SAC: 2 DP: 2 HBP: 0	WP: 0 PB: 0 SB: 1 CS: 0	PA: 53	
PITCHER	IP WLS BF H R ER SO BB IBB HBP BLK WP HR S P ERA WHIP																												
Joey Jay, R ERA: 3.6 (1, 1)	12.2	WLS 53	H 8	R 2	ER 2	SO 4	BB 6	IBB 3	HBP 0	BLK 1	WP 0	HR 0	S 97	P 177	ERA 1.42	WHIP 1.105													

Batter	1	2	3	4	5	6	7	8	9	AB	R	H	RBI	BB	SO	LOB	TOP											
Eddie Kasko, R OBP: 0.312, SLG: 0.336	1-0 FC4-6 BB 1B	0-0 5-3			1-0 2B 1B	2-1 6-3			0-0 5-3	5	2	2	0	0	0	0												
Don Blasingame, L OBP: 0.354, SLG: 0.334	4-2 FC4-6 BB		1-2 FC6 1B		0-0 2B 1B		0-1 F3		4-1 BB	3	0	2	0	2	0	0												
Jerry Lynch, L OBP: 0.341, SLG: 0.479	0-0 FC4-6 1B 1-2 2-3		0-0 F7		0-0 2B		0-3 K		1-2 F9	5	1	1	1	0	1	4												
Frank Robinson, R OBP: 0.416, SLG: 0.624	0-0 1B E 1-2 3-H		1-1 F8		4-0 FC6-4 IBB		2-2 FC4-6 1B		0-0 F2	4	1	2	1	1	0	2												
Gordy Coleman, L OBP: 0.327, SLG: 0.483	0-0 E8 WP 1-H 2-H		1-0 FC6		0-0 F8		0-1 FC4-6			4	1	1	1	0	0	5												
Marty Keough, L OBP: 0.365, SLG: 0.438	2-2 F6			1-0 F7	0-0 F4			2-1 1B CS 1B		4	0	1	0	0	0	3												
Leo Cardenas, R OBP: 0.330, SLG: 0.402	1-1 F9			2-0 1B	1-0 FC6-4			0-2 L6		4	0	1	0	0	0	4												
Johnny Edwards, L OBP: 0.314, SLG: 0.375		0-3 K		3-0 F8		2-2 4-3		0-1 CS 1B		4	0	1	0	0	1	1												
Jim O'Toole, S OBP: 0.127, SLG: 0.115			0-0 F3		3-3 K		1-3 K		2-2 K	4	0	0	0	0	3	3												
Bill Henry, L OBP: 0.333, SLG: 0.333										0	0	0	0	0	0	0												
Jim Brosnan, R										0	0	0	0	0	0	0												
Inning Stats	R: 4 E: 1 K: 0 S: 12	H: 3 LOB: 0 BB: 1 P: 21	R: 0 E: 0 K: 1 S: 5	H: 0 LOB: 0 BB: 0 P: 5	R: 0 E: 0 K: 1 S: 8	H: 1 LOB: 1 BB: 0 P: 12	R: 0 E: 0 K: 1 S: 6	H: 1 LOB: 1 BB: 0 P: 15	R: 1 E: 0 K: 0 S: 6	H: 3 LOB: 3 BB: 1 P: 12	R: 0 E: 0 K: 1 S: 9	H: 0 LOB: 0 BB: 0 P: 14	R: 0 E: 0 K: 1 S: 11	H: 1 LOB: 1 BB: 0 P: 13	R: 0 E: 0 K: 1 S: 10	H: 2 LOB: 1 BB: 0 P: 13	R: 0 E: 0 K: 0 S: 7	H: 0 LOB: 1 BB: 1 P: 12	1B: 10 2B: 1 3B: 0 HR: 0	SF: 0 SAC: 0 DP: 0 HBP: 0	WP: 1 PB: 0 SB: 0 CS: 2	PA: 40						
PITCHER	IP	WLS	BF	H	R	ER	SO	BB	IBB	HBP	BLK	WP	HR	S	P	ERA	WHIP											
Stan Williams, R ERA: 4.14	(1, 1)	8.0	L	36	11	5	3	5	1	1	0	0	1	0	67	105	3.38	1.500										
Phil Ortega, R ERA: 7.74	(9, 1)	1.0		4	0	0	0	0	1	0	0	0	0	0	7	12	0.00	1.000										

Cincinnati Reds @ Los Angeles Dodgers
Dodger Stadium, Los Angeles, CA
Thu Aug 30 1962, 7:05 PM PDT
Att: 42,588 - Unknown

AB 37
R 5
H 11
RBI 3
BB 3
SO 5
LOB 22



Batter	1	2	3	4	5	6	7	8	9	AB	R	H	RBI	BB	SO	LOB	BOTTOM										
Maury Wills, S OBP: 0.330, SLG: 0.361	0-0 3-1		2-3 K		0-0 F7			0-1 F7	2-2 1B	5	0	1	1	0	1	2											
Jim Gilliam, S OBP: 0.372, SLG: 0.350	0-0 F9			1-1 1B		0-2 6-3			1-2 1B F8	5	1	2	0	0	0	3											
Willie Davis, L OBP: 0.352, SLG: 0.496	1-1 4-3			1-0 F4		1-0 G3			3-2 F4	4	0	0	0	0	0	2											
Tommy Davis, R OBP: 0.371, SLG: 0.530		2-2 G3-6-3 1B		0-0 1B		1-2 G3			0-0 E 1B	4	1	3	0	0	0	0											
Frank Howard, R OBP: 0.355, SLG: 0.563		1-1 F4		1-3 K			0-0 F8		1-0 E5 1B	4	1	0	0	0	1	5											
Ron Fairly, L OBP: 0.408, SLG: 0.488			0-0 G3-6-3		1-2 4-3		1-3 K		0-0 BB 1B	4	0	1	2	0	1	3											
Tim Harkness, L OBP: 0.359, SLG: 0.411									1-3 2-H 3-H 1B	0	1	0	0	0	0	0											
Lee Walls, R OBP: 0.321, SLG: 0.324			1-2 F3		0-2 F7			0-2 1B BB		4	0	1	1	0	0	0											
Larry Burright, R									1-2 2-3 1B	0	0	0	0	0	0	0											
John Roseboro, L OBP: 0.356, SLG: 0.405			0-1 S 1B		1-1 1B			1-2 F8	4-0 1B	3	0	2	0	1	0	0											
Stan Williams, R OBP: 0.119, SLG: 0.193			0-1 F8		1-3 K			3-3 K	2-3 K	2	0	0	0	0	1	2											
Daryl Spencer, R OBP: 0.364, SLG: 0.325										1	0	0	0	0	1	0											
Phil Ortega, R										0	0	0	0	0	0	0											
Doug Camilli, R OBP: 0.359, SLG: 0.518										0	0	0	0	0	0	0											
Duke Snider, L OBP: 0.424, SLG: 0.491										1	0	0	0	0	1	3											
Inning Stats	R: 0 E: 0 K: 0 S: 4	H: 0 LOB: 0 BB: 0 P: 5	R: 0 E: 0 K: 0 S: 6	H: 1 LOB: 0 BB: 0 P: 9	R: 0 E: 0 K: 1 S: 11	H: 1 LOB: 1 BB: 0 P: 14	R: 0 E: 0 K: 1 S: 10	H: 2 LOB: 2 BB: 0 P: 14	R: 0 E: 0 K: 1 S: 10	H: 1 LOB: 1 BB: 0 P: 12	R: 0 E: 0 K: 0 S: 7	H: 0 LOB: 0 BB: 0 P: 9	R: 0 E: 0 K: 1 S: 7	H: 0 LOB: 0 BB: 0 P: 10	R: 0 E: 0 K: 1 S: 9	H: 0 LOB: 0 BB: 0 P: 13	R: 4 E: 1 K: 1 S: 23	H: 5 LOB: 3 BB: 1 P: 39	1B: 10 2B: 0 3B: 0 HR: 0	SF: 0 SAC: 0 DP: 1 HBP: 0	WP: 0 PB: 0 SB: 1 CS: 0	PA: 38					
PITCHER	IP	WLS	BF	H	R	ER	SO	BB	IBB	HBP	BLK	WP	HR	S	P	ERA	WHIP										
Jim O'Toole, L ERA: 3.48	(1, 1)	8.1	W	33	8	4	2	5	0	0	0	0	0	75	102	2.16	0.960										
Bill Henry, L ERA: 4.96	(9, 1)	0.0		2	1	0	0	0	1	0	0	0	0	3	7	∞	∞										
Jim Brosnan, R ERA: 2.91	(9, 1)	0.2	S	3	1	0	0	1	0	0	0	0	0	9	16	0.00	1.500										

Cincinnati Reds @ Los Angeles Dodgers
Dodger Stadium, Los Angeles, CA
Thu Aug 30 1962, 7:05 PM PDT
Att: 42,588 - Unknown

AB 37
R 4
H 10
RBI 4
BB 1
SO 6
LOB 20



Batter	1	2	3	4	5	6	7	8	9	AB	R	H	RBI	BB	SO	LOB	TOP					
Eddie Kasko, R OBP: 0.312, SLG: 0.342 (1, 5)										4	1	1	1	0	0	2	Cincinnati Reds @ San Francisco Giants Candlestick Park, San Francisco, CA Fri Aug 31 1962, 10:05 PM EDT Att: 26,547 - Unknown					
Don Blasingame, L OBP: 0.355, SLG: 0.332 (1, 4)										3	0	0	0	1	0	0						
Frank Robinson, R OBP: 0.413, SLG: 0.619 (1, 9)										4	0	0	0	0	0	1						
Wally Post, R OBP: 0.318, SLG: 0.475 (1, 7)										4	0	0	0	0	3	0						
Leo Cardenas, R OBP: 0.331, SLG: 0.409 (1, 6)										4	1	2	1	0	0	0						
Hank Foiles, R OBP: 0.345, SLG: 0.508 (1, 2)										4	0	0	0	0	1	1						
Gordy Coleman, L OBP: 0.328, SLG: 0.481 (1, 3)										3	0	1	0	1	1	1						
Marty Keough, L OBP: 0.360, SLG: 0.430 (1, 8)										3	0	0	0	0	1	2						
Jim Maloney, L OBP: 0.235, SLG: 0.242 (5, PH)										1	0	0	0	0	0	0						
Joe Gaines, R OBP: 0.356, SLG: 0.439 (5, 1)										1	0	1	0	0	0	0						
Johnny Klippstein, R OBP: 0.217, SLG: 0.286 (5, 1)										0	0	0	0	0	0	0						
Gene Freese, R OBP: 0.400, SLG: 0.250 (8, PH)										1	0	0	0	0	0	0						
Dave Sisler, R (8, 1)										0	0	0	0	0	0	0						
Inning Stats	R: 1 E: 0 K: 1 S: 6	H: 1 LOB: 0 BB: 0 P: 6	R: 0 E: 0 K: 0 S: 3	H: 0 LOB: 1 BB: 1 P: 7	R: 0 E: 0 K: 0 S: 3	H: 0 LOB: 0 BB: 0 P: 3	R: 0 E: 0 K: 1 S: 5	H: 0 LOB: 0 BB: 0 P: 5	R: 0 E: 0 K: 2 S: 9	H: 2 LOB: 2 BB: 0 P: 9	R: 0 E: 0 K: 1 S: 5	H: 0 LOB: 0 BB: 0 P: 5	R: 1 E: 0 K: 1 S: 6	H: 1 LOB: 0 BB: 0 P: 6	R: 0 E: 0 K: 0 S: 3	H: 0 LOB: 1 BB: 0 P: 7	R: 0 E: 0 K: 0 S: 4	H: 1 LOB: 1 BB: 0 P: 4	1B: 3 2B: 0 3B: 0 HR: 2	SF: 0 SAC: 0 DP: 0 HBP: 0	WP: 0 PB: 0 SB: 0 CS: 0	PA: 34
PITCHER Billy Pierce, L ERA: 3.45 (1, 1)	IP: 9.0 WLS: W BF: 34 H: 5 R: 2 ER: 2 SO: 6 BB: 2 IBB: 0 HBP: 0 BLK: 0 WP: 0 HR: 2 S: 44 P: 52 ERA: 2.00 WHIP: 0.778															PITCHER						

AB	32
R	2
H	5
RBI	2
BB	2
SO	6
LOB	7



Batter	1	2	3	4	5	6	7	8	9	AB	R	H	RBI	BB	SO	LOB	BOTTOM			
Matty Alou, L OBP: 0.317, SLG: 0.322 (1, 9)										4	2	1	0	1	1	2	Cincinnati Reds @ San Francisco Giants Candlestick Park, San Francisco, CA Fri Aug 31 1962, 10:05 PM EDT Att: 26,547 - Unknown			
Chuck Hillier, L OBP: 0.339, SLG: 0.334 (1, 4)										3	1	1	2	1	1	1				
Willie Mays, R OBP: 0.373, SLG: 0.604 (1, 8)										4	2	2	2	0	0	2				
Willie McCovey, L OBP: 0.374, SLG: 0.661 (1, 7)										2	1	2	4	0	0	0				
Carl Boies, R OBP: 0.366, SLG: 0.368 (6, 7)										1	0	0	0	0	1	0				
Orlando Cepeda, R OBP: 0.358, SLG: 0.559 (1, 3)										4	0	0	0	0	0	1				
Ed Bailey, L OBP: 0.340, SLG: 0.472 (1, 2)										4	1	1	1	0	0	0				
Jim Davenport, R OBP: 0.370, SLG: 0.496 (1, 5)										3	1	1	0	1	1	0				
Jose Pagan, R OBP: 0.309, SLG: 0.335 (1, 6)										4	1	0	0	0	3	2				
Billy Pierce, L OBP: 0.333, SLG: 0.286 (1, 1)										3	1	1	0	0	1	2				
Inning Stats	R: 1 E: 0 K: 0 S: 5	H: 2 LOB: 1 BB: 0 P: 5	R: 0 E: 0 K: 2 S: 7	H: 0 LOB: 0 BB: 0 P: 7	R: 3 E: 1 K: 1 S: 7	H: 2 LOB: 0 BB: 1 P: 11	R: 1 E: 0 K: 1 S: 6	H: 1 LOB: 0 BB: 0 P: 6	R: 2 E: 0 K: 1 S: 7	H: 2 LOB: 0 BB: 0 P: 7	R: 3 E: 2 K: 1 S: 8	H: 2 LOB: 1 BB: 1 P: 12	R: 0 E: 0 K: 1 S: 5	H: 0 LOB: 0 BB: 0 P: 5	R: 0 E: 0 K: 1 S: 5	H: 0 LOB: 1 BB: 1 P: 9	1B: 6 2B: 1 3B: 0 HR: 2	SF: 1 SAC: 1 DP: 0 HBP: 0	WP: 0 PB: 0 SB: 0 CS: 0	PA: 37
PITCHER Jim Maloney, R ERA: 4.12 (1, 1)	IP: 4.0 WLS: L BF: 18 H: 5 R: 5 ER: 5 SO: 4 BB: 4 IBB: 4 HBP: 4 BLK: 4 WP: 0 HR: 1 S: 29 P: 29 ERA: 9.00 WHIP: 1.500															PITCHER				
Johnny Klippstein, R ERA: 4.73 (5, 1)	IP: 3.0 WLS: L BF: 15 H: 4 R: 5 ER: 2 SO: 3 BB: 1 IBB: 0 HBP: 0 BLK: 0 WP: 0 HR: 1 S: 20 P: 24 ERA: 6.00 WHIP: 1.667															PITCHER				
Dave Sisler, R ERA: 4.54 (8, 1)	IP: 1.0 WLS: L BF: 4 H: 0 R: 0 ER: 0 SO: 1 BB: 1 IBB: 0 HBP: 0 BLK: 0 WP: 0 HR: 0 S: 5 P: 9 ERA: 0.00 WHIP: 1.000															PITCHER				



Batter	1	2	3	4	5	6	7	8	9	AB	R	H	RBI	BB	SO	LOB	TOP			
Eddie Kasko, R OBP: 0.313, SLG: 0.341 (1, 5)	0-0 6-3	0-0 F8		0-0 F7		4-0 1B BB		0-0 1B WP 1B		4	1	1	0	1	0	0				
Don Blasingame, L OBP: 0.358, SLG: 0.334 (1, 4)	0-0 2B 1B	4-0 1B BB			0-0 F9	0-0 1-3 2-H 1B		4-0 WP 1B 4-3 IBB		3	2	2	1	2	0	0				
Vada Pinson, L OBP: 0.339, SLG: 0.479 (1, 8)	0-0 1B 2B	0-0 1-2 1B						0-0 1B 1B 4-3 WP 1-2 2-3 1B		5	2	5	1	0	0	0				
Frank Robinson, R OBP: 0.411, SLG: 0.615 (1, 9)	0-0 F4	0-0 F3			0-3 K			0-0 F8 1B 1-2 1B 1B 1-2 2-3 3-H		5	1	1	0	0	1	6				
Gordy Coleman, L OBP: 0.329, SLG: 0.481 (1, 3)	0-0 2B 1B 2-H		0-0 1-3		0-3 K			0-0 E 1B 1-2 2-H 1B 2-3 3-H		5	1	2	3	0	1	2				
Marty Keough, L OBP: 0.361, SLG: 0.451 (1, 7)	0-0 1B 2B 1-3			0-0 F4		0-0 HR		0-0 F8 F3		5	2	2	1	0	0	3				
Leo Cardenas, R OBP: 0.331, SLG: 0.409 (1, 6)	0-0 1B 2-H 3-H		0-0 6-3			0-0 F9		0-0 E9 1B 1-3 3-H		5	0	2	3	0	0	0				
Johnny Edwards, L OBP: 0.313, SLG: 0.373 (1, 2)	0-0 6-3			0-3 K		0-0 SH1-4 1B 1B		0-0 F8		5	1	1	0	0	2	3				
Joe Nuxhall, L OBP: 0.278, SLG: 0.294 Jim Brosnan, R (9, 1)		0-3 K		0-0 4-3		0-0 SH1-4 1-2		0-0 F3		4	0	0	0	0	1	2				
Inning Stats	R: 4 E: 0 K: 0 S: 8	H: 5 LOB: 1 BB: 0 P: 8	R: 0 E: 0 K: 1 S: 6	H: 1 LOB: 2 BB: 1 P: 10	R: 0 E: 0 K: 0 S: 3	H: 0 LOB: 0 BB: 0 P: 3	R: 0 E: 0 K: 1 S: 5	H: 0 LOB: 0 BB: 0 P: 5	R: 0 E: 0 K: 2 S: 5	H: 3 LOB: 2 BB: 1 P: 9	R: 2 E: 1 K: 1 S: 9	H: 4 LOB: 2 BB: 0 P: 9	R: 2 E: 0 K: 0 S: 5	H: 2 LOB: 1 BB: 1 P: 9	R: 0 E: 0 K: 0 S: 3	H: 0 LOB: 0 BB: 0 P: 3	1B: 13 2B: 2 3B: 0 HR: 1	SF: 0 SAC: 1 DP: 0 HBP: 0	WP: 1 PB: 0 SB: 0 CS: 0	PA: 45
PITCHER	IP WLS BF H R ER SO BB IBB HBP BLK WP HR S P ERA WHIP																			
Juan Marichal, R ERA: 3.3	(1, 1) 5.1 L 26 9 6 6 4 1 0 0 0 0 0 1 33 37 10.12 1.875																			
Mike McCormick, L ERA: 5.09	(6, 1) 1.2 10 5 2 2 1 1 0 0 0 0 0 0 11 15 10.80 3.600																			
Jim Duffalo, R ERA: 4.03	(8, 1) 1.0 6 2 2 2 0 0 1 0 0 0 1 0 5 9 18.00 2.000																			
Stu Miller, R ERA: 3.97	(9, 1) 1.0 3 0 0 0 0 0 0 0 0 0 0 0 3 3 0.00 0.000																			

Cincinnati Reds @ San Francisco Giants
Candlestick Park, San Francisco, CA
Sat Sep 01 1962, 6:33 AM EDT
Att: 26,498 - Unknown

AB	41
R	10
H	16
RBI	9
BB	3
SO	5
LOB	16



Batter	1	2	3	4	5	6	7	8	9	AB	R	H	RBI	BB	SO	LOB	BOTTOM			
Harvey Kuenn, R OBP: 0.376, SLG: 0.459 (1, 7)	0-0 BB 1B		0-0 F8		4-0 1-2 BB		0-0 2-H HR		0-0 1B 1-2 3-H 1B 1B	4	2	3	3	1	0	0				
Jim Davenport, R OBP: 0.368, SLG: 0.493 (1, 5)	0-3 K		0-0 4-3		0-0 F8		0-0 F5		0-0 1B 1-3 2-H 1B	5	0	1	1	0	1	3				
Willie Mays, R OBP: 0.373, SLG: 0.600 (1, 8)	4-0 1-2 BB			0-0 6-3		0-0 F8		4-0 G6-4-3 1B BB		3	0	0	0	2	0	2				
Orlando Cepeda, R OBP: 0.358, SLG: 0.557 (1, 3)	0-0 F6			0-0 F7		0-0 5-3		0-0 G6-4-3 1B 1-2 1B		5	0	2	1	0	0	2				
Felipe Alou, R OBP: 0.351, SLG: 0.518 (1, 9)	0-0 5-3			0-0 1B		0-0 E4		0-0 G6-4-3 1-2 2-3 1B		5	0	1	0	0	0	6				
John Orsino, R OBP: 0.370, SLG: 0.341 (1, 2)		0-3 K		0-3 K		0-3 K		0-0 F9		4	0	0	0	0	3	3				
Jose Pagan, R OBP: 0.311, SLG: 0.339 (1, 6)		0-0 F3			0-3 K		0-0 G3 HR 1B		0-0 4-3 1B 2B	4	2	2	0	0	1	0				
Chuck Hiller, L OBP: 0.337, SLG: 0.331 (1, 4)		0-0 F9			0-0 G3		0-0 G3 1-2		0-0 4-3 2-3	4	0	0	0	0	0	2				
Juan Marichal, R OBP: 0.274, SLG: 0.253 Mike McCormick, L OBP: 0.200, SLG: 0.281 Bob Neff, R OBP: 0.345, SLG: 0.519 Jim Duffalo, R OBP: 0.345, SLG: 0.519 Stu Miller, R OBP: 0.290, SLG: 0.143 Carl Boles, R OBP: 0.200, SLG: 0.400 (1, 1) (6, 1) (7, PH) (8, 1) (9, 1) (9, PH)			0-0 F9		0-0 BB 1B		0-0 F4		0-0 1B 1B	2	0	1	0	0	0	0				
Inning Stats	R: 0 E: 0 K: 1 S: 6	H: 1 LOB: 2 BB: 1 P: 10	R: 0 E: 0 K: 1 S: 5	H: 0 LOB: 0 BB: 0 P: 5	R: 0 E: 0 K: 0 S: 3	H: 0 LOB: 0 BB: 0 P: 3	R: 0 E: 0 K: 1 S: 6	H: 1 LOB: 1 BB: 0 P: 6	R: 0 E: 1 K: 1 S: 6	H: 0 LOB: 1 BB: 0 P: 6	R: 2 E: 0 K: 0 S: 5	H: 2 LOB: 0 BB: 0 P: 5	R: 0 E: 0 K: 0 S: 3	H: 1 LOB: 1 BB: 1 P: 7	R: 3 E: 0 K: 0 S: 8	H: 5 LOB: 2 BB: 0 P: 8	1B: 9 2B: 1 3B: 0 HR: 1	SF: 0 SAC: 0 DP: 1 HBP: 0	WP: 0 PB: 0 SB: 0 CS: 0	PA: 41
PITCHER	IP WLS BF H R ER SO BB IBB HBP BLK WP HR S P ERA WHIP																			
Joe Nuxhall, L ERA: 2.59	(1, 1) 8.2 W 40 11 5 5 5 3 0 0 0 0 0 1 47 59 5.19 1.615																			
Jim Brosnan, R ERA: 2.89	(9, 1) 0.1 S 1 0 0 0 0 0 0 0 0 0 0 0 1 1 0.00 0.000																			

Cincinnati Reds @ San Francisco Giants
Candlestick Park, San Francisco, CA
Sat Sep 01 1962, 6:33 AM EDT
Att: 26,498 - Unknown

AB	38
R	5
H	11
RBI	5
BB	3
SO	5
LOB	19



Batter	1	2	3	4	5	6	7	8	9	AB	R	H	RBI	BB	SO	LOB	TOP					
Eddie Kasko, R OBP: 0.316, SLG: 0.346 (1.5)	F9		F9							5	2	3	0	0	0	1	Cincinnati Reds @ San Francisco Giants Candlestick Park, San Francisco, CA Sun Sep 02 1962, 6:33 AM EDT Att: 34,312 - Unknown livebaseballscorecards.com					
Don Blasingame, L OBP: 0.358, SLG: 0.337 (1.4)	K			FC4 1B		2B 1B		E4 FC4-6 2B	G3	5	0	2	1	0	1	2						
Vada Pinson, L OBP: 0.337, SLG: 0.475 (1.8)	F7			FC4 1-2		K		FC4-6 1B 2B		4	1	0	1	0	1	3						
Frank Robinson, R OBP: 0.413, SLG: 0.616 (1.9)		CS 1B		L5					2B 1B	4	1	3	0	0	0	1						
Wally Post, R OBP: 0.314, SLG: 0.467 (1.7)	F8			K		F3		F8		4	0	0	0	0	1	6						
Leo Cardenas, R OBP: 0.331, SLG: 0.409 (1.6)	F9				F2			WP 1-1 2-H 2B		4	0	1	2	0	0	1						
Hank Foiles, R OBP: 0.343, SLG: 0.500 (1.2)	CS 1-2				K		K	F4		4	0	1	0	0	2	1						
Gordy Coleman, L OBP: 0.328, SLG: 0.478 (1.3)			K		K				K	4	0	1	0	0	3	1						
Bob Purkey, R OBP: 0.135, SLG: 0.196 (1.1)			K							2	0	0	0	0	2	1						
Joe Gaines, R OBP: 0.398, SLG: 0.429 (7, PH)			K						5-3	1	0	0	0	0	1	1						
Ted Willis, L OBP: 0.313, SLG: 0.313 (7, PH)										0	0	0	0	0	0	0						
Gene Freese, R OBP: 0.375, SLG: 0.231 (9, PH)										1	0	0	0	0	0	0						
Jim Brosnan, R OBP: 0.375, SLG: 0.231 (9, PH)										0	0	0	0	0	0	0						
Inning Stats	R: 0 E: 0 K: 1 S: 5	H: 0 LOB: 0 BB: 0 P: 5	R: 0 E: 0 K: 0 S: 3	H: 1 LOB: 0 BB: 0 P: 3	R: 0 E: 0 K: 2 S: 8	H: 1 LOB: 1 BB: 0 P: 8	R: 0 E: 0 K: 1 S: 6	H: 1 LOB: 1 BB: 0 P: 6	R: 0 E: 0 K: 2 S: 7	H: 0 LOB: 0 BB: 0 P: 7	R: 1 E: 0 K: 2 S: 10	H: 3 LOB: 2 BB: 0 P: 10	R: 0 E: 0 K: 2 S: 8	H: 1 LOB: 1 BB: 0 P: 8	R: 3 E: 1 K: 0 S: 7	H: 3 LOB: 1 BB: 0 P: 7	R: 0 E: 0 K: 1 S: 6	H: 1 LOB: 1 BB: 0 P: 6	1B: 8 2B: 3 3B: 0 HR: 0	SF: 0 SAC: 0 DP: 0 HBP: 0	WP: 1 PB: 0 SB: 0 CS: 1	PA: 39
PITCHER Billy O'Dell, L ERA: 3.55 (1.1)	IP: 9.0 WLS: W BF: 38 H: 11 R: 4 ER: 2 SO: 11 BB: 0 IBB: 0 HBP: 0 BLK: 0 WP: 1 HR: 0 S: 60 P: 60 ERA: 2.00 WHIP: 1.222															PITCHER						

Batter	1	2	3	4	5	6	7	8	9	AB	R	H	RBI	BB	SO	LOB	BOTTOM					
Harvey Kuenn, R OBP: 0.375, SLG: 0.457 (1.5)	F6			F8	6-3					4	0	1	0	0	0	0	Cincinnati Reds @ San Francisco Giants Candlestick Park, San Francisco, CA Sun Sep 02 1962, 6:33 AM EDT Att: 34,312 - Unknown livebaseballscorecards.com					
Chuck Hillier, L OBP: 0.337, SLG: 0.331 (1.4)	F8			WP 1B		G3		K		3	1	1	0	0	0	0						
Bob Nieman, R OBP: 0.333, SLG: 0.500 (8, PH)				WP 1B						1	0	0	0	0	1	1						
Ernie Bowman, R OBP: 0.231, SLG: 0.316 (9, PH)				WP 1B						0	0	0	0	0	0	0						
Orlando Cepeda, R OBP: 0.358, SLG: 0.555 (1.3)	K			WP 1B		6-3		5-3		4	1	1	0	0	1	1						
Willie McCovey, L OBP: 0.371, SLG: 0.651 (1.7)		K				G3			4-3	4	0	1	2	0	1	0						
Willie Mays, R OBP: 0.374, SLG: 0.605 (1.8)	F2			F2						4	2	2	1	0	0	1						
Felipe Alou, R OBP: 0.351, SLG: 0.522 (1.9)	6-3			L7						4	1	1	2	0	0	1						
Ed Bailey, L OBP: 0.336, SLG: 0.466 (1.2)				F8						3	0	0	0	0	0	0						
Jose Pagan, R OBP: 0.313, SLG: 0.349 (1.6)				PB B1-5 2B						3	1	2	1	0	0	0						
Billy O'Dell, S OBP: 0.218, SLG: 0.153 (1.1)				B1-5 2-H						3	0	0	0	0	1	1						
Inning Stats	R: 0 E: 0 K: 1 S: 5	H: 0 LOB: 0 BB: 0 P: 5	R: 0 E: 0 K: 1 S: 5	H: 0 LOB: 0 BB: 0 P: 5	R: 0 E: 0 K: 0 S: 3	H: 1 LOB: 0 BB: 0 P: 3	R: 2 E: 0 K: 0 S: 6	H: 3 LOB: 1 BB: 0 P: 6	R: 1 E: 0 K: 0 S: 4	H: 1 LOB: 0 BB: 0 P: 4	R: 0 E: 0 K: 2 S: 3	H: 0 LOB: 0 BB: 0 P: 3	R: 1 E: 0 K: 0 S: 4	H: 1 LOB: 0 BB: 0 P: 4	R: 0 E: 0 K: 2 S: 8	H: 1 LOB: 1 BB: 0 P: 8	R: 2 E: 0 K: 0 S: 3	H: 2 LOB: 0 BB: 0 P: 3	1B: 5 2B: 2 3B: 0 HR: 3	SF: 0 SAC: 0 DP: 1 HBP: 0	WP: 1 PB: 1 SB: 0 CS: 0	PA: 33
PITCHER Bob Purkey, R ERA: 2.94 (1.1)	IP: 6.0 WLS: 8 BF: 22 H: 5 R: 3 ER: 3 SO: 3 BB: 0 IBB: 0 HBP: 0 BLK: 0 WP: 1 HR: 1 S: 26 P: 26 ERA: 4.50 WHIP: 0.833															PITCHER						
Ted Willis, L ERA: 5.49 (7, PH)	2.0 8 2 1 1 2 0 0 0 0 0 1 12 12 4.50 1.000																					
Jim Brosnan, R ERA: 3.2 (9, PH)	0.1 L 3 2 2 2 0 0 0 0 0 1 3 3 54.00 6.000																					

Batter	1	2	3	4	5	6	7	8	9	AB	R	H	RBI	BB	SO	LOB	TOP								
Eddie Kasko, R OBP: 0.317, SLG: 0.350 (1, 5)										4	0	2	1	0	0	0	Cincinnati Reds @ Milwaukee Braves Milwaukee County Stadium, Milwaukee, WI Mon Sep 03 1962, 8:05 PM EDT Att: 11,587 - Unknown								
Don Blasingame, L OBP: 0.397, SLG: 0.337 (1, 4)										4	0	1	0	0	0	2									
Vada Pinson, L OBP: 0.336, SLG: 0.473 (1, 8)										4	0	1	0	0	1	2									
Frank Robinson, R OBP: 0.410, SLG: 0.611 (1, 9)										4	0	0	0	0	0	3									
Joe Gaines, R OBP: 0.358, SLG: 0.391 (1, 7)										4	0	0	0	0	1	2									
Leo Cardenas, R OBP: 0.328, SLG: 0.406 (1, 6)										4	0	0	0	0	1	0									
Gordy Coleman, L OBP: 0.328, SLG: 0.476 (1, 3)										4	1	1	0	0	0	0									
Johnny Edwards, L OBP: 0.315, SLG: 0.383 (1, 2)										3	2	2	2	0	0	0									
Joey Jay, S OBP: 0.234, SLG: 0.233 (1, 1)										2	0	0	0	0	1	0									
Inning Stats	R: 0 E: 0 K: 0 S: 5	H: 2 LOB: 2 BB: 0 P: 5	R: 2 E: 0 K: 0 S: 5	H: 2 LOB: 0 BB: 0 P: 5	R: 0 E: 0 K: 0 S: 3	H: 0 LOB: 0 BB: 0 P: 3	R: 0 E: 0 K: 0 S: 3	H: 0 LOB: 0 BB: 0 P: 3	R: 1 E: 0 K: 1 S: 7	H: 2 LOB: 1 BB: 0 P: 7	R: 0 E: 0 K: 0 S: 3	H: 0 LOB: 0 BB: 0 P: 3	R: 0 E: 0 K: 1 S: 5	H: 0 LOB: 1 BB: 0 P: 5	R: 0 E: 0 K: 0 S: 4	H: 1 LOB: 1 BB: 0 P: 4	R: 0 E: 0 K: 2 S: 7	H: 0 LOB: 0 BB: 0 P: 7	1B: 5 2B: 1 3B: 0 HR: 1	SF: 0 SAC: 1 DP: 0 HBP: 0	WP: 0 PB: 0 SB: 0 CS: 0	PA: 34			
PITCHER	IP	WLS	BF	H	R	ER	SO	BB	IBB	HBP	BLK	WP	HR	S	P	ERA	WHIP								
Bob Hendley, L ERA: 3.53 (1, 1)	8.0	L	31	7	3	3	2	0	0	0	0	0	1	35	35	3.38	0.875								
Claude Raymond, R ERA: 1.62 (9, 1)	1.0		3	0	0	0	2	0	0	0	0	0	0	7	7	0.00	0.000								

Batter	1	2	3	4	5	6	7	8	9	AB	R	H	RBI	BB	SO	LOB	BOTTOM								
Roy McMillan, R OBP: 0.329, SLG: 0.355 (1, 6)										4	0	0	0	0	0	0	Cincinnati Reds @ Milwaukee Braves Milwaukee County Stadium, Milwaukee, WI Mon Sep 03 1962, 8:05 PM EDT Att: 11,587 - Unknown								
Gus Bell, L OBP: 0.287, SLG: 0.351 (1, 7)										4	0	1	0	0	0	0									
Eddie Mathews, L OBP: 0.382, SLG: 0.470 (1, 5)										3	0	1	0	1	0	1									
Hank Aaron, R OBP: 0.392, SLG: 0.608 (1, 9)										4	0	1	0	0	0	2									
Tommye Aaron, R OBP: 0.317, SLG: 0.380 (1, 3)										3	0	0	0	0	1	2									
Joe Torre, R OBP: 0.350, SLG: 0.356 (1, 2)										3	0	0	0	0	0	2									
Lee Maye, L OBP: 0.292, SLG: 0.376 (1, 8)										3	0	1	0	0	1	0									
Frank Bolling, R OBP: 0.326, SLG: 0.392 (1, 4)										3	0	0	0	0	1	1									
Amado Samuel, R OBP: 0.242, SLG: 0.288 (9, 4)										0	0	0	0	0	0	0									
Bob Hendley, R OBP: 0.220, SLG: 0.192 (1, 1)										2	0	0	0	0	0	0									
Del Crandall, R OBP: 0.342, SLG: 0.411 (8, PH)										1	0	0	0	0	0	1									
Claude Raymond, R ERA: 1.62 (9, 1)										0	0	0	0	0	0	0									
Inning Stats	R: 0 E: 0 K: 0 S: 3	H: 0 LOB: 0 BB: 0 P: 3	R: 0 E: 0 K: 0 S: 3	H: 0 LOB: 0 BB: 0 P: 3	R: 0 E: 0 K: 0 S: 3	H: 0 LOB: 0 BB: 0 P: 3	R: 0 E: 0 K: 0 S: 4	H: 1 LOB: 1 BB: 0 P: 4	R: 0 E: 0 K: 2 S: 7	H: 0 LOB: 0 BB: 0 P: 7	R: 0 E: 0 K: 1 S: 5	H: 0 LOB: 0 BB: 0 P: 5	R: 0 E: 0 K: 0 S: 5	H: 2 LOB: 2 BB: 0 P: 5	R: 0 E: 0 K: 0 S: 3	H: 1 LOB: 1 BB: 0 P: 3	R: 0 E: 0 K: 0 S: 3	H: 0 LOB: 1 BB: 1 P: 7	1B: 4 2B: 0 3B: 0 HR: 0	SF: 0 SAC: 0 DP: 1 HBP: 0	WP: 0 PB: 0 SB: 0 CS: 0	PA: 31			
PITCHER	IP	WLS	BF	H	R	ER	SO	BB	IBB	HBP	BLK	WP	HR	S	P	ERA	WHIP								
Joey Jay, R ERA: 3.48 (1, 1)	9.0	W	31	4	0	0	3	1	0	0	0	0	0	36	40	0.00	0.556								



Batter	1	2	3	4	5	6	7	8	9	AB	R	H	RBI	BB	SO	LOB	TOP					
Eddie Kasko, R (1,5) OBP: 0.318, SLG: 0.353	6-3		L4 2B	F7			K		4-3 1B	5	1	2	0	0	1	0	Cincinnati Reds @ Milwaukee Braves Milwaukee County Stadium, Milwaukee, WI Tue Sep 04 1962, 8:05 PM EDT Att. 4,508 - Unknown livebaseballscorecards.com					
Don Blasingame, L (1,4) OBP: 0.355, SLG: 0.342	HR 1B		F9		SF9 3B		4-3		4-3	5	2	2	0	0	0	3						
Vada Pinson, L (1,8) OBP: 0.339, SLG: 0.479	1-H HR			BB	4-3		6-3		1B	4	1	2	4	1	0	1						
Frank Robinson, R (1,9) OBP: 0.409, SLG: 0.609	F8		L4		SF9				F5 1B	4	0	1	1	0	0	2						
Joe Gaines, R (1,7) OBP: 0.339, SLG: 0.367	K				F5				1-2 1B	3	0	0	0	0	1	0						
Marty Keough, L (8,PH) OBP: 0.362, SLG: 0.468					6-3				F8	2	1	1	1	0	0	2						
Leo Cardenas, R (1,6) OBP: 0.331, SLG: 0.409									HR	4	1	3	0	0	0	0						
Gordy Coleman, L (1,3) OBP: 0.327, SLG: 0.474		G4-6-3 1B			1B HR		4-3 4-6-3 1B		F9	4	1	1	0	0	0	2						
Johnny Edwards, L (1,2) OBP: 0.320, SLG: 0.398					1-2 HR		4-3		FC4-6 1B	4	1	3	3	0	0	1						
Jim O'Toole, S (1,1) OBP: 0.122, SLG: 0.111					1-H 2-H HR		2-3			3	0	0	0	0	1	2						
Jim Brosnan, R (8,1)	F5				K		F7		FC4-6 1B	1	1	0	0	0	0	1						
Inning Stats	R: 2 E: 0 K: 1 S: 7	H: 2 LOB: 0 BB: 0 P: 7	R: 0 E: 0 K: 0 S: 4	H: 2 LOB: 1 BB: 0 P: 4	R: 0 E: 0 K: 0 S: 3	H: 1 LOB: 1 BB: 1 P: 7	R: 3 E: 0 K: 1 S: 8	H: 3 LOB: 0 BB: 0 P: 8	R: 1 E: 0 K: 0 S: 4	H: 1 LOB: 1 BB: 0 P: 4	R: 0 E: 0 K: 0 S: 4	H: 1 LOB: 1 BB: 0 P: 4	R: 0 E: 0 K: 1 S: 5	H: 0 LOB: 0 BB: 0 P: 5	R: 1 E: 0 K: 0 S: 4	H: 1 LOB: 0 BB: 0 P: 4	R: 2 E: 0 K: 0 S: 7	H: 4 LOB: 2 BB: 0 P: 7	1B: 9 2B: 3 3B: 1 HR: 3	SF: 1 SAC: 0 DP: 2 HBP: 0	WP: 0 PB: 0 SB: 0 CS: 0	PA: 41
PITCHER	IP WLS BF H R ER SO BB IBB HBP BLK WP HR S P ERA WHIP																					
Warren Spahn, L (1,1) ERA: 3.19	5.0	23	9	6	6	2	1	0	0	0	0	0	0	0	2	26	30	10.80	2.000			
Don Nottbart, R (8,1) ERA: 3.32	2.0	7	1	0	0	1	0	0	0	0	0	0	0	0	0	9	9	0.00	0.500			
Claude Raymond, R (8,1) ERA: 2.02	1.0	L	4	1	1	1	0	0	0	0	0	0	0	1	4	4	9.00	1.000				
Bob Shaw, R (9,1) ERA: 2.65	0.2	6	4	2	2	0	0	0	0	0	0	0	0	0	6	6	27.00	6.000				
Jack Curtis, L (9,1) ERA: 4.64	0.1	1	0	0	0	0	0	0	0	0	0	0	0	0	1	1	0.00	0.000				



Batter	1	2	3	4	5	6	7	8	9	AB	R	H	RBI	BB	SO	LOB	BOTTOM					
Roy McMillan, R (1,6) OBP: 0.333, SLG: 0.359	F5		FC3-6 1B		FC6-4 1B		G6-3 1B		K	4	1	3	0	0	0	0	Cincinnati Reds @ Milwaukee Braves Milwaukee County Stadium, Milwaukee, WI Tue Sep 04 1962, 8:05 PM EDT Att. 4,508 - Unknown livebaseballscorecards.com					
Lee Maye, L (8,PH) OBP: 0.291, SLG: 0.375					FC6-4 1B		1-2 1B			1	0	0	0	0	1	2						
Bob Shaw, R (9,1) OBP: 0.244, SLG: 0.145					1-2 HR		1-2 2-3 1B		K	5	1	2	1	0	1	1						
Jack Curtis, L (9,1) OBP: 0.346, SLG: 0.273					1-2 2-3 1B		1-2 2-3 1B			5	2	2	3	0	0	4						
Lou Johnson, R (1,8) OBP: 0.356, SLG: 0.478	F9		FC3-6 1B		FC6-4 HR		G6-3 1B		K	5	1	2	1	0	1	1						
Eddie Mathews, L (1,5) OBP: 0.382, SLG: 0.482	HR		FC3-6 FC6-4		1-H HR		1-2 2-3 1B		P6	5	2	2	3	0	0	4						
Hank Aaron, R (1,9) OBP: 0.394, SLG: 0.610			FC6-4		G5-4-3 1B		G6-3 1B		6-3	5	0	3	1	0	0	2						
Joe Adcock, R (1,3) OBP: 0.332, SLG: 0.511	4-3				F8		F2			4	0	0	0	0	0	3						
Tommie Aaron, R (1,7) OBP: 0.313, SLG: 0.375			F6		F7		K		6-3	4	0	0	0	0	1	0						
Del Crandall, R (1,2) OBP: 0.344, SLG: 0.412			L4				K		1B	4	0	2	0	0	1	0						
Bob Uecker, R (8,PR) OBP: 0.333, SLG: 0.250							K		1B	0	0	0	0	0	0	0						
Frank Bolling, R (1,4) OBP: 0.325, SLG: 0.391			K		6-3		F7		1-2 1B	4	0	1	0	0	1	1						
Warren Spahn, L (1,1) Hawk Taylor, R (5,PH) Don Nottbart, R (8,1) Ken Aspromonte, R (7,PH) Claude Raymond, R (8,1) Gus Bell, L (8,PH) Amado Samuels, R (9,6)			K				1B FC6-4 1B		F9	1	0	0	0	0	1	0						
Inning Stats	R: 1 E: 0 K: 0 S: 5	H: 2 LOB: 1 BB: 0 P: 5	R: 0 E: 0 K: 1 S: 5	H: 0 LOB: 0 BB: 0 P: 5	R: 0 E: 0 K: 1 S: 7	H: 2 LOB: 2 BB: 0 P: 7	R: 0 E: 0 K: 0 S: 4	H: 1 LOB: 1 BB: 0 P: 4	R: 3 E: 0 K: 0 S: 6	H: 4 LOB: 0 BB: 0 P: 6	R: 0 E: 0 K: 2 S: 7	H: 0 LOB: 0 BB: 0 P: 7	R: 2 E: 0 K: 0 S: 5	H: 3 LOB: 1 BB: 1 P: 9	R: 0 E: 0 K: 1 S: 7	H: 2 LOB: 2 BB: 0 P: 7	R: 0 E: 0 K: 1 S: 5	H: 0 LOB: 0 BB: 0 P: 5	1B: 11 2B: 1 3B: 0 HR: 2	SF: 0 SAC: 0 DP: 2 HBP: 0	WP: 0 PB: 0 SB: 0 CS: 0	PA: 40
PITCHER	IP WLS BF H R ER SO BB IBB HBP BLK WP HR S P ERA WHIP																					
Jim O'Toole, L (1,1) ERA: 3.6	7.1	35	14	6	6	4	1	0	0	0	0	0	0	0	2	42	46	7.36	2.045			
Jim Brosnan, R (8,1) ERA: 3.1	1.2	S	5	0	0	0	0	0	0	0	0	0	0	0	9	9	0.00	0.000				



Batter	1	2	3	4	5	6	7	8	9	AB	R	H	RBI	BB	SO	LOB	TOP				
Ron Santo, R OBP: 0.303, SLG: 0.372 (1, 5)										3	1	1	0	2	2	1					
Don Landrum, L OBP: 0.381, SLG: 0.340 (1, 8)										5	0	3	2	0	0	4					
Billy Williams, L OBP: 0.379, SLG: 0.493 (1, 7)										5	0	1	0	0	1	4					
14 Ernie Banks, R OBP: 0.308, SLG: 0.509 (1, 3)										5	0	1	1	0	1	2					
George Altman, L OBP: 0.388, SLG: 0.513 (1, 9)										5	0	1	0	0	1	4					
Ken Hubbs, R OBP: 0.293, SLG: 0.347 (1, 4)										5	1	1	0	0	1	3					
Andre Rodgers, R OBP: 0.343, SLG: 0.384 (1, 6)										4	0	1	0	0	1	3					
Cuno Barragan, R OBP: 0.297, SLG: 0.258 (8, PH)										1	1	0	0	2	0	1					
Dick Bertell, R OBP: 0.333, SLG: 0.380 (8, 2)										1	0	0	0	0	0	1					
Paul Toth, R OBP: 0.206, SLG: 0.260 (5, 1)										1	0	1	0	0	0	0					
Freddie Burdette, R ERA: 7.4 (5, 1)										0	0	0	0	0	0	0					
Jim McKnight, R ERA: 2.44 (6, PH)										1	0	0	0	0	1	1					
Al Lary, R ERA: 7.15 (6, 1)										0	0	0	0	0	0	0					
Alex Grammas, R OBP: 0.197, SLG: 0.237 (8, PH)										1	0	0	0	0	0	1					
Morrie Steevens, L ERA: 4.66 (8, 1)										0	0	0	0	0	0	0					
Inning Stats	R: 0 E: 0 K: 2 S: 9	H: 2 LOB: 2 BB: 0 P: 9	R: 0 E: 0 K: 1 S: 7	H: 2 LOB: 3 BB: 1 P: 11	R: 0 E: 0 K: 1 S: 5	H: 0 LOB: 0 BB: 0 P: 5	R: 2 E: 2 K: 0 S: 5	H: 1 LOB: 2 BB: 2 P: 13	R: 0 E: 0 K: 1 S: 6	H: 1 LOB: 1 BB: 0 P: 6	R: 0 E: 0 K: 2 S: 7	H: 0 LOB: 1 BB: 1 P: 11	R: 0 E: 0 K: 0 S: 3	H: 0 LOB: 0 BB: 0 P: 3	R: 0 E: 0 K: 0 S: 4	H: 1 LOB: 1 BB: 0 P: 4	R: 1 E: 0 K: 1 S: 8	H: 3 LOB: 2 BB: 0 P: 8	1B: 9 2B: 1 3B: 0 HR: 0	SF: 0 SAC: 1 DP: 0 HBP: 0	WP: 0 PA: 42 PB: 0 SB: 0 CS: 0
PITCHER	IP WLS BF H R ER SO BB IBB HBP BLK WP HR S P ERA WHIP																				
Joe Nuxhall, L ERA: 2.22 (1, 1)	8.0 W 36 7 2 0 7 3 1 0 0 0 0 0 46 62 0.00 1.250																				
Dave Sisler, R ERA: 4.66 (9, 1)	1.0 S 6 3 1 1 1 0 0 0 0 0 0 0 8 8 9.00 3.000																				

Chicago Cubs @ Cincinnati Reds
Crosley Field, Cincinnati, OH
Wed Sep 05 1962, 3:38 AM EDT
Att: 9,431 - Unknown

AB	37
R	3
H	10
RBI	3
BB	4
SO	8
LOB	25



Batter	1	2	3	4	5	6	7	8	9	AB	R	H	RBI	BB	SO	LOB	BOTTOM		
Eddie Kasko, R OBP: 0.318, SLG: 0.353 (1, 5)										3	0	1	2	0	0	4			
Don Blasingame, L OBP: 0.365, SLG: 0.348 (1, 4)										2	1	0	1	2	0	2			
Vada Pinson, L OBP: 0.338, SLG: 0.476 (1, 8)										5	1	1	0	0	0	4			
Joe Gaines, R OBP: 0.339, SLG: 0.367 (8, 7)										0	0	0	0	0	0	0			
Frank Robinson, R OBP: 0.412, SLG: 0.606 (1, 9)										4	1	2	1	1	0	2			
Gordy Coleman, L OBP: 0.331, SLG: 0.484 (1, 3)										5	3	3	1	0	0	2			
Marty Keough, L OBP: 0.362, SLG: 0.461 (1, 7)										4	1	1	1	1	1	4			
Leo Cardenas, R OBP: 0.330, SLG: 0.405 (1, 6)										3	1	1	0	0	0	3			
Johnny Edwards, L OBP: 0.325, SLG: 0.404 (1, 2)										3	2	2	1	2	1	2			
Joe Nuxhall, L OBP: 0.318, SLG: 0.333 (1, 1)										4	0	2	2	0	0	3			
Dave Sisler, R ERA: 4.66 (9, 1)										0	0	0	0	0	0	0			
Inning Stats	R: 0 E: 0 K: 0 S: 3	H: 0 LOB: 1 BB: 0 P: 4	R: 0 E: 0 K: 0 S: 4	H: 1 LOB: 2 BB: 2 P: 12	R: 0 E: 0 K: 0 S: 2	H: 0 LOB: 0 BB: 1 P: 6	R: 3 E: 0 K: 0 S: 7	H: 4 LOB: 1 BB: 0 P: 7	R: 3 E: 1 K: 0 S: 7	H: 4 LOB: 2 BB: 1 P: 11	R: 1 E: 0 K: 1 S: 6	H: 1 LOB: 1 BB: 1 P: 10	R: 2 E: 0 K: 0 S: 6	H: 3 LOB: 1 BB: 0 P: 6	R: 0 E: 1 K: 1 S: 6	H: 0 LOB: 2 BB: 1 P: 10	1B: 9 2B: 5 3B: 0 HR: 0	SF: 2 SAC: 2 DP: 1 HBP: 1	WP: 1 PA: 44 PB: 0 SB: 0 CS: 0
PITCHER	IP WLS BF H R ER SO BB IBB HBP BLK WP HR S P ERA WHIP																		
Paul Toth, R ERA: 7.4 (1, 1)	4.0 L 23 7 7 0 0 2 1 1 0 0 0 0 4 8 0.00 1.000																		
Freddie Burdette, R ERA: 7.4 (5, 1)	1.0 5 1 0 0 0 0 0 1 0 0 0 0 4 8 0.00 1.000																		
Al Lary, R ERA: 7.15 (6, 1)	2.0 11 4 3 3 1 1 0 0 0 0 1 0 12 16 13.50 2.500																		
Morrie Steevens, L ERA: 4.66 (8, 1)	1.0 5 0 0 0 1 1 0 0 0 0 0 0 6 10 0.00 1.000																		

Chicago Cubs @ Cincinnati Reds
Crosley Field, Cincinnati, OH
Wed Sep 05 1962, 3:38 AM EDT
Att: 9,431 - Unknown

AB	33
R	10
H	13
RBI	9
BB	6
SO	2
LOB	26




Batter	1	2	3	4	5	6	7	8	9	10	11	AB	R	H	RBI	BB	SO	LOB	TOP					
Julian Javier, R OBP: 0.319, SLG: 0.365 (1, 4)	F7	F9			1B HBP E		6-3		4-3		FC1-6	6	1	1	0	0	0	3						
Stan Musial, L OBP: 0.420, SLG: 0.515 Charlie James, R OBP: 0.308, SLG: 0.405 (10, PR) (10, 9)	PB E 1B		4-3		K		F8			SH5-4 1B 1B	4-3	5	1	2	0	0	1	1						
Curt Flood, R OBP: 0.349, SLG: 0.433 (1, 8)	K				1B E HBP 1-2		5-3			SH5-4 1B		3	0	1	0	0	1	1						
Bill White, L OBP: 0.385, SLG: 0.499 (7, 3)	E 1B BB		K		E3 1B			F8		1B 1B		4	2	2	0	1	1	1						
Ken Boyer, R OBP: 0.376, SLG: 0.471 (1, 5)	E5 1B PO 1-3 2-H		F9		5-3			F4		1B BB		4	0	0	0	1	0	3						
Fred Whitfield, L OBP: 0.313, SLG: 0.518 Bobby Gene Smith, R OBP: 0.260, SLG: 0.291 (7, 9) (10, 7)					K			HR		1-2 2-H 1B		3	1	2	2	0	1	0						
Gene Oliver, R OBP: 0.361, SLG: 0.436 (1, 2)	PO			6-3					F4	F8		5	0	2	0	0	0	2						
Dal Maxvill, R OBP: 0.263, SLG: 0.246 (1, 6)			SH3-4 1B				SH2-4 1B				F4	2	0	1	0	1	0	0						
Bob Gibson, R OBP: 0.316, SLG: 0.356 Bobby Shantz, R OBP: 0.105, SLG: 0.111 Lindy McDaniel, R OBP: 0.174, SLG: 0.095 Red Schoendienst, S OBP: 0.352, SLG: 0.382 Curt Simmons, L OBP: 0.255, SLG: 0.214 (1, 1) (10, 1) (10, 1) (11, PH) (11, 1)	F7			FC6-4 1B		L4-6 1B			K		FC1-6 1B	4	0	0	0	0	1	4						
Inning Stats	R: 2 E: 1 K: 1 S: 7	H: 2 LOB: 1 BB: 1 P: 11	R: 0 E: 0 K: 0 S: 4	H: 1 LOB: 1 BB: 0 P: 4	R: 0 E: 0 K: 1 S: 6	H: 1 LOB: 1 BB: 0 P: 6	R: 0 E: 0 K: 1 S: 6	H: 1 LOB: 1 BB: 0 P: 6	R: 1 E: 0 K: 1 S: 4	H: 2 LOB: 0 BB: 0 P: 4	R: 0 E: 0 K: 0 S: 3	H: 0 LOB: 0 BB: 0 P: 3	R: 0 E: 0 K: 0 S: 3	H: 0 LOB: 1 BB: 1 P: 9	R: 1 E: 0 K: 0 S: 5	H: 3 LOB: 2 BB: 1 P: 9	R: 0 E: 0 K: 0 S: 4	H: 1 LOB: 1 BB: 0 P: 4	1B: 12 2B: 1 3B: 0 HR: 1	SF: 0 SAC: 3 DP: 1 HBP: 1	WP: 0 PB: 1 SB: 0 CS: 0	PA: 48		
PITCHER	IP 7.0	WLS 3	BF 30	H 9	R 4	ER 1	SO 4	BB 1	IBB 0	HBP 1	BLK 0	WP 0	HR 1	S 36	P 41	ERA 1.29	WHIP 1.429							
Bob Purkey, R ERA: 2.9 Jim Brosnan, R ERA: 3.0 Johnny Klippstein, R ERA: 4.62 Dave Sisler, R ERA: 4.54 (1, 1) (8, 1) (10, 1) (11, 1)																								

St. Louis Cardinals @ Cincinnati Reds
Crosley Field, Cincinnati, OH
Fri Sep 07 1962, 7:05 PM EDT
Att: 15,997 - Unknown

livebaseballscores.com

AB 40
R 5
H 13
RBI 3
BB 3
SO 5
LOB 16




Batter	1	2	3	4	5	6	7	8	9	10	11	AB	R	H	RBI	BB	SO	LOB	BOTTOM					
Eddie Kasko, R OBP: 0.318, SLG: 0.353 (1, 5)	6-3		F6			6-3	G6-4-3 1-2r 2-3				SH1-4 2B 1B	6	1	2	0	0	0	2						
Don Blasingame, L OBP: 0.363, SLG: 0.345 (1, 4)	6-3			F6		PB 2B BB		K	F9		SH1-4 1-2	4	1	0	0	1	1	3						
Vada Pinson, L OBP: 0.340, SLG: 0.481 (1, 8)	L6			1B 3B		1-3 2B BB		F9		F8	2B	5	2	2	1	1	0	0						
Frank Robinson, R OBP: 0.412, SLG: 0.609 (1, 9)		3-1				F9		K			HR	5	1	2	2	0	1	2						
Gordy Coleman, L OBP: 0.329, SLG: 0.482 Jerry Lynch, L OBP: 0.347, SLG: 0.488 (1, 3) (5, 7)		1-3		F9					1B 1B	5-3 1B		2	0	0	0	0	0	1						
Marty Keough, L OBP: 0.362, SLG: 0.456 (5, 3)				K		1-H 3-H 2B	K2-3		F2	5-3 1B		4	0	1	0	0	2	3						
Johnny Edwards, L OBP: 0.326, SLG: 0.403 Joe Gaines, R OBP: 0.339, SLG: 0.367 Hank Folles, R OBP: 0.340, SLG: 0.496 (1, 2) (9, PR) (10, 2)		4-3				K			1B S BB	5-3		3	0	1	0	1	1	1						
Leo Cardenas, R OBP: 0.333, SLG: 0.406 (1, 6)			F9			K			1B 1B	5-3 1B		4	0	2	1	1	1	0						
Bob Purkey, R ERA: 2.8 Bobby Shantz, L ERA: 1.92 Lindy McDaniel, R ERA: 4.05 Curt Simmons, L ERA: 3.94 (7, PH) (8, PH) (10, PH) (11, PH) (11, 1)												2	0	0	0	0	2	0						
Inning Stats	R: 0 E: 0 K: 0 S: 3	H: 0 LOB: 0 BB: 0 P: 3	R: 0 E: 0 K: 0 S: 3	H: 0 LOB: 1 BB: 0 P: 4	R: 0 E: 0 K: 1 S: 5	H: 0 LOB: 0 BB: 0 P: 5	R: 1 E: 0 K: 1 S: 7	H: 2 LOB: 1 BB: 0 P: 7	R: 0 E: 0 K: 3 S: 9	H: 1 LOB: 1 BB: 2 P: 14	R: 0 E: 0 K: 1 S: 5	H: 1 LOB: 1 BB: 2 P: 9	R: 0 E: 0 K: 2 S: 7	H: 0 LOB: 0 BB: 0 P: 7	R: 1 E: 0 K: 1 S: 8	H: 3 LOB: 3 BB: 1 P: 12	R: 1 E: 0 K: 0 S: 3	H: 2 LOB: 1 BB: 0 P: 3	1B: 9 2B: 2 3B: 1 HR: 1	SF: 0 SAC: 1 DP: 1 HBP: 1	WP: 0 PB: 2 SB: 2 CS: 0	PA: 48		
PITCHER	IP 9.1	WLS 1	BF 41	H 10	R 5	ER 5	SO 10	BB 3	IBB 0	HBP 1	BLK 0	WP 0	HR 1	S 57	P 70	ERA 4.82	WHIP 1.393							
Bob Gibson, R ERA: 2.8 Bobby Shantz, L ERA: 1.92 Lindy McDaniel, R ERA: 4.05 Curt Simmons, L ERA: 3.94 (1, 1) (10, 1) (10, 1) (11, 1)																								

St. Louis Cardinals @ Cincinnati Reds
Crosley Field, Cincinnati, OH
Fri Sep 07 1962, 7:05 PM EDT
Att: 15,997 - Unknown

livebaseballscores.com

AB 42
R 6
H 13
RBI 6
BB 4
SO 11
LOB 21



Batter	1	2	3	4	5	6	7	8	9	AB	R	H	RBI	BB	SO	LOB	TOP											
Julian Javier, R OBP: 0.319, SLG: 0.364 (1, 4)	F9	1B SF8 1B		K			SH1-3		F8	4	1	1	0	0	1	1	St. Louis Cardinals @ Cincinnati Reds Crosley Field, Cincinnati, OH Sat Sep 08 1962, 7:05 PM EDT Att: 20,585 - Unknown AB 31 R 5 H 7 RBI 4 BB 3 SO 2 LOB 10											
Stan Musial, L OBP: 0.421, SLG: 0.514 Charlie James, R OBP: 0.308, SLG: 0.405 (1, 7) (9, 7)	4-3			CS	3-1		SF7 BB			3	0	1	1	1	0	0												
Curt Flood, R OBP: 0.349, SLG: 0.433 (1, 8)	1B E 1B	SF8			5-3		SF7			2	1	1	2	0	0	0												
Bill White, L OBP: 0.384, SLG: 0.497 (1, 9) (8, 3)	1B E 1B	F9			G3		F7			4	0	1	0	0	0	2												
Ken Boyer, R OBP: 0.376, SLG: 0.469 (1, 5)	E3		L4			FC3-6 1B		6-3		4	0	1	0	0	0	1												
Fred Whitfield, L OBP: 0.309, SLG: 0.503 Bobby Gene Smith, R OBP: 0.260, SLG: 0.291 (1, 3) (8, 9)	G3		K			FC3-6 1-3		F7		4	0	0	0	0	1	3												
Gene Oliver, R OBP: 0.345, SLG: 0.445 Jimmie Schaffer, R OBP: 0.306, SLG: 0.308 (1, 2) (7, 2)		HR	6-3			1-3		F2		3	1	1	1	0	0	1												
Dal Maxvill, R OBP: 0.263, SLG: 0.241 (1, 6)		6-3		CS BB		F8		6-3		3	0	0	0	1	0	1												
Larry Jackson, R OBP: 0.241, SLG: 0.228 Don Ferrarese, R OBP: 0.400, SLG: 1.000 (1, 1) (9, 1)		1B BB		F3			SH1-3 SF7 2B		F9	3	2	1	0	1	0	1												
Inning Stats	R: 1 E: 1 K: 0 S: 6	H: 2 LOB: 2 BB: 0 P: 6	R: 3 E: 0 K: 0 S: 6	H: 3 LOB: 1 BB: 1 P: 10	R: 0 E: 0 K: 1 S: 5	H: 0 LOB: 0 BB: 1 P: 5	R: 0 E: 0 K: 1 S: 4	H: 0 LOB: 0 BB: 0 P: 8	R: 0 E: 0 K: 0 S: 3	H: 1 LOB: 1 BB: 0 P: 4	R: 1 E: 0 K: 0 S: 4	H: 1 LOB: 1 BB: 1 P: 8	R: 0 E: 0 K: 0 S: 3	H: 0 LOB: 0 BB: 0 P: 3	R: 0 E: 0 K: 0 S: 3	H: 0 LOB: 0 BB: 0 P: 3		1B: 5 2B: 1 3B: 0 HR: 1	SF: 2 SAC: 1 DP: 0 HBP: 0	WP: 0 PB: 0 SB: 0 CS: 1	PA: 38							
PITCHER	IP	WLS	BF	H	R	ER	SO	BB	IBB	HBP	BLK	WP	HR	S	P	ERA	WHIP											
Joey Jay, R ERA: 3.52 Dave Sisler, R ERA: 4.31 (1, 1) (8, 1)	7.0	L	31	7	5	4	2	3	0	0	0	0	0	1	32	44	5.14	1.429										

Batter	1	2	3	4	5	6	7	8	9	AB	R	H	RBI	BB	SO	LOB	BOTTOM										
Eddie Kasko, R OBP: 0.317, SLG: 0.351 (1, 5)	F8		F2		K		1B		1-3	5	0	1	0	0	1	3	St. Louis Cardinals @ Cincinnati Reds Crosley Field, Cincinnati, OH Sat Sep 08 1962, 7:05 PM EDT Att: 20,585 - Unknown AB 38 R 4 H 11 RBI 4 BB 1 SO 7 LOB 22										
Don Blasingame, L OBP: 0.361, SLG: 0.343 (1, 4)	4-3		1-3		FC6-4		F6		WP 1B	5	0	1	2	0	0	3											
Vada Pinson, L OBP: 0.337, SLG: 0.476 (1, 8)	4-3			6-3	5-3		G3		K	5	0	0	0	0	1	4											
Frank Robinson, R OBP: 0.414, SLG: 0.613 (1, 9)		F8		1B 2B		PB BB		4-3 2B		3	1	2	0	1	0	0											
Jerry Lynch, L OBP: 0.349, SLG: 0.500 (1, 7)		HR		1B		F6		4-3		4	1	2	2	0	0	2											
Marty Keough, L OBP: 0.360, SLG: 0.452 (1, 3)				K		F8		K		4	0	1	0	0	2	3											
Johnny Edwards, L OBP: 0.323, SLG: 0.399 (1, 2)				1B		F8		K		4	0	0	0	0	1	4											
Leo Cardenas, R OBP: 0.336, SLG: 0.410 (1, 6)		F6			1B FC6-4 2B		1B		1-3 1B	4	2	3	0	0	0	1											
Joey Jay, S OBP: 0.240, SLG: 0.239 Joe Gaines, R OBP: 0.333, SLG: 0.360 Dave Sisler, R (7, PH) Rogelio Alvarez, R (8, PH)				K		FC6-4 1B		F9		2	0	1	0	0	1	0											
Inning Stats	R: 0 E: 0 K: 0 S: 3	H: 0 LOB: 0 BB: 0 P: 3	R: 1 E: 0 K: 0 S: 5	H: 2 LOB: 1 BB: 0 P: 5	R: 0 E: 0 K: 1 S: 5	H: 0 LOB: 0 BB: 0 P: 5	R: 1 E: 0 K: 1 S: 7	H: 2 LOB: 1 BB: 0 P: 7	R: 1 E: 0 K: 1 S: 7	H: 2 LOB: 1 BB: 0 P: 7	R: 0 E: 0 K: 0 S: 3	H: 0 LOB: 1 BB: 1 P: 7	R: 0 E: 0 K: 2 S: 8	H: 1 LOB: 1 BB: 0 P: 8	R: 1 E: 0 K: 2 S: 9	H: 2 LOB: 1 BB: 0 P: 9		1B: 7 2B: 3 3B: 0 HR: 1	SF: 0 SAC: 0 DP: 0 HBP: 0	WP: 1 PB: 1 SB: 0 CS: 0	PA: 39						
PITCHER	IP	WLS	BF	H	R	ER	SO	BB	IBB	HBP	BLK	WP	HR	S	P	ERA	WHIP										
Larry Jackson, R ERA: 3.8 Don Ferrarese, L ERA: 3.4 (1, 1) (9, 1)	8.2	W	38	11	4	4	6	1	0	0	0	1	0	3	3	4.15	1.385										

Batter	1	2	3	4	5	6	7	8	9	AB	R	H	RBI	BB	SO	LOB	TOP										
Julian Javier, R OBP: 0.318, SLG: 0.365 (1, 4)	0-0 6-3		0-3 K			0-0 2B		0-0 6-3		4	0	1	0	0	1	0											
Stan Musial, L OBP: 0.456, SLG: 0.514 Bobby Gene Smith, R OBP: 0.260, SLG: 0.291 (1, 7) (9, 7)	0-0 SH2-3 1B		0-3 K			1-0 G4-6-3 HBP		0-0 1B BB	4-0 BB	2	0	1	0	1	1	0											
Curt Flood, R OBP: 0.349, SLG: 0.433 (1, 8)	0-0 SH2-3			0-0 FC1-6 1B		0-0 F8		0-0 F7	0-0 F7	3	0	1	0	0	0	3											
Bill White, L OBP: 0.383, SLG: 0.495 (1, 3)	0-0 5-3			0-0 FC1-6 L4-3		0-0 G4-6-3		4-0 BB 1B HR BB	4-0 BB 1B	3	1	0	0	1	0	4											
Ken Boyer, R OBP: 0.376, SLG: 0.468 (1, 5)		4-0 1B BB		0-0 L4-3		0-0 F9		0-0 F9	0-0 HR 1B	3	1	1	1	1	0	1											
Gene Oliver, R OBP: 0.260, SLG: 0.442 (1, 2)		0-0 F7			0-0 FC5-4 1B		0-3 K		0-0 F2	4	0	1	0	0	1	3											
Charlie James, R OBP: 0.308, SLG: 0.404 Fred Whitfield, L OBP: 0.309, SLG: 0.503 Bob Burda, L OBP: 0.235, SLG: 0.071 (1, 9) (9, PH) (9, 9)					0-0 FC5-4 1B		0-0 F9		4-0 HR BB	3	0	1	0	0	0	1											
Dal Maxvill, R OBP: 0.264, SLG: 0.243 Carl Sawatski, L OBP: 0.367, SLG: 0.488 Julio Gotay, R OBP: 0.320, SLG: 0.304 (1, 6) (9, PH) (9, 6)					0-0 1B		0-0 1-3		0-0 HR	3	0	1	0	0	0	2											
Ray Washburn, R OBP: 0.236, SLG: 0.220 Red Schoendienst, S OBP: 0.349, SLG: 0.380 Bobby Shantz, R OBP: 0.190, SLG: 0.105 Lindy McDaniel, R OBP: 0.174, SLG: 0.095 (1, 1) (8, PH) (8, 1) (9, 1)					0-0 F4		0-3 K		0-0 K	2	0	0	0	0	1	1											
Inning Stats	R: 0 E: 0 K: 0 S: 4	H: 1 LOB: 1 BB: 0 P: 4	R: 0 E: 0 K: 0 S: 3	H: 1 LOB: 1 BB: 1 P: 7	R: 0 E: 0 K: 2 S: 7	H: 0 LOB: 0 BB: 0 P: 7	R: 0 E: 0 K: 0 S: 3	H: 1 LOB: 0 BB: 0 P: 3	R: 0 E: 0 K: 1 S: 6	H: 2 LOB: 1 BB: 0 P: 6	R: 0 E: 0 K: 0 S: 3	H: 0 LOB: 0 BB: 0 P: 5	R: 0 E: 0 K: 1 S: 5	H: 0 LOB: 0 BB: 0 P: 3	R: 5 E: 0 K: 1 S: 7	H: 2 LOB: 1 BB: 3 P: 19	1B: 6 2B: 3 3B: 0 HR: 1	SF: 0 SAC: 1 DP: 3 HBP: 1	WP: 0 PA: 36 PB: 0 SB: 0 CS: 0								
PITCHER	IP	WLS	BF	H	R	ER	SO	BB	IBB	HBP	BLK	WP	HR	S	P	ERA	WHIP										
Jim O'Toole, L ERA: 3.59 Jim Brosnan, R ERA: 3.26 (1, 1) (9, 1)	8.1	L	32	7	3	3	4	3	0	1	0	0	0	36	49	3.24	1.200										
Jim Brosnan, R ERA: 3.26 (9, 1)	0.2	L	4	1	2	2	1	1	0	0	0	0	1	5	9	27.00	3.000										

St. Louis Cardinals @ Cincinnati Reds
Crosley Field, Cincinnati, OH
Sun Sep 09 1962, 3:33 AM EDT
Att: 14,484 - Unknown

AB 30
R 5
H 8
RBI 5
BB 4
SO 5
LOB 16



Batter	1	2	3	4	5	6	7	8	9	AB	R	H	RBI	BB	SO	LOB	BOTTOM										
Eddie Kasko, R OBP: 0.314, SLG: 0.348 (1, 5)	0-0 4-3			0-0 5-3		0-0 4-3		0-3 K		4	0	0	0	0	1	1											
Don Blasingame, L OBP: 0.391, SLG: 0.342 (1, 4)	0-3 K			0-0 F7		0-0 F8 1B		0-0 L1		4	0	1	0	0	1	1											
Vada Pinson, L OBP: 0.336, SLG: 0.474 (1, 8)	0-0 4-3			4-0 BB		0-0 F8		0-0 F5	0-0 F5	3	0	0	0	1	0	1											
Frank Robinson, R OBP: 0.414, SLG: 0.612 (1, 9)		0-0 CS 1B		0-0 1B		0-0 F7		0-0 L6	0-0 L6	4	0	2	0	0	0	0											
Jerry Lynch, L OBP: 0.346, SLG: 0.494 Rogelio Alvarez, R OBP: 0.500, SLG: 0.500 (1, 7) (8, 3)		0-3 K			0-0 F7		0-0 F8		0-0 1B	3	0	0	0	0	1	1											
Marty Keough, L OBP: 0.356, SLG: 0.448 (1, 3) (8, 7)		0-0 F7			0-0 1-3		0-0 F9		0-0 1B	4	0	1	0	0	0	0											
Johnny Edwards, L OBP: 0.325, SLG: 0.408 (1, 2)				0-0 6-3		0-0 HR 1B		0-0 HR	0-0 G3	4	2	2	1	0	0	2											
Leo Cardenas, R OBP: 0.337, SLG: 0.418 (1, 6)				0-0 F4		0-0 HR		0-0 1B		3	1	2	2	0	0	0											
Jim O'Toole, S OBP: 0.118, SLG: 0.107 Jim Brosnan, R (1, 1) (9, 1)				0-3 K		0-0 4-3		0-0 F2		3	0	0	0	0	1	1											
Inning Stats	R: 0 E: 0 K: 1 S: 5	H: 0 LOB: 0 BB: 0 P: 5	R: 0 E: 0 K: 1 S: 5	H: 1 LOB: 0 BB: 0 P: 5	R: 0 E: 0 K: 1 S: 5	H: 0 LOB: 0 BB: 0 P: 5	R: 0 E: 0 K: 0 S: 3	H: 1 LOB: 1 BB: 0 P: 7	R: 2 E: 0 K: 0 S: 5	H: 2 LOB: 0 BB: 0 P: 5	R: 0 E: 0 K: 0 S: 3	H: 0 LOB: 0 BB: 0 P: 3	R: 0 E: 0 K: 1 S: 7	H: 2 LOB: 1 BB: 0 P: 7	R: 0 E: 0 K: 0 S: 5	H: 2 LOB: 2 BB: 0 P: 5	1B: 7 2B: 1 3B: 0 HR: 2	SF: 0 SAC: 0 DP: 1 HBP: 0	WP: 0 PA: 34 PB: 0 SB: 0 CS: 1								
PITCHER	IP	WLS	BF	H	R	ER	SO	BB	IBB	HBP	BLK	WP	HR	S	P	ERA	WHIP										
Ray Washburn, R ERA: 3.74 Bobby Shantz, L ERA: 2.0 Lindy McDaniel, R ERA: 4.08 (1, 1) (8, 1) (9, 1)	7.0	W	24	5	2	2	3	1	0	0	0	0	1	29	33	2.57	0.857										
Lindy McDaniel, R ERA: 4.08 (9, 1)	0.1	S	2	1	0	0	0	0	0	0	0	0	0	2	2	0.00	3.000										

St. Louis Cardinals @ Cincinnati Reds
Crosley Field, Cincinnati, OH
Sun Sep 09 1962, 3:33 AM EDT
Att: 14,484 - Unknown

AB 33
R 3
H 9
RBI 3
BB 1
SO 4
LOB 7



Batter	1	2	3	4	5	6	7	8	9	10	11	AB	R	H	RBI	BB	SO	LOB	TOP					
Eddie Kasko, R OBP: 0.317, SLG: 0.349 (1, 5)												4	0	2	0	1	0	3						
Don Blasingame, L OBP: 0.359, SLG: 0.341 (1, 4)												5	0	1	0	0	0	3						
Vada Pinson, L OBP: 0.335, SLG: 0.473 (1, 8)												5	1	1	0	0	0	4						
Frank Robinson, R OBP: 0.416, SLG: 0.623 (1, 7)												5	2	3	3	0	0	1						
Jerry Lynch, L OBP: 0.293, SLG: 0.490 (1, 9)												2	0	0	0	1	1	1						
Rogelio Alvarez, R OBP: 0.250, SLG: 0.250 (7, 3)												2	0	0	0	0	0	0						
Marty Keough, L OBP: 0.355, SLG: 0.447 (1, 3)												5	1	1	0	0	3	1						
Johnny Edwards, L OBP: 0.326, SLG: 0.409 (1, 2)												4	0	1	1	1	0	0						
Leo Cardenas, R OBP: 0.339, SLG: 0.417 (1, 6)												3	0	1	0	1	0	1						
Joe Nuxhall, L OBP: 0.292, SLG: 0.304 (10, PH)												2	0	0	0	0	0	2						
Joe Gaines, R OBP: 0.326, SLG: 0.353 (10, PH)												1	0	0	0	0	0	0						
Johnny Kilgostein, R OBP: 0.260, SLG: 0.281 (10, 1)												0	0	0	0	0	0	0						
Inning Stats	R: 0 E: 0 K: 0 S: 3	H: 1 LOB: 0 BB: 0 P: 3	R: 1 E: 0 K: 0 S: 3	H: 1 LOB: 1 BB: 1 P: 7	R: 0 E: 0 K: 0 S: 3	H: 0 LOB: 1 BB: 1 P: 7	R: 1 E: 0 K: 2 S: 8	H: 2 LOB: 0 BB: 0 P: 8	R: 0 E: 0 K: 0 S: 3	H: 0 LOB: 0 BB: 0 P: 3	R: 0 E: 0 K: 0 S: 4	H: 2 LOB: 1 BB: 0 P: 4	R: 1 E: 0 K: 0 S: 6	H: 3 LOB: 2 BB: 0 P: 6	R: 0 E: 0 K: 0 S: 3	H: 0 LOB: 0 BB: 1 P: 9	R: 0 E: 0 K: 0 S: 3	H: 0 LOB: 1 BB: 1 P: 7	R: 1 E: 0 K: 1 S: 6	H: 1 LOB: 0 BB: 0 P: 6	1B: 5 2B: 4 3B: 0 HR: 2	SF: 0 SAC: 1 DP: 3 HBP: 0	WP: 0 PB: 0 SB: 0 CS: 1	PA: 43
PITCHER	IP 10.1	WLS L	BF 41	H 10	R 4	ER 4	SO 3	BB 4	IBB 0	HBP 0	BLK 0	WP 0	HR 2	S 43	P 59	ERA 3.14	WHIP 1.355							
Ernie Broglio, R ERA: 3.14 (1, 1)																								
Don Ferrarese, L ERA: 3.36 (11, 1)	0.2	2	0	0	0	1	0	0	0	0	0	0	0	4	4	0.00	0.000							

Cincinnati Reds @ St. Louis Cardinals
Sportsman's Park, St. Louis, MO
Mon Sep 10 1962, 8:05 PM EDT
Att. 5,858 - Unknown

AB 38
R 4
H 10
RBI 4
BB 4
SO 4
LOB 16



Batter	1	2	3	4	5	6	7	8	9	10	11	AB	R	H	RBI	BB	SO	LOB	BOTTOM					
Julian Javier, R OBP: 0.319, SLG: 0.367 (1, 4)												5	0	2	1	0	0	0						
Stan Musial, L OBP: 0.424, SLG: 0.511 (10, 7)												4	0	1	0	1	2	1						
Bobby Gene Smith, R OBP: 0.260, SLG: 0.291 (10, 7)												0	0	0	0	0	0	0						
Curt Flood, R OBP: 0.351, SLG: 0.432 (1, 8)												3	1	1	0	2	0	2						
Ken Boyer, R OBP: 0.377, SLG: 0.467 (1, 5)												4	0	1	0	1	1	1						
Bill White, L OBP: 0.382, SLG: 0.492 (1, 3)												5	0	1	1	0	0	4						
Gene Oliver, R OBP: 0.358, SLG: 0.448 (1, 2)												5	1	1	1	0	2	3						
Charlie James, R OBP: 0.307, SLG: 0.401 (1, 9)												5	0	1	0	0	0	0						
Dal Maxvill, R OBP: 0.270, SLG: 0.250 (1, 6)												4	1	2	0	0	0	0						
Fred Whitfield, L OBP: 0.307, SLG: 0.500 (11, PH)												1	0	0	0	0	1	0						
Ernie Broglio, R OBP: 0.139, SLG: 0.111 (1, 1)												3	0	0	0	0	1	2						
Don Ferrarese, R OBP: 0.400, SLG: 1.000 (11, 1)												0	0	0	0	0	0	0						
Carl Sawatski, L OBP: 0.365, SLG: 0.486 (11, PH)												1	0	0	0	0	0	0						
Inning Stats	R: 0 E: 0 K: 0 S: 3	H: 1 LOB: 2 BB: 2 P: 11	R: 0 E: 0 K: 0 S: 4	H: 2 LOB: 1 BB: 0 P: 4	R: 1 E: 0 K: 1 S: 7	H: 2 LOB: 2 BB: 1 P: 11	R: 1 E: 0 K: 0 S: 6	H: 3 LOB: 2 BB: 0 P: 6	R: 0 E: 0 K: 1 S: 5	H: 0 LOB: 0 BB: 0 P: 5	R: 0 E: 0 K: 1 S: 5	H: 0 LOB: 0 BB: 0 P: 5	R: 1 E: 0 K: 0 S: 4	H: 1 LOB: 1 BB: 0 P: 4	R: 0 E: 0 K: 0 S: 4	H: 1 LOB: 1 BB: 0 P: 4	R: 0 E: 0 K: 2 S: 7	H: 0 LOB: 1 BB: 1 P: 11	R: 0 E: 0 K: 1 S: 5	H: 0 LOB: 0 BB: 0 P: 5	1B: 8 2B: 1 3B: 0 HR: 1	SF: 0 SAC: 1 DP: 2 HBP: 0	WP: 0 PB: 1 SB: 0 CS: 0	PA: 45
PITCHER	IP 9.0	WLS W	BF 38	H 10	R 3	ER 3	SO 4	BB 3	IBB 0	HBP 0	BLK 0	WP 0	HR 1	S 43	P 55	ERA 3.00	WHIP 1.444							
Joe Nuxhall, L ERA: 2.33 (1, 1)																								
Johnny Kilgostein, R ERA: 4.50 (10, 1)	2.0	W	7	0	0	0	3	1	0	0	0	0	0	12	16	0.00	0.500							

Cincinnati Reds @ St. Louis Cardinals
Sportsman's Park, St. Louis, MO
Mon Sep 10 1962, 8:05 PM EDT
Att. 5,858 - Unknown

AB 40
R 3
H 10
RBI 3
BB 4
SO 7
LOB 13



Batter	1	2	3	4	5	6	7	8	9	AB	R	H	RBI	BB	SO	LOB	TOP								
Eddie Kasko, R OBP: 0.320, SLG: 0.357 (1,5)	1-0 3B HBP		X 0-0 FC3-6 1B		X 0-0 P4		X 0-3 K		X 0-0 HR	4	2	3	0	1	2		Cincinnati Reds @ St. Louis Cardinals Sportsman's Park, St. Louis, MO Tue Sep 11 1962, 8:05 PM EDT Att: 6,498 - Unknown livebaseballscorecards.com								
Don Blasingame, L OBP: 0.361, SLG: 0.347 (1,4)	0-0 SF9 3B		X 0-0 FC3-6 1-2		X 0-0 BB 1B		X 4-0 BB		X 0-0 F9	4	1	2	2	1	0	1									
Vada Pinson, L OBP: 0.332, SLG: 0.470 (1,8)	0-0 SF9		X 0-0 1-3		X 0-0 F8		X 0-0 G3		X 0-3 K	4	0	0	1	0	1	4									
Frank Robinson, R OBP: 0.415, SLG: 0.620 (1,7)	0-0 4-3			X 0-0 P4		X 4-0 2-3 BB		X 0-0 6-3		3	0	0	0	1	0	0									
Jerry Lynch, L OBP: 0.341, SLG: 0.482 (1,9)	0-3 K			X 0-0 4-3		X 0-3 K		X 0-0 G3		4	0	0	0	0	2	3									
Rogelio Alvarez, R OBP: 0.250, SLG: 0.250 (8,3)										0	0	0	0	0	0	0									
Marty Keough, L OBP: 0.353, SLG: 0.443 (1,3) (8,9)		X 0-0 4-3		X 0-0 1B		X 0-3 K		X 0-0 L8		4	0	1	0	0	1	0									
Johnny Edwards, L OBP: 0.323, SLG: 0.404 (1,2)		X 0-0 F7		X 0-0 L8		X 0-3 K		X 0-0 E6 1B HR		4	1	0	0	0	1	1									
Leo Cardenas, R OBP: 0.340, SLG: 0.420 (1,6)		X 0-3 K			X 0-0 SH 1B 2B		X 0-0 4-3		X 0-0 HR 1B	4	2	2	0	0	1	0									
Bob Purkey, R OBP: 0.129, SLG: 0.186 (1,1)			X 0-3 K		X 0-0 SH BB 1B 2-3		X 0-0 P1		X 0-3 K	3	0	0	0	0	2	2									
Inning Stats	R: 2 E: 0 K: 1 S: 6	H: 1 LOB: 0 BB: 0 P: 7	R: 0 E: 0 K: 1 S: 5	H: 0 LOB: 0 BB: 0 P: 5	R: 0 E: 0 K: 1 S: 6	H: 1 LOB: 1 BB: 0 P: 6	R: 0 E: 0 K: 0 S: 4	H: 1 LOB: 1 BB: 0 P: 4	R: 1 E: 1 K: 1 S: 8	H: 2 LOB: 3 BB: 1 P: 12	R: 0 E: 0 K: 2 S: 7	H: 0 LOB: 0 BB: 0 P: 7	R: 0 E: 0 K: 1 S: 5	H: 0 LOB: 1 BB: 1 P: 9	R: 0 E: 0 K: 0 S: 3	H: 0 LOB: 0 BB: 0 P: 3	R: 3 E: 1 K: 2 S: 10	H: 2 LOB: 0 BB: 0 P: 10	1B: 4 2B: 1 3B: 1 HR: 1	SF: 1 SAC: 1 DP: 0 HBP: 1	WP: 0 PB: 0 SB: 0 CS: 0	PA: 39			
PITCHER	IP	WLS	BF	H	R	ER	SO	BB	IBB	HBP	BLK	WP	HR	S	P	ERA	WHIP								
Bob Gibson, R ERA: 2.9 (1,1)	8.1	L	37	7	6	5	8	2	0	1	0	0	1	50	59	5.40	1.080								
Don Ferrarese, L ERA: 3.32 (9,1)	0.2		2	0	0	0	1	0	0	0	0	0	0	4	4	0.00	0.000								

Batter	1	2	3	4	5	6	7	8	9	AB	R	H	RBI	BB	SO	LOB	BOTTOM								
Julian Javier, R OBP: 0.317, SLG: 0.364 (1,4)	0-0 F8	X 0-0 FC5-2 1-2 2-3 3-H		X 0-3 K			X 0-0 4-3			4	0	0	0	0	1	4	Cincinnati Reds @ St. Louis Cardinals Sportsman's Park, St. Louis, MO Tue Sep 11 1962, 8:05 PM EDT Att: 6,498 - Unknown livebaseballscorecards.com								
Stan Musial, L OBP: 0.424, SLG: 0.517 (1,7)	0-0	X 0-0 F2			X 0-0 F9		X 4-0 BB G6-4-3			3	1	1	1	1	0	3									
Bobby Gene Smith, R OBP: 0.280, SLG: 0.291 (8, PR) (9,7)	HR									0	0	0	0	0	0	0									
Curt Flood, R OBP: 0.348, SLG: 0.429 (1,8)	0-0 3-1		X 0-0 6-3		X 0-0 6-3		X 0-0 G6-4-3 1-2		X 0-0 P3	4	0	0	0	0	0	1									
Bill White, L OBP: 0.381, SLG: 0.489 (1,3)	4-0 BB		X 0-0 4-3		X 0-3 K		X 0-0 4-3		X 0-0 P6	3	0	0	0	1	1	1									
Ken Boyer, R OBP: 0.376, SLG: 0.471 (1,5)	0-0 F7		X 0-0 HR		X 0-0 4-3		X 0-0 4-3		X 0-0 E3 FC1-6	4	1	1	1	0	0	1									
Gene Oliver, R OBP: 0.354, SLG: 0.444 (1,2)		X 0-0 E6 FC5-2		X 0-0 5-3		X 0-3 K		X 0-0 E3		3	0	0	0	0	1	0									
Jimmie Schaffer, R OBP: 0.301, SLG: 0.303 (7,2)										1	0	0	0	0	0	0									
Mike Shannon, R OBP: 0.250, SLG: 0.250 (1,9)		X 0-0 4-3		X 0-0 SH3-4 1B		X 0-0 6-3		X 0-0 FC1-6 1-2		4	0	1	0	0	0	2									
Dal Maxvill, R OBP: 0.268, SLG: 0.248 (1,6)		X 0-0 E5 FC5-2 HBP		X 0-0 SH3-4		X 0-0 P4		X 0-0 1-3		1	0	0	0	0	0	1									
Fred Whitfield, L OBP: 0.305, SLG: 0.497 (7, PH) (8,6)										1	0	0	0	0	0	0									
Julio Gotay, R OBP: 0.319, SLG: 0.303 (8,6)										1	0	0	0	0	0	1									
Bob Gibson, R OBP: 0.317, SLG: 0.347 (1,1)		X 1-0 FC5-2 HBP		X 0-0 6-3		X 0-0 F8				2	0	0	0	0	0	1									
Don Ferrarese, R OBP: 0.400, SLG: 1.000 (9,1)										0	0	0	0	0	0	0									
Inning Stats	R: 1 E: 0 K: 0 S: 4	H: 1 LOB: 1 BB: 1 P: 8	R: 0 E: 2 K: 0 S: 5	H: 0 LOB: 3 BB: 0 P: 6	R: 1 E: 0 K: 0 S: 4	H: 1 LOB: 0 BB: 0 P: 4	R: 0 E: 0 K: 1 S: 6	H: 1 LOB: 0 BB: 0 P: 6	R: 0 E: 0 K: 1 S: 5	H: 0 LOB: 0 BB: 0 P: 5	R: 0 E: 0 K: 1 S: 5	H: 0 LOB: 0 BB: 0 P: 5	R: 0 E: 0 K: 0 S: 3	H: 0 LOB: 0 BB: 0 P: 3	R: 0 E: 0 K: 0 S: 2	H: 0 LOB: 1 BB: 1 P: 6	R: 0 E: 1 K: 0 S: 4	H: 0 LOB: 1 BB: 0 P: 4	1B: 1 2B: 0 3B: 0 HR: 2	SF: 0 SAC: 1 DP: 1 HBP: 1	WP: 0 PB: 0 SB: 0 CS: 0	PA: 35			
PITCHER	IP	WLS	BF	H	R	ER	SO	BB	IBB	HBP	BLK	WP	HR	S	P	ERA	WHIP								
Bob Purkey, R ERA: 2.87 (1,1)	9.0	W	35	3	2	2	3	2	0	1	0	0	2	38	47	2.00	0.556								



Batter	1	2	3	4	5	6	7	8	9	AB	R	H	RBI	BB	SO	LOB	TOP								
Chuck Hiller, L (1, 4) <small>OBP: 0.337, SLG: 0.336</small>	F7		F7		WP 1B			1B BB		3	0	1	0	1	0	1	San Francisco Giants @ Cincinnati Reds Crosley Field, Cincinnati, OH Wed Sep 12 1962, 7:05 PM EDT Att: 17,564 - Unknown								
Willie Mays, R (1, 8) <small>OBP: 0.374, SLG: 0.605</small> Matty Alou, L (1, 8) <small>OBP: 0.318, SLG: 0.318</small>	K			FC6-4 BB	F2			1B		1	0	0	0	0	1	0									
Felipe Alou, R (1, 9) <small>OBP: 0.361, SLG: 0.539</small>	K			FC6-4 1B E	F2			K		4	0	0	0	0	2	4									
Willie McCovey, L (1, 7) <small>OBP: 0.372, SLG: 0.624</small>		K		E 1B		4-3		K		4	0	1	0	0	2	2									
Orlando Cepeda, R (1, 3) <small>OBP: 0.351, SLG: 0.531</small>		6-3		E5		K		K		4	0	0	0	0	2	4									
Ed Bailey, L (1, 2) <small>OBP: 0.335, SLG: 0.452</small>		F9		K		K			6-3	4	0	0	0	0	2	3									
Jim Davenport, R (1, 5) <small>OBP: 0.366, SLG: 0.477</small>			4-3 BB	K			4-3 BB		F7	2	0	0	0	2	1	3									
Jose Pagan, R (1, 6) <small>OBP: 0.315, SLG: 0.361</small> Harvey Kuenn, R (9, PH) <small>OBP: 0.376, SLG: 0.451</small>			4-3		1B WP 6-3 1B		L6-3		5-3	3	1	1	0	0	0	2									
Billy Pierce, L (1, 1) <small>OBP: 0.288, SLG: 0.245</small> Cap Peterson, R (7, PH)			K		6-3		K			2	0	0	0	0	1	2									
Don Larsen, R (7, 1) <small>OBP: 0.208, SLG: 0.292</small>					6-3			K		1	0	0	0	0	1	0									
Inning Stats	R: 0 E: 0 K: 2 S: 7	H: 0 LOB: 0 BB: 7 P: 7	R: 0 E: 0 K: 1 S: 5	H: 0 LOB: 0 BB: 0 P: 5	R: 0 E: 0 K: 1 S: 5	H: 0 LOB: 1 BB: 1 P: 9	R: 0 E: 1 K: 2 S: 9	H: 1 LOB: 3 BB: 1 P: 13	R: 1 E: 0 K: 0 S: 5	H: 2 LOB: 1 BB: 0 P: 5	R: 0 E: 0 K: 2 S: 7	H: 0 LOB: 0 BB: 0 P: 7	R: 0 E: 0 K: 1 S: 4	H: 0 LOB: 0 BB: 1 P: 8	R: 0 E: 0 K: 3 S: 10	H: 1 LOB: 2 BB: 1 P: 14	R: 0 E: 0 K: 0 S: 3	H: 0 LOB: 0 BB: 0 P: 3	1B: 4 2B: 1 3B: 0 HR: 0	SF: 0 SAC: 0 DP: 1 HBP: 0	WP: 1 PB: 0 SB: 0 CS: 0	PA: 35			
PITCHER Joey Jay, R (1, 1) <small>ERA: 3.5</small> Jim Maloney, R (5, 1) <small>ERA: 4.05</small>	IP	WLS	BF	H	R	ER	SO	BB	IBB	HBP	BLK	WP	HR	S	P	ERA	WHIP								
	4.1		19	3	1	1	6	2	0	0	0	0	0	29	37	2.08	1.154								
	4.2	W	16	1	0	0	6	2	0	0	0	1	0	26	34	0.00	0.643								

AB	31
R	1
H	4
RBI	0
BB	4
SO	12
LOB	22



Batter	1	2	3	4	5	6	7	8	9	AB	R	H	RBI	BB	SO	LOB	BOTTOM								
Eddie Kasko, R (1, 5) <small>OBP: 0.321, SLG: 0.357</small>	5-3 HR 1B		5-3		5-3			FC1-6 E BB		3	1	1	0	1	0	0	San Francisco Giants @ Cincinnati Reds Crosley Field, Cincinnati, OH Wed Sep 12 1962, 7:05 PM EDT Att: 17,564 - Unknown								
Don Blasingame, L (1, 4) <small>OBP: 0.380, SLG: 0.344</small>	5-3		4-3 BB		4-3			E3 FC1-6		3	0	0	0	1	0	2									
Leo Cardenas, R (1, 6) <small>OBP: 0.337, SLG: 0.417</small>	F9		G4-6-3 BB		6-3			FC1-6		4	0	0	0	0	0	4									
Frank Robinson, R (1, 9) <small>OBP: 0.415, SLG: 0.630</small>	HR		5-3		5-3		HR	5-3		4	2	2	3	0	0	2									
Wally Post, R (1, 7) <small>OBP: 0.316, SLG: 0.479</small>	HR		5-3		5-3					3	1	1	1	0	0	0									
Rogelio Alvarez, R (1, 3) <small>OBP: 0.286, SLG: 0.286</small>	K						5-3			3	0	1	0	0	1	0									
Vada Pinson, L (1, 8) <small>OBP: 0.331, SLG: 0.467</small>		6-3		K			4-3			3	0	0	0	0	1	1									
Johnny Edwards, L (1, 2) <small>OBP: 0.321, SLG: 0.401</small>		G3			F9		F9			3	0	0	0	0	0	0									
Joey Jay, S (1, 1) <small>OBP: 0.237, SLG: 0.236</small> Jim Maloney, L (5, 1) <small>OBP: 0.237, SLG: 0.243</small>		6-3			4-3			4-3		1	0	0	0	0	0	0									
Inning Stats	R: 3 E: 0 K: 1 S: 8	H: 3 LOB: 0 BB: 0 P: 8	R: 0 E: 0 K: 0 S: 3	H: 0 LOB: 0 BB: 0 P: 3	R: 0 E: 0 K: 0 S: 2	H: 0 LOB: 0 BB: 1 P: 6	R: 0 E: 0 K: 1 S: 6	H: 1 LOB: 1 BB: 0 P: 6	R: 0 E: 0 K: 0 S: 3	H: 0 LOB: 0 BB: 0 P: 3	R: 1 E: 0 K: 0 S: 4	H: 1 LOB: 0 BB: 0 P: 4	R: 0 E: 0 K: 0 S: 3	H: 0 LOB: 0 BB: 0 P: 3	R: 0 E: 1 K: 0 S: 4	H: 0 LOB: 2 BB: 1 P: 8		1B: 2 2B: 0 3B: 0 HR: 3	SF: 0 SAC: 0 DP: 1 HBP: 0	WP: 0 PB: 0 SB: 0 CS: 0	PA: 31				
PITCHER Billy Pierce, L (1, 1) <small>ERA: 3.73</small> Don Larsen, R (7, 1) <small>ERA: 4.7</small>	IP	WLS	BF	H	R	ER	SO	BB	IBB	HBP	BLK	WP	HR	S	P	ERA	WHIP								
	6.0	L	23	5	4	4	2	1	0	0	0	0	0	7	11	0.00	0.500								
	2.0		8	0	0	0	0	1	0	0	0	0	0	7	11	0.00	0.500								



Batter	1	2	3	4	5	6	7	8	9	AB	R	H	RBI	BB	SO	LOB	TOP		
Jose Pagan, R (1, 0) Billy O'Dell, S (6, PR) Gaylord Perry, R (6, 1) Jim Duffalo, R (7, 1) Carl Boles, R (6, PH) Stu Miller, R (8, 1) Richard LeMay, L (8, 1)	F2		F8			F8		4-3		2	0	0	0	1	0	0	San Francisco Giants @ Cincinnati Reds Crosley Field, Cincinnati, OH Thu Sep 13 1962, 7:05 PM EDT Att: 16,421 - Unknown		
Matty Alou, L (1, 8) OBP: 0.316, SLG: 0.312	F5		6-3			BB		4-3		3	0	0	0	1	0	2			
Harvey Kuenn, R (1, 7) OBP: 0.377, SLG: 0.453	2B				F9		F3			4	0	2	2	0	0	2			
Felipe Alou, R (1, 9) OBP: 0.359, SLG: 0.535	4-3				F5		F3			4	0	0	0	0	1	4			
Orlando Cepeda, R (1, 3) OBP: 0.350, SLG: 0.529		F2			K		1-3			4	0	1	0	0	1	0			
Jim Davenport, R (1, 5) OBP: 0.363, SLG: 0.472		E4				E6		K		4	0	0	0	0	1	1			
John Orsino, R (1, 2) OBP: 0.333, SLG: 0.304		F7				G5-4-3		F7		4	0	0	0	0	0	3			
Chuck Hiller, L (1, 4) OBP: 0.335, SLG: 0.334		K				F9		4-3		4	0	0	0	0	1	2			
Mike McCormick, L (1, 1) OBP: 0.172, SLG: 0.222										1	0	0	0	0	1	0			
Don Larsen, R (5, 1) OBP: 0.208, SLG: 0.292						K				0	0	0	0	0	0	0			
Cap Peterson, R (6, 6) OBP: 0.335, SLG: 0.334								4-3		1	1	0	0	1	0	0			
Inning Stats	R: 0 E: 0 K: 0 S: 4	H: 1 LOB: 1 BB: 0 P: 4	R: 0 E: 1 K: 1 S: 6	H: 0 LOB: 1 BB: 0 P: 6	R: 0 E: 0 K: 1 S: 5	H: 0 LOB: 0 BB: 0 P: 5	R: 0 E: 0 K: 1 S: 5	H: 0 LOB: 0 BB: 0 P: 5	R: 0 E: 1 K: 0 S: 3	H: 0 LOB: 2 BB: 2 P: 11	R: 0 E: 0 K: 1 S: 5	H: 0 LOB: 0 BB: 0 P: 5	R: 2 E: 0 K: 1 S: 7	H: 2 LOB: 1 BB: 1 P: 11	R: 0 E: 0 K: 0 S: 4	H: 1 LOB: 1 BB: 0 P: 4	1B: 3 2B: 1 3B: 0 HR: 0	SF: 0 SAC: 0 DP: 1 HBP: 0	WP: 0 PA: 35 PB: 0 SB: 0 CS: 0
PITCHER Jim O'Toole, L (1, 1) ERA: 3.53	IP: 9.0 WLS: W BF: 35 H: 4 R: 2 ER: 2 SO: 5 BB: 3 IBB: 0 HBP: 0 BLK: 0 WP: 0 HR: 0 S: 42 P: 54 ERA: 2.00 WHIP: 0.778															PITCHER Richard LeMay, L (8, 1) ERA: 8.1	IP: 0.2 WLS: L BF: 4 H: 0 R: 0 ER: 0 SO: 1 BB: 0 IBB: 2 HBP: 0 BLK: 0 WP: 1 HR: 0 S: 4 P: 12 ERA: 0.00 WHIP: 0.000		




Batter	1	2	3	4	5	6	7	8	9	AB	R	H	RBI	BB	SO	LOB	BOTTOM		
Eddie Kasko, R (1, 5) OBP: 0.325, SLG: 0.358	L6-3		F7			1B		E3		3	1	2	0	2	0	0	San Francisco Giants @ Cincinnati Reds Crosley Field, Cincinnati, OH Thu Sep 13 1962, 7:05 PM EDT Att: 16,421 - Unknown		
Don Blasingame, L (1, 4) OBP: 0.361, SLG: 0.345	L6-3		F4			1B		1B		5	1	2	1	0	1	3			
Leo Cardenas, R (1, 6) OBP: 0.336, SLG: 0.414	4-3		F7			1B		F9		5	1	1	0	0	0	1			
Frank Robinson, R (1, 9) OBP: 0.417, SLG: 0.631		HR				FC5-2		F3		4	1	2	0	1	0	1			
Wally Post, R (1, 7) OBP: 0.324, SLG: 0.491						L5				2	1	1	2	3	0	1			
Cookie Rojas, R (8, PR) OBP: 0.289, SLG: 0.221										0	0	0	0	0	0	0			
Marty Keough, L (9, 7) OBP: 0.353, SLG: 0.443		HR								0	0	0	0	0	0	0			
Rogelio Alvarez, R (1, 3) OBP: 0.167, SLG: 0.167			K			FC1-5		F8		5	0	0	0	0	3	7			
Vada Pinson, L (1, 8) OBP: 0.333, SLG: 0.468						K				3	1	2	0	1	1	2			
Johnny Edwards, L (1, 2) OBP: 0.320, SLG: 0.399			F5					F7		3	0	0	0	1	0	3			
Jim O'Toole, S (1, 1) OBP: 0.124, SLG: 0.114			4-3			6-3		K		4	1	1	1	0	1	5			
Inning Stats	R: 0 E: 0 K: 0 S: 2	H: 0 LOB: 0 BB: 1 P: 6	R: 2 E: 0 K: 1 S: 7	H: 2 LOB: 1 BB: 1 P: 11	R: 0 E: 0 K: 0 S: 3	H: 0 LOB: 0 BB: 0 P: 3	R: 0 E: 0 K: 1 S: 6	H: 1 LOB: 3 BB: 2 P: 14	R: 2 E: 1 K: 2 S: 8	H: 3 LOB: 1 BB: 1 P: 12	R: 0 E: 0 K: 1 S: 5	H: 0 LOB: 1 BB: 1 P: 9	R: 3 E: 1 K: 1 S: 9	H: 4 LOB: 3 BB: 2 P: 17	R: 0 E: 0 K: 0 S: 0	H: 0 LOB: 0 BB: 0 P: 0	1B: 9 2B: 2 3B: 0 HR: 1	SF: 0 SAC: 0 DP: 1 HBP: 0	WP: 1 PA: 42 PB: 0 SB: 2 CS: 0
PITCHER Mike McCormick, L (1, 1) ERA: 5.04	IP: 4.0 WLS: L BF: 20 H: 5 R: 4 ER: 2 SO: 2 BB: 4 IBB: 0 HBP: 0 BLK: 0 WP: 0 HR: 1 S: 20 P: 36 ERA: 4.50 WHIP: 2.250															PITCHER Don Larsen, R (5, 1) ERA: 4.64	IP: 1.0 WLS: L BF: 4 H: 1 R: 0 ER: 0 SO: 0 BB: 0 IBB: 0 HBP: 0 BLK: 0 WP: 0 HR: 0 S: 4 P: 12 ERA: 0.00 WHIP: 0.000		
PITCHER Gaylord Perry, R (6, 1) ERA: 5.7	IP: 1.0 WLS: L BF: 5 H: 1 R: 0 ER: 0 SO: 2 BB: 1 IBB: 0 HBP: 0 BLK: 0 WP: 0 HR: 0 S: 8 P: 12 ERA: 0.00 WHIP: 2.000															PITCHER Jim Duffalo, R (7, 1) ERA: 3.92	IP: 1.0 WLS: L BF: 4 H: 0 R: 0 ER: 0 SO: 1 BB: 0 IBB: 0 HBP: 0 BLK: 0 WP: 0 HR: 0 S: 5 P: 9 ERA: 0.00 WHIP: 1.000		
PITCHER Stu Miller, R (8, 1) ERA: 4.14	IP: 0.1 WLS: L BF: 5 H: 4 R: 3 ER: 3 SO: 0 BB: 0 IBB: 0 HBP: 0 BLK: 0 WP: 0 HR: 0 S: 5 P: 5 ERA: 81.00 WHIP: 12.000															PITCHER Richard LeMay, L (8, 1) ERA: 8.1	IP: 0.2 WLS: L BF: 4 H: 0 R: 0 ER: 0 SO: 1 BB: 0 IBB: 2 HBP: 0 BLK: 0 WP: 1 HR: 0 S: 4 P: 12 ERA: 0.00 WHIP: 0.000		



Batter	1	2	3	4	5	6	7	8	9	AB	R	H	RBI	BB	SO	LOB	TOP								
Eddie Kasko, R OBP: 0.325, SLG: 0.356 (1, 5)	4-0 1B BB		0-0 F8				0-0 4-3		0-0 F8	4	2	0	0	2	1	5	Cincinnati Reds @ New York Mets Polo Grounds, New York, NY Fri Sep 14 1962, 7:05 PM EDT Att: 7,791 - Unknown								
Don Blasingame, L OBP: 0.355, SLG: 0.343 (1, 4)	0-0 1-3		0-3 K			0-0 1-3		0-0 4-3		5	1	1	0	0	1	1									
Leo Cardenas, R OBP: 0.337, SLG: 0.414 (1, 6)	0-0 2H 1B		0-0 6-3			0-3 K		0-0 G1-4-3 1B		5	0	2	1	0	2	2									
Frank Robinson, R OBP: 0.417, SLG: 0.630 (1, 9)	0-3 K			0-0 6-3		0-0 1B PB 1B		0-0 2B		5	1	2	1	0	1	2									
Wally Post, R OBP: 0.327, SLG: 0.494 (1, 7)	0-3 K			0-0 6-3		0-0 1B PB 1B		0-0 5-3		4	2	2	1	0	1	2									
Marty Keough, L OBP: 0.356, SLG: 0.443 (8, 7)									0-0 3B BB	0	1	0	0	1	0	0									
Rogelio Alvarez, R OBP: 0.375, SLG: 0.333 (9, PH)		0-0 1B							0-3 K	3	1	3	1	1	0	0									
Jesse Gonder, L OBP: 0.200, SLG: 0.261 (9, 1)									0-0 K	1	0	0	0	0	1	1									
Johnny Klippstein, R OBP: 0.200, SLG: 0.261 (9, 1)									0-0 K	0	0	0	0	0	0	0									
Vada Pinson, L OBP: 0.337, SLG: 0.479 (1, 8)		0-3 K							0-0 K	4	1	3	4	1	1	1									
Johnny Edwards, L OBP: 0.316, SLG: 0.394 (1, 2)		0-3 K							0-0 3B	5	0	0	0	0	3	6									
Joe Nuxhall, L OBP: 0.285, SLG: 0.292 (2, 1)									4-0 BB	1	0	0	0	0	0	1									
John Tisler, R OBP: 0.333, SLG: 0.200 (4, PH)									0-0 BB	0	0	0	0	0	0	0									
Gene Freese, R OBP: 0.333, SLG: 0.200 (4, 1)									0-0 BB	0	0	0	0	0	0	0									
Dave Sisler, R OBP: 0.333, SLG: 0.194 (5, PH)									0-0 BB	0	0	0	0	0	0	0									
Jerry Lynch, L OBP: 0.333, SLG: 0.482 (5, 1)									0-0 BB	0	0	0	0	0	0	0									
Jim Brosnan, R OBP: 0.333, SLG: 0.353 (9, PH)									0-0 BB	0	0	0	0	0	0	0									
Joe Gaines, R OBP: 0.333, SLG: 0.353 (9, 7)									0-0 BB	0	0	0	0	0	0	0									
Inning Stats	R: 1 E: 0 K: 2 S: 8	H: 1 LOB: 1 BB: 1 P: 12	R: 0 E: 0 K: 2 S: 8	H: 1 LOB: 1 BB: 0 P: 8	R: 0 E: 0 K: 1 S: 5	H: 0 LOB: 0 BB: 0 P: 5	R: 1 E: 0 K: 1 S: 7	H: 2 LOB: 2 BB: 1 P: 11	R: 4 E: 0 K: 3 S: 13	H: 4 LOB: 3 BB: 3 P: 25	R: 0 E: 0 K: 1 S: 6	H: 1 LOB: 1 BB: 0 P: 6	R: 2 E: 0 K: 0 S: 5	H: 2 LOB: 0 BB: 0 P: 5	R: 0 E: 0 K: 0 S: 3	H: 1 LOB: 0 BB: 0 P: 3	R: 1 E: 0 K: 1 S: 6	H: 1 LOB: 2 BB: 2 P: 14	1B: 9 2B: 2 3B: 1 HR: 1	SF: 0 SAC: 0 DP: 1 HBP: 0	WP: 0 PB: 1 SB: 0 CS: 0	PA: 46			
PITCHER	IP	WLS	BF	H	R	ER	SO	BB	IBB	HBP	BLK	WP	HR	S	P	ERA	WHIP								
Al Jackson, L ERA: 4.24 (1, 1)	4.1		25	8	6	6	7	4	0	0	0	0	0	35	51	12.46	2.769								
Craig Anderson, R ERA: 5.7 (5, 1)	3.2		15	4	2	2	3	1	0	0	0	0	0	20	24	4.91	1.364								
Galen Cisco, R ERA: 6.7 (9, 1)	0.1	W	3	1	1	1	1	1	0	0	0	0	0	4	8	27.00	6.000								
Roger Craig, R ERA: 4.56 (9, 1)	0.2		3	0	0	0	0	1	0	0	0	0	0	2	6	0.00	1.500								

Batter	1	2	3	4	5	6	7	8	9	AB	R	H	RBI	BB	SO	LOB	BOTTOM								
Elio Chacon, R OBP: 0.362, SLG: 0.297 (1, 6)	0-0 HR		4-0 S BB				0-0 4-3		4-0 1B 5-3 BB	3	2	2	1	1	0	0	Cincinnati Reds @ New York Mets Polo Grounds, New York, NY Fri Sep 14 1962, 7:05 PM EDT Att: 7,791 - Unknown								
Gene Woodling, L OBP: 0.379, SLG: 0.427 (8, PH)		1-2 1B 1B	0-0 S BB				0-3 K		0-0 5-3 BB	4	0	0	0	0	2	3									
Sammy Drake, S OBP: 0.400, SLG: 0.250 (8, PR)			0-0 F8				0-3 K		0-0 5-3 BB	1	0	0	0	0	2										
Rod Kanehl, R OBP: 0.298, SLG: 0.328 (1, 4)	0-3 K		0-0 F8				0-0 K		0-0 5-3 BB	4	2	3	1	1	0	0									
Felix Mantilla, R OBP: 0.335, SLG: 0.401 (8, 5)			0-0 1-2				0-0 K		0-0 5-3 BB	1	0	0	0	0	0	2									
Charlie Neal, R OBP: 0.330, SLG: 0.387 (1, 5)	0-0 2B		4-0 1B 2B BB				0-0 P6		0-0 1B	4	2	3	1	1	0	0									
Frank Thomas, R OBP: 0.319, SLG: 0.487 (1, 7)	0-0 1B 2B		0-0 2B E 1B				0-0 6-3		0-0 P3	5	1	3	4	0	0	1									
Jim Hickman, R OBP: 0.338, SLG: 0.428 (1, 8)	0-3 K		0-0 E4 2B 2B				0-0 P5		0-0 K	5	1	1	1	0	2	3									
Joe Christopher, R OBP: 0.325, SLG: 0.348 (1, 9)	0-0 2B		0-0 1B 2B				0-0 P5		0-0 K	5	0	4	1	0	0	0									
Choo-Choo Coleman, L OBP: 0.304, SLG: 0.469 (1, 2)	0-0 5-3		0-0 6-3				0-0 F5		0-0 HR	5	1	1	1	0	0	5									
Rick Herrscher, R OBP: 0.238, SLG: 0.308 (1, 3)			4-0 FC1-8 BB				0-3 K		0-3 K	2	0	0	0	1	1	1									
Mary Throneberry, L OBP: 0.307, SLG: 0.414 (8, PH)			0-0 FC1-6 BB 1B				0-0 K		0-0 K	1	0	0	0	0	1	0									
Al Jackson, L OBP: 0.066, SLG: 0.099 (5, 1)			0-0 FC1-6 BB 1B				0-0 K		0-0 K	2	1	0	0	0	0	1									
Craig Anderson, R ERA: 3.07 (5, 1)			0-0 FC1-6 BB 1B				0-0 K		0-0 K	1	0	0	0	0	0	1									
Sammy Drake, S OBP: 0.400, SLG: 0.250 (8, PR)			0-0 FC1-6 BB 1B				0-0 K		0-0 K	0	1	0	0	0	0	0									
Bob Miller, R OBP: 0.335, SLG: 0.325 (8, PH)			0-0 FC1-6 BB 1B				0-0 K		0-0 K	0	1	0	0	0	0	0									
Galen Cisco, R OBP: 0.333, SLG: 0.194 (9, 1)			0-0 FC1-6 BB 1B				0-0 K		0-0 K	0	0	0	0	0	0	0									
Roger Craig, R OBP: 0.333, SLG: 0.250 (9, 1)			0-0 FC1-6 BB 1B				0-0 K		0-0 K	0	0	0	0	0	0	0									
Inning Stats	R: 2 E: 0 K: 2 S: 11	H: 4 LOB: 2 BB: 0 P: 11	R: 5 E: 1 K: 0 S: 7	H: 4 LOB: 1 BB: 2 P: 15	R: 0 E: 0 K: 0 S: 3	H: 0 LOB: 0 BB: 1 P: 7	R: 0 E: 0 K: 0 S: 3	H: 0 LOB: 0 BB: 0 P: 3	R: 0 E: 0 K: 1 S: 6	H: 1 LOB: 1 BB: 0 P: 6	R: 0 E: 0 K: 1 S: 6	H: 1 LOB: 1 BB: 0 P: 6	R: 0 E: 0 K: 0 S: 3	H: 1 LOB: 0 BB: 0 P: 3	R: 2 E: 0 K: 2 S: 10	H: 3 LOB: 2 BB: 1 P: 14	R: 1 E: 0 K: 0 S: 2	H: 1 LOB: 0 BB: 0 P: 2	1B: 9 2B: 5 3B: 0 HR: 2	SF: 0 SAC: 0 DP: 1 HBP: 0	WP: 0 PB: 0 SB: 2 CS: 0	PA: 43			
PITCHER	IP	WLS	BF	H	R	ER	SO	BB	IBB	HBP	BLK	WP	HR	S	P	ERA	WHIP								
Joe Nuxhall, L ERA: 3.07 (1, 1)	1.2		13	6	6	6	2	2	0	0	0	0	0	15	23	32.40	4.800								
John Tisler, R ERA: 6.75 (2, 1)	1.1		7	2	1	1	0	1	0	0	0	0	0	6	10	6.75	2.250								
Dave Sisler, R ERA: 4.2 (4, 1)	1.0		3	0	0	0	0	0	0	0	0	0	0	3	3	0.00	0.000								
Jim Brosnan, R ERA: 3.34 (5, 1)	4.0		18	6	2	2	4	1	0	0	0	0	0	25	29	4.50	1.750								
Johnny Klippstein, R ERA: 4.6 (9, 1)	0.1	L	2	1	1	1	0	0	0	0	0	0	1	2	2	27.00	3.000								




Batter	1	2	3	4	5	6	7	8	9	AB	R	H	RBI	BB	SO	LOB	TOP				
Eddie Kasko, R (1, 5) OBP: 0.324, SLG: 0.354	F2	6-3		1B E 1B		G4-6-3		6-3		5	1	1	0	0	0	2	Cincinnati Reds @ New York Mets Polo Grounds, New York, NY Sat Sep 15 1962, 3:33 AM EDT Att: 8,157 - Unknown				
Don Blasingame, L (1, 4) OBP: 0.362, SLG: 0.345	K		L1	E7 SF8 1B				BB 1B		4	1	2	1	1	1	0					
Vada Pinson, L (1, 8) OBP: 0.338, SLG: 0.482	K		S	SF8 3B				BB 1B		3	1	1	1	1	2	1					
Frank Robinson, R (1, 9) OBP: 0.420, SLG: 0.632		3-1 1B 2B	F9 S BB				HR 1B	P3		3	2	2	0	2	0	2					
Jerry Lynch, L (1, 7) OBP: 0.340, SLG: 0.488	3-1		F9	5-3				F8		5	1	1	2	0	0	5					
Rogelio Alvarez, R (8, 3) OBP: 0.375, SLG: 0.333		2-3	1-3 3-H				1-H HR			0	0	0	0	0	0	0					
Marty Keough, L (1, 3) OBP: 0.357, SLG: 0.437	1B 3B BB		HBP							3	1	0	0	1	3	0					
Leo Cardenas, R (1, 6) OBP: 0.337, SLG: 0.414	1B 3B 1B		P3	G4-6-3 1B			E5	K		5	1	2	1	0	1	2					
Johnny Edwards, L (1, 2) OBP: 0.319, SLG: 0.398	1B 3B			1B BB		G4-6-3	K	BB		3	1	1	2	2	1	2					
Bob Purkey, R (1, 1) OBP: 0.133, SLG: 0.188		0-3						F5		4	0	1	0	0	2	3					
Jim Maloney, L (8, 1) OBP: 0.231, SLG: 0.237	K			K		G4-6-3 1B		F7		1	0	0	0	0	0	1					
Inning Stats	R: 0 E: 0 K: 2 S: 7	H: 0 LOB: 0 BB: 0 P: 7	R: 3 E: 0 K: 1 S: 8	H: 3 LOB: 1 BB: 1 P: 12	R: 1 E: 0 K: 0 S: 4	H: 1 LOB: 2 BB: 1 P: 9	R: 3 E: 1 K: 1 S: 7	H: 2 LOB: 1 BB: 2 P: 15	R: 0 E: 0 K: 1 S: 5	H: 1 LOB: 1 BB: 1 P: 9	R: 2 E: 1 K: 2 S: 10	H: 2 LOB: 1 BB: 0 P: 10	R: 0 E: 0 K: 0 S: 4	H: 1 LOB: 2 BB: 1 P: 8	R: 0 E: 0 K: 2 S: 7	H: 0 LOB: 1 BB: 1 P: 11	1B: 7 2B: 1 3B: 2 HR: 1	SF: 1 SAC: 0 DP: 2 HBP: 1	WP: 0 PB: 0 SB: 2 CS: 0	PA: 45	
PITCHER	IP	WLS	BF	H	R	ER	SO	BB	IBB	HBP	BLK	WP	HR	S	P	ERA	WHIP				
Jay Hook, R (1, 1) ERA: 4.87	7.0	L	36	10	9	7	8	5	0	1	0	0	1	46	67	9.00	2.143				
Larry Foss, R (8, 1) ERA:	2.0		9	1	0	0	2	2	0	0	0	0	0	11	19	0.00	1.500				


AB	36
R	9
H	11
RBI	7
BB	7
SO	10
LOB	18



Batter	1	2	3	4	5	6	7	8	9	AB	R	H	RBI	BB	SO	LOB	BOTTOM				
Elio Chacon, R (1, 6) OBP: 0.363, SLG: 0.299	4-3		1B PB 1B					4-3 2B 1B	F7	4	2	2	0	0	0	0	Cincinnati Reds @ New York Mets Polo Grounds, New York, NY Sat Sep 15 1962, 3:33 AM EDT Att: 8,157 - Unknown				
Felix Mantilla, R (9, FH) OBP: 0.334, SLG: 0.400					G3					1	0	0	0	0	0	0					
Choo-Choo Coleman, L (1, 2) OBP: 0.308, SLG: 0.475			PB 1B		F5			4-3	K	5	0	2	0	0	1	1					
Charlie Neal, R (1, 5) OBP: 0.330, SLG: 0.388	K		1-3		1-3			HR 2B		4	1	1	1	0	1	2					
Mary Throneberry, L (1, 3) OBP: 0.307, SLG: 0.421	F8		L3			G3		HR		4	1	1	2	0	0	2					
Frank Thomas, R (1, 7) OBP: 0.318, SLG: 0.484		FC6-4 BB		E5 HR		6-3		K		3	1	0	0	1	1	0					
Joe Christopher, R (1, 9) OBP: 0.328, SLG: 0.364		FC6-4		HR		F7		E1 1B		4	1	2	2	0	0	1					
Sammy Drake, S (1, 4) OBP: 0.357, SLG: 0.250	K			4-3				F4		4	0	1	0	0	1	1					
Jim Hickman, R (1, 8) OBP: 0.335, SLG: 0.424					P4			4-3		3	0	0	0	0	0	1					
Gene Woodling, L (8, FH) OBP: 0.424, SLG: 0.426	F3							F7		1	0	0	0	0	0	2					
Rod Kanehl, R (9, 8) OBP: 0.298, SLG: 0.328								4-3		0	0	0	0	0	0	0					
Jay Hook, L (1, 1) OBP: 0.306, SLG: 0.219				4-3						2	0	0	0	0	0	0					
Richie Ashburn, L (7, FH) OBP: 0.424, SLG: 0.392				3-1						1	0	0	0	0	0	0					
Larry Foss, R (8, 1) ERA:										0	0	0	0	0	0	0					
Sammy Taylor, L (9, FH) OBP: 0.323, SLG: 0.323								F5		1	0	0	0	0	0	0					
Inning Stats	R: 0 E: 0 K: 1 S: 6	H: 1 LOB: 1 BB: 0 P: 6	R: 0 E: 0 K: 1 S: 5	H: 0 LOB: 1 BB: 1 P: 9	R: 1 E: 0 K: 0 S: 5	H: 2 LOB: 1 BB: 0 P: 5	R: 2 E: 0 K: 0 S: 3	H: 1 LOB: 0 BB: 0 P: 3	R: 0 E: 0 K: 0 S: 3	H: 0 LOB: 0 BB: 0 P: 3	R: 0 E: 0 K: 1 S: 10	H: 0 LOB: 5 BB: 0 P: 10	R: 3 E: 1 K: 1 S: 5	H: 0 LOB: 0 BB: 0 P: 5	1B: 5 2B: 2 3B: 0 HR: 2	SF: 0 SAC: 0 DP: 0 HBP: 0	WP: 0 PB: 1 SB: 0 CS: 0	PA: 38			
PITCHER	IP	WLS	BF	H	R	ER	SO	BB	IBB	HBP	BLK	WP	HR	S	P	ERA	WHIP				
Bob Purkey, R (1, 1) ERA: 2.92	7.2	W	34	9	6	4	3	1	0	0	0	0	2	39	43	4.70	1.304				
Jim Maloney, R (8, 1) ERA: 4.03	1.1	S	4	0	0	0	1	0	0	0	0	0	0	6	6	0.00	0.000				



Batter	1	2	3	4	5	6	7	8	9	AB	R	H	RBI	BB	SO	LOB	TOP			
Eddie Kasko, R OBP: 0.324, SLG: 0.353 (1, 5)	0-3 K		0-0 F8		0-0 P4			0-0 1B 1B		4	0	1	0	0	1	0	Cincinnati Reds @ New York Mets Polo Grounds, New York, NY Sun Sep 16 1962, 3:33 AM EDT Att: 10,884 - Unknown AB 32 R 2 H 6 RBI 2 BB 1 SO 7 LOB 9 			
Don Blasingame, L OBP: 0.364, SLG: 0.347 (1, 4)	0-0 1-4-3 1B 1B		4-0 BB			0-0 1-3		0-0 1-2 1B G4-6-3		3	1	2	0	1	0	0				
Vada Pinson, L OBP: 0.337, SLG: 0.480 (1, 8)	0-0 1-4-3 1B 1B		0-0 F8			0-0 1-3		0-0 G4-6-3 1-2		4	1	1	0	0	0	3				
Frank Robinson, R OBP: 0.417, SLG: 0.628 (1, 9)	0-0 1-4-3 1-2 2-3		0-3 K			0-0 F8			0-0 5-3	4	0	0	0	0	1	3				
Jerry Lynch, L OBP: 0.339, SLG: 0.485 (1, 7)	0-0 2-H 3-H 1B		0-0 F8				0-3 K		0-0 L3	4	0	1	2	0	1	0				
Marty Keough, L OBP: 0.355, SLG: 0.434 (1, 3)	0-3 K		0-3 K				0-0 E1 1B		0-0 G3	4	0	1	0	0	2	1				
Leo Cardenas, R OBP: 0.336, SLG: 0.412 (1, 6)		0-0 F2		0-0 6-3			0-0 6-3			3	0	0	0	0	0	1				
Johnny Edwards, L OBP: 0.317, SLG: 0.395 (1, 2)		0-0 F7			0-0 4-3		0-3 K			3	0	0	0	0	1	1				
Joey Jay, S OBP: 0.235, SLG: 0.233 (1, 1)			0-3 K		0-0 F8			0-0 4-3		1	0	0	0	0	1	0				
Sammy Ellis, L OBP: 0.167, SLG: 0.167 (2, 1)										0	0	0	0	0	0	0				
Ted Willis, L OBP: 0.313, SLG: 0.313 (4, 1)										0	0	0	0	0	0	0				
Dave Sisler, R OBP: 0.286, SLG: 0.217 (5, PH)										0	0	0	0	0	0	0				
Cookie Rojas, R OBP: 0.286, SLG: 0.217 (5, 1)										0	0	0	0	0	0	0				
John Taitouris, R OBP: 0.333, SLG: 0.333 (8, 1)										0	0	0	0	0	0	0				
Inning Stats	R: 2 E: 0 K: 2 S: 10	H: 3 LOB: 1 BB: 0 P: 10	R: 0 E: 0 K: 1 S: 5	H: 0 LOB: 0 BB: 0 P: 5	R: 0 E: 0 K: 1 S: 5	H: 0 LOB: 1 BB: 1 P: 9	R: 0 E: 0 K: 1 S: 5	H: 0 LOB: 0 BB: 0 P: 3	R: 0 E: 0 K: 0 S: 3	H: 0 LOB: 0 BB: 0 P: 3	R: 0 E: 1 K: 2 S: 8	H: 1 LOB: 1 BB: 0 P: 8	R: 0 E: 0 K: 0 S: 4	H: 2 LOB: 1 BB: 0 P: 4	R: 0 E: 0 K: 0 S: 3	H: 0 LOB: 0 BB: 0 P: 3	1B: 6 2B: 0 3B: 0 HR: 0	SF: 0 SAC: 0 DP: 1 HBP: 0	WP: 0 PB: 0 SB: 0 CS: 0	PA: 33
PITCHER Roger Craig, R ERA: 4.45 (1, 1)	IP: 9.0 WLS: W BF: 33 H: 6 R: 2 ER: 2 SO: 7 BB: 1 IBB: 0 HBP: 0 BLK: 0 WP: 0 HR: 0 S: 46 P: 50 ERA: 2.00 WHIP: 0.778																			

Batter	1	2	3	4	5	6	7	8	9	AB	R	H	RBI	BB	SO	LOB	BOTTOM			
Elio Chacon, R OBP: 0.364, SLG: 0.305 (1, 6)	0-0 4-3	0-0 1B 3B		0-0 F3	0-0 P5			4-0 CS BB		4	1	1	1	1	0	0	Cincinnati Reds @ New York Mets Polo Grounds, New York, NY Sun Sep 16 1962, 3:33 AM EDT Att: 10,884 - Unknown AB 31 R 8 H 9 RBI 8 BB 4 SO 3 LOB 10 			
Choo-Choo Coleman, L OBP: 0.321, SLG: 0.479 (1, 2)	0-0 3B 1B	0-0 CS 1B		4-0 1B BB		0-0 L3		0-0 CS 1-2		3	2	2	1	1	0	0				
Felix Mantilla, R OBP: 0.335, SLG: 0.406 (1, 5)	0-0 1H 1B 3B	0-0 F7		0-0 BB 1B HBP		0-0 6-3			0-0 4-3	4	2	2	1	0	0	1				
Gene Woodling, L OBP: 0.378, SLG: 0.423 (4, PR)	0-0 E4 1B	0-0 CS	0-0 F5	1-0 BB HBP		0-0 4-3				2	0	0	0	0	0	1				
Rod Kanehl, R OBP: 0.297, SLG: 0.327 (5, 7)	0-0 1B	0-0 1-2	0-0 F5	1-2 1B HBP		0-0 4-3				1	1	0	0	0	0	0				
Mary Throneberry, L OBP: 0.312, SLG: 0.431 (1, 3)	0-0 1-3 3-H 1B		0-0 HR	4-0 1B BB		0-0 4-3				3	1	2	3	1	0	0				
Joe Christopher, R OBP: 0.331, SLG: 0.367 (1, 9)	0-0 P4		0-0 1B	1-3 2-H 3-H 1B		0-0 F7				4	0	2	2	0	0	2				
Sammy Drake, S OBP: 0.278, SLG: 0.188 (1, 4)	0-0 F7		0-3 K	1-3 2-H 3-H G3		0-0 F7				4	0	0	0	0	1	5				
Jim Hickman, R OBP: 0.334, SLG: 0.420 (1, 8)		4-0 SH3-4 3B BB	0-0 4-3		0-3 K			0-0 P4		3	1	0	0	1	1	1				
Roger Craig, R OBP: 0.114, SLG: 0.054 (1, 1)		0-0 SH3-4 1-2		0-0 F3	0-0 F9			0-3 K		3	0	0	0	0	1	0				
Inning Stats	R: 2 E: 1 K: 0 S: 7	H: 3 LOB: 2 BB: 0 P: 7	R: 2 E: 0 K: 0 S: 4	H: 2 LOB: 1 BB: 1 P: 8	R: 1 E: 0 K: 1 S: 7	H: 2 LOB: 1 BB: 0 P: 7	R: 3 E: 0 K: 0 S: 5	H: 2 LOB: 2 BB: 2 P: 14	R: 0 E: 0 K: 1 S: 5	H: 0 LOB: 0 BB: 0 P: 5	R: 0 E: 0 K: 0 S: 3	H: 0 LOB: 0 BB: 0 P: 3	R: 0 E: 0 K: 0 S: 3	H: 0 LOB: 0 BB: 0 P: 3	R: 0 E: 0 K: 1 S: 4	H: 0 LOB: 0 BB: 1 P: 8	1B: 6 2B: 0 3B: 2 HR: 1	SF: 0 SAC: 1 DP: 0 HBP: 1	WP: 0 PB: 0 SB: 0 CS: 2	PA: 39
PITCHER Joey Jay, R ERA: 3.62 (1, 1)	IP: 1.1 WLS: L BF: 10 H: 4 R: 4 ER: 4 SO: 4 BB: 1 IBB: 0 HBP: 1 BLK: 0 WP: 0 HR: 0 S: 9 P: 13 ERA: 27.00 WHIP: 3.750																			
Sammy Ellis, R ERA: 8.05 (2, 1)	2.1 WLS: L BF: 4 H: 4 R: 4 ER: 4 SO: 1 BB: 1 IBB: 0 HBP: 1 BLK: 0 WP: 0 HR: 1 S: 12 P: 17 ERA: 15.43 WHIP: 2.143																			
Ted Willis, L ERA: 5.49 (4, 1)	0.0 WLS: L BF: 2 H: 1 R: 0 ER: 0 SO: 0 BB: 1 IBB: 0 HBP: 0 BLK: 0 WP: 0 HR: 0 S: 1 P: 5 ERA: ∞ WHIP: ∞																			
Dave Sisler, R ERA: 4.17 (4, 1)	0.1 WLS: L BF: 1 H: 0 R: 0 ER: 0 SO: 0 BB: 0 IBB: 0 HBP: 0 BLK: 0 WP: 0 HR: 0 S: 1 P: 1 ERA: 0.00 WHIP: 0.000																			
John Taitouris, R ERA: 2.08 (5, 1)	3.0 WLS: L BF: 9 H: 0 R: 0 ER: 0 SO: 1 BB: 0 IBB: 0 HBP: 0 BLK: 0 WP: 0 HR: 0 S: 11 P: 11 ERA: 0.00 WHIP: 0.000																			
PITCHER Bill Henry, L ERA: 4.72 (8, 1)	IP: 1.0 WLS: L BF: 3 H: 0 R: 0 ER: 0 SO: 1 BB: 1 IBB: 0 HBP: 0 BLK: 0 WP: 0 HR: 0 S: 4 P: 8 ERA: 0.00 WHIP: 1.000																			

Batter	1	2	3	4	5	6	7	8	9	10	AB	R	H	RBI	BB	SO	LOB	TOP				
Eddie Kasko, R OBP: 0.326, SLG: 0.359 (1, 5)											6	2	3	1	0	1	1	Cincinnati Reds @ Pittsburgh Pirates Forbes Field, Pittsburgh, PA Tue Sep 18 1962, 7:05 PM EDT Att: 5,656 - Unknown				
Don Blasingame, L OBP: 0.368, SLG: 0.345 (1, 4)											3	1	0	0	3	0	2					
Vada Pinson, L OBP: 0.339, SLG: 0.482 (1, 8)											6	0	3	0	0	1	4					
Frank Robinson, R OBP: 0.419, SLG: 0.631 (1, 9)											5	1	3	2	1	1	4					
Jerry Lynch, L OBP: 0.338, SLG: 0.479 (1, 7)											3	0	0	1	1	0	3					
Joe Gaines, R OBP: 0.333, SLG: 0.346 (9, PH)											1	0	0	0	0	1	2					
Rogelio Alvarez, R OBP: 0.316, SLG: 0.278 (1, 3)											3	0	0	0	0	2	3					
Marty Keough, L OBP: 0.354, SLG: 0.432 (7, PH)											1	0	0	0	0	0	3					
Wally Post, R OBP: 0.326, SLG: 0.493 (9, PH)											1	0	0	0	0	1	2					
Don Pavletich, R OBP: 0.310, SLG: 0.317 (9, 3)											0	0	0	0	0	0	0					
Leo Cardenas, R OBP: 0.338, SLG: 0.415 (1, 6)											5	2	3	0	0	0	0					
Johnny Edwards, L OBP: 0.323, SLG: 0.403 (1, 2)											2	0	2	1	2	0	0					
Jim O'Toole, S OBP: 0.192, SLG: 0.110 (8, PH)											3	0	0	0	0	1	3					
Jesse Coulter, L (8, PH)											0	0	0	0	0	1	1					
Dave Sisti, R (8, PH)											0	0	0	0	0	0	0					
Bill Henry, L OBP: 0.306, SLG: 0.333 (9, PH)											0	0	0	0	0	0	0					
Gene Fresse, R OBP: 0.306, SLG: 0.230 (10, PH)											0	1	0	0	1	0	0					
Johnny Klipstein, R OBP: 0.236, SLG: 0.281 (10, PH)											0	0	0	0	0	0	0					
Inning Stats	R: 1 E: 0 K: 1 S: 7	H: 2 LOB: 2 BB: 1 P: 11	R: 0 E: 0 K: 1 S: 6	H: 1 LOB: 1 BB: 0 P: 6	R: 0 E: 0 K: 1 S: 3	H: 1 LOB: 1 BB: 1 P: 7	R: 1 E: 0 K: 1 S: 6	H: 2 LOB: 0 BB: 0 P: 6	R: 0 E: 0 K: 2 S: 7	H: 0 LOB: 0 BB: 0 P: 7	R: 1 E: 1 K: 0 S: 5	H: 2 LOB: 3 BB: 1 P: 11	R: 0 E: 0 K: 1 S: 4	H: 2 LOB: 1 BB: 1 P: 8	R: 1 E: 0 K: 2 S: 8	H: 1 LOB: 2 BB: 2 P: 16	R: 3 E: 1 K: 0 S: 6	H: 3 LOB: 2 BB: 1 P: 10	1B: 8 2B: 6 3B: 2 HR: 0	SF: 0 SAC: 1 DP: 3 HBP: 0	WP: 1 PB: 0 SB: 2 CS: 1	PA: 49
PITCHER	IP	WLS	BF	H	R	ER	SO	BB	IBB	HBP	BLK	WP	HR	S	P	ERA	WHIP					
Earl Francis, R ERA: 3.27 (1, 1)	8.1		40	11	4	4	7	4	3	0	0	0	0	47	75	4.32	1.800					
Joe Gibbon, L ERA: 3.64 (9, 1)	0.2		2	0	0	0	2	0	0	0	0	1	0	6	6	0.00	0.000					
Jack Lamabe, R ERA: 3.08 (10, 1)	0.1	L	4	2	3	1	0	0	1	0	0	0	0	3	7	27.00	6.000					
Diomedes Olivo, L ERA: 2.69 (10, 1)	0.1		2	0	0	0	0	0	0	0	0	0	0	2	2	0.00	0.000					
Roy Face, R ERA: 1.89 (10, 1)	0.1		1	1	0	0	0	0	0	0	0	0	0	1	1	0.00	3.000					

Cincinnati Reds @ Pittsburgh Pirates
 Forbes Field, Pittsburgh, PA
 Tue Sep 18 1962, 7:05 PM EDT
 Att: 5,656 - Unknown

AB	40
R	7
H	14
RBI	5
BB	8
SO	9
LOB	28





Batter	1	2	3	4	5	6	7	8	9	10	AB	R	H	RBI	BB	SO	LOB	BOTTOM				
Bill Virdon, L OBP: 0.273, SLG: 0.343 (1, 8)											5	0	1	0	0	0	4	Cincinnati Reds @ Pittsburgh Pirates Forbes Field, Pittsburgh, PA Tue Sep 18 1962, 7:05 PM EDT Att: 5,656 - Unknown				
Dick Groat, R OBP: 0.330, SLG: 0.366 (1, 6)											5	0	0	0	0	1	3					
Roberto Clemente, R OBP: 0.354, SLG: 0.454 (1, 9)											5	1	1	0	0	1	1					
Donn Clendenon, R OBP: 0.373, SLG: 0.462 (1, 3)											5	1	1	0	0	3	1					
Bill Mazerowski, R OBP: 0.326, SLG: 0.434 (1, 4)											3	0	2	1	0	0	0					
Bob Bailey, R OBP: 0.316, SLG: 0.313 (1, 5)											3	1	1	0	0	0	2					
Howie Goss, R OBP: 0.302, SLG: 0.354 (1, 7)											3	0	1	0	0	1	1					
Willie Stargell, L (10, 7)											0	0	0	0	1	0	0					
Cal Neeman, R OBP: 0.300, SLG: 0.483 (1, 2)											3	1	1	1	0	0	0					
Smoky Burgess, L OBP: 0.375, SLG: 0.500 (9, PH)											1	0	0	0	0	0	2					
Earl Francis, R OBP: 0.172, SLG: 0.278 (9, PH)											3	0	1	0	0	0	0					
Joe Gibbon, L ERA: 3.5 (9, PH)											0	0	0	0	0	0	0					
Don Hoak, R OBP: 0.347, SLG: 0.176 (9, PH)											0	0	0	0	1	0	0					
Jack Lamabe, R (10, 1)											0	0	0	0	0	0	0					
Diomedes Olivo, L OBP: 0.306, SLG: 0.230 (10, 1)											0	0	0	0	0	0	0					
Roy Face, R ERA: 1.89 (10, 1)											0	0	0	0	0	0	0					
Inning Stats	R: 0 E: 0 K: 2 S: 8	H: 1 LOB: 1 BB: 0 P: 8	R: 0 E: 0 K: 1 S: 5	H: 1 LOB: 0 BB: 0 P: 5	R: 0 E: 0 K: 0 S: 3	H: 0 LOB: 0 BB: 0 P: 3	R: 0 E: 0 K: 1 S: 5	H: 0 LOB: 0 BB: 0 P: 5	R: 2 E: 1 K: 0 S: 7	H: 4 LOB: 2 BB: 0 P: 7	R: 2 E: 2 K: 0 S: 5	H: 2 LOB: 0 BB: 0 P: 5	R: 0 E: 0 K: 0 S: 3	H: 0 LOB: 0 BB: 0 P: 3	R: 0 E: 0 K: 0 S: 4	H: 1 LOB: 3 BB: 2 P: 12	R: 0 E: 0 K: 2 S: 7	H: 0 LOB: 0 BB: 0 P: 7	1B: 9 2B: 0 3B: 0 HR: 0	SF: 1 SAC: 1 DP: 0 HBP: 0	WP: 0 PB: 0 SB: 1 CS: 2	PA: 41
PITCHER	IP	WLS	BF	H	R	ER	SO	BB	IBB	HBP	BLK	WP	HR	S	P	ERA	WHIP					
Jim O'Toole, L ERA: 3.5 (1, 1)	7.0		28	8	4	2	4	0	0	0	0	0	0	36	36	2.57	1.143					
Dave Sisti, R ERA: 4.04 (8, 1)	1.1		6	1	0	0	0	0	0	0	0	0	0	5	9	0.00	0.750					
Bill Henry, L ERA: 4.43 (9, 1)	0.2	W	3	0	0	0	0	0	1	0	0	0	0	2	6	0.00	0.000					
Johnny Klipstein, R ERA: 4.56 (10, 1)	1.0	S	3	0	0	0	2	0	0	0	0	0	0	7	7	0.00	0.000					

Cincinnati Reds @ Pittsburgh Pirates
 Forbes Field, Pittsburgh, PA
 Tue Sep 18 1962, 7:05 PM EDT
 Att: 5,656 - Unknown

AB	36
R	4
H	9
RBI	2
BB	2
SO	6
LOB	14

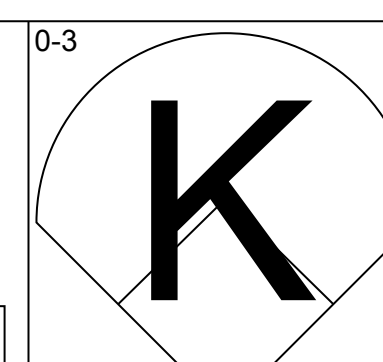
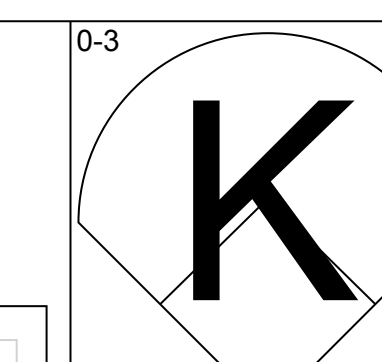
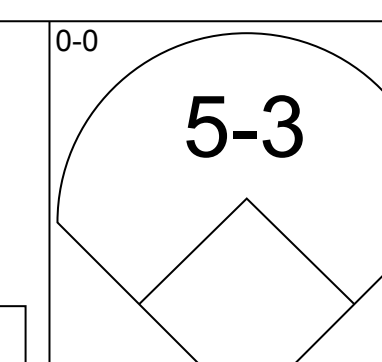
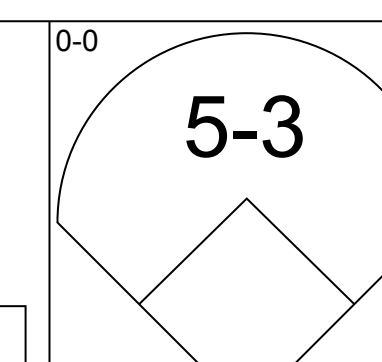
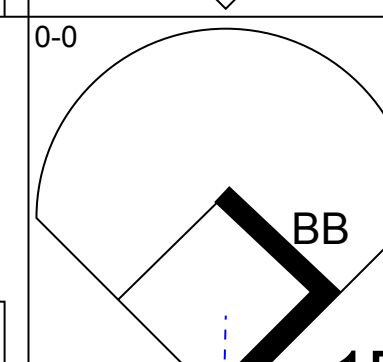
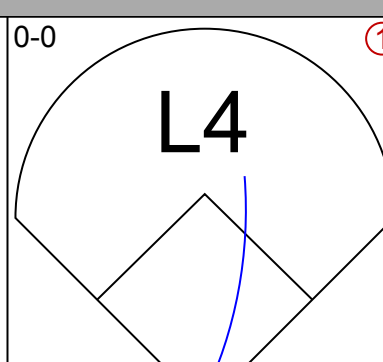
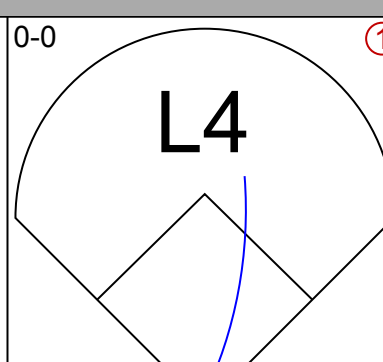
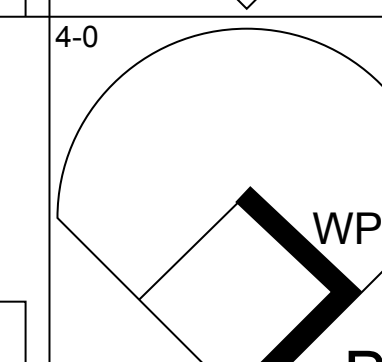
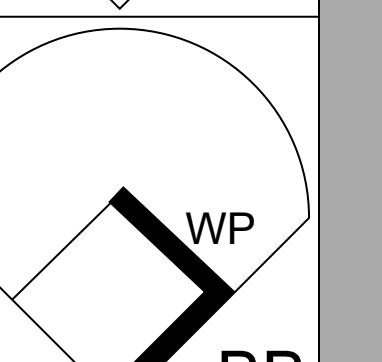
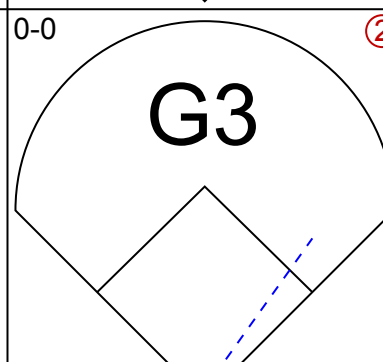
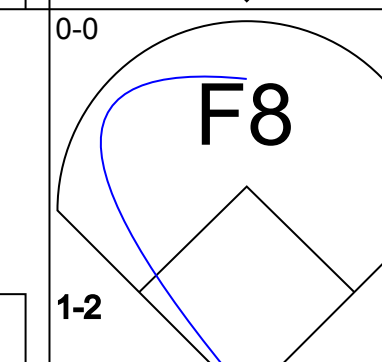
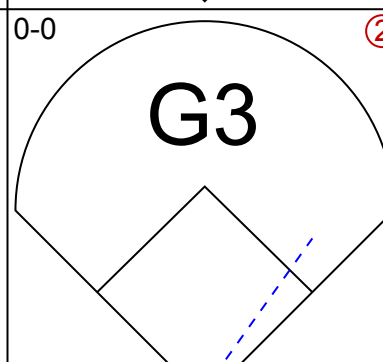
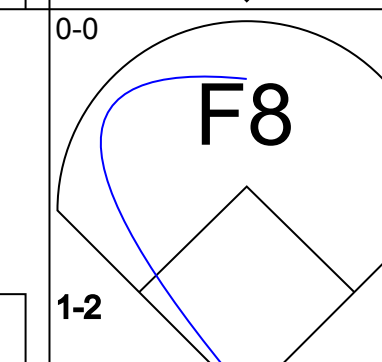
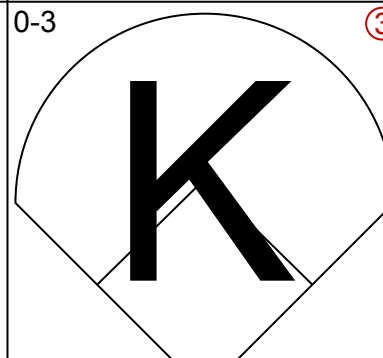
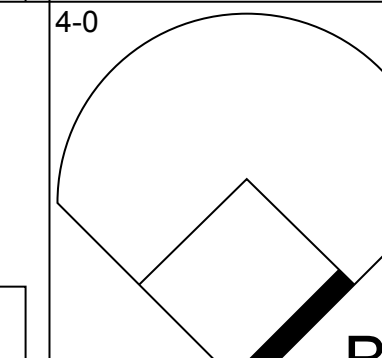
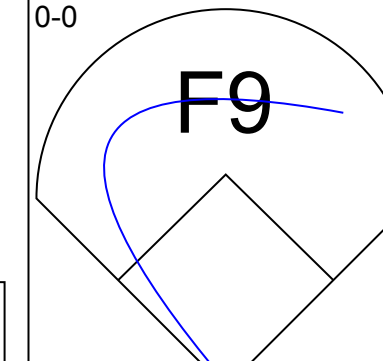
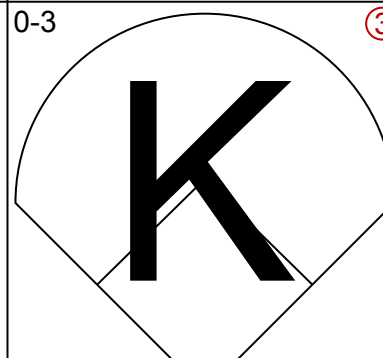
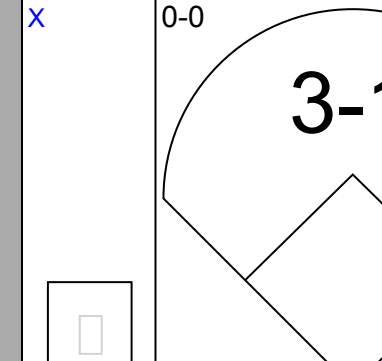
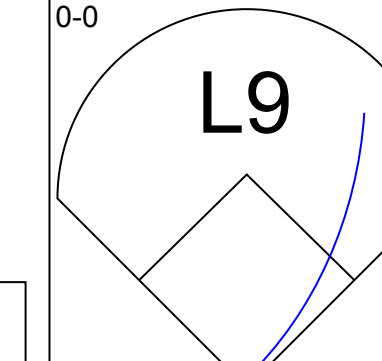
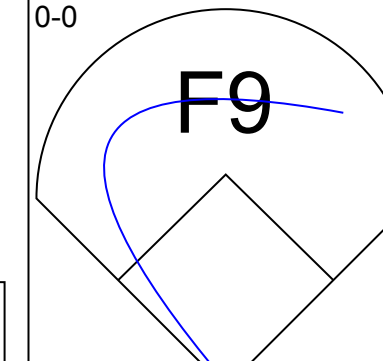
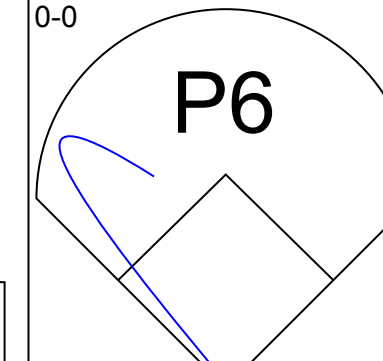
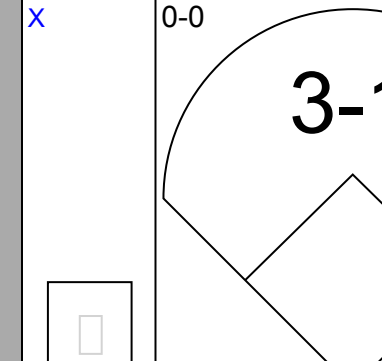
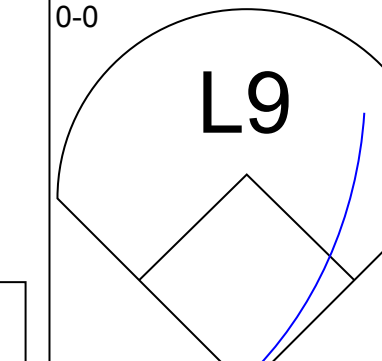
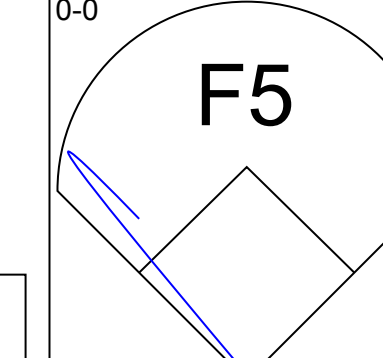
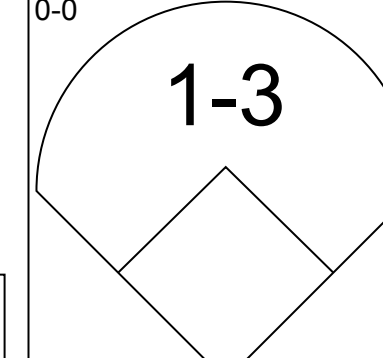
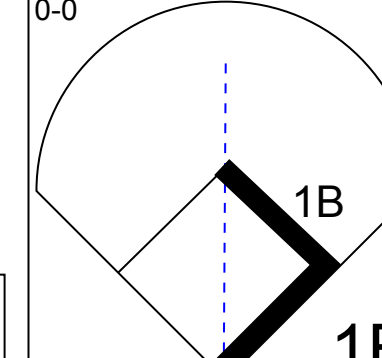

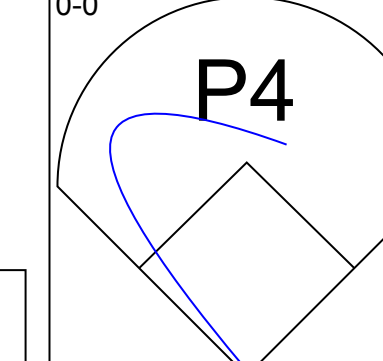
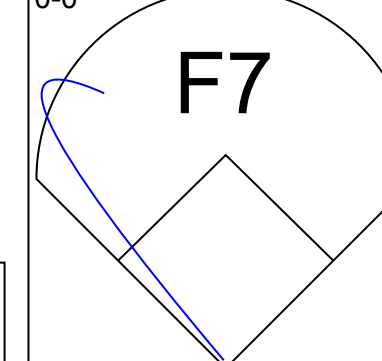
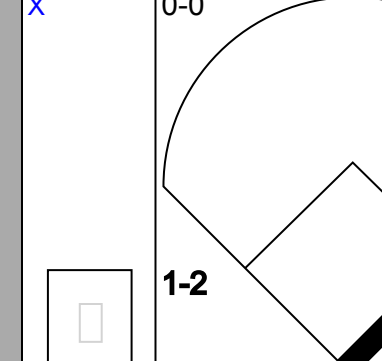

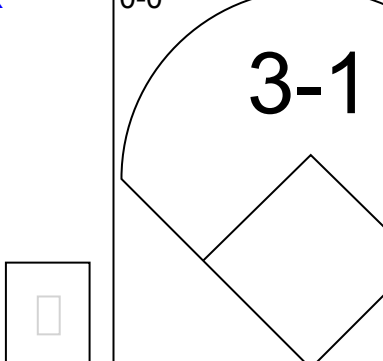
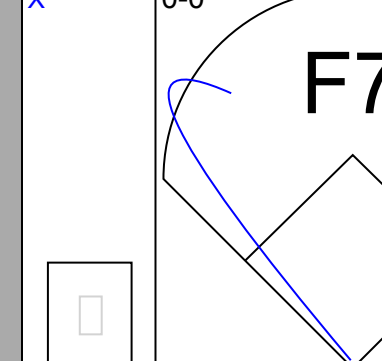
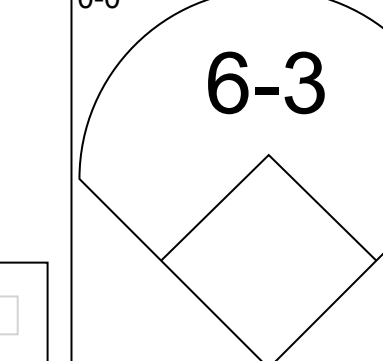
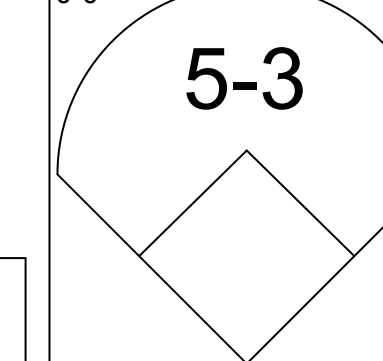
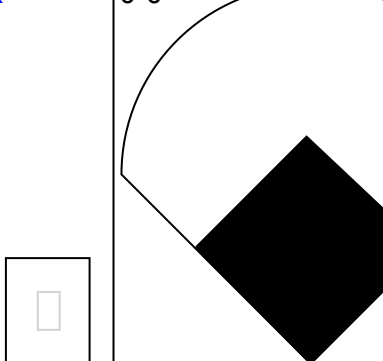
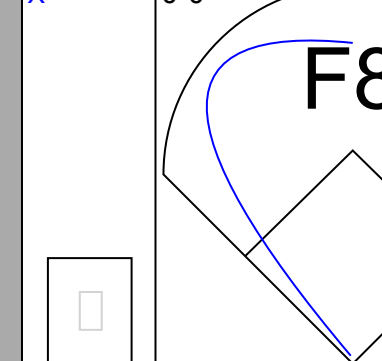


Batter	1	2	3	4	5	6	7	8	9	AB	R	H	RBI	BB	SO	LOB	TOP			
Eddie Kasko, R OBP: 0.325, SLG: 0.357 (1, 5)	0-0 5-3		0-0 6-3			0-0 6-3		4-0 SH2-4 BB		3	0	0	0	1	0	0	Cincinnati Reds @ Pittsburgh Pirates Forbes Field, Pittsburgh, PA Wed Sep 19 1962, 7:05 PM EDT Att: 3,437 - Unknown			
Don Blasingame, L OBP: 0.364, SLG: 0.342 (1, 4)	0-3 K		0-0 E6 G6-4-3			0-0 1-3		0-0 SH2-4 1-2		3	0	0	0	0	1	0				
Vada Pinson, L OBP: 0.338, SLG: 0.480 (1, 8)	0-0 4-3		0-0 G6-4-3 1-2			0-0 1B		0-0 F3		4	0	1	0	0	0	2				
Frank Robinson, R OBP: 0.420, SLG: 0.630 (1, 9)		4-0 3-1 1B BB		0-0 CS 1B		0-0 F6		0-0 6-3		3	0	1	0	1	0	2				
Jerry Lynch, L OBP: 0.343, SLG: 0.483 (1, 7)		0-0 3-1 1B		0-0 G6-4-3 1B 1-2			0-0 SH1-4 1B		0-0 6-3		4	0	3	0	0	0				
Leo Cardenas, R OBP: 0.336, SLG: 0.413 (1, 6)		0-0 F3		0-0 G6-4-3 1-2			0-0 SH1-4 1-2		0-0 F9		3	0	0	0	0	3				
Marty Keough, L OBP: 0.352, SLG: 0.429 (1, 3)		0-0 3-1 1-2 2-3			0-0 F7		0-0 F5		0-0 FC4-6 1B		4	0	1	0	0	3				
Johnny Edwards, L OBP: 0.325, SLG: 0.401 (1, 2)		4-0 IBB			0-0 G3		4-0 IBB		0-0 FC4-6 1-2		2	0	0	0	2	0	1			
Jim Maloney, L OBP: 0.214, SLG: 0.220 (1, 1)		0-0 6-3			0-0 6-3		0-0 4-3			3	0	0	0	0	0	5				
Inning Stats	R: 0 E: 0 K: 1 S: 5	H: 0 LOB: 0 BB: 0 P: 5	R: 0 E: 0 K: 0 S: 4	H: 1 LOB: 3 BB: 2 P: 12	R: 0 E: 1 K: 0 S: 3	H: 0 LOB: 0 BB: 0 P: 3	R: 0 E: 0 K: 0 S: 3	H: 2 LOB: 0 BB: 0 P: 3	R: 0 E: 0 K: 0 S: 4	H: 0 LOB: 0 BB: 0 P: 3	R: 0 E: 0 K: 0 S: 4	H: 1 LOB: 2 BB: 1 P: 8	R: 0 E: 0 K: 0 S: 3	H: 0 LOB: 1 BB: 1 P: 7	R: 0 E: 0 K: 0 S: 4	H: 1 LOB: 1 BB: 0 P: 4	1B: 6 2B: 0 3B: 0 HR: 0	SF: 0 SAC: 2 DP: 2 HBP: 0	WP: 0 PB: 0 SB: 0 CS: 1	PA: 35
PITCHER Bob Friend, R ERA: 2.83 (1, 1)	IP: 9.0 WLS: W BF: 35 H: 6 R: 0 ER: 0 SO: 1 BB: 2 IBB: 2 HBP: 0 BLK: 0 WP: 0 HR: 0 S: 33 P: 49 ERA: 0.00 WHIP: 0.889															PITCHER				

Batter	1	2	3	4	5	6	7	8	9	AB	R	H	RBI	BB	SO	LOB	BOTTOM			
Bill Virdon, L OBP: 0.275, SLG: 0.343 (1, 8)	4-0 FC3-6 BB		0-0 G1-6-3 1-2			0-0 4-3 1B		0-0 F9		3	0	1	0	1	0	1	Cincinnati Reds @ Pittsburgh Pirates Forbes Field, Pittsburgh, PA Wed Sep 19 1962, 7:05 PM EDT Att: 3,437 - Unknown			
Dick Groat, R OBP: 0.328, SLG: 0.364 (1, 6)	0-0 FC3-6 1-2		0-3 K			0-0 4-3 1-2		0-0 F9		4	0	0	0	0	1	2				
Bob Skinner, L OBP: 0.396, SLG: 0.513 (1, 7)	0-3 K			0-3 K		0-0 F9		4-0 BB		3	0	0	0	1	2	2				
Howie Goss, R OBP: 0.302, SLG: 0.354 (9, 7)										0	0	0	0	0	0	0				
Willie Stargell, L (1, 9)	0-0 G3			0-3 K		4-0 BB		0-0 F9		3	0	0	0	1	1	2				
Bill Mazerowski, R OBP: 0.326, SLG: 0.435 (1, 4)		0-0 2B		0-0 F3		0-0 F5				3	0	1	0	0	0	2				
Donn Clendenen, R OBP: 0.377, SLG: 0.479 (1, 3)		0-0 F3			4-0 E S K BB		0-0 HR			2	1	1	1	1	0	1				
Bob Bailey, R OBP: 0.273, SLG: 0.263 (1, 5)	0-3 K				0-3 K		0-0 F6			3	0	0	0	0	2	2	AB 26 R 1 H 4 RBI 1 BB 5 SO 9 LOB 15			
Cal Neeman, R OBP: 0.303, SLG: 0.452 (1, 2)	0-3 K				4-0 BB		0-3 K			2	0	0	0	1	2	1				
Bob Friend, R OBP: 0.122, SLG: 0.144 (1, 1)			0-0 G1-6-3 1B		0-3 K 3H		0-0 5-3			3	0	1	0	0	1	2				
Inning Stats	R: 0 E: 0 K: 1 S: 5	H: 0 LOB: 1 BB: 1 P: 9	R: 0 E: 0 K: 2 S: 8	H: 1 LOB: 1 BB: 0 P: 8	R: 0 E: 0 K: 1 S: 5	H: 1 LOB: 0 BB: 0 P: 5	R: 0 E: 0 K: 2 S: 7	H: 0 LOB: 0 BB: 0 P: 7	R: 0 E: 0 K: 2 S: 6	H: 0 LOB: 2 BB: 2 P: 14	R: 0 E: 0 K: 0 S: 4	H: 1 LOB: 2 BB: 1 P: 8	R: 1 E: 0 K: 1 S: 6	H: 1 LOB: 0 BB: 0 P: 6	R: 0 E: 0 K: 0 S: 3	H: 0 LOB: 1 BB: 1 P: 7	1B: 2 2B: 1 3B: 0 HR: 1	SF: 0 SAC: 0 DP: 1 HBP: 0	WP: 0 PB: 0 SB: 1 CS: 0	PA: 31
PITCHER Jim Maloney, R ERA: 3.81 (1, 1)	IP: 8.0 WLS: L BF: 31 H: 4 R: 1 ER: 1 SO: 9 BB: 5 IBB: 0 HBP: 0 BLK: 0 WP: 0 HR: 1 S: 44 P: 64 ERA: 1.12 WHIP: 1.125															PITCHER				

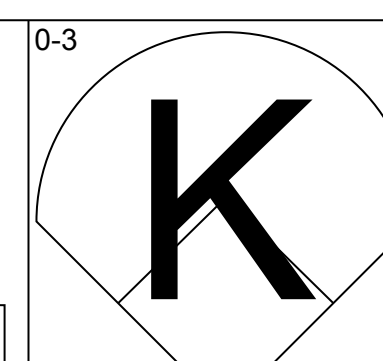
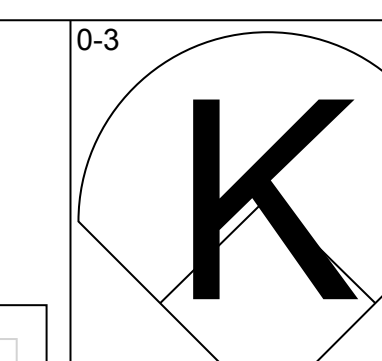
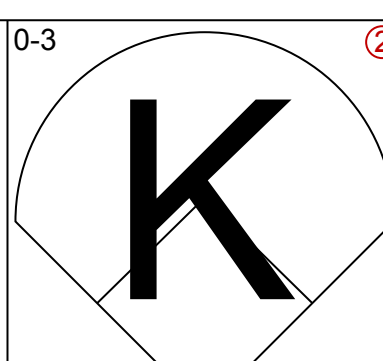
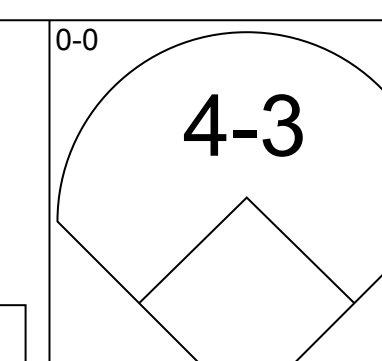
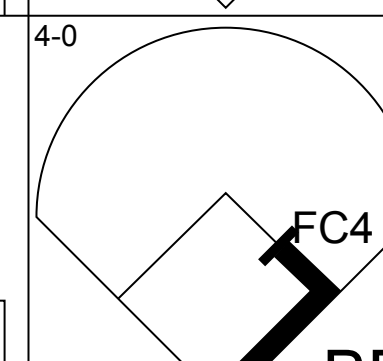
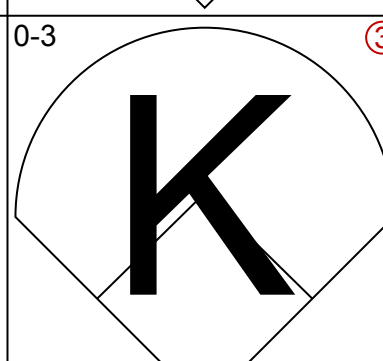
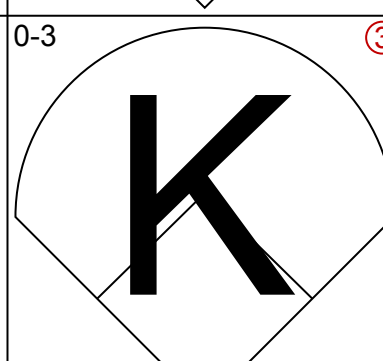
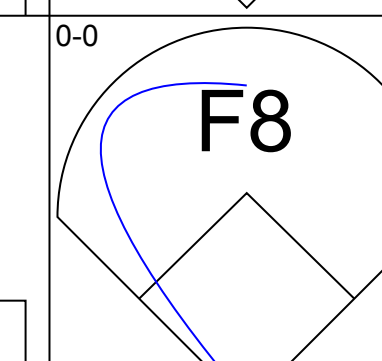
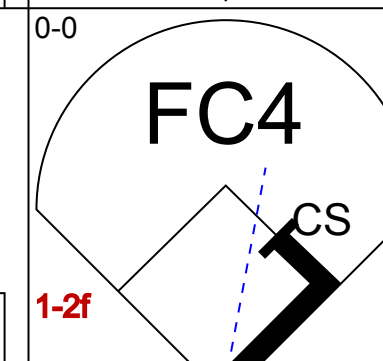
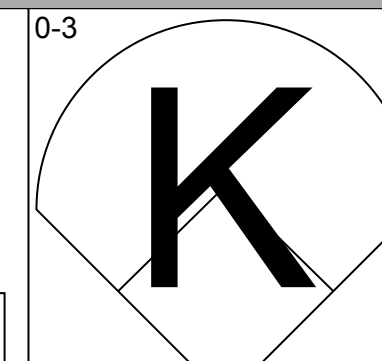
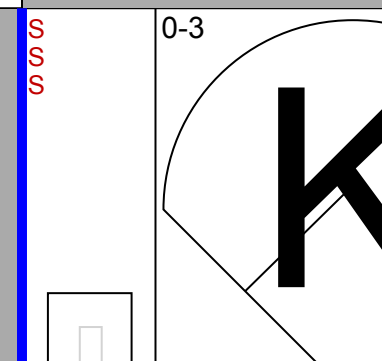

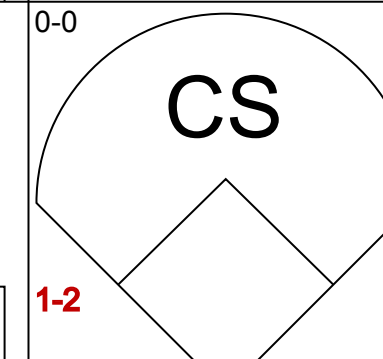
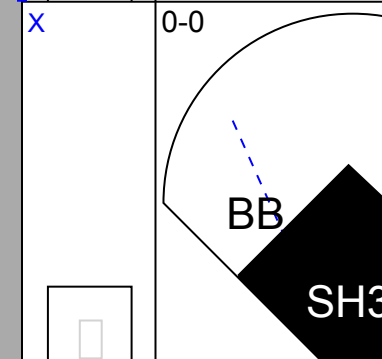

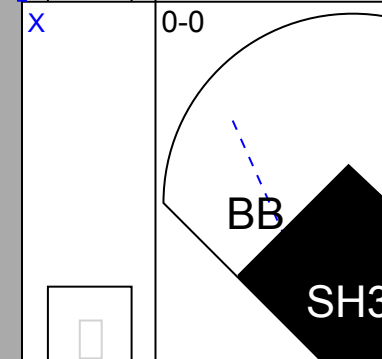

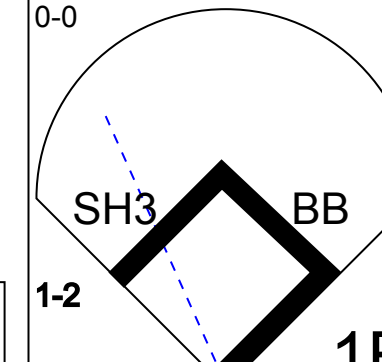

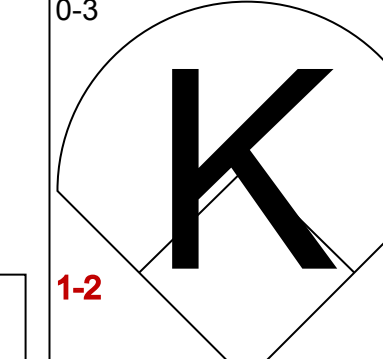
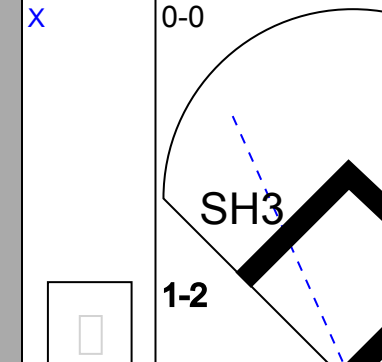
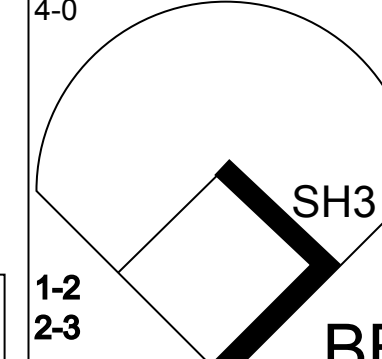

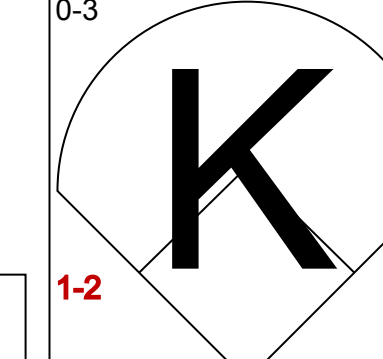
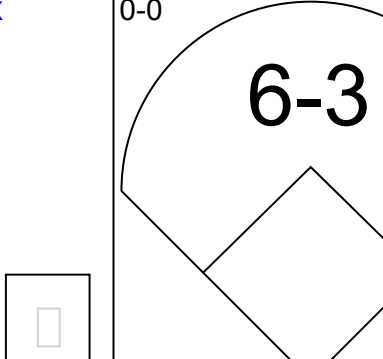
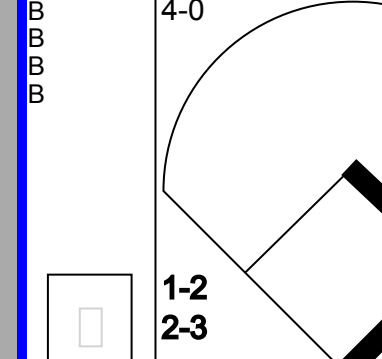


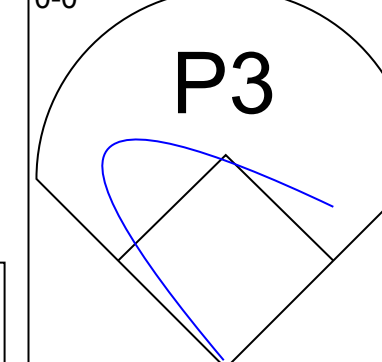
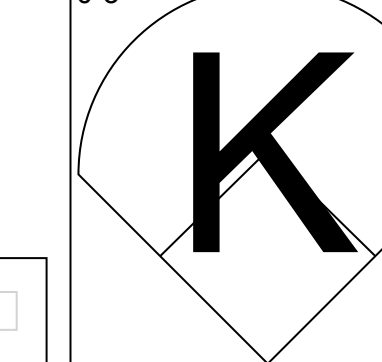
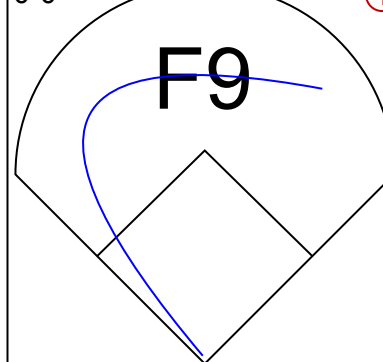
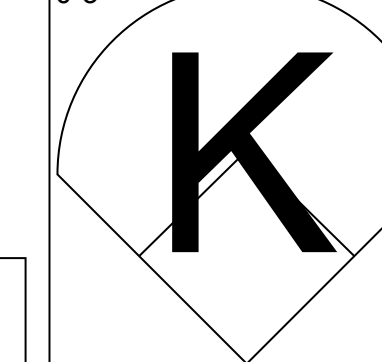

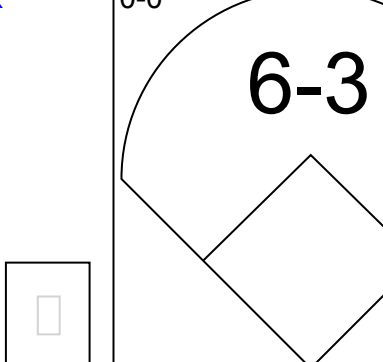
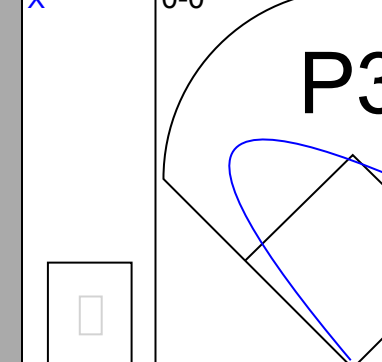
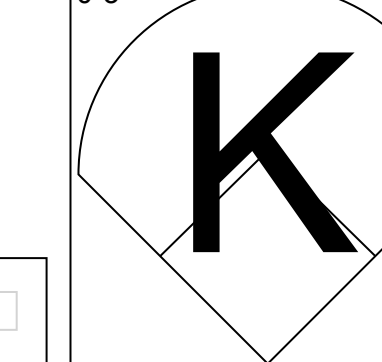

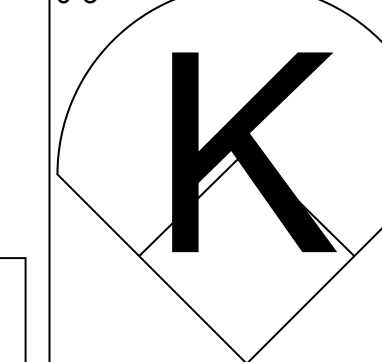
Batter	1	2	3	4	5	6	7	8	9	AB	R	H	RBI	BB	SO	LOB	TOP				
Leo Cardenas, R OBP: 0.339, SLG: 0.414										4	2	2	0	1	0	2	Cincinnati Reds @ Philadelphia Phillies Connie Mack Stadium, Philadelphia, PA Fri Sep 21 1962, 7:05 PM EDT Att: 5,726 - Unknown				
Don Blasingame, L OBP: 0.363, SLG: 0.341										4	1	1	1	1	0	3					
Vada Pinson, L OBP: 0.340, SLG: 0.478										5	0	2	1	0	0	3					
Frank Robinson, R OBP: 0.420, SLG: 0.626										4	1	2	1	1	1	4					
Jerry Lynch, L OBP: 0.347, SLG: 0.493										2	1	2	2	0	0	0					
Wally Post, R OBP: 0.328, SLG: 0.489										3	0	1	0	0	0	3					
Marty Keough, L OBP: 0.313, SLG: 0.427										1	0	0	1	0	0	1					
Rogelio Alvarez, R OBP: 0.250, SLG: 0.217										2	0	0	0	0	1	2					
Gene Freese, R OBP: 0.304, SLG: 0.158										4	0	0	0	0	1	1					
Johnny Edwards, L OBP: 0.324, SLG: 0.400										4	1	1	0	0	0	1					
Joey Jay, S OBP: 0.250, SLG: 0.233										0	0	0	0	2	0	0					
Ted Willis, L OBP: 0.313, SLG: 0.313										0	0	0	0	0	0	0					
Gordy Coleman, L OBP: 0.329, SLG: 0.481										1	0	0	0	0	0	0					
Sammy Ellis, L OBP: 0.167, SLG: 0.167										0	0	0	0	0	0	0					
Inning Stats	R: 4 E: 0 K: 0 S: 6	H: 3 LOB: 0 BB: 1 P: 10	R: 1 E: 0 K: 0 S: 5	H: 2 LOB: 2 BB: 1 P: 9	R: 0 E: 0 K: 0 S: 4	H: 1 LOB: 1 BB: 0 P: 4	R: 0 E: 0 K: 0 S: 3	H: 0 LOB: 1 BB: 1 P: 7	R: 0 E: 0 K: 1 S: 4	H: 0 LOB: 0 BB: 1 P: 8	R: 0 E: 0 K: 1 S: 5	H: 0 LOB: 1 BB: 1 P: 9	R: 0 E: 0 K: 0 S: 5	H: 2 LOB: 2 BB: 0 P: 5	R: 0 E: 0 K: 0 S: 3	H: 0 LOB: 0 BB: 0 P: 3	R: 1 E: 0 K: 1 S: 7	H: 3 LOB: 1 BB: 0 P: 7	1B: 8 2B: 2 3B: 1 HR: 0	SF: 1 SAC: 1 DP: 2 HBP: 0	WP: 0 PA: 41 PB: 0 SB: 0 CS: 0
PITCHER	IP WLS BF H R ER SO BB IBB HBP BLK WP HR S P ERA WHIP																				
Art Mahaffey, R ERA: 3.77	(1, 1) 4.0 21 6 5 5 0 3 0 0 0 0 0 0 18 30 11.25 2.250																				
Bill Smith, L ERA: 4.44	(5, 1) 2.0 7 0 0 0 2 2 0 0 0 0 0 0 9 17 0.00 1.000																				
Jack Baldschun, R ERA: 2.96	(7, 1) 3.0 W 13 5 1 1 1 0 0 0 0 0 0 0 15 15 3.00 1.667																				

Batter	1	2	3	4	5	6	7	8	9	AB	R	H	RBI	BB	SO	LOB	BOTTOM		
Tony Taylor, R OBP: 0.331, SLG: 0.343										5	0	3	3	0	0	0	Cincinnati Reds @ Philadelphia Phillies Connie Mack Stadium, Philadelphia, PA Fri Sep 21 1962, 7:05 PM EDT Att: 5,726 - Unknown		
Billy Klaus, L OBP: 0.300, SLG: 0.317										4	0	1	0	1	1	4			
Johnny Callison, L OBP: 0.363, SLG: 0.502										4	1	1	1	0	1	4			
Roy Sievers, R OBP: 0.340, SLG: 0.453										4	1	1	0	0	0	1			
Bobby Wine, R OBP: 0.272, SLG: 0.337										1	0	0	0	0	1	0			
Wes Covington, L OBP: 0.329, SLG: 0.423										5	1	3	0	0	1	1			
Don Demeter, R OBP: 0.390, SLG: 0.513										4	2	2	2	1	1	1			
Clay Dalrymple, L OBP: 0.392, SLG: 0.416										3	1	2	1	2	1	0			
Ruben Amaro, R OBP: 0.336, SLG: 0.293										1	1	0	0	0	0	1			
Frank Torre, R OBP: 0.404, SLG: 0.384										2	1	1	1	1	0	3			
Art Mahaffey, R OBP: 0.174, SLG: 0.227	(1, 1)									1	0	1	0	0	0	0			
John Herrnstein, L OBP: 0.333, SLG: 0.333	(4, PH)									1	0	0	0	0	1	3			
Bill Smith, L OBP: 0.308, SLG: 0.273	(5, 1)									0	0	0	0	0	0	0			
Ted Savage, R OBP: 0.347, SLG: 0.370	(6, PH)									1	0	0	0	0	1	1			
Jack Baldschun, R OBP: 0.167, SLG: 0.063	(7, 1)									1	0	1	0	0	0	0			
Inning Stats	R: 0 E: 0 K: 0 S: 3	H: 0 LOB: 0 BB: 0 P: 3	R: 0 E: 0 K: 0 S: 3	H: 0 LOB: 0 BB: 0 P: 3	R: 1 E: 0 K: 1 S: 8	H: 3 LOB: 2 BB: 0 P: 8	R: 0 E: 0 K: 2 S: 8	H: 1 LOB: 2 BB: 2 P: 16	R: 0 E: 0 K: 0 S: 4	H: 1 LOB: 1 BB: 0 P: 4	R: 3 E: 0 K: 2 S: 11	H: 4 LOB: 2 BB: 1 P: 15	R: 3 E: 0 K: 2 S: 12	H: 5 LOB: 2 BB: 0 P: 12	R: 1 E: 0 K: 1 S: 6	H: 2 LOB: 2 BB: 2 P: 14	1B: 13 2B: 1 3B: 0 HR: 2	SF: 1 SAC: 1 DP: 1 HBP: 0	WP: 0 PA: 44 PB: 1 SB: 0 CS: 0
PITCHER	IP WLS BF H R ER SO BB IBB HBP BLK WP HR S P ERA WHIP																		
Joey Jay, R ERA: 3.76	(1, 1) 6.2 L 37 14 7 7 7 0 3 0 0 0 0 0 0 1 48 6 9.45 2.550																		
Ted Willis, L ERA: 5.46	(7, 1) 0.1 1 0 0 0 0 0 0 0 0 0 0 0 1 1 0.00 0.000																		
Sammy Ellis, R ERA: 8.1	(8, 1) 1.0 6 2 1 1 1 1 2 0 0 0 0 0 1 6 14 9.00 4.000																		

Batter	1	2	3	4	5	6	7	8	9	AB	R	H	RBI	BB	SO	LOB	TOP					
Leo Cardenas, R OBP: 0.337, SLG: 0.412 (1, 6)										4	0	0	0	0	2	0	<p>Cincinnati Reds @ Philadelphia Phillies</p> <p>Connie Mack Stadium, Philadelphia, PA</p> <p>Sat Sep 22 1962, 7:05 PM EDT</p> <p>Att: 3,837 - Unknown</p>					
Don Blasingame, L OBP: 0.364, SLG: 0.341 (1, 4)										3	0	1	0	1	0	0						
Vada Pinson, L OBP: 0.337, SLG: 0.475 (1, 8)										4	0	0	0	0	0	2						
Frank Robinson, R OBP: 0.421, SLG: 0.624 (1, 9)										2	0	0	0	2	1	0						
Jerry Lynch, L OBP: 0.342, SLG: 0.486 (1, 7)										4	0	0	0	0	0	4						
Marty Keough, L OBP: 0.345, SLG: 0.424 (1, 3)										4	0	1	0	0	0	0						
Gene Freese, R OBP: 0.296, SLG: 0.174 (1, 5)										4	0	1	0	0	0	0						
Johnny Edwards, L OBP: 0.323, SLG: 0.401 (1, 2)										4	0	1	0	0	0	2						
Joe Nuxhall, L OBP: 0.296, SLG: 0.423 Johnny Klippstein, R OBP: 0.152, SLG: 0.250 (1, 1) (5, 1)										2	1	1	1	0	0	1						
										1	0	0	0	0	0	2						
Inning Stats	R: 0 E: 0 K: 1 S: 6	H: 1 LOB: 2 BB: 1 P: 10	R: 0 E: 0 K: 0 S: 4	H: 1 LOB: 1 BB: 0 P: 4	R: 0 E: 0 K: 1 S: 5	H: 0 LOB: 0 BB: 0 P: 5	R: 0 E: 0 K: 0 S: 3	H: 0 LOB: 0 BB: 0 P: 3	R: 1 E: 0 K: 0 S: 4	H: 1 LOB: 0 BB: 0 P: 4	R: 0 E: 0 K: 1 S: 5	H: 0 LOB: 0 BB: 0 P: 5	R: 0 E: 0 K: 0 S: 5	H: 2 LOB: 2 BB: 0 P: 5	R: 0 E: 0 K: 0 S: 3	H: 0 LOB: 0 BB: 2 P: 11	R: 0 E: 0 K: 0 S: 3	H: 0 LOB: 0 BB: 0 P: 3	1B: 3 2B: 1 3B: 0 HR: 1	SF: 0 SAC: 0 DP: 0 HBP: 0	WP: 1 PB: 0 SB: 0 CS: 0	PA: 35
PITCHER Cal McLish, R ERA: 4.19 (1, 1)	IP: 9.0 WLS: W BF: 35 H: 5 R: 1 ER: 1 SO: 3 BB: 3 IBB: 0 HBP: 0 BLK: 0 WP: 1 HR: 1 S: 38 P: 50 ERA: 1.00 WHIP: 0.889															PITCHER						

AB	32
R	1
H	5
RBI	1
BB	3
SO	3
LOB	11



Batter	1	2	3	4	5	6	7	8	9	AB	R	H	RBI	BB	SO	LOB	BOTTOM			
Tony Taylor, R OBP: 0.329, SLG: 0.341 (1, 4)										4	0	0	0	0	3	1	<p>Cincinnati Reds @ Philadelphia Phillies</p> <p>Connie Mack Stadium, Philadelphia, PA</p> <p>Sat Sep 22 1962, 7:05 PM EDT</p> <p>Att: 3,837 - Unknown</p>			
Johnny Callison, L OBP: 0.363, SLG: 0.499 (1, 9)										3	0	0	0	1	2	0				
Ted Savage, R OBP: 0.345, SLG: 0.368 Wes Covington, L OBP: 0.328, SLG: 0.422 (7, PH) (8, 7)										2	0	0	0	0	1	1				
Roy Sievers, R OBP: 0.342, SLG: 0.453 (1, 3)										2	1	1	0	1	0	0				
Don Demeter, R OBP: 0.361, SLG: 0.520 (1, 8)										3	1	2	1	0	0	1				
Bobby Wine, R OBP: 0.270, SLG: 0.334 Billy Klaus, L OBP: 0.302, SLG: 0.317 (7, PH) (8, 5)										2	0	0	0	0	1	1				
Bob Oldis, R OBP: 0.366, SLG: 0.313 (1, 2)										2	0	0	1	0	1	0				
Ruben Amaro, R OBP: 0.336, SLG: 0.298 (1, 6)										3	0	1	0	0	0	2				
Cal McLish, S OBP: 0.161, SLG: 0.098 (1, 1)										3	0	0	0	0	2	1				
Inning Stats	R: 0 E: 0 K: 1 S: 4	H: 0 LOB: 0 BB: 1 P: 8	R: 0 E: 0 K: 1 S: 4	H: 0 LOB: 1 BB: 1 P: 8	R: 0 E: 0 K: 3 S: 10	H: 1 LOB: 1 BB: 0 P: 10	R: 0 E: 0 K: 2 S: 7	H: 0 LOB: 0 BB: 0 P: 7	R: 1 E: 0 K: 0 S: 4	H: 1 LOB: 0 BB: 0 P: 4	R: 0 E: 0 K: 2 S: 7	H: 0 LOB: 0 BB: 0 P: 7	R: 1 E: 0 K: 1 S: 7	H: 2 LOB: 2 BB: 1 P: 11	R: 0 E: 0 K: 1 S: 5	H: 0 LOB: 0 BB: 0 P: 5	1B: 2 2B: 2 3B: 0 HR: 1	SF: 0 SAC: 1 DP: 1 HBP: 0	WP: 0 PB: 0 SB: 0 CS: 2	PA: 30
PITCHER Joe Nuxhall, L ERA: 3.03 Johnny Klippstein, R ERA: 4.47 (1, 1) (5, 1)	IP: 4.0 WLS: L BF: 15 H: 2 R: 1 ER: 1 SO: 4 BB: 1 IBB: 0 HBP: 0 BLK: 0 WP: 0 HR: 0 S: 22 P: 26 ERA: 2.25 WHIP: 0.750															PITCHER				

AB	25
R	2
H	4
RBI	2
BB	3
SO	11
LOB	7



Batter	1	2	3	4	5	6	7	8	9	10	AB	R	H	RBI	BB	SO	LOB	TOP				
Leo Cardenas, R OBP: 0.340, SLG: 0.413 (1, 6)											3	1	2	0	2	0	0	Cincinnati Reds @ Philadelphia Phillies Connie Mack Stadium, Philadelphia, PA Sun Sep 23 1962, 3:33 AM EDT Att: 6,554 - Unknown				
Cookie Rojas, R OBP: 0.313, SLG: 0.243 (1, 4)											5	0	3	0	0	0	2					
Gene Freese, R OBP: 0.250, SLG: 0.143 Bill Henry, L OBP: 0.341, SLG: 0.484 Dave Sisler, R (9, 1)											5	0	0	0	0	1	6					
Frank Robinson, R OBP: 0.422, SLG: 0.628 (1, 9)											4	1	2	1	1	0	2					
Wally Post, R OBP: 0.333, SLG: 0.493 Jerry Lynch, L OBP: 0.341, SLG: 0.484 Joe Gaines, R OBP: 0.333, SLG: 0.346 (1, 7)											4	0	3	1	0	0	1					
Rogelio Alvarez, R OBP: 0.250, SLG: 0.222 Gordy Coleman, L OBP: 0.330, SLG: 0.482 Marty Keough, L OBP: 0.346, SLG: 0.424 (1, 3)											4	0	1	0	0	0	4					
Vada Pinson, L OBP: 0.336, SLG: 0.478 (1, 8)											5	1	1	2	0	1	2					
Johnny Edwards, L OBP: 0.322, SLG: 0.398 (1, 2)											4	0	0	0	1	1	1					
John Tsitouris, R Eddie Kasko, R OBP: 0.326, SLG: 0.356 (9, 5)											2	0	0	0	0	1	0					
Inning Stats	R: 1 E: 0 K: 0 S: 5	H: 3 LOB: 2 BB: 1 P: 9	R: 0 E: 0 K: 0 S: 3	H: 0 LOB: 2 BB: 2 P: 11	R: 0 E: 0 K: 1 S: 6	H: 1 LOB: 1 BB: 0 P: 6	R: 0 E: 0 K: 0 S: 3	H: 0 LOB: 0 BB: 0 P: 3	R: 0 E: 0 K: 0 S: 4	H: 2 LOB: 1 BB: 0 P: 4	R: 0 E: 0 K: 1 S: 5	H: 1 LOB: 2 BB: 1 P: 10	R: 1 E: 0 K: 1 S: 7	H: 2 LOB: 1 BB: 0 P: 7	R: 0 E: 0 K: 0 S: 5	H: 2 LOB: 0 BB: 0 P: 5	R: 2 E: 0 K: 2 S: 9		H: 2 LOB: 0 BB: 0 P: 9	1B: 11 2B: 0 3B: 0 HR: 2	SF: 0 SAC: 1 DP: 1 HBP: 0	WP: 0 PA: 45
PITCHER	IP 9.0	WLS 40	BF 11	H 2	R 2	ER 2	SO 3	BB 3	IBB 0	HBP 0	BLK 0	WP 0	HR 1	S 42	P 58	ERA 2.00	WHIP 1.556					
Chris Short, L ERA: 3.14 Art Mahaffey, R ERA: 3.83 (1, 1)	1.0	L	5	2	2	2	2	0	0	0	0	0	0	1	9	9	18.00	2.000				

Cincinnati Reds @ Philadelphia Phillies
 Connie Mack Stadium, Philadelphia, PA
 Sun Sep 23 1962, 3:33 AM EDT
 Att: 6,554 - Unknown

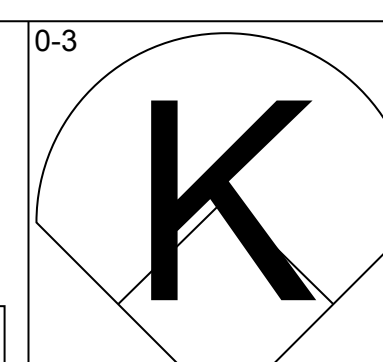
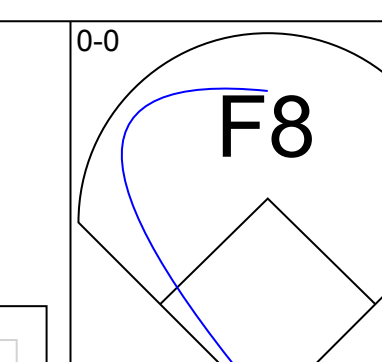
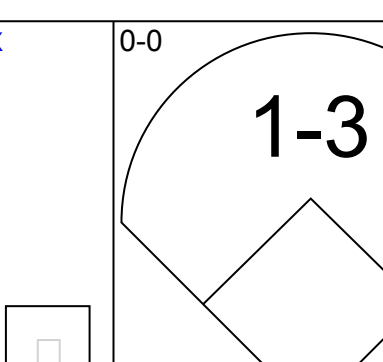
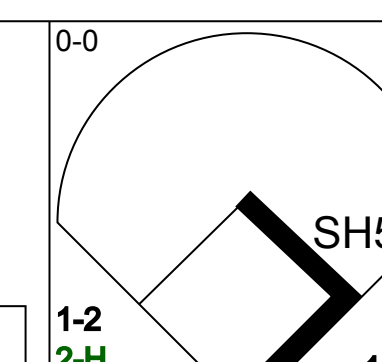
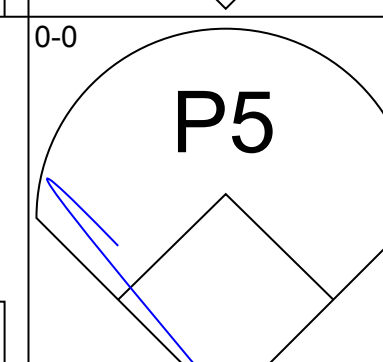
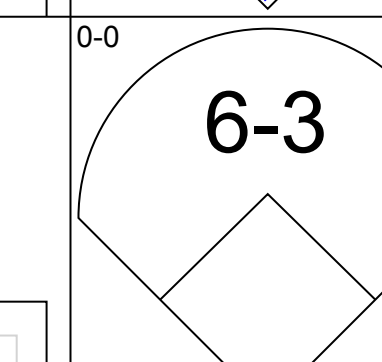
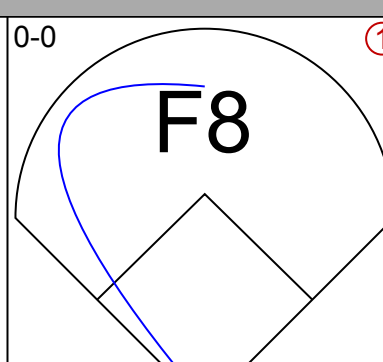
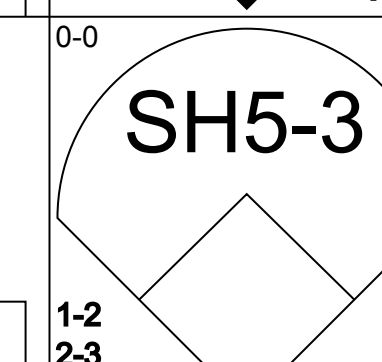
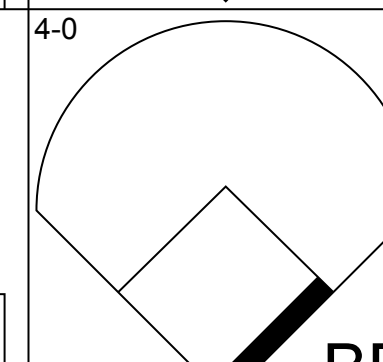
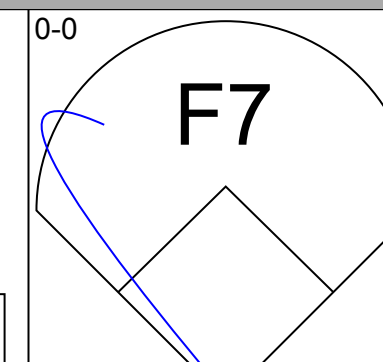
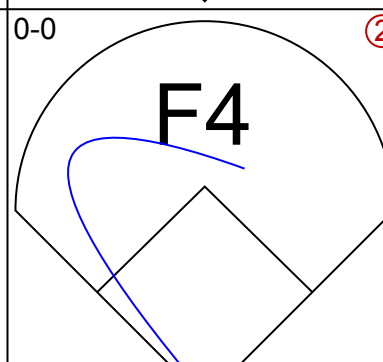
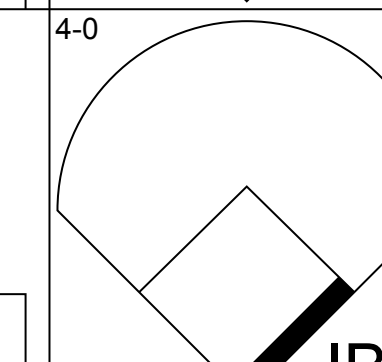
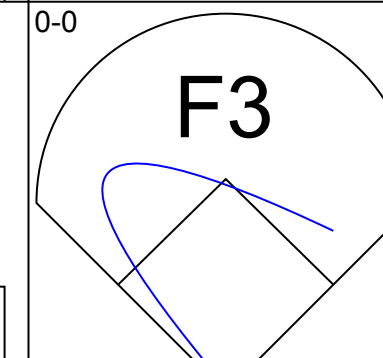
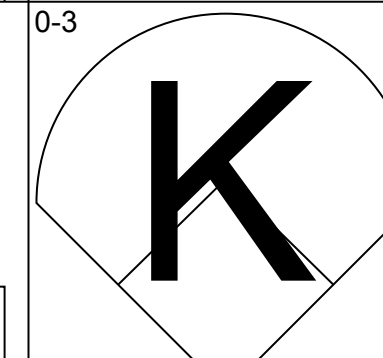
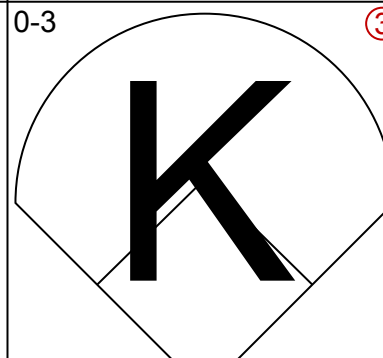
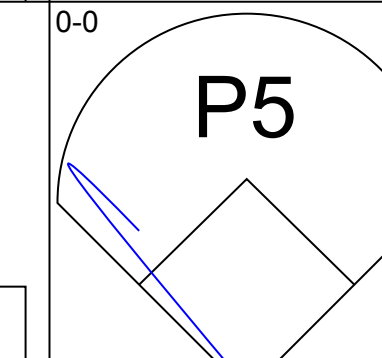
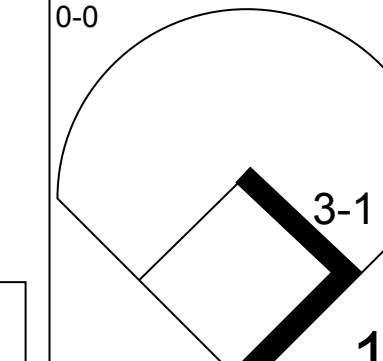
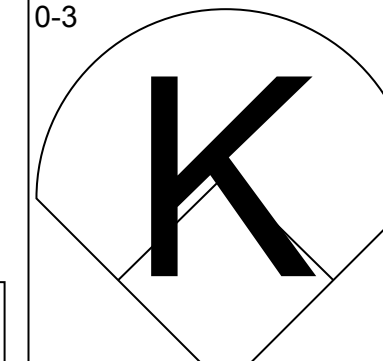
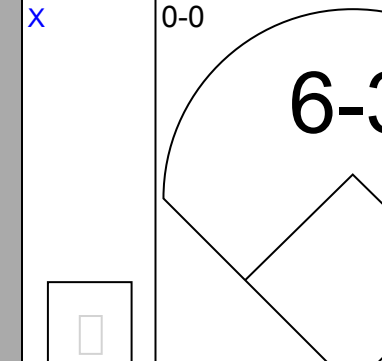
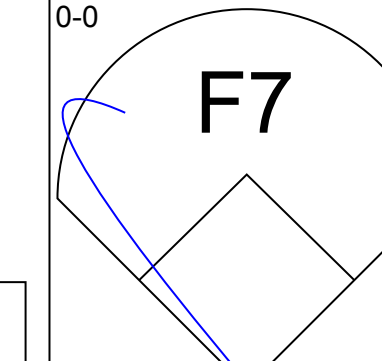
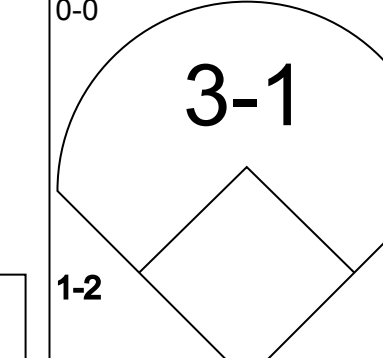
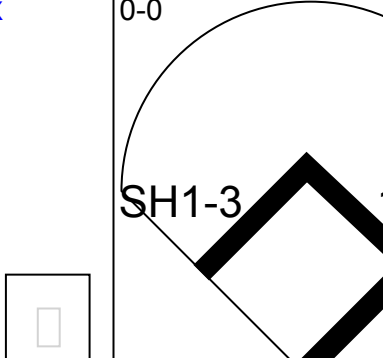
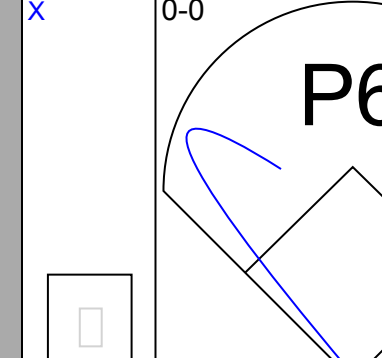
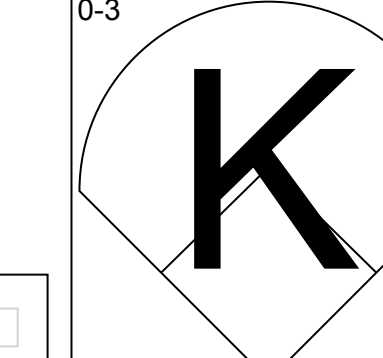
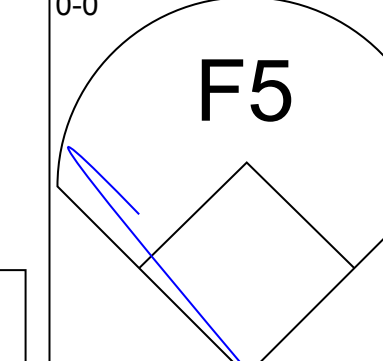
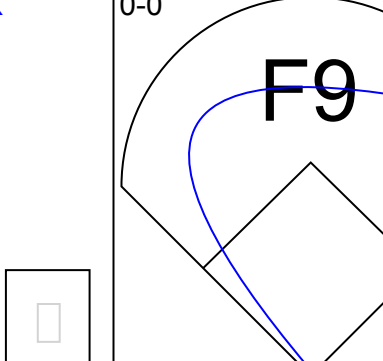
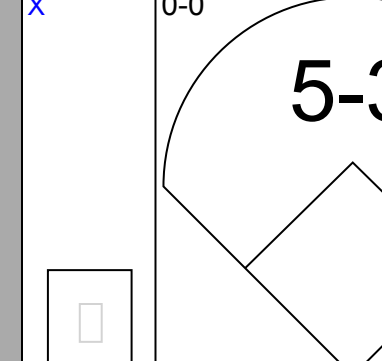
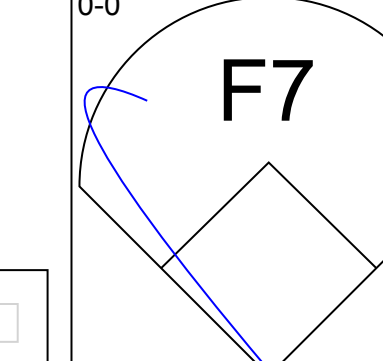
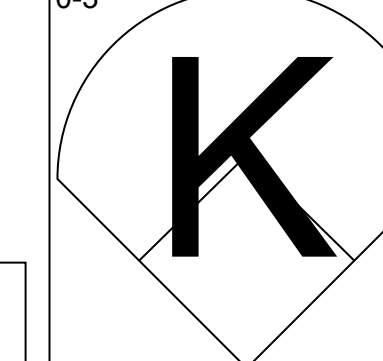
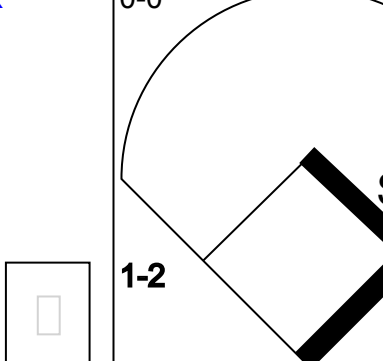
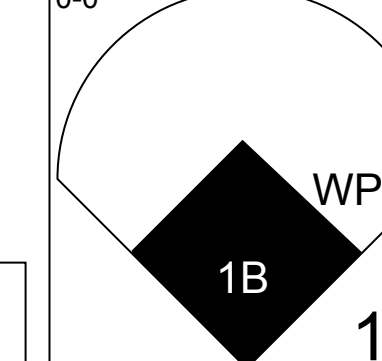
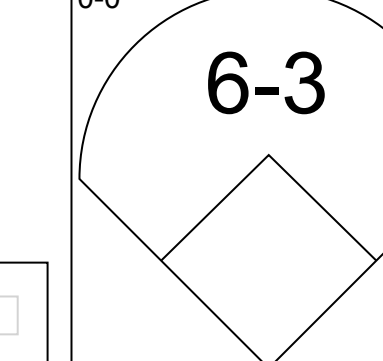
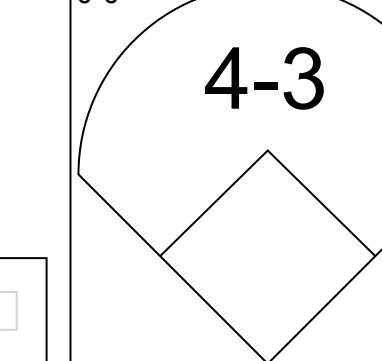
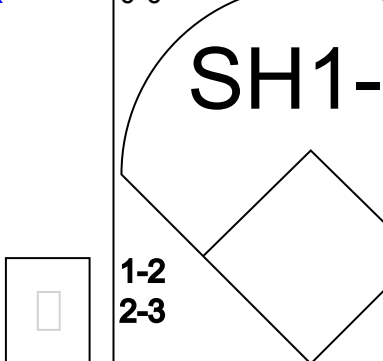
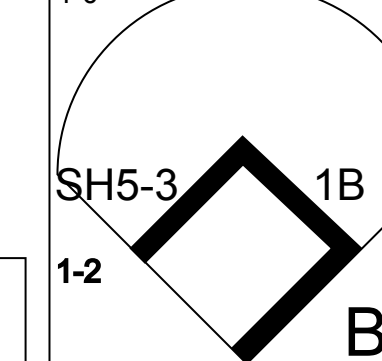
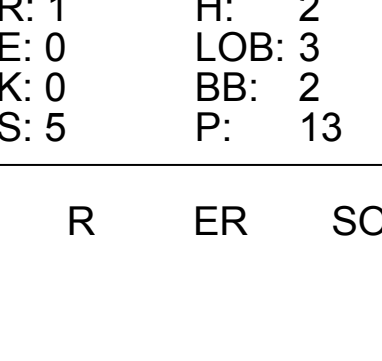
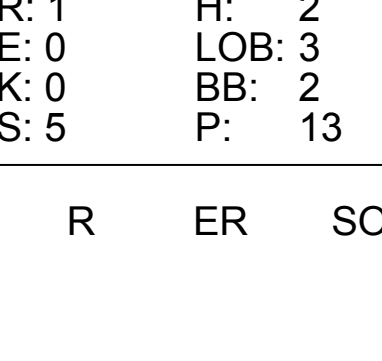
AB	40
R	4
H	13
RBI	4
BB	4
SO	5
LOB	18



Batter	1	2	3	4	5	6	7	8	9	10	AB	R	H	RBI	BB	SO	LOB	BOTTOM				
Tony Taylor, R OBP: 0.329, SLG: 0.340 (1, 4)											4	0	1	0	0	0	1	Cincinnati Reds @ Philadelphia Phillies Connie Mack Stadium, Philadelphia, PA Sun Sep 23 1962, 3:33 AM EDT Att: 6,554 - Unknown				
Billy Klaus, L OBP: 0.298, SLG: 0.312 (1, 5)											4	0	0	0	0	0	3					
Jimmie Coker, R Art Mahaffey, R OBP: 0.174, SLG: 0.227 (9, 6)											0	0	0	1	0	0	0					
Johnny Callison, L OBP: 0.365, SLG: 0.497 (1, 9)											2	0	0	0	3	0	2					
Wes Covington, L OBP: 0.329, SLG: 0.419 (1, 7)											4	0	1	0	1	0	4					
Don Demeter, R OBP: 0.302, SLG: 0.519 (1, 8)											5	1	2	0	0	1	2					
Frank Torre, L OBP: 0.406, SLG: 0.383 (1, 3)											3	0	1	0	0	0	0					
Clay Dalrymple, L OBP: 0.389, SLG: 0.411 (1, 2)											4	0	0	0	1	0	5					
Bobby Wine, R John Herrington, L Ruben Amaro, Jr. Roy Sievers, R Mel Roach, R (1, 6)											2	0	0	0	0	0	2					
Chris Short, R Ted Savage, R OBP: 0.216, SLG: 0.278 (9, 5)											3	0	1	0	0	0	3					
Inning Stats	R: 0 E: 0 K: 0 S: 3	H: 0 LOB: 1 BB: 1 P: 7	R: 0 E: 0 K: 1 S: 6	H: 1 LOB: 1 BB: 0 P: 6	R: 0 E: 0 K: 0 S: 4	H: 1 LOB: 1 BB: 0 P: 5	R: 0 E: 0 K: 0 S: 3	H: 0 LOB: 1 BB: 1 P: 7	R: 0 E: 0 K: 0 S: 5	H: 0 LOB: 1 BB: 1 P: 10	R: 0 E: 0 K: 0 S: 3	H: 0 LOB: 1 BB: 1 P: 7	R: 0 E: 0 K: 1 S: 6	H: 1 LOB: 1 BB: 0 P: 6	R: 1 E: 0 K: 0 S: 4	H: 1 LOB: 2 BB: 2 P: 12	R: 0 E: 0 K: 1 S: 5	H: 0 LOB: 0 BB: 0 P: 5	1B: 6 2B: 0 3B: 1 HR: 0	SF: 1 SAC: 1 DP: 1 HBP: 2	WP: 1 PA: 44	
PITCHER	IP 8.0	WLS 35	BF 6	H 1	R 1	ER 1	SO 2	BB 2	IBB 0	HBP 0	BLK 0	WP 1	HR 0	S 33	P 51	ERA 1.12	WHIP 1.250					
John Tsitouris, R ERA: 1.46 Bill Henry, L ERA: 4.71 Dave Sisler, R ERA: 3.92 (9, 1)	0.2	W	4	0	0	0	1	0	0	0	0	0	0	0	6	6	0.00	0.000				

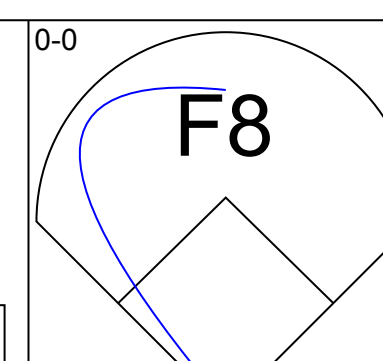
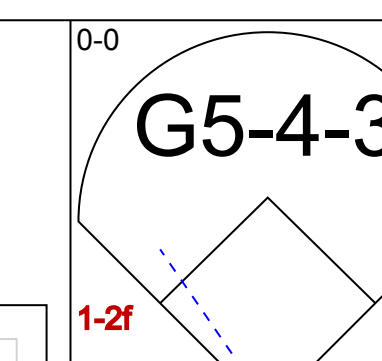
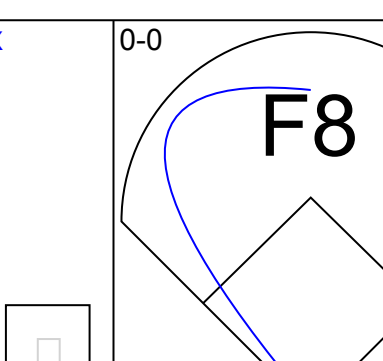
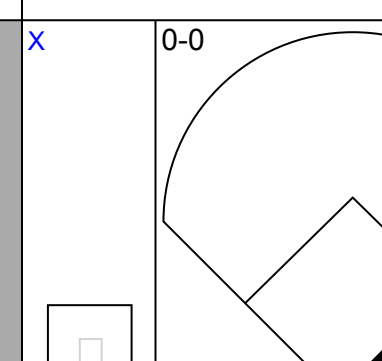
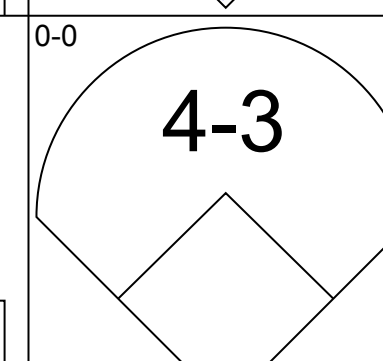
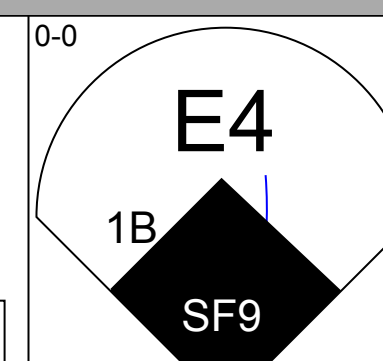
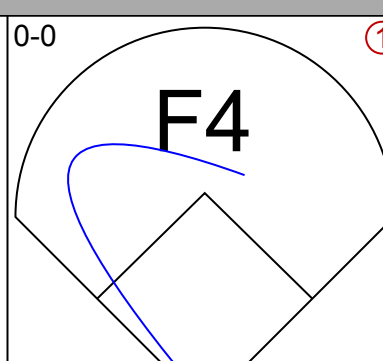
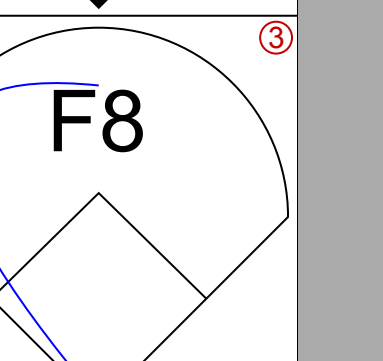
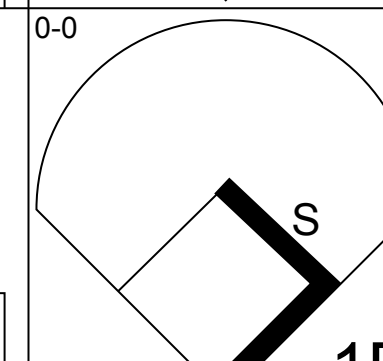
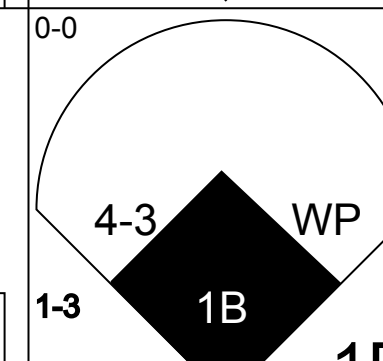
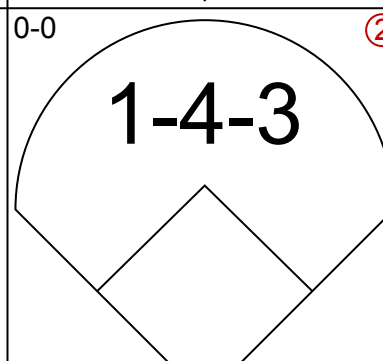
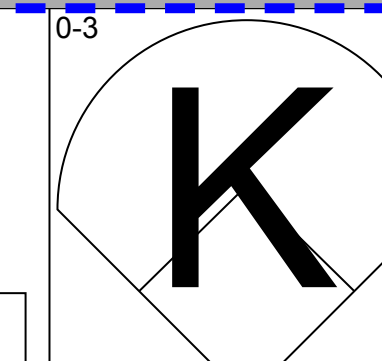
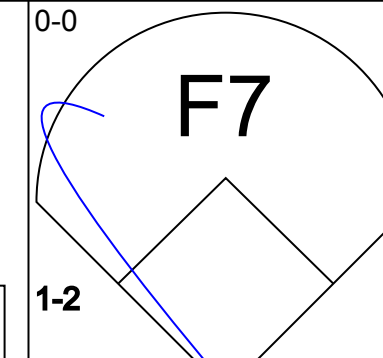
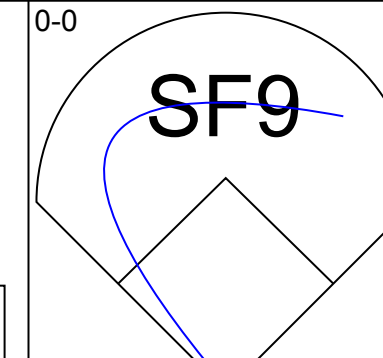
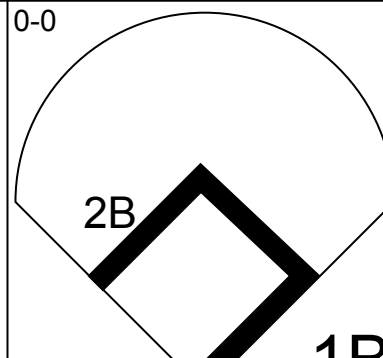
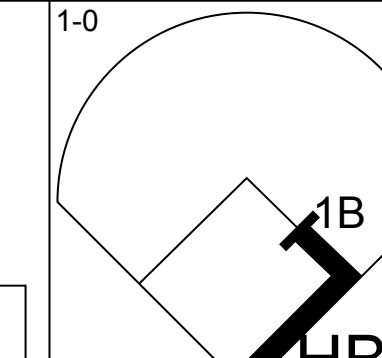
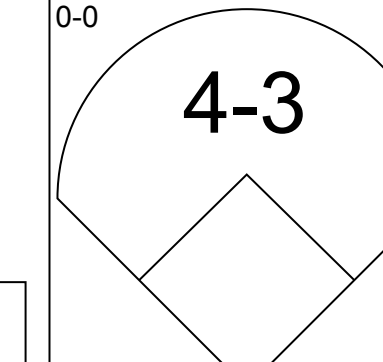
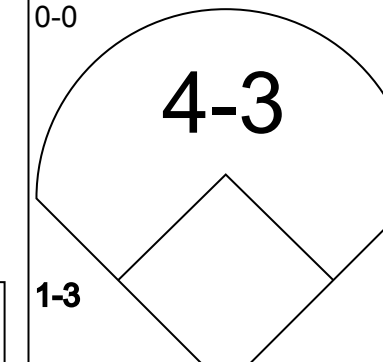
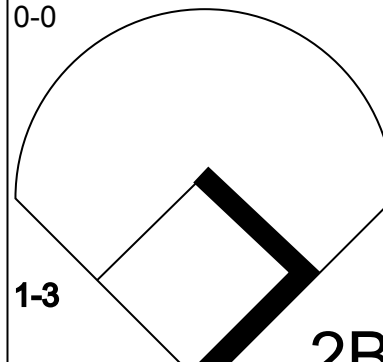
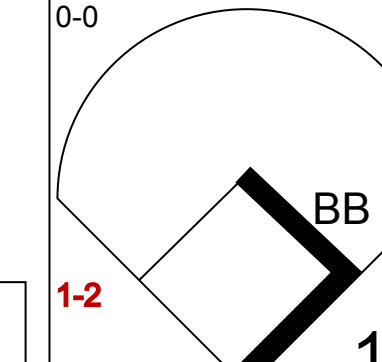
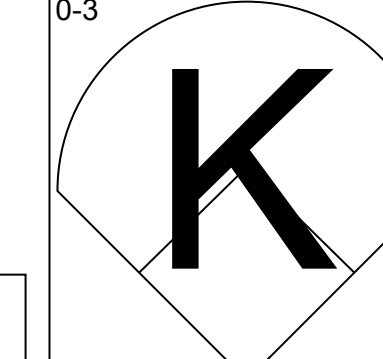
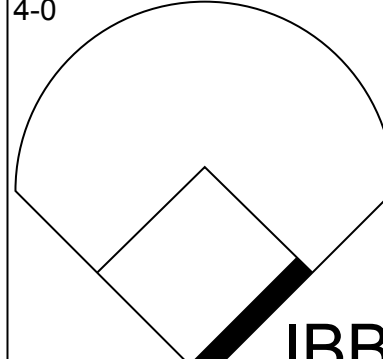
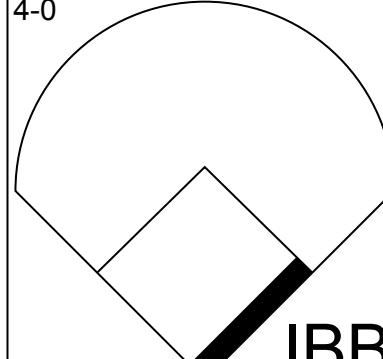
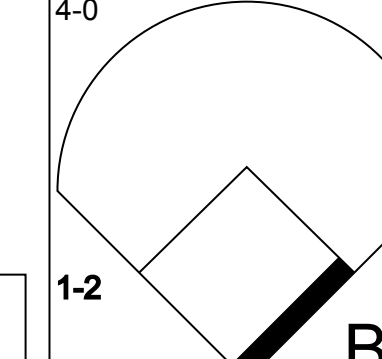
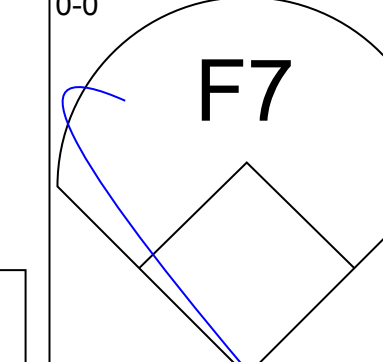
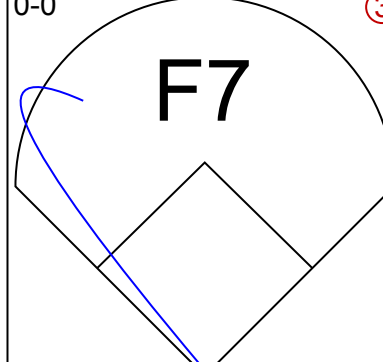
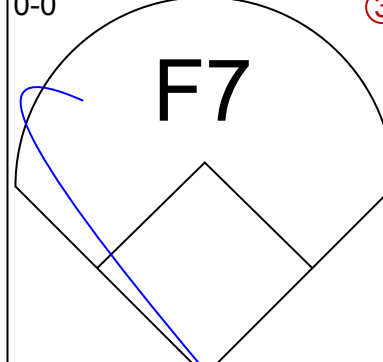
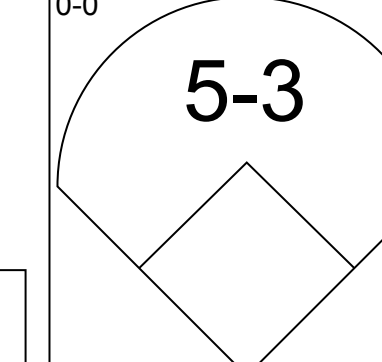


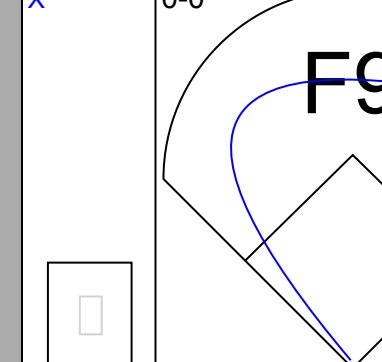
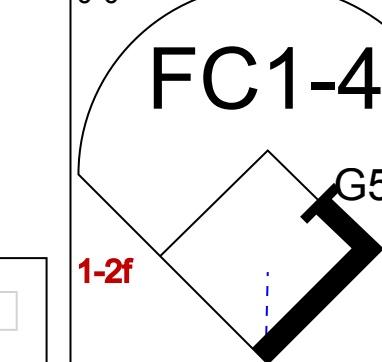

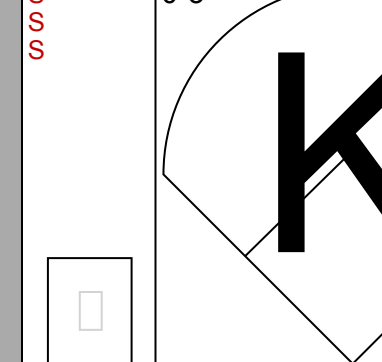
AB	34
R	2
H	7
RBI	2
BB	6
SO	3
LOB	23



Batter	1	2	3	4	5	6	7	8	9	AB	R	H	RBI	BB	SO	LOB	TOP		
Bill Virdon, L OBP: 0.279, SLG: 0.342 (1, 8)										4	0	1	1	0	1	2	Pittsburgh Pirates @ Cincinnati Reds Crosley Field, Cincinnati, OH Tue Sep 25 1962, 7:05 PM EDT Att: 4,500 - Unknown		
Dick Groat, R OBP: 0.322, SLG: 0.358 (1, 6)										3	0	0	0	0	0	0			
Bob Skinner, L OBP: 0.396, SLG: 0.506 (1, 7)										2	0	0	0	2	0	0			
Willie Stargell, L OBP: 0.316, SLG: 0.353 (1, 9)										4	0	0	0	0	2	4			
Bill Mazerowski, R OBP: 0.321, SLG: 0.425 (1, 4)										4	0	1	0	0	1	3			
Donn Clendenen, R OBP: 0.377, SLG: 0.468 (1, 3)										4	0	1	0	0	1	1			
Bob Bailey, R OBP: 0.237, SLG: 0.286 (1, 5)										4	0	0	0	0	0	2			
Elmo Plaskett, R OBP: 0.357, SLG: 0.538 (1, 2)										4	1	2	0	0	1	1			
Tom Sturdivant, L OBP: 0.176, SLG: 0.212 (8, PH)										1	0	0	0	0	0	0			
Jim Marshall, L OBP: 0.340, SLG: 0.434 Harvey Haddix, L OBP: 0.259, SLG: 0.404 Jack Lamabe, R (8, 1)										0	0	0	0	1	0	0			
Inning Stats	R: 0 E: 0 K: 1 S: 5	H: 0 LOB: 1 BB: 1 P: 9	R: 0 E: 0 K: 1 S: 6	H: 1 LOB: 1 BB: 0 P: 6	R: 0 E: 0 K: 0 S: 3	H: 0 LOB: 0 BB: 0 P: 3	R: 0 E: 0 K: 2 S: 7	H: 0 LOB: 0 BB: 0 P: 7	R: 0 E: 0 K: 0 S: 5	H: 2 LOB: 2 BB: 0 P: 5	R: 0 E: 0 K: 0 S: 3	H: 0 LOB: 0 BB: 0 P: 3	R: 1 E: 0 K: 0 S: 5	H: 2 LOB: 3 BB: 2 P: 13	R: 0 E: 0 K: 1 S: 5	H: 0 LOB: 0 BB: 0 P: 5	1B: 5 2B: 0 3B: 0 HR: 0	SF: 0 SAC: 2 DP: 0 HBP: 0	WP: 1 PA: 35
PITCHER Bob Purkey, R ERA: 2.81 (1, 1)	IP: 9.0 WLS: W BF: 35 H: 5 R: 1 ER: 1 SO: 6 BB: 2 IBB: 1 HBP: 0 BLK: 0 WP: 1 HR: 0 S: 44 P: 56 ERA: 1.00 WHIP: 0.778															PITCHER IP: WLS: BF: H: R: ER: SO: BB: IBB: HBP: BLK: WP: HR: S: P: ERA: WHIP			

AB	30
R	1
H	5
RBI	1
BB	3
SO	6
LOB	13



Batter	1	2	3	4	5	6	7	8	9	AB	R	H	RBI	BB	SO	LOB	BOTTOM		
Leo Cardenas, R OBP: 0.340, SLG: 0.412 (1, 6)										4	0	1	0	0	0	1	Pittsburgh Pirates @ Cincinnati Reds Crosley Field, Cincinnati, OH Tue Sep 25 1962, 7:05 PM EDT Att: 4,500 - Unknown		
Cookie Rojas, R OBP: 0.299, SLG: 0.231 (1, 4)										4	1	0	0	0	0	1			
Vada Pinson, L OBP: 0.337, SLG: 0.478 (1, 8)										4	1	2	0	0	1	0			
Frank Robinson, R OBP: 0.422, SLG: 0.628 (1, 9)										2	0	1	1	0	0	1			
Jerry Lynch, L OBP: 0.341, SLG: 0.486 Wally Post, R OBP: 0.335, SLG: 0.495 (8, PH) (9, 7)										3	0	1	0	0	0	1			
Gordy Coleman, L OBP: 0.333, SLG: 0.482 Rogelio Alvarez, R OBP: 0.250, SLG: 0.222 (8, FR) (9, 3)										2	0	1	1	2	1	0			
Gene Freese, R OBP: 0.222, SLG: 0.125 (1, 5)										4	0	0	0	0	0	6			
Johnny Edwards, L OBP: 0.322, SLG: 0.397 (1, 2)										3	0	1	0	0	0	0			
Bob Purkey, R OBP: 0.134, SLG: 0.178 (1, 1)										3	0	0	0	0	2	1			
Inning Stats	R: 0 E: 0 K: 0 S: 4	H: 1 LOB: 1 BB: 0 P: 4	R: 0 E: 0 K: 1 S: 5	H: 0 LOB: 0 BB: 0 P: 5	R: 0 E: 0 K: 0 S: 3	H: 1 LOB: 1 BB: 0 P: 3	R: 2 E: 1 K: 0 S: 6	H: 2 LOB: 1 BB: 0 P: 6	R: 0 E: 0 K: 1 S: 5	H: 0 LOB: 0 BB: 0 P: 5	R: 0 E: 0 K: 0 S: 3	H: 2 LOB: 3 BB: 1 P: 9	R: 0 E: 0 K: 1 S: 6	H: 1 LOB: 1 BB: 0 P: 6	R: 0 E: 0 K: 1 S: 5	H: 1 LOB: 2 BB: 1 P: 10		1B: 7 2B: 1 3B: 0 HR: 0	SF: 1 SAC: 0 DP: 1 HBP: 1
PITCHER Tom Sturdivant, R ERA: 3.73 Harvey Haddix, L ERA: 4.2 Jack Lamabe, R ERA: 3.04 (1, 1) (8, 1) (8, 1)	IP: 7.0 WLS: L BF: 29 H: 7 R: 2 ER: 0 SO: 3 BB: 0 IBB: 1 HBP: 0 BLK: 0 WP: 1 HR: 0 S: 34 P: 38 ERA: 0.00 WHIP: 1.000															PITCHER IP: WLS: BF: H: R: ER: SO: BB: IBB: HBP: BLK: WP: HR: S: P: ERA: WHIP			



Batter	1	2	3	4	5	6	7	8	9	10	11	AB	R	H	RBI	BB	SO	LOB	TOP			
Bill Virdon, L OBP: 0.281, SLG: 0.342 (1, 8)												3	0	1	0	2	0	1				
Dick Groat, R OBP: 0.334, SLG: 0.360 Dick Schofield, S OBP: 0.379, SLG: 0.371 (10, 6)												4	0	2	0	0	1	1				
Bob Skinner, L OBP: 0.396, SLG: 0.504 (1, 7)												4	0	1	0	1	2	4				
Bill Mazeroski, R OBP: 0.320, SLG: 0.425 (1, 4)												5	1	1	0	0	1	4				
Donn Clendenon, R OBP: 0.373, SLG: 0.462 (1, 3)												5	0	1	0	0	1	0				
Willie Stargell, L OBP: 0.375, SLG: 0.476 (1, 9)												4	0	2	1	1	0	0				
Bob Bailey, R OBP: 0.233, SLG: 0.256 (1, 5)												4	0	0	0	1	1	3				
Cal Neeman, R OBP: 0.244, SLG: 0.333 (1, 2)												4	0	0	0	0	1	2				
Earl Francis, R OBP: 0.177, SLG: 0.262 Bob Friend, R OBP: 0.121, SLG: 0.143 (1, 1)												3	0	0	0	1	1	0				
Inning Stats	R: 0 E: 0 K: 1 S: 5	H: 0 LOB: 1 BB: 1 P: 9	R: 0 E: 0 K: 1 S: 6	H: 1 LOB: 1 BB: 0 P: 6	R: 0 E: 0 K: 1 S: 5	H: 1 LOB: 1 BB: 1 P: 9	R: 0 E: 0 K: 1 S: 5	H: 0 LOB: 0 BB: 0 P: 5	R: 0 E: 0 K: 1 S: 5	H: 1 LOB: 0 BB: 0 P: 5	R: 0 E: 0 K: 2 S: 8	H: 1 LOB: 2 BB: 1 P: 12	R: 0 E: 0 K: 0 S: 2	H: 0 LOB: 0 BB: 1 P: 6	R: 0 E: 0 K: 0 S: 4	H: 1 LOB: 3 BB: 0 P: 5	R: 1 E: 0 K: 0 S: 4	H: 3 LOB: 0 BB: 0 P: 4	1B: 4 2B: 5 3B: 0 HR: 0	SF: 0 SAC: 0 DP: 2 HBP: 1	WP: 1 PB: 0 SB: 2 CS: 2	PA: 44
PITCHER	IP: 9.0 WLS: 6 BF: 34 H: 4 R: 0 ER: 0 SO: 8 BB: 6 IBB: 0 HBP: 1 BLK: 0 WP: 1 HR: 0 S: 44 P: 68 ERA: 0.00 WHIP: 1.111											IP: 10.1 WLS: 2.0 BF: 9 H: 4 R: 1 ER: 1 SO: 0 BB: 0 IBB: 0 HBP: 1 BLK: 0 WP: 1 HR: 0 S: 44 P: 9 ERA: 4.50 WHIP: 2.000										

Pittsburgh Pirates @ Cincinnati Reds
Crosley Field, Cincinnati, OH
Wed Sep 26 1962, 7:05 PM EDT
Att: 3,623 - Unknown

AB 36
R 1
H 8
RBI 1
BB 6
SO 8
LOB 15



Batter	1	2	3	4	5	6	7	8	9	10	11	AB	R	H	RBI	BB	SO	LOB	BOTTOM			
Leo Cardenas, R OBP: 0.339, SLG: 0.410 (1, 6)												3	0	0	0	0	1	0				
Don Blasingame, L OBP: 0.364, SLG: 0.340 (1, 4)												4	0	1	0	0	1	1				
Vada Pinson, L OBP: 0.337, SLG: 0.475 (1, 8)												3	0	0	0	1	0	2				
Frank Robinson, R OBP: 0.420, SLG: 0.624 (1, 9)												4	0	0	0	0	1	2				
Jerry Lynch, L OBP: 0.337, SLG: 0.479 (1, 7)												4	0	0	0	0	0	0				
Gordy Coleman, L OBP: 0.333, SLG: 0.482 (1, 3)												4	0	1	0	0	0	0				
Gene Freese, R OBP: 0.225, SLG: 0.139 Cookie Rojas, R OBP: 0.299, SLG: 0.231 (11, PR)												4	0	1	0	0	2	1				
Johnny Edwards, L OBP: 0.319, SLG: 0.394 (1, 2)												4	0	0	0	0	0	2				
Jim Maloney, L OBP: 0.205, SLG: 0.209 Jesse Gonder, L (9, PH) Johnny Klippstein, R OBP: 0.192, SLG: 0.250 Marty Keough, L OBP: 0.346, SLG: 0.422 (11, PH)												2	0	0	0	0	0	0				
Inning Stats	R: 0 E: 0 K: 0 S: 4	H: 1 LOB: 1 BB: 0 P: 4	R: 0 E: 0 K: 0 S: 4	H: 1 LOB: 1 BB: 0 P: 4	R: 0 E: 0 K: 0 S: 3	H: 0 LOB: 0 BB: 0 P: 3	R: 0 E: 0 K: 1 S: 5	H: 0 LOB: 0 BB: 0 P: 5	R: 0 E: 0 K: 2 S: 7	H: 0 LOB: 0 BB: 1 P: 7	R: 0 E: 0 K: 1 S: 5	H: 0 LOB: 0 BB: 1 P: 8	R: 0 E: 0 K: 1 S: 5	H: 0 LOB: 0 BB: 0 P: 5	R: 0 E: 0 K: 0 S: 3	H: 0 LOB: 0 BB: 0 P: 3	R: 0 E: 0 K: 0 S: 3	H: 1 LOB: 1 BB: 0 P: 3	1B: 2 2B: 1 3B: 0 HR: 0	SF: 0 SAC: 0 DP: 1 HBP: 1	WP: 1 PB: 0 SB: 1 CS: 1	PA: 36
PITCHER	IP: 10.0 WLS: 10 BF: 33 H: 2 R: 0 ER: 0 SO: 6 BB: 1 IBB: 0 HBP: 0 BLK: 0 WP: 1 HR: 0 S: 43 P: 48 ERA: 0.00 WHIP: 0.300											IP: 11.0 WLS: 1.0 BF: 3 H: 1 R: 0 ER: 0 SO: 0 BB: 0 IBB: 0 HBP: 0 BLK: 0 WP: 0 HR: 0 S: 3 P: 3 ERA: 3.06 WHIP: 1.000										

Pittsburgh Pirates @ Cincinnati Reds
Crosley Field, Cincinnati, OH
Wed Sep 26 1962, 7:05 PM EDT
Att: 3,623 - Unknown

AB 34
R 0
H 3
RBI 0
BB 1
SO 6
LOB 9




Batter	1	2	3	4	5	6	7	8	9	AB	R	H	RBI	BB	SO	LOB	TOP							
Tony Taylor, R OBP: 0.335, SLG: 0.342 (1, 4)	L9		4-3			G3 1B BB			DI 1B	3	1	1	0	2	0	0	Philadelphia Phillies @ Cincinnati Reds Crosley Field, Cincinnati, OH Fri Sep 28 1962, 7:05 PM EDT Att.: 4,494 - Unknown							
Billy Klaus, L OBP: 0.291, SLG: 0.303 (1, 5) (3, 6)			F7			G3	F3		K	4	0	1	0	0	0	3								
Bobby Wine, R OBP: 0.288, SLG: 0.331 (9, FH)	1B									1	0	0	0	0	1	1								
Johnny Callison, L OBP: 0.363, SLG: 0.492 (1, 9) (3, 8)	K				F8				4-3	3	1	0	0	1	1	2								
Jimmie Coker, R (9, FH)								1B BB		1	0	0	0	0	0	1								
Roy Sievers, R OBP: 0.347, SLG: 0.458 (1, 3) (3, 9)	K				F7					4	0	2	1	0	1	1								
Wes Covington, L OBP: 0.328, SLG: 0.423 (1, 7)					F5					4	0	1	0	0	0	2								
Don Demeter, R OBP: 0.361, SLG: 0.523 (1, 8) (3, 5)										4	1	1	1	0	2	4								
Clay Dalrymple, L OBP: 0.393, SLG: 0.418 (1, 2)										3	0	2	1	1	1	0								
Ruben Amaro, R OBP: 0.343, SLG: 0.250 (1, 1) (3, 1) Cal McLish, S OBP: 0.291, SLG: 0.098 (5, PH) Mel Roach, R OBP: 0.225, SLG: 0.229 (5, 1) John Boozer, R (7, PH) Jack Hamilton, R OBP: 0.296, SLG: 0.250 (7, 1) Tommy Agee, R OBP: 0.342, SLG: 0.372 (8, PH) Bill Smith, L OBP: 0.308, SLG: 0.273 (8, 1)										1	0	0	0	0	1	1								
Chris Short, R OBP: 0.216, SLG: 0.278 (1, 1) Dallas Green, L OBP: 0.167, SLG: 0.063 (3, PH) Frank Torre, L OBP: 0.406, SLG: 0.383 (3, 3)										0	0	0	0	0	0	0								
Inning Stats	R: 0 E: 0 K: 2 S: 8	H: 1 LOB: 1 BB: 0 P: 8	R: 0 E: 0 K: 1 S: 5	H: 0 LOB: 1 BB: 1 P: 9	R: 0 E: 0 K: 0 S: 3	H: 0 LOB: 0 BB: 0 P: 3	R: 1 E: 0 K: 2 S: 8	H: 1 LOB: 0 BB: 0 P: 8	R: 1 E: 0 K: 1 S: 7	H: 2 LOB: 2 BB: 1 P: 11	R: 0 E: 0 K: 0 S: 4	H: 2 LOB: 2 BB: 1 P: 8	R: 1 E: 0 K: 1 S: 7	H: 2 LOB: 2 BB: 1 P: 11	R: 0 E: 0 K: 1 S: 6	H: 1 LOB: 1 BB: 0 P: 6	1B: 8 2B: 1 3B: 0 HR: 1	SF: 0 SAC: 0 DP: 1 HBP: 0	WP: 0 PB: 0 SB: 0 CS: 0	PA: 39				
PITCHER	IP WLS BF H R ER SO BB IBB HBP BLK WP HR S P ERA WHIP	IP WLS BF H R ER SO BB IBB HBP BLK WP HR S P ERA WHIP																						
Sammy Ellis, R ERA: 6.75 Bill Henry, L ERA: 4.58	(1, 1) (9, 1)	8.0 W 35	8 3 3 7	4 0 0 0	0 0 0 0	0 0 0 6	6 0 0 6	0.00 1.000																


AB	35
R	3
H	9
RBI	3
BB	4
SO	8
LOB	18



Batter	1	2	3	4	5	6	7	8	9	AB	R	H	RBI	BB	SO	LOB	BOTTOM	
Leo Cardenas, R OBP: 0.341, SLG: 0.413 (1, 6)	G4-3-6 1B	2B E 1B	G3 1B 2B		F8			4-3		5	2	3	1	0	0	0	Philadelphia Phillies @ Cincinnati Reds Crosley Field, Cincinnati, OH Fri Sep 28 1962, 7:05 PM EDT Att.: 4,494 - Unknown	
Cookie Rojas, R OBP: 0.315, SLG: 0.256 (1, 4)	G4-3-6 1-2	1-3 2-H E 2B	G3			5-3-5 BB		G4-6-3 1B		4	1	2	1	1	0	2		
Vada Pinson, L OBP: 0.339, SLG: 0.476 (1, 8)	HBP 2B 1B	E2 2-H 3-H 1B	2-3 1B			5-3-5 1-2		G4-6-3 1-2		5	1	3	3	0	0	2		
Frank Robinson, R OBP: 0.419, SLG: 0.620 (1, 9)	1-2 2B HBP	F9	G3							3	1	0	0	0	1	2		
Wally Post, R OBP: 0.341, SLG: 0.498 (1, 7)	PB 1-H 2-H 2B	BB BB						G1-6-3 BB		2	0	1	2	2	1	0		
Gene Freese, R OBP: 0.250, SLG: 0.132 (1, 5)	2-3 BB	1-2 BB						G1-6-3 1-2		2	0	0	0	2	1	1		
Rogelio Alvarez, R OBP: 0.241, SLG: 0.214 (1, 3) Gordy Coleman, L OBP: 0.333, SLG: 0.481 (2, PH) (3, 3)	K	F8			P6					1	0	0	0	0	1	2		
Johnny Edwards, L OBP: 0.321, SLG: 0.393 (1, 2)		4-3	2B 1B					FC5-4 BB		3	1	1	0	1	1	0		
Sammy Ellis, L OBP: 0.200, SLG: 0.200 Bill Henry, L OBP: 0.333, SLG: 0.333 (9, 1)		1B 2B 1B	F8					FC5-4 1-2		4	1	1	0	0	1	3		
Inning Stats	R: 2 E: 0 K: 1 S: 7	H: 3 LOB: 2 BB: 1 P: 12	R: 3 E: 1 K: 0 S: 7	H: 4 LOB: 3 BB: 2 P: 15	R: 2 E: 0 K: 0 S: 6	H: 3 LOB: 1 BB: 0 P: 6	R: 0 E: 0 K: 2 S: 7	H: 0 LOB: 0 BB: 0 P: 7	R: 0 E: 0 K: 1 S: 4	H: 0 LOB: 0 BB: 1 P: 8	R: 0 E: 0 K: 0 S: 3	H: 1 LOB: 2 BB: 2 P: 11	R: 0 E: 0 K: 0 S: 3	H: 1 LOB: 0 BB: 0 P: 3	1B: 9 2B: 4 3B: 0 HR: 0	SF: 0 SAC: 0 DP: 4 HBP: 1		WP: 0 PB: 1 SB: 0 CS: 0
PITCHER	IP WLS BF H R ER SO BB IBB HBP BLK WP HR S P ERA WHIP	IP WLS BF H R ER SO BB IBB HBP BLK WP HR S P ERA WHIP																
Chris Short, L ERA: 3.42 Dallas Green, R ERA: 3.53 Cal McLish, R ERA: 4.25 John Boozer, R ERA: 5.75 Jack Hamilton, R ERA: 5.09	(1, 1) (2, 1) (3, 1) (5, 1) (7, 1)	1.1 0.2 2.0 2.0 1.0	L 4 9 6 5	5 0 2 0 1	5 0 2 0 0	0 0 0 0 0	0 0 0 0 0	0 0 0 0 0	0 0 0 0 0	0 0 0 0 0	0 0 0 0 0	0 0 0 0 0	0 0 0 0 0	0 0 0 0 0	0 0 0 0 0	0 0 0 0 0	0.00 0.00 9.00 0.00 0.00	3.000 1.500 0.500 3.000



Batter	1	2	3	4	5	6	7	8	9	AB	R	H	RBI	BB	SO	LOB	TOP			
Tony Taylor, R (1,4) OBP: 0.336, SLG: 0.342	4-0 BB G3-6-3		0-0 1-2 1B			0-0 6-3			0-0 6-3	3	0	1	0	1	0	0	Philadelphia Phillies @ Cincinnati Reds Crosley Field, Cincinnati, OH Sun Sep 30 1962, 3:33 AM EDT Att: 10,942 - Unknown livebaseballscores.com AB 29 R 0 H 5 RBI 0 BB 2 SO 4 LOB 13 			
Billy Klaus, L (1,5) OBP: 0.290, SLG: 0.302	0-0 F9		0-3 K			0-0 P6			0-0 HBP 1B	4	0	1	0	0	1	3				
Ted Savage, R (1,9) OBP: 0.345, SLG: 0.373	0-0 G3-6-3 1-2			0-0 G4-6-3 1B			0-0 L3 1B		0-0 F8	4	0	2	0	0	0	2				
Roy Sievers, R (1,3) OBP: 0.346, SLG: 0.455		0-3 K		0-0 F3			0-0 F9		1-0 HBP 1B	3	0	0	0	0	1	2				
Wes Covington, L (1,7) OBP: 0.324, SLG: 0.418		0-0 F9		0-0 G4-6-3 1-2			0-0 L3		0-0 F9	4	0	0	0	0	0	4				
Don Demeter, R (1,8) OBP: 0.395, SLG: 0.520		0-0 F7			0-0 F8				0-0 1-4-3	3	0	0	0	0	0	0				
Clay Dalrymple, L (1,2) OBP: 0.393, SLG: 0.416			0-0 F3		0-0 4-1			4-0 BB		2	0	0	0	1	0	0				
Ruben Amaro, R (1,6) OBP: 0.330, SLG: 0.288			0-0 5-3		0-3 K			0-3 K		2	0	0	0	0	1	0				
Johnny Callison, L (8, PH) OBP: 0.363, SLG: 0.491								0-0 K		1	0	0	0	0	1	1				
Bobby Wine, R (8,6) OBP: 0.288, SLG: 0.331								0-0 F7		0	0	0	0	0	0	0				
Art Mahaffey, R (1,1) OBP: 0.177, SLG: 0.228			0-0 1B			0-0 F8			0-0 F7	2	0	1	0	0	0	0				
Frank Torre, L (8, PH) OBP: 0.404, SLG: 0.381										1	0	0	0	0	0	1				
Dennis Bennett, L (8,1) OBP: 0.167, SLG: 0.175										0	0	0	0	0	0	0				
Inning Stats	R: 0 E: 0 K: 0 S: 2	H: 0 LOB: 0 BB: 1 P: 6	R: 0 E: 0 K: 1 S: 5	H: 0 LOB: 0 BB: 0 P: 5	R: 0 E: 0 K: 1 S: 7	H: 2 LOB: 2 BB: 0 P: 7	R: 0 E: 0 K: 0 S: 3	H: 1 LOB: 0 BB: 0 P: 3	R: 0 E: 0 K: 1 S: 5	H: 0 LOB: 0 BB: 0 P: 5	R: 0 E: 0 K: 0 S: 3	H: 1 LOB: 0 BB: 0 P: 3	R: 0 E: 0 K: 1 S: 5	H: 0 LOB: 1 BB: 1 P: 9	R: 0 E: 0 K: 0 S: 4	H: 1 LOB: 2 BB: 0 P: 5	1B: 5 2B: 1 3B: 0 HR: 0	SF: 0 SAC: 0 DP: 3 HBP: 1	WP: 0 PB: 0 SB: 0 CS: 0	PA: 32
PITCHER John Tsitouris, R (1,1) ERA: 0.84	IP: 9.0 WLS: W BF: 32 H: 5 R: 0 ER: 0 SO: 4 BB: 2 IBB: 0 HBP: 1 BLK: 0 WP: 0 HR: 0 S: 37 P: 46 ERA: 0.00 WHIP: 0.778															PITCHER				

Batter	1	2	3	4	5	6	7	8	9	AB	R	H	RBI	BB	SO	LOB	BOTTOM			
Leo Cardenas, R (1,6) OBP: 0.341, SLG: 0.411	0-0 F9		1-0 BB 1B HBP			0-0 4-3			0-0 F8	3	0	0	0	0	0	0	Philadelphia Phillies @ Cincinnati Reds Crosley Field, Cincinnati, OH Sun Sep 30 1962, 3:33 AM EDT Att: 10,942 - Unknown livebaseballscores.com AB 31 R 4 H 7 RBI 4 BB 3 SO 5 LOB 8 			
Cookie Rojas, R (1,4) OBP: 0.302, SLG: 0.244	0-0 1-3		0-3 K			0-0 G1			0-0 1-3	4	0	0	0	0	1	1				
Vada Pinson, L (1,8) OBP: 0.340, SLG: 0.477	0-0 P6		0-0 BB 1B			0-0 F9			0-0 2B 1B	4	1	2	0	0	0	0				
Frank Robinson, R (1,9) OBP: 0.421, SLG: 0.624		0-0 HR 2B	4-0 1-2 2-3 BB			0-3 K			0-0 1-H 2B	3	1	2	1	1	1	0				
Jerry Lynch, L (1,7) OBP: 0.335, SLG: 0.486		0-0 2-H HR	0-0 F5			0-0 F7			0-0 4-3	4	1	1	2	0	0	4				
Gordy Coleman, L (1,3) OBP: 0.332, SLG: 0.485		0-0 F5		0-0 P4					0-0 4-3	4	1	1	1	0	0	0				
Gene Freese, R (1,5) OBP: 0.250, SLG: 0.167		0-0 6-3		0-0 F8					0-0 F9	4	0	1	0	0	0	0				
Johnny Edwards, L (1,2) OBP: 0.322, SLG: 0.392		0-0 4-3		4-0 BB					0-3 K	2	0	0	0	2	1	0				
John Tsitouris, R (1,1)			0-3 K		0-0 F7				0-3 K	3	0	0	0	0	2	3				
Inning Stats	R: 0 E: 0 K: 0 S: 3	H: 0 LOB: 0 BB: 0 P: 3	R: 2 E: 0 K: 0 S: 5	H: 2 LOB: 0 BB: 0 P: 5	R: 0 E: 0 K: 2 S: 8	H: 1 LOB: 3 BB: 1 P: 13	R: 0 E: 0 K: 0 S: 3	H: 0 LOB: 1 BB: 1 P: 7	R: 0 E: 0 K: 0 S: 3	H: 0 LOB: 0 BB: 0 P: 3	R: 1 E: 0 K: 2 S: 9	H: 2 LOB: 2 BB: 1 P: 13	R: 1 E: 0 K: 0 S: 5	H: 2 LOB: 1 BB: 0 P: 5	R: 0 E: 0 K: 1 S: 5	H: 0 LOB: 0 BB: 0 P: 5		1B: 2 2B: 3 3B: 0 HR: 2	SF: 0 SAC: 0 DP: 0 HBP: 1	WP: 0 PB: 0 SB: 0 CS: 0
PITCHER Art Mahaffey, R (1,1) ERA: 3.94	IP: 7.0 WLS: L BF: 32 H: 7 R: 4 ER: 4 SO: 4 BB: 2 IBB: 1 HBP: 1 BLK: 0 WP: 0 HR: 2 S: 36 P: 49 ERA: 5.14 WHIP: 1.286															PITCHER				
PITCHER Dennis Bennett, L (8,1) ERA: 3.81	IP: 1.0 WLS: L BF: 3 H: 0 R: 0 ER: 0 SO: 1 BB: 0 IBB: 0 HBP: 0 BLK: 0 WP: 0 HR: 0 S: 5 P: 5 ERA: 0.00 WHIP: 0.000															PITCHER				