

Cincinnati Reds - 1963


Batter	1	2	3	4	5	6	7	8	9	AB	R	H	RBI	BB	SO	LOB	TOP					
Dick Schofield, S (1.6)	5-3		G6-3			F7	F7			4	0	0	0	0	0	4	Pittsburgh Pirates @ Cincinnati Reds Crosley Field, Cincinnati, OH Mon Apr 08 1963, 3:33 AM EST Att: 28,896 - Unknown					
Bob Skinner, L (1.7)	G6-4-3 1B			G4-6-3 BB		F8		E4		3	0	1	0	1	0							
Roberto Clemente, R (1.9)	G6-4-3			G4-6-3				L7		3	0	0	0	0	3							
Donn Clendenon, R (1.3)								F9		4	1	2	1	0	2							
Bill Mazerowski, R (1.4)										4	0	0	0	0	2							
Bob Bailey, R (1.5)										4	1	1	0	0	1							
Bill Virdon, L (1.8)										4	0	1	0	0	1							
Jim Pagliaroni, R (1.2)										2	0	0	0	2	0	1						
Earl Francis, R (1.1)										0	0	0	0	0	0	0						
Johnny Logan, R (3. PH)										1	0	1	0	0	0	0						
Harvey Haddix, L (3.1)										0	0	0	0	0	0	0						
Ted Savage, R (5. PH)										1	0	0	0	0	1	1						
Tommie Sisk, R (5.1)										0	0	0	0	0	0	0						
Elmo Plaskett, R (7. PH)										1	0	0	0	0	0	1						
Joe Gibbon, R (7.1)										0	0	0	0	0	0	0						
Smoky Burgess, L (9. PH)										1	0	0	0	0	0	1						
Inning Stats	R: 0 E: 0 K: 0 S: 3	H: 1 LOB: 0 BB: 0 P: 3	R: 0 E: 0 K: 0 S: 3	H: 1 LOB: 0 BB: 0 P: 3	R: 0 E: 1 K: 0 S: 4	H: 1 LOB: 1 BB: 0 P: 4	R: 1 E: 0 K: 0 S: 3	H: 1 LOB: 0 BB: 1 P: 7	R: 0 E: 0 K: 1 S: 6	H: 1 LOB: 1 BB: 0 P: 6	R: 0 E: 0 K: 0 S: 3	H: 0 LOB: 1 BB: 0 P: 4	R: 1 E: 1 K: 0 S: 5	H: 1 LOB: 2 BB: 1 P: 9	R: 0 E: 1 K: 0 S: 4	H: 0 LOB: 1 BB: 0 P: 4	R: 0 E: 0 K: 0 S: 3	H: 0 LOB: 1 BB: 1 P: 7	1B: 5 2B: 0 3B: 0 HR: 1	SF: 0 SAC: 0 DP: 4 HBP: 1	WP: 0 PB: 1 SB: 0 CS: 0	PA: 36
PITCHER	IP WLS BF H R ER SO BB IBB HBP BLK WP HR S P ERA WHIP																					
Jim O'Toole, L (1.1)	9.0 W 36 6 2 1 1 3 0 1 1 0 1 34 47 1.00 1.000																					

AB	32
R	2
H	6
RBI	1
BB	3
SO	1
LOB	17



Batter	1	2	3	4	5	6	7	8	9	AB	R	H	RBI	BB	SO	LOB	BOTTOM			
Leo Cardenas, R (1.6)	F7				6-3					4	0	1	2	0	0	0	Pittsburgh Pirates @ Cincinnati Reds Crosley Field, Cincinnati, OH Mon Apr 08 1963, 3:33 AM EST Att: 28,896 - Unknown			
Pete Rose, S (1.4)										3	1	0	0	1	1	1				
Vada Pinson, L (1.9)										3	0	1	0	1	1	1				
Frank Robinson, R (1.7)										3	1	1	2	1	1	3				
Gordy Coleman, L (1.3)										3	1	1	1	0	0	1				
Harry Bright, R (8. PH)										1	0	0	0	0	1	1				
Johnny Edwards, L (1.2)										3	1	1	0	1	1	1				
Gene Freese, R (1.5)										3	1	1	0	0	1	2				
Tommy Harper, R (1.8)										3	0	0	0	0	2	3				
Jim O'Toole, S (1.1)										2	0	0	0	0	0	0				
Inning Stats	R: 2 E: 0 K: 0 S: 4	H: 3 LOB: 1 BB: 0 P: 8	R: 0 E: 0 K: 1 S: 8	H: 3 LOB: 1 BB: 0 P: 8	R: 0 E: 0 K: 0 S: 6	H: 1 LOB: 1 BB: 0 P: 6	R: 0 E: 0 K: 0 S: 2	H: 0 LOB: 0 BB: 0 P: 3	R: 0 E: 0 K: 0 S: 3	H: 0 LOB: 1 BB: 1 P: 7	R: 1 E: 0 K: 3 S: 10	H: 1 LOB: 0 BB: 0 P: 10	R: 0 E: 0 K: 1 S: 5	H: 0 LOB: 0 BB: 0 P: 5	R: 0 E: 0 K: 2 S: 7	H: 0 LOB: 2 BB: 2 P: 15	1B: 3 2B: 1 3B: 0 HR: 2	SF: 0 SAC: 1 DP: 2 HBP: 1	WP: 0 PB: 0 SB: 1 CS: 0	PA: 34
PITCHER	IP WLS BF H R ER SO BB IBB HBP BLK WP HR S P ERA WHIP																			
Earl Francis, R (1.1)	2.0 L 11 4 4 0 0 1 0 0 0 0 0 0 8 9 0.00 0.500																			
Harvey Haddix, L (3.1)	2.0 7 1 0 0 1 0 0 1 0 0 0 8 9 0.00 0.500																			
Tommie Sisk, R (5.1)	2.0 8 1 1 1 3 1 0 0 0 0 1 13 17 4.50 1.000																			
Joe Gibbon, L (7.1)	2.0 8 0 0 0 3 2 0 0 0 0 0 0 12 20 0.00 1.000																			

AB	28
R	5
H	6
RBI	5
BB	4
SO	8
LOB	13



Batter	1	2	3	4	5	6	7	8	9	AB	R	H	RBI	BB	SO	LOB	TOP					
Leo Cardenas, R (1,6) OBP: 0.375, SLG: 0.286	0-1 6-3		4-2 BB			1-0 L8		2-2 1B		3	0	1	0	1	0	0	Cincinnati Reds @ Philadelphia Phillies Tue Apr 09 1963, 6:05 PM EST Att: 28,291 - Unknown livebaseballscores.com					
Pete Rose, S (1,4)	0-0 4-3		3-2 F8			2-3 K		2-3 K		4	0	0	0	0	2	4						
Vada Pinson, L (1,9) OBP: 0.250, SLG: 0.286	0-0 F7			0-2 L6		0-0 F8		0-0 L7		4	0	0	0	0	0	2						
Frank Robinson, R (1,7) OBP: 0.375, SLG: 0.714		3-2 F2		0-1 P4			0-3 K		0-1 3-4-3 2B 1B	4	1	1	0	0	1	0						
Gordy Coleman, L (1,3) OBP: 0.143, SLG: 0.571		0-0 4-3		0-3 K			2-2 4-3		0-1 3-4-3 1-2	4	0	0	0	0	1	1						
Johnny Edwards, L (1,2) OBP: 0.375, SLG: 0.429 Don Blasingame, L (9, PR)		1-3 K			3-3 K		0-1 E3		0-1 2B	4	0	1	1	0	2	0						
Gene Freese, R (1,5) OBP: 0.375, SLG: 0.167			0-0 6-3		4-2 BB		0-0 5-3		1-3 K	3	0	0	0	1	1	2						
Tommy Harper, R (1,8) OBP: 0.286, SLG: 0.167			0-1 SH1-3 1B		1-3 K			4-2 WP BB	2-3 K	3	0	1	0	1	2	2						
Joey Jay, S (1,1) Jerry Lynch, L (8, PH) Joe Nuxhall, L (8, 1)			2-1 SH1-3		2-3 K			3-2 F7		1	0	0	0	0	1	1						
			1-2					1-2		1	0	0	0	0	0	1						
										0	0	0	0	0	0	0						
Inning Stats	R: 0 E: 0 K: 0 S: 4	H: 0 LOB: 0 BB: 0 P: 4	R: 0 E: 0 K: 1 S: 12	H: 0 LOB: 0 BB: 0 P: 16	R: 0 E: 0 K: 0 S: 11	H: 1 LOB: 2 BB: 1 P: 20	R: 0 E: 0 K: 1 S: 8	H: 0 LOB: 0 BB: 0 P: 8	R: 0 E: 0 K: 3 S: 11	H: 0 LOB: 1 BB: 1 P: 21	R: 0 E: 0 K: 1 S: 5	H: 0 LOB: 1 BB: 0 P: 8	R: 0 E: 1 K: 1 S: 9	H: 0 LOB: 1 BB: 0 P: 11	R: 0 E: 0 K: 1 S: 15	H: 1 LOB: 2 BB: 1 P: 26	R: 1 E: 0 K: 2 S: 12	H: 2 LOB: 1 BB: 0 P: 15	1B: 3 2B: 1 3B: 0 HR: 0	SF: 0 SAC: 1 DP: 0 HBP: 0	WP: 1 PB: 0 SB: 0 CS: 0	PA: 35
PITCHER Art Mahaffey, R (1,1) ERA: 1.0	IP: 9.0 WLS: W BF: 35 H: 4 R: 1 ER: 1 SO: 10 BB: 3 IBB: 0 HBP: 0 BLK: 0 WP: 1 HR: 0 S: 87 P: 129 ERA: 1.00 WHIP: 0.778															PITCHER						

Batter	1	2	3	4	5	6	7	8	9	AB	R	H	RBI	BB	SO	LOB	BOTTOM					
Tony Taylor, R (1,4) OBP: 0.250, SLG: 0.250	2-2 BB G1-2-3 1B		1-1 6-3		0-1 P4			1-0 F9		4	0	1	0	0	0	0	Cincinnati Reds @ Philadelphia Phillies Tue Apr 09 1963, 6:05 PM EST Att: 28,291 - Unknown livebaseballscores.com					
Don Hoak, R (1,5)	4-0 BB 1-2 BB		4-1 CS BB			2-3 K		1-2 1-3		2	0	0	0	2	1	0						
Johnny Callison, L (1,9) OBP: 0.500, SLG: 0.750	2-1 F3		1-2 CS		1-0 B2-5-4 1B		1-1 E 2B		3-2 F7	4	1	2	0	0	2							
Tony Gonzalez, L (1,8) OBP: 1.000, SLG: 1.000	4-2 BB			0-0 B2-5-4 1B		4-2 FC4-6 BB				1	1	1	0	2	0	0						
Wes Covington, L (1,7) Frank Torre, L (7, 3)	0-0 G1-2-3			0-1 B2-5-4		0-0 FC4-6				3	0	0	0	0	0	6						
				1-2 2-3f		1-2 2-H				0	0	0	0	0	0	0						
Don Demeter, R (1,3) OBP: 0.333, SLG: 0.333		2-2 F8		1-2 2-H 1B		0-0 P6				3	0	1	1	0	0	1						
Clay Dalrymple, L (1,2)		0-3 K		3-1 F2			1-2 4-3			3	0	0	0	0	1	1						
Ruben Amaro, R (1,6)		2-2 P6			2-2 6-3		0-0 5-3			3	0	0	0	0	0	0						
Art Mahaffey, R (1,1)			0-0 6-3		3-2 P3		0-0 2-3			3	0	0	0	0	0	0						
Inning Stats	R: 0 E: 0 K: 0 S: 9	H: 1 LOB: 2 BB: 2 P: 21	R: 0 E: 0 K: 1 S: 9	H: 0 LOB: 0 BB: 0 P: 13	R: 0 E: 0 K: 0 S: 6	H: 0 LOB: 0 BB: 1 P: 12	R: 1 E: 0 K: 0 S: 9	H: 3 LOB: 1 BB: 0 P: 14	R: 0 E: 0 K: 1 S: 10	H: 0 LOB: 0 BB: 0 P: 15	R: 1 E: 1 K: 1 S: 9	H: 1 LOB: 1 BB: 1 P: 16	R: 0 E: 0 K: 0 S: 5	H: 0 LOB: 0 BB: 0 P: 6	R: 0 E: 0 K: 0 S: 7	H: 0 LOB: 0 BB: 0 P: 12	R: 0 E: 0 K: 0 S: 12	H: 0 LOB: 0 BB: 0 P: 12	1B: 4 2B: 1 3B: 0 HR: 0	SF: 0 SAC: 0 DP: 2 HBP: 0	WP: 0 PB: 0 SB: 0 CS: 1	PA: 31
PITCHER Joey Jay, R (1,1) ERA: 1.29 Joe Nuxhall, L (8, 1) ERA:	IP: 7.0 WLS: L BF: 27 H: 5 R: 2 ER: 1 SO: 2 BB: 4 IBB: 0 HBP: 0 BLK: 0 WP: 0 HR: 0 S: 57 P: 97 ERA: 1.29 WHIP: 1.286															PITCHER						

Batter	1	2	3	4	5	6	7	8	9	AB	R	H	RBI	BB	SO	LOB	TOP					
Leo Cardenas, R OBP: 0.462, SLG: 0.455										4	2	2	0	1	2	1	Cincinnati Reds @ Philadelphia Phillies Connie Mack Stadium, Philadelphia, PA Wed Apr 10 1963, 6:05 PM EST Att: 6,065 - Unknown					
Pete Rose, S (1,4)										4	1	0	0	1	0	2						
Vada Pinson, L OBP: 0.308, SLG: 0.364										4	1	1	0	1	0	4						
Frank Robinson, R OBP: 0.385, SLG: 0.636										4	1	1	2	1	0	2						
Gordy Coleman, L OBP: 0.250, SLG: 0.833										5	2	2	3	0	1	2						
Johnny Edwards, L OBP: 0.417, SLG: 0.545										4	0	2	2	0	0	0						
Gene Freese, R OBP: 0.417, SLG: 0.222										3	0	1	0	1	0	1						
Tommy Harper, R OBP: 0.182, SLG: 0.100										4	0	0	0	0	0	4						
Jim Maloney, L Jerry Lynch, L Al Worthington, R Bill Henry, L Jim Brosnan, R Jesse Gonder, L Joe Nuxhall, L										2	0	0	0	0	1	2						
Inning Stats	R: 0 E: 0 K: 0 S: 9	H: 0 LOB: 1 BB: 2 P: 18	R: 0 E: 0 K: 1 S: 13	H: 2 LOB: 2 BB: 0 P: 21	R: 4 E: 1 K: 0 S: 12	H: 3 LOB: 1 BB: 1 P: 17	R: 2 E: 0 K: 0 S: 6	H: 2 LOB: 0 BB: 0 P: 10	R: 0 E: 0 K: 2 S: 8	H: 0 LOB: 0 BB: 0 P: 5	R: 1 E: 0 K: 0 S: 4	H: 1 LOB: 0 BB: 0 P: 4	R: 0 E: 0 K: 1 S: 6	H: 0 LOB: 1 BB: 0 P: 10	R: 0 E: 0 K: 1 S: 10	H: 1 LOB: 1 BB: 0 P: 19		1B: 3 2B: 5 3B: 0 HR: 1	SF: 0 SAC: 0 DP: 1 HBP: 0	WP: 0 PB: 0 SB: 1 CS: 0	PA: 41	
PITCHER	IP WLS BF H R ER SO BB IBB HBP BLK WP HR S P ERA WHIP	3.0 0 17 5 4 3 1 3 0 0 0 0 0 0 9 15 9.00 2.667	2.0 9 2 2 2 0 1 0 0 0 0 0 1 12 14 9.00 1.500	2.0 W 7 1 1 2 0 0 0 0 0 0 1 12 14 4.50 0.500	2.0 S 8 1 0 0 2 1 0 0 0 0 0 0 16 29 0.00 1.000																	

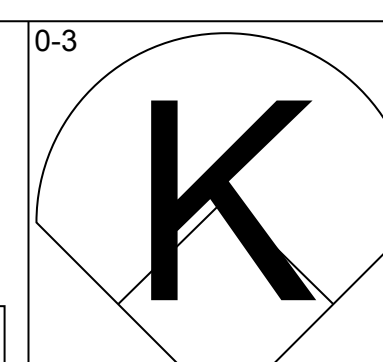
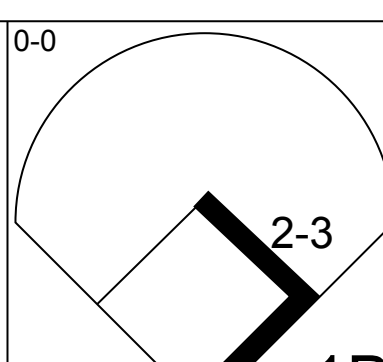
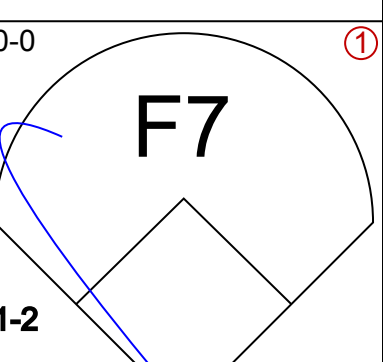
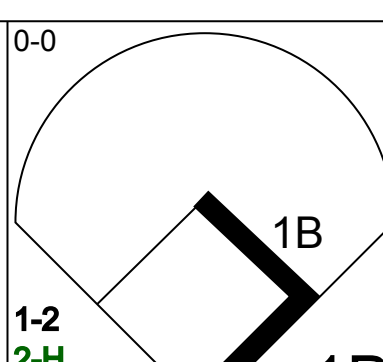
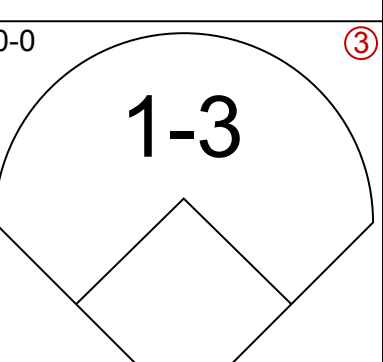
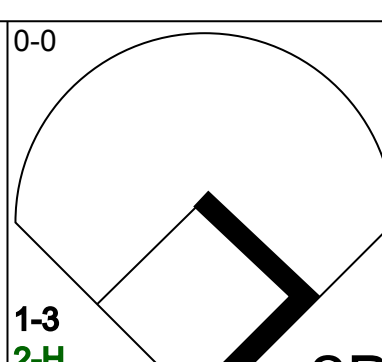
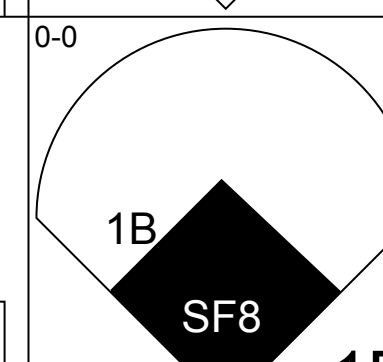
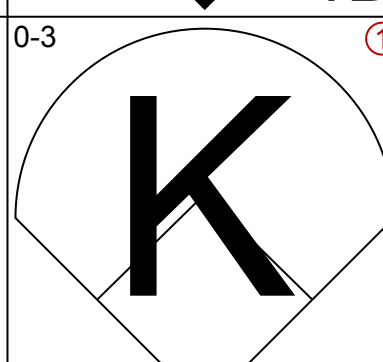
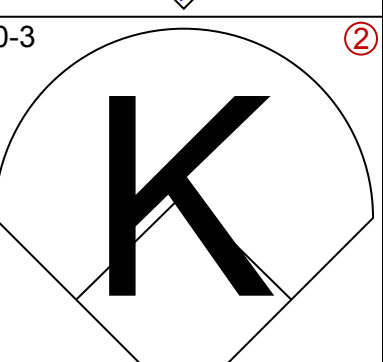
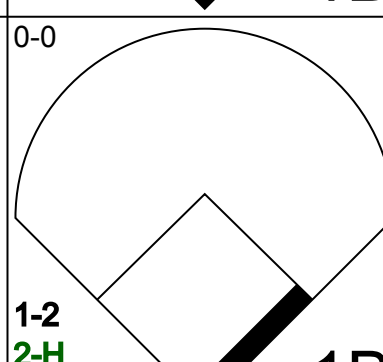
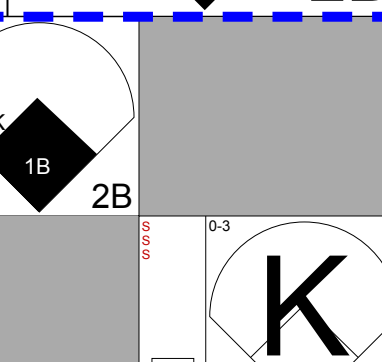
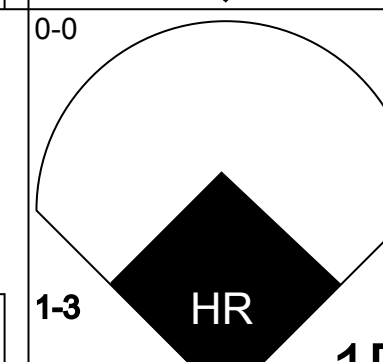
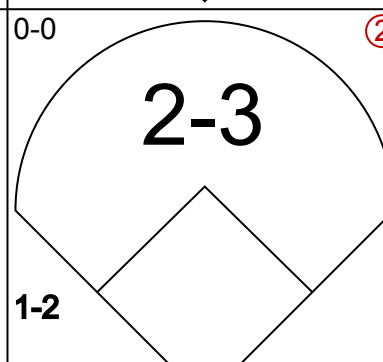
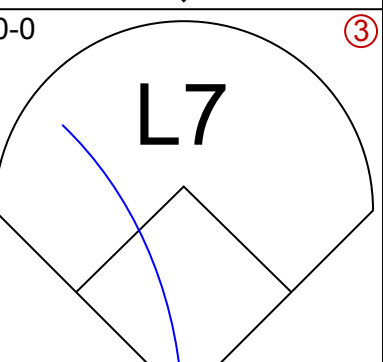
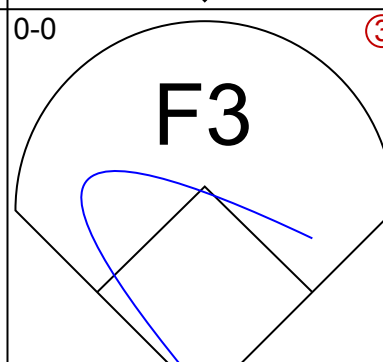
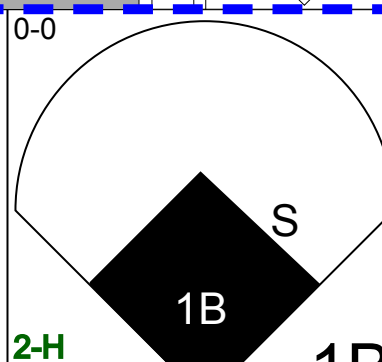
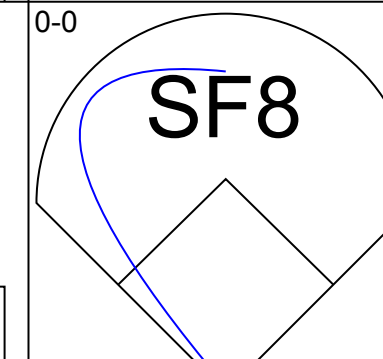
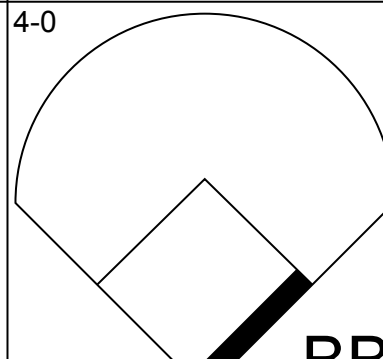
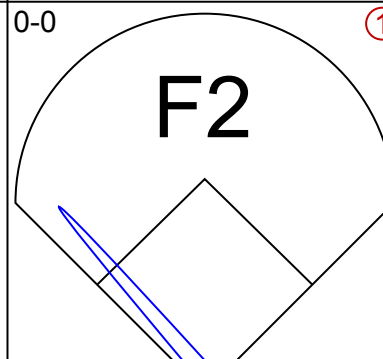
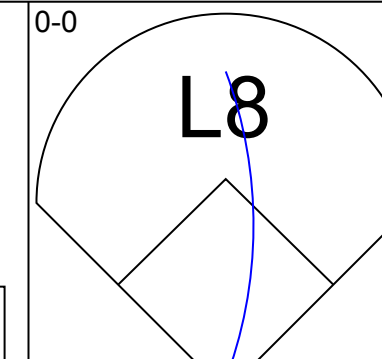
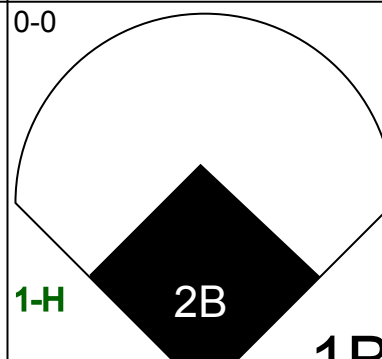
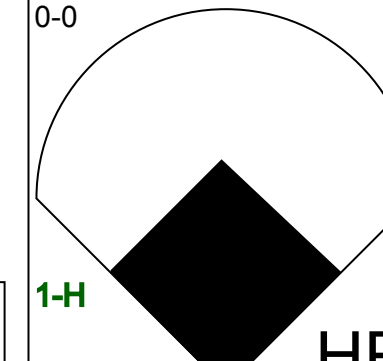
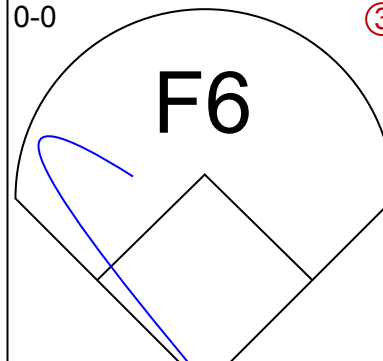
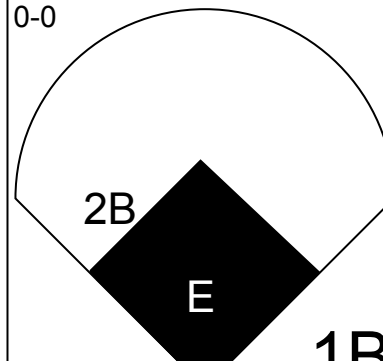
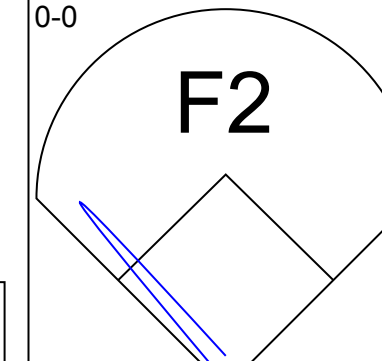
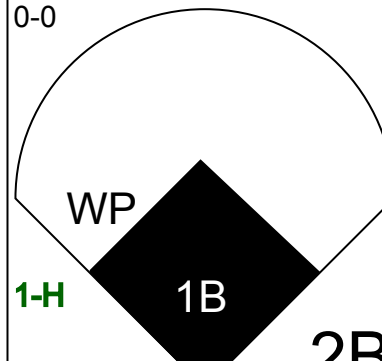
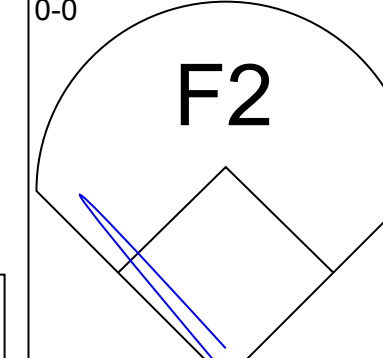
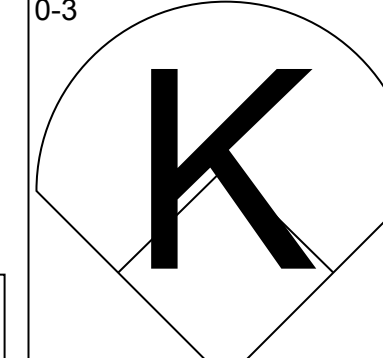
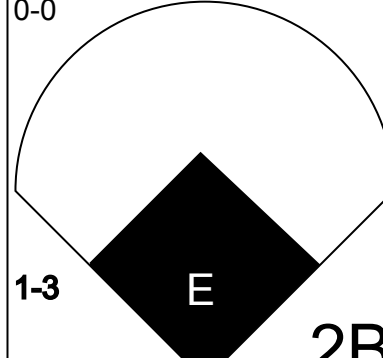
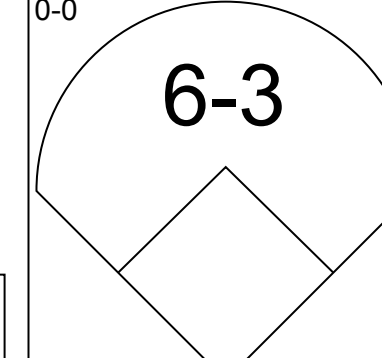
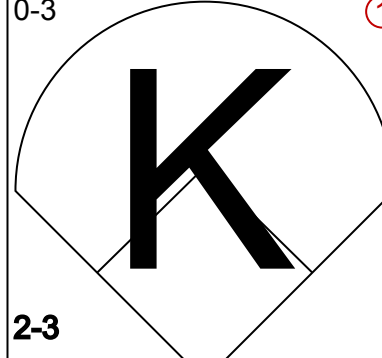
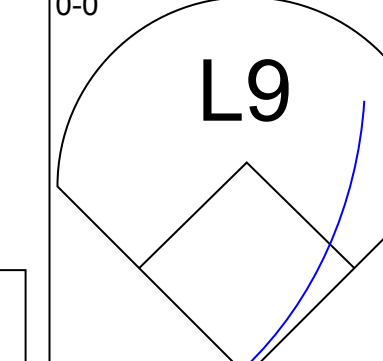
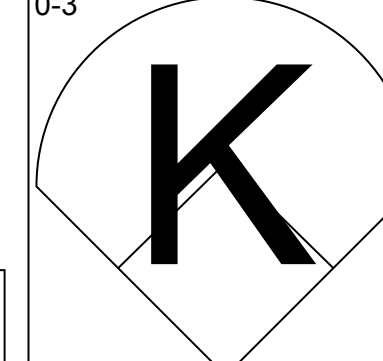
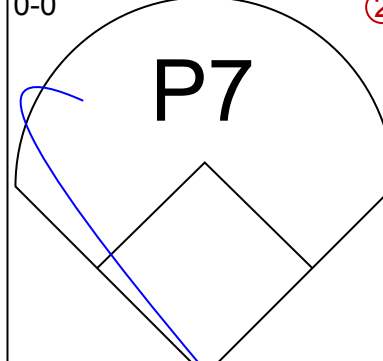
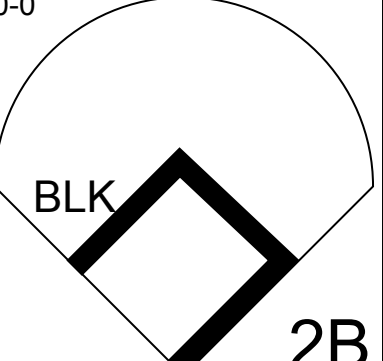
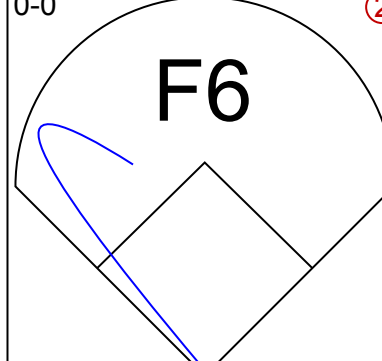
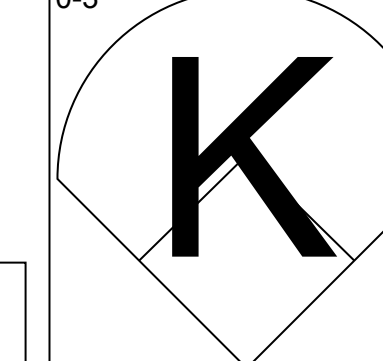
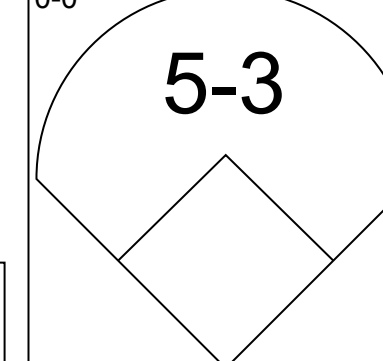
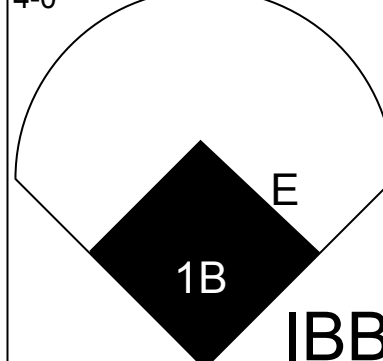
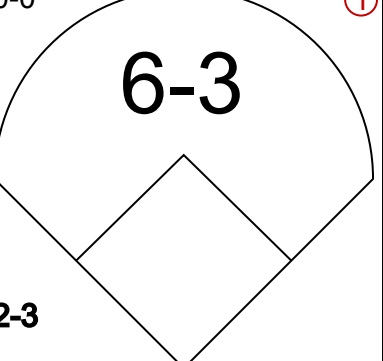
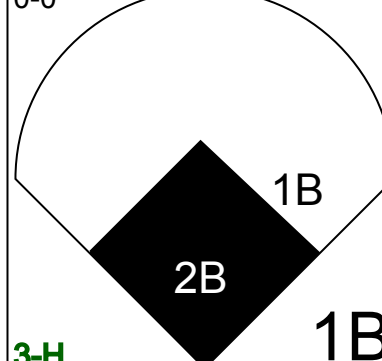
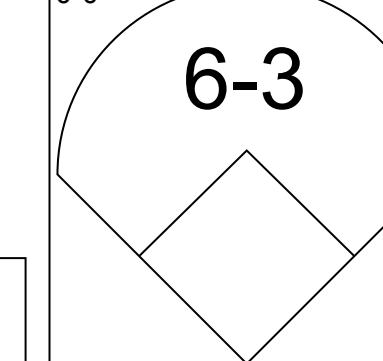
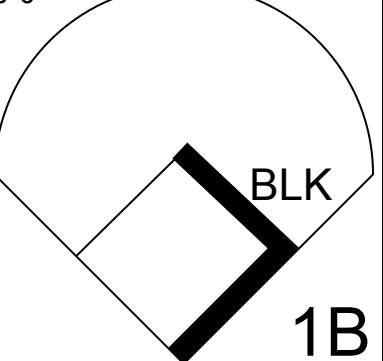
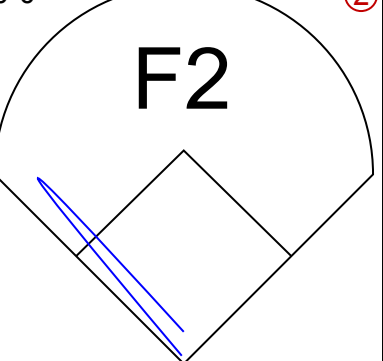
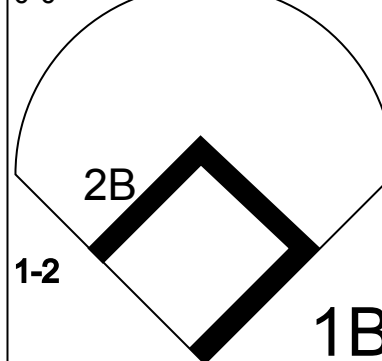
AB	36
R	7
H	9
RBI	7
BB	5
SO	5
LOB	19



Batter	1	2	3	4	5	6	7	8	9	AB	R	H	RBI	BB	SO	LOB	BOTTOM			
Tony Taylor, R OBP: 0.333, SLG: 0.333										5	1	2	0	0	1	2	Cincinnati Reds @ Philadelphia Phillies Connie Mack Stadium, Philadelphia, PA Wed Apr 10 1963, 6:05 PM EST Att: 6,065 - Unknown			
Don Hoak, R OBP: 0.444, SLG: 0.286										5	1	2	2	0	0	1				
Johnny Callison, L OBP: 0.444, SLG: 1.000										5	2	2	2	0	1	3				
Tony Gonzalez, L OBP: 0.429, SLG: 0.200										4	0	0	0	0	2	2				
Wes Covington, L OBP: 0.571, SLG: 0.833										3	1	3	2	1	0	0				
Don Demeter, R OBP: 0.286, SLG: 0.286										4	1	1	1	0	1	3				
Clay Dalrymple, L OBP: 0.286, SLG: 0.714										4	2	2	2	0	0	2				
Ruben Amaro, R										1	0	0	0	0	0	0				
Billy Klaus, L										2	1	0	0	1	2	1				
Bobby Wine, R										0	0	0	0	0	0	0				
Cal McLish, S John Herrnstein, L Jack Hamilton, R Frank Torre, L Cookie Rojas, R Ray Culp, R Wayne Graham, R Jack Baldschun, R										0	0	0	0	0	0	0				
Inning Stats	R: 0 E: 0 K: 0 S: 7	H: 1 LOB: 0 BB: 0 P: 13	R: 0 E: 0 K: 0 S: 5	H: 1 LOB: 1 BB: 0 P: 7	R: 0 E: 0 K: 0 S: 9	H: 0 LOB: 0 BB: 0 P: 15	R: 1 E: 0 K: 2 S: 10	H: 1 LOB: 1 BB: 1 P: 18	R: 1 E: 0 K: 3 S: 17	H: 2 LOB: 2 BB: 1 P: 27	R: 0 E: 0 K: 0 S: 5	H: 1 LOB: 0 BB: 0 P: 6	R: 3 E: 1 K: 2 S: 22	H: 6 LOB: 0 BB: 1 P: 32	R: 0 E: 0 K: 0 S: 7	H: 0 LOB: 0 BB: 0 P: 11	1B: 7 2B: 3 3B: 0 HR: 2	SF: 0 SAC: 0 DP: 0 HBP: 0	WP: 2 PB: 0 SB: 0 CS: 1	PA: 39
PITCHER	IP WLS BF H R ER SO BB IBB HBP BLK WP HR S P ERA WHIP	5.0 0 21 5 2 2 0 2 0 0 0 0 1 13 21 27.00 4.000	1.0 8 3 4 3 0 1 0 0 0 1 1 0 13 21 27.00 6.000	0.1 L 3 2 1 1 1 0 0 0 0 0 0 0 8 11 27.00 3.000	0.2 4 2 3 3 1 0 0 0 0 0 1 6 6 40.50 3.000	1.0 3 0 0 0 0 0 0 0 0 0 0 7 11 0.00 0.000														

AB	36
R	10
H	12
RBI	9
BB	3
SO	7
LOB	14

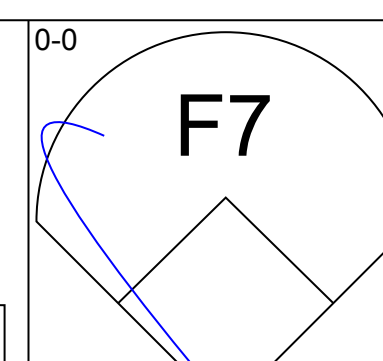
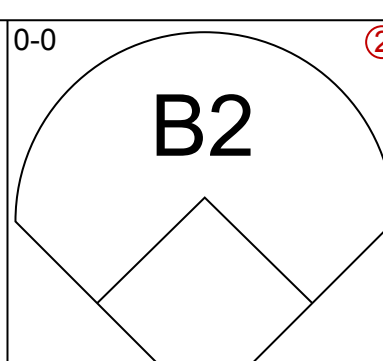
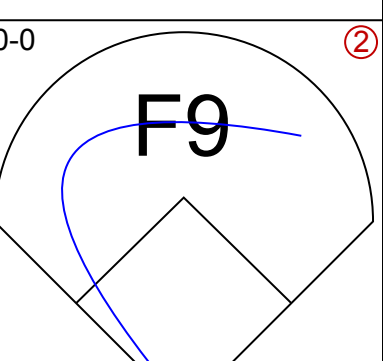
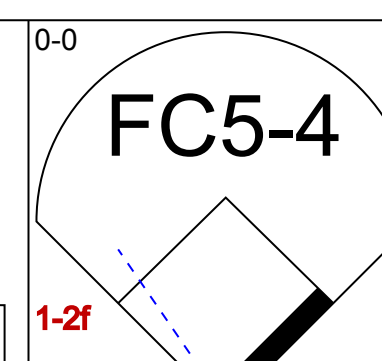
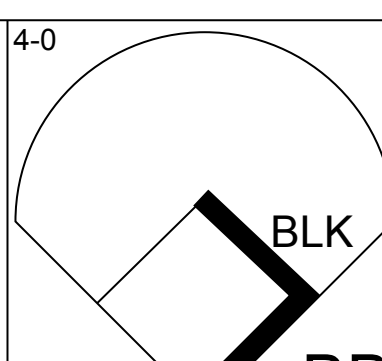
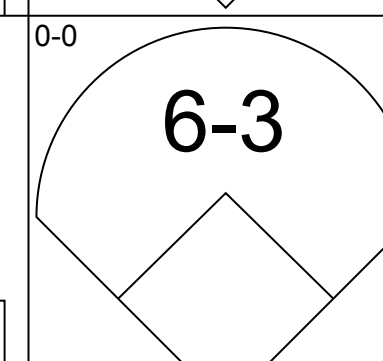
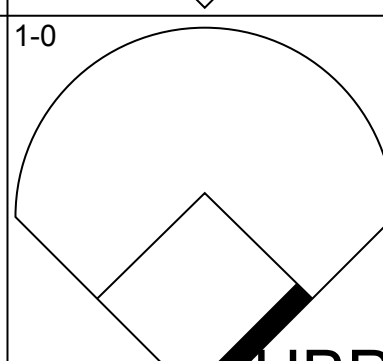
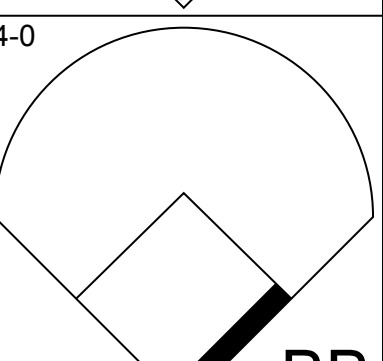
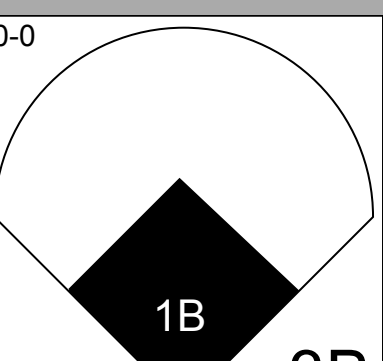
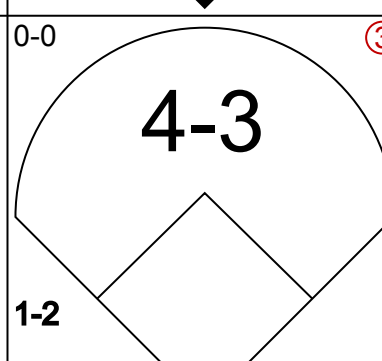
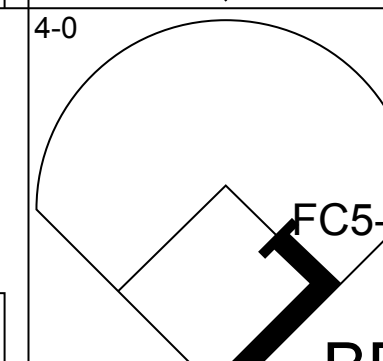
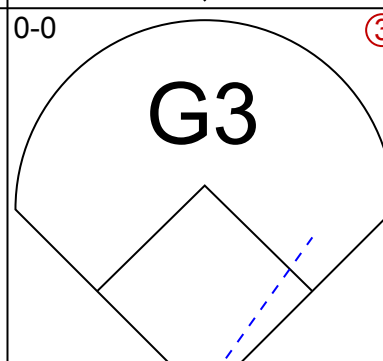
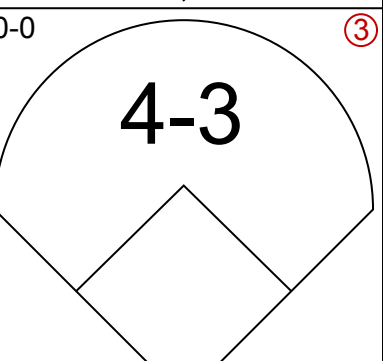
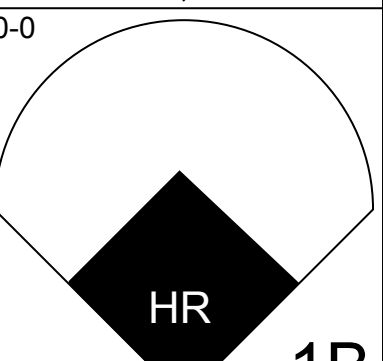
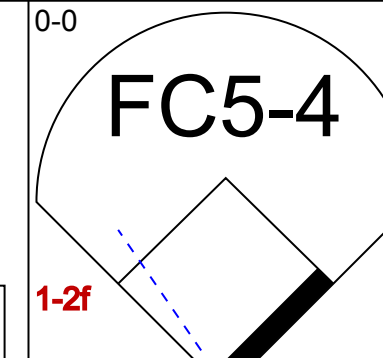
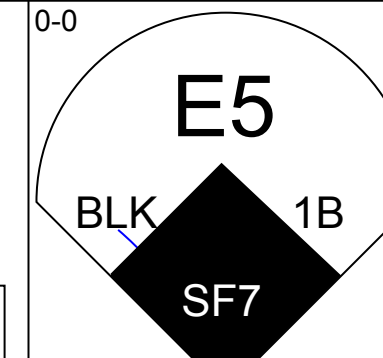
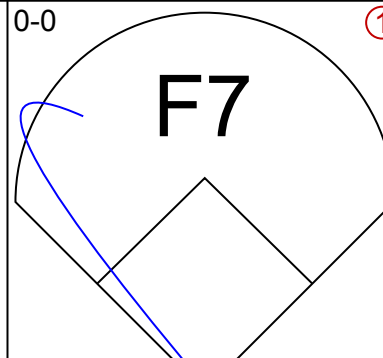
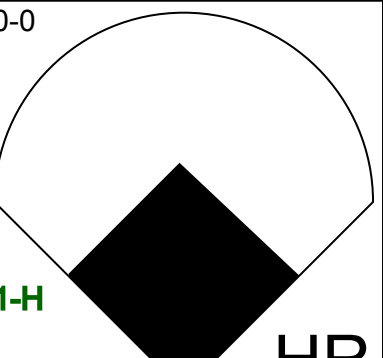
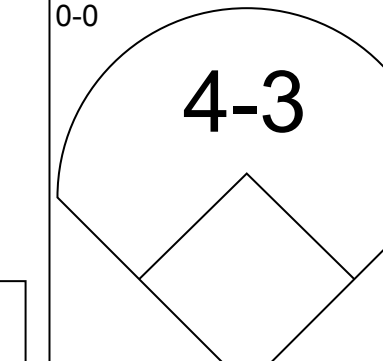
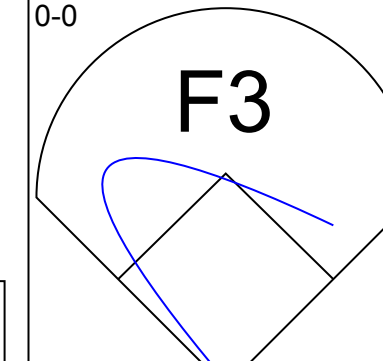
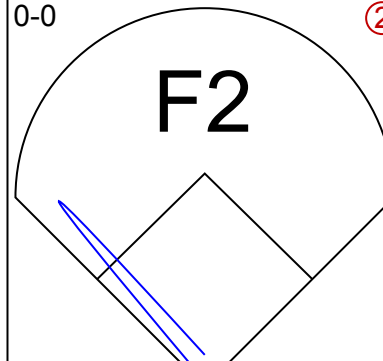
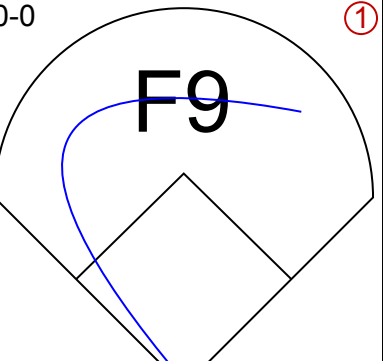
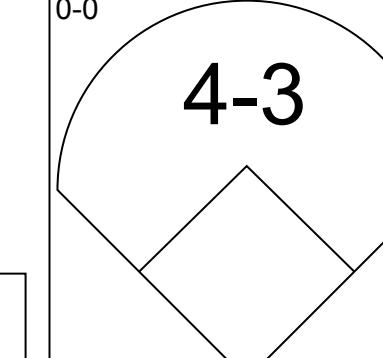
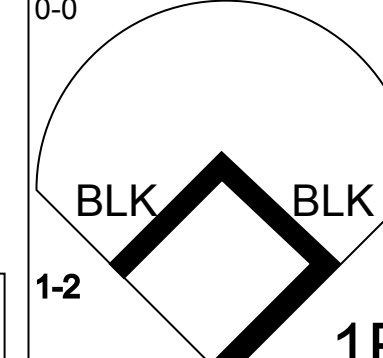
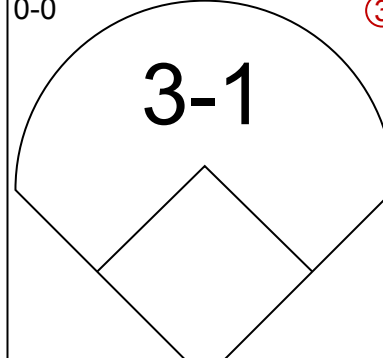
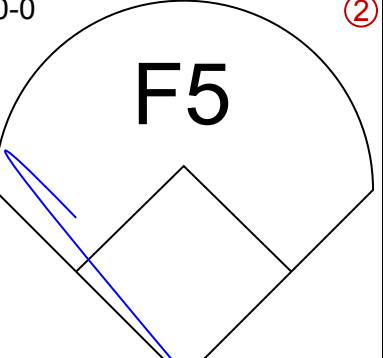
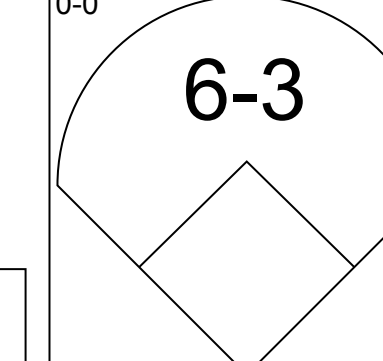
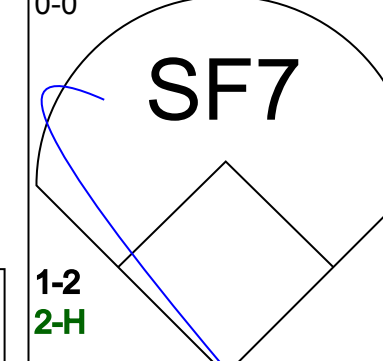
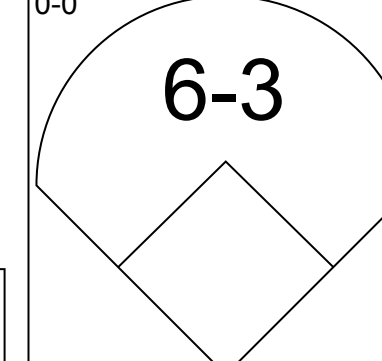
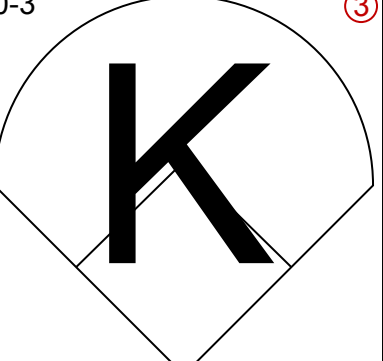
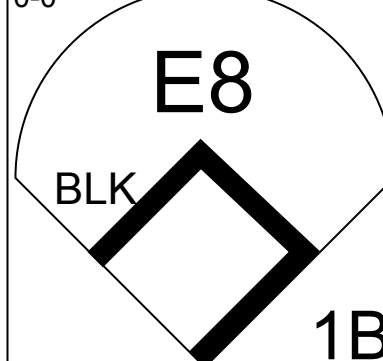
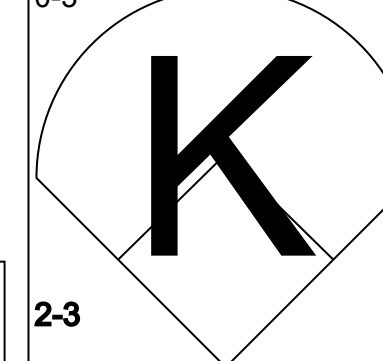
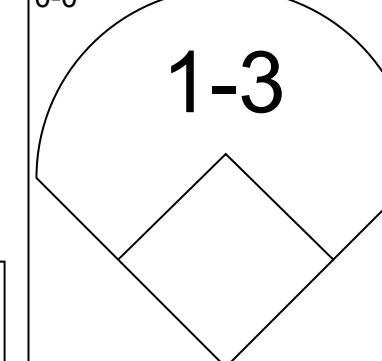
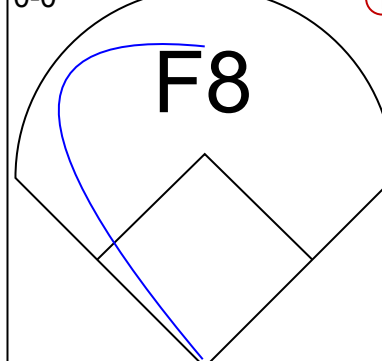
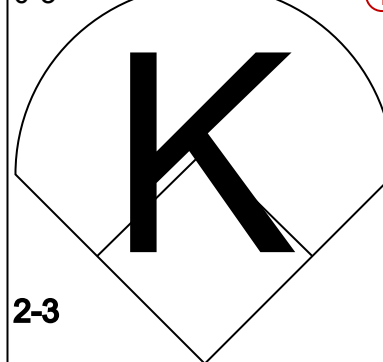
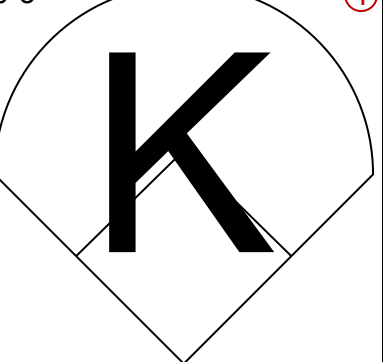

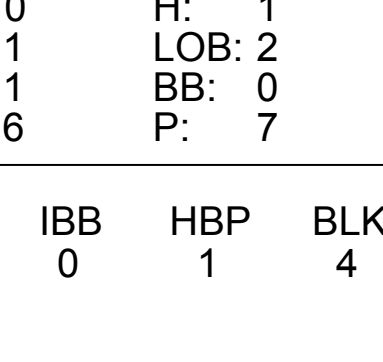
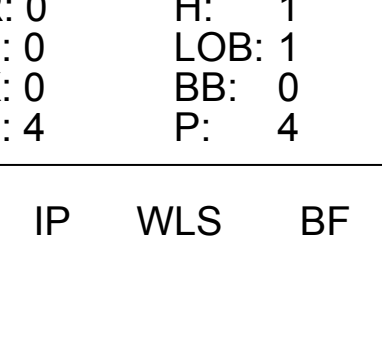
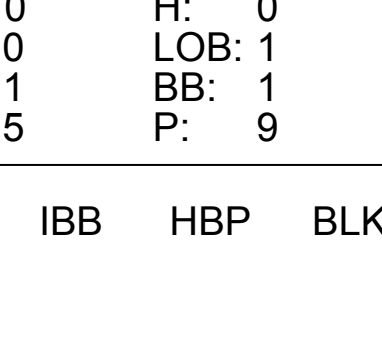




Batter	1	2	3	4	5	6	7	8	9	AB	R	H	RBI	BB	SO	LOB	TOP					
Dick Schofield, S OBP: 0.368, SLG: 0.353										6	0	3	2	0	1	2						
Bob Skinner, L OBP: 0.366, SLG: 0.353										6	2	3	1	0	3	4						
Roberto Clemente, R OBP: 0.353, SLG: 0.375										5	2	2	1	0	0	4						
Donn Clendenon, R OBP: 0.438, SLG: 1.000										3	1	1	2	1	0	0						
Bill Mazerowski, R OBP: 0.353, SLG: 0.733										5	3	3	3	0	0	2						
Bob Bailey, R OBP: 0.412, SLG: 0.667										5	1	1	0	0	2	1						
Bill Virdon, L OBP: 0.375, SLG: 0.357										5	0	1	0	0	1	3						
Jim Pagliaroni, R OBP: 0.444, SLG: 0.167										4	2	1	1	1	1	1						
Bob Friend, R OBP: 0.250, SLG: 0.250										5	1	2	0	0	0	2						
Inning Stats	R: 3 E: 0 K: 1 S: 8	H: 3 LOB: 0 BB: 0 P: 8	R: 0 E: 0 K: 1 S: 5	H: 0 LOB: 0 BB: 0 P: 5	R: 0 E: 0 K: 1 S: 6	H: 1 LOB: 2 BB: 1 P: 10	R: 0 E: 0 K: 2 S: 7	H: 0 LOB: 0 BB: 0 P: 7	R: 0 E: 0 K: 1 S: 6	H: 1 LOB: 1 BB: 0 P: 6	R: 4 E: 1 K: 0 S: 8	H: 4 LOB: 2 BB: 1 P: 12	R: 0 E: 0 K: 0 S: 3	H: 0 LOB: 0 BB: 0 P: 3	R: 0 E: 0 K: 0 S: 4	H: 1 LOB: 1 BB: 0 P: 4	R: 5 E: 0 K: 2 S: 14	H: 7 LOB: 2 BB: 0 P: 14	1B: 11 2B: 5 3B: 0 HR: 1	SF: 1 SAC: 0 DP: 0 HBP: 0	WP: 1 PB: 0 SB: 1 CS: 0	PA: 47
PITCHER	IP WLS BF H R ER SO BB IBB HBP BLK WP HR S P ERA WHIP																					
Jim O'Toole, L ERA: 2.25	(1, 1) 7.0 L 33 9 7 3 6 1 1 0 1 0 1 43 51 3.86 1.429																					
John Tsitouris, R ERA: 27.0	(8, 1) 1.2 13 8 5 5 1 0 0 0 2 1 0 15 15 27.00 4.800																					
Bill Henry, L ERA: 27.0	(9, 1) 0.1 1 0 0 0 1 0 0 0 0 0 0 0 3 3 0.00 0.000																					

Pittsburgh Pirates @ Cincinnati Reds
Crosley Field, Cincinnati, OH
Sat Apr 13 1963, 3:33 AM EST
Att: 4,481 - Unknown

AB 44
R 12
H 17
RBI 10
BB 2
SO 8
LOB 19



Batter	1	2	3	4	5	6	7	8	9	AB	R	H	RBI	BB	SO	LOB	BOTTOM			
Leo Cardenas, R OBP: 0.389, SLG: 0.333										4	0	0	0	1	0	2				
Pete Rose, S OBP: 0.278, SLG: 0.214										3	1	1	0	1	0	1				
Vada Pinson, L OBP: 0.353, SLG: 0.357										3	1	1	1	1	0	3				
Frank Robinson, R OBP: 0.353, SLG: 0.733										4	2	1	2	0	0	1				
Gordy Coleman, L OBP: 0.188, SLG: 0.625										4	0	0	0	0	0	1				
Johnny Edwards, L OBP: 0.375, SLG: 0.467										4	0	1	0	0	0	0				
Gene Freese, R OBP: 0.313, SLG: 0.167										3	0	0	1	0	1	0				
Tommy Harper, R OBP: 0.200, SLG: 0.143										4	0	1	0	0	1	1				
Jim O'Toole, S										2	0	0	0	0	2	1				
Marty Keough, L OBP: 1.000, SLG: 1.000										1	0	1	0	0	0	0				
John Tsitouris, R										0	0	0	0	0	0	0				
Bill Henry, L										0	0	0	0	0	0	0				
Jerry Lynch, L										1	0	0	0	0	1	0				
Inning Stats	R: 0 E: 0 K: 0 S: 3	H: 0 LOB: 0 BB: 0 P: 3	R: 0 E: 0 K: 1 S: 6	H: 1 LOB: 2 BB: 0 P: 7	R: 1 E: 1 K: 1 S: 7	H: 1 LOB: 1 BB: 0 P: 7	R: 0 E: 0 K: 1 S: 5	H: 0 LOB: 0 BB: 0 P: 9	R: 0 E: 0 K: 0 S: 3	H: 0 LOB: 0 BB: 0 P: 3	R: 0 E: 0 K: 0 S: 4	H: 1 LOB: 1 BB: 0 P: 4	R: 3 E: 0 K: 1 S: 8	H: 3 LOB: 0 BB: 0 P: 8	R: 0 E: 0 K: 1 S: 5	H: 0 LOB: 1 BB: 1 P: 9	1B: 4 2B: 0 3B: 1 HR: 1	SF: 1 SAC: 0 DP: 0 HBP: 1	WP: 0 PB: 0 SB: 0 CS: 0	PA: 38
PITCHER	IP WLS BF H R ER SO BB IBB HBP BLK WP HR S P ERA WHIP																			
Bob Friend, R ERA: 2.65	(1, 1) 9.0 W 38 6 4 3 5 3 0 1 4 0 1 44 57 3.00 1.000																			

Pittsburgh Pirates @ Cincinnati Reds
Crosley Field, Cincinnati, OH
Sat Apr 13 1963, 3:33 AM EST
Att: 4,481 - Unknown

AB 33
R 4
H 6
RBI 4
BB 3
SO 5
LOB 10



Batter	1	2	3	4	5	6	7	8	9	AB	R	H	RBI	BB	SO	LOB	TOP			
Dick Schofield, S OBP: 0.348, SLG: 0.300	(1, 6) 4-0 BB G4-6-3		(1, 6) 0-0 F8		(1, 6) 0-0 3-1		(1, 6) 0-0 P2-3			3	0	0	0	1	0	2				
Bob Skinner, L OBP: 0.348, SLG: 0.300	(1, 7) 0-0 G4-6-3			(1, 7) 4-0 1B BB	(1, 7) 0-0 F7			(1, 7) 0-3 K		3	1	0	0	1	1	1				
Roberto Clemente, R OBP: 0.333, SLG: 0.350	(1, 9) 0-0 F8			(1, 9) 0-0 F4		(1, 9) 0-0 P8		(1, 9) 0-0 S 1B		4	0	1	0	0	0	1				
Smoky Burgess, L OBP: 0.385, SLG: 0.545	(1, 2) 0-0 F8			(1, 2) 0-0 1B 1B		(1, 2) 4-0 BB BB		(1, 2) 0-0 P7		3	0	1	0	1	0	1				
Donn Clendenon, R OBP: 0.450, SLG: 0.882	(1, 3) 0-3 K			(1, 3) 0-0 1B		(1, 3) 4-0 BB BB		(1, 3) 0-3 K		3	0	1	0	1	2	1				
Bill Mazerowski, R OBP: 0.333, SLG: 0.632	(1, 4) 0-3 K			(1, 4) 1-2 2-3 1B		(1, 4) 0-0 BB				4	0	1	0	0	1	5				
Bill Virdon, L OBP: 0.368, SLG: 0.353	(1, 8) 0-0 F8		(1, 8) 0-0 F8	(1, 8) 0-0 1-2 2-3 3-H 1B		(1, 8) 0-0 F7		(1, 8) 0-0 SH1-3 1B		3	0	1	1	0	0	2				
Bob Bailey, R OBP: 0.381, SLG: 0.579	(1, 5) 0-0 E1		(1, 5) 0-0 F7			(1, 5) 0-0 P2-3 1B		(1, 5) 0-0 F5		4	0	1	0	0	0	4				
Al McBean, R (1, 1)			(1, 1) 0-3 K		(1, 1) 0-0 F9		(1, 1) 0-0 B3		(1, 1) 0-0 1-3	4	0	0	0	0	1	3				
Inning Stats	R: 0 E: 0 K: 0 S: 2	H: 0 LOB: 0 BB: 1 P: 6	R: 0 E: 0 K: 2 S: 7	H: 0 LOB: 0 BB: 0 P: 7	R: 0 E: 1 K: 1 S: 6	H: 0 LOB: 1 BB: 0 P: 6	R: 1 E: 0 K: 0 S: 6	H: 3 LOB: 3 BB: 1 P: 10	R: 0 E: 0 K: 0 S: 3	H: 0 LOB: 0 BB: 2 P: 11	R: 0 E: 0 K: 0 S: 3	H: 1 LOB: 0 BB: 0 P: 3	R: 0 E: 0 K: 2 S: 8	H: 1 LOB: 1 BB: 0 P: 8	R: 0 E: 0 K: 0 S: 4	H: 1 LOB: 1 BB: 0 P: 4	1B: 6 2B: 1 3B: 0 HR: 0	SF: 0 SAC: 1 DP: 2 HBP: 0	WP: 1 PB: 0 SB: 1 CS: 0	PA: 36
PITCHER	IP WLS BF H R ER SO BB IBB HBP BLK WP HR S P ERA WHIP																			
Joey Jay, R ERA: 1.2	(1, 1) 8.0 L 32 5 1 1 5 4 0 0 0 0 0 0 0 38 54 1.12 1.125																			
Jim Brosnan, R ERA: 10.8	(9, 1) 1.0 4 1 0 0 0 0 0 0 0 0 0 1 0 4 4 0.00 1.000																			

Pittsburgh Pirates @ Cincinnati Reds
Crosley Field, Cincinnati, OH
Sun Apr 14 1963, 3:33 AM EST
Att. 4,864 - Unknown

AB 31
R 1
H 6
RBI 1
BB 4
SO 5
LOB 20





Batter	1	2	3	4	5	6	7	8	9	AB	R	H	RBI	BB	SO	LOB	BOTTOM					
Leo Cardenas, R OBP: 0.348, SLG: 0.350	(1, 6) 0-0 L9		(1, 6) 0-0 1-3 2B		(1, 6) 0-0 FC		(1, 6) 0-0 4-3		(1, 6) 0-0 F2	5	0	1	0	0	0	1						
Pete Rose, S OBP: 0.281, SLG: 0.211	(1, 4) 0-0 5-3		(1, 4) 0-0 1-3		(1, 4) 0-0 FC1-5-2		(1, 4) 0-0 1B 1B		(1, 4) 0-0 4-3	5	0	1	0	0	0	4						
Vada Pinson, L OBP: 0.273, SLG: 0.263	(1, 9) 0-0 6-3			(1, 9) 0-0 4-3	(1, 9) 0-0 L7		(1, 9) 0-3 K		(1, 9) 0-0 G1	5	0	0	0	0	1	3						
Frank Robinson, R OBP: 0.381, SLG: 0.684	(1, 7) 0-0 4-3			(1, 7) 0-0 2B 1B		(1, 7) 0-3 K	(1, 7) 0-0 1B 1B			4	0	2	0	0	1	0						
Gordy Coleman, L OBP: 0.250, SLG: 0.600	(1, 3) 0-3 K			(1, 3) 0-0 F7		(1, 3) 0-0 1B 1B	(1, 3) 0-0 FC4-6 1B			4	0	2	0	0	1	1						
Johnny Edwards, L OBP: 0.400, SLG: 0.526	(1, 2) 0-0 F7			(1, 2) 0-0 1-3 2B		(1, 2) 0-0 1B 1B	(1, 2) 0-0 FC4-6			4	0	2	0	0	0	3						
Gene Freese, R OBP: 0.316, SLG: 0.200	(1, 5) 0-0 F2		(1, 5) 0-0 F2	(1, 5) 0-0 1-3		(1, 5) 0-0 1B		(1, 5) 0-0 5-3		3	0	1	0	0	0	2						
Jerry Lynch, L (8, PH)	(8, PH) 0-0 1-3									1	0	0	0	0	0	0						
Eddie Kasko, R (9, 5)	(9, 5) 0-0 1B									0	0	0	0	0	0	0						
Tommy Harper, R OBP: 0.222, SLG: 0.125	(1, 8) 0-0 4-3									2	0	0	0	1	1	3						
Jesse Gonder, L (8, PH)	(8, PH) 0-0 4-3									1	0	0	0	0	1	0						
Jim Brosnan, R (9, 1)	(9, 1) 0-0 E SH3-4									0	0	0	0	0	0	0						
Joey Jay, S OBP: 0.333, SLG: 0.333	(1, 1) 0-0 2B 1B									2	0	1	0	0	0	3						
Marty Keough, L OBP: 0.500, SLG: 0.500	(8, PH) 0-0 SH3-4									1	0	0	0	0	0	0						
Inning Stats	R: 0 E: 0 K: 0 S: 3	H: 0 LOB: 0 BB: 0 P: 3	R: 0 E: 0 K: 1 S: 5	H: 0 LOB: 0 BB: 0 P: 5	R: 0 E: 0 K: 0 S: 5	H: 2 LOB: 2 BB: 0 P: 5	R: 0 E: 0 K: 0 S: 5	H: 2 LOB: 2 BB: 0 P: 5	R: 0 E: 1 K: 0 S: 4	H: 0 LOB: 1 BB: 2 P: 8	R: 0 E: 0 K: 2 S: 10	H: 3 LOB: 3 BB: 0 P: 10	R: 0 E: 0 K: 1 S: 8	H: 3 LOB: 3 BB: 0 P: 8	R: 0 E: 0 K: 1 S: 5	H: 0 LOB: 0 BB: 0 P: 5	R: 0 E: 0 K: 0 S: 3	H: 0 LOB: 0 BB: 0 P: 3	1B: 8 2B: 2 3B: 0 HR: 0	SF: 0 SAC: 1 DP: 0 HBP: 0	WP: 0 PB: 0 SB: 0 CS: 0	PA: 39
PITCHER	IP WLS BF H R ER SO BB IBB HBP BLK WP HR S P ERA WHIP																					
Al McBean, R ERA:	(1, 1) 9.0 W 39 10 0 0 5 1 0 0 0 0 0 0 0 48 52 0.00 1.222																					

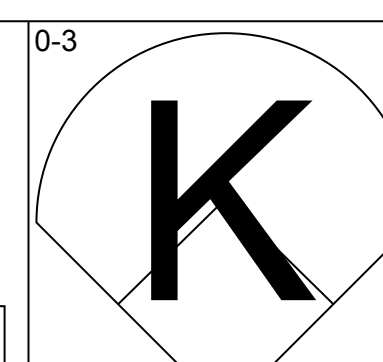
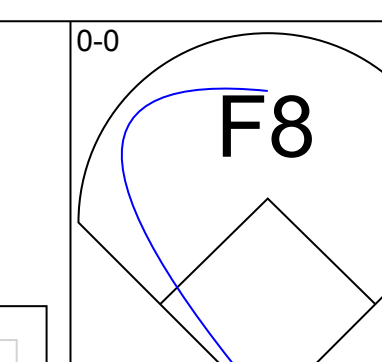
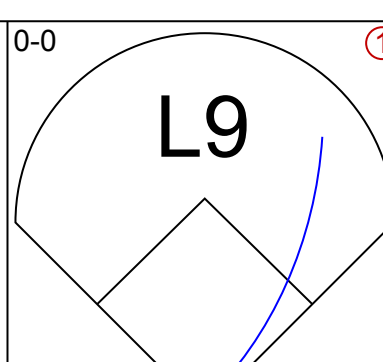
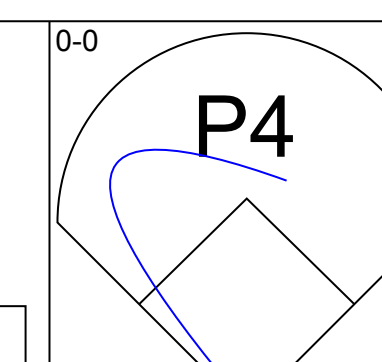

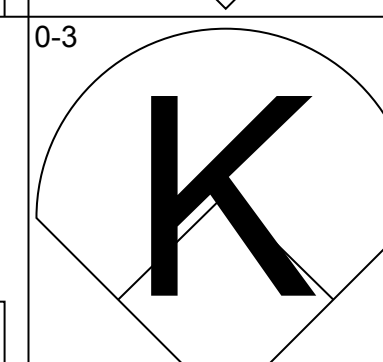
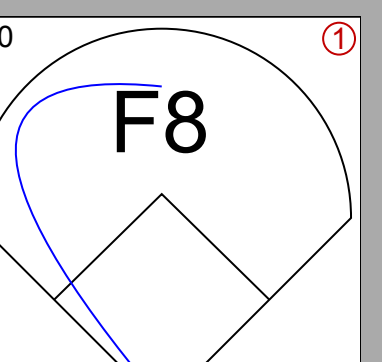
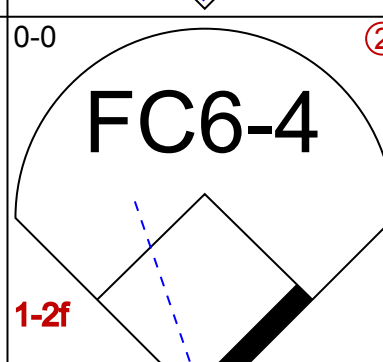
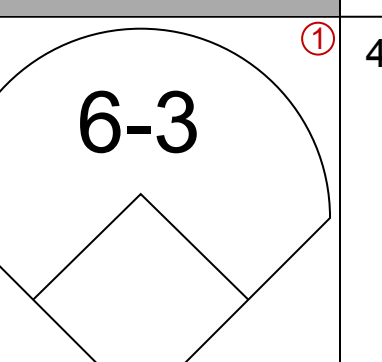
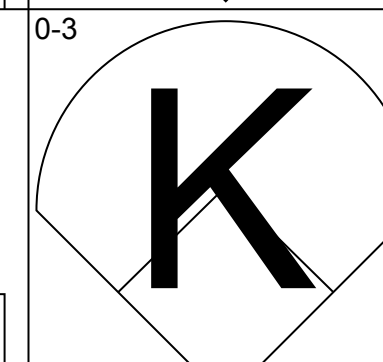
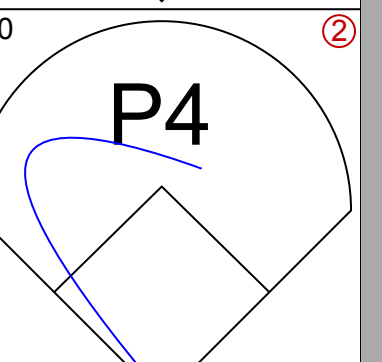
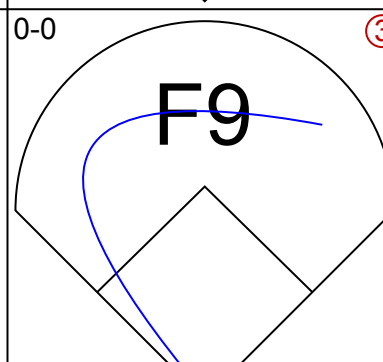
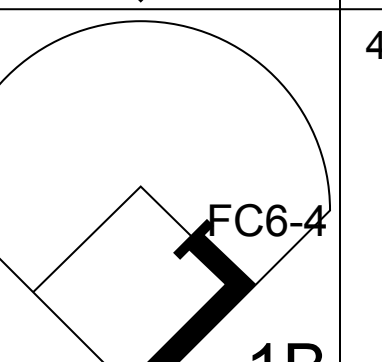
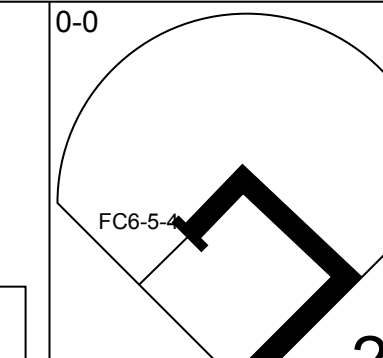
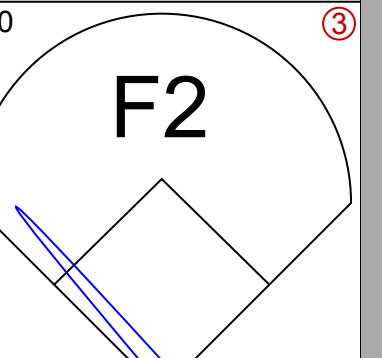
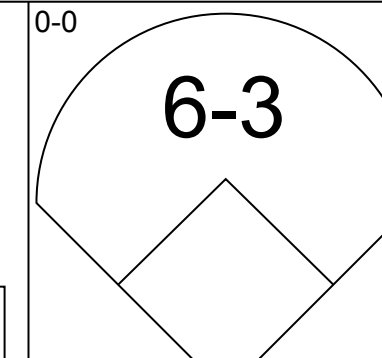
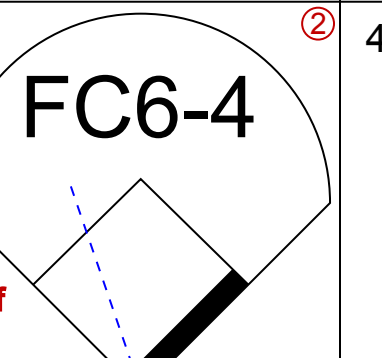
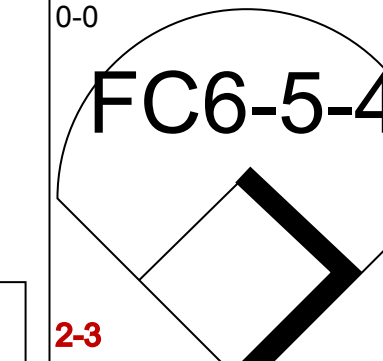
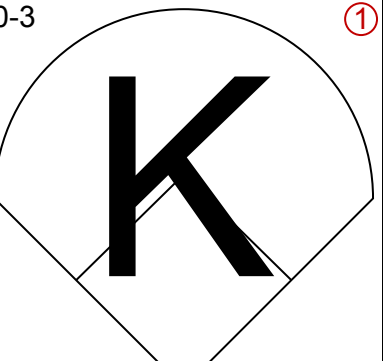
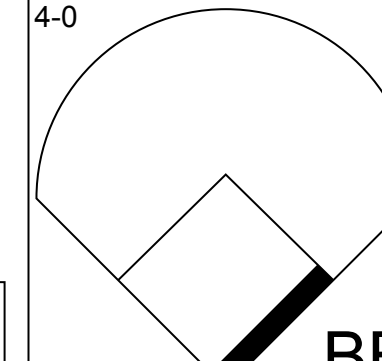
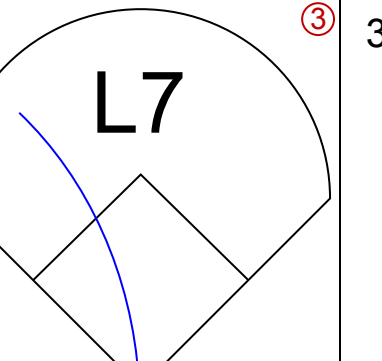
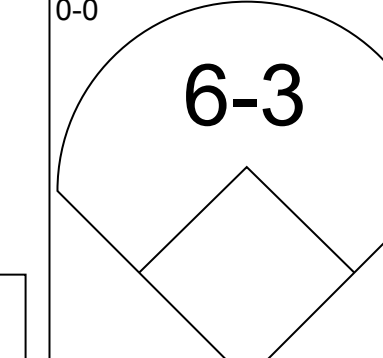
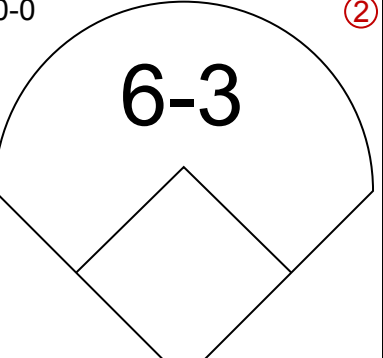
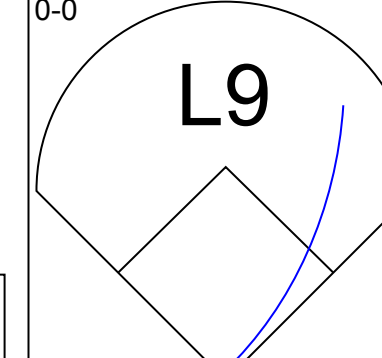
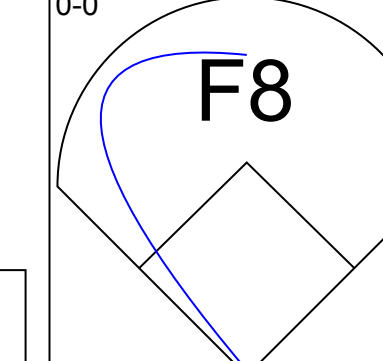
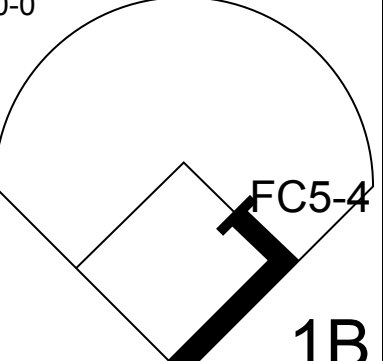
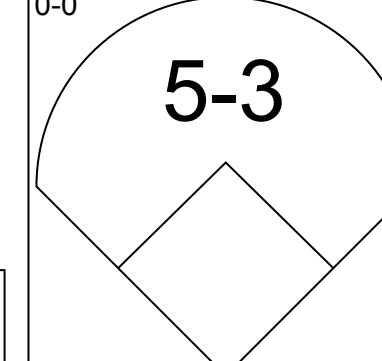
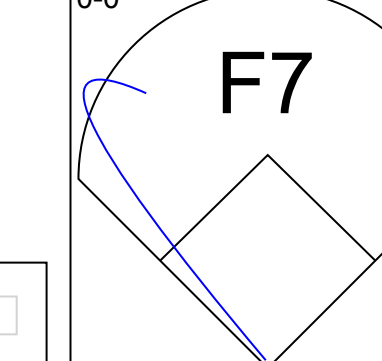
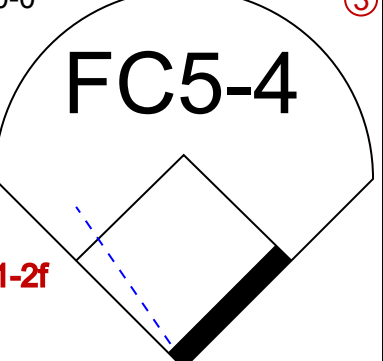
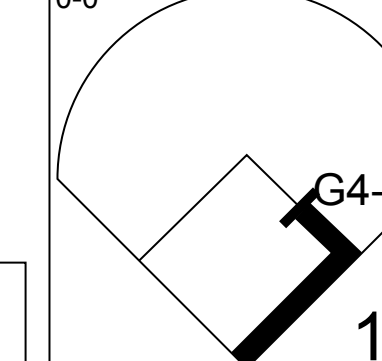
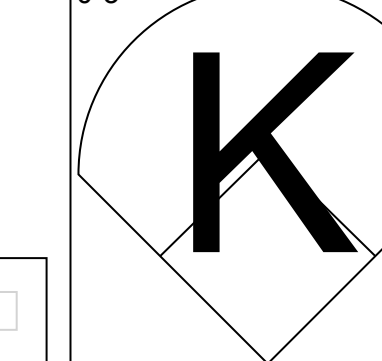
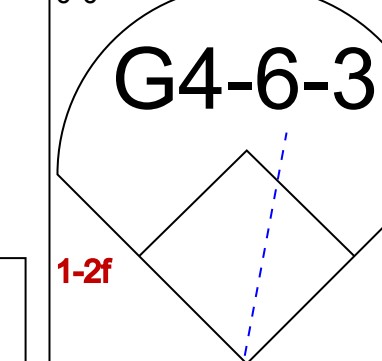
Pittsburgh Pirates @ Cincinnati Reds
Crosley Field, Cincinnati, OH
Sun Apr 14 1963, 3:33 AM EST
Att. 4,864 - Unknown

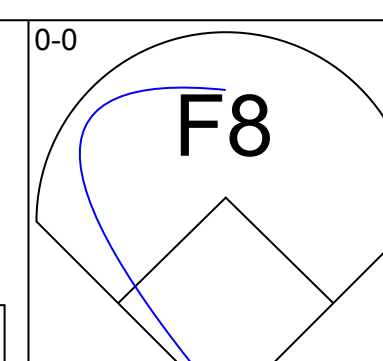
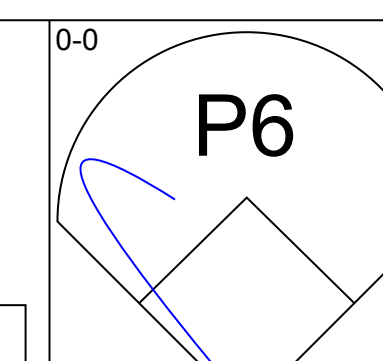
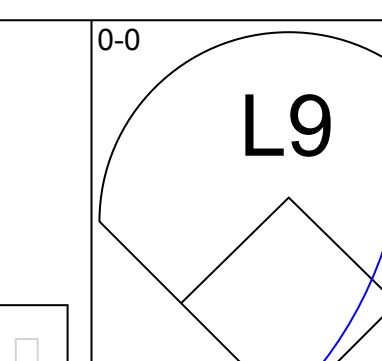
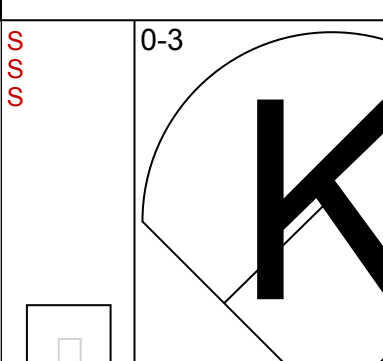

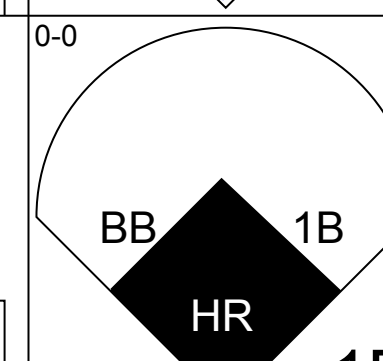
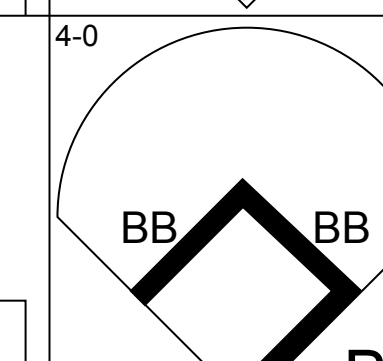
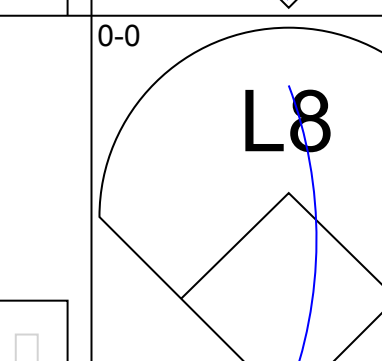

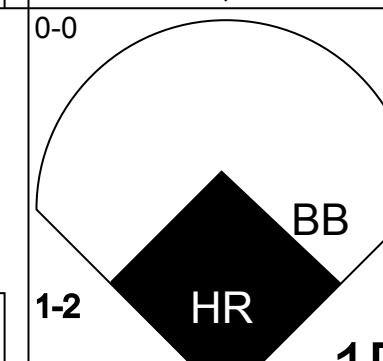
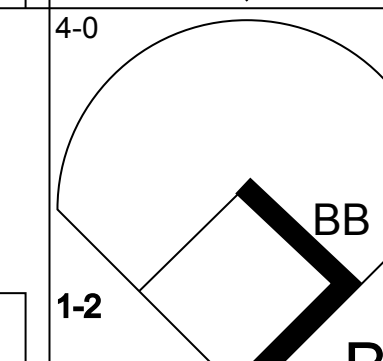
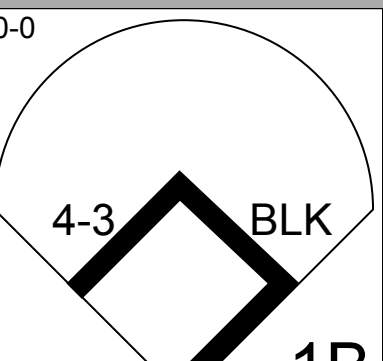

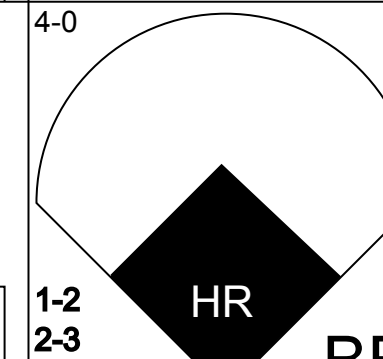
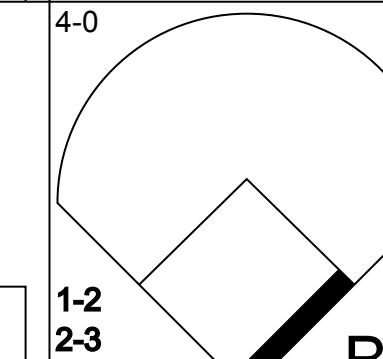
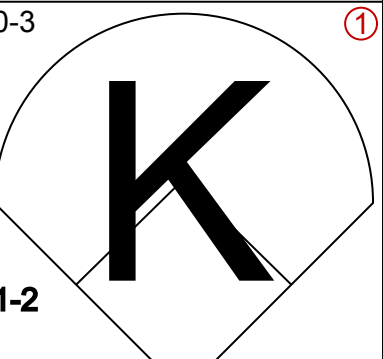

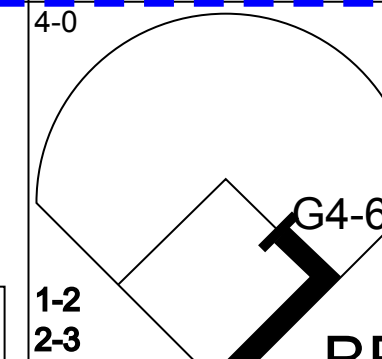
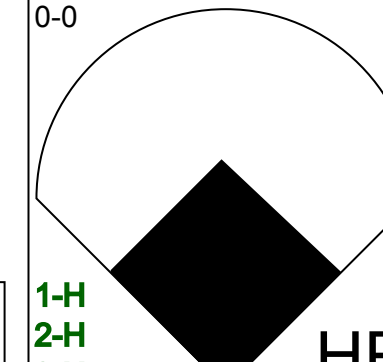
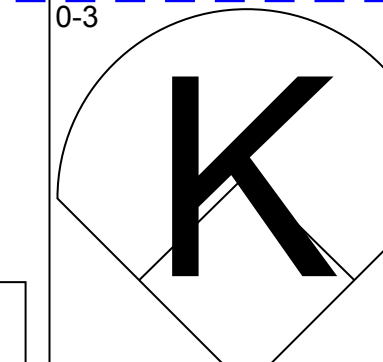
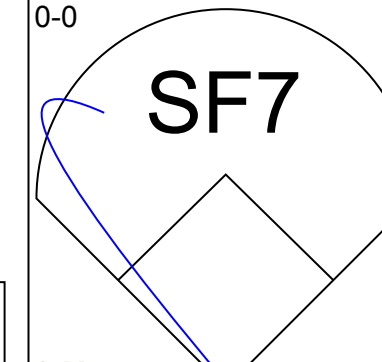

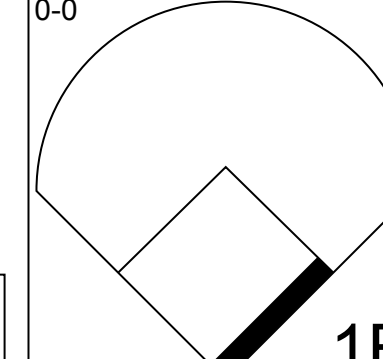
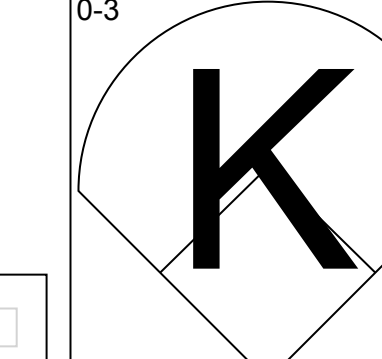
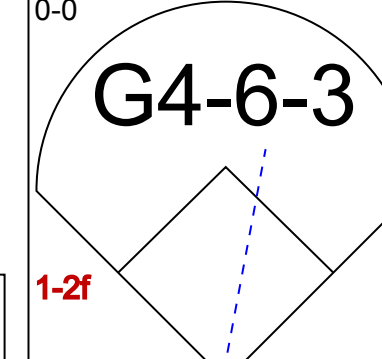
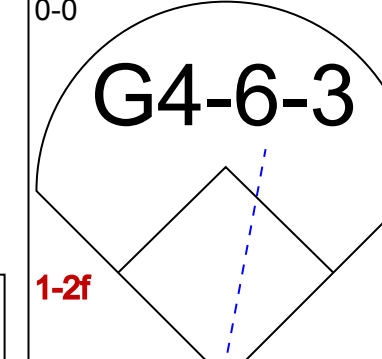
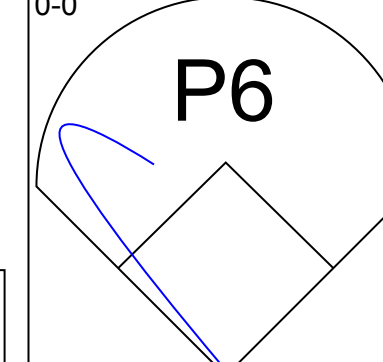
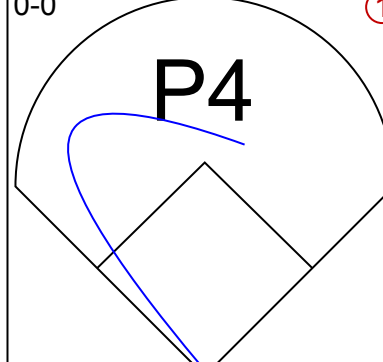
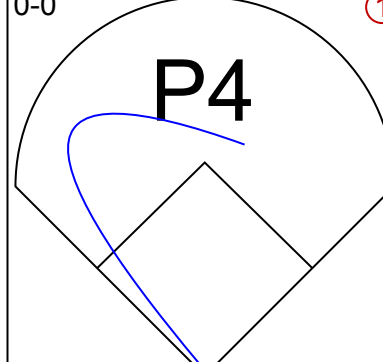
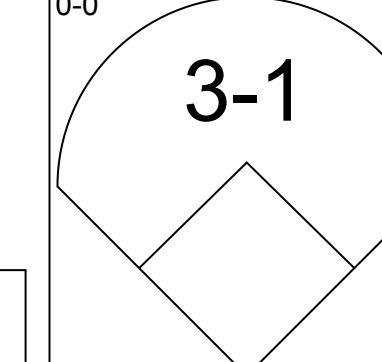
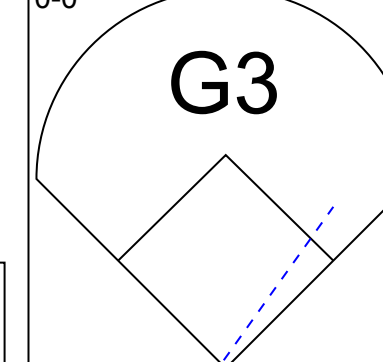
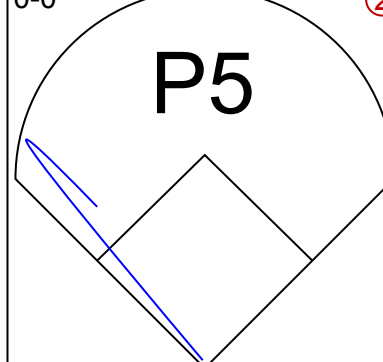
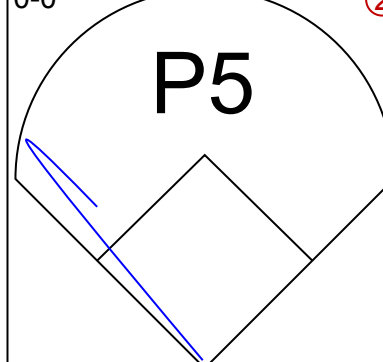
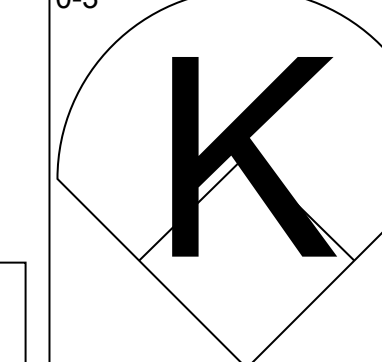
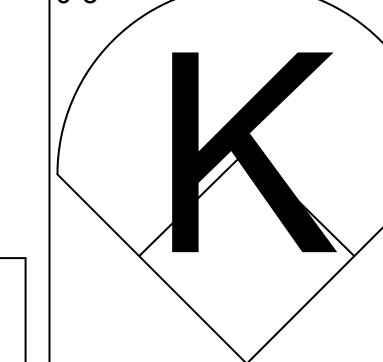
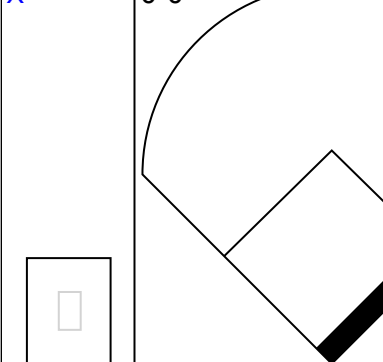
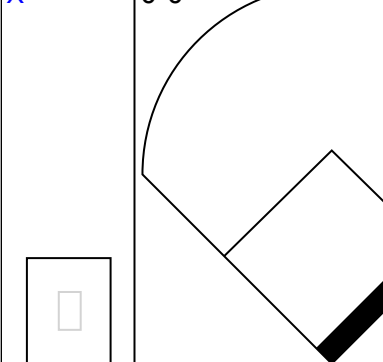
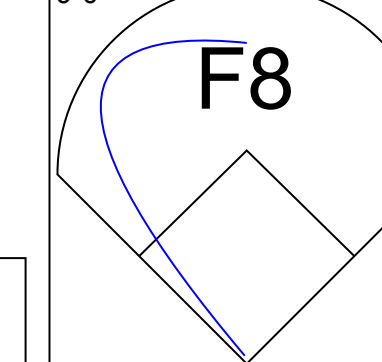
AB 37
R 0
H 10
RBI 0
BB 1
SO 5
LOB 20



Batter	1	2	3	4	5	6	7	8	9	AB	R	H	RBI	BB	SO	LOB	TOP						
Charlie Neal, R OBP: 0.231, SLG: 0.208	F8			F2		WP E 2B		4-3		4	1	1	0	0	0	0	New York Mets @ Cincinnati Reds Crosley Field, Cincinnati, OH Tue Apr 16 1963, 6:05 PM EST Att: 2,990 - Unknown 						
Ron Hunt, R OBP: 0.750, SLG: 0.667	CS BB			1B		E5 2B		1B		3	1	2	0	1	0	0							
Jim Hickman, R OBP: 0.286, SLG: 0.538	K2-3			K		HR 2B		K		4	1	1	1	0	3	3							
Duke Snider, L OBP: 0.296, SLG: 0.600				G3		HR 2B		K		4	1	2	2	0	1	2							
Frank Thomas, R OBP: 0.125, SLG: 0.067				L7		K		E 1B		3	0	1	0	1	1	1							
Tim Harkness, L OBP: 0.211, SLG: 0.176 Gil Hodges, R (9, PH)				K		BB F2		K		3	0	0	0	0	1	2							
Cliff Cook, R OBP: 0.143, SLG: 0.143				K		F2		4-3		1	0	0	0	0	1	1							
Choo-Choo Coleman, L OBP: 0.050, SLG: 0.050				F7		F7		F9		4	0	0	0	0	0	2							
Jay Hook, L OBP: 0.333, SLG: 0.333 Ken MacKenzie, R (5, 1)				K2-4		K		F8		1	0	0	0	0	1	0							
Rod Kanehl, R OBP: 0.250, SLG: 0.250 Larry Bearmarth, R (6, 1)						K				0	0	0	0	0	0	0							
Ted Schreiber, R OBP: 0.222, SLG: 0.222										1	0	0	0	0	1	2							
Inning Stats	R: 0 E: 0 K: 1 S: 4	H: 0 LOB: 0 BB: 1 P: 8	R: 0 E: 0 K: 1 S: 5	H: 1 LOB: 1 BB: 0 P: 5	R: 0 E: 0 K: 2 S: 7	H: 0 LOB: 0 BB: 0 P: 7	R: 0 E: 0 K: 1 S: 6	H: 1 LOB: 1 BB: 0 P: 6	R: 0 E: 0 K: 2 S: 5	H: 0 LOB: 1 BB: 1 P: 9	R: 4 E: 1 K: 2 S: 11	H: 3 LOB: 0 BB: 0 P: 11	R: 0 E: 0 K: 0 S: 3	H: 0 LOB: 0 BB: 0 P: 3	R: 0 E: 0 K: 2 S: 8	H: 1 LOB: 1 BB: 0 P: 8		R: 0 E: 1 K: 3 S: 11	H: 1 LOB: 2 BB: 0 P: 11	1B: 4 2B: 3 3B: 0 HR: 1	SF: 0 SAC: 0 DP: 1 HBP: 0	WP: 1 PB: 0 SB: 0 CS: 2	PA: 36
PITCHER	IP WLS BF H R ER SO BB IBB HBP BLK WP HR S P ERA WHIP																						
Jim Maloney, R ERA: 3.75	(1, 1) 7.0 W 27 5 4 3 8 2 0 0 0 1 1 41 49 3.86 1.000																						
Joe Nuxhall, L ERA:	(8, 1) 2.0 S 9 2 0 0 5 0 0 0 0 0 0 19 19 0.00 1.000																						

Batter	1	2	3	4	5	6	7	8	9	AB	R	H	RBI	BB	SO	LOB	BOTTOM				
Leo Cardenas, R OBP: 0.393, SLG: 0.520	F9			4-3		FC6-5-2 PB 1B		3B		5	1	3	1	0	0	0	New York Mets @ Cincinnati Reds Crosley Field, Cincinnati, OH Tue Apr 16 1963, 6:05 PM EST Att: 2,990 - Unknown 				
Pete Rose, S OBP: 0.286, SLG: 0.217	4-3			1B		FC6-5-2 1B		5-3		4	1	1	0	1	0	3					
Vada Pinson, L OBP: 0.259, SLG: 0.217	F8			G3		1B CS BB		4-3		4	0	0	0	1	0	4					
Frank Robinson, R OBP: 0.423, SLG: 0.667				1-3		1B CS 2B		L6		5	3	3	2	0	0	1					
Gordy Coleman, L OBP: 0.292, SLG: 0.667				L8		1B CS 2B		1B		4	1	2	1	0	1	1					
Johnny Edwards, L OBP: 0.456, SLG: 0.591				K		1B 2B		2B		3	0	3	3	0	0	0					
Gene Freese, R OBP: 0.273, SLG: 0.167 Jerry Lynch, L (7, PH) Eddie Kasko, R (8, 5)				FC4-6 1B		FC5-4 1B		SF7		3	0	0	0	0	1	3					
Tommy Harper, R OBP: 0.238, SLG: 0.111 Marty Keough, L OBP: 0.335, SLG: 0.333				FC4-6 1B		FC5-4 K		HBP		0	0	0	0	0	0	0					
Jim Maloney, L OBP: 0.200, SLG: 0.200 Jesse Gonder, L (7, PH) Joe Nuxhall, L (8, 1)				K		1B BB		P5		2	1	0	0	1	2	1					
				G3		1B BB		K		1	0	0	0	0	0	2					
						PB 1B		FC6-4		0	0	0	0	0	0	0					
Inning Stats	R: 0 E: 0 K: 0 S: 3	H: 0 LOB: 0 BB: 0 P: 3	R: 1 E: 1 K: 1 S: 7	H: 2 LOB: 1 BB: 0 P: 7	R: 0 E: 0 K: 0 S: 4	H: 1 LOB: 1 BB: 0 P: 4	R: 0 E: 0 K: 1 S: 6	H: 1 LOB: 1 BB: 0 P: 6	R: 5 E: 0 K: 1 S: 9	H: 5 LOB: 1 BB: 2 P: 17	R: 0 E: 0 K: 1 S: 6	H: 1 LOB: 2 BB: 1 P: 10	R: 1 E: 0 K: 0 S: 5	H: 2 LOB: 2 BB: 0 P: 6	R: 0 E: 0 K: 0 S: 4	H: 1 LOB: 1 BB: 0 P: 4		1B: 9 2B: 3 3B: 1 HR: 0	SF: 1 SAC: 0 DP: 0 HBP: 1	WP: 0 PB: 1 SB: 0 CS: 2	PA: 40
PITCHER	IP WLS BF H R ER SO BB IBB HBP BLK WP HR S P ERA WHIP																				
Jay Hook, R ERA: 8.44	(1, 1) 4.2 L 23 8 6 5 2 2 0 0 0 0 0 0 4 4 9.64 2.143																				
Ken MacKenzie, L ERA:	(5, 1) 0.1 2 1 0 0 1 0 0 0 0 0 0 4 4 0.00 3.000																				
Larry Bearmarth, R ERA: 3.0	(6, 1) 3.0 15 4 1 1 1 1 0 1 0 0 0 15 20 3.00 1.667																				

Batter	1	2	3	4	5	6	7	8	9	AB	R	H	RBI	BB	SO	LOB	TOP			
Charlie Neat, R (1, 6) OBP: 0.200, SLG: 0.179										4	0	0	0	0	1	2	<p>New York Mets @ Cincinnati Reds Crosley Field, Cincinnati, OH Wed Apr 17 1963, 6:05 PM EST Att. 4,360 - Unknown</p> <p>livebaseballscores.com</p> <p>AB 31 R 0 H 5 RBI 0 BB 1 SO 5 LOB 13</p> 			
Ron Hunt, R (1, 4) OBP: 0.375, SLG: 0.286										4	0	0	0	0	1	1				
Jim Hickman, R (1, 8) OBP: 0.278, SLG: 0.471										4	0	1	0	0	1	1				
Frank Thomas, R (1, 7) OBP: 0.150, SLG: 0.158										4	0	1	0	0	0	1				
Cliff Cook, R (1, 9) OBP: 0.167, SLG: 0.118										3	0	0	0	1	2					
Gil Hodges, R (1, 3)										3	0	0	0	0	2					
Ted Schreiber, R (1, 5)										3	0	1	0	0	2					
Norm Sherry, R (1, 2) OBP: 0.200, SLG: 0.200										3	0	1	0	0	0	1				
Larry Burright, R (8, PR) OBP: 0.190, SLG: 0.238										0	0	0	0	0	0	0				
Choo-Choo Coleman, L (8, 2) OBP: 0.050, SLG: 0.050										0	0	0	0	0	0	0				
Carl Willey, R (1, 1)										0	0	0	0	0	0	0				
Don Rowe, L (2, 1) OBP: 0.500, SLG: 0.500										2	0	1	0	0	1	0				
Galen Cisco, R (7, 1) OBP: 0.333, SLG: 0.667										0	0	0	0	0	0	0				
Rod Kanehl, R (8, PH) OBP: 0.200, SLG: 0.200										1	0	0	0	0	1	0				
Ken MacKenzie, R (8, 1)										0	0	0	0	0	0	0				
Inning Stats	R: 0 E: 0 K: 3 S: 9	H: 0 LOB: 0 BB: 0 P: 9	R: 0 E: 0 K: 0 S: 4	H: 1 LOB: 1 BB: 0 P: 4	R: 0 E: 0 K: 1 S: 5	H: 0 LOB: 0 BB: 0 P: 5	R: 0 E: 0 K: 0 S: 3	H: 0 LOB: 0 BB: 0 P: 3	R: 0 E: 0 K: 1 S: 6	H: 1 LOB: 1 BB: 0 P: 6	R: 0 E: 0 K: 0 S: 3	H: 0 LOB: 1 BB: 1 P: 7	R: 0 E: 0 K: 0 S: 3	H: 1 LOB: 1 BB: 0 P: 3	R: 0 E: 0 K: 0 S: 4	H: 1 LOB: 1 BB: 0 P: 4	1B: 4 2B: 1 3B: 0 HR: 0	SF: 0 SAC: 0 DP: 1 HBP: 0	WP: 0 PB: 0 SB: 0 CS: 0	PA: 32
PITCHER Jim O'Toole, L (1, 1) ERA: 1.44	IP: 9.0 WLS: W BF: 32 H: 5 R: 0 ER: 0 SO: 5 BB: 1 IBB: 0 HBP: 0 BLK: 0 WP: 0 HR: 0 S: 41 P: 45 ERA: 0.00 WHIP: 0.667															PITCHER				

Batter	1	2	3	4	5	6	7	8	9	AB	R	H	RBI	BB	SO	LOB	BOTTOM		
Eddie Kasko, R (1, 5)										4	0	0	0	0	1	1	<p>New York Mets @ Cincinnati Reds Crosley Field, Cincinnati, OH Wed Apr 17 1963, 6:05 PM EST Att. 4,360 - Unknown</p> <p>livebaseballscores.com</p> <p>AB 28 R 5 H 6 RBI 5 BB 7 SO 8 LOB 11</p> 		
Don Blasingame, L (1, 4) OBP: 0.750, SLG: 0.500										2	2	1	0	2	0	0			
Gordy Coleman, L (1, 3) OBP: 0.393, SLG: 0.692										2	1	2	0	2	0	0			
Frank Robinson, R (1, 7) OBP: 0.467, SLG: 0.640										1	1	0	0	3	1	1			
Johnny Edwards, L (1, 2) OBP: 0.429, SLG: 0.680										3	1	1	5	0	1	4			
Leo Cardenas, R (1, 6) OBP: 0.375, SLG: 0.483										4	0	1	0	0	2	3			
Marty Keough, L (1, 9) OBP: 0.143, SLG: 0.143										4	0	0	0	0	1	0			
Vada Pinson, L (1, 8) OBP: 0.226, SLG: 0.185										4	0	0	0	0	2	1			
Jim O'Toole, S (1, 1) OBP: 0.125, SLG: 0.125										4	0	1	0	0	1	0			
Inning Stats	R: 4 E: 0 K: 0 S: 7	H: 4 LOB: 1 BB: 1 P: 11	R: 0 E: 0 K: 2 S: 7	H: 0 LOB: 3 BB: 3 P: 19	R: 0 E: 0 K: 2 S: 7	H: 0 LOB: 0 BB: 0 P: 7	R: 0 E: 0 K: 0 S: 3	H: 0 LOB: 0 BB: 0 P: 3	R: 0 E: 0 K: 1 S: 6	H: 1 LOB: 1 BB: 0 P: 6	R: 1 E: 0 K: 0 S: 2	H: 0 LOB: 1 BB: 3 P: 14	R: 0 E: 0 K: 1 S: 5	H: 0 LOB: 0 BB: 0 P: 5	1B: 5 2B: 0 3B: 0 HR: 1	SF: 1 SAC: 0 DP: 1 HBP: 0		WP: 0 PB: 0 SB: 0 CS: 0	PA: 36
PITCHER Carl Willey, R (1, 1) ERA: 13.5	IP: 1.2 WLS: L BF: 13 H: 4 R: 4 ER: 4 SO: 1 BB: 4 IBB: 0 HBP: 0 BLK: 0 WP: 0 HR: 1 S: 11 P: 27 ERA: 21.60 WHIP: 4.800															PITCHER			
Don Rowe, L (2, 1) ERA: 2.25	IP: 4.1 WLS: 1 BF: 17 H: 2 R: 1 ER: 1 SO: 6 BB: 2 IBB: 0 HBP: 0 BLK: 1 WP: 0 HR: 0 S: 27 P: 35 ERA: 2.08 WHIP: 0.923																		
Galen Cisco, R (7, 1) ERA: 4.5	IP: 1.0 WLS: 3 BF: 0 H: 0 R: 0 ER: 0 SO: 0 BB: 1 IBB: 0 HBP: 0 BLK: 0 WP: 0 HR: 0 S: 2 P: 6 ERA: 0.00 WHIP: 1.000																		
Ken MacKenzie, L (8, 1) ERA:	IP: 1.0 WLS: 3 BF: 0 H: 0 R: 0 ER: 0 SO: 1 BB: 0 IBB: 0 HBP: 0 BLK: 0 WP: 0 HR: 0 S: 5 P: 5 ERA: 0.00 WHIP: 0.000																		

Batter	1	2	3	4	5	6	7	8	9	AB	R	H	RBI	BB	SO	LOB	TOP							
Eddie Kasko, R (1,5)	0-3 K		0-0 4-3		0-3 K			0-0 F8		4	0	0	0	0	2	1	Cincinnati Reds @ Pittsburgh Pirates Forbes Field, Pittsburgh, PA Sat Apr 20 1963, 3:33 AM EST Att: 12,235 - Unknown							
Don Blasingame, L (1,4) OBP: 0.500, SLG: 0.500	0-0 4-3 E		0-0 F9			0-0 F5		0-0 E5		4	1	1	0	0	0	0								
Gordy Coleman, L (1,3) OBP: 0.375, SLG: 0.633	0-0 4-3		0-0 F8			0-0 1B		0-0 4-3		4	0	1	0	0	0	2								
Frank Robinson, R (1,7) OBP: 0.441, SLG: 0.621	0-0 E7			0-0 6-3		0-0 F6			0-0 F6	4	0	1	1	0	0	1								
Johnny Edwards, L (1,2) OBP: 0.406, SLG: 0.697	0-0 3-1			0-0 6-3		0-0 4-3			4-0 SH5-3 BB	3	0	0	0	1	0	2								
Leo Cardenas, R (1,6) OBP: 0.343, SLG: 0.438		0-0 4-3		0-0 1-3					0-0 SH5-3	3	0	0	0	0	0	0								
Marty Keough, L (1,9) OBP: 0.182, SLG: 0.100		0-0 4-3			1-0 HBP				0-0 F8	3	0	0	0	0	0	1								
Vada Pinson, L (1,8) OBP: 0.235, SLG: 0.300		0-0 HR				0-0 F8			0-0 F6	3	1	1	1	0	0	1								
Joey Jay, S (1,1) OBP: 0.200, SLG: 0.200			0-0 G1			0-0 F2			0-0 F7	2	0	0	0	0	0	1								
Jerry Lynch, L (8,PH)										0	0	0	0	0	0	0								
Jim Brosnan, R (8,1)										0	0	0	0	0	0	0								
Inning Stats	R: 1 E: 1 K: 1 S: 7	H: 2 LOB: 1 BB: 0 P: 7	R: 1 E: 0 K: 0 S: 4	H: 1 LOB: 0 BB: 0 P: 4	R: 0 E: 0 K: 0 S: 3	H: 0 LOB: 0 BB: 0 P: 3	R: 0 E: 0 K: 0 S: 3	H: 0 LOB: 0 BB: 0 P: 3	R: 0 E: 0 K: 1 S: 5	H: 0 LOB: 1 BB: 0 P: 6	R: 0 E: 0 K: 0 S: 4	H: 0 LOB: 0 BB: 0 P: 4	R: 0 E: 0 K: 0 S: 3	H: 0 LOB: 0 BB: 0 P: 3	R: 0 E: 1 K: 0 S: 4	H: 0 LOB: 1 BB: 1 P: 4	R: 0 E: 0 K: 0 S: 3	H: 0 LOB: 0 BB: 0 P: 4	R: 0 E: 0 K: 0 S: 3	H: 0 LOB: 0 BB: 0 P: 7	1B: 1 2B: 2 3B: 0 HR: 1	SF: 0 SAC: 1 DP: 0 HBP: 1	WP: 0 PB: 0 SB: 0 CS: 0	PA: 34
PITCHER	IP WLS BF H R ER SO BB IBB HBP BLK WP HR S P ERA WHIP																							
Bob Friend, R (1,1) ERA: 2.42	9.0 W 34 4 2 2 2 1 0 1 0 0 1 36 41 2.00 0.556																							

AB	30
R	2
H	4
RBI	2
BB	1
SO	2
LOB	9



Batter	1	2	3	4	5	6	7	8	9	AB	R	H	RBI	BB	SO	LOB	BOTTOM			
Dick Schofield, S (1,6) OBP: 0.350, SLG: 0.265	4-0 3B BB		0-0 4-3	0-0 G3			0-0 1B SF8	0-0 SH1-4		3	2	1	0	1	0	1	Cincinnati Reds @ Pittsburgh Pirates Forbes Field, Pittsburgh, PA Sat Apr 20 1963, 3:33 AM EST Att: 12,235 - Unknown			
Bob Skinner, L (1,7) OBP: 0.386, SLG: 0.389	0-0 1-H SF9 3B		0-0 L8		0-0 5-3 1B		0-0 F4	4-0 1B IBB		4	1	2	1	1	0	1				
Roberto Clemente, R (1,9) Willie Stargelt, L (9,9)	0-0 SF9		0-0 E4 1B		0-0 5-3 1-2		0-0 1-3 1B BB	0-3 K		4	1	1	1	0	1	4				
Donn Clendenon, R (1,3) OBP: 0.432, SLG: 0.750	0-0 E7		0-0 BB 1B		0-0 5-3		4-0 1B BB	0-0 F2		4	0	1	0	1	0	4				
Bill Mazerowski, R (1,4) OBP: 0.286, SLG: 0.414	0-3 K		4-0 1-2 BB		0-0 L4		0-0 SF8			2	0	0	1	1	1	2				
Bill Virdon, L (1,8) OBP: 0.353, SLG: 0.344	0-0 4-3		0-0 F9			0-0 G6-4-3 1B	0-0 1-3 2-H 1B			4	0	2	1	0	0	4				
Bob Bailey, R (1,5) OBP: 0.333, SLG: 0.424		0-0 6-3		0-0 6-3		0-0 G6-4-3 1-2 1B	0-0 F8			4	0	0	0	0	0	3				
Jim Pagliaroni, R (1,2) OBP: 0.438, SLG: 0.308		0-0 1-3		0-0 SH2-4 1B		0-0 1B		0-0 SH1-4 BB 1B		4	0	3	0	0	0	0				
Bob Friend, R (1,1) OBP: 0.273, SLG: 0.200		0-3 K		0-0 SH2-4		0-0 1-3		4-0 SH1-4 BB		2	0	0	0	1	1	1				
Inning Stats	R: 2 E: 1 K: 1 S: 7	H: 1 LOB: 1 BB: 1 P: 11	R: 0 E: 0 K: 1 S: 5	H: 0 LOB: 0 BB: 0 P: 5	R: 0 E: 0 K: 0 S: 5	H: 1 LOB: 3 BB: 1 P: 9	R: 0 E: 0 K: 0 S: 4	H: 1 LOB: 1 BB: 0 P: 4	R: 0 E: 0 K: 0 S: 4	H: 1 LOB: 1 BB: 0 P: 4	R: 0 E: 0 K: 0 S: 4	H: 2 LOB: 1 BB: 0 P: 4	R: 2 E: 0 K: 0 S: 6	H: 3 LOB: 2 BB: 1 P: 10	R: 0 E: 0 K: 1 S: 6	H: 1 LOB: 3 BB: 2 P: 14	1B: 9 2B: 0 3B: 1 HR: 0	SF: 2 SAC: 2 DP: 1 HBP: 0	WP: 0 PB: 0 SB: 0 CS: 0	PA: 40
PITCHER	IP WLS BF H R ER SO BB IBB HBP BLK WP HR S P ERA WHIP																			
Joey Jay, R (1,1) ERA: 2.45	7.0 L 34 9 4 4 2 3 0 0 0 0 0 35 47 5.14 1.714																			
Jim Brosnan, R (8,1) ERA: 6.75	1.0 6 1 0 0 1 1 1 0 0 0 0 6 14 0.00 2.000																			



Batter	1	2	3	4	5	6	7	8	9	AB	R	H	RBI	BB	SO	LOB	TOP			
Eddie Kasko, R OBP: 0.308, SLG: 0.308 (1,5)										5	1	4	0	0	0	0	Cincinnati Reds @ Pittsburgh Pirates Forbes Field, Pittsburgh, PA Sun Apr 21 1963, 3:33 AM EST Att: 18,070 - Unknown			
Don Blasingame, L OBP: 0.308, SLG: 0.273 (1,4)										5	0	0	0	0	0	6				
Gordy Coleman, L OBP: 0.378, SLG: 0.618 (1,3)										4	1	1	2	1	1	2				
Frank Robinson, R OBP: 0.462, SLG: 0.618 (1,7)										5	1	3	0	0	0	1				
Johnny Edwards, L OBP: 0.459, SLG: 0.625 (1,2)										4	2	3	1	0	0	2				
Leo Cardenas, R OBP: 0.350, SLG: 0.486 (1,6)										5	1	2	2	0	1	5				
Vada Pinson, L OBP: 0.256, SLG: 0.364 (1,8)										3	1	1	2	1	1	1				
Marty Keough, L OBP: 0.188, SLG: 0.133 (1,9)										5	0	1	0	0	1	3				
Jim Maloney, L OBP: 0.200, SLG: 0.200 (1,1)											5	1	1	0	0	1				
Inning Stats	R: 2 E: 0 K: 0 S: 7	H: 4 LOB: 3 BB: 1 P: 11	R: 1 E: 0 K: 0 S: 5	H: 2 LOB: 1 BB: 0 P: 5	R: 2 E: 1 K: 1 S: 9	H: 4 LOB: 2 BB: 0 P: 9	R: 3 E: 0 K: 1 S: 8	H: 3 LOB: 0 BB: 0 P: 8	R: 0 E: 0 K: 0 S: 4	H: 1 LOB: 1 BB: 0 P: 4	R: 0 E: 0 K: 1 S: 6	H: 0 LOB: 0 BB: 0 P: 6	R: 0 E: 0 K: 0 S: 3	H: 1 LOB: 2 BB: 1 P: 8	R: 0 E: 0 K: 2 S: 7	H: 0 LOB: 0 BB: 0 P: 7		1B: 13 2B: 1 3B: 2 HR: 0	SF: 1 SAC: 0 DP: 1 HBP: 1	WP: 0 PB: 1 SB: 0 CS: 1
PITCHER	IP WLS BF H R ER SO BB IBB HBP BLK WP HR S P ERA WHIP																			
Al McBean, R ERA: 3.18 (1,1)	2.1 L 16 8 5 4 0 0 0 1 0 0 0 0 0 15 19 15.43 3.429																			
Harvey Haddix, L ERA: 4.05 (3,1)	2.2 6 3 3 2 0 0 0 0 0 0 0 0 0 18 18 10.12 2.250																			
Tommie Sisk, R ERA: 1.5 (6,1)	2.0 7 1 0 0 1 0 0 0 0 0 0 0 0 9 9 0.00 0.500																			
Joe Gibbon, L ERA: (8,1)	2.0 8 1 0 0 2 1 0 1 0 0 0 0 10 15 0.00 1.000																			

Batter	1	2	3	4	5	6	7	8	9	AB	R	H	RBI	BB	SO	LOB	BOTTOM					
Dick Schofield, S OBP: 0.400, SLG: 0.342 (1,6)										4	1	3	0	1	0	0	Cincinnati Reds @ Pittsburgh Pirates Forbes Field, Pittsburgh, PA Sun Apr 21 1963, 3:33 AM EST Att: 18,070 - Unknown					
Bob Stinner, L OBP: 0.370, SLG: 0.390 (1,7)										5	0	2	1	0	0	2						
Roberto Clemente, R OBP: 0.230, SLG: 0.325 (1,9)										4	0	0	0	0	0	3						
Donn Clendenon, R OBP: 0.415, SLG: 0.778 (1,3)										4	1	1	1	0	0	0						
Bill Mazerowski, R OBP: 0.333, SLG: 0.455 (1,4)										4	0	3	0	0	0	0						
Bill Virdon, L OBP: 0.342, SLG: 0.361 (1,8)										4	0	1	0	0	1	3						
Bob Bailey, R OBP: 0.325, SLG: 0.405 (1,5)										4	0	1	0	0	0	3						
Jim Pagliaroni, R OBP: 0.400, SLG: 0.471 (1,2)										4	1	1	1	0	1	2						
Al McBean, R ERA: (1,1)										0	0	0	0	0	0	0						
Harvey Haddix, L ERA: (3,1)										1	0	0	0	0	1	0						
Larry Elliot, L ERA: (5,PH)										1	0	0	0	0	0	0						
Tommie Sisk, R ERA: (6,1)										0	0	0	0	0	0	0						
Willie Stargel, L ERA: (7,PH)										1	0	0	0	0	1	0						
Joe Gibbon, R ERA: (8,1)										0	0	0	0	0	0	0						
Smoky Burgess, L OBP: 0.318, SLG: 0.500 (9,PH)										1	0	0	0	0	0	0						
Inning Stats	R: 1 E: 0 K: 0 S: 4	H: 1 LOB: 0 BB: 0 P: 4	R: 0 E: 0 K: 1 S: 5	H: 1 LOB: 0 BB: 0 P: 5	R: 0 E: 0 K: 1 S: 7	H: 2 LOB: 2 BB: 0 P: 7	R: 0 E: 0 K: 0 S: 5	H: 2 LOB: 2 BB: 0 P: 5	R: 0 E: 0 K: 0 S: 2	H: 0 LOB: 0 BB: 1 P: 6	R: 1 E: 0 K: 0 S: 5	H: 2 LOB: 1 BB: 0 P: 5	R: 1 E: 0 K: 1 S: 7	H: 2 LOB: 1 BB: 0 P: 7	R: 0 E: 0 K: 0 S: 4	H: 1 LOB: 1 BB: 0 P: 4	R: 0 E: 0 K: 1 S: 6	H: 1 LOB: 1 BB: 0 P: 6	1B: 8 2B: 3 3B: 0 HR: 2	SF: 0 SAC: 0 DP: 2 HBP: 0	WP: 0 PB: 0 SB: 0 CS: 0	PA: 38
PITCHER	IP WLS BF H R ER SO BB IBB HBP BLK WP HR S P ERA WHIP																					
Jim Maloney, R ERA: 3.43 (1,1)	9.0 W 38 12 3 3 4 1 0 0 0 0 2 45 49 3.00 1.444																					

Batter	1	2	3	4	5	6	7	8	9	AB	R	H	RBI	BB	SO	LOB	TOP			
Eddie Kasko, R (1,5) OBP: 0.364, SLG: 0.333	0-0 4-3 1B		0-0 6-3			0-0 5-3		0-0 1B		4	0	2	0	0	0	0	<p>Cincinnati Reds @ San Francisco Giants</p> <p>Candlestick Park, San Francisco, CA</p> <p>Tue Apr 23 1963, 6:33 AM EST</p> <p>Att: 8,914 - Unknown</p> <p>livebaseballscores.com</p>			
Don Blasingame, L (1,4) OBP: 0.316, SLG: 0.313	0-0 F9		0-0 F9			0-0 2B		0-3 K		3	0	1	0	0	0	1				
Jerry Lynch, L (8,PH) OBP: 0.250, SLG: 0.571										1	0	0	0	0	1	1				
Al Worthington, R (8,1)										0	0	0	0	0	0	0				
Gordy Coleman, L (1,3) OBP: 0.370, SLG: 0.558	0-0 4-3 1-2			0-0 G3		0-0 F5		0-0 F8		4	0	0	0	0	0	3				
Frank Robinson, R (1,7) OBP: 0.417, SLG: 0.595	4-0 1B			0-0 6-3		0-0 5-3			0-0 E7 1B	3	1	0	0	1	0	1				
Johnny Edwards, L (1,2) OBP: 0.444, SLG: 0.575	0-3 K			0-0 1B			0-0 F5		0-0 P6	4	0	1	0	0	1	3				
Vada Pinson, L (1,8) OBP: 0.255, SLG: 0.366		0-0 P6		0-0 F8			0-0 4-3		0-0 1B	4	0	1	1	0	0	1				
Leo Cardenas, R (1,6) OBP: 0.313, SLG: 0.444		0-0 5-3			0-3 K		0-0 P4		0-3 K	4	0	0	0	0	2	1				
Marty Keough, L (1,9) OBP: 0.167, SLG: 0.261	0-0 F9				0-0 4-1			0-0 F5	0-3 K	4	0	0	0	0	1	1				
Joe Nuxhall, L (1,1)			0-0 F7		0-0 5-3			0-0 HR		2	0	0	0	0	0	0				
Jesse Gonder, L (8,PH) OBP: 0.200, SLG: 0.800										1	1	1	1	0	0	0				
Pete Rose, S (8,4) OBP: 0.310, SLG: 0.217										0	0	0	0	0	0	0				
Inning Stats	R: 0 E: 0 K: 1 S: 6	H: 1 LOB: 2 BB: 1 P: 10	R: 0 E: 0 K: 0 S: 3	H: 0 LOB: 0 BB: 0 P: 3	R: 0 E: 0 K: 0 S: 3	H: 0 LOB: 1 BB: 0 P: 4	R: 0 E: 0 K: 1 S: 5	H: 0 LOB: 0 BB: 0 P: 5	R: 0 E: 0 K: 0 S: 4	H: 1 LOB: 1 BB: 0 P: 4	R: 0 E: 0 K: 0 S: 3	H: 0 LOB: 1 BB: 0 P: 7	R: 1 E: 0 K: 1 S: 7	H: 2 LOB: 1 BB: 0 P: 7	R: 1 E: 1 K: 2 S: 9	H: 1 LOB: 1 BB: 0 P: 9	1B: 4 2B: 1 3B: 0 HR: 1	SF: 0 SAC: 0 DP: 0 HBP: 0	WP: 0 PB: 0 SB: 0 CS: 0	PA: 35
PITCHER Juan Marichal, R (1,1) ERA: 2.88	IP: 9.0 WLS: W BF: 35 H: 6 R: 2 ER: 1 SO: 5 BB: 1 IBB: 0 HBP: 0 BLK: 0 WP: 0 HR: 1 S: 44 P: 48 ERA: 1.00 WHIP: 0.778															PITCHER				

Batter	1	2	3	4	5	6	7	8	9	AB	R	H	RBI	BB	SO	LOB	BOTTOM			
Jose Pagan, R (1,6) OBP: 0.241, SLG: 0.212	0-0 4-3		0-0 G3 FC1-5 1-2 1B		0-0 6-3		4-0 SH1-3 2B BB			3	1	1	0	1	0	0	<p>Cincinnati Reds @ San Francisco Giants</p> <p>Candlestick Park, San Francisco, CA</p> <p>Tue Apr 23 1963, 6:33 AM EST</p> <p>Att: 8,914 - Unknown</p> <p>livebaseballscores.com</p>			
Chuck Hillier, L (1,4) OBP: 0.193, SLG: 0.148	0-0 G4-6-3 1B		0-0 FC1-5 1-2 2-3F G3		0-0 F8		0-0 SH1-3 1-2			3	0	1	0	0	0	2				
Willie McCovey, L (1,7) OBP: 0.464, SLG: 0.708	0-0 G4-6-3 1-2		0-0 G3 1-2 2-3		0-3 K		0-0 E 2H 2B			4	1	1	1	0	1	3				
Willie Mays, R (1,8) OBP: 0.377, SLG: 0.558		0-0 1B 2B		0-0 P4		0-0 4-3		0-0 E8 2H 1B		4	1	2	1	0	0	2				
Orlando Cepeda, R (1,3) OBP: 0.414, SLG: 0.604		0-0 F8 2H 1B		0-0 E7 F9 1B 1B		0-0 BB 2B		0-0 5-3		4	1	3	1	0	0	1				
Felipe Alou, R (1,9) OBP: 0.400, SLG: 0.596		0-0 F8 2-3		0-0 F7		4-0 BB BB		0-0 5-3		3	0	0	0	1	0	3				
Jim Davenport, R (1,5) OBP: 0.211, SLG: 0.176		0-0 P6		0-0 F9 2-3		4-0 BB 2-3		0-0 F8		3	0	0	0	1	0	2				
Tom Haller, L (1,2) OBP: 0.321, SLG: 0.313		0-3 K		0-0 1B		0-3 K		0-0 G3		4	0	1	1	0	2	4				
Juan Marichal, R (1,1) OBP: 0.444, SLG: 0.556			0-0 FC1-5 1B		0-3 K		0-0 F4		0-0 P3	4	0	1	0	0	1	4				
Inning Stats	R: 0 E: 0 K: 0 S: 3	H: 1 LOB: 0 BB: 0 P: 3	R: 1 E: 0 K: 1 S: 7	H: 2 LOB: 1 BB: 0 P: 7	R: 0 E: 0 K: 0 S: 5	H: 2 LOB: 2 BB: 0 P: 5	R: 1 E: 1 K: 1 S: 7	H: 2 LOB: 1 BB: 0 P: 7	R: 0 E: 0 K: 1 S: 5	H: 0 LOB: 0 BB: 0 P: 5	R: 0 E: 0 K: 1 S: 6	H: 1 LOB: 3 BB: 2 P: 14	R: 2 E: 1 K: 0 S: 5	H: 2 LOB: 1 BB: 1 P: 9	R: 0 E: 0 K: 0 S: 3	H: 0 LOB: 0 BB: 0 P: 3		1B: 7 2B: 3 3B: 0 HR: 0	SF: 0 SAC: 1 DP: 1 HBP: 0	WP: 0 PB: 0 SB: 0 CS: 0
PITCHER Joe Nuxhall, L (1,1) ERA: 2.45	IP: 7.0 WLS: L BF: 33 H: 10 R: 4 ER: 3 SO: 4 BB: 3 IBB: 0 HBP: 0 BLK: 0 WP: 0 HR: 0 S: 38 P: 50 ERA: 3.86 WHIP: 1.857															PITCHER				
Al Worthington, R (8,1) ERA: 13.5	IP: 1.0 WLS: L BF: 3 H: 0 R: 0 ER: 0 SO: 0 BB: 0 IBB: 0 HBP: 0 BLK: 0 WP: 0 HR: 0 S: 3 P: 3 ERA: 0.00 WHIP: 0.000															PITCHER				



Batter	1	2	3	4	5	6	7	8	9	AB	R	H	RBI	BB	SO	LOB	TOP					
Don Blasingame, L (1,4) OBP: 0.318, SLG: 0.278 Gene Freese, R (8,PH) Al Worthington, R (8,1)	G3		F7			BB BB		F7		2	0	0	0	1	0	0	Cincinnati Reds @ Los Angeles Dodgers Dodger Stadium, Los Angeles, CA Wed Apr 24 1963, 6:05 PM PST Att: 19,089 - Unknown					
Eddie Kasko, R (1,5) OBP: 0.346, SLG: 0.292	1B BB		L7			F7		F8		3	0	0	0	1	0	3						
Frank Robinson, R (1,9) OBP: 0.423, SLG: 0.578	G5-4-3 1B				K2-3	G6-4-3 BB		FC5		3	0	1	0	1	1	2						
Wally Post, R (1,7)	G5-4-3 1-2				F2	G6-4-3 1-2			F7	4	0	0	0	0	0	4						
Gordy Coleman, L (1,3) OBP: 0.340, SLG: 0.511		K			E4		F8		F9	4	0	0	0	0	1	0						
Johnny Edwards, L (1,2) OBP: 0.426, SLG: 0.535					F5		F7			3	0	0	0	1	0	1						
Leo Cardenas, R (1,6) OBP: 0.308, SLG: 0.449									BB	4	0	1	0	0	0	1						
Vada Pinson, L (1,8) OBP: 0.260, SLG: 0.364										3	0	1	0	0	1	1						
Jim Owens, R (1,1) John Tsitouris, R (2,1) Ken Walters, R (8,PH) Pete Rose, S (8,4) OBP: 0.310, SLG: 0.217										0	0	0	0	0	0	0						
Inning Stats	R: 0 E: 0 K: 0 S: 8	H: 1 LOB: 1 BB: 1 P: 18	R: 0 E: 0 K: 2 S: 9	H: 1 LOB: 1 BB: 0 P: 12	R: 0 E: 0 K: 0 S: 9	H: 0 LOB: 0 BB: 0 P: 17	R: 0 E: 1 K: 1 S: 13	H: 0 LOB: 1 BB: 0 P: 16	R: 0 E: 0 K: 0 S: 13	H: 0 LOB: 0 BB: 0 P: 17	R: 0 E: 0 K: 0 S: 9	H: 0 LOB: 1 BB: 2 P: 18	R: 0 E: 0 K: 0 S: 7	H: 0 LOB: 0 BB: 0 P: 10	R: 0 E: 1 K: 0 S: 17	H: 1 LOB: 2 BB: 0 P: 22	R: 0 E: 0 K: 0 S: 7	H: 0 LOB: 1 BB: 1 P: 12	1B: 2 2B: 1 3B: 0 HR: 0	SF: 0 SAC: 0 DP: 2 HBP: 0	WP: 0 PB: 0 SB: 0 CS: 0	PA: 34
PITCHER Johnny Podres, L (1,1) ERA: 2.2	IP: 9.0 WLS: W BF: 34 H: 3 R: 0 ER: 0 SO: 3 BB: 4 IBB: 0 HBP: 0 BLK: 1 WP: 0 HR: 0 S: 92 P: 142 ERA: 0.00 WHIP: 0.778															PITCHER						

Batter	1	2	3	4	5	6	7	8	9	AB	R	H	RBI	BB	SO	LOB	BOTTOM			
Maury Wills, S (1,6) OBP: 0.348, SLG: 0.250	SH3-4 BB WP									3	2	2	0	1	1	0	Cincinnati Reds @ Los Angeles Dodgers Dodger Stadium, Los Angeles, CA Wed Apr 24 1963, 6:05 PM PST Att: 19,089 - Unknown			
Nate Oliver, R (1,4) OBP: 0.303, SLG: 0.267	WP SH3-4 BB									3	1	1	0	1	0	3				
Ron Fairly, L (1,7) OBP: 0.347, SLG: 0.511	SH3-4 1-2 2-3									3	1	2	2	0	1	0				
Frank Howard, R (1,9) OBP: 0.452, SLG: 0.582	5-3									4	1	1	1	0	2	3				
Bill Skowron, R (1,3) OBP: 0.217, SLG: 0.205	F8 2-3 3-H									4	0	0	0	0	2	2				
John Roseboro, L (1,2) OBP: 0.241, SLG: 0.373										3	2	2	1	1	0	0				
Ken McMullen, R (1,5) OBP: 0.297, SLG: 0.353										3	0	0	0	1	0	2				
Willie Davis, L (1,8) OBP: 0.218, SLG: 0.255										4	0	1	1	0	0	2				
Johnny Podres, L (1,1) OBP: 0.143, SLG: 0.143										3	0	0	0	0	1	1				
Inning Stats	R: 1 E: 0 K: 0 S: 6	H: 0 LOB: 1 BB: 2 P: 17	R: 1 E: 0 K: 1 S: 13	H: 2 LOB: 2 BB: 1 P: 24	R: 0 E: 0 K: 2 S: 8	H: 0 LOB: 0 BB: 0 P: 10	R: 1 E: 0 K: 0 S: 5	H: 1 LOB: 0 BB: 0 P: 7	R: 3 E: 0 K: 1 S: 16	H: 3 LOB: 0 BB: 0 P: 22	R: 0 E: 0 K: 0 S: 7	H: 0 LOB: 0 BB: 1 P: 13	R: 1 E: 0 K: 3 S: 12	H: 2 LOB: 1 BB: 0 P: 20	R: 0 E: 0 K: 0 S: 5	H: 1 LOB: 0 BB: 0 P: 5	1B: 6 2B: 0 3B: 0 HR: 3	SF: 0 SAC: 1 DP: 1 HBP: 0	WP: 2 PB: 0 SB: 0 CS: 1	PA: 35
PITCHER Jim Owens, R (1,1) ERA: 13.5 John Tsitouris, R (2,1) Al Worthington, R (8,1) ERA: 9.0	IP: 1.1 WLS: L BF: 8 H: 7 R: 5 ER: 5 SO: 7 BB: 1 IBB: 0 HBP: 0 BLK: 2 WP: 1 HR: 3 S: 56 P: 83 ERA: 7.94 WHIP: 1.412															PITCHER				

AB	30
R	0
H	3
RBI	0
BB	4
SO	3
LOB	15



AB	30
R	7
H	9
RBI	5
BB	4
SO	7
LOB	13



Batter	1	2	3	4	5	6	7	8	9	AB	R	H	RBI	BB	SO	LOB	TOP										
Eddie Kasko, R (1, 5) OBP: 0.333, SLG: 0.259	4-2 FC1-4 BB		3-2 1-3		1-3 K			0-3 K		3	0	0	0	1	2	0	Cincinnati Reds @ Los Angeles Dodgers Dodger Stadium, Los Angeles, CA Thu Apr 25 1963, 6:05 PM PST Att: 17,067 - Unknown										
Don Blasingame, L (1, 4) OBP: 0.308, SLG: 0.273	2-1 FC1-4 CS		0-3 K			1-3 K		2-2 1B		4	0	1	0	0	2	1											
Gordy Coleman, L (1, 3) OBP: 0.315, SLG: 0.471	3-2 3-1		1-1 G3			1-0 4-3		1-0 F9		4	0	0	0	0	0	2											
Frank Robinson, R (1, 7)		1-0 F5		4-2 4-3 5-3 BB		1-0 5-3		1-2 F7		3	0	0	0	1	0	1											
Johnny Edwards, L (1, 2) OBP: 0.434, SLG: 0.553		1-0 2B 1B		1-0 5-3		1-0 5-3		1-0 L9 6-3 2B		4	1	2	0	0	0	1											
Vada Pinson, L (1, 8) OBP: 0.299, SLG: 0.354		1-3 K		2-2 4-3		2-1 L9		2-0 1-3 1B		4	0	1	0	0	1	3											
Leo Cardenas, R (1, 6) OBP: 0.304, SLG: 0.453		3-1 1-3 2B		3-3 K		1-1 6-3		1-0 1-3 1-2		4	0	1	1	0	1	2											
Marty Keough, L (1, 9) OBP: 0.214, SLG: 0.240		4-0 IBB			1-3 K		3-H 4-2 BB		1-1 F9	2	0	0	0	2	1	1											
Joey Jay, S (1, 1) OBP: 0.143, SLG: 0.143		1-3 K			1-3 K		1-2 G3			2	0	0	0	0	2	3											
Jerry Lynch, L (7, PH) OBP: 0.222, SLG: 0.500										1	0	0	0	0	0	1											
Bill Henry, L (7, 1)										0	0	0	0	0	0	0											
Inning Stats	R: 0 E: 0 K: 0 S: 8	H: 0 LOB: 0 BB: 1 P: 17	R: 0 E: 0 K: 2 S: 10	H: 2 LOB: 3 BB: 1 P: 21	R: 0 E: 0 K: 1 S: 10	H: 0 LOB: 0 BB: 0 P: 14	R: 0 E: 0 K: 1 S: 11	H: 0 LOB: 1 BB: 1 P: 21	R: 0 E: 0 K: 3 S: 9	H: 0 LOB: 0 BB: 0 P: 12	R: 1 E: 0 K: 0 S: 10	H: 1 LOB: 1 BB: 1 P: 19	R: 0 E: 0 K: 1 S: 12	H: 1 LOB: 1 BB: 0 P: 16	R: 0 E: 0 K: 0 S: 5	H: 1 LOB: 1 BB: 0 P: 9	1B: 3 2B: 2 3B: 0 HR: 0	SF: 0 SAC: 0 DP: 0 HBP: 0	WP: 0 PB: 0 SB: 0 CS: 1	PA: 35							
PITCHER	IP	WLS	BF	H	R	ER	SO	BB	IBB	HBP	BLK	WP	HR	S	P	ERA	WHIP										
Bob Miller, R (1, 1) ERA: 1.17	9.0	W	35	5	1	1	9	3	1	0	0	0	0	80	137	1.00	0.889										

Batter	1	2	3	4	5	6	7	8	9	AB	R	H	RBI	BB	SO	LOB	BOTTOM										
Maury Wills, S (1, 6) OBP: 0.353, SLG: 0.250	1-0 1B 1B		4-2 1-3 S BB		1-1 5-3	2-1 4-3		3-2 G3		4	1	1	0	1	0	0	Cincinnati Reds @ Los Angeles Dodgers Dodger Stadium, Los Angeles, CA Thu Apr 25 1963, 6:05 PM PST Att: 17,067 - Unknown										
Nate Oliver, R (1, 4) OBP: 0.314, SLG: 0.297	0-0 F9		2-2 5-3		0-0 HR 2B		3-2 WP 2B 1B		4	2	2	0	0	0	2												
Ron Fairly, L (1, 7) OBP: 0.377, SLG: 0.612	1-1 1B 1H 1B		0-2 1-3		1-1 HR 2B		3-1 1B 2B		4	2	3	4	0	0	1												
Frank Howard, R (1, 9) OBP: 0.470, SLG: 0.586	3-1 1B 1-2 1B		0-0 P1		4-2 1B BB		2-1 G4-6-3 1B 1B		3	0	2	1	1	0	1												
Bill Skowron, R (1, 3) OBP: 0.240, SLG: 0.229	2-2 F5		2-2 4-3		0-1 1B		0-0 G4-6-3 1B		4	0	2	0	0	0	2												
John Roseboro, L (1, 2) OBP: 0.241, SLG: 0.418	0-1 F5		0-0 HR		1-2 F4		0-0 G4-6-3		4	1	1	1	0	0	6												
Ken McMullen, R (1, 5) OBP: 0.268, SLG: 0.316		2-2 6-3		1-2 4-3		1-1 F5		1-3 K		4	0	0	0	0	1	3											
Willie Davis, L (1, 8) OBP: 0.220, SLG: 0.309		0-0 6-3		0-0 HR		0-1 F9		0-0 F8		4	1	1	1	0	0	0											
Bob Miller, R (1, 1)		2-2 F5		1-0 F3		1-3 K		2-3 K		4	0	0	0	0	2	0											
Inning Stats	R: 1 E: 0 K: 0 S: 12	H: 3 LOB: 2 BB: 0 P: 19	R: 0 E: 0 K: 0 S: 11	H: 0 LOB: 0 BB: 0 P: 15	R: 0 E: 0 K: 0 S: 11	H: 0 LOB: 1 BB: 1 P: 17	R: 2 E: 0 K: 0 S: 10	H: 2 LOB: 0 BB: 0 P: 14	R: 2 E: 0 K: 1 S: 7	H: 3 LOB: 2 BB: 1 P: 23	R: 0 E: 0 K: 1 S: 13	H: 0 LOB: 0 BB: 0 P: 22	R: 0 E: 0 K: 1 S: 7	H: 0 LOB: 0 BB: 0 P: 12	1B: 7 2B: 2 3B: 0 HR: 3	SF: 0 SAC: 0 DP: 1 HBP: 0		WP: 1 PB: 0 SB: 2 CS: 0	PA: 37								
PITCHER	IP	WLS	BF	H	R	ER	SO	BB	IBB	HBP	BLK	WP	HR	S	P	ERA	WHIP										
Joey Jay, R (1, 1) ERA: 3.54	6.0	L	28	8	5	5	1	2	0	0	0	0	0	66	98	7.50	1.667										
Bill Henry, L (7, 1) ERA: 9.0	2.0		9	4	2	2	2	0	0	0	0	1	0	20	34	9.00	2.000										



Batter	1	2	3	4	5	6	7	8	9	AB	R	H	RBI	BB	SO	LOB	TOP			
Eddie Kasko, R (1,5) OBP: 0.303, SLG: 0.233 Jerry Lynch, L (9, PH) OBP: 0.200, SLG: 0.444	5-3		K			5-3			K	3	0	0	0	0	1	0	Cincinnati Reds @ Houston Colt 45's Colt Stadium, Houston, TX Fri Apr 26 1963, 7:05 PM EST Att. 7,584 - Unknown - 74 F			
Don Blasingame, L (1,4) OBP: 0.230, SLG: 0.240				6-3			6-3			3	0	0	0	1	0					
Vada Pinson, L (1,8) OBP: 0.259, SLG: 0.346				F9			F9		BB	4	0	1	0	0	2					
Frank Robinson, R (1,7) OBP: 0.390, SLG: 0.510	K			P6			F8			3	0	0	0	0	1					
Gordy Coleman, L (1,3) OBP: 0.298, SLG: 0.444		3-1			K				4-3	3	0	0	0	0	1	0				
Johnny Edwards, L (1,2) OBP: 0.426, SLG: 0.531			G6-4-3 HBP		K				G3	2	0	0	0	0	1	0				
Leo Cardenas, R (1,6) OBP: 0.288, SLG: 0.429			G6-4-3		F9				K	3	0	0	0	0	1	1				
Marty Keough, L (1,9) OBP: 0.226, SLG: 0.222				G3			1-3			2	0	0	0	1	0	0				
Jim Maloney, L (1,1) OBP: 0.167, SLG: 0.167 Jesse Gonder, L (9, PH) OBP: 0.167, SLG: 0.667				F7			F8		K	2	0	0	0	0	0	0				
										1	0	0	0	0	1	1				
Inning Stats	R: 0 E: 0 K: 1 S: 6	H: 1 LOB: 1 BB: 0 P: 6	R: 0 E: 0 K: 0 S: 2	H: 0 LOB: 0 BB: 0 P: 3	R: 0 E: 0 K: 1 S: 5	H: 0 LOB: 0 BB: 0 P: 5	R: 0 E: 0 K: 0 S: 3	H: 0 LOB: 0 BB: 0 P: 3	R: 0 E: 0 K: 2 S: 7	H: 0 LOB: 0 BB: 0 P: 7	R: 0 E: 0 K: 0 S: 3	H: 0 LOB: 0 BB: 0 P: 3	R: 0 E: 0 K: 1 S: 5	H: 0 LOB: 0 BB: 0 P: 5	R: 0 E: 0 K: 2 S: 7	H: 0 LOB: 2 BB: 2 P: 15	1B: 1 2B: 0 3B: 0 HR: 0	SF: 0 SAC: 0 DP: 1 HBP: 1	WP: 0 PB: 0 SB: 0 CS: 0	PA: 30
PITCHER Bob Bruce, R (1,1) ERA: 5.31	IP: 9.0 WLS: W BF: 30	H: 1 R: 0 ER: 0 SO: 7	BB: 2 IBB: 0 HBP: 1 BLK: 0	WP: 0 HR: 0 S: 41 P: 50	ERA: 0.00 WHIP: 0.333											ERA: 0.00 WHIP: 0.333				

AB	27
R	0
H	1
RBI	0
BB	2
SO	7
LOB	6



Batter	1	2	3	4	5	6	7	8	9	AB	R	H	RBI	BB	SO	LOB	BOTTOM			
Johnny Temple, R (1,4) OBP: 0.333, SLG: 0.261	5-3							F7		4	0	2	0	0	0	0	Cincinnati Reds @ Houston Colt 45's Colt Stadium, Houston, TX Fri Apr 26 1963, 7:05 PM EST Att. 7,584 - Unknown - 74 F			
Pete Runnels, L (1,3) OBP: 0.286, SLG: 0.293 Carl Warwick, R (9,9) OBP: 0.412, SLG: 0.341			G4-6-3 1B			4-3 1B				3	1	1	0	0	0	2				
Al Spangler, L (1,7) OBP: 0.326, SLG: 0.349			G4-6-3							0	0	0	0	0	0	0				
AI Spangler, L (1,7) OBP: 0.326, SLG: 0.349				P6						3	0	1	1	0	0	1				
Rusty Staub, L (1,9) OBP: 0.365, SLG: 0.364				K						3	1	1	0	0	1	1				
Bob Aspromonte, R (1,5) OBP: 0.246, SLG: 0.238				K						3	0	0	0	0	1	1				
Howie Goss, R (1,8) OBP: 0.281, SLG: 0.319					K					3	0	0	0	0	1	1				
Bob Lillis, R (1,6) OBP: 0.241, SLG: 0.220					5-3					3	0	1	1	0	1	1				
John Bateman, R (1,2) OBP: 0.214, SLG: 0.333										3	0	0	0	0	1	1				
Bob Bruce, R (1,1)										3	0	0	0	0	1	0				
Inning Stats	R: 1 E: 0 K: 0 S: 4	H: 2 LOB: 0 BB: 0 P: 4	R: 0 E: 1 K: 1 S: 6	H: 0 LOB: 1 BB: 0 P: 6	R: 0 E: 0 K: 1 S: 5	H: 1 LOB: 0 BB: 0 P: 5	R: 0 E: 0 K: 2 S: 7	H: 0 LOB: 0 BB: 0 P: 7	R: 0 E: 0 K: 2 S: 7	H: 0 LOB: 0 BB: 0 P: 7	R: 0 E: 0 K: 0 S: 4	H: 1 LOB: 1 BB: 0 P: 4	R: 1 E: 0 K: 0 S: 4	H: 2 LOB: 2 BB: 0 P: 4	R: 0 E: 0 K: 0 S: 3	H: 0 LOB: 0 BB: 0 P: 3	1B: 5 2B: 1 3B: 0 HR: 0	SF: 0 SAC: 0 DP: 1 HBP: 0	WP: 1 PB: 0 SB: 0 CS: 2	PA: 30
PITCHER Jim Maloney, R (1,1) ERA: 3.1	IP: 8.0 WLS: L BF: 28	H: 6 R: 2 ER: 2 SO: 6	BB: 0 IBB: 0 HBP: 0 BLK: 0	WP: 1 HR: 0 S: 40 P: 40	ERA: 2.25 WHIP: 0.750											ERA: 2.25 WHIP: 0.750				

AB	28
R	2
H	6
RBI	2
BB	0
SO	6
LOB	8



Batter	1	2	3	4	5	6	7	8	9	AB	R	H	RBI	BB	SO	LOB	TOP										
Leo Cardenas, R (1, 6) OBP: 0.302, SLG: 0.433	0-3 K		0-0 CS 1B			0-3 K			0-0 FC4-6 SH 1B	4	0	2	0	0	2	0											
Pete Rose, S (1, 4) OBP: 0.313, SLG: 0.231	0-0 CS 1B		0-0 CS	1-6-3			0-0 F8		0-0 SH FC4-6	3	0	1	0	0	0	0											
Don Blasingame, L (9, 4) OBP: 0.300, SLG: 0.240										0	0	0	0	0	0	0											
Vada Pinson, L (1, 9) OBP: 0.242, SLG: 0.321	0-0 P6			6-3			0-0 1-3		0-0 F7	4	0	0	0	0	0	3											
Frank Robinson, R (1, 7) OBP: 0.377, SLG: 0.491									0-0 FC4-6	2	1	0	0	0	0	0											
Marty Keough, L (9, PH) OBP: 0.219, SLG: 0.214									1-2 2-3	1	0	0	0	0	0	2											
Gordy Coleman, L (1, 3) OBP: 0.295, SLG: 0.421									0-0 6-3	3	0	0	0	1	0	2											
Johnny Edwards, L (1, 2) OBP: 0.436, SLG: 0.577										3	0	3	1	0	0	0											
Gene Freese, R (1, 5) OBP: 0.231, SLG: 0.136									0-0 F7	3	0	0	0	0	0	2											
Tommy Harper, R (1, 8) OBP: 0.208, SLG: 0.095									0-0 FC5-4 1B																		
Jim O'Toole, S (1, 1) OBP: 0.077, SLG: 0.077									0-0 FC5-4 CS 1-2																		
Inning Stats	R: 0 E: 0 K: 1 S: 5	H: 1 LOB: 0 BB: 0 P: 5	R: 0 E: 0 K: 0 S: 4	H: 1 LOB: 1 BB: 0 P: 4	R: 0 E: 0 K: 1 S: 5	H: 1 LOB: 0 BB: 0 P: 5	R: 0 E: 0 K: 0 S: 3	H: 0 LOB: 0 BB: 0 P: 3	R: 0 E: 0 K: 1 S: 5	H: 0 LOB: 0 BB: 0 P: 5	R: 1 E: 1 K: 0 S: 4	H: 1 LOB: 2 BB: 1 P: 8	R: 0 E: 0 K: 0 S: 3	H: 0 LOB: 0 BB: 0 P: 3	R: 0 E: 1 K: 0 S: 5	H: 1 LOB: 2 BB: 0 P: 5	1B: 5 2B: 1 3B: 0 HR: 0	SF: 0 SAC: 1 DP: 0 HBP: 0	WP: 0 PB: 0 SB: 1 CS: 3	PA: 34							
PITCHER	IP	WLS	BF	H	R	ER	SO	BB	IBB	HBP	BLK	WP	HR	S	P	ERA	WHIP										
Ken Johnson, R (1, 1) ERA: 1.82	8.0	L	28	5	1	0	3	1	0	0	0	0	0	32	36	0.00	0.750										
Don McMahon, R (9, 1) ERA: 6.3	1.0		5	1	0	0	0	0	0	0	0	0	0	5	5	0.00	1.000										

Cincinnati Reds @ Houston Colt 45's
Colt Stadium, Houston, TX
Sat Apr 27 1963, 7:05 PM EST
Att. 9,787 - Unknown - 76 F


AB 29
R 1
H 6
RBI 1
BB 1
SO 3
LOB 9



Batter	1	2	3	4	5	6	7	8	9	AB	R	H	RBI	BB	SO	LOB	BOTTOM										
Johnny Temple, R (1, 4) OBP: 0.327, SLG: 0.260	0-0 F8			6-3		0-0 1B			0-0 6-3	4	0	1	0	0	0	0											
Pete Runnels, L (1, 3) OBP: 0.269, SLG: 0.274	0-3 K			K			0-0 F7		0-0 6-3	4	0	0	0	0	2	0											
Carl Warwick, R (1, 7) OBP: 0.400, SLG: 0.333	0-0 5-3			1B			0-3 K		0-0 F4	4	0	1	0	0	1	0											
Rusty Staub, L (1, 9) OBP: 0.364, SLG: 0.383				G3			0-0 2B			3	0	1	0	0	0	1											
Bob Aspromonte, R (1, 5) OBP: 0.236, SLG: 0.227							0-3 K		0-0 F8	3	0	0	0	0	1	1											
Howie Goss, R (1, 8) OBP: 0.284, SLG: 0.310							0-0 F2		4-0 BB	2	0	0	0	1	0	0											
Bob Lillis, R (1, 6) OBP: 0.228, SLG: 0.208							0-0 6-3		0-3 K	3	0	0	0	0	1	1											
John Bateman, R (1, 2) OBP: 0.194, SLG: 0.300							0-0 P1		0-3 K	3	0	0	0	0	1	1											
Ken Johnson, R (1, 1) OBP: 0.111, SLG: 0.111							0-3 K		0-3 K	2	0	0	0	0	2	0											
Carroll Hardy, R (8, PH) OBP: 0.289, SLG: 0.333										1	0	0	0	0	1	1											
Don McMahon, R (9, 1) ERA: 6.3										0	0	0	0	0	0	0											
Inning Stats	R: 0 E: 0 K: 1 S: 5	H: 0 LOB: 0 BB: 0 P: 5	R: 0 E: 0 K: 0 S: 3	H: 0 LOB: 0 BB: 0 P: 3	R: 0 E: 0 K: 1 S: 5	H: 0 LOB: 0 BB: 0 P: 5	R: 0 E: 0 K: 1 S: 6	H: 1 LOB: 1 BB: 0 P: 6	R: 0 E: 0 K: 1 S: 5	H: 1 LOB: 1 BB: 0 P: 5	R: 0 E: 0 K: 3 S: 9	H: 0 LOB: 1 BB: 1 P: 13	R: 0 E: 0 K: 0 S: 3	H: 0 LOB: 0 BB: 0 P: 3	R: 0 E: 1 K: 0 S: 5	H: 0 LOB: 0 BB: 0 P: 5	1B: 2 2B: 1 3B: 0 HR: 0	SF: 0 SAC: 0 DP: 0 HBP: 0	WP: 0 PB: 0 SB: 0 CS: 0	PA: 30							
PITCHER	IP	WLS	BF	H	R	ER	SO	BB	IBB	HBP	BLK	WP	HR	S	P	ERA	WHIP										
Jim O'Toole, L (1, 1) ERA: 1.54	9.0	W	30	3	0	0	9	1	0	0	0	0	0	47	51	0.00	0.444										

Cincinnati Reds @ Houston Colt 45's
Colt Stadium, Houston, TX
Sat Apr 27 1963, 7:05 PM EST
Att. 9,787 - Unknown - 76 F

AB 29
R 0
H 3
RBI 0
BB 1
SO 9
LOB 5



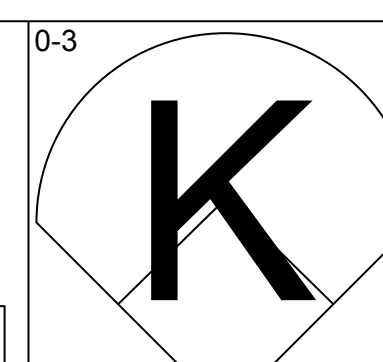
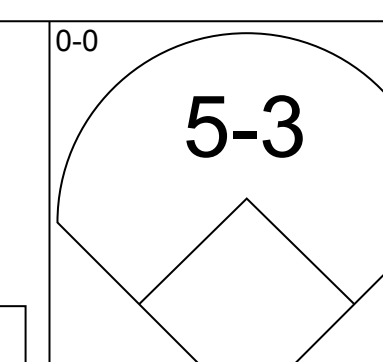
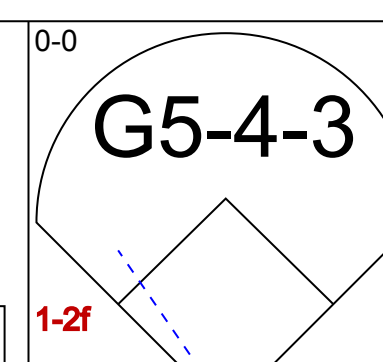
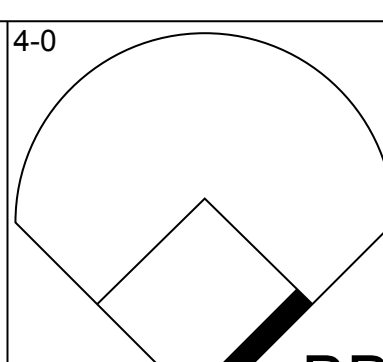
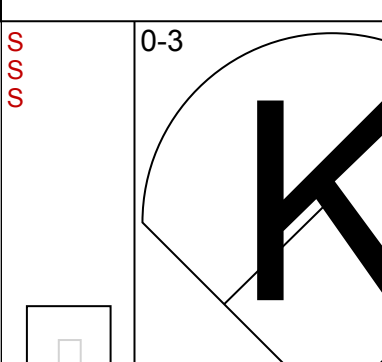
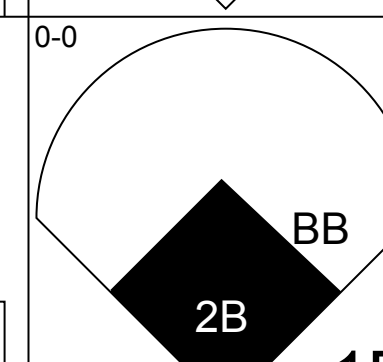
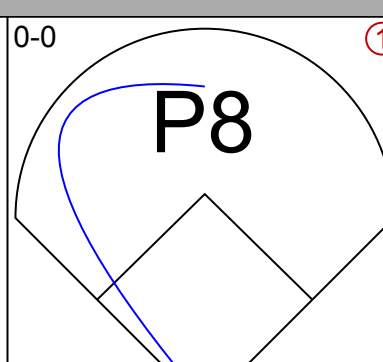
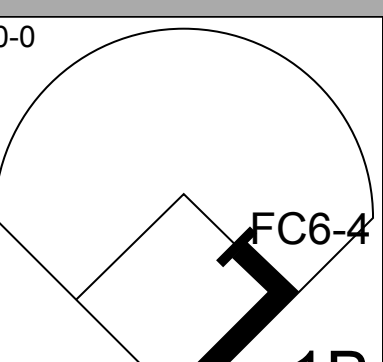
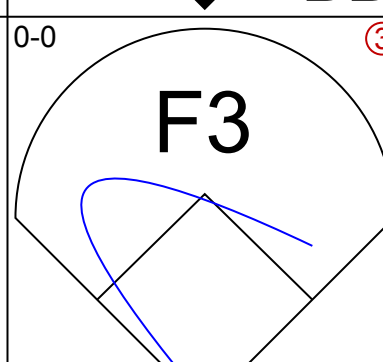
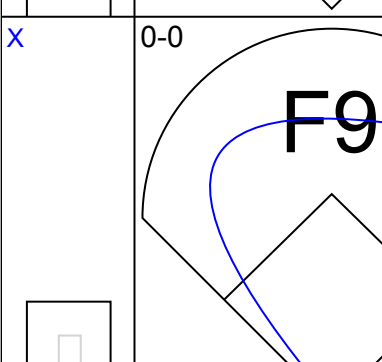
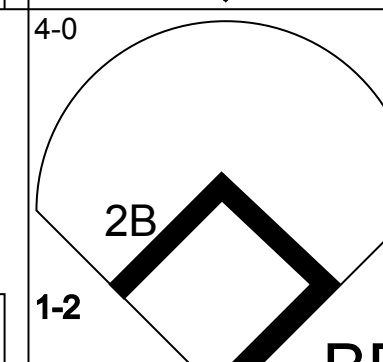
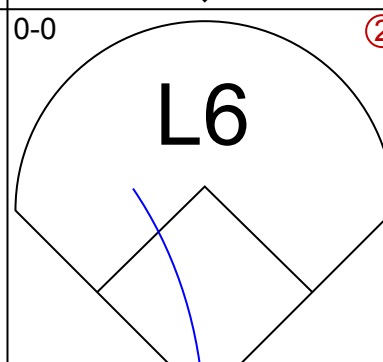
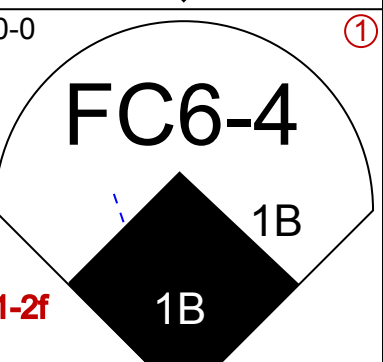
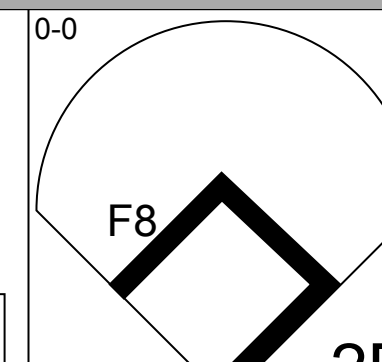
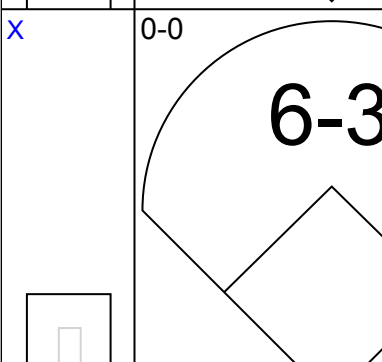
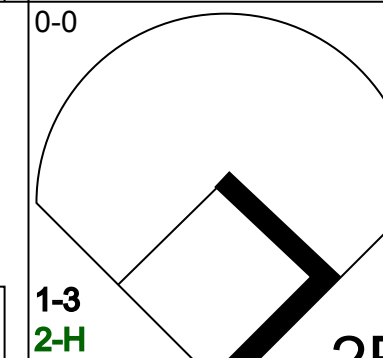
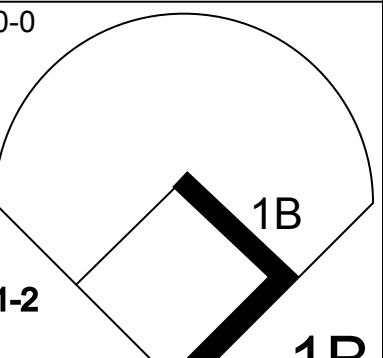
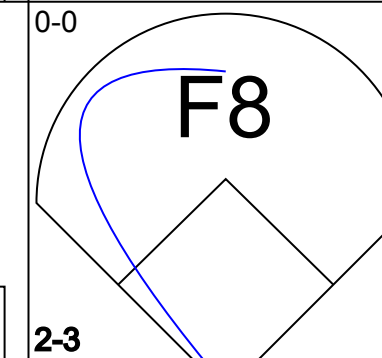
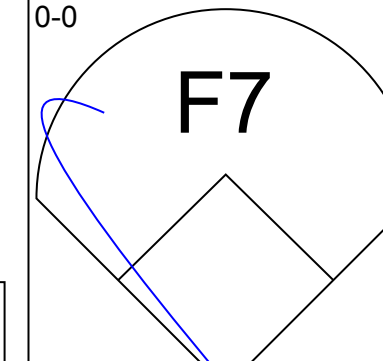
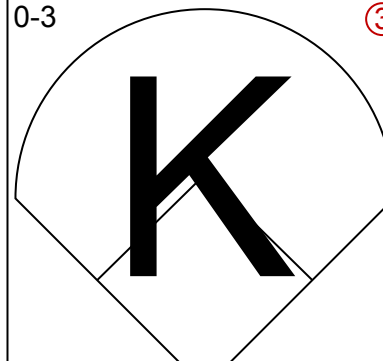
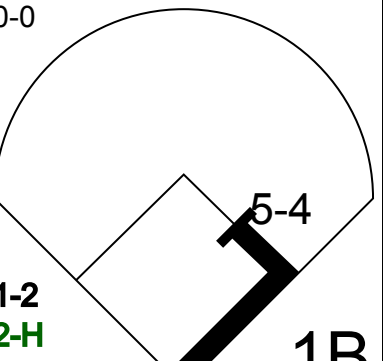
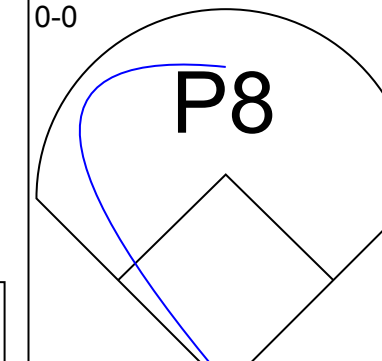
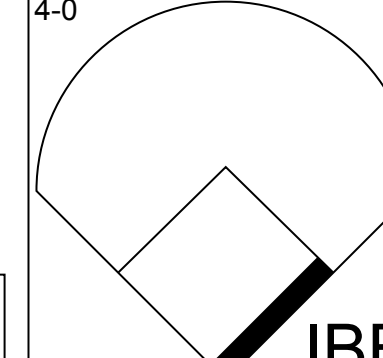
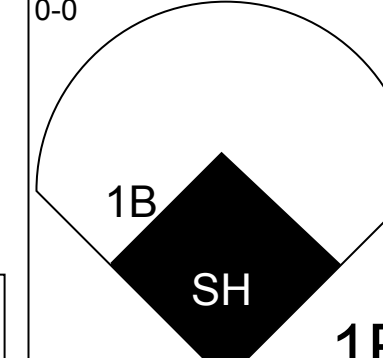
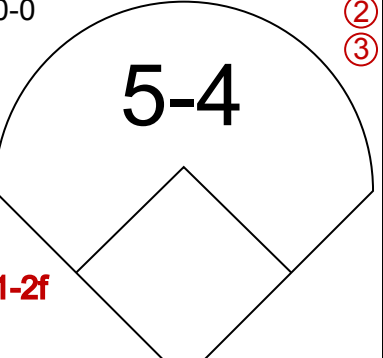
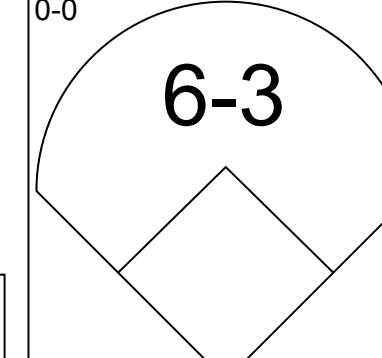
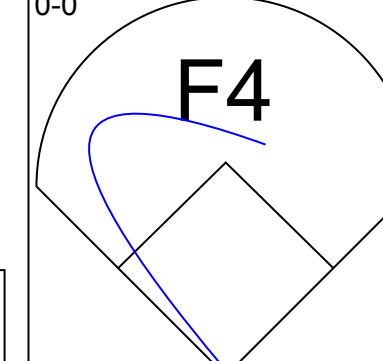
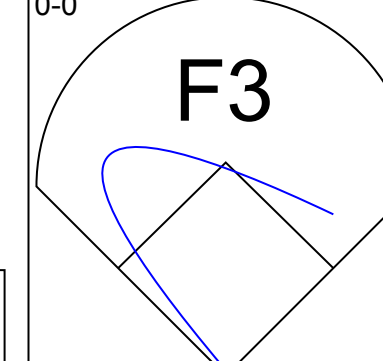
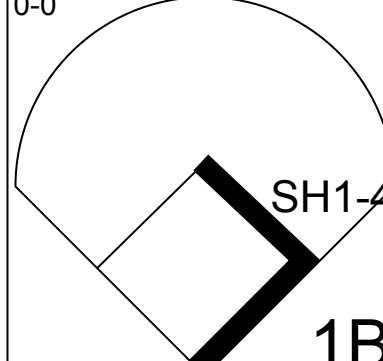
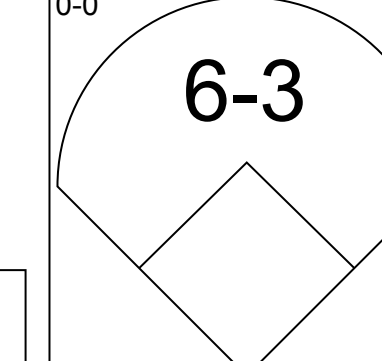
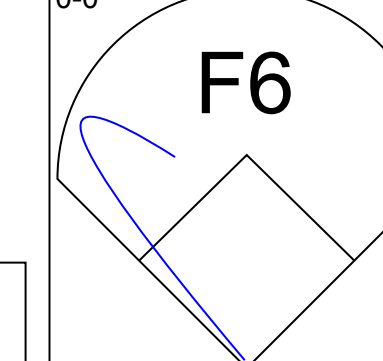
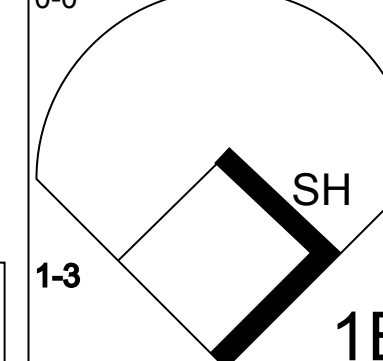
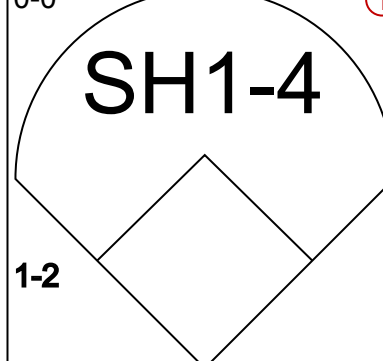
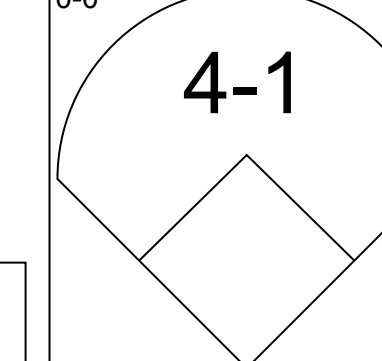
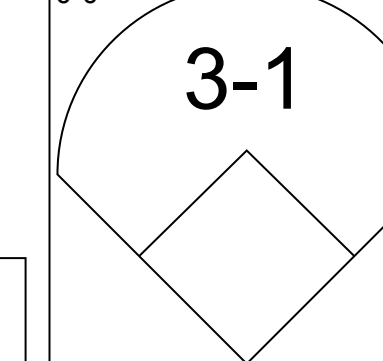
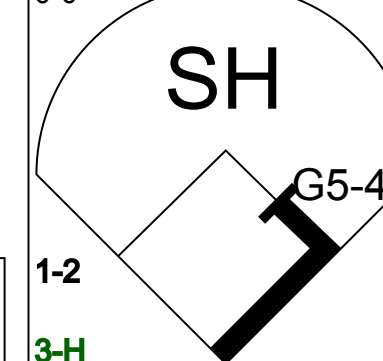
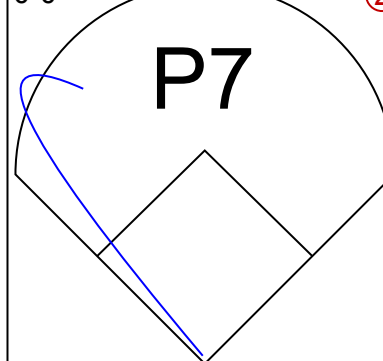
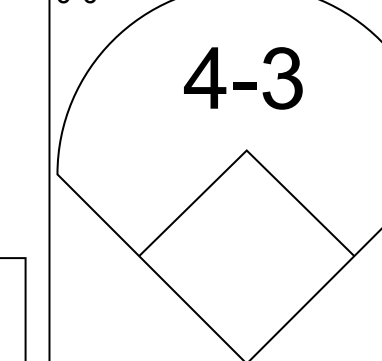
Batter	1	2	3	4	5	6	7	8	9	AB	R	H	RBI	BB	SO	LOB	TOP								
Leo Cardenas, R OBP: 0.279, SLG: 0.400 (1, 6)	K2-3		K		4-3		K		P6	5	0	0	0	0	3	4	Cincinnati Reds @ Houston Colt 45's Colt Stadium, Houston, TX Sun Apr 28 1963, 4:33 AM EDT Att: 9,569 - Cloudy - 83 F								
Pete Rose, S OBP: 0.306, SLG: 0.233 (1, 4)	4-3		4-3		FC4-6 1B			6-3		4	0	1	0	0	0	1									
Vada Pinson, L OBP: 0.227, SLG: 0.300 (1, 9)	K			F7	FC4-6			K		4	0	0	0	0	2	1									
Frank Robinson, R OBP: 0.385, SLG: 0.482 (1, 7)		6-3		S 1B		F7			BB	3	1	1	0	1	0	0									
Gordy Coleman, L OBP: 0.277, SLG: 0.393 (1, 3)	F8		F7	1-2		K			4-3	4	0	0	0	0	1	2									
Johnny Edwards, L OBP: 0.444, SLG: 0.554 (1, 2)	3-1			2H 1B		K			K	4	0	1	1	0	2	0									
Gene Freese, R OBP: 0.267, SLG: 0.269 (1, 5)			1B	3B	1-2 1B		F8		K FC6-4 BB	4	1	2	0	0	1	0									
Tommy Harper, R OBP: 0.286, SLG: 0.167 (1, 8)			SH1-4 1B	3H	F8			SH2-3 1B	FC6-4 BB	3	0	2	1	1	0	2									
Joe Nuxhall, L Wally Post, R Jim Brosnan, R (1, 1) (9, PH) (9, 1)	SH1-4		SH1-4	1-2	L6		SH2-3		FC6-4	1	0	0	0	0	0	0									
									1-2 2-3	1	0	0	0	0	0	2									
										0	0	0	0	0	0	0									
Inning Stats	R: 0 E: 0 K: 2 S: 7	H: 0 LOB: 0 BB: 0 P: 7	R: 0 E: 0 K: 0 S: 3	H: 0 LOB: 0 BB: 0 P: 3	R: 1 E: 0 K: 1 S: 7	H: 2 LOB: 1 BB: 0 P: 7	R: 1 E: 0 K: 0 S: 6	H: 3 LOB: 2 BB: 0 P: 6	R: 0 E: 0 K: 0 S: 4	H: 1 LOB: 1 BB: 0 P: 4	R: 0 E: 0 K: 2 S: 7	H: 0 LOB: 0 BB: 0 P: 7	R: 0 E: 0 K: 1 S: 6	H: 1 LOB: 1 BB: 0 P: 6	R: 0 E: 0 K: 1 S: 5	H: 0 LOB: 1 BB: 1 P: 9	R: 0 E: 0 K: 2 S: 8	H: 0 LOB: 2 BB: 1 P: 12	1B: 6 2B: 0 3B: 1 HR: 0	SF: 0 SAC: 2 DP: 0 HBP: 0	WP: 0 PB: 1 SB: 1 CS: 0	PA: 37			
PITCHER	IP	WLS	BF	H	R	ER	SO	BB	IBB	HBP	BLK	WP	HR	S	P	ERA	WHIP								
Hal Brown, R ERA: 3.6 (1, 1)	5.0		21	6	2	2	3	0	0	0	0	0	0	27	27	3.60	1.200								
Hal Woodeshick, L ERA: 1.04 (6, 1)	4.0	W	16	1	0	0	6	2	0	0	0	0	0	26	34	0.00	0.750								

AB	33
R	2
H	7
RBI	2
BB	2
SO	9
LOB	12



Batter	1	2	3	4	5	6	7	8	9	AB	R	H	RBI	BB	SO	LOB	BOTTOM								
Carroll Hardy, R OBP: 0.262, SLG: 0.300 (1, 7)	F9		6-3		1-3			F8		4	0	0	0	0	0	2	Cincinnati Reds @ Houston Colt 45's Colt Stadium, Houston, TX Sun Apr 28 1963, 4:33 AM EDT Att: 9,569 - Cloudy - 83 F								
Johnny Temple, R OBP: 0.316, SLG: 0.250 J C Hartman, R OBP: 0.143, SLG: 0.100 (1, 4) (5, 6)	F9		5-3		L6			F7		2	0	0	0	0	0	1									
Carl Warwick, R OBP: 0.407, SLG: 0.375 (1, 9)	P4			2B	3B		F7		SH3-4 1B BB	3	2	1	0	1	0	0									
Rusty Staub, L OBP: 0.362, SLG: 0.400 (1, 3)		F9		3H 2B		F7		SH3-4		3	0	1	1	0	0	0									
Bob Aspromonte, R OBP: 0.237, SLG: 0.229 (1, 5)		P6		P6		4-3			1B	4	0	1	1	0	0	1									
Howie Goss, R OBP: 0.287, SLG: 0.324 (1, 8)				F5			F7			3	0	1	0	0	0	1									
Bob Lillis, R OBP: 0.233, SLG: 0.214 (5, 4) (1, 6)			2B	1B	K		F3			3	1	1	0	0	1	1									
John Bateman, R OBP: 0.206, SLG: 0.333 (1, 2)				1H 2B		P3		F7		3	0	1	1	0	0	0									
Hal Brown, R Brock Davis, L Hal Woodeshick, R (1, 1) (5, PH) (6, 1)				P4				6-3		1	0	0	0	0	0	1									
										0	0	0	0	1	0	0									
										1	0	0	0	0	0	0									
Inning Stats	R: 0 E: 0 K: 0 S: 3	H: 0 LOB: 0 BB: 0 P: 3	R: 0 E: 0 K: 0 S: 3	H: 1 LOB: 1 BB: 0 P: 3	R: 1 E: 0 K: 0 S: 5	H: 2 LOB: 1 BB: 0 P: 5	R: 1 E: 0 K: 1 S: 7	H: 2 LOB: 1 BB: 0 P: 7	R: 0 E: 0 K: 0 S: 3	H: 0 LOB: 0 BB: 0 P: 3	R: 0 E: 0 K: 0 S: 3	H: 0 LOB: 0 BB: 0 P: 3	R: 0 E: 0 K: 0 S: 3	H: 0 LOB: 0 BB: 0 P: 3	R: 1 E: 0 K: 0 S: 2	H: 1 LOB: 1 BB: 1 P: 6	1B: 2 2B: 3 3B: 1 HR: 0	SF: 0 SAC: 1 DP: 0 HBP: 0	WP: 0 PB: 0 SB: 0 CS: 0	PA: 32					
PITCHER	IP	WLS	BF	H	R	ER	SO	BB	IBB	HBP	BLK	WP	HR	S	P	ERA	WHIP								
Joe Nuxhall, L ERA: 2.37 (1, 1)	8.0		29	5	2	2	1	1	0	0	0	0	0	30	34	2.25	0.750								
Jim Brosnan, R ERA: 9.82 (9, 1)	0.1	L	3	1	1	1	0	1	0	0	0	0	0	2	6	27.00	6.000								

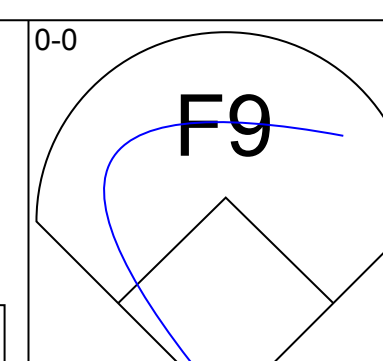
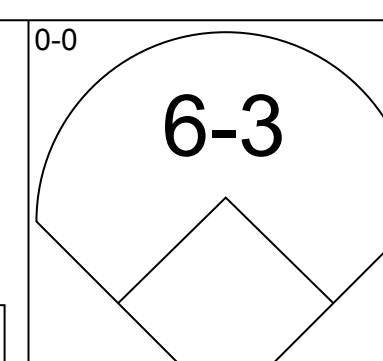
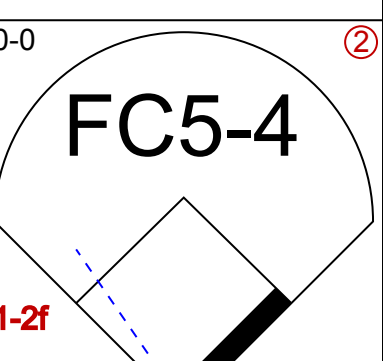
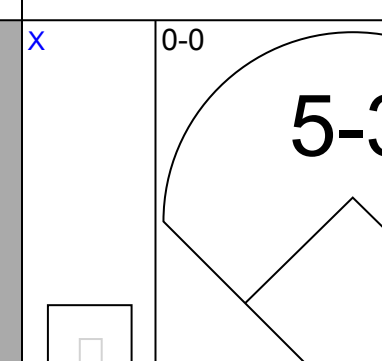
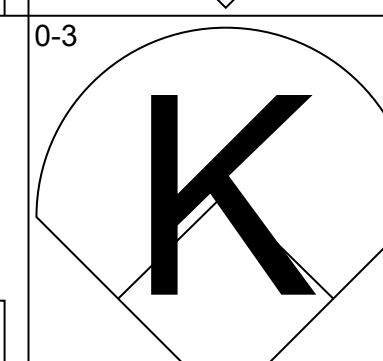
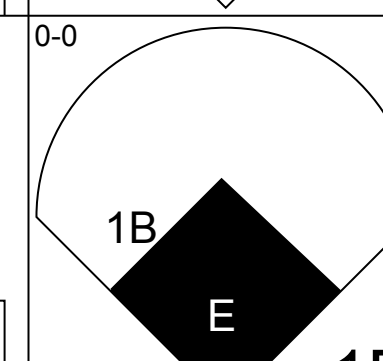
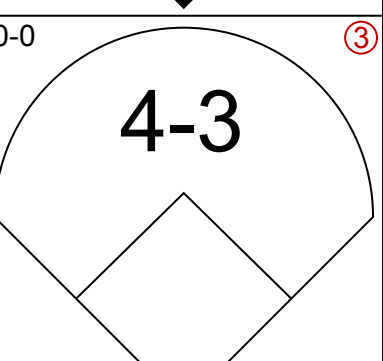
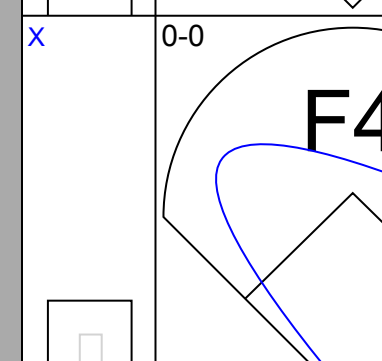
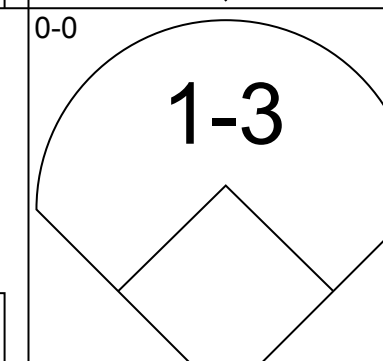
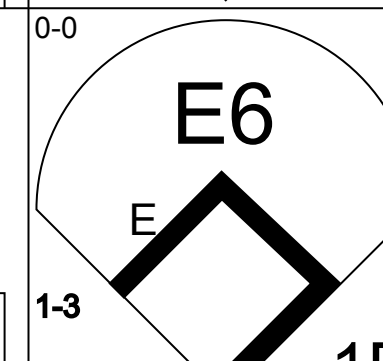
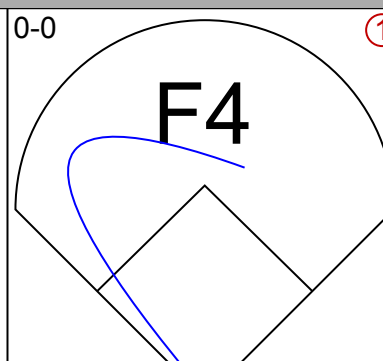
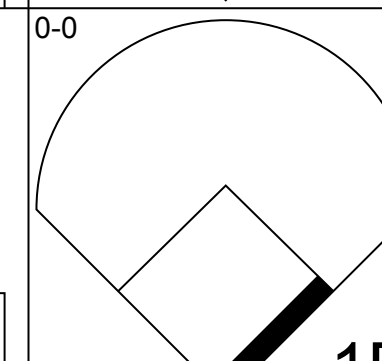
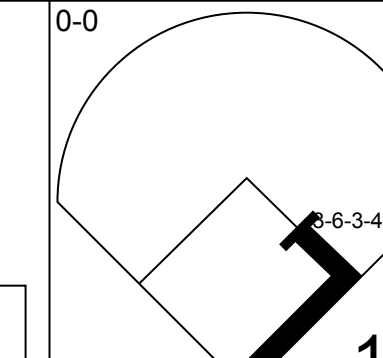
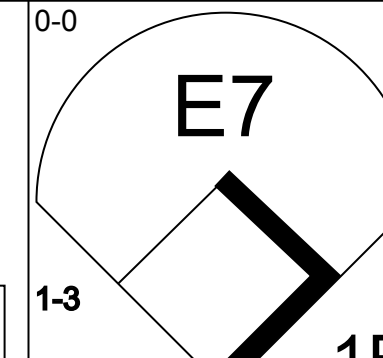
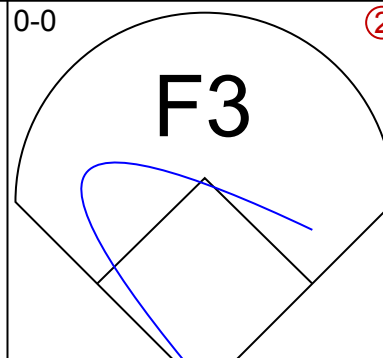
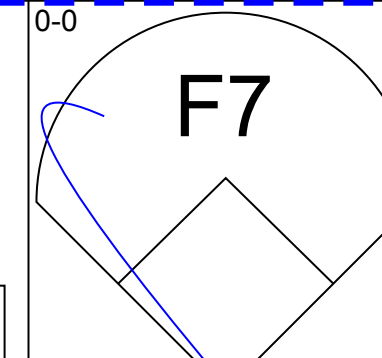
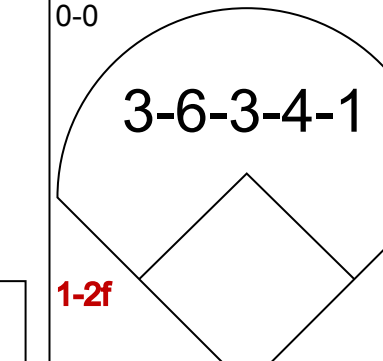
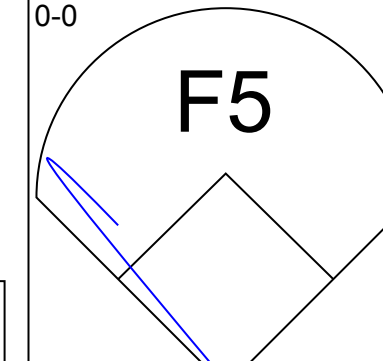
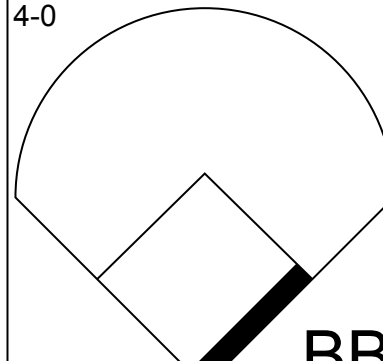
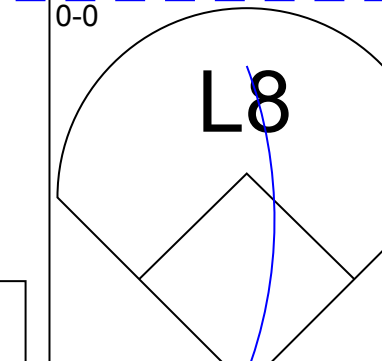
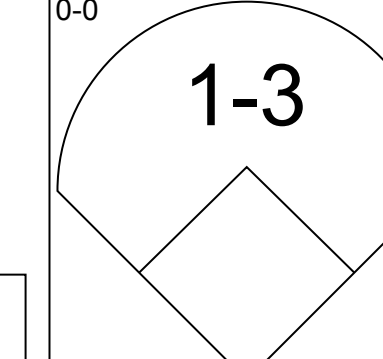
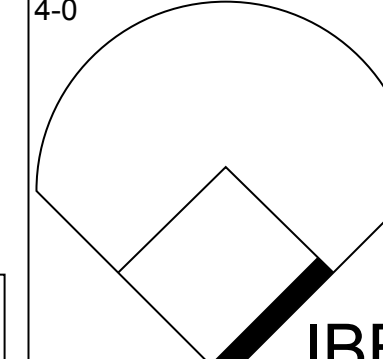
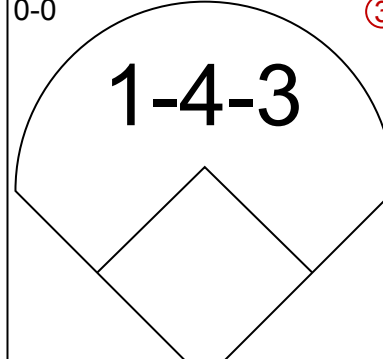
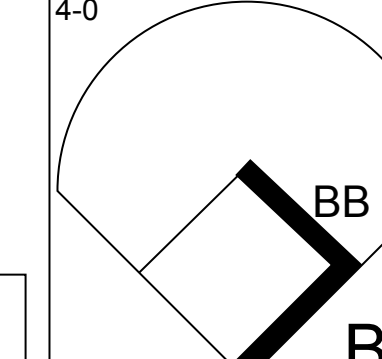
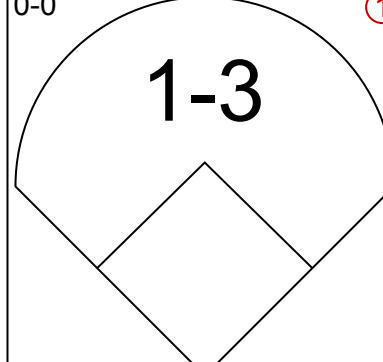
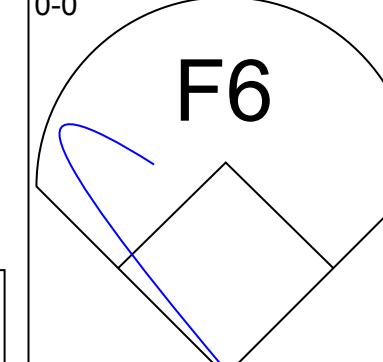
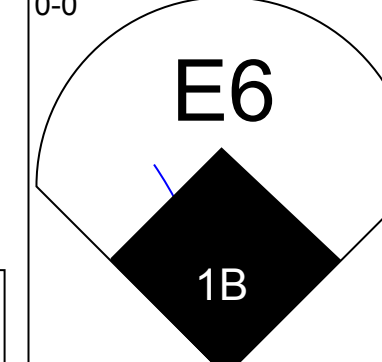
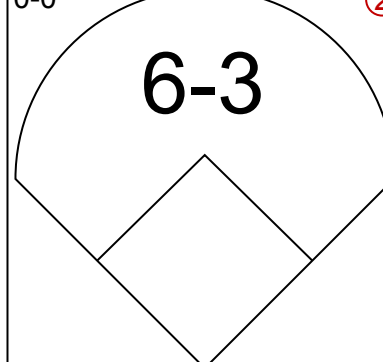
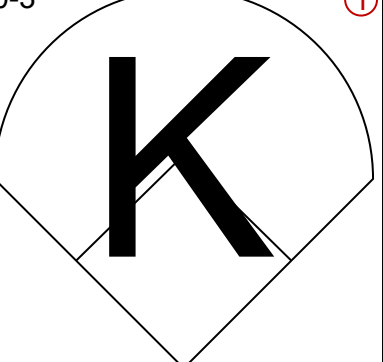
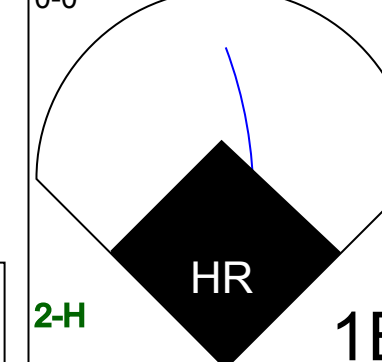
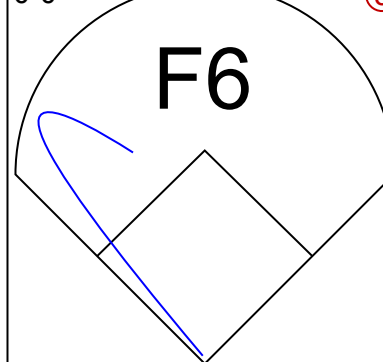
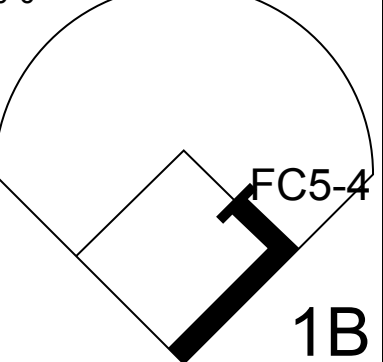
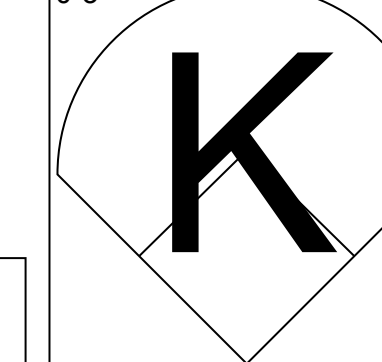


Batter	1	2	3	4	5	6	7	8	9	AB	R	H	RBI	BB	SO	LOB	TOP			
Denis Menke, R OBP: 0.325, SLG: 0.472 (1, 5) (8, 6)										4	0	0	0	1	2	2				
Frank Bolling, R OBP: 0.302, SLG: 0.337 (1, 4)										5	1	2	0	0	0	2				
Hank Aaron, R OBP: 0.396, SLG: 0.628 (1, 9) BB										4	1	1	0	1	0	1				
Joe Torre, R OBP: 0.423, SLG: 0.475 (1, 2)										3	0	2	1	1	0	1				
Tommie Aaron, R OBP: 0.242, SLG: 0.267 (1, 7) (7, 3)										4	0	1	1	0	1	4				
Del Crandall, R OBP: 0.222, SLG: 0.192 Ty Cline, L OBP: 0.228, SLG: 0.211 (1, 3) (7, 8)										3	1	1	0	1	0	3				
Len Gabrielson, L OBP: 0.234, SLG: 0.267 (1, 8) (7, 7) (8, 5)										4	0	1	0	0	0	4				
Amado Samuel, R OBP: 0.143, SLG: 0.143 Lee Mays, L OBP: 0.194, SLG: 0.310 Claude Raymond, R OBP: 1.000, SLG: 2.000 (1, 6) (8, PH) (8, 1)										2	0	1	0	0	0	0				
Lew Burdette, R OBP: 0.267, SLG: 0.250 Tony Cloninger, R (7, 1) Mack Jones, L OBP: 0.224, SLG: 0.244 (8, PH) (8, 7)										2	0	0	1	0	0	1				
Inning Stats	R: 1 E: 0 K: 1 S: 7	H: 2 LOB: 3 BB: 2 P: 15	R: 0 E: 0 K: 0 S: 3	H: 0 LOB: 0 BB: 0 P: 3	R: 0 E: 0 K: 1 S: 5	H: 0 LOB: 1 BB: 1 P: 9	R: 1 E: 0 K: 0 S: 5	H: 2 LOB: 2 BB: 0 P: 5	R: 1 E: 0 K: 0 S: 4	H: 3 LOB: 1 BB: 1 P: 8	R: 0 E: 0 K: 0 S: 4	H: 1 LOB: 2 BB: 1 P: 8	R: 0 E: 0 K: 0 S: 3	H: 0 LOB: 0 BB: 0 P: 3	R: 0 E: 0 K: 1 S: 5	H: 0 LOB: 0 BB: 0 P: 5	1B: 7 2B: 3 3B: 0 HR: 0	SF: 0 SAC: 2 DP: 2 HBP: 0	WP: 0 PB: 0 SB: 0 CS: 0	PA: 39
PITCHER	IP WLS BF H R ER SO BB IBB HBP BLK WP HR S P ERA WHIP	7.0 W 33 9 3 3 2 3 1 0 0 0 0 0 33 49 3.86 1.714	2.0 S 6 0 0 0 1 0 0 0 0 0 0 0 8 8 0.00 0.000																	

Milwaukee Braves @ Cincinnati Reds
Crosley Field, Cincinnati, OH
Wed May 01 1963, 7:05 PM EDT
Att: 3,981 - Unknown

AB 33
R 3
H 9
RBI 3
BB 4
SO 3
LOB 18



Batter	1	2	3	4	5	6	7	8	9	AB	R	H	RBI	BB	SO	LOB	BOTTOM			
Leo Cardenas, R OBP: 0.264, SLG: 0.377 (1, 6)										4	0	0	0	0	0	1				
Pete Rose, S OBP: 0.500, SLG: 0.235 (1, 4)										4	1	1	0	0	1	1				
Vada Pinson, L OBP: 0.243, SLG: 0.313 (1, 9)										4	0	2	0	0	0	0				
Frank Robinson, R OBP: 0.391, SLG: 0.483 (1, 7)										4	0	2	1	0	0	1				
Gordy Coleman, L OBP: 0.275, SLG: 0.375 (1, 3)										3	0	0	0	1	0	3				
Johnny Edwards, L OBP: 0.448, SLG: 0.534 (1, 2)										2	0	0	0	2	0	1				
Gene Freese, R OBP: 0.235, SLG: 0.233 (1, 5)										4	1	0	0	0	1	4				
Tommy Harper, R OBP: 0.313, SLG: 0.185 (1, 8)										3	1	1	1	1	1	0				
Jim O'Toole, S OBP: 0.133, SLG: 0.133 Jerry Lynch, L OBP: 0.273, SLG: 0.800 Al Worthington, R OBP: 0.519 (1, 1) (7, PH) (8, 1)										2	0	1	0	0	0	0				
Inning Stats	R: 0 E: 0 K: 1 S: 5	H: 0 LOB: 0 BB: 0 P: 5	R: 0 E: 0 K: 0 S: 3	H: 1 LOB: 0 BB: 0 P: 3	R: 0 E: 0 K: 0 S: 3	H: 0 LOB: 0 BB: 0 P: 3	R: 1 E: 2 K: 0 S: 6	H: 3 LOB: 3 BB: 1 P: 10	R: 0 E: 0 K: 0 S: 3	H: 0 LOB: 1 BB: 1 P: 7	R: 3 E: 1 K: 0 S: 7	H: 3 LOB: 1 BB: 0 P: 7	R: 0 E: 0 K: 2 S: 7	H: 0 LOB: 2 BB: 2 P: 15	R: 0 E: 0 K: 1 S: 5	H: 0 LOB: 0 BB: 0 P: 5	1B: 7 2B: 1 3B: 0 HR: 1	SF: 0 SAC: 0 DP: 1 HBP: 0	WP: 0 PB: 0 SB: 0 CS: 0	PA: 36
PITCHER	IP WLS BF H R ER SO BB IBB HBP BLK WP HR S P ERA WHIP	6.2 L 30 8 4 3 2 1 0 0 0 0 0 1 32 40 4.05 1.350	0.1 1 0 0 0 0 0 0 0 0 0 0 0 1 1 0.00 0.000	1.0 5 0 0 0 2 2 0 0 0 0 0 0 7 15 0.00 2.000																

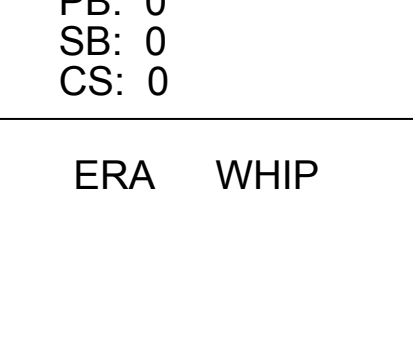
Milwaukee Braves @ Cincinnati Reds
Crosley Field, Cincinnati, OH
Wed May 01 1963, 7:05 PM EDT
Att: 3,981 - Unknown

AB 32
R 4
H 8
RBI 4
BB 4
SO 4
LOB 13



Batter	1	2	3	4	5	6	7	8	9	AB	R	H	RBI	BB	SO	LOB	TOP										
Don Dillard, L (1, 7) OBP: 0.500, SLG: 0.375 Ty Cline, L (6, 8) OBP: 0.225, SLG: 0.208	F7		1B		WP E	K		K		4	2	2	1	0	1	2	Milwaukee Braves @ Cincinnati Reds Crosley Field, Cincinnati, OH Thu May 02 1963, 7:05 PM EDT Att: 4,040 - Unknown										
Norm Larker, L (1, 3) OBP: 0.426, SLG: 0.409	4-3		1B		E3 HR		BB 2B	1B	L3	5	2	2	1	0	0	0											
Hank Aaron, R (1, 9) OBP: 0.406, SLG: 0.656	K		K		HR		BB 2B		1B	4	2	2	2	1	2	1											
Eddie Mathews, L (1, 5) OBP: 0.456, SLG: 0.521 Amado Samuel, R (7, PR) OBP: 0.125, SLG: 0.125	F8			3-1	F8		BB 2B		F5	4	0	1	2	0	0	0											
Len Gabrielson, L (1, 8) OBP: 0.212, SLG: 0.240	4-3			G3		3-1		L7	K	5	0	0	0	0	1	2											
Joe Torre, R (1, 2) OBP: 0.427, SLG: 0.484	6-3			BB		WP 1B	2B		K	3	1	1	0	1	1	1											
Frank Bolling, R (1, 4) OBP: 0.290, SLG: 0.323			5-3	K		F9		4-3		4	0	0	0	0	1	3											
Denis Menke, R (1, 6) OBP: 0.341, SLG: 0.475			1B		F8		1B		F6	4	1	2	1	0	0	0											
Bob Hendley, R (1, 1) OBP: 0.231, SLG: 0.231	1-2		1B		4-3		1-2		1-3	4	0	2	0	0	0	0											
Inning Stats	R: 0 E: 0 K: 1 S: 5	H: 0 LOB: 0 BB: 0 P: 5	R: 0 E: 0 K: 0 S: 3	H: 0 LOB: 0 BB: 0 P: 3	R: 2 E: 0 K: 1 S: 8	H: 4 LOB: 1 BB: 0 P: 8	R: 0 E: 0 K: 1 S: 5	H: 0 LOB: 1 BB: 1 P: 9	R: 3 E: 1 K: 0 S: 6	H: 2 LOB: 0 BB: 0 P: 6	R: 1 E: 0 K: 1 S: 8	H: 3 LOB: 2 BB: 0 P: 8	R: 2 E: 0 K: 1 S: 7	H: 2 LOB: 1 BB: 1 P: 11	R: 0 E: 0 K: 1 S: 5	H: 0 LOB: 0 BB: 0 P: 5		R: 0 E: 0 K: 1 S: 6	H: 1 LOB: 1 BB: 0 P: 6	1B: 9 2B: 2 3B: 0 HR: 1	SF: 0 SAC: 0 DP: 0 HBP: 0	WP: 3 PB: 0 CS: 0	PA: 41				
PITCHER	IP	WLS	BF	H	R	ER	SO	BB	IBB	HBP	BLK	WP	HR	S	P	ERA	WHIP										
Joey Jay, R (1, 1) ERA: 3.55	5.0	L	22	6	5	2	3	1	0	0	0	1	1	27	31	3.60	1.400										
John Tsitouris, R (6, 1) ERA: 11.32	3.0		15	5	3	3	3	1	0	0	0	1	0	20	24	9.00	2.000										
Jim Brosnan, R (9, 1) ERA: 7.71	1.0		4	1	0	0	1	0	0	0	0	0	0	6	6	0.00	1.000										


Batter	1	2	3	4	5	6	7	8	9	AB	R	H	RBI	BB	SO	LOB	BOTTOM										
Leo Cardenas, R (1, 6) OBP: 0.289, SLG: 0.411	1B							4-3		4	0	3	0	0	0	0	Milwaukee Braves @ Cincinnati Reds Crosley Field, Cincinnati, OH Thu May 02 1963, 7:05 PM EDT Att: 4,040 - Unknown										
Pete Rose, S (1, 4) OBP: 0.273, SLG: 0.211	P9		F4		4-3			K		4	0	0	0	0	1	3											
Vada Pinson, L (1, 9) OBP: 0.230, SLG: 0.294	F9			F4		L8			K	4	0	0	0	0	1	1											
Frank Robinson, R (1, 7) OBP: 0.370, SLG: 0.453	F3			K		F3			K	4	0	0	0	0	2	1											
Tommy Harper, R (1, 8) OBP: 0.306, SLG: 0.167			K		E BB			K		3	0	0	0	1	2	0											
Johnny Edwards, L (1, 2) OBP: 0.426, SLG: 0.508	4-3			E4		1-3			5-3	3	0	0	0	0	0	1											
Gene Freese, R (1, 5) OBP: 0.216, SLG: 0.212	F8			L5		K				3	0	0	0	0	1	2											
Gordy Coleman, L (1, 3) OBP: 0.264, SLG: 0.358			K			4-3			L8	3	0	0	0	0	1	0											
Joey Jay, S (1, 1) OBP: 0.125, SLG: 0.125 Ken Walters, R (5, PH)	1-3					F8			F3	1	0	0	0	0	0	0											
John Tsitouris, R (6, 1) Wally Post, R (8, PH) Jim Brosnan, R (9, 1)										0	0	0	0	0	0	0											
Inning Stats	R: 0 E: 0 K: 0 S: 4	H: 1 LOB: 1 BB: 0 P: 4	R: 0 E: 0 K: 1 S: 5	H: 0 LOB: 0 BB: 0 P: 5	R: 0 E: 0 K: 1 S: 6	H: 1 LOB: 1 BB: 0 P: 6	R: 0 E: 1 K: 1 S: 6	H: 0 LOB: 2 BB: 1 P: 10	R: 0 E: 0 K: 0 S: 4	H: 1 LOB: 1 BB: 0 P: 4	R: 0 E: 0 K: 1 S: 5	H: 0 LOB: 0 BB: 0 P: 5	R: 0 E: 0 K: 1 S: 5	H: 0 LOB: 0 BB: 0 P: 5	R: 0 E: 0 K: 2 S: 7	H: 0 LOB: 0 BB: 0 P: 7	1B: 2 2B: 1 3B: 0 HR: 0	SF: 0 SAC: 0 DP: 0 HBP: 0	WP: 0 PB: 0 CS: 0	PA: 32							
PITCHER	IP	WLS	BF	H	R	ER	SO	BB	IBB	HBP	BLK	WP	HR	S	P	ERA	WHIP										
Bob Hendley, L (1, 1) ERA: 2.88	9.0	W	32	3	0	0	8	1	0	0	0	0	0	47	51	0.00	0.444										



Batter	1	2	3	4	5	6	7	8	9	AB	R	H	RBI	BB	SO	LOB	TOP		
Curt Flood, R OBP: 0.306, SLG: 0.396 (1, 8)	0-0 6-3		0-0 F9			0-3 K		0-3 K		4	0	0	0	0	2	3			
Dick Groat, R OBP: 0.394, SLG: 0.505 (1, 6)	0-0 L9			0-0 1-3		0-0 4-3		0-0 6-3		4	0	0	0	0	0	2			
Bill White, L OBP: 0.402, SLG: 0.467 (1, 3)	0-0 F2			0-3 K		0-0 F6			0-0 4-3	4	0	0	0	0	1	0			
Ken Boyer, R OBP: 0.347, SLG: 0.411 Dal Maxwell, R OBP: 0.500, SLG: 0.333 (5, 5)		0-0 5-3		0-0 1-3				0-0 6-3		2	0	0	0	0	0	0			
George Altman, L OBP: 0.421, SLG: 0.451 (1, 9)		0-3 K			0-0 FC6-4 1B		0-0 4-3		0-3 K	4	0	1	0	0	2	0			
Charlie James, R OBP: 0.308, SLG: 0.380 (1, 7)		0-0 F9			0-0 F8		0-0 F8			3	0	0	0	0	0	1			
Gene Oliver, R OBP: 0.256, SLG: 0.270 (1, 2)			0-0 F7		0-0 FC6-4 1B			0-0 1B 2B		3	0	1	0	0	0	1			
Julian Javier, R OBP: 0.314, SLG: 0.402 (1, 4)								0-0 2-3 1B		3	0	3	0	0	0	0			
Ernie Broglio, R OBP: 0.067, SLG: 0.067 Harry Fanok, S OBP: 0.067, SLG: 1.000 Leo Burke, R OBP: 0.125, SLG: 0.375 Diomedes Olivo, L (8, 1)			0-3 K		0-0 F4			0-3 K		2	0	0	0	0	1	3			
Inning Stats	R: 0 E: 0 K: 0 S: 3	H: 0 LOB: 0 BB: 0 P: 3	R: 0 E: 0 K: 1 S: 5	H: 0 LOB: 0 BB: 0 P: 5	R: 0 E: 0 K: 1 S: 6	H: 1 LOB: 1 BB: 0 P: 6	R: 0 E: 0 K: 1 S: 5	H: 0 LOB: 0 BB: 0 P: 5	R: 0 E: 0 K: 1 S: 5	H: 2 LOB: 2 BB: 0 P: 5	R: 0 E: 0 K: 0 S: 3	H: 0 LOB: 0 BB: 0 P: 3	R: 0 E: 0 K: 2 S: 9	H: 2 LOB: 2 BB: 0 P: 9	R: 0 E: 0 K: 2 S: 7	H: 0 LOB: 0 BB: 0 P: 7	1B: 4 2B: 1 3B: 0 HR: 0	SF: 0 SAC: 0 DP: 0 HBP: 0	WP: 0 PA: 32 PB: 0 SB: 0 CS: 0
PITCHER Joe Nuxhall, L ERA: 1.61 (1, 1)	IP: 9.0 WLS: W BF: 32 H: 5 R: 0 ER: 0 SO: 8 BB: 0 IBB: 0 HBP: 0 BLK: 0 WP: 0 HR: 0 S: 48 P: 48 ERA: 0.00 WHIP: 0.556															PITCHER			

St. Louis Cardinals @ Cincinnati Reds
Crosley Field, Cincinnati, OH
Fri May 03 1963, 7:05 PM EDT
Att: 8,839 - Unknown


AB 32
R 0
H 5
RBI 0
BB 0
SO 8
LOB 12





Batter	1	2	3	4	5	6	7	8	9	AB	R	H	RBI	BB	SO	LOB	BOTTOM		
Leo Cardenas, R OBP: 0.300, SLG: 0.468 (1, 6)	0-0 G3 2B		0-0 HR		0-0 FC3-6 HR	0-0 SH1-3		0-0 6-3		4	2	2	1	0	0	1			
Pete Rose, S OBP: 0.286, SLG: 0.349 (1, 4)	0-0 G3 2-3		0-0 3B		0-0 HR	0-3 K		0-0 6-3		5	1	2	2	0	1	3			
Vada Pinson, L OBP: 0.253, SLG: 0.342 (1, 9)	0-0 S 1B		0-0 L6		0-0 S 1B	0-3 K		0-0 3B		5	1	3	0	0	1	3			
Frank Robinson, R OBP: 0.359, SLG: 0.435 (1, 7)	0-3 K 1-2		0-0 F9		0-0 S 1B		0-0 6-3	0-0 F6		5	1	1	0	0	1	4			
Johnny Edwards, L OBP: 0.432, SLG: 0.500 (1, 2)	0-0 F8			0-0 E3 FC6-5 WP	0-0 1-3 2-H 1B		4-0 BB 1B BB			3	1	1	1	1	0	2			
Gordy Coleman, L OBP: 0.283, SLG: 0.348 (1, 3)		0-0 3-1		0-0 F5 1-2	0-0 SF9		4-0 1B BB			2	0	0	1	1	0	1			
Gene Freese, R OBP: 0.220, SLG: 0.216 (1, 5)		0-0 1-3		0-0 F3	0-0 F6		1-2 2-H 1B			4	0	1	1	0	0	2			
Tommy Harper, R OBP: 0.300, SLG: 0.152 (1, 8)		0-0 5-3		0-0 FC6-5		4-0 SH1-3 E BB		0-3 K		3	0	0	0	1	1	3			
Joe Nuxhall, L OBP: 0.143, SLG: 0.143 (1, 1)			0-0 F5		0-0 FC3-6 1B		1-2 E1 SH1-3		0-3 K	4	0	1	0	0	1	3			
Inning Stats	R: 0 E: 0 K: 1 S: 7	H: 2 LOB: 2 BB: 0 P: 7	R: 0 E: 0 K: 0 S: 3	H: 0 LOB: 0 BB: 0 P: 3	R: 1 E: 0 K: 0 S: 5	H: 2 LOB: 1 BB: 0 P: 5	R: 0 E: 1 K: 0 S: 4	H: 0 LOB: 1 BB: 0 P: 4	R: 4 E: 0 K: 0 S: 8	H: 5 LOB: 1 BB: 0 P: 8	R: 0 E: 1 K: 2 S: 8	H: 0 LOB: 2 BB: 1 P: 12	R: 1 E: 0 K: 2 S: 8	H: 1 LOB: 2 BB: 2 P: 16	R: 0 E: 0 K: 0 S: 4	H: 1 LOB: 1 BB: 0 P: 4	1B: 6 2B: 1 3B: 2 HR: 2	SF: 1 SAC: 1 DP: 0 HBP: 0	WP: 1 PA: 40 PB: 0 SB: 2 CS: 0
PITCHER Ernie Broglio, R ERA: 2.23 Harry Fanok, R ERA: 3.14 Diomedes Olivo, L ERA: 4.91 (1, 1)	IP: 5.0 WLS: L BF: 25 H: 9 R: 5 ER: 5 SO: 1 BB: 0 IBB: 0 HBP: 0 BLK: 0 WP: 1 HR: 2 S: 27 P: 27 ERA: 9.00 WHIP: 1.800															PITCHER			

St. Louis Cardinals @ Cincinnati Reds
Crosley Field, Cincinnati, OH
Fri May 03 1963, 7:05 PM EDT
Att: 8,839 - Unknown

AB 35
R 6
H 11
RBI 6
BB 3
SO 5
LOB 22



Batter	1	2	3	4	5	6	7	8	9	AB	R	H	RBI	BB	SO	LOB	TOP			
Curt Flood, R OBP: 0.310, SLG: 0.385 (1, 8)	1-3	FC5		5-3			BB HBP HBP		BB	3	0	0	0	1	0	4	St. Louis Cardinals @ Cincinnati Reds Crosley Field, Cincinnati, OH Sat May 04 1963, 3:33 AM EDT Att: 5,402 - Unknown AB 31 R 0 H 4 RBI 0 BB 5 SO 10 LOB 14 			
Dick Groat, R OBP: 0.385, SLG: 0.485 (1, 6)	F4		1-3		K		BB HBP		F7	4	0	0	0	0	1	1				
Bill White, L OBP: 0.406, SLG: 0.462 (1, 3)			4-3		5-3		BB HBP		BB	3	0	1	0	1	0	0				
George Altman, L OBP: 0.414, SLG: 0.435 (1, 9)	K			4-3	4-3		BB		K	3	0	0	0	1	2	4				
Stan Musial, L OBP: 0.327, SLG: 0.364 (1, 7)		K				L8			F4	3	0	0	0	1	1	0				
Leo Burke, R OBP: 0.167, SLG: 0.333 (1, 5)		BB 1B		K		K			6-3	4	0	1	0	0	2	2				
Carl Sawatski, L OBP: 0.383, SLG: 0.512 (1, 2)		F6				K			K	4	0	1	0	0	2	1				
Julian Javier, R OBP: 0.311, SLG: 0.395 (1, 4)		FC5 BB		FC6-4		F5			F8	4	0	1	0	0	0	1				
Bob Gibson, R OBP: 0.286, SLG: 0.167 (1, 1)										1	0	0	0	1	0	1				
Duke Carmel, L OBP: 0.333, SLG: 0.364 (7, PH)										1	0	0	0	0	1	0				
Ed Bauta, R OBP: 0.250, SLG: 0.263 (8, 1)										0	0	0	0	0	0	0				
Gene Oliver, R OBP: 0.250, SLG: 0.263 (9, PH)										1	0	0	0	0	1	0				
Inning Stats	R: 0 E: 0 K: 1 S: 6	H: 1 LOB: 1 BB: 0 P: 6	R: 0 E: 0 K: 1 S: 7	H: 2 LOB: 3 BB: 1 P: 11	R: 0 E: 0 K: 1 S: 5	H: 0 LOB: 2 BB: 2 P: 13	R: 0 E: 0 K: 0 S: 4	H: 1 LOB: 0 BB: 0 P: 4	R: 0 E: 0 K: 1 S: 5	H: 0 LOB: 0 BB: 0 P: 5	R: 0 E: 0 K: 2 S: 7	H: 0 LOB: 3 BB: 1 P: 7	R: 0 E: 0 K: 1 S: 7	H: 0 LOB: 1 BB: 1 P: 13	R: 0 E: 0 K: 1 S: 5	H: 0 LOB: 0 BB: 1 P: 9	1B: 4 2B: 0 3B: 0 HR: 0	SF: 0 SAC: 0 DP: 0 HBP: 2	WP: 0 PB: 0 SB: 1 CS: 0	PA: 38
PITCHER Jim Maloney, R ERA: 2.37 (1, 1)	IP: 9.0 WLS: W BF: 38 H: 4 R: 0 ER: 0 SO: 10 BB: 4 IBB: 1 HBP: 2 BLK: 1 WP: 0 HR: 0 S: 51 P: 73 ERA: 0.00 WHIP: 0.889															PITCHER				

Batter	1	2	3	4	5	6	7	8	9	AB	R	H	RBI	BB	SO	LOB	BOTTOM			
Leo Cardenas, R OBP: 0.282, SLG: 0.439 (1, 6)	K		L8	F8		4-3			K	5	0	0	0	0	2	3	St. Louis Cardinals @ Cincinnati Reds Crosley Field, Cincinnati, OH Sat May 04 1963, 3:33 AM EDT Att: 5,402 - Unknown AB 33 R 6 H 9 RBI 6 BB 6 SO 6 LOB 19 			
Pete Rose, S OBP: 0.352, SLG: 0.378 (1, 4)			1B HR			1B	FC6-4	BB	BB	2	2	2	0	3	0	0				
Vada Pinson, L OBP: 0.274, SLG: 0.351 (1, 9)	F5			F9			FC6-4	BB	BB	4	1	2	1	1	0	2				
Frank Robinson, R OBP: 0.349, SLG: 0.459 (1, 7)	K				5-3		L5		L8	5	1	1	3	0	1	6				
Johnny Edwards, L OBP: 0.410, SLG: 0.471 (1, 2)		K		4-3		4-3	FC6-4			4	0	0	1	0	1	1				
Gordy Coleman, L OBP: 0.275, SLG: 0.397 (1, 3)						F7			4-3	4	1	2	1	0	0	1				
Gene Freese, R OBP: 0.222, SLG: 0.200 (1, 5)		K					K		E6	3	1	0	0	1	2	1				
Tommy Harper, R OBP: 0.341, SLG: 0.194 (1, 8)				F6			SH3-4	BB	BB	3	0	2	0	1	0	1				
Jim Maloney, L OBP: 0.133, SLG: 0.133 (1, 1)					1-3		SH3-4		L6	3	0	0	0	0	0	4				
Inning Stats	R: 0 E: 0 K: 2 S: 7	H: 0 LOB: 1 BB: 1 P: 11	R: 0 E: 0 K: 2 S: 8	H: 1 LOB: 2 BB: 1 P: 12	R: 4 E: 0 K: 0 S: 6	H: 3 LOB: 1 BB: 2 P: 14	R: 0 E: 0 K: 0 S: 4	H: 1 LOB: 1 BB: 0 P: 4	R: 0 E: 0 K: 0 S: 3	H: 0 LOB: 0 BB: 0 P: 3	R: 0 E: 0 K: 1 S: 6	H: 1 LOB: 0 BB: 0 P: 6	R: 1 E: 0 K: 0 S: 5	H: 2 LOB: 1 BB: 0 P: 5	R: 1 E: 1 K: 1 S: 7	H: 1 LOB: 3 BB: 2 P: 15		1B: 7 2B: 0 3B: 0 HR: 2	SF: 0 SAC: 1 DP: 0 HBP: 0	WP: 0 PB: 0 SB: 0 CS: 0
PITCHER Bob Gibson, R ERA: 7.78 (1, 1)	IP: 6.0 WLS: L BF: 28 H: 6 R: 4 ER: 4 SO: 5 BB: 4 IBB: 0 HBP: 0 BLK: 0 WP: 0 HR: 2 S: 34 P: 50 ERA: 6.00 WHIP: 1.667															PITCHER				
Ed Bauta, R ERA: 3.5 (7, 1)	IP: 1.2 WLS: L BF: 10 H: 3 R: 2 ER: 1 SO: 1 BB: 1 IBB: 0 HBP: 0 BLK: 0 WP: 0 HR: 0 S: 11 P: 15 ERA: 5.40 WHIP: 2.400															PITCHER				
Diomedes Olivo, L ERA: 4.5 (8, 1)	IP: 0.1 WLS: L BF: 2 H: 0 R: 0 ER: 0 SO: 0 BB: 1 IBB: 0 HBP: 0 BLK: 0 WP: 0 HR: 0 S: 1 P: 5 ERA: 0.00 WHIP: 3.000															PITCHER				

Batter	1	2	3	4	5	6	7	8	9	AB	R	H	RBI	BB	SO	LOB	TOP			
Curt Flood, R OBP: 0.314, SLG: 0.394 (1, 8)	0-0 6-3		0-0 SF8 1B	0-0 F4			0-0 1B 2B		0-0 6-3	5	2	2	0	0	0	2				
Dick Groat, R OBP: 0.395, SLG: 0.490 (1, 6)	0-0 F7		0-0 FC6-4 1B	0-0 1-H 3-H 1B			0-0 1B 2H 1B		0-0 F9	5	0	3	2	0	0	0				
Bill White, L OBP: 0.414, SLG: 0.469 (1, 3)	0-0 4-3		0-0 FC6-4 1B		0-0 CS 1B		0-0 CS 1B		0-0 1B	5	0	3	0	0	0	2				
George Altman, L OBP: 0.394, SLG: 0.416 (1, 9)		0-3 K	0-0 SF8		0-3 K		0-3 K		0-0 6-3	4	0	0	1	0	3	4				
Charlie James, R OBP: 0.321, SLG: 0.407 (1, 7)		0-0 2B	0-0 1-2 1B		0-0 F9		0-0 F9			4	1	2	0	0	0	1				
Leo Burke, R OBP: 0.290, SLG: 0.438 (1, 5)		0-0 E6 2B	0-0 F2			0-0 G6-4-3 1B		0-3 K		4	0	2	1	0	1	2				
Gene Oliver, R OBP: 0.271, SLG: 0.268 (6, PR)		4-0 E6 BB		0-0 F8		0-0 G6-4-3		0-0 FC4-6 1B		3	0	1	0	1	0	1	AB 38			
Phil Gaigliano, R OBP: 0.600, SLG: 0.500 (8, 1)										0	0	0	0	0	0	0	R 4			
Harry Fanok, S OBP: 0.667, SLG: 1.000 (8, 1)										0	0	0	0	0	0	0	H 15			
Diomedes Olivo, L (8, 1)										0	0	0	0	0	0	0	RBI 4			
Julian Javier, R OBP: 0.309, SLG: 0.389 (1, 4)		0-0 E6	0-0 1-2 2-H 1B		0-0 1B 1B		0-0 E6		0-0 F8	4	1	1	0	0	0	3	BB 1			
Ray Sadecki, L OBP: 0.222, SLG: 0.222 (6, PH)																	SO 4			
Stan Musial, L OBP: 0.320, SLG: 0.356 (6, 1)																	LOB 19			
Ron Taylor, R (6, 1)																				
Carl Sawatski, L OBP: 0.375, SLG: 0.500 (8, 2)																				
Inning Stats	R: 0 E: 0 K: 0 S: 3	H: 0 LOB: 0 BB: 0 P: 3	R: 1 E: 1 K: 1 S: 7	H: 2 LOB: 2 BB: 1 P: 11	R: 1 E: 0 K: 0 S: 6	H: 3 LOB: 2 BB: 0 P: 6	R: 1 E: 0 K: 0 S: 5	H: 3 LOB: 2 BB: 0 P: 5	R: 0 E: 1 K: 1 S: 4	H: 1 LOB: 1 BB: 0 P: 4	R: 1 E: 0 K: 1 S: 7	H: 3 LOB: 1 BB: 0 P: 7	R: 0 E: 0 K: 1 S: 6	H: 1 LOB: 1 BB: 0 P: 6	R: 0 E: 0 K: 0 S: 4	H: 1 LOB: 1 BB: 0 P: 4	1B: 12 2B: 5 3B: 0 HR: 0	SF: 1 SAC: 0 DP: 3 HBP: 0	WP: 1 PB: 0 SB: 0 CS: 2	PA: 40
PITCHER	IP	WLS	BF	H	R	ER	SO	BB	IBB	HBP	BLK	WP	HR	S	P	ERA	WHIP			
Jim O'Toole, L ERA: 2.33 (1, 1)	6.0	W	29	12	4	4	2	1	0	0	0	1	0	32	36	6.00	2.167			
Al Worthington, R ERA: 3.38 (7, 1)	3.0	S	11	3	0	0	2	0	0	0	0	0	0	15	15	0.00	1.000			

St. Louis Cardinals @ Cincinnati Reds
Crosley Field, Cincinnati, OH
Sun May 05 1963, 3:33 AM EDT
Unknown

AB 38
R 4
H 15
RBI 4
BB 1
SO 4
LOB 19



Batter	1	2	3	4	5	6	7	8	9	AB	R	H	RBI	BB	SO	LOB	BOTTOM			
Leo Cardenas, R OBP: 0.292, SLG: 0.453 (1, 6)	0-0 G4-6-3 1B 2B			0-0 5-3			0-0 F9			4	1	2	0	0	0	0				
Pete Rose, S OBP: 0.362, SLG: 0.362 (1, 4)	4-0 G4-6-3 BB	0-0 FC4-6			0-0 6-3		4-0 CS BB			2	0	0	0	2	0	1				
Vada Pinson, L OBP: 0.273, SLG: 0.358 (1, 9)	0-0 G4-6-3		0-0 L9		0-0 1B 2B		0-0 F7			4	1	1	0	0	0	3				
Frank Robinson, R OBP: 0.356, SLG: 0.468 (1, 7)	4-0 BLK 1B 2B BB		0-0 6-3		0-0 6-3		0-0 SH1-3 2B			3	1	1	0	1	0	1				
Tommy Harper, R OBP: 0.383, SLG: 0.237 (1, 8)	0-0 BLK 2B 1B		1-0 E 2B HBP		0-0 S 1B		0-0 SH1-3			2	2	2	2	0	0	0				
Johnny Edwards, L OBP: 0.415, SLG: 0.479 (1, 2)	0-0 1-H 2-H 2B		0-0 E4 2B		0-0 G3		4-0 1B IBB			3	0	1	2	1	0	2				
Gene Freese, R OBP: 0.250, SLG: 0.279 (1, 5)	0-3 K		0-0 1-H 3-H 2B		0-3 K		0-0 S CS 2B		0-0 1-2 1B	3	0	2	1	0	1	1	AB 30			
Jerry Lynch, L OBP: 0.273, SLG: 0.800 (6, PH)										0	0	0	0	0	0	0	R 5			
Ken Walters, R OBP: 0.333, SLG: 0.333 (8, PH)										1	0	1	0	0	0	0	H 10			
Eddie Kasko, R OBP: 0.303, SLG: 0.233 (9, 5)										0	0	0	0	0	0	0	RBI 5			
Gordy Coleman, L OBP: 0.265, SLG: 0.382 (8, PH)										3	0	0	0	0	2	1	BB 4			
Wally Post, R (8, PH)										1	0	0	0	0	1	3	SO 5			
Marty Keough, L OBP: 0.219, SLG: 0.214 (9, 3)										0	0	0	0	0	0	0	LOB 16			
Jim O'Toole, S OBP: 0.111, SLG: 0.111 (1, 1)										3	0	0	0	0	0	1				
Al Worthington, R (7, 1)										1	0	0	0	0	1	3				
Inning Stats	R: 3 E: 0 K: 1 S: 7	H: 3 LOB: 1 BB: 2 P: 15	R: 0 E: 0 K: 0 S: 4	H: 1 LOB: 1 BB: 0 P: 4	R: 1 E: 1 K: 0 S: 4	H: 1 LOB: 2 BB: 0 P: 5	R: 0 E: 0 K: 1 S: 5	H: 0 LOB: 0 BB: 0 P: 5	R: 1 E: 0 K: 0 S: 5	H: 2 LOB: 1 BB: 0 P: 5	R: 0 E: 0 K: 1 S: 2	H: 0 LOB: 0 BB: 1 P: 6	R: 0 E: 0 K: 2 S: 9	H: 2 LOB: 3 BB: 1 P: 13	R: 0 E: 0 K: 0 S: 4	H: 2 LOB: 1 BB: 0 P: 6	1B: 4 2B: 6 3B: 0 HR: 0	SF: 0 SAC: 1 DP: 1 HBP: 1	WP: 0 PB: 0 SB: 2 CS: 2	PA: 36
PITCHER	IP	WLS	BF	H	R	ER	SO	BB	IBB	HBP	BLK	WP	HR	S	P	ERA	WHIP			
Ray Sadecki, L ERA: 7.92 (1, 1)	5.0	L	24	7	5	4	2	2	0	0	0	0	0	25	34	7.20	1.800			
Ron Taylor, R ERA: 2.5 (6, 1)	2.0		6	1	0	0	1	1	0	0	0	0	0	7	11	0.00	1.000			
Harry Fanok, R ERA: 3.07 (8, 1)	0.1		3	1	0	0	0	0	1	0	0	0	0	2	6	0.00	3.000			
Diomedes Olivo, L ERA: 3.86 (8, 1)	0.2		3	1	0	0	2	0	0	0	0	0	0	7	7	0.00	1.500			

St. Louis Cardinals @ Cincinnati Reds
Crosley Field, Cincinnati, OH
Sun May 05 1963, 3:33 AM EDT
Unknown

AB 30
R 5
H 10
RBI 5
BB 4
SO 5
LOB 16



Batter	1	2	3	4	5	6	7	8	9	10	AB	R	H	RBI	BB	SO	LOB	TOP	
Curt Flood, R OBP: 0.317, SLG: 0.395 (1, 8)	0-0 3-1 BLK 1B		0-0 FC6 1B		0-0 FC1-6 1-2 K		0-0 F9 K		0-3 K		5	0	2	0	0	1	2		
Dick Groat, R OBP: 0.417, SLG: 0.477 (1, 6)	0-0 3-1 1-3		0-0 FC6 BLK 1B		0-3 K		0-0 L3		0-0 SH 1B		5	2	1	0	0	1	4		
Bill White, L OBP: 0.417, SLG: 0.490 (1, 3)	0-0 F5		0-0 1B		0-0 G3 3B		0-3 K		0-0 SH 1B PB		4	2	2	1	0	1	1		
George Altman, L OBP: 0.404, SLG: 0.413 (1, 9)	4-0 BB		0-0 F7		4-0 G3 BB		0-0 WP 1B		0-0 F6		3	1	1	0	2	0	3		
Stan Musial, L OBP: 0.360, SLG: 0.340 (1, 7)	0-0 G3		0-0 4-3		0-0 G3		0-0 FC5-4 1B		0-0 F5		5	0	1	2	0	0	5		
Phil Gagliano, R OBP: 0.600, SLG: 0.500 (10, 5)											0	0	0	0	0	0	0		
Leo Burke, R OBP: 0.238, SLG: 0.381 (1, 5)		0-0 1-3		0-0 F4		0-0 F4		0-0 F8		0-0 PB HR 1B	5	1	1	1	0	0	2		
Carl Sawatski, L OBP: 0.360, SLG: 0.477 (1, 2)		0-0 F7		0-0 3-1		0-0 4-3		0-0 FC5-4 1B		0-0 HR 1B	2	0	0	0	0	0	0		
Tim McCarver, L OBP: 0.385, SLG: 0.583 (4, 2)											1	0	0	0	0	0	1		
Gene Oliver, R OBP: 0.280, SLG: 0.349 (8, PH)											2	1	1	2	0	0	1		
Julian Javier, R OBP: 0.302, SLG: 0.380 (7, PH)		0-0 F6		0-3 K		4-0 K		0-3 K2-3		0-0 F6	2	0	0	0	0	1	0		
Gary Kolb, L OBP: 0.333, SLG: 0.200 (7, PH)											0	0	0	0	1	0	0		
Dal Maxvill, R OBP: 0.333, SLG: 0.200 (7, 4)											2	0	0	0	0	1	0		
Curt Simmons, L OBP: 0.188, SLG: 0.133 (1, 1)											1	0	0	0	1	1	0		
Duke Carmel, L OBP: 0.333, SLG: 0.364 (7, PH)											0	0	0	0	0	0	0		
Charlie James, R OBP: 0.316, SLG: 0.400 (7, PH)											1	0	0	0	0	0	1		
Bobby Shantz, R (7, 1)											1	0	0	0	0	0	0		
Inning Stats	R: 0 E: 0 K: 0 S: 4	H: 1 LOB: 2 BB: 1 P: 8	R: 0 E: 0 K: 0 S: 3	H: 0 LOB: 0 BB: 0 P: 3	R: 1 E: 0 K: 1 S: 7	H: 2 LOB: 1 BB: 0 P: 7	R: 0 E: 0 K: 0 S: 3	H: 0 LOB: 0 BB: 0 P: 8	R: 0 E: 0 K: 2 S: 7	H: 0 LOB: 1 BB: 1 P: 7	R: 1 E: 0 K: 1 S: 7	H: 2 LOB: 1 BB: 0 P: 7	R: 0 E: 0 K: 2 S: 7	H: 0 LOB: 0 BB: 0 P: 7	R: 4 E: 1 K: 0 S: 7	H: 3 LOB: 0 BB: 0 P: 7	1B: 7 2B: 0 3B: 1 HR: 1	SF: 0 SAC: 1 DP: 0 HBP: 0	WP: 1 PA: 44
PITCHER	IP WLS BF H R ER SO BB IBB HBP BLK WP HR S P ERA WHIP	IP WLS BF H R ER SO BB IBB HBP BLK WP HR S P ERA WHIP	IP WLS BF H R ER SO BB IBB HBP BLK WP HR S P ERA WHIP	IP WLS BF H R ER SO BB IBB HBP BLK WP HR S P ERA WHIP	IP WLS BF H R ER SO BB IBB HBP BLK WP HR S P ERA WHIP	IP WLS BF H R ER SO BB IBB HBP BLK WP HR S P ERA WHIP	IP WLS BF H R ER SO BB IBB HBP BLK WP HR S P ERA WHIP	IP WLS BF H R ER SO BB IBB HBP BLK WP HR S P ERA WHIP	IP WLS BF H R ER SO BB IBB HBP BLK WP HR S P ERA WHIP	IP WLS BF H R ER SO BB IBB HBP BLK WP HR S P ERA WHIP	IP WLS BF H R ER SO BB IBB HBP BLK WP HR S P ERA WHIP	IP WLS BF H R ER SO BB IBB HBP BLK WP HR S P ERA WHIP	IP WLS BF H R ER SO BB IBB HBP BLK WP HR S P ERA WHIP	IP WLS BF H R ER SO BB IBB HBP BLK WP HR S P ERA WHIP	IP WLS BF H R ER SO BB IBB HBP BLK WP HR S P ERA WHIP	IP WLS BF H R ER SO BB IBB HBP BLK WP HR S P ERA WHIP	IP WLS BF H R ER SO BB IBB HBP BLK WP HR S P ERA WHIP	IP WLS BF H R ER SO BB IBB HBP BLK WP HR S P ERA WHIP	IP WLS BF H R ER SO BB IBB HBP BLK WP HR S P ERA WHIP

St. Louis Cardinals @ Cincinnati Reds
Crosley Field, Cincinnati, OH
Sun May 05 1963, 3:38 AM EDT
Att: 23,424 - Unknown

livebaseballscorecards.com

AB 39
R 7
H 9
RBI 6
BB 4
SO 6
LOB 20

Cardinals

Batter	1	2	3	4	5	6	7	8	9	10	AB	R	H	RBI	BB	SO	LOB	BOTTOM			
Leo Cardenas, R OBP: 0.287, SLG: 0.462 (1, 6)	0-0 1B 3B		0-3 K		0-0 E4 6-3		0-0 4-3		0-0 5-3		5	2	1	0	0	1	1				
Pete Rose, S OBP: 0.381, SLG: 0.385 (1, 4)	0-0 1B CS 1B		0-0 5-3		0-0 E8 6-3 1B		0-0 6-3		0-0 2H 1B		5	0	3	2	0	0	0				
Vada Pinson, L OBP: 0.258, SLG: 0.337 (1, 9)	0-0 F5		0-3 K		0-0 6-3		0-0 4-3		0-0 L8		5	0	0	1	0	1	3				
Frank Robinson, R OBP: 0.363, SLG: 0.463 (1, 7)	0-0 CS 1B		4-0 K		0-0 F8		0-3 K				3	1	1	0	1	1	1				
Tommy Harper, R OBP: 0.375, SLG: 0.238 (1, 8)	0-0 F7		0-0 S 4-3 1B		0-0 F8		0-0 F7		0-0 F7		4	0	1	0	0	0	2				
Gene Freese, R OBP: 0.231, SLG: 0.255 (1, 5)		0-0 5-3		0-0 4-3		0-0 F8		0-3 K		0-0 F9		4	0	0	0	1	2				
Hank Foiles, R (1, 2)		0-0 F8		4-0 S IBB		0-0 F3		0-0 F9			3	0	0	0	1	0	0				
Gordy Coleman, L OBP: 0.256, SLG: 0.387 (1, 3)		0-0 4-3		0-3 K		0-0 6-3				4-0 5-3 1B BB	3	0	0	0	0	1	2				
Eddie Kasko, R OBP: 0.324, SLG: 0.233 (10, PH)											0	1	0	0	1	0	0				
Jim Owens, R (1, 1)											2	0	0	0	0	1	0				
Bill Henry, L (7, 1)											1	0	0	0	0	1	0				
Al Worthington, R (10, 1)											0	0	0	0	0	0	0				
Ken Walters, R OBP: 0.250, SLG: 0.250 (10, PH)											1	0	0	0	0	1	1				
Inning Stats	R: 1 E: 0 K: 0 S: 5	H: 3 LOB: 1 BB: 5 P: 5	R: 0 E: 0 K: 0 S: 3	H: 0 LOB: 0 BB: 0 P: 3	R: 0 E: 0 K: 2 S: 7	H: 0 LOB: 0 BB: 0 P: 7	R: 1 E: 0 K: 2 S: 8	H: 1 LOB: 2 BB: 2 P: 16	R: 1 E: 2 K: 0 S: 5	H: 1 LOB: 1 BB: 0 P: 5	R: 0 E: 0 K: 1 S: 5	H: 0 LOB: 0 BB: 0 P: 5	R: 0 E: 0 K: 1 S: 5	H: 0 LOB: 0 BB: 0 P: 5	R: 0 E: 0 K: 1 S: 5	H: 0 LOB: 0 BB: 0 P: 5	R: 1 E: 0 K: 1 S: 6	H: 1 LOB: 1 BB: 1 P: 10	1B: 5 2B: 0 3B: 1 HR: 0	SF: 0 SAC: 0 DP: 0 HBP: 0	WP: 0 PA: 39
PITCHER	IP WLS BF H R ER SO BB IBB HBP BLK WP HR S P ERA WHIP	IP WLS BF H R ER SO BB IBB HBP BLK WP HR S P ERA WHIP	IP WLS BF H R ER SO BB IBB HBP BLK WP HR S P ERA WHIP	IP WLS BF H R ER SO BB IBB HBP BLK WP HR S P ERA WHIP	IP WLS BF H R ER SO BB IBB HBP BLK WP HR S P ERA WHIP	IP WLS BF H R ER SO BB IBB HBP BLK WP HR S P ERA WHIP	IP WLS BF H R ER SO BB IBB HBP BLK WP HR S P ERA WHIP	IP WLS BF H R ER SO BB IBB HBP BLK WP HR S P ERA WHIP	IP WLS BF H R ER SO BB IBB HBP BLK WP HR S P ERA WHIP	IP WLS BF H R ER SO BB IBB HBP BLK WP HR S P ERA WHIP	IP WLS BF H R ER SO BB IBB HBP BLK WP HR S P ERA WHIP	IP WLS BF H R ER SO BB IBB HBP BLK WP HR S P ERA WHIP	IP WLS BF H R ER SO BB IBB HBP BLK WP HR S P ERA WHIP	IP WLS BF H R ER SO BB IBB HBP BLK WP HR S P ERA WHIP	IP WLS BF H R ER SO BB IBB HBP BLK WP HR S P ERA WHIP	IP WLS BF H R ER SO BB IBB HBP BLK WP HR S P ERA WHIP	IP WLS BF H R ER SO BB IBB HBP BLK WP HR S P ERA WHIP	IP WLS BF H R ER SO BB IBB HBP BLK WP HR S P ERA WHIP	IP WLS BF H R ER SO BB IBB HBP BLK WP HR S P ERA WHIP		

St. Louis Cardinals @ Cincinnati Reds
Crosley Field, Cincinnati, OH
Sun May 05 1963, 3:38 AM EDT
Att: 23,424 - Unknown

livebaseballscorecards.com

AB 36
R 4
H 6
RBI 3
BB 3
SO 8
LOB 12

REDS

Batter	1	2	3	4	5	6	7	8	9	AB	R	H	RBI	BB	SO	LOB	TOP										
Johnny Temple, R OBP: 0.367, SLG: 0.347 Russ Kemmerer, R (8, 1)	F9		F8			SH3-4 FC4-2 2B		1B 1B		4	1	2	0	0	0	0	Houston Colt 45's @ Cincinnati Reds Crosley Field, Cincinnati, OH Tue May 07 1963, 7:05 PM EDT Att: 5,714 - Unknown - 72 F										
Bob Lillis, R OBP: 0.296, SLG: 0.289 (8, 4)	BLK 2B			F8		SH3-4		1B 1B		3	0	2	1	0	0												
Al Spangler, L OBP: 0.303, SLG: 0.300 (1, 7)	F8			E 2B BB		FC4-2		P6		3	1	0	0	1	0	4											
Rusty Staub, L OBP: 0.361, SLG: 0.366 (1, 3)	4-3			P2		3-1		1B		4	0	1	1	0	0	3											
Bob Aspromonte, R OBP: 0.276, SLG: 0.300 (1, 5)		F9					6-3	K		4	0	1	1	0	1	2											
Howie Goss, R OBP: 0.293, SLG: 0.417 (1, 8)				2H 2B					K	4	0	2	0	0	2	1											
Carl Warwick, R OBP: 0.360, SLG: 0.349 (1, 9)				G6-4-3 1B			G6-4-3 1B		K	4	0	0	0	0	0	2											
Jim Campbell, R OBP: 0.217, SLG: 0.233 (1, 2)			K					1B 1B	FC6-4 1B	4	1	2	0	0	1	0											
Don Nottebart, R OBP: 0.214, SLG: 0.154 Pete Runnels, L OBP: 0.253, SLG: 0.237 J C Hartman, R OBP: 0.172, SLG: 0.179 (8, PH)			5-3					K	FC6-4 1-2	2	0	0	0	0	0	0											
										1	0	0	0	0	1	1											
										1	0	0	0	0	0	1											
Inning Stats	R: 0 E: 0 K: 0 S: 4	H: 1 LOB: 1 BB: 0 P: 4	R: 0 E: 0 K: 0 S: 3	H: 1 LOB: 0 BB: 0 P: 3	R: 0 E: 0 K: 1 S: 5	H: 0 LOB: 0 BB: 0 P: 5	R: 1 E: 1 K: 1 S: 6	H: 1 LOB: 1 BB: 1 P: 10	R: 0 E: 0 K: 0 S: 3	H: 0 LOB: 0 BB: 0 P: 3	R: 0 E: 0 K: 0 S: 4	H: 1 LOB: 1 BB: 0 P: 4	R: 0 E: 0 K: 0 S: 3	H: 1 LOB: 0 BB: 0 P: 3	R: 2 E: 0 K: 2 S: 11	H: 4 LOB: 2 BB: 0 P: 11	R: 0 E: 0 K: 1 S: 6	H: 1 LOB: 1 BB: 0 P: 6	1B: 7 2B: 3 3B: 0 HR: 0	SF: 0 SAC: 1 DP: 2 HBP: 0	WP: 0 PA: 36 PB: 0 SB: 0 CS: 0						
PITCHER	IP	WLS	BF	H	R	ER	SO	BB	IBB	HBP	BLK	WP	HR	S	P	ERA	WHIP										
Bob Purkey, R ERA: 3.79	(1, 1)	5.1	20	4	1	0	2	1	0	0	1	0	0	23	27	0.00	0.938										
Bill Henry, L ERA: 5.4	(6, 1)	0.2	2	0	0	0	0	0	0	0	0	0	0	2	2	0.00	0.000										
Joey Jay, R ERA: 3.75	(7, 1)	3.0	L	14	6	2	2	3	0	0	0	0	0	20	20	6.00	2.000										

AB	34
R	3
H	10
RBI	3
BB	1
SO	5
LOB	14



Batter	1	2	3	4	5	6	7	8	9	AB	R	H	RBI	BB	SO	LOB	BOTTOM											
Leo Cardenas, R OBP: 0.283, SLG: 0.458 (1, 6)	6-3		6-3						6-3	5	0	1	1	0	0	1	Houston Colt 45's @ Cincinnati Reds Crosley Field, Cincinnati, OH Tue May 07 1963, 7:05 PM EDT Att: 5,714 - Unknown - 72 F											
Pete Rose, S OBP: 0.373, SLG: 0.375 (1, 4)	K			F8	4-3			FC6-4 1B		4	0	1	0	0	1	2												
Vada Pinson, L OBP: 0.258, SLG: 0.333 (1, 9)	S 1B			6-3			F9	K		4	0	1	0	0	1	2												
Frank Robinson, R OBP: 0.347, SLG: 0.440 (1, 7)	4-3			F7			F7	FC6-4 1-2		4	0	0	0	0	0	3												
Gordy Coleman, L OBP: 0.267, SLG: 0.422 (1, 3)		F8						P6		4	1	2	1	0	0	0												
Johnny Edwards, L OBP: 0.418, SLG: 0.486 (1, 2)		L8				HR		4-3		3	1	1	0	1	0	0												
Gene Freese, R OBP: 0.236, SLG: 0.245 Jerry Lynch, L OBP: 0.250, SLG: 0.727 Eddie Kasko, R OBP: 0.324, SLG: 0.233 (9, PH)								2B 2B		2	0	0	0	1	1	1												
										1	0	0	0	0	0	0												
										0	0	0	0	0	0	0												
										0	0	0	0	0	0	0												
Inning Stats	R: 0 E: 0 K: 1 S: 6	H: 1 LOB: 1 BB: 0 P: 6	R: 0 E: 0 K: 0 S: 3	H: 0 LOB: 0 BB: 0 P: 3	R: 0 E: 0 K: 1 S: 5	H: 0 LOB: 0 BB: 0 P: 5	R: 0 E: 0 K: 0 S: 3	H: 0 LOB: 0 BB: 0 P: 3	R: 2 E: 0 K: 1 S: 8	H: 3 LOB: 2 BB: 1 P: 12	R: 0 E: 0 K: 1 S: 6	H: 1 LOB: 3 BB: 2 P: 14	R: 0 E: 0 K: 1 S: 7	H: 2 LOB: 2 BB: 0 P: 7	R: 0 E: 0 K: 0 S: 3	H: 0 LOB: 0 BB: 0 P: 3	R: 0 E: 0 K: 2 S: 7	H: 0 LOB: 0 BB: 0 P: 7	1B: 3 2B: 3 3B: 0 HR: 1	SF: 0 SAC: 0 DP: 0 HBP: 0	WP: 0 PA: 37 PB: 0 SB: 1 CS: 0							
PITCHER	IP	WLS	BF	H	R	ER	SO	BB	IBB	HBP	BLK	WP	HR	S	P	ERA	WHIP											
Don Nottebart, R ERA: 3.79	(1, 1)	7.0	W	31	7	2	2	5	3	0	0	0	0	1	38	50	2.57	1.429										
Russ Kemmerer, R ERA: 5.79	(8, 1)	2.0	S	6	0	0	0	2	0	0	0	0	0	10	10	0.00	0.000											

AB	34
R	2
H	7
RBI	2
BB	3
SO	7
LOB	13



Batter	1	2	3	4	5	6	7	8	9	AB	R	H	RBI	BB	SO	LOB	TOP					
Johnny Temple, R (1,4) OBP: 0.349, SLG: 0.329	5-3		6-3			FC6-4 1B		5-3		4	0	0	0	0	0	1						
J C Hartman, R (1,6) OBP: 0.192, SLG: 0.188	F8			E4 G4-6-3		1B		L6		4	0	1	0	0	0	0						
Al Spangler, L (1,7) OBP: 0.286, SLG: 0.281	K			L3		P5			G3	4	0	0	0	0	1	3						
Rusty Staub, L (1,3) OBP: 0.356, SLG: 0.351		1B SF8 BB		G4-6-3		G3			K	3	1	0	0	1	1	3						
Bob Aspromonte, R (1,5) OBP: 0.265, SLG: 0.287	F8				P6			E6 1B		4	1	0	0	0	0	1						
Howie Goss, R (1,8) OBP: 0.304, SLG: 0.424					5-3			1B CS 1B		3	0	2	0	0	0	0						
Carl Warwick, R (1,9) OBP: 0.372, SLG: 0.385								1B CS 1B		2	0	2	2	0	0	0						
Jim Campbell, R (1,2) OBP: 0.224, SLG: 0.239		CS	F2					K		3	0	1	0	0	1	1						
Bob Bruce, R (1,1) OBP: 0.167, SLG: 0.091 (7, PH)										2	0	1	0	0	1	0						
John Bateman, R (7, PH) OBP: 0.224, SLG: 0.298										0	0	0	0	0	0	0						
Hal Woodeshick, R (7, 1) OBP: 0.277, SLG: 0.295 (8, PH)										0	0	0	0	0	0	0						
Carroll Hardy, R (8, PH) OBP: 0.277, SLG: 0.295										1	0	0	0	0	0	0						
Don McMahon, R (8, 1) OBP: 0.277, SLG: 0.295										0	0	0	0	0	0	0						
Inning Stats	R: 0 E: 0 K: 1 S: 5	H: 0 LOB: 0 BB: 0 P: 5	R: 1 E: 0 K: 0 S: 3	H: 1 LOB: 0 BB: 1 P: 7	R: 0 E: 0 K: 1 S: 5	H: 0 LOB: 0 BB: 0 P: 5	R: 0 E: 1 K: 0 S: 3	H: 0 LOB: 0 BB: 0 P: 3	R: 0 E: 0 K: 0 S: 4	H: 2 LOB: 2 BB: 0 P: 4	R: 0 E: 0 K: 0 S: 5	H: 2 LOB: 2 BB: 0 P: 5	R: 1 E: 1 K: 1 S: 6	H: 2 LOB: 0 BB: 0 P: 6	R: 0 E: 0 K: 0 S: 3	H: 0 LOB: 0 BB: 0 P: 3	R: 0 E: 0 K: 1 S: 5	H: 0 LOB: 0 BB: 0 P: 5	1B: 6 2B: 1 3B: 0 HR: 0	SF: 1 SAC: 0 DP: 1 HBP: 0	WP: 0 PB: 0 SB: 0 CS: 2	PA: 34
PITCHER Joe Nuxhall, L (1,1) ERA: 1.46	IP: 9.0 WLS: W BF: 32 H: 7 R: 2 ER: 1 SO: 4 BB: 1 IBB: 0 HBP: 0 BLK: 0 WP: 0 HR: 0 S: 39 P: 43 ERA: 1.00 WHIP: 0.889															PITCHER	IP: 9.0 WLS: W BF: 32 H: 7 R: 2 ER: 1 SO: 4 BB: 1 IBB: 0 HBP: 0 BLK: 0 WP: 0 HR: 0 S: 39 P: 43 ERA: 1.00 WHIP: 0.889					

Houston Colt 45's @ Cincinnati Reds
Crosley Field, Cincinnati, OH
Wed May 08 1963, 7:05 PM EDT
Att: 5,002 - Unknown - 81 F

AB	30
R	2
H	7
RBI	2
BB	1
SO	4
LOB	9



Batter	1	2	3	4	5	6	7	8	9	AB	R	H	RBI	BB	SO	LOB	BOTTOM			
Leo Cardenas, R (1,6) OBP: 0.291, SLG: 0.480	SF7 3B		K					F8		4	1	2	0	0	1	0				
Pete Rose, S (1,4) OBP: 0.366, SLG: 0.373	SF7			K	CS	4-3		FC5-4 1B		3	0	1	1	0	1	0				
Vada Pinson, L (1,9) OBP: 0.248, SLG: 0.319	6-3			1-3		K		FC5-4 E S		4	0	0	0	0	1	1				
Frank Robinson, R (1,7) OBP: 0.343, SLG: 0.432	F7			1B 1B		K		1-3		4	1	1	0	0	1	1				
Gordy Coleman, L (1,3) OBP: 0.269, SLG: 0.419		4-3		1B S		K				3	1	1	0	0	1	0				
Johnny Edwards, L (1,2) OBP: 0.427, SLG: 0.506		F8		1B		BLK				3	0	2	2	0	0	0				
Gene Freese, R (1,5) OBP: 0.224, SLG: 0.231		K		K		6-3				3	0	0	0	0	2	2				
Tommy Harper, R (1,8) OBP: 0.351, SLG: 0.213			5-3		L7					2	0	0	0	1	0	0				
Joe Nuxhall, L (1,1) OBP: 0.100, SLG: 0.100			K		K			1-3		3	0	0	0	0	2	2				
Inning Stats	R: 1 E: 0 K: 0 S: 4	H: 1 LOB: 0 BB: 0 P: 4	R: 0 E: 0 K: 1 S: 5	H: 0 LOB: 0 BB: 0 P: 5	R: 0 E: 0 K: 2 S: 7	H: 0 LOB: 0 BB: 0 P: 7	R: 2 E: 0 K: 2 S: 10	H: 3 LOB: 1 BB: 0 P: 10	R: 0 E: 0 K: 1 S: 5	H: 1 LOB: 0 BB: 0 P: 5	R: 0 E: 0 K: 2 S: 7	H: 0 LOB: 0 BB: 0 P: 7	R: 0 E: 0 K: 1 S: 6	H: 1 LOB: 2 BB: 1 P: 10	R: 0 E: 0 K: 0 S: 4	H: 1 LOB: 1 BB: 0 P: 4	1B: 5 2B: 1 3B: 1 HR: 0	SF: 1 SAC: 0 DP: 0 HBP: 0	WP: 0 PB: 0 SB: 2 CS: 1	PA: 32
PITCHER Bob Bruce, R (1,1) ERA: 5.12	IP: 6.0 WLS: L BF: 22 H: 5 R: 3 ER: 3 SO: 8 BB: 5 IBB: 3 HBP: 3 BLK: 8 WP: 0 HR: 0 S: 38 P: 38 ERA: 4.50 WHIP: 0.833															PITCHER Hal Woodeshick, L (7, 1) ERA: 1.94	IP: 1.0 WLS: 5 BF: 1 H: 0 R: 0 ER: 0 SO: 1 BB: 0 IBB: 0 HBP: 0 BLK: 1 WP: 0 HR: 0 S: 6 P: 10 ERA: 0.00 WHIP: 1.000			
PITCHER Don McMahon, R (8, 1) ERA: 5.68	IP: 1.0 WLS: 4 BF: 1 H: 0 R: 0 ER: 0 SO: 0 BB: 0 IBB: 0 HBP: 0 BLK: 0 WP: 0 HR: 0 S: 4 P: 4 ERA: 0.00 WHIP: 1.000															PITCHER	IP: 1.0 WLS: 4 BF: 1 H: 0 R: 0 ER: 0 SO: 0 BB: 0 IBB: 0 HBP: 0 BLK: 0 WP: 0 HR: 0 S: 4 P: 4 ERA: 0.00 WHIP: 1.000			

Houston Colt 45's @ Cincinnati Reds
Crosley Field, Cincinnati, OH
Wed May 08 1963, 7:05 PM EDT
Att: 5,002 - Unknown - 81 F

AB	29
R	3
H	7
RBI	3
BB	1
SO	9
LOB	6



Batter	1	2	3	4	5	6	7	8	9	AB	R	H	RBI	BB	SO	LOB	TOP		
Johnny Temple, R OBP: 0.341, SLG: 0.313	L8		4-3			FC5-4		2B 1B BB	FC6-4	4	1	0	0	1	0	3			
Al Spangler, L OBP: 0.286, SLG: 0.284 Jim Umbricht, R	F7			1-3				1B 1B 2B		3	0	1	0	0	0	0			
Brock Davis, L OBP: 0.333, SLG: 0.286								1B 1B		0	0	0	0	0	0	0			
Carl Warwick, R OBP: 0.366, SLG: 0.377	4-3			F7		L1		1B		4	0	1	1	0	0	2			
Rusty Staub, L OBP: 0.352, SLG: 0.346		4-3		P5			1-3	1B		4	0	1	1	0	0	0			
Bob Aspromonte, R OBP: 0.264, SLG: 0.278		F9			E4			F9		3	0	0	0	1	0	2			
Howie Goss, R OBP: 0.295, SLG: 0.412 Chris Zachary, L		F2			P4		K	K		3	0	0	0	0	1	2			
J C Hartman, R OBP: 0.189, SLG: 0.194					G4-6-3		FC5-4		1-3	4	0	1	0	0	0	2			
Jim Campbell, R OBP: 0.216, SLG: 0.229 John Bateman, R OBP: 0.235, SLG: 0.367				K		F9		HR	F7	2	0	0	0	0	1	1			
Ken Johnson, R OBP: 0.083, SLG: 0.083 Russ Kemmerer, R				K				4-3		1	0	0	0	0	1	1			
Pete Runnels, L OBP: 0.267, SLG: 0.244							FC5-4		FC6-4	2	0	1	0	1	0	0			
Inning Stats	R: 0 E: 0 K: 0 S: 3	H: 0 LOB: 0 BB: 0 P: 3	R: 0 E: 0 K: 0 S: 3	H: 0 LOB: 0 BB: 0 P: 3	R: 0 E: 0 K: 2 S: 8	H: 1 LOB: 1 BB: 0 P: 8	R: 0 E: 0 K: 0 S: 3	H: 0 LOB: 0 BB: 0 P: 3	R: 0 E: 1 K: 0 S: 4	H: 1 LOB: 2 BB: 1 P: 8	R: 0 E: 0 K: 1 S: 5	H: 0 LOB: 1 BB: 1 P: 9	R: 3 E: 0 K: 1 S: 9	H: 4 LOB: 2 BB: 1 P: 13	R: 0 E: 0 K: 0 S: 4	H: 1 LOB: 1 BB: 0 P: 4	1B: 5 2B: 1 3B: 0 HR: 1	SF: 0 SAC: 0 DP: 1 HBP: 0	WP: 0 PA: 37 PB: 0 SB: 1 CS: 0
PITCHER Jim Maloney, R ERA: 2.49	IP: 9.0 WLS: W BF: 37 H: 7 R: 3 ER: 3 SO: 4 BB: 3 IBB: 0 HBP: 0 BLK: 0 WP: 0 HR: 1 S: 42 P: 54 ERA: 3.00 WHIP: 1.111											PITCHER	IP: 9.0 WLS: W BF: 37 H: 7 R: 3 ER: 3 SO: 4 BB: 3 IBB: 0 HBP: 0 BLK: 0 WP: 0 HR: 1 S: 42 P: 54 ERA: 3.00 WHIP: 1.111						

Houston Colt 45's @ Cincinnati Reds
Crosley Field, Cincinnati, OH
Thu May 09 1963, 7:05 PM EDT
Att: 5,870 - Unknown - 83 F

AB	34
R	3
H	7
RBI	3
BB	3
SO	4
LOB	15



Batter	1	2	3	4	5	6	7	8	9	AB	R	H	RBI	BB	SO	LOB	BOTTOM		
Eddie Kasko, R OBP: 0.385, SLG: 0.294	FC4-6 1B		2B 1B			2B 1B BB		6-3		4	2	3	0	1	0	0			
Pete Rose, S OBP: 0.382, SLG: 0.403	FC4-6 1B 4-3		2B BB	SF7		1B 2B		1B HR		3	3	2	1	1	0	1			
Vada Pinson, L OBP: 0.264, SLG: 0.343	4-3		2B	1-3		HR 1B		HR 1B		5	3	3	4	0	0	2			
Frank Robinson, R OBP: 0.375, SLG: 0.538			G3 2B			PB 4-3 1B		HR		5	3	5	7	0	0	0			
Gordy Coleman, L OBP: 0.265, SLG: 0.407	F7		G3			4-3 PB 1B		F7		5	0	1	0	0	0	3			
Johnny Edwards, L OBP: 0.404, SLG: 0.476		P6	G3			4-3		G3		5	0	0	1	0	1	2			
Leo Cardenas, R OBP: 0.280, SLG: 0.462		6-3	5-3			6-3		K		4	0	0	0	0	1	2			
Tommy Harper, R OBP: 0.344, SLG: 0.216		K				F3		F8		4	1	1	0	0	1	1			
Jim Maloney, L OBP: 0.167, SLG: 0.118			BB 1B 2B BB			F7		F9		2	1	0	0	1	0	0			
Inning Stats	R: 0 E: 0 K: 0 S: 5	H: 2 LOB: 2 BB: 0 P: 5	R: 0 E: 0 K: 1 S: 5	H: 0 LOB: 0 BB: 0 P: 5	R: 4 E: 0 K: 0 S: 6	H: 3 LOB: 1 BB: 2 P: 14	R: 1 E: 0 K: 0 S: 5	H: 2 LOB: 1 BB: 0 P: 5	R: 1 E: 0 K: 0 S: 5	H: 2 LOB: 1 BB: 0 P: 5	R: 4 E: 0 K: 0 S: 6	H: 3 LOB: 0 BB: 1 P: 10	R: 0 E: 0 K: 1 S: 5	H: 0 LOB: 0 BB: 0 P: 5	R: 3 E: 0 K: 1 S: 8	H: 3 LOB: 0 BB: 0 P: 8	1B: 10 2B: 3 3B: 0 HR: 2	SF: 1 SAC: 1 DP: 0 HBP: 0	WP: 0 PA: 42 PB: 1 SB: 0 CS: 0
PITCHER Ken Johnson, R ERA: 3.35 Russ Kemmerer, R ERA: 5.29 Jim Umbricht, R ERA: 36.0 Chris Zachary, R ERA: 9.0	IP: 2.0 WLS: L BF: 13 H: 5 R: 4 ER: 4 SO: 1 BB: 2 IBB: 0 HBP: 0 BLK: 0 WP: 0 HR: 0 S: 13 P: 21 ERA: 18.00 WHIP: 3.500											PITCHER	IP: 2.0 WLS: L BF: 13 H: 5 R: 4 ER: 4 SO: 1 BB: 2 IBB: 0 HBP: 0 BLK: 0 WP: 0 HR: 0 S: 13 P: 21 ERA: 18.00 WHIP: 3.500						

Houston Colt 45's @ Cincinnati Reds
Crosley Field, Cincinnati, OH
Thu May 09 1963, 7:05 PM EDT
Att: 5,870 - Unknown - 83 F

AB	37
R	13
H	15
RBI	13
BB	3
SO	3
LOB	11



Batter	1	2	3	4	5	6	7	8	9	AB	R	H	RBI	BB	SO	LOB	TOP					
Eddie Kasko, R OBP: 0.372, SLG: 0.270 (1, 5)	F7		P4			CS BB		FC1-4		3	0	0	0	1	0	1	Cincinnati Reds @ New York Mets Polo Grounds, New York, NY Fri May 10 1963, 7:05 PM EDT Att: 14,474 - Unknown					
Pete Rose, S OBP: 0.363, SLG: 0.379 (1, 4)	6-3		4-3			CS	K	L8		4	0	0	0	0	1	1						
Vada Pinson, L OBP: 0.273, SLG: 0.369 (1, 9)	3B			4-3			P5		1B	4	0	2	0	0	0	0						
Frank Robinson, R OBP: 0.361, SLG: 0.515 (1, 7)	K			E4 HR			5-3		F5	4	1	0	0	0	1	2						
Gordy Coleman, L OBP: 0.255, SLG: 0.389 (1, 3)		4-3		K				F5	K	4	0	0	0	0	2	2						
Johnny Edwards, L OBP: 0.398, SLG: 0.500 (1, 2)	F8			HR			K	F5	F5	4	1	1	2	0	1	1						
Leo Cardenas, R OBP: 0.282, SLG: 0.458 (1, 6)	FC5-4 1B			K			6-3			3	0	1	0	0	1	0						
Tommy Harper, R OBP: 0.328, SLG: 0.204 (1, 8)	FC5-4				K			F7		3	0	0	0	0	1	1						
Jim O'Toole, S OBP: 0.143, SLG: 0.143 (1, 1)			5-3		K			FC1-4 1B		3	0	1	0	0	1	0						
Inning Stats	R: 0 E: 0 K: 1 S: 6	H: 1 LOB: 1 BB: 0 P: 6	R: 0 E: 0 K: 0 S: 4	H: 1 LOB: 1 BB: 0 P: 4	R: 0 E: 0 K: 0 S: 3	H: 0 LOB: 0 BB: 0 P: 3	R: 2 E: 1 K: 2 S: 9	H: 1 LOB: 0 BB: 0 P: 9	R: 0 E: 0 K: 1 S: 5	H: 0 LOB: 0 BB: 1 P: 10	R: 0 E: 0 K: 1 S: 5	H: 0 LOB: 0 BB: 0 P: 5	R: 0 E: 0 K: 1 S: 5	H: 0 LOB: 0 BB: 0 P: 5	R: 0 E: 0 K: 0 S: 4	H: 1 LOB: 1 BB: 0 P: 4	R: 0 E: 0 K: 1 S: 6	H: 1 LOB: 1 BB: 0 P: 6	1B: 3 2B: 0 3B: 1 HR: 1	SF: 0 SAC: 0 DP: 0 HBP: 0	WP: 0 PB: 0 SB: 1 CS: 1	PA: 34
PITCHER Carl Willey, R ERA: 1.52 (1, 1)	IP: 9.0 WLS: W BF: 33	H: 5 R: 2 ER: 0 SO: 8	BB: 1 IBB: 0 HBP: 0 BLK: 0	WP: 0 HR: 1 S: 48 P: 52	ERA: 0.00 WHIP: 0.667											ERA: 0.00 WHIP: 0.667						

Batter	1	2	3	4	5	6	7	8	9	AB	R	H	RBI	BB	SO	LOB	BOTTOM			
Charlie Neal, R OBP: 0.333, SLG: 0.350 (1, 5)	WP 1B		K			1B 2B BB	F5			3	1	1	0	1	1	1	Cincinnati Reds @ New York Mets Polo Grounds, New York, NY Fri May 10 1963, 7:05 PM EDT Att: 14,474 - Unknown			
Ron Hunt, R OBP: 0.398, SLG: 0.414 (1, 4)	F7			K		2B FC5-2 1B	HBP			3	0	1	0	0	1	1				
Ed Kranepool, L OBP: 0.289, SLG: 0.397 (1, 3)	K			K		FC5-2 BB 2B	F9			4	1	1	1	0	2	3				
Frank Thomas, R OBP: 0.278, SLG: 0.370 (1, 7)	L8				1B	BB FC5-2 IBB		P6		3	0	1	0	1	0	1				
Rod Kanehl, R OBP: 0.300, SLG: 0.222 (9, 7)						1-2 2-3 3-H	1B			0	0	0	0	0	0	0				
Cliff Cook, R OBP: 0.171, SLG: 0.205 (1, 9)	F9			5-3		FC5-2 BB	1B			4	0	1	0	0	0	4				
Jim Hickman, R OBP: 0.378, SLG: 0.500 (1, 8)	CS BB				5-3	1-2 2-3 3-H	BB	HR		2	1	1	2	2	0	0				
Norm Sherry, R OBP: 0.171, SLG: 0.282 (1, 2)	K				K	K		K		4	0	0	0	0	4	4				
Al Moran, R OBP: 0.225, SLG: 0.244 (1, 6)			P3		1-3		K			3	0	0	0	0	1	0				
Carl Willey, R OBP: 0.222, SLG: 0.125 (1, 1)	F9					6-3	HBP 1B			3	0	1	0	0	0	0				
Inning Stats	R: 0 E: 0 K: 1 S: 6	H: 1 LOB: 1 BB: 0 P: 6	R: 0 E: 0 K: 1 S: 4	H: 0 LOB: 1 BB: 1 P: 8	R: 0 E: 0 K: 1 S: 5	H: 0 LOB: 0 BB: 0 P: 5	R: 0 E: 0 K: 2 S: 8	H: 1 LOB: 1 BB: 0 P: 8	R: 0 E: 0 K: 1 S: 5	H: 0 LOB: 0 BB: 0 P: 5	R: 2 E: 0 K: 1 S: 7	H: 2 LOB: 3 BB: 3 P: 19	R: 0 E: 0 K: 1 S: 6	H: 1 LOB: 2 BB: 0 P: 7	R: 1 E: 0 K: 1 S: 6	H: 2 LOB: 0 BB: 0 P: 6	1B: 5 2B: 2 3B: 0 HR: 1	SF: 0 SAC: 0 DP: 1 HBP: 1	WP: 1 PB: 0 SB: 0 CS: 1	PA: 34
PITCHER Jim O'Toole, L ERA: 2.47 (1, 1)	IP: 8.0 WLS: L BF: 34	H: 7 R: 3 ER: 3 SO: 9	BB: 3 IBB: 1 HBP: 1 BLK: 0	WP: 1 HR: 1 S: 47 P: 64	ERA: 3.38 WHIP: 1.250											ERA: 3.38 WHIP: 1.250				

AB	32
R	2
H	5
RBI	2
BB	1
SO	8
LOB	8

AB	29
R	3
H	7
RBI	3
BB	4
SO	9
LOB	14




Batter	1	2	3	4	5	6	7	8	9	AB	R	H	RBI	BB	SO	LOB	TOP										
Eddie Kasko, R (1, 5) OBP: 0.396, SLG: 0.350	0-0 E6 BB		0-0 HR		4-0 FC6-4 BB		4-0 FC6-4 1B BB		0-0 6-3	3	2	1	1	2	0	0	Cincinnati Reds @ New York Mets Polo Grounds, New York, NY Sat May 11 1963, 3:33 AM EDT Att: 9,500 - Unknown AB 32 R 4 H 6 RBI 3 BB 6 SO 8 LOB 22										
Pete Rose, S (1, 4) OBP: 0.365, SLG: 0.371	0-3 K		4-0 FC6-4 1B BB		0-0 FC6-4 WP		0-0 FC6-4 1B		0-0 6-3	4	1	1	0	1	1	2											
Vada Pinson, L (1, 9) OBP: 0.263, SLG: 0.355	0-0 F5		0-0 E6 FC6-4		0-0 F7		0-3 K			4	0	0	0	0	1	5											
Frank Robinson, R (1, 7) OBP: 0.366, SLG: 0.505	4-0 1-2 BB		0-0 FC6-4 1B 1-2 9-2		4-0 BB		0-0 FC6-4 1B			2	1	0	0	2	0	4											
Leo Cardenas, R (1, 6) OBP: 0.289, SLG: 0.459	0-3 K		0-0 1-3 1B		0-0 F9		0-0 1-H 3-H 1B			4	0	2	2	0	1	4											
Tommy Harper, R (1, 8) OBP: 0.324, SLG: 0.193		0-0 5-3	0-0 9-2			4-0 BB		0-0 6-3		3	0	0	0	1	0	2											
Johnny Edwards, L (1, 2) OBP: 0.392, SLG: 0.489	0-3 K			0-0 G6-4-3 1B		0-3 K		0-0 F5		4	0	1	0	0	2	1											
Gordy Coleman, L (1, 3) OBP: 0.255, SLG: 0.384	0-0 1B		0-0 G6-4-3 1-2		0-3 K		0-0 F5			4	0	1	0	0	1	2											
Joey Jay, S (1, 1) OBP: 0.167, SLG: 0.167	0-0 4-3		0-3 K		0-0 F8		0-3 K		0-3 K	3	0	0	0	0	1	2											
Bill Henry, L (8, 1)										1	0	0	0	0	1	0											
Inning Stats	R: 0 E: 1 K: 2 S: 8	H: 0 LOB: 2 BB: 1 P: 12	R: 0 E: 0 K: 1 S: 6	H: 1 LOB: 1 BB: 0 P: 6	R: 2 E: 1 K: 0 S: 5	H: 2 LOB: 1 BB: 1 P: 9	R: 0 E: 0 K: 1 S: 5	H: 1 LOB: 0 BB: 0 P: 5	R: 0 E: 0 K: 0 S: 3	H: 0 LOB: 2 BB: 2 P: 11	R: 2 E: 0 K: 1 S: 6	H: 2 LOB: 1 BB: 1 P: 10	R: 0 E: 0 K: 0 S: 3	H: 0 LOB: 0 BB: 0 P: 3	R: 0 E: 0 K: 1 S: 5	H: 0 LOB: 0 BB: 0 P: 5	1B: 5 2B: 1 3B: 0 HR: 1	SF: 0 SAC: 0 DP: 2 HBP: 0	WP: 1 PB: 0 CS: 0	PA: 38							
PITCHER	IP	WLS	BF	H	R	ER	SO	BB	IBB	HBP	BLK	WP	HR	S	P	ERA	WHIP										
Al Jackson, L (1, 1) ERA: 2.65	7.0	L	32	6	4	3	7	6	0	0	0	1	1	40	64	3.86	1.714										
Ken MacKenzie, L (8, 1) ERA: 0.69	2.0		6	0	0	0	1	0	0	0	0	0	0	8	8	0.00	0.000										

Batter	1	2	3	4	5	6	7	8	9	AB	R	H	RBI	BB	SO	LOB	BOTTOM										
Charlie Neal, R (1, 5) OBP: 0.322, SLG: 0.337	0-0 F9		0-0 F9		0-0 4-3		0-0 F8			4	0	0	0	0	0	2	Cincinnati Reds @ New York Mets Polo Grounds, New York, NY Sat May 11 1963, 3:33 AM EDT Att: 9,500 - Unknown AB 31 R 2 H 5 RBI 2 BB 4 SO 7 LOB 9										
Ron Hunt, R (1, 4) OBP: 0.391, SLG: 0.419	0-0 P4		0-0 WP 2B			0-3 K		0-0 F8		4	0	1	0	0	1	0											
Ed Kranepool, L (1, 9) OBP: 0.288, SLG: 0.382	0-0 P6		0-3 K			0-0 3-1		4-0 FC5-4 BB		3	0	0	0	1	1	1											
Duke Snider, L (1, 8) OBP: 0.294, SLG: 0.447		4-0 1B BB		0-3 K		0-3 K		0-3 K		3	1	0	0	1	3	1											
Frank Thomas, R (1, 7) OBP: 0.277, SLG: 0.357	0-0 P3		0-0 BB			0-0 6-3		0-0 FC5-4 1-2		3	0	0	0	1	0	2											
Tim Harkness, L (1, 3) OBP: 0.284, SLG: 0.367	0-0 1B		0-0 P2			0-0 P5			0-0 P4	3	0	1	0	0	0	1											
Rod Kanehl, R (9, PH) OBP: 0.273, SLG: 0.200	1-2 1B		0-0 L7			0-0 HR			0-0 F9	1	0	0	0	0	0	0											
Choo-Choo Coleman, L (1, 2) OBP: 0.279, SLG: 0.220	0-0 1B								0-0 K	3	1	2	2	0	0	1											
Cliff Cook, R (9, PH) OBP: 0.167, SLG: 0.200	1-3 2-H 1B									1	0	0	0	0	0	0											
Al Moran, R (1, 6) OBP: 0.229, SLG: 0.238	0-0 P3				0-0 6-3		4-0 1B BB		0-3 K	2	0	0	0	1	0	1											
Chico Fernandez, R (9, PH) OBP: 0.384, SLG: 0.506										1	0	0	0	0	1	0											
Al Jackson, L (1, 1) OBP: 0.176, SLG: 0.176			0-3 K							2	0	0	0	0	1	0											
Jim Hickman, R (7, PH) OBP: 0.384, SLG: 0.506										1	0	1	0	0	0	0											
Ken MacKenzie, R (8, 1) ERA: 4.5										0	0	0	0	0	0	0											
Inning Stats	R: 0 E: 0 K: 0 S: 3	H: 2 LOB: 1 BB: 1 P: 8	R: 1 E: 0 K: 0 S: 4	H: 2 LOB: 1 BB: 1 P: 8	R: 0 E: 0 K: 2 S: 8	H: 1 LOB: 0 BB: 0 P: 8	R: 0 E: 0 K: 1 S: 5	H: 0 LOB: 1 BB: 1 P: 9	R: 0 E: 0 K: 0 S: 3	H: 0 LOB: 0 BB: 0 P: 3	R: 1 E: 0 K: 0 S: 5	H: 2 LOB: 2 BB: 1 P: 9	R: 0 E: 0 K: 1 S: 5	H: 0 LOB: 1 BB: 1 P: 9	R: 0 E: 0 K: 1 S: 5	H: 0 LOB: 0 BB: 0 P: 5	1B: 3 2B: 1 3B: 0 HR: 1	SF: 0 SAC: 0 DP: 0 HBP: 0	WP: 1 PB: 0 CS: 0	PA: 35							
PITCHER	IP	WLS	BF	H	R	ER	SO	BB	IBB	HBP	BLK	WP	HR	S	P	ERA	WHIP										
Joey Jay, R (1, 1) ERA: 3.53	7.1	W	30	5	2	2	5	4	0	0	0	1	1	36	52	2.46	1.227										
Bill Henry, L (8, 1) ERA: 4.5	1.2	S	5	0	0	0	2	0	0	0	0	0	0	9	9	0.00	0.000										

Batter	1	2	3	4	5	6	7	8	9	AB	R	H	RBI	BB	SO	LOB	TOP					
Leo Cardenas, R OBP: 0.294, SLG: 0.483	(1, 6) 0-3 K		(1, 6) 0-3 K																			
Pete Rose, S OBP: 0.387, SLG: 0.387	(1, 4) 0-0 G3																					
Vada Pinson, L OBP: 0.261, SLG: 0.348	(1, 8) 0-3 K																					
Frank Robinson, R OBP: 0.379, SLG: 0.505	(7, 7) 4-0 CS BB																					
Jerry Lynch, L OBP: 0.267, SLG: 0.615	(1, 7) 4-0 BB																					
Ken Walters, R OBP: 0.400, SLG: 0.400	(7, 9) 1-2 G4-6-3 BB																					
Johnny Edwards, L OBP: 0.387, SLG: 0.479	(1, 2) 0-0 G4-6-3																					
Gordy Coleman, L OBP: 0.245, SLG: 0.369	(1, 3) 0-3 K																					
Eddie Kasko, R OBP: 0.385, SLG: 0.341	(1, 5) 0-0 L5																					
Bob Purkey, R Bill Henry, L	(1, 1) (9, 1) BB																					
Inning Stats	R: 0 E: 0 K: 2 S: 7	H: 0 LOB: 0 BB: 0 P: 7	R: 0 E: 0 K: 0 S: 1	H: 0 LOB: 0 BB: 2 P: 9	R: 0 E: 0 K: 2 S: 7	H: 0 LOB: 1 BB: 1 P: 11	R: 0 E: 0 K: 0 S: 4	H: 1 LOB: 1 BB: 0 P: 4	R: 3 E: 1 K: 0 S: 6	H: 3 LOB: 1 BB: 1 P: 10	R: 0 E: 1 K: 1 S: 6	H: 0 LOB: 2 BB: 0 P: 7	R: 0 E: 0 K: 0 S: 5	H: 3 LOB: 2 BB: 0 P: 5	R: 0 E: 0 K: 0 S: 3	H: 2 LOB: 2 BB: 0 P: 3	R: 0 E: 0 K: 0 S: 3	H: 0 LOB: 0 BB: 0 P: 3	1B: 7 2B: 1 3B: 0 HR: 1	SF: 0 SAC: 0 DP: 3 HBP: 1	WP: 0 PB: 0 SB: 0 CS: 1	PA: 39
PITCHER	IP WLS BF H R ER SO BB IBB HBP BLK WP HR S P ERA WHIP	IP WLS BF H R ER SO BB IBB HBP BLK WP HR S P ERA WHIP															IP WLS BF H R ER SO BB IBB HBP BLK WP HR S P ERA WHIP					
Galen Cisco, R ERA: 3.55	(1, 1) 6.0 L 26 4 3 0 5 4 0 0 1 0 0 0 0 0 0 0 0.00 1.333																					
Don Rowe, L ERA: 4.82	(7, 1) 3.0 13 5 0 0 0 0 0 0 0 0 0 0 0 13 13 0.00 1.667																					

Cincinnati Reds @ New York Mets
Polo Grounds, New York, NY
Sun May 12 1963, 3:33 AM EDT
Unknown


AB	34
R	3
H	9
RBI	3
BB	4
SO	5
LOB	19



Batter	1	2	3	4	5	6	7	8	9	AB	R	H	RBI	BB	SO	LOB	BOTTOM							
Chico Fernandez, R OBP: 0.246, SLG: 0.182	(1, 5) (7, 6) 0-0 6-3																							
Ron Hunt, R OBP: 0.402, SLG: 0.416	(1, 4) 0-3 K																							
Ed Kranepool, L OBP: 0.294, SLG: 0.375	(1, 9) 0-0 6-3																							
Duke Snider, L OBP: 0.311, SLG: 0.450	(1, 7) 0-3 K																							
Tim Harkness, L OBP: 0.263, SLG: 0.346	(1, 3) 0-0 F9																							
Jim Hickman, R OBP: 0.379, SLG: 0.488	(1, 8) 0-0 6-3																							
Choo-Choo Coleman, L OBP: 0.296, SLG: 0.230	(1, 2) 0-0 BB																							
Chris Cannizzaro, R OBP: 0.274, SLG: 0.167	(7, 2) 0-0 K																							
Al Moran, R OBP: 0.224, SLG: 0.232	(1, 6) 0-0 BB																							
Rod Kanehl, R OBP: 0.231, SLG: 0.167	(6, PH) (7, 5) 0-0 6-3-6																							
Galen Cisco, R OBP: 0.222, SLG: 0.250	(1, 1) 8.2 W 39																							
Frank Thomas, R OBP: 0.274, SLG: 0.353	(6, PH) (7, 1) 0-0 BB																							
Don Rowe, L OBP: 0.250, SLG: 0.250	(7, 1) 0-0 BB																							
Larry Burright, R OBP: 0.281, SLG: 0.387	(9, PH) 0-0 BB																							
Inning Stats	R: 0 E: 0 K: 1 S: 5	H: 0 LOB: 0 BB: 0 P: 5	R: 0 E: 0 K: 1 S: 5	H: 0 LOB: 0 BB: 0 P: 5	R: 0 E: 0 K: 0 S: 4	H: 2 LOB: 3 BB: 2 P: 12	R: 0 E: 0 K: 0 S: 3	H: 1 LOB: 2 BB: 2 P: 11	R: 0 E: 0 K: 0 S: 4	H: 1 LOB: 3 BB: 2 P: 12	R: 0 E: 0 K: 0 S: 3	H: 0 LOB: 1 BB: 1 P: 7	R: 0 E: 0 K: 1 S: 7	H: 2 LOB: 2 BB: 0 P: 7	R: 0 E: 0 K: 1 S: 5	H: 0 LOB: 0 BB: 0 P: 5	R: 0 E: 0 K: 1 S: 6	H: 1 LOB: 2 BB: 1 P: 10	R: 0 E: 0 K: 1 S: 6	H: 1 LOB: 2 BB: 1 P: 10	1B: 7 2B: 1 3B: 0 HR: 0	SF: 0 SAC: 0 DP: 1 HBP: 0	WP: 0 PB: 0 SB: 0 CS: 0	PA: 40
PITCHER	IP WLS BF H R ER SO BB IBB HBP BLK WP HR S P ERA WHIP	IP WLS BF H R ER SO BB IBB HBP BLK WP HR S P ERA WHIP															IP WLS BF H R ER SO BB IBB HBP BLK WP HR S P ERA WHIP							
Bob Purkey, R ERA: 4.35	(1, 1) 0.1 S 1																							
Bill Henry, L ERA: 4.35	(9, 1) 0 0 0 0 1 0 0 0 0 0 0 0 0 3 3 0.00 0.000																							

Cincinnati Reds @ New York Mets
Polo Grounds, New York, NY
Sun May 12 1963, 3:33 AM EDT
Unknown

AB	32
R	0
H	7
RBI	0
BB	8
SO	5
LOB	19



Batter	1	2	3	4	5	6	7	8	9	AB	R	H	RBI	BB	SO	LOB	TOP					
Leo Cardenas, R (1, 6) OBP: 0.304, SLG: 0.504	K			HR	HR	2B	F3		F5	5	3	2	2	1	1	3	Cincinnati Reds @ New York Mets Polo Grounds, New York, NY Sun May 12 1963, 3:38 AM EDT Att: 20,799 - Unknown					
Pete Rose, S (1, 4) OBP: 0.385, SLG: 0.405	4-3			1B	HR	2B			K	4	3	2	2	2	1	1						
Vada Pinson, L (1, 8) OBP: 0.282, SLG: 0.402				1B	HR	2B				5	1	4	5	0	0	3						
Frank Robinson, R (1, 9) OBP: 0.372, SLG: 0.486	CS	F5		FC5-4	6-3				K	4	0	0	1	0	1	1						
Jerry Lynch, L (1, 7) OBP: 0.235, SLG: 0.533		P5		F8					K	2	0	0	0	0	0	1						
Ken Walters, R (6, PH) OBP: 0.375, SLG: 0.500										3	1	1	0	0	1	2						
Gordy Coleman, L (1, 3) OBP: 0.252, SLG: 0.398		L8		F8						5	1	2	1	0	0	3						
Jesse Gonder, L (1, 2) OBP: 0.200, SLG: 0.500			4-3							3	1	1	1	0	0	0						
Johnny Edwards, L (6, 2) OBP: 0.389, SLG: 0.474				1B	1B				4-3	1	0	0	0	1	0	1						
Eddie Kasko, R (1, 5) OBP: 0.351, SLG: 0.306		P3		K		FC5-4	1-6-3		F8	5	1	0	0	0	1	3						
Jim Owens, R (1, 1)			K		1-3					1	0	0	0	0	0	1						
John Tsitouris, R (3, 1)										0	0	0	0	0	0	0						
Marty Keough, L (6, PH) OBP: 0.248, SLG: 0.200										0	0	0	0	0	0	1						
Dom Zanni, R (5, 1)										0	0	0	0	0	0	0						
Wally Post, R (6, PH)										0	0	0	0	0	0	0						
Al Worthington, R (6, 1)										1	0	0	0	0	0	0						
Don Blasingame, L (9, PH) OBP: 0.320, SLG: 0.320										0	0	0	0	0	1	0						
Inning Stats	R: 0 E: 0 K: 1 S: 5	H: 1 LOB: 0 BB: 0 P: 5	R: 0 E: 0 K: 0 S: 3	H: 0 LOB: 0 BB: 0 P: 3	R: 0 E: 0 K: 1 S: 5	H: 0 LOB: 0 BB: 0 P: 5	R: 2 E: 0 K: 0 S: 5	H: 2 LOB: 1 BB: 1 P: 9	R: 4 E: 0 K: 1 S: 9	H: 4 LOB: 0 BB: 0 P: 9	R: 6 E: 1 K: 0 S: 8	H: 4 LOB: 2 BB: 1 P: 14	R: 0 E: 0 K: 0 S: 4	H: 0 LOB: 1 BB: 0 P: 12	R: 0 E: 0 K: 2 S: 8	H: 1 LOB: 1 BB: 0 P: 8	R: 0 E: 0 K: 1 S: 5	H: 0 LOB: 1 BB: 1 P: 9	1B: 5 2B: 4 3B: 1 HR: 2	SF: 0 SAC: 0 DP: 0 HBP: 2	WP: 0 PB: 1 SB: 0 CS: 1	PA: 48
PITCHER	IP	WLS	BF	H	R	ER	SO	BB	IBB	HBP	BLK	WP	HR	S	P	ERA	WHIP					
Jay Hook, R (1, 1) ERA: 6.0	4.2		21	7	6	6	3	1	0	0	0	0	2	26	30	11.57	1.714					
Ken MacKenzie, L (5, 1) ERA: 3.29	0.2		7	2	5	5	0	1	0	1	0	0	0	5	10	67.50	4.500					
Larry Bearnarth, R (6, 1) ERA: 1.32	2.2	W	15	3	1	0	2	2	0	1	0	0	0	16	25	0.00	1.875					
Tracy Stallard, R (9, 1) ERA: 7.71	1.0	S	4	0	0	0	1	1	0	0	1	0	0	5	9	0.00	1.000					



Batter	1	2	3	4	5	6	7	8	9	AB	R	H	RBI	BB	SO	LOB	BOTTOM				
Chico Fernandez, R (1, 6) OBP: 0.258, SLG: 0.186	K	2-1			E3		5-3			4	2	1	1	1	2	3	Cincinnati Reds @ New York Mets Polo Grounds, New York, NY Sun May 12 1963, 3:38 AM EDT Att: 20,799 - Unknown				
Ron Hunt, R (1, 4) OBP: 0.402, SLG: 0.413				F7	SF9		F8			3	1	1	1	1	0	1					
Ed Kranepool, L (1, 9) OBP: 0.322, SLG: 0.422										3	3	2	2	2	0	1					
Duke Snider, L (1, 7) OBP: 0.337, SLG: 0.488										2	2	1	3	3	0	1					
Al Moran, R (6, PR) OBP: 0.224, SLG: 0.232										0	1	0	0	0	0	0					
Tim Harkness, L (1, 3) OBP: 0.274, SLG: 0.351										5	1	2	1	0	0	3					
Jim Hickman, R (1, 8) OBP: 0.380, SLG: 0.523										4	1	2	3	0	1	1					
Choo-Choo Coleman, L (1, 2) OBP: 0.329, SLG: 0.262										4	1	3	1	1	0	0					
Rod Kanehl, R (1, 5) OBP: 0.267, SLG: 0.154										1	0	0	1	0	0	0					
Larry Burright, R (5, 5) OBP: 0.254, SLG: 0.394										2	1	1	0	0	1	1					
Cliff Cook, R (6, PH) OBP: 0.186, SLG: 0.200										0	0	0	0	0	1	0					
Jay Hook, L (1, 1) OBP: 0.333, SLG: 0.308										2	0	1	0	0	1	3					
Ken MacKenzie, R (5, 1) ERA: 10.5										1	0	0	0	0	0	2					
Larry Bearnarth, R (6, 1) ERA: 15.19										1	0	0	0	0	0	0					
Frank Thomas, R (6, PH) OBP: 0.271, SLG: 0.349										1	0	0	0	0	0	2					
Tracy Stallard, R (9, 1) ERA: 3.97										0	0	0	0	0	0	2					
Inning Stats	R: 0 E: 0 K: 1 S: 5	H: 0 LOB: 2 BB: 2 P: 13	R: 1 E: 0 K: 0 S: 4	H: 2 LOB: 1 BB: 0 P: 4	R: 4 E: 0 K: 2 S: 10	H: 3 LOB: 3 BB: 3 P: 23	R: 1 E: 0 K: 0 S: 5	H: 2 LOB: 1 BB: 0 P: 5	R: 5 E: 0 K: 0 S: 7	H: 4 LOB: 0 BB: 1 P: 11	R: 0 E: 0 K: 2 S: 7	H: 1 LOB: 0 BB: 0 P: 7	R: 0 E: 0 K: 0 S: 3	H: 0 LOB: 0 BB: 0 P: 3	R: 2 E: 0 K: 0 S: 4	H: 2 LOB: 2 BB: 3 P: 16	1B: 10 2B: 1 3B: 1 HR: 2	SF: 2 SAC: 0 DP: 0 HBP: 1	WP: 1 PB: 2 SB: 3 CS: 1	PA: 45	
PITCHER	IP	WLS	BF	H	R	ER	SO	BB	IBB	HBP	BLK	WP	HR	S	P	ERA	WHIP				
Jim Owens, R (1, 1) ERA: 8.38	2.1		16	5	5	5	1	4	0	0	0	0	1	13	29	19.29	3.857				
John Tsitouris, R (3, 1) ERA: 10.5	1.2		9	2	1	1	2	1	0	1	0	0	0	11	16	5.40	1.800				
Dom Zanni, R (5, 1) ERA: 15.19	1.0		8	4	5	5	0	1	0	0	0	0	1	7	11	45.00	5.000				
Al Worthington, R (6, 1) ERA: 3.97	3.0	L	13	3	2	2	2	2	1	0	0	0	0	14	26	6.00	1.667				

Batter	1	2	3	4	5	6	7	8	9	AB	R	H	RBI	BB	SO	LOB	TOP										
Eddie Kasko, R OBP: 0.377, SLG: 0.346 (1, 5)										3	0	2	0	1	0	1	Cincinnati Reds @ Chicago Cubs Wrigley Field, Chicago, IL Tue May 14 1963, 3:33 AM CDT Att: 4,085 - Unknown livebaseballscorecards.com										
Pete Rose, S OBP: 0.370, SLG: 0.386 (1, 4)										4	0	0	0	0	1	4											
Vada Pinson, L OBP: 0.273, SLG: 0.388 (1, 8)										4	0	0	0	0	1	2											
Frank Robinson, R OBP: 0.368, SLG: 0.477 (1, 7)										4	0	1	0	0	0	1											
Leo Cardenas, R OBP: 0.295, SLG: 0.488 (1, 6)										4	0	0	0	0	0	1											
Ken Walters, R OBP: 0.384, SLG: 0.545 (1, 9)										3	0	1	0	0	0	0											
Jerry Lynch, L OBP: 0.235, SLG: 0.533 (9, PH)										0	0	0	0	0	0	0											
Johnny Edwards, L OBP: 0.387, SLG: 0.469 (8, PR)										3	0	1	0	0	1	1											
Tommy Harper, R OBP: 0.324, SLG: 0.193 (8, 2)										0	1	0	0	0	0	0											
Jesse Gonder, L OBP: 0.200, SLG: 0.500 (8, 2)										0	0	0	0	0	0	0											
Gordy Coleman, L OBP: 0.248, SLG: 0.391 (1, 3)										2	0	0	0	0	0	1											
Joe Nuxhall, L OBP: 0.154, SLG: 0.154 (1, 1)										3	0	1	1	0	0	1											
Inning Stats	R: 0 E: 0 K: 2 S: 8	H: 1 LOB: 1 BB: 0 P: 8	R: 0 E: 0 K: 1 S: 5	H: 0 LOB: 0 BB: 0 P: 5	R: 0 E: 0 K: 0 S: 3	H: 0 LOB: 1 BB: 1 P: 7	R: 0 E: 0 K: 0 S: 3	H: 0 LOB: 0 BB: 0 P: 3	R: 0 E: 0 K: 0 S: 4	H: 1 LOB: 1 BB: 0 P: 4	R: 0 E: 0 K: 0 S: 3	H: 0 LOB: 0 BB: 0 P: 3	R: 0 E: 0 K: 0 S: 3	H: 2 LOB: 2 BB: 0 P: 5	R: 0 E: 0 K: 0 S: 3	H: 1 LOB: 0 BB: 0 P: 3	1B: 4 2B: 3 3B: 0 HR: 0	SF: 0 SAC: 1 DP: 1 HBP: 0	WP: 0 PB: 0 SB: 0 CS: 1	PA: 33							
PITCHER	IP	WLS	BF	H	R	ER	SO	BB	IBB	HBP	BLK	WP	HR	S	P	ERA	WHIP										
Dick Ellsworth, L ERA: 0.91 (1, 1)	8.0	W	29	5	1	1	3	1	0	0	0	0	0	34	38	1.12	0.750										
Lindy McDaniel, R ERA: (9, 1)	1.0	S	3	1	0	0	0	0	0	0	0	0	0	3	3	0.00	1.000										

Batter	1	2	3	4	5	6	7	8	9	AB	R	H	RBI	BB	SO	LOB	BOTTOM										
Lou Brock, L OBP: 0.303, SLG: 0.355 (1, 9)										4	0	0	0	0	0	2	Cincinnati Reds @ Chicago Cubs Wrigley Field, Chicago, IL Tue May 14 1963, 3:33 AM CDT Att: 4,085 - Unknown livebaseballscorecards.com										
Ken Hubbs, R OBP: 0.290, SLG: 0.421 (1, 4)										4	1	2	2	0	1	0											
Billy Williams, L OBP: 0.351, SLG: 0.422 (1, 7)										4	0	1	0	0	0	1											
Ron Santo, R OBP: 0.308, SLG: 0.455 (1, 5)										4	0	2	0	0	0	1											
14 Ernie Banks, R OBP: 0.260, SLG: 0.402 (1, 3)										4	0	0	0	0	1	4											
Andre Rodgers, R OBP: 0.300, SLG: 0.239 (1, 6)										3	0	1	0	0	0	0											
Nelson Mathews, R OBP: 0.277, SLG: 0.328 (1, 8)										3	0	0	0	0	2	1											
Dick Bertell, R OBP: 0.276, SLG: 0.275 (1, 2)										3	0	1	0	0	1	0											
Dick Ellsworth, L OBP: 0.067, SLG: 0.067 (1, 1)										2	0	0	0	0	1	1											
Ken Aspromonte, R OBP: 0.167, SLG: 0.214 (8, PH)										1	1	0	0	0	0	0											
Lindy McDaniel, R ERA: (9, 1)										0	0	0	0	0	0	0											
Inning Stats	R: 0 E: 0 K: 0 S: 5	H: 2 LOB: 2 BB: 0 P: 5	R: 0 E: 0 K: 1 S: 6	H: 1 LOB: 1 BB: 0 P: 6	R: 0 E: 0 K: 1 S: 5	H: 0 LOB: 0 BB: 0 P: 5	R: 0 E: 0 K: 1 S: 5	H: 0 LOB: 0 BB: 0 P: 5	R: 0 E: 0 K: 2 S: 8	H: 0 LOB: 1 BB: 0 P: 8	R: 0 E: 0 K: 0 S: 4	H: 1 LOB: 1 BB: 0 P: 4	R: 0 E: 0 K: 1 S: 5	H: 1 LOB: 1 BB: 0 P: 5	R: 2 E: 1 K: 0 S: 6	H: 2 LOB: 1 BB: 0 P: 6	1B: 5 2B: 2 3B: 0 HR: 1	SF: 0 SAC: 0 DP: 1 HBP: 0	WP: 1 PB: 0 SB: 0 CS: 1	PA: 32							
PITCHER	IP	WLS	BF	H	R	ER	SO	BB	IBB	HBP	BLK	WP	HR	S	P	ERA	WHIP										
Joe Nuxhall, L ERA: 1.4 (1, 1)	8.0	L	32	7	2	1	6	0	0	0	0	1	1	44	44	1.12	0.875										

Cincinnati Reds @ Chicago Cubs
 Wrigley Field, Chicago, IL
 Tue May 14 1963, 3:33 AM CDT
 Att: 4,085 - Unknown

AB 30
R 1
H 6
RBI 1
BB 1
SO 3
LOB 12

Cincinnati Reds @ Chicago Cubs
 Wrigley Field, Chicago, IL
 Tue May 14 1963, 3:33 AM CDT
 Att: 4,085 - Unknown

AB 32
R 2
H 7
RBI 2
BB 0
SO 6
LOB 10

Batter	1	2	3	4	5	6	7	8	9	AB	R	H	RBI	BB	SO	LOB	TOP								
Eddie Kasko, R OBP: 0.364, SLG: 0.333 (1, 5)			5-3	5-3		SH5-4	K		6-3	5	1	1	0	0	1	1	Cincinnati Reds @ Chicago Cubs Wrigley Field, Chicago, IL Wed May 15 1963, 3:33 AM CDT Att: 2,210 - Unknown								
Pete Rose, S OBP: 0.387, SLG: 0.420 (1, 4)								1-3	P6	5	2	3	2	1	0	0									
Vada Pinson, L OBP: 0.278, SLG: 0.384 (1, 8)								4-3		4	1	1	1	1	0	3									
Jerry Lynch, L OBP: 0.263, SLG: 0.529 Ken Walters, R OBP: 0.357, SLG: 0.500 (5, PH) (5, 9)					K					2	1	1	1	0	0	2									
Gordy Coleman, L OBP: 0.262, SLG: 0.395 (1, 3)					3-1	L9				3	1	1	0	0	1	1									
Frank Robinson, R OBP: 0.385, SLG: 0.496 (1, 9) (5, 7)										4	1	3	3	1	0	2									
Leo Cardenas, R OBP: 0.306, SLG: 0.488 (1, 6)										4	0	2	1	1	0	2									
Don Pavletich, R OBP: 0.400, SLG: 0.250 (1, 2)										4	1	1	0	1	0	6									
Jim Maloney, L OBP: 0.150, SLG: 0.105 Jesse Gonder, L OBP: 0.273, SLG: 0.500 Al Worthington, R (6, 1)								K		2	0	0	0	0	0	1									
Inning Stats	R: 1 E: 0 K: 0 S: 5	H: 2 LOB: 2 BB: 1 P: 9	R: 0 E: 0 K: 0 S: 3	H: 1 LOB: 0 BB: 0 P: 3	R: 4 E: 0 K: 0 S: 6	H: 4 LOB: 1 BB: 2 P: 14	R: 0 E: 0 K: 0 S: 4	H: 1 LOB: 1 BB: 0 P: 4	R: 0 E: 0 K: 1 S: 5	H: 0 LOB: 1 BB: 1 P: 9	R: 3 E: 0 K: 0 S: 6	H: 3 LOB: 1 BB: 1 P: 10	R: 1 E: 0 K: 1 S: 6	H: 1 LOB: 1 BB: 1 P: 10	R: 1 E: 0 K: 0 S: 6	H: 3 LOB: 3 BB: 1 P: 10		R: 0 E: 0 K: 1 S: 5	H: 0 LOB: 0 BB: 0 P: 5	1B: 13 2B: 1 3B: 1 HR: 0	SF: 0 SAC: 2 DP: 2 HBP: 0	WP: 0 PB: 0 SB: 1 CS: 0	PA: 47		
PITCHER	IP WLS BF H R ER SO BB IBB HBP BLK WP HR S P ERA WHIP																								
Glen Hobbie, R ERA: 4.15 Jim Brewer, L ERA: Paul Toth, R ERA: 4.5 Cal Koonce, R ERA: 6.0	(1, 1) (3, 1) (6, 1) (8, 1)	2.1 2.2 2.0 2.0	L 11 12 10	14 3 4 3	5 0 4 1	5 0 4 1	0 0 1 1	0 1 1 1	0 0 0 0	0 0 0 0	0 0 0 0	0 0 0 0	0 0 0 0	0 0 0 0	0 0 0 0	0 0 0 0	0 0 0 0	0 0 0 0	0 0 0 0	0 0 0 0	0 0 0 0	0 0 0 0	0 0 0 0	19.29 0.00 18.00 4.50	3.429 1.500 3.000 2.000

AB	38
R	10
H	15
RBI	10
BB	7
SO	3
LOB	19



Batter	1	2	3	4	5	6	7	8	9	AB	R	H	RBI	BB	SO	LOB	BOTTOM					
Lou Brock, L OBP: 0.299, SLG: 0.372 (1, 9)							K		FC4-6	5	1	1	1	0	1	1	Cincinnati Reds @ Chicago Cubs Wrigley Field, Chicago, IL Wed May 15 1963, 3:33 AM CDT Att: 2,210 - Unknown					
Ken Hubbs, R OBP: 0.286, SLG: 0.410 (1, 4)			K		K		1-6-3			5	0	1	0	0	2	1						
Billy Williams, L OBP: 0.355, SLG: 0.429 (1, 7)	K							P6		3	1	1	0	1	1	1						
Ron Santo, R OBP: 0.314, SLG: 0.457 (1, 5)								F8		4	0	2	0	0	0	1						
14 Ernie Banks, R OBP: 0.260, SLG: 0.392 (1, 3)										3	0	0	0	1	0	3						
Andre Rodgers, R OBP: 0.306, SLG: 0.241 (1, 6)		K								3	0	1	0	1	1	1						
Don Landrum, L OBP: 0.265, SLG: 0.222 (1, 8)										4	0	1	0	0	0	6						
Dick Bertell, R OBP: 0.267, SLG: 0.264 Bob Will, L OBP: 0.154, SLG: 0.154 Jimmie Schaffer, R OBP: 0.265, SLG: 0.355 (1, 2) (6, PH) (7, 2)										2	0	0	0	0	0	1						
Glen Hobbie, R OBP: 0.283, SLG: 0.083 Jim Brewer, L OBP: 0.283, SLG: 0.083 Ken Aspromonte, R OBP: 0.257, SLG: 0.257 Paul Toth, R OBP: 0.257, SLG: 0.257 Steve Boros, R OBP: 0.257, SLG: 0.257 Cal Koonce, R OBP: 0.257, SLG: 0.257 Nelson Mathews, R OBP: 0.257, SLG: 0.257 (1, 1) (3, 1) (5, PH) (6, 1) (7, PH) (8, 1) (9, PH)				K						0	0	0	0	0	0	0						
Inning Stats	R: 0 E: 0 K: 1 S: 6	H: 1 LOB: 1 BB: 0 P: 6	R: 0 E: 0 K: 1 S: 6	H: 1 LOB: 1 BB: 0 P: 6	R: 0 E: 0 K: 2 S: 7	H: 0 LOB: 0 BB: 0 P: 7	R: 1 E: 0 K: 0 S: 5	H: 2 LOB: 1 BB: 0 P: 5	R: 1 E: 0 K: 1 S: 6	H: 1 LOB: 0 BB: 0 P: 6	R: 0 E: 0 K: 0 S: 4	H: 1 LOB: 3 BB: 2 P: 12	R: 0 E: 0 K: 1 S: 5	H: 0 LOB: 0 BB: 0 P: 5	R: 0 E: 1 K: 0 S: 4	H: 1 LOB: 2 BB: 1 P: 8		R: 0 E: 0 K: 0 S: 3	H: 0 LOB: 1 BB: 1 P: 7	1B: 5 2B: 1 3B: 0 HR: 1	SF: 0 SAC: 0 DP: 0 HBP: 0	WP: 1 PB: 0 SB: 0 CS: 0
PITCHER	IP WLS BF H R ER SO BB IBB HBP BLK WP HR S P ERA WHIP																					
Jim Maloney, R ERA: 2.6 Al Worthington, R ERA: 2.93	(1, 1) (6, 1)	5.0 4.0	W S	20 18	H 2	R 0	ER 0	SO 1	BB 4	IBB 0	HBP 0	BLK 0	WP 1	HR 0	S 30	P 32	0.00 0.00	1.000 1.500				


AB	34
R	2
H	7
RBI	1
BB	4
SO	6
LOB	18



Batter	1	2	3	4	5	6	7	8	9	AB	R	H	RBI	BB	SO	LOB	TOP					
Eddie Kasko, R (1,5) OBP: 0.348, SLG: 0.317 Marty Keough, L (8, PH) OBP: 0.200, SLG: 0.194 (8, 7)	0-0 6-3		0-0 4-3			0-3 K		0-0 L3		3	0	0	0	0	1	1	Cincinnati Reds @ Chicago Cubs Wrigley Field, Chicago, IL Thu May 16 1963, 3:33 AM CDT Att: 2,831 - Unknown					
Pete Rose, S (1,4) OBP: 0.373, SLG: 0.402	0-0 F7		0-0 F7			0-0 4-3		0-0 P6		4	0	0	0	0	0	3						
Vada Pinson, L (1,8) OBP: 0.292, SLG: 0.391	0-0 3-1			0-0 1B		0-0 1B		4-0 BB		3	0	2	0	1	0	0						
Jerry Lynch, L (1,7) OBP: 0.261, SLG: 0.476 Dom Zanni, R (8, 1) Bill Henry, L (8, 1)		0-0 G4-6-3 1B		0-0 F8		0-0 F7		0-0 P4		4	0	1	0	0	0	4						
Gordy Coleman, L (1,3) OBP: 0.254, SLG: 0.381		0-0 G4-6-3 1-2		0-0 E8			0-0 F8		0-0 4-3	4	0	0	0	0	0	1						
Frank Robinson, R (1,9) OBP: 0.381, SLG: 0.483		4-0 BB		0-0 L9			0-0 P4		0-3 K	3	0	0	0	1	1							
Leo Cardenas, R (1,6) OBP: 0.297, SLG: 0.474		0-3 K			0-0 1-3		0-0 F7		0-3 K	4	0	0	0	0	2	1						
Don Pavletich, R (1,2) OBP: 0.429, SLG: 0.333 Johnny Edwards, L (8, PH) OBP: 0.393, SLG: 0.475 (8, 2)			0-0 4-3 SH1-4 1B		0-0 P6			0-0 2B 1B		2	0	1	0	0	0	0						
Jim O'Toole, S (1,1) OBP: 0.136, SLG: 0.136 Jesse Gonder, L (8, PH) OBP: 0.333, SLG: 0.636 Tommy Harner, R (8, PR) OBP: 0.324, SLG: 0.193 Don Blasingame, L (8, 5) OBP: 0.323, SLG: 0.240			0-0 SH1-4 1-2		0-3 K			0-0 1-3 2B		1	0	0	0	0	1	0						
Inning Stats	R: 0 E: 0 K: 0 S: 3	H: 0 LOB: 0 BB: 0 P: 3	R: 0 E: 0 K: 1 S: 5	H: 1 LOB: 1 BB: 1 P: 9	R: 0 E: 0 K: 0 S: 4	H: 1 LOB: 1 BB: 0 P: 4	R: 0 E: 1 K: 0 S: 4	H: 1 LOB: 1 BB: 0 P: 4	R: 0 E: 0 K: 1 S: 5	H: 0 LOB: 0 BB: 0 P: 5	R: 0 E: 0 K: 1 S: 6	H: 1 LOB: 1 BB: 0 P: 6	R: 0 E: 0 K: 0 S: 3	H: 0 LOB: 0 BB: 0 P: 3	R: 0 E: 0 K: 0 S: 5	H: 2 LOB: 2 BB: 1 P: 9		R: 0 E: 0 K: 2 S: 7	H: 0 LOB: 0 BB: 0 P: 7	1B: 5 2B: 1 3B: 0 HR: 0	SF: 0 SAC: 1 DP: 1 HBP: 0	WP: 0 PB: 0 SB: 0 CS: 0
PITCHER Larry Jackson, R (1,1) ERA: 2.24	IP: 9.0 WLS: W BF: 34 H: 6 R: 0 ER: 0 SO: 5 BB: 2 IBB: 0 HBP: 0 BLK: 0 WP: 0 HR: 0 S: 42 P: 50 ERA: 0.00 WHIP: 0.889															PITCHER						

Batter	1	2	3	4	5	6	7	8	9	AB	R	H	RBI	BB	SO	LOB	BOTTOM			
Lou Brock, L (1,9) OBP: 0.298, SLG: 0.376	0-0 G3		0-0 FC4-6 1-2			0-3 K		0-0 1B 2B		4	1	1	0	0	1	1	Cincinnati Reds @ Chicago Cubs Wrigley Field, Chicago, IL Thu May 16 1963, 3:33 AM CDT Att: 2,831 - Unknown			
Ken Hubbs, R (1,4) OBP: 0.294, SLG: 0.402	0-0 6-3			0-0 4-3			4-0 1B 14 1B BB	4-0 1B BB		2	1	0	0	2	0	0				
Billy Williams, L (1,7) OBP: 0.355, SLG: 0.426	0-0 G3			0-0 F9			0-0 SH1-3 1-2	0-0 FC5-4 1-3 2-H 1B		3	0	1	1	0	0	0				
Ron Santo, R (1,5) OBP: 0.312, SLG: 0.450		0-0 P4		0-0 P6			0-0 14 1B 2-3 1B	0-0 FC5-4 1-2 1B		4	0	1	0	0	0	2				
14 Ernie Banks, R (1,3) OBP: 0.269, SLG: 0.398		0-0 CS 1B			0-0 F9		0-0 FC6-4 1-2 3-H 1B			3	0	2	1	0	0	0				
Andre Rodgers, R (1,6) OBP: 0.299, SLG: 0.235		0-0 6-3 1-2			0-0 F8		0-0 F8			3	0	0	0	0	0	3				
Nelson Mathews, R (1,8) OBP: 0.275, SLG: 0.311			0-3 K		0-0 P4		0-0 FC6-4 1-2 1B			3	0	0	0	0	1	2				
Dick Bertell, R (1,2) OBP: 0.254, SLG: 0.250			0-3 K			0-0 6-3		0-0 F9		3	0	0	0	0	1	0				
Larry Jackson, R (1,1) OBP: 0.208, SLG: 0.217			0-0 FC4-6 1B			0-0 6-3		0-0 6-3		3	0	1	0	0	0	0				
Inning Stats	R: 0 E: 0 K: 0 S: 3	H: 0 LOB: 0 BB: 0 P: 3	R: 0 E: 0 K: 2 S: 8	H: 1 LOB: 1 BB: 0 P: 8	R: 0 E: 0 K: 0 S: 3	H: 0 LOB: 0 BB: 0 P: 3	R: 0 E: 0 K: 1 S: 5	H: 0 LOB: 0 BB: 1 P: 5	R: 1 E: 0 K: 0 S: 5	H: 2 LOB: 2 BB: 1 P: 9	R: 1 E: 0 K: 0 S: 5	H: 2 LOB: 2 BB: 1 P: 9	R: 0 E: 0 K: 0 S: 5	H: 0 LOB: 0 BB: 0 P: 3	R: 0 E: 0 K: 0 S: 5	H: 2 LOB: 2 BB: 1 P: 9		1B: 5 2B: 1 3B: 0 HR: 0	SF: 0 SAC: 1 DP: 0 HBP: 0	WP: 0 PB: 0 SB: 0 CS: 1
PITCHER Jim O'Toole, L (1,1) ERA: 2.35 Dom Zanni, R (8, 1) ERA: 15.0 Bill Henry, L (8, 1) ERA: 4.22	IP: 7.0 WLS: L BF: 25 H: 4 R: 1 ER: 1 SO: 3 BB: 1 IBB: 0 HBP: 0 BLK: 0 WP: 0 HR: 0 S: 30 P: 34 ERA: 1.29 WHIP: 0.714															PITCHER				

AB 31
R 0
H 6
RBI 0
BB 2
SO 5
LOB 13



AB 28
R 2
H 6
RBI 2
BB 2
SO 3
LOB 8



Batter	1	2	3	4	5	6	7	8	9	AB	R	H	RBI	BB	SO	LOB	TOP										
Eddie Kasko, R OBP: 0.342, SLG: 0.302 (1,5)	F8		F8		FC4-6 BB			F8		3	0	0	0	1	0	1	Cincinnati Reds @ St. Louis Cardinals Sportsman's Park, St. Louis, MO Fri May 17 1963, 8:05 PM EDT Att: 22,770 - Unknown - 70 F										
Pete Rose, S OBP: 0.366, SLG: 0.396 (1,4)	F8		1B 1-2		FC4-6			F8		4	1	1	0	0	0	1											
Vada Pinson, L OBP: 0.298, SLG: 0.394 (1,8)			1B		F8			F8		4	0	2	1	0	0	1											
Jerry Lynch, L OBP: 0.259, SLG: 0.440 (1,9)	G3		1B 1-3 2-H		3-1			F8		4	0	1	1	0	0	1											
Frank Robinson, R OBP: 0.370, SLG: 0.467 (1,7)		F5	FC5-4		5-3			F8		4	0	0	0	0	0	2											
Gordy Coleman, L OBP: 0.246, SLG: 0.369 (1,3)	F2				F7			3-1		4	0	0	0	0	0	0											
Leo Cardenas, R OBP: 0.291, SLG: 0.463 (1,6)	K				F8			F5		3	0	0	0	0	1	0											
Johnny Edwards, L OBP: 0.383, SLG: 0.461 (1,2)			F7		F4			G3		3	0	0	0	0	0	0											
Joey Jay, S OBP: 0.167, SLG: 0.167 (3, PH)					L9			F7		0	0	0	0	0	0	0											
Don Blasingame, L OBP: 0.344, SLG: 0.240 (3, PH)										0	1	0	0	1	0	0											
Jim Owens, R OBP: 0.194, SLG: 0.188 (5, PH)			1B 1B BB							0	0	0	0	0	0	0											
John Tsitouris, R OBP: 0.194, SLG: 0.188 (5, PH)										1	0	0	0	0	0	0											
Inning Stats	R: 0 E: 0 K: 0 S: 4	H: 1 LOB: 1 BB: 0 P: 4	R: 0 E: 0 K: 1 S: 5	H: 0 LOB: 0 BB: 0 P: 5	R: 2 E: 0 K: 0 S: 6	H: 3 LOB: 2 BB: 1 P: 10	R: 0 E: 0 K: 0 S: 3	H: 0 LOB: 0 BB: 0 P: 3	R: 0 E: 0 K: 0 S: 3	H: 0 LOB: 0 BB: 0 P: 3	R: 0 E: 0 K: 0 S: 3	H: 0 LOB: 0 BB: 0 P: 3	R: 0 E: 0 K: 0 S: 3	H: 0 LOB: 0 BB: 0 P: 3	R: 0 E: 0 K: 0 S: 3	H: 0 LOB: 0 BB: 0 P: 3	1B: 4 2B: 0 3B: 0 HR: 0	SF: 0 SAC: 0 DP: 0 HBP: 0	WP: 0 PB: 0 SB: 0 CS: 0	PA: 33							
PITCHER	IP	WLS	BF	H	R	ER	SO	BB	IBB	HBP	BLK	WP	HR	S	P	ERA	WHIP										
Ernie Broglio, R ERA: 2.27 (1,1)	9.0	W	33	4	2	2	1	2	0	0	0	0	0	33	41	2.00	0.667										

AB	31
R	2
H	4
RBI	2
BB	2
SO	1
LOB	6



Batter	1	2	3	4	5	6	7	8	9	AB	R	H	RBI	BB	SO	LOB	BOTTOM										
Julian Javier, R OBP: 0.299, SLG: 0.427 (1,4)	G6-3 BB		F8		S 1B					3	1	2	2	1	0	1	Cincinnati Reds @ St. Louis Cardinals Sportsman's Park, St. Louis, MO Fri May 17 1963, 8:05 PM EDT Att: 22,770 - Unknown - 70 F										
Dick Groat, R OBP: 0.399, SLG: 0.464 (1,6)	G6-3	2H HR			K					5	1	1	1	0	1	3											
Dal Maxvill, R OBP: 0.286, SLG: 0.167 (9,6)	G6-3	6-3			K					0	0	0	0	0	0	0											
Bill White, L OBP: 0.376, SLG: 0.442 (1,3)	HR 1B		1B 1B BB		E6 FC4-6			K		3	2	1	0	2	1	0											
George Altman, L OBP: 0.374, SLG: 0.409 (1,9)	HR		1B 1B 1B		FC4-6 S			F8		4	3	2	2	1	0	3											
Stan Musial, L OBP: 0.289, SLG: 0.434 (7,7)	E3 FC5-4		1B 1B 1B		HR			K		4	2	2	3	0	0	0											
Charlie James, R OBP: 0.313, SLG: 0.400 (7,7)	E3		1B 1B 1B		HR			K		1	0	0	0	0	1	1											
Ken Boyer, R OBP: 0.356, SLG: 0.419 (1,5)	FC5-4		1B 1B 1B		FC4-6			F8		5	1	2	1	0	0	2											
Duke Carmel, L OBP: 0.364, SLG: 0.353 (1,8)			F8		K			F7		4	1	1	0	0	1	3											
Tim McCarver, L OBP: 0.409, SLG: 0.524 (1,2)	4-3		E2		FC4-6			F5		4	0	1	1	0	0	2											
Ernie Broglio, R OBP: 0.130, SLG: 0.130 (1,1)	K		L6		K			L4		4	0	0	0	0	2	2											
Inning Stats	R: 2 E: 1 K: 0 S: 5	H: 2 LOB: 1 BB: 1 P: 9	R: 2 E: 0 K: 1 S: 7	H: 2 LOB: 0 BB: 0 P: 7	R: 4 E: 1 K: 0 S: 7	H: 4 LOB: 1 BB: 1 P: 11	R: 3 E: 1 K: 1 S: 9	H: 3 LOB: 1 BB: 0 P: 9	R: 0 E: 0 K: 2 S: 8	H: 1 LOB: 2 BB: 1 P: 12	R: 0 E: 0 K: 0 S: 3	H: 0 LOB: 0 BB: 0 P: 3	R: 0 E: 0 K: 0 S: 3	H: 0 LOB: 1 BB: 0 P: 4	R: 0 E: 0 K: 2 S: 7	H: 0 LOB: 1 BB: 1 P: 11	1B: 8 2B: 0 3B: 0 HR: 4	SF: 0 SAC: 0 DP: 1 HBP: 1	WP: 0 PB: 0 SB: 2 CS: 0	PA: 42							
PITCHER	IP	WLS	BF	H	R	ER	SO	BB	IBB	HBP	BLK	WP	HR	S	P	ERA	WHIP										
Joey Jay, R ERA: 4.17 (1,1)	2.0	L	11	4	4	4	1	1	0	0	0	0	2	12	16	18.00	2.500										
Jim Owens, R ERA: 10.8 (3,1)	2.0		15	7	7	5	1	1	0	0	0	0	2	16	20	22.50	4.000										
John Tsitouris, R ERA: 7.88 (5,1)	4.0		16	1	0	0	4	2	0	1	0	0	0	21	30	0.00	0.750										



Batter	1	2	3	4	5	6	7	8	9	10	AB	R	H	RBI	BB	SO	LOB	TOP				
Leo Cardenas, R OBP: 0.286, SLG: 0.447	(1,6) K			(0,3) K		(0,0) F7	(0,0) F4		(4,0) BB		5	0	0	0	1	3	4	Cincinnati Reds @ St. Louis Cardinals Sportsman's Park, St. Louis, MO Sat May 18 1963, 8:05 PM EDT Att: 16,947 - Unknown - 72 F livebaseballscorecards.com				
Pete Rose, S OBP: 0.375, SLG: 0.402	(1,4) BB 1B	(0,0) FC5-4 1B		(0,3) K		(0,0) 2B 1B	(0,0) 4-3		(0,3) K		6	1	3	0	0	2	3					
Vada Pinson, L OBP: 0.299, SLG: 0.394	(1,8) K	(0,0) F8		(0,0) 6-3		(0,0) 2B		(4,0) FC5-4 BB	(0,0) F6		5	0	1	0	1	1	3					
Frank Robinson, R OBP: 0.375, SLG: 0.455	(1,7) BB 1B	(0,0) F3		(0,3) K		(4,0) 1B		(0,0) FC5-4 BB		(1,0) PB 4-3 HBP	3	2	0	0	2	1	2					
Ken Walters, R OBP: 0.280, SLG: 0.471	(1,9) BB 1B	(0,0) FC5-4			(0,0) F6	(0,3) K		(0,0) F8		(0,0) 4-3	3	1	1	1	0	0	1					
Al Worthington, R Eddie Kasko, R Dom Zanni, R	(10, PH) BB 1B	(1,2) BB 1B									0	0	0	0	0	0	0					
Daryl Spencer, R OBP: 0.444, SLG: 0.429	(1,5) BB BB				(0,0) F8 1B	(0,0) 1B 1B		(0,0) K		(0,0) SF9	5	2	4	2	0	1	3					
Don Pavletich, R Gordy Coleman, L	(1,3) BB BB	(4,0) BB			(0,0) L6	(0,0) F9		(4,0) 1B		(0,0) BB 2B	2	1	0	0	1	0	2					
Tommy Harper, R Johnny Edwards, L	(8, PH) BB	(8,9) BB			(0,0) F8	(0,0) 1B		(0,0) 4-3		(0,0) BB 2B	1	1	1	0	1	0	0					
Bob Purkey, R Bill Henry, L	(1,1) BB	(5,1) BB			(0,0) E5	(0,3) K		(0,0) SF7		(0,3) CS BB	3	0	1	1	0	1	3					
Marty Keough, L	(8,3) BB										1	0	0	0	1	1	1					
Inning Stats	R: 5 E: 1 K: 3 S: 13	H: 3 LOB: 2 P: 25	R: 0 E: 0 K: 0 S: 4	H: 1 LOB: 1 BB: 0 P: 4	R: 1 E: 0 K: 1 S: 7	H: 2 LOB: 1 BB: 0 P: 7	R: 0 E: 0 K: 2 S: 7	H: 0 LOB: 0 BB: 0 P: 7	R: 0 E: 0 K: 1 S: 7	H: 2 LOB: 2 BB: 1 P: 7	R: 0 E: 0 K: 2 S: 9	H: 2 LOB: 3 BB: 2 P: 13	R: 0 E: 0 K: 0 S: 5	H: 1 LOB: 3 BB: 2 P: 12	R: 0 E: 0 K: 1 S: 4	H: 0 LOB: 2 BB: 2 P: 12	R: 2 E: 0 K: 1 S: 7	H: 2 LOB: 1 BB: 0 P: 8	1B: 11 2B: 4 3B: 0 HR: 0	SF: 2 SAC: 0 DP: 0 HBP: 1	WP: 0 PB: 1 SB: 2 CS: 1	PA: 54
PITCHER	IP	WLS	BF	H	R	ER	SO	BB	IBB	HBP	BLK	WP	HR	S	P	ERA	WHIP					
Ray Sadecki, L ERA: 6.8	(1,1) 5.1		31	10	6	4	7	3	0	0	0	0	0	41	57	6.75	2.438					
Ron Taylor, R ERA: 2.59	(6,1) 1.2		7	2	1	1	2	0	0	0	0	0	0	11	11	5.40	1.200					
Ed Bauta, R ERA: 2.7	(8,1) 0.2		4	1	0	0	0	1	0	0	0	0	0	3	7	0.00	3.000					
Diomedes Olivo, L ERA: 4.7	(8,1) 2.1	L	12	2	2	2	2	3	0	1	0	0	0	12	25	7.71	2.143					

Batter	1	2	3	4	5	6	7	8	9	10	AB	R	H	RBI	BB	SO	LOB	BOTTOM				
Julian Javier, R OBP: 0.303, SLG: 0.418	(1,4) FC4-6 HBP	(0,0) FC3-5			(4,0) 1B 2B BB		(0,0) 6-3	(0,3) K			3	1	0	0	1	1	4	Cincinnati Reds @ St. Louis Cardinals Sportsman's Park, St. Louis, MO Sat May 18 1963, 8:05 PM EDT Att: 16,947 - Unknown - 72 F livebaseballscorecards.com				
Dick Groat, R OBP: 0.399, SLG: 0.462	(1,6) FC4-6 1B 2B	(0,0) 5-3-5			(0,0) 2B FC3-2 1B		(0,0) 1B		(0,0) F7		5	1	2	0	0	0	3					
Bill White, L OBP: 0.362, SLG: 0.447	(1,3) F4				(0,0) F8		(0,0) 1B		(0,0) 1B		5	0	3	1	0	0	3					
George Altman, L OBP: 0.375, SLG: 0.417	(1,9) 2B 1B				(0,0) F6		(0,0) K		(0,0) L4-3 1B		5	1	2	1	0	1	4					
Stan Musial, L Ed Bauta, R	(1,7) 2B 1B				(0,0) F9		(0,3) K				4	1	1	2	0	1	5					
Diomedes Olivo, L Carl Sawatski, L	(8,1) HR 2B				(0,0) FC3-2 2B		(0,0) K				0	0	0	0	0	0	0					
Ken Boyer, R OBP: 0.357, SLG: 0.440	(1,5) HR				(0,0) F8		(0,0) 2-4-2		(0,0) F8		5	1	2	2	0	0	1					
Duke Carmel, L Curt Flood, R	(1,8) G3				(0,0) F4		(0,0) F8		(0,0) F9		2	0	0	0	0	0	0					
Tim McCarver, L Gene Oliver, R	(1,2) FC3-5 1B				(0,0) F8		(0,0) 6-3				2	0	1	0	0	0	0					
Ray Sadecki, L Ron Taylor, R	(1,1) FC3-5 1B				(0,0) 3-1						2	0	1	0	0	0	0					
Charlie James, R OBP: 0.329, SLG: 0.427	(7, PH) 5-3-5 FC3-5 1B						(0,0) 1B 1B		(0,0) 2B		0	0	0	0	0	0	0					
Inning Stats	R: 4 E: 0 K: 0 S: 6	H: 3 LOB: 0 BB: 7	R: 0 E: 0 K: 0 S: 4	H: 2 LOB: 1 BB: 0 P: 4	R: 0 E: 0 K: 0 S: 4	H: 1 LOB: 1 BB: 0 P: 4	R: 0 E: 0 K: 0 S: 3	H: 0 LOB: 0 BB: 0 P: 3	R: 1 E: 0 K: 0 S: 4	H: 2 LOB: 2 BB: 1 P: 8	R: 0 E: 0 K: 3 S: 10	H: 3 LOB: 2 BB: 0 P: 10	R: 1 E: 0 K: 1 S: 7	H: 2 LOB: 1 BB: 0 P: 7	R: 0 E: 0 K: 0 S: 3	H: 1 LOB: 0 BB: 3 P: 3	R: 0 E: 0 K: 2 S: 8	H: 1 LOB: 1 BB: 0 P: 8	1B: 10 2B: 6 3B: 0 HR: 1	SF: 0 SAC: 0 DP: 2 HBP: 1	WP: 0 PB: 0 SB: 0 CS: 0	PA: 44
PITCHER	IP	WLS	BF	H	R	ER	SO	BB	IBB	HBP	BLK	WP	HR	S	P	ERA	WHIP					
Bob Purkey, R ERA: 2.45	(1,1) 4.1		22	8	5	5	0	1	0	0	0	0	0	20	25	10.38	2.077					
Bill Henry, L ERA: 4.05	(5,1) 2.2		11	3	1	1	2	0	0	0	0	0	0	14	14	3.38	1.125					
Al Worthington, R ERA: 3.12	(8,1) 2.0	W	8	3	1	1	1	0	0	0	0	0	0	10	10	4.50	1.500					
Dom Zanni, R ERA: 12.86	(10,1) 1.0	S	4	1	0	0	2	0	0	0	0	0	0	8	8	0.00	1.000					



Batter	1	2	3	4	5	6	7	8	9	AB	R	H	RBI	BB	SO	LOB	TOP								
Leo Cardenas, R OBP: 0.283, SLG: 0.438	F3	F5		1B		5-3	K			5	0	1	0	0	1	3	Cincinnati Reds @ St. Louis Cardinals Sportsman's Park, St. Louis, MO Sun May 19 1963, 4:33 AM EDT Att: 12,741 - Unknown - 72 F								
Pete Rose, S OBP: 0.366, SLG: 0.390	2B	1-3		F7		SF8		F8		3	1	0	1	1	0	1									
Vada Pinson, L OBP: 0.273, SLG: 0.397 Tommy Harper, R OBP: 0.343, SLG: 0.224	K			F7		4-3 SF7	2B	5-3		4	2	1	0	1	1	1									
Jerry Lynch, L OBP: 0.273, SLG: 0.484 Ken Walters, R OBP: 0.333, SLG: 0.444	1B	2B		G3		4-3	1B	K		4	2	2	3	0	0	1									
Frank Robinson, R OBP: 0.389, SLG: 0.464	E	1B		1B		SF7	1B			2	1	2	3	1	0	0									
Gordy Coleman, L OBP: 0.257, SLG: 0.391	E4	1B		1B		F6	G3		L8	5	1	2	1	0	0	2									
Daryl Spencer, R OBP: 0.478, SLG: 0.444	1B			K			E6			4	1	2	1	1	1	2									
Johnny Edwards, L OBP: 0.389, SLG: 0.450	1-3			6-3			F8		G4-6-3	4	1	0	0	1	0	4									
Joe Nuxhall, L OBP: 0.125, SLG: 0.125		K		K			F2			3	1	0	0	0	2	1									
Inning Stats	R: 4 E: 1 K: 1 S: 9	H: 4 LOB: 1 BB: 1 P: 13	R: 0 E: 0 K: 1 S: 5	H: 0 LOB: 0 BB: 0 P: 5	R: 0 E: 0 K: 1 S: 6	H: 1 LOB: 2 BB: 0 P: 7	R: 0 E: 0 K: 1 S: 6	H: 1 LOB: 1 BB: 0 P: 6	R: 1 E: 0 K: 0 S: 4	H: 1 LOB: 0 BB: 0 P: 4	R: 5 E: 1 K: 0 S: 6	H: 2 LOB: 1 BB: 3 P: 18	R: 0 E: 1 K: 1 S: 6	H: 0 LOB: 1 BB: 0 P: 6	R: 0 E: 0 K: 1 S: 5	H: 0 LOB: 0 BB: 0 P: 5		R: 0 E: 0 K: 0 S: 3	H: 1 LOB: 1 BB: 1 P: 7	1B: 6 2B: 4 3B: 0 HR: 0	SF: 2 SAC: 1 DP: 1 HBP: 1	WP: 0 PB: 0 SB: 0 CS: 0	PA: 44		
PITCHER	IP	WLS	BF	H	R	ER	SO	BB	IBB	HBP	BLK	WP	HR	S	P	ERA	WHIP								
Bob Gibson, R ERA: 6.92	(1, 1)	6.0	L	33	9	10	5	4	4	0	1	0	0	36	53	7.50	2.167								
Bobby Shantz, L ERA: 3.94	(7, 1)	2.0		7	0	0	0	2	0	0	0	0	0	11	11	0.00	0.000								
Harry Fanok, R ERA: 5.47	(9, 1)	1.0		4	1	0	0	0	1	0	0	0	0	3	7	0.00	2.000								



Batter	1	2	3	4	5	6	7	8	9	AB	R	H	RBI	BB	SO	LOB	BOTTOM								
Curt Flood, R OBP: 0.291, SLG: 0.349	F4	FC5-4		4-3			E		FC3-6	5	1	3	1	0	0	0	Cincinnati Reds @ St. Louis Cardinals Sportsman's Park, St. Louis, MO Sun May 19 1963, 4:33 AM EDT Att: 12,741 - Unknown - 72 F								
Dick Groat, R OBP: 0.410, SLG: 0.472	E	FC5-4		F8			E5		FC3-6	5	1	4	1	0	0	0									
Bill White, L OBP: 0.371, SLG: 0.433	E3	FC5-4				F8	F6		FC3-6	5	0	0	0	0	0	7									
Ken Boyer, R OBP: 0.358, SLG: 0.441	G6-4-3	FC4					G6-4-3		SF8	4	0	2	2	0	0	4									
Charlie James, R OBP: 0.333, SLG: 0.437	G6-4-3			G4-6-3		K			F7	5	1	2	0	0	1	4									
George Altman, L OBP: 0.365, SLG: 0.404		L7		G4-6-3		K			G3	4	0	0	0	0	1	3									
Julian Javier, R OBP: 0.315, SLG: 0.431		1B				F8				3	1	2	1	1	0	0									
Gene Oliver, R OBP: 0.253, SLG: 0.367		1B		K		K			F4	4	1	1	0	0	2	2									
Bob Gibson, R OBP: 0.400, SLG: 0.308 Leo Burke, R OBP: 0.273, SLG: 0.419 Bobby Shantz, R OBP: 0.343, SLG: 0.224		1B				6-3			4-3	2	1	1	1	0	1	0									
Stan Musial, L OBP: 0.284, SLG: 0.432 Harry Fanok, S OBP: 0.390, SLG: 0.750		1B								1	0	0	0	0	0	1									
Inning Stats	R: 1 E: 0 K: 0 S: 5	H: 2 LOB: 1 BB: 0 P: 5	R: 3 E: 0 K: 0 S: 7	H: 4 LOB: 2 BB: 1 P: 11	R: 0 E: 0 K: 1 S: 6	H: 2 LOB: 1 BB: 0 P: 6	R: 0 E: 0 K: 1 S: 5	H: 0 LOB: 0 BB: 0 P: 5	R: 0 E: 0 K: 2 S: 8	H: 1 LOB: 1 BB: 0 P: 8	R: 0 E: 0 K: 1 S: 5	H: 0 LOB: 0 BB: 0 P: 5	R: 0 E: 1 K: 0 S: 4	H: 2 LOB: 1 BB: 0 P: 4	R: 0 E: 0 K: 0 S: 5	H: 2 LOB: 1 BB: 0 P: 5	R: 0 E: 0 K: 0 S: 5	H: 2 LOB: 1 BB: 0 P: 5	1B: 13 2B: 2 3B: 0 HR: 0	SF: 1 SAC: 0 DP: 3 HBP: 0	WP: 0 PB: 0 SB: 1 CS: 0	PA: 41			
PITCHER	IP	WLS	BF	H	R	ER	SO	BB	IBB	HBP	BLK	WP	HR	S	P	ERA	WHIP								
Joe Nuxhall, L ERA: 2.17	(1, 1)	9.0	W	41	15	6	6	5	1	0	0	0	0	50	54	6.00	1.778								



Batter	1	2	3	4	5	6	7	8	9	AB	R	H	RBI	BB	SO	LOB	TOP		
Leo Cardenas, R OBP: 0.276, SLG: 0.427 (1, 6)	F7		5-3		F9			F4		4	0	0	0	0	0	0	Cincinnati Reds @ Milwaukee Braves Milwaukee County Stadium, Milwaukee, WI Tue May 21 1963, 8:05 PM EDT Att: 3,204 - Unknown		
Pete Rose, S OBP: 0.364, SLG: 0.380 (1, 4)	6-3		1B SF8 BB		1-3			6-3		3	1	0	0	1	0	0			
Vada Pinson, L OBP: 0.314, SLG: 0.414 (1, 8)	1B 2B		1-3 1B		F9 S 1B			4-3		4	1	3	0	0	0	0			
Frank Robinson, R OBP: 0.386, SLG: 0.461 (1, 7)	1B 2H 1B		SF8		F4			F2		3	0	1	2	0	0	1			
Daryl Spencer, R OBP: 0.444, SLG: 0.409 (1, 5)	1-2 1B		3-H K		F9			K		4	0	1	0	0	2	2			
Ken Walters, R OBP: 0.286, SLG: 0.381 Jerry Lynch, L OBP: 0.294, SLG: 0.531 Marty Keough, L OBP: 0.211, SLG: 0.162 (1, 9)	F8				6-3			K		3	0	0	0	0	1	3			
Don Pavletich, R OBP: 0.182, SLG: 0.182 Gordy Coleman, L OBP: 0.255, SLG: 0.388 (9, 3)					K			F3		3	0	0	0	0	1	0			
Johnny Edwards, L OBP: 0.380, SLG: 0.439 (1, 2)					4-3					3	0	0	0	0	0	0			
Jim Maloney, L OBP: 0.130, SLG: 0.091 Bill Henry, L (9, 1)					K			F7		3	0	0	0	0	2	0			
										0	0	0	0	0	0	0			
Inning Stats	R: 1 H: 3 E: 0 K: 0 S: 6	H: 3 LOB: 2 BB: 0 P: 6	R: 0 H: 0 E: 0 K: 1 S: 5	H: 0 LOB: 0 BB: 0 P: 5	R: 1 H: 1 E: 0 K: 1 S: 6	H: 1 LOB: 1 BB: 1 P: 10	R: 0 H: 0 E: 0 K: 1 S: 5	H: 0 LOB: 0 BB: 0 P: 5	R: 0 H: 1 E: 0 K: 1 S: 6	H: 1 LOB: 1 BB: 0 P: 6	R: 0 H: 0 E: 0 K: 0 S: 3	H: 0 LOB: 0 BB: 0 P: 3	R: 0 H: 0 E: 0 K: 0 S: 3	H: 1 LOB: 1 BB: 0 P: 6	1B: 4 2B: 2 3B: 0 HR: 0	SF: 1 SAC: 0 DP: 0 HBP: 0	WP: 0 PB: 0 SB: 1 CS: 0	PA: 34	
PITCHER	IP	WLS	BF	H	R	ER	SO	BB	IBB	HBP	BLK	WP	HR	S	P	ERA	WHIP		
Bob Hendley, L ERA: 3.66 (1, 1)	6.0	L	24	5	2	2	5	1	0	0	0	0	0	33	37	3.00	1.000		
Dan Schneider, L ERA: 1.59 (7, 1)	2.0		6	0	0	0	0	0	0	0	0	0	0	6	6	0.00	0.000		
Tony Cloninger, R ERA: 3.74 (9, 1)	1.0		4	1	0	0	1	0	0	0	0	0	0	6	6	0.00	1.000		

AB	32
R	2
H	6
RBI	2
BB	1
SO	6
LOB	7



Batter	1	2	3	4	5	6	7	8	9	AB	R	H	RBI	BB	SO	LOB	BOTTOM		
Mack Jones, L OBP: 0.229, SLG: 0.273 (1, 8)	K		K			FC5-4 1-2		4-3		4	0	0	0	0	2	2	Cincinnati Reds @ Milwaukee Braves Milwaukee County Stadium, Milwaukee, WI Tue May 21 1963, 8:05 PM EDT Att: 3,204 - Unknown		
Lee Maye, L OBP: 0.308, SLG: 0.348 (1, 7)					K	F7		4-3 BB BB		3	0	1	0	1	1	1			
Hank Aaron, R OBP: 0.409, SLG: 0.627 (1, 9)	F8				5-3			F5		4	0	0	0	0	1	2			
Eddie Mathews, L OBP: 0.432, SLG: 0.472 (1, 5)	K				K			K		3	0	0	0	1	3	1			
Norm Larker, L OBP: 0.378, SLG: 0.370 Joe Torre, R OBP: 0.379, SLG: 0.426 (9, PH)					K			4-3 BB		2	0	0	0	1	2	0			
Frank Bolling, R OBP: 0.280, SLG: 0.325 (1, 4)					K			1-2 2-3		4	0	0	0	0	2	3			
Denis Menke, R OBP: 0.307, SLG: 0.412 (1, 6)					K			F9		4	0	0	0	0	2	3			
Del Crandall, R OBP: 0.246, SLG: 0.219 Bubba Morton, R OBP: 0.231, SLG: 0.130 Bob Uecker, R OBP: 0.667, SLG: 1.000 (9, 2)					K			1-2 2-3		4	0	0	0	0	2	3			
Bob Hendley, R OBP: 0.207, SLG: 0.158 Lew Burdette, R OBP: 0.295, SLG: 0.330 Dan Schreider, L OBP: 0.225, SLG: 0.290 Don Dillard, L OBP: 0.196, SLG: 0.500 Tony Cloninger, R (9, 1)					K			FC5-4 1B		1	0	0	0	0	1	0			
								F4		1	0	0	0	0	0	0			
Inning Stats	R: 0 H: 1 E: 0 K: 2 S: 8	H: 1 LOB: 1 BB: 0 P: 8	R: 0 H: 0 E: 0 K: 3 S: 9	H: 0 LOB: 0 BB: 0 P: 9	R: 0 H: 0 E: 0 K: 2 S: 7	H: 0 LOB: 0 BB: 0 P: 7	R: 0 H: 1 E: 0 K: 1 S: 6	H: 1 LOB: 1 BB: 0 P: 6	R: 0 H: 0 E: 0 K: 2 S: 7	H: 0 LOB: 1 BB: 1 P: 11	R: 0 H: 0 E: 0 K: 0 S: 3	H: 0 LOB: 1 BB: 1 P: 7	R: 0 H: 0 E: 0 K: 1 S: 5	H: 0 LOB: 2 BB: 2 P: 13	1B: 2 2B: 0 3B: 0 HR: 0	SF: 0 SAC: 0 DP: 0 HBP: 0	WP: 0 PB: 0 SB: 0 CS: 0	PA: 33	
PITCHER	IP	WLS	BF	H	R	ER	SO	BB	IBB	HBP	BLK	WP	HR	S	P	ERA	WHIP		
Jim Maloney, R ERA: 2.24 (1, 1)	8.1	W	31	2	0	0	16	4	0	0	0	0	0	59	75	0.00	0.720		
Bill Henry, L ERA: 3.66 (9, 1)	0.2	S	2	0	0	0	0	0	0	0	0	0	0	2	2	0.00	0.000		

AB	29
R	0
H	2
RBI	0
BB	4
SO	16
LOB	12



Batter	1	2	3	4	5	6	7	8	9	AB	R	H	RBI	BB	SO	LOB	TOP			
Leo Cardenas, R OBP: 0.275, SLG: 0.422										4	0	1	0	0	0	1	Cincinnati Reds @ Milwaukee Braves Milwaukee County Stadium, Milwaukee, WI Thu May 23 1963, 4:33 AM EDT Att: 4,272 - Unknown			
Pete Rose, S OBP: 0.356, SLG: 0.369										3	1	0	0	0	1	0				
Vada Pinson, L OBP: 0.313, SLG: 0.409										4	1	1	0	0	1	2				
Frank Robinson, R OBP: 0.382, SLG: 0.450										3	0	0	0	1	2	2				
Daryl Spencer, R OBP: 0.419, SLG: 0.423										4	0	1	1	0	0	2				
Ken Walters, R OBP: 0.280, SLG: 0.360										4	0	1	1	0	1	1				
Don Pavletich, R OBP: 0.294, SLG: 0.143										3	0	0	0	1	0	0				
Johnny Edwards, L OBP: 0.376, SLG: 0.427										3	0	0	0	1	2	3				
Jim O'Toole, S OBP: 0.120, SLG: 0.120										3	0	0	0	0	1	1				
Inning Stats	R: 0 E: 0 K: 1 S: 6	H: 1 LOB: 1 BB: 0 P: 6	R: 0 E: 0 K: 0 S: 3	H: 0 LOB: 0 BB: 0 P: 3	R: 0 E: 0 K: 1 S: 5	H: 0 LOB: 0 BB: 0 P: 5	R: 1 E: 1 K: 3 S: 11	H: 1 LOB: 1 BB: 0 P: 11	R: 0 E: 0 K: 0 S: 7	H: 0 LOB: 0 BB: 0 P: 7	R: 0 E: 0 K: 0 S: 3	H: 0 LOB: 0 BB: 0 P: 3	R: 0 E: 0 K: 0 S: 3	H: 0 LOB: 1 BB: 1 P: 7	R: 1 E: 1 K: 1 S: 7	H: 1 LOB: 3 BB: 2 P: 15	1B: 3 2B: 2 3B: 0 HR: 0	SF: 0 SAC: 1 DP: 1 HBP: 0	WP: 0 PB: 0 SB: 1 CS: 0	PA: 35
PITCHER Denny Lemaster, L ERA: 1.5	IP: 9.0 WLS: L BF: 35	H: 4 R: 2 ER: 0 SO: 8	BB: 1 IBB: 2 HBP: 0 BLK: 0	WP: 0 HR: 0 S: 48 P: 60	ERA: 0.00 WHIP: 0.556	PITCHER										IP: 9.0 WLS: W BF: 32	H: 3 R: 0 ER: 0 SO: 1	BB: 2 IBB: 0 HBP: 0 BLK: 0	WP: 0 HR: 0 S: 32 P: 40	ERA: 0.00 WHIP: 0.556

AB	31
R	2
H	4
RBI	2
BB	3
SO	8
LOB	12



Batter	1	2	3	4	5	6	7	8	9	AB	R	H	RBI	BB	SO	LOB	BOTTOM			
Denis Menke, R OBP: 0.305, SLG: 0.406										4	0	1	0	0	0	0	Cincinnati Reds @ Milwaukee Braves Milwaukee County Stadium, Milwaukee, WI Thu May 23 1963, 4:33 AM EDT Att: 4,272 - Unknown			
Eddie Mathews, L OBP: 0.426, SLG: 0.473										4	0	1	0	0	1	1				
Hank Aaron, R OBP: 0.400, SLG: 0.611										4	0	0	0	0	2	2				
Joe Torre, R OBP: 0.375, SLG: 0.413										3	0	0	0	1	0	1				
Frank Bolling, R OBP: 0.279, SLG: 0.319										3	0	0	0	1	0	1				
Lee Maye, L OBP: 0.291, SLG: 0.327										3	0	0	0	0	2	2				
Del Crandall, R OBP: 0.236, SLG: 0.209										3	0	0	0	0	2	2				
Mack Jones, L OBP: 0.232, SLG: 0.275										3	0	1	0	0	0	1				
Denny Lemaster, R OBP: 0.077, SLG: 0.077										3	0	0	0	0	0	1				
Inning Stats	R: 0 E: 0 K: 0 S: 4	H: 1 LOB: 1 BB: 0 P: 4	R: 0 E: 0 K: 0 S: 3	H: 0 LOB: 0 BB: 0 P: 3	R: 0 E: 0 K: 0 S: 3	H: 0 LOB: 0 BB: 0 P: 3	R: 0 E: 0 K: 0 S: 3	H: 0 LOB: 0 BB: 0 P: 3	R: 0 E: 0 K: 0 S: 4	H: 1 LOB: 1 BB: 0 P: 4	R: 0 E: 0 K: 0 S: 3	H: 0 LOB: 1 BB: 1 P: 7	R: 0 E: 0 K: 0 S: 3	H: 1 LOB: 0 BB: 0 P: 3	R: 0 E: 0 K: 1 S: 5	H: 0 LOB: 1 BB: 1 P: 9	1B: 2 2B: 2 3B: 0 HR: 0	SF: 0 SAC: 0 DP: 1 HBP: 0	WP: 0 PB: 0 SB: 0 CS: 0	PA: 32
PITCHER Jim O'Toole, L ERA: 2.08	IP: 9.0 WLS: W BF: 32	H: 3 R: 0 ER: 0 SO: 1	BB: 2 IBB: 0 HBP: 0 BLK: 0	WP: 0 HR: 0 S: 32 P: 40	ERA: 0.00 WHIP: 0.556	PITCHER										IP: 9.0 WLS: W BF: 32	H: 3 R: 0 ER: 0 SO: 1	BB: 2 IBB: 0 HBP: 0 BLK: 0	WP: 0 HR: 0 S: 32 P: 40	ERA: 0.00 WHIP: 0.556

AB	30
R	0
H	3
RBI	0
BB	2
SO	1
LOB	11



Batter	1	2	3	4	5	6	7	8	9	AB	R	H	RBI	BB	SO	LOB	TOP				
Tony Taylor, R (1.4)	5-3		1B 2B			1B 2B			5-3	5	1	3	2	0	0	1	Philadelphia Phillies @ Cincinnati Reds Crosley Field, Cincinnati, OH Fri May 24 1963, 7:05 PM EDT Att: 9,367 - Unknown				
Johnny Callison, L (1.9)	F7		S 1B		F7	P4		FC5 1B	5	0	2	2	0	0	4						
Tony Gonzalez, L (1.8)	6-3		1-3		4-3		K	1B	4	0	0	0	1	1	3						
Wes Covington, L (1.7) Ruben Amaro, R (7.5)	F8	1-3	1-3			SH2-3 1B	P6	FC5	4	1	1	0	0	0	1						
Don Demeter, R (1.5) (7.7)	2B			2-1	F9	SH2-3	5-3		1	0	0	0	0	0	2						
Frank Torre, L (1.3) (0.143)	3-1			5-3		G3		F7	4	0	0	0	0	0	2						
Clay Dalrymple, L (1.2) (0.347)	K			F7		BB 1B 2B	IBB	L8	3	1	0	0	1	1	1						
Bobby Wine, R (1.6) (0.364)			3-1		1-3	BB 2B	1B	K	4	1	1	1	0	1	0						
Cal McLish, S (1.1) (0.389)			2B 1B BB		1B	2B 1B	BB	1B	2	1	2	0	2	0	0						
Inning Stats	R: 0 E: 0 K: 0 S: 5	H: 0 LOB: 0 BB: 0 P: 5	R: 0 E: 0 K: 1 S: 9	H: 1 LOB: 1 BB: 0 P: 13	R: 2 E: 0 K: 0 S: 16	H: 2 LOB: 1 BB: 1 P: 28	R: 0 E: 0 K: 0 S: 4	H: 0 LOB: 0 BB: 0 P: 6	R: 0 E: 0 K: 0 S: 9	H: 2 LOB: 2 BB: 0 P: 13	R: 3 E: 0 K: 0 S: 9	H: 3 LOB: 2 BB: 2 P: 18	R: 0 E: 0 K: 1 S: 5	H: 0 LOB: 0 BB: 0 P: 7	R: 0 E: 0 K: 1 S: 5	H: 0 LOB: 0 BB: 0 P: 6	R: 0 E: 0 K: 0 S: 8	H: 2 LOB: 2 BB: 1 P: 12	1B: 7 2B: 3 3B: 0 HR: 0	SF: 0 SAC: 1 DP: 0 HBP: 0	WP: 0 PA: 40 PB: 0 SB: 1 CS: 0
PITCHER	IP	WLS	BF	H	R	ER	SO	BB	IBB	HBP	BLK	WP	HR	S	P	ERA	WHIP				
Bob Purkey, R (1.1) ERA: 3.75	5.2	L	28	8	5	5	1	2	1	0	0	0	0	51	81	7.94	1.765				
Dom Zanni, R (6.1) ERA: 12.27	0.1		1	0	0	0	0	0	0	0	0	0	0	1	2	0.00	0.000				
John Tsitouris, R (7.1) ERA: 7.0	2.0		6	0	0	0	2	0	0	0	0	0	0	10	13	0.00	0.000				
Al Worthington, R (9.1) ERA: 2.95	1.0		5	2	0	0	0	0	1	0	0	0	0	8	12	0.00	2.000				

Batter	1	2	3	4	5	6	7	8	9	AB	R	H	RBI	BB	SO	LOB	BOTTOM				
Pete Rose, S (1.4)	1-3		5-3			F7		1B		4	0	1	0	0	0	0	Philadelphia Phillies @ Cincinnati Reds Crosley Field, Cincinnati, OH Fri May 24 1963, 7:05 PM EDT Att: 9,367 - Unknown				
Bob Skinner, L (1.7)	1B		4-3			FC4-6 BB		6-3	3	0	1	0	1	0	1						
Vada Pinson, L (1.8)	F7			3-1		FC4-6		P6	4	0	0	0	0	0	2						
Frank Robinson, R (1.9)	5-3			4-3		6-3		5-3	4	0	0	0	0	0	1						
Gordy Coleman, L (1.3) (0.376)	3-1			4-3		K		3-1	4	0	0	0	0	1	0						
Daryl Spencer, R (1.5) (0.414)	FC1-6 1B			6-3		L9			3	0	1	0	0	0	0						
Johnny Edwards, L (1.2) (0.417)	FC1-6			F7		F8			3	0	0	0	0	0	1						
Leo Cardenas, R (1.6) (0.414)	K			K		6-3			3	0	0	0	0	2	1						
Bob Purkey, R (1.1) Don Zanni, R (6.1) Don Blasingame, L (6.1) John Tsitouris, R (7.1) Jesse Gonder, L (8.1) Al Worthington, R (9.1)	K			K		F9		HR	1	0	0	0	0	0	1						
Inning Stats	R: 0 E: 0 K: 0 S: 6	H: 1 LOB: 1 BB: 0 P: 9	R: 0 E: 0 K: 1 S: 6	H: 1 LOB: 1 BB: 0 P: 9	R: 0 E: 0 K: 1 S: 7	H: 0 LOB: 0 BB: 0 P: 11	R: 0 E: 0 K: 0 S: 5	H: 0 LOB: 0 BB: 0 P: 6	R: 0 E: 0 K: 1 S: 6	H: 0 LOB: 0 BB: 0 P: 12	R: 0 E: 0 K: 0 S: 10	H: 0 LOB: 1 BB: 1 P: 18	R: 0 E: 0 K: 1 S: 8	H: 0 LOB: 0 BB: 0 P: 12	R: 1 E: 0 K: 0 S: 10	H: 2 LOB: 1 BB: 0 P: 13	R: 0 E: 0 K: 0 S: 5	H: 0 LOB: 0 BB: 0 P: 7	1B: 3 2B: 0 3B: 0 HR: 1	SF: 0 SAC: 0 DP: 0 HBP: 0	WP: 0 PA: 32 PB: 0 SB: 0 CS: 0
PITCHER	IP	WLS	BF	H	R	ER	SO	BB	IBB	HBP	BLK	WP	HR	S	P	ERA	WHIP				
Cal McLish, R (1.1) ERA: 3.16	9.0	W	32	4	1	1	4	1	0	0	0	0	1	63	97	1.00	0.556				

AB	35
R	5
H	10
RBI	5
BB	4
SO	3
LOB	14





AB	31
R	1
H	4
RBI	1
BB	1
SO	4
LOB	6



Batter	1	2	3	4	5	6	7	8	9	AB	R	H	RBI	BB	SO	LOB	TOP					
Tony Taylor, R OBP: 0.353, SLG: 0.393	B3		1B		F3		F9			4	1	1	0	0	0	1	Philadelphia Phillies @ Cincinnati Reds Crosley Field, Cincinnati, OH Sat May 25 1963, 3:33 AM EDT Att: 5,419 - Unknown livebaseballscorecards.com					
Don Hoak, R OBP: 0.247, SLG: 0.270 Tony Gonzalez, L OBP: 0.397, SLG: 0.381	K		1B		1B			K		1	0	0	0	0	1	0						
Don Demeter, R OBP: 0.364, SLG: 0.504	BB		6-3		F8			P6		3	0	0	0	1	0	2						
Roy Sievers, R OBP: 0.284, SLG: 0.368	K				5-3			L8		4	0	1	0	0	1	1						
Jim Lemon, R OBP: 0.182, SLG: 0.195		K			P4			F8		4	0	0	0	0	2	1						
Earl Averill, R OBP: 0.323, SLG: 0.269 Clay Dalrymple, L OBP: 0.316, SLG: 0.343	K				BB			F5		2	0	0	0	1	1	1						
Johnny Callison, L OBP: 0.300, SLG: 0.357	F7				F9			3-1		4	0	0	0	0	0	2						
Bobby Wine, R OBP: 0.303, SLG: 0.372					SH1-3			1-3		3	1	2	0	0	0	0						
Art Mahaffey, R OBP: 0.111, SLG: 0.111 Johnny Klippstein, R OBP: 0.184, SLG: 0.114 Cookie Rojas, R OBP: 0.184, SLG: 0.114 Jack Baldschun, R OBP: 0.184, SLG: 0.114	G6-3				SH1-3			6-3		1	0	0	0	0	0	1						
Inning Stats	R: 0 E: 0 K: 2 S: 11	H: 0 LOB: 1 BB: 1 P: 16	R: 0 E: 0 K: 2 S: 10	H: 0 LOB: 0 BB: 0 P: 17	R: 1 E: 0 K: 0 S: 15	H: 3 LOB: 1 BB: 0 P: 23	R: 0 E: 0 K: 0 S: 7	H: 0 LOB: 1 BB: 1 P: 14	R: 1 E: 0 K: 0 S: 8	H: 2 LOB: 1 BB: 0 P: 11	R: 0 E: 0 K: 0 S: 5	H: 1 LOB: 1 BB: 0 P: 5	R: 0 E: 0 K: 1 S: 4	H: 0 LOB: 0 BB: 0 P: 6	R: 0 E: 0 K: 1 S: 9	H: 0 LOB: 0 BB: 0 P: 13		R: 0 E: 0 K: 1 S: 9	H: 0 LOB: 0 BB: 0 P: 12	1B: 5 2B: 0 3B: 1 HR: 0	SF: 0 SAC: 1 DP: 1 HBP: 0	WP: 0 PB: 0 SB: 1 CS: 0
PITCHER Joe Nuxhall, L ERA: 2.14	IP: 9.0 WLS: W BF: 34 H: 6 R: 2 ER: 2 SO: 6 BB: 2 IBB: 0 HBP: 0 BLK: 0 WP: 0 HR: 0 S: 78 P: 117 ERA: 2.00 WHIP: 0.889															PITCHER	IP: 9.0 WLS: W BF: 34 H: 6 R: 2 ER: 2 SO: 6 BB: 2 IBB: 0 HBP: 0 BLK: 0 WP: 0 HR: 0 S: 78 P: 117 ERA: 2.00 WHIP: 0.889					

Batter	1	2	3	4	5	6	7	8	9	AB	R	H	RBI	BB	SO	LOB	BOTTOM			
Pete Rose, S OBP: 0.362, SLG: 0.370	1-3		1B					6-3		4	1	2	0	0	0	1	Philadelphia Phillies @ Cincinnati Reds Crosley Field, Cincinnati, OH Sat May 25 1963, 3:33 AM EDT Att: 5,419 - Unknown livebaseballscorecards.com			
Bob Skinner, L OBP: 0.347, SLG: 0.388	3-1		1B		1B					4	0	1	0	1	1	3				
Vada Pinson, L OBP: 0.302, SLG: 0.392	E		FC4-6		3-1			L3		5	1	1	1	0	0	6				
Frank Robinson, R OBP: 0.376, SLG: 0.431	E5		P3					2B		2	2	0	0	1	0	1				
Gordy Coleman, L OBP: 0.248, SLG: 0.380	F8		F8		F5			1B		4	0	1	0	0	0	3				
Daryl Spencer, R OBP: 0.474, SLG: 0.485			5-3		1B					4	1	4	2	0	0	0				
Johnny Edwards, L OBP: 0.364, SLG: 0.411	5-3		1B		1B			1-3		4	0	1	0	0	0	4				
Leo Cardenas, R OBP: 0.275, SLG: 0.416	F5				1B			6-3		4	0	2	1	0	0	1				
Joe Nuxhall, L OBP: 0.105, SLG: 0.105	F7				K			SH1-4		3	0	0	0	0	2	3				
Inning Stats	R: 1 E: 1 K: 0 S: 11	H: 1 LOB: 1 BB: 0 P: 19	R: 0 E: 0 K: 0 S: 12	H: 1 LOB: 0 BB: 0 P: 19	R: 1 E: 0 K: 0 S: 14	H: 2 LOB: 1 BB: 0 P: 21	R: 1 E: 0 K: 2 S: 14	H: 4 LOB: 3 BB: 0 P: 16	R: 1 E: 0 K: 0 S: 9	H: 1 LOB: 0 BB: 1 P: 15	R: 0 E: 0 K: 1 S: 5	H: 0 LOB: 0 BB: 0 P: 9	R: 1 E: 0 K: 0 S: 8	H: 2 LOB: 2 BB: 0 P: 13	R: 0 E: 0 K: 0 S: 13	H: 1 LOB: 2 BB: 1 P: 23		1B: 11 2B: 1 3B: 0 HR: 0	SF: 0 SAC: 1 DP: 1 HBP: 2	WP: 0 PB: 0 SB: 3 CS: 1
PITCHER Art Mahaffey, R ERA: 4.47 Johnny Klippstein, R ERA: 1.55 Jack Baldschun, R ERA: 3.41	IP: 3.0 WLS: L BF: 17 H: 7 R: 3 ER: 3 SO: 3 BB: 0 IBB: 0 HBP: 0 BLK: 0 WP: 0 HR: 0 S: 43 P: 65 ERA: 6.00 WHIP: 2.333															PITCHER	IP: 3.0 WLS: L BF: 17 H: 7 R: 3 ER: 3 SO: 3 BB: 0 IBB: 0 HBP: 0 BLK: 0 WP: 0 HR: 0 S: 43 P: 65 ERA: 6.00 WHIP: 2.333			

Batter	1	2	3	4	5	6	7	8	9	AB	R	H	RBI	BB	SO	LOB	TOP					
Tony Taylor, R OBP: 0.370, SLG: 0.408 (1,4)	1-0 5-3		3-2 1B 1B		0-0 SF9			0-0 5-3		3	1	1	1	0	0	0	Philadelphia Phillies @ Cincinnati Reds Crosley Field, Cincinnati, OH Sun May 26 1963, 3:38 AM EDT Att: 14,417 - Unknown AB 30 R 3 H 8 RBI 3 BB 1 SO 1 LOB 4 					
Johnny Callison, L OBP: 0.308, SLG: 0.358 (1,9)	0-0 F8		0-2 1B 1B		2-3 K			2-2 4-3		4	0	1	1	0	1	1						
Tony Gonzalez, L OBP: 0.400, SLG: 0.396 (1,8)	3-2 4-3		3-H 2-H 1B		0-0 G4-6-3 1B			0-0 4-3		4	0	2	1	0	0	0						
Wes Covington, L OBP: 0.409, SLG: 0.643 Ruben Amaro, R OBP: 0.231, SLG: 0.130 (6,5)		0-1 3-1		3-1 F9		0-0 G4-6-3 1-2		0-0 F9		3	0	0	0	0	0	1						
Don Demeter, R OBP: 0.363, SLG: 0.493 (6,7)		0-0 CS 1B		0-0 F7		4-0 BB		0-0 L5		3	0	1	0	1	0	0						
Frank Torre, L OBP: 0.235, SLG: 0.103 (1,3)		0-2 F8		0-0 P4		0-0 L9		1-2 4-3		4	0	0	0	0	0	2						
Clay Dalrymple, L OBP: 0.322, SLG: 0.349 (1,2)		0-0 CS 1-2	0-0 F8		0-0 1B SF9 1B		0-0 P6			3	1	1	0	0	0	0						
Bobby Wine, R OBP: 0.302, SLG: 0.361 (1,6)			0-0 P4		1-2 SH2-3 1B		0-0 4-3			3	0	1	0	0	0	0						
Ray Culp, R OBP: 0.300, SLG: 0.222 (1,1)			1-1 1B 1B		0-0 SH2-3 1-2		0-0 P5			2	1	1	0	0	0	0						
Inning Stats	R: 0 E: 0 K: 0 S: 5	H: 0 LOB: 0 BB: 0 P: 9	R: 0 E: 0 K: 0 S: 10	H: 1 LOB: 0 BB: 0 P: 10	R: 2 E: 0 K: 0 S: 12	H: 4 LOB: 2 BB: 0 P: 16	R: 0 E: 0 K: 0 S: 4	H: 0 LOB: 0 BB: 0 P: 7	R: 1 E: 0 K: 1 S: 9	H: 2 LOB: 1 BB: 0 P: 12	R: 0 E: 0 K: 0 S: 3	H: 0 LOB: 0 BB: 0 P: 3	R: 0 E: 0 K: 0 S: 5	H: 0 LOB: 0 BB: 0 P: 7	R: 0 E: 0 K: 0 S: 6	H: 0 LOB: 0 BB: 0 P: 7	1B: 8 2B: 0 3B: 0 HR: 0	SF: 1 SAC: 1 DP: 1 HBP: 0	WP: 0 PB: 0 SB: 0 CS: 1	PA: 34		
PITCHER	IP WLS BF H R ER SO BB IBB HBP BLK WP HR S P ERA WHIP	IP WLS BF H R ER SO BB IBB HBP BLK WP HR S P ERA WHIP	IP WLS BF H R ER SO BB IBB HBP BLK WP HR S P ERA WHIP	IP WLS BF H R ER SO BB IBB HBP BLK WP HR S P ERA WHIP	IP WLS BF H R ER SO BB IBB HBP BLK WP HR S P ERA WHIP	IP WLS BF H R ER SO BB IBB HBP BLK WP HR S P ERA WHIP	IP WLS BF H R ER SO BB IBB HBP BLK WP HR S P ERA WHIP	IP WLS BF H R ER SO BB IBB HBP BLK WP HR S P ERA WHIP	IP WLS BF H R ER SO BB IBB HBP BLK WP HR S P ERA WHIP	IP WLS BF H R ER SO BB IBB HBP BLK WP HR S P ERA WHIP	IP WLS BF H R ER SO BB IBB HBP BLK WP HR S P ERA WHIP	IP WLS BF H R ER SO BB IBB HBP BLK WP HR S P ERA WHIP	IP WLS BF H R ER SO BB IBB HBP BLK WP HR S P ERA WHIP	IP WLS BF H R ER SO BB IBB HBP BLK WP HR S P ERA WHIP	IP WLS BF H R ER SO BB IBB HBP BLK WP HR S P ERA WHIP	IP WLS BF H R ER SO BB IBB HBP BLK WP HR S P ERA WHIP	IP WLS BF H R ER SO BB IBB HBP BLK WP HR S P ERA WHIP	IP WLS BF H R ER SO BB IBB HBP BLK WP HR S P ERA WHIP	IP WLS BF H R ER SO BB IBB HBP BLK WP HR S P ERA WHIP	IP WLS BF H R ER SO BB IBB HBP BLK WP HR S P ERA WHIP	IP WLS BF H R ER SO BB IBB HBP BLK WP HR S P ERA WHIP	IP WLS BF H R ER SO BB IBB HBP BLK WP HR S P ERA WHIP
Joey Jay, R ERA: 4.05 (1,1)	8.0 L	30 3	8 0	3 0	3 0	1 0	1 0	0 0	0 0	0 0	0 0	0 0	0 0	0 0	0 0	0 0	3.38 1.125	0.00 0.000				
Al Worthington, R ERA: 2.73 (9,1)	1.0 3	0 0	0 0	0 0	0 0	0 0	0 0	0 0	0 0	6 7	0 0	0 0	0 0	0 0	0 0	0 0	0.00 0.000	0.000 0.000				

Batter	1	2	3	4	5	6	7	8	9	AB	R	H	RBI	BB	SO	LOB	BOTTOM					
Pete Rose, S OBP: 0.360, SLG: 0.362 (1,4)	1-3 K		0-3 K		3-3 K			2-3 K		4	0	0	0	0	4	2	Philadelphia Phillies @ Cincinnati Reds Crosley Field, Cincinnati, OH Sun May 26 1963, 3:38 AM EDT Att: 14,417 - Unknown AB 30 R 0 H 3 RBI 0 BB 3 SO 12 LOB 13 					
Bob Stinner, L OBP: 0.333, SLG: 0.370 (1,7)	0-2 4-3		0-3 K		3-3 K			3-2 F5		4	0	0	0	0	2	1						
Vada Pinson, L OBP: 0.311, SLG: 0.390 (1,8)	1-3 K			4-1 BB		0-1 F8		1-2 F7		3	0	0	0	1	1	1						
Frank Robinson, R OBP: 0.364, SLG: 0.428 (1,9)		3-2 L8		0-0 F7		3-2 F7		2-3 K		4	0	0	0	0	1	1						
Gordy Coleman, L OBP: 0.247, SLG: 0.373 (1,3)		1-1 FC6-4 1B		3-3 K		0-0 B3		0-3 K		4	0	1	0	0	2	1						
Daryl Spencer, R OBP: 0.435, SLG: 0.410 (1,5)		0-0 FC6-4 1-2		0-0 6-3 1-2		4-1 FC5-4 BB		0-0 5-3		3	0	0	0	1	0	2						
Johnny Edwards, L OBP: 0.361, SLG: 0.408 (1,2)		4-0 FC6-4 BB		3-3 K		0-0 F9				2	0	0	0	1	1	1						
Leo Cardenas, R OBP: 0.276, SLG: 0.411 (1,6)		0-0 FC6-4 1-2		0-0 1B		1-2 FC5-4 1-2				3	0	1	0	0	0	3						
Joey Jay, S OBP: 0.143, SLG: 0.143 (8, PH) Jesse Gonder, L OBP: 0.400, SLG: 0.857 (6, PR) Tommy Harper, R OBP: 0.343, SLG: 0.224 (6, PR) Al Worthington, R ERA: 2.7 (9,1)			0-0 6-3		0-3 K		1-0 1B			2	0	0	0	0	1	1						
Inning Stats	R: 0 E: 0 K: 2 S: 10	H: 0 LOB: 0 BB: 0 P: 12	R: 0 E: 0 K: 0 S: 7	H: 1 LOB: 2 BB: 1 P: 15	R: 0 E: 0 K: 2 S: 7	H: 0 LOB: 0 BB: 0 P: 7	R: 0 E: 0 K: 1 S: 6	H: 0 LOB: 1 BB: 1 P: 13	R: 0 E: 0 K: 3 S: 11	H: 1 LOB: 1 BB: 0 P: 17	R: 0 E: 0 K: 1 S: 8	H: 0 LOB: 0 BB: 0 P: 14	R: 0 E: 0 K: 0 S: 7	H: 0 LOB: 1 BB: 1 P: 12	R: 0 E: 0 K: 1 S: 13	H: 1 LOB: 0 BB: 0 P: 20	R: 0 E: 0 K: 2 S: 7	H: 0 LOB: 0 BB: 0 P: 9	1B: 3 2B: 0 3B: 0 HR: 0	SF: 0 SAC: 0 DP: 0 HBP: 0	WP: 0 PB: 0 SB: 1 CS: 0	PA: 33
PITCHER	IP WLS BF H R ER SO BB IBB HBP BLK WP HR S P ERA WHIP	IP WLS BF H R ER SO BB IBB HBP BLK WP HR S P ERA WHIP	IP WLS BF H R ER SO BB IBB HBP BLK WP HR S P ERA WHIP	IP WLS BF H R ER SO BB IBB HBP BLK WP HR S P ERA WHIP	IP WLS BF H R ER SO BB IBB HBP BLK WP HR S P ERA WHIP	IP WLS BF H R ER SO BB IBB HBP BLK WP HR S P ERA WHIP	IP WLS BF H R ER SO BB IBB HBP BLK WP HR S P ERA WHIP	IP WLS BF H R ER SO BB IBB HBP BLK WP HR S P ERA WHIP	IP WLS BF H R ER SO BB IBB HBP BLK WP HR S P ERA WHIP	IP WLS BF H R ER SO BB IBB HBP BLK WP HR S P ERA WHIP	IP WLS BF H R ER SO BB IBB HBP BLK WP HR S P ERA WHIP	IP WLS BF H R ER SO BB IBB HBP BLK WP HR S P ERA WHIP	IP WLS BF H R ER SO BB IBB HBP BLK WP HR S P ERA WHIP	IP WLS BF H R ER SO BB IBB HBP BLK WP HR S P ERA WHIP	IP WLS BF H R ER SO BB IBB HBP BLK WP HR S P ERA WHIP	IP WLS BF H R ER SO BB IBB HBP BLK WP HR S P ERA WHIP	IP WLS BF H R ER SO BB IBB HBP BLK WP HR S P ERA WHIP	IP WLS BF H R ER SO BB IBB HBP BLK WP HR S P ERA WHIP	IP WLS BF H R ER SO BB IBB HBP BLK WP HR S P ERA WHIP	IP WLS BF H R ER SO BB IBB HBP BLK WP HR S P ERA WHIP	IP WLS BF H R ER SO BB IBB HBP BLK WP HR S P ERA WHIP	IP WLS BF H R ER SO BB IBB HBP BLK WP HR S P ERA WHIP
Ray Culp, R ERA: 2.7 (1,1)	9.0 W	33 3	3 0	0 0	0 0	12 0	3 0	0 0	0 0	0 0	0 0	0 0	0 0	0 0	0 0	0 0	0.00 0.667	0.000 0.000				

Batter	1	2	3	4	5	6	7	8	9	AB	R	H	RBI	BB	SO	LOB	TOP
Harvey Kuenn, R OBP: 0.264, SLG: 0.260 (1, 7)	0-0 PB 2B		0-0 6-3			0-0 BB 2B 1B		4-0 BB 2B		3	2	2	0	1	0	0	San Francisco Giants @ Cincinnati Reds Crosley Field, Cincinnati, OH Tue May 28 1963, 7:05 PM EDT Att: 8,717 - Unknown
Cap Peterson, R OBP: 0.200, SLG: 0.200 Bobby Bolin, R (8, 1)	0-3 K			0-0 F3		0-3 K		0-0 F8		4	0	0	0	0	2	5	
Willie Mays, R OBP: 0.340, SLG: 0.414 (1, 8)	0-3 K 2-3			0-3 K		4-0 BB 2B		0-0 P6		3	1	0	0	1	2	3	
Orlando Cepeda, R OBP: 0.372, SLG: 0.552 (1, 3)	0-0 P3			0-0 6-3		0-0 BB 2B		0-0 BB 1B 2B		4	1	2	5	0	0	1	
Felipe Alou, R OBP: 0.347, SLG: 0.557 (1, 9)		0-0 F3			0-0 F2	0-3 K		0-0 FC5-4 1B		4	0	1	1	0	1	1	
Jim Davenport, R OBP: 0.299, SLG: 0.373 (1, 5)		0-0 6-3			0-0 6-3		0-3 K	0-0 FC5-4		4	0	0	0	0	1	1	
Ed Bailey, L OBP: 0.404, SLG: 0.704 (1, 2)		0-0 F8			0-3 K		0-0 F9	4-0 BB G6-3		3	0	0	0	1	1	0	
Jose Pagan, R OBP: 0.253, SLG: 0.258 Matty Alou, L OBP: 0.143, SLG: 0.143 (9, PH)			0-0 1-3			0-0 BB 2B 1B	0-3 K	0-0 G6-3		3	1	1	0	0	1	0	
Jack Fisher, R OBP: 0.300, SLG: 0.294 Jim Duffalo, R (4, 1)			0-0 6-3			0-0 F7		4-0 BB 2B BB		1	0	0	0	0	0	0	
Al Stanek, L Joey Amalfitano, R OBP: 0.270, SLG: 0.239 (8, PH)								0-0 F4		1	0	0	0	0	0	0	
Inning Stats	R: 0 E: 0 K: 2 S: 8	H: 1 LOB: 1 BB: 0 P: 8	R: 0 E: 0 K: 0 S: 3	H: 0 LOB: 0 BB: 0 P: 3	R: 0 E: 0 K: 0 S: 3	H: 0 LOB: 0 BB: 0 P: 3	R: 0 E: 0 K: 1 S: 5	H: 0 LOB: 0 BB: 0 P: 5	R: 0 E: 0 K: 2 S: 10	H: 0 LOB: 0 BB: 0 P: 7	R: 3 E: 0 K: 0 S: 5	H: 2 LOB: 1 BB: 2 P: 13	R: 0 E: 0 K: 0 S: 2	H: 0 LOB: 0 BB: 1 P: 6	1B: 3 2B: 3 3B: 0 HR: 0	SF: 0 SAC: 0 DP: 1 HBP: 0	WP: 0 PA: 36 PB: 1 SB: 0 CS: 0
PITCHER	IP WLS BF H R ER SO BB IBB HBP BLK WP HR S P ERA WHIP	8.0 W 33 6 6 6 8 3 0 0 0 0 0 46 58 6.75 1.125	1.0 S 3 0 0 0 0 1 0 0 0 0 0 2 6 0.00 1.000	PITCHER										IP WLS BF H R ER SO BB IBB HBP BLK WP HR S P ERA WHIP			
Jim O'Toole, L ERA: 2.51 Dom Zanni, R ERA: 10.8																	



Batter	1	2	3	4	5	6	7	8	9	AB	R	H	RBI	BB	SO	LOB	BOTTOM		
Pete Rose, S OBP: 0.361, SLG: 0.359 (1, 4)	0-0 4-3	0-0 5-3		0-0 E S 1B		4-0 S BB		0-0 F8		4	2	1	0	1	0	1	San Francisco Giants @ Cincinnati Reds Crosley Field, Cincinnati, OH Tue May 28 1963, 7:05 PM EDT Att: 8,717 - Unknown		
Bob Stinner, L OBP: 0.335, SLG: 0.366 (1, 7)	4-0 E BB 1B	0-0 1B 2B 1B		0-3 K		0-3 K		0-3 K		4	2	1	0	1	3	2			
Vada Pinson, L OBP: 0.324, SLG: 0.408 (1, 8)	0-0 BB FC3-2 1B	0-0 2B E 1B		0-3 K		0-0 S HR 1B		0-0 2B		5	2	4	1	0	1	1			
Frank Robinson, R OBP: 0.371, SLG: 0.456 (1, 9)	0-0 E3 FC3-2 BB 3B	0-0 E2 1-H 3-H 2B		4-0 1B IBB		0-0 S HR		0-0 F5		4	2	2	3	1	0	3			
Daryl Spencer, R OBP: 0.431, SLG: 0.395 (1, 5)	4-0 FC3-2 3B BB	0-0 6-3		0-0 S 1B		0-0 5-3		0-0 F8		4	1	1	2	1	0	2			
Johnny Edwards, L OBP: 0.351, SLG: 0.396 (1, 2)	0-0 FC3-2 3B		0-0 P6	0-0 4-3		0-3 K				4	1	0	0	0	1	5			
Marty Keough, L OBP: 0.262, SLG: 0.297 (1, 3)	0-0 1-H 2-H 3-H 3B		0-0 6-3 1B		0-3 K		0-0 SH2-4 1B			4	0	3	3	0	1	0			
Leo Cardenas, R OBP: 0.270, SLG: 0.401 (1, 6)	0-0 5-3		0-0 6-3		0-0 F8		0-3 K			4	0	0	0	0	1	3			
Jim O'Toole, S OBP: 0.107, SLG: 0.107 Dom Zanni, R (9, 1)		0-0 5-3	0-0 3-1		0-3 K		0-0 SH2-4			3	0	0	0	0	1	1			
Inning Stats	R: 4 E: 1 K: 0 S: 6	H: 2 LOB: 1 BB: 2 P: 14	R: 2 E: 1 K: 0 S: 6	H: 3 LOB: 1 BB: 0 P: 6	R: 0 E: 0 K: 0 S: 4	H: 1 LOB: 0 BB: 0 P: 4	R: 1 E: 0 K: 2 S: 9	H: 2 LOB: 2 BB: 1 P: 13	R: 0 E: 0 K: 2 S: 7	H: 0 LOB: 0 BB: 0 P: 7	R: 3 E: 0 K: 2 S: 9	H: 2 LOB: 1 BB: 1 P: 13	R: 0 E: 0 K: 1 S: 6	H: 1 LOB: 1 BB: 0 P: 6	R: 0 E: 0 K: 1 S: 6	H: 1 LOB: 1 BB: 0 P: 6		1B: 8 2B: 2 3B: 1 HR: 1	SF: 0 SAC: 1 DP: 0 HBP: 0
PITCHER	IP WLS BF H R ER SO BB IBB HBP BLK WP HR S P ERA WHIP	3.2 L 10 2 3 3 4 1 0 0 0 0 1 17 21 11.57 1.286	2.1 10 4 1 0 0 1 0 0 0 0 0 0 6 6 0.00 1.000	1.0 4 1 0 0 1 0 0 0 0 0 0 0 6 6 0.00 1.000	PITCHER										IP WLS BF H R ER SO BB IBB HBP BLK WP HR S P ERA WHIP				
Jack Fisher, R ERA: 3.77 Jim Duffalo, R ERA: 2.19 Al Stanek, L ERA: 4.5 Bobby Bolin, R ERA: 2.84																			



Batter	1	2	3	4	5	6	7	8	9	AB	R	H	RBI	BB	SO	LOB	TOP		
Jim Davenport, R (1, 5) OBP: 0.292, SLG: 0.363										4	1	0	0	0	1	0	San Francisco Giants @ Cincinnati Reds Crosley Field, Cincinnati, OH Wed May 29 1963, 7:05 PM EDT Att: 13,964 - Unknown		
Willie Mays, R (1, 8) OBP: 0.333, SLG: 0.405									4	0	0	0	0	0	3	1			
Willie McCovey, L (1, 7) OBP: 0.361, SLG: 0.517									3	1	0	0	1	1	1	1			
Orlando Cepeda, R (1, 3) OBP: 0.380, SLG: 0.557									4	2	3	1	0	0	0	0			
Ed Bailey, L (1, 2) OBP: 0.408, SLG: 0.729									4	1	2	3	0	1	1	1			
Felipe Alou, R (1, 9) OBP: 0.345, SLG: 0.550									4	0	1	1	0	0	0	0			
Joey Amalfitano, R (1, 4) OBP: 0.260, SLG: 0.228									4	0	0	0	0	0	1	2			
Jose Pagan, R (1, 6) OBP: 0.247, SLG: 0.252									4	0	0	0	0	0	2	0			
Juan Marichal, R (1, 1) OBP: 0.207, SLG: 0.214										3	0	0	0	0	1	0			
Billy Pierce, L (8, 1)										0	0	0	0	0	0	0			
Inning Stats	R: 0 E: 0 K: 3 S: 9	H: 0 LOB: 0 BB: 0 P: 9	R: 0 E: 0 K: 0 S: 3	H: 0 LOB: 0 BB: 0 P: 3	R: 0 E: 0 K: 0 S: 3	H: 0 LOB: 0 BB: 0 P: 3	R: 2 E: 1 K: 0 S: 7	H: 3 LOB: 2 BB: 0 P: 8	R: 0 E: 0 K: 2 S: 7	H: 0 LOB: 0 BB: 0 P: 7	R: 3 E: 0 K: 0 S: 9	H: 2 LOB: 0 BB: 1 P: 13	R: 0 E: 0 K: 0 S: 3	H: 0 LOB: 1 BB: 0 P: 8	R: 0 E: 0 K: 1 S: 5	H: 0 LOB: 0 BB: 0 P: 5	1B: 5 2B: 0 3B: 0 HR: 1	SF: 0 SAC: 0 DP: 0 HBP: 0	WP: 0 PA: 35 PB: 1 CS: 0
PITCHER	IP WLS BF H R ER SO BB IBB HBP BLK WP HR S P ERA WHIP																		
Bob Purkey, R (1, 1) ERA: 3.25	3.2 L 13 1 2 0 3 0 0 0 0 0 0 0 19 19 0.00 0.273																		
John Tsitouris, R (4, 1) ERA: 6.65	3.1 15 4 3 3 4 1 0 0 0 0 0 1 22 27 8.10 1.500																		
Al Worthington, R (8, 1) ERA: 2.53	2.0 7 1 0 0 3 0 0 0 0 0 0 0 13 13 0.00 0.500																		

Batter	1	2	3	4	5	6	7	8	9	AB	R	H	RBI	BB	SO	LOB	BOTTOM				
Pete Rose, S (1, 4) OBP: 0.358, SLG: 0.356										4	0	1	0	0	1	2	San Francisco Giants @ Cincinnati Reds Crosley Field, Cincinnati, OH Wed May 29 1963, 7:05 PM EDT Att: 13,964 - Unknown				
Ken Walters, R (9, FH) OBP: 0.259, SLG: 0.333										1	0	0	0	0	0	0					
Bob Skinner, L (1, 7) OBP: 0.333, SLG: 0.363										4	0	1	1	0	2	1					
Tommy Harper, R (9, FH) OBP: 0.338, SLG: 0.220										1	0	0	0	0	0	0					
Vada Pinson, L (1, 8) OBP: 0.326, SLG: 0.414										5	1	2	0	0	0	3					
Frank Robinson, R (1, 9) OBP: 0.379, SLG: 0.457									2	1	1	1	2	0	1	1					
Daryl Spencer, R (1, 5) OBP: 0.418, SLG: 0.383									4	0	1	0	0	1	3	3					
Marty Keough, L (1, 3) OBP: 0.283, SLG: 0.415									4	1	2	2	0	1	2	2					
Johnny Edwards, L (1, 2) OBP: 0.342, SLG: 0.384									4	0	0	0	0	1	2	2					
Leo Cardenas, R (1, 6) OBP: 0.269, SLG: 0.398									4	1	1	0	0	1	2	2					
Bob Purkey, R (1, 1) OBP: 0.364, SLG: 0.125										1	0	0	0	0	0	1	San Francisco Giants @ Cincinnati Reds Crosley Field, Cincinnati, OH Wed May 29 1963, 7:05 PM EDT Att: 13,964 - Unknown				
John Tsitouris, R (4, 1)										1	0	0	0	0	1	0					
Gordy Coleman, L (7, PH) OBP: 0.252, SLG: 0.378										1	0	1	0	0	0	0					
Al Worthington, R (8, 1)										0	0	0	0	0	0	0					
Don Pavletich, R (9, PH) OBP: 0.286, SLG: 0.222										1	0	0	0	0	1	0					
Inning Stats	R: 1 E: 0 K: 1 S: 7	H: 3 LOB: 1 BB: 0 P: 7	R: 0 E: 0 K: 1 S: 6	H: 1 LOB: 1 BB: 0 P: 6	R: 0 E: 0 K: 0 S: 4	H: 1 LOB: 1 BB: 0 P: 4	R: 0 E: 0 K: 1 S: 6	H: 1 LOB: 0 BB: 0 P: 6	R: 0 E: 0 K: 2 S: 7	H: 0 LOB: 0 BB: 0 P: 7	R: 0 E: 0 K: 1 S: 5	H: 0 LOB: 1 BB: 1 P: 9	R: 1 E: 0 K: 1 S: 8	H: 3 LOB: 2 BB: 0 P: 8	R: 2 E: 0 K: 1 S: 6	H: 1 LOB: 0 BB: 1 P: 10	R: 0 E: 1 K: 1 S: 6	H: 0 LOB: 1 BB: 0 P: 6	1B: 7 2B: 2 3B: 0 HR: 1	SF: 0 SAC: 0 DP: 0 HBP: 0	WP: 0 PA: 39 PB: 2 CS: 1
PITCHER	IP WLS BF H R ER SO BB IBB HBP BLK WP HR S P ERA WHIP																				
Juan Marichal, R (1, 1) ERA: 2.95	7.1 W 33 10 4 4 8 2 0 0 0 0 0 0 47 55 4.91 1.636																				
Billy Pierce, L (8, 1) ERA: 3.13	1.2 S 6 0 0 0 1 0 0 0 0 0 0 0 8 8 0.00 0.000																				

Batter	1	2	3	4	5	6	7	8	9	AB	R	H	RBI	BB	SO	LOB	TOP							
Cap Peterson, R (1,4) Harvey Kuenn, R (9,7) OBP: 0.300, SLG: 0.500 OBP: 0.264, SLG: 0.260	0-0 F8 1B SF9 1B	0-3 K	0-3 K	0-0 K	0-0 HR	0-0 2B 1-H 2-H		0-3 K		5 0	2 0	3 0	1 0	1 0	0 0	2 0	4 0							
Willie McCovey, L (1,7) Ernie Bowman, R (9,4) OBP: 0.376, SLG: 0.506 OBP: 0.250, SLG: 0.375	0-0 1-2 1B		0-3 K		0-3 K		0-0 E1		0-0 G3	5 0	0 0	1 0	1 0	0 0	2 0	0 0								
Willie Mays, R (1,8) OBP: 0.325, SLG: 0.393	0-0 F8 2-3		0-0 P4		0-0 4-3		0-3 K		0-0 F9	5 0	0 0	0 0	0 0	0 0	1 1	3 0								
Orlando Cepeda, R (1,3) OBP: 0.381, SLG: 0.559	0-0 SF9		0-0 1B 2B		4-0 PO BB		0-0 F9		0-3 K	3 1	1 1	1 1	1 1	1 1	1 1									
Felipe Alou, R (1,9) OBP: 0.348, SLG: 0.565	0-0 P6		0-0 1B		0-0 PO HR		0-3 K			4 1	2 2	0 0	1 1	2 2										
Jim Davenport, R (1,5) OBP: 0.302, SLG: 0.371		0-0 2B	0-0 6-3		4-0 1B BB			4-0 1B BB		2 1	1 1	0 0	2 0	0 1										
Ed Bailey, L (1,2) OBP: 0.392, SLG: 0.697		0-3 K		0-3 K		0-0 F7		0-0 P4		4 0	0 0	0 0	0 2	3 3										
Jose Pagan, R (1,6) OBP: 0.253, SLG: 0.253		4-0 BB		0-3 K		0-0 1B 2B 1B		0-0 F9		3 0	1 1	0 1	1 1	1 1										
Billy O'Dell, S (1,1) Bobby Bolin, R (7,1) OBP: 0.138, SLG: 0.138 OBP: 0.500, SLG: 0.250		0-3 K		0-3 K		0-0 1B 2B 1B		0-0 1-2 3-H		3 1	0 1	1 0	1 0	0 0	2 0	2 0								
Inning Stats	R: 1 E: 0 K: 0 S: 5	H: 2 LOB: 1 BB: 0 P: 5	R: 0 E: 0 K: 3 S: 10	H: 1 LOB: 2 BB: 1 P: 14	R: 1 E: 0 K: 1 S: 7	H: 2 LOB: 1 BB: 0 P: 7	R: 0 E: 0 K: 3 S: 9	H: 0 LOB: 0 BB: 0 P: 9	R: 1 E: 0 K: 1 S: 5	H: 1 LOB: 0 BB: 1 P: 9	R: 2 E: 0 K: 0 S: 5	H: 4 LOB: 2 BB: 1 P: 9	R: 0 E: 1 K: 2 S: 8	H: 0 LOB: 1 BB: 0 P: 8	R: 0 E: 0 K: 1 S: 6	H: 1 LOB: 2 BB: 1 P: 10	R: 0 E: 0 K: 1 S: 5	H: 0 LOB: 0 BB: 0 P: 5	1B: 6 2B: 3 3B: 0 HR: 2	SF: 1 SAC: 0 DP: 0 HBP: 0	WP: 0 PB: 0 SB: 0 CS: 0	PA: 41		
PITCHER	IP WLS BF H R ER SO BB IBB HBP BLK WP HR S P ERA WHIP	Joe Nuxhall, L (1,1) ERA: 2.61	6.0 L 28 10 5 5 8 3 0 0 0 0 2 41 53 7.50 2.167	Jim Owens, R (7,1) ERA: 9.22	2.0 9 1 0 0 3 1 0 0 0 0 0 14 18 0.00 1.000	Dom Zanni, R (9,1) ERA: 9.64	1.0 3 0 0 0 1 0 0 0 0 0 5 5 0.00 0.000	PITCHER	IP WLS BF H R ER SO BB IBB HBP BLK WP HR S P ERA WHIP															

San Francisco Giants @ Cincinnati Reds
Crosley Field, Cincinnati, OH
Thu May 30 1963, 7:05 PM EDT
Att: 11,206 - Unknown

AB 35
R 5
H 11
RBI 5
BB 4
SO 12
LOB 17

GIANTS

Batter	1	2	3	4	5	6	7	8	9	AB	R	H	RBI	BB	SO	LOB	BOTTOM					
Pete Rose, S (1,4) OBP: 0.348, SLG: 0.343	0-0 5-3		0-0 F9		0-0 4-3	0-0 6-3		0-3 K		5 0	0 0	0 0	0 1	3 3								
Tommy Harper, R (1,9) Bob Skinner, L (8,PH) OBP: 0.333, SLG: 0.238 OBP: 0.331, SLG: 0.361	0-3 K		0-3 K		0-0 F9		0-3 4-3 1B 2B	0-3 K		4 1	1 0	1 0	0 0	2 1	0 0	2 1						
Vada Pinson, L (1,8) OBP: 0.323, SLG: 0.413	0-0 2B		0-0 6-3		0-0 F8	0-0 4-3		0-0 F8		5 0	1 1	0 0	0 0	0 1								
Frank Robinson, R (1,7) OBP: 0.385, SLG: 0.451	4-0 IBB			4-0 CS BB	0-0 1-3	1-0 S 1B HBP		0-0 F2		2 1	0 0	0 2	0 0	0 0								
Daryl Spencer, R (1,5) OBP: 0.433, SLG: 0.380	0-0 F9			4-0 2B FC5-2 BB	4-0 1B BB	4-0 1B BB	0-0 1B	0-0 F8		3 1	1 1	2 2	2 0	2 2								
Marty Keough, L (1,3) OBP: 0.307, SLG: 0.432		0-0 4-3		0-0 FC5-2 2B	4-0 1B BB	4-0 1B BB	0-0 P6			3 1	1 1	0 1	0 1	1 1								
Don Pavletich, R (1,2) Jesse Conder, L (7,PH) OBP: 0.333, SLG: 0.286 OBP: 0.438, SLG: 0.867		0-0 FC6-4 1B		0-0 FC5-2 2B	0-0 E 1B	0-0 1B	0-0 1B	0-0 1B		3 0	2 1	1 0	0 0	0 0	2 0							
Leo Cardenas, R (1,6) OBP: 0.269, SLG: 0.394		0-0 FC6-4		0-0 F9	0-0 E 1B	0-0 K				4 0	1 1	1 0	1 1	5 5								
Joe Nuxhall, L (1,1) Ken Walters, R (6,PH) Jim Owens, R (7,1) Gordy Coleman, L (8,PH) Dom Zanni, R (9,1) OBP: 0.095, SLG: 0.095 OBP: 0.250, SLG: 0.321 OBP: 0.250, SLG: 0.375		0-0 4-3		0-0 L6	0-0 E4		0-0 F8			2 0	0 0	0 0	0 0	0 0	0 2							
Inning Stats	R: 0 E: 0 K: 1 S: 6	H: 1 LOB: 2 BB: 1 P: 10	R: 0 E: 0 K: 0 S: 4	H: 1 LOB: 0 BB: 0 P: 4	R: 0 E: 0 K: 1 S: 5	H: 0 LOB: 0 BB: 0 P: 5	R: 0 E: 0 K: 0 S: 3	H: 1 LOB: 2 BB: 2 P: 11	R: 0 E: 0 K: 0 S: 3	H: 0 LOB: 0 BB: 0 P: 3	R: 2 E: 1 K: 0 S: 6	H: 2 LOB: 3 BB: 2 P: 14	R: 2 E: 0 K: 1 S: 8	H: 3 LOB: 2 BB: 0 P: 9	R: 0 E: 0 K: 2 S: 7	H: 0 LOB: 0 BB: 0 P: 7	R: 0 E: 0 K: 0 S: 3	H: 0 LOB: 0 BB: 0 P: 3	1B: 5 2B: 3 3B: 0 HR: 0	SF: 0 SAC: 0 DP: 0 HBP: 1	WP: 0 PB: 0 SB: 1 CS: 1	PA: 41
PITCHER	IP WLS BF H R ER SO BB IBB HBP BLK WP HR S P ERA WHIP																					

San Francisco Giants @ Cincinnati Reds
Crosley Field, Cincinnati, OH
Thu May 30 1963, 7:05 PM EDT
Att: 11,206 - Unknown

AB 35
R 4
H 8
RBI 4
BB 5
SO 5
LOB 17

REDS

Batter	1	2	3	4	5	6	7	8	9	AB	R	H	RBI	BB	SO	LOB	TOP					
Willie Davis, L OBP: 0.265, SLG: 0.393	2-1 HR		2-2 G3		0-0 F8		2-1 6-3			4	1	1	1	0	0	1	Los Angeles Dodgers @ Cincinnati Reds Crosley Field, Cincinnati, OH Fri May 31 1963, 7:05 PM EDT Att: 14,171 - Unknown livebaseballscores.com					
Jim Gilliam, S OBP: 0.370, SLG: 0.438	1-0 1B		0-0 G3		1-1 4-3			1-1 L6		4	0	1	0	0	0	1						
Ron Fairly, L OBP: 0.376, SLG: 0.455	3-2 F6			1-3 K		1-3 K		2-2 3-1		4	0	0	0	0	2	1						
Tommy Davis, R OBP: 0.364, SLG: 0.442	0-0 E3			0-0 6-3		4-1 BB		1-0 L9		3	0	0	0	1	0	1						
Frank Howard, R OBP: 0.345, SLG: 0.510	2-1 5-3			1-2 F3		2-3 K			4-2 FC6-4 1B BB	3	0	0	0	1	1	2						
John Roseboro, L OBP: 0.313, SLG: 0.393		1-1 F7			1-2 2B SF8 1B		0-0 L9		2-2 FC6-4 1B	4	1	2	0	0	0	1						
Don Zimmer, R OBP: 0.357, SLG: 0.583	2-2 5-3			0-1 SF8 1B 2B			0-0 1B G1-6-3 1B		2-3 K	4	2	2	0	0	1	2						
Dick Tracewski, R OBP: 0.310, SLG: 0.244	0-0 6-3			0-0 SF8			0-0 G1-6-3 1B		1-2 FC6-4	3	0	1	1	0	0	2						
Bob Miller, R Pete Richert, L Wally Moon, S Ed Roebuck, R Dick Scott, R Lee Walls, R Ron Perranoski, L Bill Skowron, R			1-3 K		2-3 3-H 1B		1-1 G1-6-3 1B		3-2 F2	0	0	0	0	0	0	0						
Inning Stats	R: 1 E: 1 K: 0 S: 9	H: 2 LOB: 1 BB: 0 P: 17	R: 0 E: 0 K: 0 S: 6	H: 0 LOB: 0 BB: 0 P: 9	R: 0 E: 0 K: 1 S: 7	H: 0 LOB: 0 BB: 0 P: 10	R: 0 E: 0 K: 1 S: 7	H: 0 LOB: 0 BB: 0 P: 9	R: 2 E: 0 K: 0 S: 14	H: 3 LOB: 1 BB: 0 P: 19	R: 0 E: 0 K: 2 S: 9	H: 0 LOB: 1 BB: 1 P: 16	R: 1 E: 0 K: 0 S: 6	H: 2 LOB: 0 BB: 0 P: 9	R: 0 E: 0 K: 0 S: 6	H: 0 LOB: 0 BB: 0 P: 10		R: 0 E: 0 K: 1 S: 17	H: 1 LOB: 2 BB: 1 P: 29	1B: 6 2B: 1 3B: 0 HR: 1	SF: 1 SAC: 0 DP: 1 HBP: 0	WP: 0 PB: 0 SB: 1 CS: 0
PITCHER	IP WLS BF H R ER SO BB IBB HBP BLK WP HR S P ERA WHIP																					
Jim Maloney, R ERA: 2.82	(1, 1) 6.0 W 26 7 4 4 4 1 0 0 0 0 1 54 82 6.00 1.333																					
Al Worthington, R ERA: 2.22	(7, 1) 3.0 S 10 1 0 0 1 1 0 0 0 0 0 0 27 46 0.00 0.667																					

Batter	1	2	3	4	5	6	7	8	9	AB	R	H	RBI	BB	SO	LOB	BOTTOM			
Pete Rose, S OBP: 0.337, SLG: 0.333	1-0 5-3	3-2 SF8		3-2 L8		1-1 1-4-3		1-1 6-3		4	0	0	1	0	0	0	Los Angeles Dodgers @ Cincinnati Reds Crosley Field, Cincinnati, OH Fri May 31 1963, 7:05 PM EDT Att: 14,171 - Unknown livebaseballscores.com			
Bob Skinner, L OBP: 0.345, SLG: 0.377	3-2 2B	3-2 1B			4-1 CS BB	0-1 F7		1-0 1B 1B		4	0	3	1	1	0	0				
Vada Pinson, L OBP: 0.325, SLG: 0.429	2-1 4-3	0-0 F8			1-2 F9	2-2 HR		0-0 1B 1B		5	1	2	1	0	0	3				
Frank Robinson, R OBP: 0.391, SLG: 0.445	4-0 IBB		1-3 K		4-0 E 1B BB	4-2 BB		3-1 F9		2	1	0	0	3	1	2				
Daryl Spencer, R OBP: 0.415, SLG: 0.352	0-2 G3		0-0 F6		4-2 1B BB	3-2 6-3		0-2 F7		4	1	0	0	1	0	5				
Marty Keough, L OBP: 0.333, SLG: 0.457		4-2 1B BB	3-2 PB HBP		2-2 E4 1B		1-2 2B			2	2	1	0	1	0	2				
Don Pavletich, R OBP: 0.357, SLG: 0.292		4-0 SH1-4 1B SF8 BB	2-0 F4		2-1 1B 1B		1-3 K			3	1	1	2	1	1	2				
Leo Cardenas, R OBP: 0.274, SLG: 0.397		1-1 SH1-4 1B 1B		1-2 6-3		0-0 L8				4	1	2	2	0	0	1				
Jim Maloney, L OBP: 0.111, SLG: 0.077	(1, 1) 1.2	0-1 SH1-4		0-3 K		2-3 1B K		0-1 L1		2	0	0	0	0	2	2				
Al Worthington, R ERA: 2.22	(7, 1) 2.0	1-2 2-3								1	0	0	0	0	0	1				
Inning Stats	R: 0 E: 0 K: 0 S: 11	H: 1 LOB: 2 BB: 1 P: 21	R: 3 E: 0 K: 0 S: 13	H: 2 LOB: 1 BB: 2 P: 28	R: 0 E: 0 K: 1 S: 8	H: 0 LOB: 1 BB: 0 P: 14	R: 0 E: 0 K: 1 S: 11	H: 0 LOB: 0 BB: 0 P: 15	R: 3 E: 1 K: 1 S: 19	H: 2 LOB: 2 BB: 3 P: 36	R: 1 E: 0 K: 0 S: 13	H: 1 LOB: 1 BB: 1 P: 23	R: 0 E: 0 K: 1 S: 10	H: 1 LOB: 1 BB: 0 P: 13	R: 0 E: 0 K: 0 S: 9	H: 2 LOB: 2 BB: 0 P: 14	1B: 6 2B: 2 3B: 0 HR: 1	SF: 1 SAC: 1 DP: 0 HBP: 1	WP: 0 PB: 1 SB: 1 CS: 1	PA: 41
PITCHER	IP WLS BF H R ER SO BB IBB HBP BLK WP HR S P ERA WHIP																			
Bob Miller, R ERA: 3.25	(1, 1) 1.2																			
Pete Richert, L ERA: 5.84	(2, 1) 2.1																			
Ed Roebuck, R ERA: 3.52	(5, 1) 0.2 L																			
Dick Scott, L ERA: 9.0	(5, 1) 1.1																			
Ron Perranoski, L ERA: 2.22	(7, 1) 2.0																			

Batter	1	2	3	4	5	6	7	8	9	AB	R	H	RBI	BB	SO	LOB	TOP			
Willie Davis, L OBP: 0.261, SLG: 0.388 Wally Moon, L OBP: 0.370, SLG: 0.380	G3		K			S 1B		K		2	0	0	0	0	1	0	Los Angeles Dodgers @ Cincinnati Reds Crosley Field, Cincinnati, OH Sat Jun 01 1963, 7:05 PM EDT Att: 23,737 - Unknown livebaseballscorecards.com			
Jim Gilliam, S OBP: 0.397, SLG: 0.427	1B BB			2-3		K		4-3		3	0	0	0	1	1					
Ron Fairly, L OBP: 0.379, SLG: 0.453	G4-6-3 1B			1-3		FC6-4 BB			L3	3	0	1	0	1	0	0				
Tommy Davis, R OBP: 0.368, SLG: 0.439	G4-6-3 1-2			0-1 S		FC6-4 1-2			WP HBP	3	0	1	0	0	0	4				
Frank Howard, R OBP: 0.337, SLG: 0.497		1-2		3-3 K			2-3 K		L7	4	0	0	0	0	2	2				
John Roseboro, L OBP: 0.306, SLG: 0.383		0-0			1-2 F9		1-2 3-1		3-1	4	0	0	0	0	0	1				
Don Zimmer, R OBP: 0.353, SLG: 0.533			3-3 K		1-3 K		0-1 1B			3	0	1	0	0	2	0				
Dick Tracewski, R OBP: 0.300, SLG: 0.235			3-1 F9		2-1 6-3		0-0 G3			3	0	0	0	0	0	1				
Sandy Koufax, R OBP: 0.129, SLG: 0.037 Lee Walls, R OBP: 0.240, SLG: 0.360 Ron Ferranoski, L OBP: 0.118, SLG: 0.118			0-0 F4		1-2 B1-3		2-3 K			2	0	0	0	0	0	0				
Inning Stats	R: 0 E: 0 K: 0 S: 11	H: 1 LOB: 1 BB: 1 P: 15	R: 0 E: 0 K: 1 S: 9	H: 0 LOB: 0 BB: 0 P: 13	R: 0 E: 0 K: 1 S: 6	H: 0 LOB: 0 BB: 0 P: 10	R: 0 E: 0 K: 1 S: 11	H: 1 LOB: 1 BB: 0 P: 17	R: 0 E: 0 K: 1 S: 8	H: 0 LOB: 0 BB: 0 P: 12	R: 0 E: 0 K: 1 S: 11	H: 1 LOB: 1 BB: 1 P: 20	R: 0 E: 0 K: 2 S: 10	H: 0 LOB: 0 BB: 0 P: 14	R: 0 E: 0 K: 0 S: 7	H: 0 LOB: 1 BB: 0 P: 10		1B: 4 2B: 0 3B: 0 HR: 0	SF: 0 SAC: 0 DP: 1 HBP: 1	WP: 1 PB: 0 SB: 2 CS: 0
PITCHER Joey Jay, R ERA: 3.47	IP: 9.0 WLS: W BF: 33 H: 4 R: 0 ER: 0 SO: 8 BB: 2 IBB: 0 HBP: 1 BLK: 0 WP: 1 HR: 0 S: 84 P: 125 ERA: 0.00 WHIP: 0.667															PITCHER				

Batter	1	2	3	4	5	6	7	8	9	AB	R	H	RBI	BB	SO	LOB	BOTTOM			
Pete Rose, S OBP: 0.329, SLG: 0.324	5-3			L9	6-3			1-3		4	0	0	0	0	0	1	Los Angeles Dodgers @ Cincinnati Reds Crosley Field, Cincinnati, OH Sat Jun 01 1963, 7:05 PM EDT Att: 23,737 - Unknown livebaseballscorecards.com			
Tommy Harper, R OBP: 0.321, SLG: 0.227	B2			K		6-3				3	0	0	0	0	1	0				
Vada Pinson, L OBP: 0.325, SLG: 0.433	K			1B 2B		F2				3	1	1	0	0	1	0				
Frank Robinson, R OBP: 0.390, SLG: 0.439		6-3		WP 1B IBB		4-3				2	0	0	0	1	0	0				
Daryl Spencer, R OBP: 0.412, SLG: 0.351	F8			WP 1B		5-3				3	0	1	1	0	0	0				
Don Pavletich, R OBP: 0.323, SLG: 0.259 Johnny Edwards, L OBP: 0.342, SLG: 0.384			K		1-2 2-H K		2-3 K			3	0	0	0	0	3	2				
Leo Cardenas, R OBP: 0.275, SLG: 0.396			K		1-2 2-3 K		1-3 K			3	0	1	0	0	2	0				
Gordy Coleman, L OBP: 0.245, SLG: 0.367			K		2-3 K			1-3 K		3	0	0	0	0	2	1				
Joey Jay, S OBP: 0.118, SLG: 0.118			K		FC3-6 1-2			6-3		3	0	0	0	0	1	1				
Inning Stats	R: 0 E: 0 K: 1 S: 6	H: 0 LOB: 0 BB: 0 P: 8	R: 0 E: 0 K: 1 S: 7	H: 0 LOB: 0 BB: 0 P: 11	R: 0 E: 0 K: 3 S: 11	H: 0 LOB: 0 BB: 0 P: 17	R: 1 E: 0 K: 2 S: 14	H: 2 LOB: 2 BB: 1 P: 29	R: 0 E: 0 K: 1 S: 14	H: 1 LOB: 1 BB: 0 P: 20	R: 0 E: 0 K: 0 S: 9	H: 0 LOB: 0 BB: 0 P: 12	R: 0 E: 0 K: 2 S: 11	H: 0 LOB: 0 BB: 0 P: 16	R: 0 E: 0 K: 0 S: 7	H: 0 LOB: 0 BB: 0 P: 11		1B: 2 2B: 1 3B: 0 HR: 0	SF: 0 SAC: 0 DP: 0 HBP: 0	WP: 1 PB: 0 SB: 0 CS: 0
PITCHER Sandy Koufax, L ERA: 1.49 Ron Ferranoski, L ERA: 2.45	IP: 7.0 WLS: L BF: 25 H: 3 R: 1 ER: 1 SO: 10 BB: 0 IBB: 1 HBP: 0 BLK: 0 WP: 0 HR: 0 S: 72 P: 113 ERA: 1.29 WHIP: 0.429															PITCHER				



Batter	1	2	3	4	5	6	7	8	9	AB	R	H	RBI	BB	SO	LOB	TOP					
Lee Walls, R OBP: 0.233, SLG: 0.333 (1, 7)	6-3		F9		F7				F2								5 0 1 1 0 0 4					
Jim Gilliam, S OBP: 0.388, SLG: 0.426 (1, 4)	3-1 1B			F4		6-3	F9										5 0 2 0 0 0 1					
Ron Fairly, L OBP: 0.374, SLG: 0.443 (1, 3)	3-1 1-2			F9			1B BB		L9								4 0 0 0 1 1 3					
Tommy Davis, R OBP: 0.364, SLG: 0.433 (1, 8)	6-3			5-3			F8										4 0 1 0 0 0 2					
Frank Howard, R OBP: 0.341, SLG: 0.497 (1, 9)		6-3					BB BB 1B		F7								4 0 2 0 0 0 1					
Don Zimmer, R OBP: 0.333, SLG: 0.444 (1, 5)		K					1-2 BB BB		FC5-4								3 0 0 0 1 2 3					
Doug Camilli, R OBP: 0.238, SLG: 0.316 (1, 2)		L8					F4										4 1 1 0 0 0 2					
Dick Tracewski, R OBP: 0.309, SLG: 0.229 (1, 6)				K			4-1 1-2 2-3 BB		F4								2 1 0 0 2 1 1					
Johnny Podres, L OBP: 0.048, SLG: 0.053 (5, PH) Bill Skowron, R OBP: 0.287, SLG: 0.275 (5, 1) Dick Callinus, R OBP: 0.256, SLG: 0.297 (7, PH) Nate Oliver, R OBP: 0.256, SLG: 0.297 (7, 1) Larry Sherry, R OBP: 0.256, SLG: 0.297 (7, 1) Wally Moon, L OBP: 0.256, SLG: 0.297 (8, PH)				4-3			1-3 K										1 0 0 0 0 0 0 1 0 0 0 0 0 1 3 0 0 0 0 0 0 0 0 1 0 0 0 0 0 0 1 0 0 0 0 0 0 0 0 1 0 0 0 1 0 0 0					
Inning Stats	R: 0 E: 0 K: 0 S: 12	H: 1 LOB: 1 BB: 0 P: 16	R: 0 E: 0 K: 1 S: 7	H: 0 LOB: 0 BB: 0 P: 10	R: 0 E: 0 K: 1 S: 8	H: 0 LOB: 0 BB: 0 P: 12	R: 0 E: 0 K: 0 S: 10	H: 0 LOB: 0 BB: 0 P: 14	R: 0 E: 0 K: 1 S: 12	H: 1 LOB: 3 BB: 2 P: 24	R: 0 E: 0 K: 0 S: 14	H: 1 LOB: 2 BB: 1 P: 21	R: 1 E: 0 K: 0 S: 9	H: 1 LOB: 1 BB: 1 P: 18	R: 0 E: 0 K: 1 S: 7	H: 1 LOB: 1 BB: 0 P: 9	R: 1 E: 1 K: 1 S: 14	H: 2 LOB: 2 BB: 0 P: 20	1B: 6 2B: 0 3B: 1 HR: 0	SF: 0 SAC: 0 DP: 0 HBP: 0	WP: 0 PB: 1 SB: 0 CS: 0	PA: 39
PITCHER	IP WLS BF H R ER SO BB IBB HBP BLK WP HR S P ERA WHIP																					
Jim O'Toole, L ERA: 2.47 (1, 1)	8.2 W 38 7 2 2 4 4 0 0 0 0 0 0 90 140 2.08 1.269																					
Bill Henry, L ERA: 6.75 (9, 1)	0.1 S 1 0 0 0 1 0 0 0 0 0 0 0 3 4 0.00 0.000																					

Los Angeles Dodgers @ Cincinnati Reds
Crosley Field, Cincinnati, OH
Sun Jun 02 1963, 3:33 AM EDT
Att: 18,682 - Unknown

AB 35
R 2
H 7
RBI 2
BB 4
SO 5
LOB 21



Batter	1	2	3	4	5	6	7	8	9	AB	R	H	RBI	BB	SO	LOB	BOTTOM			
Pete Rose, S OBP: 0.333, SLG: 0.329 (1, 4)	L7						4-3										4 1 2 1 0 0 0			
Tommy Harper, R OBP: 0.321, SLG: 0.232 (1, 9) Bob Skinner, L OBP: 0.343, SLG: 0.375 (7, PH)	K			F7			K										3 0 1 1 0 1 2 1 0 0 0 0 1 0			
Vada Pinson, L OBP: 0.324, SLG: 0.426 (1, 8)	F8			L8													3 0 0 0 1 0 0			
Frank Robinson, R OBP: 0.387, SLG: 0.431 (1, 7)		1-3					BB										3 0 0 0 1 1 1			
Daryl Spencer, R OBP: 0.389, SLG: 0.328 (1, 5)		1-3					F7										4 0 0 0 0 1 1			
Don Pavletich, R OBP: 0.314, SLG: 0.290 (1, 2)				5-3													4 1 1 0 0 0 1			
Leo Cardenas, R OBP: 0.274, SLG: 0.393 (1, 6)																	4 1 1 0 0 0 0			
Gordy Coleman, L OBP: 0.253, SLG: 0.365 (1, 3)																	1 1 0 0 2 0 0			
Jim O'Toole, S OBP: 0.129, SLG: 0.129 (1, 1) Bill Henry, L ERA: 6.75 (9, 1)																	3 1 1 0 0 1 3 0 0 0 0 0 0 0			
Inning Stats	R: 0 E: 0 K: 1 S: 8	H: 0 LOB: 0 BB: 0 P: 10	R: 5 E: 2 K: 0 S: 19	H: 4 LOB: 1 BB: 1 P: 29	R: 0 E: 0 K: 1 S: 9	H: 0 LOB: 1 BB: 1 P: 17	R: 0 E: 0 K: 0 S: 12	H: 0 LOB: 2 BB: 0 P: 13	R: 0 E: 0 K: 1 S: 8	H: 0 LOB: 1 BB: 1 P: 19	R: 0 E: 0 K: 2 S: 10	H: 0 LOB: 1 BB: 1 P: 23	R: 0 E: 0 K: 0 S: 9	H: 0 LOB: 0 BB: 0 P: 13	R: 0 E: 0 K: 0 S: 9	H: 0 LOB: 0 BB: 0 P: 13	1B: 5 2B: 1 3B: 0 HR: 0	SF: 0 SAC: 0 DP: 0 HBP: 0	WP: 0 PB: 1 SB: 1 CS: 0	PA: 34
PITCHER	IP WLS BF H R ER SO BB IBB HBP BLK WP HR S P ERA WHIP																			
Johnny Podres, L ERA: 3.06 (1, 1)	4.0 L 20 6 5 0 0 1 1 0 0 0 0 0 0 16 31 0.00 0.500																			
Dick Calmus, R ERA: 0.93 (5, 1)	2.0 7 0 0 0 1 1 0 0 0 0 0 0 16 31 0.00 0.500																			
Larry Sherry, R ERA: 2.25 (7, 1)	2.0 7 0 0 0 2 1 0 0 0 0 0 0 19 36 0.00 0.500																			

Los Angeles Dodgers @ Cincinnati Reds
Crosley Field, Cincinnati, OH
Sun Jun 02 1963, 3:33 AM EDT
Att: 18,682 - Unknown

AB 30
R 5
H 6
RBI 2
BB 4
SO 5
LOB 8



Batter	1	2	3	4	5	6	7	8	9	AB	R	H	RBI	BB	SO	LOB	TOP				
Pete Rose, S OBP: 0.330, SLG: 0.321	4-0 BB G6-4-3			0-3 K		0-3 K	1-3		0-0 6-3	4	0	0	0	1	2	2	Cincinnati Reds @ Pittsburgh Pirates Forbes Field, Pittsburgh, PA Wed Jun 05 1963, 7:05 PM EDT Unknown				
Bob Skinner, L OBP: 0.339, SLG: 0.369	0-0 G6-4-3 1-2			0-0 F7		0-0 E3 1B		0-0 1B E	0-0 4-3	5	2	1	0	0	0	1					
Vada Pinson, L OBP: 0.327, SLG: 0.438	0-0 F9			0-0 3B		0-0 G3		0-0 1B E		4	1	2	0	0	0	1					
Frank Robinson, R OBP: 0.394, SLG: 0.442		0-0 L8-4 2B		1-0 HBP		0-0 1B		0-0 F6		3	0	2	1	0	0	2					
Gordy Coleman, L OBP: 0.247, SLG: 0.355	0-0 L8-4			0-0 1-3		0-0 F2		0-0 E1 1B		4	0	0	1	0	0	5					
Tommy Harper, R OBP: 0.321, SLG: 0.232								1-2 SF7		0	1	0	0	0	0	0					
Don Pavletich, R OBP: 0.314, SLG: 0.290								1-2 3H		0	0	0	0	0	0	0					
Daryl Spencer, R OBP: 0.382, SLG: 0.323	0-3 K					0-0 6-3		0-0 E5 1B	0-0 1B	4	0	1	1	0	1	0					
Johnny Edwards, L OBP: 0.333, SLG: 0.376			0-0 4-3			0-0 F8		0-3 K	0-0 SF7	3	0	0	1	0	1	1					
Leo Cardenas, R OBP: 0.274, SLG: 0.390			0-3 K			0-0 1B		0-0 F6	0-3 K	4	0	1	0	0	2	3					
Joe Nuxhall, L OBP: 0.095, SLG: 0.095			0-3 K			0-3 K			0-3 K	0	0	0	0	0	0	0					
Jim Owens, R OBP: 0.287, SLG: 0.447								1-2 1B		1	0	0	0	0	1	0					
Marty Keough, L OBP: 0.287, SLG: 0.447										1	0	0	0	0	1	1					
Dom Zanni, R OBP: 0.287, SLG: 0.447										0	0	0	0	0	0	0					
Jesse Gonder, L OBP: 0.075, SLG: 0.075										0	0	1	0	0	0	0					
John Tsitouris, R OBP: 0.075, SLG: 0.075										0	0	0	0	0	0	0					
Al Worthington, R OBP: 0.075, SLG: 0.075										0	0	0	0	0	0	0					
Ken Walters, R OBP: 0.075, SLG: 0.075										1	0	0	0	0	1	0					
Inning Stats	R: 0 E: 0 K: 0 S: 2	H: 0 LOB: 0 BB: 1 P: 6	R: 0 E: 0 K: 1 S: 5	H: 1 LOB: 0 BB: 0 P: 5	R: 0 E: 0 K: 2 S: 7	H: 0 LOB: 0 BB: 0 P: 7	R: 0 E: 0 K: 1 S: 6	H: 1 LOB: 2 BB: 0 P: 7	R: 1 E: 0 K: 1 S: 7	H: 1 LOB: 1 BB: 0 P: 7	R: 0 E: 1 K: 1 S: 7	H: 1 LOB: 2 BB: 0 P: 7	R: 3 E: 1 K: 1 S: 9	H: 3 LOB: 2 BB: 0 P: 9	R: 0 E: 0 K: 1 S: 5	H: 0 LOB: 0 BB: 0 P: 5	1B: 6 2B: 2 3B: 1 HR: 0	SF: 1 DP: 2 HBP: 1	WP: 0 PB: 0 SB: 0 CS: 0	PA: 38	
PITCHER	IP WLS BF H R ER SO BB IBB HBP BLK WP HR S P ERA WHIP	IP WLS BF H R ER SO BB IBB HBP BLK WP HR S P ERA WHIP	IP WLS BF H R ER SO BB IBB HBP BLK WP HR S P ERA WHIP	IP WLS BF H R ER SO BB IBB HBP BLK WP HR S P ERA WHIP	IP WLS BF H R ER SO BB IBB HBP BLK WP HR S P ERA WHIP	IP WLS BF H R ER SO BB IBB HBP BLK WP HR S P ERA WHIP	IP WLS BF H R ER SO BB IBB HBP BLK WP HR S P ERA WHIP	IP WLS BF H R ER SO BB IBB HBP BLK WP HR S P ERA WHIP	IP WLS BF H R ER SO BB IBB HBP BLK WP HR S P ERA WHIP	IP WLS BF H R ER SO BB IBB HBP BLK WP HR S P ERA WHIP	IP WLS BF H R ER SO BB IBB HBP BLK WP HR S P ERA WHIP	IP WLS BF H R ER SO BB IBB HBP BLK WP HR S P ERA WHIP	IP WLS BF H R ER SO BB IBB HBP BLK WP HR S P ERA WHIP	IP WLS BF H R ER SO BB IBB HBP BLK WP HR S P ERA WHIP	IP WLS BF H R ER SO BB IBB HBP BLK WP HR S P ERA WHIP	IP WLS BF H R ER SO BB IBB HBP BLK WP HR S P ERA WHIP	IP WLS BF H R ER SO BB IBB HBP BLK WP HR S P ERA WHIP	IP WLS BF H R ER SO BB IBB HBP BLK WP HR S P ERA WHIP	IP WLS BF H R ER SO BB IBB HBP BLK WP HR S P ERA WHIP	IP WLS BF H R ER SO BB IBB HBP BLK WP HR S P ERA WHIP	IP WLS BF H R ER SO BB IBB HBP BLK WP HR S P ERA WHIP
Don Cardwell, R ERA: 3.51	7.1	33	8	4	2	7	1	0	1	0	0	0	0	0	45	50	2.46	1.227			
Bob Veale, L ERA: 2.1	0.2	W	2	0	0	1	0	0	0	0	0	0	0	0	4	4	0.00	0.000			
Harvey Haddix, L ERA: 2.1	1.0	S	3	0	0	1	0	0	0	0	0	0	0	5	5	0.00	0.000				

AB 35
R 4
H 8
RBI 4
BB 1
SO 9
LOB 16



Batter	1	2	3	4	5	6	7	8	9	AB	R	H	RBI	BB	SO	LOB	BOTTOM				
Dick Schofield, S OBP: 0.333, SLG: 0.269	0-0 FC1-6 1B	0-0 4-3			0-0 FC8-4 1B	4-0 1-2 2-3 BB		4-0 FC3-6 1B BB		3	0	2	0	2	0	1	Cincinnati Reds @ Pittsburgh Pirates Forbes Field, Pittsburgh, PA Wed Jun 05 1963, 7:05 PM EDT Unknown				
Ted Savage, R OBP: 0.268, SLG: 0.364	0-0 FC1-6			0-0 F8		0-0 FC8-4 BB HBP		0-0 FC3-6 1B		4	1	0	0	0	0	5					
Smoky Burgess, L OBP: 0.337, SLG: 0.425								1-2 2H		1	0	1	1	0	0	0					
Al McBean, R OBP: 0.125, SLG: 0.125	1-2 HR							1-2 2H		0	0	0	0	0	0	0					
Harvey Haddix, L OBP: 0.167, SLG: 0.333								1-2 2H		0	0	0	0	0	0	0					
Roberto Clemente, R OBP: 0.346, SLG: 0.447	0-0 1-2 HR			0-0 F9	1-0 BB HBP		0-0 G3	0-0 FC3-6		4	1	1	0	0	0	2					
Bill Mazerowski, R OBP: 0.364, SLG: 0.428	0-0 1-2 HR			0-0 F9	4-0 1-2 2-3 BB		0-0 1B	0-0 F8		4	1	2	3	1	0	3					
Don Clendenon, R OBP: 0.347, SLG: 0.486	0-0 F9			0-0 F6	0-3 K		0-0 F8			4	0	0	0	0	1	4					
Bob Bailey, R OBP: 0.333, SLG: 0.376	0-0 CS 1B			0-0 5-3		0-3 K		0-0 1B		4	0	2	0	0	1	0					
Jim Pagliaroni, R OBP: 0.388, SLG: 0.435	0-0 CS	0-0 L7		0-0 HR		0-0 6-3		0-0 5-3		4	1	1	1	0	0	2					
Bill Virdon, L OBP: 0.298, SLG: 0.309				0-0 4-3		0-0 BB HBP 1B		0-0 4-3		4	0	2	0	0	0	0					
Don Cardwell, R ERA: 2.86				0-0 B1		0-3 K		4-0 1B		2	0	0	0	0	1	1					
Bob Veale, L ERA: 2.1								1-2 HBP		0	0	0	0	0	0	0					
Jerry Lynch, L OBP: 0.251, SLG: 0.367										0	0	0	0	0	0	0					
Vern Law, R OBP: 0.251, SLG: 0.367										0	0	0	0	0	0	0					
Willie Stargell, L OBP: 0.251, SLG: 0.367										0	1	0	0	0	0	0					
Inning Stats	R: 3 E: 0 K: 0 S: 6	H: 4 LOB: 0 BB: 0 P: 6	R: 0 E: 0 K: 0 S: 4	H: 1 LOB: 1 BB: 0 P: 4	R: 0 E: 0 K: 0 S: 3	H: 0 LOB: 0 BB: 0 P: 3	R: 1 E: 0 K: 0 S: 4	H: 1 LOB: 0 BB: 0 P: 4	R: 0 E: 0 K: 1 S: 6	H: 1 LOB: 3 BB: 1 P: 11	R: 0 E: 0 K: 0 S: 5	H: 2 LOB: 2 BB: 0 P: 5	R: 1 E: 0 K: 0 S: 4	H: 1 LOB: 3 BB: 2 P: 12	R: 0 E: 0 K: 0 S: 4	H: 0 LOB: 0 BB: 0 P: 5	1B: 9 2B: 0 3B: 0 HR: 2	SF: 0 DP: 0 HBP: 2	WP: 0 PB: 0 SB: 0 CS: 1	PA: 41	
PITCHER	IP WLS BF H R ER SO BB IBB HBP BLK WP HR S P ERA WHIP	IP WLS BF H R ER SO BB IBB HBP BLK WP HR S P ERA WHIP	IP WLS BF H R ER SO BB IBB HBP BLK WP HR S P ERA WHIP	IP WLS BF H R ER SO BB IBB HBP BLK WP HR S P ERA WHIP	IP WLS BF H R ER SO BB IBB HBP BLK WP HR S P ERA WHIP	IP WLS BF H R ER SO BB IBB HBP BLK WP HR S P ERA WHIP	IP WLS BF H R ER SO BB IBB HBP BLK WP HR S P ERA WHIP	IP WLS BF H R ER SO BB IBB HBP BLK WP HR S P ERA WHIP	IP WLS BF H R ER SO BB IBB HBP BLK WP HR S P ERA WHIP	IP WLS BF H R ER SO BB IBB HBP BLK WP HR S P ERA WHIP	IP WLS BF H R ER SO BB IBB HBP BLK WP HR S P ERA WHIP	IP WLS BF H R ER SO BB IBB HBP BLK WP HR S P ERA WHIP	IP WLS BF H R ER SO BB IBB HBP BLK WP HR S P ERA WHIP	IP WLS BF H R ER SO BB IBB HBP BLK WP HR S P ERA WHIP	IP WLS BF H R ER SO BB IBB HBP BLK WP HR S P ERA WHIP	IP WLS BF H R ER SO BB IBB HBP BLK WP HR S P ERA WHIP	IP WLS BF H R ER SO BB IBB HBP BLK WP HR S P ERA WHIP	IP WLS BF H R ER SO BB IBB HBP BLK WP HR S P ERA WHIP	IP WLS BF H R ER SO BB IBB HBP BLK WP HR S P ERA WHIP	IP WLS BF H R ER SO BB IBB HBP BLK WP HR S P ERA WHIP	IP WLS BF H R ER SO BB IBB HBP BLK WP HR S P ERA WHIP
Joe Nuxhall, L ERA: 2.86	0.1	14	4	2	2	0	0	0	0	0	2	14	14	4.91	1.091						
Jim Owens, R ERA: 8.31	3.2	12	2	0	0	3	2	0	2	0	0	14	24	0.00	2.000						
Dom Zanni, R ERA: 7.94	2.0	9	3	1	1	0	2	0	0	0	0	7	15	6.75	3.750						
John Tsitouris, R ERA: 6.86	1.1	2	0	0	0	0	0	0	0	0	0	2	2	0.00	0.000						
Al Worthington, R ERA: 2.16	0.2	0	0	0	0	0	0	0	0	0	0	2	2	0.00	0.000						

AB 34
R 5
H 11
RBI 5
BB 4
SO 3
LOB 18

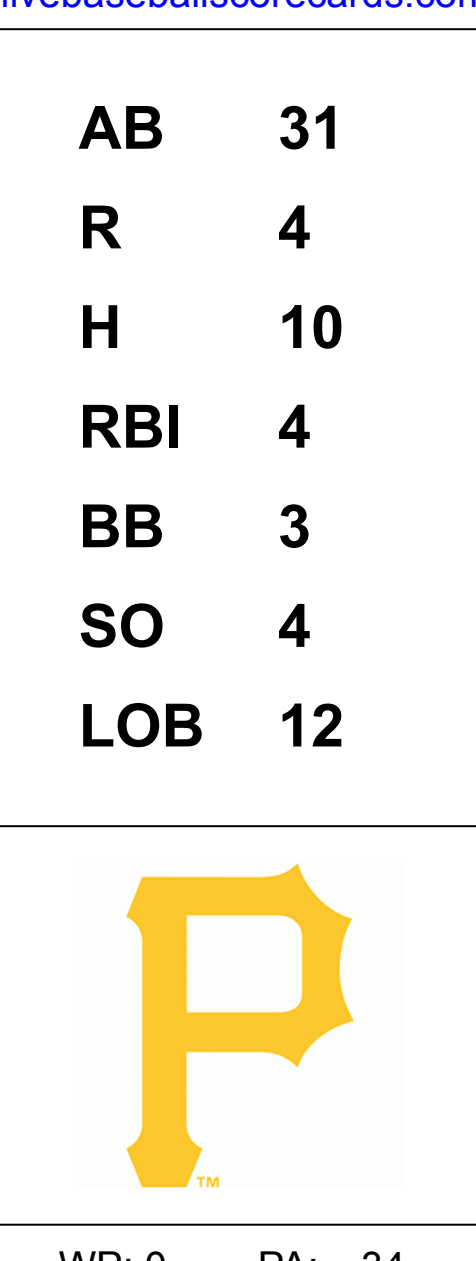


Batter	1	2	3	4	5	6	7	8	9	AB	R	H	RBI	BB	SO	LOB	TOP					
Don Blasingame, L (1,4) OBP: 0.306, SLG: 0.207 Jesse Gonder, L (8,PH) OBP: 0.444, SLG: 0.824 Al Worthington, R (8,1)	0-0 F6		0-0 F8			0-3 K		0-3 K		3	0	0	0	0	1	0	Cincinnati Reds @ Pittsburgh Pirates Forbes Field, Pittsburgh, PA Wed Jun 05 1963, 7:05 PM EDT Att: 11,855 - Unknown					
Bob Skinner, L (1,7) OBP: 0.337, SLG: 0.366	0-0 F5		0-0 F4			0-0 6-3		0-0 FC4-6 1B		4	0	1	0	0	0	0						
Vada Pinson, L (1,8) OBP: 0.330, SLG: 0.439	0-0 1B			0-0 3-1			0-0 HR 1B	0-0 FC4-6 1-2		4	1	2	0	0	0	1						
Frank Robinson, R (1,9) OBP: 0.396, SLG: 0.479	0-3 K 1-2			0-0 F9			0-0 HR		0-0 HR	4	2	2	3	0	1	1						
Gordy Coleman, L (1,3) OBP: 0.241, SLG: 0.346		0-0 F6		0-0 F8			0-0 G3		0-3 K	4	0	0	0	0	1	0						
Daryl Spencer, R (1,5) OBP: 0.388, SLG: 0.333 Tommy Harper, R (9,PR) OBP: 0.321, SLG: 0.232		0-3 K			0-3 K		0-0 FC3-6 1B		0-0 1B	4	0	2	0	0	2	0						
Johnny Edwards, L (1,2) OBP: 0.331, SLG: 0.372		0-0 1B			0-0 G3		0-0 FC3-6 FC6-4 1-2		0-0 F7	4	0	1	0	0	0	2						
Leo Cardenas, R (1,6) OBP: 0.273, SLG: 0.387		0-3 K			0-3 K		0-0 FC6-4 1-2		0-0 1B	4	0	1	0	0	2	2						
Bob Purkey, R (1,1) OBP: 0.308, SLG: 0.100 Marty Keough, L (8,PH) OBP: 0.321, SLG: 0.438 Pete Rose, S (8,4) OBP: 0.328, SLG: 0.318			0-3 K			0-3 K		0-3 K	0-0 G3	2	0	0	0	0	2	0						
										1	0	0	0	0	1	0						
										1	0	0	0	0	0	2						
Inning Stats	R: 0 E: 0 K: 1 S: 6	H: 1 LOB: 1 BB: 0 P: 6	R: 0 E: 0 K: 2 S: 8	H: 1 LOB: 1 BB: 0 P: 8	R: 0 E: 0 K: 1 S: 5	H: 0 LOB: 0 BB: 0 P: 5	R: 0 E: 0 K: 0 S: 3	H: 0 LOB: 0 BB: 0 P: 3	R: 0 E: 0 K: 2 S: 7	H: 0 LOB: 0 BB: 0 P: 7	R: 0 E: 0 K: 2 S: 7	H: 0 LOB: 0 BB: 0 P: 7	R: 2 E: 0 K: 0 S: 6	H: 3 LOB: 1 BB: 0 P: 6	R: 0 E: 0 K: 2 S: 8	H: 1 LOB: 1 BB: 0 P: 8	R: 1 E: 0 K: 1 S: 8	H: 3 LOB: 2 BB: 0 P: 8	1B: 7 2B: 0 3B: 0 HR: 2	SF: 0 SAC: 0 DP: 0 HBP: 0	WP: 0 PB: 0 SB: 1 CS: 0	PA: 36
PITCHER	IP WLS BF H R ER SO BB IBB HBP BLK WP HR S P ERA WHIP																					
Bob Friend, R (1,1) ERA: 2.45	8.0 W 31 7 3 3 10 0 0 0 0 0 2 51 51 3.38 0.875																					
Bob Veale, L (9,1) ERA:	1.0 S 5 2 0 0 1 0 0 0 0 0 0 7 7 0.00 2.000																					

AB	36
R	3
H	9
RBI	3
BB	0
SO	11
LOB	8



Batter	1	2	3	4	5	6	7	8	9	AB	R	H	RBI	BB	SO	LOB	BOTTOM			
Dick Schofield, S (1,6) OBP: 0.336, SLG: 0.266	4-0 HR BB		0-0 F9		0-0 F9		4-0 1-3 1B BB			2	1	0	0	2	0	2	Cincinnati Reds @ Pittsburgh Pirates Forbes Field, Pittsburgh, PA Wed Jun 05 1963, 7:05 PM EDT Att: 11,855 - Unknown			
Bill Virdon, L (1,8) OBP: 0.302, SLG: 0.331	0-0 1-3 HR		0-0 F8			0-0 FC1-6 1B	0-0 1-3 1-2			4	1	2	2	0	0	1				
Roberto Clemente, R (1,9) OBP: 0.344, SLG: 0.441	0-0 3-1			0-0 F9		0-0 FC1-6 1-2 2B	0-0 2-3 1B			4	1	1	0	0	0	1				
Bill Mazerowski, R (1,4) OBP: 0.372, SLG: 0.446	0-0 F9 2-1 2B			0-0 F2		0-0 4-3 1-3 2B		0-0 1B		4	1	3	1	0	0	0				
Jerry Lynch, L (1,7) OBP: 0.290, SLG: 0.540 Ted Savage, R (7,7) OBP: 0.264, SLG: 0.358	0-0 F9 2-3			0-3 K		0-0 4-3 2-3		0-3 K		3	0	0	0	0	1	2				
Smoky Burgess, L (1,2) OBP: 0.333, SLG: 0.429	0-0 2-1 3-H	0-0 F9			0-0 L3	0-0 2B		0-0 F9		4	0	1	1	0	0	1				
Donn Clendenon, R (1,3) OBP: 0.351, SLG: 0.483		0-0 CS 1B			0-0 L6	0-0 FC6-4 BB		0-3 K		3	0	1	0	1	1	1				
Bob Bailey, R (1,5) OBP: 0.333, SLG: 0.375		0-0 F4 1-2			0-0 1B	0-0 FC6-4 1-2				3	0	1	0	0	0	3				
Bob Friend, R (1,1) OBP: 0.139, SLG: 0.114 Bob Veale, S (9,1) ERA:			0-3 K			0-0 1-2 1B		0-0 F7		3	0	1	0	0	1	0				
										0	0	0	0	0	0	0				
Inning Stats	R: 2 E: 0 K: 0 S: 4	H: 2 LOB: 1 BB: 1 P: 8	R: 0 E: 0 K: 0 S: 3	H: 1 LOB: 0 BB: 0 P: 3	R: 0 E: 0 K: 1 S: 5	H: 0 LOB: 0 BB: 0 P: 5	R: 0 E: 0 K: 1 S: 5	H: 0 LOB: 0 BB: 0 P: 5	R: 0 E: 0 K: 0 S: 6	H: 3 LOB: 2 BB: 1 P: 10	R: 0 E: 0 K: 0 S: 3	H: 1 LOB: 2 BB: 1 P: 7	R: 0 E: 0 K: 2 S: 8	H: 1 LOB: 1 BB: 0 P: 8	R: 0 E: 0 K: 2 S: 8	H: 1 LOB: 1 BB: 0 P: 8	1B: 6 2B: 3 3B: 0 HR: 1	SF: 0 SAC: 0 DP: 0 HBP: 0	WP: 0 PB: 0 SB: 0 CS: 1	PA: 34
PITCHER	IP WLS BF H R ER SO BB IBB HBP BLK WP HR S P ERA WHIP																			
Bob Purkey, R (1,1) ERA: 3.83	7.0 L 31 9 4 4 2 3 0 0 0 0 0 31 43 5.14 1.714																			
Al Worthington, R (8,1) ERA: 2.06	1.0 4 1 0 0 2 0 0 0 0 0 0 8 8 0.00 1.000																			



Batter	1	2	3	4	5	6	7	8	9	AB	R	H	RBI	BB	SO	LOB	TOP			
Pete Rose, S OBP: 0.346, SLG: 0.335 (1, 4)	0-0 BB 1B SF9		0-0 2B 1B	4-0 WP BB		0-0 G4-6-3 1B		0-0 1B	0-0 2	4	2	4	0	1	0	0	Cincinnati Reds @ Pittsburgh Pirates Forbes Field, Pittsburgh, PA Thu Jun 06 1963, 7:05 PM EDT Unknown			
Tommy Harper, R OBP: 0.326, SLG: 0.247 (1, 9)	0-0 F4		0-0 1B 2B	4-0 G4-3 BB		0-3 K		0-3 K	0-3 3	4	1	1	1	1	2	2				
Vada Pinson, L OBP: 0.333, SLG: 0.441 (1, 8)	0-0 BB 1B		0-0 HR 1B	0-0 G4-3		0-0 G4-6-3		0-0 G4-6-3	0-0 2	4	1	2	1	0	0	3				
Frank Robinson, R OBP: 0.403, SLG: 0.518 (1, 7)	4-0 FC6-4 BB		0-0 HR	0-3 K		0-0 K		0-0 HR	0-0 HR	3	2	2	3	1	1	0				
Daryl Spencer, R OBP: 0.393, SLG: 0.347 (1, 5)	0-0 SF9		0-0 BB 1B	0-0 6-3		0-0 6-3		0-0 SH1 1B	0-0 2	3	1	2	1	0	0	0				
Don Pavletich, R OBP: 0.316, SLG: 0.273 (1, 3)	0-0 FC6-4		0-0 BB	4-0 G1-6-3 BB		0-0 3-1		0-0 SH1	0-0 1	2	0	0	0	1	0	2				
Leo Cardenas, R OBP: 0.273, SLG: 0.384 (1, 6)		0-3 K	0-3 K	0-3 K		0-3 K		0-0 1B	0-0 2	4	0	1	1	0	3	2				
Johnny Edwards, L OBP: 0.323, SLG: 0.362 (1, 2)	0-0 F7		0-0 G1-6-3	0-0 4-3		0-0 4-3		0-0 G3	0-0 3	4	0	0	0	0	0	2				
Jim Maloney, L OBP: 0.100, SLG: 0.069 Bill Henry, L (7, 1)	0-0 G3		0-0 1-3	0-0 4-3		0-0 4-3		0-0 1-3	0-0 1	3	0	0	0	0	0	0				
Inning Stats	R: 1 E: 0 K: 0 S: 5	H: 2 LOB: 2 BB: 1 P: 9	R: 0 E: 0 K: 1 S: 5	H: 0 LOB: 0 BB: 0 P: 5	R: 4 E: 0 K: 1 S: 9	H: 5 LOB: 1 BB: 1 P: 13	R: 0 E: 0 K: 0 S: 2	H: 0 LOB: 1 BB: 2 P: 10	R: 0 E: 0 K: 1 S: 5	H: 0 LOB: 0 BB: 0 P: 5	R: 0 E: 0 K: 1 S: 5	H: 1 LOB: 0 BB: 0 P: 5	R: 2 E: 0 K: 0 S: 5	H: 3 LOB: 0 BB: 0 P: 5	R: 0 E: 0 K: 1 S: 5	H: 1 LOB: 0 BB: 0 P: 5	1B: 9 2B: 1 3B: 0 HR: 2	SF: 1 SAC: 1 DP: 3 HBP: 0	WP: 2 PB: 0 SB: 0 CS: 0	PA: 38
PITCHER	IP WLS BF H R ER SO	IP WLS BF H R ER SO	IP WLS BF H R ER SO	IP WLS BF H R ER SO	IP WLS BF H R ER SO	IP WLS BF H R ER SO	IP WLS BF H R ER SO	IP WLS BF H R ER SO	IP WLS BF H R ER SO	IP WLS BF H R ER SO	IP WLS BF H R ER SO	IP WLS BF H R ER SO	IP WLS BF H R ER SO	IP WLS BF H R ER SO	IP WLS BF H R ER SO	IP WLS BF H R ER SO	ERA WHIP	ERA WHIP		
Joe Gibbon, L ERA: 2.82 Earl Francis, R ERA: 3.39 Tommie Sisk, R ERA: 1.61 Roy Face, R ERA: 3.86	2.0 L 12 5 4 3 1	1.0 5 2 1 1 1	4.0 13 1 0 0 3	2.0 8 4 2 2 1	2.0 S 10 13 10 10	13.50 3.000	9.00 3.000	0.00 0.750	9.00 2.000											

AB	32
R	7
H	12
RBI	7
BB	4
SO	6
LOB	11



Batter	1	2	3	4	5	6	7	8	9	AB	R	H	RBI	BB	SO	LOB	BOTTOM			
Dick Schofield, S OBP: 0.338, SLG: 0.266 (1, 6)	0-0 F9		0-0 G3	0-0 F7		0-0 F7		4-0 5-3 BB	0-0 2H 1B	4	0	1	1	1	0	2	Cincinnati Reds @ Pittsburgh Pirates Forbes Field, Pittsburgh, PA Thu Jun 06 1963, 7:05 PM EDT Unknown			
Bill Virdon, L OBP: 0.297, SLG: 0.326 Jim Pagliaroni, R OBP: 0.384, SLG: 0.429 Roy Face, R (8, 1) Ron Brand, R (9, PH)	0-0 F4		0-0 F7	0-0 G3		0-0 G3		0-0 5-3	0-0 P9	3	0	0	0	0	0	2				
Roberto Clemente, R OBP: 0.335, SLG: 0.430 (1, 9)	0-0 4-3		0-0 4-3	0-0 6-3		0-0 6-3		0-0 F9	0-0 2	4	0	0	0	0	0	2				
Bill Mazerowski, R OBP: 0.369, SLG: 0.459 (1, 4)		0-0 6-3	0-3 K	0-0 HR		0-0 K		0-3 K	0-0 2	4	1	1	1	0	2	0				
Jerry Lynch, L OBP: 0.288, SLG: 0.567 (1, 7)	0-0 F4		0-0 HR	0-0 1-3		0-0 1-3		0-0 1-3	0-0 2	4	0	1	1	0	0	0				
Smoky Burgess, L OBP: 0.330, SLG: 0.453 (1, 2)	0-0 F4		0-0 HR	0-0 P7		0-0 P7		0-0 F7	0-0 3	4	1	1	1	0	0	0				
Donn Clendenon, R OBP: 0.360, SLG: 0.490 (1, 3)		0-0 G3 BB 1B	0-0 WP 1B	0-0 SH1-4 BB 5-3 1B		0-0 SH1-4 BB 5-3 1B		0-0 4-3	0-0 1	4	1	3	0	0	0	0				
Bob Bailey, R OBP: 0.342, SLG: 0.382 (1, 5)		0-0 G3 BB	0-3 K	0-0 SH1-4 BB 5-3 BB		0-0 SH1-4 BB 5-3 BB		0-0 1B 2B	0-3 2	2	1	1	0	2	1	1				
Joe Gibbon, R OBP: 0.077, SLG: 0.077 Earl Francis, R OBP: 0.143, SLG: 0.143 Johnny L. Cooper, R OBP: 0.333, SLG: 0.296 Tommie Sisk, R OBP: 0.360, SLG: 0.353 Ted Savage, R (8, 8)		0-3 K	0-3 K	0-3 K		0-3 K		0-3 K	0-3 2	0	0	0	0	0	0	0				
Inning Stats	R: 0 E: 0 K: 0 S: 3	H: 0 LOB: 0 BB: 0 P: 3	R: 0 E: 0 K: 0 S: 3	H: 0 LOB: 0 BB: 0 P: 3	R: 0 E: 0 K: 1 S: 6	H: 1 LOB: 2 BB: 1 P: 10	R: 2 E: 0 K: 2 S: 10	H: 3 LOB: 1 BB: 0 P: 10	R: 0 E: 0 K: 1 S: 5	H: 0 LOB: 0 BB: 0 P: 5	R: 1 E: 0 K: 0 S: 4	H: 1 LOB: 2 BB: 2 P: 4	R: 1 E: 0 K: 0 S: 4	H: 1 LOB: 2 BB: 2 P: 12	R: 0 E: 0 K: 1 S: 5	H: 2 LOB: 1 BB: 0 P: 7	1B: 4 2B: 1 3B: 0 HR: 3	SF: 0 SAC: 1 DP: 0 HBP: 0	WP: 1 PB: 0 SB: 0 CS: 0	PA: 38
PITCHER	IP WLS BF H R ER SO	IP WLS BF H R ER SO	IP WLS BF H R ER SO	IP WLS BF H R ER SO	IP WLS BF H R ER SO	IP WLS BF H R ER SO	IP WLS BF H R ER SO	IP WLS BF H R ER SO	IP WLS BF H R ER SO	IP WLS BF H R ER SO	IP WLS BF H R ER SO	IP WLS BF H R ER SO	IP WLS BF H R ER SO	IP WLS BF H R ER SO	IP WLS BF H R ER SO	IP WLS BF H R ER SO	ERA WHIP	ERA WHIP		
Jim Maloney, R ERA: 3.05 Bill Henry, L ERA: 6.23	6.1 W 28	2.2 S 10	2 1 1 2	0 0 0 0	0 0 0 0	0 0 14 14	3.38 0.750													



Batter	1	2	3	4	5	6	7	8	9	AB	R	H	RBI	BB	SO	LOB	TOP					
Pete Rose, S OBP: 0.342, SLG: 0.331 (1.4)	1-3		1B BB	4-3		K	FC6-4			5	1	1	0	0	1	3	Cincinnati Reds @ Pittsburgh Pirates Forbes Field, Pittsburgh, PA Thu Jun 06 1963, 7:05 PM EDT Att: 12,309 - Unknown					
Bob Skinner, L OBP: 0.344, SLG: 0.388 (1.7)	BB		F8		F3		3B	2B		4	1	2	0	1	0	1						
Vada Pinson, L OBP: 0.341, SLG: 0.456 (1.8)	F7		BB 3B	1B	2B SF8		BB	K2-3		4	3	3	1	0	0	1						
Tommy Harper, R OBP: 0.322, SLG: 0.243 (7.8)			BB 3B	1B	SF8 1B		BB 3B	5-3		1	0	0	0	0	1	1						
Frank Robinson, R OBP: 0.409, SLG: 0.523 (1.9)	K		BB 3B	IBB	SF8 1B		BB S BB			2	3	1	0	1	1	1						
Ken Walters, R OBP: 0.233, SLG: 0.300 (7.9)			BB 3B	IBB	SF8 1B		BB S BB			1	0	0	0	0	0	1						
Daryl Spencer, R OBP: 0.398, SLG: 0.342 (1.5)			BB 3B	IBB	SF8 2B		BB S BB			1	2	0	2	2	1	0						
Don Blasingame, L OBP: 0.297, SLG: 0.200 (7.5)	K		BB 3B	IBB	SF8 2B		BB S BB			1	0	0	0	0	1	1						
Gordy Coleman, L OBP: 0.251, SLG: 0.363 (1.3)	3-1		BB 3B	IBB	SF8 2B		BB S BB			4	0	2	5	1	1	0						
Johnny Edwards, L OBP: 0.327, SLG: 0.368 (1.2)			BB 3B	IBB	SF8 2B		BB S BB			3	0	1	1	1	0	2						
Jesse Gonder, L OBP: 0.421, SLG: 0.778 (7.2)	2B		L8		4-3		FC6-4 BB			1	0	0	0	0	0	0						
Leo Cardenas, R OBP: 0.272, SLG: 0.380 (1.6)	5-3				4-3		SF8			2	0	0	1	1	0	1						
Eddie Kasko, R OBP: 0.333, SLG: 0.292 (7.6)					4-3		SF8			1	0	0	0	0	0	0						
Joey Jay, S OBP: 0.095, SLG: 0.095 (1.1)			K		4-3		K			4	0	0	0	0	3	3						
Inning Stats	R: 0 E: 0 K: 1 S: 5	H: 0 LOB: 1 BB: 1 P: 9	R: 0 E: 0 K: 1 S: 6	H: 1 LOB: 1 BB: 0 P: 6	R: 4 E: 0 K: 1 S: 8	H: 3 LOB: 1 BB: 2 P: 16	R: 0 E: 0 K: 0 S: 3	H: 0 LOB: 0 BB: 0 P: 3	R: 2 E: 0 K: 0 S: 6	H: 3 LOB: 1 BB: 0 P: 6	R: 0 E: 0 K: 2 S: 6	H: 0 LOB: 1 BB: 1 P: 10	R: 4 E: 0 K: 1 S: 7	H: 2 LOB: 2 BB: 3 P: 20	R: 0 E: 0 K: 2 S: 8	H: 1 LOB: 1 BB: 0 P: 8	R: 0 E: 0 K: 1 S: 5	H: 0 LOB: 0 BB: 0 P: 5	1B: 4 2B: 4 3B: 3 HR: 0	SF: 2 SAC: 0 DP: 1 HBP: 1	WP: 0 PB: 0 SB: 1 CS: 1	PA: 44
PITCHER	IP WLS BF H R ER SO BB IBB HBP BLK WP HR S P ERA WHIP																					
Don Schwall, R ERA: 2.13 (1.1)	4.2 L 23 6 6 6 0 3 2 1 0 0 0 0 0 26 38 11.57 1.714																					
Harvey Haddix, L ERA: 2.09 (5.1)	0.1 2 1 0 0 0 0 0 0 0 0 0 0 0 2 2 0.00 3.000																					
Earl Francis, R ERA: 4.45 (6.1)	1.0 7 2 4 4 2 2 0 0 1 0 0 0 0 8 17 36.00 4.000																					
Bob Veale, L ERA: 1.5 (7.1)	1.0 5 0 0 0 1 2 0 0 0 0 0 0 0 5 13 0.00 2.000																					
Tommie Sisk, R ERA: 1.5 (8.1)	2.0 7 1 0 0 3 0 0 0 0 0 0 0 0 13 13 0.00 0.500																					

Batter	1	2	3	4	5	6	7	8	9	AB	R	H	RBI	BB	SO	LOB	BOTTOM					
Dick Schofield, S OBP: 0.339, SLG: 0.274 (1.6)	K		1-3		F6			G1-6-3 1B		5	0	2	2	0	1	0	Cincinnati Reds @ Pittsburgh Pirates Forbes Field, Pittsburgh, PA Thu Jun 06 1963, 7:05 PM EDT Att: 12,309 - Unknown					
Bill Virdon, L OBP: 0.289, SLG: 0.316 (1.8)	5-3		K		F7			G1-6-3 1B	L6	5	0	0	0	0	1	2						
Roberto Clemente, R OBP: 0.339, SLG: 0.431 (1.9)					F4		FC6-4 1B			4	0	2	0	0	0	0						
Bill Mazerowski, R OBP: 0.372, SLG: 0.465 (1.4)	F4				1B 2B		F9		1B BB FC6-4	4	1	2	0	0	0	2						
Jerry Lynch, L OBP: 0.312, SLG: 0.565 (1.7)							K		BB 1-2	2	0	1	0	2	1	1						
Donn Clendenen, R OBP: 0.363, SLG: 0.490 (1.3)	K						FC6-4		FC6-4 1B	4	0	2	0	0	1	2						
Bob Bailey, R OBP: 0.335, SLG: 0.374 (1.5)	FC6-4				G5-4-3				FC6-4 1B 2B	4	1	0	1	0	0	6						
Jim Pagliaroni, R OBP: 0.378, SLG: 0.459 (1.2)	F8						F7		F4	4	1	1	1	0	0	3						
Don Schwall, R OBP: 0.130, SLG: 0.095 (5.1)										1	0	0	0	0	0	0						
Harvey Haddix, L OBP: 0.167, SLG: 0.333 (5.1)										0	0	0	0	0	0	0						
Johnny L. Gonder, R OBP: 0.195, SLG: 0.287 (6.1)										0	0	0	0	0	0	0						
Earl Francis, R OBP: 0.142, SLG: 0.143 (7.1)										0	0	0	0	0	0	0						
Bob Veale, S OBP: 0.251, SLG: 0.433 (7.1)										0	0	0	0	0	0	0						
Willie Stargatt, L OBP: 0.251, SLG: 0.433 (7.1)										0	0	0	0	0	0	0						
Tommie Sisk, R OBP: 0.251, SLG: 0.433 (7.1)										0	0	0	0	0	0	0						
Smoky Burgess, L OBP: 0.251, SLG: 0.433 (7.1)										0	0	0	0	0	0	0						
Inning Stats	R: 0 E: 0 K: 1 S: 6	H: 1 LOB: 1 BB: 0 P: 6	R: 0 E: 0 K: 1 S: 6	H: 1 LOB: 1 BB: 0 P: 6	R: 0 E: 0 K: 1 S: 5	H: 0 LOB: 0 BB: 0 P: 5	R: 0 E: 0 K: 0 S: 4	H: 2 LOB: 2 BB: 1 P: 8	R: 1 E: 0 K: 0 S: 4	H: 1 LOB: 0 BB: 0 P: 4	R: 0 E: 0 K: 1 S: 6	H: 1 LOB: 1 BB: 0 P: 6	R: 0 E: 0 K: 1 S: 5	H: 0 LOB: 0 BB: 0 P: 5	R: 0 E: 0 K: 3 S: 3	H: 1 LOB: 0 BB: 0 P: 3	R: 4 E: 0 K: 0 S: 7	H: 4 LOB: 1 BB: 1 P: 11	1B: 8 2B: 2 3B: 0 HR: 1	SF: 0 SAC: 0 DP: 2 HBP: 0	WP: 0 PB: 0 SB: 0 CS: 0	PA: 38
PITCHER	IP WLS BF H R ER SO BB IBB HBP BLK WP HR S P ERA WHIP																					
Joey Jay, R ERA: 3.66 (1.1)	9.0 W 38 11 5 5 5 2 0 0 0 0 0 1 46 54 5.00 1.444																					

Batter	1	2	3	4	5	6	7	8	9	AB	R	H	RBI	BB	SO	LOB	TOP					
Pete Rose, S OBP: 0.335, SLG: 0.324 (1, 4)	L8		L7			5-3		L8		4	0	0	0	0	0	2	Cincinnati Reds @ Philadelphia Phillies Connie Mack Stadium, Philadelphia, PA Sat Jun 08 1963, 3:33 AM EDT Att: 4,519 - Unknown					
Bob Skinner, L OBP: 0.337, SLG: 0.379 (1, 7)	G3		3-1			F5		F8		4	0	0	0	0	0	2						
Vada Pinson, L OBP: 0.348, SLG: 0.466 (1, 8)	4-3									2	1	1	0	2	0	0						
Frank Robinson, R OBP: 0.406, SLG: 0.514 (1, 9)		F6								3	0	0	0	1	1	2						
Daryl Spencer, R OBP: 0.380, SLG: 0.329 (1, 5)		4-3								3	0	0	1	0	0	1						
Gordy Coleman, L OBP: 0.257, SLG: 0.372 (1, 3)										4	0	2	0	0	1	1						
Johnny Edwards, L OBP: 0.328, SLG: 0.368 (1, 2)										3	0	1	0	0	0	2						
Leo Cardenas, R OBP: 0.278, SLG: 0.385 (1, 6)										3	0	2	0	0	1	1						
Jim O'Toole, S OBP: 0.118, SLG: 0.118 (1, 1)										3	0	0	0	0	2	2						
Inning Stats	R: 0 E: 0 K: 0 S: 6	H: 0 LOB: 0 BB: 0 P: 7	R: 0 E: 0 K: 0 S: 9	H: 1 LOB: 1 BB: 0 P: 11	R: 0 E: 0 K: 1 S: 9	H: 1 LOB: 1 BB: 0 P: 13	R: 0 E: 0 K: 1 S: 8	H: 0 LOB: 0 BB: 2 P: 20	R: 0 E: 0 K: 2 S: 8	H: 1 LOB: 0 BB: 0 P: 13	R: 0 E: 0 K: 0 S: 10	H: 0 LOB: 1 BB: 1 P: 19	R: 0 E: 0 K: 0 S: 4	H: 1 LOB: 0 BB: 0 P: 4	R: 0 E: 0 K: 0 S: 11	H: 1 LOB: 1 BB: 0 P: 13	R: 1 E: 0 K: 1 S: 7	H: 1 LOB: 0 BB: 0 P: 10	1B: 4 2B: 3 3B: 1 HR: 0	SF: 1 SAC: 0 DP: 2 HBP: 0	WP: 1 PB: 0 SB: 0 CS: 2	PA: 33
PITCHER Art Mahaffey, R ERA: 4.01 (1, 1)	IP: 9.0 WLS: L BF: 33	H: 6 R: 1 ER: 1 SO: 5	BB: 3 IBB: 0 HBP: 0 BLK: 0	WP: 1 HR: 0 S: 72 P: 110	ERA: 1.00 WHIP: 1.000																	

Batter	1	2	3	4	5	6	7	8	9	AB	R	H	RBI	BB	SO	LOB	BOTTOM					
Don Hoak, R OBP: 0.241, SLG: 0.256 (1, 5)	K		F8			K		SH5-4		3	0	0	0	0	2	1	Cincinnati Reds @ Philadelphia Phillies Connie Mack Stadium, Philadelphia, PA Sat Jun 08 1963, 3:33 AM EDT Att: 4,519 - Unknown					
Tony Gonzalez, L OBP: 0.388, SLG: 0.419 (1, 9)	G3							4-3		3	0	0	0	1	0	1						
Tony Taylor, R OBP: 0.361, SLG: 0.374 (1, 4)	K							F9		4	0	0	0	0	3	2						
Don Demeter, R OBP: 0.350, SLG: 0.443 (1, 8)		F8								4	0	0	0	0	1	1						
Roy Sievers, R OBP: 0.308, SLG: 0.402 (1, 3)		F8								4	0	0	0	0	1	0						
Jim Lemon, R OBP: 0.237, SLG: 0.291 (1, 7)		5-3								3	0	0	0	1	0	0						
Clay Dalrymple, L OBP: 0.327, SLG: 0.323 (1, 2)										3	0	2	0	0	0	0						
Bobby Wine, R OBP: 0.280, SLG: 0.346 (1, 6)										3	0	1	0	0	0	3						
Art Mahaffey, R OBP: 0.160, SLG: 0.167 (1, 1)										3	0	1	0	0	0	3						
Inning Stats	R: 0 E: 0 K: 2 S: 10	H: 0 LOB: 0 BB: 0 P: 15	R: 0 E: 0 K: 0 S: 10	H: 0 LOB: 0 BB: 0 P: 16	R: 0 E: 0 K: 0 S: 8	H: 1 LOB: 1 BB: 0 P: 10	R: 0 E: 0 K: 1 S: 7	H: 0 LOB: 0 BB: 0 P: 8	R: 0 E: 0 K: 0 S: 12	H: 1 LOB: 2 BB: 1 P: 21	R: 0 E: 0 K: 3 S: 11	H: 0 LOB: 1 BB: 1 P: 23	R: 0 E: 0 K: 1 S: 11	H: 1 LOB: 1 BB: 0 P: 14	R: 0 E: 0 K: 0 S: 10	H: 1 LOB: 1 BB: 0 P: 13	R: 0 E: 0 K: 0 S: 7	H: 0 LOB: 0 BB: 0 P: 10	1B: 3 2B: 1 3B: 0 HR: 0	SF: 0 SAC: 1 DP: 0 HBP: 0	WP: 1 PB: 0 SB: 1 CS: 0	PA: 33
PITCHER Jim O'Toole, L ERA: 2.26 (1, 1)	IP: 9.0 WLS: W BF: 33	H: 4 R: 0 ER: 0 SO: 7	BB: 2 IBB: 0 HBP: 0 BLK: 0	WP: 1 HR: 0 S: 86 P: 130	ERA: 0.00 WHIP: 0.667																	

AB 29
R 1
H 6
RBI 1
BB 3
SO 5
LOB 13



AB 30
R 0
H 4
RBI 0
BB 2
SO 7
LOB 11



Batter	1	2	3	4	5	6	7	8	9	AB	R	H	RBI	BB	SO	LOB	TOP								
Pete Rose, S OBP: 0.337, SLG: 0.341 (1,4)	F8		SF7			IHR	FC4-6 1B		1-2 1B	4	1	3	2	0	0	0	Cincinnati Reds @ Philadelphia Phillies Sun Jun 09 1963, 3:38 AM EDT Att: 14,289 - Unknown Connie Mack Stadium, Philadelphia, PA livebaseballscorecards.com								
Bob Skinner, L OBP: 0.340, SLG: 0.376 (1,7)	1-3		3-H 3-3 K			F8	FC4-6 1-2		F8	5	0	0	0	0	1	3									
Vada Pinson, L OBP: 0.356, SLG: 0.495 (1,8)	1-1 3B					4-3		4-0 BB		3	1	2	1	1	0	0									
Frank Robinson, R OBP: 0.408, SLG: 0.505 (1,9)	3-1 F5					1-3 K		0-0 BB	1-3 1B	3	0	0	0	1	1	2									
Daryl Spencer, R OBP: 0.386, SLG: 0.341 (1,5)		2-2 F7				0-3 K		0-0 BB	1-3 1B	4	0	1	0	0	1	1									
Gordy Coleman, L OBP: 0.281, SLG: 0.380 (1,3)		4-2 G4-6-3 BB				0-0 4-3		0-0 1-2 BB	0-0 3-1	2	0	0	0	2	0	1									
Johnny Edwards, L OBP: 0.317, SLG: 0.350 (1,2)		0-0 G4-6-3 1-2				0-0 G3		2-0 F8	4-2 1B BB	3	0	0	0	1	0	4									
Leo Cardenas, R OBP: 0.276, SLG: 0.382 (1,6)			0-0 E1 SF7			0-3 K		0-0 1-3	1-0 B2	4	1	0	0	0	1	1									
John Tsitouris, R (1,1)			0-0 5-3			0-0 P6		0-0 5-3	2-3 K	4	0	0	0	0	1	2									
Inning Stats	R: 0 E: 0 K: 0 S: 10	H: 1 LOB: 1 BB: 0 P: 16	R: 0 E: 0 K: 0 S: 6	H: 0 LOB: 0 BB: 1 P: 12	R: 1 E: 1 K: 1 S: 8	H: 0 LOB: 0 BB: 0 P: 11	R: 1 E: 0 K: 2 S: 9	H: 1 LOB: 0 BB: 0 P: 10	R: 0 E: 0 K: 1 S: 5	H: 0 LOB: 0 BB: 0 P: 5	R: 1 E: 0 K: 0 S: 9	H: 2 LOB: 3 BB: 2 P: 19	R: 0 E: 0 K: 0 S: 7	H: 1 LOB: 1 BB: 0 P: 9	R: 0 E: 0 K: 0 S: 3	H: 0 LOB: 1 BB: 1 P: 7	R: 0 E: 0 K: 1 S: 11	H: 1 LOB: 2 BB: 1 P: 20	1B: 3 2B: 0 3B: 1 HR: 2	SF: 1 SAC: 0 DP: 1 HBP: 0	WP: 0 PB: 0 SB: 1 CS: 0	PA: 38			
PITCHER	IP	WLS	BF	H	R	ER	SO	BB	IBB	HBP	BLK	WP	HR	S	P	ERA	WHIP								
John Boozer, R ERA: 3.38 (1,1)	5.2	L	24	4	3	2	4	3	0	0	0	0	1	46	70	3.18	1.235								
Jack Baldschun, R ERA: 3.07 (6,1)	2.1		9	1	0	0	0	1	0	0	0	0	0	11	19	0.00	0.857								
Johnny Klippstein, R ERA: 1.51 (9,1)	1.0		5	1	0	0	1	1	0	0	0	0	0	11	20	0.00	2.000								

Batter	1	2	3	4	5	6	7	8	9	AB	R	H	RBI	BB	SO	LOB	BOTTOM								
Tony Taylor, R OBP: 0.355, SLG: 0.372 (1,4)	1-3			WP 2B		K		1-6-3		4	0	1	0	0	1	0	Cincinnati Reds @ Philadelphia Phillies Sun Jun 09 1963, 3:38 AM EDT Att: 14,289 - Unknown Connie Mack Stadium, Philadelphia, PA livebaseballscorecards.com								
Johnny Callison, L OBP: 0.312, SLG: 0.411 (1,9)	3-1			P5				3-1		4	0	1	0	0	0	1									
Tony Gonzalez, L OBP: 0.380, SLG: 0.411 (1,8)	4-3			FC6-4 BB		6-3		6-3	1-2	3	0	0	0	1	0	1									
Wes Covington, L OBP: 0.401, SLG: 0.592 (1,7)		3-2 L4		L4		4-3		4-3	2-2 F8	4	0	0	0	0	0	3									
Roy Sievers, R OBP: 0.313, SLG: 0.388 (1,3)		1-1 F7		FC6-4 1-2			0-2 F5		1-1 L8	4	0	0	0	0	0	2									
Don Demeter, R OBP: 0.346, SLG: 0.447 (1,5)		1-1 F3			5-3		2-0 F7			3	0	0	0	0	0	0									
Clay Dalrymple, L OBP: 0.329, SLG: 0.350 (1,2)				WP K2-5-2 2B				4-1 FC6 BB		2	1	2	1	1	0	0									
Bobby Wine, R OBP: 0.272, SLG: 0.335 (1,6)			2-3 K		L7		1-1 FC6			3	0	0	0	0	1	2									
John Boozer, R Jack Baldschun, R Frank Torre, L Johnny Klippstein, R (1,1) (6,1) (8,PH) (9,1)			0-3 K2-5-2		P4		0-0 3-1			2	0	0	0	0	1	1									
Inning Stats	R: 0 E: 0 K: 0 S: 6	H: 0 LOB: 0 BB: 0 P: 7	R: 0 E: 0 K: 0 S: 7	H: 0 LOB: 0 BB: 0 P: 12	R: 0 E: 0 K: 2 S: 8	H: 1 LOB: 1 BB: 0 P: 10	R: 0 E: 0 K: 0 S: 6	H: 1 LOB: 2 BB: 1 P: 10	R: 1 E: 0 K: 0 S: 4	H: 1 LOB: 0 BB: 0 P: 4	R: 0 E: 0 K: 1 S: 6	H: 1 LOB: 1 BB: 0 P: 9	R: 0 E: 0 K: 0 S: 7	H: 0 LOB: 1 BB: 1 P: 14	R: 0 E: 0 K: 0 S: 3	H: 0 LOB: 0 BB: 0 P: 3	R: 0 E: 0 K: 0 S: 8	H: 0 LOB: 0 BB: 0 P: 12	1B: 0 2B: 4 3B: 0 HR: 1	SF: 0 SAC: 0 DP: 1 HBP: 0	WP: 2 PB: 0 SB: 0 CS: 0	PA: 32			
PITCHER	IP	WLS	BF	H	R	ER	SO	BB	IBB	HBP	BLK	WP	HR	S	P	ERA	WHIP								
John Tsitouris, R ERA: 5.13 (1,1)	9.0	W	32	4	1	1	3	2	0	0	0	2	1	55	81	1.00	0.667								

Batter	1	2	3	4	5	6	7	8	9	AB	R	H	RBI	BB	SO	LOB	TOP			
Pete Rose, S OBP: 0.340, SLG: 0.350 (1,4)	0-0 4-3		0-0 1B			0-0 F7		0-0 2B		4	0	2	0	0	0	0	Cincinnati Reds @ New York Mets Polo Grounds, New York, NY Mon Jun 10 1963, 7:05 PM EDT Att: 9,089 - Unknown			
Bob Skinner, L OBP: 0.338, SLG: 0.374 (1,7)	0-0 F5		0-0 4-3			0-0 1B		0-0 L8		4	0	1	0	0	0	2				
Vada Pinson, L OBP: 0.350, SLG: 0.486 (1,8)	0-0 1-3			0-0 F7		0-0 F6		0-0 P6		4	0	0	0	0	0	2				
Frank Robinson, R OBP: 0.409, SLG: 0.503 (1,9)		4-0 1B 3-2 BB		0-0 6-3		0-0 F9 WP 6-3 1B		0-0 5-3		3	1	1	0	1	0	0				
Daryl Spencer, R OBP: 0.400, SLG: 0.353 (1,5)		0-0 3-2 1B		0-0 1B		0-0 F9		4-0 1B WP FC3-6 BB		3	1	2	0	1	0	1				
Gordy Coleman, L OBP: 0.281, SLG: 0.377 (1,3)		0-0 3-2			0-0 G3		0-0 6-3		0-0 FC3-6 1B	4	0	1	1	0	0	2				
Tommy Harper, R OBP: 0.322, SLG: 0.243 (8, PR)		0-0 1-2 3-H			0-0 F8		0-0 3-H 4-0 BB		0-0 FC3-6 1B	0	0	0	0	0	0	0				
Johnny Edwards, L OBP: 0.316, SLG: 0.343 (1,2)		0-0 F2			0-0 F8		0-0 BB		0-0 FC3-6 1-2 3-H	3	0	0	1	1	0	2				
Don Blasingame, L OBP: 0.297, SLG: 0.200 (8, PR)									0-0 FC3-6 1-2 3-H	0	0	0	0	0	0	0				
Leo Cardenas, R OBP: 0.271, SLG: 0.376 (1,6)			0-0 5-3		0-0 F8		0-0 P4		0-0 P4	4	0	0	0	0	0	2				
Joey Jay, S OBP: 0.087, SLG: 0.087 (1,1)			0-0 F9			0-3 K		0-0 G3		2	0	0	0	0	1	0				
Jesse Gonder, L OBP: 0.429, SLG: 0.750 (8, PH)										1	0	0	0	0	0	0				
Al Worthington, R OBP: 0.322, SLG: 0.243 (8,1)										0	0	0	0	0	0	0				
Inning Stats	R: 0 E: 0 K: 0 S: 3	H: 0 LOB: 0 BB: 0 P: 3	R: 0 E: 0 K: 0 S: 3	H: 1 LOB: 1 BB: 1 P: 7	R: 0 E: 0 K: 0 S: 4	H: 1 LOB: 1 BB: 0 P: 4	R: 0 E: 0 K: 0 S: 3	H: 0 LOB: 0 BB: 0 P: 3	R: 0 E: 0 K: 1 S: 6	H: 1 LOB: 1 BB: 0 P: 6	R: 1 E: 0 K: 0 S: 4	H: 1 LOB: 1 BB: 1 P: 8	R: 0 E: 0 K: 0 S: 4	H: 1 LOB: 1 BB: 0 P: 4	R: 1 E: 0 K: 0 S: 4	H: 1 LOB: 1 BB: 1 P: 8	1B: 6 2B: 2 3B: 0 HR: 0	SF: 0 SAC: 0 DP: 1 HBP: 0	WP: 2 PB: 0 SB: 0 CS: 0	PA: 35
PITCHER Tracy Stallard, R ERA: 4.67 (1,1)	IP: 9.0 WLS: W BF: 35 H: 7 R: 2 ER: 2 SO: 1 BB: 3 IBB: 0 HBP: 0 BLK: 0 WP: 2 HR: 0 S: 34 P: 46 ERA: 2.00 WHIP: 1.111															PITCHER				

AB	32
R	2
H	7
RBI	2
BB	3
SO	1
LOB	11



Batter	1	2	3	4	5	6	7	8	9	AB	R	H	RBI	BB	SO	LOB	BOTTOM			
Charlie Neal, R OBP: 0.318, SLG: 0.321 (1,5)	0-0 L9		0-0 1B		0-3 K			4-0 F7 BB		3	0	1	1	1	1	1	Cincinnati Reds @ New York Mets Polo Grounds, New York, NY Mon Jun 10 1963, 7:05 PM EDT Att: 9,089 - Unknown			
Chico Fernandez, R OBP: 0.284, SLG: 0.254 (1,6)	0-0 P4		0-0 F7			0-0 L3		0-0 F7 1-2		4	0	0	0	0	0	2				
Ron Hunt, R OBP: 0.343, SLG: 0.356 (1,4)	0-0 F8			0-0 F9		0-0 2B		0-0 F9		4	0	1	0	0	0	0				
Duke Snider, L OBP: 0.344, SLG: 0.478 (1,9)		0-3 K		4-0 G5-4-3 BB		0-0 F5		0-0 F7 BB		2	0	0	0	1	1	1				
Frank Thomas, R OBP: 0.309, SLG: 0.326 (1,7)		0-0 P6		0-0 G5-4-3		0-0 5-3				3	0	0	0	0	0	2				
Jim Hickman, R OBP: 0.342, SLG: 0.450 (8,7)				0-0 G5-4-3 1-2						0	0	0	0	0	0	0				
Tim Harkness, L OBP: 0.284, SLG: 0.372 (1,3)		0-3 K			0-0 P6		0-0 HR			3	1	1	1	0	1	0				
Choo-Choo Coleman, L OBP: 0.288, SLG: 0.218 (1,2)			0-0 1B		0-0 WP SF 1B		0-3 K			3	1	2	0	0	1	0				
Jim Piersall, R OBP: 0.275, SLG: 0.276 (1,8)			0-0 1B		0-0 WP 1-3 1B		0-0 SF FC3-6		0-0 6-3	2	1	1	1	0	0	0				
Tracy Stallard, R ERA: 4.67 (1,1)		0-0 1-3		0-0 1-2		0-0 FC5-2-5		0-3 K		3	0	0	0	0	1	2				
Inning Stats	R: 0 E: 0 K: 0 S: 3	H: 0 LOB: 0 BB: 0 P: 3	R: 0 E: 0 K: 2 S: 7	H: 0 LOB: 0 BB: 0 P: 7	R: 1 E: 0 K: 0 S: 5	H: 3 LOB: 1 BB: 0 P: 5	R: 0 E: 0 K: 0 S: 2	H: 0 LOB: 0 BB: 1 P: 6	R: 1 E: 1 K: 1 S: 7	H: 1 LOB: 1 BB: 0 P: 7	R: 0 E: 0 K: 0 S: 4	H: 1 LOB: 1 BB: 0 P: 4	R: 1 E: 0 K: 2 S: 8	H: 1 LOB: 0 BB: 0 P: 8	R: 0 E: 0 K: 0 S: 2	H: 0 LOB: 0 BB: 1 P: 6	1B: 4 2B: 1 3B: 0 HR: 1	SF: 1 SAC: 0 DP: 1 HBP: 0	WP: 3 PB: 0 SB: 0 CS: 0	PA: 30
PITCHER Joey Jay, R ERA: 3.88 (1,1)	IP: 7.0 WLS: L BF: 27 H: 6 R: 3 ER: 3 SO: 5 BB: 1 IBB: 0 HBP: 0 BLK: 0 WP: 2 HR: 1 S: 36 P: 40 ERA: 3.86 WHIP: 1.000															PITCHER				

AB	27
R	3
H	6
RBI	3
BB	2
SO	5
LOB	8



Batter	1	2	3	4	5	6	7	8	9	AB	R	H	RBI	BB	SO	LOB	TOP										
Pete Rose, S OBP: 0.336, SLG: 0.346 (1, 4)	6-3					4-3		F8		5	1	1	0	0	1	2	Cincinnati Reds @ New York Mets Polo Grounds, New York, NY Tue Jun 11 1963, 3:33 AM EDT Att: 5,006 - Unknown										
Tommy Harper, R OBP: 0.326, SLG: 0.304 (1, 9)	F8							E5		5	2	2	1	0	0	0											
Vada Pinson, L OBP: 0.355, SLG: 0.507 (1, 8)								F9		5	2	3	3	0	0	1											
Frank Robinson, R OBP: 0.401, SLG: 0.489 (1, 7)	F7							F9		5	0	0	0	0	1	2											
Daryl Spencer, R OBP: 0.418, SLG: 0.356 (1, 5)								E5		2	2	1	0	3	1	1											
Don Pavletich, R OBP: 0.316, SLG: 0.273 Gordy Coleman, L OBP: 0.260, SLG: 0.374 (3, PH) (3, 3)	SH2-3							4-3		0	0	0	0	0	0	0											
Leo Cardenas, R OBP: 0.270, SLG: 0.373 (1, 6)										4	0	1	1	0	0	3											
Johnny Edwards, L OBP: 0.319, SLG: 0.347 (1, 2)										4	0	2	1	0	0	1											
Jim Maloney, L OBP: 0.116, SLG: 0.091 Jim Owens, R (9, 1)	G4-3							F8		4	0	1	1	0	1	2											
Inning Stats	R: 0 E: 0 K: 0 S: 4	H: 1 LOB: 0 BB: 0 P: 4	R: 1 E: 0 K: 0 S: 4	H: 2 LOB: 1 BB: 1 P: 8	R: 5 E: 0 K: 2 S: 13	H: 6 LOB: 2 BB: 1 P: 17	R: 1 E: 0 K: 0 S: 5	H: 2 LOB: 1 BB: 0 P: 5	R: 0 E: 0 K: 1 S: 5	H: 0 LOB: 0 BB: 0 P: 5	R: 1 E: 0 K: 0 S: 4	H: 1 LOB: 0 BB: 0 P: 4	R: 0 E: 0 K: 0 S: 3	H: 0 LOB: 1 BB: 1 P: 7	R: 0 E: 1 K: 0 S: 4	H: 0 LOB: 1 BB: 0 P: 4		R: 0 E: 1 K: 1 S: 5	H: 0 LOB: 0 BB: 0 P: 5	1B: 8 2B: 3 3B: 0 HR: 2	SF: 0 SAC: 1 DP: 2 HBP: 0	WP: 0 PB: 0 SB: 1 CS: 1	PA: 42				
PITCHER	IP	WLS	BF	H	R	ER	SO	BB	IBB	HBP	BLK	WP	HR	S	P	ERA	WHIP										
Al Jackson, L ERA: 3.77 Jay Hook, R ERA: 5.79 Ken MacKenzie, L ERA: 5.47 Don Rowe, L ERA: 4.12 Larry Bearnarth, R ERA: 4.09	2.0	L	12	6	4	4	0	1	0	0	0	0	0	11	15	18.00	3.500										
	3.1		7	3	2	2	2	1	0	0	0	0	0	10	14	18.00	4.000										
	4.1		12	3	2	2	1	0	0	0	0	0	2	14	14	6.00	1.000										
	7.1		8	0	0	0	0	1	0	0	0	0	0	7	11	0.00	0.500										
	9.1		3	0	0	0	1	0	0	0	0	0	0	5	5	0.00	0.000										

AB	38
R	8
H	12
RBI	8
BB	3
SO	4
LOB	14




Batter	1	2	3	4	5	6	7	8	9	AB	R	H	RBI	BB	SO	LOB	BOTTOM										
Charlie Neat, R OBP: 0.323, SLG: 0.328 (1, 5)	K									2	0	1	0	1	1	0	Cincinnati Reds @ New York Mets Polo Grounds, New York, NY Tue Jun 11 1963, 3:33 AM EDT Att: 5,006 - Unknown										
Don Rowe, L OBP: 0.222, SLG: 0.222 (7, 1)										0	0	0	0	0	0	0											
Jim Hickman, R OBP: 0.346, SLG: 0.450 (8, PH)										0	0	0	0	1	0	0											
Larry Bearnarth, R OBP: 0.125, SLG: 0.125 (9, 1)										0	0	0	0	0	0	0											
Norm Sherry, R OBP: 0.131, SLG: 0.165 (9, PH)										0	0	0	0	1	0	0											
Chico Fernandez, R OBP: 0.281, SLG: 0.250 Ken MacKenzie, R (4, 1)	K									2	0	0	0	0	2	1											
Rod Kanehl, R OBP: 0.262, SLG: 0.286 (6, PH) (7, 5)	K									3	0	0	0	0	1	4											
Ron Hunt, R OBP: 0.341, SLG: 0.351 (1, 4)	K									3	1	0	0	0	1	1											
Duke Snider, L OBP: 0.343, SLG: 0.475 (1, 9) (4, 8)										3	0	1	0	0	1	0											
Cliff Cook, R OBP: 0.233, SLG: 0.272 (7, PR) (8, 8)	E3									1	2	1	1	0	0	0											
Frank Thomas, R OBP: 0.307, SLG: 0.324 (1, 7)	K									4	0	1	1	0	1	2											
Tim Harkness, L OBP: 0.283, SLG: 0.363 (1, 3)	K									3	0	0	0	1	3	2											
Choo-Choo Coleman, L OBP: 0.291, SLG: 0.212 Sammy Taylor, L OBP: 0.385, SLG: 0.300 (8, 2)	F9									3	0	0	0	0	2	3											
Jim Piersall, R OBP: 0.274, SLG: 0.275 Al Moran, R OBP: 0.211, SLG: 0.203 (4, 6)										1	0	0	0	0	0	0											
Al Jackson, L OBP: 0.161, SLG: 0.167 Jay Hook, L OBP: 0.261, SLG: 0.238 Ed Kranepool, L OBP: 0.269, SLG: 0.304 (4, 9)										2	0	0	0	1	1	0											
Inning Stats	R: 0 E: 0 K: 3 S: 9	H: 0 LOB: 0 BB: 0 P: 9	R: 0 E: 1 K: 2 S: 8	H: 0 LOB: 1 BB: 0 P: 8	R: 0 E: 0 K: 1 S: 6	H: 1 LOB: 0 BB: 0 P: 6	R: 0 E: 0 K: 1 S: 5	H: 0 LOB: 0 BB: 0 P: 5	R: 0 E: 0 K: 3 S: 9	H: 0 LOB: 0 BB: 0 P: 9	R: 0 E: 0 K: 0 S: 3	H: 0 LOB: 1 BB: 1 P: 7	R: 1 E: 0 K: 1 S: 6	H: 1 LOB: 3 BB: 2 P: 14	R: 2 E: 0 K: 1 S: 6	H: 2 LOB: 1 BB: 1 P: 11	R: 0 E: 0 K: 1 S: 6	H: 1 LOB: 2 BB: 1 P: 10	1B: 2 2B: 2 3B: 1 HR: 0	SF: 0 SAC: 0 DP: 1 HBP: 1	WP: 1 PB: 0 SB: 0 CS: 0	PA: 38					
PITCHER	IP	WLS	BF	H	R	ER	SO	BB	IBB	HBP	BLK	WP	HR	S	P	ERA	WHIP										
Jim Maloney, R ERA: 3.08 Jim Owens, R ERA: 7.85	8.0	W	33	4	3	3	12	4	0	1	0	0	0	6	10	0.00	2.000										
	1.0	S	5	1	0	0	1	1	0	0	0	0	0	6	10	0.00	2.000										



Batter	1	2	3	4	5	6	7	8	9	AB	R	H	RBI	BB	SO	LOB	TOP			
Dick Schofield, S OBP: 0.338, SLG: 0.289										4	0	0	0	0	1	0				
Ted Savage, R OBP: 0.276, SLG: 0.380										4	0	1	0	0	0	1				
Roberto Clemente, R OBP: 0.347, SLG: 0.458										4	0	1	0	0	1	2				
Bill Mazerolski, R OBP: 0.355, SLG: 0.433										4	0	0	0	0	0	2				
Donn Clendenon, R OBP: 0.365, SLG: 0.503										4	0	1	0	0	0	1				
Bob Bailey, R OBP: 0.324, SLG: 0.367										2	0	0	0	0	0	1				
Jim Pagliaroni, R OBP: 0.352, SLG: 0.427										3	0	0	0	0	0	2				
Willie Stargell, L OBP: 0.297, SLG: 0.389										3	0	0	0	0	1	1				
Earl Francis, R OBP: 0.222, SLG: 0.333										1	0	0	0	0	0	0				
Johnny Logan, R OBP: 0.259, SLG: 0.200										1	0	0	0	0	0	0				
Joe Gibbon, R OBP: 0.077, SLG: 0.077										0	0	0	0	0	0	0				
Smoky Burgess, L OBP: 0.339, SLG: 0.449										1	0	0	0	0	0	0				
Roy Face, R OBP: 0.339, SLG: 0.449										0	0	0	0	0	0	0				
Inning Stats	R: 0 E: 0 K: 1 S: 6	H: 1 LOB: 1 BB: 0 P: 6	R: 0 E: 0 K: 0 S: 3	H: 0 LOB: 0 BB: 0 P: 3	R: 0 E: 0 K: 1 S: 5	H: 0 LOB: 0 BB: 0 P: 5	R: 0 E: 0 K: 0 S: 3	H: 0 LOB: 0 BB: 0 P: 3	R: 0 E: 1 K: 1 S: 6	H: 0 LOB: 1 BB: 0 P: 6	R: 0 E: 0 K: 0 S: 4	H: 1 LOB: 1 BB: 0 P: 4	R: 0 E: 0 K: 0 S: 3	H: 0 LOB: 0 BB: 0 P: 3	R: 0 E: 0 K: 0 S: 4	H: 1 LOB: 1 BB: 0 P: 4	1B: 2 2B: 1 3B: 0 HR: 0	SF: 0 SAC: 0 DP: 0 HBP: 1	WP: 0 PB: 0 SB: 0 CS: 0	PA: 32
PITCHER Jim O'Toole, L ERA: 2.08	IP: 9.0 WLS: W BF: 32 H: 3 R: 0 ER: 0 SO: 3 BB: 0 IBB: 0 HBP: 1 BLK: 0 WP: 0 HR: 0 S: 37 P: 38 ERA: 0.00 WHIP: 0.333															PITCHER				

Pittsburgh Pirates @ Cincinnati Reds
Crosley Field, Cincinnati, OH
Wed Jun 12 1963, 7:05 PM EDT
Att: 8,472 - Unknown


AB 31
R 0
H 3
RBI 0
BB 0
SO 3
LOB 10



Batter	1	2	3	4	5	6	7	8	9	AB	R	H	RBI	BB	SO	LOB	BOTTOM			
Pete Rose, S OBP: 0.339, SLG: 0.349										4	1	2	0	0	0	0				
Bob Stinner, L OBP: 0.337, SLG: 0.371										4	0	1	0	0	0	3				
Vada Pinson, L OBP: 0.358, SLG: 0.507										4	1	2	1	0	0	1				
Frank Robinson, R OBP: 0.407, SLG: 0.497										3	1	2	1	1	0	0				
Daryl Spencer, R OBP: 0.412, SLG: 0.344										3	0	0	0	1	0	3				
Gordy Coleman, L OBP: 0.258, SLG: 0.370										2	0	0	0	0	1	2				
Don Pavletich, R OBP: 0.300, SLG: 0.257										2	0	0	0	0	0	0				
Johnny Edwards, L OBP: 0.314, SLG: 0.341										3	0	0	1	0	2	1				
Leo Cardenas, R OBP: 0.275, SLG: 0.377										3	0	2	0	0	0	1				
Jim O'Toole, S OBP: 0.108, SLG: 0.108										3	0	0	0	0	1	2				
Inning Stats	R: 0 E: 0 K: 0 S: 3	H: 1 LOB: 0 BB: 0 P: 3	R: 0 E: 0 K: 0 S: 3	H: 1 LOB: 0 BB: 0 P: 3	R: 0 E: 0 K: 2 S: 9	H: 2 LOB: 2 BB: 0 P: 9	R: 2 E: 0 K: 1 S: 7	H: 2 LOB: 1 BB: 1 P: 11	R: 1 E: 0 K: 0 S: 5	H: 2 LOB: 2 BB: 1 P: 9	R: 0 E: 0 K: 1 S: 6	H: 1 LOB: 1 BB: 0 P: 6	R: 0 E: 0 K: 0 S: 3	H: 0 LOB: 0 BB: 0 P: 3	R: 0 E: 0 K: 0 S: 3	H: 0 LOB: 0 BB: 0 P: 3	1B: 8 2B: 1 3B: 0 HR: 0	SF: 0 SAC: 0 DP: 1 HBP: 0	WP: 0 PB: 0 SB: 3 CS: 1	PA: 33
PITCHER Earl Francis, R ERA: 4.46 Joe Gibbon, L ERA: 2.64 Roy Face, R ERA: 3.22	IP: 5.0 WLS: L BF: 23 H: 8 R: 3 ER: 3 SO: 3 BB: 1 IBB: 0 HBP: 0 BLK: 0 WP: 0 HR: 0 S: 27 P: 35 ERA: 5.40 WHIP: 1.800															PITCHER				

Pittsburgh Pirates @ Cincinnati Reds
Crosley Field, Cincinnati, OH
Wed Jun 12 1963, 7:05 PM EDT
Att: 8,472 - Unknown

AB 31
R 3
H 9
RBI 3
BB 2
SO 4
LOB 13



Batter	1	2	3	4	5	6	7	8	9	AB	R	H	RBI	BB	SO	LOB	TOP			
Dick Schofield, S (1, 6) OBP: 0.337, SLG: 0.285	4-0 2B SF9 BB	0-0 G3			0-0 4-3		0-3 K			3	1	0	0	1	1	1				
Willie Stargell, L (1, 9) OBP: 0.395, SLG: 0.396	0-0 SF9 WP 2B	0-3 K			0-0 4-3			1-0 FC4-6 HBP		3	1	1	0	0	1	1				
Roberto Clemente, R (1, 8) OBP: 0.351, SLG: 0.461	0-0 SF9		0-0 S 1B		0-0 1B			0-3 K		3	0	2	1	0	1	1				
Bill Mazerowski, R (1, 4) OBP: 0.349, SLG: 0.425	0-0 F7		0-0 F8		0-0 F2			0-0 FC4-6		4	0	0	0	0	0	3				
Jerry Lynch, L (1, 7) OBP: 0.323, SLG: 0.530	4-0 BB		0-0 F8		0-0 F7			0-0 F7		0	0	0	0	0	0	0				
Smoky Burgess, L (1, 2) OBP: 0.336, SLG: 0.441	0-0 1-2 1B		0-0 F8		0-0 G3			0-0 F7		4	0	1	0	0	0	1				
Donn Clendenon, R (1, 3) OBP: 0.357, SLG: 0.492	0-0 F9			0-0 6-3		0-0 5-3		0-3 K		4	0	0	0	0	1	2				
Johnny Logan, R (1, 5) OBP: 0.256, SLG: 0.207		0-0 G3 SH3-4 1B		0-0 F7		0-0 1-6-3		0-0 F8		4	0	1	0	0	0	0				
Don Cardwell, R (1, 1) Joe Gibbon, R (5, 1) Jim Pagliarini, R (7, PH) Al McBean, R (7, 1)		0-0 SH3-4		0-3 K		0-3 K				1	0	0	0	0	1	0				
Inning Stats	R: 2 E: 0 K: 0 S: 5	H: 2 LOB: 2 BB: 2 P: 13	R: 0 E: 0 K: 1 S: 6	H: 1 LOB: 1 BB: 0 P: 6	R: 0 E: 0 K: 0 S: 4	H: 1 LOB: 0 BB: 0 P: 4	R: 0 E: 0 K: 1 S: 5	H: 0 LOB: 0 BB: 0 P: 5	R: 0 E: 0 K: 0 S: 3	H: 0 LOB: 0 BB: 0 P: 3	R: 0 E: 0 K: 1 S: 5	H: 0 LOB: 1 BB: 0 P: 6	R: 0 E: 0 K: 1 S: 5	H: 0 LOB: 0 BB: 0 P: 5	R: 0 E: 0 K: 1 S: 5	H: 0 LOB: 0 BB: 0 P: 5	1B: 4 2B: 1 3B: 0 HR: 0	SF: 1 SAC: 1 DP: 0 HBP: 1	WP: 2 PB: 0 SB: 1 CS: 0	PA: 35
PITCHER John Tsitouris, R (1, 1) ERA: 4.46	IP: 9.0 WLS: W BF: 35 H: 5 R: 2 ER: 2 SO: 6 BB: 2 IBB: 0 HBP: 1 BLK: 0 WP: 2 HR: 0 S: 44 P: 53 ERA: 2.00 WHIP: 0.778															PITCHER John Tsitouris, R (1, 1) ERA: 4.46	IP: 9.0 WLS: W BF: 35 H: 5 R: 2 ER: 2 SO: 6 BB: 2 IBB: 0 HBP: 1 BLK: 0 WP: 2 HR: 0 S: 44 P: 53 ERA: 2.00 WHIP: 0.778			

Pittsburgh Pirates @ Cincinnati Reds
Crosley Field, Cincinnati, OH
Thu Jun 13 1963, 7:05 PM EDT
Att: 7,053 - Unknown

AB	27
R	2
H	5
RBI	1
BB	1
SO	6
LOB	9



Batter	1	2	3	4	5	6	7	8	9	AB	R	H	RBI	BB	SO	LOB	BOTTOM			
Pete Rose, S (1, 4) OBP: 0.342, SLG: 0.349	4-0 G4-6-3 BB		0-0 4-3		0-0 G4-3 1B			0-0 E3 G6-3		3	0	1	0	1	0	1				
Bob Stinner, L (1, 7) OBP: 0.330, SLG: 0.363	0-0 G4-6-3 1-2		0-0 4-3		0-0 G4-3 1-2 2-3			0-0 G6-3 1-2		4	0	0	0	0	0	5				
Vada Pinson, L (1, 8) OBP: 0.352, SLG: 0.498	0-3 K		0-0 4-3		0-0 F7			0-0 6-3		4	0	0	0	0	1	1				
Frank Robinson, R (1, 9) OBP: 0.406, SLG: 0.495		0-0 L8		0-0 HR 1B		0-3 K				3	1	1	0	0	1	0				
Gordy Coleman, L (1, 3) OBP: 0.259, SLG: 0.386		0-0 F6		0-0 HR		0-0 3-1				3	1	1	2	0	0	0				
Leo Cardenas, R (1, 6) OBP: 0.276, SLG: 0.390		0-0 HR		0-3 K		0-3 K				3	1	1	1	0	2	0				
Daryl Spencer, R (1, 5) OBP: 0.402, SLG: 0.333		0-3 K		0-3 K			0-0 5-6-3			3	0	0	0	0	2	0				
Johnny Edwards, L (1, 2) OBP: 0.320, SLG: 0.358			0-0 4-3 1B		0-0 1B 3B		0-0 F7			3	1	2	0	0	0	0				
John Tsitouris, R (1, 1) OBP: 0.091, SLG: 0.091			0-3 K		0-0 G4-3 1B		0-3 K			3	0	1	1	0	2	1				
Inning Stats	R: 0 E: 0 K: 1 S: 4	H: 0 LOB: 0 BB: 1 P: 8	R: 1 E: 0 K: 1 S: 6	H: 1 LOB: 0 BB: 0 P: 6	R: 0 E: 0 K: 1 S: 6	H: 1 LOB: 1 BB: 0 P: 6	R: 2 E: 0 K: 2 S: 9	H: 2 LOB: 0 BB: 0 P: 9	R: 1 E: 0 K: 0 S: 5	H: 3 LOB: 1 BB: 0 P: 5	R: 0 E: 0 K: 2 S: 7	H: 0 LOB: 0 BB: 0 P: 7	R: 0 E: 0 K: 1 S: 5	H: 0 LOB: 0 BB: 0 P: 5	R: 0 E: 1 K: 0 S: 3	H: 0 LOB: 0 BB: 0 P: 3	1B: 4 2B: 0 3B: 1 HR: 2	SF: 0 SAC: 0 DP: 3 HBP: 0	WP: 0 PB: 0 SB: 0 CS: 0	PA: 30
PITCHER Don Cardwell, R (1, 1) ERA: 3.93 Joe Gibbon, L (5, 1) ERA: 2.54 Al McBean, R (7, 1) ERA: 2.6	IP: 4.0 WLS: L BF: 19 H: 7 R: 4 ER: 4 SO: 5 BB: 1 IBB: 0 HBP: 0 BLK: 0 WP: 0 HR: 2 S: 28 P: 32 ERA: 9.00 WHIP: 2.000															PITCHER John Tsitouris, R (1, 1) ERA: 4.46	IP: 9.0 WLS: W BF: 35 H: 5 R: 2 ER: 2 SO: 6 BB: 2 IBB: 0 HBP: 1 BLK: 0 WP: 2 HR: 0 S: 44 P: 53 ERA: 2.00 WHIP: 0.778			

Pittsburgh Pirates @ Cincinnati Reds
Crosley Field, Cincinnati, OH
Thu Jun 13 1963, 7:05 PM EDT
Att: 7,053 - Unknown

AB	29
R	4
H	7
RBI	4
BB	1
SO	8
LOB	8



Batter	1	2	3	4	5	6	7	8	9	AB	R	H	RBI	BB	SO	LOB	TOP							
Jim Piersall, R OBP: 0.273, SLG: 0.274	L1		HBP 1B	6-3		SH5-3		4-3		4	1	1	1	0	0	1								
Choo-Choo Coleman, L OBP: 0.272, SLG: 0.260	1-3		HBP 1B			P6		K		4	1	0	0	0	2	3								
Ron Hunt, R OBP: 0.349, SLG: 0.375	HR		1B			1B				5	4	4	1	0	1	0								
Duke Snider, L OBP: 0.343, SLG: 0.479	HR		1B			F5		K		4	2	1	2	1	2	2								
Frank Thomas, R OBP: 0.316, SLG: 0.336	5-3									4	0	3	4	0	0	0								
Rod Kanehl, R OBP: 0.262, SLG: 0.286										0	1	0	0	0	0	0								
Tim Harkness, L OBP: 0.295, SLG: 0.382										4	0	2	1	1	1	1								
Charlie Neal, R OBP: 0.312, SLG: 0.316										5	0	0	0	0	2	5								
Al Moran, R OBP: 0.220, SLG: 0.213										4	1	2	0	0	0	1								
Carl Willey, R OBP: 0.138, SLG: 0.107										3	0	0	0	0	1	1								
Sammy Taylor, L OBP: 0.429, SLG: 0.364										1	0	1	0	0	0	0								
Al Jackson, L OBP: 0.161, SLG: 0.167										0	0	0	0	0	0	0								
Roger Craig, R OBP: 0.118, SLG: 0.063										0	0	0	0	0	0	0								
Inning Stats	R: 2 E: 0 K: 0 S: 5	H: 2 LOB: 0 BB: 0 P: 5	R: 0 E: 0 K: 1 S: 5	H: 1 LOB: 0 BB: 0 P: 5	R: 4 E: 0 K: 3 S: 12	H: 3 LOB: 1 BB: 1 P: 17	R: 0 E: 0 K: 0 S: 3	H: 0 LOB: 0 BB: 0 P: 3	R: 1 E: 0 K: 1 S: 6	H: 2 LOB: 2 BB: 1 P: 9	R: 0 E: 0 K: 1 S: 6	H: 1 LOB: 1 BB: 0 P: 6	R: 1 E: 0 K: 1 S: 6	H: 1 LOB: 0 BB: 0 P: 6	R: 1 E: 0 K: 1 S: 7	H: 2 LOB: 2 BB: 0 P: 7	R: 1 E: 0 K: 2 S: 9	H: 2 LOB: 1 BB: 0 P: 9	1B: 10 2B: 2 3B: 2 HR: 1	SF: 1 SAC: 1 DP: 1 HBP: 1	WP: 2 PB: 0 SB: 1 CS: 0	PA: 43		
PITCHER	IP WLS BF H R ER SO BB IBB HBP BLK WP HR S P ERA WHIP	2.1 L 14 6 6 6 2 0 1 1 0 1 1 16 21 23.14 2.571	3.2 15 3 1 1 3 1 0 0 0 0 0 20 24 2.46 1.091	3.0 14 5 3 3 4 0 0 0 0 1 0 22 22 9.00 1.667																				

New York Mets @ Cincinnati Reds
Crosley Field, Cincinnati, OH
Fri Jun 14 1963, 7:05 PM EDT
Att: 11,769 - Unknown

AB 38
R 10
H 14
RBI 9
BB 2
SO 9
LOB 14



Batter	1	2	3	4	5	6	7	8	9	AB	R	H	RBI	BB	SO	LOB	BOTTOM							
Pete Rose, S OBP: 0.348, SLG: 0.357	3-1	K2-3								4	1	2	0	1	1	1								
Bob Skinner, L OBP: 0.332, SLG: 0.361	FC6-4 1B BB		P6							4	1	1	0	1	0	2								
Vada Pinson, L OBP: 0.349, SLG: 0.492	FC6-4 1B		F7							5	0	1	0	0	0	2								
Frank Robinson, R OBP: 0.411, SLG: 0.492	FC6-4 BB		F3							1	1	0	0	3	0	0								
Daryl Spencer, R OBP: 0.388, SLG: 0.320	FC6-4									4	0	0	1	0	2	4								
Gordy Coleman, L OBP: 0.259, SLG: 0.383	K									4	0	1	0	0	1	2								
Johnny Edwards, L OBP: 0.323, SLG: 0.361										4	0	2	1	0	2	0								
Leo Cardenas, R OBP: 0.276, SLG: 0.387										4	0	1	0	0	1	1								
Bob Purkey, R OBP: 0.294, SLG: 0.077										0	0	0	0	1	0	0								
Jim Owens, R										1	0	0	0	0	0	0								
Jesse Conder, L OBP: 0.408, SLG: 0.714										1	0	0	0	0	1	3								
Dom Zanni, R										0	0	0	0	0	0	0								
Marty Keough, L OBP: 0.316, SLG: 0.429										1	0	0	0	0	1	0								
Inning Stats	R: 1 E: 1 K: 1 S: 6	H: 1 LOB: 2 BB: 2 P: 14	R: 0 E: 0 K: 2 S: 7	H: 0 LOB: 1 BB: 1 P: 11	R: 0 E: 0 K: 0 S: 3	H: 0 LOB: 0 BB: 0 P: 3	R: 0 E: 0 K: 2 S: 7	H: 0 LOB: 0 BB: 0 P: 7	R: 0 E: 0 K: 1 S: 6	H: 1 LOB: 1 BB: 0 P: 6	R: 1 E: 0 K: 2 S: 10	H: 3 LOB: 3 BB: 1 P: 14	R: 1 E: 1 K: 0 S: 4	H: 2 LOB: 1 BB: 1 P: 8	R: 0 E: 0 K: 0 S: 3	H: 1 LOB: 0 BB: 0 P: 3	R: 0 E: 0 K: 1 S: 5	H: 0 LOB: 1 BB: 1 P: 9	1B: 7 2B: 2 3B: 0 HR: 0	SF: 0 SAC: 0 DP: 2 HBP: 0	WP: 0 PB: 0 SB: 2 CS: 0	PA: 39		
PITCHER	IP WLS BF H R ER SO BB IBB HBP BLK WP HR S P ERA WHIP	7.0 W 32 7 3 2 8 5 0 0 0 0 0 43 63 2.57 1.714	2.0 S 7 1 0 0 1 1 0 0 0 0 0 8 12 0.00 1.000																					

New York Mets @ Cincinnati Reds
Crosley Field, Cincinnati, OH
Fri Jun 14 1963, 7:05 PM EDT
Att: 11,769 - Unknown

AB 33
R 3
H 8
RBI 2
BB 6
SO 9
LOB 15



Batter	1	2	3	4	5	6	7	8	9	AB	R	H	RBI	BB	SO	LOB	TOP					
Jim Piersall, R OBP: 0.277, SLG: 0.278 (1, 8)										5	2	2	0	0	0	1						
Choo-Choo Coleman, L OBP: 0.279, SLG: 0.210 (1, 2)										4	0	2	0	0	0	1						
Ron Hunt, R OBP: 0.352, SLG: 0.374 (1, 4)										3	0	1	2	1	1	1						
Frank Thomas, R OBP: 0.315, SLG: 0.333 (1, 7)										4	0	1	0	0	1	2						
Rod Kanehl, R OBP: 0.296, SLG: 0.281 (8, 7)										1	0	0	0	0	0	1						
Ed Kranepool, L OBP: 0.266, SLG: 0.314 (1, 9)										4	1	1	1	1	0	3						
Tim Harkness, L OBP: 0.300, SLG: 0.376 (1, 3)										2	0	0	0	1	1	1						
Charlie Neal, R OBP: 0.311, SLG: 0.329 (1, 5)										4	1	1	1	0	0	5						
Al Moran, R OBP: 0.229, SLG: 0.216 (1, 6)										3	0	1	0	1	1	4						
Tracy Stallard, R (1, 1)										4	0	0	0	0	1	3						
Inning Stats	R: 1 E: 0 K: 1 S: 7	H: 2 LOB: 1 BB: 0 P: 7	R: 0 E: 0 K: 2 S: 7	H: 0 LOB: 1 BB: 0 P: 8	R: 0 E: 0 K: 0 S: 3	H: 0 LOB: 0 BB: 1 P: 3	R: 0 E: 0 K: 0 S: 4	H: 1 LOB: 1 BB: 0 P: 4	R: 0 E: 0 K: 0 S: 4	H: 1 LOB: 1 BB: 0 P: 4	R: 0 E: 0 K: 0 S: 3	H: 0 LOB: 3 BB: 3 P: 15	R: 0 E: 0 K: 1 S: 6	H: 1 LOB: 1 BB: 0 P: 6	R: 2 E: 0 K: 1 S: 7	H: 2 LOB: 1 BB: 1 P: 11	R: 1 E: 0 K: 0 S: 5	H: 2 LOB: 1 BB: 0 P: 5	1B: 7 2B: 0 3B: 0 HR: 2	SF: 0 SAC: 2 DP: 0 HBP: 1	WP: 0 PB: 0 SB: 0 CS: 0	PA: 41
PITCHER	IP WLS BF H R ER SO BB IBB HBP BLK WP HR S P ERA WHIP	IP WLS BF H R ER SO BB IBB HBP BLK WP HR S P ERA WHIP																				
Joey Jay, R ERA: 3.75 (1, 1)	8.0 L 37 8 4 4 5 4 0 1 0 0 2 42 59 4.50 1.500	1.0 4 1 0 0 0 0 0 0 0 0 0 0 4 4 0.00 1.000																				
Al Worthington, R ERA: 2.51 (9, 1)																						

New York Mets @ Cincinnati Reds
Crosley Field, Cincinnati, OH
Sat Jun 15 1963, 3:33 AM EDT
Att: 6,232 - Unknown


AB	34
R	4
H	9
RBI	4
BB	4
SO	5
LOB	22



Batter	1	2	3	4	5	6	7	8	9	AB	R	H	RBI	BB	SO	LOB	BOTTOM					
Pete Rose, S OBP: 0.350, SLG: 0.356 (1, 4)										3	0	1	0	1	0	1						
Marty Keough, L OBP: 0.310, SLG: 0.420 (9, FH)										1	0	0	0	0	1	2						
Bob Stinner, L OBP: 0.335, SLG: 0.369 (1, 7)										4	0	2	0	0	0	2						
Vada Pinson, L OBP: 0.347, SLG: 0.488 (1, 8)										4	0	1	0	0	0	1						
Frank Robinson, R OBP: 0.409, SLG: 0.485 (1, 9)										3	0	0	0	1	0	0						
Gordy Coleman, L OBP: 0.259, SLG: 0.380 (1, 3)										4	0	1	0	0	0	3						
Daryl Spencer, R OBP: 0.384, SLG: 0.327 (1, 5)										4	1	1	0	0	1	2						
Johnny Edwards, L OBP: 0.322, SLG: 0.355 (1, 2)										3	0	0	0	1	0	2						
Leo Cardenas, R OBP: 0.275, SLG: 0.385 (1, 6)										4	0	1	1	0	1	1						
Joey Jay, S OBP: 0.115, SLG: 0.154 (1, 1)										3	0	1	0	0	0	1						
Al Worthington, R (9, 1)										0	0	0	0	0	0	0						
Jesse Conder, L OBP: 0.435, SLG: 0.773 (9, FH)										1	0	1	0	0	0	0						
Inning Stats	R: 0 E: 0 K: 0 S: 3	H: 1 LOB: 0 BB: 0 P: 3	R: 0 E: 0 K: 0 S: 4	H: 1 LOB: 1 BB: 0 P: 4	R: 0 E: 0 K: 0 S: 4	H: 0 LOB: 1 BB: 1 P: 7	R: 0 E: 1 K: 0 S: 4	H: 0 LOB: 1 BB: 0 P: 4	R: 0 E: 0 K: 0 S: 4	H: 1 LOB: 1 BB: 0 P: 4	R: 0 E: 0 K: 0 S: 3	H: 1 LOB: 0 BB: 0 P: 3	R: 1 E: 0 K: 0 S: 5	H: 2 LOB: 1 BB: 0 P: 5	R: 0 E: 0 K: 0 S: 4	H: 2 LOB: 2 BB: 1 P: 8	R: 0 E: 0 K: 3 S: 10	H: 1 LOB: 2 BB: 1 P: 14	1B: 5 2B: 5 3B: 0 HR: 0	SF: 0 SAC: 0 DP: 2 HBP: 0	WP: 0 PB: 0 SB: 0 CS: 1	PA: 37
PITCHER	IP WLS BF H R ER SO BB IBB HBP BLK WP HR S P ERA WHIP	IP WLS BF H R ER SO BB IBB HBP BLK WP HR S P ERA WHIP																				
Tracy Stallard, R ERA: 3.75 (1, 1)	9.0 W 37 9 1 1 3 3 0 0 0 0 0 40 52 1.00 1.333																					

New York Mets @ Cincinnati Reds
Crosley Field, Cincinnati, OH
Sat Jun 15 1963, 3:33 AM EDT
Att: 6,232 - Unknown

AB	34
R	1
H	9
RBI	1
BB	3
SO	3
LOB	15



Batter	1	2	3	4	5	6	7	8	9	AB	R	H	RBI	BB	SO	LOB	TOP		
Charlie Neal, R OBP: 0.308, SLG: 0.326 (1, 5)										5	0	1	0	0	2	4	New York Mets @ Cincinnati Reds Crosley Field, Cincinnati, OH Sun Jun 16 1963, 3:33 AM EDT Unknown		
Choo-Choo Coleman, L OBP: 0.269, SLG: 0.262 (1, 2)										5	0	0	0	0	1	3			
Ron Hunt, R OBP: 0.346, SLG: 0.367 (1, 4)										4	0	0	0	0	0	1			
Duke Snider, L OBP: 0.346, SLG: 0.477 (1, 8)										3	2	1	0	1	1	0			
Frank Thomas, R OBP: 0.325, SLG: 0.356 (1, 7)										2	2	1	2	2	0	0			
Ed Kranepool, L OBP: 0.261, SLG: 0.306 (1, 9)										4	0	0	0	0	1	3			
Tim Harkness, L OBP: 0.312, SLG: 0.385 (1, 3)										2	1	1	2	2	1	0			
Al Moran, R OBP: 0.233, SLG: 0.220 (6, PH)										2	0	1	1	0	0	1			
Sammy Taylor, L OBP: 0.409, SLG: 0.333 (6, PH)										1	0	0	0	0	0	1			
Chico Fernandez, R OBP: 0.259, SLG: 0.248 (6, 6)										1	0	1	0	0	0	0			
Al Jackson, L OBP: 0.152, SLG: 0.156 (5, 1)										2	0	0	0	0	2	2			
Galen Cisco, R OBP: 0.178, SLG: 0.125 (7, PH)										0	0	0	0	0	0	0			
Cliff Cook, R OBP: 0.226, SLG: 0.245 (7, 1)										1	0	0	0	0	1	0			
Larry Bearnarth, R OBP: 0.335, SLG: 0.125 (8, 1)										0	0	0	0	0	0	0			
Don Rowe, L OBP: 0.192, SLG: 0.222 (8, PH)										0	0	0	0	0	0	0			
Jim Hickman, R OBP: 0.349, SLG: 0.448 (9, PH)										0	0	0	0	1	0	0			
Inning Stats	R: 0 E: 0 K: 2 S: 7	H: 0 LOB: 0 BB: 0 P: 7	R: 3 E: 0 K: 3 S: 11	H: 2 LOB: 1 BB: 2 P: 19	R: 2 E: 0 K: 0 S: 5	H: 2 LOB: 0 BB: 0 P: 5	R: 0 E: 0 K: 1 S: 5	H: 0 LOB: 0 BB: 1 P: 9	R: 0 E: 0 K: 0 S: 3	H: 0 LOB: 0 BB: 0 P: 7	R: 0 E: 0 K: 1 S: 6	H: 1 LOB: 1 BB: 0 P: 6	R: 0 E: 0 K: 0 S: 2	H: 0 LOB: 0 BB: 1 P: 6	R: 0 E: 0 K: 1 S: 6	H: 1 LOB: 2 BB: 1 P: 10	1B: 4 2B: 1 3B: 0 HR: 1	SF: 0 SAC: 0 DP: 1 HBP: 0	WP: 0 PA: 38 PB: 0 SB: 0 CS: 0
PITCHER Jim Maloney, R ERA: 3.26 (1, 1)	IP: 9.0 WLS: W BF: 38 H: 6 R: 5 ER: 5 SO: 9 BB: 6 IBB: 0 HBP: 0 BLK: 0 WP: 0 HR: 1 S: 50 P: 74 ERA: 5.00 WHIP: 1.333															PITCHER IP: WLS: BF: H: R: ER: SO: BB: IBB: HBP: BLK: WP: HR: S: P: ERA: WHIP			

AB	32
R	5
H	6
RBI	5
BB	6
SO	9
LOB	15



Batter	1	2	3	4	5	6	7	8	9	AB	R	H	RBI	BB	SO	LOB	BOTTOM		
Pete Rose, S OBP: 0.356, SLG: 0.359 (1, 4)										4	4	2	1	1	0	2	New York Mets @ Cincinnati Reds Crosley Field, Cincinnati, OH Sun Jun 16 1963, 3:33 AM EDT Unknown		
Tommy Harper, R OBP: 0.325, SLG: 0.293 (1, 9)										3	2	0	0	0	1	4			
Vada Pinson, L OBP: 0.352, SLG: 0.506 (1, 8)										5	0	3	3	0	1	3			
Frank Robinson, R OBP: 0.409, SLG: 0.478 (1, 7)										3	1	0	1	1	0	2			
Daryl Spencer, R OBP: 0.377, SLG: 0.330 (1, 5)										5	0	1	3	0	1	2			
Leo Cardenas, R OBP: 0.270, SLG: 0.377 (1, 6)										5	0	0	0	0	2	3			
Don Pavletich, R OBP: 0.341, SLG: 0.297 (1, 3)										2	2	1	0	2	0	0			
Johnny Edwards, L OBP: 0.325, SLG: 0.374 (1, 2)										4	1	2	2	0	0	1			
Jim Maloney, L OBP: 0.158, SLG: 0.086 (1, 1)										2	1	0	0	2	0	2			
Inning Stats	R: 1 E: 0 K: 2 S: 9	H: 2 LOB: 2 BB: 0 P: 10	R: 1 E: 0 K: 0 S: 4	H: 1 LOB: 1 BB: 1 P: 8	R: 0 E: 0 K: 0 S: 3	H: 0 LOB: 0 BB: 0 P: 3	R: 4 E: 1 K: 1 S: 8	H: 3 LOB: 1 BB: 1 P: 13	R: 0 E: 0 K: 0 S: 3	H: 0 LOB: 1 BB: 1 P: 7	R: 1 E: 0 K: 1 S: 6	H: 1 LOB: 1 BB: 1 P: 10	R: 0 E: 0 K: 0 S: 3	H: 0 LOB: 0 BB: 0 P: 3	R: 4 E: 1 K: 1 S: 8	H: 2 LOB: 1 BB: 2 P: 16		1B: 3 2B: 4 3B: 1 HR: 1	SF: 0 SAC: 1 DP: 0 HBP: 2
PITCHER Al Jackson, L ERA: 4.08 (5, 1)	IP: 4.0 WLS: L BF: 22 H: 6 R: 6 ER: 5 SO: 3 BB: 2 IBB: 0 HBP: 0 BLK: 0 WP: 0 HR: 0 S: 24 P: 34 ERA: 11.25 WHIP: 2.000															PITCHER IP: WLS: BF: H: R: ER: SO: BB: IBB: HBP: BLK: WP: HR: S: P: ERA: WHIP			
Galen Cisco, R ERA: 4.53 (7, 1)	IP: 2.0 WLS: L BF: 9 H: 1 R: 1 ER: 1 SO: 1 BB: 2 IBB: 0 HBP: 0 BLK: 0 WP: 0 HR: 0 S: 9 P: 17 ERA: 4.50 WHIP: 1.500																		
Larry Bearnarth, R ERA: 3.86 (8, 1)	IP: 1.2 WLS: L BF: 10 H: 2 R: 4 ER: 0 SO: 1 BB: 2 IBB: 0 HBP: 0 BLK: 0 WP: 0 HR: 0 S: 10 P: 18 ERA: 0.00 WHIP: 2.400																		
Don Rowe, L ERA: 4.08 (8, 1)	IP: 0.1 WLS: L BF: 1 H: 0 R: 0 ER: 0 SO: 0 BB: 0 IBB: 0 HBP: 0 BLK: 0 WP: 0 HR: 0 S: 1 P: 1 ERA: 0.00 WHIP: 0.000																		



Batter	1	2	3	4	5	6	7	8	9	AB	R	H	RBI	BB	SO	LOB	TOP					
Jim Piersall, R OBP: 0.275, SLG: 0.275 (1, 8)	0-0 4-3 1		0-0 P4 2		0-0 F9 3		0-0 G5-4-3 2 3		0-0 E1 1B 1-3	5	0	1	0	0	0	2	New York Mets @ Cincinnati Reds Crosley Field, Cincinnati, OH Sun Jun 16 1963, 3:38 AM EDT Att: 18,323 - Unknown					
Rod Kanehl, R OBP: 0.261, SLG: 0.261 (1, 5)	0-0 6-3 2		0-0 5-3 3			0-0 6-3 1		0-3 K 1 1-3	5	0	0	0	0	1	3							
Ron Hunt, R OBP: 0.349, SLG: 0.370 (1, 4)	0-0 1B 1B 1B			0-0 BB 1B 1B		0-0 6-3 2		0-0 F9 2	4	1	2	0	0	0	0							
Frank Thomas, R OBP: 0.337, SLG: 0.365 (6, PR)	0-0 1B 1B 1B			4-0 G5-3 1B BB		0-0 BB 1B 1B		0-0 3-1 3	2	0	2	0	1	0	0							
Ed Kranepool, L OBP: 0.259, SLG: 0.305 (6, 3)	1-H 1B			1-2 BB		0-0 BB 1B 1B			1	0	0	0	0	0	0							
Jim Hickman, R OBP: 0.352, SLG: 0.449 (1, 9)		0-0 F8 1		0-0 G5-3 1B		0-0 BB 1B		0-0 F7 1	4	0	2	1	0	0	0							
Cliff Cook, R OBP: 0.240, SLG: 0.267 (6, 7)	0-0 F3 2		0-0 G5-3 2		0-0 1-2 2-H 1B		4-0 BB 1B		0-0 1B 1B	3	1	1	0	1	2							
Al Moran, R OBP: 0.228, SLG: 0.215 (9, PH)	0-0 1-3 3			0-0 K 3		0-0 5-3 3		0-0 1B E 1B 1-3	3	0	0	0	0	1	4							
Charlie Neal, R OBP: 0.311, SLG: 0.329 (9, PH)									1	1	1	0	0	0	0							
Norm Sherry, R OBP: 0.129, SLG: 0.163 (1, 2)			0-0 P4 1		0-0 4-3 1		4-0 G5-4-3 BB		0-0 E 1B 1-3 3-H	1	0	0	0	0	0							
Sammy Taylor, L OBP: 0.444, SLG: 0.357 (4, 2)									2	0	1	2	1	0	0							
Roger Craig, R OBP: 0.143, SLG: 0.091 (1, 1)			0-0 K 1B						1	0	1	0	0	0	0							
Ken MacKenzie, R (4, 1)									2	0	0	0	0	2	1							
Chico Fernandez, R OBP: 0.257, SLG: 0.246 (9, PH)									1	0	0	0	0	1	1							
Inning Stats	R: 0 E: 0 K: 0 S: 4	H: 2 LOB: 2 BB: 0 P: 4	R: 0 E: 0 K: 0 S: 3	H: 0 LOB: 0 BB: 0 P: 3	R: 0 E: 0 K: 0 S: 4	H: 1 LOB: 1 BB: 0 P: 4	R: 1 E: 0 K: 1 S: 6	H: 2 LOB: 1 BB: 1 P: 10	R: 0 E: 0 K: 1 S: 5	H: 0 LOB: 0 BB: 0 P: 5	R: 0 E: 0 K: 0 S: 5	H: 2 LOB: 3 BB: 1 P: 9	R: 0 E: 0 K: 1 S: 4	H: 0 LOB: 0 BB: 1 P: 8	R: 0 E: 0 K: 1 S: 5	H: 0 LOB: 0 BB: 0 P: 5	R: 2 E: 2 K: 1 S: 9	H: 4 LOB: 2 BB: 0 P: 9	1B: 11 2B: 0 3B: 0 HR: 0	SF: 0 SAC: 0 DP: 2 HBP: 0	WP: 0 PB: 0 SB: 0 CS: 0	PA: 38
PITCHER Jim O'Toole, L ERA: 2.0 (1, 1)	IP: 9.0 WLS: W BF: 38	H: 11 R: 3 ER: 1 SO: 5	BB: 3 IBB: 0 HBP: 0 BLK: 0	WP: 0 HR: 0 S: 45 P: 57	ERA: 1.00 WHIP: 1.556	PITCHER										IP: 9.0 WLS: W BF: 38	H: 11 R: 3 ER: 1 SO: 5	BB: 3 IBB: 0 HBP: 0 BLK: 0	WP: 0 HR: 0 S: 45 P: 57	ERA: 1.00 WHIP: 1.556		

AB	35
R	3
H	11
RBI	3
BB	3
SO	5
LOB	13



Batter	1	2	3	4	5	6	7	8	9	AB	R	H	RBI	BB	SO	LOB	BOTTOM			
Pete Rose, S OBP: 0.354, SLG: 0.362 (1, 4)	0-0 5-3 1			0-0 FC3-2 1B E 1-2 2-3 3-H	0-0 1B 2B 1-3			0-0 G3-6-3 1B		4	2	1	0	0	0	4	New York Mets @ Cincinnati Reds Crosley Field, Cincinnati, OH Sun Jun 16 1963, 3:38 AM EDT Att: 18,323 - Unknown			
Don Blasingame, L OBP: 0.316, SLG: 0.226 (8, 4)		0-0 L8 3		0-0 F7 1	0-0 E3 1B FC 1-2 2-3 3-H		0-0 1B	0-0 G3-6-3 1B 1-2	5	2	2	3	0	0	3					
Bob Stinner, L OBP: 0.356, SLG: 0.369 (1, 7)	0-0 1B SF9 1B		0-0 F7 1	0-0 E3 1B FC 1-2 2-3 3-H	0-0 1B		0-0 1B	0-0 G3-6-3 1B 1-2	5	2	2	3	0	0	3					
Vada Pinson, L OBP: 0.352, SLG: 0.504 (6, PH)	0-0 2B 1B 1-3		0-0 G3 2	0-0 FC 1B S 1-2 2-3 3-H		0-0 6-3 1		0-3 K 3	3	1	1	1	0	0	2					
Tommy Harper, R OBP: 0.316, SLG: 0.286 (7, 8)	0-0 2B 1B 1-3		0-0 G3 2	0-0 FC 1B S 1-2 2-3 3-H		0-0 6-3 1		0-3 K 3	2	0	0	0	0	1	0					
Frank Robinson, R OBP: 0.410, SLG: 0.481 (7, 9)	0-0 SF9 2		0-0 G3 2	0-0 FC 1B S 1-2 2-3 3-H		0-0 6-3 1		0-3 K 3	3	1	2	3	0	0	0					
Marty Keough, L OBP: 0.316, SLG: 0.420 (8, 8)	0-0 SF9 2		0-0 G3 2	0-0 FC 1B S 1-2 2-3 3-H		0-0 6-3 1		0-3 K 3	0	0	0	0	0	0	0					
Gordy Coleman, L OBP: 0.263, SLG: 0.393 (1, 3)	0-0 3-H 2B		0-0 E2 1B 2B 1-H	0-0 K 1B 2B 1-2 2-3		0-3 K 3		0-0 K 3	4	1	2	2	0	2	2					
Johnny Edwards, L OBP: 0.325, SLG: 0.374 (1, 2)	0-0 F9 3		0-0 E2 1B 2B 1-H	0-0 K 1B 2B 1-2 2-3		0-3 K 3		0-0 K 3	3	0	1	1	0	0	3					
Jesse Gonder, L OBP: 0.417, SLG: 0.739 (7, 2)	0-0 F9 3		0-0 E2 1B 2B 1-H	0-0 K 1B 2B 1-2 2-3		0-3 K 3		0-0 K 3	1	0	0	0	0	1	0					
Daryl Spencer, R OBP: 0.383, SLG: 0.333 (1, 5)		0-3 K 1	0-0 CS 1B 3-H	0-0 FC3-2 1B BB 1-2	4-0 BB BB BB BB	0-0 1B	4-0 G6-4-3 BB		2	0	1	0	1	1	0					
Eddie Kasko, R OBP: 0.342, SLG: 0.303 (8, 6)		0-3 K 2	0-0 CS 1B 3-H	0-0 FC3-2 1B BB 1-2	4-0 BB BB BB BB	0-0 1B	4-0 G6-4-3 BB		1	0	1	0	0	0	0					
Leo Cardenas, R OBP: 0.271, SLG: 0.377 (7, PH)		0-3 K 2	0-0 CS 1B 3-H	0-0 FC3-2 1B BB 1-2	4-0 BB BB BB BB	0-0 1B	4-0 G6-4-3 BB		3	1	1	0	0	1	1					
Ken Walters, R OBP: 0.226, SLG: 0.290 (8, 9)		0-3 K 2	0-0 CS 1B 3-H	0-0 FC3-2 1B BB 1-2	4-0 BB BB BB BB	0-0 1B	4-0 G6-4-3 BB		1	0	0	0	0	0	1					
Jim O'Toole, S OBP: 0.171, SLG: 0.150 (1, 1)		0-0 1B		4-0 E FC3-2 BB 1-2 2-3	4-0 2B 1B 1B		0-0 P3 3		3	2	2	0	1	0	1					
Inning Stats	R: 2 E: 0 K: 0 S: 6	H: 3 LOB: 1 BB: 0 P: 6	R: 0 E: 0 K: 2 S: 8	H: 1 LOB: 1 BB: 0 P: 8	R: 2 E: 1 K: 0 S: 5	H: 3 LOB: 0 BB: 0 P: 5	R: 4 E: 1 K: 1 S: 10	H: 3 LOB: 2 BB: 1 P: 14	R: 2 E: 0 K: 0 S: 4	H: 3 LOB: 1 BB: 1 P: 8	R: 0 E: 0 K: 1 S: 5	H: 0 LOB: 0 BB: 0 P: 5	R: 0 E: 0 K: 1 S: 6	H: 1 LOB: 1 BB: 0 P: 6	R: 0 E: 0 K: 1 S: 5	H: 1 LOB: 0 BB: 0 P: 5	1B: 12 2B: 3 3B: 0 HR: 0	SF: 1 SAC: 0 DP: 2 HBP: 0	WP: 0 PB: 0 SB: 2 CS: 1	PA: 40
PITCHER Roger Craig, R ERA: 4.04 (1, 1)	IP: 3.1 WLS: L BF: 22	H: 10 R: 8 ER: 7 SO: 2	BB: 1 IBB: 0 HBP: 0 BLK: 0	WP: 0 HR: 0 S: 25 P: 29	ERA: 18.90 WHIP: 3.300	PITCHER										IP: 4.2 WLS: L BF: 17	H: 5 R: 2 ER: 2 SO: 4	BB: 1 IBB: 0 HBP: 0 BLK: 0	WP: 0 HR: 0 S: 24 P: 28	ERA: 3.86 WHIP: 1.286




Batter	1	2	3	4	5	6	7	8	9	10	AB	R	H	RBI	BB	SO	LOB	
Tony Taylor, R OBP: 0.338, SLG: 0.349 (1, 4) (10, 5)	F7		6-3		E		F9		FC5-4 HBP		5	1	1	0	0	0	1	
Johnny Callison, L OBP: 0.317, SLG: 0.414 (1, 9) (10, 7)	L8			K	4-3		K		FC6-4 HBP		4	0	0	0	0	2	2	
Tony Gonzalez, L OBP: 0.372, SLG: 0.408 (1, 8)				L4	E				FC6-4		4	0	2	0	0	0	2	
Wes Covington, L OBP: 0.399, SLG: 0.580 Jim Lemon, R OBP: 0.313, SLG: 0.352 (5, PH) (5, 7) (10, 9)	1-3				E3		K			L1	1	0	0	0	1	0	1	
Roy Sievers, R OBP: 0.296, SLG: 0.390 Cookie Rojas, R OBP: 0.225, SLG: 0.162 (1, 3) (10, PR) (10, 4)		F7		K	F8			F8		G6-4-3 BB	4	0	0	0	1	1	3	
Don Demeter, R OBP: 0.348, SLG: 0.489 (1, 5) (10, 3)		K			HR			F3		G6-4-3 1-2	5	2	2	2	0	1	1	
Clay Dalrymple, L OBP: 0.344, SLG: 0.365 Bob Oldis, R OBP: 0.227, SLG: 0.273 (1, 2) (6, PH) (6, 2)		3-1			L8			6-3			2	0	0	0	0	0	0	
Ruben Amaro, R OBP: 0.240, SLG: 0.234 Bobby Wine, R OBP: 0.258, SLG: 0.308 (1, 6) (9, 6)			6-3		E		F8		K		4	1	1	0	0	1	0	
Dallas Green, L OBP: 0.100, SLG: 0.100 Chris Short, R OBP: 0.087, SLG: 0.174 Jack Baldschun, R (1, 1) (5, 1) (10, 1)			6-3		E8		F9		FC5-4 1B		2	1	1	1	0	0	0	
Inning Stats	R: 0 E: 0 K: 0 S: 7	H: 1 LOB: 1 BB: 0 P: 10	R: 0 E: 0 K: 12 S: 12	H: 0 LOB: 0 BB: 0 P: 16	R: 0 E: 0 K: 0 S: 7	H: 0 LOB: 0 BB: 1 P: 23	R: 4 E: 2 K: 0 S: 15	H: 4 LOB: 2 BB: 0 P: 21	R: 1 E: 0 K: 1 S: 7	H: 1 LOB: 1 BB: 0 P: 13	R: 0 E: 0 K: 0 S: 3	H: 0 LOB: 0 BB: 0 P: 5	R: 0 E: 0 K: 1 S: 13	H: 1 LOB: 2 BB: 0 P: 20	R: 0 E: 0 K: 0 S: 6	H: 0 LOB: 1 BB: 1 P: 10	1B: 5 2B: 1 3B: 0 HR: 2	SF: 0 SAC: 0 DP: 1 HBP: 2
PITCHER	IP WLS BF H R ER SO ERA WHIP	IP WLS BF H R ER SO ERA WHIP	IP WLS BF H R ER SO ERA WHIP	IP WLS BF H R ER SO ERA WHIP	IP WLS BF H R ER SO ERA WHIP	IP WLS BF H R ER SO ERA WHIP	IP WLS BF H R ER SO ERA WHIP	IP WLS BF H R ER SO ERA WHIP	IP WLS BF H R ER SO ERA WHIP	IP WLS BF H R ER SO ERA WHIP	IP WLS BF H R ER SO ERA WHIP	IP WLS BF H R ER SO ERA WHIP	IP WLS BF H R ER SO ERA WHIP	IP WLS BF H R ER SO ERA WHIP	IP WLS BF H R ER SO ERA WHIP	IP WLS BF H R ER SO ERA WHIP	IP WLS BF H R ER SO ERA WHIP	
Joey Jay, R ERA: 3.77	4.1	19	5	4	2	3	BB: 1	IBB: 0	HBP: 0	BLK: 0	WP: 0	HR: 1	S: 46	P: 69	ERA: 4.15	WHIP: 1.385		
Joe Nuxhall, L ERA: 2.8	4.2	20	3	1	1	4	BB: 0	IBB: 0	HBP: 2	BLK: 0	WP: 0	HR: 1	S: 40	P: 59	ERA: 1.93	WHIP: 0.643		
Dom Zanni, R ERA: 7.88	1.0	3	0	0	0	0	BB: 1	IBB: 0	HBP: 0	BLK: 0	WP: 0	HR: 0	S: 6	P: 10	ERA: 0.00	WHIP: 1.000		

TOP

Philadelphia Phillies @ Cincinnati Reds
Crosley Field, Cincinnati, OH
Wed Jun 19 1963, 7:05 PM EDT
Att: 7,237 - Unknown

AB	38
R	5
H	8
RBI	3
BB	2
SO	7
LOB	12



WP: 0	PA: 42
PB: 0	
SB: 0	
CS: 0	


livebaseballscores.com

Batter	1	2	3	4	5	6	7	8	9	10	AB	R	H	RBI	BB	SO	LOB			
Pete Rose, S OBP: 0.352, SLG: 0.362 (1, 4) (10, 5)	4-3 E	F7			4-3		F8		P4		5	1	1	0	0	0	4			
Bob Skinner, L OBP: 0.325, SLG: 0.355 Tommy Harper, R OBP: 0.310, SLG: 0.279 (1, 7) (7, PH) (8, 9)	4-3		K		S		K		6-3		3	1	1	0	0	1	1			
Vada Pinson, L OBP: 0.354, SLG: 0.510 (1, 8)	4-3		F7		E6		K				5	1	1	1	0	1	2			
Frank Robinson, R OBP: 0.412, SLG: 0.475 (1, 9) (8, 7)	E5		6-3		K		P4		BB		4	1	0	0	1	1	2			
Gordy Coleman, L OBP: 0.268, SLG: 0.393 Don Pavletich, R OBP: 0.348, SLG: 0.289 (1, 3) (8, PH) (9, 3)	F8		1-3		2B		1-3		1B		3	0	1	2	0	0	1			
Johnny Edwards, L OBP: 0.329, SLG: 0.376 (1, 2)		4-3		K	F9						1	0	0	0	1	0	0			
Daryl Spencer, R OBP: 0.379, SLG: 0.347 (1, 5)		BB		HR			5-3		K		3	1	1	1	2	1	1			
Leo Cardenas, R OBP: 0.277, SLG: 0.376 (1, 6)		BB		5-3			1-3				4	0	2	1	1	0	0			
Joey Jay, S OBP: 0.111, SLG: 0.148 Joe Nuxhall, L OBP: 0.150, SLG: 0.091 Ken Walters, R OBP: 0.219, SLG: 0.281 Dom Zanni, R (1, 1) (5, 1) (9, PH) (10, 1)		K			1B		4-3 E		F3		1	0	0	0	0	1	2			
Inning Stats	R: 1 E: 1 K: 0 S: 10	H: 1 LOB: 1 BB: 0 P: 18	R: 0 E: 0 K: 13 S: 13	H: 0 LOB: 2 BB: 2 P: 27	R: 0 E: 0 K: 1 S: 7	H: 0 LOB: 0 BB: 0 P: 9	R: 1 E: 0 K: 1 S: 11	H: 1 LOB: 0 BB: 0 P: 13	R: 3 E: 1 K: 1 S: 15	H: 2 LOB: 1 BB: 0 P: 25	R: 0 E: 0 K: 1 S: 9	H: 0 LOB: 0 BB: 0 P: 13	R: 0 E: 0 K: 1 S: 9	H: 1 LOB: 1 BB: 0 P: 12	R: 0 E: 0 K: 0 S: 8	H: 1 LOB: 1 BB: 0 P: 10	R: 1 E: 0 K: 1 S: 11	H: 2 LOB: 3 BB: 3 P: 26	1B: 5 2B: 2 3B: 0 HR: 1	SF: 0 SAC: 0 DP: 0 HBP: 1
PITCHER	IP WLS BF H R ER SO ERA WHIP	IP WLS BF H R ER SO ERA WHIP	IP WLS BF H R ER SO ERA WHIP	IP WLS BF H R ER SO ERA WHIP	IP WLS BF H R ER SO ERA WHIP	IP WLS BF H R ER SO ERA WHIP	IP WLS BF H R ER SO ERA WHIP	IP WLS BF H R ER SO ERA WHIP	IP WLS BF H R ER SO ERA WHIP	IP WLS BF H R ER SO ERA WHIP	IP WLS BF H R ER SO ERA WHIP	IP WLS BF H R ER SO ERA WHIP	IP WLS BF H R ER SO ERA WHIP	IP WLS BF H R ER SO ERA WHIP	IP WLS BF H R ER SO ERA WHIP	IP WLS BF H R ER SO ERA WHIP	IP WLS BF H R ER SO ERA WHIP			
Dallas Green, R ERA: 2.01	4.2	23	3	1	2	4	BB: 2	IBB: 1	HBP: 0	BLK: 0	WP: 0	HR: 1	S: 55	P: 91	ERA: 3.86	WHIP: 1.286				
Chris Short, L ERA: 4.4	5.0	L	20	3	1	5	BB: 2	IBB: 1	HBP: 0	BLK: 0	WP: 0	HR: 0	S: 43	P: 71	ERA: 1.80	WHIP: 1.000				
Jack Baldschun, R ERA: 2.74	0.0	1	1	0	0	0	BB: 0	IBB: 0	HBP: 0	BLK: 0	WP: 0	HR: 0	S: 3	P: 4	ERA: ∞	WHIP: ∞				

BOTTOM

Philadelphia Phillies @ Cincinnati Reds
Crosley Field, Cincinnati, OH
Wed Jun 19 1963, 7:05 PM EDT
Att: 7,237 - Unknown

AB	38
R	6
H	8
RBI	5
BB	5
SO	9
LOB	18



WP: 0	PA: 44
PB: 0	
SB: 4	
CS: 0	

livebaseballscores.com

Batter	1	2	3	4	5	6	7	8	9	AB	R	H	RBI	BB	SO	LOB	TOP										
Don Hoak, R OBP: 0.247, SLG: 0.253 (1, 5)	F7		K		P3			5-3		4	0	0	0	0	1	1	Philadelphia Phillies @ Cincinnati Reds Crosley Field, Cincinnati, OH Thu Jun 20 1963, 7:05 PM EDT Att: 7,077 - Unknown livebaseballscorecards.com										
Johnny Callison, L OBP: 0.316, SLG: 0.411 (1, 9)	4-3		4-3		1-3			4-3		4	0	1	0	0	0	0											
Tony Taylor, R OBP: 0.337, SLG: 0.345 (1, 4)	4-3				F9		BB		1-3	3	0	0	0	1	0	1											
Don Demeter, R OBP: 0.343, SLG: 0.481 (1, 7)	K				F7		F5		4-3	4	0	0	0	0	1	2											
Roy Sievers, R OBP: 0.289, SLG: 0.380 (1, 3)		F8			K		F2		5-3	4	0	0	0	0	1	1											
Tony Gonzalez, L OBP: 0.375, SLG: 0.412 (1, 8)		K			1B		1B			3	1	2	0	0	1	0											
Clay Dalrymple, L OBP: 0.348, SLG: 0.370 (1, 2)					1B		1B			3	0	2	0	0	1	1											
Ruben Amaro, R OBP: 0.226, SLG: 0.224 (1, 6)		B2			SF8		G5-4-3			2	0	0	1	0	0	2											
Art Mahaffey, R OBP: 0.129, SLG: 0.133 (1, 1)					K					1	0	0	0	0	1	0											
Earl Averill, R OBP: 0.317, SLG: 0.343 (7, 2)					SH2-4					1	0	0	0	0	0	0											
Jack Hamilton, R (7, 1)					K					0	0	0	0	0	0	0											
Inning Stats	R: 0 E: 0 K: 1 S: 7	H: 1 LOB: 1 BB: 0 P: 8	R: 0 E: 0 K: 1 S: 9	H: 1 LOB: 1 BB: 0 P: 10	R: 0 E: 0 K: 2 S: 7	H: 0 LOB: 0 BB: 0 P: 7	R: 0 E: 0 K: 1 S: 7	H: 0 LOB: 0 BB: 0 P: 9	R: 1 E: 0 K: 0 S: 3	H: 2 LOB: 1 BB: 0 P: 9	R: 0 E: 0 K: 1 S: 7	H: 1 LOB: 0 BB: 0 P: 12	R: 0 E: 0 K: 0 S: 3	H: 0 LOB: 0 BB: 0 P: 3	R: 0 E: 0 K: 0 S: 3	H: 0 LOB: 0 BB: 0 P: 3	1B: 5 2B: 0 3B: 0 HR: 0	SF: 1 SAC: 1 DP: 1 HBP: 0	WP: 0 PB: 0 SB: 0 CS: 0	PA: 32							
PITCHER	IP	WLS	BF	H	R	ER	SO	BB	IBB	HBP	BLK	WP	HR	S	P	ERA	WHIP										
Jim O'Toole, L ERA: 1.94 (1, 1)	8.0	W	29	5	1	1	6	1	0	0	0	0	0	50	65	1.12	0.750										
Jim Owens, R ERA: 6.65 (9, 1)	1.0	S	3	0	0	0	0	0	0	0	0	0	0	3	3	0.00	0.000										

Batter	1	2	3	4	5	6	7	8	9	AB	R	H	RBI	BB	SO	LOB	BOTTOM											
Pete Rose, S OBP: 0.349, SLG: 0.363 (1, 4)	4-3				2B		1-3	6-3		5	1	1	0	0	1	2	Philadelphia Phillies @ Cincinnati Reds Crosley Field, Cincinnati, OH Thu Jun 20 1963, 7:05 PM EDT Att: 7,077 - Unknown livebaseballscorecards.com											
Bob Skinner, L OBP: 0.266, SLG: 0.374 (1, 7)	P6		K		1B		HR		K	5	2	2	2	0	2	0												
Vada Pinson, L OBP: 0.356, SLG: 0.508 (1, 8)	P4				2H		HR			3	1	1	0	1	0	0												
Tommy Harner, R OBP: 0.307, SLG: 0.276 (8, 8)			FC3-6		HR		1B		5-3	1	0	0	0	0	0	0												
Frank Robinson, R OBP: 0.415, SLG: 0.475 (1, 9)		2B			HR					0	1	0	0	1	0	0												
Marty Keough, L OBP: 0.302, SLG: 0.389 (3, 9)		1B		FC3-6	HR		1B		K	3	1	0	0	0	1	1												
Gordy Coleman, L OBP: 0.277, SLG: 0.404 (1, 3)		1B			HR					2	2	2	1	1	0	0												
Johnny Edwards, L OBP: 0.336, SLG: 0.398 (1, 2)		1B			HR					4	2	3	4	0	1	2												
Jesse Gonder, L OBP: 0.385, SLG: 0.680 (8, 2)		1B			HR					0	0	0	0	0	0	0												
Daryl Spencer, R OBP: 0.376, SLG: 0.339 (1, 5)		K			HR					3	1	0	0	1	1	2												
Eddie Kasko, R OBP: 0.342, SLG: 0.303 (8, 5)		K			HR					0	0	0	0	0	0	0												
Leo Cardenas, R OBP: 0.277, SLG: 0.374 (1, 6)					HR					4	0	1	1	0	1	1												
Jim O'Toole, S OBP: 0.156, SLG: 0.136 (1, 1)					HR					4	0	0	0	0	3	4												
Jim Owens, R (9, 1)					HR					0	0	0	0	0	0	0												
Inning Stats	R: 0 E: 0 K: 0 S: 6	H: 0 LOB: 0 BB: 0 P: 10	R: 2 E: 0 K: 3 S: 21	H: 3 LOB: 2 BB: 1 P: 36	R: 0 E: 0 K: 2 S: 11	H: 0 LOB: 2 BB: 2 P: 23	R: 0 E: 0 K: 0 S: 3	H: 0 LOB: 0 BB: 0 P: 3	R: 5 E: 0 K: 1 S: 13	H: 4 LOB: 1 BB: 1 P: 19	R: 1 E: 0 K: 0 S: 4	H: 1 LOB: 0 BB: 0 P: 4	R: 3 E: 1 K: 2 S: 10	H: 2 LOB: 0 BB: 0 P: 10	R: 0 E: 0 K: 2 S: 7	H: 0 LOB: 0 BB: 0 P: 7	1B: 5 2B: 3 3B: 0 HR: 2	SF: 1 SAC: 0 DP: 0 HBP: 1	WP: 1 PB: 0 SB: 0 CS: 0	PA: 40								
PITCHER	IP	WLS	BF	H	R	ER	SO	BB	IBB	HBP	BLK	WP	HR	S	P	ERA	WHIP											
Art Mahaffey, R ERA: 4.55 (1, 1)	6.0	L	33	10	10	8	6	4	0	1	1	1	0	2	60	97	12.00	2.333										
Jack Hamilton, R ERA: 5.96 (7, 1)	2.0		7	0	1	0	4	0	0	0	0	0	1	0	15	15	0.00	0.000										



Batter	1	2	3	4	5	6	7	8	9	AB	R	H	RBI	BB	SO	LOB	TOP			
Al Spangler, L OBP: 0.307, SLG: 0.310 (1, 7)										3	0	0	0	1	0	0	Houston Colt 45's @ Cincinnati Reds Crosley Field, Cincinnati, OH Fri Jun 21 1963, 7:05 PM EDT Att: 12,729 - Unknown - 69 F			
Johnny Temple, R OBP: 0.344, SLG: 0.325 (1, 4)										4	0	0	0	0	0	1				
Pete Runnels, L OBP: 0.280, SLG: 0.246 (1, 3)										4	0	0	0	0	1	1				
Carl Warwick, R OBP: 0.385, SLG: 0.446 (1, 8)										4	0	2	0	0	0	1				
Brock Davis, L OBP: 0.280, SLG: 0.326 (1, 9)										4	0	1	0	0	0	1				
Bob Aspromonte, R OBP: 0.284, SLG: 0.285 (1, 5)										3	0	0	0	0	2	0				
John Bateman, R OBP: 0.234, SLG: 0.313 (1, 2)										2	0	0	0	1	2	0				
Bob Lillis, R OBP: 0.248, SLG: 0.251 (1, 6)										3	0	1	0	0	0	3				
Ken Johnson, R OBP: 0.111, SLG: 0.040 (1, 1)										3	0	0	0	0	2	4				
Hal Woodeshick, R OBP: 0.273, SLG: 0.273 (8, 1)										0	0	0	0	0	0	0				
Inning Stats	R: 0 E: 0 K: 0 S: 3	H: 0 LOB: 1 BB: 1 P: 7	R: 0 E: 0 K: 2 S: 7	H: 0 LOB: 0 BB: 0 P: 7	R: 0 E: 0 K: 0 S: 3	H: 0 LOB: 0 BB: 0 P: 3	R: 0 E: 0 K: 1 S: 6	H: 1 LOB: 1 BB: 0 P: 6	R: 0 E: 0 K: 2 S: 8	H: 1 LOB: 1 BB: 0 P: 8	R: 0 E: 0 K: 0 S: 3	H: 0 LOB: 0 BB: 0 P: 3	R: 0 E: 0 K: 1 S: 7	H: 2 LOB: 3 BB: 1 P: 11	R: 0 E: 0 K: 0 S: 3	H: 0 LOB: 0 BB: 0 P: 5	1B: 3 2B: 1 3B: 0 HR: 0	SF: 0 SAC: 1 DP: 0 HBP: 0	WP: 1 PB: 0 SB: 0 CS: 0	PA: 33
PITCHER Jim Maloney, R ERA: 2.98 (1, 1)	IP: 9.0 WLS: W BF: 33 H: 4 R: 0 ER: 0 SO: 7 BB: 2 IBB: 0 HBP: 0 BLK: 0 WP: 1 HR: 0 S: 45 P: 53 ERA: 0.00 WHIP: 0.667															PITCHER				

Batter	1	2	3	4	5	6	7	8	9	AB	R	H	RBI	BB	SO	LOB	BOTTOM			
Pete Rose, S OBP: 0.351, SLG: 0.362 (1, 4)										3	1	1	0	1	1	0	Houston Colt 45's @ Cincinnati Reds Crosley Field, Cincinnati, OH Fri Jun 21 1963, 7:05 PM EDT Att: 12,729 - Unknown - 69 F			
Bob Skinner, L OBP: 0.325, SLG: 0.377 (1, 7)										4	1	2	1	0	1	1				
Vada Pinson, L OBP: 0.354, SLG: 0.504 (1, 8)										4	0	1	1	0	1	2				
Gordy Coleman, L OBP: 0.273, SLG: 0.398 (1, 3)										3	0	0	0	0	1	4				
Frank Robinson, R OBP: 0.417, SLG: 0.477 (8, PH)										1	0	1	1	0	0	0				
Tommy Harper, R OBP: 0.307, SLG: 0.276 (8, FR) (9, 9)										0	0	0	0	0	0	0				
Johnny Edwards, L OBP: 0.335, SLG: 0.395 (1, 2)										4	0	1	0	0	1	2				
Marty Keough, L OBP: 0.295, SLG: 0.368 (1, 9) (9, 3)										3	0	0	0	1	1	3				
Daryl Spencer, R OBP: 0.368, SLG: 0.331 (1, 5)										3	0	0	0	0	1	1				
Leo Cardenas, R OBP: 0.277, SLG: 0.374 (1, 6)										3	1	1	0	0	1	1				
Jim Maloney, L OBP: 0.150, SLG: 0.081 (1, 1)										2	0	0	0	0	0	0				
Inning Stats	R: 0 E: 0 K: 2 S: 8	H: 1 LOB: 1 BB: 0 P: 8	R: 0 E: 0 K: 2 S: 7	H: 0 LOB: 1 BB: 1 P: 11	R: 0 E: 0 K: 2 S: 7	H: 0 LOB: 0 BB: 0 P: 7	R: 0 E: 1 K: 0 S: 4	H: 1 LOB: 1 BB: 0 P: 4	R: 0 E: 0 K: 1 S: 5	H: 0 LOB: 0 BB: 0 P: 5	R: 0 E: 0 K: 0 S: 4	H: 2 LOB: 1 BB: 0 P: 4	R: 0 E: 0 K: 1 S: 5	H: 0 LOB: 0 BB: 0 P: 5	R: 3 E: 0 K: 0 S: 7	H: 3 LOB: 2 BB: 1 P: 11	1B: 7 2B: 0 3B: 0 HR: 0	SF: 0 SAC: 1 DP: 1 HBP: 0	WP: 0 PB: 0 SB: 1 CS: 0	PA: 33
PITCHER Ken Johnson, R ERA: 2.98 (1, 1)	IP: 7.1 WLS: L BF: 29 H: 6 R: 3 ER: 3 SO: 8 BB: 2 IBB: 0 HBP: 0 BLK: 0 WP: 0 HR: 0 S: 43 P: 51 ERA: 3.68 WHIP: 1.091															PITCHER				
Hal Woodeshick, L ERA: 1.36 (8, 1)	IP: 0.2 WLS: L BF: 4 H: 1 R: 0 ER: 0 SO: 0 BB: 0 IBB: 0 HBP: 0 BLK: 0 WP: 0 HR: 0 S: 4 P: 4 ERA: 0.00 WHIP: 1.500															PITCHER				



Batter	1	2	3	4	5	6	7	8	9	AB	R	H	RBI	BB	SO	LOB	TOP					
Johnny Temple, R OBP: 0.341, SLG: 0.318 (1.5)										4	0	0	0	1	0	3	Houston Colt 45's @ Cincinnati Reds Crosley Field, Cincinnati, OH Sat Jun 22 1963, 3:33 AM EDT Att: 6,197 - Unknown - 70 F					
Al Spangler, L OBP: 0.311, SLG: 0.313 (1.7)										4	0	2	0	0	1	0						
Pete Runnels, L OBP: 0.279, SLG: 0.241 (1.3)										3	0	0	0	1	0	5						
Hal Woodeshick, R OBP: 0.273, SLG: 0.273 (7.1)										0	0	0	0	0	0	0						
Carl Warwick, R OBP: 0.379, SLG: 0.437 (1.8)										4	0	0	0	0	1	4						
Rusty Staub, L OBP: 0.284, SLG: 0.307 (1.9)										4	0	1	0	0	0	0						
Ernie Fazio, R OBP: 0.280, SLG: 0.245 (1.4)										3	0	1	0	1	1	0						
John Bateman, R OBP: 0.228, SLG: 0.304 (1.2)										4	0	0	0	0	1	4						
Bob Lillis, R OBP: 0.248, SLG: 0.251 (1.6)										4	0	1	0	0	0	0						
Bob Bruce, R OBP: 0.147, SLG: 0.065 (1.1)										1	0	1	0	0	0	0						
Brock Davis, L OBP: 0.269, SLG: 0.313 (7.9)										2	0	0	0	0	0	0						
Inning Stats	R: 0 E: 0 K: 1 S: 5	H: 0 LOB: 0 BB: 0 P: 5	R: 0 E: 0 K: 1 S: 5	H: 0 LOB: 0 BB: 0 P: 5	R: 0 E: 0 K: 0 S: 4	H: 1 LOB: 1 BB: 0 P: 4	R: 0 E: 0 K: 0 S: 4	H: 1 LOB: 3 BB: 2 P: 12	R: 0 E: 0 K: 1 S: 7	H: 2 LOB: 0 BB: 0 P: 8	R: 0 E: 0 K: 0 S: 3	H: 0 LOB: 0 BB: 0 P: 3	R: 0 E: 0 K: 0 S: 4	H: 1 LOB: 2 BB: 1 P: 8	R: 0 E: 0 K: 1 S: 6	H: 1 LOB: 1 BB: 0 P: 6	R: 0 E: 0 K: 0 S: 3	H: 0 LOB: 0 BB: 0 P: 3	1B: 6 2B: 0 3B: 0 HR: 0	SF: 0 SAC: 0 DP: 0 HBP: 1	WP: 0 PB: 0 SB: 0 CS: 0	PA: 37
PITCHER John Tsitouris, R ERA: 3.86 (1.1)	IP: 9.0 WLS: W BF: 37 H: 6 R: 0 ER: 0 SO: 4 BB: 3 IBB: 0 HBP: 1 BLK: 0 WP: 0 HR: 0 S: 41 P: 54 ERA: 0.00 WHIP: 1.000															PITCHER John Tsitouris, R ERA: 3.86 (1.1)	IP: 9.0 WLS: W BF: 37 H: 6 R: 0 ER: 0 SO: 4 BB: 3 IBB: 0 HBP: 1 BLK: 0 WP: 0 HR: 0 S: 41 P: 54 ERA: 0.00 WHIP: 1.000					

Batter	1	2	3	4	5	6	7	8	9	AB	R	H	RBI	BB	SO	LOB	BOTTOM			
Pete Rose, S OBP: 0.361, SLG: 0.375 (1.4)										3	2	3	0	1	0	0	Houston Colt 45's @ Cincinnati Reds Crosley Field, Cincinnati, OH Sat Jun 22 1963, 3:33 AM EDT Att: 6,197 - Unknown - 70 F			
Bob Stinner, L OBP: 0.324, SLG: 0.370 (1.7)										4	0	0	0	0	1	4				
Vada Pinson, L OBP: 0.353, SLG: 0.504 (1.8)										4	0	1	1	0	1	3				
Gordy Coleman, L OBP: 0.278, SLG: 0.402 (1.3)										3	0	2	1	0	0	1				
Don Pavletich, R OBP: 0.340, SLG: 0.282 (8.9)										1	0	0	0	0	0	0				
Johnny Edwards, L OBP: 0.333, SLG: 0.393 (1.2)										4	1	1	0	0	0	1				
Marty Keough, L OBP: 0.325, SLG: 0.410 (1.9)										4	0	3	0	0	1	0				
Daryl Spencer, R OBP: 0.365, SLG: 0.323 (1.5)										3	0	0	0	1	0	4				
Leo Cardenas, R OBP: 0.278, SLG: 0.371 (1.6)										2	0	0	0	1	0	1				
John Tsitouris, R OBP: 0.063, SLG: 0.067 (1.1)										2	0	0	1	0	2	0				
Inning Stats	R: 1 E: 1 K: 0 S: 5	H: 2 LOB: 1 BB: 0 P: 5	R: 0 E: 0 K: 0 S: 3	H: 1 LOB: 0 BB: 0 P: 3	R: 1 E: 0 K: 2 S: 8	H: 2 LOB: 2 BB: 1 P: 12	R: 0 E: 0 K: 0 S: 4	H: 2 LOB: 1 BB: 1 P: 8	R: 0 E: 0 K: 1 S: 6	H: 1 LOB: 1 BB: 0 P: 6	R: 0 E: 0 K: 1 S: 5	H: 0 LOB: 1 BB: 1 P: 9	R: 0 E: 1 K: 1 S: 6	H: 1 LOB: 1 BB: 0 P: 6	R: 0 E: 0 K: 0 S: 4	H: 1 LOB: 1 BB: 0 P: 4	1B: 7 2B: 4 3B: 0 HR: 0	SF: 1 SAC: 0 DP: 1 HBP: 0	WP: 1 PB: 1 SB: 1 CS: 0	PA: 35
PITCHER Bob Bruce, R ERA: 3.38 (1.1)	IP: 6.0 WLS: L BF: 26 H: 8 R: 3 ER: 2 SO: 4 BB: 2 IBB: 1 HBP: 0 BLK: 0 WP: 0 HR: 0 S: 31 P: 43 ERA: 3.00 WHIP: 1.667															PITCHER Hal Woodeshick, L ERA: 1.31 (7.1)	IP: 2.0 WLS: 8 BF: 8 H: 2 R: 0 ER: 0 SO: 1 BB: 0 IBB: 0 HBP: 0 BLK: 0 WP: 1 HR: 0 S: 10 P: 10 ERA: 0.00 WHIP: 1.000			

Batter	1	2	3	4	5	6	7	8	9	AB	R	H	RBI	BB	SO	LOB	TOP		
Ernie Fazio, R OBP: 0.270, SLG: 0.236 (1,4)										4	0	0	0	0	1	2	Houston Colt 45's @ Cincinnati Reds Crosley Field, Cincinnati, OH Sun Jun 23 1963, 3:33 AM EDT Unknown - 82 F		
Johnny Temple, R OBP: 0.335, SLG: 0.312 (1,5)										4	0	0	0	0	1	1			
Al Spangler, L OBP: 0.305, SLG: 0.307 (1,7)										4	0	0	0	0	0	1			
Carl Warwick, R OBP: 0.374, SLG: 0.431 (1,8)										3	0	0	0	0	0	0			
Rusty Staub, L OBP: 0.284, SLG: 0.307 (1,9)										3	0	1	0	0	0	0			
Pete Runnels, L OBP: 0.276, SLG: 0.239 (1,3)										2	0	0	0	0	1	0			
John Bateman, R OBP: 0.230, SLG: 0.305 (1,2)										3	0	1	0	0	1	0			
Bob Lillis, R OBP: 0.249, SLG: 0.257 (1,6)										3	0	1	0	0	1	1			
Jim Umbricht, R (1,1)										1	0	0	0	0	0	0			
Don McMahon, R (4,1)										0	0	0	0	0	0	0			
Brock Davis, L OBP: 0.284, SLG: 0.306 (6, PH)										1	0	0	0	0	1	1			
Russ Kemmerer, R OBP: 0.286, SLG: 0.286 (6,1)										0	0	0	0	0	0	0			
Howie Goss, R OBP: 0.290, SLG: 0.395 (9, PH)										1	0	1	0	0	0	0			
Inning Stats	R: 0 E: 0 K: 0 S: 3	H: 0 LOB: 0 BB: 0 P: 3	R: 0 E: 0 K: 0 S: 3	H: 1 LOB: 0 BB: 0 P: 3	R: 0 E: 0 K: 2 S: 7	H: 0 LOB: 0 BB: 0 P: 7	R: 0 E: 0 K: 2 S: 7	H: 0 LOB: 0 BB: 0 P: 7	R: 0 E: 0 K: 1 S: 5	H: 1 LOB: 1 BB: 0 P: 6	R: 0 E: 0 K: 0 S: 3	H: 0 LOB: 0 BB: 0 P: 3	R: 0 E: 0 K: 0 S: 4	H: 1 LOB: 1 BB: 0 P: 4	R: 0 E: 1 K: 0 S: 4	H: 1 LOB: 1 BB: 0 P: 4	1B: 3 2B: 2 3B: 0 HR: 0	SF: 0 SAC: 1 DP: 1 HBP: 0	WP: 0 PA: 30 PB: 0 SB: 0 CS: 0
PITCHER Bob Purkey, R ERA: 3.63 (1,1)	IP: 9.0 WLS: W BF: 30 H: 4 R: 0 ER: 0 SO: 6 BB: 0 IBB: 0 HBP: 0 BLK: 0 WP: 0 HR: 0 S: 42 P: 42 ERA: 0.00 WHIP: 0.444															PITCHER IP: WLS: BF: H: R: ER: SO: BB: IBB: HBP: BLK: WP: HR: S: P: ERA: WHIP			

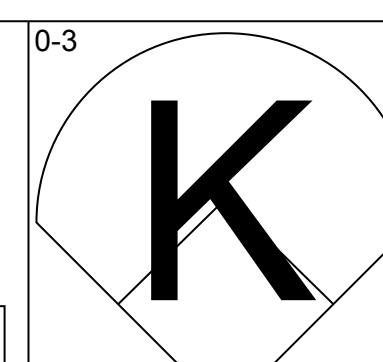
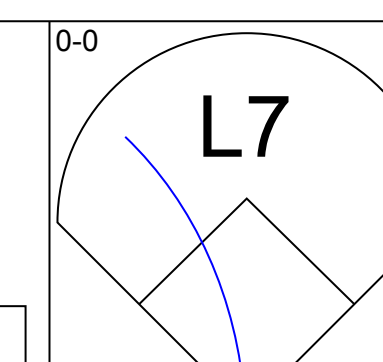
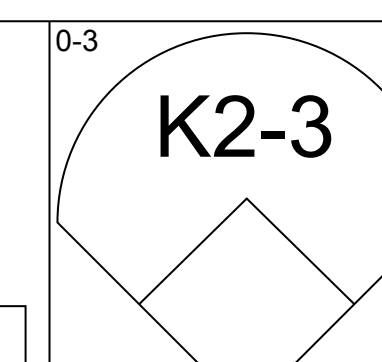
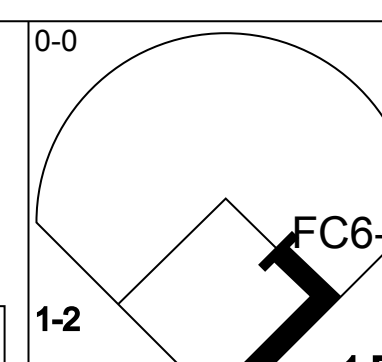
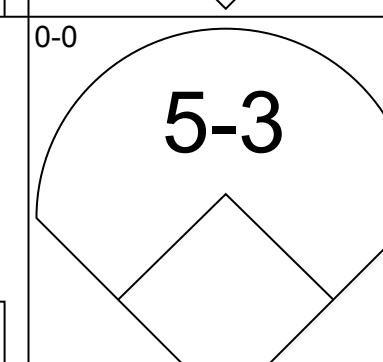
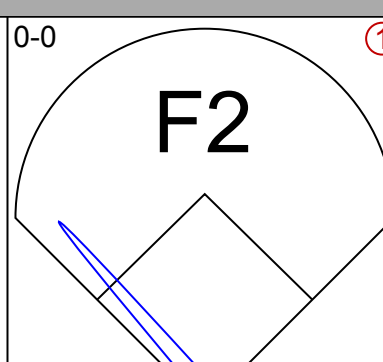
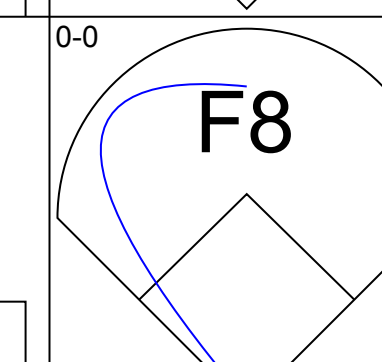
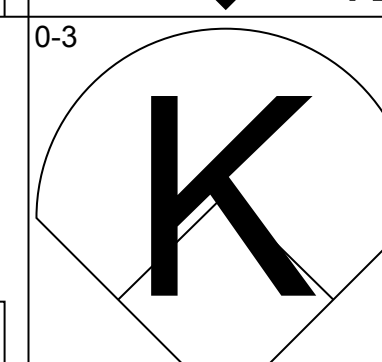
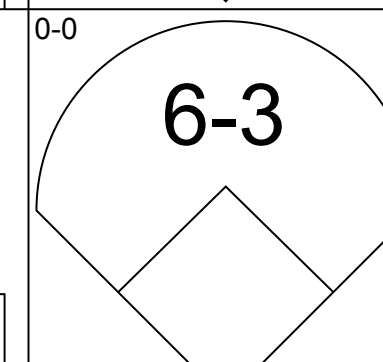
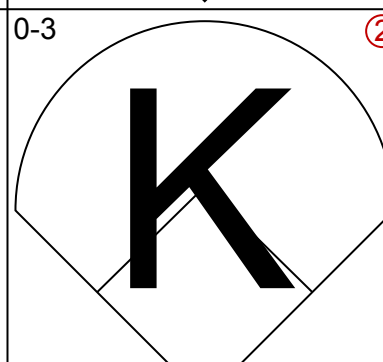
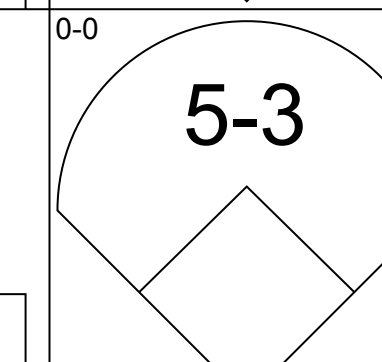
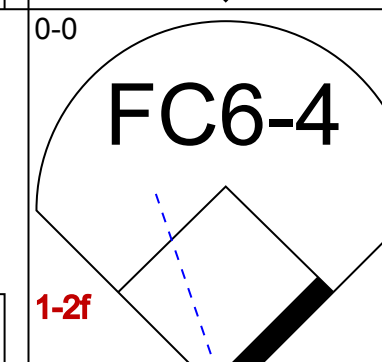
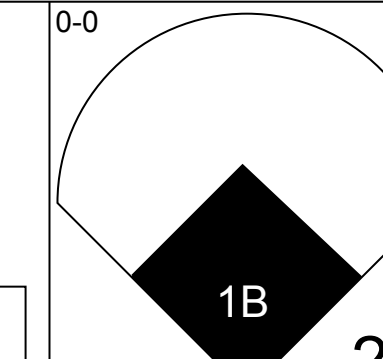
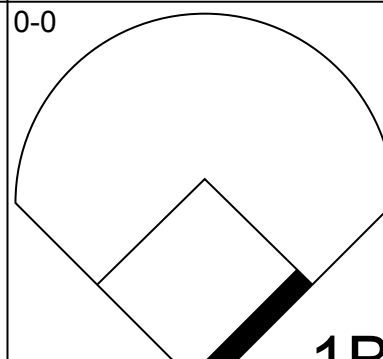
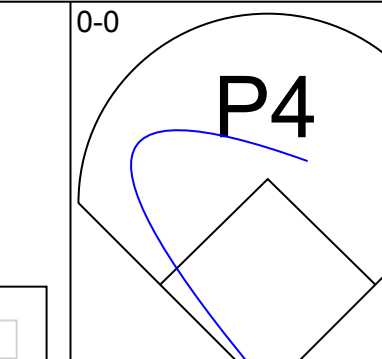
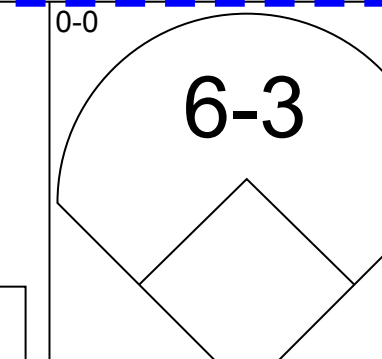
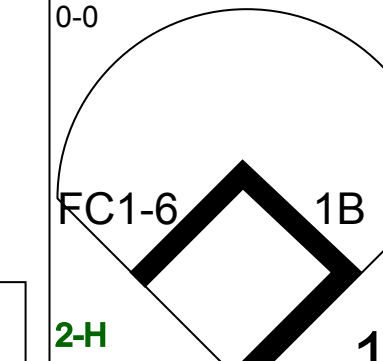
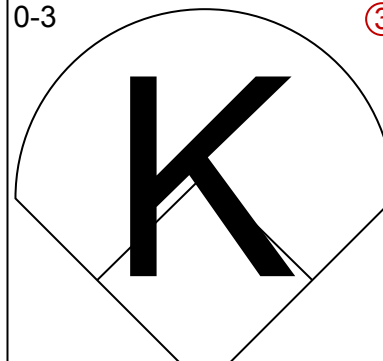
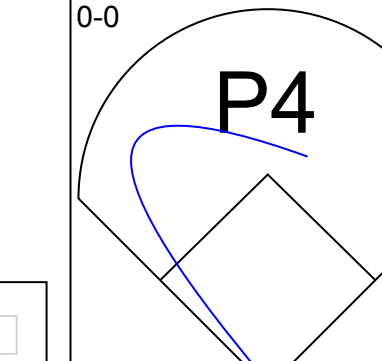
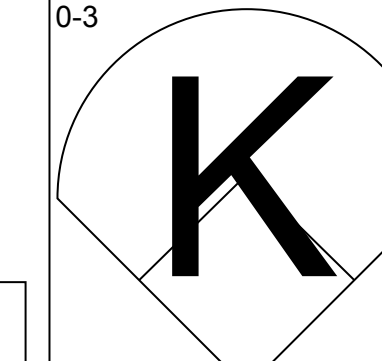
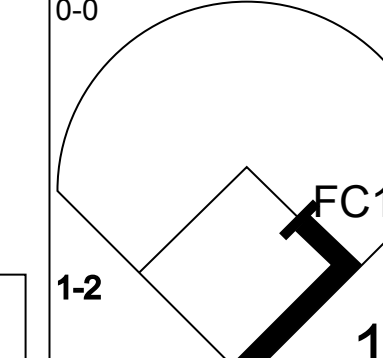
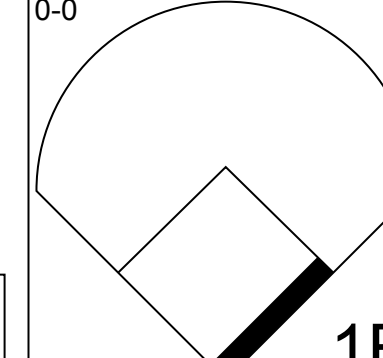
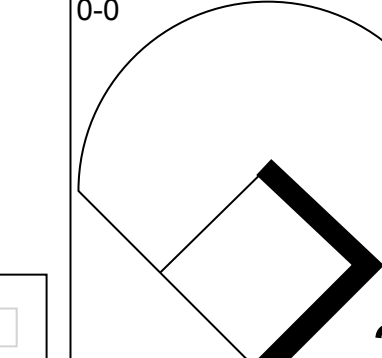
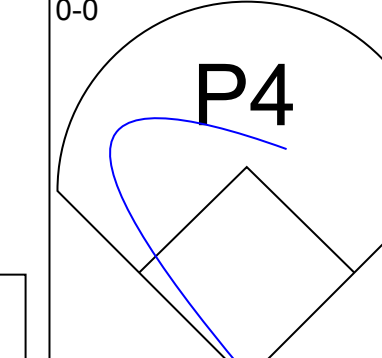
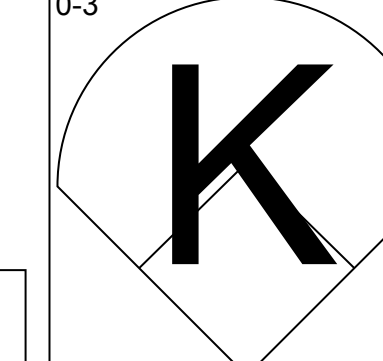
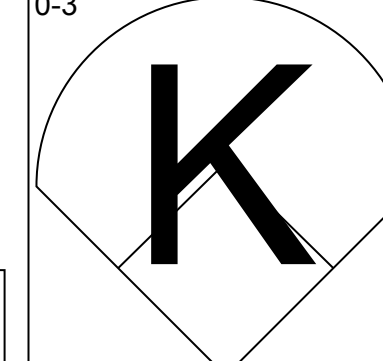
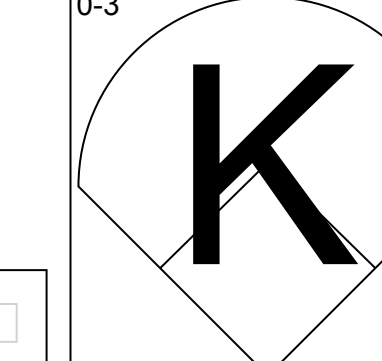
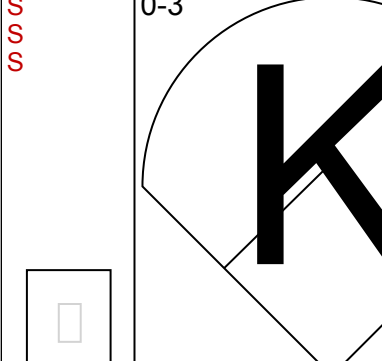
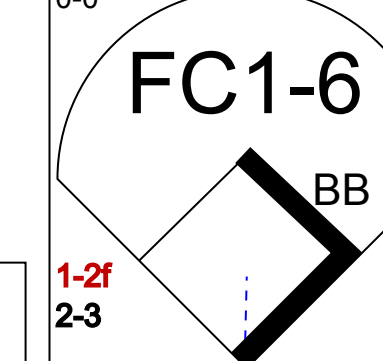
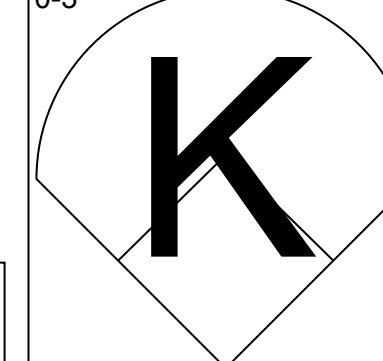
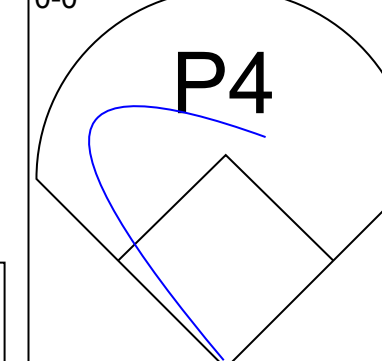
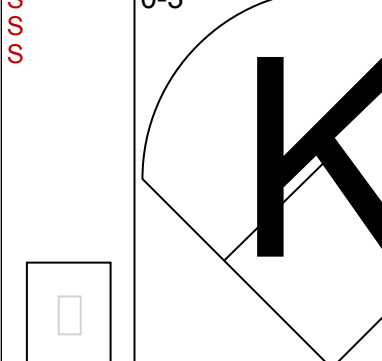
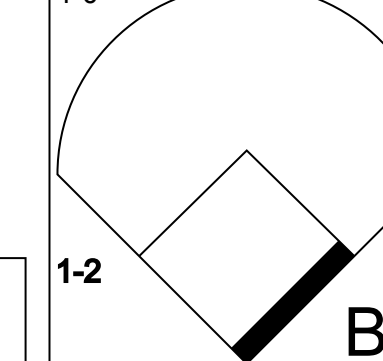
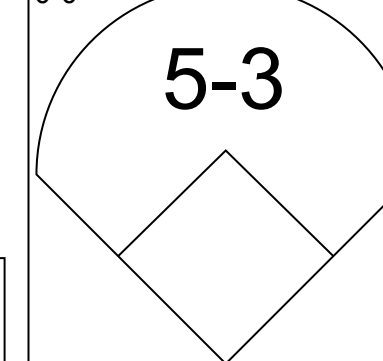
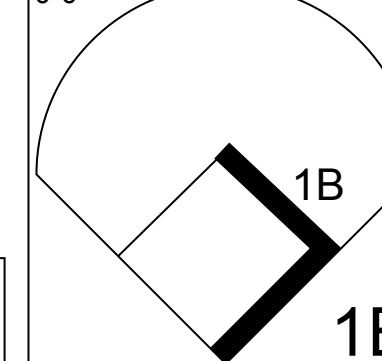
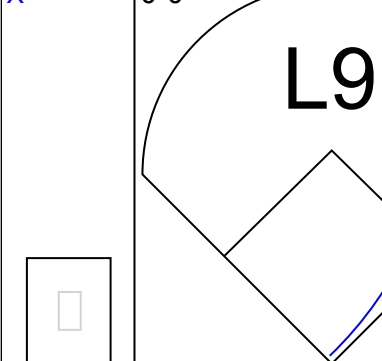
AB	29
R	0
H	4
RBI	0
BB	0
SO	6
LOB	6

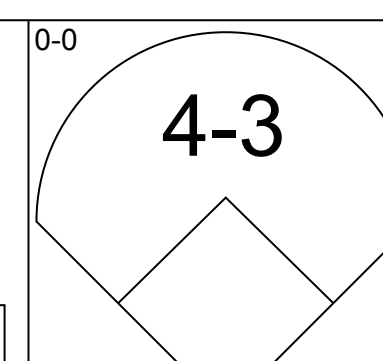
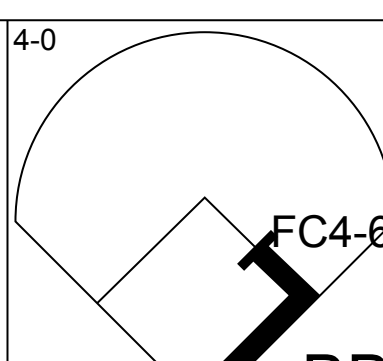
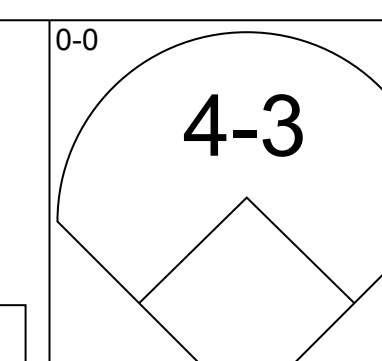
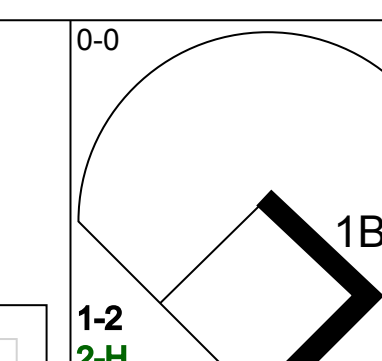
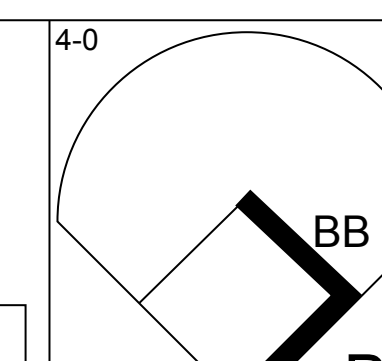
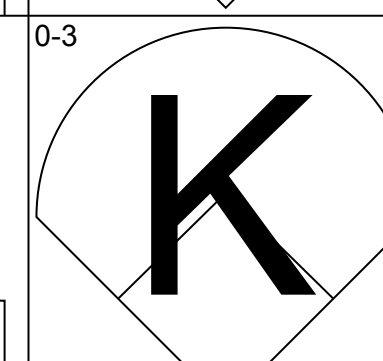
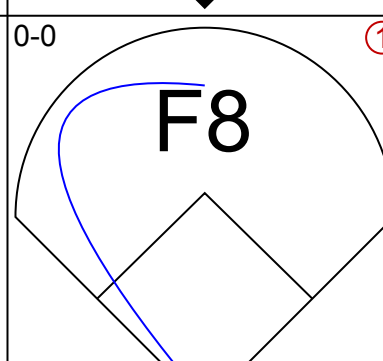
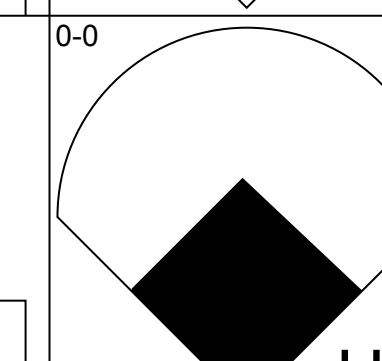
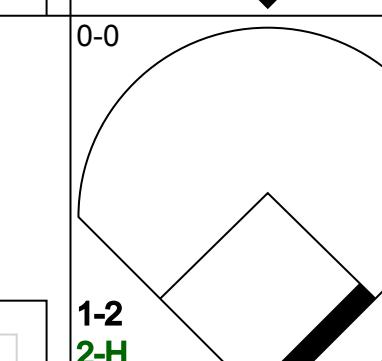
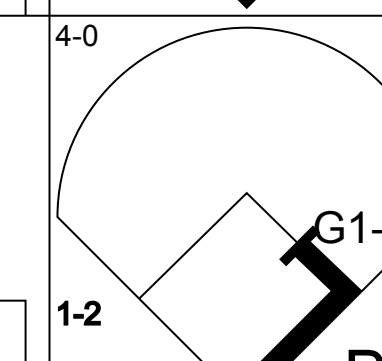
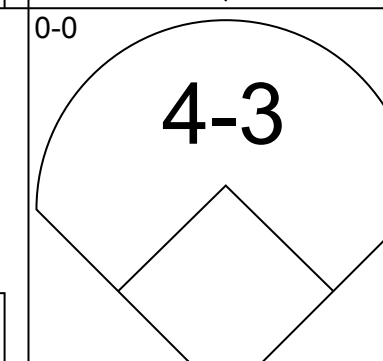
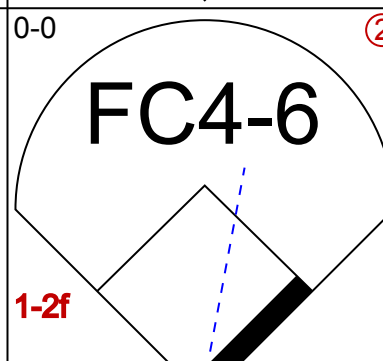
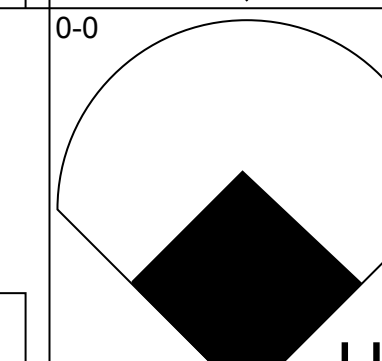
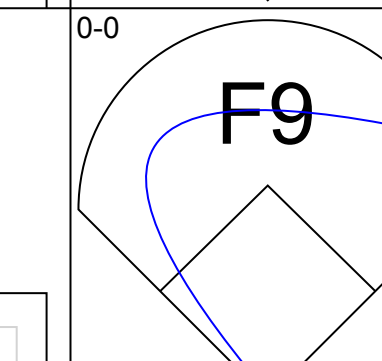
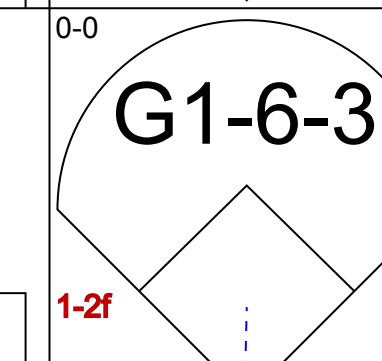
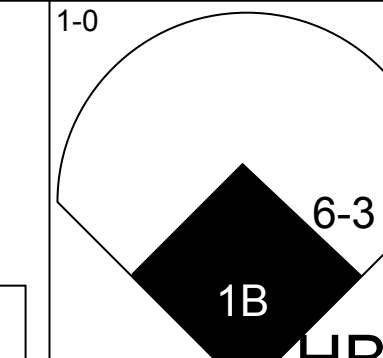
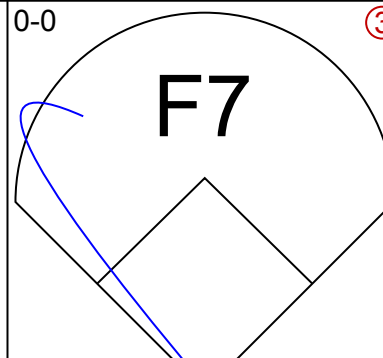
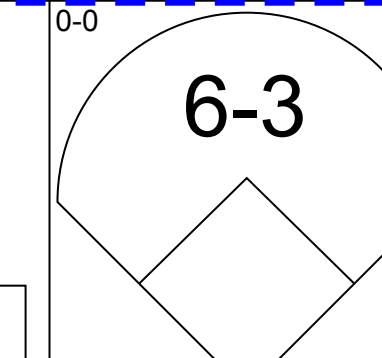
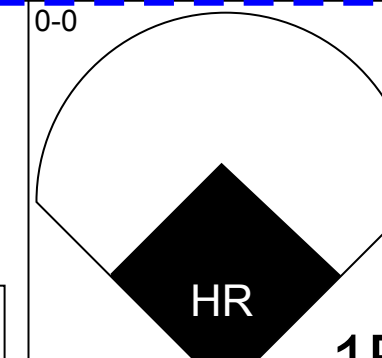

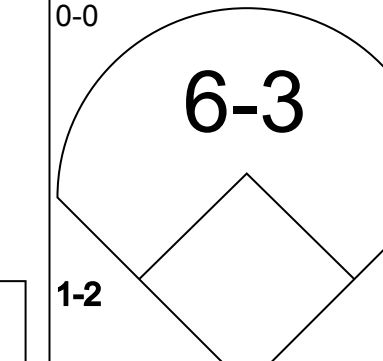
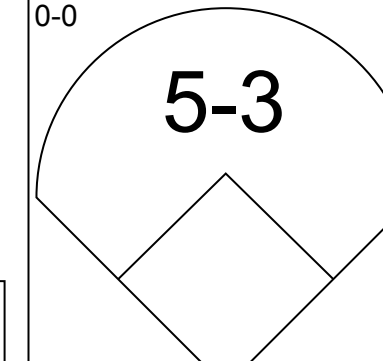
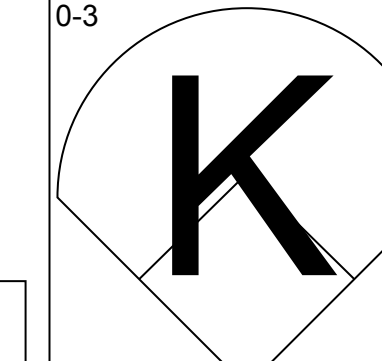
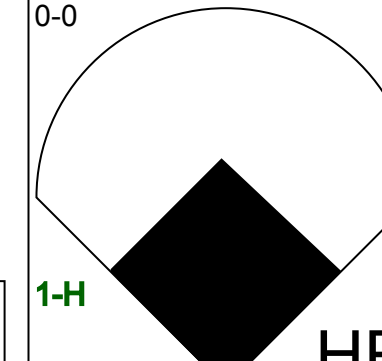

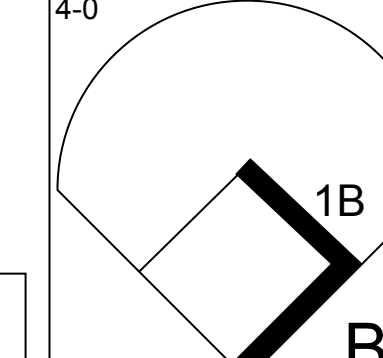
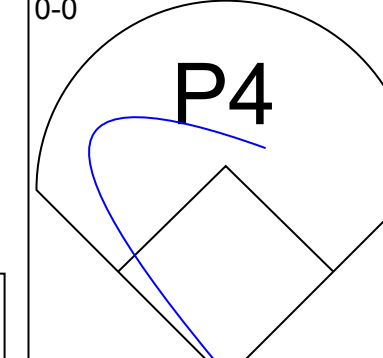
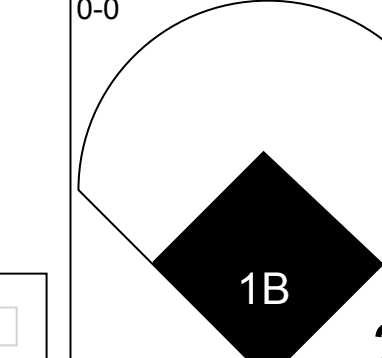

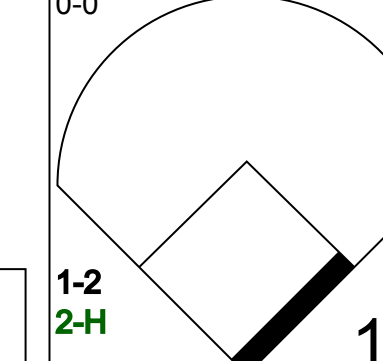
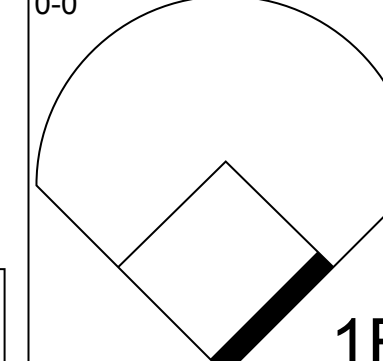
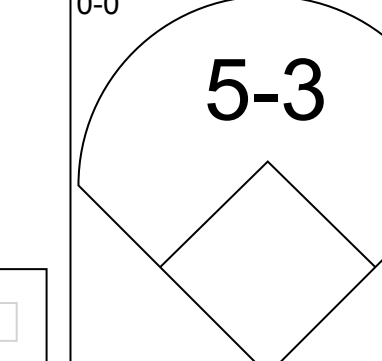
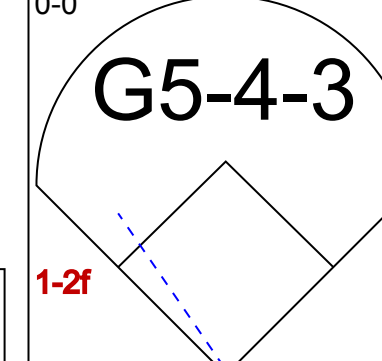
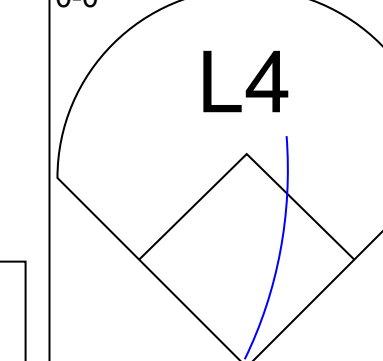
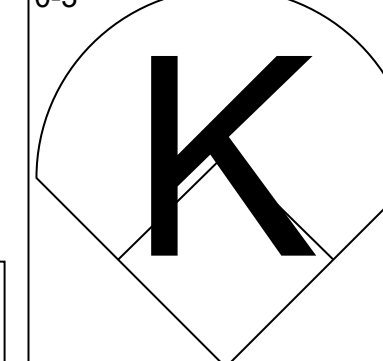
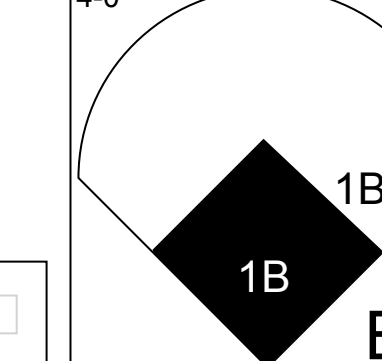

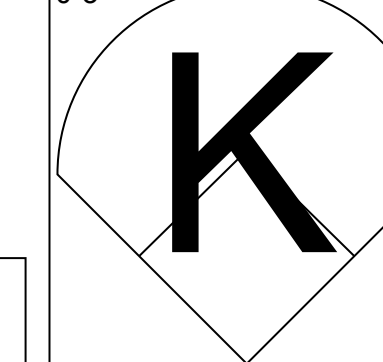
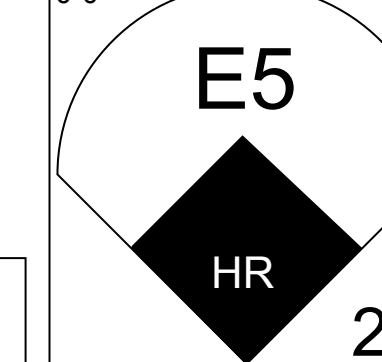
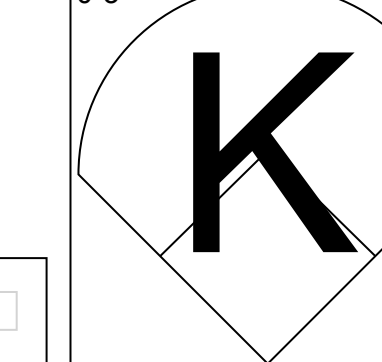
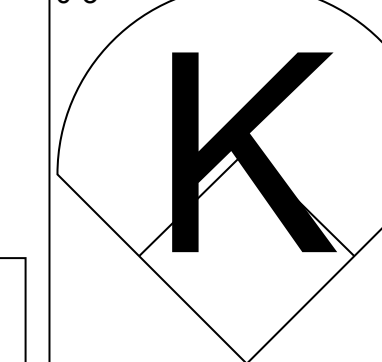


Batter	1	2	3	4	5	6	7	8	9	AB	R	H	RBI	BB	SO	LOB	BOTTOM			
Pete Rose, S OBP: 0.359, SLG: 0.373 (1,4)										4	1	1	0	0	1	1	Houston Colt 45's @ Cincinnati Reds Crosley Field, Cincinnati, OH Sun Jun 23 1963, 3:33 AM EDT Unknown - 82 F			
Bob Skinner, L OBP: 0.331, SLG: 0.376 (1,7)										2	1	1	0	2	0	0				
Vada Pinson, L OBP: 0.351, SLG: 0.500 (1,8)										4	1	1	1	0	1	2				
Gordy Coleman, L OBP: 0.274, SLG: 0.394 (1,3)										4	0	0	0	0	0	4				
Johnny Edwards, L OBP: 0.336, SLG: 0.408 (1,2)										4	1	2	3	0	0	1				
Marty Keough, L OBP: 0.320, SLG: 0.400 (1,9)										4	0	1	0	0	0	1				
Daryl Spencer, R OBP: 0.369, SLG: 0.318 (1,5)										2	0	0	0	2	0	1				
Leo Cardenas, R OBP: 0.279, SLG: 0.370 (1,6)										3	0	1	0	0	0	2				
Bob Purkey, R OBP: 0.238, SLG: 0.059 (1,1)										2	0	0	0	0	1	1				
Inning Stats	R: 0 E: 0 K: 1 S: 6	H: 1 LOB: 1 BB: 0 P: 6	R: 0 E: 0 K: 0 S: 3	H: 1 LOB: 1 BB: 1 P: 7	R: 4 E: 0 K: 0 S: 6	H: 3 LOB: 0 BB: 1 P: 10	R: 0 E: 0 K: 0 S: 4	H: 1 LOB: 1 BB: 0 P: 4	R: 0 E: 0 K: 1 S: 5	H: 0 LOB: 1 BB: 1 P: 9	R: 0 E: 0 K: 1 S: 5	H: 0 LOB: 0 BB: 0 P: 5	R: 0 E: 0 K: 0 S: 4	H: 1 LOB: 1 BB: 0 P: 4	R: 0 E: 0 K: 0 S: 4	H: 1 LOB: 1 BB: 0 P: 4		1B: 5 2B: 1 3B: 0 HR: 1	SF: 0 SAC: 1 DP: 0 HBP: 0	WP: 0 PA: 34 PB: 0 SB: 0 CS: 1
PITCHER Jim Umbricht, R ERA: 5.06 (1,1)	IP: 3.0 WLS: L BF: 15 H: 5 R: 4 ER: 4 SO: 1 BB: 2 IBB: 0 HBP: 0 BLK: 0 WP: 0 HR: 1 S: 15 P: 23 ERA: 12.00 WHIP: 2.333															PITCHER IP: WLS: BF: H: R: ER: SO: BB: IBB: HBP: BLK: WP: HR: S: P: ERA: WHIP				
Don McMahon, R ERA: 4.25 (4,1)	2.0	8	1	0	0	0	1	0	0	0	0	0	7	11	0.00	1.000				
Russ Kemmerer, R ERA: 5.45 (6,1)	3.0	11	1	0	0	2	1	0	0	0	0	0	14	18	0.00	0.667				

AB	29
R	4
H	7
RBI	4
BB	4
SO	3
LOB	13



Batter	1	2	3	4	5	6	7	8	9	AB	R	H	RBI	BB	SO	LOB	TOP		
Ernie Fazio, R OBP: 0.270, SLG: 0.236 (1, 4)										4	0	1	0	0	2	3	Houston Colt 45's @ Cincinnati Reds Crosley Field, Cincinnati, OH Sun Jun 23 1963, 3:38 AM EDT Att: 16,913 - Unknown		
Al Spangler, L OBP: 0.300, SLG: 0.301 (1, 7)										4	0	0	0	0	1	2			
Bob Aspromonte, R OBP: 0.280, SLG: 0.280 Russ Kemmerer, R OBP: 0.286, SLG: 0.286 (7, 1)										4	0	0	0	0	1	2			
Carl Warwick, R OBP: 0.376, SLG: 0.437 (1, 9)										4	1	2	0	0	0	0			
Howie Goss, R OBP: 0.279, SLG: 0.392 (1, 8)										4	0	1	1	0	2	1			
Rusty Staub, L OBP: 0.293, SLG: 0.320 (1, 3)										4	0	3	0	0	0	0			
Jim Campbell, R OBP: 0.264, SLG: 0.272 (1, 2)										4	0	0	0	0	4	4			
J C Hartman, R OBP: 0.152, SLG: 0.135 (1, 6)										4	0	0	0	0	2	3			
Chris Zachary, L (1, 1) Hal Woodeshick, R OBP: 0.273, SLG: 0.273 Johnny Temple, R OBP: 0.336, SLG: 0.314 (7, 5)										1	0	0	0	1	0	1			
Inning Stats	R: 0 E: 0 K: 1 S: 5	H: 0 LOB: 0 BB: 0 P: 5	R: 1 E: 0 K: 1 S: 8	H: 3 LOB: 3 BB: 1 P: 12	R: 0 E: 0 K: 2 S: 8	H: 1 LOB: 1 BB: 0 P: 8	R: 0 E: 0 K: 1 S: 5	H: 0 LOB: 0 BB: 0 P: 5	R: 0 E: 0 K: 1 S: 6	H: 1 LOB: 1 BB: 0 P: 6	R: 0 E: 0 K: 1 S: 7	H: 2 LOB: 2 BB: 0 P: 7	R: 0 E: 0 K: 1 S: 5	H: 0 LOB: 0 BB: 0 P: 5	R: 0 E: 0 K: 2 S: 7	H: 0 LOB: 0 BB: 0 P: 7	1B: 6 2B: 2 3B: 0 HR: 0	SF: 0 SAC: 0 DP: 0 HBP: 0	WP: 0 PA: 36 PB: 0 SB: 0 CS: 0
PITCHER	IP	WLS	BF	H	R	ER	SO	BB	IBB	HBP	BLK	WP	HR	S	P	ERA	WHIP		
Joe Nuxhall, L ERA: 2.67 Dom Zanni, R ERA: 7.0	(1, 1) 7.0	W 30	8	1	1	9	1	0	0	0	0	0	0	47	51	1.29	1.286		

Batter	1	2	3	4	5	6	7	8	9	AB	R	H	RBI	BB	SO	LOB	BOTTOM		
Pete Rose, S OBP: 0.363, SLG: 0.372 (1, 4)										3	0	1	1	2	0	1	Houston Colt 45's @ Cincinnati Reds Crosley Field, Cincinnati, OH Sun Jun 23 1963, 3:38 AM EDT Att: 16,913 - Unknown		
Bob Stinner, L OBP: 0.336, SLG: 0.391 (1, 7)										4	1	2	3	1	1	1			
Vada Pinson, L OBP: 0.349, SLG: 0.505 (1, 8)										5	1	1	1	0	0	5			
Gordy Coleman, L OBP: 0.275, SLG: 0.393 Don Pavletich, R OBP: 0.347, SLG: 0.293 (6, 3)										1	1	0	0	0	0	1			
Jesse Gonder, L OBP: 0.367, SLG: 0.724 (1, 2)										4	1	1	2	0	1	1			
Marty Keough, L OBP: 0.342, SLG: 0.426 (1, 9)										3	1	2	0	1	0	0			
Leo Cardenas, R OBP: 0.282, SLG: 0.372 (1, 6)										4	0	2	1	0	0	2			
Eddie Kasko, R OBP: 0.338, SLG: 0.290 (1, 5)										3	1	0	0	1	1	3			
Joe Nuxhall, L OBP: 0.154, SLG: 0.160 Dom Zanni, R (8, 1)										3	1	1	0	0	2	4			
Inning Stats	R: 0 E: 0 K: 1 S: 5	H: 0 LOB: 0 BB: 0 P: 5	R: 1 E: 0 K: 1 S: 6	H: 1 LOB: 2 BB: 1 P: 11	R: 0 E: 0 K: 0 S: 3	H: 0 LOB: 1 BB: 1 P: 7	R: 0 E: 0 K: 1 S: 6	H: 1 LOB: 0 BB: 0 P: 6	R: 3 E: 1 K: 1 S: 8	H: 3 LOB: 0 BB: 0 P: 8	R: 2 E: 0 K: 1 S: 5	H: 3 LOB: 2 BB: 1 P: 12	R: 2 E: 0 K: 0 S: 5	H: 3 LOB: 0 BB: 0 P: 5	R: 0 E: 0 K: 1 S: 4	H: 0 LOB: 1 BB: 2 P: 12	1B: 6 2B: 2 3B: 0 HR: 3	SF: 0 SAC: 0 DP: 2 HBP: 1	WP: 0 PA: 39 PB: 0 SB: 0 CS: 0
PITCHER	IP	WLS	BF	H	R	ER	SO	BB	IBB	HBP	BLK	WP	HR	S	P	ERA	WHIP		
Chris Zachary, R ERA: 7.4 Hal Woodeshick, L ERA: 1.59 Russ Kemmerer, R ERA: 5.65	(1, 1) 4.1	L 21	9	4	3	3	2	0	0	0	0	0	0	24	33	6.23	1.615		

Batter	1	2	3	4	5	6	7	8	9	AB	R	H	RBI	BB	SO	LOB	TOP					
Maury Wills, S OBP: 0.379, SLG: 0.372	1-1 1-3		4-2 HR BB	2-2 5-3			0-0 3-1 1B		4-1 WP BB CS BB	3	1	1	0	2	0	0	Los Angeles Dodgers @ Cincinnati Reds Crosley Field, Cincinnati, OH Mon Jun 24 1963, 7:05 PM EDT Att: 17,273 - Unknown					
Jim Gilliam, S OBP: 0.332, SLG: 0.385	0-0 CS 1B		4-2 HR BB	1-3 K			2-2 3-1 1-2		4-1 WP BB	3	1	1	0	2	1	1						
Willie Davis, L OBP: 0.276, SLG: 0.394	1-3 K		0-1 1-H 2-H HR		3-2 4-3			0-0 F9	2-1 CS	4	1	1	3	0	1	1						
Tommy Davis, R OBP: 0.373, SLG: 0.486		1-3 K	2-0 1B 1B		2-2 6-3			4-2 4-3 BB		3	1	1	0	1	1	0						
Wally Moon, L OBP: 0.371, SLG: 0.374		4-2 1B BB	0-1 1B 1B		0-0 F9			2-1 4-3		3	1	1	0	1	0	1						
Ron Fairly, L OBP: 0.356, SLG: 0.408		2-0 4-3 1B	2-1 1B S			0-1 4-3		4-0 1B		3	0	1	1	1	0	1						
Doug Camilli, R OBP: 0.200, SLG: 0.242		0-1 2-H 1B	3-3 K			1-3 K		1-2 1-3 IBB		4	0	1	1	0	2	4						
Dick Tracewski, R OBP: 0.310, SLG: 0.282		3-3 K	1-3 K			2-1 F5		1-3 K		4	0	0	0	0	3	3						
Don Drysdale, R OBP: 0.216, SLG: 0.213			1-0 6-3		1-3 K			2-2 1-3		3	0	0	0	0	1	0						
Ron Perranoski, L OBP: 0.091, SLG: 0.091									1-1 4-3	1	0	0	0	0	0	0						
Inning Stats	R: 0 E: 0 K: 1 S: 6	H: 1 LOB: 1 BB: 0 P: 8	R: 1 E: 0 K: 2 S: 12	H: 1 LOB: 1 BB: 1 P: 22	R: 4 E: 0 K: 2 S: 21	H: 4 LOB: 2 BB: 2 P: 38	R: 0 E: 0 K: 2 S: 11	H: 0 LOB: 0 BB: 0 P: 15	R: 0 E: 0 K: 1 S: 7	H: 0 LOB: 0 BB: 0 P: 10	R: 0 E: 0 K: 0 S: 8	H: 1 LOB: 0 BB: 0 P: 12	R: 0 E: 0 K: 0 S: 10	H: 0 LOB: 0 BB: 2 P: 21	R: 0 E: 0 K: 1 S: 8	H: 0 LOB: 1 BB: 2 P: 20	1B: 6 2B: 1 3B: 0 HR: 1	SF: 0 SAC: 0 DP: 1 HBP: 0	WP: 1 PB: 0 SB: 2 CS: 2	PA: 39		
PITCHER	IP WLS BF H R ER SO BB IBB HBP BLK WP HR S P ERA WHIP	2.1 L 15 6 5 5 3 3 0 0 0 0 1 33 58 19.29 3.857	3.1 0 11 0 0 0 5 0 0 0 0 0 0 33 49 0.00 0.000	7.1 0 8 1 0 0 0 1 1 0 0 0 0 18 33 0.00 1.000	9.1 0 4 0 0 0 1 2 0 0 0 0 7 17 0.00 3.000	9.1 0 0 0 0 0 0 0 0 0 0 1 0 1 3 0.00 0.000																

AB	31
R	5
H	7
RBI	5
BB	7
SO	9
LOB	11



Batter	1	2	3	4	5	6	7	8	9	AB	R	H	RBI	BB	SO	LOB	BOTTOM				
Pete Rose, S OBP: 0.358, SLG: 0.366	1-3 K			0-1 5-3		2-2 1-3		0-0 G6-4-3		4	0	0	0	0	1	3	Los Angeles Dodgers @ Cincinnati Reds Crosley Field, Cincinnati, OH Mon Jun 24 1963, 7:05 PM EDT Att: 17,273 - Unknown				
Bob Skinner, L OBP: 0.332, SLG: 0.386	1-3 K			2-3 K			1-1 4-3	0-1 1-2 2-3 3-H		3	0	0	0	0	2	0					
Ken Walters, R OBP: 0.242, SLG: 0.303								3-H 1B		1	0	1	1	0	0	0					
Al Worthington, R										0	0	0	0	0	0	0					
Bill Henry, L										0	0	0	0	0	0	0					
Vada Pinson, L OBP: 0.348, SLG: 0.502	1-1 F5			0-1 F7			0-0 G1-4-3 1B	2-2 F9		4	0	1	0	0	0	1					
Frank Robinson, R OBP: 0.411, SLG: 0.468		0-0 6-3			2-2 F3		3-1 G1-4-3 1-2		0-0 6-3	4	0	0	0	0	0	1					
Gordy Coleman, L OBP: 0.280, SLG: 0.394		2-1 L4-3 HBP			0-0 F7			0-0 BB BB 1B 1B	0-0 6-3	2	1	1	0	0	0	0					
Don Pavletich, R OBP: 0.340, SLG: 0.286										1	0	0	0	0	0	0					
Johnny Edwards, L OBP: 0.335, SLG: 0.403		2-0 L4-3			0-0 F5			4-1 1B BB 1B 1B	0-1 6-3	3	1	0	0	1	0	1					
Daryl Spencer, R OBP: 0.374, SLG: 0.328			1-3 K			0-1 2B		4-2 1B BB G6-4-3 BB		2	1	1	0	1	1	0					
Leo Cardenas, R OBP: 0.282, SLG: 0.372			0-3 K			0-0 F4		1-1 G6-4-3 1B 1B		3	1	1	1	0	1	1					
Joey Jay, S OBP: 0.111, SLG: 0.148								1-2 2-3 3-H		0	0	0	0	0	0	0					
Jim Owens, R										1	0	0	0	0	1	0					
Jesse Gonder, L OBP: 0.285, SLG: 0.700										1	0	0	0	0	1	1					
Dom Zanni, R										0	0	0	0	0	0	0					
Marty Keough, L OBP: 0.242, SLG: 0.438										0	0	0	0	0	0	0					
Tommy Harper, R OBP: 0.134, SLG: 0.224								1-2 2-3 3-H		1	0	1	1	0	0	0					
Inning Stats	R: 0 E: 0 K: 2 S: 8	H: 0 LOB: 0 BB: 0 P: 11	R: 0 E: 0 K: 0 S: 3	H: 0 LOB: 0 BB: 0 P: 7	R: 0 E: 0 K: 3 S: 9	H: 0 LOB: 0 BB: 0 P: 11	R: 0 E: 0 K: 1 S: 7	H: 0 LOB: 0 BB: 0 P: 9	R: 0 E: 0 K: 1 S: 9	H: 1 LOB: 1 BB: 0 P: 11	R: 0 E: 0 K: 0 S: 5	H: 1 LOB: 0 BB: 0 P: 9	R: 4 E: 0 K: 0 S: 16	H: 4 LOB: 1 BB: 2 P: 30	R: 0 E: 0 K: 0 S: 4	H: 0 LOB: 0 BB: 0 P: 4	1B: 5 2B: 2 3B: 0 HR: 0	SF: 0 SAC: 0 DP: 3 HBP: 1	WP: 0 PB: 0 SB: 0 CS: 0	PA: 33	
PITCHER	IP WLS BF H R ER SO BB IBB HBP BLK WP HR S P ERA WHIP	7.0 W 26 4 4 4 7	2.0 S 7 2 0 0 0	0.0 0 0 0	0.0 0 0 0	0.0 0 0 0	0.0 0 0 0	0.0 0 0 0	0.0 0 0 0	0.0 0 0 0											

AB	30
R	4
H	6
RBI	3
BB	2
SO	7
LOB	8



Batter	1	2	3	4	5	6	7	8	9	AB R H RBI BB SO LOB	TOP												
Maury Wills, S OBP: 0.375, SLG: 0.368 (1, 5) X	0-0 5-3		3-2 F9		0-1 4-3			0-0 2B 1B	0-0 5-3	5 1 1 0 0 0 1	Los Angeles Dodgers @ Cincinnati Reds Crosley Field, Cincinnati, OH Tue Jun 25 1963, 7:05 PM EDT Att: 22,831 - Unknown livebaseballscorecards.com												
Jim Gilliam, S OBP: 0.339, SLG: 0.402 (1, 4) X	0-0 1B		2-2 2B 2B			2-1 F8		2-2 4-3 1-H 1B 2B		4 2 3 1 0 0 0													
Willie Davis, L OBP: 0.280, SLG: 0.400 (1, 8) F X	0-1 1B 1B		1-0 2B 2B			3-3 K		1-2 4-3 2-3		4 0 2 1 0 1 1													
Tommy Davis, R OBP: 0.375, SLG: 0.486 (1, 7) X	2-2 1-2 1B		1-2 L8			3-1 6-3		1-0 1B		4 0 2 1 0 0 1													
Frank Howard, R OBP: 0.317, SLG: 0.468 (1, 9) B	1-3 K			0-0 6-3			2-1 2B	0-0 F9		4 0 1 0 0 1 3													
Bill Skowron, R OBP: 0.277, SLG: 0.270 (1, 3)		1-3 K		0-0 5-3			1-0 F8		0-1 HR	3 0 0 0 0 1 1													
Ron Fairly, L OBP: 0.359, SLG: 0.423 (8, 3)		2-0 5-3		0-2 5-3			2-3 K		1-0 1B	4 0 1 0 0 1 1													
Doug Camilli, R OBP: 0.205, SLG: 0.243 (1, 2) B X		2-1 F5			0-0 5-3			0-3 K		4 0 0 0 0 1 2													
Dick Tracewski, R OBP: 0.302, SLG: 0.274 (1, 6) F B X					0-1 1-4-3			3-2 F6	1-3 K	4 0 0 0 0 1 1													
Sandy Koufax, R OBP: 0.137, SLG: 0.085 (1, 1) X			0-0 G1							4 0 0 0 0 1 1													
Inning Stats	R: 0 E: 0 K: 1 S: 11	H: 3 LOB: 2 BB: 0 P: 14	R: 0 E: 0 K: 1 S: 6	H: 0 LOB: 0 BB: 0 P: 11	R: 1 E: 0 K: 0 S: 11	H: 2 LOB: 1 BB: 0 P: 18	R: 0 E: 0 K: 0 S: 6	H: 0 LOB: 0 BB: 0 P: 6	R: 0 E: 0 K: 1 S: 5	H: 0 LOB: 0 BB: 0 P: 5	R: 0 E: 0 K: 1 S: 8	H: 1 LOB: 1 BB: 0 P: 16	R: 0 E: 0 K: 1 S: 7	H: 1 LOB: 0 BB: 0 P: 12	R: 2 E: 0 K: 0 S: 13	H: 3 LOB: 1 BB: 0 P: 20	R: 1 E: 0 K: 2 S: 10	H: 2 LOB: 1 BB: 0 P: 12	1B: 6 2B: 4 3B: 0 HR: 1	SF: 0 SAC: 0 DP: 0 HBP: 0	WP: 0 PB: 0 SB: 0 CS: 0	PA: 37	
PITCHER	IP WLS BF H R ER SO BB IBB HBP BLK WP HR S P ERA WHIP											PITCHER	IP WLS BF H R ER SO BB IBB HBP BLK WP HR S P ERA WHIP										
Jim O'Toole, L ERA: 2.09 (1, 1)	8.0 L 34 11 4 4 4 4 0 0 0 0 0 1 70 106 4.50 1.375																						
Al Worthington, R ERA: 2.2 (9, 1)	1.0 3 0 0 0 2 0 0 0 0 0 0 0 7 8 0.00 0.000																						

Batter	1	2	3	4	5	6	7	8	9	AB R H RBI BB SO LOB	BOTTOM												
Pete Rose, S OBP: 0.397, SLG: 0.364 (1, 4) B C X	2-2 1-3	0-0 G4-6-3 1B			1-1 6-3		0-0 B5-3			4 0 1 0 0 0 0	Los Angeles Dodgers @ Cincinnati Reds Crosley Field, Cincinnati, OH Tue Jun 25 1963, 7:05 PM EDT Att: 22,831 - Unknown livebaseballscorecards.com												
Tommy Harper, R OBP: 0.321, SLG: 0.286 (1, 9) B B B B B	4-2 3B BB	0-2 G4-6-3 1-2			2-1 1B 1B		1-2 L4			3 1 1 0 1 0 3													
Vada Pinson, L OBP: 0.350, SLG: 0.509 (1, 8) S X	0-1 1-H 3B		2-3 K		0-0 1-3 1B		1-0 F8			4 0 2 1 0 1 0													
Frank Robinson, R OBP: 0.405, SLG: 0.460 (1, 7) C X	0-1 F9		2-3 K		1-2 F9		0-0 L5			4 0 0 0 0 1 3													
Daryl Spencer, R OBP: 0.377, SLG: 0.323 (1, 5) B B B B B	4-1 BB		3-3 K		4-2 BB		0-1 P3			2 0 0 0 2 1 0													
Leo Cardenas, R OBP: 0.282, SLG: 0.370 (1, 6) B X	1-0 5-3		3-3 K		2-2 F3		0-2 FC6-4 1B			4 0 1 0 0 1 3													
Don Pavletich, R OBP: 0.333, SLG: 0.283 (1, 3) B X		1-0 1B SH 1B		2-0 F8		0-2 F7		0-1 F7		4 0 1 0 0 0 2													
Johnny Edwards, L OBP: 0.331, SLG: 0.397 (1, 2)		2-3 K		1-3 K		1-3 K		2-2 FC6-4		3 0 0 0 0 3 2													
Eddie Kasko, R OBP: 0.333, SLG: 0.286 (9, PH)								1-2		1 0 0 0 0 0 1													
Jim O'Toole, S OBP: 0.149, SLG: 0.130 (1, 1)		1-0 SH 1B			0-3 K		0-0 1-3		0-3 K	2 0 0 0 0 1 0													
Al Worthington, R OBP: 0.235, SLG: 0.294 (9, PH)										0 0 0 0 0 0 0													
Ken Walters, R OBP: 0.235, SLG: 0.294 (9, PH)										1 0 0 0 0 1 1													
Inning Stats	R: 1 E: 0 K: 0 S: 11	H: 1 LOB: 2 BB: 2 P: 22	R: 0 E: 1 K: 1 S: 11	H: 2 LOB: 2 BB: 0 P: 15	R: 0 E: 0 K: 3 S: 12	H: 0 LOB: 0 BB: 0 P: 19	R: 0 E: 0 K: 2 S: 7	H: 0 LOB: 0 BB: 0 P: 13	R: 0 E: 0 K: 1 S: 11	H: 2 LOB: 2 BB: 0 P: 15	R: 0 E: 0 K: 1 S: 12	H: 0 LOB: 1 BB: 1 P: 19	R: 0 E: 0 K: 1 S: 7	H: 0 LOB: 0 BB: 0 P: 8	R: 0 E: 0 K: 0 S: 4	H: 0 LOB: 0 BB: 0 P: 5	R: 0 E: 0 K: 1 S: 11	H: 1 LOB: 1 BB: 0 P: 13	1B: 5 2B: 0 3B: 1 HR: 0	SF: 0 SAC: 1 DP: 1 HBP: 0	WP: 0 PB: 0 SB: 0 CS: 0	PA: 36	
PITCHER	IP WLS BF H R ER SO BB IBB HBP BLK WP HR S P ERA WHIP											PITCHER	IP WLS BF H R ER SO BB IBB HBP BLK WP HR S P ERA WHIP										
Sandy Koufax, L ERA: 1.68 (1, 1)	9.0 W 36 6 1 1 1 9 3 0 0 0 0 0 0 86 129 1.00 1.000																						



Batter	1	2	3	4	5	6	7	8	9	AB	R	H	RBI	BB	SO	LOB	TOP										
Willie Davis, L OBP: 0.278, SLG: 0.396 (1, 8)	F7		2-0 S 1B			F4		E3	FC4-6	5	1	1	1	0	0	2											
Jim Gilliam, S OBP: 0.342, SLG: 0.406 (1, 4) (8, 5)	F7		2-1 6-3			4-1 1B BB		0-0 L9 1B		3	2	1	2	1	0	1											
Wally Moon, L OBP: 0.368, SLG: 0.370 (1, 7) (8, 9)	K					2-2 1B 1-2		2-2 L9		4	0	1	0	0	1	1											
Tommy Davis, R OBP: 0.377, SLG: 0.486 (1, 5) (8, 7)		0-3 K				0-1 1-3 1B		1-0 FC4-6 1B		4	0	2	2	0	2	0											
Ron Fairly, L OBP: 0.354, SLG: 0.416 (1, 3)		2-1 4-3				1-3 1-3 K		3-3 FC4-6 1B		4	0	0	0	0	1	3											
Frank Howard, R OBP: 0.311, SLG: 0.459 Nate Oliver, R OBP: 0.288, SLG: 0.289 (1, 9) (8, 4)		0-3 K				2-2 6-3		3-3 K	0-0 1-3	4	0	0	0	0	2	1											
Doug Camilli, R OBP: 0.209, SLG: 0.244 (1, 2)			3-2 6-3			0-0 F7		1-3 K	0-1 FC1-6 1B	4	0	1	0	0	1	0											
Dick Tracewski, R OBP: 0.295, SLG: 0.267 (1, 6)			1-3 K			0-3 K		1-3 K	1-1 FC1-6 FC4-6	4	0	0	0	0	3	1											
Nick Willhite, L OBP: 0.400, SLG: 0.600 Bill Skowron, R OBP: 0.275, SLG: 0.268 Bob Miller, R OBP: 0.033, SLG: 0.033 Ron Perranoski, L OBP: 0.154, SLG: 0.083 (1, 1) (6, PH) (6, 1) (7, 1)			3-1 1B 2B			1-3 K		4-2 E 2B BB	1-3 K	1	1	1	0	0	0	0											
Inning Stats	R: 0 E: 0 K: 1 S: 8	H: 0 LOB: 0 BB: 0 P: 13	R: 0 E: 0 K: 2 S: 9	H: 0 LOB: 0 BB: 0 P: 11	R: 1 E: 0 K: 1 S: 12	H: 2 LOB: 1 BB: 0 P: 23	R: 0 E: 0 K: 1 S: 10	H: 0 LOB: 0 BB: 0 P: 17	R: 0 E: 0 K: 2 S: 7	H: 0 LOB: 0 BB: 0 P: 9	R: 1 E: 0 K: 2 S: 13	H: 2 LOB: 2 BB: 1 P: 21	R: 0 E: 0 K: 3 S: 10	H: 0 LOB: 0 BB: 0 P: 15	R: 3 E: 1 K: 0 S: 11	H: 2 LOB: 1 BB: 1 P: 17	R: 0 E: 0 K: 1 S: 8	H: 1 LOB: 1 BB: 0 P: 10	1B: 5 2B: 2 3B: 0 HR: 0	SF: 0 SAC: 0 DP: 0 HBP: 0	WP: 0 PA: 37 PB: 0 SB: 1 CS: 0						
PITCHER	IP	WLS	BF	H	R	ER	SO	BB	IBB	HBP	BLK	WP	HR	S	P	ERA	WHIP										
Jim Maloney, R ERA: 3.11 Bill Henry, L ERA: 5.75 (1, 1) (8, 1)	7.1	L	31	6	5	4	11	2	0	0	0	0	0	77	123	4.91	1.091										

Los Angeles Dodgers @ Cincinnati Reds
 Crosley Field, Cincinnati, OH
 Wed Jun 26 1963, 7:05 PM EDT
 Att: 19,122 - Unknown

AB	35
R	5
H	7
RBI	5
BB	2
SO	12
LOB	10



Batter	1	2	3	4	5	6	7	8	9	AB	R	H	RBI	BB	SO	LOB	BOTTOM										
Pete Rose, S OBP: 0.397, SLG: 0.365 (1, 4)	1B 3B	F3		G6-4-3			1-2 1B		4-3	5	1	2	0	0	0	3											
Tommy Harper, R OBP: 0.321, SLG: 0.287 Bob Skinner, L OBP: 0.332, SLG: 0.386 Ken Walters, R OBP: 0.229, SLG: 0.286 (1, 9) (7, PH) (7, PH) (8, 9)	0-1 1B	2-2 FC6-4				3-2 F9	0-1 F6			3	1	1	0	0	0	1											
Vada Pinson, L OBP: 0.348, SLG: 0.512 (1, 8)	0-2 1H 2H 3B		1-3 K			1-0 F7	1-1 F9			4	0	1	2	0	1	2											
Frank Robinson, R OBP: 0.403, SLG: 0.457 (1, 7)	1-0 F2		3-1 E5 WP			0-0 5-3		2-1 1B		4	0	1	0	0	0	1											
Daryl Spencer, R OBP: 0.374, SLG: 0.316 (1, 5)	4-0 BB		2-2 F3			3-2 F2		0-0 L8		3	0	0	0	1	0	2											
Leo Cardenas, R OBP: 0.278, SLG: 0.365 (1, 6)	1-0 F3		2-2 4-3			1-3 K		1-2 B1		4	0	0	0	0	1	4											
Don Pavletich, R OBP: 0.292 Gordy Coleman, L OBP: 0.279, SLG: 0.392 (1, 3) (6, PH) (7, 3)	0-2 F8					1-2 1B		2-3 K	0-2 F4	2	0	1	0	0	0	2											
Eddie Kasko, R OBP: 0.329, SLG: 0.282 Marty Keough, L OBP: 0.342, SLG: 0.426 (8, PH) (9, 3)						1B				1	0	0	0	0	0	1											
Johnny Edwards, L OBP: 0.329, SLG: 0.395 (1, 2)		3-3 K				0-1 F8		2-2 1B 1B		4	0	1	0	0	1	1											
Jim Maloney, L OBP: 0.186, SLG: 0.125 Bill Henry, L Jesse Conder, L OBP: 0.344, SLG: 0.677 (1, 1) (8, 1) (9, PH)		0-1 1B				2-2 1B		1-3 K	0-3 K	3	0	2	0	0	1	1											
Inning Stats	R: 2 E: 0 K: 0 S: 13	H: 3 LOB: 2 BB: 1 P: 19	R: 0 E: 0 K: 1 S: 10	H: 1 LOB: 1 BB: 0 P: 18	R: 0 E: 1 K: 1 S: 14	H: 0 LOB: 1 BB: 0 P: 22	R: 0 E: 0 K: 0 S: 11	H: 2 LOB: 1 BB: 0 P: 15	R: 0 E: 0 K: 2 S: 10	H: 0 LOB: 0 BB: 0 P: 16	R: 0 E: 0 K: 1 S: 12	H: 2 LOB: 2 BB: 0 P: 15	R: 0 E: 0 K: 0 S: 9	H: 1 LOB: 1 BB: 0 P: 12	R: 0 E: 0 K: 1 S: 6	H: 0 LOB: 0 BB: 0 P: 7	1B: 8 2B: 0 3B: 1 HR: 0	SF: 0 SAC: 0 DP: 1 HBP: 0	WP: 1 PA: 37 PB: 0 SB: 0 CS: 0								
PITCHER	IP	WLS	BF	H	R	ER	SO	BB	IBB	HBP	BLK	WP	HR	S	P	ERA	WHIP										
Nick Willhite, L ERA: 1.35 Bob Miller, R ERA: 3.39 Ron Perranoski, L ERA: 2.08 (1, 1) (6, 1) (7, 1)	5.0		22	6	2	2	2	1	0	0	0	0	0	18	26	0.00	1.500										

Los Angeles Dodgers @ Cincinnati Reds
 Crosley Field, Cincinnati, OH
 Wed Jun 26 1963, 7:05 PM EDT
 Att: 19,122 - Unknown

AB	36
R	2
H	9
RBI	2
BB	1
SO	6
LOB	20



Batter	1	2	3	4	5	6	7	8	9	AB	R	H	RBI	BB	SO	LOB	TOP											
Pete Rose, S OBP: 0.355, SLG: 0.359 (1,4)										4	0	0	0	1	2	2	Cincinnati Reds @ San Francisco Giants Candlestick Park, San Francisco, CA Fri Jun 28 1963, 10:05 PM EDT Att: 23,615 - Unknown livebaseballscorecards.com											
Bob Skinner, L OBP: 0.326, SLG: 0.378 (1,7)										5	0	0	0	0	2	3												
Vada Pinson, L OBP: 0.350, SLG: 0.522 (1,8)										4	2	2	2	0	1	1												
Frank Robinson, R OBP: 0.404, SLG: 0.453 (1,9)										2	0	0	0	2	2	1												
Gordy Coleman, L OBP: 0.279, SLG: 0.387 Don Pavletich, R OBP: 0.351, SLG: 0.292 (8,3)										3	0	0	0	0	0	1												
Johnny Edwards, L OBP: 0.324, SLG: 0.388 (1,2)										4	0	0	0	0	2	2												
Daryl Spencer, R OBP: 0.314 Tommy Harper, R OBP: 0.321, SLG: 0.287 Al Worthington, R (7,1) Bill Henry, L (8,1)										1	0	0	0	2	1	0												
Leo Cardenas, R OBP: 0.274, SLG: 0.360 (1,6)										4	0	0	0	0	1	2												
Bob Purkey, R OBP: 0.217, SLG: 0.053 Jesse Gonder, L OBP: 0.333, SLG: 0.656 Eddie Kasko, R OBP: 0.329, SLG: 0.282 Marty Keough, L OBP: 0.350, SLG: 0.426 (9,7)										2	1	0	0	0	1	0												
Inning Stats	R: 0 E: 0 K: 2 S: 7	H: 0 LOB: 1 BB: 1 P: 11	R: 0 E: 0 K: 2 S: 7	H: 0 LOB: 1 BB: 1 P: 11	R: 0 E: 0 K: 2 S: 7	H: 0 LOB: 0 BB: 0 P: 7	R: 0 E: 0 K: 1 S: 5	H: 0 LOB: 0 BB: 0 P: 5	R: 2 E: 1 K: 1 S: 7	H: 1 LOB: 1 BB: 1 P: 11	R: 0 E: 0 K: 2 S: 7	H: 0 LOB: 1 BB: 1 P: 11	R: 1 E: 1 K: 1 S: 7	H: 1 LOB: 3 BB: 2 P: 15	R: 0 E: 0 K: 0 S: 3	H: 0 LOB: 1 BB: 1 P: 7		1B: 1 2B: 0 3B: 0 HR: 1	SF: 0 SAC: 0 DP: 0 HBP: 0	WP: 0 PB: 1 SB: 0 CS: 0	PA: 38							
PITCHER	IP	WLS	BF	H	R	ER	SO	BB	IBB	HBP	BLK	WP	HR	S	P	ERA		WHIP										
Juan Marichal, R ERA: 2.38 Billy Hoelt, L ERA: Don Larsen, R ERA: 1.96	(1,1) (8,1) (9,1)	7.2 0.1 1.0	31 W 3 S 4	2 0 0	3 0 0	0 0 0	13 0 0	5 1 1	0 0 0	0 0 0	0 0 0	0 0 0	1 0 0	52 2 3	72 6 7	0.00 0.00 0.00		0.913 3.000 1.000										

Batter	1	2	3	4	5	6	7	8	9	AB	R	H	RBI	BB	SO	LOB	BOTTOM											
Harvey Kuenn, R OBP: 0.314, SLG: 0.357 Ernie Bowman, R OBP: 0.154, SLG: 0.231 (9,5)										4	0	1	0	0	0	0	Cincinnati Reds @ San Francisco Giants Candlestick Park, San Francisco, CA Fri Jun 28 1963, 10:05 PM EDT Att: 23,615 - Unknown livebaseballscorecards.com											
Chuck Hillier, L OBP: 0.253, SLG: 0.242 (1,4)										4	2	2	1	0	0	0												
Willie Mays, R OBP: 0.338, SLG: 0.452 (1,8)										4	1	1	2	0	0	1												
Willie McCovey, L OBP: 0.359, SLG: 0.537 Don Larsen, R OBP: 0.296, SLG: 0.286 (9,1)										4	2	2	3	0	0	0												
Orlando Cepeda, R OBP: 0.355, SLG: 0.542 (1,3)										4	1	1	1	0	1	1												
Tom Haller, L OBP: 0.338, SLG: 0.479 (1,2)										3	0	0	0	0	0	0												
Felipe Alou, R OBP: 0.323, SLG: 0.502 (1,9)										3	0	1	0	0	0	0												
Jose Pagan, R OBP: 0.250, SLG: 0.243 (1,6)										3	0	0	0	0	0	1												
Juan Marichal, R OBP: 0.200, SLG: 0.204 Billy Hoelt, L (8,1) Matty Alou, L OBP: 0.179, SLG: 0.184 (9,7)										2	0	0	0	0	1	1												
Inning Stats	R: 2 E: 0 K: 0 S: 5	H: 2 LOB: 0 BB: 0 P: 5	R: 0 E: 0 K: 1 S: 6	H: 1 LOB: 1 BB: 0 P: 6	R: 0 E: 0 K: 0 S: 3	H: 0 LOB: 0 BB: 0 P: 3	R: 1 E: 0 K: 0 S: 4	H: 1 LOB: 0 BB: 0 P: 4	R: 0 E: 0 K: 0 S: 3	H: 0 LOB: 0 BB: 0 P: 3	R: 0 E: 0 K: 0 S: 3	H: 0 LOB: 0 BB: 0 P: 3	R: 0 E: 0 K: 0 S: 3	H: 0 LOB: 0 BB: 0 P: 3	R: 4 E: 0 K: 1 S: 9	H: 4 LOB: 1 BB: 0 P: 9		1B: 2 2B: 2 3B: 0 HR: 4	SF: 0 SAC: 0 DP: 0 HBP: 0	WP: 0 PB: 0 SB: 0 CS: 0	PA: 32							
PITCHER	IP	WLS	BF	H	R	ER	SO	BB	IBB	HBP	BLK	WP	HR	S	P	ERA		WHIP										
Bob Purkey, R ERA: 3.71 Al Worthington, R ERA: 2.68 Bill Henry, L ERA: 6.1	(1,1) (7,1) (8,1)	6.0 1.2 0.1	22 L 8 2 1	4 3 0	3 4 0	3 4 0	0 0 1	0 0 0	0 0 0	0 0 0	0 0 0	0 0 0	1 8 4	8 8 4	24 8 4	4.50 21.60 0.00		0.667 1.800 3.000										

Batter	1	2	3	4	5	6	7	8	9	AB	R	H	RBI	BB	SO	LOB	TOP										
Pete Rose, S OBP: 0.352, SLG: 0.360 (1, 4)	5-3		FC4 1-3 2B	K		P6			6-3	5	1	1	0	0	1	2	Cincinnati Reds @ San Francisco Giants Candlestick Park, San Francisco, CA Sat Jun 29 1963, 6:33 AM EDT Att: 24,232 - Unknown										
Bob Skinner, L OBP: 0.327, SLG: 0.380 (1, 7)	F8		FC4 BB	WP 2B		K			F7	4	0	1	0	1	1	2											
Vada Pinson, L OBP: 0.351, SLG: 0.518 (1, 8)	6-3		FC4 1-2 2-3 3-H 2B	BB		K			1B 1B	4	2	1	1	1	1	4											
Gordy Coleman, L OBP: 0.278, SLG: 0.391 (9, PR) Tommy Harper, R OBP: 0.321, SLG: 0.287 (9, 5)	F7		6-3 1-H 3-H 1B	2B		4-3			F8 1B E	5	1	2	2	0	0	2											
Johnny Edwards, L OBP: 0.322, SLG: 0.384 (1, 2)	F5		6-3 2-3			6-3			4-3 E7 BB 1B	5	0	1	1	0	0	1											
Marty Keough, L OBP: 0.365, SLG: 0.472 (1, 9)	HR		1B			F8			F6 IBB	4	1	2	2	1	0	0											
Leo Cardenas, R OBP: 0.276, SLG: 0.358 (1, 6)	E4		FC6-4 1-2 1B			6-3			6-3 FC6-4 BB	4	0	1	0	1	0	0											
Eddie Kasko, R OBP: 0.318, SLG: 0.270 Jesse Gonder, L OBP: 0.333, SLG: 0.656 Don Pavletich, R OBP: 0.345, SLG: 0.286 (9, 3)	6-3		FC6-4 1-2 1B			CI 1B			6-3 FC6-4	3	0	0	0	0	0	3											
Joe Nuxhall, L OBP: 0.200, SLG: 0.207 (1, 1)			2B FC4 1B			G3			K	4	1	2	0	0	1	0											
Inning Stats	R: 0 E: 0 K: 0 S: 3	H: 0 LOB: 0 BB: 0 P: 3	R: 1 E: 1 K: 0 S: 5	H: 1 LOB: 1 BB: 0 P: 5	R: 4 E: 0 K: 0 S: 8	H: 5 LOB: 2 BB: 1 P: 12	R: 0 E: 0 K: 1 S: 6	H: 1 LOB: 2 BB: 1 P: 10	R: 0 E: 0 K: 0 S: 3	H: 0 LOB: 0 BB: 0 P: 3	R: 0 E: 0 K: 0 S: 3	H: 0 LOB: 0 BB: 0 P: 3	R: 0 E: 0 K: 1 S: 5	H: 0 LOB: 0 BB: 0 P: 5	R: 2 E: 1 K: 0 S: 6	H: 3 LOB: 3 BB: 2 P: 14		1B: 7 2B: 3 3B: 0 HR: 1	SF: 0 SAC: 0 DP: 0 HBP: 0	WP: 1 PB: 0 SB: 1 CS: 0	PA: 44						
PITCHER	IP	WLS	BF	H	R	ER	SO	BB	IBB	HBP	BLK	WP	HR	S	P	ERA	WHIP										
Jack Sanford, R ERA: 3.18 (1, 1)	2.2	L	16	6	5	5	0	1	0	0	0	0	1	15	19	16.88	2.625										
Jack Fisher, R ERA: 4.16 (3, 1)	2.1		9	1	0	0	1	1	0	0	0	1	0	10	14	0.00	0.857										
Jim Duffalo, R ERA: 3.28 (6, 1)	1.0		5	1	0	0	2	0	0	0	0	0	0	9	9	0.00	1.000										
Gaylord Perry, R ERA: 3.3 (7, 1)	2.2		13	3	2	2	1	1	1	0	0	0	0	13	21	6.75	1.500										
Al Stanek, L ERA: 3.86 (9, 1)	0.1		1	0	0	0	0	0	0	0	0	0	0	1	1	0.00	0.000										
Batter	1	2	3	4	5	6	7	8	9	AB	R	H	RBI	BB	SO	LOB	BOTTOM										
Harvey Kuenn, R OBP: 0.324, SLG: 0.374 (1, 5)	K		1-H 2B			1B			F2	5	0	3	1	0	1	0	Cincinnati Reds @ San Francisco Giants Candlestick Park, San Francisco, CA Sat Jun 29 1963, 6:33 AM EDT Att: 24,232 - Unknown										
Chuck Hillier, L OBP: 0.247, SLG: 0.235 (1, 4)	4-3		F8			K			F3	4	0	0	0	0	1	3											
Willie McCovey, L OBP: 0.361, SLG: 0.535 (1, 7)	1B		BB			P6			G4-6-3 1-2	3	0	1	0	1	0	2											
Willie Mays, R OBP: 0.333, SLG: 0.446 (1, 8)	K		P2			5-3			K	4	0	0	0	0	2	3											
Orlando Cepeda, R OBP: 0.351, SLG: 0.534 (1, 3)	K		F7			K			E5	4	0	0	0	0	2	0											
Felipe Alou, R OBP: 0.325, SLG: 0.502 (1, 9)	P6		1-3 1B			BB 1B			5-3	4	1	2	0	0	0	1											
Tom Haller, L OBP: 0.336, SLG: 0.468 (1, 2)	K		1-3			1B E BB			K	3	1	0	0	1	2	2											
Jose Pagan, R OBP: 0.250, SLG: 0.243 (1, 6)			E5 2B			F9			F8	4	1	1	1	0	0	1											
Jack Sanford, R BP: 0.212, SLG: 0.213 Jack Fisher, R BP: 0.249, SLG: 0.227 Joey Amalfitano, R BP: 0.271, SLG: 0.248 Jim Duffalo, R BP: 0.284, SLG: 0.325 Jim Davenport, R OBP: 0.292, SLG: 0.333 Gaylord Perry, R OBP: 0.322, SLG: 0.333 Al Stanek, L BP: 0.176, SLG: 0.179 (1, 1)	K		K			F7			K	0	0	0	0	0	0	0											
Inning Stats	R: 0 E: 0 K: 2 S: 8	H: 1 LOB: 1 BB: 0 P: 8	R: 0 E: 0 K: 2 S: 7	H: 0 LOB: 0 BB: 0 P: 7	R: 1 E: 1 K: 1 S: 7	H: 1 LOB: 2 BB: 1 P: 11	R: 0 E: 0 K: 0 S: 4	H: 1 LOB: 1 BB: 0 P: 4	R: 0 E: 0 K: 2 S: 8	H: 1 LOB: 1 BB: 1 P: 8	R: 2 E: 1 K: 1 S: 7	H: 2 LOB: 1 BB: 1 P: 11	R: 0 E: 0 K: 0 S: 3	H: 1 LOB: 0 BB: 0 P: 3	R: 0 E: 0 K: 2 S: 8	H: 0 LOB: 1 BB: 0 P: 8		R: 0 E: 0 K: 1 S: 5	H: 0 LOB: 0 BB: 0 P: 5	1B: 6 2B: 1 3B: 0 HR: 0	SF: 0 SAC: 0 DP: 1 HBP: 0	WP: 0 PB: 0 SB: 0 CS: 0	PA: 37				
PITCHER	IP	WLS	BF	H	R	ER	SO	BB	IBB	HBP	BLK	WP	HR	S	P	ERA	WHIP										
Joe Nuxhall, L ERA: 2.5 (1, 1)	9.0	W	37	7	3	1	11	2	0	0	0	0	0	57	65	1.00	1.000										

Batter	1	2	3	4	5	6	7	8	9	AB	R	H	RBI	BB	SO	LOB	TOP					
Pete Rose, S OBP: 0.350, SLG: 0.357 (1,4)										5	1	1	0	0	0	2	Cincinnati Reds @ San Francisco Giants Candlestick Park, San Francisco, CA Sun Jun 30 1963, 6:33 AM EDT Att: 32,456 - Unknown					
Tommy Harper, R OBP: 0.310, SLG: 0.276 (1,9)										4	0	0	0	0	1	1						
Vada Pinson, L OBP: 0.353, SLG: 0.516 (1,8)										3	0	1	0	1	0	0						
Don Pavletich, R OBP: 0.355, SLG: 0.302 (1,3)										4	0	2	1	0	0	1						
Ken Walters, R OBP: 0.205, SLG: 0.256 (1,7)										4	0	0	0	0	0	3						
Leo Cardenas, R OBP: 0.279, SLG: 0.360 (1,6)										4	1	2	0	0	0	0						
Johnny Edwards, L OBP: 0.321, SLG: 0.379 (1,2)										3	0	0	0	1	0	2						
Eddie Kasko, R OBP: 0.315, SLG: 0.308 (1,5)										4	1	1	2	0	0	2						
Jim O'Toole, S OBP: 0.163, SLG: 0.146 (1,1)										2	0	1	0	0	0	0						
Daryl Spencer, R OBP: 0.377, SLG: 0.312 (7, PH)										1	0	0	0	0	0	0						
Al Worthington, R OBP: 0.377, SLG: 0.312 (7, PH)										0	0	0	0	0	0	0						
Jim Owens, R OBP: 0.326, SLG: 0.378 (9, PH)										1	0	0	0	0	0	0						
Bob Skinner, L OBP: 0.326, SLG: 0.378 (9, PH)										1	0	0	0	0	0	0						
Inning Stats	R: 0 E: 0 K: 0 S: 4	H: 1 LOB: 1 BB: 0 P: 4	R: 0 E: 0 K: 0 S: 3	H: 0 LOB: 1 BB: 1 P: 7	R: 1 E: 0 K: 1 S: 7	H: 2 LOB: 2 BB: 1 P: 11	R: 0 E: 0 K: 0 S: 5	H: 2 LOB: 2 BB: 0 P: 5	R: 0 E: 0 K: 0 S: 4	H: 1 LOB: 1 BB: 0 P: 4	R: 0 E: 0 K: 0 S: 3	H: 0 LOB: 0 BB: 0 P: 3	R: 0 E: 0 K: 0 S: 3	H: 0 LOB: 0 BB: 0 P: 3	R: 0 E: 0 K: 0 S: 3	H: 0 LOB: 0 BB: 0 P: 3	R: 2 E: 0 K: 0 S: 5	H: 2 LOB: 2 BB: 0 P: 5	1B: 7 2B: 0 3B: 0 HR: 1	SF: 0 SAC: 0 DP: 0 HBP: 0	WP: 0 PB: 0 SB: 0 CS: 0	PA: 37
PITCHER Billy Pierce, L ERA: 3.23 (1,1)	IP: 9.0 WLS: W BF: 37 H: 8 R: 3 ER: 3 SO: 1 BB: 2 IBB: 0 HBP: 0 BLK: 0 WP: 0 HR: 1 S: 37 P: 45 ERA: 3.00 WHIP: 1.111															PITCHER						

AB	35
R	3
H	8
RBI	3
BB	2
SO	1
LOB	11



Batter	1	2	3	4	5	6	7	8	9	AB	R	H	RBI	BB	SO	LOB	BOTTOM			
Harvey Kuenn, R OBP: 0.329, SLG: 0.373 (1,5) (8,7)										3	2	1	1	1	0	1	Cincinnati Reds @ San Francisco Giants Candlestick Park, San Francisco, CA Sun Jun 30 1963, 6:33 AM EDT Att: 32,456 - Unknown			
Jose Pagan, R OBP: 0.250, SLG: 0.243 (1,6)										4	1	1	0	0	0	2				
Willie McCovey, L OBP: 0.363, SLG: 0.546 (1,7) (8,3)										4	2	2	2	0	1	2				
Willie Mays, R OBP: 0.335, SLG: 0.457 (1,8)										4	1	2	3	0	0	3				
Orlando Cepeda, R OBP: 0.346, SLG: 0.528 (1,3)										3	0	0	1	0	0	1				
Ernie Bowman, R OBP: 0.154, SLG: 0.231 (8,4)										0	0	0	0	0	0	0				
Felipe Alou, R OBP: 0.324, SLG: 0.498 (1,9)										4	0	1	0	0	1	3				
Ed Bailey, L OBP: 0.363, SLG: 0.525 (1,2)										2	1	0	0	2	0	0				
Joey Amalfitano, R OBP: 0.271, SLG: 0.244 (1,4)										2	0	0	0	0	0	1				
Matty Alou, L OBP: 0.177, SLG: 0.175 (7, PH)										1	0	0	0	0	0	1				
Jim Davenport, R OBP: 0.283, SLG: 0.333 (8,5)										1	0	0	0	0	1	1				
Billy Pierce, L OBP: 0.118, SLG: 0.063 (1,1)										4	0	1	0	0	2	1				
Inning Stats	R: 1 E: 2 K: 0 S: 6	H: 1 LOB: 2 BB: 0 P: 6	R: 0 E: 0 K: 0 S: 3	H: 0 LOB: 0 BB: 0 P: 3	R: 0 E: 0 K: 1 S: 5	H: 0 LOB: 1 BB: 1 P: 9	R: 0 E: 0 K: 0 S: 3	H: 1 LOB: 1 BB: 1 P: 7	R: 0 E: 0 K: 1 S: 5	H: 0 LOB: 0 BB: 0 P: 5	R: 1 E: 0 K: 1 S: 6	H: 2 LOB: 0 BB: 0 P: 6	R: 5 E: 1 K: 0 S: 8	H: 4 LOB: 0 BB: 0 P: 8	R: 0 E: 0 K: 2 S: 7	H: 0 LOB: 1 BB: 1 P: 11	1B: 6 2B: 0 3B: 0 HR: 2	SF: 1 SAC: 0 DP: 0 HBP: 0	WP: 0 PB: 0 SB: 1 CS: 1	PA: 37
PITCHER Jim O'Toole, L ERA: 2.07 (1,1)	IP: 6.0 WLS: L BF: 24 H: 4 R: 2 ER: 0 SO: 3 BB: 2 IBB: 0 HBP: 0 BLK: 0 WP: 0 HR: 1 S: 28 P: 36 ERA: 1.50 WHIP: 1.000															PITCHER				
Al Worthington, R ERA: 2.53 (7,1)	0.2	7	4	5	0	0	0	0	0	0	1	7	7	0.00	6.000					
Jim Owens, R ERA: 5.46 (7,1)	1.1	5	0	0	0	2	1	0	0	0	0	8	12	0.00	0.750					

AB	32
R	7
H	8
RBI	7
BB	3
SO	5
LOB	16



Batter	1	2	3	4	5	6	7	8	9	AB	R	H	RBI	BB	SO	LOB	TOP
Pete Rose, S OBP: 0.350, SLG: 0.358 (1, 4)	0-0 4-3	0-0 1B			0-0 6-3		0-0 1B		0-3 K	5	0	2	1	0	1	0	Cincinnati Reds @ San Francisco Giants Candlestick Park, San Francisco, CA Mon Jul 01 1963, 6:33 AM EDT Att: 11,589 - Unknown
Tommy Harper, R OBP: 0.322, SLG: 0.314 (1, 9)	0-0 1-3		0-0 HR		0-0 F5		0-0 1B		4-0 BB	4	1	2	1	1	0	0	
Vada Pinson, L OBP: 0.350, SLG: 0.511 (1, 8)	0-0 1B		0-0 6-3		0-0 P4		0-0 F8		0-0 4-3	5	0	1	0	0	0	3	
Don Pavletich, R OBP: 0.333, SLG: 0.281 (1, 3)	0-0 P6		0-0 6-3			0-0 G3		0-0 F3			4	0	0	0	0	3	
Ken Walters, R OBP: 0.238, SLG: 0.357 (8, PH)		0-0 CS 1B	0-0 4-3			0-0 HR		0-0 F8			3	1	2	1	0	0	
Marty Keough, L OBP: 0.360, SLG: 0.466 (8, 7)											1	0	0	0	0	0	
Leo Cardenas, R OBP: 0.276, SLG: 0.355 (1, 6)		0-0 F2		0-0 F3		0-0 4-3		0-0 F5			4	0	0	0	0	1	
Daryl Spencer, R OBP: 0.385, SLG: 0.314 (1, 5)		4-0 1B 1-2 BB		0-0 F9		0-0 1B		4-0 BB			2	1	1	0	2	0	
Johnny Edwards, L OBP: 0.323, SLG: 0.381 (1, 2)		0-0 1B 1-3 1B		0-0 1B		0-0 F5		0-3 K			4	1	2	0	0	1	
Jim Maloney, L OBP: 0.200, SLG: 0.143 (7, PH)		0-0 1B 1-2 3H 1B		0-0 4-3				0-0 F9			2	0	1	1	0	0	
Eddie Kasko, R OBP: 0.311, SLG: 0.304 (7, 1)											1	0	0	0	0	0	
Jim Owens, R (7, 1)											0	0	0	0	0	0	
Bill Henry, L (7, 1)											1	0	0	0	0	0	
Inning Stats	R: 0 E: 0 K: 0 S: 4	H: 1 LOB: 1 BB: 0 P: 4	R: 2 E: 0 K: 0 S: 5	H: 4 LOB: 2 BB: 1 P: 9	R: 1 E: 0 K: 0 S: 4	H: 1 LOB: 0 BB: 0 P: 4	R: 0 E: 0 K: 0 S: 3	H: 1 LOB: 1 BB: 0 P: 5	R: 0 E: 0 K: 0 S: 5	H: 2 LOB: 2 BB: 0 P: 9	R: 0 E: 0 K: 1 S: 5	H: 0 LOB: 1 BB: 1 P: 9	R: 0 E: 0 K: 1 S: 5	H: 0 LOB: 1 BB: 1 P: 9	1B: 9 2B: 0 3B: 0 HR: 2	SF: 0 SAC: 0 DP: 0 HBP: 0	WP: 0 PA: 39 PB: 0 SB: 0 CS: 1
PITCHER	IP WLS BF H R ER SO BB IBB HBP BLK WP HR S P ERA WHIP	IP WLS BF H R ER SO BB IBB HBP BLK WP HR S P ERA WHIP															
Billy O'Dell, L ERA: 2.74 (8, 1)	7.0 L 31 11 4 4 0 1 0 0 0 0 2 30 34 5.14 1.714	2.0 8 0 0 0 0 2 2 0 0 0 0 0 10 18 0.00 1.000															



Batter	1	2	3	4	5	6	7	8	9	AB	R	H	RBI	BB	SO	LOB	BOTTOM		
Harvey Kuenn, R OBP: 0.344, SLG: 0.380 (1, 5)	1-0 BB WP HBP	0-0 2H 1B		0-3 K		4-0 1-2 BB		0-0 FC1-6 1B		3	0	2	1	1	1	1	Cincinnati Reds @ San Francisco Giants Candlestick Park, San Francisco, CA Mon Jul 01 1963, 6:33 AM EDT Att: 11,589 - Unknown		
Chuck Hillier, L OBP: 0.246, SLG: 0.234 (1, 4)	0-0 F9	0-0 1-2 1B		0-0 4-3		0-0 P4		0-0 FC1-6		5	0	1	0	0	0	5			
Willie Mays, R OBP: 0.333, SLG: 0.451 (1, 8)	4-0 1-2 BB BB	0-3 K		0-0 5-3		0-0 F7		0-0 F8		4	0	0	0	1	1	6			
Willie McCovey, L OBP: 0.360, SLG: 0.543 (1, 3)	0-3 K		0-0 4-3		0-0 G3		0-0 2B	0-0 4-3		5	1	1	0	0	1	3			
Ed Bailey, L OBP: 0.372, SLG: 0.556 (7, PR)	4-0 1-2 2-3 BB		0-0 HR		0-3 K		0-0 SH3 2H 2B		0-0 G3	3	1	2	2	1	1	0			
Ernie Bowman, R OBP: 0.143, SLG: 0.214 (8, 6)										1	0	0	0	0	0	0			
Felipe Alou, R OBP: 0.327, SLG: 0.502 (1, 9)	0-0 6-3		0-0 6-3 2B		0-0 1B		0-0 SH3		0-3 K	4	0	2	0	0	1	3			
Matty Alou, L OBP: 0.152, SLG: 0.156 (1, 7)		0-0 G3		0-0 6-3 2-3 2B		0-0 F2		0-0 P6		5	0	0	0	0	0	4			
Jose Pagan, R OBP: 0.247, SLG: 0.241 (7, PH)		0-0 E3 1B 6-3		0-3 K		0-3 K		4-0 BB		3	1	0	0	0	2	1			
Tom Haller, L OBP: 0.340, SLG: 0.468 (8, 2)										0	0	0	0	1	0	0			
Billy O'Dell, S OBP: 0.191, SLG: 0.178 (7, PH)		0-0 6-3		0-0 4-3 2B		0-0 BB 1B		0-0 F8		3	0	2	0	0	0	1			
Orlando Cepeda, R OBP: 0.345, SLG: 0.527 (8, 1)										1	0	0	0	0	0	3			
Jack Fisher, R OBP: 0.240, SLG: 0.227 (8, 1)										0	0	0	0	0	0	0			
Inning Stats	R: 0 E: 0 K: 1 S: 5	H: 0 LOB: 3 BB: 2 P: 14	R: 1 E: 1 K: 1 S: 8	H: 2 LOB: 2 BB: 0 P: 8	R: 1 E: 0 K: 1 S: 7	H: 2 LOB: 1 BB: 0 P: 7	R: 0 E: 0 K: 1 S: 6	H: 1 LOB: 1 BB: 0 P: 6	R: 0 E: 0 K: 1 S: 6	H: 1 LOB: 2 BB: 1 P: 10	R: 1 E: 0 K: 0 S: 5	H: 2 LOB: 3 BB: 1 P: 9	R: 0 E: 0 K: 0 S: 4	H: 1 LOB: 1 BB: 0 P: 4	R: 0 E: 0 K: 1 S: 5	H: 0 LOB: 0 BB: 0 P: 5	1B: 5 2B: 4 3B: 0 HR: 1	SF: 0 SAC: 1 DP: 0 HBP: 1	WP: 1 PA: 43 PB: 0 SB: 0 CS: 0
PITCHER	IP WLS BF H R ER SO BB IBB HBP BLK WP HR S P ERA WHIP	IP WLS BF H R ER SO BB IBB HBP BLK WP HR S P ERA WHIP																	
Jim Maloney, R ERA: 3.03 (7, 1)	6.0 W 30 7 2 1 0 0 0 0 0 0 4 4 13.50 3.000	0.2 S 9 1 0 0 1 1 0 0 0 0 0 10 14 0.00 0.857																	



Batter	1	2	3	4	5	6	7	8	9	AB R H RBI BB SO LOB	TOP																
Pete Rose, S (1, 4) OBP: 0.353, SLG: 0.358	F7		G3			E BB		F9		3 1 0 0 1 0 1	Cincinnati Reds @ Houston Colt 45's Colt Stadium, Houston, TX Wed Jul 03 1963, 8:05 PM EDT Att: 6,051 - Cloudy - 76 F																
Bob Skinner, L (1, 7) OBP: 0.325, SLG: 0.373 Ken Walters, R (6, PH) OBP: 0.250, SLG: 0.349	1-3			K		L4		CS HBP		2 0 0 0 0 1 0 1 0 0 0 0 0 1																	
Vada Pinson, L (1, 8) OBP: 0.350, SLG: 0.511	F8			E S 1B		K		CS	4-3	4 0 1 0 0 1 0																	
Gordy Coleman, L (1, 3) OBP: 0.275, SLG: 0.384 Don Pavletich, R (6, PH) OBP: 0.324, SLG: 0.271	3-1			F7		6-3			6-3	2 0 0 0 0 0 1 2 0 0 0 0 0 0																	
Marty Keough, L (1, 9) OBP: 0.355, SLG: 0.443 Tommy Harper, R (7, PH) OBP: 0.331, SLG: 0.317	F9			K					K	2 0 0 0 0 1 1 1 0 0 0 1 1 0																	
Johnny Edwards, L (1, 2) OBP: 0.322, SLG: 0.390	F9									3 1 1 1 0 0 1																	
Daryl Spencer, R (1, 5) OBP: 0.376, SLG: 0.301			K			K				3 0 0 0 0 3 1																	
Leo Cardenas, R (1, 6) OBP: 0.279, SLG: 0.353			PB SH1-4 HBP			F3			F5	2 0 0 0 0 0 1																	
John Tsitouris, R (1, 1) OBP: 0.056, SLG: 0.059			SH1-4			6-3			K	2 0 0 0 0 1 0																	
Inning Stats	R: 0 E: 0 K: 0 S: 3	H: 0 LOB: 0 BB: 0 P: 3	R: 0 E: 0 K: 0 S: 3	H: 0 LOB: 0 BB: 0 P: 3	R: 0 E: 0 K: 1 S: 5	H: 0 LOB: 1 BB: 0 P: 6	R: 0 E: 0 K: 2 S: 8	H: 1 LOB: 1 BB: 0 P: 8	R: 1 E: 0 K: 1 S: 6	H: 1 LOB: 0 BB: 0 P: 6		R: 1 E: 0 K: 1 S: 5	H: 0 LOB: 1 BB: 1 P: 9	R: 0 E: 0 K: 1 S: 5	H: 0 LOB: 1 BB: 1 P: 9	R: 0 E: 0 K: 1 S: 4	H: 0 LOB: 0 BB: 0 P: 5	R: 0 E: 0 K: 1 S: 5	H: 0 LOB: 0 BB: 0 P: 5	1B: 1 2B: 0 3B: 0 HR: 1	SF: 0 SAC: 1 DP: 0 HBP: 2	WP: 0 PB: 1 SB: 1 CS: 1	PA: 33				
PITCHER	IP WLS BF H R ER SO BB IBB HBP BLK WP HR S P ERA WHIP											PITCHER	IP WLS BF H R ER SO BB IBB HBP BLK WP HR S P ERA WHIP														
Jim Umbricht, R (1, 1) ERA: 4.68	5.0	18	2	1	1	4	0	0	1	0	0	1	25	26	1.80	0.400											
Hal Woodeshick, L (6, 1) ERA: 1.44	3.0	L	11	0	1	0	3	2	0	1	0	0	0	14	23	0.00	0.667										
Jim Dickson, R (9, 1) ERA:	1.0	3	0	0	0	1	0	0	0	0	0	0	5	5	0.00	0.000											

Batter	1	2	3	4	5	6	7	8	9	AB R H RBI BB SO LOB	BOTTOM															
Al Spangler, L (1, 7) OBP: 0.319, SLG: 0.326	P4		S 1B			F8		F9		4 1 1 0 0 0 0	Cincinnati Reds @ Houston Colt 45's Colt Stadium, Houston, TX Wed Jul 03 1963, 8:05 PM EDT Att: 6,051 - Cloudy - 76 F															
Johnny Temple, R (1, 4) OBP: 0.347, SLG: 0.318	6-3		1B			F8			F8	4 0 1 1 0 0 0																
Pete Runnels, L (1, 5) OBP: 0.279, SLG: 0.237	G3		F5			6-3			F7	4 0 0 0 0 0 1																
Carl Warwick, R (1, 9) OBP: 0.364, SLG: 0.399			K			6-3			K	4 0 0 0 0 2 0																
Rusty Staub, L (1, 3) OBP: 0.296, SLG: 0.320						4-3			4-3	2 0 0 0 1 0 0																
Howie Goss, R (1, 8) OBP: 0.270, SLG: 0.378			K			6-3			BB	2 0 0 0 1 1 1																
John Bateman, R (1, 2) OBP: 0.233, SLG: 0.298			K						F8	3 0 0 0 0 1 2																
Bob Lillis, R (1, 6) OBP: 0.244, SLG: 0.251			5-3			F8			K	3 0 0 0 0 1 0																
Jim Umbricht, R (1, 1) OBP: 0.150, SLG: 0.150 Hal Woodeshick, R (6, 1) OBP: 0.267, SLG: 0.214 Jim Campbell, R (8, PH) OBP: 0.262, SLG: 0.257 Jim Dickson, L (9, 1) ERA:	F2					K			P5	1 0 0 0 0 0 0 1 0 0 0 0 1 0 0 0 0 0 0 0 0 1 0 0 0 0 0 0 0 0 0 0 0 0 0																
Inning Stats	R: 0 E: 0 K: 0 S: 3	H: 0 LOB: 1 BB: 1 P: 13	R: 1 E: 0 K: 0 S: 5	H: 2 LOB: 0 BB: 0 P: 5	R: 0 E: 0 K: 0 S: 3	H: 0 LOB: 0 BB: 0 P: 3	R: 0 E: 0 K: 1 S: 5	H: 0 LOB: 0 BB: 0 P: 5	R: 0 E: 0 K: 0 S: 3	H: 0 LOB: 1 BB: 1 P: 7		R: 0 E: 0 K: 1 S: 5	H: 0 LOB: 0 BB: 0 P: 5	R: 0 E: 0 K: 1 S: 5	H: 0 LOB: 0 BB: 0 P: 5	1B: 2 2B: 0 3B: 0 HR: 0	SF: 0 SAC: 0 DP: 0 HBP: 0	WP: 0 PB: 0 SB: 1 CS: 0	PA: 31							
PITCHER	IP WLS BF H R ER SO BB IBB HBP BLK WP HR S P ERA WHIP											PITCHER	IP WLS BF H R ER SO BB IBB HBP BLK WP HR S P ERA WHIP													
John Tsitouris, R (1, 1) ERA: 3.48	9.0	W	31	2	1	1	6	2	0	0	0	0	41	49	1.00	0.444										

Batter	1	2	3	4	5	6	7	8	9	AB	R	H	RBI	BB	SO	LOB	TOP																						
Pete Rose, S OBP: 0.352, SLG: 0.364 (1,4)	1-3		K		P6			FC6-4 3B		4	1	1	0	0	1	0	Cincinnati Reds @ Houston Colt 45's Colt Stadium, Houston, TX Thu Jul 04 1963, 8:05 PM EDT Cloudy - 81 F																						
Bob Skinner, L OBP: 0.327, SLG: 0.376 (1,7)	4-3		2B			G3		FC6-4 1B BB		3	1	1	0	1	0	0																							
Vada Pinson, L OBP: 0.355, SLG: 0.517 (1,8)						4-3		FC6-4 1B		4	0	3	1	0	0	0																							
Gordy Coleman, L OBP: 0.275, SLG: 0.383 (8, PH)	G3		4-3					FC6-4 FC4-6		3	0	1	0	0	0	2																							
Don Pavletich, R OBP: 0.319, SLG: 0.267 (8, 3)								FC4-6		1	0	0	1	0	0	2																							
Marty Keough, L OBP: 0.354, SLG: 0.432 (8, PH)										2	0	0	0	0	1	1																							
Ken Walters, R OBP: 0.244, SLG: 0.341 (8, 1)										1	0	0	0	0	0	2																							
Dom Zanni, R (8, 1)										0	0	0	0	0	0	0																							
Sammy Taylor, L OBP: 0.316, SLG: 0.289 (9, PH)										3	0	0	0	0	0	1																							
Daryl Spencer, R OBP: 0.374, SLG: 0.299 (9, PH)										1	0	0	0	0	0	0																							
Charlie Neal, R OBP: 0.298, SLG: 0.311 (1,5)										4	0	0	0	0	0	1																							
Leo Cardenas, R OBP: 0.276, SLG: 0.348 (1,6)										4	0	0	0	0	0	1																							
Joe Nuxhall, L OBP: 0.194, SLG: 0.200 (5, PH)										1	0	0	0	0	0	0																							
Eddie Kasko, R OBP: 0.308, SLG: 0.300 (5, PH)										1	0	0	0	0	0	0																							
Jim Owens, R (5, 1)										0	0	0	0	0	0	0																							
Tommy Harper, R OBP: 0.328, SLG: 0.314 (8, 9)										1	0	0	0	0	0	0																							
Inning Stats	R: 0 E: 0 K: 0 S: 4	H: 1 LOB: 1 BB: 0 P: 4	R: 0 E: 0 K: 0 S: 3	H: 0 LOB: 1 BB: 0 P: 4	R: 1 E: 0 K: 1 S: 7	H: 2 LOB: 1 BB: 0 P: 7	R: 0 E: 0 K: 0 S: 3	H: 0 LOB: 0 BB: 0 P: 3	R: 0 E: 0 K: 1 S: 6	H: 1 LOB: 1 BB: 0 P: 6	R: 0 E: 0 K: 0 S: 3	H: 0 LOB: 0 BB: 0 P: 3	R: 1 E: 0 K: 0 S: 5	H: 2 LOB: 2 BB: 1 P: 9	R: 0 E: 0 K: 0 S: 3	H: 0 LOB: 0 BB: 0 P: 3	1B: 3 2B: 2 3B: 1 HR: 0	SF: 0 SAC: 0 DP: 0 HBP: 1	WP: 0 PB: 1 SB: 0 CS: 0	PA: 35																			
PITCHER	IP	WLS	BF	H	R	ER	SO	BB	IBB	HBP	BLK	WP	HR	S	P	ERA	WHIP	PITCHER				IP	WLS	BF	H	R	ER	SO	BB	IBB	HBP	BLK	WP	HR	S	P	ERA	WHIP	
Ken Johnson, R ERA: 3.03 (1, 1)	7.1	W	30	6	2	2	2	1	0	1	0	0	0	32	37	2.46	0.955					7.1	W	30	6	2	2	2	1	0	1	0	0	0	0	32	37	2.46	0.955
Hal Woodeshick, L ERA: 1.41 (8, 1)	1.2	S	5	0	0	0	0	0	0	0	0	0	0	5	5	0.00	0.000					1.2	S	5	0	0	0	0	0	0	0	0	0	5	5	0.00	0.000		

AB 33
R 2
H 6
RBI 2
BB 1
SO 2
LOB 10



Batter	1	2	3	4	5	6	7	8	9	AB	R	H	RBI	BB	SO	LOB	BOTTOM																					
Ernie Fazio, R OBP: 0.285, SLG: 0.254 (1,4)	5-3			E			1-3			3	1	1	0	1	0	0	Cincinnati Reds @ Houston Colt 45's Colt Stadium, Houston, TX Thu Jul 04 1963, 8:05 PM EDT Cloudy - 81 F																					
Al Spangler, L OBP: 0.316, SLG: 0.325 (1,7)	F9			E2	G3			4-3		4	1	1	1	0	0	1																						
Johnny Temple, R OBP: 0.351, SLG: 0.324 (1,5)	6-3			SH3-1						2	1	1	0	1	0	0																						
Carl Warwick, R OBP: 0.362, SLG: 0.401 (1,9)				SH3-1						4	1	1	1	0	0	2																						
Rusty Staub, L OBP: 0.299, SLG: 0.335 (1,3)				HR				F2		4	1	1	1	0	0	2																						
Howie Goss, R OBP: 0.287, SLG: 0.374 (1,8)				HR				L9		4	1	2	3	0	0	1																						
John Bateman, R OBP: 0.229, SLG: 0.293 (1,2)				P3				L6		3	0	0	0	0	1	1																						
John Bateman, R OBP: 0.229, SLG: 0.293 (1,2)				1-3				P6		3	0	0	0	0	1	1																						
Bob Lillis, R OBP: 0.241, SLG: 0.248 (1,6)				P4				E5		3	0	0	0	0	0	0																						
Ken Johnson, R OBP: 0.086, SLG: 0.030 (8, 1)				K				K		3	0	0	0	0	2	0																						
Hal Woodeshick, R OBP: 0.267, SLG: 0.214 (8, 1)				K				K		0	0	0	0	0	0	0																						
Inning Stats	R: 0 E: 0 K: 0 S: 3	H: 0 LOB: 0 BB: 0 P: 3	R: 0 E: 0 K: 1 S: 5	H: 0 LOB: 0 BB: 0 P: 5	R: 0 E: 0 K: 1 S: 5	H: 0 LOB: 0 BB: 0 P: 5	R: 4 E: 1 K: 0 S: 7	H: 4 LOB: 0 BB: 0 P: 7	R: 0 E: 1 K: 1 S: 5	H: 0 LOB: 1 BB: 1 P: 9	R: 1 E: 1 K: 1 S: 6	H: 1 LOB: 1 BB: 1 P: 10	R: 0 E: 0 K: 0 S: 3	H: 0 LOB: 0 BB: 0 P: 3	R: 0 E: 0 K: 0 S: 4	H: 1 LOB: 1 BB: 0 P: 4	1B: 2 2B: 3 3B: 0 HR: 1	SF: 0 SAC: 1 DP: 0 HBP: 0	WP: 0 PB: 0 SB: 0 CS: 0	PA: 32																		
PITCHER	IP	WLS	BF	H	R	ER	SO	BB	IBB	HBP	BLK	WP	HR	S	P	ERA	WHIP	PITCHER				IP	WLS	BF	H	R	ER	SO	BB	IBB	HBP	BLK	WP	HR	S	P	ERA	WHIP
Joe Nuxhall, L ERA: 2.78 (5, 1)	3.0	L	12	1	1	0	2	2	0	0	0	0	0	14	22	0.00	1.000					3.0	L	12	1	1	0	2	2	0	0	0	0	14	22	0.00	1.000	
Jim Owens, R ERA: 5.12 (8, 1)	1.0		4	1	0	0	0	0	0	0	0	0	0	4	4	0.00	1.000					1.0		4	1	0	0	0	0	0	0	4	4	0.00	1.000			

AB 29
R 5
H 6
RBI 5
BB 2
SO 4
LOB 6




Batter	1	2	3	4	5	6	7	8	9	AB	R	H	RBI	BB	SO	LOB	TOP
Pete Rose, S OBP: 0.350, SLG: 0.361 (1,4)	4-3	6-3				4-3 S 1B	1-3		4-3	5	0	1	0	0	0	3	Cincinnati Reds @ Houston Colt 45's Colt Stadium, Houston, TX Thu Jul 04 1963, 8:05 PM EDT Att: 13,912 - Cloudy - 81 F
Bob Skinner, L OBP: 0.325, SLG: 0.371 (1,7)	1B HBP		5-3		4-3		P6	F8	4	1	0	0	0	0	1		
Vada Pinson, L OBP: 0.355, SLG: 0.520 (1,8)	F8		G3					3B	4	0	1	0	1	1	1		
Gordy Coleman, L OBP: 0.275, SLG: 0.381 (1,3)	1B 1B		3-1		G3		4-3		4	1	1	0	0	0	3		
Marty Keough, L OBP: 0.380, SLG: 0.446 (1,9)	1B 1-3 2-H			G4-6-3 BB		1B FC5-2 1B		BB	2	0	2	1	2	0	0		
Johnny Edwards, L OBP: 0.325, SLG: 0.392 (1,2)	1-2 1B		G4-6-3 1-2		5-3 FC5-2 1B		F8		4	0	2	1	0	0	3		
Daryl Spencer, R OBP: 0.372, SLG: 0.298 (1,5)	F8					FC5-2 5-3 1-2 3-H 1B		K	4	0	1	0	0	1	4		
Leo Cardenas, R OBP: 0.272, SLG: 0.344 (1,6)		1-3		K		5-3		6-3	4	0	0	0	0	1	3		
Joey Jay, S OBP: 0.129, SLG: 0.133 (1,1)	4-3					K		K	3	0	0	0	1	2	0		
Inning Stats	R: 2 E: 0 K: 0 S: 6	H: 3 LOB: 2 BB: 0 P: 7	R: 0 E: 0 K: 0 S: 3	H: 0 LOB: 0 BB: 0 P: 3	R: 0 E: 0 K: 1 S: 5	H: 1 LOB: 1 BB: 1 P: 9	R: 0 E: 0 K: 1 S: 6	H: 1 LOB: 2 BB: 1 P: 10	R: 0 E: 0 K: 0 S: 4	H: 1 LOB: 2 BB: 1 P: 8	R: 0 E: 0 K: 2 S: 7	H: 0 LOB: 0 BB: 0 P: 7	R: 0 E: 0 K: 1 S: 5	H: 0 LOB: 0 BB: 0 P: 5	1B: 7 2B: 0 3B: 1 HR: 0	SF: 0 SAC: 0 DP: 1 HBP: 1	WP: 0 PA: 39 PB: 0 SB: 1 CS: 0
PITCHER	IP WLS BF H R ER SO BB IBB HBP BLK WP HR S P ERA WHIP																
Chris Zachary, R ERA: 6.26 (1,1)	5.2	W 27	BF 7	H 2	R 2	ER 2	SO 2	BB 3	IBB 0	HBP 1	BLK 0	WP 0	HR 0	S 27	P 40	ERA 3.18	WHIP 1.765
Turk Farrell, R ERA: 2.53 (6,1)	3.1	W 12	BF 1	H 0	R 0	ER 0	SO 3	BB 1	IBB 0	HBP 0	BLK 0	WP 0	HR 0	S 17	P 21	ERA 0.00	WHIP 0.600

Batter	1	2	3	4	5	6	7	8	9	AB	R	H	RBI	BB	SO	LOB	BOTTOM
Al Spangler, L OBP: 0.324, SLG: 0.331 (1,7)	PB 1B BB	F9								2	1	1	0	2	0	0	Cincinnati Reds @ Houston Colt 45's Colt Stadium, Houston, TX Thu Jul 04 1963, 8:05 PM EDT Att: 13,912 - Cloudy - 81 F
Johnny Temple, R OBP: 0.349, SLG: 0.320 (1,4)	P4		1B E BB		P4		CS BB	F8	3	1	0	0	1	0	2		
Pete Runnels, L OBP: 0.283, SLG: 0.238 (1,5)	K		1-3 E6 1B		1-3			BB HR BB	3	0	1	0	1	1	2		
Ernie Fazio, R OBP: 0.285, SLG: 0.254 (6, PR)									0	1	0	0	0	0	0		
Carl Warwick, R OBP: 0.361, SLG: 0.396 (1,9)	BB 1B BB		K		F8			F8	3	0	0	0	1	1	4		
Rusty Staub, L OBP: 0.305, SLG: 0.339 (1,3)	BB 1B		K						3	1	2	1	1	1	2		
Howie Goss, R OBP: 0.271, SLG: 0.371 (1,8)	1-2 2-3 BB		E6					HR IBB	2	1	0	0	2	1	2		
Jim Campbell, R OBP: 0.270, SLG: 0.291 (1,2)	K			G3-6-3 1B		G6-4-3 1B		HR IBB	4	1	2	4	0	1	4		
Bob Lillis, R OBP: 0.238, SLG: 0.244 (1,6)		5-3		G3-6-3 1-2				6-3	4	0	0	0	0	0	2		
Chris Zachary, L ERA: 4.28 (1,1)									2	0	0	0	0	1	0		
Turk Farrell, R OBP: 0.214, SLG: 0.160 (6,1)	F7			K				1-3	1	0	0	0	0	0	0		
Inning Stats	R: 1 E: 0 K: 2 S: 8	H: 1 LOB: 3 BB: 3 P: 20	R: 0 E: 0 K: 0 S: 3	H: 0 LOB: 0 BB: 0 P: 3	R: 1 E: 1 K: 2 S: 8	H: 1 LOB: 1 BB: 1 P: 12	R: 0 E: 0 K: 1 S: 5	H: 1 LOB: 0 BB: 0 P: 5	R: 0 E: 0 K: 1 S: 5	H: 1 LOB: 1 BB: 0 P: 4	R: 0 E: 0 K: 1 S: 5	H: 0 LOB: 0 BB: 1 P: 6	R: 4 E: 0 K: 0 S: 4	H: 1 LOB: 1 BB: 3 P: 16	1B: 4 2B: 1 3B: 0 HR: 1	SF: 0 SAC: 0 DP: 2 HBP: 0	WP: 0 PA: 36 PB: 1 SB: 1 CS: 1
PITCHER	IP WLS BF H R ER SO BB IBB HBP BLK WP HR S P ERA WHIP																
Joey Jay, R ERA: 4.28 (1,1)	8.0	L 35	BF 6	H 6	R 6	ER 5	SO 6	BB 7	IBB 1	HBP 0	BLK 0	WP 0	HR 1	S 39	P 71	ERA 5.62	WHIP 1.625

Batter	1	2	3	4	5	6	7	8	9	AB	R	H	RBI	BB	SO	LOB	TOP			
Pete Rose, S (1,4) OBP: 0.346, SLG: 0.357 Ken Walters, R (9, PH) OBP: 0.239, SLG: 0.333	1-3 K			1-2 6-3		0-0 F9			2-1 F5	3	0	0	0	0	1	1				
Tommy Harper, R (1,9) OBP: 0.325, SLG: 0.315	3-2 5-3			1-1 G3-6 1B			0-0 F3			3	0	1	0	0	0	0				
Vada Pinson, L (1,8)	0-0 4-3			2-2 G3-6 1-2			1-2 F7			3	0	0	0	0	0	1				
Frank Robinson, R (1,7)		2-2 6-3			1-1 F8				1-3 K	3	0	0	0	0	1	0				
Don Pavletich, R (1,3)		0-2 5-3			0-0 6-3				2-1 4-3	1	3	0	0	0	0	0				
Daryl Spencer, R (1,5)		0-0 F4			1-0 F6				1-3 K	2	3	0	0	0	0	1				
Leo Cardenas, R (1,6)			0-0 F7			0-2 6-3			0-0 4-3	3	3	0	0	0	0	0				
Johnny Edwards, L (1,2)			3-1 F8			2-1 1B			1-2 4-3	1	3	0	1	0	0	0				
Jim O'Toole, S (1,1) Charlie Neal, R (9, PH) OBP: 0.297, SLG: 0.310			0-2 1-3			0-0 B3			0-3 K	2	2	0	0	0	0	0	1			
Inning Stats	R: 0 E: 0 K: 1 S: 7	H: 0 LOB: 0 BB: 0 P: 11	R: 0 E: 0 K: 0 S: 9	H: 0 LOB: 0 BB: 0 P: 11	R: 0 E: 0 K: 0 S: 6	H: 1 LOB: 0 BB: 0 P: 12	R: 0 E: 0 K: 0 S: 4	H: 0 LOB: 0 BB: 0 P: 6	R: 0 E: 0 K: 1 S: 8	H: 1 LOB: 1 BB: 0 P: 10	R: 0 E: 0 K: 1 S: 7	H: 0 LOB: 0 BB: 0 P: 9	R: 0 E: 0 K: 1 S: 6	H: 0 LOB: 0 BB: 0 P: 9	R: 0 E: 0 K: 1 S: 10	H: 0 LOB: 0 BB: 0 P: 13	1B: 2 2B: 0 3B: 0 HR: 0	SF: 0 SAC: 0 DP: 1 HBP: 0	WP: 0 PB: 0 SB: 0 CS: 0	PA: 28
PITCHER Johnny Podres, L (1,1) ERA: 3.02	IP: 9.0 WLS: W BF: 28 H: 2 R: 0 ER: 0 SO: 4 BB: 0 IBB: 0 HBP: 0 BLK: 0 WP: 0 HR: 0 S: 65 P: 90 ERA: 0.00 WHIP: 0.222															PITCHER Johnny Podres, L (1,1) ERA: 3.02	IP: 9.0 WLS: W BF: 28 H: 2 R: 0 ER: 0 SO: 4 BB: 0 IBB: 0 HBP: 0 BLK: 0 WP: 0 HR: 0 S: 65 P: 90 ERA: 0.00 WHIP: 0.222			

Cincinnati Reds @ Los Angeles Dodgers
Dodger Stadium, Los Angeles, CA
Fri Jul 05 1963, 7:05 PM PDT
Att: 35,536 - Unknown


AB	28
R	0
H	2
RBI	0
BB	0
SO	4
LOB	3



Batter	1	2	3	4	5	6	7	8	9	AB	R	H	RBI	BB	SO	LOB	BOTTOM	
Maury Wills, S (1,6)	0-0 6-3		2-3 K			1-3 K		0-0 CS 1B		4	0	1	0	0	2	0		
Jim Gilliam, S (1,4) OBP: 0.346, SLG: 0.413	1-1 F8		1-2 F9			0-1 F7		3-2 F5		4	0	0	0	0	0	1		
Tommy Davis, R (1,7)	0-1 2B		0-0 F9			2-1 1-3		1-1 6-3 1-2		4	0	1	0	0	0	1		
Frank Howard, R (1,9)	0-0 5-3			2-3 K		0-2 HR		0-1 SH1-4 1B		3	1	1	1	0	1	1		
Bill Skowron, R (1,3) Willie Davis, L (7, PR) OBP: 0.262, SLG: 0.378		1-3 K		2-2 F2		0-1 SH1-4 1B		0-0 SH1-4		3	0	1	0	0	1	0		
Ron Fairly, L (1,8) OBP: 0.350, SLG: 0.405		1-0 FC5-4 1B		3-1 G3		0-0 SH1-4		1-2 SH1-4		2	0	1	0	0	0	0		
Ken McMullen, R (1,5) Nate Oliver, R (9,4) OBP: 0.288, SLG: 0.289		1-0 FC5-4 1B		0-1 1-3		0-3 K		0-3 K		3	0	1	0	0	1	2		
Doug Camilli, R (1,2) OBP: 0.194, SLG: 0.190		3-2 FC5-4 FC4 1-2 2-3		2-3 K		4-0 K		0-0 IBB		2	0	0	0	1	1	2		
Johnny Podres, L (1,1)		1-0 FC4 1-2		0-3 K		0-0 5-3				3	0	0	0	0	1	4		
Inning Stats	R: 0 E: 0 K: 0 S: 6	H: 1 LOB: 1 BB: 0 P: 7	R: 0 E: 0 K: 1 S: 9	H: 2 LOB: 2 BB: 0 P: 16	R: 0 E: 0 K: 1 S: 7	H: 0 LOB: 0 BB: 0 P: 10	R: 0 E: 0 K: 2 S: 8	H: 0 LOB: 0 BB: 0 P: 10	R: 0 E: 0 K: 1 S: 7	H: 0 LOB: 0 BB: 0 P: 10	R: 1 E: 0 K: 1 S: 10	H: 2 LOB: 2 BB: 1 P: 14	R: 0 E: 0 K: 0 S: 6	H: 1 LOB: 0 BB: 0 P: 10	1B: 4 2B: 1 3B: 0 HR: 1	SF: 0 SAC: 1 DP: 0 HBP: 0	WP: 0 PB: 0 SB: 0 CS: 1	PA: 30
PITCHER Jim O'Toole, L (1,1) ERA: 2.02	IP: 8.0 WLS: L BF: 30 H: 6 R: 1 ER: 1 SO: 7 BB: 0 IBB: 1 HBP: 0 BLK: 0 WP: 0 HR: 1 S: 62 P: 93 ERA: 1.12 WHIP: 0.750															PITCHER Jim O'Toole, L (1,1) ERA: 2.02	IP: 8.0 WLS: L BF: 30 H: 6 R: 1 ER: 1 SO: 7 BB: 0 IBB: 1 HBP: 0 BLK: 0 WP: 0 HR: 1 S: 62 P: 93 ERA: 1.12 WHIP: 0.750	

Cincinnati Reds @ Los Angeles Dodgers
Dodger Stadium, Los Angeles, CA
Fri Jul 05 1963, 7:05 PM PDT
Att: 35,536 - Unknown

AB	28
R	1
H	6
RBI	1
BB	1
SO	7
LOB	11



Batter	1	2	3	4	5	6	7	8	9	AB	R	H	RBI	BB	SO	LOB	TOP											
Pete Rose, S OBP: 0.345, SLG: 0.356 (1, 4)	G3			4-3		2-1 S 1B		FC1-6 PB 1B		4	1	1	0	0	0	1	Cincinnati Reds @ Los Angeles Dodgers Dodger Stadium, Los Angeles, CA Sat Jul 06 1963, 3:33 AM PDT Att: 27,793 - Unknown livebaseballscorecards.com											
Bob Skinner, L OBP: 0.326, SLG: 0.373 (1, 7)	K			G3 1B 2B		2-1 F6		0-2 1-H 1B		4	1	2	1	0	1	1												
Vada Pinson, L OBP: 0.351, SLG: 0.512 (1, 8)	G3			3-1 G3 1B 2B		0-3 K		0-0 4-3		4	1	1	0	0	1	2												
Frank Robinson, R OBP: 0.398, SLG: 0.448 (1, 9)		1-0 4-3		2-0 G3		1-0 F9		1-2 WP 2B		4	0	1	0	0	0	3												
Gordy Coleman, L OBP: 0.275, SLG: 0.385 Don Pavletich, R OBP: 0.301, SLG: 0.250 (9, PH) (9, 3)	K	3-3 K		0-1 2B		1-2 4-3		3-3 K		3	0	1	2	0	1	0												
Johnny Edwards, L OBP: 0.321, SLG: 0.385 (1, 2)	F8	0-0 F8		1-3 K		2-3 K		0-3 K		4	0	0	0	0	3	2												
Daryl Spencer, R OBP: 0.359, SLG: 0.285 (1, 5)			2-3 K		3-1 F6		0-2 6-3		3-2 F8		4	0	0	0	0	1		1										
Leo Cardenas, R OBP: 0.267, SLG: 0.338 (1, 6)			0-2 4-3		0-1 F9		1-2 1-3			3	0	0	0	0	0	0												
Jim Maloney, L OBP: 0.208, SLG: 0.156 (1, 1)			0-1 4-3		3-3 K		0-0 FC1-6 1B			3	0	1	0	0	1	0												
Inning Stats	R: 0 E: 0 K: 1 S: 8	H: 0 LOB: 0 BB: 0 P: 12	R: 0 E: 0 K: 1 S: 8	H: 0 LOB: 0 BB: 0 P: 12	R: 0 E: 0 K: 1 S: 8	H: 0 LOB: 0 BB: 0 P: 10	R: 2 E: 0 K: 1 S: 16	H: 3 LOB: 1 BB: 0 P: 25	R: 0 E: 0 K: 1 S: 7	H: 0 LOB: 0 BB: 0 P: 13	R: 0 E: 0 K: 1 S: 9	H: 0 LOB: 0 BB: 0 P: 12	R: 1 E: 0 K: 0 S: 12	H: 2 LOB: 1 BB: 0 P: 15	R: 0 E: 0 K: 2 S: 14	H: 1 LOB: 1 BB: 0 P: 21		1B: 5 2B: 2 3B: 0 HR: 0	SF: 0 SAC: 0 DP: 0 HBP: 0	WP: 1 PB: 1 SB: 1 CS: 0	PA: 34							
PITCHER	IP	WLS	BF	H	R	ER	SO	BB	IBB	HBP	BLK	WP	HR	S	P	ERA	WHIP											
Don Drysdale, R ERA: 2.74 Ron Perranoski, L ERA: 1.93	(1, 1)	8.0	L	30	6	3	2	7	0	0	0	0	0	77	112	2.25	0.750											
	(9, 1)	1.0		4	1	0	0	2	0	0	0	0	1	0	14	21	0.00	1.000										

Batter	1	2	3	4	5	6	7	8	9	AB	R	H	RBI	BB	SO	LOB	BOTTOM										
Maury Wills, S OBP: 0.369, SLG: 0.359 (1, 6)	4-3		0-0 1B			2-1 2B 1B		0-1 1B 1B		4	0	3	0	0	0	0	Cincinnati Reds @ Los Angeles Dodgers Dodger Stadium, Los Angeles, CA Sat Jul 06 1963, 3:33 AM PDT Att: 27,793 - Unknown livebaseballscorecards.com										
Jim Gilliam, S OBP: 0.348, SLG: 0.418 (1, 4)	L9		2-2 1B			2-1 1-H 2B		3-2 L9		4	1	2	0	0	0	1											
Wally Moon, L OBP: 0.357, SLG: 0.365 Ron Perranoski, L OBP: 0.143, SLG: 0.077 (9, 1)	5-3		0-2 F9			3-2 L9		2-2 1B		4	0	1	0	0	0	3											
Tommy Davis, R OBP: 0.368, SLG: 0.466 (9, 7)	K	3-3 K		3-3 K		0-0 2H 1B		0-1 F8		4	0	1	1	0	2	2											
Ron Fairly, L OBP: 0.348, SLG: 0.401 (1, 3)		4-2 BB		3-2 L9		0-1 F8		0-0 4-3		3	0	0	0	1	0	1											
Frank Howard, R OBP: 0.305, SLG: 0.463 (1, 9)	K	1-3 K		0-0 F7		3-2 F9		2-2 4-3		4	0	0	0	0	1	1											
John Roseboro, L OBP: 0.278, SLG: 0.325 (1, 2)	F5	2-1 F5		3-1 L9		2-2 F7		0-2 F6		4	0	0	0	0	0	1											
Ken McMullen, R OBP: 0.303, SLG: 0.333 (1, 5)			2-3 K		3-2 6-3		0-0 F9			3	0	0	0	0	1	0											
Don Drysdale, R OBP: 0.207, SLG: 0.189 Willie Davis, L OBP: 0.261, SLG: 0.377 (8, PH) (9, 8)	F8	2-1 F8		2-1 L6		1-3 K				2	0	0	0	0	0	0											
Inning Stats	R: 0 E: 0 K: 0 S: 7	H: 0 LOB: 0 BB: 0 P: 12	R: 0 E: 0 K: 2 S: 11	H: 0 LOB: 1 BB: 1 P: 21	R: 0 E: 0 K: 1 S: 13	H: 2 LOB: 2 BB: 0 P: 19	R: 0 E: 0 K: 1 S: 7	H: 0 LOB: 0 BB: 0 P: 13	R: 0 E: 0 K: 0 S: 8	H: 0 LOB: 0 BB: 0 P: 17	R: 1 E: 0 K: 0 S: 11	H: 3 LOB: 1 BB: 0 P: 18	R: 0 E: 0 K: 0 S: 7	H: 0 LOB: 0 BB: 0 P: 12	R: 0 E: 0 K: 1 S: 14	H: 2 LOB: 2 BB: 0 P: 20		R: 0 E: 0 K: 0 S: 7	H: 0 LOB: 0 BB: 0 P: 9	1B: 6 2B: 1 3B: 0 HR: 0	SF: 0 SAC: 0 DP: 0 HBP: 0	WP: 0 PB: 0 SB: 0 CS: 0	PA: 34				
PITCHER	IP	WLS	BF	H	R	ER	SO	BB	IBB	HBP	BLK	WP	HR	S	P	ERA	WHIP										
Jim Maloney, R ERA: 2.88	(1, 1)	9.0	W	34	7	1	1	5	1	0	0	0	0	85	141	1.00	0.889										

Batter	1	2	3	4	5	6	7	8	9	AB	R	H	RBI	BB	SO	LOB	TOP
Pete Rose, S OBP: 0.341, SLG: 0.351 (1, 4)	0-2 6-3			0-0 F8		0-1 6-3			0-0 5-3	4	0	0	0	0	0	0	Cincinnati Reds @ Los Angeles Dodgers Dodger Stadium, Los Angeles, CA Sun Jul 07 1963, 3:33 AM PDT Unknown livebaseballscorecards.com
Tommy Harper, R OBP: 0.335, SLG: 0.321 (1, 9)	0-0 B1-3			0-0 BB 1B		2-1 F5			0-0 1B	4	0	2	0	0	0	0	
Vada Pinson, L OBP: 0.347, SLG: 0.506 (1, 8)	3-2 F6			1-1 F8		2-2 G3			0-1 F7	4	0	0	0	0	0	2	
Frank Robinson, R OBP: 0.396, SLG: 0.442 (1, 7)		3-2 F8		4-2 BB					0-0 F6	3	0	0	0	1	0	1	
Don Pavletich, R OBP: 0.289, SLG: 0.239 (1, 3)		2-1 F2		0-0 F8					0-1 4-3	3	0	0	0	0	0	2	
Charlie Neal, R OBP: 0.294, SLG: 0.307 (1, 5)		0-1 F8			2-3 K				1-2 F2	3	0	0	0	0	1	0	
Leo Cardenas, R OBP: 0.265, SLG: 0.334 (1, 6)			1-2 F2		0-1 6-3				2-1 5-3	3	0	0	0	0	0	0	
Johnny Edwards, L OBP: 0.321, SLG: 0.385 (1, 2)			1-0 F6		0-1 1B				2-3 K	3	0	1	0	0	1	0	
Bob Purkey, R OBP: 0.185, SLG: 0.043 (8, PH)			1-3 K		1-3 K				1-2 F5	2	0	0	0	0	2	1	
Ken Walters, R OBP: 0.234, SLG: 0.326 (8, 1)										1	0	0	0	0	0	0	
Bill Henry, L (8, 1)										0	0	0	0	0	0	0	
Inning Stats	R: 0 E: 0 K: 0 S: 7	H: 0 LOB: 0 BB: 0 P: 10	R: 0 E: 0 K: 0 S: 7	H: 0 LOB: 0 BB: 0 P: 12	R: 0 E: 0 K: 0 S: 7	H: 1 LOB: 2 BB: 1 P: 12	R: 0 E: 0 K: 2 S: 11	H: 1 LOB: 1 BB: 0 P: 14	R: 0 E: 0 K: 0 S: 6	H: 0 LOB: 0 BB: 0 P: 7	R: 0 E: 0 K: 1 S: 9	H: 0 LOB: 0 BB: 0 P: 14	R: 0 E: 0 K: 0 S: 6	H: 1 LOB: 1 BB: 0 P: 9	1B: 3 2B: 0 3B: 0 HR: 0	SF: 0 SAC: 0 DP: 0 HBP: 0	WP: 0 PA: 31 PB: 0 SB: 0 CS: 0
PITCHER Sandy Koufax, L ERA: 1.73 (1, 1)	IP: 9.0 WLS: W BF: 31 H: 3 R: 0 ER: 0 SO: 4 BB: 1 IBB: 0 HBP: 0 BLK: 0 WP: 0 HR: 0 S: 67 P: 99 ERA: 0.00 WHIP: 0.444															PITCHER IP: WLS: BF: H: R: ER: SO: BB: IBB: HBP: BLK: WP: HR: S: P: ERA: WHIP	

AB	30
R	0
H	3
RBI	0
BB	1
SO	4
LOB	6



Batter	1	2	3	4	5	6	7	8	9	AB	R	H	RBI	BB	SO	LOB	BOTTOM		
Maury Wills, S OBP: 0.371, SLG: 0.361 (1, 6)	0-1 3-1 1B 1B	1-2 1B			0-0 L8		2-2 1-3			4	1	2	0	0	0	1	Cincinnati Reds @ Los Angeles Dodgers Dodger Stadium, Los Angeles, CA Sun Jul 07 1963, 3:33 AM PDT Unknown livebaseballscorecards.com		
Jim Gilliam, S OBP: 0.350, SLG: 0.417 (8, 4)	1-2 F4	2-2 L6			2-2 G4-6-3 1B		4-2 2B BB			3	1	1	0	1	0	2			
Nate Oliver, R OBP: 0.288, SLG: 0.289 (8, 4)										0	0	0	0	0	0	0			
Wally Moon, L OBP: 0.361, SLG: 0.376 (1, 9)	1-1 1-2 3-1 1B		1-2 4-3		2-1 G4-6-3 1-2		3-2 1H 3H 2B			4	1	2	2	0	0	1			
Tommy Davis, R OBP: 0.366, SLG: 0.462 (1, 7)	0-0 3-1		2-0 CS 1B		0-0 L6		1-2 F3			4	0	1	0	0	0	3			
Ron Fairly, L OBP: 0.350, SLG: 0.400 (1, 3)	4-0 1B IBB		1-0 F8		2-1 1B			0-3 K		3	0	1	0	1	1	1			
Ken McMullen, R OBP: 0.300, SLG: 0.329 (1, 5)	0-0 1-2 2H 3H 1B		2-2 CS		0-0 5-3		1-2 F5		3-2 E9	4	0	1	2	0	0	1			
Willie Davis, L OBP: 0.257, SLG: 0.371 (1, 8)	0-0 G3		1-0 E4		1-0 E4		0-0 F8		0-0 F5	4	0	0	0	0	0	4			
John Roseboro, L OBP: 0.281, SLG: 0.325 (1, 2)		1-0 F8		1-1 F9			0-0 1-3 SH2-4 2B		4-1 BB	3	1	1	0	1	0	1			
Sandy Koufax, R OBP: 0.138, SLG: 0.075 (1, 1)		1-1 B1-3		1-0 1-3			1-1 SH2-4 1B		0-3 K	3	0	0	0	0	1	3			
Inning Stats	R: 2 E: 0 K: 0 S: 10	H: 3 LOB: 2 BB: 1 P: 16	R: 0 E: 0 K: 0 S: 9	H: 1 LOB: 1 BB: 0 P: 14	R: 0 E: 0 K: 0 S: 7	H: 1 LOB: 1 BB: 0 P: 13	R: 0 E: 1 K: 0 S: 5	H: 0 LOB: 1 BB: 0 P: 8	R: 0 E: 0 K: 0 S: 7	H: 1 LOB: 0 BB: 0 P: 11	R: 0 E: 0 K: 0 S: 8	H: 1 LOB: 1 BB: 0 P: 11	R: 2 E: 0 K: 0 S: 15	H: 2 LOB: 1 BB: 1 P: 26	R: 0 E: 1 K: 2 S: 11	H: 0 LOB: 2 BB: 1 P: 18	1B: 8 2B: 1 3B: 0 HR: 0	SF: 0 SAC: 1 DP: 1 HBP: 0	WP: 0 PA: 37 PB: 0 SB: 0 CS: 1
PITCHER Bob Purkey, R ERA: 3.78 Bill Henry, L ERA: 5.25 (1, 1) (8, 1)	IP: 7.0 WLS: L BF: 31 H: 9 R: 4 ER: 4 SO: 4 BB: 1 IBB: 1 HBP: 0 BLK: 0 WP: 0 HR: 0 S: 61 P: 99 ERA: 5.14 WHIP: 1.429															PITCHER IP: WLS: BF: H: R: ER: SO: BB: IBB: HBP: BLK: WP: HR: S: P: ERA: WHIP			

AB	32
R	4
H	9
RBI	4
BB	3
SO	2
LOB	17



Batter	1	2	3	4	5	6	7	8	9	AB	R	H	RBI	BB	SO	LOB	TOP								
Pete Rose, S OBP: 0.343, SLG: 0.356 (1, 4)	0-0 6-3			2-1 G3 BLK 1B		1-0 2B		0-0 6-3		4	0	2	0	0	0	0									
Tommy Harper, R OBP: 0.331, SLG: 0.319 (1, 9)	1-2 L8		0-3 K	1-2 K		1-0 F7		0-0 6-3 BB 1B		4	0	1	0	0	1	2									
Vada Pinson, L OBP: 0.346, SLG: 0.501 (1, 8)	1-0 G3		3-2 G3	2-3 G3		1-1 F7		4-1 6-3 BB 1B		3	0	0	0	1	0	2									
Frank Robinson, R OBP: 0.394, SLG: 0.437 (1, 7)		3-3 K	4-0 FC5-4 IBB	2-3 FC5-4 IBB		2-3 K		3-2 6-3 BB 2B		3	0	0	0	1	2	3									
Don Pavletich, R OBP: 0.275, SLG: 0.225 (1, 3)	3-2 L7		0-1 FC5-4	1-2 FC5-4		0-0 6-3		1-2 6-3		4	0	0	0	0	0	4									
Daryl Spencer, R OBP: 0.361, SLG: 0.296 (1, 5)	1-3 K		2-1 1B 2B	1-1 2B 1B		1-1 2B 1B		0-1 F7		4	1	2	0	0	1	0									
Leo Cardenas, R OBP: 0.262, SLG: 0.330 (1, 6)		2-3 K	0-0 6-3	0-1 F8		2-2 F7		1-2 4-3		4	0	0	0	0	1	2									
Johnny Edwards, L OBP: 0.323, SLG: 0.390 (1, 2)	0-0 F8		3-2 G5-4-3 1B	2-3 G5-4-3 1B		1-1 2B		0-0 4-3		4	0	2	1	0	0	0									
John Tsitouris, R OBP: 0.050, SLG: 0.053 (7, PH)	1-2 5-3		1-2 G5-4-3	1-2 G5-4-3		0-0 5-3		0-0 5-3		2	0	0	0	0	0	2									
Ken Walters, R OBP: 0.229, SLG: 0.319 (7, PH)										1	0	0	0	0	0	1									
Joe Nuxhall, L OBP: 0.194, SLG: 0.200 (7, 1)										0	0	0	0	0	0	0									
Inning Stats	R: 0 E: 0 K: 0 S: 5	H: 0 LOB: 0 BB: 0 P: 7	R: 0 E: 0 K: 2 S: 11	H: 0 LOB: 0 BB: 0 P: 18	R: 0 E: 0 K: 1 S: 7	H: 0 LOB: 0 BB: 0 P: 10	R: 0 E: 0 K: 1 S: 10	H: 1 LOB: 2 BB: 1 P: 19	R: 0 E: 0 K: 0 S: 7	H: 2 LOB: 1 BB: 0 P: 16	R: 0 E: 0 K: 1 S: 7	H: 1 LOB: 1 BB: 0 P: 12	R: 1 E: 0 K: 0 S: 7	H: 2 LOB: 1 BB: 0 P: 8	R: 0 E: 0 K: 0 S: 10	H: 1 LOB: 2 BB: 1 P: 18	R: 0 E: 0 K: 0 S: 9	H: 0 LOB: 0 BB: 0 P: 12	1B: 4 2B: 3 3B: 0 HR: 0	SF: 0 SAC: 0 DP: 1 HBP: 0	WP: 0 PB: 0 SB: 0 CS: 0	PA: 35			
PITCHER	IP	WLS	BF	H	R	ER	SO	BB	IBB	HBP	BLK	WP	HR	S	P	ERA	WHIP								
Nick Willhite, L ERA: 1.93 (1, 1)	7.0	W	27	6	1	1	5	0	1	0	1	0	0	57	90	1.29	0.857								
Ron Perranoski, L ERA: 1.67 (8, 1)	2.0	S	8	1	0	0	0	1	0	0	0	0	0	19	30	0.00	1.000								

Cincinnati Reds @ Los Angeles Dodgers
Dodger Stadium, Los Angeles, CA
Sun Jul 07 1963, 3:38 AM PDT
Att: 53,856 - Unknown

AB	33
R	1
H	7
RBI	1
BB	2
SO	5
LOB	16



Batter	1	2	3	4	5	6	7	8	9	AB	R	H	RBI	BB	SO	LOB	BOTTOM								
Willie Davis, L OBP: 0.257, SLG: 0.369 (1, 8)	1-0 S 1B		0-1 B3		0-0 F5		3-2 F7			4	0	1	0	0	0	0									
Jim Gilliam, S OBP: 0.348, SLG: 0.415 (1, 4)	3-2 F9		3-1 F8		0-0 FC1-6 1B		3-2 5-3			4	0	1	0	0	0	1									
Wally Moon, L OBP: 0.358, SLG: 0.368 (1, 9)	4-2 G6-4-3 BB		0-1 F2		0-0 FC1-6		0-1 L8			3	0	0	0	1	0	1									
Tommy Davis, R OBP: 0.361, SLG: 0.455 (1, 7)	0-0 G6-4-3		0-0 F3		0-3 K		2-3 K			4	0	0	0	0	2	3									
Ron Fairly, L OBP: 0.352, SLG: 0.401 (1, 3)		3-2 1B	0-1 2B 1B		0-0 1-3		0-1 4-3			4	1	2	0	0	0	0									
Ken McMullen, R OBP: 0.313, SLG: 0.355 (1, 5)		0-3 K	0-0 HR 2B		2-1 5-3 1B		2-1 5-3 1B			3	1	2	1	0	1	1									
Dick Tracewski, R OBP: 0.291, SLG: 0.263 (1, 6)		2-1 F9	0-2 F5		1-1 5-3		1-2 5-3			3	0	0	0	0	0	3									
Doug Camilli, R OBP: 0.215, SLG: 0.262 (1, 2)		0-0 1B	0-0 HR		3-1 F3		3-1 F3			3	1	2	2	0	0	1									
Nick Willhite, L OBP: 0.250, SLG: 0.375 (1, 1)		0-0 4-3	1-0 L4		0-3 K		0-3 K			2	0	0	0	0	0	2									
Nate Oliver, R OBP: 0.286, SLG: 0.287 (7, PH)										1	0	0	0	0	1	0									
Ron Perranoski, L OBP: 0.143, SLG: 0.077 (8, 1)										0	0	0	0	0	0	0									
Inning Stats	R: 0 E: 0 K: 0 S: 8	H: 1 LOB: 1 BB: 1 P: 16	R: 0 E: 0 K: 1 S: 11	H: 2 LOB: 0 BB: 0 P: 16	R: 0 E: 0 K: 0 S: 6	H: 0 LOB: 0 BB: 0 P: 9	R: 3 E: 0 K: 0 S: 10	H: 3 LOB: 0 BB: 0 P: 11	R: 0 E: 0 K: 0 S: 7	H: 1 LOB: 1 BB: 0 P: 13	R: 0 E: 0 K: 1 S: 9	H: 0 LOB: 0 BB: 0 P: 15	R: 0 E: 0 K: 1 S: 7	H: 0 LOB: 0 BB: 0 P: 9	R: 0 E: 0 K: 1 S: 7	H: 0 LOB: 0 BB: 0 P: 9	1B: 6 2B: 1 3B: 0 HR: 1	SF: 0 SAC: 0 DP: 1 HBP: 0	WP: 0 PB: 0 SB: 1 CS: 0	PA: 32					
PITCHER	IP	WLS	BF	H	R	ER	SO	BB	IBB	HBP	BLK	WP	HR	S	P	ERA	WHIP								
John Tsitouris, R ERA: 3.56 (1, 1)	6.0	L	26	8	3	3	2	1	0	0	0	0	0	48	71	4.50	1.500								
Joe Nuxhall, L ERA: 2.72 (7, 1)	2.0		6	0	0	0	2	0	0	0	0	0	0	16	24	0.00	0.000								

Cincinnati Reds @ Los Angeles Dodgers
Dodger Stadium, Los Angeles, CA
Sun Jul 07 1963, 3:38 AM PDT
Att: 53,856 - Unknown

AB	31
R	3
H	8
RBI	3
BB	1
SO	4
LOB	12



Batter	1	2	3	4	5	6	7	8	9	AB	R	H	RBI	BB	SO	LOB	TOP							
Don Landrum, L (1, 8) OBP: 0.303, SLG: 0.291 Steve Boros, R (9, PH) OBP: 0.217, SLG: 0.100										4	0	1	0	0	1	1								
Lou Brock, L (1, 9) OBP: 0.286, SLG: 0.357										4	0	1	0	0	2	1								
Billy Williams, L (1, 7) OBP: 0.384, SLG: 0.511										4	0	2	0	0	1	0								
Ron Santo, R (1, 5) OBP: 0.350, SLG: 0.508										4	0	0	0	0	2	3								
14 Ernie Banks, R (1, 3) OBP: 0.292, SLG: 0.444										3	0	0	0	1	2	2								
Ken Hubbs, R (1, 4) OBP: 0.274, SLG: 0.320										4	1	1	0	0	0	1								
Dick Bertell, R (1, 2) Jimmie Schaffer, R (9, PR) OBP: 0.288, SLG: 0.370										4	0	1	0	0	0	1								
Andre Rodgers, R (1, 6) OBP: 0.310, SLG: 0.282										2	0	1	0	1	1	0								
Glen Hobbie, R (1, 1) Ellis Burford, S (5, PH) Jim Brewer, L (5, 1) Merritt Raney, L (7, PH) Richard LeMay, L (7, 1) Leo Burke, R (9, PH)										1	0	0	0	0	1	0								
Inning Stats	R: 0 E: 0 K: 1 S: 6	H: 1 LOB: 1 BB: 0 P: 6	R: 0 E: 0 K: 1 S: 5	H: 0 LOB: 0 BB: 0 P: 5	R: 0 E: 0 K: 3 S: 10	H: 1 LOB: 1 BB: 0 P: 10	R: 0 E: 0 K: 2 S: 7	H: 0 LOB: 0 BB: 0 P: 7	R: 0 E: 0 K: 0 S: 4	H: 1 LOB: 1 BB: 0 P: 4	R: 0 E: 0 K: 2 S: 9	H: 2 LOB: 2 BB: 0 P: 9	R: 1 E: 1 K: 0 S: 4	H: 1 LOB: 1 BB: 0 P: 5	R: 0 E: 0 K: 1 S: 5	H: 0 LOB: 0 BB: 0 P: 5	R: 0 E: 0 K: 1 S: 6	H: 1 LOB: 3 BB: 2 P: 14	1B: 6 2B: 1 3B: 0 HR: 0	SF: 0 SAC: 0 DP: 1 HBP: 1	WP: 0 PB: 0 SB: 0 CS: 0	PA: 37		
PITCHER	IP	WLS	BF	H	R	ER	SO	BB	IBB	HBP	BLK	WP	HR	S	P	ERA	WHIP							
Joey Jay, R (1, 1) ERA: 3.95	8.1	W	34	7	1	0	10	1	0	1	0	0	0	52	57	0.00	0.960							
Al Worthington, R (9, 1) ERA: 2.92	0.1		2	0	0	0	0	1	0	0	0	0	0	1	5	0.00	3.000							
Bill Henry, L (9, 1) ERA: 5.18	0.1	S	1	0	0	0	1	0	0	0	0	0	0	3	3	0.00	0.000							

Chicago Cubs @ Cincinnati Reds
Crosley Field, Cincinnati, OH
Wed Jul 10 1963, 7:05 PM EDT
Att: 7,741 - Unknown

AB 34
R 1
H 7
RBI 0
BB 2
SO 11
LOB 18

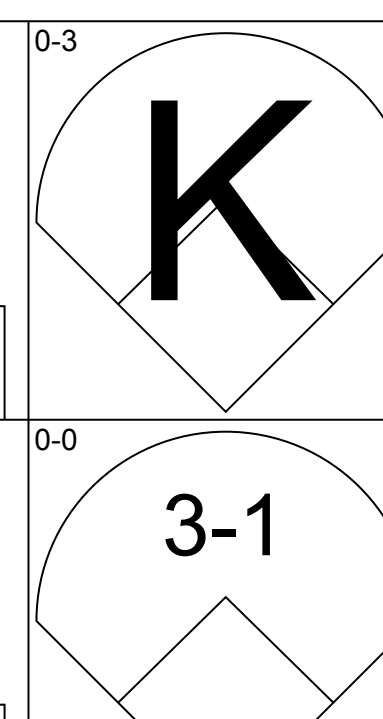
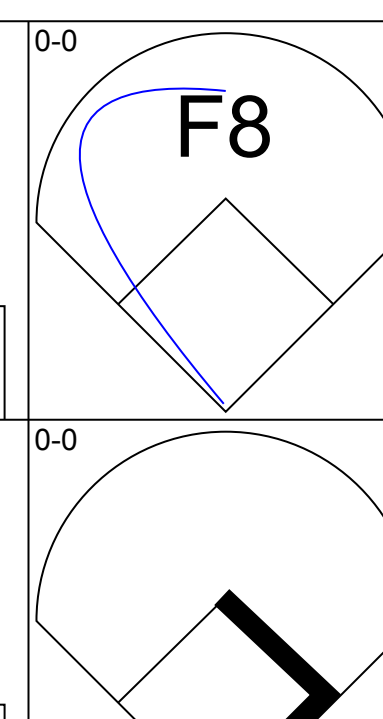
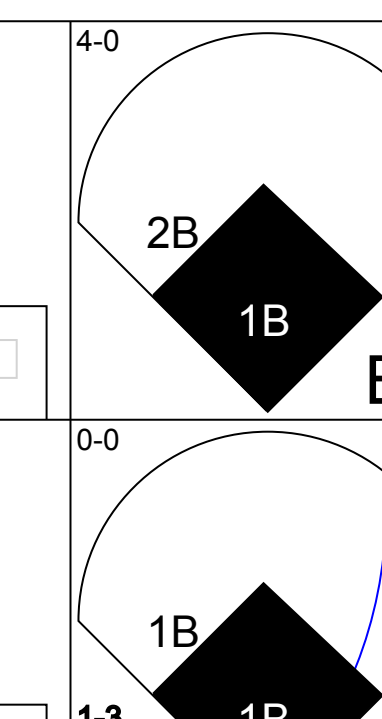
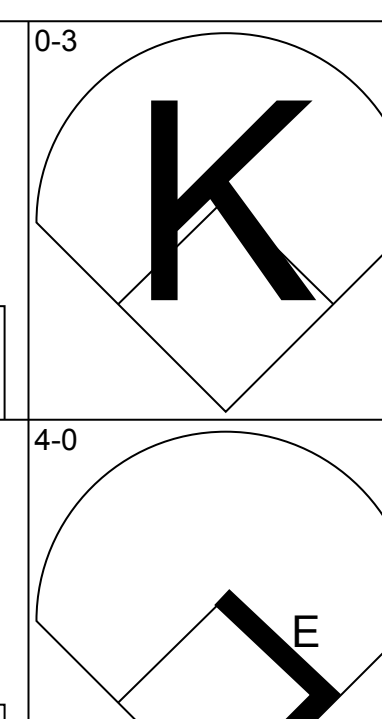
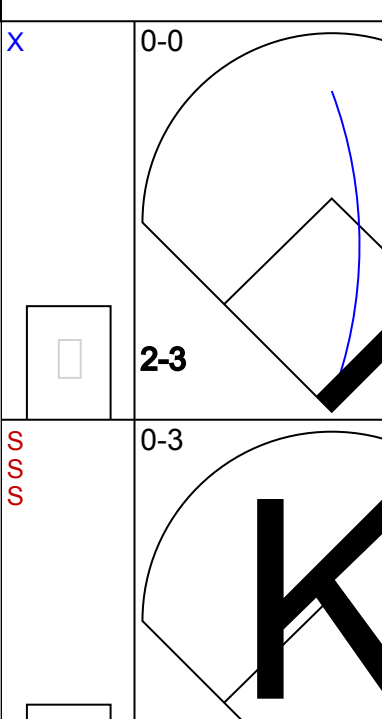
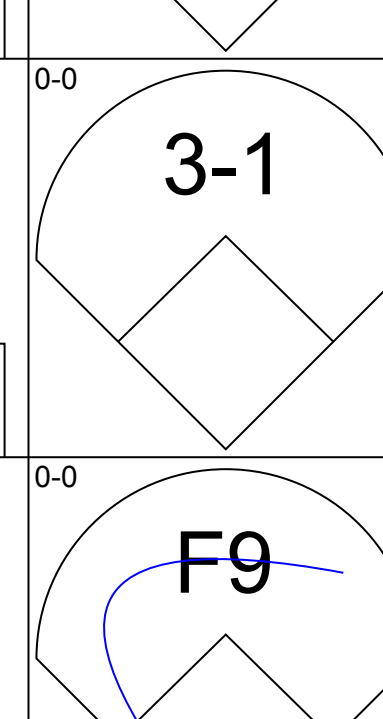
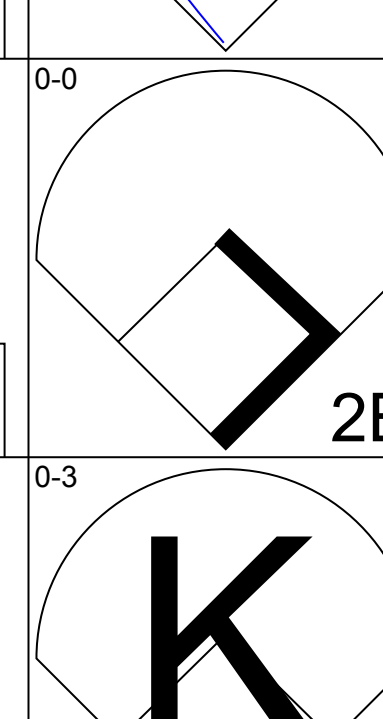
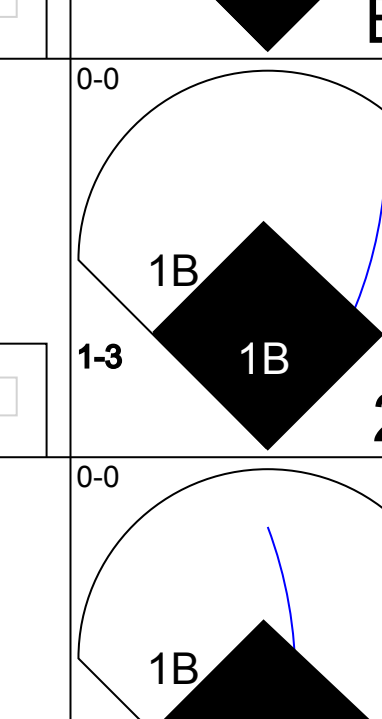
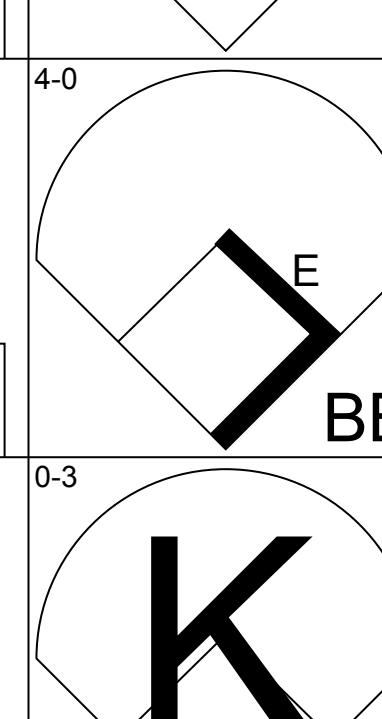
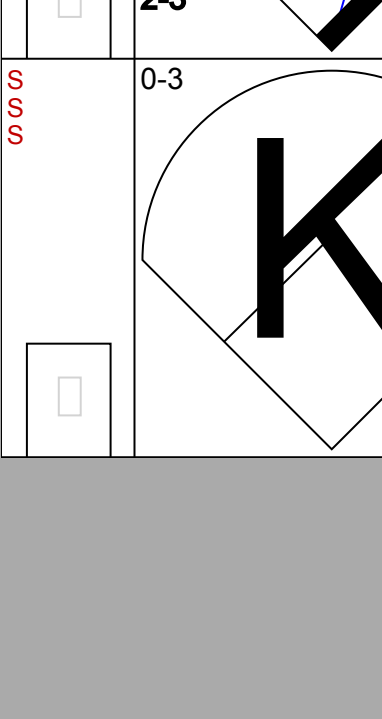
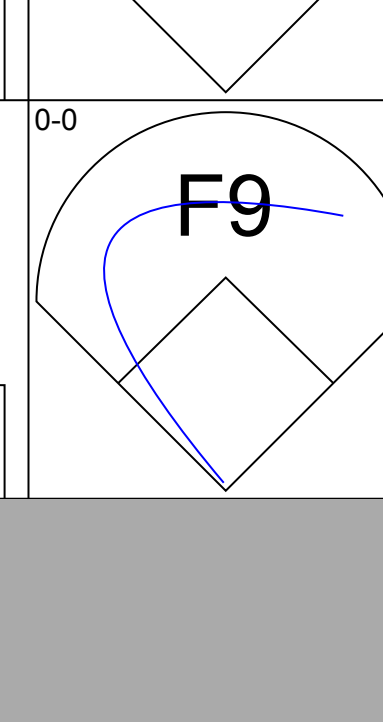
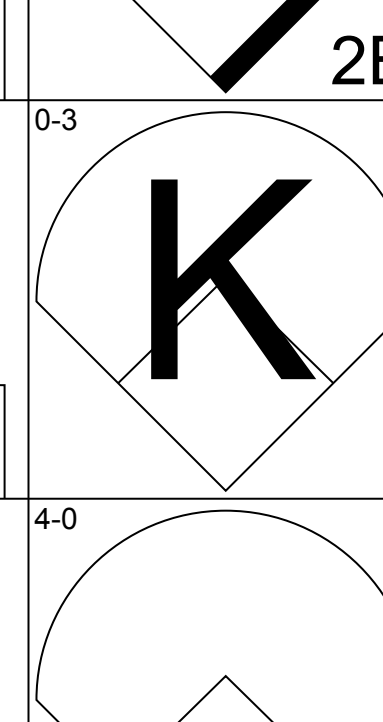
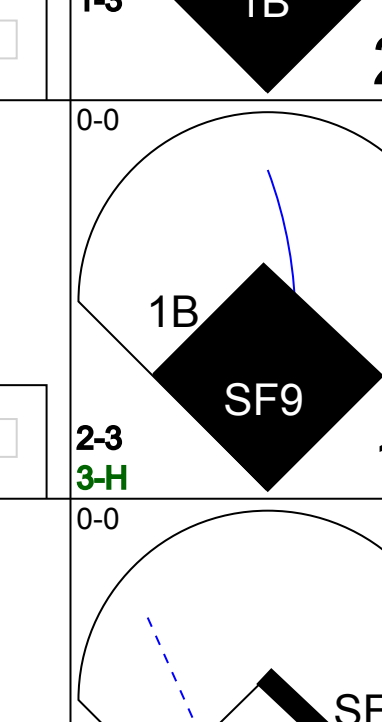
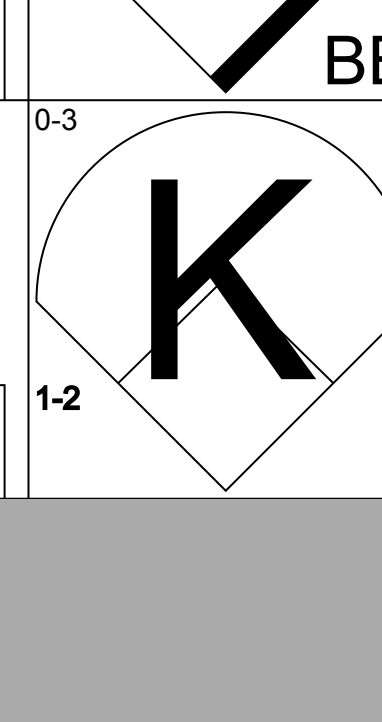
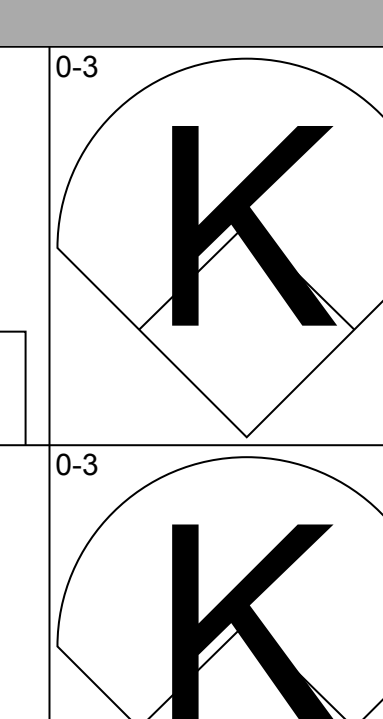
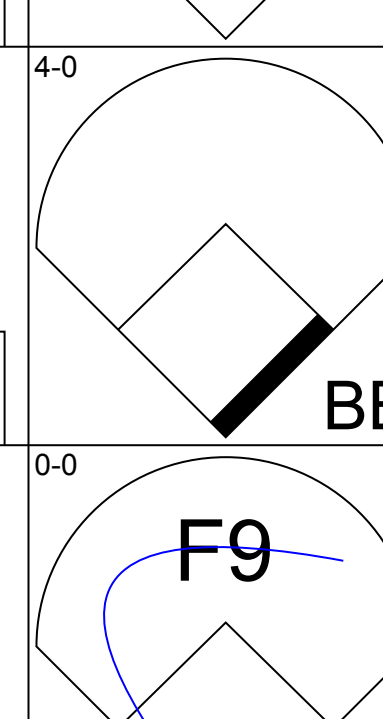
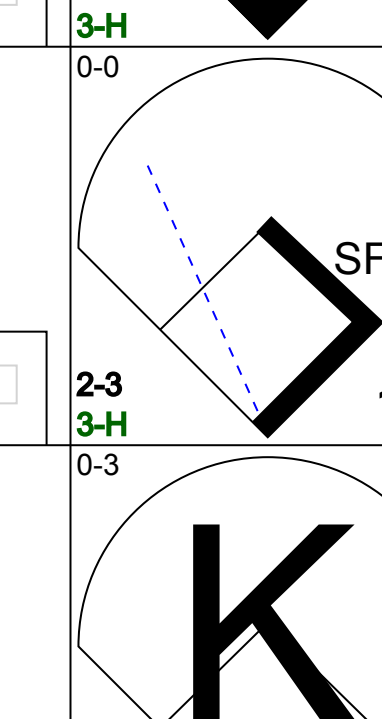
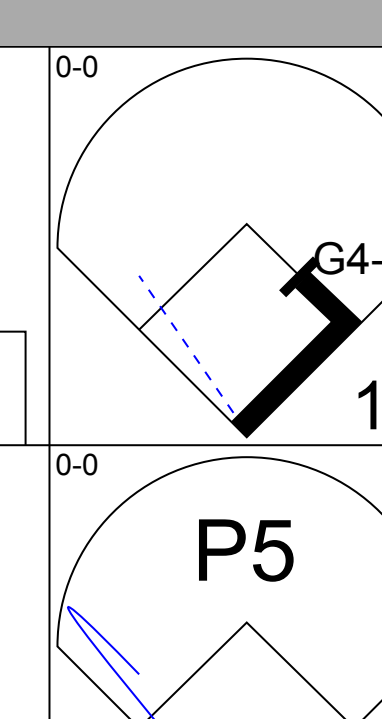

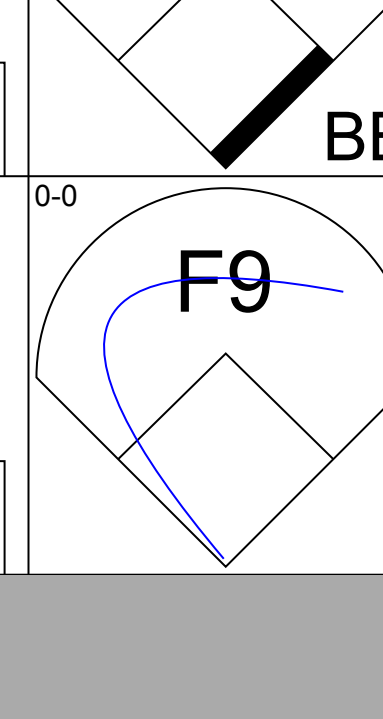
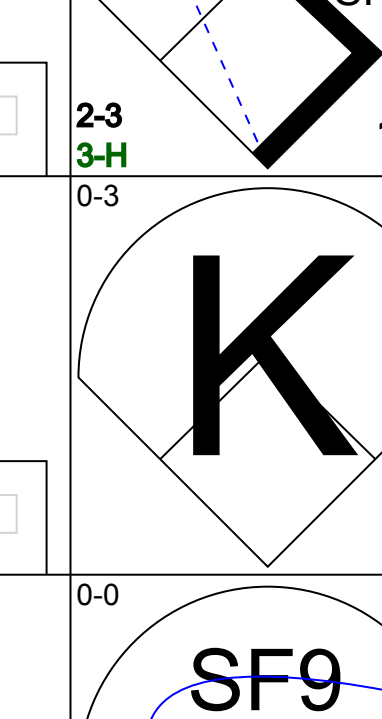
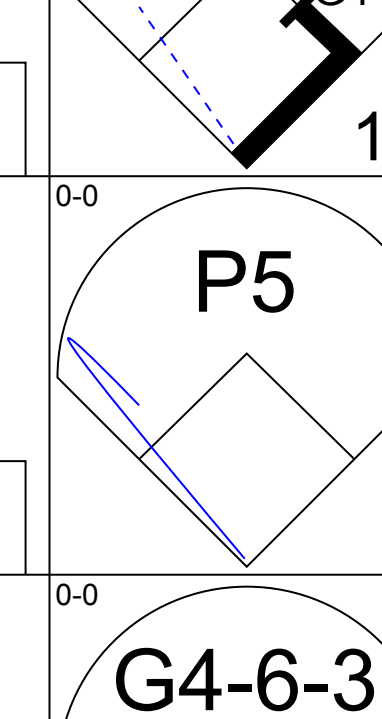

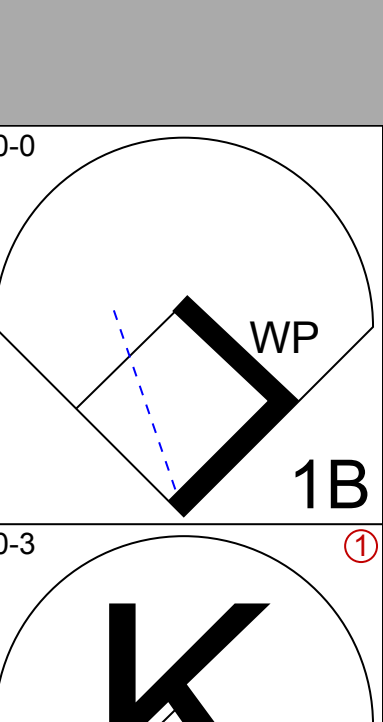
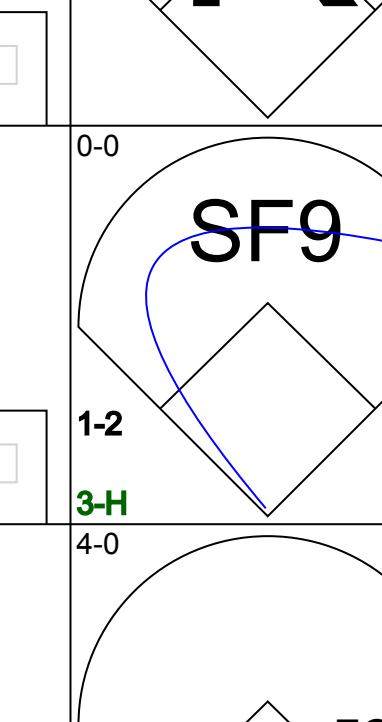
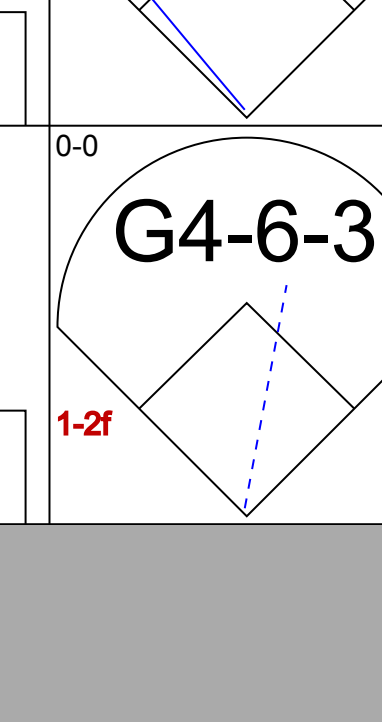
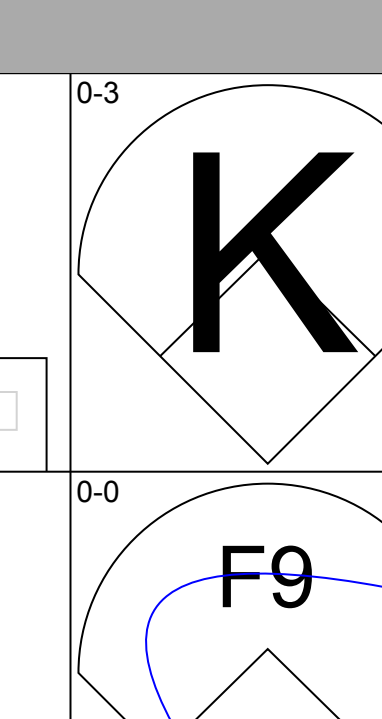
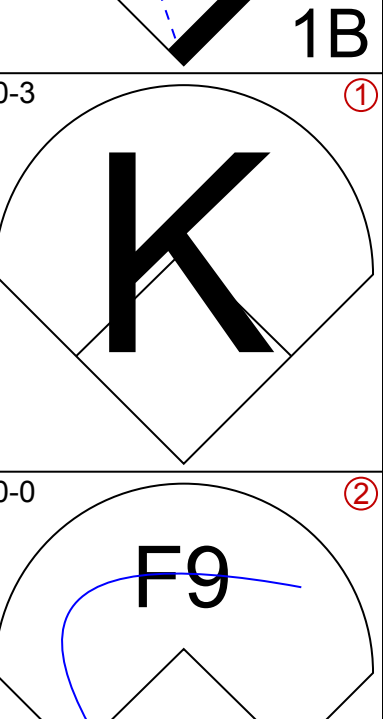
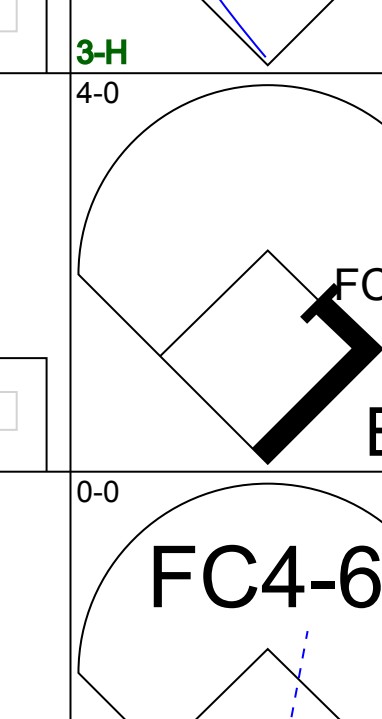
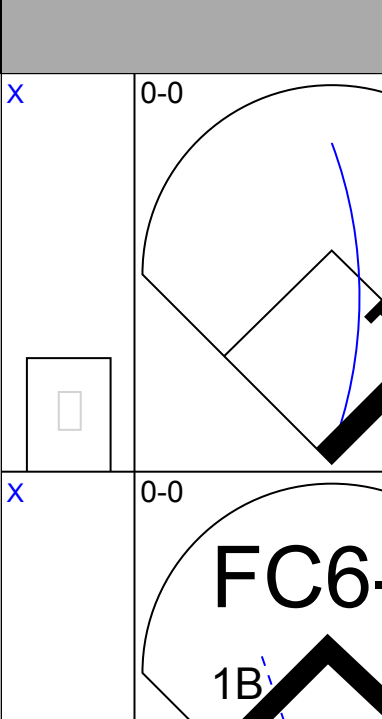
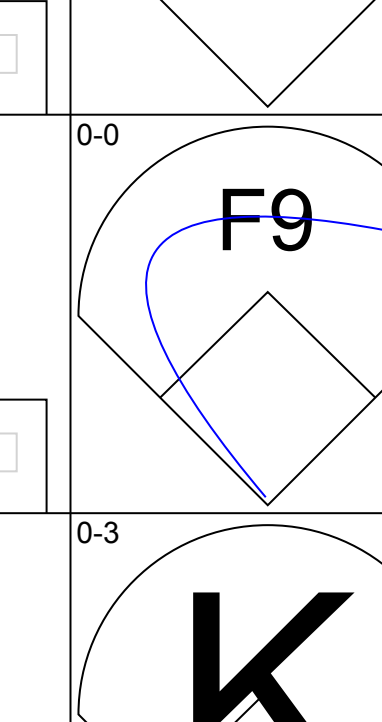
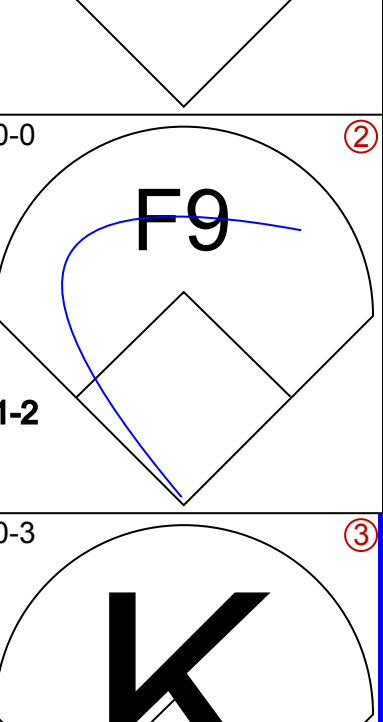
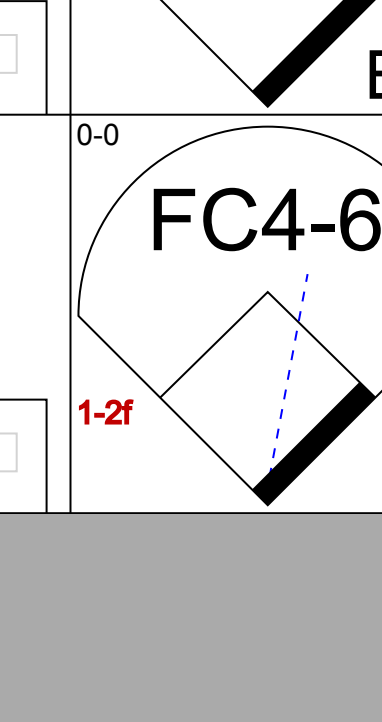
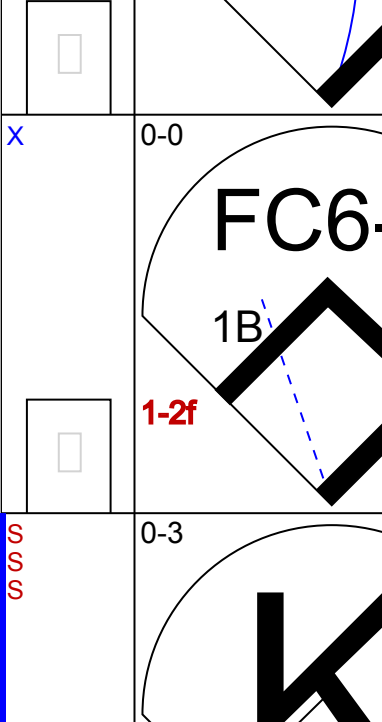
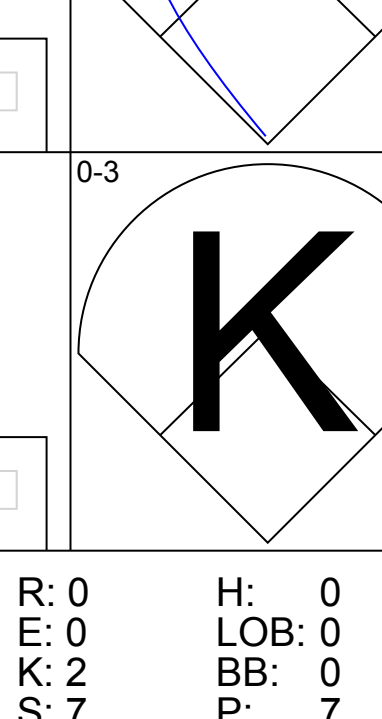
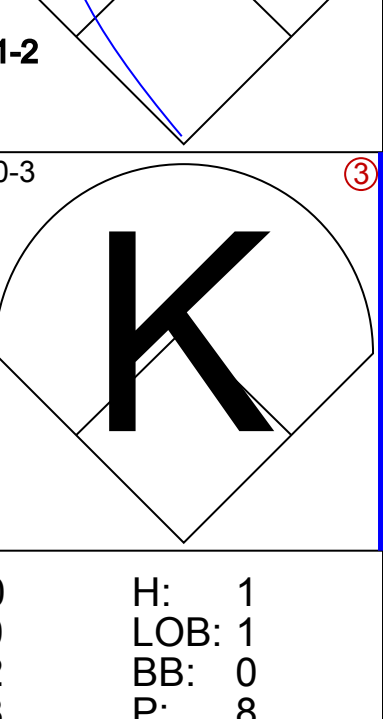
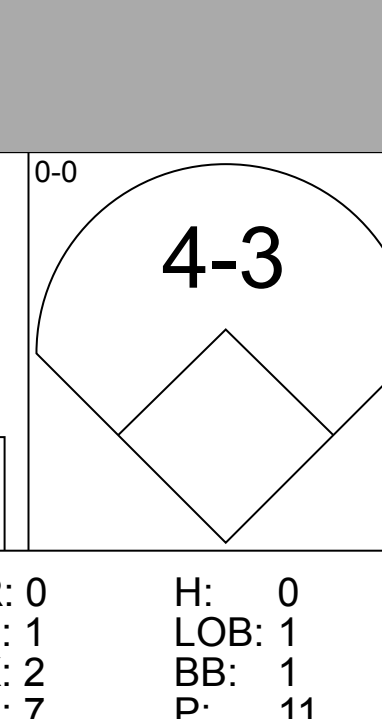
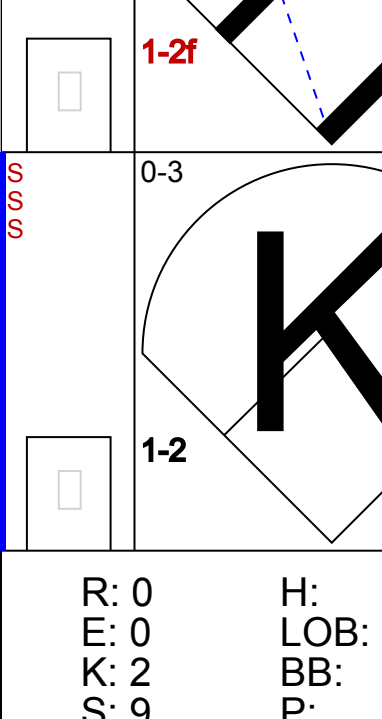


Batter	1	2	3	4	5	6	7	8	9	AB	R	H	RBI	BB	SO	LOB	BOTTOM							
Pete Rose, S (1, 4) OBP: 0.348, SLG: 0.362										4	1	3	0	0	0	1								
Bob Skinner, L (1, 7) Tommy Harper, R (7, PH) OBP: 0.328, SLG: 0.372 OBP: 0.331, SLG: 0.319										3	0	1	0	0	1	2								
Vada Pinson, L (1, 8) OBP: 0.345, SLG: 0.497										3	1	0	0	1	0	1								
Frank Robinson, R (1, 9) OBP: 0.389, SLG: 0.430										4	0	0	0	0	2	2								
Marty Keough, L (1, 3) OBP: 0.394, SLG: 0.477										3	1	2	2	1	1	0								
Johnny Edwards, L (1, 2) OBP: 0.326, SLG: 0.392										4	0	2	1	0	0	1								
Charlie Neal, R (1, 5) OBP: 0.294, SLG: 0.303										3	0	0	0	1	1	3								
Leo Cardenas, R (1, 6) OBP: 0.259, SLG: 0.326										4	0	0	0	0	1	2								
Joey Jay, S (1, 1) OBP: 0.147, SLG: 0.152										3	0	1	0	0	1	0								
Al Worthington, R (9, 1) Bill Henry, L (9, 1)										0	0	0	0	0	0	0								
Inning Stats	R: 3 E: 0 K: 1 S: 8	H: 3 LOB: 1 BB: 1 P: 12	R: 0 E: 0 K: 1 S: 6	H: 1 LOB: 0 BB: 0 P: 6	R: 0 E: 0 K: 2 S: 8	H: 1 LOB: 2 BB: 1 P: 12	R: 0 E: 0 K: 0 S: 4	H: 2 LOB: 0 BB: 0 P: 4	R: 0 E: 0 K: 1 S: 5	H: 0 LOB: 0 BB: 0 P: 5	R: 0 E: 0 K: 1 S: 5	H: 0 LOB: 0 BB: 0 P: 5	R: 0 E: 0 K: 1 S: 6	H: 1 LOB: 1 BB: 0 P: 6	R: 0 E: 0 K: 0 S: 4	H: 1 LOB: 2 BB: 1 P: 8	1B: 8 2B: 0 3B: 1 HR: 0	SF: 0 SAC: 1 DP: 0 HBP: 0	WP: 0 PB: 0 SB: 1 CS: 0	PA: 35				
PITCHER	IP	WLS	BF	H	R	ER	SO	BB	IBB	HBP	BLK	WP	HR	S	P	ERA	WHIP							
Glen Hobbie, R (1, 1) ERA: 2.98	4.0	L	20	7	3	3	4	2	0	0	0	0	0	26	34	6.75	2.250							
Jim Brewer, L (5, 1) ERA: 4.01	2.0		6	0	0	0	2	0	0	0	0	0	0	10	10	0.00	0.000							
Richard LeMay, L (7, 1) ERA:	2.0		9	2	0	0	1	1	0	0	0	0	0	10	14	0.00	1.500							

Chicago Cubs @ Cincinnati Reds
Crosley Field, Cincinnati, OH
Wed Jul 10 1963, 7:05 PM EDT
Att: 7,741 - Unknown

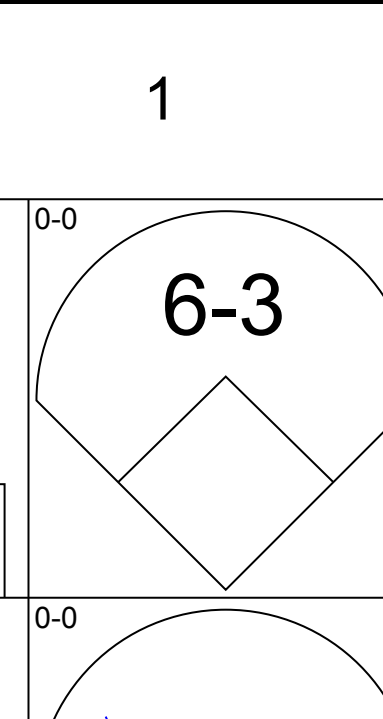
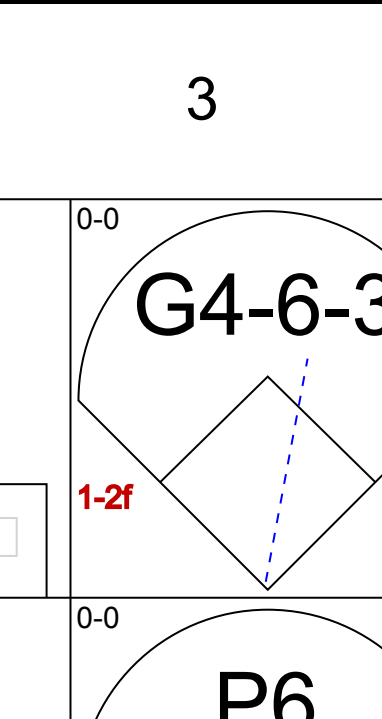
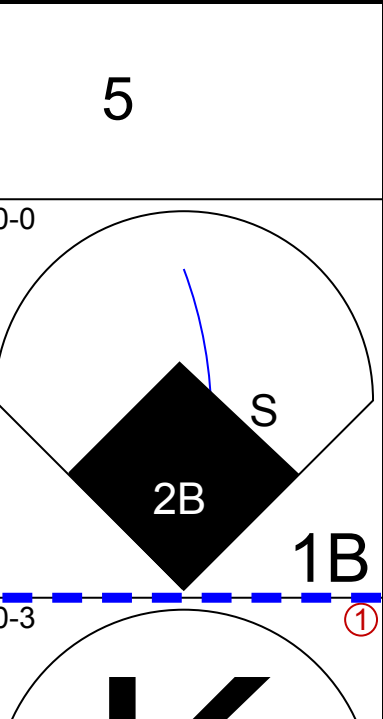
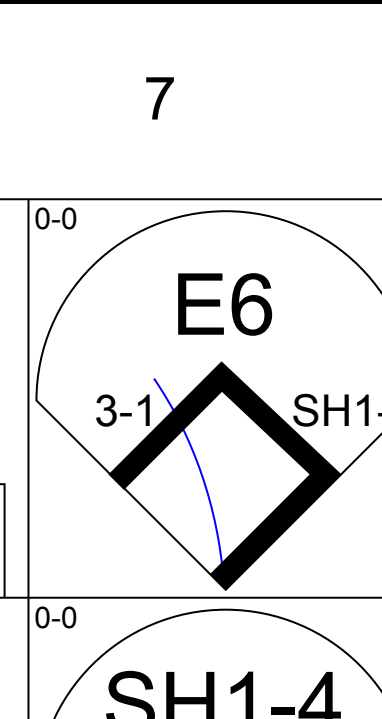

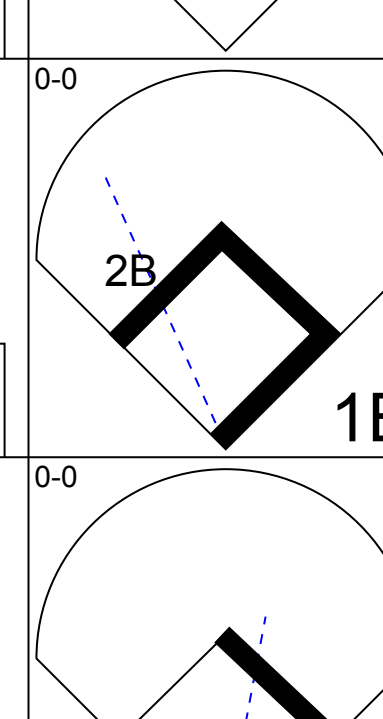
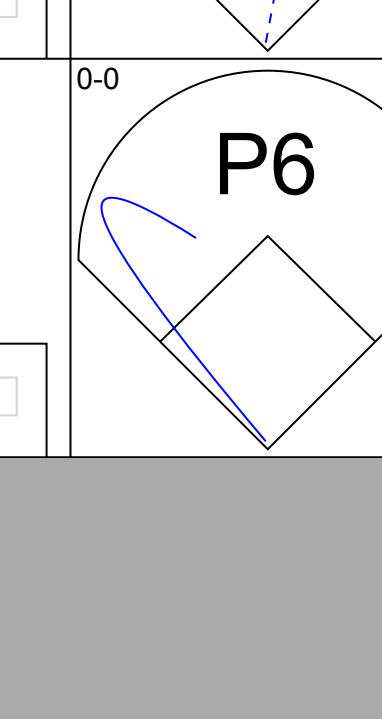
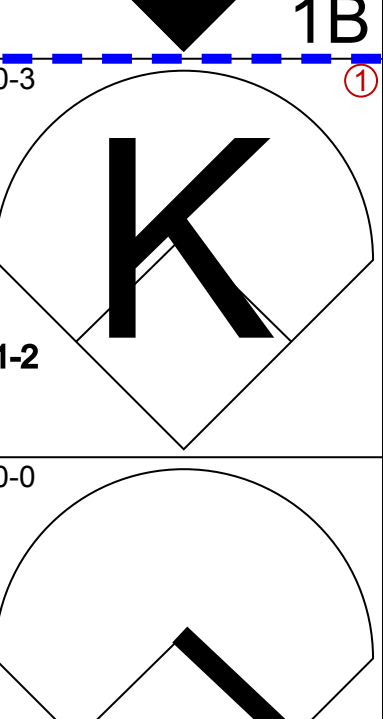
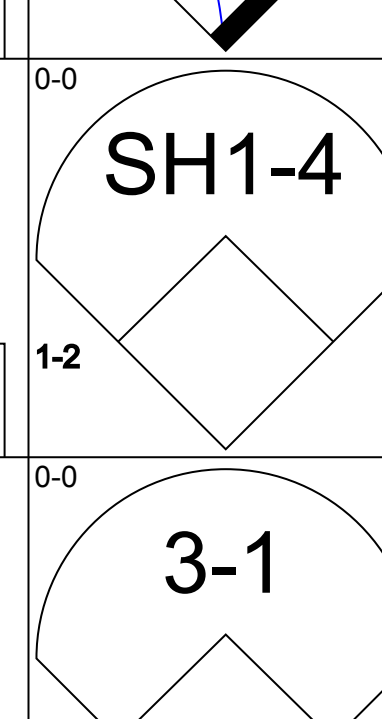

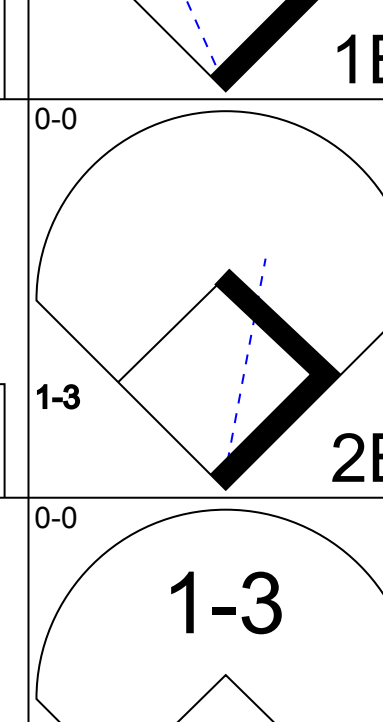
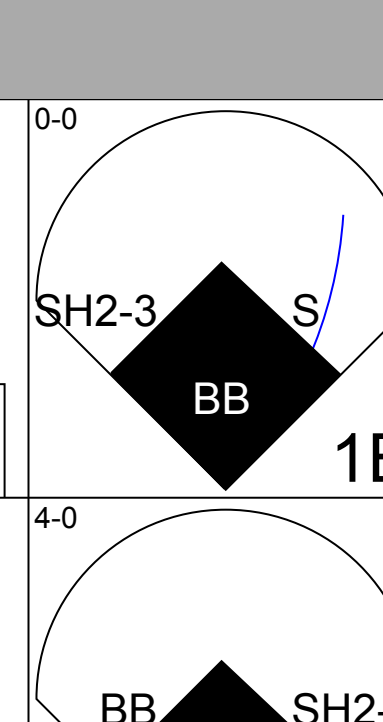
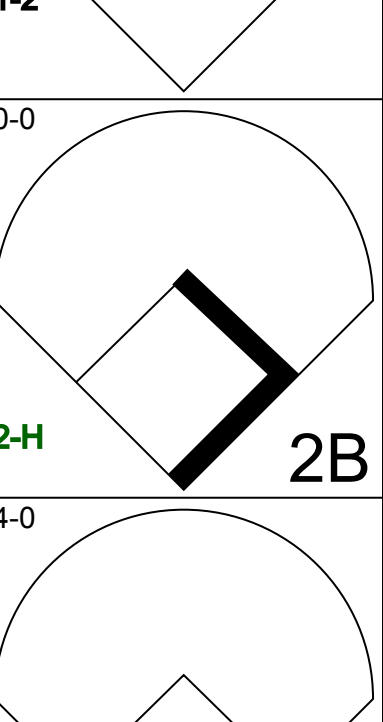
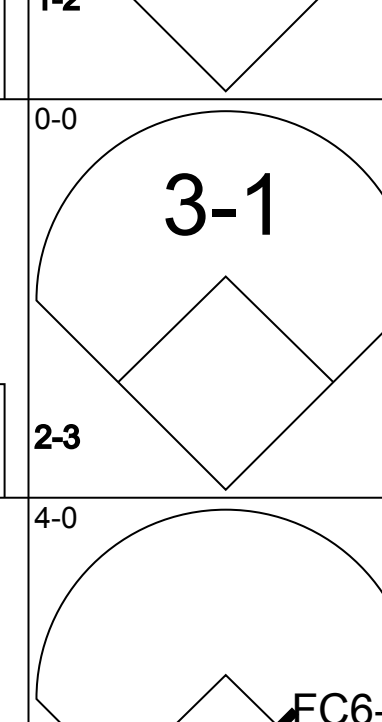

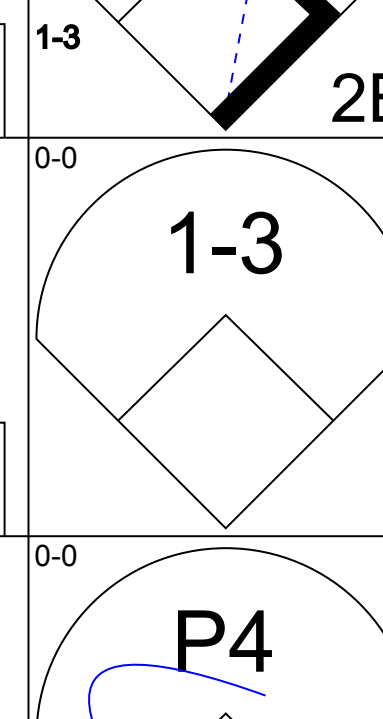
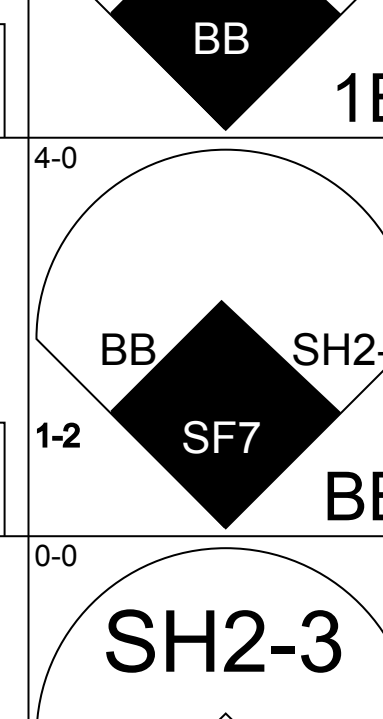
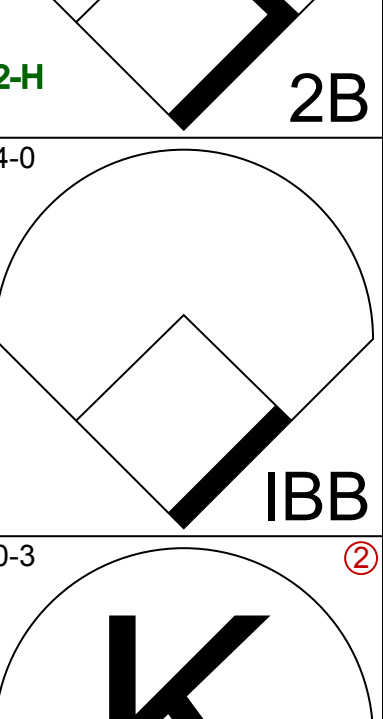
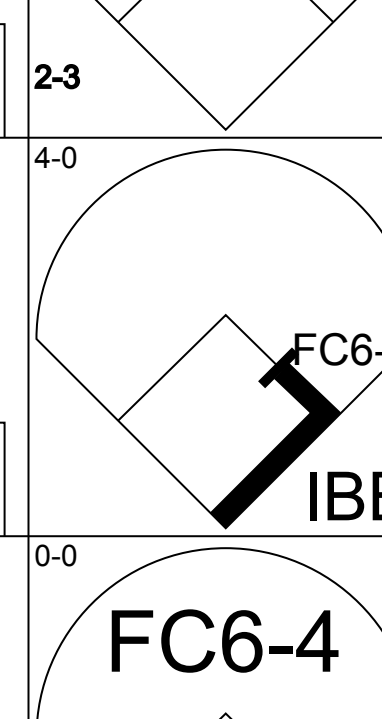

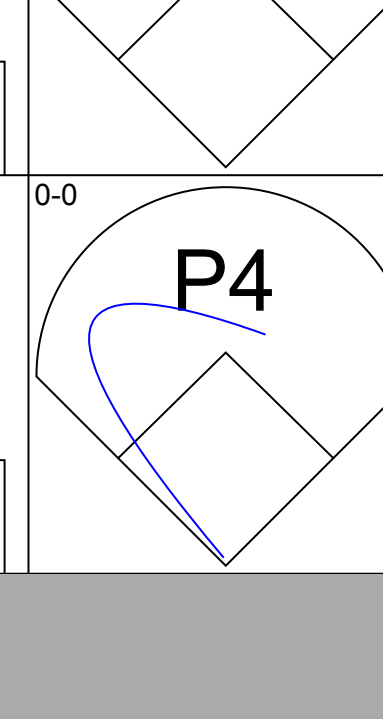
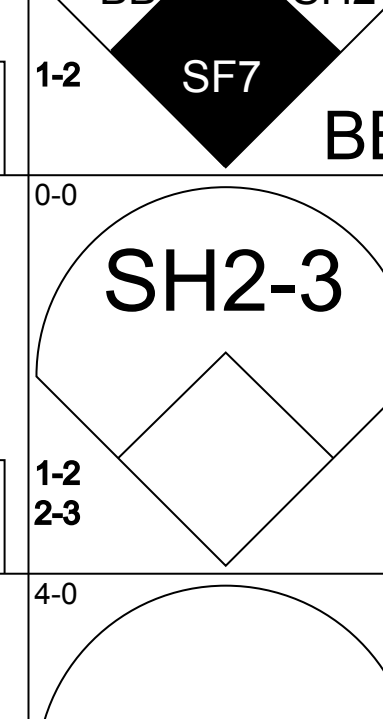
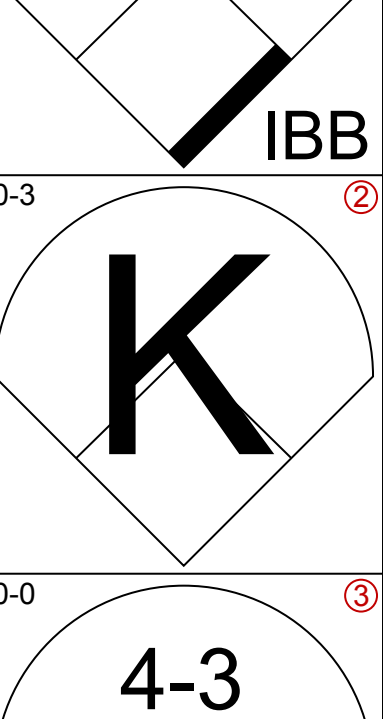
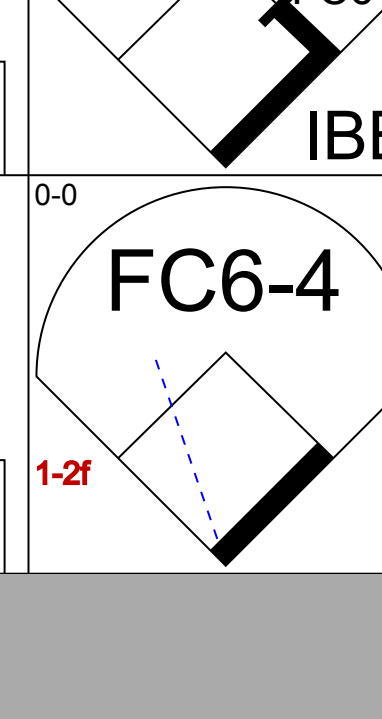
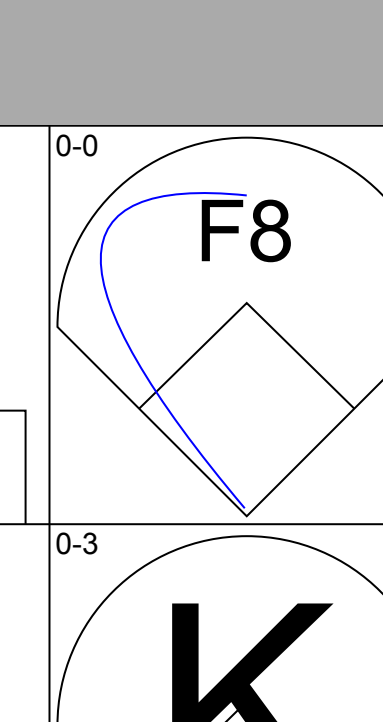
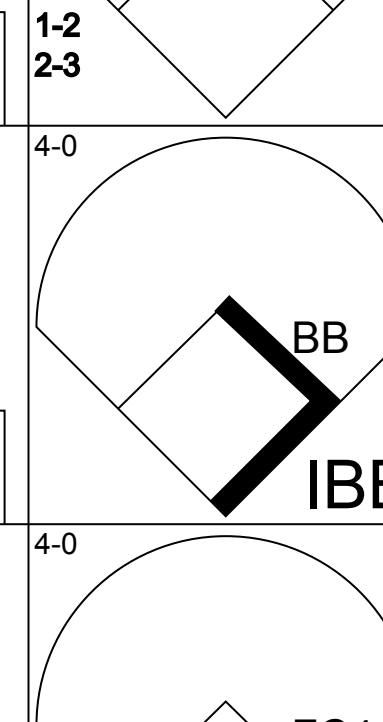
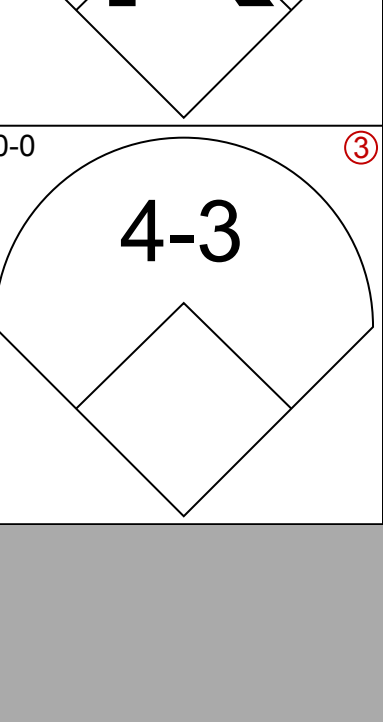


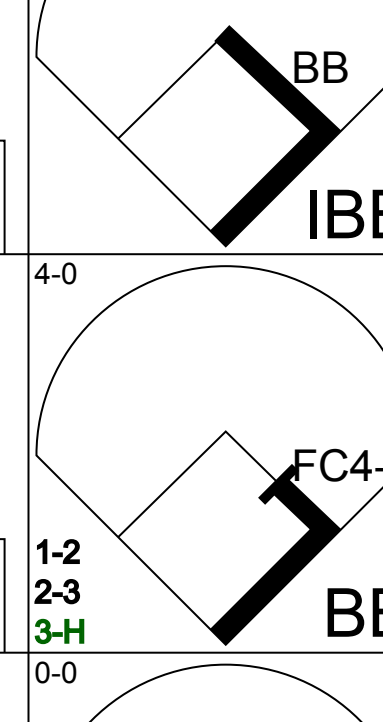
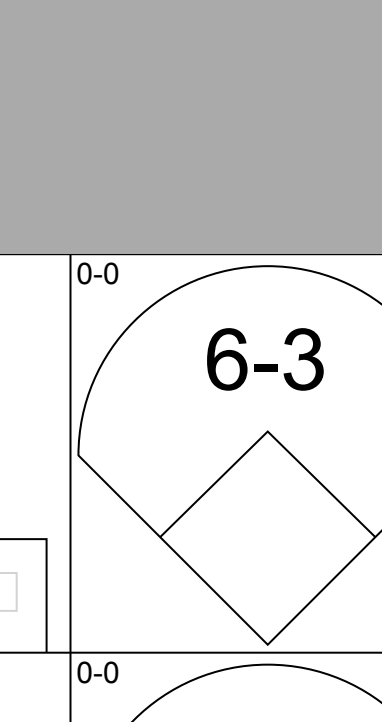


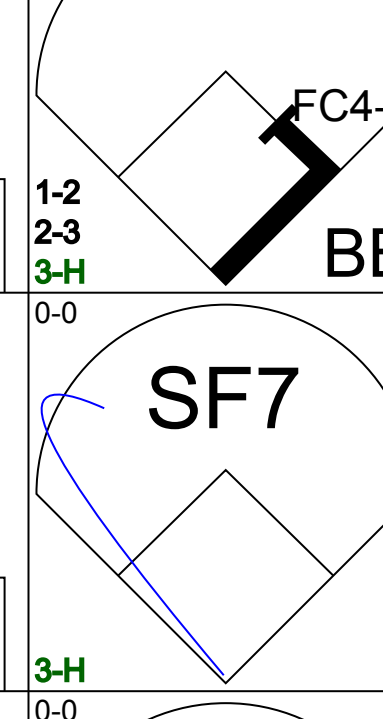
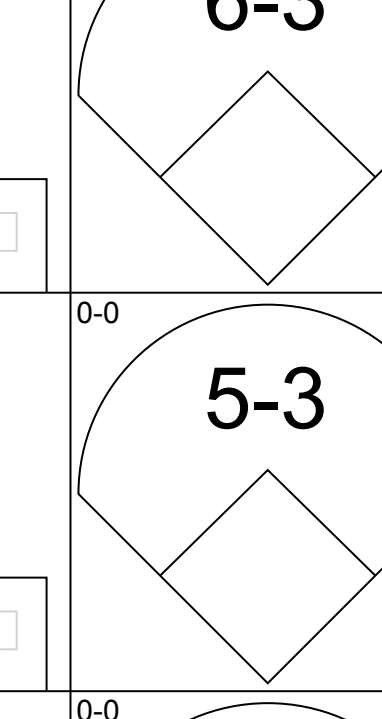

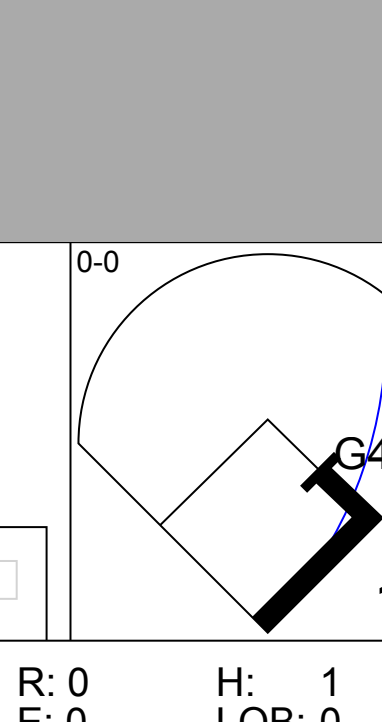
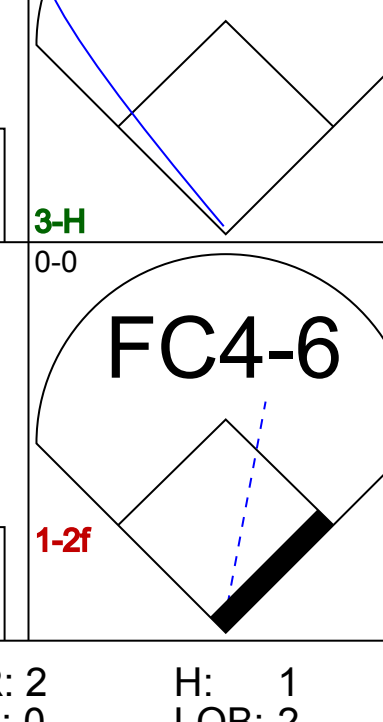
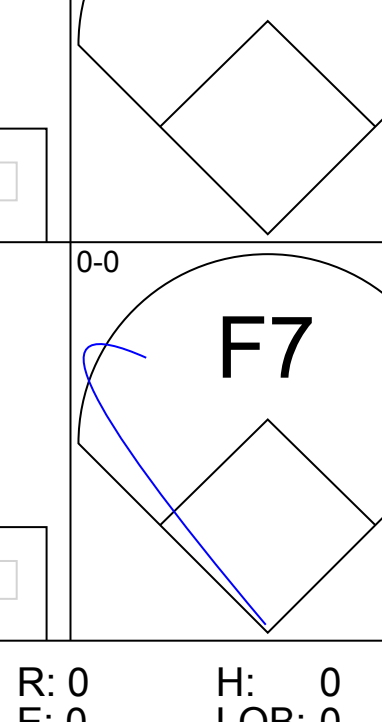

AB 31
R 3
H 9
RBI 3
BB 3
SO 7
LOB 12



Batter	1	2	3	4	5	6	7	8	9	AB	R	H	RBI	BB	SO	LOB	TOP					
Don Landrum, L (1, 8) OBP: 0.307, SLG: 0.303										4	1	1	0	1	2	0	Chicago Cubs @ Cincinnati Reds Crosley Field, Cincinnati, OH Thu Jul 11 1963, 7:05 PM EDT Att: 15,112 - Unknown					
Ellis Burton, S (1, 9) OBP: 0.286, SLG: 0.387										4	1	2	0	1	1	2						
Billy Williams, L (1, 7) OBP: 0.383, SLG: 0.506										4	1	1	1	0	2	2						
Ron Santo, R (1, 5) OBP: 0.355, SLG: 0.507										3	0	2	1	1	1	0						
14 Ernie Banks, R (1, 3) OBP: 0.290, SLG: 0.439										4	0	0	0	0	2	5						
Ken Hubbs, R (1, 4) OBP: 0.277, SLG: 0.325										3	0	1	1	0	0	1						
Dick Bertell, R (1, 2) OBP: 0.309, SLG: 0.320										3	0	1	0	1	2	1						
Andre Rodgers, R (1, 6) OBP: 0.308, SLG: 0.284										4	0	0	0	0	0	4						
Paul Toth, R (1, 1) Richard LeMay, L (5, 1) Don Elston, R (8, 1) Lou Brock, L (9, PH) OBP: 0.287, SLG: 0.356										2	0	0	0	0	2	1						
Inning Stats	R: 0 E: 0 K: 1 S: 5	H: 0 LOB: 0 BB: 0 P: 5	R: 0 E: 0 K: 2 S: 7	H: 0 LOB: 0 BB: 0 P: 7	R: 0 E: 0 K: 2 S: 7	H: 0 LOB: 0 BB: 0 P: 7	R: 0 E: 0 K: 1 S: 6	H: 1 LOB: 2 BB: 1 P: 10	R: 0 E: 0 K: 2 S: 8	H: 1 LOB: 1 BB: 0 P: 8	R: 3 E: 0 K: 1 S: 8	H: 3 LOB: 2 BB: 2 P: 16	R: 0 E: 1 K: 2 S: 7	H: 0 LOB: 1 BB: 1 P: 11	R: 0 E: 0 K: 0 S: 3	H: 1 LOB: 0 BB: 0 P: 3		R: 0 E: 0 K: 2 S: 9	H: 2 LOB: 2 BB: 0 P: 9	1B: 6 2B: 2 3B: 0 HR: 0	SF: 1 SAC: 0 DP: 1 HBP: 0	WP: 1 PB: 0 SB: 1 CS: 0
PITCHER Jim Maloney, R (1, 1) ERA: 2.89	IP: 9.0 WLS: W BF: 38 H: 8 R: 3 ER: 3 SO: 13 BB: 4 IBB: 0 HBP: 0 BLK: 0 WP: 1 HR: 0 S: 60 P: 76 ERA: 3.00 WHIP: 1.333											PITCHER	IP: WLS: BF: H: R: ER: SO: BB: IBB: HBP: BLK: WP: HR: S: P: ERA: WHIP:									

AB	33
R	3
H	8
RBI	3
BB	4
SO	13
LOB	17



Batter	1	2	3	4	5	6	7	8	9	AB	R	H	RBI	BB	SO	LOB	BOTTOM			
Pete Rose, S (1, 4) OBP: 0.349, SLG: 0.366										5	2	2	2	0	0	1	Chicago Cubs @ Cincinnati Reds Crosley Field, Cincinnati, OH Thu Jul 11 1963, 7:05 PM EDT Att: 15,112 - Unknown			
Bob Skinner, L (1, 7) Tommy Harper, R (7, PH) OBP: 0.328, SLG: 0.372 OBP: 0.338, SLG: 0.328										3	0	1	0	0	1	1				
Vada Pinson, L (1, 8) OBP: 0.344, SLG: 0.497										5	1	3	2	0	0	2				
Frank Robinson, R (1, 9) OBP: 0.389, SLG: 0.422										2	1	0	0	3	0	3				
Marty Keough, L (1, 3) Don Pavletich, R (7, PH) OBP: 0.373, SLG: 0.446 OBP: 0.282, SLG: 0.250										2	0	0	0	0	1	4				
Johnny Edwards, L (1, 2) OBP: 0.327, SLG: 0.390										3	1	1	0	1	0	2				
Charlie Neal, R (1, 5) OBP: 0.296, SLG: 0.300										2	0	0	1	1	1	0				
Eddie Kasko, R (1, 6) Leo Cardenas, R (8, PR) OBP: 0.302, SLG: 0.298 OBP: 0.256, SLG: 0.323										3	0	1	2	0	1	0				
Jim Maloney, L (1, 1) OBP: 0.231, SLG: 0.184										4	1	2	0	0	0	2				
Inning Stats	R: 0 E: 0 K: 0 S: 5	H: 2 LOB: 2 BB: 0 P: 5	R: 0 E: 0 K: 2 S: 7	H: 0 LOB: 0 BB: 0 P: 7	R: 0 E: 0 K: 0 S: 3	H: 1 LOB: 0 BB: 0 P: 3	R: 2 E: 0 K: 0 S: 4	H: 1 LOB: 2 BB: 3 P: 16	R: 1 E: 0 K: 2 S: 9	H: 2 LOB: 1 BB: 1 P: 13	R: 0 E: 0 K: 0 S: 3	H: 0 LOB: 0 BB: 0 P: 3	R: 0 E: 1 K: 0 S: 4	H: 0 LOB: 2 BB: 1 P: 8	R: 4 E: 0 K: 0 S: 8	H: 5 LOB: 1 BB: 0 P: 8		1B: 8 2B: 3 3B: 0 HR: 0	SF: 1 SAC: 3 DP: 1 HBP: 0	WP: 0 PB: 0 SB: 2 CS: 0
PITCHER Paul Toth, R (1, 1) ERA: 3.38 Richard LeMay, L (5, 1) Don Elston, R (8, 1) ERA: 0.79	IP: 3.1 WLS: L BF: 18 H: 5 R: 4 ER: 4 SO: 2 BB: 0 IBB: 2 HBP: 0 BLK: 0 WP: 0 HR: 0 S: 20 P: 28 ERA: 10.80 WHIP: 1.500											PITCHER	IP: WLS: BF: H: R: ER: SO: BB: IBB: HBP: BLK: WP: HR: S: P: ERA: WHIP:							

AB	31
R	7
H	11
RBI	7
BB	5
SO	4
LOB	17



Batter	1	2	3	4	5	6	7	8	9	AB	R	H	RBI	BB	SO	LOB	TOP								
Steve Boros, R OBP: 0.259, SLG: 0.167 Don Landrum, L OBP: 0.311, SLG: 0.307	(1,9) X 0-0 FC6-4 1B		(1,9) X 0-0 P4		(1,9) X 0-0 P6		(1,9) X 0-0 3-1 SH1-3 1B		(1,9) X 0-0 1B	4	0	2	0	0	0	2									
Ellis Burton, S OBP: 0.286, SLG: 0.391	(1,8) X (8,9) FC6-4 3-1 1-2		(1,8) X (8,9) F7		(1,8) X (8,9) F7		(1,8) X (8,9) SH1-3 1-2		(1,8) X (8,9) K	4	0	1	1	0	1	2									
Billy Williams, L OBP: 0.380, SLG: 0.500	(1,7) X 0-0 3-1 1-2		(1,7) X 0-0 F7		(1,7) X 0-0 F9		(1,7) X 0-0 3-1 2-3		(1,7) X 0-0 1B IBB	4	0	0	0	1	0	4									
Ron Santo, R OBP: 0.353, SLG: 0.503	(1,5) X 0-0 F8			(1,5) X 0-3 K		(1,5) X 0-3 K		(1,5) X 0-0 L9		(1,5) X 0-0 14 FC6-4 1-3 2-H 1B	5	0	1	1	0	2									
14 Ernie Banks, R OBP: 0.292, SLG: 0.448		(1,3) X 0-0 F7		(1,3) X 0-0 L5		(1,3) X 0-0 HR		(1,3) X 0-0 FC1-6 1B		(1,3) X 0-0 FC6-4 1-2	5	1	2	1	0	2									
Ken Hubbs, R OBP: 0.280, SLG: 0.327	(1,4) X 0-0 1B S SF9 1B		(1,4) X 0-0 F5		(1,4) X 0-0 1B		(1,4) X 0-0 S 1B		(1,4) X 0-0 FC1-6 FC6-4 1-2	4	1	2	0	0	0	1									
Dick Bertell, R OBP: 0.313, SLG: 0.324	(1,2) X 0-0 1B				(1,2) X 0-0 1B 1B		(1,2) X 0-0 L5 1-2		(1,2) X 0-0 FC6-4 WP PO 1-2	4	0	2	0	0	0	2									
Andre Rodgers, R OBP: 0.313, SLG: 0.286	(1,6) X 0-0 SF9				(1,6) X 0-0 2B 1B		(1,6) X 0-0 BB		(1,6) X 0-0 IBB	1	1	1	1	2	0	0									
Bob Buhl, R OBP: 0.118, SLG: 0.118 Lindy McDaniel, R OBP: 0.125, SLG: 0.500	(1,1) X (8,1) K		(1,1) X (8,1) K		(1,1) X (8,1) 2B 1B		(1,1) X (8,1) G3		(1,1) X (8,1) PO 3-H	3	0	1	0	0	1	3									
Inning Stats	R: 0 E: 0 K: 0 S: 4	H: 1 LOB: 1 BB: 0 P: 4	R: 1 E: 0 K: 1 S: 7	H: 2 LOB: 1 BB: 0 P: 7	R: 0 E: 0 K: 1 S: 3	H: 0 LOB: 0 BB: 0 P: 3	R: 0 E: 0 K: 1 S: 5	H: 0 LOB: 0 BB: 0 P: 5	R: 1 E: 0 K: 0 S: 6	H: 4 LOB: 2 BB: 0 P: 6	R: 1 E: 0 K: 1 S: 7	H: 2 LOB: 2 BB: 1 P: 11	R: 0 E: 0 K: 0 S: 4	H: 1 LOB: 1 BB: 0 P: 4	R: 0 E: 1 K: 0 S: 3	H: 1 LOB: 1 BB: 1 P: 7	R: 1 E: 0 K: 2 S: 9	H: 2 LOB: 2 BB: 1 P: 13	1B: 11 2B: 1 3B: 0 HR: 1	SF: 1 SAC: 1 DP: 0 HBP: 0	WP: 1 PB: 0 SB: 3 CS: 0	PA: 42			
PITCHER	IP WLS BF H R ER SO BB IBB HBP BLK WP HR S P ERA WHIP		IP WLS BF H R ER SO BB IBB HBP BLK WP HR S P ERA WHIP		IP WLS BF H R ER SO BB IBB HBP BLK WP HR S P ERA WHIP		IP WLS BF H R ER SO BB IBB HBP BLK WP HR S P ERA WHIP		IP WLS BF H R ER SO BB IBB HBP BLK WP HR S P ERA WHIP		IP WLS BF H R ER SO BB IBB HBP BLK WP HR S P ERA WHIP		IP WLS BF H R ER SO BB IBB HBP BLK WP HR S P ERA WHIP		IP WLS BF H R ER SO BB IBB HBP BLK WP HR S P ERA WHIP		IP WLS BF H R ER SO BB IBB HBP BLK WP HR S P ERA WHIP		IP WLS BF H R ER SO BB IBB HBP BLK WP HR S P ERA WHIP						
Jim O'Toole, L ERA: 2.1 Jim Owens, R ERA: 5.08	(1,1) (8,1)	7.0 L 31	10 3 3 3	3 1 1 2	0 2 0 0	1 0 12 20	4.50 1.500																		

Chicago Cubs @ Cincinnati Reds
Crosley Field, Cincinnati, OH
Fri Jul 12, 1963, 7:05 PM EDT
Att: 13,314 - Unknown

AB	36
R	4
H	13
RBI	4
BB	3
SO	5
LOB	18



Batter	1	2	3	4	5	6	7	8	9	AB	R	H	RBI	BB	SO	LOB	BOTTOM							
Pete Rose, S OBP: 0.347, SLG: 0.363	(1,4) X 0-0 FC4-6 1B		(1,4) X 0-0 F7		(1,4) X 0-0 G4-3 1-2		(1,4) X 0-0 5-3		(1,4) X 0-3 K 1-2 2-3	5	0	1	0	0	1	5								
Tommy Harper, R OBP: 0.336, SLG: 0.325	(1,9) X 0-0 F9		(1,9) X 0-3 K			(1,9) X 0-0 1B G4-6-3 1B		(1,9) X 0-0 6-3		4	1	1	0	0	1	1								
Vada Pinson, L OBP: 0.343, SLG: 0.494	(1,8) X 0-0 FC4-6 1-2		(1,8) X 0-0 F9			(1,8) X 0-0 1B G4-6-3 1-3 1B		(1,8) X 0-0 F7		4	0	1	0	0	0	1								
Gordy Coleman, L OBP: 0.275, SLG: 0.382	(1,3) X 0-0 F7				(1,3) X 0-0 F2		(1,3) X 0-0 G4-6-3 1-2 3-H 1B		(1,3) X 0-0 1B	4	0	1	0	0	0	2								
Johnny Edwards, L OBP: 0.326, SLG: 0.391		(1,2) X 0-0 1B K 2B		(1,2) X 0-3 K		(1,2) X 0-0 P6		(1,2) X 0-3 K		4	0	1	0	0	2	1								
Frank Robinson, R OBP: 0.391, SLG: 0.431	(1,7) X 0-0 6-3							(1,7) X 0-0 1B 4-3 1B		(1,7) X 0-0 F8	4	0	2	0	0	1								
Charlie Neal, R OBP: 0.296, SLG: 0.298 Bob Skinner, L OBP: 0.330, SLG: 0.374	(1,5) X (8,PH) K 1B BB		(1,5) X (8,PH) K 1B BB		(1,5) X (8,PH) K		(1,5) X (8,PH) K		(1,5) X (8,PH) WP 1B 1B	2	0	0	0	1	2	2								
Eddie Kasko, R OBP: 0.310, SLG: 0.307	(1,6) X 0-0 K 1B				(1,6) X 0-0 G4-3 1-2 2-3 1B		(1,6) X 0-0 4-3		(1,6) X 0-0 L5	4	0	2	0	0	0	2								
Jim O'Toole, S OBP: 0.151, SLG: 0.135 Marty Keough, L OBP: 0.376, SLG: 0.452 Jim Owens, R OBP: 0.260, SLG: 0.333	(1,1) X (7,PH) (8,1) (8,PH) 1-2 2-3 3-H		(1,1) X (7,PH) (8,1) (8,PH) K		(1,1) X (7,PH) (8,1) (8,PH) K		(1,1) X (7,PH) (8,1) (8,PH) K		(1,1) X (7,PH) (8,1) (8,PH) WP 1B	2	0	0	0	0	2	4								
Inning Stats	R: 0 E: 0 K: 0 S: 4	H: 1 LOB: 1 BB: 0 P: 4	R: 0 E: 0 K: 1 S: 6	H: 2 LOB: 3 BB: 1 P: 10	R: 0 E: 0 K: 1 S: 5	H: 0 LOB: 0 BB: 0 P: 5	R: 0 E: 0 K: 2 S: 8	H: 1 LOB: 1 BB: 0 P: 8	R: 0 E: 0 K: 1 S: 5	H: 1 LOB: 0 BB: 0 P: 5	R: 1 E: 0 K: 0 S: 4	H: 2 LOB: 0 BB: 0 P: 4	R: 0 E: 0 K: 1 S: 7	H: 2 LOB: 2 BB: 0 P: 7	R: 0 E: 0 K: 1 S: 6	H: 1 LOB: 1 BB: 0 P: 6	R: 0 E: 0 K: 1 S: 7	H: 2 LOB: 2 BB: 0 P: 7	1B: 10 2B: 1 3B: 1 HR: 0	SF: 0 SAC: 0 DP: 2 HBP: 0	WP: 1 PB: 0 SB: 0 CS: 0	PA: 37		
PITCHER	IP WLS BF H R ER SO BB IBB HBP BLK WP HR S P ERA WHIP		IP WLS BF H R ER SO BB IBB HBP BLK WP HR S P ERA WHIP		IP WLS BF H R ER SO BB IBB HBP BLK WP HR S P ERA WHIP		IP WLS BF H R ER SO BB IBB HBP BLK WP HR S P ERA WHIP		IP WLS BF H R ER SO BB IBB HBP BLK WP HR S P ERA WHIP		IP WLS BF H R ER SO BB IBB HBP BLK WP HR S P ERA WHIP		IP WLS BF H R ER SO BB IBB HBP BLK WP HR S P ERA WHIP		IP WLS BF H R ER SO BB IBB HBP BLK WP HR S P ERA WHIP		IP WLS BF H R ER SO BB IBB HBP BLK WP HR S P ERA WHIP		IP WLS BF H R ER SO BB IBB HBP BLK WP HR S P ERA WHIP					
Bob Buhl, R ERA: 2.96 Lindy McDaniel, R ERA: 2.7	(1,1) (8,1)	7.2 W 31	10 1 1 6	1 1 1 2	0 0 0 0	1 0 10 10	0.00 1.500																	

Chicago Cubs @ Cincinnati Reds
Crosley Field, Cincinnati, OH
Fri Jul 12, 1963, 7:05 PM EDT
Att: 13,314 - Unknown

AB	36
R	1
H	12
RBI	0
BB	1
SO	8
LOB	19



Batter	1	2	3	4	5	6	7	8	9	AB	R	H	RBI	BB	SO	LOB	TOP					
Curt Flood, R OBP: 0.319, SLG: 0.368 (1, 8)										5	0	1	0	0	0	2	St. Louis Cardinals @ Cincinnati Reds Crosley Field, Cincinnati, OH Wed Jul 17 1963, 7:05 PM EDT Att: 10,557 - Unknown					
Gary Kolb, L OBP: 0.419, SLG: 0.600 (1, 9)										3	0	0	0	0	2	2						
Stan Musial, L OBP: 0.337, SLG: 0.435 (7, PH)										1	0	0	0	0	1	1						
Duke Carmel, L OBP: 0.365, SLG: 0.326 (7, 9)										1	0	0	0	0	0	0						
Dick Groat, R OBP: 0.395, SLG: 0.464 (1, 6)										3	1	2	0	1	1	0						
Bill White, L OBP: 0.376, SLG: 0.526 (1, 3)										4	1	2	1	0	0	3						
Charlie James, R OBP: 0.299, SLG: 0.435 (1, 7)									4	0	0	0	0	0	2							
Ken Boyer, R OBP: 0.372, SLG: 0.442 (1, 5)									3	0	2	1	1	0	0							
Julian Javier, R OBP: 0.310, SLG: 0.411 (1, 4)									4	1	1	0	0	0	3							
Tim McCarver, L OBP: 0.330, SLG: 0.382 (1, 2)										4	0	1	1	0	1	2						
Bob Gibson, R OBP: 0.265, SLG: 0.267 (1, 1)									3	0	1	0	1	2	1							
Inning Stats	R: 0 E: 0 K: 1 S: 5	H: 1 LOB: 1 BB: 1 P: 9	R: 0 E: 0 K: 1 S: 5	H: 0 LOB: 1 BB: 1 P: 9	R: 0 E: 0 K: 1 S: 7	H: 2 LOB: 2 BB: 0 P: 7	R: 1 E: 0 K: 1 S: 7	H: 2 LOB: 1 BB: 0 P: 7	R: 0 E: 0 K: 0 S: 4	H: 0 LOB: 0 BB: 0 P: 5	R: 0 E: 0 K: 0 S: 4	H: 2 LOB: 1 BB: 0 P: 4	R: 0 E: 0 K: 1 S: 5	H: 0 LOB: 1 BB: 1 P: 9	R: 2 E: 0 K: 0 S: 6	H: 3 LOB: 1 BB: 0 P: 6	R: 0 E: 0 K: 1 S: 5	H: 0 LOB: 0 BB: 0 P: 5	1B: 7 2B: 3 3B: 0 HR: 0	SF: 0 SAC: 0 DP: 0 HBP: 0	WP: 0 PB: 0 SB: 1 CS: 1	PA: 38
PITCHER Jim O'Toole, L ERA: 2.15 (1, 1)	IP: 9.0 WLS: L BF: 38	H: 10 R: 3 ER: 3 SO: 7	BB: 3 IBB: 0 HBP: 0 BLK: 0	WP: 0 HR: 0 S: 49 P: 61	ERA: 3.00 WHIP: 1.444	PITCHER										IP: 9.0 WLS: L BF: 38	H: 10 R: 3 ER: 3 SO: 7	BB: 3 IBB: 0 HBP: 0 BLK: 0	WP: 0 HR: 0 S: 49 P: 61	ERA: 3.00 WHIP: 1.444		

Batter	1	2	3	4	5	6	7	8	9	AB	R	H	RBI	BB	SO	LOB	BOTTOM				
Pete Rose, S OBP: 0.339, SLG: 0.349 (1, 4)										3	1	1	0	0	1	1	St. Louis Cardinals @ Cincinnati Reds Crosley Field, Cincinnati, OH Wed Jul 17 1963, 7:05 PM EDT Att: 10,557 - Unknown				
Tommy Harper, R OBP: 0.327, SLG: 0.340 (1, 9)										4	0	0	0	0	1	4					
Vada Pinson, L OBP: 0.350, SLG: 0.504 (1, 8)										4	0	0	0	0	1	2					
Frank Robinson, R OBP: 0.390, SLG: 0.429 (1, 7)										3	0	1	1	1	1	0					
Marty Keough, L OBP: 0.367, SLG: 0.454 (1, 3)										3	0	0	0	1	1	1					
Johnny Edwards, L OBP: 0.332, SLG: 0.399 (1, 2)										4	0	1	0	0	1	2					
Gene Freese, R OBP: 0.247, SLG: 0.236 (1, 5)										3	0	1	0	1	2	1					
Leo Cardenas, R OBP: 0.258, SLG: 0.322 (1, 6)										3	0	0	0	0	2	4					
Gordy Coleman, L OBP: 0.292, SLG: 0.398 (9, PH)										0	0	0	0	1	0	0					
Jim O'Toole, S OBP: 0.161, SLG: 0.145 (1, 1)										3	0	1	0	0	2	2					
Bob Skinner, L OBP: 0.328, SLG: 0.371 (9, PH)										1	0	0	0	0	0	1					
Inning Stats	R: 1 E: 0 K: 0 S: 4	H: 1 LOB: 1 BB: 0 P: 5	R: 0 E: 0 K: 3 S: 10	H: 1 LOB: 0 BB: 0 P: 10	R: 0 E: 0 K: 2 S: 7	H: 0 LOB: 0 BB: 0 P: 7	R: 0 E: 0 K: 1 S: 4	H: 0 LOB: 2 BB: 3 P: 16	R: 0 E: 0 K: 1 S: 6	H: 1 LOB: 1 BB: 0 P: 6	R: 0 E: 0 K: 1 S: 5	H: 0 LOB: 0 BB: 0 P: 5	R: 0 E: 0 K: 1 S: 7	H: 2 LOB: 2 BB: 0 P: 7	R: 0 E: 0 K: 1 S: 5	R: 0 E: 0 K: 2 S: 7	H: 0 LOB: 1 BB: 1 P: 11	1B: 4 2B: 1 3B: 0 HR: 0	SF: 0 SAC: 0 DP: 1 HBP: 1	WP: 0 PB: 0 SB: 1 CS: 0	PA: 36
PITCHER Bob Gibson, R ERA: 3.74 (1, 1)	IP: 9.0 WLS: W BF: 36	H: 5 R: 1 ER: 1 SO: 12	BB: 4 IBB: 0 HBP: 1 BLK: 0	WP: 0 HR: 0 S: 55 P: 72	ERA: 1.00 WHIP: 1.000	PITCHER										IP: 9.0 WLS: W BF: 36	H: 5 R: 1 ER: 1 SO: 12	BB: 4 IBB: 0 HBP: 1 BLK: 0	WP: 0 HR: 0 S: 55 P: 72	ERA: 1.00 WHIP: 1.000	


Batter	1	2	3	4	5	6	7	8	9	AB	R	H	RBI	BB	SO	LOB	TOP		
Harvey Kuenn, R OBP: 0.356, SLG: 0.440 (1, 9)	F9			4-3		6-3			1-3	4	1	2	0	0	0	0	San Francisco Giants @ Cincinnati Reds Crosley Field, Cincinnati, OH Fri Jul 19 1963, 7:05 PM EDT Att: 20,316 - Unknown		
Chuck Hiller, L OBP: 0.236, SLG: 0.231 (1, 4)	P6			4-3			F8		4-3	4	0	0	1	0	0	3			
Willie McCovey, L OBP: 0.370, SLG: 0.606 (1, 7)	K			4-3					3-H	4	0	1	1	0	1	2			
Willie Mays, R OBP: 0.348, SLG: 0.470 (1, 8)		6-3		3-H	K		G6-4-3			3	0	0	0	0	1	1			
Ed Bailey, L OBP: 0.360, SLG: 0.500 (1, 2)		G3			K				G6-4-3	3	0	1	0	0	1	0			
Orlando Cepeda, R OBP: 0.337, SLG: 0.500 (1, 3)		K			5-3				G6-4-3	3	0	0	0	0	1	1			
Jim Davenport, R OBP: 0.266, SLG: 0.310 (1, 5)					F8				F9	3	0	0	0	0	0	0			
Jose Pagan, R OBP: 0.249, SLG: 0.243 (9, PH)					6-3				F7	2	0	0	0	0	0	0			
Tom Haller, L OBP: 0.346, SLG: 0.447 (9, PH)					6-3					1	0	0	0	0	0	0			
Billy Pierce, L OBP: 0.167, SLG: 0.091 (1, 1)					F7					1	0	0	0	0	0	0			
Jack Fisher, R OBP: 0.207, SLG: 0.192 (7, 1)							P1			1	0	0	0	0	0	0			
Al Stank, L OBP: 0.154, SLG: 0.143 (9, PH)									2B	0	0	0	0	0	0	0			
Billy O'Dell, S OBP: 0.222, SLG: 0.250 (9, PR)									4-3	0	1	0	0	0	0	0			
Inning Stats	R: 0 E: 0 K: 1 S: 5	H: 0 LOB: 0 BB: 0 P: 5	R: 0 E: 0 K: 1 S: 5	H: 0 LOB: 0 BB: 0 P: 5	R: 0 E: 0 K: 0 S: 3	H: 0 LOB: 0 BB: 0 P: 3	R: 1 E: 0 K: 1 S: 6	H: 1 LOB: 0 BB: 0 P: 6	R: 0 E: 0 K: 1 S: 5	H: 0 LOB: 0 BB: 0 P: 5	R: 0 E: 0 K: 0 S: 3	H: 1 LOB: 0 BB: 0 P: 3	R: 0 E: 0 K: 0 S: 3	H: 1 LOB: 0 BB: 0 P: 3	R: 1 E: 0 K: 0 S: 4	H: 1 LOB: 2 BB: 0 P: 5	1B: 2 2B: 2 3B: 0 HR: 0	SF: 0 SAC: 0 DP: 2 HBP: 1	WP: 0 PA: 30 PB: 0 SB: 0 CS: 0
PITCHER John Tsitouris, R ERA: 3.43 (1, 1)	IP: 9.0 WLS: W BF: 30 H: 4 R: 2 ER: 2 SO: 4 BB: 0 IBB: 0 HBP: 1 BLK: 0 WP: 0 HR: 0 S: 37 P: 38 ERA: 2.00 WHIP: 0.444															PITCHER IP: 9.0 WLS: W BF: 30 H: 4 R: 2 ER: 2 SO: 4 BB: 0 IBB: 0 HBP: 1 BLK: 0 WP: 0 HR: 0 S: 37 P: 38 ERA: 2.00 WHIP: 0.444			


AB	29
R	2
H	4
RBI	2
BB	0
SO	4
LOB	7



Batter	1	2	3	4	5	6	7	8	9	AB	R	H	RBI	BB	SO	LOB	BOTTOM		
Pete Rose, S OBP: 0.343, SLG: 0.352 (1, 4)	HR									3	3	2	0	1	0	0	San Francisco Giants @ Cincinnati Reds Crosley Field, Cincinnati, OH Fri Jul 19 1963, 7:05 PM EDT Att: 20,316 - Unknown		
Tommy Harper, R OBP: 0.341, SLG: 0.394 (1, 9)	HR	F8								4	2	3	5	0	0	2			
Vada Pinson, L OBP: 0.348, SLG: 0.501 (1, 8)	F8			4-3						4	0	0	0	0	1	1			
Frank Robinson, R OBP: 0.389, SLG: 0.425 (1, 7)	F8				6-3					3	0	1	0	1	0	0			
Gene Freese, R OBP: 0.273, SLG: 0.295 (1, 5)	WP				F8					3	0	1	0	1	0	1			
Don Pavletich, R OBP: 0.272, SLG: 0.250 (1, 3)					F8					2	0	0	0	0	0	2			
Marty Keough, L OBP: 0.362, SLG: 0.445 (6, 3)	5-3				F8					2	0	0	0	0	1	3			
Johnny Edwards, L OBP: 0.336, SLG: 0.401 (1, 2)					K					4	0	1	0	0	3	0			
Leo Cardenas, R OBP: 0.252, SLG: 0.314 (1, 6)		5-3			6-3					4	0	0	0	0	0	1			
John Tsitouris, R OBP: 0.074, SLG: 0.077 (1, 1)					F4					4	0	1	0	0	0	0			
Inning Stats	R: 2 E: 0 K: 0 S: 6	H: 3 LOB: 1 BB: 0 P: 6	R: 0 E: 0 K: 1 S: 7	H: 2 LOB: 2 BB: 0 P: 7	R: 0 E: 0 K: 0 S: 4	H: 1 LOB: 1 BB: 0 P: 4	R: 0 E: 0 K: 1 S: 5	H: 0 LOB: 0 BB: 0 P: 5	R: 2 E: 0 K: 1 S: 6	H: 1 LOB: 0 BB: 1 P: 10	R: 0 E: 0 K: 1 S: 5	H: 1 LOB: 3 BB: 2 P: 5	R: 1 E: 1 K: 0 S: 5	H: 1 LOB: 3 BB: 2 P: 13	R: 0 E: 0 K: 1 S: 5	H: 0 LOB: 0 BB: 0 P: 5	1B: 7 2B: 0 3B: 0 HR: 2	SF: 0 SAC: 0 DP: 1 HBP: 0	WP: 1 PA: 36 PB: 0 SB: 2 CS: 0
PITCHER Billy Pierce, L ERA: 3.8 (1, 1)	IP: 4.0 WLS: L BF: 20 H: 7 R: 4 ER: 4 SO: 2 BB: 1 IBB: 0 HBP: 0 BLK: 0 WP: 0 HR: 2 S: 23 P: 27 ERA: 9.00 WHIP: 2.000															PITCHER IP: 4.0 WLS: L BF: 20 H: 7 R: 4 ER: 4 SO: 2 BB: 1 IBB: 0 HBP: 0 BLK: 0 WP: 0 HR: 2 S: 23 P: 27 ERA: 9.00 WHIP: 2.000			
Jack Fisher, R ERA: 3.75 (5, 1)	2.2	11	2	1	0	2	1	0	0	0	0	14	18	0.00	1.125				
Al Stank, L ERA: 3.24 (7, 1)	1.1	5	0	0	0	1	0	1	0	0	0	6	10	0.00	0.000				



Batter	1	2	3	4	5	6	7	8	9	AB	R	H	RBI	BB	SO	LOB	TOP			
Harvey Kuenn, R OBP: 0.359, SLG: 0.436 (1, 5)	0-0 1-3		4-0 1B BB		4-0 BB		0-3 K			2	0	0	0	2	1	2	San Francisco Giants @ Cincinnati Reds Crosley Field, Cincinnati, OH Sat Jul 20 1963, 7:05 PM EDT Att: 27,033 - Unknown livebaseballscores.com			
Felipe Alou, R OBP: 0.313, SLG: 0.463 (1, 9)	0-3 K		0-0 1-3 1B		0-0 F9		0-3 K			4	0	1	0	0	2	4				
Willie McCovey, L OBP: 0.366, SLG: 0.598 (1, 7)	0-0 6-3		0-0 5-3			0-0 F8		0-0 F8		4	0	0	0	0	0	2				
Willie Mays, R OBP: 0.349, SLG: 0.479 (1, 8)		0-0 HR		0-0 F4		0-0 F2		0-0 L5-3 1B		4	1	2	1	0	0	0				
Orlando Cepeda, R OBP: 0.333, SLG: 0.494 (1, 3)		0-0 1-4-3		0-0 6-3		0-0 F5		0-0 L5-3		4	0	0	0	0	0	1				
Jim Davenport, R OBP: 0.266, SLG: 0.309 (1, 4)		0-0 1-3		0-0 F8			0-3 K		0-0 G3-6 1B	4	0	1	0	0	1	0				
Tom Haller, L OBP: 0.349, SLG: 0.444 (1, 2)		0-0 5-3			4-0 SH2-4 BB		0-0 1B 1B		0-0 G3-6 1B	3	1	1	0	1	0	1				
Jose Pagan, R OBP: 0.249, SLG: 0.244 (1, 6)			0-0 F6		0-0 F7		0-0 1B 1B		0-0 F7	4	0	1	0	0	0	1				
Jack Sanford, R OBP: 0.203, SLG: 0.203 (1, 1)			0-3 K		0-0 SH2-4		0-0 1B			2	0	1	1	0	1	0				
Inning Stats	R: 0 E: 0 K: 1 S: 5	H: 0 LOB: 0 BB: 0 P: 5	R: 1 E: 0 K: 0 S: 4	H: 1 LOB: 0 BB: 0 P: 4	R: 0 E: 0 K: 1 S: 6	H: 1 LOB: 2 BB: 1 P: 10	R: 0 E: 0 K: 0 S: 3	H: 0 LOB: 0 BB: 0 P: 3	R: 0 E: 0 K: 0 S: 3	H: 0 LOB: 0 BB: 0 P: 3	R: 1 E: 0 K: 3 S: 12	H: 3 LOB: 2 BB: 0 P: 12	R: 0 E: 0 K: 0 S: 3	H: 1 LOB: 0 BB: 0 P: 3	R: 0 E: 0 K: 0 S: 3	H: 1 LOB: 0 BB: 0 P: 3	1B: 6 2B: 1 3B: 0 HR: 1	SF: 0 SAC: 1 DP: 2 HBP: 0	WP: 0 PB: 0 SB: 0 CS: 0	PA: 35
PITCHER Joe Nuxhall, L ERA: 2.48 (1, 1)	IP: 9.0 WLS: W BF: 35 H: 7 R: 2 ER: 2 SO: 5 BB: 3 IBB: 0 HBP: 0 BLK: 0 WP: 0 HR: 1 S: 42 P: 54 ERA: 2.00 WHIP: 1.111															PITCHER				

Batter	1	2	3	4	5	6	7	8	9	AB	R	H	RBI	BB	SO	LOB	BOTTOM			
Pete Rose, S OBP: 0.339, SLG: 0.348 (1, 4)	0-0 F8		0-0 4-3			0-0 F7		0-0 4-3		4	0	0	0	0	0	1	San Francisco Giants @ Cincinnati Reds Crosley Field, Cincinnati, OH Sat Jul 20 1963, 7:05 PM EDT Att: 27,033 - Unknown livebaseballscores.com			
Tommy Harper, R OBP: 0.335, SLG: 0.384 (1, 9)	0-3 K			0-0 F3		0-0 F7		0-0 6-3		4	0	0	0	0	1	0				
Vada Pinson, L OBP: 0.350, SLG: 0.503 (1, 8)	0-0 CS 1B			0-0 F7		0-0 1B 1B				3	1	2	0	0	0	0				
Frank Robinson, R OBP: 0.392, SLG: 0.431 (1, 7)	0-0 CS	0-0 CS 2B		0-0 F3		0-0 1B 1B		0-0 F2 1B		3	1	2	0	0	0	0				
Marty Keough, L OBP: 0.353, SLG: 0.434 (1, 3)		0-3 K			0-0 4-3		0-0 F2			3	0	0	0	0	1	3				
Johnny Edwards, L OBP: 0.333, SLG: 0.397 (1, 2)		0-3 K			0-0 F8		0-3 K			3	0	0	0	0	2	2				
Gene Freese, R OBP: 0.286, SLG: 0.346 (1, 5)			0-0 5-3		0-0 HR		0-0 2H 3H 1B			3	1	2	3	0	0	0				
Leo Cardenas, R OBP: 0.250, SLG: 0.312 (1, 6)			0-0 F5		0-0 5-3		0-0 F9			3	0	0	0	0	0	1				
Joe Nuxhall, L OBP: 0.179, SLG: 0.211 (1, 1)			0-0 2B			0-0 F7		0-0 4-3		3	0	1	0	0	0	0				
Inning Stats	R: 0 E: 0 K: 1 S: 5	H: 1 LOB: 0 BB: 0 P: 5	R: 0 E: 0 K: 2 S: 7	H: 1 LOB: 0 BB: 0 P: 7	R: 0 E: 0 K: 0 S: 4	H: 1 LOB: 1 BB: 0 P: 4	R: 0 E: 0 K: 0 S: 3	H: 0 LOB: 0 BB: 0 P: 3	R: 1 E: 0 K: 0 S: 4	H: 1 LOB: 0 BB: 0 P: 4	R: 0 E: 0 K: 0 S: 3	H: 0 LOB: 0 BB: 0 P: 3	R: 2 E: 0 K: 1 S: 8	H: 3 LOB: 1 BB: 0 P: 8	R: 0 E: 0 K: 0 S: 3	H: 0 LOB: 0 BB: 0 P: 3	1B: 4 2B: 2 3B: 0 HR: 1	SF: 0 SAC: 0 DP: 0 HBP: 0	WP: 0 PB: 0 SB: 0 CS: 2	PA: 30
PITCHER Jack Sanford, R ERA: 3.5 (1, 1)	IP: 8.0 WLS: L BF: 29 H: 7 R: 3 ER: 3 SO: 4 BB: 0 IBB: 0 HBP: 0 BLK: 0 WP: 0 HR: 1 S: 37 P: 37 ERA: 3.38 WHIP: 0.875															PITCHER				

Batter	1	2	3	4	5	6	7	8	9	AB	R	H	RBI	BB	SO	LOB	TOP								
Pete Rose, S OBP: 0.341, SLG: 0.348 (1, 4)	4-0 1B CS BB		0-0 FC1-6 1B 1-2		0-0 F9		0-0 4-3		0-0 4-3	4	0	0	0	1	0	1									
Tommy Harper, R OBP: 0.335, SLG: 0.383 (1, 9)	0-0 F2		0-0 F9		0-0 1B 1B			0-0 FC4-6 1B		4	0	2	0	0	0	2									
Vada Pinson, L OBP: 0.354, SLG: 0.513 (1, 8)	0-0 F7		0-0 1B 1-3		0-0 1B 1-2			0-0 FC4-6 1B 1-2		4	1	2	0	0	0	2									
Gordy Coleman, L OBP: 0.282, SLG: 0.395 (8, PR)	0-0 1-3 1B		0-0 4-3		0-0 F8			0-0 4-3 1B 1-3		4	0	2	0	0	0	4									
Marty Keough, L OBP: 0.355, SLG: 0.434 (8, 3)										0	0	0	0	0	0	0									
Frank Robinson, R OBP: 0.388, SLG: 0.423 (1, 7)	0-0 CS 3-H	4-0 4-3 BB		0-0 5-3		0-0 L5		0-0 4-3 1B 1-2 3-H		3	0	1	1	1	0	0									
Johnny Edwards, L OBP: 0.329, SLG: 0.390 (1, 2)		0-0 4-3 1-2		0-0 G3		0-0 4-3		0-0 4-3 1-2 2-3		4	0	0	0	0	0	3									
Gene Freese, R OBP: 0.310, SLG: 0.352 (1, 5)		0-3 K		0-0 FC5-4 1B		0-0 5-3		0-0 1-3		4	0	1	0	0	1	4									
Leo Cardenas, R OBP: 0.255, SLG: 0.310 (1, 6)		0-0 F5		0-0 FC5-4 1-2			0-0 L5-3 1B		0-0 4-3	4	0	1	0	0	0	2									
Jim Maloney, L OBP: 0.207, SLG: 0.164 (1, 1)			0-0 E1 FC1-6		0-3 K		0-0 L5-3 1-2		0-0 G3	4	0	0	0	0	1	1									
Inning Stats	R: 0 E: 0 K: 0 S: 3	H: 1 LOB: 1 BB: 1 P: 7	R: 0 E: 0 K: 1 S: 5	H: 0 LOB: 1 BB: 1 P: 9	R: 0 E: 1 K: 0 S: 5	H: 1 LOB: 2 BB: 0 P: 5	R: 0 E: 0 K: 0 S: 4	H: 1 LOB: 1 BB: 0 P: 4	R: 0 E: 0 K: 1 S: 7	H: 2 LOB: 2 BB: 0 P: 7	R: 0 E: 0 K: 0 S: 3	H: 0 LOB: 0 BB: 0 P: 3	R: 0 E: 0 K: 0 S: 3	H: 1 LOB: 0 BB: 0 P: 3	R: 1 E: 0 K: 0 S: 6	H: 3 LOB: 3 BB: 0 P: 6	R: 0 E: 0 K: 0 S: 3	H: 0 LOB: 0 BB: 0 P: 3	1B: 9 2B: 1 3B: 0 HR: 0	SF: 0 SAC: 0 DP: 1 HBP: 0	WP: 0 PB: 0 SB: 0 CS: 1	PA: 38			
PITCHER Larry Jackson, R ERA: 2.05 (1, 1)	IP: 9.0 WLS: L BF: 37	H: 9 R: 1 ER: 1 SO: 2	BB: 2 IBB: 0 HBP: 0 BLK: 0	WP: 0 HR: 0 S: 39 P: 47	ERA: 1.00 WHIP: 1.222																				

Cincinnati Reds @ Chicago Cubs
Wrigley Field, Chicago, IL
Tue Jul 23 1963, 3:33 AM CDT
Att: 14,324 - Sunny

AB	35
R	1
H	9
RBI	1
BB	2
SO	2
LOB	19



Batter	1	2	3	4	5	6	7	8	9	AB	R	H	RBI	BB	SO	LOB	BOTTOM								
Lou Brock, L OBP: 0.287, SLG: 0.361 (1, 9)	0-3 K		0-0 6-3 1-2			0-0 4-3			0-0 1-3	4	0	0	0	0	1	1									
Ellis Burton, S OBP: 0.280, SLG: 0.419 (1, 8)	0-0 1B			0-0 G3		0-3 K			4-0 BB	3	0	1	0	1	1	0									
Billy Williams, L OBP: 0.369, SLG: 0.493 (1, 7)	0-3 K			4-0 PB BB			0-0 F8		0-0 G3	3	0	0	0	1	1	2									
Ron Santo, R OBP: 0.331, SLG: 0.495 (1, 5)	0-3 K			0-3 K 1-2			0-0 F7			3	0	0	0	0	2	2									
14 Ernie Banks, R OBP: 0.284, SLG: 0.431 (1, 3)		0-0 P3		0-0 4-3			0-3 K			3	0	0	0	0	1	1									
Ken Hubbs, R OBP: 0.275, SLG: 0.324 (1, 4)		0-3 K			0-0 L8			0-3 K		3	0	0	0	0	2	0									
Merritt Ranew, L OBP: 0.437, SLG: 0.612 (1, 2)		0-3 K			0-3 K			0-0 4-3		3	0	0	0	0	2	0									
Andre Rodgers, R OBP: 0.311, SLG: 0.284 (1, 6)			4-0 FC1-6 BB		0-3 K			0-3 K		2	0	0	0	1	2	0									
Larry Jackson, R OBP: 0.193, SLG: 0.218 (9, PH)			0-0 FC1-6 1-2			0-0 6-3			0-3 K	2	0	0	0	0	0	1									
Don Landrum, L OBP: 0.299, SLG: 0.291 (9, PH)										1	0	0	0	0	1	0									
Inning Stats	R: 0 E: 0 K: 3 S: 10	H: 1 LOB: 0 BB: 0 P: 10	R: 0 E: 0 K: 2 S: 7	H: 0 LOB: 0 BB: 0 P: 7	R: 0 E: 0 K: 0 S: 2	H: 0 LOB: 1 BB: 1 P: 6	R: 0 E: 0 K: 1 S: 5	H: 0 LOB: 0 BB: 0 P: 9	R: 0 E: 0 K: 2 S: 7	H: 0 LOB: 0 BB: 0 P: 7	R: 0 E: 0 K: 1 S: 5	H: 0 LOB: 0 BB: 0 P: 5	R: 0 E: 0 K: 1 S: 5	H: 0 LOB: 0 BB: 0 P: 5	R: 0 E: 0 K: 2 S: 7	H: 0 LOB: 1 BB: 0 P: 7	R: 0 E: 0 K: 1 S: 5	H: 0 LOB: 1 BB: 1 P: 9	1B: 1 2B: 0 3B: 0 HR: 0	SF: 0 SAC: 0 DP: 0 HBP: 0	WP: 0 PB: 1 SB: 0 CS: 0	PA: 30			
PITCHER Jim Maloney, R ERA: 2.82 (1, 1)	IP: 9.0 WLS: W BF: 30	H: 1 R: 0 ER: 0 SO: 13	BB: 3 IBB: 0 HBP: 0 BLK: 0	WP: 0 HR: 0 S: 53 P: 65	ERA: 0.00 WHIP: 0.444																				

Cincinnati Reds @ Chicago Cubs
Wrigley Field, Chicago, IL
Tue Jul 23 1963, 3:33 AM CDT
Att: 14,324 - Sunny

AB	27
R	0
H	1
RBI	0
BB	3
SO	13
LOB	7



Batter	1	2	3	4	5	6	7	8	9	AB	R	H	RBI	BB	SO	LOB	TOP					
Pete Rose, S OBP: 0.337, SLG: 0.344 (1,4)	4-3		1-3		F8		6-3			4	0	0	0	0	0	1						
Tommy Harper, R OBP: 0.342, SLG: 0.382 (1,9)	BB		5-3		G4-6-3			F9		3	0	1	0	1	0	0						
Vada Pinson, L OBP: 0.353, SLG: 0.509 (1,8)	F5			1B	G4-6-3			F9		3	1	0	0	1	0	2						
Frank Robinson, R OBP: 0.389, SLG: 0.422 (1,7)	BB			CS	1B		K	F7		3	0	1	0	1	1	0						
Gene Freese, R OBP: 0.308, SLG: 0.341 (1,5)	F7			2B	BB		6-3	F2		3	0	0	0	1	0	2						
Don Pavletich, R OBP: 0.286, SLG: 0.255 (1,3)		5-3		1-3	2B		6-3	G3		4	0	1	1	0	0	0						
Leo Cardenas, R OBP: 0.250, SLG: 0.308 (1,6)		K		3-H	4-0			4-3		3	0	0	0	1	1	0						
Johnny Edwards, L OBP: 0.327, SLG: 0.386 (1,2)		4-3			K		F8			3	0	0	0	0	1	3						
Bob Purkey, R OBP: 0.188, SLG: 0.071 (1,1)					K			1B		3	0	1	0	0	2	3						
Inning Stats	R: 0 E: 0 K: 0 S: 3	H: 0 LOB: 2 BB: 2 P: 11	R: 0 E: 0 K: 1 S: 5	H: 0 LOB: 0 BB: 0 P: 5	R: 0 E: 0 K: 1 S: 5	H: 0 LOB: 0 BB: 0 P: 5	R: 1 E: 0 K: 2 S: 8	H: 2 LOB: 3 BB: 3 P: 20	R: 0 E: 0 K: 0 S: 3	H: 1 LOB: 0 BB: 0 P: 3	R: 0 E: 0 K: 1 S: 5	H: 0 LOB: 0 BB: 0 P: 5	R: 0 E: 0 K: 0 S: 4	H: 1 LOB: 1 BB: 0 P: 4	R: 0 E: 0 K: 0 S: 3	H: 0 LOB: 0 BB: 0 P: 3	R: 0 E: 0 K: 0 S: 3	H: 0 LOB: 0 BB: 0 P: 3	1B: 3 2B: 1 3B: 0 HR: 0	SF: 0 SAC: 0 DP: 1 HBP: 0	WP: 0 PB: 0 SB: 0 CS: 1	PA: 34
PITCHER Dick Ellsworth, L ERA: 1.9 (1,1)	IP: 9.0 WLS: W BF: 34 H: 4 R: 1 ER: 1 SO: 5 BB: 4 IBB: 1 HBP: 0 BLK: 0 WP: 0 HR: 0 S: 39 P: 59 ERA: 1.00 WHIP: 0.889															PITCHER						

Cincinnati Reds @ Chicago Cubs
Wrigley Field, Chicago, IL
Wed Jul 24 1963, 3:33 AM CDT
Att: 13,040 - Sunny

AB	29
R	1
H	4
RBI	1
BB	5
SO	5
LOB	11



Batter	1	2	3	4	5	6	7	8	9	AB	R	H	RBI	BB	SO	LOB	BOTTOM			
Lou Brock, L OBP: 0.287, SLG: 0.362 (1,9)	L8		4-3		5-3		2B			4	1	1	1	0	0	2				
Ellis Burton, S OBP: 0.286, SLG: 0.429 (1,8)	1-3			5-3	1B		K	2B		4	0	2	1	0	1	0				
Billy Williams, L OBP: 0.370, SLG: 0.497 (1,7)	F8			L9			3B	BB		3	0	1	0	1	0	1				
Ron Santo, R OBP: 0.328, SLG: 0.490 (1,5)		P6		5-3		P6	FC6-4			4	0	0	0	0	0	4				
14 Ernie Banks, R OBP: 0.292, SLG: 0.434 (1,3)		CS		FC5-4	BB			G5-4-3		2	0	2	0	2	0	0				
Ken Hubbs, R OBP: 0.272, SLG: 0.320 (1,4)	P4			FC5-4		K		F7		4	0	0	0	0	1	6				
Dick Bertell, R OBP: 0.324, SLG: 0.333 (1,2)			5-3		G3		2B	6-3	G5-4-3	4	0	1	0	0	0	1				
Andre Rodgers, R OBP: 0.313, SLG: 0.285 (1,6)		SH3-4		BB		6-3		FC2-6	1B	2	0	1	0	1	0	1				
Dick Ellsworth, L OBP: 0.153, SLG: 0.107 (1,1)		SH3-4		1-2		G3		FC2-6	2B	2	1	0	0	0	0	2				
Inning Stats	R: 0 E: 0 K: 0 S: 3	H: 1 LOB: 0 BB: 0 P: 3	R: 0 E: 0 K: 0 S: 3	H: 1 LOB: 1 BB: 1 P: 7	R: 0 E: 0 K: 0 S: 4	H: 1 LOB: 2 BB: 1 P: 8	R: 0 E: 0 K: 2 S: 8	H: 1 LOB: 1 BB: 1 P: 12	R: 2 E: 0 K: 0 S: 6	H: 3 LOB: 2 BB: 1 P: 10	R: 0 E: 0 K: 0 S: 3	H: 1 LOB: 0 BB: 0 P: 3	R: 0 E: 0 K: 0 S: 3	H: 0 LOB: 0 BB: 0 P: 3	R: 0 E: 0 K: 0 S: 3	H: 0 LOB: 0 BB: 0 P: 3	1B: 4 2B: 3 3B: 1 HR: 0	SF: 0 SAC: 1 DP: 1 HBP: 0	WP: 0 PB: 0 SB: 0 CS: 1	PA: 34
PITCHER Bob Purkey, R ERA: 3.57 (1,1)	IP: 8.0 WLS: L BF: 34 H: 8 R: 2 ER: 2 SO: 2 BB: 4 IBB: 0 HBP: 0 BLK: 0 WP: 0 HR: 0 S: 34 P: 50 ERA: 2.25 WHIP: 1.500															PITCHER				

Cincinnati Reds @ Chicago Cubs
Wrigley Field, Chicago, IL
Wed Jul 24 1963, 3:33 AM CDT
Att: 13,040 - Sunny

AB	29
R	2
H	8
RBI	2
BB	4
SO	2
LOB	17



Batter	1	2	3	4	5	6	7	8	9	AB	R	H	RBI	BB	SO	LOB	TOP		
Pete Rose, S OBP: 0.341, SLG: 0.347 (1, 4)										3	0	2	0	1	0	0	Cincinnati Reds @ Chicago Cubs Wrigley Field, Chicago, IL Thu Jul 25 1963, 3:33 AM CDT Att: 10,235 - Sunny		
Tommy Harper, R OBP: 0.340, SLG: 0.376 (1, 9)										3	1	0	0	1	1	3			
Vada Pinson, L OBP: 0.355, SLG: 0.509 (1, 8)										4	1	2	0	0	0	0			
Gordy Coleman, L OBP: 0.282, SLG: 0.392 (9, PR)										4	0	1	0	0	1	3			
Marty Keough, L OBP: 0.356, SLG: 0.434 (9, 3)										0	1	0	0	0	0	0			
Frank Robinson, R OBP: 0.390, SLG: 0.423 (1, 7)										4	0	2	2	0	1	0			
Johnny Edwards, L OBP: 0.323, SLG: 0.382 (1, 2)										3	0	0	1	0	0	1			
Gene Freese, R OBP: 0.296, SLG: 0.326 (1, 5)										4	0	0	0	0	1	2			
Leo Cardenas, R OBP: 0.251, SLG: 0.306 (1, 6)										2	0	0	0	1	0	0			
John Tsitouris, R OBP: 0.067, SLG: 0.069 (9, 1)										3	0	0	0	0	2	1			
Bill Henry, L (9, 1)										0	0	0	0	0	0	0			
Al Worthington, R (9, 1)										0	0	0	0	0	0	0			
Inning Stats	R: 2 E: 0 K: 0 S: 5	H: 2 LOB: 1 BB: 1 P: 9	R: 0 E: 0 K: 2 S: 7	H: 0 LOB: 0 BB: 0 P: 7	R: 0 E: 0 K: 1 S: 3	H: 1 LOB: 0 BB: 0 P: 3	R: 0 E: 0 K: 1 S: 5	H: 0 LOB: 0 BB: 1 P: 6	R: 0 E: 0 K: 1 S: 5	H: 0 LOB: 0 BB: 0 P: 5	R: 0 E: 0 K: 1 S: 6	H: 1 LOB: 1 BB: 0 P: 6	R: 1 E: 0 K: 0 S: 5	H: 2 LOB: 2 BB: 0 P: 5	1B: 7 2B: 2 3B: 0 HR: 0	SF: 1 SAC: 0 DP: 2 HBP: 0	WP: 0 PA: 34 ERA: 3.24 WHIP: 1.200		
PITCHER	IP WLS BF H R ER SO BB IBB HBP BLK WP HR S P ERA WHIP																		
Bob Buhl, R ERA: 2.83	(1, 1)	8.1	L	32	7	3	3	6	3	0	0	0	0	0	0	41	53	3.24	1.200
Lindy McDaniel, R ERA: 2.72	(9, 1)	0.2		2	0	0	0	0	0	0	0	0	0	0	2	2	0.00	0.000	

AB	30
R	3
H	7
RBI	3
BB	3
SO	6
LOB	10



Batter	1	2	3	4	5	6	7	8	9	AB	R	H	RBI	BB	SO	LOB	BOTTOM				
Lou Brock, L OBP: 0.284, SLG: 0.358 (1, 9)										4	0	0	0	0	1	0	Cincinnati Reds @ Chicago Cubs Wrigley Field, Chicago, IL Thu Jul 25 1963, 3:33 AM CDT Att: 10,235 - Sunny				
Leo Burke, R OBP: 0.235, SLG: 0.302 (9, PH)										1	0	1	0	0	0	0					
Neison Matthews, R OBP: 0.242, SLG: 0.278 (9, PR)										0	0	0	0	0	0	0					
Ellis Burton, S OBP: 0.296, SLG: 0.431 (1, 8)										4	1	2	0	1	1	1					
Billy Williams, L OBP: 0.373, SLG: 0.501 (1, 7)										5	1	3	0	0	0	2					
Ron Santo, R OBP: 0.331, SLG: 0.490 (1, 5)										4	0	2	0	1	0	2					
14 Ernie Banks, R OBP: 0.291, SLG: 0.431 (1, 3)										5	0	1	1	1	0	3					
Ken Hubbs, R OBP: 0.272, SLG: 0.317 (1, 4)										3	0	0	0	1	1	2					
Dick Bertell, R OBP: 0.323, SLG: 0.332 (1, 2)										4	0	1	0	0	0	4					
Andre Rodgers, R OBP: 0.310, SLG: 0.282 (1, 6)										4	0	0	0	0	0	5					
Bob Buhl, R OBP: 0.107, SLG: 0.107 (9, 1)										3	0	0	0	0	1	4					
Lindy McDaniel, R OBP: 0.091, SLG: 0.364 (9, PH)										0	0	0	0	0	0	0					
Merritt Ranew, L OBP: 0.437, SLG: 0.612 (9, PH)										0	0	0	0	0	0	0					
Steve Boros, R OBP: 0.258, SLG: 0.250 (9, PH)										1	0	0	0	0	0	0					
Inning Stats	R: 0 E: 0 K: 0 S: 3	H: 0 LOB: 2 BB: 2 P: 11	R: 0 E: 0 K: 1 S: 5	H: 0 LOB: 1 BB: 1 P: 9	R: 0 E: 0 K: 1 S: 6	H: 1 LOB: 1 BB: 0 P: 6	R: 0 E: 0 K: 2 S: 7	H: 0 LOB: 0 BB: 0 P: 7	R: 0 E: 0 K: 0 S: 3	H: 0 LOB: 0 BB: 0 P: 3	R: 2 E: 1 K: 0 S: 8	H: 4 LOB: 3 BB: 0 P: 8	R: 0 E: 0 K: 0 S: 4	H: 1 LOB: 1 BB: 0 P: 4	R: 0 E: 0 K: 1 S: 6	H: 1 LOB: 1 BB: 0 P: 6	R: 0 E: 0 K: 2 S: 10	H: 3 LOB: 3 BB: 0 P: 10	1B: 9 2B: 1 3B: 0 HR: 0	SF: 0 SAC: 0 DP: 0 HBP: 0	WP: 1 PA: 41 ERA: 3.24 WHIP: 1.250
PITCHER	IP WLS BF H R ER SO BB IBB HBP BLK WP HR S P ERA WHIP																				
John Tsitouris, R ERA: 3.24	(1, 1)	8.0	W	35	7	2	1	5	3	0	0	0	0	0	42	54	3.24	1.250			
Bill Henry, L ERA: 6.67	(9, 1)	0.2		4	2	0	0	1	0	0	0	0	0	6	6	0.00	3.000				
Al Worthington, R ERA: 3.05	(9, 1)	0.1	S	2	1	0	0	1	0	0	0	0	0	4	4	0.00	3.000				

AB	38
R	2
H	10
RBI	1
BB	3
SO	7
LOB	25



Batter	1	2	3	4	5	6	7	8	9	AB	R	H	RBI	BB	SO	LOB	TOP					
Pete Rose, S OBP: 0.346, SLG: 0.361 (1, 4)										5	2	3	1	1	0	1	Cincinnati Reds @ Milwaukee Braves Milwaukee County Stadium, Milwaukee, WI Fri Jul 26 1963, 8:05 PM EDT Att: 12,241 - Unknown					
Tommy Harper, R OBP: 0.327, SLG: 0.401 (1, 9)										4	3	3	1	1	0	2						
Vada Pinson, L OBP: 0.360, SLG: 0.516 (1, 8)										4	2	3	2	1	0	2						
Gordy Coleman, L OBP: 0.277, SLG: 0.385 (1, 3)										5	0	0	0	0	0	6						
Frank Robinson, R OBP: 0.390, SLG: 0.430 (1, 7)										4	2	1	3	1	0	2						
Johnny Edwards, L OBP: 0.327, SLG: 0.386 (1, 2)										5	1	3	1	0	0	0						
Gene Freese, R OBP: 0.298, SLG: 0.316 Charlie Neal, R OBP: 0.298, SLG: 0.303 (6, 5)										3	0	0	0	0	1	3						
Leo Cardenas, R OBP: 0.253, SLG: 0.310 (1, 6)										5	0	2	1	0	1	1						
Joe Nuxhall, L OBP: 0.205, SLG: 0.233 (1, 1)										5	1	2	0	0	1	2						
Inning Stats	R: 3 E: 0 K: 1 S: 9	H: 5 LOB: 1 BB: 0 P: 9	R: 1 E: 0 K: 0 S: 6	H: 3 LOB: 2 BB: 0 P: 6	R: 0 E: 0 K: 0 S: 3	H: 0 LOB: 0 BB: 0 P: 3	R: 0 E: 0 K: 0 S: 3	H: 0 LOB: 0 BB: 0 P: 3	R: 3 E: 0 K: 1 S: 7	H: 2 LOB: 1 BB: 2 P: 15	R: 1 E: 1 K: 0 S: 5	H: 1 LOB: 2 BB: 1 P: 9	R: 0 E: 0 K: 1 S: 6	H: 2 LOB: 2 BB: 0 P: 6	R: 2 E: 0 K: 0 S: 4	H: 2 LOB: 0 BB: 1 P: 8		R: 1 E: 0 K: 1 S: 7	H: 3 LOB: 1 BB: 0 P: 7	1B: 10 2B: 6 3B: 0 HR: 3	SF: 0 SAC: 0 DP: 1 HBP: 0	WP: 0 PB: 0 SB: 2 CS: 1
PITCHER	IP WLS BF H R ER SO BB IBB HBP BLK WP HR S P ERA WHIP																					
Tony Cloninger, R ERA: 3.42 (1, 1)	1.2 L 11 7 4 4 1 0 0 0 0 0 0 1 13 13 21.60 4.200																					
Dan Schneider, L ERA: 4.21 (2, 1)	2.2 3 3 3 0 2 0 0 0 0 0 0 1 11 19 10.12 1.875																					
Frank Funk, R ERA: 3.51 (5, 1)	0.2 2 0 0 0 1 0 0 0 0 0 0 0 4 4 0.00 0.000																					
Ron Piche, R ERA: 4.76 (6, 1)	2.0 10 3 1 0 1 1 0 0 0 0 0 0 11 15 0.00 2.000																					
Claude Raymond, R ERA: 4.4 (8, 1)	2.0 10 5 3 3 1 1 0 0 0 0 0 1 11 15 13.50 3.000																					
Batter	1	2	3	4	5	6	7	8	9	AB	R	H	RBI	BB	SO	LOB	BOTTOM					
Denis Menke, R OBP: 0.296, SLG: 0.362 (1, 6)										4	0	1	0	0	1	0	Cincinnati Reds @ Milwaukee Braves Milwaukee County Stadium, Milwaukee, WI Fri Jul 26 1963, 8:05 PM EDT Att: 12,241 - Unknown					
Eddie Mathews, L OBP: 0.376, SLG: 0.407 (1, 5)										4	0	1	0	0	1	1						
Hank Aaron, R OBP: 0.379, SLG: 0.577 (1, 9)										4	0	1	0	0	1	1						
Gene Oliver, R OBP: 0.315, SLG: 0.448 (1, 3)										4	1	2	1	0	1	2						
Lee Maye, L OBP: 0.329, SLG: 0.436 (1, 8)										4	0	0	0	0	1	4						
Tommie Aaron, R OBP: 0.254, SLG: 0.310 (1, 4)										4	0	0	0	0	0	0						
Del Crandall, R OBP: 0.265, SLG: 0.279 (1, 2)										4	0	1	0	0	0	1						
Hawk Taylor, R OBP: 0.067, SLG: 0.067 (1, 7)										3	0	1	0	0	1	1						
Tony Cloninger, R ERA: 3.42 (1, 1)										0	0	0	0	0	0	0						
Del Crandall, R ERA: 4.21 (2, 1)										1	0	0	0	0	0	1						
Frank Funk, R ERA: 3.51 (5, 1)										0	0	0	0	0	0	0						
Roy McMillan, R OBP: 0.292, SLG: 0.321 (5, 1)										1	0	0	0	0	0	0						
Ron Piche, R ERA: 4.76 (6, 1)										0	0	0	0	0	0	0						
Mack Jones, L OBP: 0.303, SLG: 0.344 (7, 1)										1	0	0	0	0	1	1						
Claude Raymond, R ERA: 4.4 (8, 1)										0	0	0	0	0	0	0						
Inning Stats	R: 0 E: 0 K: 1 S: 7	H: 2 LOB: 2 BB: 0 P: 7	R: 0 E: 0 K: 1 S: 6	H: 1 LOB: 1 BB: 0 P: 6	R: 0 E: 0 K: 0 S: 3	H: 0 LOB: 0 BB: 0 P: 3	R: 0 E: 0 K: 1 S: 5	H: 0 LOB: 0 BB: 0 P: 5	R: 0 E: 0 K: 2 S: 9	H: 2 LOB: 2 BB: 0 P: 9	R: 0 E: 0 K: 1 S: 6	H: 1 LOB: 1 BB: 0 P: 6	R: 0 E: 0 K: 1 S: 5	H: 0 LOB: 0 BB: 0 P: 5	R: 1 E: 1 K: 0 S: 4	H: 1 LOB: 0 BB: 0 P: 4	1B: 6 2B: 0 3B: 0 HR: 1	SF: 0 SAC: 0 DP: 1 HBP: 0	WP: 0 PB: 0 SB: 0 CS: 0	PA: 34		
PITCHER	IP WLS BF H R ER SO BB IBB HBP BLK WP HR S P ERA WHIP																					
Joe Nuxhall, L ERA: 2.37 (1, 1)	9.0 W 34 7 1 1 7 0 0 0 0 0 0 1 48 48 1.00 0.778																					

AB	42
R	11
H	18
RBI	9
BB	4
SO	4
LOB	20



AB	34
R	1
H	7
RBI	1
BB	0
SO	7
LOB	12



Batter	1	2	3	4	5	6	7	8	9	AB	R	H	RBI	BB	SO	LOB	TOP								
Pete Rose, S OBP: 0.349, SLG: 0.364 (1, 4)	0-0 FC5-4 1B		0-0 FC4-6 SH5-3 1B		0-0 G1-6-3 BB 1B		0-3 K		0-0 1B	5	2	3	0	0	1	2	Cincinnati Reds @ Milwaukee Braves Milwaukee County Stadium, Milwaukee, WI Sat Jul 27 1963, 4:33 AM EDT Att: 6,845 - Unknown								
Tommy Harper, R OBP: 0.355, SLG: 0.400 (1, 9)	0-0 FC5-4 2B		0-0 SH5-3		4-0 G1-6-3 BB		0-0 FC3-6 1B		0-3 K	3	1	1	0	1	1	2									
Vada Pinson, L OBP: 0.358, SLG: 0.512 (1, 8)	0-0 L8		0-0 BB 1B		0-0 G1-6-3		0-0 FC3-6		0-0 1-3	5	1	1	1	1	0	6									
Gordy Coleman, L OBP: 0.283, SLG: 0.392 (1, 3)	0-0 2B		4-0 1B		0-0 1B		0-3 K			3	0	2	2	1	1	2									
Frank Robinson, R OBP: 0.391, SLG: 0.429 (1, 7)	0-0 6-3		0-0 1B		0-0 F4			4-0 5-3 4-3 BB		3	0	1	1	1	0	2									
Johnny Edwards, L OBP: 0.323, SLG: 0.381 (1, 2)		0-0 4-3	0-0 G3		0-0 1-3			0-0 4-3		4	0	0	0	0	0	3									
Charlie Neal, R OBP: 0.297, SLG: 0.302 (1, 5)		0-0 F9		0-0 G6-3 1B		0-0 F4		0-0 5-3		4	0	1	0	0	0	1									
Leo Cardenas, R OBP: 0.251, SLG: 0.307 (8, PH)				0-0 G6-3		0-0 5-3		0-0 F4		3	0	0	0	0	1	1									
Marty Keough, L OBP: 0.356, SLG: 0.430 (8, 6)				0-0 1-2						1	0	0	0	0	0	1									
Eddie Kasko, R OBP: 0.325, SLG: 0.306 (8, 6)				0-0 1-2						0	0	0	0	0	0	0									
Joey Jay, S OBP: 0.162, SLG: 0.167 (7, PH)				0-0 FC4-6 1B			0-0 FC3-6 1B		0-3 K	2	0	1	0	0	1	0									
Bob Skinner, L OBP: 0.332, SLG: 0.374 (7, 1)										0	0	0	0	1	0	0									
Jim Owens, R OBP: 0.125, SLG: 0.250 (7, 1)										0	0	0	0	0	0	0									
Bill Henry, L OBP: 0.296, SLG: 0.268 (9, PH)										1	0	0	0	0	1	0									
Inning Stats	R: 1 E: 0 K: 0 S: 5	H: 2 LOB: 1 BB: 0 P: 5	R: 0 E: 0 K: 1 S: 5	H: 0 LOB: 0 BB: 0 P: 5	R: 2 E: 0 K: 0 S: 6	H: 3 LOB: 2 BB: 1 P: 10	R: 0 E: 0 K: 1 S: 5	H: 1 LOB: 0 BB: 0 P: 5	R: 1 E: 0 K: 0 S: 4	H: 2 LOB: 1 BB: 1 P: 8	R: 0 E: 0 K: 0 S: 3	H: 0 LOB: 0 BB: 0 P: 3	R: 0 E: 0 K: 2 S: 8	H: 1 LOB: 2 BB: 1 P: 12	R: 0 E: 0 K: 0 S: 3	H: 0 LOB: 1 BB: 1 P: 7	R: 0 E: 0 K: 2 S: 8	H: 1 LOB: 1 BB: 0 P: 8	1B: 9 2B: 3 3B: 0 HR: 0	SF: 0 SAC: 1 DP: 2 HBP: 0	WP: 0 PB: 0 SB: 1 CS: 0	PA: 39			
PITCHER	IP	WLS	BF	H	R	ER	SO	BB	IBB	HBP	BLK	WP	HR	S	P	ERA	WHIP								
Bob Sadowski, R ERA: 3.63	(1, 1)	6.0	26	8	4	4	2	2	0	0	0	0	0	28	36	6.00	1.667								
Hank Fischer, R ERA: 5.31	(7, 1)	1.0	W	6	1	0	0	2	2	0	0	0	0	8	16	0.00	3.000								
Bob Shaw, R ERA: 3.05	(8, 1)	2.0	S	7	1	0	0	2	0	0	0	0	0	11	11	0.00	0.500								

AB	34
R	4
H	10
RBI	4
BB	4
SO	6
LOB	20



Batter	1	2	3	4	5	6	7	8	9	AB	R	H	RBI	BB	SO	LOB	BOTTOM								
Denis Menke, R OBP: 0.296, SLG: 0.360 (1, 6)	0-3 K		0-0 BB 2B	0-0 F8		0-0 F7				4	1	1	0	0	1	3	Cincinnati Reds @ Milwaukee Braves Milwaukee County Stadium, Milwaukee, WI Sat Jul 27 1963, 4:33 AM EDT Att: 6,845 - Unknown								
Eddie Mathews, L OBP: 0.375, SLG: 0.415 (1, 5)	0-3 K2-3		4-0 2B SF9 BB	0-0 1-3 2-H 1B			0-0 1B			3	2	2	1	1	1	0									
Hank Aaron, R OBP: 0.382, SLG: 0.581 (1, 9)	0-0 WP S 1B		0-0 SF9 1-3 2-H 2B	0-0 F7			0-0 S SH1-4 SH5-3 1B			4	1	3	2	0	0	2									
Lee Maye, L OBP: 0.329, SLG: 0.432 (1, 7) (8, 8)	4-0 1-3 BB		0-0 3-1		0-0 F8		0-0 SH1-4			2	0	0	0	1	0	2									
Mack Jones, L OBP: 0.319, SLG: 0.341 (7, PH)	0-0 F2		0-0 SF9		0-0 F6		0-0 SH5-3			2	0	0	1	0	0	2									
Frank Bolling, R OBP: 0.301, SLG: 0.312 (8, 4)			2-3 3-H				0-0 2-H			0	0	0	1	0	0	0									
Norm Larker, L OBP: 0.310, SLG: 0.246 (1, 3)		0-0 F9	0-0 4-3		4-0 CS BB		0-0 F6			3	0	0	0	1	0	1									
Tommie Aaron, R OBP: 0.254, SLG: 0.302 (8, 7)		0-0 L7		4-0 FC1-5 BB	0-0 CS	0-3 K		0-3 K		3	0	0	0	1	2	0									
Del Crandall, R OBP: 0.270, SLG: 0.290 (1, 2)		0-0 E6		0-0 E1 FC1-5 1B		0-0 4-3 2B		0-0 B3-4 1B		4	1	2	0	0	0	1									
Bob Sadowski, R (1, 1)		0-3 K		0-0 FC1-5 1B		0-0 4-3		0-0 B3-4		2	0	0	0	0	1	3									
Gene Oliver, R OBP: 0.314, SLG: 0.445 (6, PH)										1	0	0	0	0	0	1									
Hank Fischer, R OBP: 0.100, SLG: 0.100 (8, 1)										0	0	0	0	0	0	0									
Bob Shaw, R OBP: 0.211, SLG: 0.118 (8, 1)										1	0	0	0	0	0	1									
Inning Stats	R: 0 E: 0 K: 2 S: 8	H: 1 LOB: 2 BB: 1 P: 12	R: 0 E: 1 K: 1 S: 6	H: 0 LOB: 1 BB: 0 P: 6	R: 2 E: 0 K: 0 S: 5	H: 2 LOB: 1 BB: 1 P: 9	R: 1 E: 1 K: 0 S: 5	H: 1 LOB: 2 BB: 1 P: 9	R: 0 E: 0 K: 0 S: 2	H: 0 LOB: 0 BB: 1 P: 6	R: 0 E: 0 K: 1 S: 6	H: 1 LOB: 0 BB: 0 P: 6	R: 2 E: 0 K: 0 S: 5	H: 2 LOB: 0 BB: 0 P: 5	R: 0 E: 0 K: 1 S: 5	H: 1 LOB: 0 BB: 0 P: 5	1B: 5 2B: 3 3B: 1 HR: 0	SF: 1 SAC: 2 DP: 1 HBP: 0	WP: 1 PB: 0 SB: 2 CS: 1	PA: 37					
PITCHER	IP	WLS	BF	H	R	ER	SO	BB	IBB	HBP	BLK	WP	HR	S	P	ERA	WHIP								
Joey Jay, R ERA: 4.21	(1, 1)	6.0	28	5	3	2	4	4	0	0	0	0	0	32	48	3.00	1.500								
Jim Owens, R ERA: 5.31	(7, 1)	0.1	L	3	2	2	0	0	0	0	0	0	0	3	3	54.00	6.000								
Bill Henry, L ERA: 6.3	(7, 1)	1.2	5	1	0	0	1	0	0	0	0	0	0	7	7	0.00	0.600								

AB	29
R	5
H	8
RBI	5
BB	4
SO	5
LOB	16

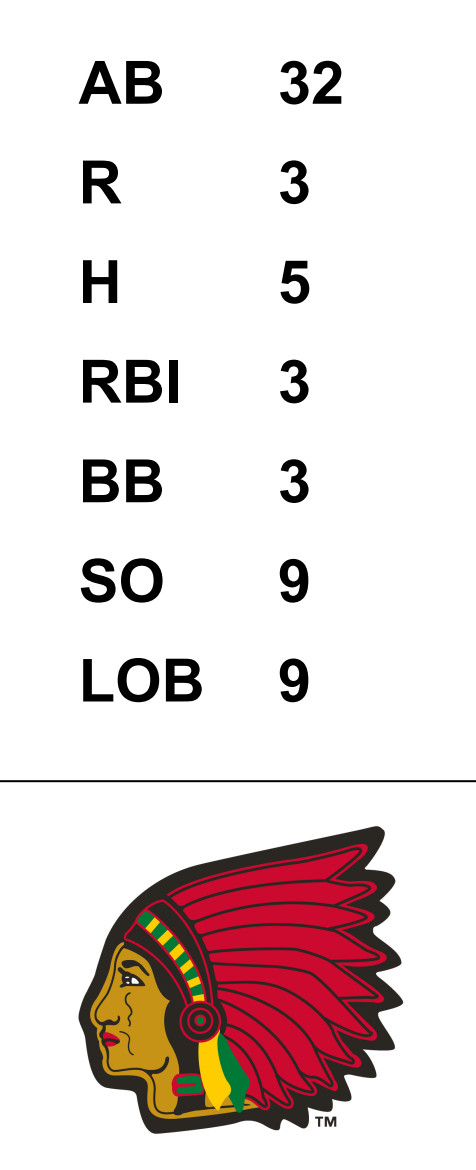


Batter	1	2	3	4	5	6	7	8	9	AB	R	H	RBI	BB	SO	LOB	TOP											
Pete Rose, S OBP: 0.347, SLG: 0.362 (1, 4)	5-3			F4			L4		FC2-6 WP BB	5	0	1	0	0	0	1	Cincinnati Reds @ Milwaukee Braves Milwaukee County Stadium, Milwaukee, WI Sun Jul 28 1963, 4:33 AM EDT Unknown											
Tommy Harper, R OBP: 0.361, SLG: 0.402 (1, 9)	1B	FC5		F8			WP 1B		WP BB	4	1	2	0	1	0	2												
Vada Pinson, L OBP: 0.359, SLG: 0.513 (1, 8)	1B			F8			F5		K	5	1	2	0	0	1	3												
Frank Robinson, R OBP: 0.396, SLG: 0.432 (1, 7)	2B			F7						3	1	2	1	2	0	1												
Gene Freese, R OBP: 0.296, SLG: 0.363 Al Worthington, R (8, 1)	2B									4	1	2	3	0	0	3												
Gordy Coleman, L OBP: 0.282, SLG: 0.391 Dom Zanni, R (9, 1)	2B			HR			F4		K	0	0	0	0	0	0	0												
Don Pavletich, R OBP: 0.284, SLG: 0.253 Marty Keough, L OBP: 0.355, SLG: 0.422 (1, 3) (2, 3)	F5						L4-3			1	0	0	0	0	0	1												
Leo Cardenas, R OBP: 0.251, SLG: 0.305 (1, 6)									K	2	0	0	0	0	0	1												
Johnny Edwards, L OBP: 0.322, SLG: 0.378 (1, 2)									F9	3	0	0	0	1	2	1												
Jim Maloney, L OBP: 0.197, SLG: 0.155 Charlie Neal, R OBP: 0.299, SLG: 0.305 (8, 5)										3	0	0	0	0	1	3												
Inning Stats	R: 2 E: 0 K: 0 S: 6	H: 4 LOB: 1 BB: 0 P: 6	R: 0 E: 0 K: 2 S: 8	H: 1 LOB: 2 BB: 0 P: 9	R: 2 E: 0 K: 0 S: 5	H: 2 LOB: 2 BB: 2 P: 13	R: 0 E: 0 K: 0 S: 3	H: 0 LOB: 0 BB: 0 P: 3	R: 0 E: 0 K: 1 S: 5	H: 0 LOB: 0 BB: 0 P: 5	R: 0 E: 0 K: 0 S: 4	H: 1 LOB: 2 BB: 1 P: 8	R: 0 E: 0 K: 1 S: 5	H: 0 LOB: 0 BB: 2 P: 5	R: 0 E: 0 K: 2 S: 8	H: 1 LOB: 3 BB: 2 P: 16	1B: 7 2B: 3 3B: 0 HR: 1	SF: 0 SAC: 0 DP: 1 HBP: 1	WP: 2 PB: 0 SB: 0 CS: 0	PA: 41								
PITCHER	IP	WLS	BF	H	R	ER	SO	BB	IBB	HBP	BLK	WP	HR	S	P	ERA	WHIP											
Bob Hendley, L ERA: 3.53 (1, 1)	1.2	L	10	5	2	2	2	0	0	1	0	0	0	1	13	14	10.80	3.000										
Tony Cloninger, R ERA: 3.55 (2, 1)	1.1		8	2	2	2	0	1	1	0	0	0	1	6	14	13.50	2.250											
Dan Schneider, L ERA: 3.64 (4, 1)	4.0		14	2	0	0	1	1	0	0	0	1	0	15	19	0.00	0.750											
Bob Shaw, R ERA: 3.0 (8, 1)	2.0		9	1	0	0	3	1	1	0	0	1	0	13	21	0.00	1.000											

AB	35
R	4
H	10
RBI	4
BB	5
SO	6
LOB	20



Batter	1	2	3	4	5	6	7	8	9	AB	R	H	RBI	BB	SO	LOB	BOTTOM										
Denis Menke, R OBP: 0.295, SLG: 0.368 (1, 6)	5-3		6-3		HR			5-3		4	1	1	1	0	0	0	Cincinnati Reds @ Milwaukee Braves Milwaukee County Stadium, Milwaukee, WI Sun Jul 28 1963, 4:33 AM EDT Unknown										
Eddie Mathews, L OBP: 0.381, SLG: 0.414 (1, 5)	K			HR	1B		5-3	4-3 1B BB		3	1	1	0	1	1	0											
Hank Aaron, R OBP: 0.385, SLG: 0.590 (1, 9)							F2	4-3 1B		4	1	3	2	0	0	0											
Lee Maye, L OBP: 0.324, SLG: 0.426 (1, 7)	K			6-3			G3	4-3		4	0	0	0	0	1	3											
Gene Oliver, R OBP: 0.314, SLG: 0.441 Frank Bolling, R OBP: 0.303, SLG: 0.312 (1, 3) (7, 4)										2	0	0	0	0	1	0											
Mack Jones, L OBP: 0.314, SLG: 0.335 (1, 8)										0	0	0	0	1	0	0											
Tommie Aaron, R OBP: 0.254, SLG: 0.294 (1, 4) (7, 3)										4	0	0	0	0	3	4											
Del Crandall, R OBP: 0.264, SLG: 0.283 (1, 2)				1-3			P8			4	0	0	0	0	0	2											
Bob Hendley, R OBP: 0.177, SLG: 0.121 Tony Cloninger, R OBP: 0.137, SLG: 0.130 Hawk Spivey, R OBP: 0.085, SLG: 0.083 Dan Schneider, L (4, 1) Norm Larker, L (7, PH) Bob Shaw, R OBP: 0.321, SLG: 0.118 Joe Torre, R OBP: 0.360, SLG: 0.431 (9, PH)										0	0	0	0	0	0	0											
Inning Stats	R: 0 E: 0 K: 2 S: 8	H: 1 LOB: 0 BB: 0 P: 8	R: 0 E: 0 K: 0 S: 3	H: 0 LOB: 0 BB: 0 P: 3	R: 0 E: 0 K: 1 S: 7	H: 0 LOB: 2 BB: 1 P: 12	R: 1 E: 0 K: 1 S: 6	H: 1 LOB: 0 BB: 0 P: 6	R: 0 E: 0 K: 2 S: 7	H: 0 LOB: 0 BB: 0 P: 7	R: 0 E: 0 K: 1 S: 5	H: 0 LOB: 0 BB: 0 P: 5	R: 0 E: 0 K: 1 S: 6	H: 1 LOB: 3 BB: 2 P: 14	R: 0 E: 0 K: 1 S: 5	H: 0 LOB: 0 BB: 0 P: 5		1B: 3 2B: 0 3B: 0 HR: 2	SF: 0 SAC: 0 DP: 0 HBP: 1	WP: 0 PB: 0 SB: 0 CS: 0	PA: 36						
PITCHER	IP	WLS	BF	H	R	ER	SO	BB	IBB	HBP	BLK	WP	HR	S	P	ERA	WHIP										
Jim Maloney, R ERA: 2.87 (1, 1)	7.0	W	27	4	3	3	7	1	0	1	0	0	0	6	14	0.00	3.000										
Al Worthington, R ERA: 2.98 (8, 1)	1.0		6	1	0	0	1	2	0	0	0	0	0	6	14	0.00	3.000										
Dom Zanni, R ERA: 4.55 (9, 1)	1.0	S	3	0	0	0	1	0	0	0	0	0	0	5	5	0.00	0.000										



Batter	1	2	3	4	5	6	7	8	9	AB	R	H	RBI	BB	SO	LOB	TOP					
Pete Rose, S OBP: 0.344, SLG: 0.358 (1, 4)	0-0 6-3		0-0 F9			0-0 F3		0-0 6-3		4	0	0	0	0	0	0	Cincinnati Reds @ Milwaukee Braves Milwaukee County Stadium, Milwaukee, WI Sun Jul 28 1963, 4:38 AM EDT Att: 13,250 - Unknown livebaseballscores.com					
Tommy Harper, R OBP: 0.355, SLG: 0.404 (1, 9)	0-0 F8 2B		0-0 L8			0-0 F8		0-0 F4		4	0	1	0	0	0	0						
Vada Pinson, L OBP: 0.358, SLG: 0.513 (1, 8)	0-0 F8 2-3			0-0 F5		0-0 HR 2B		0-0 F5		4	1	1	0	0	0	1						
Frank Robinson, R OBP: 0.397, SLG: 0.440 (1, 7)	0-0 F8			1-0 CS HBP		0-0 HR 2B			0-0 L8	3	1	1	2	0	0	1						
Gene Freese, R OBP: 0.311, SLG: 0.371 (1, 5)		0-0 FC4-6 1B		4-0 WP S BB		0-0 6-3		0-0 E6 1B		3	0	2	0	1	0	0						
Ken Walters, R OBP: 0.250, SLG: 0.302 (1, 3)		0-0 FC4-6		0-3 S BB			0-0 F5		0-0 6-3	3	0	0	0	0	1	2						
Johnny Edwards, L OBP: 0.322, SLG: 0.378 (7, 2)		0-0 FC4-6		1-3 K						0	0	0	0	0	0	0						
Charlie Neal, R OBP: 0.298, SLG: 0.304 (9, PH)		0-0 FC4-6		1-3 K						1	0	0	0	0	0	1						
Leo Cardenas, R OBP: 0.248, SLG: 0.302 (1, 6)		0-0 P9			0-0 6-3			0-0 F8		4	0	0	0	0	0	2						
Don Pavletich, R OBP: 0.274, SLG: 0.267 (7, PR)		0-0 F8			0-0 P4-6 2B			4-0 BB		2	0	1	0	1	0	1						
Marty Keough, L OBP: 0.355, SLG: 0.422 (7, 3)					0-0 P4-6 2B			0-0 BB		0	0	0	0	0	0	0						
Bob Purkey, R OBP: 0.171, SLG: 0.065 (1, 1)			0-0 F4		0-0 P4-6			0-0 F7		3	0	0	0	0	0	2						
Inning Stats	R: 0 E: 0 K: 0 S: 4	H: 1 LOB: 1 BB: 0 P: 4	R: 0 E: 0 K: 0 S: 4	H: 1 LOB: 1 BB: 0 P: 4	R: 0 E: 0 K: 0 S: 3	H: 0 LOB: 0 BB: 0 P: 3	R: 0 E: 0 K: 1 S: 4	H: 1 LOB: 1 BB: 1 P: 9	R: 0 E: 0 K: 1 S: 6	H: 0 LOB: 0 BB: 0 P: 3	R: 2 E: 0 K: 0 S: 5	H: 2 LOB: 0 BB: 0 P: 5	R: 0 E: 0 K: 0 S: 3	H: 0 LOB: 1 BB: 1 P: 7	R: 0 E: 0 K: 0 S: 3	H: 0 LOB: 0 BB: 0 P: 3	R: 0 E: 1 K: 0 S: 4	H: 1 LOB: 1 BB: 0 P: 4	1B: 2 2B: 4 3B: 0 HR: 1	SF: 0 SAC: 0 DP: 1 HBP: 1	WP: 1 PB: 0 SB: 1 CS: 1	PA: 34
PITCHER Denny Lemaster, L ERA: 2.39 (1, 1)	IP: 9.0 WLS: W BF: 34 H: 6 R: 2 ER: 2 SO: 1 BB: 2 IBB: 0 HBP: 1 BLK: 0 WP: 1 HR: 1 S: 33 P: 42 ERA: 2.00 WHIP: 0.889															PITCHER	IP: 9.0 WLS: W BF: 34 H: 6 R: 2 ER: 2 SO: 1 BB: 2 IBB: 0 HBP: 1 BLK: 0 WP: 1 HR: 1 S: 33 P: 42 ERA: 2.00 WHIP: 0.889					

AB	31
R	2
H	6
RBI	2
BB	2
SO	1
LOB	10



Batter	1	2	3	4	5	6	7	8	9	AB	R	H	RBI	BB	SO	LOB	BOTTOM					
Denis Menke, R OBP: 0.298, SLG: 0.372 (1, 6)	0-0 1B E 1B 1B		0-0 F3			0-0 PB WP 1H 2B		0-0 F8		4	2	2	1	0	0	0	Cincinnati Reds @ Milwaukee Braves Milwaukee County Stadium, Milwaukee, WI Sun Jul 28 1963, 4:38 AM EDT Att: 13,250 - Unknown livebaseballscores.com					
Eddie Mathews, L OBP: 0.375, SLG: 0.415 (1, 5)	0-3 K 1-2		0-0 4-3		0-3 K		0-0 1B 2B		0-0 1B 2B	4	1	1	0	0	2	2						
Hank Aaron, R OBP: 0.384, SLG: 0.586 (1, 9)	0-0 F9		0-0 F4		0-0 5-3 2H		4-0 1B 1B BB		0-0 F8	3	1	0	0	1	0	1						
Lee Maye, L OBP: 0.327, SLG: 0.427 (1, 8)	0-0 1B 2-3 1B			0-0 WP PB 1B		0-3 K2-3		0-0 F8		4	0	2	0	0	1	2						
Joe Torre, R OBP: 0.361, SLG: 0.432 (1, 2)	0-0 FC6-4 1-2 3H 1B		0-0 F8		0-0 F8		0-3 K		0-0 1B 1B	4	0	2	2	0	1	1						
Gene Oliver, R OBP: 0.310, SLG: 0.435 (1, 3)	0-0 FC6-4		0-3 K		0-3 K		0-0 5-3		0-0 1-3 2H 1B	3	0	0	0	0	1	3						
Tommie Aaron, R OBP: 0.260, SLG: 0.300 (8, 3)	0-0 FC6-4		1-3 K		0-0 5-3			0-0 1-2 3H 1B		1	0	1	1	0	0	0						
Frank Bolling, R OBP: 0.302, SLG: 0.311 (1, 4)		0-0 F3		0-0 4-3			0-0 G4-6-3 1B		0-0 P8	4	0	1	0	0	0	3						
Hawk Taylor, R OBP: 0.105, SLG: 0.105 (1, 7)		0-0 5-3			0-0 2B 1B			0-0 G4-6-3		3	1	1	0	0	0	1						
Mack Jones, L OBP: 0.314, SLG: 0.335 (9, 8)					0-3 K		0-3 K			0	0	0	0	0	0	0						
Denny Lemaster, R OBP: 0.196, SLG: 0.333 (1, 1)		0-0 2-3			0-3 K					3	0	0	0	0	2	1						
Inning Stats	R: 1 E: 1 K: 1 S: 8	H: 3 LOB: 2 BB: 0 P: 8	R: 0 E: 0 K: 0 S: 3	H: 0 LOB: 0 BB: 0 P: 3	R: 0 E: 0 K: 0 S: 3	H: 0 LOB: 0 BB: 0 P: 3	R: 0 E: 0 K: 1 S: 6	H: 1 LOB: 1 BB: 0 P: 6	R: 2 E: 0 K: 2 S: 9	H: 3 LOB: 2 BB: 0 P: 9	R: 0 E: 0 K: 2 S: 7	H: 0 LOB: 0 BB: 0 P: 7	R: 0 E: 0 K: 1 S: 5	H: 1 LOB: 0 BB: 0 P: 5	R: 2 E: 0 K: 0 S: 6	H: 3 LOB: 2 BB: 1 P: 10	R: 0 E: 0 K: 0 S: 4	H: 0 LOB: 0 BB: 0 P: 4	1B: 8 2B: 2 3B: 0 HR: 0	SF: 0 SAC: 0 DP: 1 HBP: 0	WP: 2 PB: 2 SB: 0 CS: 0	PA: 34
PITCHER Bob Purkey, R ERA: 3.85 (1, 1)	IP: 8.0 WLS: L BF: 34 H: 10 R: 5 ER: 4 SO: 7 BB: 1 IBB: 0 HBP: 0 BLK: 0 WP: 2 HR: 0 S: 47 P: 51 ERA: 4.50 WHIP: 1.375															PITCHER	IP: 8.0 WLS: L BF: 34 H: 10 R: 5 ER: 4 SO: 7 BB: 1 IBB: 0 HBP: 0 BLK: 0 WP: 2 HR: 0 S: 47 P: 51 ERA: 4.50 WHIP: 1.375					



Batter	1	2	3	4	5	6	7	8	9	AB	R	H	RBI	BB	SO	LOB	TOP			
Pete Rose, S OBP: 0.343, SLG: 0.357 (1, 4)	F8			6-3		1B		F8		4	0	1	0	0	0	0	Cincinnati Reds @ Milwaukee Braves Milwaukee County Stadium, Milwaukee, WI Mon Jul 29 1963, 8:05 PM EDT Att: 6,142 - Unknown			
Tommy Harper, R OBP: 0.352, SLG: 0.396 (1, 9)	K			F8		P7		L7		4	0	0	0	0	1					
Vada Pinson, L OBP: 0.359, SLG: 0.519 (1, 8)	5-3			HR		4-3		BB		3	1	1	1	1	0	1				
Frank Robinson, R OBP: 0.396, SLG: 0.447 (1, 7)		4-3		5-3			HR	F4		4	1	1	1	0	0	1				
Gene Freese, R OBP: 0.309, SLG: 0.367 (1, 5)		6-3			L7		FC3-6 1B	F3		4	0	1	0	0	0	0				
Gordy Coleman, L OBP: 0.282, SLG: 0.386 (1, 3)		4-3			K		FC3-6 1B 1-2	BB		3	0	0	0	1	1	1				
Leo Cardenas, R OBP: 0.248, SLG: 0.301 (1, 6)			6-3		1B		F9	L5		4	0	1	0	0	0	2				
Johnny Edwards, L OBP: 0.322, SLG: 0.376 (1, 2)			K		K		FC5-4 1B 1-2	4-3		4	0	1	0	0	2	2				
John Tsitouris, R OBP: 0.065, SLG: 0.067 (6, PH)			1-3			K	FC5-4 1B 1-2			1	0	0	0	0	0	0				
Eddie Kasko, R OBP: 0.322, SLG: 0.303 (6, PH)										1	0	0	0	0	1	0				
Dom Zanni, R OBP: 0.297, SLG: 0.303 (7, PH)										0	0	0	0	0	0	0				
Charlie Neal, R OBP: 0.297, SLG: 0.303 (7, PH)										1	0	0	0	0	0	2				
Al Worthington, R (7, 1)										0	0	0	0	0	0	0				
Inning Stats	R: 0 E: 0 K: 1 S: 5	H: 0 LOB: 0 BB: 0 P: 5	R: 0 E: 0 K: 0 S: 3	H: 0 LOB: 0 BB: 0 P: 3	R: 0 E: 0 K: 1 S: 5	H: 0 LOB: 0 BB: 0 P: 5	R: 1 E: 0 K: 0 S: 4	H: 1 LOB: 0 BB: 0 P: 4	R: 0 E: 0 K: 1 S: 6	H: 1 LOB: 1 BB: 0 P: 6	R: 1 E: 0 K: 0 S: 6	H: 3 LOB: 2 BB: 0 P: 6	R: 0 E: 0 K: 0 S: 3	H: 0 LOB: 1 BB: 1 P: 7	R: 0 E: 0 K: 0 S: 3	H: 0 LOB: 1 BB: 1 P: 7	1B: 4 2B: 0 3B: 0 HR: 2	SF: 0 SAC: 0 DP: 0 HBP: 0	WP: 0 PB: 0 SB: 0 CS: 0	PA: 35
PITCHER Warren Spahn, L ERA: 2.61 (1, 1)	IP: 9.0 WLS: W BF: 35 H: 6 R: 2 ER: 2 SO: 5 BB: 2 IBB: 0 HBP: 0 BLK: 0 WP: 0 HR: 2 S: 43 P: 51 ERA: 2.00 WHIP: 0.889																			

AB	33
R	2
H	6
RBI	2
BB	2
SO	5
LOB	10



Batter	1	2	3	4	5	6	7	8	9	AB	R	H	RBI	BB	SO	LOB	BOTTOM			
Denis Menke, R OBP: 0.296, SLG: 0.370 (1, 6)	5-3	L4		F3		F2		1B 1B		5	1	1	0	0	0	2	Cincinnati Reds @ Milwaukee Braves Milwaukee County Stadium, Milwaukee, WI Mon Jul 29 1963, 8:05 PM EDT Att: 6,142 - Unknown			
Eddie Mathews, L OBP: 0.382, SLG: 0.416 (1, 5)	HR	F7			E4 1B	4-3		1B 1B 1-3 2-H		4	2	2	1	1	0	1				
Hank Aaron, R OBP: 0.387, SLG: 0.593 (1, 9)	HR		L7		2B 1B 2-H FC4-2-5-3		F3	1B 1B 1-2 3-H		5	1	3	4	0	0	0				
Lee Mays, L OBP: 0.334, SLG: 0.446 (8, 7)	HR		G6-4-3 BB		2B 1-3 FC4-2-5-3		3-1	1B 1-2 2-3		4	1	3	1	1	0	0				
Joe Torre, R OBP: 0.359, SLG: 0.429 (1, 3)	1B 1B		G6-4-3 1-2		5-3		K	L8		5	0	1	0	0	1	6				
Gene Oliver, R OBP: 0.306, SLG: 0.429 (1, 7)	F9			5-3	FC4-2-5-2			SH3 1B 2B		3	0	0	0	0	0	3				
Mack Jones, L OBP: 0.317, SLG: 0.342 (8, 8)					2-3 3-H			1B 2B		1	1	1	0	0	0	0				
Frank Bolling, R OBP: 0.305, SLG: 0.314 (1, 4)	1B			E6 1B		F2		SH3		3	1	2	0	0	0	2				
Del Crandall, R OBP: 0.274, SLG: 0.290 (1, 2)	L5				2-H 1B			1B 1B		3	1	2	2	1	0	2				
Warren Spahn, L OBP: 0.213, SLG: 0.263 (1, 1)		4-3		F7				F8		3	0	0	0	1	0	2				
Inning Stats	R: 3 E: 0 K: 0 S: 7	H: 4 LOB: 2 BB: 1 P: 11	R: 0 E: 0 K: 0 S: 3	H: 0 LOB: 0 BB: 0 P: 3	R: 0 E: 0 K: 0 S: 2	H: 0 LOB: 0 BB: 1 P: 6	R: 1 E: 1 K: 0 S: 5	H: 2 LOB: 1 BB: 0 P: 5	R: 1 E: 1 K: 0 S: 6	H: 3 LOB: 2 BB: 0 P: 6	R: 0 E: 0 K: 0 S: 2	H: 0 LOB: 1 BB: 2 P: 10	R: 0 E: 0 K: 1 S: 5	H: 0 LOB: 0 BB: 0 P: 5	R: 3 E: 0 K: 0 S: 9	H: 6 LOB: 3 BB: 0 P: 9	1B: 11 2B: 2 3B: 0 HR: 2	SF: 0 SAC: 1 DP: 1 HBP: 0	WP: 0 PB: 0 SB: 0 CS: 1	PA: 41
PITCHER John Tsitouris, R ERA: 3.52 (1, 1)	IP: 5.0 WLS: L BF: 25 H: 9 R: 5 ER: 5 SO: 0 BB: 2 IBB: 0 HBP: 0 BLK: 0 WP: 0 HR: 2 S: 23 P: 31 ERA: 9.00 WHIP: 2.200																			
Dom Zanni, R ERA: 4.4 (6, 1)	IP: 1.0 WLS: L BF: 4 H: 0 R: 0 ER: 0 SO: 0 BB: 2 IBB: 0 HBP: 0 BLK: 0 WP: 0 HR: 0 S: 2 P: 10 ERA: 0.00 WHIP: 2.000																			
Al Worthington, R ERA: 3.42 (7, 1)	IP: 2.0 WLS: L BF: 12 H: 6 R: 3 ER: 3 SO: 1 BB: 0 IBB: 0 HBP: 0 BLK: 0 WP: 0 HR: 0 S: 14 P: 14 ERA: 13.50 WHIP: 3.000																			



Batter	1	2	3	4	5	6	7	8	9	AB	R	H	RBI	BB	SO	LOB	TOP					
Pete Rose, S OBP: 0.344, SLG: 0.360 (1, 4)										5	2	2	0	0	0	0	Cincinnati Reds @ St. Louis Cardinals Sportsman's Park, St. Louis, MO Tue Jul 30 1963, 8:05 PM EDT Att: 17,187 - Unknown - 84 F					
Tommy Harper, R OBP: 0.355, SLG: 0.401 (1, 9)										5	1	2	1	0	0							
Vada Pinson, L OBP: 0.358, SLG: 0.517 (1, 8)										3	0	1	1	0	0	1						
Frank Robinson, R OBP: 0.392, SLG: 0.442 (1, 7)										4	0	0	0	0	2	3						
Marty Keough, L OBP: 0.395, SLG: 0.433 (1, 3)										4	1	2	1	0	1	0						
Gene Freese, R OBP: 0.323, SLG: 0.384 (1, 5)										3	1	2	1	1	0	0						
Johnny Edwards, L OBP: 0.323, SLG: 0.376 (1, 2)										3	0	1	1	1	2	2						
Leo Cardenas, R OBP: 0.246, SLG: 0.299 (8, PH)										3	0	0	0	0	0	3						
Gordy Coleman, L OBP: 0.292, SLG: 0.386 (8, PH)										0	0	0	0	0	0	0						
Eddie Kasko, R OBP: 0.319, SLG: 0.300 (8, 6)										1	0	0	0	0	0	2						
Joe Nuxhall, L OBP: 0.196, SLG: 0.222 (5, 1)										2	0	0	0	0	0	2						
Dom Canni, R OBP: 0.292, SLG: 0.372 (8, PH)										0	0	0	0	0	0	0						
Bob Skinner, L OBP: 0.292, SLG: 0.372 (8, PH)										1	0	0	0	0	0	2						
Al Worthington, R OBP: 0.292, SLG: 0.372 (8, PH)										0	0	0	0	0	0	0						
Bill Henry, L OBP: 0.292, SLG: 0.372 (8, PH)										0	0	0	0	0	0	0						
Charlie Neal, R OBP: 0.292, SLG: 0.372 (8, PH)										1	0	0	0	0	0	0						
Inning Stats	R: 4 E: 0 K: 0 S: 8	H: 5 LOB: 1 BB: 0 P: 8	R: 0 E: 0 K: 1 S: 5	H: 0 LOB: 0 BB: 0 P: 5	R: 0 E: 0 K: 2 S: 7	H: 0 LOB: 0 BB: 0 P: 7	R: 0 E: 0 K: 1 S: 5	H: 0 LOB: 0 BB: 0 P: 5	R: 1 E: 0 K: 2 S: 9	H: 2 LOB: 1 BB: 0 P: 9	R: 0 E: 1 K: 0 S: 3	H: 0 LOB: 2 BB: 2 P: 11	R: 0 E: 0 K: 0 S: 4	H: 1 LOB: 1 BB: 0 P: 4	R: 0 E: 0 K: 1 S: 6	H: 2 LOB: 1 BB: 0 P: 6	R: 0 E: 0 K: 0 S: 3	H: 0 LOB: 0 BB: 0 P: 3	1B: 6 2B: 4 3B: 0 HR: 0	SF: 1 SAC: 0 DP: 1 HBP: 0	WP: 0 PB: 0 SB: 0 CS: 0	PA: 38
PITCHER	IP	WLS	BF	H	R	ER	SO	BB	IBB	HBP	BLK	WP	HR	S	P	ERA	WHIP					
Lew Burdette, R ERA: 3.71 (1, 1)	1.0		8	5	4	4	0	0	0	0	0	0	0	8	8	36.00	5.000					
Ernie Broglio, R ERA: 3.23 (2, 1)	6.1	W	26	5	1	1	7	2	0	0	0	0	0	38	46	1.42	1.105					
Bobby Shantz, L ERA: 2.88 (8, 1)	1.2	S	4	0	0	0	0	0	0	0	0	0	0	4	4	0.00	0.000					

AB 35
R 5
H 10
RBI 5
BB 2
SO 7
LOB 13



Batter	1	2	3	4	5	6	7	8	9	AB	R	H	RBI	BB	SO	LOB	BOTTOM					
Curt Flood, R OBP: 0.338, SLG: 0.392 (1, 8)										4	2	2	0	0	0	0	Cincinnati Reds @ St. Louis Cardinals Sportsman's Park, St. Louis, MO Tue Jul 30 1963, 8:05 PM EDT Att: 17,187 - Unknown - 84 F					
Dick Groat, R OBP: 0.401, SLG: 0.478 (1, 6)										4	0	1	2	0	1	0						
Ken Boyer, R OBP: 0.369, SLG: 0.448 (1, 5)										3	1	1	1	1	0	1						
Bill White, L OBP: 0.370, SLG: 0.527 (1, 3)										4	1	1	2	0	0	2						
Charlie James, R OBP: 0.302, SLG: 0.443 (1, 7)										4	1	1	1	0	1	0						
Mike Shannon, R OBP: 0.333, SLG: 0.333 (9, 7)										0	0	0	0	0	0	0						
Gary Kolb, L OBP: 0.456, SLG: 0.604 (1, 9)										3	0	0	0	1	3	0						
Julian Javier, R OBP: 0.308, SLG: 0.408 (1, 4)										3	0	2	0	1	0	0						
Tim McCarver, L OBP: 0.328, SLG: 0.378 (1, 2)										3	1	0	0	1	0	3						
Lew Burdette, R OBP: 0.128, SLG: 0.136 (1, 1)										0	0	0	0	0	0	0						
Ernie Broglio, R OBP: 0.107, SLG: 0.109 (2, 1)										3	1	0	0	0	1	4						
Bobby Shantz, R OBP: 0.286, SLG: 0.167 (8, 1)										0	0	0	0	0	0	0						
Inning Stats	R: 2 E: 0 K: 1 S: 7	H: 2 LOB: 0 BB: 0 P: 7	R: 0 E: 0 K: 1 S: 5	H: 0 LOB: 0 BB: 0 P: 5	R: 1 E: 1 K: 0 S: 4	H: 1 LOB: 0 BB: 0 P: 4	R: 0 E: 0 K: 1 S: 5	H: 0 LOB: 0 BB: 0 P: 5	R: 3 E: 1 K: 0 S: 6	H: 3 LOB: 1 BB: 1 P: 10	R: 0 E: 0 K: 2 S: 8	H: 1 LOB: 2 BB: 1 P: 12	R: 0 E: 0 K: 0 S: 3	H: 0 LOB: 1 BB: 1 P: 7	R: 1 E: 0 K: 1 S: 5	H: 1 LOB: 0 BB: 1 P: 9	R: 0 E: 0 K: 1 S: 5	H: 1 LOB: 0 BB: 0 P: 3	1B: 6 2B: 0 3B: 0 HR: 2	SF: 0 SAC: 0 DP: 0 HBP: 0	WP: 0 PB: 0 SB: 0 CS: 1	PA: 35
PITCHER	IP	WLS	BF	H	R	ER	SO	BB	IBB	HBP	BLK	WP	HR	S	P	ERA	WHIP					
Joe Nuxhall, L ERA: 2.57 (1, 1)	4.1	L	20	6	6	4	3	1	0	0	0	0	0	25	29	8.31	1.615					
Dom Zanni, R ERA: 4.31 (5, 1)	0.2		2	0	0	0	0	0	0	0	0	0	0	2	2	0.00	0.000					
Al Worthington, R ERA: 3.47 (6, 1)	2.0		10	2	1	1	2	2	0	0	0	0	1	12	20	4.50	2.000					
Bill Henry, L ERA: 6.1 (8, 1)	1.0		3	0	0	0	1	1	0	0	0	0	0	4	8	0.00	1.000					



Batter	1	2	3	4	5	6	7	8	9	AB	R	H	RBI	BB	SO	LOB	TOP
Pete Rose, S OBP: 0.347, SLG: 0.366 (1, 4)										5	1	3	2	0	0	1	Cincinnati Reds @ St. Louis Cardinals Sportsman's Park, St. Louis, MO Wed Jul 31 1963, 8:05 PM EDT Att: 15,977 - Unknown - 89 F
Tommy Harper, R OBP: 0.354, SLG: 0.406 (1, 9)										5	2	2	1	0	2	2	
Vada Pinson, L OBP: 0.354, SLG: 0.512 (1, 8)										5	0	0	0	0	0	4	
Frank Robinson, R OBP: 0.395, SLG: 0.447 (1, 7)										5	1	3	2	0	0	0	
Marty Keough, L OBP: 0.354, SLG: 0.452 (1, 3)										4	1	1	2	0	1	2	
Gene Freese, R OBP: 0.328, SLG: 0.383 (1, 5)										3	1	1	1	1	1	1	
Johnny Edwards, L OBP: 0.325, SLG: 0.377 (1, 2)										4	1	2	1	0	0	2	
Eddie Kasko, R OBP: 0.317, SLG: 0.298 (1, 6)										4	1	1	0	0	1	3	
Jim O'Toole, S OBP: 0.167, SLG: 0.153 (1, 1)										3	1	1	0	0	1	0	
Inning Stats	R: 2 E: 0 K: 0 S: 6	H: 3 LOB: 1 BB: 0 P: 6	R: 2 E: 0 K: 0 S: 5	H: 3 LOB: 0 BB: 0 P: 5	R: 2 E: 0 K: 0 S: 5	H: 2 LOB: 1 BB: 1 P: 9	R: 0 E: 0 K: 2 S: 7	H: 0 LOB: 0 BB: 0 P: 7	R: 0 E: 0 K: 1 S: 5	H: 1 LOB: 1 BB: 0 P: 6	R: 1 E: 1 K: 0 S: 5	H: 2 LOB: 1 BB: 0 P: 5	R: 2 E: 0 K: 0 S: 6	H: 3 LOB: 1 BB: 0 P: 6	1B: 10 2B: 3 HR: 1	SF: 1 SAC: 1 DP: 1 HBP: 0	WP: 0 PA: 41 PB: 2 SB: 0 CS: 2
PITCHER	IP WLS BF H R ER SO BB IBB HBP BLK WP HR S P ERA WHIP	IP WLS BF H R ER SO BB IBB HBP BLK WP HR S P ERA WHIP	IP WLS BF H R ER SO BB IBB HBP BLK WP HR S P ERA WHIP	IP WLS BF H R ER SO BB IBB HBP BLK WP HR S P ERA WHIP	IP WLS BF H R ER SO BB IBB HBP BLK WP HR S P ERA WHIP	IP WLS BF H R ER SO BB IBB HBP BLK WP HR S P ERA WHIP	IP WLS BF H R ER SO BB IBB HBP BLK WP HR S P ERA WHIP	IP WLS BF H R ER SO BB IBB HBP BLK WP HR S P ERA WHIP	IP WLS BF H R ER SO BB IBB HBP BLK WP HR S P ERA WHIP	IP WLS BF H R ER SO BB IBB HBP BLK WP HR S P ERA WHIP	IP WLS BF H R ER SO BB IBB HBP BLK WP HR S P ERA WHIP	IP WLS BF H R ER SO BB IBB HBP BLK WP HR S P ERA WHIP	IP WLS BF H R ER SO BB IBB HBP BLK WP HR S P ERA WHIP	IP WLS BF H R ER SO BB IBB HBP BLK WP HR S P ERA WHIP	IP WLS BF H R ER SO BB IBB HBP BLK WP HR S P ERA WHIP	IP WLS BF H R ER SO BB IBB HBP BLK WP HR S P ERA WHIP	IP WLS BF H R ER SO BB IBB HBP BLK WP HR S P ERA WHIP
Bob Gibson, R ERA: 3.79 (1, 1)	4.0 L 20 8 6 5 2 1 0 0 0 0 0 1 23 27 11.25 2.250	3.0 10 1 0 0 4 0 0 0 0 0 0 0 18 18 0.00 0.333	2.0 11 5 3 3 0 0 0 0 0 0 0 0 11 11 13.50 2.500														
Barney Schultz, R ERA: 3.95 (5, 1)																	
Ed Bauta, R ERA: 3.93 (8, 1)																	

AB	38
R	9
H	14
RBI	9
BB	1
SO	6
LOB	15

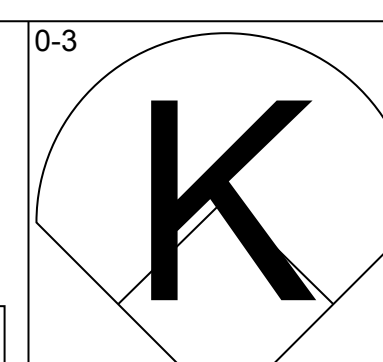
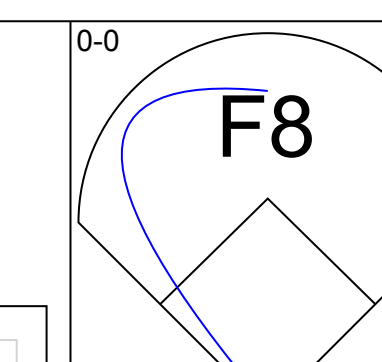
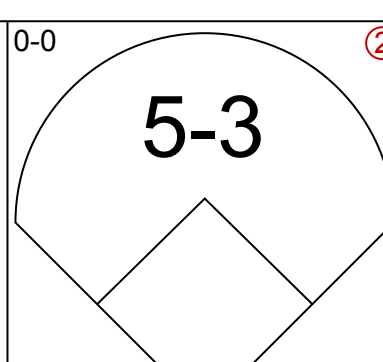
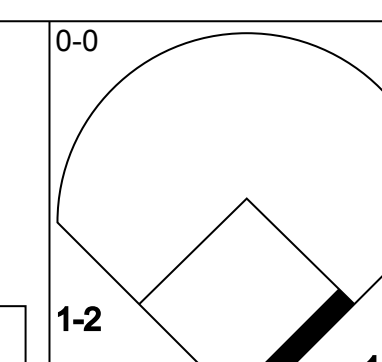
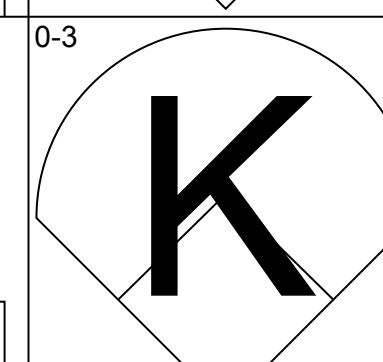
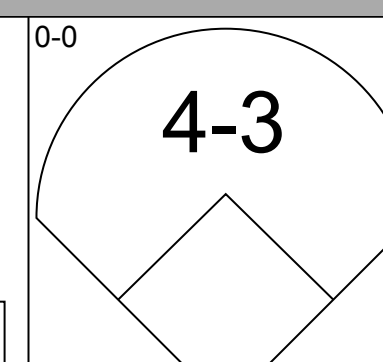
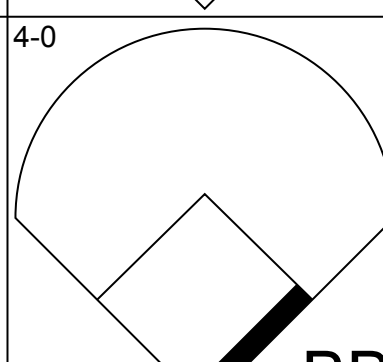
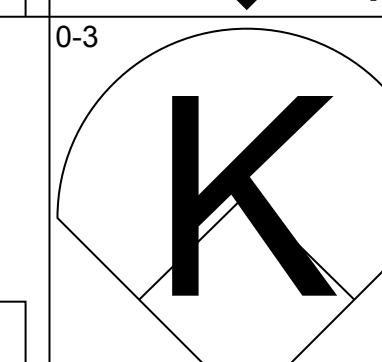
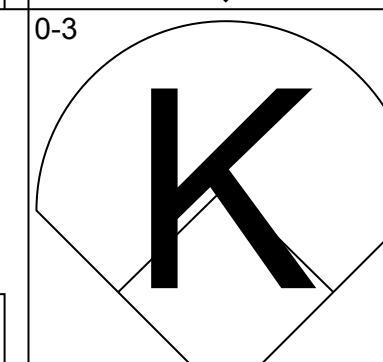
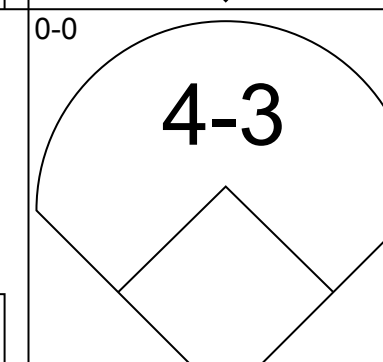
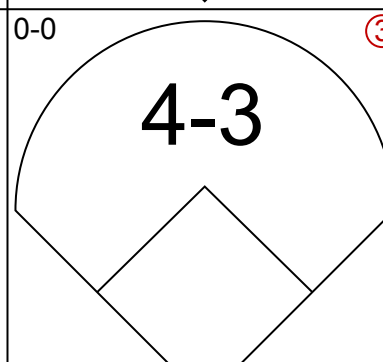
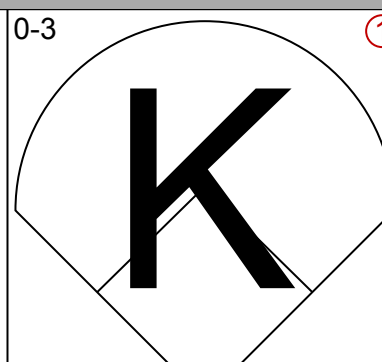
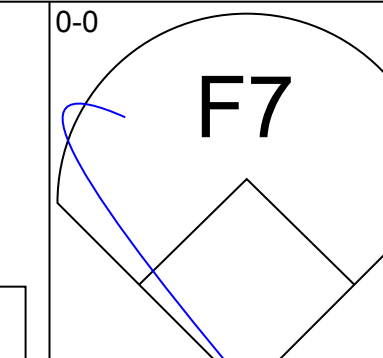
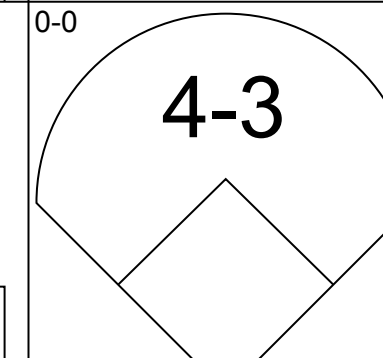
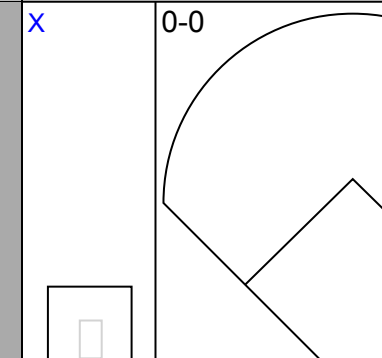
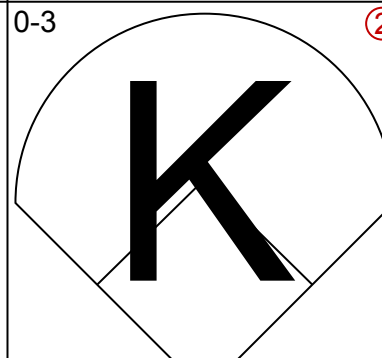
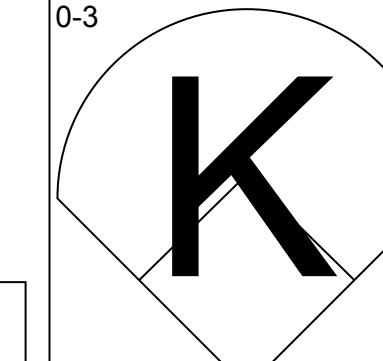
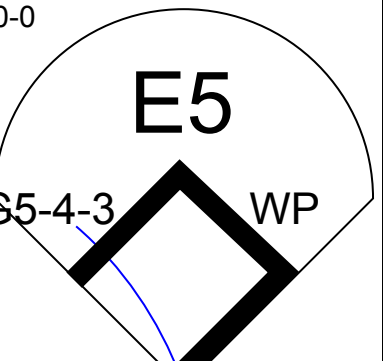
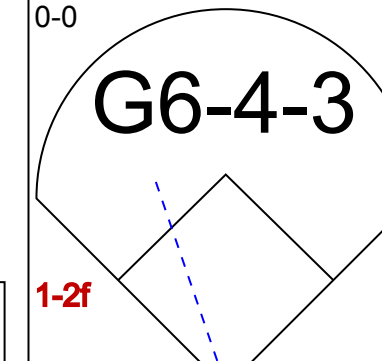
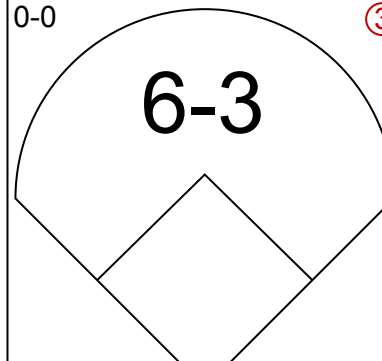
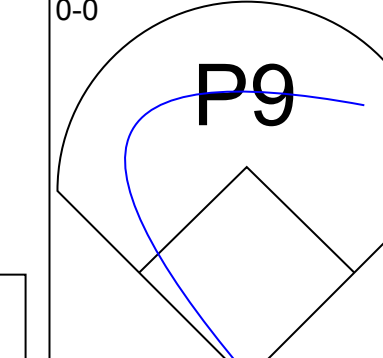
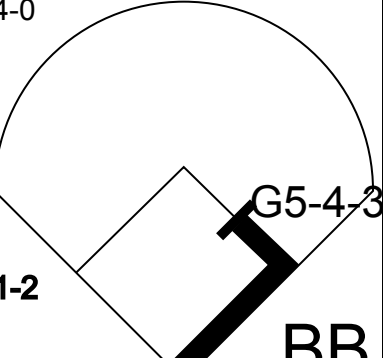
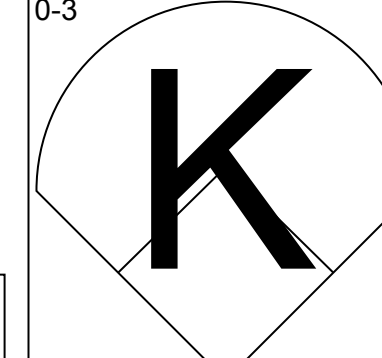
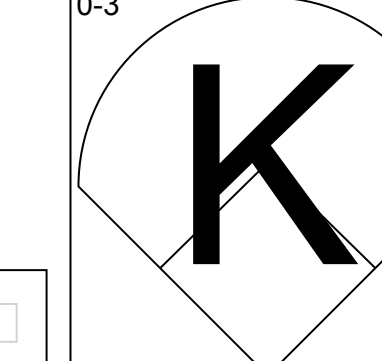
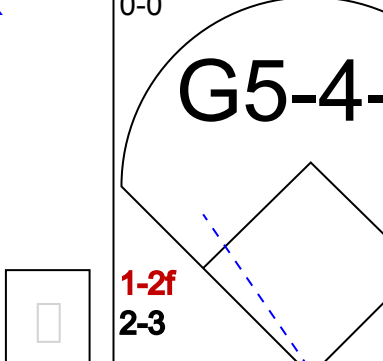
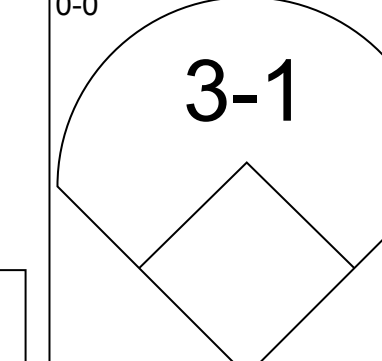
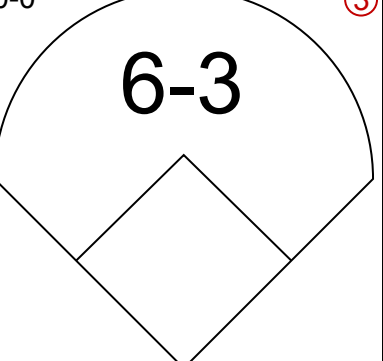
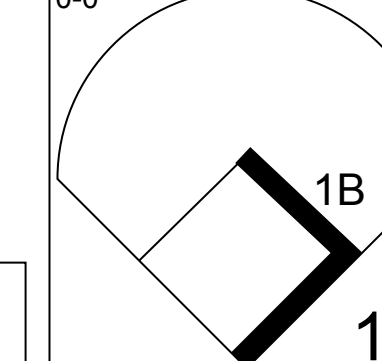
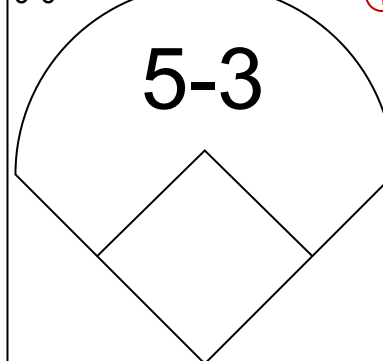
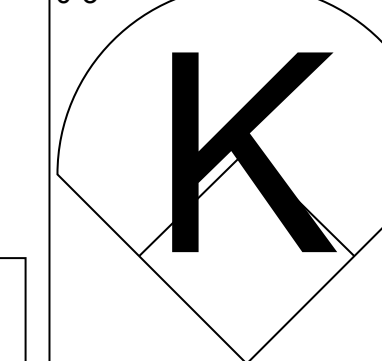


Batter	1	2	3	4	5	6	7	8	9	AB	R	H	RBI	BB	SO	LOB	BOTTOM				
Curt Flood, R OBP: 0.337, SLG: 0.391 (1, 8)										4	0	1	0	0	0	2	Cincinnati Reds @ St. Louis Cardinals Sportsman's Park, St. Louis, MO Wed Jul 31 1963, 8:05 PM EDT Att: 15,977 - Unknown - 89 F				
Dick Groat, R OBP: 0.398, SLG: 0.473 (1, 6)										4	0	0	0	0	0	2					
Bill White, L OBP: 0.369, SLG: 0.524 (1, 3)										4	0	1	0	0	1	1					
Ken Boyer, R OBP: 0.365, SLG: 0.444 (1, 5)										4	0	0	0	0	1	2					
Charlie James, R OBP: 0.297, SLG: 0.436 (1, 7)										4	0	0	0	0	1	0					
Gary Kolb, L OBP: 0.444, SLG: 0.596 (1, 9)										4	1	1	0	0	1	0					
Dal Maxvill, R OBP: 0.333, SLG: 0.263 (1, 4)										3	1	2	1	1	0	0					
Tim McCarver, L OBP: 0.326, SLG: 0.376 (1, 2)										4	0	1	0	0	0	3					
Bob Gibson, R ERA: 2.24 (1, 1)	9.0 W 36 7 2 2 7 1 0 0 0 0 0 0 49 53 2.00 0.889																				
Jeff Long, R (4, PH)																					
Barney Schultz, R (5, 1)																					
Mike Shannon, R (7, PH)																					
Ed Bauta, R (8, 1)																					
George Altman, L (9, PH)																					
Inning Stats	R: 0 E: 0 K: 0 S: 4	H: 1 LOB: 1 BB: 0 P: 4	R: 2 E: 0 K: 1 S: 8	H: 3 LOB: 1 BB: 0 P: 8	R: 0 E: 0 K: 2 S: 7	H: 0 LOB: 0 BB: 0 P: 7	R: 0 E: 1 K: 1 S: 7	H: 1 LOB: 2 BB: 0 P: 7	R: 0 E: 0 K: 0 S: 4	H: 1 LOB: 1 BB: 0 P: 4	R: 0 E: 0 K: 1 S: 5	H: 0 LOB: 0 BB: 0 P: 5	R: 0 E: 0 K: 1 S: 6	H: 1 LOB: 1 BB: 0 P: 6	R: 0 E: 0 K: 0 S: 3	H: 0 LOB: 0 BB: 0 P: 3	R: 0 E: 1 K: 1 S: 5	H: 0 LOB: 1 BB: 1 P: 9	1B: 5 2B: 2 HR: 0	SF: 0 SAC: 0 DP: 0 HBP: 0	WP: 0 PA: 36 PB: 0 SB: 0 CS: 0
PITCHER	IP WLS BF H R ER SO BB IBB HBP BLK WP HR S P ERA WHIP	IP WLS BF H R ER SO BB IBB HBP BLK WP HR S P ERA WHIP	IP WLS BF H R ER SO BB IBB HBP BLK WP HR S P ERA WHIP	IP WLS BF H R ER SO BB IBB HBP BLK WP HR S P ERA WHIP	IP WLS BF H R ER SO BB IBB HBP BLK WP HR S P ERA WHIP	IP WLS BF H R ER SO BB IBB HBP BLK WP HR S P ERA WHIP	IP WLS BF H R ER SO BB IBB HBP BLK WP HR S P ERA WHIP	IP WLS BF H R ER SO BB IBB HBP BLK WP HR S P ERA WHIP	IP WLS BF H R ER SO BB IBB HBP BLK WP HR S P ERA WHIP	IP WLS BF H R ER SO BB IBB HBP BLK WP HR S P ERA WHIP	IP WLS BF H R ER SO BB IBB HBP BLK WP HR S P ERA WHIP	IP WLS BF H R ER SO BB IBB HBP BLK WP HR S P ERA WHIP	IP WLS BF H R ER SO BB IBB HBP BLK WP HR S P ERA WHIP	IP WLS BF H R ER SO BB IBB HBP BLK WP HR S P ERA WHIP	IP WLS BF H R ER SO BB IBB HBP BLK WP HR S P ERA WHIP	IP WLS BF H R ER SO BB IBB HBP BLK WP HR S P ERA WHIP					



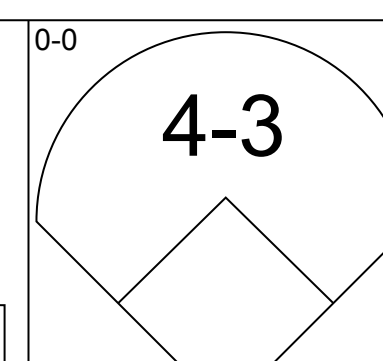
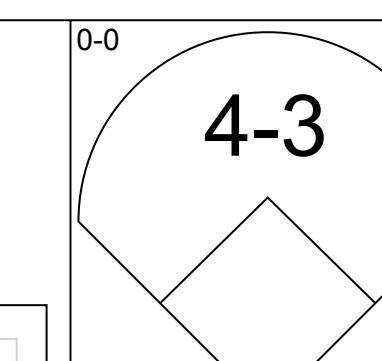
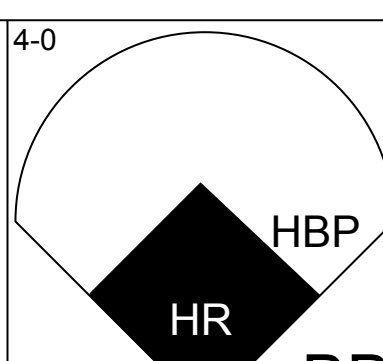
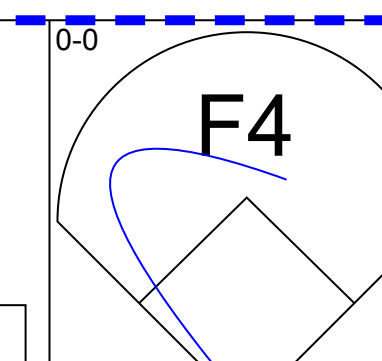
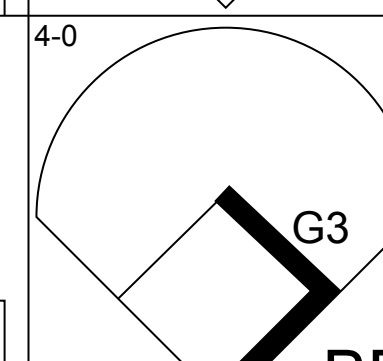
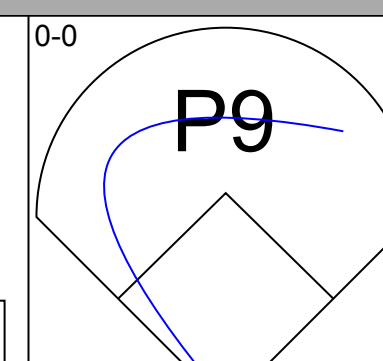
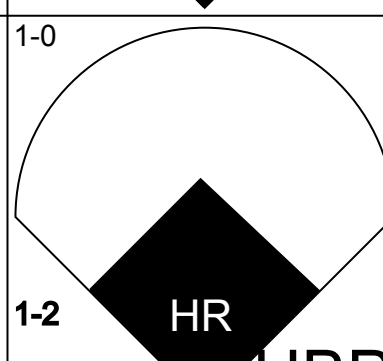
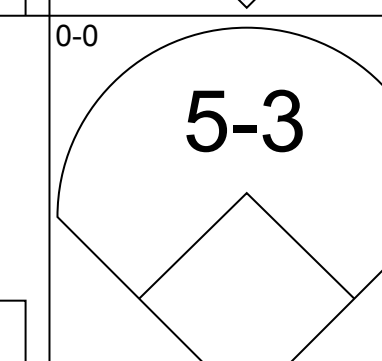
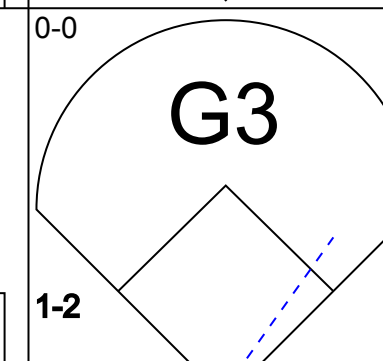
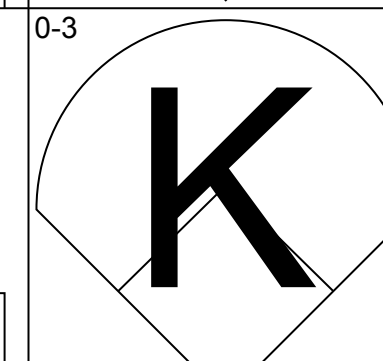
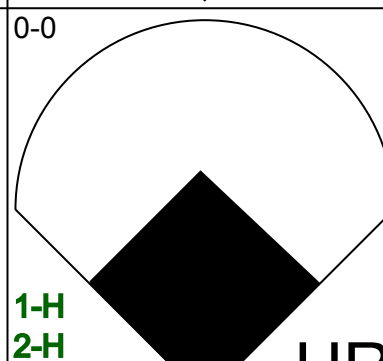
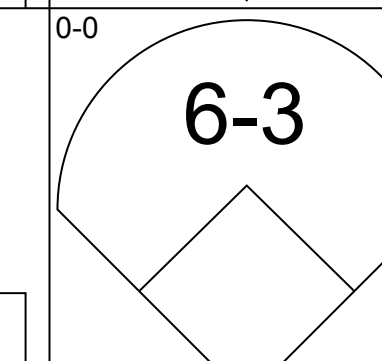
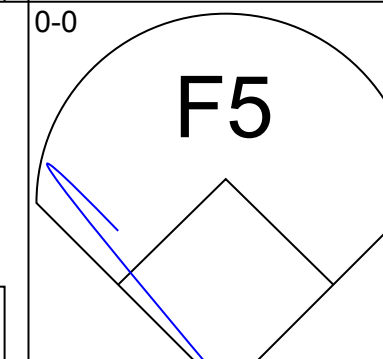
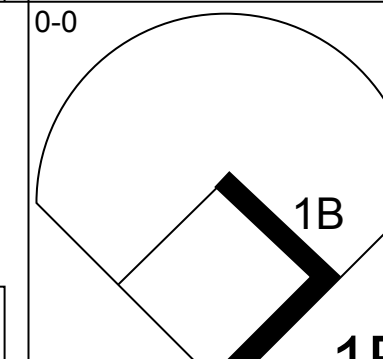
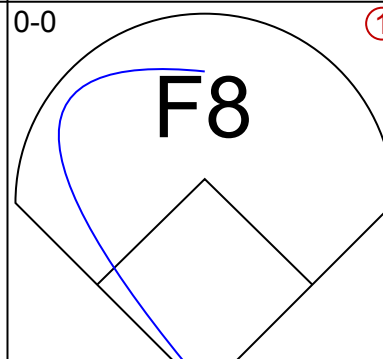
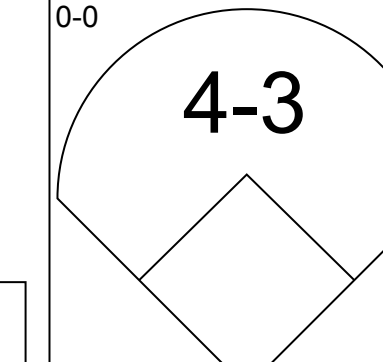
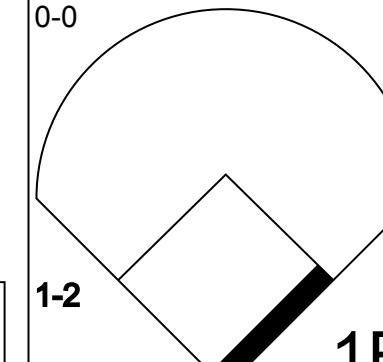
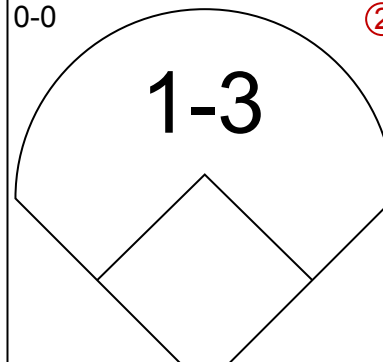
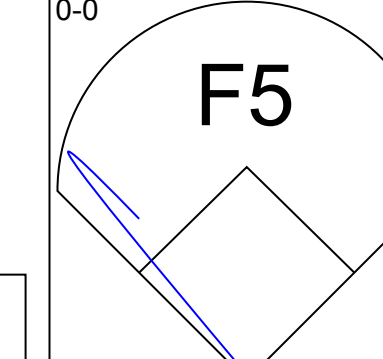
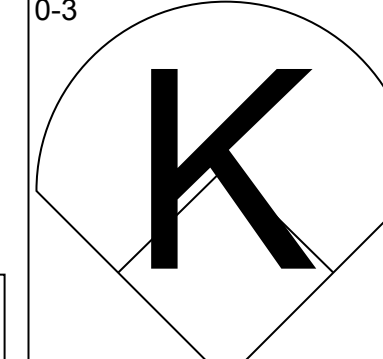
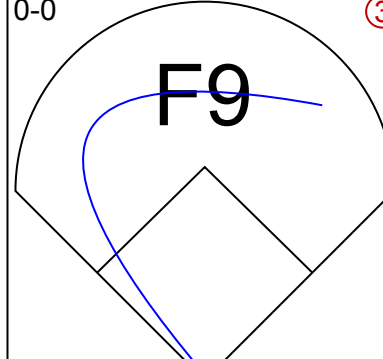
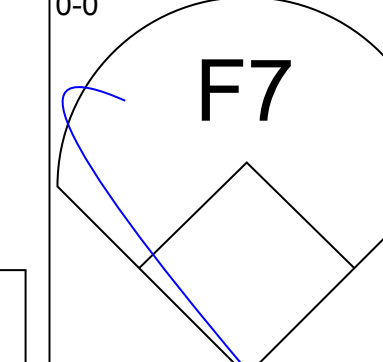
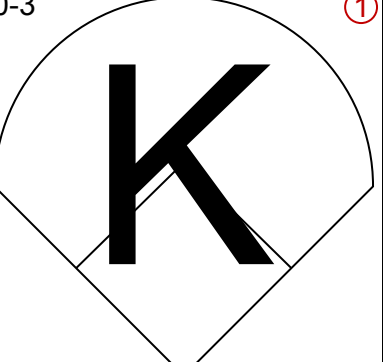
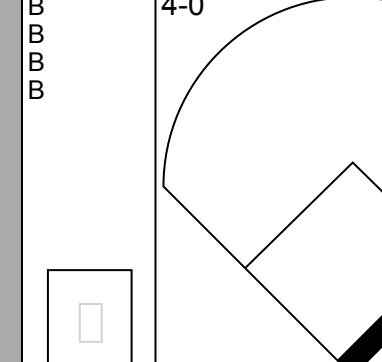
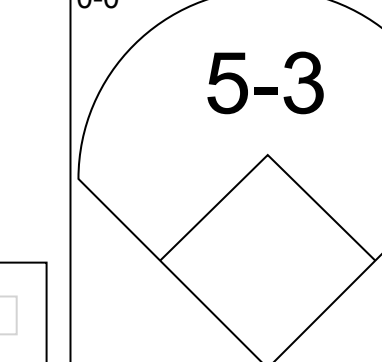
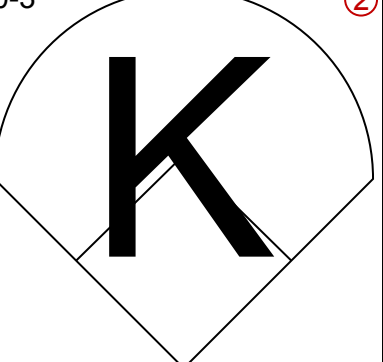
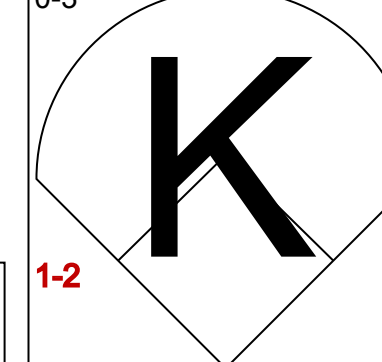
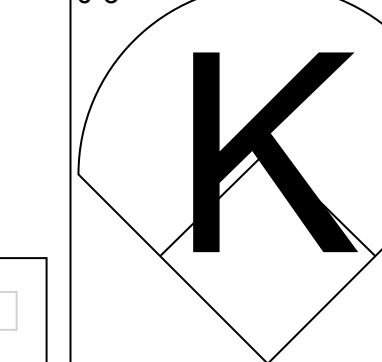
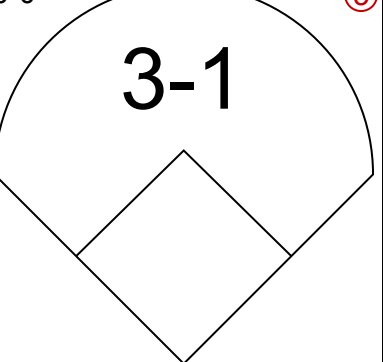
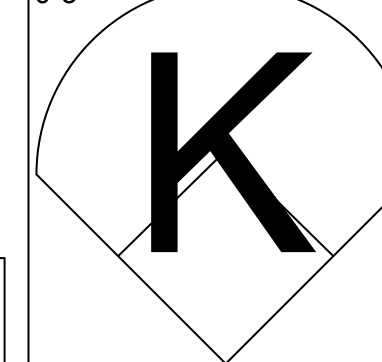
Batter	1	2	3	4	5	6	7	8	9	AB	R	H	RBI	BB	SO	LOB	TOP					
Pete Rose, S OBP: 0.346, SLG: 0.365 (1, 4)										4	1	1	0	0	0	2	Cincinnati Reds @ St. Louis Cardinals Sportsman's Park, St. Louis, MO Thu Aug 01 1963, 4:33 AM EDT Att: 10,300 - Unknown - 89 F AB 32 R 2 H 7 RBI 1 BB 0 SO 3 LOB 9					
Tommy Harper, R OBP: 0.357, SLG: 0.408 (1, 9)										4	1	2	0	0	0	1						
Vada Pinson, L OBP: 0.351, SLG: 0.507 (1, 8)										4	0	0	0	0	0	2						
Frank Robinson, R OBP: 0.393, SLG: 0.445 (1, 7)										4	0	1	0	0	0	0						
Gene Freese, R OBP: 0.321, SLG: 0.373 Gordy Coleman, L OBP: 0.281, SLG: 0.386 (9, PH)										3	0	0	0	0	0	1						
Don Pavletich, R OBP: 0.276, SLG: 0.279 (1, 3)										3	0	1	0	0	0	0						
Bob Skinner, L OBP: 0.331, SLG: 0.372 (9, PH)										0	0	0	0	0	0	0						
Charlie Neal, R OBP: 0.296, SLG: 0.301 (9, PH)										1	0	0	0	0	0	1						
Eddie Kasko, R OBP: 0.309, SLG: 0.290 (1, 6)										3	0	0	0	0	0	1						
Johnny Edwards, L OBP: 0.323, SLG: 0.374 (1, 2)										3	0	0	0	0	0	1						
Joey Jay, S OBP: 0.179, SLG: 0.184 Leo Cardenas, R OBP: 0.248, SLG: 0.301 Bill Henry, L (8, 1)										2	0	1	0	0	0	1						
										1	0	1	0	0	0	0						
										0	0	0	0	0	0	0						
Inning Stats	R: 1 E: 0 K: 0 S: 4	H: 2 LOB: 0 BB: 0 P: 4	R: 0 E: 0 K: 0 S: 3	H: 0 LOB: 0 BB: 0 P: 3	R: 0 E: 0 K: 0 S: 4	H: 1 LOB: 1 BB: 0 P: 4	R: 0 E: 0 K: 1 S: 5	H: 0 LOB: 0 BB: 0 P: 5	R: 0 E: 0 K: 1 S: 6	H: 1 LOB: 1 BB: 0 P: 6	R: 0 E: 0 K: 0 S: 3	H: 0 LOB: 0 BB: 0 P: 3	R: 0 E: 0 K: 0 S: 3	H: 1 LOB: 1 BB: 0 P: 6	R: 1 E: 0 K: 0 S: 5	H: 2 LOB: 1 BB: 0 P: 5	1B: 6 2B: 1 3B: 0 HR: 0	SF: 1 SAC: 0 DP: 1 HBP: 0	WP: 0 PB: 0 SB: 0 CS: 0	PA: 33		
PITCHER	IP	WLS	BF	H	R	ER	SO	BB	IBB	HBP	BLK	WP	HR	S	P	ERA	WHIP					
Curt Simmons, L ERA: 3.01 Ron Taylor, R ERA: 3.03 Bobby Shantz, L ERA: 2.86	(1, 1)	8.1	W	31	7	2	2	3	0	0	0	0	0	0	37	37	2.16	0.840				
	(9, 1)	0.1		1	0	0	0	0	0	0	0	0	0	0	1	1	0.00	0.000				
	(9, 1)	0.1	S	1	0	0	0	0	0	0	0	0	0	0	1	1	0.00	0.000				

Batter	1	2	3	4	5	6	7	8	9	AB	R	H	RBI	BB	SO	LOB	BOTTOM					
Curt Flood, R OBP: 0.336, SLG: 0.388 (1, 8)										3	1	0	0	1	1	2	Cincinnati Reds @ St. Louis Cardinals Sportsman's Park, St. Louis, MO Thu Aug 01 1963, 4:33 AM EDT Att: 10,300 - Unknown - 89 F AB 27 R 3 H 7 RBI 3 BB 5 SO 5 LOB 16					
Dick Groat, R OBP: 0.399, SLG: 0.474 (1, 6)										3	0	1	0	1	0	1						
George Altman, L OBP: 0.339, SLG: 0.406 (7, 7)										4	1	3	1	0	0	1						
Bill White, L OBP: 0.370, SLG: 0.523 (1, 3)										1	1	0	1	2	1	2						
Ken Boyer, R OBP: 0.364, SLG: 0.442 (1, 5)										4	0	1	0	0	0	3						
Stan Musial, L OBP: 0.330, SLG: 0.419 Gary Kolb, L OBP: 0.444, SLG: 0.596 Charlie James, R OBP: 0.300, SLG: 0.438 Mike Shannon, R OBP: 0.250, SLG: 0.250 (9, 9)										3	0	1	0	0	0	3						
Tim McCarver, L OBP: 0.325, SLG: 0.372 (1, 2)										2	0	0	1	1	0	0						
Daf Maxwell, R OBP: 0.292, SLG: 0.227 Julian Javier, R OBP: 0.308, SLG: 0.408 (9, 4)										3	0	0	0	0	1	2						
Curt Simmons, L OBP: 0.151, SLG: 0.137 Ron Taylor, R OBP: 0.042, SLG: 0.042 Bobby Shantz, R OBP: 0.286, SLG: 0.167 (9, 1)										0	0	0	0	0	0	0						
										0	0	0	0	0	0	0						
										0	0	0	0	0	0	0						
Inning Stats	R: 0 E: 0 K: 2 S: 9	H: 2 LOB: 3 BB: 1 P: 13	R: 0 E: 0 K: 0 S: 3	H: 0 LOB: 0 BB: 0 P: 3	R: 1 E: 0 K: 0 S: 4	H: 1 LOB: 1 BB: 1 P: 8	R: 0 E: 0 K: 2 S: 8	H: 1 LOB: 2 BB: 1 P: 12	R: 1 E: 0 K: 0 S: 3	H: 1 LOB: 0 BB: 1 P: 7	R: 0 E: 0 K: 1 S: 6	H: 1 LOB: 1 BB: 0 P: 6	R: 0 E: 0 K: 0 S: 3	H: 1 LOB: 1 BB: 1 P: 7	R: 1 E: 0 K: 0 S: 3	H: 1 LOB: 1 BB: 1 P: 7		1B: 5 2B: 1 3B: 0 HR: 1	SF: 2 SAC: 0 DP: 1 HBP: 0	WP: 0 PB: 0 SB: 0 CS: 1	PA: 35	
PITCHER	IP	WLS	BF	H	R	ER	SO	BB	IBB	HBP	BLK	WP	HR	S	P	ERA		WHIP				
Joey Jay, R ERA: 4.12 Bill Henry, L ERA: 6.19	(1, 1)	7.0	L	30	6	2	2	5	4	0	0	0	0	0	36	52	2.57	1.429				
	(8, 1)	1.0		4	1	1	1	0	1	0	0	0	0	3	7	9.00	2.000					

Batter	1	2	3	4	5	6	7	8	9	AB	R	H	RBI	BB	SO	LOB	TOP			
Bob Bailey, R OBP: 0.317, SLG: 0.341 (1, 5)										4	0	1	0	0	1	1	Pittsburgh Pirates @ Cincinnati Reds Crosley Field, Cincinnati, OH Fri Aug 02 1963, 7:05 PM EDT Att: 14,807 - Unknown			
Bill Virdon, L OBP: 0.305, SLG: 0.347 (1, 8)										3	0	0	0	1	2	2				
Roberto Clemente, R OBP: 0.361, SLG: 0.462 (1, 9)										4	0	0	0	0	2	1				
Jerry Lynch, L OBP: 0.351, SLG: 0.470 (1, 7)										0	0	0	0	0	0	0				
Bill Mazaroski, R OBP: 0.312, SLG: 0.390 (1, 4)										4	0	0	0	0	1	1				
Don Clendenon, R OBP: 0.346, SLG: 0.462 (1, 3)										2	0	0	0	1	1	0				
Jim Pagliaroni, R OBP: 0.371, SLG: 0.455 (1, 2)										3	0	0	0	0	1	2				
Johnny Logan, R OBP: 0.308, SLG: 0.238 (1, 6)										3	0	2	0	0	0	1				
Don Cardwell, R OBP: 0.170, SLG: 0.071 (1, 1)										2	0	0	0	0	1	1				
Willie Stargell, L OBP: 0.276, SLG: 0.385 (8, PH)										1	0	0	0	0	1	1				
Harvey Haddix, L OBP: 0.182, SLG: 0.400 (8, 1)										0	0	0	0	0	0	0				
Inning Stats	R: 0 E: 0 K: 3 S: 9	H: 0 LOB: 0 BB: 0 P: 9	R: 0 E: 0 K: 1 S: 5	H: 0 LOB: 0 BB: 0 P: 5	R: 0 E: 0 K: 2 S: 8	H: 1 LOB: 1 BB: 0 P: 8	R: 0 E: 0 K: 0 S: 3	H: 0 LOB: 0 BB: 0 P: 3	R: 0 E: 1 K: 0 S: 3	H: 0 LOB: 1 BB: 1 P: 7	R: 0 E: 0 K: 1 S: 5	H: 1 LOB: 0 BB: 0 P: 5	R: 0 E: 0 K: 2 S: 9	H: 2 LOB: 2 BB: 0 P: 9	R: 0 E: 0 K: 2 S: 7	H: 0 LOB: 0 BB: 0 P: 7	1B: 4 2B: 0 3B: 0 HR: 0	SF: 0 SAC: 0 DP: 2 HBP: 0	WP: 1 PB: 0 SB: 0 CS: 0	PA: 32
PITCHER Jim Maloney, R ERA: 2.72 (1, 1)	IP: 9.0 WLS: W BF: 32 H: 4 R: 0 ER: 0 SO: 11 BB: 2 IBB: 0 HBP: 0 BLK: 0 WP: 1 HR: 0 S: 52 P: 60 ERA: 0.00 WHIP: 0.667															PITCHER				

AB	26
R	0
H	3
RBI	0
BB	2
SO	10
LOB	10



Batter	1	2	3	4	5	6	7	8	9	AB	R	H	RBI	BB	SO	LOB	BOTTOM			
Pete Rose, S OBP: 0.345, SLG: 0.362 (1, 4)										3	1	0	0	1	0	0	Pittsburgh Pirates @ Cincinnati Reds Crosley Field, Cincinnati, OH Fri Aug 02 1963, 7:05 PM EDT Att: 14,807 - Unknown			
Tommy Harper, R OBP: 0.355, SLG: 0.404 (1, 9)										2	1	0	0	1	0	0				
Vada Pinson, L OBP: 0.350, SLG: 0.511 (1, 8)										4	1	1	3	0	1	1				
Frank Robinson, R OBP: 0.393, SLG: 0.444 (1, 7)										3	0	1	0	0	0	1				
Marty Keough, L OBP: 0.353, SLG: 0.449 (1, 3)										3	0	1	0	0	0	0				
Gene Freese, R OBP: 0.314, SLG: 0.364 (1, 5)										3	0	0	0	0	1	2				
Johnny Edwards, L OBP: 0.323, SLG: 0.372 (1, 2)										2	0	0	0	1	1	0				
Eddie Kasko, R OBP: 0.302, SLG: 0.282 (1, 6)										3	0	0	0	0	2	1				
Jim Maloney, L OBP: 0.188, SLG: 0.148 (1, 1)										3	0	0	0	0	2	0				
Inning Stats	R: 0 E: 0 K: 0 S: 3	H: 0 LOB: 1 BB: 1 P: 7	R: 0 E: 0 K: 0 S: 3	H: 0 LOB: 0 BB: 0 P: 3	R: 0 E: 0 K: 1 S: 5	H: 0 LOB: 0 BB: 0 P: 5	R: 0 E: 0 K: 2 S: 9	H: 2 LOB: 2 BB: 0 P: 9	R: 0 E: 0 K: 0 S: 6	H: 0 LOB: 1 BB: 1 P: 10	R: 0 E: 0 K: 0 S: 3	H: 0 LOB: 0 BB: 0 P: 3	R: 0 E: 0 K: 2 S: 9	H: 0 LOB: 0 BB: 1 P: 9	R: 0 E: 0 K: 0 S: 6	H: 0 LOB: 0 BB: 1 P: 10	1B: 2 2B: 0 3B: 0 HR: 1	SF: 0 SAC: 0 DP: 0 HBP: 1	WP: 0 PB: 0 SB: 0 CS: 1	PA: 30
PITCHER Don Cardwell, R ERA: 3.66 Harvey Haddix, L ERA: 3.91 (8, 1)	IP: 7.0 WLS: L BF: 27 H: 3 R: 3 ER: 3 SO: 7 BB: 3 IBB: 0 HBP: 1 BLK: 0 WP: 0 HR: 1 S: 37 P: 50 ERA: 3.86 WHIP: 0.857															PITCHER				



Batter	1	2	3	4	5	6	7	8	9	AB	R	H	RBI	BB	SO	LOB	TOP
Bob Bailey, R OBP: 0.314, SLG: 0.338 (1, 5)	F4	6-3			F2			2B 1B	6-3	5	1	1	0	0	0	4	Pittsburgh Pirates @ Cincinnati Reds Crosley Field, Cincinnati, OH Sun Aug 04 1963, 3:33 AM EDT Unknown
Bill Virdon, L OBP: 0.305, SLG: 0.352 (1, 8)	1-3		K		F9			1B		4	1	1	0	0	1	0	
Roberto Clemente, R OBP: 0.367, SLG: 0.487 (1, 9)	1B		6-3					1B	G6-4-3	4	0	3	2	0	0	0	
Jerry Lynch, L OBP: 0.347, SLG: 0.457 (1, 7)	1B		F9		F2			P9		0	0	0	0	0	0	0	
Bill Mazerowski, R OBP: 0.311, SLG: 0.389 (1, 4)	FC6-4				1B			G6-4-3		4	0	1	0	0	0	4	
Smoky Burgess, L OBP: 0.338, SLG: 0.385 (1, 2)		SH3-4 1B			4-3			F2	P9	4	0	1	0	0	0	2	
Donn Clendenon, R OBP: 0.346, SLG: 0.460 (1, 3)		SH3-4 1B			P8			6-3		4	0	2	0	0	0	1	
Johnny Logan, R OBP: 0.311, SLG: 0.241 (1, 6)		F7			L8			5-3		3	0	0	0	1	0	3	
Bob Friend, R OBP: 0.108, SLG: 0.094 Bob Veale, S (2, 1)		SH3-4			K			4-3		0	0	0	0	0	0	0	
Manny Mota, R OBP: 0.389, SLG: 0.382 Vern Law, R OBP: 0.217, SLG: 0.217 Willie Stargell, L OBP: 0.274, SLG: 0.381 (9, PH)		1-2 2-3						3-1		1	0	0	0	0	0	1	
										1	0	0	0	0	0	0	
										1	0	0	0	0	0	2	
Inning Stats	R: 0 E: 0 K: 0 S: 5	H: 2 LOB: 2 BB: 0 P: 5	R: 0 E: 0 K: 0 S: 5	H: 2 LOB: 0 BB: 0 P: 5	R: 0 E: 0 K: 1 S: 4	H: 1 LOB: 0 BB: 0 P: 4	R: 0 E: 0 K: 0 S: 4	H: 0 LOB: 0 BB: 0 P: 5	R: 0 E: 0 K: 0 S: 3	H: 0 LOB: 0 BB: 0 P: 3	R: 2 E: 0 K: 0 S: 5	H: 3 LOB: 0 BB: 0 P: 5	R: 0 E: 0 K: 0 S: 4	H: 1 LOB: 2 BB: 1 P: 8	1B: 9 2B: 1 3B: 0 HR: 0	SF: 0 SAC: 1 DP: 1 HBP: 0	
PITCHER Bob Purkey, R ERA: 3.51 (1, 1)	IP: 9.0 WLS: W BF: 37 H: 10 R: 2 ER: 2 SO: 2 BB: 1 IBB: 0 HBP: 0 BLK: 0 WP: 0 HR: 0 S: 40 P: 44 ERA: 2.00 WHIP: 1.222																

Batter	1	2	3	4	5	6	7	8	9	AB	R	H	RBI	BB	SO	LOB	BOTTOM	
Pete Rose, S OBP: 0.346, SLG: 0.364 (1, 4)	S 1B	2B 2B		FC5-4 BB		K		FC6-4 G6-4-3		4	2	2	1	1	1	1	Pittsburgh Pirates @ Cincinnati Reds Crosley Field, Cincinnati, OH Sun Aug 04 1963, 3:33 AM EDT Unknown	
Tommy Harper, R OBP: 0.356, SLG: 0.393 (1, 9)	K	2B BB		FC5-4 BB		S BB		G6-4-3		3	1	0	0	2	1	3		
Vada Pinson, L OBP: 0.355, SLG: 0.512 (1, 8)	2B 1B	K		1-2 BB		F8				3	1	1	1	1	3			
Frank Robinson, R OBP: 0.395, SLG: 0.448 (1, 7)	FC5-4 2B	2B		F4		BB				3	0	2	3	1	0	1		
Marty Keough, L OBP: 0.367, SLG: 0.443 (1, 3)	FC5-4 IBB	BB		1B BB		K				1	0	0	0	3	1	2		
Gene Freese, R OBP: 0.310, SLG: 0.380 (1, 5)	FC5-4	4-3		E 1B		F5				4	0	1	0	0	0	4		
Johnny Edwards, L OBP: 0.316, SLG: 0.364 (1, 2)	F6		K		K			4-3		4	0	0	0	0	2	4		
Eddie Kasko, R OBP: 0.288, SLG: 0.267 (1, 6)		E6 2B		F9		K		1-3		4	1	0	0	0	1	2		
Bob Purkey, R OBP: 0.179, SLG: 0.086 (1, 1)	K		K		F7			FC6-4 1B		4	0	1	0	0	2	3		
Inning Stats	R: 2 E: 0 K: 1 S: 8	H: 3 LOB: 2 BB: 1 P: 12	R: 3 E: 1 K: 2 S: 10	H: 2 LOB: 2 BB: 2 P: 18	R: 0 E: 0 K: 2 S: 7	H: 0 LOB: 0 BB: 0 P: 7	R: 0 E: 0 K: 0 S: 2	H: 0 LOB: 1 BB: 2 P: 10	R: 0 E: 1 K: 2 S: 8	H: 1 LOB: 2 BB: 1 P: 12	R: 0 E: 0 K: 2 S: 7	H: 0 LOB: 2 BB: 2 P: 15	R: 0 E: 0 K: 0 S: 3	H: 1 LOB: 0 BB: 0 P: 3	1B: 4 2B: 3 3B: 0 HR: 0	SF: 0 SAC: 0 DP: 1 HBP: 0		WP: 0 PA: 38 PB: 0 SB: 2 CS: 0
PITCHER Bob Friend, R ERA: 2.12 Bob Veale, L ERA: 0.73 Vern Law, R ERA: 4.93	IP: 1.1 WLS: L BF: 11 H: 4 R: 5 ER: 2 SO: 2 BB: 1 IBB: 1 HBP: 0 BLK: 0 WP: 0 HR: 0 S: 13 P: 21 ERA: 13.50 WHIP: 3.750																	

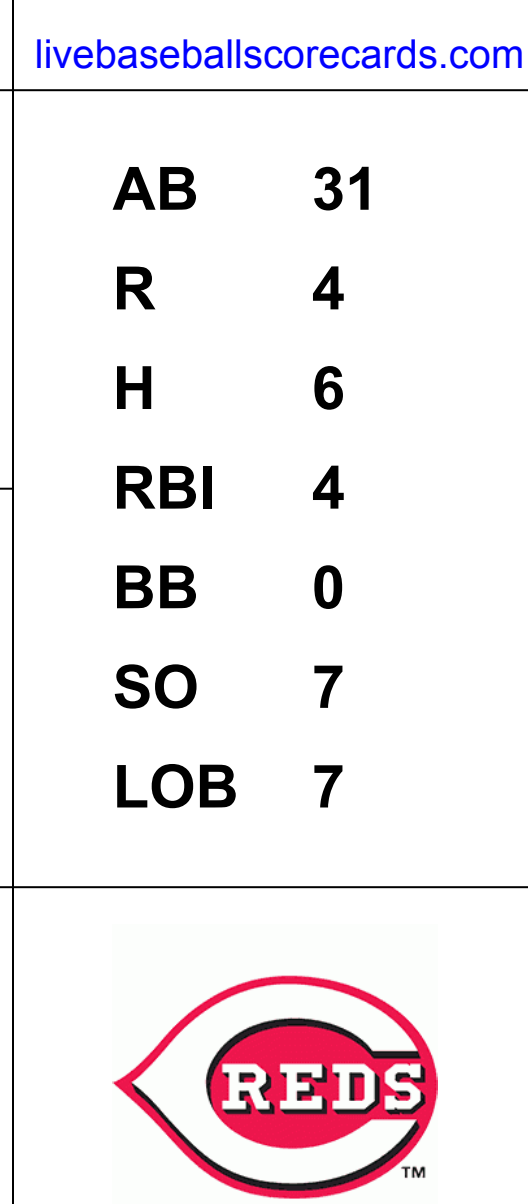
Batter	1	2	3	4	5	6	7	8	9	AB	R	H	RBI	BB	SO	LOB	TOP			
Bob Bailey, R (1.5) OBP: 0.313, SLG: 0.344										4	1	1	1	0	1	0	Pittsburgh Pirates @ Cincinnati Reds Crosley Field, Cincinnati, OH Sun Aug 04 1963, 3:38 AM EDT Att: 18,380 - Unknown			
Manny Mota, R (1.7) OBP: 0.375, SLG: 0.351										3	0	0	0	1	0	0				
Roberto Clemente, R (1.9) OBP: 0.365, SLG: 0.485										4	0	1	0	0	0	1				
Bill Mazerowski, R (1.4) OBP: 0.310, SLG: 0.388										4	0	1	0	0	0	2				
Donn Clendenon, R (1.3) OBP: 0.345, SLG: 0.457										3	0	0	0	1	2	1				
Jim Pagliaroni, R (1.2) OBP: 0.366, SLG: 0.440										4	0	1	0	0	0	0				
Bill Virdon, L (1.8) OBP: 0.305, SLG: 0.349										3	0	0	0	1	1	2				
Johnny Logan, R (1.6) OBP: 0.305, SLG: 0.235										3	0	0	0	0	0	3				
Joe Gibbon, R (1.1) OBP: 0.037, SLG: 0.037										2	0	0	0	0	0	0				
Smoky Burgess, L (7, PH) OBP: 0.336, SLG: 0.383										1	0	0	0	0	1	0				
Roy Face, R (7, 1) OBP: 0.143, SLG: 0.143										0	0	0	0	0	0	0				
Inning Stats	R: 1 E: 0 K: 1 S: 7	H: 2 LOB: 1 BB: 0 P: 7	R: 0 E: 0 K: 0 S: 2	H: 0 LOB: 0 BB: 1 P: 6	R: 0 E: 1 K: 1 S: 6	H: 0 LOB: 1 BB: 0 P: 6	R: 0 E: 0 K: 1 S: 6	H: 1 LOB: 2 BB: 1 P: 10	R: 0 E: 0 K: 0 S: 4	H: 0 LOB: 0 BB: 0 P: 3	R: 0 E: 0 K: 1 S: 5	H: 0 LOB: 0 BB: 0 P: 5	R: 0 E: 0 K: 0 S: 3	H: 0 LOB: 0 BB: 0 P: 3	R: 0 E: 0 K: 1 S: 5	H: 0 LOB: 0 BB: 0 P: 5	1B: 3 2B: 0 3B: 0 HR: 1	SF: 0 SAC: 0 DP: 1 HBP: 0	WP: 0 PB: 0 SB: 0 CS: 0	PA: 34
PITCHER Joe Nuxhall, L (1.1) ERA: 2.47	IP: 9.0 WLS: W BF: 34 H: 4 R: 1 ER: 1 SO: 5 BB: 3 IBB: 0 HBP: 0 BLK: 0 WP: 0 HR: 1 S: 41 P: 53 ERA: 1.00 WHIP: 0.778																			

livebaseballscores.com

AB	31
R	1
H	4
RBI	1
BB	3
SO	5
LOB	9



Batter	1	2	3	4	5	6	7	8	9	AB	R	H	RBI	BB	SO	LOB	BOTTOM			
Pete Rose, S (1.4) OBP: 0.345, SLG: 0.363										4	1	1	0	0	1	1	Pittsburgh Pirates @ Cincinnati Reds Crosley Field, Cincinnati, OH Sun Aug 04 1963, 3:38 AM EDT Att: 18,380 - Unknown			
Tommy Harper, R (1.9) OBP: 0.364, SLG: 0.417										4	3	3	2	0	0	0				
Vada Pinson, L (1.8) OBP: 0.352, SLG: 0.508										4	0	0	1	0	1	1				
Frank Robinson, R (1.7) OBP: 0.391, SLG: 0.443										4	0	0	0	0	0	1				
Gene Freese, R (1.5) OBP: 0.318, SLG: 0.386										3	0	2	1	0	1	0				
Gene Green, R (1.2) OBP: 0.247, SLG: 0.305										3	0	0	0	0	1	2				
Don Pavletich, R (1.3) OBP: 0.269, SLG: 0.271										3	0	0	0	0	1	0				
Leo Cardenas, R (1.6) OBP: 0.246, SLG: 0.298										3	0	0	0	0	1	1				
Joe Nuxhall, L (1.1) OBP: 0.184, SLG: 0.208										3	0	0	0	0	1	1				
Inning Stats	R: 2 E: 0 K: 0 S: 6	H: 3 LOB: 1 BB: 0 P: 6	R: 0 E: 1 K: 3 S: 10	H: 0 LOB: 1 BB: 0 P: 10	R: 1 E: 0 K: 2 S: 9	H: 2 LOB: 1 BB: 0 P: 9	R: 0 E: 0 K: 0 S: 3	H: 0 LOB: 0 BB: 0 P: 3	R: 1 E: 0 K: 0 S: 4	H: 1 LOB: 0 BB: 0 P: 4	R: 0 E: 0 K: 2 S: 7	H: 0 LOB: 0 BB: 0 P: 7	R: 0 E: 0 K: 0 S: 3	H: 0 LOB: 0 BB: 0 P: 3	R: 0 E: 0 K: 0 S: 3	H: 0 LOB: 0 BB: 0 P: 3		1B: 4 2B: 1 3B: 0 HR: 1	SF: 0 SAC: 0 DP: 0 HBP: 0	WP: 0 PB: 0 SB: 1 CS: 0
PITCHER Joe Gibbon, L (1.1) ERA: 2.49	IP: 6.0 WLS: L BF: 25 H: 6 R: 4 ER: 4 SO: 7 BB: 0 IBB: 0 HBP: 0 BLK: 0 WP: 0 HR: 1 S: 39 P: 39 ERA: 6.00 WHIP: 1.000																			
Roy Face, R (7, 1) ERA: 3.11	IP: 2.0 WLS: L BF: 6 H: 0 R: 0 ER: 0 SO: 0 BB: 0 IBB: 0 HBP: 0 BLK: 0 WP: 0 HR: 0 S: 6 P: 6 ERA: 0.00 WHIP: 0.000																			



Batter	1	2	3	4	5	6	7	8	9	10	AB	R	H	RBI	BB	SO	LOB	TOP									
Pete Rose, S OBP: 0.345, SLG: 0.374 (1, 4)	1-1 F6		1-2 F7		0-0 HR		2-1 4-3		0-2 1B 3B	2-3 K	6	2	2	2	0	1	2										
Tommy Harper, R OBP: 0.364, SLG: 0.410 (1, 9)	2-3 K		0-0 F9		4-2 1B BB		4-2 FC3-6 BB		3-3 K	1-2 2-3 3-H 0-3 K	4	1	0	0	2	3	3										
Vada Pinson, L OBP: 0.354, SLG: 0.511 (1, 8)	0-1 G3			1-1 F9 2B	2-2 1B		1-1 FC3-6 E S 1-2		1-0 1B		5	0	3	2	0	0	1										
Frank Robinson, R OBP: 0.389, SLG: 0.438 (1, 7)		0-0 P2		2-0 6-3	4-1 1B		2-2 5-3		3-H F7		4	0	0	0	1	0	3										
Marty Keough, L OBP: 0.362, SLG: 0.430 (1, 3)	4-0 BB BB		0-1 F9	0-1 4-3				0-1 B3		0-1 E1 2B	4	1	0	0	1	0	3										
Gene Freese, R OBP: 0.320, SLG: 0.394 (1, 5)	1-2 F2		0-0 6-3		0-1 4-3		0-1 1B 2B		0-0 FC5-6 1B	0-0 F7	5	0	2	0	0	0	3										
Johnny Edwards, L OBP: 0.320, SLG: 0.367 (1, 2)	4-1 1-2 BB		4-0 SH1-3 HR BB		2-3 K		2-1 FC5-6 FC5-4 1-2		2-1 FC5-6 FC5-4 1-2	0-0 1B WP 2B	3	2	1	1	2	1	2										
Leo Cardenas, R OBP: 0.248, SLG: 0.297 (1, 6)	0-3 K		1-0 F7	1-0 F7	1-1 1B		0-0 FC5-4 1-2		0-0 FC5-4 1-2	4-0 WP 1B IBB	4	0	1	0	1	1	4										
Jim O'Toole, S OBP: 0.194, SLG: 0.150 (5, 1) Jim Coates, R OBP: 0.309, SLG: 0.370 (5, PH) Al Worthington, R OBP: 0.315, SLG: 0.388 (5, PH) Gordy Coleman, R OBP: 0.167, SLG: 0.200 (5, 1)	1-0 4-1		2-2 SH1-3 K	2-3 K			2-2 1B		2-2 1B	0-1 WP 1B	1	0	0	0	0	0	0										
Inning Stats	R: 0 E: 0 K: 1 S: 7	H: 0 LOB: 0 BB: 0 P: 10	R: 0 E: 0 K: 1 S: 12	H: 0 LOB: 2 BB: 2 P: 21	R: 0 E: 0 K: 0 S: 6	H: 0 LOB: 0 BB: 0 P: 8	R: 0 E: 0 K: 0 S: 6	H: 1 LOB: 1 BB: 0 P: 9	R: 3 E: 0 K: 2 S: 13	H: 2 LOB: 2 BB: 3 P: 30	R: 0 E: 0 K: 0 S: 10	H: 2 LOB: 1 BB: 0 P: 15	R: 0 E: 0 K: 0 S: 9	H: 0 LOB: 1 BB: 1 P: 18	R: 0 E: 0 K: 0 S: 6	H: 1 LOB: 1 BB: 0 P: 8	R: 1 E: 0 K: 1 S: 11	H: 3 LOB: 1 BB: 0 P: 17	R: 2 E: 1 K: 2 S: 13	H: 2 LOB: 2 BB: 1 P: 19	1B: 6 2B: 3 3B: 1 HR: 1	SF: 0 SAC: 1 DP: 0 HBP: 0	WP: 1 PB: 0 SB: 2 CS: 0	PA: 47			
PITCHER	IP 4.2	WLS 2	BF 21	H 3	R 3	ER 3	SO 2	BB 4	IBB 0	HBP 0	BLK 0	WP 0	HR 1	S 41	P 71	ERA 5.79	WHIP 1.500										
Ryne Duren, R ERA: 3.63 (1, 1)																											
Dallas Green, R ERA: 2.55 (5, 1)	0.1	2	0	0	0	0	0	1	0	0	0	0	0	3	7	0.00	3.000										
John Boozler, R ERA: 3.14 (6, 1)	3.1	14	5	1	1	2	1	0	0	0	0	0	0	31	49	2.70	1.800										
Jack Baldschun, R ERA: 1.95 (9, 1)	1.2	L	10	3	2	1	3	0	1	0	0	1	0	18	28	5.40	1.800										

Cincinnati Reds @ Philadelphia Phillies
 Connie Mack Stadium, Philadelphia, PA
 Tue Aug 06 1963, 7:05 PM EDT
 Unknown

AB	39
R	6
H	11
RBI	5
BB	7
SO	7
LOB	22



Batter	1	2	3	4	5	6	7	8	9	10	AB	R	H	RBI	BB	SO	LOB	BOTTOM								
Tony Taylor, R OBP: 0.332, SLG: 0.353 (1, 4)	1-1 5-3		0-0 1B		4-3 1-2 3-H		2-1 P4		1-3 K		5	0	1	1	0	1	2									
Johnny Callison, L OBP: 0.333, SLG: 0.466 (1, 9)	1-2 BB 1B		2-3 K		1-0 F9		1-3 K		0-0 4-3		5	0	1	0	0	2	2									
Tony Gonzalez, L OBP: 0.362, SLG: 0.450 (1, 7)	4-0 1-2 BB		0-1 4-3		0-0 1B 1B		3-2 6-3		2-1 6-3		4	1	1	1	1	0	1									
Roy Sliemers, R OBP: 0.316, SLG: 0.424 (1, 3)	2-3 K		0-0 6-3		4-2 1B 1B		4-0 BB BB		2-1 F8		2	1	0	0	2	1	2									
Cookie Rojas, R OBP: 0.250, SLG: 0.200 (7, PR)											0	0	0	0	0	0	0									
Frank Torre, L OBP: 0.310, SLG: 0.326 (8, 3)					1-2 1B BB		1-2 BB BB				1	0	0	0	0	0	0									
Don Demeter, R OBP: 0.330, SLG: 0.457 (1, 8)	2-3 K		1-2 F7		3-2 1B 1B		4-2 BB BB				4	0	1	1	1	1	2									
Don Hoak, R OBP: 0.287, SLG: 0.330 (1, 5)		0-0 6-3		0-0 E5	3-1 1-2 2-H 1B		1-2 L8				5	0	1	1	0	0	2									
Bob Oldis, R OBP: 0.220, SLG: 0.268 (1, 2)		0-0 F7		1-2 F9	2-1 F2						2	0	0	0	0	0	1									
Wes Covington, L OBP: 0.373, SLG: 0.558 (5, PH)											1	0	0	0	0	0	2									
John Boozler, R OBP: 0.143, SLG: 0.143 (6, 1)											1	0	1	0	0	0	0									
Jack Baldschun, R (9, 1)											0	0	0	0	0	0	0									
Ruben Amaro, R OBP: 0.278, SLG: 0.306 (10, PH)											1	0	0	0	0	0	0									
Bobby Wine, R OBP: 0.240, SLG: 0.285 (1, 6)		0-0 F8		2-2 1B 4-3 1B		0-0 F7		1-2 FC5-4 1B			4	1	1	0	0	0	1									
Ryne Duren, R OBP: 0.263, SLG: 0.176 (1, 1)			2-3 K		3-2 1B 4-3 1B		0-0 F8		1-2 F9		1	0	0	0	0	1	0									
Dallas Green, L OBP: 0.043, SLG: 0.043 (5, 1)											0	0	0	0	0	0	0									
Earl Averill, R OBP: 0.311, SLG: 0.327 (6, 2)											3	1	1	0	0	0	1									
Inning Stats	R: 0 E: 0 K: 2 S: 13	H: 1 LOB: 1 BB: 1 P: 23	R: 0 E: 0 K: 0 S: 3	H: 0 LOB: 0 BB: 0 P: 3	R: 0 E: 0 K: 2 S: 9	H: 1 LOB: 1 BB: 0 P: 13	R: 0 E: 1 K: 0 S: 8	H: 0 LOB: 1 BB: 0 P: 10	R: 4 E: 0 K: 0 S: 18	H: 5 LOB: 2 BB: 1 P: 36	R: 0 E: 0 K: 0 S: 4	H: 0 LOB: 0 BB: 0 P: 6	R: 0 E: 0 K: 1 S: 11	H: 0 LOB: 2 BB: 2 P: 24	R: 0 E: 0 K: 1 S: 11	H: 1 LOB: 1 BB: 0 P: 15	R: 0 E: 0 K: 0 S: 5	H: 0 LOB: 0 BB: 0 P: 9	R: 0 E: 0 K: 0 S: 3	H: 0 LOB: 0 BB: 0 P: 3	1B: 8 2B: 0 3B: 0 HR: 0	SF: 0 SAC: 0 DP: 0 HBP: 0	WP: 0 PB: 0 SB: 0 CS: 0	PA: 43		
PITCHER	IP 4.2	WLS 1	BF 24	H 7	R 4	ER 4	SO 4	BB 2	IBB 0	HBP 0	BLK 0	WP 0	HR 0	S 49	P 81	ERA 7.71	WHIP 1.929									
Jim O'Toole, L ERA: 2.38 (1, 1)																										
Jim Coates, R ERA: 5.12 (5, 1)	0.1	1	0	0	0	0	0	0	0	0	0	0	0	2	4	0.00	0.000									
Al Worthington, R ERA: 3.09 (6, 1)	3.0	12	1	0	0	2	2	0	0	0	0	0	0	26	45	0.00	1.000									
Bill Henry, L ERA: 5.62 (9, 1)	2.0	W	6	0	0	0	0	0	0	0	0	0	0	8	12	0.00	0.000									

Cincinnati Reds @ Philadelphia Phillies
 Connie Mack Stadium, Philadelphia, PA
 Tue Aug 06 1963, 7:05 PM EDT
 Unknown

AB	39
R	4
H	8
RBI	4
BB	4
SO	6
LOB	16



Batter	1	2	3	4	5	6	7	8	9	AB	R	H	RBI	BB	SO	LOB	TOP			
Pete Rose, S OBP: 0.342, SLG: 0.371 (1, 4)	0-1 F3		0-0 6-3			0-3 K		0-0 6-3		4	0	0	0	0	1	1	Cincinnati Reds @ Philadelphia Phillies Connie Mack Stadium, Philadelphia, PA Tue Aug 06 1963, 7:05 PM EDT Att: 32,761 - Unknown			
Tommy Harper, R OBP: 0.362, SLG: 0.407 (1, 9)	2-2 BLK 1B		0-0 6-3			0-0 F9		0-0 F8		4	0	1	0	0	0	1				
Vada Pinson, L OBP: 0.352, SLG: 0.506 (1, 8)	1-2 F9			2-0 6-3		0-3 K			0-0 4-3	4	0	0	0	0	1	1				
Frank Robinson, R OBP: 0.388, SLG: 0.434 (1, 7)	4-0 IBB			0-0 6-3			1-3 K		0-0 P6	3	0	0	0	1	1	0				
Gene Freese, R OBP: 0.318, SLG: 0.411 (1, 5)	0-0 F8			0-0 F8			1-2 HR		0-3 K	4	1	1	1	0	1	2				
Gene Green, R OBP: 0.239, SLG: 0.294 (1, 2)		0-3 K			0-0 6-3		0-0 P6			3	0	0	0	0	1	0				
Don Pavletich, R OBP: 0.262, SLG: 0.264 (1, 3)		0-0 F9			0-0 F3		0-0 6-3			3	0	0	0	0	0	0				
Leo Cardenas, R OBP: 0.251, SLG: 0.301 (1, 6)		1-2 5-3			4-1 BB			0-0 6-3 2B		2	0	1	0	1	0	0				
Joey Jay, S OBP: 0.171, SLG: 0.175 (8, PH)			0-2 6-3		2-3 K			2-1 5-3		2	0	0	0	0	1	1				
Charlie Neal, R OBP: 0.295, SLG: 0.300 (8, 1)										1	0	0	0	0	0	1				
Dom Zanni, R (8, 1)										0	0	0	0	0	0	0				
Inning Stats	R: 0 E: 0 K: 0 S: 10	H: 1 LOB: 2 BB: 1 P: 17	R: 0 E: 0 K: 1 S: 7	H: 0 LOB: 0 BB: 0 P: 8	R: 0 E: 0 K: 0 S: 6	H: 0 LOB: 0 BB: 0 P: 6	R: 0 E: 0 K: 0 S: 3	H: 0 LOB: 0 BB: 1 P: 5	R: 0 E: 0 K: 2 S: 7	H: 0 LOB: 1 BB: 0 P: 12	R: 1 E: 0 K: 1 S: 8	H: 1 LOB: 0 BB: 0 P: 10	R: 0 E: 0 K: 0 S: 5	H: 1 LOB: 1 BB: 0 P: 7	R: 0 E: 0 K: 1 S: 5	H: 0 LOB: 0 BB: 0 P: 5	1B: 1 2B: 1 3B: 0 HR: 1	SF: 0 SAC: 0 DP: 0 HBP: 0	WP: 0 PB: 0 SB: 0 CS: 0	PA: 32
PITCHER Dennis Bennett, L ERA: 1.78 (1, 1)	IP: 9.0 WLS: W BF: 32 H: 3 R: 1 ER: 1 SO: 6 BB: 1 IBB: 1 HBP: 0 BLK: 1 WP: 0 HR: 1 S: 57 P: 77 ERA: 1.00 WHIP: 0.444																			

Batter	1	2	3	4	5	6	7	8	9	AB	R	H	RBI	BB	SO	LOB	BOTTOM			
Tony Taylor, R OBP: 0.335, SLG: 0.362 (1, 4)	1-1 4-3 2B		0-0 2B	0-0 F9			0-0 2B	0-0 FC6-4		5	3	3	0	0	0	1	Cincinnati Reds @ Philadelphia Phillies Connie Mack Stadium, Philadelphia, PA Tue Aug 06 1963, 7:05 PM EDT Att: 32,761 - Unknown			
Johnny Callison, L OBP: 0.337, SLG: 0.475 (1, 9)	1-1 4-3		0-0 G3 1B		1-1 1B		0-0 2B			4	3	3	1	0	0	1				
Wes Covington, L OBP: 0.379, SLG: 0.564 (7, PR)	1-1 2-3 G3		0-0 3-H G3		2-2 2-H 4-3 1B		4-0 2B L6-5 IBB			3	0	2	2	1	0	1				
Don Demeter, R OBP: 0.330, SLG: 0.457 (8, 8)		3-H 2B	2-3 2B		0-0 2-H 1B		0-0 L6-5 IBB			4	1	2	3	0	0	2				
Tony Gonzalez, L OBP: 0.383, SLG: 0.453 (8, 7)	2-2 G3		2-2 3-H 1B		0-0 4-3		0-0 2B			4	1	2	3	0	0	2				
Roy Sievers, R OBP: 0.316, SLG: 0.422 (1, 3)	0-2 L5		0-0 1B		0-0 F7		0-0 L6-5			4	0	1	0	0	0	5				
Clay Dalrymple, L OBP: 0.330, SLG: 0.366 (1, 2)		2-1 F7	1-2 1B		0-0 L9		0-0 P6			4	0	1	1	0	0	3				
Don Hoak, R OBP: 0.283, SLG: 0.325 (9, 5)		2-1 6-3	2-2 6-3		2-2 5-3		0-0 6-3			4	0	0	0	0	0	2				
Bobby Wine, R OBP: 0.236, SLG: 0.280 (1, 6)		0-0 5-3		0-0 P4		0-0 5-3		0-3 K		4	0	0	0	0	1	0				
Dennis Bennett, L OBP: 0.077, SLG: 0.077 (1, 1)			1-3 K		0-3 K		0-3 K		0-0 FC6-4 1B	4	0	1	0	0	3	0				
Inning Stats	R: 1 E: 0 K: 0 S: 14	H: 2 LOB: 1 BB: 0 P: 19	R: 0 E: 0 K: 0 S: 5	H: 0 LOB: 0 BB: 0 P: 9	R: 3 E: 0 K: 1 S: 16	H: 5 LOB: 2 BB: 0 P: 22	R: 0 E: 0 K: 1 S: 5	H: 0 LOB: 0 BB: 0 P: 5	R: 1 E: 0 K: 0 S: 8	H: 2 LOB: 1 BB: 0 P: 11	R: 0 E: 0 K: 1 S: 7	H: 0 LOB: 0 BB: 0 P: 9	R: 2 E: 0 K: 0 S: 5	H: 3 LOB: 2 BB: 1 P: 9	R: 0 E: 0 K: 1 S: 6	H: 1 LOB: 1 BB: 0 P: 6	1B: 6 2B: 7 3B: 1 HR: 0	SF: 0 SAC: 0 DP: 1 HBP: 0	WP: 0 PB: 0 SB: 0 CS: 0	PA: 37
PITCHER Joey Jay, R ERA: 4.38 (1, 1)	IP: 7.0 WLS: L BF: 33 H: 12 R: 7 ER: 7 SO: 3 BB: 0 IBB: 1 HBP: 0 BLK: 0 WP: 0 HR: 0 S: 60 P: 84 ERA: 9.00 WHIP: 1.714																			
Dom Zanni, R ERA: 4.18 (8, 1)	IP: 1.0 WLS: L BF: 4 H: 1 R: 0 ER: 0 SO: 1 BB: 0 IBB: 0 HBP: 0 BLK: 0 WP: 0 HR: 0 S: 6 P: 6 ERA: 0.00 WHIP: 1.000																			

Batter	1	2	3	4	5	6	7	8	9	AB	R	H	RBI	BB	SO	LOB	TOP					
Pete Rose, S OBP: 0.344, SLG: 0.372 (1, 4)	0-0 CS 1B		2-1 S 1B			2-1 L9		2-0 P6-3 1-2		4	1	2	0	0	0	1	Cincinnati Reds @ Philadelphia Phillies Connie Mack Stadium, Philadelphia, PA Wed Aug 07 1963, 7:05 PM EDT Att: 9,964 - Unknown					
Tommy Harper, R OBP: 0.365, SLG: 0.413 (1, 9)	3-1 G3-6-3 1-2 1B		3-2 1B			0-0 S 1B		0-1 L9		4	0	3	1	0	0	1						
Vada Pinson, L OBP: 0.351, SLG: 0.504 (1, 8)	0-0 G3-6-3 1-2		0-0 G3			2-2 F7			1-0 FC4-6 1B	4	0	1	0	0	0	3						
Frank Robinson, R OBP: 0.386, SLG: 0.430 (1, 7)		4-2 G6-3 BB		1-1 F8		1-0 4-3			0-0 FC4-6 8-3	3	0	0	0	1	0	2						
Marty Keough, L OBP: 0.359, SLG: 0.424 (1, 3)	1-2 G6-3 1-2		0-0 4-3				2-2 CS 1B		0-0 8-3	4	0	1	0	0	0	2						
Gene Freese, R OBP: 0.319, SLG: 0.410 (1, 5)	2-2 1B		2-2 L7				1-1 5-3 1-2			3	0	1	0	0	0	1						
Johnny Edwards, L OBP: 0.320, SLG: 0.365 (1, 2)	0-0 4-3				0-1 F9		1-1 HBP			2	0	0	0	0	0	1						
Leo Cardenas, R OBP: 0.249, SLG: 0.299 (1, 6)			2-3 K		0-0 5-3		2-1 F7			3	0	0	0	0	1	1						
Jim Maloney, L OBP: 0.182, SLG: 0.143 Gordy Coleman, L OBP: 0.269, SLG: 0.388 Charlie Neal, R OBP: 0.295, SLG: 0.300 Jim Coates, R (8, 1)	0-0 F7		0-0 F7		3-1 4-3			4-1 P6-3 BB		2	0	0	0	0	0	0						
Inning Stats	R: 0 E: 0 K: 0 S: 4	H: 2 LOB: 0 BB: 0 P: 7	R: 0 E: 0 K: 0 S: 13	H: 1 LOB: 1 BB: 1 P: 20	R: 1 E: 0 K: 1 S: 10	H: 2 LOB: 1 BB: 0 P: 17	R: 0 E: 0 K: 0 S: 7	H: 0 LOB: 0 BB: 0 P: 10	R: 0 E: 0 K: 0 S: 5	H: 0 LOB: 0 BB: 0 P: 8	R: 0 E: 0 K: 0 S: 7	H: 1 LOB: 1 BB: 0 P: 12	R: 0 E: 0 K: 0 S: 8	H: 1 LOB: 0 BB: 0 P: 14	R: 0 E: 0 K: 0 S: 4	H: 0 LOB: 1 BB: 1 P: 10		R: 0 E: 0 K: 0 S: 3	H: 1 LOB: 0 BB: 0 P: 4	1B: 8 2B: 2 3B: 0 HR: 0	SF: 0 SAC: 0 DP: 4 HBP: 1	WP: 0 PB: 0 SB: 2 CS: 2
PITCHER Cal McLish, R ERA: 3.04 (1, 1)	IP: 9.0 WLS: W BF: 32 H: 8 R: 1 ER: 1 SO: 1 BB: 2 IBB: 0 HBP: 1 BLK: 0 WP: 0 HR: 0 S: 61 P: 102 ERA: 1.00 WHIP: 1.111															PITCHER						

Batter	1	2	3	4	5	6	7	8	9	AB	R	H	RBI	BB	SO	LOB	BOTTOM			
Tony Taylor, R OBP: 0.336, SLG: 0.363 (1, 4)	1-0 1B		3-2 F9	2-0 FC4 1-2			1-1 1B WP			4	1	2	0	0	0	2	Cincinnati Reds @ Philadelphia Phillies Connie Mack Stadium, Philadelphia, PA Wed Aug 07 1963, 7:05 PM EDT Att: 9,964 - Unknown			
Johnny Callison, L OBP: 0.340, SLG: 0.479 (1, 9)	2-3 K		1-2 2B		4-2 1B FC3-6 BB		1-2 WP 1B			3	1	2	0	1	1	1				
Wes Covington, L OBP: 0.361, SLG: 0.561 Cookie Rojas, R OBP: 0.250, SLG: 0.200 Don Demeter, R OBP: 0.330, SLG: 0.457 (7, PR) (8, 8)	0-0 F9		0-0 P4		1-1 FC3-6 1B		4-0 G6-4-3 BB			3	0	1	0	1	0	2				
Tony Gonzalez, L OBP: 0.384, SLG: 0.452 (8, 7)	1-2 1B		4-1 BB		2-1 FC3-6 CS		0-0 G6-4-3			3	0	1	1	1	0	3				
Roy Sievers, R OBP: 0.312, SLG: 0.416 Ruben Amaro, R OBP: 0.278, SLG: 0.306 (8, PR) (9, 3)	0-3 K		1-3 K		0-1 1-3			0-0 E6 FC1-6		4	0	0	0	0	2	5				
Clay Dalrymple, L OBP: 0.329, SLG: 0.365 (1, 2)		1-2 PB 1B		1-2 G3		1-0 1-3		0-0 FC1-6 G6-4-3		4	0	1	0	0	0	1				
Don Hoak, R OBP: 0.280, SLG: 0.320 (1, 5)	2-3 K		2-0 E5 FC1		0-1 P4			0-0 G6-4-3		4	0	0	0	0	1	2				
Bobby Wine, R OBP: 0.234, SLG: 0.277 (1, 6)	0-3 K		2-2 FC1 FC4		2-3 K					3	0	0	0	0	2	2				
Cal McLish, S OBP: 0.286, SLG: 0.288 (1, 1)	1-1 5-3		0-3 K				0-0 4-3			3	0	0	0	0	1	3				
Inning Stats	R: 0 E: 0 K: 2 S: 12	H: 2 LOB: 2 BB: 0 P: 16	R: 0 E: 0 K: 2 S: 12	H: 1 LOB: 1 BB: 0 P: 16	R: 0 E: 0 K: 1 S: 13	H: 1 LOB: 2 BB: 1 P: 22	R: 0 E: 2 K: 1 S: 11	H: 0 LOB: 2 BB: 0 P: 18	R: 1 E: 0 K: 0 S: 9	H: 1 LOB: 0 BB: 1 P: 16	R: 0 E: 0 K: 1 S: 6	H: 0 LOB: 0 BB: 0 P: 9	R: 1 E: 0 K: 0 S: 7	H: 2 LOB: 2 BB: 1 P: 13	R: 0 E: 1 K: 0 S: 3	H: 0 LOB: 1 BB: 0 P: 3		1B: 6 2B: 1 3B: 0 HR: 0	SF: 0 SAC: 0 DP: 2 HBP: 0	WP: 1 PB: 1 SB: 0 CS: 1
PITCHER Jim Maloney, R ERA: 2.71 Jim Coates, R ERA: 5.01 (8, 1)	IP: 7.0 WLS: L BF: 31 H: 7 R: 2 ER: 2 SO: 7 BB: 3 IBB: 0 HBP: 0 BLK: 0 WP: 0 HR: 0 S: 70 P: 110 ERA: 2.57 WHIP: 1.429															PITCHER				

Batter	1	2	3	4	5	6	7	8	9	AB	R	H	RBI	BB	SO	LOB	TOP								
Pete Rose, S OBP: 0.345, SLG: 0.375 (1,4)										4	0	2	1	0	0	0	Cincinnati Reds @ Philadelphia Phillies Thu Aug 08 1963, 7:05 PM EDT Att: 15,058 - Unknown Connie Mack Stadium, Philadelphia, PA livebaseballscores.com								
Tommy Harper, R OBP: 0.366, SLG: 0.430 (1,9)										5	1	2	1	0	0	5									
Vada Pinson, L OBP: 0.352, SLG: 0.504 (1,8)										4	1	2	0	0	1	1									
Frank Robinson, R OBP: 0.387, SLG: 0.439 (1,7)										4	1	2	1	0	0	2									
Gene Freese, R OBP: 0.317, SLG: 0.405 (1,5)										4	1	1	0	0	1	3									
Gene Green, R OBP: 0.240, SLG: 0.292 (1,2)										4	1	1	0	0	1	1									
Don Pavletich, R ERA: 3.58 (7, PH)										1	0	0	0	1	0	0									
Gordy Coleman, L OBP: 0.290, SLG: 0.391 (7, PR)										1	0	1	1	0	0	0									
Marty Keough, L OBP: 0.363, SLG: 0.424 (7, PR)										0	1	0	0	1	0	0									
Leo Cardenas, R OBP: 0.249, SLG: 0.298 (1,6)										4	0	1	1	0	0	3									
John Tsitouris, R OBP: 0.054, SLG: 0.056 (1,1)										4	0	0	0	0	1	2									
Bill Henry, L OBP: 0.167, SLG: 0.200 (9,1)										0	0	0	0	0	0	0									
Inning Stats	R: 0 E: 0 K: 0 S: 6	H: 1 LOB: 0 BB: 0 P: 7	R: 1 E: 0 K: 0 S: 8	H: 1 LOB: 0 BB: 0 P: 13	R: 0 E: 0 K: 0 S: 7	H: 0 LOB: 0 BB: 0 P: 10	R: 0 E: 0 K: 0 S: 10	H: 2 LOB: 1 BB: 0 P: 11	R: 0 E: 0 K: 1 S: 11	H: 0 LOB: 0 BB: 1 P: 17	R: 1 E: 0 K: 1 S: 8	H: 1 LOB: 0 BB: 0 P: 9	R: 3 E: 0 K: 1 S: 17	H: 5 LOB: 3 BB: 0 P: 24	R: 1 E: 1 K: 0 S: 9	H: 2 LOB: 2 BB: 1 P: 13	R: 0 E: 1 K: 0 S: 3	H: 0 LOB: 0 BB: 0 P: 3	1B: 8 2B: 2 3B: 0 HR: 2	SF: 0 SAC: 0 DP: 4 HBP: 0	WP: 0 PB: 0 CS: 0	PA: 38			
PITCHER	IP	WLS	BF	H	R	ER	SO	BB	IBB	HBP	BLK	WP	HR	S	P	ERA	WHIP								
Chris Short, L ERA: 3.58 (1,1)	6.0	L	21	5	2	2	3	1	0	0	0	0	2	50	67	3.00	1.000								
Dallas Green, R ERA: 2.86 (7,1)	0.1		5	4	3	3	0	0	0	0	0	0	0	10	14	81.00	12.000								
Johnny Klippstein, R ERA: 1.97 (7,1)	1.2		9	3	1	0	1	1	0	0	0	0	0	16	23	0.00	2.400								
Bobby Locke, R ERA: 8.1 (9,1)	1.0		3	0	0	0	0	0	0	0	0	0	0	3	3	0.00	0.000								

Batter	1	2	3	4	5	6	7	8	9	AB	R	H	RBI	BB	SO	LOB	BOTTOM								
Tony Taylor, R OBP: 0.335, SLG: 0.362 (1,4)										4	0	1	0	0	0	1	Cincinnati Reds @ Philadelphia Phillies Thu Aug 08 1963, 7:05 PM EDT Att: 15,058 - Unknown Connie Mack Stadium, Philadelphia, PA livebaseballscores.com								
Johnny Callison, L OBP: 0.342, SLG: 0.479 (1,9)										4	1	2	0	0	1	1									
Wes Covington, L OBP: 0.379, SLG: 0.556 (1,7)										4	0	1	0	0	0	2									
Tony Gonzalez, L OBP: 0.383, SLG: 0.450 (1,8)										4	1	1	0	0	0	1									
Roy Sievers, R OBP: 0.314, SLG: 0.431 (1,3)										4	1	2	3	0	0	0									
Clay Dainymple, L OBP: 0.326, SLG: 0.361 (1,2)										3	0	0	0	0	0	1									
Bob Oldis, R OBP: 0.214, SLG: 0.262 (9, PH)										1	0	0	0	0	0	0									
Don Hoak, R OBP: 0.283, SLG: 0.321 (1,5)										3	0	1	0	1	0	0									
Bobby Wine, R OBP: 0.233, SLG: 0.276 (1,6)										1	0	0	0	0	0	0									
Cal Emery, L OBP: 0.182, SLG: 0.182 (6, PH)										1	0	0	0	0	0	0									
Ruben Amaro, R OBP: 0.275, SLG: 0.303 (7,6)										2	0	0	0	0	0	2									
Chris Short, R OBP: 0.283, SLG: 0.139 (1,1)										1	0	0	0	0	0	0									
Frank Torre, R OBP: 0.207, SLG: 0.332 (6, PH)										1	0	0	0	0	0	0									
Dallas Green, L OBP: 0.342, SLG: 0.479 (7,1)										0	0	0	0	0	0	0									
Johnny Klippstein, R OBP: 0.342, SLG: 0.479 (7,1)										0	0	0	0	0	0	0									
Don Demeter, R OBP: 0.329, SLG: 0.458 (8, PH)										1	0	0	0	0	0	1									
Bobby Locke, R ERA: 8.1 (9,1)										0	0	0	0	0	0	0									
Inning Stats	R: 0 E: 0 K: 1 S: 12	H: 1 LOB: 1 BB: 0 P: 17	R: 0 E: 0 K: 0 S: 8	H: 0 LOB: 0 BB: 0 P: 16	R: 0 E: 0 K: 0 S: 3	H: 0 LOB: 0 BB: 0 P: 4	R: 0 E: 0 K: 0 S: 4	H: 1 LOB: 0 BB: 0 P: 7	R: 0 E: 0 K: 0 S: 6	H: 1 LOB: 0 BB: 0 P: 11	R: 0 E: 0 K: 0 S: 10	H: 1 LOB: 1 BB: 0 P: 15	R: 0 E: 0 K: 0 S: 6	H: 0 LOB: 1 BB: 0 P: 11	R: 0 E: 0 K: 0 S: 6	H: 0 LOB: 1 BB: 1 P: 12	R: 3 E: 0 K: 0 S: 16	H: 4 LOB: 1 BB: 0 P: 23	1B: 6 2B: 1 3B: 0 HR: 1	SF: 0 SAC: 0 DP: 1 HBP: 0	WP: 0 PB: 0 CS: 0	PA: 35			
PITCHER	IP	WLS	BF	H	R	ER	SO	BB	IBB	HBP	BLK	WP	HR	S	P	ERA	WHIP								
John Tsitouris, R ERA: 3.42 (1,1)	8.1	W	32	7	3	3	1	1	0	0	0	0	0	64	106	3.24	0.960								
Bill Henry, L ERA: 5.71 (9,1)	0.2	S	3	1	0	0	0	0	0	0	0	0	0	7	10	0.00	1.500								

Batter	1	2	3	4	5	6	7	8	9	AB	R	H	RBI	BB	SO	LOB	TOP										
Maury Wills, S OBP: 0.350, SLG: 0.336 (1, 6)	1-3		1B 2B		FC6			FC5-4 1B	1B	5	2	3	0	0	0	1	Los Angeles Dodgers @ Cincinnati Reds Crosley Field, Cincinnati, OH Fri Aug 09 1963, 7:05 PM EDT Att: 18,178 - Unknown										
Jim Gilliam, S OBP: 0.359, SLG: 0.402 (1, 5)	2B		2H 1B		F7			FC5-4 1B	1B 1B	5	0	3	2	0	0	2											
Tommy Davis, R OBP: 0.358, SLG: 0.443 (1, 8)	F3		5-3					F4	F8	5	0	1	0	0	0	6											
Frank Howard, R OBP: 0.301, SLG: 0.470 Dick Tracewski, R OBP: 0.292, SLG: 0.261 (9, PR)	K							1B	1B	4	0	2	2	0	2	2											
Bill Skowron, R OBP: 0.268, SLG: 0.304 Ron Fairly, L OBP: 0.359, SLG: 0.422 (9, PH)	F6							1B	1B	4	0	1	0	0	1	1											
Al Ferrara, R OBP: 0.250, SLG: 0.400 (1, 9)	K							1B	1B	4	0	0	0	1	2	7											
Mary Breeding, R OBP: 0.293, SLG: 0.332 (1, 4)	F4								1B	4	1	1	0	0	2	2											
Doug Camilli, R OBP: 0.232, SLG: 0.281 (1, 2)			5-3						1B	4	1	1	0	0	1	1											
Johnny Podres, L OBP: 0.132, SLG: 0.180 Ron Perranoski, L OBP: 0.225, SLG: 0.133 Ken Rowe, R OBP: 0.295, SLG: 0.380 Lee Walls, R OBP: 0.265, SLG: 0.380 Dick Calmus, R OBP: 0.295, SLG: 0.408 (7, PH)									1B	2	0	1	0	0	1	0											
Wally Moon, L OBP: 0.295, SLG: 0.408 (9, PH)										1	0	0	0	0	1	2											
Inning Stats	R: 0 E: 0 K: 1 S: 11	H: 1 LOB: 1 BB: 0 P: 15	R: 0 E: 0 K: 1 S: 8	H: 0 LOB: 0 BB: 0 P: 12	R: 1 E: 0 K: 1 S: 8	H: 2 LOB: 1 BB: 0 P: 12	R: 0 E: 0 K: 2 S: 10	H: 0 LOB: 1 BB: 0 P: 13	R: 0 E: 0 K: 1 S: 11	H: 1 LOB: 0 BB: 0 P: 14	R: 0 E: 0 K: 1 S: 12	H: 1 LOB: 1 BB: 0 P: 19	R: 0 E: 0 K: 1 S: 11	H: 0 LOB: 1 BB: 1 P: 18	R: 0 E: 0 K: 0 S: 11	H: 3 LOB: 3 BB: 0 P: 16	R: 3 E: 0 K: 2 S: 20	H: 6 LOB: 3 BB: 0 P: 26	1B: 12 2B: 3 3B: 0 HR: 0	SF: 0 SAC: 0 DP: 1 HBP: 1	WP: 0 PB: 0 SB: 2 CS: 1	PA: 42					
PITCHER	IP	WLS	BF	H	R	ER	SO	BB	IBB	HBP	BLK	WP	HR	S	P	ERA	WHIP										
Joe Nuxhall, L ERA: 2.56 (1, 1)	8.2	W	40	13	4	4	9	1	0	1	0	0	0	96	137	4.15	1.615										
Al Worthington, R ERA: 3.07 (9, 1)	0.1	S	2	1	0	0	1	0	0	0	0	0	0	6	8	0.00	3.000										

AB	40
R	4
H	14
RBI	4
BB	1
SO	10
LOB	25



Batter	1	2	3	4	5	6	7	8	9	AB	R	H	RBI	BB	SO	LOB	BOTTOM										
Pete Rose, S OBP: 0.342, SLG: 0.372 (1, 4)	5-3		K		SH2-4			4-3		4	0	0	0	0	2	3	Los Angeles Dodgers @ Cincinnati Reds Crosley Field, Cincinnati, OH Fri Aug 09 1963, 7:05 PM EDT Att: 18,178 - Unknown										
Tommy Harper, R OBP: 0.365, SLG: 0.425 (1, 9)	K		1B		K			F9		5	1	1	0	0	2	2											
Vada Pinson, L OBP: 0.352, SLG: 0.509 (1, 8)	4-3		F5		F5			HR		5	1	2	3	0	0	2											
Frank Robinson, R OBP: 0.390, SLG: 0.440 (1, 7)					F8					4	1	2	0	1	1	0											
Gene Freese, R OBP: 0.310, SLG: 0.395 (1, 5)					F6					4	1	0	0	0	1	4											
Gene Green, R OBP: 0.250, SLG: 0.312 (1, 2)					F3					4	1	2	1	0	1	1											
Don Pavletich, R OBP: 0.281, SLG: 0.265 (1, 3)										2	1	1	0	2	0	0											
Leo Cardenas, R OBP: 0.253, SLG: 0.307 (1, 6)										4	2	3	1	0	0	2											
Joe Nuxhall, L OBP: 0.189, SLG: 0.212 Al Worthington, R ERA: 3.07 (9, 1)										4	0	1	1	0	1	4											
Inning Stats	R: 0 E: 0 K: 1 S: 7	H: 0 LOB: 0 BB: 0 P: 8	R: 0 E: 0 K: 1 S: 10	H: 1 LOB: 2 BB: 1 P: 20	R: 0 E: 0 K: 2 S: 8	H: 1 LOB: 1 BB: 0 P: 14	R: 0 E: 0 K: 0 S: 10	H: 2 LOB: 2 BB: 0 P: 11	R: 1 E: 0 K: 1 S: 10	H: 2 LOB: 1 BB: 0 P: 14	R: 6 E: 2 K: 1 S: 22	H: 4 LOB: 2 BB: 2 P: 37	R: 0 E: 0 K: 1 S: 9	H: 1 LOB: 1 BB: 0 P: 12	R: 1 E: 0 K: 1 S: 7	H: 1 LOB: 0 BB: 0 P: 11		1B: 8 2B: 3 3B: 0 HR: 1	SF: 0 SAC: 1 DP: 0 HBP: 0	WP: 0 PB: 0 SB: 0 CS: 0	PA: 40						
PITCHER	IP	WLS	BF	H	R	ER	SO	BB	IBB	HBP	BLK	WP	HR	S	P	ERA	WHIP										
Johnny Podres, L ERA: 2.83 (1, 1)	5.0	L	24	7	4	2	5	2	0	0	0	0	0	13	21	0.00	4.500										
Ron Perranoski, L ERA: 1.77 (6, 1)	0.2		7	3	3	0	1	0	1	0	0	0	0	2	2	0.00	0.000										
Ken Rowe, R ERA: 3.0 (6, 1)	0.1		1	0	0	0	0	0	0	0	0	0	0	2	2	0.00	0.000										
Dick Calmus, R ERA: 2.88 (7, 1)	2.0		8	2	1	1	2	0	0	0	0	0	1	16	23	4.50	1.000										

AB	36
R	8
H	12
RBI	6
BB	3
SO	8
LOB	18



Batter	1	2	3	4	5	6	7	8	9	AB R H RBI BB SO LOB	TOP										
Maury Wills, S OBP: 0.355, SLG: 0.342	0-0 FC4-6 1B		1-0 G3	2-2 1B		0-0 L9		1-2 1B 2B	4-2 BB	5 1 3 2 1 0 1	Los Angeles Dodgers @ Cincinnati Reds Crosley Field, Cincinnati, OH Sat Aug 10 1963, 7:05 PM EDT Att: 29,034 - Unknown										
Jim Gilliam, S OBP: 0.362, SLG: 0.401	2-1 FC4-6 1B		4-0 2B BB	2-3 K			0-0 SH2-4 1B	4-0 1B PB IBB	0-0 F9	4 2 1 0 2 1 3											
Wally Moon, L OBP: 0.362, SLG: 0.416	2-2 1-3 1B		0-0 E 2B 2B		1-1 F8		1-0 SH2-4 1-2	0-1 SF9		3 1 2 2 0 0 0											
Tommy Davis, R OBP: 0.356, SLG: 0.440	0-3 K		0-0 E5 2B		0-1 6-3		1-2 F8	0-2 PB S 1B 1B		5 2 1 1 0 1 4											
Ron Fairly, L OBP: 0.359, SLG: 0.432	1-1 F9		2-1 PB 2B		2-1 HR		1-2 F6	1-3 K 1B		5 1 2 3 0 1 4											
John Roseboro, L OBP: 0.298, SLG: 0.343		1-2 4-3	0-2 F5		3-1 4-3			SH 1B		5 1 2 1 0 0 1											
Willie Davis, L OBP: 0.257, SLG: 0.356		1-1 2B	3-1 4-3			1-3 K		SH 2B		4 1 1 0 0 2 3											
Mary Breeding, R OBP: 0.293, SLG: 0.330		0-0 L8		1-0 1-3		1-1 1B		0-0 SH3 1-2 2-3	0-0 F8	4 0 1 0 0 0 1											
Don Drysdale, R OBP: 0.225, SLG: 0.194		2-3 K		0-0 F4		2-0 F8		3-2 2B SF9 HBP	1-1 G3	4 1 0 0 0 1 2											
Inning Stats	R: 0 E: 0 K: 1 S: 11	H: 2 LOB: 2 BB: 0 P: 16	R: 0 E: 0 K: 1 S: 9	H: 1 LOB: 1 BB: 0 P: 13	R: 3 E: 1 K: 0 S: 11	H: 2 LOB: 1 BB: 1 P: 21	R: 0 E: 0 K: 1 S: 10	H: 1 LOB: 1 BB: 0 P: 15	R: 1 E: 0 K: 0 S: 8	H: 1 LOB: 0 BB: 0 P: 14	R: 0 E: 0 K: 1 S: 7	H: 1 LOB: 1 BB: 0 P: 11	R: 0 E: 0 K: 0 S: 8	H: 1 LOB: 1 BB: 0 P: 11	R: 6 E: 1 K: 2 S: 23	H: 4 LOB: 2 BB: 1 P: 35	R: 0 E: 0 K: 0 S: 8	H: 0 LOB: 1 BB: 1 P: 13	1B: 8 2B: 4 3B: 0 HR: 1	SF: 1 SAC: 3 DP: 0 HBP: 1	WP: 0 PA: 47 PB: 2 SB: 1 CS: 0
PITCHER	IP WLS BF H R ER SO BB IBB HBP BLK WP HR S P ERA WHIP											PITCHER	IP WLS BF H R ER SO BB IBB HBP BLK WP HR S P ERA WHIP								
Bob Purkey, R ERA: 3.53	(1, 1) 7.0 L 32 9 4 3 4 1 0 0 0 0 1 64 101 3.86 1.429																				
Dom Zanni, R ERA: 4.59	(8, 1) 0.1 4 1 3 2 0 0 0 1 0 0 0 7 11 54.00 3.000																				
Bill Henry, L ERA: 5.6	(8, 1) 0.2 7 3 3 0 2 0 1 0 0 0 0 16 24 0.00 4.500																				
Jim Coates, R ERA: 4.91	(9, 1) 1.0 4 0 0 0 0 1 0 0 0 0 0 8 13 0.00 1.000																				

AB	39
R	10
H	13
RBI	9
BB	3
SO	6
LOB	19



Batter	1	2	3	4	5	6	7	8	9	AB R H RBI BB SO LOB	BOTTOM										
Pete Rose, S OBP: 0.343, SLG: 0.375	1-0 3B 2B		0-3 K		0-2 1B 1-2 1B		0-3 K			4 1 2 0 0 2 0	Los Angeles Dodgers @ Cincinnati Reds Crosley Field, Cincinnati, OH Sat Aug 10 1963, 7:05 PM EDT Att: 29,034 - Unknown										
Tommy Harper, R OBP: 0.364, SLG: 0.422	1-3 K		0-1 F8		2-2 1-3 2H 1B			0-0 B3		4 0 1 1 0 1 1											
Vada Pinson, L OBP: 0.352, SLG: 0.511	0-0 2H 3B		0-1 1-3		0-3 K			1-2 F8		4 0 1 1 0 1 2											
Frank Robinson, R OBP: 0.389, SLG: 0.438	0-2 F2			0-0 F7		2-1 CS 1B		0-0 5-3		4 0 1 0 0 0 1											
Gordy Coleman, L OBP: 0.291, SLG: 0.390	2-3 K			0-0 F9		2-2 1-2 1B			1-1 F8	3 0 1 0 0 1 1											
Marty Keough, L OBP: 0.361, SLG: 0.421										1 0 0 0 0 0 0											
Gene Freese, R OBP: 0.302, SLG: 0.385		0-3 K		1-3 K		1-1 B2			0-2 F9	4 0 0 0 0 2 2											
Johnny Edwards, L OBP: 0.319, SLG: 0.372		2-2 HR			1-3 K	2-3 K			1-0 F7	4 1 1 1 0 2 2											
Leo Cardenas, R OBP: 0.252, SLG: 0.305		1-3 K		1-3 K	1-2 CS	0-3 K				3 0 0 0 0 3 0											
Bob Purkey, R OBP: 0.195, SLG: 0.108	(1, 1) 0-3 K				0-0 1B 1B		1-2 G3			2 1 1 0 0 1 0											
Bob Skinner, L OBP: 0.328, SLG: 0.368	(7, PH)									1 0 0 0 0 0 0											
Dom Zanni, R ERA: 4.59	(8, 1)									0 0 0 0 0 0 0											
Bill Henry, L OBP: 0.167, SLG: 0.200	(8, 1)									0 0 0 0 0 0 0											
Jim Coates, R ERA: 4.91	(9, 1)									0 0 0 0 0 0 0											
Inning Stats	R: 1 E: 0 K: 2 S: 12	H: 2 LOB: 1 BB: 0 P: 16	R: 1 E: 0 K: 3 S: 12	H: 1 LOB: 0 BB: 0 P: 15	R: 0 E: 0 K: 1 S: 7	H: 0 LOB: 0 BB: 0 P: 7	R: 0 E: 0 K: 1 S: 5	H: 0 LOB: 0 BB: 0 P: 6	R: 1 E: 0 K: 3 S: 17	H: 3 LOB: 2 BB: 0 P: 21	R: 0 E: 0 K: 1 S: 13	H: 2 LOB: 1 BB: 0 P: 21	R: 0 E: 0 K: 2 S: 9	H: 0 LOB: 0 BB: 0 P: 10	R: 0 E: 0 K: 0 S: 5	H: 0 LOB: 0 BB: 0 P: 6	R: 0 E: 0 K: 0 S: 6	H: 0 LOB: 0 BB: 0 P: 8	1B: 5 2B: 1 3B: 1 HR: 1	SF: 0 SAC: 0 DP: 0 HBP: 0	WP: 0 PA: 35 PB: 0 SB: 0 CS: 1
PITCHER	IP WLS BF H R ER SO BB IBB HBP BLK WP HR S P ERA WHIP											PITCHER	IP WLS BF H R ER SO BB IBB HBP BLK WP HR S P ERA WHIP								
Don Drysdale, R ERA: 2.93	(1, 1) 9.0 W 34 8 3 3 13 0 0 0 0 0 1 86 110 3.00 0.889																				

AB	34
R	3
H	8
RBI	3
BB	0
SO	13
LOB	9



Batter	1	2	3	4	5	6	7	8	9	AB	R	H	RBI	BB	SO	LOB	TOP				
Dick Tracewski, R OBP: 0.291, SLG: 0.261 (1, 6)	L6		K			SH1-4 HR 1B	4-3			4	1	1	0	0	1	1					
Jim Gilliam, S OBP: 0.359, SLG: 0.397 (1, 5) (7, 4)	F4			F9		SH1-4		L5		3	0	0	0	0	0	0					
Tommy Davis, R OBP: 0.357, SLG: 0.451 (1, 8) (7, 5)	L8			WP SF7 2B		HR		5-3		4	2	2	2	0	0	0					
Frank Howard, R OBP: 0.303, SLG: 0.482 (1, 7)		HR		SF7 2H		1B		K		3	1	2	2	0	1	0					
Al Ferrara, R OBP: 0.300, SLG: 0.353 (1, 9)	F6			BB		F4		G1-6-3 HBP		2	0	0	0	1	0	1					
Ron Fairly, L OBP: 0.356, SLG: 0.428 (1, 3)	K			F2		K		G1-6-3		4	0	0	0	0	2	3					
John Roseboro, L OBP: 0.297, SLG: 0.342 (1, 2)	F6				F5		K		1B	4	0	1	0	0	1	0					
Mary Breeding, R OBP: 0.289, SLG: 0.326 Larry Sherry, R (7, 1) Wally Moon, L OBP: 0.360, SLG: 0.414 (9, PH)			6-3		5-3		F3		K	3	0	0	0	0	0	0					
Sandy Koufax, R OBP: 0.123, SLG: 0.107 Ron Perranoski, L OBP: 0.235, SLG: 0.133 Willie Davis, L OBP: 0.259, SLG: 0.361 (7, 8)			1-3		5-3					2	0	0	0	0	0	0					
Inning Stats	R: 0 E: 0 K: 0 S: 5	H: 0 LOB: 0 BB: 0 P: 7	R: 1 E: 0 K: 1 S: 11	H: 1 LOB: 0 BB: 0 P: 18	R: 0 E: 0 K: 1 S: 8	H: 0 LOB: 0 BB: 0 P: 10	R: 1 E: 0 K: 0 S: 15	H: 1 LOB: 1 BB: 1 P: 23	R: 0 E: 0 K: 1 S: 4	H: 0 LOB: 0 BB: 0 P: 7	R: 2 E: 0 K: 1 S: 14	H: 3 LOB: 1 BB: 0 P: 22	R: 0 E: 0 K: 1 S: 9	H: 1 LOB: 0 BB: 0 P: 14	R: 0 E: 0 K: 1 S: 12	H: 1 LOB: 1 BB: 0 P: 18	1B: 3 2B: 2 3B: 0 HR: 2	SF: 1 SAC: 1 DP: 1 HBP: 1	WP: 1 PB: 0 SB: 0 CS: 0	PA: 35	
PITCHER	IP	WLS	BF	H	R	ER	SO	BB	IBB	HBP	BLK	WP	HR	S	P	ERA	WHIP				
Jim O'Toole, L ERA: 2.49 Al Worthington, R ERA: 2.91	6.0	W	24	5	4	4	3	1	0	0	0	1	2	57	87	6.00	1.000				
	3.0	S	11	2	0	0	3	0	0	1	0	0	0	30	46	0.00	0.667				

Los Angeles Dodgers @ Cincinnati Reds
Crosley Field, Cincinnati, OH
Sun Aug 11 1963, 3:33 AM EDT
Att: 26,195 - Unknown


AB 31
R 4
H 7
RBI 4
BB 1
SO 6
LOB 6



Batter	1	2	3	4	5	6	7	8	9	AB	R	H	RBI	BB	SO	LOB	BOTTOM				
Pete Rose, S OBP: 0.346, SLG: 0.376 (1, 4)	L7		1B WP 1B		1-3	WP 1B				4	1	2	1	0	0	0					
Tommy Harper, R OBP: 0.365, SLG: 0.423 (1, 9)	F9		1B BB		1-1	4-3 1B	F7			4	0	2	2	1	0	2					
Vada Pinson, L OBP: 0.354, SLG: 0.512 (1, 8)	1B		1-2 2-3 1B		K	4-3 1B		G6-4-3 1B		5	0	3	0	0	1	2					
Frank Robinson, R OBP: 0.386, SLG: 0.443 (1, 7)	F7		F7			HR		G6-4-3 1-2		5	1	1	1	0	0	6					
Gene Freese, R OBP: 0.303, SLG: 0.390 Al Worthington, R OBP: 0.100, SLG: 0.200 (7, 1)	1-3		L7			1B 2B	1B 2B	F4		3	1	1	0	0	0	3					
Gene Green, R OBP: 0.243, SLG: 0.302 Johnny Edwards, L OBP: 0.321, SLG: 0.374 (7, PH) (8, 2)	K		F2		F2	K	1B 2B			3	0	0	0	0	2	1					
Don Pavletich, R OBP: 0.290, SLG: 0.302 Marty Keough, L OBP: 0.359, SLG: 0.418 (7, PH) (8, 3)			HR		F7	1B 1B	L6			3	2	2	2	0	0	0					
Leo Cardenas, R OBP: 0.254, SLG: 0.307 (1, 6)	6-3				F9	1B 1B	L6			4	1	2	2	0	0	0					
Jim O'Toole, S OBP: 0.159, SLG: 0.145 Charlie Neal, R OBP: 0.296, SLG: 0.301 (6, PH) (7, 5)			K		5-3	WP 1B 1B	L8			2	0	0	0	0	1	0					
Inning Stats	R: 0 E: 0 K: 0 S: 10	H: 1 LOB: 1 BB: 0 P: 10	R: 1 E: 0 K: 1 S: 8	H: 1 LOB: 0 BB: 0 P: 12	R: 0 E: 0 K: 0 S: 5	H: 0 LOB: 0 BB: 0 P: 10	R: 0 E: 0 K: 1 S: 10	H: 1 LOB: 1 BB: 0 P: 12	R: 6 E: 0 K: 1 S: 20	H: 7 LOB: 1 BB: 0 P: 30	R: 2 E: 0 K: 0 S: 17	H: 3 LOB: 2 BB: 0 P: 26	R: 0 E: 0 K: 0 S: 4	H: 1 LOB: 0 BB: 0 P: 5	1B: 12 2B: 2 3B: 0 HR: 2	SF: 0 SAC: 0 DP: 1 HBP: 1	WP: 2 PB: 0 SB: 0 CS: 0	PA: 41			
PITCHER	IP	WLS	BF	H	R	ER	SO	BB	IBB	HBP	BLK	WP	HR	S	P	ERA	WHIP				
Sandy Koufax, L ERA: 1.94 Ron Perranoski, L ERA: 1.97 Larry Sherry, R ERA: 3.3	5.1	L	26	9	5	5	4	1	0	0	0	1	0	11	18	27.00	4.500				
	2.0		10	4	2	2	0	0	0	1	0	0	0	21	31	9.00	2.000				

Los Angeles Dodgers @ Cincinnati Reds
Crosley Field, Cincinnati, OH
Sun Aug 11 1963, 3:33 AM EDT
Att: 26,195 - Unknown

AB 39
R 9
H 16
RBI 9
BB 1
SO 4
LOB 17



Batter	1	2	3	4	5	6	7	8	9	AB	R	H	RBI	BB	SO	LOB	TOP			
Harvey Kuenn, R OBP: 0.367, SLG: 0.423 (1, 7)	3-1			FC5-6 1B		F9			F9	4	0	1	0	0	0	1	San Francisco Giants @ Cincinnati Reds Crosley Field, Cincinnati, OH Tue Aug 13 1963, 7:05 PM EDT Att: 15,453 - Unknown livebaseballscorecards.com			
Chuck Hiller, L OBP: 0.246, SLG: 0.269 (1, 4)	4-3		FC5-6 WP 1-2			F5			1-3	4	0	0	0	0	0	2				
Jim Ray Hart, R OBP: 0.467, SLG: 0.364 (1, 5)	6-3			K2-3					K	3	0	0	0	0	2	1				
Willie Mays, R OBP: 0.357, SLG: 0.536 (8, 6)		F9			F8				F3	3	0	0	0	0	0	1				
Ed Bailey, L OBP: 0.356, SLG: 0.466 (1, 2)		F5				F9			3-1	3	0	0	0	0	0	0				
Orlando Cepeda, R OBP: 0.351, SLG: 0.514 (8, 7)						K			4-3	3	0	0	0	0	2	0				
Felipe Alou, R OBP: 0.322, SLG: 0.471 (8, 8)				F4		5-3			G4-6-3 1B	3	0	1	0	0	0	0				
Ernie Bowman, R OBP: 0.202, SLG: 0.241 (8, PH)				K					G4-6-3 1-2	2	0	0	0	0	2	0				
Norm Larker, L OBP: 0.236, SLG: 0.233 (8, 3)				K		K				1	0	0	0	0	0	1				
Juan Marichal, R OBP: 0.160, SLG: 0.141 (8, 1)				F3					K	1	0	0	0	1	0	0				
Bobby Bolin, R OBP: 0.200, SLG: 0.091 (9, PH)										0	0	0	0	0	0	0				
Jim Davenport, R OBP: 0.285, SLG: 0.330 (9, PH)										1	0	0	0	0	1	0				
Inning Stats	R: 0 E: 0 K: 0 S: 3	H: 0 LOB: 0 BB: 0 P: 3	R: 0 E: 0 K: 1 S: 5	H: 0 LOB: 0 BB: 0 P: 5	R: 0 E: 0 K: 1 S: 5	H: 0 LOB: 0 BB: 0 P: 5	R: 0 E: 0 K: 1 S: 6	H: 1 LOB: 1 BB: 0 P: 6	R: 0 E: 0 K: 1 S: 5	H: 0 LOB: 0 BB: 0 P: 9	R: 0 E: 0 K: 1 S: 5	H: 0 LOB: 0 BB: 0 P: 5	R: 0 E: 0 K: 0 S: 3	H: 1 LOB: 0 BB: 0 P: 3	R: 0 E: 0 K: 1 S: 5	H: 0 LOB: 0 BB: 0 P: 5	1B: 2 2B: 0 3B: 0 HR: 0	SF: 0 SAC: 0 DP: 1 HBP: 0	WP: 2 PB: 0 SB: 0 CS: 0	PA: 29
PITCHER Jim Maloney, R ERA: 2.88 (1, 1)	IP: 9.0 WLS: W BF: 29 H: 2 R: 0 ER: 0 SO: 7 BB: 1 IBB: 0 HBP: 0 BLK: 0 WP: 1 HR: 0 S: 42 P: 46 ERA: 0.00 WHIP: 0.333															PITCHER				

Batter	1	2	3	4	5	6	7	8	9	AB	R	H	RBI	BB	SO	LOB	BOTTOM			
Pete Rose, S OBP: 0.347, SLG: 0.380 (1, 4)	1-3		F5							4	0	2	0	0	0	0	San Francisco Giants @ Cincinnati Reds Crosley Field, Cincinnati, OH Tue Aug 13 1963, 7:05 PM EDT Att: 15,453 - Unknown livebaseballscorecards.com			
Tommy Harper, R OBP: 0.370, SLG: 0.425 (1, 9)	K			F8 HR 1B		6-3				4	2	2	0	0	1	0				
Vada Pinson, L OBP: 0.355, SLG: 0.518 (1, 8)				F8 1-3		F5				4	1	2	2	0	0	1				
Frank Robinson, R OBP: 0.387, SLG: 0.451 (1, 7)										4	1	2	2	0	0	1				
Gordy Coleman, L OBP: 0.290, SLG: 0.386 (1, 3)		K		3-H HR	4-3					3	0	0	0	1	1	0				
Johnny Edwards, L OBP: 0.318, SLG: 0.370 (1, 2)		F8			F9					4	0	0	0	0	1	2				
Leo Cardenas, R OBP: 0.255, SLG: 0.307 (1, 6)										3	0	1	0	0	0	0				
Charlie Neal, R OBP: 0.296, SLG: 0.301 (1, 5)				K						3	0	1	0	0	1	1				
Jim Maloney, L OBP: 0.176, SLG: 0.138 (1, 1)				K						2	0	0	0	0	2	1				
Inning Stats	R: 0 E: 0 K: 1 S: 6	H: 1 LOB: 1 BB: 0 P: 6	R: 0 E: 0 K: 1 S: 5	H: 0 LOB: 0 BB: 0 P: 5	R: 0 E: 0 K: 2 S: 7	H: 0 LOB: 0 BB: 0 P: 7	R: 2 E: 0 K: 0 S: 5	H: 2 LOB: 0 BB: 0 P: 5	R: 0 E: 0 K: 1 S: 6	H: 2 LOB: 2 BB: 0 P: 6	R: 0 E: 0 K: 0 S: 4	H: 1 LOB: 1 BB: 1 P: 8	R: 0 E: 0 K: 0 S: 4	H: 2 LOB: 2 BB: 0 P: 4	R: 2 E: 0 K: 1 S: 7	H: 2 LOB: 0 BB: 0 P: 7		1B: 7 2B: 1 3B: 0 HR: 2	SF: 0 SAC: 1 DP: 0 HBP: 0	WP: 0 PB: 0 SB: 1 CS: 0
PITCHER Juan Marichal, R ERA: 2.15 Bobby Bolin, R ERA: 2.62 (8, 1)	IP: 7.0 WLS: L BF: 30 H: 10 R: 4 ER: 4 SO: 5 BB: 1 IBB: 0 HBP: 0 BLK: 0 WP: 0 HR: 2 S: 39 P: 43 ERA: 5.14 WHIP: 1.571															PITCHER				

Batter	1	2	3	4	5	6	7	8	9	10	AB	R	H	RBI	BB	SO	LOB	TOP							
Harvey Kuenn, R OBP: 0.363, SLG: 0.417 (10, 7)	K		F9		F8		F9	SF7				4	0	0	1	1	1								
Chuck Hiller, L OBP: 0.251, SLG: 0.271 (1, 4)	6-3			1B SF8	F9			K			5	2	2	0	0	1	3								
Willie McCovey, L OBP: 0.369, SLG: 0.591 (10, 3)	4-3			1B		HR				K	6	2	3	2	0	1	2								
Willie Mays, R OBP: 0.361, SLG: 0.546 (1, 8)					SF8						3	1	3	3	1	0	0								
Orlando Cepeda, R OBP: 0.349, SLG: 0.511 (1, 3)																									
Jack Fisher, R OBP: 0.200, SLG: 0.185 (10, 1)	G6-4-3				K					FC6-4	5	0	1	0	0	2	4								
Jim Duffalo, R OBP: 0.118, SLG: 0.118 (10, 1)											0	0	0	0	0	0	0								
Ed Bailey, L OBP: 0.380, SLG: 0.466 (1, 2)											4	0	2	0	1	0	2								
Jim Ray Hart, R OBP: 0.412, SLG: 0.308 (6, PH)											2	0	0	0	0	2	3								
Norm Larker, L OBP: 0.294, SLG: 0.232 (6, 5)	K				K						1	0	0	0	0	0	1								
Jim Davenport, R OBP: 0.288, SLG: 0.336 (6, 5)											2	2	2	0	0	0	0								
Ernie Bowman, R OBP: 0.202, SLG: 0.239 (1, 6)											5	0	1	0	0	0	4								
Frank Linzy, R OBP: 0.292, SLG: 0.354 (1, 1)											1	0	0	0	0	0	0								
Billy Pierce, L OBP: 0.303, SLG: 0.365 (8, PH)											1	0	0	0	0	0	0								
Bobby Bolin, R OBP: 0.292, SLG: 0.365 (8, PH)											1	0	0	0	0	0	0								
Billy Hoelt, L OBP: 0.486 (8, 1)											1	0	0	0	0	0	0								
Don Larsen, R OBP: 0.118, SLG: 0.138 (10, PH)											1	0	0	0	0	0	0								
Inning Stats	R: 0 E: 0 K: 1 S: 5	H: 0 LOB: 0 BB: 0 P: 5	R: 0 E: 0 K: 1 S: 6	H: 2 LOB: 1 BB: 0 P: 6	R: 0 E: 0 K: 0 S: 3	H: 0 LOB: 0 BB: 0 P: 3	R: 1 E: 0 K: 2 S: 10	H: 3 LOB: 2 BB: 0 P: 10	R: 0 E: 0 K: 1 S: 6	H: 1 LOB: 1 BB: 0 P: 6	R: 2 E: 0 K: 0 S: 6	H: 3 LOB: 1 BB: 0 P: 6	R: 2 E: 0 K: 1 S: 8	H: 3 LOB: 1 BB: 0 P: 8	R: 1 E: 0 K: 1 S: 6	H: 1 LOB: 2 BB: 2 P: 14	R: 0 E: 0 K: 1 S: 5	H: 0 LOB: 1 BB: 1 P: 9	R: 1 E: 0 K: 0 S: 4	H: 2 LOB: 2 BB: 1 P: 9	1B: 12 2B: 1 3B: 0 HR: 2	SF: 2 SAC: 0 DP: 1 HBP: 1	WP: 0 PB: 0 SB: 0 CS: 0	PA: 48	
PITCHER	IP	WLS	BF	H	R	ER	SO	BB	IBB	HBP	BLK	WP	HR	S	P	ERA	WHIP								
John Tsitouris, R ERA: 3.6 (1, 1)	6.2		31	12	5	5	5	0	0	0	0	0	2	41	41	6.75	1.800								
Jim Coates, R ERA: 5.03 (7, 1)	0.2		5	1	1	1	1	2	0	0	0	0	0	5	13	13.50	4.500								
Al Worthington, R ERA: 2.88 (8, 1)	0.2		2	0	0	0	1	0	0	0	0	0	0	4	4	0.00	0.000								
Bill Henry, L ERA: 5.54 (9, 1)	2.0	L	10	2	1	1	1	2	0	1	0	0	0	9	18	4.50	2.000								

San Francisco Giants @ Cincinnati Reds
Crosley Field, Cincinnati, OH
Wed Aug 14 1963, 7:05 PM EDT
Att: 14,706 - Unknown


AB	41
R	7
H	15
RBI	7
BB	4
SO	8
LOB	21

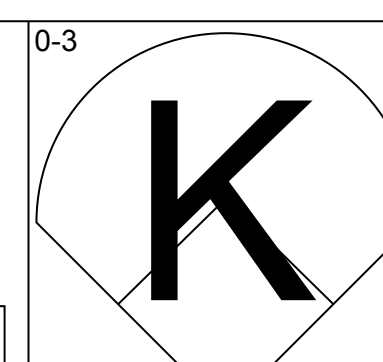
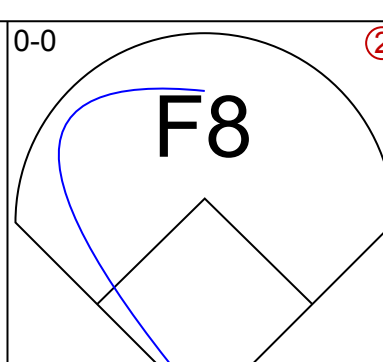
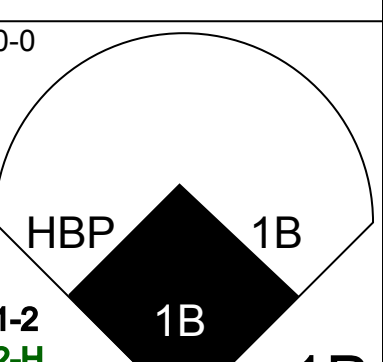
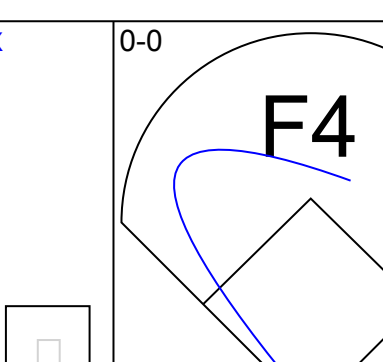
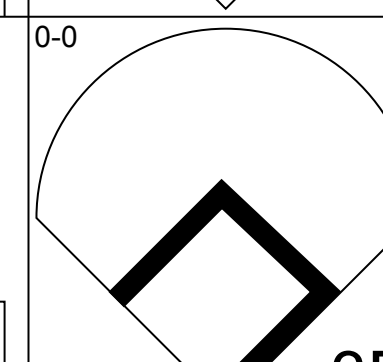
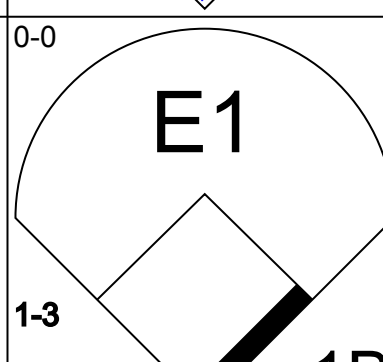
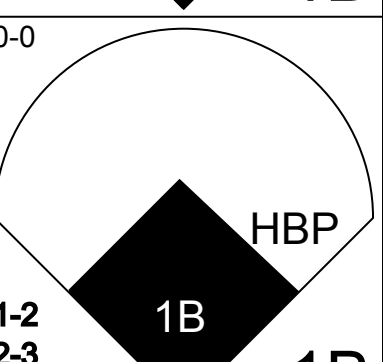
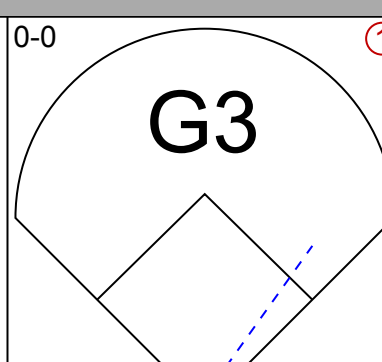
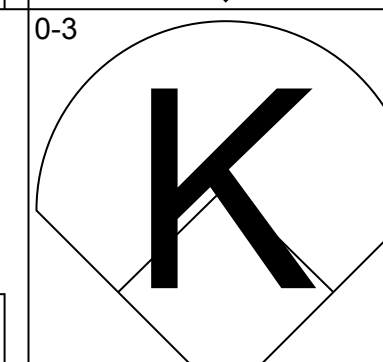
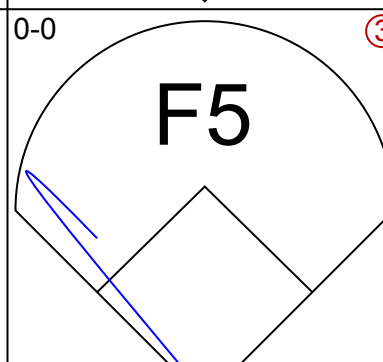
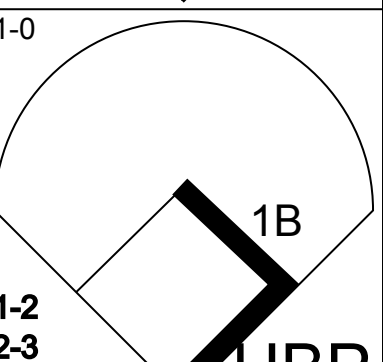
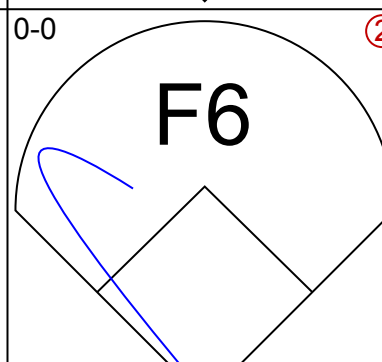
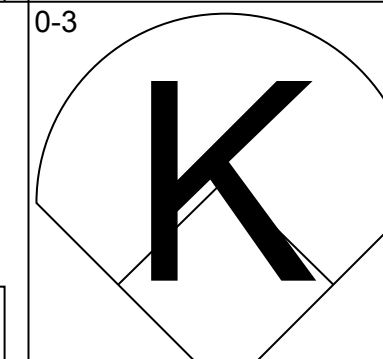
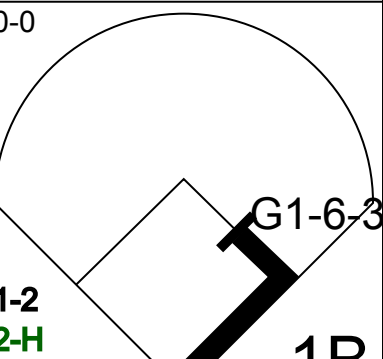
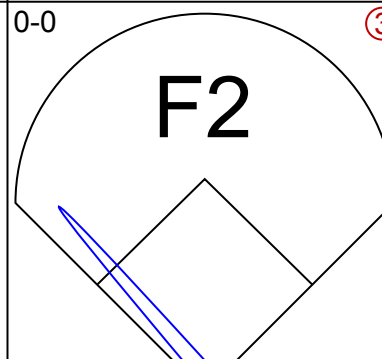
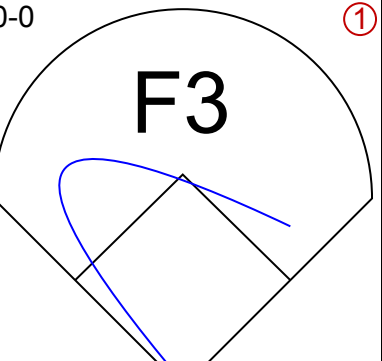
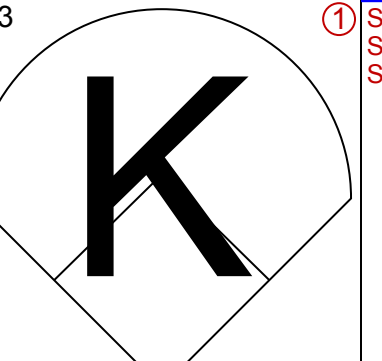
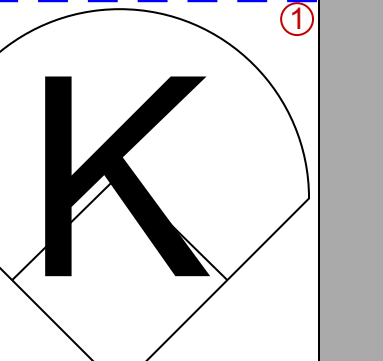

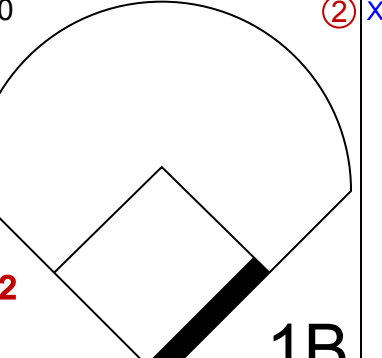
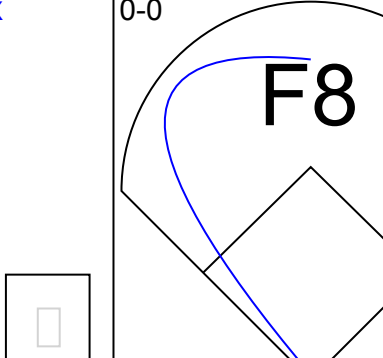
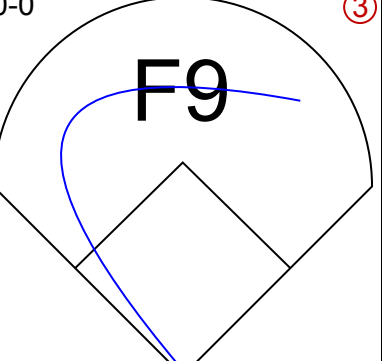
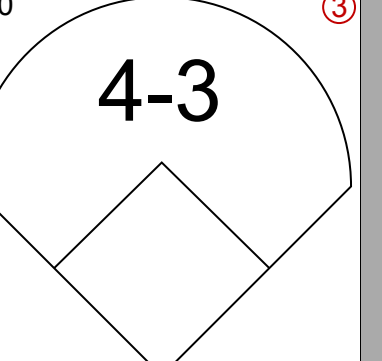
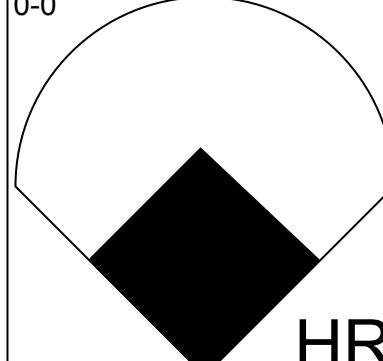
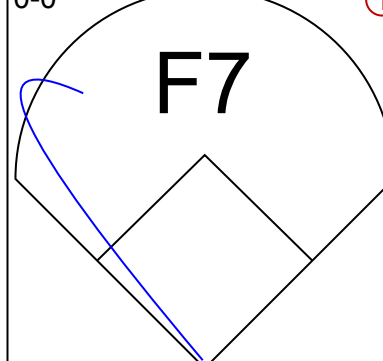
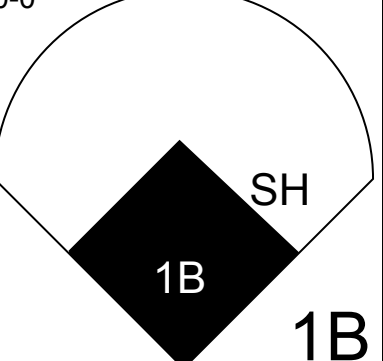
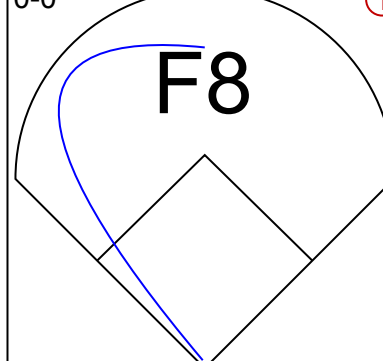
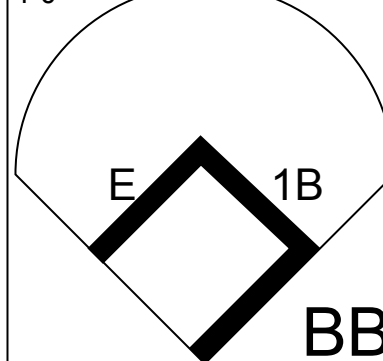
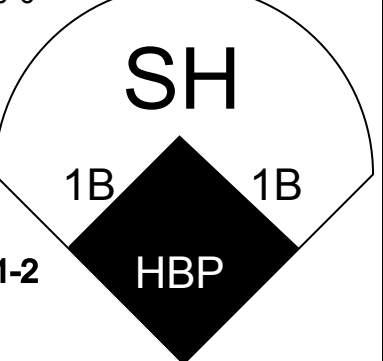

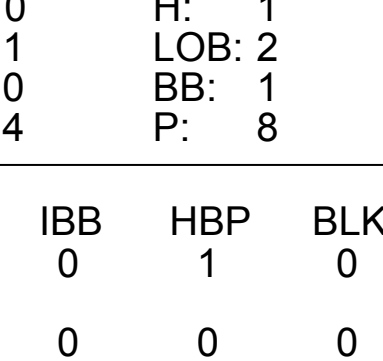
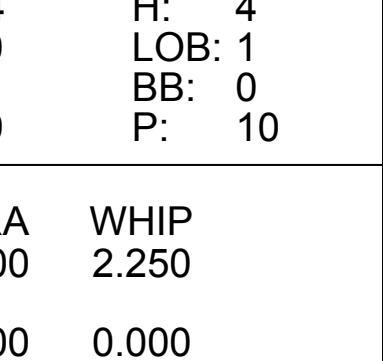
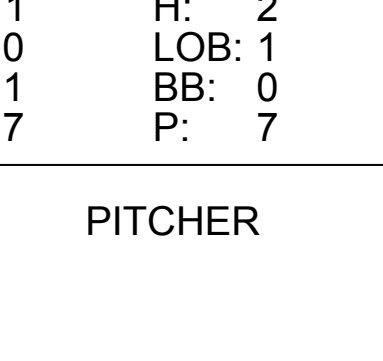


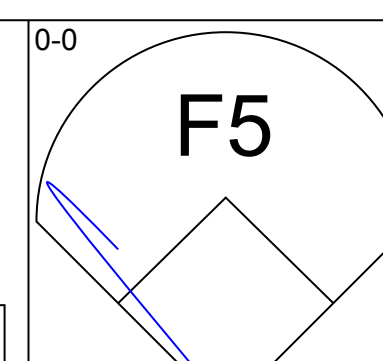
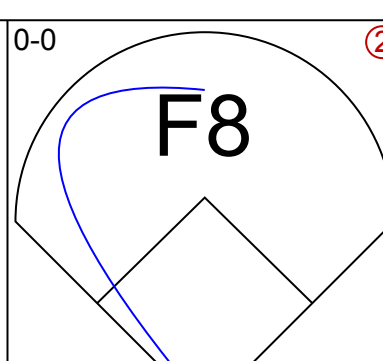
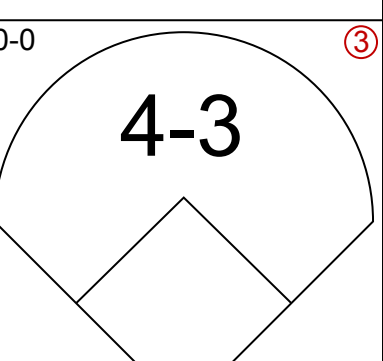
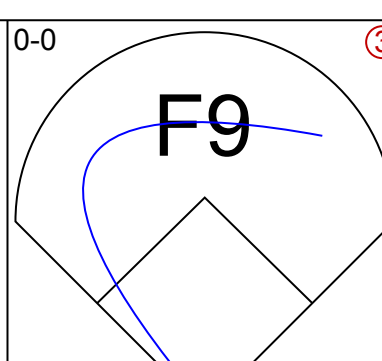
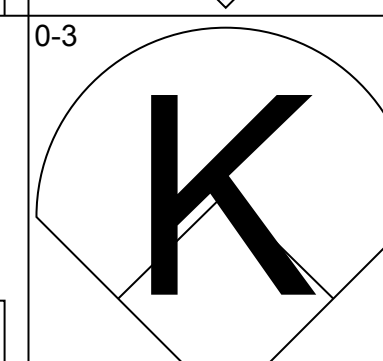
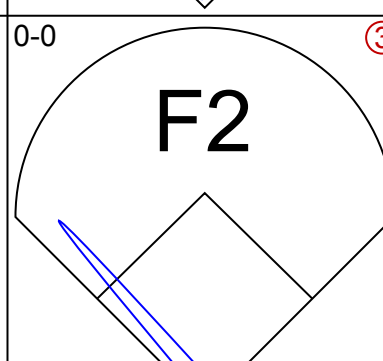
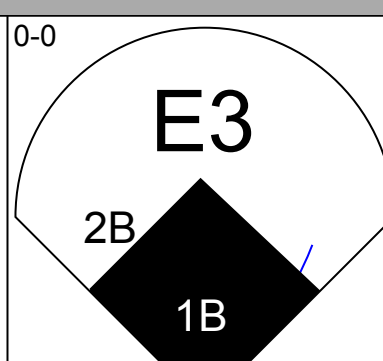

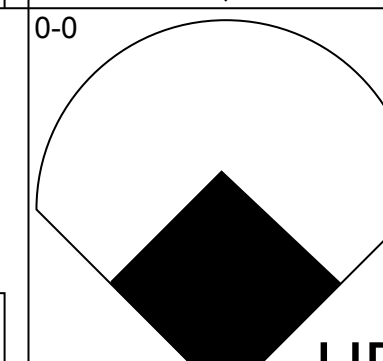
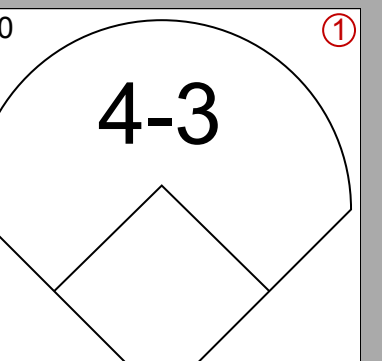
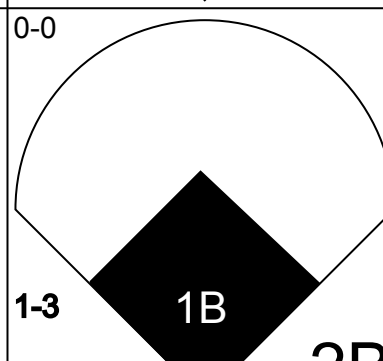
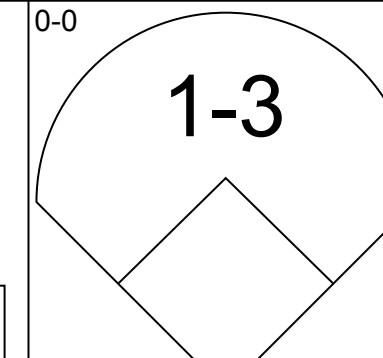
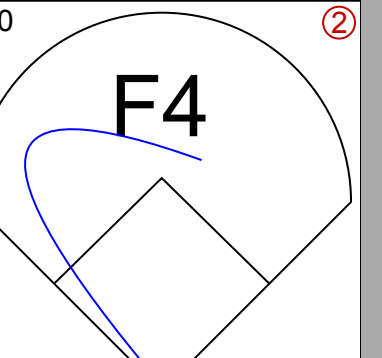
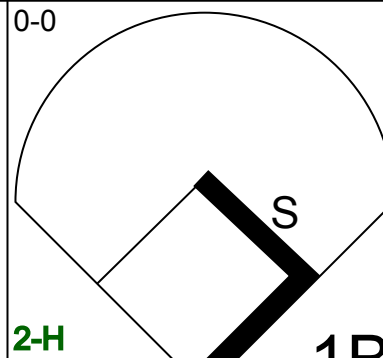
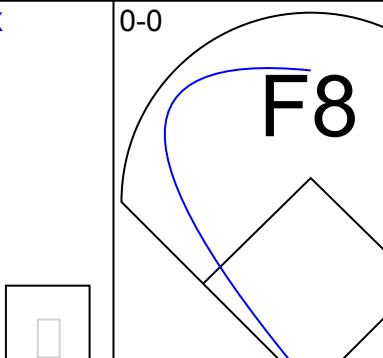
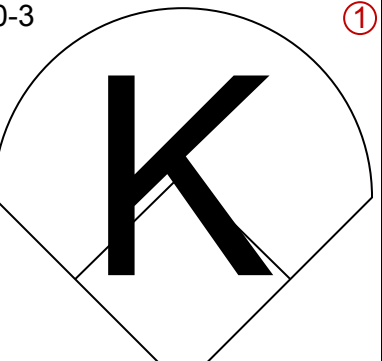
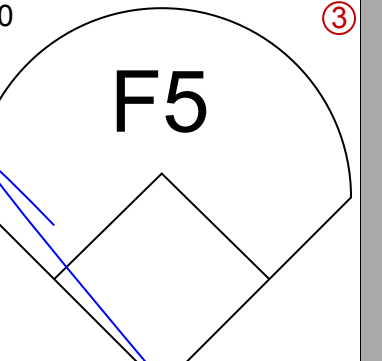
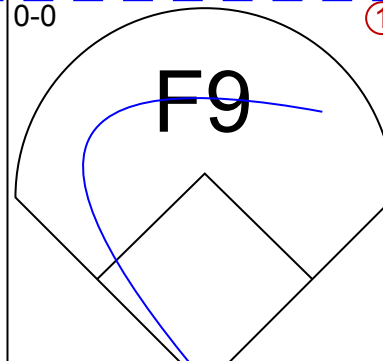
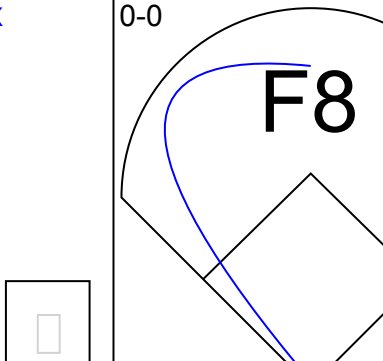
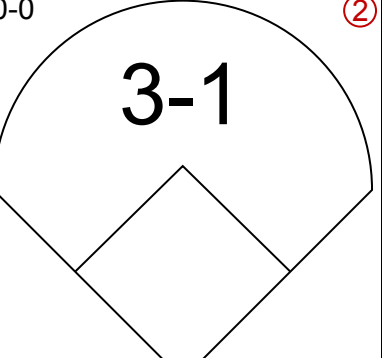
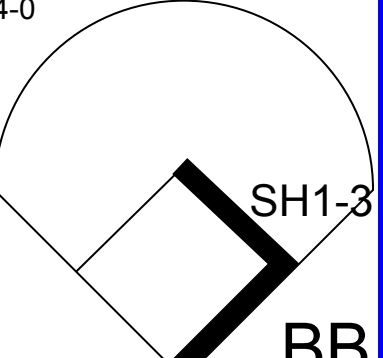
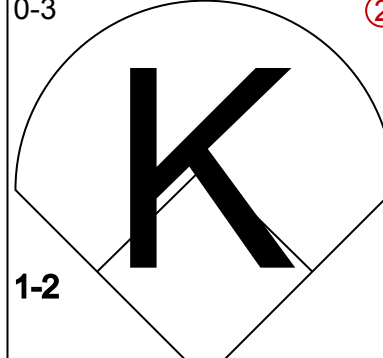
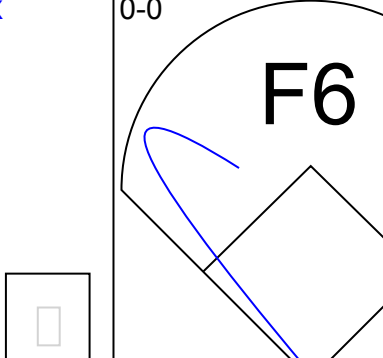
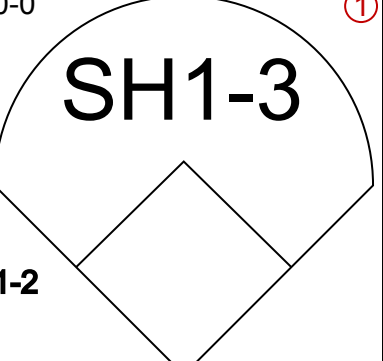
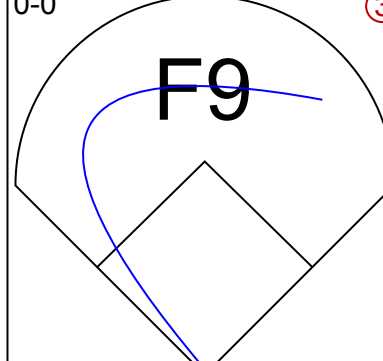
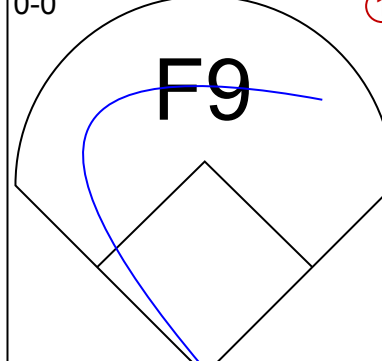
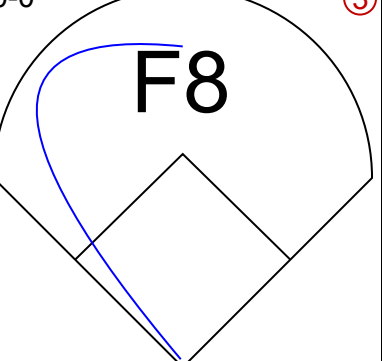
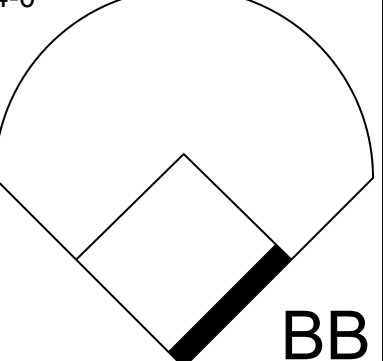
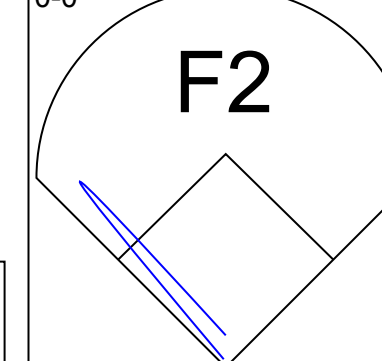
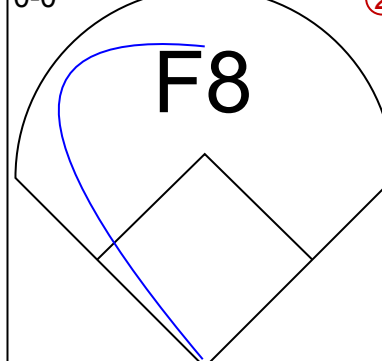
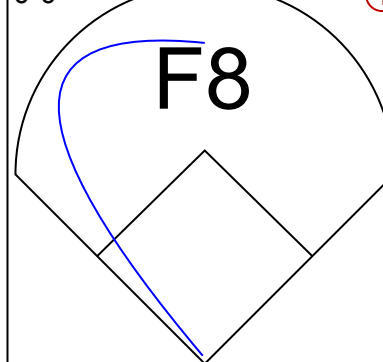
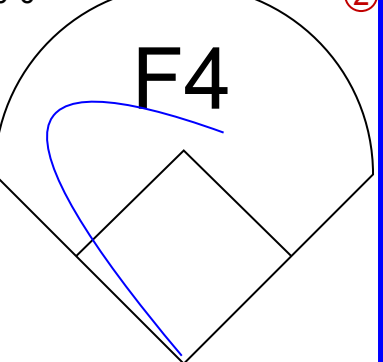
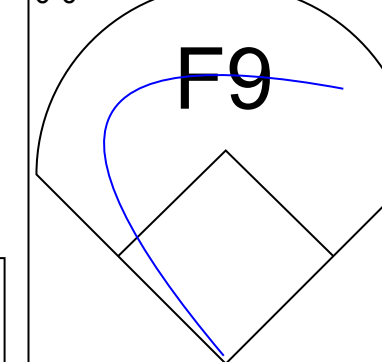
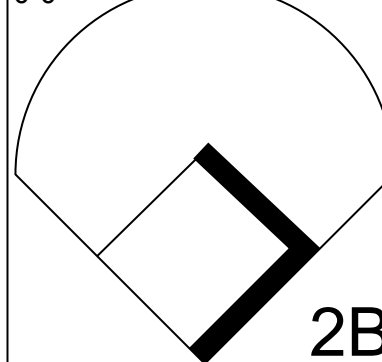
Batter	1	2	3	4	5	6	7	8	9	10	AB	R	H	RBI	BB	SO	LOB	BOTTOM								
Pete Rose, S OBP: 0.345, SLG: 0.377 (1, 4)	K	4-3		5-3				F6		FC4-6	6	1	1	0	0	1	5									
Tommy Harper, R OBP: 0.372, SLG: 0.428 (1, 9)	K			4-3							5	2	2	0	1	1	3									
Vada Pinson, L OBP: 0.359, SLG: 0.527 (1, 8)	1B CS										5	1	4	3	0	1	0									
Frank Robinson, R OBP: 0.392, SLG: 0.456 (1, 7)											5	0	4	1	0	0	0									
Marty Keough, L OBP: 0.355, SLG: 0.414 (1, 3)	CS										4	1	1	0	0	1	3									
Johnny Edwards, L OBP: 0.316, SLG: 0.370 (1, 2)											5	1	1	1	0	1	4									
Leo Cardenas, R OBP: 0.257, SLG: 0.307 (1, 6)											3	0	1	0	0	1	3									
Bob Skinner, L OBP: 0.327, SLG: 0.367 (10, PH)											1	0	0	0	0	1	0									
Charlie Neal, R OBP: 0.299, SLG: 0.304 (1, 5)											4	0	2	0	0	0	1									
Gene Freese, R OBP: 0.307, SLG: 0.390 (10, PH)											0	0	0	0	1	0	0									
Eddie Kasko, R OBP: 0.288, SLG: 0.267 (10, PR)											0	0	0	0	0	0	0									
John Tsitouris, R OBP: 0.291, SLG: 0.363 (7, 1)											2	0	0	0	0	1	2									
Al Worthington, R ERA: 2.88 (8, PH)											0	0	0	0	0	0	0									
Gordy Coleman, R OBP: 0.292, SLG: 0.365 (8, PH)											0	0	0	0	1	0	0									
Bill Henry, L OBP: 0.486 (8, 1)											1	0	0	0	0	0	0									
Gene Green, L OBP: 0.299, SLG: 0.309 (10, PH)											1	0	1	0	0	0	0									
Jim Duffalo, R OBP: 0.118, SLG: 0.138 (10, PH)											0	0	0	0	0	0	0									
Inning Stats	R: 0 E: 0 K: 2 S: 8	H: 2 LOB: 1 BB: 0 P: 8	R: 2 E: 0 K: 0 S: 5	H: 3 LOB: 1 BB: 0 P: 6	R: 0 E: 0 K: 2 S: 10	H: 3 LOB: 2 BB: 0 P: 10	R: 0 E: 0 K: 0 S: 4	H: 1 LOB: 1 BB: 0 P: 4	R: 0 E: 0 K: 2 S: 8	H: 1 LOB: 1 BB: 0 P: 8	R: 0 E: 0 K: 1 S: 5	H: 1 LOB: 1 BB: 0 P: 5	R: 3 E: 0 K: 0 S: 7	H: 4 LOB: 1 BB: 0 P: 7	R: 0 E: 0 K: 0 S: 3	H: 1 LOB: 2 BB: 2 P: 11	R: 0 E: 0 K: 0 S: 3	H: 0 LOB: 0 BB: 0 P: 3	R: 0 E: 0 K: 1 S: 6	H: 1 LOB: 2 BB: 1 P: 10	1B: 14 2B: 3 3B: 0 HR: 1	SF: 0 SAC: 2 DP: 2 HBP: 1	WP: 1 PB: 0 SB: 0 CS: 1	PA: 48		
PITCHER	IP	WLS	BF	H	R	ER	SO	BB	IBB	HBP	BLK	WP	HR	S	P	ERA	WHIP									
Frank Linzy, R ERA: 13.5 (1, 1)	2.0		13	8	3	3	2	0	0	0	0	0	1	0	16	17	13.50	4.000								
Billy Pierce, L ERA: 3.65 (3, 1)	4.0		14	3	0	0	5	0	0	0	0	1	0	24	24	0.00	0.750									
Bobby Bolin, R ERA: 2.92 (7, 1)	0.0		4	4	3	3	0	0	0	0	0	0	1	4	4											
Billy Hoelt, L ERA: 4.86 (7, 1)	1.0		3	0	0	0	0	0	0	0	0	0	0	3	3	0.00	0.000									
Don Larsen, R ERA: 2.83 (8, 1)	2.0	W	8	1	0	0	0	2	0	0	0	0	0	6	14	0.00	1.500									
PITCHER	IP	WLS	BF	H	R	ER	SO	BB	IBB	HBP	BLK	WP	HR	S	P	ERA	WHIP									
Jack Fisher, R ERA: 3.82 (10, 1)	0.1		3	1	0	0	1	1	0	0	0	0	0	4	8	0.00	6.000									
Jim Duffalo, R ERA: 2.85 (10, 1)	0.2	S	2	0	0	0	0	0	0	0	0	0	0	2	2	0.00	0.000									

San Francisco Giants @ Cincinnati Reds
Crosley Field, Cincinnati, OH
Wed Aug 14 1963, 7:05 PM EDT
Att: 14,706 - Unknown

AB	41
R	6
H	17
RBI	5
BB	3
SO	8
LOB	21



Batter	1	2	3	4	5	6	7	8	9	AB	R	H	RBI	BB	SO	LOB	TOP									
Harvey Kuenn, R OBP: 0.363, SLG: 0.417 (1, 7)										5	1	2	1	0	1	2	San Francisco Giants @ Cincinnati Reds Crosley Field, Cincinnati, OH Thu Aug 15 1963, 7:05 PM EDT Att: 13,488 - Unknown									
Jim Davenport, R OBP: 0.292, SLG: 0.346 (1, 4)										5	1	3	0	0	0	1										
Willie McCovey, L OBP: 0.369, SLG: 0.588 Norm Larker, L OBP: 0.291, SLG: 0.229 (1, 3) (6, 3)										2	0	0	1	0	1	3										
Willie Mays, R OBP: 0.362, SLG: 0.543 (1, 8)										4	0	1	2	1	1	1										
Felipe Alou, R OBP: 0.321, SLG: 0.468 (1, 9)										4	0	0	0	0	2	3										
Jim Ray Hart, R OBP: 0.381, SLG: 0.294 (1, 5)										4	0	1	0	0	1	2										
Tom Haller, L OBP: 0.330, SLG: 0.414 (1, 2)										4	2	2	1	0	0	1										
Ernie Bowman, R OBP: 0.204, SLG: 0.240 (1, 6)										4	1	1	0	0	1	1										
Jack Sanford, R OBP: 0.241, SLG: 0.188 Billy Hoelt, L OBP: 1.000, SLG: 1.000 (1, 1) (6, 1)										1	1	0	0	1	1	0										
										1	0	1	1	0	0	0										
Inning Stats	R: 0 E: 0 K: 3 S: 10	H: 1 LOB: 1 P: 10	R: 0 E: 0 K: 1 S: 5	H: 0 LOB: 0 BB: 0 P: 5	R: 0 E: 1 K: 0 S: 4	H: 1 LOB: 2 BB: 1 P: 8	R: 0 E: 0 K: 1 S: 5	H: 1 LOB: 1 BB: 1 P: 9	R: 4 E: 0 K: 1 S: 9	H: 4 LOB: 1 BB: 0 P: 10	R: 1 E: 0 K: 1 S: 7	H: 2 LOB: 1 BB: 0 P: 7	R: 0 E: 0 K: 0 S: 3	H: 0 LOB: 0 BB: 0 P: 3	R: 1 E: 0 K: 1 S: 7	H: 2 LOB: 1 BB: 0 P: 7	R: 0 E: 0 K: 0 S: 3	H: 0 LOB: 0 BB: 0 P: 3	1B: 9 2B: 0 3B: 1 HR: 1	SF: 0 SAC: 1 DP: 1 HBP: 1	WP: 0 PA: 40 PB: 0 SB: 1 CS: 1					
PITCHER	IP WLS BF H R ER SO BB IBB HBP BLK WP HR S P ERA WHIP																									
Joe Nuxhall, L ERA: 2.73 Dom Zanni, R ERA: 4.54 Jim Coates, R ERA: 5.01 Al Worthington, R ERA: 2.93	(1, 1) (5, 1) (6, 1) (8, 1)	4.0 1.0 2.0 2.0	L 2 8	22 0 2 8	H 7 R 0 ER 0 SO 1	R 4 LOB 0 BB 0 P: 1	ER 4 SO 5	BB 2 IBB 0 HBP 1 BLK 0	WP 0 HR 0 S 29 P 38	ERA 9.00 WHIP 2.250																

Batter	1	2	3	4	5	6	7	8	9	AB	R	H	RBI	BB	SO	LOB	BOTTOM									
Pete Rose, S OBP: 0.344, SLG: 0.374 (1, 4)										4	0	0	0	1	0	3	San Francisco Giants @ Cincinnati Reds Crosley Field, Cincinnati, OH Thu Aug 15 1963, 7:05 PM EDT Att: 13,488 - Unknown									
Tommy Harper, R OBP: 0.367, SLG: 0.421 (1, 9)										4	1	0	0	0	1	1										
Vada Pinson, L OBP: 0.362, SLG: 0.537 (1, 8)										4	2	3	1	0	0	0										
Frank Robinson, R OBP: 0.391, SLG: 0.454 (1, 7)										4	0	1	2	0	0	1										
Marty Keough, L OBP: 0.352, SLG: 0.408 Don Pavletich, R OBP: 0.286, SLG: 0.297 (1, 3) (6, PH) (7, 3)										2	0	0	0	0	1	0										
Johnny Edwards, L OBP: 0.317, SLG: 0.369 Gene Green, R OBP: 0.245, SLG: 0.303 (1, 2) (6, PH) (7, 2)											1	0	0	0	1	0										
Leo Cardenas, R OBP: 0.257, SLG: 0.308 (1, 6)										3	0	1	0	0	0	1										
Charlie Neal, R OBP: 0.298, SLG: 0.301 (1, 5)											3	0	0	0	1	0										
Joe Nuxhall, L OBP: 0.185, SLG: 0.208 Dom Gamis, R OBP: 0.226, SLG: 0.385 Gordy Coleman, L OBP: 0.286, SLG: 0.385 Jim Coates, R OBP: 0.286, SLG: 0.385 Ken Walters, R OBP: 0.286, SLG: 0.385 Al Worthington, R OBP: 0.286, SLG: 0.385 Eddie Kasko, R OBP: 0.286, SLG: 0.385 (1, 1) (5, 1) (6, PH) (8, 1) (7, PH) (8, 1) (9, PH)											1	0	0	0	0	0										
Inning Stats	R: 1 E: 0 K: 1 S: 6	H: 1 LOB: 0 P: 6	R: 0 E: 0 K: 1 S: 6	H: 1 LOB: 0 BB: 0 P: 6	R: 0 E: 0 K: 0 S: 3	H: 0 LOB: 0 BB: 0 P: 3	R: 0 E: 0 K: 0 S: 3	H: 0 LOB: 0 BB: 0 P: 3	R: 2 E: 1 K: 1 S: 8	H: 2 LOB: 1 BB: 0 P: 8	R: 0 E: 0 K: 0 S: 3	H: 0 LOB: 1 BB: 1 P: 7	R: 0 E: 0 K: 0 S: 4	H: 1 LOB: 1 BB: 0 P: 4	R: 0 E: 0 K: 0 S: 4	H: 1 LOB: 1 BB: 0 P: 4		1B: 3 2B: 2 3B: 0 HR: 1	SF: 0 SAC: 1 DP: 0 HBP: 0	WP: 0 PA: 37 PB: 0 SB: 1 CS: 0						
PITCHER	IP WLS BF H R ER SO BB IBB HBP BLK WP HR S P ERA WHIP																									
Jack Sanford, R ERA: 3.5 Billy Hoelt, L ERA: 3.92	(1, 1) (6, 1)	5.0 4.0	W S	22 15	H 4 R 2 ER 2 SO 2	R 3 LOB 1 BB 0 P: 1	ER 2 SO 2	BB 2 IBB 0 HBP 0 BLK 0	WP 0 HR 1 S 24 P 32	ERA 3.60 WHIP 1.200																

Batter	1	2	3	4	5	6	7	8	9	AB	R	H	RBI	BB	SO	LOB	TOP																						
Steve Boros, R OBP: 0.291, SLG: 0.400 (1, 9)	P6		F7			P4		K		4	1	0	0	1	1	2	Chicago Cubs @ Cincinnati Reds Crosley Field, Cincinnati, OH Fri Aug 16 1963, 7:05 PM EDT Unknown																						
Ken Hubbs, R OBP: 0.289, SLG: 0.333 (1, 4)	6-3		P4		SH1-4	SH1-4		F9		4	0	1	1	0	0	0																							
Billy Williams, L OBP: 0.372, SLG: 0.519 (1, 7)								K		5	2	3	2	0	1	2																							
Ron Santo, R OBP: 0.335, SLG: 0.489 (1, 5)	1-3		F7			K			6-3	5	0	1	1	0	1	3																							
Ellis Burton, S OBP: 0.317, SLG: 0.459 (1, 8)									G3	5	2	3	1	0	1	1																							
14 Ernie Banks, R OBP: 0.288, SLG: 0.424 Lou Brock, L OBP: 0.310, SLG: 0.400 (7, 9)										4	1	1	1	0	0	2																							
Andre Rodgers, R OBP: 0.313, SLG: 0.286 (1, 6)										2	1	1	1	1	0	0																							
Jimmie Schaffer, R OBP: 0.330, SLG: 0.505 (1, 2)										3	1	1	0	1	0	2																							
Dick Ellsworth, L OBP: 0.197, SLG: 0.116 (1, 1)										2	2	0	0	2	2	2																							
Inning Stats	R: 0 E: 0 K: 0 S: 4	H: 1 LOB: 1 BB: 0 P: 4	R: 2 E: 0 K: 1 S: 6	H: 2 LOB: 2 BB: 1 P: 10	R: 0 E: 0 K: 0 S: 4	H: 1 LOB: 1 BB: 0 P: 4	R: 1 E: 0 K: 0 S: 4	H: 1 LOB: 0 BB: 0 P: 4	R: 3 E: 0 K: 1 S: 7	H: 2 LOB: 1 BB: 2 P: 15	R: 4 E: 0 K: 1 S: 8	H: 3 LOB: 1 BB: 2 P: 16	R: 0 E: 0 K: 1 S: 6	H: 1 LOB: 1 BB: 0 P: 6	R: 0 E: 0 K: 0 S: 3	H: 1 LOB: 1 BB: 0 P: 3		1B: 7 2B: 4 3B: 1 HR: 0	SF: 1 SAC: 1 DP: 0 HBP: 0	WP: 3 PB: 1 SB: 1 CS: 0	PA: 42																		
PITCHER	IP	WLS	BF	H	R	ER	SO	BB	IBB	HBP	BLK	WP	HR	S	P	ERA	WHIP	PITCHER				IP	WLS	BF	H	R	ER	SO	BB	IBB	HBP	BLK	WP	HR	S	P	ERA	WHIP	
Jim O'Toole, L ERA: 2.8 Jim Coates, R ERA: 4.97	(1, 1)	5.0	L	26	8	8	8	2	4	0	0	0	1	0	26	42	14.40	2.400					(6, 1)	4.0	16	4	2	2	4	1	0	0	0	1	0	23	27	4.50	1.250

AB	35
R	10
H	12
RBI	7
BB	5
SO	6
LOB	14




Batter	1	2	3	4	5	6	7	8	9	AB	R	H	RBI	BB	SO	LOB	BOTTOM																						
Pete Rose, S OBP: 0.341, SLG: 0.370 (1, 4)	K		F8			F8		FC6-4		4	0	0	0	0	1	2	Chicago Cubs @ Cincinnati Reds Crosley Field, Cincinnati, OH Fri Aug 16 1963, 7:05 PM EDT Unknown																						
Tommy Harper, R OBP: 0.366, SLG: 0.419 (1, 9)	5-3				1-3				6-3	4	0	1	0	0	0	0																							
Vada Pinson, L OBP: 0.360, SLG: 0.533 (1, 8)	1-3									4	0	0	0	0	3	1																							
Frank Robinson, R OBP: 0.387, SLG: 0.449 (1, 7)										4	0	0	0	0	2	0																							
Gene Freese, R OBP: 0.307, SLG: 0.389 (1, 5)										3	0	1	0	0	0	0																							
Gene Green, R OBP: 0.248, SLG: 0.333 Gordy Coleman, L OBP: 0.292, SLG: 0.385 (8, 3)										3	1	1	1	0	0	1																							
Don Pavletich, R OBP: 0.294, SLG: 0.306 (8, 2)										0	0	0	0	0	0	0																							
Leo Cardenas, R OBP: 0.256, SLG: 0.305 (1, 6)										3	0	0	0	0	1	2																							
Jim O'Toole, S OBP: 0.156, SLG: 0.143 Jim Coates, R (6, 1)										1	0	0	0	0	0	1																							
										2	0	0	0	0	2	1																							
Inning Stats	R: 0 E: 0 K: 1 S: 5	H: 0 LOB: 0 BB: 0 P: 5	R: 0 E: 0 K: 0 S: 3	H: 0 LOB: 0 BB: 0 P: 3	R: 0 E: 0 K: 0 S: 4	H: 1 LOB: 1 BB: 0 P: 4	R: 0 E: 0 K: 2 S: 7	H: 0 LOB: 0 BB: 0 P: 7	R: 1 E: 0 K: 0 S: 4	H: 1 LOB: 0 BB: 0 P: 4	R: 0 E: 0 K: 2 S: 8	H: 1 LOB: 1 BB: 0 P: 8	R: 0 E: 0 K: 2 S: 3	H: 1 LOB: 0 BB: 0 P: 3	R: 0 E: 0 K: 2 S: 8	H: 1 LOB: 1 BB: 0 P: 8	R: 0 E: 0 K: 2 S: 7	H: 0 LOB: 0 BB: 0 P: 7	1B: 4 2B: 0 3B: 0 HR: 1	SF: 0 SAC: 0 DP: 1 HBP: 0	WP: 0 PB: 0 SB: 0 CS: 0	PA: 31																	
PITCHER	IP	WLS	BF	H	R	ER	SO	BB	IBB	HBP	BLK	WP	HR	S	P	ERA	WHIP	PITCHER				IP	WLS	BF	H	R	ER	SO	BB	IBB	HBP	BLK	WP	HR	S	P	ERA	WHIP	
Dick Ellsworth, L ERA: 1.93	(1, 1)	9.0	W	31	5	1	1	9	0	0	0	0	0	1	49	49	1.00	0.556					(1, 1)	9.0	31	5	1	1	9	0	0	0	0	0	1	49	49	1.00	0.556




Batter	1	2	3	4	5	6	7	8	9	AB	R	H	RBI	BB	SO	LOB	TOP						
Lou Brock, L OBP: 0.310, SLG: 0.399 (1,9)	0-0 1-3		0-0 5-3 1B		0-0 P6		0-3 K			4	0	1	0	0	1	3	Chicago Cubs @ Cincinnati Reds Crosley Field, Cincinnati, OH Fri Aug 16 1963, 7:05 PM EDT Att: 19,481 - Unknown						
Ken Hubbs, R OBP: 0.289, SLG: 0.332 (1,4)	0-3 K		0-0 5-3		0-0 1-2 2-H 1B		0-3 K			4	0	1	0	0	2	2							
Billy Williams, L OBP: 0.371, SLG: 0.516 (1,7)	0-0 4-3			4-0 G4-6-3 BB		0-0 3-1		0-0 4-3		3	0	0	0	1	0	0							
Ron Santo, R OBP: 0.335, SLG: 0.494 (1,5)		0-3 K		0-3 K		0-0 HR		0-0 P4		4	1	1	1	0	2	1							
Ellis Burton, S OBP: 0.316, SLG: 0.456 (1,8)		0-3 K		0-0 G4-6-3 1-2		0-0 1B		0-0 P4		4	0	1	0	0	1	1							
14 Ernie Banks, R OBP: 0.290, SLG: 0.421 (1,3)		4-0 1B BB		4-0 BB 1B BB		0-0 P3		0-0 F8		2	1	0	0	2	0	1							
Dick Bertell, R OBP: 0.311, SLG: 0.317 (1,2)		0-0 1-2 1B		4-0 1B BB		0-0 F9		0-0 F9		3	0	1	0	1	0	1							
Andre Rodgers, R OBP: 0.314, SLG: 0.287 (1,6)		0-0 F9		0-0 1-2 2-H 1B		0-0 1B BB		4-0 BB		3	0	1	1	1	0	2							
Glen Hobbie, R OBP: 0.105, SLG: 0.081 (1,1)			0-3 K		0-0 L3		0-3 K			1	0	0	0	0	1	0							
Don Elston, R (4,1)										0	0	0	0	0	0	0							
Don Landrum, L OBP: 0.299, SLG: 0.293 (5,PH)										1	0	0	0	0	0	2							
Cal Koonce, R OBP: 0.333, SLG: 0.250 (5,1)										1	0	0	0	0	1	1							
Inning Stats	R: 0 E: 0 K: 1 S: 5	H: 0 LOB: 0 BB: 0 P: 5	R: 0 E: 0 K: 2 S: 8	H: 1 LOB: 2 BB: 1 P: 12	R: 0 E: 0 K: 1 S: 5	H: 1 LOB: 1 BB: 0 P: 5	R: 0 E: 0 K: 1 S: 4	H: 0 LOB: 0 BB: 1 P: 8	R: 1 E: 0 K: 0 S: 4	H: 2 LOB: 2 BB: 2 P: 12	R: 1 E: 0 K: 0 S: 5	H: 2 LOB: 1 BB: 0 P: 5	R: 0 E: 0 K: 3 S: 9	H: 0 LOB: 1 BB: 1 P: 13	R: 0 E: 0 K: 0 S: 3	H: 0 LOB: 0 BB: 0 P: 3		R: 0 E: 0 K: 0 S: 3	H: 0 LOB: 0 BB: 0 P: 3	1B: 5 2B: 0 3B: 0 HR: 1	SF: 0 SAC: 0 DP: 1 HBP: 0	WP: 0 PB: 0 SB: 0 CS: 0	PA: 35
PITCHER Joey Jay, R ERA: 4.23 (1,1)	IP: 9.0 WLS: W BF: 35 H: 6 R: 2 ER: 2 SO: 8 BB: 5 IBB: 0 HBP: 0 BLK: 0 WP: 0 HR: 1 S: 46 P: 66 ERA: 2.00 WHIP: 1.222																						

AB 30
R 2
H 6
RBI 2
BB 5
SO 8
LOB 14



Batter	1	2	3	4	5	6	7	8	9	AB	R	H	RBI	BB	SO	LOB	BOTTOM				
Pete Rose, S OBP: 0.342, SLG: 0.376 (1,4)	0-0 4-3	4-0 FC6-4 BB		0-0 F7	0-0 HR		0-3 K			4	1	1	1	1	1	0	Chicago Cubs @ Cincinnati Reds Crosley Field, Cincinnati, OH Fri Aug 16 1963, 7:05 PM EDT Att: 19,481 - Unknown				
Tommy Harper, R OBP: 0.370, SLG: 0.422 (1,9)	0-0 1B	0-0 FC6-4 1-2		0-0 2B 1B	0-0 F8		0-0 G6-3 1B			5	1	3	0	0	0	3					
Vada Pinson, L OBP: 0.358, SLG: 0.530 (1,8)	0-3 K		0-0 E6 HR	0-0 2B 1B	0-0 F8		0-0 G6-3 1-2			5	2	1	0	0	1	2					
Frank Robinson, R OBP: 0.388, SLG: 0.458 (1,7)	0-0 F3		0-0 HR	0-0 1-H 2-H 1B 2B	0-3 K		0-0 F9			5	2	2	4	0	1	1					
Gordy Coleman, L OBP: 0.297, SLG: 0.391 (1,3)		0-0 1B 2B	4-0 2B FC5-2-5 BB	0-0 2-H 1B 1B		0-0 4-3				3	2	2	1	1	0	0					
Johnny Edwards, L OBP: 0.319, SLG: 0.373 (1,2)		0-0 6-3	0-0 FC5-2-5 2B	0-0 2-H 1B		0-0 4-3				4	0	2	1	0	0	1					
Gene Freese, R OBP: 0.306, SLG: 0.386 (1,5)		0-0 BB 1B 2-H	0-3 K	0-3 K		0-0 6-3				4	0	1	1	0	2	3					
Leo Cardenas, R OBP: 0.258, SLG: 0.307 (1,6)		0-0 1-2 1B	0-0 FC5-2-5 2-3 3-H	0-0 1-2 1B		0-0 5-3				4	0	2	0	0	0	2					
Joey Jay, S OBP: 0.156, SLG: 0.159 (1,1)		0-3 K	0-3 K	0-3 K		0-0 F8				4	0	0	0	0	3	6					
Inning Stats	R: 0 E: 0 K: 1 S: 6	H: 1 LOB: 1 BB: 0 P: 6	R: 1 E: 0 K: 1 S: 8	H: 3 LOB: 3 BB: 1 P: 12	R: 2 E: 1 K: 2 S: 10	H: 2 LOB: 2 BB: 1 P: 14	R: 4 E: 0 K: 2 S: 13	H: 6 LOB: 2 BB: 0 P: 13	R: 1 E: 0 K: 1 S: 6	H: 1 LOB: 0 BB: 0 P: 6	R: 0 E: 0 K: 0 S: 3	H: 0 LOB: 0 BB: 0 P: 3	R: 0 E: 0 K: 1 S: 5	H: 0 LOB: 0 BB: 0 P: 5	R: 0 E: 0 K: 0 S: 3	H: 1 LOB: 0 BB: 0 P: 3		1B: 9 2B: 3 3B: 0 HR: 2	SF: 0 SAC: 0 DP: 1 HBP: 0	WP: 0 PB: 0 SB: 0 CS: 0	PA: 40
PITCHER Glen Hobbie, R ERA: 4.16 (1,1)	IP: 3.1 WLS: L BF: 22 H: 9 R: 6 ER: 5 SO: 4 BB: 2 IBB: 0 HBP: 0 BLK: 0 WP: 0 HR: 1 S: 28 P: 36 ERA: 13.50 WHIP: 3.300																				
Don Elston, R ERA: 2.19 (4,1)	0.2	5	3	1	1	2	0	0	0	0	0	9	9	13.50	4.500						
Cal Koonce, R ERA: 5.94 (5,1)	4.0	13	2	1	1	2	0	0	0	0	0	1	17	17	2.25	0.500					

AB 38
R 8
H 14
RBI 8
BB 2
SO 8
LOB 18



Batter	1	2	3	4	5	6	7	8	9	AB	R	H	RBI	BB	SO	LOB	TOP		
Lou Brock, L OBP: 0.311, SLG: 0.402 Leo Burke, R OBP: 0.229, SLG: 0.321	0-3 K		0-0 S 1B			0-0 3-1		0-0 2B 2B	0-3 K	4	0	2	0	0	1	0			
Ken Hubbs, R OBP: 0.289, SLG: 0.331	0-0 6-3		0-3 K			0-0 F 1B 1B		0-0 1-3		4	0	1	0	0	1	2			
Billy Williams, L OBP: 0.374, SLG: 0.520	0-0 1B		0-0 4-3			0-0 E3 G4-3 1B		0-0 2-3 2B		4	0	3	0	0	0	1			
Ron Santo, R OBP: 0.334, SLG: 0.491	0-3 K			0-0 F8		0-0 G4-3 1-2		4-0 IBB		3	0	0	0	1	1	3			
Ellis Burton, S OBP: 0.312, SLG: 0.448		0-3 K		0-0 P6			0-3 K	0-3 K		4	0	0	0	0	3	3			
14 Ernie Banks, R OBP: 0.287, SLG: 0.417		0-0 F9		0-3 K			0-0 L4	0-0 F3		4	0	0	0	0	1	3			
Merritt Ranew, L OBP: 0.417, SLG: 0.567		0-0 HR			0-3 K		0-0 2B		0-3 K	4	1	2	1	0	2	0			
Andre Rodgers, R OBP: 0.316, SLG: 0.285 Nelson Mathews, R OBP: 0.237, SLG: 0.272		0-0 L8			0-0 6-3		4-0 BB	4-0 BB		2	0	0	0	2	0	0			
Tom Baker, L Don Landrum, L OBP: 0.297, SLG: 0.292 Don Elston, R Steve Boros, R OBP: 0.288, SLG: 0.394			0-3 K		0-0 F5		0-3 K		0-3 K	2	0	0	0	0	1	0			
Inning Stats	R: 0 E: 0 K: 2 S: 8	H: 1 LOB: 1 BB: 0 P: 8	R: 1 E: 0 K: 1 S: 6	H: 1 LOB: 0 BB: 0 P: 6	R: 0 E: 0 K: 2 S: 8	H: 1 LOB: 1 BB: 0 P: 8	R: 0 E: 0 K: 1 S: 5	H: 0 LOB: 0 BB: 0 P: 5	R: 0 E: 1 K: 0 S: 4	H: 2 LOB: 1 BB: 0 P: 4	R: 0 E: 0 K: 2 S: 8	H: 1 LOB: 2 BB: 1 P: 12	R: 0 E: 0 K: 1 S: 7	H: 2 LOB: 3 BB: 1 P: 11	R: 0 E: 0 K: 3 S: 9	H: 0 LOB: 1 BB: 1 P: 13	1B: 4 2B: 3 3B: 0 HR: 1	SF: 0 SAC: 0 DP: 1 HBP: 0	WP: 0 PA: 37 PB: 0 SB: 1 CS: 0
PITCHER	IP WLS BF H R ER SO BB IBB HBP BLK WP HR S P ERA WHIP	7.1 W 31 8 1 1 9 1 1 0 0 0 0 1 47 55 1.23 1.227	8.1 L 31 0 0 0 1 0 0 0 0 0 0 3 3 0.00 0.000	8.1 S 31 4 0 0 2 1 0 0 0 0 7 11 0.00 1.000	9.1 S 31 0 0 0 1 0 0 0 0 0 0 3 3 0.00 0.000														

Chicago Cubs @ Cincinnati Reds
Crosley Field, Cincinnati, OH
Sat Aug 17 1963, 3:33 AM EDT
Att: 8,719 - Unknown

AB	34
R	1
H	8
RBI	1
BB	3
SO	13
LOB	16



Batter	1	2	3	4	5	6	7	8	9	AB	R	H	RBI	BB	SO	LOB	BOTTOM		
Pete Rose, S OBP: 0.341, SLG: 0.375	0-0 G5-4-3 1B		0-0 4-3	0-0 4-3			0-0 F7			4	0	1	0	0	0	2			
Tommy Harper, R OBP: 0.366, SLG: 0.420	0-0 G5-4-3 1-2		0-0 1B		0-0 F5		0-0 1-3			4	0	1	0	0	0	1			
Vada Pinson, L OBP: 0.357, SLG: 0.527 Marty Keough, L OBP: 0.352, SLG: 0.408	0-0 1B		0-3 K		0-0 F7		0-3 K			4	0	1	0	0	2	1			
Frank Robinson, R OBP: 0.388, SLG: 0.459	0-0 1-2 1B			0-0 F9	0-0 1B			0-0 6-3		4	0	2	0	0	0	0			
Gene Freese, R OBP: 0.304, SLG: 0.383 Charlie Neal, R OBP: 0.299, SLG: 0.301	0-0 1-3			0-0 E 1B 1B	0-0 F9			0-3 K		1	0	0	0	0	0	2			
Don Pavletich, R OBP: 0.286, SLG: 0.296		0-0 6-3		0-0 E6 BB SF7 1B		0-0 F8		0-3 K		4	1	0	0	0	1	1			
Leo Cardenas, R OBP: 0.258, SLG: 0.307		0-3 K		0-0 BB 1B		0-3 K				3	0	1	1	0	2	0			
Johnny Edwards, L OBP: 0.321, SLG: 0.372		0-0 F9		0-0 3H BB	0-0 BB		4-0 BB			1	0	0	0	2	0	0			
Bob Purkey, R OBP: 0.182, SLG: 0.103 Bill Henry, L OBP: 0.167, SLG: 0.200 Al Worthington, R OBP: 0.100, SLG: 0.200 Joe Nuxhall, L OBP: 0.185, SLG: 0.208			0-3 K	0-0 SF7		0-0 F7				2	0	0	1	0	1	1			
Inning Stats	R: 0 E: 0 K: 0 S: 5	H: 3 LOB: 2 BB: 0 P: 5	R: 0 E: 0 K: 1 S: 5	H: 0 LOB: 0 BB: 0 P: 5	R: 0 E: 0 K: 2 S: 8	H: 1 LOB: 1 BB: 0 P: 8	R: 2 E: 1 K: 0 S: 6	H: 2 LOB: 2 BB: 1 P: 10	R: 0 E: 0 K: 0 S: 4	H: 1 LOB: 1 BB: 0 P: 4	R: 0 E: 0 K: 1 S: 5	H: 0 LOB: 0 BB: 0 P: 5	R: 0 E: 0 K: 2 S: 7	H: 0 LOB: 0 BB: 0 P: 7	R: 0 E: 0 K: 3 S: 9	H: 0 LOB: 1 BB: 1 P: 13	1B: 7 2B: 0 3B: 0 HR: 0	SF: 1 SAC: 0 DP: 1 HBP: 0	WP: 0 PA: 33 PB: 0 SB: 0 CS: 0
PITCHER	IP WLS BF H R ER SO BB IBB HBP BLK WP HR S P ERA WHIP	6.0 L 27 7 2 0 4 2 0 0 0 0 0 12 12 0.00 0.000																	

Chicago Cubs @ Cincinnati Reds
Crosley Field, Cincinnati, OH
Sat Aug 17 1963, 3:33 AM EDT
Att: 8,719 - Unknown

AB	30
R	2
H	7
RBI	2
BB	2
SO	7
LOB	9



Batter	1	2	3	4	5	6	7	8	9	AB	R	H	RBI	BB	SO	LOB	TOP					
Lou Brock, L OBP: 0.313, SLG: 0.406 (1, 9)										4	0	2	0	0	2	0	Chicago Cubs @ Cincinnati Reds Crosley Field, Cincinnati, OH Sun Aug 18 1963, 3:33 AM EDT Unknown					
Ken Hubbs, R OBP: 0.288, SLG: 0.330 (1, 4)										4	0	1	0	0	1	1						
Billy Williams, L OBP: 0.373, SLG: 0.518 (1, 7)										4	0	1	0	0	1	3						
Ron Santo, R OBP: 0.333, SLG: 0.488 (1, 5)										3	1	0	0	1	1	4						
Ellis Burton, S OBP: 0.311, SLG: 0.449 (1, 8)										4	1	1	1	0	0	1						
14 Ernie Banks, R OBP: 0.287, SLG: 0.416 (1, 3)										3	0	1	1	0	1	1						
Merritt Ranew, L OBP: 0.415, SLG: 0.560 Jimmie Schaffer, R OBP: 0.327, SLG: 0.500 (8, 2)										3	0	1	0	0	2	1						
Andre Rodgers, R OBP: 0.314, SLG: 0.283 Alex Grammas, R OBP: 0.111, SLG: 0.111 (8, 6)										3	0	0	0	0	0	1						
Larry Jackson, R OBP: 0.194, SLG: 0.243 Lindy McDaniel, R OBP: 0.063, SLG: 0.250 (8, 1)										3	0	1	0	0	1	0						
Inning Stats	R: 0 E: 0 K: 1 S: 5	H: 0 LOB: 0 BB: 0 P: 5	R: 0 E: 0 K: 1 S: 6	H: 1 LOB: 1 BB: 0 P: 6	R: 0 E: 0 K: 1 S: 8	H: 3 LOB: 3 BB: 0 P: 8	R: 0 E: 0 K: 1 S: 6	H: 1 LOB: 1 BB: 0 P: 6	R: 0 E: 0 K: 2 S: 7	H: 0 LOB: 0 BB: 0 P: 7	R: 2 E: 2 K: 1 S: 6	H: 1 LOB: 0 BB: 1 P: 10	R: 0 E: 0 K: 1 S: 6	H: 1 LOB: 1 BB: 0 P: 6	R: 0 E: 0 K: 1 S: 5	H: 0 LOB: 0 BB: 0 P: 5		1B: 6 2B: 2 3B: 0 HR: 0	SF: 1 SAC: 0 DP: 0 HBP: 0	WP: 0 PB: 0 SB: 0 CS: 0	PA: 36	
PITCHER	IP	WLS	BF	H	R	ER	SO	BB	IBB	HBP	BLK	WP	HR	S	P	ERA	WHIP					
Jim Maloney, R ERA: 2.53 Bill Henry, L ERA: 5.22	(1, 1)	7.0	L	29	7	2	1	8	1	0	0	0	0	0	44	48	1.29	1.143				
(8, 1)	2.0		7	1	0	0	2	0	0	0	0	0	0	11	11	0.00	0.500					

AB 34
R 2
H 8
RBI 2
BB 1
SO 10
LOB 12



Batter	1	2	3	4	5	6	7	8	9	AB	R	H	RBI	BB	SO	LOB	BOTTOM					
Pete Rose, S OBP: 0.340, SLG: 0.372 (1, 4)										3	0	0	0	0	2	2	Chicago Cubs @ Cincinnati Reds Crosley Field, Cincinnati, OH Sun Aug 18 1963, 3:33 AM EDT Unknown					
Tommy Harper, R OBP: 0.365, SLG: 0.415 (1, 9)										3	0	0	0	0	0	1						
Vada Pinson, L OBP: 0.356, SLG: 0.525 (1, 8)										4	0	1	0	0	1	1						
Frank Robinson, R OBP: 0.385, SLG: 0.454 (1, 7)										4	0	0	0	0	1	3						
Gordy Coleman, L OBP: 0.294, SLG: 0.386 (1, 3)										4	0	0	0	0	2	4						
Johnny Edwards, L OBP: 0.321, SLG: 0.379 (1, 2)										4	1	1	1	0	0	4						
Leo Cardenas, R OBP: 0.258, SLG: 0.307 (1, 6)										4	0	1	0	0	0	1						
Charlie Neal, R OBP: 0.297, SLG: 0.299 Marty Keough, L OBP: 0.326, SLG: 0.412 Bill Henry, L OBP: 0.167, SLG: 0.200 Gene Freese, R OBP: 0.303, SLG: 0.381 (7, PH)										2	0	0	0	0	1	1						
Jim Maloney, L OBP: 0.186, SLG: 0.149 Bob Skinner, L OBP: 0.326, SLG: 0.366 Eddie Kasko, R OBP: 0.291, SLG: 0.280 (7, PH)										2	0	1	0	0	0	0						
(8, 5)										1	0	0	0	0	0	2						
Inning Stats	R: 0 E: 0 K: 2 S: 7	H: 0 LOB: 0 BB: 0 P: 7	R: 1 E: 1 K: 1 S: 7	H: 1 LOB: 1 BB: 0 P: 7	R: 0 E: 1 K: 1 S: 6	H: 0 LOB: 1 BB: 0 P: 6	R: 0 E: 1 K: 0 S: 4	H: 0 LOB: 1 BB: 0 P: 4	R: 0 E: 0 K: 0 S: 3	H: 1 LOB: 0 BB: 0 P: 3	R: 0 E: 0 K: 0 S: 3	H: 0 LOB: 0 BB: 0 P: 3	R: 0 E: 0 K: 1 S: 7	H: 2 LOB: 2 BB: 0 P: 7	R: 0 E: 0 K: 2 S: 9	H: 1 LOB: 3 BB: 0 P: 10	R: 0 E: 0 K: 1 S: 5	H: 0 LOB: 0 BB: 0 P: 5	1B: 4 2B: 0 3B: 0 HR: 1	SF: 0 SAC: 1 DP: 1 HBP: 1	WP: 0 PB: 0 SB: 0 CS: 0	PA: 36
PITCHER	IP	WLS	BF	H	R	ER	SO	BB	IBB	HBP	BLK	WP	HR	S	P	ERA	WHIP					
Larry Jackson, R ERA: 2.09 Lindy McDaniel, R ERA: 3.53	(1, 1)	7.0	W	30	5	1	5	0	0	0	0	0	0	1	39	40	1.29	0.714				
(8, 1)	2.0	S	6	0	0	0	3	0	0	0	0	0	0	12	12	0.00	0.000					

AB 34
R 1
H 5
RBI 1
BB 0
SO 8
LOB 19



Batter	1	2	3	4	5	6	7	8	9	AB	R	H	RBI	BB	SO	LOB	TOP								
Lou Brock, L (1,9) OBP: 0.315, SLG: 0.416	K2-3			HR		HR		FC4-6		4	2	2	1	0	1	1	Chicago Cubs @ Cincinnati Reds Crosley Field, Cincinnati, OH Sun Aug 18 1963, 3:38 AM EDT Att: 22,217 - Unknown								
Ken Hubbs, R (1,4) OBP: 0.286, SLG: 0.327	F8			5-3		K		1-3		4	0	0	0	0	1	2									
Billy Williams, L (1,7) OBP: 0.376, SLG: 0.526	4-3			HR		1B				4	2	3	2	0	0	0									
Ron Santo, R (1,5) OBP: 0.335, SLG: 0.488		L8		5-3		1B				4	0	2	0	0	0	0									
Ellis Burton, S (1,8) OBP: 0.306, SLG: 0.441		F8		F9		F7				4	0	0	0	0	0	4									
14 Ernie Banks, R (1,3) OBP: 0.284, SLG: 0.413										3	0	0	1	0	1	0									
Merritt Ranew, L (1,2) OBP: 0.400, SLG: 0.538				4-3		6-3		K		4	0	0	0	0	1	1									
Alex Grammas, R (1,6) OBP: 0.083, SLG: 0.083				F9		F9		F9		3	0	0	0	0	0	0									
Paul Toth, R (1,1) OBP: 0.088, SLG: 0.031				3-1		K		FC4-6		3	0	1	0	0	1	0									
Inning Stats	R: 0 E: 0 K: 1 S: 5	H: 0 LOB: 0 BB: 0 P: 5	R: 0 E: 0 K: 1 S: 5	H: 0 LOB: 0 BB: 0 P: 5	R: 0 E: 0 K: 0 S: 3	H: 0 LOB: 0 BB: 0 P: 3	R: 2 E: 0 K: 0 S: 5	H: 2 LOB: 0 BB: 0 P: 5	R: 0 E: 0 K: 1 S: 5	H: 0 LOB: 0 BB: 0 P: 5	R: 1 E: 0 K: 2 S: 10	H: 3 LOB: 2 BB: 0 P: 10	R: 0 E: 0 K: 1 S: 5	H: 0 LOB: 0 BB: 0 P: 5	R: 0 E: 0 K: 0 S: 3	H: 1 LOB: 1 BB: 0 P: 3	R: 1 E: 0 K: 0 S: 5	H: 2 LOB: 1 BB: 0 P: 5	1B: 5 2B: 1 3B: 0 HR: 2	SF: 1 SAC: 0 DP: 0 HBP: 0	WP: 0 PB: 0 SB: 0 CS: 1	PA: 34			
PITCHER	IP	WLS	BF	H	R	ER	SO	BB	IBB	HBP	BLK	WP	HR	S	P	ERA	WHIP								
John Tsitouris, R (1,1) ERA: 3.62	7.0	L	26	5	3	3	5	0	0	0	0	0	2	36	36	3.86	0.714								
Al Worthington, R (8,1) ERA: 2.94	2.0		8	3	1	1	0	0	0	0	0	0	0	8	8	4.50	1.500								

AB 33
R 4
H 8
RBI 4
BB 0
SO 5
LOB 8



Batter	1	2	3	4	5	6	7	8	9	AB	R	H	RBI	BB	SO	LOB	BOTTOM								
Pete Rose, S (1,4) OBP: 0.340, SLG: 0.371	F7			4-3		4-3		4-3		4	0	1	0	0	0	0	Chicago Cubs @ Cincinnati Reds Crosley Field, Cincinnati, OH Sun Aug 18 1963, 3:38 AM EDT Att: 22,217 - Unknown								
Bob Skinner, L (1,7) OBP: 0.325, SLG: 0.362	4-3			1B		K		P6		3	0	0	0	1	1	0									
Vada Pinson, L (1,8) OBP: 0.354, SLG: 0.521	K			4-3		G3		F7		4	0	0	0	0	1	2									
Frank Robinson, R (1,9) OBP: 0.386, SLG: 0.452				1-3		F9		5-3		2	0	0	0	2	0	0									
Marty Keough, L (1,3) OBP: 0.348, SLG: 0.401				BB		F7		F9		4	0	0	0	0	0	4									
Johnny Edwards, L (1,2) OBP: 0.320, SLG: 0.377				1-3		F8		6-3		4	0	1	0	0	0	1									
Leo Cardenas, R (1,6) OBP: 0.260, SLG: 0.311				E6		1-3		2B		4	0	2	0	0	0	1									
Charlie Neal, R (1,5) OBP: 0.293, SLG: 0.295				F7		L6		P4		4	0	0	0	0	0	5									
John Tsitouris, R (1,1) OBP: 0.049, SLG: 0.050				5-3		6-3		4-3		2	0	0	0	0	0	0									
Gordy Coleman, L (7,PH) OBP: 0.293, SLG: 0.384										1	0	0	0	0	0	1									
Al Worthington, R (8,1) OBP: 0.100, SLG: 0.200										0	0	0	0	0	0	0									
Inning Stats	R: 0 E: 0 K: 1 S: 5	H: 0 LOB: 0 BB: 0 P: 5	R: 0 E: 1 K: 0 S: 4	H: 0 LOB: 2 BB: 1 P: 8	R: 0 E: 0 K: 0 S: 4	H: 1 LOB: 3 BB: 2 P: 12	R: 0 E: 0 K: 0 S: 3	H: 0 LOB: 0 BB: 0 P: 3	R: 0 E: 0 K: 1 S: 5	H: 0 LOB: 0 BB: 0 P: 5	R: 0 E: 0 K: 0 S: 3	H: 0 LOB: 0 BB: 0 P: 3	R: 0 E: 0 K: 0 S: 4	H: 1 LOB: 1 BB: 0 P: 4	R: 0 E: 0 K: 0 S: 3	H: 0 LOB: 0 BB: 0 P: 3	R: 0 E: 0 K: 0 S: 5	H: 2 LOB: 2 BB: 0 P: 5	1B: 3 2B: 1 3B: 0 HR: 0	SF: 0 SAC: 0 DP: 0 HBP: 0	WP: 0 PB: 0 SB: 1 CS: 0	PA: 35			
PITCHER	IP	WLS	BF	H	R	ER	SO	BB	IBB	HBP	BLK	WP	HR	S	P	ERA	WHIP								
Paul Toth, R (1,1) ERA: 2.82	9.0	W	35	4	0	0	2	2	1	0	0	0	0	36	48	0.00	0.667								

AB 32
R 0
H 4
RBI 0
BB 3
SO 2
LOB 14

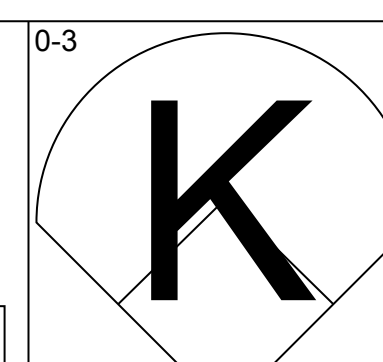
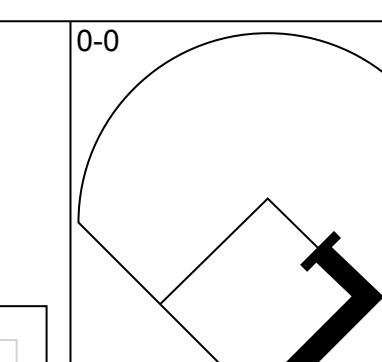
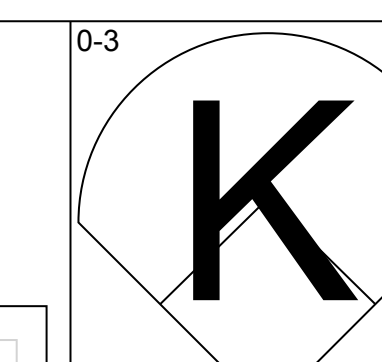
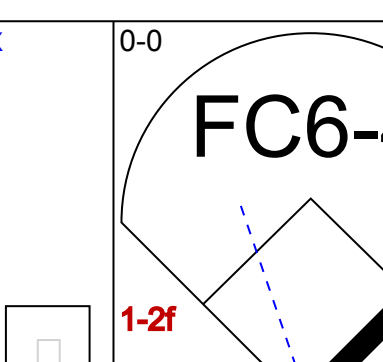
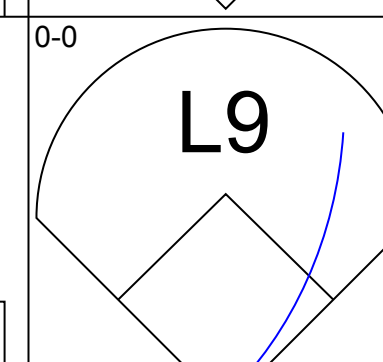
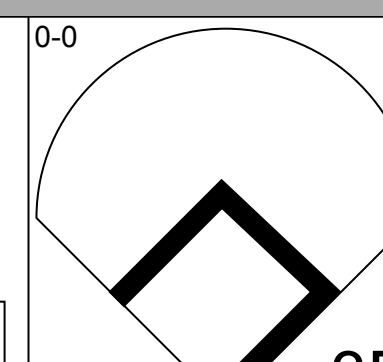
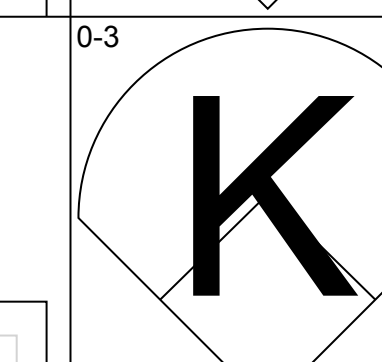
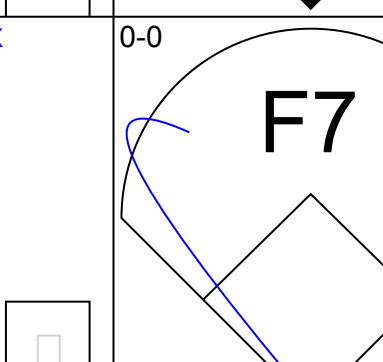
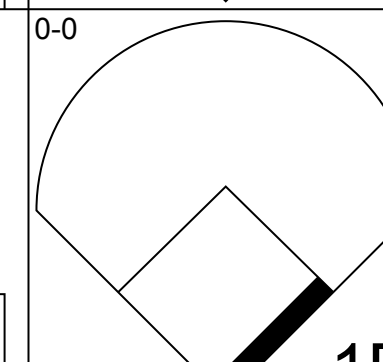
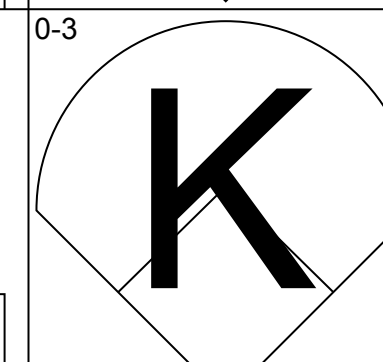
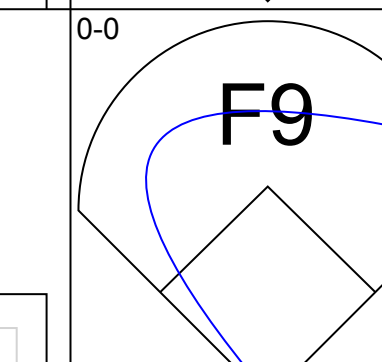
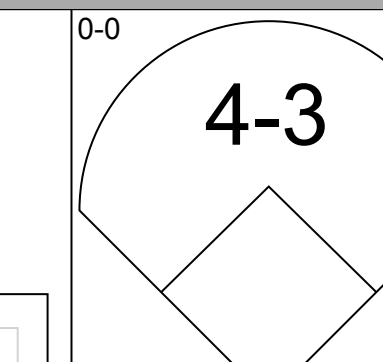
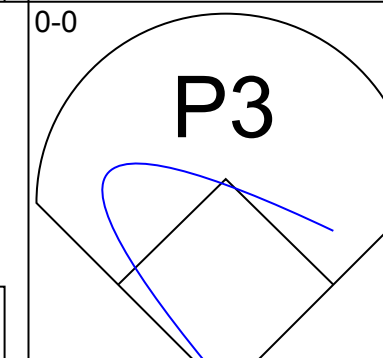
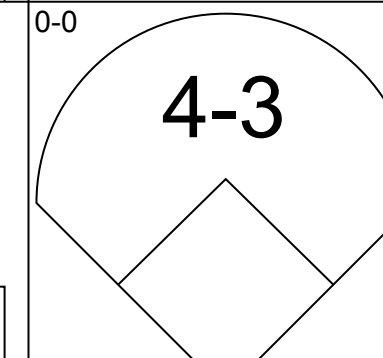
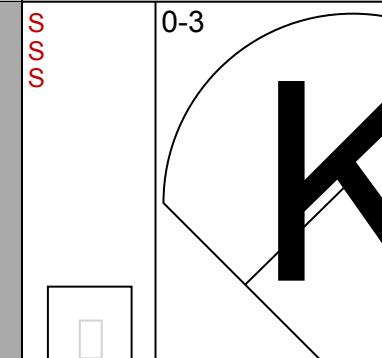
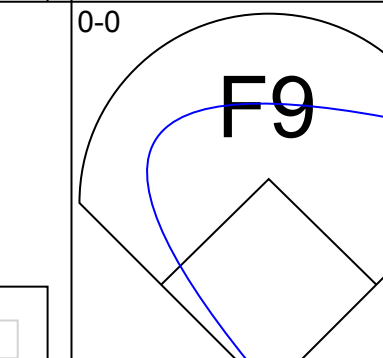
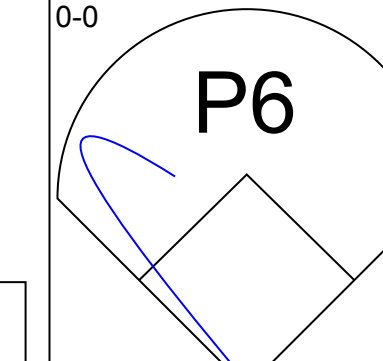
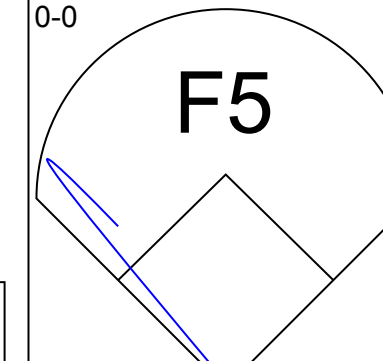
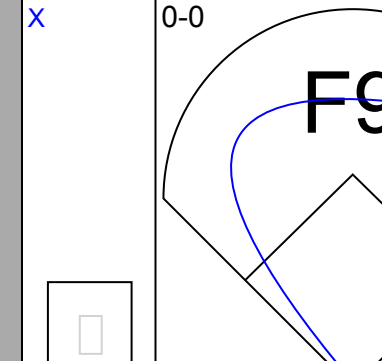
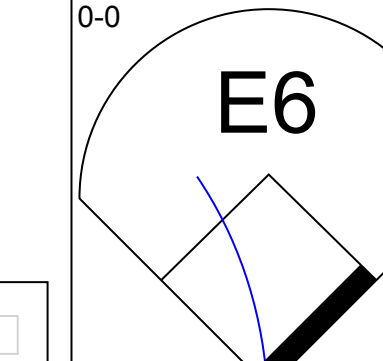
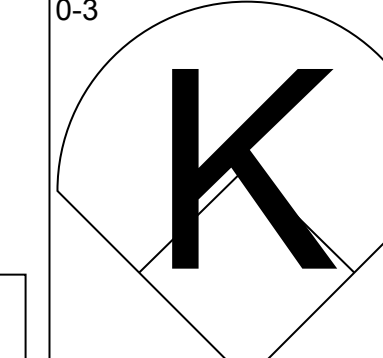
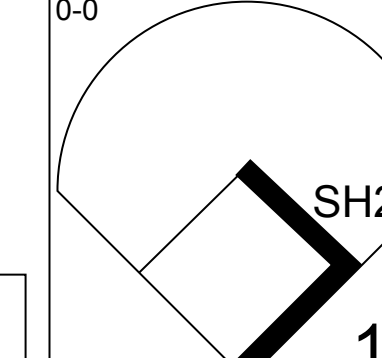
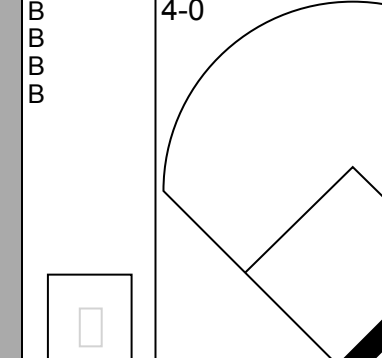
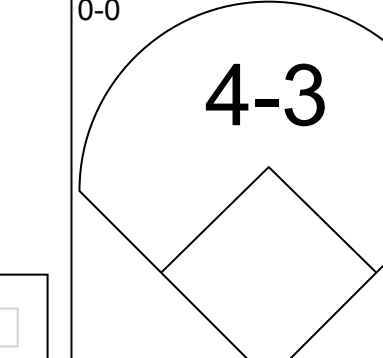
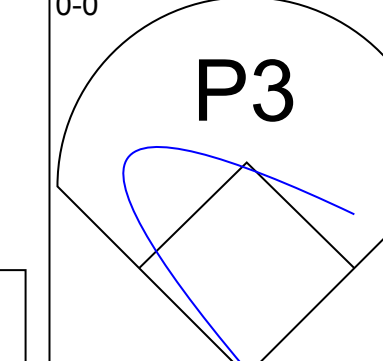
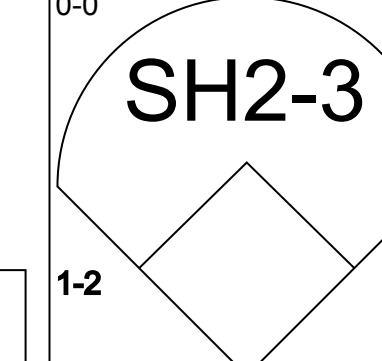
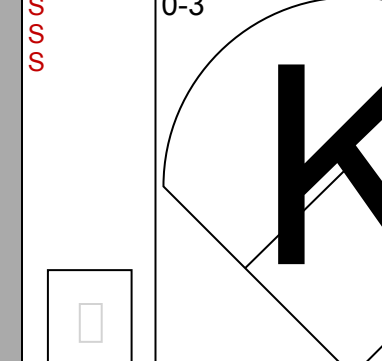
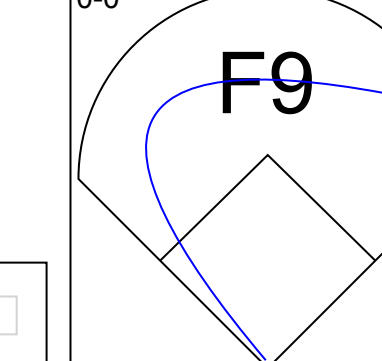
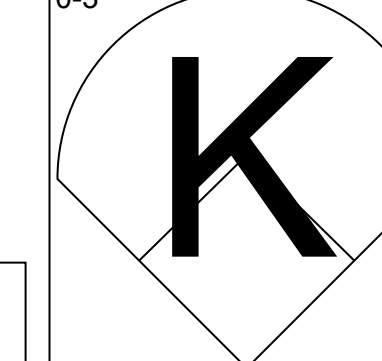
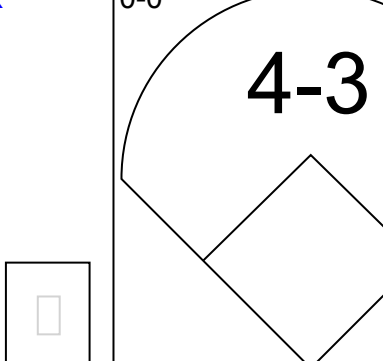
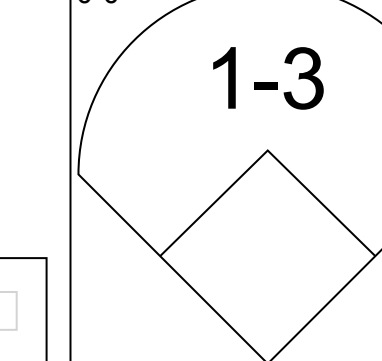
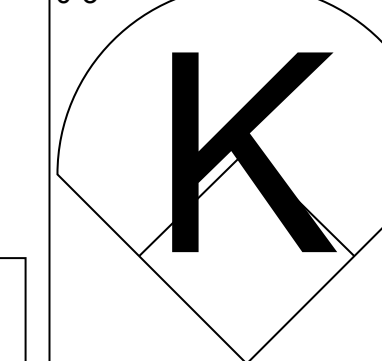
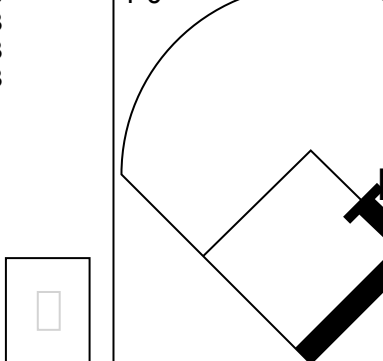


Batter	1	2	3	4	5	6	7	8	9	AB	R	H	RBI	BB	SO	LOB	TOP										
Pete Rose, S OBP: 0.338, SLG: 0.369 (1,4)										3	1	0	0	0	0	1	Cincinnati Reds @ Houston Colt 45's Colt Stadium, Houston, TX Tue Aug 20 1963, 8:05 PM EDT Att: 7,912 - Cloudy - 80 F										
Tommy Harper, R OBP: 0.366, SLG: 0.416 (1,9)										4	0	2	0	0	0	1											
Vada Pinson, L OBP: 0.355, SLG: 0.521 (1,8)										2	0	1	1	1	0	1											
Frank Robinson, R OBP: 0.387, SLG: 0.451 (1,7)										3	0	1	0	0	0	3											
Gordy Coleman, L OBP: 0.290, SLG: 0.380 (1,3)										3	0	0	0	0	0	3											
Don Pavletich, R OBP: 0.284, SLG: 0.294 (9, PH)										1	0	0	0	0	0	1											
Johnny Edwards, L OBP: 0.317, SLG: 0.373 (1,2)										4	0	0	0	0	0	0											
Leo Cardenas, R OBP: 0.261, SLG: 0.309 (1,6)										2	0	0	0	1	0	0											
Charlie Neal, R OBP: 0.291, SLG: 0.293 (1,5)										3	0	0	0	0	1	1											
Joe Nuxhall, L OBP: 0.196, SLG: 0.218 (1,1)										2	0	1	0	0	0	0											
Bob Skinner, L OBP: 0.327, SLG: 0.364 (8, PH)										1	0	1	0	0	0	0											
Al Worthington, R OBP: 0.100, SLG: 0.200 (8,1)										0	0	0	0	0	0	0											
Inning Stats	R: 0 E: 0 K: 0 S: 3	H: 1 LOB: 1 BB: 1 P: 7	R: 0 E: 0 K: 0 S: 3	H: 0 LOB: 1 BB: 1 P: 7	R: 0 E: 0 K: 0 S: 3	H: 0 LOB: 0 BB: 0 P: 3	R: 0 E: 0 K: 0 S: 3	H: 1 LOB: 0 BB: 0 P: 3	R: 1 E: 1 K: 0 S: 5	H: 2 LOB: 2 BB: 0 P: 6	R: 0 E: 0 K: 1 S: 5	H: 0 LOB: 0 BB: 0 P: 5	R: 0 E: 0 K: 0 S: 4	H: 1 LOB: 1 BB: 0 P: 4	R: 0 E: 0 K: 0 S: 3	H: 1 LOB: 0 BB: 0 P: 3	1B: 6 2B: 0 3B: 0 HR: 0	SF: 1 SAC: 1 DP: 2 HBP: 1	WP: 0 PB: 0 SB: 0 CS: 1	PA: 34							
PITCHER	IP	WLS	BF	H	R	ER	SO	BB	IBB	HBP	BLK	WP	HR	S	P	ERA	WHIP										
Ken Johnson, R ERA: 3.1 (1,1)	8.0	L	30	5	1	1	1	2	0	1	0	0	0	29	38	1.12	0.875										
Hal Woodeshick, L ERA: 1.55 (9,1)	1.0		3	1	0	0	0	0	0	0	0	0	0	3	3	0.00	1.000										

Batter	1	2	3	4	5	6	7	8	9	AB	R	H	RBI	BB	SO	LOB	BOTTOM										
Ernie Fazio, R OBP: 0.280, SLG: 0.280 (1,4)										3	0	0	0	0	1	0	Cincinnati Reds @ Houston Colt 45's Colt Stadium, Houston, TX Tue Aug 20 1963, 8:05 PM EDT Att: 7,912 - Cloudy - 80 F										
Hal Smith, R OBP: 0.303, SLG: 0.290 (8, PH)										1	0	0	0	0	1	0											
Hal Woodeshick, R OBP: 0.200, SLG: 0.158 (9,1)										0	0	0	0	0	0	0											
Rusty Staub, L OBP: 0.305, SLG: 0.299 (1,3)										3	0	0	0	0	0	0											
Jimmy Wynn, R OBP: 0.331, SLG: 0.392 (1,7)										4	0	1	0	0	2	1											
John Bateman, R OBP: 0.248, SLG: 0.359 (1,2)										4	0	1	0	0	0	2											
Carl Warwick, R OBP: 0.326, SLG: 0.342 (1,9)										4	0	1	0	0	2	1											
Howie Goss, R OBP: 0.285, SLG: 0.343 (1,8)										3	0	1	0	0	1	0											
Bob Aspromonte, R OBP: 0.248, SLG: 0.273 (1,5)										3	0	0	0	0	1	2											
Bob Lillis, R OBP: 0.220, SLG: 0.220 (1,6)										2	0	0	0	0	0	2											
Al Spangler, L OBP: 0.342, SLG: 0.368 (8, PH)										1	0	0	0	0	0	0											
Ken Johnson, R OBP: 0.089, SLG: 0.056 (1,1)										2	0	0	0	0	1	2											
Pete Runnels, L OBP: 0.314, SLG: 0.265 (8, PH)										1	0	0	0	0	1	0											
Inning Stats	R: 0 E: 0 K: 0 S: 3	H: 0 LOB: 0 BB: 0 P: 4	R: 0 E: 0 K: 2 S: 7	H: 0 LOB: 0 BB: 0 P: 7	R: 0 E: 0 K: 1 S: 5	H: 0 LOB: 0 BB: 0 P: 5	R: 0 E: 0 K: 0 S: 5	H: 2 LOB: 2 BB: 0 P: 5	R: 0 E: 0 K: 0 S: 4	H: 1 LOB: 1 BB: 0 P: 4	R: 0 E: 0 K: 1 S: 5	H: 0 LOB: 0 BB: 0 P: 5	R: 0 E: 0 K: 2 S: 7	H: 0 LOB: 0 BB: 0 P: 7	R: 0 E: 0 K: 2 S: 8	H: 1 LOB: 1 BB: 0 P: 8	1B: 4 2B: 0 3B: 0 HR: 0	SF: 0 SAC: 0 DP: 0 HBP: 1	WP: 0 PB: 0 SB: 0 CS: 0	PA: 32							
PITCHER	IP	WLS	BF	H	R	ER	SO	BB	IBB	HBP	BLK	WP	HR	S	P	ERA	WHIP										
Joe Nuxhall, L ERA: 2.61 (1,1)	7.0		25	3	0	0	6	0	0	1	0	0	0	15	37	0.00	0.429										
Al Worthington, R ERA: 2.65 (8,1)	2.0	S	7	1	0	0	4	0	0	0	0	0	0	15	15	0.00	0.500										

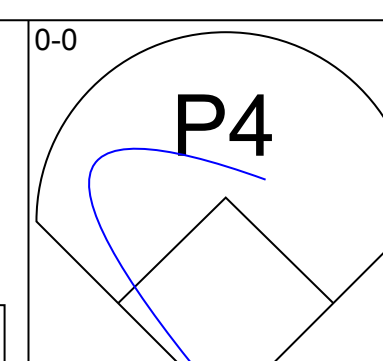
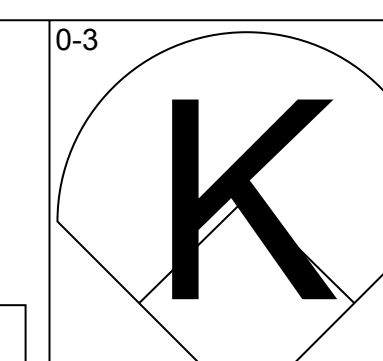
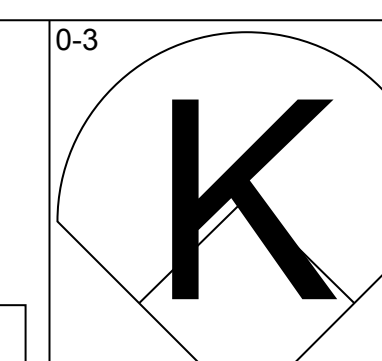
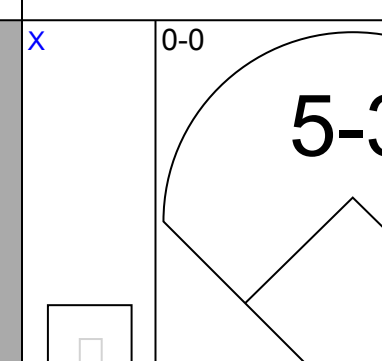
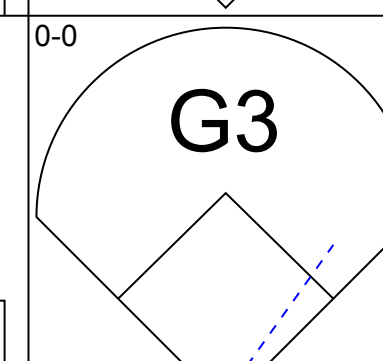
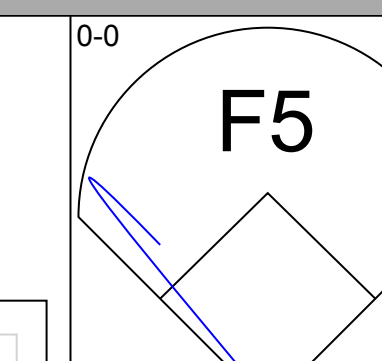
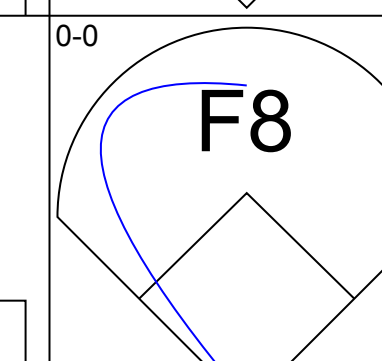
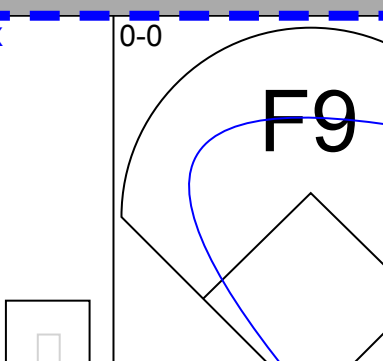
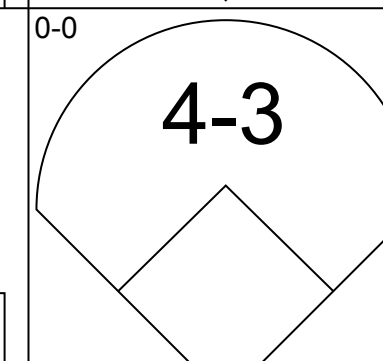
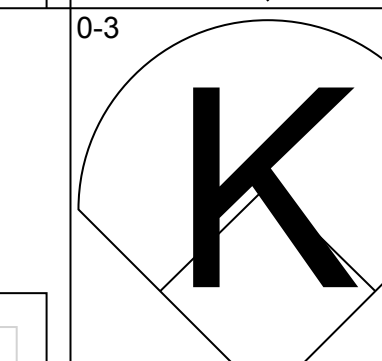
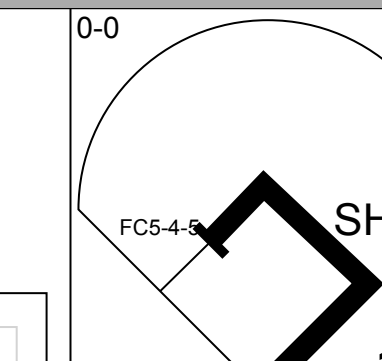
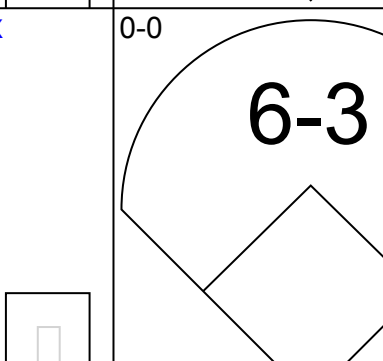
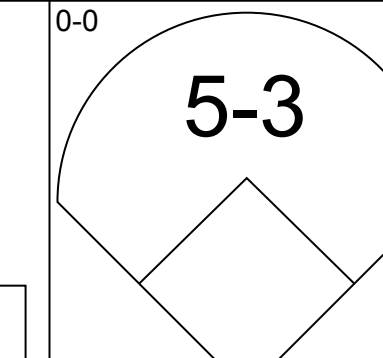
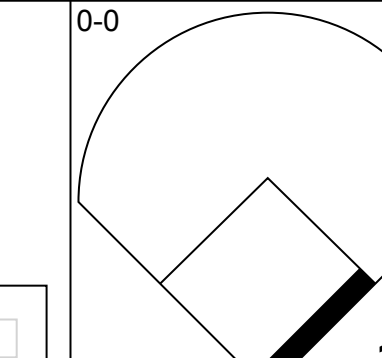
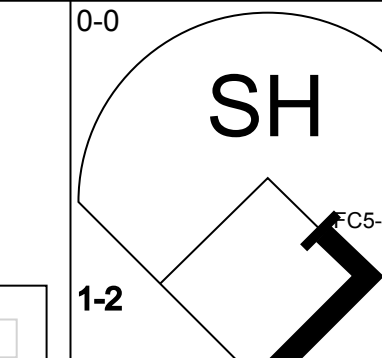
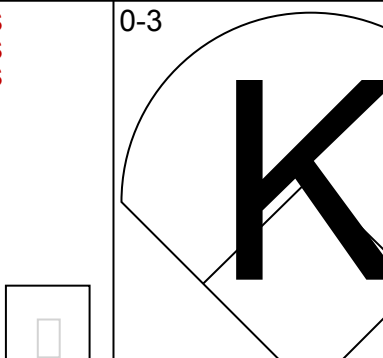
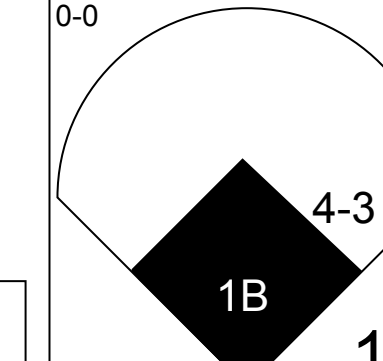
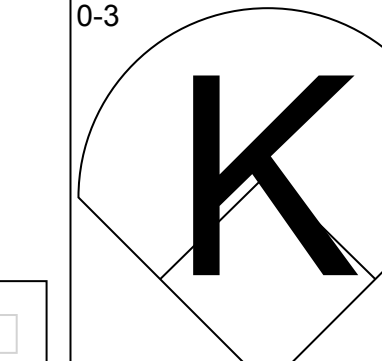
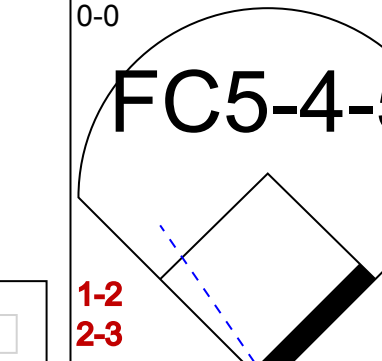
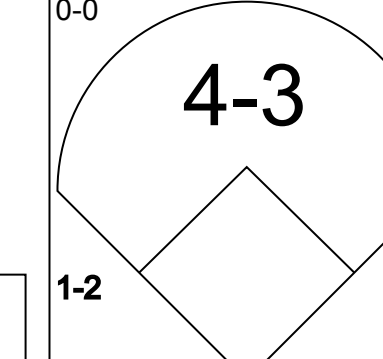
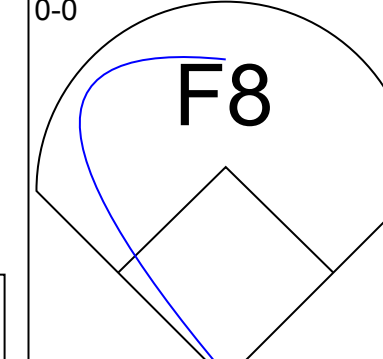
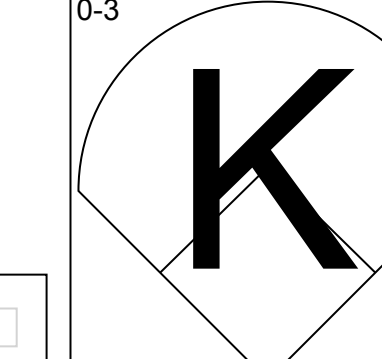
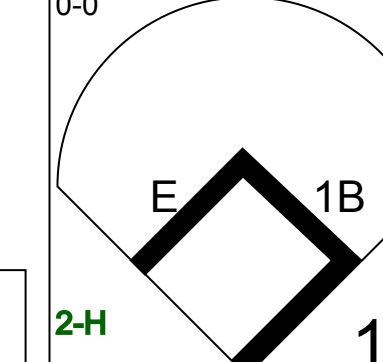
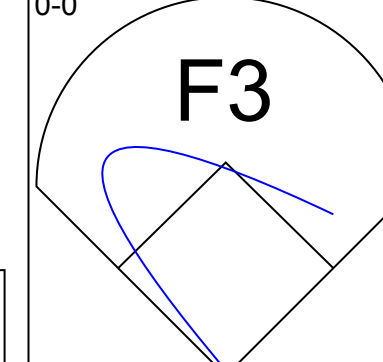
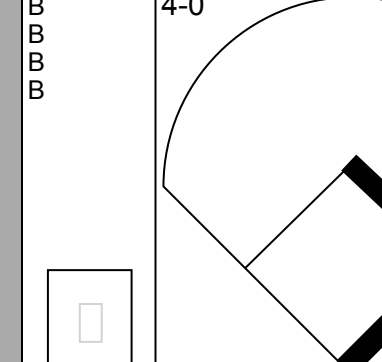

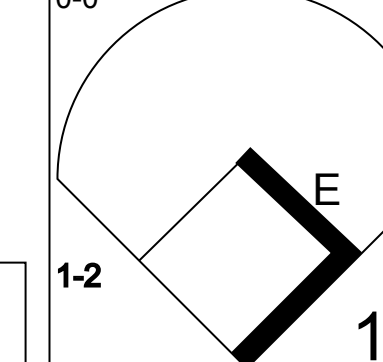
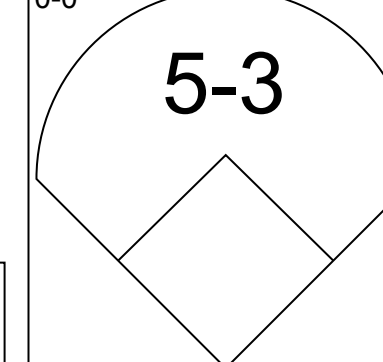
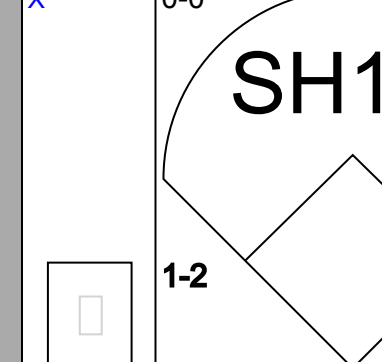
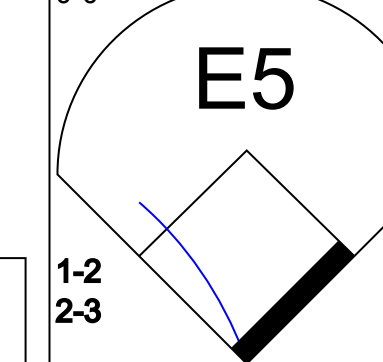
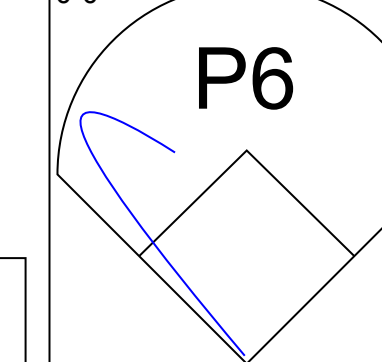
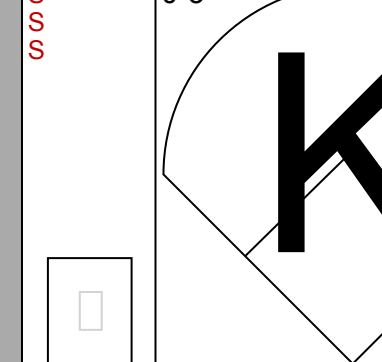
AB 28
R 1
H 6
RBI 1
BB 2
SO 1
LOB 11

AB 31
R 0
H 4
RBI 0
BB 0
SO 10
LOB 10

Batter	1	2	3	4	5	6	7	8	9	AB	R	H	RBI	BB	SO	LOB	TOP		
Pete Rose, S OBP: 0.337, SLG: 0.368 (1,4)										4	0	1	0	0	2	1	Cincinnati Reds @ Houston Colt 45's Colt Stadium, Houston, TX Wed Aug 21 1963, 8:05 PM EDT Att: 7,286 - Cloudy - 82 F		
Tommy Harper, R OBP: 0.365, SLG: 0.421 (1,9)										4	0	1	0	0	1	1			
Vada Pinson, L OBP: 0.354, SLG: 0.519 (1,8)										4	0	1	0	0	1	1			
Frank Robinson, R OBP: 0.384, SLG: 0.447 (1,7)										4	0	0	0	0	1	2			
Gordy Coleman, L OBP: 0.287, SLG: 0.375 (1,3)										4	0	0	0	0	0	1			
Ken Walters, R OBP: 0.246, SLG: 0.296 (9, PR)										0	0	0	0	0	0	0			
Johnny Edwards, L OBP: 0.318, SLG: 0.373 (1,2)										3	0	1	0	1	1	1			
Leo Cardenas, R OBP: 0.260, SLG: 0.308 (1,6)										2	0	0	0	0	1	1			
Charlie Neal, R OBP: 0.289, SLG: 0.291 (1,5)										2	0	0	0	0	1	1			
Bob Skinner, L OBP: 0.325, SLG: 0.363 (8, PH)										1	0	0	0	0	0	0			
Eddie Kasko, R OBP: 0.291, SLG: 0.280 (8,5)										0	0	0	0	0	0	0			
Jim O'Toole, S OBP: 0.152, SLG: 0.138 (1,1)										2	0	0	0	0	1	1			
Marty Keough, L OBP: 0.352, SLG: 0.401 (8, PH)										0	0	0	0	1	0	0			
Bill Henry, L OBP: 0.167, SLG: 0.200 (8,1)										0	0	0	0	0	0	0			
Inning Stats	R: 0 E: 0 K: 1 S: 6	H: 1 LOB: 1 BB: 0 P: 6	R: 0 E: 0 K: 1 S: 5	H: 0 LOB: 0 BB: 0 P: 5	R: 0 E: 0 K: 0 S: 3	H: 1 LOB: 1 BB: 0 P: 3	R: 0 E: 0 K: 1 S: 6	H: 1 LOB: 1 BB: 0 P: 6	R: 0 E: 0 K: 2 S: 7	H: 0 LOB: 0 BB: 0 P: 7	R: 0 E: 0 K: 2 S: 7	H: 0 LOB: 1 BB: 1 P: 11	R: 0 E: 0 K: 0 S: 3	H: 0 LOB: 1 BB: 1 P: 7	R: 0 E: 1 K: 0 S: 4	H: 0 LOB: 1 BB: 0 P: 4	1B: 3 2B: 0 3B: 1 HR: 0	SF: 0 SAC: 1 DP: 0 HBP: 0	WP: 0 PA: 33 PB: 0 SB: 0 CS: 0
PITCHER Don Nottebart, R ERA: 3.17 (1,1)	IP: 9.0 WLS: W BF: 33	H: 4 R: 0 ER: 0 SO: 9	BB: 2 IBB: 0 HBP: 0 BLK: 0	WP: 0 HR: 0 S: 49 P: 57	ERA: 0.00 WHIP: 0.667											ERA: 0.00 WHIP: 0.667			

AB	30
R	0
H	4
RBI	0
BB	2
SO	9
LOB	10



Batter	1	2	3	4	5	6	7	8	9	AB	R	H	RBI	BB	SO	LOB	BOTTOM			
Ernie Fazio, R OBP: 0.275, SLG: 0.275 (1,4)										4	0	0	0	0	2	4	Cincinnati Reds @ Houston Colt 45's Colt Stadium, Houston, TX Wed Aug 21 1963, 8:05 PM EDT Att: 7,286 - Cloudy - 82 F			
Rusty Staub, L OBP: 0.303, SLG: 0.296 (1,3)										4	0	0	0	0	0	0				
Jimmy Wynn, R OBP: 0.329, SLG: 0.388 (1,7)										4	0	1	0	0	1	0				
John Bateman, R OBP: 0.248, SLG: 0.358 (1,2)										3	0	1	0	0	1	0				
Carl Warwick, R OBP: 0.326, SLG: 0.342 (1,9)										3	1	1	0	0	1	3				
Howie Gosz, R OBP: 0.283, SLG: 0.340 (1,8)										3	0	0	0	0	1	2				
Bob Aspromonte, R OBP: 0.251, SLG: 0.275 (1,5)										2	0	1	1	1	0	0				
Bob Lillis, R OBP: 0.221, SLG: 0.222 (1,6)										2	0	1	0	0	0	0				
Don Nottebart, R OBP: 0.160, SLG: 0.143 (1,1)										3	0	0	0	0	1	3				
Inning Stats	R: 0 E: 0 K: 0 S: 3	H: 0 LOB: 0 BB: 0 P: 3	R: 1 E: 1 K: 1 S: 9	H: 3 LOB: 3 BB: 0 P: 9	R: 0 E: 0 K: 2 S: 8	H: 1 LOB: 1 BB: 0 P: 8	R: 0 E: 0 K: 0 S: 3	H: 0 LOB: 0 BB: 0 P: 3	R: 0 E: 0 K: 1 S: 5	H: 0 LOB: 0 BB: 0 P: 5	R: 0 E: 1 K: 1 S: 6	H: 1 LOB: 1 BB: 1 P: 6	R: 0 E: 0 K: 1 S: 5	H: 0 LOB: 0 BB: 1 P: 9	R: 0 E: 0 K: 1 S: 5	H: 0 LOB: 0 BB: 0 P: 5		1B: 5 2B: 0 3B: 0 HR: 0	SF: 0 SAC: 2 DP: 1 HBP: 0	WP: 0 PA: 31 PB: 0 SB: 0 CS: 0
PITCHER Jim O'Toole, L ERA: 2.74 (1,1)	IP: 7.0 WLS: L BF: 28	H: 5 R: 1 ER: 1 SO: 6	BB: 1 IBB: 0 HBP: 0 BLK: 0	WP: 0 HR: 0 S: 39 P: 43	ERA: 1.29 WHIP: 0.857											ERA: 1.29 WHIP: 0.857				
Bill Henry, L ERA: 5.09 (8,1)	IP: 1.0 WLS: L BF: 3	H: 0 R: 0 ER: 0 SO: 1	BB: 0 IBB: 0 HBP: 0 BLK: 0	WP: 0 HR: 0 S: 5 P: 5	ERA: 0.00 WHIP: 0.000											ERA: 0.00 WHIP: 0.000				



Batter	1	2	3	4	5	6	7	8	9	AB	R	H	RBI	BB	SO	LOB	TOP								
Pete Rose, S OBP: 0.334, SLG: 0.364 (1, 4)	0-0 4-3		0-0 4-3	0-0 FC		0-0 K		0-0 F7		5	0	0	0	0	1	2	Cincinnati Reds @ San Francisco Giants Candlestick Park, San Francisco, CA Fri Aug 23 1963, 10:05 PM EDT Att: 22,256 - Unknown								
Tommy Harper, R OBP: 0.355, SLG: 0.415 (1, 9)	0-0 5-3		0-0 5-3	0-0 SF7		0-0 1-3		0-3 K		4	0	0	1	0	1	0									
Vada Pinson, L OBP: 0.357, SLG: 0.523 (1, 8)	0-0 1B		0-0 2B	0-0 F6		0-0 E6		0-0 1B		4	0	3	0	0	0	2									
Frank Robinson, R OBP: 0.383, SLG: 0.444 (1, 7)	0-3 K		1-0 HBP	0-0 F3		0-3 K		0-0 F2		3	0	0	0	0	2	2									
Gordy Coleman, L OBP: 0.289, SLG: 0.387 (1, 3)		0-0 HR	0-0 4-3		0-0 F2		0-0 1B		0-0 F4		4	1	2	1	0	0		2							
Johnny Edwards, L OBP: 0.318, SLG: 0.372 (1, 2)	0-0 4-3			0-0 1B SF8		0-3 K		0-0 F4		4	1	1	0	0	1	1									
Leo Cardenas, R OBP: 0.262, SLG: 0.310 (1, 6)	0-0 F8		0-0 FC SF7	0-0 1B		0-0 1B		0-0 F7		4	1	2	0	0	0	1									
Eddie Kasko, R OBP: 0.297, SLG: 0.287 (1, 5)	0-0 1B		0-0 FC 1B	0-3 K		0-3 K		0-0 F4		4	0	2	0	0	1	1									
Jim Maloney, L OBP: 0.181, SLG: 0.147 Jim Coates, R (4, 1)	0-3 K		0-0 SF8	0-0 K		0-3 K		0-0 F7		1	0	0	1	0	1	1									
Bob Skinner, L OBP: 0.325, SLG: 0.361 (9, PH)			0-0 SF8	0-3 K		0-3 K		0-0 F7		1	0	0	0	0	1	0									
Inning Stats	R: 0 E: 0 K: 1 S: 6	H: 1 LOB: 1 BB: 0 P: 6	R: 1 E: 0 K: 1 S: 7	H: 2 LOB: 1 BB: 0 P: 7	R: 0 E: 0 K: 0 S: 4	H: 1 LOB: 2 BB: 0 P: 5	R: 2 E: 0 K: 0 S: 7	H: 3 LOB: 2 BB: 0 P: 7	R: 0 E: 0 K: 1 S: 5	H: 0 LOB: 0 BB: 0 P: 5	R: 0 E: 0 K: 2 S: 7	H: 1 LOB: 1 BB: 0 P: 7	R: 0 E: 1 K: 2 S: 8	H: 1 LOB: 1 BB: 0 P: 8	R: 0 E: 0 K: 0 S: 4	H: 1 LOB: 1 BB: 0 P: 4	R: 0 E: 0 K: 1 S: 5	H: 0 LOB: 0 BB: 0 P: 5	1B: 8 2B: 1 3B: 0 HR: 1	SF: 2 SAC: 0 DP: 0 HBP: 1	WP: 0 PB: 0 SB: 0 CS: 0	PA: 38			
PITCHER	IP	WLS	BF	H	R	ER	SO	BB	IBB	HBP	BLK	WP	HR	S	P	ERA	WHIP								
Jack Sanford, R ERA: 3.67 Bobby Bolin, R ERA: 2.99	(1, 1) 3.0	(4, 1) W	17 21	7 3	3 0	3 0	2 6	0 0	0 0	1 0	0 0	0 0	1 0	20 33	21 33	9.00 0.00	2.333 0.500								

Batter	1	2	3	4	5	6	7	8	9	AB	R	H	RBI	BB	SO	LOB	BOTTOM								
Harvey Kuenn, R OBP: 0.362, SLG: 0.404 (1, 5) (9, 7)	0-0 PB 2B	0-0 G6-4-3		4-0 1B BB	0-0 6-3		0-0 4-3		0-0 4-3	4	2	2	0	1	0	4	Cincinnati Reds @ San Francisco Giants Candlestick Park, San Francisco, CA Fri Aug 23 1963, 10:05 PM EDT Att: 22,256 - Unknown								
Chuck Hiller, L OBP: 0.369, SLG: 0.299 (1, 4)	4-0 PB 2B		0-0 F5	0-0 1B		0-0 HR		0-0 4-3		4	2	2	3	1	0	1									
Willie McCovey, L OBP: 0.369, SLG: 0.579 Ernie Bowman, R OBP: 0.193, SLG: 0.223 (1, 7) (9, 5)	0-0 2B		0-0 F7	0-0 1B		0-0 3B		0-0 F5		5	2	3	3	0	0	1									
Willie Mays, R OBP: 0.371, SLG: 0.557 (1, 8)	0-0 2B		0-0 F6	0-3 K		0-0 3B		4-0 3B		4	1	2	2	1	1	2									
Orlando Cepeda, R OBP: 0.354, SLG: 0.509 (1, 3)	4-0 G6-4-3		0-0 HR	0-0 1B		0-0 F5		0-0 F4		4	1	1	0	1	0	2									
Tom Haller, L OBP: 0.327, SLG: 0.414 (1, 2)	0-0 F2		0-0 HR	0-0 2B		0-0 F5		0-0 F5		5	1	2	2	0	0	4									
Felipe Alou, R OBP: 0.322, SLG: 0.478 (1, 9)	0-0 G6-4-3		0-0 F7	0-0 2B		0-0 F7		0-0 3B		5	0	2	1	0	0	3									
Jose Pagan, R OBP: 0.267, SLG: 0.264 (1, 6)		0-0 1-3		0-0 F9		4-0 IBB		0-0 F9		4	0	0	0	1	1	1									
Jack Sanford, R OBP: 0.250, SLG: 0.216 Bobby Bolin, R OBP: 0.241, SLG: 0.120 (1, 1) (4, 1)	0-0 G6-4-3		4-0 WP	0-0 K		0-3 K		0-0 1B		1	0	1	0	0	0	0									
Inning Stats	R: 3 E: 0 K: 0 S: 5	H: 3 LOB: 1 BB: 2 P: 13	R: 0 E: 0 K: 0 S: 3	H: 1 LOB: 0 BB: 0 P: 3	R: 0 E: 0 K: 0 S: 3	H: 0 LOB: 0 BB: 0 P: 3	R: 4 E: 0 K: 1 S: 9	H: 4 LOB: 2 BB: 2 P: 17	R: 0 E: 0 K: 1 S: 7	H: 2 LOB: 3 BB: 1 P: 11	R: 2 E: 0 K: 0 S: 6	H: 3 LOB: 1 BB: 0 P: 6	R: 1 E: 0 K: 0 S: 5	H: 2 LOB: 1 BB: 0 P: 5	R: 1 E: 0 K: 1 S: 6	H: 1 LOB: 1 BB: 1 P: 10		1B: 9 2B: 3 3B: 2 HR: 2	SF: 0 SAC: 0 DP: 2 HBP: 0	WP: 1 PB: 1 SB: 0 CS: 0	PA: 44				
PITCHER	IP	WLS	BF	H	R	ER	SO	BB	IBB	HBP	BLK	WP	HR	S	P	ERA	WHIP								
Jim Maloney, R ERA: 2.81 Jim Coates, R ERA: 5.22	(1, 1) 3.2	(4, 1) L	19 25	6 10	4 4	4 4	3 3	1 1	1 1	0 0	0 0	0 0	1 1	15 29	31 37	17.18 8.31	2.727 2.538								

AB	35
R	3
H	10
RBI	3
BB	0
SO	8
LOB	12



AB	38
R	11
H	16
RBI	11
BB	6
SO	3
LOB	21



Batter	1	2	3	4	5	6	7	8	9	10	11	12	AB	R	H	RBI	BB	SO	LOB	TOP						
Pete Rose, S OBP: 0.335, SLG: 0.365 (1.4)	5-3						F6			1-3			5	0	2	1	0	0	0							
Tommy Harper, R OBP: 0.354, SLG: 0.408 (1.9)	K		F7				FC1-4			6-3		6-3	5	0	0	0	0	1	3							
Vada Pinson, L OBP: 0.356, SLG: 0.520 (1.8)	F7											6-3	5	0	1	0	0	0	2							
Frank Robinson, R OBP: 0.379, SLG: 0.438 (1.7)		6-3					F9			L6-3		6-3	5	0	0	0	0	0	1							
Don Pavletich, R OBP: 0.281, SLG: 0.313 (1.2)		6-3					6-3			1-3		1-6-3	5	1	1	1	0	0	0							
Gordy Coleman, L OBP: 0.281, SLG: 0.383 Marty Keough, L OBP: 0.352, SLG: 0.401 (12, FR) (12.3)	F6						F8			G3			3	0	0	0	2	0	0							
Leo Cardenas, R OBP: 0.261, SLG: 0.311 (1.6)							F9			4-3		F8	5	1	1	0	0	0	2							
Eddie Kasko, R OBP: 0.308, SLG: 0.307 (1.5)												5-3	5	1	3	0	0	0	1							
John Tsitouris, R OBP: 0.097, SLG: 0.068 Al Worthington, R OBP: 0.100, SLG: 0.200 (12.1)													4	0	1	0	0	2	2							
Inning Stats	R: 0 E: 0 K: 1 S: 5	H: 0 LOB: 0 BB: 0 P: 5	R: 0 E: 0 K: 3 S: 3	H: 0 LOB: 0 BB: 0 P: 3	R: 1 E: 0 K: 0 S: 5	H: 3 LOB: 1 BB: 0 P: 5	R: 1 E: 0 K: 0 S: 4	H: 1 LOB: 0 BB: 0 P: 4	R: 1 E: 0 K: 0 S: 6	H: 3 LOB: 2 BB: 0 P: 6	R: 0 E: 0 K: 0 S: 3	H: 0 LOB: 1 BB: 0 P: 7	R: 0 E: 0 K: 1 S: 5	H: 0 LOB: 0 BB: 0 P: 5	R: 0 E: 0 K: 0 S: 3	H: 1 LOB: 0 BB: 0 P: 3	R: 0 E: 0 K: 1 S: 5	H: 0 LOB: 0 BB: 0 P: 5	R: 0 E: 0 K: 0 S: 3	H: 0 LOB: 1 BB: 0 P: 3	R: 0 E: 0 K: 0 S: 3	H: 0 LOB: 1 BB: 0 P: 7	1B: 6 2B: 3 3B: 0 HR: 1	SF: 0 SAC: 0 DP: 2 HBP: 0	WP: 0 PB: 0 SB: 0 CS: 1	PA: 44
PITCHER Billy O'Dell, L ERA: 2.87 Don Larsen, R ERA: 2.4	IP	WLS	BF	H	R	ER	SO	BB	IBB	HBP	BLK	WP	HR	S	P	ERA	WHIP									
	(1.1)	4.1	19	7	3	3	1	0	0	0	0	0	0	21	21	6.23	1.615									
	(5.1)	7.2	W	25	2	0	0	2	2	0	0	0	0	27	35	0.00	0.522									

Cincinnati Reds @ San Francisco Giants
Candlestick Park, San Francisco, CA
Sat Aug 24 1963, 6:33 AM EDT
Alt. 24.838 - Unknown

AB 42
R 3
H 9
RBI 2
BB 2
SO 3
LOB 11



Batter	1	2	3	4	5	6	7	8	9	10	11	12	AB	R	H	RBI	BB	SO	LOB	BOTTOM						
Harvey Kuenn, R OBP: 0.361, SLG: 0.406 (1.5)	6-3						K			F6		K	6	1	2	0	0	2	4							
Chuck Hiller, L OBP: 0.271, SLG: 0.304 (1.4)			E8				6-3			3-1			5	1	2	2	0	0	2							
Willie McCovey, L OBP: 0.365, SLG: 0.572 (1.7)	G4-6-3												5	0	0	0	0	0	3							
Willie Mays, R OBP: 0.371, SLG: 0.555 (1.8)													5	1	2	1	0	0	0							
Orlando Cepeda, R OBP: 0.356, SLG: 0.510 (1.3)													5	0	3	0	0	0	1							
Ed Bailey, L OBP: 0.368, SLG: 0.479 (1.2)													5	0	1	0	0	1	1							
Felipe Alou, R OBP: 0.322, SLG: 0.478 (1.9)													4	1	1	0	0	0	2							
Jose Pagan, R OBP: 0.269, SLG: 0.264 (1.6)													4	0	1	0	0	0	1							
Billy O'Dell, S ERA: 3.58 Don Larsen, R ERA: 2.00 Norm Larker, L OBP: 0.292, SLG: 0.226 (12, PH) (12.1)													1	0	0	0	0	0	0							
Inning Stats	R: 0 E: 0 K: 0 S: 2	H: 0 LOB: 0 BB: 0 P: 3	R: 1 E: 0 K: 0 S: 5	H: 3 LOB: 1 BB: 0 P: 5	R: 2 E: 1 K: 0 S: 6	H: 3 LOB: 1 BB: 0 P: 6	R: 0 E: 0 K: 0 S: 3	H: 0 LOB: 0 BB: 0 P: 3	R: 0 E: 0 K: 0 S: 4	H: 1 LOB: 1 BB: 0 P: 4	R: 0 E: 0 K: 0 S: 4	H: 2 LOB: 1 BB: 0 P: 4	R: 0 E: 0 K: 1 S: 6	H: 1 LOB: 0 BB: 0 P: 6	R: 0 E: 0 K: 0 S: 3	H: 0 LOB: 0 BB: 0 P: 3	R: 0 E: 0 K: 0 S: 3	H: 0 LOB: 0 BB: 0 P: 3	R: 0 E: 0 K: 2 S: 3	H: 1 LOB: 1 BB: 0 P: 3	R: 0 E: 0 K: 0 S: 3	H: 1 LOB: 1 BB: 0 P: 3	1B: 9 2B: 3 3B: 0 HR: 0	SF: 0 SAC: 1 DP: 3 HBP: 3	WP: 0 PB: 0 SB: 0 CS: 0	PA: 47
PITCHER John Tsitouris, R ERA: 3.58 Al Worthington, R ERA: 2.84	IP	WLS	BF	H	R	ER	SO	BB	IBB	HBP	BLK	WP	HR	S	P	ERA	WHIP									
	(1.1)	11.1	L	45	11	4	4	2	1	0	3	0	0	0	45	52	3.18	1.059								
	(12.1)	0.1	2	1	0	0	1	0	0	0	0	0	0	4	4	0.00	3.000									

Cincinnati Reds @ San Francisco Giants
Candlestick Park, San Francisco, CA
Sat Aug 24 1963, 6:33 AM EDT
Alt. 24.838 - Unknown

AB 42
R 4
H 12
RBI 3
BB 1
SO 3
LOB 14

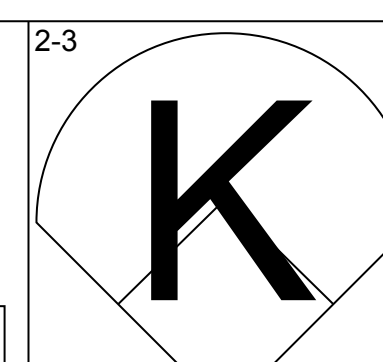
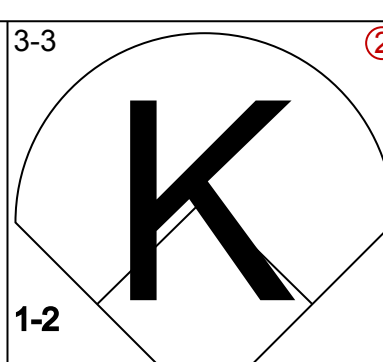
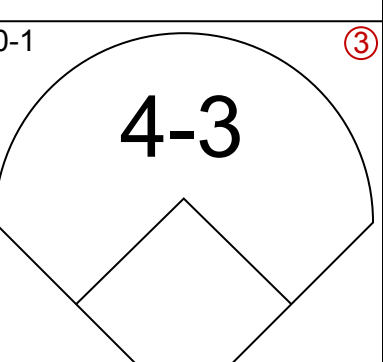
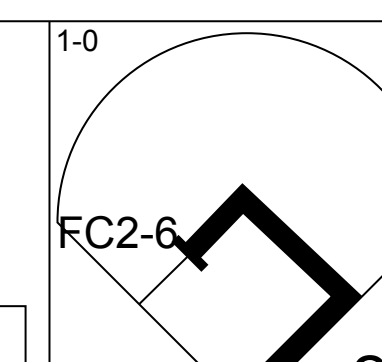
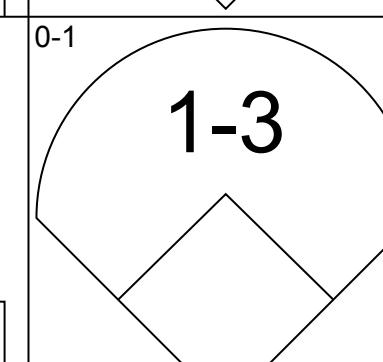
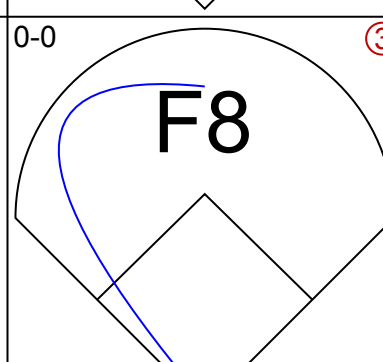
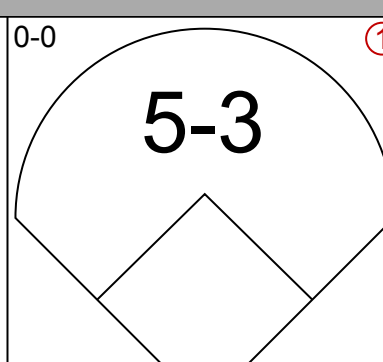
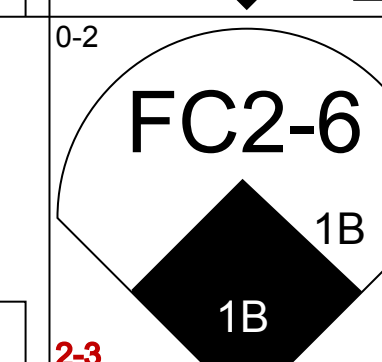
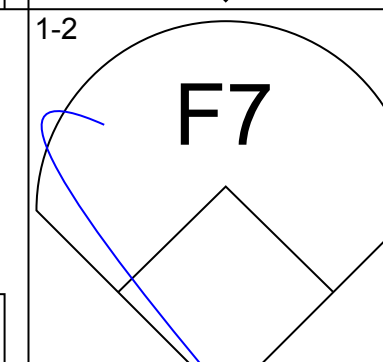
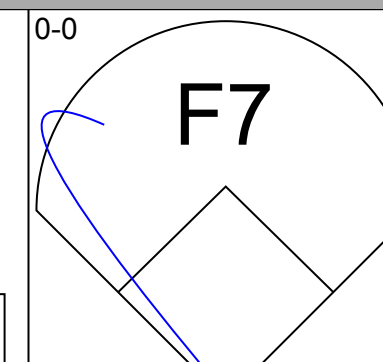
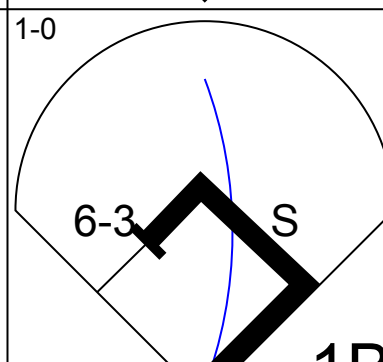
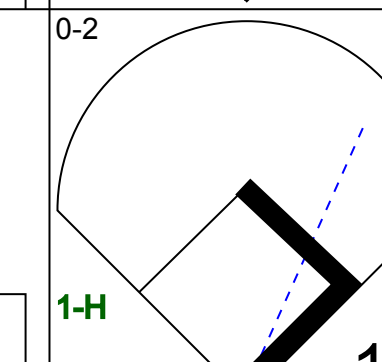
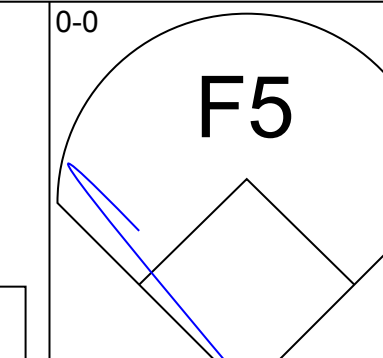
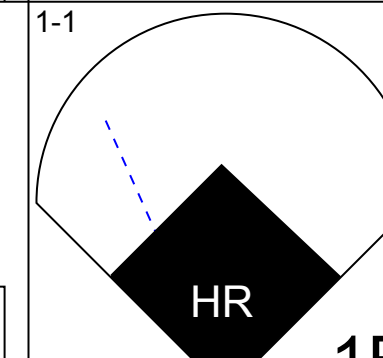
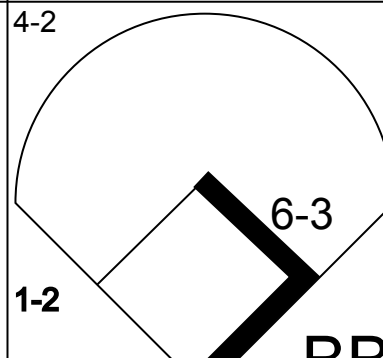
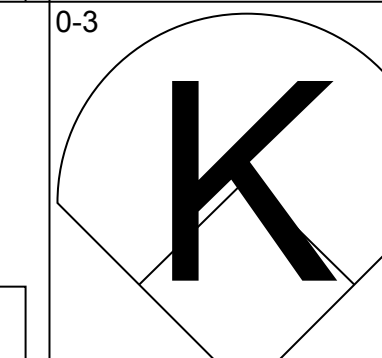
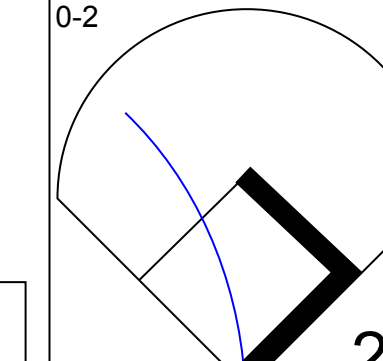
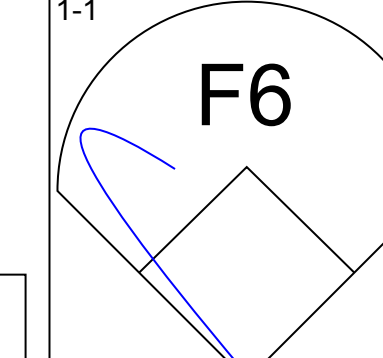
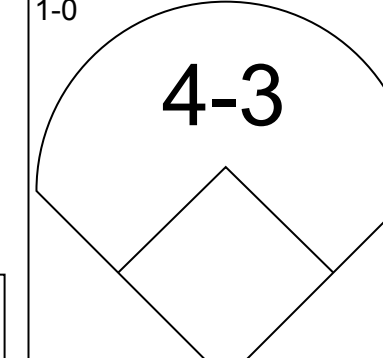


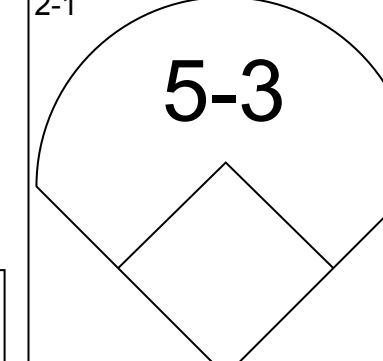


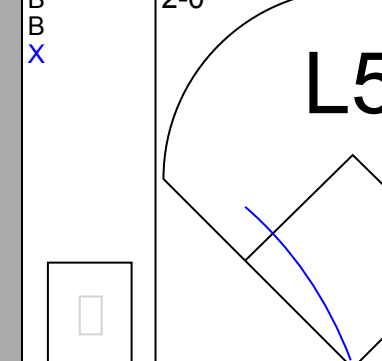
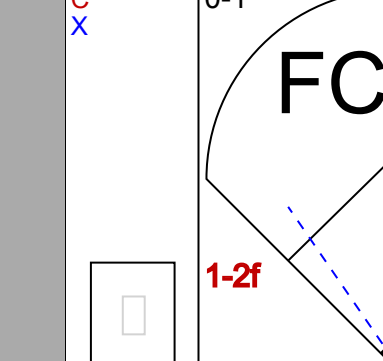
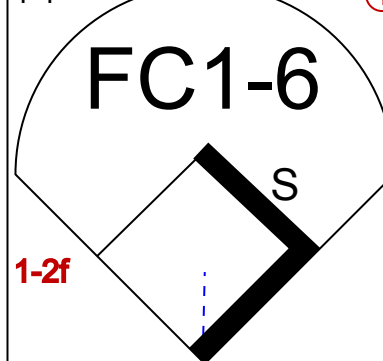
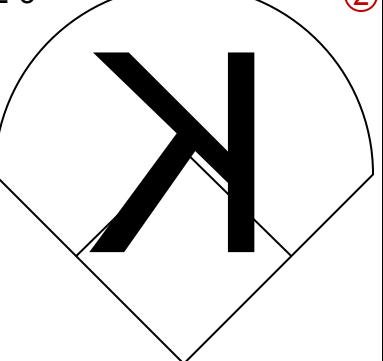

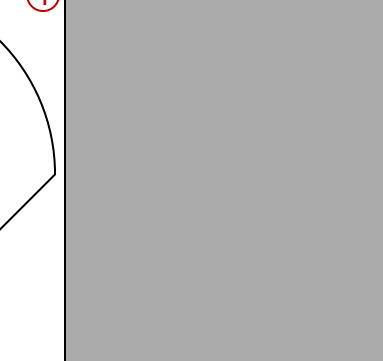

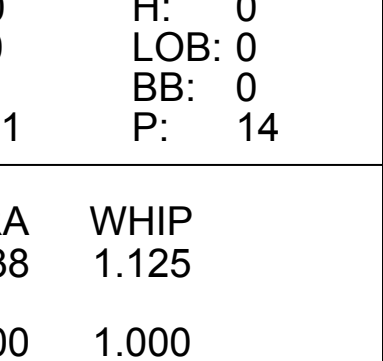
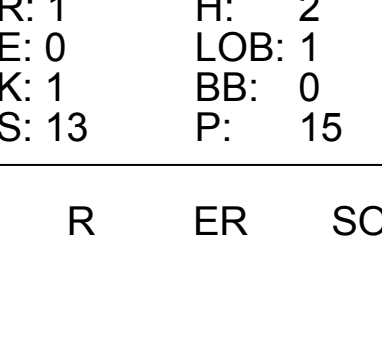


Batter	1	2	3	4	5	6	7	8	9	AB	R	H	RBI	BB	SO	LOB	TOP						
Pete Rose, S OBP: 0.336, SLG: 0.370 (1, 4)										4	2	2	2	0	0	0	Cincinnati Reds @ San Francisco Giants Candlestick Park, San Francisco, CA Sun Aug 25 1963, 6:33 AM EDT Att: 31,563 - Unknown						
Tommy Harper, R OBP: 0.352, SLG: 0.406 (1, 9)										4	1	1	0	0	0	2							
Vada Pinson, L OBP: 0.355, SLG: 0.517 (1, 8)										3	1	0	0	1	0	1							
Frank Robinson, R OBP: 0.378, SLG: 0.444 (1, 7)										4	1	1	4	0	1	0							
Don Pavletich, R OBP: 0.284, SLG: 0.316 Gordy Coleman, L OBP: 0.289, SLG: 0.381 (7, PH) (7, 3)										2	0	1	0	0	0	0							
Al Worthington, R OBP: 0.100, SLG: 0.200 (8, 1)										0	0	0	0	0	0	0							
Johnny Edwards, L OBP: 0.318, SLG: 0.378 (1, 2)										4	1	1	1	0	0	1							
Leo Cardenas, R OBP: 0.259, SLG: 0.308 (1, 6)										4	0	0	0	0	1	0							
Eddie Kasko, R OBP: 0.306, SLG: 0.313 (1, 5)										4	1	1	0	0	0	0							
Joe Nuxhall, L OBP: 0.183, SLG: 0.214 (3, 1) Dom Zanni, R OBP: 0.200, SLG: 0.158 (8, PH) Ken Walters, R OBP: 0.200, SLG: 0.158 (8, PH) Joey Jay, R OBP: 0.200, SLG: 0.158 (8, PH) Marty Keough, L OBP: 0.200, SLG: 0.158 (8, PH)										1	0	0	0	0	0	0							
Inning Stats	R: 0 E: 0 K: 0 S: 3	H: 1 LOB: 0 BB: 0 P: 3	R: 1 E: 0 K: 0 S: 4	H: 1 LOB: 0 BB: 0 P: 4	R: 0 E: 0 K: 0 S: 3	H: 0 LOB: 0 BB: 0 P: 3	R: 0 E: 0 K: 0 S: 3	H: 0 LOB: 0 BB: 0 P: 3	R: 0 E: 0 K: 0 S: 3	H: 0 LOB: 0 BB: 0 P: 3	R: 3 E: 0 K: 1 S: 8	H: 3 LOB: 0 BB: 0 P: 8	R: 0 E: 0 K: 0 S: 3	H: 0 LOB: 0 BB: 0 P: 3	R: 4 E: 0 K: 0 S: 6	H: 3 LOB: 0 BB: 1 P: 10	R: 0 E: 0 K: 1 S: 5	H: 0 LOB: 0 BB: 0 P: 5	1B: 5 2B: 1 3B: 1 HR: 2	SF: 0 SAC: 0 DP: 2 HBP: 0	WP: 1 PB: 0 CS: 0	PA: 35	
PITCHER	IP	WLS	BF	H	R	ER	SO	BB	IBB	HBP	BLK	WP	HR	S	P	ERA	WHIP					ERA	WHIP
Billy Pierce, L ERA: 3.95	5.0		19	6	4	4	0	0	0	0	0	0	1	19	19	7.20	1.200						
Gaylord Perry, R ERA: 4.57	4.0	L	16	3	4	4	2	1	0	0	0	1	1	19	23	9.00	1.000						



Batter	1	2	3	4	5	6	7	8	9	AB	R	H	RBI	BB	SO	LOB	BOTTOM						
Harvey Kuenn, R OBP: 0.359, SLG: 0.401 (1, 5)										4	1	0	0	1	0	1	Cincinnati Reds @ San Francisco Giants Candlestick Park, San Francisco, CA Sun Aug 25 1963, 6:33 AM EDT Att: 31,563 - Unknown						
Chuck Hillier, L OBP: 0.270, SLG: 0.302 (1, 4)										5	0	1	0	0	2	1							
Willie McCovey, L OBP: 0.364, SLG: 0.568 (1, 7)										5	1	1	0	0	1	3							
Willie Mays, R OBP: 0.375, SLG: 0.565 (1, 8)										4	2	3	3	1	0	0							
Orlando Cepeda, R OBP: 0.357, SLG: 0.508 (1, 3)										4	1	1	0	1	0	2							
Felipe Alou, R OBP: 0.324, SLG: 0.479 (1, 9)										3	1	1	0	1	0	2							
Ed Bailey, L OBP: 0.366, SLG: 0.487 (1, 2)										4	1	1	2	0	1	5							
Jose Pagan, R OBP: 0.266, SLG: 0.262 Ernie Bowman, R OBP: 0.191, SLG: 0.221 (8, 6)										3	0	0	1	0	0	2							
Billy Pierce, L OBP: 0.188, SLG: 0.133 Gaylord Perry, R OBP: 0.200, SLG: 0.267 Norm Larker, L OBP: 0.296, SLG: 0.226 (8, PH)										1	0	0	0	0	1	0							
Inning Stats	R: 0 E: 0 K: 1 S: 5	H: 0 LOB: 0 BB: 0 P: 5	R: 3 E: 1 K: 0 S: 8	H: 5 LOB: 3 BB: 1 P: 12	R: 2 E: 0 K: 2 S: 8	H: 1 LOB: 1 BB: 2 P: 16	R: 0 E: 0 K: 0 S: 3	H: 0 LOB: 0 BB: 0 P: 3	R: 0 E: 0 K: 0 S: 3	H: 0 LOB: 0 BB: 0 P: 7	R: 0 E: 0 K: 1 S: 5	H: 0 LOB: 0 BB: 0 P: 5	R: 0 E: 0 K: 1 S: 5	H: 0 LOB: 0 BB: 0 P: 5	R: 0 E: 0 K: 0 S: 4	H: 1 LOB: 1 BB: 0 P: 4		R: 2 E: 0 K: 1 S: 7	H: 2 LOB: 1 BB: 1 P: 11	1B: 5 2B: 2 3B: 0 HR: 2	SF: 0 SAC: 0 DP: 0 HBP: 0	WP: 2 PB: 0 CS: 1	PA: 41
PITCHER	IP	WLS	BF	H	R	ER	SO	BB	IBB	HBP	BLK	WP	HR	S	P	ERA	WHIP					ERA	WHIP
Joe Nuxhall, L ERA: 2.85	2.0		14	6	5	5	1	2	0	0	0	1	0	13	21	0.00	0.667						
Dom Zanni, R ERA: 4.17	3.0		11	0	0	0	2	2	0	0	0	0	0	10	10	0.00	0.000						
Joey Jay, R ERA: 4.17	2.0	W	6	0	0	0	2	0	0	0	0	0	0	10	10	0.00	0.000						
Al Worthington, R ERA: 3.01	2.0	S	10	3	2	2	1	1	0	0	0	0	0	11	15	9.00	2.000						

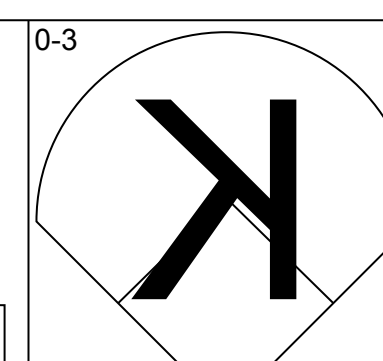
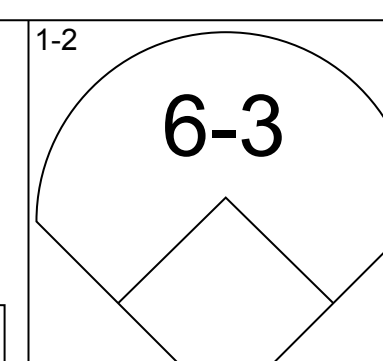
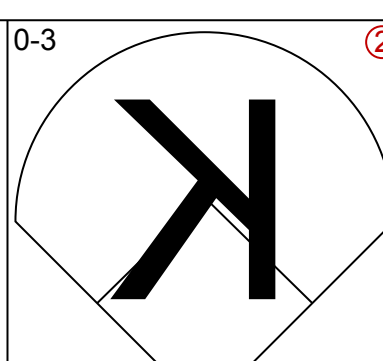
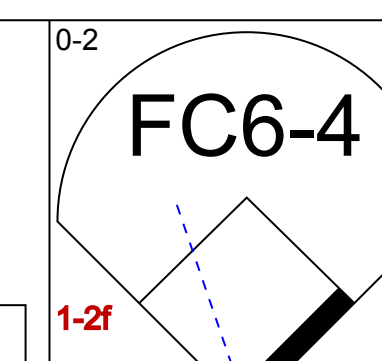
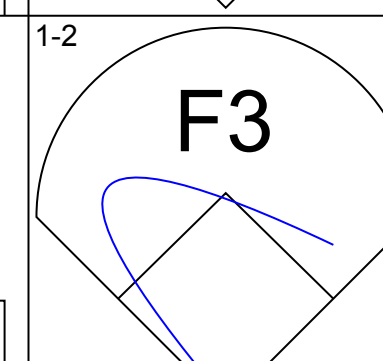
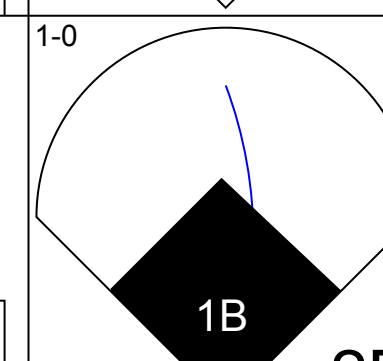
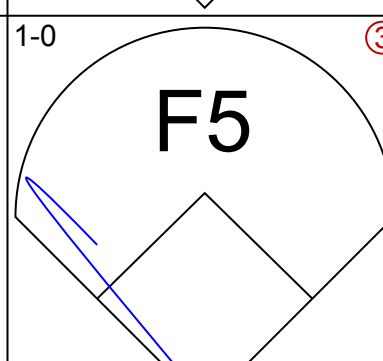
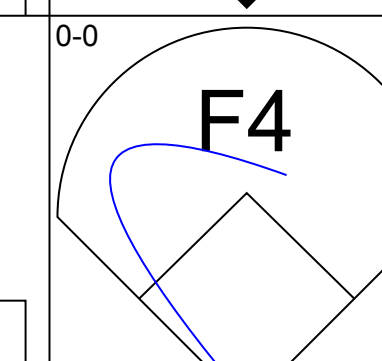
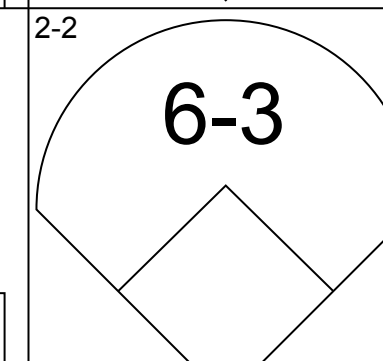
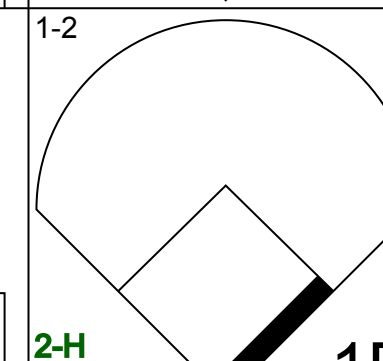
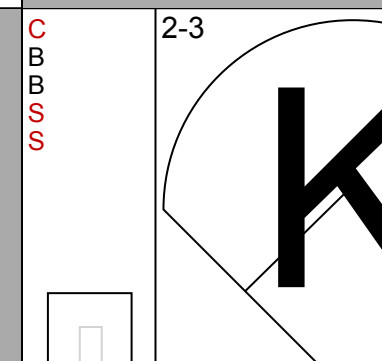
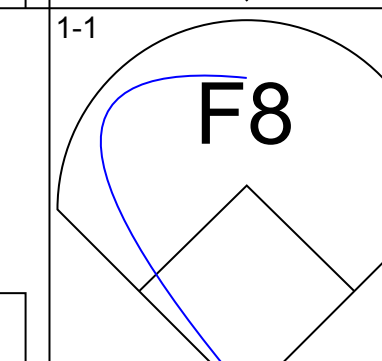
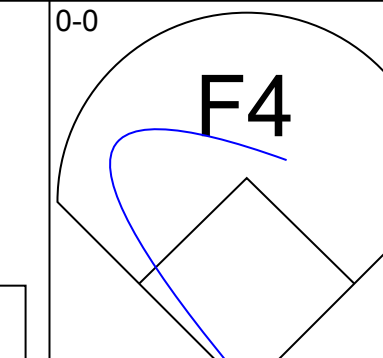
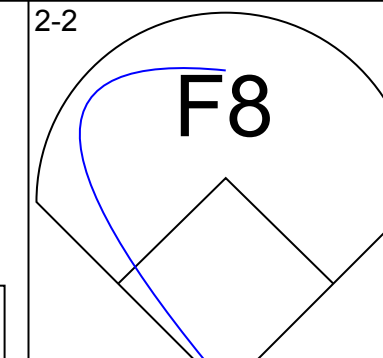
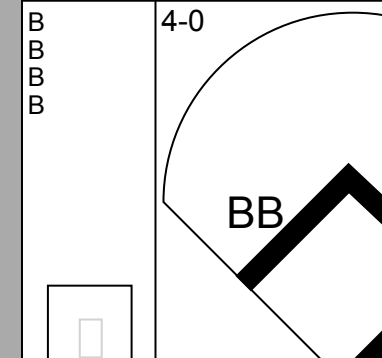
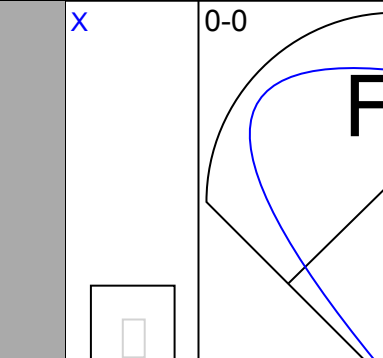
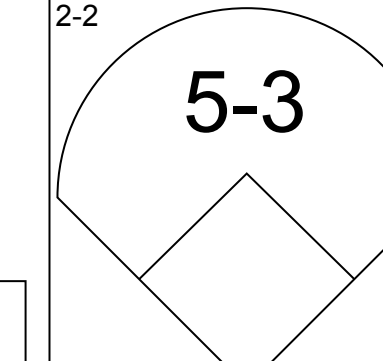
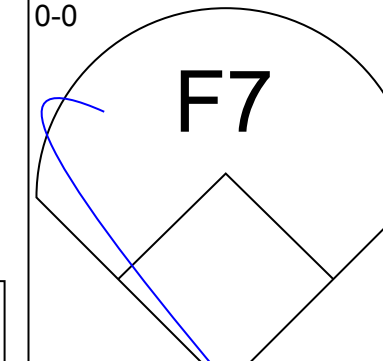
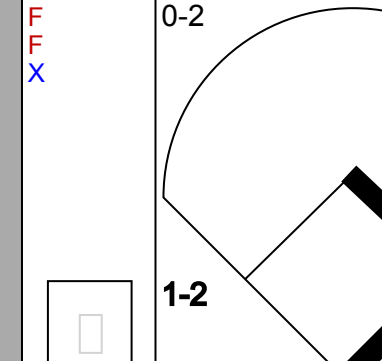
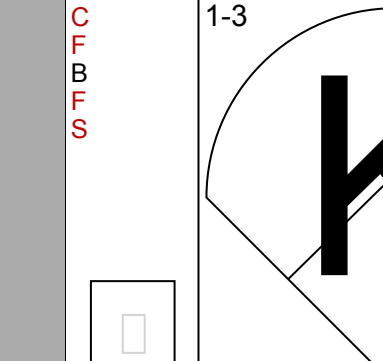
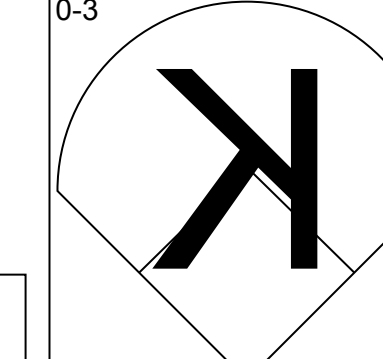
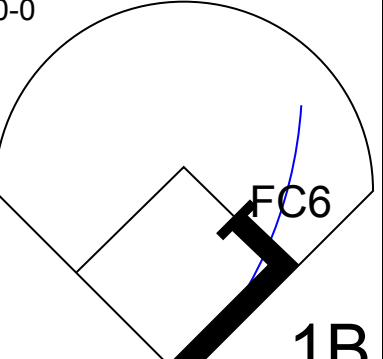
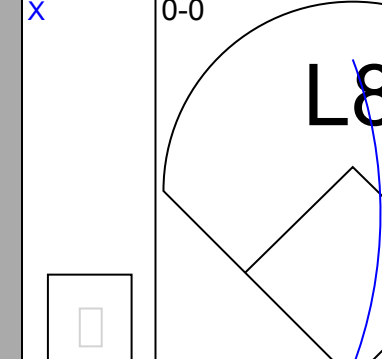
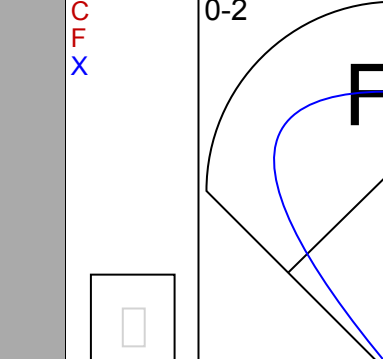
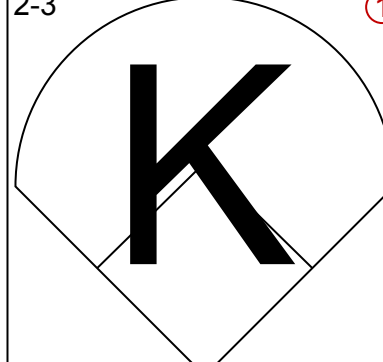
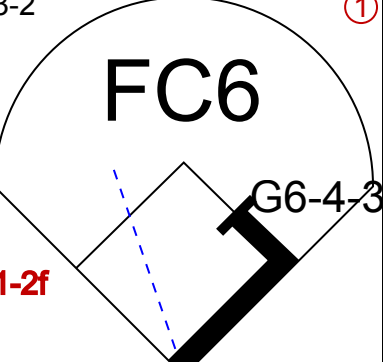
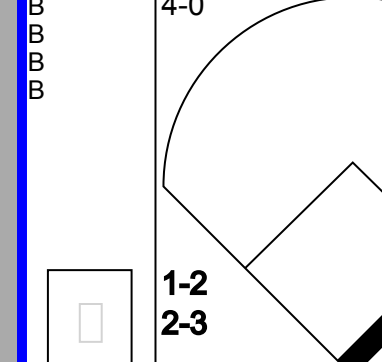
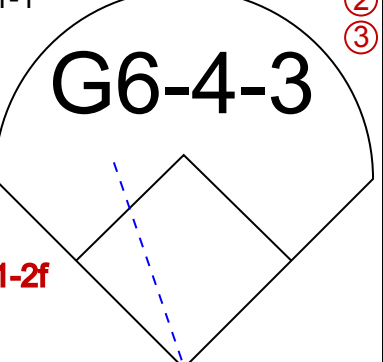
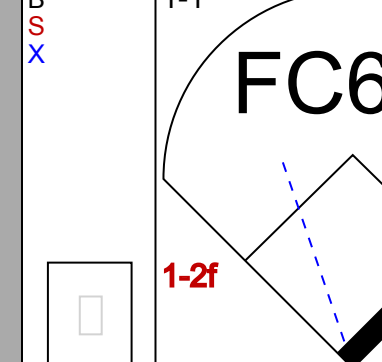
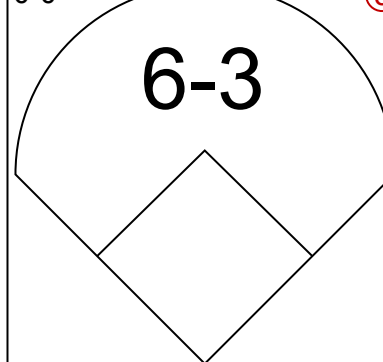


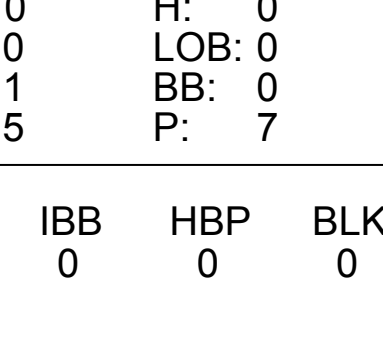




Batter	1	2	3	4	5	6	7	8	9	AB	R	H	RBI	BB	SO	LOB	TOP					
Pete Rose, S OBP: 0.335, SLG: 0.371 (1, 4)										4	0	1	0	0	2	1						
Tommy Harper, R OBP: 0.345, SLG: 0.401 (1, 9)										4	1	0	0	0	0	2						
Vada Pinson, L OBP: 0.356, SLG: 0.517 (1, 8)										4	0	2	1	0	0	0						
Frank Robinson, R OBP: 0.379, SLG: 0.443 (1, 7)										3	1	1	0	1	1	1						
Gordy Coleman, L OBP: 0.292, SLG: 0.396 (1, 3)																						
Don Pavletich, R OBP: 0.282, SLG: 0.313 (9, PH)										3	1	2	2	0	0	2						
Johnny Edwards, L OBP: 0.318, SLG: 0.378 (1, 2)										1	0	0	0	0	0	0						
Leo Cardenas, R OBP: 0.257, SLG: 0.305 (1, 6)										4	0	0	0	0	0	3						
Eddie Kasko, R OBP: 0.305, SLG: 0.311 (1, 5)										4	0	1	0	0	0	1						
Jim O'Toole, S OBP: 0.145, SLG: 0.132 (1, 1)										3	0	0	0	0	1	1						
Inning Stats	R: 0 E: 0 K: 1 S: 8	H: 0 LOB: 0 BB: 0 P: 11	R: 0 E: 0 K: 0 S: 7	H: 1 LOB: 1 BB: 0 P: 8	R: 0 E: 0 K: 1 S: 9	H: 1 LOB: 1 BB: 0 P: 13	R: 2 E: 0 K: 0 S: 9	H: 2 LOB: 0 BB: 0 P: 15	R: 0 E: 0 K: 1 S: 11	H: 0 LOB: 0 BB: 0 P: 14	R: 0 E: 0 K: 0 S: 9	H: 1 LOB: 1 BB: 1 P: 14	R: 0 E: 0 K: 0 S: 5	H: 0 LOB: 0 BB: 1 P: 11	R: 1 E: 0 K: 1 S: 13	H: 2 LOB: 1 BB: 0 P: 15	R: 0 E: 0 K: 0 S: 8	H: 1 LOB: 1 BB: 0 P: 11	1B: 5 2B: 2 3B: 0 HR: 1	SF: 0 SAC: 0 DP: 1 HBP: 0	WP: 0 PB: 0 SB: 2 CS: 0	PA: 35
PITCHER	IP	WLS	BF	H	R	ER	SO	BB	IBB	HBP	BLK	WP	HR	S	P	ERA	WHIP					
Don Drysdale, R ERA: 2.79 (1, 1)	8.0	L	31	7	3	3	4	2	0	0	0	0	1	71	101	3.38	1.125					
Ron Perranoski, L ERA: 1.78 (9, 1)	1.0		4	1	0	0	0	0	0	0	0	0	0	8	11	0.00	1.000					

Cincinnati Reds @ Los Angeles Dodgers
 Dodger Stadium, Los Angeles, CA
 Mon Aug 26 1963, 7:05 PM PDT
 Att: 36,694 - Unknown

AB	33
R	3
H	8
RBI	3
BB	2
SO	4
LOB	12



Batter	1	2	3	4	5	6	7	8	9	AB	R	H	RBI	BB	SO	LOB	BOTTOM				
Maury Wills, S OBP: 0.350, SLG: 0.343 (1, 6)										4	0	0	0	0	2	1					
Willie Davis, L OBP: 0.282, SLG: 0.356 (1, 8)										4	1	1	0	0	0	1					
Tommy Davis, R OBP: 0.365, SLG: 0.459 (1, 7)										4	0	1	1	0	1	1					
Frank Howard, R OBP: 0.321, SLG: 0.496 (1, 9)										3	0	0	0	1	0	1					
Bill Skowron, R OBP: 0.259, SLG: 0.292 (1, 3)										4	0	1	0	0	1	1					
Ken McMullen, R OBP: 0.267, SLG: 0.333 (1, 5)										4	0	1	0	0	1	2					
Dick Tracewski, R OBP: 0.280, SLG: 0.250 (1, 4)										2	0	0	0	0	1	1					
Jim Gilliam, S OBP: 0.355, SLG: 0.384 (7, PH)										0	0	0	0	1	0	0					
Doug Camilli, R OBP: 0.229, SLG: 0.294 (1, 2)										3	0	0	0	0	0	4					
Don Drysdale, R OBP: 0.233, SLG: 0.190 (1, 1)										2	0	0	0	0	1	0					
Al Ferrara, R OBP: 0.308, SLG: 0.273 (8, PH)										1	0	1	0	0	0	0					
Ron Perranoski, L OBP: 0.211, SLG: 0.118 (9, 1)										0	0	0	0	0	0	0					
Inning Stats	R: 0 E: 0 K: 1 S: 10	H: 0 LOB: 0 BB: 0 P: 13	R: 0 E: 0 K: 1 S: 8	H: 0 LOB: 0 BB: 0 P: 10	R: 0 E: 0 K: 1 S: 5	H: 0 LOB: 0 BB: 0 P: 7	R: 1 E: 0 K: 0 S: 12	H: 2 LOB: 1 BB: 0 P: 17	R: 0 E: 0 K: 2 S: 7	H: 0 LOB: 0 BB: 0 P: 8	R: 0 E: 0 K: 1 S: 9	H: 1 LOB: 3 BB: 2 P: 20	R: 0 E: 0 K: 0 S: 9	H: 1 LOB: 1 BB: 0 P: 11	R: 0 E: 0 K: 1 S: 8	H: 0 LOB: 0 BB: 0 P: 9	1B: 4 2B: 1 3B: 0 HR: 0	SF: 0 SAC: 0 DP: 1 HBP: 0	WP: 0 PB: 0 SB: 0 CS: 0	PA: 33	
PITCHER	IP	WLS	BF	H	R	ER	SO	BB	IBB	HBP	BLK	WP	HR	S	P	ERA	WHIP				
Jim O'Toole, L ERA: 2.67 (1, 1)	9.0	W	33	5	1	1	7	2	0	0	0	0	0	76	107	1.00	0.778				

Cincinnati Reds @ Los Angeles Dodgers
 Dodger Stadium, Los Angeles, CA
 Mon Aug 26 1963, 7:05 PM PDT
 Att: 36,694 - Unknown

AB	31
R	1
H	5
RBI	1
BB	2
SO	7
LOB	12



Batter	1	2	3	4	5	6	7	8	9	AB	R	H	RBI	BB	SO	LOB	TOP			
Pete Rose, S OBP: 0.335, SLG: 0.372 (1,4)										4	1	1	0	0	0	1	Cincinnati Reds @ Los Angeles Dodgers Dodger Stadium, Los Angeles, CA Tue Aug 27 1963, 7:05 PM PDT Att: 28,070 - Unknown livebaseballscorecards.com			
Tommy Harper, R OBP: 0.347, SLG: 0.399 (1,9)										4	0	1	0	0	0	1				
Vada Pinson, L OBP: 0.353, SLG: 0.513 (1,8)										4	0	0	0	0	0	2				
Frank Robinson, R OBP: 0.380, SLG: 0.443 (1,7)										4	0	2	1	0	0	0				
Don Pavletich, R OBP: 0.281, SLG: 0.312 (1,3)										4	0	1	0	0	0	1				
Johnny Edwards, L OBP: 0.318, SLG: 0.384 (1,2)										4	1	1	1	0	1	2				
Leo Cardenas, R OBP: 0.261, SLG: 0.309 (1,6)										4	0	3	0	0	0	0				
Marty Keough, L OBP: 0.254, SLG: 0.304 (9, PR)										0	0	0	0	0	0	0				
Eddie Kasko, R OBP: 0.303, SLG: 0.304 (1,5)										3	0	0	0	1	0	3				
Bob Purkey, R OBP: 0.174, SLG: 0.098 (1,1)										2	0	0	0	0	1	1				
Ken Walters, R OBP: 0.254, SLG: 0.304 (7, PH)										1	0	0	0	0	0	1				
Bill Henry, L OBP: 0.167, SLG: 0.200 (7,1)										0	0	0	0	0	0	0				
Gene Freese, R OBP: 0.301, SLG: 0.379 (9, PH)										1	0	0	0	0	0	1				
Inning Stats	R: 1 E: 0 K: 0 S: 11	H: 2 LOB: 1 BB: 0 P: 15	R: 0 E: 0 K: 2 S: 10	H: 0 LOB: 1 BB: 1 P: 18	R: 0 E: 0 K: 0 S: 7	H: 0 LOB: 0 BB: 0 P: 11	R: 1 E: 0 K: 0 S: 12	H: 2 LOB: 1 BB: 0 P: 22	R: 0 E: 0 K: 0 S: 5	H: 0 LOB: 0 BB: 0 P: 11	R: 0 E: 0 K: 0 S: 9	H: 1 LOB: 1 BB: 0 P: 10	R: 0 E: 0 K: 0 S: 12	H: 2 LOB: 2 BB: 0 P: 18	R: 0 E: 0 K: 0 S: 3	H: 1 LOB: 1 BB: 0 P: 4	1B: 7 2B: 1 3B: 0 HR: 1	SF: 0 SAC: 0 DP: 1 HBP: 0	WP: 1 PB: 0 SB: 0 CS: 0	PA: 36
PITCHER	IP WLS BF H R ER SO BB IBB HBP BLK WP HR S P ERA WHIP																			
Pete Richert, L ERA: 5.15 (1,1)	7.2 W 31 7 2 2 2 1 0 0 0 1 1 72 108 2.35 1.043																			
Ron Perranoski, L ERA: 1.75 (8,1)	1.1 S 5 2 0 0 0 0 0 0 0 0 0 6 10 0.00 1.500																			

Batter	1	2	3	4	5	6	7	8	9	AB	R	H	RBI	BB	SO	LOB	BOTTOM			
Maury Wills, S OBP: 0.353, SLG: 0.345 (1,6)										3	0	2	0	1	0	0	Cincinnati Reds @ Los Angeles Dodgers Dodger Stadium, Los Angeles, CA Tue Aug 27 1963, 7:05 PM PDT Att: 28,070 - Unknown livebaseballscorecards.com			
Jim Gilliam, S OBP: 0.352, SLG: 0.380 (1,4)										4	0	0	0	0	0	4				
Wally Moon, L OBP: 0.344, SLG: 0.400 (1,7)										3	0	0	1	0	0	2				
Dick Tracewski, R OBP: 0.280, SLG: 0.250 (9,4)										0	0	0	0	0	0	0				
Tommy Davis, R OBP: 0.364, SLG: 0.460 (1,5)										3	1	1	0	0	0	1				
Ron Fairly, L OBP: 0.351, SLG: 0.410 (1,3)										3	0	0	0	0	0	1				
Frank Howard, R OBP: 0.321, SLG: 0.503 (1,9)										3	1	1	2	0	0	0				
John Roseboro, L OBP: 0.301, SLG: 0.349 (1,2)										2	0	0	0	1	1	0				
Willie Davis, L OBP: 0.261, SLG: 0.353 (1,8)										3	0	0	0	0	0	1				
Pete Richert, L OBP: 0.250, SLG: 0.273 (1,1)										2	1	1	0	0	0	0				
Ron Perranoski, L OBP: 0.200, SLG: 0.111 (8,1)										1	0	0	0	0	1	0				
Inning Stats	R: 0 E: 0 K: 0 S: 3	H: 1 LOB: 0 BB: 0 P: 3	R: 2 E: 0 K: 0 S: 11	H: 2 LOB: 0 BB: 0 P: 15	R: 1 E: 0 K: 0 S: 10	H: 2 LOB: 1 BB: 0 P: 20	R: 0 E: 0 K: 1 S: 8	H: 0 LOB: 0 BB: 0 P: 12	R: 0 E: 0 K: 0 S: 5	H: 0 LOB: 0 BB: 0 P: 7	R: 0 E: 0 K: 0 S: 5	H: 0 LOB: 0 BB: 0 P: 10	R: 0 E: 0 K: 0 S: 8	H: 0 LOB: 1 BB: 1 P: 16	R: 0 E: 0 K: 1 S: 8	H: 0 LOB: 0 BB: 1 P: 16	1B: 3 2B: 1 3B: 0 HR: 1	SF: 0 SAC: 0 DP: 1 HBP: 0	WP: 1 PB: 0 SB: 0 CS: 1	PA: 30
PITCHER	IP WLS BF H R ER SO BB IBB HBP BLK WP HR S P ERA WHIP																			
Bob Purkey, R ERA: 3.45 (7,1)	2.0 L 7 0 0 0 0 2 0 0 0 0 0 0 16 32 0.00 1.000																			

Batter	1	2	3	4	5	6	7	8	9	AB R H RBI BB SO LOB	TOP									
Pete Rose, S OBP: 0.333, SLG: 0.370 (1, 4)	1-1 1-3		1-2 E6 2B		1-1 5-3	2-1 1-2 2-H 1B		1-3 K		5 1 1 1 0 1 1	Cincinnati Reds @ Los Angeles Dodgers Dodger Stadium, Los Angeles, CA Wed Aug 28 1963, 7:05 PM PDT Att: 28,921 - Unknown									
Tommy Harper, R OBP: 0.345, SLG: 0.394 (1, 9)	3-2 F6		4-1 2B BB		0-0 F8	2-3 K		2-1 6-3	4 1 0 0 1 1 2											
Vada Pinson, L OBP: 0.354, SLG: 0.514 (1, 8)	1-0 3-1		1-0 1-H 2-H 2B		1-1 6-3	1-0 3-1		0-0 3B 1B	5 1 2 2 0 0 2											
Frank Robinson, R OBP: 0.384, SLG: 0.450 (1, 7)		4-2 BB	4-0 IBB		2-2 WP SH 1B	3-1 F6		2-2 1-H SF8 3B	3 2 2 1 2 0 0											
Gene Freese, R OBP: 0.304, SLG: 0.378 (1, 5)		0-3 K	1-3 K		4-2 SH BB	0-0 G6-4-3 1B		0-0 SF8	3 1 1 1 1 2 3											
Don Pavletich, R OBP: 0.280, SLG: 0.331 (1, 3)	1-1 F8			0-0 HR	0-1 SH 1B	0-0 G6-4-3 1B		3-H 1-0 5-3	4 2 1 1 0 0 2											
Leo Cardenas, R OBP: 0.261, SLG: 0.309 (1, 6)	2-3 K			2-1 4-3	0-0 1B 1B		1-1 L7		4 1 1 0 0 1 1											
Johnny Edwards, L OBP: 0.322, SLG: 0.387 (1, 2)			1-2 F9	2-2 G2-6-3 1B		1-0 1B 1B	1-1 1B		4 0 3 1 0 0 0											
Jim Maloney, L OBP: 0.173, SLG: 0.141 (8, PH)			1-3 K	0-1 G2-6-3		0-3 K	3-2 F8		3 0 0 0 0 2 3											
Joey Jay, S OBP: 0.156, SLG: 0.159 (8, 1)				1-2					1 0 0 0 0 0 1											
Inning Stats	R: 0 E: 0 K: 0 S: 6	H: 0 LOB: 0 BB: 0 P: 11	R: 0 E: 0 K: 2 S: 12	H: 0 LOB: 1 BB: 1 P: 17	R: 2 E: 1 K: 2 S: 14	H: 1 LOB: 2 BB: 2 P: 27	R: 1 E: 0 K: 0 S: 8	H: 2 LOB: 0 BB: 0 P: 12	R: 0 E: 0 K: 0 S: 5	H: 1 LOB: 0 BB: 0 P: 7	R: 0 E: 0 K: 0 S: 4	H: 1 LOB: 0 BB: 0 P: 7	R: 0 E: 0 K: 1 S: 10	H: 1 LOB: 1 BB: 0 P: 16	R: 2 E: 0 K: 0 S: 8	H: 2 LOB: 0 BB: 0 P: 13	1B: 8 2B: 1 3B: 1 HR: 1	SF: 1 SAC: 1 DP: 2 HBP: 0	WP: 1 PB: 0 SB: 0 CS: 0	PA: 42
PITCHER	IP WLS BF H R ER SO BB IBB HBP BLK WP HR S P ERA WHIP											PITCHER	IP WLS BF H R ER SO BB IBB HBP BLK WP HR S P ERA WHIP							
Johnny Podres, L ERA: 3.38 (1, 1)	5.0 L 26 6 7 4 4 3 1 0 0 1 1 55 90 7.20 1.800																			
Bob Miller, R ERA: 3.24 (6, 1)	2.0 7 2 0 0 2 0 0 0 0 0 0 13 21 0.00 1.000																			
Larry Sherry, R ERA: 3.53 (8, 1)	2.0 9 3 2 2 1 0 0 0 0 0 0 18 29 9.00 1.500																			

AB	36
R	9
H	11
RBI	7
BB	4
SO	7
LOB	15



Batter	1	2	3	4	5	6	7	8	9	AB R H RBI BB SO LOB	BOTTOM											
Maury Wills, S OBP: 0.349, SLG: 0.341 (1, 6)	1-1 F7		1-1 FC5-4 S 4-3		0-1 1-3		2-1 F7		3-3 K	5 1 0 0 0 1 2	Cincinnati Reds @ Los Angeles Dodgers Dodger Stadium, Los Angeles, CA Wed Aug 28 1963, 7:05 PM PDT Att: 28,921 - Unknown											
Jim Gilliam, S OBP: 0.351, SLG: 0.381 (1, 4)	1-0 F5		3-1 4-3		1-1 F9 2B		0-1 F8		4 0 1 1 0 0 0													
Wally Moon, L OBP: 0.347, SLG: 0.399 (1, 7)	3-2 1B		1-0 F5		2-1 F9		4-1 BB		3 0 1 0 1 0 1													
Tommy Davis, R OBP: 0.361, SLG: 0.456 (1, 5)	1-0 F9			2-1 1-3		0-1 F9		3-3 K	4 0 0 0 0 1 3													
Ron Fairly, L OBP: 0.348, SLG: 0.406 (1, 3)		0-1 6-3		2-3 K		3-2 F8		0-0 F9	4 0 0 0 0 1 2													
Frank Howard, R OBP: 0.323, SLG: 0.503 (1, 9)		3-2 1B		3-3 K		2-1 2B WP 1B		2-3 K	4 1 2 0 0 2 0													
John Roseboro, L OBP: 0.303, SLG: 0.351 (1, 2)		2-1 L7			0-3 K	2-2 WP 4-3 2B		4-2 HR BB	3 2 1 0 1 1 1													
Willie Davis, L OBP: 0.260, SLG: 0.352 (1, 8)		0-3 K			0-0 G3 1B	2-2 4-3		3-3 K	4 0 1 1 0 2 2													
Johnny Podres, L OBP: 0.153, SLG: 0.250 (1, 1)			2-2 FC5-4 1B		0-2 G3	2-3 K		0-1 HR	2 0 1 0 0 0 1													
Bob Miller, R OBP: 0.100, SLG: 0.083 (6, 1)					1-2				0 0 0 0 0 0 0													
Lee Walls, R OBP: 0.257, SLG: 0.314 (7, PH)									1 0 0 0 0 1 0													
Larry Sherry, R OBP: 0.283, SLG: 0.312 (8, PH)									0 0 0 0 0 0 0													
Bill Skowron, R OBP: 0.283, SLG: 0.312 (8, PH)									1 1 1 2 0 0 0													
Inning Stats	R: 0 E: 0 K: 0 S: 7	H: 1 LOB: 1 BB: 0 P: 13	R: 0 E: 0 K: 1 S: 11	H: 1 LOB: 0 BB: 0 P: 16	R: 1 E: 0 K: 0 S: 11	H: 1 LOB: 0 BB: 0 P: 18	R: 0 E: 0 K: 2 S: 10	H: 0 LOB: 0 BB: 0 P: 17	R: 0 E: 0 K: 1 S: 11	H: 1 LOB: 1 BB: 0 P: 11	R: 0 E: 0 K: 0 S: 11	H: 1 LOB: 0 BB: 0 P: 17	R: 2 E: 0 K: 1 S: 16	H: 2 LOB: 0 BB: 0 P: 26	R: 0 E: 0 K: 1 S: 7	H: 0 LOB: 1 BB: 1 P: 14	R: 2 E: 0 K: 3 S: 17	H: 1 LOB: 0 BB: 1 P: 29	1B: 5 2B: 2 3B: 0 HR: 1	SF: 0 SAC: 0 DP: 0 HBP: 0	WP: 1 PB: 0 SB: 2 CS: 0	PA: 37
PITCHER	IP WLS BF H R ER SO BB IBB HBP BLK WP HR S P ERA WHIP											PITCHER	IP WLS BF H R ER SO BB IBB HBP BLK WP HR S P ERA WHIP									
Jim Maloney, R ERA: 2.84 (1, 1)	7.0 W 28 7 3 3 5 0 0 0 0 0 0 77 118 3.86 1.000																					
Joey Jay, R ERA: 4.23 (8, 1)	2.0 S 9 1 2 2 4 2 0 0 0 0 1 24 43 9.00 1.500																					

AB	35
R	5
H	8
RBI	4
BB	2
SO	9
LOB	12



Batter	1	2	3	4	5	6	7	8	9	AB	R	H	RBI	BB	SO	LOB	TOP			
Pete Rose, S OBP: 0.333, SLG: 0.369 (1,4)	4-3	L6					K			4	0	1	0	0	1	0	Cincinnati Reds @ Pittsburgh Pirates Forbes Field, Pittsburgh, PA Fri Aug 30 1963, 7:05 PM EDT Att: 10,924 - Unknown			
Tommy Harper, R OBP: 0.344, SLG: 0.390 (1,9)	1B WP BB		F7		F9		F4			3	1	0	0	1	0	1				
Vada Pinson, L OBP: 0.353, SLG: 0.512 (1,8)	F7		K		FC5-4 1B		4-3			4	0	1	0	0	1	1				
Frank Robinson, R OBP: 0.383, SLG: 0.448 (1,7)	WP 1B 1B		L5		FC5-4 1-2		5-3			4	1	1	0	0	0	2				
Gordy Coleman, L OBP: 0.291, SLG: 0.393 (1,3)										4	0	1	1	0	1	0				
Marty Keough, L OBP: 0.355, SLG: 0.405 (9,3)	2H 3H 1B		K		G3		G3			0	0	0	0	0	0	0				
Johnny Edwards, L OBP: 0.324, SLG: 0.387 (1,2)	1-2 BB		F9		K		G5-4-3 1B			3	0	1	0	1	1	0				
Gene Freese, R OBP: 0.303, SLG: 0.381 (1,5)	F3				F3		G5-4-3 1-2			4	0	1	0	0	0	3				
Leo Cardenas, R OBP: 0.259, SLG: 0.307 (1,6)		4-3		4-3			K			3	0	0	0	0	1	1				
Joe Nuxhall, L OBP: 0.183, SLG: 0.203 (1,1)					4-3					3	0	0	0	0	2	0				
Al Worthington, R OBP: 0.100, SLG: 0.200 (8,1)		K					K			0	0	0	0	0	0	0				
Bill Henry, L OBP: 0.167, SLG: 0.200 (9,1)										0	0	0	0	0	0	0				
Inning Stats	R: 2 E: 0 K: 0 S: 5	H: 2 LOB: 2 BB: 2 P: 13	R: 0 E: 0 K: 1 S: 5	H: 0 LOB: 0 BB: 0 P: 5	R: 0 E: 0 K: 1 S: 5	H: 0 LOB: 0 BB: 0 P: 5	R: 0 E: 0 K: 1 S: 6	H: 1 LOB: 1 BB: 0 P: 6	R: 0 E: 0 K: 0 S: 5	H: 2 LOB: 2 BB: 0 P: 5	R: 0 E: 0 K: 3 S: 9	H: 0 LOB: 0 BB: 0 P: 9	R: 0 E: 0 K: 0 S: 3	H: 0 LOB: 0 BB: 0 P: 3	R: 0 E: 0 K: 0 S: 3	H: 1 LOB: 0 BB: 0 P: 3	1B: 5 2B: 1 3B: 0 HR: 0	SF: 0 SAC: 0 DP: 1 HBP: 0	WP: 1 PB: 0 SB: 0 CS: 0	PA: 34
PITCHER	IP WLS BF H R ER SO BB IBB HBP BLK WP HR S P ERA WHIP																			
Don Schwall, R ERA: 3.03 (1,1)	0.2 L 6 2 2 2 0 2 0 0 0 0 1 0 4 12 27.00 6.000																			
Tommie Sisk, R ERA: 2.99 (1,1)	7.1 25 3 0 0 7 0 0 0 0 0 0 39 39 0.00 4.009																			
Roy Face, R ERA: 2.57 (9,1)	1.0 3 1 0 0 0 0 0 0 0 0 0 0 3 3 0.00 1.000																			



Batter	1	2	3	4	5	6	7	8	9	AB	R	H	RBI	BB	SO	LOB	BOTTOM					
Bob Bailey, R OBP: 0.307, SLG: 0.331 (1,5)	6-3		K			L8		1B 1-2 BB		3	0	0	0	1	1	1	Cincinnati Reds @ Pittsburgh Pirates Forbes Field, Pittsburgh, PA Fri Aug 30 1963, 7:05 PM EDT Att: 10,924 - Unknown					
Manny Mota, R OBP: 0.356, SLG: 0.333 (1,7)	4-3		K			6-3		B2 2-3		4	0	0	0	0	1	3						
Roberto Clemente, R OBP: 0.364, SLG: 0.476 (1,9)	L9				F9	4-3		1-3 3H 1B		4	0	1	1	0	0	0						
Bill Mazerowski, R OBP: 0.316, SLG: 0.394 (1,4)		F8		1-3		L8		1-3		4	0	0	0	0	0	2						
Donn Clendenon, R OBP: 0.333, SLG: 0.445 (1,3)		CS 1B				F9		K		4	0	2	0	0	1	0						
Jim Pagliaroni, R OBP: 0.351, SLG: 0.433 (1,2)										2	0	1	0	1	1	1						
Jerry Lynch, L OBP: 0.326, SLG: 0.461 (9, PH)										0	0	0	0	0	0	0						
Johnny Logan, R OBP: 0.327, SLG: 0.257 (9, PH)										1	0	1	0	0	0	0						
Willie Stargell, L OBP: 0.257, SLG: 0.366 (9, PR)	1-2 BB									0	0	0	0	0	0	0						
Bill Virdon, L OBP: 0.317, SLG: 0.373 (1,8)	F8				F9		F9		G1-6-3 1B	4	0	1	0	0	0	2						
Dick Schofield, S OBP: 0.337, SLG: 0.311 (1,6)			F4		K			4-3	G1-6-3 1-2	4	0	0	0	0	1	2						
Don Schwall, R OBP: 0.167, SLG: 0.152 (1,1)					F4					0	0	0	0	0	0	0						
Tommie Sisk, R OBP: 0.276, SLG: 0.333 (1,1)										2	0	0	0	0	0	0						
Ted Savage, R OBP: 0.276, SLG: 0.333 (9, PH)								S BB 1B BB		0	1	0	0	1	0	0						
Roy Face, R OBP: 0.250, SLG: 0.250 (9,1)										0	0	0	0	0	0	0						
Inning Stats	R: 0 E: 0 K: 0 S: 3	H: 0 LOB: 0 BB: 0 P: 3	R: 0 E: 0 K: 0 S: 3	H: 1 LOB: 1 BB: 1 P: 7	R: 0 E: 1 K: 2 S: 8	H: 0 LOB: 0 BB: 0 P: 8	R: 0 E: 0 K: 1 S: 6	H: 1 LOB: 1 BB: 0 P: 6	R: 0 E: 0 K: 1 S: 5	H: 0 LOB: 0 BB: 0 P: 5	R: 0 E: 0 K: 0 S: 3	H: 0 LOB: 0 BB: 0 P: 3	R: 0 E: 0 K: 0 S: 4	H: 1 LOB: 1 BB: 0 P: 4	R: 1 E: 0 K: 0 S: 4	H: 1 LOB: 2 BB: 2 P: 12	R: 0 E: 0 K: 1 S: 6	H: 2 LOB: 2 BB: 0 P: 6	1B: 4 2B: 2 3B: 0 HR: 0	SF: 0 SAC: 0 DP: 1 HBP: 0	WP: 0 PB: 0 SB: 1 CS: 1	PA: 35
PITCHER	IP WLS BF H R ER SO BB IBB HBP BLK WP HR S P ERA WHIP																					
Joe Nuxhall, L ERA: 2.77 (1,1)	7.2 W 30 4 1 1 4 3 0 0 0 0 0 0 35 47 1.17 0.913																					
Al Worthington, R ERA: 2.99 (8,1)	0.2 S 2 0 0 0 1 0 0 0 0 0 0 0 4 4 0.00 0.000																					
Bill Henry, L ERA: 4.78 (9,1)	0.2 S 3 2 0 0 0 0 0 0 0 0 0 0 3 3 0.00 3.000																					



Batter	1	2	3	4	5	6	7	8	9	AB	R	H	RBI	BB	SO	LOB	TOP							
Pete Rose, S OBP: 0.330, SLG: 0.366 (1, 4)										5	0	0	0	0	0	6	Cincinnati Reds @ Pittsburgh Pirates Forbes Field, Pittsburgh, PA Sat Aug 31 1963, 3:33 AM EDT Att: 7,759 - Unknown							
Tommy Harper, R OBP: 0.347, SLG: 0.403 (1, 9)										5	1	3	2	0	0	0								
Vada Pinson, L OBP: 0.354, SLG: 0.513 (1, 8)										5	1	2	0	0	0	1								
Frank Robinson, R OBP: 0.385, SLG: 0.448 (1, 7)										4	0	2	0	1	0	2								
Gordy Coleman, L OBP: 0.291, SLG: 0.391 Dom Zanni, R (7, 1)										4	1	1	0	0	0	2								
Johnny Edwards, L OBP: 0.325, SLG: 0.390 (1, 2)										5	0	2	1	0	0	4								
Gene Freese, R OBP: 0.296, SLG: 0.372 (1, 5)										4	2	0	0	0	1	5								
Leo Cardenas, R OBP: 0.263, SLG: 0.308 (1, 6)										2	1	1	0	1	0	2								
Jim O'Toole, S OBP: 0.153, SLG: 0.141 Marty Keough, L OBP: 0.353, SLG: 0.403 (7, 3)										3	0	1	2	0	2	3								
Inning Stats	R: 0 E: 1 K: 0 S: 3	H: 0 LOB: 0 BB: 0 P: 3	R: 0 E: 0 K: 0 S: 4	H: 1 LOB: 1 BB: 0 P: 4	R: 1 E: 0 K: 1 S: 8	H: 3 LOB: 2 BB: 0 P: 8	R: 2 E: 1 K: 0 S: 5	H: 2 LOB: 1 BB: 1 P: 9	R: 0 E: 0 K: 0 S: 4	H: 1 LOB: 1 BB: 0 P: 4	R: 0 E: 0 K: 1 S: 6	H: 1 LOB: 2 BB: 0 P: 7	R: 1 E: 0 K: 0 S: 4	H: 1 LOB: 0 BB: 0 P: 4	R: 1 E: 2 K: 1 S: 7	H: 1 LOB: 1 BB: 0 P: 7		R: 1 E: 0 K: 1 S: 7	H: 2 LOB: 2 BB: 1 P: 11	1B: 9 2B: 2 3B: 0 HR: 1	SF: 0 SAC: 1 DP: 2 HBP: 1	WP: 0 PB: 0 SB: 1 CS: 0	PA: 43	
PITCHER	IP	WLS	BF	H	R	ER	SO	BB	IBB	HBP	BLK	WP	HR	S	P	ERA	WHIP							
Bob Friend, R ERA: 2.13 (1, 1)	5.0	L	23	7	3	2	1	0	1	0	0	0	0	24	28	3.60	1.400							
Al McBean, R ERA: 2.38 (6, 1)	0.0		1	1	0	0	0	0	0	0	0	0	0	1	1	∞	∞							
Earl Francis, R ERA: 4.77 (6, 1)	2.0		8	1	1	1	1	0	0	1	0	0	0	9	10	4.50	0.500							
Don Schwall, R ERA: 3.05 (8, 1)	2.0		11	3	2	1	2	0	1	0	0	0	0	14	18	4.50	1.500							

AB	39
R	6
H	12
RBI	5
BB	2
SO	4
LOB	29



Batter	1	2	3	4	5	6	7	8	9	AB	R	H	RBI	BB	SO	LOB	BOTTOM							
Bob Bailey, R OBP: 0.306, SLG: 0.331 (1, 5)										4	0	1	0	0	1	1	Cincinnati Reds @ Pittsburgh Pirates Forbes Field, Pittsburgh, PA Sat Aug 31 1963, 3:33 AM EDT Att: 7,759 - Unknown							
Manny Mota, R OBP: 0.382, SLG: 0.364 (1, 7)										4	0	2	0	0	1	0								
Roberto Clemente, R OBP: 0.361, SLG: 0.472 (1, 9)										4	0	0	0	0	3	3								
Bill Mazerowski, R OBP: 0.313, SLG: 0.390 (1, 4)										4	0	0	0	0	0	3								
Don Clendenon, R OBP: 0.331, SLG: 0.441 (1, 3)										4	0	0	0	0	0	2								
Jim Pagliaroni, R OBP: 0.346, SLG: 0.425 (1, 2)										4	0	0	0	0	0	1								
Bill Virdon, L OBP: 0.316, SLG: 0.371 (1, 8)										3	0	0	0	1	0	2								
Dick Schofield, S OBP: 0.338, SLG: 0.313 (1, 6)										4	0	2	0	0	1	3								
Bob Friend, R OBP: 0.115, SLG: 0.104 Ted Savage, R OBP: 0.279, SLG: 0.331 Al McBean, R OBP: 0.206, SLG: 0.333 Earl Francis, R OBP: 0.326, SLG: 0.478 Jerry Lynch, R OBP: 0.107, SLG: 0.152 Don Schwall, R OBP: 0.325, SLG: 0.384 (5, PH) (6, PH) (6, PH) (7, PH) (8, PH) (9, PH)										0	0	0	0	0	0	0								
Inning Stats	R: 0 E: 0 K: 1 S: 5	H: 0 LOB: 0 BB: 0 P: 5	R: 0 E: 0 K: 0 S: 3	H: 0 LOB: 0 BB: 0 P: 3	R: 0 E: 0 K: 0 S: 4	H: 1 LOB: 1 BB: 0 P: 4	R: 0 E: 0 K: 1 S: 5	H: 0 LOB: 0 BB: 0 P: 5	R: 0 E: 1 K: 0 S: 7	H: 2 LOB: 2 BB: 0 P: 7	R: 0 E: 0 K: 0 S: 3	H: 0 LOB: 1 BB: 1 P: 7	R: 0 E: 0 K: 2 S: 8	H: 1 LOB: 1 BB: 0 P: 8	R: 0 E: 2 K: 1 S: 7	H: 0 LOB: 2 BB: 0 P: 7		1B: 4 2B: 0 3B: 1 HR: 0	SF: 0 SAC: 1 DP: 0 HBP: 0	WP: 0 PB: 0 SB: 0 CS: 0	PA: 36			
PITCHER	IP	WLS	BF	H	R	ER	SO	BB	IBB	HBP	BLK	WP	HR	S	P	ERA	WHIP							
Jim O'Toole, L ERA: 2.6 (1, 1)	6.0	W	23	4	0	0	3	0	0	0	0	0	0	18	22	0.00	0.667							
Dom Zanni, R ERA: 3.86 (7, 1)	3.0	S	13	1	0	0	3	1	0	0	0	0	0	18	22	0.00	0.667							



Batter	1	2	3	4	5	6	7	8	9	AB	R	H	RBI	BB	SO	LOB	TOP										
Pete Rose, S OBP: 0.328, SLG: 0.363 (1,4)	0-0 6-3		0-0 1-3		0-0 4-3			0-0 F6		4	0	0	0	0	0	0	Cincinnati Reds @ Pittsburgh Pirates Forbes Field, Pittsburgh, PA Sun Sep 01 1963, 3:33 AM EDT Att: 8,820 - Unknown										
Tommy Harper, R OBP: 0.344, SLG: 0.398 (1,9)	0-0 4-3		0-0 5-3		0-0 6-3			0-0 5-3		4	0	0	0	0	0												
Vada Pinson, L OBP: 0.355, SLG: 0.512 (1,8)	0-0 F8								0-0 1B BB	4	1	2	0	0	0												
Frank Robinson, R OBP: 0.386, SLG: 0.447 (1,7)		0-3 K	0-0 5-3					1-0 HBP	0-0 1B	3	0	1	0	0	1												
Gordy Coleman, L OBP: 0.290, SLG: 0.390 (1,3)		0-0 4-3						0-0 5-3	0-0 1B	4	0	1	0	0	1												
Marty Keough, L OBP: 0.353, SLG: 0.403 (9, PR) (9, 3)									1-2 1B	0	0	0	0	0	0												
Johnny Edwards, L OBP: 0.326, SLG: 0.388 (1,2)		4-0 E HR BB						0-0 F7	4-0 G6-4-3 BB	2	1	0	1	2	0												
Gene Freese, R OBP: 0.296, SLG: 0.370 (1,5)		0-0 E5 HR						0-0 G6-4-3 1B	0-0 L4	4	1	1	0	0	1												
Leo Cardenas, R OBP: 0.263, SLG: 0.313 (1,6)		0-0 HR						0-0 G6-4-3	0-0 G6-4-3	4	1	1	3	0	0												
John Tsitouris, R OBP: 0.063, SLG: 0.064 (1,1)		0-0 G3						0-0 F9		3	0	0	0	0	0												
Bill Henry, L OBP: 0.167, SLG: 0.200 (9, 1)										0	0	0	0	0	0												
Al Worthington, R OBP: 0.100, SLG: 0.200 (9, 1)										0	0	0	0	0	0												
Inning Stats	R: 0 E: 0 K: 0 S: 3	H: 0 LOB: 0 BB: 0 P: 3	R: 3 E: 1 K: 1 S: 7	H: 1 LOB: 0 BB: 1 P: 11	R: 0 E: 0 K: 2 S: 4	H: 1 LOB: 0 BB: 0 P: 4	R: 0 E: 0 K: 2 S: 7	H: 0 LOB: 0 BB: 0 P: 7	R: 0 E: 0 K: 1 S: 3	H: 0 LOB: 1 BB: 0 P: 4	R: 0 E: 0 K: 0 S: 3	H: 1 LOB: 0 BB: 0 P: 3	R: 0 E: 0 K: 0 S: 3	H: 0 LOB: 0 BB: 0 P: 3	R: 1 E: 0 K: 0 S: 5	H: 3 LOB: 3 BB: 1 P: 9	1B: 5 2B: 0 3B: 0 HR: 1	SF: 0 SAC: 0 DP: 2 HBP: 1	WP: 0 PA: 35 PB: 0 SB: 0 CS: 0								
PITCHER	IP	WLS	BF	H	R	ER	SO	BB	IBB	HBP	BLK	WP	HR	S	P	ERA	WHIP										
Don Cardwell, R ERA: 2.96 (1, 1)	7.0		26	3	3	0	3	1	0	1	0	0	1	30	35	0.00	0.571										
Roy Face, R ERA: 2.97 (8, 1)	1.0		7	3	1	1	0	1	0	0	0	0	0	6	10	9.00	4.000										
Earl Francis, R ERA: 4.71 (9, 1)	1.0	W	2	0	0	0	0	0	0	0	0	0	0	2	2	0.00	0.000										

AB	32
R	4
H	6
RBI	4
BB	2
SO	3
LOB	10



Batter	1	2	3	4	5	6	7	8	9	AB	R	H	RBI	BB	SO	LOB	BOTTOM										
Dick Schofield, S OBP: 0.339, SLG: 0.312 (1,6)	0-0 5-3		0-0 1B		0-0 FC4-6 WP		0-0 G3		4-0 HR BB	4	1	1	0	1	0	1	Cincinnati Reds @ Pittsburgh Pirates Forbes Field, Pittsburgh, PA Sun Sep 01 1963, 3:33 AM EDT Att: 8,820 - Unknown										
Bill Virdon, L OBP: 0.331, SLG: 0.376 (1,8)	0-0 4-3		0-0 F8		4-0 BB			0-0 HR	4	1	1	4	1	0	2												
Roberto Clemente, R OBP: 0.361, SLG: 0.475 (1,9)	0-0 G3		0-0 1-3		0-0 F9			0-0 4-3 3B	4	1	1	0	0	0	4												
Willie Stargell, L OBP: 0.265, SLG: 0.390 (1,7)		0-0 FC5-4 1B		0-0 HR		0-0 4-3 2B		0-0 4-3	4	1	3	2	0	0	0												
Bill Mazerowski, R OBP: 0.311, SLG: 0.387 (1,4)		0-0 FC5-4		0-3 K		0-0 4-3		0-0 F6	4	0	0	0	0	1	2												
Donn Clendenen, R OBP: 0.328, SLG: 0.437 (1,3)		0-3 K		0-0 6-3		0-3 K		0-0 1-3	4	0	0	0	0	2	2												
Bob Bailey, R OBP: 0.306, SLG: 0.329 (1,5)		0-3 K		0-3 K		0-0 F7		4-0 FC6-4 HR BB	3	1	0	0	1	2	2												
Jim Pagliaroni, R OBP: 0.345, SLG: 0.421 (1,2)			4-0 1B BB		0-3 K		0-3 K	0-0 FC6-4 BB	2	0	0	0	1	2	0												
Jerry Lynch, L OBP: 0.324, SLG: 0.459 (9, PH)					0-0 K		0-0 K	0-0 FC6-4 1B	0	0	0	0	0	0	0												
Ted Savage, R OBP: 0.281, SLG: 0.336 (9, PH)					0-0 K		0-0 K	1-2 1B	1	0	1	0	0	0	0												
Don Cardwell, R OBP: 0.153, SLG: 0.076 (1,1)			0-3 K		0-0 FC4-6 1B		0-0 6-3	0-0 FC6-4 HR	2	0	1	0	0	1	1												
Smoky Burgess, L OBP: 0.331, SLG: 0.382 (7, PH)									2-3 HR	1	0	0	0	0	0												
Roy Face, R OBP: 0.250, SLG: 0.250 (8, 1)										0	0	0	0	0	0												
Earl Francis, R OBP: 0.348, SLG: 0.478 (9, 1)									1-2 2-3	1	1	0	0	0	2												
Manny Mota, R OBP: 0.358, SLG: 0.360 (9, PH)										0	0	0	0	0	0												
Inning Stats	R: 0 E: 0 K: 0 S: 3	H: 0 LOB: 0 BB: 0 P: 3	R: 0 E: 0 K: 2 S: 8	H: 1 LOB: 1 BB: 0 P: 8	R: 0 E: 0 K: 1 S: 6	H: 1 LOB: 2 BB: 1 P: 10	R: 1 E: 0 K: 2 S: 8	H: 1 LOB: 0 BB: 0 P: 8	R: 0 E: 0 K: 1 S: 6	H: 1 LOB: 1 BB: 0 P: 6	R: 0 E: 0 K: 1 S: 5	H: 0 LOB: 0 BB: 0 P: 5	R: 1 E: 0 K: 0 S: 4	H: 1 LOB: 0 BB: 0 P: 4	R: 4 E: 0 K: 0 S: 4	H: 2 LOB: 2 BB: 2 P: 12	1B: 4 2B: 1 3B: 1 HR: 2	SF: 0 SAC: 0 DP: 0 HBP: 0	WP: 1 PA: 38 PB: 0 SB: 0 CS: 0								
PITCHER	IP	WLS	BF	H	R	ER	SO	BB	IBB	HBP	BLK	WP	HR	S	P	ERA	WHIP										
John Tsitouris, R ERA: 3.56 (1, 1)			34	6	3	3	8	3	0	0	0	0	1	47	59	3.24	1.080										
Bill Henry, L ERA: 4.98 (9, 1)	0.0		1	1	0	0	0	0	0	0	0	0	0	1	1	∞	∞										
Al Worthington, R ERA: 3.23 (9, 1)	0.1	L	3	1	3	3	0	1	0	0	0	0	1	2	6	81.00	6.000										



Batter	1	2	3	4	5	6	7	8	9	AB	R	H	RBI	BB	SO	LOB	TOP	
Pete Rose, S OBP: 0.329, SLG: 0.370 (1,4)										4	1	2	1	0	0	0	Cincinnati Reds @ New York Mets Polo Grounds, New York, NY Mon Sep 02 1963, 3:38 AM EDT Att: 19,273 - Unknown	
Tommy Harper, R OBP: 0.335, SLG: 0.388 (1,9)										4	0	0	0	0	1	1		
Vada Pinson, L OBP: 0.353, SLG: 0.508 (1,8)										4	0	1	0	0	0	0		
Frank Robinson, R OBP: 0.382, SLG: 0.442 (1,7)										4	0	0	0	0	0	1		
Gordy Coleman, L OBP: 0.287, SLG: 0.385 (1,3)										4	0	0	0	0	1	2		
Marty Keough, L OBP: 0.353, SLG: 0.403 (9,3)										0	0	0	0	0	0	0		
Johnny Edwards, L OBP: 0.324, SLG: 0.383 (1,2)										3	0	0	0	0	1	0		
Gene Freese, R OBP: 0.295, SLG: 0.366 (1,5)										3	0	1	0	0	1	0		
Leo Cardenas, R OBP: 0.261, SLG: 0.309 (1,6)										2	0	0	0	1	0	0		
Jim Maloney, L OBP: 0.167, SLG: 0.135 (1,1)										3	0	0	0	0	1	2		
Inning Stats	R: 1 E: 0 K: 0 S: 4	H: 1 LOB: 0 BB: 4 P: 4	R: 0 E: 0 K: 1 S: 6	H: 1 LOB: 2 BB: 1 P: 10	R: 0 E: 0 K: 0 S: 3	H: 1 LOB: 0 BB: 0 P: 3	R: 0 E: 0 K: 1 S: 5	H: 0 LOB: 0 BB: 0 P: 5	R: 0 E: 0 K: 0 S: 3	H: 0 LOB: 0 BB: 0 P: 3	R: 0 E: 0 K: 1 S: 5	H: 0 LOB: 0 BB: 0 P: 5	R: 0 E: 1 K: 1 S: 7	H: 1 LOB: 2 BB: 0 P: 7	1B: 3 2B: 0 3B: 0 HR: 1	SF: 0 SAC: 0 DP: 0 HBP: 0	WP: 0 PB: 0 CS: 0	PA: 32
PITCHER Jay Hook, R ERA: 5.47 (1,1)	IP: 9.0 WLS: L BF: 32	H: 4 R: 1 ER: 1 SO: 5	BB: 1 IBB: 0 HBP: 0 BLK: 0	WP: 0 HR: 1 S: 41 P: 45	ERA: 1.00 WHIP: 0.556													

Batter	1	2	3	4	5	6	7	8	9	AB	R	H	RBI	BB	SO	LOB	BOTTOM					
Jim Hickman, R OBP: 0.297, SLG: 0.397 (1,7) (7,5)										3	0	0	0	1	1	1	Cincinnati Reds @ New York Mets Polo Grounds, New York, NY Mon Sep 02 1963, 3:38 AM EDT Att: 19,273 - Unknown					
Duke Carmel, L OBP: 0.345, SLG: 0.407 (1,8)										4	0	0	0	0	2	1						
Ron Hunt, R OBP: 0.333, SLG: 0.376 (1,4)										2	0	0	0	2	0	1						
Tim Harkness, L OBP: 0.297, SLG: 0.336 (1,3)										4	0	2	0	0	1	2						
Joe Hicks, L OBP: 0.304, SLG: 0.405 (1,9)										2	0	0	0	1	2	3						
Choo-Choo Coleman, L OBP: 0.282, SLG: 0.214 (1,2)										3	0	0	0	1	2	1						
Ted Schreiber, R OBP: 0.251, SLG: 0.171 (1,5)										2	0	0	0	0	1	1						
Duke Snider, L OBP: 0.351, SLG: 0.419 (6, PH)										1	0	0	0	0	1	3						
Joe Christopher, R OBP: 0.289, SLG: 0.275 (7,7)										1	0	0	0	0	0	0						
Al Moran, R OBP: 0.277, SLG: 0.238 (1,6)										3	0	0	0	1	1	0						
Jay Hook, L OBP: 0.263, SLG: 0.257 (1,1)										3	0	1	0	0	2	1						
Inning Stats	R: 0 E: 0 K: 3 S: 10	H: 1 LOB: 2 BB: 1 P: 14	R: 0 E: 0 K: 2 S: 7	H: 0 LOB: 1 BB: 1 P: 11	R: 0 E: 0 K: 0 S: 3	H: 0 LOB: 0 BB: 1 P: 7	R: 0 E: 0 K: 1 S: 4	H: 0 LOB: 0 BB: 0 P: 5	R: 0 E: 0 K: 2 S: 7	H: 0 LOB: 0 BB: 0 P: 7	R: 0 E: 0 K: 1 S: 6	H: 1 LOB: 3 BB: 2 P: 14	R: 0 E: 0 K: 0 S: 3	H: 1 LOB: 0 BB: 0 P: 3	R: 0 E: 0 K: 3 S: 9	H: 0 LOB: 1 BB: 1 P: 13	R: 0 E: 0 K: 1 S: 5	H: 0 LOB: 0 BB: 0 P: 5	1B: 2 2B: 2 3B: 0 HR: 0	SF: 0 SAC: 0 DP: 2 HBP: 1	WP: 0 PB: 0 CS: 0	PA: 35
PITCHER Jim Maloney, R ERA: 2.72 (1,1)	IP: 9.0 WLS: W BF: 35	H: 3 R: 0 ER: 0 SO: 13	BB: 6 IBB: 0 HBP: 1 BLK: 0	WP: 0 HR: 0 S: 54 P: 79	ERA: 0.00 WHIP: 1.000																	

AB	31
R	1
H	4
RBI	1
BB	1
SO	5
LOB	6



Batter	1	2	3	4	5	6	7	8	9	AB R H RBI BB SO LOB	TOP							
Pete Rose, S OBP: 0.327, SLG: 0.367 (1, 4)	1-3		G3			4-3		8-6		4 0 0 0 0 0 1	Cincinnati Reds @ New York Mets Polo Grounds, New York, NY Tue Sep 03 1963, 3:33 AM EDT Att: 5,207 - Unknown							
Tommy Harper, R OBP: 0.337, SLG: 0.386 (1, 9)	6-3			K		P5			1B	4 0 1 0 0 1 0								
Vada Pinson, L OBP: 0.356, SLG: 0.510 (1, 8)				F7					1B	3 1 2 0 1 0 0								
Frank Robinson, R OBP: 0.380, SLG: 0.439 (1, 7)			K	F8		F2			1B	4 1 0 0 0 1 4								
Marty Keough, L OBP: 0.356, SLG: 0.424 (1, 3)		4-3							1B	4 2 2 3 0 0 0								
Johnny Edwards, L OBP: 0.324, SLG: 0.382 (1, 2)		F9				4-3			1B	4 1 1 1 0 0 0								
Gene Freese, R OBP: 0.290, SLG: 0.359 (1, 5)				F7		G3			1B	4 0 0 0 0 1 1								
Leo Cardenas, R OBP: 0.263, SLG: 0.310 (1, 6)			5-3					4-3	1B	3 0 1 1 1 0 0								
Joe Nuxhall, L OBP: 0.188, SLG: 0.206 (1, 1)			3-1			P6			1B	4 0 1 0 0 1 2								
Inning Stats	R: 0 E: 0 K: 1 S: 5	H: 0 LOB: 1 BB: 1 P: 9	R: 0 E: 0 K: 0 S: 3	H: 0 LOB: 0 BB: 0 P: 3	R: 0 E: 0 K: 0 S: 3	H: 0 LOB: 0 BB: 0 P: 3	R: 1 E: 0 K: 0 S: 4	H: 1 LOB: 1 BB: 1 P: 8	R: 0 E: 0 K: 1 S: 5	H: 0 LOB: 0 BB: 0 P: 5		R: 0 E: 0 K: 0 S: 3	H: 1 LOB: 0 BB: 0 P: 3	R: 4 E: 0 K: 1 S: 10	H: 5 LOB: 1 BB: 0 P: 10	1B: 6 2B: 2 3B: 0 HR: 1	SF: 0 SAC: 0 DP: 1 HBP: 0	WP: 1 PB: 0 SB: 0 CS: 0
PITCHER	IP WLS BF H R ER SO BB IBB HBP BLK WP HR S P ERA WHIP											PITCHER	IP WLS BF H R ER SO BB IBB HBP BLK WP HR S P ERA WHIP					
Tracy Stallard, R ERA: 4.67 (1, 1)	8.0 L 28 3 1 1 3 2 0 0 0 0 0 1 32 40 1.12 0.625																	
Roger Craig, R ERA: 4.02 (9, 1)	0.1 5 4 4 4 0 0 0 0 0 0 0 5 5 108.00 12.000																	
Grover Powell, L ERA: 1.08 (9, 1)	0.2 3 1 0 0 1 0 0 0 0 0 1 0 5 5 0.00 1.500																	

AB	34
R	5
H	8
RBI	5
BB	2
SO	4
LOB	8



Batter	1	2	3	4	5	6	7	8	9	AB R H RBI BB SO LOB	BOTTOM							
Joe Christopher, R OBP: 0.288, SLG: 0.268 (1, 9)	FC1-6 BB		F8			6-3			K	3 0 0 0 1 1 0	Cincinnati Reds @ New York Mets Polo Grounds, New York, NY Tue Sep 03 1963, 3:33 AM EDT Att: 5,207 - Unknown							
Rod Kanehl, R OBP: 0.256, SLG: 0.280 (1, 8)	FC1-6 1-2			F7		F8			1B	4 0 1 0 0 0 1								
Ron Hunt, R OBP: 0.333, SLG: 0.377 (1, 4)	F9			FC4-6 2B		5-3			1B	4 0 1 0 0 0 2								
Jim Hickman, R OBP: 0.297, SLG: 0.395 (1, 7)	F8			FC4-6 BB		L7				2 0 0 0 1 0 1								
Tim Harkness, L OBP: 0.294, SLG: 0.332 (1, 3)		F2		FC4-6 1-2 2-3		K2-1-3				3 0 0 0 0 1 2								
Norm Sherry, R OBP: 0.204, SLG: 0.192 (1, 2)		F9		K		P4				3 0 0 0 0 1 2								
Ted Schreiber, R OBP: 0.265, SLG: 0.182 (1, 5)		F7						4-3		3 0 1 0 0 0 0								
Al Moran, R OBP: 0.275, SLG: 0.236 (1, 6)			6-3			K		K		3 0 0 0 0 2 1								
Tracy Stallard, R OBP: 0.070, SLG: 0.070 (1, 1)			K			5-3		K		2 0 0 0 0 1 0								
Duke Carmel, L OBP: 0.347, SLG: 0.404 (8, PH)										1 0 0 0 0 1 0								
Roger Craig, R OBP: 0.138, SLG: 0.097 (9, 1)										0 0 0 0 0 0 0								
Grover Powell, L OBP: 0.250, SLG: 0.143 (9, 1)										0 0 0 0 0 0 0								
Inning Stats	R: 0 E: 0 K: 0 S: 3	H: 0 LOB: 0 BB: 0 P: 7	R: 0 E: 0 K: 0 S: 3	H: 0 LOB: 0 BB: 0 P: 3	R: 0 E: 0 K: 1 S: 5	H: 0 LOB: 0 BB: 0 P: 5	R: 0 E: 0 K: 1 S: 6	H: 1 LOB: 2 BB: 1 P: 10	R: 0 E: 0 K: 1 S: 5	H: 1 LOB: 0 BB: 0 P: 5	R: 0 E: 0 K: 2 S: 7	H: 0 LOB: 0 BB: 0 P: 7	R: 0 E: 0 K: 1 S: 5	H: 1 LOB: 0 BB: 0 P: 5	1B: 2 2B: 1 3B: 0 HR: 0	SF: 0 SAC: 0 DP: 1 HBP: 0	WP: 0 PB: 0 SB: 0 CS: 1	PA: 30
PITCHER	IP WLS BF H R ER SO BB IBB HBP BLK WP HR S P ERA WHIP											PITCHER	IP WLS BF H R ER SO BB IBB HBP BLK WP HR S P ERA WHIP					
Joe Nuxhall, L ERA: 2.64 (1, 1)	9.0 W 30 3 0 0 7 2 0 0 0 0 0 0 42 50 0.00 0.556																	

AB	28
R	0
H	3
RBI	0
BB	2
SO	7
LOB	9



Batter	1	2	3	4	5	6	7	8	9	AB	R	H	RBI	BB	SO	LOB	TOP								
Tony Taylor, R (1, 4) OBP: 0.336, SLG: 0.376	2-2 6-3			2-1 6-3 SH5-3 1B	2-0 FC1-6 1B		1-1 1B			4	1	3	1	0	0	0	Philadelphia Phillies @ Cincinnati Reds Crosley Field, Cincinnati, OH Wed Sep 04 1963, 7:05 PM EDT Att: 4,906 - Unknown livebaseballscorecards.com								
Johnny Callison, L (1, 9) OBP: 0.342, SLG: 0.490	2-3 K		0-0 SH5-3 1B	1-2 FC1-6 1B	1-2 FC1-6 1B		0-0 P6			3	0	0	0	0	1	4									
Don Demeter, R (1, 8) OBP: 0.313, SLG: 0.438	1-3 K		3-2 6-3 2-3	0-1 L8			0-0 F8			4	0	0	0	0	1	3									
Roy Sievers, R (1, 3) OBP: 0.312, SLG: 0.409		1-2 G3		1-1 WP 1B		0-3 K		1-0 5-3		4	0	1	1	0	1	0									
Dick Allen, R (1, 7) OBP: 0.143, SLG: 0.286	1-2 6-3		1-3 K	1-2 K		0-0 4-3		0-0 F8		4	0	0	0	0	1	1									
Don Hoak, R (1, 5) OBP: 0.270, SLG: 0.304		0-3 K			0-2 6-3		0-0 F7		0-0 1-3	4	0	0	0	0	1	0									
Ruben Amaro, R (9, 5) OBP: 0.276, SLG: 0.301										0	0	0	0	0	0	0									
Bobby Wine, R (1, 6) OBP: 0.230, SLG: 0.286			2-3 K		0-0 1B 2B		0-0 F8		2-3 K	4	1	1	0	0	2	0									
Bob Oldis, R (1, 2) OBP: 0.294, SLG: 0.308			2-2 F2		4-1 1B 1B BB		0-0 FC1-6 1B		0-0 5-3	3	1	1	0	1	0	0									
Dennis Bennett, L (1, 1) OBP: 0.194, SLG: 0.138			1-0 5-3		1-2 FC1-6 1B 1B		0-1 FC1-6 1B			3	0	1	1	0	0	1									
Inning Stats	R: 0 E: 0 K: 2 S: 14	H: 0 LOB: 0 BB: 0 P: 19	R: 0 E: 0 K: 1 S: 10	H: 0 LOB: 0 BB: 0 P: 12	R: 0 E: 0 K: 1 S: 9	H: 2 LOB: 1 BB: 0 P: 14	R: 1 E: 0 K: 1 S: 14	H: 2 LOB: 1 BB: 0 P: 21	R: 2 E: 0 K: 0 S: 15	H: 3 LOB: 2 BB: 1 P: 23	R: 0 E: 0 K: 1 S: 5	H: 0 LOB: 0 BB: 0 P: 5	R: 0 E: 0 K: 0 S: 7	H: 2 LOB: 2 BB: 0 P: 8	R: 0 E: 0 K: 0 S: 3	H: 0 LOB: 0 BB: 0 P: 4	R: 0 E: 0 K: 1 S: 5	H: 0 LOB: 0 BB: 0 P: 7	1B: 6 2B: 1 3B: 0 HR: 0	SF: 0 SAC: 1 DP: 0 HBP: 0	WP: 1 PB: 0 CS: 0 SB: 0	PA: 35			
PITCHER	IP	WLS	BF	H	R	ER	SO	BB	IBB	HBP	BLK	WP	HR	S	P	ERA	WHIP								
Jim O'Toole, L (1, 1) ERA: 2.62	8.0	L	32	7	3	3	6	1	0	0	0	1	0	77	106	3.38	1.000								
Dom Zanni, R (9, 1) ERA: 3.76	1.0		3	0	0	0	1	0	0	0	0	0	0	5	7	0.00	0.000								

Batter	1	2	3	4	5	6	7	8	9	AB	R	H	RBI	BB	SO	LOB	BOTTOM								
Pete Rose, S (1, 4) OBP: 0.327, SLG: 0.367	1-0 G1-6-3 1B		1-1 SF9		3-3 K			1-2 F8		3	0	1	1	0	1	1	Philadelphia Phillies @ Cincinnati Reds Crosley Field, Cincinnati, OH Wed Sep 04 1963, 7:05 PM EDT Att: 4,906 - Unknown livebaseballscorecards.com								
Tommy Harper, R (1, 9) OBP: 0.333, SLG: 0.382	1-1 G1-6-3 1B		3-H F8			0-0 L6		1-2 4-3		4	0	0	0	0	0	3									
Vada Pinson, L (1, 8) OBP: 0.355, SLG: 0.509	1-2 F8			3-2 FC6-4 1B		0-0 4-3		1-0 P4		4	0	1	0	0	0	1									
Frank Robinson, R (1, 7) OBP: 0.379, SLG: 0.443		1-1 F9		1-1 FC6-4 1B		0-2 HR		0-0 F8		4	1	1	1	0	0	1									
Gene Freese, R (1, 5) OBP: 0.298, SLG: 0.364		0-0 F8		0-0 S 1B		4-0 PO BB		0-2 F2 1B		3	0	2	0	1	0	0									
Don Pavletich, R (1, 3) OBP: 0.279, SLG: 0.329		1-1 P4		3-3 K		1 SAFE 0-0 PO		0-0 L7		4	0	0	0	0	1	3									
Leo Cardenas, R (1, 6) OBP: 0.265, SLG: 0.312			2-1 1B SF9 2B		0-0 L7		3-2 6-3		4-0 IBB	3	1	1	0	1	0	2									
Johnny Edwards, L (1, 2) OBP: 0.324, SLG: 0.382			1-1 K		1-3 K		1-3 K		1-3 K	3	0	1	0	0	2	0									
Charlie Neal, R (9, PH) OBP: 0.312, SLG: 0.289			2-3 1B							1	0	0	0	0	1	2									
Jim O'Toole, S (1, 1) OBP: 0.149, SLG: 0.137			2-3 K		1-3 K			2-2 4-3 2B		2	0	0	0	0	2	2									
Eddie Kasko, R (8, PH) OBP: 0.312, SLG: 0.343										1	0	1	0	0	0	0									
Dom Zanni, R (9, 1) ERA: 3.76										0	0	0	0	0	0	0									
Inning Stats	R: 0 E: 0 K: 0 S: 6	H: 1 LOB: 0 BB: 0 P: 9	R: 0 E: 0 K: 0 S: 5	H: 0 LOB: 0 BB: 0 P: 7	R: 1 E: 0 K: 1 S: 10	H: 2 LOB: 1 BB: 0 P: 17	R: 0 E: 0 K: 1 S: 11	H: 2 LOB: 2 BB: 0 P: 18	R: 0 E: 0 K: 3 S: 9	H: 0 LOB: 0 BB: 0 P: 14	R: 1 E: 0 K: 0 S: 5	H: 1 LOB: 0 BB: 1 P: 9	R: 0 E: 0 K: 1 S: 7	H: 0 LOB: 0 BB: 0 P: 11	R: 0 E: 0 K: 0 S: 12	H: 1 LOB: 1 BB: 0 P: 17	R: 0 E: 0 K: 1 S: 10	H: 1 LOB: 2 BB: 1 P: 18	1B: 5 2B: 2 3B: 0 HR: 1	SF: 1 SAC: 0 DP: 1 HBP: 0	WP: 0 PB: 0 CS: 0 SB: 2	PA: 36			
PITCHER	IP	WLS	BF	H	R	ER	SO	BB	IBB	HBP	BLK	WP	HR	S	P	ERA	WHIP								
Dennis Bennett, L (1, 1) ERA: 2.43	9.0	W	35	8	2	2	7	1	1	0	0	0	1	75	120	2.00	1.000								

Batter	1	2	3	4	5	6	7	8	9	AB	R	H	RBI	BB	SO	LOB	TOP								
Ed Kranepool, L (1, 7) OBP: 0.281, SLG: 0.298	F8			CS BB		P6			1B	3	0	1	0	1	0	0	New York Mets @ Cincinnati Reds Crosley Field, Cincinnati, OH Sat Sep 07 1963, 7:05 PM EDT Att: 11,007 - Unknown								
Ron Hunt, R (1, 4) OBP: 0.325, SLG: 0.371	P4			K			P4		SF8	3	0	0	1	0	1	1									
Pumpsie Green, S (1, 5) OBP: 0.500, SLG: 0.545	F7			4-3			4-3		K	4	0	0	0	0	1	2									
Tim Harkness, L (1, 3) OBP: 0.289, SLG: 0.332		P6			K		4-3		FC6-4 1B	4	0	1	1	0	1	0									
Duke Carmel, L (1, 8) OBP: 0.331, SLG: 0.382 Jim Hickman, R (9, PH) OBP: 0.295, SLG: 0.396	G3				K				FC6-4 1B	3	0	0	0	0	1	0									
Joe Hicks, L (1, 9) OBP: 0.300, SLG: 0.397	6-3				1B				K	3	0	1	0	0	1	0									
Choo-Choo Coleman, L (1, 2) OBP: 0.271, SLG: 0.295			K		K				K	3	0	0	0	0	3	1									
Al Moran, R (1, 6) OBP: 0.271, SLG: 0.233 Joe Christopher, R (9, PH) OBP: 0.295, SLG: 0.270			6-3		K				1B SF8 1B	2	0	0	0	0	1	0									
Tracy Stallard, R (1, 1) OBP: 0.067, SLG: 0.067 Galen Cisco, R (8, 1) OBP: 0.209, SLG: 0.158 Dick Smith, R (9, PH) OBP: 0.214, SLG: 0.083			K		K				SF8 1B 1B BB	2	0	0	0	0	2	0									
Inning Stats	R: 0 E: 0 K: 0 S: 3	H: 0 LOB: 0 BB: 0 P: 3	R: 0 E: 0 K: 0 S: 3	H: 0 LOB: 0 BB: 0 P: 3	R: 0 E: 0 K: 2 S: 7	H: 0 LOB: 0 BB: 0 P: 7	R: 0 E: 0 K: 1 S: 4	H: 0 LOB: 1 BB: 1 P: 8	R: 0 E: 0 K: 3 S: 10	H: 1 LOB: 0 BB: 0 P: 10	R: 0 E: 0 K: 2 S: 7	H: 0 LOB: 0 BB: 0 P: 7	R: 0 E: 0 K: 2 S: 3	H: 0 LOB: 0 BB: 0 P: 3	R: 0 E: 0 K: 2 S: 7	H: 0 LOB: 0 BB: 0 P: 7		R: 2 E: 0 K: 1 S: 8	H: 3 LOB: 2 BB: 1 P: 12	1B: 4 2B: 0 3B: 0 HR: 0	SF: 1 SAC: 0 DP: 0 HBP: 0	WP: 0 PB: 0 SB: 0 CS: 1	PA: 32		
PITCHER	IP	WLS	BF	H	R	ER	SO	BB	IBB	HBP	BLK	WP	HR	S	P	ERA	WHIP								
Jim Maloney, R (1, 1) ERA: 2.7	8.2	W	31	4	2	2	11	2	0	0	0	0	0	51	59	2.08	0.692								
Bill Henry, L (9, 1) ERA: 4.73	0.1	S	1	0	0	0	0	0	0	0	0	0	0	1	1	0.00	0.000								

AB	29
R	2
H	4
RBI	2
BB	2
SO	11
LOB	6



Batter	1	2	3	4	5	6	7	8	9	AB	R	H	RBI	BB	SO	LOB	BOTTOM								
Pete Rose, S (1, 4) OBP: 0.326, SLG: 0.369	F7	1-3			F9		FC3-2 BB 1B			4	1	0	0	0	0	4	New York Mets @ Cincinnati Reds Crosley Field, Cincinnati, OH Sat Sep 07 1963, 7:05 PM EDT Att: 11,007 - Unknown								
Tommy Harper, R (1, 9) OBP: 0.336, SLG: 0.388	SF7 3B		CS BB		K		1B 1B BB			2	1	1	0	2	1	0									
Vada Pinson, L (1, 8) OBP: 0.354, SLG: 0.511	SF7		F7		F9		1B			3	0	1	3	0	0	1									
Marty Keough, L (1, 3) OBP: 0.354, SLG: 0.426	2B		3-1			K		F8		4	0	1	0	0	1	0									
Bob Skinner, L (1, 7) OBP: 0.320, SLG: 0.355	P6			4-3		5-3		F9		4	0	0	0	0	0	1									
Johnny Edwards, L (1, 2) OBP: 0.323, SLG: 0.387		K		1B 3B		3-1		2B		4	1	2	0	0	1	0									
Gene Freese, R (1, 5) OBP: 0.305, SLG: 0.374	1B 1B			1B			1B	K		4	0	3	1	0	1	1									
Leo Cardenas, R (1, 6) OBP: 0.265, SLG: 0.313	F7			3H 1B	F7		2B FC3-2 1B			3	0	1	0	0	0	2									
Jim Maloney, L (1, 1) OBP: 0.185, SLG: 0.169 Bill Henry, L (9, 1) OBP: 0.167, SLG: 0.200	1B			6-3			FC3-2 1B 2B			3	1	2	0	0	0	1									
Inning Stats	R: 1 E: 0 K: 0 S: 5	H: 2 LOB: 1 BB: 0 P: 5	R: 0 E: 0 K: 1 S: 7	H: 2 LOB: 2 BB: 0 P: 7	R: 0 E: 0 K: 0 S: 2	H: 0 LOB: 0 BB: 1 P: 6	R: 1 E: 0 K: 0 S: 5	H: 2 LOB: 1 BB: 0 P: 5	R: 0 E: 0 K: 1 S: 5	H: 0 LOB: 0 BB: 0 P: 5	R: 0 E: 0 K: 1 S: 5	H: 0 LOB: 0 BB: 0 P: 5	R: 2 E: 0 K: 0 S: 5	H: 4 LOB: 2 BB: 1 P: 9	R: 0 E: 0 K: 1 S: 6	H: 1 LOB: 1 BB: 0 P: 6		1B: 6 2B: 3 3B: 2 HR: 0	SF: 1 SAC: 0 DP: 0 HBP: 0	WP: 0 PB: 0 SB: 0 CS: 1	PA: 34				
PITCHER	IP	WLS	BF	H	R	ER	SO	BB	IBB	HBP	BLK	WP	HR	S	P	ERA	WHIP								
Tracy Stallard, R (1, 1) ERA: 4.7	7.0	L	30	10	4	4	3	2	0	0	0	0	0	34	42	5.14	1.714								
Galen Cisco, R (8, 1) ERA: 4.22	1.0		4	1	0	0	1	0	0	0	0	0	0	6	6	0.00	1.000								



Batter	1	2	3	4	5	6	7	8	9	AB	R	H	RBI	BB	SO	LOB	TOP					
Joe Christopher, R (1, 9) OBP: 0.311, SLG: 0.319	6-3 2B		G4-6-3 1B		1-H 3B			WP 1B 1B		4	1	4	1	0	0	0	New York Mets @ Cincinnati Reds Crosley Field, Cincinnati, OH Sun Sep 08 1963, 7:05 PM EDT Att: 6,488 - Unknown livebaseballscores.com					
Pumpsie Green, S (1, 5) OBP: 0.375, SLG: 0.400	K		G4-6-3 1-2		K			F8 1-2		4	0	0	0	0	2	4						
Ron Hunt, R (1, 4) OBP: 0.325, SLG: 0.370	6-3 2-3		F9					F9 2-H		4	0	1	1	0	0	1						
Jim Hickman, R (1, 7) OBP: 0.293, SLG: 0.393	K				L7			K		4	0	0	0	0	3	2						
Dick Smith, R (1, 8) OBP: 0.222, SLG: 0.125		6-3		4-3				F3 1B		4	0	1	0	0	0	0						
Tim Harkness, L (1, 3) OBP: 0.291, SLG: 0.332		E 1B		3-1				F2 CS BB		3	1	1	0	1	0	0						
Chris Cannizzaro, R (1, 2) Choo-Choo Coleman, L (8, 2) OBP: 0.389, SLG: 0.412 OBP: 0.271, SLG: 0.205	E1 1-H				K			6-3		4	0	0	0	0	2	1						
Al Moran, R (1, 6) OBP: 0.271, SLG: 0.231	P6				FC1-6 BB			6-3		2	0	0	0	1	0	1						
Jay Hook, L (1, 1) OBP: 0.250, SLG: 0.243					FC1-6 1-2 3B			F5		2	1	0	0	0	1	2						
Duke Carmel, L (8, PH) OBP: 0.330, SLG: 0.380										1	0	0	0	0	0	0						
Larry Bearnarth, R (8, 1) OBP: 0.172, SLG: 0.179										0	0	0	0	0	0	0						
Inning Stats	R: 0 E: 0 K: 2 S: 8	H: 1 LOB: 1 BB: 0 P: 8	R: 1 E: 1 K: 1 S: 7	H: 1 LOB: 1 BB: 0 P: 7	R: 0 E: 0 K: 0 S: 3	H: 1 LOB: 0 BB: 0 P: 3	R: 0 E: 0 K: 1 S: 5	H: 0 LOB: 0 BB: 0 P: 5	R: 1 E: 0 K: 2 S: 8	H: 1 LOB: 1 BB: 1 P: 12	R: 0 E: 0 K: 0 S: 3	H: 1 LOB: 1 BB: 0 P: 3	R: 0 E: 0 K: 1 S: 4	H: 0 LOB: 0 BB: 1 P: 8	R: 1 E: 0 K: 0 S: 7	H: 2 LOB: 1 BB: 0 P: 7	R: 0 E: 0 K: 0 S: 3	H: 0 LOB: 0 BB: 0 P: 3	1B: 5 2B: 1 3B: 1 HR: 0	SF: 0 SAC: 0 DP: 1 HBP: 0	WP: 1 PB: 0 SB: 0 CS: 1	PA: 34
PITCHER Joe Nuxhall, L (1, 1) ERA: 2.61	IP: 9.0 WLS: L BF: 34 H: 7 R: 3 ER: 2 SO: 8 BB: 2 IBB: 0 HBP: 0 BLK: 0 WP: 1 HR: 0 S: 48 P: 56 ERA: 2.00 WHIP: 1.000															PITCHER						

Batter	1	2	3	4	5	6	7	8	9	AB	R	H	RBI	BB	SO	LOB	BOTTOM					
Pete Rose, S (1, 4) OBP: 0.325, SLG: 0.367	4-3		F8		BB 4-0 BB		G3-6 1-2			3	0	0	0	1	0	1	New York Mets @ Cincinnati Reds Crosley Field, Cincinnati, OH Sun Sep 08 1963, 7:05 PM EDT Att: 6,488 - Unknown livebaseballscores.com					
Tommy Harper, R (1, 9) OBP: 0.337, SLG: 0.384	K		6-3		F9			G4-6-3 BB		3	0	0	0	1	1	2						
Vada Pinson, L (1, 8) OBP: 0.355, SLG: 0.516		HR			3-1			L8 S 1B		4	1	2	1	0	0	1						
Marty Keough, L (1, 3) OBP: 0.347, SLG: 0.416	P5				P4			G4-6-3 1-2		4	0	0	0	0	0	2						
Bob Skinner, L (1, 7) OBP: 0.322, SLG: 0.355		P5			P6			SH1-4 1B		3	0	1	0	1	0	0						
Johnny Edwards, L (1, 2) OBP: 0.321, SLG: 0.384		P6			F8			SH1-4 1-2		3	0	0	0	0	0	2						
Gene Freese, R (1, 5) OBP: 0.309, SLG: 0.390								F7		4	1	2	1	0	0	3						
Leo Cardenas, R (1, 6) OBP: 0.267, SLG: 0.317			F9					3-1		4	0	2	0	0	0	2						
Joe Nuxhall, L (1, 1) OBP: 0.179, SLG: 0.197			5-3					FC1-6 G3-6 1-2		3	0	0	0	0	1	2						
Inning Stats	R: 1 E: 0 K: 1 S: 6	H: 1 LOB: 0 BB: 0 P: 6	R: 0 E: 0 K: 0 S: 4	H: 1 LOB: 0 BB: 0 P: 4	R: 0 E: 0 K: 0 S: 3	H: 0 LOB: 0 BB: 0 P: 3	R: 0 E: 0 K: 0 S: 3	H: 0 LOB: 0 BB: 0 P: 3	R: 1 E: 0 K: 1 S: 7	H: 2 LOB: 2 BB: 1 P: 11	R: 0 E: 0 K: 0 S: 4	H: 1 LOB: 2 BB: 1 P: 8	R: 0 E: 0 K: 0 S: 3	H: 1 LOB: 0 BB: 0 P: 3	R: 0 E: 0 K: 0 S: 2	H: 0 LOB: 0 BB: 1 P: 6	R: 0 E: 0 K: 0 S: 4	H: 1 LOB: 1 BB: 0 P: 4	1B: 4 2B: 1 3B: 0 HR: 2	SF: 0 SAC: 1 DP: 2 HBP: 0	WP: 0 PB: 0 SB: 1 CS: 0	PA: 35
PITCHER Jay Hook, R (1, 1) ERA: 5.31	IP: 7.0 WLS: W BF: 28 H: 6 R: 2 ER: 2 SO: 2 BB: 2 IBB: 0 HBP: 0 BLK: 0 WP: 0 HR: 2 S: 30 P: 38 ERA: 2.57 WHIP: 1.143															PITCHER						
Larry Bearnarth, R (8, 1) ERA: 3.04	IP: 2.0 WLS: S BF: 7 H: 1 R: 0 ER: 0 SO: 0 BB: 1 IBB: 0 HBP: 0 BLK: 0 WP: 0 HR: 0 S: 6 P: 10 ERA: 0.00 WHIP: 1.000															PITCHER						

Batter	1	2	3	4	5	6	7	8	9	AB	R	H	RBI	BB	SO	LOB	TOP											
Roy McMillan, R (1, 6) Woody Woodward, R (8, 6)	0-0 1B 2B 1B		0-0 SH1-3 2B 1B	0-0 4-3		0-0 1B 2B		0-0 F7		5	3	3	0	0	0	3												
Frank Bolling, R (1, 4) Hank Aaron, R (1, 9)	0-0 2B 1B		0-0 SH1-3 1-2		0-0 6-3			0-0 1B		4	1	3	2	0	0	0												
Eddie Mathews, L (1, 7) Len Gabrielson, L (7, PR) (7, 7)	0-0 1B		0-0 2B BB		0-0 1B			0-0 2B		3	2	3	3	1	0	0												
Joe Torre, R (1, 2) Gene Oliver, R (1, 3) Tommie Aaron, R (7, 3)	0-0 G4-3-6-4 1-2		0-0 2B		0-0 K			0-0 G6-4-3		5	0	1	2	0	1	4												
Denis Menke, R (1, 5) Ty Cline, L (1, 8)			0-0 K		0-0 F7			0-0 K		4	0	0	0	1	2	2												
Bob Sadowski, R (1, 1)			0-0 L7		0-0 SH1-4 1B			0-0 L9		4	1	1	0	0	0	1												
Inning Stats	R: 3 E: 0 K: 1 S: 8	H: 4 LOB: 0 BB: 0 P: 8	R: 0 E: 0 K: 1 S: 5	H: 0 LOB: 0 BB: 0 P: 5	R: 2 E: 0 K: 0 S: 5	H: 2 LOB: 1 BB: 1 P: 9	R: 0 E: 0 K: 0 S: 4	H: 1 LOB: 1 BB: 0 P: 4	R: 2 E: 0 K: 2 S: 10	H: 3 LOB: 1 BB: 0 P: 10	R: 0 E: 0 K: 0 S: 3	H: 1 LOB: 1 BB: 0 P: 3	R: 1 E: 0 K: 0 S: 4	H: 1 LOB: 2 BB: 1 P: 9	R: 0 E: 0 K: 1 S: 6	H: 1 LOB: 1 BB: 0 P: 6	1B: 10 2B: 5 3B: 0 HR: 0	SF: 0 SAC: 2 DP: 2 HBP: 1	WP: 0 PB: 0 SB: 1 CS: 0	PA: 43								
PITCHER	IP	WLS	BF	H	R	ER	SO	BB	IBB	HBP	BLK	WP	HR	S	P	ERA	WHIP											
Jim O'Toole, L (1, 1) Jim Coates, R (4, 1) Al Worthington, R (6, 1) Dom Zanni, R (9, 1)	3.0 2.0 3.0 1.0	L 10 14 4	15 4 2 1	6 2 2 0	5 2 2 0	5 2 2 0	2 2 1 1	0 0 1 0	0 0 0 0	0 0 1 0	0 0 0 0	0 0 0 0	0 0 0 0	0 0 12 6	18 14 17 6	22 14 6 6	15.00 9.00 6.00 0.00	2.333 2.000 1.667 1.000										
Batter	1	2	3	4	5	6	7	8	9	AB	R	H	RBI	BB	SO	LOB	BOTTOM											
Pete Rose, S (1, 4) Tommy Harper, R (1, 9)	0-0 1B		0-0 G3		0-0 4-3			0-0 K		4	0	1	0	0	1	1												
Vada Pinson, L (1, 8) Gordy Coleman, L (1, 3)	0-0 F4		0-0 6-3		0-0 4-3			0-0 4-3		4	0	0	0	0	0	2												
Johnny Edwards, L (1, 2) Bob Skinner, L (1, 7)			0-0 K		0-0 4-3			0-0 4-3		4	0	0	0	0	1	1												
Gene Freese, R (1, 5) Leo Cardenas, R (1, 6)			0-0 4-3		0-0 HR			0-0 4-3		4	2	3	2	0	0	1												
Jim O'Toole, S (1, 1) Charlie Nash, R (3, PR) (4, 1) Eddie Kasko, R (5, PR) (6, 1) Al Worthington, R (6, 1) Marty Keough, L (8, PR) (9, 1) Dom Zanni, R (9, 1)			0-0 BB 1B		0-0 4-3			0-0 G3		4	0	1	0	0	0	1												
Inning Stats	R: 0 E: 0 K: 1 S: 6	H: 1 LOB: 1 BB: 0 P: 6	R: 0 E: 0 K: 1 S: 5	H: 1 LOB: 1 BB: 1 P: 9	R: 0 E: 0 K: 0 S: 3	H: 0 LOB: 0 BB: 0 P: 3	R: 1 E: 0 K: 0 S: 4	H: 1 LOB: 0 BB: 0 P: 4	R: 0 E: 0 K: 2 S: 7	H: 0 LOB: 0 BB: 0 P: 7	R: 0 E: 0 K: 0 S: 3	H: 0 LOB: 0 BB: 0 P: 3	R: 0 E: 0 K: 0 S: 4	H: 1 LOB: 1 BB: 0 P: 4	R: 0 E: 0 K: 1 S: 6	H: 1 LOB: 1 BB: 0 P: 6	R: 1 E: 0 K: 0 S: 4	H: 1 LOB: 1 BB: 0 P: 5	1B: 4 2B: 1 3B: 0 HR: 2	SF: 0 SAC: 0 DP: 1 HBP: 1	WP: 0 PB: 0 SB: 0 CS: 0	PA: 34						
PITCHER	IP	WLS	BF	H	R	ER	SO	BB	IBB	HBP	BLK	WP	HR	S	P	ERA	WHIP											
Bob Sadowski, R (1, 1)	9.0	W	34	6	2	2	5	1	0	1	0	0	2	42	47	2.00	0.778											

Milwaukee Braves @ Cincinnati Reds
Crosley Field, Cincinnati, OH
Mon Sep 09 1963, 7:05 PM EDT
Unknown - 85 F

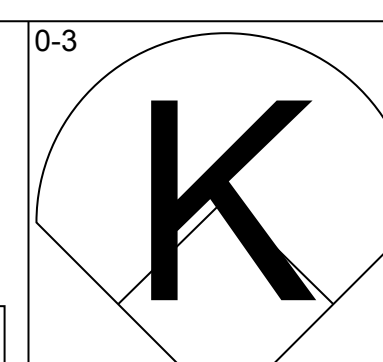
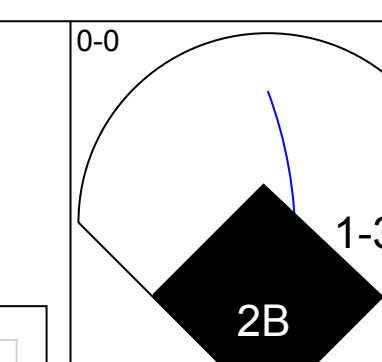
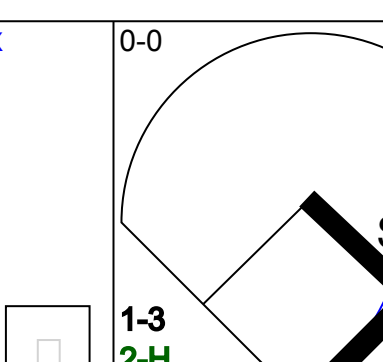
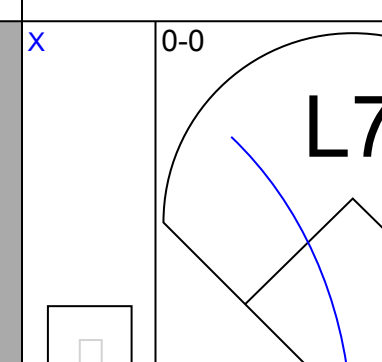
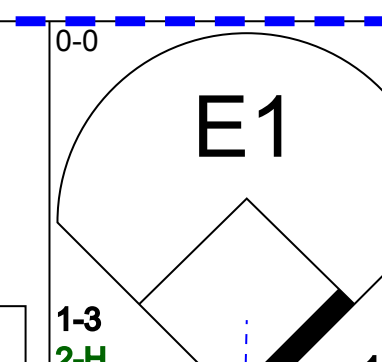
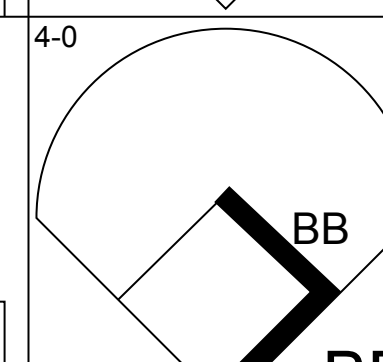
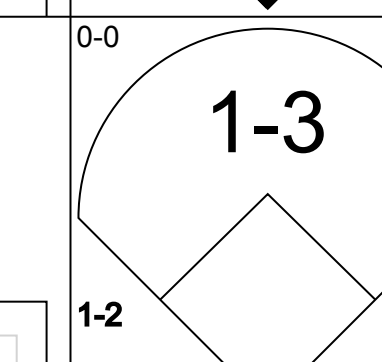
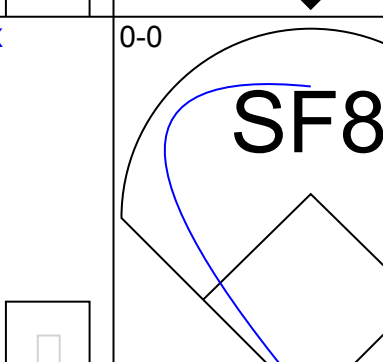
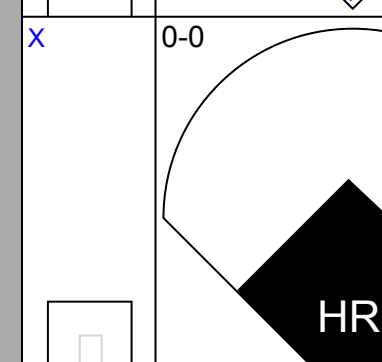
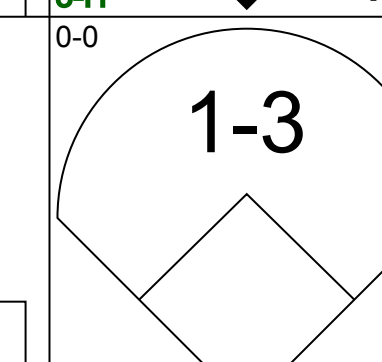
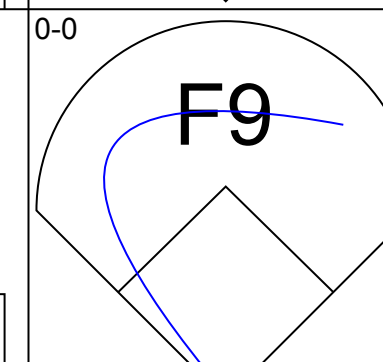
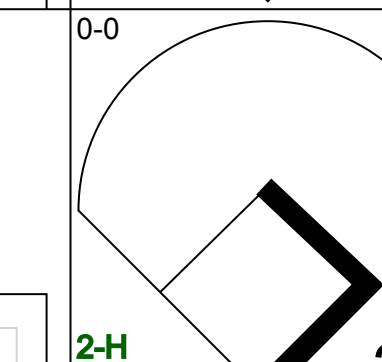
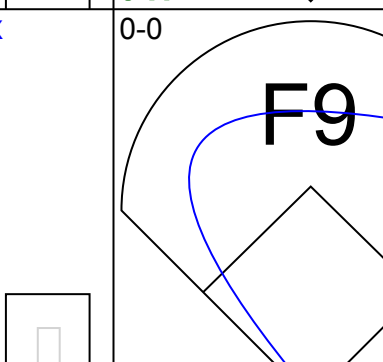
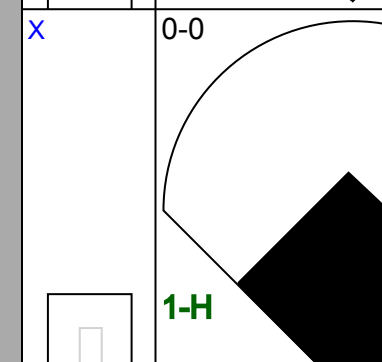

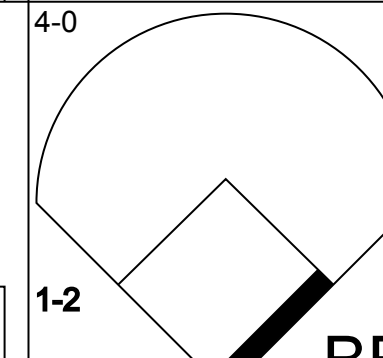
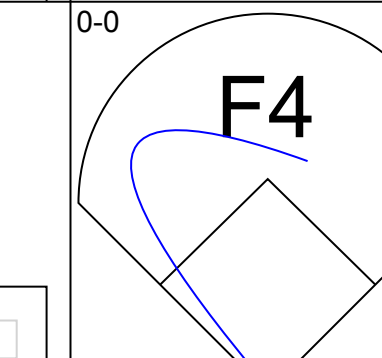
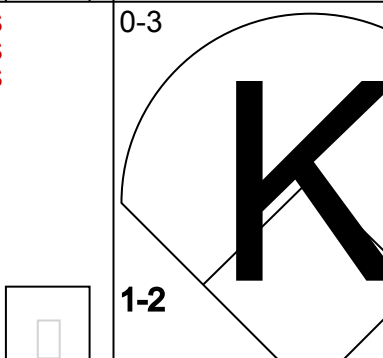
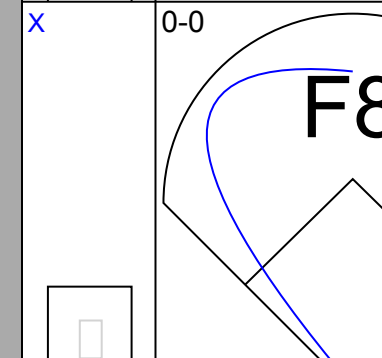

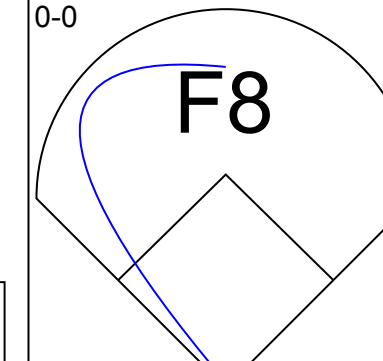
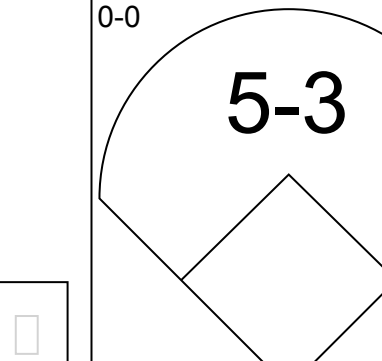
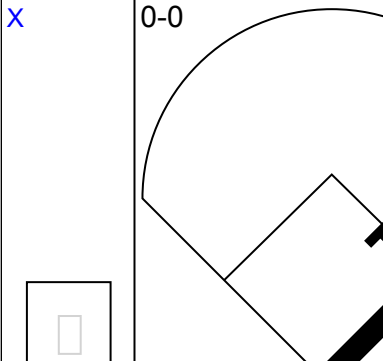
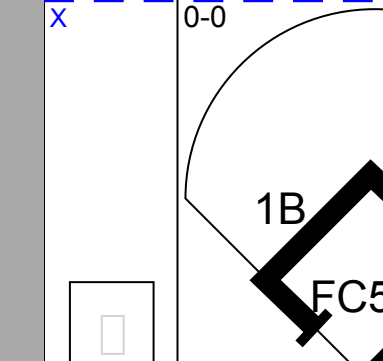
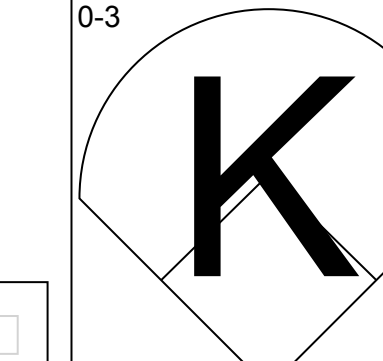
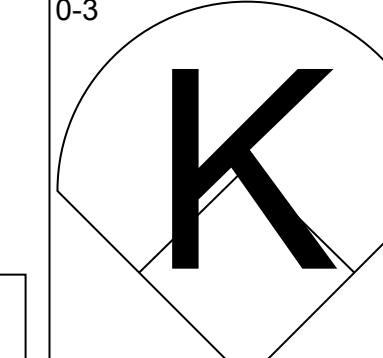
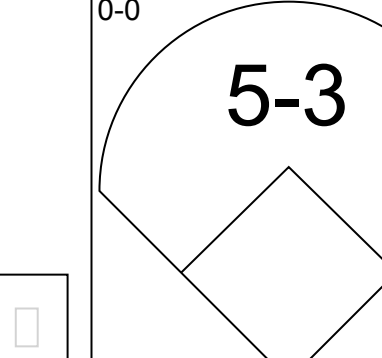
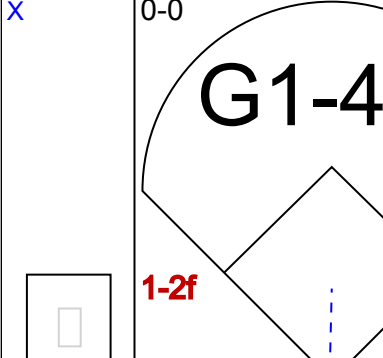
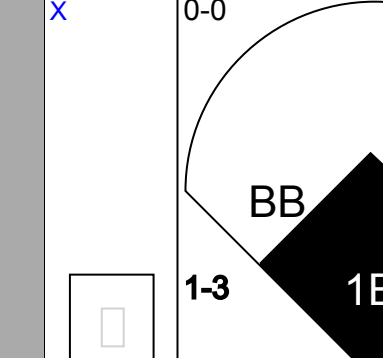
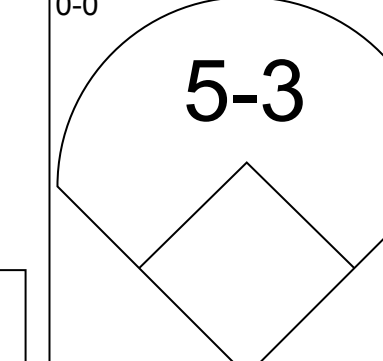
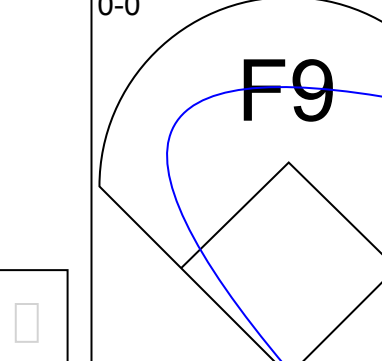
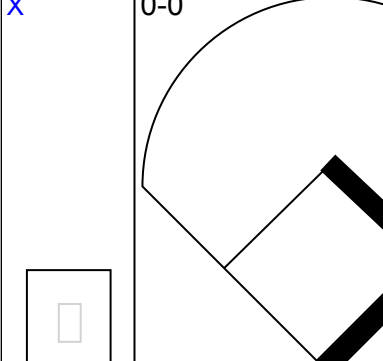
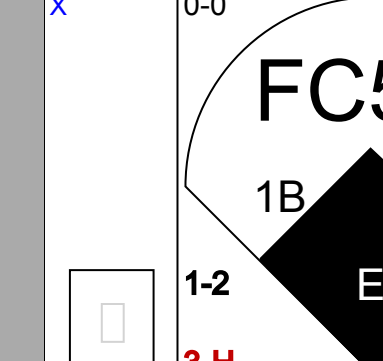
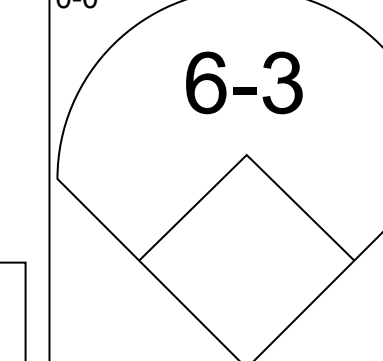
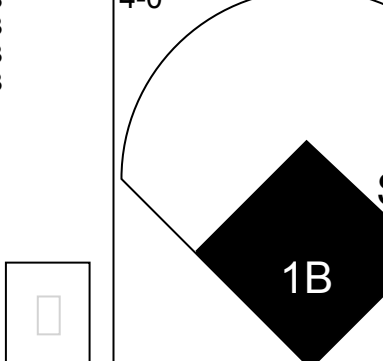
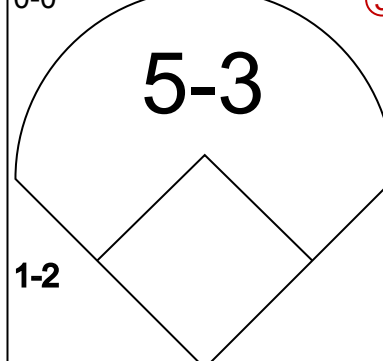
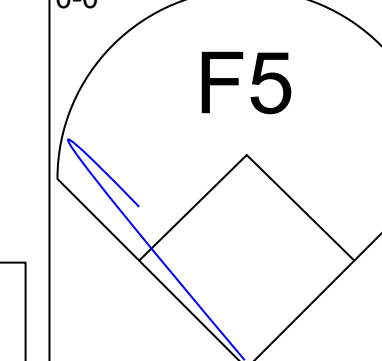
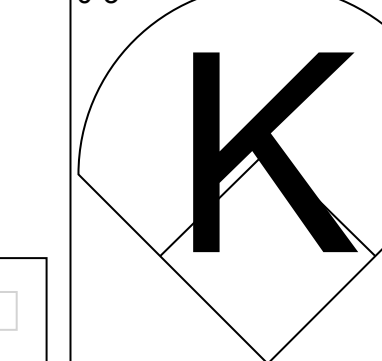
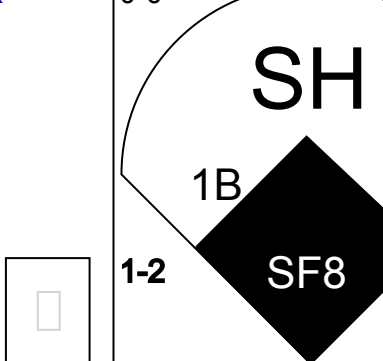
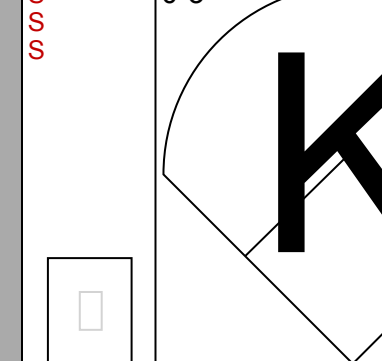
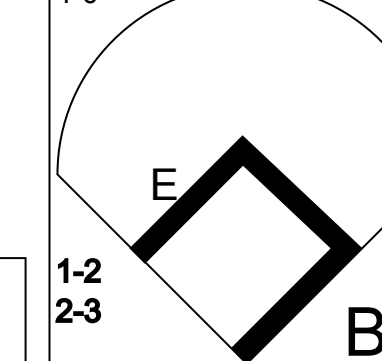
AB 38
R 9
H 15
RBI 9
BB 2
SO 5
LOB 17

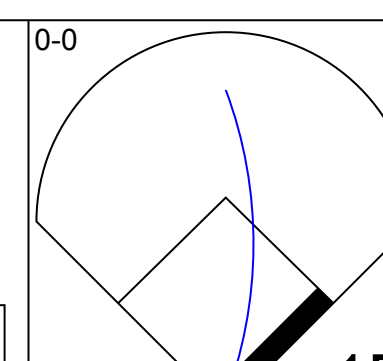
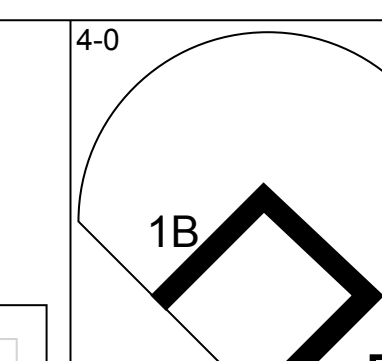
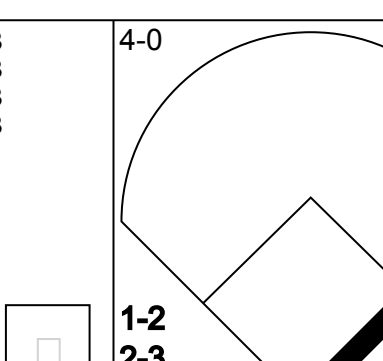
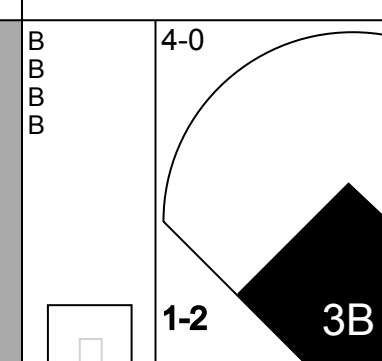
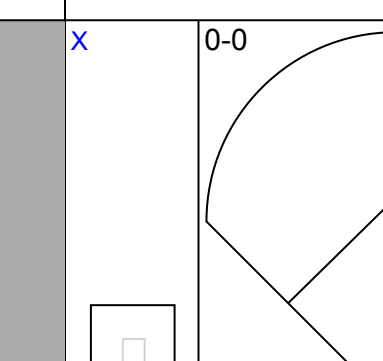
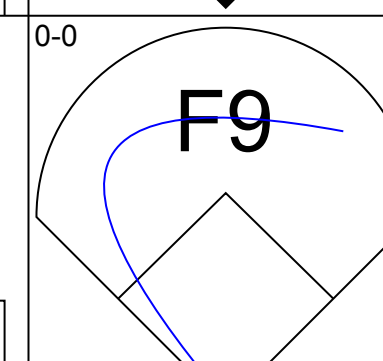
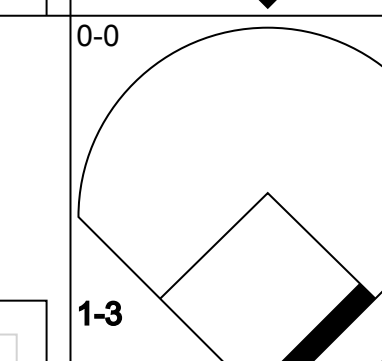
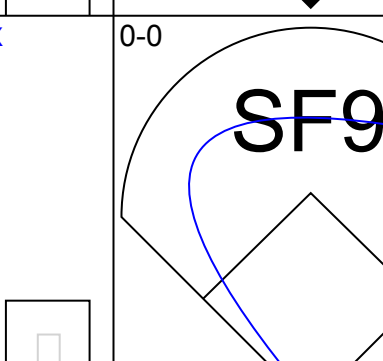
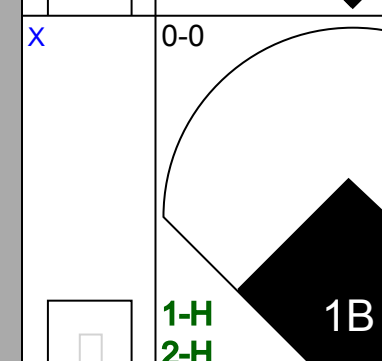
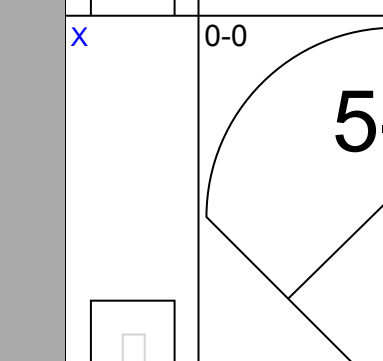
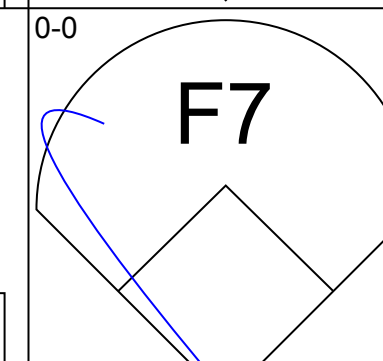
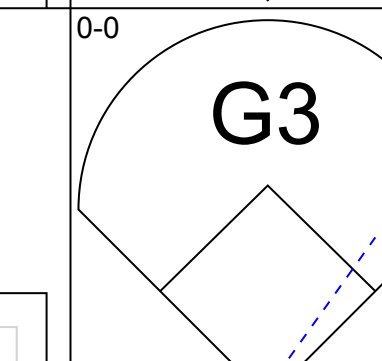
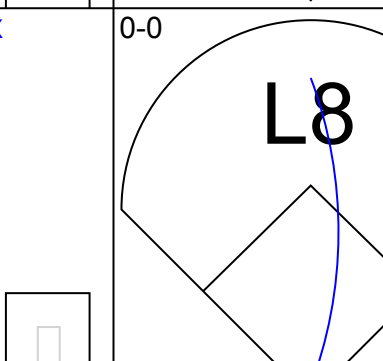
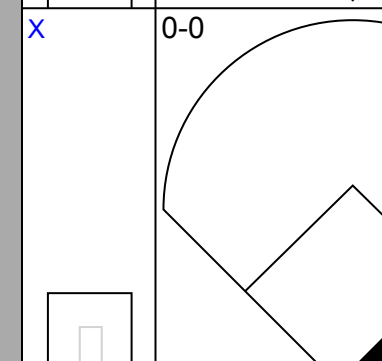
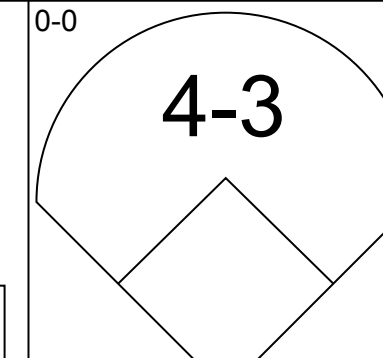
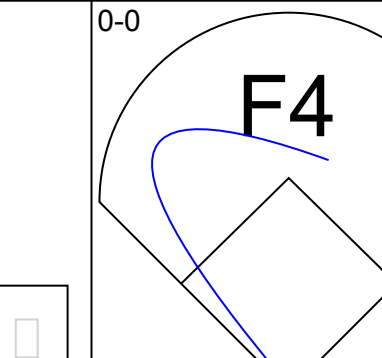
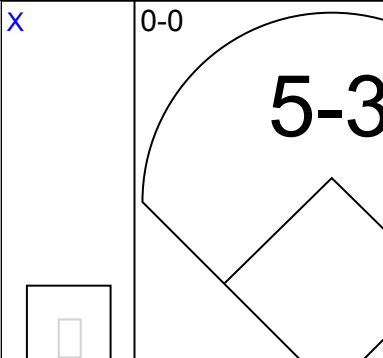
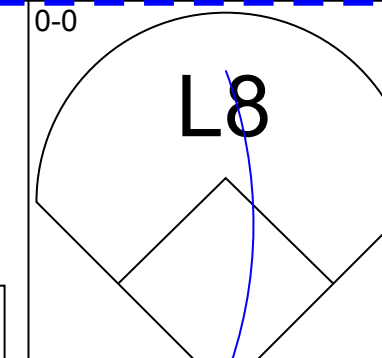
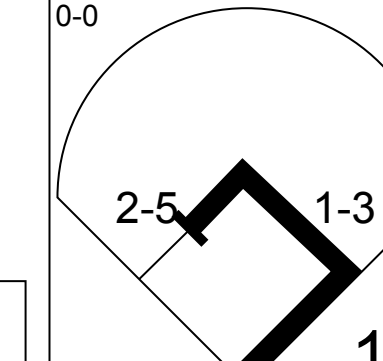
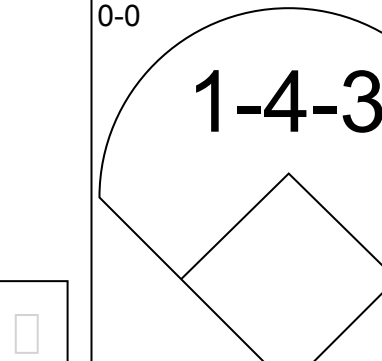
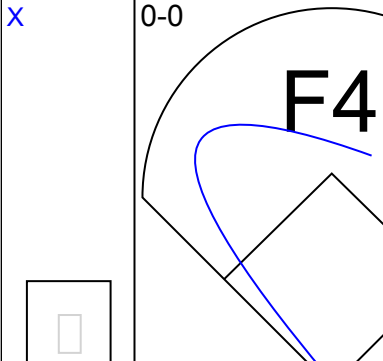
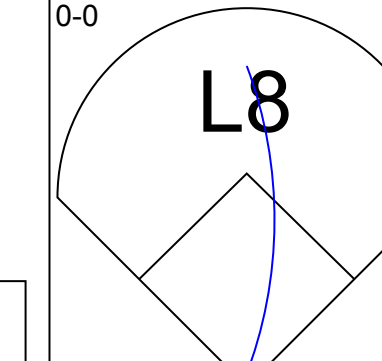
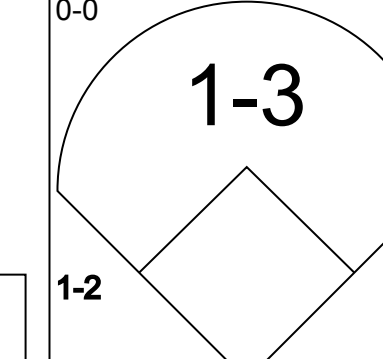
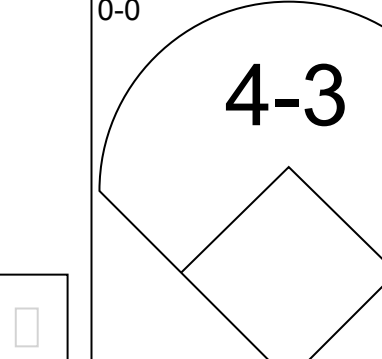
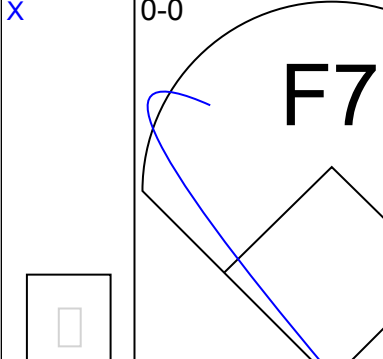
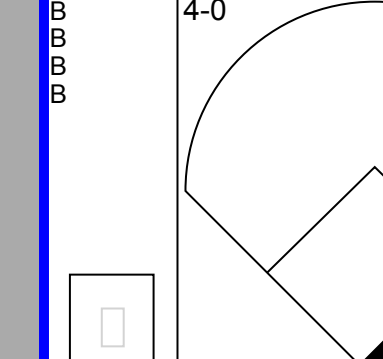
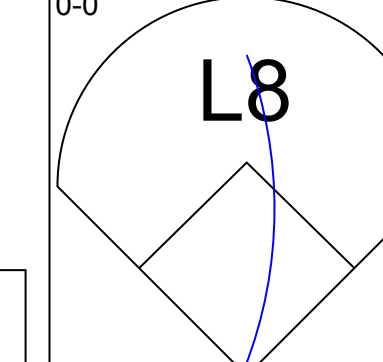
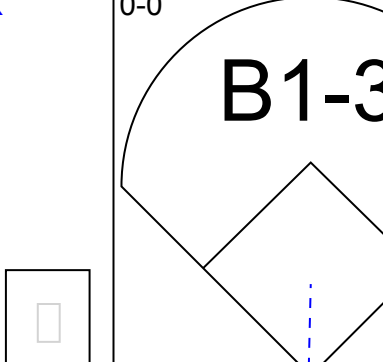
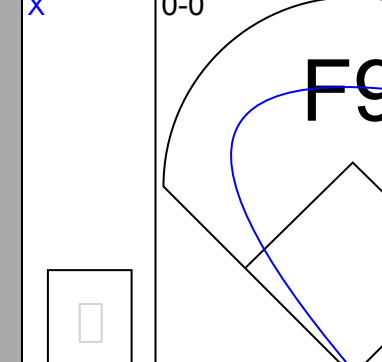
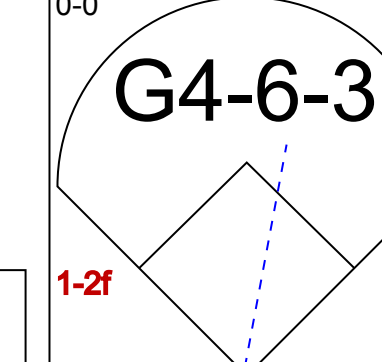
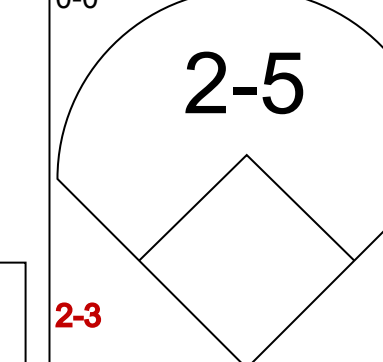
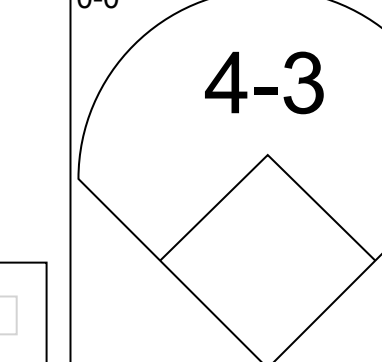
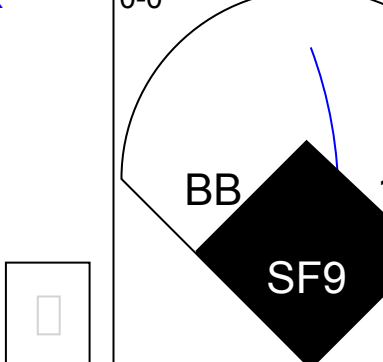
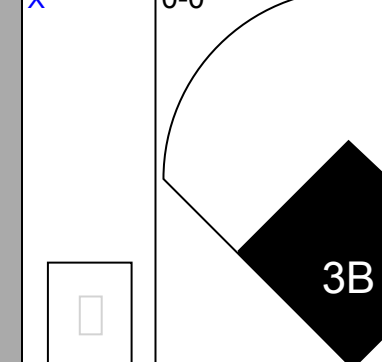
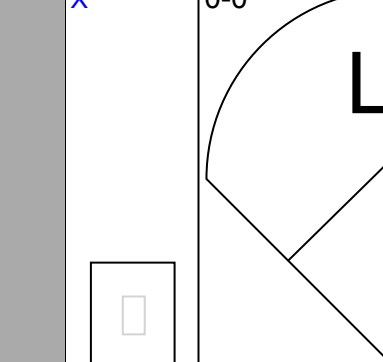
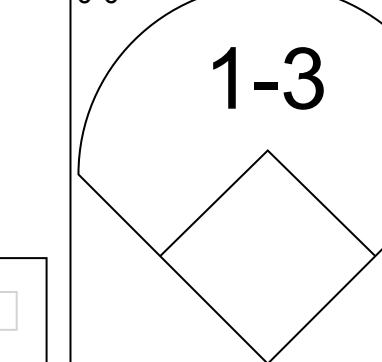
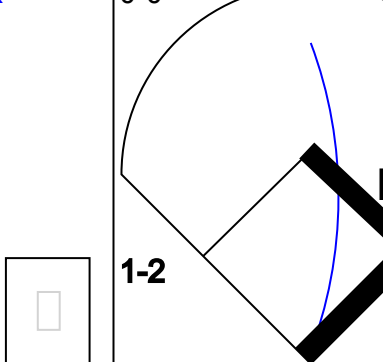
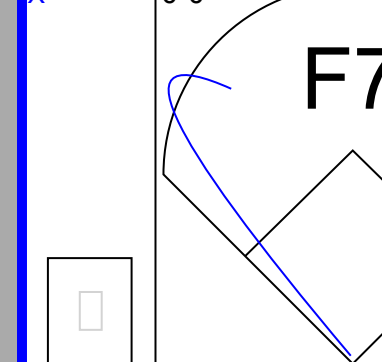
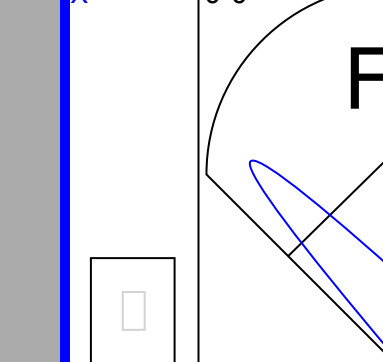


Milwaukee Braves @ Cincinnati Reds
Crosley Field, Cincinnati, OH
Mon Sep 09 1963, 7:05 PM EDT
Unknown - 85 F

AB 32
R 2
H 6
RBI 2
BB 1
SO 5
LOB 13



Batter	1	2	3	4	5	6	7	8	9	AB	R	H	RBI	BB	SO	LOB	TOP							
Ty Cline, L OBP: 0.254, SLG: 0.218 (1, 8)										5	1	3	2	0	1	0	Milwaukee Braves @ Cincinnati Reds Crosley Field, Cincinnati, OH Mon Sep 09 1963, 7:05 PM EDT Att: 5,939 - Unknown							
Frank Bolling, R OBP: 0.308, SLG: 0.327 (1, 4)										3	1	1	1	1	0	3								
Hank Aaron, R OBP: 0.396, SLG: 0.587 (1, 9)										5	1	2	3	0	0	2								
Eddie Mathews, L OBP: 0.407, SLG: 0.463 Len Gabrielson, L OBP: 0.252, SLG: 0.326 (1, 7) (7, 7)										3	0	0	0	1	1	2								
Joe Torre, R OBP: 0.353, SLG: 0.433 (1, 2)										5	0	2	0	0	1	2								
Gene Oliver, R OBP: 0.323, SLG: 0.441 Tommie Aaron, R OBP: 0.258, SLG: 0.298 (1, 3) (8, 3)										4	1	1	0	0	1	1								
Denis Menke, R OBP: 0.293, SLG: 0.353 (1, 5)										4	1	1	0	0	0	2								
Roy McMillan, R OBP: 0.287, SLG: 0.325 (1, 6)										3	1	0	0	1	0	3								
Bob Hendley, R OBP: 0.146, SLG: 0.109 Bobby Tiefenauer, R (1, 1) (7, 1)										2	1	0	0	0	2	0								
										0	0	0	0	1	0	0								
Inning Stats	R: 0 E: 0 K: 5 S: 5	H: 0 LOB: 2 BB: 2 P: 13	R: 0 E: 0 K: 5 S: 5	H: 0 LOB: 0 BB: 0 P: 5	R: 1 E: 0 K: 7 S: 7	H: 2 LOB: 1 BB: 0 P: 7	R: 0 E: 0 K: 0 S: 3	H: 0 LOB: 0 BB: 0 P: 3	R: 2 E: 1 K: 7 S: 7	H: 1 LOB: 1 BB: 1 P: 11	R: 0 E: 0 K: 0 S: 4	H: 2 LOB: 1 BB: 0 P: 4	R: 2 E: 0 K: 1 S: 7	H: 2 LOB: 0 BB: 0 P: 7	R: 2 E: 1 K: 0 S: 6	H: 3 LOB: 2 BB: 1 P: 10	R: 0 E: 0 K: 2 S: 7	H: 0 LOB: 0 BB: 0 P: 7	1B: 8 2B: 1 3B: 0 HR: 1	SF: 1 SAC: 1 DP: 1 HBP: 0	WP: 0 PB: 0 SB: 2 CS: 0	PA: 41		
PITCHER	IP WLS BF H R ER SO BB IBB HBP BLK WP HR S P ERA WHIP	IP WLS BF H R ER SO BB IBB HBP BLK WP HR S P ERA WHIP	IP WLS BF H R ER SO BB IBB HBP BLK WP HR S P ERA WHIP	IP WLS BF H R ER SO BB IBB HBP BLK WP HR S P ERA WHIP	IP WLS BF H R ER SO BB IBB HBP BLK WP HR S P ERA WHIP	IP WLS BF H R ER SO BB IBB HBP BLK WP HR S P ERA WHIP	IP WLS BF H R ER SO BB IBB HBP BLK WP HR S P ERA WHIP	IP WLS BF H R ER SO BB IBB HBP BLK WP HR S P ERA WHIP	IP WLS BF H R ER SO BB IBB HBP BLK WP HR S P ERA WHIP	IP WLS BF H R ER SO BB IBB HBP BLK WP HR S P ERA WHIP	IP WLS BF H R ER SO BB IBB HBP BLK WP HR S P ERA WHIP	IP WLS BF H R ER SO BB IBB HBP BLK WP HR S P ERA WHIP	IP WLS BF H R ER SO BB IBB HBP BLK WP HR S P ERA WHIP	IP WLS BF H R ER SO BB IBB HBP BLK WP HR S P ERA WHIP	IP WLS BF H R ER SO BB IBB HBP BLK WP HR S P ERA WHIP	IP WLS BF H R ER SO BB IBB HBP BLK WP HR S P ERA WHIP	IP WLS BF H R ER SO BB IBB HBP BLK WP HR S P ERA WHIP	IP WLS BF H R ER SO BB IBB HBP BLK WP HR S P ERA WHIP	IP WLS BF H R ER SO BB IBB HBP BLK WP HR S P ERA WHIP	IP WLS BF H R ER SO BB IBB HBP BLK WP HR S P ERA WHIP	IP WLS BF H R ER SO BB IBB HBP BLK WP HR S P ERA WHIP	IP WLS BF H R ER SO BB IBB HBP BLK WP HR S P ERA WHIP	IP WLS BF H R ER SO BB IBB HBP BLK WP HR S P ERA WHIP	IP WLS BF H R ER SO BB IBB HBP BLK WP HR S P ERA WHIP
Joey Jay, R ERA: 4.28 Dom Zanni, R ERA: 3.53 Bill Henry, L ERA: 4.6 (1, 1) (8, 1) (8, 1)	7.0 L	31 7	5 5	4 4	5 5	3 3	0 0	0 0	0 0	0 0	0 0	1 1	38 50	5.14 13.50	1.429 4.500									

Batter	1	2	3	4	5	6	7	8	9	AB	R	H	RBI	BB	SO	LOB	BOTTOM						
Pete Rose, S OBP: 0.330, SLG: 0.368 (1, 4)										2	1	2	0	3	0	0	Milwaukee Braves @ Cincinnati Reds Crosley Field, Cincinnati, OH Mon Sep 09 1963, 7:05 PM EDT Att: 5,939 - Unknown						
Tommy Harper, R OBP: 0.354, SLG: 0.387 (1, 9)										4	1	2	3	0	0	2							
Vada Pinson, L OBP: 0.352, SLG: 0.511 (1, 8)										4	0	1	1	0	0	5							
Gene Freese, R OBP: 0.303, SLG: 0.378 (1, 5)										4	0	0	0	0	0	2							
Gene Green, R OBP: 0.254, SLG: 0.336 Johnny Edwards, L OBP: 0.320, SLG: 0.382 (1, 2) (7, 2)										3	0	1	0	0	0	0							
Don Pavletich, R OBP: 0.273, SLG: 0.316 Gordy Coleman, L OBP: 0.294, SLG: 0.407 (1, 3) (8, PH) (9, 3)										3	0	0	0	0	0	1							
Ken Walters, R OBP: 0.270 Bob Skinner, L OBP: 0.320, SLG: 0.350 (1, 7) (8, PH) (9, 7)										3	0	0	0	0	0	1							
Leo Cardenas, R OBP: 0.269, SLG: 0.318 (1, 6)										4	2	2	0	0	0	0							
Joey Jay, S OBP: 0.188, SLG: 0.191 Eddie Kasko, R OBP: 0.306, SLG: 0.336 Dom Zanni, R (1, 1) (7, PH) (8, 1)										2	0	1	0	0	0	0							
Bill Henry, L OBP: 0.167, SLG: 0.200 Marty Keough, L OBP: 0.343, SLG: 0.411 (8, 1) (9, PH)										1	0	0	0	0	0	0							
Inning Stats	R: 0 E: 0 K: 0 S: 4	H: 1 LOB: 1 BB: 0 P: 4	R: 0 E: 0 K: 0 S: 3	H: 1 LOB: 1 BB: 0 P: 3	R: 0 E: 0 K: 0 S: 4	H: 1 LOB: 2 BB: 1 P: 8	R: 0 E: 0 K: 0 S: 3	H: 0 LOB: 0 BB: 0 P: 3	R: 1 E: 0 K: 0 S: 5	H: 2 LOB: 2 BB: 1 P: 9	R: 0 E: 0 K: 0 S: 3	H: 0 LOB: 0 BB: 0 P: 3	R: 3 E: 0 K: 0 S: 6	H: 3 LOB: 1 BB: 1 P: 10	R: 0 E: 0 K: 0 S: 2	H: 0 LOB: 0 BB: 1 P: 6	R: 0 E: 0 K: 0 S: 4	H: 1 LOB: 1 BB: 0 P: 4	1B: 8 2B: 0 3B: 1 HR: 0	SF: 1 SAC: 0 DP: 1 HBP: 0	WP: 0 PB: 0 SB: 0 CS: 0	PA: 38	
PITCHER	IP WLS BF H R ER SO BB IBB HBP BLK WP HR S P ERA WHIP	IP WLS BF H R ER SO BB IBB HBP BLK WP HR S P ERA WHIP	IP WLS BF H R ER SO BB IBB HBP BLK WP HR S P ERA WHIP	IP WLS BF H R ER SO BB IBB HBP BLK WP HR S P ERA WHIP	IP WLS BF H R ER SO BB IBB HBP BLK WP HR S P ERA WHIP	IP WLS BF H R ER SO BB IBB HBP BLK WP HR S P ERA WHIP	IP WLS BF H R ER SO BB IBB HBP BLK WP HR S P ERA WHIP	IP WLS BF H R ER SO BB IBB HBP BLK WP HR S P ERA WHIP	IP WLS BF H R ER SO BB IBB HBP BLK WP HR S P ERA WHIP	IP WLS BF H R ER SO BB IBB HBP BLK WP HR S P ERA WHIP	IP WLS BF H R ER SO BB IBB HBP BLK WP HR S P ERA WHIP	IP WLS BF H R ER SO BB IBB HBP BLK WP HR S P ERA WHIP	IP WLS BF H R ER SO BB IBB HBP BLK WP HR S P ERA WHIP	IP WLS BF H R ER SO BB IBB HBP BLK WP HR S P ERA WHIP	IP WLS BF H R ER SO BB IBB HBP BLK WP HR S P ERA WHIP	IP WLS BF H R ER SO BB IBB HBP BLK WP HR S P ERA WHIP	IP WLS BF H R ER SO BB IBB HBP BLK WP HR S P ERA WHIP	IP WLS BF H R ER SO BB IBB HBP BLK WP HR S P ERA WHIP	IP WLS BF H R ER SO BB IBB HBP BLK WP HR S P ERA WHIP	IP WLS BF H R ER SO BB IBB HBP BLK WP HR S P ERA WHIP	IP WLS BF H R ER SO BB IBB HBP BLK WP HR S P ERA WHIP	IP WLS BF H R ER SO BB IBB HBP BLK WP HR S P ERA WHIP	IP WLS BF H R ER SO BB IBB HBP BLK WP HR S P ERA WHIP
Bob Hendley, L ERA: 3.77 Bobby Tiefenauer, R ERA: 1.54 (1, 1) (7, 1)	6.2 S	31 8	4 1	4 0	0 0	0 0	3 1	0 0	0 0	0 0	0 0	7 11	0.00 0.857										



Batter	1	2	3	4	5	6	7	8	9	AB	R	H	RBI	BB	SO	LOB	TOP										
Pete Rose, S OBP: 0.332, SLG: 0.374 (1, 4)	1-3	4-3			1B		2B		1B	5	0	3	1	0	0	2	Cincinnati Reds @ Chicago Cubs Wrigley Field, Chicago, IL Fri Sep 13 1963, 3:33 AM CDT Att: 1,551 - Unknown										
Tommy Harper, R OBP: 0.325, SLG: 0.380 (1, 9)	F8		1B		K		K		G5-3	5	0	1	0	0	2	4											
Vada Pinson, L OBP: 0.353, SLG: 0.518 (1, 8)	1B		F8		K		4-3			4	0	1	0	0	1	3											
Gordy Coleman, L OBP: 0.301, SLG: 0.429 (1, 3)	G3		F5		4-3				F9	4	0	0	0	0	0	3											
Johnny Edwards, L OBP: 0.325, SLG: 0.387 (1, 2)		G3	FC6		F7		FC6-4		FC6-4	2	0	0	0	2	0	0											
Bob Skinner, L OBP: 0.324, SLG: 0.351 (1, 7)	FC6-4	FC6	1-2		6-3		K			3	0	0	0	1	1	3											
Leo Cardenas, R OBP: 0.288, SLG: 0.315 (1, 6)	FC6-4	BB	1B		P4		F7		FC6-4	4	1	0	0	0	2	AB 34 R 2 H 7 RBI 2 BB 4 SO 5 LOB 19											
Eddie Kasko, R OBP: 0.308, SLG: 0.336 (1, 5)	1B	1B			5-3		G3		E5	3	1	1	0	1	0	0											
Joe Nuxhall, L OBP: 0.186, SLG: 0.203 Marty Keough, L OBP: 0.340, SLG: 0.406 (9, PH)	1-3	2-H	1B		K		G3		F7	3	0	1	1	0	1	1											
Inning Stats	R: 0 E: 0 K: 0 S: 4	H: 1 LOB: 1 BB: 0 P: 4	R: 1 E: 0 K: 0 S: 4	H: 1 LOB: 2 BB: 2 P: 12	R: 0 E: 0 K: 0 S: 4	H: 1 LOB: 2 BB: 1 P: 8	R: 0 E: 0 K: 1 S: 5	H: 0 LOB: 0 BB: 0 P: 5	R: 0 E: 0 K: 2 S: 8	H: 0 LOB: 0 BB: 0 P: 3	R: 1 E: 0 K: 1 S: 7	H: 2 LOB: 1 BB: 0 P: 7	R: 0 E: 0 K: 1 S: 5	H: 0 LOB: 1 BB: 1 P: 9	R: 0 E: 1 K: 0 S: 4	H: 1 LOB: 1 BB: 0 P: 4	1B: 5 2B: 2 3B: 0 HR: 0	SF: 0 SAC: 0 DP: 1 HBP: 0	WP: 0 PB: 0 SB: 1 CS: 0	PA: 38							
PITCHER	IP	WLS	BF	H	R	ER	SO	BB	IBB	HBP	BLK	WP	HR	S	P	ERA	WHIP										
Paul Toth, R ERA: 3.1 (1, 1)	6.0		25	4	1	1	3	3	0	0	0	0	0	28	40	1.50	1.167										
Lindy McDaniel, R ERA: 3.04 (7, 1)	3.0	W	13	3	1	1	2	1	0	0	0	0	0	16	20	3.00	1.333										

Batter	1	2	3	4	5	6	7	8	9	AB	R	H	RBI	BB	SO	LOB	BOTTOM										
Lou Brock, L OBP: 0.313, SLG: 0.400 (1, 9)	K		L9		SH1-4		1-3			3	1	0	0	1	1	0	Cincinnati Reds @ Chicago Cubs Wrigley Field, Chicago, IL Fri Sep 13 1963, 3:33 AM CDT Att: 1,551 - Unknown										
Andra Rodgers, R OBP: 0.321, SLG: 0.290 (1, 6)	P5		K		SH1-4		P4			3	0	0	0	0	1	0											
Billy Williams, L OBP: 0.360, SLG: 0.500 (1, 7)	1B		HR		SF9		F7			3	1	2	2	0	0	0											
Ron Santo, R OBP: 0.343, SLG: 0.501 (1, 5)	1B		1B		K				SH1-4	4	1	3	0	0	1	0											
Ken Hubbs, R OBP: 0.289, SLG: 0.327 (1, 4)	3-1		K		2B		B1-2-4		SH1-4	3	0	1	0	0	1	3											
Billy Cowan, R OBP: 0.385, SLG: 0.462 Ellis Burton, S OBP: 0.318, SLG: 0.418 (9, 8)	F2		CS		L7		P5			4	0	1	0	0	0	2											
John Boccabella, R OBP: 0.323, SLG: 0.536 (1, 3)	BB		K		K		1B		1B	3	0	2	1	1	1	1											
Jimmie Schaffer, R OBP: 0.336, SLG: 0.517 (1, 2)	F9		1B		1B		1B		1B	3	0	2	0	1	0	1											
Paul Toth, R OBP: 0.073, SLG: 0.026 Lindy McDaniel, R OBP: 0.095, SLG: 0.238 (7, 1)	K		5-3		B1-2-4		4-3			3	0	0	0	0	1	5											
Inning Stats	R: 0 E: 0 K: 1 S: 7	H: 2 LOB: 2 BB: 0 P: 7	R: 0 E: 0 K: 1 S: 5	H: 0 LOB: 1 BB: 1 P: 9	R: 1 E: 0 K: 2 S: 9	H: 2 LOB: 1 BB: 0 P: 9	R: 0 E: 0 K: 1 S: 6	H: 2 LOB: 1 BB: 0 P: 6	R: 1 E: 0 K: 1 S: 5	H: 0 LOB: 0 BB: 1 P: 9	R: 0 E: 0 K: 0 S: 4	H: 2 LOB: 2 BB: 1 P: 8	R: 0 E: 0 K: 0 S: 3	H: 0 LOB: 0 BB: 0 P: 3	R: 1 E: 0 K: 0 S: 6	H: 3 LOB: 3 BB: 0 P: 6	1B: 9 2B: 1 3B: 0 HR: 1	SF: 1 SAC: 2 DP: 1 HBP: 0	WP: 0 PB: 0 SB: 1 CS: 1	PA: 36							
PITCHER	IP	WLS	BF	H	R	ER	SO	BB	IBB	HBP	BLK	WP	HR	S	P	ERA	WHIP										
Joe Nuxhall, L ERA: 2.84 (1, 1)	8.0	L	36	11	3	3	6	2	1	0	0	0	1	45	57	3.38	1.625										

Batter	1	2	3	4	5	6	7	8	9	AB	R	H	RBI	BB	SO	LOB	TOP										
Pete Rose, S OBP: 0.333, SLG: 0.373 (1,4)	4-3		FC6-4 1B	HR BB	FC6-4 CS			K		4	1	1	0	1	1	2	Cincinnati Reds @ Chicago Cubs Wrigley Field, Chicago, IL Sat Sep 14 1963, 3:33 AM CDT Att: 8,560 - Unknown										
Tommy Harper, R OBP: 0.325, SLG: 0.379 (1,9)	G6-3 1B		FC6-4 1B	HR BB	CS	G3		4-3		4	2	1	0	1	0	3											
Vada Pinson, L OBP: 0.353, SLG: 0.522 (1,8)	G6-3		1B	HR		F5			K	5	2	2	4	0	1	1											
Gordy Coleman, L OBP: 0.300, SLG: 0.425 (1,3)		4-3	F7	BB		F9			5-3	5	0	1	0	0	0	2											
Johnny Edwards, L OBP: 0.327, SLG: 0.390 (1,2)		FC5 1B	2B	K			1-3			5	1	3	1	0	1	1											
Bob Skinner, L OBP: 0.326, SLG: 0.354 (1,7)		BB	WP 2B	BB			G3		K	3	1	1	2	2	1	1											
Leo Cardenas, R OBP: 0.266, SLG: 0.313 (1,6)	L7		E1 WP	P4			6-3			4	0	0	0	0	0	5											
Eddie Kasko, R OBP: 0.307, SLG: 0.329 (1,5)	FC5		5-3			F8		BB		3	0	0	0	1	0	3											
Dom Zanni, R OBP: 0.333, SLG: 0.333 (1,1)			FC6-4 1B	5-3				K		1	1	1	0	0	0	0											
Joey Jay, S OBP: 0.196, SLG: 0.164 (3,1)			FC6-4 1B							2	0	0	0	1	1	1											
Inning Stats	R: 0 E: 0 K: 0 S: 3	H: 1 LOB: 0 BB: 0 P: 3	R: 0 E: 0 K: 0 S: 4	H: 1 LOB: 2 BB: 1 P: 8	R: 5 E: 1 K: 0 S: 9	H: 5 LOB: 1 BB: 0 P: 9	R: 3 E: 0 K: 1 S: 7	H: 2 LOB: 2 BB: 3 P: 19	R: 0 E: 0 K: 0 S: 2	H: 0 LOB: 0 BB: 1 P: 6	R: 0 E: 0 K: 0 S: 3	H: 0 LOB: 0 BB: 0 P: 3	R: 0 E: 0 K: 2 S: 7	H: 0 LOB: 1 BB: 1 P: 11	R: 0 E: 0 K: 2 S: 8	H: 1 LOB: 1 BB: 0 P: 8	1B: 8 2B: 1 3B: 0 HR: 1	SF: 0 SAC: 0 DP: 1 HBP: 0	WP: 1 PB: 0 SB: 0 CS: 1	PA: 43							
PITCHER	IP	WLS	BF	H	R	ER	SO	BB	IBB	HBP	BLK	WP	HR	S	P	ERA	WHIP										
Cal Koonce, R ERA: 5.28 (1,1)	2.2	L	15	7	5	4	0	1	0	0	0	0	0	14	18	13.50	3.000										
Glen Hobbie, R ERA: 3.91 (3,1)	0.2		7	2	3	3	0	2	0	0	0	1	1	5	13	40.50	6.000										
Tom Baker, L ERA: 3.0 (4,1)	0.2		3	0	0	0	1	1	0	0	0	0	0	4	8	0.00	1.500										
Jack Warner, R ERA: 2.78 (5,1)	3.0		9	0	0	0	0	1	0	0	0	0	0	8	12	0.00	0.333										
Jim Brewer, L ERA: 4.99 (8,1)	2.0		8	1	0	0	4	1	0	0	0	0	0	15	19	0.00	1.000										

Batter	1	2	3	4	5	6	7	8	9	AB	R	H	RBI	BB	SO	LOB	BOTTOM										
Lou Brock, L OBP: 0.314, SLG: 0.401 (1,9)	3-1 1B		1B	5-3			4-3			4	2	2	0	0	0	1	Cincinnati Reds @ Chicago Cubs Wrigley Field, Chicago, IL Sat Sep 14 1963, 3:33 AM CDT Att: 8,560 - Unknown										
Andra Rodgers, R OBP: 0.321, SLG: 0.291 (1,6)	3-1		2B			P4		G6-4-3 1B		3	1	1	0	0	0	1											
Jimmy Stewart, S OBP: 0.333, SLG: 0.444 (7,6)	1-3		1B							1	0	1	0	0	0	0											
Billy Williams, L OBP: 0.361, SLG: 0.502 (1,7)			1B	G4-6-3 2B		F9		K		4	1	2	2	0	1	1											
Ron Santo, R OBP: 0.343, SLG: 0.499 (1,5)	K		1B	G4-6-3 1B		E4		G6-4-3		4	0	1	1	0	1	2											
Ellis Burton, S OBP: 0.314, SLG: 0.413 (1,8)	G3		G4-6-3			F9		F8		4	0	0	0	0	0	2											
Ken Hubbs, R OBP: 0.291, SLG: 0.330 (1,4)			P9			P4		WP 2B		4	0	2	0	0	0	0											
John Boccabella, R OBP: 0.314, SLG: 0.531 (1,3)	K			F3 2B		3-1				4	0	1	0	0	1	2											
Jimmie Schaffer, R OBP: 0.333, SLG: 0.504 (1,2)				F3				K		3	0	0	0	1	1	2											
Cal Koonce, R OBP: 0.176, SLG: 0.125 (3,1)										1	0	0	0	0	0	0											
Glen Hobbie, R OBP: 0.125, SLG: 0.087 (4,1)										0	0	0	0	0	0	0											
Tom Baker, L OBP: 0.225, SLG: 0.286 (4, PH)										0	0	0	0	0	0	0											
Don Landrum, L OBP: 0.296, SLG: 0.296 (5,1)										0	0	0	0	0	0	0											
Jack Warner, R OBP: 0.250, SLG: 0.250 (5,1)										0	0	0	0	0	0	0											
Billy Cowan, R OBP: 0.307, SLG: 0.429 (7, PH)										1	0	0	0	0	0	0											
Jim Brewer, L OBP: 0.429 (8,1)										0	0	0	0	0	0	0											
Inning Stats	R: 1 E: 0 K: 1 S: 7	H: 2 LOB: 1 BB: 0 P: 7	R: 0 E: 0 K: 1 S: 5	H: 1 LOB: 1 BB: 1 P: 9	R: 3 E: 0 K: 0 S: 6	H: 4 LOB: 0 BB: 0 P: 6	R: 0 E: 0 K: 0 S: 4	H: 1 LOB: 1 BB: 0 P: 4	R: 0 E: 0 K: 0 S: 3	H: 0 LOB: 0 BB: 0 P: 3	R: 0 E: 0 K: 0 S: 3	H: 0 LOB: 0 BB: 0 P: 3	R: 0 E: 0 K: 1 S: 5	H: 1 LOB: 0 BB: 0 P: 5	R: 0 E: 0 K: 1 S: 6	H: 1 LOB: 1 BB: 0 P: 6	1B: 7 2B: 3 3B: 0 HR: 0	SF: 0 SAC: 0 DP: 2 HBP: 0	WP: 1 PB: 0 SB: 1 CS: 0	PA: 35							
PITCHER	IP	WLS	BF	H	R	ER	SO	BB	IBB	HBP	BLK	WP	HR	S	P	ERA	WHIP										
Dom Zanni, R ERA: 4.47 (1,1)	2.0	W	13	7	4	4	2	0	0	0	0	1	0	16	20	18.00	4.000										
Joey Jay, R ERA: 4.1 (3,1)	7.0		22	3	0	0	2	0	0	0	0	0	0	26	26	0.00	0.429										

AB	36
R	8
H	10
RBI	7
BB	6
SO	5
LOB	19



AB	34
R	4
H	10
RBI	3
BB	1
SO	4
LOB	13



Batter	1	2	3	4	5	6	7	8	9	AB	R	H	RBI	BB	SO	LOB	TOP					
Pete Rose, S OBP: 0.332, SLG: 0.370 (1, 4)										4	0	0	0	1	0	5						
Eddie Kasko, R OBP: 0.315, SLG: 0.344 (1, 5)										5	0	3	1	0	1	1						
Vada Pinson, L OBP: 0.351, SLG: 0.518 (1, 8)										5	0	0	0	0	1	4						
Don Pavletich, R OBP: 0.274, SLG: 0.333 (1, 3)										5	0	1	0	0	0	3						
Tommy Harper, R OBP: 0.328, SLG: 0.376 (1, 9)										3	1	0	0	1	0	3						
Leo Cardenas, R OBP: 0.288, SLG: 0.314 (1, 6)										4	1	2	0	0	0	3						
Ken Walters, R OBP: 0.239, SLG: 0.269 (1, 7)										3	0	1	1	0	1	1						
Marty Keough, L OBP: 0.338, SLG: 0.404 (8, PH)										1	0	0	0	0	0	0						
Johnny Edwards, L OBP: 0.331, SLG: 0.391 (1, 2)										3	1	2	0	1	0	0						
John Tsitouris, R OBP: 0.071, SLG: 0.073 (1, 1)										3	0	1	1	0	0	2						
Inning Stats	R: 0 E: 0 K: 1 S: 5	H: 0 LOB: 1 BB: 1 P: 9	R: 0 E: 0 K: 1 S: 5	H: 0 LOB: 0 BB: 0 P: 5	R: 1 E: 0 K: 0 S: 5	H: 2 LOB: 1 BB: 0 P: 5	R: 2 E: 0 K: 0 S: 5	H: 2 LOB: 2 BB: 2 P: 13	R: 0 E: 1 K: 0 S: 4	H: 1 LOB: 2 BB: 0 P: 4	R: 0 E: 0 K: 0 S: 5	H: 3 LOB: 2 BB: 0 P: 5	R: 0 E: 1 K: 0 S: 5	H: 1 LOB: 2 BB: 0 P: 5	R: 0 E: 0 K: 0 S: 3	H: 0 LOB: 0 BB: 0 P: 3	R: 0 E: 0 K: 1 S: 6	H: 1 LOB: 1 BB: 0 P: 6	1B: 9 2B: 2 3B: 0 HR: 0	SF: 0 SAC: 1 DP: 2 HBP: 0	WP: 0 PB: 0 SB: 0 CS: 0	PA: 40
PITCHER	IP WLS BF H R ER SO BB IBB HBP BLK WP HR S P ERA WHIP																					
Dick Ellsworth, L ERA: 2.21 (1, 1)	6.1 L 32 9 3 3 2 3 0 0 0 0 0 0 33 45 4.26 1.895																					
Don Elston, R ERA: 3.0 (7, 1)	1.2 4 0 0 0 0 0 0 0 0 0 0 0 4 4 0.00 0.000																					
Jim Brewer, L ERA: 4.89 (9, 1)	1.0 4 1 0 0 0 1 0 0 0 0 0 0 6 6 0.00 1.000																					

Cincinnati Reds @ Chicago Cubs
Wrigley Field, Chicago, IL
Sun Sep 15 1963, 3:33 AM CDT
Att: 11,261 - Unknown

AB	36
R	3
H	10
RBI	3
BB	3
SO	3
LOB	22



Batter	1	2	3	4	5	6	7	8	9	AB	R	H	RBI	BB	SO	LOB	BOTTOM					
Lou Brock, L OBP: 0.312, SLG: 0.398 (1, 9)										4	0	0	0	0	2	2						
Jimmy Stewart, S OBP: 0.303, SLG: 0.385 (1, 6)										4	0	1	0	0	0	0						
Billy Williams, L OBP: 0.362, SLG: 0.506 (1, 7)										3	1	1	1	1	0	1						
Ron Santo, R OBP: 0.341, SLG: 0.496 (1, 5)										4	0	0	0	0	0	2						
Ellis Burton, S OBP: 0.311, SLG: 0.408 (1, 8)										4	0	0	0	0	0	1						
Ken Hubbs, R OBP: 0.291, SLG: 0.329 (1, 4)										2	0	0	0	1	0	0						
John Boccabella, R OBP: 0.289, SLG: 0.486 (1, 3)										3	0	0	0	0	1	1						
Jimmie Schaffer, R OBP: 0.328, SLG: 0.496 (1, 2)										2	0	0	0	0	2	0						
Merritt Ranew, L OBP: 0.391, SLG: 0.460 (8, PH)										1	0	1	0	0	0	0						
Dick Ellsworth, L OBP: 0.158, SLG: 0.091 (1, 1)										2	0	0	0	0	0	0						
Don Elston, R (7, 1)										0	0	0	0	0	0	0						
Don Landrum, L OBP: 0.293, SLG: 0.284 (8, PH)										1	0	0	0	0	1	2						
Jim Brewer, L (9, 1)										0	0	0	0	0	0	0						
Inning Stats	R: 0 E: 0 K: 0 S: 4	H: 1 LOB: 1 BB: 0 P: 4	R: 0 E: 0 K: 0 S: 3	H: 0 LOB: 0 BB: 0 P: 3	R: 0 E: 0 K: 2 S: 7	H: 0 LOB: 0 BB: 0 P: 7	R: 0 E: 0 K: 0 S: 3	H: 0 LOB: 1 BB: 1 P: 7	R: 0 E: 0 K: 2 S: 7	H: 0 LOB: 0 BB: 0 P: 7	R: 0 E: 0 K: 1 S: 5	H: 0 LOB: 0 BB: 0 P: 5	R: 0 E: 0 K: 0 S: 3	H: 0 LOB: 0 BB: 0 P: 3	R: 0 E: 0 K: 1 S: 6	H: 1 LOB: 2 BB: 1 P: 10	R: 1 E: 0 K: 0 S: 4	H: 1 LOB: 0 BB: 0 P: 4	1B: 2 2B: 0 3B: 0 HR: 1	SF: 0 SAC: 0 DP: 0 HBP: 0	WP: 0 PB: 0 SB: 1 CS: 0	PA: 32
PITCHER	IP WLS BF H R ER SO BB IBB HBP BLK WP HR S P ERA WHIP																					
John Tsitouris, R ERA: 3.49 (1, 1)	9.0 W 32 3 1 1 1 6 2 0 0 0 0 1 42 50 1.00 0.556																					

Cincinnati Reds @ Chicago Cubs
Wrigley Field, Chicago, IL
Sun Sep 15 1963, 3:33 AM CDT
Att: 11,261 - Unknown

AB	30
R	1
H	3
RBI	1
BB	2
SO	6
LOB	9



Batter	1	2	3	4	5	6	7	8	9	AB	R	H	RBI	BB	SO	LOB	TOP								
Ernie Fazio, R OBP: 0.273, SLG: 0.287 (1, 4)	0-0 SH3 SF8 2B	0-3 K		0-0 1-3		0-3 K				4	1	1	0	0	2	3	Houston Colt 45's @ Cincinnati Reds Crosley Field, Cincinnati, OH Tue Sep 17 1963, 7:05 PM EDT Att. 3,115 - Unknown - 73 F								
Howie Goss, R OBP: 0.282, SLG: 0.334 (1, 8)	0-0 SH3 2-3	0-0 1-3			0-0 1-3		0-0 P4			3	0	0	0	0	0	2									
Johnny Weekly, R OBP: 0.274, SLG: 0.339 (1, 7)	0-0 SF8 3-H				0-0 2B	4-0 BB		0-0 F8		2	0	1	1	1	0	0									
Carl Warwick, R OBP: 0.316, SLG: 0.341 (1, 9)	0-0 F9			0-0 F9		0-0 F9		0-0 P4		4	0	0	0	0	0	2									
John Bateman, R OBP: 0.245, SLG: 0.336 (1, 2)		0-0 E 2B		0-0 F7		0-0 F2		0-0 F4		4	1	1	0	0	0	2									
Rusty Staub, L OBP: 0.306, SLG: 0.299 (1, 3)		0-0 E4 1B	0-0 4-3			0-0 F3			0-0 3-1	4	1	1	0	0	0	1									
Bob Aspromonte, R OBP: 0.283, SLG: 0.291 (1, 5)		0-0 F9		0-0 P4		0-0 1-3			0-0 G3 1B	4	0	1	0	0	0	1									
Bob Lillis, R OBP: 0.225, SLG: 0.236 (9, PH)		0-0 SH 1B		0-0 F7		0-3 K		0-0 G3	3	0	1	1	0	1	0	1									
Pete Runnels, L OBP: 0.329, SLG: 0.299 (9, PH)		0-0 SH 1B		0-0 F7		0-3 K		0-0 G3	1	0	0	0	0	0	0	1									
Don Nottebart, R OBP: 0.199, SLG: 0.145 (1, 1)		0-0 SH		0-0 SH		0-0 1-3		0-3 K	2	0	1	0	0	0	0	0									
Al Spangler, L OBP: 0.355, SLG: 0.389 (9, PH)		0-0 SH		0-0 SH		0-0 1-3		0-3 K	0	0	0	0	0	0	0	0									
Jimmy Wynn, R OBP: 0.299, SLG: 0.345 (9, PH)		0-0 SH		0-0 SH		0-0 1-3		0-3 K	1	0	0	0	0	0	1	1									
Inning Stats	R: 1 E: 0 K: 0 S: 4	H: 1 LOB: 0 BB: 0 P: 4	R: 2 E: 2 K: 1 S: 9	H: 3 LOB: 2 BB: 0 P: 9	R: 0 E: 0 K: 0 S: 4	H: 1 LOB: 1 BB: 0 P: 4	R: 0 E: 0 K: 0 S: 3	H: 0 LOB: 1 BB: 1 P: 7	R: 0 E: 0 K: 1 S: 5	H: 0 LOB: 0 BB: 0 P: 5	R: 0 E: 0 K: 1 S: 5	H: 0 LOB: 0 BB: 0 P: 5	R: 0 E: 0 K: 0 S: 3	H: 1 LOB: 1 BB: 0 P: 6	R: 0 E: 0 K: 1 S: 6	H: 1 LOB: 1 BB: 0 P: 6	1B: 4 2B: 3 3B: 0 HR: 0	SF: 1 SAC: 2 DP: 0 HBP: 0	WP: 0 PB: 0 SB: 0 CS: 0	PA: 36					
PITCHER	IP	WLS	BF	H	R	ER	SO	BB	IBB	HBP	BLK	WP	HR	S	P	ERA	WHIP								
Joe Nuxhall, L ERA: 2.71 (1, 1)	1.1		9	4	3	2	0	0	0	0	0	0	0	9	9	13.50	3.000								
Al Worthington, R ERA: 3.04 (2, 1)	7.1	W	26	3	0	0	3	1	0	0	0	0	0	31	35	0.00	0.545								
Bill Henry, L ERA: 4.47 (9, 1)	0.1	S	1	0	0	0	1	0	0	0	0	0	0	3	3	0.00	0.000								

AB	32
R	3
H	7
RBI	2
BB	1
SO	4
LOB	13



Batter	1	2	3	4	5	6	7	8	9	AB	R	H	RBI	BB	SO	LOB	BOTTOM								
Pete Rose, S OBP: 0.331, SLG: 0.369 (1, 4)	4-0 1B BB	0-3 K		0-0 3-1		0-3 K				3	1	0	0	1	2	3	Houston Colt 45's @ Cincinnati Reds Crosley Field, Cincinnati, OH Tue Sep 17 1963, 7:05 PM EDT Att. 3,115 - Unknown - 73 F								
Tommy Harper, R OBP: 0.325, SLG: 0.376 (1, 9)	0-0 F8	0-0 1-2 1B			4-0 S BB		0-0 F8			3	0	1	0	1	0	1									
Vada Pinson, L OBP: 0.352, SLG: 0.518 (1, 8)	0-0 1-2 1B	0-0 4-3			0-0 F7		0-0 G4-6-3 1B			4	1	2	0	0	0	3									
Gordy Coleman, L OBP: 0.299, SLG: 0.423 (1, 3)	0-0 1-2 2H 1B			0-0 6-3		0-0 F5		0-0 G4-6-3		4	0	1	1	0	0	2									
Johnny Edwards, L OBP: 0.328, SLG: 0.388 (1, 2)	0-3 K			0-0 P4		0-3 K		0-0 G3		4	0	0	0	0	2	3									
Bob Skinner, L OBP: 0.333, SLG: 0.372 (1, 7)	0-0 1-2 2H 1B			0-3 K		0-0 SH3 1B 2B		0-0 HR		4	2	3	2	0	1	0									
Leo Cardenas, R OBP: 0.288, SLG: 0.314 (1, 6)	0-0 F7			0-0 SH2-3 1B		0-0 SH3		0-0 6-3		3	0	1	0	0	0	2									
Eddie Kasko, R OBP: 0.319, SLG: 0.348 (1, 5)		0-0 1B 1B		0-0 P6		0-0 1B		0-3 K		4	0	2	1	0	1	1									
Joe Nuxhall, L OBP: 0.186, SLG: 0.203 (1, 1)		0-3 1B 1B		0-0 SH2-3		0-0 K		0-3 K		0	0	0	0	0	0	0									
Al Worthington, R OBP: 0.355, SLG: 0.389 (2, 1)		0-3 K		0-0 SH2-3		0-0 K		0-3 K		2	0	0	0	0	2	2									
Bill Henry, L OBP: 0.167, SLG: 0.200 (9, 1)		0-3 K		0-0 SH2-3		0-0 K		0-3 K		0	0	0	0	0	0	0									
Inning Stats	R: 2 E: 0 K: 1 S: 8	H: 3 LOB: 2 BB: 1 P: 12	R: 0 E: 0 K: 2 S: 9	H: 2 LOB: 0 BB: 0 P: 9	R: 0 E: 0 K: 1 S: 5	H: 0 LOB: 0 BB: 0 P: 5	R: 0 E: 0 K: 0 S: 4	H: 1 LOB: 1 BB: 0 P: 4	R: 0 E: 0 K: 1 S: 5	H: 0 LOB: 1 BB: 1 P: 9	R: 1 E: 0 K: 2 S: 9	H: 2 LOB: 1 BB: 0 P: 9	R: 0 E: 0 K: 0 S: 3	H: 1 LOB: 0 BB: 0 P: 3	R: 1 E: 0 K: 1 S: 6	H: 1 LOB: 0 BB: 0 P: 6	1B: 8 2B: 1 3B: 0 HR: 1	SF: 0 SAC: 2 DP: 1 HBP: 0	WP: 0 PB: 0 SB: 1 CS: 0	PA: 35					
PITCHER	IP	WLS	BF	H	R	ER	SO	BB	IBB	HBP	BLK	WP	HR	S	P	ERA	WHIP								
Don Nottebart, R ERA: 3.18 (1, 1)	8.0	L	35	10	4	4	8	2	0	0	0	0	1	49	57	4.50	1.500								



Batter	1	2	3	4	5	6	7	8	9	AB	R	H	RBI	BB	SO	LOB	TOP																					
Howie Goss, R OBP: 0.264, SLG: 0.335 (1, 8)										5	2	2	1	0	1	2	Houston Colt 45's @ Cincinnati Reds Crosley Field, Cincinnati, OH Wed Sep 18 1963, 7:05 PM EDT Alt. 2,950 - Unknown - 76 F																					
Pete Runnels, L OBP: 0.330, SLG: 0.297 (1, 4)										3	0	0	0	2	0	3																						
Johnny Weekly, R OBP: 0.299, SLG: 0.426 (1, 7)										5	2	3	4	0	1	1																						
Carl Warwick, R OBP: 0.317, SLG: 0.344 (1, 9)										5	1	2	1	0	1	2																						
Rusty Staub, L OBP: 0.305, SLG: 0.300 (1, 3)										5	1	1	0	0	2	2																						
John Bateman, R OBP: 0.245, SLG: 0.335 (1, 2)										4	0	1	2	0	2	0																						
Bob Aspromonte, R OBP: 0.263, SLG: 0.290 (1, 5)										4	1	1	0	0	0	1																						
Bob Lillis, R OBP: 0.225, SLG: 0.234 (1, 6)										3	0	0	0	1	1	2																						
Dick Drott, R OBP: 0.130, SLG: 0.130 (3, PH)										0	0	0	0	0	0	0																						
Johnny Temple, R OBP: 0.346, SLG: 0.318 (3, PH)										0	0	0	0	1	0	0																						
Ken Johnson, R OBP: 0.266, SLG: 0.259 (3, PH)										0	0	0	0	0	0	0																						
Don McMahon, L OBP: 0.292, SLG: 0.169 (3, PH)										0	0	0	0	0	0	0																						
Jimmy Wynn, R OBP: 0.302, SLG: 0.345 (5, PH)										0	1	0	0	1	0	0																						
Jim Umbricht, R OBP: 0.250, SLG: 0.286 (5, PH)										0	0	0	0	0	0	0																						
Hal Smith, R OBP: 0.174, SLG: 0.139 (7, PH)										1	0	0	0	0	1	1																						
Hal Woodeshick, R OBP: 0.174, SLG: 0.139 (7, PH)										1	0	0	0	0	0	1																						
Inning Stats	R: 0 E: 0 K: 2 S: 8	H: 1 LOB: 2 BB: 1 P: 12	R: 0 E: 0 K: 2 S: 7	H: 0 LOB: 0 BB: 0 P: 7	R: 0 E: 0 K: 0 S: 2	H: 0 LOB: 1 BB: 1 P: 6	R: 0 E: 0 K: 0 S: 3	H: 0 LOB: 0 BB: 0 P: 3	R: 3 E: 0 K: 1 S: 8	H: 3 LOB: 2 BB: 2 P: 16	R: 0 E: 0 K: 2 S: 5	H: 0 LOB: 0 BB: 0 P: 5	R: 0 E: 0 K: 1 S: 7	H: 0 LOB: 1 BB: 1 P: 11	R: 3 E: 1 K: 0 S: 7	H: 4 LOB: 1 BB: 0 P: 7	R: 2 E: 0 K: 1 S: 7	H: 2 LOB: 0 BB: 0 P: 7	1B: 6 2B: 3 3B: 0 HR: 1	SF: 0 SAC: 0 DP: 1 HBP: 0	WP: 1 PA: 41 PB: 0 SB: 0 CS: 0																	
PITCHER	IP	WLS	BF	H	R	ER	SO	BB	IBB	HBP	BLK	WP	HR	S	P	ERA	WHIP	PITCHER				IP	WLS	BF	H	R	ER	SO	BB	IBB	HBP	BLK	WP	HR	S	P	ERA	WHIP
Jim Maloney, R ERA: 2.78 (1, 1)	7.0	L	33	8	6	6	8	5	0	0	0	1	0	44	64	7.71	1.857																					
Dom Zanni, R ERA: 4.66 (8, 1)	2.0		8	2	2	2	1	0	0	0	0	0	1	10	10	9.00	1.000																					


AB	36
R	8
H	10
RBI	8
BB	5
SO	9
LOB	15




Batter	1	2	3	4	5	6	7	8	9	AB	R	H	RBI	BB	SO	LOB	BOTTOM																					
Pete Rose, S OBP: 0.333, SLG: 0.369 (1, 4)										4	1	2	0	1	0	1	Houston Colt 45's @ Cincinnati Reds Crosley Field, Cincinnati, OH Wed Sep 18 1963, 7:05 PM EDT Alt. 2,950 - Unknown - 76 F																					
Tommy Harper, R OBP: 0.326, SLG: 0.373 (1, 9)										5	0	1	0	0	1	4																						
Vada Pinson, L OBP: 0.351, SLG: 0.521 (1, 8)										4	1	1	2	0	0	2																						
Gordy Coleman, L OBP: 0.297, SLG: 0.420 (3, PH)										3	0	0	0	0	0	1																						
Don Pavletich, R OBP: 0.272, SLG: 0.331 (9, 3)										1	0	0	0	0	0	0																						
Johnny Edwards, L OBP: 0.328, SLG: 0.387 (1, 2)										4	0	1	0	0	0	0																						
Bob Skinner, L OBP: 0.333, SLG: 0.378 (8, PH)										3	0	1	0	0	0	0																						
Ken Walters, R OBP: 0.250, SLG: 0.269 (9, 7)										0	0	0	0	1	0	0																						
Leo Cardenas, R OBP: 0.269, SLG: 0.320 (1, 6)										3	1	1	1	0	1	1																						
Eddie Kasko, R OBP: 0.317, SLG: 0.341 (1, 5)										3	1	0	0	1	2	3																						
Jim Maloney, L OBP: 0.193, SLG: 0.179 (1, 1)										3	0	1	0	0	1	0																						
Dom Zanni, R OBP: 0.333, SLG: 0.333 (8, 1)										0	0	0	0	0	0	0																						
Gene Green, R OBP: 0.261, SLG: 0.336 (9, PH)										0	0	0	0	0	0	0																						
Inning Stats	R: 2 E: 0 K: 1 S: 6	H: 1 LOB: 0 BB: 1 P: 10	R: 1 E: 1 K: 0 S: 5	H: 2 LOB: 2 BB: 1 P: 9	R: 0 E: 0 K: 0 S: 3	H: 0 LOB: 0 BB: 0 P: 3	R: 1 E: 0 K: 0 S: 4	H: 1 LOB: 0 BB: 0 P: 4	R: 0 E: 0 K: 2 S: 8	H: 1 LOB: 1 BB: 0 P: 8	R: 0 E: 0 K: 1 S: 6	H: 1 LOB: 1 BB: 0 P: 6	R: 0 E: 0 K: 1 S: 6	H: 1 LOB: 2 BB: 1 P: 10	R: 0 E: 0 K: 0 S: 2	H: 0 LOB: 0 BB: 0 P: 3	1B: 5 2B: 0 3B: 1 HR: 2	SF: 0 SAC: 1 DP: 1 HBP: 1	WP: 0 PA: 38 PB: 0 SB: 0 CS: 0																			
PITCHER	IP	WLS	BF	H	R	ER	SO	BB	IBB	HBP	BLK	WP	HR	S	P	ERA	WHIP	PITCHER				IP	WLS	BF	H	R	ER	SO	BB	IBB	HBP	BLK	WP	HR	S	P	ERA	WHIP
Dick Drott, R ERA: 4.93 (1, 1)	2.0		11	3	3	3	1	2	0	0	0	0	1	11	19	13.50	2.500																					
Don McMahon, R ERA: 4.08 (3, 1)	2.0		7	1	1	1	0	0	0	0	0	0	1	7	7	4.50	0.500																					
Jim Umbricht, R ERA: 2.9 (5, 1)	2.0		8	2	0	0	2	0	0	0	0	0	0	12	12	0.00	1.000																					
Hal Woodeshick, L ERA: 1.93 (7, 1)	3.0	W	12	2	0	0	2	1	0	1	0	0	0	14	19	0.00	1.000																					

AB	33
R	4
H	8
RBI	3
BB	3
SO	5
LOB	12



Batter	1	2	3	4	5	6	7	8	9	AB	R	H	RBI	BB	SO	LOB	TOP			
Julian Javier, R OBP: 0.303, SLG: 0.389 (1, 4)	0-0 6-3		0-0 S 1B			0-0 F9			0-0 6-3	4	0	1	0	0	0	0	St. Louis Cardinals @ Cincinnati Reds Crosley Field, Cincinnati, OH Fri Sep 20 1963, 7:05 PM EDT Att: 11,155 - Unknown livebaseballscores.com AB 30 R 0 H 3 RBI 0 BB 0 SO 6 LOB 6 			
Dick Groat, R OBP: 0.381, SLG: 0.454 (1, 6)	0-0 1B		0-0 F5 1-2			0-0 4-3			0-0 F9	4	0	1	0	0	0	1				
Stan Musial, L OBP: 0.327, SLG: 0.409 (1, 7)	0-0 F9			0-0 F2					0-0 G3	4	0	1	0	0	0	1				
Ken Boyer, R OBP: 0.358, SLG: 0.454 (1, 5)	0-3 K			0-0 F2					0-0 F7	3	0	0	0	0	1	2				
Bill White, L OBP: 0.364, SLG: 0.502 (1, 3)		0-0 1-3		0-0 F7					0-0 F7	3	0	0	0	0	0	1				
Curt Flood, R OBP: 0.348, SLG: 0.401 (1, 8)	0-3 K				0-3 K				0-3 K	3	0	0	0	0	3	1				
Tim McCarver, L OBP: 0.338, SLG: 0.391 (1, 2)	0-0 F6				0-0 F7				0-0 F4	3	0	0	0	0	0	0				
George Altman, L OBP: 0.337, SLG: 0.400 (1, 9)			0-0 F7		0-0 1-3				0-0 F7	3	0	0	0	0	0	0				
Ray Sadecki, L OBP: 0.156, SLG: 0.177 Doug Clemens, L (8, PH)	0-3 K				0-0 5-3				0-3 K	2	0	0	0	0	1	0				
Ernie Broglio, R OBP: 0.126, SLG: 0.131 (8, 1)										1	0	0	0	0	1	0				
Inning Stats	R: 0 E: 0 K: 1 S: 6	H: 1 LOB: 1 BB: 0 P: 6	R: 0 E: 0 K: 1 S: 5	H: 0 LOB: 0 BB: 0 P: 5	R: 0 E: 0 K: 1 S: 6	H: 1 LOB: 1 BB: 0 P: 6	R: 0 E: 0 K: 0 S: 3	H: 0 LOB: 0 BB: 0 P: 3	R: 0 E: 0 K: 1 S: 5	H: 0 LOB: 0 BB: 0 P: 5	R: 0 E: 0 K: 1 S: 6	H: 1 LOB: 1 BB: 0 P: 6	R: 0 E: 0 K: 1 S: 5	H: 0 LOB: 0 BB: 0 P: 5	R: 0 E: 0 K: 0 S: 3	H: 0 LOB: 0 BB: 0 P: 3	1B: 3 2B: 0 3B: 0 HR: 0	SF: 0 SAC: 0 DP: 0 HBP: 0	WP: 0 PB: 0 SB: 1 CS: 0	PA: 30
PITCHER John Tsitouris, R ERA: 3.31 (1, 1)	IP: 9.0 WLS: W BF: 30 H: 3 R: 0 ER: 0 SO: 6 BB: 0 IBB: 0 HBP: 0 BLK: 0 WP: 0 HR: 0 S: 42 P: 42 ERA: 0.00 WHIP: 0.333																			

Batter	1	2	3	4	5	6	7	8	9	AB	R	H	RBI	BB	SO	LOB	BOTTOM			
Pete Rose, S OBP: 0.333, SLG: 0.368 (1, 4)	0-0 F9		0-0 F8			0-0 5-3			4-0 BB	3	0	0	0	1	0	0	St. Louis Cardinals @ Cincinnati Reds Crosley Field, Cincinnati, OH Fri Sep 20 1963, 7:05 PM EDT Att: 11,155 - Unknown livebaseballscores.com AB 28 R 1 H 5 RBI 1 BB 1 SO 5 LOB 7 			
Eddie Kasko, R OBP: 0.321, SLG: 0.345 (1, 5)	0-0 1B			0-0 F8		0-0 0-3 1B			0-0 1-3	4	0	2	0	0	0	1				
Vada Pinson, L OBP: 0.349, SLG: 0.518 (1, 8)	0-3 K			0-0 F9		0-0 F9			0-0 9-3	3	0	0	0	0	1	2				
Don Pavletich, R OBP: 0.273, SLG: 0.337 (1, 3)	0-0 F7			1B 1B 2B		1-2			0-0 K	3	1	1	0	0	0	2				
Tommy Harper, R OBP: 0.328, SLG: 0.373 (1, 9)		0-0 F4		1B 1B		0-3 K			0-0 F8	3	0	1	0	0	1	0				
Ken Walters, R OBP: 0.283, SLG: 0.271 (1, 7)	0-0 F9			1-3 3-H 0-3 1B		0-0 F8			0-0 4-3	3	0	1	1	0	0	0				
Leo Cardenas, R OBP: 0.267, SLG: 0.318 (1, 6)	0-3 K				0-0 F6				0-0 F9	3	0	0	0	0	0	0				
Johnny Edwards, L OBP: 0.326, SLG: 0.384 (1, 2)			0-0 F6		0-0 F7				0-0 K	3	0	0	0	0	0	0				
John Tsitouris, R OBP: 0.068, SLG: 0.069 (1, 1)			0-0 6-3		0-0 1-3				0-3 K	3	0	0	0	0	1	0				
Inning Stats	R: 0 E: 0 K: 1 S: 6	H: 1 LOB: 1 BB: 0 P: 6	R: 0 E: 0 K: 1 S: 5	H: 0 LOB: 0 BB: 0 P: 5	R: 0 E: 0 K: 0 S: 3	H: 0 LOB: 0 BB: 0 P: 3	R: 1 E: 0 K: 1 S: 8	H: 3 LOB: 2 BB: 0 P: 8	R: 0 E: 0 K: 0 S: 3	H: 0 LOB: 0 BB: 0 P: 3	R: 0 E: 0 K: 1 S: 5	H: 0 LOB: 0 BB: 0 P: 5	R: 0 E: 0 K: 1 S: 5	H: 0 LOB: 1 BB: 1 P: 9	R: 0 E: 0 K: 0 S: 3	H: 0 LOB: 0 BB: 0 P: 3		1B: 4 2B: 2 3B: 0 HR: 0	SF: 0 SAC: 0 DP: 1 HBP: 0	WP: 0 PB: 0 SB: 0 CS: 0
PITCHER Ray Sadecki, L ERA: 4.14 Ernie Broglio, R ERA: 3.06 (1, 1) (8, 1)	IP: 7.0 WLS: L BF: 25 H: 5 R: 1 ER: 1 SO: 4 BB: 0 IBB: 0 HBP: 0 BLK: 0 WP: 0 HR: 0 S: 33 P: 33 ERA: 1.29 WHIP: 0.714																			

Batter	1	2	3	4	5	6	7	8	9	AB	R	H	RBI	BB	SO	LOB	TOP				
Julian Javier, R OBP: 0.303, SLG: 0.390 (1, 4)	6-3		F4			F2			1B FC6-4 2B	4	1	1	0	0	0	0					
Dick Groat, R OBP: 0.379, SLG: 0.451 (1, 6)	F8						6-3		F9	4	0	0	0	0	1	1					
Stan Musial, L OBP: 0.325, SLG: 0.407 Mike Shannon, R OBP: 0.350, SLG: 0.500 (1, 7) (4, 9)					F9				FC6-4 1B	2	0	0	0	0	1	0					
Ken Boyer, R OBP: 0.356, SLG: 0.451 (1, 5)			F7						FC6-4 1-2 3-H	4	0	0	1	0	1	1					
Bill White, L OBP: 0.363, SLG: 0.500 (1, 3)										4	0	1	0	0	3	1					
Curt Flood, R OBP: 0.347, SLG: 0.404 (1, 8)										3	1	1	0	0	0	1					
Charlie James, R OBP: 0.297, SLG: 0.415 (1, 9) (4, 7)										3	0	1	1	0	0	2					
Tim McCarver, L OBP: 0.338, SLG: 0.391 (1, 2)										3	0	1	0	0	0	0					
Curt Simmons, L OBP: 0.185, SLG: 0.210 (5, PH) Jerry Dudetz, R OBP: 0.225, SLG: 0.137 (6, PH) Lew Burdette, R OBP: 0.325, SLG: 0.407 Jim Beauchamp, R OBP: 0.338, SLG: 0.404 Ron Taylor, R OBP: 0.351, SLG: 0.447 Ken MacKenzie, R OBP: 0.317, SLG: 0.378 (8, PH) (8, PH) (9, 7)										1	0	0	0	0	1	0					
Inning Stats	R: 0 E: 0 K: 1 S: 5	H: 0 LOB: 0 BB: 0 P: 5	R: 0 E: 1 K: 1 S: 6	H: 0 LOB: 1 BB: 0 P: 6	R: 0 E: 0 K: 1 S: 5	H: 0 LOB: 0 BB: 0 P: 5	R: 0 E: 0 K: 2 S: 7	H: 0 LOB: 0 BB: 0 P: 7	R: 0 E: 0 K: 0 S: 3	H: 1 LOB: 0 BB: 0 P: 3	R: 0 E: 0 K: 1 S: 5	H: 0 LOB: 0 BB: 0 P: 5	R: 0 E: 0 K: 1 S: 5	H: 0 LOB: 0 BB: 0 P: 5	R: 1 E: 0 K: 2 S: 9	H: 3 LOB: 1 BB: 0 P: 9	R: 1 E: 0 K: 1 S: 7	H: 2 LOB: 1 BB: 0 P: 7	1B: 4 2B: 1 3B: 1 HR: 0	SF: 0 SAC: 0 DP: 1 HBP: 0	WP: 0 PA: 32 PB: 0 SB: 0 CS: 0
PITCHER Joe Nuxhall, L ERA: 2.88 (1, 1)	IP: 9.0 WLS: W BF: 32 H: 6 R: 2 ER: 2 SO: 10 BB: 0 IBB: 0 HBP: 0 BLK: 0 WP: 0 HR: 0 S: 52 P: 52 ERA: 2.00 WHIP: 0.667															PITCHER Joe Nuxhall, L ERA: 2.88 (1, 1)	IP: 9.0 WLS: W BF: 32 H: 6 R: 2 ER: 2 SO: 10 BB: 0 IBB: 0 HBP: 0 BLK: 0 WP: 0 HR: 0 S: 52 P: 52 ERA: 2.00 WHIP: 0.667				

St. Louis Cardinals @ Cincinnati Reds
Crosley Field, Cincinnati, OH
Sun Sep 22 1963, 3:33 AM EDT
Att: 25,706 - Unknown

AB	32
R	2
H	6
RBI	2
BB	0
SO	10
LOB	7

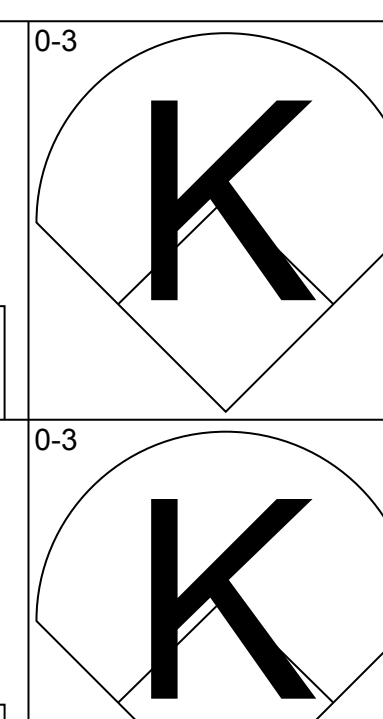
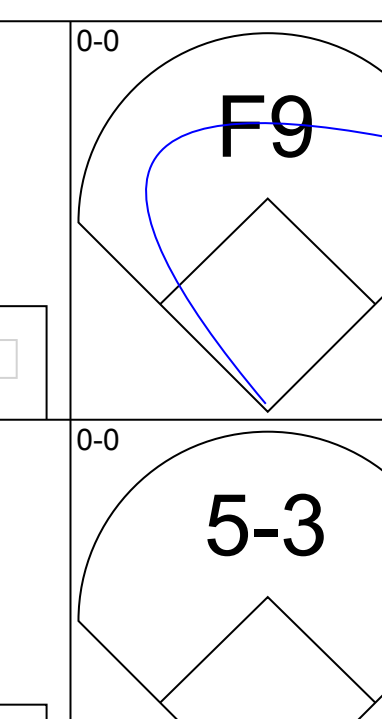
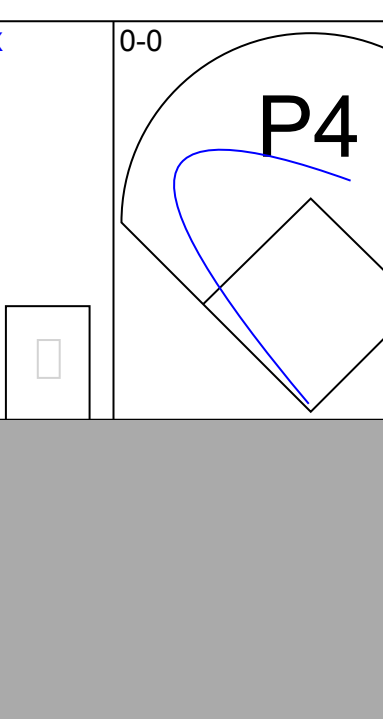
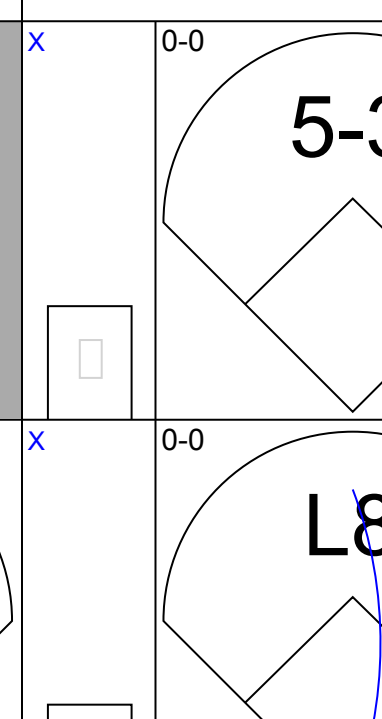
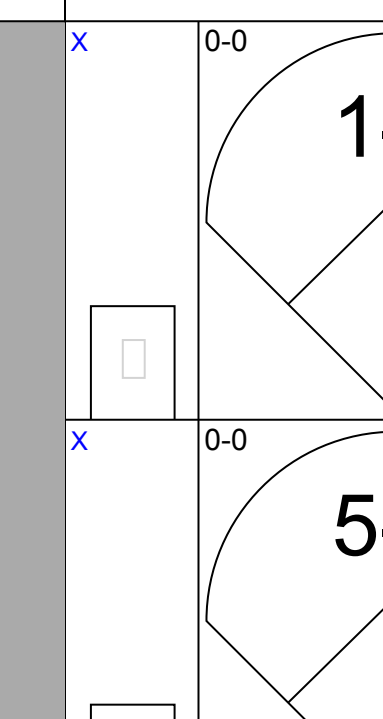
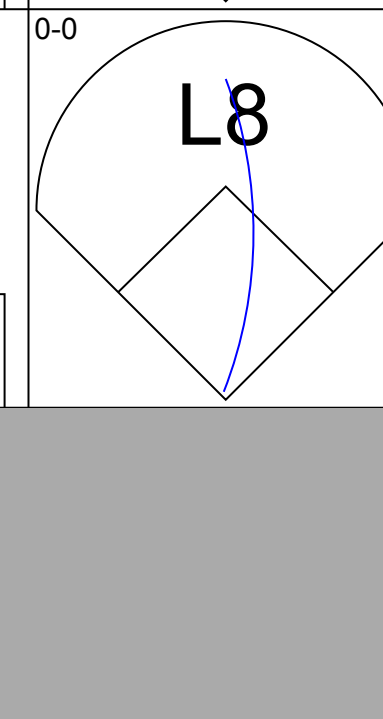



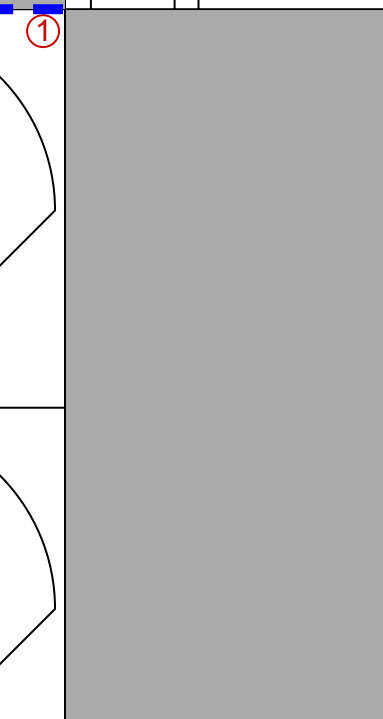

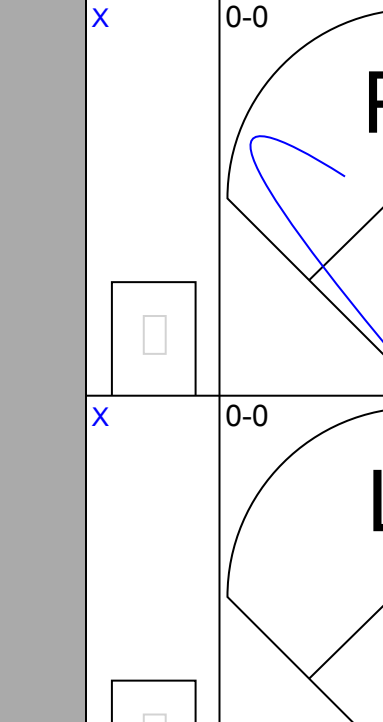
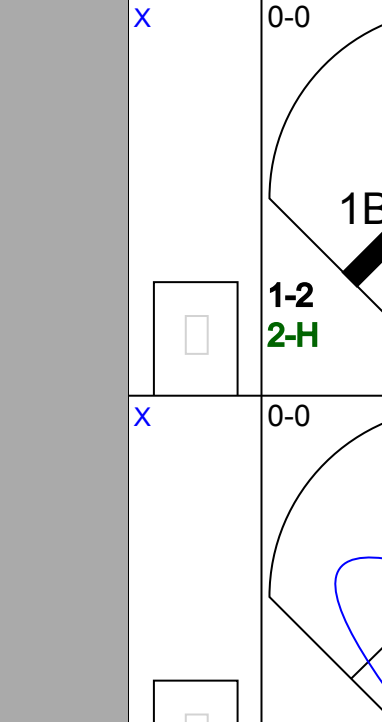
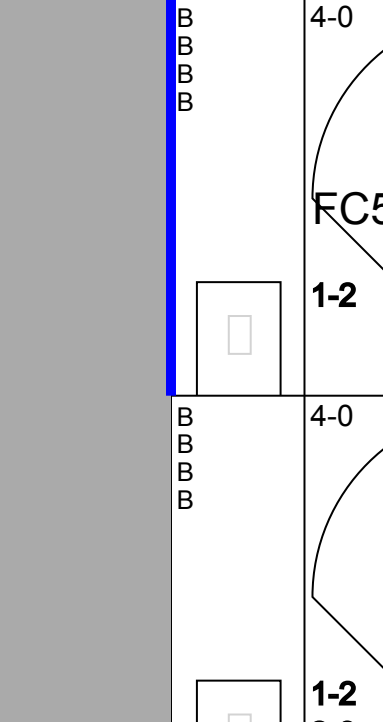
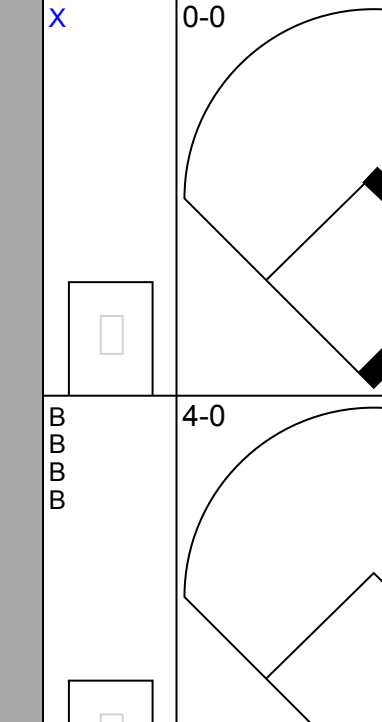
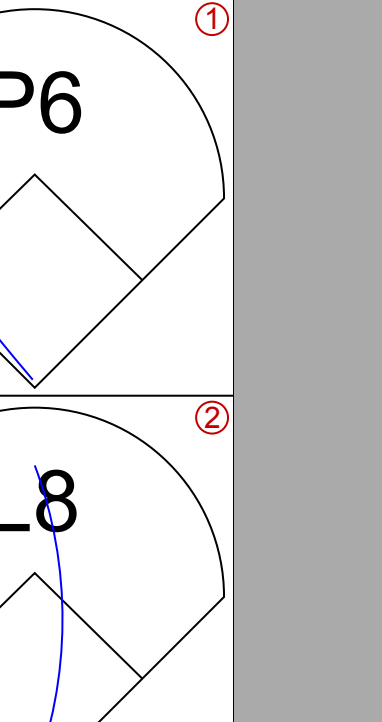

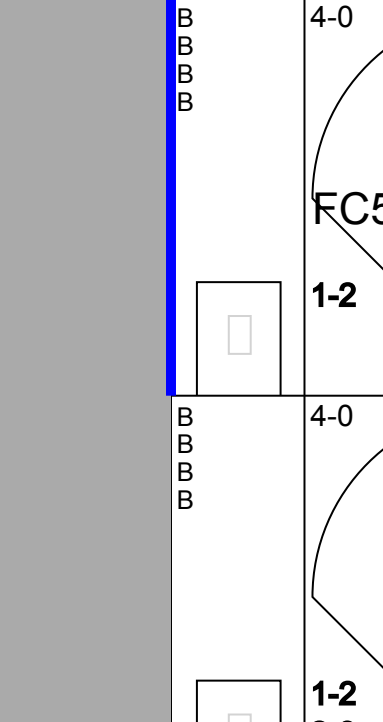
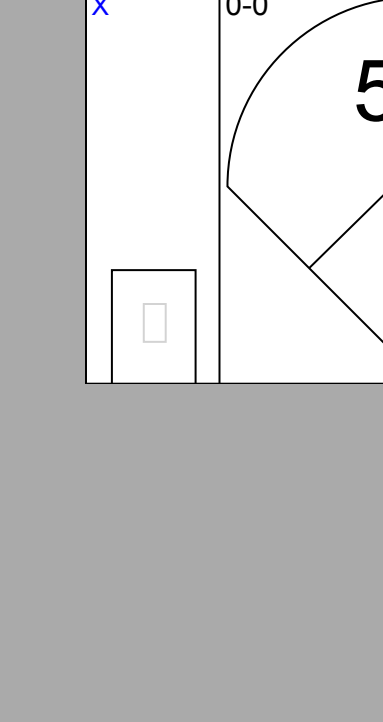
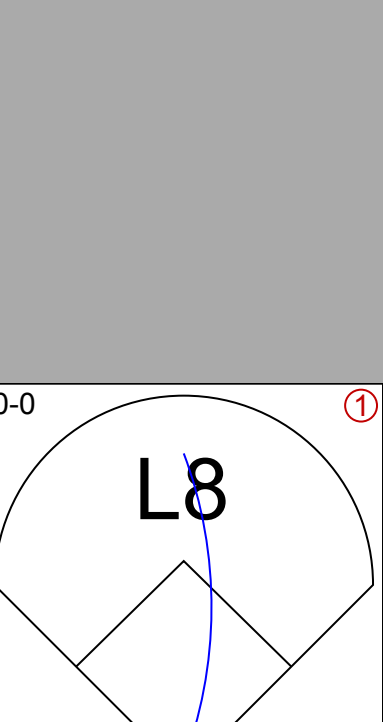
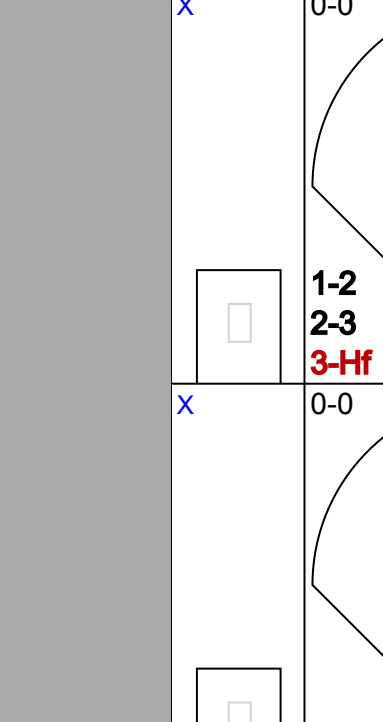
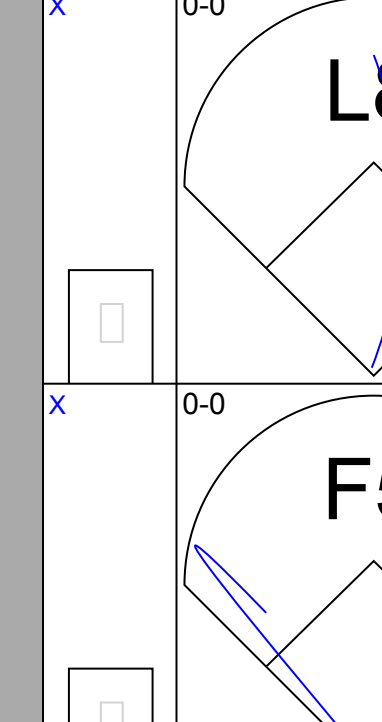
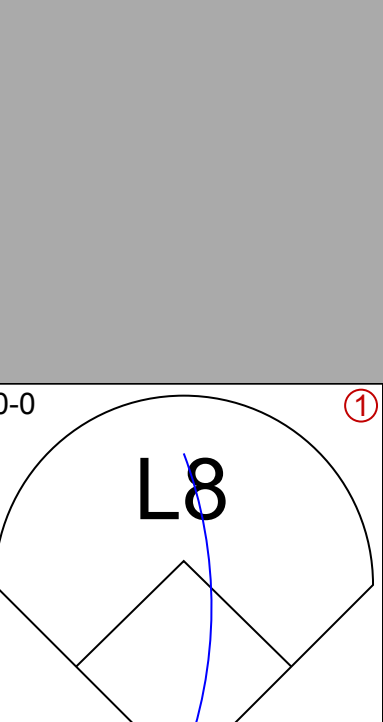
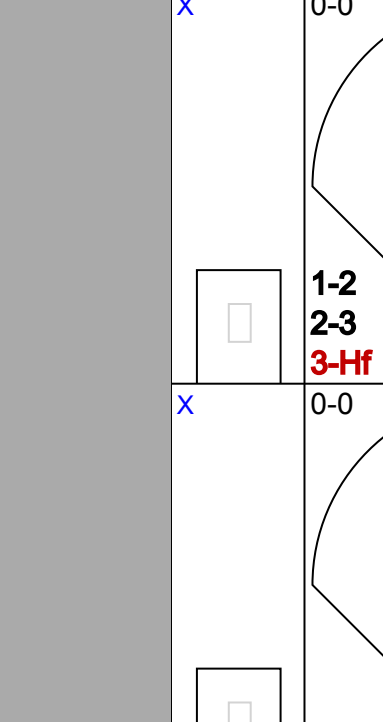
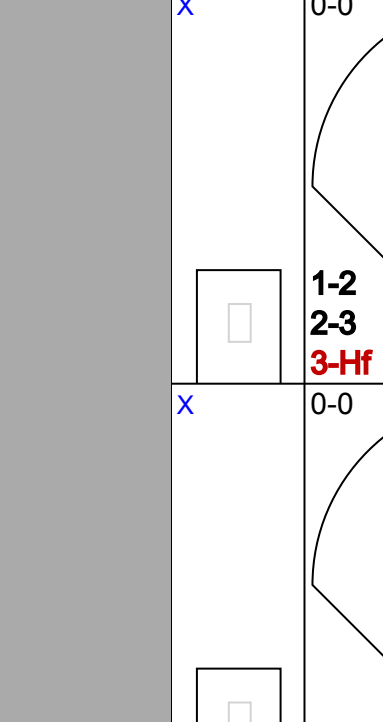

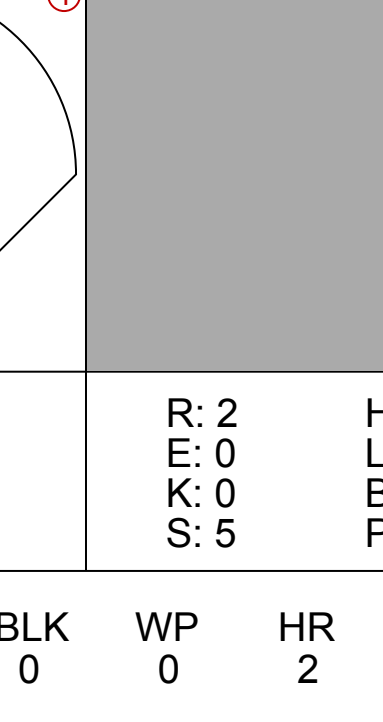
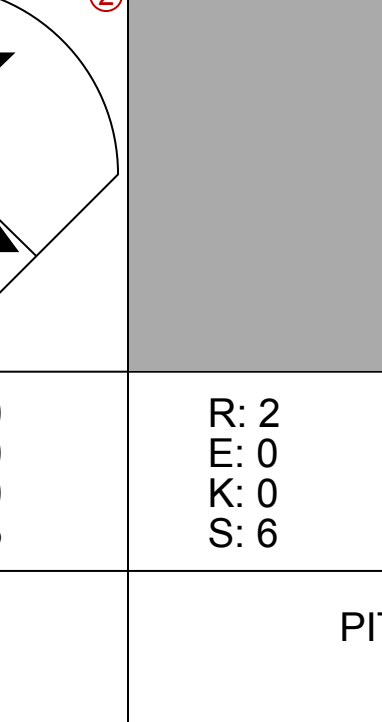
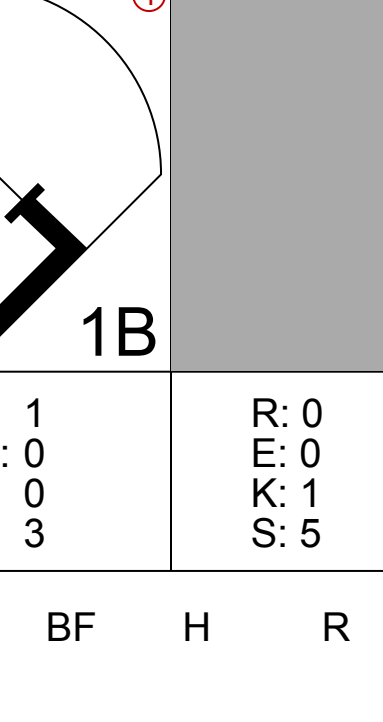
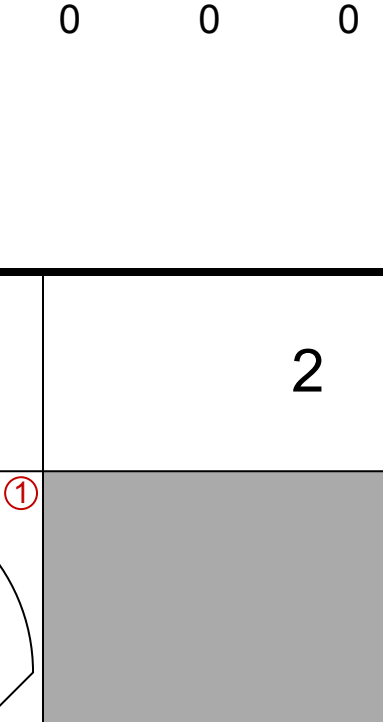
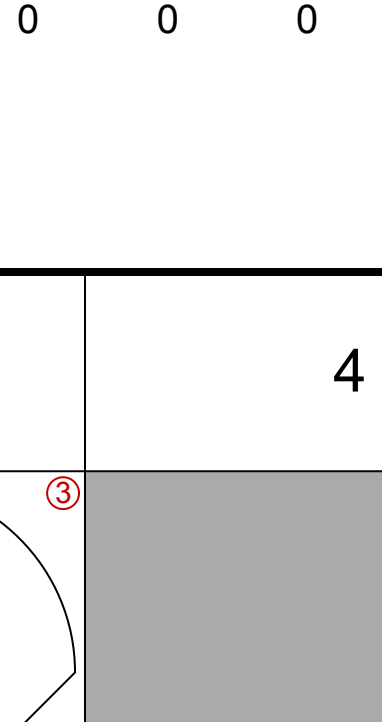
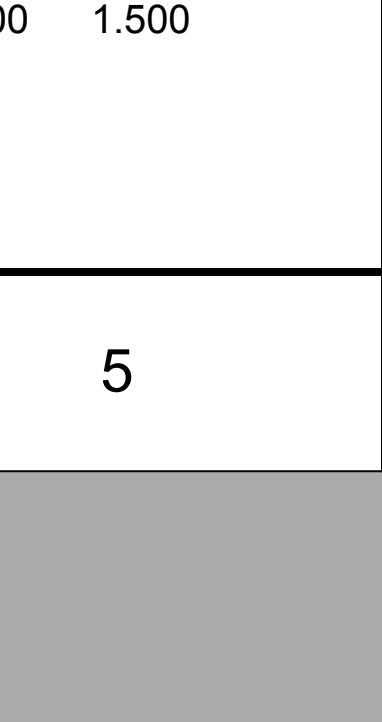
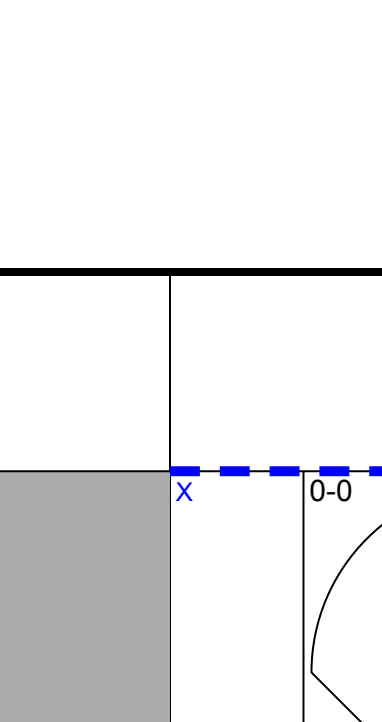
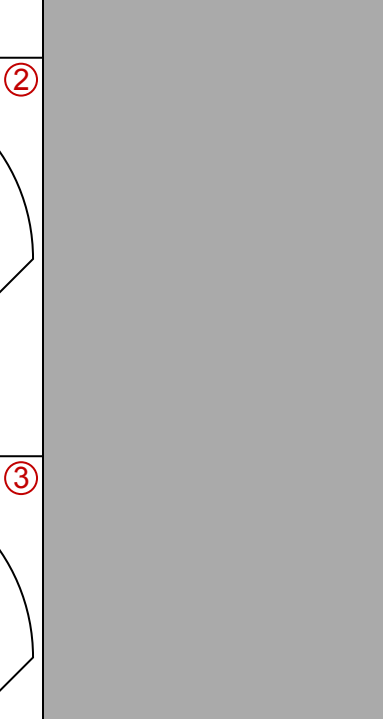

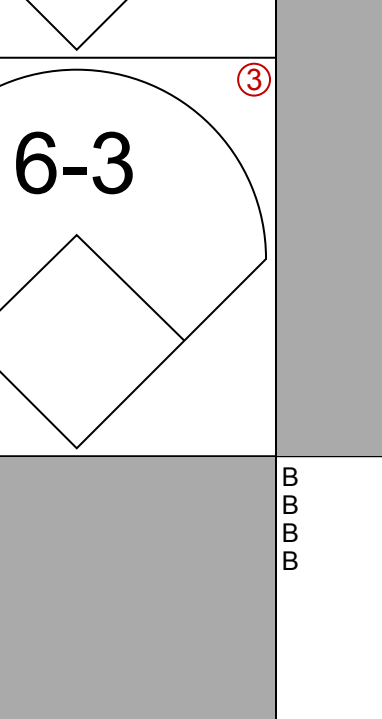
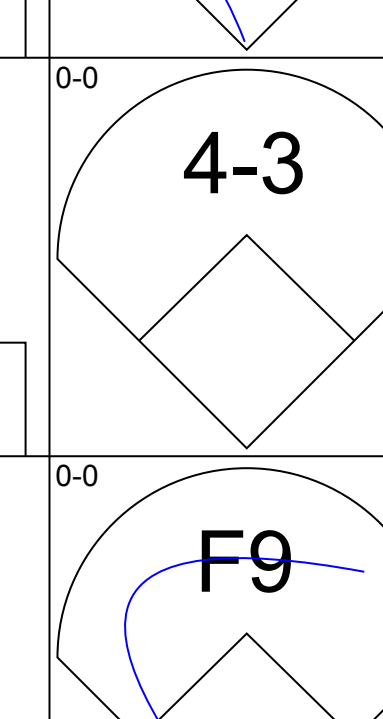


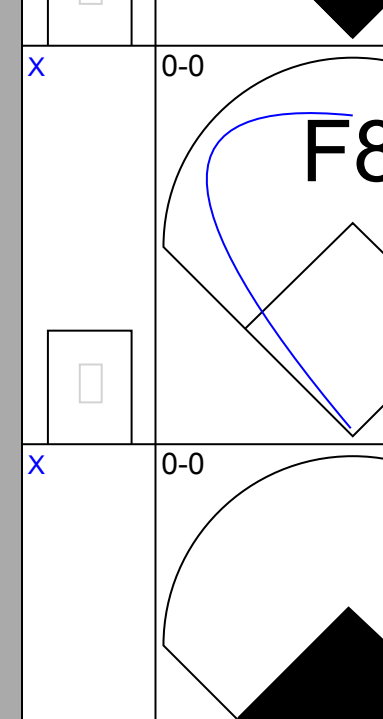
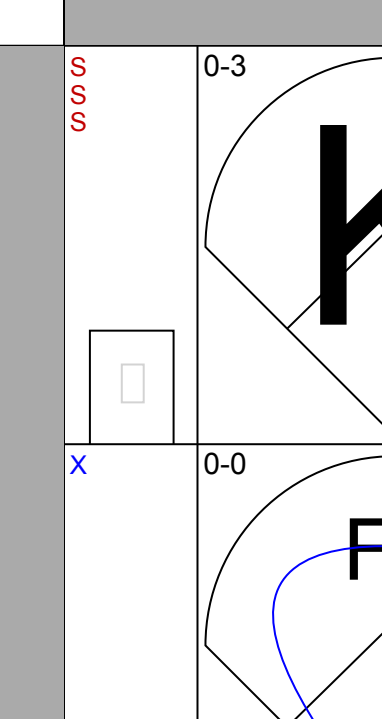
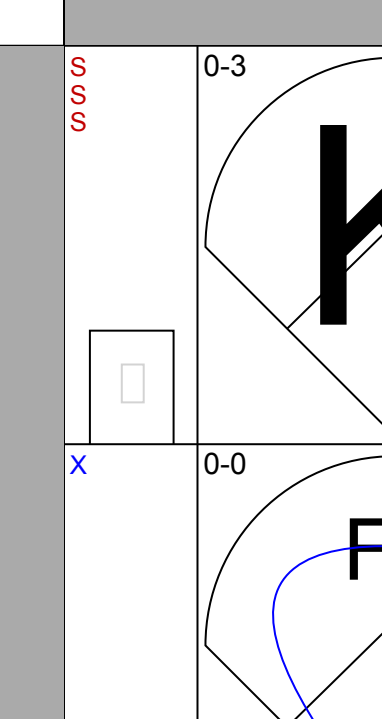


Batter	1	2	3	4	5	6	7	8	9	AB	R	H	RBI	BB	SO	LOB	BOTTOM		
Pete Rose, S OBP: 0.331, SLG: 0.365 (1, 4)	6-3		F2							4	0	0	0	0	0	1			
Eddie Kasko, R OBP: 0.330, SLG: 0.354 (1, 5)										4	2	3	0	0	0	0			
Vada Pinson, L OBP: 0.350, SLG: 0.521 (1, 8)										3	1	1	2	1	1	2			
Don Pavletich, R OBP: 0.274, SLG: 0.333 (6, PH) Gordy Coleman, L OBP: 0.296, SLG: 0.419 Marty Keough, L OBP: 0.338, SLG: 0.404 (9, 3)										2	0	0	0	1	0	2			
Tommy Harper, R OBP: 0.326, SLG: 0.374 (1, 9)										4	1	2	1	0	1	0			
Ken Walters, R OBP: 0.244, SLG: 0.260 (8, PH) Bob Skinner, L OBP: 0.333, SLG: 0.378 Frank Robinson, R OBP: 0.391, SLG: 0.447 (9, 7)										3	0	0	0	0	0	2			
Leo Cardenas, R OBP: 0.265, SLG: 0.316 (1, 6)										4	0	0	0	0	1	1			
Johnny Edwards, L OBP: 0.324, SLG: 0.382 (1, 2)										3	1	0	0	0	0	0			
Joe Nuxhall, L OBP: 0.178, SLG: 0.194 (1, 1)										3	0	0	0	0	2	1			
Inning Stats	R: 0 E: 0 K: 0 S: 4	H: 1 LOB: 1 BB: 0 P: 4	R: 0 E: 0 K: 0 S: 3	H: 0 LOB: 0 BB: 0 P: 3	R: 3 E: 1 K: 0 S: 7	H: 3 LOB: 2 BB: 1 P: 11	R: 0 E: 0 K: 1 S: 5	H: 0 LOB: 0 BB: 0 P: 5	R: 0 E: 0 K: 2 S: 7	H: 0 LOB: 0 BB: 0 P: 7	R: 0 E: 0 K: 1 S: 5	H: 0 LOB: 0 BB: 0 P: 5	R: 0 E: 0 K: 2 S: 10	H: 3 LOB: 1 BB: 0 P: 10	R: 2 E: 0 K: 2 S: 10	H: 3 LOB: 1 BB: 0 P: 10	1B: 5 2B: 1 3B: 1 HR: 0	SF: 0 SAC: 0 DP: 0 HBP: 0	WP: 0 PA: 34 PB: 0 SB: 0 CS: 0
PITCHER Curt Simmons, L ERA: 2.48 (1, 1) Lew Burdette, R ERA: 3.07 (6, 1) Ron Taylor, R ERA: 2.91 (8, 1) Ken MacKenzie, L ERA: 4.88 (8, 1)	IP: 5.0 WLS: L BF: 22 H: 4 R: 3 ER: 0 SO: 1 BB: 2 IBB: 0 HBP: 0 BLK: 0 WP: 0 HR: 0 S: 12 P: 12 ERA: 0.00 WHIP: 1.200															PITCHER Curt Simmons, L ERA: 2.48 (1, 1) Lew Burdette, R ERA: 3.07 (6, 1) Ron Taylor, R ERA: 2.91 (8, 1) Ken MacKenzie, L ERA: 4.88 (8, 1)	IP: 5.0 WLS: L BF: 22 H: 4 R: 3 ER: 0 SO: 1 BB: 2 IBB: 0 HBP: 0 BLK: 0 WP: 0 HR: 0 S: 12 P: 12 ERA: 0.00 WHIP: 1.200		

St. Louis Cardinals @ Cincinnati Reds
Crosley Field, Cincinnati, OH
Sun Sep 22 1963, 3:33 AM EDT
Att: 25,706 - Unknown

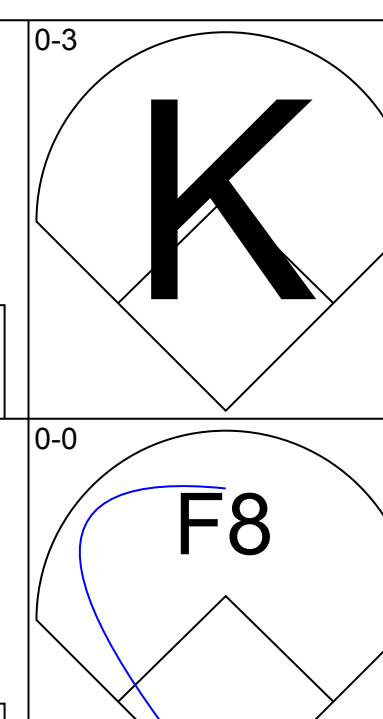
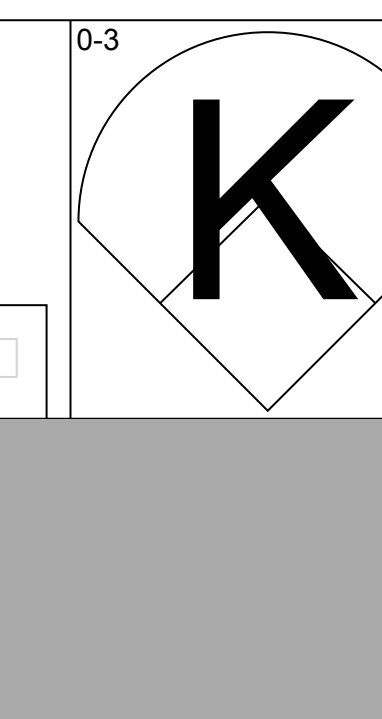

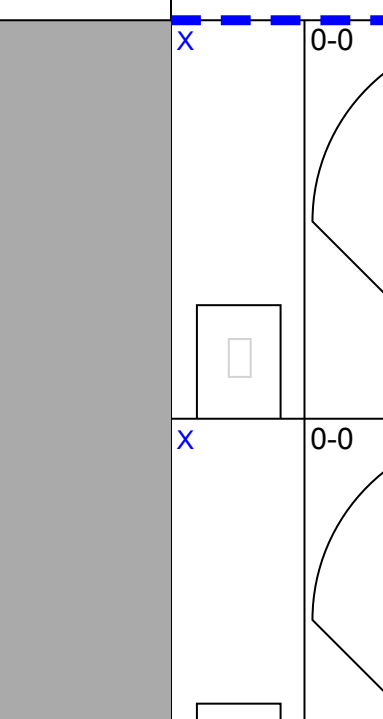
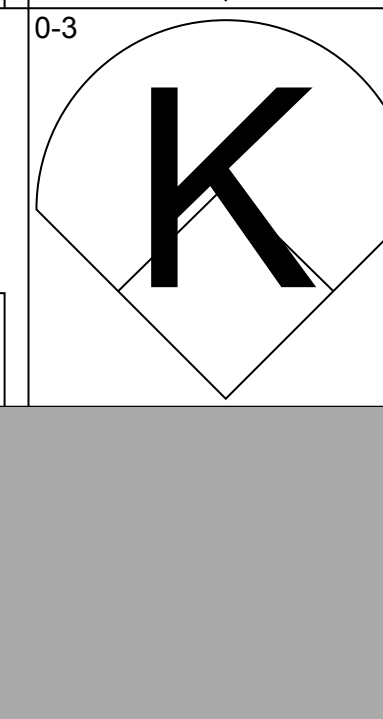
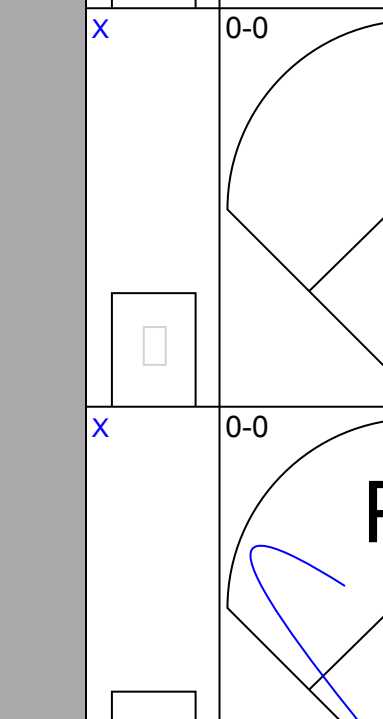

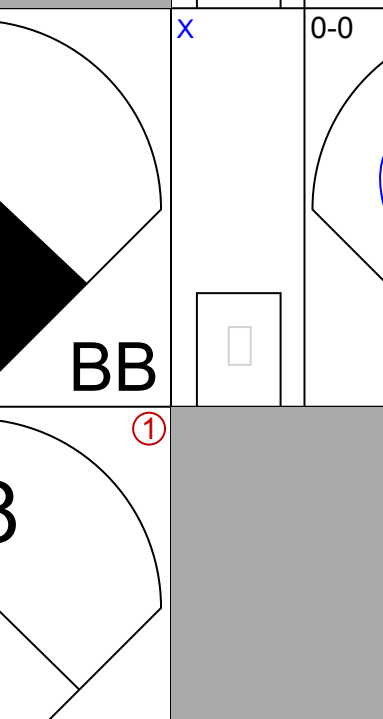



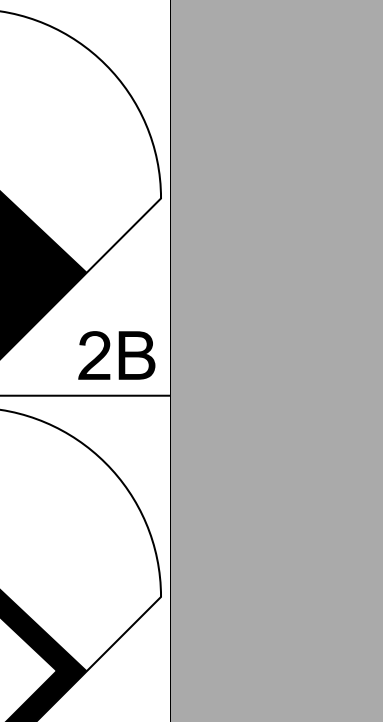

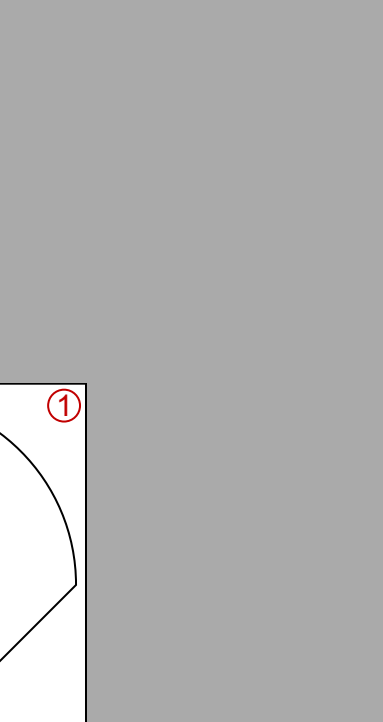
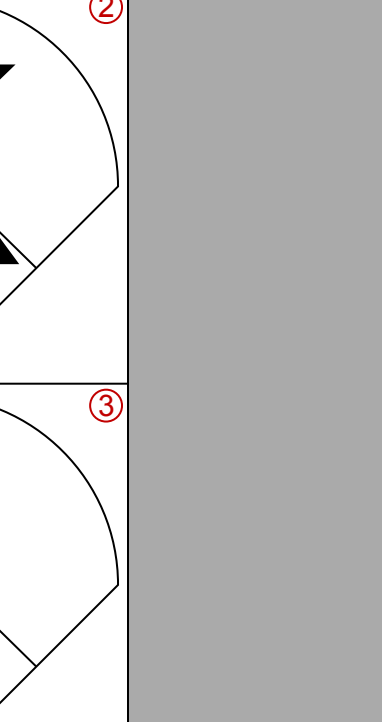
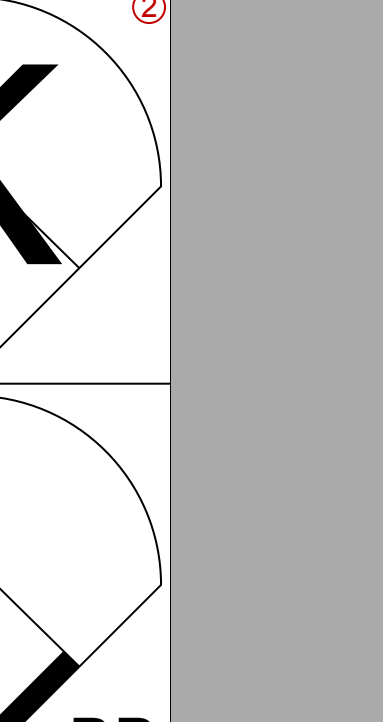

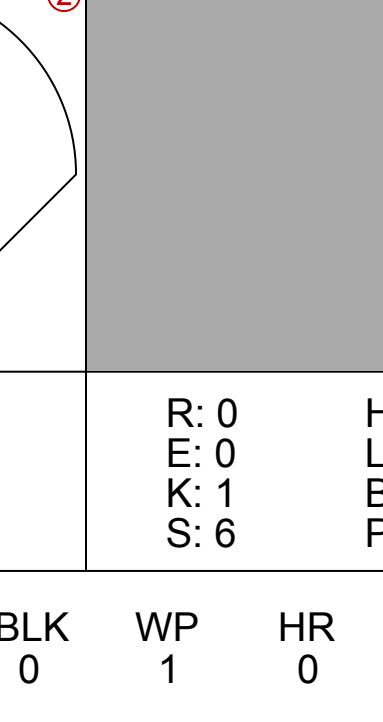
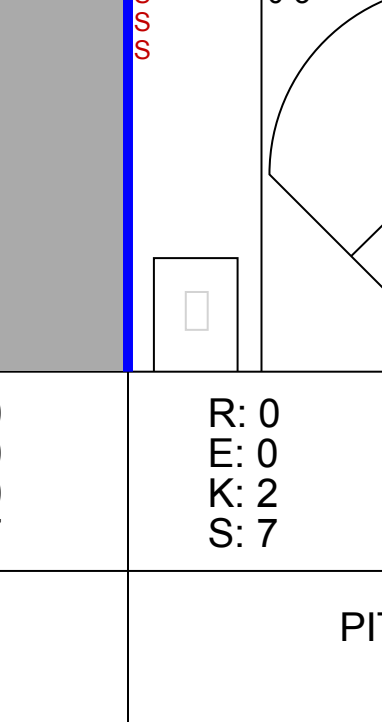
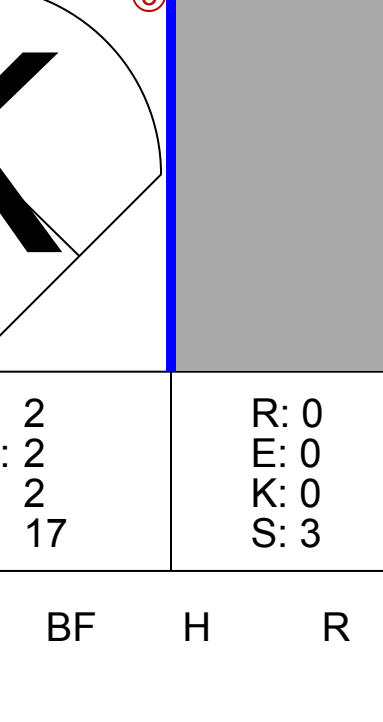







AB	32
R	5
H	7
RBI	5
BB	2
SO	6
LOB	10



Batter	1	2	3	4	5	6	7	8	9	AB	R	H	RBI	BB	SO	LOB	TOP					
Pete Rose, S OBP: 0.328, SLG: 0.362 (1, 4)										5	0	0	0	0	1	0	Cincinnati Reds @ Milwaukee Braves Milwaukee County Stadium, Milwaukee, WI Tue Sep 24 1963, 8:05 PM EDT Att: 4,744 - Unknown					
Eddie Kasko, R OBP: 0.327, SLG: 0.356 (1, 5)										5	1	1	0	0	1	0						
Vada Pinson, L OBP: 0.350, SLG: 0.524 (1, 8)										4	1	1	1	0	1	1						
Frank Robinson, R OBP: 0.384, SLG: 0.454 (1, 7)										2	2	1	1	2	1	0						
Don Pavletich, R OBP: 0.280, SLG: 0.345 (1, 3)										3	0	2	1	0	0	0						
Gordy Coleman, L OBP: 0.298, SLG: 0.419 (8, PH)										0	0	0	0	1	0	0						
Marty Keough, L OBP: 0.338, SLG: 0.404 (8, PR)										0	0	0	0	0	0	0						
Tommy Harper, R OBP: 0.331, SLG: 0.372 (1, 9)										2	0	0	0	2	0	2						
Leo Cardenas, R OBP: 0.265, SLG: 0.315 (1, 6)										4	0	1	1	0	0	5						
Johnny Edwards, L OBP: 0.321, SLG: 0.379 (1, 2)										4	0	0	0	0	0	7						
Jim Maloney, L OBP: 0.198, SLG: 0.184 (1, 1)										3	0	1	0	0	1	0						
Bill Henry, L OBP: 0.143, SLG: 0.167 (8, 1)										1	0	0	0	0	1	0						
Inning Stats	R: 0 E: 0 K: 2 S: 7	H: 0 LOB: 0 BB: 7 P: 7	R: 0 E: 0 K: 1 S: 6	H: 1 LOB: 2 BB: 1 P: 10	R: 0 E: 0 K: 0 S: 3	H: 0 LOB: 0 BB: 0 P: 3	R: 2 E: 0 K: 0 S: 5	H: 2 LOB: 0 BB: 0 P: 5	R: 0 E: 0 K: 1 S: 5	H: 0 LOB: 0 BB: 0 P: 5	R: 2 E: 0 K: 0 S: 6	H: 3 LOB: 2 BB: 1 P: 10	R: 0 E: 0 K: 0 S: 3	H: 1 LOB: 0 BB: 0 P: 3	R: 0 E: 0 K: 1 S: 5	H: 0 LOB: 3 BB: 3 P: 17	R: 0 E: 0 K: 1 S: 5	H: 0 LOB: 0 BB: 0 P: 5	1B: 3 2B: 2 3B: 0 HR: 2	SF: 0 SAC: 0 DP: 0 HBP: 0	WP: 0 PB: 0 SB: 0 CS: 0	PA: 38
PITCHER	IP WLS BF H R ER SO BB IBB HBP BLK WP HR S P ERA WHIP																					
Denny Lemaster, L ERA: 3.03 (1, 1)	6.0 L 26 6 4 4 4 1 1 0 0 0 2 32 40 6.00 1.167																					
Dan Schneider, L ERA: 3.09 (7, 1)	1.0 3 1 0 0 0 0 0 0 0 0 0 3 3 0.00 1.000																					
Bob Shaw, R ERA: 2.69 (8, 1)	2.0 9 0 0 0 2 3 0 0 0 0 0 10 22 0.00 1.500																					

AB	33
R	4
H	7
RBI	4
BB	5
SO	6
LOB	15



Batter	1	2	3	4	5	6	7	8	9	AB	R	H	RBI	BB	SO	LOB	BOTTOM			
Ty Cline, L OBP: 0.278, SLG: 0.252 (1, 8)										4	0	0	0	0	3	0	Cincinnati Reds @ Milwaukee Braves Milwaukee County Stadium, Milwaukee, WI Tue Sep 24 1963, 8:05 PM EDT Att: 4,744 - Unknown			
Frank Bolling, R OBP: 0.301, SLG: 0.314 (1, 4)										4	0	0	0	0	0	0				
Hank Aaron, R OBP: 0.391, SLG: 0.583 (1, 9)										3	1	1	0	1	1	0				
Eddie Mathews, L OBP: 0.399, SLG: 0.441 (1, 5)										3	0	0	0	1	1	2				
Joe Torre, R OBP: 0.350, SLG: 0.432 (1, 2)										4	1	1	0	0	2	2				
Len Gabrielson, L OBP: 0.250, SLG: 0.328 (1, 3)											3	0	1	2	0	1				
Roy McMillan, R OBP: 0.297, SLG: 0.332 (8, PH)											1	0	1	0	0	0				
Don Dillard, L OBP: 0.192, SLG: 0.288 (1, 7)											3	0	0	0	3	2				
Gene Oliver, R OBP: 0.319, SLG: 0.429 (8, PH)											1	0	0	0	1	1				
Denise Menke, R OBP: 0.289, SLG: 0.345 (1, 6)										2	0	0	0	1	1	0				
Denny Lemaster, R OBP: 0.192, SLG: 0.288 (1, 1)										1	0	0	0	0	1	0				
Tommy Aaron, R OBP: 0.259, SLG: 0.290 (6, PH)										1	0	0	0	0	1	0				
Dan Schneider, L OBP: 0.259, SLG: 0.290 (7, 1)										0	0	0	0	0	0	0				
Lou Klimchuck, L OBP: 0.172, SLG: 0.190 (7, PH)										1	0	0	0	0	1	2				
Bob Shaw, R OBP: 0.200, SLG: 0.122 (8, 1)										0	0	0	0	0	0	0				
Inning Stats	R: 0 E: 0 K: 2 S: 7	H: 0 LOB: 0 BB: 0 P: 7	R: 0 E: 0 K: 2 S: 7	H: 0 LOB: 1 BB: 1 P: 11	R: 0 E: 0 K: 3 S: 9	H: 0 LOB: 0 BB: 0 P: 9	R: 0 E: 0 K: 1 S: 6	H: 1 LOB: 1 BB: 0 P: 6	R: 0 E: 0 K: 2 S: 7	H: 0 LOB: 0 BB: 0 P: 7	R: 2 E: 0 K: 2 S: 9	H: 2 LOB: 2 BB: 2 P: 17	R: 0 E: 0 K: 0 S: 3	H: 0 LOB: 0 BB: 0 P: 3	R: 0 E: 0 K: 2 S: 8	H: 1 LOB: 1 BB: 0 P: 8	1B: 1 2B: 3 3B: 0 HR: 0	SF: 0 SAC: 0 DP: 0 HBP: 0	WP: 1 PB: 0 SB: 0 CS: 0	PA: 34
PITCHER	IP WLS BF H R ER SO BB IBB HBP BLK WP HR S P ERA WHIP																			
Jim Maloney, R ERA: 2.77 (1, 1)	7.0 W 27 3 2 2 14 3 0 0 0 0 0 52 64 2.57 0.857																			
Bill Henry, L ERA: 4.29 (8, 1)	2.0 S 7 1 0 0 2 0 0 0 0 0 0 11 11 0.00 0.500																			

AB	31
R	2
H	4
RBI	2
BB	3
SO	16
LOB	10



Batter	1	2	3	4	5	6	7	8	9	AB	R	H	RBI	BB	SO	LOB	TOP	
Pete Rose, S OBP: 0.329, SLG: 0.364 (1, 4)										5	1	2	0	0	0	2	Cincinnati Reds @ Milwaukee Braves Milwaukee County Stadium, Milwaukee, WI Wed Sep 25 1963, 8:05 PM EDT Att: 5,596 - Unknown	
Eddie Kasko, R OBP: 0.324, SLG: 0.351 (1, 5)										5	0	1	0	0	0	3		
Vada Pinson, L OBP: 0.347, SLG: 0.520 (1, 8)										5	0	0	0	0	1	4		
Frank Robinson, R OBP: 0.388, SLG: 0.455 (1, 7)										3	1	2	1	2	0	0		
Don Pavletich, R OBP: 0.278, SLG: 0.358 (1, 3)										5	1	1	2	0	0	2		
Tommy Harper, R OBP: 0.335, SLG: 0.376 (1, 9)										4	1	3	0	0	0	0		
Leo Cardenas, R OBP: 0.265, SLG: 0.320 (1, 6)										4	1	1	2	0	0	3		
Johnny Edwards, L OBP: 0.323, SLG: 0.379 (1, 2)										3	0	1	0	1	0	3		
Jim O'Toole, S OBP: 0.160, SLG: 0.149 (5, PH)										1	0	1	0	0	0	0		
Charlie Meder, R OBP: 0.286, SLG: 0.287 (5, 1)										1	0	0	0	0	1	0		
Joey Jay, S OBP: 0.196, SLG: 0.184 (7, PH)										0	0	0	0	0	0	0		
Ken Wathington, R OBP: 0.250, SLG: 0.257 (7, 1)										1	0	0	0	0	1	1		
Al Worthington, R OBP: 0.280, SLG: 0.157 (8, PH)										0	0	0	0	0	0	0		
Gene Green, R OBP: 0.250, SLG: 0.333 (8, PH)										1	0	0	0	0	0	1		
Dom Zanni, R OBP: 0.330, SLG: 0.333 (8, 1)										0	0	0	0	0	0	0		
Inning Stats	R: 0 E: 0 K: 0 S: 4	H: 2 LOB: 2 BB: 0 P: 4	R: 0 E: 0 K: 0 S: 4	H: 1 LOB: 1 BB: 0 P: 4	R: 0 E: 0 K: 0 S: 4	H: 1 LOB: 2 BB: 1 P: 8	R: 0 E: 0 K: 1 S: 6	H: 1 LOB: 0 BB: 0 P: 6	R: 0 E: 0 K: 1 S: 6	H: 1 LOB: 1 BB: 0 P: 6	R: 4 E: 0 K: 1 S: 8	H: 3 LOB: 1 BB: 2 P: 16	R: 1 E: 0 K: 0 S: 5	H: 2 LOB: 1 BB: 0 P: 5	1B: 9 2B: 1 3B: 0 HR: 2	SF: 0 SAC: 0 DP: 0 HBP: 0	WP: 1 PB: 0 SB: 0 CS: 0	PA: 41
PITCHER Warren Spahn, L ERA: 2.69 (1, 1)	IP: 9.0 WLS: W BF: 41 H: 12 R: 5 ER: 5 SO: 3 BB: 3 IBB: 0 HBP: 0 BLK: 0 WP: 1 HR: 2 S: 44 P: 56 ERA: 5.00 WHIP: 1.667																	

AB	38
R	5
H	12
RBI	5
BB	3
SO	3
LOB	19



Batter	1	2	3	4	5	6	7	8	9	AB	R	H	RBI	BB	SO	LOB	BOTTOM			
Ty Cline, L OBP: 0.282, SLG: 0.264 (1, 8)										4	0	1	0	1	0	1	Cincinnati Reds @ Milwaukee Braves Milwaukee County Stadium, Milwaukee, WI Wed Sep 25 1963, 8:05 PM EDT Att: 5,596 - Unknown			
Frank Bolling, R OBP: 0.301, SLG: 0.315 (1, 4)										5	1	2	2	0	0	1				
Hank Aaron, R OBP: 0.392, SLG: 0.586 (1, 9)										3	2	1	2	1	0	3				
Eddie Mathews, L OBP: 0.398, SLG: 0.445 (1, 7)										4	1	1	1	0	0	1				
Don Dillard, L OBP: 0.272, SLG: 0.381 (8, 7)										0	0	0	0	0	0	0				
Joe Torre, R OBP: 0.349, SLG: 0.433 (1, 2)										4	1	1	1	0	1	0				
Gene Oliver, R OBP: 0.320, SLG: 0.428 (1, 3)										3	0	1	0	0	1	1				
Tommie Aaron, R OBP: 0.259, SLG: 0.290 (8, 3)										0	0	0	0	0	0	0				
Denis Menke, R OBP: 0.289, SLG: 0.344 (1, 5)										4	1	1	1	0	1	2				
Roy McMillan, R OBP: 0.300, SLG: 0.335 (1, 6)										3	2	2	0	0	0	0				
Rico Carty, R (8, PH)										1	0	0	0	0	1	0				
Woody Woodward, R (9, 6)										0	0	0	0	0	0	0				
Warren Spahn, L OBP: 0.215, SLG: 0.287 (1, 1)										3	1	2	2	0	1	0				
Inning Stats	R: 0 E: 0 K: 0 S: 3	H: 0 LOB: 0 BB: 0 P: 3	R: 1 E: 0 K: 1 S: 6	H: 1 LOB: 0 BB: 0 P: 6	R: 3 E: 0 K: 0 S: 6	H: 3 LOB: 0 BB: 0 P: 6	R: 0 E: 0 K: 1 S: 5	H: 1 LOB: 0 BB: 0 P: 5	R: 1 E: 0 K: 0 S: 4	H: 1 LOB: 0 BB: 0 P: 4	R: 4 E: 0 K: 1 S: 10	H: 5 LOB: 3 BB: 2 P: 18	R: 0 E: 0 K: 2 S: 8	H: 0 LOB: 1 BB: 0 P: 4	R: 0 E: 0 K: 2 S: 8	H: 1 LOB: 1 BB: 0 P: 8	1B: 7 2B: 1 3B: 1 HR: 3	SF: 0 SAC: 1 DP: 0 HBP: 1	WP: 0 PB: 0 SB: 1 CS: 1	PA: 38
PITCHER Jim O'Toole, L ERA: 2.89 (1, 1)	IP: 4.0 WLS: L BF: 16 H: 5 R: 4 ER: 4 SO: 2 BB: 0 IBB: 0 HBP: 0 BLK: 0 WP: 0 HR: 2 S: 20 P: 20 ERA: 9.00 WHIP: 1.250																			
Joey Jay, R ERA: 4.32 (5, 1)	IP: 2.0 WLS: L BF: 14 H: 6 R: 5 ER: 5 SO: 1 BB: 2 IBB: 0 HBP: 0 BLK: 0 WP: 1 HR: 14 S: 22 P: 22.50 WHIP: 4.000																			
Al Worthington, R ERA: 3.0 (7, 1)	IP: 1.0 WLS: L BF: 4 H: 0 R: 0 ER: 0 SO: 0 BB: 0 IBB: 0 HBP: 1 BLK: 0 WP: 0 HR: 3 S: 4 P: 0.00 WHIP: 0.000																			
Dom Zanni, R ERA: 4.56 (8, 1)	IP: 1.0 WLS: L BF: 4 H: 1 R: 0 ER: 0 SO: 2 BB: 0 IBB: 0 HBP: 0 BLK: 0 WP: 0 HR: 8 S: 8 P: 0.00 WHIP: 1.000																			



Batter	1	2	3	4	5	6	7	8	9	AB	R	H	RBI	BB	SO	LOB	TOP										
Pete Rose, S OBP: 0.329, SLG: 0.366 (1, 4)	0-0 6-3	0-0 FC6-4							0-0 F8								5 0 2 1 0 0 3										
Eddie Kasko, R OBP: 0.321, SLG: 0.347 (1, 5)	0-0 5-3 1B		0-0 5-3						0-0 L8								5 0 1 0 0 0 3										
Vada Pinson, L OBP: 0.345, SLG: 0.516 (1, 8)	0-0 5-3 1-2		0-3 K						0-3 K								4 0 0 0 0 2 3										
Frank Robinson, R OBP: 0.385, SLG: 0.451 (1, 7)	0-0 F3		0-0 1-3						0-0 E5 4-3								4 0 0 0 0 0 1										
Don Pavletich, R OBP: 0.273, SLG: 0.350 (1, 3)		0-0 F7							0-0 L8								4 0 0 0 0 0 1										
Tommy Harper, R OBP: 0.336, SLG: 0.383 (1, 9)		4-0 BB E BB		0-0 6-3					0-0 4-3 1-2								3 1 1 1 1 0 1										
Leo Cardenas, R OBP: 0.267, SLG: 0.323 (1, 6)		0-0 E1 1-2 BB		0-0 1B					0-0 F8								4 1 2 0 0 0 2										
Johnny Edwards, L OBP: 0.324, SLG: 0.382 (1, 2)		4-0 BB FC6-4 BB		0-3 K					0-0 4-3								3 1 1 1 1 1 0										
John Tsitouris, R OBP: 0.079, SLG: 0.081 (1, 1)		0-0 F3		0-0 1B					0-0 F8								4 0 1 0 0 1 4										
Inning Stats	R: 0 E: 0 K: 0 S: 4	H: 1 LOB: 1 BB: 0 P: 4	R: 0 E: 1 K: 0 S: 4	H: 0 LOB: 3 BB: 2 P: 12	R: 0 E: 0 K: 1 S: 5	H: 0 LOB: 0 BB: 0 P: 5	R: 0 E: 0 K: 0 S: 3	H: 1 LOB: 1 BB: 0 P: 3	R: 0 E: 0 K: 2 S: 9	H: 2 LOB: 2 BB: 0 P: 9	R: 0 E: 1 K: 0 S: 4	H: 0 LOB: 1 BB: 0 P: 4	R: 0 E: 0 K: 0 S: 3	H: 0 LOB: 0 BB: 0 P: 3	R: 0 E: 0 K: 0 S: 3	H: 0 LOB: 0 BB: 0 P: 3	R: 3 E: 0 K: 1 S: 9	H: 4 LOB: 1 BB: 0 P: 9	1B: 4 2B: 2 3B: 1 HR: 1	SF: 0 SAC: 0 DP: 0 HBP: 0	WP: 0 PA: 38 PB: 0 SB: 0 CS: 0						
PITCHER	IP	WLS	BF	H	R	ER	SO	BB	IBB	HBP	BLK	WP	HR	S	P	ERA	WHIP										
Ray Sadecki, L ERA: 4.1 (1, 1)	8.1	L	35	7	3	3	3	2	0	0	0	0	1	39	47	3.24	1.080										
Ron Taylor, R ERA: 2.69 (9, 1)	0.2		3	1	0	0	1	0	0	0	0	0	0	5	5	0.00	1.500										

Cincinnati Reds @ St. Louis Cardinals
Sportsman's Park, St. Louis, MO
Fri Sep 27 1963, 8:05 PM EDT
Att: 9,250 - Unknown

AB	36
R	3
H	8
RBI	3
BB	2
SO	4
LOB	18



Batter	1	2	3	4	5	6	7	8	9	AB	R	H	RBI	BB	SO	LOB	BOTTOM										
Julian Javier, R OBP: 0.300, SLG: 0.385 (1, 4)	0-0 F9			0-0 F8					0-0 5-3								4 0 0 0 0 0 0										
Dick Groat, R OBP: 0.379, SLG: 0.448 (1, 6)	0-0 4-3			0-0 5-3					0-0 BB 1B								4 0 1 0 0 0 0										
Jim Beauchamp, R (9, FR)																	0 0 0 0 0 0 0										
Bill White, L OBP: 0.361, SLG: 0.495 (1, 3)	0-0 F8			0-0 F1					4-0 1-2 BB								3 0 0 0 1 0 0										
Ken Boyer, R OBP: 0.352, SLG: 0.447 (1, 5)		0-3 K		0-0 6-3					0-0 1-3								3 0 0 0 1 1 2										
Doug Clemens, L OBP: 0.167, SLG: 0.667 (1, 7)		0-0 3-1		0-0 4-3					0-0 SH2-4								2 0 0 0 0 0 0										
Curt Flood, R OBP: 0.346, SLG: 0.405 (1, 8)		0-0 5-3		0-0 F8					0-3 K								3 0 0 0 0 1 1										
Gary Kolb, L OBP: 0.407, SLG: 0.484 (1, 9)				0-0 F4 3B					0-0 F6								2 0 1 0 1 0 0										
Dave Ricketts, S OBP: 0.333, SLG: 0.333 (1, 2)				0-0 F4					0-3 K								2 0 0 0 0 1 1										
Tim McCarver, L OBP: 0.336, SLG: 0.388 (9, PH)				3-0 K					0-0 F2								1 0 0 0 0 0 2										
Ray Sadecki, L OBP: 0.152, SLG: 0.172 (1, 1)				0-3 K					0-0 4-3								2 0 0 0 0 1 0										
Ron Taylor, R OBP: 0.031, SLG: 0.031 (9, 1)																	0 0 0 0 0 0 0										
George Altman, L OBP: 0.338, SLG: 0.400 (9, PH)																	1 0 0 0 0 1 0										
Inning Stats	R: 0 E: 0 K: 0 S: 3	H: 0 LOB: 0 BB: 0 P: 3	R: 0 E: 0 K: 1 S: 5	H: 0 LOB: 0 BB: 0 P: 5	R: 0 E: 0 K: 1 S: 5	H: 1 LOB: 0 BB: 0 P: 5	R: 0 E: 0 K: 0 S: 3	H: 0 LOB: 0 BB: 0 P: 3	R: 0 E: 0 K: 0 S: 3	H: 0 LOB: 0 BB: 0 P: 3	R: 0 E: 0 K: 1 S: 5	H: 0 LOB: 0 BB: 0 P: 5	R: 0 E: 0 K: 0 S: 3	H: 0 LOB: 0 BB: 0 P: 3	R: 0 E: 0 K: 1 S: 5	H: 0 LOB: 2 BB: 2 P: 13	R: 0 E: 0 K: 1 S: 6	H: 1 LOB: 2 BB: 1 P: 10	1B: 1 2B: 0 3B: 1 HR: 0	SF: 0 SAC: 1 DP: 0 HBP: 0	WP: 0 PA: 31 PB: 0 SB: 0 CS: 0						
PITCHER	IP	WLS	BF	H	R	ER	SO	BB	IBB	HBP	BLK	WP	HR	S	P	ERA	WHIP										
John Tsitouris, R ERA: 3.16 (1, 1)	9.0	W	31	2	0	0	5	3	0	0	0	0	0	38	50	0.00	0.556										

Cincinnati Reds @ St. Louis Cardinals
Sportsman's Park, St. Louis, MO
Fri Sep 27 1963, 8:05 PM EDT
Att: 9,250 - Unknown

AB	27
R	0
H	2
RBI	0
BB	3
SO	5
LOB	6



Batter	1	2	3	4	5	6	7	8	9	AB	R	H	RBI	BB	SO	LOB	TOP			
Pete Rose, S OBP: 0.331, SLG: 0.368 (1, 4)	0-0 BB 1B		0-0 BB 1B		0-0 F7		0-0 1B 1B	0-0 5-3		5	1	3	0	0	0	1				
Tommy Harper, R OBP: 0.335, SLG: 0.383 (1, 9)	4-0 G6-4-3 BB		4-0 BB BB BB BB BB BB BB		0-0 L4		0-0 1B 1B		0-3 K	3	1	1	0	2	1	0				
Vada Pinson, L OBP: 0.347, SLG: 0.516 (1, 8)	0-3 K		0-0 F7		0-0 1B		0-0 HBP 1B		1-0 CS HBP	4	0	2	2	0	1	4				
Frank Robinson, R OBP: 0.383, SLG: 0.447 (1, 7)	0-0 G6-4-3 1-2		0-0 L9		0-0 F3		0-0 1-2 HBP		0-0 F6	4	0	0	0	0	0	6				
Gordy Coleman, L OBP: 0.300, SLG: 0.428 (1, 3)		0-0 SH1-3 1B		0-0 HR		0-3 K	0-3 K		0-0 CS	4	1	2	1	0	2	2				
Johnny Edwards, L OBP: 0.324, SLG: 0.381 (1, 2)		0-3 K		0-0 4-3		0-0 SH3 1B	0-3 K			4	0	1	0	0	2	3				
Leo Cardenas, R OBP: 0.269, SLG: 0.326 (1, 6)		0-0 SH1-3 1-2		0-0 5-3 1B		0-0 SH3 1-2		0-0 S 1B		2	0	2	0	0	0	0				
Eddie Kasko, R OBP: 0.315, SLG: 0.340 (1, 5)		0-0 6-3		0-0 5-3		0-0 L7		0-0 F8 1-2		4	0	0	0	0	0	4				
Joe Nuxhall, L OBP: 0.169, SLG: 0.184 (1, 1)			0-0 6-3		0-0 F5		0-0 6-3	0-3 K		4	0	0	0	0	1	2				
Inning Stats	R: 0 E: 0 K: 1 S: 5	H: 1 LOB: 1 BB: 1 P: 9	R: 0 E: 0 K: 1 S: 6	H: 1 LOB: 1 BB: 0 P: 6	R: 0 E: 0 K: 0 S: 4	H: 1 LOB: 2 BB: 1 P: 8	R: 1 E: 0 K: 0 S: 5	H: 2 LOB: 1 BB: 0 P: 5	R: 0 E: 0 K: 1 S: 4	H: 1 LOB: 1 BB: 0 P: 4	R: 0 E: 0 K: 1 S: 6	H: 1 LOB: 2 BB: 0 P: 11	R: 0 E: 0 K: 1 S: 6	H: 1 LOB: 0 BB: 0 P: 6	R: 0 E: 0 K: 1 S: 4	H: 0 LOB: 0 BB: 0 P: 5	1B: 10 2B: 0 3B: 0 HR: 1	SF: 0 SAC: 2 DP: 1 HBP: 2	WP: 0 PA: 41 PB: 0 SB: 1 CS: 1	
PITCHER	IP WLS BF H R ER SO BB IBB HBP BLK WP HR S P ERA WHIP																			
Lew Burdette, R ERA: 3.7 (1, 1)	6.1 L	31 10	3 3	3 3	3 3	2 0	0 0	1 0	0 0	0 0	0 0	1 12	34 12	43 0.00	1.895 0.600					
Bobby Shantz, L ERA: 2.51 (7, 1)	1.2	6	1	0	0	3	0	0	0	0	0	0	12	12	0.00	0.600				
Bob Humphreys, R ERA: 5.06 (9, 1)	1.0	3	0	0	0	1	0	0	1	0	0	0	4	5	0.00	0.000				

Cincinnati Reds @ St. Louis Cardinals
Sportsman's Park, St. Louis, MO
Sat Sep 28 1963, 4:33 AM EDT
Att: 8,740 - Unknown

livebaseballscores.com

AB 34
R 3
H 11
RBI 3
BB 2
SO 7
LOB 22



Batter	1	2	3	4	5	6	7	8	9	AB	R	H	RBI	BB	SO	LOB	BOTTOM				
Julian Javier, R OBP: 0.298, SLG: 0.383 (1, 4)	0-0 F3		0-0 F8			0-0 F8		0-0 F8		4	0	0	0	0	0	0					
Dick Groat, R OBP: 0.380, SLG: 0.453 (1, 6)	0-0 3B			0-0 F7		0-0 2B		0-0 5-3		4	0	2	0	0	0	0					
Stan Musial, L OBP: 0.322, SLG: 0.401 (1, 7)	0-0 4-3			0-0 1-3		0-0 F9			0-0 F3	2	0	0	0	0	0	1					
Charlie James, R OBP: 0.296, SLG: 0.412 (5, 7)									0-0 F3	2	0	0	0	0	0	1					
Ken Boyer, R OBP: 0.353, SLG: 0.452 (1, 5)	0-0 F9			0-0 HR		4-0 IBB			0-0 E9	3	1	1	1	1	0	1					
Bill White, L OBP: 0.359, SLG: 0.492 (1, 3)		0-0 F3		0-0 F6		0-3 K			0-0 F5	4	0	0	0	0	1	3					
Curt Flood, R OBP: 0.345, SLG: 0.403 (1, 8)		0-0 4-3			0-0 F9		0-0 6-3		4-0 BB	3	0	0	0	1	0	0					
Mike Shannon, R OBP: 0.346, SLG: 0.440 (1, 9)		0-0 6-3			0-0 E4		0-0 L8		0-0 5-3	4	0	0	0	0	0	2					
Dave Ricketts, S OBP: 0.250, SLG: 0.250 (7, PH)			0-0 F8		0-0 5-3		0-0 F8			2	0	0	0	0	0	1					
Jim Beauchamp, R (8, 2)										1	0	0	0	0	0	0					
Tim McCarver, L OBP: 0.336, SLG: 0.388 (8, 2)			0-0 F8		1-2					0	0	0	0	0	0	0					
Lew Burdette, R OBP: 0.117, SLG: 0.123 (7, 1)			0-3 K		0-0 F7				0-0 5-3	2	0	0	0	0	1	1					
Bobby Shantz, R OBP: 0.333, SLG: 0.143 (6, PH)										0	0	0	0	0	0	0					
Corky Withrow, R (9, 1)										1	0	0	0	0	0	0					
Bob Humphreys, R (9, 1)										0	0	0	0	0	0	0					
Inning Stats	R: 0 E: 0 K: 0 S: 4	H: 1 LOB: 0 BB: 0 P: 4	R: 0 E: 0 K: 0 S: 3	H: 0 LOB: 0 BB: 0 P: 3	R: 0 E: 0 K: 1 S: 5	H: 0 LOB: 0 BB: 0 P: 5	R: 1 E: 0 K: 0 S: 4	H: 1 LOB: 0 BB: 0 P: 4	R: 0 E: 1 K: 0 S: 4	H: 0 LOB: 1 BB: 0 P: 4	R: 0 E: 0 K: 1 S: 6	H: 1 LOB: 2 BB: 1 P: 10	R: 0 E: 0 K: 0 S: 3	H: 0 LOB: 0 BB: 0 P: 3	R: 0 E: 0 K: 0 S: 3	H: 0 LOB: 0 BB: 0 P: 3	R: 0 E: 1 K: 0 S: 4	H: 0 LOB: 2 BB: 1 P: 8	1B: 0 2B: 1 3B: 1 HR: 1	SF: 0 SAC: 0 DP: 0 HBP: 0	WP: 0 PA: 34 PB: 0 SB: 0 CS: 0
PITCHER	IP WLS BF H R ER SO BB IBB HBP BLK WP HR S P ERA WHIP																				
Joe Nuxhall, L ERA: 2.61 (1, 1)	9.0 W	34 3	1 1	1 1	2 2	1 1	1 1	0 0	0 0	0 0	1 1	36 44	44 1.00	0.444 0.444							

Cincinnati Reds @ St. Louis Cardinals
Sportsman's Park, St. Louis, MO
Sat Sep 28 1963, 4:33 AM EDT
Att: 8,740 - Unknown

livebaseballscores.com


AB 32
R 1
H 3
RBI 1
BB 2
SO 2
LOB 10



Batter	1	2	3	4	5	6	7	8	9	10	11	12	13	14	AB	R	H	RBI	BB	SO	LOB	TOP										
Pete Rose, S OBP: 0.334, SLG: 0.371 (13.7)															6	0	3	0	1	0	2											
Tommy Harper, R OBP: 0.335, SLG: 0.377 (11.9)															6	0	0	0	0	4	6											
Vada Pinson, L OBP: 0.347, SLG: 0.514 Charlie Neal, R OBP: 0.266, SLG: 0.287 (13.4)															5	0	1	0	1	1	0											
Frank Robinson, R OBP: 0.379, SLG: 0.442 (13.8)															6	0	0	0	0	3	3											
Gordy Coleman, L OBP: 0.303, SLG: 0.427 (11.3)															5	1	2	0	1	1	0											
Johnny Edwards, L OBP: 0.322, SLG: 0.380 Marty Keough, L OBP: 0.337, SLG: 0.401 Don Pavletich, R OBP: 0.274, SLG: 0.350 (7.2)															2	0	0	0	0	1	0											
Leo Cardenas, R OBP: 0.270, SLG: 0.326 (11.6)															6	0	2	2	0	1	0											
Eddie Kasko, R OBP: 0.311, SLG: 0.332 (11.5)															5	0	0	0	1	1	1											
Jim Maloney, L OBP: 0.163, SLG: 0.160 Bob Skarnes, R OBP: 0.210, SLG: 0.260 Jim O'Toole, L OBP: 0.160, SLG: 0.160 Gene Stephens, R OBP: 0.160, SLG: 0.160 Al Worthington, R OBP: 0.160, SLG: 0.160 Bill Henry, L OBP: 0.160, SLG: 0.160 Ken Winters, R OBP: 0.160, SLG: 0.160 Joey Jay, R OBP: 0.160, SLG: 0.160 (11.1)														2	0	0	0	0	0	1												
Inning Stats	R: 0 E: 0 K: 1 S: 5	H: 1 LOB: 0 BB: 0 P: 5	R: 0 E: 0 K: 1 S: 5	H: 0 LOB: 0 BB: 0 P: 5	R: 0 E: 1 K: 0 S: 4	H: 0 LOB: 1 BB: 0 P: 4	R: 0 E: 0 K: 3 S: 9	H: 0 LOB: 0 BB: 0 P: 9	R: 0 E: 0 K: 1 S: 5	H: 0 LOB: 0 BB: 0 P: 5	R: 0 E: 0 K: 3 S: 11	H: 2 LOB: 2 BB: 0 P: 11	R: 0 E: 1 K: 2 S: 9	H: 1 LOB: 2 BB: 0 P: 9	R: 2 E: 0 K: 1 S: 6	H: 3 LOB: 3 BB: 1 P: 10	R: 0 E: 0 K: 1 S: 6	H: 0 LOB: 0 BB: 0 P: 3	R: 0 E: 0 K: 1 S: 5	H: 0 LOB: 0 BB: 0 P: 5	R: 0 E: 0 K: 1 S: 6	H: 1 LOB: 2 BB: 1 P: 10	R: 0 E: 0 K: 0 S: 3	H: 0 LOB: 0 BB: 0 P: 3	R: 0 E: 0 K: 1 S: 5	H: 0 LOB: 0 BB: 0 P: 5	R: 0 E: 0 K: 1 S: 6	H: 1 LOB: 2 BB: 1 P: 10	1B: 9 2B: 2 HR: 0	SF: 0 SAC: 1 DP: 2 HBP: 0	WP: 3 PB: 0 CS: 1	PA: 56
PITCHER	IP ERA WLS BF H R ER SO BB IBB HBP BLK WP HR S P ERA WHIP	9.0 3.39 2.0 9 1 0 0 1 1 1 0 0 0 0 0 9 17 0.00 1.000	12.1 2.99 3.0 11 2 0 0 2 1 0 0 0 1 0 14 18 0.00 1.000	PITCHER												IP WLS BF H R ER SO BB IBB HBP BLK WP HR S P ERA WHIP																

Cincinnati Reds @ St. Louis Cardinals
Sportsman's Park, St. Louis, MO
Sun Sep 29 1963, 4:33 AM EDT
Att. 27,576 - Unknown

AB 51
R 2
H 10
RBI 2
BB 4
SO 14
LOB 21



Batter	1	2	3	4	5	6	7	8	9	10	11	12	13	14	AB	R	H	RBI	BB	SO	LOB	BOTTOM								
Curt Flood, R OBP: 0.345, SLG: 0.403 (11.8)															7	1	2	0	0	1	4									
Dick Groat, R OBP: 0.377, SLG: 0.450 Dal Maxwell, R OBP: 0.316, SLG: 0.275 (10.4)															4	0	0	0	0	1	1									
Stan Musial, L OBP: 0.325, SLG: 0.404 Gary Kolb, L OBP: 0.403, SLG: 0.478 (6. PR) (7.9)															3	0	2	1	0	1	0									
Jim Beauchamp, R Mike Shannon, R Ken Boyer, R OBP: 0.356, SLG: 0.454 (11.5)															6	0	4	0	0	2	1									
Bill White, L OBP: 0.360, SLG: 0.491 (11.3)															5	0	2	0	1	0	2									
Charlie James, R OBP: 0.291, SLG: 0.406 (7.7)															5	0	0	1	0	2	5									
Tim McCarver, L OBP: 0.333, SLG: 0.383 (11.2)															5	0	0	0	1	1	4									
Julian Javier, R OBP: 0.298, SLG: 0.381 George Altman, L OBP: 0.339, SLG: 0.401 Jerry Bucher, R OBP: 0.250, SLG: 0.250 (10.6)															3	0	0	0	0	2	0									
Bob Gibson, R OBP: 0.274, SLG: 0.368 Doug Clemens, L OBP: 0.286, SLG: 0.667 Ron Taylor, R OBP: 0.031, SLG: 0.031 Carl Sawatski, L OBP: 0.333, SLG: 0.410 Ernie Broglio, R OBP: 0.130, SLG: 0.135 (12.1)															2	0	0	0	1	2	0									
Inning Stats	R: 0 E: 0 K: 2 S: 7	H: 0 LOB: 0 BB: 0 P: 7	R: 0 E: 0 K: 2 S: 7	H: 0 LOB: 0 BB: 0 P: 7	R: 0 E: 0 K: 2 S: 7	H: 0 LOB: 1 BB: 1 P: 10	R: 0 E: 0 K: 1 S: 5	H: 0 LOB: 0 BB: 0 P: 5	R: 2 E: 0 K: 1 S: 9	H: 4 LOB: 2 BB: 0 P: 9	R: 0 E: 0 K: 2 S: 7	H: 0 LOB: 0 BB: 0 P: 7	R: 0 E: 0 K: 1 S: 4	H: 1 LOB: 1 BB: 0 P: 4	R: 0 E: 0 K: 1 S: 6	H: 1 LOB: 1 BB: 0 P: 14	R: 0 E: 0 K: 1 S: 6	H: 0 LOB: 0 BB: 0 P: 6	R: 0 E: 0 K: 1 S: 5	H: 0 LOB: 0 BB: 0 P: 5	R: 0 E: 0 K: 2 S: 7	H: 0 LOB: 0 BB: 0 P: 7	R: 0 E: 0 K: 0 S: 4	H: 2 LOB: 1 BB: 0 P: 4	R: 1 E: 0 K: 0 S: 4	H: 3 LOB: 2 BB: 0 P: 4	1B: 11 2B: 2 HR: 0	SF: 1 SAC: 0 DP: 1 HBP: 0	WP: 1 PB: 0 CS: 0	PA: 56
PITCHER	IP ERA WLS BF H R ER SO BB IBB HBP BLK WP HR S P ERA WHIP	7.0 2.77 1.0 4 1 0 0 0 0 0 0 0 0 0 4 4 0.00 1.000	8.1 2.88 0.1 4 1 0 0 1 2 0 0 0 0 0 4 12 0.00 9.000	9.1 2.99 1.2 6 1 0 0 1 0 0 0 0 0 0 8 8 0.00 0.600	11.1 4.29 3.1 14 5 1 1 3 0 0 0 0 0 0 20 20 2.70 1.500	PITCHER												IP WLS BF H R ER SO BB IBB HBP BLK WP HR S P ERA WHIP												

Cincinnati Reds @ St. Louis Cardinals
Sportsman's Park, St. Louis, MO
Sun Sep 29 1963, 4:33 AM EDT
Att. 27,576 - Unknown

AB 51
R 3
H 13
RBI 3
BB 4
SO 16
LOB 21

