

Cincinnati Reds - 1964

Batter	1	2	3	4	5	6	7	8	9	AB R H RBI BB SO LOB	TOP											
Eddie Kasko, R (1, 6) X	0-0 F8 ①		0-0 F8 ③		0-0 E5 1B 1-3 2-H	0-0 FC6-4 ②		0-0 6-3 ②	5 1 0 1 0 0 4													
Nellie Fox, L (1, 4) X OBP: 0.400, SLG: 0.250	0-0 6-3 ②			4-0 L6-4 1B BB	0-0 1B 2-H 3-H	0-0 4-3 ③		0-0 F8 ③	4 0 1 2 1 0 2													
Pete Runnels, L (1, 3) X OBP: 0.250, SLG: 0.250	0-0 6-3 ③			0-0 1B 1-2	0-3 K ③		0-3 K ①		4 0 1 0 0 2 1													
Walt Bond, L (1, 7) X		0-0 3-1 ①		0-0 L6-4 ① ②		0-0 G3 ①	0-0 4-3 ②		4 0 0 0 0 0 2													
Rusty Staub, L (1, 9) X OBP: 0.250, SLG: 0.250		0-0 F4 ②		0-0 F5 ③		0-0 HR 1B	0-0 F7 ③		4 1 1 0 0 0 1													
Jimmy Wynn, R (1, 8) X OBP: 0.250, SLG: 1.000		0-3 K ③			0-0 F7 ①	0-0 HR 1-H		0-0 L1 ①	4 1 1 2 0 1 0													
Bob Aspromonte, R (1, 5) X OBP: 0.500, SLG: 0.333			0-0 F5 ①		4-0 FC1-5 WP BB	0-0 SH 1B FC6-4 1B		0-0 F9 ②	3 1 1 0 1 0 0													
John Bateman, R (1, 2) X OBP: 0.750, SLG: 0.667			0-0 SH3-4 1B		4-0 FC1-5 E BB	0-0 FC6-4 SH 1B		0-0 4-3 ③	3 1 2 0 1 0 0													
Ken Johnson, R (1, 1) X			0-0 SH3-4 ②		0-0 FC1-5 E 1B 1-2 2-3f	0-0 SH FC6-4		0-0 F8 ①	2 1 0 0 0 0 2													
Hal Woodeshick, R (9, 1) X									0 0 0 0 0 0 0													
Inning Stats	R: 0 E: 0 K: 0 S: 3	H: 0 LOB: 0 BB: 0 P: 3	R: 0 E: 0 K: 1 S: 5	H: 0 LOB: 0 BB: 0 P: 5	R: 0 E: 0 K: 0 S: 4	H: 1 LOB: 1 BB: 0 P: 4	R: 0 E: 0 K: 0 S: 3	H: 1 LOB: 1 BB: 1 P: 7	R: 3 E: 1 K: 1 S: 7	H: 1 LOB: 1 BB: 2 P: 15	R: 3 E: 1 K: 0 S: 8	H: 4 LOB: 2 BB: 0 P: 8	R: 0 E: 0 K: 1 S: 5	H: 0 LOB: 0 BB: 0 P: 5	R: 0 E: 0 K: 0 S: 3	H: 0 LOB: 0 BB: 0 P: 3	R: 0 E: 0 K: 0 S: 3	H: 0 LOB: 0 BB: 0 P: 3	1B: 6 2B: 1 3B: 0 HR: 1	SF: 0 SAC: 2 DP: 1 HBP: 0	WP: 1 PB: 0 SB: 0 CS: 0	PA: 38
PITCHER	IP WLS BF H R ER SO BB IBB HBP BLK WP HR S P ERA WHIP																					
Jim Maloney, R (1, 1) ERA: 3.0	6.0 L 29 7 6 2 2 3 0 0 0 0 1 1 30 42 3.00 1.667																					
Sammy Ellis, R (7, 1) ERA:	2.0 6 0 0 0 1 0 0 0 0 0 0 8 8 0.00 0.000																					
Chet Nichols, L (9, 1) ERA:	1.0 3 0 0 0 0 0 0 0 0 0 0 3 3 0.00 0.000																					

Houston Colt 45's @ Cincinnati Reds
Crosley Field, Cincinnati, OH
Mon Apr 13 1964, 3:33 AM EST
Att. 27,878 - Unknown

livebaseballscorecards.com

AB	33
R	6
H	7
RBI	5
BB	3
SO	3
LOB	12



Batter	1	2	3	4	5	6	7	8	9	AB R H RBI BB SO LOB	TOP											
Pete Rose, S (1, 4) B X	1-0 4-1		1-2 1-3	1-0 F7		1-3 K		1-0 FC2-5-6		5 0 0 0 0 1 4												
Giraldo Ruiz, S (1, 5) OBP: 0.444, SLG: 0.778 B C C	1-3 K		0-2 1B 2B		0-0 1B 3B		0-0 1B SF7	2-3 3-H 1-1 L8		5 3 3 0 0 1 1												
Vada Pinson, L (1, 8) OBP: 0.556, SLG: 0.500 B F B H	3-1 1B HBP		1-1 1B		0-0 G4-6-3 1B		0-0 1B SF7		2-1 F9	4 0 3 2 0 0 0												
Frank Robinson, R (1, 9) OBP: 0.333, SLG: 0.333 B X	1-0 1-3 1B		0-0 F4		1-0 G4-6-3 1B		0-1 F7		0-0 F8	5 0 2 0 0 0 3												
Gordy Coleman, L (1, 3) OBP: 0.429, SLG: 0.333 Deron Johnson, R (7, PH) B F B X (7, 3)	3-1 L9			1-1 FC6-4 1B	0-1 G4-6-3		1-0 SF7		1-0 G3	3 0 1 0 0 0 4 1 0 0 1 0 0 0												
Bob Skinner, L (1, 7) OBP: 0.125, SLG: 0.500 C B C		0-3 K		1-1 FC6-4 1B	1-2 3-1		1-1 F9			4 1 0 0 0 1 3												
Johnny Edwards, L (1, 2) OBP: 0.250, SLG: 0.375 C B C		1-3 K		3-2 1B		0-1 F5		0-1 1B E 2B		4 1 2 0 0 1 0												
Leo Cardenas, R (1, 6) OBP: 0.286, SLG: 0.286 C B C B C		3-1 F8		0-1 1B		1-1 G4-6-3		0-0 E G3 1B		4 0 2 1 0 0 0												
Jim O'Toole, S (1, 1) Joe Nuxhall, L (9, 1) B X			1-0 6-3	1-3 K		4-2 BB		0-0 G3		3 0 0 0 1 1 4 0 0 0 0 0 0 0												
Inning Stats	R: 0 E: 0 K: 1 S: 8	H: 1 LOB: 2 BB: 0 P: 17	R: 0 E: 0 K: 2 S: 8	H: 0 LOB: 0 BB: 0 P: 12	R: 1 E: 0 K: 0 S: 10	H: 2 LOB: 1 BB: 0 P: 13	R: 1 E: 0 K: 1 S: 14	H: 3 LOB: 2 BB: 0 P: 21	R: 1 E: 0 K: 0 S: 8	H: 3 LOB: 1 BB: 0 P: 10	R: 0 E: 0 K: 1 S: 10	H: 0 LOB: 1 BB: 1 P: 16	R: 1 E: 0 K: 0 S: 7	H: 2 LOB: 1 BB: 0 P: 9	R: 1 E: 1 K: 0 S: 7	H: 2 LOB: 1 BB: 0 P: 9	R: 0 E: 0 K: 0 S: 4	H: 0 LOB: 0 BB: 0 P: 7	1B: 10 2B: 2 3B: 1 HR: 0	SF: 1 SAC: 0 DP: 1 HBP: 1	WP: 0 PB: 0 SB: 0 CS: 0	PA: 41
PITCHER	IP WLS BF H R ER SO BB IBB HBP BLK WP HR S P ERA WHIP																					
Bob Miller, R (1, 1) ERA: 6.75	4.0 L 22 9 3 3 4 0 0 1 0 0 0 0 43 67 6.75 2.250																					
Jim Brewer, L (5, 1) ERA:	2.0 6 0 0 0 1 1 0 0 0 0 0 0 15 22 0.00 0.500																					
Nick Willhite, L (7, 1) ERA: 9.0	1.0 5 2 1 1 0 0 0 0 0 0 0 0 7 9 9.00 2.000																					
Ron Perranoski, L (8, 1) ERA:	2.0 8 2 1 0 0 0 0 0 0 0 0 0 11 16 0.00 1.000																					

Cincinnati Reds @ Los Angeles Dodgers
 Dodger Stadium, Los Angeles, CA
 Thu Apr 16 1964, 6:05 PM PST
 Att. 20,430 - Unknown

AB	38
R	5
H	13
RBI	4
BB	1
SO	5
LOB	19



Batter	1	2	3	4	5	6	7	8	9	AB	R	H	RBI	BB	SO	LOB
Maury Wills, S OBP: 0.385, SLG: 0.385 (1, 6)	2-3 K			0-3 K		0-2 1B		1-2 1B		4	0	2	1	0	2	0
Jim Gilliam, S OBP: 0.250, SLG: 0.182 (1, 4)	3-1 F4			1-1 F4		0-0 B2		3-2 F8		4	0	0	0	0	0	3
Willie Davis, L OBP: 0.333, SLG: 0.417 (1, 8)	0-1 F4			3-2 G3		1-1 F3		1-1 1B		4	0	1	0	0	0	2
Tommy Davis, R OBP: 0.250, SLG: 0.273 (1, 7)		2-2 F8			0-0 B1-3	0-1 1B		0-2 2-3		4	0	1	1	0	0	2
Frank Howard, R OBP: 0.333, SLG: 0.833 (1, 9)		1-1 6-3			0-3 K	3-1 F6		3-3 K		4	0	0	0	0	2	4
Ron Fairly, L OBP: 0.417, SLG: 0.300 (1, 3)		0-1 1-3			0-0 1B		2-2 G3		0-0 4-3	4	0	1	0	0	0	0
Johnny Werhas, R OBP: 0.250, SLG: 0.182 (1, 5)			1-1 6-3		2-2 F9		1-3 K		2-3 K	4	0	0	0	0	2	1
John Roseboro, L OBP: 0.333, SLG: 0.500 (1, 2)			0-0 F6			2-1 1B	0-1 2B		1-3 K	4	1	2	0	0	1	0
Bob Miller, R (1, 1) Jim Brewer, L (5, 1) Lee Walls, R (6, PH) Nick Willhite, L (7, 1) Ken McMullen, R (7, PH) Ron Perranoski, L (8, 1)			1-0 F9			0-0 1B	0-0 6-3			1	0	0	0	0	0	0

Inning Stats	R: 0	H: 0	E: 0	K: 1	S: 7	R: 0	H: 0	E: 0	K: 0	S: 7	R: 0	H: 0	E: 0	K: 0	S: 4	R: 0	H: 1	E: 0	K: 1	S: 8	R: 2	H: 4	E: 0	K: 0	S: 13	R: 0	H: 1	E: 0	K: 1	S: 9	R: 0	H: 2	E: 0	K: 1	S: 18	R: 0	H: 0	E: 0	K: 2	S: 7	1B: 6	SF: 0	2B: 2	SAC: 0	3B: 0	DP: 0	HR: 0	HBP: 0	WP: 0	PA: 35
--------------	------	------	------	------	------	------	------	------	------	------	------	------	------	------	------	------	------	------	------	------	------	------	------	------	-------	------	------	------	------	------	------	------	------	------	-------	------	------	------	------	------	-------	-------	-------	--------	-------	-------	-------	--------	-------	--------

PITCHER	IP	WLS	BF	H	R	ER	SO	BB	IBB	HBP	BLK	WP	HR	S	P	ERA	WHIP
Jim O'Toole, L (1, 1) ERA: 2.25	8.0	W	32	8	2	2	5	0	0	0	0	0	0	74	107	2.25	1.000
Joe Nuxhall, L (9, 1) ERA:	1.0	S	3	0	0	0	2	0	0	0	0	0	0	7	10	0.00	0.000

BOTTOM

Cincinnati Reds @ Los Angeles Dodgers
 Dodger Stadium, Los Angeles, CA
 Thu Apr 16 1964, 6:05 PM PST
 Att. 20,430 - Unknown

livebaseballscores.com

AB	35
R	2
H	8
RBI	2
BB	0
SO	7
LOB	13



Batter	1	2	3	4	5	6	7	8	9	AB	R	H	RBI	BB	SO	LOB	TOP										
Pete Rose, S (1, 4) OBP: 0.071, SLG: 0.071	0-0 1-3		3-2 F9	1-2 FC5		2-1 1B		1-0 F7		5	0	1	0	0	0	1											
Giraldo Ruiz, S (1, 5) OBP: 0.357, SLG: 0.538	1-1 4-3		3-2 6-3		1-2 F7	1-1 L6		1-1 HBP		4	0	0	0	0	0	2											
Vada Pinson, L (1, 8) OBP: 0.429, SLG: 0.615	1-2 F6		0-0 F6		3-2 HR		1-1 F5	0-1 L8		5	1	1	1	0	0	1											
Frank Robinson, R (1, 9) OBP: 0.357, SLG: 0.308		4-1 FC5-4 BB		0-0 L8	1-0 F8		0-1 HR 1B		1-0 6-3	4	1	1	0	1	0	0											
Deron Johnson, R (1, 3) OBP: 0.429, SLG: 1.167		0-2 FC5-4 WP 1B		2-2 1B 2B	2-2 1B		0-0 HR		0-0 6-3	5	3	3	2	0	0	1											
Tommy Harper, R (1, 7) OBP: 0.400, SLG: 0.250		4-2 1B BB		0-0 2B 1B	2-2 F2		2-3 K		0-0 F9	4	1	1	1	1	1	1											
Leo Cardenas, R (1, 6) OBP: 0.455, SLG: 0.545		1-1 BB 1B		1-2 2B 2B	0-3 K		0-1 1B 1B			4	1	3	2	0	1	0											
Johnny Edwards, L (1, 2) OBP: 0.417, SLG: 0.545		4-2 BB		0-1 FC5 2B	0-1 3-1		0-1 1B			3	0	2	1	1	0	0											
Joey Jay, S (1, 1) OBP: 0.417, SLG: 0.545		2-3 K		2-2 5-3	4-2 1B BB		2-3 K			3	0	0	0	1	2	3											
Inning Stats	R: 0 E: 0 K: 0 S: 7	H: 0 LOB: 0 BB: 0 P: 9	R: 1 E: 0 K: 1 S: 15	H: 1 LOB: 2 BB: 3 P: 30	R: 0 E: 0 K: 0 S: 7	H: 0 LOB: 0 BB: 0 P: 13	R: 3 E: 0 K: 0 S: 17	H: 4 LOB: 1 BB: 0 P: 23	R: 1 E: 0 K: 0 S: 14	H: 2 LOB: 1 BB: 0 P: 23	R: 0 E: 0 K: 1 S: 12	H: 1 LOB: 2 BB: 1 P: 19	R: 2 E: 0 K: 1 S: 13	H: 4 LOB: 2 BB: 0 P: 16	R: 0 E: 0 K: 1 S: 7	H: 0 LOB: 1 BB: 0 P: 11	R: 0 E: 0 K: 0 S: 3	H: 0 LOB: 0 BB: 0 P: 4	1B: 7 2B: 3 3B: 0 HR: 2	SF: 0 SAC: 0 DP: 0 HBP: 1	WP: 1 PB: 0 SB: 1 CS: 0	PA: 42					
PITCHER	IP	WLS	BF	H	R	ER	SO	BB	IBB	HBP	BLK	WP	HR	S	P	ERA	WHIP										
Pete Richert, L (1, 1) ERA: 10.8	3.1	L	17	5	4	4	1	3	0	0	0	1	0	40	66	10.80	2.400										
Joe Moeller, R (4, 1) ERA: 5.79	4.2		22	7	3	3	3	1	0	1	0	0	2	52	78	5.79	1.714										
Phil Ortega, R (9, 1) ERA:	1.0		3	0	0	0	0	0	0	0	0	0	0	3	4	0.00	0.000										

Cincinnati Reds @ Los Angeles Dodgers
 Dodger Stadium, Los Angeles, CA
 Fri Apr 17 1964, 6:05 PM PST
 Att: 26,909 - Unknown

AB	37
R	7
H	12
RBI	7
BB	4
SO	4
LOB	9



livebaseballscorecards.com

Batter	1	2	3	4	5	6	7	8	9	AB	R	H	RBI	BB	SO	LOB
Maury Wills, S OBP: 0.294, SLG: 0.294 (1, 6)	1-1 4-3		0-2 F7		2-1 6-3			1-0 4-3		4	0	0	0	0	0	1
Jim Gilliam, S OBP: 0.250, SLG: 0.200 (1, 4)	3-2 F9		3-2 2-3			0-1 4-3			1-0 G6-3 1B	4	0	1	0	0	0	1
Willie Davis, L OBP: 0.313, SLG: 0.375 (1, 8)	0-0 G3			0-0 B3		0-3 K			0-0 G6-3 1B	4	0	1	0	0	1	0
Tommy Davis, R OBP: 0.250, SLG: 0.467 (1, 7)		2-1 F6		2-0 HR		0-1 1-3			1-1 G6-3	4	1	1	1	1	0	2
Ron Fairly, L OBP: 0.438, SLG: 0.571 (1, 3)		3-2 HR		1-0 1B		2-2 4-3			0-0 F8	4	2	2	1	0	0	1
Frank Howard, R OBP: 0.333, SLG: 0.733 (1, 9)		3-2 F8		0-1 1B		0-0 F3				3	0	1	0	0	0	0
John Roseboro, L OBP: 0.267, SLG: 0.429 (1, 2)		2-2 F3		1-0 SF7-6-4		3-1 F5				2	0	0	1	0	0	0
Johnny Werhas, R OBP: 0.267, SLG: 0.154 (1, 5)			0-0 L8		2-1 F6			4-2 L3 BB		2	0	0	0	1	0	0
Pete Richert, L (1, 1)			0-0 E3		0-0 1-3			1-1 L3		1	0	0	0	0	0	0
Joe Moeller, R (4, 1)										1	0	0	0	0	0	0
Wally Moon, L (8, PH)										1	0	0	0	0	0	1
Phil Ortega, R (9, 1)										0	0	0	0	0	0	0

Inning Stats	R: 0	H: 0	R: 1	H: 1	R: 0	H: 0	R: 2	H: 3	R: 0	H: 0	R: 0	H: 0	R: 0	H: 0	R: 0	H: 2	1B: 4	SF: 1	WP: 0	PA: 32
	E: 0	LOB: 0	E: 0	LOB: 0	E: 1	LOB: 1	E: 0	LOB: 0	E: 0	LOB: 0	E: 0	LOB: 0	E: 0	LOB: 0	E: 0	LOB: 1	2B: 2	SAC: 0	PB: 0	
	K: 0	BB: 0	K: 0	BB: 0	K: 0	BB: 0	K: 0	BB: 0	K: 1	BB: 0	K: 0	BB: 0	K: 0	BB: 0	K: 0	BB: 0	3B: 0	DP: 3	SB: 1	
	S: 7	P: 11	S: 14	P: 24	S: 8	P: 11	S: 6	P: 10	S: 5	P: 9	S: 6	P: 11	S: 5	P: 7	S: 5	P: 7	HR: 2	HBP: 0	CS: 0	

PITCHER	IP	WLS	BF	H	R	ER	SO	BB	IBB	HBP	BLK	WP	HR	S	P	ERA	WHIP	IP	WLS	BF	H	R	ER	SO	BB	IBB	HBP	BLK	WP	HR	S	P	ERA	WHIP	
Joey Jay, R ERA: 3.0 (1, 1)	9.0	W	32	6	3	3	1	1	0	0	0	0	2	63	101	3.00	0.778																		

BOTTOM

Cincinnati Reds @ Los Angeles Dodgers
 Dodger Stadium, Los Angeles, CA
 Fri Apr 17 1964, 6:05 PM PST
 Att. 26,909 - Unknown

livebaseballscorecards.com

AB	30
R	3
H	6
RBI	3
BB	1
SO	1
LOB	6



Batter	1	2	3	4	5	6	7	8	9	AB R H RBI BB SO LOB	TOP																						
Pete Rose, S (1, 4) OBP: 0.111, SLG: 0.059	0-0 4-3			4-2 1B BB	0-3 K			1-2 F4		3 0 0 0 1 1 0																							
Giraldo Ruiz, S (1, 5) OBP: 0.333, SLG: 0.471	0-2 F8			0-0 1-3 HR 1B		0-0 F8		0-1 4-3		4 1 1 0 0 0 0																							
Vada Pinson, L (1, 8) OBP: 0.444, SLG: 0.563	1-2 F4			0-0 F8		4-1 BB		2-0 1B		3 0 1 0 1 0 1																							
Frank Robinson, R (1, 9) OBP: 0.333, SLG: 0.250		0-2 L8		4-1 1-2 HR IBB		0-3 K		1-3 K		3 1 0 0 1 2 2																							
Deron Johnson, R (1, 3) OBP: 0.364, SLG: 1.100		1-2 F8		0-1 1-H 2-H HR		0-1 F7		1-2 F9		4 1 1 3 0 0 2																							
Tommy Harper, R (1, 7) OBP: 0.333, SLG: 0.250		1-0 1-3		1-2 S 1B		1-0 L7		1-1 5-3		4 0 1 0 0 0 1																							
Leo Cardenas, R (1, 6) OBP: 0.357, SLG: 0.429			0-3 K	1-3 K		0-0 F4				3 0 0 0 0 2 1																							
Johnny Edwards, L (1, 2) OBP: 0.333, SLG: 0.429			0-3 K		1-0 G3		0-1 F8			3 0 0 0 0 1 0																							
Jim Maloney, L (1, 1) John Tsitouris, R (7, 1)			0-3 K		0-0 F2		2-1 F8			2 0 0 0 0 1 0 1 0 0 0 0 0 0																							
Inning Stats	R: 0 E: 0 K: 0 S: 7	H: 0 LOB: 0 BB: 0 P: 8	R: 0 E: 0 K: 0 S: 8	H: 0 LOB: 0 BB: 0 P: 10	R: 0 E: 0 K: 3 S: 9	H: 0 LOB: 0 BB: 0 P: 9	R: 3 E: 0 K: 1 S: 14	H: 3 LOB: 1 BB: 2 P: 24	R: 0 E: 0 K: 1 S: 5	H: 0 LOB: 0 BB: 0 P: 6	R: 0 E: 0 K: 1 S: 7	H: 0 LOB: 1 BB: 1 P: 11	R: 0 E: 0 K: 0 S: 4	H: 0 LOB: 0 BB: 0 P: 5	R: 0 E: 0 K: 0 S: 7	H: 0 LOB: 0 BB: 0 P: 10	R: 0 E: 0 K: 1 S: 9	H: 1 LOB: 1 BB: 0 P: 14	1B: 3 2B: 0 3B: 0 HR: 1	SF: 0 SAC: 0 DP: 0 HBP: 0	WP: 0 PB: 0 SB: 2 CS: 0	PA: 33											
PITCHER Sandy Koufax, L (1, 1) ERA: 1.59 Ron Perranoski, L (9, 1) ERA:	IP 8.0	WLS L	BF 29	H 3	R 3	ER 3	SO 6	BB 2	IBB 1	HBP 0	BLK 0	WP 0	HR 1	S 61	P 83	ERA 3.38	WHIP 0.625																
											PITCHER	IP	WLS	BF	H	R	ER	SO	BB	IBB	HBP	BLK	WP	HR	S	P	ERA	WHIP					

Cincinnati Reds @ Los Angeles Dodgers
Dodger Stadium, Los Angeles, CA

Sat Apr 18 1964, 6:05 PM PST
Att: 41,247 - Unknown

AB	30
R	3
H	4
RBI	3
BB	3
SO	7
LOB	7



Batter	1	2	3	4	5	6	7	8	9	AB	R	H	RBI	BB	SO	LOB
Maury Wills, S OBP: 0.286, SLG: 0.250 (1, 6)	4-0 4-1 WP BB		1-2 F3		2-2 F7			2-3 K		3	0	0	0	1	1	2
Jim Gilliam, S OBP: 0.200, SLG: 0.158 (1, 4)	2-2 4-1		1-1 4-3			0-1 6-3		1-1 FC4-6		4	0	0	0	0	0	2
Willie Davis, L OBP: 0.250, SLG: 0.300 (1, 8)	1-3 K		1-2 F8			0-0 4-3			1-1 F5	4	0	0	0	0	1	1
Tommy Davis, R OBP: 0.200, SLG: 0.368 (1, 7)	0-3 K			0-2 G2		1-2 F9			1-1 F9	4	0	0	0	0	1	1
Ron Fairly, L OBP: 0.450, SLG: 0.500 (1, 3)		0-2 3-1		2-1 4-3			4-0 G3-6-1 BB		4-2 1B BB	2	0	0	0	2	0	0
Frank Howard, R OBP: 0.316, SLG: 0.632 (1, 9)		3-3 K		2-3 K		0-1 G3-6-1		2-2 1-2 1B		4	0	1	0	0	2	1
John Roseboro, L OBP: 0.263, SLG: 0.353 (1, 2)		4-1 E BB			2-2 6-3		1-0 L6		1-3 K	3	0	0	0	1	1	2
Johnny Werhas, R OBP: 0.278, SLG: 0.133 (1, 5)		1-0 E6			4-1 BB			2-3 K		2	0	0	0	1	1	1
Sandy Koufax, R (1, 1)		2-3 K			1-3 K			4-2 FC4-6 BB		2	0	0	0	0	2	3
Wally Moon, L (8, PH)										0	0	0	0	1	0	0
Ron Perranoski, L (9, 1)										0	0	0	0	0	0	0

Inning Stats	R: 0	H: 0	E: 0	K: 2	S: 14	LOB: 1	BB: 1	P: 21	R: 0	H: 0	E: 1	K: 2	S: 11	LOB: 2	BB: 1	P: 21	R: 0	H: 0	E: 0	K: 0	S: 8	LOB: 0	BB: 0	P: 11	R: 0	H: 0	E: 0	K: 1	S: 8	LOB: 1	BB: 1	P: 21	R: 0	H: 0	E: 0	K: 0	S: 7	LOB: 0	BB: 0	P: 8	R: 0	H: 0	E: 0	K: 0	S: 3	LOB: 0	BB: 1	P: 8	R: 0	H: 0	E: 0	K: 2	S: 10	LOB: 1	BB: 1	P: 19	R: 0	H: 1	E: 0	K: 1	S: 12	LOB: 2	BB: 1	P: 21	1B: 1	2B: 0	3B: 0	HR: 0	SF: 0	SAC: 0	DP: 1	HBP: 0	WP: 1	PB: 0	SB: 0	CS: 0	PA: 34
PITCHER	IP	WLS	BF	H	R	ER	SO	BB	IBB	HBP	BLK	WP	HR	S	P	ERA	WHIP																																																												
Jim Maloney, R (1, 1) ERA: 1.5	6.0	W	22	0	0	0	6	3	0	0	0	1	0	60	94	0.00	0.500																																																												
John Tsitouris, R (7, 1) ERA:	3.0	S	12	1	0	0	3	3	0	0	0	0	0	25	48	0.00	1.333																																																												

BOTTOM

Cincinnati Reds @ Los Angeles Dodgers
 Dodger Stadium, Los Angeles, CA
 Sat Apr 18 1964, 6:05 PM PST
 Att. 41,247 - Unknown

livebaseballscores.com

AB	28
R	0
H	1
RBI	0
BB	6
SO	9
LOB	13



Batter	1	2	3	4	5	6	7	8	9	AB R H RBI BB SO LOB	TOP														
Pete Rose, S (1, 4) OBP: 0.174, SLG: 0.136	0-0 F8		0-0 1B 1B		0-0 2B E 1B	0-0 6-3		0-3 K		5 2 2 0 0 1 1															
Giraldo Ruiz, S (1, 5) OBP: 0.435, SLG: 0.591	0-0 3-1 1B		0-0 1B 1-2 1B		0-0 E 1-3 G4-3 2B		0-0 HBP G4-6-3 1B		0-3 K	5 2 4 0 0 1 0															
Vada Pinson, L (1, 8) OBP: 0.435, SLG: 0.524	0-0 3-1 1-2		0-3 K		0-0 FC G4-3 E 2B		0-0 G4-6-3 HBP 1-2 1B		0-0 L9-3 1B	5 1 2 0 0 1 5															
Frank Robinson, R (1, 9) OBP: 0.348, SLG: 0.250		0-0 6-3	0-0 S 1-3 2-H 1B		0-0 E1 G4-3		1-0 G4-6-3 HBP 1-2 2-3 1B		0-0 L9-3	4 0 1 1 0 0 3															
Gordy Coleman, L (1, 3) OBP: 0.273, SLG: 0.200		0-0 3-1	0-3 K		0-0 G4-3		0-0 G4-6-3			4 0 0 0 0 1 6															
Bob Skinner, L (1, 7) OBP: 0.250, SLG: 0.583		0-0 1B		0-0 4-3		0-0 2B		0-0 L9		4 0 2 1 0 0 1															
Johnny Edwards, L (1, 2) OBP: 0.263, SLG: 0.333		0-0 4-3		0-0 F2		0-0 F4		0-0 F6		4 0 0 0 0 0 2															
Leo Cardenas, R (1, 6) OBP: 0.333, SLG: 0.556			0-0 HR		0-0 E6		0-0 1-3		0-3 K	4 1 1 1 0 1 0															
Joe Nuxhall, L (1, 1)			0-3 K		0-0 4-3		0-0 4-3		4-0 BB	3 0 0 0 0 1 1															
Al Worthington, R (6, 1)										0 0 0 0 0 0 0															
Bill Henry, L (6, 1)										0 0 0 0 0 0 0															
Marty Keough, L (8, PH)										0 0 0 0 1 0 0															
Chet Nichols, S (8, 1)										0 0 0 0 0 0 0															
Inning Stats	R: 0 E: 0 K: 0 S: 3	H: 1 LOB: 0 BB: 0 P: 3	R: 0 E: 0 K: 0 S: 4	H: 1 LOB: 1 BB: 0 P: 4	R: 2 E: 0 K: 3 S: 13	H: 4 LOB: 2 BB: 0 P: 13	R: 0 E: 1 K: 0 S: 4	H: 0 LOB: 1 BB: 0 P: 4	R: 3 E: 1 K: 0 S: 7	H: 3 LOB: 1 BB: 0 P: 7	R: 0 E: 0 K: 0 S: 3	H: 0 LOB: 0 BB: 0 P: 3	R: 1 E: 0 K: 0 S: 4	H: 2 LOB: 1 BB: 0 P: 5	R: 0 E: 0 K: 2 S: 7	H: 0 LOB: 1 BB: 1 P: 11	R: 0 E: 0 K: 1 S: 5	H: 1 LOB: 0 BB: 0 P: 5	1B: 9 2B: 3 3B: 0 HR: 1	SF: 0 SAC: 0 DP: 3 HBP: 1	WP: 0 PB: 0 SB: 1 CS: 0	PA: 40			
PITCHER	IP	WLS	BF	H	R	ER	SO	BB	IBB	HBP	BLK	WP	HR	S	P	ERA	WHIP								
Juan Marichal, R (1, 1) ERA: 1.93	5.0		25	9	5	2	3	0	0	0	0	0	1	31	31	3.60	1.800								
Billy Pierce, L (6, 1) ERA:	1.0	W	3	0	0	0	0	0	0	0	0	0	0	3	3	0.00	0.000								
Bob Shaw, R (7, 1) ERA: 2.0	3.0	S	12	3	1	1	3	1	0	1	0	0	0	16	21	3.00	1.333								

Cincinnati Reds @ San Francisco Giants
 Candlestick Park, San Francisco, CA
 Sun Apr 19 1964, 6:33 AM EST
 Att. 30,196 - Unknown

AB	38
R	6
H	12
RBI	3
BB	1
SO	6
LOB	19



Batter	1	2	3	4	5	6	7	8	9
Jesus Alou, R OBP: 0.250, SLG: 0.250 (1, 9)	0-0 E4 WP		0-0 F7		0-0 F8	0-0 1B 1B	0-0 FC6-4		
Harvey Kuenn, R (1, 7)	0-0 L6 1-2		0-0 L9		0-0 F9	4-0 1B E BB	0-0 FC6-4		
Willie Mays, R OBP: 0.417, SLG: 1.174 (1, 8)	0-0 6-3			0-0 E 1B 2B 1B		FC4-6 BB		0-0 HR	
Willie McCovey, L OBP: 0.200, SLG: 0.048 (1, 3)	4-0 BB			0-0 F9		FC4-6 1B 1B		0-0 F4	
Jim Ray Hart, R OBP: 0.304, SLG: 0.435 (1, 5)	0-0 F3			0-0 E7 2B WP 1B		1-2 1B 1B		0-0 F4	
Jim Davenport, R OBP: 0.294, SLG: 0.313 (1, 4)		0-0 F9		0-0 WP 2B		BB BB 1B		0-0 5-3	
Jose Pagan, R OBP: 0.238, SLG: 0.158 (1, 6)		0-0 L9		0-3 K		0-0 BB BB 1B	0-0 1B FC6-4 1B		
Del Crandall, R OBP: 0.333, SLG: 0.143 (1, 2)		0-0 6-3		0-3 K		4-0 BB 1B BB	0-0 FC6-4 1B		
Juan Marichal, R OBP: 0.250, SLG: 0.250 (5, PH) Cap Peterson, R OBP: 0.250, SLG: 0.250 (6, PH) Billy Pierce, L OBP: 0.643, SLG: 0.818 (6, PR) Billy O'Dell, S OBP: 0.250, SLG: 0.250 (7, 1) Bob Shaw, R			0-0 F8		0-0 L3	4-0 1B BB	0-0 F3		

Inning Stats	R: 0	H: 0	E: 1	LOB: 2	K: 0	BB: 1	S: 4	P: 8
	R: 0	H: 0	E: 0	LOB: 0	K: 0	BB: 0	S: 3	P: 3
	R: 2	H: 3	E: 1	LOB: 1	K: 2	BB: 0	S: 10	P: 10
	R: 0	H: 0	E: 0	LOB: 0	K: 0	BB: 0	S: 3	P: 3
	R: 9	H: 6	E: 1	LOB: 1	K: 0	BB: 4	S: 9	P: 25
	R: 1	H: 2	E: 0	LOB: 1	K: 0	BB: 0	S: 5	P: 5
	R: 1	H: 1	E: 0	LOB: 0	K: 0	BB: 0	S: 4	P: 4

PITCHER	IP	WLS	BF	H	R	ER	SO	BB	IBB	HBP	BLK	WP	HR	S	P	ERA	WHIP
Joe Nuxhall, L ERA: 9.45 (1, 1)	5.2	L	27	6	7	7	2	4	0	0	0	2	0	27	43	11.12	1.765
Al Worthington, R ERA: (6, 1)	0.0		3	2	1	1	0	1	0	0	0	0	0	2	6	∞	∞
Bill Henry, L ERA: 6.75 (6, 1)	1.1		8	3	4	1	0	0	0	0	0	0	0	8	8	6.75	2.250
Chet Nichols, L ERA: 4.5 (8, 1)	1.0		4	1	1	1	0	0	0	0	0	0	1	4	4	9.00	1.000

BOTTOM

Cincinnati Reds @ San Francisco Giants
Candlestick Park, San Francisco, CA

Sun Apr 19 1964, 6:33 AM EST
Att. 30,196 - Unknown

AB	R	H	RBI	BB	SO	LOB
5	1	1	3	0	0	1
4	1	0	0	1	0	2
4	3	3	3	1	0	1
4	2	0	0	1	0	2
5	1	3	1	0	0	2
5	1	2	1	0	0	1
4	2	2	1	0	1	1
3	1	1	0	1	1	1
1	0	0	0	0	0	0
1	0	0	0	0	0	0
0	0	0	0	0	0	0
0	0	0	1	1	0	0
0	1	0	0	0	0	0
1	0	0	0	0	0	2

AB	37
R	13
H	12
RBI	10
BB	5
SO	2
LOB	13

livebaseballscorecards.com

GIANTS

1B:	10	SF:	0	WP:	2	PA:	42
2B:	1	SAC:	0	PB:	0		
3B:	0	DP:	0	SB:	0		
HR:	1	HBP:	0	CS:	0		

Batter	1	2	3	4	5	6	7	8	9	AB R H RBI BB SO LOB	TOP							
Pete Rose, S (1, 4) OBP: 0.179, SLG: 0.115	0-0 6-3		0-0 G3	0-0 F6		4-0 1B BB		0-0 F9		4 0 0 0 1 0 0								
Giraldo Ruiz, S (1, 5) OBP: 0.464, SLG: 0.593	0-0 1-3		0-0 E 1B		0-3 K2-3	0-0 1B		0-0 G4-3 1B		5 1 3 1 0 1 0								
Vada Pinson, L (1, 8) OBP: 0.429, SLG: 0.480	0-0 F7		0-0 E3 1B 1-H		0-0 1-3 1B	4-0 BB		0-3 K		4 0 1 1 1 1 1								
Frank Robinson, R (1, 9) OBP: 0.321, SLG: 0.240		0-0 4-3	0-0 BB 1B		0-0 1-3	0-0 F8		0-0 G4-3		5 0 1 0 0 0 5								
Gordy Coleman, L (1, 3) OBP: 0.267, SLG: 0.154		0-0 F9	0-0 P5		4-0 BB		0-0 F9			3 0 0 0 1 0 2								
Bob Skinner, L (1, 7) OBP: 0.313, SLG: 0.500		4-0 1B BB	4-0 1-2 BB		0-0 F5		0-0 4-3			2 0 0 0 2 0 2								
Johnny Edwards, L (1, 2) OBP: 0.261, SLG: 0.318		0-0 HBP 1B	0-0 4-3			0-0 L3	0-0 F7			4 0 1 0 0 0 3								
Leo Cardenas, R (1, 6) OBP: 0.364, SLG: 0.571		1-0 1-2 HBP		0-3 K		0-0 1B 2B		0-0 F7		3 1 1 0 0 1 0								
Bob Purkey, R (1, 1)		0-3 K		0-3 K		0-0 F9		0-3 K		4 0 0 0 0 3 4								
Inning Stats	R: 0 E: 0 K: 0 S: 3 H: 0 LOB: 0 BB: 0 P: 3	R: 0 E: 0 K: 1 S: 6 H: 1 LOB: 3 BB: 1 P: 11	R: 1 E: 2 K: 0 S: 6 H: 2 LOB: 3 BB: 1 P: 10	R: 0 E: 0 K: 2 S: 7 H: 0 LOB: 0 BB: 0 P: 7	R: 0 E: 0 K: 1 S: 6 H: 1 LOB: 2 BB: 1 P: 10	R: 1 E: 0 K: 0 S: 5 H: 2 LOB: 3 BB: 2 P: 13	R: 0 E: 0 K: 0 S: 3 H: 0 LOB: 0 BB: 0 P: 3	R: 0 E: 0 K: 1 S: 5 H: 0 LOB: 0 BB: 0 P: 5	R: 0 E: 0 K: 1 S: 5 H: 1 LOB: 0 BB: 0 P: 5	1B: 6 2B: 1 3B: 0 HR: 0 SF: 0 SAC: 0 DP: 1 HBP: 1	WP: 0 PB: 0 SB: 0 CS: 0 PA: 40							
PITCHER Jack Sanford, R (1, 1) ERA: 3.38	IP 9.0	WLS W	BF 40	H 7	R 2	ER 1	SO 6	BB 5	IBB 0	HBP 1	BLK 0	WP 0	HR 0	S 46	P 67	ERA 1.00	WHIP 1.333	PITCHER IP WLS BF H R ER SO BB IBB HBP BLK WP HR S P ERA WHIP

Cincinnati Reds @ San Francisco Giants
Candlestick Park, San Francisco, CA
 Mon Apr 20 1964, 6:33 AM EST
 Att. 8,359 - Unknown

livebaseballscorecards.com

AB	34
R	2
H	7
RBI	2
BB	5
SO	6
LOB	17



Batter	1	2	3	4	5	6	7	8	9	AB R H RBI BB SO LOB	TOP		
Pete Rose, S (1, 4) OBP: 0.265, SLG: 0.226	0-0 FC4-6 1B	0-0 G3			0-0 3B 2B	0-0 2-H 1B		0-3 K	4-0 HBP BB	5 1 3 1 1 1 2			
Giraldo Ruiz, S (1, 5) OBP: 0.412, SLG: 0.606	0-0 FC4-6 1B 1-2f		0-0 4-3		0-0 F3	0-0 L9		0-0 IHR	0-0 F4	6 1 1 2 0 0 6			
Vada Pinson, L (1, 8) OBP: 0.485, SLG: 0.586 Marty Keough, L (8, 8)	0-0 G6-4-3 1B 1-3		4-0 FC6-4 BB		0-0 1B 3B		0-0 2B SF7 1B	0-0 E8	1-0 FC6-4 HBP	4 2 3 1 1 0 0 0 0 0 1 0 0 0			
Frank Robinson, R (1, 9) OBP: 0.353, SLG: 0.300	0-0 G6-4-3 1-2f		0-0 FC6-4 2B 1-2f		0-0 1-3 1B 3-H		0-0 SF7 2-1 2B	4-0 BB	0-0 FC6-4 1-2f	5 1 2 1 1 0 6			
Deron Johnson, R (1, 3) OBP: 0.438, SLG: 1.000		0-0 1B SF8 1B	0-0 2B 2-H		0-0 1-3 1-2		4-0 SF7 BB	0-0 F2		4 1 2 1 1 0 3			
Bob Skinner, L (1, 7) OBP: 0.316, SLG: 0.471 Tommy Harper, R (7, PH) OBP: 0.273, SLG: 0.200 (7, 7)		0-0 E 1B 1B	0-3 K 3		0-3 K		0-0 F9	0-0 5-3		3 1 1 0 0 2 2 2 0 0 0 0 0 5			
Johnny Edwards, L (1, 2) OBP: 0.250, SLG: 0.320		0-0 SF8 1-3 3-H		0-3 K 1		0-0 4-3	0-0 SF7 1-2 2-3 3-H 4-0		0-0 FC1-5 1B 1B	3 0 1 2 0 1 0			
Leo Cardenas, R (1, 6) OBP: 0.444, SLG: 0.600		0-0 SH1-4 1B 3-H		0-3 K 2		0-0 SH1-4 1B 1B	0-0 IBB		0-0 BB FC1-5 HBP 1B	4 2 3 1 1 1 0			
Jim O'Toole, S (1, 1) Bobby Klaus, R (7, PH) John Tsitouris, R (7, 1)		0-0 SH1-4 1-2		0-0 5-3 3		0-0 SH1-4 1-2	0-0 2-1 3-H	0-0 E5 IHR	0-0 FC1-5 HBP BB	1 0 0 0 0 0 0 0 0 0 0 0 0 0 2 1 0 0 0 0 2			
Inning Stats	R: 0 E: 0 K: 0 S: 4 H: 2 LOB: 1 BB: 0 P: 4	R: 2 E: 1 K: 0 S: 6 H: 3 LOB: 1 BB: 0 P: 6	R: 1 E: 1 K: 1 S: 6 H: 1 LOB: 1 BB: 1 P: 10	R: 0 E: 0 K: 2 S: 7 H: 0 LOB: 0 BB: 0 P: 7	R: 2 E: 0 K: 1 S: 8 H: 3 LOB: 1 BB: 0 P: 8	R: 1 E: 0 K: 0 S: 5 H: 2 LOB: 1 BB: 0 P: 5	R: 1 E: 0 K: 0 S: 4 H: 2 LOB: 3 BB: 2 P: 12	R: 2 E: 2 K: 1 S: 8 H: 1 LOB: 2 BB: 1 P: 12	R: 1 E: 0 K: 0 S: 5 H: 2 LOB: 3 BB: 1 P: 10	1B: 11 2B: 3 3B: 1 HR: 1 SF: 2 SAC: 2 DP: 1 HBP: 1	WP: 0 PB: 0 SB: 0 CS: 0 PA: 49		
PITCHER	IP WLS BF H R ER SO BB IBB HBP BLK WP HR S P ERA WHIP											PITCHER	IP WLS BF H R ER SO BB IBB HBP BLK WP HR S P ERA WHIP
Jim Owens, R (1, 1) ERA: 8.1	2.2 L 14 6 3 2 0 1 0 0 0 0 0 0 13 17 6.75 2.625												
Dave Giusti, R (3, 1) ERA: 6.35	3.1 18 7 4 4 4 1 0 0 0 0 0 0 25 29 10.80 2.400												
Joe Hoerner, L (7, 1) ERA:	1.0 4 0 0 0 0 0 0 1 0 0 0 0 0 2 6 0.00 0.000												
Larry Yellen, R (8, 1) ERA: 9.0	1.0 7 1 2 1 1 1 0 0 0 0 0 0 8 12 9.00 2.000												
Hal Woodeshick, L (9, 1) ERA: 6.75	1.0 7 2 1 1 0 1 0 1 0 0 0 0 5 10 9.00 3.000												

Cincinnati Reds @ Houston Colt 45's
 Colt Stadium, Houston, TX
 Tue Apr 21 1964, 7:05 PM EST
 Att. 5,637 - Unknown

AB	39
R	10
H	16
RBI	10
BB	5
SO	5
LOB	26



livebaseballscorecards.com

Batter	1	2	3	4	5	6	7	8	9	AB	R	H	RBI	BB	SO	LOB
Eddie Kasko, R OBP: 0.258, SLG: 0.387 (1, 6)	0-3 K		0-0 L5		0-0 F8		0-0 6-3		0-0 G3	5	0	0	0	0	1	2
Nellie Fox, L OBP: 0.467, SLG: 0.538 (1, 4)	0-3 K		0-0 SF8 1B		4-0 G4-3 BB		0-3 K		0-0 WP 1B	4	2	2	0	1	2	0
Pete Runnels, L OBP: 0.400, SLG: 0.320 (1, 3)	0-0 5-3		0-0 E4 1B		0-0 G4-3			4-0 3B BB	0-0 6-3	4	1	1	0	1	0	3
Johnny Weekly, R OBP: 0.214, SLG: 0.182 (1, 9)		0-0 F7	0-0 SF8		0-0 F6			0-0 F7	0-0 1B	4	0	1	2	0	0	1
Bob Aspromonte, R OBP: 0.407, SLG: 0.560 Steve Hertz, R (9, 5)		0-0 1B 1B	0-0 6-3		0-0 F2			0-0 FC1-4 3B	0-3 K	4	1	2	1	0	0	1
Jimmy Wynn, R OBP: 0.393, SLG: 0.565 (1, 8)		0-0 1B		0-0 F7		4-0 2B BB		4-0 FC1-4 BB		2	0	1	0	2	0	0
Jim Beauchamp, R OBP: 0.462, SLG: 0.500 Walt Williams, R (9, 7)		0-0 F8		0-0 G6-4-3 1B		0-0 2B		0-0 FC1-4 WP		4	0	2	1	0	0	3
John Bateman, R OBP: 0.333, SLG: 0.217 (1, 2)		0-0 F2		0-0 G6-4-3		0-0 5-3		4-0 BB		3	0	0	0	1	0	5
Jim Owens, R Dave Giusti, R Joe Hoerner, R Rusty Staub, L Larry Yellen, R Walt Bond, L Hal Woodeshick, R (1, 1) (3, 1) (7, 1) (7, PH) (8, 1) (8, PH) (9, 1)			4-0 1B E 1B BB		4-0 E BB		0-3 K	0-3 K		0	0	0	0	0	0	0

Inning Stats	R: 0	H: 0	E: 0	K: 2	S: 7	R: 0	H: 2	E: 0	K: 0	S: 5	R: 2	H: 2	E: 1	K: 0	S: 5	R: 0	H: 1	E: 0	K: 0	S: 3	R: 0	H: 0	E: 1	K: 0	S: 2	R: 0	H: 1	E: 0	K: 2	S: 7	R: 2	H: 1	E: 0	K: 1	S: 6	R: 1	H: 2	E: 0	K: 1	S: 7	1B: 7	2B: 1	3B: 0	SF: 1	SAC: 0	DP: 2	HBP: 0	WP: 3	PA: 41
PITCHER	IP	WLS	BF	H	R	ER	SO	BB	IBB	HBP	BLK	WP	HR	S	P	ERA	WHIP																																
Jim O'Toole, L ERA: 1.93 (1, 1)	6.0	W	26	6	2	1	2	4	0	0	0	0	0	26	42	1.50	1.667																																
John Tsitouris, R ERA: 4.5 (7, 1)	3.0	S	15	3	3	3	4	3	0	0	0	2	0	20	32	9.00	2.000																																


BOTTOM

Cincinnati Reds @ Houston Colt 45's
Colt Stadium, Houston, TX

Tue Apr 21 1964, 7:05 PM EST
Att. 5,637 - Unknown

AB	33
R	5
H	9
RBI	4
BB	7
SO	6
LOB	18

livebaseballscorecards.com



Batter	1	2	3	4	5	6	7	8	9	AB R H RBI BB SO LOB	TOP										
Pete Rose, S (1, 4) OBP: 0.237, SLG: 0.200	0-0 4-3		0-0 4-3		0-0 G3			0-3 K		4 0 0 0 0 1 2	<p>Cincinnati Reds @ Houston Colt 45's</p> <p>Colt Stadium, Houston, TX</p> <p>Wed Apr 22 1964, 7:05 PM EST</p> <p>Att. 4,742 - Unknown</p>										
Giraldo Ruiz, S (1, 5) OBP: 0.368, SLG: 0.541	0-0 1-3		0-0 F8		0-0 F4			0-0 4-3		4 0 0 0 0 0 2											
Vada Pinson, L (1, 8) OBP: 0.459, SLG: 0.545	0-0 F8							0-0 F5		4 0 1 0 0 0 0											
Frank Robinson, R (1, 9) OBP: 0.368, SLG: 0.303		0-0 FC4-6 E 1B		0-0 G4-6-3 1-2f		0-0 5-3		4-0 BB BB		3 0 1 0 1 0 1											
Deron Johnson, R (1, 3) OBP: 0.400, SLG: 0.833		0-3 K		0-0 1B		0-3 K		0-0 F4 BB		4 0 1 0 0 2 2											
Bob Skinner, L (1, 7) OBP: 0.261, SLG: 0.381		0-0 E3 FC4-6 1-2		0-3 K		0-0 F7		0-3 K		4 0 0 0 0 2 3											
Johnny Edwards, L (1, 2) OBP: 0.281, SLG: 0.345		0-0 FC4-6 FC6-4 1-2f 2-3			0-0 G3 E 1B		0-0 1B		0-0 3-1			4 0 2 0 0 0 3									
Leo Cardenas, R (1, 6) OBP: 0.400, SLG: 0.536		0-0 FC6-4			0-0 E8 G3 1-2		0-3 K			3 0 0 0 0 1 4											
Joey Jay, S (1, 1) Marty Keough, L (7, PH) Jim Dickson, L (7, 1)			0-3 K		0-3 K		0-0 4-3			2 0 0 0 0 2 2 1 0 0 0 0 0 1 0 0 0 0 0 0 0											
Inning Stats	R: 0 E: 0 K: 0 S: 3	H: 0 LOB: 0 BB: 0 P: 3	R: 0 E: 1 K: 1 S: 7	H: 1 LOB: 2 BB: 0 P: 7	R: 0 E: 0 K: 1 S: 5	H: 0 LOB: 0 BB: 0 P: 5	R: 0 E: 0 K: 1 S: 6	H: 2 LOB: 1 BB: 0 P: 6	R: 0 E: 1 K: 1 S: 7	H: 1 LOB: 2 BB: 0 P: 7	R: 0 E: 0 K: 1 S: 5	H: 0 LOB: 0 BB: 0 P: 5	R: 0 E: 0 K: 1 S: 6	H: 1 LOB: 1 BB: 0 P: 6	R: 0 E: 0 K: 1 S: 5	H: 0 LOB: 0 BB: 0 P: 5	R: 0 E: 0 K: 1 S: 5	H: 0 LOB: 1 BB: 1 P: 9	1B: 5 2B: 0 3B: 0 HR: 0	SF: 0 SAC: 0 DP: 1 HBP: 0	WP: 0 PA: 34 PB: 0 SB: 0 CS: 0
PITCHER	IP WLS BF H R ER SO BB IBB HBP BLK WP HR S P ERA WHIP																				
Bob Bruce, R (1, 1) ERA: 5.87	8.0 W 31 5 0 0 7 1 0 0 0 0 0 0 44 48 0.00 0.750																				
Hal Brown, R (9, 1) ERA: 5.87	1.0 S 3 0 0 0 1 0 0 0 0 0 0 0 5 5 0.00 0.000																				

livebaseballscorecards.com

AB	33
R	0
H	5
RBI	0
BB	1
SO	8
LOB	20



Batter	1	2	3	4	5	6	7	8	9
Al Spangler, L OBP: 0.167, SLG: 0.167 (1, 8)	0-0 L3		0-0 3-1		0-0 FC6-4 1B		0-0 B3-6-4 1-2f		
Nellie Fox, L OBP: 0.441, SLG: 0.500 (1, 4)	0-0 F7		0-0 F9		0-0 F8			0-0 1B SH5-4 BB 1B	
Pete Runnels, L OBP: 0.394, SLG: 0.321 (1, 3)	0-0 1B		0-0 F8		0-0 FC6-4 1-2f			0-0 SH5-4 1-2	
Walt Bond, L OBP: 0.100, SLG: 0.158 (1, 7)	0-0 F7			0-0 4-3		0-0 L3		4-0 BB 1B FC1-2 IBB	
Bob Aspromonte, R OBP: 0.400, SLG: 0.519 (1, 5)		0-3 K		4-0 S BB		0-0 6-3		0-0 FC1-2 BB 1-2 2-3 1B	
Bob Lillis, R OBP: 1.000, SLG: 1.000 (8, 5)									
Rusty Staub, L OBP: 0.286, SLG: 0.211 (1, 9)		0-0 G3		0-0 F9 1-2		0-0 1B		4-0 FC1-2 1-2 2-3 3-H BB	
Eddie Kasko, R OBP: 0.257, SLG: 0.353 (1, 6)		4-0 S 3B BB		0-3 K		0-0 G3		0-0 FC1-2 1-2 2-3 3-H	
Jerry Grote, R OBP: 0.250, SLG: 0.750 (1, 2)		0-0 1-H 3B				0-0 6-3		0-0 K F2	
Bob Bruce, R OBP: 0.667, SLG: 0.500 (1, 1)		0-0 F3				0-0 1B 1B			
Hal Brown, R (9, 1)									

AB	R	H	RBI	BB	SO	LOB
4	0	1	0	0	0	1
4	1	1	0	0	0	2
3	0	1	0	0	0	2
3	0	0	0	1	0	1
2	0	0	0	1	1	0
1	0	1	0	0	0	0
3	0	1	1	1	0	1
3	1	0	0	1	1	5
4	0	1	1	0	1	3
2	0	1	0	1	0	1
0	0	0	0	0	0	0

BOTTOM

Cincinnati Reds @ Houston Colt 45's
Colt Stadium, Houston, TX
Wed Apr 22 1964, 7:05 PM EST
Att. 4,742 - Unknown

AB	29
R	2
H	7
RBI	2
BB	5
SO	3
LOB	16



Inning Stats		R: 0	H: 1	E: 0	LOB: 1	K: 0	BB: 0	S: 4	P: 4							
IP	WLS	BF	H	R	ER	SO	BB	IBB	HBP	BLK	WP	HR	S	P	ERA	WHIP
6.0	L	25	5	1	1	2	2	0	0	0	0	0	27	35	1.50	1.167
2.0		10	2	1	1	1	2	1	0	0	0	0	9	21	4.50	2.000

PITCHER	IP	WLS	BF	H	R	ER	SO	BB	IBB	HBP	BLK	WP	HR	S	P	ERA	WHIP
Joey Jay, R ERA: 2.4 (1, 1)	6.0	L	25	5	1	1	2	2	0	0	0	0	0	27	35	1.50	1.167
Jim Dickson, R ERA: 4.5 (7, 1)	2.0		10	2	1	1	1	2	1	0	0	0	0	9	21	4.50	2.000

Batter	1	2	3	4	5	6	7	8	9	AB R H RBI BB SO LOB	TOP								
Pete Rose, S (1, 4) OBP: 0.214, SLG: 0.179	0-3 K		0-0 2-3			0-0 4-3			0-0 E1 1-5-3 E	4 1 0 0 0 1 0									
Giraldo Ruiz, S (1, 5) OBP: 0.333, SLG: 0.488	0-0 F9			0-0 B4-3		0-3 K			0-0 1-5-3 2-3	4 0 0 0 0 1 1									
Vada Pinson, L (1, 8) OBP: 0.439, SLG: 0.500 Marty Keough, L (9, PR) (9, 8)	4-0 BB			0-0 P6			0-0 4-3		0-0 E4	3 0 0 0 1 0 0 0 0 0 0 0 0 0									
Frank Robinson, R (1, 9) OBP: 0.333, SLG: 0.270	0-3 K			0-3 K			0-0 5-3		0-0 F7 3-H	4 0 0 0 0 2 2									
Deron Johnson, R (1, 3) OBP: 0.348, SLG: 0.714		0-0 5-3			0-3 K			0-3 K		3 0 0 0 0 2 0									
Bob Skinner, L (1, 7) OBP: 0.269, SLG: 0.348		0-0 1-3			4-0 BB			0-0 G3		2 0 0 0 1 0 0									
Johnny Edwards, L (1, 2) OBP: 0.257, SLG: 0.313		0-3 K			0-0 F8			0-0 4-3		3 0 0 0 0 1 1									
Leo Cardenas, R (1, 6) OBP: 0.364, SLG: 0.484			0-0 P4		0-3 K			0-0 P6		3 0 0 0 0 1 1									
Joe Nuxhall, L (1, 1)			0-3 K			0-0 1-3			0-0 5-3	3 0 0 0 0 1 0									
Inning Stats	R: 0 E: 0 K: 2 S: 7	H: 0 LOB: 1 BB: 1 P: 11	R: 0 E: 0 K: 1 S: 5	H: 0 LOB: 0 BB: 0 P: 5	R: 0 E: 0 K: 1 S: 5	H: 0 LOB: 0 BB: 0 P: 5	R: 0 E: 0 K: 1 S: 7	H: 0 LOB: 1 BB: 1 P: 11	R: 0 E: 0 K: 1 S: 5	H: 0 LOB: 0 BB: 0 P: 5	R: 0 E: 0 K: 1 S: 3	H: 0 LOB: 0 BB: 0 P: 3	R: 1 E: 2 K: 0 S: 5	H: 0 LOB: 1 BB: 0 P: 5	1B: 0 2B: 0 3B: 0 HR: 0	SF: 0 SAC: 0 DP: 0 HBP: 0	WP: 0 PB: 0 SB: 0 CS: 0	PA: 31	
PITCHER Ken Johnson, R (1, 1) ERA: 1.69	IP 9.0	WLS L	BF 31	H 0	R 1	ER 0	SO 9	BB 2	IBB 0	HBP 0	BLK 0	WP 0	HR 0	S 47	P 55	ERA 0.00	WHIP 0.222		
PITCHER	IP	WLS	BF	H	R	ER	SO	BB	IBB	HBP	BLK	WP	HR	S	P	ERA	WHIP		

Cincinnati Reds @ Houston Colt 45's
 Colt Stadium, Houston, TX
 Thu Apr 23 1964, 7:05 PM EST
 Att. 5,426 - Unknown

livebaseballscorecards.com

AB	29
R	1
H	0
RBI	0
BB	2
SO	9
LOB	5



Batter	1	2	3	4	5	6	7	8	9	AB R H RBI BB SO LOB
Eddie Kasko, R OBP: 0.231, SLG: 0.316 (1, 6)	0-0 L7		0-0 5-3			0-0 F7			0-3 K	4 0 0 0 0 1 0
Nellie Fox, L OBP: 0.447, SLG: 0.500 (1, 4)	0-0 CS 1B			0-0 F7			0-0 E FC6-5-6 1B		0-0 6-3	4 0 2 0 0 0 0
Pete Runnels, L OBP: 0.405, SLG: 0.323 Bob Lillis, R OBP: 1.000, SLG: 1.000 (1, 3) (9, PR)	4-0 FC6-4 BB 1-2			0-0 G5-4-3 1B			0-0 E6 FC6-5-6 1-3		0-0 E3	3 0 1 0 1 0 1 0 0 0 0 0 0 0
Johnny Weekly, R OBP: 0.167, SLG: 0.133 (1, 9)	0-0 FC6-4 1-2f			0-0 G5-4-3 1-2f			0-0 FC6-5-6 1-2		0-3 K	4 0 0 0 0 1 5
Bob Aspromonte, R OBP: 0.394, SLG: 0.500 (1, 5)		0-0 G6-3 1B			0-0 F9		0-0 F7			3 0 1 0 0 0 1
Jimmy Wynn, R OBP: 0.387, SLG: 0.577 (1, 7)		0-0 G6-3 1-2f			0-3 K					3 0 1 0 0 1 1
Jim Beauchamp, R OBP: 0.375, SLG: 0.385 (1, 8)		0-3 K			0-0 4-3			0-3 2B		3 0 0 0 0 2 1
Jerry Grote, R OBP: 0.143, SLG: 0.429 (1, 2)			0-0 5-3			0-3 K		0-0 F3		3 0 0 0 0 1 1
Ken Johnson, R (1, 1)			0-0 5-3			0-0 F2		0-0 F7		3 0 0 0 0 0 1

Inning Stats	R: 0 E: 0 K: 0 S: 3	H: 1 LOB: 1 BB: 1 P: 7	R: 0 E: 0 K: 1 S: 5	H: 1 LOB: 0 BB: 0 P: 5	R: 0 E: 0 K: 0 S: 3	H: 0 LOB: 0 BB: 0 P: 3	R: 0 E: 0 K: 0 S: 3	H: 1 LOB: 0 BB: 0 P: 3	R: 0 E: 0 K: 1 S: 5	H: 0 LOB: 0 BB: 0 P: 5	R: 0 E: 1 K: 0 S: 4	H: 1 LOB: 1 BB: 0 P: 4	R: 0 E: 0 K: 1 S: 6	H: 1 LOB: 1 BB: 0 P: 6	R: 0 E: 1 K: 2 S: 8	H: 0 LOB: 1 BB: 0 P: 8	1B: 4 2B: 2 3B: 0 HR: 0	SF: 0 SAC: 0 DP: 3 HBP: 0	WP: 0 PB: 0 SB: 0 CS: 1	PA: 31
PITCHER Joe Nuxhall, L ERA: 4.02 (1, 1)	IP 9.0	WLS W	BF 31	H 5	R 0	ER 0	SO 6	BB 1	IBB 0	HBP 0	BLK 0	WP 0	HR 0	S 42	P 46	ERA 0.00	WHIP 0.667			


BOTTOM

Cincinnati Reds @ Houston Colt 45's
Colt Stadium, Houston, TX

Thu Apr 23 1964, 7:05 PM EST
Att. 5,426 - Unknown

livebaseballscorecards.com

AB	30
R	0
H	5
RBI	0
BB	1
SO	6
LOB	11



Batter	1	2	3	4	5	6	7	8	9	AB R H RBI BB SO LOB	TOP											
Jesus Alou, R OBP: 0.273, SLG: 0.318 (1, 9)	0-0 5-3	0-0 1B 1-2 2-3 3-H	0-0 6-3		0-0 F8		0-0 1B		0-0 1B 1B	6 2 3 1 0 0 1												
Chuck Hiller, L OBP: 0.263, SLG: 0.278 (1, 4)	0-3 K	0-0 1B 1-3 2-H 3-H		0-0 1-3		0-0 PB 1B 2B	0-0 F8		0-3 K	6 2 2 2 0 2 1												
Willie Mays, R OBP: 0.541, SLG: 1.176 Del Crandall, R OBP: 0.357, SLG: 0.250 Matty Alou, L OBP: 0.250, SLG: 0.100 (1, 8)	4-0 S HR BB	0-0 1B 1-2 3-H		0-0 HR		0-0 PB 1B 1B	4-0 BB 1B BB		0-0 1B 1-3 S 1B	3 5 3 2 2 0 0 1 0 1 0 0 0 0 0 0 0 0 0 0 0												
Willie McCovey, L OBP: 0.324, SLG: 0.688 Gil Garrido, R OBP: 1.000, SLG: 1.000 (1, 7)	0-0 1-H HR	0-3 K		0-0 WP 1B		4-0 1B 1-2 2-3 E BB	4-0 1B 1-2 BB		0-0 E 1B	3 2 2 2 1 1 2 1 0 1 1 1 0 0												
Orlando Cepeda, R OBP: 0.625, SLG: 0.769 Harvey Kuenn, R OBP: 0.160, SLG: 0.087 (1, 3)	0-0 4-3	0-0 WP 1-3 2-H 1B		0-0 6-3		0-0 E 1B 1-2 2-H 3-H	0-0 1B 1-2 2-H 1B		0-3 K2-3 1-2	2 0 1 1 0 0 0 4 0 2 3 0 1 3												
Tom Haller, L OBP: 0.400, SLG: 0.400 (1, 2)					0-0 F7		0-0 F3		0-3 K	5 1 0 0 1 3 9												
Jim Ray Hart, R OBP: 0.306, SLG: 0.353 (1, 5)					0-0 S 1B		0-0 F3		0-3 K	5 1 2 0 0 1 3												
Jose Pagan, R OBP: 0.226, SLG: 0.172 Duke Snider, L (6, 6)		0-0 E6 1B 1B		0-0 F8		0-3 K	0-0 E1 1-3 2-H		0-0 6-3	3 1 0 0 0 1 2 1 0 0 0 0 0 1												
Cap Peterson, R OBP: 0.200, SLG: 0.200 (8, 7)		1-3 3-H 1B		0-0 5-3		1-2 F7	0-0 1-3 3		0-0 6-3	1 0 0 0 0 0 0												
Juan Marichal, R OBP: 0.222, SLG: 0.222 (1, 1)		0-0 1B 1-2 1B		0-0 5-3		0-0 F7	0-0 1-3 3		0-0 6-3	5 1 1 0 0 0 3												
Inning Stats	R: 2 E: 0 K: 1 S: 6	H: 1 LOB: 0 BB: 1 P: 10	R: 7 E: 1 K: 2 S: 14	H: 6 LOB: 1 BB: 1 P: 18	R: 0 E: 0 K: 0 S: 3	H: 0 LOB: 0 BB: 0 P: 3	R: 1 E: 0 K: 0 S: 5	H: 2 LOB: 1 BB: 0 P: 5	R: 0 E: 0 K: 1 S: 6	H: 1 LOB: 1 BB: 0 P: 6	R: 3 E: 1 K: 0 S: 7	H: 3 LOB: 2 BB: 1 P: 11	R: 1 E: 0 K: 1 S: 6	H: 2 LOB: 2 BB: 2 P: 14	R: 0 E: 0 K: 1 S: 5	H: 0 LOB: 0 BB: 0 P: 5	R: 1 E: 1 K: 3 S: 12	H: 3 LOB: 3 BB: 0 P: 12	1B: 15 2B: 1 3B: 0 HR: 2	SF: 0 SAC: 0 DP: 0 HBP: 0	WP: 2 PB: 1 SB: 3 CS: 0	PA: 51
PITCHER	IP WLS BF H R ER SO BB IBB HBP BLK WP HR S P ERA WHIP																					
John Tsitouris, R ERA: 11.57 (1, 1)	1.0 L 10 4 7 7 1 2 0 0 0 0 0 1 10 18 63.00 6.000																					
Sammy Ellis, R ERA: 4.5 (2, 1)	4.0 18 6 3 2 3 0 0 0 0 2 1 24 24 4.50 1.500																					
Al Worthington, R ERA: 27.0 (6, 1)	1.0 8 3 3 2 0 1 0 0 0 0 0 7 11 18.00 4.000																					
Billy McCool, L ERA: 4.5 (7, 1)	2.0 9 2 1 1 2 2 0 0 0 0 0 11 19 4.50 2.000																					
Chet Nichols, L ERA: 6.0 (9, 1)	1.0 6 3 1 1 3 0 0 0 0 0 0 12 12 9.00 3.000																					

San Francisco Giants @ Cincinnati Reds
Crosley Field, Cincinnati, OH

AB 46
R 15
H 18
RBI 12
BB 5
SO 9
LOB 25



Fri Apr 24 1964, 6:05 PM EST
Att. 10,321 - Unknown

livebaseballscorecards.com

Batter	1	2	3	4	5	6	7	8	9	AB	R	H	RBI	BB	SO	LOB
Pete Rose, S (1, 4) OBP: 0.234, SLG: 0.186	0-3 K		0-3 K		0-0 1B	4-0 BB		0-0 F6		4	0	1	0	1	2	2
Giraldo Ruiz, S (1, 5) OBP: 0.319, SLG: 0.457	0-3 K		0-0 1B		0-0 B2	0-0 G1-2-3		0-0 F4		5	0	1	0	0	1	6
Vada Pinson, L (1, 8) OBP: 0.435, SLG: 0.561	0-3 K2-3		0-0 1B		0-3 K			0-0 F8		5	1	2	2	0	2	2
Frank Robinson, R (1, 9) OBP: 0.298, SLG: 0.238		0-0 F7	0-0 4-3		0-0 F7			0-3 K		5	0	0	0	0	1	4
Deron Johnson, R (1, 3) OBP: 0.393, SLG: 0.667		0-3 K		4-0 BB		0-0 1B		4-0 WP		3	2	1	0	2	2	0
Johnny Edwards, L (1, 2) OBP: 0.300, SLG: 0.351		0-0 1B		0-3 K		0-0 1B		0-0 1B		5	1	3	1	0	1	1
Tommy Harper, R (1, 7) OBP: 0.200, SLG: 0.143		0-3 K		0-3 K		0-0 F4		0-0 5-3		4	0	0	0	0	2	5
Leo Cardenas, R (1, 6) OBP: 0.405, SLG: 0.543			0-0 1B		0-0 F4			0-0 2B		4	1	3	0	0	0	1
John Tsitouris, R (1, 1) Sammy Ellis, L (2, 1) Mel Queen, L (5, PH) Al Worthington, R (6, 1) Gordy Coleman, L (6, PH) Billy McCool, R (7, 1) Bob Skinner, L (8, PH) Chet Nichols, S (9, 1)			0-3 K		0-0 1B		0-0 1B		0-3 K		0	0	0	0	0	0


Inning Stats	R: 0	H: 0	E: 0	K: 3	S: 9	R: 0	H: 1	E: 0	K: 2	S: 8	R: 1	H: 3	E: 0	K: 2	S: 10	R: 0	H: 0	E: 0	K: 2	S: 7	R: 0	H: 2	E: 0	K: 1	S: 7	R: 2	H: 4	E: 0	K: 0	S: 6	R: 1	H: 1	E: 0	K: 1	S: 6	R: 0	H: 1	E: 0	K: 1	S: 6	R: 1	H: 1	E: 0	K: 1	S: 6	R: 1	H: 1	E: 0	K: 1	S: 6
	LOB: 0	BB: 0	LOB: 1	BB: 0	P: 9	LOB: 1	BB: 0	LOB: 1	BB: 1	P: 8	LOB: 2	BB: 0	LOB: 2	BB: 0	P: 7	LOB: 2	BB: 1	LOB: 2	BB: 0	P: 7	LOB: 2	BB: 1	LOB: 2	BB: 1	P: 10	LOB: 2	BB: 1	LOB: 1	BB: 1	P: 10	LOB: 1	BB: 1	P: 10	LOB: 1	BB: 0	P: 6	LOB: 0	BB: 0	P: 6	LOB: 0	BB: 0	P: 6	LOB: 0	BB: 0	P: 6					
Juan Marichal, R (1, 1) ERA: 3.13	IP: 9.0	WLS: W	BF: 42	H: 13	R: 5	ER: 5	SO: 13	BB: 3	IBB: 0	HBP: 0	BLK: 0	WP: 1	HR: 1	S: 65	P: 77	ERA: 5.00	WHIP: 1.778																																	

BOTTOM

San Francisco Giants @ Cincinnati Reds
Crosley Field, Cincinnati, OH


Fri Apr 24 1964, 6:05 PM EST
Att. 10,321 - Unknown

AB	39
R	5
H	13
RBI	5
BB	3
SO	13
LOB	23



WP: 1	PA: 42
PB: 0	CS: 0
SB: 1	

livebaseballscorecards.com

Batter	1	2	3	4	5	6	7	8	9	AB R H RBI BB SO LOB	TOP
Chuck Hiller, L (1, 4) <small>OBP: 0.261, SLG: 0.273</small>	0-3 K		0-3 K		0-0 1B		0-0 F9			4 1 1 0 0 2 1	
Duke Snider, L (1, 9) <small>OBP: 0.261, SLG: 0.273</small>	0-0 4-3		0-0 F6		4-0 1B		0-0 G3			3 0 0 0 1 0 1	
Willie Mays, R (1, 8) <small>OBP: 0.512, SLG: 1.079</small>	0-3 K		0-0 F8		0-0 1B			0-0 5-3		4 0 1 1 0 1 0	
Willie McCovey, L (1, 7) <small>OBP: 0.366, SLG: 0.714</small>		4-0 2B		0-0 1-4-3		0-0 F4		0-0 2B		3 0 2 0 1 0 2	
Orlando Cepeda, R (1, 3) <small>OBP: 0.600, SLG: 0.750</small> Billy O'Dell, S (8, PR) Harvey Kuenn, R (8, 3) <small>OBP: 0.160, SLG: 0.087</small>				0-3 K		0-0 4-3		4-0 G1-6-3		3 0 1 0 1 1 1 0 0 0 0 0 0 0 0 0 0 0 0 0 0	
Tom Haller, L (1, 2) <small>OBP: 0.345, SLG: 0.333</small>		0-3 K		0-0 1-4-3		0-0 F2		0-0 G1-6-3		4 0 0 0 0 1 5	
Jim Ray Hart, R (1, 5) <small>OBP: 0.275, SLG: 0.316</small>			0-0 F4		0-0 F8		0-0 F7		0-0 5-3	4 0 0 0 0 0 3	AB 32 R 1 H 6 RBI 1 BB 4 SO 9 LOB 17
Jose Pagan, R (1, 6) <small>OBP: 0.257, SLG: 0.219</small>		4-0 IBB			0-3 K				0-3 K	3 0 1 0 1 2 0	
Jack Sanford, R (1, 1) <small>OBP: 0.333, SLG: 0.286</small> Matty Alou, L (7, PH) <small>OBP: 0.231, SLG: 0.091</small> Jim Duffalo, R (7, 1) Jesus Alou, R (9, PH) <small>OBP: 0.261, SLG: 0.304</small>			0-0 4-3		0-3 K		0-0 6-3		0-3 K	2 0 0 0 0 1 3 1 0 0 0 0 0 1 0 0 0 0 0 0 0 1 0 0 0 0 1 0	
Inning Stats	R: 0 H: 0 E: 0 LOB: 0 K: 2 BB: 0 S: 7 P: 7	R: 0 H: 1 E: 0 LOB: 3 K: 1 BB: 2 S: 6 P: 14	R: 0 H: 0 E: 0 LOB: 0 K: 1 BB: 0 S: 5 P: 5	R: 0 H: 1 E: 0 LOB: 1 K: 1 BB: 0 S: 6 P: 6	R: 1 H: 2 E: 0 LOB: 2 K: 2 BB: 1 S: 9 P: 13	R: 0 H: 0 E: 0 LOB: 0 K: 0 BB: 0 S: 3 P: 3	R: 0 H: 1 E: 0 LOB: 1 K: 0 BB: 0 S: 4 P: 4	R: 0 H: 1 E: 0 LOB: 2 K: 0 BB: 1 S: 3 P: 7	R: 0 H: 0 E: 0 LOB: 0 K: 2 BB: 0 S: 7 P: 7	1B: 3 SF: 0 2B: 3 SAC: 0 3B: 0 DP: 1 HR: 0 HBP: 0	WP: 0 PA: 36 PB: 0 SB: 1 CS: 0
PITCHER Jim Maloney, R (1, 1) <small>ERA: 1.29</small>	IP WLS BF H R ER SO BB IBB HBP BLK WP HR S P ERA WHIP 9.0 W 36 6 1 1 9 3 1 0 0 0 0 50 66 1.00 1.000										

San Francisco Giants @ Cincinnati Reds
 Crosley Field, Cincinnati, OH
 Sat Apr 25 1964, 3:33 AM EST
 Att. 4,276 - Unknown

livebaseballscorecards.com

Batter	1	2	3	4	5	6	7	8	9	AB R H RBI BB SO LOB	TOP
Tony Taylor, R (1, 4) OBP: 0.250, SLG: 0.349	0-0 2-3 1B		0-3 K		0-0 F9		0-0 4-3		0-0 1-3	5 0 1 0 0 1 1	
Johnny Callison, L (1, 9) OBP: 0.326, SLG: 0.375	0-0 2-3 1-2		0-0 L9		0-0 F8		0-0 E9 3B 1B		0-0 F7	5 1 1 1 0 0 1	
Dick Allen, R (1, 5) OBP: 0.455, SLG: 0.953	0-0 1B			0-0 3-1		0-0 HR	0-0 2-H 3B		0-0 1B	5 1 4 2 0 0 0	
Roy Sievers, R (1, 3) OBP: 0.226, SLG: 0.379	0-3 K			0-0 BB BB SF7 1B		0-3 K	0-0 6-3		0-0 F9	5 1 1 0 0 2 3 0 0 0 0 0 0 0	
Ruben Amaro, R (9, 3) OBP: 1.000, SLG: 1.000											
Tony Gonzalez, L (1, 8) OBP: 0.361, SLG: 0.367					4-0 BB 1-2 BB		0-3 K		0-0 4-3	3 0 0 0 1 1 0	
Danny Cater, R (1, 7) OBP: 0.391, SLG: 0.500					4-0 BB 1-2 2-3 FC6-4 BB 1B		0-0 1B		0-0 P4	3 0 2 0 1 0 0	
Gus Triandos, R (1, 2) OBP: 0.438, SLG: 0.615					0-0 SF7 3-H		0-3 K		0-0 E 1B	3 0 1 1 0 1 2	
Bobby Wine, R (1, 6) OBP: 0.351, SLG: 0.441					0-0 FC6-4 1-2f		0-3 K		0-0 E5 1-2	4 0 0 0 0 1 4	
Art Mahaffey, R (1, 1) OBP: 0.500, SLG: 1.200					0-3 K		0-3 K		0-3 K	4 1 1 0 0 3 2 0 0 0 0 0 0 0	
Chris Short, R (8, 1)											
Inning Stats	R: 0 E: 0 K: 1 S: 6 H: 2 LOB: 1 BB: 0 P: 6	R: 0 E: 0 K: 0 S: 4 H: 1 LOB: 1 BB: 0 P: 4	R: 0 E: 0 K: 2 S: 7 H: 0 LOB: 0 BB: 0 P: 7	R: 1 E: 0 K: 0 S: 4 H: 1 LOB: 2 BB: 2 P: 12	R: 0 E: 0 K: 1 S: 5 H: 0 LOB: 0 BB: 0 P: 5	R: 1 E: 0 K: 3 S: 11 H: 2 LOB: 1 BB: 0 P: 11	R: 2 E: 1 K: 1 S: 8 H: 3 LOB: 1 BB: 0 P: 8	R: 0 E: 1 K: 1 S: 7 H: 1 LOB: 2 BB: 0 P: 7	R: 0 E: 0 K: 0 S: 4 H: 1 LOB: 1 BB: 0 P: 4	1B: 8 2B: 1 3B: 1 HR: 1 SF: 1 SAC: 0 DP: 0 HBP: 0	WP: 0 PB: 0 SB: 0 CS: 0 PA: 40
PITCHER Jim O'Toole, L (1, 1) ERA: 2.74	IP: 9.0 WLS: L BF: 40 H: 11 R: 4 ER: 4 SO: 9 BB: 2 IBB: 0 HBP: 0 BLK: 0 WP: 0 HR: 1 S: 56 P: 64 ERA: 4.00 WHIP: 1.444										
PITCHER	IP: 9.0 WLS: L BF: 40 H: 11 R: 4 ER: 4 SO: 9 BB: 2 IBB: 0 HBP: 0 BLK: 0 WP: 0 HR: 1 S: 56 P: 64 ERA: 4.00 WHIP: 1.444										

Philadelphia Phillies @ Cincinnati Reds
 Crosley Field, Cincinnati, OH
 Tue Apr 28 1964, 7:05 PM EDT
 Att. 5,117 - Unknown

livebaseballscorecards.com

AB	37
R	4
H	11
RBI	4
BB	2
SO	9
LOB	13



Batter	1	2	3	4	5	6	7	8	9	AB R H RBI BB SO LOB
Pete Rose, S (1, 4) OBP: 0.268, SLG: 0.220	0-0 P6		0-0 2B		4-0 BB FC BB	0-0 F9			0-0 F9	4 1 1 0 1 0 1
Giraldo Ruiz, S (1, 5) OBP: 0.304, SLG: 0.418	0-0 F9		0-3 K		0-0 FC BB				0-3 K	5 0 1 0 0 2 2
Marty Keough, L (1, 8)	0-0 F5		0-0 F5		0-0 P5				0-0 FC4-6 1B	4 0 0 0 0 0 4
Frank Robinson, R (1, 9) OBP: 0.309, SLG: 0.265		0-0 BB S 1B	0-0 2B 2B		4-0 BB BB				0-0 G6-4-3	3 1 2 1 1 0 1
Gordy Coleman, L (1, 3) OBP: 0.348, SLG: 0.300		0-0 F5 1-2	0-0 2B 2-H		0-0 F2				0-0 1B	4 0 2 1 0 0 4
Johnny Edwards, L (1, 2) OBP: 0.271, SLG: 0.295		0-0 P6	0-0 L4		0-0 F7				0-3 K	4 0 0 0 0 1 6
Leo Cardenas, R (1, 6) OBP: 0.386, SLG: 0.512		4-0 BB IBB			0-0 F7				0-3 K	3 0 0 0 1 1 1
Tommy Harper, R (1, 7) OBP: 0.227, SLG: 0.150		4-0 BB 1-2 2-3			0-0 P4				0-3 K	3 0 0 0 1 1 1
Jim O'Toole, S (1, 1) Deron Johnson, R (9, PH) OBP: 0.400, SLG: 0.654		0-3 K			0-0 1-3				0-3 K	2 0 0 0 1 1 3 1 0 0 0 0 1 0

Inning Stats	R: 0 E: 0 K: 0 S: 3	H: 0 LOB: 0 BB: 0 P: 3	R: 0 E: 0 K: 1 S: 6	H: 1 LOB: 3 BB: 2 P: 14	R: 2 E: 0 K: 1 S: 8	H: 3 LOB: 1 BB: 0 P: 8	R: 0 E: 0 K: 0 S: 3	H: 0 LOB: 0 BB: 0 P: 3	R: 0 E: 0 K: 0 S: 4	H: 0 LOB: 3 BB: 2 P: 12	R: 0 E: 0 K: 0 S: 3	H: 0 LOB: 1 BB: 1 P: 7	R: 0 E: 0 K: 0 S: 3	H: 1 LOB: 0 BB: 0 P: 3	R: 0 E: 0 K: 3 S: 10	H: 1 LOB: 1 BB: 0 P: 10	R: 0 E: 0 K: 2 S: 7	H: 0 LOB: 0 BB: 0 P: 7	1B: 3 2B: 3 3B: 0 HR: 0	SF: 0 SAC: 0 DP: 1 HBP: 0	WP: 0 PB: 0 SB: 1 CS: 0	PA: 38
--------------	------------------------------	---------------------------------	------------------------------	----------------------------------	------------------------------	---------------------------------	------------------------------	---------------------------------	------------------------------	----------------------------------	------------------------------	---------------------------------	------------------------------	---------------------------------	-------------------------------	----------------------------------	------------------------------	---------------------------------	----------------------------------	------------------------------------	----------------------------------	--------

PITCHER	IP	WLS	BF	H	R	ER	SO	BB	IBB	HBP	BLK	WP	HR	S	P	ERA	WHIP
Art Mahaffey, R (1, 1) ERA: 9.24	7.0	W	32	6	2	2	2	4	1	0	0	0	0	31	51	2.57	1.429
Chris Short, L (8, 1) ERA:	2.0	S	6	0	0	0	5	0	0	0	0	0	0	16	16	0.00	0.000

BOTTOM

Philadelphia Phillies @ Cincinnati Reds
Crosley Field, Cincinnati, OH
 Tue Apr 28 1964, 7:05 PM EDT
 Att. 5,117 - Unknown

livebaseballscorecards.com

AB	33
R	2
H	6
RBI	2
BB	5
SO	7
LOB	23



Batter	1	2	3	4	5	6	7	8	9	AB R H RBI BB SO LOB	TOP		
Tony Taylor, R OBP: 0.245, SLG: 0.333 (1, 4) X	0-0 BB 2B 1B	0-0 F8		0-3 K			0-0 F9		0-3 K	5 1 1 0 0 2 3			
Johnny Callison, L OBP: 0.319, SLG: 0.349 (1, 9) B B B	4-0 2B HBP BB	0-0 FC4-6 FC5-4			0-0 4-3		0-0 P6			3 1 0 0 1 0 2			
Dick Allen, R OBP: 0.438, SLG: 0.915 (1, 5) X	0-0 HBP 2B	0-0 FC5-4			0-3 K			0-3 K		4 0 1 1 0 2 1			
Roy Sievers, R OBP: 0.257, SLG: 0.355 (1, 3) B B B Ruben Amaro, R OBP: 1.000, SLG: 1.000 (8, PR) (8, 3)	4-0 HBP BB		0-0 P6		0-0 L5			4-0 CS BB		2 0 0 0 2 0 0 0 0 0 0 0 0 0			
Tony Gonzalez, L OBP: 0.350, SLG: 0.333 (1, 8) H	1-0 HBP		0-0 3-1			0-0 L7		0-3 K		3 0 0 1 0 1 1			
Danny Cater, R OBP: 0.407, SLG: 0.520 (1, 7) S S S	0-3 K		4-0 BB			0-0 5-3			0-0 1B SF7 2B	3 1 1 0 1 1 3			
Gus Triandos, R OBP: 0.400, SLG: 0.529 (1, 2) S S S	0-3 K		0-0 P4			0-0 L6			0-0 2-3 1B	4 0 1 0 0 1 4			
Bobby Wine, R OBP: 0.317, SLG: 0.405 (1, 6) X	0-0 F8			0-0 F7			0-0 1-3		0-0 SF7	3 0 0 1 0 0 3			
Dennis Bennett, L OBP: 0.250, SLG: 0.182 (1, 1) X		0-0 FC4-6 1B		0-0 G1			0-0 1B		0-3 K	4 0 2 0 0 1 1			
Inning Stats	R: 2 H: 2 E: 0 LOB: 3 K: 2 BB: 2 S: 9 P: 18	R: 0 H: 1 E: 0 LOB: 1 K: 0 BB: 0 S: 4 P: 4	R: 0 H: 0 E: 0 LOB: 1 K: 0 BB: 1 S: 3 P: 7	R: 0 H: 0 E: 0 LOB: 0 K: 1 BB: 0 S: 5 P: 5	R: 0 H: 0 E: 0 LOB: 0 K: 1 BB: 0 S: 5 P: 5	R: 0 H: 0 E: 0 LOB: 0 K: 0 BB: 0 S: 3 P: 3	R: 0 H: 1 E: 0 LOB: 1 K: 0 BB: 0 S: 4 P: 4	R: 0 H: 0 E: 0 LOB: 1 K: 2 BB: 1 S: 6 P: 10	R: 1 H: 2 E: 0 LOB: 1 K: 2 BB: 0 S: 9 P: 9	1B: 4 SF: 1 2B: 3 SAC: 0 3B: 0 DP: 1 HR: 0 HBP: 1	WP: 0 PA: 37 PB: 0 SB: 0 CS: 1		
PITCHER	IP WLS BF H R ER SO BB IBB HBP BLK WP HR S P ERA WHIP											PITCHER	IP WLS BF H R ER SO BB IBB HBP BLK WP HR S P ERA WHIP
Joe Nuxhall, L ERA: 3.57 (1, 1)	7.0 L 29 4 2 2 4 3 0 1 0 0 0 0 33 46 2.57 1.000												
Jim Dickson, R ERA: 4.5 (8, 1)	2.0 8 2 1 1 4 1 0 0 0 0 0 0 15 19 4.50 1.500												

Philadelphia Phillies @ Cincinnati Reds
Crosley Field, Cincinnati, OH
Thu Apr 30 1964, 7:05 PM EDT
Att. 2,821 - Unknown

AB	31
R	3
H	6
RBI	3
BB	4
SO	8
LOB	18



Batter	1	2	3	4	5	6	7	8	9	AB	R	H	RBI	BB	SO	LOB
Pete Rose, S OBP: 0.283, SLG: 0.259 (1, 4)	0-0 G6-4-3 1B		0-0 WP 6-3 2B		0-0 P4		0-0 6-3			4	1	2	0	0	0	3
Giraldo Ruiz, S OBP: 0.283, SLG: 0.390 (1, 5)	0-0 G6-4-3 1-2f		0-0 P4 2-3		0-0 1-3			0-0 F8		4	0	0	0	0	0	3
Tommy Harper, R OBP: 0.269, SLG: 0.208 (1, 7)	0-0 S 1B		0-0 6-3		0-0 F3			0-0 S 1B		4	0	2	1	0	0	0
Deron Johnson, R OBP: 0.382, SLG: 0.586 (1, 3)	4-0 S 1-2 BB		0-0 F2 3-H		0-0 6-3			0-3 K 1-2		3	0	0	0	1	1	1
Frank Robinson, R OBP: 0.288, SLG: 0.245 (1, 9)	0-0 F7 1-2 2-3			0-0 F8		0-0 F6		0-0 F8		4	0	0	0	0	0	3
Leo Cardenas, R OBP: 0.375, SLG: 0.489 (1, 6)		0-0 F8		0-0 4-3			0-0 1B 1B		0-0 F3	4	0	1	0	0	0	0
Johnny Edwards, L OBP: 0.269, SLG: 0.292 (1, 2)		0-0 1B		0-0 4-3			0-0 B1		0-0 P6	4	0	1	0	0	0	1
Marty Keough, L OBP: 0.186, SLG: 0.071 (1, 8)		0-3 K			0-0 F2		0-0 1-3 1B		0-0 L9	4	0	1	0	0	1	1
Joe Nuxhall, L OBP: 0.125, SLG: 0.125 (1, 1)		0-3 K			0-0 1B					2	0	1	0	0	1	1
Hal Smith, R (7, PH)										1	0	0	0	0	1	2
Jim Dickson, L (8, 1)										0	0	0	0	0	0	0

Inning Stats	R: 0 E: 0 K: 0 S: 4	H: 2 LOB: 2 BB: 1 P: 8	R: 0 E: 0 K: 2 S: 8	H: 1 LOB: 1 BB: 0 P: 8	R: 1 E: 0 K: 0 S: 4	H: 1 LOB: 0 BB: 0 P: 4	R: 0 E: 0 K: 0 S: 3	H: 0 LOB: 0 BB: 0 P: 3	R: 0 E: 0 K: 0 S: 4	H: 1 LOB: 1 BB: 0 P: 4	R: 0 E: 0 K: 0 S: 3	H: 0 LOB: 0 BB: 0 P: 3	R: 0 E: 0 K: 1 S: 7	H: 2 LOB: 2 BB: 0 P: 7	R: 0 E: 0 K: 1 S: 6	H: 1 LOB: 1 BB: 0 P: 6	R: 0 E: 0 K: 0 S: 3	H: 0 LOB: 0 BB: 0 P: 3	1B: 7 2B: 1 3B: 0 HR: 0	SF: 0 SAC: 0 DP: 1 HBP: 0	WP: 1 PB: 0 SB: 4 CS: 0	PA: 35
PITCHER Dennis Bennett, L ERA: 2.4 (1, 1)	IP 9.0	WLS W	BF 35	H 8	R 1	ER 1	SO 4	BB 1	IBB 0	HBP 0	BLK 0	WP 1	HR 0	S 42	P 46	ERA 1.00	WHIP 1.000					
PITCHER	IP	WLS	BF	H	R	ER	SO	BB	IBB	HBP	BLK	WP	HR	S	P	ERA	WHIP					


BOTTOM

Philadelphia Phillies @ Cincinnati Reds
Crosley Field, Cincinnati, OH

Thu Apr 30 1964, 7:05 PM EDT
Att. 2,821 - Unknown

livebaseballscorecards.com

AB	34
R	1
H	8
RBI	1
BB	1
SO	4
LOB	15



New York Mets @ Cincinnati Reds
 Crosley Field, Cincinnati, OH

Fri May 01 1964, 7:05 PM EDT
 Att. 5,493 - Unknown

livebaseballscorecards.com

AB	34
R	3
H	8
RBI	2
BB	0
SO	11
LOB	8



AB R H RBI BB SO LOB

TOP

3	1	1	0	0	0	0	1	0	0	0	0	1	0
4	1	2	0	0	0	0	4	0	1	0	0	1	1
4	0	1	0	0	1	1	4	0	1	1	0	1	0
4	1	2	1	0	1	2	4	0	0	0	0	2	0
0	0	0	0	0	0	0	3	0	0	0	0	2	0
1	0	0	0	0	1	1	1	0	0	0	0	1	1
3	0	1	0	0	2	0	3	0	1	0	0	0	2
1	0	0	0	0	0	2	3	0	0	0	0	0	1
3	0	0	0	0	2	1	3	0	0	0	0	2	1
0	0	0	0	0	0	0	0	0	0	0	0	0	0

Batter	1	2	3	4	5	6	7	8	9
Larry Elliot, L (1, 8) OBP: 0.333, SLG: 0.286 Jim Hickman, R (8, PH) OBP: 0.400, SLG: 0.250 (8, 8)	0-0 1B G4-3 1B		0-0 F2		0-0 5-3			0-3 K	
Ron Hunt, R (1, 4) OBP: 0.404, SLG: 0.500	0-0 1-3 G4-3 1B		0-0 2B 1B		0-0 F9			0-0 L9	
Tim Harkness, L (1, 3) OBP: 0.415, SLG: 0.538	0-0 1-2f 3-H G4-3		0-0 1-2 2B 1B		0-0 G3			0-3 K	
Jesse Gonder, L (1, 2) OBP: 0.273, SLG: 0.290	0-0 5-3		0-0 1-3 2-H 2B		0-0 L6			0-3 K	
Frank Thomas, R (1, 7) OBP: 0.296, SLG: 0.327 Dick Smith, R (9, PR) OBP: 0.158, SLG: 0.211		0-0 HR	0-0 1-3		0-3 K			0-0 1B	
George Altman, L (1, 9) OBP: 0.185, SLG: 0.222 Hawk Taylor, R (9, PH) OBP: 0.357, SLG: 0.423		0-3 K		0-0 4-3		0-3 K		0-3 K	
Rod Kanehl, R (1, 5) OBP: 0.381, SLG: 0.429 Joe Christopher, R (9, PH) OBP: 0.421, SLG: 0.588		0-3 K		0-3 K			0-0 G5-4-3 1B		
Charley Smith, R (1, 6) OBP: 0.097, SLG: 0.103		0-0 P6		0-0 E6			0-0 G5-4-3		
Tracy Stallard, R (1, 1) OBP: 0.300, SLG: 0.400 Bill Wakefield, R (7, 1)			0-3 K	0-3 K			0-0 1-3		

Inning Stats	R: 1 E: 0 K: 0 S: 4	H: 2 LOB: 0 BB: 0 P: 4	R: 1 E: 0 K: 2 S: 8	H: 1 LOB: 0 BB: 0 P: 8	R: 1 E: 0 K: 1 S: 8	H: 3 LOB: 2 BB: 0 P: 8	R: 0 E: 1 K: 2 S: 8	H: 0 LOB: 1 BB: 0 P: 8	R: 0 E: 0 K: 0 S: 3	H: 0 LOB: 0 BB: 0 P: 3	R: 0 E: 0 K: 2 S: 7	H: 0 LOB: 0 BB: 0 P: 7	R: 0 E: 0 K: 0 S: 3	H: 1 LOB: 0 BB: 0 P: 3	R: 0 E: 0 K: 2 S: 7	H: 0 LOB: 0 BB: 0 P: 7	R: 0 E: 0 K: 2 S: 8	H: 1 LOB: 2 BB: 0 P: 8	1B: 6 2B: 1 3B: 0 HR: 1	SF: 0 SAC: 0 DP: 2 HBP: 0	WP: 0 PB: 0 SB: 1 CS: 0	PA: 34
--------------	------------------------------	---------------------------------	------------------------------	---------------------------------	------------------------------	---------------------------------	------------------------------	---------------------------------	------------------------------	---------------------------------	------------------------------	---------------------------------	------------------------------	---------------------------------	------------------------------	---------------------------------	------------------------------	---------------------------------	----------------------------------	------------------------------------	----------------------------------	--------

PITCHER	IP	WLS	BF	H	R	ER	SO	BB	IBB	HBP	BLK	WP	HR	S	P	ERA	WHIP
Joey Jay, R (1, 1) ERA: 3.5	3.0		14	6	3	3	3	0	0	0	0	0	1	20	20	9.00	2.000
Sammy Ellis, R (4, 1) ERA: 3.38	2.0		7	0	0	0	2	0	0	0	0	0	0	11	11	0.00	0.000
Bill Henry, L (6, 1) ERA: 1.69	4.0	W	13	2	0	0	6	0	0	0	0	0	0	25	25	0.00	0.500

Batter	1	2	3	4	5	6	7	8	9	AB R H RBI BB SO LOB	TOP		
Ed Kranepool, L (1, 3) OBP: 0.222, SLG: 0.176	0-0 F7		0-0 1B		0-0 4-3		0-0 1-3		0-0 F9	5 0 1 0 0 0 3			
Larry Elliot, L (1, 8) OBP: 0.297, SLG: 0.250	0-3 K		0-0 F7		0-3 K			0-0 F8		4 0 0 0 0 2 1			
Ron Hunt, R (1, 4) OBP: 0.410, SLG: 0.519	0-0 WP S 1B			0-0 1B 2B		0-0 4-3		0-0 6-3		4 1 2 0 0 0 0			
George Altman, L (1, 9) OBP: 0.194, SLG: 0.200	0-3 K			0-0 L7		0-0 F7		4-0 BB		3 0 0 0 1 1 2			
Hawk Taylor, R (1, 2) OBP: 0.313, SLG: 0.367		0-3 K2-3		0-0 F5		0-0 P4		0-3 K		4 0 0 0 0 2 2			
Frank Thomas, R (1, 7) OBP: 0.316, SLG: 0.333		0-3 K		0-0 BB		4-0 WP SH1-4 WP BB		0-0 1B SF9 1B		2 0 1 1 1 1 0			
Dick Smith, R (7, PR) OBP: 0.158, SLG: 0.211				2-H 1B						0 1 0 0 0 0 0			
Jim Hickman, R (7, 7) OBP: 0.429, SLG: 0.294										1 1 1 0 0 0 0			
Rod Kanehl, R (1, 5) OBP: 0.417, SLG: 0.435		0-0 5-3		4-0 1-2 BB		0-0 SH1-4		0-0 SF9 1B		2 0 1 0 1 0 0			
Charley Smith, R (1, 6) OBP: 0.091, SLG: 0.097			0-3 K	0-3 K		4-0 WP BB		0-0 SF9		2 0 0 0 0 2 2			
Jesse Gonder, L (7, PH) OBP: 0.294, SLG: 0.290						2-3 BB		1-2 3-H		0 0 0 0 1 0 0			
Joe Christopher, R (7, PR) OBP: 0.421, SLG: 0.588										0 0 0 0 0 0 0			
Al Moran, R (7, 6) OBP: 0.286, SLG: 0.182										0 0 0 1 0 0 0			
Al Jackson, L (1, 1) OBP: 0.077, SLG: 0.154			0-0 1-6-3		0-3 K		0-3 K		0-0 F9	4 0 0 0 0 2 2			
Inning Stats	R: 0 H: 1 E: 0 LOB: 1 K: 2 BB: 0 S: 8 P: 8	R: 0 H: 0 E: 0 LOB: 0 K: 2 BB: 0 S: 7 P: 7	R: 0 H: 1 E: 0 LOB: 1 K: 1 BB: 0 S: 6 P: 6	R: 1 H: 2 E: 0 LOB: 2 K: 1 BB: 1 S: 7 P: 11	R: 0 H: 0 E: 0 LOB: 0 K: 2 BB: 0 S: 7 P: 7	R: 0 H: 0 E: 0 LOB: 0 K: 0 BB: 0 S: 3 P: 3	R: 1 H: 0 E: 0 LOB: 2 K: 1 BB: 2 S: 5 P: 13	R: 0 H: 0 E: 0 LOB: 1 K: 1 BB: 1 S: 5 P: 9	R: 1 H: 2 E: 0 LOB: 1 K: 0 BB: 0 S: 5 P: 5	1B: 5 SF: 1 2B: 1 SAC: 1 3B: 0 DP: 0 HR: 0 HBP: 0	WP: 3 PA: 37 PB: 0 SB: 1 CS: 0		
PITCHER	IP WLS BF H R ER SO BB IBB HBP BLK WP HR S P ERA WHIP											PITCHER	IP WLS BF H R ER SO BB IBB HBP BLK WP HR S P ERA WHIP
Jim Maloney, R (1, 1) ERA: 1.55	8.0 L 32 4 2 2 10 4 0 0 0 3 0 48 64 2.25 1.000												
Al Worthington, R (9, 1) ERA: 18.0	1.0 5 2 1 1 0 0 0 0 0 0 0 0 5 5 9.00 2.000												

New York Mets @ Cincinnati Reds
Crosley Field, Cincinnati, OH

Sat May 02 1964, 3:33 AM EDT
Att. 2,946 - Unknown

livebaseballscorecards.com

AB 31
R 3
H 6
RBI 2
BB 4
SO 10
LOB 12



Batter	1	2	3	4	5	6	7	8	9	AB	R	H	RBI	BB	SO	LOB
Pete Rose, S (1, 4) OBP: 0.265, SLG: 0.242	0-0 5-3			0-0 5-3		0-0 G6-4-3			0-0 B1-3	4	0	0	0	0	0	2
Giraldo Ruiz, S (1, 5) OBP: 0.250, SLG: 0.343	0-3 K			0-0 F2			0-0 6-3		0-0 4-3	4	0	0	0	0	1	0
Vada Pinson, L (1, 8) OBP: 0.400, SLG: 0.511	0-0 G3			0-0 4-3			0-0 4-3		0-0 F9	4	0	0	0	0	0	0
Deron Johnson, R (1, 3) OBP: 0.405, SLG: 0.581		0-0 G4-3			0-0 G3-6-3 1B		1-0 FC6-4 HBP			2	0	1	0	0	0	0
Tommy Harper, R (1, 7) OBP: 0.242, SLG: 0.167		4-0 BB CS BB			0-0 G3-6-3 1-2f		0-0 FC6-4 1-2f			2	0	0	0	1	0	2
Leo Cardenas, R (1, 6) OBP: 0.352, SLG: 0.471		0-3 K 1-2			0-0 F9			0-0 5-3		3	0	0	0	0	1	1
Marty Keough, L (1, 9) OBP: 0.227, SLG: 0.300			0-0 4-3			0-0 F7		0-3 K		3	0	0	0	0	1	0
Johnny Edwards, L (1, 2) OBP: 0.276, SLG: 0.283			0-0 1-3			4-0 1B BB		0-0 E3 FC6-4		2	0	0	0	1	0	0
Jim Maloney, L (1, 1) OBP: 0.375, SLG: 0.375 Hal Smith, R (8, PH) Al Worthington, R (9, 1)			0-0 4-3			0-0 G6-4-3 1B		0-0 FC6-4 1-2f		2	0	1	0	0	0	0
										1	0	0	0	0	0	1
										0	0	0	0	0	0	0

Inning Stats	R: 0 E: 0 K: 1 S: 5	H: 0 LOB: 0 BB: 0 P: 5	R: 0 E: 0 K: 1 S: 4	H: 0 LOB: 1 BB: 1 P: 8	R: 0 E: 0 K: 0 S: 3	H: 0 LOB: 0 BB: 0 P: 3	R: 0 E: 0 K: 0 S: 3	H: 1 LOB: 0 BB: 0 P: 3	R: 0 E: 0 K: 0 S: 3	H: 1 LOB: 1 BB: 1 P: 7	R: 0 E: 0 K: 0 S: 3	H: 0 LOB: 1 BB: 0 P: 4	R: 0 E: 1 K: 1 S: 6	H: 0 LOB: 1 BB: 0 P: 6	R: 0 E: 0 K: 0 S: 3	H: 0 LOB: 0 BB: 0 P: 3	1B: 2 2B: 1 3B: 0 HR: 0	SF: 0 SAC: 0 DP: 3 HBP: 1	WP: 0 PB: 0 SB: 0 CS: 1	PA: 30
PITCHER Al Jackson, L (1, 1) ERA: 3.62	IP 9.0	WLS W	BF 30	H 2	R 0	ER 0	SO 3	BB 2	IBB 0	HBP 1	BLK 0	WP 0	HR 0	S 33	P 42	ERA 0.00	WHIP 0.444			
PITCHER	IP	WLS	BF	H	R	ER	SO	BB	IBB	HBP	BLK	WP	HR	S	P	ERA	WHIP			


BOTTOM

New York Mets @ Cincinnati Reds
Crosley Field, Cincinnati, OH

Sat May 02 1964, 3:33 AM EDT
Att. 2,946 - Unknown

livebaseballscorecards.com

AB	27
R	0
H	2
RBI	0
BB	2
SO	3
LOB	6



BOTTOM

New York Mets @ Cincinnati Reds
Crosley Field, Cincinnati, OH
Sun May 03 1964, 3:33 AM EDT
Unknown

livebaseballscorecards.com

AB	35
R	6
H	12
RBI	6
BB	3
SO	5
LOB	14



WP:	0	PA:	38
PB:	0		
SB:	0		
CS:	0		

AB R H RBI BB SO LOB

4 0 0 0 1 1 0

5 0 2 0 0 0 4

4 1 1 1 0 1 2

3 0 0 0 0 2 0

1 0 1 0 0 0 0

4 0 1 0 0 0 1

4 1 2 0 0 0 1

3 2 2 0 1 0 2

3 1 1 0 1 0 4

1 0 0 0 0 1 0
1 0 0 0 0 0 0
0 0 0 0 0 0 0
1 1 1 3 0 0 0
0 0 0 0 0 0 0
1 0 1 2 0 0 0
0 0 0 0 0 0 0
0 0 0 0 0 0 0

1B: 9 SF: 0
2B: 2 SAC: 0
3B: 0 DP: 2
HR: 2 HBP: 0

Batter	1	2	3	4	5	6	7	8	9								
Pete Rose, S OBP: 0.260, SLG: 0.227 (1, 4)	0-0 F7		0-3 K		0-0 E6 B1-3		0-0 F9	4-0 FC6 BB 1-2 2-3									
Giraldo Ruiz, S OBP: 0.260, SLG: 0.361 (1, 5)	0-0 4-3		0-0 2B		0-0 B1-3 1-2f		0-0 1B	0-0 FC6 1-2f									
Vada Pinson, L OBP: 0.389, SLG: 0.551 (1, 8)	0-0 HR		0-0 G3			0-0 4-1	0-3 K										
Gordy Coleman, L OBP: 0.345, SLG: 0.423 Deron Johnson, R OBP: 0.421, SLG: 0.594 (1, 3) (8, PH) (9, 3)	0-0 3-1			0-3 K		0-3 K		0-0 FC3-6 1B									
Mel Queen, L OBP: 0.222, SLG: 0.222 (1, 9)		0-0 G5-3 1B		0-0 F9		0-0 4-3		0-0 FC3-6 FC5 1B 1-2f									
Johnny Edwards, L OBP: 0.290, SLG: 0.298 (1, 2)		0-0 P5		0-0 1B			0-0 P5	0-0 1B FC5 1B 1-2									
Tommy Harper, R OBP: 0.297, SLG: 0.212 (1, 7)		0-0 1B		0-0 1B			4-0 BB HR BB	0-0 FC5 1B 1-2 2-3f									
Leo Cardenas, R OBP: 0.362, SLG: 0.463 (1, 6)		0-0 G5-3 2-3f		0-0 F2			4-0 HR BB 1-2	0-0 BB 1B 1-2 2-3									
Bob Purkey, R Bob Skinner, L Billy McCool, R Marty Keough, L Al Worthington, R Hal Smith, R Joe Nuxhall, L Bill Henry, L (1, 1) (5, PH) (6, 1) (7, PH) (8, 1) (8, PH) (8, PR) (9, 1)			0-3 K		0-0 3-1		0-0 HR	0-0 BB 1B 1-2 2-H 3-H									
Inning Stats	R: 1 E: 0 K: 0 S: 4	H: 1 LOB: 0 BB: 0 P: 4	R: 0 E: 0 K: 0 S: 4	H: 2 LOB: 1 BB: 0 P: 4	R: 0 E: 0 K: 2 S: 8	H: 1 LOB: 1 BB: 0 P: 8	R: 0 E: 0 K: 1 S: 7	H: 2 LOB: 2 BB: 0 P: 7	R: 0 E: 1 K: 0 S: 3	H: 0 LOB: 0 BB: 0 P: 3	R: 0 E: 0 K: 1 S: 5	H: 0 LOB: 0 BB: 0 P: 5	R: 3 E: 0 K: 1 S: 7	H: 2 LOB: 1 BB: 2 P: 15	R: 2 E: 0 K: 0 S: 7	H: 4 LOB: 3 BB: 1 P: 11	
PITCHER	IP	WLS	BF	H	R	ER	SO	BB	IBB	HBP	BLK	WP	HR	S	P	ERA	WHIP
Jack Fisher, R ERA: 4.91 (1, 1)	6.1		25	6	2	2	4	1	0	0	0	0	1	32	36	2.84	1.105
Bill Wakefield, R ERA: 1.69 (7, 1)	0.1		4	2	2	2	0	1	0	0	0	0	1	3	7	54.00	9.000
Ron Locke, L ERA: 2.45 (7, 1)	0.1		1	0	0	0	1	0	0	0	0	0	0	3	3	0.00	0.000
Ed Bauta, R ERA: 4.26 (8, 1)	0.2	L	6	4	2	2	0	0	0	0	0	0	0	6	6	27.00	6.000
Larry Bearmarth, R ERA: 6.75 (8, 1)	0.1		2	0	0	0	0	1	0	0	0	0	0	1	5	0.00	3.000

Batter	1	2	3	4	5	6	7	8	9	AB R H RBI BB SO LOB	TOP	
Tim Harkness, L (1, 3) <small>OBP: 0.378, SLG: 0.488</small>	0-3 		0-0 		0-0 			0-0 		4 0 0 0 0 1 1		
Ed Kranepool, L (1, 9) <small>OBP: 0.259, SLG: 0.240</small>	0-0 			0-0 		4-0 		0-0 		3 0 0 0 1 0 1		
Ron Hunt, R (1, 4) <small>OBP: 0.391, SLG: 0.532</small>	0-0 			0-0 		0-0 		0-0 		4 0 1 0 0 0 2		
George Altman, L (1, 7) <small>OBP: 0.175, SLG: 0.179</small>	0-0 			0-0 		0-0 			0-0 	4 0 0 0 0 0 1		
Hawk Taylor, R (1, 2) <small>OBP: 0.371, SLG: 0.406</small> Dick Smith, R (7, PR) <small>OBP: 0.158, SLG: 0.211</small> Jim Hickman, R (7, 5) <small>OBP: 0.375, SLG: 0.250</small>		4-0 		0-0 		0-0 		0-0 		2 1 2 0 1 0 0		
Larry Elliot, L (1, 8) <small>OBP: 0.273, SLG: 0.231</small>		0-0 		0-0 		0-3 		0-0 		4 0 0 0 0 1 3		
Charley Smith, R (1, 5) <small>OBP: 0.154, SLG: 0.189</small> Jesse Gonder, L (7, PH) <small>OBP: 0.275, SLG: 0.270</small> (7, 2)		0-0 		0-0 		0-3 				2 1 1 1 0 0 0		
Al Moran, R (1, 6) <small>OBP: 0.313, SLG: 0.231</small> Frank Thomas, R (7, PH) <small>OBP: 0.302, SLG: 0.322</small> Amado Samuel, R (7, 6) <small>OBP: 0.241, SLG: 0.345</small>			0-0 		0-0 		0-0 			2 0 1 1 0 0 0		
Jay Hook, L (1, 1) Jerry Hinsley, R (6, 1) Ron Locke, R (7, 1) Joe Christopher, R (8, PH) <small>OBP: 0.450, SLG: 0.667</small> Larry Bearnarth, R (8, 1) <small>OBP: 0.500, SLG: 0.500</small>			0-0 		0-0 		0-0 			2 0 0 0 0 0 1		
Inning Stats	R: 0 H: 1 E: 0 LOB: 1 K: 1 BB: 0 S: 6 P: 6	R: 0 H: 0 E: 0 LOB: 0 K: 0 BB: 1 S: 2 P: 6	R: 0 H: 0 E: 0 LOB: 0 K: 0 BB: 0 S: 3 P: 3	R: 0 H: 0 E: 0 LOB: 0 K: 0 BB: 0 S: 3 P: 3	R: 2 H: 3 E: 0 LOB: 1 K: 0 BB: 0 S: 6 P: 6	R: 0 H: 0 E: 0 LOB: 0 K: 0 BB: 1 S: 2 P: 6	R: 0 H: 1 E: 0 LOB: 1 K: 2 BB: 0 S: 8 P: 8	R: 1 H: 1 E: 1 LOB: 0 K: 0 BB: 0 S: 4 P: 4	R: 0 H: 0 E: 0 LOB: 0 K: 0 BB: 0 S: 3 P: 3	1B: 3 SF: 0 2B: 2 SAC: 0 3B: 1 DP: 3 HR: 0 HBP: 0	WP: 0 PA: 33 PB: 0 SB: 0 CS: 0	
PITCHER John Tsitouris, R (1, 1) <small>ERA: 6.19</small>	IP WLS BF H R ER SO BB IBB HBP BLK WP HR S P ERA WHIP 9.0 W 33 6 3 2 3 2 0 0 0 0 0 0 37 45 2.00 0.889											PITCHER IP WLS BF H R ER SO BB IBB HBP BLK WP HR S P ERA WHIP

New York Mets @ Cincinnati Reds
 Crosley Field, Cincinnati, OH
 Sun May 03 1964, 3:38 AM EDT
 Att. 10,884 - Unknown

livebaseballscorecards.com

AB	31
R	3
H	6
RBI	2
BB	2
SO	3
LOB	11



Batter	1	2	3	4	5	6	7	8	9	AB R H RBI BB SO LOB	TOP																													
Gene Alley, R (1, 6) OBP: 0.364, SLG: 0.600	0-3 K		0-0 1B		0-0 F8		0-0 6-3		0-3 K	5 0 1 0 0 2 2																														
Bill Virdon, L (1, 8) OBP: 0.312, SLG: 0.290	0-0 L4		0-0 1B		0-0 4-3			0-0 L3	0-0 FC5-4 1B	5 0 2 0 0 0 1																														
Roberto Clemente, R (1, 9) OBP: 0.400, SLG: 0.514	0-0 F8		0-0 4-3			0-3 K2-3		0-0 1B	0-0 FC5-4 1-2f	5 1 1 0 0 1 4																														
Willie Stargell, L (1, 7) OBP: 0.422, SLG: 0.746		0-0 F9		0-0 SH3 1B 2B		0-0 HR		0-0 F3		4 2 2 1 0 0 1																														
Donn Clendenon, R (1, 3) OBP: 0.370, SLG: 0.448		0-0 6-3		0-0 SH3 2-3		0-3 K		0-0 1B		3 0 1 1 0 1 0																														
Gene Freese, R (1, 5) OBP: 0.444, SLG: 0.833		0-3 K		0-0 G5-4-3 1B		0-0 FC6-4 1B		0-0 1B		4 0 3 1 0 1 0																														
Bill Mazeroski, R (1, 4) OBP: 0.217, SLG: 0.343			0-0 HR		0-0 G5-4-3 1-2f		0-0 FC6-4 1-2f		0-0 6-3	4 1 1 1 0 0 4																														
Jim Pagliaroni, R (1, 2) OBP: 0.352, SLG: 0.319			0-3 K			0-0 PB 1B		0-0 6-3	0-0 F7	4 0 1 0 0 1 0																														
Joe Gibbon, R (1, 1) OBP: 0.222, SLG: 0.125			0-0 3-1			0-0 1-3		0-3 K	0-0 E8 1B	4 0 1 0 0 1 1																														
Inning Stats	R: 0 E: 0 K: 1 S: 5	H: 0 LOB: 0 BB: 0 P: 5	R: 0 E: 0 K: 1 S: 5	H: 0 LOB: 0 BB: 0 P: 5	R: 1 E: 0 K: 1 S: 8	H: 3 LOB: 2 BB: 0 P: 8	R: 1 E: 0 K: 0 S: 4	H: 2 LOB: 0 BB: 0 P: 4	R: 0 E: 0 K: 0 S: 4	H: 1 LOB: 1 BB: 0 P: 4	R: 1 E: 0 K: 2 S: 9	H: 2 LOB: 1 BB: 0 P: 9	R: 0 E: 0 K: 1 S: 5	H: 0 LOB: 0 BB: 0 P: 5	R: 1 E: 0 K: 0 S: 6	H: 3 LOB: 2 BB: 0 P: 6	R: 0 E: 1 K: 1 S: 7	H: 2 LOB: 2 BB: 0 P: 7	1B: 10 2B: 1 3B: 0 HR: 2	SF: 0 SAC: 1 DP: 1 HBP: 0	WP: 0 PB: 1 SB: 2 CS: 0	PA: 39																		
PITCHER Joey Jay, R (1, 1) ERA: 3.67	IP 9.0	WLS L	BF 39	H 13	R 4	ER 4	SO 7	BB 0	IBB 0	HBP 0	BLK 0	WP 0	HR 2	S 53	P 53	ERA 4.00	WHIP 1.444						PITCHER	IP 9.0	WLS L	BF 39	H 13	R 4	ER 4	SO 7	BB 0	IBB 0	HBP 0	BLK 0	WP 0	HR 2	S 53	P 53	ERA 4.00	WHIP 1.444

Pittsburgh Pirates @ Cincinnati Reds
 Crosley Field, Cincinnati, OH
 Mon May 04 1964, 7:05 PM EDT
 Att. 3,355 - Unknown

livebaseballscorecards.com

AB 38
 R 4
 H 13
 RBI 4
 BB 0
 SO 7
 LOB 13



Batter	1	2	3	4	5	6	7	8	9	AB R H RBI BB SO LOB
Giraldo Ruiz, S OBP: 0.241, SLG: 0.329 (1, 5)	0-0 3-1		0-0 5-3		0-0 5-3 1B		0-3 K		0-0 4-3	5 1 1 1 0 1 1
Bobby Klaus, R OBP: 0.333, SLG: 0.286 (1, 4)	4-0 FC4-6 BB		0-0 2B		0-0 5-3 1-2		0-0 F8			3 0 1 0 1 0 1
Vada Pinson, L OBP: 0.387, SLG: 0.544 (1, 8)	0-3 K		0-0 L9		0-0 1B 2-H		0-0 4-3			4 0 1 1 0 1 2
Deron Johnson, R OBP: 0.419, SLG: 0.595 (1, 3)	0-0 FC4-6 1-2f			0-0 2B	0-3 K			0-0 5-3		4 0 1 0 0 1 2
Frank Robinson, R OBP: 0.270, SLG: 0.228 (1, 9)		0-0 6-3		0-0 F8		0-0 F2		0-0 F7		4 0 0 0 0 0 1
Tommy Harper, R OBP: 0.333, SLG: 0.189 (1, 7)		4-0 BB BB		0-0 F8		4-0 S BB		0-0 5-3		2 0 0 0 2 0 1
Leo Cardenas, R OBP: 0.394, SLG: 0.500 (1, 6)		4-0 G4-6-3 1-2 BB		0-0 5-3		0-3 K 1-2			0-0 1B	3 0 1 0 1 1 2
Hal Smith, R OBP: 0.364, SLG: 0.400 (1, 2)		0-0 G4-6-3 1-2f			0-0 SH1-4 1B 2B		4-0 IBB		0-0 F3	3 1 1 0 1 0 3
Joey Jay, S Pete Rose, S OBP: 0.257, SLG: 0.224 (9, PH)			0-3 K		0-0 SH1-4 2-3		0-0 L8		0-3 K	2 0 0 0 0 1 2 1 0 0 0 0 1 1

Inning Stats	R: 0 E: 0 K: 1 S: 5	H: 0 LOB: 1 BB: 1 P: 9	R: 0 E: 0 K: 0 S: 2	H: 0 LOB: 1 BB: 2 P: 10	R: 0 E: 0 K: 1 S: 6	H: 1 LOB: 1 BB: 0 P: 6	R: 0 E: 0 K: 0 S: 4	H: 1 LOB: 1 BB: 0 P: 4	R: 2 E: 0 K: 1 S: 8	H: 3 LOB: 1 BB: 0 P: 8	R: 0 E: 0 K: 1 S: 5	H: 0 LOB: 2 BB: 2 P: 13	R: 0 E: 0 K: 1 S: 5	H: 0 LOB: 0 BB: 0 P: 5	R: 0 E: 0 K: 0 S: 3	H: 0 LOB: 0 BB: 0 P: 3	R: 0 E: 0 K: 1 S: 6	H: 1 LOB: 1 BB: 0 P: 6	1B: 3 2B: 3 3B: 0 HR: 0	SF: 0 SAC: 1 DP: 1 HBP: 0	WP: 0 PB: 0 SB: 1 CS: 0	PA: 37
--------------	------------------------------	---------------------------------	------------------------------	----------------------------------	------------------------------	---------------------------------	------------------------------	---------------------------------	------------------------------	---------------------------------	------------------------------	----------------------------------	------------------------------	---------------------------------	------------------------------	---------------------------------	------------------------------	---------------------------------	----------------------------------	------------------------------------	----------------------------------	--------

PITCHER	IP	WLS	BF	H	R	ER	SO	BB	IBB	HBP	BLK	WP	HR	S	P	ERA	WHIP	PITCHER	IP	WLS	BF	H	R	ER	SO	BB	IBB	HBP	BLK	WP	HR	S	P	ERA	WHIP		
Joe Gibbon, L ERA: 3.09 (1, 1)	9.0	W	37	6	2	2	6	4	1	0	0	0	0	44	64	2.00	1.111																				

BOTTOM

Pittsburgh Pirates @ Cincinnati Reds
Crosley Field, Cincinnati, OH
Mon May 04 1964, 7:05 PM EDT
Att. 3,355 - Unknown

livebaseballscores.com

AB	31
R	2
H	6
RBI	2
BB	5
SO	6
LOB	16



Batter	1	2	3	4	5	6	7	8	9	AB R H RBI BB SO LOB	TOP																									
Gene Alley, R (1, 6) OBP: 0.333, SLG: 0.500	0-0 1B HR 1B		0-0 F3		0-0 6-3		0-3 K			4 1 1 0 0 1 1																										
Bill Virdon, L (1, 8) OBP: 0.296, SLG: 0.274	0-0 F6		0-3 K		0-0 F7			0-3 K		4 0 0 0 0 2 1																										
Roberto Clemente, R (1, 9) OBP: 0.405, SLG: 0.526	0-0 1-3 HR 1B		0-0 2B		0-0 1-3			0-0 F9		4 1 2 0 0 0 0																										
Gene Freese, R (1, 5) OBP: 0.409, SLG: 0.864	0-0 1-H 3-H HR		0-0 L7		0-0 5-3			0-3 K		4 1 1 3 0 1 1																										
Donn Clendenon, R (1, 3) OBP: 0.364, SLG: 0.479	0-0 F8			0-0 HR		0-0 F7			0-0 G3	4 1 1 1 0 0 0																										
Bob Bailey, R (1, 7) OBP: 0.353, SLG: 0.426	4-0 CS BB			0-0 1B 1B		0-3 K			4-0 K 1B BB	2 0 1 0 2 1 0 0 0 0 0 0 0 0																										
Rex Johnston, S (9, 7)																																				
Bill Mazeroski, R (1, 4) OBP: 0.233, SLG: 0.352	0-0 CS 1-2	0-0 4-3		0-0 G1-6-3 1B		0-0 F3			0-0 K 1B	4 0 2 0 0 0 0																										
Jim Pagliaroni, R (1, 2) OBP: 0.345, SLG: 0.314			0-0 F7		0-3 K		0-0 1B		0-3 K 1-2 2-3	4 0 1 0 0 2 4																										
Vern Law, R (1, 1) OBP: 0.400, SLG: 0.500			0-0 F8		0-0 G1-6-3 1-2f		0-3 K			3 0 0 0 0 1 3 0 0 0 0 0 0 0																										
Roy Face, R (9, 1)																																				
Inning Stats	R: 3 E: 0 K: 0 S: 5	H: 3 LOB: 0 BB: 1 P: 9	R: 0 E: 0 K: 0 S: 3	H: 0 LOB: 0 BB: 0 P: 3	R: 0 E: 0 K: 1 S: 6	H: 1 LOB: 1 BB: 0 P: 6	R: 1 E: 0 K: 1 S: 7	H: 3 LOB: 1 BB: 0 P: 7	R: 0 E: 0 K: 0 S: 3	H: 0 LOB: 0 BB: 0 P: 3	R: 0 E: 0 K: 2 S: 8	H: 1 LOB: 1 BB: 0 P: 8	R: 0 E: 0 K: 2 S: 7	H: 0 LOB: 0 BB: 0 P: 7	R: 0 E: 0 K: 1 S: 5	H: 1 LOB: 1 BB: 1 P: 9	1B: 6 2B: 1 3B: 0 HR: 2	SF: 0 SAC: 0 DP: 1 HBP: 0	WP: 0 PB: 0 SB: 0 CS: 1	PA: 36																
PITCHER	IP WLS BF H R ER SO BB IBB HBP BLK WP HR S P ERA WHIP																																			
Joe Nuxhall, L (1, 1) ERA: 4.23	5.0		21	7	4	4	2	1	0	0	0	0	2	24	28	7.20	1.600																			
Al Worthington, R (6, 1) ERA: 6.0	3.0		10	1	0	0	5	0	0	0	0	0	0	20	20	0.00	0.333																			
Jim Dickson, R (9, 1) ERA: 3.6	1.0	W	4	1	0	0	1	1	0	0	0	0	0	5	9	0.00	2.000																			

Pittsburgh Pirates @ Cincinnati Reds
 Crosley Field, Cincinnati, OH
 Tue May 05 1964, 7:05 PM EDT
 Att. 4,096 - Unknown

livebaseballscorecards.com

AB	33
R	4
H	9
RBI	4
BB	2
SO	8
LOB	10



Batter	1	2	3	4	5	6	7	8	9	AB R H RBI BB SO LOB
--------	---	---	---	---	---	---	---	---	---	----------------------

Pete Rose, S <small>OBP: 0.253, SLG: 0.222</small> (1, 4) X	0-0 F7 		0-0 G3 		0-0 4-3 			0-0 G3 	0-0 1-2 2-3 3-H	5 0 1 1 0 0 0
Tommy Harper, R <small>OBP: 0.327, SLG: 0.195</small> (1, 7) X	0-0 1B		0-3 K 			0-0 1-3 		0-3 K 		4 0 1 0 0 2 0
Vada Pinson, L <small>OBP: 0.379, SLG: 0.525</small> (1, 8) X	0-0 4-3 1-2			0-0 L7 		0-0 G3 			0-0 3-1 HR 1B	4 1 1 0 0 0 1
Gordy Coleman, L <small>OBP: 0.333, SLG: 0.394</small> (1, 3) S S S	0-3 K 			0-0 BB 1B		0-0 3-1 			0-0 3-1 1-2	4 0 1 0 0 1 2
Frank Robinson, R <small>OBP: 0.299, SLG: 0.361</small> (1, 9)		0-0 HR		0-3 K 			0-0 F9 PB 6-3 1B		0-0 HR 2-H	4 3 3 3 0 1 1
Johnny Edwards, L <small>OBP: 0.303, SLG: 0.317</small> (1, 2)		0-0 L8 		4-0 1-2 BB		0-0 F9 1-3		0-0 1B FC4-2 2B		3 0 1 0 1 0 1
Leo Cardenas, R <small>OBP: 0.386, SLG: 0.484</small> (1, 6)		0-3 K 		0-0 6-3 		0-0 6-3 3-H		0-0 FC4-2 1B 2-3		4 1 1 1 0 1 2
Giraldo Ruiz, S <small>OBP: 0.241, SLG: 0.318</small> (1, 5)		0-0 4-3 			0-0 4-3 		0-0 F9 		4-0 1B FC4-2 IBB	3 0 0 0 1 0 0
Joe Nuxhall, L <small>OBP: 0.111, SLG: 0.111</small> (1, 1)			0-3 K 		0-3 K 			0-0 4-3 	0-0 FC4-2 1B 1-2 2-3 3-H	1 0 0 0 0 0 1 0 1 0 0 0 0 0 1 0 0 0 0 0 0 0 0 0 1 0 0 0 0 0 0 0 0 0 0 0 0 0 0 0 1 0 0 0 0 0 0 3

Inning Stats	R: 0	H: 1	E: 0	LOB: 1	K: 1	BB: 0	S: 6	P: 6	R: 1	H: 1	E: 0	LOB: 0	K: 1	BB: 0	S: 6	P: 6	R: 0	H: 0	E: 0	LOB: 0	K: 2	BB: 0	S: 7	P: 7	R: 0	H: 1	E: 0	LOB: 2	K: 1	BB: 1	S: 6	P: 10	R: 0	H: 0	E: 0	LOB: 0	K: 1	BB: 0	S: 5	P: 5	R: 0	H: 0	E: 0	LOB: 0	K: 0	BB: 0	S: 3	P: 3	R: 1	H: 1	E: 0	LOB: 0	K: 0	BB: 0	S: 4	P: 4	R: 0	H: 0	E: 0	LOB: 0	K: 1	BB: 0	S: 5	P: 5	R: 3	H: 5	E: 0	LOB: 3	K: 0	BB: 1	S: 7	P: 11	1B: 6	SF: 0	2B: 1	SAC: 0	3B: 0	DP: 0	HR: 2	HBP: 0	WP: 0	PA: 37
--------------	------	------	------	--------	------	-------	------	------	------	------	------	--------	------	-------	------	------	------	------	------	--------	------	-------	------	------	------	------	------	--------	------	-------	------	-------	------	------	------	--------	------	-------	------	------	------	------	------	--------	------	-------	------	------	------	------	------	--------	------	-------	------	------	------	------	------	--------	------	-------	------	------	------	------	------	--------	------	-------	------	-------	-------	-------	-------	--------	-------	-------	-------	--------	-------	--------

PITCHER	IP	WLS	BF	H	R	ER	SO	BB	IBB	HBP	BLK	WP	HR	S	P	ERA	WHIP
Vern Law, R <small>ERA: 4.67</small>	(1, 1)	8.1	L	33	7	5	4	7	1	0	0	0	2	46	50	4.32	0.960
Roy Face, R <small>ERA: 5.59</small>	(9, 1)	0.1		4	2	0	0	0	1	0	0	0	0	3	7	0.00	6.000

BOTTOM

Pittsburgh Pirates @ Cincinnati Reds
 Crosley Field, Cincinnati, OH
 Tue May 05 1964, 7:05 PM EDT
 Att. 4,096 - Unknown

livebaseballscorecards.com

AB	35
R	5
H	9
RBI	5
BB	2
SO	7
LOB	10



Batter	1	2	3	4	5	6	7	8	9	AB R H RBI BB SO LOB	TOP		
Pete Rose, S (1, 4) OBP: 0.250, SLG: 0.234	0-0 F7		0-0 4-3		0-0 1B 2B	0-0 F8		0-0 6-3		5 1 1 0 0 0 0			
Tommy Harper, R (1, 7) OBP: 0.352, SLG: 0.222	0-0 4-3 1B			4-0 S HR BB	0-0 S WP 1B	0-0 6-3		0-0 F8		4 2 2 2 1 0 0			
Vada Pinson, L (1, 8) OBP: 0.380, SLG: 0.554	0-0 4-3 1-2			0-0 F7	4-0 WP 2B BB	0-0 4-3			0-0 HR	4 2 1 1 1 0 2			
Gordy Coleman, L (1, 3) OBP: 0.316, SLG: 0.371 Deron Johnson, R (5, PH) OBP: 0.435, SLG: 0.625 (5, 3)	0-0 4-3			0-0 F8	0-0 1B 2B		0-0 E1 G4-6-3 HR 1B		0-0 6-3	2 0 0 0 0 0 2 3 2 2 1 0 0 0			
Frank Robinson, R (1, 9) OBP: 0.333, SLG: 0.422		0-3 K		0-0 HR	0-0 4-3 1B 1B		4-0 G4-6-3 BB		4-0 1B 1B BB	3 3 2 3 2 1 0			
Johnny Edwards, L (1, 2) OBP: 0.310, SLG: 0.313		0-0 L9		4-0 2B BB	0-0 4-3		0-0 G4-6-3		0-0 1B 1B	4 0 1 0 1 0 3			
Leo Cardenas, R (1, 6) OBP: 0.413, SLG: 0.565		0-0 F8		0-0 2B	0-0 FC5-4 1B		0-0 HR		0-0 1B	5 1 4 4 0 0 0			
Giraldo Ruiz, S (1, 5) OBP: 0.228, SLG: 0.300			0-0 G3	0-0 F7	0-3 K		0-0 G3		0-0 F8	5 0 0 0 0 1 5			
Sammy Ellis, L (1, 1)			0-0 3-1					0-3 K	0-3 K	4 1 0 0 1 2 3			
Inning Stats	R: 0 E: 0 K: 0 S: 4 H: 1 LOB: 1 BB: 0 P: 4	R: 0 E: 0 K: 1 S: 5 H: 0 LOB: 0 BB: 0 P: 5	R: 0 E: 0 K: 0 S: 3 H: 0 LOB: 0 BB: 0 P: 3	R: 2 E: 0 K: 0 S: 5 H: 2 LOB: 2 BB: 2 P: 13	R: 6 E: 0 K: 1 S: 10 H: 5 LOB: 1 BB: 2 P: 18	R: 0 E: 0 K: 0 S: 3 H: 0 LOB: 0 BB: 0 P: 3	R: 2 E: 1 K: 0 S: 4 H: 2 LOB: 0 BB: 1 P: 8	R: 0 E: 0 K: 1 S: 5 H: 0 LOB: 0 BB: 0 P: 5	R: 2 E: 0 K: 1 S: 8 H: 3 LOB: 2 BB: 1 P: 12	1B: 7 2B: 3 3B: 0 HR: 3 SF: 0 SAC: 0 DP: 1 HBP: 0	WP: 1 PB: 0 SB: 4 CS: 0 PA: 45		
PITCHER	IP WLS BF H R ER SO BB IBB HBP BLK WP HR S P ERA WHIP											PITCHER	IP WLS BF H R ER SO BB IBB HBP BLK WP HR S P ERA WHIP
Bill Wakefield, R (1, 1) ERA: 4.3	4.0 L 20 5 5 5 1 3 0 0 0 0 1 19 31 11.25 2.000												
Ron Locke, L (5, 1) ERA: 4.5	0.0 1 0 0 0 0 1 0 0 0 0 0 0 0 4 ∞ ∞												
Larry Bearmarth, R (5, 1) ERA: 6.59	1.0 6 3 3 3 1 0 0 0 0 1 0 8 8 27.00 3.000												
Ed Bauta, R (6, 1) ERA: 5.4	2.0 8 2 2 2 0 1 0 0 0 0 1 7 11 9.00 1.500												
Steve Dillon, L (8, 1) ERA: 9.0	2.0 10 3 2 2 2 1 0 0 0 0 0 1 13 17 9.00 2.000												

Cincinnati Reds @ New York Mets
Shea Stadium, Flushing, NY
 Wed May 06 1964, 7:05 PM EDT
 Att: 32,421 - Unknown

livebaseballscorecards.com

AB	39
R	12
H	13
RBI	11
BB	6
SO	4
LOB	15



Batter	1	2	3	4	5	6	7	8	9	AB	R	H	RBI	BB	SO	LOB
Charley Smith, R OBP: 0.160, SLG: 0.271 (1, 5) (8, 6)	0-0 F4		0-0 G6-3			0-0 1B 2B	0-0 5-3			4	1	1	0	0	0	3
Tim Harkness, L OBP: 0.333, SLG: 0.429 (1, 3)	0-0 1-3			0-0 F7		0-0 1-3		0-0 5-3		4	0	0	0	0	0	1
Ron Hunt, R OBP: 0.400, SLG: 0.514 (1, 4)	0-0 F8			0-0 HR 1B		0-0 2B 1B		0-0 F8		4	2	2	0	0	0	0
George Altman, L OBP: 0.200, SLG: 0.273 (1, 9)		0-0 G6-4-3 1B		0-0 HR		0-3 K		0-0 F7		4	1	2	2	0	1	2
Frank Thomas, R OBP: 0.297, SLG: 0.319 (1, 7)		0-0 G6-4-3		0-3 K		0-0 2B		0-0 F7		4	0	1	2	0	1	1
Ed Kranepool, L OBP: 0.219, SLG: 0.200 (1, 8)		0-3 K		0-0 P4		0-3 K		0-3 K		4	0	0	0	0	3	1
Hawk Taylor, R OBP: 0.378, SLG: 0.390 (1, 2)			0-0 HBP 1B		4-0 BB		0-0 1-3		0-0 L5	3	0	1	0	1	0	0
Amado Samuel, R OBP: 0.281, SLG: 0.333 (1, 6)			1-0 H		0-0 G4-3-6		4-0 BB			0	0	0	0	0	0	0
Al Moran, R OBP: 0.263, SLG: 0.188 (4, 6)			1-2 HBP		0-0 G4-3-6		0-0 FC4-6 BB			1	0	0	0	0	0	1
John Stephenson, L (7, PH) (8, 5)			0-3 K		0-3 K		0-0 FC4-6			0	0	0	0	1	0	0
Bill Wakefield, R (1, 1)			0-3 K		0-3 K		0-0 1-2f			1	0	0	0	0	0	1
Ron Locke, R (5, 1)										0	0	0	0	0	0	0
Larry Bearnarth, R OBP: 0.500, SLG: 0.500 (5, PH)										0	0	0	0	0	0	0
Joe Christopher, R OBP: 0.950, SLG: 0.500 (6, 1)										1	0	0	0	0	0	1
Ed Bauta, R (6, 1)										0	0	0	0	0	0	0
Jesse Gonder, L OBP: 0.244, SLG: 0.238 (7, PH)										1	0	0	0	0	0	1
Steve Dillon, L (8, 1)										0	0	0	0	0	0	0

Inning Stats	R: 0	H: 0	E: 0	K: 0	S: 3	R: 0	H: 1	E: 0	K: 1	S: 5	R: 0	H: 1	E: 0	K: 1	S: 5	R: 2	H: 2	E: 0	K: 1	S: 7	R: 0	H: 0	E: 0	K: 1	S: 4	R: 2	H: 3	E: 0	K: 2	S: 10	R: 0	H: 0	E: 0	K: 0	S: 3	R: 0	H: 0	E: 0	K: 0	S: 3	R: 0	H: 0	E: 0	K: 1	S: 5	1B: 4	2B: 2	3B: 0	HR: 1	SF: 0	SAC: 0	DP: 3	HBP: 1	WP: 0	PB: 0	SB: 0	CS: 0	PA: 34
--------------	------	------	------	------	------	------	------	------	------	------	------	------	------	------	------	------	------	------	------	------	------	------	------	------	------	------	------	------	------	-------	------	------	------	------	------	------	------	------	------	------	------	------	------	------	------	-------	-------	-------	-------	-------	--------	-------	--------	-------	-------	-------	-------	--------

PITCHER	IP	WLS	BF	H	R	ER	SO	BB	IBB	HBP	BLK	WP	HR	S	P	ERA	WHIP
Sammy Ellis, R ERA: 3.71 (1, 1)	9.0	W	34	7	4	4	7	2	0	1	0	0	1	45	54	4.00	1.000

BOTTOM

Cincinnati Reds @ New York Mets
Shea Stadium, Flushing, NY
Wed May 06 1964, 7:05 PM EDT
Att. 32,421 - Unknown

AB	31
R	4
H	7
RBI	4
BB	2
SO	7
LOB	12



WP	0	PA	34
PB	0	SB	0
CS	0		

livebaseballscorecards.com

Batter	1	2	3	4	5	6	7	8	9	AB R H RBI BB SO LOB	TOP											
Pete Rose, S (1, 4) OBP: 0.258, SLG: 0.235	0-0 6-3		4-0 BB		0-0 FC1-4 1B 1-2f		0-0 1B 2-3		0-0 F8	4 0 1 0 1 0 1												
Bobby Klaus, R (1, 5) OBP: 0.357, SLG: 0.417	0-0 2B		0-0 F9		0-0 1B 1-3		0-0 F8		0-0 3-1	5 0 2 0 0 0 3												
Vada Pinson, L (1, 8) OBP: 0.373, SLG: 0.536	0-0 F4		0-0 F3		0-0 F8		0-0 1B 1-3			4 0 1 1 0 0 4												
Deron Johnson, R (1, 3) OBP: 0.420, SLG: 0.581	0-0 5-3			0-0 2-3		4-0 G5-3 1B BB		0-0 F9		3 0 0 0 1 0 3												
Frank Robinson, R (1, 9) OBP: 0.329, SLG: 0.426		0-0 F7 2B		0-3 K		0-0 F2		0-0 6-3		4 0 1 0 0 1 1												
Tommy Harper, R (1, 7) OBP: 0.345, SLG: 0.224		0-0 F7 2-3		0-0 1-3		0-0 1B 1-2		0-3 K		4 0 1 0 0 1 1												
Leo Cardenas, R (1, 6) OBP: 0.405, SLG: 0.548		0-0 F6			0-3 K	0-0 G5-3 2-3f		0-0 1B		4 0 1 0 0 1 3												
Johnny Edwards, L (1, 2) OBP: 0.320, SLG: 0.382		0-0 F8			0-0 HR		0-0 1B 2B	0-0 F8		4 2 2 1 0 0 2												
Jim Maloney, L (1, 1) OBP: 0.364, SLG: 0.300 Bob Skinner, L (9, PH) OBP: 0.226, SLG: 0.286			0-3 K		4-0 FC1-4 BB		0-3 K		0-0 G1	2 0 0 0 1 2 1 1 0 0 0 0 0 0												
Inning Stats	R: 0 E: 0 K: 0 S: 4	H: 1 LOB: 1 BB: 0 P: 4	R: 0 E: 0 K: 0 S: 4	H: 1 LOB: 1 BB: 0 P: 4	R: 0 E: 0 K: 1 S: 5	H: 0 LOB: 1 BB: 1 P: 9	R: 0 E: 0 K: 1 S: 5	H: 0 LOB: 0 BB: 0 P: 5	R: 1 E: 0 K: 1 S: 7	H: 2 LOB: 2 BB: 1 P: 11	R: 0 E: 0 K: 0 S: 3	H: 1 LOB: 1 BB: 1 P: 7	R: 1 E: 0 K: 1 S: 8	H: 3 LOB: 2 BB: 0 P: 8	R: 0 E: 0 K: 1 S: 6	H: 1 LOB: 1 BB: 0 P: 6	R: 0 E: 0 K: 0 S: 3	H: 0 LOB: 0 BB: 0 P: 3	1B: 5 2B: 3 3B: 0 HR: 1	SF: 0 SAC: 0 DP: 1 HBP: 0	WP: 0 PB: 0 SB: 0 CS: 0	PA: 38
PITCHER Al Jackson, L (1, 1) ERA: 3.27	IP: 9.0 WLS: W BF: 38 H: 9 R: 2 ER: 2 SO: 5 BB: 3 IBB: 0 HBP: 0 BLK: 0 WP: 0 HR: 1 S: 45 P: 57 ERA: 2.00 WHIP: 1.333											PITCHER	IP: 9.0 WLS: W BF: 38 H: 9 R: 2 ER: 2 SO: 5 BB: 3 IBB: 0 HBP: 0 BLK: 0 WP: 0 HR: 1 S: 45 P: 57 ERA: 2.00 WHIP: 1.333									

Cincinnati Reds @ New York Mets
 Shea Stadium, Flushing, NY
 Thu May 07 1964, 3:33 AM EDT
 Att. 7,982 - Unknown

livebaseballscorecards.com

AB	35
R	2
H	9
RBI	2
BB	3
SO	5
LOB	19



Batter	1	2	3	4	5	6	7	8	9	AB	R	H	RBI	BB	SO	LOB
Larry Elliot, L OBP: 0.271, SLG: 0.214 (1, 8) (8, 7)	0-0 4-3	0-0 F4			4-0 G5-4-3 BB		0-3 K			3	0	0	0	1	1	1
Ron Hunt, R OBP: 0.393, SLG: 0.500 (1, 4)	0-0 HR 1B		0-0 L9		0-0 G5-4-3 1-2			0-0 F6		4	1	1	0	0	0	1
George Altman, L OBP: 0.204, SLG: 0.271 (1, 9)	0-3 K		0-0 G3		0-0 CS 1B			0-3 K		4	0	1	0	0	2	1
Tim Harkness, L OBP: 0.345, SLG: 0.481 (1, 3)	0-0 1-H HR		4-0 BB		0-0 CS 1-2	0-0 4-3		0-3 K		3	1	1	2	1	1	0
Hawk Taylor, R OBP: 0.375, SLG: 0.386 (1, 2)	0-0 5-3		0-0 F7			0-0 1B				3	0	1	0	0	0	1
Frank Thomas, R OBP: 0.286, SLG: 0.306 Rod Kanehl, R OBP: 0.429, SLG: 0.444 (1, 7) (8, 8)		0-0 5-3		0-3 K		0-0 F9				3	0	0	0	0	1	1
Charley Smith, R OBP: 0.170, SLG: 0.275 (1, 5)		0-0 S 1B 1B		0-3 K		0-3 K				0	0	0	0	0	0	0
Al Moran, R OBP: 0.318, SLG: 0.263 (1, 6)		0-0 1-H 1B		0-0 1B				0-0 4-3		3	0	2	1	0	0	0
Al Jackson, L OBP: 0.063, SLG: 0.125 (1, 1)		0-3 K		0-3 K				0-3 K		3	0	0	0	0	3	2
Inning Stats	R: 2 E: 0 K: 1 S: 7	H: 2 LOB: 0 BB: 0 P: 7	R: 1 E: 0 K: 1 S: 7	H: 2 LOB: 1 BB: 0 P: 7	R: 0 E: 0 K: 0 S: 3	H: 0 LOB: 1 BB: 1 P: 7	R: 0 E: 0 K: 3 S: 10	H: 1 LOB: 1 BB: 0 P: 10	R: 0 E: 0 K: 1 S: 6	H: 1 LOB: 1 BB: 0 P: 6	R: 0 E: 0 K: 2 S: 7	H: 0 LOB: 0 BB: 0 P: 7	R: 0 E: 0 K: 2 S: 7	H: 0 LOB: 0 BB: 0 P: 7	1B: 6 2B: 0 3B: 0 HR: 1	SF: 0 SAC: 0 DP: 1 HBP: 0

BOTTOM

Cincinnati Reds @ New York Mets
 Shea Stadium, Flushing, NY
 Thu May 07 1964, 3:33 AM EDT
 Att. 7,982 - Unknown

livebaseballscorecards.com

AB	29
R	3
H	7
RBI	3
BB	2
SO	10
LOB	8



PITCHER	IP	WLS	BF	H	R	ER	SO	BB	IBB	HBP	BLK	WP	HR	S	P	ERA	WHIP
Jim Maloney, R ERA: 1.95 (1, 1)	8.0	L	31	7	3	3	10	2	0	0	0	0	1	49	57	3.38	1.125

WP: 0	PA: 32
PB: 0	SB: 1
CS: 1	

Batter	1	2	3	4	5	6	7	8	9	AB R H RBI BB SO LOB	TOP									
Pete Rose, S (1, 4) OBP: 0.258, SLG: 0.235	0-0 6-3		0-0 1-3			0-0 G5-4-3 1B			0-0 P3	4 0 1 0 0 0 0	Cincinnati Reds @ Philadelphia Phillies Connie Mack Stadium, Philadelphia, PA Fri May 08 1964, 7:05 PM EDT Att. 23,004 - Unknown livebaseballscorecards.com									
Bobby Klaus, R (1, 5) OBP: 0.278, SLG: 0.313	0-0 L9		0-0 6-3			0-0 G5-4-3 1-2f			0-0 F8	4 0 0 0 0 0 1										
Vada Pinson, L (1, 8) OBP: 0.367, SLG: 0.514	0-0 6-3			0-0 F6			1-0 2B HBP		0-0 4-3	3 1 0 0 0 0 0										
Deron Johnson, R (1, 3) OBP: 0.434, SLG: 0.600		4-0 WP 2B BB		0-0 5-3			0-0 FC5 1-H 2B			2 1 1 1 1 0 0										
Frank Robinson, R (1, 9) OBP: 0.342, SLG: 0.451		0-0 SH1-3 1-H SF7 2B		0-0 1B			0-0 FC5 G6-3 2-3			3 1 2 1 0 0 1										
Tommy Harper, R (1, 7) OBP: 0.333, SLG: 0.216		0-0 SH1-3 2-3			0-0 L4		0-0 G6-3 1-2f			2 0 0 0 0 0 1										
Leo Cardenas, R (1, 6) OBP: 0.402, SLG: 0.541		0-0 SF7 3-H			0-0 6-3			4-0 G6-4-3 BB		1 0 0 1 1 0 0										
Johnny Edwards, L (1, 2) OBP: 0.308, SLG: 0.366		0-0 6-3			0-0 F8			0-0 F8		3 0 0 0 0 0 1										
John Tsitouris, R (1, 1) OBP: 0.375, SLG: 0.429			0-0 6-3			0-3 K		0-0 G6-4-3 1-2f		1 0 0 0 0 0 0										
Billy McCool, R (5, 1)										1 0 0 0 0 1 0										
Hal Smith, R (8, PH) OBP: 0.333, SLG: 0.364										1 0 0 0 0 0 1										
Al Worthington, R (8, 1)										0 0 0 0 0 0 0										
Inning Stats	R: 0 E: 0 K: 0 S: 3	H: 0 LOB: 0 BB: 0 P: 3	R: 2 E: 0 K: 0 S: 4	H: 1 LOB: 0 BB: 1 P: 8	R: 0 E: 0 K: 0 S: 3	H: 0 LOB: 0 BB: 0 P: 3	R: 0 E: 0 K: 0 S: 3	H: 1 LOB: 1 BB: 0 P: 3	R: 0 E: 0 K: 1 S: 5	H: 1 LOB: 0 BB: 0 P: 5	R: 1 E: 0 K: 0 S: 3	H: 1 LOB: 0 BB: 0 P: 4	R: 0 E: 0 K: 0 S: 2	H: 0 LOB: 0 BB: 1 P: 6	R: 0 E: 0 K: 0 S: 3	H: 0 LOB: 0 BB: 0 P: 3	1B: 2 2B: 2 3B: 0 HR: 0	SF: 1 SAC: 1 DP: 3 HBP: 1	WP: 1 PB: 0 SB: 0 CS: 0	PA: 30
PITCHER Dennis Bennett, L (1, 1) ERA: 3.48	IP: 9.0 WLS: W BF: 30 H: 4 R: 3 ER: 3 SO: 1 BB: 2 IBB: 0 HBP: 1 BLK: 0 WP: 1 HR: 0 S: 29 P: 38 ERA: 3.00 WHIP: 0.667								PITCHER	IP: 0.0 WLS: 0 BF: 0 H: 0 R: 0 ER: 0 SO: 0 BB: 0 IBB: 0 HBP: 0 BLK: 0 WP: 0 HR: 0 S: 0 P: 0 ERA: 0.00 WHIP: 0.000										



Batter	1	2	3	4	5	6	7	8	9
Tony Taylor, R OBP: 0.314, SLG: 0.316 (1, 4)	4-0 CI 2B BB	0-0 S 1B		0-3 K	0-3 K		0-0 1B	0-0 1-2 3-H 1B	
Dick Allen, R OBP: 0.381, SLG: 0.713 (1, 5)	0-1 CI 2B 1-2 1B	0-3 K 1-2		0-0 1B HR 1B	0-0 F8		0-3 K	0-0 6-3	
Johnny Callison, L OBP: 0.305, SLG: 0.408 (1, 9)	0-0 1B 1-3 2-H FC3-2 2B	4-0 1B BB		0-0 1-3 HR 1B		0-0 1B 3B		0-0 1B 3B	
Tony Gonzalez, L OBP: 0.392, SLG: 0.429 (1, 8)	4-0 FC3-2 1B IBB	0-0 1-2 2-H 1B		0-0 P6		0-0 6-3		0-0 1B HBP 1B	
Wes Covington, L OBP: 0.292, SLG: 0.457 Ruben Amaro, R OBP: 0.600, SLG: 0.333 (6, PR) (7, 3)	0-0 FC3-2 1B 1-2 2-3 3-H	0-0 6-3		0-0 1-H 3-H HR		0-0 3-H 1B		1-0 1B 1-2 1B HBP	
John Herrnstein, L OBP: 0.422, SLG: 0.590 (1, 3) (7, 7)	0-0 FC3-2 1-2 2-3 3-H		0-0 F7	0-0 G3		0-3 K		0-3 K	
Clay Dalrymple, L OBP: 0.184, SLG: 0.217 (1, 2)	0-0 F7		0-0 G4-3 1B		0-0 FC3-5 BB 1B		0-0 F8	0-0 F9 1-3 2-H 1B 1B	
Bobby Wine, R OBP: 0.343, SLG: 0.365 (1, 6)	0-0 P6		0-0 G4-3 1-2 1B		4-0 FC3-5 BB		0-0 5-3	0-0 1-2 3-H 1B 1B	
Dennis Bennett, L OBP: 0.222, SLG: 0.125 (1, 1)		0-3 K	0-0 G4-3		0-0 FC3-5		0-0 5-3	0-0 F9 2-3	

Inning Stats	R: 2	H: 2	E: 1	LOB: 3	K: 0	BB: 2	S: 6	P: 14	R: 1	H: 2	E: 0	LOB: 2	K: 2	BB: 1	S: 9	P: 13	R: 0	H: 2	E: 0	LOB: 1	K: 0	BB: 0	S: 4	P: 4	R: 3	H: 3	E: 0	LOB: 0	K: 1	BB: 0	S: 8	P: 8	R: 0	H: 1	E: 0	LOB: 2	K: 1	BB: 1	S: 6	P: 10	R: 1	H: 2	E: 0	LOB: 1	K: 1	BB: 0	S: 7	P: 7	R: 0	H: 1	E: 0	LOB: 1	K: 1	BB: 0	S: 6	P: 6	R: 4	H: 5	E: 0	LOB: 2	K: 1	BB: 0	S: 10	P: 11
--------------	------	------	------	--------	------	-------	------	-------	------	------	------	--------	------	-------	------	-------	------	------	------	--------	------	-------	------	------	------	------	------	--------	------	-------	------	------	------	------	------	--------	------	-------	------	-------	------	------	------	--------	------	-------	------	------	------	------	------	--------	------	-------	------	------	------	------	------	--------	------	-------	-------	-------

PITCHER	IP	WLS	BF	H	R	ER	SO	BB	IBB	HBP	BLK	WP	HR	S	P	ERA	WHIP
John Tsitouris, R ERA: 7.2 (1, 1)	4.0	L	26	10	6	5	3	3	1	0	0	0	1	28	44	11.25	3.250
Billy McCool, L ERA: 3.86 (5, 1)	3.0		12	3	1	1	3	0	0	0	0	0	0	18	18	3.00	1.000
Al Worthington, R ERA: 10.29 (8, 1)	1.0		9	5	4	4	1	0	0	1	0	0	0	10	11	36.00	5.000

AB R H RBI BB SO LOB

5 2 3 1 1 2 2

5 2 1 0 0 2 6

4 3 4 1 1 0 0

4 1 2 2 1 0 3

4 1 3 5 0 0 2
0 1 0 0 0 0 0

5 0 0 0 0 2 6

5 1 3 1 0 0 4

4 0 2 1 1 0 3

5 0 0 0 0 1 6

BOTTOM

Cincinnati Reds @ Philadelphia Phillies
Connie Mack Stadium, Philadelphia, PA
 Fri May 08 1964, 7:05 PM EDT
 Att. 23,004 - Unknown

AB 41
R 11
H 18
RBI 11
BB 4
SO 7
LOB 32

1B: 14 **SF: 0**
2B: 1 **SAC: 0**
3B: 2 **DP: 1**
HR: 1 **HBP: 1**

WP: 0 **PA: 47**
PB: 0
SB: 1
CS: 0



WP	HR	S	P	ERA	WHIP
0	1	1	1	0	0

Batter	1	2	3	4	5	6	7	8	9	AB R H RBI BB SO LOB	TOP
--------	---	---	---	---	---	---	---	---	---	----------------------	-----

Pete Rose, S (1, 4) <small>OBP: 0.265, SLG: 0.256</small>	0-0 ① 4-3		0-0 1B 3B 2B		0-0 FC3-6 1B		0-0 ① FC6-4		0-0 ③ F7	5 1 2 0 0 0 3	Cincinnati Reds @ Philadelphia Phillies Connie Mack Stadium, Philadelphia, PA Sat May 09 1964, 3:33 AM EDT Att. 8,142 - Unknown
---	--------------	--	-----------------	--	-----------------	--	----------------	--	-------------	---------------	---

Giraldo Ruiz, S (1, 5) <small>OBP: 0.229, SLG: 0.298</small>	0-3 ② K		0-0 3B 1B		0-0 ① F8		0-0 ② P3			4 1 1 1 0 1 4
--	------------	--	--------------	--	-------------	--	-------------	--	--	---------------

Vada Pinson, L (1, 8) <small>OBP: 0.349, SLG: 0.487</small>	0-0 ③ 4-3		0-0 ② F5		0-0 ② FC3-6 FC6		0-0 ③ G3			4 0 0 1 0 0 5
---	--------------	--	-------------	--	--------------------	--	-------------	--	--	---------------

Gordy Coleman, L (1, 3) <small>OBP: 0.333, SLG: 0.436</small>		0-0 1B	0-0 1-H 3-H 3B		0-0 ③ FC6 1-2f			0-0 ① 4-3		4 0 2 2 0 0 1
---	--	-----------	-------------------	--	-------------------	--	--	--------------	--	---------------

Frank Robinson, R (1, 9) <small>OBP: 0.325, SLG: 0.427</small>	0-3 ① K		0-0 ③ P5			0-0 ① F8		0-0 ② 6-3		4 0 0 0 0 1 2
--	------------	--	-------------	--	--	-------------	--	--------------	--	---------------

Johnny Edwards, L (1, 2) <small>OBP: 0.293, SLG: 0.347</small>	0-3 ② K			0-0 ① F3		0-0 ② F7		0-0 ③ G3		4 0 0 0 0 1 1
--	------------	--	--	-------------	--	-------------	--	-------------	--	---------------

Tommy Harper, R (1, 7) <small>OBP: 0.317, SLG: 0.204</small> Marty Keough, L (9, PH) <small>OBP: 0.240, SLG: 0.435</small>	0-0 ③ F8			0-0 ② P5		0-0 ③ 5-3		0-3 ① K	3 0 0 0 0 0 1	AB 36 R 4 H 9 RBI 4 BB 0 SO 5 LOB 18
---	-------------	--	--	-------------	--	--------------	--	------------	---------------	---

Leo Cardenas, R (1, 6) <small>OBP: 0.407, SLG: 0.538</small>			0-0 2B 1B 1B		0-0 ③ F5		0-0 FC6-4 SH 1B		0-0 ② 6-3	4 1 2 0 0 0 0
--	--	--	-----------------	--	-------------	--	--------------------	--	--------------	---------------

Bob Purkey, R (1, 1) <small>OBP: 0.143, SLG: 0.143</small> Bill Henry, L (7, 1) <small>OBP: 0.250, SLG: 0.345</small> Bob Skinner, L (9, PH)	0-3 ① K				0-0 F8 1B FC3-6 1B		0-0 SH FC6-4		0-0 K 2B	2 1 1 0 0 1 1
---	------------	--	--	--	-----------------------	--	-----------------	--	-------------	---------------

Inning Stats	R: 0 E: 0 K: 1 S: 5	H: 0 LOB: 0 BB: 0 P: 5	R: 0 E: 0 K: 2 S: 8	H: 1 LOB: 1 BB: 0 P: 8	R: 3 E: 0 K: 1 S: 9	H: 4 LOB: 1 BB: 0 P: 9	R: 0 E: 0 K: 0 S: 3	H: 0 LOB: 0 BB: 0 P: 3	R: 1 E: 0 K: 0 S: 5	H: 2 LOB: 1 BB: 0 P: 5	R: 0 E: 0 K: 0 S: 3	H: 0 LOB: 0 BB: 0 P: 3	R: 0 E: 1 K: 0 S: 5	H: 1 LOB: 2 BB: 0 P: 5	R: 0 E: 0 K: 0 S: 3	H: 0 LOB: 0 BB: 0 P: 3	R: 0 E: 0 K: 1 S: 6	H: 1 LOB: 1 BB: 0 P: 6	1B: 6 2B: 2 3B: 1 HR: 0	SF: 0 SAC: 1 DP: 0 HBP: 0	WP: 0 PB: 0 SB: 0 CS: 0	PA: 37
--------------	------------------------------	---------------------------------	------------------------------	---------------------------------	------------------------------	---------------------------------	------------------------------	---------------------------------	------------------------------	---------------------------------	------------------------------	---------------------------------	------------------------------	---------------------------------	------------------------------	---------------------------------	------------------------------	---------------------------------	----------------------------------	------------------------------------	----------------------------------	--------

PITCHER	IP	WLS	BF	H	R	ER	SO	BB	IBB	HBP	BLK	WP	HR	S	P	ERA	WHIP
Jim Bunning, R (1, 1) <small>ERA: 2.45</small>	5.0		22	7	4	4	4	0	0	0	0	0	0	30	30	7.20	1.400
Dallas Green, R (6, 1) <small>ERA:</small>	2.0	W	8	1	0	0	0	0	0	0	0	0	0	8	8	0.00	0.500
Ed Roebuck, R (8, 1) <small>ERA: 1.35</small>	2.0	S	7	1	0	0	1	0	0	0	0	0	0	9	9	0.00	0.500



livebaseballscorecards.com


Batter	1	2	3	4	5	6	7	8	9	AB	R	H	RBI	BB	SO	LOB
Tony Taylor, R (1, 4) OBP: 0.333, SLG: 0.321	0-0 6-3		4-0 5-3 BB		0-0 1-3 WP 1B		4-0 1B 2B BB			2	1	1	0	2	0	0
Dick Allen, R (1, 5) OBP: 0.386, SLG: 0.699	0-0 F8		0-0 5-3 1-2		4-0 1-2 BB		0-0 1-2 2B 1B			3	1	1	0	1	0	1
Johnny Callison, L (1, 9) OBP: 0.314, SLG: 0.425	0-3 K				0-0 1-3		0-0 1-3 2B			4	1	2	1	0	1	2
Tony Gonzalez, L (1, 8) OBP: 0.410, SLG: 0.455		4-0 1B PB BB		0-3 K		0-0 F9 2B	0-0 2B 1B			3	1	2	2	1	1	1
Wes Covington, L (1, 7) Ed Roebuck, R (8, 1) OBP: 0.288, SLG: 0.440		0-0 1-3 PB 1B		0-3 K		0-0 F9 2-3	0-3 K			4	0	1	0	0	2	3
John Herrnstein, L (1, 3) (8, 7) OBP: 0.388, SLG: 0.535		0-0 1-2 3-H P5		0-0 P5		0-3 K		0-3 K		4	0	0	0	0	2	3
Clay Dalrymple, L (1, 2) OBP: 0.189, SLG: 0.220		0-0 F7			0-0 G6-4-3 1B	0-0 F9		0-0 F7		4	0	1	0	0	0	2
Bobby Wine, R (1, 6) OBP: 0.324, SLG: 0.343		0-0 4-3			0-0 G6-4-3 1-2f		0-0 5-3	0-0 P6		4	0	0	0	0	0	2
Jim Bunning, R (1, 1) John Briggs, L (5, PH) Dallas Green, L (6, 1) Roy Sievers, R (7, PH) Ruben Amaro, R (8, 3) OBP: 0.286, SLG: 0.286			0-0 L5		0-0 E4 1B WP		0-0 6-3			1	0	0	0	0	0	0
										1	1	0	0	0	0	0
										0	0	0	0	0	0	0
										1	0	0	0	0	0	0
										0	0	0	0	0	0	0

Inning Stats	R: 0	H: 0	E: 0	K: 1	S: 5	R: 1	H: 1	E: 0	K: 0	S: 4	R: 0	H: 0	E: 0	K: 0	S: 2	R: 0	H: 1	E: 0	K: 2	S: 8	R: 1	H: 2	E: 1	K: 0	S: 5	R: 0	H: 1	E: 0	K: 1	S: 6	R: 3	H: 3	E: 0	K: 1	S: 8	R: 0	H: 0	E: 0	K: 1	S: 5
	LOB: 0	BB: 0	BB: 0	BB: 1	P: 5	LOB: 1	BB: 1	LOB: 0	BB: 1	P: 8	LOB: 1	BB: 0	LOB: 1	BB: 0	P: 8	LOB: 2	BB: 1	LOB: 1	BB: 0	P: 6	LOB: 1	BB: 1	LOB: 1	BB: 0	P: 6	LOB: 1	BB: 1	LOB: 1	BB: 0	P: 12	LOB: 0	BB: 0	LOB: 0	BB: 0	P: 5					

BOTTOM

Cincinnati Reds @ Philadelphia Phillies
Connie Mack Stadium, Philadelphia, PA
 Sat May 09 1964, 3:33 AM EDT
 Att. 8,142 - Unknown

AB	31
R	5
H	8
RBI	3
BB	4
SO	6
LOB	14



1B: 6	SF: 0	WP: 1	PA: 35
2B: 2	SAC: 0	PB: 1	
3B: 0	DP: 1	SB: 0	
HR: 0	HBP: 0	CS: 0	

PITCHER	IP	WLS	BF	H	R	ER	SO	BB	IBB	HBP	BLK	WP	HR	S	P	ERA	WHIP
Bob Purkey, R (1, 1) ERA: 3.66	6.2	L	30	7	5	4	4	4	4	0	0	1	0	34	50	5.40	1.650
Bill Henry, L (7, 1) ERA: 1.17	1.1		5	1	0	0	2	0	0	0	0	0	0	9	9	0.00	0.750

Batter	1	2	3	4	5	6	7	8	9	AB R H RBI BB SO LOB	TOP											
Pete Rose, S (1, 4) OBP: 0.265, SLG: 0.247	0-0 1-3		4-0 BB		0-3 K		0-0 FC6-4			3 0 0 0 1 1 1	Cincinnati Reds @ Philadelphia Phillies Connie Mack Stadium, Philadelphia, PA Sun May 10 1964, 3:33 AM EDT Att: 11,642 - Unknown livebaseballscorecards.com											
Bobby Klaus, R (1, 5) OBP: 0.227, SLG: 0.250	0-0 P6		0-3 K		0-0 6-3			0-3 K		4 0 0 0 0 2 2												
Vada Pinson, L (1, 8) OBP: 0.333, SLG: 0.463	0-3 K			0-3 K		0-0 4-3		0-3 K		4 0 0 0 0 3 0												
Deron Johnson, R (1, 3) OBP: 0.421, SLG: 0.571		0-0 1-3		0-3 K 1B		0-0 F2		0-0 2B 1B		4 2 1 0 0 1 0												
Frank Robinson, R (1, 9) OBP: 0.333, SLG: 0.456		0-3 K		0-3 K		0-0 2B		0-0 2B 1-H		4 0 2 1 0 2 1												
Tommy Harper, R (1, 7) OBP: 0.313, SLG: 0.193		0-0 1-3		4-0 1B BB		0-0 F3		0-0 F8		3 0 0 0 1 0 2												
Leo Cardenas, R (1, 6) OBP: 0.400, SLG: 0.524			0-0 5-3		0-0 1B 1-2 2-H		0-0 G3		0-0 6-3	4 0 1 1 0 0 0												
Johnny Edwards, L (1, 2) OBP: 0.291, SLG: 0.342			0-0 BB 1B		0-0 4-3		0-0 4-3		0-0 F8	4 0 1 0 0 0 2												
Joe Nuxhall, L (1, 1) OBP: 0.154, SLG: 0.154			0-3 K		0-3 K		0-0 FC6-4 1B		0-0 F9	4 0 1 0 0 2 1												
Inning Stats	R: 0 E: 0 K: 1 S: 5	H: 0 LOB: 0 BB: 0 P: 5	R: 0 E: 0 K: 1 S: 5	H: 0 LOB: 0 BB: 0 P: 5	R: 0 E: 0 K: 2 S: 8	H: 1 LOB: 2 BB: 1 P: 12	R: 1 E: 0 K: 3 S: 11	H: 1 LOB: 2 BB: 1 P: 15	R: 0 E: 0 K: 2 S: 7	H: 0 LOB: 0 BB: 0 P: 7	R: 0 E: 0 K: 0 S: 4	H: 1 LOB: 1 BB: 0 P: 4	R: 0 E: 0 K: 0 S: 4	H: 1 LOB: 1 BB: 0 P: 4	R: 1 E: 0 K: 2 S: 9	H: 2 LOB: 1 BB: 0 P: 9	R: 0 E: 0 K: 0 S: 3	H: 0 LOB: 0 BB: 0 P: 3	1B: 4 2B: 2 3B: 0 HR: 0	SF: 0 SAC: 0 DP: 0 HBP: 0	WP: 0 PB: 1 SB: 0 CS: 0	PA: 36
PITCHER	IP WLS BF H R ER SO BB IBB HBP BLK WP HR S P ERA WHIP																					
Chris Short, L (1, 1) ERA: 0.66	8.0 L 33 6 2 1 11 2 0 0 0 0 0 0 53 61 1.12 1.000																					
Jack Baldschun, R (9, 1) ERA: 4.0	1.0 3 0 0 0 0 0 0 0 0 0 0 0 3 3 0.00 0.000																					



Batter	1	2	3	4	5	6	7	8	9	AB R H RBI BB SO LOB
Tony Taylor, R (1, 4) OBP: 0.330, SLG: 0.318	0-0 G3		0-0 1B		0-0 F8			0-3 K		4 0 1 0 0 1 0
Johnny Callison, L (1, 9) OBP: 0.300, SLG: 0.405	0-0 4-3		0-0 F2		0-0 L1			0-0 1-3		4 0 0 0 0 0 1
Dick Allen, R (1, 5) OBP: 0.370, SLG: 0.667	0-0 6-3		0-3 K			0-3 K		0-3 K		4 0 0 0 0 3 1
Roy Sievers, R (1, 3) OBP: 0.255, SLG: 0.395		0-3 K		0-0 P5		0-0 3B		0-0 4-3		4 0 1 0 0 1 0
Tony Gonzalez, L (1, 8) OBP: 0.402, SLG: 0.435		0-3 K		4-0 BB		0-3 K		0-3 K		3 0 0 0 1 3 0
Danny Cater, R (1, 7) OBP: 0.412, SLG: 0.516		0-0 1B		0-0 F8			0-0 P3			3 0 1 0 0 0 1
Gus Triandos, R (1, 2) OBP: 0.464, SLG: 0.522		0-0 FC6-4		4-0 BB			0-0 F2			2 0 1 0 1 0 0
Bobby Wine, R (1, 6) OBP: 0.312, SLG: 0.329		0-0 FC6-4		0-0 F7			0-0 6-3			3 0 0 0 0 0 4
Chris Short, R (1, 1) Ruben Amaro, R (8, PH) Jack Baldschun, R (9, 1)			0-0 F9		0-0 F3			0-0 P5		2 0 0 0 0 0 0 1 0 0 0 0 0 0 0 0 0 0 0 0 0

Inning Stats	R: 0	H: 0	E: 0	K: 0	S: 3	R: 0	H: 2	E: 0	K: 2	S: 9	R: 0	H: 1	E: 0	K: 1	S: 6	R: 0	H: 0	E: 0	K: 0	S: 3	R: 0	H: 1	E: 0	K: 2	S: 7	R: 0	H: 0	E: 0	K: 0	S: 3	R: 0	H: 0	E: 0	K: 1	S: 5	R: 0	H: 0	E: 0	K: 2	S: 7	1B: 3	SF: 0	2B: 0	SAC: 0	3B: 1	DP: 0	HR: 0	HBP: 0	WP: 0	PA: 32					
PITCHER	IP	WLS	BF	H	R	ER	SO	BB	IBB	HBP	BLK	WP	HR	S	P	ERA	WHIP																			IP	WLS	BF	H	R	ER	SO	BB	IBB	HBP	BLK	WP	HR	S	P	ERA	WHIP			
Joe Nuxhall, L (1, 1) ERA: 3.19	9.0	W	32	4	0	0	8	2	0	0	0	0	0	46	54	0.00	0.667																																						


BOTTOM

Cincinnati Reds @ Philadelphia Phillies
Connie Mack Stadium, Philadelphia, PA

Sun May 10 1964, 3:33 AM EDT
 Att. 11,642 - Unknown

livebaseballscorecards.com

AB	30
R	0
H	4
RBI	0
BB	2
SO	8
LOB	7



Batter	1	2	3	4	5	6	7	8	9	AB R H RBI BB SO LOB	TOP																
Pete Rose, S (1, 4) OBP: 0.271, SLG: 0.286	0-0 5-3	0-0 F8		0-0 1B			0-0 4-3	0-0 HR		5 1 2 4 0 0 0																	
Bobby Klaus, R (1, 5) OBP: 0.222, SLG: 0.240	0-0 6-3		0-0 1-3	0-0 4-3			0-0 G3 WP 1B	0-3 K		5 1 1 0 0 1 2																	
Vada Pinson, L (1, 8) OBP: 0.337, SLG: 0.471	0-0 1B 2B		0-0 4-3		0-0 FC5-4 1B		0-0 G3	0-0 F9		5 1 2 0 0 0 1																	
Deron Johnson, R (1, 3) OBP: 0.435, SLG: 0.558	0-0 1B E 1B		4-0 BB		0-0 FC5-4 FC6-4 1-2f		4-0 1B BB		0-3 K	3 1 1 1 2 1 1																	
Frank Robinson, R (1, 9) OBP: 0.348, SLG: 0.464	0-0 E 1-3 1B		0-0 F7		0-0 FC6-4 1-2f		0-0 1-2 1B		0-0 G1-6-3 1B	5 0 3 1 0 0 2																	
Tommy Harper, R (1, 7) OBP: 0.292, SLG: 0.177	0-0 E5 1-3 3-H			0-3 K	0-3 K		0-0 4-3		0-0 G1-6-3	5 0 0 0 0 2 5																	
Leo Cardenas, R (1, 6) OBP: 0.404, SLG: 0.523	0-0 1-3			0-0 E9 1B		0-0 G4-6-3 1B		0-0 E7 HR 1B		4 2 2 0 0 0 2																	
Hal Smith, R (1, 2) OBP: 0.333, SLG: 0.357		0-0 F8		0-0 1B		0-0 G4-6-3		4-0 HR BB		3 0 1 0 0 0 1																	
Gordy Coleman, L (8, PH) OBP: 0.349, SLG: 0.436				1-2 1B		1-2f				0 1 0 0 1 0 0																	
Jim Dickson, L (8, 1)										0 0 0 0 0 0 0																	
Bill Henry, L (8, 1)										0 0 0 0 0 0 0																	
Sammy Ellis, L (1, 1)		0-0 G3		0-3 K		0-0 F7		0-3 K		3 0 0 0 0 1 2																	
Johnny Edwards, L (8, PH) OBP: 0.287, SLG: 0.338										1 0 0 0 0 1 2																	
Inning Stats	R: 2 E: 1 K: 0 S: 7	H: 3 LOB: 2 BB: 0 P: 7	R: 0 E: 0 K: 0 S: 3	H: 0 LOB: 0 BB: 0 P: 3	R: 0 E: 0 K: 0 S: 3	H: 0 LOB: 1 BB: 1 P: 7	R: 1 E: 1 K: 2 S: 10	H: 2 LOB: 2 BB: 0 P: 10	R: 0 E: 0 K: 1 S: 6	H: 1 LOB: 1 BB: 0 P: 6	R: 0 E: 0 K: 0 S: 3	H: 1 LOB: 0 BB: 0 P: 3	R: 1 E: 0 K: 0 S: 5	H: 2 LOB: 2 BB: 1 P: 9	R: 3 E: 1 K: 2 S: 9	H: 2 LOB: 0 BB: 1 P: 13	R: 0 E: 0 K: 1 S: 5	H: 1 LOB: 0 BB: 0 P: 5	1B: 10 2B: 1 3B: 0 HR: 1	SF: 0 SAC: 0 DP: 2 HBP: 0	WP: 1 PB: 0 SB: 0 CS: 0	PA: 42					
PITCHER	IP WLS BF H R ER SO BB IBB HBP BLK WP HR S P ERA WHIP																										
Bob Veale, L (1, 1) ERA: 4.87	7.0		33	9	4	2	3	2	0	0	0	1	0	37	45	2.57	1.571										
Tommie Sisk, R (8, 1) ERA: 10.64	0.0	L	2	1	2	2	0	1	0	0	0	0	0	1	5	∞	∞										
Frank Bork, L (8, 1) ERA: 4.5	1.0		4	1	1	1	2	0	0	0	0	0	1	8	8	9.00	1.000										
Al McBean, R (9, 1) ERA: 1.5	1.0		3	1	0	0	1	0	0	0	0	0	0	5	5	0.00	1.000										

Cincinnati Reds @ Pittsburgh Pirates
 Forbes Field, Pittsburgh, PA
 Mon May 11 1964, 7:05 PM EDT
 Att. 5,902 - Unknown

livebaseballscorecards.com

AB	39
R	7
H	12
RBI	6
BB	3
SO	6
LOB	18



Batter	1	2	3	4	5	6	7	8	9	AB	R	H	RBI	BB	SO	LOB
Bob Bailey, R OBP: 0.360, SLG: 0.430 (1, 5)	0-0 F9		0-0 5-3	0-3 K			0-0 1B	0-0 FC6-4		5	0	1	1	0	1	3
Bill Virdon, L OBP: 0.275, SLG: 0.250 Gene Freese, R OBP: 0.359, SLG: 0.583 Al McBean, R (8, PH) (9, 1)	0-0 F4		0-0 4-3 HR 2B		0-0 L8		0-0 1-3 1B	0-0 FC5-4		4	1	2	0	0	0	0
Roberto Clemente, R OBP: 0.417, SLG: 0.583 (1, 9)	0-3 K		0-0 4-3		0-0 F3		0-3 K		0-0 5-3	5	0	0	0	0	2	3
Willie Stargell, L OBP: 0.391, SLG: 0.695 (1, 7)		0-0 BB FC5-4 1B	0-0 3-H HR		0-3 K		0-0 F7		0-0 F6	5	2	2	2	0	1	2
Smoky Burgess, L OBP: 0.563, SLG: 0.538 Orlando McFarlane, R OBP: 0.200, SLG: 0.143 (8, PR) (9, 2)		4-0 FC5-4 BB 1-2 BB	0-0 1B		0-0 G6-3 1B		0-0 3B 2B		0-0 6-3	3	0	3	0	1	0	0
Donn Clendenon, R OBP: 0.327, SLG: 0.415 (1, 3)	0-3 K		0-3 K		0-0 F9		0-0 2B 3B		0-0 2B 3B	4	1	1	1	0	2	4
Bill Mazeroski, R OBP: 0.260, SLG: 0.402 (1, 4)		4-0 FC5-4 BB 1-2 2-3		0-0 G3		0-0 G6-3		0-0 FC1-5 2B		3	0	1	1	1	0	1
Gene Alley, R OBP: 0.317, SLG: 0.343 (1, 6)	0-0 FC5-4		0-3 K		0-0 F9		4-0 SH1-4 1B BB	4-0 FC6-4 FC1-5 BB		2	1	0	1	2	1	2
Bob Veale, S OBP: 0.083, SLG: 0.083 Manny Mota, R OBP: 0.438, SLG: 0.600 Tommye Sisk, R Frank Bork, R Rex Johnston, S (7, PH) (8, 1) (8, 1) (8, PH) (9, 8)	0-3 K		0-0 1B		0-0 SH1-4		0-0 FC1-5		0-0 FC6-4	2	0	1	0	0	1	2

Inning Stats	R: 0	H: 0	E: 0	K: 1	S: 5	LOB: 0	BB: 0	P: 5	R: 1	H: 1	E: 0	K: 2	S: 8	LOB: 2	BB: 2	P: 16	R: 2	H: 3	E: 0	K: 1	S: 8	LOB: 1	BB: 0	P: 8	R: 0	H: 1	E: 0	K: 2	S: 8	LOB: 0	BB: 0	P: 8	R: 0	H: 0	E: 0	K: 1	S: 5	LOB: 0	BB: 0	P: 5	R: 0	H: 1	E: 0	K: 0	S: 3	LOB: 0	BB: 0	P: 3	R: 1	H: 2	E: 0	K: 1	S: 7	LOB: 2	BB: 1	P: 11	R: 2	H: 3	E: 0	K: 0	S: 6	LOB: 3	BB: 1	P: 10	R: 0	H: 0	E: 0	K: 0	S: 3	LOB: 0	BB: 0	P: 3	1B: 6	2B: 3	3B: 1	HR: 1	SF: 0	SAC: 1	DP: 1	HBP: 0	WP: 0	PA: 41
--------------	------	------	------	------	------	--------	-------	------	------	------	------	------	------	--------	-------	-------	------	------	------	------	------	--------	-------	------	------	------	------	------	------	--------	-------	------	------	------	------	------	------	--------	-------	------	------	------	------	------	------	--------	-------	------	------	------	------	------	------	--------	-------	-------	------	------	------	------	------	--------	-------	-------	------	------	------	------	------	--------	-------	------	-------	-------	-------	-------	-------	--------	-------	--------	-------	--------

PITCHER	IP	WLS	BF	H	R	ER	SO	BB	IBB	HBP	BLK	WP	HR	S	P	ERA	WHIP
Sammy Ellis, R ERA: 4.13 (1, 1)	7.0	W	31	8	4	4	8	3	0	0	0	0	1	44	56	5.14	1.571
Jim Dickson, R ERA: 7.2 (8, 1)	0.0		3	3	2	2	0	0	0	0	0	0	0	3	3	∞	∞
Bill Henry, L ERA: 0.93 (8, 1)	2.0	S	7	0	0	0	0	1	0	0	0	0	0	6	10	0.00	0.500

BOTTOM

Cincinnati Reds @ Pittsburgh Pirates
 Forbes Field, Pittsburgh, PA
 Mon May 11 1964, 7:05 PM EDT
 Att. 5,902 - Unknown

AB	36
R	6
H	11
RBI	6
BB	4
SO	8
LOB	22



PITCHER	IP	WLS	BF	H	R	ER	SO	BB	IBB	HBP	BLK	WP	HR	S	P	ERA	WHIP
---------	----	-----	----	---	---	----	----	----	-----	-----	-----	----	----	---	---	-----	------

Batter	1	2	3	4	5	6	7	8	9	AB R H RBI BB SO LOB	TOP		
Pete Rose, S (1, 4) OBP: 0.268, SLG: 0.275	0-0 F9		4-0 FC6-4 BB	0-0 F9		0-0 6-3		0-0 F9		4 0 0 0 1 0 6			
Tommy Harper, R (1, 7) OBP: 0.273, SLG: 0.164	0-0 F8		0-0 FC6-4 2B		0-3 K		0-0 L3	0-0 FC6-4		5 1 0 0 0 1 4			
Vada Pinson, L (1, 8) OBP: 0.330, SLG: 0.467	0-0 G3		0-0 2B		0-0 G3		0-0 4-3		0-0 F8	5 0 1 1 0 0 0			
Deron Johnson, R (1, 3) OBP: 0.439, SLG: 0.545 Gordy Coleman, L (9, PH) OBP: 0.341, SLG: 0.425		0-0 L7	0-0 L4		0-0 HBP 1B		4-0 BB		0-0 1-3	3 0 1 0 1 0 1 1 0 0 0 0 0 0			
Frank Robinson, R (1, 9) OBP: 0.361, SLG: 0.477		0-0 2B		0-0 5-3	1-0 HBP 1B		0-0 F7		0-0 1B	4 0 2 0 0 0 1			
Leo Cardenas, R (1, 6) OBP: 0.404, SLG: 0.516		0-3 K		0-0 5-3 1B		0-0 L9		0-0 SH FC3-2 1B	0-0 F8	5 1 2 0 0 1 4			
Steve Boros, R (1, 5) OBP: 0.750, SLG: 0.500		4-0 IBB		0-0 5-3		0-0 G4-6-3 1B		4-0 FC3-2 SH BB		2 0 1 0 2 0 1			
Johnny Edwards, L (1, 2) OBP: 0.289, SLG: 0.329		0-3 K		4-0 1B IBB		0-0 G4-6-3		0-0 SH FC3-2		2 0 0 0 1 1 3			
Jim Maloney, L (1, 1) OBP: 0.400, SLG: 0.308			0-0 F6	0-0 1-3 2-H 1B		4-0 S BB		0-0 FC3-2 FC6-4		3 0 1 1 1 0 3			
Inning Stats	R: 0 E: 0 K: 0 S: 3 H: 0 LOB: 0 BB: 0 P: 3	R: 0 E: 0 K: 2 S: 8 H: 1 LOB: 2 BB: 1 P: 12	R: 1 E: 0 K: 0 S: 4 H: 1 LOB: 1 BB: 1 P: 8	R: 1 E: 0 K: 0 S: 5 H: 2 LOB: 2 BB: 1 P: 9	R: 0 E: 0 K: 1 S: 6 H: 1 LOB: 2 BB: 0 P: 7	R: 0 E: 0 K: 0 S: 3 H: 1 LOB: 1 BB: 1 P: 7	R: 0 E: 0 K: 0 S: 3 H: 0 LOB: 1 BB: 1 P: 7	R: 0 E: 1 K: 0 S: 5 H: 1 LOB: 3 BB: 1 P: 9	R: 0 E: 0 K: 0 S: 4 H: 1 LOB: 1 BB: 0 P: 4	1B: 6 2B: 2 3B: 0 HR: 0 SF: 0 SAC: 1 DP: 1 HBP: 1	WP: 1 PB: 0 SB: 1 CS: 0 PA: 42		
PITCHER	IP WLS BF H R ER SO BB IBB HBP BLK WP HR S P ERA WHIP											PITCHER	IP WLS BF H R ER SO BB IBB HBP BLK WP HR S P ERA WHIP
Joe Gibbon, L (1, 1) ERA: 2.79	8.1 W 39 7 2 2 3 4 2 1 0 1 0 38 63 2.16 1.320												
Al McBean, R (9, 1) ERA: 1.35	0.2 S 3 1 0 0 0 0 0 0 0 0 0 0 3 3 0.00 1.500												

Cincinnati Reds @ Pittsburgh Pirates
 Forbes Field, Pittsburgh, PA
 Tue May 12 1964, 7:05 PM EDT
 Att. 5,811 - Unknown

livebaseballscorecards.com

AB	34
R	2
H	8
RBI	2
BB	6
SO	3
LOB	23



Batter	1	2	3	4	5	6	7	8	9	AB	R	H	RBI	BB	SO	LOB
Dick Schofield, S OBP: 0.346, SLG: 0.343 (1, 6) X	0-0 4-3			0-3 K	0-0 F6		0-3 K			4	0	0	0	0	2	3
Bill Virdon, L OBP: 0.264, SLG: 0.240 (1, 8) X	0-0 6-3			0-3 K2-3		0-0 4-3	0-0 4-3			4	0	0	0	0	1	1
Roberto Clemente, R OBP: 0.412, SLG: 0.571 (1, 9) S S S	0-3 K			0-0 L9		0-0 BB BB 1B		0-0 E3 SH5-3 SH BB		4	1	1	0	0	1	0
Willie Stargell, L OBP: 0.378, SLG: 0.671 (1, 7) X		0-0 L3			0-0 G3	0-0 F9		0-0 SH BB SH5-3 1-2		3	0	0	0	0	0	1
Smoky Burgess, L OBP: 0.578, SLG: 0.533 (1, 2) X		0-0 4-3			0-0 HR 1B	4-0 BB 1-2 BB		0-0 SH5-3 1-2 2-3		2	1	1	0	1	0	0
Gene Freese, R OBP: 0.395, SLG: 0.658 (1, 5) X		0-0 F8			0-0 HR 1-H	4-0 BB 1-2 2-3 BB		4-0 BB IBB		2	1	1	2	2	0	0
Donn Clendenon, R OBP: 0.324, SLG: 0.402 (1, 3) X			0-0 4-3		0-3 K	0-0 F9		4-0 BB 1-2 2-3 G6-4-3 BB		3	0	0	1	1	1	3
Bill Mazeroski, R OBP: 0.260, SLG: 0.396 (1, 4) X			0-0 6-3		0-0 1B 1B		0-3 K	0-0 G6-4-3 1-2		4	0	1	0	0	1	3
Joe Gibbon, R OBP: 0.286, SLG: 0.231 (1, 1) S S S Al McBean, R (9, 1)			0-3 K		0-0 1B		0-0 1B			3	0	2	0	0	1	0
					1-2 1B					0	0	0	0	0	0	0

Inning Stats	R: 0	H: 0	E: 0	K: 1	S: 5	LOB: 0	BB: 0	P: 5
	R: 0	H: 0	E: 0	K: 0	S: 3	LOB: 0	BB: 0	P: 3
	R: 0	H: 0	E: 0	K: 1	S: 5	LOB: 0	BB: 0	P: 5
	R: 0	H: 0	E: 0	K: 2	S: 7	LOB: 0	BB: 0	P: 7
	R: 2	H: 4	E: 0	K: 1	S: 9	LOB: 2	BB: 0	P: 9
	R: 0	H: 1	E: 0	K: 0	S: 4	LOB: 3	BB: 2	P: 12
	R: 0	H: 1	E: 0	K: 2	S: 8	LOB: 1	BB: 0	P: 8
	R: 1	H: 0	E: 1	K: 0	S: 4	LOB: 2	BB: 2	P: 12

PITCHER	IP	WLS	BF	H	R	ER	SO	BB	IBB	HBP	BLK	WP	HR	S	P	ERA	WHIP
Jim Maloney, R ERA: 2.0 (1, 1)	8.0	L	35	6	3	2	7	3	1	0	0	0	1	45	61	2.25	1.125

BOTTOM

Cincinnati Reds @ Pittsburgh Pirates
 Forbes Field, Pittsburgh, PA
 Tue May 12 1964, 7:05 PM EDT
 Att. 5,811 - Unknown

AB	29
R	3
H	6
RBI	3
BB	4
SO	7
LOB	11



WP	HR	S	P	ERA	WHIP
3	1	45	61	2.25	1.125

Batter	1	2	3	4	5	6	7	8	9	AB R H RBI BB SO LOB	TOP											
Pete Rose, S (1, 4) OBP: 0.291, SLG: 0.299	0-0 4-3		0-0 1B 2B 1B	0-0 1B		0-0 1B WP		0-0 1B G1-6-3		5 2 4 0 0 0 0	Cincinnati Reds @ Chicago Cubs Wrigley Field, Chicago, IL Fri May 15 1964, 3:33 AM CDT Att. 3,259 - Unknown											
Bob Skinner, L (1, 7) OBP: 0.270, SLG: 0.333	0-3 K		0-0 2B 6-3 1B	0-0 F3		4-0 1B BB		0-0 G1-6-3		4 1 1 0 1 1 2												
Vada Pinson, L (1, 8) OBP: 0.343, SLG: 0.479	0-0 4-3		0-0 6-3 1B 2B	0-0 F3		0-0 1B 1B		4-0 1B BB		4 2 2 3 1 0 2												
Gordy Coleman, L (1, 3) OBP: 0.367, SLG: 0.432		0-0 HR 1B	0-0 6-3	4-0 BB		0-0 F5		0-0 1B 1B		4 1 2 1 1 0 3												
Frank Robinson, R (1, 9) OBP: 0.382, SLG: 0.516		0-0 HR	4-0 1B BB	0-3 K		4-0 IBB		0-0 1B		3 2 2 3 2 1 2												
Leo Cardenas, R (1, 6) OBP: 0.394, SLG: 0.500	0-3 K		0-0 1B SF8 1B		0-0 F9		0-3 K		0-3 K	5 1 1 1 0 3 3												
Johnny Edwards, L (1, 2) OBP: 0.284, SLG: 0.322	0-0 4-3		0-0 1B		0-0 F9		0-0 L8		0-0 4-3	5 0 1 1 0 0 0												
Steve Boros, R (1, 5) OBP: 0.333, SLG: 0.167	0-0 1-3		0-0 SF8		0-0 6-3		0-0 F7		0-0 F9	4 0 0 1 0 0 0												
Bob Purkey, R (1, 1) OBP: 0.182, SLG: 0.182			0-0 1B K		0-0 5-3		0-3 K			4 1 1 0 0 2 1												
Inning Stats	R: 0 E: 0 K: 1 S: 5	H: 0 LOB: 0 BB: 0 P: 5	R: 2 E: 0 K: 1 S: 7	H: 2 LOB: 0 BB: 0 P: 7	R: 6 E: 0 K: 1 S: 11	H: 6 LOB: 1 BB: 1 P: 15	R: 0 E: 1 K: 1 S: 6	H: 1 LOB: 2 BB: 1 P: 10	R: 0 E: 0 K: 0 S: 3	H: 0 LOB: 0 BB: 0 P: 3	R: 1 E: 1 K: 1 S: 7	H: 2 LOB: 3 BB: 2 P: 15	R: 0 E: 0 K: 1 S: 5	H: 0 LOB: 0 BB: 0 P: 5	R: 1 E: 0 K: 0 S: 4	H: 3 LOB: 2 BB: 1 P: 8	R: 0 E: 0 K: 1 S: 5	H: 0 LOB: 0 BB: 0 P: 5	1B: 12 2B: 1 3B: 0 HR: 1	SF: 1 SAC: 0 DP: 1 HBP: 0	WP: 1 PB: 0 SB: 0 CS: 0	PA: 44
PITCHER	IP WLS BF H R ER SO BB IBB HBP BLK WP HR S P ERA WHIP																					
Larry Jackson, R (1, 1) ERA: 4.62	2.1 L 16 8 8 8 2 1 0 0 0 0 0 1 19 23 30.86 3.857																					
Wayne Schurr, R (3, 1) ERA: 2.65	2.2 10 1 0 0 2 1 0 0 0 0 0 0 13 17 0.00 0.750																					
Sterling Slaughter, R (6, 1) ERA: 2.25	2.0 10 2 1 1 2 1 1 0 0 1 0 12 20 4.50 1.500																					
Fred Norman, L (8, 1) ERA: 6.61	2.0 8 3 1 1 1 1 0 0 0 0 0 9 13 4.50 2.000																					

livebaseballscorecards.com

AB	38
R	10
H	14
RBI	10
BB	5
SO	7
LOB	13



Batter	1	2	3	4	5	6	7	8	9	AB R H RBI BB SO LOB	TOP											
Pete Rose, S (1, 4) OBP: 0.279, SLG: 0.286	0-0 4-3		0-0 F7		0-0 F7		0-0 F7		0-0 1-3	5 0 0 0 0 0 1												
Bob Skinner, L (1, 7) OBP: 0.310, SLG: 0.447	0-0 1B		0-0 F7		0-0 HR		0-0 FC4-6		0-0 G3	5 1 3 1 0 0 0												
Vada Pinson, L (1, 8) OBP: 0.340, SLG: 0.469	0-3 K		0-0 1B		0-0 1-3		0-0 FC4-6			4 0 1 1 0 1 2												
Gordy Coleman, L (1, 3) Deron Johnson, R (8, 3) OBP: 0.396, SLG: 0.521 OBP: 0.439, SLG: 0.545	0-0 1B		0-0 1B		0-0 F8		0-0 CS			4 1 3 1 0 0 0 0 0 0 0 0 0 0												
Frank Robinson, R (1, 9) OBP: 0.377, SLG: 0.505	0-0 5-3		0-0 F7		0-0 F6		0-0 SH1-3		0-0 1B	4 1 1 0 0 0 4												
Leo Cardenas, R (1, 6) OBP: 0.383, SLG: 0.485		0-3 K		0-0 F7		0-0 F7		0-0 SH1-3		3 0 0 0 0 1 0												
Johnny Edwards, L (1, 2) OBP: 0.303, SLG: 0.385		0-3 K		0-0 HR		0-0 2B		0-0 G5-4-3		4 1 3 2 0 1 0												
Steve Boros, R (1, 5) OBP: 0.308, SLG: 0.200		0-0 1B		0-0 1-3		0-0 5-3		0-0 G5-4-3		4 0 1 0 0 0 2												
Joe Nuxhall, L (1, 1) OBP: 0.118, SLG: 0.118		0-0 G3		0-0 1-3		0-0 E4		0-0 F6		4 1 0 0 0 0 1												
Inning Stats	R: 0 E: 0 K: 1 S: 7	H: 2 LOB: 2 BB: 0 P: 7	R: 0 E: 0 K: 2 S: 8	H: 1 LOB: 1 BB: 0 P: 8	R: 0 E: 0 K: 0 S: 5	H: 2 LOB: 2 BB: 0 P: 5	R: 1 E: 0 K: 0 S: 4	H: 1 LOB: 0 BB: 0 P: 4	R: 1 E: 0 K: 0 S: 4	H: 1 LOB: 0 BB: 0 P: 4	R: 0 E: 0 K: 0 S: 4	H: 1 LOB: 1 BB: 0 P: 4	R: 1 E: 1 K: 0 S: 4	H: 1 LOB: 0 BB: 0 P: 4	R: 2 E: 0 K: 0 S: 5	H: 3 LOB: 0 BB: 0 P: 5	R: 0 E: 0 K: 0 S: 3	H: 0 LOB: 0 BB: 0 P: 3	1B: 8 2B: 1 3B: 0 HR: 3	SF: 0 SAC: 1 DP: 1 HBP: 0	WP: 0 PB: 0 SB: 1 CS: 1	PA: 39
PITCHER	IP WLS BF H R ER SO BB IBB HBP BLK WP HR S P ERA WHIP																					
Glen Hobbie, R (1, 1) ERA: 3.5	6.1 L 29 9 3 2 3 0 0 0 0 0 0 2 35 35 2.84 1.421																					
Lindy McDaniel, R (7, 1) ERA: 7.71	1.0 4 2 2 2 0 0 0 0 0 0 0 1 4 4 18.00 2.000																					
Jack Spring, L (8, 1) ERA: 1.8	1.2 5 1 0 0 0 0 0 0 0 0 0 0 5 5 0.00 0.600																					

Cincinnati Reds @ Chicago Cubs
 Wrigley Field, Chicago, IL
 Sat May 16 1964, 3:33 AM CDT
 Att: 10,858 - Unknown

livebaseballscorecards.com

AB 37
R 5
H 12
RBI 5
BB 0
SO 3
LOB 10



Batter	1	2	3	4	5	6	7	8	9	AB	R	H	RBI	BB	SO	LOB
Jimmy Stewart, S (1, 4) OBP: 0.353, SLG: 0.343	0-0 HR		0-3 K		4-0 BB		0-0 F4			3	1	1	1	1	1	0
Lou Brock, L (1, 9) OBP: 0.333, SLG: 0.387 Leo Burke, R (8, PH) OBP: 0.385, SLG: 0.111 Ellis Burton, S (9, 9) OBP: 0.231, SLG: 0.091	0-0 G4-6-3 1B		0-0 1-3		0-3 K			0-0 6-3		3	0	1	0	0	1	2
Billy Williams, L (1, 7) OBP: 0.464, SLG: 0.697	0-0 G4-6-3 1-2f		0-0 F7			0-0 BB 2B		0-0 F7		4	0	1	0	0	0	1
Ron Santo, R (1, 5) OBP: 0.437, SLG: 0.612	0-0 2B			0-0 F8		4-0 2B BB		0-3 K		3	1	1	0	1	1	0
14 Ernie Banks, R (1, 3) OBP: 0.276, SLG: 0.444	0-0 F8			0-0 F9		0-0 F9			0-3 K	4	0	0	0	0	1	2
Andre Rodgers, R (1, 6) OBP: 0.343, SLG: 0.542		0-0 1B		0-0 F8		0-0 1-H 2B			0-0 5-3	4	0	2	1	0	0	0
Dick Bertell, R (1, 2) OBP: 0.325, SLG: 0.368		0-0 F9			0-0 6-3		0-3 K		0-0 FC6-4 1B	4	0	1	0	0	1	2
Billy Cowan, R (1, 8) OBP: 0.286, SLG: 0.494		0-3 K			0-0 6-3		0-0 CS 2B		0-0 FC6-4	4	0	1	0	0	1	2
Glen Hobbie, R (1, 1) Lindy McDaniel, R (7, 1) Jack Spring, R (8, 1)		0-0 F9			4-0 BB BB		0-0 5-3			1	0	0	0	1	0	1
										1	0	0	0	0	0	1
										0	0	0	0	0	0	0

Inning Stats	R: 1	H: 3	E: 0	K: 0	S: 5	H: 3	LOB: 1	BB: 0	P: 5	R: 0	H: 1	E: 0	K: 1	S: 6	H: 0	LOB: 0	BB: 0	P: 6	R: 0	H: 0	E: 0	K: 1	S: 5	H: 0	LOB: 0	BB: 0	P: 5	R: 0	H: 0	E: 0	K: 0	S: 3	R: 0	H: 2	E: 0	K: 1	S: 6	H: 2	LOB: 1	BB: 1	P: 10	R: 0	H: 1	E: 0	K: 0	S: 3	H: 0	LOB: 0	BB: 0	P: 3	R: 0	H: 0	E: 0	K: 1	S: 5	H: 0	LOB: 0	BB: 0	P: 5	R: 0	H: 1	E: 0	K: 1	S: 6	H: 1	LOB: 1	BB: 0	P: 6	1B: 3	SF: 0	2B: 4	SAC: 0	3B: 0	DP: 1	HR: 1	HBP: 0	WP: 0	PA: 35
PITCHER Joe Nuxhall, L (1, 1) ERA: 2.96	IP	WLS	BF	H	R	ER	SO	BB	IBB	HBP	BLK	WP	HR	S	P	ERA	WHIP																																																													
	9.0	W	35	8	2	2	6	3	0	0	0	0	1	44	56	2.00	1.222																																																													


BOTTOM

Cincinnati Reds @ Chicago Cubs
Wrigley Field, Chicago, IL

Sat May 16 1964, 3:33 AM CDT
Att. 10,858 - Unknown

livebaseballscorecards.com

AB	32
R	2
H	8
RBI	2
BB	3
SO	6
LOB	11



Batter	1	2	3	4	5	6	7	8	9	AB R H RBI BB SO LOB	TOP										
Pete Rose, S (1, 4) OBP: 0.283, SLG: 0.284	0-0 1-3		0-0 G3 1B		0-0 1-3		0-0 4-3		4-0 BB	4 0 1 0 1 0 0	Cincinnati Reds @ Chicago Cubs Wrigley Field, Chicago, IL Sun May 17 1964, 3:33 AM CDT Unknown										
Bob Skinner, L (1, 7) OBP: 0.298, SLG: 0.419	0-0 4-3		0-0 F9		0-0 F8		0-0 1-3 1B	0-0 5-3	5 0 1 0 0 0 3												
Vada Pinson, L (1, 8) OBP: 0.336, SLG: 0.455	0-0 G3		0-0 G3 1-2			4-0 E S SF9 BB	0-0 F7		3 1 0 0 1 0 2												
Gordy Coleman, L (1, 3) OBP: 0.368, SLG: 0.481		0-0 F3	0-0 F5			0-3 K	0-0 1-3 1-2		4 0 0 0 0 1 3												
Frank Robinson, R (1, 9) OBP: 0.382, SLG: 0.515		0-0 HR 2B		0-0 F8		0-0 SF9	4-0 IBB		2 1 1 1 1 0 0												
Leo Cardenas, R (1, 6) OBP: 0.378, SLG: 0.505		0-0 2-H HR		0-0 F8		0-3 3-H K	0-0 5-3		4 1 1 2 0 1 2												
Steve Boros, R (1, 5) OBP: 0.353, SLG: 0.500		0-0 E4 CS		0-0 1B		0-0 HR		0-3 K	4 1 2 1 0 1 0												
Hal Smith, R (1, 2) OBP: 0.316, SLG: 0.294		4-0 BB 1-2		0-0 F7		0-0 1-3		0-0 F7	3 0 0 0 1 0 1												
Jim O'Toole, S (1, 1) OBP: 0.250, SLG: 0.300		0-0 L8			0-3 K		0-0 5-3		4 0 1 0 0 1 1												
Ryne Duren, R (9, 1)									0 0 0 0 0 0 0												
Bill Henry, L (9, 1)									0 0 0 0 0 0 0												
Inning Stats	R: 0 E: 0 K: 0 S: 3	H: 0 LOB: 0 BB: 0 P: 3	R: 2 E: 1 K: 0 S: 5	H: 2 LOB: 1 BB: 1 P: 9	R: 0 E: 0 K: 0 S: 4	H: 1 LOB: 1 BB: 0 P: 4	R: 0 E: 0 K: 1 S: 5	H: 0 LOB: 0 BB: 0 P: 5	R: 1 E: 0 K: 2 S: 7	H: 0 LOB: 0 BB: 1 P: 11	R: 1 E: 0 K: 0 S: 4	H: 1 LOB: 0 BB: 0 P: 4	R: 0 E: 0 K: 0 S: 4	H: 1 LOB: 2 BB: 1 P: 8	R: 0 E: 0 K: 1 S: 6	H: 1 LOB: 2 BB: 1 P: 10	1B: 3 2B: 1 3B: 1 HR: 2	SF: 1 SAC: 0 DP: 0 HBP: 0	WP: 0 PB: 0 SB: 1 CS: 1	PA: 38	
PITCHER	IP WLS BF H R ER SO BB IBB HBP BLK WP HR S P ERA WHIP																				
Bob Buhl, R (1, 1) ERA: 3.47	6.0		24	4 3 2 3	2 0 0 0	0 0 0 0	0 1 28 36	3.00 1.000													
Don Elston, R (7, 1) ERA: 1.64	2.0		9	2 1 1 0	0 1 0 0	0 0 0 0	0 1 8 12	4.50 1.000													
Lindy McDaniel, R (9, 1) ERA: 6.97	1.0	W	5	1 0 0 1	1 0 0 0	0 0 0 0	0 0 6 10	0.00 2.000													

livebaseballscorecards.com

AB	33
R	4
H	7
RBI	4
BB	4
SO	4
LOB	12



BOTTOM

Cincinnati Reds @ Chicago Cubs
Wrigley Field, Chicago, IL
Sun May 17 1964, 3:33 AM CDT
Unknown

livebaseballscorecards.com

AB	28
R	5
H	5
RBI	5
BB	4
SO	2
LOB	9



WP	0	PA	35
PB	0		
SB	0		
CS	0		

AB R H RBI BB SO LOB

3	0	0	0	0	0	1
4	1	1	0	0	1	1
3	1	0	0	1	0	0
2	1	0	0	1	0	0
4	1	2	2	0	0	1
4	0	0	0	0	1	4
2	0	0	0	1	0	0
0	0	0	1	0	0	0
3	1	1	1	1	0	1
1	0	0	0	0	0	0
1	0	1	1	0	0	0
0	0	0	0	0	0	0
1	0	0	0	0	0	1
0	0	0	0	0	0	0

Batter	1	2	3	4	5	6	7	8	9												
Ellis Burton, S OBP: 0.188, SLG: 0.071 (1, 9) X	0-0 1-3 ①			0-0 5-3 ①		0-0 SH1-3 ②		0-0 F4 ③													
Leo Burke, R OBP: 0.353, SLG: 0.154 (1, 4) S S S	0-3 K ②			0-0 5-3 ②		0-0 5-3 ③			0-0 HBP BB 14 1B 1B												
Billy Williams, L OBP: 0.457, SLG: 0.676 (1, 7) X	0-0 6-3 ③			0-0 F8 ③			0-0 F7 ①		4-0 HBP BB 14 1B 1-2												
Ron Santo, R OBP: 0.439, SLG: 0.598 (1, 5)		4-0 F9-3 BB			0-0 6-3 ①		0-0 F9 ②		1-0 14 1B SF8 HBP												
14 Ernie Banks, R OBP: 0.284, SLG: 0.447 (1, 3) X		0-0 F9 ①			0-0 6-3 ②		0-0 1B		0-0 14 1B SF8 HBP												
Andre Rodgers, R OBP: 0.330, SLG: 0.520 (1, 6) X		0-0 F9-3 ② ③ 1-2			0-0 1-3 ③		0-0 F9 ③		0-3 K ①												
Dick Bertell, R OBP: 0.325, SLG: 0.359 Jimmy Stewart, S OBP: 0.350, SLG: 0.343 (1, 2) (9, PH)			0-0 F9 ①			4-0 FC5-4 BB		0-0 4-3 ①	0-0 SF8 ②												
Billy Cowan, R OBP: 0.295, SLG: 0.489 (1, 8) X			0-0 F9 ②			0-0 FC5-4 ① 1-2f 2B		4-0 5-3 BB	0-0 3-H 1B												
Bob Buhl, R Jimmie Schaffer, R OBP: 0.500, SLG: 0.667 Don Elston, R Joey Amalfitano, R Lindy McDaniel, R (1, 1) (6, PH) (7, 1) (8, PH) (9, 1)			0-0 F8 ③			0-0 SH1-3 1-H 2B		0-0 5-3 ② 1-2													
Inning Stats	R: 0 E: 0 K: 1 S: 5	H: 0 LOB: 0 BB: 0 P: 5	R: 0 E: 0 K: 0 S: 2	H: 0 LOB: 0 BB: 1 P: 6	R: 0 E: 0 K: 0 S: 3	H: 0 LOB: 0 BB: 0 P: 3	R: 0 E: 0 K: 0 S: 3	H: 0 LOB: 0 BB: 0 P: 3	R: 0 E: 0 K: 0 S: 4	H: 1 LOB: 1 BB: 1 P: 8	R: 0 E: 0 K: 0 S: 4	H: 1 LOB: 1 BB: 0 P: 4	R: 0 E: 0 K: 0 S: 3	H: 0 LOB: 1 BB: 1 P: 7	R: 4 E: 0 K: 1 S: 7	H: 3 LOB: 1 BB: 1 P: 12	1B: 4 2B: 2 3B: 0 HR: 0	SF: 1 SAC: 1 DP: 1 HBP: 1	WP: 0 PB: 0 SB: 0 CS: 0	PA: 35	
PITCHER	IP	WLS	BF	H	R	ER	SO	BB	IBB	HBP	BLK	WP	HR	S	P	ERA	WHIP				
Jim O'Toole, L ERA: 2.9 (1, 1)	8.0		30	3	3	3	1	4	0	0	0	0	0	28	44	3.38	0.875				
Ryne Duren, R ERA: 10.8 (9, 1)	0.1	L	3	1	0	0	1	0	0	1	0	0	0	4	5	0.00	3.000				
Bill Henry, L ERA: 0.9 (9, 1)	0.1		2	1	2	2	0	0	0	0	0	0	0	2	2	54.00	3.000				

Batter	1	2	3	4	5	6	7	8	9	AB R H RBI BB SO LOB	TOP		
Pete Rose, S (1, 4) OBP: 0.280, SLG: 0.281	0-0 1-3		0-0 CS 1B		0-0 1-3		0-3 K		0-0 FC4-6 2B 1-2f E	5 1 1 0 0 1 1			
Bob Skinner, L (1, 7) OBP: 0.308, SLG: 0.500	0-0 3-1		0-0 F3			0-0 HR	0-0 4-3		0-0 E7 1-H 2B	5 1 2 1 0 0 2			
Vada Pinson, L (1, 8) OBP: 0.339, SLG: 0.448	0-0 F4		0-0 1-3 3-H 1B			0-0 F8	4-0 BB		0-0 F6	4 0 1 1 1 0 1			
Gordy Coleman, L (1, 3) OBP: 0.387, SLG: 0.482		0-0 FC6-4 1B	0-0 CS	0-0 1-3		0-0 E 1B	0-0 G3		4-0 BB BB	4 1 2 0 1 0 1			
Frank Robinson, R (1, 9) OBP: 0.391, SLG: 0.574		0-0 FC6-4 1-2f		0-0 HR		0-0 E5 1-2 1B		0-0 HR	4-0 FC4-6 1-2 BB	4 2 2 2 1 0 2			
Leo Cardenas, R (1, 6) OBP: 0.371, SLG: 0.491		0-0 F6		0-0 5-3		0-0 1-2 2-H 2B 1B		0-0 6-3	0-0 FC4-6 1-2f	5 1 1 1 0 0 4			
Johnny Edwards, L (1, 2) OBP: 0.301, SLG: 0.372		0-0 F4		0-0 4-3		4-0 2B 1-2 BB	0-3 K			3 0 0 0 1 1 1			
Steve Boros, R (1, 5) OBP: 0.333, SLG: 0.500			0-0 F4		0-0 5-3	0-0 1-3 2-H 2B		0-0 F5		4 0 1 1 0 0 0			
Jim Maloney, L (1, 1) OBP: 0.421, SLG: 0.267			4-0 1B BB		0-0 1-3	0-0 4-3			4-0 FC4-6 BB	2 1 0 0 2 0 2			
Inning Stats	R: 0 E: 0 K: 0 S: 3 H: 0 LOB: 0 BB: 0 P: 3	R: 0 E: 0 K: 0 S: 4 H: 1 LOB: 1 BB: 0 P: 4	R: 1 E: 0 K: 0 S: 4 H: 2 LOB: 1 BB: 1 P: 8	R: 1 E: 0 K: 0 S: 4 H: 1 LOB: 0 BB: 0 P: 4	R: 0 E: 0 K: 0 S: 3 H: 0 LOB: 0 BB: 0 P: 3	R: 3 E: 1 K: 0 S: 7 H: 4 LOB: 2 BB: 1 P: 11	R: 0 E: 0 K: 1 S: 5 H: 0 LOB: 1 BB: 1 P: 9	R: 1 E: 0 K: 1 S: 6 H: 1 LOB: 0 BB: 0 P: 6	R: 1 E: 1 K: 0 S: 4 H: 1 LOB: 3 BB: 3 P: 16	1B: 5 2B: 2 3B: 0 HR: 3 SF: 0 SAC: 0 DP: 0 HBP: 0	WP: 0 PB: 0 SB: 0 CS: 1 PA: 43		
PITCHER	IP WLS BF H R ER SO BB IBB HBP BLK WP HR S P ERA WHIP											PITCHER	IP WLS BF H R ER SO BB IBB HBP BLK WP HR S P ERA WHIP
Paul Toth, R (1, 1) ERA: 5.19	5.2 L 25 7 5 5 0 2 0 0 0 0 0 2 23 31 7.94 1.588												
Wayne Schurr, R (6, 1) ERA: 2.45	1.1 6 1 0 0 1 1 0 0 0 0 0 0 7 11 0.00 1.500												
Lindy McDaniel, R (8, 1) ERA: 7.3	2.0 11 2 2 2 1 3 0 0 0 0 0 1 10 22 9.00 2.500												

Cincinnati Reds @ Chicago Cubs
Wrigley Field, Chicago, IL
Sun May 17 1964, 3:38 AM CDT
Att. 25,145 - Unknown

livebaseballscorecards.com

AB	36
R	7
H	10
RBI	6
BB	6
SO	2
LOB	14



Batter	1	2	3	4	5	6	7	8	9	AB	R	H	RBI	BB	SO	LOB
Jimmy Stewart, S (1, 4) OBP: 0.350, SLG: 0.336	0-0 F5		0-0 SH5-3			4-0 BB	0-0 F7			2	0	0	0	1	0	0
Lou Brock, L (1, 9) OBP: 0.322, SLG: 0.373	0-3 K		0-0 F6			0-0 F7		0-0 4-3		4	0	0	0	0	1	4
Billy Williams, L (1, 7) OBP: 0.458, SLG: 0.695	0-0 HR			0-0 4-3			0-0 G3	4-0 FC6-4 BB		3	1	1	1	1	0	0
Ron Santo, R (1, 5) OBP: 0.441, SLG: 0.593	0-0 F7			0-0 14 G6-4-3 1B			0-0 BB 1B	0-0 FC6-4 14 1B		4	0	2	0	0	0	1
14 Ernie Banks, R (1, 3) OBP: 0.283, SLG: 0.439		0-0 F8		0-0 G6-4-3 1-2f			0-0 F8	0-0 1-2 1B		4	0	1	0	0	0	2
Andre Rodgers, R (1, 6) OBP: 0.345, SLG: 0.520		0-0 1B			4-0 WP 1B BB	4-0 1-2 BB		0-3 K		2	0	1	0	2	1	2
Jimmie Schaffer, R (1, 2) OBP: 0.429, SLG: 0.500		0-0 5-3			0-0 WP 1B	0-0 F4			0-0 F8	3	0	1	0	0	0	2
Lindy McDaniel, R (8, 1)										0	0	0	0	0	0	0
Don Landrum, L (9, PH)										1	0	0	0	0	0	0
Billy Cowan, R (1, 8) OBP: 0.289, SLG: 0.478			0-3 K			0-3 K		0-3 K		2	0	0	0	0	2	2
Merritt Ranew, L (7, PH) OBP: 0.179, SLG: 0.080					1-2 2-3					2	0	0	0	0	2	0
Paul Toth, R (1, 1) OBP: 0.500, SLG: 0.500			0-0 SH5-3			0-3 K		0-0 4-3		2	0	1	0	0	1	2
Wayne Schurr, R (6, 1)										0	0	0	0	0	0	0
Ellis Burton, S (7, PH) OBP: 0.167, SLG: 0.063										2	0	0	0	0	1	0


Inning Stats	R: 1	H: 1	E: 0	K: 1	S: 6	R: 0	H: 1	E: 0	K: 0	S: 3	R: 0	H: 1	E: 0	K: 1	S: 6	R: 0	H: 1	E: 0	K: 0	S: 3	R: 0	H: 1	E: 0	K: 2	S: 8	R: 0	H: 1	E: 0	K: 0	S: 4	R: 0	H: 0	E: 0	K: 1	S: 5	R: 0	H: 1	E: 0	K: 1	S: 6	R: 0	H: 0	E: 0	K: 2	S: 7	R: 0	H: 0	E: 0	K: 2	S: 7	1B: 6	2B: 0	3B: 0	HR: 1	SF: 0	SAC: 1	DP: 1	HBP: 0	WP: 1	PB: 0	SB: 0	CS: 0	PA: 36
--------------	------	------	------	------	------	------	------	------	------	------	------	------	------	------	------	------	------	------	------	------	------	------	------	------	------	------	------	------	------	------	------	------	------	------	------	------	------	------	------	------	------	------	------	------	------	------	------	------	------	------	-------	-------	-------	-------	-------	--------	-------	--------	-------	-------	-------	-------	--------

PITCHER	IP	WLS	BF	H	R	ER	SO	BB	IBB	HBP	BLK	WP	HR	S	P	ERA	WHIP
Jim Maloney, R (1, 1) ERA: 1.83	9.0	W	36	7	1	1	8	4	0	0	0	1	1	48	64	1.00	1.222

BOTTOM

Cincinnati Reds @ Chicago Cubs
 Wrigley Field, Chicago, IL
 Sun May 17 1964, 3:38 AM CDT
 Att. 25,145 - Unknown

AB	31
R	1
H	7
RBI	1
BB	4
SO	8
LOB	15



livebaseballscorecards.com

Batter	1	2	3	4	5	6	7	8	9	AB R H RBI BB SO LOB	TOP											
Lee Mays, L (1, 5) OBP: 0.371, SLG: 0.504 Woody Woodward, R (8, 5) OBP: 0.143, SLG: 0.143	0-0 F7		0-3 K		4-0 BB			0-0 HR	0-0 6-3	3 1 1 1 1 1 1 1 0 0 0 0 0 1												
Eddie Mathews, L (1, 3) OBP: 0.350, SLG: 0.365	0-0 3-1		0-0 1B		0-0 F9			0-0 E3		4 0 1 1 0 0 1												
Hank Aaron, R (1, 9) OBP: 0.391, SLG: 0.412	0-3 K		0-0 1B		0-0 1B			0-0 G5-4-3		4 0 2 0 0 1 1												
Joe Torre, R (1, 2) OBP: 0.371, SLG: 0.548		4-0 BB	0-0 F3		0-0 G1-6-3			0-0 HR		3 1 1 1 1 0 3												
Felipe Alou, R (1, 8) OBP: 0.264, SLG: 0.333		0-3 K		0-0 F2				0-0 F4		4 0 0 0 0 2 1												
Rico Carty, R (1, 7) OBP: 0.326, SLG: 0.525		0-0 L8		0-0 4-3				0-0 FC1-6		4 1 2 1 0 0 1												
Denis Menke, R (1, 6) OBP: 0.386, SLG: 0.464		0-3 K		0-0 L7				0-0 FC1-6		4 0 1 0 0 1 2												
Frank Bolling, R (1, 4) OBP: 0.315, SLG: 0.393			0-0 SH1-3		0-0 F3			0-0 F8		3 1 2 0 0 0 1												
Warren Spahn, L (1, 1) OBP: 0.182, SLG: 0.227			0-0 SH1-3		0-0 F3			0-3 K		3 0 0 0 0 2 3												
Inning Stats	R: 0 E: 0 K: 1 S: 5	H: 0 LOB: 0 BB: 0 P: 5	R: 0 E: 0 K: 2 S: 7	H: 0 LOB: 1 BB: 1 P: 11	R: 1 E: 0 K: 1 S: 8	H: 3 LOB: 2 BB: 0 P: 8	R: 0 E: 0 K: 0 S: 3	H: 0 LOB: 0 BB: 0 P: 3	R: 0 E: 0 K: 0 S: 3	H: 1 LOB: 1 BB: 1 P: 7	R: 0 E: 0 K: 0 S: 3	H: 1 LOB: 0 BB: 0 P: 3	R: 0 E: 0 K: 1 S: 6	H: 1 LOB: 1 BB: 0 P: 6	R: 2 E: 1 K: 1 S: 7	H: 2 LOB: 0 BB: 0 P: 7	R: 1 E: 0 K: 1 S: 7	H: 2 LOB: 1 BB: 0 P: 7	1B: 7 2B: 0 3B: 0 HR: 3	SF: 0 SAC: 2 DP: 2 HBP: 0	WP: 0 PB: 0 SB: 0 CS: 0	PA: 37
PITCHER	IP WLS BF H R ER SO BB IBB HBP BLK WP HR S P ERA WHIP																					
Sammy Ellis, R (1, 1) ERA: 3.94	8.0 L 32 8 3 3 6 2 0 0 0 0 0 2 42 50 3.38 1.250																					
John Tsitouris, R (9, 1) ERA: 7.29	1.0 5 2 1 1 1 0 0 0 0 0 0 1 7 7 9.00 2.000																					

Milwaukee Braves @ Cincinnati Reds
 Crosley Field, Cincinnati, OH
 Tue May 19 1964, 7:05 PM EDT
 Att: 10,011 - Unknown

livebaseballscorecards.com

AB	33
R	4
H	10
RBI	4
BB	2
SO	7
LOB	15



Batter	1	2	3	4	5	6	7	8	9	AB	R	H	RBI	BB	SO	LOB
Pete Rose, S OBP: 0.279, SLG: 0.280 (1, 4) X	0-0 FC1-3-6 1B			0-0 F7		0-0 6-3		0-0 F8		4	0	1	0	0	0	1
Tommy Harper, R OBP: 0.272, SLG: 0.169 (1, 7) X	0-0 FC1-3-6 CS 1-2f			0-3 K			0-0 SH2-4 1B SF8 1B	0-0 F5		4	1	1	0	0	1	3
Vada Pinson, L OBP: 0.336, SLG: 0.440 (1, 8) S S S	0-3 K			0-0 G3			0-0 SH2-4 1B		0-0 F7	4	0	1	0	0	1	1
Gordy Coleman, L OBP: 0.385, SLG: 0.525 (1, 3)	0-0 CS 1-2	0-0 F7			0-0 4-3		0-0 SH2-4		0-0 HR	3	1	1	1	0	0	0
Frank Robinson, R OBP: 0.387, SLG: 0.558 (1, 9)		0-0 L9			0-0 F7		4-0 IBB		0-0 F8	3	0	0	0	1	0	0
Leo Cardenas, R OBP: 0.367, SLG: 0.486 (1, 6)		0-3 K			0-0 1B		0-0 SF8		0-0 F9	3	0	1	1	0	1	0
Steve Boros, R OBP: 0.292, SLG: 0.429 (1, 5)			0-0 F2		0-0 1-3		0-3 K			3	0	0	0	0	1	3
Johnny Edwards, L OBP: 0.292, SLG: 0.361 (1, 2)			0-0 L8			0-0 G3		0-0 3-1		3	0	0	0	0	0	0
Sammy Ellis, L Hal Smith, R (8, PH) Marty Keough, L (8, PR) John Tsitouris, R (9, 1)			0-3 K			0-3 K		0-0 E E 1B		2	0	0	0	0	2	0

Inning Stats	R: 0 E: 0 K: 1 S: 5	H: 1 LOB: 0 BB: 0 P: 5	R: 0 E: 0 K: 1 S: 5	H: 0 LOB: 0 BB: 0 P: 5	R: 0 E: 0 K: 1 S: 5	H: 0 LOB: 0 BB: 0 P: 5	R: 0 E: 0 K: 1 S: 5	H: 0 LOB: 0 BB: 0 P: 5	R: 0 E: 0 K: 1 S: 5	H: 1 LOB: 1 BB: 0 P: 4	R: 1 E: 0 K: 1 S: 7	H: 2 LOB: 2 BB: 1 P: 11	R: 0 E: 1 K: 0 S: 4	H: 1 LOB: 2 BB: 0 P: 4	R: 1 E: 0 K: 0 S: 4	H: 1 LOB: 0 BB: 0 P: 4	1B: 5 2B: 0 3B: 0 HR: 1	SF: 1 SAC: 1 DP: 0 HBP: 0	WP: 0 PB: 0 SB: 0 CS: 1	PA: 34	
PITCHER Warren Spahn, L (1, 1) ERA: 3.92	IP 9.0	WLS W	BF 33	H 6	R 2	ER 2	SO 6	BB 0	IBB 1	HBP 0	BLK 0	WP 0	HR 1	S 44	P 48	ERA 2.00	WHIP 0.667				

Milwaukee Braves @ Cincinnati Reds
Crosley Field, Cincinnati, OH
Tue May 19 1964, 7:05 PM EDT
Att. 10,011 - Unknown

AB	30
R	2
H	6
RBI	2
BB	1
SO	6
LOB	8



Batter	1	2	3	4	5	6	7	8	9	AB R H RBI BB SO LOB	TOP										
Lee Mays, L (1, 5) Miguel de la Hoz, R (7, 5) OBP: 0.359, SLG: 0.487 OBP: 0.400, SLG: 0.520	0-0 4-3	0-0 FC3-6		0-0 F9			0-0 3-1		0-0 G3	4 0 0 0 0 0 3 1 1 1 0 0 0 0											
Eddie Mathews, L (1, 3) OBP: 0.359, SLG: 0.373	4-0 1B	0-0 4-3			4-0 G5-4-3		0-0 2B		0-0 G3	3 1 1 1 2 0 4											
Hank Aaron, R (1, 9) OBP: 0.399, SLG: 0.410	0-0 1B		4-0 G3-6-3		0-0 G5-4-3		0-0 F8		4-0 HR	3 1 1 0 2 0 2											
Joe Torre, R (1, 2) OBP: 0.380, SLG: 0.581	0-0 1B		0-0 G3-6-3		0-0 F8			0-0 2B	0-0 HR	5 1 3 5 0 0 1											
Felipe Alou, R (1, 8) OBP: 0.262, SLG: 0.328	0-0 FC6-2		0-0 1B			0-0 F3		0-0 1-3	0-0 F4	5 0 1 0 0 0 3											
Rico Carty, R (1, 7) OBP: 0.340, SLG: 0.545		0-0 1B	0-0 FC5-4			0-3 K		0-0 6-3		4 1 2 0 0 1 1											
Denis Menke, R (1, 6) OBP: 0.381, SLG: 0.455		0-0 FC1-5	0-0 FC5-4			0-0 6-3		0-0 L7		4 0 1 0 0 0 3											
Frank Bolling, R (1, 4) OBP: 0.320, SLG: 0.397		0-0 FC3-6		0-0 5-3			0-0 3-1		0-0 6-3	4 1 2 1 0 0 0											
Denny Lemaster, R (1, 1) Bob Sadowski, R (8, 1) Billy Hoelt, L (9, 1)		0-0 FC1-5		0-0 F8			0-0 SH1-4		0-0 G3	2 0 0 0 0 0 2 1 1 1 0 0 0 0 0 0 0 0 0 0 0											
Inning Stats	R: 1 E: 0 K: 0 S: 4	H: 2 LOB: 1 BB: 1 P: 8	R: 1 E: 0 K: 0 S: 6	H: 3 LOB: 2 BB: 0 P: 6	R: 0 E: 0 K: 0 S: 4	H: 2 LOB: 2 BB: 1 P: 8	R: 0 E: 0 K: 0 S: 3	H: 0 LOB: 0 BB: 0 P: 3	R: 0 E: 0 K: 1 S: 5	H: 0 LOB: 0 BB: 0 P: 5	R: 1 E: 0 K: 0 S: 5	H: 2 LOB: 1 BB: 0 P: 5	R: 0 E: 0 K: 0 S: 4	H: 1 LOB: 1 BB: 0 P: 4	R: 4 E: 0 K: 0 S: 6	H: 3 LOB: 0 BB: 1 P: 10	1B: 9 2B: 4 3B: 0 HR: 1	SF: 0 SAC: 1 DP: 3 HBP: 0	WP: 0 PB: 0 SB: 0 CS: 0	PA: 41	
PITCHER Bob Purkey, R (1, 1) Joey Jay, R (8, 1) ERA: 4.04 ERA: 4.66	IP WLS BF H R ER SO BB IBB HBP BLK WP HR S P ERA WHIP	7.0 L 30 9 3 3 1 3 0 0 0 0 0 29 41 3.86 1.714	2.0 L 11 4 4 4 0 0 1 0 0 0 1 10 14 18.00 2.000																		

Milwaukee Braves @ Cincinnati Reds
 Crosley Field, Cincinnati, OH
 Wed May 20 1964, 7:05 PM EDT
 Att. 6,054 - Unknown

livebaseballscorecards.com

AB	36
R	7
H	13
RBI	7
BB	4
SO	1
LOB	19



BOTTOM

Milwaukee Braves @ Cincinnati Reds
Crosley Field, Cincinnati, OH
Wed May 20 1964, 7:05 PM EDT
Att. 6,054 - Unknown

livebaseballscorecards.com

AB 37
R 3
H 9
RBI 3
BB 2
SO 9
LOB 17



WP: 0 PA: 40
PB: 0
SB: 1
CS: 0

AB R H RBI BB SO LOB

5 0 1 0 0 0 2

4 1 1 1 0 1 0

5 0 1 0 0 3 4

4 0 2 1 0 0 1
1 0 0 0 0 1 3

3 1 1 1 1 1 2

4 0 0 0 0 0 3

3 0 1 0 0 0 0
1 0 0 0 0 0 0

3 1 1 0 1 1 0

2 0 0 0 0 1 2
1 0 0 0 0 1 0
0 0 0 0 0 0 0
1 0 1 0 0 0 0

1B: 7 SF: 0
2B: 0 SAC: 0
3B: 1 DP: 0
HR: 1 HBP: 1

WP: 0 PA: 40
PB: 0
SB: 1
CS: 0

1B: 7 SF: 0
2B: 0 SAC: 0
3B: 1 DP: 0
HR: 1 HBP: 1

2 0 0 0 0 1 2
1 0 0 0 0 1 0
0 0 0 0 0 0 0
1 0 1 0 0 0 0

1B: 7 SF: 0
2B: 0 SAC: 0
3B: 1 DP: 0
HR: 1 HBP: 1

WP: 0 PA: 40
PB: 0
SB: 1
CS: 0

Batter	1	2	3	4	5	6	7	8	9
Pete Rose, S (1, 4) OBP: 0.277, SLG: 0.277	0-0 F4		0-0 6-3	0-0 FC6-4			0-0 5-3		0-0 HBP 1B
Tommy Harper, R (1, 7) OBP: 0.279, SLG: 0.173	0-0 S 1B		0-0 F6		0-3 K		0-0 L6		1-0 HBP
Vada Pinson, L (1, 8) OBP: 0.331, SLG: 0.447	0-0 F8		0-0		0-3 K		0-3 K		0-3 K
Deron Johnson, R (1, 3) OBP: 0.443, SLG: 0.542	0-0 BB 1B		0-0 F3		0-0		0-0 E5		0-3 K
Marty Keough, L (8, PR) OBP: 0.231, SLG: 0.417	2-H								
Frank Robinson, R (1, 9) OBP: 0.390, SLG: 0.579	4-0 1-2 BB			0-0 HR	0-0 F3		0-3 K		
Leo Cardenas, R (1, 6) OBP: 0.355, SLG: 0.470	0-0 F8			0-0 F8		0-0 F6		0-0 5-3	
Steve Boros, R (1, 5) OBP: 0.296, SLG: 0.417		0-0 5-3		0-0 BB 1B		0-0 L7		0-0 4-3	
Bob Skinner, L (9, PH) OBP: 0.302, SLG: 0.490									
Johnny Edwards, L (1, 2) OBP: 0.300, SLG: 0.360		0-3 K		4-0 FC6-4 BB		0-0 F8		0-0 1B HBP 1B	
Bob Purkey, R (1, 1) OBP: 0.154, SLG: 0.154		0-3 K		0-0 F5			0-3 K		0-0 HBP 1B
Hal Smith, R (7, PH) OBP: 0.333, SLG: 0.316									1-2 1B
Joey Jay, S (8, 1)									
Gordy Coleman, L (9, PH) OBP: 0.394, SLG: 0.533									

Inning Stats	R: 1	H: 2	E: 0	K: 0	S: 5	H: 2	LOB: 2	BB: 1	P: 9	R: 0	H: 0	E: 0	K: 2	S: 7	H: 0	LOB: 0	BB: 0	P: 7	R: 0	H: 1	E: 0	K: 0	S: 4	H: 2	LOB: 2	BB: 1	P: 9	R: 0	H: 1	E: 0	K: 2	S: 8	H: 0	LOB: 0	BB: 0	P: 8	R: 0	H: 0	E: 0	K: 1	S: 5	H: 0	LOB: 0	BB: 0	P: 5	R: 0	H: 0	E: 1	K: 2	S: 8	H: 0	LOB: 1	BB: 0	P: 8	R: 1	H: 3	E: 0	K: 2	S: 10	H: 3	LOB: 3	BB: 0	P: 11	1B: 7	2B: 0	3B: 1	HR: 1	SF: 0	SAC: 0	DP: 0	HBP: 1	WP: 0	PA: 40
--------------	------	------	------	------	------	------	--------	-------	------	------	------	------	------	------	------	--------	-------	------	------	------	------	------	------	------	--------	-------	------	------	------	------	------	------	------	--------	-------	------	------	------	------	------	------	------	--------	-------	------	------	------	------	------	------	------	--------	-------	------	------	------	------	------	-------	------	--------	-------	-------	-------	-------	-------	-------	-------	--------	-------	--------	-------	--------

PITCHER	IP	WLS	BF	H	R	ER	SO	BB	IBB	HBP	BLK	WP	HR	S	P	ERA	WHIP
Denny Lemaster, L (1, 1) ERA: 6.17	7.1	W	31	6	2	2	6	2	0	0	0	0	1	41	49	2.46	1.091
Bob Sadowski, R (8, 1) ERA: 4.64	1.0		7	3	1	1	1	0	0	1	0	0	0	8	9	9.00	3.000
Billy Hoelt, L (9, 1) ERA: 3.07	0.2	S	2	0	0	0	2	0	0	0	0	0	0	6	6	0.00	0.000

Batter	1	2	3	4	5	6	7	8	9	AB R H RBI BB SO LOB	TOP											
Jimmy Stewart, S (1, 4) OBP: 0.338, SLG: 0.323	0-3 K		4-0 BB			0-0 E 1B		0-0 SF7		3 2 2 3 1 1 0												
Billy Cowan, R (1, 8) OBP: 0.298, SLG: 0.462	0-3 K		0-0 G5-4-3			0-0 E BB		0-3 K		4 1 1 1 1 2 1												
Billy Williams, L (1, 7) OBP: 0.464, SLG: 0.713	0-0 1-3					0-0 E6 1B 2B				5 1 1 2 0 2 1												
Ron Santo, R (1, 5) OBP: 0.426, SLG: 0.570		4-0 BB				0-0 SH 14 1B		0-0 1-3		4 1 1 1 1 0 0												
14 Ernie Banks, R (1, 3) OBP: 0.285, SLG: 0.415		0-0 1-2 1B				0-0 1-2 1B SH		0-0 6-3		5 1 2 0 0 1 0												
Andre Rodgers, R (1, 6) OBP: 0.338, SLG: 0.478		0-3 K				0-0 F4		4-0 BB		2 1 0 0 1 1 2												
Leo Burke, R (1, 9) OBP: 0.292, SLG: 0.150		0-0 F9				0-3 K		0-3 K		3 0 0 0 0 2 5												
Lou Brock, L (7, PH) OBP: 0.305, SLG: 0.350		0-0 F2				0-3 K		0-3 K		1 0 0 0 0 1 1												
Jimmie Schaffer, R (1, 2) OBP: 0.583, SLG: 0.909		0-0 F2				0-0 2B		0-0 SF7 3B		4 2 3 2 0 0 2												
Bob Buhl, R (1, 1)		0-3 K				0-0 1-3 2B		0-3 K		4 0 0 0 0 3 4												
Inning Stats	R: 0 E: 0 K: 2 S: 7	H: 0 LOB: 0 BB: 0 P: 7	R: 0 E: 0 K: 1 S: 6	H: 1 LOB: 2 BB: 1 P: 10	R: 0 E: 0 K: 1 S: 4	H: 0 LOB: 0 BB: 1 P: 8	R: 0 E: 0 K: 0 S: 3	H: 0 LOB: 0 BB: 0 P: 3	R: 0 E: 0 K: 1 S: 6	H: 1 LOB: 1 BB: 0 P: 6	R: 8 E: 1 K: 3 S: 17	H: 7 LOB: 1 BB: 1 P: 21	R: 0 E: 0 K: 1 S: 5	H: 0 LOB: 1 BB: 1 P: 9	R: 1 E: 0 K: 2 S: 8	H: 1 LOB: 0 BB: 0 P: 8	R: 0 E: 0 K: 2 S: 7	H: 0 LOB: 0 BB: 0 P: 7	1B: 6 2B: 3 3B: 1 HR: 0	SF: 1 SAC: 1 DP: 1 HBP: 0	WP: 0 PB: 0 SB: 2 CS: 0	PA: 41
PITCHER	IP WLS BF H R ER SO BB IBB HBP BLK WP HR S P ERA WHIP																					
Joe Nuxhall, L (1, 1) ERA: 3.88	5.1 L 26 7 7 7 6 3 0 0 0 0 0 0 35 47 11.81 1.875																					
John Tsitouris, R (6, 1) ERA: 7.23	2.2 12 3 2 2 5 1 0 0 0 0 0 0 21 25 6.75 1.500																					
Billy McCool, L (9, 1) ERA: 3.38	1.0 3 0 0 0 2 0 0 0 0 0 0 0 7 7 0.00 0.000																					

Chicago Cubs @ Cincinnati Reds
Crosley Field, Cincinnati, OH
Fri May 22 1964, 7:05 PM EDT
Att. 8,786 - Unknown

livebaseballscorecards.com

AB	35
R	9
H	10
RBI	9
BB	4
SO	13
LOB	16



BOTTOM

Chicago Cubs @ Cincinnati Reds
Crosley Field, Cincinnati, OH
Fri May 22 1964, 7:05 PM EDT
Att. 8,786 - Unknown

livebaseballscorecards.com

AB	31
R	1
H	8
RBI	1
BB	0
SO	3
LOB	12



WP:	0	PA:	32
PB:	0	SB:	0
CS:	0		

AB R H RBI BB SO LOB

4	0	0	0	0	1	2
4	0	0	0	0	0	0
4	0	1	0	0	0	0
4	1	1	0	0	0	1
4	0	1	0	0	0	1
3	0	2	0	0	1	0
3	0	1	0	0	1	4
2	0	1	1	0	0	1
2	0	0	0	0	0	3
0	0	0	0	0	0	0
1	0	1	0	0	0	0
0	0	0	0	0	0	0

Batter	1	2	3	4	5	6	7	8	9
Pete Rose, S (1, 4) OBP: 0.269, SLG: 0.269	0-0 3-1 		0-3 K 		0-0 G4-6-3 			0-0 G4-6-3 	
Bob Skinner, L (1, 7) OBP: 0.281, SLG: 0.453	0-0 F8 		0-0 F5 			0-0 F8 		0-0 4-3 	
Vada Pinson, L (1, 8) OBP: 0.328, SLG: 0.441	0-0 F9 		0-0 4-3 			0-0 3-1 			0-0 G5-4-3
Gordy Coleman, L (1, 3) OBP: 0.386, SLG: 0.516		0-0 		0-0 F7 		0-0 4-3 			0-0 F7
Frank Robinson, R (1, 9) OBP: 0.386, SLG: 0.568		0-0 		0-0 4-3 			0-0 L9 		0-0 G5-4-3
Leo Cardenas, R (1, 6) OBP: 0.362, SLG: 0.475		0-0 		0-0 		0-3 K 			
Johnny Edwards, L (1, 2) OBP: 0.301, SLG: 0.359		0-3 K 		0-0 F5 			0-0 		
Steve Boros, R (1, 5) OBP: 0.300, SLG: 0.423		0-0 SF8 			0-0 FC6-4 		0-0 6-3 		
Joe Nuxhall, L (1, 1) OBP: 0.105, SLG: 0.105		0-0 F8 			0-0 FC6-4 			0-0 G4-6-3 	
John Tsitouris, R (6, 1) OBP: 0.375, SLG: 0.429									
Mel Queen, L (8, PH) OBP: 0.200, SLG: 0.200									
Billy McCool, R (9, 1)									

Inning Stats	R: 0 H: 0 E: 0 LOB: 0 K: 0 BB: 0 S: 3 P: 3	R: 1 H: 3 E: 0 LOB: 2 K: 1 BB: 0 S: 8 P: 8	R: 0 H: 0 E: 0 LOB: 0 K: 1 BB: 0 S: 5 P: 5	R: 0 H: 1 E: 0 LOB: 1 K: 0 BB: 0 S: 4 P: 4	R: 0 H: 1 E: 0 LOB: 0 K: 0 BB: 0 S: 3 P: 3	R: 0 H: 0 E: 0 LOB: 0 K: 0 BB: 0 S: 3 P: 3	R: 0 H: 1 E: 0 LOB: 1 K: 1 BB: 0 S: 6 P: 6	R: 0 H: 1 E: 0 LOB: 0 K: 0 BB: 0 S: 3 P: 3	R: 0 H: 1 E: 0 LOB: 0 K: 0 BB: 0 S: 3 P: 3
---------------------	---	---	---	---	---	---	---	---	---

PITCHER	IP	WLS	BF	H	R	ER	SO	BB	IBB	HBP	BLK	WP	HR	S	P	ERA	WHIP
Bob Buhl, R (1, 1) ERA: 2.98	9.0	W	32	8	1	1	3	0	0	0	0	0	0	38	38	1.00	0.889

Batter	1	2	3	4	5	6	7	8	9	AB R H RBI BB SO LOB	TOP									
Jimmy Stewart, S OBP: 0.340, SLG: 0.320 (1, 4)	4-0 E 1B BB	0-0 1B		0-0 F8			0-0 L7	0-0 L3		4 1 1 0 1 0 3										
Lou Brock, L OBP: 0.316, SLG: 0.360 (1, 9)	0-0 E 1B 1-2	0-0 1B 1-3		0-0 1B			0-3 K		0-0 5-3	5 2 3 0 0 1 0										
Billy Williams, L OBP: 0.462, SLG: 0.701 (1, 7)	0-0 E8 1B 1-3 2-H	0-3 K		0-0 1B 1-2			0-3 K		0-3 K	5 1 2 1 0 3 1										
Ron Santo, R OBP: 0.433, SLG: 0.571 (1, 5)	0-0 BB 1B 2-H 3-H	0-0 1B 2-H				0-0 5-3		0-0 14 FC6-4 1B	0-0 6-3	5 0 3 3 0 0 0										
14 Ernie Banks, R OBP: 0.276, SLG: 0.402 (1, 3)	0-3 K	0-0 F8				0-3 K		0-0 FC6-4 1B 1-2 HBP		4 1 0 0 0 2 3										
Andre Rodgers, R OBP: 0.343, SLG: 0.479 (1, 6)	0-0 F8		0-0 G5-4-3 1B			0-0 F4		0-0 HBP 1B 1-2		4 0 2 0 0 0 1										
Billy Cowan, R OBP: 0.305, SLG: 0.464 (1, 8)	0-0 BB 1B 1-2		0-3 K			0-3 K		0-0 HBP 1B 1-2 2-3		4 0 2 0 0 2 1										
Jimmie Schaffer, R OBP: 0.615, SLG: 0.909 Dick Bertell, R OBP: 0.309, SLG: 0.322 (3, PH) (3, 2)	4-0 BB 1-2 2-3		0-0 G5-4-3			0-0 6-3		1-0 HBP 1B 1-2 2-3 3-H		0 0 0 0 1 0 0 2 0 0 1 0 0 1										
Dick Ellsworth, L OBP: 0.074, SLG: 0.040 Lindy McDaniel, R (7, 1)	0-3 K		0-0 4-3			0-3 K		0-0 F2		3 0 0 0 0 2 3 1 0 0 0 0 0 3										
Inning Stats	R: 3 E: 1 K: 2 S: 11	H: 4 LOB: 3 BB: 2 P: 19	R: 1 E: 0 K: 1 S: 7	H: 3 LOB: 1 BB: 0 P: 7	R: 0 E: 0 K: 1 S: 5	H: 1 LOB: 0 BB: 0 P: 5	R: 0 E: 0 K: 0 S: 4	H: 2 LOB: 1 BB: 0 P: 4	R: 0 E: 0 K: 1 S: 5	H: 0 LOB: 0 BB: 0 P: 5	R: 0 E: 0 K: 2 S: 7	H: 0 LOB: 0 BB: 0 P: 7	R: 0 E: 0 K: 2 S: 7	H: 0 LOB: 0 BB: 0 P: 7	R: 1 E: 0 K: 0 S: 6	H: 3 LOB: 3 BB: 0 P: 7	R: 0 E: 0 K: 1 S: 5	H: 0 LOB: 0 BB: 0 P: 5	1B: 13 SF: 0 2B: 0 SAC: 0 3B: 0 DP: 1 HR: 0 HBP: 1	WP: 0 PA: 40 PB: 0 SB: 0 CS: 0
PITCHER	IP WLS BF H R ER SO BB IBB HBP BLK WP HR S P ERA WHIP																			
Jim Maloney, R ERA: 2.37 (1, 1)	3.0 L 17 8 4 4 4 2 0 0 0 0 0 0 23 31 12.00 3.333																			
Joey Jay, R ERA: 4.35 (4, 1)	2.0 7 2 0 0 1 0 0 0 0 0 0 0 9 9 0.00 1.000																			
Ryne Duren, R ERA: 8.31 (6, 1)	1.0 3 0 0 0 2 0 0 0 0 0 0 0 7 7 0.00 0.000																			
Bill Henry, L ERA: 1.59 (7, 1)	1.1 8 3 1 1 2 0 0 1 0 0 0 0 11 12 6.75 2.250																			
John Tsitouris, R ERA: 7.03 (8, 1)	0.2 2 0 0 0 0 0 0 0 0 0 0 0 2 2 0.00 0.000																			
PITCHER	IP WLS BF H R ER SO BB IBB HBP BLK WP HR S P ERA WHIP																			
Billy McCool, L ERA: 3.0 (9, 1)	1.0 3 0 0 0 1 0 0 0 0 0 0 0 5 5 0.00 0.000																			

Chicago Cubs @ Cincinnati Reds
Crosley Field, Cincinnati, OH
Sat May 23 1964, 3:33 AM EDT
Att. 4,423 - Unknown

AB	37
R	5
H	13
RBI	5
BB	2
SO	10
LOB	16



WP: 0	PA: 40
PB: 0	
SB: 0	
CS: 0	

BOTTOM

Chicago Cubs @ Cincinnati Reds
Crosley Field, Cincinnati, OH
Sat May 23 1964, 3:33 AM EDT
Att. 4,423 - Unknown

livebaseballscorecards.com

AB	38
R	3
H	11
RBI	3
BB	2
SO	6
LOB	19



WP	0	PA	40
PB	0		
SB	0		
CS	0		

AB R H RBI BB SO LOB

5	0	0	0	0	1	0
5	0	4	0	0	0	0
5	0	0	0	0	1	4
4	1	2	1	1	0	1
3	1	2	1	1	1	2
4	1	1	0	0	0	2
3	0	0	0	0	0	4
1	0	1	0	0	0	0
4	0	1	1	0	1	3
0	0	0	0	0	0	0
1	0	0	0	0	1	0
0	0	0	0	0	0	0
1	0	0	0	0	0	0
0	0	0	0	0	0	0
1	0	0	0	0	0	0
0	0	0	0	0	0	0
0	0	0	0	0	0	0
1	0	0	0	0	1	1
0	0	0	0	0	0	0

1B	8	SF	0
2B	1	SAC	0
3B	0	DP	0
HR	2	HBP	0

WP	0	PA	40
ERA		WHIP	

Batter	1	2	3	4	5	6	7	8	9
Pete Rose, S (1, 4) OBP: 0.260, SLG: 0.259	0-0 6-3		0-0 L8		0-3 K		0-0 1-3		0-0 4-3
Tommy Harper, R (1, 7) OBP: 0.308, SLG: 0.225	0-0 5-3		0-0 1B		0-0 1B		0-0 BB 1B		0-0 2B
Vada Pinson, L (1, 8) OBP: 0.316, SLG: 0.423	0-3 K		0-0 F8		0-0 F7		0-0 F8		0-0 F8
Deron Johnson, R (1, 3) OBP: 0.453, SLG: 0.587		0-0 FC6-4 BB 1B		0-0 HR		0-0 F4	4-0 BB BB BB BB 1-2 BB		0-0 5-3
Frank Robinson, R (1, 9) OBP: 0.397, SLG: 0.596		4-0 BB BB BB BB 1-2 BB FC6-4		0-0 HR		0-0 E 1B FC6-2 1B	0-3 K		
Leo Cardenas, R (1, 6) OBP: 0.359, SLG: 0.467		0-0 F9		0-0 5-3		0-0 E9 1B 1B		0-0 F3	
Steve Boros, R (1, 5) OBP: 0.273, SLG: 0.379		0-0 FC6-4		0-0 1-4-3		0-0 FC6-2 1B		0-0 1B	
Marty Keough, L (8, PH) OBP: 0.259, SLG: 0.440		1-2f 2-3				3-H		0-0 F7	
Johnny Edwards, L (1, 2) OBP: 0.299, SLG: 0.355		0-0 4-3		0-3 K		0-0 1-2 2-H 1B		0-3 K	
Jim Maloney, L (1, 1) Bob Skinner, L (1, 1) Joey Jay, S (1, 1) Bobby Kline, R (1, 1) Ryne Duren, R (1, 1) Hal Smith, R (1, 1) Bill Henry, L (1, 1) John Taitouris, R (1, 1) Mel Cooper, L (1, 1) Billy McCool, R (1, 1)		0-3 K		0-0 F8		0-0 F8		0-3 K	

Inning Stats	R: 0	H: 0	E: 0	K: 1	S: 5	R: 0	H: 1	E: 0	K: 0	S: 4	R: 0	H: 1	E: 0	K: 1	S: 6	R: 2	H: 2	E: 0	K: 1	S: 7	R: 0	H: 1	E: 0	K: 1	S: 6	R: 1	H: 3	E: 1	K: 0	S: 6	R: 0	H: 1	E: 0	K: 1	S: 6	R: 0	H: 1	E: 0	K: 1	S: 6	R: 0	H: 1	E: 0	K: 0	S: 4
--------------	------	------	------	------	------	------	------	------	------	------	------	------	------	------	------	------	------	------	------	------	------	------	------	------	------	------	------	------	------	------	------	------	------	------	------	------	------	------	------	------	------	------	------	------	------

PITCHER	IP	WLS	BF	H	R	ER	SO	BB	IBB	HBP	BLK	WP	HR	S	P	ERA	WHIP
Dick Ellsworth, L (1, 1) ERA: 3.68	6.2	W	31	9	3	3	4	2	0	0	0	0	2	37	45	4.05	1.650
Lindy McDaniel, R (7, 1) ERA: 6.14	2.1	S	9	2	0	0	2	0	0	0	0	0	0	13	13	0.00	0.857

Batter	1	2	3	4	5	6	7	8	9	AB R H RBI BB SO LOB	TOP	
Jimmy Stewart, S (1, 4) OBP: 0.336, SLG: 0.316	0-0 6-3		0-0 F4		0-3 K		0-0 F2		0-0 1B	5 0 1 2 0 1 2		
Lou Brock, L (1, 9) OBP: 0.314, SLG: 0.357 Ellis Burton, S (9, PH) OBP: 0.158, SLG: 0.059	0-0 1B S 1B		0-3 K		0-0 1-3		0-0 L8		0-3 K	4 1 1 0 0 1 0 1 0 0 0 0 1 2		
Billy Williams, L (1, 7) OBP: 0.469, SLG: 0.702	0-0 1B S 1B		0-0 1B		0-0 FC6-4 1B		0-0 F6			4 1 3 0 0 0 0		
Ron Santo, R (1, 5) OBP: 0.428, SLG: 0.560	0-0 1B S 1B		0-0 F3		0-0 FC6-4 14 G6-4-3		0-0 F4			4 0 1 1 0 0 2		
14 Ernie Banks, R (1, 3) OBP: 0.283, SLG: 0.427	0-0 F3			0-0 HR		0-0 G6-4-3			0-0 BB 1B 1B	4 2 2 1 0 0 2		
Andre Rodgers, R (1, 6) OBP: 0.333, SLG: 0.463	0-3 K 1-2			0-0 6-3		0-0 6-3			0-3 K	4 0 0 0 0 2 2		
Dick Bertell, R (1, 2) OBP: 0.307, SLG: 0.319		0-0 6-3		0-0 6-3		0-0 1B 1B			0-0 F2	4 0 1 0 0 0 1		
Billy Cowan, R (1, 8) OBP: 0.303, SLG: 0.456		0-0 F9		0-0 6-3		0-0 F4			0-0 BB 1B	4 1 1 0 0 0 1		
Larry Jackson, R (1, 1) OBP: 0.080, SLG: 0.160 Wayne Schurr, R (5, 1) OBP: 0.620, SLG: 0.190 Leo Burke, R (7, PH) OBP: 0.620, SLG: 0.190 Jack Spring, R (7, 1) OBP: 0.620, SLG: 0.190 Don Elston, R (7, 1) OBP: 0.620, SLG: 0.190 Joey Amalfitano, R (9, PH) OBP: 0.400, SLG: 0.250		0-3 K			0-0 F8		0-0 1B		4-0 1B BB	2 0 0 0 0 0 1 0 0 0 0 0 0 0 0 0 1 0 0 1 0		
Inning Stats	R: 2 H: 3 E: 0 LOB: 1 K: 1 BB: 0 S: 8 P: 8	R: 0 H: 0 E: 0 LOB: 0 K: 1 BB: 0 S: 5 P: 5	R: 0 H: 1 E: 0 LOB: 1 K: 1 BB: 0 S: 6 P: 6	R: 1 H: 1 E: 0 LOB: 0 K: 0 BB: 0 S: 4 P: 4	R: 0 H: 0 E: 0 LOB: 0 K: 1 BB: 0 S: 5 P: 5	R: 0 H: 1 E: 0 LOB: 0 K: 0 BB: 0 S: 3 P: 3	R: 0 H: 2 E: 0 LOB: 2 K: 0 BB: 0 S: 5 P: 5	R: 0 H: 0 E: 0 LOB: 0 K: 0 BB: 0 S: 3 P: 3	R: 2 H: 3 E: 0 LOB: 2 K: 2 BB: 1 S: 10 P: 14	1B: 10 SF: 0 2B: 0 SAC: 0 3B: 0 DP: 1 HR: 1 HBP: 0	WP: 0 PA: 38 PB: 0 SB: 3 CS: 0	
PITCHER Jim O'Toole, L (1, 1) ERA: 3.4 Bill Henry, L (9, 1) ERA: 1.54	IP WLS BF H R ER SO BB IBB HBP BLK WP HR S P ERA WHIP											PITCHER IP WLS BF H R ER SO BB IBB HBP BLK WP HR S P ERA WHIP
	8.2 W 36 10 5 5 5 1 0 0 0 0 0 1 45 49 5.19 1.269											

Chicago Cubs @ Cincinnati Reds
Crosley Field, Cincinnati, OH
Sun May 24 1964, 3:33 AM EDT
Unknown

livebaseballscorecards.com

AB	37
R	5
H	11
RBI	4
BB	1
SO	6
LOB	12



BOTTOM

Chicago Cubs @ Cincinnati Reds
Crosley Field, Cincinnati, OH
Sun May 24 1964, 3:33 AM EDT
Unknown

livebaseballscorecards.com

AB 33
R 6
H 9
RBI 6
BB 3
SO 5
LOB 18



WP: 1 PA: 37
PB: 0
SB: 0
CS: 0

AB R H RBI BB SO LOB

5 0 1 1 0 0 0

4 2 2 0 0 0 2

4 2 2 0 0 0 3

3 0 1 1 0 1 3

1 0 0 0 0 0 2

2 0 1 2 2 0 0

3 0 2 2 0 0 1

3 0 0 0 0 0 4

1 0 0 0 0 0 2

0 0 0 0 0 0 0

3 1 0 0 1 2 0

4 1 0 0 0 2 1

0 0 0 0 0 0 0

1B: 6 SF: 1
2B: 3 SAC: 0
3B: 1 DP: 1
HR: 0 HBP: 0

Batter	1	2	3	4	5	6	7	8	9				
Pete Rose, S (1, 4) OBP: 0.258, SLG: 0.257	0-0 5-3		0-0 4-3		0-0 4-3 FC3-6 1-2 3-H 1B			0-0 F8					
Tommy Harper, R (1, 7) OBP: 0.316, SLG: 0.250	0-0 1B 3B 2B		0-0 3-1 1B		0-0 F8			0-0 E5 2B SF8					
Vada Pinson, L (1, 8) OBP: 0.321, SLG: 0.433	0-0 3B 1B		0-0 3-1		0-0 FC3-6 WP 1B 1-2 2-3 1B			0-0 SF8 1-3 2B					
Gordy Coleman, L (1, 3) OBP: 0.384, SLG: 0.507 Deron Johnson, R (7, PH) OBP: 0.447, SLG: 0.578 (8, 3)	0-3 K		0-0 1-3		0-0 1B WP 1B 1-2 3-H			0-0 6-3					
Frank Robinson, R (1, 9) OBP: 0.407, SLG: 0.612	0-0 1-H 3-H 3B			0-0 6-3	0-0 1B 1-2 2-3 IBB			4-0 SF8 IBB					
Leo Cardenas, R (1, 6) OBP: 0.363, SLG: 0.472	0-0 4-3		0-0 L4-3 1B	0-0 L4-3 1B	0-0 1B 1-2 2-3 3-H			0-0 SF8 1-2 2-3 3-H					
Steve Boros, R (1, 5) OBP: 0.250, SLG: 0.344 Marty Keough, L (7, PH) OBP: 0.250, SLG: 0.423 Bobby Klaus, R (8, 5) OBP: 0.214, SLG: 0.231		0-0 6-3		0-0 L4-3 1B 1-2	0-0 F3			0-0 F9					
Hal Smith, R (1, 2) OBP: 0.308, SLG: 0.261		0-3 K			4-0 E 1B BB	0-3 K		0-0 F8					
Jim O'Toole, S (1, 1) OBP: 0.188, SLG: 0.214 Bill Henry, L (9, 1)		0-0 G3			0-0 FC3-6 1B 1-3 1B	0-3 K		0-3 K					
Inning Stats	R: 2 H: 3 E: 0 LOB: 1 K: 1 BB: 0 S: 8 P: 8	R: 0 H: 0 E: 0 LOB: 0 K: 1 BB: 0 S: 5 P: 5	R: 0 H: 1 E: 0 LOB: 1 K: 0 BB: 0 S: 4 P: 4	R: 0 H: 1 E: 0 LOB: 0 K: 0 BB: 0 S: 3 P: 3	R: 3 H: 3 E: 1 LOB: 3 K: 0 BB: 2 S: 7 P: 15	R: 0 H: 0 E: 0 LOB: 0 K: 2 BB: 0 S: 7 P: 7	R: 1 H: 1 E: 1 LOB: 2 K: 0 BB: 1 S: 5 P: 9	R: 0 H: 0 E: 0 LOB: 0 K: 1 BB: 0 S: 5 P: 5	1B: 6 SF: 1 2B: 3 SAC: 0 3B: 1 DP: 1 HR: 0 HBP: 0				
PITCHER	IP WLS BF H R ER SO BB IBB HBP BLK WP HR S P ERA WHIP											PITCHER	IP WLS BF H R ER SO BB IBB HBP BLK WP HR S P ERA WHIP
Larry Jackson, R (1, 1) ERA: 4.11	4.2 L 24 8 5 2 2 1 1 0 0 0 1 0 26 34 3.86 1.929												
Wayne Schurr, R (5, 1) ERA: 2.11	1.1 4 0 0 0 2 0 0 0 0 0 0 0 8 8 0.00 0.000												
Jack Spring, L (7, 1) ERA: 5.4	0.0 2 1 1 0 0 0 0 0 0 0 0 0 2 2 ∞ ∞												
Don Elston, R (7, 1) ERA: 2.7	2.0 7 0 0 0 1 0 1 0 0 0 0 0 8 12 0.00 0.000												

Batter	1	2	3	4	5	6	7	8	9	AB R H RBI BB SO LOB	TOP														
Jimmy Stewart, S (1, 4) OBP: 0.331, SLG: 0.307	0-3 K		0-0 L6		0-3 K		4-0 3B BB	0-3 K		4 1 0 0 1 3 1															
Lou Brock, L (1, 9) OBP: 0.317, SLG: 0.361	0-0 S 2B		0-3 K		0-0 1-3		4-0 1-2 3B BB	0-3 K		4 1 1 0 1 2 1															
Billy Williams, L (1, 7) OBP: 0.463, SLG: 0.692	0-0 3-4		0-0 3-1			0-3 K	0-3 K		0-3 K	2 0 0 0 0 0 1															
Ellis Burton, S (5, 7) OBP: 0.136, SLG: 0.050	2-3									3 0 0 0 0 3 2															
Ron Santo, R (1, 5) OBP: 0.420, SLG: 0.545	0-3 K			0-0 F7		0-0 2B E 1B	0-0 F9		0-0 6-3	5 1 1 0 0 1 3															
14 Ernie Banks, R (1, 3) OBP: 0.286, SLG: 0.429		0-0 F8		0-0 FC4-6 1B		0-0 E 1-3 2B	0-0 1-H 2-H 3B		0-0 1B	2 0 1 0 0 0 0															
Leo Burke, R (5, 3) OBP: 0.393, SLG: 0.417										3 1 3 2 0 0 0															
Andre Rodgers, R (1, 6) OBP: 0.336, SLG: 0.456		0-0 F4		0-0 FC4-6 1B		0-0 E6 E	4-0 BB		0-0 F9	4 0 1 1 1 0 2															
Merritt Ranew, L (1, 2) OBP: 0.188, SLG: 0.103			0-0 1B 1B		0-0 FC4-6	0-0 E3	0-0 F9			4 0 1 1 0 0 5															
Billy Cowan, R (1, 8) OBP: 0.310, SLG: 0.458		0-0 1-2 1B		0-0 F2		0-3 K		0-0 1B		4 0 2 0 0 1 4															
Paul Toth, R (1, 1) OBP: 0.333, SLG: 0.333		0-3 K			0-3 K	0-3 K		0-0 F6		1 0 0 0 0 0 1 2															
Glen Hobbie, R (3, 1)										0 0 0 0 0 0 0 0															
Wayne Schurr, R (3, 1)										0 0 0 0 0 0 0 0															
Sterling Slaughter, R (4, 1)										2 0 0 0 0 0 2 2															
Don Landrum, L (8, PH)										1 0 0 0 0 0 0 1															
Lindy McDaniel, R (8, 1)										0 0 0 0 0 0 0 0															
Inning Stats	R: 0 E: 0 K: 2 S: 8	H: 1 LOB: 1 BB: 0 P: 8	R: 0 E: 0 K: 1 S: 7	H: 2 LOB: 2 BB: 0 P: 7	R: 0 E: 0 K: 1 S: 5	H: 0 LOB: 0 BB: 0 P: 5	R: 0 E: 0 K: 0 S: 5	H: 2 LOB: 2 BB: 0 P: 5	R: 0 E: 0 K: 2 S: 7	H: 0 LOB: 0 BB: 0 P: 7	R: 2 E: 2 K: 3 S: 13	H: 2 LOB: 2 BB: 0 P: 13	R: 2 E: 0 K: 1 S: 6	H: 1 LOB: 2 BB: 3 P: 18	R: 0 E: 0 K: 2 S: 8	H: 1 LOB: 1 BB: 0 P: 8	R: 0 E: 0 K: 1 S: 6	H: 1 LOB: 1 BB: 0 P: 6	1B: 7 2B: 2 3B: 1 HR: 0	SF: 0 SAC: 0 DP: 0 HBP: 0	WP: 0 PB: 0 SB: 1 CS: 0	PA: 42			
PITCHER Sammy Ellis, R (1, 1) ERA: 3.73	IP 9.0	WLS W	BF 42	H 10	R 4	ER 3	SO 13	BB 3	IBB 0	HBP 0	BLK 0	WP 0	HR 0	S 65	P 77	ERA 3.00	WHIP 1.444								

Chicago Cubs @ Cincinnati Reds
Crosley Field, Cincinnati, OH
Sun May 24 1964, 3:38 AM EDT
Att. 13,424 - Unknown

livebaseballscorecards.com

AB 39
R 4
H 10
RBI 4
BB 3
SO 13
LOB 24



Batter	1	2	3	4	5	6	7	8	9	AB R H RBI BB SO LOB	TOP											
Willie Davis, L (1, 8) OBP: 0.283, SLG: 0.352	0-0 4-3 1B		4-1 6-3 BB		1-2 F4			0-0 B3		3 0 0 0 1 0 1												
Maury Wills, S (1, 6) OBP: 0.341, SLG: 0.350	3-2 1B		1-0 6-3		0-0 G3			0-3 K		4 0 1 0 0 1 2												
Tommy Davis, R (1, 7) OBP: 0.297, SLG: 0.324	1-0 F4		0-1 6-3		1-0 6-3			1-1 FC6-4 1B		4 0 1 0 0 0 2												
Ron Fairly, L (1, 3) OBP: 0.398, SLG: 0.379	0-0 L9			2-0 FC4-6 1B		3-2 F7		0-0 FC6-4 HR		4 1 1 0 0 0 2												
Frank Howard, R (1, 9) OBP: 0.317, SLG: 0.541		2-2 FC5-4 1B		1-2 L9		0-0 5-3		0-1 HR		4 1 2 2 0 0 1												
John Roseboro, L (1, 2) OBP: 0.306, SLG: 0.373		1-3 K		3-2 FC4-6 1-2f		0-0 F5		3-3 K		4 0 0 0 0 2 2												
Ken McMullen, R (1, 5) OBP: 0.227, SLG: 0.209		0-0 FC5-4 1-2f		2-2 L9		1-0 5-3		0-1 F4		4 0 0 0 0 0 2												
Dick Tracewski, R (1, 4) OBP: 0.343, SLG: 0.380		1-3 K			0-0 F8		0-2 6-3			3 0 0 0 0 1 1												
Don Drysdale, R (1, 1) OBP: 0.179, SLG: 0.185			0-0 L9		2-2 1B			0-2 5-3		2 0 1 0 0 0 0												
Wes Parker, S (8, PH) OBP: 0.320, SLG: 0.478										1 0 0 0 0 0 0												
Ron Perranoski, L (8, 1)										0 0 0 0 0 0 0												
Inning Stats	R: 0 E: 0 K: 0 S: 6	H: 1 LOB: 1 BB: 0 P: 10	R: 0 E: 0 K: 2 S: 12	H: 1 LOB: 1 BB: 0 P: 16	R: 0 E: 0 K: 0 S: 5	H: 0 LOB: 1 BB: 1 P: 10	R: 0 E: 0 K: 0 S: 12	H: 1 LOB: 1 BB: 0 P: 20	R: 0 E: 0 K: 0 S: 9	H: 1 LOB: 1 BB: 0 P: 12	R: 0 E: 0 K: 0 S: 6	H: 0 LOB: 0 BB: 0 P: 10	R: 0 E: 0 K: 0 S: 5	H: 0 LOB: 0 BB: 0 P: 6	R: 0 E: 0 K: 1 S: 8	H: 0 LOB: 0 BB: 0 P: 8	R: 2 E: 0 K: 1 S: 10	H: 2 LOB: 0 BB: 0 P: 14	1B: 5 2B: 0 3B: 0 HR: 1	SF: 0 SAC: 0 DP: 0 HBP: 0	WP: 0 PB: 0 SB: 0 CS: 0	PA: 34
PITCHER Bob Purkey, R (1, 1) ERA: 3.63	IP: 9.0 WLS: W BF: 34 H: 6 R: 2 ER: 2 SO: 4 BB: 1 IBB: 0 HBP: 0 BLK: 0 WP: 0 HR: 1 S: 73 P: 106 ERA: 2.00 WHIP: 0.778											PITCHER	IP: 9.0 WLS: W BF: 34 H: 6 R: 2 ER: 2 SO: 4 BB: 1 IBB: 0 HBP: 0 BLK: 0 WP: 0 HR: 1 S: 73 P: 106 ERA: 2.00 WHIP: 0.778									

Los Angeles Dodgers @ Cincinnati Reds
Crosley Field, Cincinnati, OH
Tue May 26 1964, 7:05 PM EDT
Att. 6,662 - Unknown

livebaseballscorecards.com

AB	33
R	2
H	6
RBI	2
BB	1
SO	4
LOB	13



Batter	1	2	3	4	5	6	7	8	9
Pete Rose, S OBP: 0.274, SLG: 0.276 (1, 4) C C B S	1-3 K			0-0 1B WP 1B		1-0 F7		1-2 FC1 F9 1B E	
Tommy Harper, R OBP: 0.337, SLG: 0.312 (1, 7) X	0-0 F8			1-0 1B WP 1B		0-0 5-3		2-3 3-H 2-2 1-2 3-H 1B	
Vada Pinson, L OBP: 0.333, SLG: 0.444 (1, 8) X	0-0 1-3			4-2 1B 1-2 3-H BB		2-1 G3		1-1 F9 2-3	
Gordy Coleman, L OBP: 0.382, SLG: 0.500 Deron Johnson, R OBP: 0.427, SLG: 0.543 (8, PH) (9, 3) C X		0-1 4-3		1-1 1B 1-3 2-H G6-4-3		1-2 4-3		3-0 E4 1-2 3-H	
Frank Robinson, R OBP: 0.394, SLG: 0.582 (1, 9) B B F X		2-1 L8		0-0 G6-4-3 1-2 3-H		0-2 F7		1-0 2-3	
Leo Cardenas, R OBP: 0.355, SLG: 0.458 (1, 6) B X		1-0 F7		1-0 F5		1-2 F6			
Johnny Edwards, L OBP: 0.306, SLG: 0.377 (1, 2) F B F B X			2-2 F5		2-1 1-3			0-1 SH1-4 1B E 1B	
Steve Boros, R OBP: 0.279, SLG: 0.410 (1, 5) X			0-0 F7		3-2 1-3			1-0 E SH1-4 1B 1B	
Bob Purkey, R OBP: 0.133, SLG: 0.133 (1, 1) B C S B F X			3-2 6-3		2-3 K			1-2 SH1-4 1-2 2-3	

AB	R	H	RBI	BB	SO	LOB
4	2	1	0	0	1	1
4	1	2	1	0	0	0
3	1	0	0	1	0	2
3	0	1	1	0	0	0
1	0	0	0	0	0	1
4	0	0	0	0	0	3
3	0	0	0	0	0	0
3	1	1	0	0	0	0
3	1	1	0	0	0	0
2	0	0	0	0	1	0

AB	R	H	RBI	BB	SO	LOB
30	6	6	2	1	2	7

Inning Stats		R: 0	H: 0	E: 0	LOB: 0	K: 1	BB: 0	S: 5	P: 6
Inning Stats		R: 0	H: 0	E: 0	LOB: 0	K: 0	BB: 0	S: 5	P: 8
Inning Stats		R: 0	H: 0	E: 0	LOB: 0	K: 0	BB: 0	S: 9	P: 14
Inning Stats		R: 3	H: 3	E: 1	LOB: 0	K: 0	BB: 1	S: 9	P: 16
Inning Stats		R: 0	H: 0	E: 0	LOB: 0	K: 1	BB: 0	S: 10	P: 17
Inning Stats		R: 0	H: 0	E: 0	LOB: 0	K: 0	BB: 0	S: 4	P: 7
Inning Stats		R: 0	H: 0	E: 0	LOB: 0	K: 0	BB: 0	S: 11	P: 13
Inning Stats		R: 3	H: 3	E: 2	LOB: 2	K: 0	BB: 0	S: 16	P: 26


PITCHER	IP	WLS	BF	H	R	ER	SO	BB	IBB	HBP	BLK	WP	HR	S	P	ERA	WHIP
Don Drysdale, R ERA: 2.34 (1, 1)	7.0	L	24	3	3	3	2	1	0	0	0	1	0	53	81	3.86	0.571
Ron Perranoski, L ERA: 2.14 (8, 1)	1.0		8	3	3	1	0	0	0	0	0	0	0	16	26	9.00	3.000

PITCHER	IP	WLS	BF	H	R	ER	SO	BB	IBB	HBP	BLK	WP	HR	S	P	ERA	WHIP

Los Angeles Dodgers @ Cincinnati Reds
Crosley Field, Cincinnati, OH
Tue May 26 1964, 7:05 PM EDT
Att. 6,662 - Unknown

livebaseballscorecards.com



Batter	1	2	3	4	5	6	7	8	9	AB R H RBI BB SO LOB	TOP											
Maury Wills, S (1, 6) OBP: 0.333, SLG: 0.341	1-1 6-3		2-1 6-3			2-2 6-3			2-1 L7	4 0 0 0 0 0 0	Los Angeles Dodgers @ Cincinnati Reds Crosley Field, Cincinnati, OH Wed May 27 1964, 7:05 PM EDT Att. 10,262 - Unknown livebaseballscorecards.com											
Jim Gilliam, S (1, 5) OBP: 0.283, SLG: 0.252	0-1 FC6-4 1B		2-2 L4			0-1 F8			1-0 1B 1B	4 0 2 0 0 0 0												
Tommy Davis, R (1, 7) OBP: 0.303, SLG: 0.329	1-0 F9				2-2 L3 1B				2-1 1-2 1B	4 0 2 0 0 0 1												
Frank Howard, R (1, 9) OBP: 0.310, SLG: 0.526	3-0 FC6-4 1-2f				1-2 F9				1-1 F8	4 0 0 0 0 0 4												
Ken McMullen, R (1, 3) OBP: 0.208, SLG: 0.191					1-1 L3 1-2				0-1 4-3	4 0 0 0 0 0 3												
Doug Camilli, R (1, 2) OBP: 0.295, SLG: 0.326										3 0 2 0 0 0 0												
Willie Davis, L (8, PR) OBP: 0.283, SLG: 0.352										0 0 0 0 0 0 0												
John Roseboro, L (8, 2) OBP: 0.306, SLG: 0.373										0 0 0 0 0 0 0												
Wes Parker, S (1, 8) OBP: 0.286, SLG: 0.423										3 0 0 0 0 1 2												
Dick Tracewski, R (1, 4) OBP: 0.333, SLG: 0.368										3 0 0 0 0 2 2												
Sandy Koufax, R (1, 1) OBP: 0.211, SLG: 0.118										2 0 0 0 0 2 0												
Lee Walls, R (8, PH) OBP: 0.455, SLG: 0.444										1 0 0 0 0 1 1												
Bob Miller, R (8, 1) OBP: 0.333, SLG: 0.333										0 0 0 0 0 0 0												
Inning Stats	R: 0 E: 0 K: 0 S: 6	H: 1 LOB: 1 BB: 0 P: 11	R: 0 E: 0 K: 2 S: 11	H: 1 LOB: 1 BB: 0 P: 18	R: 0 E: 0 K: 1 S: 8	H: 0 LOB: 0 BB: 0 P: 14	R: 0 E: 0 K: 0 S: 10	H: 1 LOB: 0 BB: 0 P: 14	R: 0 E: 0 K: 0 S: 9	H: 0 LOB: 0 BB: 0 P: 14	R: 0 E: 0 K: 1 S: 8	H: 0 LOB: 0 BB: 0 P: 10	R: 0 E: 0 K: 0 S: 7	H: 0 LOB: 0 BB: 0 P: 12	R: 0 E: 0 K: 2 S: 11	H: 1 LOB: 1 BB: 0 P: 15	R: 0 E: 0 K: 0 S: 9	H: 2 LOB: 2 BB: 0 P: 15	1B: 6 2B: 1 3B: 0 HR: 0	SF: 0 SAC: 0 DP: 1 HBP: 0	WP: 0 PB: 0 SB: 0 CS: 0	PA: 32
PITCHER Joe Nuxhall, L (1, 1) ERA: 3.3	IP: 9.0 WLS: W BF: 32 H: 6 R: 0 ER: 0 SO: 6 BB: 0 IBB: 0 HBP: 0 BLK: 0 WP: 0 HR: 0 S: 79 P: 123 ERA: 0.00 WHIP: 0.667											PITCHER	IP: WLS: BF: H: R: ER: SO: BB: IBB: HBP: BLK: WP: HR: S: P: ERA: WHIP:									

Batter	1	2	3	4	5	6	7	8	9
Pete Rose, S OBP: 0.280, SLG: 0.273 (1, 4)	4-2 1B BB	3-3 K			4-0 1B BB			3-2 F7	
Tommy Harper, R OBP: 0.343, SLG: 0.320 (1, 7)	2-2 1B 1-2		1-2 F9		0-2 1B G4-6-3			1-3 K	
Vada Pinson, L OBP: 0.331, SLG: 0.438 (1, 8)	1-1 1B 1-3 2-H		1-3 K		2-0 G4-6-3 1-2f			1-0 F7	
Deron Johnson, R OBP: 0.412, SLG: 0.521 (1, 3)	1-0 F6		2-1 F2		0-0 6-3				
Frank Robinson, R OBP: 0.400, SLG: 0.577 (1, 9)	4-0 IBB			4-1 F9 S BB		1-2 F5			
Leo Cardenas, R OBP: 0.347, SLG: 0.448 (1, 6)	0-2 F6		0-2 F9 1-3		1-3 K				
Steve Boros, R OBP: 0.283, SLG: 0.390 (1, 5)		4-2 FC2-6 BB		0-2 F8		1-3 K			
Johnny Edwards, L OBP: 0.299, SLG: 0.368 (1, 2)		0-3 K		1-3 K		0-0 4-3			
Joe Nuxhall, L OBP: 0.091, SLG: 0.091 (1, 1)		1-1 FC2-6 S 1-2f		2-3 K		0-0 3-1			

Inning Stats	R: 1	H: 2	E: 0	K: 0	S: 12	R: 0	H: 0	E: 0	K: 2	S: 10	R: 0	H: 0	E: 0	K: 1	S: 8	R: 0	H: 0	E: 0	K: 1	S: 11	R: 0	H: 1	E: 0	K: 1	S: 9	R: 0	H: 0	E: 0	K: 1	S: 9	R: 0	H: 0	E: 0	K: 1	S: 8
	LOB: 2	BB: 2	P: 24	LOB: 1	BB: 1	P: 18	LOB: 0	BB: 0	P: 12	LOB: 1	BB: 1	P: 16	LOB: 0	BB: 0	P: 11	LOB: 0	BB: 0	P: 11	LOB: 0	BB: 0	P: 6	LOB: 0	BB: 0	P: 13	LOB: 0	BB: 0	P: 13	LOB: 0	BB: 0	P: 13	LOB: 0	BB: 0	P: 13		

PITCHER	IP	WLS	BF	H	R	ER	SO	BB	IBB	HBP	BLK	WP	HR	S	P	ERA	WHIP
Sandy Koufax, L ERA: 2.51 (1, 1)	7.0	L	27	3	1	1	7	4	1	0	0	0	0	64	104	1.29	1.000
Bob Miller, R ERA: 3.31 (8, 1)	1.0		3	0	0	0	1	0	0	0	0	0	0	8	13	0.00	0.000

AB R H RBI BB SO LOB

2	1	0	0	2	1	1
4	0	2	0	0	1	0
4	0	1	1	0	1	2
3	0	0	0	0	0	1
1	0	0	0	2	0	0
3	0	0	0	0	1	3
2	0	0	0	1	1	1
3	0	0	0	0	2	2
3	0	0	0	0	1	1

WP	PA	ERA	WHIP
0	30		

Los Angeles Dodgers @ Cincinnati Reds
Crosley Field, Cincinnati, OH
Wed May 27 1964, 7:05 PM EDT
Att. 10,262 - Unknown

AB	25
R	1
H	3
RBI	1
BB	5
SO	8
LOB	11



1B	2B	3B	HR	SF	SAC	DP	HBP	WP	PA	ERA	WHIP
3	0	0	0	0	0	1	0	0	30		

Batter	1	2	3	4	5	6	7	8	9	10	11	12	13	14	15	16	17	AB	R	H	RBI	BB	SO	LOB	TOP							
Maury Willis, S OBP: 0.328, SLG: 0.331 (1, 6) 																		5	0	0	0	1	3	4								
Jim Gilliam, S OBP: 0.289, SLG: 0.248 (1, 5) (7, 4) 																		6	0	1	0	2	0	4								
Tommy Davis, R OBP: 0.306, SLG: 0.331 (1, 7) 																		8	0	3	1	0	1	2								
Ron Fairly, L OBP: 0.397, SLG: 0.367 (1, 3) 																		6	0	1	0	2	2	4								
Frank Howard, R OBP: 0.303, SLG: 0.513 Ken McMullen, R OBP: 0.212, SLG: 0.180 (8, 9) 																		4	0	0	0	0	3	3								
John Roseboro, L OBP: 0.310, SLG: 0.362 (1, 2) 																		6	0	1	0	2	0	6								
Willie Davis, L OBP: 0.275, SLG: 0.340 (1, 8) 																		8	0	1	0	0	0	3								
Dick Tracewski, R OBP: 0.327, SLG: 0.361 Wally Moon, L OBP: 0.265, SLG: 0.233 Johnny Werhas, R OBP: 0.302, SLG: 0.247 (7, 5) 																		2	0	0	0	0	2	0								
Phil Orsinger, R Wes Parker, R Bob Miller, R Gene Wiley, R Ron Peterson, L Doug Gribble, R Jim Brewer, L Jeff Torborg, R Nick White, L																		4	1	3	0	1	0	0								
Inning Stats	R: 0 E: 0 K: 2 S: 9	H: 0 LOB: 0 BB: 0 P: 13	R: 0 E: 0 K: 1 S: 9	H: 0 LOB: 1 BB: 1 P: 15	R: 0 E: 0 K: 3 S: 10	H: 0 LOB: 0 BB: 0 P: 13	R: 0 E: 0 K: 1 S: 9	H: 2 LOB: 2 BB: 1 P: 15	R: 0 E: 0 K: 1 S: 7	H: 0 LOB: 0 BB: 0 P: 10	R: 0 E: 0 K: 1 S: 8	H: 1 LOB: 1 BB: 0 P: 11	R: 0 E: 1 K: 0 S: 10	H: 1 LOB: 3 BB: 1 P: 16	R: 0 E: 1 K: 0 S: 9	H: 0 LOB: 0 BB: 0 P: 14	R: 0 E: 0 K: 1 S: 7	H: 1 LOB: 1 BB: 0 P: 8	R: 2 E: 1 K: 1 S: 7	H: 3 LOB: 3 BB: 2 P: 19	R: 0 E: 0 K: 1 S: 5	H: 0 LOB: 1 BB: 1 P: 12	R: 0 E: 0 K: 0 S: 6	H: 1 LOB: 3 BB: 2 P: 30	R: 0 E: 0 K: 0 S: 6	H: 0 LOB: 0 BB: 1 P: 12	R: 0 E: 0 K: 0 S: 11	H: 0 LOB: 1 BB: 1 P: 20	1B: 11 2B: 1 3B: 0 HR: 0	SF: 0 SAC: 3 DP: 1 HBP: 0	WP: 3 PB: 0 SB: 0 CS: 0	PA: 72
PITCHER	IP WLS BF H R ER SO BB IBB HBP BLK WP HR S P ERA WHIP																															
Jim Maloney, R ERA: 2.24 (1, 1)	11.1																															
Bill Henry, L ERA: 1.46 (12, 1)	0.2																															
Ryne Duren, R ERA: 5.68 (13, 1)	2.0																															
John Tsitouris, R ERA: 6.49 (15, 1)	2.0																															
Billy McCool, L ERA: 2.7 (17, 1)	1.0																															

Los Angeles Dodgers @ Cincinnati Reds
 Crosley Field, Cincinnati, OH
 Thu May 28 1964, 7:05 PM EDT
 Att. 7,772 - Unknown

AB	59
R	2
H	12
RBI	1
BB	10
SO	14
LOB	34



livebaseballscorecards.com

Batter	1	2	3	4	5	6	7	8	9	10	11	12	13	14	15	16	17	AB	R	H	RBI	BB	SO	LOB	
Pete Rose, S OBP: 0.278, SLG: 0.272 (1, 4)	3-2 4-3			0-0 F8		2-1 1B		2-3 K			1-0 6-3		2-1 G3-6 1B		2-2 6-3		0-0 F8	8	0	2	0	0	1	0	
Tommy Harper, R OBP: 0.345, SLG: 0.304 (1, 7)	1-3 K			2-2 4-3		4-2 1-2 BB		3-2 F8			1-3 K		2-3 K		4-1 WP S BB		4-1 2B BB	5	0	0	0	3	3	1	
Vada Pinson, L OBP: 0.321, SLG: 0.428 (1, 8)	1-0 F6			2-2 1-3		0-0 F7				3-3 K		1-1 1B 2B		1-0 G3-6 1-2F		0-0 F6		2-3 K	8	1	1	0	0	2	5
Gordy Coleman, L OBP: 0.363, SLG: 0.473 Deron Johnson, R OBP: 0.404, SLG: 0.519 (1, 3)		3-3 K			0-0 F9		2-1 6-3			0-0 4-3		2-3 K		2-3 K		1-1 L4		2-0 K	4	0	0	0	0	1	2
Frank Robinson, R OBP: 0.405, SLG: 0.566 (1, 9)		0-3 K			1-1 F6					3-3 K		2-0 1B 1B		0-0 2B FC6-2 1B		4-1 1B BB		4-0 FC5-4 IBB	6	1	2	0	2	2	0
Leo Cardenas, R OBP: 0.349, SLG: 0.451 (1, 6)		2-3 K			1-1 BB 1B					0-1 B1		0-1 1B G1-2-3 1B		1-1 FC6-2 2B		1-2 L7		0-1 FC5-4 1-2F	8	0	3	1	0	2	5
Johnny Edwards, L OBP: 0.321, SLG: 0.377 (1, 2)				0-0 F5		4-0 1B 1-2 BB		1-0 G4-6-3 1B		1-0 6-3		0-1 1B 1-2 2-H 1B		4-0 FC6-2 IBB		0-1 1B			5	0	3	1	2	0	0
Steve Boros, R OBP: 0.283, SLG: 0.362 (1, 5)				0-1 F2		0-2 1-2 2-H 1B		1-0 G4-6-3 1-2F		1-0 F8		4-0 1-2 IBB		2-1 FC6-2		0-0 F4			6	0	1	0	1	0	7
Jim Maloney, L OBP: 0.248, SLG: 0.211 Bill Henry, L ERA: 1.57 Hal Smith, R OBP: 0.256, SLG: 0.250 Rayne Duran, R OBP: 0.271, SLG: 0.436 Bob Skinner, L OBP: 0.375, SLG: 0.429 John Tortorella, R OBP: 0.228, SLG: 0.379 Billy McCool, R (1, 1)		2-2 F4				1-1 F6				1-0 4-3		1-2 5-3		2-2 G1-2-3		0-0 G1		1-1 4-3	4	0	0	0	0	0	0

Inning Stats	R: 0	H: 0	E: 0	K: 1	S: 7	LOB: 0	BB: 0	P: 12	R: 0	H: 0	E: 0	K: 3	S: 10	LOB: 0	BB: 0	P: 15	R: 0	H: 0	E: 0	K: 0	S: 7	LOB: 0	BB: 0	P: 9	R: 0	H: 2	E: 0	K: 0	S: 8	LOB: 2	BB: 1	P: 14	R: 0	H: 1	E: 0	K: 0	S: 12	LOB: 2	BB: 1	P: 21	R: 0	H: 1	E: 1	K: 0	S: 6	LOB: 1	BB: 0	P: 8	R: 0	H: 0	E: 0	K: 1	S: 9	LOB: 0	BB: 0	P: 15	R: 0	H: 0	E: 0	K: 2	S: 7	LOB: 0	BB: 0	P: 13	R: 0	H: 0	E: 0	K: 1	S: 6	LOB: 0	BB: 0	P: 8	R: 0	H: 0	E: 0	K: 1	S: 6	LOB: 0	BB: 0	P: 8	R: 0	H: 0	E: 0	K: 1	S: 7	LOB: 0	BB: 0	P: 10	R: 2	H: 4	E: 0	K: 1	S: 13	LOB: 2	BB: 1	P: 24	R: 0	H: 1	E: 0	K: 1	S: 6	LOB: 1	BB: 0	P: 11	R: 0	H: 2	E: 0	K: 1	S: 9	LOB: 3	BB: 1	P: 18	R: 0	H: 0	E: 0	K: 0	S: 7	LOB: 1	BB: 1	P: 14	R: 0	H: 1	E: 0	K: 0	S: 9	LOB: 2	BB: 1	P: 15	R: 0	H: 1	E: 0	K: 1	S: 8	LOB: 3	BB: 2	P: 20	R: 0	H: 1	E: 0	K: 1	S: 8	LOB: 1	BB: 2	P: 20	AB: 10	SF: 0	2B: 3	SAC: 0	3B: 0	DP: 3	HR: 0	HBP: 0	WP: 1	PA: 69
PITCHER	IP	WLS	BF	H	R	ER	SO	BB	IBB	HBP	BLK	WP	HR	S	P	ERA	WHIP																																																																																																																																									
Phil Ortega, R ERA: 1.57 (1, 1)	6.0		22	3	0	0	4	2	0	0	0	0	0	51	82	0.00	0.833																																																																																																																																									
Bob Miller, R ERA: 3.03 (7, 1)	3.0		10	1	0	0	3	0	0	0	0	0	0	22	36	0.00	0.333																																																																																																																																									
Ron Perranoski, L ERA: 2.33 (10, 1)	5.0		22	7	2	2	5	0	2	0	0	0	0	41	71	3.60	1.400																																																																																																																																									
Jim Brewer, L ERA: 3.6 (15, 1)	2.0		9	1	0	0	0	2	0	0	0	1	0	16	29	0.00	1.500																																																																																																																																									
Nick Willhite, L ERA: 3.89 (17, 1)	1.0		6	1	0	0	1	1	1	0	0	0	0	8	20	0.00	2.000																																																																																																																																									

BOTTOM

Los Angeles Dodgers @ Cincinnati Reds
Crosley Field, Cincinnati, OH
Thu May 28 1964, 7:05 PM EDT
Att. 7,772 - Unknown

livebaseballscorecards.com

AB	61
R	2
H	13
RBI	2
BB	8
SO	13
LOB	30



Batter	1	2	3	4	5	6	7	8	9	AB R H RBI BB SO LOB	TOP													
Pete Rose, S (1, 4) OBP: 0.283, SLG: 0.277	0-0 FC6-4 1B		0-0 CS 2-H 1B		0-0 4-3			0-0 6-3		4 0 2 1 0 0 0														
Tommy Harper, R (1, 7) OBP: 0.342, SLG: 0.330	0-0 FC6-4 1-2f L4-3		0-0 CS 1-2	0-0 HR		0-0 6-3		0-0 F9		4 1 1 1 0 0 1														
Vada Pinson, L (1, 8) OBP: 0.319, SLG: 0.423	0-0 L4-3 1-2			0-3 K		0-0 F7		0-0 1B		4 0 1 0 0 1 1														
Deron Johnson, R (1, 3) OBP: 0.387, SLG: 0.494		0-0 6-3		0-0 F5		0-0 F3		0-0 F9		4 0 0 0 0 0 1														
Frank Robinson, R (1, 9) OBP: 0.408, SLG: 0.594		0-0 5-3		0-0 2B		0-0 HR		0-0 F7		4 1 2 1 0 0 0														
Leo Cardenas, R (1, 6) OBP: 0.353, SLG: 0.448		0-0 F4		4-0 IBB		0-0 E1		0-0 BB 1B		3 0 1 0 1 0 0														
Johnny Edwards, L (1, 2) OBP: 0.326, SLG: 0.371			4-0 SH3-4 1B BB	0-0 1-3		0-0 F8		4-0 1-2 BB		2 1 0 0 2 0 3														
Steve Boros, R (1, 5) OBP: 0.263, SLG: 0.333			0-0 F8		0-0 5-3		0-3 K	0-0 F9		4 0 0 0 0 1 4														
Jim O'Toole, S (1, 1) OBP: 0.176, SLG: 0.200			0-0 SH3-4		0-0 4-3		0-3 K	0-3 K		1 0 0 0 0 0 0														
Joey Jay, S (5, 1)			1-2							1 0 0 0 0 1 1														
Hal Smith, R (9, PH) OBP: 0.286, SLG: 0.240										1 0 0 0 0 1 2														
Inning Stats	R: 0 E: 0 K: 0 S: 3	H: 1 LOB: 0 BB: 0 P: 3	R: 0 E: 0 K: 0 S: 3	H: 0 LOB: 0 BB: 0 P: 3	R: 1 E: 0 K: 0 S: 3	H: 1 LOB: 0 BB: 1 P: 7	R: 1 E: 0 K: 1 S: 7	H: 2 LOB: 2 BB: 1 P: 11	R: 0 E: 0 K: 0 S: 3	H: 0 LOB: 0 BB: 0 P: 3	R: 0 E: 0 K: 0 S: 3	H: 0 LOB: 0 BB: 0 P: 3	R: 1 E: 1 K: 2 S: 9	H: 1 LOB: 1 BB: 0 P: 9	R: 0 E: 0 K: 0 S: 4	H: 1 LOB: 1 BB: 0 P: 4	R: 0 E: 0 K: 1 S: 6	H: 1 LOB: 2 BB: 1 P: 10	1B: 4 2B: 2 3B: 0 HR: 2	SF: 0 SAC: 1 DP: 1 HBP: 0	WP: 0 PB: 0 SB: 0 CS: 1	PA: 37		
PITCHER Ray Sadecki, L (1, 1) ERA: 3.88	IP: 9.0 WLS: W BF: 36 H: 7 R: 3 ER: 3 SO: 4 BB: 2 IBB: 1 HBP: 0 BLK: 0 WP: 0 HR: 2 S: 41 P: 53 ERA: 3.00 WHIP: 1.000																							

Cincinnati Reds @ St. Louis Cardinals
 Sportsman's Park, St. Louis, MO
 Fri May 29 1964, 8:05 PM EDT
 Att: 10,219 - Unknown

livebaseballscorecards.com

AB	32
R	3
H	7
RBI	3
BB	3
SO	4
LOB	13



Batter	1	2	3	4	5	6	7	8	9
Curt Flood, R OBP: 0.369, SLG: 0.421 (1, 8) X	0-0 4-3 ①		0-0 5-3 ②		0-0 1B 1B	0-0 E8 1B			
Carl Warwick, R OBP: 0.328, SLG: 0.492 (1, 7) X	0-0 4-3 ②		0-0 F9		0-0 L7	0-3 K ②			
Dick Groat, R OBP: 0.326, SLG: 0.354 (1, 6) X	0-0 G3			0-0 2-3 ①	0-0 BB 1B 1B	0-0 L3 ③			
Ken Boyer, R OBP: 0.414, SLG: 0.540 (1, 5)		0-3 K ①		0-0 6-3 ②	0-0 BB 1B	0-0 1-3 ①			
Jeff Long, R OBP: 0.375, SLG: 0.382 (1, 9)		0-3 K ②		0-0 BB 1B 1B	0-0 F7	0-3 K ②			
Johnny Lewis, L OBP: 0.351, SLG: 0.398 (8, 9)									
Bill White, L OBP: 0.313, SLG: 0.408 (1, 3) X		0-0 F2 ③		0-0 BB 1B 1B	4-0 BB	0-0 6-3 ③			
Julian Javier, R OBP: 0.257, SLG: 0.360 (1, 4)			0-0 6-3 ①	4-0 BB 1B 1B	0-0 1-3 ③		0-3 K ①		
Tim McCarver, L OBP: 0.354, SLG: 0.475 (1, 2)			0-0 2B	0-0 BB 1B		0-0 E SH3-4 1B	0-0 F6 ②		
Ray Sadecki, L OBP: 0.176, SLG: 0.294 (1, 1)			0-0 2B	0-0 F5		0-0 SH3-4 ①	0-3 K ③		

Inning Stats	R: 0	H: 0	E: 0	K: 0	S: 3	LOB: 0	BB: 0	P: 3
	R: 0	H: 0	E: 0	K: 2	S: 7 <td>LOB: 0</td> <td>BB: 0</td> <td>P: 7 </td>	LOB: 0	BB: 0	P: 7
	R: 1	H: 2	E: 0	K: 0	S: 5 <td>LOB: 1</td> <td>BB: 0</td> <td>P: 5 </td>	LOB: 1	BB: 0	P: 5
	R: 2	H: 3	E: 0	K: 0	S: 6 <td>LOB: 2</td> <td>BB: 1</td> <td>P: 10 </td>	LOB: 2	BB: 1	P: 10
	R: 1	H: 3	E: 0	K: 0	S: 6 <td>LOB: 3</td> <td>BB: 1</td> <td>P: 10 </td>	LOB: 3	BB: 1	P: 10
	R: 0	H: 2	E: 1	K: 1	S: 7 <td>LOB: 2</td> <td>BB: 0</td> <td>P: 7 </td>	LOB: 2	BB: 0	P: 7
	R: 0	H: 0	E: 0	K: 1	S: 5 <td>LOB: 0</td> <td>BB: 0</td> <td>P: 5 </td>	LOB: 0	BB: 0	P: 5
	R: 0	H: 0	E: 0	K: 2	S: 7 <td>LOB: 0</td> <td>BB: 0</td> <td>P: 7 </td>	LOB: 0	BB: 0	P: 7

PITCHER	IP	WLS	BF	H	R	ER	SO	BB	IBB	HBP	BLK	WP	HR	S	P	ERA	WHIP
Jim O'Toole, L ERA: 3.86 (1, 1)	4.2	L	24	8	4	4	2	2	0	0	0	0	0	26	34	7.71	2.143
Joey Jay, R ERA: 3.93 (5, 1)	3.1		12	2	0	0	4	0	0	0	0	0	0	20	20	0.00	0.600

AB R H RBI BB SO LOB

4	1	2	0	0	0	1
4	0	0	0	0	1	4
4	0	1	0	0	0	2
4	0	1	1	0	1	0
4	1	1	0	0	2	2
0	0	0	0	0	0	0
3	1	1	0	1	0	0
3	0	0	0	1	1	3
4	1	3	2	0	0	0
3	0	1	1	0	1	2

1B: 8	SF: 0	WP: 0	PA: 36
2B: 2	SAC: 1	PB: 0	
3B: 0	DP: 0	SB: 0	
HR: 0	HBP: 0	CS: 0	

PITCHER	IP	WLS	BF	H	R	ER	SO	BB	IBB	HBP	BLK	WP	HR	S	P	ERA	WHIP
---------	----	-----	----	---	---	----	----	----	-----	-----	-----	----	----	---	---	-----	------

Cincinnati Reds @ St. Louis Cardinals
Sportsman's Park, St. Louis, MO
Fri May 29 1964, 8:05 PM EDT
Att. 10,219 - Unknown

livebaseballscorecards.com

AB	33
R	4
H	10
RBI	4
BB	2
SO	6
LOB	14



Batter	1	2	3	4	5	6	7	8	9	AB R H RBI BB SO LOB	TOP									
Pete Rose, S (1, 4) OBP: 0.288, SLG: 0.278	0-0 L3		0-0 BB 1B		0-3 K			4-0 BB		3 0 1 0 1 1 1										
Tommy Harper, R (1, 7) OBP: 0.339, SLG: 0.327	0-0 F5		0-0 BB 1B		0-0 F6			0-0 1-3		4 0 1 0 0 0 2										
Vada Pinson, L (1, 8) OBP: 0.317, SLG: 0.414	0-0 F8		4-0 BB			0-0 G3		0-3 K		3 0 0 0 1 1 1										
Gordy Coleman, L (1, 3) OBP: 0.357, SLG: 0.500		0-0 HR	0-0 F6		0-0 F6		0-0 F6	0-0 F3		4 1 1 1 0 0 4										
Frank Robinson, R (1, 9) OBP: 0.404, SLG: 0.584		0-0 F2		0-0 F8		0-0 F8		0-0 2B 1B		4 0 1 0 0 0 0										
Leo Cardenas, R (1, 6) OBP: 0.356, SLG: 0.463		0-0 F9		0-0 F9			0-0 2B	0-0 1-3 2B		4 0 2 0 0 0 0										
Johnny Edwards, L (1, 2) OBP: 0.317, SLG: 0.359		0-3 K		0-0 L6			0-3 K	0-0 F5		4 0 0 0 0 2 3										
Steve Boros, R (1, 5) OBP: 0.262, SLG: 0.327			0-0 6-3		0-0 S 1B		0-0 L6	0-3 K		4 0 1 0 0 1 3										
Sammy Ellis, L (1, 1) Marty Keough, L (7, PH) Billy McCool, R (7, 1) Bob Skinner, L (9, PH)			0-0 5-3		0-0 L7		0-3 K	0-0 6-3		2 0 0 0 0 0 1 1 0 0 0 0 1 1 0 0 0 0 0 0 0 1 0 0 0 0 0 2										
Inning Stats	R: 0 E: 0 K: 0 S: 3	H: 0 LOB: 0 BB: 0 P: 3	R: 1 E: 0 K: 1 S: 6	H: 1 LOB: 0 BB: 0 P: 6	R: 0 E: 0 K: 0 S: 5	H: 2 LOB: 3 BB: 1 P: 9	R: 0 E: 0 K: 0 S: 3	H: 0 LOB: 0 BB: 0 P: 3	R: 0 E: 0 K: 1 S: 6	H: 1 LOB: 1 BB: 0 P: 6	R: 0 E: 0 K: 2 S: 8	H: 1 LOB: 1 BB: 0 P: 8	R: 0 E: 0 K: 1 S: 5	H: 0 LOB: 1 BB: 1 P: 9	R: 0 E: 0 K: 1 S: 7	H: 2 LOB: 2 BB: 0 P: 7	1B: 4 2B: 2 3B: 0 HR: 1	SF: 0 SAC: 0 DP: 0 HBP: 0	WP: 0 PB: 0 SB: 1 CS: 0	PA: 36
PITCHER Ernie Broglio, R (1, 1) ERA: 3.73	IP: 9.0 WLS: W BF: 36 H: 7 R: 1 ER: 1 SO: 6 BB: 2 IBB: 0 HBP: 0 BLK: 0 WP: 0 HR: 1 S: 46 P: 54 ERA: 1.00 WHIP: 1.000											PITCHER IP: WLS: BF: H: R: ER: SO: BB: IBB: HBP: BLK: WP: HR: S: P: ERA: WHIP:								

Cincinnati Reds @ St. Louis Cardinals
Sportsman's Park, St. Louis, MO
 Sat May 30 1964, 4:33 AM EDT
 Att: 11,051 - Unknown

livebaseballscorecards.com

AB	34
R	1
H	7
RBI	1
BB	2
SO	6
LOB	18



Batter	1	2	3	4	5	6	7	8	9	AB	R	H	RBI	BB	SO	LOB
Curt Flood, R OBP: 0.366, SLG: 0.417 (1, 8)	0-0 F9		0-0 6-3		0-0 2-3 3-H 1B	0-0 5-3				4	0	1	1	0	0	2
Doug Clemens, L OBP: 0.295, SLG: 0.456 (1, 7)	0-0 L6		4-0 BB		0-0 F6		0-0 F6			3	0	0	0	1	0	1
Dick Groat, R OBP: 0.335, SLG: 0.380 (1, 6) Jerry Buchek, R OBP: 0.600, SLG: 1.000 (7, PR) (8, 6)	0-0 HR 1B		0-0 F2			0-0 3B 2B	0-0 SF4 3B			4	2	3	0	0	0	1
Ken Boyer, R OBP: 0.422, SLG: 0.573 (1, 5)	0-0 1-H HR			0-0 6-3		0-0 1B 3B	4-0 SF4 IBB			3	2	2	3	1	0	0
Bill White, L OBP: 0.306, SLG: 0.400 (1, 3)	0-0 F2			0-0 F6		0-0 G3	0-0 SF4			3	0	0	1	0	0	1
Tim McCarver, L OBP: 0.351, SLG: 0.468 (1, 2)		0-0 3-1		0-0 1-3		0-0 2B 4-3 1B	0-0 F4			4	1	1	1	0	0	2
Carl Warwick, R OBP: 0.338, SLG: 0.508 (1, 9)		0-0 L7			0-0 SH3-4 1B 1B	0-0 4-3 2B		0-0 F3		4	1	2	0	0	0	0
Julian Javier, R OBP: 0.270, SLG: 0.376 (1, 4)		0-3 K			4-0 1B SH3-4 BB	4-0 4-3 IBB		0-0 F2-5 3B		2	0	1	0	2	1	0
Ernie Broglio, R OBP: 0.190, SLG: 0.158 (1, 1)			0-0 L8		0-0 SH3-4	0-0 4-3		0-0 F2-5		3	0	0	1	0	0	3

Inning Stats	R: 2	H: 2	E: 0	LOB: 0	K: 0	S: 5	R: 0	H: 0	E: 0	LOB: 0	K: 1	S: 5	R: 0	H: 0	E: 0	LOB: 1	K: 0	S: 3	R: 0	H: 0	E: 0	LOB: 0	K: 0	S: 3	R: 1	H: 1	E: 0	LOB: 2	K: 0	S: 4	R: 0	H: 1	E: 0	LOB: 0	K: 0	S: 3			
Sammy Ellis, R ERA: 4.4 (1, 1)	6.0	WLS L	28	H 8	R 6	ER 6	SO 1	BB 2	IBB 1	HBP 0	BLK 0	WP 0	HR 1	S 27	P 39	ERA 9.00	WHIP 1.667																						
Billy McCool, L ERA: 3.0 (7, 1)	2.0	WLS L	8	H 2	R 1	ER 1	SO 0	BB 0	IBB 1	HBP 0	BLK 0	WP 0	HR 0	S 7	P 11	ERA 4.50	WHIP 1.000																						

BOTTOM

Cincinnati Reds @ St. Louis Cardinals
Sportsman's Park, St. Louis, MO

Sat May 30 1964, 4:33 AM EDT
Att. 11,051 - Unknown

AB	30
R	7
H	10
RBI	7
BB	4
SO	1
LOB	10



1B: 4	SF: 1	WP: 0	PA: 36
2B: 3	SAC: 1	PB: 0	
3B: 3	DP: 1	SB: 0	
HR: 1	HBP: 0	CS: 0	

livebaseballscorecards.com

Batter	1	2	3	4	5	6	7	8	9	AB R H RBI BB SO LOB	TOP											
Pete Rose, S OBP: 0.286, SLG: 0.272 (1, 4) BB BB	4-0 1B 1B BB	0-0 6-3		0-0 4-3		0-0 1-3		0-3 K		4 1 0 0 1 1 3												
Tommy Harper, R OBP: 0.349, SLG: 0.333 (1, 7) X	0-0 1B 1-3 BB 1B	4-0 BB		0-0 1B		0-0 1-3		0-3 K		4 1 2 0 1 1 0												
Vada Pinson, L OBP: 0.308, SLG: 0.401 (1, 8) S S S	0-3 K	0-0 F7		0-0 F9		0-0 F5		0-0 5-3		5 0 0 0 0 1 4												
Gordy Coleman, L OBP: 0.348, SLG: 0.482 (1, 3) X	0-0 BB 1-3 SF8 3-H 1B		0-0 F3		0-0 G3		0-0 4-3		0-0 4-3	5 1 1 1 0 0 0												
Frank Robinson, R OBP: 0.406, SLG: 0.576 (1, 9) B B B	4-0 SF8 1-2 1B BB BB		0-0 E5 S 1B		0-0 L9		0-0 4-3 1B BB			2 3 0 0 2 0 0												
Leo Cardenas, R OBP: 0.354, SLG: 0.454 (1, 6) B B B	4-0 1B 1-2 2-3 3-H BB		0-0 F6		0-0 F7		0-0 4-3			3 0 0 1 1 0 2												
Johnny Edwards, L OBP: 0.322, SLG: 0.366 (1, 2) X	0-0 SF8		0-0 1B		0-3 K		0-0 SH1-3 1B 2-H 1B			3 0 2 3 0 1 0												
Steve Boros, R OBP: 0.292, SLG: 0.356 (1, 5) X	0-0 1-3 3-H 1B		0-0 F4		0-0 SH5-4 1B		0-0 SH1-3 1B			4 0 3 1 0 0 1												
Bob Purkey, R OBP: 0.118, SLG: 0.118 (1, 1) S S		0-3 K		0-3 K		0-0 SH5-4		0-0 SH1-3		2 0 0 0 0 2 0												
Inning Stats	R: 4 E: 0 K: 1 S: 7	H: 3 LOB: 2 BB: 3 P: 19	R: 0 E: 0 K: 1 S: 5	H: 0 LOB: 1 BB: 1 P: 9	R: 1 E: 1 K: 0 S: 5	H: 1 LOB: 1 BB: 0 P: 5	R: 0 E: 0 K: 1 S: 6	H: 1 LOB: 1 BB: 0 P: 6	R: 0 E: 0 K: 0 S: 3	H: 0 LOB: 0 BB: 0 P: 3	R: 0 E: 0 K: 1 S: 6	H: 1 LOB: 1 BB: 0 P: 6	R: 0 E: 0 K: 0 S: 3	H: 0 LOB: 0 BB: 0 P: 3	R: 1 E: 0 K: 1 S: 7	H: 2 LOB: 2 BB: 1 P: 11	R: 0 E: 0 K: 1 S: 5	H: 0 LOB: 0 BB: 0 P: 5	1B: 8 2B: 0 3B: 0 HR: 0	SF: 1 SAC: 2 DP: 0 HBP: 0	WP: 0 PB: 0 SB: 1 CS: 0	PA: 40
PITCHER	IP WLS BF H R ER SO BB IBB HBP BLK WP HR S P ERA WHIP																					
Ray Washburn, R ERA: 4.24 (1, 1)	0.1 L 6 2 4 4 1 3 0 0 0 0 0 0 5 17 108.00 15.000																					
Roger Craig, R ERA: 2.56 (1, 1)	7.2 31 6 2 1 4 2 0 0 0 0 0 37 45 1.17 1.043																					
Ron Taylor, R ERA: 7.67 (9, 1)	1.0 3 0 0 0 1 0 0 0 0 0 0 5 5 0.00 0.000																					

Cincinnati Reds @ St. Louis Cardinals
Sportsman's Park, St. Louis, MO
Sun May 31 1964, 4:33 AM EDT
Unknown

livebaseballscorecards.com

AB 32
R 6
H 8
RBI 6
BB 5
SO 6
LOB 10



Batter	1	2	3	4	5	6	7	8	9	AB	R	H	RBI	BB	SO	LOB
Curt Flood, R OBP: 0.364, SLG: 0.413 (1, 8) X	0-0 4-3 ①		0-0 FC5-4 ②			0-0 F8 ①		0-0 FC4-8 1B		4	0	1	0	0	0	1
Doug Clemens, L OBP: 0.277, SLG: 0.426 (1, 7) X	0-0 3-1 ②		0-0 4-3 ③			0-0 1-3 ②		0-0 F8 ②		4	0	0	0	0	0	2
Dick Groat, R OBP: 0.333, SLG: 0.377 (1, 6) X	0-0 1B			0-0 5-3 ①		0-0 1-3 ③		0-0 FC4-6 1-2f		4	0	1	0	0	0	1
Ken Boyer, R OBP: 0.413, SLG: 0.560 (1, 5) X	0-0 F8 ③			0-0 6-3 ②		0-0 5-3 ①		0-0 5-3 ①		4	0	0	0	0	0	1
Bill White, L OBP: 0.310, SLG: 0.399 (1, 3)		0-3 K2-3 ①		4-0 BB		0-0 1B 1B		0-0 F6 ②		3	0	1	0	1	1	0
Tim McCarver, L OBP: 0.348, SLG: 0.461 (1, 2) X	0-0 1-3 ②		0-3 K2-3 ③			0-0 1-2 1B		0-3 K ③		4	0	1	0	0	2	1
Carl Warwick, R OBP: 0.338, SLG: 0.500 (1, 9) X	0-0 F3 ③				0-0 G6-4-3 1B		0-0 F9 ②			3	0	1	0	0	0	2
Julian Javier, R OBP: 0.272, SLG: 0.375 (1, 4) X			0-0 FC5-4 1B		0-0 G6-4-3 ① ②		0-0 F7 ③			3	0	1	0	0	0	3
Ray Washburn, R OBP: 0.167, SLG: 0.167 (1, 1) S			0-3 K ①		0-0 6-3 ③			0-0 F3 ①		0	0	0	0	0	0	0
Roger Craig, R OBP: 0.400, SLG: 0.353 (1, 1) S										2	0	0	0	0	1	1
Jeoff Long, R OBP: 0.366, SLG: 0.371 (8, PH)										1	0	0	0	0	0	0
Ron Taylor, R (9, 1)										0	0	0	0	0	0	0


Inning Stats	R: 0 E: 0 K: 0 S: 4	H: 1 LOB: 1 BB: 0 P: 4	R: 0 E: 0 K: 1 S: 5	H: 0 LOB: 0 BB: 0 P: 5	R: 0 E: 0 K: 1 S: 6	H: 1 LOB: 1 BB: 0 P: 6	R: 0 E: 0 K: 1 S: 5	H: 0 LOB: 1 BB: 1 P: 9	R: 0 E: 0 K: 0 S: 3	H: 1 LOB: 0 BB: 0 P: 3	R: 0 E: 0 K: 0 S: 3	H: 0 LOB: 0 BB: 0 P: 3	R: 0 E: 0 K: 0 S: 5	H: 2 LOB: 2 BB: 0 P: 5	R: 0 E: 0 K: 0 S: 4	H: 1 LOB: 1 BB: 0 P: 4	R: 0 E: 0 K: 1 S: 5	H: 0 LOB: 0 BB: 0 P: 5	1B: 6 2B: 0 3B: 0 HR: 0	SF: 0 SAC: 0 DP: 1 HBP: 0
PITCHER Bob Purkey, R ERA: 3.02 (1, 1)	IP 9.0	WLS W	BF 33	H 6	R 0	ER 0	SO 4	BB 1	IBB 0	HBP 0	BLK 0	WP 0	HR 0	S 40	P 44	ERA 0.00	WHIP 0.778			

BOTTOM

Cincinnati Reds @ St. Louis Cardinals
Sportsman's Park, St. Louis, MO

Sun May 31 1964, 4:33 AM EDT
Unknown

AB	32
R	0
H	6
RBI	0
BB	1
SO	4
LOB	12



WP: 0 PA: 33
PB: 0 SB: 0
CS: 0

livebaseballscorecards.com

Batter	1	2	3	4	5	6	7	8	9	AB R H RBI BB SO LOB	TOP																					
Pete Rose, S (1, 4) OBP: 0.280, SLG: 0.266	0-0 1-3			0-3 K		0-3 K		0-0 4-3		4 0 0 0 0 2 0																						
Tommy Harper, R (1, 7) OBP: 0.346, SLG: 0.325	0-0 5-3			0-0 4-3		4-0 S BB			0-0 6-3	3 0 0 0 1 0 0																						
Vada Pinson, L (1, 8) OBP: 0.306, SLG: 0.398	0-0 F9			0-0 4-3		0-0 F9 1-2			0-0 1B 1B	4 1 1 0 0 0 1																						
Gordy Coleman, L (1, 3) OBP: 0.344, SLG: 0.471 Bill Henry, L (9, PR)		0-0 3-1			0-0 4-3		0-0 F8		0-0 1B 1B	4 0 1 0 0 0 0 0 0 0 0 0 0 0																						
Frank Robinson, R (1, 9) OBP: 0.414, SLG: 0.577		0-0 5-3				1B 1B	4-0 1B PO BB		0-0 1B 1B	3 0 2 1 1 0 0																						
Leo Cardenas, R (1, 6) OBP: 0.351, SLG: 0.449		0-3 K				1-3 5-3 1B	0-3 K		0-0 F5	4 0 1 0 0 2 3																						
Steve Boros, R (1, 5) OBP: 0.294, SLG: 0.355 Marty Keough, L (9, PH) OBP: 0.212, SLG: 0.355			0-0 1-3		0-0 5-3	1-2	0-0 1B		0-0 F7	3 0 1 0 0 0 2 1 0 0 0 0 0 2																						
Hal Smith, R (1, 2) OBP: 0.258, SLG: 0.214			0-3 K		0-0 F3		0-0 PO	0-3 K		3 0 0 0 0 2 2																						
John Tsitouris, R (1, 1) OBP: 0.273, SLG: 0.300			0-0 1-3			0-3 K		0-0 1-3		3 0 0 0 0 1 0																						
Inning Stats	R: 0 E: 0 K: 0 S: 3	H: 0 LOB: 0 BB: 0 P: 3	R: 0 E: 0 K: 1 S: 5	H: 0 LOB: 0 BB: 0 P: 5	R: 0 E: 0 K: 1 S: 5	H: 0 LOB: 0 BB: 0 P: 5	R: 0 E: 0 K: 1 S: 5	H: 2 LOB: 2 BB: 0 P: 5	R: 0 E: 0 K: 2 S: 7	H: 0 LOB: 1 BB: 1 P: 11	R: 0 E: 0 K: 1 S: 5	H: 1 LOB: 1 BB: 1 P: 9	R: 0 E: 0 K: 1 S: 5	H: 0 LOB: 0 BB: 0 P: 5	R: 1 E: 0 K: 0 S: 6	H: 3 LOB: 2 BB: 0 P: 6	1B: 6 2B: 0 3B: 0 HR: 0	SF: 0 SAC: 0 DP: 0 HBP: 0	WP: 0 PB: 0 SB: 1 CS: 0	PA: 35												
PITCHER Bob Gibson, R (1, 1) ERA: 2.04	IP 9.0	WLS W	BF 34	H 6	R 1	ER 1	SO 7	BB 2	IBB 0	HBP 0	BLK 0	WP 0	HR 0	S 46	P 54	ERA 1.00	WHIP 0.889															
											PITCHER	IP	WLS	BF	H	R	ER	SO	BB	IBB	HBP	BLK	WP	HR	S	P	ERA	WHIP				

Cincinnati Reds @ St. Louis Cardinals
Sportsman's Park, St. Louis, MO
 Sun May 31 1964, 4:38 AM EDT
 Att. 20,240 - Unknown

livebaseballscorecards.com

AB	32
R	1
H	6
RBI	1
BB	2
SO	7
LOB	10



Batter	1	2	3	4	5	6	7	8	9
Curt Flood, R OBP: 0.372, SLG: 0.421 (1, 8) X	0-0 4-3 WP 1B		0-0 K 1B			0-0 L8		0-0 SF9 BB 1-2 1B	
Doug Clemens, L OBP: 0.275, SLG: 0.406 (1, 7) S S S	0-3 K 1-2		0-3 K 1-2			0-0 F6		4-0 BB BB 1-2 2-3 1B BB	
Dick Groat, R OBP: 0.332, SLG: 0.387 (1, 6) X	0-0 4-3 2-3			0-0 4-3		0-0 3B		0-0 SF9 2-3 3-H	
Ken Boyer, R OBP: 0.415, SLG: 0.558 (1, 5) X	0-0 5-3			0-0 1B		0-0 L7		0-0 1-2 3-H 1B	
Bill White, L OBP: 0.303, SLG: 0.389 (1, 3) X		0-0 3-1		0-3 K		0-0 L9		0-3 K	
Tim McCarver, L OBP: 0.340, SLG: 0.450 (1, 2) S S S		0-3 K		0-0 F6		0-0 6-3			
Carl Warwick, R OBP: 0.338, SLG: 0.493 (1, 9) X		0-0 1B			0-0 F7		0-0 F7		
Julian Javier, R OBP: 0.266, SLG: 0.367 (1, 4) X		0-0 F6			0-0 F4		0-0 F7		
Bob Gibson, R OBP: 0.214, SLG: 0.154 (1, 1) X			0-0 5-3		0-0 F9		0-0 BB BB SF9 1B 1B		

Inning Stats	R: 0	H: 1	E: 0	LOB: 1	K: 1	BB: 0	S: 6	P: 6
	0	1	0	1	1	0	6	6
	0	1	0	1	0	0	6	6
	0	1	0	0	0	0	5	5
	0	1	0	1	0	0	6	6
	0	0	0	0	0	0	3	3
	0	1	0	1	0	0	4	4
	0	0	0	0	0	0	3	3
	2	3	0	2	1	1	12	12

PITCHER	IP	WLS	BF	H	R	ER	SO	BB	IBB	HBP	BLK	WP	HR	S	P	ERA	WHIP
John Tsitouris, R ERA: 5.5 (1, 1)	8.0	L	32	8	2	2	5	1	0	0	0	1	0	41	45	2.25	1.125

AB R H RBI BB SO LOB

4	1	3	0	0	0	0
3	0	0	0	1	2	2
3	0	1	1	0	0	1
4	0	2	1	0	0	2
4	0	0	0	0	2	3
3	0	0	0	0	1	1
3	0	1	0	0	0	0
3	0	0	0	0	0	1
3	1	1	0	0	0	0

AB	30
R	2
H	8
RBI	2
BB	1
SO	5
LOB	10



Cincinnati Reds @ St. Louis Cardinals
Sportsman's Park, St. Louis, MO
Sun May 31 1964, 4:38 AM EDT
Att. 20,240 - Unknown

livebaseballscorecards.com

WP	PA
1	32
PB	0
SB	0
CS	0

Batter	1	2	3	4	5	6	7	8	9	AB R H RBI BB SO LOB	TOP																		
Pete Rose, S (1, 4) OBP: 0.283, SLG: 0.269	0-0 1-3		0-0 1-3		0-0 E7 1B			0-0 2B 3B 1B	0-3 K	5 1 2 0 0 1 1																			
Tommy Harper, R (1, 7) OBP: 0.348, SLG: 0.344	0-0 2B		0-0 F2		0-0 F3			0-0 1-3 3B 2B	0-0 5-3	5 1 2 0 0 0 2																			
Vada Pinson, L (1, 8) OBP: 0.315, SLG: 0.409	0-0 5-3		4-0 BB				0-0 F8	0-0 2-H 3-H 6-3 3B	4-0 1B 1B IBB	3 2 1 2 2 0 1																			
Deron Johnson, R (1, 3) OBP: 0.378, SLG: 0.477	0-0 F8		0-3 K				0-3 K	0-0 6-3 3B	0-0 1-2 2-H 1B 1B	5 0 1 2 0 2 2																			
Frank Robinson, R (1, 9) OBP: 0.414, SLG: 0.578					0-0 4-3		0-0 5-3	0-0 2B 2B	0-0 1-2 2-H 1B 1B	5 1 2 1 0 0 0																			
Leo Cardenas, R (1, 6) OBP: 0.347, SLG: 0.441								0-0 6-3	0-0 F3	5 1 1 0 0 0 3																			
Johnny Edwards, L (1, 2) OBP: 0.327, SLG: 0.378					0-3 K			0-0 F8	0-0 2-H 2B	4 0 2 1 0 1 0																			
Steve Boros, R (1, 5) OBP: 0.292, SLG: 0.348								0-0 1-3 1B	0-0 F9	4 0 1 1 0 0 2																			
Joe Nuxhall, L (1, 1) OBP: 0.087, SLG: 0.087									0-0 K	1 0 0 0 0 0 1 1																			
Bob Skinner, L (5, PH) OBP: 0.262, SLG: 0.421									0-0 1B	1 0 0 0 0 0 0 0																			
Joey Jay, S (5, 1)									0-0 K	0 0 0 0 0 0 0 0																			
Gordy Coleman, L (7, PH) OBP: 0.340, SLG: 0.466									0-0 K	1 0 0 0 0 0 1 1																			
Billy McCool, R (7, 1)									0-0 K	0 0 0 0 0 0 0 0																			
Marty Keough, L (8, PH) OBP: 0.235, SLG: 0.406									0-0 K	1 1 1 0 0 0 0 0																			
Ryne Duren, R (8, 1)									0-0 K	0 0 0 0 0 0 0 0																			
Inning Stats	R: 0 E: 0 K: 0 S: 4	H: 1 LOB: 1 BB: 0 P: 4	R: 1 E: 0 K: 1 S: 7	H: 2 LOB: 1 BB: 0 P: 7	R: 0 E: 0 K: 1 S: 5	H: 0 LOB: 0 BB: 0 P: 5	R: 0 E: 0 K: 1 S: 5	H: 0 LOB: 0 BB: 0 P: 5	R: 0 E: 1 K: 0 S: 4	H: 1 LOB: 1 BB: 0 P: 4	R: 0 E: 0 K: 1 S: 5	H: 0 LOB: 0 BB: 0 P: 5	R: 0 E: 0 K: 1 S: 6	H: 1 LOB: 1 BB: 0 P: 6	R: 4 E: 0 K: 0 S: 8	H: 5 LOB: 1 BB: 0 P: 8	R: 2 E: 0 K: 1 S: 8	H: 3 LOB: 2 BB: 1 P: 12	1B: 7 2B: 5 3B: 1 HR: 0	SF: 0 SAC: 0 DP: 0 HBP: 0	WP: 0 PB: 0 SB: 0 CS: 0	PA: 42							
PITCHER	IP WLS BF H R ER SO BB IBB HBP BLK WP HR S P ERA WHIP												PITCHER	IP WLS BF H R ER SO BB IBB HBP BLK WP HR S P ERA WHIP															
Warren Spahn, L (1, 1) ERA: 4.22	7.1		32	9	5	5	5	1	0	0	0	0	0	0	41	45	6.14	1.364											
Bob Sadowski, R (8, 1) ERA: 4.82	1.2	L	10	4	2	2	1	0	1	0	0	0	0	0	11	15	10.80	2.400											

Cincinnati Reds @ Milwaukee Braves
Milwaukee County Stadium, Milwaukee, WI
 Tue Jun 02 1964, 8:05 PM EDT
 Att. 6,739 - Unknown

livebaseballscorecards.com

AB	40
R	7
H	13
RBI	7
BB	2
SO	6
LOB	13



Batter	1	2	3	4	5	6	7	8	9	AB	R	H	RBI	BB	SO	LOB
Rico Carty, R OBP: 0.333, SLG: 0.511 (1, 7)	0-0 L4		0-3 K		0-0 F2		0-3 K			4	0	0	0	0	2	2
Eddie Mathews, L OBP: 0.325, SLG: 0.329 (1, 5)	0-3 K		0-3 K		0-0 L9			0-3 K		4	0	0	0	0	3	1
Hank Aaron, R OBP: 0.376, SLG: 0.429 (1, 9)	0-0 F8			0-0 F2	0-0 F7			0-0 2B		4	0	1	0	0	0	0
Joe Torre, R OBP: 0.415, SLG: 0.624 (1, 2)		0-0 F9		4-0 HR BB		0-0 1-3		4-0 BB		2	1	0	0	2	0	0
Gene Oliver, R OBP: 0.290, SLG: 0.441 (1, 3)		0-0 HR		0-0 HR		0-0 F6		0-0 F8		4	2	2	3	0	0	2
Felipe Alou, R OBP: 0.291, SLG: 0.373 (1, 8)		0-0 F3		0-0 WP HR 1B		4-0 CS BB		0-0 1-3		3	1	1	0	1	0	2
Denis Menke, R OBP: 0.389, SLG: 0.476 (1, 6)		0-0 3-1		0-0 HR		0-0 CS	0-3 K		0-0 F6	4	1	1	2	0	1	0
Frank Bolling, R OBP: 0.300, SLG: 0.345 (1, 4)			4-0 FC3-6 BB	0-3 K			0-0 L9		0-3 K	2	0	0	0	1	1	0
Ty Cline, L OBP: 0.269, SLG: 0.174 (9, PH)										1	0	0	0	0	1	0
Warren Spahn, L OBP: 0.233, SLG: 0.276 (1, 1)		0-0 FC3-6		0-0 G3					0-0 F6	3	0	1	0	0	0	1
Bob Sadowski, R OBP: 0.100, SLG: 0.100 (8, 1)										0	0	0	0	0	0	0
Lee Maye, L OBP: 0.352, SLG: 0.463 (9, PH)										1	0	0	0	0	0	0

Inning Stats	R: 0	H: 0	E: 0	K: 1	S: 5	R: 1	H: 1	E: 0	K: 0	S: 4	R: 0	H: 0	E: 0	K: 2	S: 7	R: 4	H: 3	E: 0	K: 1	S: 8	R: 0	H: 0	E: 0	K: 0	S: 3	R: 0	H: 1	E: 0	K: 2	S: 8	R: 0	H: 1	E: 0	K: 1	S: 6	R: 0	H: 0	E: 0	K: 1	S: 5	R: 0	H: 0	E: 0	K: 1	S: 5	1B: 2	2B: 1	3B: 0	SF: 0	SAC: 0	DP: 0	HBP: 0	WP: 1	PB: 0	SB: 0	CS: 1	PA: 37
--------------	------	------	------	------	------	------	------	------	------	------	------	------	------	------	------	------	------	------	------	------	------	------	------	------	------	------	------	------	------	------	------	------	------	------	------	------	------	------	------	------	------	------	------	------	------	-------	-------	-------	-------	--------	-------	--------	-------	-------	-------	-------	--------

PITCHER	IP	WLS	BF	H	R	ER	SO	BB	IBB	HBP	BLK	WP	HR	S	P	ERA	WHIP
Joe Nuxhall, L ERA: 3.8 (1, 1)	4.0		18	4	5	5	4	2	0	0	0	1	3	24	32	11.25	1.500
Joey Jay, R ERA: 3.72 (5, 1)	2.0		6	0	0	0	0	1	0	0	0	0	0	5	9	0.00	0.500
Billy McCool, L ERA: 2.57 (7, 1)	2.0	W	9	2	0	0	3	1	0	0	0	0	0	14	18	0.00	1.500
Ryne Duren, R ERA: 4.91 (9, 1)	1.0	S	3	0	0	0	1	0	0	0	0	0	0	5	5	0.00	0.000

BOTTOM

Cincinnati Reds @ Milwaukee Braves
 Milwaukee County Stadium, Milwaukee, WI
 Tue Jun 02 1964, 8:05 PM EDT
 Att. 6,739 - Unknown

livebaseballscorecards.com

AB	32
R	5
H	6
RBI	5
BB	4
SO	8
LOB	8



Batter	1	2	3	4	5	6	7	8	9	AB R H RBI BB SO LOB	TOP																						
Pete Rose, S (1, 4) OBP: 0.282, SLG: 0.269	0-0 5-3		0-0 F8		0-0 1-3		0-0 1B			4 0 1 0 0 0 1																							
Tommy Harper, R (1, 7) OBP: 0.338, SLG: 0.333	0-3 K		0-3 K		0-3 K		0-3 K			4 0 0 0 0 4 1																							
Vada Pinson, L (1, 8) OBP: 0.313, SLG: 0.423	0-0 F6		0-0 F7		0-0 HR		0-0 4-3			4 1 1 1 0 0 0																							
Deron Johnson, R (1, 3) OBP: 0.373, SLG: 0.461		0-0 2-3		0-3 K		4-0 1B BB		0-0 F4		3 0 0 0 1 1 0																							
Frank Robinson, R (1, 9) OBP: 0.416, SLG: 0.573		4-0 FC4-6 BB		0-3 K		0-0 FC6-4 1B		0-0 1-3		3 0 1 0 1 1 0																							
Leo Cardenas, R (1, 6) OBP: 0.339, SLG: 0.430		0-0 FC4-6 1B 1-2f		0-0 6-3		0-3 K		0-0 F5		4 1 0 0 0 1 3																							
Johnny Edwards, L (1, 2) OBP: 0.325, SLG: 0.374		0-0 1B 1-2		0-0 F7		0-0 FC6-4 1-2f		0-3 K		4 0 1 0 0 1 2																							
Steve Boros, R (1, 5) OBP: 0.303, SLG: 0.357		0-0 1B 1-2 2-H		0-0 4-3 S 1B		0-3 K		0-0 F4		4 0 2 1 0 1 0																							
Jim Maloney, L (1, 1) OBP: 0.308, SLG: 0.182 Bill Henry, L (7, 1)		0-3 K		0-0 4-3 1-3		0-0 3-1				3 0 0 0 0 1 3 0 0 0 0 0 0 0																							
Inning Stats	R: 0 E: 0 K: 1 S: 5	H: 0 LOB: 0 BB: 0 P: 5	R: 1 E: 0 K: 1 S: 7	H: 2 LOB: 2 BB: 1 P: 11	R: 0 E: 0 K: 1 S: 5	H: 0 LOB: 0 BB: 0 P: 5	R: 0 E: 0 K: 2 S: 7	H: 0 LOB: 0 BB: 0 P: 7	R: 0 E: 0 K: 0 S: 4	H: 1 LOB: 1 BB: 0 P: 4	R: 1 E: 0 K: 2 S: 9	H: 2 LOB: 2 BB: 1 P: 13	R: 0 E: 0 K: 2 S: 8	H: 1 LOB: 1 BB: 0 P: 8	R: 0 E: 0 K: 0 S: 3	H: 0 LOB: 0 BB: 0 P: 3	R: 0 E: 0 K: 1 S: 5	H: 0 LOB: 0 BB: 0 P: 5	1B: 5 2B: 0 3B: 0 HR: 1	SF: 0 SAC: 0 DP: 0 HBP: 0	WP: 0 PB: 0 SB: 1 CS: 0	PA: 35											
PITCHER Denny Lemaster, L (1, 1) ERA: 4.25	IP 9.0	WLS W	BF 35	H 6	R 2	ER 2	SO 10	BB 2	IBB 0	HBP 0	BLK 0	WP 0	HR 1	S 53	P 61	ERA 2.00	WHIP 0.889																
											PITCHER	IP	WLS	BF	H	R	ER	SO	BB	IBB	HBP	BLK	WP	HR	S	P	ERA	WHIP					

Cincinnati Reds @ Milwaukee Braves
Milwaukee County Stadium, Milwaukee, WI
 Wed Jun 03 1964, 8:05 PM EDT
 Att: 11,834 - Unknown

livebaseballscorecards.com

AB	33
R	2
H	6
RBI	2
BB	2
SO	10
LOB	10



Batter	1	2	3	4	5	6	7	8	9
Lee Maye, L OBP: 0.356, SLG: 0.486 (1, 7)	0-0 FC5-4 WP 1B		0-0 F7			0-0 HR	0-0 4-3		
Eddie Mathews, L OBP: 0.323, SLG: 0.327 (1, 5)	0-0 FC5-4 1-2 1B		0-0 4-3			0-0 G3		0-0 2-3	
Hank Aaron, R OBP: 0.369, SLG: 0.419 (1, 9)	0-0 FC5-4 6-3 WP 1-2f 2-3		0-0 6-3			0-0 1-3		0-0 E3 FC6-4	
Joe Torre, R OBP: 0.411, SLG: 0.613 (1, 2)	0-0 6-3 1-3 3-H			4-0 CS BB		0-0 F7		0-0 FC6-4 1-2f	
Gene Oliver, R OBP: 0.273, SLG: 0.413 (1, 3)	0-0 F7			0-3 K 1-2			0-0 6-3	0-0 F8	
Felipe Alou, R OBP: 0.286, SLG: 0.366 (1, 8)		0-3 K		0-0 F9			0-0 F8		
Denis Menke, R OBP: 0.388, SLG: 0.496 (1, 6)		0-0 F7			0-0 F7		0-0 HR		
Miguel de la Hoz, R OBP: 0.333, SLG: 0.400 (1, 4)		4-0 BB			0-0 6-3		0-0 BB 1B		
Denny Lemaster, R (1, 1)		0-3 K			0-3 K		4-0 BB		

Inning Stats	R: 1 E: 0 K: 0 S: 5	H: 2 LOB: 1 BB: 0 P: 5	R: 0 E: 0 K: 2 S: 7	H: 0 LOB: 1 BB: 1 P: 11	R: 0 E: 0 K: 0 S: 3	H: 0 LOB: 0 BB: 0 P: 3	R: 0 E: 0 K: 1 S: 4	H: 0 LOB: 0 BB: 1 P: 8	R: 0 E: 0 K: 1 S: 5	H: 0 LOB: 0 BB: 0 P: 5	R: 1 E: 0 K: 0 S: 4	H: 1 LOB: 0 BB: 0 P: 4	R: 1 E: 0 K: 0 S: 5	H: 2 LOB: 2 BB: 1 P: 9	R: 0 E: 1 K: 0 S: 4	H: 0 LOB: 1 BB: 0 P: 4
1B: 3 2B: 1 3B: 0 HR: 2	SF: 0 SAC: 0 DP: 1 HBP: 0	WP: 1 PB: 0 SB: 0 CS: 1	PA: 32													

PITCHER	IP	WLS	BF	H	R	ER	SO	BB	IBB	HBP	BLK	WP	HR	S	P	ERA	WHIP
Jim Maloney, R ERA: 2.4 (1, 1)	6.2	L	27	5	3	3	4	3	0	0	0	1	2	32	44	4.05	1.200
Bill Henry, L ERA: 1.32 (7, 1)	1.1		5	0	0	0	0	0	0	0	0	0	0	5	5	0.00	0.000

BOTTOM

Cincinnati Reds @ Milwaukee Braves
Milwaukee County Stadium, Milwaukee, WI

Wed Jun 03 1964, 8:05 PM EDT
Att. 11,834 - Unknown

livebaseballscorecards.com

AB	29
R	3
H	5
RBI	2
BB	3
SO	4
LOB	10



Batter	1	2	3	4	5	6	7	8	9	AB R H RBI BB SO LOB	TOP
--------	---	---	---	---	---	---	---	---	---	----------------------	-----

Pete Rose, S (1, 4) <small>OBP: 0.282, SLG: 0.268</small>	0-0 F7			x 0-0 E E 1B		x 0-0 4-3		x 0-0 F5		4 1 1 0 0 0 0	
Tommy Harper, R (1, 7) <small>OBP: 0.342, SLG: 0.338</small>	0-0 L1			x 0-0 E8 1-H SF7 1B		x 0-0 1B		x 0-0 F8		4 1 2 0 0 0 0	
Vada Pinson, L (1, 8) <small>OBP: 0.312, SLG: 0.418</small>	0-0 4-3			x 0-0 SF7		S.S.S. x 0-3 K		B.B.B.B. x 4-0 BB HR BB		2 1 0 1 1 1 1	

Gordy Coleman, L (1, 3) <small>OBP: 0.340, SLG: 0.456</small> Deron Johnson, R (9, PH) <small>OBP: 0.379, SLG: 0.461</small> (9, 3)		B.B.B.B. 4-0 L4-6-3 BB BB		x 0-0 L9		x 0-0 F6		B.B.B.B. 4-0 HR BB		2 0 0 0 1 0 1 0 1 0 0 1 0 0	
Frank Robinson, R (1, 9) <small>OBP: 0.423, SLG: 0.614</small>		B.B.B.B. 4-0 L4-6-3 1-2 BB		x 0-0 HR		x 0-0 4-3		x 0-0 HR		3 2 2 4 1 0 0	
Leo Cardenas, R (1, 6) <small>OBP: 0.337, SLG: 0.426</small>		x 0-0 L4-6-3 1-2 2-3		x 0-0 4-3		x 0-0 1-3		x 0-0 G4-6-3 1B		4 0 1 0 0 0 2	

Johnny Edwards, L (1, 2) <small>OBP: 0.323, SLG: 0.366</small>		B.B.B.B. 4-0 G6-4-3 BB		x 0-0 6-3		x 0-0 F5		x 0-0 G4-6-3 1-2f		3 0 0 0 1 0 1	
Steve Boros, R (1, 5) <small>OBP: 0.291, SLG: 0.342</small>		x 0-0 G6-4-3 1-2f		x 0-0 F8		x 0-0 F8				3 0 0 0 0 0 1	
Jim O'Toole, S (1, 1) <small>OBP: 0.150, SLG: 0.167</small>		S.S.S. 0-3 K		x 0-0 6-3		x 0-0 6-3				3 0 0 0 0 1 0	

Inning Stats	R: 0 H: 0 E: 0 K: 0 S: 3	H: 0 LOB: 0 BB: 0 P: 3	R: 0 H: 0 E: 0 K: 0 S: 1	H: 0 LOB: 0 BB: 2 P: 9	R: 0 H: 0 E: 0 K: 1 S: 4	H: 0 LOB: 0 BB: 1 P: 8	R: 3 H: 3 E: 1 K: 0 S: 6	H: 3 LOB: 0 BB: 0 P: 6	R: 0 H: 0 E: 0 K: 0 S: 3	H: 0 LOB: 0 BB: 0 P: 3	R: 0 H: 1 E: 0 K: 1 S: 6	H: 1 LOB: 1 BB: 0 P: 6	R: 0 H: 0 E: 0 K: 0 S: 3	H: 0 LOB: 0 BB: 0 P: 3	R: 0 H: 0 E: 0 K: 0 S: 3	H: 0 LOB: 0 BB: 0 P: 3	R: 3 H: 2 E: 0 K: 0 S: 4	H: 2 LOB: 0 BB: 2 P: 12	1B: 4 SF: 1 2B: 0 SAC: 0 3B: 1 DP: 2 HR: 2 HBP: 0	WP: 0 PA: 34 PB: 0 SB: 0 CS: 0
--------------	--------------------------	------------------------	--------------------------	------------------------	--------------------------	------------------------	--------------------------	------------------------	--------------------------	------------------------	--------------------------	------------------------	--------------------------	------------------------	--------------------------	------------------------	--------------------------	-------------------------	--	---

PITCHER	IP	WLS	BF	H	R	ER	SO	BB	IBB	HBP	BLK	WP	HR	S	P	ERA	WHIP
Tony Cloninger, R (1, 1) <small>ERA: 3.19</small>	4.0		15	3	3	3	1	3	0	0	0	0	1	14	26	6.75	1.500
Dan Schneider, L (5, 1) <small>ERA: 2.84</small>	4.1	L	16	1	2	2	1	2	0	0	0	0	0	16	24	4.15	0.692
Bob Sadowski, R (9, 1) <small>ERA: 4.92</small>	0.2		3	2	1	1	0	0	0	0	0	0	1	3	3	13.50	3.000

Cincinnati Reds @ Milwaukee Braves
 Milwaukee County Stadium, Milwaukee, WI
 Thu Jun 04 1964, 4:33 AM EDT
 Att. 4,964 - Unknown

AB	28
R	6
H	6
RBI	5
BB	5
SO	2
LOB	6



livebaseballscores.com

Batter	1	2	3	4	5	6	7	8	9	AB	R	H	RBI	BB	SO	LOB
Rico Carty, R OBP: 0.337, SLG: 0.511 (1, 7)	0-0 F8		4-0 BB	0-0 BB			0-0 6-3		0-0 L8	4	0	1	2	1	0	1
Eddie Mathews, L OBP: 0.315, SLG: 0.318 (1, 5)	0-3 K		0-0 3-1	0-3 K			0-0 3-1		0-3 K	5	0	0	0	0	3	3
Hank Aaron, R OBP: 0.376, SLG: 0.420 (1, 9)	0-0 F6		4-0 BB		4-0 BB		0-0 E7			2	0	1	0	2	0	0
Joe Torre, R OBP: 0.402, SLG: 0.598 (1, 2)		0-0 5-3	0-0 F4		0-0 FC6-4		0-0 4-3			4	0	0	0	0	0	4
Gene Oliver, R OBP: 0.271, SLG: 0.403 (1, 3)		0-0 FC5-4		0-0 6-3	0-0 FC5-4			0-0 6-3		4	0	1	0	0	0	1
Felipe Alou, R OBP: 0.285, SLG: 0.363 (1, 8)		0-0 FC5-4		0-0 BB	0-0 F6			0-0 5-3		4	1	1	0	0	0	2
Denis Menke, R OBP: 0.391, SLG: 0.492 (1, 6)		0-0 FC6-4		4-0 BB		0-3 K		0-0 F7		3	1	1	0	1	1	0
Miguel de la Hoz, R OBP: 0.325, SLG: 0.385 (1, 4)		0-0 FC6-4		0-0 BB		0-0 F7			0-3 K	4	1	1	1	0	1	2
Tony Cloninger, R OBP: 0.222, SLG: 0.222 (1, 1)			0-3 K	0-0 F7		0-3 K			0-0 1B	1	0	0	0	0	1	0
Lee Maye, L OBP: 0.353, SLG: 0.482 (4, PH)										1	0	0	0	0	0	2
Dan Schneider, L (5, 1)										1	0	0	0	0	1	0
Bob Sadowski, R OBP: 0.100, SLG: 0.100 (9, 1)										0	0	0	0	0	0	0
Ty Cline, L OBP: 0.296, SLG: 0.208 (9, PH)										1	0	1	0	0	0	0

Inning Stats	R: 0	H: 0	R: 0	H: 2	R: 0	H: 0	R: 3	H: 3	R: 0	H: 0	R: 0	H: 1	R: 0	H: 0	R: 0	H: 1	R: 0	H: 1	1B: 6	SF: 0	WP: 0	PA: 38
	E: 0	LOB: 0	E: 0	LOB: 2	E: 0	LOB: 2	E: 0	LOB: 1	E: 0	LOB: 0	E: 1	LOB: 1	E: 0	LOB: 0	E: 0	LOB: 1	E: 0	LOB: 1	2B: 1	SAC: 0	PB: 0	
	K: 1	BB: 0	K: 0	BB: 0	K: 1	BB: 2	K: 1	BB: 1	K: 0	BB: 1	K: 0	BB: 0	K: 0	BB: 0	K: 2	BB: 0	K: 0	BB: 0	3B: 0	DP: 0	SB: 0	
	S: 5	P: 5	S: 5	P: 5	S: 5	P: 13	S: 8	P: 12	S: 3	P: 7	S: 4	P: 4	S: 3	P: 3	S: 8	P: 8	S: 8	P: 8	HR: 0	HBP: 0	CS: 0	

PITCHER	IP	WLS	BF	H	R	ER	SO	BB	IBB	HBP	BLK	WP	HR	S	P	ERA	WHIP
Jim O'Toole, L ERA: 3.71 (1, 1)	9.0	W	38	7	3	3	7	4	0	0	0	0	0	48	64	3.00	1.222

BOTTOM

Cincinnati Reds @ Milwaukee Braves
Milwaukee County Stadium, Milwaukee, WI

Thu Jun 04 1964, 4:33 AM EDT
Att. 4,964 - Unknown

livebaseballscorecards.com

AB	34
R	3
H	7
RBI	3
BB	4
SO	7
LOB	15



Batter	1	2	3	4	5	6	7	8	9	AB R H RBI BB SO LOB	TOP		
Curt Flood, R OBP: 0.352, SLG: 0.395 (1, 8) X	0-0 CS 1B		0-0 F4		0-0 6-3		0-0 6-3		0-0 FC6-4 1-2f	5 0 1 0 0 0 3			
Doug Clemens, L OBP: 0.260, SLG: 0.366 (1, 9) X	0-0 F5		0-0 F7		0-3 K		0-0 F7			4 0 0 0 0 1 1			
Dick Groat, R OBP: 0.319, SLG: 0.379 (1, 6) S S S	0-3 K 1-2		0-0 L8			0-0 5-3 1B 2B		0-0 F9		4 1 1 0 0 1 1			
Ken Boyer, R OBP: 0.405, SLG: 0.545 (1, 5) X		0-0 F7		0-0 PB 1B		0-0 5-3 2-3		0-0 5-3		4 0 1 0 0 0 1			
Bill White, L OBP: 0.308, SLG: 0.407 (1, 3) X		0-0 HR		0-0 F5 1-2		4-0 FC1-6 1B 2B BB		0-0 F3		3 2 1 1 1 0 1			
Charlie James, R OBP: 0.303, SLG: 0.421 (1, 7) X		0-0 F9		0-0 F6		0-0 FC1-6 1B		0-0 FC1-5 SH 1B		4 0 2 1 0 0 1 0 0 0 0 0 0 0			
Johnny Lewis, L OBP: 0.351, SLG: 0.398 (9, PR) (9, 7) X													
Tim McCarver, L OBP: 0.335, SLG: 0.431 (1, 2) X		0-0 FC4-6 1B		4-0 IBB		0-0 FC1-6 2B 1-2f 2-3		0-0 SH FC1-5		2 0 1 0 1 0 2			
Phil Gagliano, R OBP: 0.310, SLG: 0.393 (1, 4) X		0-0 FC4-6 1-2f		0-0 1-3		0-0 2B 1-H 3-H		0-0 FC1-5 FC6-4		4 0 1 1 0 0 5			
Glen Hobbie, R OBP: 0.400, SLG: 0.750 (1, 1) X			0-0 HR		0-0 F8		0-0 6-3 2B		0-3 K 1-2f 2-3f	3 1 2 1 0 0 0 1 0 0 0 0 1 2 0 0 0 0 0 0 0			
Roger Craig, R OBP: 0.381, SLG: 0.333 (8, 1)													
Bobby Shantz, R (9, 1)													
Inning Stats	R: 0 H: 1 E: 0 LOB: 1 K: 1 BB: 0 S: 5 P: 5	R: 1 H: 2 E: 0 LOB: 1 K: 0 BB: 0 S: 5 P: 5	R: 1 H: 1 E: 0 LOB: 0 K: 0 BB: 0 S: 4 P: 4	R: 0 H: 1 E: 0 LOB: 2 K: 0 BB: 1 S: 4 P: 8	R: 0 H: 0 E: 0 LOB: 0 K: 1 BB: 0 S: 5 P: 5	R: 2 H: 3 E: 0 LOB: 2 K: 0 BB: 1 S: 5 P: 9	R: 0 H: 1 E: 0 LOB: 0 K: 0 BB: 0 S: 3 P: 3	R: 0 H: 0 E: 0 LOB: 0 K: 0 BB: 0 S: 3 P: 3	R: 0 H: 1 E: 0 LOB: 2 K: 1 BB: 0 S: 7 P: 7	1B: 5 SF: 0 2B: 4 SAC: 1 3B: 0 DP: 1 HR: 2 HBP: 0	WP: 0 PA: 37 PB: 1 SB: 0 CS: 1		
PITCHER	IP WLS BF H R ER SO BB IBB HBP BLK WP HR S P ERA WHIP											PITCHER	IP WLS BF H R ER SO BB IBB HBP BLK WP HR S P ERA WHIP
Bob Purkey, R ERA: 3.26 (1, 1)	7.0 29 9 4 4 2 1 1 0 0 0 2 31 39 5.14 1.429												
Joey Jay, R ERA: 3.52 (8, 1)	2.0 8 1 0 0 1 0 0 0 0 0 0 10 10 0.00 0.500												

St. Louis Cardinals @ Cincinnati Reds
Crosley Field, Cincinnati, OH
Fri Jun 05 1964, 7:05 PM EDT
Att. 10,692 - Unknown

livebaseballscorecards.com

AB 34
R 4
H 10
RBI 4
BB 2
SO 3
LOB 17



Batter	1	2	3	4	5	6	7	8	9	AB R H RBI BB SO LOB	BOTTOM	
Pete Rose, S <small>OBP: 0.284, SLG: 0.268</small> (1, 4)	0-0		0-0		0-0			0-0	4-0	4 2 1 0 1 0 0	St. Louis Cardinals @ Cincinnati Reds Crosley Field, Cincinnati, OH Fri Jun 05 1964, 7:05 PM EDT Att. 10,692 - Unknown livebaseballscorecards.com	
Tommy Harper, R <small>OBP: 0.340, SLG: 0.336</small> (1, 7)	0-0		0-0			0-0		0-0	0-0	4 1 1 1 0 0 1		
Vada Pinson, L <small>OBP: 0.319, SLG: 0.420</small> (1, 8)	0-0		0-0			0-0		0-0	4-0	4 0 2 1 1 0 2		
Gordy Coleman, L <small>OBP: 0.337, SLG: 0.447</small> (1, 3) Deron Johnson, R <small>OBP: 0.365, SLG: 0.467</small> (9, PH)	0-0		0-0			0-0		0-0	0-0	4 0 1 0 0 0 3 1 0 1 2 0 0 0		
Frank Robinson, R <small>OBP: 0.425, SLG: 0.611</small> (1, 9)		0-0		0-0		0-0		0-0		4 0 2 0 0 0 4		
Leo Cardenas, R <small>OBP: 0.330, SLG: 0.416</small> (1, 6)		0-0		0-0		0-0		0-0		4 0 0 0 0 0 5		
Johnny Edwards, L <small>OBP: 0.321, SLG: 0.359</small> (1, 2)		4-0		0-0		0-0			0-0	3 1 0 0 1 0 0		
Steve Boros, R <small>OBP: 0.288, SLG: 0.338</small> (1, 5) Mel Queen, L <small>OBP: 0.158, SLG: 0.158</small> (5, PH) Bobby Klaus, R <small>OBP: 0.226, SLG: 0.241</small> (6, 5)		0-3			0-3		0-0		0-0	1 0 0 0 0 1 2 1 0 0 0 0 1 0 2 1 1 0 0 0 0		
Bob Purkey, R <small>OBP: 0.105, SLG: 0.105</small> (1, 1) Bob Skinner, L <small>OBP: 0.258, SLG: 0.414</small> (7, PH) Joey Jay, S (8, 1) Marty Keough, L <small>OBP: 0.229, SLG: 0.394</small> (9, PH)		0-3			0-0		0-0		0-3	2 0 0 0 0 1 2 1 0 0 0 0 0 0 0 0 0 0 0 0 0 1 0 0 0 0 1 2		
Inning Stats	R: 0 H: 1 E: 0 LOB: 1 K: 0 BB: 0 S: 4 P: 4	R: 0 H: 1 E: 0 LOB: 2 K: 2 BB: 1 S: 8 P: 12	R: 0 H: 0 E: 1 LOB: 1 K: 0 BB: 0 S: 4 P: 4	R: 0 H: 1 E: 0 LOB: 0 K: 0 BB: 0 S: 3 P: 3	R: 0 H: 0 E: 0 LOB: 0 K: 1 BB: 0 S: 5 P: 5	R: 0 H: 1 E: 1 LOB: 2 K: 0 BB: 0 S: 5 P: 5	R: 0 H: 0 E: 0 LOB: 0 K: 0 BB: 0 S: 3 P: 3	R: 1 H: 3 E: 0 LOB: 2 K: 0 BB: 0 S: 6 P: 6	R: 4 H: 2 E: 2 LOB: 2 K: 1 BB: 2 S: 7 P: 15	1B: 9 SF: 0 2B: 0 SAC: 1 3B: 0 DP: 0 HR: 0 HBP: 0		WP: 0 PA: 40 PB: 0 SB: 0 CS: 0
PITCHER	IP WLS BF H R ER SO BB IBB HBP BLK WP HR S P ERA WHIP	IP WLS BF H R ER SO BB IBB HBP BLK WP HR S P ERA WHIP	IP WLS BF H R ER SO BB IBB HBP BLK WP HR S P ERA WHIP	IP WLS BF H R ER SO BB IBB HBP BLK WP HR S P ERA WHIP	IP WLS BF H R ER SO BB IBB HBP BLK WP HR S P ERA WHIP	IP WLS BF H R ER SO BB IBB HBP BLK WP HR S P ERA WHIP	IP WLS BF H R ER SO BB IBB HBP BLK WP HR S P ERA WHIP	IP WLS BF H R ER SO BB IBB HBP BLK WP HR S P ERA WHIP	IP WLS BF H R ER SO BB IBB HBP BLK WP HR S P ERA WHIP	IP WLS BF H R ER SO BB IBB HBP BLK WP HR S P ERA WHIP		IP WLS BF H R ER SO BB IBB HBP BLK WP HR S P ERA WHIP
Glen Hobbie, R <small>ERA: 6.49</small> (1, 1)	7.1											
Roger Craig, R <small>ERA: 2.47</small> (8, 1)	1.0	L	9	2	4	0	1	1	1	0	0	
Bobby Shantz, L <small>ERA: 2.87</small> (9, 1)	0.0		1	1	0	0	0	0	0	0	0	

Batter	1	2	3	4	5	6	7	8	9	AB R H RBI BB SO LOB	TOP									
Curt Flood, R (1, 8) OBP: 0.350, SLG: 0.389	0-3 K		H 1-0 G6-4-3 HBP		X 0-0 6-3		0-3 K			3 0 0 0 0 2 2										
Dick Groat, R (1, 6) OBP: 0.318, SLG: 0.382	0-0 F3		X 0-0 G6-4-3		X 0-0 L9			X 0-0 2B		4 0 1 0 0 0 2										
Bill White, L (1, 3) OBP: 0.302, SLG: 0.398	0-0 F7			X 0-0 E3 1B FC3-2 1B		X 0-0 F9		0-3 K		4 0 0 0 0 1 1										
Ken Boyer, R (1, 5) OBP: 0.402, SLG: 0.539		X 0-0 F4		X 0-0 FC3-2 1B 1-2 1B		X 0-0 F5		0-3 K		4 0 1 0 0 1 1										
Charlie James, R (1, 7) OBP: 0.294, SLG: 0.408		0-3 K		X 0-0 F6		X 0-0 F4		0-3 K		4 0 0 0 0 2 3										
Tim McCarver, L (1, 2) OBP: 0.352, SLG: 0.442		4-0 FC4-6 BB		X 0-0 FC3-2 1B 1-2 2-3		X 0-0 FC3-6 1B		X 0-0 FC6 1B		3 0 3 0 1 0 0										
Johnny Lewis, L (1, 9) OBP: 0.337, SLG: 0.379		0-0 FC4-6		X 0-0 FC3-2 1-2 2-3 3-Hf		X 0-0 FC3-6 1B 1-2f		0-3 K		4 0 0 0 0 1 6										
Jerry Buchek, R (1, 4) OBP: 0.444, SLG: 0.500			4-0 HBP BB		X 0-0 F8		X 0-0 F7		0-3 K	3 0 0 0 1 1 5										
Ray Washburn, R (1, 1) OBP: 0.125, SLG: 0.125			0-3 K		X 0-0 4-3		X 0-0 1B		0-0 FC6	2 0 0 0 0 1 1										
Jeoff Long, R (7, PH) OBP: 0.386, SLG: 0.378									0-0 FC6	1 0 1 0 0 0 0										
Ron Taylor, R (7, 1)										0 0 0 0 0 0 0										
Carl Warwick, R (9, PH) OBP: 0.322, SLG: 0.452										1 0 0 0 0 0 1										
Inning Stats	R: 0 E: 0 K: 1 S: 5	H: 0 LOB: 0 BB: 0 P: 5	R: 0 E: 0 K: 1 S: 5	H: 0 LOB: 1 BB: 1 P: 9	R: 0 E: 0 K: 1 S: 4	H: 0 LOB: 1 BB: 1 P: 9	R: 0 E: 1 K: 0 S: 6	H: 2 LOB: 3 BB: 0 P: 6	R: 0 E: 0 K: 0 S: 3	H: 0 LOB: 0 BB: 0 P: 3	R: 0 E: 0 K: 1 S: 7	H: 2 LOB: 2 BB: 0 P: 7	R: 0 E: 0 K: 3 S: 10	H: 1 LOB: 1 BB: 0 P: 10	R: 0 E: 0 K: 2 S: 8	H: 1 LOB: 1 BB: 0 P: 8	1B: 5 2B: 1 3B: 0 HR: 0	SF: 0 SAC: 0 DP: 1 HBP: 1	WP: 0 PB: 0 SB: 0 CS: 0	PA: 36
PITCHER	IP WLS BF H R ER SO BB IBB HBP BLK WP HR S P ERA WHIP																			
John Tsitouris, R (1, 1) ERA: 4.57	7.0 W 28 4 0 0 4 2 0 1 0 0 0 0 33 42 0.00 0.857																			
Sammy Ellis, R (8, 1) ERA: 4.22	2.0 S 8 2 0 0 5 0 0 0 0 0 0 0 18 18 0.00 1.000																			

St. Louis Cardinals @ Cincinnati Reds
 Crosley Field, Cincinnati, OH
 Sat Jun 06 1964, 7:05 PM EDT
 Att. 17,386 - Unknown

livebaseballscorecards.com

AB 33
 R 0
 H 6
 RBI 0
 BB 2
 SO 9
 LOB 22



Batter	1	2	3	4	5	6	7	8	9
Pete Rose, S OBP: 0.284, SLG: 0.264 (1, 4) X	0-0 5-3	0-0 L8			0-0 FC5-4			4-0 FC1-4 BB	
Tommy Harper, R OBP: 0.338, SLG: 0.333 (1, 7) X	0-0 HBP 2B 1B	0-0 1-3			0-0 G1-4-3			0-0 FC1-4 S	
Vada Pinson, L OBP: 0.318, SLG: 0.412 (1, 8) H	1-0 2B 1-2 E HBP		0-0 1-3			0-0 3-1		0-0 6-3	
Gordy Coleman, L OBP: 0.337, SLG: 0.454 (1, 3) X	0-0 E 2B		0-0 F9			0-0 4-3			
Frank Robinson, R OBP: 0.423, SLG: 0.604 (1, 9) S	4-0 E IBB		0-3 K			0-0 F7			
Leo Cardenas, R OBP: 0.324, SLG: 0.409 (1, 6) S	0-3 K			0-3 K			0-0 G3		
Johnny Edwards, L OBP: 0.321, SLG: 0.358 (1, 2) X	0-0 E4 FC6-4		0-0 CS 1B			0-0 4-3			
Bobby Klaus, R OBP: 0.206, SLG: 0.219 (1, 5) X	0-0 FC6-4		0-3 K			0-0 4-3			
John Tsitouris, R OBP: 0.308, SLG: 0.333 (1, 1)		0-0 1-3			0-0 FC5-4 1B			0-3 K	
Sammy Ellis, L (8, 1)									

Inning Stats	R: 3	H: 2	E: 1	LOB: 2	K: 1	S: 8	P: 13	R: 0	H: 0	E: 0	LOB: 0	K: 0	S: 3	R: 0	H: 1	E: 0	LOB: 0	K: 2	S: 7	R: 0	H: 1	E: 0	LOB: 0	K: 0	S: 3	R: 0	H: 0	E: 0	LOB: 0	K: 0	S: 3	R: 0	H: 0	E: 0	LOB: 1	K: 1	S: 5	P: 9
--------------	------	------	------	--------	------	------	-------	------	------	------	--------	------	------	------	------	------	--------	------	------	------	------	------	--------	------	------	------	------	------	--------	------	------	------	------	------	--------	------	------	------

PITCHER	IP	WLS	BF	H	R	ER	SO	BB	IBB	HBP	BLK	WP	HR	S	P	ERA	WHIP
Ray Washburn, R ERA: 3.68 (1, 1)	6.0	L	23	4	3	1	4	0	0	1	0	0	0	29	34	1.50	0.667
Ron Taylor, R ERA: 6.75 (7, 1)	2.0		7	0	0	0	1	1	0	0	0	0	0	8	12	0.00	0.500

BOTTOM

AB	R	H	RBI	BB	SO	LOB
3	0	0	0	1	0	1
4	1	1	0	0	0	2
3	1	0	0	0	0	1
3	1	1	1	0	0	0
2	0	0	0	1	1	0
3	0	0	0	0	2	3
3	0	1	0	0	0	1
3	0	0	0	0	1	3
2	0	1	0	0	0	0
1	0	0	0	0	1	0

AB	27
R	3
H	4
RBI	1
BB	2
SO	5
LOB	11



WP	PA	ERA	WHIP
0	30		

St. Louis Cardinals @ Cincinnati Reds
Crosley Field, Cincinnati, OH
Sat Jun 06 1964, 7:05 PM EDT
Att. 17,386 - Unknown

livebaseballscorecards.com

Batter	1	2	3	4	5	6	7	8	9	AB R H RBI BB SO LOB	TOP									
Curt Flood, R OBP: 0.360, SLG: 0.401 (1, 8) X	0-0 FC6-4 1B	4-0 BB			0-0 2B		0-0 1B SH3-4		0-0 F4	4 0 3 0 1 0 0										
Carl Warwick, R OBP: 0.309, SLG: 0.432 (1, 9) X	0-0 FC6-4 4-3 S 1B	0-3 K			0-3 K		0-0 SH3-4		0-0 6-3	4 1 0 0 0 2 3										
Dick Groat, R OBP: 0.316, SLG: 0.377 (1, 6) X	0-0 4-3				0-0 6-3		0-0 1B		0-0 4-3	5 0 1 0 0 0 2										
Ken Boyer, R OBP: 0.404, SLG: 0.538 (1, 5) X	0-0 1B				0-0 1-3		0-3 K			4 0 2 1 0 1 3										
Bill White, L OBP: 0.296, SLG: 0.389 (1, 3) X	0-0 4-3				0-0 L4-3		0-0 F5		0-0 F8	4 0 0 0 0 0 4										
Charlie James, R OBP: 0.300, SLG: 0.433 (1, 7) X					0-0 F3		0-3 K		0-0 HR	4 1 2 1 0 1 0										
Tim McCarver, L OBP: 0.356, SLG: 0.444 (1, 2) X					0-0 FC5-4 HR		0-0 1B		0-0 4-3	4 2 2 0 0 0 1										
Julian Javier, R OBP: 0.254, SLG: 0.383 (1, 4) X					0-0 F9		0-0 HR		0-0 F4	4 2 2 4 0 0 1										
Curt Simmons, L OBP: 0.091, SLG: 0.063 (1, 1) X					0-3 K		0-3 K		0-0 4-3	2 0 0 0 0 2 1										
Jeoff Long, R OBP: 0.378, SLG: 0.368 (6, PH)										1 0 0 0 0 1 0										
Roger Craig, R OBP: 0.381, SLG: 0.333 (6, 1)										0 0 0 0 0 0 0										
Johnny Lewis, L OBP: 0.333, SLG: 0.375 (8, PH)										1 0 0 0 0 0 0										
Bobby Shantz, R (8, 1)										0 0 0 0 0 0 0										
Inning Stats	R: 1 E: 0 K: 0 S: 5	H: 2 LOB: 1 BB: 0 P: 5	R: 2 E: 0 K: 2 S: 9	H: 2 LOB: 1 BB: 1 P: 13	R: 0 E: 0 K: 0 S: 3	H: 1 LOB: 0 BB: 0 P: 3	R: 0 E: 0 K: 1 S: 6	H: 1 LOB: 1 BB: 0 P: 6	R: 0 E: 0 K: 1 S: 6	H: 2 LOB: 0 BB: 0 P: 9	R: 0 E: 0 K: 1 S: 7	H: 2 LOB: 2 BB: 0 P: 7	R: 1 E: 0 K: 0 S: 4	H: 1 LOB: 0 BB: 0 P: 4	R: 0 E: 0 K: 0 S: 3	H: 0 LOB: 0 BB: 0 P: 3	1B: 8 2B: 2 3B: 0 HR: 3	SF: 0 SAC: 1 DP: 1 HBP: 0	WP: 0 PB: 0 SB: 1 CS: 0	PA: 39
PITCHER	IP WLS BF H R ER SO BB IBB HBP BLK WP HR S P ERA WHIP																			
Joe Nuxhall, L ERA: 4.11 (1, 1)	6.0 W 27 9 5 5 6 1 0 0 0 0 2 38 42 7.50 1.667																			
Joey Jay, R ERA: 3.48 (7, 1)	3.0 S 12 3 1 1 1 0 0 0 0 0 1 14 14 3.00 1.000																			

St. Louis Cardinals @ Cincinnati Reds
 Crosley Field, Cincinnati, OH
 Sun Jun 07 1964, 3:33 AM EDT
 Att. 12,925 - Unknown

livebaseballscorecards.com

AB	37
R	6
H	12
RBI	6
BB	1
SO	7
LOB	15



Batter	1	2	3	4	5	6	7	8	9	AB	R	H	RBI	BB	SO	LOB	BOTTOM												
Pete Rose, S OBP: 0.282, SLG: 0.262 (1, 4)	0-0 5-3	0-0 6-3		0-0 1-3		0-0 4-3	0-0 E4 2-H 1B			5	0	1	0	0	0	0	St. Louis Cardinals @ Cincinnati Reds Crosley Field, Cincinnati, OH Sun Jun 07 1964, 3:33 AM EDT Att. 12,925 - Unknown AB 37 R 11 H 15 RBI 10 BB 4 SO 3 LOB 14												
Tommy Harper, R OBP: 0.340, SLG: 0.350 (1, 7)	0-0 1B BB 1B	0-0 3B		0-0 F9		0-0 E5 G6-4-3	0-3 K			5	1	2	0	0	1	1													
Frank Robinson, R OBP: 0.423, SLG: 0.616 (1, 9)	0-0 BB 1-2 HR 1B	0-0 F8		0-0 HR		0-0 G6-4-3 1-2f		0-0 F2		5	2	2	1	0	0	2													
Deron Johnson, R OBP: 0.413, SLG: 0.537 (1, 3)	0-0 HR BB 1-2 2-3 1B		0-0 FC5-4 1B	0-0 2B		0-0 SH1-3 E 1B 1B	0-0 HR			5	3	5	1	0	0	0													
Leo Cardenas, R OBP: 0.321, SLG: 0.400 (1, 6)	4-0 HR BB 1-2 2-3 3-H BB		0-0 F5	0-0 F2		0-0 FC6 SH1-3 1-2 1B	0-0 5-3			4	2	0	1	1	0	3													
Johnny Edwards, L OBP: 0.331, SLG: 0.384 (1, 2)	0-0 HR 1-H 2-H 3-H		0-0 FC5-4 1-2 1B		0-0 F2	0-0 SH1-3 1-2 2-3	4-0 BB BB BB BB	0-0 BB		3	1	2	4	1	0	0													
Marty Keough, L OBP: 0.275, SLG: 0.405 (1, 8)	0-0 1B		0-0 FC5-4 BB 1-2f 2-3 1B		0-0 1B	4-0 1B SH1-3 IBB	0-3 K			4	1	2	0	1	1	3													
Bobby Klaus, R OBP: 0.216, SLG: 0.206 (1, 5)	0-0 F7		4-0 BB BB BB BB		0-0 L6	0-0 SH1-3 E 1B			2	0	0	0	1	0	1														
Gordy Coleman, L OBP: 0.343, SLG: 0.459 (7, PH)			1-2 BB		0-0 K	1-3 2-H 3-H			1	1	1	2	0	0	0														
Steve Boros, R OBP: 0.288, SLG: 0.338 (8, 5)			0-0 F2		0-3 K	0-0 SH1-3			0	0	0	0	0	0	0														
Joe Nuxhall, L OBP: 0.077, SLG: 0.077 (1, 1)			0-0 G3			1-2 3-H			3	0	0	0	0	0	1	4													
Joey Jay, S (7, 1)									0	0	0	1	0	0	0														
Inning Stats	R: 5 E: 0 K: 0 S: 7	H: 5 LOB: 0 BB: 1 P: 11	R: 0 E: 0 K: 0 S: 4	H: 1 LOB: 1 BB: 0 P: 4	R: 0 E: 0 K: 0 S: 5	H: 2 LOB: 3 BB: 1 P: 9	R: 1 E: 0 K: 0 S: 5	H: 2 LOB: 1 BB: 0 P: 5	R: 0 E: 0 K: 1 S: 6	H: 1 LOB: 1 BB: 0 P: 6	R: 0 E: 1 K: 0 S: 3	H: 0 LOB: 0 BB: 0 P: 3	R: 4 E: 2 K: 1 S: 9	H: 3 LOB: 1 BB: 1 P: 13	R: 1 E: 0 K: 1 S: 6	H: 1 LOB: 1 BB: 1 P: 10	1B: 10 2B: 1 3B: 1 HR: 3	SF: 0 SAC: 2 DP: 1 HBP: 0	WP: 0 PB: 0 SB: 0 CS: 0	PA: 43									
PITCHER	IP WLS L	BF H R	ER LOB	SO BB	BB IBB	HBP BLK	WP HR	S P	ERA WHIP	PITCHER										IP WLS L	BF H R	ER LOB	SO BB	BB IBB	HBP BLK	WP HR	S P	ERA WHIP	
Curt Simmons, L ERA: 3.27 (1, 1)	5.0	27	6	1	2	0	0	35	10.80																				
Roger Craig, R ERA: 2.39 (6, 1)	2.0	11	4	1	0	0	0	16	0.00																				
Bobby Shantz, L ERA: 3.24 (8, 1)	1.0	5	1	1	1	0	0	10	9.00																				

livebaseballscorecards.com



Batter	1	2	3	4	5	6	7	8	9	AB R H RBI BB SO LOB	TOP											
Tommy Harper, R (1, 7) OBP: 0.331, SLG: 0.340	1-3 K			1-2 F3		2-1 5-3			2-1 F8	4 0 0 0 0 1 0	Cincinnati Reds @ Los Angeles Dodgers Dodger Stadium, Los Angeles, CA Mon Jun 08 1964, 7:05 PM PDT Att. 32,439 - Unknown livebaseballscorecards.com											
Vada Pinson, L (1, 8) OBP: 0.312, SLG: 0.403	1-0 3-1			1-1 1-3		0-1 G3			1-1 L6	4 0 0 0 0 0 0												
Frank Robinson, R (1, 9) OBP: 0.414, SLG: 0.601	1-3 K			0-0 F4		2-1 5-3			2-2 E5 1B	4 0 0 0 0 1 0												
Deron Johnson, R (1, 3) OBP: 0.416, SLG: 0.566			1-2 F8		1-0 HR		1-3 K		1-0 1-3 1B	4 1 2 1 0 1 0												
Leo Cardenas, R (1, 6) OBP: 0.315, SLG: 0.391			0-2 4-3		2-3 K		0-1 F8		2-1 L9	4 0 0 0 0 1 2												
Johnny Edwards, L (1, 2) OBP: 0.326, SLG: 0.377			2-2 F8		2-2 E4 1B		1-2 F6			3 0 0 0 0 0 0												
Steve Boros, R (1, 5) OBP: 0.301, SLG: 0.351				1-1 F9		0-0 1-2 1B		0-2 G6-4-3 1B		3 0 2 0 0 0 0												
Bobby Klaus, R (1, 4) OBP: 0.200, SLG: 0.189			1-3 K2-3		2-2 F7			2-0 F9		3 0 0 0 0 1 3												
Jim Maloney, L (1, 1) OBP: 0.286, SLG: 0.167 Pete Rose, S (8, PH) OBP: 0.281, SLG: 0.261 Bill Henry, L (8, 1)			2-1 F9		0-1 3-1			2-1 G6-4-3 1-2f		2 0 0 0 0 0 2 1 0 0 0 0 0 1 0 0 0 0 0 0 0												
Inning Stats	R: 0 E: 0 K: 2 S: 9	H: 0 LOB: 0 BB: 0 P: 12	R: 0 E: 0 K: 0 S: 10	H: 0 LOB: 0 BB: 0 P: 13	R: 0 E: 0 K: 1 S: 7	H: 0 LOB: 0 BB: 0 P: 11	R: 0 E: 0 K: 0 S: 6	H: 0 LOB: 0 BB: 0 P: 8	R: 1 E: 1 K: 1 S: 15	H: 2 LOB: 2 BB: 0 P: 22	R: 0 E: 0 K: 0 S: 6	H: 0 LOB: 0 BB: 0 P: 10	R: 0 E: 0 K: 1 S: 9	H: 0 LOB: 0 BB: 0 P: 11	R: 0 E: 0 K: 0 S: 8	H: 1 LOB: 0 BB: 0 P: 12	R: 0 E: 1 K: 0 S: 10	H: 1 LOB: 2 BB: 0 P: 18	1B: 3 2B: 0 3B: 0 HR: 1	SF: 0 SAC: 0 DP: 1 HBP: 0	WP: 0 PB: 0 SB: 0 CS: 0	PA: 32
PITCHER Sandy Koufax, L (1, 1) ERA: 2.21	IP 9.0 WLS W BF 32 H 4 R 1 ER 1 SO 5 BB 0 IBB 0 HBP 0 BLK 0 WP 0 HR 1 S 80 P 117 ERA 1.00 WHIP 0.444											PITCHER	IP WLS BF H R ER SO BB IBB HBP BLK WP HR S P ERA WHIP									



Batter	1	2	3	4	5	6	7	8	9	AB R H RBI BB SO LOB	TOP							
Pete Rose, S (1, 4) OBP: 0.277, SLG: 0.257 Deron Johnson, R (8, PH) OBP: 0.412, SLG: 0.560 (8, 3)	0-3 K		0-0 4-3			2-2 4-3		3-1 4-3		3 0 0 0 0 1 0 1 0 0 0 0 0 2								
Tommy Harper, R (1, 7) OBP: 0.329, SLG: 0.333	1-0 F3			2-2 F8			1-2 F3		4-2 FC3-6 BB	3 0 0 0 1 0 0								
Vada Pinson, L (1, 8) OBP: 0.305, SLG: 0.395	2-3 K			0-3 K			1-2 G3		0-0 FC3-6 1-2f	4 0 0 0 0 2 1								
Gordy Coleman, L (1, 3) OBP: 0.343, SLG: 0.485 Bobby Klaus, R (8, 4) OBP: 0.195, SLG: 0.184		0-0 HR		2-2 3-1			0-0 F7		2-0 F9	3 1 1 1 0 0 0 1 0 0 0 0 0 1								
Frank Robinson, R (1, 9) OBP: 0.411, SLG: 0.591		1-1 4-3			0-1 F7			0-0 F5	4-2 1-2 IBB	3 0 0 0 1 0 0								
Johnny Edwards, L (1, 2) OBP: 0.318, SLG: 0.367		0-0 6-3			3-1 F7			1-0 5-3	1-3 K	4 0 0 0 0 1 2								
Leo Cardenas, R (1, 6) OBP: 0.315, SLG: 0.390		3-2 F8			2-2 4-3			0-0 1B 1B		3 1 1 0 0 0 0								
Steve Boros, R (1, 5) OBP: 0.302, SLG: 0.350			0-0 6-3			1-3 K		0-1 1B 1B		3 0 1 0 0 1 0								
Jim O'Toole, S (1, 1) OBP: 0.136, SLG: 0.150 Marty Keough, L (8, PH) OBP: 0.293, SLG: 0.421 Sammy Ellis, L (8, 1) Ryne Duren, R (8, 1) Bill Henry, L (8, 1)			1-3 K			1-2 5-3		0-0 1B	1-3 2-H	2 0 0 0 0 1 0 1 0 1 1 0								
Inning Stats	R: 0 E: 0 K: 2 S: 8	H: 0 LOB: 0 BB: 0 P: 11	R: 1 E: 0 K: 0 S: 7	H: 1 LOB: 0 BB: 0 P: 11	R: 0 E: 0 K: 1 S: 5	H: 0 LOB: 0 BB: 0 P: 6	R: 0 E: 0 K: 1 S: 9	H: 0 LOB: 0 BB: 0 P: 13	R: 0 E: 0 K: 0 S: 8	H: 0 LOB: 0 BB: 0 P: 10	R: 1 E: 0 K: 0 S: 8	H: 3 LOB: 2 BB: 0 P: 12	R: 0 E: 0 K: 1 S: 12	H: 0 LOB: 2 BB: 2 P: 23	1B: 3 2B: 0 3B: 0 HR: 1	SF: 0 SAC: 0 DP: 0 HBP: 0	WP: 0 PB: 0 SB: 1 CS: 0	PA: 33
PITCHER	IP WLS BF H R ER SO BB IBB HBP BLK WP HR S P ERA WHIP																	
Joe Moeller, R (1, 1) ERA: 2.54	7.2 L 27 4 2 2 5 0 0 0 0 0 0 1 60 84 2.35 0.522																	
Ron Perranoski, L (8, 1) ERA: 2.09	0.1 1 0 0 0 0 0 0 0 0 0 0 0 2 5 0.00 0.000																	
Jim Brewer, L (9, 1) ERA: 2.92	1.0 5 0 0 0 0 1 1 1 0 0 0 0 12 23 0.00 1.000																	

Cincinnati Reds @ Los Angeles Dodgers
 Dodger Stadium, Los Angeles, CA
 Tue Jun 09 1964, 7:05 PM PDT
 Att. 22,597 - Unknown

AB	31
R	2
H	4
RBI	2
BB	2
SO	6
LOB	6



Batter	1	2	3	4	5	6	7	8	9	AB	R	H	RBI	BB	SO	LOB
Maury Wills, S OBP: 0.326, SLG: 0.338 (1, 6)	3-3 K			1-2 FC5-4 1B		1-0 B5-3		4-0 HBP 1B BB		3	0	1	0	1	1	0
Jim Gilliam, S OBP: 0.301, SLG: 0.271 (1, 5) (8, 4)	2-2 5-3			0-2 FC5-4 1B 1-2f		3-1 5-3		2-1 HBP 1B 1-2 2-3		4	0	1	0	0	0	1
Wes Parker, S OBP: 0.360, SLG: 0.444 (1, 3)	0-3 K			1-0 FC4-6 1B 1-2		1-1 3-1		2-2 SF7 3-H		3	0	1	1	0	1	0
Tommy Davis, R OBP: 0.308, SLG: 0.324 (1, 7)		3-2 F9		1-2 FC4-6 1-2f		2-2 6-3		1-0 HBP 1-2 2-3		3	0	0	0	0	0	2
Frank Howard, R OBP: 0.277, SLG: 0.459 (1, 9) Jim Brewer, L (9, 1)		1-2 L7		1-0 6-3		3-2 E6 1-3 BB		1-3 K		4	0	0	0	0	1	5
Doug Camilli, R OBP: 0.246, SLG: 0.254 (1, 2) John Roseboro, L (8, PH) Lee Walls, R (8, PH) OBP: 0.462, SLG: 0.455 (9, 9)		2-3 K		1-2 5-3		4-2 1-2 BB		0-1 F3		2	0	0	0	1	1	0
Willie Davis, L OBP: 0.282, SLG: 0.364 (1, 8)			0-3 K		2-2 L8		1-0 1-3		0-1 4-3	4	0	0	0	0	1	2
Dick Tracewski, R OBP: 0.349, SLG: 0.366 (1, 4) Ken McMullen, R (7, PH) OBP: 0.242, SLG: 0.254 (8, 5)			3-3 K		4-2 BB		1-3 K		3-3 K	1	0	0	0	1	1	0
Joe Moeller, R OBP: 0.048, SLG: 0.048 (1, 1) Ron Perranoski, L (8, 1) Wally Moon, L (8, PH) OBP: 0.286, SLG: 0.318 (9, 2) Jeff Torborg, R (9, 2)			0-3 K		1-1 F9			1-1 1B BB SF7 1B		2	0	0	0	0	1	1

Inning Stats	R: 0	H: 0	E: 0	K: 2	S: 10	LOB: 0	BB: 0	P: 15	R: 0	H: 0	E: 0	K: 1	S: 9	LOB: 0	BB: 0	P: 15	R: 0	H: 0	E: 0	K: 3	S: 10	LOB: 0	BB: 0	P: 13	R: 0	H: 2	E: 0	K: 0	S: 12	LOB: 2	BB: 0	P: 16	R: 0	H: 0	E: 0	K: 0	S: 11	LOB: 1	BB: 1	P: 19	R: 0	H: 0	E: 0	K: 0	S: 5	LOB: 0	BB: 0	P: 10	R: 0	H: 0	E: 1	K: 1	S: 16	LOB: 2	BB: 1	P: 27	R: 1	H: 2	E: 0	K: 1	S: 12	LOB: 3	BB: 1	P: 23	R: 0	H: 0	E: 0	K: 2	S: 12	LOB: 0	BB: 0	P: 16	1B: 4	2B: 0	3B: 0	HR: 0	SF: 1	SAC: 0	DP: 0	HBP: 1	WP: 0	PB: 0	SB: 0	CS: 0	PA: 36
--------------	------	------	------	------	-------	--------	-------	-------	------	------	------	------	------	--------	-------	-------	------	------	------	------	-------	--------	-------	-------	------	------	------	------	-------	--------	-------	-------	------	------	------	------	-------	--------	-------	-------	------	------	------	------	------	--------	-------	-------	------	------	------	------	-------	--------	-------	-------	------	------	------	------	-------	--------	-------	-------	------	------	------	------	-------	--------	-------	-------	-------	-------	-------	-------	-------	--------	-------	--------	-------	-------	-------	-------	--------

PITCHER	IP	WLS	BF	H	R	ER	SO	BB	IBB	HBP	BLK	WP	HR	S	P	ERA	WHIP
Jim O'Toole, L ERA: 3.28 (1, 1)	7.0	W	26	2	0	0	7	2	0	0	0	0	0	73	115	0.00	0.571
Sammy Ellis, R ERA: 4.41 (8, 1)	0.0		3	2	1	1	0	1	0	0	0	0	0	4	11	∞	∞
Ryne Duren, R ERA: 4.5 (8, 1)	0.2		3	0	0	0	1	0	0	1	0	0	0	6	10	0.00	0.000
Bill Henry, L ERA: 1.13 (8, 1)	1.1	S	4	0	0	0	2	0	0	0	0	0	0	14	18	0.00	0.000

BOTTOM

Cincinnati Reds @ Los Angeles Dodgers
 Dodger Stadium, Los Angeles, CA
 Tue Jun 09 1964, 7:05 PM PDT
 Att. 22,597 - Unknown

AB	31
R	1
H	4
RBI	1
BB	3
SO	10
LOB	16



WP	PB	SB	CS	PA
0	0	0	0	36


Batter	1	2	3	4	5	6	7	8	9	10	11	AB R H RBI BB SO LOB	TOP																	
Pete Rose, S OBP: 0.288, SLG: 0.267 (1, 4)	4-1 FC3-6 1B BB		2-2 HR 1B		0-0 CS 1B			0-0 B5-3		0-2 5-3 1B		4 1 3 0 1 0 0	Cincinnati Reds @ Los Angeles Dodgers Dodger Stadium, Los Angeles, CA Wed Jun 10 1964, 7:05 PM PDT Att. 22,981 - Unknown																	
Tommy Harper, R OBP: 0.331, SLG: 0.331 (1, 7)	3-2 FC3-6 1B		4-2 HR BB		2-2 L5			1-1 1-3		0-1 5-3		4 1 1 0 1 0 2																		
Vada Pinson, L OBP: 0.303, SLG: 0.405 (1, 8)	0-0 F6		2-2 HR		0-0 F6			2-3 K		0-0 4-3		5 1 1 3 0 1 3																		
Gordy Coleman, L OBP: 0.336, SLG: 0.476 Deron Johnson, R OBP: 0.402, SLG: 0.544 (1, 3) (6, PH) (6, 3)	3-1 FC3-6 1-2f 2-3		0-2 G3						2-2 F8		0-1 F7	2 0 0 0 0 0 2 3 0 0 0 0 1 0																		
Frank Robinson, R OBP: 0.401, SLG: 0.574 (1, 9)	1-3 K		1-0 6-3					3-3 K	1-0 1-3		0-1 5-3	5 0 0 0 0 2 2																		
Johnny Edwards, L OBP: 0.326, SLG: 0.377 (1, 2)		4-1 G5-4-3 BB		1-0 F5				1-2 1-3	1-0 FC5 2B		2-2 WP 1B	4 1 2 0 1 0 0																		
Leo Cardenas, R OBP: 0.322, SLG: 0.403 (1, 6)		1-3 K		1-0 1B 3B				1-2 F3	4-0 IBB		1-2 FC6-4 1B	4 1 2 1 1 1 1																		
Steve Boros, R OBP: 0.297, SLG: 0.341 (1, 5)		1-0 G5-4-3 1-2f		0-0 B3-4 1B				1-2 6-3	0-0 FC5 2-3f		0-1 FC6-4 1-2f	5 0 1 1 0 0 4																		
Bob Purkey, R OBP: 0.091, SLG: 0.091 Bobby Klaus, R OBP: 0.190, SLG: 0.179 Joey Jay, S (10, 1) (10, 1)			1-2 F2		3-2 B3-4 1-2f			2-3 K		1-0 F4		3 0 0 0 0 1 1 1 0 0 0 0 0 0 0 0 0 0 0 0 0																		
Inning Stats	R: 0 E: 0 K: 1 S: 10	H: 1 LOB: 2 BB: 1 P: 21	R: 0 E: 0 K: 1 S: 5	H: 0 LOB: 0 BB: 1 P: 11	R: 3 E: 0 K: 0 S: 18	H: 2 LOB: 0 BB: 1 P: 27	R: 1 E: 0 K: 0 S: 6	H: 2 LOB: 0 BB: 0 P: 11	R: 0 E: 0 K: 2 S: 10	H: 1 LOB: 0 BB: 0 P: 15	R: 0 E: 0 K: 1 S: 9	H: 0 LOB: 0 BB: 0 P: 13		R: 0 E: 0 K: 1 S: 6	H: 0 LOB: 0 BB: 0 P: 9	R: 0 E: 0 K: 0 S: 6	H: 1 LOB: 2 BB: 1 P: 14	R: 0 E: 0 K: 0 S: 7	H: 1 LOB: 1 BB: 0 P: 8	R: 1 E: 0 K: 0 S: 16	H: 2 LOB: 1 BB: 0 P: 19	1B: 7 2B: 2 3B: 1 HR: 1	SF: 0 SAC: 0 DP: 2 HBP: 0	WP: 1 PB: 0 SB: 0 CS: 1	PA: 44					
PITCHER	IP WLS BF H R ER SO BB IBB HBP BLK WP HR S P ERA WHIP																													
Phil Ortega, R ERA: 2.81 Jim Brewer, L ERA: 2.63 Ron Perranoski, L ERA: 2.06	(1, 1) (4, 1) (7, 1)	3.1 2.2 5.0	L	17 7 20	5 1 4	4 0 1	4 0 1	2 2 2	3 0 0	0 0 1	0 0 0	0 0 1	0 0 0	36 18 44	64 28 63	10.80 0.00 1.80	2.400 0.375 0.800													

AB	40
R	5
H	10
RBI	5
BB	4
SO	6
LOB	15



Batter	1	2	3	4	5	6	7	8	9	10	11	AB	R	H	RBI	BB	SO	LOB	BOTTOM							
Maury Wills, S OBP: 0.328, SLG: 0.341 (1, 6)	L8		FC6-4		3B		1-3		BB			4	1	1	0	1	0	1	<p>Cincinnati Reds @ Los Angeles Dodgers Dodger Stadium, Los Angeles, CA</p> <p>Wed Jun 10 1964, 7:05 PM PDT Att. 22,981 - Unknown</p>							
Jim Gilliam, S OBP: 0.293, SLG: 0.263 (1, 5)	4-3		6-3		6-3		4-3		3-1			5	0	0	0	0	0	3								
Willie Davis, L OBP: 0.290, SLG: 0.384 (1, 8)	4-3				HR							5	2	3	1	0	0	0								
Wally Moon, L OBP: 0.315, SLG: 0.396 (1, 9)		K										4	1	2	2	1	1	0								
Wes Parker, S OBP: 0.345, SLG: 0.440 (1, 3)												5	0	1	1	0	0	3								
Tommy Davis, R OBP: 0.311, SLG: 0.326 (1, 7)												5	0	2	0	0	0	2								
John Roseboro, L OBP: 0.342, SLG: 0.394 (1, 2)												3	0	2	0	0	0	1								
Dick Tracewski, R OBP: 0.346, SLG: 0.358 Lee Walls, R OBP: 0.429, SLG: 0.417 (1, 4) (11, PH)												3	0	0	0	1	1	4								
Phil Ortega, R OBP: 0.208, SLG: 0.182 Jim Brewer, L (4, 1)												1	0	0	0	0	0	0								
Ron Fairly, L OBP: 0.371, SLG: 0.321 Ron Perranoski, L OBP: 0.143, SLG: 0.143 Frank Howard, R OBP: 0.275, SLG: 0.457 (6, PH) (7, 1) (11, PH)												1	0	0	0	0	0	1								
												1	0	0	0	0	0	1								
Inning Stats	R: 0 E: 0 K: 0 S: 10	H: 0 LOB: 0 BB: 0 P: 15	R: 0 E: 0 K: 1 S: 8	H: 1 LOB: 1 BB: 0 P: 12	R: 0 E: 0 K: 1 S: 7	H: 0 LOB: 1 BB: 1 P: 15	R: 1 E: 0 K: 0 S: 14	H: 3 LOB: 2 BB: 0 P: 20	R: 3 E: 0 K: 0 S: 8	H: 3 LOB: 0 BB: 0 P: 13	R: 0 E: 0 K: 0 S: 8	H: 1 LOB: 1 BB: 0 P: 9	R: 0 E: 0 K: 1 S: 7	H: 1 LOB: 2 BB: 1 P: 13	R: 0 E: 0 K: 1 S: 7	H: 1 LOB: 1 BB: 0 P: 10	R: 0 E: 0 K: 0 S: 4	H: 0 LOB: 0 BB: 1 P: 9	R: 0 E: 0 K: 0 S: 7	H: 0 LOB: 0 BB: 0 P: 10	R: 0 E: 0 K: 1 S: 8	H: 1 LOB: 1 BB: 0 P: 11	1B: 6 2B: 4 3B: 1 HR: 1	SF: 0 SAC: 2 DP: 1 HBP: 0	WP: 0 PB: 0 SB: 0 CS: 1	PA: 45
PITCHER	IP	WLS	BF	H	R	ER	SO	BB	IBB	HBP	BLK	WP	HR	S	P	ERA	WHIP									
Bob Purkey, R ERA: 3.36 (1, 1)	9.0		38	10	4	4	3	2	1	0	0	0	1	72	116	4.00	1.333									
Joey Jay, R ERA: 3.32 (10, 1)	2.0	W	7	1	0	0	1	0	0	0	0	0	0	15	21	0.00	0.500									

AB 40
R 4
H 11
RBI 4
BB 3
SO 4
LOB 18



WP: 0 PA: 45
PB: 0
SB: 0
CS: 1

Batter	1	2	3	4	5	6	7	8	9	AB R H RBI BB SO LOB	TOP																
Pete Rose, S (1, 4) OBP: 0.286, SLG: 0.262	0-0 B5-3		0-3 K		0-3 K		4-0 BB		0-0 1-3	4 0 0 0 1 2 3																	
Tommy Harper, R (1, 7) OBP: 0.330, SLG: 0.325	0-0 1-3		4-0 HBP BB		0-0 L9		0-0 F6			3 0 0 0 1 0 1																	
Vada Pinson, L (1, 8) OBP: 0.311, SLG: 0.409	0-0 F7		1-0 HBP		0-0 1B			0-0 G3-6-3 1B		3 0 2 1 0 0 0																	
Gordy Coleman, L (1, 3) OBP: 0.325, SLG: 0.458		0-3 K	0-0 F5		0-3 K			0-0 G3-6-3 1-2f		4 0 0 0 0 2 5																	
Frank Robinson, R (1, 9) OBP: 0.398, SLG: 0.572		0-0 F3	0-0 F3		0-3 K			0-0 E4 2B		4 1 1 0 0 1 3																	
Johnny Edwards, L (1, 2) OBP: 0.324, SLG: 0.380		0-0 4-3		0-0 G4-6-3 2B		0-0 4-3		0-0 F7		4 0 1 0 0 0 0																	
Leo Cardenas, R (1, 6) OBP: 0.325, SLG: 0.418			0-0 HR	4-0 G4-6-3 BB		0-0 6-3		0-0 F8		3 1 1 1 1 0 0																	
Steve Boros, R (1, 5) OBP: 0.295, SLG: 0.337			0-0 BB HBP 1B	0-0 G4-6-3		0-0 6-3		0-0 F6		4 1 1 0 0 0 2																	
John Tsitouris, R (1, 1) OBP: 0.333, SLG: 0.357			0-0 HBP BB 1B	0-3 K		0-0 F8		0-0 1B		2 0 1 0 0 1 1																	
Sammy Ellis, L (5, 1)										0 0 0 0 0 0 0																	
Marty Keough, L (7, PH) OBP: 0.286, SLG: 0.410										1 0 0 0 0 0 0																	
Billy McCool, R (7, 1)										0 0 0 0 0 0 0																	
Bob Skinner, L (9, PH) OBP: 0.270, SLG: 0.424										1 0 1 0 0 0 0																	
Inning Stats	R: 0 E: 0 K: 0 S: 3	H: 0 LOB: 0 BB: 0 P: 3	R: 0 E: 0 K: 1 S: 5	H: 0 LOB: 0 BB: 0 P: 5	R: 2 E: 0 K: 1 S: 8	H: 3 LOB: 3 BB: 1 P: 13	R: 0 E: 0 K: 1 S: 5	H: 1 LOB: 1 BB: 1 P: 9	R: 0 E: 0 K: 2 S: 8	H: 1 LOB: 1 BB: 0 P: 8	R: 0 E: 0 K: 1 S: 5	H: 0 LOB: 0 BB: 0 P: 5	R: 0 E: 0 K: 0 S: 3	H: 0 LOB: 1 BB: 1 P: 7	R: 1 E: 1 K: 0 S: 4	H: 2 LOB: 0 BB: 0 P: 4	R: 0 E: 0 K: 0 S: 4	H: 1 LOB: 1 BB: 0 P: 4	1B: 5 2B: 2 3B: 0 HR: 1	SF: 0 SAC: 0 DP: 2 HBP: 1	WP: 0 PB: 0 SB: 0 CS: 0	PA: 37					
PITCHER	IP WLS BF H R ER SO BB IBB HBP BLK WP HR S P ERA WHIP																										
Bob Bruce, R (1, 1) ERA: 2.88	2.1		12	3	2	2	2	1	0	1	0	0	1	14	19	7.71	1.714										
Claude Raymond, R (3, 1) ERA: 0.64	6.1	W	24	5	1	0	4	2	0	0	0	0	0	30	38	0.00	1.105										
Hal Woodeshick, L (9, 1) ERA: 2.81	0.1	S	1	0	0	0	0	0	0	0	0	0	0	1	1	0.00	0.000										

Cincinnati Reds @ Houston Colt 45's
 Colt Stadium, Houston, TX
 Thu Jun 11 1964, 8:05 PM EDT
 Att: 10,085 - Unknown

livebaseballscorecards.com

AB	33
R	3
H	8
RBI	2
BB	3
SO	6
LOB	15



Batter	1	2	3	4	5	6	7	8	9	AB	R	H	RBI	BB	SO	LOB
Al Spangler, L (1, 7) OBP: 0.250, SLG: 0.259	0-3 K		4-0 BB		4-0 PB 1B BB	0-3 K				2	1	0	0	2	2	2
Nellie Fox, L (1, 4) OBP: 0.344, SLG: 0.341	0-3 K		0-0 F5		0-0 BB PB 1-2 HR 1B	0-0 F6				4	1	1	0	0	1	3
Mike White, R (1, 8) OBP: 0.392, SLG: 0.423	4-0 BLK BB		0-0 G5-4-3		0-3 K 1-2 2-3 HR BB		0-3 K			3	1	0	0	1	2	3
Dave Roberts, L (1, 3) OBP: 0.364, SLG: 0.321	0-0 4-3			0-0 E4 4-3-6 1B	4-0 1-2 2-3 HR BB		4-0 FC4-6 BB			2	1	0	1	2	0	1
Bob Aspromonte, R (1, 5) OBP: 0.313, SLG: 0.370		0-0 FC4-6 1B		0-0 4-3-6 1B	0-0 1-2 HR		0-0 F3			4	1	3	4	0	0	1
Rusty Staub, L (1, 9) OBP: 0.263, SLG: 0.265		0-0 FC4-6 1-3		0-0 4-3-6	0-0 1-2 2-3 F7		0-0 FC4-6			4	0	0	0	0	0	4
John Bateman, R (1, 2) OBP: 0.250, SLG: 0.266		0-0 1-3		0-0 F4		0-0 SH3-4 E 1B		0-3 K		4	0	1	0	0	1	2
Eddie Kasko, R (1, 6) OBP: 0.270, SLG: 0.257		4-0 FC4-6 IBB			0-0 L7	0-0 E1 SH3-4		0-0 F7		3	0	0	0	1	0	1
Bob Bruce, R (1, 1) OBP: 0.375, SLG: 0.286 Claude Raymond, R (3, 1) Hal Woodeshick, R (9, 1)		0-0 FC4-6			0-3 K	0-0 SH3-4		0-0 1-3		1	0	0	0	0	0	2
						1-2 2-3				2	0	0	0	0	1	0
										0	0	0	0	0	0	0

Inning Stats	R: 0	H: 0	E: 0	K: 2	S: 7	LOB: 1	BB: 1	P: 11	R: 0	H: 1	E: 0	K: 0	S: 4	LOB: 2	BB: 1	P: 8	R: 0	H: 0	E: 0	K: 0	S: 2	LOB: 0	BB: 1	P: 6	R: 0	H: 1	E: 1	K: 0	S: 4	LOB: 1	BB: 0	P: 4	R: 5	H: 2	E: 0	K: 2	S: 10	LOB: 0	BB: 2	P: 18	R: 0	H: 1	E: 1	K: 1	S: 7	LOB: 2	BB: 0	P: 7	R: 0	H: 0	E: 0	K: 1	S: 5	LOB: 1	BB: 1	P: 9	R: 0	H: 0	E: 0	K: 1	S: 5	LOB: 0	BB: 0	P: 5
John Tsitouris, R (1, 1) ERA: 4.11	4.2	WLS	BF	H	R	ER	SO	BB	IBB	HBP	BLK	WP	HR	S	P	ERA	WHIP																																															
Sammy Ellis, R (5, 1) ERA: 4.29	1.1		6	1	0	0	1	0	0	0	0	0	0	8	8	0.00	0.750																																															
Billy McCool, L (7, 1) ERA: 2.25	2.0		7	0	0	0	2	1	0	0	0	0	0	10	14	0.00	0.500																																															

BOTTOM

Cincinnati Reds @ Houston Colt 45's
Colt Stadium, Houston, TX

Thu Jun 11 1964, 8:05 PM EDT
Att. 10,085 - Unknown

AB	29
R	5
H	5
RBI	5
BB	6
SO	7
LOB	19



1B: 4	SF: 0	WP: 0	PA: 36
2B: 1	SAC: 1	PB: 1	
3B: 0	DP: 2	SB: 0	
HR: 1	HBP: 0	CS: 0	

IP	WLS	BF	H	R	ER	SO	BB	IBB	HBP	BLK	WP	HR	S	P	ERA	WHIP
4.2	L	23	4	5	0	4	4	1	0	1	0	1	26	46	0.00	1.714
1.1		6	1	0	0	1	0	0	0	0	0	0	8	8	0.00	0.750
2.0		7	0	0	0	2	1	0	0	0	0	0	10	14	0.00	0.500

Batter	1	2	3	4	5	6	7	8	9	AB R H RBI BB SO LOB	TOP
Bobby Klaus, R (1, 4) OBP: 0.178, SLG: 0.167	0-0 5-3		0-3 K			0-0 SH3		0-0 F7		3 0 0 0 0 1 0	
Tommy Harper, R (1, 7) OBP: 0.328, SLG: 0.323	0-0 1-3			0-0 F3		0-0 4-3		0-0 1B 1B		4 1 1 0 0 0 1	
Vada Pinson, L (1, 8) OBP: 0.310, SLG: 0.406	0-0 1-3			0-0 F3		0-0 F4		0-0 1B 1B SF8-6-5		4 1 1 0 0 0 1	
Gordy Coleman, L (1, 3) OBP: 0.339, SLG: 0.473		0-0 F9		0-0 2B		4-0 3-1 1B BB		0-0 1B 1B SF8-6-5		3 0 2 1 1 0 0	
Frank Robinson, R (1, 9) OBP: 0.395, SLG: 0.585		0-0 HR		0-0 6-3		0-0 F9		0-0 SF8-6-5		3 1 1 2 0 0 2	
Johnny Edwards, L (1, 2) OBP: 0.323, SLG: 0.376		0-0 F8			0-0 F8		0-0 3-1 1B		0-0 F8	4 0 1 0 0 0 0	
Leo Cardenas, R (1, 6) OBP: 0.319, SLG: 0.409		0-0 F6			0-0 5-3		0-0 3-1		0-0 1-3	4 0 0 0 0 0 2	
Steve Boros, R (1, 5) OBP: 0.293, SLG: 0.326			0-0 6-3		0-0 F6		4-0 IBB		0-0 6-3	3 0 0 0 1 0 0	
Joe Nuxhall, L (1, 1) OBP: 0.103, SLG: 0.103			0-0 F4			0-0 4-3 SH3 1B		0-3 K		3 0 1 0 0 1 3	
Inning Stats	R: 0 E: 0 K: 0 S: 3 H: 0 LOB: 0 BB: 0 P: 3	R: 1 E: 0 K: 0 S: 4 H: 1 LOB: 0 BB: 0 P: 4	R: 0 E: 0 K: 1 S: 5 H: 0 LOB: 0 BB: 0 P: 5	R: 0 E: 0 K: 0 S: 4 H: 1 LOB: 1 BB: 0 P: 4	R: 0 E: 0 K: 0 S: 3 H: 0 LOB: 0 BB: 0 P: 3	R: 0 E: 0 K: 0 S: 4 H: 1 LOB: 1 BB: 0 P: 4	R: 0 E: 0 K: 1 S: 6 H: 1 LOB: 3 BB: 2 P: 14	R: 2 E: 0 K: 0 S: 5 H: 3 LOB: 0 BB: 0 P: 5	R: 0 E: 0 K: 0 S: 3 H: 0 LOB: 0 BB: 0 P: 3	1B: 5 2B: 2 3B: 0 HR: 1 SF: 1 SAC: 1 DP: 1 HBP: 0	WP: 0 PB: 0 SB: 0 CS: 0 PA: 35
PITCHER	IP WLS BF H R ER SO BB IBB HBP BLK WP HR S P ERA WHIP										
Ken Johnson, R (1, 1) ERA: 2.93	7.1 L 31 7 3 3 2 1 1 0 0 0 1 33 41 3.68 1.091										
Jim Owens, R (8, 1) ERA: 4.29	0.2 1 0 0 0 0 0 0 0 0 0 0 1 1 0.00 0.000										
Gordon Jones, R (9, 1) ERA: 2.31	1.0 3 0 0 0 0 0 0 0 0 0 0 3 3 0.00 0.000										

Cincinnati Reds @ Houston Colt 45's
Colt Stadium, Houston, TX
Fri Jun 12 1964, 8:05 PM EDT
Att. 9,768 - Unknown

livebaseballscorecards.com

AB	31
R	3
H	7
RBI	3
BB	2
SO	2
LOB	9



Batter	1	2	3	4	5	6	7	8	9	AB	R	H	RBI	BB	SO	LOB
Bob Lillis, R OBP: 0.330, SLG: 0.337 (1, 4)	0-0 F7		0-0 CS 1B			0-0 1B 2B		0-3 K		4	0	2	0	0	1	1
Dave Roberts, L OBP: 0.378, SLG: 0.323 (1, 3)	4-0 CS BB		0-0 CS 1-2	0-0 1-3		0-0 2-3 1B		0-0 1-5-3		3	0	1	0	1	0	1
Mike White, R OBP: 0.379, SLG: 0.409 (1, 8)	0-3 K			0-0 6-3		0-0 F7		0-3 K		4	0	0	0	0	2	4
Gordon Jones, R OBP: 1.000, SLG: 1.000 (9, 1)	1-2 K									0	0	0	0	0	0	0
Walt Bond, L OBP: 0.317, SLG: 0.463 (1, 9)		0-0 3-1		0-0 F8		0-0 F2			0-0 F5	4	0	0	0	0	0	2
Bob Aspromonte, R OBP: 0.317, SLG: 0.369 (1, 5)		4-0 BB			0-0 F8		0-0 F9		0-0 1B 1B	3	0	1	0	1	0	0
Jimmy Wynn, R OBP: 0.305, SLG: 0.340 (1, 7)		0-3 K			0-3 K		0-0 F7		0-0 F7	4	0	0	0	0	2	2
Eddie Kasko, R OBP: 0.280, SLG: 0.269 (1, 6)		0-0 F7			4-0 BB		0-0 2B		0-0 1B 1B	3	0	2	0	1	0	1
Jerry Grote, R OBP: 0.200, SLG: 0.244 (1, 2)			0-0 F8		0-0 F9		0-0 4-3		0-0 6-3	3	0	0	0	0	0	2
Nellie Fox, L OBP: 0.342, SLG: 0.339 (9, PH)										1	0	0	0	0	0	2
Ken Johnson, R OBP: 0.152, SLG: 0.129 (1, 1)			0-3 K			0-3 K		0-0 1B 1B		2	0	0	0	0	2	0
Jim Owens, R OBP: 0.167, SLG: 0.250 (8, 1)										0	0	0	0	0	0	0
Al Spangler, L OBP: 0.255, SLG: 0.264 (8, PH)										1	0	1	0	0	0	0

Inning Stats	R: 0 E: 0 K: 1 S: 4	H: 0 LOB: 0 BB: 1 P: 8	R: 0 E: 0 K: 1 S: 5	H: 0 LOB: 1 BB: 1 P: 9	R: 0 E: 0 K: 1 S: 5	H: 1 LOB: 0 BB: 0 P: 5	R: 0 E: 0 K: 0 S: 3	H: 0 LOB: 0 BB: 0 P: 3	R: 0 E: 0 K: 1 S: 5	H: 0 LOB: 1 BB: 1 P: 9	R: 0 E: 0 K: 1 S: 7	H: 2 LOB: 2 BB: 0 P: 7	R: 0 E: 0 K: 0 S: 4	H: 1 LOB: 1 BB: 0 P: 4	R: 0 E: 0 K: 2 S: 8	H: 1 LOB: 1 BB: 0 P: 8	R: 0 E: 0 K: 0 S: 5	H: 2 LOB: 2 BB: 0 P: 5	1B: 5 2B: 2 3B: 0 HR: 0	SF: 0 SAC: 0 DP: 0 HBP: 0	WP: 0 PB: 0 SB: 0 CS: 2	PA: 36
PITCHER Joe Nuxhall, L ERA: 3.65 (1, 1)	IP 9.0	WLS W	BF 35	H 7	R 0	ER 0	SO 7	BB 3	IBB 0	HBP 0	BLK 0	WP 0	HR 0	S 46	P 58	ERA 0.00	WHIP 1.111					

BOTTOM

Cincinnati Reds @ Houston Colt 45's
Colt Stadium, Houston, TX

Fri Jun 12 1964, 8:05 PM EDT
Att. 9,768 - Unknown

livebaseballscorecards.com

AB	32
R	0
H	7
RBI	0
BB	3
SO	7
LOB	15



Batter	1	2	3	4	5	6	7	8	9	AB R H RBI BB SO LOB	TOP											
Bobby Klaus, R (1, 4) OBP: 0.200, SLG: 0.298	0-0 5-3	0-0 1-3		0-0 HR		0-3 K		0-0 2-H 3B		5 1 2 2 0 1 2												
Tommy Harper, R (1, 7) OBP: 0.324, SLG: 0.319	0-0 F8		0-0 1B 1B	0-3 K		0-0 F6		0-3 K		5 1 1 0 0 2 1												
Vada Pinson, L (1, 8) OBP: 0.312, SLG: 0.426	0-0 2B		0-3 K		0-0 F7		0-0 HR		0-0 F8	5 1 2 1 0 1 1												
Gordy Coleman, L (1, 3) OBP: 0.341, SLG: 0.470	0-3 K		0-0 F7		0-0 1B 1B		0-0 1B		0-3 K	5 0 2 0 0 2 2												
Frank Robinson, R (1, 9) OBP: 0.391, SLG: 0.574		0-0 5-3	0-0 1B S 1B		0-0 F7		0-0 F7		0-0 L9	5 1 1 0 0 0 2												
Johnny Edwards, L (1, 2) OBP: 0.332, SLG: 0.385		0-0 1B 1B FC6-4 1B	0-0 1B 1-H 3-H 1B		0-0 1B		0-0 F7			4 1 3 2 0 0 1												
Leo Cardenas, R (1, 6) OBP: 0.318, SLG: 0.406		0-0 FC6-4 1B 1-2 1B	0-0 5-3		0-0 F9			0-0 F9		4 0 1 0 0 0 3												
Steve Boros, R (1, 5) OBP: 0.301, SLG: 0.333		0-0 FC6-4 1B 1-2 2-3 1B		0-0 F4		0-0 F9		0-0 SH2-4 3B 1B		4 1 2 0 0 0 0												
Jim Maloney, L (1, 1) OBP: 0.258, SLG: 0.148		0-0 FC6-4		0-0 F7		0-3 K		0-0 SH2-4		3 0 0 1 0 1 2												
Inning Stats	R: 0 E: 0 K: 1 S: 6	H: 1 LOB: 1 BB: 0 P: 6	R: 1 E: 0 K: 0 S: 6	H: 3 LOB: 2 BB: 0 P: 6	R: 2 E: 0 K: 1 S: 8	H: 3 LOB: 1 BB: 0 P: 8	R: 1 E: 0 K: 1 S: 6	H: 1 LOB: 0 BB: 0 P: 6	R: 0 E: 0 K: 0 S: 5	H: 2 LOB: 2 BB: 0 P: 5	R: 0 E: 0 K: 2 S: 7	H: 0 LOB: 0 BB: 0 P: 7	R: 1 E: 0 K: 0 S: 5	H: 2 LOB: 1 BB: 0 P: 5	R: 1 E: 0 K: 1 S: 7	H: 2 LOB: 1 BB: 0 P: 7	R: 0 E: 0 K: 1 S: 5	H: 0 LOB: 0 BB: 0 P: 5	1B: 10 2B: 1 3B: 1 HR: 2	SF: 0 SAC: 1 DP: 0 HBP: 0	WP: 0 PB: 0 SB: 1 CS: 0	PA: 41
PITCHER	IP WLS BF H R ER SO BB IBB HBP BLK WP HR S P ERA WHIP																					
Hal Brown, R (1, 1) ERA: 3.88	3.2 L 19 8 4 4 2 0 0 0 0 0 0 1 23 23 9.82 2.182																					
Jim Owens, R (4, 1) ERA: 4.17	3.1 14 4 1 1 3 0 0 0 0 0 0 1 20 20 2.70 1.200																					
Gordon Jones, R (8, 1) ERA: 2.63	2.0 8 2 1 1 2 0 0 0 0 0 0 0 12 12 4.50 1.000																					

Cincinnati Reds @ Houston Colt 45's
 Colt Stadium, Houston, TX
 Sat Jun 13 1964, 4:33 AM EDT
 Att. 7,189 - Unknown

livebaseballscorecards.com

AB 40
 R 6
 H 14
 RBI 6
 BB 0
 SO 7
 LOB 14



Batter	1	2	3	4	5	6	7	8	9	AB	R	H	RBI	BB	SO	LOB
--------	---	---	---	---	---	---	---	---	---	----	---	---	-----	----	----	-----

Al Spangler, L (1, 8) OBP: 0.261, SLG: 0.284	0-0 1B	0-0 3B			0-0 F5		0-0 F9			4	1	2	0	0	0	1
Nellie Fox, L (1, 4) OBP: 0.335, SLG: 0.331	0-0 6-3	0-0 F7			0-0 4-3		0-0 F8			4	0	0	0	0	0	4
Dave Roberts, L (1, 3) OBP: 0.341, SLG: 0.286	0-0 L7				0-0 F7			0-0 F7		4	0	0	0	0	0	1
Walt Bond, L (1, 7) OBP: 0.315, SLG: 0.455	4-0 1B BB				0-0 L9			0-0 3-1		3	0	0	0	1	0	0
Bob Aspromonte, R (1, 5) OBP: 0.315, SLG: 0.366	0-0 1-2 3-H 1B				0-3 K			0-0 6-3		4	0	1	1	0	1	0
Rusty Staub, L (1, 9) OBP: 0.263, SLG: 0.264	0-0 F6				0-0 F8			0-0 1B		4	0	1	0	0	0	2
Bob Lillis, R (1, 6) OBP: 0.326, SLG: 0.333					0-0 L5			0-0 F6		4	0	1	0	0	0	1
John Bateman, R (1, 2) OBP: 0.253, SLG: 0.264					0-0 FC5-4 1B			0-3 K		1	0	0	0	1	0	1
Jerry Grote, R (5, 2) OBP: 0.192, SLG: 0.234					0-0 FC5-4 1-2f			0-3 K		2	0	0	0	0	2	0
Hal Brown, R (1, 1) OBP: 0.154, SLG: 0.231					0-3 K			0-0 1B		0	0	0	0	0	0	0
Jim Owens, R (4, 1) OBP: 0.309, SLG: 0.344										1	0	0	0	0	1	1
Jimmy Wynn, R (7, PH) OBP: 1.000, SLG: 1.000										1	0	1	0	0	0	0
Gordon Jones, R (8, 1)										0	0	0	0	0	0	0

Inning Stats	R: 1	H: 2	E: 0	K: 0	S: 5	H: 2	LOB: 2	BB: 1	P: 9	R: 0	H: 1	E: 0	K: 0	S: 4	R: 0	H: 0	E: 0	K: 1	S: 5	R: 0	H: 1	E: 0	K: 1	S: 6	R: 0	H: 0	E: 0	K: 0	S: 3	R: 0	H: 1	E: 0	K: 0	S: 4	R: 0	H: 1	E: 0	K: 1	S: 6	R: 0	H: 0	E: 0	K: 0	S: 3	R: 0	H: 0	E: 0	K: 1	S: 5	R: 0	H: 0	E: 0	K: 1	S: 5	1B: 5	2B: 0	3B: 1	HR: 0	SF: 0	SAC: 1	DP: 0	HBP: 0	WP: 0	PB: 0	SB: 0	CS: 0	PA: 35
--------------	------	------	------	------	------	------	--------	-------	------	------	------	------	------	------	------	------	------	------	------	------	------	------	------	------	------	------	------	------	------	------	------	------	------	------	------	------	------	------	------	------	------	------	------	------	------	------	------	------	------	------	------	------	------	------	-------	-------	-------	-------	-------	--------	-------	--------	-------	-------	-------	-------	--------

BOTTOM

Cincinnati Reds @ Houston Colt 45's
 Colt Stadium, Houston, TX
 Sat Jun 13 1964, 4:33 AM EDT
 Att. 7,189 - Unknown

livebaseballscores.com

AB	32
R	1
H	6
RBI	1
BB	2
SO	4
LOB	11



Batter	1	2	3	4	5	6	7	8	9	AB R H RBI BB SO LOB	TOP	
Bobby Klaus, R (1, 4) OBP: 0.204, SLG: 0.353	0-0 F5		0-0 P3			0-0 G3		0-0 HR		4 1 1 1 0 0 1	Cincinnati Reds @ San Francisco Giants Candlestick Park, San Francisco, CA Sun Jun 14 1964, 6:33 AM EDT Att. 32,819 - Unknown livebaseballscorecards.com	
Tommy Harper, R (1, 7) OBP: 0.317, SLG: 0.312	0-0 F7		0-0 2-3			0-0 L5		0-0 6-3		4 0 0 0 0 0 1		
Vada Pinson, L (1, 8) OBP: 0.320, SLG: 0.429	0-0 BB 1B				0-0 G6-4-3 1B	0-0 6-3		4-0 BB		3 0 2 0 1 0 1		
Gordy Coleman, L (1, 3) OBP: 0.339, SLG: 0.458	4-0 1-2 BB				0-0 F8		0-0 4-3	0-0 4-3		3 0 0 0 1 0 2		
Frank Robinson, R (1, 9) OBP: 0.384, SLG: 0.563	0-3 K				0-0 G6-4-3 1-2f		0-0 4-3		0-0 6-3	4 0 0 0 0 1 3		
Johnny Edwards, L (1, 2) OBP: 0.335, SLG: 0.393		0-0 G5-4-3			0-0 P4		0-0 1B 1B	0-0 1B 2B		4 1 2 0 0 0 0		
Leo Cardenas, R (1, 6) OBP: 0.317, SLG: 0.403		0-0 F9			0-0 4-3		0-0 1-2 FC6-4 1B	0-0 6-3		4 0 1 0 0 0 2		
Steve Boros, R (1, 5) OBP: 0.299, SLG: 0.330		0-0 G5-4-3 1-2f			0-0 4-3		0-0 1-2f FC6-4	0-0 2-H 1B		4 0 1 1 0 0 3		
Jim O'Toole, S (1, 1) OBP: 0.136, SLG: 0.150 Sammy Ellis, L (2, 1) OBP: 0.230, SLG: 0.200 Mel Queen, L (6, PH) Billy McCool, R (6, 1) Marty Keough, L (8, PH) Ryne Duren, R (8, 1) Pete Rose, S (9, PH) OBP: 0.285, SLG: 0.280			0-0 5-3			0-0 G3 1B		0-3 K	0-0 F7	0 0 0 0 0 0 0 1 0 0 0 0 0 0 1 0 1 0 0 0 0 0 0 0 0 0 0 0 1 0 0 0 0 1 0 0 0 0 0 0 0 0 1 0 0 0 0 0 1		
Inning Stats	R: 0 E: 0 K: 1 S: 6 H: 1 LOB: 2 BB: 1 P: 10	R: 0 E: 1 K: 0 S: 3 H: 0 LOB: 0 BB: 0 P: 3	R: 0 E: 0 K: 0 S: 3 H: 0 LOB: 0 BB: 0 P: 3	R: 0 E: 0 K: 0 S: 3 H: 1 LOB: 0 BB: 0 P: 3	R: 0 E: 0 K: 0 S: 3 H: 0 LOB: 0 BB: 0 P: 3	R: 0 E: 0 K: 0 S: 4 H: 1 LOB: 1 BB: 0 P: 4	R: 0 E: 0 K: 0 S: 5 H: 2 LOB: 2 BB: 0 P: 5	R: 1 E: 0 K: 1 S: 6 H: 1 LOB: 1 BB: 1 P: 10	R: 1 E: 0 K: 0 S: 5 H: 2 LOB: 1 BB: 0 P: 5	1B: 6 2B: 1 3B: 0 HR: 1 SF: 0 SAC: 0 DP: 2 HBP: 0	WP: 0 PB: 0 SB: 0 CS: 0 PA: 36	
PITCHER Ron Herbel, R (1, 1) ERA: 2.2	IP WLS BF H R ER SO BB IBB HBP BLK WP HR S P ERA WHIP	9.0 W 36 8 2 2 2 2 2 0 0 0 0 1 38 46 2.00 1.111										



Batter	1	2	3	4	5	6	7	8	9	AB	R	H	RBI	BB	SO	LOB
Harvey Kuenn, R OBP: 0.290, SLG: 0.300 (1, 9) (7, 7)	0-0 1-3 1B	0-0 1-2 1B		0-0 1B			0-0 4-3			4	0	2	0	0	0	0
Willie McCovey, L OBP: 0.304, SLG: 0.410 Jesus Alou, R OBP: 0.304, SLG: 0.321 (1, 7) (7, 9)	0-0 1B 2B	0-0 G1-6-3 1B		0-0 G1-6-3 1-2f			4-0 3B BB			3	1	1	0	0	0	3
Willie Mays, R OBP: 0.436, SLG: 0.723 (1, 8)	0-0 1-3 2B 1B		0-0 HR 2B			0-0 6-3	0-0 1-H E 3B			4	3	3	1	0	0	0
Orlando Cepeda, R OBP: 0.377, SLG: 0.517 (1, 3)	4-0 1-2 2B SF8 BB		0-0 2-H HR			4-0 FC6 BB	0-3 K			2	2	1	2	2	1	1
Jim Ray Hart, R OBP: 0.300, SLG: 0.410 (1, 5)	0-0 1-3 2-H 3-H 2B		0-0 HR			0-0 P5	0-0 E6			4	1	2	3	0	0	1
Jim Davenport, R OBP: 0.252, SLG: 0.302 (1, 4)	0-0 3-H SF8		0-0 3-1			0-0 FC6	0-3 K			3	0	0	1	0	1	2
Tom Haller, L OBP: 0.288, SLG: 0.321 (1, 2)	0-3 K		0-0 6-3			0-0 F7	0-0 4-3			4	0	0	0	0	1	1
Jose Pagan, R OBP: 0.255, SLG: 0.242 (1, 6)		0-0 4-3	0-3 K			0-0 1-3	0-0 5-3			4	0	0	0	0	1	0
Ron Herbel, R (1, 1)		4-0 1B BB		0-0 1-3		0-3 K	0-0 5-3			3	0	0	0	1	1	0

Inning Stats	R: 3	H: 3	E: 0	K: 1	S: 8	LOB: 1	BB: 1	P: 12	R: 0	H: 1	E: 0	K: 0	S: 3	LOB: 1	BB: 1	P: 7	R: 3	H: 3	E: 0	K: 1	S: 8	LOB: 0	BB: 0	P: 8	R: 0	H: 1	E: 0	K: 0	S: 3	LOB: 1	BB: 1	P: 7	R: 0	H: 0	E: 0	K: 1	S: 5	LOB: 0	BB: 0	P: 5	R: 2	H: 1	E: 1	K: 2	S: 9	LOB: 1	BB: 1	P: 13	R: 0	H: 0	E: 0	K: 0	S: 3	LOB: 0	BB: 0	P: 3
--------------	------	------	------	------	------	--------	-------	-------	------	------	------	------	------	--------	-------	------	------	------	------	------	------	--------	-------	------	------	------	------	------	------	--------	-------	------	------	------	------	------	------	--------	-------	------	------	------	------	------	------	--------	-------	-------	------	------	------	------	------	--------	-------	------

PITCHER	IP	WLS	BF	H	R	ER	SO	BB	IBB	HBP	BLK	WP	HR	S	P	ERA	WHIP
Jim O'Toole, L ERA: 3.65 (1, 1)	1.1	L	10	4	3	3	1	2	0	0	0	0	0	10	18	20.25	4.500
Sammy Ellis, R ERA: 4.5 (2, 1)	3.2		14	4	3	3	1	1	0	0	0	0	2	15	19	7.36	1.364
Billy McCool, L ERA: 2.5 (6, 1)	2.0		9	1	2	1	3	1	0	0	0	0	0	14	18	4.50	1.000
Ryne Duren, R ERA: 4.0 (8, 1)	1.0		3	0	0	0	0	0	0	0	0	0	0	3	3	0.00	0.000

BOTTOM

Cincinnati Reds @ San Francisco Giants
Candlestick Park, San Francisco, CA

Sun Jun 14 1964, 6:33 AM EDT
Att. 32,819 - Unknown

AB	31
R	8
H	9
RBI	7
BB	4
SO	5
LOB	8

WP: 0 PA: 36
PB: 0 SB: 0
CS: 0



PITCHER	IP	WLS	BF	H	R	ER	SO	BB	IBB	HBP	BLK	WP	HR	S	P	ERA	WHIP
---------	----	-----	----	---	---	----	----	----	-----	-----	-----	----	----	---	---	-----	------

Batter	1	2	3	4	5	6	7	8	9	AB R H RBI BB SO LOB	TOP																
Bobby Klaus, R (1, 4) OBP: 0.203, SLG: 0.364	0-0 5-3 4-3 2B		0-0 5-3		0-0 6-3		0-0 5-3		0-0 SF7	4 1 1 1 0 0 1																	
Tommy Harper, R (1, 7) OBP: 0.325, SLG: 0.312	0-0 5-3 2-3		0-0 5-3 1B		4-0 BB BB		0-3 K	0-3 K	4-0 BB 1-2 2-3 BB	3 0 1 0 2 1 1																	
Vada Pinson, L (1, 8) OBP: 0.313, SLG: 0.419	0-0 4-3 3-H		0-0 4-3		0-0 F8 1-2		0-3 K	0-0 K	0-0 4-3	5 0 0 1 0 1 5																	
Deron Johnson, R (1, 3) OBP: 0.397, SLG: 0.561	0-0 HR		0-0 5-3		0-0 P4		0-0 F2			4 1 1 1 0 0 0																	
Frank Robinson, R (1, 9) OBP: 0.382, SLG: 0.561	0-0 F7		0-3 K		0-0 F7		0-0 F7		0-0 2B 2B	4 1 1 0 0 1 0																	
Leo Cardenas, R (1, 6) OBP: 0.316, SLG: 0.400		0-0 P4		0-0 1B		0-0 F5		0-0 6-3		4 0 1 0 0 0 1																	
Johnny Edwards, L (1, 2) OBP: 0.338, SLG: 0.407		0-0 6-3		0-0 4-3		0-0 4-3 2B		0-0 E SF7 2B		4 1 2 1 0 0 1																	
Steve Boros, R (1, 5) OBP: 0.297, SLG: 0.327		0-0 F8		0-0 E1 SF7 1B		0-0 4-3		0-0 E5 BB BB		4 1 1 0 0 0 2																	
Bob Purkey, R (1, 1) OBP: 0.050, SLG: 0.083 Joeey Jay, S (7, 1) Hal Smith, R (9, PH) Pete Rose, S (9, PR) Bill Henry, L (9, 1) Ryne Duren, R (9, 1)			0-0 F9		0-0 SF7		0-0 5-3		4-0 BB BB 1-2 BB	2 0 0 1 0 0 1 0 0 0 0 0 0 0 0 0 0 0 1 0																	
Inning Stats	R: 2 E: 0 K: 0 S: 5	H: 2 LOB: 0 BB: 0 P: 5	R: 0 E: 0 K: 0 S: 3	H: 0 LOB: 0 BB: 0 P: 3	R: 0 E: 0 K: 0 S: 4	H: 1 LOB: 1 BB: 0 P: 4	R: 0 E: 0 K: 1 S: 6	H: 1 LOB: 1 BB: 0 P: 6	R: 1 E: 1 K: 0 S: 4	H: 1 LOB: 1 BB: 1 P: 8	R: 0 E: 0 K: 0 S: 3	H: 0 LOB: 0 BB: 0 P: 3	R: 0 E: 0 K: 2 S: 4	H: 1 LOB: 1 BB: 0 P: 4	R: 0 E: 0 K: 2 S: 7	H: 0 LOB: 0 BB: 0 P: 7	R: 2 E: 1 K: 0 S: 6	H: 2 LOB: 3 BB: 2 P: 14	1B: 3 2B: 4 3B: 0 HR: 1	SF: 2 SAC: 0 DP: 0 HBP: 0	WP: 0 PB: 0 SB: 1 CS: 0	PA: 39					
PITCHER	IP WLS BF H R ER SO BB IBB HBP BLK WP HR S P ERA WHIP																										
Bob Hendley, L (1, 1) ERA: 2.97	6.1		26	6	3	2	1	1	0	0	0	0	1	27	31	2.84	1.105										
Bob Shaw, R (7, 1) ERA: 2.66	0.2		2	0	0	0	0	0	0	0	0	0	0	2	2	0.00	0.000										
Gaylord Perry, R (8, 1) ERA: 2.31	1.0		3	0	0	0	2	0	0	0	0	0	0	7	7	0.00	0.000										
Bobby Bolin, R (9, 1) ERA: 3.27	0.1		2	1	1	1	0	0	0	0	0	0	0	2	2	27.00	3.000										
Billy O'Dell, L (9, 1) ERA: 6.16	0.2	W	6	1	1	0	0	2	0	0	0	0	0	4	12	0.00	4.500										

Cincinnati Reds @ San Francisco Giants
Candlestick Park, San Francisco, CA

Mon Jun 15 1964, 6:33 AM EDT
Att. 8,201 - Unknown

livebaseballscorecards.com

AB	34
R	5
H	8
RBI	5
BB	3
SO	3
LOB	12



Batter	1	2	3	4	5	6	7	8	9	AB	R	H	RBI	BB	SO	LOB
Harvey Kuenn, R (1, 9) OBP: 0.305, SLG: 0.312	0-0 6-3		0-0 5-3		4-0 1B BB		0-0 1-H 2B	4-0 BB		3	0	1	1	2	0	0
Willie Mays, R (1, 8) OBP: 0.431, SLG: 0.711	0-0 6-3			0-0 F8	0-0 1B		0-3 K	0-3 K		5	0	1	1	0	2	3
Willie McCovey, L (1, 7) OBP: 0.307, SLG: 0.406	0-0 1-3			0-0 FC5-4 1B	0-0 F7		0-0 F6		4-0 BB 1B	4	1	1	0	1	0	3
Orlando Cepeda, R (1, 3) OBP: 0.377, SLG: 0.510		0-0 5-3		0-0 FC5-4 BB		0-0 F2		0-0 2B SF8 1B	4-0 1B BB	4	1	1	0	1	0	1
Jim Ray Hart, R (1, 5) OBP: 0.303, SLG: 0.406		0-0 F3		4-0 BB		0-0 4-3		0-0 F9	0-0 1B	4	0	1	1	1	0	1
Tom Haller, L (1, 2) OBP: 0.299, SLG: 0.343		0-0 2B		0-0 F9		4-0 BB		0-0 3B 2B		3	1	2	0	1	0	2
Jim Davenport, R (1, 4) OBP: 0.246, SLG: 0.295		0-0 F2			0-0 F9	0-0 F8		4-0 3B IBB		3	0	0	0	0	0	2
Duke Snider, L (8, PH) OBP: 0.311, SLG: 0.406										0	0	0	0	1	0	0
Gil Garrido, R (8, PR) OBP: 0.148, SLG: 0.080										0	1	0	0	0	0	0
Jose Pagan, R (1, 6) OBP: 0.252, SLG: 0.238			0-0 5-3		0-0 F8		0-0 2B 1B	0-0 SF8		2	0	0	0	0	0	0
Chuck Hiller, L (7, PH) OBP: 0.247, SLG: 0.269										1	1	1	1	0	0	0
Bob Hendley, R (1, 1) OBP: 0.130, SLG: 0.091			0-0 F9		0-0 BB 1B					2	1	1	0	0	0	0
Bob Shaw, R (7, 1)										0	0	0	0	0	0	0
Jesus Alou, R (7, PH) OBP: 0.302, SLG: 0.319										1	0	0	0	0	0	1
Gaylord Perry, R (8, 1)										0	0	0	0	0	0	0
Cap Peterson, R (8, PH) OBP: 0.235, SLG: 0.250										1	0	1	2	0	0	0
Bobby Bolin, R (9, 1) OBP: 0.450, SLG: 0.100										0	0	0	0	0	0	0
Billy O'Dell, S (9, 1)										0	0	0	0	0	0	0

Inning Stats	R: 0	H: 0	E: 0	K: 0	S: 3	R: 0	H: 1	E: 0	K: 0	S: 4	R: 0	H: 0	E: 0	K: 0	S: 3	R: 1	H: 2	E: 0	K: 0	S: 5	R: 0	H: 0	E: 0	K: 0	S: 3	R: 1	H: 2	E: 0	K: 1	S: 7	R: 3	H: 3	E: 0	K: 1	S: 8	R: 1	H: 1	E: 0	K: 0	S: 1	1B: 6	2B: 3	3B: 1	SF: 1	SAC: 0	DP: 0	HBP: 0	WP: 0	PA: 41
--------------	------	------	------	------	------	------	------	------	------	------	------	------	------	------	------	------	------	------	------	------	------	------	------	------	------	------	------	------	------	------	------	------	------	------	------	------	------	------	------	------	-------	-------	-------	-------	--------	-------	--------	-------	--------

PITCHER	IP	WLS	BF	H	R	ER	SO	BB	IBB	HBP	BLK	WP	HR	S	P	ERA	WHIP
Bob Purkey, R (1, 1) ERA: 3.32	6.1		28	6	2	2	0	3	0	0	0	0	0	25	37	2.84	1.421
Joey Jay, R (7, 1) ERA: 3.8	1.2		10	3	3	3	2	1	1	0	0	0	0	12	20	16.20	2.400
Bill Henry, L (9, 1) ERA: 1.69	0.0	L	2	0	1	1	0	2	0	0	0	0	0	0	8	∞	∞
Ryne Duren, R (9, 1) ERA: 4.0	0.0		1	1	0	0	0	0	0	0	0	0	0	1	1	∞	∞

BOTTOM


Cincinnati Reds @ San Francisco Giants
Candlestick Park, San Francisco, CA

Mon Jun 15 1964, 6:33 AM EDT
Att. 8,201 - Unknown

AB	33
R	6
H	10
RBI	6
BB	7
SO	2
LOB	13

livebaseballscorecards.com



Batter	1	2	3	4	5	6	7	8	9	AB R H RBI BB SO LOB	TOP														
Bobby Klaus, R (1, 4) OBP: 0.219, SLG: 0.400	0-0 E5 1B SF9		0-0 HR 2B		0-0 P4	0-0 5-3		0-0 1B 2B		5 3 2 0 0 0 1	<p>Cincinnati Reds @ San Francisco Giants Candlestick Park, San Francisco, CA</p> <p>Tue Jun 16 1964, 10:05 PM EDT Att. 13,181 - Unknown</p> <p>livebaseballscorecards.com</p> <table border="1"> <tr><td>AB</td><td>35</td></tr> <tr><td>R</td><td>9</td></tr> <tr><td>H</td><td>11</td></tr> <tr><td>RBI</td><td>8</td></tr> <tr><td>BB</td><td>7</td></tr> <tr><td>SO</td><td>3</td></tr> <tr><td>LOB</td><td>18</td></tr> </table> 	AB	35	R	9	H	11	RBI	8	BB	7	SO	3	LOB	18
AB	35																								
R	9																								
H	11																								
RBI	8																								
BB	7																								
SO	3																								
LOB	18																								
Tommy Harper, R (1, 7) OBP: 0.322, SLG: 0.309	0-3 K		0-0 6-3		0-0 1-3		0-0 BB 2B 1B	0-0 F3		5 1 1 0 0 1 3															
Vada Pinson, L (1, 8) OBP: 0.323, SLG: 0.439	0-0 1-3 1B		0-0 2-H HR		4-0 BB		0-0 P4	0-0 2-H 1B		4 1 3 3 1 0 1															
Gordy Coleman, L (1, 3) OBP: 0.331, SLG: 0.450 Deron Johnson, R (7, PH) OBP: 0.398, SLG: 0.556 (7, 3)	0-0 SF9		0-0 F2		0-0 P6		4-0 2B 1-2 E BB	0-3 K		2 0 0 1 0 0 1 1 1 0 0 1 1 1															
Frank Robinson, R (1, 9) OBP: 0.362, SLG: 0.560	0-0 L4			0-0 6-3		0-0 F8	0-0 1-H 2-H E4 SF7 2B	4-0 FC6-4 BB		4 1 1 1 1 0 1															
Johnny Edwards, L (1, 2) OBP: 0.345, SLG: 0.408		0-0 G6-3 1B		4-0 1B G5-2-3 BB		4-0 HR BB	0-0 SF7	0-0 P5		2 1 1 1 2 0 1															
Leo Cardenas, R (1, 6) OBP: 0.322, SLG: 0.416		0-3 K		0-0 1-3 1B		0-0 1-H HR	4-0 3-H FC5-4 BB	0-0 F7		4 1 2 2 1 1 2															
Steve Boros, R (1, 5) OBP: 0.302, SLG: 0.333		0-0 G6-3 1-2f		4-0 IBB		0-0 2B	0-0 1-2f FC5-4	0-0 FC6-4 1-2f		4 0 1 0 1 0 3															
John Tsitouris, R (1, 1) OBP: 0.278, SLG: 0.294 Ryne Duren, R (7, 1) Joey Jay, S (9, 1)			0-0 P6	0-0 G5-2-3 3-Hf		0-0 5-3		0-0 P3		3 0 0 0 0 0 4 1 0 0 0 0 0 0 0 0 0 0 0 0 0															
Inning Stats	R: 1 E: 1 K: 1 S: 7	H: 1 LOB: 1 BB: 0 P: 7	R: 0 E: 0 K: 1 S: 5	H: 1 LOB: 0 BB: 0 P: 5	R: 2 E: 0 K: 0 S: 5	H: 2 LOB: 0 BB: 0 P: 5	R: 0 E: 0 K: 0 S: 3	H: 1 LOB: 2 BB: 2 P: 11	R: 0 E: 0 K: 0 S: 3	H: 0 LOB: 1 BB: 1 P: 7	R: 2 E: 0 K: 0 S: 5	H: 2 LOB: 1 BB: 1 P: 9	R: 3 E: 1 K: 0 S: 5	H: 2 LOB: 1 BB: 2 P: 13	R: 1 E: 0 K: 1 S: 7	H: 2 LOB: 1 BB: 0 P: 7	R: 0 E: 0 K: 0 S: 3	H: 0 LOB: 1 BB: 1 P: 7	1B: 5 2B: 4 3B: 0 HR: 2	SF: 2 SAC: 0 DP: 2 HBP: 0	WP: 0 PB: 0 SB: 0 CS: 0	PA: 44			
PITCHER	IP WLS BF H R ER SO	IP WLS BF H R ER SO	IP WLS BF H R ER SO	IP WLS BF H R ER SO	IP WLS BF H R ER SO	IP WLS BF H R ER SO	IP WLS BF H R ER SO	IP WLS BF H R ER SO	IP WLS BF H R ER SO	IP WLS BF H R ER SO	IP WLS BF H R ER SO	IP WLS BF H R ER SO	IP WLS BF H R ER SO	IP WLS BF H R ER SO	IP WLS BF H R ER SO	IP WLS BF H R ER SO	IP WLS BF H R ER SO	IP WLS BF H R ER SO	ERA WHIP	ERA WHIP					
Jack Sanford, R (1, 1) ERA: 3.41	6.0 L 28 7 5 4 2																			6.00 1.667					
Ken MacKenzie, L (7, 1) ERA: 5.19	2.0		12 4 4 3 1																	13.50 3.000					
Billy Pierce, L (9, 1) ERA: 1.42	1.0		4 0 0 0 0																	0.00 1.000					

Batter	1	2	3	4	5	6	7	8	9
Chuck Hiller, L (1, 4) <small>OBP: 0.258, SLG: 0.270</small>	0-0 BB 1B	0-0 6-3		0-0 4-3			4-0 HR BB BB	4-0 FC5-4 BB 1-2	
Willie Mays, R (1, 8) <small>OBP: 0.430, SLG: 0.702</small>	0-0 F8		0-0 1B 1B		0-0 1-3		4-0 HR BB 1-2	0-0 FC5-4 BB 1-2f 2-H	
Willie McCovey, L (1, 7) <small>OBP: 0.299, SLG: 0.394</small>	0-3 K		0-3 K		0-3 K		0-0 F2	0-0 1-3	
Orlando Cepeda, R (1, 3) <small>OBP: 0.390, SLG: 0.536</small>	4-0 1-2 BB		0-0 FC1-2-4-6 1B 1-3		0-0 1B		0-0 1-H 2-H HR	0-0 5-3	
Duke Snider, L (1, 9) <small>OBP: 0.304, SLG: 0.382</small>	0-0 L5		0-0 FC1-2-4-6 2-3		0-3 K		0-0 4-3	4-0 BB WP BB	
Jim Ray Hart, R (1, 5) <small>OBP: 0.310, SLG: 0.405</small>		4-0 PB BB	0-0 1-3		0-0 4-3		0-0 WP 1B	4-0 BB 1-2 BB	
Tom Haller, L (1, 2) <small>OBP: 0.302, SLG: 0.336</small>		0-0 4-3		0-3 K		4-0 BB	0-0 G3	4-0 G4-6-3 BB 1-2 2-3	
Jose Pagan, R (1, 6) <small>OBP: 0.259, SLG: 0.234</small> Harvey Kuenn, R (9, PH) <small>OBP: 0.302, SLG: 0.309</small>		4-0 BB		4-0 BB		0-0 F9		0-0 F9	0-0 G4-6-3 1-2f
Jack Sanford, R (1, 1) <small>OBP: 0.207, SLG: 0.154</small> Jesus Alou, R (6, PH) <small>OBP: 0.301, SLG: 0.317</small> Ken MacKenzie, R (7, 1)		0-3 K		0-3 K		0-0 P6		4-0 BB E BB	
Cap Peterson, R (8, PH) <small>OBP: 0.257, SLG: 0.250</small> Billy Pierce, L (9, 1)									

AB	R	H	RBI	BB	SO	LOB
3	1	1	0	2	0	3
4	1	1	0	1	0	2
5	0	0	0	0	3	5
4	1	3	3	1	0	0
4	0	0	0	1	1	5
3	0	1	0	2	0	2
3	0	0	0	2	1	2
2	0	0	0	2	0	1
1	0	0	0	0	0	3
2	0	0	0	0	2	3
1	0	0	0	0	0	1
0	0	0	0	0	0	0
0	1	0	0	1	0	0
0	0	0	0	0	0	0

BOTTOM

Cincinnati Reds @ San Francisco Giants
 Candlestick Park, San Francisco, CA

livebaseballscorecards.com

AB	32
R	4
H	6
RBI	3
BB	12
SO	7
LOB	27



Tue Jun 16 1964, 10:05 PM EDT
 Att. 13,181 - Unknown

Inning Stats		R: 0	H: 1	E: 0	K: 1	S: 6	R: 0	H: 0	E: 0	K: 1	S: 5	R: 0	H: 2	E: 0	K: 1	S: 7	R: 0	H: 0	E: 0	K: 2	S: 7	R: 0	H: 1	E: 0	K: 2	S: 8	R: 0	H: 0	E: 0	K: 0	S: 3	R: 3	H: 2	E: 0	K: 0	S: 5	R: 1	H: 0	E: 1	K: 0	S: 3	R: 0	H: 0	E: 0	K: 0	S: 2
IP	6.1	5	3	7	7	0	0	0	0	0	0	0	1	38	66	4.26	1.895																													
WLS	W	31	1	1	0	0	0	0	0	0	0	0	0	7	27	0.00	3.000																													
Batter																																														
PITCHER																																														
John Tsitouris, R	(1, 1)	6.1		5	3	7	7	0	0	0	0	0	1	38	66	4.26	1.895																													
Ryne Duren, R	(7, 1)	2.0		1	1	0	5	0	0	0	2	0	7	27	0.00	3.000																														
Joey Jay, R	(9, 1)	0.2	S	1	0	0	0	0	0	0	0	0	1	1	0.00	0.000																														

Batter	1	2	3	4	5	6	7	8	9	AB R H RBI BB SO LOB	TOP											
Bobby Klaus, R (1, 4) <small>OBP: 0.209, SLG: 0.381</small> Marty Keough, L (7, PH) <small>OBP: 0.273, SLG: 0.390</small> Pete Rose, S (7, 4) <small>OBP: 0.284, SLG: 0.259</small>	0-3 K		0-0 F9		0-0 5-3		0-0 F2		0-0 4-3	3 0 0 0 0 1 1 1 0 0 0 0 0 1 1 0 0 0 0 0 0	Cincinnati Reds @ San Francisco Giants Candlestick Park, San Francisco, CA Wed Jun 17 1964, 6:33 AM EDT Att: 12,825 - Unknown livebaseballscorecards.com											
Tommy Harper, R (1, 7) <small>OBP: 0.324, SLG: 0.311</small>	0-0 S BB 1B		0-0 1-2 1B		0-3 K		0-0 F8		0-0 P4	5 0 2 0 0 1 1												
Vada Pinson, L (1, 8) <small>OBP: 0.331, SLG: 0.440</small>	4-0 S BB 1-2 BB		0-0 F8		0-0 G4-6-3 1B		4-0 BB BB FC4-6 1B BB			2 1 1 0 2 0 2												
Gordy Coleman, L (1, 3) <small>OBP: 0.321, SLG: 0.435</small>	0-3 K 1-2 2-3		0-0 G3		0-0 G4-6-3 1-2f		0-0 E4 FC4-6			4 0 0 0 0 1 6												
Frank Robinson, R (1, 9) <small>OBP: 0.380, SLG: 0.552</small>	0-3 K		0-0 L5		4-0 BB BB HBP BB		0-0 F2			3 0 0 0 1 1 4												
Johnny Edwards, L (1, 2) <small>OBP: 0.343, SLG: 0.401</small>		0-0 4-3		0-0 F9		1-0 H 1-2 HBP		0-0 FC4-6 1B 1-2f 2-3		3 0 0 0 0 0 2												
Leo Cardenas, R (1, 6) <small>OBP: 0.321, SLG: 0.413</small>		0-3 K		0-0 F5		0-3 S S K		0-0 1-2 3-H 1B		4 0 1 1 0 2 2												
Steve Boros, R (1, 5) <small>OBP: 0.300, SLG: 0.330</small>		0-0 F7		0-0 F9		0-0 SH1-4 1B		0-0 F9		4 0 1 0 0 0 2												
Joe Nuxhall, L (1, 1) <small>OBP: 0.156, SLG: 0.250</small>			0-0 1B 1B		0-0 HR		0-0 SH1-4 1-2		0-0 1-3	3 1 2 1 0 0 0												
Inning Stats	R: 0 E: 0 K: 3 S: 10	H: 1 LOB: 2 BB: 1 P: 14	R: 0 E: 0 K: 1 S: 5	H: 0 LOB: 0 BB: 0 P: 5	R: 0 E: 0 K: 0 S: 5	H: 2 LOB: 2 BB: 0 P: 5	R: 0 E: 0 K: 0 S: 3	H: 0 LOB: 0 BB: 0 P: 3	R: 1 E: 0 K: 1 S: 6	H: 1 LOB: 0 BB: 0 P: 6	R: 0 E: 0 K: 1 S: 5	H: 1 LOB: 2 BB: 1 P: 10	R: 0 E: 0 K: 0 S: 4	H: 1 LOB: 1 BB: 0 P: 4	R: 1 E: 1 K: 0 S: 5	H: 1 LOB: 2 BB: 1 P: 9	R: 0 E: 0 K: 0 S: 3	H: 0 LOB: 0 BB: 0 P: 3	1B: 6 2B: 0 3B: 0 HR: 1	SF: 0 SAC: 1 DP: 1 HBP: 1	WP: 0 PB: 0 SB: 2 CS: 0	PA: 38
PITCHER	IP WLS BF H R ER SO BB IBB HBP BLK WP HR S P ERA WHIP																					
Bobby Bolin, R (1, 1) <small>ERA: 2.98</small> Gaylord Perry, R (9, 1) <small>ERA: 2.25</small>	8.0 W 35 7 2 1 6 3 0 1 0 0 1 43 56 1.12 1.250																					



Batter	1	2	3	4	5	6	7	8	9	AB	R	H	RBI	BB	SO	LOB
Harvey Kuenn, R (1, 7) OBP: 0.309, SLG: 0.316	0-0 4-3		0-0 BLK 1B 1B		0-0 P5			0-0 BB 1B 1B		4	0	2	0	0	0	0
Jesus Alou, R (1, 9) OBP: 0.305, SLG: 0.321	0-0 F2		0-0 FC5 BLK 1-2 1B			0-0 F7		0-0 BB 1-2 1B		4	0	2	0	0	0	0
Willie Mays, R (1, 8) OBP: 0.435, SLG: 0.714	0-0 HR		4-0 1-2 2-3 BB			0-0 F7		4-0 1-2 2-3 BB		2	1	1	1	2	0	0
Orlando Cepeda, R (1, 3) OBP: 0.381, SLG: 0.523	0-0 F9		0-0 FC5 2-3f			0-0 6-3		0-0 P6		4	0	0	0	0	0	6
Jim Ray Hart, R (1, 5) OBP: 0.309, SLG: 0.399		4-0 BB K2-6 BB		0-0 6-3			0-0 5-3	0-3 K		3	0	0	0	1	1	3
Jim Davenport, R (1, 4) OBP: 0.247, SLG: 0.294		0-3 K2-6 1-2f		0-0 F9			0-0 1B	0-0 F7		4	0	1	0	0	1	1
Jose Pagan, R (1, 6) OBP: 0.259, SLG: 0.235		0-3 K		0-0 F7			0-0 F7	0-0 HR 1B		4	1	1	0	0	1	1
Del Crandall, R (1, 2) OBP: 0.295, SLG: 0.182			0-0 F8		0-0 1-3		0-3 K	0-0 HR		3	0	0	0	0	1	1
Willie McCovey, L (9, PH) OBP: 0.302, SLG: 0.415								1-H HR		1	1	1	2	0	0	0
Bobby Bolin, R (1, 1) OBP: 0.353, SLG: 0.083			0-3 K		0-0 P4			0-0 F8		2	0	0	0	0	1	0
Cap Peterson, R (8, PH) OBP: 0.250, SLG: 0.242										1	0	0	0	0	0	0
Gaylord Perry, R (9, 1)										0	0	0	0	0	0	0

Inning Stats	R: 1	H: 1	E: 0	K: 0	S: 4	LOB: 0	BB: 0	P: 4	R: 0	H: 0	E: 0	K: 2	S: 6	LOB: 0	BB: 1	P: 10	R: 0	H: 2	E: 0	K: 1	S: 7	LOB: 3	BB: 1	P: 11	R: 0	H: 0	E: 0	K: 0	S: 3	LOB: 0	BB: 0	P: 3	R: 0	H: 0	E: 0	K: 0	S: 3	LOB: 0	BB: 0	P: 3	R: 0	H: 1	E: 0	K: 1	S: 6	LOB: 1	BB: 0	P: 6	R: 0	H: 2	E: 0	K: 1	S: 7	LOB: 3	BB: 1	P: 11	R: 2	H: 2	E: 0	K: 0	S: 3	LOB: 0	BB: 0	P: 3	1B: 6	SF: 0	2B: 1	SAC: 0	3B: 0	DP: 1	HR: 2	HBP: 0	WP: 0	PA: 35
PITCHER Joe Nuxhall, L (1, 1) ERA: 3.61	IP	WLS	BF	H	R	ER	SO	BB	IBB	HBP	BLK	WP	HR	S	P	ERA	WHIP	IP	WLS	BF	H	R	ER	SO	BB	IBB	HBP	BLK	WP	HR	S	P	ERA	WHIP																																								

BOTTOM

Cincinnati Reds @ San Francisco Giants
Candlestick Park, San Francisco, CA

Wed Jun 17 1964, 6:33 AM EDT
Att. 12,825 - Unknown

livebaseballscorecards.com

AB	32
R	3
H	8
RBI	3
BB	3
SO	5
LOB	12



Batter	1	2	3	4	5	6	7	8	9	AB R H RBI BB SO LOB	TOP
Maury Wills, S (1, 6) OBP: 0.326, SLG: 0.340 Dick Tracewski, R (5, 6) OBP: 0.349, SLG: 0.357	1-3 	1-2 6-3 			4-2 B 			0-2 		2 0 0 0 1 1 1 1 0 1 0 0 0 0	
Derrell Griffith, L (1, 5) OBP: 0.333, SLG: 0.500	0-0 1-3 		3-3 		2-2 	0-1 F9 		1-1 F4 		4 0 0 0 0 1 1	
Willie Davis, L (1, 8) OBP: 0.288, SLG: 0.392	0-2 		0-3 		3-3 				1-2 L9 	4 0 1 0 0 2 0	
Tommy Davis, R (1, 7) OBP: 0.307, SLG: 0.329	0-1 		0-0 5-3 		2-3 				0-3 	4 0 1 0 0 2 0	
Wally Moon, L (1, 9) OBP: 0.347, SLG: 0.381	2-3 			3-3 		1-1 		3-2 	3-2 	4 0 2 0 0 2 2	
John Roseboro, L (1, 2) OBP: 0.360, SLG: 0.414 Jeff Torborg, R (7, 2) OBP: 0.143, SLG: 0.143		2-0 		1-3 		3-2 		0-3 	0-3 	3 1 1 0 0 1 1 1 0 0 0 0 1 1	
Ron Fairly, L (1, 3) OBP: 0.375, SLG: 0.338		2-1 		3-2 F5 		0-0 				3 0 1 1 0 0 0	
Nate Oliver, R (1, 4) OBP: 0.300, SLG: 0.125		3-3 		0-1 6-3 		3-3 		2-3 		3 0 0 0 0 2 1	
Joe Moeller, R (1, 1) OBP: 0.042, SLG: 0.042 Jim Brewer, L (4, 1) Frank Howard, R (8, PH) OBP: 0.286, SLG: 0.451 Howie Reed, R (8, 1)		2-3 		0-3 		2-3 				1 0 0 0 0 1 1 1 0 0 0 0 1 0 1 0 0 0 0 1 0 0 0 0 0 0 0 0	
Inning Stats	R: 0 H: 2 E: 0 LOB: 2 K: 2 BB: 0 S: 12 P: 15	R: 1 H: 2 E: 0 LOB: 1 K: 2 BB: 0 S: 12 P: 22	R: 0 H: 0 E: 0 LOB: 0 K: 2 BB: 0 S: 7 P: 10	R: 0 H: 0 E: 0 LOB: 0 K: 2 BB: 0 S: 10 P: 17	R: 0 H: 0 E: 0 LOB: 0 K: 1 BB: 1 S: 13 P: 19	R: 0 H: 0 E: 0 LOB: 0 K: 2 BB: 0 S: 10 P: 15	R: 0 H: 1 E: 0 LOB: 0 K: 0 BB: 0 S: 7 P: 11	R: 0 H: 1 E: 0 LOB: 1 K: 2 BB: 0 S: 12 P: 18	R: 0 H: 1 E: 0 LOB: 1 K: 2 BB: 0 S: 15 P: 19	1B: 6 SF: 0 2B: 1 SAC: 0 3B: 0 DP: 1 HR: 0 HBP: 0	WP: 0 PA: 34 PB: 0 SB: 0 CS: 1
PITCHER Jim Maloney, R (1, 1) ERA: 2.2 Billy McCool, L (8, 1) ERA: 2.25	IP WLS BF H R ER SO BB IBB HBP BLK WP HR S P ERA WHIP 7.0 W 25 5 1 1 11 1 0 0 0 0 0 71 109 1.29 0.857						PITCHER IP WLS BF H R ER SO BB IBB HBP BLK WP HR S P ERA WHIP 2.0 S 8 2 0 0 4 0 0 0 0 0 0 27 37 0.00 1.000				

Los Angeles Dodgers @ Cincinnati Reds
 Crosley Field, Cincinnati, OH
 Fri Jun 19 1964, 7:05 PM EDT
 Att. 20,777 - Unknown

AB	32
R	1
H	7
RBI	1
BB	1
SO	15
LOB	8



Batter	1	2	3	4	5	6	7	8	9	AB	R	H	RBI	BB	SO	LOB
Bobby Klaus, R OBP: 0.194, SLG: 0.358 (1, 4)	0-3 K	1-0 4-3		0-0 E6 1B	3-2 SF7		0-2 FC4-6 1B			4	1	0	1	0	1	2
Tommy Harper, R OBP: 0.330, SLG: 0.319 (1, 7)	3-2 BB 1B		0-0 5-3	3-1 1B 1B	1-1 G4-6-3		2-1 FC6 1B			5	2	3	1	0	0	1
Vada Pinson, L OBP: 0.336, SLG: 0.457 (1, 8)	0-2 BB 1B		1-0	0-0 1B 1B		2-2 F8	1-1 FC6			5	3	3	1	0	0	2
Gordy Coleman, L OBP: 0.324, SLG: 0.432 (1, 3) Deron Johnson, R OBP: 0.397, SLG: 0.545 (4, PH) (5, 3)	4-2 1B BB		0-0 F7	1-3 K		4-2 BB		1-0 4-3		1	0	0	0	1	0	0
Frank Robinson, R OBP: 0.384, SLG: 0.551 (1, 9)	3-2 F2		4-2 2B BB	3-1 1B 1B		1-2 F9		1-2 G4-6-3 1B		4	1	2	2	1	0	4
Johnny Edwards, L OBP: 0.350, SLG: 0.414 (1, 2) Billy McCool, R (8, 1)	0-1 1B		1-1 HR 2B	1-0 1B		0-3 K		1-2 G4-6-3 1B		4	1	3	4	0	1	1
Leo Cardenas, R OBP: 0.324, SLG: 0.425 (1, 6)	1-3 K		2-0 HR	2-3 K			4-2 FC4-6 1B BB			3	2	1	2	1	2	4
Steve Boros, R OBP: 0.306, SLG: 0.336 (1, 5)		0-0 F3	0-3 K		0-0 E SF7 1B		1-2 FC4-6 1B			4	1	2	0	0	1	0
Jim Maloney, L OBP: 0.235, SLG: 0.133 (1, 1) Hal Smith, R OBP: 0.273, SLG: 0.207 (7, PH) (8, 2)		0-0 4-3		2-1 F7	0-0 E3 G4-6-3		1-1 F3			3	0	0	0	0	0	1
										1	0	0	0	0	0	2

Inning Stats	R: 2	H: 3	E: 0	LOB: 2	K: 2	S: 22	R: 0	H: 0	E: 0	LOB: 0	K: 0	S: 3	R: 4	H: 3	E: 0	LOB: 0	K: 1	S: 11	R: 3	H: 4	E: 1	LOB: 2	K: 2	S: 16	R: 1	H: 1	E: 1	LOB: 0	K: 0	S: 9	R: 0	H: 0	E: 0	LOB: 1	K: 1	S: 12	R: 1	H: 2	E: 0	LOB: 2	K: 0	S: 17	R: 0	H: 1	E: 0	LOB: 0	K: 0	S: 7	
Joe Moeller, R ERA: 3.24 (1, 1)	3.1	WLS: L	20	7	8	6	3	2	0	0	0	0	0	0	0	0	0	0	0	0	2	41	66	16.20	2.700																								
Jim Brewer, L ERA: 2.62 (4, 1)	3.2		19	6	3	1	3	2	0	0	0	0	0	0	0	0	0	0	0	0	49	76	2.46	2.182																									
Howie Reed, R ERA: 6.0 (8, 1)	1.0		3	1	0	0	0	0	0	0	0	0	0	0	0	0	0	0	0	0	7	10	0.00	1.000																									

Los Angeles Dodgers @ Cincinnati Reds
Crosley Field, Cincinnati, OH
Fri Jun 19 1964, 7:05 PM EDT
Att. 20,777 - Unknown

AB	37
R	11
H	14
RBI	11
BB	4
SO	6
LOB	21



WP	HR	S	P	ERA	WHIP
0	0	0	0	0	0
0	0	0	0	0	0
0	0	0	0	0	0

Batter	1	2	3	4	5	6	7	8	9	AB R H RBI BB SO LOB	TOP											
Nate Oliver, R (1, 4) OBP: 0.333, SLG: 0.231	2-1 1-3		1-0 1-2 1B		1-2 1B 1B		0-0 6-3		1-3 K	5 1 2 0 0 1 0												
Derrell Griffith, L (1, 5) OBP: 0.364, SLG: 0.500	1-3 K		1-2 F9		1-2 1B 1B		1-0 1B			4 1 2 0 0 1 2												
Willie Davis, L (1, 8) OBP: 0.283, SLG: 0.386	0-2 F9		1-1 G3		0-1 F9		1-3 K			4 0 0 0 0 1 5												
Tommy Davis, R (1, 7) OBP: 0.310, SLG: 0.329		0-3 K		4-0 2B BB	2-0 1B FC1-2 1B		1-0 F7			3 1 1 1 1 1 1												
Frank Howard, R (1, 9) OBP: 0.295, SLG: 0.460		4-2 BB		1-0 6-3 1-H SF9 2B	1-2 FC1-2 1B		2-3 K			3 1 2 2 1 1 0												
Wes Parker, S (1, 3) OBP: 0.314, SLG: 0.395		1-3 K		2-2 6-3 2-3	FC1-2 1B		1-3 K			4 0 0 0 0 2 4												
John Roseboro, L (1, 2) OBP: 0.358, SLG: 0.413		1-2 1-3		0-0 SF9 3-H		1-1 6-3-6 SH1-3 1B		2-2 4-3		3 0 1 1 0 0 1												
Dick Tracewski, R (1, 6) OBP: 0.343, SLG: 0.349			1-2 F9	0-1 6-3		1-0 SH1-3		3-3 K		3 0 0 0 0 1 0												
Don Drysdale, R (1, 1) OBP: 0.191, SLG: 0.244			0-2 1B		0-1 6-3	2-1 6-3-6		1-3 K		3 0 1 0 0 0 1												
Ron Perranoski, L (7, 1) OBP: 0.125, SLG: 0.125										0 0 0 0 0 0 0												
Bob Miller, R (8, 1) OBP: 0.200, SLG: 0.200										0 0 0 0 0 0 0												
Lee Walls, R (9, PH) OBP: 0.412, SLG: 0.400						2-3f				1 0 0 0 0 1 0												
Inning Stats	R: 0 E: 0 K: 1 S: 8	H: 0 LOB: 0 BB: 0 P: 11	R: 0 E: 0 K: 2 S: 11	H: 0 LOB: 1 BB: 1 P: 17	R: 0 E: 0 K: 0 S: 12	H: 2 LOB: 2 BB: 0 P: 16	R: 2 E: 0 K: 0 S: 7	H: 1 LOB: 0 BB: 1 P: 14	R: 2 E: 0 K: 0 S: 15	H: 4 LOB: 2 BB: 0 P: 20	R: 0 E: 0 K: 0 S: 5	H: 1 LOB: 0 BB: 0 P: 9	R: 0 E: 0 K: 1 S: 6	H: 1 LOB: 1 BB: 0 P: 9	R: 0 E: 0 K: 2 S: 10	H: 0 LOB: 0 BB: 0 P: 15	R: 0 E: 0 K: 3 S: 9	H: 0 LOB: 0 BB: 0 P: 14	1B: 8 2B: 2 3B: 0 HR: 0	SF: 1 SAC: 1 DP: 1 HBP: 0	WP: 0 PB: 0 SB: 0 CS: 0	PA: 37
PITCHER	IP WLS BF H R ER SO BB IBB HBP BLK WP HR S P ERA WHIP	IP WLS BF H R ER SO BB IBB HBP BLK WP HR S P ERA WHIP																				
Jim O'Toole, L (1, 1) ERA: 3.8	7.0 W 31 9 4 4 4 2 0 0 0 0 0 64 96 5.14 1.571		Joe Nuxhall, L (8, 1) ERA: 3.53	2.0 S 6 0 0 0 5 0 0 0 0 0 0 19 29 0.00 0.000																		

Los Angeles Dodgers @ Cincinnati Reds
 Crosley Field, Cincinnati, OH
 Sat Jun 20 1964, 7:05 PM EDT
 Att. 24,559 - Unknown

AB	33
R	4
H	9
RBI	4
BB	2
SO	9
LOB	14




Batter	1	2	3	4	5	6	7	8	9
Bobby Klaus, R (1, 4) OBP: 0.200, SLG: 0.357 Pete Rose, S (7, PH) OBP: 0.284, SLG: 0.259 (8, 4)	2-1 5-3		1-3 K		2-1 K 1B		0-0 SH1-3 1-2 3-H		
Tommy Harper, R (1, 7) OBP: 0.329, SLG: 0.318	1-2 F3		0-0 F7		0-3 K		0-0 1B 2-3		
Vada Pinson, L (1, 8) OBP: 0.339, SLG: 0.484	0-0 4-3			3-1 HR		1-0 HR	1-1 6-3		
Gordy Coleman, L (1, 3) OBP: 0.317, SLG: 0.422 Deron Johnson, R (8, PH) OBP: 0.402, SLG: 0.550 (9, 3)		2-3 K	1-2 F7		0-0 F6		0-1 BLK 1B 5-3 1B		
Frank Robinson, R (1, 9) OBP: 0.386, SLG: 0.548		1-2 HR HBP	0-0 5-3		0-1 F6		0-1 5-3 BLK 1-2 1B		
Johnny Edwards, L (1, 2) OBP: 0.358, SLG: 0.433		2-1 HR 1-H	1-2 1B		1-3 K		4-0 5-3 1-2 2-3 IBB		
Leo Cardenas, R (1, 6) OBP: 0.326, SLG: 0.429		4-1 G5-4-3 BB	1-1 F8		1-1 F8		1-1 SH1-4 SH1-3 2B	1-1 5-3 1-2 2-3 3-H	
Steve Boros, R (1, 5) OBP: 0.299, SLG: 0.328		1-1 G5-4-3 1-2f	3-2 5-3		3-2 5-3		0-1 SH1-4	2-3 K	
Jim O'Toole, S (1, 1) OBP: 0.125, SLG: 0.136 Marty Keough, L (7, PH) OBP: 0.289, SLG: 0.390 Joe Nuxhall, L (8, 1) OBP: 0.152, SLG: 0.242		1-3 K	1-3 K		1-3 K		4-2 1B SH1-3 BB	1-3 K	

AB	R	H	RBI	BB	SO	LOB
3	0	1	0	0	1	0
0	0	0	1	0	0	0
4	0	1	0	0	1	1
4	2	2	2	0	0	2
3	0	0	0	0	1	0
1	1	1	0	0	0	0
3	1	2	2	1	1	0
3	1	1	1	1	0	3
3	0	0	0	0	1	3
2	0	0	0	0	2	0
0	0	0	0	1	0	0
1	0	0	0	0	1	2

Los Angeles Dodgers @ Cincinnati Reds
Crosley Field, Cincinnati, OH
Sat Jun 20 1964, 7:05 PM EDT
Att. 24,559 - Unknown

AB	30
R	6
H	9
RBI	6
BB	3
SO	8
LOB	11



Inning Stats		R: 0	H: 0	R: 2	H: 1	R: 0	H: 0	R: 1	H: 2	R: 0	H: 1	R: 1	H: 1	R: 1	H: 2	R: 1	H: 2
		E: 0	LOB: 0	E: 0	LOB: 0	E: 0	LOB: 0	E: 0	LOB: 1	E: 0	LOB: 1	E: 0	LOB: 0	E: 0	LOB: 2	E: 0	LOB: 2
		K: 0	BB: 0	K: 1	BB: 1	K: 2	BB: 0	K: 0	BB: 0	K: 1	BB: 0	K: 0	BB: 0	K: 2	BB: 1	K: 2	BB: 1
		S: 6	P: 9	S: 10	P: 20	S: 7	P: 9	S: 13	P: 19	S: 13	P: 19	S: 7	P: 9	S: 11	P: 16	S: 13	P: 21

PITCHER		IP	WLS	BF	H	R	ER	SO	BB	IBB	HBP	BLK	WP	HR	S	P	ERA	WHIP
Don Drysdale, R (1, 1) ERA: 2.1		6.1	L	27	6	5	5	6	2	0	1	0	0	3	63	96	7.11	1.263
Ron Perranoski, L (7, 1) ERA: 2.09		0.2		5	3	1	1	0	0	0	0	0	0	0	8	9	13.50	4.500
Bob Miller, R (8, 1) ERA: 2.25		1.0		4	0	0	0	2	0	1	0	1	0	0	9	17	0.00	0.000

WP	PA	ERA	WHIP
0	36		
0			
0			

Batter	1	2	3	4	5	6	7	8	9	AB R H RBI BB SO LOB	TOP											
Derrell Griffith, L (1, 5) <small>OBP: 0.346, SLG: 0.462</small> Jim Gilliam, S (8, 9) <small>OBP: 0.292, SLG: 0.261</small>	0-0 F7		0-0 B2		1-1 S 1B		0-0 F6		1-0 CS 1B	4 0 1 0 0 0 0 1 0 1 0 0 0 0												
Wes Parker, S (1, 3) <small>OBP: 0.300, SLG: 0.376</small> <small>(8, 9)</small>	0-1 L7		0-1 4-3		2-2 F9		2-3 K		3-0 CS 1-2	4 0 0 0 0 1 1												
Willie Davis, L (1, 8) <small>OBP: 0.283, SLG: 0.383</small>	1-2 4-3			1-2 FC6 1B		2-2 F7		1-2 F6		4 0 1 0 0 0 0												
Tommy Davis, R (1, 7) <small>OBP: 0.313, SLG: 0.336</small>		2-2 F9		1-1 F2		2-0 WP 1B		1-2 F8 SF7 2B		4 2 2 0 0 0 1												
Frank Howard, R (1, 9) <small>OBP: 0.298, SLG: 0.475</small> Ron Fairly, L (8, 3) <small>OBP: 0.375, SLG: 0.338</small>		0-1 HR		1-1 FC6 1-2		2-2 3-1 WP 1B		1-2 F8 2-3		4 2 2 2 0 0 2 0 0 0 0 0 0 0												
John Roseboro, L (1, 2) <small>OBP: 0.350, SLG: 0.405</small>		1-1 F7		2-1 L8		1-0 3-1		1-0 SF7		3 0 0 1 0 0 3												
Nate Oliver, R (1, 4) <small>OBP: 0.368, SLG: 0.294</small>		0-0 FC6-4 1B		3-3 K		0-1 1B 1B		0-3 K		4 0 2 1 0 2 2												
Dick Tracewski, R (1, 6) <small>OBP: 0.341, SLG: 0.347</small>		0-0 FC6-4 1-2f		0-1 F8		0-1 FC6 1B		0-0 F4		4 0 1 0 0 0 1												
Sandy Koufax, R (1, 1) <small>OBP: 0.132, SLG: 0.083</small> Bob Miller, R (7, 1) <small>OBP: 0.167, SLG: 0.167</small>			1-1 F9		1-3 K		0-1 FC6		0-0 4-3	3 0 0 0 0 1 2 1 0 0 0 0 0 0												
Inning Stats	R: 0 E: 0 K: 0 S: 6	H: 0 LOB: 0 BB: 0 P: 7	R: 1 E: 0 K: 0 S: 9	H: 2 LOB: 1 BB: 0 P: 12	R: 0 E: 0 K: 0 S: 5	H: 0 LOB: 0 BB: 0 P: 6	R: 0 E: 0 K: 1 S: 14	H: 1 LOB: 2 BB: 0 P: 22	R: 0 E: 0 K: 1 S: 10	H: 1 LOB: 1 BB: 0 P: 14	R: 2 E: 0 K: 0 S: 14	H: 4 LOB: 2 BB: 0 P: 21	R: 0 E: 0 K: 1 S: 8	H: 0 LOB: 0 BB: 0 P: 11	R: 1 E: 0 K: 1 S: 11	H: 1 LOB: 0 BB: 0 P: 14	R: 0 E: 0 K: 0 S: 3	H: 1 LOB: 0 BB: 0 P: 7	1B: 8 2B: 1 3B: 0 HR: 1	SF: 1 SAC: 0 DP: 0 HBP: 0	WP: 2 PB: 0 SB: 1 CS: 1	PA: 38
PITCHER	IP WLS BF H R ER SO BB IBB HBP BLK WP HR S P ERA WHIP																					
Bob Purkey, R (1, 1) <small>ERA: 3.36</small> Ryne Duren, R (8, 1) <small>ERA: 3.46</small>	7.0 L 30 8 3 3 3 0 0 0 0 2 1 66 93 3.86 1.143																					

Los Angeles Dodgers @ Cincinnati Reds
 Crosley Field, Cincinnati, OH
 Sun Jun 21 1964, 3:33 AM EDT
 Unknown

livebaseballscorecards.com

AB	36
R	4
H	10
RBI	4
BB	0
SO	4
LOB	12




Batter	1	2	3	4	5	6	7	8	9	AB	R	H	RBI	BB	SO	LOB
Bobby Klaus, R OBP: 0.205, SLG: 0.356 Pete Rose, S OBP: 0.283, SLG: 0.258 (1, 4) (7, PH) (8, 4)	1-2 1B		0-1 F4		1-1 5-3		3-2 G3			3	0	1	0	0	0	0
Tommy Harper, R OBP: 0.323, SLG: 0.311 (1, 7)	0-3 K		0-0 F3		1-0 F8		1-3 K			4	0	0	0	0	2	1
Vada Pinson, L OBP: 0.341, SLG: 0.489 (1, 8)	1-1 F7		2-0 2B		2-3 K		2-2 1B			4	1	2	0	0	1	1
Deron Johnson, R OBP: 0.405, SLG: 0.565 (1, 3)	2-2 F9		0-0 2B		3-2 1B 2B		0-0 F8			4	1	2	1	0	0	2
Frank Robinson, R OBP: 0.384, SLG: 0.542 (1, 9)		1-3 K	0-0 F3		1-2 1-3		1-1 1B			4	0	1	0	0	1	2
Leo Cardenas, R OBP: 0.321, SLG: 0.421 (1, 6)		3-2 F3		0-0 L7		0-3 K		1-1 6-3		4	0	0	0	0	1	2
Johnny Edwards, L OBP: 0.360, SLG: 0.439 (1, 2)		2-0 2B		1-1 4-3		2-0 1B		3-2 4-3		4	0	2	1	0	0	0
Steve Boros, R OBP: 0.308, SLG: 0.331 Marty Keough, L OBP: 0.283, SLG: 0.381 (1, 5) (9, PH)		4-0 IBB		2-1 1B		2-2 6-3		3-3 K		2	0	1	0	1	0	1
Bob Purkey, R OBP: 0.074, SLG: 0.077 Johnny Temple, R (7, PH) Gordy Coleman, L OBP: 0.314, SLG: 0.419 Ryne Duren, R (8, 1) Mel Queen, L OBP: 0.190, SLG: 0.190 (9, PH)		1-3 K		1-3 K		1-1 F7		1-1 F7		2	0	0	0	0	2	3


Inning Stats	R: 0	H: 1	R: 0	H: 1	R: 1	H: 2	R: 0	H: 0	R: 1	H: 2	R: 0	H: 0	R: 0	H: 2	R: 0	H: 0	R: 0	H: 2	R: 0	H: 0	1B: 5	SF: 0	WP: 0	PA: 36
	E: 0	LOB: 1	E: 0	LOB: 2	E: 0	LOB: 1	E: 0	LOB: 0	E: 0	LOB: 1	E: 0	LOB: 0	E: 0	LOB: 1	E: 0	LOB: 0	E: 0	LOB: 1	E: 0	LOB: 0	2B: 4 <td>SAC: 0 <td>PB: 0 <td></td> </td></td>	SAC: 0 <td>PB: 0 <td></td> </td>	PB: 0 <td></td>	
	K: 1	BB: 0	K: 2	BB: 1	K: 0	BB: 0	K: 1	BB: 0	K: 1	BB: 0	K: 1	BB: 0	K: 1	BB: 0	K: 1	BB: 0	K: 0	BB: 0	K: 1	BB: 0	3B: 0	DP: 0 <td>SB: 0</td> <td></td>	SB: 0	
	S: 12	P: 16	S: 10	P: 21	S: 6	P: 8	S: 10	P: 14	S: 9	P: 13	S: 16	P: 24	S: 10	P: 15	S: 8	P: 12	S: 9	P: 16	S: 9	P: 16	HR: 0	HBP: 0 <td>CS: 0</td> <td></td>	CS: 0	

PITCHER	IP	WLS	BF	H	R	ER	SO	BB	IBB	HBP	BLK	WP	HR	S	P	ERA	WHIP
Sandy Koufax, L ERA: 1.9 (1, 1)	6.0	W	26	7	2	2	6	0	1	0	0	0	0	63	96	3.00	1.167
Bob Miller, R ERA: 2.12 (7, 1)	3.0	S	10	2	0	0	2	0	0	0	0	0	0	27	43	0.00	0.667

Los Angeles Dodgers @ Cincinnati Reds
 Crosley Field, Cincinnati, OH
 Sun Jun 21 1964, 3:33 AM EDT
 Unknown

AB	35
R	2
H	9
RBI	2
BB	1
SO	8
LOB	12



Batter	1	2	3	4	5	6	7	8	9	AB R H RBI BB SO LOB	TOP											
Derrell Griffith, L (1, 5) OBP: 0.333, SLG: 0.433	0-0 L4		1-2 1B		1-1 FC4-6			0-0 6-3		4 0 1 0 0 0 1												
Willie Davis, L (1, 8) OBP: 0.282, SLG: 0.381	2-2 F5		0-0 F8		1-1 4-3			2-2 1B		4 0 1 0 0 0 3												
Ron Fairly, L (1, 3) OBP: 0.372, SLG: 0.336 Ron Perranoski, L (8, 1) OBP: 0.125, SLG: 0.125	2-2 G3			2-0 L9		0-0 1B		1-3 1B		4 0 1 0 0 1 1 0 0 0 0 0 0 0												
Tommy Davis, R (1, 7) OBP: 0.312, SLG: 0.339		1-1 F7		0-1 1B		2-2 G6-4-3			1-0 5-3	4 1 1 0 0 0 1												
Frank Howard, R (1, 9) OBP: 0.297, SLG: 0.471		1-2 4-3		1-2 1B		1-3 K			2-3 K	4 0 1 1 0 2 0												
Nate Oliver, R (1, 4) OBP: 0.318, SLG: 0.250 Wally Moon, L (9, PH) OBP: 0.342, SLG: 0.375		0-3 K		2-3 K			1-0 F7		0-2 F8	3 0 0 0 0 2 1 1 0 0 0 0 0 0												
Doug Camilli, R (1, 2) OBP: 0.216, SLG: 0.225 John Roseboro, L (7, PH) OBP: 0.348, SLG: 0.402			0-0 5-3	1-2 L8			1-3 K			2 0 0 0 0 0 1 1 0 0 0 0 1 0	AB 33 R 1 H 7 RBI 1 BB 0 SO 7 LOB 8											
Dick Tracewski, R (1, 6) OBP: 0.335, SLG: 0.340			2-2 6-3		0-0 F6		0-3 K			3 0 0 0 0 1 0												
Larry Miller, L (1, 1) OBP: 1.000, SLG: 1.000 Bob Miller, R (7, 1) OBP: 0.167, SLG: 0.167 Wes Parker, S (8, PH) OBP: 0.297, SLG: 0.372			1-0 1B		2-2 FC4-6			0-0 F9		2 0 2 0 0 0 0 0 0 0 0 0 0 0 1 0 0 0 0 0 0												
Inning Stats	R: 0 E: 0 K: 0 S: 11	H: 0 LOB: 0 BB: 0 P: 15	R: 0 E: 0 K: 1 S: 9	H: 0 LOB: 0 BB: 0 P: 11	R: 0 E: 0 K: 0 S: 11	H: 2 LOB: 2 BB: 0 P: 15	R: 1 E: 0 K: 1 S: 18	H: 2 LOB: 1 BB: 0 P: 24	R: 0 E: 0 K: 0 S: 8	H: 1 LOB: 1 BB: 0 P: 12	R: 0 E: 0 K: 1 S: 8	H: 1 LOB: 0 BB: 0 P: 11	R: 0 E: 0 K: 2 S: 9	H: 0 LOB: 0 BB: 0 P: 11	R: 0 E: 0 K: 1 S: 9	H: 1 LOB: 1 BB: 0 P: 11	R: 0 E: 0 K: 1 S: 7	H: 0 LOB: 0 BB: 0 P: 10	1B: 6 2B: 1 3B: 0 HR: 0	SF: 0 SAC: 0 DP: 1 HBP: 0	WP: 0 PB: 0 SB: 1 CS: 0	PA: 33
PITCHER Joey Jay, R (1, 1) ERA: 3.29	IP 9.0 WLS W BF 33 H 7 R 1 ER 1 SO 7 BB 0 IBB 0 HBP 0 BLK 0 WP 0 HR 0 S 90 P 120 ERA 1.00 WHIP 0.778																					

livebaseballscorecards.com

Batter	1	2	3	4	5	6	7	8	9	AB	R	H	RBI	BB	SO	LOB
Bobby Klaus, R OBP: 0.207, SLG: 0.351 (1, 4)	F4	F6			F9		SH1-4 1B			4	0	1	0	0	0	1
Tommy Harper, R OBP: 0.318, SLG: 0.307 (1, 7)	F4		6-3		F8		SH1-4			3	0	0	0	0	0	0
Vada Pinson, L OBP: 0.348, SLG: 0.494 (1, 8)	HR		BB		E3		G6-4-3 BB			2	1	1	0	2	0	0
Deron Johnson, R OBP: 0.415, SLG: 0.590 (1, 3)	HR		BB		FC6-4 BB		G6-4-3			2	1	1	2	2	0	2
Frank Robinson, R OBP: 0.386, SLG: 0.546 (1, 9)	2B		K		FC6-4		1B FC6-5 1B			4	0	2	0	0	1	4
Leo Cardenas, R OBP: 0.320, SLG: 0.418 (1, 6)	6-3		F8		K		FC6-5 1B			4	0	1	0	0	1	3
Steve Boros, R OBP: 0.306, SLG: 0.328 (1, 5)		3-1 WP 1B			K		FC6-5 1B			4	0	1	0	0	2	2
Hal Smith, R OBP: 0.297, SLG: 0.219 (1, 2)		K			L9		BB			3	0	1	0	1	1	1
Joey Jay, S (1, 1)		3-1			6-3		6-3			4	0	0	0	0	0	4

Inning Stats	R: 2	H: 3	E: 0	LOB: 1	K: 0	BB: 0	S: 13	R: 0	H: 1	E: 0	LOB: 1	K: 1	BB: 0	S: 12	R: 0	H: 0	E: 0	LOB: 2	K: 1	BB: 2	S: 11	R: 0	H: 0	E: 0	LOB: 0	K: 1	BB: 0	S: 9	R: 0	H: 0	E: 1	LOB: 2	K: 0	BB: 1	S: 6	R: 0	H: 0	E: 0	LOB: 1	K: 2	BB: 1	S: 8	R: 0	H: 1	E: 0	LOB: 1	K: 0	BB: 1	S: 8	R: 0	H: 3	E: 0	LOB: 2	K: 0	BB: 0	S: 11	R: 0	H: 0	E: 0	LOB: 0	K: 0	BB: 0	S: 17
--------------	------	------	------	--------	------	-------	-------	------	------	------	--------	------	-------	-------	------	------	------	--------	------	-------	-------	------	------	------	--------	------	-------	------	------	------	------	--------	------	-------	------	------	------	------	--------	------	-------	------	------	------	------	--------	------	-------	------	------	------	------	--------	------	-------	-------	------	------	------	--------	------	-------	-------

PITCHER	IP	WLS	BF	H	R	ER	SO	BB	IBB	HBP	BLK	WP	HR	S	P	ERA	WHIP
Larry Miller, L ERA: 2.84 (1, 1)	6.1	L	30	5	2	2	5	5	0	0	0	1	1	66	112	2.84	1.579
Bob Miller, R ERA: 2.09 (7, 1)	0.2		1	0	0	0	0	0	0	0	0	0	0	1	2	0.00	0.000
Ron Perranoski, L ERA: 2.05 (8, 1)	1.0		5	3	0	0	0	0	0	0	0	0	0	11	17	0.00	3.000

Los Angeles Dodgers @ Cincinnati Reds
Crosley Field, Cincinnati, OH
Sun Jun 21 1964, 3:38 AM EDT
Att. 29,183 - Unknown

AB	30
R	2
H	8
RBI	2
BB	5
SO	5
LOB	17



WP	1	PA	36
PB	0	SB	0
CS	0		

Batter	1	2	3	4	5	6	7	8	9	AB R H RBI BB SO LOB	TOP									
Jesus Alou, R (1, 9) OBP: 0.293, SLG: 0.304	0-0 6-3		0-0 1-3			0-0 SH1-4 HR 1B	0-0 F9		0-0 4-3	5 1 1 1 0 0 1	San Francisco Giants @ Cincinnati Reds Crosley Field, Cincinnati, OH Mon Jun 22 1964, 7:05 PM EDT Att. 11,162 - Unknown livebaseballscorecards.com									
Hal Lanier, R (1, 4) OBP: 0.429, SLG: 0.700	0-0 F7			0-0 F7		0-0 SH1-4		0-3 K	3 0 0 0 0 1 0											
Willie Mays, R (1, 8) OBP: 0.435, SLG: 0.720	4-0 WP BB			0-3 K		4-0 HR IBB		0-0 F2	2 1 0 0 2 1 0											
Willie McCovey, L (1, 7) OBP: 0.305, SLG: 0.429 Billy O'Dell, S (8, PR) Harvey Kuenn, R (8, 7) OBP: 0.325, SLG: 0.363	0-3 K2-3			0-0 3-1		0-0 HR		0-0 PB 1B	4 1 2 4 0 1 1 0 1 0 0 0 0 0 0 0 0 0 0 0 0											
Orlando Cepeda, R (1, 3) OBP: 0.380, SLG: 0.559		0-3 K			0-0 F7	0-0 1B		0-0 1B	4 0 2 1 0 1 0											
Jim Davenport, R (1, 5) OBP: 0.257, SLG: 0.316		0-0 P3			0-0 1-3	0-3 K		0-0 6-3	4 0 0 0 0 1 2											
Del Crandall, R (1, 2) OBP: 0.281, SLG: 0.195		0-0 5-3			0-0 F8	0-0 5-3		0-0 G3 2B	4 0 1 0 0 0 1											
Jose Pagan, R (1, 6) OBP: 0.287, SLG: 0.268			0-0 P3			0-0 E4 1B	0-0 F8	0-0 G3	4 1 0 0 0 0 1											
Bobby Bolin, R (1, 1) OBP: 0.333, SLG: 0.077 Chuck Hiller, L (6, PH) OBP: 0.259, SLG: 0.272 Billy Pierce, L (6, 1)			0-3 K			0-0 SH1-4 HR 1B	0-3 K	0-3 K	1 0 0 0 0 1 0 1 1 1 0 0 0 0 2 0 0 0 0 2 1											
Inning Stats	R: 0 E: 0 K: 1 S: 5	H: 0 LOB: 1 BB: 1 P: 9	R: 0 E: 0 K: 1 S: 5	H: 0 LOB: 0 BB: 0 P: 5	R: 0 E: 0 K: 1 S: 5	H: 0 LOB: 0 BB: 0 P: 5	R: 0 E: 0 K: 0 S: 3	H: 0 LOB: 0 BB: 0 P: 3	R: 5 E: 0 K: 1 S: 10	H: 4 LOB: 1 BB: 1 P: 14		R: 0 E: 0 K: 1 S: 5	H: 0 LOB: 0 BB: 0 P: 5	R: 1 E: 0 K: 1 S: 7	H: 2 LOB: 2 BB: 0 P: 7	R: 0 E: 0 K: 1 S: 6	H: 1 LOB: 1 BB: 0 P: 6	1B: 5 2B: 1 3B: 0 HR: 1	SF: 0 SAC: 1 DP: 0 HBP: 0	WP: 1 PB: 1 SB: 1 CS: 0
PITCHER	IP WLS BF H R ER SO BB IBB HBP BLK WP HR S P ERA WHIP																			
John Tsitouris, R (1, 1) ERA: 4.37	5.1 L 22 3 5 4 4 1 1 0 0 1 1 28 36 6.75 0.750																			
Sammy Ellis, R (6, 1) ERA: 4.37	1.2 6 1 0 0 2 0 0 0 0 0 0 10 10 0.00 0.600																			
Ryne Duren, R (8, 1) ERA: 3.0	2.0 9 3 1 0 2 0 0 0 0 0 0 13 13 0.00 1.500																			



Batter	1	2	3	4	5	6	7	8	9	AB	R	H	RBI	BB	SO	LOB
Pete Rose, S (1, 4) OBP: 0.282, SLG: 0.258	0-0 6-3		0-0 1-3		0-0 E7		0-0 1B			4	0	1	0	0	0	0
Tommy Harper, R (1, 7) OBP: 0.313, SLG: 0.300	0-3 K		0-0 P4		0-0 5-3		0-0 P1			4	0	0	0	0	1	2
Vada Pinson, L (1, 8) OBP: 0.342, SLG: 0.485	0-3 K			0-0 4-3		0-3 K		0-0 F7		4	0	0	0	0	2	0
Gordy Coleman, L (1, 3) OBP: 0.322, SLG: 0.424		0-0 FC5 HBP		0-0 F8		0-0 4-3 1B		0-3 K		3	0	2	0	0	0	0
Deron Johnson, R (8, PH) OBP: 0.412, SLG: 0.585										1	0	0	0	0	1	0
Frank Robinson, R (1, 9) OBP: 0.384, SLG: 0.538		1-0 1-2 HBP		0-0 5-3		0-0 4-3		0-0 F3		3	0	0	0	0	0	1
Johnny Edwards, L (1, 2) OBP: 0.358, SLG: 0.433		0-3 K			0-3 K		4-0 BB		0-3 K	3	0	0	0	1	3	2
Leo Cardenas, R (1, 6) OBP: 0.315, SLG: 0.411		0-0 F7			0-0 E1 1B		0-0 1-3		0-0 6-3	4	1	0	0	0	0	4
Steve Boros, R (1, 5) OBP: 0.312, SLG: 0.333		0-0 FC5			0-0 E 1B		0-0 F2		0-0 1B	4	1	2	0	0	0	2
John Tsitouris, R (1, 1) OBP: 0.250, SLG: 0.263			0-3 K				0-0 P3		0-0 P3	2	0	0	0	0	1	2
Sammy Ellis, L (6, 1)										0	0	0	0	0	0	0
Johnny Temple, R (7, PH)										1	0	0	0	0	0	0
Ryne Duren, R (8, 1)										0	0	0	0	0	0	0
Hal Smith, R (9, PH) OBP: 0.289, SLG: 0.212										1	0	0	0	0	0	1

Inning Stats	R: 0	H: 0	E: 0	K: 2	S: 7	H: 0	LOB: 0	BB: 0	P: 7	R: 0	H: 1	E: 0	K: 1	S: 6	H: 0	LOB: 2	BB: 0	P: 7	R: 0	H: 0	E: 0	K: 1	S: 5	R: 0	H: 0	E: 0	K: 0	S: 3	R: 0	H: 0	E: 0	K: 0	S: 3	R: 2	H: 1	E: 2	K: 1	S: 8	R: 0	H: 1	E: 0	K: 1	S: 6	R: 0	H: 1	E: 0	K: 0	S: 4	R: 0	H: 0	E: 0	K: 1	S: 5	R: 0	H: 1	E: 0	K: 1	S: 6	R: 0	H: 0	E: 0	K: 1	S: 5	R: 0	H: 1	E: 0	K: 1	S: 6	1B: 5	SF: 0	2B: 0	3B: 0	HR: 0	WP: 0	PA: 36
--------------	------	------	------	------	------	------	--------	-------	------	------	------	------	------	------	------	--------	-------	------	------	------	------	------	------	------	------	------	------	------	------	------	------	------	------	------	------	------	------	------	------	------	------	------	------	------	------	------	------	------	------	------	------	------	------	------	------	------	------	------	------	------	------	------	------	------	------	------	------	------	-------	-------	-------	-------	-------	-------	--------

PITCHER	IP	WLS	BF	H	R	ER	SO	BB	IBB	HBP	BLK	WP	HR	S	P	ERA	WHIP
Bobby Bolin, R (1, 1) ERA: 2.76	5.0	W	20	2	2	0	5	0	0	1	0	0	0	29	30	0.00	0.400
Billy Pierce, L (6, 1) ERA: 1.16	4.0	S	16	3	0	0	3	1	0	0	0	0	0	21	25	0.00	1.000

BOTTOM

San Francisco Giants @ Cincinnati Reds
 Crosley Field, Cincinnati, OH
 Mon Jun 22 1964, 7:05 PM EDT
 Att. 11,162 - Unknown

livebaseballscorecards.com

AB	34
R	2
H	5
RBI	0
BB	1
SO	8
LOB	14



Batter	1	2	3	4	5	6	7	8	9	AB R H RBI BB SO LOB	TOP										
Jesus Alou, R OBP: 0.286, SLG: 0.297 (1, 8) (7, 9)	0-3 K		0-3 K	0-0 G3			0-0 3-1		0-0 6-3	5 0 0 0 0 2 0											
Chuck Hiller, L OBP: 0.266, SLG: 0.279 Hal Lanier, R OBP: 0.409, SLG: 0.667 (1, 4) (7, PH) (7, 4)	0-0 F8 1B		0-0 FC6-4 1B	0-3 K			0-0 P4			3 0 2 0 0 1 0 1 0 0 0 0 0 0											
Orlando Cepeda, R OBP: 0.377, SLG: 0.549 (1, 3)	0-0 F8 1-2		0-0 FC6-4 2B 1B	0-0 6-3			4-0 BB			3 1 0 0 1 0 2											
Willie McCovey, L OBP: 0.306, SLG: 0.433 Willie Mays, R OBP: 0.434, SLG: 0.717 (1, 7) (7, PH) (7, 8)		0-0 1-3	0-0 1B 2B		0-3 K		0-0 F3			3 1 1 0 0 1 0 1 0 0 0 0 0 1											
Duke Snider, L OBP: 0.318, SLG: 0.390 Harvey Kuenn, R OBP: 0.320, SLG: 0.357 (1, 9) (5, PH) (5, 9) (7, 7)		0-0 1B 1B	0-0 2B 1B		0-0 1-3			0-3 K		2 1 2 2 0 0 0 2 0 0 0 0 1 0											
Tom Haller, L OBP: 0.304, SLG: 0.338 (1, 2)		0-0 BB 1B	0-0 1B 2B		0-3 K			0-0 4-3		4 1 2 0 0 1 0											
Jim Ray Hart, R OBP: 0.311, SLG: 0.393 (1, 5)		4-0 BB 1-2	4-0 1B IBB			0-0 P5		0-0 F9		2 0 0 0 2 0 0											
Jose Pagan, R OBP: 0.287, SLG: 0.268 (1, 6)		0-3 K	0-0 FC6-4 1B			0-0 6-3			0-3 K2-3	4 0 1 2 0 2 3											
Juan Marichal, R OBP: 0.167, SLG: 0.130 (1, 1)		0-0 F2	0-0 FC6-4			0-0 4-3			0-3 K	4 0 0 0 0 1 5											
Inning Stats	R: 0 E: 0 K: 1 S: 5	H: 1 LOB: 0 BB: 0 P: 5	R: 0 E: 0 K: 1 S: 7	H: 2 LOB: 3 BB: 1 P: 11	R: 4 E: 0 K: 1 S: 10	H: 5 LOB: 2 BB: 1 P: 14	R: 0 E: 0 K: 1 S: 5	H: 0 LOB: 0 BB: 0 P: 5	R: 0 E: 0 K: 0 S: 3	H: 0 LOB: 0 BB: 0 P: 3	R: 0 E: 0 K: 0 S: 3	H: 0 LOB: 1 BB: 1 P: 7	R: 0 E: 0 K: 1 S: 5	H: 0 LOB: 0 BB: 0 P: 5	R: 0 E: 0 K: 2 S: 7	H: 0 LOB: 0 BB: 0 P: 7	1B: 6 2B: 2 3B: 0 HR: 0	SF: 0 SAC: 0 DP: 0 HBP: 0	WP: 0 PB: 0 SB: 0 CS: 0	PA: 37	
PITCHER	IP WLS BF H R ER SO BB IBB HBP BLK WP HR S P ERA WHIP																			PITCHER	IP WLS BF H R ER SO BB IBB HBP BLK WP HR S P ERA WHIP
Jim Maloney, R ERA: 2.5 (1, 1)	3.0 L 18 8 4 4 3 1 1 0 0 0 0 22 30 12.00 3.000																				
Billy McCool, L ERA: 2.05 (4, 1)	2.0 6 0 0 0 0 3 0 0 0 0 0 0 12 12 0.00 0.000																				
Bill Henry, L ERA: 1.5 (6, 1)	2.0 7 0 0 0 0 0 1 0 0 0 0 0 6 10 0.00 0.500																				
Ryne Duren, R ERA: 2.65 (8, 1)	2.0 6 0 0 0 0 3 0 0 0 0 0 0 12 12 0.00 0.000																				

San Francisco Giants @ Cincinnati Reds
Crosley Field, Cincinnati, OH
Tue Jun 23 1964, 7:05 PM EDT
Unknown

AB	34
R	4
H	8
RBI	4
BB	3
SO	9
LOB	11



livebaseballscorecards.com

Batter	1	2	3	4	5	6	7	8	9	AB	R	H	RBI	BB	SO	LOB
Bobby Klaus, R OBP: 0.209, SLG: 0.346 (1, 4)	0-0 5-3		0-0 P6			0-0 4-3		0-0 1B		4	0	1	0	0	0	1
Tommy Harper, R OBP: 0.316, SLG: 0.304 (1, 7)	0-0 G4-6-3 1B			0-0 5-3		0-0 1B 1B		0-0 F9		4	0	2	0	0	0	1
Vada Pinson, L OBP: 0.341, SLG: 0.481 (1, 8)	0-0 G4-6-3 1-2f			0-0 4-3		0-0 L6-3 1B		0-0 P6		4	0	1	0	0	0	2
Gordy Coleman, L OBP: 0.313, SLG: 0.412 (1, 3)		0-3 K		0-0 G3		0-0 L6-3 1-2		0-0 4-3		4	0	0	0	0	1	3
Marty Keough, L OBP: 0.260, SLG: 0.348 (1, 9)		0-3 K			0-0 G3		0-0 P6		0-3 K	4	0	0	0	0	2	0
Johnny Edwards, L OBP: 0.357, SLG: 0.429 (1, 2)		0-3 K			0-0 1B 1B		0-3 K		0-0 F7	4	0	1	0	0	2	0
Leo Cardenas, R OBP: 0.318, SLG: 0.410 (1, 6)			0-0 FC4-6 1B			0-0 F9		4-0 BB BB		3	0	1	0	1	0	1
Steve Boros, R OBP: 0.319, SLG: 0.336 (1, 5)			0-0 FC4-6 1-2f			0-0 FC4 1B		4-0 1-2 BB		2	0	1	0	1	0	1
Jim Maloney, L OBP: 0.235, SLG: 0.133 (1, 1)			0-0 F7			0-0 FC4 1-2f		0-0 F5		0	0	0	0	0	0	0
Mei Queen, L OBP: 0.162, SLG: 0.182 (3, PH)										1	0	0	0	0	0	1
Billy MacGoo, R (4, 1)										0	0	0	0	0	0	0
Deron Johnson, R OBP: 0.409, SLG: 0.580 (5, PH)										1	0	0	0	0	0	2
Bill Henry, L (6, 1)										0	0	0	0	0	0	0
Pete Rose, S OBP: 0.281, SLG: 0.257 (7, PH)										1	0	0	0	0	0	2
Ryne Duren, R (8, 1)										0	0	0	0	0	0	0

Inning Stats	R: 0	H: 1	R: 0	H: 0	R: 0	H: 1	R: 0	H: 0	R: 0	H: 2	R: 0	H: 2	R: 0	H: 1	R: 0	H: 0	R: 0	H: 0	R: 0	H: 1	R: 0	H: 0	1B: 7	SF: 0	WP: 0	PA: 34	
E: 0	LOB: 0	E: 0	LOB: 0	E: 0	LOB: 1	E: 0	LOB: 0	E: 0	LOB: 2	E: 0	LOB: 1	E: 0	LOB: 2	E: 0	LOB: 1	E: 0	LOB: 0	E: 0	LOB: 0	E: 0	LOB: 1	E: 0	LOB: 0	2B: 1	SAC: 0	PB: 0	
K: 0	BB: 0	K: 3	BB: 0	K: 0	BB: 0	K: 0	BB: 0	K: 0	BB: 0	K: 1	BB: 0	K: 1	BB: 2	K: 0	BB: 0	K: 1	BB: 0	K: 0	BB: 0	K: 1	BB: 0	K: 0	BB: 0	3B: 0	DP: 2	SB: 0	
S: 3	P: 3	S: 9	P: 9	S: 4	P: 4	S: 3	P: 3	S: 5	P: 5	S: 4	P: 4	S: 5	P: 13	S: 4	P: 4	S: 5	P: 5	S: 4	P: 4	S: 5	P: 5	S: 4	P: 5	HR: 0	HBP: 0	CS: 0	

PITCHER	IP	WLS	BF	H	R	ER	SO	BB	IBB	HBP	BLK	WP	HR	S	P	ERA	WHIP
Juan Marichal, R ERA: 2.65 (1, 1)	9.0	W	34	7	0	0	5	2	0	0	0	0	0	42	50	0.00	1.000

BOTTOM

San Francisco Giants @ Cincinnati Reds
Crosley Field, Cincinnati, OH

Tue Jun 23 1964, 7:05 PM EDT
Unknown

AB	32
R	0
H	7
RBI	0
BB	2
SO	5
LOB	14

livebaseballscorecards.com

Batter	1	2	3	4	5	6	7	8	9	10	11	AB R H RBI BB SO LOB	TOP		
Harvey Kuenn, R (1, 7) OBP: 0.316, SLG: 0.345	0-3 K ①		X 0-0 F9 ②		X 0-0 5-3 ③		BB 4-0		X 0-0 F7 ③			4 0 0 0 1 1 1	<p>San Francisco Giants @ Cincinnati Reds</p> <p>Crosley Field, Cincinnati, OH</p> <p>Tue Jun 23 1964, 7:05 PM EDT</p> <p>Att. 19,943 - Unknown</p>		
Hal Lanier, R (1, 4) OBP: 0.370, SLG: 0.577	0-0 1B		X 0-0 F8 ③		X 0-0 P6 ①	X 0-0 P4 ③			X 0-0 F7 ①			5 0 1 0 0 0 2			
Willie Mays, R (1, 8) OBP: 0.426, SLG: 0.702	0-0 F7 ②			X 0-0 P6 ①		X 0-0 F9 ②		X 0-0 5-3 ①	X 0-0 4-3 ②			5 0 0 0 0 0 1			
Orlando Cepeda, R (1, 3) OBP: 0.368, SLG: 0.535	0-3 K ③		X 0-0 P4 ②		X 0-0 6-3 ③		X 0-0 P6 ②		X 0-0 F9 ③			5 0 0 0 0 1 1			
Jim Ray Hart, R (1, 5) OBP: 0.322, SLG: 0.434		BB 4-0 CS BB		X 0-0 HR		X 0-0 2B 2B		X 0-0 HR			X 0-0 F9 ①	4 3 3 2 1 0 0			
Jesus Alou, R (1, 9) OBP: 0.293, SLG: 0.306		X 0-0 P3 ①		X 0-0 1-3 ③		X 0-0 1B SF9 2B	H 1-0		X 0-0 1B		X 0-0 S 1B	4 1 2 1 0 0 1			
Del Crandall, R (1, 2) OBP: 0.287, SLG: 0.198		BB 4-0 1-2 BB		X 0-0 6-3 ①		X 0-0 2-3 SF9 1B	X 0-0	X 0-0 F9 ③		X 0-0 P4 ②		4 0 1 0 1 0 2			
Jose Pagan, R (1, 6) OBP: 0.284, SLG: 0.268	0-3 K ③			X 0-0 PB 1B		X 0-0 SF9 1-2		X 0-0 F8 ①			X 0-3 K ③	4 0 1 1 0 2 2			
Billy O'Dell, S (1, 1) Jim Duffalo, R (3, 1) Cap Peterson, R (5, PH) Bob Shaw, R (5, 1) Willie McCovey, L (9, PH) Gaylord Perry, R (9, 1)			0-3 K ①		0-3 K ②		0-3 K ②		0-3 K ②			1 0 0 0 0 1 0 0 0 0 0 0 0 0 1 0 0 0 0 1 1 1 0 0 0 0 1 1 1 0 0 0 0 1 0 0 0 0 0 0 0 0			
Inning Stats	R: 0 H: 1 E: 0 LOB: 1 K: 2 BB: 0 S: 8 P: 8	R: 0 H: 0 E: 0 LOB: 1 K: 1 BB: 2 S: 4 P: 12	R: 0 H: 0 E: 0 LOB: 0 K: 1 BB: 0 S: 5 P: 5	R: 1 H: 1 E: 0 LOB: 0 K: 0 BB: 0 S: 4 P: 4	R: 0 H: 1 E: 0 LOB: 1 K: 1 BB: 0 S: 6 P: 6	R: 0 H: 0 E: 0 LOB: 0 K: 0 BB: 0 S: 3 P: 3	R: 2 H: 3 E: 0 LOB: 2 K: 1 BB: 1 S: 8 P: 12	R: 1 H: 1 E: 0 LOB: 1 K: 0 BB: 0 S: 4 P: 5	R: 0 H: 0 E: 0 LOB: 0 K: 1 BB: 0 S: 5 P: 5	R: 0 H: 0 E: 0 LOB: 0 K: 0 BB: 0 S: 3 P: 3	R: 0 H: 1 E: 0 LOB: 1 K: 1 BB: 0 S: 6 P: 6	1B: 4 SF: 1 2B: 2 SAC: 0 3B: 0 DP: 0 HR: 2 HBP: 1		WP: 0 PA: 44 PB: 1 SB: 1 CS: 1	
PITCHER	IP WLS BF H R ER SO BB IBB HBP BLK WP HR S P ERA WHIP														
Joe Nuxhall, L (1, 1) ERA: 3.53	10.0	W	40	7	4	4	7	3	0	1	0			3.60	1.000
Sammy Ellis, R (11, 1) ERA: 4.29	1.0	W	4	1	0	0	1	0	0	0	0			0.00	1.000

livebaseballscorecards.com

AB	39
R	4
H	8
RBI	4
BB	3
SO	8
LOB	12



Batter	1	2	3	4	5	6	7	8	9	10	11	AB R H RBI BB SO LOB	BOTTOM														
Bobby Klaus, R OBP: 0.211, SLG: 0.341 Gordy Coleman, L OBP: 0.311, SLG: 0.409 Pete Rose, S OBP: 0.281, SLG: 0.257	0-0 5-3	0-0 1B		0-0 F7		0-3 K			0-0 6-3			4 0 1 1 0 1 0 1 0 0 0 0 0 0 0 0 0 0 0 0 0	San Francisco Giants @ Cincinnati Reds Crosley Field, Cincinnati, OH Tue Jun 23 1964, 7:05 PM EDT Att. 19,943 - Unknown														
Tommy Harper, R OBP: 0.322, SLG: 0.308	0-3 K	0-0 5-3		4-0 BB			0-0 1B		0-0 FC4-6			4 1 2 0 1 1 2															
Vada Pinson, L OBP: 0.342, SLG: 0.477	0-0 4-3		4-0 FC5-4 BB	0-0 4-3			0-0 1B		0-0 FC4-6			4 0 1 0 1 0 2															
Deron Johnson, R OBP: 0.401, SLG: 0.565		0-0 F7	0-0 FC5-4 BB		0-0 P3		0-0 1B		0-3 K			5 0 1 1 0 1 2															
Leo Cardenas, R OBP: 0.319, SLG: 0.407		4-0 1B	0-0 BB	0-0 1B	0-0 1-3		0-0 G2-5-3			0-0 6-3		4 1 1 0 1 0 2															
Steve Boros, R OBP: 0.329, SLG: 0.336		0-0 1B	4-0 BB	0-0 1B	4-0 BB		0-0 4-3			0-0 6-3		3 1 1 0 2 0 1															
Hal Smith, R OBP: 0.293, SLG: 0.200 Johnny Edwards, L OBP: 0.353, SLG: 0.425		4-0 1B	0-0 BB	0-0 P3	0-3 K		0-0 F7			0-0 6-3		2 1 0 0 1 1 4 2 0 0 0 0 0 0															
Marty Keough, L OBP: 0.273, SLG: 0.412		0-0 1B	0-0 F8		0-0 1-3		0-0 4-3			0-0 HR		5 1 2 3 0 0 3															
Joe Nuxhall, L OBP: 0.135, SLG: 0.216 Sammy Ellis, L		0-3 K		0-0 P6		0-0 3-1		0-0 P6				4 0 0 0 0 1 2 0 0 0 0 0 0 0															
Inning Stats	R: 0 E: 0 K: 1 S: 5	H: 0 LOB: 0 BB: 0 P: 5	R: 3 E: 0 K: 1 S: 8	H: 3 LOB: 2 BB: 2 P: 16	R: 0 E: 0 K: 0 S: 4	H: 1 LOB: 3 BB: 2 P: 12	R: 0 E: 0 K: 0 S: 3	H: 0 LOB: 1 BB: 1 P: 7	R: 0 E: 0 K: 1 S: 5	H: 0 LOB: 1 BB: 1 P: 9	R: 0 E: 0 K: 1 S: 5	H: 0 LOB: 0 BB: 0 P: 5		R: 1 E: 0 K: 0 S: 5	H: 3 LOB: 1 BB: 0 P: 5	R: 0 E: 0 K: 0 S: 3	H: 0 LOB: 0 BB: 0 P: 3	R: 0 E: 0 K: 1 S: 6	H: 1 LOB: 1 BB: 0 P: 6	R: 0 E: 0 K: 0 S: 3	H: 0 LOB: 0 BB: 0 P: 3	R: 1 E: 0 K: 0 S: 1	H: 1 LOB: 0 BB: 0 P: 1	1B: 8 2B: 0 3B: 0 HR: 1	SF: 0 SAC: 0 DP: 1 HBP: 0	WP: 0 PB: 0 SB: 1 CS: 0	PA: 44
PITCHER	IP	WLS	BF	H	R	ER	SO	BB	IBB	HBP	BLK	WP		HR	S	P	ERA	WHIP									
Billy O'Dell, L ERA: 6.75	(1, 1)	2.1	15	4	3	3	2	4	0	0	0	0	0	15	31	11.57	3.429										
Jim Duffalo, R ERA: 1.32	(3, 1)	1.2	6	0	0	0	0	1	0	0	0	0	0	5	9	0.00	0.600										
Bob Shaw, R ERA: 2.45	(5, 1)	4.0	15	3	1	1	2	1	0	0	0	0	0	18	22	2.25	1.000										
Gaylord Perry, R ERA: 2.15	(9, 1)	2.0	L	8	2	1	1	1	0	0	0	0	1	10	10	4.50	1.000										

AB	38
R	5
H	9
RBI	5
BB	6
SO	5
LOB	18



livebaseballscorecards.com

Batter	1	2	3	4	5	6	7	8	9	AB R H RBI BB SO LOB	TOP		
Harvey Kuenn, R (1, 7) OBP: 0.326, SLG: 0.350	0-0 P4	4-0 FC6-4 IBB		0-0 1-2 1B			0-0 F8 1B		0-0 1-3	4 0 2 0 1 0 0			
Hal Lanier, R (1, 4) OBP: 0.313, SLG: 0.484	0-0 5-3	0-0 FC6-4		0-0 5-3			0-0 B3 1-2		0-3 K	5 0 0 0 0 1 6			
Willie Mays, R (1, 8) OBP: 0.426, SLG: 0.700	0-0 HR 1B		0-0 6-3		0-0 CS 2B		0-0 F8 2-3		0-3 K	5 1 2 0 0 1 1			
Orlando Cepeda, R (1, 3) OBP: 0.376, SLG: 0.558	0-0 1-H HR		0-0 2B		0-0 F8 2-3		4-0 IBB			3 1 2 2 1 0 1			
Jim Ray Hart, R (1, 5) OBP: 0.316, SLG: 0.426	0-0 5-3		0-3 K		0-3 K		0-0 3-1			4 0 0 0 0 2 3			
Jesus Alou, R (1, 9) OBP: 0.288, SLG: 0.300		0-0 6-3	0-0 P4			0-0 P4		0-0 6-3		4 0 0 0 0 0 1			
Del Crandall, R (1, 2) OBP: 0.296, SLG: 0.212		0-0 SH1-4 BB 1B		0-0 FC1-6 1B		0-3 K		0-0 6-3		4 0 2 0 0 1 0			
Jose Pagan, R (1, 6) OBP: 0.294, SLG: 0.275		4-0 SH1-4 BB 1B		0-3 K		0-0 1B		0-0 1B		3 0 2 0 1 1 1			
Ron Herbel, R (1, 1)		0-0 SH1-4		0-0 FC1-6 1B		0-3 K2-3		0-3 K		3 0 0 0 0 2 3			
Inning Stats	R: 2 H: 2 E: 0 LOB: 0 K: 0 BB: 0 S: 5 P: 5	R: 0 H: 1 E: 0 LOB: 3 K: 0 BB: 2 S: 4 P: 12	R: 0 H: 1 E: 0 LOB: 1 K: 1 BB: 0 S: 6 P: 6	R: 0 H: 2 E: 0 LOB: 2 K: 1 BB: 0 S: 7 P: 7	R: 0 H: 1 E: 0 LOB: 0 K: 1 BB: 0 S: 5 P: 5	R: 0 H: 1 E: 0 LOB: 1 K: 2 BB: 0 S: 8 P: 8	R: 0 H: 1 E: 1 LOB: 2 K: 0 BB: 1 S: 4 P: 8	R: 0 H: 1 E: 0 LOB: 1 K: 1 BB: 0 S: 6 P: 6	R: 0 H: 0 E: 0 LOB: 0 K: 2 BB: 0 S: 7 P: 7	1B: 7 SF: 0 2B: 2 SAC: 1 3B: 0 DP: 0 HR: 1 HBP: 0	WP: 0 PA: 39 PB: 0 SB: 0 CS: 1		
PITCHER	IP WLS BF H R ER SO BB IBB HBP BLK WP HR S P ERA WHIP											PITCHER	IP WLS BF H R ER SO BB IBB HBP BLK WP HR S P ERA WHIP
Jim O'Toole, L (1, 1) ERA: 3.69	7.0 L 32 9 2 2 5 1 2 0 0 0 1 39 51 2.57 1.429												
Sammy Ellis, R (8, 1) ERA: 4.14	2.0 7 1 0 0 3 0 0 0 0 0 0 13 13 0.00 0.500												

San Francisco Giants @ Cincinnati Reds
Crosley Field, Cincinnati, OH
Wed Jun 24 1964, 7:05 PM EDT
Att. 8,138 - Unknown

livebaseballscorecards.com



Batter	1	2	3	4	5	6	7	8	9	AB R H RBI BB SO LOB	BOTTOM
Bobby Klaus, R (1, 4) OBP: 0.204, SLG: 0.330 Gordy Coleman, L (7, PH) OBP: 0.315, SLG: 0.409 Sammy Ellis, L (8, 1) Mel Queen, L (9, PH) OBP: 0.174, SLG: 0.174	0-0 F9	0-0 P4			0-0 5-3		4-0 BB		0-3 K	3 0 0 0 0 0 2 0 0 0 0 1 0 0 0 0 0 0 0 0 0 1 0 0 0 0 0 1	San Francisco Giants @ Cincinnati Reds Crosley Field, Cincinnati, OH Wed Jun 24 1964, 7:05 PM EDT Att. 8,138 - Unknown
Tommy Harper, R (1, 7) OBP: 0.321, SLG: 0.307	0-0 5-3		0-3 K		0-0 1B		0-3 K		4 0 1 0 0 2 2		
Vada Pinson, L (1, 8) OBP: 0.341, SLG: 0.474	0-0 1B		0-3 K		0-0 1-3		0-0 P6		4 0 1 0 0 1 3		
Deron Johnson, R (1, 3) OBP: 0.390, SLG: 0.547	0-3 K		0-3 K		0-0 1-3		0-3 K		4 0 0 0 0 3 1		
Marty Keough, L (1, 9) OBP: 0.271, SLG: 0.400		0-0 4-3		0-0 1B	0-3 K		0-3 K		4 0 1 0 0 2 0		
Johnny Edwards, L (1, 2) OBP: 0.356, SLG: 0.424		4-0 1B 4-3 BB		0-3 K	0-0 1B		0-0 F8		3 1 1 0 1 1 1		
Leo Cardenas, R (1, 6) OBP: 0.318, SLG: 0.405		0-0 4-3 1B		0-0 F8	0-3 K		0-3 K		4 0 1 0 0 2 2		
Steve Boros, R (1, 5) OBP: 0.340, SLG: 0.343		4-0 4-3 BB		0-0 6-3	0-0 BB 1B		0-0 1B		3 0 2 0 1 0 1		
Jim O'Toole, S (1, 1) OBP: 0.115, SLG: 0.125 Pete Rose, S (7, PH) OBP: 0.279, SLG: 0.254 (8, 4)		0-0 4-3 1-2 2-3 3-H		0-3 K	0-3 K		0-3 K		2 0 0 1 0 1 2 2 0 0 0 0 1 2		
Inning Stats	R: 0 H: 1 E: 0 LOB: 1 K: 1 BB: 0 S: 6 P: 6	R: 1 H: 1 E: 0 LOB: 2 K: 0 BB: 2 S: 4 P: 12	R: 0 H: 0 E: 0 LOB: 0 K: 3 BB: 0 S: 9 P: 9	R: 0 H: 1 E: 0 LOB: 1 K: 1 BB: 0 S: 6 P: 6	R: 0 H: 1 E: 0 LOB: 1 K: 1 BB: 0 S: 6 P: 6	R: 0 H: 1 E: 0 LOB: 1 K: 2 BB: 0 S: 8 P: 8	R: 0 H: 1 E: 0 LOB: 2 K: 2 BB: 1 S: 8 P: 12	R: 0 H: 0 E: 0 LOB: 0 K: 2 BB: 0 S: 7 P: 7	R: 0 H: 1 E: 0 LOB: 1 K: 2 BB: 0 S: 8 P: 8	1B: 7 SF: 0 2B: 0 SAC: 0 3B: 0 DP: 0 HR: 0 HBP: 0	
PITCHER Ron Herbel, R (1, 1) ERA: 2.22	IP 9.0 WLS W BF 37 H 7 R 1 ER 1 SO 14 BB 3 IBB 0 HBP 0 BLK 0 WP 0 HR 0 S 62 P 74 ERA 1.00 WHIP 1.111										

AB	34
R	1
H	7
RBI	1
BB	3
SO	14
LOB	17



Batter	1	2	3	4	5	6	7	8	9	AB R H RBI BB SO LOB	TOP																												
Pete Rose, S (1, 4) OBP: 0.277, SLG: 0.253	0-0 F8		0-0 6-3		0-0 1B BB E 1B		0-0 F8		0-0 4-3	5 1 1 0 0 0 0	Cincinnati Reds @ Pittsburgh Pirates Forbes Field, Pittsburgh, PA Fri Jun 26 1964, 7:05 PM EDT Att. 19,197 - Unknown																												
Tommy Harper, R (1, 7) OBP: 0.324, SLG: 0.307	0-0 E6		0-0 S 1B		4-0 E 1-2 BB		0-0 5-3			3 0 1 0 1 0 0																													
Vada Pinson, L (1, 8) OBP: 0.343, SLG: 0.472	0-3 K		0-3 K 1-2		0-0 E1 G1-4-3 1-3 2-H 1B		4-0 1B FC4-6 BB			3 1 1 0 1 2 2																													
Deron Johnson, R (1, 3) OBP: 0.387, SLG: 0.538	0-0 F8			0-3 K	0-0 G1-4-3 1-2f		0-0 FC4-6 1-3 1B			4 0 1 0 0 1 3																													
Frank Robinson, R (1, 9) OBP: 0.385, SLG: 0.538		0-0 1B		0-0 4-3		0-0 CS 1B	0-0 FC4-6 1-2f 3-H FC6-4			4 0 2 1 0 0 1																													
Leo Cardenas, R (1, 6) OBP: 0.317, SLG: 0.402		0-0 F8		0-0 2B 1B		0-3 K 1-2	0-0 FC6-4 1-2f			4 1 1 0 0 1 3																													
Johnny Edwards, L (1, 2) OBP: 0.354, SLG: 0.425		0-3 K		0-0 1-H 2B		0-0 E4 FC6-4	0-0 F6			4 0 1 1 0 1 2																													
Steve Boros, R (1, 5) OBP: 0.331, SLG: 0.333		0-0 F8		0-0 1-3		0-0 FC6-4 1-2f		0-0 6-3		4 0 0 0 0 0 3																													
Joey Jay, S (1, 1) Johnny Temple, R (5, PH) Billy McCool, R (5, 1) Bobby Klaus, R (7, PH) Ryne Duren, R (7, 1) Hal Smith, R (8, PH)			0-0 4-3		0-3 K		0-0 6-3		0-3 K	1 0 0 0 0 0 0 1 0 0 0 0 0 1 0 0 0 0 0 0 0 0 0 1 0 0 0 0 0 0 0 0 0 0 0 0 0 0 0 1 0 0 0 0 0 1 0																													
Inning Stats	R: 0 E: 1 K: 1 S: 6	H: 0 LOB: 1 BB: 0 P: 6	R: 0 E: 0 K: 1 S: 6	H: 1 LOB: 1 BB: 0 P: 6	R: 0 E: 0 K: 1 S: 6	H: 1 LOB: 1 BB: 0 P: 6	R: 1 E: 0 K: 1 S: 7	H: 2 LOB: 1 BB: 0 P: 7	R: 1 E: 1 K: 1 S: 6	H: 2 LOB: 1 BB: 1 P: 10	R: 0 E: 1 K: 0 S: 3	H: 0 LOB: 0 BB: 0 P: 3	R: 1 E: 0 K: 0 S: 4	H: 1 LOB: 1 BB: 1 P: 8	R: 0 E: 0 K: 1 S: 5	H: 0 LOB: 0 BB: 0 P: 5	1B: 7 2B: 1 3B: 0 HR: 0	SF: 0 SAC: 0 DP: 1 HBP: 0	WP: 0 PB: 0 SB: 1 CS: 1	PA: 37																			
PITCHER Bob Veale, L (1, 1) ERA: 3.3	IP 9.0	WLS W	BF 37	H 8	R 3	ER 2	SO 7	BB 2	IBB 0	HBP 0	BLK 0	WP 0	HR 0	S 49	P 57	ERA 2.00	WHIP 1.111					PITCHER	IP	WLS	BF	H	R	ER	SO	BB	IBB	HBP	BLK	WP	HR	S	P	ERA	WHIP

livebaseballscorecards.com

AB	35
R	3
H	8
RBI	2
BB	2
SO	7
LOB	14



Batter	1	2	3	4	5	6	7	8	9	AB	R	H	RBI	BB	SO	LOB
Dick Schofield, S OBP: 0.364, SLG: 0.355 (1, 6)	0-0 6-3	0-0 4-3		0-0 FC4-6 2B		0-3 K		0-3 K		5	1	0	1	0	2	4
Bill Virdon, L OBP: 0.290, SLG: 0.299 (1, 8)	0-0 4-3		0-0 1B	0-0 1B			0-0 2B			4	3	3	2	0	0	0
Roberto Clemente, R OBP: 0.384, SLG: 0.513 (1, 9)	0-0 2B		0-0 G3	0-0 1B			0-0 1B			4	1	3	2	0	0	1
Willie Stargell, L OBP: 0.340, SLG: 0.578 (1, 3)	0-0 F9		0-0 1B	0-0 F6			0-3 K			4	0	1	1	0	1	3
Jerry Lynch, L OBP: 0.320, SLG: 0.472 (1, 7)		0-0 F6	0-0 L6-3		0-0 F8		0-0 BB			3	0	0	0	0	0	1
Manny Mota, R OBP: 0.342, SLG: 0.397 (7, 7)			0-0 1-2				0-0 1B			1	0	1	1	0	0	0
Gene Freese, R OBP: 0.333, SLG: 0.434 (1, 5)		0-0 1B		0-0 FC4-6	0-0 CS		0-0 BB	0-0 G6-4-3		2	2	2	0	2	0	0
Bill Mazaroski, R OBP: 0.280, SLG: 0.381 (1, 4)		0-0 1B		0-0 F8	0-0 F9		0-0 G6-4-3			4	0	1	0	0	0	4
Jim Pagliaroni, R OBP: 0.379, SLG: 0.358 (1, 2)		0-0 1B		0-0 FC4-6		0-0 F9		0-0 6-3		3	1	1	1	1	0	0
Bob Veale, S OBP: 0.190, SLG: 0.150 (1, 1)		0-3 K		0-0 FC4-6		0-3 K		0-3 K		4	0	1	0	0	3	2

Inning Stats	R: 0	H: 1	E: 0	K: 0	S: 4	LOB: 1	BB: 1	P: 4	R: 1	H: 3	E: 0	K: 1	S: 8	LOB: 2	BB: 0	P: 8	R: 1	H: 2	E: 0	K: 0	S: 4	LOB: 0	BB: 0	P: 4	R: 4	H: 3	E: 0	K: 0	S: 6	LOB: 1	BB: 2	P: 14	R: 0	H: 1	E: 0	K: 0	S: 3	LOB: 0	BB: 0	P: 3	R: 2	H: 3	E: 0	K: 1	S: 7	LOB: 1	BB: 1	P: 11	R: 0	H: 0	E: 0	K: 2	S: 7	LOB: 0	BB: 0	P: 7	R: 0	H: 0	E: 0	K: 2	S: 7	LOB: 0	BB: 0	P: 7
--------------	------	------	------	------	------	--------	-------	------	------	------	------	------	------	--------	-------	------	------	------	------	------	------	--------	-------	------	------	------	------	------	------	--------	-------	-------	------	------	------	------	------	--------	-------	------	------	------	------	------	------	--------	-------	-------	------	------	------	------	------	--------	-------	------	------	------	------	------	------	--------	-------	------

PITCHER	IP	WLS	BF	H	R	ER	SO	BB	IBB	HBP	BLK	WP	HR	S	P	ERA	WHIP
Joey Jay, R ERA: 3.99 (1, 1)	4.0	L	22	9	6	6	1	2	0	0	0	0	0	22	30	13.50	2.750
Billy McCool, L ERA: 1.88 (5, 1)	2.0		6	1	0	0	2	0	0	0	0	0	0	10	10	0.00	0.500
Ryne Duren, R ERA: 3.32 (7, 1)	2.0		9	3	2	2	3	1	0	0	0	0	0	14	18	9.00	2.000

BOTTOM

Cincinnati Reds @ Pittsburgh Pirates
 Forbes Field, Pittsburgh, PA
 Fri Jun 26 1964, 7:05 PM EDT
 Att. 19,197 - Unknown

AB	34
R	8
H	13
RBI	8
BB	3
SO	6
LOB	15



1B: 9	SF: 0	WP: 0	PA: 37
2B: 4	SAC: 0	PB: 0	
3B: 1	DP: 2	SB: 0	
HR: 0	HBP: 0	CS: 1	

PITCHER	IP	WLS	BF	H	R	ER	SO	BB	IBB	HBP	BLK	WP	HR	S	P	ERA	WHIP
---------	----	-----	----	---	---	----	----	----	-----	-----	-----	----	----	---	---	-----	------

Batter	1	2	3	4	5	6	7	8	9	AB R H RBI BB SO LOB	TOP	
Pete Rose, S (1, 4) OBP: 0.289, SLG: 0.266	0-0 BB 1B		0-0 G4-6-3 1B		0-0 2-H 1B		0-0 1-3 1B			4 0 4 1 0 0 0	Cincinnati Reds @ Pittsburgh Pirates Forbes Field, Pittsburgh, PA Sat Jun 27 1964, 3:33 AM EDT Att. 8,460 - Unknown livebaseballscorecards.com	
Tommy Harper, R (1, 7) OBP: 0.322, SLG: 0.303	4-0 1-2 BB		0-0 F8		0-3 K		0-3 K			3 0 0 0 1 2 3		
Vada Pinson, L (1, 8) OBP: 0.338, SLG: 0.465 Marty Keough, L (8, 8) OBP: 0.271, SLG: 0.400	0-3 K		0-0 G4-6-3 1-2f		0-0 4-3		0-0 4-3			4 0 0 0 0 1 3 0 0 0 0 0 0 0		
Gordy Coleman, L (1, 3) OBP: 0.314, SLG: 0.404	0-0 F5			0-0 G3		0-3 K		0-0 FC4-8 1B		4 0 1 0 0 1 2		
Frank Robinson, R (1, 9) OBP: 0.383, SLG: 0.546	0-0 6-3			0-0 F9		0-0 HR		0-3 K		4 1 1 1 0 1 3		
Johnny Edwards, L (1, 2) OBP: 0.352, SLG: 0.422		0-0 3-1		0-0 3-1		0-0 FC6-4 1B		0-0 FC4-6 1-2f		4 0 1 0 0 0 1		
Leo Cardenas, R (1, 6) OBP: 0.316, SLG: 0.398		0-0 5-3			4-0 SH5-3 1B BB	0-0 FC6-4		0-0 6-3		3 1 0 0 1 0 1		
Steve Boros, R (1, 5) OBP: 0.335, SLG: 0.333		4-0 BB			0-0 F8		0-0 E6 FC1-5 1B		0-0 1-3	3 0 1 0 1 0 1		
Bob Purkey, R (1, 1) OBP: 0.069, SLG: 0.071 Bill Henry, L (8, 1) Mel Queen, L (9, PH) OBP: 0.167, SLG: 0.167		0-3 K			0-0 SH5-3		0-0 FC1-5 1B		0-0 G3	2 0 0 0 0 1 2 0 0 0 0 0 0 0 1 0 0 0 0 0 0		
Inning Stats	R: 0 E: 0 K: 1 S: 6 H: 1 LOB: 2 BB: 1 P: 10	R: 0 E: 0 K: 1 S: 5 H: 0 LOB: 1 BB: 1 P: 9	R: 0 E: 0 K: 0 S: 3 H: 1 LOB: 0 BB: 0 P: 3	R: 0 E: 0 K: 0 S: 3 H: 0 LOB: 0 BB: 0 P: 3	R: 1 E: 0 K: 1 S: 6 H: 1 LOB: 1 BB: 1 P: 10	R: 1 E: 0 K: 1 S: 7 H: 2 LOB: 1 BB: 0 P: 7	R: 0 E: 1 K: 1 S: 6 H: 2 LOB: 1 BB: 0 P: 6	R: 0 E: 0 K: 1 S: 6 H: 1 LOB: 1 BB: 0 P: 6	R: 0 E: 0 K: 0 S: 3 H: 0 LOB: 0 BB: 0 P: 3	1B: 7 2B: 0 3B: 0 HR: 1 SF: 0 SAC: 1 DP: 1 HBP: 0	WP: 0 PB: 0 SB: 0 CS: 0 PA: 36	
PITCHER Steve Blass, R (1, 1) ERA: 2.72 Al McBean, R (8, 1) ERA: 0.69	IP WLS BF H R ER SO BB IBB HBP BLK WP HR S P ERA WHIP	7.0 29 7 2 2 5 3 0 0 0 0 0 1 36 48 2.57 1.429	2.0 7 1 0 0 1 0 0 0 0 0 0 0 9 9 0.00 0.500									ERA WHIP



Batter	1	2	3	4	5	6	7	8	9	AB R H RBI BB SO LOB	TOP									
Pete Rose, S OBP: 0.298, SLG: 0.277 (1, 4) X	0-0 FC5-4 BB 1B	0-0 BB 1B 1-2 2-H 1B		0-0 1B 2B 1B	0-3 K			0-0 CS 1B		5 1 4 1 0 1 0										
Marty Keough, L OBP: 0.313, SLG: 0.414 (1, 9) B B B	4-0 FC5-4 BB 1-2 BB	0-0 BB 1-2 2-3 1B		0-0 2B 4-3 1B		4-0 WP CS BB		0-3 K 1-2		3 1 2 0 2 1 1										
Vada Pinson, L OBP: 0.339, SLG: 0.465 (1, 8) X	0-0 FC5-4 1-2f 2-3	4-0 BB 1-2 2-3 3-H BB		0-0 4-3 1B 2B		0-0 5-3 1-3		0-0 F8		4 1 1 2 1 0 3										
Gordy Coleman, L OBP: 0.306, SLG: 0.393 (1, 3) X	0-0 F7	0-0 F6		0-0 4-3 2B		0-3 K		4-0 CS BB		4 0 0 1 0 1 7 0 0 0 0 1 0 0										
Deron Johnson, R OBP: 0.391, SLG: 0.538 (6, 3)				2-3 3-H																
Frank Robinson, R OBP: 0.384, SLG: 0.541 (1, 7) X	0-0 L6	0-0 F8		0-0 S 1B		4-0 BB		0-0 F6 1-2		4 0 1 1 1 0 6										
Leo Cardenas, R OBP: 0.319, SLG: 0.401 (1, 6)		0-0 2B	0-3 K	4-0 FC6-4 BB 1-2		0-0 CS	0-0 4-3			3 1 1 0 1 1 0										
Steve Boros, R OBP: 0.333, SLG: 0.338 (1, 5)		0-0 1B 2B 2-H	0-0 F9	0-0 FC6-4 1-2f		0-0 F9				4 1 1 1 0 0 2										
Hal Smith, R OBP: 0.261, SLG: 0.175 (1, 2) X		0-0 5-3	0-3 K		0-0 F6		0-3 K			4 0 0 0 0 2 1										
John Tsitouris, R OBP: 0.250, SLG: 0.261 (1, 1) X		0-0 1B 1B BB 1B		0-0 6-3	0-3 K			0-0 F9		4 1 1 0 0 1 0										
Inning Stats	R: 0 E: 0 K: 0 S: 4	H: 1 LOB: 2 BB: 1 P: 8	R: 3 E: 0 K: 0 S: 8	H: 5 LOB: 3 BB: 1 P: 12	R: 0 E: 0 K: 2 S: 7	H: 0 LOB: 0 BB: 0 P: 7	R: 3 E: 0 K: 0 S: 7	H: 4 LOB: 2 BB: 1 P: 11	R: 0 E: 0 K: 1 S: 4	H: 0 LOB: 1 BB: 2 P: 12	R: 0 E: 0 K: 1 S: 5	H: 0 LOB: 0 BB: 0 P: 5	R: 0 E: 0 K: 1 S: 5	H: 1 LOB: 0 BB: 0 P: 5	R: 0 E: 0 K: 0 S: 2	H: 0 LOB: 0 BB: 1 P: 6	1B: 8 2B: 3 3B: 0 HR: 0	SF: 0 SAC: 0 DP: 0 HBP: 0	WP: 2 PB: 0 SB: 1 CS: 3	PA: 42
PITCHER	IP WLS BF H R ER SO BB IBB HBP BLK WP HR S P ERA WHIP																			
Vern Law, R ERA: 3.12 (1, 1)	1.1 L 11 6 3 3 0 1 0 0 0 0 0 0 10 14 20.25 5.250																			
Tom Butters, R ERA: 2.78 (2, 1)	1.2 6 0 0 0 2 1 0 0 0 0 0 0 9 13 0.00 0.600																			
Tommie Sisk, R ERA: 13.86 (4, 1)	0.2 7 4 3 3 0 1 0 0 0 0 0 0 6 10 40.50 7.500																			
Roy Face, R ERA: 4.75 (4, 1)	2.1 8 0 0 0 3 2 0 0 0 1 0 0 12 20 0.00 0.857																			
Bob Priddy, R ERA: 2.86 (7, 1)	3.0 9 1 0 0 2 1 0 0 0 0 0 0 12 16 0.00 0.667																			

Cincinnati Reds @ Pittsburgh Pirates
 Forbes Field, Pittsburgh, PA
 Sun Jun 28 1964, 3:33 AM EDT
 Unknown

livebaseballscorecards.com

AB	35
R	6
H	11
RBI	6
BB	6
SO	7
LOB	20



Batter	1	2	3	4	5	6	7	8	9	AB	R	H	RBI	BB	SO	LOB
Dick Schofield, S (1, 6) OBP: 0.367, SLG: 0.359	0-3 K		0-0 1B		0-0 FC3-6 1B	0-0 F9			0-0 1B	5	0	3	0	0	1	2
Bill Virdon, L (1, 8) OBP: 0.287, SLG: 0.300	0-3 K		0-3 K		0-0 FC3-6 1B				0-0 F4	5	0	1	0	0	2	3
Roberto Clemente, R (1, 9) OBP: 0.390, SLG: 0.517	0-0 F9		0-3 K2-3		0-0 F6				0-0 1B	5	0	2	0	0	1	4
Willie Stargell, L (1, 3) OBP: 0.330, SLG: 0.554		0-0 3-1		0-3 K	0-0 FC3-6				0-3 K	5	0	0	0	0	2	5
Jerry Lynch, L (1, 7) OBP: 0.317, SLG: 0.500		0-0 3-1		0-0 HR	0-0 1-3				0-0 F8	4	1	1	1	0	0	3
Smoky Burgess, L (1, 2) OBP: 0.327, SLG: 0.315		0-0 1B		0-0 3-1		0-0 WP 1B			0-3 K2-3	4	0	2	0	0	1	0
Gene Freese, R (1, 5) OBP: 0.323, SLG: 0.424		0-0 1-3		0-0 1B 2B		0-0 F3			0-0 F1	4	1	1	0	0	0	2
Bill Mazaroski, R (1, 4) OBP: 0.283, SLG: 0.381			0-0 1B	0-0 2-H 1B		0-0 F3			0-0 F6	4	0	2	1	0	0	1
Vern Law, R (1, 1) OBP: 0.324, SLG: 0.314			0-0 F9		0-0 F7				0-3 K	0	0	0	0	0	0	0
Tom Butters, R (2, 1) OBP: 0.400, SLG: 0.400										0	0	0	0	0	0	0
Bob Bailey, R (3, PH) OBP: 0.330, SLG: 0.385										0	0	0	0	0	0	1
Tommie Sisk, R (4, 1) OBP: 0.330, SLG: 0.385										0	0	0	0	0	0	0
Roy Face, R (4, 1) OBP: 0.330, SLG: 0.385										0	0	0	0	0	0	1
Donn Clendenon, R (6, PH) OBP: 0.330, SLG: 0.385										0	0	0	0	0	0	0
Bob Priddy, R (7, 1) OBP: 0.330, SLG: 0.385										0	0	0	0	0	0	0
Gene Alley, R (9, PH) OBP: 0.254, SLG: 0.228										0	0	0	0	0	0	1

Inning Stats	R: 0	H: 0	E: 0	K: 2	S: 7	R: 0	H: 1	E: 0	K: 0	S: 4	R: 0	H: 2	E: 0	K: 2	S: 9	R: 2	H: 3	E: 0	K: 1	S: 8	R: 0	H: 2	E: 0	K: 0	S: 5	R: 0	H: 2	E: 0	K: 0	S: 5	R: 0	H: 1	E: 0	K: 0	S: 4	R: 0	H: 0	E: 0	K: 1	S: 5	R: 0	H: 2	E: 0	K: 2	S: 9	1B: 11	SF: 0	2B: 1	SAC: 0	3B: 0	DP: 0	HR: 1	HBP: 0	WP: 1	PA: 40
--------------	------	------	------	------	------	------	------	------	------	------	------	------	------	------	------	------	------	------	------	------	------	------	------	------	------	------	------	------	------	------	------	------	------	------	------	------	------	------	------	------	------	------	------	------	------	--------	-------	-------	--------	-------	-------	-------	--------	-------	--------


PITCHER	IP	WLS	BF	H	R	ER	SO	BB	IBB	HBP	BLK	WP	HR	S	P	ERA	WHIP
John Tsitouris, R (1, 1) ERA: 4.05	9.0	W	40	13	2	2	8	0	0	0	0	1	1	56	56	2.00	1.444

BOTTOM

Cincinnati Reds @ Pittsburgh Pirates
 Forbes Field, Pittsburgh, PA
 Sun Jun 28 1964, 3:33 AM EDT
 Unknown

livebaseballscorecards.com

AB	40
R	2
H	13
RBI	2
BB	0
SO	8
LOB	22



Batter	1	2	3	4	5	6	7	8	9	AB R H RBI BB SO LOB	TOP
Pete Rose, S (1, 4) OBP: 0.300, SLG: 0.277	0-0 1B 1B		0-0 4-3 BB	4-0 3-6 BB		0-0 4-3		0-0 F7		4 0 1 0 1 0 0	
Marty Keough, L (1, 9) OBP: 0.319, SLG: 0.429	0-0 F5		0-0 1B 2B	0-0 3-6 1-2f		0-0 F9		0-0 E 1B		5 1 2 0 0 0 2	
Vada Pinson, L (1, 8) OBP: 0.344, SLG: 0.466	0-0 CS 1-3 1B		4-0 1B 2B BB	0-0 F8			0-0 1B SF8 1B	0-0 E4 G4-6-3 1-3		4 2 2 0 1 0 1	
Frank Robinson, R (1, 7) OBP: 0.384, SLG: 0.538	0-3 K 1-2		0-0 1-2 2-3 2B 1B		0-3 K		0-0 SF8 1-3 1B	0-0 G4-6-3 1-2f		5 1 2 0 0 2 4	
Deron Johnson, R (1, 3) OBP: 0.385, SLG: 0.533		0-0 F8	0-3 K		0-0 4-3 2B		0-0 F3		0-0 5-3	5 0 1 0 0 1 5	
Johnny Edwards, L (1, 2) OBP: 0.353, SLG: 0.423		0-0 F7	0-0 1-H 2-H 3-H 2B		0-0 4-3		4-0 HBP IBB		0-0 6-3	4 1 1 3 1 0 1	
Leo Cardenas, R (1, 6) OBP: 0.324, SLG: 0.408		0-0 1B 1B	0-0 S 2-H 1B 2B		4-0 BB		0-0 SF8 2-3 3-H		0-0 6-3	3 1 2 2 1 0 0	
Steve Boros, R (1, 5) OBP: 0.343, SLG: 0.344		0-0 1-3 1B	0-0 2-H 1B		0-3 K		H 1-0 1-2 HBP			3 0 2 1 0 1 2	
Jim Maloney, L (1, 1) OBP: 0.211, SLG: 0.118		0-0 F8	0-3 K			0-0 4-3		0-0 4-3		4 0 0 0 0 1 6	
Sammy Ellis, L (8, 1)										0 0 0 0 0 0 0	
Billy McCool, R (9, 1)										0 0 0 0 0 0 0	
Inning Stats	R: 0 E: 0 K: 1 S: 6 H: 2 LOB: 2 BB: 0 P: 6	R: 0 E: 0 K: 0 S: 5 H: 2 LOB: 2 BB: 0 P: 5	R: 5 E: 0 K: 2 S: 12 H: 5 LOB: 1 BB: 1 P: 16	R: 0 E: 0 K: 0 S: 2 H: 0 LOB: 0 BB: 1 P: 6	R: 0 E: 0 K: 2 S: 8 H: 1 LOB: 2 BB: 1 P: 12	R: 0 E: 0 K: 0 S: 3 H: 0 LOB: 0 BB: 0 P: 3	R: 1 E: 0 K: 0 S: 5 H: 2 LOB: 3 BB: 1 P: 10	R: 0 E: 1 K: 0 S: 4 H: 1 LOB: 1 BB: 0 P: 4	R: 0 E: 0 K: 0 S: 3 H: 0 LOB: 0 BB: 0 P: 3	1B: 9 2B: 6 3B: 0 HR: 0 SF: 1 SAC: 0 DP: 3 HBP: 1	WP: 0 PB: 0 SB: 1 CS: 1 PA: 43
PITCHER	IP WLS BF H R ER SO BB IBB HBP BLK WP HR S P ERA WHIP										
Bob Friend, R (1, 1) ERA: 3.75	3.0 L 18 9 5 5 3 1 0 0 0 0 0 0 23 27 15.00 3.333										
Tom Butters, R (4, 1) ERA: 2.52	3.0 11 1 0 0 2 2 0 0 0 0 0 0 13 21 0.00 1.000										
Al McBean, R (7, 1) ERA: 0.93	3.0 14 3 1 1 0 0 0 1 1 0 0 0 12 17 3.00 1.000										

Cincinnati Reds @ Pittsburgh Pirates
 Forbes Field, Pittsburgh, PA
 Sun Jun 28 1964, 3:38 AM EDT
 Att. 21,788 - Unknown

livebaseballscorecards.com

AB	37
R	6
H	13
RBI	6
BB	4
SO	5
LOB	21



BOTTOM

Cincinnati Reds @ Pittsburgh Pirates

Forbes Field, Pittsburgh, PA

Sun Jun 28 1964, 3:38 AM EDT

Att. 21,788 - Unknown

livebaseballscorecards.com

AB	38
R	5
H	12
RBI	5
BB	1
SO	9
LOB	19



AB R H RBI BB SO LOB

5	1	2	0	0	1	1
5	0	2	0	0	2	3
4	0	2	2	0	2	2
5	1	2	1	0	1	4
4	1	2	0	0	0	3
4	0	0	0	0	1	2
4	0	0	0	0	0	2
3	1	1	2	1	0	0
0	0	0	0	0	0	0
1	0	0	0	0	1	0
1	0	0	0	0	1	0
1	0	0	0	0	0	2
0	0	0	0	0	0	0
1	1	1	0	0	0	0

Batter	1	2	3	4	5	6	7	8	9
Dick Schofield, S OBP: 0.368, SLG: 0.369 (1, 6)	0-0 SF7 3B		0-3 K		0-0 F4		0-0 FC5-4 1B		0-0 G3
Manny Mota, R OBP: 0.354, SLG: 0.446 (1, 8)	0-3 K		0-0 WP 1B		0-0 1B		0-0 FC5-4 1B		0-3 K
Roberto Clemente, R OBP: 0.390, SLG: 0.516 (1, 9)	0-0 SF7		0-3 K		0-3 K		0-0 1B		0-0 1B
Willie Stargell, L OBP: 0.332, SLG: 0.566 (1, 3)	0-0 1B			0-0 HR	0-0 F7		0-0 F9		0-3 K
Jerry Lynch, L OBP: 0.324, SLG: 0.500 (1, 7)	0-0 G3			0-0 HR 1B		0-0 BB 1B	0-0 F7		
Bob Bailey, R OBP: 0.323, SLG: 0.376 (1, 5)		0-0 4-3		0-3 K		0-0 F2		0-0 6-3	
Bill Mazaroski, R OBP: 0.279, SLG: 0.375 (1, 4)		0-0 F9		0-0 F4		0-0 F7		0-0 4-3	
Jim Pagliaroni, R OBP: 0.381, SLG: 0.389 (1, 2)		0-0 F6		0-0 HR		4-0 BB		0-0 6-3	
Bob Friend, R OBP: 0.179, SLG: 0.111 (3, PH)			0-3 K		0-3 K		0-0 G3		0-0 G3 1B
Gene Alley, R OBP: 0.251, SLG: 0.224 (4, 1)									
Tom Butters, R OBP: 0.333, SLG: 0.333 (6, PH)									
Smoky Burgess, L OBP: 0.359, SLG: 0.312 (7, 1)									
Al McBean, R OBP: 0.290, SLG: 0.303 (9, PH)									

Inning Stats	R: 1	H: 2	E: 0	K: 1	S: 7	R: 0	H: 0	E: 0	K: 0	S: 3	R: 0	H: 1	E: 0	K: 3	S: 10	R: 3	H: 3	E: 0	K: 2	S: 10	R: 0	H: 1	E: 0	K: 1	S: 6	R: 0	H: 1	E: 0	K: 0	S: 4	R: 0	H: 2	E: 0	K: 0	S: 5	R: 0	H: 0	E: 0	K: 0	S: 3	R: 1	H: 2	E: 0	K: 2	S: 9				
	LOB: 1	BB: 0	LOB: 0	BB: 0		LOB: 1	BB: 0	LOB: 0	BB: 0		LOB: 2	BB: 1	LOB: 1	BB: 0		LOB: 2	BB: 1	LOB: 2	BB: 1		LOB: 0	BB: 0	LOB: 1	BB: 0	LOB: 0	BB: 0	LOB: 0	BB: 0	LOB: 1	BB: 0	LOB: 0	BB: 0	LOB: 0	BB: 0	LOB: 0	BB: 0	LOB: 0	BB: 0	LOB: 1	BB: 0	LOB: 1	BB: 0	LOB: 0	BB: 0	LOB: 0	BB: 0	LOB: 0	BB: 0	LOB: 0

PITCHER	IP	WLS	BF	H	R	ER	SO	BB	IBB	HBP	BLK	WP	HR	S	P	ERA	WHIP
Jim Maloney, R ERA: 2.67 (1, 1)	7.0	W	32	10	4	4	7	1	0	0	0	1	2	45	49	5.14	1.571
Sammy Ellis, R ERA: 4.18 (8, 1)	1.2		7	2	1	1	1	0	0	0	0	0	0	9	9	5.40	1.200
Billy McCool, L ERA: 1.85 (9, 1)	0.1	S	1	0	0	0	1	0	0	0	0	0	0	3	3	0.00	0.000

WP: 1	PA: 40
PB: 0	
SB: 0	
CS: 0	

Batter	1	2	3	4	5	6	7	8	9	AB R H RBI BB SO LOB	TOP			
Pete Rose, S (1, 4) OBP: 0.299, SLG: 0.275	0-0 4-3	0-0 L7		0-0 5-3		0-0 G6-4-3			0-0 FC1-4-6 1B 1B	5 1 1 0 0 0 2				
Marty Keough, L (1, 9) OBP: 0.324, SLG: 0.426	0-0 BB 1B		0-0 F9	0-3 K		0-0 3-1			0-0 FC1-4-6 1B	5 0 2 0 0 1 0				
Vada Pinson, L (1, 8) OBP: 0.345, SLG: 0.462	4-0 BB BB BB 1-2 G5-4-3 BB		0-0 E 1B 2B 1B	0-0 G3		0-3 K			0-0 FC1-4-6 1B 1-2f 2-3	4 1 1 0 1 1 2				
Frank Robinson, R (1, 7) OBP: 0.381, SLG: 0.531	0-0 G5-4-3 1-2f		0-0 E8 2B 1B		0-0 F7		0-3 K		0-3 K	5 1 1 0 0 2 4				
Deron Johnson, R (1, 3) OBP: 0.379, SLG: 0.521		0-0 F9	0-3 K		0-0 E5			0-0 6-3	0-0 FC1-4-6 1B 1-2 3-H	5 0 1 1 0 1 2				
Johnny Edwards, L (1, 2) OBP: 0.354, SLG: 0.420		0-0 2B 3B 1B	4-0 2B IBB		0-0 F6			0-0 1-3	0-0 4-3	4 2 1 0 1 0 3				
Leo Cardenas, R (1, 6) OBP: 0.330, SLG: 0.420		0-0 1-3 3B 2B	0-0 FC5 1-H 2-H 3-H 2B		0-0 F3			0-0 WP E 1B		4 1 3 3 0 0 1				
Steve Boros, R (1, 5) OBP: 0.347, SLG: 0.357		0-0 2-H 3-H 3B	0-0 IBB			0-0 1-3		0-0 E5 WP		3 0 1 2 1 0 1				
Jim O'Toole, S (1, 1) OBP: 0.138, SLG: 0.115		0-0 L1	0-0 FC5			4-0 G6-4-3 BB		0-0 F7		2 0 0 0 1 0 3				
Gordy Coleman, L (8, PH) OBP: 0.304, SLG: 0.390										1 0 0 0 0 0 2				
Bill Henry, L (8, 1)										0 0 0 0 0 0 0				
Inning Stats	R: 0 E: 0 K: 0 S: 3 H: 1 LOB: 1 BB: 1 P: 7	R: 2 E: 0 K: 0 S: 6 H: 3 LOB: 1 BB: 0 P: 6	R: 3 E: 1 K: 1 S: 8 H: 3 LOB: 2 BB: 2 P: 16	R: 0 E: 0 K: 1 S: 5 H: 0 LOB: 0 BB: 0 P: 5	R: 0 E: 1 K: 0 S: 4 H: 0 LOB: 1 BB: 0 P: 4	R: 0 E: 0 K: 0 S: 2 H: 0 LOB: 0 BB: 1 P: 6	R: 0 E: 0 K: 2 S: 7 H: 0 LOB: 0 BB: 0 P: 7	R: 0 E: 1 K: 0 S: 5 H: 1 LOB: 2 BB: 0 P: 5	R: 1 E: 0 K: 1 S: 8 H: 3 LOB: 2 BB: 0 P: 8	1B: 8 2B: 2 3B: 1 HR: 0 SF: 0 SAC: 0 DP: 2 HBP: 0	WP: 1 PA: 42 PB: 0 SB: 0 CS: 0			
PITCHER	IP WLS BF H R ER SO BB IBB HBP BLK WP HR S P ERA WHIP												PITCHER	IP WLS BF H R ER SO BB IBB HBP BLK WP HR S P ERA WHIP
Low Burdette, R (1, 1) ERA: 4.68	3.0 L 18 7 5 5 1 1 2 0 0 0 0 0 17 29 15.00 2.667													
Dick Scott, L (4, 1) ERA:	3.0 10 0 0 0 1 1 0 0 0 0 0 0 11 15 0.00 0.333													
Lindy McDaniel, R (7, 1) ERA: 4.24	2.0 8 1 0 0 2 0 0 0 0 0 1 0 12 12 0.00 0.500													
Bobby Shantz, L (9, 1) ERA: 4.35	0.1 3 2 1 1 0 0 0 0 0 0 0 0 3 3 27.00 6.000													
Don Elston, R (9, 1) ERA: 5.4	0.2 3 1 0 0 1 0 0 0 0 0 0 0 5 5 0.00 1.500													

Cincinnati Reds @ Chicago Cubs
Wrigley Field, Chicago, IL
Mon Jun 29 1964, 3:33 AM CDT
Att. 7,327 - Unknown

livebaseballscorecards.com

AB 38
R 6
H 11
RBI 6
BB 4
SO 5
LOB 20



Batter	1	2	3	4	5	6	7	8	9	AB	R	H	RBI	BB	SO	LOB
Joey Amalfitano, R OBP: 0.291, SLG: 0.355 (1, 4)	0-3 K		0-0 6-3			0-0 F4		0-0 4-3		4	0	0	0	0	1	0
Jimmy Stewart, S OBP: 0.321, SLG: 0.293 (1, 6)	0-3 K			0-0 FC6 1B		0-0 L6		4-0 BB		3	0	1	0	1	1	0
Billy Williams, L OBP: 0.407, SLG: 0.625 (1, 7)	0-0 F9			0-0 FC6 1-2f			0-0 3-1	0-3 K		4	0	0	0	0	1	2
Ron Santo, R OBP: 0.389, SLG: 0.556 (1, 5)		0-0 F6		0-3 K			0-0 F9		0-0 2B	4	0	1	0	0	1	1
14 Ernie Banks, R OBP: 0.332, SLG: 0.492 (1, 3)		0-3 K		0-0 L7			0-0 BB 1B		0-0 F6	4	0	1	0	0	1	2
Len Gabrielson, L OBP: 0.289, SLG: 0.291 (1, 9)		0-0 6-3			0-0 4-3		0-0 BB 1B		0-0 F7	4	0	1	0	0	0	1
Billy Cowan, R OBP: 0.296, SLG: 0.442 (1, 8)			0-0 5-3		0-0 6-3		4-0 BB 1-2 2-3 BB		0-0 F5	3	0	0	0	1	0	1
Dick Bertell, R OBP: 0.318, SLG: 0.354 (1, 2)			0-0 HR		0-0 F2		0-0 F8			3	1	1	1	0	0	3
Lew Burdette, R OBP: 0.222, SLG: 0.125 Billy Ott, S OBP: 0.207, SLG: 0.259 Dick Scott, R OBP: 0.313, SLG: 0.381 Andre Rodgers, R OBP: 0.313, SLG: 0.381 Lindy McDaniel, R OBP: 0.313, SLG: 0.381 Leo Burke, R OBP: 0.313, SLG: 0.485 Bobby Shantz, R OBP: 0.313, SLG: 0.485 Don Elston, R OBP: 0.500, SLG: 0.500			0-3 K			0-0 5-3		0-3 K		0	0	0	0	0	0	0

Inning Stats	R: 0	H: 0	E: 0	K: 2	S: 7	R: 0	H: 0	E: 0	K: 1	S: 5	R: 1	H: 1	E: 0	K: 1	S: 6	R: 0	H: 1	E: 0	K: 1	S: 6	R: 0	H: 0	E: 0	K: 0	S: 3	R: 0	H: 0	E: 0	K: 0	S: 3	R: 0	H: 2	E: 0	K: 0	S: 5	R: 0	H: 0	E: 0	K: 2	S: 7	R: 0	H: 1	E: 0	K: 0	S: 4	1B: 3	2B: 1	3B: 0	HR: 1	SF: 0	SAC: 0	DP: 0	HBP: 0	WP: 0	PA: 34
PITCHER	IP	WLS	BF	H	R	ER	SO	BB	IBB	HBP	BLK	WP	HR	S	P	ERA	WHIP																																						
Jim O'Toole, L ERA: 3.48 Bill Henry, L ERA: 1.71	(1, 1)	7.0	W	26	4	1	1	5	1	0	0	0	0	1	35	39	1.29	0.714																																					
	(8, 1)	2.0	S	8	1	0	2	1	0	0	0	0	0	11	15	0.00	1.000																																						

BOTTOM

Cincinnati Reds @ Chicago Cubs
 Wrigley Field, Chicago, IL
 Mon Jun 29 1964, 3:33 AM CDT
 Att. 7,327 - Unknown

livebaseballscorecards.com

AB	32
R	1
H	5
RBI	1
BB	2
SO	7
LOB	10



Batter	1	2	3	4	5	6	7	8	9	AB R H RBI BB SO LOB	TOP																				
Pete Rose, S (1, 4) OBP: 0.298, SLG: 0.275	0-0 L7			0-0 6-3			0-0 FC3-6 1B		0-0 1-3	4 0 1 0 0 0 0																					
Marty Keough, L (1, 9) OBP: 0.312, SLG: 0.408	0-3 K			0-0 F7			0-0 FC3-6 1-2f			3 0 0 0 0 1 1																					
Vada Pinson, L (1, 8) OBP: 0.341, SLG: 0.457	0-0 L7			0-0 F6			0-0 FC3-6 1-2f			3 0 0 0 0 0 1																					
Frank Robinson, R (1, 7) OBP: 0.377, SLG: 0.524		0-0 4-3			0-0 F9		0-0 FC4-6 1-2f			3 0 0 0 0 0 1																					
Johnny Edwards, L (1, 2) OBP: 0.350, SLG: 0.415		0-0 1-3			0-0 1-3			0-0 F7		3 0 0 0 0 0 0																					
Leo Cardenas, R (1, 6) OBP: 0.326, SLG: 0.416		0-3 K			0-0 6-3			0-3 K		3 0 0 0 0 2 0																					
Deron Johnson, R (1, 3) OBP: 0.372, SLG: 0.510			0-0 5-3			0-3 K		0-0 G3		3 0 0 0 0 1 0																					
Steve Boros, R (1, 5) OBP: 0.341, SLG: 0.350			0-0 5-3			0-0 G3			0-0 4-3	3 0 0 0 0 0 0																					
Joey Jay, S (1, 1) Gordy Coleman, L (9, PH) OBP: 0.302, SLG: 0.388			0-0 1-3			0-3 K			0-0 F5	2 0 0 0 0 1 0 1 0 0 0 0 0 0																					
Inning Stats	R: 0 E: 0 K: 1 S: 5	H: 0 LOB: 0 BB: 0 P: 5	R: 0 E: 0 K: 1 S: 5	H: 0 LOB: 0 BB: 0 P: 5	R: 0 E: 0 K: 0 S: 3	H: 0 LOB: 0 BB: 0 P: 3	R: 0 E: 0 K: 0 S: 3	H: 0 LOB: 0 BB: 0 P: 3	R: 0 E: 0 K: 2 S: 7	H: 0 LOB: 0 BB: 0 P: 7	R: 0 E: 0 K: 0 S: 4	H: 1 LOB: 1 BB: 0 P: 4	R: 0 E: 0 K: 1 S: 5	H: 0 LOB: 0 BB: 0 P: 5	R: 0 E: 0 K: 0 S: 3	H: 0 LOB: 0 BB: 0 P: 3	1B: 1 2B: 0 3B: 0 HR: 0	SF: 0 SAC: 0 DP: 0 HBP: 0	WP: 0 PB: 0 SB: 0 CS: 0	PA: 28											
PITCHER Larry Jackson, R (1, 1) ERA: 3.12	IP 9.0	WLS W	BF 28	H 1	R 0	ER 0	SO 5	BB 0	IBB 0	HBP 0	BLK 0	WP 0	HR 0	S 38	P 38	ERA 0.00	WHIP 0.111														
											PITCHER	IP	WLS	BF	H	R	ER	SO	BB	IBB	HBP	BLK	WP	HR	S	P	ERA	WHIP			

Cincinnati Reds @ Chicago Cubs
 Wrigley Field, Chicago, IL
 Tue Jun 30 1964, 3:33 AM CDT
 Att. 8,380 - Unknown

livebaseballscorecards.com

AB	28
R	0
H	1
RBI	0
BB	0
SO	5
LOB	3



Batter	1	2	3	4	5	6	7	8	9
Joey Amalfitano, R OBP: 0.280, SLG: 0.340 (1, 4)	0-0 F3		0-0 6-3			0-0 F8		0-3 K	
Jimmy Stewart, S OBP: 0.323, SLG: 0.301 (1, 6)	0-0 2B			0-0 F8		0-0 E8 1-3 2-H 1B		0-0 5-3	
Billy Williams, L OBP: 0.407, SLG: 0.620 (1, 7)	0-0 L7			0-0 G3		4-0 IBB			
Ron Santo, R OBP: 0.385, SLG: 0.549 (1, 5)	0-0 F5			0-3 K		0-3 K			
14 Ernie Banks, R OBP: 0.328, SLG: 0.486 (1, 3)		0-0 F8			0-0 6-3	0-0 F8			
Len Gabrielson, L OBP: 0.279, SLG: 0.280 (1, 9)		0-0 4-3			0-0 G3		0-0 F2		
Billy Cowan, R OBP: 0.293, SLG: 0.437 (1, 8)		0-0 6-3			0-0 F8		0-3 K		
Dick Bertell, R OBP: 0.318, SLG: 0.350 (1, 2)			0-3 K			4-0 SH E BB	0-0 F8		
Larry Jackson, R OBP: 0.146, SLG: 0.170 (1, 1)			0-0 5-3			0-0 SH E 1-2		0-0 5-3	

Inning Stats	R: 0	H: 1	E: 0	LOB: 1	K: 0	BB: 0	S: 4	P: 4
	R: 0	H: 0	E: 0	LOB: 0	K: 0	BB: 0	S: 3	P: 3
	R: 0	H: 0	E: 0	LOB: 0	K: 1	BB: 0	S: 5	P: 5
	R: 0	H: 0	E: 0	LOB: 0	K: 1	BB: 0	S: 5	P: 5
	R: 0	H: 0	E: 0	LOB: 0	K: 0	BB: 0	S: 3	P: 3
	R: 1	H: 1	E: 2	LOB: 3	K: 1	BB: 2	S: 7	P: 15
	R: 0	H: 0	E: 0	LOB: 0	K: 1	BB: 0	S: 5	P: 5
	R: 0	H: 0	E: 0	LOB: 0	K: 1	BB: 0	S: 5	P: 5

PITCHER	IP	WLS	BF	H	R	ER	SO	BB	IBB	HBP	BLK	WP	HR	S	P	ERA	WHIP
Joey Jay, R ERA: 3.65 (1, 1)	8.0	L	29	2	1	1	5	1	1	0	0	0	0	37	45	1.12	0.375

AB R H RBI BB SO LOB

4	0	0	0	0	1	2
4	0	2	1	0	0	0
2	0	0	0	1	0	1
3	0	0	0	0	2	4
3	0	0	0	0	0	3
3	0	0	0	0	0	0
3	0	0	0	0	1	0
2	1	0	0	1	1	0
2	0	0	0	0	0	0

1B: 1	SF: 0	WP: 0	PA: 29
2B: 1	SAC: 1	PB: 0	
3B: 0	DP: 0	SB: 0	
HR: 0	HBP: 0	CS: 0	

Cincinnati Reds @ Chicago Cubs
Wrigley Field, Chicago, IL
Tue Jun 30 1964, 3:33 AM CDT
Att. 8,380 - Unknown

livebaseballscorecards.com

AB	26
R	1
H	2
RBI	1
BB	2
SO	5
LOB	10



Batter	1	2	3	4	5	6	7	8	9	10	AB	R	H	RBI	BB	SO	LOB	TOP																				
Joey Amalfitano, R OBP: 0.286, SLG: 0.353	0-3 K		0-0 L8		0-0 2-3 1B		0-0 SH 2B		0-3 K		5	1	2	0	0	2	1																					
Jimmy Stewart, S OBP: 0.320, SLG: 0.297	0-0 F2		0-3 K		0-0 1-3		0-0 SH FC4-6		0-3 K		3	0	0	0	0	1	3																					
Andre Rodgers, R OBP: 0.311, SLG: 0.379							2-H SH FC4-6				1	0	0	0	0	1	0																					
Billy Williams, L OBP: 0.403, SLG: 0.623	0-0 6-3			0-0 5-3		0-0 HR	0-0 FC4-6 14 1B		0-0 F8		5	1	1	1	0	0	1																					
Ron Santo, R OBP: 0.385, SLG: 0.570		0-0 HR		0-0 HR		0-0 F6	0-3 K			0-0 F8	5	2	2	2	0	1	1																					
14 Ernie Banks, R OBP: 0.330, SLG: 0.485		0-0 4-3		0-0 F4		0-0 FC6-4 1B	0-0 1B 1B			0-0 F8	5	1	2	0	0	0	0																					
Len Gabrielson, L OBP: 0.278, SLG: 0.279		0-0 L6		0-0 1-3		0-0 FC6-4 1B	0-0 F8			0-0 F8	4	0	1	0	0	0	2																					
Leo Burke, R OBP: 0.368, SLG: 0.471						1-2 FC6-4 1B					1	0	0	0	0	0	0																					
Billy Cowan, R OBP: 0.292, SLG: 0.438		0-3 K			0-0 1B 2B	0-0 FC6-4 1B				0-0 4-3	4	0	1	0	0	1	2																					
Dick Bertell, R OBP: 0.322, SLG: 0.354			0-0 FC1-6 1B		0-0 5-3	0-0 1-2 1B			0-3 K		4	0	2	1	0	1	1																					
Dick Ellsworth, L OBP: 0.086, SLG: 0.055			0-0 FC1-6		0-3 K	0-0 3-H 1B			0-3 K		4	0	0	0	0	2	4																					
Inning Stats	R: 0 E: 0 K: 1 S: 5	H: 0 LOB: 0 BB: 0 P: 5	R: 1 E: 0 K: 1 S: 6	H: 1 LOB: 0 BB: 0 P: 6	R: 0 E: 0 K: 1 S: 6	H: 1 LOB: 1 BB: 0 P: 6	R: 1 E: 0 K: 0 S: 4	H: 1 LOB: 0 BB: 0 P: 4	R: 0 E: 0 K: 1 S: 7	H: 2 LOB: 2 BB: 0 P: 7	R: 2 E: 0 K: 0 S: 7	H: 4 LOB: 2 BB: 0 P: 7	R: 1 E: 1 K: 1 S: 8	H: 2 LOB: 2 BB: 0 P: 8	R: 0 E: 0 K: 2 S: 7	H: 0 LOB: 0 BB: 0 P: 7	R: 0 E: 0 K: 2 S: 7	H: 0 LOB: 0 BB: 0 P: 7	R: 0 E: 0 K: 0 S: 3	H: 0 LOB: 0 BB: 0 P: 3	1B: 6 2B: 2 3B: 0 HR: 3	SF: 0 SAC: 1 DP: 0 HBP: 0	WP: 0 PB: 0 SB: 0 CS: 0	PA: 42														
PITCHER	IP WLS BF H R ER SO BB IBB HBP BLK WP HR S P ERA WHIP	IP WLS BF H R ER SO BB IBB HBP BLK WP HR S P ERA WHIP	IP WLS BF H R ER SO BB IBB HBP BLK WP HR S P ERA WHIP	IP WLS BF H R ER SO BB IBB HBP BLK WP HR S P ERA WHIP	IP WLS BF H R ER SO BB IBB HBP BLK WP HR S P ERA WHIP	IP WLS BF H R ER SO BB IBB HBP BLK WP HR S P ERA WHIP	IP WLS BF H R ER SO BB IBB HBP BLK WP HR S P ERA WHIP	IP WLS BF H R ER SO BB IBB HBP BLK WP HR S P ERA WHIP	IP WLS BF H R ER SO BB IBB HBP BLK WP HR S P ERA WHIP	IP WLS BF H R ER SO BB IBB HBP BLK WP HR S P ERA WHIP	IP WLS BF H R ER SO BB IBB HBP BLK WP HR S P ERA WHIP	IP WLS BF H R ER SO BB IBB HBP BLK WP HR S P ERA WHIP	IP WLS BF H R ER SO BB IBB HBP BLK WP HR S P ERA WHIP	IP WLS BF H R ER SO BB IBB HBP BLK WP HR S P ERA WHIP	IP WLS BF H R ER SO BB IBB HBP BLK WP HR S P ERA WHIP	IP WLS BF H R ER SO BB IBB HBP BLK WP HR S P ERA WHIP	IP WLS BF H R ER SO BB IBB HBP BLK WP HR S P ERA WHIP	IP WLS BF H R ER SO BB IBB HBP BLK WP HR S P ERA WHIP	IP WLS BF H R ER SO BB IBB HBP BLK WP HR S P ERA WHIP	IP WLS BF H R ER SO BB IBB HBP BLK WP HR S P ERA WHIP	IP WLS BF H R ER SO BB IBB HBP BLK WP HR S P ERA WHIP	IP WLS BF H R ER SO BB IBB HBP BLK WP HR S P ERA WHIP	IP WLS BF H R ER SO BB IBB HBP BLK WP HR S P ERA WHIP	IP WLS BF H R ER SO BB IBB HBP BLK WP HR S P ERA WHIP	IP WLS BF H R ER SO BB IBB HBP BLK WP HR S P ERA WHIP	IP WLS BF H R ER SO BB IBB HBP BLK WP HR S P ERA WHIP	IP WLS BF H R ER SO BB IBB HBP BLK WP HR S P ERA WHIP											
Bob Purkey, R ERA: 3.66	(1, 1) 6.0																																					
Ryne Duren, R ERA: 3.15	(7, 1) 1.0																																					
Sammy Ellis, R ERA: 4.04	(8, 1) 2.0																																					
Bill Henry, L ERA: 1.64	(10, 1) 1.0	W																																				

Chicago Cubs @ Cincinnati Reds
Crosley Field, Cincinnati, OH
Wed Jul 01 1964, 7:05 PM EDT
Att: 7,642 - Unknown

AB	41
R	5
H	11
RBI	4
BB	0
SO	9
LOB	15



Chicago Cubs @ Cincinnati Reds
 Crosley Field, Cincinnati, OH
 Wed Jul 01 1964, 7:05 PM EDT
 Att. 7,642 - Unknown

livebaseballscorecards.com



WP: 1 PA: 46
 FB: 0
 SB: 2
 CS: 0

Batter	1	2	3	4	5	6	7	8	9	10	AB	R	H	RBI	BB	SO	LOB	BOTTOM					
Pete Rose, S OBP: 0.302, SLG: 0.292 (1, 4)	0-3 K		X 0-0 FC6-4 1B		X 0-0 F4		X 0-0 5-3		X 0-0 1B E 1-2 SF9 1B	X 0-0 HR	6	2	3	1	0	1	0						
Tommy Harper, R OBP: 0.320, SLG: 0.301 (1, 7)	0-0 F8		X 0-0 FC6-4 S 1-2f		X 0-0 F6		X 0-0 1B 1B		X 0-0 1-2 2-H E1 S 1B 3B		5	1	1	0	0	0	2						
Vada Pinson, L OBP: 0.342, SLG: 0.456 (1, 8)	0-3 K		0-3 K			X 0-0 4-3	X 0-0 1-3 1B		X 0-0 1-2 2-3 3B 1B		5	1	2	0	0	2	1						
Frank Robinson, R OBP: 0.381, SLG: 0.524 (1, 9)		BB BB BB 4-0 SH3-4 E FC3-2 BB		X 0-0 1B 1B		BB BB BB 4-0 WP 1B SF7 BB	X 0-0 F9		X 0-0 3-H SF9		2	1	1	1	2	0	2						
Deron Johnson, R OBP: 0.373, SLG: 0.520 (1, 3)		X 0-0 E6 FC3-2 SH3-4 1-2		X 0-0 F7		X 0-0 WP 1B		X 0-0 1-H 2-H 6-3 3B		5	0	2	2	0	0	2							
Leo Cardenas, R OBP: 0.332, SLG: 0.416 (1, 6)		X 0-0 SH3-4 1-2 2-3		X 0-0 1B		BB BB BB 4-0 1-2 2-3 BB		X 0-0 1-3 IBB		2	0	1	0	2	0	0							
Johnny Edwards, L OBP: 0.344, SLG: 0.408 (1, 2)		X 0-0 FC3-2 2-3 3-H		X 0-3 K		X 0-0 SF7		X 0-0 3-H F6	X 0-0 1-3	4	0	0	1	0	1	6							
Steve Boros, R OBP: 0.331, SLG: 0.340 (1, 5)		0-3 K		X 0-0 3-1		X 0-0 1-3		X 0-0 E6 1B E	X 0-0 L8	5	1	0	0	0	1	6							
Bob Purkey, R OBP: 0.068, SLG: 0.067 (1, 1)			X 0-0 6-3		SS 0-3 K		X 0-0 F7		X 0-0 F9	X 0-0 F5	2	0	0	0	0	1	0						
Ryne Duren, R (7, PH)											0	0	0	0	0	0	0						
Johnny Temple, R (7, PH)											0	0	0	0	0	0	0						
Sammy Ellis, L (8, 1)											0	0	0	0	0	0	0						
Bobby Klaus, R OBP: 0.200, SLG: 0.322 (9, PH)											1	0	0	0	0	0	1						
Bill Henry, L (10, 1)											0	0	0	0	0	0	0						
Marty Keough, L OBP: 0.308, SLG: 0.403 (10, PH)											1	0	0	0	0	0	0						
Inning Stats	R: 0 E: 0 K: 2 S: 7	H: 0 LOB: 0 BB: 0 P: 7	R: 0 E: 1 K: 1 S: 6	H: 0 LOB: 2 BB: 1 P: 10	R: 0 E: 0 K: 1 S: 6	H: 1 LOB: 1 BB: 0 P: 6	R: 0 E: 0 K: 1 S: 7	H: 2 LOB: 2 BB: 0 P: 7	R: 0 E: 0 K: 1 S: 5	H: 0 LOB: 0 BB: 0 P: 5	R: 1 E: 0 K: 0 S: 4	H: 1 LOB: 2 BB: 2 P: 12	R: 0 E: 0 K: 0 S: 5	H: 2 LOB: 2 BB: 0 P: 5	R: 0 E: 0 K: 0 S: 3	H: 0 LOB: 0 BB: 0 P: 3	R: 4 E: 2 K: 0 S: 8	H: 3 LOB: 2 BB: 1 P: 12	R: 1 E: 0 K: 0 S: 3	H: 1 LOB: 0 BB: 0 P: 3	1B: 8 2B: 0 3B: 1 HR: 1	SF: 2 SAC: 1 DP: 0 HBP: 0	WP: 1 PA: 46
PITCHER Dick Ellsworth, L ERA: 2.8 (1, 1)	IP: 9.2 WLS: L BF: 46 H: 10 R: 6 ER: 2 SO: 6 BB: 3 IBB: 1 HBP: 0 BLK: 0 WP: 1 HR: 1 S: 54 P: 70 ERA: 1.86 WHIP: 1.345																						

Batter	1	2	3	4	5	6	7	8	9	AB R H RBI BB SO LOB	TOP	
Joey Amalfitano, R (1, 4) <small>OBP: 0.276, SLG: 0.340</small>	0-3 		0-0 			0-0 		0-0 		4 0 0 0 0 1 2	Chicago Cubs @ Cincinnati Reds Crosley Field, Cincinnati, OH Thu Jul 02 1964, 7:05 PM EDT Att. 6,814 - Unknown	
Jimmy Stewart, S (1, 6) <small>OBP: 0.322, SLG: 0.295</small>	4-0 			0-3 		4-0 		0-3 		2 0 0 0 2 2 0		
Billy Williams, L (1, 7) <small>OBP: 0.398, SLG: 0.614</small>	0-0 			0-0 		0-0 		0-0 		4 0 0 0 0 0 3		
Ron Santo, R (1, 5) <small>OBP: 0.380, SLG: 0.561</small>	0-0 			0-3 			0-0 	0-0 		4 0 0 0 0 1 1		
14 Ernie Banks, R (1, 3) <small>OBP: 0.329, SLG: 0.481</small>		0-3 			0-0 		0-0 	0-0 		4 0 1 0 0 1 0		
Len Gabrielson, L (1, 9) <small>OBP: 0.277, SLG: 0.270</small>		0-3 			0-3 		4-0 	0-0 		3 0 0 0 1 2 1		
Billy Cowan, R (1, 8) <small>OBP: 0.293, SLG: 0.437</small>			0-0 		0-0 		0-0 			3 0 1 0 0 0 0		
Dick Bertell, R (1, 2) <small>OBP: 0.322, SLG: 0.353</small>			0-0 			0-0 	0-0 			3 0 1 0 0 0 2		
Ernie Broglio, R (1, 1) <small>OBP: 0.207, SLG: 0.185</small> Wayne Schurr, R (3, 1) <small>OBP: 0.233, SLG: 0.296</small> Billy Ott, S (6, PH) <small>OBP: 0.200, SLG: 0.111</small> Sterling Slaughter, R (6, 1) <small>OBP: 0.600, SLG: 0.500</small> Don Elston, R (7, 1) <small>OBP: 0.293, SLG: 0.402</small> Doug Clemens, L (8, PH) <small>OBP: 0.293, SLG: 0.402</small> Lindy McDaniel, R (8, 1)			0-3 			0-0 		0-0 		1 0 0 0 0 0 1 0 0 0 0 0 0 0 0 0 1 0 1 0 1 0 0 0 0 0 0 0 0 0 0 0 0 0 0 0		
Inning Stats	R: 0 H: 0 E: 0 LOB: 1 K: 1 BB: 1 S: 5 P: 9	R: 0 H: 0 E: 0 LOB: 0 K: 2 BB: 0 S: 7 P: 7	R: 0 H: 0 E: 0 LOB: 0 K: 1 BB: 0 S: 5 P: 5	R: 0 H: 0 E: 0 LOB: 0 K: 2 BB: 0 S: 7 P: 7	R: 0 H: 0 E: 0 LOB: 0 K: 1 BB: 0 S: 5 P: 5	R: 0 H: 2 E: 0 LOB: 2 K: 0 BB: 1 S: 4 P: 8	R: 0 H: 1 E: 0 LOB: 2 K: 0 BB: 1 S: 4 P: 8	R: 0 H: 0 E: 0 LOB: 0 K: 1 BB: 0 S: 5 P: 5	R: 0 H: 1 E: 0 LOB: 1 K: 0 BB: 0 S: 4 P: 4	1B: 4 SF: 0 2B: 0 SAC: 0 3B: 0 DP: 1 HR: 0 HBP: 0		WP: 0 PA: 33 PB: 0 SB: 0 CS: 0
PITCHER Jim Maloney, R (1, 1) <small>ERA: 2.46</small>	IP WLS BF H R ER SO BB IBB HBP BLK WP HR S P ERA WHIP 9.0 W 33 4 0 0 8 3 0 0 0 0 0 0 46 58 0.00 0.778											PITCHER IP WLS BF H R ER SO BB IBB HBP BLK WP HR S P ERA WHIP

livebaseballscorecards.com

AB	30
R	0
H	4
RBI	0
BB	3
SO	8
LOB	9



Batter	1	2	3	4	5	6	7	8	9
Pete Rose, S (1, 4) OBP: 0.309, SLG: 0.299	0-0 FC4-6 1B		0-0 BB 1B	0-0 1B			0-0 L1		
Marty Keough, L (1, 9) OBP: 0.329, SLG: 0.453	0-0 FC4-6 CS 1-2f		4-0 3-H 1B 3B BB	0-0 1-2 1B			0-0 HR		
Vada Pinson, L (1, 8) OBP: 0.344, SLG: 0.457	0-3 K 1-2		0-0 1-3 2-H 3B 1B	0-0 L7			0-0 BB 1B		
Frank Robinson, R (1, 7) OBP: 0.386, SLG: 0.532		4-0 CS BB	0-0 1-H 3-H 1B 3B		0-0 6-3		4-0 1-2 G6-4-3 BB		
Leo Cardenas, R (1, 6) OBP: 0.331, SLG: 0.414		0-3 K 1-2	0-0 3-H FC6-4 1B		0-0 F3		0-0 1-2f G6-4-3		
Deron Johnson, R (1, 3) OBP: 0.364, SLG: 0.506		0-3 K	0-0 3-H FC6-4		0-3 K		0-3 K		
Johnny Edwards, L (1, 2) OBP: 0.342, SLG: 0.403			4-0 3-1 4-3 1B BB	0-0 1-3		0-0 F9	0-0 6-3		
Steve Boros, R (1, 5) OBP: 0.330, SLG: 0.343			0-0 4-3 1-2	0-0 4-3 1B 2B		0-0 5-3	0-0 4-3		
Jim Maloney, L (1, 1) OBP: 0.195, SLG: 0.108			0-0 3-1 2-3	0-0 4-3		0-3 K			

Inning Stats	R: 0 E: 0 K: 1 S: 5	H: 1 LOB: 0 BB: 0 P: 5	R: 0 E: 0 K: 2 S: 6	H: 0 LOB: 0 BB: 1 P: 10	R: 5 E: 0 K: 0 S: 7	H: 4 LOB: 1 BB: 2 P: 15	R: 1 E: 0 K: 0 S: 6	H: 3 LOB: 2 BB: 0 P: 6	R: 0 E: 0 K: 1 S: 5	H: 0 LOB: 0 BB: 0 P: 5	R: 0 E: 0 K: 1 S: 5	H: 0 LOB: 0 BB: 0 P: 5	R: 1 E: 0 K: 0 S: 4	H: 2 LOB: 1 BB: 1 P: 8	R: 0 E: 0 K: 1 S: 5	H: 0 LOB: 0 BB: 0 P: 5
1B: 7 2B: 2 3B: 1 HR: 1	SF: 0 SAC: 0 DP: 2 HBP: 0	WP: 0 PA: 35	ERA WHIP	ERA WHIP	ERA WHIP	ERA WHIP	ERA WHIP	ERA WHIP	ERA WHIP	ERA WHIP	ERA WHIP	ERA WHIP	ERA WHIP	ERA WHIP	ERA WHIP	ERA WHIP

PITCHER	IP	WLS	BF	H	R	ER	SO	BB	IBB	HBP	BLK	WP	HR	S	P	ERA	WHIP
Ernie Broglio, R (1, 1) ERA: 4.11	2.2	L	14	5	5	5	3	3	0	0	0	0	0	17	29	16.88	3.000
Wayne Schurr, R (3, 1) ERA: 3.56	2.1		10	3	1	1	1	0	0	0	0	0	0	12	12	3.86	1.286
Sterling Slaughter, R (6, 1) ERA: 4.09	1.1		7	2	1	1	1	1	0	0	0	0	1	8	12	6.75	2.250
Don Elston, R (7, 1) ERA: 5.21	0.2		1	0	0	0	0	0	0	0	0	0	0	1	1	0.00	0.000
Lindy McDaniel, R (8, 1) ERA: 4.11	1.0		3	0	0	0	1	0	0	0	0	0	0	5	5	0.00	0.000

BOTTOM

Chicago Cubs @ Cincinnati Reds
Crosley Field, Cincinnati, OH
Thu Jul 02 1964, 7:05 PM EDT
Att. 6,814 - Unknown

livebaseballscorecards.com

AB	31
R	7
H	10
RBI	7
BB	4
SO	6
LOB	11



Batter	1	2	3	4	5	6	7	8	9	AB R H RBI BB SO LOB	TOP	
Curt Flood, R OBP: 0.350, SLG: 0.374 (1, 8) X	0-0 1B 1B	0-0 FC5-4 1-2f			0-3 K			0-0 2-3		4 0 1 0 0 1 1		
Lou Brock, L OBP: 0.317, SLG: 0.379 (1, 7) SSS	0-3 K		0-0 4-3		0-0 3-1			0-3 K		4 0 0 0 0 2 1		
Dick Groat, R OBP: 0.321, SLG: 0.371 (1, 6) X	0-0 F5		0-0 1B 1B		0-0 F9			0-0 1B 1B		4 0 2 0 0 0 1		
Bill White, L OBP: 0.315, SLG: 0.398 (1, 3) X	0-0 1-3 1B		0-0 1-3 1B G5-4-3		0-0 4-3			0-0 1-3 1B		4 0 3 0 0 0 0		
Ken Boyer, R OBP: 0.357, SLG: 0.473 (1, 5) SSS	0-3 K		0-0 G5-4-3 1-2f		4-0 BB			0-0 5-3		3 0 0 0 1 1 6		
Bob Skinner, L OBP: 0.281, SLG: 0.368 (1, 9) X		0-0 4-3		0-3 K		0-0 F4		0-3 K		4 0 0 0 0 2 1		
Julian Javier, R OBP: 0.288, SLG: 0.431 (1, 4) BBBB		4-0 G3 1B BB		0-0 F2		0-0 F8		0-0 F2		3 1 0 0 1 0 0		
Tim McCarver, L OBP: 0.322, SLG: 0.385 (1, 2) X		0-0 G3 1-2		0-3 K		0-3 K		0-0 F4		4 0 0 0 0 2 1		
Bob Gibson, R OBP: 0.273, SLG: 0.250 (1, 1) X		0-0 FC5-4 2-H 1B		0-3 K						3 0 1 1 0 2 0		
Glen Hobbie, R OBP: 0.235, SLG: 0.400 (8, 1) X										0 0 0 0 0 0 0		
Inning Stats	R: 0 E: 0 K: 2 S: 9 H: 2 LOB: 2 BB: 0 P: 9	R: 1 E: 0 K: 0 S: 4 H: 1 LOB: 1 BB: 1 P: 8	R: 0 E: 0 K: 0 S: 4 H: 2 LOB: 1 BB: 0 P: 4	R: 0 E: 0 K: 2 S: 7 H: 0 LOB: 0 BB: 0 P: 7	R: 0 E: 0 K: 2 S: 7 H: 0 LOB: 0 BB: 0 P: 7	R: 0 E: 0 K: 0 S: 3 H: 0 LOB: 1 BB: 1 P: 7	R: 0 E: 0 K: 2 S: 7 H: 0 LOB: 0 BB: 0 P: 7	R: 0 E: 0 K: 1 S: 5 H: 2 LOB: 2 BB: 0 P: 7	R: 0 E: 0 K: 1 S: 5 H: 0 LOB: 0 BB: 0 P: 5	1B: 7 2B: 0 3B: 0 HR: 0 SF: 0 SAC: 0 DP: 1 HBP: 0	WP: 0 PB: 0 SB: 0 CS: 0 PA: 35	
PITCHER John Tsitouris, R ERA: 3.69 (1, 1)	IP 9.0 WLS W BF 35 H 7 R 1 ER 1 SO 10 BB 2 IBB 0 HBP 0 BLK 0 WP 0 HR 0 S 53 P 61 ERA 1.00 WHIP 1.000											PITCHER IP WLS BF H R ER SO BB IBB HBP BLK WP HR S P ERA WHIP

St. Louis Cardinals @ Cincinnati Reds
Crosley Field, Cincinnati, OH
Fri Jul 03 1964, 7:05 PM EDT
Att. 11,975 - Unknown

livebaseballscorecards.com

AB	33
R	1
H	7
RBI	1
BB	2
SO	10
LOB	11



Batter	1	2	3	4	5	6	7	8	9
Pete Rose, S (1, 4) OBP: 0.308, SLG: 0.298	0-0 1B 1B		0-0 G3		0-0 F7		0-0 F8		
Marty Keough, L (1, 9) OBP: 0.349, SLG: 0.455	0-3 K		4-0 BB		0-0 1-2 3B 1B		4-0 1B E BB		
Vada Pinson, L (1, 8) OBP: 0.349, SLG: 0.468	0-0 1-3 G1-6-3 1B		0-0 F8		0-0 1-H 2-H 3B		0-0 1-H 2-H E9 1B		
Gordy Coleman, L (1, 3) OBP: 0.301, SLG: 0.384 Deron Johnson, R (8, 3) OBP: 0.364, SLG: 0.506	0-0 1-2f G1-6-3			0-0 1B PB G3-2 1B	0-3 K		0-3 K		
Frank Robinson, R (1, 7) OBP: 0.384, SLG: 0.526		4-0 BB FC5-4 BB		0-0 1-2 F9		0-0 5-3		0-3 K	
Leo Cardenas, R (1, 6) OBP: 0.330, SLG: 0.412		0-0 1-2f FC5-4		0-0 2-3 1B		0-0 F3		0-0 F9	
Johnny Edwards, L (1, 2) OBP: 0.337, SLG: 0.396		0-3 K		0-0 3-Hf G3-2		0-3 K		0-0 F6	
Steve Boros, R (1, 5) OBP: 0.330, SLG: 0.343		0-3 K			0-3 K		0-0 S 1B 1B		
John Tsitouris, R (1, 1) OBP: 0.259, SLG: 0.269			0-0 5-3		0-0 1B 3B 1B		0-3 1-2 K		

Inning Stats	R: 0	H: 2	E: 0	K: 1	S: 6	LOB: 1	BB: 0	P: 6	R: 0	H: 0	E: 0	K: 2	S: 7	LOB: 1	BB: 1	P: 11	R: 0	H: 0	E: 0	K: 0	S: 3	LOB: 1	BB: 1	P: 7	R: 2	H: 3	E: 0	K: 2	S: 10	LOB: 1	BB: 0	P: 10	R: 0	H: 0	E: 0	K: 1	S: 5	LOB: 0	BB: 0	P: 5	R: 2	H: 2	E: 1	K: 2	S: 9	LOB: 1	BB: 1	P: 13	R: 0	H: 0	E: 0	K: 1	S: 5	LOB: 0	BB: 0	P: 5
--------------	------	------	------	------	------	--------	-------	------	------	------	------	------	------	--------	-------	-------	------	------	------	------	------	--------	-------	------	------	------	------	------	-------	--------	-------	-------	------	------	------	------	------	--------	-------	------	------	------	------	------	------	--------	-------	-------	------	------	------	------	------	--------	-------	------

PITCHER		IP	WLS	BF	H	R	ER	SO	BB	IBB	HBP	BLK	WP	HR	S	P	ERA	WHIP										
Bob Gibson, R (1, 1) ERA: 2.63	(1, 1)	7.0	L	31	9	4	3	8	3	0	0	0	0	0	44	56	3.86	1.714										
Glen Hobbie, R (8, 1) ERA: 5.34	(8, 1)	1.0		3	0	0	0	1	0	0	0	0	0	0	5	5	0.00	0.000										


BOTTOM

St. Louis Cardinals @ Cincinnati Reds
Crosley Field, Cincinnati, OH

Fri Jul 03 1964, 7:05 PM EDT
Att. 11,975 - Unknown

AB	R	H	RBI	BB	SO	LOB
4	0	1	0	0	0	2
2	2	1	0	2	1	1
4	0	3	3	0	0	1
4	0	1	0	0	2	4
0	0	0	0	0	0	0
3	0	0	0	1	1	1
4	0	1	0	0	0	1
4	0	0	0	0	2	3
3	1	1	0	0	2	1
3	1	1	0	0	1	1

AB	31
R	4
H	9
RBI	3
BB	3
SO	9
LOB	15



WP: 0	PA: 34
PB: 1	
SB: 1	
CS: 0	

Batter	1	2	3	4	5	6	7	8	9	AB R H RBI BB SO LOB	TOP							
Curt Flood, R OBP: 0.349, SLG: 0.372 (1, 8) X	0-0 F8		0-0 4-3			0-0 4-3		0-0 1B 1B		4 0 1 0 0 0 0								
Lou Brock, L OBP: 0.319, SLG: 0.381 (1, 7) X	0-0 6-3 1B		0-0 F6			0-0 F2		0-0 1-2 1B		4 0 2 0 0 0 0								
Dick Groat, R OBP: 0.320, SLG: 0.369 (1, 6) X	0-0 6-3 2-3			0-0 6-3			0-0 F9 1B 1B	0-0 F9		4 0 1 0 0 0 3								
Ken Boyer, R OBP: 0.359, SLG: 0.477 (1, 5) X	0-0 6-3			0-0 L6			0-0 1-2 1B	0-0 E 2B		4 1 2 0 0 0 1								
Bill White, L OBP: 0.311, SLG: 0.392 (1, 3) X		0-0 E9 2B		0-0 4-3			0-0 F9 2-3	0-3 K		4 1 0 0 0 1 3								
Charlie James, R OBP: 0.264, SLG: 0.364 (1, 9) X		0-0 2-H 2B			0-0 6-3		0-3 K	0-3 K		4 0 1 1 0 2 3								
Julian Javier, R OBP: 0.284, SLG: 0.424 (1, 4) X		0-0 F9			0-3 K		0-0 F9	0-0 E6 2-H		4 0 0 0 0 1 2								
Bob Uecker, R OBP: 0.228, SLG: 0.196 (1, 2) X		0-0 F2			0-0 6-3			0-3 K	0-3 K	2 0 0 0 0 0 0								
Carl Warwick, R OBP: 0.297, SLG: 0.396 (8, PH)										1 0 0 0 0 1 0								
Tim McCarver, L OBP: 0.321, SLG: 0.383 (8, 2) X										1 0 0 0 0 1 1								
Mike Cuellar, L (1, 1) X			0-0 F9			0-0 F6		0-3 K		1 0 0 0 0 0 0								
Phil Gagliano, R OBP: 0.296, SLG: 0.400 (6, PH)										1 0 0 0 0 0 0								
Ron Taylor, R (6, 1)										0 0 0 0 0 0 0								
Jeoff Long, R OBP: 0.340, SLG: 0.326 (8, PH)										1 0 0 0 0 1 0								
Bob Humphreys, R (8, 1)										0 0 0 0 0 0 0								
Inning Stats	R: 0 E: 1 K: 0 S: 4	H: 1 LOB: 1 BB: 0 P: 4	R: 1 E: 1 K: 0 S: 4	H: 1 LOB: 0 BB: 0 P: 4	R: 0 E: 0 K: 0 S: 3	H: 0 LOB: 0 BB: 0 P: 3	R: 0 E: 0 K: 1 S: 5	H: 0 LOB: 0 BB: 0 P: 5	R: 0 E: 0 K: 1 S: 7	H: 2 LOB: 2 BB: 0 P: 7	R: 0 E: 0 K: 2 S: 9	H: 2 LOB: 2 BB: 0 P: 9	R: 1 E: 1 K: 3 S: 11	H: 1 LOB: 1 BB: 0 P: 11	1B: 5 2B: 2 3B: 0 HR: 0	SF: 0 SAC: 0 DP: 0 HBP: 0	WP: 0 PB: 0 SB: 0 CS: 0	PA: 35
PITCHER	IP WLS BF H R ER SO BB IBB HBP BLK WP HR S P ERA WHIP																	
Jim O'Toole, L ERA: 3.18 (1, 1)	8.0 W 31 7 2 0 4 0 0 0 0 0 0 0 39 39 0.00 0.875																	
Billy McCool, L ERA: 1.78 (9, 1)	1.0 S 4 0 0 0 3 0 0 0 0 0 0 0 10 10 0.00 0.000																	

St. Louis Cardinals @ Cincinnati Reds
 Crosley Field, Cincinnati, OH
 Sat Jul 04 1964, 7:05 PM EDT
 Att. 21,320 - Unknown

livebaseballscorecards.com

AB 35
 R 2
 H 7
 RBI 1
 BB 0
 SO 7
 LOB 13



Batter	1	2	3	4	5	6	7	8	9
Pete Rose, S (1, 4) OBP: 0.307, SLG: 0.297	0-0 6-3	0-3 K			0-0 F4		0-0 1B		
Tommy Harper, R (1, 7) OBP: 0.331, SLG: 0.304	4-0 FC2-5 BB		4-0 FC5-4 BB		4-0 3-1 1B BB		0-0 FC4-6 1B		
Vada Pinson, L (1, 8) OBP: 0.348, SLG: 0.463	4-0 BB FC2-5 1B BB		0-3 K		0-0 3-1		0-0 FC4-6 1-2f		
Frank Robinson, R (1, 9) OBP: 0.382, SLG: 0.521	0-0 FC2-5 1B BB		0-3 K		0-0 PO 1B		0-0 F8		
Deron Johnson, R (1, 3) OBP: 0.367, SLG: 0.500	4-0 1B BB		0-0 FC5-4 1-2f		0-0 PO	0-0 6-3	4-0 6-3 BB		
Leo Cardenas, R (1, 6) OBP: 0.329, SLG: 0.409	0-0 1B		0-3 K		0-0 F8		0-0 6-3		
Steve Boros, R (1, 5) OBP: 0.328, SLG: 0.341	0-3 K		0-0 6-3		0-0 1B		0-0 F4		
Hal Smith, R (1, 2) OBP: 0.265, SLG: 0.167		0-3 K		4-0 BB		0-0 6-3			
Jim O'Toole, S (1, 1) OBP: 0.125, SLG: 0.103		0-0 6-3		0-0 4-3			0-3 K		
Billy McCool, R (9, 1)									

Inning Stats	R: 2	H: 1	E: 0	K: 1	S: 6	LOB: 2	BB: 3	P: 18	R: 0	H: 0	E: 0	K: 2	S: 7	LOB: 0	BB: 0	P: 7	R: 0	H: 0	E: 0	K: 2	S: 7	LOB: 1	BB: 1	P: 11	R: 0	H: 0	E: 0	K: 1	S: 5	LOB: 1	BB: 1	P: 9	R: 1	H: 1	E: 0	K: 0	S: 3	LOB: 0	BB: 1	P: 7	R: 0	H: 1	E: 0	K: 0	S: 4	LOB: 1	BB: 0	P: 4	R: 0	H: 2	E: 0	K: 1	S: 6	LOB: 1	BB: 0	P: 6	R: 0	H: 0	E: 0	K: 0	S: 3	LOB: 1	BB: 1	P: 7
--------------	------	------	------	------	------	--------	-------	-------	------	------	------	------	------	--------	-------	------	------	------	------	------	------	--------	-------	-------	------	------	------	------	------	--------	-------	------	------	------	------	------	------	--------	-------	------	------	------	------	------	------	--------	-------	------	------	------	------	------	------	--------	-------	------	------	------	------	------	------	--------	-------	------

PITCHER	IP	WLS	BF	H	R	ER	SO	BB	IBB	HBP	BLK	WP	HR	S	P	ERA	WHIP
Mike Cuellar, L (1, 1) ERA: 5.06	5.0	L	22	2	3	3	6	6	0	0	0	0	0	28	52	5.40	1.600
Ron Taylor, R (6, 1) ERA: 5.32	2.0		8	3	0	0	1	0	0	0	0	0	0	10	10	0.00	1.500
Bob Humphreys, R (8, 1) ERA:	1.0		4	0	0	0	0	1	0	0	0	0	0	3	7	0.00	1.000

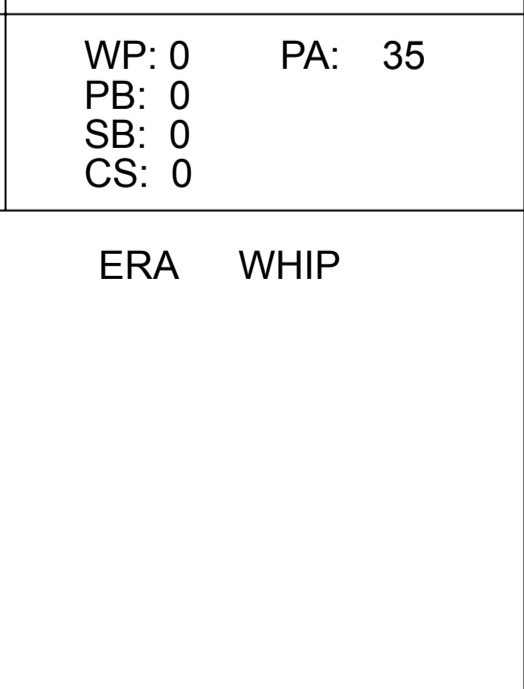
AB R H RBI BB SO LOB

4	0	1	0	0	1	0
1	1	1	0	3	0	0
3	1	0	0	1	1	3
4	1	1	1	0	1	3
2	0	0	0	2	0	1
4	0	1	2	0	1	1
4	0	1	0	0	1	3
2	0	0	0	1	1	1
3	0	0	0	0	1	1
0	0	0	0	0	0	0

1B: 5	SF: 0	WP: 0	PA: 35
2B: 0	SAC: 0	PB: 0	
3B: 0	DP: 0	SB: 0	
HR: 0	HBP: 0	CS: 0	

St. Louis Cardinals @ Cincinnati Reds
Crosley Field, Cincinnati, OH
Sat Jul 04 1964, 7:05 PM EDT
Att. 21,320 - Unknown

AB	27
R	3
H	5
RBI	3
BB	7
SO	7
LOB	13



Batter	1	2	3	4	5	6	7	8	9	AB R H RBI BB SO LOB	TOP
Curt Flood, R OBP: 0.351, SLG: 0.374 (1, 8)	0-3 K		0-0 1B		0-0 CS 1B		0-0 L6			4 0 2 0 0 1 2	
Lou Brock, L OBP: 0.319, SLG: 0.377 (1, 7)	4-0 WP S 1B BB		0-0 F8		0-0 CS 1-2	0-3 K		0-0 4-3		3 1 0 0 1 1 1	
Dick Groat, R OBP: 0.320, SLG: 0.368 (1, 6)	0-0 1-H 1B		0-0 F8		0-0 F9		0-3 K			4 0 1 1 0 1 1	
Ken Boyer, R OBP: 0.354, SLG: 0.470 (1, 5)	0-3 K		0-0 F5		0-0 F9		0-3 K			4 0 0 0 0 2 2	
Bill White, L OBP: 0.310, SLG: 0.394 (1, 3)	0-0 F3			0-0 F4		0-0 1B 2B		0-0 F6		4 1 1 0 0 0 1	
Bob Skinner, L OBP: 0.282, SLG: 0.368 (1, 9)		0-3 K		0-0 F8		0-0 SH3-4 1B		0-3 K		3 0 1 1 0 1 0	
Charlie James, R OBP: 0.263, SLG: 0.362 (7, PR) (7, 9)				0-3 K		0-0 SH3-4 1-2		0-3 K		1 1 0 0 0 1 0	
Julian Javier, R OBP: 0.280, SLG: 0.419 (1, 4)		0-0 E5 PB		0-3 K		0-0 SH3-4 1-2		0-3 K		3 0 0 0 0 2 0	
Tim McCarver, L OBP: 0.321, SLG: 0.383 (1, 2)		0-0 F8 1-2		0-0 F8		0-0 1B				3 0 1 1 0 0 1	
Roger Craig, R OBP: 0.367, SLG: 0.333 (1, 1)		0-0 1-3		0-0 6-3		0-3 K				3 0 0 0 0 1 3	
Inning Stats	R: 1 E: 0 K: 2 S: 8 H: 1 LOB: 1 BB: 1 P: 12	R: 0 E: 1 K: 1 S: 6 H: 0 LOB: 1 BB: 0 P: 6	R: 0 E: 0 K: 0 S: 4 H: 1 LOB: 1 BB: 0 P: 4	R: 0 E: 0 K: 1 S: 5 H: 0 LOB: 0 BB: 0 P: 5	R: 0 E: 0 K: 0 S: 3 H: 1 LOB: 0 BB: 0 P: 3	R: 0 E: 0 K: 1 S: 5 H: 0 LOB: 0 BB: 0 P: 5	R: 2 E: 0 K: 1 S: 8 H: 3 LOB: 2 BB: 0 P: 8	R: 0 E: 0 K: 2 S: 7 H: 0 LOB: 0 BB: 0 P: 7	R: 0 E: 0 K: 2 S: 7 H: 0 LOB: 0 BB: 0 P: 7	1B: 5 2B: 1 3B: 0 HR: 0 SF: 0 SAC: 1 DP: 0 HBP: 0	WP: 1 PB: 1 SB: 1 CS: 1 PA: 35
PITCHER Joey Jay, R ERA: 3.57 (1, 1)	IP 9.0 WLS L BF 34 H 6 R 3 ER 3 SO 10 BB 1 IBB 0 HBP 0 BLK 0 WP 1 HR 0 S 53 P 57 ERA 3.00 WHIP 0.778										

St. Louis Cardinals @ Cincinnati Reds
Crosley Field, Cincinnati, OH
Sun Jul 05 1964, 3:33 AM EDT
Att: 11,854 - Unknown

livebaseballscorecards.com

AB	32
R	3
H	6
RBI	3
BB	1
SO	10
LOB	11



Batter	1	2	3	4	5	6	7	8	9	AB R H RBI BB SO LOB
--------	---	---	---	---	---	---	---	---	---	----------------------

Pete Rose, S (1, 4) <small>OBP: 0.303, SLG: 0.293</small> Bobby Klaus, R (8, 4) <small>OBP: 0.200, SLG: 0.322</small> Mel Queen, L (9, PH) <small>OBP: 0.160, SLG: 0.160</small>	0-0 4-3	0-0 F8			0-0 3-1		0-0 5-3		0-0 3-1	4 0 0 0 0 0 2 0 0 0 0 0 0 0 1 0 0 0 0 0 0
--	------------	-----------	--	--	------------	--	------------	--	------------	---

Marty Keough, L (1, 9) <small>OBP: 0.341, SLG: 0.451</small>	0-0 4-3 2B		0-0 F7		0-0 G3		0-0 1-3		0-3 K	5 0 1 0 0 1 0
--	------------------	--	-----------	--	-----------	--	------------	--	----------	---------------

Vada Pinson, L (1, 8) <small>OBP: 0.353, SLG: 0.474</small>	0-0 4-3		0-0 2B 1B		0-0 3B		0-0 FC6-4 1B			4 0 3 0 0 0 1
---	------------	--	-----------------	--	-----------	--	--------------------	--	--	---------------

Frank Robinson, R (1, 7) <small>OBP: 0.384, SLG: 0.523</small>	0-3 K		0-0 2B		4-0 BB		0-0 FC6-4			3 0 1 0 1 1 2
--	----------	--	-----------	--	-----------	--	--------------	--	--	---------------

Leo Cardenas, R (1, 6) <small>OBP: 0.328, SLG: 0.411</small>		0-0 G3 1B 2B	0-0 5-3		0-0 F9		0-0 F4			4 1 1 0 0 0 3
--	--	-----------------------	------------	--	-----------	--	-----------	--	--	---------------

Johnny Edwards, L (1, 2) <small>OBP: 0.332, SLG: 0.389</small>		0-0 G3		0-0 F9		0-0 6-3		0-0 G3		4 0 0 0 0 0 1
--	--	-----------	--	-----------	--	------------	--	-----------	--	---------------

Deron Johnson, R (1, 3) <small>OBP: 0.376, SLG: 0.506</small>		0-0 FC6-4 1B		0-0 1B		0-3 K		0-0 1B		4 0 3 1 0 1 0
---	--	--------------------	--	-----------	--	----------	--	-----------	--	---------------

Steve Boros, R (1, 5) <small>OBP: 0.326, SLG: 0.339</small>		0-0 FC6-4 E		0-3 K		0-0 1B		0-0 F4		4 0 1 0 0 1 3
---	--	-------------------	--	----------	--	-----------	--	-----------	--	---------------

Joey Jay, S (1, 1) Gordy Coleman, L (9, PH) <small>OBP: 0.299, SLG: 0.382</small>		0-0 E6		0-0 5-3		0-0 F8		0-0 F4		3 0 0 0 0 0 3 1 0 0 0 0 0 0
---	--	-----------	--	------------	--	-----------	--	-----------	--	--------------------------------

Inning Stats	R: 0 H: 1 E: 0 K: 1 S: 6	H: 1 LOB: 1 BB: 0 P: 6	R: 1 H: 2 E: 1 K: 0 S: 6	H: 2 LOB: 2 BB: 0 P: 6	R: 0 H: 2 E: 0 K: 0 S: 4	H: 2 LOB: 1 BB: 0 P: 4	R: 0 H: 1 E: 0 K: 1 S: 6	H: 1 LOB: 1 BB: 0 P: 6	R: 0 H: 1 E: 0 K: 0 S: 4	H: 1 LOB: 2 BB: 1 P: 8	R: 0 H: 1 E: 0 K: 1 S: 6	H: 1 LOB: 1 BB: 0 P: 6	R: 0 H: 1 E: 0 K: 0 S: 4	H: 1 LOB: 1 BB: 0 P: 4	R: 0 H: 1 E: 0 K: 1 S: 5	H: 0 LOB: 0 BB: 0 P: 5	1B: 6 SF: 0 2B: 3 SAC: 0 3B: 1 DP: 0 HR: 0 HBP: 0	WP: 0 PA: 38 PB: 0 SB: 0 CS: 0
--------------	--------------------------	------------------------	--------------------------	------------------------	--------------------------	------------------------	--------------------------	------------------------	--------------------------	------------------------	--------------------------	------------------------	--------------------------	------------------------	--------------------------	------------------------	--	---

PITCHER	Roger Craig, R (1, 1) <small>ERA: 2.55</small>	IP 9.0 WLS W BF 38 H 10 R 1 ER 1 SO 4 BB 1 IBB 0 HBP 0 BLK 0 WP 0 HR 0 S 45 P 49 ERA 1.00 WHIP 1.222	PITCHER		IP WLS BF H R ER SO BB IBB HBP BLK WP HR S P ERA WHIP
---------	--	--	---------	--	---

BOTTOM

St. Louis Cardinals @ Cincinnati Reds
 Crosley Field, Cincinnati, OH
 Sun Jul 05 1964, 3:33 AM EDT
 Att. 11,854 - Unknown

livebaseballscorecards.com

AB	37
R	1
H	10
RBI	1
BB	1
SO	4
LOB	15



Batter	1	2	3	4	5	6	7	8	9	AB R H RBI BB SO LOB	TOP									
Pete Rose, S (1, 4) OBP: 0.299, SLG: 0.289	0-0 1-3		0-3 K		0-0 4-3		0-0 4-3			4 0 0 0 0 1 3										
Tommy Harper, R (1, 7) OBP: 0.327, SLG: 0.300 Marty Keough, L (6, 9) OBP: 0.337, SLG: 0.446	0-0 3-1		0-0 F6			0-0 L9		0-0 F8		3 0 0 0 0 0 0 1 0 0 0 0 0 0										
Vada Pinson, L (1, 8) OBP: 0.352, SLG: 0.478	0-3 K		0-0 4-3			0-3 K		0-0 6-3 3B		4 1 1 0 0 2 0										
Frank Robinson, R (1, 9) OBP: 0.379, SLG: 0.515		0-0 F4		0-0 F2		0-0 6-3		0-0 6-3		4 0 0 1 0 0 0										
Deron Johnson, R (1, 3) OBP: 0.378, SLG: 0.503		4-0 BB 1B BB		0-0 1B			0-3 K	0-0 1-3		3 0 1 0 1 1 0										
Leo Cardenas, R (1, 6) OBP: 0.327, SLG: 0.406		0-3 K		0-3 K			4-0 FC1-6 BB	0-0 F8		3 0 0 0 1 2 2										
Johnny Edwards, L (1, 2) OBP: 0.331, SLG: 0.387		0-0 BB 1B		0-0 1-3			0-0 FC1-6 1B 1-2f	0-0 4-3		4 0 1 0 0 0 2										
Steve Boros, R (1, 5) OBP: 0.330, SLG: 0.339		4-0 1-2 2-3 BB			0-0 G3		0-0 BB 1B	0-0 5-3		3 0 1 0 1 0 0										
Jim Maloney, L (1, 1) OBP: 0.186, SLG: 0.103 Johnny Temple, R (7, PH) Ryne Duren, R (7, 1)		0-3 K		0-3 K			4-0 BB 1B			2 0 0 0 0 2 3 0 0 0 0 1 0 0 0 0 0 0 0 0 0										
Inning Stats	R: 0 E: 0 K: 1 S: 5	H: 0 LOB: 0 BB: 0 P: 5	R: 0 E: 0 K: 2 S: 8	H: 1 LOB: 3 BB: 2 P: 16	R: 0 E: 0 K: 1 S: 5	H: 0 LOB: 0 BB: 0 P: 5	R: 0 E: 0 K: 1 S: 6	H: 1 LOB: 1 BB: 0 P: 6	R: 0 E: 0 K: 1 S: 5	H: 0 LOB: 0 BB: 0 P: 5	R: 0 E: 0 K: 1 S: 6	H: 1 LOB: 3 BB: 2 P: 14	R: 1 E: 0 K: 0 S: 4	H: 1 LOB: 0 BB: 0 P: 4	R: 0 E: 0 K: 0 S: 3	H: 0 LOB: 0 BB: 0 P: 3	1B: 3 2B: 0 3B: 1 HR: 0	SF: 0 SAC: 0 DP: 0 HBP: 0	WP: 0 PB: 0 SB: 0 CS: 0	PA: 35
PITCHER	IP WLS BF H R ER SO BB IBB HBP BLK WP HR S P ERA WHIP																			
Bob Veale, L (1, 1) ERA: 3.16 Al McBean, R (7, 1) ERA: 1.01	6.2 W 27 3 0 0 8 4 0 0 0 0 0 0 39 55 0.00 1.050																			
	2.1 S 8 1 1 1 0 0 0 0 0 0 0 0 8 8 3.86 0.429																			

Cincinnati Reds @ Pittsburgh Pirates
 Forbes Field, Pittsburgh, PA
 Wed Jul 08 1964, 7:05 PM EDT
 Att. 7,031 - Unknown

livebaseballscorecards.com

AB	31
R	1
H	4
RBI	1
BB	4
SO	8
LOB	10



Batter	1	2	3	4	5	6	7	8	9
Bob Bailey, R OBP: 0.318, SLG: 0.368 (1, 5)	0-0 HR 1B		0-0 WP 3B 2B			0-3 K	0-3 K	0-0 F2	
Manny Mota, R OBP: 0.355, SLG: 0.470 (1, 8)	0-0 HR 1-H		0-0 4-3 2-3			4-0 1B HR BB	1-0 1B HBP 1-2 2-3 3-H		
Roberto Clemente, R OBP: 0.396, SLG: 0.513 (1, 9)	0-0 F4		0-0 3B 3-H			0-0 1B HR	0-0 1B 1-2 2-H 3-H		
Willie Stargell, L OBP: 0.316, SLG: 0.538 (1, 7)	0-3 K			0-0 F7		0-0 HR 1-H 2-H	0-3 K		
Smoky Burgess, L OBP: 0.305, SLG: 0.299 (1, 2)	0-0 6-3			0-0 4-3		0-0 F2	0-0 1-3		
Donn Clendenon, R OBP: 0.323, SLG: 0.398 (1, 3)		0-0 CS 1B		0-3 K		0-0 4-3		0-0 FC5-4 1B	
Bill Mazaroski, R OBP: 0.279, SLG: 0.376 (1, 4)		0-0 F8			4-0 CS BB		0-0 SH 1B HBP 1B	0-0 FC5-4 1B 1-2f	
Gene Alley, R OBP: 0.245, SLG: 0.267 (1, 6)		0-0 F9 1-2			0-3 K 1-2		0-0 HBP SH 1B 1B	0-3 K	
Bob Veale, S OBP: 0.174, SLG: 0.136 (1, 1)			0-3 K				0-0 SH 1B HBP 1B	0-0 1B	
Al McBean, R OBP: 0.250, SLG: 0.250 (7, 1)								0-0 1B	

Inning Stats	R: 2	H: 2	R: 0	H: 1	R: 1	H: 2	R: 0	H: 0	R: 3	H: 2	R: 0	H: 3	R: 0	H: 2
	E: 0	LOB: 0	E: 0	LOB: 0	E: 0	LOB: 1	E: 0	LOB: 0	E: 0	LOB: 0	E: 0	LOB: 2	E: 0	LOB: 2
	K: 1	BB: 0	K: 0	BB: 0	K: 1	BB: 0	K: 1	BB: 0	K: 2	BB: 1	K: 2	BB: 0	K: 1	BB: 0
	S: 7	P: 7	S: 3	P: 3	S: 6	P: 6	S: 5	P: 5	S: 7	P: 11	S: 11	P: 12	S: 7	P: 7

PITCHER	IP	WLS	BF	H	R	ER	SO	BB	IBB	HBP	BLK	WP	HR	S	P	ERA	WHIP
Jim Maloney, R ERA: 2.78 (1, 1)	6.0	L	24	7	6	6	6	2	0	0	0	1	2	34	42	9.00	1.500
Ryne Duren, R ERA: 4.09 (7, 1)	2.0		13	5	3	3	3	0	0	1	0	0	0	18	19	13.50	2.500

BOTTOM

AB	R	H	RBI	BB	SO	LOB
5	2	2	0	0	2	5
2	2	1	3	1	0	1
4	1	3	3	0	0	0
4	1	1	3	0	2	2
4	0	0	0	0	0	2
4	0	2	0	0	1	0
3	1	1	0	1	0	2
4	1	1	0	0	2	3
2	0	0	0	0	2	0
1	1	1	0	0	0	0

AB 33
R 9
H 12
RBI 9
BB 2
SO 9
LOB 15



WP	HR	S	P	ERA	WHIP
1	2	1	1	13.50	2.500
0	0	1	0	9.00	1.500
0	0	1	0	2.78	1.500
2	1	1	0	4.09	2.500

Cincinnati Reds @ Pittsburgh Pirates
Forbes Field, Pittsburgh, PA
 Wed Jul 08 1964, 7:05 PM EDT
 Att. 7,031 - Unknown

livebaseballscorecards.com

Batter	1	2	3	4	5	6	7	8	9	AB R H RBI BB SO LOB	TOP											
Pete Rose, S (1, 4) OBP: 0.304, SLG: 0.292	0-0 L9		0-0 BB BB 1B		0-0 FC3-6 BB SF8 1B		4-0 E 1B BB		0-0 4-3	4 2 2 0 1 0 0	Cincinnati Reds @ Philadelphia Phillies Connie Mack Stadium, Philadelphia, PA Thu Jul 09 1964, 7:05 PM EDT Att: 18,404 - Unknown livebaseballscorecards.com											
Marty Keough, L (1, 9) OBP: 0.351, SLG: 0.442	0-0 BB 1B		4-0 BB 1-2 BB		4-0 FC3-6 1-2 BB		0-3 K		0-3 K	3 0 1 0 2 2 1												
Vada Pinson, L (1, 8) OBP: 0.347, SLG: 0.470	0-0 F5		0-3 K		0-0 FC3-6 1-2f 2-3		0-3 K		0-0 G3	5 0 0 0 0 2 6												
Frank Robinson, R (1, 7) OBP: 0.380, SLG: 0.513	4-0 1-2 BB		4-0 1-2 2-3 BB		0-0 SF8 3-H		0-0 E5 1-3 1B			1 0 0 1 2 0 1												
Deron Johnson, R (1, 3) OBP: 0.376, SLG: 0.497	0-0 F2		0-0 2-3		0-0 F9		0-0 2-H 3-H 1B			4 0 1 1 0 0 6												
Johnny Edwards, L (1, 2) OBP: 0.330, SLG: 0.397		0-0 3-1		0-0 HR		0-0 F8		0-0 6-3		4 1 1 1 0 0 0												
Leo Cardenas, R (1, 6) OBP: 0.323, SLG: 0.401		0-3 K		0-3 K		0-3 K		0-0 4-3		4 0 0 0 0 3 0												
Steve Boros, R (1, 5) OBP: 0.333, SLG: 0.339		0-3 K		0-0 F5		1-0 FC6-4 HBP		0-0 1B		3 0 1 0 0 1 0												
John Tsitouris, R (1, 1) OBP: 0.233, SLG: 0.241		0-3 K		0-3 K		0-0 FC6-4 1-2f		0-0 F2		3 0 0 0 0 2 1												
Gordy Coleman, L (8, PH) OBP: 0.297, SLG: 0.379										1 0 0 0 0 0 1												
Billy McCool, R (8, 1)										0 0 0 0 0 0 0												
Inning Stats	R: 0 E: 0 K: 0 S: 4	H: 1 LOB: 2 BB: 1 P: 8	R: 0 E: 0 K: 2 S: 7	H: 0 LOB: 0 BB: 0 P: 7	R: 0 E: 0 K: 2 S: 8	H: 1 LOB: 3 BB: 2 P: 16	R: 1 E: 0 K: 2 S: 8	H: 1 LOB: 0 BB: 0 P: 8	R: 1 E: 0 K: 0 S: 4	H: 1 LOB: 1 BB: 1 P: 8	R: 0 E: 0 K: 1 S: 5	H: 0 LOB: 1 BB: 0 P: 6	R: 1 E: 1 K: 2 S: 8	H: 1 LOB: 2 BB: 1 P: 12	R: 0 E: 0 K: 0 S: 4	H: 1 LOB: 1 BB: 0 P: 4	R: 0 E: 0 K: 1 S: 5	H: 0 LOB: 0 BB: 0 P: 5	1B: 5 2B: 0 3B: 0 HR: 1	SF: 1 SAC: 0 DP: 0 HBP: 1	WP: 0 PB: 0 SB: 0 CS: 0	PA: 39
PITCHER	IP WLS BF H R ER SO BB IBB HBP BLK WP HR S P ERA WHIP																					
Ray Culp, R (1, 1) ERA: 3.47	7.0 W 32 5 3 2 9 5 0 1 0 0 1 44 65 2.57 1.429																					
Jack Baldschun, R (8, 1) ERA: 3.0	2.0 S 7 1 0 0 1 0 0 0 0 0 0 9 9 0.00 0.500																					

Cincinnati Reds @ Philadelphia Phillies
Connie Mack Stadium, Philadelphia, PA
 Thu Jul 09 1964, 7:05 PM EDT
 Att: 18,404 - Unknown

AB	32
R	3
H	6
RBI	3
BB	5
SO	10
LOB	16



Batter	1	2	3	4	5	6	7	8	9	AB	R	H	RBI	BB	SO	LOB
Tony Gonzalez, L OBP: 0.378, SLG: 0.370 (1, 8) X	0-0 CS 1B		0-0 1-3			4-0 WP SH3-4 1B BB	0-0 4-3			3	1	1	0	1	0	0
John Herrnstein, L OBP: 0.313, SLG: 0.407 (1, 3) (7, 7) S S	0-3 K 1-2		4-0 CS BB			0-0 SH3-4 1-2		0-3 K		2	0	0	0	1	2	1
Johnny Callison, L OBP: 0.326, SLG: 0.480 (1, 9) S S	0-3 K		0-0 CS 1-2	0-0 P4		4-0 1B 1B BB		4-0 BB		2	1	0	0	2	1	0
Dick Allen, R OBP: 0.367, SLG: 0.555 (1, 5) S S		0-3 K		0-3 K		0-0 1B 1B 1B		0-0 F9		4	1	1	1	0	2	1
Wes Covington, L OBP: 0.347, SLG: 0.446 (1, 7) Bobby Wine, R OBP: 0.265, SLG: 0.265 (6, PR) (7, 6) S S		0-3 K		0-3 K		0-0 1B K 1B		0-3 K		3	0	1	1	0	2	0
Clay Dalrymple, L OBP: 0.298, SLG: 0.362 (1, 2) X		0-0 HR				0-0 K 1-3 3-H 1B		0-0 K		3	1	2	2	0	1	0
Tony Taylor, R OBP: 0.323, SLG: 0.295 (1, 4) S S		4-0 S BB		0-0 6-3		0-0 K 1-2 3-H		0-3 K		2	0	0	0	1	1	2
Ruben Amaro, R OBP: 0.280, SLG: 0.300 (1, 6) (7, 3) S S		0-3 K 1-2		0-0 FC6-4 1B				0-3 K		3	0	1	0	0	2	1
Ray Culp, R OBP: 0.133, SLG: 0.103 (1, 1) John Briggs, L OBP: 0.333, SLG: 0.351 (7, PH) Jack Baldschun, R OBP: 0.286, SLG: 0.286 (8, 1) X			0-0 1-3		0-0 FC6-4 1-2			0-3 K		2	0	0	0	0	0	1

Inning Stats	R: 0	H: 1	E: 0	LOB: 0	K: 2	BB: 0	S: 7	P: 7
	R: 1	H: 1	E: 0	LOB: 1	K: 3	BB: 1	S: 10	P: 14
	R: 0	H: 0	E: 0	LOB: 0	K: 0	BB: 1	S: 2	P: 6
	R: 0	H: 0	E: 0	LOB: 0	K: 2	BB: 0	S: 7	P: 7
	R: 0	H: 1	E: 0	LOB: 1	K: 1	BB: 0	S: 6	P: 6
	R: 3	H: 3	E: 0	LOB: 2	K: 1	BB: 2	S: 7	P: 15
	R: 0	H: 0	E: 0	LOB: 0	K: 2	BB: 0	S: 7	P: 7
	R: 0	H: 0	E: 0	LOB: 1	K: 2	BB: 1	S: 7	P: 11

PITCHER	IP	WLS	BF	H	R	ER	SO	BB	IBB	HBP	BLK	WP	HR	S	P	ERA	WHIP
John Tsitouris, R ERA: 3.81 (1, 1)	7.0	L	28	6	4	4	11	4	0	0	0	1	1	46	62	5.14	1.429
Billy McCool, L ERA: 1.71 (8, 1)	1.0		4	0	0	0	2	1	0	0	0	0	0	7	11	0.00	1.000

AB	R	H	RBI	BB	SO	LOB
3	1	1	0	1	0	0
2	0	0	0	1	2	1
2	1	0	0	2	1	0
4	1	1	1	0	2	1
3	0	1	1	0	2	0
1	0	0	0	0	1	1
3	1	2	2	0	1	0
2	0	0	0	1	1	2
3	0	1	0	0	2	1
2	0	0	0	0	0	1
1	0	0	0	0	1	0
0	0	0	0	0	0	0

WP	PA	3B	DP	HR	HBP
1	33	0	1	1	0
0		1	1	0	0
1		0	1	0	0
2		1	0	0	0

ERA	WHIP
5.14	1.429
0.00	1.000

Cincinnati Reds @ Philadelphia Phillies
Connie Mack Stadium, Philadelphia, PA

Thu Jul 09 1964, 7:05 PM EDT
 Att. 18,404 - Unknown

AB	26
R	4
H	6
RBI	4
BB	5
SO	13
LOB	7



PITCHER	IP	WLS	BF	H	R	ER	SO	BB	IBB	HBP	BLK	WP	HR	S	P	ERA	WHIP
John Tsitouris, R ERA: 3.81 (1, 1)	7.0	L	28	6	4	4	11	4	0	0	0	1	1	46	62	5.14	1.429
Billy McCool, L ERA: 1.71 (8, 1)	1.0		4	0	0	0	2	1	0	0	0	0	0	7	11	0.00	1.000

Batter	1	2	3	4	5	6	7	8	9	AB R H RBI BB SO LOB	TOP		
Pete Rose, S (1, 4) OBP: 0.302, SLG: 0.290	0-0 6-3		0-0 G3-6-3 1B	0-0 G3			0-0 B4		0-0 4-3	5 1 1 0 0 0 2			
Tommy Harper, R (1, 7) OBP: 0.328, SLG: 0.302	0-0 F8		0-0 G3-6-3 1B			0-0 B1-3	0-0 1-3		0-0 1B	5 0 2 0 0 0 0			
Vada Pinson, L (1, 8) OBP: 0.344, SLG: 0.472	0-0 F9		0-0 G3-6-3 1-2f 3-H			0-0 HR 3B	0-0 F9		0-0 4-3	5 1 1 0 0 0 2			
Frank Robinson, R (1, 9) OBP: 0.385, SLG: 0.526		4-0 2B BB	0-0 F9			0-0 HR		0-0 1B FC1-5 1B		3 2 2 2 1 0 0			
Deron Johnson, R (1, 3) OBP: 0.383, SLG: 0.526		0-0 1B 2B 1-H		0-0 HR		0-0 1-3		0-0 1B FC1-5 1B		4 1 3 2 0 0 0			
Leo Cardenas, R (1, 6) OBP: 0.319, SLG: 0.395		0-0 6-3		0-3 K		0-3 K		0-0 1B FC1-5 1B		4 0 0 0 0 2 3			
Steve Boros, R (1, 5) OBP: 0.327, SLG: 0.332		0-0 F9		0-0 1-3			0-0 6-3	0-0 P4		4 0 0 0 0 0 3			
Hal Smith, R (1, 2) OBP: 0.283, SLG: 0.159		4-0 1B IBB		4-0 WP BB			0-0 6-3	0-0 4-3		2 0 0 0 2 0 2			
Jim O'Toole, S (1, 1) OBP: 0.167, SLG: 0.125		0-0 1-2 2-H 1B		4-0 1-2 BB		0-3 K			0-3 K	3 0 1 0 1 2 0			
Inning Stats	R: 0 E: 0 K: 0 S: 3 H: 0 LOB: 0 BB: 0 P: 3	R: 1 E: 0 K: 0 S: 4 H: 2 LOB: 2 BB: 2 P: 12	R: 1 E: 0 K: 0 S: 4 H: 2 LOB: 0 BB: 0 P: 4	R: 1 E: 0 K: 1 S: 6 H: 1 LOB: 2 BB: 2 P: 14	R: 2 E: 0 K: 1 S: 7 H: 2 LOB: 0 BB: 0 P: 7	R: 0 E: 0 K: 1 S: 5 H: 0 LOB: 0 BB: 0 P: 5	R: 0 E: 0 K: 0 S: 3 H: 0 LOB: 0 BB: 0 P: 3	R: 0 E: 0 K: 0 S: 5 H: 2 LOB: 2 BB: 0 P: 5	R: 0 E: 0 K: 1 S: 6 H: 1 LOB: 1 BB: 0 P: 6	1B: 6 2B: 1 3B: 1 HR: 2 SF: 0 SAC: 0 DP: 1 HBP: 0	WP: 1 PB: 0 SB: 0 CS: 0 PA: 39		
PITCHER	IP WLS BF H R ER SO BB IBB HBP BLK WP HR S P ERA WHIP											PITCHER	IP WLS BF H R ER SO BB IBB HBP BLK WP HR S P ERA WHIP
Dennis Bennett, L (1, 1) ERA: 3.57	3.0 L 14 5 3 3 0 1 1 0 0 0 1 12 20 9.00 2.000												
Ed Roebuck, R (4, 1) ERA: 2.17	2.0 10 2 2 2 2 2 0 0 0 0 1 12 20 9.00 2.000												
Rick Wise, R (6, 1) ERA: 3.0	2.0 6 0 0 0 1 0 0 0 0 0 0 8 8 0.00 0.000												
Dallas Green, R (8, 1) ERA: 3.68	2.0 9 3 0 0 1 0 0 0 0 0 0 0 11 11 0.00 1.500												

Cincinnati Reds @ Philadelphia Phillies
 Connie Mack Stadium, Philadelphia, PA

AB	35
R	5
H	10
RBI	4
BB	4
SO	4
LOB	12



Fri Jul 10 1964, 7:05 PM EDT
 Att. 25,936 - Unknown

livebaseballscorecards.com

Batter	1	2	3	4	5	6	7	8	9	AB	R	H	RBI	BB	SO	LOB
Tony Taylor, R OBP: 0.326, SLG: 0.303 (1, 4)	0-0 F9-2 3B		0-0 G3		0-0 F9		4-0 FC6-4 BB			3	0	1	0	1	0	1
Cookie Rojas, R OBP: 0.361, SLG: 0.459 Dallas Green, L (8, 1)	0-0 L5		0-0 4-3			0-0 L7	0-0 FC6-4			4	0	0	0	0	0	3
Johnny Callison, L OBP: 0.322, SLG: 0.474 (1, 9)	0-0 F9-2 3-H			0-0 F7		0-3 K		0-0 4-3		4	0	0	0	0	1	1
Dick Allen, R OBP: 0.368, SLG: 0.553 (1, 5)		4-0 1B 1B BB		0-0 F9		0-0 1B 1B		0-3 K		3	1	1	0	1	1	0
Danny Cater, R OBP: 0.324, SLG: 0.408 (1, 7)		0-0 B2		0-0 1B		0-0 1B		0-0 6-3		4	0	2	0	0	0	1
Roy Sievers, R OBP: 0.266, SLG: 0.327 (1, 3)		0-0 1B 1-3 1B		0-0 L9		0-0 F8		0-0 6-3		4	0	1	0	0	0	3
Gus Triandos, R OBP: 0.320, SLG: 0.321 (1, 2)		0-3 K			0-0 FC4-6 1B		0-3 K		0-3 K	4	0	1	0	0	3	2
Ruben Amaro, R OBP: 0.291, SLG: 0.311 (1, 6)		0-0 1-3 3-H 1B			0-3 K		0-0 FC4-6 1B		0-3 K	4	0	2	1	0	2	1
Dennis Bennett, L OBP: 0.244, SLG: 0.195 Ed Roebuck, R (4, 1)			0-0 1-3		0-0 FC4-6		0-0 FC4-6 BB			1	0	0	0	0	0	0
Wes Covington, L OBP: 0.345, SLG: 0.443 Rick Wise, R (6, 1)										0	0	0	0	0	0	0
Tony Gonzalez, L OBP: 0.377, SLG: 0.368 (8, 8)										0	0	0	0	0	0	1

Inning Stats	R: 0	H: 1	E: 0	K: 0	S: 3	R: 1	H: 2	E: 0	K: 1	S: 6	R: 0	H: 0	E: 0	K: 0	S: 3	R: 0	H: 1	E: 0	K: 0	S: 4	R: 0	H: 1	E: 0	K: 1	S: 6	R: 0	H: 2	E: 0	K: 1	S: 7	R: 0	H: 1	E: 0	K: 1	S: 6	R: 0	H: 0	E: 0	K: 1	S: 5	R: 0	H: 0	E: 0	K: 2	S: 7	R: 0	H: 0	E: 0	K: 2	S: 7	1B: 7	2B: 1	3B: 1	HR: 0	SF: 0	SAC: 0	DP: 1	HBP: 0	WP: 0	PA: 35
PITCHER Jim O'Toole, L ERA: 2.98 (1, 1)	IP	WLS	BF	H	R	ER	SO	BB	IBB	HBP	BLK	WP	HR	S	P	ERA	WHIP															IP	WLS	BF	H	R	ER	SO	BB	IBB	HBP	BLK	WP	HR	S	P	ERA	WHIP												

BOTTOM

Cincinnati Reds @ Philadelphia Phillies
 Connie Mack Stadium, Philadelphia, PA

Fri Jul 10 1964, 7:05 PM EDT
 Att. 25,936 - Unknown

livebaseballscorecards.com

AB	33
R	1
H	8
RBI	1
BB	2
SO	7
LOB	14



Batter	1	2	3	4	5	6	7	8	9	AB R H RBI BB SO LOB	TOP		
Pete Rose, S (1, 4) OBP: 0.300, SLG: 0.289	0-0 L7		0-0 1B		0-0 F7		0-0 F7		0-0 4-3	5 0 1 0 0 0 3	Cincinnati Reds @ Philadelphia Phillies Connie Mack Stadium, Philadelphia, PA Sat Jul 11 1964, 3:33 AM EDT Att: 10,146 - Unknown livebaseballscorecards.com		
Marty Keough, L (1, 9) OBP: 0.337, SLG: 0.422	0-0 F9		0-0 F9			0-0 4-3	0-0 FC4-6			4 0 0 0 0 0 2			
Vada Pinson, L (1, 8) OBP: 0.343, SLG: 0.469	0-0 L9		0-0 F9			0-0 1B 1B		0-0 4-3		4 1 1 0 0 0 1			
Frank Robinson, R (1, 7) OBP: 0.386, SLG: 0.526		0-0 F8		0-3 K		0-0 1B 2B 1B		0-0 1B		4 1 2 0 0 1 0			
Deron Johnson, R (1, 3) OBP: 0.386, SLG: 0.531		0-0 1B 1B		0-0 2B		0-0 P3		0-0 F9		4 0 2 0 0 0 2			
Johnny Edwards, L (1, 2) OBP: 0.332, SLG: 0.398		0-0 1B		0-0 P6		0-0 2B 1B		0-0 E4 BB		4 1 2 1 0 0 1			
Leo Cardenas, R (1, 6) OBP: 0.318, SLG: 0.397		0-3 K		0-0 1-3		0-0 2B		0-0 F9		4 0 1 2 0 1 4			
Steve Boros, R (1, 5) OBP: 0.325, SLG: 0.326		0-0 4-3			0-0 5-3		0-0 F9	0-0 BB BB BB BB	4-0 1-2 BB	3 0 0 0 1 0 2			
Joe Nuxhall, L (1, 1) OBP: 0.150, SLG: 0.225 Sammy Ellis, L (8, 1)			0-0 4-3		0-0 P5		0-0 FC4-6 1B		0-3 K	3 0 1 0 0 0 0 1 0 0 0 0 1 2			
Inning Stats	R: 0 E: 0 K: 0 S: 3 H: 0 LOB: 0 BB: 0 P: 3	R: 0 E: 0 K: 1 S: 7 H: 2 LOB: 2 BB: 0 P: 7	R: 0 E: 0 K: 0 S: 4 H: 1 LOB: 1 BB: 0 P: 4	R: 0 E: 0 K: 1 S: 6 H: 1 LOB: 1 BB: 0 P: 6	R: 0 E: 0 K: 0 S: 3 H: 0 LOB: 0 BB: 0 P: 3	R: 3 E: 0 K: 0 S: 6 H: 4 LOB: 1 BB: 0 P: 6	R: 0 E: 0 K: 0 S: 4 H: 1 LOB: 1 BB: 0 P: 4	R: 0 E: 0 K: 0 S: 3 H: 1 LOB: 0 BB: 0 P: 3	R: 0 E: 1 K: 1 S: 6 H: 0 LOB: 2 BB: 1 P: 10	1B: 8 2B: 2 3B: 0 HR: 0 SF: 0 SAC: 0 DP: 0 HBP: 0	WP: 0 PB: 0 SB: 0 CS: 0 PA: 37		
PITCHER	IP WLS BF H R ER SO BB IBB HBP BLK WP HR S P ERA WHIP											PITCHER	IP WLS BF H R ER SO BB IBB HBP BLK WP HR S P ERA WHIP
Jim Bunning, R (1, 1) ERA: 2.21	8.0 L 32 10 3 3 2 0 0 0 0 0 0 0 36 36 3.38 1.250												
Jack Baldschun, R (9, 1) ERA: 2.94	1.0 5 0 0 0 1 1 0 0 0 0 0 0 6 10 0.00 1.000												



Batter	1	2	3	4	5	6	7	8	9	AB	R	H	RBI	BB	SO	LOB
Tony Taylor, R OBP: 0.321, SLG: 0.298 (1, 4)	0-0 G3		0-3 K			0-0 F8		0-0 5-3		4	0	0	0	0	1	2
Johnny Callison, L OBP: 0.318, SLG: 0.468 (1, 9)	0-0 G3			0-0 F8		0-3 K			0-0 P4	4	0	0	0	0	1	0
Cookie Rojas, R OBP: 0.365, SLG: 0.456 (1, 8) (9, 6)	0-0 1-3			0-0 1B		0-0 6-3			4-0 3B	3	1	1	0	1	0	0
Dick Allen, R OBP: 0.370, SLG: 0.559 (1, 5)		0-0 F9		0-0 1B		0-3 K			0-0 3B	4	0	2	1	0	1	0
Danny Cater, R OBP: 0.324, SLG: 0.400 (1, 7) John Herrnstein, L OBP: 0.311, SLG: 0.405 (9, PH)		4-0 BB		0-0 P3		0-0 4-3			0-3 K	2	0	0	0	1	0	2
Roy Sievers, R OBP: 0.258, SLG: 0.316 (1, 3)		0-0 F2		0-3 K		0-0 F9			0-3 K	4	0	0	0	0	2	4
Clay Dalrymple, L OBP: 0.293, SLG: 0.356 (1, 2)		0-0 F2		0-3 K		0-0 G3				3	0	0	0	0	1	1
Ruben Amaro, R OBP: 0.296, SLG: 0.316 (1, 6) Tony Gonzalez, L OBP: 0.379, SLG: 0.376 (8, PH) (9, 8)			0-0 1B		0-0 4-3			0-0 2B		2	0	1	0	0	0	0
Jim Bunning, R OBP: 0.170, SLG: 0.208 (1, 1) Wes Covington, L OBP: 0.343, SLG: 0.441 (8, PH) Jack Baldschun, R OBP: 0.286, SLG: 0.286 (9, 1)			0-3 K		0-3 K			0-0 P4		1	0	0	0	0	0	1

Inning Stats	R: 0	H: 0	E: 0	K: 0	S: 3	R: 0	H: 0	E: 0	K: 0	S: 3	R: 0	H: 1	E: 0	K: 2	S: 7	R: 0	H: 2	E: 0	K: 1	S: 7	R: 0	H: 0	E: 0	K: 2	S: 7	R: 0	H: 0	E: 0	K: 1	S: 5	R: 0	H: 0	E: 0	K: 1	S: 5	R: 0	H: 1	E: 0	K: 0	S: 4	R: 1	H: 1	E: 0	K: 2	S: 8	1B: 3	SF: 0	2B: 2	SAC: 0	3B: 1	DP: 1	HR: 0	HBP: 0	WP: 0	PA: 33
--------------	------	------	------	------	------	------	------	------	------	------	------	------	------	------	------	------	------	------	------	------	------	------	------	------	------	------	------	------	------	------	------	------	------	------	------	------	------	------	------	------	------	------	------	------	------	-------	-------	-------	--------	-------	-------	-------	--------	-------	--------

PITCHER	IP	WLS	BF	H	R	ER	SO	BB	IBB	HBP	BLK	WP	HR	S	P	ERA	WHIP
Joe Nuxhall, L ERA: 3.3 (1, 1)	7.0	W	24	3	0	0	7	1	0	0	0	0	0	37	41	0.00	0.571
Sammy Ellis, R ERA: 4.06 (8, 1)	2.0	S	9	2	1	1	2	1	0	0	0	0	0	12	16	4.50	1.500

BOTTOM

Cincinnati Reds @ Philadelphia Phillies
Connie Mack Stadium, Philadelphia, PA

Sat Jul 11 1964, 3:33 AM EDT
 Att. 10,146 - Unknown

livebaseballscorecards.com

AB	31
R	1
H	5
RBI	1
BB	2
SO	9
LOB	12



Batter	1	2	3	4	5	6	7	8	9	AB R H RBI BB SO LOB	TOP							
Pete Rose, S (1, 4) OBP: 0.300, SLG: 0.288	0-0 CS 1B		0-0 3-1		0-0 F7			0-0 B5-3		4 0 1 0 0 0 0								
Marty Keough, L (1, 9) OBP: 0.343, SLG: 0.426	0-3 K 1-2		0-0 1B			0-0 F4		0-0 FC5-4 1B		4 0 2 0 0 1 1								
Vada Pinson, L (1, 8) OBP: 0.342, SLG: 0.469	0-0 2B		0-0 G3			0-0 F8		0-0 F8		4 0 1 0 0 0 2								
Frank Robinson, R (1, 7) OBP: 0.385, SLG: 0.520	0-0 L9			0-0 5-3		4-0 FC4-6 BB		0-0 FC5-4 1-2f		3 0 0 0 1 0 2								
Deron Johnson, R (1, 3) OBP: 0.388, SLG: 0.536		0-0 6-3 2B		0-0 1B		0-0 FC4-6 1-2f			0-0 F3	4 0 2 0 0 0 1								
Leo Cardenas, R (1, 6) OBP: 0.317, SLG: 0.393		0-0 6-3 2-3		0-0 P4			4-0 SH3-4 BB		0-0 6-3	3 0 0 0 1 0 2								
Steve Boros, R (1, 5) OBP: 0.325, SLG: 0.323		0-0 F3		0-0 F5			0-0 SH3-4 1-2		4-0 E S BB	2 0 0 0 1 0 2								
Tommy Harper, R (9, PR) OBP: 0.328, SLG: 0.302		0-0 L8			0-3 K		0-3 K		4-0 1-3 IBB	0 0 0 0 0 0 0								
Hal Smith, R (1, 2) OBP: 0.288, SLG: 0.149										3 0 0 0 0 2 2								
Johnny Edwards, L (9, PH) OBP: 0.334, SLG: 0.398										0 0 0 0 1 0 0								
Joey Jay, S (1, 1)			0-0 4-3		0-0 F8		0-3 K		0-3 K	4 0 0 0 0 2 3								
Inning Stats	R: 0 E: 0 K: 1 S: 6	H: 2 LOB: 1 BB: 0 P: 6	R: 0 E: 0 K: 0 S: 4	H: 1 LOB: 1 BB: 0 P: 4	R: 0 E: 0 K: 0 S: 4	H: 1 LOB: 1 BB: 0 P: 4	R: 0 E: 0 K: 1 S: 5	H: 0 LOB: 0 BB: 0 P: 5	R: 0 E: 0 K: 2 S: 7	H: 0 LOB: 1 BB: 1 P: 11	R: 0 E: 0 K: 2 S: 4	H: 1 LOB: 1 BB: 0 P: 4	R: 0 E: 0 K: 1 S: 5	H: 0 LOB: 2 BB: 2 P: 13	1B: 4 2B: 2 3B: 0 HR: 0	SF: 0 SAC: 1 DP: 0 HBP: 0	WP: 0 PB: 0 SB: 1 CS: 1	PA: 36
PITCHER Galen Cisco, R (1, 1) ERA: 3.33	IP: 9.0 WLS: W BF: 36 H: 6 R: 0 ER: 0 SO: 5 BB: 3 IBB: 1 HBP: 0 BLK: 0 WP: 0 HR: 0 S: 42 P: 58 ERA: 0.00 WHIP: 1.000											PITCHER IP: WLS: BF: H: R: ER: SO: BB: IBB: HBP: BLK: WP: HR: S: P: ERA: WHIP:						

Cincinnati Reds @ New York Mets
Shea Stadium, Flushing, NY
Sun Jul 12 1964, 3:33 AM EDT
Unknown

livebaseballscorecards.com

AB	31
R	0
H	6
RBI	0
BB	4
SO	5
LOB	15



Batter	1	2	3	4	5	6	7	8	9	AB	R	H	RBI	BB	SO	LOB
Larry Elliot, L OBP: 0.300, SLG: 0.303 (1, 8) BBB	4-0 6-3 BB		X 0-0 FC5-4 1B		X 0-0 F9			X 0-0 L3		3	0	1	0	1	0	0
Ron Hunt, R OBP: 0.357, SLG: 0.407 (1, 4) X	0-0 6-3 1-2		X 0-0 FC5-4 1B 1-2f			SSS 0-3 K		X 0-0 F9		4	0	0	0	0	1	2
Frank Thomas, R OBP: 0.300, SLG: 0.351 (1, 3) H	1-0 HBP		X 0-0 F9			SSS 0-3 K		X 0-0 5-3		3	0	0	0	0	1	1
George Altman, L OBP: 0.250, SLG: 0.309 (1, 7) SSS	0-3 K		X 0-0 1B 1-3			X 0-0 P4		X 0-0 2B 2B		4	1	2	0	0	1	2
Joe Christopher, R OBP: 0.343, SLG: 0.444 (1, 9) X	0-0 F5			X 0-0 F9			X 0-0 F9		X 0-0 2B 2B 2-H	4	0	1	1	0	0	2
Jesse Gonder, L OBP: 0.347, SLG: 0.399 (1, 2) X		X 0-0 1-3		SSS 0-3 K		X 0-0 1B				3	0	1	0	0	1	0
Charley Smith, R OBP: 0.264, SLG: 0.374 (1, 5) X		X 0-0 F8		X 0-0 P5		X 0-0 P4		X 0-0 P4		3	0	0	0	0	0	1
Roy McMillan, R OBP: 0.228, SLG: 0.250 (1, 6) X		X 0-0 1B			X 0-0 P4		X 0-0 F8			3	0	1	0	0	0	1
Galen Cisco, R OBP: 0.188, SLG: 0.107 (1, 1) X	0-0 6-3				X 0-0 4-3			SSS 0-3 K		3	0	0	0	0	1	1

Inning Stats	R: 0	H: 0	E: 0	K: 1	S: 5	R: 0	H: 1	E: 0	K: 0	S: 4	R: 0	H: 2	E: 0	K: 0	S: 4	R: 0	H: 0	E: 0	K: 1	S: 5	R: 0	H: 0	E: 0	K: 0	S: 3	R: 0	H: 0	E: 0	K: 2	S: 7	R: 0	H: 1	E: 0	K: 0	S: 4	R: 0	H: 0	E: 0	K: 1	S: 5	R: 1	H: 2	E: 0	K: 0	S: 3	1B: 4	SF: 0	2B: 2	SAC: 0	3B: 0	DP: 0	HR: 0	HBP: 1	WP: 0	PA: 32
	0	0	0	1	5	0	1	0	0	4	0	2	0	1	4	0	0	0	1	5	0	0	0	0	0	3	0	0	0	7	0	1	0	4	0	0	0	5	0	0	0	3	0	2	0	0	0	0	1	0	32				

PITCHER	IP	WLS	BF	H	R	ER	SO	BB	IBB	HBP	BLK	WP	HR	S	P	ERA	WHIP	PITCHER	IP	WLS	BF	H	R	ER	SO	BB	IBB	HBP	BLK	WP	HR	S	P	ERA	WHIP														
Joey Jay, R ERA: 3.32 (1, 1)	8.1	L	32	6	1	1	5	1	0	1	0	0	0	40	45	1.08	0.840																																

BOTTOM

Cincinnati Reds @ New York Mets
 Shea Stadium, Flushing, NY
 Sun Jul 12 1964, 3:33 AM EDT
 Unknown

livebaseballscorecards.com

AB	30
R	1
H	6
RBI	1
BB	1
SO	5
LOB	10



Batter	1	2	3	4	5	6	7	8	9	AB R H RBI BB SO LOB	TOP																						
Pete Rose, S (1, 4) OBP: 0.299, SLG: 0.288	0-3 K			x 0-0 1B		x 0-0 4-3		x 0-0 4-3		4 0 1 0 0 1 0																							
Marty Keough, L (1, 9) OBP: 0.358, SLG: 0.439	0-3 K2-3			x 0-0 1B		x 0-0 1B		x 0-0 1B		4 0 3 0 0 1 0																							
Vada Pinson, L (1, 8) OBP: 0.338, SLG: 0.463	0-0 F9			0-3 K		x 0-0 F8		x 0-0 L8		4 0 0 0 0 1 4																							
Frank Robinson, R (1, 7) OBP: 0.383, SLG: 0.514		4-0 L9 BB		x 0-0 L6		x 0-0 6-3		x 0-0 F9		3 0 0 0 1 0 2																							
Deron Johnson, R (1, 3) OBP: 0.385, SLG: 0.546		0-0 L9 1-2		0-3 K		x 0-0 HR		x 0-0 F8		4 1 1 1 0 1 3																							
Johnny Edwards, L (1, 2) OBP: 0.333, SLG: 0.396		0-0 F6			x 0-0 F9		x 0-0 1B		x 0-0 L9		4 0 1 0 0 0 0																						
Leo Cardenas, R (1, 6) OBP: 0.314, SLG: 0.389			x 0-0 L6		x 0-0 F8		x 0-0 F7			3 0 0 0 0 0 1																							
Steve Boros, R (1, 5) OBP: 0.321, SLG: 0.318			x 0-0 F4		x 0-0 5-3		x 0-0 B1-3			3 0 0 0 0 0 1																							
Bob Purkey, R (1, 1) OBP: 0.063, SLG: 0.065			0-3 K			x 0-0 L8		0-3 K		1 0 0 0 0 1 0																							
Mel Queen, L (6, PH) OBP: 0.154, SLG: 0.154										1 0 0 0 0 0 0																							
Ryne Duren, R (6, 1)										0 0 0 0 0 0 0																							
Gordy Coleman, L (8, PH) OBP: 0.295, SLG: 0.377										1 0 0 0 0 1 0																							
Bill Henry, L (8, 1)										0 0 0 0 0 0 0																							
Inning Stats	R: 0 E: 0 K: 2 S: 7	H: 0 LOB: 0 BB: 0 P: 7	R: 0 E: 0 K: 0 S: 2	H: 0 LOB: 0 BB: 1 P: 6	R: 0 E: 0 K: 1 S: 5	H: 0 LOB: 0 BB: 0 P: 5	R: 0 E: 0 K: 2 S: 9	H: 2 LOB: 2 BB: 0 P: 9	R: 0 E: 0 K: 0 S: 3	H: 0 LOB: 0 BB: 0 P: 3	R: 0 E: 0 K: 0 S: 4	H: 1 LOB: 1 BB: 0 P: 4	R: 1 E: 0 K: 0 S: 5	H: 2 LOB: 1 BB: 0 P: 5	R: 0 E: 0 K: 1 S: 6	H: 1 LOB: 1 BB: 0 P: 6	R: 0 E: 0 K: 0 S: 3	H: 0 LOB: 0 BB: 0 P: 3	1B: 5 2B: 0 3B: 0 HR: 1	SF: 0 SAC: 0 DP: 0 HBP: 0	WP: 0 PB: 0 SB: 0 CS: 0	PA: 33											
PITCHER Frank Lary, R (1, 1) ERA: 5.43	IP 9.0	WLS W	BF 33	H 6	R 1	ER 1	SO 6	BB 1	IBB 0	HBP 0	BLK 0	WP 0	HR 1	S 44	P 48	ERA 1.00	WHIP 0.778																
											PITCHER	IP	WLS	BF	H	R	ER	SO	BB	IBB	HBP	BLK	WP	HR	S	P	ERA	WHIP					

Cincinnati Reds @ New York Mets
Shea Stadium, Flushing, NY
Sun Jul 12 1964, 3:38 AM EDT
Att. 27,156 - Unknown

livebaseballscorecards.com

AB	32
R	1
H	6
RBI	1
BB	1
SO	6
LOB	11



Batter	1	2	3	4	5	6	7	8	9	AB	R	H	RBI	BB	SO	LOB
Larry Elliot, L OBP: 0.308, SLG: 0.304 (1, 8)	0-3 K	0-0 FC6-4 1B		4-0 1B IBB		0-0 L7				3	0	1	2	1	1	2
Ron Hunt, R OBP: 0.362, SLG: 0.422 (1, 4)	0-0 HR	0-0 FC6-4 1-2f		0-0 1B			0-0 FC4-6 1B			4	1	3	3	0	0	2
Frank Thomas, R OBP: 0.293, SLG: 0.342 (1, 3)	0-0 F8		0-0 6-3		0-0 F4		0-0 FC4-6 1-2f			4	0	0	0	0	0	1
George Altman, L OBP: 0.250, SLG: 0.307 (1, 7)	0-0 B1-3		0-0 G4-6-3 1B		0-0 F6		0-0 F7			4	0	1	0	0	0	1
Joe Christopher, R OBP: 0.342, SLG: 0.441 (1, 9)		0-0 HBP 1B 1B	0-0 G4-6-3		0-0 6-3		0-3 K			4	1	1	0	0	1	2
Jesse Gonder, L OBP: 0.354, SLG: 0.411 (1, 2)		0-0 HBP 1B 1B		0-0 G3		0-0 1B 2B		0-0 G5-3 1B		4	1	3	0	0	0	0
Rod Kanehl, R OBP: 0.262, SLG: 0.299 (8, PR)										0	0	0	0	0	0	0
Chris Cannizzaro, R OBP: 0.324, SLG: 0.286 (9, 2)										0	0	0	0	0	0	0
Charley Smith, R OBP: 0.272, SLG: 0.381 (1, 5)		0-0 F3		0-0 SH1-4 1B 1B		0-0 5-3 1B		0-0 G5-3 1B		4	1	3	0	0	0	2
Roy McMillan, R OBP: 0.234, SLG: 0.251 (1, 6)		1-0 1B HBP		0-0 SH1-4 1B 1B		0-0 5-3		0-0 G5-3		3	1	1	0	0	0	4
Frank Lary, R (1, 1)		0-3 K		0-0 SH1-4		0-3 K		0-0 5-3		3	0	0	0	0	2	7


Inning Stats	R: 1	H: 1	E: 0	K: 1	S: 6	LOB: 0	BB: 0	P: 6	R: 2	H: 3	E: 0	K: 1	S: 8	LOB: 2	BB: 0	P: 9	R: 0	H: 1	E: 0	K: 0	S: 3	LOB: 0	BB: 0	P: 3	R: 2	H: 3	E: 0	K: 0	S: 5	LOB: 2	BB: 1	P: 9	R: 0	H: 0	E: 0	K: 0	S: 3	LOB: 0	BB: 0	P: 3	R: 0	H: 2	E: 0	K: 1	S: 7	LOB: 2	BB: 0	P: 7	R: 0	H: 1	E: 0	K: 1	S: 6	LOB: 1	BB: 0	P: 6	R: 0	H: 2	E: 0	K: 0	S: 4	LOB: 2	BB: 0	P: 4
--------------	------	------	------	------	------	--------	-------	------	------	------	------	------	------	--------	-------	------	------	------	------	------	------	--------	-------	------	------	------	------	------	------	--------	-------	------	------	------	------	------	------	--------	-------	------	------	------	------	------	------	--------	-------	------	------	------	------	------	------	--------	-------	------	------	------	------	------	------	--------	-------	------

PITCHER	IP	WLS	BF	H	R	ER	SO	BB	IBB	HBP	BLK	WP	HR	S	P	ERA	WHIP
Bob Purkey, R ERA: 3.92 (1, 1)	5.0	L	23	8	5	5	2	0	0	0	0	0	1	25	30	9.00	1.600
Ryne Duren, R ERA: 3.75 (6, 1)	2.0		9	3	0	0	2	0	0	0	0	0	0	13	13	0.00	1.500
Bill Henry, L ERA: 1.57 (8, 1)	1.0		4	2	0	0	0	0	0	0	0	0	0	4	4	0.00	2.000

BOTTOM

Cincinnati Reds @ New York Mets
 Shea Stadium, Flushing, NY
 Sun Jul 12 1964, 3:38 AM EDT
 Att. 27,156 - Unknown

AB	33
R	5
H	13
RBI	5
BB	1
SO	4
LOB	21



1B: 11	SF: 0	WP: 0	PA: 36
2B: 1	SAC: 1	PB: 0	
3B: 0	DP: 2	SB: 0	
HR: 1	HBP: 1	CS: 0	

PITCHER	IP	WLS	BF	H	R	ER	SO	BB	IBB	HBP	BLK	WP	HR	S	P	ERA	WHIP
---------	----	-----	----	---	---	----	----	----	-----	-----	-----	----	----	---	---	-----	------

Batter	1	2	3	4	5	6	7	8	9	10	11	AB	R	H	RBI	BB	SO	LOB	TOP								
Al Spangler, L (1, 7) OBP: 0.255, SLG: 0.268	0-0 CS 1B	4-0 2B BB			0-0 F6		0-0 F7	0-0 SF8		0-0 4-3		4	0	1	1	1	0	0									
Nellie Fox, L (1, 4) OBP: 0.328, SLG: 0.345	4-0 BB WP 1-2 BB	0-0 2B			0-0 G3		0-0 1B 1B	0-0 1-2 2-3 1B		0-0 4-3		5	0	3	0	1	0	0									
Carroll Hardy, R (1, 8) OBP: 0.077, SLG: 0.077	0-0 L9 1-2	0-0 F7			0-3 K		0-0 F6	0-3 K		0-0 1-3		6	0	0	0	0	2	7									
Walt Bond, L (1, 3) OBP: 0.327, SLG: 0.474	4-0 BB BB				0-0 F4		0-0 FC5-4 1B	0-0 1-2 1B		0-0 1B 2B		5	1	3	0	1	0	0									
Joe Gaines, R (1, 9) OBP: 0.361, SLG: 0.434	4-0 1-2 2-3 BB				0-3 K		0-0 FC5-4 1B 1-2 1B	0-0 F6		0-3 K		5	1	0	0	1	2	4									
Bob Aspromonte, R (1, 5) OBP: 0.326, SLG: 0.439	0-3 K				0-0 F6		0-0 FC5 1B 1-3 1B	0-0 F8		0-3 K		6	0	1	0	0	2	4									
Eddie Kasko, R (1, 6) OBP: 0.293, SLG: 0.276		0-0 F4			0-0 F7		0-0 1-2 3-H 1B	0-0 BB SF8 1B		0-0 2B 1B		5	2	3	1	0	0	0									
John Bateman, R (1, 2) OBP: 0.264, SLG: 0.321		0-0 HR			0-0 F3		0-0 F3	0-0 E6 1B BB 1-2		0-0 1-H 3-H 2B		5	1	2	3	0	0	3									
Larry Yellen, R (1, 1) Claude Raymond, R (4, 1) Dave Roberts, L (8, PH) Jim Owens, R (8, 1) Bob Lillis, R (9, PH) Hal Woodeshick, R (9, 1)		0-0 4-3			0-0 5-3		0-0 FC5 2-3f	4-0 BB BB 1-2 2-3 1B BB		0-0 F4		2	0	0	0	0	0	0									
Inning Stats	R: 0 E: 0 K: 1 S: 5	H: 1 LOB: 3 BB: 3 P: 17	R: 1 E: 0 K: 0 S: 5	H: 2 LOB: 2 BB: 1 P: 9	R: 0 E: 0 K: 1 S: 5	H: 0 LOB: 0 BB: 0 P: 5	R: 0 E: 0 K: 0 S: 3	H: 0 LOB: 0 BB: 0 P: 3	R: 0 E: 0 K: 1 S: 5	H: 0 LOB: 0 BB: 0 P: 5	R: 1 E: 0 K: 0 S: 6	H: 3 LOB: 2 BB: 0 P: 6	R: 0 E: 0 K: 0 S: 5	H: 2 LOB: 2 BB: 0 P: 5	R: 1 E: 1 K: 1 S: 8	H: 2 LOB: 3 BB: 1 P: 12	R: 2 E: 0 K: 2 S: 10	H: 3 LOB: 1 BB: 0 P: 10	R: 0 E: 0 K: 0 S: 3	H: 0 LOB: 0 BB: 0 P: 3	R: 0 E: 0 K: 0 S: 3	H: 0 LOB: 0 BB: 0 P: 3	1B: 9 2B: 3 3B: 0 HR: 1	SF: 1 SAC: 0 DP: 0 HBP: 0	WP: 1 PB: 0 SB: 0 CS: 1	PA: 51	
PITCHER	IP	WLS	BF	H	R	ER	SO	BB	IBB	HBP	BLK	WP	HR	S	P	ERA	WHIP										
John Tsitouris, R (1, 1) ERA: 3.7	7.1		36	9	3	2	3	5	0	0	0	1	1	37	57	2.46	1.909										
Bill Henry, L (8, 1) ERA: 1.54	0.1		2	1	0	0	0	0	0	0	0	0	0	2	2	0.00	3.000										
Sammy Ellis, R (8, 1) ERA: 4.25	1.1		7	3	2	2	3	0	0	0	0	0	0	13	13	13.50	2.250										
Billy McCool, L (10, 1) ERA: 1.59	2.0	W	6	0	0	0	0	0	0	0	0	0	0	6	6	0.00	0.000										

Houston Colt 45's @ Cincinnati Reds
Crosley Field, Cincinnati, OH
Tue Jul 14 1964, 3:33 AM EDT
Unknown

AB	45
R	5
H	13
RBI	5
BB	5
SO	6
LOB	21



1B	9	SF	1
2B	3	SAC	0
3B	0	DP	0
HR	1	HBP	0

WP	1	PA	51
----	---	----	----

Batter	1	2	3	4	5	6	7	8	9	10	11	AB R H RBI BB SO LOB
Pete Rose, S OBP: 0.300, SLG: 0.289 (1, 4)	0-0 F7		0-0 4-3	0-0 2B			0-0 F8		4-0 FC4-6 BB		0-0 FC4-2	5 0 1 1 1 0 3
Marty Keough, L OBP: 0.342, SLG: 0.417 (1, 9)	0-0 4-3		0-0 E3 WP	0-3 2B			0-3 K		0-0 FC4-6		0-0 WP	6 1 0 0 0 2 4
Vada Pinson, L OBP: 0.345, SLG: 0.475 (1, 8)	0-0 HR		4-0 WP S BB		4-0 1B BB		0-0 1B		0-0 5-3			3 3 2 1 2 0 1
Frank Robinson, R OBP: 0.377, SLG: 0.505 (1, 7)	0-0 6-3		0-0 F9		0-0 5-3		0-0 F8			0-3 K		5 0 0 0 0 1 4
Deron Johnson, R OBP: 0.390, SLG: 0.545 (1, 3)		0-0 6-3 1B	4-0 1B BB		0-0 G1-4-3 1B			0-0 6-3		0-0 F9		4 0 2 1 1 0 0
Leo Cardenas, R OBP: 0.310, SLG: 0.383 (1, 6)		0-0 F8	0-0 F7		0-0 G1-4-3		0-0 F9			0-0 6-3		5 0 0 0 0 0 3
Steve Boros, R OBP: 0.332, SLG: 0.327 (1, 5)		0-0 6-3 1B		0-0 5-3		0-0 G1-6-3 1B		4-0 BB			0-0 SH FC4-2 1B	4 0 3 0 1 0 0
Hal Smith, R OBP: 0.250, SLG: 0.137 (1, 2)		0-0 6-3		0-3 K		0-0 F9		0-0 1-3			0-0 SH FC4-2 WP	4 1 0 0 0 1 4
John Tsitouris, R OBP: 0.242, SLG: 0.281 (8, 1)		0-0 1-3		0-0 WP 2B		0-0 G1-6-3			0-0 6-3		4-0 FC4-2 IBB	3 1 1 0 0 0 3
Billy Henry, L OBP: 0.327, SLG: 0.301 (9, PH)												0 0 0 0 0 0 0
Sammy Ellis, L OBP: 0.327, SLG: 0.301 (10, 1)												0 0 0 0 0 0 0
Tommy Harper, R OBP: 0.327, SLG: 0.301 (11, PH)												1 0 0 0 0 0 0
Billy McCool, R												0 0 0 0 0 0 0
Johnny Temple, R												0 0 0 0 0 1 0 0

Inning Stats	R: 1	H: 1	R: 0	H: 2	R: 2	H: 0	R: 1	H: 2	R: 1	H: 1	R: 0	H: 1	R: 0	H: 0	R: 0	H: 0	R: 1	H: 1	1B: 6	SF: 0			
E: 0	LOB: 0	E: 0	LOB: 2	E: 1	LOB: 1	E: 0	LOB: 1	E: 0	LOB: 0	E: 0	LOB: 1	E: 0	LOB: 1	E: 0	LOB: 1	E: 0	LOB: 2	E: 1	LOB: 2	2B: 2	SAC: 1		
K: 0	BB: 0	K: 0	BB: 0	K: 0	BB: 2	K: 2	BB: 0	K: 1	BB: 0	K: 0	BB: 0	K: 1	BB: 0	K: 0	BB: 1	K: 0	BB: 1	K: 0	BB: 1	3B: 0	DP: 2		
S: 4	P: 4	S: 5	P: 5	S: 4	P: 12	S: 9	P: 9	S: 3	P: 7	S: 3	P: 3	S: 6	P: 6	S: 3	P: 7	S: 3	P: 7	S: 5	P: 5	S: 3	P: 7	HR: 1	HBP: 0


PITCHER	IP	WLS	BF	H	R	ER	SO	BB	IBB	HBP	BLK	WP	HR	S	P	ERA	WHIP
Larry Yellen, R ERA: 5.5 (1, 1)	3.2		19	5	4	2	1	2	0	0	0	2	1	19	27	4.91	1.909
Claude Raymond, R ERA: 2.15 (4, 1)	3.1		12	3	1	1	2	1	0	0	0	0	0	15	19	2.70	1.200
Jim Owens, R ERA: 3.98 (8, 1)	1.0		4	0	0	0	0	1	0	0	0	0	0	3	7	0.00	1.000
Hal Woodeshick, L ERA: 2.51 (9, 1)	2.1	L	12	1	1	1	1	1	1	0	0	1	0	11	19	3.86	0.857

BOTTOM

Houston Colt 45's @ Cincinnati Reds
Crosley Field, Cincinnati, OH
Tue Jul 14 1964, 3:33 AM EDT
Unknown

AB	40
R	6
H	9
RBI	3
BB	6
SO	4
LOB	22



Batter	1	2	3	4	5	6	7	8	9	AB R H RBI BB SO LOB	TOP
Al Spangler, L (1, 7) <small>OBP: 0.259, SLG: 0.272</small> Gordon Jones, R (7, 1) <small>OBP: 1.000, SLG: 1.000</small> Jim Owens, R (8, 1) <small>OBP: 0.188, SLG: 0.250</small>	0-0 1B		0-0 4-3			0-0 FC5-4 1B	0-0 F8			4 0 2 1 0 0 2 0 0 0 0 0 0 0 0 0 0 0 0 0 0	
Nellie Fox, L (1, 4) <small>OBP: 0.325, SLG: 0.342</small> Claude Raymond, R (3, 1) <small>OBP: 0.100, SLG: 0.222</small> Dave Roberts, L (7, 3) <small>OBP: 0.295, SLG: 0.257</small>	0-3 K		0-0 F7			0-3 K		0-0 1B		2 0 0 0 0 1 2 1 0 0 0 0 1 1 1 0 1 0 0 0 0	
Carroll Hardy, R (1, 8) <small>OBP: 0.059, SLG: 0.059</small>	0-3 K		0-3 K			0-0 FC5-4 1-2f		0-0 F9		4 0 0 0 0 2 4	
Walt Bond, L (1, 3) <small>OBP: 0.322, SLG: 0.467</small> (7, 7)	0-0 F4			0-3 K		0-0 F2		0-3 K		4 0 0 0 0 2 3	
Joe Gaines, R (1, 9) <small>OBP: 0.350, SLG: 0.419</small>		0-3 K		0-3 K			0-3 K	0-0 4-3		4 0 0 0 0 3 1	
Bob Aspromonte, R (1, 5) <small>OBP: 0.328, SLG: 0.436</small>		0-0 5-3		0-0 6-3			4-0 2B 1B BB		4-0 BB	2 1 0 0 2 0 0	
Eddie Kasko, R (1, 6) <small>OBP: 0.293, SLG: 0.279</small>		0-3 K			0-0 5-3		0-0 1-3 1B 2B		0-0 F9	4 1 1 0 0 1 1	AB 33 R 3 H 6 RBI 3 BB 3 SO 10 LOB 17
Jerry Grote, R (1, 2) <small>OBP: 0.248, SLG: 0.300</small>			4-0 2B 4-3 BB		0-0 F9		0-0 2-H 3-H 1B		0-0 F8	3 1 1 2 1 0 1	
Ken Johnson, R (1, 1) <small>OBP: 0.136, SLG: 0.190</small> Bob Lillis, R (3, PH) <small>OBP: 0.321, SLG: 0.340</small> (3, 4)			0-0 4-3 1-3 2B		0-0 L5		0-0 FC3-6 1-2f		0-0 F8	0 0 0 0 0 0 0 4 0 1 0 0 0 2	
Inning Stats	R: 0 E: 0 K: 2 S: 8 H: 1 LOB: 1 BB: 0 P: 8	R: 0 E: 0 K: 2 S: 7 H: 0 LOB: 0 BB: 0 P: 7	R: 1 E: 0 K: 1 S: 6 H: 1 LOB: 1 BB: 1 P: 10	R: 0 E: 0 K: 2 S: 7 H: 0 LOB: 0 BB: 0 P: 7	R: 0 E: 0 K: 0 S: 3 H: 0 LOB: 0 BB: 0 P: 3	R: 0 E: 0 K: 1 S: 6 H: 1 LOB: 1 BB: 0 P: 6	R: 2 E: 0 K: 1 S: 7 H: 2 LOB: 1 BB: 1 P: 11	R: 0 E: 0 K: 1 S: 6 H: 1 LOB: 1 BB: 0 P: 6	R: 0 E: 0 K: 0 S: 3 H: 0 LOB: 1 BB: 1 P: 7	1B: 4 2B: 2 3B: 0 HR: 0 SF: 0 SAC: 0 DP: 0 HBP: 0	WP: 0 PB: 0 SB: 0 CS: 0 PA: 36
PITCHER Jim Maloney, R (1, 1) <small>ERA: 2.8</small>	IP: 9.0 WLS: W BF: 36 H: 6 R: 3 ER: 3 SO: 10 BB: 3 IBB: 0 HBP: 0 BLK: 0 WP: 0 HR: 0 S: 53 P: 65 ERA: 3.00 WHIP: 1.000						PITCHER IP: WLS: BF: H: R: ER: SO: BB: IBB: HBP: BLK: WP: HR: S: P: ERA: WHIP				

Houston Colt 45's @ Cincinnati Reds
 Crosley Field, Cincinnati, OH
 Tue Jul 14 1964, 7:05 PM EDT
 Att. 9,572 - Unknown

livebaseballscorecards.com

Batter	1	2	3	4	5	6	7	8	9
Pete Rose, S OBP: 0.304, SLG: 0.301 (1, 4)	0-0 HR 2B	0-0 1B 1B 1-2 2-H		0-0 2B 2B		0-3 K		0-0 4-3	
Marty Keough, L OBP: 0.353, SLG: 0.454 (1, 9) (7, 8)	0-0 F7	0-0 1B 1B 1-2 2-H		0-0 4-3 WP 2B 2-H		0-0 4-3		0-0 SF7 3B	
Vada Pinson, L OBP: 0.345, SLG: 0.474 Tommy Harper, R OBP: 0.328, SLG: 0.304 (1, 8) (7, 7)	0-3 K	0-0 FC6-4 1B 1-2 2-H		0-0 4-3 2-3			0-0 HR 1B	0-0 SF7	
Frank Robinson, R OBP: 0.380, SLG: 0.517 Mel Queen, L OBP: 0.179, SLG: 0.286 (1, 7) (7, 9)	0-0 HR	0-0 F8		0-0 1B 3-H			0-0 HR	0-0 F9	
Deron Johnson, R OBP: 0.388, SLG: 0.539 (1, 3)	0-0 1B	0-0 FC6-4 1-2		0-0 F9			0-3 K		
Leo Cardenas, R OBP: 0.307, SLG: 0.379 Bobby Klaus, R OBP: 0.208, SLG: 0.330 (1, 6) (7, 6)	0-3 K		0-0 1-3		0-0 F9		0-0 1B 1B		
Steve Boros, R OBP: 0.326, SLG: 0.320 (1, 5)		0-0 6-3	0-0 F6		0-3 K		0-0 F9		
Hal Smith, R OBP: 0.266, SLG: 0.164 (1, 2)		0-0 1B 1B	0-0 F8		0-0 F2		0-0 1B 1-2		
Jim Maloney, L OBP: 0.191, SLG: 0.116 (1, 1)		0-0 1B 1B 1-2		0-0 6-3		0-0 F8	0-0 4-3		

Inning Stats	R: 2 E: 0 K: 2 S: 10	H: 3 LOB: 1 BB: 0 P: 10	R: 3 E: 0 K: 0 S: 8	H: 5 LOB: 2 BB: 0 P: 8	R: 0 E: 0 K: 0 S: 3	H: 0 LOB: 0 BB: 0 P: 3	R: 2 E: 0 K: 0 S: 6	H: 3 LOB: 1 BB: 0 P: 6	R: 0 E: 0 K: 1 S: 5	H: 0 LOB: 0 BB: 0 P: 5	R: 0 E: 0 K: 1 S: 5	H: 0 LOB: 0 BB: 0 P: 5	R: 2 E: 0 K: 1 S: 9	H: 4 LOB: 2 BB: 0 P: 9	R: 1 E: 0 K: 0 S: 4	H: 1 LOB: 0 BB: 0 P: 4
--------------	-------------------------------	----------------------------------	------------------------------	---------------------------------	------------------------------	---------------------------------	------------------------------	---------------------------------	------------------------------	---------------------------------	------------------------------	---------------------------------	------------------------------	---------------------------------	------------------------------	---------------------------------

PITCHER	IP	WLS	BF	H	R	ER	SO	BB	IBB	HBP	BLK	WP	HR	S	P	ERA	WHIP
Ken Johnson, R ERA: 3.54 (1, 1)	2.0	L	14	8	5	5	2	0	0	0	0	0	1	18	18	22.50	4.000
Claude Raymond, R ERA: 2.34 (3, 1)	4.0		15	3	2	2	2	0	0	0	0	1	0	19	19	4.50	0.750
Gordon Jones, R ERA: 2.49 (7, 1)	1.0		7	4	2	2	1	0	0	0	0	0	1	9	9	18.00	4.000
Jim Owens, R ERA: 4.06 (8, 1)	1.0		4	1	1	1	0	0	0	0	0	0	0	4	4	9.00	1.000


BOTTOM

Houston Colt 45's @ Cincinnati Reds
Crosley Field, Cincinnati, OH

Tue Jul 14 1964, 7:05 PM EDT
Att. 9,572 - Unknown

AB	39
R	10
H	16
RBI	9
BB	0
SO	5
LOB	12

livebaseballscorecards.com



1B	2B	3B	HR	SF	SAC	DP	HBP	WP	HR	S	P	ERA	WHIP
10	3	1	2	1	0	0	0	1	1	4	9	22.50	4.000

Batter	1	2	3	4	5	6	7	8	9	AB R H RBI BB SO LOB	TOP	
Bob Lillis, R (1, 4) OBP: 0.313, SLG: 0.331	0-0 ① 5-3		0-0 ① L7		0-0 ② F8		0-0 ③ F2			4 0 0 0 0 0 2		
Al Spangler, L (1, 7) OBP: 0.259, SLG: 0.272	0-0 ② F5		0-0 ② F9		0-0 CS 1B			0-0 ① 5-3		4 0 1 0 0 0 0		
Mike White, R (1, 8) OBP: 0.355, SLG: 0.369	0-0 BB 1B 1B		0-0 ③ G3		0-0 ③ CS 1-2		0-0 ① 5-3	0-0 ② F5		4 0 1 0 0 0 0		
Walt Bond, L (1, 3) OBP: 0.321, SLG: 0.464	0-0 1-2 BB 1B		0-0 ① G3		0-0 ② 6-3		0-3 ③ K			4 0 1 0 0 1 0		
Joe Gaines, R (1, 9) OBP: 0.355, SLG: 0.417	4-0 1-2 2-3 BB		0-0 F9 S 1B 1B		0-0 ③ 5-3			0-0 ① 5-3		3 1 1 0 1 0 0		
Bob Aspromonte, R (1, 5) OBP: 0.324, SLG: 0.430	0-0 ③ F8		0-0 ② F9 1-3		0-0 ① F3			0-0 ② F3		4 0 0 0 0 0 4		
Eddie Kasko, R (1, 6) OBP: 0.296, SLG: 0.283		0-0 ① F3		0-0 3-H 1B		0-0 2B 1B		0-0 ③ L5		4 0 2 1 0 0 0		
John Bateman, R (1, 2) OBP: 0.265, SLG: 0.326		0-0 ② 5-3		0-0 ③ F6		0-0 1-3 2B				3 0 1 0 0 0 1		
Turk Farrell, R (1, 1) OBP: 0.128, SLG: 0.089		0-0 ③ 1-3		0-3 ① K		0-0 ② F7				2 0 0 0 0 1 0		
Nellie Fox, L (7, PH) OBP: 0.324, SLG: 0.341										1 0 0 0 0 0 2		
Hal Woodeshick, R (7, 1)										0 0 0 0 0 0 0		
Inning Stats	R: 0 E: 0 K: 0 S: 5 H: 2 LOB: 3 BB: 1 P: 9	R: 0 E: 0 K: 0 S: 3 H: 0 LOB: 0 BB: 0 P: 3	R: 0 E: 0 K: 0 S: 3 H: 0 LOB: 0 BB: 0 P: 3	R: 1 E: 0 K: 0 S: 5 H: 2 LOB: 1 BB: 0 P: 5	R: 0 E: 0 K: 1 S: 5 H: 1 LOB: 0 BB: 0 P: 5	R: 0 E: 0 K: 0 S: 3 H: 0 LOB: 0 BB: 0 P: 3	R: 0 E: 0 K: 0 S: 5 H: 2 LOB: 2 BB: 0 P: 5	R: 0 E: 0 K: 1 S: 5 H: 0 LOB: 0 BB: 0 P: 5	R: 0 E: 0 K: 0 S: 3 H: 0 LOB: 0 BB: 0 P: 3	R: 0 E: 0 K: 0 S: 3 H: 0 LOB: 0 BB: 0 P: 3	1B: 6 2B: 1 3B: 0 HR: 0 SF: 0 SAC: 0 DP: 0 HBP: 0	WP: 0 PB: 0 SB: 1 CS: 1 PA: 35
PITCHER Jim O'Toole, L (1, 1) ERA: 2.82	IP WLS BF H R ER SO BB IBB HBP BLK WP HR S P ERA WHIP	9.0 W 34 7 1 1 2 1 0 0 0 0 0 0 37 41 1.00 0.889										

Houston Colt 45's @ Cincinnati Reds
Crosley Field, Cincinnati, OH
Wed Jul 15 1964, 7:05 PM EDT
Att. 5,723 - Unknown

livebaseballscorecards.com

AB 33
R 1
H 7
RBI 1
BB 1
SO 2
LOB 9



Batter	1	2	3	4	5	6	7	8	9	AB R H RBI BB SO LOB	TOP																	
Bob Lillis, R (1, 4) OBP: 0.321, SLG: 0.340	0-0 F2	0-0 1B		0-0 1B			0-0 1B		0-0 5-3	5 0 3 1 0 0 0																		
Al Spangler, L (1, 7) OBP: 0.258, SLG: 0.270	0-0 1-3	0-0 F6		0-0 1B			0-0 F3		0-3 K	5 0 1 0 0 1 4																		
Mike White, R (1, 8) OBP: 0.356, SLG: 0.366	4-0 BB	0-0 6-3		0-0 6-3			0-0 1B		0-0 F8	4 0 1 0 1 0 5																		
Walt Bond, L (1, 3) OBP: 0.324, SLG: 0.470	4-0 FC6-4		0-0 E		0-0 5-3		0-0 L8			3 1 1 0 1 0 2																		
Joe Gaines, R (1, 9) OBP: 0.352, SLG: 0.411	0-0 FC6-4		0-0 F8		0-0 FC1-6		0-0 1-3			4 0 1 0 0 0 4																		
Bob Aspromonte, R (1, 5) OBP: 0.326, SLG: 0.435		0-0 F9	0-3 K		0-0 FC1-6		0-0 FC1-6			4 1 2 0 0 1 1																		
Eddie Kasko, R (1, 6) OBP: 0.298, SLG: 0.286		0-0 F9	0-0 CS		0-0 CS	0-0 G3-6	0-0 F9			4 0 2 0 0 0 2																		
John Bateman, R (1, 2) OBP: 0.264, SLG: 0.321		4-0 1B	0-0 CS	0-0 F7		0-0 G3-6	0-0 FC1-6			3 0 0 0 1 0 2																		
Don Nottebart, R (1, 1) OBP: 0.118, SLG: 0.063		4-0 1B		0-0 1B		0-0 F8		0-0 1-3		1 0 1 0 1 0 0																		
Don Larsen, R (5, 1)										1 0 0 0 0 0 0																		
Nellie Fox, L (8, PH) OBP: 0.323, SLG: 0.340										1 0 0 0 0 0 1																		
Hal Brown, R (8, 1) OBP: 0.100, SLG: 0.053										0 0 0 0 0 0 0																		
Inning Stats	R: 0 E: 0 K: 0 S: 3	H: 0 LOB: 2 BB: 2 P: 11	R: 1 E: 0 K: 0 S: 5	H: 2 LOB: 3 BB: 2 P: 13	R: 1 E: 1 K: 1 S: 6	H: 2 LOB: 0 BB: 0 P: 6	R: 0 E: 0 K: 0 S: 5	H: 3 LOB: 2 BB: 0 P: 5	R: 0 E: 0 K: 0 S: 3	H: 1 LOB: 0 BB: 0 P: 3	R: 0 E: 0 K: 0 S: 3	H: 1 LOB: 0 BB: 0 P: 3	R: 0 E: 0 K: 0 S: 5	H: 2 LOB: 2 BB: 0 P: 5	R: 0 E: 0 K: 0 S: 4	H: 1 LOB: 1 BB: 0 P: 4	R: 0 E: 0 K: 1 S: 5	H: 0 LOB: 0 BB: 0 P: 5	1B: 10 2B: 1 3B: 1 HR: 0	SF: 0 SAC: 0 DP: 1 HBP: 0	WP: 0 PB: 0 SB: 0 CS: 2	PA: 41						
PITCHER	IP WLS BF H R ER SO BB IBB HBP BLK WP HR S P ERA WHIP																											
Joe Nuxhall, L (1, 1) ERA: 3.36	3.1		19	6	2	2	1	4	0	0	0	0	0	0	17	33	5.40	3.000										
Bob Purkey, R (4, 1) ERA: 3.78	3.2	W	13	5	0	0	0	0	0	0	0	0	0	13	13	0.00	1.364											
Sammy Ellis, R (8, 1) ERA: 4.12	2.0	S	7	1	0	0	1	0	0	0	0	0	0	9	9	0.00	0.500											

Houston Colt 45's @ Cincinnati Reds
Crosley Field, Cincinnati, OH
Thu Jul 16 1964, 7:05 PM EDT
Att. 5,799 - Unknown

livebaseballscorecards.com

AB	35
R	2
H	12
RBI	1
BB	4
SO	2
LOB	21



Batter	1	2	3	4	5	6	7	8	9	AB	R	H	RBI	BB	SO	LOB
Pete Rose, S (1, 4) OBP: 0.312, SLG: 0.307	0-0 FC1-6 1B	0-3 K		0-0 1-3			0-0 F9 1-2			4	0	1	0	0	1	4
Marty Keough, L (1, 9) OBP: 0.370, SLG: 0.487	0-0 FC1-6 1-2f G4-6-3		0-0 1B 1B		0-0 G6-3 1B		4-0 BB			3	1	2	0	1	0	1
Vada Pinson, L (1, 8) OBP: 0.340, SLG: 0.465	0-0 G4-6-3 1-2f		0-0 F6		0-0 G6-3 1-2f		0-0 F8			4	0	0	0	0	0	5
Frank Robinson, R (1, 7) OBP: 0.371, SLG: 0.503		0-3 K	0-0 F5		0-0 F9		0-0 F9			4	0	0	0	0	1	3
Deron Johnson, R (1, 3) OBP: 0.385, SLG: 0.530		0-0 E6 1B BB	0-0 1B 1-H		0-0 FC6-4 1B		0-3 K			4	1	2	1	0	1	0
Steve Boros, R (1, 5) OBP: 0.320, SLG: 0.311		4-0 1B 1-2 WP BB	0-0 5-3		0-0 FC6-4 1-2f FC5-4		0-0 F2			3	1	0	0	1	0	2
Leo Cardenas, R (1, 6) OBP: 0.309, SLG: 0.380		0-0 WP 1-3 2-H 1B		0-3 K		0-0 FC5-4 1-2f	0-0 1B			4	0	2	1	0	1	1
Hal Smith, R (1, 2) OBP: 0.268, SLG: 0.150		4-0 1-3 3-H BB		4-0 FC1-6 BB		0-3 K	0-0 F2			2	0	0	0	2	1	2
Joe Nuxhall, L (1, 1) OBP: 0.146, SLG: 0.220		0-3 K		0-0 FC1-6 1-2f		0-0 S 1B				1	0	0	0	0	1	2
Bob Purkey, R (4, 1) OBP: 0.061, SLG: 0.063										1	0	0	0	0	0	1
Gordy Coleman, L (7, PH) OBP: 0.299, SLG: 0.381										1	0	1	0	0	0	0
Sammy Ellis, L (8, 1)										0	0	0	0	0	0	0

Inning Stats	R: 0	H: 1	E: 0	LOB: 0	K: 0	BB: 0	S: 3	P: 3
	R: 2	H: 1	E: 1	LOB: 2	K: 3	BB: 2	S: 11	P: 19
	R: 1	H: 2	E: 0	LOB: 1	K: 0	BB: 0	S: 5	P: 5
	R: 0	H: 0	E: 0	LOB: 1	K: 1	BB: 1	S: 5	P: 9
	R: 0	H: 1	E: 0	LOB: 0	K: 0	BB: 0	S: 3	P: 3
	R: 0	H: 1	E: 0	LOB: 1	K: 1	BB: 0	S: 6	P: 6
	R: 0	H: 1	E: 0	LOB: 2	K: 0	BB: 1	S: 4	P: 8
	R: 0	H: 1	E: 0	LOB: 1	K: 1	BB: 0	S: 6	P: 6

PITCHER	IP	WLS	BF	H	R	ER	SO	BB	IBB	HBP	BLK	WP	HR	S	P	ERA	WHIP
Don Nottebart, R (1, 1) ERA: 4.06	4.0	L	20	5	3	2	4	3	0	0	0	1	0	25	37	4.50	2.000
Don Larsen, R (5, 1) ERA: 2.7	3.0		11	2	0	0	1	1	0	0	0	0	0	12	16	0.00	1.000
Hal Brown, R (8, 1) ERA: 4.16	1.0		4	1	0	0	1	0	0	0	0	0	0	6	6	0.00	1.000


BOTTOM

Houston Colt 45's @ Cincinnati Reds
Crosley Field, Cincinnati, OH

Thu Jul 16 1964, 7:05 PM EDT
Att. 5,799 - Unknown

AB	31
R	3
H	8
RBI	2
BB	4
SO	6
LOB	21

WP: 2 PA: 35
PB: 0
SB: 1
CS: 0



PITCHER	IP	WLS	BF	H	R	ER	SO	BB	IBB	HBP	BLK	WP	HR	S	P	ERA	WHIP
	1B: 8	SF: 0	2B: 0	SAC: 0	3B: 0	DP: 2	HR: 0	HBP: 0	WP: 2	PA: 35							

Batter	1	2	3	4	5	6	7	8	9	AB R H RBI BB SO LOB	TOP		
Tony Taylor, R (1, 4) OBP: 0.323, SLG: 0.293	4-0 HR BB		0-0 P6		0-0 6-3		0-0 E 1B		0-0 6-3	4 1 1 1 1 0 0			
Johnny Callison, L (1, 9) OBP: 0.315, SLG: 0.469	0-0 1-H HR		4-0 4-3 BB			0-0 G3	0-0 SF6		0-0 L9	3 1 1 3 1 0 0			
Tony Gonzalez, L (1, 8) OBP: 0.375, SLG: 0.368	0-0 G4-6-3 1B		0-0 4-3			0-0 WP 1B	4-0 BB			3 0 2 0 1 0 1			
Dick Allen, R (1, 5) OBP: 0.362, SLG: 0.541	0-3 K		0-3 K			0-3 K	0-3 K			4 0 0 0 0 4 6			
Wes Covington, L (1, 7) OBP: 0.340, SLG: 0.430 Danny Cater, R (8, PH) OBP: 0.333, SLG: 0.425	0-0 G4-6-3 1-2f			0-0 3-1		0-0 6-3 1-2		0-0 6-3 SH1-3 1B		3 0 0 0 0 0 2 1 1 1 0 0 0 0			
Costen Shockley, L (1, 3) OBP: 0.500, SLG: 0.333		4-0 FC4-6 BB		0-0 4-3			0-0 E 1B 1B	0-0 6-3 1-3		3 1 1 0 1 0 1			
Clay Dalrymple, L (1, 2) OBP: 0.291, SLG: 0.338		0-0 FC4-6 FC5-4 1-2f		0-0 1-3			0-0 P6	0-0 SH1-3		3 0 0 1 0 0 2			
Bobby Wine, R (1, 6) OBP: 0.266, SLG: 0.272		0-0 FC5-4 FC 1-2f			0-0 P6		0-0 1B E SF6 1B	0-0 P3		4 1 1 0 0 0 1			
Chris Short, R (1, 1) OBP: 0.067, SLG: 0.069 Ed Roebuck, R (7, 1) Jack Baldschun, R (7, 1) OBP: 0.222, SLG: 0.222 Dennis Bennett, L (9, 1) OBP: 0.234, SLG: 0.186		0-0 FC			0-0 F3		0-0 E 1B E5		0-3 K	3 0 0 0 0 0 3 0 0 0 0 0 0 0 1 0 0 0 0 1 0 0 0 0 0 0 0 0			
Inning Stats	R: 2 E: 0 K: 1 S: 6 H: 2 LOB: 0 BB: 1 P: 10	R: 0 E: 0 K: 0 S: 3 H: 0 LOB: 1 BB: 1 P: 7	R: 0 E: 0 K: 1 S: 5 H: 0 LOB: 1 BB: 1 P: 9	R: 0 E: 0 K: 0 S: 3 H: 0 LOB: 0 BB: 0 P: 3	R: 0 E: 0 K: 0 S: 3 H: 0 LOB: 0 BB: 0 P: 3	R: 0 E: 0 K: 1 S: 6 H: 1 LOB: 1 BB: 0 P: 6	R: 2 E: 2 K: 1 S: 9 H: 3 LOB: 3 BB: 1 P: 13	R: 1 E: 1 K: 0 S: 4 H: 1 LOB: 0 BB: 0 P: 4	R: 0 E: 0 K: 1 S: 5 H: 0 LOB: 0 BB: 0 P: 5	1B: 6 2B: 0 3B: 0 HR: 1 SF: 1 SAC: 1 DP: 1 HBP: 0	WP: 1 PB: 0 SB: 0 CS: 0 PA: 38		
PITCHER	IP WLS BF H R ER SO BB IBB HBP BLK WP HR S P ERA WHIP											PITCHER	IP WLS BF H R ER SO BB IBB HBP BLK WP HR S P ERA WHIP
Joey Jay, R (1, 1) ERA: 3.39	6.1 L 28 6 4 3 3 3 0 0 0 1 1 31 43 4.26 1.421												
Billy McCool, L (7, 1) ERA: 1.55	0.2 3 0 0 0 1 1 0 0 0 0 0 4 8 0.00 1.500												
Bill Henry, L (8, 1) ERA: 1.42	2.0 7 1 1 0 1 0 0 0 0 0 0 9 9 0.00 0.500												

Philadelphia Phillies @ Cincinnati Reds
Crosley Field, Cincinnati, OH

AB	32
R	5
H	7
RBI	5
BB	4
SO	5
LOB	16



Fri Jul 17 1964, 7:05 PM EDT
Att: 19,008 - Unknown

livebaseballscorecards.com

BOTTOM

Philadelphia Phillies @ Cincinnati Reds
Crosley Field, Cincinnati, OH
Fri Jul 17 1964, 7:05 PM EDT
Att. 19,008 - Unknown

livebaseballscorecards.com

AB 35
R 4
H 8
RBI 4
BB 3
SO 8
LOB 14



WP: 1 PA: 38
PB: 0
SB: 0
CS: 0

AB R H RBI BB SO LOB

5	0	3	1	0	0	0
2	0	0	0	1	1	2
2	0	0	0	0	0	3
4	1	1	1	0	1	1
4	0	1	0	0	0	1
4	1	1	0	0	1	1
3	0	0	0	1	2	2
4	2	2	2	0	0	2
2	0	0	0	0	2	0
1	0	0	0	1	0	0
1	0	0	0	0	0	0
1	0	0	0	0	0	0
1	0	0	0	0	0	0

Batter	1	2	3	4	5	6	7	8	9
Pete Rose, S OBP: 0.316, SLG: 0.312 (1, 4)	0-0 1-3 1B		0-0 G6-4-3 1B		0-0 1B		0-0 1-3 3-H 1B		0-0 E3
Tommy Harper, R OBP: 0.328, SLG: 0.301 Marty Keough, L OBP: 0.364, SLG: 0.479 (7, PH) (8, 9)	4-0 G3 BB		0-0 G6-4-3 1-2f		0-3 K		0-0 F9		0-0 P6
Vada Pinson, L OBP: 0.339, SLG: 0.471 (1, 8)	0-0 G3 1-2		0-3 K			0-0 6-3		0-0 HR	
Frank Robinson, R OBP: 0.370, SLG: 0.500 (8, 7)	0-0 6-3			0-0 FC2-6 1B		0-0 5-3		0-0 F8	
Deron Johnson, R OBP: 0.382, SLG: 0.525 (1, 3)		0-0 HR 1B		0-0 F7		0-0 L8		0-3 K	
Leo Cardenas, R OBP: 0.309, SLG: 0.377 (1, 6)		0-3 K		0-0 FC2-6 1-2f		0-3 K		4-0 BB	
Steve Boros, R OBP: 0.323, SLG: 0.329 (1, 5)		0-0 HR		0-0 F8		0-0 FC3-6 1B WP		0-0 6-3	
Hal Smith, R OBP: 0.260, SLG: 0.145 Don Pavletich, R (7, PH) (8, 2)		0-3 K		0-3 K		4-0 FC3-6 BB		0-0 F8	
Joey Jay, S Billy McCool, R (7, 1) Gordy Coleman, L OBP: 0.298, SLG: 0.378 Bill Henry, L (8, 1) Mel Queen, L OBP: 0.172, SLG: 0.276 (9, PH)		0-3 K		0-0 5-3		0-0 FC3-6 1B 1-2f 2-3		0-0 1-3	

Inning Stats	R: 0	H: 0	E: 0	K: 3	S: 3	H: 0	LOB: 1	BB: 1	P: 7	R: 2	H: 2	E: 0	K: 3	S: 11	R: 0	H: 1	E: 0	K: 1	S: 5	R: 0	H: 1	E: 0	K: 0	S: 4	R: 0	H: 1	E: 0	K: 2	S: 8	R: 0	H: 0	E: 0	K: 0	S: 3	R: 1	H: 2	E: 0	K: 1	S: 7	R: 1	H: 1	E: 0	K: 1	S: 6	R: 0	H: 0	E: 1	K: 0	S: 4	1B: 6	SF: 0	2B: 0	3B: 0	HR: 2	SAC: 0	DP: 1	HBP: 0	WP: 1	PA: 38
--------------	------	------	------	------	------	------	--------	-------	------	------	------	------	------	-------	------	------	------	------	------	------	------	------	------	------	------	------	------	------	------	------	------	------	------	------	------	------	------	------	------	------	------	------	------	------	------	------	------	------	------	-------	-------	-------	-------	-------	--------	-------	--------	-------	--------

PITCHER	IP	WLS	BF	H	R	ER	SO	BB	IBB	HBP	BLK	WP	HR	S	P	ERA	WHIP
Chris Short, L ERA: 2.05 (1, 1)	6.1	W	25	6	3	3	7	1	0	0	0	0	1	38	42	4.26	1.105
Ed Roebuck, R ERA: 2.01 (7, 1)	0.1		3	1	0	0	0	1	0	0	0	1	0	2	6	0.00	6.000
Jack Baldschun, R ERA: 3.1 (7, 1)	2.0		9	1	1	1	1	1	0	0	0	0	1	10	14	4.50	1.000
Dennis Bennett, L ERA: 3.56 (9, 1)	0.1	S	1	0	0	0	0	0	0	0	0	0	0	1	1	0.00	0.000

Batter	1	2	3	4	5	6	7	8	9	AB R H RBI BB SO LOB	TOP											
Tony Gonzalez, L (1, 8) OBP: 0.375, SLG: 0.380	0-0 4-3 2B		0-0 2-3		0-3 K		0-0 2B		0-0 SF8	4 1 2 1 0 1 0												
Costen Shockley, L (1, 3) OBP: 0.333, SLG: 0.625	0-0 4-3 2-3		0-0 HR		0-3 K		0-0 L3		0-0 P4	5 1 1 1 0 1 2												
Johnny Callison, L (1, 9) OBP: 0.315, SLG: 0.471	0-0 2B		0-0 4-3		0-0 F9					3 0 1 1 0 0 0												
John Briggs, L (6, 9) OBP: 0.356, SLG: 0.359	3-H 2B									0 0 0 0 1 0 0												
Dick Allen, R (1, 5) OBP: 0.362, SLG: 0.539	0-3 K		0-0 1B		0-0 F8					3 0 1 0 0 1 1												
Danny Cater, R (6, 5) OBP: 0.331, SLG: 0.421										1 0 0 0 0 0 1												
Wes Covington, L (1, 7) OBP: 0.343, SLG: 0.430	1-0 HBP		0-0 4-3		0-0 F7					0 0 0 0 0 0 0												
John Herrnstein, L (1, PR) OBP: 0.305, SLG: 0.393										3 0 0 0 0 0 2												
Clay Dalrymple, L (1, 2) OBP: 0.298, SLG: 0.360	0-0 F2				0-0 1B					4 1 3 1 0 0 2												
Tony Taylor, R (1, 4) OBP: 0.320, SLG: 0.289		0-0 6-3		0-0 F3		0-0 6-3				4 0 0 0 0 1 3												
Ed Roebuck, R (8, 1)										0 0 0 0 0 0 0												
Bobby Wine, R (1, 6) OBP: 0.265, SLG: 0.277		0-3 K		0-0 F9		0-0 6-3			0-0 5-3 SF8 2B	4 1 1 0 0 1 1												
Ray Culp, R (1, 1) OBP: 0.118, SLG: 0.091										1 0 0 0 0 1 0												
Dallas Green, L (2, 1)										1 0 0 0 0 1 1												
Cookie Rojas, R (7, PH) OBP: 0.355, SLG: 0.444										1 0 0 0 0 0 0												
Art Mahaffey, R (7, 1) OBP: 0.156, SLG: 0.290										0 0 0 0 0 0 0												
Ruben Amaro, R (8, 4) OBP: 0.306, SLG: 0.326									2-3	1 0 0 0 0 0 1												
Inning Stats	R: 1 E: 0 K: 1 S: 7	H: 2 LOB: 2 BB: 0 P: 8	R: 0 E: 0 K: 2 S: 7	H: 0 LOB: 0 BB: 0 P: 7	R: 1 E: 0 K: 1 S: 5	H: 2 LOB: 1 BB: 0 P: 5	R: 0 E: 0 K: 1 S: 6	H: 1 LOB: 1 BB: 0 P: 6	R: 0 E: 0 K: 2 S: 7	H: 0 LOB: 0 BB: 0 P: 7	R: 1 E: 0 K: 0 S: 4	H: 1 LOB: 0 BB: 0 P: 4	R: 0 E: 0 K: 0 S: 4	H: 1 LOB: 1 BB: 0 P: 4	R: 0 E: 0 K: 1 S: 6	H: 1 LOB: 2 BB: 1 P: 10	R: 1 E: 0 K: 0 S: 4	H: 1 LOB: 0 BB: 0 P: 4	1B: 3 2B: 4 3B: 0 HR: 2	SF: 1 SAC: 0 DP: 0 HBP: 1	WP: 0 PB: 0 SB: 0 CS: 0	PA: 38
PITCHER John Tsitouris, R (1, 1) ERA: 3.73	IP: 9.0 WLS: W BF: 38 H: 9 R: 4 ER: 4 SO: 7 BB: 1 IBB: 0 HBP: 1 BLK: 0 WP: 0 HR: 2 S: 50 P: 55 ERA: 4.00 WHIP: 1.111											PITCHER	IP: WLS: BF: H: R: ER: SO: BB: IBB: HBP: BLK: WP: HR: S: P: ERA: WHIP:									

Philadelphia Phillies @ Cincinnati Reds
 Crosley Field, Cincinnati, OH
 Sat Jul 18 1964, 3:33 AM EDT
 Att. 8,251 - Unknown

AB	35
R	4
H	9
RBI	4
BB	1
SO	7
LOB	14



Batter	1	2	3	4	5	6	7	8	9	AB R H RBI BB SO LOB
Pete Rose, S (1, 4) OBP: 0.326, SLG: 0.332	4-0 WP 2B BB	0-0 1B 2B 2-H	0-0 1B 2-H		0-0 HR 1-H 2-H 3-H		0-0 1B			4 3 4 6 1 0 0
Marty Keough, L (1, 9) OBP: 0.358, SLG: 0.467	0-0 F8	0-0 F5	0-0 1B 1-3		0-0 G3		0-0 F3			5 0 1 0 0 0 3
Vada Pinson, L (1, 8) OBP: 0.343, SLG: 0.478 Mel Queen, L (6, 9) OBP: 0.200, SLG: 0.300	0-0 WP 1B 1-3	0-0 1B 2-3		0-0 G6-4-3 1B		0-0 L7	0-0 FC6-4 1B			4 1 3 0 0 0 0 1 0 1 0 0 0 0
Frank Robinson, R (1, 7) OBP: 0.372, SLG: 0.502 Tommy Harper, R (6, 7) OBP: 0.326, SLG: 0.299	0-0 HR 1B 2-H 3-H	0-0 FC6-4 1B 1-2 3-H		0-0 F7		0-0 1-3	0-0 FC6-4 1-2f			3 1 2 2 0 0 1 2 0 0 0 0 0 2
Deron Johnson, R (1, 3) OBP: 0.382, SLG: 0.537 Gordy Coleman, L (6, 3) OBP: 0.300, SLG: 0.376	0-0 HR 1-H	0-0 FC6-4 1-2f		0-0 G6-4-3 1-2f		1-0 HR HBP		0-0 3-1		3 1 1 2 0 0 3 1 1 0 0 0 0 0
Don Pavletich, R (1, 2) OBP: 0.429, SLG: 1.000	0-0 6-3		0-0 1B SH3-4 2B		0-0 F2	0-0 HR 1-H		0-0 F8		5 2 2 2 0 0 0
Leo Cardenas, R (1, 6) OBP: 0.312, SLG: 0.377 Bobby Klaus, R (6, 6) OBP: 0.204, SLG: 0.323	0-0 5-3		0-0 1B SH3-4 1B 2-3		4-0 1B HR BB	0-0 6-3		0-0 1-3		2 2 1 0 1 0 0 2 0 0 0 0 0 0
Steve Boros, R (1, 5) OBP: 0.322, SLG: 0.327		0-0 5-3	0-0 F9		0-0 1B HR 1B 1-2	0-0 4-3				4 1 1 0 0 0 2
John Tsitouris, R (1, 1) OBP: 0.250, SLG: 0.286		0-0 E5 2B	0-0 SH3-4 1-2 3-H		0-0 HR 1B 1-2 2-3		0-3 K			3 2 1 1 0 1 0

Inning Stats	R: 4 E: 0 K: 0 S: 6	H: 3 LOB: 0 BB: 1 P: 10	R: 2 E: 1 K: 0 S: 7	H: 3 LOB: 2 BB: 0 P: 7	R: 2 E: 0 K: 0 S: 6	H: 4 LOB: 2 BB: 0 P: 6	R: 0 E: 0 K: 0 S: 3	H: 1 LOB: 0 BB: 0 P: 3	R: 4 E: 0 K: 0 S: 6	H: 3 LOB: 0 BB: 1 P: 10	R: 2 E: 0 K: 0 S: 4	H: 1 LOB: 0 BB: 0 P: 5	R: 0 E: 0 K: 1 S: 7	H: 2 LOB: 2 BB: 0 P: 7	R: 0 E: 0 K: 0 S: 3	H: 0 LOB: 0 BB: 0 P: 3
1B: 11 2B: 3 3B: 0 HR: 3	SF: 0 SAC: 1 DP: 1 HBP: 1	WP: 1 PA: 43														

PITCHER	IP	WLS	BF	H	R	ER	SO	BB	IBB	HBP	BLK	WP	HR	S	P	ERA	WHIP
Ray Culp, R (1, 1) ERA: 3.59	1.2	L	13	6	6	4	0	1	0	0	0	1	1	12	16	21.60	4.200
Dallas Green, R (2, 1) ERA: 4.91	4.1		22	9	8	8	0	1	0	1	0	0	2	20	25	16.61	2.308
Art Mahaffey, R (7, 1) ERA: 4.74	1.0		5	2	0	0	1	0	0	0	0	0	0	7	7	0.00	2.000
Ed Roebuck, R (8, 1) ERA: 1.96	1.0		3	0	0	0	0	0	0	0	0	0	0	3	3	0.00	0.000

BOTTOM

Philadelphia Phillies @ Cincinnati Reds
Crosley Field, Cincinnati, OH
Sat Jul 18 1964, 3:33 AM EDT
Att. 8,251 - Unknown

livebaseballscorecards.com

AB	39
R	14
H	17
RBI	13
BB	2
SO	1
LOB	11



Batter	1	2	3	4	5	6	7	8	9	AB R H RBI BB SO LOB	TOP																
Tony Taylor, R (1, 4) OBP: 0.321, SLG: 0.291	0-0 1B CS 1B	0-0 1B S 2-H 1B		0-0 4-3			0-0 6-3		0-0 1-4-3	5 0 2 1 0 0 0																	
Costen Shockley, L (1, 3) OBP: 0.357, SLG: 0.538	0-0 1B CS 1-3 1B	0-0 1-3 1B		0-0 F8			0-0 4-3		0-0 F9	5 1 2 0 0 0 0																	
Johnny Callison, L (1, 9) OBP: 0.312, SLG: 0.465	0-0 F3	0-3 K		0-0 F8			0-3 K			4 0 0 0 0 2 4																	
Dick Allen, R (1, 5) OBP: 0.366, SLG: 0.549	4-0 1B BB 1-2 3-H			0-0 HR		0-3 K		0-0 FC2-6 1B		3 1 2 1 1 1 0																	
Tony Gonzalez, L (1, 8) OBP: 0.373, SLG: 0.377	0-0 1B 1-2 2-H			0-0 F8		0-0 F7		0-0 FC2-6 1B 1-2f		4 0 1 1 0 0 1																	
Clay Dalrymple, L (1, 2) OBP: 0.298, SLG: 0.358	0-0 G3			0-0 3B 1B		0-0 F2		0-0 L5		4 1 1 0 0 0 3																	
John Herrnstein, L (1, 7) OBP: 0.305, SLG: 0.392				0-0 F7		0-3 K		0-0 1-2 1B		3 1 1 0 0 1 1																	
Danny Cater, R (8, PH) OBP: 0.336, SLG: 0.426										1 0 1 0 0 0 0																	
Jack Baldschun, R (8, 1) OBP: 0.222, SLG: 0.222		SH2-4 1B 1B								0 0 0 0 0 0 0																	
Ed Roebuck, R (8, 1)										0 0 0 0 0 0 0																	
Bobby Wine, R (1, 6) OBP: 0.266, SLG: 0.267		SH2-4		0-0 1-2 3B		0-0 P5		0-0 P6		3 0 1 1 0 0 2																	
Jim Bunning, R (1, 1) OBP: 0.155, SLG: 0.190				0-3 K		0-3 K				3 0 0 0 0 2 2																	
Chris Short, R (7, 1) OBP: 0.067, SLG: 0.069				0-0 P4						0 0 0 0 0 0 0																	
John Briggs, L (8, 7) OBP: 0.348, SLG: 0.350									0-0 F2	1 0 0 0 0 0 0																	
Inning Stats	R: 1 E: 0 K: 0 S: 5	H: 3 LOB: 2 BB: 1 P: 9	R: 1 E: 0 K: 2 S: 10	H: 3 LOB: 2 BB: 0 P: 10	R: 2 E: 0 K: 0 S: 6	H: 3 LOB: 1 BB: 0 P: 6	R: 0 E: 0 K: 0 S: 3	H: 0 LOB: 0 BB: 0 P: 3	R: 0 E: 0 K: 1 S: 5	H: 0 LOB: 0 BB: 0 P: 5	R: 0 E: 0 K: 2 S: 7	H: 0 LOB: 0 BB: 0 P: 7	R: 0 E: 0 K: 1 S: 5	H: 0 LOB: 0 BB: 0 P: 5	R: 0 E: 0 K: 0 S: 5	H: 2 LOB: 2 BB: 0 P: 5	R: 0 E: 0 K: 0 S: 3	H: 0 LOB: 0 BB: 0 P: 3	1B: 9 2B: 0 3B: 1 HR: 1	SF: 0 SAC: 1 DP: 0 HBP: 0	WP: 0 PB: 0 SB: 1 CS: 2	PA: 38					
PITCHER	IP WLS BF H R ER SO BB IBB HBP BLK WP HR S P ERA WHIP																										
Jim Maloney, R (1, 1) ERA: 3.0	3.0		18	9	4	4	2	1	0	0	0	0	1	21	25	12.00	3.333										
Bob Purkey, R (4, 1) ERA: 3.68	3.0		9	0	0	0	3	0	0	0	0	0	0	15	15	0.00	0.000										
Bill Henry, L (7, 1) ERA: 1.37	1.0		3	0	0	0	1	0	0	0	0	0	0	5	5	0.00	0.000										
Billy McCool, L (8, 1) ERA: 1.5	1.0	W	5	2	0	0	0	0	0	0	0	0	0	5	5	0.00	2.000										
Sammy Ellis, R (9, 1) ERA: 4.06	1.0	S	3	0	0	0	0	0	0	0	0	0	0	3	3	0.00	0.000										

Philadelphia Phillies @ Cincinnati Reds
Crosley Field, Cincinnati, OH
Sun Jul 19 1964, 3:33 AM EDT
Unknown

livebaseballscorecards.com

AB	36
R	4
H	11
RBI	4
BB	1
SO	6
LOB	13



Batter	1	2	3	4	5	6	7	8	9
Pete Rose, S (1, 4) OBP: 0.322, SLG: 0.328	0-0 G3		0-0 3-1			0-0 E7	0-0 G4-6-3		
Marty Keough, L (1, 9) OBP: 0.350, SLG: 0.456 Billy McCool, R (8, 1)	0-3 K			0-0 F6		0-0 L9		4-0 3B BB	
Bobby Klaus, R (8, PH) OBP: 0.212, SLG: 0.323 Sammy Ellis, L (9, 1)				0-0 F8		0-0 E4		0-0 1B 3B	
Vada Pinson, L (1, 8) OBP: 0.345, SLG: 0.490	0-0 F7			0-3 K		0-0 2B		0-0 L6	
Frank Robinson, R (1, 7) OBP: 0.371, SLG: 0.502 (8, 9)		0-0 P4			0-0 2B	0-3 K		0-0 1B	
Deron Johnson, R (1, 3) OBP: 0.388, SLG: 0.545		0-0 1B			0-0 2B			0-0 HR 1B	
Don Pavletich, R (1, 2) OBP: 0.364, SLG: 1.000		0-0 F5			0-3 K		0-0 F5	0-0 HR	
Leo Cardenas, R (1, 6) OBP: 0.311, SLG: 0.376		0-3 K			0-0 5-3		0-0 1B 1B	0-0 F8	
Steve Boros, R (1, 5) OBP: 0.321, SLG: 0.326			0-3 K		0-0 F2		0-0 1B 1B	0-3 K	
Jim Maloney, L (1, 1) OBP: 0.191, SLG: 0.116 Mel Queen, L (3, PH) OBP: 0.194, SLG: 0.290 Bob Furkey, R (4, 1) OBP: 0.081, SLG: 0.063 Gordy Coleman, L (6, PH) OBP: 0.296, SLG: 0.373 Bill Henry, L (7, 1) Johnny Edwards, L (7, PH) OBP: 0.333, SLG: 0.396 Tommy Harper, R (7, PH) OBP: 0.328, SLG: 0.302			0-0 G3			0-0 F5	0-0 G4-6-3		

AB	R	H	RBI	BB	SO	LOB
4	1	0	0	0	0	2
3	0	0	0	0	1	1
0	0	0	0	0	0	0
0	1	0	0	1	0	0
0	0	0	0	0	0	0
4	2	2	2	0	0	0
4	0	1	0	0	1	1
4	1	3	1	0	1	1
4	1	1	2	0	1	2
4	1	1	0	0	1	2
4	0	1	0	0	2	1
0	0	0	0	0	0	0
1	0	0	0	0	0	0
0	0	0	0	0	0	0
1	0	0	0	0	0	0
0	0	0	0	0	0	0
0	0	0	0	0	0	0
1	0	1	1	0	0	0

AB	R	H	RBI	BB	SO	LOB
34	7	10	6	1	7	10

1B	2B	3B	HR	SF	SAC	DP	HBP
5	2	2	1	0	0	1	0

Inning	R	H	E	K	S	P	W	L	S	P	ERA	WHIP
1	0	0	0	1	5	6	0	0	0	0	1.42	0.947
2	0	1	0	1	6	6	0	0	0	0	0.00	1.500
3	0	0	0	1	5	5	0	0	0	0	81.00	9.000
4	0	0	0	1	6	6	0	0	0	0	13.50	1.500

WP	HR	S	P	ERA	WHIP
0	1	1	1	1.42	0.947

Philadelphia Phillies @ Cincinnati Reds
 Crosley Field, Cincinnati, OH
 Sun Jul 19 1964, 3:33 AM EDT
 Unknown

livebaseballscorecards.com



Batter	1	2	3	4	5	6	7	8	9	AB R H RBI BB SO LOB	TOP																		
Cookie Rojas, R (1, 8) OBP: 0.363, SLG: 0.442 (8, 6) (9, 2)	0-0 FC3-6 1B		4-0 BB		0-0 F3	0-0 5-3			4-0 HR BB	3 1 1 0 2 0 1																			
Johnny Callison, L (1, 9) OBP: 0.313, SLG: 0.473 (1, 9)	0-0 FC3-6 1B 1-2f		0-0 F8		0-0 1-3 1B		0-0 F5		0-0 HR 1-H 2-H	5 1 2 3 0 0 2																			
Tony Taylor, R (1, 4) OBP: 0.322, SLG: 0.293 (1, 4)	0-0 1-3 1B		0-0 5-3		0-0 1-3 1B		0-3 K		0-3 K	5 0 2 0 0 2 2																			
Dick Allen, R (1, 5) OBP: 0.364, SLG: 0.547 (1, 5)	0-3 K			0-0 1B 2B	0-0 1-3		0-0 L9		0-0 6-3	5 1 1 0 0 1 5																			
Danny Cater, R (1, 7) OBP: 0.341, SLG: 0.424 (1, 7)	0-0 4-3			0-0 1B 2-3	4-0 IBB			0-0 6-3		3 0 1 0 1 0 2																			
Costen Shockley, L (1, 3) OBP: 0.333, SLG: 0.438 (1, 3)		4-0 BB G5-4-3		0-0 F9	0-0 F2			0-3 K		3 0 0 0 1 1 5																			
Bobby Wine, R (1, 6) OBP: 0.267, SLG: 0.288 Tony Gonzalez, L (8, PH) OBP: 0.372, SLG: 0.376 (8, 8)		0-0 G5-4-3 1-2f		0-0 1-2 3-H 1B		0-0 E4 FC4-6		0-0 4-3		3 0 1 1 0 0 1 1 0 0 0 0 0 0																			
Clay Dalrymple, L (1, 2) OBP: 0.297, SLG: 0.356 John Briggs, L (9, PR) OBP: 0.348, SLG: 0.350 Ruben Amaro, R (9, 6) OBP: 0.306, SLG: 0.326 (9, 6)		0-0 3-1		0-3 K		0-0 FC4-6 6-3 1-2f		0-0 BB HR 1B		4 0 1 0 0 1 3 0 1 0 0 0 0 0 0 0 0 0 0 0 0																			
John Boozer, R (1, 1) John Herrnstein, L (9, PH) OBP: 0.304, SLG: 0.390 Rick Wise, R (9, 1) Chris Short, R (9, 1) OBP: 0.067, SLG: 0.069 (9, 1)			0-0 5-3	0-3 K		0-0 6-3		0-3 K		3 0 0 0 0 1 3 1 0 0 0 0 1 1 0 0 0 0 0 0 0 0 0 0 0 0 0 0																			
Inning Stats	R: 0 E: 0 K: 1 S: 7	H: 2 LOB: 2 BB: 0 P: 7	R: 0 E: 0 K: 0 S: 2	H: 0 LOB: 0 BB: 1 P: 6	R: 0 E: 0 K: 0 S: 3	H: 0 LOB: 1 BB: 1 P: 7	R: 1 E: 0 K: 2 S: 10	H: 3 LOB: 2 BB: 0 P: 10	R: 0 E: 0 K: 0 S: 5	H: 2 LOB: 3 BB: 1 P: 9	R: 0 E: 1 K: 0 S: 4	H: 0 LOB: 1 BB: 0 P: 4	R: 0 E: 0 K: 1 S: 5	H: 0 LOB: 0 BB: 0 P: 5	R: 0 E: 0 K: 1 S: 5	H: 0 LOB: 0 BB: 0 P: 5	R: 3 E: 0 K: 2 S: 9	H: 2 LOB: 1 BB: 1 P: 13	1B: 7 2B: 1 3B: 0 HR: 1	SF: 0 SAC: 0 DP: 1 HBP: 0	WP: 0 PB: 0 SB: 0 CS: 0	PA: 40							
PITCHER	IP WLS BF H R ER SO BB IBB HBP BLK WP HR S P ERA WHIP																												
Jim O'Toole, L (1, 1) ERA: 2.77 Ryne Duren, R (6, 1) ERA: 3.95 Bill Henry, L (9, 1) ERA: 1.71 Sammy Ellis, R (9, 1) ERA: 4.02	5.0		24	7	1	1	3	2	1	0	0	0	0	0	27	39	1.80	1.800											
	3.1	L	13	1	2	2	3	1	0	0	0	0	0	0	18	22	5.40	0.600											
	0.0		1	1	1	1	0	0	0	0	0	0	0	1	1	1	∞	∞											
	0.2		2	0	0	0	1	0	0	0	0	0	0	0	4	4	0.00	0.000											

Philadelphia Phillies @ Cincinnati Reds
 Crosley Field, Cincinnati, OH

Sun Jul 19 1964, 3:38 AM EDT
 Att. 27,245 - Unknown

livebaseballscorecards.com

AB	36
R	4
H	9
RBI	4
BB	4
SO	7
LOB	25



Batter	1	2	3	4	5	6	7	8	9	AB	R	H	RBI	BB	SO	LOB
Pete Rose, S (1, 4) OBP: 0.323, SLG: 0.327	0-0 4-3	0-3 K		4-0 BB			0-0 F7		0-0 BB 1B	4	0	1	1	1	1	1
Marty Keough, L (1, 9) OBP: 0.362, SLG: 0.496 Don Pavletich, R (9, PH) OBP: 0.417, SLG: 1.000	0-0 BB 1B		0-0 HR	0-3 K			0-0 2B		4-0 FC6-4 BB	4	1	3	1	0	1	3
Vada Pinson, L (1, 8) OBP: 0.340, SLG: 0.483	0-3 K		0-0 L8			0-0 P6	0-0 L8		0-0 FC6-4	5	0	0	0	0	1	4
Frank Robinson, R (1, 7) OBP: 0.369, SLG: 0.497	4-0 1-2 BB		0-0 F5			0-0 5-3		0-0 5-3		3	0	0	0	1	0	0
Deron Johnson, R (1, 3) OBP: 0.381, SLG: 0.535	0-3 K		0-0 F9			0-0 F2		0-0 F2		4	0	0	0	0	1	2
Steve Boros, R (1, 5) OBP: 0.324, SLG: 0.329		0-3 K		0-0 FC1-5 E 1B		0-0 G5-4-3 1B		0-0 F8		4	0	2	0	0	1	0
Leo Cardenas, R (1, 6) OBP: 0.311, SLG: 0.378 Mel Queen, L (9, PH) OBP: 0.188, SLG: 0.281		0-0 6-3 E 2B		0-3 K		0-0 F3		0-0 P6		3	1	1	0	0	1	2
Hal Smith, R (1, 2) OBP: 0.250, SLG: 0.138 Johnny Edwards, L (9, PH) OBP: 0.332, SLG: 0.395		0-0 6-3 2-3		0-0 E4 BB FC1-5		0-0 G5-4-3		0-3 K		3	0	0	0	0	0	3
Jim O'Toole, S (1, 1) OBP: 0.146, SLG: 0.108 Ryne Duren, R (6, 1) Bill Henry, L (9, 1) Sammy Ellis, L (9, 1) Gordy Coleman, L (9, PH) OBP: 0.302, SLG: 0.384		0-0 E3 3-H		0-0 FC1-5 BB			0-3 K		0-0 1B 2B	2	0	0	0	0	0	2

BOTTOM

Philadelphia Phillies @ Cincinnati Reds
Crosley Field, Cincinnati, OH
Sun Jul 19 1964, 3:38 AM EDT
Att. 27,245 - Unknown

livebaseballscorecards.com

AB	36
R	3
H	8
RBI	2
BB	3
SO	8
LOB	17



Inning Stats	R: 0	H: 1	E: 0	LOB: 2	K: 2	P: 12	R: 1	H: 1	E: 1	LOB: 1	K: 2	P: 9	R: 1	H: 1	E: 0	LOB: 0	K: 0	P: 4	R: 0	H: 0	E: 0	LOB: 0	K: 0	P: 3	R: 0	H: 1	E: 0	LOB: 0	K: 0	P: 3	R: 0	H: 1	E: 0	LOB: 1	K: 1	P: 6	R: 0	H: 0	E: 0	LOB: 0	K: 0	P: 3	R: 1	H: 2	E: 0	LOB: 2	K: 1	P: 11	1B: 4	SF: 0	2B: 3	SAC: 0	3B: 0	DP: 1	HR: 1	HBP: 0	WP: 0	PA: 39
--------------	------	------	------	--------	------	-------	------	------	------	--------	------	------	------	------	------	--------	------	------	------	------	------	--------	------	------	------	------	------	--------	------	------	------	------	------	--------	------	------	------	------	------	--------	------	------	------	------	------	--------	------	-------	-------	-------	-------	--------	-------	-------	-------	--------	-------	--------

PITCHER	IP	WLS	BF	H	R	ER	SO	BB	IBB	HBP	BLK	WP	HR	S	P	ERA	WHIP
John Boozer, R (1, 1) ERA: 6.08	8.0		33	6	2	1	7	2	0	0	0	0	0	45	53	1.12	1.000
Rick Wise, R (9, 1) ERA: 3.04	0.2		4	2	1	1	1	0	0	0	0	0	0	6	6	13.50	3.000
Chris Short, L (9, 1) ERA: 2.03	0.1	S	2	0	0	0	0	1	0	0	0	0	0	1	5	0.00	3.000

Batter	1	2	3	4	5	6	7	8	9	AB R H RBI BB SO LOB	TOP
Cookie Rojas, R (1, 8) <small>OBP: 0.375, SLG: 0.447</small>	4-0 		0-0 		4-0 		0-0 		0-0 	3 2 2 0 2 0 0	
Johnny Callison, L (1, 9) <small>OBP: 0.315, SLG: 0.473</small>	0-0 		0-3 		0-0 		0-0 		0-0 	4 0 2 0 0 1 3	
Tony Taylor, R (1, 4) <small>OBP: 0.320, SLG: 0.292</small>	0-0 		0-0 		0-0 		0-0 		0-0 	4 0 1 2 0 0 4	
Dick Allen, R (1, 5) <small>OBP: 0.365, SLG: 0.543</small>	0-0 		0-0 		4-0 		0-0 		0-0 	4 0 1 0 1 0 3	
Danny Cater, R (1, 3) <small>OBP: 0.338, SLG: 0.418</small>		0-0 	0-0 		0-0 		0-0 			4 0 1 0 0 0 8	
Tony Gonzalez, L (1, 7) <small>OBP: 0.366, SLG: 0.369</small>		0-0 		0-0 	0-0 		0-0 			4 0 0 0 0 0 4	
Bobby Wine, R (1, 6) <small>OBP: 0.263, SLG: 0.282</small>		0-0 		0-0 		0-0 		0-0 		4 0 0 0 0 0 1	
Clay Dalrymple, L (1, 2) <small>OBP: 0.296, SLG: 0.351</small>		0-0 		0-0 		0-0 		4-0 		3 0 0 0 1 0 1	
Dennis Bennett, L (1, 1) <small>OBP: 0.240, SLG: 0.196</small> Gus Triandos, R (8, PH) <small>OBP: 0.316, SLG: 0.318</small> Ray Culp, R (8, 1) <small>OBP: 0.118, SLG: 0.091</small>			0-0 		0-3 	0-3 		0-0 		3 0 1 0 0 2 0 1 0 0 0 0 0 1 0 0 0 0 0 0 0	
Inning Stats	R: 1 H: 0 E: 1 LOB: 0 K: 0 BB: 1 S: 3 P: 7	R: 0 H: 1 E: 0 LOB: 1 K: 0 BB: 0 S: 4 P: 4	R: 0 H: 2 E: 1 LOB: 3 K: 1 BB: 0 S: 8 P: 8	R: 0 H: 0 E: 0 LOB: 0 K: 0 BB: 0 S: 3 P: 3	R: 1 H: 2 E: 0 LOB: 3 K: 1 BB: 2 S: 7 P: 15	R: 0 H: 0 E: 0 LOB: 0 K: 1 BB: 0 S: 5 P: 5	R: 0 H: 2 E: 0 LOB: 2 K: 0 BB: 0 S: 5 P: 5	R: 0 H: 0 E: 0 LOB: 1 K: 0 BB: 1 S: 3 P: 7	R: 0 H: 1 E: 0 LOB: 1 K: 0 BB: 0 S: 4 P: 4	1B: 8 SF: 1 2B: 0 SAC: 1 3B: 0 DP: 0 HR: 0 HBP: 0	WP: 0 PA: 40 PB: 0 SB: 0 CS: 0
PITCHER Joe Nuxhall, L (1, 1) <small>ERA: 3.23</small> Billy McCool, L (8, 1) <small>ERA: 1.42</small>	IP WLS BF H R ER SO BB IBB HBP BLK WP HR S P ERA WHIP 7.1 W 33 7 2 1 3 2 1 0 0 0 0 0 36 48 1.23 1.227						PITCHER IP WLS BF H R ER SO BB IBB HBP BLK WP HR S P ERA WHIP 1.2 S 7 1 0 0 0 1 0 0 0 0 0 0 6 10 0.00 1.200				

Philadelphia Phillies @ Cincinnati Reds
 Crosley Field, Cincinnati, OH
 Mon Jul 20 1964, 7:05 PM EDT
 Att. 10,229 - Unknown

livebaseballscorecards.com

AB	34
R	2
H	8
RBI	2
BB	4
SO	3
LOB	25



Batter	1	2	3	4	5	6	7	8	9	AB R H RBI BB SO LOB
Pete Rose, S OBP: 0.322, SLG: 0.326 (1, 4)	0-0 G6-4-3 1B		0-3 K		0-0 6-3		0-0 4-3			4 0 1 0 0 1 2
Tommy Harper, R OBP: 0.327, SLG: 0.313 (1, 7)	0-0 G6-4-3 1-2f		0-3 K		0-0 HR		0-0 F8			4 1 1 2 0 1 2
Vada Pinson, L OBP: 0.342, SLG: 0.483 (1, 8)	0-0 1B		0-0 G3		0-0 1B		0-0 F8			4 0 2 0 0 0 1
Frank Robinson, R OBP: 0.368, SLG: 0.494 (1, 9)	0-0 F9			0-0 L3		0-0 4-3		0-0 HR 1B		4 1 1 0 0 0 1
Deron Johnson, R OBP: 0.375, SLG: 0.525 (1, 3)		0-0 F7		0-0 E6		0-0 G3		0-3 K 1-2		4 0 0 0 0 1 1
Don Pavletich, R OBP: 0.438, SLG: 1.077 (1, 2)		0-0 P4		0-0 L7		4-0 2B BB		0-0 HR		3 2 1 2 1 0 1
Leo Cardenas, R OBP: 0.313, SLG: 0.383 (1, 6)		0-0 FC6-4 1B		0-0 P4		0-0 3B 2B		0-0 G3		4 1 2 1 0 0 1
Steve Boros, R OBP: 0.327, SLG: 0.338 (1, 5)		0-0 FC6-4 1-2f			0-0 E1 HR		0-0 3B	4-0 BB		3 1 1 1 1 0 1
Joe Nuxhall, L OBP: 0.159, SLG: 0.227 (1, 1)			0-0		0-0 B1-3		0-0 F9		0-0 5-3	3 0 1 0 0 0 2
Billy McCool, R (8, 1)										1 0 0 0 0 0 1

Inning Stats	R: 0 E: 0 K: 0 S: 4	H: 2 LOB: 1 BB: 0 P: 4	R: 0 E: 0 K: 0 S: 4	H: 1 LOB: 1 BB: 0 P: 4	R: 0 E: 0 K: 2 S: 8	H: 1 LOB: 1 BB: 0 P: 8	R: 0 E: 1 K: 0 S: 4	H: 0 LOB: 1 BB: 0 P: 4	R: 2 E: 1 K: 0 S: 5	H: 2 LOB: 1 BB: 0 P: 5	R: 2 E: 0 K: 0 S: 5	H: 2 LOB: 1 BB: 1 P: 9	R: 0 E: 0 K: 0 S: 3	H: 0 LOB: 0 BB: 0 P: 3	R: 2 E: 0 K: 1 S: 7	H: 2 LOB: 1 BB: 1 P: 11	1B: 6 2B: 1 3B: 1 HR: 2	SF: 0 SAC: 0 DP: 1 HBP: 0	WP: 0 PB: 0 SB: 1 CS: 0	PA: 36
--------------	------------------------------	---------------------------------	------------------------------	---------------------------------	------------------------------	---------------------------------	------------------------------	---------------------------------	------------------------------	---------------------------------	------------------------------	---------------------------------	------------------------------	---------------------------------	------------------------------	----------------------------------	----------------------------------	------------------------------------	----------------------------------	--------

PITCHER	IP	WLS	BF	H	R	ER	SO	BB	IBB	HBP	BLK	WP	HR	S	P	ERA	WHIP												
Dennis Bennett, L (1, 1)	7.0	L	30	8	4	2	2	1	0	0	0	0	1	33	37	2.57	1.286												
Ray Culp, R (8, 1)	1.0		6	2	2	2	1	1	0	0	0	0	1	7	11	18.00	3.000												

Philadelphia Phillies @ Cincinnati Reds
 Crosley Field, Cincinnati, OH
 Mon Jul 20 1964, 7:05 PM EDT
 Att. 10,229 - Unknown

AB	34
R	6
H	10
RBI	6
BB	2
SO	3
LOB	13

Batter	1	2	3	4	5	6	7	8	9	AB R H RBI BB SO LOB	TOP
Ron Hunt, R (1, 4) OBP: 0.370, SLG: 0.422	0-0 F7		0-3 K		0-3 K			0-0 E 2B		4 1 1 0 0 2 2	
George Altman, L (1, 7) OBP: 0.256, SLG: 0.307	0-3 K		0-0 F2		0-0 4-3			0-0 B3		4 0 0 0 0 1 3	
Frank Thomas, R (1, 3) OBP: 0.288, SLG: 0.343	0-3 K			0-3 K		0-0 5-3		0-0 E1		4 0 0 0 0 2 0	
Joe Christopher, R (1, 9) OBP: 0.345, SLG: 0.443		0-0 F8		0-0 L7		0-0 FC6 1B		0-3 K		4 0 1 0 0 1 1	
Larry Elliot, L (1, 8) OBP: 0.328, SLG: 0.330		0-0 HR		4-0 HR BB		0-0 F9		0-3 K		3 2 1 1 1 1 2	
Jesse Gonder, L (1, 2) OBP: 0.347, SLG: 0.423		0-3 K		0-0 HR		0-0 FC6			0-0 6-3	4 1 1 2 0 1 1	
Charley Smith, R (1, 5) OBP: 0.265, SLG: 0.395		0-0 F7		0-0 5-3			0-3 K		0-0 5-3	4 0 0 0 0 1 0	
Roy McMillan, R (1, 6) OBP: 0.225, SLG: 0.236			0-0 6-3		0-0 6-3		0-0 5-3		0-0 4-3	4 0 0 0 0 0 0	
Tracy Stallard, R (1, 1) OBP: 0.261, SLG: 0.289			0-0 E6			0-0 1B				1 0 0 0 0 0 0	
Bill Wakefield, R (4, 1) OBP: 0.125, SLG: 0.125							0-0 G3			2 0 1 0 0 0 0	
Inning Stats	R: 0 E: 0 K: 2 S: 7 H: 0 LOB: 0 BB: 0 P: 7	R: 1 E: 0 K: 1 S: 6 H: 1 LOB: 0 BB: 0 P: 6	R: 0 E: 1 K: 1 S: 6 H: 0 LOB: 1 BB: 0 P: 6	R: 2 E: 0 K: 1 S: 6 H: 1 LOB: 0 BB: 1 P: 10	R: 0 E: 0 K: 1 S: 6 H: 1 LOB: 1 BB: 0 P: 6	R: 0 E: 0 K: 0 S: 4 H: 1 LOB: 1 BB: 0 P: 4	R: 0 E: 0 K: 1 S: 5 H: 0 LOB: 0 BB: 0 P: 5	R: 1 E: 1 K: 2 S: 9 H: 1 LOB: 1 BB: 0 P: 9	R: 0 E: 0 K: 0 S: 3 H: 0 LOB: 0 BB: 0 P: 3	1B: 2 2B: 1 3B: 0 HR: 2 SF: 0 SAC: 0 DP: 0 HBP: 0	WP: 0 PB: 0 SB: 0 CS: 0 PA: 35
PITCHER	IP WLS BF H R ER SO BB IBB HBP BLK WP HR S P ERA WHIP										
Joey Jay, R (1, 1) ERA: 3.53	4.0 L 16 2 3 3 5 1 0 0 0 0 0 2 25 29 6.75 0.750										
Bob Purkey, R (5, 1) ERA: 3.61	2.0 8 2 0 0 1 0 0 0 0 0 0 0 10 10 0.00 1.000										
Ryne Duren, R (7, 1) ERA: 3.56	3.0 11 1 1 0 3 0 0 0 0 0 0 0 17 17 0.00 0.333										

New York Mets @ Cincinnati Reds
 Crosley Field, Cincinnati, OH
 Tue Jul 21 1964, 7:05 PM EDT
 Att. 8,486 - Unknown

livebaseballscorecards.com

AB	34
R	4
H	5
RBI	3
BB	1
SO	9
LOB	9



BOTTOM

New York Mets @ Cincinnati Reds
Crosley Field, Cincinnati, OH
Tue Jul 21 1964, 7:05 PM EDT
Att. 8,486 - Unknown

livebaseballscorecards.com

AB	34
R	2
H	6
RBI	2
BB	5
SO	7
LOB	24



WP	1	PA	39
PB	0		
SB	0		
CS	0		

AB R H RBI BB SO LOB

4	0	2	0	1	0	2
5	0	0	0	0	1	3
4	0	0	0	1	1	3
3	1	1	0	1	0	2
4	1	1	0	0	1	3
4	0	1	0	0	1	3
2	0	0	0	2	0	2
3	0	0	0	0	1	4
1	0	0	0	0	0	1
0	0	0	0	0	0	0
1	0	0	0	0	1	0
1	0	1	2	0	0	0
0	0	0	0	0	0	0
1	0	0	0	0	1	1
0	0	0	0	0	0	0
1	0	0	0	0	0	0

1B	5	SF	0
2B	1	SAC	0
3B	0	DP	1
HR	0	HBP	0

WP	HR	S	P	ERA	WHIP
----	----	---	---	-----	------

Batter	1	2	3	4	5	6	7	8	9
Pete Rose, S OBP: 0.326, SLG: 0.328 (1, 4)	F8		WP 1B	F8			FC4-6 BB		1B
Marty Keough, L OBP: 0.349, SLG: 0.478 (1, 9)	L4		F8		4-3		K		F5
Vada Pinson, L OBP: 0.340, SLG: 0.477 (1, 8)	4-0 E BB		4-3		K		FC4-6 1-2f		P6
Frank Robinson, R OBP: 0.370, SLG: 0.495 (1, 7)	0-0 1-2 E5			1B BB	2B		P4		
Deron Johnson, R OBP: 0.373, SLG: 0.520 (1, 3)	5-3			1B BB	K			E6 FC4-6	
Don Pavletich, R OBP: 0.400, SLG: 0.882 (1, 2)		G6-4-3 1B		P3		K		FC4-6 FC5-4 1-2f	
Leo Cardenas, R OBP: 0.315, SLG: 0.381 (1, 6)		G6-4-3 1-2f		1B BB		BB		FC5-4 1-2f	
Steve Boros, R OBP: 0.323, SLG: 0.333 (1, 5)				P6		K		F8	
Mel Queen, L OBP: 0.182, SLG: 0.273 (8, PH)				P6		K			
Bobby Klaus, R OBP: 0.212, SLG: 0.323 (9, 5)									
Joey Jay, S OBP: 0.306, SLG: 0.388 (4, PH)									
Gordy Coleman, L OBP: 0.081, SLG: 0.063 (5, 1)									
Bob Furkey, R OBP: 0.051, SLG: 0.033 (6, PH)									
Johnny Edwards, L OBP: 0.031, SLG: 0.033 (7, 1)									
Ryne Duren, R OBP: 0.328, SLG: 0.312 (9, PH)				1-3 2-H 3-H 1B					6-3

Inning Stats	R: 0 E: 1 K: 0 S: 4	H: 0 LOB: 2 BB: 1 P: 8	R: 0 E: 0 K: 0 S: 3	H: 1 LOB: 0 BB: 0 P: 3	R: 0 E: 0 K: 1 S: 6	H: 1 LOB: 1 BB: 0 P: 6	R: 2 E: 0 K: 0 S: 5	H: 2 LOB: 2 BB: 2 P: 13	R: 0 E: 0 K: 2 S: 8	H: 0 LOB: 1 BB: 0 P: 8	R: 0 E: 0 K: 3 S: 9	H: 0 LOB: 1 BB: 1 P: 13	R: 0 E: 0 K: 1 S: 5	H: 0 LOB: 1 BB: 1 P: 9	R: 0 E: 1 K: 0 S: 4	H: 0 LOB: 1 BB: 0 P: 4	R: 0 E: 0 K: 0 S: 4	H: 1 LOB: 1 BB: 0 P: 4
--------------	------------------------------	---------------------------------	------------------------------	---------------------------------	------------------------------	---------------------------------	------------------------------	----------------------------------	------------------------------	---------------------------------	------------------------------	----------------------------------	------------------------------	---------------------------------	------------------------------	---------------------------------	------------------------------	---------------------------------

PITCHER	IP	WLS	BF	H	R	ER	SO	BB	IBB	HBP	BLK	WP	HR	S	P	ERA	WHIP
Tracy Stallard, R ERA: 4.69 (1, 1)	3.2		18	4	2	2	1	3	0	0	0	1	0	17	29	4.91	1.909
Bill Wakefield, R ERA: 3.36 (4, 1)	5.1	W	21	2	0	0	6	2	0	0	0	0	0	31	39	0.00	0.750

PITCHER	IP	WLS	BF	H	R	ER	SO	BB	IBB	HBP	BLK	WP	HR	S	P	ERA	WHIP
---------	----	-----	----	---	---	----	----	----	-----	-----	-----	----	----	---	---	-----	------

Batter	1	2	3	4	5	6	7	8	9	10	AB R H RBI BB SO LOB	TOP												
Ron Hunt, R (1, 4) OBP: 0.373, SLG: 0.421	0-3 K			0-3 K	4-0 1B BB		4-0 E 1B BB			0-0 SH3-4 2B 1B	3 1 1 0 2 2 0	New York Mets @ Cincinnati Reds Crosley Field, Cincinnati, OH Wed Jul 22 1964, 7:05 PM EDT Att: 7,406 - Unknown												
George Altman, L (1, 7) OBP: 0.259, SLG: 0.309	0-3 K			0-0 4-3	0-0 1B		0-0 E4 1B			0-3 K	5 0 2 1 0 2 1													
Frank Thomas, R (1, 3) OBP: 0.285, SLG: 0.339	0-3 K			0-0 F7		0-3 K	0-3 K			0-0 SH3-4	2 0 0 0 0 1 0													
Larry Bearmarth, R (5, 1) OBP: 0.154, SLG: 0.154	0-3 K									1-2	2 0 0 0 0 2 2													
Willard Hunter, R (8, 1)											0 0 0 0 0 0 0													
Joe Christopher, R (1, 9) OBP: 0.349, SLG: 0.442		0-0 F2			0-0 4-3	0-0 1B 1B		1-0 G6-3 HBP		4-0 2B IBB	3 0 1 0 1 0 0													
Larry Elliot, L (1, 8) OBP: 0.333, SLG: 0.361		0-0 B1-3						0-0 L8		0-0	4 1 2 1 0 0 1													
Jim Hickman, R (10, PH) OBP: 0.297, SLG: 0.323										1-3 2B	1 0 1 1 0 0 0													
Jesse Gonder, L (1, 2) OBP: 0.345, SLG: 0.418		0-0 4-3			4-0 1B HBP SF8 BB	0-3 K		0-0 G6-3		0-0 P6	3 1 0 0 1 1 3													
Chris Cannizzaro, R (8, 2) OBP: 0.325, SLG: 0.279								1-2			1 0 0 0 0 0 2													
Charley Smith, R (1, 5) OBP: 0.265, SLG: 0.391				0-3 K	1-0 BB 1B HBP	0-0 P4			0-0 P7		3 1 0 0 0 1 2													
Roy McMillan, R (1, 6) OBP: 0.228, SLG: 0.239				0-0 F3					0-0 G3		2 0 1 0 0 0 0													
Rod Kanehl, R (5, 5) OBP: 0.257, SLG: 0.294					0-0 1B BB 1B		0-3 K				2 0 0 0 0 1 0													
Al Jackson, L (1, 1) OBP: 0.136, SLG: 0.182				0-3 K					0-0 F8		1 0 0 0 0 1 0													
Tim Harkness, L (5, PH) OBP: 0.309, SLG: 0.340					0-0 SF8		0-0 4-3				2 0 0 1 0 0 0													
Inning Stats	R: 0 E: 0 K: 3 S: 9	H: 0 LOB: 0 BB: 0 P: 9	R: 0 E: 0 K: 0 S: 3	H: 0 LOB: 0 BB: 0 P: 3	R: 0 E: 0 K: 2 S: 7	H: 0 LOB: 0 BB: 0 P: 7	R: 0 E: 0 K: 1 S: 5	H: 0 LOB: 0 BB: 0 P: 5	R: 3 E: 0 K: 0 S: 5	H: 3 LOB: 2 BB: 2 P: 14	R: 0 E: 0 K: 2 S: 9	H: 2 LOB: 2 BB: 0 P: 9	R: 0 E: 0 K: 2 S: 8	H: 1 LOB: 2 BB: 1 P: 12	R: 0 E: 0 K: 0 S: 2	H: 0 LOB: 0 BB: 0 P: 3	R: 0 E: 0 K: 0 S: 3	H: 0 LOB: 0 BB: 0 P: 3	R: 1 E: 0 K: 1 S: 7	H: 2 LOB: 2 BB: 1 P: 11	1B: 6 2B: 1 3B: 0 HR: 1	SF: 1 SAC: 1 DP: 1 HBP: 2	WP: 0 PB: 0 SB: 0 CS: 0	PA: 42
PITCHER	IP WLS BF H R ER SO BB IBB HBP BLK WP HR S P ERA WHIP																							
John Tsitouris, R (1, 1) ERA: 3.82	4.2		19	2	3	3	6	2	0	0	0	0	0	0	1	28	37	5.79	0.857					
Sammy Ellis, R (5, 1) ERA: 3.89	2.1		11	4	0	0	4	1	0	0	0	0	0	0	0	18	22	0.00	2.143					
Bill Henry, L (8, 1) ERA: 1.65	1.0		3	0	0	0	0	0	0	1	0	0	0	0	0	2	3	0.00	0.000					
Billy McCool, L (9, 1) ERA: 1.6	2.0	L	9	2	1	1	1	0	1	0	0	0	0	0	0	10	14	4.50	1.000					

AB	34
R	4
H	8
RBI	4
BB	4
SO	11
LOB	11



livebaseballscorecards.com

BOTTOM

New York Mets @ Cincinnati Reds
Crosley Field, Cincinnati, OH
Wed Jul 22 1964, 7:05 PM EDT
Att. 7,406 - Unknown

livebaseballscorecards.com

AB 42
R 3
H 15
RBI 3
BB 0
SO 11
LOB 26



AB R H RBI BB SO LOB

5 0 2 0 0 1 2

3 0 2 0 0 1 0
2 0 0 0 0 1 1

5 0 0 0 0 3 4

4 1 3 0 0 0 2

5 1 2 1 0 0 3

4 1 3 1 0 1 0
0 0 0 0 0 0 0
1 0 0 0 0 0 1

5 0 2 0 0 1 3

4 0 1 1 0 1 4

2 0 0 0 0 1 3
0 0 0 0 0 0 0
1 0 0 0 0 0 0
0 0 0 0 0 0 0
1 0 0 0 0 1 3
0 0 0 0 0 0 0

1B: 13 SF: 0
2B: 1 SAC: 0
3B: 0 DP: 0
HR: 1 HBP: 1

WP: 0 PA: 44
PB: 0
SB: 3
CS: 1

Batter	1	2	3	4	5	6	7	8	9	10															
Pete Rose, S (1, 4) OBP: 0.327, SLG: 0.329	0-0 F9 CS 1B		0-3 K	0-0 FC6-4 1-2f			0-0 1B		0-0 G4-3																
Tommy Harper, R (1, 7) OBP: 0.330, SLG: 0.316	0-0 F9 1-2 1B		0-0 1B 1B			0-3 K	0-3 K		0-0 L8																
Marty Keough, L (7, PH) OBP: 0.345, SLG: 0.471																									
Vada Pinson, L (1, 8) OBP: 0.336, SLG: 0.471	0-3 K		0-3 K			0-0 1-3	0-0 G3		0-3 K																
Frank Robinson, R (1, 9) OBP: 0.375, SLG: 0.498	0-0 F9 1-2 2-3		0-0 1B			0-0 FC6 1B		0-0 1B 1-3		1-0 HBP															
Deron Johnson, R (1, 3) OBP: 0.373, SLG: 0.531	0-0 CS 3-H	0-0 L6 1B		0-0 HR		0-0 FC6 1-2f		0-0 1-3 1-2		0-0 L7															
Don Pavletich, R (1, 2) OBP: 0.458, SLG: 0.905		0-0 E5 L6 1B		0-0 1B FC6-2-5 2B		0-3 K		0-0 S 1B 2-H		0-0 P4															
Bobby Klaus, R (8, PR) OBP: 0.212, SLG: 0.323																									
Hal Smith, R (9, 2) OBP: 0.247, SLG: 0.136																									
Leo Cardenas, R (1, 6) OBP: 0.316, SLG: 0.381		0-0 L6 2-3 3-H		0-0 FC5-2-5 1B 2-3		0-3 K		0-0 S 1B 1-2		0-0 L8 1-2															
Steve Boros, R (1, 5) OBP: 0.322, SLG: 0.332		0-0 1B 3-H		0-0 FC5-2-5 FC6-4 1-2 3-H		0-0 L9		0-3 K 1-2 2-3																	
John Tsiouris, R (1, 1) OBP: 0.297, SLG: 0.270																									
Sammy Ellis, L (5, 1) OBP: 0.310, SLG: 0.392																									
Johnny Edwards, L (7, PH) OBP: 0.310, SLG: 0.392																									
Bill Henry, L (8, 1) OBP: 0.305, SLG: 0.385																									
Gordy Coleman, L (8, PH) OBP: 0.305, SLG: 0.385																									
Billy McCool, R (9, 1) OBP: 0.305, SLG: 0.385																									
Inning Stats	R: 0 E: 0 K: 1 S: 6	H: 2 LOB: 1 BB: 0 P: 6	R: 1 E: 1 K: 0 S: 5	H: 3 LOB: 1 BB: 0 P: 5	R: 0 E: 0 K: 2 S: 8	H: 2 LOB: 2 BB: 0 P: 8	R: 1 E: 0 K: 1 S: 8	H: 3 LOB: 2 BB: 0 P: 8	R: 0 E: 0 K: 1 S: 6	H: 1 LOB: 1 BB: 0 P: 6	R: 0 E: 0 K: 2 S: 7	H: 0 LOB: 0 BB: 0 P: 7	R: 0 E: 0 K: 1 S: 6	H: 1 LOB: 1 BB: 0 P: 6	R: 1 E: 0 K: 2 S: 10	H: 3 LOB: 3 BB: 0 P: 10	R: 0 E: 0 K: 1 S: 5	H: 0 LOB: 0 BB: 0 P: 5	R: 0 E: 0 K: 0 S: 3	H: 0 LOB: 1 BB: 0 P: 4	1B: 13 2B: 1 3B: 0 HR: 1	SF: 0 SAC: 0 DP: 0 HBP: 1	WP: 0 PB: 0 SB: 3 CS: 1	PA: 44	
PITCHER	IP	WLS	BF	H	R	ER	SO	BB	IBB	HBP	BLK	WP	HR	S	P	ERA	WHIP								
Al Jackson, L (1, 1) ERA: 4.34	4.0		19	10	2	2	4	0	0	0	0	0	1	27	27	4.50	2.500								
Larry Bearmarth, R (5, 1) ERA: 3.69	3.2		16	5	1	1	5	0	0	0	0	0	0	26	26	2.46	1.364								
Willard Hunter, L (8, 1) ERA: 2.7	2.1	W	8	0	0	0	2	0	0	1	0	0	0	11	12	0.00	0.000								

Batter	1	2	3	4	5	6	7	8	9	AB R H RBI BB SO LOB	TOP		
Ron Hunt, R (1, 4) OBP: 0.372, SLG: 0.417 Hawk Taylor, R (9, PH) OBP: 0.279, SLG: 0.313 Al Jackson, L (9, PR) OBP: 0.136, SLG: 0.182	1-0 FC9-4-6 HBP		0-3 K		0-0 P6		0-0 5-3		1-0 4-3 HBP	3 0 0 0 0 1 0 0 0 0 0 0 0 0 0 0 0 0 0 0 0			
George Altman, L (1, 7) OBP: 0.253, SLG: 0.302	0-0 F7		0-0 P5		0-3 K		0-0 4-3		0-0 4-3	5 0 0 1 0 1 3			
Joe Christopher, R (1, 9) OBP: 0.350, SLG: 0.439	0-0 FC9-4-6 1-2f		0-3 K		0-0 HR 1B			0-0 F9	4-0 FC4-6 IBB	4 1 1 0 1 1 1			
Larry Elliot, L (1, 8) OBP: 0.336, SLG: 0.382	0-0 4-3			4-0 1B BB	0-0 HR			0-0 E1 1B	0-0 FC4-6	4 2 1 2 1 0 4			
Tim Harkness, L (1, 3) OBP: 0.316, SLG: 0.346		0-0 5-3		0-0 G3 CS 1B	0-3 K			0-0 G5-4-3 1B		4 0 2 0 0 1 0			
Charley Smith, R (1, 6) OBP: 0.268, SLG: 0.392		0-0 S 1B		0-0 G3 1-2 2-H 1B		0-3 K		0-0 G5-4-3 1-2f		4 0 2 1 0 1 2			
Rod Kanehl, R (1, 5) OBP: 0.258, SLG: 0.291 Jim Hickman, R (9, PH) OBP: 0.300, SLG: 0.326		4-0 BB		0-0 G3 1-2 2-3		0-0 6-3			0-0 HBP 1B 4-3 1B	2 0 0 0 1 0 2 1 1 1 0 0 0 0	AB 34 R 4 H 8 RBI 4 BB 4 SO 9 LOB 21		
Chris Cannizzaro, R (1, 2) OBP: 0.325, SLG: 0.271 Carl Willey, R (7, 1) Frank Thomas, R (9, PH) OBP: 0.289, SLG: 0.343		0-3 K		4-0 BB		0-3 K			0-0 4-3 HBP 1B	2 0 0 0 1 2 2 0 0 0 0 0 0 0 1 0 1 0 0 0 0			
Darrell Sutherland, R (1, 1) OBP: 0.250, SLG: 0.250 Jesse Gonder, L (7, PH) OBP: 0.343, SLG: 0.414 (7, 2)		0-3 K		0-3 K 3-H			0-0 F2		0-0 F9	2 0 0 0 0 2 5 2 0 0 0 0 0 2			
Inning Stats	R: 0 E: 0 K: 0 S: 3 H: 0 LOB: 1 BB: 0 P: 4	R: 0 E: 0 K: 2 S: 8 H: 1 LOB: 2 BB: 1 P: 12	R: 0 E: 0 K: 2 S: 7 H: 0 LOB: 0 BB: 0 P: 7	R: 1 E: 0 K: 1 S: 6 H: 2 LOB: 2 BB: 2 P: 14	R: 2 E: 0 K: 2 S: 9 H: 2 LOB: 0 BB: 0 P: 9	R: 0 E: 0 K: 2 S: 7 H: 0 LOB: 0 BB: 0 P: 7	R: 0 E: 0 K: 0 S: 3 H: 0 LOB: 0 BB: 0 P: 3	R: 0 E: 1 K: 0 S: 4 H: 1 LOB: 1 BB: 0 P: 4	R: 1 E: 0 K: 0 S: 5 H: 2 LOB: 3 BB: 1 P: 10	1B: 7 2B: 0 3B: 0 HR: 1 SF: 0 SAC: 0 DP: 1 HBP: 2	WP: 0 PB: 0 SB: 1 CS: 1 PA: 40		
PITCHER	IP WLS BF H R ER SO BB IBB HBP BLK WP HR S P ERA WHIP											PITCHER	IP WLS BF H R ER SO BB IBB HBP BLK WP HR S P ERA WHIP
Jim Maloney, R (1, 1) ERA: 3.06	6.0 W 26 5 3 3 9 3 0 1 0 0 1 40 53 4.50 1.333												
Bob Purkey, R (7, 1) ERA: 3.63	2.0 9 3 1 1 0 0 0 0 0 0 0 9 9 4.50 1.500												
Bill Henry, L (9, 1) ERA: 1.59	1.0 S 5 0 0 0 0 0 0 1 1 0 0 0 3 8 0.00 0.000												

New York Mets @ Cincinnati Reds
Crosley Field, Cincinnati, OH
Thu Jul 23 1964, 7:05 PM EDT
Att. 5,588 - Unknown

livebaseballscorecards.com



BOTTOM

New York Mets @ Cincinnati Reds
Crosley Field, Cincinnati, OH
Thu Jul 23 1964, 7:05 PM EDT
Att. 5,588 - Unknown

livebaseballscorecards.com

AB	30
R	5
H	5
RBI	4
BB	5
SO	3
LOB	14



WP	0	PA	35
PB	0		
SB	0		
CS	0		


AB	R	H	RBI	BB	SO	LOB
4	0	0	0	0	0	2
3	0	1	0	1	0	0
4	1	0	0	0	1	2
2	1	1	0	2	0	0
4	2	1	0	0	0	3
0	0	0	0	0	0	0
4	1	2	1	0	0	0
3	0	0	1	1	1	1
3	0	0	1	1	1	2
2	0	0	1	0	0	2
1	0	0	0	0	0	2
0	0	0	0	0	0	0
0	0	0	0	0	0	0

Batter	1	2	3	4	5	6	7	8	9
Pete Rose, S OBP: 0.324, SLG: 0.326 (1, 4)	0-0 4-3 ①		0-0 1-3 ②	0-0 FC4-6 ③			0-0 F8 ①		
Marty Keough, L OBP: 0.349, SLG: 0.468 (1, 9) (8, 3)	0-0 FC4 1B		0-0 G3 ③		0-0 F7 ①		4-0 E BB		
Vada Pinson, L OBP: 0.332, SLG: 0.466 (1, 8)	0-0 FC4 1B E 1-2f			0-0 F7 ①	0-3 K ②		0-0 F7 ②		
Frank Robinson, R OBP: 0.379, SLG: 0.498 (1, 7) (8, 9)	0-0 E5 1B 1-H			4-0 1B 1B BB	0-0 F7 ③		4-0 IBB		
Deron Johnson, R OBP: 0.372, SLG: 0.526 (1, 3) Tommy Harper, R OBP: 0.330, SLG: 0.316 (8, 7)	0-0 6-3 ③			0-0 BB 1B 1B 1-3		0-0 E5 1B E	0-0 F8 ③		
Johnny Edwards, L OBP: 0.332, SLG: 0.393 (1, 2)		0-0 3-1 ①		0-0 BB BB FC4-6 1B 1-2 3-H		0-0 FC1-5 E 1B 1-3	0-0 F5 ①		
Leo Cardenas, R OBP: 0.316, SLG: 0.378 (1, 6)		0-0 L8 ②		4-0 FC4-6 BB BB 1-2 2-3		0-0 E6 FC1-5 FC3-6-1-2-5-3 1-2 3-H	0-3 K ②		
Steve Boros, R OBP: 0.321, SLG: 0.328 (1, 5)		0-3 K ③		4-0 FC4-6 BB 1-2 2-3 3-H		0-0 FC1-5 FC3-6-1-2-5-2 1-2 2-3f	0-0 L7 ③		
Jim Maloney, L OBP: 0.184, SLG: 0.111 (1, 1) Gordy Coleman, L OBP: 0.303, SLG: 0.383 (6, PH) Bob Purkey, R OBP: 0.061, SLG: 0.063 (7, 1) Bill Henry, L (9, 1)			0-0 6-3 ①	0-0 FC4-6 ②		0-0 FC3-6-1-2-5-2 ③ ③ 1-2 2-3			

Inning Stats	R	H	E	K	S	R	H	E	K	S	R	H	E	K	S	R	H	E	K	S	R	H	E	K	S
	1	2	1	0	5	0	0	0	1	5	0	0	0	0	5	0	0	0	0	3	3	0	0	0	5
	0	0	0	0	0	0	0	0	0	0	0	0	0	0	0	0	0	0	0	0	0	0	0	0	0
	0	0	0	0	0	0	0	0	0	0	0	0	0	0	0	0	0	0	0	0	0	0	0	0	0
	0	0	0	0	0	0	0	0	0	0	0	0	0	0	0	0	0	0	0	0	0	0	0	0	0

PITCHER	IP	WLS	BF	H	R	ER	SO	BB	IBB	HBP	BLK	WP	HR	S	P	ERA	WHIP
Darrell Sutherland, R ERA: 8.35 (1, 1)	6.0	L	27	5	5	3	2	3	0	0	0	0	0	28	40	4.50	1.333
Carl Willey, R ERA: 2.35 (7, 1)	2.0		8	0	0	0	1	1	1	0	0	0	0	8	16	0.00	0.500

WP	HR	S	P	ERA	WHIP
0	0	1	0	0.00	0.500

Batter	1	2	3	4	5	6	7	8	9	AB R H RBI BB SO LOB	TOP
Bob Bailey, R (1, 5) OBP: 0.351, SLG: 0.417	0-0 6-3		0-0 6-3			0-0 F7			0-0 6-3	4 0 0 0 0 0 0	Pittsburgh Pirates @ Cincinnati Reds Crosley Field, Cincinnati, OH Fri Jul 24 1964, 7:05 PM EDT Att. 14,317 - Unknown AB 31 R 0 H 4 RBI 0 BB 0 SO 6 LOB 7 
Bill Virdon, L (1, 8) OBP: 0.294, SLG: 0.319	0-0 1B			0-0 4-3		0-0 F8			0-0 6-3 1B	4 0 2 0 0 0 0	
Roberto Clemente, R (1, 9) OBP: 0.389, SLG: 0.496	0-3 K			0-0 6-3			0-3 K		0-0 6-3 1-2	4 0 0 0 0 2 2	
Jerry Lynch, L (1, 7) OBP: 0.368, SLG: 0.577	0-0 F9			0-3 K			0-0 FC6-4 1B		0-0 3-1	4 0 1 0 0 1 2	
Donn Clendenon, R (1, 3) OBP: 0.315, SLG: 0.389		0-0 6-3			0-0 F6		0-3 K			3 0 0 0 0 1 1	
Bill Mazerowski, R (1, 4) OBP: 0.291, SLG: 0.390		0-0 6-3			0-0 F8		0-0 FC6-4 1-2f			3 0 0 0 0 0 1	
Jim Pagliaroni, R (1, 2) OBP: 0.392, SLG: 0.420		0-0 6-3			0-0 1B			0-0 5-3		3 0 1 0 0 0 0	
Dick Schofield, S (1, 6) OBP: 0.364, SLG: 0.373			0-0 G3		0-0 F8			0-0 5-3		3 0 0 0 0 0 1	
Bob Friend, R (1, 1) OBP: 0.170, SLG: 0.114 Gene Freese, R (8, PH) OBP: 0.290, SLG: 0.385 Roy Face, R (8, 1)			0-3 K			0-0 5-3		0-3 K		2 0 0 0 0 1 0 1 0 0 0 0 1 0 0 0 0 0 0 0 0	
Inning Stats	R: 0 E: 0 K: 1 S: 6 H: 1 LOB: 1 BB: 0 P: 6	R: 0 E: 0 K: 0 S: 3 H: 0 LOB: 0 BB: 0 P: 3	R: 0 E: 0 K: 1 S: 5 H: 0 LOB: 0 BB: 0 P: 5	R: 0 E: 0 K: 1 S: 5 H: 0 LOB: 0 BB: 0 P: 5	R: 0 E: 0 K: 1 S: 4 H: 1 LOB: 1 BB: 0 P: 4	R: 0 E: 0 K: 0 S: 3 H: 0 LOB: 0 BB: 0 P: 3	R: 0 E: 0 K: 2 S: 8 H: 1 LOB: 1 BB: 0 P: 8	R: 0 E: 0 K: 1 S: 5 H: 0 LOB: 0 BB: 0 P: 5	R: 0 E: 0 K: 0 S: 4 H: 1 LOB: 1 BB: 0 P: 4	1B: 4 2B: 0 3B: 0 HR: 0 SF: 0 SAC: 0 DP: 0 HBP: 0	WP: 0 PB: 0 SB: 0 CS: 0 PA: 31
PITCHER Jim O'Toole, L (1, 1) ERA: 2.57	IP 9.0 WLS W BF 31 H 4 R 0 ER 0 SO 6 BB 0 IBB 0 HBP 0 BLK 0 WP 0 HR 0 S 43 P 43 ERA 0.00 WHIP 0.444	PITCHER IP WLS BF H R ER SO BB IBB HBP BLK WP HR S P ERA WHIP									

livebaseballscorecards.com

Batter	1	2	3	4	5	6	7	8	9	AB	R	H	RBI	BB	SO	LOB	
Pete Rose, S (1, 4) OBP: 0.323, SLG: 0.325	0-0 F7		0-0 1B			0-0 F8	0-0 E6 FC4-6			4	0	1	0	0	0	2	
Marty Keough, L (1, 9) OBP: 0.346, SLG: 0.462	0-3 K		0-0 1B			0-0 F9	0-0 FC4-6			4	0	1	0	0	1	3	
Vada Pinson, L (1, 8) OBP: 0.329, SLG: 0.460	0-3 K		0-3 K			0-0 F3		0-3 K		4	0	0	0	0	3	2	
Frank Robinson, R (1, 7) OBP: 0.378, SLG: 0.498		0-0 F7		0-0 6-3			0-0 1B 2B	0-3 K		4	1	1	0	0	1	0	
Deron Johnson, R (1, 3) OBP: 0.377, SLG: 0.530		0-0 1B		0-0 F3			0-0 SH1-3 1B	0-0 1B		4	1	3	1	0	0	0	
Johnny Edwards, L (1, 2) OBP: 0.329, SLG: 0.389		0-0 F5		0-0 3-1			0-0 SH1-3	0-3 K		3	0	0	0	0	1	2	
Leo Cardenas, R (1, 6) OBP: 0.313, SLG: 0.374		0-0 4-3			0-3 K		0-0 5-3			3	0	0	0	0	1	2	
Steve Boros, R (1, 5) OBP: 0.318, SLG: 0.325			0-0 6-3		0-0 1-3		4-0 E 1B IBB			2	0	0	0	0	0	0	
Gordy Coleman, L (7, PH) OBP: 0.307, SLG: 0.383										0	0	0	0	1	0	0	
Bobby Klaus, R (8, 5) OBP: 0.212, SLG: 0.323										0	0	0	0	0	0	0	
Jim O'Toole, S (1, 1) OBP: 0.159, SLG: 0.125			0-0 6-3		0-0 6-3		0-0 E 1B			3	0	1	1	0	0	0	
Inning Stats	R: 0 E: 0 K: 2 S: 7	H: 0 LOB: 0 BB: 0 P: 7	R: 0 E: 0 K: 0 S: 4	H: 1 LOB: 1 BB: 0 P: 4	R: 0 E: 0 K: 1 S: 7	H: 2 LOB: 2 BB: 0 P: 7	R: 0 E: 0 K: 0 S: 3	H: 0 LOB: 0 BB: 0 P: 3	R: 0 E: 0 K: 0 S: 3	H: 0 LOB: 0 BB: 0 P: 3	R: 2 E: 1 K: 0 S: 7	H: 3 LOB: 3 BB: 1 P: 11	R: 0 E: 0 K: 3 S: 10	H: 1 LOB: 1 BB: 0 P: 10	1B: 6 2B: 1 3B: 0 HR: 0	SF: 0 SAC: 1 DP: 0 HBP: 0	
PITCHER	IP	WLS	BF	H	R	ER	SO	BB	IBB	HBP	BLK	WP	HR	S	P	ERA	WHIP
Bob Friend, R (1, 1) ERA: 3.54	7.0	L	29	6	2	2	4	0	0	0	0	0	0	36	40	2.57	0.857
Roy Face, R (8, 1) ERA: 3.61	1.0		4	1	0	0	3	0	0	0	0	0	0	10	10	0.00	1.000

BOTTOM

Pittsburgh Pirates @ Cincinnati Reds
Crosley Field, Cincinnati, OH
Fri Jul 24 1964, 7:05 PM EDT
Att. 14,317 - Unknown

livebaseballscorecards.com

AB	31
R	2
H	7
RBI	2
BB	1
SO	7
LOB	11



WP: 0	PA: 33
PB: 0	
SB: 0	
CS: 0	

Batter	1	2	3	4	5	6	7	8	9	AB R H RBI BB SO LOB	TOP	
Bob Bailey, R (1, 7) OBP: 0.355, SLG: 0.424	0-0 1B		0-0 E5 1B	0-0 1B 2B		0-3 K		0-0 WP S 1B		5 1 3 1 0 1 1		
Bill Virdon, L (1, 8) OBP: 0.303, SLG: 0.325	0-0 FC6 1-3 1B		0-0 F5	0-0 1B		0-0 1B 2-H		4-0 WP BB		4 0 3 1 1 0 1		
Roberto Clemente, R (1, 9) OBP: 0.389, SLG: 0.495	0-0 F5		0-0 1B	0-3 K			0-0 HR 1B	0-3 K 1-2 2-3		5 1 2 0 0 2 5		
Gene Freese, R (1, 5) OBP: 0.283, SLG: 0.375 Gene Alley, R (8, 5) OBP: 0.263, SLG: 0.296	0-3 K		0-0 F3		0-0 F2		0-0 F7	0-0 F7		5 0 0 0 0 1 8 0 0 0 0 0 0 0		
Donn Clendenon, R (1, 3) OBP: 0.313, SLG: 0.396	0-0 FC6 1-2f		0-0 F7		0-0 L6		0-0 HR 1-H	0-3 K		5 1 1 2 0 1 4		
Bill Mazaroski, R (1, 4) OBP: 0.295, SLG: 0.402		0-0 HR		0-0 BLK 1B	0-0 1B		0-0 F7	0-0 F8		5 2 3 1 0 0 0		
Jim Pagliaroni, R (1, 2) OBP: 0.387, SLG: 0.414		0-0 F8		0-0 F8 1-2	0-0 5-3		0-0 F3	0-0 FC5-4 1B		5 0 1 0 0 0 2		
Dick Schofield, S (1, 6) OBP: 0.358, SLG: 0.366		0-0 4-3		0-0 F9		0-0 E5 SH2-4 1B		0-0 3-1	0-0 FC5-4	5 0 0 0 0 0 2		
Vern Law, R (1, 1) OBP: 0.340, SLG: 0.318 Al McBean, R (7, 1) OBP: 0.200, SLG: 0.200		0-0 5-3		0-0 2B 1B		0-0 SH2-4		0-3 K		2 1 1 1 0 0 0 1 0 0 0 0 1 0		
Inning Stats	R: 0 H: 2 E: 0 LOB: 2 K: 1 BB: 0 S: 7 P: 7	R: 1 H: 1 E: 0 LOB: 0 K: 0 BB: 0 S: 4 P: 4	R: 0 H: 1 E: 1 LOB: 2 K: 0 BB: 0 S: 5 P: 5	R: 3 H: 4 E: 0 LOB: 1 K: 1 BB: 0 S: 9 P: 9	R: 0 H: 1 E: 0 LOB: 1 K: 0 BB: 0 S: 4 P: 4	R: 0 H: 1 E: 1 LOB: 2 K: 1 BB: 0 S: 6 P: 6	R: 2 H: 2 E: 0 LOB: 0 K: 0 BB: 0 S: 5 P: 5	R: 0 H: 1 E: 0 LOB: 3 K: 2 BB: 1 S: 9 P: 13	R: 0 H: 1 E: 0 LOB: 1 K: 1 BB: 0 S: 6 P: 6	1B: 11 SF: 0 2B: 1 SAC: 1 3B: 0 DP: 0 HR: 2 HBP: 0	WP: 1 PA: 44 PB: 0 SB: 1 CS: 0	
PITCHER	IP WLS BF H R ER SO BB IBB HBP BLK WP HR S P ERA WHIP											
Joe Nuxhall, L (1, 1) ERA: 3.37	6.0 L 29 10 4 4 3 0 0 0 0 1 0 1 35 35 6.00 1.667											
Ryne Duren, R (7, 1) ERA: 3.9	2.0 11 3 2 2 2 1 0 0 0 1 1 14 18 9.00 2.000											
Bill Henry, L (9, 1) ERA: 1.53	1.0 4 1 0 0 1 0 0 0 0 0 0 6 6 0.00 1.000											

Pittsburgh Pirates @ Cincinnati Reds
 Crosley Field, Cincinnati, OH
 Sat Jul 25 1964, 3:33 AM EDT
 Att. 6,534 - Unknown

livebaseballscorecards.com

AB 42
R 6
H 14
RBI 6
BB 1
SO 6
LOB 23



Batter	1	2	3	4	5	6	7	8	9	AB	R	H	RBI	BB	SO	LOB	BOTTOM			
Pete Rose, S OBP: 0.325, SLG: 0.327 (1, 4)										4	0	2	0	0	0	1	Pittsburgh Pirates @ Cincinnati Reds Crosley Field, Cincinnati, OH Sat Jul 25 1964, 3:33 AM EDT Att. 6,534 - Unknown			
Marty Keough, L OBP: 0.338, SLG: 0.449 (1, 9)										4	0	0	0	0	0	3				
Vada Pinson, L OBP: 0.328, SLG: 0.466 (1, 8)										4	1	1	1	0	0	1				
Frank Robinson, R OBP: 0.379, SLG: 0.503 (1, 7)									H 1-0	3	1	1	0	0	0	0				
Deron Johnson, R OBP: 0.379, SLG: 0.529 (1, 3)									X 0-0	4	1	2	1	0	0	1				
Johnny Edwards, L OBP: 0.328, SLG: 0.387 (1, 2)									X 0-0	4	0	1	0	0	0	1				
Leo Cardenas, R OBP: 0.313, SLG: 0.374 (1, 6)										3	0	1	1	0	0	0				
Steve Boros, R OBP: 0.316, SLG: 0.322 (1, 5)										2	0	0	0	0	0	0				
Gordy Coleman, L OBP: 0.305, SLG: 0.380 (7, PH)										1	0	0	0	0	0	2				
Bobby Klaus, R OBP: 0.212, SLG: 0.323 (8, 5)										0	0	0	0	0	0	0				
Joe Nuxhall, L OBP: 0.156, SLG: 0.222 (1, 1)										1	0	0	0	0	1	0				
Mel Queen, L OBP: 0.206, SLG: 0.273 (6, PH)										0	0	0	0	1	0	0				
Ryne Duren, R (7, 1)										0	0	0	0	0	0	0				
Don Pavletich, R OBP: 0.440, SLG: 0.864 (8, PH)										1	0	0	0	0	0	0				
Bill Henry, L (9, 1)										0	0	0	0	0	0	0				
Inning Stats	R: 1 E: 0 K: 0 S: 4	H: 2 LOB: 0 BB: 0 P: 4	R: 0 E: 0 K: 0 S: 3	H: 0 LOB: 0 BB: 0 P: 3	R: 0 E: 0 K: 1 S: 5	H: 0 LOB: 0 BB: 0 P: 5	R: 0 E: 0 K: 0 S: 3	H: 1 LOB: 0 BB: 0 P: 3	R: 0 E: 0 K: 0 S: 3	H: 0 LOB: 1 BB: 1 P: 7	R: 2 E: 0 K: 0 S: 6	H: 4 LOB: 1 BB: 0 P: 6	R: 0 E: 0 K: 0 S: 4	H: 1 LOB: 1 BB: 0 P: 4	R: 0 E: 0 K: 0 S: 2	H: 0 LOB: 0 BB: 0 P: 3	1B: 6 2B: 0 3B: 1 HR: 1	SF: 0 SAC: 0 DP: 4 HBP: 1	WP: 0 PB: 0 SB: 0 CS: 0	PA: 33
PITCHER	IP WLS BF H R ER SO BB IBB HBP BLK WP HR S P ERA WHIP	IP WLS BF H R ER SO BB IBB HBP BLK WP HR S P ERA WHIP																		
Vern Law, R ERA: 3.5 (1, 1)	6.1 W 25 H 7 R 3 ER 3 SO 1 BB 1 IBB 0 HBP 0 BLK 0 WP 0 HR 1 S 26 P 30 ERA 4.26 WHIP 1.263																			
Al McBean, R ERA: 1.81 (7, 1)	2.2 S 8 H 1 R 0 ER 0 SO 0 BB 0 IBB 0 HBP 1 BLK 0 WP 0 HR 0 S 7 P 8 ERA 0.00 WHIP 0.375																			

AB	31
R	3
H	8
RBI	3
BB	1
SO	1
LOB	9



Batter	1	2	3	4	5	6	7	8	9	AB R H RBI BB SO LOB	TOP													
Bob Bailey, R OBP: 0.356, SLG: 0.425 (1, 5) X	0-0 4-3		0-0 2B		1-0 E HBP		0-0 L6		0-0 5-3	4 0 1 0 0 0 0														
Bill Virdon, L OBP: 0.299, SLG: 0.320 (1, 8) S	0-3 K		0-0 1-3		0-0 F9		0-0 4-3			4 0 0 0 0 1 3														
Roberto Clemente, R OBP: 0.388, SLG: 0.492 (1, 9) S	0-3 K		0-0 F4		0-0 E6 1-2 2-3			0-0 FC4-6 1B		4 0 1 0 0 1 3														
Jerry Lynch, L OBP: 0.365, SLG: 0.589 (1, 7)		0-0 HR	0-3 K		0-0 4-3			0-0 L9		4 1 1 1 0 1 5														
Willie Stargell, L OBP: 0.328, SLG: 0.564 (1, 3)		0-0 HR		0-0 L9		0-0 L3 1B		0-0 FC4-6 1B 1-2f		4 1 2 1 0 0 1														
Smoky Burgess, L OBP: 0.298, SLG: 0.292 (1, 2)		0-0		0-0 6-3		0-0 L3		0-0		4 0 2 0 0 0 1														
Orlando McFarlane, R OBP: 0.250, SLG: 0.125 (8, PR) (8, 2)		WP 1B				1-2		1-3 1B		0 0 0 0 0 0 0														
Jim Pagliaroni, R OBP: 0.387, SLG: 0.414 (8, 2)										0 0 0 0 0 0 0														
Bill Mazaroski, R OBP: 0.294, SLG: 0.404 (1, 4)		0-3 K		0-0 5-3		0-0 2B		0-0 L6		4 0 1 0 0 1 3														
Dick Schofield, S OBP: 0.353, SLG: 0.360 (1, 6)		0-3 K 1-2			0-0 G3		0-3 K		0-0 F5	4 0 0 0 0 2 2														
Joe Gibbon, R OBP: 0.314, SLG: 0.324 (1, 1)		0-0 6-3			0-0 E 2B		0-0 F8		0-3 K	2 0 1 0 0 0 1														
Don Schwali, R OBP: 0.333, SLG: 0.333 (5, 1)										0 0 0 0 0 0 0														
Gene Freese, R OBP: 0.293, SLG: 0.373 (7, PH)										1 0 0 0 0 0 0														
Roy Face, R (7, 1)										0 0 0 0 0 0 0														
Frank Bork, R (8, 1)										0 0 0 0 0 0 0														
Donn Clendenon, R OBP: 0.312, SLG: 0.395 (8, PH)										1 0 0 0 0 1 0														
Inning Stats	R: 0 E: 0 K: 2 S: 7	H: 0 LOB: 0 BB: 0 P: 7	R: 2 E: 0 K: 2 S: 10	H: 3 LOB: 1 BB: 0 P: 10	R: 0 E: 0 K: 1 S: 6	H: 1 LOB: 1 BB: 0 P: 6	R: 0 E: 0 K: 0 S: 3	H: 0 LOB: 0 BB: 0 P: 3	R: 0 E: 1 K: 0 S: 5	H: 1 LOB: 3 BB: 0 P: 6	R: 0 E: 0 K: 1 S: 6	H: 2 LOB: 1 BB: 0 P: 6	R: 0 E: 0 K: 0 S: 3	H: 0 LOB: 0 BB: 0 P: 3	R: 0 E: 0 K: 0 S: 5	H: 2 LOB: 2 BB: 0 P: 5	R: 0 E: 0 K: 1 S: 5	H: 0 LOB: 0 BB: 0 P: 5	R: 0 E: 0 K: 1 S: 5	H: 0 LOB: 0 BB: 0 P: 5	1B: 4 2B: 4 3B: 0 HR: 2	SF: 0 SAC: 0 DP: 1 HBP: 1	WP: 1 PB: 0 SB: 0 CS: 0	PA: 37
PITCHER	IP WLS BF H R ER SO BB IBB HBP BLK WP HR S P ERA WHIP												PITCHER	IP WLS BF H R ER SO BB IBB HBP BLK WP HR S P ERA WHIP										
Joey Jay, R ERA: 3.44 (1, 1)	7.2 W 33 9 2 2 6 0 0 1 0 1 2 44 45 2.35 1.174																							
Sammy Ellis, R ERA: 3.82 (8, 1)	1.1 S 4 0 0 0 1 0 0 0 0 0 0 6 6 0.00 0.000																							

Pittsburgh Pirates @ Cincinnati Reds
Crosley Field, Cincinnati, OH
Sun Jul 26 1964, 3:33 AM EDT
Unknown

livebaseballscores.com

AB	36
R	2
H	9
RBI	2
BB	0
SO	7
LOB	19



Batter	1	2	3	4	5	6	7	8	9	AB	R	H	RBI	BB	SO	LOB
Pete Rose, S OBP: 0.324, SLG: 0.334 Giraldo Ruiz, S OBP: 0.227, SLG: 0.295	0-0 HR	0-3 K		0-0 FC4-6 1-2f			0-0 6-3	0-0 5-3		4	1	1	1	0	1	4
Tommy Harper, R OBP: 0.330, SLG: 0.313 Vada Pinson, L OBP: 0.327, SLG: 0.464	0-3 K		0-0 1-3		4-0 1B S BB		0-0 G3	0-3 K		2	1	0	0	1	1	0
Frank Robinson, R OBP: 0.378, SLG: 0.500	0-0 E5 1B		0-0 F8		0-0 E S 1B		0-0 F2			4	1	1	0	0	0	0
Deron Johnson, R OBP: 0.385, SLG: 0.531	0-0 BB 1-3 1B		0-0 1-3		0-0 L8-3 1B			4-0 1B HR BB		3	1	2	1	1	0	0
Tony Perez, R Marty Keough, L OBP: 0.342, SLG: 0.453	4-0 G6-4-3 BB			0-0 F9				0-0 1B HR 1B		2	0	0	0	1	1	1
Don Pavletich, R OBP: 0.448, SLG: 0.800	0-0 G6-4-3 1-2f			4-0 BB 1B BB				0-0 1-2 2-3 HR 1B		3	1	1	0	1	0	4
Leo Cardenas, R OBP: 0.315, SLG: 0.384		0-0 F8		0-0 BB 1-2 1B			0-0 F9	0-0 1-H 2-H 3-H HR		4	1	2	4	0	0	0
Steve Boros, R OBP: 0.322, SLG: 0.331		0-0 5-3 1B		4-0 FC4-6 1-2 2-3 BB			0-3 K			3	0	2	0	1	1	0
Joey Jay, S Sammy Ellis, L		0-0 5-3 1-2		0-3 K			0-3 K	0-0 B1-3		3	0	0	0	0	2	4
										1	0	0	0	0	0	1

Inning Stats	R: 1	H: 2	E: 1	K: 1	S: 7	LOB: 2	BB: 1	P: 11	R: 0	H: 1	E: 0	K: 1	S: 6	LOB: 1	BB: 0	P: 6	R: 0	H: 0	E: 0	K: 0	S: 3	LOB: 0	BB: 0	P: 3	R: 0	H: 1	E: 0	K: 1	S: 6	LOB: 3	BB: 2	P: 14	R: 2	H: 2	E: 0	K: 1	S: 6	LOB: 0	BB: 1	P: 10	R: 0	H: 0	E: 0	K: 2	S: 7	LOB: 0	BB: 0	P: 7	R: 0	H: 0	E: 0	K: 0	S: 3	LOB: 0	BB: 0	P: 3	R: 4	H: 4	E: 0	K: 1	S: 9	LOB: 1	BB: 1	P: 13
--------------	------	------	------	------	------	--------	-------	-------	------	------	------	------	------	--------	-------	------	------	------	------	------	------	--------	-------	------	------	------	------	------	------	--------	-------	-------	------	------	------	------	------	--------	-------	-------	------	------	------	------	------	--------	-------	------	------	------	------	------	------	--------	-------	------	------	------	------	------	------	--------	-------	-------


PITCHER	IP	WLS	BF	H	R	ER	SO	BB	IBB	HBP	BLK	WP	HR	S	P	ERA	WHIP	
Joe Gibbon, L ERA: 3.18	(1, 1)	4.0	L	22	6	3	3	3	4	0	0	0	0	1	24	40	6.75	2.500
Don Schwall, R ERA: 4.41	(5, 1)	2.0		5	0	0	3	0	0	0	0	0	0	11	11	0.00	0.000	
Roy Face, R ERA: 4.22	(7, 1)	1.0		7	3	4	4	1	0	0	0	0	1	6	10	36.00	4.000	
Frank Bork, L ERA: 3.86	(8, 1)	1.0		4	1	0	1	0	0	0	0	0	0	6	6	0.00	1.000	

BOTTOM

Pittsburgh Pirates @ Cincinnati Reds
Crosley Field, Cincinnati, OH

Sun Jul 26 1964, 3:33 AM EDT
Unknown

AB	33
R	7
H	10
RBI	6
BB	5
SO	7
LOB	16



WP	PA	ERA	WHIP
0	38		

Batter	1	2	3	4	5	6	7	8	9	AB R H RBI BB SO LOB	TOP											
Bob Bailey, R (1, 5) OBP: 0.353, SLG: 0.419	0-0 4-3			4-0 E 1B 1B BB	0-0 6-3		0-3 K		0-0 F5	4 1 0 0 1 1 1												
Bill Virdon, L (1, 8) OBP: 0.304, SLG: 0.323	0-0 G3			0-0 1-2 E 1B 1B	4-0 BB 1B BB		0-0 PB 1B		0-0 FC4-6 1-2f	4 1 2 0 1 0 1												
Roberto Clemente, R (1, 9) OBP: 0.386, SLG: 0.489	0-0 F8			0-0 1-2 E3 1B HR 2-3	0-0 1-2 BB 1B		0-0 1-3			4 1 1 0 0 0 3												
Jerry Lynch, L (1, 7) Manny Mota, R (7, 7) OBP: 0.362, SLG: 0.580 OBP: 0.340, SLG: 0.444	0-0 4-3			0-0 1-3 2-H 3-H HR 1B	0-0 F8		0-0 F6			4 1 1 2 0 0 3 0 0 0 0 0 0 0												
Willie Stargell, L (1, 3) Donn Clendenon, R (8, 3) OBP: 0.335, SLG: 0.577 OBP: 0.312, SLG: 0.395	0-0 FC2-4 WP 1B			0-0 1-H 3-H HR	4-0 1-2 2-3 BB		0-0 5-3			3 1 2 3 1 0 0 0 0 0 0 0 0 0												
Bill Mazeroski, R (1, 4) OBP: 0.294, SLG: 0.402	0-0 FC2-4 1-3			0-0 G5-4-3 1B	0-0 4-3		0-3 K			4 0 1 0 0 1 4												
Jim Pagliaroni, R (1, 2) OBP: 0.380, SLG: 0.405				0-0 6-3	0-0 G5-4-3 1-2f		0-3 K		0-0 F7	4 0 0 0 0 1 1												
Dick Schofield, S (1, 6) OBP: 0.355, SLG: 0.357				0-0 6-3	4-0 BB		0-0 1-3		4-0 FC1-6 BB	2 0 0 0 2 0 0												
Bob Veale, S (1, 1) OBP: 0.213, SLG: 0.186				0-0 4-3	0-3 K		0-3 K		0-0 FC1-6 FC4-6 1-2f	4 0 0 0 0 2 2												
Inning Stats	R: 0 E: 0 K: 0 S: 3	H: 0 LOB: 0 BB: 0 P: 3	R: 0 E: 0 K: 0 S: 3	H: 1 LOB: 0 BB: 0 P: 3	R: 0 E: 0 K: 0 S: 3	H: 0 LOB: 0 BB: 0 P: 3	R: 5 E: 1 K: 1 S: 9	H: 4 LOB: 1 BB: 2 P: 17	R: 0 E: 0 K: 0 S: 4	H: 1 LOB: 3 BB: 2 P: 12	R: 0 E: 0 K: 2 S: 7	H: 0 LOB: 0 BB: 0 P: 7	R: 0 E: 0 K: 1 S: 6	H: 1 LOB: 1 BB: 0 P: 6	R: 0 E: 0 K: 1 S: 5	H: 0 LOB: 0 BB: 0 P: 5	R: 0 E: 0 K: 0 S: 3	H: 0 LOB: 1 BB: 1 P: 7	1B: 6 2B: 1 3B: 0 HR: 1	SF: 0 SAC: 0 DP: 2 HBP: 0	WP: 1 PB: 1 SB: 0 CS: 0	PA: 38
PITCHER	IP WLS BF H R ER SO BB IBB HBP BLK WP HR S P ERA WHIP																					
John Tsitouris, R (1, 1) ERA: 3.98	5.0 L 24 6 5 4 1 4 0 0 0 0 1 1 22 38 7.20 2.000																					
Bob Purkey, R (6, 1) ERA: 3.56	2.0 7 1 0 0 3 0 0 0 0 0 0 0 13 13 0.00 0.500																					
Bill Henry, L (8, 1) ERA: 1.44	2.0 7 0 0 0 1 1 0 0 0 0 0 0 8 12 0.00 0.500																					

Pittsburgh Pirates @ Cincinnati Reds
 Crosley Field, Cincinnati, OH
 Sun Jul 26 1964, 3:38 AM EDT
 Att. 14,814 - Unknown

livebaseballscorecards.com

AB 33
 R 5
 H 7
 RBI 5
 BB 5
 SO 5
 LOB 15



Batter	1	2	3	4	5	6	7	8	9	AB	R	H	RBI	BB	SO	LOB					
Giraldo Ruiz, S (1, 4) OBP: 0.228, SLG: 0.293	0-0 BB 1B		0-0 4-3			0-3 K		0-0 F4		4	1	1	0	0	1	0					
Tommy Harper, R (1, 8) OBP: 0.329, SLG: 0.310	4-0 1B 1-2 BB		0-0 4-3			0-0 F9		0-0 5-3		3	0	0	0	1	0	0					
Frank Robinson, R (1, 9) OBP: 0.379, SLG: 0.499	0-0 CS 1B			0-0 F8		4-0 WP BB		0-0 E5		3	0	1	1	1	0	0					
Deron Johnson, R (1, 7) OBP: 0.379, SLG: 0.522	0-3 K			0-0 F9		0-3 K		0-0 4-3		4	0	0	0	0	2	4					
Tony Perez, R (1, 3) OBP: 0.327, SLG: 0.383	0-0 F8			0-3 K			0-0 6-3		0-0 F4	4	0	0	0	0	1	2					
Leo Cardenas, R (1, 6) OBP: 0.315, SLG: 0.382		0-0 4-3			0-0 6-3		0-0 BB 1B		0-3 K	4	0	1	0	0	1	0					
Johnny Edwards, L (1, 2) OBP: 0.327, SLG: 0.383		0-0 F5			0-3 K		4-0 FC6-4 BB		0-3 K	3	0	0	0	1	2	0					
Steve Boros, R (1, 5) OBP: 0.322, SLG: 0.331		0-0 F6			0-0 1B		0-0 L7			3	0	1	0	0	0	2					
John Tsitouris, R (1, 1) OBP: 0.231, SLG: 0.263			0-3 K			0-3 K		0-0 FC6-4		1	0	0	0	0	1	0					
Mel Queen, L (5, PH) OBP: 0.200, SLG: 0.265										1	0	0	0	0	1	1					
Bob Purkey, R (6, 1) OBP: 0.061, SLG: 0.063										0	0	0	0	0	0	0					
Don Pavletich, R (7, PH) OBP: 0.433, SLG: 0.769										1	0	0	0	0	0	2					
Bill Henry, L (8, 1)										0	0	0	0	0	0	0					
Inning Stats	R: 1 E: 0 K: 1 S: 6	H: 2 LOB: 1 BB: 1 P: 10	R: 0 E: 0 K: 0 S: 3	H: 0 LOB: 0 BB: 0 P: 3	R: 0 E: 0 K: 1 S: 5	H: 0 LOB: 0 BB: 0 P: 5	R: 0 E: 0 K: 1 S: 5	H: 1 LOB: 1 BB: 0 P: 8	R: 0 E: 0 K: 2 S: 7	H: 0 LOB: 1 BB: 1 P: 11	R: 0 E: 0 K: 0 S: 4	H: 1 LOB: 2 BB: 1 P: 8	R: 0 E: 1 K: 0 S: 4	H: 0 LOB: 1 BB: 0 P: 4	R: 0 E: 0 K: 2 S: 7	H: 0 LOB: 0 BB: 0 P: 7	1B: 4 2B: 0 3B: 0 HR: 0	SF: 0 SAC: 0 DP: 0 HBP: 0	WP: 2 PB: 0 SB: 0 CS: 1	PA: 34	
PITCHER Bob Veale, L (1, 1) ERA: 2.93	IP 9.0	WLS W	BF 34	H 4	R 1	ER 1	SO 9	BB 3	IBB 0	HBP 0	BLK 0	WP 1	HR 0	S 49	P 61	ERA 1.00	WHIP 0.778				
PITCHER	IP	WLS	BF	H	R	ER	SO	BB	IBB	HBP	BLK	WP	HR	S	P	ERA	WHIP				

BOTTOM

Pittsburgh Pirates @ Cincinnati Reds
Crosley Field, Cincinnati, OH
Sun Jul 26 1964, 3:38 AM EDT
Att. 14,814 - Unknown

AB	31
R	1
H	4
RBI	1
BB	3
SO	9
LOB	11



WP	2	PA	34
PB	0	SB	0
CS	1		

livebaseballscorecards.com

Batter	1	2	3	4	5	6	7	8	9	AB R H RBI BB SO LOB	TOP	
Giraldo Ruiz, S OBP: 0.245, SLG: 0.317 (1, 4)	0-0 1-3		0-0 6-3		0-0 1-2 1B		0-0 2-3 3-H 1B 2B	0-0 4-3 1B		5 1 3 1 0 0 0		
Tommy Harper, R OBP: 0.324, SLG: 0.306 Vada Pinson, L OBP: 0.326, SLG: 0.463 (1, 8) (7, 8)	0-0 F8		0-3 K		0-0 B1-6		0-0 SF8	0-0 4-3		3 0 0 1 0 1 2 1 0 0 0 0 0 1		
Frank Robinson, R OBP: 0.377, SLG: 0.494 (1, 9) (7, 7)	0-3 K		0-3 K		0-0 6-3		0-0 5-3 1B	0-0 3-1		5 1 1 1 0 2 2		
Deron Johnson, R OBP: 0.383, SLG: 0.538 (1, 7) (7, 3)		0-0 HR		0-0 2B		0-3 K	0-0 5-3 1-2		1-0 HR HBP	4 2 2 1 0 1 1		
Tony Perez, R OBP: 0.273, SLG: 0.300 Marty Keough, L OBP: 0.346, SLG: 0.477 (1, 3) (7, 9)		0-0 SH3 2B		0-0 F7		0-0 F8	0-0 2B 1B		0-0 HR 1-H	4 1 2 1 0 0 1 1 1 1 2 0 0 0		
Leo Cardenas, R OBP: 0.314, SLG: 0.384 (1, 6)		0-0 SH3		0-3 K		0-3 K	0-0 5-3		0-0 FC6-5 2B	4 0 1 0 0 2 2		
Johnny Edwards, L OBP: 0.331, SLG: 0.388 (1, 2)		0-0 2B		4-0 FC6-4 BB		0-0 1B 1B	0-0 E 3B	0-0 E5 3B	0-0 F6	4 2 2 1 1 0 1		
Steve Boros, R OBP: 0.324, SLG: 0.340 (1, 5)		0-3 K		0-0 FC6-4		0-0 2B 1B	0-0 E 2B 3B	0-0 SF7 3B	0-0 FC6-5	5 2 2 1 0 1 4		
Jim Maloney, L OBP: 0.204, SLG: 0.143 (1, 1)		0-0 1-3			0-0 B1-6 1B		0-0 E9 2B SF8 1B	0-0 SF7	0-0 F7	4 1 2 2 0 0 2		
Inning Stats	R: 0 E: 0 K: 1 S: 5 H: 0 LOB: 0 BB: 0 P: 5	R: 2 E: 0 K: 1 S: 8 H: 3 LOB: 1 BB: 0 P: 8	R: 0 E: 0 K: 2 S: 7 H: 0 LOB: 0 BB: 0 P: 7	R: 0 E: 0 K: 1 S: 6 H: 1 LOB: 2 BB: 1 P: 10	R: 0 E: 0 K: 0 S: 4 H: 2 LOB: 1 BB: 0 P: 4	R: 0 E: 0 K: 2 S: 7 H: 0 LOB: 0 BB: 0 P: 7	R: 5 E: 1 K: 0 S: 9 H: 6 LOB: 1 BB: 0 P: 9	R: 2 E: 1 K: 0 S: 6 H: 2 LOB: 1 BB: 0 P: 6	R: 2 E: 0 K: 0 S: 5 H: 2 LOB: 1 BB: 0 P: 6	1B: 8 2B: 6 3B: 1 HR: 2 SF: 2 SAC: 1 DP: 1 HBP: 1	WP: 0 PB: 0 SB: 0 CS: 0 PA: 45	
PITCHER	IP WLS BF H R ER SO BB IBB HBP BLK WP HR S P ERA WHIP											
Denny Lemaster, L ERA: 4.83 (1, 1)	6.2 L 32 12 7 7 7 1 0 0 0 0 1 45 49 9.45 1.950											
Chi-Chi Olivo, R ERA: 5.19 (7, 1)	0.1 1 0 0 0 0 0 0 0 0 0 0 0 1 1 0.00 0.000											
Dave Eilers, R ERA: 13.5 (8, 1)	2.0 12 4 4 3 0 0 0 0 1 0 0 1 11 12 13.50 2.000											

Cincinnati Reds @ Milwaukee Braves
 Milwaukee County Stadium, Milwaukee, WI
 Mon Jul 27 1964, 8:05 PM EDT
 Att. 9,550 - Unknown

livebaseballscorecards.com

AB	40
R	11
H	16
RBI	11
BB	1
SO	7
LOB	16



Batter	1	2	3	4	5	6	7	8	9	AB R H RBI BB SO LOB
Denis Menke, R (1, 6) OBP: 0.368, SLG: 0.458	0-0 F4		0-3 K		0-3 K			0-0 HR		4 1 1 1 0 2 0
Lee Maye, L (1, 8) OBP: 0.356, SLG: 0.448	0-0 F7		0-0 E5 CS		0-0 4-3			0-0 4-3 1B		4 0 1 0 0 0 0
Hank Aaron, R (1, 9) OBP: 0.385, SLG: 0.490	4-0 E 1B BB		0-0 F8		0-0 E6 5-3 1B			0-0 4-3 1-2		3 1 0 0 1 0 2
Rico Carty, R (1, 7) OBP: 0.398, SLG: 0.570	0-0 BB 1B		0-0 CS 1-2	0-3 K	0-0 5-3 1-2			0-0 1-3		4 0 1 1 0 1 2
Joe Torre, R (1, 3) OBP: 0.366, SLG: 0.491	4-0 1-2 BB		0-0 CS	0-3 K	0-0 L8			0-0 F8		3 0 0 0 1 1 2
Ed Bailey, L (1, 2) OBP: 0.330, SLG: 0.344	0-0 4-3		0-0 WP 1B 1B	0-0 WP 1B	0-0 2-H 1B			4-0 BB L8-3		3 0 2 0 1 0 2
Gary Kolb, L (1, 5) OBP: 0.286, SLG: 0.091		0-3 K	0-0 WP 1B	0-0 WP 1B	0-0 F7			0-0 L8-3 1-2		4 0 1 0 0 1 1
Frank Bolling, R (1, 4) OBP: 0.255, SLG: 0.300		0-0 F4	0-0 L9 1-2 2-3	0-0 L9	0-0 F8			0-3 K		4 0 0 0 0 1 2
Denny Lemaster, R (1, 1) OBP: 0.133, SLG: 0.103		0-0 F5			0-3 K		0-0 L3-1			2 0 0 0 0 1 0
Chi-Chi Olivo, R (7, 1)										0 0 0 0 0 0 0
Ty Cline, L (7, PH) OBP: 0.346, SLG: 0.397										1 0 0 0 0 0 0
Dave Eilers, R (8, 1)										0 0 0 0 0 0 0

Inning Stats	R: 1 E: 0 K: 0 S: 4	H: 1 LOB: 2 BB: 2 P: 12	R: 0 E: 0 K: 1 S: 5	H: 0 LOB: 0 BB: 0 P: 5	R: 0 E: 1 K: 1 S: 5	H: 0 LOB: 0 BB: 0 P: 5	R: 0 E: 0 K: 2 S: 9	H: 2 LOB: 2 BB: 0 P: 9	R: 0 E: 0 K: 2 S: 7	H: 0 LOB: 0 BB: 0 P: 7	R: 0 E: 1 K: 0 S: 4	H: 1 LOB: 2 BB: 0 P: 4	R: 0 E: 0 K: 0 S: 3	H: 0 LOB: 0 BB: 0 P: 3	R: 1 E: 0 K: 0 S: 5	H: 2 LOB: 1 BB: 0 P: 5	R: 0 E: 0 K: 1 S: 4	H: 0 LOB: 0 BB: 1 P: 8	1B: 5 2B: 1 3B: 0 HR: 1	SF: 0 SAC: 0 DP: 1 HBP: 0	WP: 1 PB: 0 SB: 1 CS: 1	PA: 36
PITCHER Jim Maloney, R (1, 1) ERA: 3.0	IP 9.0	WLS W	BF 35	H 6	R 2	ER 2	SO 7	BB 3	IBB 0	HBP 0	BLK 0	WP 1	HR 1	S 46	P 58	ERA 2.00	WHIP 1.000					
PITCHER	IP	WLS	BF	H	R	ER	SO	BB	IBB	HBP	BLK	WP	HR	S	P	ERA	WHIP					

BOTTOM

Cincinnati Reds @ Milwaukee Braves
Milwaukee County Stadium, Milwaukee, WI
 Mon Jul 27 1964, 8:05 PM EDT
 Att. 9,550 - Unknown

AB	32
R	2
H	6
RBI	2
BB	3
SO	7
LOB	11



WP: 1	PA: 36
PB: 0	
SB: 1	
CS: 1	

livebaseballscorecards.com

Batter	1	2	3	4	5	6	7	8	9	AB R H RBI BB SO LOB	TOP											
Pete Rose, S (1, 4) OBP: 0.326, SLG: 0.336	0-0 G3 HR 1B		0-0 S 1B		0-0 5-3		0-3 K			4 1 2 0 0 1 1												
Marty Keough, L (1, 9) OBP: 0.337, SLG: 0.464	0-0 G3 1-2		0-3 K 1-2		0-3 K		0-0 F4			4 0 0 0 0 2 3												
Vada Pinson, L (1, 8) OBP: 0.325, SLG: 0.460	0-3 K		0-0 F7		0-0 1B			0-0 F8		4 0 1 0 0 1 2												
Frank Robinson, R (1, 7) OBP: 0.376, SLG: 0.500	0-0 2-H HR			0-0 6-3		0-3 K		0-0 L6-3		4 1 1 2 0 1 1												
Deron Johnson, R (1, 5) OBP: 0.378, SLG: 0.530	0-0 6-3			0-3 K		0-0 5-3		0-0 F4		4 0 0 0 0 1 0												
Tony Perez, R (1, 3) OBP: 0.200, SLG: 0.214		0-0 5-3		0-3 K 1B		0-3 K		0-3 K		4 0 0 0 0 3 0												
Johnny Edwards, L (1, 2) OBP: 0.333, SLG: 0.389		0-0 G6-4-3 1B		0-0 BB 1-3 1B		0-0 F7		0-0 L3		4 0 2 0 0 0 0												
Leo Cardenas, R (1, 6) OBP: 0.313, SLG: 0.380		0-0 G6-4-3 1-2		4-0 BB 1-2 BB			0-0 F8		0-0 F9	3 0 0 0 1 0 1												
Jim O'Toole, S (1, 1) OBP: 0.152, SLG: 0.119			0-3 K		0-0 F3		0-0 1B			2 0 0 0 0 1 3												
Gordy Coleman, L (7, PH) OBP: 0.309, SLG: 0.384										1 0 1 0 0 0 0												
Sammy Ellis, L (7, 1)										0 0 0 0 0 0 0												
Bob Purkey, R (7, 1) OBP: 0.061, SLG: 0.063										0 0 0 0 0 0 0												
Inning Stats	R: 2 E: 0 K: 1 S: 7	H: 2 LOB: 0 BB: 0 P: 7	R: 0 E: 0 K: 0 S: 3	H: 1 LOB: 0 BB: 0 P: 3	R: 0 E: 0 K: 2 S: 8	H: 1 LOB: 1 BB: 0 P: 8	R: 0 E: 0 K: 2 S: 9	H: 1 LOB: 3 BB: 1 P: 13	R: 0 E: 0 K: 2 S: 8	H: 1 LOB: 1 BB: 0 P: 8	R: 0 E: 0 K: 1 S: 5	H: 0 LOB: 0 BB: 0 P: 5	R: 0 E: 0 K: 1 S: 6	H: 1 LOB: 1 BB: 0 P: 6	R: 0 E: 0 K: 0 S: 3	H: 0 LOB: 0 BB: 0 P: 3	R: 0 E: 0 K: 1 S: 5	H: 0 LOB: 0 BB: 0 P: 5	1B: 6 2B: 0 3B: 0 HR: 1	SF: 0 SAC: 0 DP: 1 HBP: 0	WP: 0 PB: 1 SB: 1 CS: 0	PA: 35
PITCHER	IP WLS BF H R ER SO BB IBB HBP BLK WP HR S P ERA WHIP																					
Hank Fischer, R (1, 1) ERA: 2.9	7.0 W 29 7 2 2 9 1 0 0 0 0 1 46 50 2.57 1.143																					
Bobby Tiefenauer, R (8, 1) ERA: 3.08	2.0 S 6 0 0 0 1 0 0 0 0 0 0 8 8 0.00 0.000																					

Cincinnati Reds @ Milwaukee Braves
Milwaukee County Stadium, Milwaukee, WI
 Tue Jul 28 1964, 8:05 PM EDT
 Att. 14,300 - Unknown

livebaseballscorecards.com

AB	34
R	2
H	7
RBI	2
BB	1
SO	10
LOB	11



Batter	1	2	3	4	5	6	7	8	9	AB R H RBI BB SO LOB	TOP													
Pete Rose, S (1, 4) OBP: 0.329, SLG: 0.343	0-0 PB 1B		0-0 1B 3B		0-0 1-3		4-0 2B BB		0-0 FC5-4 1-2f	4 2 2 0 1 0 1														
Giraldo Ruiz, S (1, 5) OBP: 0.252, SLG: 0.330	0-3 K 1-2		0-0 FC4-6 1B 3-H		0-3 K		0-0 2B 1-H		0-0 B1	5 0 2 2 0 2 2														
Vada Pinson, L (1, 8) OBP: 0.322, SLG: 0.455	0-3 K		0-0 FC4-6 BB 1-2f		0-0 G3		0-0 L4			4 0 0 0 0 1 3														
Frank Robinson, R (1, 9) OBP: 0.379, SLG: 0.503	4-0 BB		4-0 BB 1-2		0-0 G6-3 2B		0-0 5-3			2 0 1 0 2 0 0														
Deron Johnson, R (1, 7) OBP: 0.379, SLG: 0.535	0-0 F9		0-0 F5		4-0 G6-3 BB		0-0 3B			3 0 1 0 1 0 4														
Gordy Coleman, L (1, 3) OBP: 0.308, SLG: 0.377		0-3 K		4-0 BB BB		0-0 G6-3 BB 1-2f 2-3		0-3 K		3 0 0 0 1 2 3														
Johnny Edwards, L (1, 2) OBP: 0.329, SLG: 0.384		0-3 K		0-3 K		0-0 L6		0-0 F5		4 0 0 0 0 2 3														
Leo Cardenas, R (1, 6) OBP: 0.313, SLG: 0.379		0-0 F8		0-3 K			0-0 F8		0-0 FC5-4 1B	4 0 1 0 0 1 1														
Joe Nuxhall, L (1, 1) OBP: 0.156, SLG: 0.222			0-3 K		0-3 K			0-0 F5		0 0 0 0 0 0 0														
Ryne Duren, R (1, 1) OBP: 0.194, SLG: 0.257										1 0 0 0 0 1 0														
Mel Queen, L (4, PH) OBP: 0.194, SLG: 0.257										1 0 0 0 0 1 1														
Bill Henry, L (4, 1)										0 0 0 0 0 0 0														
Marty Keough, L (7, PH) OBP: 0.335, SLG: 0.461										1 0 0 0 0 1 0														
Billy McCool, R (7, 1)										0 0 0 0 0 0 0														
Tony Perez, R (9, PH) OBP: 0.188, SLG: 0.200										1 0 0 0 0 0 1														
Inning Stats	R: 0 E: 0 K: 2 S: 8	H: 1 LOB: 2 BB: 1 P: 12	R: 0 E: 0 K: 2 S: 7	H: 0 LOB: 0 BB: 0 P: 7	R: 1 E: 0 K: 1 S: 7	H: 2 LOB: 2 BB: 1 P: 11	R: 0 E: 0 K: 3 S: 9	H: 0 LOB: 1 BB: 1 P: 13	R: 0 E: 0 K: 1 S: 5	H: 0 LOB: 0 BB: 0 P: 5	R: 0 E: 0 K: 0 S: 3	H: 1 LOB: 1 BB: 1 P: 7	R: 1 E: 0 K: 1 S: 6	H: 1 LOB: 1 BB: 1 P: 10	R: 0 E: 0 K: 1 S: 6	H: 1 LOB: 1 BB: 0 P: 6	R: 0 E: 0 K: 0 S: 4	H: 1 LOB: 1 BB: 0 P: 4	R: 0 E: 0 K: 0 S: 4	H: 1 LOB: 1 BB: 0 P: 4	1B: 3 2B: 2 3B: 2 HR: 0	SF: 0 SAC: 0 DP: 1 HBP: 0	WP: 0 PB: 1 SB: 0 CS: 0	PA: 38
PITCHER Tony Cloninger, R (1, 1) ERA: 3.54	IP: 9.0 WLS: W BF: 38 H: 7 R: 2 ER: 2 SO: 11 BB: 5 IBB: 0 HBP: 0 BLK: 0 WP: 0 HR: 0 S: 55 P: 75 ERA: 2.00 WHIP: 1.333											PITCHER	IP: WLS: BF: H: R: ER: SO: BB: IBB: HBP: BLK: WP: HR: S: P: ERA: WHIP:											

Cincinnati Reds @ Milwaukee Braves
Milwaukee County Stadium, Milwaukee, WI
 Wed Jul 29 1964, 4:33 AM EDT
 Att. 9,109 - Unknown

livebaseballscorecards.com

AB	33
R	2
H	7
RBI	2
BB	5
SO	11
LOB	19



Batter	1	2	3	4	5	6	7	8	9
Denis Menke, R OBP: 0.371, SLG: 0.456 (1, 6)	0-0 BB 2B 1B	0-0 5-3		0-3 K			0-3 K		
Felipe Alou, R OBP: 0.291, SLG: 0.415 (1, 3)	0-0 F5	0-0 F7		0-0 F7			0-0 5-3		
Hank Aaron, R OBP: 0.385, SLG: 0.486 (1, 9)	4-0 BB 2B 1-2	0-0 S 1B		0-0 FC6-4 1-2f			0-0 1B		
Rico Carty, R OBP: 0.397, SLG: 0.559 (1, 7)	4-0 BB 2B 1-2 2-3	0-0 FC5-4 1B 1-H		0-0 F9			0-3 K		
Joe Torre, R OBP: 0.367, SLG: 0.493 (1, 2)	0-0 1B	0-0 FC5-4 1B 1-2f		0-0 5-3			0-3 K		
Ed Bailey, L OBP: 0.333, SLG: 0.344 (8, 2)	1-3 2-H 3-H 1B 2B								
Lee Mays, L OBP: 0.351, SLG: 0.440 (1, 8)	0-0 1B SH3 2-3 3-H		0-0 5-3		0-0 4-3		0-0 4-3		
Miguel de la Hoz, R OBP: 0.354, SLG: 0.419 (1, 5)	0-0 SH3 1-3 3-H		0-0 G4-6-3 1B			0-0 L4-6 S 1B			
Frank Bolling, R OBP: 0.254, SLG: 0.297 (1, 4)	0-0 SH3 1-2 3-H		0-0 G4-6-3 1-2f			0-0 L4-6 1-3		0-0 4-3	
Tony Cloninger, R OBP: 0.191, SLG: 0.191 (1, 1)	0-0 5-3			0-0 FC6-4 1B			0-0 F7		

Inning Stats	R: 5 E: 0 K: 0 S: 7	H: 4 LOB: 1 BB: 2 P: 15	R: 1 E: 0 K: 0 S: 5	H: 2 LOB: 1 BB: 0 P: 5	R: 0 E: 0 K: 0 S: 3	H: 1 LOB: 0 BB: 0 P: 3	R: 0 E: 0 K: 1 S: 6	H: 1 LOB: 1 BB: 0 P: 6	R: 0 E: 0 K: 0 S: 3	H: 0 LOB: 0 BB: 0 P: 3	R: 0 E: 0 K: 0 S: 3	H: 1 LOB: 0 BB: 0 P: 3	R: 0 E: 0 K: 2 S: 8	H: 1 LOB: 1 BB: 0 P: 8	R: 0 E: 0 K: 1 S: 6	H: 1 LOB: 1 BB: 0 P: 6
1B: 10 2B: 2 3B: 0 HR: 0	SF: 0 SAC: 1 DP: 2 HBP: 0	WP: 0 PA: 35 PB: 0 SB: 2 CS: 0														

PITCHER	IP	WLS	BF	H	R	ER	SO	BB	IBB	HBP	BLK	WP	HR	S	P	ERA	WHIP
Joe Nuxhall, L ERA: 3.72 (1, 1)	0.1	L	7	4	5	5	0	2	0	0	0	0	0	5	13	135.00	18.000
Ryne Duren, R ERA: 3.86 (1, 1)	2.2		10	3	1	1	0	0	0	0	0	0	0	10	10	3.38	1.125
Bill Henry, L ERA: 1.31 (4, 1)	3.0		10	2	0	0	1	0	0	0	0	0	0	12	12	0.00	0.667
Billy McCool, L ERA: 1.51 (7, 1)	2.0		8	2	0	0	3	0	0	0	0	0	0	14	14	0.00	1.000

BOTTOM

Cincinnati Reds @ Milwaukee Braves
 Milwaukee County Stadium, Milwaukee, WI
 Wed Jul 29 1964, 4:33 AM EDT
 Att. 9,109 - Unknown

livebaseballscores.com

AB	32
R	6
H	11
RBI	6
BB	2
SO	4
LOB	10



Batter	1	2	3	4	5	6	7	8	9	AB R H RBI BB SO LOB	TOP											
Pete Rose, S OBP: 0.328, SLG: 0.341 (1, 4) X	0-0 1B	0-0 E3 1B 2B		X 0-0 1-3	0-0 FC6-2 1B		X 0-0 G4-6-3 1-2f			5 1 1 1 0 0 5												
Vada Pinson, L OBP: 0.325, SLG: 0.459 (1, 8) B B B	4-0 BLK BB	0-3 K		X 0-0 2B	0-0 1B			X 0-0 4-3		4 0 2 2 1 1 2												
Frank Robinson, R OBP: 0.384, SLG: 0.504 (1, 9) X (6, 7)	0-0 F3 1-2	0-0 2B 1B		B B B B 4-0 BB	4-0 FC6-4 IBB			X 0-0 CS 1B		3 1 2 1 2 0 1												
Deron Johnson, R OBP: 0.380, SLG: 0.535 (1, 7) B B B (6, 3)	4-0 BB	0-0 2B		S S S 0-3 K	0-0 FC6-4			S S S 0-3 K		4 0 1 2 1 2 6												
Tony Perez, R OBP: 0.158, SLG: 0.167 (1, 3) S S S Marty Keough, L OBP: 0.331, SLG: 0.455 (6, PH) (6, 9)	0-3 K	0-0 5-3		X 0-0 F3		S S S 0-3 K		X 0-0 F8		3 0 0 0 0 1 5 2 0 0 0 0 1 0												
Don Pavletich, R OBP: 0.429, SLG: 0.710 (1, 2)		0-0 E4 F8 1B 1B		X 0-0 FC5-4 1B	0-0 2B FC6-2 1B		S S S 0-3 K	X 0-0 F7		5 1 2 0 0 1 0												
Leo Cardenas, R OBP: 0.314, SLG: 0.382 (1, 6)		0-0 1B E 1B		X 0-0 L9	X 0-0 FC6-2 1B 2B		X 0-0 5-3	X 0-0 F7		5 2 2 0 0 0 1												
Steve Boros, R OBP: 0.323, SLG: 0.336 (1, 5)		0-0 F8		X 0-0 FC5-4 FC5-4	B B B B 4-0 1B BB		X 0-0 5-3			3 1 0 0 1 0 3												
John Tsitouris, R OBP: 0.238, SLG: 0.268 (1, 1) Bob Purkey, R OBP: 0.088, SLG: 0.091 (6, 1)		0-0 E 1B		X 0-0 FC5-4	X 0-0 F3		X 0-0 G4-6-3 1B			3 1 1 1 0 0 4 1 0 1 0 0 0 0												
Inning Stats	R: 0 E: 0 K: 1 S: 5	H: 1 LOB: 2 BB: 2 P: 13	R: 5 E: 2 K: 1 S: 11	H: 4 LOB: 1 BB: 0 P: 11	R: 0 E: 0 K: 0 S: 4	H: 1 LOB: 1 BB: 0 P: 4	R: 0 E: 0 K: 1 S: 6	H: 1 LOB: 2 BB: 1 P: 10	R: 2 E: 0 K: 0 S: 6	H: 3 LOB: 3 BB: 2 P: 14	R: 0 E: 0 K: 2 S: 7	H: 0 LOB: 0 BB: 0 P: 7	R: 0 E: 0 K: 0 S: 3	H: 1 LOB: 0 BB: 0 P: 3	R: 0 E: 0 K: 1 S: 5	H: 1 LOB: 1 BB: 0 P: 5	R: 0 E: 0 K: 0 S: 3	H: 0 LOB: 0 BB: 0 P: 3	1B: 9 2B: 4 3B: 0 HR: 0	SF: 0 SAC: 0 DP: 2 HBP: 0	WP: 0 PB: 0 SB: 0 CS: 1	PA: 43
PITCHER	IP WLS BF H R ER SO BB IBB HBP BLK WP HR S P ERA WHIP																					
Gordie Richardson, L ERA: 0.82 (1, 1)	2.0 L 14 5 5 0 2 2 0 0 0 1 0 0 16 24 0.00 3.500																					
Mike Cuellar, L ERA: 4.82 (3, 1)	2.0 9 2 0 0 1 1 0 0 0 0 0 0 10 14 0.00 1.500																					
Bob Humphreys, R ERA: 2.33 (5, 1)	4.0 17 5 2 2 3 1 1 0 0 0 0 0 21 29 4.50 1.500																					
Ron Taylor, R ERA: 5.06 (9, 1)	1.0 3 0 0 0 0 0 0 0 0 0 0 0 3 3 0.00 0.000																					

Cincinnati Reds @ St. Louis Cardinals
Sportsman's Park, St. Louis, MO
Fri Jul 31 1964, 8:05 PM EDT
Att. 22,136 - Unknown

livebaseballscorecards.com

AB	38
R	7
H	12
RBI	7
BB	5
SO	6
LOB	27



Batter	1	2	3	4	5	6	7	8	9	AB R H RBI BB SO LOB	TOP									
Pete Rose, S (1, 4) OBP: 0.327, SLG: 0.340	0-0 F7		0-0 1B 2-3 1B			0-0 G3	0-3 K			4 0 1 0 0 1 0										
Vada Pinson, L (1, 8) OBP: 0.325, SLG: 0.456	0-0 G3		0-0 G6-4-3 1-2 3-H 1B			0-0 F8	0-0 L9			4 0 1 1 0 0 0										
Frank Robinson, R (1, 9) OBP: 0.381, SLG: 0.499	0-3 K		0-0 G6-4-3 1-2f			0-0 F7		0-0 L8		4 0 0 0 0 1 2										
Deron Johnson, R (1, 7) OBP: 0.375, SLG: 0.527		0-0 F2		0-0 6-3			0-0 F8	0-0 L4		4 0 0 0 0 0 0										
Gordy Coleman, L (1, 3) OBP: 0.308, SLG: 0.376		0-0 5-3		0-0 F6			0-0 2B 1B 1B	0-0 1B		3 1 1 0 0 0 0										
Giraldo Ruiz, S (7, 5) OBP: 0.259, SLG: 0.336										1 0 1 0 0 0 0										
Don Pavletich, R (1, 2) OBP: 0.436, SLG: 0.706		4-0 BB		0-3 K			0-0 1B 1-3 1B 2B	0-3 K		3 1 1 0 1 2 1										
Leo Cardenas, R (1, 6) OBP: 0.316, SLG: 0.383		0-3 K			0-0 F6		0-0 1B HR 1B		0-0 L1-3 1B	4 1 2 1 0 1 1										
Steve Boros, R (1, 5) OBP: 0.324, SLG: 0.337			0-0 1B SH3 1B 1B		0-3 K		0-0 1-2 HR 1B		0-0 L1-3	2 1 1 0 0 1 0										
Marty Keough, L (7, PH) OBP: 0.333, SLG: 0.456					0-0 F6		0-0 3-H HR		0-3 K	2 1 1 1 0 0 1										
Joey Jay, S (1, 1)			0-0 SH3		0-0 F6					1 0 0 0 0 0 0										
Mel Queen, L (7, PH) OBP: 0.216, SLG: 0.361										1 1 1 3 0 0 0										
Billy McCool, R (7, 1)										0 0 0 0 0 0 0										
Sammy Ellis, L (7, 1)										1 0 0 0 0 1 0										
Inning Stats	R: 0 E: 0 K: 1 S: 5	H: 0 LOB: 0 BB: 0 P: 5	R: 0 E: 0 K: 1 S: 5	H: 0 LOB: 1 BB: 1 P: 9	R: 1 E: 0 K: 0 S: 5	H: 3 LOB: 1 BB: 0 P: 5	R: 0 E: 0 K: 1 S: 5	H: 0 LOB: 0 BB: 0 P: 5	R: 0 E: 0 K: 0 S: 3	H: 0 LOB: 0 BB: 0 P: 3	R: 5 E: 0 K: 1 S: 10	H: 5 LOB: 0 BB: 0 P: 10	R: 0 E: 0 K: 1 S: 6	H: 1 LOB: 1 BB: 0 P: 6	R: 0 E: 0 K: 1 S: 5	H: 1 LOB: 0 BB: 0 P: 5	1B: 8 2B: 2 3B: 0 HR: 1	SF: 0 SAC: 1 DP: 2 HBP: 0	WP: 0 PB: 0 SB: 0 CS: 0	PA: 36
PITCHER	IP WLS BF H R ER SO BB IBB HBP BLK WP HR S P ERA WHIP																			
Bob Gibson, R (1, 1) ERA: 3.58	7.0 L 29 8 6 6 5 1 0 0 0 0 0 1 38 42 7.71 1.286																			
Barney Schultz, R (8, 1) ERA:	1.0 4 1 0 0 1 0 0 0 0 0 0 6 6 0.00 1.000																			
Ron Taylor, R (9, 1) ERA: 4.98	1.0 3 1 0 0 1 0 0 0 0 0 0 5 5 0.00 1.000																			

Cincinnati Reds @ St. Louis Cardinals
 Sportsman's Park, St. Louis, MO
 Sat Aug 01 1964, 4:33 AM EDT
 Att: 13,057 - Unknown

livebaseballscorecards.com

AB	34
R	6
H	10
RBI	6
BB	1
SO	7
LOB	5



BOTTOM

Cincinnati Reds @ St. Louis Cardinals
Sportsman's Park, St. Louis, MO

AB	34
R	5
H	10
RBI	4
BB	3
SO	7
LOB	15



WP:	0	PA:	39
PB:	0	SB:	2
CS:	0		

Sat Aug 01 1964, 4:33 AM EDT
Att. 13,057 - Unknown

livebaseballscorecards.com

AB	R	H	RBI	BB	SO	LOB
4	1	1	0	1	1	1
4	2	2	1	1	0	0
2	0	0	2	1	1	0
4	0	2	1	0	1	4
4	0	1	0	0	0	5
4	0	0	0	0	3	3
4	0	0	0	0	1	0
4	1	3	0	0	0	0
2	0	0	0	0	0	1
1	1	1	0	0	0	0
0	0	0	0	0	0	0
1	0	0	0	0	0	1
0	0	0	0	0	0	0

Batter	1	2	3	4	5	6	7	8	9
Curt Flood, R OBP: 0.348, SLG: 0.366 (1, 8)	4-0 1B SF7 BB		0-0 4-3		0-3 K		0-0 BB BB 1B		0-0 F6
Lou Brock, L OBP: 0.343, SLG: 0.417 (1, 7)	0-0 1B 5-3 S 1B		0-0 F7			0-0 SH5-3 1B	4-0 BB BB BB 1B	4-0 BB BB	0-0 F7
Dick Groat, R OBP: 0.328, SLG: 0.364 (1, 6)	0-0 SF7		0-3 K			0-0 SH5-3	4-0 BB BB BB BB	4-0 BB	0-0 6-3
Ken Boyer, R OBP: 0.371, SLG: 0.499 (1, 5)	0-0 5-3			0-0 FC4-6 1B		0-0 1B	0-3 K	0-3 K	
Bill White, L OBP: 0.344, SLG: 0.457 (1, 3)	0-0 E S 2-3 1B			0-0 FC4-6 G1-6-3		0-0 F3	0-0 F6		
Mike Shannon, R OBP: 0.344, SLG: 0.443 (1, 9)	0-3 K			0-0 G1-6-3		0-3 K		0-3 K	
Julian Javier, R OBP: 0.281, SLG: 0.395 (1, 4)		0-0 5-3			0-0 F7		0-0 F3	0-3 K	
Tim McCarver, L OBP: 0.330, SLG: 0.397 (1, 2)		0-0 F9			0-0 1B		0-0 1B BB 1B	0-0 1B	
Bob Gibson, R OBP: 0.237, SLG: 0.218 (7, PH)		0-0 4-3			0-0 F6		0-0 BB BB 1B	0-0 G3	
Charlie James, R OBP: 0.271, SLG: 0.362 (8, 1)									
Barney Schultz, R (8, PH)									
Bob Skinner, L OBP: 0.312, SLG: 0.366 (9, 1)									
Ron Taylor, R (9, 1)									

Inning Stats	R	H	E	K	S	H	LOB	BB	P
R: 2	H: 2	E: 0	K: 1	S: 7	H: 2	LOB: 1	BB: 0	P: 7	
R: 0	H: 0	E: 0	K: 0	S: 3	H: 0	LOB: 0	BB: 0	P: 3	
R: 0	H: 0	E: 0	K: 1	S: 5	H: 1	LOB: 0	BB: 0	P: 5	
R: 0	H: 1	E: 0	K: 0	S: 3	H: 1	LOB: 0	BB: 0	P: 3	
R: 0	H: 1	E: 0	K: 1	S: 6	H: 1	LOB: 1	BB: 0	P: 6	
R: 1	H: 2	E: 0	K: 1	S: 7	H: 2	LOB: 1	BB: 0	P: 7	
R: 2	H: 3	E: 0	K: 1	S: 8	H: 3	LOB: 3	BB: 2	P: 16	
R: 0	H: 1	E: 0	K: 2	S: 8	H: 1	LOB: 1	BB: 0	P: 8	
R: 0	H: 0	E: 0	K: 0	S: 3	H: 0	LOB: 0	BB: 0	P: 3	

PITCHER	IP	WLS	BF	H	R	ER	SO	BB	IBB	HBP	BLK	WP	HR	S	P	ERA	WHIP
Joey Jay, R ERA: 3.5 (1, 1)	6.0	W	24	6	3	3	4	1	0	0	0	0	0	31	35	4.50	1.167
Billy McCool, L ERA: 2.0 (7, 1)	0.1		5	3	2	2	0	1	0	0	0	0	0	4	8	54.00	12.000
Sammy Ellis, R ERA: 3.89 (7, 1)	2.2	S	10	1	0	0	3	1	0	0	0	0	0	15	19	0.00	0.750

Batter	1	2	3	4	5	6	7	8	9	AB R H RBI BB SO LOB	TOP																										
Pete Rose, S (1, 4) OBP: 0.323, SLG: 0.336	0-0 F3		0-0 1-3		0-0 FC6-4			0-0 F6	0-0 FC4-6	5 0 0 0 0 0 2																											
Vada Pinson, L (1, 8) OBP: 0.324, SLG: 0.454	0-0 F5			0-0 F6		0-0 4-3		0-0 HR		4 1 1 0 0 0 0																											
Frank Robinson, R (1, 9) OBP: 0.379, SLG: 0.499	0-0 F8			0-0 E6 HR		0-0 2B		0-3 K		4 1 1 0 0 1 1																											
Deron Johnson, R (1, 7) OBP: 0.376, SLG: 0.549		0-0 F3		0-0 HR		0-0 5-3		0-0 HR		4 2 2 4 0 0 1																											
Tony Perez, R (1, 3) OBP: 0.217, SLG: 0.150		0-0 E4		0-3 K		4-0 BB		4-0 BB		2 0 0 0 2 1 0																											
Marty Keough, L (8, PR) OBP: 0.333, SLG: 0.456		0-0 F9		0-0 F8		0-3 K		0-3 K		0 0 0 0 0 0 0																											
Don Pavletich, R (1, 2) OBP: 0.405, SLG: 0.649		0-0 F9		0-0 F8		0-3 K		0-3 K		3 0 0 0 0 1 3																											
Billy McCool, R (7, 1)										1 0 0 0 0 1 1																											
Sammy Ellis, L (8, 1)										0 0 0 0 0 0 0																											
Leo Cardenas, R (1, 6) OBP: 0.313, SLG: 0.379		0-0 6-3			0-0 6-3		0-0 F7		0-0 1-3	4 0 0 0 0 0 1																											
Steve Boros, R (1, 5) OBP: 0.324, SLG: 0.337			0-0 6-3		0-0 FC6-4 1B		0-0 F8		0-0 F8	3 0 1 0 0 0 0																											
Gordy Coleman, L (9, PH) OBP: 0.306, SLG: 0.374							0-3 K			1 0 0 0 0 0 0																											
Jim Maloney, L (1, 1) OBP: 0.200, SLG: 0.140			0-3 K		0-3 K		0-3 K		0-0 FC4-6 1B	1 0 0 0 0 1 0																											
Ryne Duren, R (3, 1) OBP: 0.320, SLG: 0.305										0 0 0 0 0 0 0																											
Tommy Harper, R (5, PH) OBP: 0.320, SLG: 0.305										1 0 0 0 0 1 1																											
Bill Henry, L (5, 1) OBP: 0.330, SLG: 0.385										0 0 0 0 0 0 0																											
Johnny Edwards, L (7, PH) OBP: 0.330, SLG: 0.385										2 0 1 0 0 1 0																											
Inning Stats	R: 0 E: 0 K: 0 S: 3	H: 0 LOB: 0 BB: 0 P: 3	R: 0 E: 1 K: 0 S: 4	H: 0 LOB: 1 BB: 0 P: 4	R: 0 E: 0 K: 1 S: 5	H: 0 LOB: 0 BB: 0 P: 5	R: 2 E: 1 K: 1 S: 7	H: 1 LOB: 0 BB: 0 P: 7	R: 0 E: 0 K: 1 S: 6	H: 1 LOB: 1 BB: 0 P: 6	R: 0 E: 0 K: 1 S: 6	H: 1 LOB: 2 BB: 1 P: 10	R: 0 E: 0 K: 1 S: 5	H: 0 LOB: 0 BB: 0 P: 5	R: 2 E: 0 K: 2 S: 9	H: 2 LOB: 1 BB: 1 P: 13	R: 0 E: 0 K: 0 S: 4	H: 1 LOB: 1 BB: 0 P: 4	1B: 3 2B: 1 3B: 0 HR: 2	SF: 0 SAC: 0 DP: 0 HBP: 0	WP: 0 PB: 0 SB: 0 CS: 0	PA: 37															
PITCHER	IP WLS BF H R ER SO BB IBB HBP BLK WP HR S P ERA WHIP																																				
Curt Simmons, L (1, 1) ERA: 3.35	7.2		31	5	4	3	6	1	0	0	0	0	2	42	46	3.52	0.783																				
Mike Cuellar, L (8, 1) ERA: 4.78	0.1	W	2	0	0	0	1	1	0	0	0	0	0	3	7	0.00	3.000																				
Ron Taylor, R (9, 1) ERA: 4.91	1.0	S	4	1	0	0	0	0	0	0	0	0	0	4	4	0.00	1.000																				

Cincinnati Reds @ St. Louis Cardinals
Sportsman's Park, St. Louis, MO
 Sun Aug 02 1964, 4:33 AM EDT
 Att: 14,010 - Unknown

AB	35
R	4
H	6
RBI	4
BB	2
SO	7
LOB	10



Batter	1	2	3	4	5	6	7	8	9
Curt Flood, R OBP: 0.348, SLG: 0.373 (1, 8)	0-0 HR	0-0 2-H 1B		0-0 5-3		0-0 FC6-4 1-2f		0-0 F7	
Lou Brock, L OBP: 0.342, SLG: 0.418 (1, 7)	0-0 3-1 FC5-2 2B	0-0 F5		0-3 K			0-0 F7		
Dick Groat, R OBP: 0.325, SLG: 0.360 (1, 6)	0-0 3-1 2-3		0-0 1-3	0-0 F7			0-0 5-3		
Ken Boyer, R OBP: 0.370, SLG: 0.499 (1, 5)	0-0 FC5-2 1B E		0-0 G3 1B 2B		0-0 F9		0-3 K		
Bill White, L OBP: 0.343, SLG: 0.455 (1, 3)	0-0 E9 1-H 1B		0-0 G3 2-3		0-0 4-3		0-3 K		
Bob Skinner, L OBP: 0.314, SLG: 0.368 (1, 9)	0-3 K		0-0 BLK S 1B		0-0 F7		4-0 2B SF8 BB	0-0 2B BB	0-0 K
Mike Shannon, R OBP: 0.347, SLG: 0.438 (3, PR) (4, 9)									
Julian Javier, R OBP: 0.286, SLG: 0.401 (1, 4)		0-0 G3 1B 1B	4-0 BLK BB		0-3 K		0-0 1-3 2B		
Tim McCarver, L OBP: 0.332, SLG: 0.394 (1, 2)		0-0 G3 1-2	4-0 BB		0-0 L9		4-0 IBB		
Curt Simmons, L OBP: 0.143, SLG: 0.129 (1, 1)	0-0 6-3		0-3 K		0-0 FC6-4 1B		0-0 SF8	0-0 3-H	0-0 K
Mike Cuellar, L (8, 1)									
Carl Warwick, R OBP: 0.306, SLG: 0.413 (8, PH) Ron Taylor, R (9, 1)									

AB	R	H	RBI	BB	SO	LOB
5	1	2	2	0	0	3
4	0	1	0	0	1	1
4	0	0	0	0	0	1
4	2	1	0	0	1	1
4	0	1	0	0	1	1
2	0	1	1	0	1	1
1	1	0	0	1	0	0
3	1	2	0	1	1	0
2	0	0	0	2	0	1
3	0	1	0	0	1	4
0	0	0	0	0	0	0
0	0	0	1	0	0	0
0	0	0	0	0	0	0

BOTTOM	
AB	32
R	5
H	9
RBI	4
BB	4
SO	6
LOB	13
WP: 0	PA: 37
PB: 0	
SB: 1	
CS: 0	

Cincinnati Reds @ St. Louis Cardinals
Sportsman's Park, St. Louis, MO
 Sun Aug 02 1964, 4:33 AM EDT
 Att. 14,010 - Unknown

livebaseballscorecards.com



INNING STATS															PITCHER														
R	H	E	K	S	WLS	BF	H	R	ER	SO	BB	IBB	HBP	BLK	IP	WLS	BF	H	R	ER	SO	BB	IBB	HBP	BLK				
2	3	1	1	8		15	7	4	3	1	0	0	0	0	2.2		15	7	4	3	1	0	0	0	0				
1	1	0	0	5		6	0	0	0	2	2	0	0	1	1.1		6	0	0	0	2	2	0	0	1				
1	2	0	0	5		7	1	0	0	1	0	0	0	0	2.0		7	1	0	0	1	0	0	0	0				
0	2	0	2	7	L	7	1	1	1	2	1	1	0	0	1.1	L	7	1	1	1	2	1	1	0	0				
0	2	0	0	5		2	0	0	0	0	0	0	0	0	0.2		2	0	0	0	0	0	0	0	0				

PITCHER	IP	WLS	BF	H	R	ER	SO	BB	IBB	HBP	BLK	WP	HR	S	P	ERA	WHIP
Jim Maloney, R ERA: 3.12 (1, 1)	2.2		15	7	4	3	1	0	0	0	0	0	1	17	17	10.12	2.625
Ryne Duren, R ERA: 3.72 (3, 1)	1.1		6	0	0	0	2	2	0	0	1	0	0	8	16	0.00	1.500
Bill Henry, L ERA: 1.24 (5, 1)	2.0		7	1	0	0	1	0	0	0	0	0	0	9	9	0.00	0.500
Billy McCool, L ERA: 2.17 (7, 1)	1.1	L	7	1	1	1	2	1	1	0	0	0	0	9	17	6.75	1.500
Sammy Ellis, R ERA: 3.86 (8, 1)	0.2		2	0	0	0	0	0	0	0	0	0	0	2	2	0.00	0.000

IP	WLS	BF	H	R	ER	SO	BB	IBB	HBP	BLK	WP	HR	S	P	ERA	WHIP
2.2		15	7	4	3	1	0	0	0	0	0	1	17	17	10.12	2.625
1.1		6	0	0	0	2	2	0	0	1	0	0	8	16	0.00	1.500
2.0		7	1	0	0	1	0	0	0	0	0	0	9	9	0.00	0.500
1.1	L	7	1	1	1	2	1	1	0	0	0	0	9	17	6.75	1.500
0.2		2	0	0	0	0	0	0	0	0	0	0	2	2	0.00	0.000


Batter	1	2	3	4	5	6	7	8	9	AB R H RBI BB SO LOB	TOP											
Eddie Mathews, L (1, 5) OBP: 0.345, SLG: 0.405 Gary Kolb, L (3, PR) OBP: 0.235, SLG: 0.071 (3, 5)	0-0 4-3		0-0 FC1-6		0-0 3-1		0-0 F6			2 0 0 1 0 0 1 2 0 0 0 0 0 3												
Lee Maye, L (1, 8) OBP: 0.347, SLG: 0.435	0-0 5-3		0-0 F8			0-0 L8		0-0 G1-6-3 1B		4 0 1 0 0 0 1												
Hank Aaron, R (1, 9) OBP: 0.386, SLG: 0.495	0-3 K			0-0 F7		0-0 F2		0-0 G1-6-3 1-2f		4 0 0 0 0 1 1												
Rico Carty, R (1, 7) OBP: 0.399, SLG: 0.551		0-3 K		4-0 BB		0-0 6-3		0-3 K		3 0 0 0 1 2 0												
Felipe Alou, R (1, 3) OBP: 0.290, SLG: 0.404		0-0 6-3		0-3 K			0-0 5-3		0-0 1B 1B	4 0 1 0 0 1 1												
Ed Bailey, L (1, 2) Woody Woodward, R (9, PR) OBP: 0.261, SLG: 0.290		0-0 F5		0-3 K			0-0 4-3		0-0 1-2 1B	4 0 1 0 0 1 1 0 0 0 0 0 0 0												
Denis Menke, R (1, 6) OBP: 0.375, SLG: 0.472			0-0 1B FC1-6 1B		0-0 F8		0-0 1B 1B		0-0 F2	4 2 2 0 0 0 2												
Miguel de la Hoz, R (1, 4) OBP: 0.357, SLG: 0.395			0-0 F8		0-0 4-3		0-0 1B 1B		0-0 F7	4 0 1 0 0 0 3												
Tony Cloninger, R (1, 1) OBP: 0.224, SLG: 0.224 Joe Torre, R (7, PH) OBP: 0.370, SLG: 0.507 Bobby Tiefenauer, R (7, 1) Gene Oliver, R (9, PH) OBP: 0.282, SLG: 0.459			0-0 1B FC1-6 1B		0-0 1B		0-0 1B 1-2 2-H		0-0 F9	2 0 2 0 0 0 0 1 0 1 1 0 0 0 0 0 0 0 0 0 0 1 0 0 0 0 0 2												
Inning Stats	R: 0 E: 0 K: 1 S: 5	H: 0 LOB: 0 BB: 0 P: 5	R: 0 E: 0 K: 1 S: 5	H: 0 LOB: 0 BB: 0 P: 5	R: 1 E: 0 K: 0 S: 5	H: 2 LOB: 1 BB: 0 P: 5	R: 0 E: 0 K: 2 S: 7	H: 0 LOB: 1 BB: 1 P: 11	R: 0 E: 0 K: 0 S: 4	H: 1 LOB: 1 BB: 0 P: 4	R: 0 E: 0 K: 0 S: 3	H: 0 LOB: 0 BB: 0 P: 3	R: 1 E: 0 K: 0 S: 6	H: 3 LOB: 2 BB: 0 P: 6	R: 0 E: 0 K: 1 S: 5	H: 1 LOB: 0 BB: 0 P: 5	R: 0 E: 0 K: 0 S: 5	H: 2 LOB: 2 BB: 0 P: 5	1B: 9 2B: 0 3B: 0 HR: 0	SF: 0 SAC: 0 DP: 1 HBP: 0	WP: 0 PB: 0 SB: 0 CS: 0	PA: 36
PITCHER	IP WLS BF H R ER SO BB IBB HBP BLK WP HR S P ERA WHIP																					
Bob Purkey, R (1, 1) ERA: 3.42	8.0 W 33 9 2 2 5 1 0 0 0 0 0 0 42 46 2.25 1.250																					
Sammy Ellis, R (9, 1) ERA: 3.81	1.0 S 3 0 0 0 0 0 0 0 0 0 0 0 3 3 0.00 0.000																					

Milwaukee Braves @ Cincinnati Reds
Crosley Field, Cincinnati, OH
Tue Aug 04 1964, 3:33 AM EDT
Unknown

livebaseballscorecards.com

AB 35
R 2
H 9
RBI 2
BB 1
SO 5
LOB 15



Batter	1	2	3	4	5	6	7	8	9	AB	R	H	RBI	BB	SO	LOB	BOTTOM	
Giraldo Ruiz, S OBP: 0.250, SLG: 0.325 (1, 4)	0-0 4-3		0-0 6-3			0-3 K		0-0 F9		4	0	0	0	0	1	0	Milwaukee Braves @ Cincinnati Reds Crosley Field, Cincinnati, OH Tue Aug 04 1964, 3:33 AM EDT Unknown	
Marty Keough, L OBP: 0.337, SLG: 0.453 (1, 9)	4-0 E HR BB		0-3 K			0-3 K		0-0 FC4-6 1B		3	1	1	0	1	2	0		
Vada Pinson, L OBP: 0.321, SLG: 0.450 (1, 8)	0-0 E4 1-2 HR		0-0 B5			0-0 F9		0-0 FC4-6 1-2f		4	1	0	0	0	0	2		
Frank Robinson, R OBP: 0.378, SLG: 0.496 (1, 7)	0-3 K			0-0 G6-4-3 1B			0-0 6-3	0-0 F5		4	0	1	0	0	1	3		
Deron Johnson, R OBP: 0.379, SLG: 0.561 (1, 3)	0-0 1-H 2-H HR			0-0 G6-4-3 1-2f			0-0 BB 3B 1B			3	2	2	3	0	0	1		
Johnny Edwards, L OBP: 0.330, SLG: 0.382 (1, 2)	0-0 F6			0-0 F4			4-0 BB BB BB 1-2 3B BB			2	1	0	0	1	0	0		
Leo Cardenas, R OBP: 0.313, SLG: 0.384 (1, 6)		0-0 F9			0-0 6-3			0-0 1-H 2-H 3B		3	0	1	2	0	0	0		
Steve Boros, R OBP: 0.321, SLG: 0.333 (1, 5)		0-0 F9			0-0 1-3			0-0 6-3		3	0	0	0	0	0	1		
Bob Purkey, R OBP: 0.081, SLG: 0.083 (1, 1) Sammy Ellis, L (9, 1)		0-3 K			0-3 K			0-0 F7		3	0	0	0	0	2	1		
										0	0	0	0	0	0	0		
Inning Stats	R: 3 E: 1 K: 1 S: 7	H: 1 LOB: 0 BB: 1 P: 11	R: 0 E: 0 K: 1 S: 5	H: 0 LOB: 0 BB: 0 P: 5	R: 0 E: 0 K: 1 S: 5	H: 1 LOB: 0 BB: 0 P: 3	R: 0 E: 0 K: 1 S: 5	H: 0 LOB: 0 BB: 0 P: 5	R: 2 E: 0 K: 0 S: 5	H: 2 LOB: 1 BB: 1 P: 9	R: 0 E: 0 K: 0 S: 4	H: 1 LOB: 1 BB: 0 P: 4	1B: 3 2B: 0 3B: 1 HR: 1	SF: 0 SAC: 0 DP: 1 HBP: 0	WP: 0 PB: 0 SB: 0 CS: 0	PA: 31		
PITCHER	IP WLS BF H R ER SO	IP WLS BF H R ER SO	IP WLS BF H R ER SO	IP WLS BF H R ER SO	IP WLS BF H R ER SO	IP WLS BF H R ER SO	IP WLS BF H R ER SO	IP WLS BF H R ER SO	IP WLS BF H R ER SO	IP WLS BF H R ER SO	IP WLS BF H R ER SO	IP WLS BF H R ER SO	IP WLS BF H R ER SO	IP WLS BF H R ER SO	IP WLS BF H R ER SO	IP WLS BF H R ER SO	ERA WHIP	ERA WHIP
Tony Cloninger, R ERA: 3.39 (1, 1)	6.0 L	21 21	2 3	3 0	6 0	BB 1	IBB 0	HBP 0	BLK 0	WP 0	HR 1	S 32	P 36	ERA 0.00	WHIP 0.500			
Bobby Tiefenauer, R ERA: 3.21 (7, 1)	2.0	10	3	2	2	0	1	0	0	0	0	9	13	9.00	2.000			

Batter	1	2	3	4	5	6	7	8	9	AB R H RBI BB SO LOB	TOP
Denis Menke, R (1, 6) OBP: 0.374, SLG: 0.468	0-3 		0-3 			4-0 		0-3 		3 1 0 0 1 3 0	Milwaukee Braves @ Cincinnati Reds Crosley Field, Cincinnati, OH Tue Aug 04 1964, 7:05 PM EDT Att: 16,285 - Unknown
Lee Maye, L (1, 8) OBP: 0.354, SLG: 0.444	0-0 			0-0 		0-0 		0-0 		4 0 4 1 0 0 0	
Hank Aaron, R (1, 9) OBP: 0.383, SLG: 0.490	0-0 			0-0 		0-0 		0-0 		4 0 0 0 0 0 5	
Rico Carty, R (1, 7) OBP: 0.396, SLG: 0.546		0-0 		0-3 		0-0 		0-0 		4 0 1 1 0 1 0	
Joe Torre, R (1, 2) OBP: 0.369, SLG: 0.504		0-0 			0-0 	0-0 		0-0 		4 0 1 0 0 0 2	
Gene Oliver, R (1, 3) OBP: 0.297, SLG: 0.460		0-0 			0-0 		0-0 	0-0 		4 0 2 0 0 0 1	
Miguel de la Hoz, R (1, 5) OBP: 0.347, SLG: 0.383		0-3 			0-0 		0-0 	0-0 		4 0 0 0 0 1 3	
Frank Bolling, R (1, 4) OBP: 0.257, SLG: 0.300			0-3 			0-0 		0-0 		3 1 1 0 0 1 0	
Bob Sadowski, R (1, 1) OBP: 0.189, SLG: 0.216			0-3 			0-0 		0-0 		2 0 0 0 0 1 1	
Felipe Alou, R (8, PH) OBP: 0.289, SLG: 0.402								0-0 		1 0 0 0 0 0 0	
Chi-Chi Olivo, R (8, 1)								0-0 		0 0 0 0 0 0 0	
Inning Stats	R: 0 H: 1 E: 0 LOB: 0 K: 1 BB: 0 S: 5 P: 5	R: 0 H: 1 E: 0 LOB: 1 K: 1 BB: 0 S: 6 P: 6	R: 0 H: 0 E: 0 LOB: 0 K: 3 BB: 0 S: 9 P: 9	R: 0 H: 1 E: 0 LOB: 0 K: 1 BB: 0 S: 5 P: 5	R: 0 H: 1 E: 0 LOB: 0 K: 0 BB: 0 S: 3 P: 3	R: 2 H: 3 E: 0 LOB: 2 K: 0 BB: 1 S: 6 P: 10	R: 0 H: 0 E: 0 LOB: 0 K: 0 BB: 0 S: 3 P: 3	R: 0 H: 1 E: 0 LOB: 1 K: 1 BB: 0 S: 6 P: 6	R: 0 H: 1 E: 0 LOB: 1 K: 0 BB: 0 S: 4 P: 4	1B: 8 SF: 0 2B: 1 SAC: 0 3B: 0 DP: 3 HR: 0 HBP: 0	WP: 2 PA: 34 PB: 0 SB: 0 CS: 0
PITCHER Jim O'Toole, L (1, 1) ERA: 2.48	IP WLS BF H R ER SO BB IBB HBP BLK WP HR S P ERA WHIP 9.0 W 34 9 2 2 7 1 0 0 0 2 0 47 51 2.00 1.111										

livebaseballscorecards.com

AB	33
R	2
H	9
RBI	2
BB	1
SO	7
LOB	12



Batter	1	2	3	4	5	6	7	8	9
Giraldo Ruiz, S (1, 4) OBP: 0.242, SLG: 0.316	0-0 6-3		0-0 SF9		0-3 K		0-0 F6		
Marty Keough, L (1, 9) OBP: 0.335, SLG: 0.445	0-3 K		4-0 3-H BB		0-0 F4		0-0 6-3		
Vada Pinson, L (1, 8) OBP: 0.323, SLG: 0.453	0-0 3-1		0-3 K			0-0 1B 2B	0-0 1B		
Frank Robinson, R (1, 7) OBP: 0.382, SLG: 0.505		0-0 FC4-6 1B		0-0 HR		4-0 1B E BB	0-0 F6		
Deron Johnson, R (1, 3) OBP: 0.374, SLG: 0.553		0-0 FC4-6 1-2f		0-0 F7		0-0 F9	0-0 5-3		
Johnny Edwards, L (1, 2) OBP: 0.329, SLG: 0.380		0-0 G3		0-3 K		0-0 1-3 2-H E 1B	0-0 6-3		
Leo Cardenas, R (1, 6) OBP: 0.312, SLG: 0.383		0-3 K		0-0 1B		0-3 K	0-3 K		
Steve Boros, R (1, 5) OBP: 0.321, SLG: 0.337			0-0 SH1-4 SF9 2B		0-0 5-3		0-0 E3 1-2 3-H		
Jim O'Toole, S (1, 1) OBP: 0.146, SLG: 0.114			0-0 SH1-4 2-3		0-0 5-3		0-0 4-3		

AB	R	H	RBI	BB	SO	LOB
3	0	0	1	0	1	0
3	0	0	0	1	1	0
4	1	2	0	0	1	1
3	2	2	1	1	0	1
4	0	0	0	0	0	3
4	0	1	1	0	1	1
4	0	1	0	0	3	3
3	1	1	0	0	0	2
2	0	0	0	0	0	2

BOTTOM

Milwaukee Braves @ Cincinnati Reds
Crosley Field, Cincinnati, OH

Tue Aug 04 1964, 7:05 PM EDT
Att. 16,285 - Unknown


livebaseballscorecards.com

AB	30
R	4
H	7
RBI	3
BB	2
SO	7
LOB	13



Inning Stats		R: 0	H: 0	E: 0	K: 1	S: 5	R: 0	H: 1	E: 1	K: 1	S: 6	R: 0	H: 1	E: 0	K: 1	S: 6	R: 1	H: 1	E: 0	K: 1	S: 6	R: 1	H: 2	E: 0	K: 1	S: 7	R: 0	H: 0	E: 0	K: 1	S: 5	R: 2	H: 2	E: 1	K: 1	S: 8	R: 0	H: 1	E: 0	K: 0	S: 4	R: 0	H: 0	E: 0	K: 1	S: 5				
IP	WLS	BF	H	R	ER	SO	BB	IBB	HBP	BLK	WP	HR	S	P	ERA	WHIP	IP	WLS	BF	H	R	ER	SO	BB	IBB	HBP	BLK	WP	HR	S	P	ERA	WHIP	IP	WLS	BF	H	R	ER	SO	BB	IBB	HBP	BLK	WP	HR	S	P	ERA	WHIP
7.0	L	31	7	4	3	6	2	0	0	0	0	0	41	49	3.86	1.286	1.0		3	0	0	0	1	0	0	0	0	0	0	5	5	0.00	0.000																	
PITCHER		Bob Sadowski, R (1, 1) ERA: 4.18 Chi-Chi Olivo, R (8, 1) ERA: 4.22																																																

WP : 0	PA : 34
PB : 0	SB : 0
CS : 0	

Batter	1	2	3	4	5	6	7	8	9	AB R H RBI BB SO LOB	TOP											
Eddie Mathews, L (1, 5) OBP: 0.346, SLG: 0.415	0-0 G4-6-3 1B		0-0 L9			0-3 K		0-0 HR	0-3 K	5 1 2 2 0 2 0												
Lee Maye, L (1, 8) OBP: 0.354, SLG: 0.443	0-0 G4-6-3 1B			0-0 F8		0-0 3-1		0-0 F7	0-0 FC6-4 1B	5 0 2 0 0 0 1												
Hank Aaron, R (1, 9) OBP: 0.385, SLG: 0.492	0-0 G4-6-3 1-2f 2-3			0-0 1-3 1B		0-0 S 1B		0-0 1B 1B	0-0 FC6-4 1-2f	5 2 3 0 0 0 3												
Rico Carty, R (1, 7) OBP: 0.394, SLG: 0.542	0-3 K			0-0 1-3		0-0 6-3		0-0 1B E 1B		4 1 1 0 0 1 3												
Joe Torre, R (1, 2) OBP: 0.370, SLG: 0.504		0-0 F2		0-0 2-H 1B		0-0 1-3		0-0 E8 1B 1B		4 1 2 2 0 0 0												
Felipe Alou, R (1, 3) OBP: 0.289, SLG: 0.400		0-0 6-3		0-0 F8		0-0 6-3		0-0 BB 1B		4 0 1 1 0 0 1												
Ty Cline, L (8, PR) OBP: 0.333, SLG: 0.387								3-H BB 1B		0 0 0 0 0 0 0												
Denis Menke, R (1, 6) OBP: 0.373, SLG: 0.463		0-0 F8			0-3 K		0-0 6-3	4-0 1-2 BB		3 0 0 0 1 1 0												
Miguel de la Hoz, R (1, 4) OBP: 0.338, SLG: 0.372			0-3 K		0-0 L5			F7 L5		4 0 0 0 0 1 2												
Wade Blasingame, L (8, 1) OBP: 0.273, SLG: 0.450										0 0 0 0 0 0 0												
Denny Lemaster, R (1, 1) OBP: 0.140, SLG: 0.114			0-0 6-3		0-0 5-3			0-0 HR 1B	0-3 K	2 0 0 0 0 0 0												
Ed Bailey, L (8, PH) OBP: 0.333, SLG: 0.344										1 0 1 0 0 0 0												
Gary Kolb, L (8, PR) OBP: 0.235, SLG: 0.071										0 1 0 0 0 0 0												
Frank Bolling, R (8, 4) OBP: 0.256, SLG: 0.299										1 0 0 0 0 1 0												
Inning Stats	R: 0 E: 0 K: 1 S: 6	H: 2 LOB: 1 BB: 0 P: 6	R: 0 E: 0 K: 0 S: 3	H: 0 LOB: 0 BB: 0 P: 3	R: 0 E: 0 K: 1 S: 5	H: 0 LOB: 0 BB: 0 P: 5	R: 1 E: 0 K: 0 S: 5	H: 2 LOB: 1 BB: 0 P: 5	R: 0 E: 0 K: 1 S: 5	H: 0 LOB: 0 BB: 0 P: 5	R: 0 E: 0 K: 1 S: 6	H: 1 LOB: 1 BB: 0 P: 6	R: 0 E: 0 K: 0 S: 3	H: 0 LOB: 0 BB: 0 P: 3	R: 5 E: 1 K: 0 S: 9	H: 6 LOB: 2 BB: 1 P: 13	R: 0 E: 0 K: 2 S: 8	H: 1 LOB: 1 BB: 0 P: 8	1B: 11 2B: 0 3B: 0 HR: 1	SF: 0 SAC: 0 DP: 1 HBP: 0	WP: 0 PB: 0 SB: 1 CS: 0	PA: 39
PITCHER	IP WLS BF H R ER SO BB IBB HBP BLK WP HR S P ERA WHIP																					
John Tsitouris, R (1, 1) ERA: 4.2	7.2 L 32 10 6 6 4 0 0 0 0 0 0 1 40 40 7.04 1.304																					
Ryne Duren, R (8, 1) ERA: 3.58	1.1 7 2 0 0 2 1 0 0 0 0 0 0 10 14 0.00 2.250																					

Milwaukee Braves @ Cincinnati Reds
Crosley Field, Cincinnati, OH
 Wed Aug 05 1964, 7:05 PM EDT
 Att. 7,553 - Unknown

livebaseballscorecards.com


AB	38
R	6
H	12
RBI	5
BB	1
SO	6
LOB	10

Batter	1	2	3	4	5	6	7	8	9	AB	R	H	RBI	BB	SO	LOB
Giraldo Ruiz, S (1, 4) OBP: 0.242, SLG: 0.314	0-3 K		0-3 K		0-0 B3		0-0 FC6-4 1B			4	0	1	0	0	2	1
Tommy Harper, R (1, 7) OBP: 0.322, SLG: 0.304	0-0 5-3 1B		0-0 E6 1B		0-0 F4		0-0 FC6-4			4	1	1	0	0	0	3
Frank Robinson, R (1, 9) OBP: 0.381, SLG: 0.503	0-0 5-3 1-2		0-0 1B		0-0 FC6-4			0-0 L6-3		4	0	1	1	0	0	2
Deron Johnson, R (1, 3) OBP: 0.369, SLG: 0.545	0-0 F9		0-0 F9		0-3 K			0-0 F8		4	0	0	0	0	1	2
Don Pavletich, R (1, 2) OBP: 0.391, SLG: 0.683		0-0 HR	0-0 F6		0-3 K			0-3 K		4	1	1	1	0	2	1
Leo Cardenas, R (1, 6) OBP: 0.312, SLG: 0.389		0-3 K		0-0 L4		0-0 1-3			0-0 HR	4	1	1	1	0	1	0
Vada Pinson, L (1, 8) OBP: 0.320, SLG: 0.448		0-3 K		0-0 F8		0-3 K2-3			0-0 L4-3	4	0	0	0	0	2	0
Steve Boros, R (1, 5) OBP: 0.321, SLG: 0.335		4-0 BB		0-0 5-3		0-1 CI 1B			0-0 F9	2	0	0	0	1	0	0
John Tsitouris, R (1, 1) OBP: 0.244, SLG: 0.273		0-0 F3			0-0 FC6-4 1B		0-0 L7		0-3 K	3	0	1	0	0	0	2
Ryne Duren, R (8, 1)										0	0	0	0	0	0	0
Tony Perez, R (9, PH) OBP: 0.208, SLG: 0.143										1	0	0	0	0	1	0

Inning Stats	R: 0	H: 1	E: 0	K: 1	S: 6	R: 1	H: 1	E: 0	K: 2	S: 8	R: 1	H: 1	E: 1	K: 1	S: 7	R: 0	H: 0	E: 0	K: 0	S: 3	R: 0	H: 1	E: 0	K: 0	S: 4	R: 0	H: 0	E: 0	K: 2	S: 7	R: 0	H: 1	E: 1	K: 1	S: 7	R: 0	H: 0	E: 0	K: 1	S: 5	R: 1	H: 1	E: 0	K: 1	S: 6	1B: 4	SF: 0	2B: 0	3B: 0	HR: 2	WP: 0	PB: 0	SB: 1	CS: 0	PA: 36
PITCHER	IP	WLS	BF	H	R	ER	SO	BB	IBB	HBP	BLK	WP	HR	S	P	ERA	WHIP																																						
Denny Lemaster, L (1, 1) ERA: 4.57	7.0	W	29	5	2	1	7	1	0	0	0	0	0	42	46	1.29	0.857																																						
Wade Blasingame, L (8, 1) ERA: 4.25	2.0	S	7	1	1	1	2	0	0	0	0	0	1	11	11	4.50	0.500																																						

Milwaukee Braves @ Cincinnati Reds
 Crosley Field, Cincinnati, OH
 Wed Aug 05 1964, 7:05 PM EDT
 Att. 7,553 - Unknown

AB	34
R	3
H	6
RBI	3
BB	1
SO	9
LOB	11



Batter	1	2	3	4	5	6	7	8	9	AB R H RBI BB SO LOB	TOP												
Eddie Mathews, L (1, 5) OBP: 0.342, SLG: 0.409	0-0 3-1		0-0 6-3			0-0 F7		0-3 K		4 0 0 0 0 1 1													
Lee Maye, L (1, 8) OBP: 0.356, SLG: 0.447	0-0 F7			0-0 6-3		0-0 HR 1B		0-0 2B		4 1 2 0 0 0 0													
Hank Aaron, R (1, 9) OBP: 0.384, SLG: 0.496	0-0 5-3			0-3 K		0-0 HR		0-0 F8		4 1 1 3 0 1 1													
Rico Carty, R (1, 7) OBP: 0.392, SLG: 0.535		0-0 G3		0-3 K		4-0 BB		0-3 K		3 0 0 0 1 2 1													
Joe Torre, R (1, 3) OBP: 0.366, SLG: 0.499		0-0 4-3			0-3 K	0-0 F4		0-3 K		4 0 0 0 0 2 1													
Ed Bailey, L (1, 2) OBP: 0.336, SLG: 0.344		0-0 1B			0-0 F9		0-0 4-3		4-0 1B BB	3 0 1 0 1 0 0													
Denis Menke, R (1, 6) OBP: 0.371, SLG: 0.461		0-3 K			0-3 K		0-0 F3		0-0 1B G6-4-3	4 0 1 0 0 2 1													
Miguel de la Hoz, R (1, 4) OBP: 0.335, SLG: 0.369			0-0 1-3			0-0 F7		0-0 1B		4 0 1 0 0 0 2													
Hank Fischer, R (1, 1) OBP: 0.209, SLG: 0.175			0-0 F6			0-0 1B HR 1B		0-0 4-3		0 0 0 0 0 0 0													
Billy Hoelt, L (1, 1) OBP: 0.500, SLG: 0.286										0 0 0 0 0 0 0													
Gary Kolb, L (3, PH) OBP: 0.222, SLG: 0.067										1 0 0 0 0 0 0													
Chi-Chi Olivo, R (3, 1)										0 0 0 0 0 0 0													
Ty Cline, L (6, PH) OBP: 0.341, SLG: 0.395										1 1 1 0 0 0 0													
Dave Lillis, R (6, 1)										0 0 0 0 0 0 0													
Felipe Alou, R (7, PH) OBP: 0.288, SLG: 0.398										1 0 0 0 0 0 1													
Warren Spahn, L (7, 1) OBP: 0.294, SLG: 0.302										0 0 0 0 0 0 0													
Inning Stats	R: 0 E: 0 K: 0 S: 3	H: 0 LOB: 0 BB: 0 P: 3	R: 0 E: 0 K: 1 S: 6	H: 1 LOB: 1 BB: 0 P: 6	R: 0 E: 0 K: 0 S: 3	H: 0 LOB: 0 BB: 0 P: 3	R: 0 E: 0 K: 2 S: 7	H: 0 LOB: 0 BB: 0 P: 7	R: 0 E: 0 K: 0 S: 7	H: 0 LOB: 0 BB: 0 P: 7	R: 3 E: 0 K: 0 S: 6	H: 3 LOB: 1 BB: 1 P: 10	R: 0 E: 0 K: 0 S: 4	H: 1 LOB: 1 BB: 0 P: 4	R: 0 E: 0 K: 2 S: 8	H: 1 LOB: 1 BB: 0 P: 8	R: 0 E: 0 K: 1 S: 5	H: 1 LOB: 1 BB: 1 P: 9	1B: 5 2B: 1 3B: 0 HR: 1	SF: 0 SAC: 0 DP: 1 HBP: 0	WP: 0 PB: 0 SB: 0 CS: 0	PA: 35	
PITCHER Joey Jay, R (1, 1) ERA: 3.52	IP: 7.0 WLS: W BF: 27 H: 5 R: 3 ER: 3 SO: 5 BB: 1 IBB: 0 HBP: 0 BLK: 0 WP: 0 HR: 1 S: 36 P: 40 ERA: 3.86 WHIP: 0.857											PITCHER Sammy Ellis, R (8, 1) ERA: 3.71	IP: 2.0 WLS: S BF: 8 H: 2 R: 0 ER: 0 SO: 3 BB: 1 IBB: 0 HBP: 0 BLK: 0 WP: 0 HR: 0 S: 13 P: 17 ERA: 0.00 WHIP: 1.500										

Milwaukee Braves @ Cincinnati Reds
 Crosley Field, Cincinnati, OH
 Thu Aug 06 1964, 7:05 PM EDT
 Att. 7,828 - Unknown

livebaseballscorecards.com

AB	33
R	3
H	7
RBI	3
BB	2
SO	8
LOB	8



Batter	1	2	3	4	5	6	7	8	9	AB R H RBI BB SO LOB	TOP											
Chuck Hiller, L (1, 4) OBP: 0.245, SLG: 0.250 Hal Lanier, R (7, PH) OBP: 0.286, SLG: 0.366 (7, 4)	0-3 K		0-3 K		0-0 F6		0-0 G6-3			3 0 0 0 0 2 0 1 0 0 0 0 0 1	San Francisco Giants @ Cincinnati Reds Crosley Field, Cincinnati, OH Fri Aug 07 1964, 7:05 PM EDT Att: 19,965 - Unknown											
Willie Mays, R (1, 8) OBP: 0.402, SLG: 0.608	0-3 K			0-0 F6		0-3 K		0-3 K		4 0 0 0 0 3 0												
Willie McCovey, L (1, 7) OBP: 0.329, SLG: 0.413 Jesus Alou, R (8, PH) OBP: 0.311, SLG: 0.341 (8, 7)	0-0 4-3			0-3 K		4-0 2B BB		0-0 6-3		2 0 0 0 1 1 0 1 0 0 0 0 0 0												
Orlando Cepeda, R (1, 3) OBP: 0.371, SLG: 0.546		0-0 1B		0-0 HR		0-0 2B		0-0 F9		4 1 3 1 0 0 0												
Duke Snider, L (1, 9) OBP: 0.303, SLG: 0.344 Harvey Kuenn, R (9, PH) OBP: 0.318, SLG: 0.338	0-3 K			4-0 BB BB		4-0 G6-4-3 BB		0-0 F4		1 0 0 0 2 1 1 1 0 0 0 0 0 0												
Jim Ray Hart, R (1, 5) OBP: 0.340, SLG: 0.485	0-3 K			4-0 BB		0-0 G6-4-3		0-0 HR		3 1 1 1 1 1 4												
Tom Haller, L (1, 2) OBP: 0.320, SLG: 0.390 Jim Davenport, R (9, PH) OBP: 0.261, SLG: 0.315	0-3 K			0-0 4-3			0-3 K		0-3 K	3 0 0 0 0 2 3 1 0 0 0 0 1 0												
Jose Pagan, R (1, 6) OBP: 0.288, SLG: 0.269			0-3 K		0-3 K		0-0 1B 2B		0-0 6-3	4 1 1 0 0 2 0												
Bob Hendley, R (1, 1) OBP: 0.195, SLG: 0.132 Bob Shaw, R (6, 1)			0-3 K		0-3 K		0-0 G6-3 1B			2 0 0 0 0 2 0 0 0 0 0 0 0 0 1 0 1 1 0 0 0 0 0 0 0 0 0 0												
Cap Peterson, R (7, PH) OBP: 0.224, SLG: 0.218 John Pregonzer, R (7, 1)																						
Inning Stats	R: 0 E: 0 K: 2 S: 7	H: 0 LOB: 0 BB: 0 P: 7	R: 0 E: 0 K: 3 S: 10	H: 1 LOB: 1 BB: 0 P: 10	R: 0 E: 0 K: 3 S: 9	H: 0 LOB: 0 BB: 0 P: 9	R: 1 E: 0 K: 1 S: 6	H: 1 LOB: 2 BB: 2 P: 14	R: 0 E: 0 K: 2 S: 7	H: 0 LOB: 0 BB: 0 P: 7	R: 0 E: 0 K: 1 S: 5	H: 1 LOB: 2 BB: 2 P: 13	R: 1 E: 0 K: 1 S: 6	H: 2 LOB: 0 BB: 0 P: 6	R: 0 E: 0 K: 1 S: 5	H: 0 LOB: 0 BB: 0 P: 5	R: 1 E: 0 K: 1 S: 6	H: 1 LOB: 0 BB: 0 P: 6	1B: 2 2B: 2 3B: 0 HR: 2	SF: 0 SAC: 0 DP: 2 HBP: 0	WP: 0 PB: 0 SB: 1 CS: 0	PA: 35
PITCHER	IP WLS BF H R ER SO BB IBB HBP BLK WP HR S P ERA WHIP																					
Jim Maloney, R (1, 1) ERA: 3.06 Billy McCool, L (7, 1) ERA: 2.45	6.0 W 24 3 1 1 12 4 0 0 0 0 1 44 60 1.50 1.167																					

AB	31
R	3
H	6
RBI	3
BB	4
SO	15
LOB	9



Batter	1	2	3	4	5	6	7	8	9	AB R H RBI BB SO LOB	TOP
Harvey Kuenn, R (1, 9) OBP: 0.316, SLG: 0.336 Jesus Alou, R (8, PR) OBP: 0.311, SLG: 0.341 (8, 9)	0-3 		0-0 F8 			0-0 F8 		0-0 FC5-4 		4 0 1 0 0 1 0 0 0 0 0 0 0 0	San Francisco Giants @ Cincinnati Reds Crosley Field, Cincinnati, OH Sat Aug 08 1964, 7:05 PM EDT Att: 30,668 - Unknown livebaseballscorecards.com
Willie McCovey, L (1, 7) OBP: 0.332, SLG: 0.414 Matty Alou, L (8, PH) OBP: 0.289, SLG: 0.263 (8, 7)	1-0 		0-3 			0-0 		0-3 		2 1 1 0 0 1 0 1 0 0 0 0 1 2	
Willie Mays, R (1, 8) OBP: 0.403, SLG: 0.611	0-0 					0-0 		0-0 FC5-4 		4 0 2 1 0 1 1	
Orlando Cepeda, R (1, 3) OBP: 0.369, SLG: 0.543	0-0 G5-4-3 					0-0 F2 			0-0 	4 0 1 0 0 1 3	
Jim Ray Hart, R (1, 5) OBP: 0.337, SLG: 0.480		0-0 5-3 				0-0 F8 			0-0 F8 	4 0 0 0 0 0 2	
Del Crandall, R (1, 2) OBP: 0.312, SLG: 0.295		0-3 				0-0 5-3 			0-0 G5-4-3 	4 0 0 0 0 1 1	
Hal Lanier, R (1, 4) OBP: 0.292, SLG: 0.377		0-0 				0-0 		0-3 		3 0 2 0 0 1 0	
Jose Pagan, R (1, 6) OBP: 0.289, SLG: 0.270		0-3 				0-0 		0-3 		3 0 1 0 0 2 1	
Gaylord Perry, R (1, 1) OBP: 0.063, SLG: 0.032			0-0 F9 			0-0 FC4-6 		0-0 E6 		3 0 0 0 0 0 1	
Inning Stats	R: 0 H: 1 E: 0 LOB: 1 K: 1 BB: 0 S: 5 P: 6	R: 0 H: 1 E: 0 LOB: 1 K: 2 BB: 0 S: 8 P: 8	R: 0 H: 0 E: 0 LOB: 0 K: 1 BB: 0 S: 5 P: 5	R: 0 H: 0 E: 0 LOB: 0 K: 1 BB: 0 S: 5 P: 5	R: 0 H: 2 E: 0 LOB: 1 K: 0 BB: 0 S: 4 P: 4	R: 1 H: 2 E: 0 LOB: 1 K: 1 BB: 0 S: 7 P: 7	R: 0 H: 0 E: 0 LOB: 0 K: 2 BB: 0 S: 7 P: 7	R: 0 H: 1 E: 1 LOB: 1 K: 1 BB: 0 S: 6 P: 6	R: 0 H: 1 E: 0 LOB: 0 K: 0 BB: 0 S: 3 P: 3	1B: 6 SF: 0 2B: 1 SAC: 0 3B: 1 DP: 2 HR: 0 HBP: 1	WP: 0 PA: 33 PB: 0 SB: 0 CS: 0
PITCHER Joe Nuxhall, L (1, 1) ERA: 3.54	IP WLS BF H R ER SO BB IBB HBP BLK WP HR S P ERA WHIP 9.0 L 33 8 1 1 9 0 0 1 0 0 0 0 50 51 1.00 0.889										

Batter	1	2	3	4	5	6	7	8	9	AB R H RBI BB SO LOB
Pete Rose, S (1, 4) OBP: 0.317, SLG: 0.329	0-0 6-3		0-0 F6			0-0 4-3			0-0 F6	4 0 0 0 0 0 1
Marty Keough, L (1, 9) OBP: 0.317, SLG: 0.420	0-0 3-1			0-0 4-3		0-3 K			0-0 F7	4 0 0 0 0 1 1
Vada Pinson, L (1, 8) OBP: 0.322, SLG: 0.453	0-3 K			0-0 FC5-4 1B		0-3 K			0-0 4-3	4 0 1 0 0 2 1
Frank Robinson, R (1, 7) OBP: 0.388, SLG: 0.524		0-3 K		0-0 FC5-4 1-2f		0-0 4-3				3 0 0 0 0 1 1
Deron Johnson, R (1, 3) OBP: 0.368, SLG: 0.545		0-3 K		0-0 F3		0-3 K				3 0 0 0 0 2 1
Johnny Edwards, L (1, 2) OBP: 0.330, SLG: 0.381			0-0 E4 FC5-4		0-0 4-3			0-0 4-3		3 0 0 0 0 0 0
Leo Cardenas, R (1, 6) OBP: 0.308, SLG: 0.383		0-0 FC5-4 1-2f			0-0 L5			0-0 F8		3 0 0 0 0 0 1
Steve Boros, R (1, 5) OBP: 0.321, SLG: 0.335			0-0 6-3		0-0 5-3			0-0 4-3		2 0 0 0 0 0 0
Gordy Coleman, L (8, PH) OBP: 0.305, SLG: 0.372										1 0 0 0 0 0 0
Giraldo Ruiz, S (9, 5) OBP: 0.240, SLG: 0.317										0 0 0 0 0 0 0
Joe Nuxhall, L (1, 1) OBP: 0.149, SLG: 0.213			0-0 6-3			0-3 K			0-0 E9 1B	2 0 0 0 0 1 0
Mel Queen, L (9, PH) OBP: 0.237, SLG: 0.378										1 0 1 0 0 0 0
Tommy Harper, R (9, PR) OBP: 0.321, SLG: 0.303										0 0 0 0 0 0 0

Inning Stats	R: 0 E: 0 K: 1 S: 5	H: 0 LOB: 0 BB: 0 P: 5	R: 0 E: 1 K: 2 S: 8	H: 0 LOB: 1 BB: 0 P: 8	R: 0 E: 0 K: 0 S: 3	H: 0 LOB: 0 BB: 0 P: 3	R: 0 E: 0 K: 0 S: 4	H: 1 LOB: 1 BB: 0 P: 4	R: 0 E: 0 K: 0 S: 3	H: 0 LOB: 0 BB: 0 P: 3	R: 0 E: 0 K: 2 S: 7	H: 0 LOB: 0 BB: 0 P: 7	R: 0 E: 0 K: 2 S: 7	H: 0 LOB: 0 BB: 0 P: 7	R: 0 E: 0 K: 0 S: 3	H: 0 LOB: 0 BB: 0 P: 3	R: 0 E: 1 K: 0 S: 4	H: 1 LOB: 1 BB: 0 P: 4	1B: 2 2B: 0 3B: 0 HR: 0	SF: 0 SAC: 0 DP: 0 HBP: 0
--------------	------------------------------	---------------------------------	------------------------------	---------------------------------	------------------------------	---------------------------------	------------------------------	---------------------------------	------------------------------	---------------------------------	------------------------------	---------------------------------	------------------------------	---------------------------------	------------------------------	---------------------------------	------------------------------	---------------------------------	----------------------------------	------------------------------------

PITCHER	IP	WLS	BF	H	R	ER	SO	BB	IBB	HBP	BLK	WP	HR	S	P	ERA	WHIP
Gaylord Perry, R (1, 1) ERA: 2.33	9.0	W	30	2	0	0	7	0	0	0	0	0	0	44	44	0.00	0.222

BOTTOM

San Francisco Giants @ Cincinnati Reds
Crosley Field, Cincinnati, OH

Sat Aug 08 1964, 7:05 PM EDT
Att. 30,668 - Unknown

livebaseballscorecards.com

AB	30
R	0
H	2
RBI	0
BB	0
SO	7
LOB	6



WP: 0	PA: 30
PB: 0	
SB: 0	
CS: 0	

Batter	1	2	3	4	5	6	7	8	9	AB R H RBI BB SO LOB	TOP																
Duke Snider, L (1, 9) OBP: 0.304, SLG: 0.338 Jesus Alou, R (4, 9) OBP: 0.312, SLG: 0.342	4-0 HR BB	0-3 K		0-0 F6		0-0 1B E 1B		0-0 1-6-3		2 1 0 0 1 1 0 2 1 1 0 0 0 0																	
Willie Mays, R (1, 8) OBP: 0.407, SLG: 0.623	0-0 HR 1-H	0-0 F9		0-0 S 2B 1B		0-0 1-3 2-H 1B		0-0 K2-5-2 2B		5 2 4 3 0 0 0																	
Willie McCovey, L (1, 7) OBP: 0.336, SLG: 0.434	0-0 HR	0-0 WP 2B		0-0 1-H 2B		0-3 K 1-2 3-H		0-0 F2		5 1 3 2 0 1 2																	
Orlando Cepeda, R (1, 3) OBP: 0.367, SLG: 0.536	0-3 K	0-3 K 2-3		0-0 1-3			0-0 5-3		4-0 IBB	4 0 0 0 1 2 2																	
Jim Ray Hart, R (1, 5) OBP: 0.337, SLG: 0.478 Jim Davenport, R (9, 5) OBP: 0.261, SLG: 0.315	4-0 1B 2B BB		0-0 S 1B		0-0 F6		0-0 5-3		0-3 K2-5-2 3-3	4 1 1 0 1 1 2 0 0 0 0 0 0 0																	
Tom Haller, L (1, 2) OBP: 0.326, SLG: 0.393	0-0 2B 1-3 1B		4-0 G6-4-3 BB		0-3 K		0-0 1B			3 0 2 0 1 1 0																	
Hal Lanier, R (1, 4) OBP: 0.291, SLG: 0.380	0-0 1-3 3-H 2B		0-3 K		0-3 K		0-0 F2			4 0 1 1 0 2 3																	
Jose Pagan, R (1, 6) OBP: 0.288, SLG: 0.267	4-0 G6-4-3 IBB		0-0 G6-4-3 1-2f		0-0 F8			0-0 F6		3 0 0 0 1 0 2																	
Bobby Bolin, R (1, 1) OBP: 0.263, SLG: 0.097 Billy O'Dell, S (4, 1)	0-0 G6-4-3 1-2f		0-0 5-3		0-0 1B BB			0-0 F9		2 0 0 0 0 0 3 1 1 0 0 1 0 0																	
Inning Stats	R: 4 E: 0 K: 1 S: 8	H: 4 LOB: 2 BB: 3 P: 20	R: 0 E: 0 K: 2 S: 8	H: 1 LOB: 1 BB: 1 P: 8	R: 0 E: 0 K: 1 S: 5	H: 1 LOB: 1 BB: 1 P: 9	R: 1 E: 0 K: 0 S: 5	H: 2 LOB: 1 BB: 0 P: 5	R: 0 E: 0 K: 2 S: 7	H: 0 LOB: 0 BB: 0 P: 7	R: 2 E: 1 K: 1 S: 6	H: 2 LOB: 1 BB: 1 P: 10	R: 0 E: 0 K: 0 S: 4	H: 1 LOB: 1 BB: 0 P: 4	R: 0 E: 0 K: 0 S: 3	H: 0 LOB: 0 BB: 0 P: 3	R: 0 E: 0 K: 1 S: 5	H: 1 LOB: 2 BB: 1 P: 9	1B: 6 2B: 5 3B: 0 HR: 2	SF: 0 SAC: 0 DP: 3 HBP: 0	WP: 1 PB: 0 SB: 3 CS: 0	PA: 41					
PITCHER	IP	WLS	BF	H	R	ER	SO	BB	IBB	HBP	BLK	WP	HR	S	P	ERA	WHIP										
John Tsitouris, R (1, 1) ERA: 4.49	0.1	L	6	3	4	4	1	2	0	0	0	0	2	6	14	108.00	15.000										
Ryne Duren, R (1, 1) ERA: 3.48	3.2		16	5	1	1	3	1	1	0	0	1	0	20	28	2.46	1.636										
Billy McCool, L (5, 1) ERA: 2.49	3.0		12	3	2	1	3	1	0	0	0	0	0	17	21	3.00	1.333										
Bill Henry, L (8, 1) ERA: 1.17	2.0		7	1	0	0	1	0	1	0	0	0	0	8	12	0.00	0.500										

San Francisco Giants @ Cincinnati Reds
 Crosley Field, Cincinnati, OH
 Sun Aug 09 1964, 3:33 AM EDT
 Att: 26,733 - Unknown

AB	35
R	7
H	12
RBI	6
BB	6
SO	8
LOB	14



livebaseballscorecards.com

Batter	1	2	3	4	5	6	7	8	9	AB	R	H	RBI	BB	SO	LOB
Pete Rose, S OBP: 0.316, SLG: 0.327 (1, 4)	4-0 BB 2B		0-0 4-3	0-0 F8			0-0 F8			3	1	0	0	1	0	2
Mel Queen, L OBP: 0.250, SLG: 0.410 (1, 9) Tommy Harper, R OBP: 0.322, SLG: 0.305 (5, PH) (6, 7)	0-0 4-3 1-H SF7 2B		0-0 3-1		0-0 5-3			0-0 3-6-3 1B		2	1	1	1	0	0	0
Vada Pinson, L OBP: 0.319, SLG: 0.449 (1, 8)	0-0 4-3 2-3		0-0 F8		0-0 4-3			0-0 3-6-3 1-2f		4	0	0	0	0	0	2
Frank Robinson, R OBP: 0.389, SLG: 0.533 (1, 7) (6, 9)	0-0 SF7			0-0 S E 1B	0-0 5-3			0-0 HR		3	2	2	2	0	0	0
Deron Johnson, R OBP: 0.366, SLG: 0.539 (1, 3)	4-0 BB			0-0 F7		0-0 F7		0-3 K		3	0	0	0	1	1	1
Johnny Edwards, L OBP: 0.327, SLG: 0.376 (1, 2)	0-0 G3			0-0 F8 1-2		0-0 4-3			0-3 K	4	0	0	0	0	1	2
Leo Cardenas, R OBP: 0.308, SLG: 0.382 (1, 6)		0-0 F9		0-0 E7 2B 1B		0-0 F4			0-3 K	4	1	1	1	0	1	0
Steve Boros, R OBP: 0.320, SLG: 0.337 (1, 5)		0-0 4-3		0-0 2B		0-0 6-3			0-3 K	4	0	1	1	0	1	0
John Tsitouris, R OBP: 0.244, SLG: 0.273 (1, 1) Ryne Duren, R (1, 1) Gordy Coleman, L OBP: 0.305, SLG: 0.372 (4, PH) Don Fawcett, R OBP: 0.405, SLG: 0.683 (4, PH) Joe Nuxhall, L OBP: 0.149, SLG: 0.213 (4, PR) Billy McCool, R (5, 1) Tony Perez, R OBP: 0.290, SLG: 0.136 (7, PH) Bill Henry, L (8, 1)		0-0 F3		4-0 BB BB BB BB BB BB		0-0 F9				0	0	0	0	0	0	0

Inning Stats	R: 2 E: 0 K: 0 S: 4	H: 1 LOB: 1 BB: 2 P: 12	R: 0 E: 0 K: 0 S: 3	H: 0 LOB: 0 BB: 0 P: 3	R: 0 E: 0 K: 0 S: 3	H: 0 LOB: 0 BB: 0 P: 3	R: 2 E: 1 K: 0 S: 6	H: 3 LOB: 2 BB: 1 P: 10	R: 0 E: 0 K: 0 S: 3	H: 0 LOB: 0 BB: 0 P: 3	R: 0 E: 0 K: 0 S: 3	H: 0 LOB: 0 BB: 0 P: 3	R: 0 E: 0 K: 1 S: 6	H: 2 LOB: 0 BB: 0 P: 6	R: 0 E: 0 K: 3 S: 9	H: 0 LOB: 0 BB: 0 P: 9	1B: 3 2B: 3 3B: 0 HR: 1	SF: 1 SAC: 0 DP: 1 HBP: 0	WP: 0 PB: 0 SB: 1 CS: 0	PA: 35
PITCHER	IP WLS BF H R ER SO BB IBB HBP BLK WP HR S P ERA WHIP	IP WLS BF H R ER SO BB IBB HBP BLK WP HR S P ERA WHIP	IP WLS BF H R ER SO BB IBB HBP BLK WP HR S P ERA WHIP	IP WLS BF H R ER SO BB IBB HBP BLK WP HR S P ERA WHIP	IP WLS BF H R ER SO BB IBB HBP BLK WP HR S P ERA WHIP	IP WLS BF H R ER SO BB IBB HBP BLK WP HR S P ERA WHIP	IP WLS BF H R ER SO BB IBB HBP BLK WP HR S P ERA WHIP	IP WLS BF H R ER SO BB IBB HBP BLK WP HR S P ERA WHIP	IP WLS BF H R ER SO BB IBB HBP BLK WP HR S P ERA WHIP	IP WLS BF H R ER SO BB IBB HBP BLK WP HR S P ERA WHIP	IP WLS BF H R ER SO BB IBB HBP BLK WP HR S P ERA WHIP	IP WLS BF H R ER SO BB IBB HBP BLK WP HR S P ERA WHIP	IP WLS BF H R ER SO BB IBB HBP BLK WP HR S P ERA WHIP	IP WLS BF H R ER SO BB IBB HBP BLK WP HR S P ERA WHIP	IP WLS BF H R ER SO BB IBB HBP BLK WP HR S P ERA WHIP	IP WLS BF H R ER SO BB IBB HBP BLK WP HR S P ERA WHIP	IP WLS BF H R ER SO BB IBB HBP BLK WP HR S P ERA WHIP	IP WLS BF H R ER SO BB IBB HBP BLK WP HR S P ERA WHIP	IP WLS BF H R ER SO BB IBB HBP BLK WP HR S P ERA WHIP	IP WLS BF H R ER SO BB IBB HBP BLK WP HR S P ERA WHIP

San Francisco Giants @ Cincinnati Reds
Crosley Field, Cincinnati, OH
Sun Aug 09 1964, 3:33 AM EDT
Att. 26,733 - Unknown

AB 31
R 5
H 6
RBI 5
BB 3
SO 4
LOB 7



Batter	1	2	3	4	5	6	7	8	9	AB R H RBI BB SO LOB	TOP											
Maury Wills, S OBP: 0.338, SLG: 0.351 (1, 6)	3-3 K	3-1 S 1B			0-0 6-3		3-3 K			4 0 1 2 0 2 0												
Jim Gilliam, S OBP: 0.318, SLG: 0.288 (1, 5)	3-3 K	3-3 K			1-1 1B		1-0 CS 1B			4 0 2 0 0 2 1												
Willie Davis, L OBP: 0.308, SLG: 0.405 (1, 8)	1-0 BB 1B			4-1 CS BB		0-3 K	1-0 CS	1-0 F6		3 0 1 0 1 1 1												
Ron Fairly, L OBP: 0.378, SLG: 0.433 (1, 3)	4-1 BB			3-1 G3		2-1 F5		0-3 K		3 0 0 0 1 1 1												
Tommy Davis, R OBP: 0.313, SLG: 0.360 (1, 7)	0-0 F9			1-3 K		3-2 E5		0-2 5-3		4 0 0 0 0 1 2												
Derrell Griffith, L OBP: 0.289, SLG: 0.386 (1, 9)		1-3 K			0-0 G4-6-3 1B		1-3 K2-3		2-2 F9	4 0 1 0 0 2 1												
John Roseboro, L OBP: 0.355, SLG: 0.387 (1, 2)		0-1 SH1-4 1B 1B		2-2 G4-6-3		4-2 BB		2-3 K		3 1 1 0 1 1 1												
Nate Oliver, R OBP: 0.338, SLG: 0.313 (1, 4)		0-0 SH1-4 1B 1B		0-1 6-3		2-3 K		2-1 6-3		4 1 1 0 0 1 2												
Phil Ortega, R OBP: 0.162, SLG: 0.147 (1, 1)		0-1 SH1-4			1-3 K		1-3 K			1 0 0 0 0 1 0												
Bob Miller, R OBP: 0.176, SLG: 0.067 (6, 1)										0 0 0 0 0 0 0												
Wally Moon, L OBP: 0.291, SLG: 0.330 (7, PH)										1 0 0 0 0 1 0												
Ron Perranoski, L OBP: 0.083, SLG: 0.083 (7, 1)		1-2 2-3								0 0 0 0 0 0 0												
Inning Stats	R: 0 E: 0 K: 2 S: 9	H: 1 LOB: 2 BB: 1 P: 20	R: 2 E: 0 K: 2 S: 13	H: 3 LOB: 1 BB: 0 P: 20	R: 0 E: 0 K: 1 S: 6	H: 0 LOB: 0 BB: 1 P: 14	R: 0 E: 0 K: 0 S: 6	H: 1 LOB: 0 BB: 0 P: 8	R: 0 E: 0 K: 2 S: 12	H: 1 LOB: 1 BB: 0 P: 14	R: 0 E: 1 K: 2 S: 13	H: 0 LOB: 2 BB: 1 P: 25	R: 0 E: 0 K: 2 S: 11	H: 1 LOB: 0 BB: 0 P: 17	R: 0 E: 0 K: 1 S: 7	H: 0 LOB: 0 BB: 0 P: 8	R: 0 E: 0 K: 1 S: 10	H: 0 LOB: 0 BB: 0 P: 16	1B: 7 2B: 0 3B: 0 HR: 0	SF: 0 SAC: 1 DP: 1 HBP: 0	WP: 0 PB: 0 SB: 1 CS: 2	PA: 36
PITCHER Joey Jay, R ERA: 3.41 (1, 1)	IP: 9.0 WLS: W BF: 35 H: 7 R: 2 ER: 2 SO: 13 BB: 3 IBB: 0 HBP: 0 BLK: 0 WP: 0 HR: 0 S: 87 P: 142 ERA: 2.00 WHIP: 1.111											PITCHER	IP: WLS: BF: H: R: ER: SO: BB: IBB: HBP: BLK: WP: HR: S: P: ERA: WHIP:									

Los Angeles Dodgers @ Cincinnati Reds
Crosley Field, Cincinnati, OH
Tue Aug 11 1964, 7:05 PM EDT
Att. 9,857 - Unknown

livebaseballscorecards.com

AB	31
R	2
H	7
RBI	2
BB	3
SO	13
LOB	9



Batter	1	2	3	4	5	6	7	8	9
Pete Rose, S OBP: 0.314, SLG: 0.327 (1, 4)	0-0 6-3		0-3 K		1-0 L4			0-0 FC6-4 SH E 1B	
Mel Queen, L OBP: 0.277, SLG: 0.413 Tommy Harper, R OBP: 0.322, SLG: 0.305 (8, PH) (9, 7)	1-3 K		3-2 1-3		1-3 K			0-0 SH FC6-4 1-2	
Vada Pinson, L OBP: 0.318, SLG: 0.444 (1, 8)	3-2 F9			0-0 F7	0-3 K			0-1 FC6-4 E 1-2f 2-3	
Frank Robinson, R OBP: 0.393, SLG: 0.552 (1, 7) (9, 9)		2-2 HR		1-1 HR 3B		3-2 4-3 FC4-2 2B		1-3 K	
Deron Johnson, R OBP: 0.367, SLG: 0.543 (1, 3)		1-1 5-3		1-1 HR		2-1 4-3		0-3 SAFE K	
Johnny Edwards, L OBP: 0.326, SLG: 0.372 (1, 2)		2-2 F6		0-0 1B		2-1 FC4-2 CS		1-2 3-H	
Leo Cardenas, R OBP: 0.308, SLG: 0.379 (1, 6)		1-0 5-3		1-1 F7		2-2 CS	1-0 6-3		
Steve Boros, R OBP: 0.326, SLG: 0.344 (1, 5)			1-0 FC1-6 1B	1-1 L6			0-3 K		
Joey Jay, S (1, 1)			1-1 FC1-6		1-1 HBP		2-3 K		

Inning Stats	R: 0 E: 0 K: 1 S: 7	H: 0 LOB: 0 BB: 0 P: 11	R: 1 E: 0 K: 0 S: 11	H: 1 LOB: 0 BB: 0 P: 17	R: 0 E: 0 K: 1 S: 10	H: 1 LOB: 1 BB: 0 P: 15	R: 2 E: 0 K: 0 S: 10	H: 3 LOB: 1 BB: 0 P: 14	R: 0 E: 0 K: 2 S: 8	H: 0 LOB: 1 BB: 0 P: 11	R: 0 E: 0 K: 0 S: 9	H: 1 LOB: 0 BB: 0 P: 18	R: 0 E: 0 K: 2 S: 8	H: 0 LOB: 0 BB: 0 P: 11	R: 1 E: 1 K: 2 S: 12	H: 1 LOB: 1 BB: 0 P: 13
--------------	------------------------------	----------------------------------	-------------------------------	----------------------------------	-------------------------------	----------------------------------	-------------------------------	----------------------------------	------------------------------	----------------------------------	------------------------------	----------------------------------	------------------------------	----------------------------------	-------------------------------	----------------------------------

PITCHER	IP	WLS	BF	H	R	ER	SO	BB	IBB	HBP	BLK	WP	HR	S	P	ERA	WHIP
Phil Ortega, R ERA: 3.57 (1, 1)	5.0	L	22	6	3	3	4	0	0	1	0	0	2	49	74	5.40	1.200
Bob Miller, R ERA: 2.78 (6, 1)	1.0		2	0	0	0	0	0	0	0	0	0	0	6	12	0.00	0.000
Ron Perranoski, L ERA: 3.7 (7, 1)	2.0		8	1	1	0	4	0	0	0	0	0	0	20	24	0.00	0.500

Los Angeles Dodgers @ Cincinnati Reds
Crosley Field, Cincinnati, OH
Tue Aug 11 1964, 7:05 PM EDT
Att. 9,857 - Unknown

AB	R	H	RBI	BB	SO	LOB
4	1	1	0	0	1	2
3	0	0	0	0	2	2
0	0	0	0	0	0	0
4	0	0	0	0	1	3
4	2	3	1	0	1	2
4	1	1	2	0	1	2
3	0	1	0	0	0	1
3	0	0	0	0	0	1
3	0	1	0	0	1	1
2	0	0	0	0	1	1

AB	30
R	4
H	7
RBI	3
BB	0
SO	8
LOB	15

WP: 0 PA: 33
PB: 0
SB: 0
CS: 1



Los Angeles Dodgers @ Cincinnati Reds
 Crosley Field, Cincinnati, OH
 Wed Aug 12 1964, 7:05 PM EDT
 Att: 18,291 - Unknown

AB	36
R	4
H	9
RBI	3
BB	1
SO	13
LOB	13



WP:	0	PA:	37
PB:	0		
SB:	1		
CS:	0		

Batter	1	2	3	4	5	6	7	8	9	AB	R	H	RBI	BB	SO	LOB
Maury Wills, S (1, 6) OBP: 0.336, SLG: 0.349	1-3 K	2-3 K		0-0 1B			2-2 F9		2-3 K	5	0	1	2	0	3	2
Dick Tracewski, R (1, 5) OBP: 0.332, SLG: 0.339	2-2 L5		0-0 F4			2-1 F9	0-0 FC6-4 1B			4	0	1	0	0	0	0
Willie Davis, L (1, 8) OBP: 0.307, SLG: 0.403	0-3 K		1-0 F6			0-1 1B	1-2 FC6-4 1-2f			4	0	1	0	0	1	1
Tommy Davis, R (1, 7) OBP: 0.313, SLG: 0.359		2-0 1B E 1B	3-3 K			1-2 L8	0-2 6-3			4	1	1	0	0	1	2
Frank Howard, R (1, 9) OBP: 0.296, SLG: 0.429		2-3 K		1-3 K		1-3 K			2-3 K	4	0	0	0	0	4	2
Wes Parker, S (8, 9) OBP: 0.280, SLG: 0.309										0	0	0	0	0	0	0
Ron Fairly, L (1, 3) OBP: 0.377, SLG: 0.434		2-1 F9		2-2 1B 1B 2B		2-0 F5	2-2 5-3		2-2 5-3	4	1	1	0	0	0	1
Nate Oliver, R (1, 4) OBP: 0.337, SLG: 0.311		0-1 E4 1B E 1-2		1-1 1B 1B 1B		1-0 6-3	2-3 K		2-3 K	4	2	1	0	0	1	1
John Roseboro, L (1, 2) OBP: 0.360, SLG: 0.390		3-2 1B 1-3 2-H 1B		4-0 1B IBB		1-2 1B			1-0 6-3	3	0	2	1	1	0	0
Sandy Koufax, R (1, 1) OBP: 0.133, SLG: 0.097		2-1 SAFE 1-2 3-H 1B		1-3 K		1-3 K			1-3 K	4	0	1	0	0	3	4

Inning Stats	R: 0	H: 0	E: 0	K: 2	S: 12	P: 15	R: 2	H: 3	E: 2	K: 2	S: 18	P: 31	R: 0	H: 0	E: 0	K: 1	S: 8	P: 12	R: 2	H: 3	E: 0	K: 2	S: 12	P: 21	R: 0	H: 1	E: 0	K: 1	S: 11	P: 15	R: 0	H: 1	E: 0	K: 1	S: 9	P: 14	R: 0	H: 1	E: 0	K: 0	S: 12	P: 15	R: 0	H: 0	E: 0	K: 2	S: 10	P: 16	R: 0	H: 0	E: 0	K: 2	S: 10	P: 14	1B: 8	SF: 0	2B: 1	SAC: 0	3B: 0	DP: 0	HR: 0	HBP: 0	WP: 0	PA: 37
--------------	------	------	------	------	-------	-------	------	------	------	------	-------	-------	------	------	------	------	------	-------	------	------	------	------	-------	-------	------	------	------	------	-------	-------	------	------	------	------	------	-------	------	------	------	------	-------	-------	------	------	------	------	-------	-------	------	------	------	------	-------	-------	-------	-------	-------	--------	-------	-------	-------	--------	-------	--------

PITCHER	IP	WLS	BF	H	R	ER	SO	BB	IBB	HBP	BLK	WP	HR	S	P	ERA	WHIP
Jim O'Toole, L (1, 1) ERA: 2.52	5.0	L	23	7	4	2	8	0	1	0	0	0	0	61	94	3.60	1.400
John Tsitouris, R (6, 1) ERA: 4.42	2.0		8	2	0	0	1	0	0	0	0	0	0	21	29	0.00	1.000
Sammy Ellis, R (8, 1) ERA: 3.62	2.0		6	0	0	0	4	0	0	0	0	0	0	20	30	0.00	0.000


Batter	1	2	3	4	5	6	7	8	9	AB	R	H	RBI	BB	SO	LOB
Pete Rose, S OBP: 0.311, SLG: 0.324 (1, 4)	1-0 6-3		1-1 FC5-2 BB		2-2 F9			0-3 K		4	0	0	0	0	1	2
Tommy Harper, R OBP: 0.328, SLG: 0.309 (1, 7)	3-1 1B		4-2 BB			1-1 F8		0-0 4-3 WP 1B		3	0	2	0	1	0	0
Vada Pinson, L OBP: 0.315, SLG: 0.440 (1, 8)	1-1 F2		3-3 K			0-3 K		1-2 4-3 1-3		4	0	0	0	0	2	5
Frank Robinson, R OBP: 0.390, SLG: 0.546 (1, 9)	3-0 1-3		2-2 F5			1-0 L9		0-0 F6		4	0	0	0	0	0	5
Deron Johnson, R OBP: 0.365, SLG: 0.549 (1, 3)		2-1 L8		2-2 F7			2-2 HR		2-3 K	4	1	1	1	0	1	0
Leo Cardenas, R OBP: 0.305, SLG: 0.375 (1, 6)		2-3 K		0-2 1-3			2-2 F9		1-3 K	4	0	0	0	0	2	0
Steve Boros, R OBP: 0.325, SLG: 0.342 (1, 5)		3-3 K		3-2 F8			0-1 1B		1-2 F8	4	0	1	0	0	1	0
Johnny Edwards, L OBP: 0.326, SLG: 0.375 (1, 2)			1-1 SH FC5-2 2B		1-3 K		1-3 K			3	0	1	0	0	2	1
Jim O'Toole, S OBP: 0.146, SLG: 0.114 (1, 1)			0-0 SH BB FC5-2		2-3 K		0-2 F8			0	0	0	0	0	0	0
Tony Perez, R OBP: 0.192, SLG: 0.130 (5, PH)										1	0	0	0	0	1	0
John Tsitouris, R OBP: 0.244, SLG: 0.273 (6, 1)										0	0	0	0	0	0	0
Don Pavletich, R OBP: 0.396, SLG: 0.667 (7, PH)										1	0	0	0	0	0	1
Sammy Ellis, L (8, 1)										0	0	0	0	0	0	0

Inning Stats	R: 0	H: 1	R: 0	H: 0	R: 0	H: 0	R: 0	H: 0	R: 1	H: 2	R: 0	H: 1	R: 0	H: 0	R: 0	H: 0	1B: 3	SF: 0	WP: 1	PA: 34
E: 0	LOB: 1	E: 0	LOB: 0	E: 0	LOB: 0	E: 0	LOB: 0	E: 0	LOB: 1	E: 0	LOB: 1	E: 0	LOB: 0	E: 0	LOB: 0	E: 0	LOB: 0	2B: 1	SAC: 1	PB: 0
K: 0	BB: 0	K: 2	BB: 0	K: 0	BB: 0	K: 1	BB: 0	K: 1	BB: 0	K: 1	BB: 0	K: 1	BB: 0	K: 2	BB: 0	K: 1	BB: 0	3B: 0	DP: 0	SB: 0
S: 6	P: 14	S: 9	P: 16	S: 10	P: 15	S: 9	P: 14	S: 7	P: 9	S: 16	P: 21	S: 8	P: 9	S: 9	P: 13	S: 9	P: 13	HR: 1	HBP: 0	CS: 0

PITCHER	IP	WLS	BF	H	R	ER	SO	BB	IBB	HBP	BLK	WP	HR	S	P	ERA	WHIP
Sandy Koufax, L ERA: 1.81 (1, 1)	9.0	W	34	5	1	1	10	1	0	0	0	1	1	90	138	1.00	0.667

Los Angeles Dodgers @ Cincinnati Reds
 Crosley Field, Cincinnati, OH
 Wed Aug 12 1964, 7:05 PM EDT
 Att. 18,291 - Unknown

AB	32
R	1
H	5
RBI	1
BB	1
SO	10
LOB	14



Batter	1	2	3	4	5	6	7	8	9	AB R H RBI BB SO LOB	TOP																
Pete Rose, S (1, 4) OBP: 0.310, SLG: 0.320	0-0 F7		0-3 K		0-0 F8		0-0 4-3		4-0 WP BB	4 0 0 0 1 1 0																	
Mel Queen, L (1, 9) OBP: 0.269, SLG: 0.380	0-0 F8		0-3 K		0-0 F2			0-3 K	4-0 BB	4 0 0 0 1 2 0																	
Vada Pinson, L (1, 8) OBP: 0.314, SLG: 0.436	0-3 K		0-0 G3		4-0 FC5-4 BB			0-3 K	0-3 K	4 0 0 0 1 3 3																	
Frank Robinson, R (1, 7) OBP: 0.393, SLG: 0.547		4-0 PB 2B BB		0-0 1B SF8 1B		0-0 FC5-4 1-2f		0-0 S S 1B		3 2 2 0 1 0 1																	
Deron Johnson, R (1, 3) OBP: 0.364, SLG: 0.544		0-0 5-3 1-2		0-0 F8		0-3 K 1-2		4-0 S BB		3 0 0 0 1 1 3																	
Johnny Edwards, L (1, 2) OBP: 0.331, SLG: 0.381		0-0 E 2-H 2B		0-0 FC6-4 1-3 1B		4-0 FC6-4 IBB		0-0 4-3 1-2 2-3		3 0 2 1 1 0 2																	
Leo Cardenas, R (1, 6) OBP: 0.304, SLG: 0.375		0-0 E6 2-3		0-0 SF8 3-H		0-0 FC6-4 1-2f		0-0 WP BB 1B		3 0 1 1 0 0 3																	
Steve Boros, R (1, 5) OBP: 0.322, SLG: 0.339		0-0 F8		0-0 FC6-4 1-2f		0-0 5-3		0-0 F9		3 0 0 0 0 0 3																	
Giraldo Ruiz, S (9, PH) OBP: 0.238, SLG: 0.315		0-0 F8								1 0 0 0 0 0 1																	
Jim Maloney, L (1, 1) OBP: 0.203, SLG: 0.148		0-0 F8								2 0 0 0 0 0 2																	
Bill Henry, L (6, 1)										0 0 0 0 0 0 0																	
Gordy Coleman, L (7, PH) OBP: 0.303, SLG: 0.370										1 0 0 0 0 0 0																	
Bob Purkey, R (7, 1) OBP: 0.073, SLG: 0.075										0 0 0 0 0 0 0																	
Marty Keough, L (9, PH) OBP: 0.316, SLG: 0.417										1 0 0 0 0 1 1																	
Inning Stats	R: 0 E: 0 K: 1 S: 5	H: 0 LOB: 0 BB: 0 P: 5	R: 1 E: 1 K: 0 S: 5	H: 1 LOB: 2 BB: 1 P: 9	R: 0 E: 0 K: 2 S: 7	H: 0 LOB: 0 BB: 0 P: 7	R: 1 E: 0 K: 0 S: 5	H: 2 LOB: 1 BB: 0 P: 5	R: 0 E: 0 K: 0 S: 3	H: 0 LOB: 0 BB: 0 P: 3	R: 0 E: 0 K: 1 S: 5	H: 0 LOB: 2 BB: 2 P: 13	R: 0 E: 0 K: 0 S: 3	H: 0 LOB: 0 BB: 0 P: 3	R: 0 E: 0 K: 2 S: 8	H: 1 LOB: 2 BB: 1 P: 12	R: 0 E: 0 K: 2 S: 8	H: 1 LOB: 3 BB: 2 P: 16	1B: 4 2B: 1 3B: 0 HR: 0	SF: 1 SAC: 0 DP: 0 HBP: 0	WP: 1 PB: 1 SB: 4 CS: 0	PA: 39					
PITCHER	IP	WLS	BF	H	R	ER	SO	BB	IBB	HBP	BLK	WP	HR	S	P	ERA	WHIP										
Bob Bruce, R (1, 1) ERA: 2.74	6.0		25	3	2	2	4	2	1	0	0	0	0	30	42	3.00	0.833										
Jim Owens, R (7, 1) ERA: 3.78	2.2	W	13	2	0	0	3	3	0	0	0	1	0	16	28	0.00	1.875										
Hal Woodeshick, L (9, 1) ERA: 3.0	0.1	S	1	0	0	0	1	0	0	0	0	0	0	3	3	0.00	0.000										

Cincinnati Reds @ Houston Colt 45's
 Colt Stadium, Houston, TX
 Fri Aug 14 1964, 8:05 PM EDT
 Att: 10,679 - Unknown

livebaseballscorecards.com

AB	32
R	2
H	5
RBI	2
BB	6
SO	8
LOB	19



Batter	1	2	3	4	5	6	7	8	9	AB	R	H	RBI	BB	SO	LOB
Al Spangler, L OBP: 0.280, SLG: 0.310 (1, 7)	4-0 WP BB	0-0 F9		0-0 FC6-4 CS		4-0 BB		0-3 K		3	0	0	0	2	1	3
Nellie Fox, L OBP: 0.314, SLG: 0.324 (1, 4)	0-0 F3		0-0 F7	0-0 CS	0-0 FC1-4 1B	0-0 6-3				4	0	1	0	0	0	4
Joe Gaines, R OBP: 0.332, SLG: 0.406 (1, 9)	4-0 BB		0-0 3B 1B		0-0 FC1-4		0-0 4-3			3	1	1	0	1	0	1
Walt Bond, L OBP: 0.306, SLG: 0.457 (1, 3)	0-3 K		0-0 2B 3B		0-0 F8		0-0 HR			4	2	2	2	0	1	3
Bob Aspromonte, R OBP: 0.320, SLG: 0.405 (1, 5)	0-0 F7		0-0 2B		0-0 F9		1-0 CS HBP			3	0	1	1	0	0	3
Carroll Hardy, R OBP: 0.237, SLG: 0.254 (1, 8)		4-0 WP BB BB	0-0 F6		0-0 F5	0-0 F6				3	0	0	0	1	0	2
Bob Lillis, R OBP: 0.294, SLG: 0.314 (1, 6)		0-0 F3	0-0 F4		0-0 E9 CS 1B	0-0 F5				4	0	1	0	0	0	3
Jerry Grote, R OBP: 0.231, SLG: 0.264 (1, 2)		4-0 WP BB		0-3 K		4-0 WP IBB		0-0 L6		2	0	0	0	2	1	0
Bob Bruce, R OBP: 0.255, SLG: 0.227 (1, 1)		0-3 K		4-0 FC6-4 BB		4-0 BB		0-3 K		1	0	0	0	1	1	2
Dave Roberts, L OBP: 0.287, SLG: 0.299 (6, PH)										0	0	0	0	1	0	0
Jim Owens, R OBP: 0.120, SLG: 0.160 (7, 1)										1	0	0	0	0	1	0
Hal Woodeshick, R (9, 1)										0	0	0	0	0	0	0

Inning Stats	R: 0	H: 0	E: 0	K: 1	S: 5	LOB: 2	BB: 2	P: 13	R: 0	H: 0	E: 0	K: 1	S: 5	LOB: 2	BB: 2	P: 13	R: 2	H: 3	E: 0	K: 0	S: 6	LOB: 1	BB: 0	P: 6	R: 0	H: 0	E: 0	K: 1	S: 4	LOB: 0	BB: 1	P: 8	R: 0	H: 1	E: 0	K: 0	S: 4	LOB: 1	BB: 0	P: 4	R: 0	H: 1	E: 1	K: 0	S: 3	LOB: 3	BB: 3	P: 15	R: 1	H: 1	E: 0	K: 0	S: 4	LOB: 1	BB: 0	P: 5	R: 0	H: 0	E: 0	K: 2	S: 7	LOB: 0	BB: 0	P: 7
Jim Maloney, R ERA: 3.07 (1, 1)	IP	WLS	BF	H	R	ER	SO	BB	IBB	HBP	BLK	WP	HR	S	P	ERA	WHIP																																															
Bill Henry, L ERA: 1.16 (6, 1)	0.1		1	0	0	0	0	0	0	0	0	0	0	1	1	0.00	0.000																																															
Bob Purkey, R ERA: 3.28 (7, 1)	2.0	L	8	1	1	1	2	0	0	1	0	0	1	11	12	4.50	0.500																																															

BOTTOM


Cincinnati Reds @ Houston Colt 45's
Colt Stadium, Houston, TX

Fri Aug 14 1964, 8:05 PM EDT
Att. 10,679 - Unknown

livebaseballscorecards.com

AB	28
R	3
H	6
RBI	3
BB	8
SO	5
LOB	21

WP: 4 PA: 38
PB: 0 SB: 0 CS: 3



Batter	1	2	3	4	5	6	7	8	9	AB R H RBI BB SO LOB	TOP
Giraldo Ruiz, S (1, 4) X OBP: 0.231, SLG: 0.305 (8, 5)	0-0 ① 4-3		0-0 ② FC1-6 CS 1-2f		0-3 ③ K			0-0 ② F5		4 0 0 0 0 1 3	
Vada Pinson, L (1, 8) X OBP: 0.315, SLG: 0.450	0-0 ② G3		0-0 ③ CS 1-2	0-0 HR		0-0 ① 3-1		0-0 HR 1-H		4 2 2 3 0 0 0	
Frank Robinson, R (1, 7) B OBP: 0.396, SLG: 0.548	4-0 BB FC4-6			0-0 SF7 1B S		0-0 1B L5-3		0-0 1B		3 1 2 0 1 0 0	
Deron Johnson, R (1, 3) X OBP: 0.363, SLG: 0.540	0-0 ③ FC4-6 1-2f			0-0 1B CS 1-3		0-0 ② 1B L5-3 1-2		0-3 ③ K		4 0 1 0 0 1 3	
Johnny Edwards, L (1, 2) X OBP: 0.330, SLG: 0.380		0-0 ① 1-3		0-0 ① SF7		0-0 1B G4-6-3		0-3 ① K		3 0 1 1 0 1 0	
Mel Queen, L (1, 9) X OBP: 0.255, SLG: 0.358		0-0 ② 3-1		0-0 ② F7 3-H 1-2		0-0 ① G4-6-3 1B 1-2f		0-0 ② F8		3 0 0 0 0 0 2 1 0 0 0 0 0 0	
Tommy Harper, R (9, PH) X OBP: 0.327, SLG: 0.308											
Leo Cardenas, R (1, 6) X OBP: 0.306, SLG: 0.376		0-3 ③ K			0-0 1B 5-3		0-0 ③ 5-3		0-0 1B	4 0 2 0 0 1 0	
Steve Boros, R (1, 5) X OBP: 0.323, SLG: 0.338			4-0 BB FC1-6		0-0 ① 5-3		0-0 1B 5-3		0-0 ③ 1-3	1 0 0 0 1 0 1 1 1 1 0 0 0 0 1 0 0 0 0 0 1	
Marty Keough, L (8, PH) X OBP: 0.319, SLG: 0.420					0-0 1B 5-3						
Pete Rose, S (8, 4) X OBP: 0.309, SLG: 0.320					0-3 ② K			0-0 HR 1B			
Joe Nuxhall, L (1, 1) X OBP: 0.146, SLG: 0.208			0-3 ① K		0-3 ② K			0-3 ① K		1 0 0 0 0 1 1 1 0 0 0 0 1 1 0 0 0 0 0 0 0 1 0 0 0 0 1 1 0 0 0 0 0 0 0 0 0 0 0 0 0 0	
John Isidoris, R (3, 1) X OBP: 0.239, SLG: 0.267											
Ryne Duren, R (7, 1) X OBP: 0.302, SLG: 0.368											
Gordy Coleman, L (8, PH) X OBP: 0.302, SLG: 0.368											
Billy McCool, R (8, 1) X OBP: 0.302, SLG: 0.368											
Sammy Ellis, L (8, 1) X OBP: 0.302, SLG: 0.368											
Inning Stats	R: 0 H: 0 E: 0 LOB: 1 K: 0 BB: 1 S: 3 P: 7	R: 0 H: 0 E: 0 LOB: 0 K: 1 BB: 0 S: 5 P: 5	R: 0 H: 0 E: 0 LOB: 0 K: 1 BB: 1 S: 4 P: 8	R: 2 H: 2 E: 1 LOB: 0 K: 0 BB: 0 S: 5 P: 5	R: 0 H: 1 E: 0 LOB: 1 K: 2 BB: 0 S: 8 P: 8	R: 0 H: 1 E: 0 LOB: 0 K: 0 BB: 0 S: 3 P: 3	R: 0 H: 1 E: 0 LOB: 0 K: 0 BB: 0 S: 3 P: 3	R: 2 H: 3 E: 0 LOB: 1 K: 2 BB: 0 S: 10 P: 10	R: 0 H: 1 E: 0 LOB: 1 K: 1 BB: 0 S: 6 P: 6	1B: 7 SF: 1 2B: 1 SAC: 0 3B: 0 DP: 2 HR: 2 HBP: 0	WP: 0 PA: 36 PB: 0 SB: 1 CS: 2
PITCHER	IP WLS BF H R ER SO BB IBB HBP BLK WP HR S P ERA WHIP										
Don Nottebart, R (1, 1) ERA: 3.94	7.2 W 29 7 4 3 5 2 0 0 0 0 0 2 37 45 3.52 1.174										
Hal Woodeshick, L (8, 1) ERA: 2.93	1.1 S 6 2 0 0 2 0 0 0 0 0 0 0 10 10 0.00 1.500										

Cincinnati Reds @ Houston Colt 45's
Colt Stadium, Houston, TX
Sat Aug 15 1964, 8:05 PM EDT
Att: 11,598 - Unknown

AB	32
R	4
H	9
RBI	4
BB	2
SO	7
LOB	13



BOTTOM

Cincinnati Reds @ Houston Colt 45's
Colt Stadium, Houston, TX
Sat Aug 15 1964, 8:05 PM EDT
Att. 11,598 - Unknown

livebaseballscorecards.com

AB 34
R 7
H 13
RBI 7
BB 6
SO 4
LOB 24



WP: 0 PA: 44
PB: 0
SB: 0
CS: 1

AB R H RBI BB SO LOB

5 3 3 0 0 0 1

4 2 1 0 0 0 1

3 0 1 1 1 1 1

2 1 0 0 3 0 4

5 0 4 4 0 0 1

4 1 0 0 1 1 7

4 0 2 1 1 0 3

4 0 2 1 0 0 3

2 0 0 0 0 1 3

1 0 0 0 0 1 0

1B: 12 SF: 0
2B: 1 SAC: 3
3B: 0 DP: 0
HR: 0 HBP: 0

Batter	1	2	3	4	5	6	7	8	9
Al Spangler, L (1, 7) OBP: 0.284, SLG: 0.317	F8		BB 1B	CS	SH2-4 1B	G3		1B 1B 2B	
Nellie Fox, L (1, 4) OBP: 0.313, SLG: 0.323	F4		F5		SH2-4		E4 SH3-4 1B	1B 1B 1B	
Joe Gaines, R (1, 9) OBP: 0.335, SLG: 0.405	L9		1B BB		K		SH3-4	BB 1B 1B	
Walt Bond, L (1, 3) OBP: 0.310, SLG: 0.455		FC5-4 BB	F4		1B IBB		FC4 1B IBB	F2	
Bob Aspromonte, R (1, 5) OBP: 0.326, SLG: 0.409		F6	1B		1B		FC4 1B	BB 1B	
Carroll Hardy, R (1, 8) OBP: 0.235, SLG: 0.240		FC5-4 BB 1B	F6		K		FC4 1B	BB	
Bob Lillis, R (1, 6) OBP: 0.300, SLG: 0.317		1B BB		F6		SH3-4 1B	FC4-6 1B	1-3	
Jerry Grote, R (1, 2) OBP: 0.236, SLG: 0.269		1B		CS 1B		F7	FC4-6		
Don Nottebart, R (1, 1) OBP: 0.125, SLG: 0.079		6-3		K		SH3-4		K	
Hal Woodeshick, R (8, 1)									

Inning Stats	R: 0	H: 0	E: 0	K: 0	S: 3	H: 0	LOB: 0	BB: 0	P: 3	R: 1	H: 1	E: 0	K: 0	S: 4	R: 1	H: 2	E: 0	K: 0	S: 5	R: 0	H: 1	E: 0	K: 1	S: 5	R: 1	H: 2	E: 0	K: 2	S: 9	R: 0	H: 1	E: 0	K: 0	S: 4	R: 2	H: 2	E: 1	K: 0	S: 6	R: 2	H: 4	E: 0	K: 1	S: 9
--------------	------	------	------	------	------	------	--------	-------	------	------	------	------	------	------	------	------	------	------	------	------	------	------	------	------	------	------	------	------	------	------	------	------	------	------	------	------	------	------	------	------	------	------	------	------

PITCHER	IP	WLS	BF	H	R	ER	SO	BB	IBB	HBP	BLK	WP	HR	S	P	ERA	WHIP
Joe Nuxhall, L (1, 1) ERA: 3.6	2.2		14	3	2	2	0	3	0	0	0	0	0	11	23	6.75	2.250
John Tsitouris, R (3, 1) ERA: 4.36	3.2	L	18	5	3	1	3	0	2	0	0	0	0	22	30	2.46	1.364
Ryne Duren, R (7, 1) ERA: 3.43	0.2		3	1	0	0	0	0	0	0	0	0	0	3	3	0.00	1.500
Billy McCool, L (8, 1) ERA: 2.86	0.2		6	4	2	2	1	0	0	0	0	0	0	8	8	27.00	6.000
Sammy Ellis, R (8, 1) ERA: 3.61	0.1		2	0	0	0	0	1	0	0	0	0	0	1	5	0.00	3.000

Batter	1	2	3	4	5	6	7	8	9	AB R H RBI BB SO LOB	TOP	
Giraldo Ruiz, S OBP: 0.245, SLG: 0.331 (1, 4) X	0-0 F9 1B SF9 1B	0-0 1-3 2-H 1B		0-0 4-3		0-0 2-H 3B		0-3 K		5 1 3 2 0 1 0		
Marty Keough, L OBP: 0.316, SLG: 0.414 (1, 9) X	0-0 1-2 1B	0-0 F7		0-0 4-3		0-3 K		0-0 F7		5 0 1 0 0 1 3		
Vada Pinson, L OBP: 0.316, SLG: 0.447 (1, 8) X	0-0 F9 2-3		4-0 HR BB	0-0 L3		0-0 L6		4-0 BB 1B BB		3 2 0 0 2 0 3		
Frank Robinson, R OBP: 0.396, SLG: 0.554 (1, 7) X	0-0 SF9 3-H		0-0 HR		0-0 F8		0-0 L6		4-0 BB 1B BB	3 2 1 3 1 0 0		
Deron Johnson, R OBP: 0.363, SLG: 0.540 (1, 3) X	0-0 1-3		0-0 F6		0-0 4-3		0-0 E6 2B		4-0 BB 1B BB	4 0 1 0 1 0 1		
Johnny Edwards, L OBP: 0.328, SLG: 0.378 (1, 2) X		0-0 E 1B 1B	0-0 F7		0-0 G3		0-3 K		0-3 K	5 1 1 0 0 2 4		
Leo Cardenas, R OBP: 0.309, SLG: 0.381 (1, 6) X		0-0 E6 1B 1-2	0-0 2B			0-0 E9 1B 1B		0-3 K		5 1 3 2 0 1 2		
Steve Boros, R OBP: 0.324, SLG: 0.337 (1, 5) X		0-0 F7	4-0 IBB			0-0 SH1-3 3B 1B		0-0 F7		4 1 1 1 1 0 4		
Joey Jay, S (1, 1) X		0-0 F5	0-0 F8			0-0 SH1-3		0-0 6-3		3 0 0 0 0 0 4		
Inning Stats	R: 1 E: 0 K: 0 S: 5 H: 2 LOB: 1 BB: 0 P: 5	R: 1 E: 1 K: 0 S: 6 H: 2 LOB: 2 BB: 0 P: 6	R: 2 E: 0 K: 0 S: 5 H: 2 LOB: 2 BB: 2 P: 13	R: 0 E: 0 K: 0 S: 3 H: 0 LOB: 0 BB: 0 P: 3	R: 0 E: 0 K: 0 S: 3 H: 0 LOB: 0 BB: 0 P: 3	R: 2 E: 1 K: 1 S: 8 H: 3 LOB: 1 BB: 0 P: 8	R: 0 E: 1 K: 2 S: 8 H: 1 LOB: 1 BB: 0 P: 8	R: 0 E: 0 K: 1 S: 5 H: 0 LOB: 0 BB: 0 P: 5	R: 2 E: 0 K: 1 S: 6 H: 1 LOB: 2 BB: 3 P: 18	1B: 7 2B: 2 3B: 1 HR: 1 SF: 1 SAC: 1 DP: 0 HBP: 0	WP: 0 PB: 0 SB: 0 CS: 0 PA: 44	
PITCHER	IP WLS BF H R ER SO BB IBB HBP BLK WP HR S P ERA WHIP											
Ken Johnson, R (1, 1) ERA: 3.67	2.0 L 13 5 4 3 0 1 0 0 0 0 0 1 12 16 13.50 3.000											
Gordon Jones, R (3, 1) ERA: 2.76	3.0 11 1 0 0 0 0 1 0 0 0 0 0 10 14 0.00 0.333											
Claude Raymond, R (6, 1) ERA: 3.28	1.0 6 3 2 2 1 0 0 0 0 0 0 0 8 8 18.00 3.000											
Danny Coombs, L (7, 1) ERA: 5.14	3.0 14 2 2 2 4 3 0 0 0 0 0 0 19 31 6.00 1.667											

Cincinnati Reds @ Houston Colt 45's
Colt Stadium, Houston, TX
Sun Aug 16 1964, 8:05 PM EDT
Att. 8,566 - Unknown

livebaseballscorecards.com

AB	37
R	8
H	11
RBI	8
BB	5
SO	5
LOB	21



Batter	1	2	3	4	5	6	7	8	9	AB	R	H	RBI	BB	SO	LOB
Al Spangler, L OBP: 0.281, SLG: 0.314 (1, 7)	0-3 K		0-0 4-3		0-0 F8			0-3 K		4	0	0	0	0	2	0
Nellie Fox, L OBP: 0.315, SLG: 0.323 (1, 4)	0-0 G3 BB 1B		4-0 BB			0-0 3-1		0-0 F7		3	0	1	0	1	0	0
Joe Gaines, R OBP: 0.333, SLG: 0.400 (1, 9)	4-0 G3 1-2 BB		0-0 F2			0-3 K		0-0 1-3		3	0	0	0	1	1	1
Walt Bond, L OBP: 0.309, SLG: 0.453 (1, 3)	0-0 G3 1-2 2-3		0-0 F8			0-3 K			0-0 HR 1B	4	1	1	0	0	1	3
Bob Aspromonte, R OBP: 0.327, SLG: 0.418 (1, 5)	0-0 F4			0-0 5-3			0-0 1B 1B		0-0 HR 1-H	4	2	2	2	0	0	2
Carroll Hardy, R OBP: 0.235, SLG: 0.241 (1, 8)		0-3 K		0-3 K			0-0 1-H 1B		0-0 F8	4	0	1	1	0	2	0
Bob Lillis, R OBP: 0.300, SLG: 0.320 (1, 6)		0-0 2B		0-0 F8			0-0 F9		0-0 1-3	4	0	1	0	0	0	1
Jerry Grote, R OBP: 0.232, SLG: 0.264 (1, 2)		0-0 F9			0-3 K		0-3 K		0-0 5-3	4	0	0	0	0	2	2
Ken Johnson, R OBP: 0.102, SLG: 0.140 (1, 1)		0-0 L5			0-0 F9		0-3 K			1	0	0	0	0	0	1
Gordon Jones, R OBP: 0.500, SLG: 0.500 (3, 1)										0	0	0	0	0	0	0
Bob Bruce, R OBP: 0.250, SLG: 0.222 (5, PH)										1	0	0	0	0	0	0
Claude Raymond, R OBP: 0.077, SLG: 0.167 (6, 1)										0	0	0	0	0	0	0
Danny Coombs, R (7, 1)										1	0	0	0	0	1	1

Inning Stats	R: 0	H: 1	E: 0	LOB: 2	K: 1	BB: 1	S: 6	R: 0	H: 1	E: 0	LOB: 1	K: 1	BB: 0	S: 6	R: 0	H: 0	E: 0	LOB: 0	K: 0	BB: 1	S: 3	R: 0	H: 0	E: 0	LOB: 0	K: 1	BB: 0	S: 5	R: 0	H: 0	E: 0	LOB: 0	K: 2	BB: 0	S: 7	R: 1	H: 2	E: 0	LOB: 1	K: 2	BB: 0	S: 9	R: 0	H: 0	E: 0	LOB: 0	K: 1	BB: 0	S: 5	R: 2	H: 2	E: 0	LOB: 0	K: 0	BB: 0	S: 5	1B: 4	SF: 0	2B: 1	SAC: 0	3B: 0	DP: 0	HR: 1	HBP: 0	WP: 0	PA: 35
--------------	------	------	------	--------	------	-------	------	------	------	------	--------	------	-------	------	------	------	------	--------	------	-------	------	------	------	------	--------	------	-------	------	------	------	------	--------	------	-------	------	------	------	------	--------	------	-------	------	------	------	------	--------	------	-------	------	------	------	------	--------	------	-------	------	-------	-------	-------	--------	-------	-------	-------	--------	-------	--------


PITCHER	IP	WLS	BF	H	R	ER	SO	BB	IBB	HBP	BLK	WP	HR	S	P	ERA	WHIP
Joey Jay, R ERA: 3.38 (1, 1)	9.0	W	35	6	3	3	9	2	0	0	0	0	1	51	59	3.00	0.889

BOTTOM

Cincinnati Reds @ Houston Colt 45's
Colt Stadium, Houston, TX

Sun Aug 16 1964, 8:05 PM EDT
Att. 8,566 - Unknown

AB	33
R	3
H	6
RBI	3
BB	2
SO	9
LOB	11



Batter	1	2	3	4	5	6	7	8	9	AB R H RBI BB SO LOB	TOP											
Giraldo Ruiz, S (1, 4) OBP: 0.245, SLG: 0.324	0-3 K		0-0 F7			0-0 6-3		4-0 E 1B FC4-6 BB		3 1 0 0 1 1 0	<p>Cincinnati Reds @ San Francisco Giants Candlestick Park, San Francisco, CA</p> <p>Tue Aug 18 1964, 10:05 PM EDT Att: 15,942 - Unknown</p> <p>livebaseballscorecards.com</p>											
Marty Keough, L (1, 9) OBP: 0.315, SLG: 0.411	0-3 K			0-3 K		0-0 F5		0-0 FC4-6 E 1-2 1B		4 0 1 0 0 2 0												
Vada Pinson, L (1, 8) OBP: 0.316, SLG: 0.444	0-0 E3			0-3 K		1-0 HBP		0-0 E6 FC4-6		3 0 0 0 0 1 2												
Frank Robinson, R (1, 7) OBP: 0.393, SLG: 0.548	0-0 F9			0-3 K		0-0 F2		0-0 FC4-6 FC5-4		4 0 0 1 0 1 4												
Deron Johnson, R (1, 3) OBP: 0.359, SLG: 0.533		0-3 K			0-0 5-3		0-3 K	0-0 FC5-4		4 0 0 0 0 2 2												
Johnny Edwards, L (1, 2) OBP: 0.327, SLG: 0.376		0-0 4-3			0-0 F8		0-0 FC6-4 1B	0-3 K		4 0 1 0 0 1 0												
Leo Cardenas, R (1, 6) OBP: 0.309, SLG: 0.382		0-0 F7			0-0 2B		0-3 K	0-0 F2		4 0 1 0 0 1 1												
Steve Boros, R (1, 5) OBP: 0.323, SLG: 0.333			0-0 F9		4-0 IBB		0-0 FC6-4	0-0 F8		3 0 0 0 1 0 1												
Jim O'Toole, S (1, 1) OBP: 0.137, SLG: 0.106			0-3 K		0-3 K			0-0 1-3		3 0 0 0 0 2 2												
Inning Stats	R: 0 E: 1 K: 2 S: 8	H: 0 LOB: 1 BB: 0 P: 8	R: 0 E: 0 K: 1 S: 5	H: 0 LOB: 0 BB: 0 P: 5	R: 0 E: 0 K: 1 S: 5	H: 0 LOB: 0 BB: 0 P: 5	R: 0 E: 0 K: 3 S: 9	H: 0 LOB: 0 BB: 0 P: 9	R: 0 E: 0 K: 1 S: 6	H: 1 LOB: 2 BB: 1 P: 10	R: 0 E: 0 K: 0 S: 3	H: 0 LOB: 1 BB: 0 P: 4	R: 0 E: 0 K: 2 S: 8	H: 1 LOB: 1 BB: 0 P: 8	R: 1 E: 1 K: 0 S: 5	H: 1 LOB: 2 BB: 1 P: 9	R: 0 E: 0 K: 1 S: 5	H: 0 LOB: 0 BB: 0 P: 5	1B: 2 2B: 1 3B: 0 HR: 0	SF: 0 SAC: 0 DP: 0 HBP: 1	WP: 0 PB: 0 SB: 0 CS: 0	PA: 35
PITCHER	IP WLS BF H R ER SO BB IBB HBP BLK WP HR S P ERA WHIP																					
Bobby Bolin, R (1, 1) ERA: 2.54	8.0 L 32 3 1 0 10 1 1 1 0 0 0 49 58 0.00 0.500																					
Jim Duffalo, R (9, 1) ERA: 1.58	1.0 3 0 0 0 1 0 0 0 0 0 0 5 5 0.00 0.000																					



Batter	1	2	3	4	5	6	7	8	9	AB	R	H	RBI	BB	SO	LOB
Jose Pagan, R OBP: 0.284, SLG: 0.259 (1, 6)	0-3 K			0-0 F9		0-0 F7		0-3 K		4	0	0	0	0	2	1
Harvey Kuenn, R OBP: 0.320, SLG: 0.351 (1, 9)	0-0 F4			0-3 K		0-0 FC4-6 1B		0-0 F2		4	0	1	0	0	1	1
Willie McCovey, L OBP: 0.336, SLG: 0.442 (1, 7)	0-0 F8			4-0 FC5-4 BB		0-0 FC4-6 1-2f		0-0 L4		3	0	0	0	1	0	2
Willie Mays, R OBP: 0.401, SLG: 0.638 (1, 8)		0-0 F5		0-0 FC5-4 1-2f		0-3 K		0-3 K		4	0	0	0	0	2	1
Orlando Cepeda, R OBP: 0.359, SLG: 0.549 (1, 3)		0-0 F3			0-3 K		0-0 5-3		0-3 K	4	0	0	0	0	2	0
Jim Ray Hart, R OBP: 0.341, SLG: 0.481 (1, 5)		0-0 F8			0-0 S 1B		4-0 1B BB		0-0 F5	3	0	1	0	1	0	0
Hal Lanier, R OBP: 0.280, SLG: 0.355 (1, 4)			0-0 F8		0-3 K 1-2		0-0 1B			3	0	1	0	0	1	1
Del Crandall, R OBP: 0.293, SLG: 0.295 (1, 2)			0-0 F5		0-3 K		0-0 F3			3	0	0	0	0	1	3
Bobby Bolin, R OBP: 0.233, SLG: 0.083 (1, 1)			0-0 F9			0-3 K		0-0 2B		2	0	0	0	0	1	0
Cap Peterson, R OBP: 0.238, SLG: 0.250 (8, PH)										1	0	1	0	0	0	0
Jim Duffalo, R (9, 1)										0	0	0	0	0	0	0

Inning Stats	R: 0 E: 0 K: 1 S: 5	H: 0 LOB: 0 BB: 0 P: 5	R: 0 E: 0 K: 0 S: 3	H: 0 LOB: 0 BB: 0 P: 3	R: 0 E: 0 K: 0 S: 3	H: 0 LOB: 0 BB: 0 P: 3	R: 0 E: 0 K: 1 S: 5	H: 0 LOB: 1 BB: 1 P: 9	R: 0 E: 0 K: 3 S: 10	H: 1 LOB: 1 BB: 0 P: 10	R: 0 E: 0 K: 1 S: 6	H: 1 LOB: 1 BB: 0 P: 6	R: 0 E: 0 K: 1 S: 6	H: 1 LOB: 2 BB: 1 P: 10	R: 0 E: 0 K: 1 S: 6	H: 1 LOB: 1 BB: 0 P: 6	R: 0 E: 0 K: 2 S: 7	H: 0 LOB: 0 BB: 0 P: 7	1B: 3 2B: 1 3B: 0 HR: 0	SF: 0 SAC: 0 DP: 0 HBP: 0	WP: 0 PB: 0 SB: 1 CS: 0	PA: 33
PITCHER Jim O'Toole, L ERA: 2.37 (1, 1)	IP 9.0	WLS W	BF 33	H 4	R 0	ER 0	SO 10	BB 2	IBB 0	HBP 0	BLK 0	WP 0	HR 0	S 51	P 59	ERA 0.00	WHIP 0.667					

BOTTOM

Cincinnati Reds @ San Francisco Giants
Candlestick Park, San Francisco, CA

Tue Aug 18 1964, 10:05 PM EDT
Att. 15,942 - Unknown

livebaseballscorecards.com

AB	31
R	0
H	4
RBI	0
BB	2
SO	10
LOB	9



Batter	1	2	3	4	5	6	7	8	9	AB R H RBI BB SO LOB	TOP											
Giraldo Ruiz, S OBP: 0.264, SLG: 0.347 (1, 4) X	0-0 1B 2B 1B	0-0 1-2 3-H 1B		0-0 1-3 FC4-2 1B		0-0 G3		0-0 1B 2B		5 2 4 1 0 0 0	<p>Cincinnati Reds @ San Francisco Giants Candlestick Park, San Francisco, CA</p> <p>Wed Aug 19 1964, 10:05 PM EDT Att: 15,151 - Unknown</p> <p>livebaseballscorecards.com</p>											
Marty Keough, L OBP: 0.322, SLG: 0.416 (1, 9) X	0-0 1-3 2B 1B	0-0 F6		0-0 1-3 FC4-2 1B		0-0 F2		0-0 1B 2-H 1B		5 1 3 2 0 0 2												
Vada Pinson, L OBP: 0.316, SLG: 0.446 (1, 8) X	0-0 G4-3 1-H 3-H 2B	0-0 4-3		0-0 FC4-2		0-3 K		0-0 1-3 1B		5 0 2 2 0 1 4												
Frank Robinson, R OBP: 0.395, SLG: 0.562 (1, 7) H	1-0 G4-3 HBP		0-0 HR		0-3 K		0-0 HR	0-3 K		4 2 2 2 0 2 4												
Deron Johnson, R OBP: 0.354, SLG: 0.525 (1, 3) X	0-0 G4-3 1-2f 2-3		0-0 F2		0-0 F2		0-0 1-3	0-3 K		5 0 0 0 0 1 4												
Johnny Edwards, L OBP: 0.328, SLG: 0.375 (1, 2) X	0-0 F7		0-0 F8		4-0 5-3 BB		0-0 1B	0-3 K		4 0 1 0 1 1 1												
Leo Cardenas, R OBP: 0.308, SLG: 0.379 (1, 6)		4-0 1B S 1B BB		0-0 F5		0-0 5-3		0-0 5-3		4 1 0 0 1 1 2												
Steve Boros, R OBP: 0.324, SLG: 0.332 (1, 5)		0-0 1-3 1B 1B		0-0 6-3		4-0 BB		0-0 F8	0-0 F7	4 0 1 0 1 0 1												
Bob Purkey, R OBP: 0.089, SLG: 0.070 (1, 1)		0-0 F5		1-0 1B HBP		0-3 K		0-3 K		3 1 0 0 0 2 4												
Inning Stats	R: 2 E: 0 K: 0 S: 5	H: 3 LOB: 1 BB: 0 P: 6	R: 1 E: 0 K: 0 S: 5	H: 2 LOB: 2 BB: 1 P: 9	R: 1 E: 0 K: 0 S: 4	H: 1 LOB: 0 BB: 0 P: 4	R: 1 E: 0 K: 1 S: 7	H: 2 LOB: 2 BB: 0 P: 8	R: 0 E: 0 K: 1 S: 5	H: 0 LOB: 2 BB: 2 P: 13	R: 0 E: 0 K: 1 S: 5	H: 0 LOB: 0 BB: 0 P: 5	R: 1 E: 0 K: 1 S: 7	H: 2 LOB: 1 BB: 0 P: 7	R: 1 E: 0 K: 3 S: 12	H: 3 LOB: 2 BB: 0 P: 12	R: 0 E: 0 K: 1 S: 5	H: 0 LOB: 0 BB: 0 P: 5	1B: 9 2B: 2 3B: 0 HR: 2	SF: 0 SAC: 0 DP: 1 HBP: 2	WP: 0 PB: 0 SB: 1 CS: 0	PA: 44
PITCHER	IP WLS BF H R ER SO BB IBB HBP BLK WP HR S P ERA WHIP																					
Ron Herbel, R ERA: 2.82 (1, 1)	1.1 L 10 5 3 3 0 1 0 1 0 0 0 0 8 13 20.25 4.500																					
Billy Pierce, L ERA: 1.91 (2, 1)	1.2 6 1 1 1 0 0 0 0 0 0 0 1 6 6 5.40 0.600																					
John Pregoner, R ERA: 4.22 (4, 1)	2.0 11 2 1 1 2 2 0 1 0 0 0 0 12 21 4.50 2.000																					
Bob Shaw, R ERA: 3.69 (6, 1)	2.0 8 2 1 1 2 0 0 0 0 0 0 1 12 12 4.50 1.000																					
Jim Duffalo, R ERA: 1.71 (8, 1)	2.0 9 3 1 1 4 0 0 0 0 0 0 0 17 17 4.50 1.500																					

AB	39
R	7
H	13
RBI	7
BB	3
SO	8
LOB	22



Batter	1	2	3	4	5	6	7	8	9	AB R H RBI BB SO LOB	BOTTOM
--------	---	---	---	---	---	---	---	---	---	----------------------	--------

Matty Alou, L <small>OBP: 0.287, SLG: 0.262</small> (1, 8)	0-0 F2 		0-0 G1-6-3 1B 		0-0 1-3 1B 			0-0 F3 		4 0 2 0 0 0 0	
Hal Lanier, R <small>OBP: 0.280, SLG: 0.358</small> (1, 4)	0-0 F8 		0-0 G1-6-3 1-2f 		0-0 4-3 			0-0 3-1 E 2B 		4 1 1 0 0 0 4	
Duke Snider, L <small>OBP: 0.302, SLG: 0.336</small> (1, 9)	0-0 4-3 			4-0 WP BB 		0-0 L4-6 2B 		0-0 3-1 2-3 		3 0 1 0 1 0 1	
Orlando Cepeda, R <small>OBP: 0.358, SLG: 0.546</small> (1, 3)		0-0 G4-6-3 1B 		0-3 K 		0-0 L4-6 2-3 		0-0 E1 3-H 		4 0 1 0 0 1 2	
Willie McCovey, L <small>OBP: 0.335, SLG: 0.441</small> Harvey Kuenn, R <small>OBP: 0.316, SLG: 0.347</small> (1, 7) (3, 7)		0-0 G4-6-3 1-2f 		0-0 F9 		0-0 F9 		0-0 6-3 		1 0 0 0 0 0 1 3 0 0 0 0 0 2	
Jim Ray Hart, R <small>OBP: 0.342, SLG: 0.478</small> (1, 5)		1-0 FC6-4 HBP 		0-0 F8 1-2 		1-0 		0-0 5-3 		2 0 0 0 0 0 1	
Jim Davenport, R <small>OBP: 0.270, SLG: 0.311</small> (1, 6)		0-0 FC6-4 1-2f 		4-0 1B BB 		0-0 F8 		0-0 F6 		3 0 0 0 1 0 2	
Del Crandall, R <small>OBP: 0.292, SLG: 0.294</small> (1, 2)			0-0 FC5-4 1B 		0-0 F7 		0-0 F7 		0-0 F7 		4 0 1 0 0 0 2
Ron Herbel, R Billy Pierce, L Chuck Hillier, L John Pregarzer, R Cap Peterson, R Bob Shaw, R Jesus Alou, R Jim Duffalo, R <small>OBP: 0.200, SLG: 0.200</small> <small>OBP: 0.249, SLG: 0.259</small> <small>OBP: 0.234, SLG: 0.246</small> <small>OBP: 0.309, SLG: 0.337</small> (1, 1) (2, 1) (3, PH) (4, 1) (5, PH) (6, 1) (7, PH) (8, 1)			0-0 FC5-4 1B 1-2f 		0-3 K 		0-0 5-3 			0 0 0 0 0 0 0 0 0 0 0 0 0 0 1 0 0 0 0 0 1 0 0 0 0 0 0 0 1 0 0 0 0 0 1 0 0 0 0 0 0 0 1 0 0 0 0 0 1 0 0 0 0 0 0 0	

Inning Stats	R: 0 E: 0 K: 0 S: 3	H: 0 LOB: 0 BB: 0 P: 3	R: 0 E: 0 K: 0 S: 3	H: 1 LOB: 1 BB: 0 P: 4	R: 0 E: 0 K: 0 S: 4	H: 2 LOB: 1 BB: 0 P: 4	R: 0 E: 0 K: 1 S: 5	H: 0 LOB: 1 BB: 1 P: 9	R: 0 E: 0 K: 1 S: 6	H: 1 LOB: 2 BB: 1 P: 10	R: 0 E: 0 K: 0 S: 3	H: 1 LOB: 0 BB: 0 P: 3	R: 0 E: 0 K: 0 S: 3	H: 0 LOB: 1 BB: 0 P: 4	R: 1 E: 1 K: 0 S: 5	H: 1 LOB: 1 BB: 0 P: 5	R: 0 E: 0 K: 0 S: 3	H: 0 LOB: 0 BB: 0 P: 3	1B: 4 2B: 3 3B: 0 HR: 0	SF: 0 SAC: 0 DP: 3 HBP: 2	WP: 1 PB: 0 SB: 0 CS: 0	PA: 35 ERA WHIP	
PITCHER Bob Purkey, R <small>ERA: 3.08</small> (1, 1)	IP 9.0	WLS W	BF 35	H 6	R 1	ER 0	SO 2	BB 2	IBB 0	HBP 2	BLK 0	WP 1	HR 0	S 35	P 45	ERA 0.00	WHIP 0.889						ERA WHIP

Cincinnati Reds @ San Francisco Giants
Candlestick Park, San Francisco, CA
 Wed Aug 19 1964, 10:05 PM EDT
 Att. 15,151 - Unknown

livebaseballscorecards.com

AB	31
R	1
H	6
RBI	0
BB	2
SO	2
LOB	18



Batter	1	2	3	4	5	6	7	8	9	AB R H RBI BB SO LOB	TOP																									
Giraldo Ruiz, S OBP: 0.266, SLG: 0.342 (1, 4)	0-0 F4		0-0 F4	0-0 5-3		1-0 HBP		0-0 FC3-2 1B	0-0 L5-3 1B	5 1 1 0 0 0 3																										
Marty Keough, L OBP: 0.325, SLG: 0.411 Tommy Harper, R OBP: 0.328, SLG: 0.307 (8, PH) (8, 7)	0-3 K		4-0 FC4-6 BB		4-0 BB	0-0 4-3		4-0 1B BB	0-0 L5-3	2 0 0 0 2 1 3 1 1 0 1 1 0 2																										
Vada Pinson, L OBP: 0.315, SLG: 0.443 (1, 8)	0-0 G1		0-0 FC4-6 1B		0-0 F6		0-0 F8	0-0 1B E		5 2 1 2 0 0 2																										
Frank Robinson, R OBP: 0.397, SLG: 0.570 (1, 7) (8, 9)		0-0 HR	0-0 1B		0-0 F4		0-0 F9	0-0 E SF8		5 2 3 2 0 0 1																										
Deron Johnson, R OBP: 0.355, SLG: 0.532 (1, 3)		0-0 3-1	0-0 1B		0-3 K		0-0 HR	0-0 E5		5 1 2 3 0 1 2																										
Johnny Edwards, L OBP: 0.331, SLG: 0.380 Don Pavletich, R OBP: 0.380, SLG: 0.651 (7, PH) (7, 2)		0-0 2B	0-0 F7			0-0 FC6-4 1B	0-0 6-3	0-0 SF8		3 0 2 0 0 0 2 1 0 0 1 0 0 0																										
Leo Cardenas, R OBP: 0.306, SLG: 0.383 (1, 6)		0-3 K		0-0 HR		0-0 F5		0-0 E5		5 1 1 1 0 2 3																										
Steve Boros, R OBP: 0.331, SLG: 0.335 (1, 5)		4-0 BB		0-3 K		0-0 FC6-4 1B		4-0 FC3-2 BB	0-0 1B SH1-4	3 1 2 0 2 1 0																										
Joe Nuxhall, L OBP: 0.143, SLG: 0.204 John Tsitouris, R OBP: 0.234, SLG: 0.261 Mel Queen, L OBP: 0.255, SLG: 0.358 Tony Perez, R OBP: 0.185, SLG: 0.125 Sammy Ellis, L (6, 1)		0-3 K		0-3 K		0-0 FC6-4 HBP		4-0 BB FC3-2	0-0 SH1-4	1 0 0 0 0 1 2 1 0 0 0 0 1 0 0 0 0 0 0 0 0 1 0 0 0 0 0 2 0 1 0 0 1 0 0																										
Inning Stats	R: 0 E: 0 K: 1 S: 5	H: 0 LOB: 0 BB: 0 P: 5	R: 1 E: 0 K: 2 S: 9	H: 2 LOB: 2 BB: 1 P: 13	R: 1 E: 0 K: 2 S: 8	H: 1 LOB: 0 BB: 0 P: 8	R: 0 E: 0 K: 1 S: 5	H: 0 LOB: 1 BB: 1 P: 9	R: 0 E: 0 K: 0 S: 5	H: 2 LOB: 3 BB: 0 P: 6	R: 1 E: 0 K: 0 S: 4	H: 1 LOB: 0 BB: 0 P: 4	R: 6 E: 2 K: 1 S: 9	H: 2 LOB: 1 BB: 3 P: 21	R: 0 E: 0 K: 0 S: 4	H: 2 LOB: 1 BB: 0 P: 4	1B: 8 2B: 2 3B: 0 HR: 3	SF: 1 SAC: 1 DP: 1 HBP: 1	WP: 0 PB: 0 SB: 2 CS: 0	PA: 47																
PITCHER	IP WLS BF H R ER SO BB IBB HBP BLK WP HR S P ERA WHIP																																			
Gaylord Perry, R ERA: 2.82 (1, 1)	5.1		7	3	3	6	3	0	0	0	0	2	35	47	5.06	1.875																				
Billy O'Dell, L ERA: 5.23 (6, 1)	2.0	L	11	1	4	4	0	2	0	1	0	0	1	8	17	18.00	1.500																			
Ron Herbel, R ERA: 2.93 (8, 1)	0.2		6	2	3	1	1	1	0	0	0	0	7	11	13.50	4.500																				
John Pregonzer, R ERA: 3.86 (9, 1)	1.0		4	2	0	0	0	0	0	0	0	0	4	4	0.00	2.000																				

Cincinnati Reds @ San Francisco Giants
Candlestick Park, San Francisco, CA

Thu Aug 20 1964, 6:33 AM EDT
Att: 14,032 - Unknown

AB	38
R	10
H	12
RBI	10
BB	6
SO	7
LOB	22



BOTTOM

Cincinnati Reds @ San Francisco Giants
Candlestick Park, San Francisco, CA
Thu Aug 20 1964, 6:33 AM EDT
Att. 14,032 - Unknown

livebaseballscorecards.com

AB 37
R 7
H 12
RBI 6
BB 4
SO 7
LOB 15



WP: 1 PA: 42
PB: 0
SB: 1
CS: 1

AB R H RBI BB SO LOB

4 0 2 0 1 0 0

5 1 2 0 0 0 4

3 1 1 1 1 1 1

4 1 1 2 1 0 3

5 1 1 1 0 0 1

5 1 2 0 0 1 1

4 1 2 0 0 1 2

3 1 1 2 1 0 1

2 0 0 0 0 2 2
1 0 0 0 0 1 0
0 0 0 0 0 0 0
1 0 0 0 0 1 0
0 0 0 0 0 0 0

1B: 5 SF: 1
2B: 5 SAC: 0
3B: 0 DP: 1
HR: 3 HBP: 0

WP: 1 PA: 42
PB: 0
SB: 1
CS: 1

1B: 5 SF: 1
2B: 5 SAC: 0
3B: 0 DP: 1
HR: 3 HBP: 0

WP: 1 PA: 42
PB: 0
SB: 1
CS: 1

1B: 5 SF: 1
2B: 5 SAC: 0
3B: 0 DP: 1
HR: 3 HBP: 0

Batter	1	2	3	4	5	6	7	8	9
Harvey Kuenn, R (1, 7) OBP: 0.321, SLG: 0.353	0-0 F9 1B	0-0 2-H 1B		0-0 2B		4-0 BB		0-0 6-3	
Hal Lanier, R (1, 4) OBP: 0.283, SLG: 0.368	0-0 2B	0-0 F4 1B		0-0 5-3		0-0 4-3		0-0 E8 SF8 2B	
Jim Ray Hart, R (1, 5) OBP: 0.343, SLG: 0.477	0-3 K		0-0 HR 1B	4-0 BB		0-0 F8		0-0 SF8	
Willie Mays, R (1, 8) OBP: 0.401, SLG: 0.641	0-0 5-3		0-0 HR 1B	0-0 F7		0-0 F8		4-0 BB	
Orlando Cepeda, R (1, 3) OBP: 0.356, SLG: 0.549		0-0 HR	0-0 3-1		0-0 F8		0-0 4-3	0-0 F6	
Jesus Alou, R (1, 9) OBP: 0.310, SLG: 0.338		0-0 E 1B	0-0 FC1-6 1B	0-0 K E S CS		0-0 F3		0-0 6-3	
Jim Davenport, R (1, 6) OBP: 0.274, SLG: 0.320		0-0 E8 BB 1B 1B	0-0 FC1-6 1B	0-0 K 1-H		0-0 F6		0-0 HR 2B	
Del Crandall, R (1, 2) OBP: 0.297, SLG: 0.313		4-0 BB 1B	0-0 F6	0-0 F6		0-0 F6		0-0 HR	
Gaylord Perry, R (1, 1) OBP: 0.056, SLG: 0.029		0-3 K		0-3 K		0-3 K		0-3 K	
Billy O'Dell, S (6, 1)									
Ron Herbel, R (8, 1)									
Duke Snider, L (8, PH) OBP: 0.300, SLG: 0.333									
John Pregarz, R (9, 1)									

Inning Stats	R: 0	H: 1	E: 0	K: 1	S: 6	H: 1	LOB: 1	BB: 0	P: 6	R: 2	H: 4	E: 2	K: 1	S: 8	H: 3	LOB: 1	BB: 0	P: 6	R: 0	H: 1	E: 0	K: 1	S: 6	H: 0	LOB: 2	BB: 1	P: 10	R: 0	H: 0	E: 0	K: 2	S: 7	H: 0	LOB: 1	BB: 1	P: 9	R: 0	H: 0	E: 0	K: 0	S: 3	H: 2	LOB: 0	BB: 0	P: 7	R: 1	H: 1	E: 1	K: 0	S: 4	H: 1	LOB: 1	BB: 1	P: 8
--------------	------	------	------	------	------	------	--------	-------	------	------	------	------	------	------	------	--------	-------	------	------	------	------	------	------	------	--------	-------	-------	------	------	------	------	------	------	--------	-------	------	------	------	------	------	------	------	--------	-------	------	------	------	------	------	------	------	--------	-------	------

PITCHER	IP	WLS	BF	H	R	ER	SO	BB	IBB	HBP	BLK	WP	HR	S	P	ERA	WHIP
Joe Nuxhall, L (1, 1) ERA: 3.81	2.0		13	7	4	4	2	1	0	0	0	0	2	16	20	18.00	4.000
John Tsitouris, R (3, 1) ERA: 4.26	3.0		12	2	0	0	3	1	0	0	0	1	0	17	21	0.00	1.000
Sammy Ellis, R (6, 1) ERA: 3.65	4.0	W	17	3	3	2	2	2	0	0	0	0	1	19	27	4.50	1.250


Batter	1	2	3	4	5	6	7	8	9	AB R H RBI BB SO LOB	TOP	
Giraldo Ruiz, S (1, 4) OBP: 0.266, SLG: 0.340	2-1 L7	0-1 FC6-4 1B			2-2 1-3		1-0 G3			4 0 1 1 0 0 0		
Tommy Harper, R (1, 7) OBP: 0.328, SLG: 0.304 Marty Keough, L (8, PH) OBP: 0.329, SLG: 0.415 (8, 9)	4-2 WP BB	1 SAFE 0-1 FC6-4 1-2f			1-3 K			1-1 4-3 1B		2 0 0 0 1 1 1 1 0 1 0 0 0 0		
Vada Pinson, L (1, 8) OBP: 0.313, SLG: 0.439	2-3 K				2-2 L8			2-2 F7		4 0 0 0 0 1 2		
Frank Robinson, R (1, 9) OBP: 0.394, SLG: 0.565 (8, 7)	1-1 5-3 1-2				2-0 5-3			0-0 4-3 1-2		4 0 0 0 0 0 2		
Deron Johnson, R (1, 3) OBP: 0.356, SLG: 0.533		0-0 E 2B			1-3 K			4-1 BB		3 1 1 0 1 2 0		
Don Pavletich, R (1, 2) OBP: 0.370, SLG: 0.617		1-0 L1			2-3 K			0-0 1B		4 0 1 0 0 2 3		
Leo Cardenas, R (1, 6) OBP: 0.304, SLG: 0.380		1-2 5-3			2-1 F4			0-3 K		4 0 0 0 0 1 2		
Steve Boros, R (1, 5) OBP: 0.333, SLG: 0.333		4-0 E IBB			4-2 BB			0-0 F7		2 1 0 0 2 0 0		
Jim Maloney, L (1, 1) OBP: 0.217, SLG: 0.182 Billy McCool, R (3, 1)		2-2 E8 1B 1-H 2-H			1-3 K			2-1 1-3		1 1 1 2 0 0 0 3 0 0 0 0 2 1		
Inning Stats	R: 0 H: 0 E: 0 LOB: 1 K: 1 BB: 1 S: 10 P: 19	R: 3 H: 3 E: 1 LOB: 1 K: 0 BB: 1 S: 12 P: 20	R: 0 H: 0 E: 0 LOB: 0 K: 1 BB: 0 S: 5 P: 9	R: 0 H: 0 E: 0 LOB: 1 K: 2 BB: 1 S: 11 P: 20	R: 0 H: 0 E: 0 LOB: 0 K: 1 BB: 0 S: 14 P: 19	R: 0 H: 1 E: 0 LOB: 1 K: 2 BB: 0 S: 9 P: 13	R: 0 H: 0 E: 0 LOB: 0 K: 0 BB: 0 S: 4 P: 7	R: 0 H: 1 E: 0 LOB: 2 K: 1 BB: 1 S: 10 P: 20	R: 0 H: 0 E: 0 LOB: 0 K: 1 BB: 0 S: 11 P: 14	1B: 3 SF: 0 2B: 2 SAC: 0 3B: 0 DP: 0 HR: 0 HBP: 0	WP: 1 PA: 36 PB: 0 SB: 0 CS: 0	
PITCHER	IP WLS BF H R ER SO BB IBB HBP BLK WP HR S P ERA WHIP											
Larry Miller, L (1, 1) ERA: 4.93	2.0 L 11 3 3 2 1 1 1 0 0 1 0 22 39 9.00 2.000											
Howie Reed, R (3, 1) ERA: 3.73	6.0 22 2 0 0 7 2 0 0 0 0 0 53 88 0.00 0.667											
Bob Miller, R (9, 1) ERA: 2.73	1.0 3 0 0 0 1 0 0 0 0 0 0 11 14 0.00 0.000											

Cincinnati Reds @ Los Angeles Dodgers
 Dodger Stadium, Los Angeles, CA
 Fri Aug 21 1964, 7:05 PM PDT
 Att: 27,915 - Unknown

livebaseballscorecards.com

AB	32
R	3
H	5
RBI	3
BB	4
SO	9
LOB	11



Batter	1	2	3	4	5	6	7	8	9	AB	R	H	RBI	BB	SO	LOB	BOTTOM			
Maury Wills, S OBP: 0.331, SLG: 0.338 (1, 6) C X	0-1 4-3 S 1B	0-0 FC6 1-2f		2-3 K			2-2 F9		4-1 SH1-4 BB	4	0	1	0	1	1	3	Cincinnati Reds @ Los Angeles Dodgers Dodger Stadium, Los Angeles, CA Fri Aug 21 1964, 7:05 PM PDT Att. 27,915 - Unknown livebaseballscorecards.com AB 31 R 2 H 6 RBI 1 BB 7 SO 10 LOB 27 			
Jim Gilliam, S OBP: 0.320, SLG: 0.284 (1, 5) B F X	1-1 L3 1-2		4-2 1B WP BB	2-2 F7			4-1 1B BB	0-1 SH1-4 1-2	2	1	0	0	2	0	1					
Willie Davis, L OBP: 0.312, SLG: 0.401 (1, 8) X	0-0 4-3 2-3		2-1 L9		1-0 F7		0-0 1-2 1B	0-0 L9	5	0	1	0	0	0	3					
John Roseboro, L OBP: 0.370, SLG: 0.388 (1, 2) B B S C S	3-3 K		0-0 1-3 1B WP 1B	4-2 FC5-4 BB			0-3 K	1-1 F6	4	1	1	0	1	2	4					
Tommy Davis, R OBP: 0.309, SLG: 0.359 (1, 7) F B B X		2-1 6-3 1B 1B	2-2 FC1-5 BB 1-2 1B	3-1 FC5-4 BB			2-3 K		4	0	2	1	0	1	3					
Wally Moon, L OBP: 0.308, SLG: 0.340 (1, 9) Frank Howard, R OBP: 0.304, SLG: 0.433 (8, PH) Lee Walls, R OBP: 0.304, SLG: 0.286 (8, PR) (9, 9)	1-1 6-3 1B 1-2 1B		4-0 FC1-5 BB	0-3 K			4-1 SH3-4 BB		2	0	1	0	1	1	1					
Wes Parker, S OBP: 0.277, SLG: 0.305 (1, 3) X B B T B S	2-2 6-3 1-2 2-3		0-0 FC1-5 BB 1-2 2-3f		1-3 K		1-1 SH3-4 BB	1-2 F6	3	0	0	0	0	1	4					
Nate Oliver, R OBP: 0.323, SLG: 0.294 (1, 4) X C S	0-0 F3		0-3 K		0-3 K		1-2 F6	1-2 F6	4	0	0	0	0	2	6					
Larry Miller, L OBP: 0.400, SLG: 0.400 (1, 1) Derrell Griffith, L OBP: 0.292, SLG: 0.383 (2, PH) Howie Reed, R (3, 1) Dick Tracewski, R OBP: 0.332, SLG: 0.343 (8, PH) Bob Miller, R OBP: 0.176, SLG: 0.067 (9, 1) B B T B S	4-2 FC6 BB		0-3 K		2-3 K		1-0 F3		0	0	0	0	0	0	0					
Inning Stats	R: 0 E: 0 K: 1 S: 8	H: 1 LOB: 1 BB: 0 P: 12	R: 0 E: 0 K: 0 S: 12	H: 2 LOB: 3 BB: 1 P: 21	R: 2 E: 0 K: 1 S: 12	H: 2 LOB: 2 BB: 2 P: 24	R: 0 E: 0 K: 2 S: 9	H: 0 LOB: 0 BB: 0 P: 13	R: 0 E: 0 K: 3 S: 9	H: 0 LOB: 1 BB: 1 P: 16	R: 0 E: 0 K: 2 S: 12	H: 1 LOB: 2 BB: 1 P: 20	R: 0 E: 0 K: 0 S: 7	H: 0 LOB: 2 BB: 1 P: 14	R: 0 E: 0 K: 0 S: 6	H: 0 LOB: 1 BB: 1 P: 11		1B: 6 2B: 0 3B: 0 HR: 0	SF: 0 SAC: 2 DP: 0 HBP: 0	WP: 1 PB: 0 SB: 1 CS: 0
PITCHER	IP WLS BF H R ER SO	IP WLS BF H R ER SO	IP WLS BF H R ER SO	IP WLS BF H R ER SO	IP WLS BF H R ER SO	IP WLS BF H R ER SO	IP WLS BF H R ER SO	IP WLS BF H R ER SO	IP WLS BF H R ER SO	IP WLS BF H R ER SO	IP WLS BF H R ER SO	IP WLS BF H R ER SO	IP WLS BF H R ER SO	IP WLS BF H R ER SO	IP WLS BF H R ER SO	IP WLS BF H R ER SO	ERA WHIP	ERA WHIP		
Jim Maloney, R ERA: 3.13 (1, 1)	2.1																7.71	3.000		
Billy McCool, L ERA: 2.49 (3, 1)	6.2	W	26	1	0	0	9	5	0	0	0	0	0	0	0	0	0.00	0.900		

Batter	1	2	3	4	5	6	7	8	9	10	11	12	13	14	15	AB R H RBI BB SO LOB	TOP																
Giraldo Ruiz, S OBP: 0.255, SLG: 0.325 (1, 4)	1-0 F7	0-0 F6		2-0 4-3			0-1 4-3		3-2 6-3			0-1 4-3		1-3 K		7 0 0 0 0 1 6																	
Marty Keough, L OBP: 0.323, SLG: 0.402 (1, 9)	1-1 4-3		2-3 K		3-1 F6		0-2 G3			1-2 4-3		4-2 G6-4-3 BB		0-0 F7		6 0 0 0 1 1 0																	
Vada Pinson, L OBP: 0.314, SLG: 0.443 (1, 8)	0-3 K		0-1 4-3		0-2 L7		1-2 2B 1B			1-2 2B		1-1 G6-4-3		3-2 5-3 BB 2B		7 1 3 0 0 1 1																	
Frank Robinson, R OBP: 0.398, SLG: 0.567 (1, 7)		2-2 1B 1B	1-1 BLK 1B		1-1 1-3		0-0 2B			4-0 G6-4-3 IBB			2-1 F9		4-0 BB 5-3 IBB	5 1 3 0 2 0 0																	
Deron Johnson, R OBP: 0.355, SLG: 0.527 (1, 3)		3-1 FC5 1B	0-3 K			4-2 1B BB		2-2 6-3		1-0 G6-4-3			3-1 F3		0-2 5-3	6 0 1 0 1 1 5																	
Johnny Edwards, L OBP: 0.332, SLG: 0.378 (1, 2)		1-0 1B FC5 1B		4-1 FC5-4 BB		0-0 F7		0-3 K			0-0 4-3		1-2 F6		4-0 BB IBB	5 0 1 1 2 1 1 0 0 0 0 0 0 0																	
Don Pavletich, R OBP: 0.370, SLG: 0.617 (15, 2)		1-2 1B				1-2 F7																											
Leo Cardenas, R OBP: 0.302, SLG: 0.375 (1, 6)		0-1 FC5 1B		0-1 F8		1-2 F6		1-3 K			1-2 F7			0-3 K	4-2 BB	6 0 0 1 1 2 4																	
Steve Boros, R OBP: 0.335, SLG: 0.333 (1, 5)		0-2 1B		1-0 FC5-4 1B		2-1 1B			2-3 K		4-2 BB			0-0 F5	0-0 F5	6 0 2 0 1 1 4																	
Joey Jay, S OBP: 0.070, SLG: 0.024 (1, 1)		0-1 F3		1-1 2B 1B		0-3 K			2-3 K		3-1 1-3			4-2 BB		4 0 1 0 0 2 5 1 0 0 0 0 0 1 0 0 0 0 1 0 0																	
Gordy Coleman, L OBP: 0.300, SLG: 0.366 (11, PH)																																	
Sammy Ellis, L (11, 1)																																	
Inning Stats	R: 0 E: 0 K: 1 S: 6	H: 0 LOB: 0 BB: 0 P: 8	R: 1 E: 0 K: 1 S: 14	H: 4 LOB: 3 BB: 0 P: 20	R: 0 E: 0 K: 2 S: 10	H: 1 LOB: 1 BB: 0 P: 13	R: 0 E: 0 K: 0 S: 7	H: 1 LOB: 2 BB: 1 P: 15	R: 0 E: 0 K: 0 S: 8	H: 0 LOB: 0 BB: 0 P: 12	R: 0 E: 0 K: 1 S: 14	H: 1 LOB: 2 BB: 1 P: 21	R: 0 E: 0 K: 2 S: 10	H: 0 LOB: 0 BB: 0 P: 13	R: 0 E: 0 K: 0 S: 9	H: 0 LOB: 0 BB: 0 P: 10	R: 0 E: 0 K: 2 S: 10	H: 0 LOB: 0 BB: 0 P: 17	R: 0 E: 0 K: 2 S: 10	H: 1 LOB: 1 BB: 1 P: 14	R: 0 E: 0 K: 0 S: 9	H: 0 LOB: 1 BB: 1 P: 17	R: 0 E: 0 K: 0 S: 7	H: 0 LOB: 0 BB: 1 P: 12	R: 0 E: 0 K: 2 S: 10	H: 0 LOB: 1 BB: 1 P: 15	R: 1 E: 0 K: 0 S: 14	H: 1 LOB: 3 BB: 3 P: 29	1B: 8 2B: 3 3B: 0 HR: 0	SF: 0 SAC: 0 DP: 2 HBP: 0	WP: 0 PB: 0 SB: 0 CS: 0	PA: 62	
PITCHER	IP WLS BF H R ER SO BB IBB HBP BLK WP HR S P ERA WHIP																																
Don Drysdale, R ERA: 2.42 (1, 1)	8.0																																
Ron Perranoski, L ERA: 3.66 (9, 1)	2.0	7	1	0	0	2	0	1	0	0	0	0	0	17	31	0.00	0.500																
Bob Miller, R ERA: 2.65 (11, 1)	3.0	10	0	0	0	0	2	0	0	0	0	0	0	23	42	0.00	0.667																
Howie Reed, R ERA: 3.76 (14, 1)	2.0	L 11	1	1	1	2	2	2	0	0	0	0	0	24	44	4.50	1.500																

Cincinnati Reds @ Los Angeles Dodgers
Dodger Stadium, Los Angeles, CA
 Sat Aug 22 1964, 7:05 PM PDT
 Att: 29,220 - Unknown

AB	53
R	2
H	11
RBI	2
BB	9
SO	10
LOB	27



Batter	1	2	3	4	5	6	7	8	9	10	11	12	13	14	15	AB	R	H	RBI	BB	SO	LOB
Maury Wills, S OBP: 0.328, SLG: 0.335 (1, 6) C F X	1-2 F6 1B		1-1 5-3			X 0-0 5-3		X 0-0 F7		B F X 1-1 6-3		C B F X 1-2 F6		X 0-0 6-3	7	0	1	0	0	0	2	
Jim Gilliam, S OBP: 0.317, SLG: 0.282 (1, 5) C B F X SAFE	2-2 F6 1-2			1-2 4-3		F X 2-2 3-1		B F X 1-1 SH1-4 1B		S B B X 2-1 4-3		B X 1-0 L9			6	1	1	0	0	0	1	
Willie Davis, L OBP: 0.313, SLG: 0.403 (1, 8) B S X	2-1 1B			2-1 2B		X 0-0 F2		X 0-0 SH1-4 1-2		B F F X 2-2 F5			B B X 2-1 E4 FC5 S		5	0	2	0	0	0	0	
John Roseboro, L OBP: 0.369, SLG: 0.384 (1, 2) Dick Tracewski, R OBP: 0.332, SLG: 0.343 (9, PR) Doug Camilli, R OBP: 0.218, SLG: 0.200 (10, 2) X	0-0 G3			2-3 2B		B X 1-0 6-3		F B B X 4-1 1B L9-2 BB		B X 1-0 6-3			C B S S 2-2 1-2		3	0	0	0	1	1	2	
Tommy Davis, R OBP: 0.310, SLG: 0.358 (1, 7) B C F X		2-3 K		2-3 K		B B B X 4-0 FC4-6 BB		F C B X 1-2 1-3 2-H 1B		X 0-0 F9			B B F X 2-3 K		5	0	1	1	1	3	2	
Wally Moon, L OBP: 0.319, SLG: 0.343 (1, 9) X	0-0 G6-3 1B			0-1 4-3		B X 1-0 FC4-6 1-2f		X 0-0 L9-2 3-H		B B C X 2-2 1B			B B X 4-0 FC5 IBB		5	0	2	0	1	0	3	
Wes Parker, S OBP: 0.280, SLG: 0.306 (1, 3) X	0-0 G6-3 1-2f			0-0 G3		X 0-0 SH1-4 1B		X 3-2 SH1-4 1B		F B X 2-1 FC3-6 1B		F B C S 1-3 K		B B F X 2-2 FC5		6	0	2	0	0	1	4
Nate Oliver, R OBP: 0.316, SLG: 0.287 (1, 4) X B F X			1-2 5-3		B X 1-0 F6		X 0-0 SH1-4 1-2		X 0-0 SH1-4 1-2		B C L X 0-2 F6		F B B X 2-3 K		L X 0-1 6-3	5	0	0	0	0	1	2
Don Drysdale, R OBP: 0.198, SLG: 0.229 (1, 1) Ron Fairly, L OBP: 0.266, SLG: 0.424 (8, PH) Ron Ferraro, L OBP: 0.156, SLG: 0.154 (9, 1) Derrig Griffin, L OBP: 0.290, SLG: 0.380 (10, PH) Bob Miller, S OBP: 0.178, SLG: 0.067 (11, 1) Frank Howard, R OBP: 0.303, SLG: 0.432 (13, PH) Howie Rose, R OBP: 0.292, SLG: 0.273 (14, 1) Lee Walls, R OBP: 0.292, SLG: 0.273 (15, PH) X B B X		2-0 6-3		2-0 6-3		X 2-2 L8		X 3-2 F7		F X 0-1 FC3-6 1-2f			B B X 2-3 K		X 3-2 F7	2	0	0	0	0	0	
Inning Stats	R: 0 H: 2 E: 0 LOB: 1 K: 0 BB: 0 S: 9 P: 14	R: 0 H: 1 E: 0 LOB: 0 K: 1 BB: 0 S: 5 P: 7	R: 0 H: 0 E: 0 LOB: 0 K: 0 BB: 0 S: 7 P: 11	R: 0 H: 1 E: 0 LOB: 1 K: 2 BB: 0 S: 11 P: 18	R: 0 H: 0 E: 0 LOB: 0 K: 0 BB: 0 S: 4 P: 5	R: 0 H: 0 E: 0 LOB: 0 K: 0 BB: 0 S: 8 P: 12	R: 0 H: 0 E: 0 LOB: 1 K: 0 BB: 1 S: 3 P: 9	R: 0 H: 1 E: 0 LOB: 1 K: 0 BB: 0 S: 10 P: 16	R: 1 H: 2 E: 0 LOB: 2 K: 0 BB: 1 S: 8 P: 14	R: 0 H: 1 E: 0 LOB: 1 K: 0 BB: 0 S: 9 P: 12	R: 0 H: 0 E: 0 LOB: 0 K: 0 BB: 0 S: 8 P: 13	R: 0 H: 1 E: 0 LOB: 1 K: 2 BB: 0 S: 10 P: 15	R: 0 H: 0 E: 0 LOB: 0 K: 1 BB: 0 S: 7 P: 11	R: 0 H: 0 E: 1 LOB: 2 K: 0 BB: 1 S: 14 P: 25	R: 0 H: 0 E: 0 LOB: 0 K: 0 BB: 0 S: 7 P: 10	1B: 8 SF: 0 2B: 2 SAC: 2 3B: 0 DP: 2 HR: 0 HBP: 0	WP: 0 PA: 55 PB: 0 SB: 2 CS: 0					
PITCHER Joey Jay, R ERA: 3.21 (1, 1) Sammy Ellis, R ERA: 3.45 (11, 1)	IP WLS BF H R ER SO BB IBB HBP BLK WP HR S P ERA WHIP 10.0 37 8 1 1 3 2 0 0 0 0 0 0 118 0.90 1.000																					

BOTTOM

Cincinnati Reds @ Los Angeles Dodgers
Dodger Stadium, Los Angeles, CA

Sat Aug 22 1964, 7:05 PM PDT
Att: 29,220 - Unknown

AB 50
R 1
H 9
RBI 1
BB 3
SO 7
LOB 19

Batter	1	2	3	4	5	6	7	8	9	AB R H RBI BB SO LOB	TOP											
Giraldo Ruiz, S (1, 4) OBP: 0.249, SLG: 0.317	0-1 F9		1-0 L9			1-2 F2		1-3 K		4 0 0 0 0 1 2												
Marty Keough, L (1, 9) OBP: 0.321, SLG: 0.396	1-3 K		0-0 F5			3-2 F5		4-1 FC6-4 BB		3 0 0 0 1 1 2												
Vada Pinson, L (1, 8) OBP: 0.314, SLG: 0.441	0-1 G3			2-1 L6		4-2 1B BB		3-1 F6		3 0 0 0 1 0 1												
Frank Robinson, R (1, 7) OBP: 0.397, SLG: 0.564		0-3 K		1-1 F4		2-1 1-2 1B		1-1 FC6-4 1-2f		4 0 1 0 0 1 1												
Deron Johnson, R (1, 3) OBP: 0.351, SLG: 0.520		2-1 4-3		0-2 6-3		2-3 K			2-2 6-3	4 0 0 0 0 1 2												
Don Pavletich, R (1, 2) OBP: 0.362, SLG: 0.580		2-2 F7			4-2 BB		1-1 L7		0-2 F9	3 0 0 0 1 0 0												
Leo Cardenas, R (1, 6) OBP: 0.301, SLG: 0.374			1-1 1B 1B		0-3 K		0-3 K		0-2 F8	4 0 1 0 0 2 1												
Steve Boros, R (1, 5) OBP: 0.335, SLG: 0.331			0-3 K		1-0 F8		4-0 BB			2 0 0 0 1 1 2												
Jim O'Toole, S (1, 1) OBP: 0.151, SLG: 0.122			3-2 1B		0-3 K		0-1 G3			2 0 1 0 0 1 1												
Gordy Coleman, L (7, PH) OBP: 0.298, SLG: 0.364										1 0 0 0 0 0 1												
John Tsitouris, R (7, 1) OBP: 0.234, SLG: 0.261										0 0 0 0 0 0 0												
Inning Stats	R: 0 E: 0 K: 1 S: 7	H: 0 LOB: 0 BB: 0 P: 8	R: 0 E: 0 K: 1 S: 9	H: 0 LOB: 0 BB: 0 P: 13	R: 0 E: 0 K: 1 S: 12	H: 2 LOB: 2 BB: 0 P: 16	R: 0 E: 0 K: 0 S: 7	H: 0 LOB: 0 BB: 0 P: 10	R: 0 E: 0 K: 2 S: 11	H: 0 LOB: 1 BB: 1 P: 16	R: 0 E: 0 K: 1 S: 15	H: 1 LOB: 2 BB: 1 P: 27	R: 0 E: 0 K: 1 S: 7	H: 0 LOB: 1 BB: 1 P: 12	R: 0 E: 0 K: 1 S: 9	H: 0 LOB: 1 BB: 1 P: 18	R: 0 E: 0 K: 0 S: 9	H: 0 LOB: 0 BB: 0 P: 11	1B: 3 2B: 0 3B: 0 HR: 0	SF: 0 SAC: 0 DP: 0 HBP: 0	WP: 0 PB: 0 SB: 0 CS: 0	PA: 34
PITCHER Phil Ortega, R (1, 1) ERA: 3.37	IP: 9.0 WLS: W BF: 34 H: 3 R: 0 ER: 0 SO: 8 BB: 4 IBB: 0 HBP: 0 BLK: 0 WP: 0 HR: 0 S: 86 P: 131 ERA: 0.00 WHIP: 0.778											PITCHER	IP: 9.0 WLS: W BF: 34 H: 3 R: 0 ER: 0 SO: 8 BB: 4 IBB: 0 HBP: 0 BLK: 0 WP: 0 HR: 0 S: 86 P: 131 ERA: 0.00 WHIP: 0.778									

Cincinnati Reds @ Los Angeles Dodgers
 Dodger Stadium, Los Angeles, CA
 Sun Aug 23 1964, 3:33 AM PDT
 Att: 27,459 - Unknown

AB	30
R	0
H	3
RBI	0
BB	4
SO	8
LOB	13



Batter	1	2	3	4	5	6	7	8	9	AB	R	H	RBI	BB	SO	LOB	BOTTOM
Maury Wills, S (1, 6) <small>OBP: 0.328, SLG: 0.333</small>	2-1 		4-2 		0-0 			1-3 		3	0	0	0	1	1	0	Cincinnati Reds @ Los Angeles Dodgers Dodger Stadium, Los Angeles, CA Sun Aug 23 1964, 3:33 AM PDT Att. 27,459 - Unknown
Dick Tracewski, R (1, 5) <small>OBP: 0.335, SLG: 0.345</small>	1-3 		0-1 		0-1 			1-1 		4	0	2	1	0	1	0	
Willie Davis, L (1, 8) <small>OBP: 0.311, SLG: 0.400</small>	1-2 		0-0 		0-1 			2-1 		4	0	0	0	0	0	3	
Tommy Davis, R (1, 7) <small>OBP: 0.307, SLG: 0.355</small>		0-0 	1-0 		0-0 			1-2 		4	0	0	0	0	0	3	
Frank Howard, R (1, 9) <small>OBP: 0.301, SLG: 0.428</small> Ron Fairly, L (8, 3) <small>OBP: 0.368, SLG: 0.424</small>		1-1 		0-1 		3-1 				3	0	0	0	0	0	0	
John Roseboro, L (1, 2) <small>OBP: 0.372, SLG: 0.387</small>		3-1 		0-1 		0-2 				3	0	2	0	0	0	0	
Wes Parker, S (1, 3) <small>OBP: 0.274, SLG: 0.299</small> (8, 9)		0-0 		0-0 			0-0 			3	0	0	0	0	0	2	
Nate Oliver, R (1, 4) <small>OBP: 0.321, SLG: 0.297</small>			0-0 		1-0 			0-0 		3	1	2	0	0	0	0	
Phil Ortega, R (1, 1) <small>OBP: 0.143, SLG: 0.128</small>			0-0 		0-0 			2-3 		2	0	0	0	0	1	2	
Inning Stats	R: 0 H: 0 E: 0 LOB: 0 K: 1 BB: 0 S: 8 P: 12	R: 0 H: 1 E: 0 LOB: 1 K: 0 BB: 0 S: 6 P: 10	R: 1 H: 2 E: 0 LOB: 2 K: 0 BB: 1 S: 9 P: 14	R: 0 H: 2 E: 0 LOB: 2 K: 0 BB: 0 S: 7 P: 8	R: 0 H: 0 E: 0 LOB: 0 K: 0 BB: 0 S: 5 P: 5	R: 0 H: 0 E: 0 LOB: 0 K: 0 BB: 0 S: 6 P: 9	R: 0 H: 0 E: 0 LOB: 0 K: 1 BB: 0 S: 5 P: 7	R: 0 H: 1 E: 0 LOB: 1 K: 1 BB: 0 S: 10 P: 15	1B: 5 SF: 0 2B: 1 SAC: 1 3B: 0 DP: 0 HR: 0 HBP: 0	WP: 0 PA: 31 PB: 0 SB: 2 CS: 0							
PITCHER Jim O'Toole, L (1, 1) <small>ERA: 2.34</small> John Tsitouris, R (7, 1) <small>ERA: 4.2</small>	IP WLS BF H R ER SO 6.0 L 24 5 1 1 1	IP WLS BF H R ER SO 2.0 7 1 0 0 2	IP WLS BF H R ER SO 1 0 0 0 0 0	IP WLS BF H R ER SO 0 0 0 0 0 0	IP WLS BF H R ER SO 0 0 15 22 0.00 0.500	IP WLS BF H R ER SO 0 0 0 0 0 0	IP WLS BF H R ER SO 0 0 0 0 0 0	BB IBB HBP BLK WP HR S P ERA WHIP 0 0 0 0 0 0 15 22 0.00 0.500	BB IBB HBP BLK WP HR S P ERA WHIP 0 0 0 0 0 0 15 22 0.00 0.500								

livebaseballscorecards.com

AB	29
R	1
H	6
RBI	1
BB	1
SO	3
LOB	10



Batter	1	2	3	4	5	6	7	8	9	AB R H RBI BB SO LOB	TOP									
Bobby Klaus, R (1, 5) OBP: 0.294, SLG: 0.365	4-0 HR BB		0-0 5-3		0-0 SH5-3		4-0 FC1-2 BB		0-0 HBP 1B	2 1 1 0 2 0 0										
Ron Hunt, R (1, 4) OBP: 0.366, SLG: 0.416	0-0 HR		0-0 L5		0-0 6-3		0-0 FC1-2		1-0 G6-4-3 HBP	4 1 1 2 0 0 4										
Joe Christopher, R (1, 9) OBP: 0.363, SLG: 0.481	0-0 6-3		0-0 F8		0-0 6-3		0-0 6-3		0-0 G6-4-3	5 0 0 0 0 0 6										
Ed Kranepool, L (1, 3) OBP: 0.316, SLG: 0.395	0-0 P6			0-0 1-3		0-0 L8		0-0 FC4-6 1B		4 0 1 0 0 0 0										
George Altman, L (1, 7) OBP: 0.255, SLG: 0.313	0-3 K			0-0 5-3		4-0 BB		0-0 FC4-6		3 0 0 0 1 1 1										
Jim Hickman, R (1, 8) OBP: 0.316, SLG: 0.378		0-3 K		1-0 HBP		0-0 6-3		0-0 P4		3 0 0 0 0 1 2										
Chris Cannizzaro, R (1, 2) OBP: 0.366, SLG: 0.364		0-3 K		0-3 K			0-0 P6		0-0 1-3	4 0 0 0 0 2 2										
Roy McMillan, R (1, 6) OBP: 0.241, SLG: 0.242		4-0 BB			0-0 F2		0-0 BB FC1-2 1B		0-0 6-3	1 0 0 0 1 0 0										
Charley Smith, R (7, PH) OBP: 0.285, SLG: 0.420										2 0 1 0 0 0 0										
Al Jackson, L (1, 1) OBP: 0.200, SLG: 0.333		0-0 L5			4-0 SH5-3 BB		0-0 FC1-2 BB 1B		0-0 HBP 1B	1 0 0 0 1 0 1										
Hawk Taylor, R (7, PH) OBP: 0.276, SLG: 0.347										1 0 1 0 0 0 0										
Gary Kroll, R (7, 1) OBP: 1.000, SLG: 1.000										0 0 0 0 0 0 0										
Jesse Gonder, L (9, PH) OBP: 0.344, SLG: 0.416										1 0 1 0 0 0 0										
Rod Kanehl, R (9, PR) OBP: 0.256, SLG: 0.284										0 0 0 0 0 0 0										
Inning Stats	R: 2 E: 0 K: 1 S: 6	H: 1 LOB: 0 BB: 1 P: 10	R: 0 E: 0 K: 2 S: 7	H: 0 LOB: 1 BB: 1 P: 11	R: 0 E: 0 K: 0 S: 3	H: 0 LOB: 0 BB: 0 P: 3	R: 0 E: 0 K: 1 S: 5	H: 0 LOB: 1 BB: 0 P: 6	R: 0 E: 0 K: 0 S: 3	H: 0 LOB: 1 BB: 1 P: 7	R: 0 E: 0 K: 0 S: 3	H: 0 LOB: 1 BB: 1 P: 7	R: 0 E: 0 K: 0 S: 4	H: 1 LOB: 1 BB: 0 P: 4	R: 0 E: 0 K: 0 S: 4	H: 2 LOB: 3 BB: 0 P: 5	1B: 5 2B: 0 3B: 0 HR: 1	SF: 0 SAC: 1 DP: 1 HBP: 2	WP: 0 PB: 0 SB: 0 CS: 0	PA: 39
PITCHER Bob Purkey, R (1, 1) ERA: 3.01	IP: 9.0 WLS: W BF: 39 H: 6 R: 2 ER: 2 SO: 4 BB: 5 IBB: 0 HBP: 2 BLK: 0 WP: 0 HR: 1 S: 40 P: 62 ERA: 2.00 WHIP: 1.222																			

New York Mets @ Cincinnati Reds
 Crosley Field, Cincinnati, OH
 Tue Aug 25 1964, 7:05 PM EDT
 Att. 8,706 - Unknown

livebaseballscorecards.com

AB	31
R	2
H	6
RBI	2
BB	5
SO	4
LOB	16



BOTTOM

New York Mets @ Cincinnati Reds
Crosley Field, Cincinnati, OH

Tue Aug 25 1964, 7:05 PM EDT
Att. 8,706 - Unknown

livebaseballscorecards.com

AB	31
R	7
H	9
RBI	6
BB	6
SO	3
LOB	14



WP	2	PA	39
PB	0	SB	0
CS	1		

AB R H RBI BB SO LOB

5 0 1 0 0 2 2
4 2 2 0 0 0 2
1 0 0 0 0 0 1

3 2 1 0 1 0 1

2 2 1 2 2 0 0

4 0 1 3 0 1 2

3 0 0 0 1 0 2

3 1 3 1 1 0 0

4 0 0 0 0 0 4

2 0 0 0 1 0 0

1B	5	SF	0
2B	4	SAC	1
3B	0	DP	1
HR	0	HBP	0

Batter	1	2	3	4	5	6	7	8	9
Giraldo Ruiz, S OBP: 0.247, SLG: 0.314 (1, 4)	0-3 K 1B	0-3 K 1B			0-0 5-3 1B	0-0 WP 1B		0-0 FC6 1-2f	
Tommy Harper, R OBP: 0.330, SLG: 0.307 Marty Keough, L OBP: 0.320, SLG: 0.394 (1, 7) (8, 9)	0-0 BB 2B 1B	0-0 F8			0-0 2B 2B 1B	0-0 F7		0-0 P6	
Vada Pinson, L OBP: 0.315, SLG: 0.442 (1, 8)	4-0 1-2 2B BB		0-0 F7		0-0 1-3 2B 2B	0-0 L9			
Frank Robinson, R OBP: 0.400, SLG: 0.566 (1, 9) (8, 7)	0-0 1-H 2-H 2B		0-0 6-3		4-0 2B IBB		4-0 BB 1B BB		
Deron Johnson, R OBP: 0.350, SLG: 0.520 (1, 3)	0-0 F8		0-0 P6		0-0 BB 2B		0-3 K		
Don Pavletich, R OBP: 0.355, SLG: 0.547 (1, 2)	0-0 P4			0-0 5-3	4-0 BB BB		0-0 F7		
Leo Cardenas, R OBP: 0.307, SLG: 0.380 (1, 6)		0-0 E 2B		0-0 G6-4-3 1B	4-0 1-2 2-3 BB		0-0 2-H CS 1B		
Steve Boros, R OBP: 0.331, SLG: 0.327 (1, 5)		0-0 E3 SH2-4 2-H		0-0 G6-4-3 1-2f	0-0 F8		0-0 1-2 CS	0-0 1-3	
Bob Purkey, R OBP: 0.104, SLG: 0.067 (1, 1)		0-0 SH2-4 1-2			0-0 F6	0-0 F7		4-0 FC6 BB	

Inning Stats	R	H	E	K	S	R	H	E	K	S	R	H	E	K	S	R	H	E	K	S	R	H	E	K	S	R	H	E	K	S	R	H	E	K	S	R	H	E	K	S					
	2	2	0	1	7	1	1	1	1	7	0	0	0	0	3	0	1	0	0	3	3	3	0	0	18	0	1	0	0	4	1	1	0	1	9	0	0	0	0	7	0	0	0	0	0

PITCHER	IP	WLS	BF	H	R	ER	SO	BB	IBB	HBP	BLK	WP	HR	S	P	ERA	WHIP
Al Jackson, L ERA: 4.68 Gary Kroll, R ERA: 4.09	6.0	L	30	8	6	5	2	3	1	0	0	1	0	30	46	7.50	1.833
	2.0		8	1	1	1	1	2	0	0	1	0	0	8	16	4.50	1.500

Batter	1	2	3	4	5	6	7	8	9	AB R H RBI BB SO LOB	TOP											
Bobby Klaus, R OBP: 0.297, SLG: 0.359 (1, 5) X	0-0 F7 ①		0-0 4-3 ③			4-0 FC5 1B BB	4-0 1B BB		0-3 K ③	3 0 0 0 2 1 1												
Ron Hunt, R OBP: 0.367, SLG: 0.417 (1, 4) X	0-0 5-3 ②			0-0 F5 ①		0-0 1B FC5 SF7	0-0 1B 1-3 2-H			4 1 2 1 0 0 0												
George Altman, L OBP: 0.255, SLG: 0.315 (1, 7) S S S	0-3 K ③			0-0 1B 2B		0-0 FC5 1B 1-2 2-3f	0-0 5-3			4 1 1 0 0 1 4												
Joe Christopher, R OBP: 0.362, SLG: 0.478 (1, 9) X		0-0 F9 ①		0-0 F9 ②		0-0 1B 1-2 2-3		0-0 4-3 ①		4 0 1 0 0 0 1												
Ed Kranepool, L OBP: 0.318, SLG: 0.396 (1, 3) X		0-0 4-3 ②		0-0 1B 2-H		0-0 SF7 3-H		4-0 BB		2 0 1 2 1 0 0												
Jim Hickman, R OBP: 0.313, SLG: 0.373 (1, 8) S S S		0-3 K ③		0-3 K ③		0-0 1-3		0-0 P4		4 0 0 0 0 2 4												
Chris Cannizzaro, R OBP: 0.370, SLG: 0.376 (1, 2) X			0-0 FC3-6 1B		0-3 K ①		0-0 1B 2B	0-0 4-3 ③		4 1 2 0 0 1 1												
Roy McMillan, R OBP: 0.238, SLG: 0.238 (1, 6) X			0-0 FC3-6 1-2f		0-3 K2-3 ②		0-0 F2		0-0 4-3 ①	4 0 0 0 0 1 2												
Tracy Stallard, R OBP: 0.224, SLG: 0.258 (1, 1) X			0-0 FC3-6 1-2f		0-0 6-3 ③		0-0 L9		0-0 1-3 ②	4 0 0 0 0 0 2												
Inning Stats	R: 0 E: 0 K: 1 S: 5	H: 0 LOB: 0 BB: 0 P: 5	R: 0 E: 0 K: 1 S: 5	H: 0 LOB: 0 BB: 0 P: 5	R: 0 E: 0 K: 0 S: 4	H: 1 LOB: 1 BB: 0 P: 4	R: 1 E: 0 K: 1 S: 7	H: 2 LOB: 1 BB: 0 P: 7	R: 0 E: 0 K: 2 S: 7	H: 0 LOB: 0 BB: 0 P: 7	R: 1 E: 0 K: 0 S: 5	H: 2 LOB: 2 BB: 1 P: 9	R: 1 E: 0 K: 0 S: 5	H: 2 LOB: 2 BB: 1 P: 9	R: 0 E: 0 K: 0 S: 3	H: 0 LOB: 1 BB: 1 P: 7	R: 0 E: 0 K: 1 S: 5	H: 0 LOB: 0 BB: 0 P: 5	1B: 5 2B: 2 3B: 0 HR: 0	SF: 1 SAC: 0 DP: 0 HBP: 0	WP: 0 PB: 0 SB: 0 CS: 0	PA: 37
PITCHER	IP WLS BF H R ER SO BB IBB HBP BLK WP HR S P ERA WHIP																					
Joey Jay, R ERA: 3.25 (1, 1)	6.2 L 29 7 3 3 5 2 0 0 0 0 0 0 37 45 4.05 1.350																					
Billy McCool, L ERA: 2.42 (7, 1)	1.1 5 0 0 0 0 1 0 0 0 0 0 0 4 8 0.00 0.750																					
Sammy Ellis, R ERA: 3.41 (9, 1)	1.0 3 0 0 0 0 1 0 0 0 0 0 0 5 5 0.00 0.000																					

New York Mets @ Cincinnati Reds
 Crosley Field, Cincinnati, OH
 Wed Aug 26 1964, 7:05 PM EDT
 Att: 10,664 - Unknown

livebaseballscorecards.com

AB	33
R	3
H	7
RBI	3
BB	3
SO	6
LOB	15



Batter	1	2	3	4	5	6	7	8	9	AB R H RBI BB SO LOB
Giraldo Ruiz, S OBP: 0.247, SLG: 0.312 (1, 4) (9, 5)	0-0 F7		0-0 E9 1B			0-0 B3		0-0 F4		4 0 1 0 0 0 0
Marty Keough, L OBP: 0.319, SLG: 0.391 (1, 9)	0-0 1B		0-0 3-1			0-0 F5			0-3 K	4 0 1 0 0 1 1
Vada Pinson, L OBP: 0.317, SLG: 0.441 (1, 8)	0-0 L8			0-0 G6-3 1B		0-0 P3			4-0 BB BB	3 0 1 0 1 0 1
Frank Robinson, R OBP: 0.399, SLG: 0.563 (1, 7)	0-0 F7			0-0 G6-3 1-2f			0-0 P6		4-0 1-2 BB	3 0 0 0 1 0 2
Deron Johnson, R OBP: 0.346, SLG: 0.514 (1, 3)		0-0 5-3		0-0 F7			0-0 1-3		0-3 K	4 0 0 0 0 1 2
Don Pavletich, R OBP: 0.348, SLG: 0.579 (1, 2)		0-3 K			0-0 P6		0-0 HR		0-0 5-3	4 1 1 1 0 1 2
Leo Cardenas, R OBP: 0.305, SLG: 0.378 (1, 6)		0-3 K			0-3 K		0-0 F2			3 0 0 0 0 2 0
Steve Boros, R OBP: 0.332, SLG: 0.328 Mel Queen, L OBP: 0.250, SLG: 0.352 Pete Rose, S OBP: 0.309, SLG: 0.320 (1, 5) (8, PH) (9, 4)			0-0 5-3		0-0 1B			0-0 F8		2 0 1 0 0 0 0 1 0 0 0 0 0 0 0 0 0 0 0 0 0
Joey Jay, S OBP: 0.067, SLG: 0.023 Billy McCool, R (7, 1) Gordy Coleman, L OBP: 0.297, SLG: 0.362 Sammy Ellis, L (9, 1)			0-3 K		0-3 K			0-0 L9		2 0 0 0 0 2 1 0 0 0 0 0 0 0 1 0 0 0 0 0 0 0 0 0 0 0 0 0

Inning Stats	R: 0	H: 1	E: 0	LOB: 1	K: 0	BB: 0	S: 4	P: 4	R: 0	H: 0	E: 0	LOB: 0	K: 2	BB: 0	S: 7	P: 7	R: 0	H: 1	E: 1	LOB: 1	K: 1	BB: 0	S: 6	P: 6	R: 0	H: 1	E: 0	LOB: 0	K: 0	BB: 0	S: 3	P: 3	R: 0	H: 1	E: 0	LOB: 1	K: 2	BB: 0	S: 8	P: 8	R: 0	H: 0	E: 0	LOB: 0	K: 0	BB: 0	S: 3	P: 3	R: 1	H: 1	E: 0	LOB: 0	K: 0	BB: 0	S: 4	P: 4	R: 0	H: 0	E: 0	LOB: 0	K: 0	BB: 0	S: 3	P: 3	R: 0	H: 0	E: 0	LOB: 2	K: 2	BB: 2	S: 7	P: 15	1B: 4	SF: 0	2B: 0	SAC: 0	3B: 0	DP: 1	HR: 1	HBP: 0	WP: 0	PA: 33
PITCHER Tracy Stallard, R ERA: 4.05 (1, 1)	IP	WLS	BF	H	R	ER	SO	BB	IBB	HBP	BLK	WP	HR	S	P	ERA	WHIP	IP	WLS	BF	H	R	ER	SO	BB	IBB	HBP	BLK	WP	HR	S	P	ERA	WHIP	IP	WLS	BF	H	R	ER	SO	BB	IBB	HBP	BLK	WP	HR	S	P	ERA	WHIP																															


BOTTOM

New York Mets @ Cincinnati Reds
Crosley Field, Cincinnati, OH

Wed Aug 26 1964, 7:05 PM EDT
Att. 10,664 - Unknown

livebaseballscorecards.com

AB	31
R	1
H	5
RBI	1
BB	2
SO	7
LOB	9



Batter	1	2	3	4	5	6	7	8	9	10	11	AB R H RBI BB SO LOB	TOP													
Al Spangler, L OBP: 0.292, SLG: 0.321 (1, 8)												5 1 3 0 0 0 0	Houston Colt 45's @ Cincinnati Reds Crosley Field, Cincinnati, OH Sat Aug 29 1964, 3:33 AM EDT Unknown													
Nellie Fox, L OBP: 0.314, SLG: 0.321 (1, 4)												5 0 1 0 0 0 3														
Joe Gaines, R OBP: 0.326, SLG: 0.376 (1, 9)												5 0 0 0 0 2 6														
Walt Bond, L OBP: 0.320, SLG: 0.466 (1, 3)												4 0 1 1 1 1 0														
Bob Aspromonte, R OBP: 0.330, SLG: 0.423 Bob Lillis, R OBP: 0.295, SLG: 0.311 (1, 5) (6, 5)												3 0 1 0 0 1 5 2 0 1 0 0 0 0														
Eddie Kasko, R OBP: 0.304, SLG: 0.287 (1, 6)												5 0 0 0 0 1 7														
Ivan Murrell, R (1, 7)												4 0 0 0 0 2 1														
Jerry Grote, R OBP: 0.242, SLG: 0.266 (1, 2)												3 0 1 0 0 0 0														
Don Larsen, R OBP: 0.208, SLG: 0.050 Hal Woodeshick, R (9, 1)												3 0 0 0 0 1 1 0 0 0 0 0 0 0														
Inning Stats	R: 0 E: 1 K: 1 S: 7	H: 1 LOB: 3 BB: 1 P: 11	R: 0 E: 0 K: 1 S: 4	H: 0 LOB: 0 BB: 0 P: 5	R: 1 E: 0 K: 3 S: 12	H: 3 LOB: 2 BB: 0 P: 12	R: 0 E: 0 K: 1 S: 5	H: 0 LOB: 0 BB: 0 P: 5	R: 0 E: 0 K: 0 S: 3	H: 0 LOB: 1 BB: 0 P: 3	R: 0 E: 0 K: 0 S: 4	H: 0 LOB: 0 BB: 0 P: 4		R: 0 E: 0 K: 0 S: 3	H: 0 LOB: 0 BB: 0 P: 3	R: 0 E: 0 K: 1 S: 5	H: 0 LOB: 0 BB: 0 P: 5	R: 0 E: 0 K: 0 S: 5	H: 2 LOB: 2 BB: 0 P: 5	R: 0 E: 0 K: 1 S: 5	H: 1 LOB: 0 BB: 0 P: 5	1B: 7 2B: 1 3B: 0 HR: 0	SF: 0 SAC: 1 DP: 0 HBP: 1	WP: 0 PB: 0 SB: 0 CS: 2	PA: 44	
PITCHER	IP WLS BF H R ER SO BB IBB HBP BLK WP HR S P ERA WHIP	IP WLS BF H R ER SO BB IBB HBP BLK WP HR S P ERA WHIP																								
John Tsitouris, R ERA: 3.99 Sammy Ellis, R ERA: 3.34 (1, 1) (10, 1)	9.0 W 8 3 0 0 1 0 0 0 0 0 0 10 10 1.00 0.667	2.0 W 8 3 0 0 1 0 0 0 0 0 0 10 10 0.00 1.500																								

AB	39
R	1
H	8
RBI	1
BB	1
SO	8
LOB	23



WP: 0	PA: 44
PB: 0	
SB: 0	
CS: 2	

livebaseballscorecards.com

Batter	1	2	3	4	5	6	7	8	9	10	11	AB R H RBI BB SO LOB	BOTTOM																							
Giraldo Ruiz, S OBP: 0.251, SLG: 0.326 (1, 4) X	0-0 E1 FC4-6		X 0-0 G3 2B		X 0-0 4-3 2B		X 0-0 4-3			X 0-0 4-3		5 0 2 0 0 0 1	Houston Colt 45's @ Cincinnati Reds Crosley Field, Cincinnati, OH Sat Aug 29 1964, 3:33 AM EDT Unknown																							
Marty Keough, L OBP: 0.312, SLG: 0.382 (1, 9) X	0-0 FC4-6 1-2f		X 0-0 G3 2-3		X 0-0 4-3 2-3			X 0-0 2-3		X 0-0 F6		5 0 0 0 0 0 3																								
Vada Pinson, L OBP: 0.314, SLG: 0.437 (1, 8) SSS	0-3 K		X 0-0 4-3		SSS 0-3 K			SSS 0-3 K		X 0-0 L1		5 0 0 0 0 3 3																								
Frank Robinson, R OBP: 0.397, SLG: 0.561 (1, 7) SSS	0-3 K		X 0-0 F9		X 0-0 6-3			X 0-0 F6			X 0-0 WP 1B 2B	5 1 1 0 0 1 2																								
Deron Johnson, R OBP: 0.342, SLG: 0.507 (1, 3) SSS		SSS 0-3 K		SSS 0-3 K		SSS 0-3 K		SSS 0-3 K		SSS 0-3 K		SSS 0-3 K 2-3		5 0 0 0 0 5 1																						
Jimmie Coker, R (1, 2)		X 0-0 F6		X 0-0 E5		X 0-0 1-3			BBB 4-0 1B K BB		SSS 4-0 1B IBB	3 0 0 0 2 0 0																								
Leo Cardenas, R OBP: 0.308, SLG: 0.381 (1, 6) X		X 0-0 1B 2B		X 0-0 F8			X 0-0 1-3		X 0-0 1B K IBB		SSS 4-0 1B IBB	4 1 2 0 1 0 1																								
Steve Boros, R OBP: 0.339, SLG: 0.333 (1, 5) X		X 0-0 1B 2-H		X 0-0 L9			X 0-0 SH1-4 1B		X 0-0 1B K IBB		X 0-0 1B 1-2 2-3 3-H	4 0 3 2 1 0 1																								
John Tsitouris, R OBP: 0.224, SLG: 0.250 (1, 1) SSS		SSS 0-3 K		SSS 0-3 K			X 0-0 SH1-4		X 0-3 K			2 0 0 0 0 2 1																								
Gordy Coleman, L OBP: 0.297, SLG: 0.362 (9, PH)												0 0 0 0 0 0 0																								
Tommy Harper, R OBP: 0.329, SLG: 0.306 (9, PH)												1 0 0 0 0 1 3																								
Sammy Ellis, L (10, 1)												0 0 0 0 0 0 0																								
Inning Stats	R: 0 E: 1 K: 2 S: 8	H: 0 LOB: 1 BB: 0 P: 8	R: 1 E: 0 K: 2 S: 9	H: 2 LOB: 1 BB: 0 P: 9	R: 0 E: 0 K: 0 S: 4	H: 1 LOB: 1 BB: 0 P: 4	R: 0 E: 1 K: 1 S: 6	H: 0 LOB: 1 BB: 0 P: 6	R: 0 E: 0 K: 2 S: 8	H: 1 LOB: 1 BB: 0 P: 8	R: 0 E: 0 K: 1 S: 5	H: 0 LOB: 0 BB: 0 P: 5	R: 0 E: 0 K: 1 S: 5	H: 0 LOB: 0 BB: 0 P: 5	R: 0 E: 0 K: 2 S: 7	H: 1 LOB: 3 BB: 2 P: 15	R: 0 E: 0 K: 0 S: 3	H: 0 LOB: 0 BB: 0 P: 3	R: 1 E: 0 K: 1 S: 5	H: 2 LOB: 3 BB: 2 P: 13	1B: 4 2B: 4 3B: 0 HR: 0	SF: 0 SAC: 1 DP: 0 HBP: 0	WP: 1 PB: 0 SB: 0 CS: 0	PA: 44												
PITCHER	IP WLS BF H R ER SO BB IBB HBP BLK WP HR S P ERA WHIP																																			
Don Larsen, R ERA: 2.36 (1, 1)	8.1	35	6	1	1	10	1	1	0	0	0	0	53	61	1.08	0.840																				
Hal Woodeshick, L ERA: 3.15 (9, 1)	2.0	L	9	2	1	1	2	0	2	0	0	1	0	11	19	4.50	1.000																			

livebaseballscorecards.com

AB	39
R	2
H	8
RBI	2
BB	4
SO	12
LOB	16



Batter	1	2	3	4	5	6	7	8	9	AB R H RBI BB SO LOB	TOP															
Eddie Kasko, R OBP: 0.300, SLG: 0.283 (1, 6) X	0-0 F9 ①		0-0 F6 ③		0-0 F8 ③		0-0 L7 ① X	0-0 L7 ③		5 0 0 0 0 0 2																
Joe Gaines, R OBP: 0.327, SLG: 0.376 (1, 9) X	0-0 F9 ②			0-0 F7 ①		0-0 SF8 1B 1B	0-0 E 2B 1B		0-0 4-3 ①	5 2 2 0 0 0 0																
Carroll Hardy, R OBP: 0.243, SLG: 0.224 (1, 8) X	0-0 6-3 ③			0-3 K ②		0-0 F7 ① X	0-0 E1 2B 1B		0-0 5-3 ②	5 1 0 0 0 1 2																
Walt Bond, L OBP: 0.321, SLG: 0.467 (1, 3) X		0-0 F2 ①		0-0 3-1 ③		0-0 1B 1B 1B	0-0 1B 1B FC4-6 2B		0-0 F7 ③	5 2 2 1 0 0 0																
Bob Aspromonte, R OBP: 0.331, SLG: 0.424 (1, 5) X		0-0 F3 ②			0-3 K ① X	0-0 1B 1B	0-0 FC4-6 1B			4 1 2 1 0 1 0																
Bob Lillis, R OBP: 0.297, SLG: 0.315 (1, 4) X		0-0 1B			0-0 1B 1B	0-0 SF8 ② X	0-0 FC4-6 1B			3 1 2 2 0 0 1																
Ivan Murrell, R OBP: 0.091, SLG: 0.100 (1, 7) X		0-0 F6 ③			0-3 K ② X	0-0 1B 1B	0-0 F9 ③			4 0 1 0 0 1 3																
Jerry Grote, R OBP: 0.246, SLG: 0.270 (1, 2) X			0-3 K ①		0-0 1B 1B	0-0 FC6-4 1B		0-0 5-3 ①		4 0 2 2 0 1 0																
Don Nottebart, R OBP: 0.114, SLG: 0.071 (1, 1) X			0-3 K ②		0-0 1B 1B	0-0 FC6-4 1B		0-0 5-3 ②		1 0 0 0 0 1 0																
Dave Roberts, L OBP: 0.263, SLG: 0.284 (5, PH) X										0 0 1 1 0 0 0																
Gordon Jones, R OBP: 0.500, SLG: 0.500 (5, 1) X										1 0 0 0 0 0 0																
Claude Raymond, R OBP: 0.077, SLG: 0.167 (5, 1) X										0 0 0 0 0 0 0																
Mike White, R OBP: 0.322, SLG: 0.329 (6, PH) X										1 0 0 0 0 0 2																
Danny Coombs, R OBP: 0.314, SLG: 0.320 (6, 1) X										0 0 0 0 0 0 0																
Nellie Fox, L OBP: 0.314, SLG: 0.320 (8, PH) X										1 0 0 0 0 0 0																
Jim Owens, R OBP: 0.107, SLG: 0.143 (8, 1) X										0 0 0 0 0 0 0																
Inning Stats	R: 0 H: 0 E: 0 LOB: 0 K: 0 BB: 0 S: 3 P: 3	R: 0 H: 1 E: 0 LOB: 1 K: 0 BB: 0 S: 4 P: 4	R: 0 H: 0 E: 0 LOB: 0 K: 2 BB: 0 S: 7 P: 7	R: 0 H: 0 E: 0 LOB: 0 K: 1 BB: 0 S: 5 P: 5	R: 1 H: 3 E: 0 LOB: 2 K: 2 BB: 0 S: 10 P: 10	R: 3 H: 5 E: 0 LOB: 2 K: 0 BB: 0 S: 8 P: 8	R: 3 H: 3 E: 1 LOB: 1 K: 0 BB: 0 S: 7 P: 7	R: 0 H: 0 E: 0 LOB: 0 K: 0 BB: 0 S: 3 P: 3	R: 0 H: 0 E: 0 LOB: 0 K: 0 BB: 0 S: 3 P: 3	1B: 11 SF: 1 2B: 1 SAC: 0 3B: 0 DP: 0 HR: 0 HBP: 0	WP: 0 PA: 40 PB: 0 SB: 0 CS: 0															
PITCHER	IP WLS BF H R ER SO BB IBB HBP BLK WP HR S P ERA WHIP											PITCHER	IP WLS BF H R ER SO BB IBB HBP BLK WP HR S P ERA WHIP													
Jim O'Toole, L ERA: 2.52 (1, 1)	6.1	30	10	6	5	5	0	0	0	0	0	0	40	40	7.11	1.579										
Billy McCool, L ERA: 2.3 (7, 1)	2.2	10	2	1	0	0	0	0	0	0	0	0	10	10	0.00	0.750										

Houston Colt 45's @ Cincinnati Reds
 Crosley Field, Cincinnati, OH
 Sat Aug 29 1964, 3:38 AM EDT
 Att. 7,579 - Unknown

livebaseballscorecards.com

AB	39
R	7
H	12
RBI	7
BB	0
SO	5
LOB	10



Batter	1	2	3	4	5	6	7	8	9
Giraldo Ruiz, S (1, 4) OBP: 0.251, SLG: 0.324	0-0 4-3		0-0 5-3		0-0 1B SF5 1B	0-0 F9			
Mel Queen, L (1, 9) OBP: 0.267, SLG: 0.362	0-0 G3		0-0 1B 3B 1B		0-0 1B SF5 1B	0-0 F5			
Vada Pinson, L (1, 8) OBP: 0.313, SLG: 0.436	0-0 G3		0-0 1B 3B 1B		0-0 SF5		0-0 4-3		
Frank Robinson, R (1, 7) OBP: 0.398, SLG: 0.565		0-0 4-3	0-0 1B 3B		0-0 3B 1B		0-0 F8		
Gordy Coleman, L (1, 3) OBP: 0.303, SLG: 0.378		0-3 K	0-0 1B		0-0 3B		0-0		
Deron Johnson, R (6, 3) OBP: 0.344, SLG: 0.517			0-0 1B		0-0 3B		0-0 HR		
Don Pavletich, R (1, 2) OBP: 0.357, SLG: 0.567		0-0 1B	0-0 F2		0-0 BB		0-0 F6		
Leo Cardenas, R (1, 6) OBP: 0.305, SLG: 0.378	0-0 F3			0-0 F4	0-3 K		0-3 K		
Steve Boros, R (1, 5) OBP: 0.338, SLG: 0.335			0-0 SH1-4 1B 2B	0-0 F8	0-0 F9		0-0 1-3		
Jim O'Toole, S (1, 1) OBP: 0.145, SLG: 0.118			0-0 SH1-4	0-3 K		0-3 K		0-3 K	
Billy McCool, R (7, 1)			0-0 2-3						

AB	R	H	RBI	BB	SO	LOB
4	1	1	0	0	0	1
4	2	2	1	0	0	0
3	1	1	1	0	0	0
4	2	2	3	0	0	0
3	0	2	2	0	1	0
1	1	1	1	0	0	0
3	0	1	0	1	0	1
4	0	0	0	0	2	3
4	1	1	0	0	0	2
2	0	0	0	0	2	0
1	0	0	0	0	1	0

BOTTOM

Houston Colt 45's @ Cincinnati Reds
 Crosley Field, Cincinnati, OH
 Sat Aug 29 1964, 3:38 AM EDT
 Att. 7,579 - Unknown

livebaseballscorecards.com

AB	33
R	8
H	11
RBI	8
BB	1
SO	6
LOB	7



Inning Stats	R: 0	H: 0	E: 0	K: 0	S: 3	H: 0	LOB: 0	BB: 0	P: 3	R: 0	H: 1	E: 0	K: 1	S: 6	R: 0	H: 5	E: 0	K: 0	S: 8	R: 0	H: 0	E: 0	K: 1	S: 5	R: 3	H: 4	E: 0	K: 1	S: 9	R: 0	H: 0	E: 0	K: 1	S: 5	R: 1	H: 1	E: 0	K: 0	S: 4	R: 0	H: 0	E: 0	K: 2	S: 7	R: 0	H: 0	E: 0	K: 2	S: 7
--------------	------	------	------	------	------	------	--------	-------	------	------	------	------	------	------	------	------	------	------	------	------	------	------	------	------	------	------	------	------	------	------	------	------	------	------	------	------	------	------	------	------	------	------	------	------	------	------	------	------	------

WP: 0	PA: 36
PB: 0	
SB: 0	
CS: 0	

PITCHER	IP	WLS	BF	H	R	ER	SO	BB	IBB	HBP	BLK	WP	HR	S	P	ERA	WHIP
Don Nottebart, R (1, 1) ERA: 4.04	4.0		18	6	4	4	2	0	0	0	0	0	0	22	22	9.00	1.500
Gordon Jones, R (5, 1) ERA: 3.48	0.1		5	4	3	3	0	0	0	0	0	0	0	5	5	81.00	12.000
Claude Raymond, R (5, 1) ERA: 3.14	0.2		3	0	0	0	1	1	0	0	0	0	0	4	8	0.00	1.500
Danny Coombs, L (6, 1) ERA: 5.0	2.0	L	7	1	1	1	1	0	0	0	0	0	1	9	9	4.50	0.500
Jim Owens, R (8, 1) ERA: 3.53	1.0		3	0	0	0	2	0	0	0	0	0	0	7	7	0.00	0.000

Batter	1	2	3	4	5	6	7	8	9	AB R H RBI BB SO LOB	TOP									
Eddie Kasko, R (1, 6) OBP: 0.299, SLG: 0.282	0-0 SH5-3 1B		0-0 F9		0-0 F8	0-0 F9		0-0 F8		5 1 1 0 0 0 3										
Nellie Fox, L (1, 4) OBP: 0.316, SLG: 0.323	0-0 SH5-3		0-0 F8		4-0 BB		0-0 1B 2B	0-0 1-3		2 1 1 0 1 0 0										
Bob Lillis, R (8, PH) OBP: 0.296, SLG: 0.313	1-2									1 0 0 0 0 0 0										
Al Spangler, L (1, 7) OBP: 0.290, SLG: 0.319	0-0 WP 2-H 1B		0-0 F8		0-0 3-1		0-3 K		0-0 E6 SH2-3 1B	5 1 1 1 0 1 4										
Walt Bond, L (1, 3) OBP: 0.318, SLG: 0.463	0-3 K			0-0 4-3		0-0 F4	0-3 K		0-0 SH2-3	4 0 0 0 0 2 2										
Bob Aspromonte, R (1, 5) OBP: 0.330, SLG: 0.420	0-0 F6			0-0 3-1		0-0 E5 1B 3B	1-0 1B 3B HBP		0-0 5-3	4 2 0 0 0 0 2										
Carroll Hardy, R (1, 8) OBP: 0.259, SLG: 0.243		0-0 6-3		0-0 6-3		0-0 3B 1B	0-0 3B 1B		0-0 WP 1B	5 2 3 2 0 0 0										
Joe Gaines, R (1, 9) OBP: 0.331, SLG: 0.395			0-0 4-3 1B		0-0 1-3	0-0 SF8 3B	0-0 3B		0-0 F6	5 1 3 4 0 0 1										
Ivan Murrell, R (9, 9) OBP: 0.091, SLG: 0.100						1-H 2-H	1-H 2-H		1-2	0 0 0 0 0 0 0	AB 37									
Jerry Grote, R (1, 2) OBP: 0.246, SLG: 0.271		0-0 4-3			0-0 PB HBP 1B	0-0 SF8	0-0 F7			3 0 1 1 0 0 2	R 8									
Bob Bruce, R (1, 1) OBP: 0.255, SLG: 0.216			0-0 5-3		1-0 PB HBP	0-0 E6				3 0 0 0 0 0 1	H 10									
Jim Owens, R (8, 1) OBP: 0.107, SLG: 0.143					1-2 HBP		0-0 G3			0 0 0 0 0 0 0	RBI 8									
Inning Stats	R: 1 E: 0 K: 1 S: 7	H: 2 LOB: 1 BB: 0 P: 7	R: 0 E: 0 K: 0 S: 4	H: 1 LOB: 1 BB: 0 P: 4	R: 0 E: 0 K: 0 S: 3	H: 0 LOB: 0 BB: 0 P: 3	R: 0 E: 0 K: 0 S: 4	H: 1 LOB: 3 BB: 1 P: 9	R: 3 E: 2 K: 0 S: 7	H: 2 LOB: 1 BB: 0 P: 7	R: 3 E: 0 K: 2 S: 10	H: 3 LOB: 1 BB: 0 P: 11	R: 0 E: 0 K: 0 S: 3	H: 0 LOB: 0 BB: 0 P: 3	R: 1 E: 1 K: 0 S: 5	H: 1 LOB: 1 BB: 0 P: 5	1B: 7 2B: 1 3B: 2 HR: 0	SF: 1 SAC: 2 DP: 0 HBP: 2	WP: 2 PB: 1 SB: 0 CS: 0	PA: 43
PITCHER	IP WLS BF H R ER SO BB IBB HBP BLK WP HR S P ERA WHIP																			
Bob Purkey, R (1, 1) ERA: 3.01	6.0 L 28 6 4 2 1 1 0 1 0 0 1 0 28 33 3.00 1.167																			
Joe Nuxhall, L (7, 1) ERA: 3.99	0.2 5 2 3 3 2 0 0 1 0 0 0 0 8 9 40.50 3.000																			
Ryne Duren, R (7, 1) ERA: 3.4	0.1 2 1 0 0 0 0 0 0 0 0 0 0 2 2 0.00 3.000																			
Bill Henry, L (8, 1) ERA: 1.11	2.0 8 1 1 0 0 0 0 0 0 0 0 1 0 8 8 0.00 0.500																			

Houston Colt 45's @ Cincinnati Reds
Crosley Field, Cincinnati, OH

livebaseballscorecards.com

AB 37
R 8
H 10
RBI 8
BB 1
SO 3
LOB 15



Sun Aug 30 1964, 3:33 AM EDT
Unknown

Batter	1	2	3	4	5	6	7	8	9	AB	R	H	RBI	BB	SO	LOB
Giraldo Ruiz, S (1, 4) OBP: 0.257, SLG: 0.328	0-0 G4-6-3 1B		0-0 L7		0-0 F8			0-0 G3 4-3 2B 1B	0-0 SH3	4	1	2	0	0	0	1
Mel Queen, L (1, 9) OBP: 0.246, SLG: 0.333	0-0 G4-6-3 1-2f		0-0 G3		0-0 5-3			0-0 4-3 1-2	0-0 4-3	5	0	0	0	0	0	4
Vada Pinson, L (1, 8) OBP: 0.311, SLG: 0.433	0-0 4-3		0-3 K					0-0 G3 2-3		4	0	0	0	0	1	1
Frank Robinson, R (1, 7) OBP: 0.402, SLG: 0.570		1-0 S 2B HBP		0-0 E WP 1B				0-0 FC4-6 1B	0-0 2B 2B	3	3	3	1	0	0	0
Gordy Coleman, L (1, 3) OBP: 0.302, SLG: 0.380		0-0 F9 1-2		0-3 K 1-3				0-0 FC4-6 1-2f	0-0 1B 2B	4	1	1	1	0	1	3
Don Pavletich, R (1, 2) OBP: 0.351, SLG: 0.547		0-0 F8		0-0 5-3				0-0 F7	0-0 1B	4	0	1	1	0	0	3
Leo Cardenas, R (1, 6) OBP: 0.305, SLG: 0.379		0-0 2-H 2B		0-0 F9 3-H				0-3 K	0-3 K2-3	4	0	1	1	0	2	1
Steve Boros, R (1, 5) OBP: 0.340, SLG: 0.336		4-0 IBB						0-3 K		2	0	1	0	1	1	0
Pete Rose, S (9, PH) OBP: 0.311, SLG: 0.321								0-0 FC1-6 1B	0-0 SH3 1B	1	0	1	0	0	0	0
Bob Purkey, R (1, 1) OBP: 0.186, SLG: 0.064		0-3 K						0-0 FC1-6 1-2f	0-3 K	2	0	0	0	0	1	3
Joe Nuxhall, L (7, 1) OBP: 0.143, SLG: 0.204										0	0	0	0	0	0	0
Ryne Duren, R (7, 1) OBP: 0.328, SLG: 0.305										0	0	0	0	0	0	0
Tommy Harper, R (7, PH) OBP: 0.328, SLG: 0.305										1	0	0	0	0	0	0
Bill Henry, L (8, 1) OBP: 0.343, SLG: 0.515										0	0	0	0	0	0	0
Deron Johnson, R (9, PH) OBP: 0.343, SLG: 0.515										1	0	0	0	0	1	1

Inning Stats	R: 0	H: 1	E: 0	LOB: 0	K: 0	P: 3	R: 1	H: 1	E: 0	LOB: 2	K: 1	P: 3	R: 0	H: 0	E: 0	LOB: 0	K: 1	P: 5	R: 1	H: 1	E: 1	LOB: 0	K: 1	P: 6	R: 0	H: 1	E: 0	LOB: 1	K: 0	P: 4	R: 0	H: 0	E: 0	LOB: 0	K: 2	P: 7	R: 3	H: 4	E: 0	LOB: 1	K: 1	P: 9	R: 0	H: 1	E: 0	LOB: 1	K: 1	P: 6	1B: 7	SF: 0	2B: 3	SAC: 1	3B: 0	DP: 1	HR: 0	HBP: 1	WP: 1	PA: 38
PITCHER	IP	WLS	BF	H	R	ER	SO	BB	IBB	HBP	BLK	WP	HR	S	P	ERA	WHIP																			IP	WLS	BF	H	R	ER	SO	BB	IBB	HBP	BLK	WP	HR	S	P	ERA	WHIP						
Bob Bruce, R (1, 1) ERA: 2.75	7.2	W	32	8	5	5	5	0	0	1	0	1	0	40	45	5.87	1.043																																									
Jim Owens, R (8, 1) ERA: 3.48	1.1	S	6	2	0	0	2	0	0	0	0	0	0	10	10	0.00	1.500																																									


BOTTOM

Houston Colt 45's @ Cincinnati Reds
Crosley Field, Cincinnati, OH

Sun Aug 30 1964, 3:33 AM EDT
Unknown

livebaseballscorecards.com

AB	35
R	5
H	10
RBI	4
BB	1
SO	7
LOB	17



Batter	1	2	3	4	5	6	7	8	9	AB R H RBI BB SO LOB	TOP																		
Bob Lillis, R OBP: 0.298, SLG: 0.315 (1, 6) (7, 4)	0-0 F7	0-0 E5 1B		0-0 F6			0-0 FC1-5 SH 1B		0-0 1B	5 1 2 0 0 0 1																			
Nellie Fox, L OBP: 0.319, SLG: 0.326 Eddie Kasko, R OBP: 0.301, SLG: 0.284 (1, 4) (7, PR) (7, 6)	0-0 1B E 1B	0-0 E7 E 1B		0-0 3-1			0-0 SH FC1-5 1-2		0-0 1B	3 2 2 1 0 0 0 1 0 1 0 0 0 0																			
Al Spangler, L OBP: 0.292, SLG: 0.320 (1, 7)	0-0 E 1B	0-0 E8 E 1B			0-0 F6		0-0 FC1-5 1-2 2-3f		0-3 K	5 2 2 1 0 1 4																			
Walt Bond, L OBP: 0.315, SLG: 0.457 Hal Woodeshick, R (1, 3) (9, 1)	0-0 E3 1-H 3-H	0-0 E4 2-H 3-H			0-0 E4		0-3 K		0-0 F8	5 0 0 1 0 1 4 0 0 0 0 0 0 0																			
Bob Aspromonte, R OBP: 0.327, SLG: 0.416 (1, 5)	0-0 F2	0-0 F2			0-0 F2		0-0 F9			4 0 0 0 0 0 5																			
Carroll Hardy, R OBP: 0.250, SLG: 0.234 (1, 8)	0-0 4-3			0-0 F6		0-0 1-3		0-0 6-3		4 0 0 0 0 0 2																			
Joe Gaines, R OBP: 0.327, SLG: 0.389 (1, 9)		0-3 K		0-0 L5		0-0 6-3		0-3 K		4 0 0 0 0 2 0																			
John Hoffman, L (1, 2) Jerry Grote, R OBP: 0.246, SLG: 0.271 (8, 2)		4-0 E 1B BB		0-0 4-3		0-3 K		0-3 K		3 1 0 0 1 2 0 0 0 0 0 0 0 0																			
Ken Johnson, R OBP: 0.092, SLG: 0.127 Gordon Jones, R OBP: 0.333, SLG: 0.333 Mike White, R OBP: 0.321, SLG: 0.328 Jim Owens, R OBP: 0.197, SLG: 0.143 Dave Roberts, L OBP: 0.290, SLG: 0.282 (1, 1) (2, 1) (6, PH) (6, 1) (9, PH) (9, 3)		0-3 K		0-0 6-3		0-0 F9		0-0 4-3		1 0 0 0 0 0 1 1 1 0 0 0 0 0 0 0 1 0 0 0 0 0 0 0 0 0 0 0 0 0 0 0 1 0 0 0 0 0 0 0																			
Inning Stats	R: 2 E: 1 K: 0 S: 6 H: 2 LOB: 1 BB: 0 P: 6	R: 4 E: 4 K: 2 S: 11 H: 2 LOB: 1 BB: 1 P: 15	R: 0 E: 0 K: 0 S: 3 H: 0 LOB: 0 BB: 0 P: 3	R: 0 E: 0 K: 0 S: 3 H: 0 LOB: 0 BB: 0 P: 3	R: 0 E: 1 K: 0 S: 4 H: 0 LOB: 1 BB: 0 P: 4	R: 0 E: 0 K: 1 S: 5 H: 0 LOB: 0 BB: 0 P: 5	R: 0 E: 0 K: 1 S: 7 H: 1 LOB: 2 BB: 0 P: 7	R: 0 E: 0 K: 2 S: 7 H: 0 LOB: 0 BB: 0 P: 7	R: 0 E: 0 K: 1 S: 7 H: 2 LOB: 2 BB: 0 P: 7	1B: 7 2B: 0 3B: 0 HR: 0 SF: 0 SAC: 1 DP: 0 HBP: 0	WP: 0 PB: 0 SB: 0 CS: 0 PA: 40																		
PITCHER	IP WLS BF H R ER SO BB IBB HBP BLK WP HR S P ERA WHIP												PITCHER	IP WLS BF H R ER SO BB IBB HBP BLK WP HR S P ERA WHIP															
Joey Jay, R ERA: 3.27 (1, 1)	1.2		12	4	6	1	2	1	0	0	0	0	0	15	19	5.40	3.000												
Bill Henry, L ERA: 0.99 (2, 1)	5.0		19	1	0	0	2	0	0	0	0	0	0	23	23	0.00	0.200												
Sammy Ellis, R ERA: 3.26 (7, 1)	2.1	W	9	2	0	0	3	0	0	0	0	0	0	15	15	0.00	0.857												

Houston Colt 45's @ Cincinnati Reds
Crosley Field, Cincinnati, OH

Sun Aug 30 1964, 3:38 AM EDT
Att: 17,799 - Unknown

livebaseballscorecards.com

AB	38
R	6
H	7
RBI	3
BB	1
SO	7
LOB	17



BOTTOM

Houston Colt 45's @ Cincinnati Reds

Crosley Field, Cincinnati, OH

Sun Aug 30 1964, 3:38 AM EDT

Att. 17,799 - Unknown

livebaseballscorecards.com

AB	39
R	7
H	14
RBI	7
BB	0
SO	2
LOB	10



WP: 0	PA: 40
PB: 1	
SB: 0	
CS: 0	

AB	R	H	RBI	BB	SO	LOB
5	1	1	1	0	0	0
5	1	1	2	0	0	0
5	2	3	2	0	0	0
5	0	2	1	0	0	1
4	1	1	0	0	2	1
4	0	2	0	0	0	2
3	0	2	0	0	0	0
4	1	1	1	0	0	4
0	0	0	0	0	0	0
3	1	1	0	0	0	2
1	0	0	0	0	0	0

0-0	①	x
0-0	②	x
0-0	③	x
0-0	①	x
0-0	②	x
0-0	③	x
0-0	①	x
0-0	②	x
0-0	③	x
0-0	①	x
0-0	②	x
0-0	③	x

0-0	①	x
0-0	②	x
0-0	③	x
0-0	①	x
0-0	②	x
0-0	③	x
0-0	①	x
0-0	②	x
0-0	③	x
0-0	①	x
0-0	②	x
0-0	③	x

0-0	①	x
0-0	②	x
0-0	③	x
0-0	①	x
0-0	②	x
0-0	③	x
0-0	①	x
0-0	②	x
0-0	③	x
0-0	①	x
0-0	②	x
0-0	③	x

0-0	①	x
0-0	②	x
0-0	③	x
0-0	①	x
0-0	②	x
0-0	③	x
0-0	①	x
0-0	②	x
0-0	③	x
0-0	①	x
0-0	②	x
0-0	③	x

0-0	①	x
0-0	②	x
0-0	③	x
0-0	①	x
0-0	②	x
0-0	③	x
0-0	①	x
0-0	②	x
0-0	③	x
0-0	①	x
0-0	②	x
0-0	③	x

Batter	
Giraldo Ruiz, S OBP: 0.255, SLG: 0.325	(1, 4) x
Mel Queen, L OBP: 0.243, SLG: 0.338	(1, 9) x
Vada Pinson, L OBP: 0.314, SLG: 0.440	(1, 8) x
Frank Robinson, R OBP: 0.402, SLG: 0.570	(1, 7) x
Deron Johnson, R OBP: 0.342, SLG: 0.512	(1, 3) x
Jimmie Coker, R OBP: 0.444, SLG: 0.286	(1, 2) x
Leo Cardenas, R OBP: 0.307, SLG: 0.380	(1, 6) x
Steve Boros, R OBP: 0.339, SLG: 0.335	(1, 5) x
Joey Jay, S OBP: 0.067, SLG: 0.023	(1, 1) x
Bill Henry, L OBP: 0.250, SLG: 0.250	(2, 1) x
Sammy Ellis, L	(7, 1) x

Inning Stats	R: 0	H: 1	E: 0	K: 0	S: 4	H: 1	LOB: 1	BB: 0	P: 4	R: 6	H: 6	E: 0	K: 0	S: 9	H: 2	LOB: 2	BB: 0	P: 7	R: 0	H: 0	E: 0	K: 0	S: 3	R: 0	H: 2	E: 0	K: 0	S: 5	R: 0	H: 0	E: 0	K: 0	S: 3	R: 0	H: 1	E: 0	K: 1	S: 6	R: 0	H: 0	E: 0	K: 0	S: 3	R: 1	H: 2	E: 0	K: 0	S: 4	R: 0	H: 0	E: 0	K: 0	S: 3
---------------------	------	------	------	------	------	------	--------	-------	------	------	------	------	------	------	------	--------	-------	------	------	------	------	------	------	------	------	------	------	------	------	------	------	------	------	------	------	------	------	------	------	------	------	------	------	------	------	------	------	------	------	------	------	------	------

PITCHER	IP	WLS	BF	H	R	ER	SO	BB	IBB	HBP	BLK	WP	HR	S	P	ERA	WHIP
Ken Johnson, R ERA: 3.89	(1, 1)	1.2	11	6	5	5	5	0	0	0	0	0	0	11	11	27.00	3.600
Gordon Jones, R ERA: 3.41	(2, 1)	3.1	15	5	1	1	1	0	0	0	0	0	1	17	17	2.70	1.500
Jim Owens, R ERA: 3.38	(6, 1)	3.0	10	1	0	0	1	0	0	0	0	0	0	12	12	0.00	0.333
Hal Woodeshick, L ERA: 3.26	(9, 1)	0.2	4	2	1	1	0	0	0	0	0	0	0	4	4	13.50	3.000

Batter	1	2	3	4	5	6	7	8	9	AB R H RBI BB SO LOB	TOP																								
Jimmy Stewart, S OBP: 0.319, SLG: 0.308 (1, 6)	0-3 K			X 0-0 1B 2B		B B B B 4-0 1B BB		X 0-0 4-3		3 1 1 0 1 1 0																									
Ellis Burton, S OBP: 0.278, SLG: 0.303 (1, 8)	0-3 K			X 0-0 F8		X 0-0 1-3 1B		X 0-0 3-1		4 0 1 0 0 1 1																									
Billy Williams, L OBP: 0.380, SLG: 0.552 (1, 7)	0-3 K			X 0-0 2-H 1B		X 0-0 F7		X 0-0 F5		4 0 1 1 0 1 2																									
Ron Santo, R OBP: 0.405, SLG: 0.575 (1, 5)		0-3 K		X 0-0 F9		X 0-0 F5		S S S 0-3 K		4 0 0 0 0 2 3																									
14 Ernie Banks, R OBP: 0.311, SLG: 0.438 (1, 3)		X 0-0 6-3		X 0-0 4-3		X 0-0 F9		S S S 0-3 K		3 0 0 0 0 0 1																									
Len Gabrielson, L OBP: 0.299, SLG: 0.358 (1, 9)		X 0-0 3-1		S S S 0-3 K		S S S 0-3 K				3 0 0 0 0 2 0																									
Vic Roznovsky, L OBP: 0.242, SLG: 0.237 (1, 2)			S S S 0-3 K		X 0-0 F8		X 0-0 F8			3 0 0 0 0 1 0																									
Ron Campbell, R (1, 4)			S S S 0-3 K		X 0-0 5-3		S S S 0-3 K			3 0 0 0 0 2 0																									
Ernie Broglio, R OBP: 0.241, SLG: 0.235 (1, 1)			S S S 0-3 K		S S S 0-3 K		S S S 0-3 K			2 0 0 0 0 2 0																									
Leo Burke, R OBP: 0.311, SLG: 0.326 (8, PH)										1 0 0 0 0 1 0																									
Lindy McDaniel, R OBP: 0.077, SLG: 0.077 (8, 1)										0 0 0 0 0 0 0																									
Inning Stats	R: 0 E: 0 K: 3 S: 9	H: 0 LOB: 0 BB: 0 P: 9	R: 0 E: 0 K: 1 S: 5	H: 0 LOB: 0 BB: 0 P: 5	R: 0 E: 0 K: 3 S: 9	H: 0 LOB: 0 BB: 0 P: 9	R: 1 E: 0 K: 0 S: 5	H: 2 LOB: 1 BB: 0 P: 5	R: 0 E: 0 K: 1 S: 5	H: 0 LOB: 0 BB: 0 P: 5	R: 0 E: 0 K: 1 S: 6	H: 1 LOB: 2 BB: 1 P: 10	R: 0 E: 0 K: 1 S: 5	H: 0 LOB: 0 BB: 0 P: 5	R: 0 E: 0 K: 2 S: 7	H: 0 LOB: 0 BB: 0 P: 7	R: 0 E: 0 K: 1 S: 5	H: 0 LOB: 0 BB: 0 P: 5	1B: 2 2B: 1 3B: 0 HR: 0	SF: 0 SAC: 0 DP: 0 HBP: 0	WP: 0 PB: 0 SB: 0 CS: 0	PA: 31													
PITCHER Jim Maloney, R ERA: 3.02 (1, 1)	IP 9.0	WLS W	BF 31	H 3	R 1	ER 1	SO 13	BB 1	IBB 0	HBP 0	BLK 0	WP 0	HR 0	S 56	P 60	ERA 1.00	WHIP 0.444	PITCHER	IP	WLS	BF	H	R	ER	SO	BB	IBB	HBP	BLK	WP	HR	S	P	ERA	WHIP

Chicago Cubs @ Cincinnati Reds
Crosley Field, Cincinnati, OH
Tue Sep 01 1964, 7:05 PM EDT
Att. 7,923 - Unknown

livebaseballscorecards.com

AB	30
R	1
H	3
RBI	1
BB	1
SO	13
LOB	7



Batter	1	2	3	4	5	6	7	8	9	AB	R	H	RBI	BB	SO	LOB
Giraldo Ruiz, S OBP: 0.260, SLG: 0.325 (1, 4)	0-3 K		0-0 CS 1B		4-0 4-3 S BB			0-0 4-3		3	0	1	0	1	1	0
Mel Queen, L OBP: 0.230, SLG: 0.319 (1, 9)	0-3 K		0-0 F3 1-2		0-0 4-3			0-0 F9		4	0	0	0	0	1	2
Vada Pinson, L OBP: 0.313, SLG: 0.439 (1, 8)	0-0 E 1B			0-0 F4		0-0 4-3		0-0 4-3		4	1	1	0	0	0	1
Frank Robinson, R OBP: 0.404, SLG: 0.570 (1, 7)	0-0 E7 1-H 1B			4-0 WP 1B BB		0-0 5-3		0-0 5-3		2	1	1	0	1	0	0
Deron Johnson, R OBP: 0.339, SLG: 0.508 (1, 3)	0-0 F5			0-0 5-3 1-2		0-3 K		0-0 K		3	0	0	0	0	1	2
Don Pavletich, R OBP: 0.351, SLG: 0.530 (1, 2)		0-0 F9		4-0 1B WP IBB		0-0 6-3		0-0 6-3		2	0	0	0	1	0	0
Leo Cardenas, R OBP: 0.309, SLG: 0.382 (1, 6)		0-0 G6-3 1B		0-0 1-3 2-H 1B			0-0 F4		0-0 F4	3	0	2	1	0	0	0
Steve Boros, R OBP: 0.337, SLG: 0.332 (1, 5)		0-0 G6-3 1-2f		0-0 F8			0-0 6-3		0-0 6-3	3	0	0	0	0	0	3
Jim Maloney, L OBP: 0.206, SLG: 0.172 (1, 1)			0-0 6-3		0-0 F1			0-0 F9		3	0	0	0	0	0	0

Inning Stats	R: 1	H: 2	E: 1	LOB: 1	K: 2	BB: 0	S: 9	P: 9	R: 0	H: 1	E: 0	LOB: 0	K: 0	BB: 0	S: 3	P: 3	R: 0	H: 1	E: 0	LOB: 0	K: 0	BB: 0	S: 3	P: 3	R: 1	H: 1	E: 0	LOB: 2	K: 0	BB: 2	S: 4	P: 12	R: 0	H: 0	E: 0	LOB: 1	K: 0	BB: 1	S: 3	P: 7	R: 0	H: 0	E: 0	LOB: 0	K: 1	BB: 0	S: 5	P: 5	R: 0	H: 0	E: 0	LOB: 0	K: 0	BB: 0	S: 3	P: 3	R: 0	H: 0	E: 0	LOB: 0	K: 0	BB: 0	S: 3	P: 3
--------------	------	------	------	--------	------	-------	------	------	------	------	------	--------	------	-------	------	------	------	------	------	--------	------	-------	------	------	------	------	------	--------	------	-------	------	-------	------	------	------	--------	------	-------	------	------	------	------	------	--------	------	-------	------	------	------	------	------	--------	------	-------	------	------	------	------	------	--------	------	-------	------	------


PITCHER	IP	WLS	BF	H	R	ER	SO	BB	IBB	HBP	BLK	WP	HR	S	P	ERA	WHIP
Ernie Broglio, R ERA: 4.0 (1, 1)	7.0	L	27	5	2	1	3	2	1	0	0	1	0	30	42	1.29	1.000
Lindy McDaniel, R ERA: 4.23 (8, 1)	1.0		3	0	0	0	0	0	0	0	0	0	0	3	3	0.00	0.000

BOTTOM

Chicago Cubs @ Cincinnati Reds
Crosley Field, Cincinnati, OH
Tue Sep 01 1964, 7:05 PM EDT
Att. 7,923 - Unknown

livebaseballscorecards.com

AB	27
R	2
H	5
RBI	1
BB	3
SO	3
LOB	8



WP: 1	PA: 30
PB: 0	CS: 1
SB: 1	
1B: 5	SF: 0
2B: 0	SAC: 0
3B: 0	DP: 1
HR: 0	HBP: 0

Batter	1	2	3	4	5	6	7	8	9	10	11	12	AB	R	H	RBI	BB	SO	LOB	TOP								
Jimmy Stewart, S OBP: 0.315, SLG: 0.303 (1, 6)	K		F8			6-3			6-3		FC1-6		5	0	0	0	0	1	1									
Ellis Burton, S OBP: 0.268, SLG: 0.289 Don Elston, R OBP: 0.167, SLG: 0.167 (1, 9)	6-3			K			F7				F6		5	0	1	0	0	1	1									
Billy Williams, L OBP: 0.378, SLG: 0.550 (1, 7)	F7			6-3					1B		L8		0	0	0	0	0	0	0									
Ron Santo, R OBP: 0.401, SLG: 0.569 (1, 5)		K				6-3						6-3	5	0	0	0	0	2	1									
14 Ernie Banks, R OBP: 0.310, SLG: 0.438 (1, 3)		F9					L6				F8		5	0	1	0	0	1	1									
Billy Cowan, R OBP: 0.272, SLG: 0.402 (1, 8)												2B	4	0	2	0	1	0	1									
Jimmie Schaffer, R OBP: 0.330, SLG: 0.371 (1, 2)													3	0	1	0	2	0	1									
Ron Campbell, R (1, 4)													5	0	0	0	0	1	4									
Bob Buhl, R OBP: 0.152, SLG: 0.083 Joey Amalfitano, R OBP: 0.328, SLG: 0.391 Lindy McDaniel, R OBP: 0.077, SLG: 0.077 Leo Burke, R OBP: 0.317, SLG: 0.333 (11, 9)													2	0	0	0	0	1	0									
													1	0	0	0	0	0	0									
													0	0	0	0	0	0	0									
													1	0	1	0	0	0	0									
Inning Stats	R: 0 E: 0 K: 1 S: 5	H: 0 LOB: 0 BB: 0 P: 5	R: 0 E: 0 K: 1 S: 6	H: 2 LOB: 2 BB: 0 P: 6	R: 0 E: 0 K: 0 S: 3	H: 0 LOB: 0 BB: 0 P: 3	R: 0 E: 0 K: 2 S: 7	H: 0 LOB: 0 BB: 0 P: 7	R: 0 E: 0 K: 0 S: 2	H: 0 LOB: 0 BB: 1 P: 6	R: 0 E: 0 K: 1 S: 5	H: 0 LOB: 0 BB: 0 P: 5	R: 0 E: 0 K: 1 S: 6	H: 1 LOB: 1 BB: 0 P: 6	R: 0 E: 0 K: 0 S: 3	H: 0 LOB: 0 BB: 0 P: 3	R: 0 E: 0 K: 0 S: 4	H: 1 LOB: 1 BB: 0 P: 4	R: 0 E: 0 K: 1 S: 6	H: 1 LOB: 2 BB: 1 P: 10	R: 0 E: 0 K: 0 S: 4	H: 1 LOB: 1 BB: 0 P: 4	R: 0 E: 0 K: 0 S: 4	H: 1 LOB: 2 BB: 1 P: 8	1B: 3 2B: 4 3B: 0 HR: 0	SF: 0 SAC: 0 DP: 1 HBP: 0	WP: 0 PB: 0 SB: 1 CS: 0	PA: 44
PITCHER Jim O'Toole, L ERA: 2.35 (1, 1)	IP: 12.0 WLS: 7 BF: 44 H: 7 R: 0 ER: 0 SO: 7 BB: 1 IBB: 2 HBP: 0 BLK: 0 WP: 0 HR: 0 S: 55 P: 67 ERA: 0.00 WHIP: 0.667																											

Chicago Cubs @ Cincinnati Reds
Crosley Field, Cincinnati, OH
Wed Sep 02 1964, 7:05 PM EDT
Att: 9,060 - Unknown

livebaseballscorecards.com

AB	41
R	0
H	7
RBI	0
BB	3
SO	7
LOB	12




Batter	1	2	3	4	5	6	7	8	9	10	11	12	AB	R	H	RBI	BB	SO	LOB
Giraldo Ruiz, S OBP: 0.267, SLG: 0.327 (1, 4)	0-0 F7		0-0 1-3		1-0 G3 HBP			0-0 4-3		0-0 FC1-6 1B		0-0 1B	5	0	2	0	0	0	0
Mel Queen, L OBP: 0.238, SLG: 0.321 (1, 9)	0-0 1B		0-0 F3		0-0 G3			0-0 4-3		0-0 FC1-6 FC5-4		0-0 1B	6	0	2	1	0	0	3
Vada Pinson, L OBP: 0.312, SLG: 0.437 (1, 8)	0-3 K		0-0 F7		0-0 F9			0-0 S 1B		0-3 K			5	0	1	0	0	2	4
Frank Robinson, R OBP: 0.404, SLG: 0.569 (1, 7)	0-0 G3			0-0 2B		0-0 F9		4-0 BB 1B		0-0 FC5-4			4	0	1	0	1	0	2
Deron Johnson, R OBP: 0.335, SLG: 0.501 (1, 3)		0-0 F8		0-0 5-3		0-3 K		0-0 F2			0-0 4-3		5	0	0	0	0	1	3
Don Pavletich, R OBP: 0.341, SLG: 0.521 (1, 2)		0-0 WP 2B		0-0 1-3		0-0 F7			0-0 F8		0-0 G3		5	0	1	0	0	0	1
Leo Cardenas, R OBP: 0.306, SLG: 0.378 (1, 6)		0-0 F9		0-0 6-3			0-0 5-3		0-0 F4		0-0 6-3		5	0	0	0	0	0	2
Steve Boros, R OBP: 0.338, SLG: 0.331 (1, 5)		4-0 IBB			0-0 6-3		0-0 6-3		0-0 1B			0-0 5-3	4	0	1	0	1	0	0
Jim O'Toole, S OBP: 0.153, SLG: 0.127 Marty Keough, L OBP: 0.315, SLG: 0.385 (1, 1) (12, PH)		0-0 F7			0-0 G3 HBP 1B		0-0 G3		0-3 K			0-0 1B 1B	4	0	1	0	0	1	3
													1	1	1	0	0	0	0

Inning Stats	R: 0	H: 1	E: 0	LOB: 1	K: 1	BB: 0	S: 6	P: 6
	R: 0	H: 1	E: 0	LOB: 2	K: 0	BB: 1	S: 4	P: 8
	R: 0	H: 0	E: 0	LOB: 0	K: 0	BB: 0	S: 3	P: 3
	R: 0	H: 1	E: 0	LOB: 1	K: 0	BB: 0	S: 4	P: 4
	R: 0	H: 1	E: 0	LOB: 2	K: 0	BB: 0	S: 4	P: 5
	R: 0	H: 0	E: 0	LOB: 0	K: 1	BB: 0	S: 5	P: 5
	R: 0	H: 1	E: 0	LOB: 2	K: 0	BB: 1	S: 4	P: 8
	R: 0	H: 1	E: 0	LOB: 1	K: 1	BB: 0	S: 6	P: 6
	R: 0	H: 1	E: 0	LOB: 1	K: 1	BB: 0	S: 6	P: 6
	R: 0	H: 0	E: 0	LOB: 0	K: 0	BB: 0	S: 3	P: 3
	R: 1	H: 3	E: 0	LOB: 2	K: 0	BB: 0	S: 4	P: 4
	1B: 8	2B: 2	3B: 0	HR: 0	SF: 0	SAC: 0	DP: 0	HBP: 1

PITCHER	IP	WLS	BF	H	R	ER	SO	BB	IBB	HBP	BLK	WP	HR	S	P	ERA	WHIP
Bob Buhl, R ERA: 3.36 (1, 1)	8.0		32	5	0	0	2	1	1	1	0	1	0	33	42	0.00	0.750
Lindy McDaniel, R ERA: 4.12 (9, 1)	2.0		8	2	0	0	2	0	0	0	0	0	0	12	12	0.00	1.000
Don Elston, R ERA: 4.72 (11, 1)	1.1	L	7	3	1	1	0	0	0	0	0	0	0	7	7	6.75	2.250

Chicago Cubs @ Cincinnati Reds
 Crosley Field, Cincinnati, OH
 Wed Sep 02 1964, 7:05 PM EDT
 Att. 9,060 - Unknown

AB	44
R	1
H	10
RBI	1
BB	2
SO	4
LOB	18



WP: 1	PA: 47
PB: 0	
SB: 1	
CS: 0	

Batter	1	2	3	4	5	6	7	8	9	AB R H RBI BB SO LOB	TOP	
Jimmy Stewart, S OBP: 0.319, SLG: 0.304 (1, 6) X	0-0 FC4-6 1B FC5-2-5 1B	4-0 FC4-6 BB			4-0 HR BB	0-3 K			0-3 K	3 1 1 0 2 2 2		
Ellis Burton, S OBP: 0.261, SLG: 0.279 (1, 8) X (7, 9)	0-0 FC4-6 1B	0-0 FC4-6			0-0 F8	0-0 F5			0-0 6-3	5 0 1 0 0 0 5		
Billy Williams, L OBP: 0.378, SLG: 0.554 (1, 7) X	0-0 FC4-6 FC5-2-5 1-2f 2-3				0-0 F7 HR				0-3 K	4 1 1 2 0 1 2		
Ron Santo, R OBP: 0.398, SLG: 0.565 (1, 5) X	0-0 FC5-2-5 14 FC6-4 1-2 3-H				0-0 F8	0-3 6-3			0-3 K	4 0 0 0 0 1 2		
14 Ernie Banks, R OBP: 0.309, SLG: 0.438 (1, 3) X	0-0 FC6-4 1-2f				0-0 5-3				0-3 K	4 0 1 0 0 1 2		
Len Gabrielson, L OBP: 0.300, SLG: 0.355 (1, 9)					0-0 F9	0-0 L6			0-3 K	2 1 0 0 1 0 1		
Billy Cowan, R OBP: 0.272, SLG: 0.401 (7, 8)										1 0 0 0 0 1 0		
Vic Roznovsky, L OBP: 0.258, SLG: 0.242 (1, 2)					4-0 K BB				0-3 K	3 0 1 0 1 2 1		
Ron Campbell, R OBP: 0.167, SLG: 0.167 (1, 4)					0-0 F4 BB 1B				0-0 5-3	4 0 2 1 0 0 1		
Lew Burdette, R OBP: 0.333, SLG: 0.463 (1, 1)					0-3 K				0-3 K	4 0 0 0 0 3 4		
Inning Stats	R: 0 E: 0 K: 0 S: 5 H: 2 LOB: 2 BB: 0 P: 5	R: 1 E: 0 K: 2 S: 8 H: 1 LOB: 2 BB: 2 P: 16	R: 0 E: 0 K: 0 S: 3 H: 0 LOB: 0 BB: 0 P: 3	R: 0 E: 0 K: 1 S: 5 H: 0 LOB: 1 BB: 1 P: 9	R: 2 E: 0 K: 0 S: 5 H: 2 LOB: 1 BB: 1 P: 9	R: 0 E: 0 K: 1 S: 7 H: 2 LOB: 2 BB: 0 P: 7	R: 0 E: 0 K: 3 S: 9 H: 0 LOB: 0 BB: 0 P: 9	R: 0 E: 0 K: 2 S: 7 H: 0 LOB: 0 BB: 0 P: 7	R: 0 E: 0 K: 2 S: 7 H: 0 LOB: 0 BB: 0 P: 7	1B: 5 2B: 1 3B: 0 HR: 1 SF: 0 SAC: 0 DP: 0 HBP: 0	WP: 0 PB: 1 SB: 1 CS: 0 PA: 38	
PITCHER	IP WLS BF H R ER SO BB IBB HBP BLK WP HR S P ERA WHIP											
John Tsitouris, R ERA: 3.99 (1, 1)	4.2 L 23 5 3 2 3 4 0 0 0 0 0 1 25 41 3.86 1.929											
Joe Nuxhall, L ERA: 3.95 (5, 1)	1.1 6 2 0 0 1 0 0 0 0 0 0 0 8 8 0.00 1.500											
Billy McCool, L ERA: 2.18 (7, 1)	3.0 9 0 0 0 7 0 0 0 0 0 0 0 23 23 0.00 0.000											

Chicago Cubs @ Cincinnati Reds
Crosley Field, Cincinnati, OH
Thu Sep 03 1964, 7:05 PM EDT
Att. 5,403 - Unknown

livebaseballscorecards.com

AB	34
R	3
H	7
RBI	3
BB	4
SO	11
LOB	20




Batter	1	2	3	4	5	6	7	8	9	AB R H RBI BB SO LOB	TOP	
Rico Carty, R (1, 7) OBP: 0.392, SLG: 0.538 Ty Cline, L (8, 8) OBP: 0.321, SLG: 0.364	0-0 F9		0-3 K			0-0 FC6-4 1B		0-0 6-3		4 0 1 0 0 1 0 0 0 0 0 0 0 0		
Lee Maye, L (1, 8) OBP: 0.343, SLG: 0.439 (8, 7)	0-0 E S 1B		0-0 F7			0-3 K		0-0 F7		4 0 1 0 0 1 1		
Hank Aaron, R (1, 9) OBP: 0.389, SLG: 0.518 Felipe Alou, R (6, 9) OBP: 0.282, SLG: 0.369	0-3 K 1-3		0-3 K			0-0 FC6-4 1-2f HR			0-0 F9	3 1 0 0 0 2 2 1 0 0 0 0 0 0		
Eddie Mathews, L (1, 5) OBP: 0.350, SLG: 0.446	0-3 K			0-0 G6-4-3 1B		0-0 1-H HR			0-0 F9	4 1 2 2 0 1 1		
Joe Torre, R (1, 3) OBP: 0.358, SLG: 0.484		0-3 K		0-0 G6-4-3 1-2f		0-3 K			0-0 1B 1B	4 0 1 0 0 2 1		
Ed Bailey, L (1, 2) OBP: 0.349, SLG: 0.354		0-0 2B		0-3 K			0-0 F9		0-0 1-2 1B	4 0 2 0 0 1 0		
Denis Menke, R (1, 6) OBP: 0.369, SLG: 0.463		4-0 BB			0-0 5-3		0-0 F2		0-0 F9	3 0 0 0 1 0 2		
Woody Woodward, R (1, 4) OBP: 0.257, SLG: 0.242		0-3 K			0-0 4-3		0-3 K			3 0 0 0 0 2 2		
Tony Cloninger, R (1, 1) OBP: 0.214, SLG: 0.214		0-3 K			0-3 K			0-0 F9		3 0 0 0 0 2 2		
Inning Stats	R: 0 H: 1 E: 0 LOB: 1 K: 2 BB: 0 S: 8 P: 8	R: 0 H: 1 E: 0 LOB: 2 K: 3 BB: 1 S: 10 P: 14	R: 0 H: 0 E: 0 LOB: 0 K: 2 BB: 0 S: 7 P: 7	R: 0 H: 1 E: 0 LOB: 0 K: 1 BB: 0 S: 5 P: 5	R: 0 H: 0 E: 0 LOB: 0 K: 1 BB: 0 S: 5 P: 5	R: 2 H: 2 E: 0 LOB: 0 K: 2 BB: 0 S: 9 P: 9	R: 0 H: 0 E: 0 LOB: 0 K: 1 BB: 0 S: 5 P: 5	R: 0 H: 0 E: 0 LOB: 0 K: 0 BB: 0 S: 3 P: 3	R: 0 H: 2 E: 0 LOB: 2 K: 0 BB: 0 S: 5 P: 5	1B: 5 SF: 0 2B: 1 SAC: 0 3B: 0 DP: 1 HR: 1 HBP: 0	WP: 0 PA: 34 PB: 0 SB: 1 CS: 0	
PITCHER Joey Jay, R (1, 1) ERA: 3.22 Sammy Ellis, R (9, 1) ERA: 3.23	IP WLS BF H R ER SO BB IBB HBP BLK WP HR S P ERA WHIP	8.0 L 29 5 2 2 12 1 0 0 0 0 0 1 52 56 2.25 0.750	1.0 5 2 0 0 0 0 0 0 0 0 0 0 5 5 0.00 2.000	PITCHER IP WLS BF H R ER SO BB IBB HBP BLK WP HR S P ERA WHIP								

Milwaukee Braves @ Cincinnati Reds
Crosley Field, Cincinnati, OH
Fri Sep 04 1964, 7:05 PM EDT
Att. 12,754 - Unknown

AB	33
R	2
H	7
RBI	2
BB	1
SO	12
LOB	11




Batter	1	2	3	4	5	6	7	8	9	AB R H RBI BB SO LOB	TOP	
Rico Carty, R (1, 7) OBP: 0.390, SLG: 0.534	0-0 F8		0-0 G6-4-3 1-2f			0-0 4-3 1-2 1B		0-0 G4-6-3 1-2f		4 0 1 0 0 0 2	Milwaukee Braves @ Cincinnati Reds Crosley Field, Cincinnati, OH Sat Sep 05 1964, 7:05 PM EDT Att: 15,116 - Unknown livebaseballscorecards.com AB 30 R 1 H 3 RBI 1 BB 1 SO 0 LOB 8 	
Lee Maye, L (1, 8) OBP: 0.340, SLG: 0.436	0-0 4-3			0-0 F5		0-0 4-3		0-0 F3	4 0 0 0 0 0 2			
Eddie Mathews, L (1, 5) OBP: 0.349, SLG: 0.443	0-0 1-3			0-0 4-3		4-0 G4-6-3 BB		0-0 3-1	3 0 0 0 1 0 0			
Joe Torre, R (1, 3) OBP: 0.356, SLG: 0.480		0-0 F9		0-0 6-3		0-0 G4-6-3 1-2f		0-0 F9	4 0 0 0 0 0 3			
Ed Bailey, L (1, 2) OBP: 0.345, SLG: 0.350		0-0 5-3			0-0 G3		0-0 4-3		3 0 0 0 0 0 0			
Gary Kolb, L (1, 9) OBP: 0.214, SLG: 0.120		0-0 S 1B		0-0 4-3			0-0 F9		3 0 1 0 0 0 0			
Denis Menke, R (1, 6) OBP: 0.367, SLG: 0.460		0-0 F8 1-2		0-0 F3			0-0 5-3		3 0 0 0 0 0 1			
Woody Woodward, R (1, 4) OBP: 0.255, SLG: 0.240 Miguel de la Hoz, R (6, PH) OBP: 0.319, SLG: 0.351 (6, 4)			0-0 6-3			0-0 E1 1B		0-0 6-3	1 0 0 0 0 0 0 2 1 0 0 0 0 0			
Bob Sadowski, R (1, 1) OBP: 0.184, SLG: 0.188 Billy Hoelt, L (5, 1) OBP: 0.455, SLG: 0.250 Felipe Alou, R (6, PH) OBP: 0.294, SLG: 0.371 Chi-Chi Olivo, R (6, 1) OBP: 0.590, SLG: 0.500 Gene Oliver, R (8, PH) OBP: 0.352, SLG: 0.496 Warren Spahn, L (8, 1) OBP: 0.183, SLG: 0.271			0-0 E6 G6-4-3			0-0 4-3 1B 2-H 1B		0-0 E5 G4-6-3	1 0 0 0 0 0 0 0 0 0 0 0 0 0 1 0 1 1 0 0 0 0 0 0 0 0 0 0 1 0 0 0 0 0 0 0 0 0 0 0 0 0			
Inning Stats	R: 0 H: 0 E: 0 LOB: 0 K: 0 BB: 0 S: 3 P: 3	R: 0 H: 1 E: 0 LOB: 1 K: 0 BB: 0 S: 4 P: 4	R: 0 H: 0 E: 1 LOB: 0 K: 0 BB: 0 S: 3 P: 3	R: 0 H: 0 E: 0 LOB: 0 K: 0 BB: 0 S: 3 P: 3	R: 0 H: 0 E: 0 LOB: 0 K: 0 BB: 0 S: 3 P: 3	R: 1 H: 2 E: 1 LOB: 2 K: 0 BB: 1 S: 5 P: 9	R: 0 H: 0 E: 0 LOB: 0 K: 0 BB: 0 S: 3 P: 3	R: 0 H: 0 E: 1 LOB: 0 K: 0 BB: 0 S: 3 P: 3	R: 0 H: 0 E: 0 LOB: 0 K: 0 BB: 0 S: 3 P: 3	1B: 3 SF: 0 2B: 0 SAC: 0 3B: 0 DP: 3 HR: 0 HBP: 0		WP: 0 PA: 31 PB: 0 SB: 1 CS: 0
PITCHER Bob Purkey, R (1, 1) ERA: 2.85	IP WLS BF H R ER SO BB IBB HBP BLK WP HR S P ERA WHIP											PITCHER IP WLS BF H R ER SO BB IBB HBP BLK WP HR S P ERA WHIP

Batter	1	2	3	4	5	6	7	8	9
Giraldo Ruiz, S (1, 4) OBP: 0.261, SLG: 0.318	0-0 G3	0-3 K		0-0 6-3		0-0 6-3			
Vada Pinson, L (1, 8) OBP: 0.311, SLG: 0.440	0-3 K		0-0 E S 1B 1B		0-0 HR		0-3 K		
Frank Robinson, R (1, 7) OBP: 0.399, SLG: 0.559	0-0 E 1B 1B		0-0 E3 1B K2-5-2		0-0 F6		0-3 K		
Deron Johnson, R (1, 3) OBP: 0.337, SLG: 0.501	0-0 E6 1B 1-2		0-0 1B 1B		0-0 HR 1B		0-0 F9		
Mel Queen, L (1, 9) OBP: 0.242, SLG: 0.307	0-0 1B 1-3 2-H		0-3 K2-5-2		0-3 K		0-3 K		
Johnny Edwards, L (1, 2) OBP: 0.332, SLG: 0.384	0-0 6-3		0-0 1B 1-2		0-0 HR		0-0 F6		
Leo Cardenas, R (1, 6) OBP: 0.305, SLG: 0.376		0-0 CS 1B	0-0 F6		0-0 5-3		0-0 4-3		
Steve Boros, R (1, 5) OBP: 0.336, SLG: 0.326		4-0 SH1-4 BB		0-0 5-3		0-0 F9			
Bob Purkey, R (1, 1) OBP: 0.096, SLG: 0.061		0-0 SH1-4		0-0 5-3		0-3 K			

AB	R	H	RBI	BB	SO	LOB
4	0	0	0	0	1	1
4	2	2	1	0	2	0
4	1	1	0	0	1	1
4	1	2	1	0	0	1
4	0	1	1	0	3	3
4	1	2	2	0	0	2
4	0	1	0	0	0	2
2	0	0	0	1	0	0
2	0	0	0	0	1	0

Milwaukee Braves @ Cincinnati Reds
Crosley Field, Cincinnati, OH
Sat Sep 05 1964, 7:05 PM EDT
Att. 15,116 - Unknown

AB	32
R	5
H	9
RBI	5
BB	1
SO	8
LOB	10



Inning Stats		R	H	E	K	S	H	LOB	BB	P	R	H	E	K	S	R	H	E	K	S	R	H	E	K	S	R	H	E	K	S
R: 1 H: 2 E: 1 K: 1 S: 8		1	2	0	1	8	0	2	0	8	0	0	0	0	8	0	0	0	0	0	0	0	0	0	0	0	0	0	0	0
R: 0 H: 1 E: 0 K: 1 S: 5		0	1	0	1	5	0	1	1	9	0	0	0	0	0	0	0	0	0	0	0	0	0	0	0	0	0	0	0	
R: 1 H: 3 E: 1 K: 1 S: 8		1	3	1	1	8	0	2	0	8	0	0	0	0	3	0	0	0	0	0	0	0	0	0	0	0	0	0	0	
R: 0 H: 0 E: 0 K: 0 S: 3		0	0	0	0	3	0	0	0	3	0	0	0	0	0	0	0	0	0	0	0	0	0	0	0	0	0	0	0	
R: 3 H: 3 E: 0 K: 1 S: 8		3	3	0	1	8	0	0	0	8	3	3	0	1	8	0	0	0	0	0	0	0	0	0	0	0	0	0	0	
R: 0 H: 0 E: 0 K: 1 S: 5		0	0	0	1	5	0	0	0	5	0	0	0	1	5	0	0	0	0	0	0	0	0	0	0	0	0	0	0	
R: 0 H: 0 E: 0 K: 2 S: 7		0	0	0	2	7	0	0	0	7	0	0	0	2	7	0	0	0	0	0	0	0	0	0	0	0	0	0	0	
R: 0 H: 0 E: 0 K: 1 S: 5		0	0	0	1	5	0	0	0	5	0	0	0	1	5	0	0	0	0	0	0	0	0	0	0	0	0	0	0	

PITCHER															IP	WLS	BF	H	R	ER	SO	BB	IBB	HBP	BLK	WP	HR	S	P	ERA	WHIP
Bob Sadowski, R (1, 1) ERA: 4.44															4.1	L	22	8	4	3	3	1	0	0	0	0	1	27	31	6.23	2.077
Billy Hoelt, L (5, 1) ERA: 3.78															0.2		3	1	1	1	0	0	0	0	0	0	1	5	5	13.50	1.500
Chi-Chi Olivo, R (6, 1) ERA: 3.89															2.0		6	0	0	0	3	0	0	0	0	0	0	12	12	0.00	0.000
Warren Spahn, L (8, 1) ERA: 5.24															1.0		3	0	0	0	1	0	0	0	0	0	0	5	5	0.00	0.000

1B	2B	3B	HR	SF	SAC	DP	HBP	WP	PA
7	1	0	2	0	1	1	0	0	34

Batter	1	2	3	4	5	6	7	8	9	AB R H RBI BB SO LOB	TOP		
Rico Carty, R (1, 7) OBP: 0.390, SLG: 0.538	0-0 F3		0-3 K			0-0 1B	0-0 E9		0-0 4-3	5 2 2 0 0 1 2			
Lee Maye, L (1, 8) OBP: 0.343, SLG: 0.437	0-0 G4-6-3 1B		0-0 L7			0-0 BB 1B	0-0 1B		0-0 F6	5 0 3 3 0 0 2			
Eddie Mathews, L (1, 5) OBP: 0.346, SLG: 0.439	0-0 G4-6-3 1-2f			0-0 E4 FC3-6		0-0 F8	0-0 L4			4 0 0 0 0 0 3			
Joe Torre, R (1, 3) OBP: 0.355, SLG: 0.478 (8, 2)		0-0 F9		0-0 F3		0-0 BB 1B	0-0 6-3			4 0 1 0 0 0 2			
Ed Bailey, L (1, 2) OBP: 0.345, SLG: 0.347 Gene Oliver, R (8, PH) OBP: 0.331, SLG: 0.493 (8, 3)		0-0 G3		0-0 FC3-6 1-2f		4-0 BB 1-2 2-3 BB		0-0 F4		2 0 0 0 1 0 1 1 0 0 0 0 0 0			
Gary Kolb, L (1, 9) OBP: 0.226, SLG: 0.143 Felipe Alou, R (8, PH) OBP: 0.284, SLG: 0.369 (8, 9)		0-0 S 1B		0-3 K		0-0 F6		0-0 1-3		3 0 1 0 0 1 4 1 0 0 0 0 0 0			
Miguel de la Hoz, R (1, 4) OBP: 0.317, SLG: 0.349		0-3 K			0-0 G6-3 1B	0-0 F4		0-0 6-3		4 0 1 0 0 1 4			
Denis Menke, R (1, 6) OBP: 0.368, SLG: 0.460			0-0 F7		0-0 G6-3 1-2f		0-0 E 1B 1B		0-0 4-3 1B	4 1 2 0 0 0 1			
Denny Lemaster, R (1, 1) OBP: 0.188, SLG: 0.158 Ty Cline, L (7, PH) OBP: 0.318, SLG: 0.360 Billy Hoelt, L (7, 1) OBP: 0.455, SLG: 0.250 Frank Bolling, R (9, PH) OBP: 0.247, SLG: 0.284			0-0 K		0-3 K		0-0 L7		0-0 F7	2 0 1 0 0 1 0 1 0 0 0 0 0 1 0 0 0 0 0 0 0 1 0 0 0 0 0 1			
Inning Stats	R: 0 H: 1 E: 0 LOB: 0 K: 0 BB: 0 S: 3 P: 3	R: 0 H: 1 E: 0 LOB: 1 K: 1 BB: 0 S: 6 P: 6	R: 0 H: 1 E: 0 LOB: 1 K: 1 BB: 0 S: 6 P: 6	R: 0 H: 0 E: 2 LOB: 1 K: 1 BB: 0 S: 6 P: 6	R: 0 H: 1 E: 0 LOB: 0 K: 1 BB: 0 S: 5 P: 5	R: 1 H: 3 E: 0 LOB: 3 K: 0 BB: 1 S: 6 P: 10	R: 2 H: 3 E: 1 LOB: 1 K: 0 BB: 0 S: 6 P: 6	R: 0 H: 0 E: 0 LOB: 0 K: 0 BB: 0 S: 3 P: 3	R: 0 H: 1 E: 0 LOB: 1 K: 0 BB: 0 S: 4 P: 4	1B: 10 SF: 0 2B: 0 SAC: 0 3B: 1 DP: 2 HR: 0 HBP: 0	WP: 0 PA: 38 PB: 0 SB: 1 CS: 0		
PITCHER	IP WLS BF H R ER SO BB IBB HBP BLK WP HR S P ERA WHIP											PITCHER	IP WLS BF H R ER SO BB IBB HBP BLK WP HR S P ERA WHIP
Jim Maloney, R (1, 1) ERA: 3.02	6.1 W 28 9 3 2 4 1 0 0 0 0 0 0 35 39 2.84 1.579												
Billy McCool, L (7, 1) ERA: 2.09	2.2 S 10 2 0 0 0 0 0 0 0 0 0 0 0 10 10 0.00 0.750												

Milwaukee Braves @ Cincinnati Reds
 Crosley Field, Cincinnati, OH
 Sun Sep 06 1964, 3:33 AM EDT
 Att: 14,837 - Unknown

livebaseballscorecards.com

AB 37
 R 3
 H 11
 RBI 3
 BB 1
 SO 4
 LOB 21



Batter	1	2	3	4	5	6	7	8	9	AB R H RBI BB SO LOB	TOP																					
Giraldo Ruiz, S OBP: 0.259, SLG: 0.312 (1, 4) (9, 5)	0-0 4-3		0-0 F7		0-0 4-3		0-0 G1		0-0 F6	5 0 0 0 0 0 5																						
Vada Pinson, L OBP: 0.308, SLG: 0.437 (1, 8)	0-3 K		0-0 FC4-6 FC6-4 1-2f 2-3			0-0 F8		0-0 FC4-5-6-1 2B		4 0 1 0 0 1 2																						
Frank Robinson, R OBP: 0.395, SLG: 0.551 (1, 7)	4-0 BB		0-0 FC6-4 1-2f			0-3 K		0-0 FC4-5-6-1 5-3 2-3		3 0 0 0 1 1 3																						
Deron Johnson, R OBP: 0.340, SLG: 0.509 (1, 3)	0-3 K			0-0 HR		0-0 1B		0-0 5-3 2-3		4 1 2 1 0 1 2																						
Mel Queen, L OBP: 0.242, SLG: 0.297 Pete Rose, S OBP: 0.309, SLG: 0.320 (1, 9) (9, 4)		0-0 F5		4-0 G1-6-3 BB		0-3 K		0-0 F8		3 0 0 0 1 1 2 0 0 0 0 0 0 0																						
Johnny Edwards, L OBP: 0.333, SLG: 0.388 Bill Henry, L OBP: 0.250, SLG: 0.250 Ryne Duren, R Billy McCool, R (1, 2) (9, 1) (9, 1) (9, 1)		0-0 5-3		0-0 G1-6-3 1-2f			0-0 1B 1B		0-0 2B	4 1 2 0 0 0 1 0																						
Leo Cardenas, R OBP: 0.306, SLG: 0.378 (1, 6)		0-0 F7		0-0 L5			0-0 F6		0-0 2B 2H	4 0 1 1 0 0 1																						
Steve Boros, R OBP: 0.340, SLG: 0.325 Marty Keough, L OBP: 0.310, SLG: 0.377 (1, 5) (9, PH) (9, 9)			4-0 FC4-6 BB BB		0-3 K		0-3 K		0-3 K	2 0 0 0 1 2 1 1 0 0 0 0 1 1																						
Jim O'Toole, S OBP: 0.164, SLG: 0.125 Gordy Coleman, L OBP: 0.302, SLG: 0.380 Sammy Ellis, L Don Pavletich, R OBP: 0.345, SLG: 0.507 (1, 1) (7, PH) (7, 1) (9, PH) (9, 2)			4-0 FC4-6 BB 1-2		0-3 K		0-0 1B		0-0 F7	1 0 0 0 1 1 0 1 0 1 0 0 0 0 0 0 0 0 0 0 0 1 0 0 0 0 0 1																						
Inning Stats	R: 0 E: 0 K: 2 S: 7	H: 0 LOB: 1 BB: 1 P: 11	R: 0 E: 0 K: 0 S: 3	H: 0 LOB: 0 BB: 0 P: 3	R: 0 E: 0 K: 0 S: 3	H: 0 LOB: 2 BB: 2 P: 11	R: 1 E: 0 K: 0 S: 3	H: 1 LOB: 0 BB: 1 P: 7	R: 0 E: 0 K: 2 S: 8	H: 0 LOB: 0 BB: 0 P: 7	R: 0 E: 0 K: 1 S: 7	H: 2 LOB: 2 BB: 0 P: 7	R: 0 E: 0 K: 1 S: 4	H: 1 LOB: 1 BB: 0 P: 4	R: 1 E: 0 K: 1 S: 7	H: 2 LOB: 1 BB: 0 P: 7	1B: 3 2B: 3 3B: 0 HR: 1	SF: 0 SAC: 0 DP: 1 HBP: 0	WP: 0 PB: 0 SB: 0 CS: 0	PA: 37												
PITCHER Bob Gibson, R ERA: 3.22 (1, 1)	IP 9.0	WLS W	BF 37	H 7	R 2	ER 2	SO 8	BB 4	IBB 0	HBP 0	BLK 0	WP 0	HR 1	S 49	P 65	ERA 2.00	WHIP 1.222															
											PITCHER	IP	WLS	BF	H	R	ER	SO	BB	IBB	HBP	BLK	WP	HR	S	P	ERA	WHIP				

Cincinnati Reds @ St. Louis Cardinals
Sportsman's Park, St. Louis, MO
Mon Sep 07 1964, 4:33 AM EDT
Unknown

AB	33
R	2
H	7
RBI	2
BB	4
SO	8
LOB	19



Batter	1	2	3	4	5	6	7	8	9	AB	R	H	RBI	BB	SO	LOB
Curt Flood, R OBP: 0.351, SLG: 0.372 (1, 8) SS	0-3 K		0-0 SH2-4 HR 2B		0-0 F8			0-0 F7		4	1	1	0	0	1	0
Lou Brock, L OBP: 0.348, SLG: 0.429 (1, 7) X	0-0 2B		0-0 SH2-4 2-3		0-0 5-3			0-3 K		3	0	1	0	0	1	0
Dick Groat, R OBP: 0.332, SLG: 0.362 (1, 6) SS	0-3 K		0-0 F6		0-0 F5			0-0 F9		4	0	0	0	0	1	2
Ken Boyer, R OBP: 0.361, SLG: 0.490 (1, 5) BB	4-0 BB		0-0 HR			0-3 K			4-0 PB 1B BB	2	2	1	2	2	1	0
Bill White, L OBP: 0.358, SLG: 0.462 (1, 3) X	0-0 F4		0-0 1B			0-0 4-3			4-0 1B BB	3	0	1	0	1	0	2
Charlie James, R OBP: 0.254, SLG: 0.335 (1, 9) Mike Shannon, R OBP: 0.323, SLG: 0.390 (7, 9) Bob Skinner, L OBP: 0.320, SLG: 0.380 (9, PH)		0-0 1-3	0-3 K			0-0 F9			0-0 F5	3	0	0	0	0	1	1
Julian Javier, R OBP: 0.278, SLG: 0.367 (1, 4) Tim McCarver, L OBP: 0.352, SLG: 0.395 (9, PH)		0-0 F9		0-0 G6-4-3 1B			0-0 6-3		0-0 1-2 3-H 1B	3	0	1	0	0	0	0
Bob Uecker, R OBP: 0.294, SLG: 0.236 (1, 2) X		0-0 E5		0-0 G6-4-3 1-2f			0-0 4-3			3	0	0	0	0	0	1
Bob Gibson, R OBP: 0.190, SLG: 0.173 (1, 1) X		0-0 2-3		0-0 5-3			0-3 K			3	0	0	0	0	1	1

Inning Stats	R: 0	H: 1	E: 0	K: 2	S: 8	LOB: 2	BB: 1	P: 12	R: 0	H: 0	E: 1	K: 0	S: 4	LOB: 1	BB: 0	P: 4	R: 2	H: 3	E: 0	K: 1	S: 8	LOB: 1	BB: 0	P: 8	R: 0	H: 1	E: 0	K: 0	S: 3	LOB: 0	BB: 0	P: 3	R: 0	H: 0	E: 0	K: 1	S: 5	LOB: 0	BB: 0	P: 5	R: 0	H: 0	E: 0	K: 1	S: 5	LOB: 0	BB: 0	P: 5	R: 0	H: 0	E: 0	K: 1	S: 5	LOB: 0	BB: 0	P: 5	R: 1	H: 1	E: 0	K: 0	S: 2	LOB: 2	BB: 2	P: 10	1B: 3	2B: 2	3B: 0	HR: 1	SF: 0	SAC: 1	DP: 1	HBP: 0
--------------	------	------	------	------	------	--------	-------	-------	------	------	------	------	------	--------	-------	------	------	------	------	------	------	--------	-------	------	------	------	------	------	------	--------	-------	------	------	------	------	------	------	--------	-------	------	------	------	------	------	------	--------	-------	------	------	------	------	------	------	--------	-------	------	------	------	------	------	------	--------	-------	-------	-------	-------	-------	-------	-------	--------	-------	--------

PITCHER	IP	WLS	BF	H	R	ER	SO	BB	IBB	HBP	BLK	WP	HR	S	P	ERA	WHIP
Jim O'Toole, L ERA: 2.37 (1, 1)	6.0		24	5	2	2	4	1	0	0	0	0	1	31	35	3.00	1.000
Sammy Ellis, R ERA: 3.16 (7, 1)	2.0		6	0	0	0	2	0	0	0	0	0	0	10	10	0.00	0.000
Bill Henry, L ERA: 0.99 (9, 1)	0.0	L	2	0	1	0	0	2	0	0	0	0	0	0	8	∞	∞
Ryne Duren, R ERA: 3.38 (9, 1)	0.1		1	0	0	0	0	0	0	0	0	0	0	1	1	0.00	0.000
Billy McCool, L ERA: 2.09 (9, 1)	0.0		1	0	0	0	0	0	0	0	0	0	0	1	1	∞	∞

BOTTOM

Cincinnati Reds @ St. Louis Cardinals
Sportsman's Park, St. Louis, MO

Mon Sep 07 1964, 4:33 AM EDT
Unknown

AB	30
R	3
H	6
RBI	3
BB	3
SO	6
LOB	9



PITCHER	IP	WLS	BF	H	R	ER	SO	BB	IBB	HBP	BLK	WP	HR	S	P	ERA	WHIP
Jim O'Toole, L ERA: 2.37 (1, 1)	6.0		24	5	2	2	4	1	0	0	0	0	1	31	35	3.00	1.000
Sammy Ellis, R ERA: 3.16 (7, 1)	2.0		6	0	0	0	2	0	0	0	0	0	0	10	10	0.00	0.000
Bill Henry, L ERA: 0.99 (9, 1)	0.0	L	2	0	1	0	0	2	0	0	0	0	0	0	8	∞	∞
Ryne Duren, R ERA: 3.38 (9, 1)	0.1		1	0	0	0	0	0	0	0	0	0	0	1	1	0.00	0.000
Billy McCool, L ERA: 2.09 (9, 1)	0.0		1	0	0	0	0	0	0	0	0	0	0	1	1	∞	∞

Batter	1	2	3	4	5	6	7	8	9	AB R H RBI BB SO LOB	TOP																
Giraldo Ruiz, S (1, 4) OBP: 0.260, SLG: 0.313 Pete Rose, S (6, PH) OBP: 0.308, SLG: 0.318 (6, 4)	0-0 1B 1B	0-0 F8		0-0 G3		0-3 K			0-0 4-3	3 1 1 0 0 0 3 2 0 0 0 0 1 1																	
Marty Keough, L (1, 9) OBP: 0.305, SLG: 0.370	0-0 F6		0-3 K		0-0 F4		0-0 4-3			4 0 0 0 0 1 1																	
Vada Pinson, L (1, 8) OBP: 0.309, SLG: 0.439	0-3 K		0-0 1B 2B		0-0 FC5-4 1B		0-0 F7			4 1 2 0 0 1 1																	
Frank Robinson, R (1, 7) OBP: 0.396, SLG: 0.550	0-0 1B 1-3 1B		0-0 G3-6-3 1B		0-0 FC5-4 1B 1-2f		0-0 F4			4 0 2 1 0 0 1																	
Deron Johnson, R (1, 3) OBP: 0.341, SLG: 0.509	0-0 1-2 3-H 1B		0-0 G3-6-3 1-2f		0-0 1-3 1B			0-0 F3		4 0 2 1 0 0 1																	
Don Pavletich, R (1, 2) OBP: 0.344, SLG: 0.500 Jimmie Coker, R (8, PH) OBP: 0.500, SLG: 0.375 (8, 2)	0-0 F7			0-0 1B 1B		0-0 F3		0-0 G6-4-3 1B		3 0 1 0 0 0 4 1 0 1 0 0 0 0																	
Leo Cardenas, R (1, 6) OBP: 0.308, SLG: 0.379		0-0 6-3		0-0 1-3 1B		0-0 5-3 1B		0-0 G6-4-3 1-2f		4 0 2 0 0 0 1																	
Steve Boros, R (1, 5) OBP: 0.339, SLG: 0.327		0-0 2B		0-3 K		0-0 5-3		0-0 F2		4 0 1 0 0 1 3																	
John Tsitouris, R (1, 1) OBP: 0.208, SLG: 0.231 Joe Nuxhall, L (7, 1) OBP: 0.140, SLG: 0.200 Sammy Ellis, L (9, 1)		0-0 6-3		0-0 F6		0-0 F4		0-3 K		3 0 0 0 0 0 4 1 0 0 0 0 1 0 0 0 0 0 0 0 0																	
Inning Stats	R: 1 E: 0 K: 1 S: 8	H: 3 LOB: 2 BB: 0 P: 8	R: 0 E: 0 K: 0 S: 4	H: 1 LOB: 1 BB: 0 P: 4	R: 1 E: 0 K: 1 S: 6	H: 2 LOB: 0 BB: 0 P: 6	R: 0 E: 0 K: 1 S: 7	H: 2 LOB: 2 BB: 0 P: 7	R: 0 E: 0 K: 0 S: 5	H: 2 LOB: 2 BB: 0 P: 5	R: 0 E: 0 K: 1 S: 6	H: 1 LOB: 1 BB: 0 P: 6	R: 0 E: 0 K: 0 S: 3	H: 0 LOB: 0 BB: 0 P: 3	R: 0 E: 0 K: 0 S: 3	H: 1 LOB: 0 BB: 0 P: 3	R: 0 E: 0 K: 1 S: 5	H: 0 LOB: 0 BB: 0 P: 5	1B: 10 2B: 2 3B: 0 HR: 0	SF: 0 SAC: 0 DP: 2 HBP: 0	WP: 0 PB: 0 SB: 0 CS: 0	PA: 37					
PITCHER	IP WLS BF H R ER SO BB IBB HBP BLK WP HR S P ERA WHIP																										
Roger Craig, R (1, 1) ERA: 3.29	4.2		23	10	2	2	3	0	0	0	0	0	0	29	29	3.86	2.143										
Ron Taylor, R (5, 1) ERA: 4.3	0.1		1	0	0	0	0	0	0	0	0	0	1	1	0.00	0.000											
Barney Schultz, R (6, 1) ERA: 2.45	4.0	W	13	2	0	0	2	0	0	0	0	0	0	17	17	0.00	0.500										

Cincinnati Reds @ St. Louis Cardinals
 Sportsman's Park, St. Louis, MO
 Mon Sep 07 1964, 4:38 AM EDT
 Att: 22,187 - Unknown

livebaseballscorecards.com

AB	37
R	2
H	12
RBI	2
BB	0
SO	5
LOB	20



BOTTOM

Cincinnati Reds @ St. Louis Cardinals
Sportsman's Park, St. Louis, MO
Mon Sep 07 1964, 4:38 AM EDT
Att. 22,187 - Unknown

livebaseballscorecards.com

AB 33
R 3
H 9
RBI 3
BB 2
SO 2
LOB 13



WP: 1 PA: 37
PB: 0
SB: 1
CS: 0

AB R H RBI BB SO LOB

5	0	2	1	0	0	3
3	1	1	1	0	0	2
4	0	0	0	0	1	4
4	0	1	0	0	0	0
4	0	0	0	0	0	1
3	0	0	0	0	1	0
1	0	0	0	0	0	0
4	1	3	1	0	0	0
3	1	1	0	1	0	1
1	0	0	0	0	0	2
0	0	0	0	0	0	0
1	0	1	0	0	0	0
0	0	0	0	0	0	0
0	0	0	0	1	0	0
0	0	0	0	0	0	0

1B: 7 SF: 0
2B: 0 SAC: 1
3B: 0 DP: 0
HR: 2 HBP: 1

Batter	1	2	3	4	5	6	7	8	9
Curt Flood, R OBP: 0.351, SLG: 0.373 (1, 8)	0-0 F5	0-0 F3			0-0 FC4-2 WP 1-2 1B		0-0 6-3		0-0 1-2 2-H 1B
Lou Brock, L OBP: 0.349, SLG: 0.434 (1, 7)	0-0 HR		0-0 F4		0-0 FC4-2 1-3 2-H		1-0 HBP		
Bill White, L OBP: 0.355, SLG: 0.459 (1, 3)	0-3 K		0-0 4-3		0-0 G3		0-0 F5		
Ken Boyer, R OBP: 0.361, SLG: 0.488 (1, 5)	0-0 1B		0-0 5-3			0-0 4-3		0-0 F2	
Dick Groat, R OBP: 0.329, SLG: 0.359 (1, 6)	0-0 F8		0-0 4-3		0-0 4-3		0-0 6-3		0-0 F9
Bob Skinner, L OBP: 0.315, SLG: 0.373 (1, 9)		0-0 4-3		0-0 4-3		0-3 K		0-0 F8	
Mike Shannon, R OBP: 0.321, SLG: 0.387 (8, PH) (9, 9)									
Tim McCarver, L OBP: 0.356, SLG: 0.407 (1, 2)		0-0 FC2-5 1B		0-0 F6			0-0 HR		0-0 FC3-6 1B
Julian Javier, R OBP: 0.280, SLG: 0.367 (1, 4)		0-0 FC2-5 1B			0-0 F6		4-0 SH3-4 BB		0-0 FC3-6 1B
Roger Craig, R OBP: 0.317, SLG: 0.250 (1, 1)		0-0 FC2-5			0-0 WP FC4-2 1B		0-0 SH3-4		4-0 1B
Ron Taylor, R OBP: 0.167, SLG: 0.167 (5, 1)									4-0 1B
Carl Warwick, R OBP: 0.309, SLG: 0.379 (5, PH)									1-2 IBB
Barney Schultz, R OBP: 0.259, SLG: 0.335 (8, PH)									
Charlie James, R OBP: 0.188, SLG: 0.188 (9, PR)									

Inning Stats	R: 1	H: 2	E: 0	K: 1	S: 7	R: 0	H: 2	E: 0	K: 0	S: 5	R: 0	H: 0	E: 0	K: 0	S: 3	R: 0	H: 0	E: 0	K: 0	S: 3	R: 0	H: 2	E: 0	K: 0	S: 5	R: 0	H: 0	E: 0	K: 1	S: 5	R: 1	H: 1	E: 0	K: 0	S: 4	R: 0	H: 0	E: 0	K: 0	S: 3	R: 1	H: 2	E: 0	K: 0	S: 3	1B: 7	2B: 0	3B: 0	HR: 2	SF: 0	SAC: 1	DP: 0	HBP: 1	WP: 1	PA: 37
--------------	------	------	------	------	------	------	------	------	------	------	------	------	------	------	------	------	------	------	------	------	------	------	------	------	------	------	------	------	------	------	------	------	------	------	------	------	------	------	------	------	------	------	------	------	------	-------	-------	-------	-------	-------	--------	-------	--------	-------	--------

PITCHER	IP	WLS	BF	H	R	ER	SO	BB	IBB	HBP	BLK	WP	HR	S	P	ERA	WHIP
John Tsitouris, R ERA: 3.93 (1, 1)	6.2		29	7	2	2	2	1	0	1	0	1	2	31	36	2.70	1.200
Joe Nuxhall, L ERA: 3.97 (7, 1)	1.2	L	7	1	1	1	0	0	1	0	0	0	0	6	10	5.40	0.600
Sammy Ellis, R ERA: 3.16 (9, 1)	0.0		1	1	0	0	0	0	0	0	0	0	0	1	1	∞	∞

Batter	1	2	3	4	5	6	7	8	9	AB R H RBI BB SO LOB	TOP									
Giraldo Ruiz, S OBP: 0.267, SLG: 0.319 (1, 4) X	0-0 F9	0-0 F4			0-0 S 1B 1B		0-0 FC6-4 1B 1B		0-0 1B 1B	5 0 3 0 0 0 1										
Tommy Harper, R OBP: 0.329, SLG: 0.317 (1, 7) X	0-0 G3		0-0 F6		0-0 S 1B		0-0 FC6-4 1-2f 2-3		0-0 1B 1B	5 0 2 0 0 0 2										
Vada Pinson, L OBP: 0.308, SLG: 0.437 (1, 8) X	0-0 1B 1B 1B		0-3 K		0-3 K		0-3 K		0-0 F5	5 1 1 0 0 3 7										
Frank Robinson, R OBP: 0.398, SLG: 0.550 (1, 9) X	0-0 1B PB 1-3 1B		4-0 BB		0-0 5-3 1-2 2-3			0-0 G5-4-3 1B	0-0 F9	4 0 2 0 1 0 5										
Deron Johnson, R OBP: 0.340, SLG: 0.506 (1, 3) X	0-0 1-3 3-H 1B		0-0 F6			0-0 3-1		0-0 G5-4-3 1-2f 1B		4 0 1 1 0 0 2										
Jimmie Coker, R OBP: 0.500, SLG: 0.417 (1, 2) X	0-0 F8		0-3 K		0-0 G1-4-3 1B		0-0 1B			4 0 2 0 0 1 2										
Leo Cardenas, R OBP: 0.306, SLG: 0.376 (1, 6) X		0-0 F8		0-0 1-3		0-0 G1-4-3 1-2f 1B		0-0 F3		4 0 0 0 0 0 2										
Steve Boros, R OBP: 0.338, SLG: 0.324 (1, 5) X		4-0 2-3 BB		0-0 6-3		0-3 K		0-0 6-3		3 0 0 0 1 1 0										
Joey Jay, S OBP: 0.063, SLG: 0.022 (5, PH)		0-0 2-3		0-0 4-3		0-0 FC6-4 1B 1B		0-0 1B 1B		1 0 0 0 0 0 1										
Mel Queen, L OBP: 0.240, SLG: 0.293 (5, 1)										1 0 0 0 0 0 0										
Joe Nuxhall, L OBP: 0.150, SLG: 0.200 (7, PH)										0 0 0 0 0 0 0										
Don Pavletich, R OBP: 0.352, SLG: 0.506 (7, PR)										1 0 1 0 0 0 0										
Marty Keough, L OBP: 0.305, SLG: 0.370 (7, 1)										0 0 0 0 0 0 0										
Sammy Ellis, L OBP: 0.310, SLG: 0.320 (9, PH)										0 0 0 0 0 0 0										
										1 0 1 0 0 0 0										
Inning Stats	R: 1 E: 0 K: 0 S: 6	H: 3 LOB: 2 BB: 0 P: 6	R: 0 E: 0 K: 0 S: 3	H: 0 LOB: 1 BB: 1 P: 7	R: 0 E: 0 K: 1 S: 5	H: 0 LOB: 0 BB: 0 P: 5	R: 0 E: 0 K: 1 S: 7	H: 2 LOB: 2 BB: 0 P: 7	R: 0 E: 0 K: 0 S: 3	H: 1 LOB: 0 BB: 0 P: 3	R: 0 E: 0 K: 2 S: 9	H: 2 LOB: 2 BB: 0 P: 9	R: 0 E: 0 K: 0 S: 4	H: 2 LOB: 1 BB: 0 P: 4	R: 0 E: 0 K: 0 S: 6	H: 3 LOB: 3 BB: 0 P: 6	1B: 13 2B: 0 3B: 0 HR: 0	SF: 0 SAC: 0 DP: 2 HBP: 0	WP: 0 PB: 1 SB: 2 CS: 0	PA: 40
PITCHER	IP WLS BF H R ER SO BB IBB HBP BLK WP HR S P ERA WHIP																			
Bob Veale, L ERA: 2.91 (1, 1)	8.2 W 39 13 1 1 5 2 0 0 0 0 0 0 47 55 1.04 1.731																			
Al McBean, R ERA: 2.32 (9, 1)	0.1 S 1 0 0 0 0 0 0 0 0 0 0 0 1 1 0.00 0.000																			

Cincinnati Reds @ Pittsburgh Pirates
 Forbes Field, Pittsburgh, PA
 Wed Sep 09 1964, 7:05 PM EDT
 Att. 5,245 - Unknown

livebaseballscorecards.com

AB	38
R	1
H	13
RBI	1
BB	2
SO	5
LOB	22




Batter	1	2	3	4	5	6	7	8	9	AB	R	H	RBI	BB	SO	LOB
Bob Bailey, R OBP: 0.354, SLG: 0.432 (1, 5)	0-0 6-3		0-3 K		0-0 E5		0-0 FC4 1B			4	0	1	0	0	1	1
Bill Virdon, L OBP: 0.293, SLG: 0.311 (1, 8)	0-0 F7			0-0 4-3	0-0 SH2-4		0-0 FC4			3	0	0	0	0	0	1
Roberto Clemente, R OBP: 0.394, SLG: 0.482 (1, 9)	0-0 2B			0-0 1B 1B	4-0 1B 1B		0-3 K			3	1	2	0	1	1	1
Jerry Lynch, L OBP: 0.344, SLG: 0.530 Manny Mota, R OBP: 0.318, SLG: 0.404 (1, 7) (9, 7)	0-0 G3			4-0 1B 1B	0-3 K			0-0 F8		3	1	0	0	1	1	3
Willie Stargell, L OBP: 0.310, SLG: 0.511 (1, 3)		0-3 K		0-0 1B 2B	0-0 4-3			0-0 F8		4	1	1	1	0	1	2
Bill Mazeroski, R OBP: 0.303, SLG: 0.396 (1, 4)		0-0 1B		0-0 2B 1B		0-0 F8		0-0 4-3		4	1	2	1	0	0	0
Jim Pagliaroni, R OBP: 0.386, SLG: 0.442 (1, 2)		0-0 G5-4-3		0-0 2B		0-0 F9				3	0	1	2	0	0	1
Gene Alley, R OBP: 0.277, SLG: 0.283 (1, 6)			0-0 1B	0-0 F7		0-0 1-3				3	0	1	0	0	0	1
Bob Veale, S OBP: 0.205, SLG: 0.185 Al McBean, R OBP: 0.100, SLG: 0.100 (1, 1) (9, 1)			0-3 K	0-3 K			0-3 K			3	0	0	0	0	3	2
										0	0	0	0	0	0	0

Inning Stats		R: 0	H: 1	R: 0	H: 1	R: 0	H: 1	R: 4	H: 4	R: 0	H: 0	R: 0	H: 1	R: 0	H: 0	R: 0	H: 0
		E: 0	LOB: 1	E: 0	LOB: 0	E: 0	LOB: 0	E: 0	LOB: 1	E: 1	LOB: 2	E: 0	LOB: 1	E: 0	LOB: 0	E: 0	LOB: 0
		K: 0	BB: 0	K: 1	BB: 0	K: 2	BB: 0	K: 1	BB: 1	K: 1	BB: 1	K: 2	BB: 0	K: 0	BB: 0	K: 0	BB: 0
		S: 4	P: 4	S: 5	P: 5	S: 7	P: 7	S: 9	P: 13	S: 6	P: 10	S: 8	P: 8	S: 3	P: 3	S: 3	P: 3
PITCHER	IP	WLS	BF	H	R	ER	SO	BB	IBB	HBP	BLK	WP	HR	S	P	ERA	WHIP
Joey Jay, R ERA: 3.36 (1, 1)	4.0	L	18	7	4	4	4	1	0	0	0	0	0	25	29	9.00	2.000
Joe Nuxhall, L ERA: 3.91 (5, 1)	2.0		8	0	0	0	1	0	1	0	0	0	0	9	13	0.00	0.000
Sammy Ellis, R ERA: 3.1 (7, 1)	2.0		7	1	0	0	2	0	0	0	0	0	0	11	11	0.00	0.500

BOTTOM

Cincinnati Reds @ Pittsburgh Pirates
Forbes Field, Pittsburgh, PA
 Wed Sep 09 1964, 7:05 PM EDT
 Att. 5,245 - Unknown

AB	30
R	4
H	8
RBI	4
BB	2
SO	7
LOB	12



1B: 6	SF: 0	WP: 0	PA: 33
2B: 2	SAC: 1	PB: 0	
3B: 0	DP: 1	SB: 0	
HR: 0	HBP: 0	CS: 1	

livebaseballscorecards.com

Batter	1	2	3	4	5	6	7	8	9	AB R H RBI BB SO LOB	TOP		
Giraldo Ruiz, S OBP: 0.263, SLG: 0.313 (1, 5)	0-3 K		0-0 F8			0-0 4-3	0-0 5-3			4 0 0 0 0 1 1			
Pete Rose, S OBP: 0.313, SLG: 0.325 (1, 4)	0-0 FC1-6 2B		0-0 1B			1-0 1B HBP	0-0 4-3			3 1 2 0 0 0 0			
Vada Pinson, L OBP: 0.308, SLG: 0.436 (1, 8)	0-0 FC1-6 2-2		0-0 F9			0-0 1B 1-3 1B		0-0 F5		4 1 1 0 0 0 3			
Frank Robinson, R OBP: 0.397, SLG: 0.548 (1, 9) (6, 7)	0-0 F7			0-0 4-3		0-0 1B 1-3 FC6 1B	0-0 4-3	0-0 4-3		4 1 1 1 0 0 1			
Deron Johnson, R OBP: 0.340, SLG: 0.504 (1, 7) (6, 3)		0-0 4-3		0-0 F7		0-0 FC6 1B 1-3 3-H		0-0 F8		4 0 1 1 0 0 0			
Gordy Coleman, L OBP: 0.298, SLG: 0.374 Marty Keough, L OBP: 0.304, SLG: 0.368 (1, 3) (6, PR) (6, 9)		0-0 6-3		0-0 G3		0-0 FC6 1B 1-2f 3-H		0-0 F4		3 0 0 1 0 0 1 1 0 0 0 0 0 0			
Johnny Edwards, L OBP: 0.333, SLG: 0.387 Jimmie Coker, R OBP: 0.471, SLG: 0.400 (1, 2) (3, 2)		0-0 4-3			0-0 F7	0-0 FC6-4 1B 1-2		0-0 5-3		1 0 0 0 0 0 0 3 0 1 0 0 0 0			
Leo Cardenas, R OBP: 0.307, SLG: 0.379 (1, 6)			0-0 1B 2B		0-3 K	0-0 FC6-4 1-2f		0-0 1B		4 0 2 0 0 1 2			
Bob Purkey, R OBP: 0.089, SLG: 0.057 (1, 1)			0-3 K		0-3 K		0-0 F9		0-0 4-3	4 0 0 0 0 2 2			
Inning Stats	R: 0 E: 0 K: 1 S: 6 H: 1 LOB: 1 BB: 0 P: 6	R: 0 E: 0 K: 0 S: 3 H: 0 LOB: 0 BB: 0 P: 3	R: 0 E: 0 K: 1 S: 7 H: 2 LOB: 2 BB: 0 P: 7	R: 0 E: 0 K: 0 S: 3 H: 0 LOB: 0 BB: 0 P: 3	R: 0 E: 0 K: 2 S: 7 H: 0 LOB: 0 BB: 0 P: 7	R: 3 E: 0 K: 0 S: 7 H: 4 LOB: 2 BB: 0 P: 8	R: 0 E: 0 K: 0 S: 3 H: 0 LOB: 0 BB: 0 P: 3	R: 0 E: 0 K: 0 S: 3 H: 0 LOB: 0 BB: 0 P: 3	R: 0 E: 0 K: 0 S: 4 H: 1 LOB: 1 BB: 0 P: 4	1B: 6 2B: 2 3B: 0 HR: 0 SF: 0 SAC: 0 DP: 0 HBP: 1	WP: 0 PB: 0 SB: 0 CS: 0 PA: 36		
PITCHER	IP WLS BF H R ER SO BB IBB HBP BLK WP HR S P ERA WHIP											PITCHER	IP WLS BF H R ER SO BB IBB HBP BLK WP HR S P ERA WHIP
Bob Friend, R ERA: 3.25 (1, 1)	8.0 L 32 7 3 3 4 0 0 1 0 0 0 0 39 40 3.38 0.875												
Steve Blass, R ERA: 3.69 (9, 1)	1.0 4 1 0 0 0 0 0 0 0 0 0 0 4 4 0.00 1.000												

Cincinnati Reds @ Pittsburgh Pirates
 Forbes Field, Pittsburgh, PA
 Thu Sep 10 1964, 7:05 PM EDT
 Att. 4,993 - Unknown

livebaseballscorecards.com

AB	35
R	3
H	8
RBI	3
BB	0
SO	4
LOB	10



Batter	1	2	3	4	5	6	7	8	9	AB	R	H	RBI	BB	SO	LOB
Bob Bailey, R (1, 5) OBP: 0.351, SLG: 0.429	0-0 4-3		0-0 6-3			0-0 5-3		0-0 F9		4	0	0	0	0	0	1
Bill Virdon, L (1, 8) OBP: 0.292, SLG: 0.310	0-0 SH5-3 1B		0-3 K			0-0 1-3			0-0 F6	4	0	1	0	0	1	0
Roberto Clemente, R (1, 9) OBP: 0.392, SLG: 0.480	0-0 SH5-3 1-2		0-3 K			0-0 6-3			0-0 4-3	3	0	0	0	0	1	0
Jerry Lynch, L (1, 7) OBP: 0.343, SLG: 0.526	0-0 F7			0-3 K			0-0 F9		0-0 1B	4	0	1	0	0	1	1
Willie Stargell, L (1, 3) OBP: 0.312, SLG: 0.511		0-0 FC6-4 1B		0-0 3-1			0-0 G1-6-3 1B		0-0 G3	4	0	2	0	0	0	1
Bill Mazaroski, R (1, 4) OBP: 0.301, SLG: 0.394		0-0 FC6-4 1-2f		0-0 4-3			0-0 G1-6-3 1-2f			3	0	0	0	0	0	2
Jim Pagliaroni, R (1, 2) OBP: 0.386, SLG: 0.444		0-3 K			0-0 1-3			0-0 PB 2B		3	0	1	0	0	1	1
Gene Alley, R (1, 6) OBP: 0.275, SLG: 0.280		0-0 E4			0-0 6-3			0-3 K		2	0	0	0	0	0	1
Manny Mota, R (8, PH) OBP: 0.317, SLG: 0.403		1-2 1B						2-3 K		1	0	0	0	0	1	1
Dick Schofield, S (9, 6) OBP: 0.363, SLG: 0.359										0	0	0	0	0	0	0
Bob Friend, R (1, 1) OBP: 0.113, SLG: 0.074		0-0 1-3			0-0 5-3			0-3 K		2	0	0	0	0	0	2
Smoky Burgess, L (8, PH) OBP: 0.304, SLG: 0.311										1	0	0	0	0	1	1
Steve Blass, R (9, 1) OBP: 0.100, SLG: 0.069										0	0	0	0	0	0	0

Inning Stats	R: 0	H: 1	R: 0	H: 1	R: 0	H: 0	R: 0	H: 0	R: 0	H: 0	R: 0	H: 1	R: 0	H: 1	R: 0	H: 1	1B: 4	SF: 0	WP: 0	PA: 32	
	E: 0	LOB: 1	E: 1	LOB: 2	E: 0	LOB: 0	E: 0	LOB: 0	E: 0	LOB: 0	E: 0	LOB: 0	E: 0	LOB: 1	E: 0	LOB: 1	2B: 1	SAC: 1	PB: 1		
	K: 0	BB: 0	K: 1	BB: 0	K: 2	BB: 0	K: 1	BB: 0	K: 0	BB: 0	K: 0	BB: 0	K: 2	BB: 0	K: 0	BB: 0	3B: 0	DP: 1	SB: 0		
	S: 4	P: 4	S: 7	P: 7	S: 7	P: 7	S: 5	P: 5	S: 3	P: 3	S: 3	P: 3	S: 8	P: 8	S: 4	P: 4	HR: 0	HBP: 0	CS: 0		
PITCHER Bob Purkey, R (1, 1) ERA: 2.71	IP: 9.0	WLS: W	BF: 32	H: 5	R: 0	ER: 0	SO: 6	BB: 0	IBB: 0	HBP: 0	BLK: 0	WP: 0	HR: 0	S: 44	P: 44	ERA: 0.00	WHIP: 0.556				
PITCHER	IP	WLS	BF	H	R	ER	SO	BB	IBB	HBP	BLK	WP	HR	S	P	ERA	WHIP				

BOTTOM

Cincinnati Reds @ Pittsburgh Pirates
Forbes Field, Pittsburgh, PA
 Thu Sep 10 1964, 7:05 PM EDT
 Att. 4,993 - Unknown

AB	31
R	0
H	5
RBI	0
BB	0
SO	6
LOB	11

P

livebaseballscores.com

Batter	1	2	3	4	5	6	7	8	9	AB R H RBI BB SO LOB	TOP	
Giraldo Ruiz, S OBP: 0.258, SLG: 0.308 (1, 5) X	0-0 4-3 ①		0-3 K ③			0-0 1-3 ③			0-0 F5 ①	4 0 0 0 0 1 3	Cincinnati Reds @ Milwaukee Braves Milwaukee County Stadium, Milwaukee, WI Fri Sep 11 1964, 8:05 PM EDT Att. 6,715 - Unknown livebaseballscorecards.com	
Pete Rose, S OBP: 0.311, SLG: 0.322 (1, 4) X	0-0 5-3 ②			0-0 F8 ①		0-0 6-3 ①		0-3 K ②③	4 0 0 0 0 1 2			
Frank Robinson, R OBP: 0.395, SLG: 0.544 (1, 9) X	0-0 L3 ③			0-0 6-3 ②		0-0 F9 ②			3 0 0 0 0 0 0			
Deron Johnson, R OBP: 0.337, SLG: 0.500 (1, 7)		0-3 K ①		0-0 L3 ③		0-0 F9 ③			3 0 0 0 0 1 0			
Don Pavletich, R OBP: 0.340, SLG: 0.488 (1, 3)		0-3 K ②		0-0 F7 ①		0-0 F8 ①			3 0 0 0 0 1 0			
Tommy Harper, R OBP: 0.326, SLG: 0.314 (1, 8)		0-0 F6 ③		0-0 3-1 ②		0-0 F7 ②			3 0 0 0 0 0 0			
Jimmie Coker, R OBP: 0.450, SLG: 0.353 (1, 2)			4-0 F9 WP BB ③		0-3 K ③		0-3 K ③		2 0 0 0 1 2 0			
Leo Cardenas, R OBP: 0.309, SLG: 0.380 (1, 6)			0-0 F9 ①		0-0 L8-6 WP 1B ①		4-0 CS BB BB ③		2 0 1 0 1 0 1			
Jim Maloney, L OBP: 0.206, SLG: 0.222 (1, 1) Steve Boros, R OBP: 0.340, SLG: 0.324 (9, PH)			0-3 K ②		0-0 L8-6 ①②③		4-0 BB BB BB BB ③		2 0 0 0 0 1 2 0 0 0 0 1 0 0			
Inning Stats	R: 0 E: 0 K: 0 S: 3 H: 0 LOB: 0 BB: 0 P: 3	R: 0 E: 0 K: 2 S: 7 H: 0 LOB: 0 BB: 0 P: 7	R: 0 E: 0 K: 2 S: 7 H: 0 LOB: 1 BB: 1 P: 11	R: 0 E: 0 K: 0 S: 3 H: 0 LOB: 0 BB: 0 P: 3	R: 0 E: 0 K: 1 S: 5 H: 0 LOB: 0 BB: 0 P: 5	R: 0 E: 0 K: 0 S: 3 H: 1 LOB: 0 BB: 0 P: 3	R: 0 E: 0 K: 0 S: 3 H: 0 LOB: 0 BB: 0 P: 3	R: 0 E: 0 K: 1 S: 5 H: 0 LOB: 0 BB: 0 P: 5	R: 0 E: 0 K: 1 S: 4 H: 0 LOB: 2 BB: 2 P: 12	1B: 1 2B: 2 3B: 0 HR: 0 SF: 0 SAC: 0 DP: 2 HBP: 0	WP: 2 PB: 0 SB: 0 CS: 1 PA: 29	
PITCHER Denny Lemaster, L ERA: 4.35 (1, 1)	IP WLS BF H R ER SO BB IBB HBP BLK WP HR S P ERA WHIP											PITCHER IP WLS BF H R ER SO BB IBB HBP BLK WP HR S P ERA WHIP



Batter	1	2	3	4	5	6	7	8	9
Felipe Alou, R OBP: 0.285, SLG: 0.381 (1, 9) X	0-0 F9 ①		0-0 6-3 ②			0-0 4-3 ②		0-0 SF7 ②	
Lee Mays, L OBP: 0.345, SLG: 0.442 (1, 8) S	0-3 K ②		0-0 F8 ③			0-0 4-3 ③		0-0 FC6-4 ③ 3-H 1-2f	
Eddie Mathews, L OBP: 0.349, SLG: 0.436 (1, 5) B B B B	4-0 WP S BB ①			0-3 K ①			0-3 K ①		
Joe Torre, R OBP: 0.364, SLG: 0.495 (1, 2) B B B B	4-0 WP 1-2 BB ②			0-0 F9 ②			0-0 G6-4-3 1B ②		
Rico Carty, R OBP: 0.388, SLG: 0.540 (1, 7) S S S S	0-3 K ③ 1-2 2-3			0-3 K ③			0-0 G6-4-3 ③ 1-2f		
Gene Oliver, R OBP: 0.323, SLG: 0.481 (1, 3)		0-3 K ①			0-0 1-3 ①			0-0 S SF7 2B ①	
Denis Menke, R OBP: 0.367, SLG: 0.468 (1, 6)		0-0 4-3 ②			0-3 K ②			0-3 K ①	
Gary Kolb, L OBP: 0.224, SLG: 0.116 (1, 4) S S S S		0-3 K ③			0-0 4-3 ③			4-0 S IBB ③	
Denny Lemaster, R OBP: 0.194, SLG: 0.153 (1, 1) S S S S			0-3 K ①			0-3 K ①		4-0 FC6-4 BB ① 1-2 2-3	

Inning Stats	R: 0 E: 0 K: 2 S: 7	H: 0 LOB: 2 BB: 2 P: 15	R: 0 E: 0 K: 2 S: 7	H: 0 LOB: 0 BB: 0 P: 7	R: 0 E: 0 K: 1 S: 5	H: 0 LOB: 0 BB: 0 P: 5	R: 0 E: 0 K: 2 S: 7	H: 0 LOB: 0 BB: 0 P: 7	R: 0 E: 0 K: 1 S: 5	H: 0 LOB: 0 BB: 0 P: 5	R: 0 E: 0 K: 1 S: 5	H: 0 LOB: 0 BB: 0 P: 5	R: 0 E: 0 K: 1 S: 5	H: 1 LOB: 0 BB: 0 P: 5	R: 1 E: 0 K: 1 S: 6	H: 1 LOB: 2 BB: 2 P: 14
--------------	------------------------------	----------------------------------	------------------------------	---------------------------------	------------------------------	---------------------------------	------------------------------	---------------------------------	------------------------------	---------------------------------	------------------------------	---------------------------------	------------------------------	---------------------------------	------------------------------	----------------------------------

PITCHER	IP	WLS	BF	H	R	ER	SO	BB	IBB	HBP	BLK	WP	HR	S	P	ERA	WHIP
Jim Maloney, R ERA: 2.94 (1, 1)	8.0	L	29	2	1	1	11	3	1	0	0	1	0	47	63	1.12	0.625

BOTTOM

AB	R	H	RBI	BB	SO	LOB
3	0	0	1	0	0	0
4	0	0	0	0	1	2
0	0	0	0	0	0	0
2	0	0	0	1	2	0
2	0	1	0	1	0	0
3	0	0	0	0	2	3
0	0	0	0	0	0	0
3	1	1	0	0	1	0
3	0	0	0	0	2	1
2	0	0	0	1	1	0
2	0	0	0	1	2	0

Cincinnati Reds @ Milwaukee Braves
Milwaukee County Stadium, Milwaukee, WI

AB	24
R	1
H	2
RBI	1
BB	4
SO	11
LOB	6



1B:	1	SF:	1	WP:	1	PA:	29
2B:	1	SAC:	0	PB:	0		
3B:	0	DP:	1	SB:	3		
HR:	0	HBP:	0	CS:	0		

Fri Sep 11 1964, 8:05 PM EDT
Att. 6,715 - Unknown

Batter	1	2	3	4	5	6	7	8	9	AB R H RBI BB SO LOB	TOP	
Giraldo Ruiz, S (1, 5) OBP: 0.262, SLG: 0.308	4-0 WP SH1-4 1B BB		0-0 E1 1-3 1B			0-0 3-1		0-3 K G4-6-3		3 2 1 0 1 1 0		
Pete Rose, S (1, 4) OBP: 0.311, SLG: 0.322	0-0 SH1-4 1-2		0-0 1-3			0-0 1B		0-0 G4-6-3 1-2f		3 0 1 1 0 0 1		
Vada Pinson, L (1, 8) OBP: 0.309, SLG: 0.436	0-0 2-H 1B		0-0 F6			0-0 F6			0-0 2B WP 1B	4 0 2 1 0 0 1		
Frank Robinson, R (1, 9) OBP: 0.394, SLG: 0.541	0-0 F5			H 1-0 G5-4-3 HBP		0-0 G3			0-0 F8 1-2	3 0 0 0 0 0 3		
Deron Johnson, R (1, 7) OBP: 0.336, SLG: 0.500	0-0 5-3			0-0 G5-4-3 1-2f			0-0 F9		0-0 2B	4 0 1 0 0 0 2		
Gordy Coleman, L (1, 3) OBP: 0.292, SLG: 0.366		0-0 1-3		0-0 F2			0-0 G3		0-0 F3	4 0 0 0 0 0 2		
Leo Cardenas, R (1, 6) OBP: 0.309, SLG: 0.379		0-3 K				0-0 F9		0-0 1B	0-0 5-3	4 0 1 0 0 1 2		
Jimmie Coker, R (1, 2) OBP: 0.391, SLG: 0.300		0-0 5-3				0-0 F9		0-0 F3		3 0 0 0 0 0 1		
Jim O'Toole, S (1, 1) OBP: 0.159, SLG: 0.121			0-0 F5			0-3 K		0-3 K		2 0 0 0 0 1 0		
John Tsitouris, R (6, 1) OBP: 0.208, SLG: 0.231										0 0 0 0 0 0 0		
Bill Henry, L (7, 1) OBP: 0.250, SLG: 0.250										0 0 0 0 0 0 0		
Mel Queen, L (8, PH) OBP: 0.237, SLG: 0.290										1 0 0 0 0 1 0		
Joe Nuxhall, L (8, 1) OBP: 0.140, SLG: 0.200										0 0 0 0 0 0 0		
Inning Stats	R: 1 H: 1 E: 0 LOB: 1 K: 0 BB: 1 S: 4 P: 8	R: 0 H: 0 E: 0 LOB: 0 K: 1 BB: 0 S: 5 P: 5	R: 1 H: 1 E: 1 LOB: 0 K: 0 BB: 0 S: 4 P: 4	R: 0 H: 0 E: 0 LOB: 0 K: 0 BB: 0 S: 2 P: 3	R: 0 H: 0 E: 0 LOB: 0 K: 1 BB: 0 S: 5 P: 5	R: 0 H: 1 E: 0 LOB: 1 K: 0 BB: 0 S: 4 P: 4	R: 0 H: 1 E: 0 LOB: 1 K: 0 BB: 0 S: 4 P: 4	R: 0 H: 0 E: 0 LOB: 0 K: 2 BB: 0 S: 7 P: 7	R: 0 H: 2 E: 0 LOB: 2 K: 0 BB: 0 S: 5 P: 5	1B: 5 SF: 0 2B: 1 SAC: 1 3B: 0 DP: 2 HR: 0 HBP: 1	WP: 3 PA: 34 PB: 0 SB: 0 CS: 0	
PITCHER Hank Fischer, R (1, 1) ERA: 3.91	IP WLS BF H R ER SO BB IBB HBP BLK WP HR S P ERA WHIP	9.0 W 34 6 2 1 4 1 0 1 0 3 0 40 45 1.00 0.778										

Cincinnati Reds @ Milwaukee Braves
 Milwaukee County Stadium, Milwaukee, WI
 Sat Sep 12 1964, 4:33 AM EDT
 Att. 6,045 - Unknown

livebaseballscorecards.com

AB	31
R	2
H	6
RBI	2
BB	1
SO	4
LOB	12



Batter	1	2	3	4	5	6	7	8	9
Felipe Alou, R OBP: 0.284, SLG: 0.381 (1, 9) X	0-0 2B 2B		0-0 F3		0-3 K		0-3 K	0-0 FC6-4	
Lee Mays, L OBP: 0.346, SLG: 0.444 (1, 8) X	0-0 1B 2B		0-0 4-3			0-0 3B 1B	0-0 G3		
Rico Carty, R OBP: 0.390, SLG: 0.545 (1, 7) S S S	0-3 K		0-3 K			0-0 HR 3B	0-0 BB 1B		
Joe Torre, R OBP: 0.368, SLG: 0.497 (1, 2) X	0-0 1B			0-0 FC4-6 1B		4-0 HR IBB	4-0 BB		
Eddie Mathews, L OBP: 0.347, SLG: 0.432 (1, 5) X	0-0 L1-3			0-0 FC4-6 G6-4-3		0-3 K	0-0 3-1		
Gene Oliver, R OBP: 0.326, SLG: 0.494 (1, 3) X		0-0 F9		0-0 G6-4-3		0-0 HR	0-0 BB 1B		
Denis Menke, R OBP: 0.368, SLG: 0.475 (1, 6) X		0-0 HR			0-0 F9	0-0 CS 1B	0-0 F4		
Frank Bolling, R OBP: 0.248, SLG: 0.282 (1, 4) S S S		0-3 K			0-0 1B	0-3 K	0-0 F6		
Hank Fischer, R OBP: 0.231, SLG: 0.188 (1, 1) X		0-0 F3			0-0 F3		0-0 E5 G3 1B 1B	4-0 FC6-4 BB	

Inning Stats	R: 2 E: 0 K: 1 S: 7	H: 3 LOB: 0 BB: 0 P: 7	R: 1 E: 0 K: 1 S: 6	H: 1 LOB: 0 BB: 0 P: 6	R: 0 E: 0 K: 1 S: 5	H: 0 LOB: 0 BB: 0 P: 5	R: 0 E: 0 K: 0 S: 3	H: 1 LOB: 0 BB: 0 P: 3	R: 0 E: 0 K: 1 S: 6	H: 1 LOB: 1 BB: 0 P: 6	R: 4 E: 0 K: 2 S: 10	H: 4 LOB: 0 BB: 1 P: 14	R: 1 E: 1 K: 1 S: 7	H: 2 LOB: 2 BB: 1 P: 11	R: 0 E: 0 K: 0 S: 4	H: 1 LOB: 2 BB: 1 P: 8
--------------	------------------------------	---------------------------------	------------------------------	---------------------------------	------------------------------	---------------------------------	------------------------------	---------------------------------	------------------------------	---------------------------------	-------------------------------	----------------------------------	------------------------------	----------------------------------	------------------------------	---------------------------------

PITCHER	IP	WLS	BF	H	R	ER	SO	BB	IBB	HBP	BLK	WP	HR	S	P	ERA	WHIP
Jim O'Toole, L ERA: 2.59 (1, 1)	5.1	L	23	8	6	6	5	0	0	0	0	0	1	32	36	10.12	1.500
John Tsitouris, R ERA: 4.02 (6, 1)	1.1		8	4	2	2	2	1	0	0	0	0	1	11	15	13.50	3.750
Bill Henry, L ERA: 0.98 (7, 1)	0.1		1	0	0	0	0	0	0	0	0	0	0	1	1	0.00	0.000
Joe Nuxhall, L ERA: 3.88 (8, 1)	1.0		5	1	0	0	0	1	0	0	0	0	0	4	8	0.00	2.000

BOTTOM

Cincinnati Reds @ Milwaukee Braves
Milwaukee County Stadium, Milwaukee, WI

Sat Sep 12 1964, 4:33 AM EDT
Att. 6,045 - Unknown

AB	R	H	RBI	BB	SO	LOB
5	1	1	0	0	2	4
4	2	2	1	0	0	1
4	1	2	2	0	2	1
2	1	2	1	2	0	0
4	0	0	0	0	1	6
4	1	2	3	0	0	1
4	1	2	1	0	0	1
4	0	1	0	0	2	2
3	1	1	0	1	0	1

AB	34
R	8
H	13
RBI	8
BB	3
SO	7
LOB	17



WP	PA
0	37

1B	2B	3B	HR	SF	SAC	DP	HBP
8	3	1	2	0	0	2	0

WP	HR	S	P	ERA	WHIP
0	1	11	15	10.12	1.500

Batter	1	2	3	4	5	6	7	8	9	AB R H RBI BB SO LOB	TOP	
Pete Rose, S (1, 4) OBP: 0.314, SLG: 0.329	0-0 SH2-3 S 2B 1B		0-0 HR 1B	0-0 6-3		0-0 E4		0-0 3B		5 2 3 0 0 0 0		
Tommy Harper, R (1, 7) OBP: 0.325, SLG: 0.323	0-0 SH2-3 1-3		0-0 HR 1B		0-0 F6	0-3 K		0-3 K		4 1 1 2 0 2 2		
Vada Pinson, L (1, 8) OBP: 0.312, SLG: 0.445	0-0 1-3		0-0 WP 2B 1B		0-0 HR	0-0 F7			0-0 4-3 FC6-2 2B	5 2 3 1 0 0 2		
Frank Robinson, R (1, 9) OBP: 0.394, SLG: 0.541	0-0 2B		0-0 6-3 1-2		0-0 S BB 2B 1B	0-0 F8			0-0 4-3 2-3	5 1 2 1 0 0 3		
Deron Johnson, R (1, 3) OBP: 0.337, SLG: 0.500	0-0 F9		0-0 1B 2B		4-0 BB BB BB 2B S BB	0-0 F5			0-0 FC6-2 FC6-4	4 2 1 1 1 0 2		
Leo Cardenas, R (1, 6) OBP: 0.308, SLG: 0.377		0-0 6-3	0-0 K 1B		0-0 4-3 1-2 2-3	0-3 K			0-0 FC6-4 1-2f	5 0 1 1 0 1 3		
Jimmie Coker, R (1, 2) OBP: 0.370, SLG: 0.333		0-0 5-3	0-3 K		0-0 1B 2B	0-3 K				4 1 1 2 0 2 1		
Steve Boros, R (1, 5) OBP: 0.341, SLG: 0.324		0-0 1B			0-0 F9	4-0 1B IBB		0-0 F6		3 0 1 0 1 0 0		
Joey Jay, S (1, 1) OBP: 0.077, SLG: 0.040		0-0 F6			0-3 K	0-0 1B		0-0 6-3		4 0 1 1 0 1 1		
Inning Stats	R: 1 E: 0 K: 0 S: 5 H: 2 LOB: 1 BB: 0 P: 5	R: 0 E: 0 K: 0 S: 4 H: 1 LOB: 1 BB: 0 P: 4	R: 4 E: 0 K: 1 S: 9 H: 5 LOB: 0 BB: 0 P: 9	R: 0 E: 0 K: 1 S: 5 H: 0 LOB: 0 BB: 0 P: 5	R: 4 E: 0 K: 0 S: 6 H: 4 LOB: 2 BB: 2 P: 14	R: 0 E: 1 K: 1 S: 6 H: 0 LOB: 1 BB: 0 P: 6	R: 0 E: 0 K: 2 S: 7 H: 0 LOB: 0 BB: 0 P: 7	R: 0 E: 0 K: 1 S: 6 H: 1 LOB: 1 BB: 0 P: 6	R: 0 E: 0 K: 0 S: 4 H: 1 LOB: 1 BB: 0 P: 4	1B: 7 2B: 4 3B: 1 HR: 2 SF: 0 SAC: 1 DP: 0 HBP: 0	WP: 1 PB: 0 SB: 3 CS: 0 PA: 42	
PITCHER	IP WLS BF H R ER SO BB IBB HBP BLK WP HR S P ERA WHIP											
Warren Spahn, L (1, 1) ERA: 5.43	2.1 L 15 8 5 5 0 0 0 0 0 0 1 1 15 15 19.29 3.429											
Bob Sadowski, R (3, 1) ERA: 4.42	0.2 1 0 0 0 1 0 0 0 0 0 0 0 3 3 0.00 0.000											
Dan Schneider, L (4, 1) ERA: 4.98	2.0 11 4 4 4 1 1 1 0 0 0 1 11 19 18.00 2.500											
Clay Carroll, R (6, 1) ERA: 5.4	2.0 7 0 0 0 3 0 0 0 0 0 0 0 13 13 0.00 0.000											
Chi-Chi Olivo, R (8, 1) ERA: 3.69	2.0 8 2 0 0 1 0 0 0 0 0 0 0 10 10 0.00 1.000											

Cincinnati Reds @ Milwaukee Braves
Milwaukee County Stadium, Milwaukee, WI
 Sun Sep 13 1964, 4:33 AM EDT
 Att. 8,945 - Unknown

livebaseballscorecards.com

AB	39
R	9
H	14
RBI	9
BB	2
SO	6
LOB	14



Batter	1	2	3	4	5	6	7	8	9	AB	R	H	RBI	BB	SO	LOB
Felipe Alou, R OBP: 0.283, SLG: 0.380 (1, 9) X	0-0 F7 ①		0-0 1-3 1B		0-0 F7 ②		0-0 F3 ②			4	0	1	0	0	0	1
Lee Maye, L OBP: 0.348, SLG: 0.445 (1, 8) X	0-0 CS 1B		0-0 1-3 ①		0-0 1-3 1B		0-0 6-3 ③			4	0	2	0	0	0	2
Rico Carty, R OBP: 0.386, SLG: 0.539 (1, 7) X	0-0 F9 ② ③		0-3 K ②		0-0 F2 ③			0-0 F7 ①		4	0	0	0	0	1	5
Eddie Mathews, L OBP: 0.348, SLG: 0.432 (1, 5)		0-3 K ①	0-3 K ③			0-0 G6-4-3 1B		0-0 G6-3 1B		4	0	2	0	0	2	2
Joe Torre, R OBP: 0.366, SLG: 0.493 (1, 2)		0-0 F4 ②		0-0 5-3 ①		0-0 G6-4-3 ① ②		0-0 G6-3 ② ③		4	0	0	0	0	0	2
Gene Oliver, R OBP: 0.328, SLG: 0.490 (1, 3)		4-0 1B BB		0-0 6-3 ②		4-0 HR BB			0-3 K ①	2	1	0	0	2	1	0
Denis Menke, R OBP: 0.369, SLG: 0.482 (1, 6)		0-0 1-2 1B		0-0 5-3 ③		0-0 1-H HR			0-0 F7 ②	4	1	2	2	0	0	0
Gary Kolb, L OBP: 0.208, SLG: 0.106 (1, 4)		0-0 4-3 ③			0-0 E4 FC3-6	0-0 G3 ③			0-0 F6 ③	4	0	0	0	0	0	2
Warren Spahn, L OBP: 0.183, SLG: 0.271 (3, 1)			0-0 1-3 1B		0-0 FC3-6 1B ①				0-0 6-3 ①	0	0	0	0	0	0	0
Bob Sadowski, R OBP: 0.184, SLG: 0.188 (3, PH)										0	0	0	0	0	0	0
Miguel de la Hoz, R OBP: 0.325, SLG: 0.356 (4, 1)										0	1	1	0	0	0	0
Dan Schneider, L OBP: 0.324, SLG: 0.359 (5, PH)										0	0	0	0	0	0	0
Ty Cline, L OBP: 0.247, SLG: 0.281 (6, 1)										0	0	0	0	0	0	0
Clay Carroll, R OBP: 0.500, SLG: 0.500 (7, PH)										0	0	0	0	0	0	0
Frank Bolling, R OBP: 0.247, SLG: 0.281 (8, 1)										0	0	0	0	0	0	0
Chi-Chi Ojivo, R OBP: 0.500, SLG: 0.500 (8, 1)										0	0	0	0	0	0	0

BOTTOM																				
Cincinnati Reds @ Milwaukee Braves Milwaukee County Stadium, Milwaukee, WI																				
Sun Sep 13 1964, 4:33 AM EDT Att. 8,945 - Unknown																				
livebaseballscorecards.com																				
AB	33																			
R	2																			
H	8																			
RBI	2																			
BB	2																			
SO	4																			
LOB	15																			
																				
Inning Stats	R: 0 E: 0 K: 0 S: 3	H: 1 LOB: 0 BB: 0 P: 3	R: 0 E: 0 K: 1 S: 6	H: 1 LOB: 2 BB: 1 P: 10	R: 0 E: 0 K: 2 S: 9	H: 2 LOB: 2 BB: 0 P: 9	R: 0 E: 0 K: 0 S: 3	H: 0 LOB: 0 BB: 0 P: 3	R: 0 E: 1 K: 0 S: 5	H: 1 LOB: 2 BB: 0 P: 5	R: 2 E: 0 K: 0 S: 4	H: 2 LOB: 0 BB: 1 P: 8	R: 0 E: 0 K: 0 S: 3	H: 1 LOB: 0 BB: 0 P: 3	R: 0 E: 0 K: 1 S: 5	H: 0 LOB: 0 BB: 0 P: 5	1B: 7 2B: 0 3B: 0 HR: 1	SF: 0 SAC: 0 DP: 2 HBP: 0	WP: 0 PB: 0 SB: 0 CS: 1	PA: 35
PITCHER Joey Jay, R ERA: 3.29 (1, 1)	IP: 9.0 WLS: W BF: 35	H: 8 R: 2 ER: 2 SO: 4	BB: 2 IBB: 0 HBP: 0 BLK: 0	WP: 0 HR: 1 S: 41 P: 49	ERA: 2.00 WHIP: 1.111															

Batter	1	2	3	4	5	6	7	8	9	AB R H RBI BB SO LOB	TOP											
Pete Rose, S (1, 4) OBP: 0.318, SLG: 0.332	0-0 1B SF8 1B	4-0 1B BB		0-0 1B			0-0 6-3			3 1 2 0 1 0 0												
Marty Keough, L (1, 9) OBP: 0.303, SLG: 0.366	0-0 1B 1-3 1B	0-0 F9		0-3 K			0-0 1-3			4 0 1 0 0 1 3												
Vada Pinson, L (1, 8) OBP: 0.310, SLG: 0.443	0-0 SF8 3-H		0-0 G3			0-0 G3	0-0 G3			3 0 0 1 0 0 0												
Frank Robinson, R (1, 7) OBP: 0.391, SLG: 0.537	0-3 K		0-0 6-3			0-0 5-3	0-0 F8			4 0 0 0 0 1 1												
Deron Johnson, R (1, 3) OBP: 0.339, SLG: 0.499	0-0 1-3 1B		4-0 1B BB			0-3 K	0-0 L6			3 0 1 0 1 1 0												
Johnny Edwards, L (1, 2) OBP: 0.332, SLG: 0.385	0-0 F8		0-0 1-2 1B			0-0 L3	0-3 K2-3			4 0 1 0 0 1 2												
Leo Cardenas, R (1, 6) OBP: 0.307, SLG: 0.378		0-0 2B	0-0 F9			0-0 1-3		0-0 6-3		4 0 1 0 0 0 2												
Steve Boros, R (1, 5) OBP: 0.341, SLG: 0.322		0-0 F8		0-0 4-3		4-0 S BB		0-0 F7		2 0 0 0 1 0 1												
Giraldo Ruiz, S (9, PH) OBP: 0.261, SLG: 0.307										1 0 0 0 0 0 0												
Bob Purkey, R (1, 1) OBP: 0.088, SLG: 0.056		0-3 K		0-0 6-3		0-0 F2		0-0 F3		1 0 0 0 0 1 1												
Joe Nuxhall, L (2, 1) OBP: 0.135, SLG: 0.192										2 0 0 0 0 0 1												
Billy McCool, R (7, 1)										0 0 0 0 0 0 0												
Gordy Coleman, L (9, PH) OBP: 0.290, SLG: 0.364										1 0 0 0 0 0 0												
Inning Stats	R: 1 E: 0 K: 1 S: 8	H: 3 LOB: 2 BB: 0 P: 8	R: 0 E: 0 K: 1 S: 6	H: 1 LOB: 2 BB: 1 P: 10	R: 0 E: 0 K: 0 S: 4	H: 1 LOB: 2 BB: 1 P: 8	R: 0 E: 0 K: 1 S: 6	H: 1 LOB: 1 BB: 0 P: 6	R: 0 E: 0 K: 0 S: 3	H: 0 LOB: 1 BB: 1 P: 7	R: 0 E: 0 K: 0 S: 3	H: 0 LOB: 0 BB: 0 P: 3	R: 0 E: 0 K: 1 S: 5	H: 0 LOB: 0 BB: 0 P: 5	R: 0 E: 0 K: 0 S: 3	H: 0 LOB: 0 BB: 0 P: 3	R: 0 E: 0 K: 0 S: 3	H: 0 LOB: 0 BB: 0 P: 3	1B: 5 2B: 1 3B: 0 HR: 0	SF: 1 SAC: 0 DP: 0 HBP: 0	WP: 0 PB: 0 SB: 1 CS: 0	PA: 36
PITCHER Larry Jackson, R (1, 1) ERA: 3.26	IP: 9.0 WLS: W BF: 36 H: 6 R: 1 ER: 1 SO: 5 BB: 3 IBB: 0 HBP: 0 BLK: 0 WP: 0 HR: 0 S: 43 P: 55 ERA: 1.00 WHIP: 1.000											PITCHER IP: WLS: BF: H: R: ER: SO: BB: IBB: HBP: BLK: WP: HR: S: P: ERA: WHIP:										

Cincinnati Reds @ Chicago Cubs
Wrigley Field, Chicago, IL
Tue Sep 15 1964, 3:33 AM CDT
Att: 904 - Unknown

livebaseballscorecards.com

AB 32
R 1
H 6
RBI 1
BB 3
SO 5
LOB 11



Batter	1	2	3	4	5	6	7	8	9
Joey Amalfitano, R <small>(1, 4) OBP: 0.334, SLG: 0.383</small>	4-0 	4-0 			0-0 		0-0 	0-3 	
Ellis Burton, S <small>(1, 8) OBP: 0.333, SLG: 0.378</small>	4-0 	0-3 			4-0 		4-0 		
Billy Williams, L <small>(1, 7) OBP: 0.375, SLG: 0.553</small>	0-0 		0-0 		0-0 		0-3 		
Ron Santo, R <small>(1, 5) OBP: 0.396, SLG: 0.560</small>	0-0 		0-0 			0-0 	0-0 		
14 Ernie Banks, R <small>(1, 3) OBP: 0.310, SLG: 0.441</small>	0-0 		0-0 			0-0 	4-0 		
Len Gabrielson, L <small>(1, 9) OBP: 0.311, SLG: 0.369</small>		0-0 		0-0 		1-0 	4-0 		
Andre Rodgers, R <small>(1, 6) OBP: 0.325, SLG: 0.384</small>		0-0 		0-0 		0-0 	0-3 		
Vic Roznovsky, L <small>(1, 2) OBP: 0.250, SLG: 0.224</small>		4-0 		0-0 		0-0 	0-3 		
Larry Jackson, R <small>(1, 1) OBP: 0.184, SLG: 0.206</small>		0-0 		0-0 		0-0 	0-3 		

Inning Stats	R: 2	H: 1	E: 0	K: 0	S: 3	LOB: 0	BB: 2	P: 11	R: 0	H: 1	E: 0	K: 1	S: 6	LOB: 3	BB: 2	P: 14	R: 0	H: 0	E: 0	K: 0	S: 3	LOB: 0	BB: 0	P: 3	R: 0	H: 0	E: 0	K: 0	S: 4	LOB: 1	BB: 1	P: 6	R: 3	H: 2	E: 0	K: 0	S: 5	LOB: 0	BB: 0	P: 6	R: 1	H: 1	E: 0	K: 2	S: 8	LOB: 3	BB: 3	P: 20	R: 0	H: 0	E: 0	K: 3	S: 9	LOB: 0	BB: 0	P: 9
--------------	------	------	------	------	------	--------	-------	-------	------	------	------	------	------	--------	-------	-------	------	------	------	------	------	--------	-------	------	------	------	------	------	------	--------	-------	------	------	------	------	------	------	--------	-------	------	------	------	------	------	------	--------	-------	-------	------	------	------	------	------	--------	-------	------

PITCHER	IP	WLS	BF	H	R	ER	SO	BB	IBB	HBP	BLK	WP	HR	S	P	ERA	WHIP
Bob Purkey, R <small>(1, 1) ERA: 2.79</small>	1.0	L	6	2	2	2	0	2	0	0	0	0	0	4	12	18.00	4.000
Joe Nuxhall, L <small>(2, 1) ERA: 3.93</small>	5.0		21	3	3	3	1	3	0	1	0	0	1	19	32	5.40	1.200
Billy McCool, L <small>(7, 1) ERA: 2.17</small>	2.0		10	1	1	1	5	2	1	0	0	0	0	17	29	4.50	1.500

AB R H RBI BB SO LOB

3	1	0	0	2	1	0
1	2	0	0	3	1	3
4	0	1	1	0	1	2
3	1	2	2	0	0	0
3	0	0	0	1	0	2
2	1	2	0	1	0	0
4	1	1	3	0	1	5
3	0	0	0	1	1	1
3	0	0	0	0	1	1

WP	HR	S	P	ERA	WHIP
0	0	0	37		



Cincinnati Reds @ Chicago Cubs
 Wrigley Field, Chicago, IL
 Tue Sep 15 1964, 3:33 AM CDT
 Att. 904 - Unknown

AB	26
R	6
H	6
RBI	6
BB	8
SO	6
LOB	14



1B:	1	SF:	1
2B:	4	SAC:	1
3B:	1	DP:	2
HR:	1	HBP:	1

livebaseballscorecards.com

Batter	1	2	3	4	5	6	7	8	9	AB R H RBI BB SO LOB	TOP									
Pete Rose, S OBP: 0.316, SLG: 0.330 (1, 4) X	0-0 FC4-6 1B	0-0 6-3		0-0 4-3		0-0 3-1			0-3 K	5 0 1 0 0 1 0										
Giraldo Ruiz, S OBP: 0.256, SLG: 0.301 (1, 5) X	0-0 FC4-6 1B 1-2f	0-0 F6		0-0 F7		0-0 6-3			0-0 4-3	5 1 0 0 0 0 1										
Vada Pinson, L OBP: 0.311, SLG: 0.442 (1, 8) X	0-0 1B 1-3 E 1B	0-0 4-3			0-0 FC6-4 1B			0-0 F9	0-0 F6	5 1 2 0 0 0 0										
Frank Robinson, R OBP: 0.392, SLG: 0.539 (1, 7) X	0-0 E 1B 1-3 3-H 1B		0-0 F6		0-0 FC6-4 1-2f FC6-4			0-0 2B		4 1 2 1 0 0 1										
Deron Johnson, R OBP: 0.340, SLG: 0.504 (1, 3) X	0-0 E8 1B 1-3 3-H 1B		0-0 1B 3B		0-0 FC6-4 1B 1-2f			0-0 F4		4 2 2 1 0 0 2										
Johnny Edwards, L OBP: 0.336, SLG: 0.389 (1, 2) X	0-0 G3 1B 2-H 3-H		0-0 1B		0-0 1B			0-0 G3		4 0 3 3 0 0 0										
Marty Keough, L OBP: 0.302, SLG: 0.364 (1, 9) X	0-0 G3 1-2		0-0 F7		0-0 F8			0-0 5-3 1B		4 0 1 0 0 0 4										
Leo Cardenas, R OBP: 0.307, SLG: 0.376 (1, 6) X	4-0 IBB		0-0 5-3		0-3 K			0-0 5-3 1-2		3 0 0 0 1 1 2										
Jim Maloney, L OBP: 0.197, SLG: 0.212 (1, 1) X	0-0 5-3			0-0 5-3		0-0 G3		0-3 K		3 0 0 0 0 0 2										
Sammy Ellis, L (7, 1)										1 0 0 0 0 1 1										
Inning Stats	R: 4 E: 1 K: 0 S: 8	H: 5 LOB: 2 BB: 1 P: 12	R: 0 E: 0 K: 0 S: 3	H: 0 LOB: 0 BB: 0 P: 3	R: 1 E: 0 K: 0 S: 5	H: 2 LOB: 1 BB: 0 P: 5	R: 0 E: 0 K: 0 S: 3	H: 0 LOB: 0 BB: 0 P: 3	R: 0 E: 0 K: 1 S: 5	H: 0 LOB: 0 BB: 0 P: 5	R: 0 E: 0 K: 0 S: 4	H: 1 LOB: 1 BB: 0 P: 4	R: 0 E: 0 K: 1 S: 6	H: 1 LOB: 1 BB: 0 P: 6	R: 0 E: 0 K: 1 S: 5	H: 0 LOB: 0 BB: 0 P: 5	1B: 9 2B: 1 3B: 1 HR: 0	SF: 0 SAC: 0 DP: 0 HBP: 0	WP: 0 PB: 0 SB: 0 CS: 0	PA: 39
PITCHER	IP WLS BF H R ER SO BB IBB HBP BLK WP HR S P ERA WHIP																			
Bob Buhl, R ERA: 3.76 (1, 1)	0.1 L 6 5 4 4 0 0 0 0 0 0 0 0 6 6 108.00 15.000																			
Cal Koonce, R ERA: 1.93 (1, 1)	4.2 19 4 1 1 0 0 0 1 0 0 0 0 18 22 1.93 0.857																			
Jack Warner, R ERA: 1.5 (6, 1)	2.0 7 1 0 0 1 0 0 0 0 0 0 0 9 9 0.00 0.500																			
Lindy McDaniel, R ERA: 4.02 (8, 1)	2.0 7 1 0 0 2 0 0 0 0 0 0 0 11 11 0.00 0.500																			

Cincinnati Reds @ Chicago Cubs
Wrigley Field, Chicago, IL
Wed Sep 16 1964, 3:33 AM CDT
Att. 1,004 - Unknown

livebaseballscorecards.com

AB	38
R	5
H	11
RBI	5
BB	1
SO	3
LOB	13



Batter	1	2	3	4	5	6	7	8	9	AB R H RBI BB SO LOB
Joey Amalfitano, R OBP: 0.333, SLG: 0.379 (1, 4) BB	4-0 BB		0-3 K		0-0 G3		0-0 F9			3 0 0 0 1 1 1
Ellis Burton, S OBP: 0.320, SLG: 0.360 (1, 8) X	0-0 F8			0-0 1-3		0-0 4-3		0-3 K		4 0 0 0 0 1 1
Billy Williams, L OBP: 0.375, SLG: 0.553 (1, 7) X	0-0 F7			4-0 2B 14 SF8 BB		0-0 HR 2B		0-3 K		3 2 1 0 1 1 1
Ron Santo, R OBP: 0.397, SLG: 0.567 (1, 5) SS	0-3 K			0-0 1-3 2B		0-0 2-H HR		0-3 K		4 1 2 2 0 2 1
14 Ernie Banks, R OBP: 0.310, SLG: 0.441 (1, 3) X		0-0 F9		0-0 SF8		0-0 FC3-6 1B		0-3 K		3 0 1 1 0 1 0
Len Gabrielson, L OBP: 0.306, SLG: 0.363 (1, 9) X		0-0 F8		0-0 G3		0-0 FC3-6 1-2f		0-0 F6		4 0 0 0 0 0 2
Andre Rodgers, R OBP: 0.325, SLG: 0.380 (1, 6) X		0-0 F4			0-0 F7		0-0 G3		0-0 F3	4 0 0 0 0 0 1
Vic Roznovsky, L OBP: 0.253, SLG: 0.229 (1, 2) SS			0-3 K		0-0 1B		0-0 1-3			3 0 1 0 0 1 0
Bob Buhl, R OBP: 0.188, SLG: 0.108 (1, 1) Cal Koontz, R (1, 1) John Boccabella, R (5, PH) Jack Warner, R (6, 1) Leo Burke, R OBP: 0.306, SLG: 0.320 (7, PH) Lindy McDaniel, R OBP: 0.133, SLG: 0.133 (8, 1)			0-3 K		0-3 K		0-3 K			0 0 0 0 0 0 0 1 0 0 0 0 1 0 1 0 0 0 0 1 1 0 0 0 0 0 0 0 1 0 0 0 0 1 0 0 0 0 0 0 0 0

Inning Stats	R: 0 E: 0 K: 1 S: 5	H: 0 LOB: 1 BB: 1 P: 9	R: 0 E: 0 K: 0 S: 3	H: 0 LOB: 0 BB: 0 P: 3	R: 0 E: 0 K: 3 S: 9	H: 0 LOB: 0 BB: 0 P: 9	R: 1 E: 0 K: 0 S: 4	H: 1 LOB: 1 BB: 1 P: 8	R: 0 E: 0 K: 1 S: 6	H: 1 LOB: 1 BB: 0 P: 6	R: 2 E: 0 K: 0 S: 6	H: 3 LOB: 1 BB: 0 P: 6	R: 0 E: 0 K: 1 S: 5	H: 0 LOB: 0 BB: 0 P: 5	R: 0 E: 0 K: 3 S: 9	H: 0 LOB: 0 BB: 0 P: 9	R: 0 E: 0 K: 1 S: 5	H: 0 LOB: 0 BB: 0 P: 5	1B: 2 2B: 2 3B: 0 HR: 1	SF: 1 SAC: 0 DP: 0 HBP: 0	WP: 0 PB: 0 SB: 0 CS: 0	PA: 34
PITCHER	IP	WLS	BF	H	R	ER	SO	BB	IBB	HBP	BLK	WP	HR	S	P	ERA	WHIP					
Jim Maloney, R ERA: 2.98 (1, 1)	6.0	W	25	5	3	3	5	2	0	0	0	0	1	33	41	4.50	1.167					
Sammy Ellis, R ERA: 3.01 (7, 1)	3.0	S	9	0	0	0	5	0	0	0	0	0	0	19	19	0.00	0.000					

BOTTOM

Cincinnati Reds @ Chicago Cubs
Wrigley Field, Chicago, IL

Wed Sep 16 1964, 3:33 AM CDT
Att. 1,004 - Unknown

livebaseballscorecards.com

AB	31
R	3
H	5
RBI	3
BB	2
SO	10
LOB	8

Batter	1	2	3	4	5	6	7	8	9	AB R H RBI BB SO LOB	TOP											
Pete Rose, S (1, 4) OBP: 0.315, SLG: 0.329	0-0 4-3		0-0 SH3 1B		0-3 K		0-0 4-3		0-0 FC4-6 1B E	5 1 1 0 0 1 1												
Giraldo Ruiz, S (1, 5) OBP: 0.260, SLG: 0.308	0-3 K		0-0 SH3 1-2		0-0 2B		0-0 F6		0-0 WP E 1B	4 0 2 0 0 1 0												
Vada Pinson, L (1, 8) OBP: 0.310, SLG: 0.445	0-0 F7		0-0 F7		0-3 K		0-0 HR		0-0 E6 WP	5 1 1 1 0 1 3												
Frank Robinson, R (1, 7) OBP: 0.392, SLG: 0.543		0-0 HR	0-0 F8		0-0 2B SF8 1B		0-3 K		0-0 1-3	5 2 2 1 0 1 3												
Deron Johnson, R (1, 3) OBP: 0.339, SLG: 0.504		0-0 4-3		0-0 1-3		0-0 SF8 1B 2B		0-0 5-3		4 1 1 0 0 0 0												
Johnny Edwards, L (1, 2) OBP: 0.337, SLG: 0.399		0-0 S 2B 1B		0-0 HR		0-0 SF8		0-0 1-3		3 2 2 2 0 0 0												
Marty Keough, L (1, 9) OBP: 0.305, SLG: 0.371		0-0 1-H 2B		0-0 6-3		0-0 1B		0-0 F9		4 0 2 2 0 0 0												
Leo Cardenas, R (1, 6) OBP: 0.306, SLG: 0.375		0-0 4-3		0-0 F8		0-3 K			0-0 CS 1B	4 0 1 0 0 1 2												
Jim O'Toole, S (1, 1) OBP: 0.164, SLG: 0.129		0-0 5-3			0-3 K		0-0 F7		0-0 FC4-6 1B	4 0 1 0 0 1 2												
Sammy Ellis, L (9, 1)										0 0 0 0 0 0 0												
Inning Stats	R: 0 E: 0 K: 1 S: 5	H: 0 LOB: 0 BB: 0 P: 5	R: 2 E: 0 K: 0 S: 6	H: 3 LOB: 1 BB: 0 P: 6	R: 0 E: 0 K: 0 S: 4	H: 1 LOB: 1 BB: 0 P: 4	R: 1 E: 0 K: 0 S: 4	H: 1 LOB: 0 BB: 0 P: 4	R: 0 E: 0 K: 3 S: 10	H: 1 LOB: 1 BB: 0 P: 10	R: 2 E: 0 K: 1 S: 8	H: 3 LOB: 1 BB: 0 P: 8	R: 1 E: 0 K: 1 S: 6	H: 1 LOB: 0 BB: 0 P: 6	R: 0 E: 0 K: 0 S: 3	H: 0 LOB: 0 BB: 0 P: 3	R: 1 E: 1 K: 0 S: 6	H: 3 LOB: 2 BB: 0 P: 6	1B: 7 2B: 3 3B: 0 HR: 3	SF: 1 SAC: 1 DP: 0 HBP: 0	WP: 1 PB: 0 SB: 1 CS: 1	PA: 40
PITCHER	IP WLS BF H R ER SO BB IBB HBP BLK WP HR S P ERA WHIP																					
Lew Burdette, R (1, 1) ERA: 4.69	5.0 L 23 8 5 5 4 0 0 0 0 0 2 31 31 9.00 1.600																					
Jack Warner, R (6, 1) ERA: 1.29	1.0 4 1 0 0 1 0 0 0 0 0 0 6 6 0.00 1.000																					
Cal Koonce, R (7, 1) ERA: 2.35	3.0 13 4 2 1 1 0 0 0 0 1 1 15 15 3.00 1.333																					

Cincinnati Reds @ Chicago Cubs
Wrigley Field, Chicago, IL
Thu Sep 17 1964, 3:33 AM CDT
Att. 1,507 - Unknown

livebaseballscorecards.com

AB	38
R	7
H	13
RBI	6
BB	0
SO	6
LOB	11



Batter	1	2	3	4	5	6	7	8	9	AB	R	H	RBI	BB	SO	LOB
Andre Rodgers, R OBP: 0.324, SLG: 0.386 (1, 6) X	0-0 FC4-6 1B		0-0 6-3			0-0 6-3			0-0 1B 3B	4	1	2	1	0	0	0
Billy Cowan, R OBP: 0.270, SLG: 0.398 (1, 8) X	0-0 FC4-6 1-2f		0-0 L7			0-3 K			0-0 FC1-6 1B	4	0	1	1	0	1	1
Billy Williams, L OBP: 0.373, SLG: 0.550 (1, 7) X	0-0 FC4-6 E S 1-2f 2B				0-0 F5			0-0 F9	0-0 FC1-6 1-2f HR	4	2	0	0	0	0	2
Ron Santo, R OBP: 0.398, SLG: 0.574 (1, 5) X	0-0 1-H 2B				0-0 4-3			0-3 K	0-0 1-H HR	4	1	2	3	0	1	0
14 Ernie Banks, R OBP: 0.308, SLG: 0.437 (1, 3) X	0-0 F4				0-0 L6			0-0 F9	0-0 6-3	4	0	0	0	0	0	1
Len Gabrielson, L OBP: 0.302, SLG: 0.358 (1, 9) X		0-0 F6				0-0 F9			0-0 3-1 F6	4	0	0	0	0	0	0
Ron Campbell, R OBP: 0.271, SLG: 0.426 (1, 4) X		0-0 F8				0-0 6-3			0-0 5-3	3	0	0	0	0	0	0
Dick Bertell, R OBP: 0.294, SLG: 0.326 (1, 2) X		0-0 F7				0-0 F7			0-0 F6	3	0	0	0	0	0	0
Lew Burdette, R OBP: 0.333, SLG: 0.455 Jack Warner, R (6, 1) Joey Amalfitano, R OBP: 0.332, SLG: 0.378 Cal Koonce, R (7, 1) John Boccabella, R OBP: 0.500, SLG: 0.500 (9, PH)			0-0 F3			0-3 K			0-0 3B 1B	1	0	0	0	0	0	0
										0	0	0	0	0	0	0
										1	0	0	0	0	1	0
										0	0	0	0	0	0	0
										1	1	1	0	0	0	0

BOTTOM

Cincinnati Reds @ Chicago Cubs
 Wrigley Field, Chicago, IL
 Thu Sep 17 1964, 3:33 AM CDT
 Att. 1,507 - Unknown

livebaseballscorecards.com

AB	33
R	5
H	6
RBI	5
BB	0
SO	3
LOB	4



WP: 0	PA: 33
PB: 0	
SB: 1	
CS: 0	

Inning Stats																												
R: 1		H: 2		R: 0		H: 0		R: 0		H: 0		R: 0		H: 0		R: 0		H: 4		1B: 3		SF: 0		WP: 0		PA: 33		
E: 0		LOB: 1		E: 0		LOB: 0		E: 0		LOB: 0		E: 0		LOB: 0		E: 0		LOB: 0		E: 0		LOB: 0		PB: 0				
K: 0		BB: 0		K: 0		BB: 0		K: 0		BB: 0		K: 0		BB: 0		K: 0		BB: 0		K: 0		BB: 0		SB: 1				
S: 5		P: 5		S: 3		P: 3		S: 3		P: 3		S: 3		P: 3		S: 7		P: 7		S: 3		P: 3		CS: 0				
PITCHER		IP	WLS	BF	H	R	ER	SO	BB	IBB	HBP	BLK	WP	HR	S	P	ERA	WHIP										
Jim O'Toole, L ERA: 2.71 (1, 1)	8.1	W	31	6	5	5	5	3	0	0	0	0	0	1	37	37	5.40	0.720										
Sammy Ellis, R ERA: 2.99 (9, 1)	0.2	S	2	0	0	0	0	0	0	0	0	0	0	0	2	2	0.00	0.000										

Batter	1	2	3	4	5	6	7	8	9	AB R H RBI BB SO LOB
Pete Rose, S OBP: 0.315, SLG: 0.327 (1, 4) BB	4-0 4-3 1-3 BB		0-0 F7		0-0 L6		0-3 K		0-0 SH2-3	3 0 0 0 1 1 3
Giraldo Ruiz, S OBP: 0.259, SLG: 0.306 (1, 5) X	0-0 1-3 1-2		0-0 F8			0-3 K	0-0 1B		0-3 K	5 0 1 0 0 2 4
Vada Pinson, L OBP: 0.312, SLG: 0.446 (1, 8) X	0-0 4-3 2-3			0-0 4-3		0-0 HR	0-0 1B		4-0 HR	4 2 2 0 1 0 1
Frank Robinson, R OBP: 0.390, SLG: 0.546 (1, 7) X	0-0 F7			0-0 6-3		0-0 HR	0-3 K		0-0 HR	5 2 1 3 0 1 4
Deron Johnson, R OBP: 0.338, SLG: 0.508 (1, 3) X		0-0 G1		0-0 F8		0-0 HR		0-0 F8		4 1 1 3 0 0 0
Johnny Edwards, L OBP: 0.337, SLG: 0.398 (1, 2) SS		0-3 K			0-0 4-3	0-0 1B		0-0 F5		4 0 1 0 0 1 0
Marty Keough, L OBP: 0.308, SLG: 0.385 (1, 9) SS		0-3 K			0-0 1B	0-0 F5		0-0 HR		4 1 2 1 0 1 1
Leo Cardenas, R OBP: 0.304, SLG: 0.372 (1, 6) SS			0-3 K		0-0 F5	0-0 F7		0-0 5-3		4 0 0 0 0 1 2
Bob Purkey, R OBP: 0.088, SLG: 0.056 (1, 1) Bill Henry, L OBP: 0.500, SLG: 0.500 (3, 1) Mel Queen, L OBP: 0.235, SLG: 0.287 (7, PH) Sammy Ellis, L OBP: 0.294, SLG: 0.372 (8, 1) Gordy Coleman, L OBP: 0.325, SLG: 0.323 (9, PH) Tommy Harper, R OBP: 0.325, SLG: 0.323 (9, PR)			0-0 1B		0-0 1B		0-0 G3		0-0 SH2-3 HR	0 0 0 0 0 0 0 2 0 2 0 0 0 0 1 0 0 0 0 0 0 0 0 0 0 0 0 0 1 0 1 0 0 0 0 0 1 0 0 0 0 0

Inning Stats	R: 0 E: 0 K: 0 S: 3	H: 0 LOB: 1 BB: 1 P: 7	R: 0 E: 0 K: 2 S: 7	H: 0 LOB: 0 BB: 0 P: 7	R: 0 E: 0 K: 1 S: 6	H: 1 LOB: 1 BB: 0 P: 6	R: 0 E: 0 K: 0 S: 3	H: 0 LOB: 0 BB: 0 P: 3	R: 0 E: 0 K: 0 S: 5	H: 2 LOB: 2 BB: 0 P: 5	R: 3 E: 1 K: 1 S: 9	H: 3 LOB: 1 BB: 0 P: 9	R: 0 E: 0 K: 2 S: 9	H: 2 LOB: 2 BB: 0 P: 9	R: 1 E: 0 K: 0 S: 4	H: 1 LOB: 0 BB: 0 P: 4	R: 3 E: 0 K: 1 S: 6	H: 2 LOB: 1 BB: 1 P: 10	1B: 7 2B: 1 3B: 0 HR: 3	SF: 0 SAC: 1 DP: 0 HBP: 0	WP: 0 PB: 0 SB: 0 CS: 0	PA: 40
PITCHER Bob Gibson, R ERA: 3.14 (1, 1)	IP: 8.2 WLS: L BF: 40 H: 11 R: 7 ER: 6 SO: 7 BB: 2 IBB: 0 HBP: 0 BLK: 0 WP: 0 HR: 3 S: 52 P: 60 ERA: 6.23 WHIP: 1.500																					


BOTTOM

St. Louis Cardinals @ Cincinnati Reds
Crosley Field, Cincinnati, OH

Sat Sep 19 1964, 7:05 PM EDT
Unknown

livebaseballscorecards.com

AB	37
R	7
H	11
RBI	7
BB	2
SO	7
LOB	15



Batter	1	2	3	4	5	6	7	8	9	AB R H RBI BB SO LOB	TOP		
Curt Flood, R OBP: 0.356, SLG: 0.378 (1, 8) X	0-0 CS 1B		0-0 F6		0-0 L7			0-0 2-3 1B		4 0 2 0 0 0 0			
Lou Brock, L OBP: 0.353, SLG: 0.456 (1, 7) X	0-0 L7		0-3 K			0-0 1-3		0-3 K		4 0 0 0 0 2 3			
Dick Groat, R OBP: 0.330, SLG: 0.360 (1, 6) S S S	0-3 K 1-2		0-0 1B			0-0 L5		0-0 4-3		4 0 1 0 0 1 3			
Ken Boyer, R OBP: 0.363, SLG: 0.493 (1, 5) X		0-0 5-3	0-0 F7			0-3 K			0-3 K	4 0 0 0 0 2 1			
Bill White, L OBP: 0.346, SLG: 0.450 (1, 3) X		0-0 S E 1B 1B		0-3 K			0-0 F9		0-0 4-3	4 1 1 0 0 1 0			
Julian Javier, R OBP: 0.282, SLG: 0.378 (1, 4) X		0-0 S S 1B		0-0 F8			0-0 F4		0-0 1B	4 1 2 0 0 0 0			
Mike Shannon, R OBP: 0.315, SLG: 0.410 (1, 9) S S S		0-3 K 1-H 2-H		0-0 F2			0-0 F7		0-0 4-3	4 0 0 0 0 1 1			
Bob Uecker, R OBP: 0.311, SLG: 0.243 (1, 2) X		0-0 1B			0-0 4-3			0-0 1B SH3-4 1B		3 0 2 0 0 0 0			
Ray Sadecki, L OBP: 0.205, SLG: 0.286 (1, 1) X		0-0 6-3			0-3 K			0-0 SH3-4 1-2		2 0 0 0 0 1 1			
Barney Schultz, R (9, 1)										0 0 0 0 0 0 0			
Inning Stats	R: 0 E: 0 K: 1 S: 5 H: 1 LOB: 1 BB: 0 P: 5	R: 2 E: 1 K: 1 S: 8 H: 3 LOB: 1 BB: 0 P: 8	R: 0 E: 0 K: 1 S: 6 H: 1 LOB: 1 BB: 0 P: 6	R: 0 E: 0 K: 1 S: 5 H: 0 LOB: 0 BB: 0 P: 5	R: 0 E: 0 K: 1 S: 5 H: 0 LOB: 0 BB: 0 P: 5	R: 0 E: 0 K: 1 S: 5 H: 0 LOB: 0 BB: 0 P: 5	R: 0 E: 0 K: 0 S: 3 H: 0 LOB: 0 BB: 0 P: 3	R: 0 E: 0 K: 1 S: 7 H: 2 LOB: 2 BB: 0 P: 7	R: 0 E: 0 K: 1 S: 6 H: 1 LOB: 1 BB: 0 P: 6	1B: 8 2B: 1 3B: 0 HR: 0 SF: 0 SAC: 1 DP: 1 HBP: 0	WP: 0 PB: 0 SB: 3 CS: 1 PA: 34		
PITCHER	IP WLS BF H R ER SO BB IBB HBP BLK WP HR S P ERA WHIP											PITCHER	IP WLS BF H R ER SO BB IBB HBP BLK WP HR S P ERA WHIP
Billy McCool, L ERA: 2.18 (1, 1)	8.0 L 30 7 2 2 7 0 0 0 0 0 0 0 44 44 2.25 0.875												
Sammy Ellis, R ERA: 2.91 (9, 1)	1.0 4 1 0 0 1 0 0 0 0 0 0 0 6 6 0.00 1.000												

St. Louis Cardinals @ Cincinnati Reds
Crosley Field, Cincinnati, OH
Sat Sep 19 1964, 7:05 PM EDT
Att: 13,221 - Unknown

livebaseballscorecards.com

AB	33
R	2
H	8
RBI	0
BB	0
SO	8
LOB	9



Batter	1	2	3	4	5	6	7	8	9	AB R H RBI BB SO LOB
Pete Rose, S OBP: 0.312, SLG: 0.324 (1, 4)	0-0 6-3		0-0 5-3			0-0 5-3		0-0 F4		4 0 0 0 0 0 0
Giraldo Ruiz, S OBP: 0.255, SLG: 0.301 (1, 5)	0-0 5-3		0-0 F2			0-0 G3		0-0 4-3		4 0 0 0 0 0 0
Vada Pinson, L OBP: 0.313, SLG: 0.446 (1, 8)	0-0 4-3			0-3 K		0-0 2B 1B		0-0 1B		4 0 2 0 0 1 0
Frank Robinson, R OBP: 0.389, SLG: 0.545 (1, 9)		0-0 F4		0-0 6-3		0-0 2B		0-0 F4		4 0 1 0 0 0 1
Deron Johnson, R OBP: 0.340, SLG: 0.507 (1, 3)		4-0 FC5-4 1B BB		0-0 1B		0-3 K		0-3 K		3 0 1 0 1 2 1
Don Pavletich, R OBP: 0.340, SLG: 0.482 (1, 2)		0-0 FC5-4 1B		0-0 F2		0-0 F7		0-0 4-3		3 0 1 0 0 0 1
Johnny Edwards, L (9, PH) OBP: 0.336, SLG: 0.397		1-2 1B								1 0 0 0 0 0 1
Tommy Harper, R OBP: 0.325, SLG: 0.323 (1, 7)		0-0 FC5-4 1-2F 2-3				0-0 F7		0-0 1B		3 0 1 0 0 0 2
Leo Cardenas, R OBP: 0.303, SLG: 0.370 (1, 6)		0-0 F2				0-0 F3		0-0 F8		3 0 0 0 0 0 3
Billy McCool, R (1, 1)			0-3 K			0-3 K		0-0 F9		2 0 0 0 0 2 0
Steve Boros, R (8, PH) OBP: 0.340, SLG: 0.322										1 0 0 0 0 0 0
Sammy Ellis, L (9, 1)										0 0 0 0 0 0 0

Inning Stats	R: 0	H: 0	E: 0	K: 0	S: 3	LOB: 0	BB: 0	P: 3	R: 0	H: 1	E: 0	K: 0	S: 4	LOB: 2	BB: 1	P: 8	R: 0	H: 0	E: 0	K: 1	S: 5	LOB: 0	BB: 0	P: 5	R: 0	H: 1	E: 0	K: 1	S: 6	LOB: 1	BB: 0	P: 6	R: 0	H: 2	E: 0	K: 0	S: 4	LOB: 2	BB: 0	P: 4	R: 0	H: 1	E: 0	K: 1	S: 6	LOB: 1	BB: 0	P: 6	R: 0	H: 0	E: 0	K: 0	S: 3	LOB: 0	BB: 0	P: 3	R: 0	H: 1	E: 0	K: 1	S: 6	LOB: 1	BB: 0	P: 6
1B: 5	SF: 0	2B: 1	SAC: 0	3B: 0	DP: 0	HR: 0	HBP: 0	WP: 0	PA: 33	SB: 0	CS: 0																																																					

PITCHER	IP	WLS	BF	H	R	ER	SO	BB	IBB	HBP	BLK	WP	HR	S	P	ERA	WHIP
Ray Sadecki, L (1, 1) ERA: 3.72	8.0	W	30	6	0	0	4	1	0	0	0	0	0	37	41	0.00	0.875
Barney Schultz, R (9, 1) ERA: 2.25	1.0	S	3	0	0	0	1	0	0	0	0	0	0	5	5	0.00	0.000

BOTTOM

St. Louis Cardinals @ Cincinnati Reds
Crosley Field, Cincinnati, OH
Sat Sep 19 1964, 7:05 PM EDT
Att. 13,221 - Unknown

livebaseballscorecards.com

AB	32
R	0
H	6
RBI	0
BB	1
SO	5
LOB	9



Batter	1	2	3	4	5	6	7	8	9	AB R H RBI BB SO LOB	TOP														
Curt Flood, R (1, 8) OBP: 0.354, SLG: 0.375	0-3 K		0-0 E6 3B HBP	0-0 F3		0-3 K			0-0 F5	5 1 0 0 0 2 2															
Lou Brock, L (1, 7) OBP: 0.358, SLG: 0.465	0-0 HR		1-0 3B HBP	0-0 1B			0-0 1B		0-0 1B	4 2 4 1 0 0 0															
Dick Groat, R (1, 6) OBP: 0.329, SLG: 0.363	0-0 HR		0-0 F3	0-0 4-3			0-0 F3		0-0 3-1	5 1 1 1 0 0 6															
Ken Boyer, R (1, 5) OBP: 0.364, SLG: 0.496	4-0 BB		0-0 SH1-4 3B		0-3 K		0-0 G4-6-3			3 1 1 2 1 1 1															
Bill White, L (1, 3) OBP: 0.345, SLG: 0.448	0-3 K		0-0 SH1-4		0-0 4-3			4-0 FC1-5 BB		2 0 0 1 1 1 1															
Julian Javier, R (1, 4) OBP: 0.280, SLG: 0.375	0-3 K		0-0 F3		0-0 6-3			0-3 K		4 0 0 0 0 2 2															
Mike Shannon, R (1, 9) OBP: 0.320, SLG: 0.433		0-0 F7		0-0 HR		0-0 2B		0-0 FC1-5		3 1 2 1 0 0 0															
Bob Skinner, L (8, PH) OBP: 0.314, SLG: 0.369										1 0 0 0 0 0 1															
Dal Maxvill, R (8, PR) OBP: 0.158, SLG: 0.158										0 0 0 0 0 0 0															
Carl Warwick, R (8, 9) OBP: 0.308, SLG: 0.376										0 0 0 0 0 0 0															
Bob Uecker, R (1, 2) OBP: 0.303, SLG: 0.236		0-3 K		0-0 F8		0-3 K		0-0 F8		3 0 0 0 0 2 1															
Tim McCarver, L (8, PH) OBP: 0.351, SLG: 0.400										1 0 0 0 0 0 1															
Gordie Richardson, R (1, 1) OBP: 0.143, SLG: 0.143		0-0 6-3		4-0 1B BB		0-0 F3			0-3 K	1 0 0 0 1 0 0															
Ron Taylor, R (5, 1) OBP: 0.143, SLG: 0.143										1 0 0 0 0 0 1															
Mike Cuellar, L (6, 1) OBP: 0.143, SLG: 0.143										0 0 0 0 0 0 0															
Barney Schultz, R (6, 1) OBP: 0.143, SLG: 0.143										0 0 0 0 0 0 0															
Joe Morgan, L (9, PH) OBP: 0.143, SLG: 0.143										1 0 0 0 0 1 0															
Inning Stats	R: 2 E: 0 K: 3 S: 11	H: 2 LOB: 1 BB: 1 P: 15	R: 0 E: 0 K: 1 S: 5	H: 0 LOB: 0 BB: 0 P: 5	R: 3 E: 1 K: 0 S: 5	H: 1 LOB: 0 BB: 0 P: 6	R: 1 E: 0 K: 0 S: 5	H: 2 LOB: 2 BB: 1 P: 9	R: 0 E: 0 K: 1 S: 5	H: 0 LOB: 0 BB: 0 P: 5	R: 0 E: 0 K: 2 S: 8	H: 1 LOB: 1 BB: 0 P: 8	R: 0 E: 0 K: 0 S: 3	H: 1 LOB: 0 BB: 0 P: 3	R: 0 E: 0 K: 1 S: 5	H: 0 LOB: 1 BB: 1 P: 9	R: 0 E: 0 K: 1 S: 6	H: 1 LOB: 1 BB: 0 P: 6	1B: 3 2B: 1 3B: 1 HR: 3	SF: 0 SAC: 1 DP: 1 HBP: 1	WP: 0 PB: 0 SB: 1 CS: 0	PA: 39			
PITCHER	IP WLS BF H R ER SO BB IBB HBP BLK WP HR S P ERA WHIP																								
Joe Nuxhall, L (1, 1) ERA: 4.09	3.0		16	4	6	4	4	1	0	1	0	0	3	22	27	12.00	1.667								
Ryne Duren, R (4, 1) ERA: 3.09	4.0		15	3	0	0	3	1	0	0	0	0	0	20	24	0.00	1.000								
Sammy Ellis, R (8, 1) ERA: 2.85	2.0	W	8	1	0	0	2	1	0	0	0	0	0	11	15	0.00	1.000								

St. Louis Cardinals @ Cincinnati Reds
 Crosley Field, Cincinnati, OH
 Sun Sep 20 1964, 3:33 AM EDT
 Att: 11,544 - Unknown

AB	34
R	6
H	8
RBI	6
BB	3
SO	9
LOB	16



Batter	1	2	3	4	5	6	7	8	9
Pete Rose, S OBP: 0.313, SLG: 0.328 (1, 4)	0-0 F9			0-0 2B	0-0 1B	0-0 4-3		0-0 SF	
Giraldo Ruiz, S OBP: 0.254, SLG: 0.300 (1, 5)	0-3 K			0-0 F2	0-0 1B		0-0 F7	0-0 SF8	
Vada Pinson, L OBP: 0.314, SLG: 0.446 (1, 8)	0-0 5-3			0-0 F3	0-0 FC5-4		0-0 1B	0-0 F9	
Frank Robinson, R OBP: 0.392, SLG: 0.548 (1, 9) (7, 7)		4-0 BB		0-0 2B	0-0 FC5-4		0-0 1B		
Deron Johnson, R OBP: 0.339, SLG: 0.505 (1, 3)		0-0 G6-4-3		0-0 F9		0-0 2B	0-0 1B	0-0 1-3	
Tommy Harper, R OBP: 0.323, SLG: 0.321 Marty Keough, L OBP: 0.313, SLG: 0.394 (6, PH) (7, 9)		0-0 F3			0-3 K	0-0 1B		0-0 SH	
Johnny Edwards, L OBP: 0.337, SLG: 0.398 (1, 2)			0-0 F7		0-0 1-3	0-0 FC6		0-0 SH	
Leo Cardenas, R OBP: 0.302, SLG: 0.368 (1, 6)			0-0 F8		4-0 HBP	0-0 FC6		0-0 F2	
Joe Nuxhall, L OBP: 0.132, SLG: 0.189 Ryne Duren, R Sammy Ellis, L (8, 1)			0-3 K		1-0 1B	0-3 K		0-0 SH	

AB	R	H	RBI	BB	SO	LOB
4	2	2	2	0	0	1
4	0	1	1	0	1	1
5	0	2	2	0	0	2
3	0	2	1	1	0	2
4	1	1	0	0	0	4
2	0	0	0	0	1	0
2	2	2	0	0	0	0
4	1	2	2	0	0	0
3	1	0	0	1	0	3
1	0	0	0	0	1	0
1	1	0	0	0	1	1
0	1	0	0	0	0	0

WP	PA
0	39

St. Louis Cardinals @ Cincinnati Reds
Crosley Field, Cincinnati, OH
Sun Sep 20 1964, 3:33 AM EDT
Att. 11,544 - Unknown

AB	33
R	9
H	12
RBI	8
BB	2
SO	4
LOB	14



Inning Stats		R: 0	H: 0	E: 0	K: 1	S: 5	R: 0	H: 0	E: 0	K: 0	S: 2	R: 0	H: 0	E: 0	K: 1	S: 5	R: 1	H: 2	E: 0	K: 0	S: 5	R: 3	H: 3	E: 0	K: 1	S: 8	R: 2	H: 3	E: 0	K: 1	S: 8	R: 0	H: 2	E: 0	K: 0	S: 4	R: 3	H: 2	E: 2	K: 0	S: 7																												
PITCHER		IP	WLS	BF	H	R	ER	SO	BB	IBB	HBP	BLK	WP	HR	S	P	ERA	WHIP	PITCHER		IP	WLS	BF	H	R	ER	SO	BB	IBB	HBP	BLK	WP	HR	S	P	ERA	WHIP																																
Gordie Richardson, L ERA: 2.5		(1, 1)		21	5	4	4	3	2	0	0	0	0	0	24	33	7.71	1.500	Ron Taylor, R ERA: 4.48		(5, 1)		3	2	2	2	0	0	0	0	0	0	3	3	54.00	6.000	Mike Cuellar, L ERA: 4.13		(6, 1)		1	1	0	0	0	0	0	0	1	1	∞	∞	Barney Schultz, R ERA: 2.08		(6, 1)	L	14	4	3	0	1	0	0	0	0	16	16	0.00	1.333

Batter	1	2	3	4	5	6	7	8	9	AB R H RBI BB SO LOB	TOP		
Pete Rose, S (1, 4) OBP: 0.310, SLG: 0.325	0-0 F8		0-0 4-3			0-0 4-3	0-0 P6			4 0 0 0 0 0 4			
Giraldo Ruiz, S (1, 5) OBP: 0.254, SLG: 0.300	0-3 K		0-0 P6			0-0 1B S 1B		0-0 6-3		4 1 1 0 0 1 1			
Vada Pinson, L (1, 8) OBP: 0.315, SLG: 0.445	0-3 K			0-0 F8		0-0 1B 1B		4-0 1B BB		3 0 1 0 1 1 0			
Frank Robinson, R (1, 7) OBP: 0.392, SLG: 0.548		0-0 FC6-4 1B		0-0 F8		0-0 5-3		0-0 1B CS		4 0 2 0 0 0 0			
Deron Johnson, R (1, 3) OBP: 0.336, SLG: 0.500		0-0 F7		0-3 K			0-0 6-3	0-0 5-3		4 0 0 0 0 1 3			
Johnny Edwards, L (1, 2) OBP: 0.334, SLG: 0.394		0-0 FC6-4 1-2f			0-0 6-3		0-0 4-3		0-0 F8	4 0 0 0 0 0 1			
Marty Keough, L (1, 9) OBP: 0.316, SLG: 0.400		0-3 K			0-0 1B		0-0 BB 2B		0-0 F9	4 0 2 0 0 1 1			
Leo Cardenas, R (1, 6) OBP: 0.302, SLG: 0.366			0-0 F8		0-0 F2		4-0 BB IBB		0-0 6-3	3 0 0 0 1 0 1			
John Tsitouris, R (1, 1) OBP: 0.232, SLG: 0.241			0-0 4-3 PB 1B		0-3 K		4-0 1-2 2-3 BB			2 0 1 0 1 1 1			
Inning Stats	R: 0 E: 0 K: 2 S: 7 H: 0 LOB: 0 BB: 0 P: 7	R: 0 E: 0 K: 1 S: 6 H: 1 LOB: 1 BB: 0 P: 6	R: 0 E: 0 K: 0 S: 4 H: 1 LOB: 1 BB: 0 P: 4	R: 0 E: 0 K: 1 S: 5 H: 0 LOB: 0 BB: 0 P: 5	R: 0 E: 0 K: 1 S: 6 H: 1 LOB: 1 BB: 0 P: 6	R: 1 E: 0 K: 0 S: 4 H: 2 LOB: 0 BB: 0 P: 4	R: 0 E: 0 K: 0 S: 4 H: 1 LOB: 3 BB: 2 P: 12	R: 0 E: 0 K: 0 S: 3 H: 1 LOB: 1 BB: 1 P: 7	R: 0 E: 0 K: 0 S: 3 H: 0 LOB: 0 BB: 0 P: 3	1B: 6 2B: 1 3B: 0 HR: 0 SF: 0 SAC: 0 DP: 0 HBP: 0	WP: 0 PB: 1 SB: 1 CS: 1 PA: 35		
PITCHER	IP WLS BF H R ER SO BB IBB HBP BLK WP HR S P ERA WHIP											PITCHER	IP WLS BF H R ER SO BB IBB HBP BLK WP HR S P ERA WHIP
Art Mahaffey, R (1, 1) ERA: 4.58	6.2 L 27 6 1 1 5 1 1 0 0 0 0 35 43 1.35 1.050												
Bobby Locke, R (7, 1) ERA: 1.2	1.1 5 1 0 0 0 1 0 0 0 0 0 4 8 0.00 1.500												
Bobby Shantz, L (9, 1) ERA: 2.98	1.0 3 0 0 0 0 0 0 0 0 0 0 3 3 0.00 0.000												

Cincinnati Reds @ Philadelphia Phillies
 Connie Mack Stadium, Philadelphia, PA
 Mon Sep 21 1964, 7:05 PM EDT
 Att: 20,067 - Unknown

livebaseballscorecards.com

AB	32
R	1
H	7
RBI	0
BB	3
SO	5
LOB	12



Batter	1	2	3	4	5	6	7	8	9	AB R H RBI BB SO LOB
Tony Gonzalez, L (1, 8) OBP: 0.351, SLG: 0.381	0-0 1-3 SH2-3 1B		0-0 1-3		0-3 K			0-3 K		4 0 1 0 0 2 1
Dick Allen, R (1, 5) OBP: 0.377, SLG: 0.538	0-0 SH2-3 1-2		0-0 2B			0-0 L6		4-0 BB		2 0 1 0 1 0 0
Johnny Callison, L (1, 9) OBP: 0.316, SLG: 0.487	0-0 1-3 2-3		0-3 K			0-3 K		0-0 F7		4 0 0 0 0 2 2
Wes Covington, L (1, 7) OBP: 0.361, SLG: 0.469 Adolfo Phillips, R (9, PR) OBP: 0.333, SLG: 0.333	0-0 4-3			0-0 6-3		0-0 2B			0-0 4-3 2B	4 0 2 0 0 0 1 0 0 0 0 0 0 0
John Herrnstein, L (1, 3) OBP: 0.292, SLG: 0.366		0-0 L4		0-0 F8		0-3 K			0-0 P6	4 0 0 0 0 1 2
Clay Dalrymple, L (1, 2) OBP: 0.296, SLG: 0.341		0-0 E 1B		0-0 4-3			0-0 F8		0-0 4-3 2-3	4 0 1 0 0 0 1
Tony Taylor, R (1, 4) OBP: 0.317, SLG: 0.310		0-0 E6 1-2 FC6-4			0-0 5-3		0-0 F9		4-0 BB	3 0 0 0 1 0 1
Ruben Amaro, R (1, 6) OBP: 0.320, SLG: 0.362		0-0 F9			0-0 1B		0-0 L6		0-3 K	4 0 1 0 0 1 5
Art Mahaffey, R (1, 1) OBP: 0.146, SLG: 0.234 Bobby Locke, R (7, 1) John Briggs, L (8, PH) OBP: 0.348, SLG: 0.355 Bobby Shantz, R (9, 1)		0-0 FC6-4 1-2f			0-3 K			0-3 K		2 0 0 0 0 1 3 0 0 0 0 0 0 0 1 0 0 0 0 1 0 0 0 0 0 0 0 0

Inning Stats	R: 0	H: 1	E: 0	LOB: 1	K: 0	BB: 0	S: 4	R: 0	H: 1	E: 1	LOB: 2	K: 0	BB: 0	S: 5	R: 0	H: 1	E: 0	LOB: 0	K: 1	BB: 0	S: 5	R: 0	H: 0	E: 0	LOB: 0	K: 0	BB: 0	S: 3	R: 0	H: 1	E: 0	LOB: 1	K: 2	BB: 0	S: 8	R: 0	H: 0	E: 0	LOB: 0	K: 0	BB: 0	S: 3	R: 0	H: 0	E: 0	LOB: 1	K: 2	BB: 1	S: 7	R: 0	H: 0	E: 0	LOB: 3	K: 1	BB: 1	S: 6	1B: 3	SF: 0	2B: 3	SAC: 1	3B: 0	DP: 0	HR: 0	HBP: 0
PITCHER John Tsitouris, R (1, 1) ERA: 3.79	IP: 9.0	WLS: W	BF: 35	H: 6	R: 0	ER: 0	SO: 8	BB: 2	IBB: 0	HBP: 0	BLK: 0	WP: 0	HR: 0	S: 49	P: 57	ERA: 0.00	WHIP: 0.889																																															
																												PITCHER	IP	WLS	BF	H	R	ER	SO	BB	IBB	HBP	BLK	WP	HR	S	P	ERA	WHIP																			

BOTTOM

Cincinnati Reds @ Philadelphia Phillies
Connie Mack Stadium, Philadelphia, PA

Mon Sep 21 1964, 7:05 PM EDT
 Att. 20,067 - Unknown

livebaseballscorecards.com

AB	32
R	0
H	6
RBI	0
BB	2
SO	8
LOB	16



WP: 0	PA: 35
PB: 0	SB: 0
CS: 0	

Batter	1	2	3	4	5	6	7	8	9	AB	R	H	RBI	BB	SO	LOB	TOP								
Pete Rose, S OBP: 0.313, SLG: 0.326 (1, 4) X	0-0 5-3		0-0 FC3-6 BB 1-2 S 1B		0-0 G3 BB 1B	4-0 1-3 BB	0-0 1-3			4	2	2	0	1	0	3									
Giraldo Ruiz, S OBP: 0.260, SLG: 0.297 (1, 5) X	0-0 F9		4-0 FC3-6 BB 1-2 2-3		4-0 G3 BB 1-2	0-0 1-3		1-0 S HBP		2	1	0	0	2	0	1									
Vada Pinson, L OBP: 0.313, SLG: 0.441 (1, 8) S S S	0-3 K		0-0 FC3-6 HR 1-2f 2-3 3-H		0-0 G3	0-0 4-3		0-0 F8		5	1	0	1	0	1	6									
Frank Robinson, R OBP: 0.394, SLG: 0.553 (1, 9) S S S		0-3 K	0-0 HR 1-H 3-H		4-0 1B IBB		0-0 1B 1B BB 1B	0-3 K		4	2	2	2	1	2	1									
Deron Johnson, R OBP: 0.337, SLG: 0.499 (1, 3) X S S	0-0 P6		0-3 K		0-0 1B		0-0 BB 1B 1B	0-0 5-3		5	0	2	2	0	1	1									
Tommy Harper, R OBP: 0.322, SLG: 0.317 (1, 7) B B B B	4-0 BB			0-0 5-3			0-3 K		0-3 K	4	0	0	0	1	3	4									
Johnny Edwards, L OBP: 0.335, SLG: 0.394 (1, 2) X	0-0 G3		0-3 K		0-0 K		0-0 E 1B PB 1B	1-2 2-3 BB 1B	0-0 F7	5	1	2	0	0	1	1									
Leo Cardenas, R OBP: 0.303, SLG: 0.365 (1, 6) X			0-0 4-3		0-0 F7		0-0 E5 PB 1B	4-0 1-2 2-3 3-H BB	0-0 5-3	4	1	1	1	1	0	0									
Jim O'Toole, S OBP: 0.169, SLG: 0.123 (1, 1) B B B B			4-0 BB 1B FC3-6 BB		0-0 2-3		0-3 K	0-3 K		3	1	0	0	1	2	4									
Inning Stats	R: 0 E: 0 K: 1 S: 5	H: 0 LOB: 0 BB: 0 P: 5	R: 0 E: 0 K: 1 S: 5	H: 0 LOB: 1 BB: 1 P: 9	R: 4 E: 0 K: 1 S: 7	H: 2 LOB: 0 BB: 2 P: 15	R: 0 E: 0 K: 1 S: 5	H: 0 LOB: 0 BB: 0 P: 5	R: 2 E: 0 K: 1 S: 7	H: 2 LOB: 2 BB: 2 P: 15	R: 2 E: 1 K: 1 S: 7	H: 2 LOB: 1 BB: 1 P: 11	R: 1 E: 0 K: 2 S: 10	H: 3 LOB: 3 BB: 1 P: 14	R: 0 E: 0 K: 1 S: 5	H: 0 LOB: 1 BB: 0 P: 6	R: 0 E: 0 K: 1 S: 5	H: 0 LOB: 0 BB: 0 P: 5	1B: 8 2B: 0 3B: 0 HR: 1	SF: 0 SAC: 0 DP: 0 HBP: 1	WP: 0 PB: 2 SB: 3 CS: 0	PA: 44			
PITCHER	IP	WLS	BF	H	R	ER	SO	BB	IBB	HBP	BLK	WP	HR	S	P	ERA	WHIP								
Chris Short, L ERA: 2.14 (1, 1)	4.2	L	23	4	6	6	4	4	1	0	0	0	1	26	46	11.57	1.714								
John Boozer, R ERA: 5.2 (5, 1)	0.1		1	0	0	0	1	0	0	0	0	0	0	3	3	0.00	0.000								
Morrie Steevens, L ERA: 6.75 (6, 1)	1.1		10	5	3	1	2	1	0	0	0	0	0	13	17	6.75	4.500								
Ed Roebuck, R ERA: 2.21 (7, 1)	1.2		7	0	0	0	2	1	0	1	0	0	0	9	14	0.00	0.600								
Rick Wise, R ERA: 4.15 (9, 1)	1.0		3	0	0	0	1	0	0	0	0	0	0	5	5	0.00	0.000								

Cincinnati Reds @ Philadelphia Phillies
 Connie Mack Stadium, Philadelphia, PA
 Tue Sep 22 1964, 7:05 PM EDT
 Att: 21,232 - Unknown

livebaseballscorecards.com

AB	36
R	9
H	9
RBI	6
BB	7
SO	10
LOB	21



Batter	1	2	3	4	5	6	7	8	9	AB	R	H	RBI	BB	SO	LOB	BOTTOM					
Cookie Rojas, R OBP: 0.343, SLG: 0.401 (1, 8) X	0-0 P3			0-0 F9	0-0 F9			0-0 1-3		4	0	0	0	0	0	2	Cincinnati Reds @ Philadelphia Phillies Connie Mack Stadium, Philadelphia, PA Tue Sep 22 1964, 7:05 PM EDT Att. 21,232 - Unknown					
Tony Taylor, R OBP: 0.319, SLG: 0.313 (1, 4) X	0-0 7-6 1B			0-3 K		0-0 5-3		0-0 G3 2B		4	0	2	1	0	1	0						
Johnny Callison, L OBP: 0.316, SLG: 0.485 (1, 9) X	0-0 7-6 1-2f			4-0 1B BB		0-0 F8		0-0 G3 2-3		3	0	0	0	1	0	2						
Dick Allen, R OBP: 0.376, SLG: 0.537 (1, 5) X		0-0 F8		0-0 1-2 1B		0-3 K		0-0 F9		4	0	1	0	0	1	1						
Vic Power, R OBP: 0.271, SLG: 0.316 (1, 3) X		0-0 4-3		0-0 P3			0-0 BB 1B		0-0 6-3 2B	4	0	2	0	0	0	2						
Alex Johnson, R OBP: 0.368, SLG: 0.455 (1, 7) X		0-0 P4			0-0 F9 1B 2B		0-3 K		0-0 6-3 2-3	4	1	1	0	0	1	2						
Ruben Amaro, R OBP: 0.319, SLG: 0.358 (1, 6) X			0-3 K		0-0 F9 2-3		4-0 G5-4-3 BB		0-0 4-3	3	0	0	0	1	1	2						
Gus Triandos, R OBP: 0.345, SLG: 0.444 (1, 2) X			0-3 K		0-0 L6		0-0 G5-4-3 1-2f		0-0 F7	4	0	0	0	0	1	4						
Chris Short, R OBP: 0.131, SLG: 0.153 (5, 1) X			0-3 K		0-0 3-H 1B			0-0 1-3 2B 1B		1	0	0	0	0	1	0						
John Bozzer, R OBP: 0.077, SLG: 0.077 (5, PH) X										0	0	0	0	0	0	0						
Danny Carter, R OBP: 0.327, SLG: 0.392 (6, 1) X										0	0	1	1	0	0	0						
Morrie Steevens, L OBP: 0.327, SLG: 0.392 (6, 1) X										0	0	0	0	0	0	0						
Ed Roebuck, R OBP: 0.429, SLG: 0.429 (8, PH) X										0	0	0	0	0	0	0						
Rick Wise, R OBP: 0.350, SLG: 0.294 (9, 1) X										1	1	1	0	0	0	0						
										0	0	0	0	0	0	0						
Inning Stats	R: 0 E: 0 K: 0 S: 3	H: 1 LOB: 0 BB: 0 P: 3	R: 0 E: 0 K: 0 S: 3	H: 0 LOB: 0 BB: 0 P: 3	R: 0 E: 0 K: 3 S: 9	H: 0 LOB: 0 BB: 0 P: 9	R: 0 E: 0 K: 1 S: 6	H: 1 LOB: 2 BB: 1 P: 10	R: 1 E: 0 K: 0 S: 5	H: 2 LOB: 1 BB: 0 P: 5	R: 0 E: 0 K: 1 S: 5	H: 0 LOB: 0 BB: 0 P: 5	R: 0 E: 0 K: 1 S: 5	H: 1 LOB: 1 BB: 1 P: 9	R: 1 E: 0 K: 0 S: 5	H: 2 LOB: 1 BB: 0 P: 5	R: 0 E: 0 K: 0 S: 4	H: 1 LOB: 1 BB: 0 P: 4	1B: 5 2B: 4 3B: 0 HR: 0	SF: 0 SAC: 0 DP: 2 HBP: 0	WP: 0 PB: 0 SB: 0 CS: 0	PA: 35
PITCHER Jim O'Toole, L ERA: 2.68 (1, 1)	IP: 9.0 WLS: W BF: 35 H: 8 R: 2 ER: 2 SO: 6 BB: 2 IBB: 0 HBP: 0 BLK: 0 WP: 0 HR: 0 S: 45 P: 53 ERA: 2.00 WHIP: 1.111																					

livebaseballscorecards.com

AB	33
R	2
H	8
RBI	2
BB	2
SO	6
LOB	15



Batter	1	2	3	4	5	6	7	8	9	AB R H RBI BB SO LOB	TOP														
Pete Rose, S (1, 4) OBP: 0.314, SLG: 0.327	0-0 SH1-3 1B		0-0 5-3		0-0 F9		0-0 1-3 HR 1B		0-0 6-3	5 1 2 1 0 0 1	Cincinnati Reds @ Philadelphia Phillies Connie Mack Stadium, Philadelphia, PA Wed Sep 23 1964, 7:05 PM EDT Att: 23,247 - Unknown livebaseballscorecards.com														
Giraldo Ruiz, S (1, 5) OBP: 0.260, SLG: 0.308	0-0 SH1-3 1-2			0-0 HR	0-0 L8		0-0 1-3 1-2 2-3		0-0 6-3	4 1 1 1 0 0 3															
Vada Pinson, L (1, 8) OBP: 0.315, SLG: 0.454	0-3 K			0-0 1B 1B		0-0 HR	0-0 2-H 3-H HR			4 2 3 4 0 1 1															
Frank Robinson, R (1, 9) OBP: 0.392, SLG: 0.549	0-0 5-3			0-3 K		0-0 F7	0-0 F8			4 0 0 0 0 1 2															
Deron Johnson, R (1, 3) OBP: 0.336, SLG: 0.497		0-0 F9		0-0 1-2 1B		0-0 6-3		0-0 F9		4 0 1 0 0 0 0															
Tommy Harper, R (1, 7) OBP: 0.325, SLG: 0.318		0-0 CS 1B		0-0 F9		4-0 PO BB		0-0 1B		2 0 1 0 1 0 2															
Sammy Ellis, L (7, 1) OBP: 0.192, SLG: 0.045										1 0 1 0 0 0 0															
Johnny Edwards, L (1, 2) OBP: 0.334, SLG: 0.392		0-3 K 1-2		0-3 K		0-0 PO	0-0 FC4-6 1B 1B	0-0 F8		4 1 1 0 0 2 4															
Leo Cardenas, R (1, 6) OBP: 0.302, SLG: 0.364			0-0 5-3		0-0 E4		0-0 FC4-6 1B	0-0 5-3		4 0 1 0 0 0 1															
Billy McCool, R (1, 1) Tommy Helms, R (7, PH) Marty Keough, L (7, PH) OBP: 0.314, SLG: 0.397		0-3 K		0-3 K			0-0 FC4-6 1-3 1B HR 1-2 2-3	0-0 L4		2 0 0 0 0 2 1 0 0 0 0 0 0 0 2 1 0 0 0 0 2															
Inning Stats	R: 0 E: 0 K: 1 S: 6	H: 1 LOB: 1 BB: 0 P: 6	R: 0 E: 0 K: 1 S: 5	H: 1 LOB: 1 BB: 0 P: 5	R: 0 E: 0 K: 1 S: 5	H: 0 LOB: 0 BB: 0 P: 5	R: 1 E: 0 K: 2 S: 10	H: 3 LOB: 2 BB: 0 P: 10	R: 0 E: 1 K: 1 S: 6	H: 0 LOB: 1 BB: 0 P: 6	R: 1 E: 0 K: 0 S: 3	H: 1 LOB: 0 BB: 1 P: 7	R: 4 E: 0 K: 0 S: 7	H: 4 LOB: 0 BB: 0 P: 7	R: 0 E: 0 K: 0 S: 4	H: 1 LOB: 1 BB: 0 P: 4	R: 0 E: 0 K: 0 S: 3	H: 0 LOB: 0 BB: 0 P: 3	1B: 8 2B: 1 3B: 0 HR: 3	SF: 0 SAC: 1 DP: 1 HBP: 0	WP: 0 PB: 0 SB: 0 CS: 1	PA: 39			
PITCHER	IP	WLS	BF	H	R	ER	SO	BB	IBB	HBP	BLK	WP	HR	S	P	ERA	WHIP								
Dennis Bennett, L (1, 1) ERA: 3.57	6.0	L	26	8	4	4	6	1	0	0	0	0	2	37	41	6.00	1.500								
Ed Roebuck, R (7, 1) ERA: 2.42	1.0		5	2	2	2	0	0	0	0	0	0	1	5	5	18.00	2.000								
Jack Baldschun, R (8, 1) ERA: 3.12	1.0		4	1	0	0	0	0	0	0	0	0	0	4	4	0.00	1.000								
Bobby Shantz, L (9, 1) ERA: 2.93	1.0		3	0	0	0	0	0	0	0	0	0	0	3	3	0.00	0.000								



Batter	1	2	3	4	5	6	7	8	9	AB R H RBI BB SO LOB
Cookie Rojas, R (1, 8) OBP: 0.340, SLG: 0.397 Wes Covington, L (7, PH) OBP: 0.363, SLG: 0.469 Ruben Amaro, R (8, 6) OBP: 0.318, SLG: 0.357	0-0 F8	0-0 FC4-6			0-0 6-3		4-0 BB		0-3 K	3 0 0 0 0 0 2 0 0 0 0 1 0 0 1 0 0 0 0 1 0
Johnny Callison, L (1, 9) OBP: 0.317, SLG: 0.485	0-0 F9		0-0 1-3			0-0 SH3-4 HR 1B	0-3 K		0-0 2B	5 1 2 0 0 1 3
Tony Taylor, R (1, 4) OBP: 0.318, SLG: 0.313	0-0 1B		0-0 F8			0-0 SH3-4	0-3 K		0-0 F8	4 0 1 0 0 1 4
Dick Allen, R (1, 5) OBP: 0.375, SLG: 0.536	0-3 K		0-3 K			0-0 F8		0-0 E 2B		4 1 1 0 0 2 2
Alex Johnson, R (1, 7) OBP: 0.374, SLG: 0.489		0-3 K		0-0 L9		0-0 HR		0-0 E5 1B		4 1 2 2 0 1 0
Vic Power, R (1, 3) OBP: 0.268, SLG: 0.312		0-0 F9		0-0 F9		0-0 F8		0-0 F8		4 0 0 0 0 0 1
Bobby Wine, R (1, 6) OBP: 0.274, SLG: 0.304 Tony Gonzalez, L (7, PH) OBP: 0.350, SLG: 0.380 Jack Baldschun, R (8, 1) OBP: 0.294, SLG: 0.313 John Herrnstein, L (8, PH) OBP: 0.291, SLG: 0.365 Bobby Shantz, R (9, 1)		4-0 3B BB		0-0 6-3			0-3 K	0-3 K		1 1 0 0 1 0 0 1 0 0 0 0 1 0 0 0 0 0 0 0 0 1 0 0 0 0 1 1 0 0 0 0 0 0 0
Clay Dalrymple, L (1, 2) OBP: 0.300, SLG: 0.347		0-0 3B		4-0 G5-4-3 BB			4-0 BB BB	0-0 3-1		2 0 1 1 2 0 1
Dennis Bennett, L (1, 1) OBP: 0.254, SLG: 0.212 Ed Roebuck, R (7, 1) John Briggs, L (7, PH) OBP: 0.352, SLG: 0.349 (8, 8)		1-0 3B HBP		0-0 G5-4-3			4-0 BB		0-0 4-3	1 0 0 0 0 0 1 0 0 0 0 0 0 0 1 0 0 0 1 0 0

Inning Stats	R: 0	H: 1	E: 0	K: 1	S: 6	LOB: 1	BB: 0	P: 6	R: 1	H: 1	E: 0	K: 1	S: 6	LOB: 2	BB: 1	P: 11	R: 0	H: 0	E: 0	K: 1	S: 5	LOB: 0	BB: 0	P: 5	R: 0	H: 0	E: 0	K: 0	S: 2	LOB: 0	BB: 1	P: 6	R: 2	H: 2	E: 0	K: 0	S: 5	LOB: 0	BB: 0	P: 5	R: 0	H: 0	E: 0	K: 3	S: 9	LOB: 3	BB: 3	P: 21	R: 1	H: 2	E: 1	K: 1	S: 7	LOB: 1	BB: 0	P: 7	R: 0	H: 1	E: 0	K: 1	S: 6	LOB: 1	BB: 0	P: 6	1B: 3	SF: 0	2B: 2	SAC: 1	3B: 1	DP: 1	HR: 1	HBP: 1	WP: 0	PA: 39
--------------	------	------	------	------	------	--------	-------	------	------	------	------	------	------	--------	-------	-------	------	------	------	------	------	--------	-------	------	------	------	------	------	------	--------	-------	------	------	------	------	------	------	--------	-------	------	------	------	------	------	------	--------	-------	-------	------	------	------	------	------	--------	-------	------	------	------	------	------	------	--------	-------	------	-------	-------	-------	--------	-------	-------	-------	--------	-------	--------


PITCHER	IP	WLS	BF	H	R	ER	SO	BB	IBB	HBP	BLK	WP	HR	S	P	ERA	WHIP
Billy McCool, L (1, 1) ERA: 2.36	6.0	W	24	4	3	3	3	2	0	1	0	0	1	27	36	4.50	1.000
Sammy Ellis, R (7, 1) ERA: 2.78	3.0	S	15	3	1	0	5	3	0	0	0	0	0	22	34	0.00	2.000

BOTTOM

Cincinnati Reds @ Philadelphia Phillies
 Connie Mack Stadium, Philadelphia, PA

Wed Sep 23 1964, 7:05 PM EDT
 Att. 23,247 - Unknown

AB	32
R	4
H	7
RBI	3
BB	5
SO	8
LOB	15



Batter	1	2	3	4	5	6	7	8	9	AB R H RBI BB SO LOB	TOP									
Pete Rose, S (1, 4) OBP: 0.316, SLG: 0.328	0-0 SH3-4 1B	0-0 6-3			0-0 6-3			0-0 SH3-4 1B		4 1 2 0 0 0 1	Cincinnati Reds @ New York Mets Shea Stadium, Flushing, NY Fri Sep 25 1964, 7:05 PM EDT Unknown									
Giraldo Ruiz, S (1, 5) OBP: 0.258, SLG: 0.305	0-0 SH3-4 1-2		0-0 5-3		0-0 6-3			0-0 SH3-4 1-2		2 0 0 0 0 0 0										
Vada Pinson, L (1, 8) OBP: 0.315, SLG: 0.452	0-0 1B 2-H E 1B		0-0 3-1		0-3 K			0-0 L9		4 1 1 1 0 1 1										
Frank Robinson, R (1, 9) OBP: 0.394, SLG: 0.550	0-0 1-3 S 1B		0-0 P6			0-0 L8-4 1-3 1B		4-0 BB		3 0 2 0 1 0 0										
Deron Johnson, R (1, 3) OBP: 0.333, SLG: 0.492	0-0 F8 1-2 3-H			0-0 P3		0-0 1-3		0-0 6-3		4 0 0 0 0 0 4										
Tommy Harper, R (1, 7) OBP: 0.325, SLG: 0.316	0-3 K			4-0 1B SF9 BB		0-0 L8-4 2-3		0-0 P6		2 1 0 0 1 1 2										
Marty Keough, L (9, PH) OBP: 0.313, SLG: 0.395										1 0 0 0 0 0 0										
Johnny Edwards, L (1, 2) OBP: 0.333, SLG: 0.391		0-0 F8		0-0 1-3 1B		0-3 K		0-0 4-3		4 0 1 0 0 1 0										
Leo Cardenas, R (1, 6) OBP: 0.302, SLG: 0.366		0-0 4-3 2B		0-0 SF9		0-3 K		0-0 6-3		3 0 1 1 0 1 0										
Jim Maloney, L (1, 1) OBP: 0.189, SLG: 0.203		0-0 4-3		0-0 F8		0-0 3-1				3 0 0 0 0 0 2										
Inning Stats	R: 2 E: 0 K: 1 S: 8	H: 3 LOB: 1 BB: 0 P: 8	R: 0 E: 0 K: 0 S: 4	H: 1 LOB: 1 BB: 0 P: 4	R: 0 E: 0 K: 0 S: 3	H: 0 LOB: 0 BB: 0 P: 3	R: 1 E: 0 K: 0 S: 4	H: 1 LOB: 1 BB: 1 P: 8	R: 0 E: 0 K: 1 S: 5	H: 0 LOB: 0 BB: 0 P: 5	R: 0 E: 0 K: 2 S: 7	H: 1 LOB: 0 BB: 0 P: 7	R: 0 E: 0 K: 0 S: 4	H: 1 LOB: 2 BB: 1 P: 8	R: 0 E: 0 K: 0 S: 3	H: 0 LOB: 0 BB: 0 P: 3	1B: 6 2B: 2 3B: 0 HR: 0	SF: 1 SAC: 2 DP: 1 HBP: 0	WP: 0 PB: 0 SB: 1 CS: 0	PA: 35
PITCHER	IP WLS BF H R ER SO BB IBB HBP BLK WP HR S P ERA WHIP																			
Al Jackson, L (1, 1) ERA: 4.45	8.0 L 32 7 3 2 4 2 0 0 0 0 0 0 38 46 2.25 1.125																			
Bill Wakefield, R (9, 1) ERA: 3.36	1.0 3 0 0 0 0 0 0 0 0 0 0 0 3 3 0.00 0.000																			

livebaseballscorecards.com

AB	30
R	3
H	7
RBI	2
BB	2
SO	4
LOB	10



Batter	1	2	3	4	5	6	7	8	9	AB R H RBI BB SO LOB
Bobby Klaus, R OBP: 0.281, SLG: 0.327 (1, 5) X	0-0 F8 ①		0-0 4-3 ③			0-3 K ③			0-0 6-3 ①	4 0 0 0 0 1 0
Ed Kranepool, L OBP: 0.301, SLG: 0.391 (1, 3) S S S	0-3 K ②			0-3 K ①			0-0 1-3 ①		0-0 F5 ②	4 0 0 0 0 2 0
Ron Hunt, R OBP: 0.359, SLG: 0.409 (1, 4) X	0-0 6-3 ③			0-0 F8 ②			0-0 1-3 ②		0-0 F7 ③	4 0 0 0 0 0 0
George Altman, L OBP: 0.252, SLG: 0.327 (1, 7) S S S		0-3 K ①		0-0 5-3 ③			4-0 BB ③			2 0 0 0 1 1 0
Joe Christopher, R OBP: 0.361, SLG: 0.478 (1, 9) X		0-0 4-3 WP 1B			4-0 CS BB		0-0 5-3 ③			2 0 1 0 1 0 1
Jesse Gonder, L OBP: 0.325, SLG: 0.374 (1, 2) X		0-0 4-3 ②			0-0 P6 ① ② 1-2			0-0 L7 ①		3 0 0 0 0 0 2
Jim Hickman, R OBP: 0.312, SLG: 0.367 (1, 8) S S S		0-3 K ③			0-0 P6 ③			0-0 E6 ① 1-3		3 0 0 0 0 1 1
Roy McMillan, R OBP: 0.252, SLG: 0.257 (1, 6) X			0-0 1-3 ①			0-0 F2 ①		0-0 1-3 ②		3 0 0 0 0 0 1
Al Jackson, L OBP: 0.171, SLG: 0.265 (1, 1) S S S			0-3 K ②			0-3 K ②		0-3 K ③		2 0 0 0 0 2 0
Larry Elliot, L OBP: 0.325, SLG: 0.398 (8, PH)										1 0 0 0 0 1 1
Bill Wakefield, R OBP: 0.130, SLG: 0.130 (9, 1) S S S										0 0 0 0 0 0 0

Inning Stats	R: 0 E: 0 K: 1 S: 5	H: 0 LOB: 0 BB: 0 P: 5	R: 0 E: 0 K: 2 S: 8	H: 1 LOB: 1 BB: 0 P: 8	R: 0 E: 0 K: 1 S: 5	H: 0 LOB: 0 BB: 0 P: 5	R: 0 E: 0 K: 1 S: 5	H: 0 LOB: 0 BB: 0 P: 5	R: 0 E: 0 K: 0 S: 2	H: 0 LOB: 0 BB: 1 P: 6	R: 0 E: 0 K: 2 S: 7	H: 0 LOB: 0 BB: 0 P: 7	R: 0 E: 0 K: 0 S: 3	H: 0 LOB: 1 BB: 1 P: 7	R: 0 E: 1 K: 1 S: 6	H: 0 LOB: 1 BB: 0 P: 6	R: 0 E: 0 K: 0 S: 3	H: 0 LOB: 0 BB: 0 P: 3	1B: 1 2B: 0 3B: 0 HR: 0	SF: 0 SAC: 0 DP: 0 HBP: 0	WP: 1 PB: 0 SB: 0 CS: 1	PA: 30
--------------	------------------------------	---------------------------------	------------------------------	---------------------------------	------------------------------	---------------------------------	------------------------------	---------------------------------	------------------------------	---------------------------------	------------------------------	---------------------------------	------------------------------	---------------------------------	------------------------------	---------------------------------	------------------------------	---------------------------------	----------------------------------	------------------------------------	----------------------------------	--------

PITCHER	IP	WLS	BF	H	R	ER	SO	BB	IBB	HBP	BLK	WP	HR	S	P	ERA	WHIP	PITCHER	IP	WLS	BF	H	R	ER	SO	BB	IBB	HBP	BLK	WP	HR	S	P	ERA	WHIP		
Jim Maloney, R ERA: 2.85 (1, 1)	9.0	W	30	1	0	0	8	2	0	0	0	1	0	44	52	0.00	0.333																				

BOTTOM

Cincinnati Reds @ New York Mets
Shea Stadium, Flushing, NY
Fri Sep 25 1964, 7:05 PM EDT
Unknown

livebaseballscorecards.com

AB	28
R	0
H	1
RBI	0
BB	2
SO	8
LOB	6



BOTTOM

Cincinnati Reds @ New York Mets
Shea Stadium, Flushing, NY
Fri Sep 25 1964, 7:05 PM EDT
Att. 20,092 - Unknown

AB 27
R 1
H 3
RBI 0
BB 5
SO 3
LOB 13



WP: 1 PA: 33
PB: 0
SB: 0
CS: 0

AB R H RBI BB SO LOB

3 1 0 0 1 1 0

4 0 2 0 0 0 0

3 0 0 0 0 0 1

1 0 0 0 3 0 0

4 0 0 0 0 1 4

3 0 0 0 1 0 2

3 0 1 0 0 1 2

2 0 0 0 0 0 1

1 0 0 0 0 0 2

0 0 0 0 0 0 0

2 0 0 0 0 0 1

0 0 0 0 0 0 0

1 0 0 0 0 0 0

0 0 0 0 0 0 0

1B: 3 SF: 0
2B: 0 SAC: 1
3B: 0 DP: 2
HR: 0 HBP: 0

Batter	1	2	3	4	5	6	7	8	9
Bobby Klaus, R OBP: 0.280, SLG: 0.323 (1, 4) (8, 6)	0-0 F9			4-0 SH5-3 1B WP BB		0-3 K		0-0 F7	
Charley Smith, R OBP: 0.273, SLG: 0.400 (1, 5)	0-0 P3			0-0 WP SH5-3 1-2 1B		0-0 P9		0-0 1B	
Ed Kranepool, L OBP: 0.299, SLG: 0.388 (1, 3)	0-0 4-3			0-0 SH5-3 1-2 2-3		0-0 4-3		0-0 P5	
Joe Christopher, R OBP: 0.364, SLG: 0.477 (1, 9)				4-0 G6-3 BB		4-0 3-4-3 BB		0-0 P9	
George Altman, L OBP: 0.250, SLG: 0.324 (1, 7)				0-0 G6-3 1-2f		0-0 P8		0-3 K	
Jesse Gonder, L OBP: 0.324, SLG: 0.371 (1, 2)				0-0 6-3		0-0 4-3		0-0 4-3	
Jim Hickman, R OBP: 0.312, SLG: 0.366 (1, 8)						0-0 K 1B		0-0 P4 G6-3 1B	
Roy McMillan, R OBP: 0.251, SLG: 0.256 (1, 6)						0-0 L8		0-0 P6	
Larry Elliot, L OBP: 0.324, SLG: 0.396 (7, PH)								0-0 3-1	
Rod Kanehl, R OBP: 0.250, SLG: 0.274 (8, 4)									
Jack Fisher, R OBP: 0.205, SLG: 0.171 (1, 1)								0-0 L7	
Willard Hunter, R OBP: 1.000, SLG: 1.000 (7, 1)									
Wayne Graham, R OBP: 0.100, SLG: 0.133 (8, PH)									
Bill Wakefield, R OBP: 0.130, SLG: 0.130 (9, 1)									

Inning Stats	R: 0	H: 0	E: 0	LOB: 0	K: 0	BB: 0	S: 3	P: 3	R: 0	H: 0	E: 0	LOB: 0	K: 0	BB: 1	S: 2	P: 6	R: 0	H: 0	E: 0	LOB: 0	K: 1	BB: 0	S: 5	P: 5	R: 1	H: 1	E: 0	LOB: 2	K: 0	BB: 2	S: 4	P: 12	R: 0	H: 1	E: 0	LOB: 0	K: 0	BB: 0	S: 3	P: 3	R: 0	H: 0	E: 0	LOB: 0	K: 1	BB: 0	S: 5	P: 5	R: 0	H: 0	E: 0	LOB: 2	K: 0	BB: 2	S: 3	P: 11	R: 0	H: 1	E: 0	LOB: 1	K: 0	BB: 0	S: 4	P: 4	R: 0	H: 0	E: 0	LOB: 0	K: 1	BB: 0	S: 5	P: 5
--------------	------	------	------	--------	------	-------	------	------	------	------	------	--------	------	-------	------	------	------	------	------	--------	------	-------	------	------	------	------	------	--------	------	-------	------	-------	------	------	------	--------	------	-------	------	------	------	------	------	--------	------	-------	------	------	------	------	------	--------	------	-------	------	-------	------	------	------	--------	------	-------	------	------	------	------	------	--------	------	-------	------	------

PITCHER	IP	WLS	BF	H	R	ER	SO	BB	IBB	HBP	BLK	WP	HR	S	P	ERA	WHIP
Bob Purkey, R ERA: 2.95 (1, 1)	6.1	W	24	2	1	1	2	5	0	0	0	1	0	23	43	1.42	1.105
Sammy Ellis, R ERA: 2.72 (7, 1)	2.2	S	9	1	0	0	1	0	0	0	0	0	0	11	11	0.00	0.375

PITCHER	IP	WLS	BF	H	R	ER	SO	BB	IBB	HBP	BLK	WP	HR	S	P	ERA	WHIP
---------	----	-----	----	---	---	----	----	----	-----	-----	-----	----	----	---	---	-----	------

Batter	1	2	3	4	5	6	7	8	9	AB R H RBI BB SO LOB	TOP									
Pete Rose, S (1, 4) OBP: 0.315, SLG: 0.328	0-0 F7		0-0 F8	0-0 L8			0-0 SH1-4 1B		0-0 CS 1B	5 1 2 0 0 0 1										
Giraldo Ruiz, S (1, 5) OBP: 0.262, SLG: 0.306	0-0 L8		0-0 G6-3 1B		0-0 1-3		0-0 SH1-4		4-0 PB WP BB	3 1 1 0 1 0 0										
Vada Pinson, L (1, 8) OBP: 0.315, SLG: 0.451	0-0 1B		0-0 G6-3 1-2f		0-0 F7		0-0 2-H 1B		0-3 K 1-H	5 0 2 1 0 1 1										
Frank Robinson, R (1, 7) OBP: 0.393, SLG: 0.550	0-0 L8			0-0 E7 1B 2B	0-0 6-3		0-0 F8		0-0 6-3	5 1 0 0 0 0 2										
Deron Johnson, R (1, 3) OBP: 0.332, SLG: 0.488		0-0 FC4-6 1B		0-0 2B 1B		0-0 F7	0-0 1-3			4 1 2 0 0 0 1										
Johnny Edwards, L (1, 2) OBP: 0.334, SLG: 0.396		0-0 FC4-6 2B 1-2f		0-0 1B 2B		0-0 WP 2B		0-0 1B 3-2 1B		4 2 3 1 0 0 1										
Marty Keough, L (1, 9) OBP: 0.316, SLG: 0.412		0-0 1-H 2B		0-0 2-H 3-H 1B		4-0 FC6-4 BB		0-0 F7		3 0 2 3 1 0 1										
Leo Cardenas, R (1, 6) OBP: 0.305, SLG: 0.370		0-3 K		0-0 1B		0-0 P4		0-0 1-3 1B		4 0 2 0 0 1 3										
John Tsitouris, R (1, 1) OBP: 0.220, SLG: 0.228		0-0 5-3		0-3 K		0-0 FC6-4 1-2f		0-0 3-2 3-Hf		3 0 0 0 0 1 4										
Billy McCool, R (7, 1)										1 0 0 0 0 0 2										
Inning Stats	R: 0 E: 0 K: 0 S: 4	H: 1 LOB: 1 BB: 0 P: 4	R: 1 E: 0 K: 1 S: 7	H: 2 LOB: 1 BB: 0 P: 7	R: 0 E: 0 K: 0 S: 3	H: 1 LOB: 0 BB: 0 P: 3	R: 3 E: 1 K: 1 S: 9	H: 4 LOB: 1 BB: 0 P: 9	R: 0 E: 0 K: 0 S: 4	H: 1 LOB: 2 BB: 1 P: 8	R: 1 E: 0 K: 0 S: 5	H: 2 LOB: 1 BB: 0 P: 5	R: 0 E: 0 K: 0 S: 4	H: 2 LOB: 1 BB: 0 P: 4	R: 1 E: 0 K: 1 S: 5	H: 1 LOB: 0 BB: 1 P: 9	1B: 11 2B: 4 3B: 0 HR: 0	SF: 0 SAC: 1 DP: 2 HBP: 0	WP: 2 PB: 2 SB: 0 CS: 1	PA: 40
PITCHER	IP WLS BF H R ER SO BB IBB HBP BLK WP HR S P ERA WHIP																			
Dennis Ribant, R (1, 1) ERA: 5.29	7.0 L 32 11 5 4 2 1 0 0 0 1 0 35 39 5.14 1.714																			
Ron Locke, L (8, 1) ERA: 3.93	2.0 8 3 1 0 1 1 0 0 0 1 0 9 13 0.00 2.000																			

Cincinnati Reds @ New York Mets
 Shea Stadium, Flushing, NY
 Sat Sep 26 1964, 3:33 AM EDT
 Att: 14,265 - Unknown

livebaseballscorecards.com

AB	37
R	6
H	14
RBI	5
BB	2
SO	3
LOB	16



BOTTOM

Cincinnati Reds @ New York Mets
 Shea Stadium, Flushing, NY
 Sat Sep 26 1964, 3:33 AM EDT
 Att. 14,265 - Unknown

livebaseballscorecards.com

AB	33
R	1
H	7
RBI	1
BB	3
SO	14
LOB	13



WP:	0	PA:	36
PB:	0	SB:	0
CS:	0		

Batter	1	2	3	4	5	6	7	8	9	AB	R	H	RBI	BB	SO	LOB
Bobby Klaus, R OBP: 0.283, SLG: 0.323 (1, 4)	0-0 L7		0-0 1B		4-0 2B BB		0-0 L7			3	1	1	0	1	0	2
Ed Kranepool, L OBP: 0.303, SLG: 0.392 (1, 3)	4-0 1B BB		0-0 1B		0-0 1-H 2B		0-3 K			3	0	2	1	1	1	2
Joe Christopher, R OBP: 0.361, SLG: 0.473 (1, 9)	0-3 K		0-0 P6		0-3 K		0-0 F9			4	0	0	0	0	2	6
George Altman, L OBP: 0.250, SLG: 0.323 (1, 7)	0-0 1-3 1B			0-0 F7		0-0 6-3		0-3 K		4	0	1	0	0	1	0
Jesse Gonder, L OBP: 0.323, SLG: 0.369 (1, 2)		0-3 K		0-3 K		0-0 1B		0-3 K		4	0	1	0	0	3	0
Charley Smith, R OBP: 0.273, SLG: 0.398 (1, 5)		0-3 K		0-0 1B		0-3 K		0-3 K		4	0	1	0	0	3	1
Jim Hickman, R OBP: 0.309, SLG: 0.362 (1, 8)		0-3 K		0-3 K		0-3 K			0-0 F8	4	0	0	0	0	3	2
Roy McMillan, R OBP: 0.251, SLG: 0.256 (1, 6)			0-0 5-3		0-0 6-3		0-0 BB 1B		0-3 K	3	0	1	0	0	0	0
Rod Kanehl, R OBP: 0.249, SLG: 0.273 (9, PH)										1	0	0	0	0	1	0
Dennis Ribant, R OBP: 0.158, SLG: 0.167 (1, 1)			0-0 6-3		0-0 5-3		4-0 BB 1B		0-0 F3	2	0	0	0	0	0	0
Larry Elliot, L OBP: 0.327, SLG: 0.396 (7, PH)										0	0	0	0	0	1	0
Ron Locke, R (8, 1)										0	0	0	0	0	0	0
Wayne Graham, R OBP: 0.097, SLG: 0.129 (9, PH)										1	0	0	0	0	0	0

Inning Stats	R: 0	H: 1	E: 0	LOB: 2	K: 1	S: 5	P: 9	R: 0	H: 0	E: 0	LOB: 0	K: 3	S: 9	P: 9	R: 0	H: 2	E: 0	LOB: 2	K: 0	S: 5	R: 0	H: 1	E: 0	LOB: 1	K: 2	S: 8	R: 1	H: 1	E: 0	LOB: 1	K: 1	S: 6	R: 0	H: 1	E: 0	LOB: 1	K: 2	S: 8	R: 0	H: 0	E: 0	LOB: 0	K: 3	S: 9	R: 0	H: 0	E: 0	LOB: 0	K: 1	S: 5	R: 0	H: 0	E: 0	LOB: 0	K: 1	S: 5	1B: 6	SF: 0	2B: 1	SAC: 0	3B: 0	DP: 0	HR: 0	HBP: 0	WP: 0	PA: 36
--------------	------	------	------	--------	------	------	------	------	------	------	--------	------	------	------	------	------	------	--------	------	------	------	------	------	--------	------	------	------	------	------	--------	------	------	------	------	------	--------	------	------	------	------	------	--------	------	------	------	------	------	--------	------	------	------	------	------	--------	------	------	-------	-------	-------	--------	-------	-------	-------	--------	-------	--------

PITCHER	IP	WLS	BF	H	R	ER	SO	BB	IBB	HBP	BLK	WP	HR	S	P	ERA	WHIP
John Tsitouris, R ERA: 3.71 (1, 1)	6.1	W	28	7	1	1	9	3	0	0	0	0	0	43	55	1.42	1.579
Billy McCool, L ERA: 2.28 (7, 1)	2.2	S	8	0	0	0	5	0	0	0	0	0	0	18	18	0.00	0.000

Batter	1	2	3	4	5	6	7	8	9	AB R H RBI BB SO LOB	TOP									
Pete Rose, S (1, 4) OBP: 0.318, SLG: 0.329	0-3 K		4-0 BB		0-0 G3			0-0 SH3-4 2B 1B	0-0 1-3 2-H 1B	4 1 2 1 1 1 1										
Giraldo Ruiz, S (1, 5) OBP: 0.262, SLG: 0.309	0-0 G3		0-0 P6			0-0 G3 2B		0-0 SH3-4 1-2	0-0 4-3	4 0 1 0 0 0 2										
Vada Pinson, L (1, 8) OBP: 0.315, SLG: 0.448	0-0 4-3			0-0 F9		0-0 G3 2-3		4-0 2B BB		3 1 0 0 1 0 1										
Frank Robinson, R (1, 7) OBP: 0.394, SLG: 0.551		0-0 6-3		0-0 SF7 1B		0-0 G3		0-0 4-3 1-H 2-H 2B		4 1 2 2 0 0 1										
Deron Johnson, R (1, 3) OBP: 0.329, SLG: 0.485		0-0 5-3		0-0 SF7 1-H		0-0 F7		0-0 4-3 2-3		3 0 0 1 0 0 2										
Johnny Edwards, L (1, 2) OBP: 0.336, SLG: 0.397		0-0 1B		0-0 G3			0-0 FC5-4 1B	0-0 4-3		4 0 2 0 0 0 1										
Marty Keough, L (1, 9) OBP: 0.317, SLG: 0.409		0-0 G3			0-0 6-3		0-0 FC5-4 1-2f		0-0 FC1-5 BB 1B	4 0 1 0 0 0 2										
Leo Cardenas, R (1, 6) OBP: 0.306, SLG: 0.369			0-0 F5		0-0 SH5-4 1B		0-0 F8		4-0 1-2 1B BB	3 1 1 0 1 0 1										
Jim O'Toole, S (1, 1) OBP: 0.162, SLG: 0.118			0-0 G3		0-0 SH5-4 1-2		0-3 K		0-0 FC1-5 1B	3 0 0 0 0 1 3										
Sammy Ellis, L (9, 1) OBP: 0.185, SLG: 0.043									1-2 2-3f	0 0 0 0 0 0 0										
Inning Stats	R: 0 E: 0 K: 1 S: 5	H: 0 LOB: 0 BB: 0 P: 5	R: 0 E: 0 K: 0 S: 4	H: 1 LOB: 1 BB: 0 P: 4	R: 0 E: 0 K: 0 S: 3	H: 0 LOB: 1 BB: 1 P: 7	R: 1 E: 0 K: 0 S: 4	H: 1 LOB: 0 BB: 0 P: 4	R: 0 E: 0 K: 0 S: 4	H: 1 LOB: 1 BB: 0 P: 4	R: 0 E: 0 K: 1 S: 6	H: 1 LOB: 1 BB: 0 P: 6	R: 2 E: 0 K: 0 S: 5	H: 2 LOB: 1 BB: 1 P: 9	R: 1 E: 0 K: 0 S: 4	H: 2 LOB: 1 BB: 1 P: 8	1B: 7 2B: 2 3B: 0 HR: 0	SF: 1 SAC: 2 DP: 0 HBP: 0	WP: 0 PB: 0 SB: 1 CS: 0	PA: 38
PITCHER	IP WLS BF H R ER SO BB IBB HBP BLK WP HR S P ERA WHIP																			
Tracy Stallard, R (1, 1) ERA: 3.79	7.1 L 31 7 3 2 2 2 2 0 0 0 0 0 0 33 41 2.46 1.227																			
Bill Wakefield, R (8, 1) ERA: 3.31	0.2 2 0 0 0 0 0 0 0 0 0 0 0 0 2 2 0.00 0.000																			
Willard Hunter, L (9, 1) ERA: 3.91	1.0 5 2 1 1 0 1 0 0 0 0 0 0 0 4 8 9.00 3.000																			

Cincinnati Reds @ New York Mets
Shea Stadium, Flushing, NY
Sun Sep 27 1964, 3:33 AM EDT
Unknown

livebaseballscorecards.com

AB	32
R	4
H	9
RBI	4
BB	3
SO	2
LOB	14



BOTTOM

Cincinnati Reds @ New York Mets
Shea Stadium, Flushing, NY
Sun Sep 27 1964, 3:33 AM EDT
Unknown

livebaseballscores.com

AB 33
R 1
H 7
RBI 0
BB 1
SO 7
LOB 10



WP: 0 PA: 34
PB: 0
SB: 0
CS: 0

AB R H RBI BB SO LOB

4 0 0 0 0 0 1

3 0 0 0 0 1 0
1 1 1 0 0 0 0

3 0 1 0 1 0 0

3 0 0 0 0 3 1
1 0 0 0 0 0 1

4 0 3 0 0 0 0

3 0 0 0 0 1 2
1 0 1 0 0 0 0

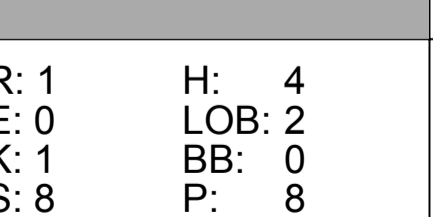

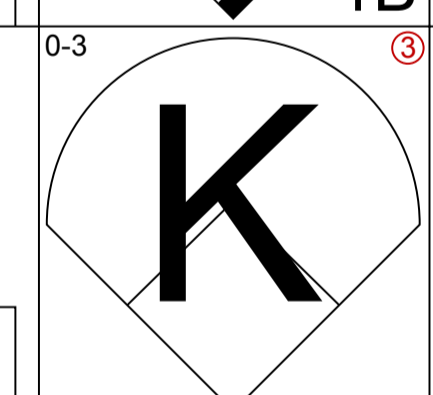
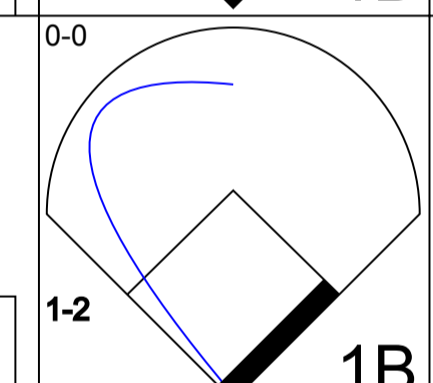
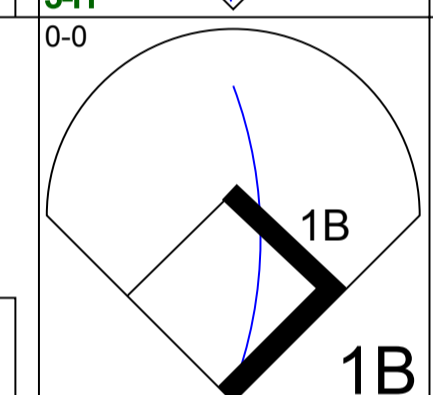
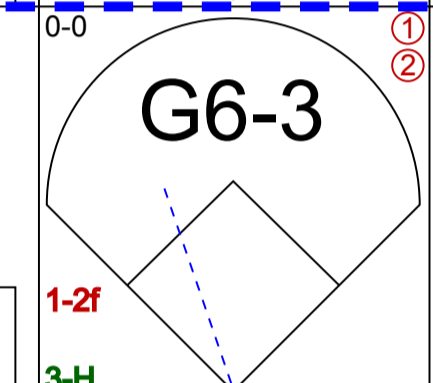
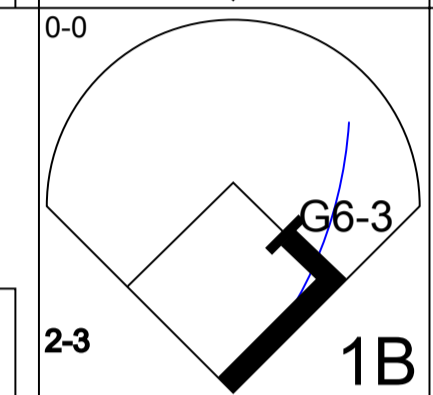
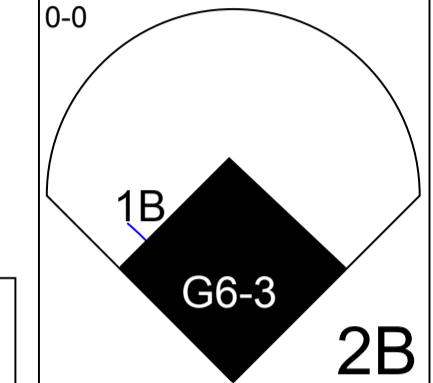
4 0 0 0 0 1 3

3 0 1 0 0 0 1

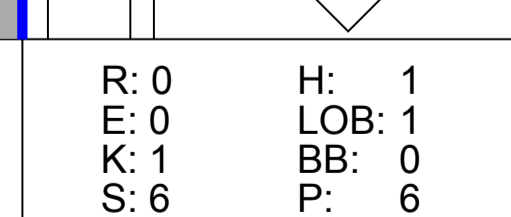
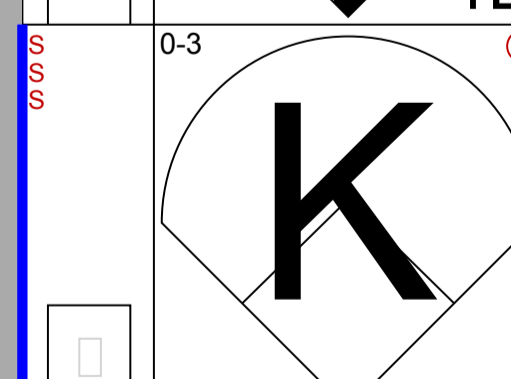
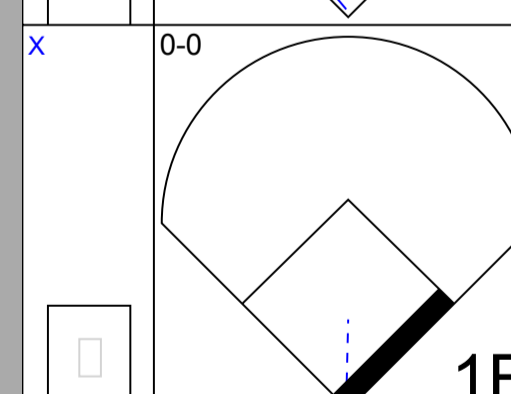
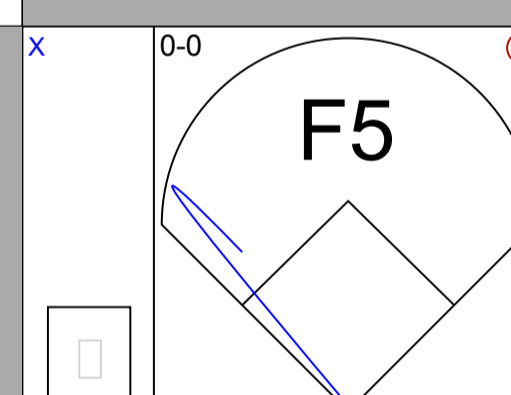
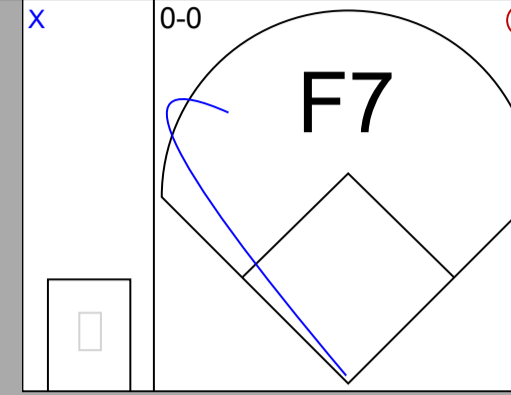
2 0 0 0 0 0 0
0 0 0 0 0 0 0
1 0 0 0 0 1 1
0 0 0 0 0 0 0

1B: 6 SF: 0
2B: 1 SAC: 0
3B: 0 DP: 1
HR: 0 HBP: 0

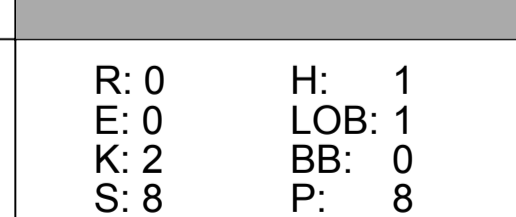
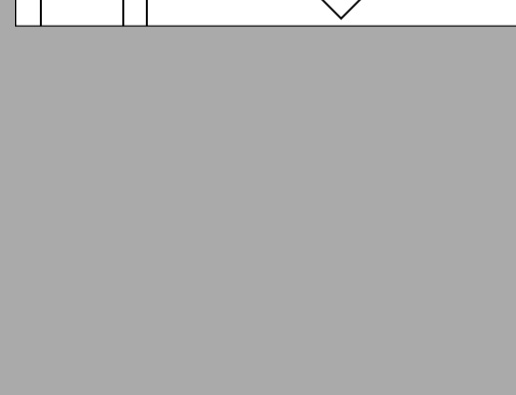
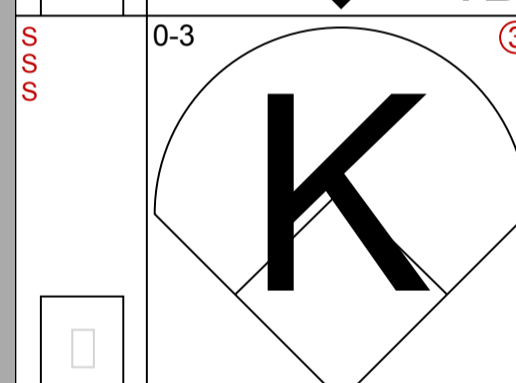
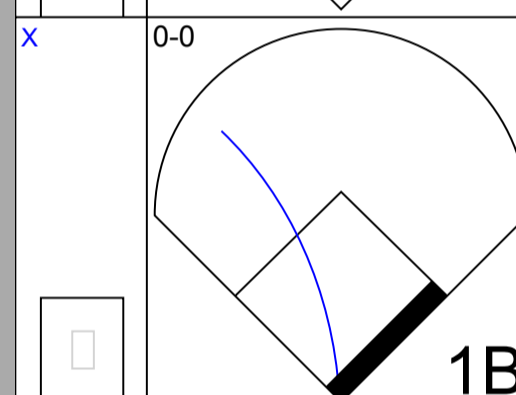
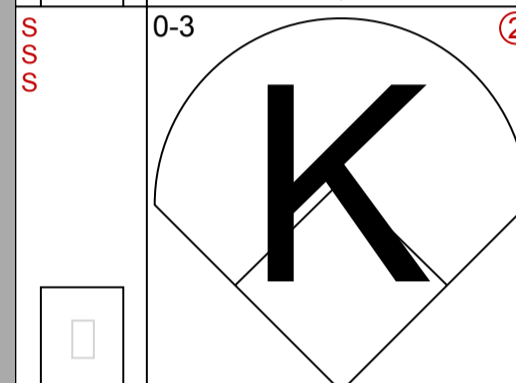
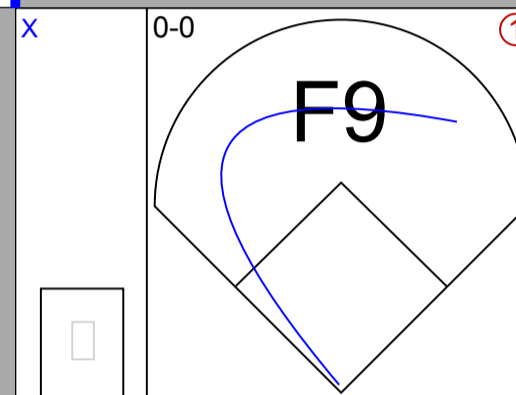
9



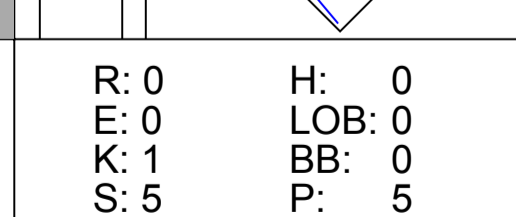
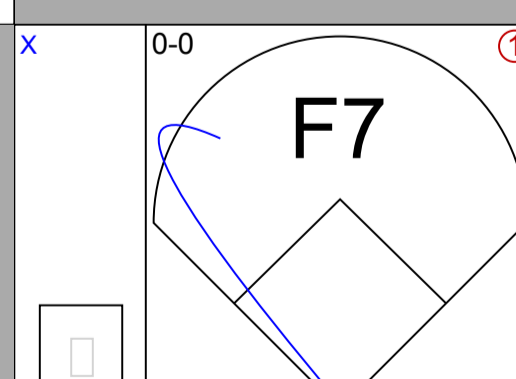
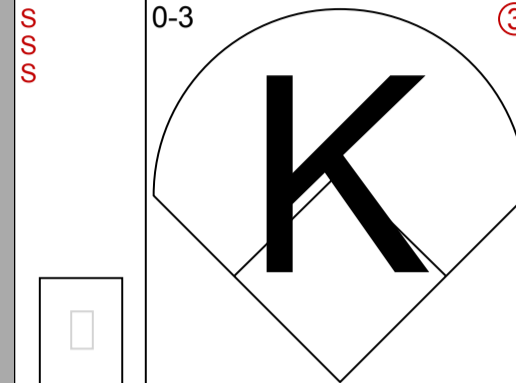
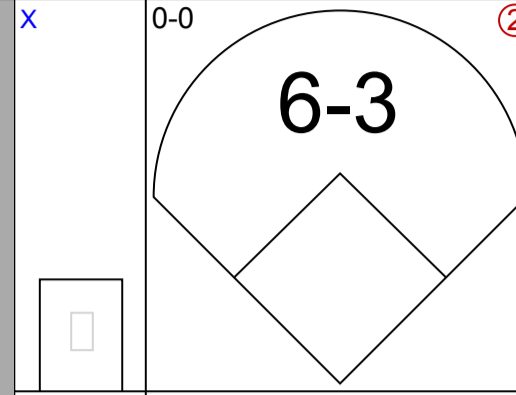
8



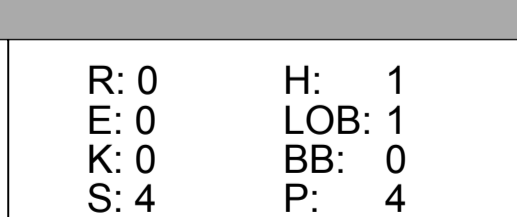

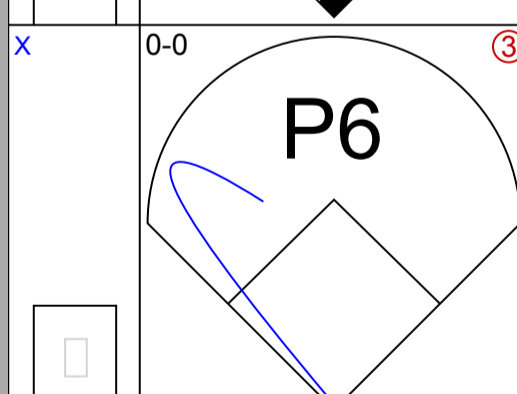
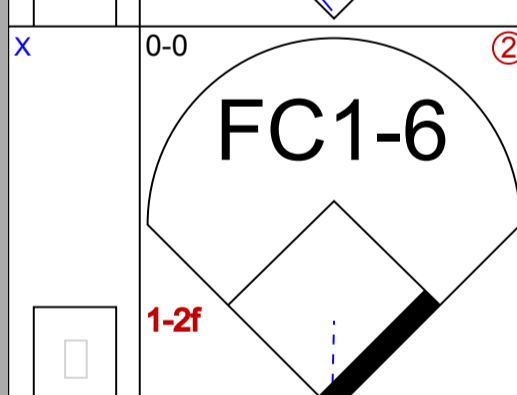
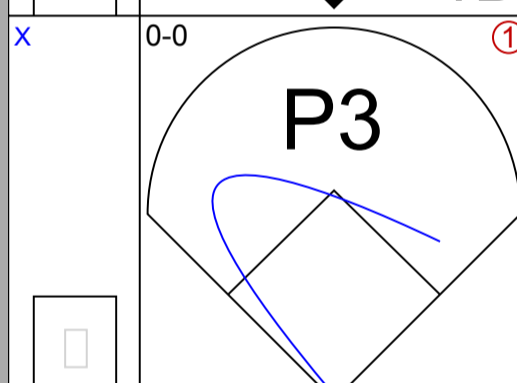
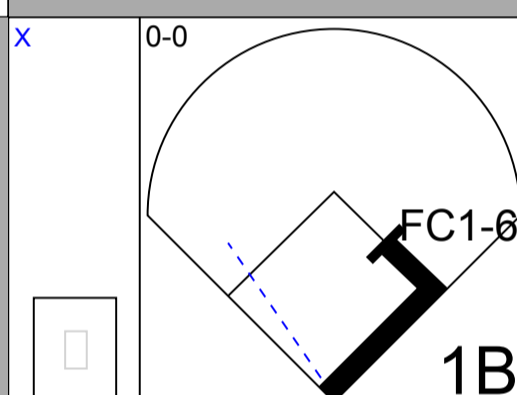

7



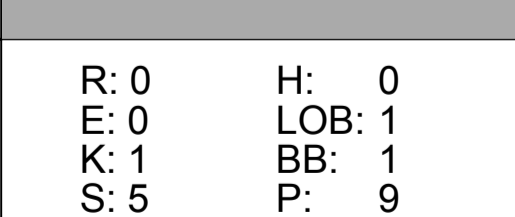

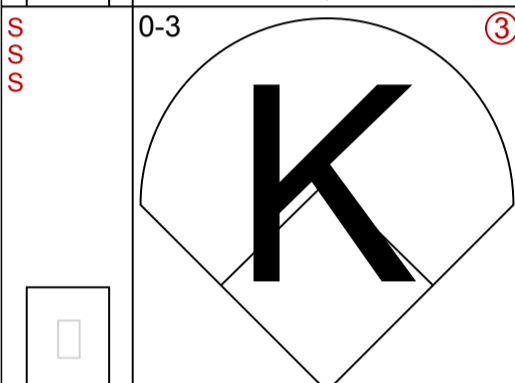
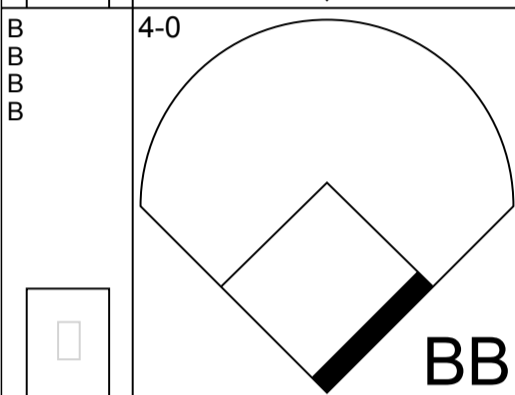
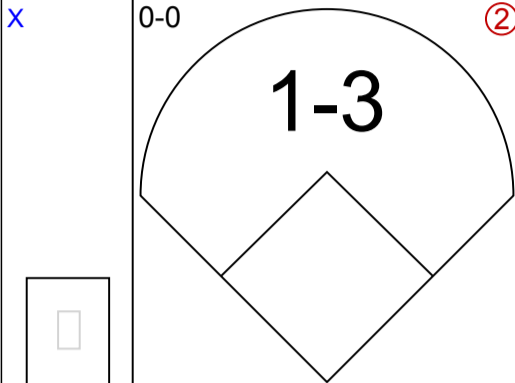
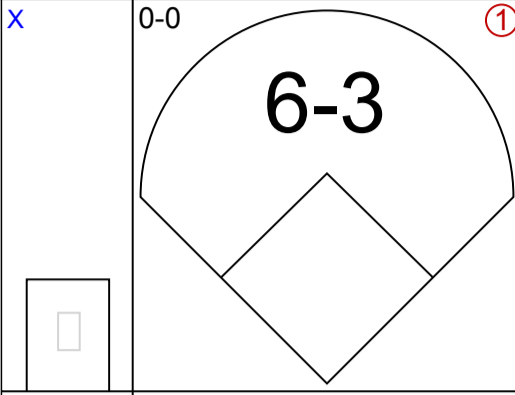
6



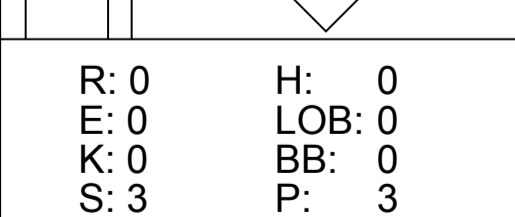
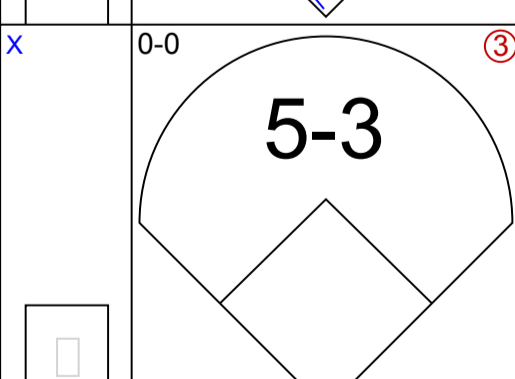
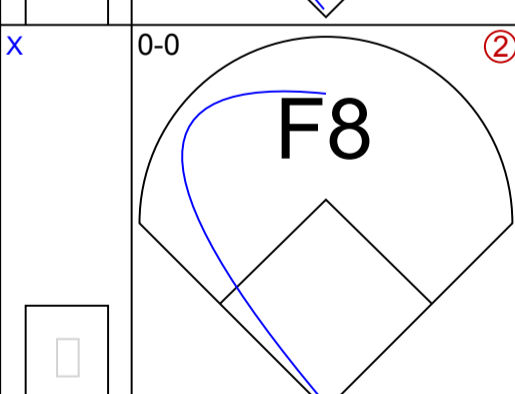
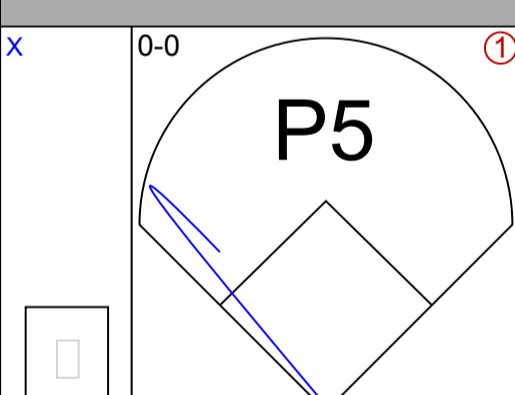
5



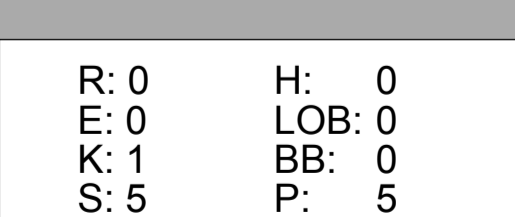
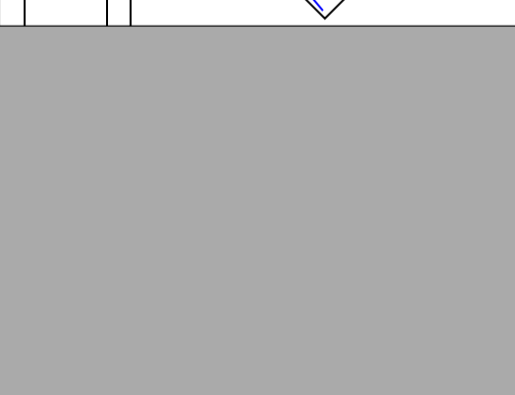
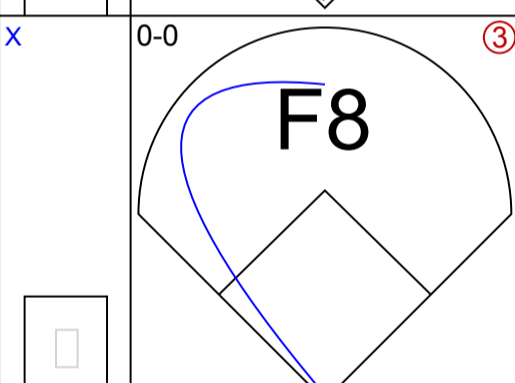
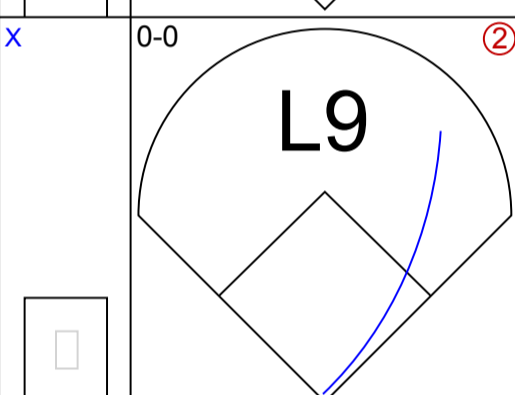
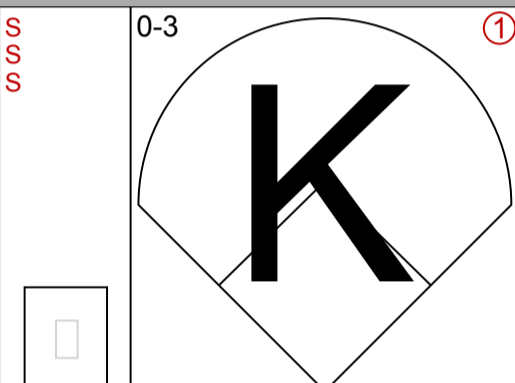
4



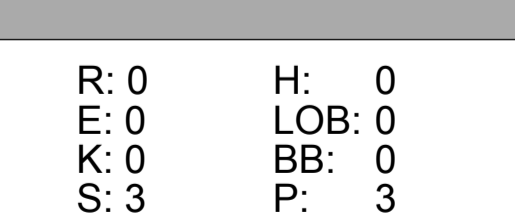
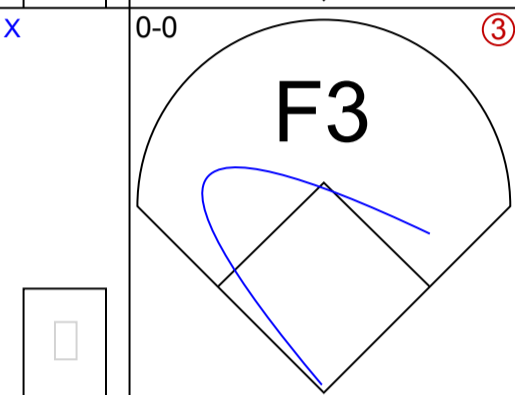
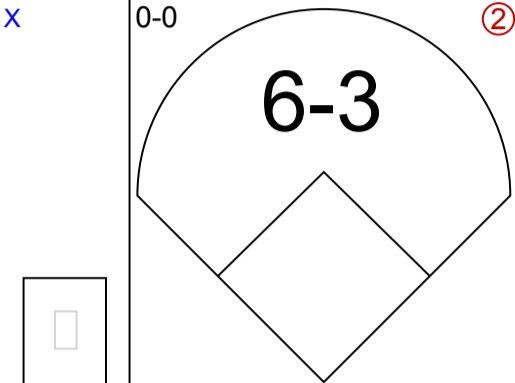
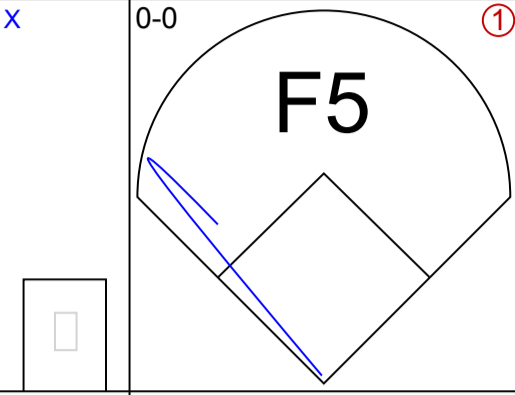
3



2



1



Batter

Bobby Klaus, R (1, 5)
OBP: 0.279, SLG: 0.319

Ron Hunt, R (1, 4)
OBP: 0.357, SLG: 0.406
Rod Kanehl, R (7, 4)
OBP: 0.252, SLG: 0.280

Joe Christopher, R (1, 9)
OBP: 0.362, SLG: 0.473

Jim Hickman, R (1, 8)
OBP: 0.307, SLG: 0.360
George Altman, L (9, PH)
OBP: 0.249, SLG: 0.323

Charley Smith, R (1, 7)
OBP: 0.277, SLG: 0.401

Hawk Taylor, R (1, 2)
OBP: 0.260, SLG: 0.321
Jesse Gonder, L (9, PH)
OBP: 0.325, SLG: 0.371

Ed Kranepool, L (1, 3)
OBP: 0.300, SLG: 0.388

Roy McMillan, R (1, 6)
OBP: 0.252, SLG: 0.257

Tracy Stallard, R (1, 1)
OBP: 0.200, SLG: 0.228
Bill Wakefield, R (8, 1)
OBP: 0.130, SLG: 0.130
Wayne Graham, R (8, PH)
OBP: 0.094, SLG: 0.125
Willard Hunter, R (9, 1)
OBP: 1.000, SLG: 1.000

Inning Stats

PITCHER	IP	WLS	BF	H	R	ER	SO	BB	IBB	HBP	BLK	WP	HR	S	P	ERA	WHIP
Jim O'Toole, L (1, 1) ERA: 2.62	8.0	W	30	5	1	1	6	1	0	0	0	0	0	41	45	1.12	0.750
Sammy Ellis, R (9, 1) ERA: 2.69	1.0	S	4	2	0	0	1	0	0	0	0	0	0	6	6	0.00	2.000

PITCHER	IP	WLS	BF	H	R	ER	SO	BB	IBB	HBP	BLK	WP	HR	S	P	ERA	WHIP
---------	----	-----	----	---	---	----	----	----	-----	-----	-----	----	----	---	---	-----	------

Batter	1	2	3	4	5	6	7	8	9	AB R H RBI BB SO LOB	TOP
Pete Rose, S OBP: 0.319, SLG: 0.331 (1, 4) X	0-0 2B 3B 1B	0-0 CS 1B		0-0 3-1 2-3			0-0 F7			4 1 2 0 0 0 2	
Giraldo Ruiz, S OBP: 0.262, SLG: 0.311 (1, 5) X	0-0 1-3 3B 2B	0-3 1-2 K		0-0 5-3			0-3 K			4 1 1 0 0 2 3	
Vada Pinson, L OBP: 0.316, SLG: 0.452 (1, 8) X	0-0 2B 3B 2-H 3-H		0-0 WP 5-3 1B				0-0 4-3			4 1 2 2 0 0 1	
Frank Robinson, R OBP: 0.391, SLG: 0.547 (1, 7) X	0-0 4-3		0-0 5-3 1-2				0-0 F7			4 0 0 0 0 0 2	
Deron Johnson, R OBP: 0.333, SLG: 0.487 (1, 3) X	0-0 2B 3-H		4-0 WP BB				0-0 F3			2 0 1 1 2 0 0	
Johnny Edwards, L OBP: 0.333, SLG: 0.394 (1, 2) S Don Pavletich, R OBP: 0.337, SLG: 0.477 (7, 2) S	0-3 K		0-3 K				0-0 G3			3 0 0 0 0 2 3 1 0 0 0 0 0 1	
Marty Keough, L OBP: 0.316, SLG: 0.404 (1, 9) B B B	4-0 BB		0-0 F9 1-2 2-3				0-0 F8			3 0 0 0 1 0 2	
Leo Cardenas, R OBP: 0.304, SLG: 0.367 (1, 6) X	0-0 F8		0-3 K 3-1 SH3-4				0-0 5-3			4 0 0 0 0 1 2	
Joey Jay, S OBP: 0.091, SLG: 0.075 (1, 1)		0-3 K	0-0 SH3-4 1-2				0-0 2B			3 0 1 0 0 2 0	
Inning Stats	R: 3 E: 0 K: 1 S: 9 H: 4 LOB: 2 BB: 1 P: 13	R: 0 E: 0 K: 2 S: 7 H: 1 LOB: 0 BB: 0 P: 7	R: 0 E: 0 K: 1 S: 6 H: 1 LOB: 2 BB: 1 P: 10	R: 0 E: 0 K: 1 S: 6 H: 0 LOB: 1 BB: 0 P: 6	R: 0 E: 0 K: 0 S: 3 H: 0 LOB: 0 BB: 0 P: 3	R: 0 E: 0 K: 0 S: 3 H: 0 LOB: 0 BB: 0 P: 3	R: 0 E: 0 K: 1 S: 6 H: 1 LOB: 1 BB: 0 P: 6	R: 0 E: 0 K: 0 S: 2 H: 0 LOB: 0 BB: 1 P: 6	R: 0 E: 0 K: 1 S: 5 H: 0 LOB: 0 BB: 0 P: 5	1B: 3 2B: 3 3B: 1 HR: 0 SF: 0 SAC: 1 DP: 0 HBP: 0	WP: 1 PB: 1 SB: 0 CS: 2 PA: 36
PITCHER Galen Cisco, R ERA: 3.52 (1, 1) Bill Wakefield, R ERA: 3.25 (8, 1)	IP 7.0 WLS L BF 30 H 7 R 3 ER 3 SO 6 BB 2 IBB 0 HBP 0 BLK 0 WP 1 HR 0 S 40 P 48 ERA 3.86 WHIP 1.286	IP 2.0 WLS L BF 6 H 0 R 0 ER 0 SO 1 BB 1 IBB 0 HBP 0 BLK 0 WP 0 HR 0 S 7 P 11 ERA 0.00 WHIP 0.500	PITCHER IP WLS BF H R ER SO BB IBB HBP BLK WP HR S P ERA WHIP								

Cincinnati Reds @ New York Mets
Shea Stadium, Flushing, NY
Sun Sep 27 1964, 3:38 AM EDT
Att. 26,589 - Cloudy

AB	32
R	3
H	7
RBI	3
BB	3
SO	7
LOB	16



WP: 1	PA: 36
PB: 1	
SB: 0	
CS: 2	

livebaseballscorecards.com

Batter	1	2	3	4	5	6	7	8	9	AB	R	H	RBI	BB	SO	LOB
Bobby Klaus, R OBP: 0.279, SLG: 0.321 (1, 6)	0-0 5-3		0-0 P6		0-0 2B		0-0 FC6-4			4	0	1	1	0	0	2
Ed Kranepool, L OBP: 0.300, SLG: 0.385 (1, 3)	4-0 1B BB		0-0 F9		0-0 4-3			0-3 K		3	0	0	0	1	1	2
Joe Christopher, R OBP: 0.360, SLG: 0.469 (1, 9)	0-0 P4			0-3 K		0-3 K		0-0 F2		4	0	0	0	0	2	1
Jesse Gonder, L OBP: 0.327, SLG: 0.373 (1, 2)	0-0 1-3 1B			0-0 4-3		0-0 4-3		0-0 1B		4	0	2	0	0	0	0
Charley Smith, R OBP: 0.275, SLG: 0.398 (1, 5)	0-3 K			0-3 K		0-0 L5		0-0 L9		4	0	0	0	0	2	3
George Altman, L OBP: 0.249, SLG: 0.320 (1, 7)		0-0 4-3			1-0 1B 2B HBP		0-0 P4		0-0 4-3	3	1	0	0	0	0	0
Larry Elliot, L OBP: 0.321, SLG: 0.389 (1, 8)		0-0 F2			0-0 F8		0-3 K		0-0 F7	4	0	0	0	0	1	1
Rod Kanehl, R OBP: 0.252, SLG: 0.279 (1, 4)		0-3 K2-3			0-0 P3		0-0 BB 1B		0-0 F3	4	0	1	0	0	1	1
Galen Cisco, R OBP: 0.193, SLG: 0.135 (1, 1)			0-3 K				4-0 BB BB BB BB			2	0	1	0	0	1	0
Jim Hickman, R OBP: 0.309, SLG: 0.360 (7, PH)					1-2 2B 1B					0	0	0	0	1	0	0
Bill Wakefield, R OBP: 0.130, SLG: 0.130 (8, 1)										0	0	0	0	0	0	0

Inning Stats	R: 0 E: 0 K: 1 S: 6	H: 1 LOB: 2 BB: 1 P: 10	R: 0 E: 0 K: 1 S: 5	H: 0 LOB: 0 BB: 0 P: 5	R: 0 E: 0 K: 1 S: 5	H: 0 LOB: 0 BB: 0 P: 5	R: 0 E: 0 K: 2 S: 7	H: 0 LOB: 0 BB: 0 P: 7	R: 1 E: 0 K: 0 S: 5	H: 2 LOB: 2 BB: 0 P: 6	R: 0 E: 0 K: 1 S: 5	H: 0 LOB: 0 BB: 0 P: 5	R: 0 E: 0 K: 1 S: 6	H: 1 LOB: 2 BB: 1 P: 10	R: 0 E: 0 K: 0 S: 3	H: 0 LOB: 0 BB: 0 P: 3	1B: 4 2B: 1 3B: 0 HR: 0	SF: 0 SAC: 0 DP: 0 HBP: 1	WP: 0 PB: 0 SB: 0 CS: 0	PA: 35
---------------------	------------------------------	----------------------------------	------------------------------	---------------------------------	------------------------------	---------------------------------	------------------------------	---------------------------------	------------------------------	---------------------------------	------------------------------	---------------------------------	------------------------------	----------------------------------	------------------------------	---------------------------------	----------------------------------	------------------------------------	----------------------------------	--------

PITCHER Joey Jay, R ERA: 3.18 (1, 1)	IP 9.0	WLS W	BF 35	H 5	R 1	ER 1	SO 8	BB 2	IBB 0	HBP 1	BLK 0	WP 0	HR 0	S 48	P 57	ERA 1.00	WHIP 0.778	PITCHER	IP 9.0	WLS W	BF 35	H 5	R 1	ER 1	SO 8	BB 2	IBB 0	HBP 1	BLK 0	WP 0	HR 0	S 48	P 57	ERA 1.00	WHIP 0.778
---	-----------	----------	----------	--------	--------	---------	---------	---------	----------	----------	----------	---------	---------	---------	---------	-------------	---------------	----------------	-----------	----------	----------	--------	--------	---------	---------	---------	----------	----------	----------	---------	---------	---------	---------	-------------	---------------

BOTTOM


Cincinnati Reds @ New York Mets

Shea Stadium, Flushing, NY

Sun Sep 27 1964, 3:38 AM EDT
Att: 26,589 - Cloudy

livebaseballscorecards.com

AB	32
R	1
H	5
RBI	1
BB	2
SO	8
LOB	10



Batter	1	2	3	4	5	6	7	8	9	AB R H RBI BB SO LOB	TOP									
Bob Bailey, R (1, 7) OBP: 0.341, SLG: 0.410	0-0 F7			0-0 F7		0-0 6-3			0-0 2B 1B 1B	4 1 1 0 0 0 2										
Bill Virdon, L (1, 8) OBP: 0.290, SLG: 0.305	0-3 K2-3			0-0 F9		0-0 F7			0-3 K	4 0 0 0 0 2 3										
Roberto Clemente, R (1, 9) OBP: 0.389, SLG: 0.485	0-3 K			0-0 4-3			0-0 G3		0-0 1-3 1B 2B	4 1 1 0 0 1 0										
Gene Freese, R (1, 5) OBP: 0.272, SLG: 0.389		0-0 F7		0-0 4-3			0-0 F6		4-0 1B IBB	3 0 0 0 1 0 0										
Donn Clendenon, R (1, 3) OBP: 0.323, SLG: 0.456		0-0 5-3		0-0 G6-4-3 1B			0-0 F3		0-0 F2	4 0 1 0 0 0 3										
Bill Mazaroski, R (1, 4) OBP: 0.302, SLG: 0.384		0-0 F8		0-0 G6-4-3 1-2f				0-0 F5	0-0 1-2 2-H 3-H 1B	4 0 1 2 0 0 1										
Gene Alley, R (1, 6) OBP: 0.279, SLG: 0.296			0-3 K		0-0 WP 1B 1B			0-0 F8	0-3 K	3 0 1 0 0 1 0										
Jerry Lynch, L (9, PH) OBP: 0.334, SLG: 0.507										1 0 0 0 0 1 2	AB 32									
Dick Schofield, S (9, 6) OBP: 0.347, SLG: 0.350										0 0 0 0 0 0 0	R 2									
Jerry May, R (1, 2) OBP: 0.200, SLG: 0.125		0-0 4-3								2 0 1 0 1 0 0	H 6									
Bob Friend, R (1, 1) OBP: 0.108, SLG: 0.070			0-3 K									RBI 2								
												BB 2								
												SO 6								
												LOB 14								
Inning Stats	R: 0 E: 0 K: 2 S: 7	H: 0 LOB: 0 BB: 0 P: 7	R: 0 E: 0 K: 0 S: 3	H: 0 LOB: 0 BB: 0 P: 3	R: 0 E: 0 K: 2 S: 7	H: 0 LOB: 0 BB: 0 P: 7	R: 0 E: 0 K: 0 S: 3	H: 1 LOB: 0 BB: 0 P: 3	R: 0 E: 0 K: 0 S: 5	H: 2 LOB: 2 BB: 0 P: 5	R: 0 E: 0 K: 0 S: 3	H: 0 LOB: 0 BB: 0 P: 3	R: 0 E: 0 K: 0 S: 3	H: 0 LOB: 1 BB: 1 P: 7	R: 2 E: 0 K: 2 S: 10	H: 3 LOB: 2 BB: 1 P: 14	1B: 5 2B: 1 3B: 0 HR: 0	SF: 0 SAC: 0 DP: 1 HBP: 0	WP: 1 PB: 0 SB: 0 CS: 0	PA: 34
PITCHER	IP WLS BF H R ER SO BB IBB HBP BLK WP HR S P ERA WHIP																			
Billy McCool, L (1, 1) ERA: 2.26	8.2 L 33 6 2 2 5 1 1 0 0 1 0 41 49 2.08 0.808																			
John Tsitouris, R (9, 1) ERA: 3.7	0.1 1 0 0 0 1 0 0 0 0 0 0 3 3 0.00 0.000																			

Pittsburgh Pirates @ Cincinnati Reds
 Crosley Field, Cincinnati, OH
 Tue Sep 29 1964, 7:05 PM EDT
 Att: 10,858 - Unknown

livebaseballscorecards.com



Batter	1	2	3	4	5	6	7	8	9	AB R H RBI BB SO LOB
Pete Rose, S OBP: 0.322, SLG: 0.333 (1, 4)	0-0 SH3-4 1B		0-0 5-3		0-0 SH5-4 1B		0-0 G3		0-0 1-2 1B	5 0 3 0 0 0 0
Giraldo Ruiz, S OBP: 0.266, SLG: 0.315 (1, 5)	0-0 SH3-4 1-2		0-0 1B 1B		0-0 SH5-4 1-2		0-0 1B		0-0 G3	3 0 2 0 0 0 2
Vada Pinson, L OBP: 0.317, SLG: 0.452 (1, 8)	0-0 G6-4-3 2-3 1B		0-0 1-2 1B		0-0 F8		0-0 6-3			4 0 2 0 0 0 2
Frank Robinson, R OBP: 0.392, SLG: 0.548 (1, 7)	0-0 G6-4-3 1-2f		0-0 F9		4-0 IBB			0-0 FC7-4 2B		3 0 1 0 1 0 4
Deron Johnson, R OBP: 0.330, SLG: 0.483 (1, 3)		0-0 F3	0-0 F5		0-0 F7			0-0 F8		4 0 0 0 0 0 5
Johnny Edwards, L OBP: 0.333, SLG: 0.392 (1, 2)		0-0 F8		0-0 FC5-4 1B		0-0 F7		0-0 FC7-4 2-3		4 0 1 0 0 0 1
Marty Keough, L OBP: 0.318, SLG: 0.404 (1, 9)		4-0 1B BB		0-0 F9		0-3 K			0-0 FC6-4 1B	3 0 1 0 1 1 1
Leo Cardenas, R OBP: 0.304, SLG: 0.366 (1, 6)		0-0 1-2 1B		0-0 FC5-4 1-2f		0-0 F4			0-0 FC6-4 1B 1-2f	4 0 1 0 0 0 2
Billy McCool, R (1, 1) John Tsitouris, R (9, 1) Gordy Coleman, L (9, PH) OBP: 0.220, SLG: 0.228 OBP: 0.292, SLG: 0.371		0-0 4-3		0-3 K		0-0 5-3			0-0 F7	3 0 0 0 0 1 3 0 0 0 0 0 0 0 1 0 0 0 0 0 1

Inning Stats	R: 0 E: 0 K: 0 S: 4	H: 2 LOB: 1 BB: 0 P: 4	R: 0 E: 0 K: 0 S: 4	H: 1 LOB: 2 BB: 1 P: 8	R: 0 E: 0 K: 0 S: 5	H: 2 LOB: 2 BB: 0 P: 5	R: 0 E: 0 K: 1 S: 6	H: 1 LOB: 1 BB: 0 P: 6	R: 0 E: 0 K: 0 S: 4	H: 1 LOB: 2 BB: 1 P: 8	R: 0 E: 0 K: 1 S: 5	H: 0 LOB: 0 BB: 0 P: 5	R: 0 E: 0 K: 0 S: 4	H: 1 LOB: 1 BB: 0 P: 4	R: 0 E: 0 K: 0 S: 3	H: 1 LOB: 0 BB: 0 P: 3	R: 0 E: 0 K: 0 S: 5	H: 2 LOB: 2 BB: 0 P: 5	1B: 10 2B: 2 3B: 0 HR: 0	SF: 0 SAC: 2 DP: 2 HBP: 0
--------------	------------------------------	---------------------------------	------------------------------	---------------------------------	------------------------------	---------------------------------	------------------------------	---------------------------------	------------------------------	---------------------------------	------------------------------	---------------------------------	------------------------------	---------------------------------	------------------------------	---------------------------------	------------------------------	---------------------------------	-----------------------------------	------------------------------------

PITCHER	IP	WLS	BF	H	R	ER	SO	BB	IBB	HBP	BLK	WP	HR	S	P	ERA	WHIP	IP	WLS	BF	H	R	ER	SO	BB	IBB	HBP	BLK	WP	HR	S	P	ERA	WHIP	
Bob Friend, R ERA: 3.33 (1, 1)	9.0	W	38	11	0	0	2	1	1	0	0	0	0	40	48	0.00	1.333																		


BOTTOM

Pittsburgh Pirates @ Cincinnati Reds
Crosley Field, Cincinnati, OH

Tue Sep 29 1964, 7:05 PM EDT
Att. 10,858 - Unknown

livebaseballscorecards.com

AB	34
R	0
H	11
RBI	0
BB	2
SO	2
LOB	21



WP: 0	PA: 38
PB: 0	SB: 0
CS: 0	

Batter	1	2	3	4	5	6	7	8	9	10	11	12	13	14	15	16	AB	R	H	RBI	BB	SO	LOB	TOP												
Dick Schofield, S OBP: 0.346, SLG: 0.345 (1, 6)	G3		K					K			F8			F9			5	0	0	0	2	2	2	Pittsburgh Pirates @ Cincinnati Reds Crosley Field, Cincinnati, OH Wed Sep 30 1964, 7:05 PM EDT Att: 8,188 - Unknown livebaseballscorecards.com												
Bill Virdon, L OBP: 0.287, SLG: 0.302 (1, 8)	K					K		G3			F9			K		BB	7	0	1	0	0	3	4													
Manny Mota, R OBP: 0.303, SLG: 0.386 (1, 9)	E6					F9					F3			K			6	0	0	0	0	2	3													
Jerry Lynch, L OBP: 0.330, SLG: 0.500 (1, 7)	K					F8					1-3			4-3			4	0	0	0	0	2	2													
Dave Wissman, L OBP: 0.111, SLG: 0.111 (9, 7)	K					F8					1-3			4-3			2	0	0	0	0	1	0													
Gene Freese, R OBP: 0.267, SLG: 0.381 (1, 5)			K			F6					F7			4-3			6	0	0	0	0	1	0													
Donn Clendenon, R OBP: 0.323, SLG: 0.455 (1, 3)			F7			6-3					K			K			5	1	1	0	1	2	0													
Bill Mazerowski, R OBP: 0.298, SLG: 0.381 (1, 4)			K								G6-3			K			5	0	0	0	0	3	1													
Jerry May, R OBP: 0.313, SLG: 0.286 (1, 2)											F7			K			6	0	3	1	0	1	1													
Bob Veale, S OBP: 0.175, SLG: 0.158 (1, 1)											G6-3			K			6	0	3	1	0	1	1													
Al McBean, R OBP: 0.083, SLG: 0.083 (13, 1)			F2					FC5-6			1B						4	0	0	0	0	2	2													
								FC5-6						F8			1	0	0	0	0	0	0	P												
																	4	0	0	0	0	2	2													
Inning Stats	R: 0 E: 1 K: 2 S: 8	H: 0 LOB: 1 BB: 0 P: 8	R: 0 E: 0 K: 2 S: 7	H: 0 LOB: 0 BB: 0 P: 7	R: 0 E: 0 K: 2 S: 9	H: 2 LOB: 2 BB: 0 P: 9	R: 0 E: 0 K: 1 S: 5	H: 0 LOB: 0 BB: 0 P: 5	R: 0 E: 0 K: 1 S: 5	H: 0 LOB: 0 BB: 0 P: 5	R: 0 E: 0 K: 1 S: 5	H: 1 LOB: 1 BB: 0 P: 6	R: 0 E: 0 K: 0 S: 3	H: 0 LOB: 0 BB: 0 P: 3	R: 0 E: 0 K: 0 S: 2	H: 0 LOB: 0 BB: 1 P: 6	R: 0 E: 0 K: 1 S: 5	H: 0 LOB: 0 BB: 0 P: 5	R: 0 E: 0 K: 1 S: 5	H: 0 LOB: 0 BB: 0 P: 5	R: 0 E: 0 K: 1 S: 5	H: 0 LOB: 0 BB: 0 P: 5	R: 1 E: 0 K: 0 S: 5	H: 2 LOB: 2 BB: 1 P: 9	1B: 4 2B: 1 3B: 0 HR: 0	SF: 0 SAC: 2 DP: 1 HBP: 0	WP: 0 PB: 0 SB: 0 CS: 0	PA: 56								
PITCHER	IP WLS BF H R ER SO	BB IBB HBP BLK	WP HR S P	ERA WHIP	PITCHER																		ERA WHIP													
Jim Maloney, R ERA: 2.71 (1, 1)	11.0	38	3	0	0	13	2	0	0	0	0	0	0	0	0	0	0.00	0.455																		
Sammy Ellis, R ERA: 2.65 (12, 1)	2.0	6	0	0	0	4	0	0	0	0	0	0	0	0	0	0	0.00	0.000																		
John Tsiouris, R ERA: 3.69 (14, 1)	2.2	L 11	2	1	1	2	1	0	0	0	0	0	0	0	0	0	3.38	1.125																		
Bill Henry, L ERA: 0.88 (16, 1)	0.1	1	0	0	0	0	0	0	0	0	0	0	0	0	0	0	0.00	0.000																		

Batter	1	2	3	4	5	6	7	8	9	10	11	12	13	14	15	16	AB	R	H	RBI	BB	SO	LOB	BOTTOM						
Pete Rose, S OBP: 0.319, SLG: 0.329 (1, 4)	0-0 5-3		0-3 K			0-0 5-3		0-0 F4		4-0 E 1B BB		0-0 6-3		0-0 F8		0-0 6-3	7	0	0	0	1	1	1							
Giraldo Ruiz, S OBP: 0.272, SLG: 0.320 (1, 5)	0-3 K			0-0 S SH3-4 1B		0-0 F7 1B		0-0 F9		0-0 E5 1B		0-0 F9		0-0 1B 1B		0-0 6-3	8	0	4	0	0	1	0							
Vada Pinson, L OBP: 0.317, SLG: 0.450 (1, 8)	0-0 4-3			0-0 SH3-4 1-2		0-0 F7 1-2			4-0 F9 1B BB		0-3 K		0-0 6-3		0-0 1B		0-0 4-3	6	0	1	0	1	1	3						
Frank Robinson, R OBP: 0.394, SLG: 0.546 (1, 9) (14, 7)		0-0 5-3		0-0 F4 2-3		4-0 1B IBB			0-0 F7		0-0 6-3 1B		4-0 S S BB		4-0 1B IBB			4	0	1	0	3	0	2						
Deron Johnson, R OBP: 0.329, SLG: 0.480 (1, 3)		0-3 K		0-3 K		0-3 K2-3			0-0 1B		0-0 6-3 1B		0-3 K		0-3 K			7	0	2	0	0	5	7						
Tommy Harper, R OBP: 0.325, SLG: 0.312 Jimmie Coker, R OBP: 0.357, SLG: 0.320 (1, 7) (14, 2)		0-0 6-3			4-0 FC1-6 BB				0-0 6-3		0-0 6-3		4-0 S IBB		0-0 6-3			4	0	0	0	2	0	4						
Johnny Edwards, L OBP: 0.229, SLG: 0.332 Don Pavlich, R OBP: 0.228, SLG: 0.451 (3, PH) (4, 2)			0-3 K		0-0 FC1-6			0-3 K		0-3 K		0-3 K		4-0 1-2 2-3 BB		0-0 1-4-3			0	0	0	0	0	0						
Steve Boros, R OBP: 0.265, SLG: 0.322 John Tiskouris, L OBP: 0.271, SLG: 0.224 Bill Henry, L OBP: 0.200, SLG: 0.500 (13, PH) (14, 1) (16, 1)				1-2															0	0	0	0	1	0	0					
Leo Cardenas, R OBP: 0.302, SLG: 0.362 (1, 8)			0-0 6-3		0-3 K			0-3 K		0-3 K		4-0 K		0-0 F4		0-0 1-3			6	0	0	0	1	3	4					
Jim Maloney, L OBP: 0.192, SLG: 0.205 Tony Perez, R OBP: 0.179, SLG: 0.120 Sammy Ellis, L OBP: 0.185, SLG: 0.043 Marty Keough, L OBP: 0.316, SLG: 0.401 (1, 1) (11, PH) (12, 1) (13, PH) (14, 9)			0-0 E6 1B		0-3 K			0-3 K		0-0 1-3		0-0 1-3		0-0 F5		0-0 F6			4	0	1	0	0	2	1					
Inning Stats	R: 0 E: 0 K: 1 S: 5	H: 0 LOB: 0 BB: 0 P: 5	R: 0 E: 0 K: 1 S: 5	H: 0 LOB: 0 BB: 0 P: 5	R: 0 E: 1 K: 2 S: 8	H: 1 LOB: 1 BB: 8 P: 8	R: 0 E: 0 K: 1 S: 6	H: 1 LOB: 1 BB: 6 P: 6	R: 0 E: 0 K: 2 S: 7	H: 0 LOB: 0 BB: 1 P: 11	R: 0 E: 0 K: 1 S: 5	H: 0 LOB: 0 BB: 0 P: 5	R: 0 E: 0 K: 2 S: 8	H: 1 LOB: 2 BB: 1 P: 10	R: 0 E: 0 K: 1 S: 7	H: 2 LOB: 3 BB: 1 P: 11	R: 0 E: 0 K: 0 S: 3	H: 0 LOB: 0 BB: 0 P: 3	R: 0 E: 0 K: 1 S: 5	H: 2 LOB: 3 BB: 3 P: 17	R: 0 E: 0 K: 1 S: 7	H: 2 LOB: 3 BB: 1 P: 11	R: 0 E: 0 K: 0 S: 3	H: 0 LOB: 0 BB: 0 P: 3	R: 0 E: 0 K: 0 S: 3	H: 0 LOB: 0 BB: 0 P: 3	1B: 9 2B: 0 3B: 0 HR: 0	SF: 0 SAC: 1 DP: 0 HBP: 0	WP: 0 PB: 0 SB: 4 CS: 0	PA: 66
PITCHER	IP	WLS	BF	H	R	ER	SO	BB	IBB	HBP	BLK	WP	HR	S	P	ERA	WHIP													
Bob Veale, L ERA: 2.76 (1, 1)	12.1		52	7	0	0	16	5	3	0	0	0	0	76	108	0.00	0.973													
Al McBean, R ERA: 1.94 (13, 1)	3.2	W	14	2	0	0	1	0	1	0	0	0	0	15	19	0.00	0.545													

Pittsburgh Pirates @ Cincinnati Reds
Crosley Field, Cincinnati, OH
Wed Sep 30 1964, 7:05 PM EDT
Att: 8,188 - Unknown

livebaseballscorecards.com

AB 56
R 0
H 9
RBI 0
BB 9
SO 17
LOB 36



Batter	1	2	3	4	5	6	7	8	9	AB R H RBI BB SO LOB	TOP																
Dick Schofield, S (1, 6) OBP: 0.348, SLG: 0.353	0-0 4-3		0-0 PB 1-H 2B		0-0 SH3-4			0-0 1B 2B		3 1 2 1 0 0 0	Pittsburgh Pirates @ Cincinnati Reds Crosley Field, Cincinnati, OH Thu Oct 01 1964, 7:05 PM EDT Att. 7,081 - Unknown																
Bill Virdon, L (1, 8) OBP: 0.287, SLG: 0.302	0-0 F7		0-0 F3		0-0 F6			0-0 CS 1B		4 0 1 1 0 0 3																	
Roberto Clemente, R (1, 9) OBP: 0.388, SLG: 0.484	0-0 4-3		0-0 F8		0-0 CS 1B			0-3 K 1-2		4 0 1 2 0 1 2																	
Jerry Lynch, L (1, 7) OBP: 0.326, SLG: 0.493		0-0 4-3	0-0 4-3		0-0 CS 1-2			0-0 F8 L3		4 0 0 0 0 0 1																	
Gene Freese, R (1, 5) OBP: 0.267, SLG: 0.377		4-0 BB 1B BB		0-3 K SS				0-3 K SS		3 0 0 0 1 2 0																	
Donn Clendenon, R (1, 3) OBP: 0.321, SLG: 0.451		0-0 F3		0-0 F8				0-0 F4		4 0 0 0 0 0 1																	
Bill Mazerowski, R (1, 4) OBP: 0.299, SLG: 0.380		0-0 1-2 1B		0-0 F8				0-0 F4 4-3		4 0 1 0 0 0 0																	
Jerry May, R (1, 2) OBP: 0.368, SLG: 0.313		0-0 F7			0-0 SH3-4 1B 1B			4-0 L5-3 BB		2 1 1 0 1 0 2																	
Joe Gibbon, R (1, 1) OBP: 0.286, SLG: 0.277			0-0 2B 1B		0-0 1B 1B			0-0 L5-3		1 1 1 0 0 0 0																	
Dave Wissman, L (5, PH) OBP: 0.200, SLG: 0.200										1 1 1 0 0 0 0																	
Steve Blass, R (5, 1) OBP: 0.120, SLG: 0.069										0 0 0 0 0 0 0																	
Bob Bailey, R (7, PH) OBP: 0.340, SLG: 0.409										1 0 0 0 0 0 1																	
Tommie Sisk, R (7, 1)										0 0 0 0 0 0 0																	
Roy Face, R (7, 1)										0 0 0 0 0 0 0																	
Inning Stats	R: 0 E: 0 K: 0 S: 3	H: 0 LOB: 0 BB: 0 P: 3	R: 0 E: 0 K: 0 S: 4	H: 1 LOB: 2 BB: 1 P: 8	R: 1 E: 0 K: 0 S: 5	H: 2 LOB: 1 BB: 0 P: 5	R: 0 E: 0 K: 1 S: 5	H: 0 LOB: 0 BB: 0 P: 5	R: 2 E: 0 K: 0 S: 5	H: 3 LOB: 0 BB: 0 P: 5	R: 0 E: 0 K: 0 S: 3	H: 0 LOB: 0 BB: 0 P: 3	R: 0 E: 0 K: 0 S: 2	H: 0 LOB: 0 BB: 1 P: 6	R: 1 E: 0 K: 1 S: 6	H: 2 LOB: 0 BB: 0 P: 6	R: 0 E: 0 K: 1 S: 5	H: 0 LOB: 0 BB: 0 P: 5	1B: 6 2B: 3 3B: 0 HR: 0	SF: 0 SAC: 1 DP: 1 HBP: 0	WP: 0 PB: 1 SB: 0 CS: 2	PA: 35					
PITCHER	IP WLS BF H R ER SO BB IBB HBP BLK WP HR S P ERA WHIP																										
Bob Purkey, R (1, 1) ERA: 3.02	4.2		21	6	3	3	1	1	0	0	0	0	0	22	26	5.79	1.500										
Joe Nuxhall, L (5, 1) ERA: 4.09	2.1	W	8	2	1	1	0	1	0	0	0	0	0	7	11	3.86	1.286										
Sammy Ellis, R (8, 1) ERA: 2.6	2.0	S	5	0	0	0	2	0	0	0	0	0	0	9	9	0.00	0.000										

livebaseballscorecards.com

AB	31
R	4
H	8
RBI	4
BB	2
SO	3
LOB	10



Batter	1	2	3	4	5	6	7	8	9
Pete Rose, S OBP: 0.320, SLG: 0.328 (1, 4)	1-0 SH3-4 HBP	0-0 4-3		0-0 E 1B		0-0 4-3		0-3 K	
Giraldo Ruiz, S OBP: 0.271, SLG: 0.322 (1, 5)	0-0 SH3-4 1-2		0-0 2B	0-0 E6 1-2		0-0 F6 3-H		0-0 3-1	
Vada Pinson, L OBP: 0.316, SLG: 0.451 (1, 8)	0-0 6-3		0-0 F7 3-H	0-3 K			0-0 2B 3B		
Frank Robinson, R OBP: 0.394, SLG: 0.546 (1, 9) (8, 7)	0-0 F8		4-0 IBB		0-0 F8		0-0 SH3-4 2B 3-H		
Deron Johnson, R OBP: 0.329, SLG: 0.478 (1, 3)		4-0 1B BB BB	0-0 F2		0-0 F8		0-0 SH3-4 2-3		
Tommy Harper, R OBP: 0.328, SLG: 0.311 Marty Keough, L OBP: 0.315, SLG: 0.399 (7, PH) (8, 9)		4-0 1B WP BB	0-0 L7		4-0 S BB		0-0 1-4-3		
Leo Cardenas, R OBP: 0.300, SLG: 0.360 (1, 6)		0-0 F2		0-0 1-3	0-0 F9 1-2		0-0 6-3		
Jimmie Coker, R OBP: 0.406, SLG: 0.517 (1, 2)		0-0 WP 1B 1-3 2-H		0-0 1B E 2B		0-0 HR		0-0 L7	
Bob Purkey, R OBP: 0.082, SLG: 0.052 Joe Nuxhall, L OBP: 0.130, SLG: 0.185 Sammy Ellis, L OBP: 0.214, SLG: 0.083 (1, 1) (5, 1) (8, 1)		0-3 K 1-2 3-H		0-3 K		0-3 K		0-0 1B	

AB	R	H	RBI	BB	SO	LOB
4	0	1	0	0	1	2
4	0	1	0	0	0	2
4	1	1	0	0	1	4
3	0	1	1	1	0	1
2	1	0	0	1	0	2
1	1	0	0	2	0	2
1	0	0	0	0	0	1
4	0	0	0	0	0	4
4	2	3	2	0	0	0
2	0	0	0	0	2	2
1	0	0	0	0	1	0
1	0	1	0	0	0	0

BOTTOM

Pittsburgh Pirates @ Cincinnati Reds
Crosley Field, Cincinnati, OH
Thu Oct 01 1964, 7:05 PM EDT
Att. 7,081 - Unknown

livebaseballscorecards.com

AB	31
R	5
H	8
RBI	3
BB	4
SO	5
LOB	20



1B: 3	SF: 0	WP: 1	PA: 38
2B: 3	SAC: 2	PB: 0	
3B: 1	DP: 0	SB: 1	
HR: 1	HBP: 1	CS: 0	

Inning Stats		R: 0	H: 0	E: 0	K: 0	S: 3	R: 2	H: 1	E: 0	K: 1	S: 6	R: 0	H: 1	E: 0	K: 0	S: 4	R: 1	H: 2	E: 1	K: 2	S: 10	R: 0	H: 0	E: 0	K: 0	S: 3	R: 1	H: 1	E: 0	K: 1	S: 6	R: 1	H: 2	E: 0	K: 0	S: 5	R: 0	H: 1	E: 0	K: 1	S: 6	R: 0	H: 1	E: 0	K: 1	S: 6
PITCHER		IP	WLS	BF	H	R	ER	SO	BB	IBB	HBP	BLK	WP	HR	S	P	ERA	WHIP																												
Joe Gibbon, L ERA: 3.68 (1, 1)		4.0		21	4	3	2	3	2	1	0	0	1	0	23	36	4.50	1.500																												
Steve Blass, R ERA: 3.81 (5, 1)		2.0	L	8	1	1	1	1	1	0	0	0	0	1	9	13	4.50	1.000																												
Tommie Sisk, R ERA: 6.03 (7, 1)		0.0		2	2	1	1	0	0	0	0	0	0	0	2	2	∞	∞																												
Roy Face, R ERA: 5.2 (7, 1)		2.0		7	1	0	0	1	0	0	0	0	0	0	9	9	0.00	0.500																												

Batter	1	2	3	4	5	6	7	8	9	AB R H RBI BB SO LOB	TOP
Cookie Rojas, R (1, 8) <small>OBP: 0.335, SLG: 0.395</small> (8, 7)	0-0 		0-0 		0-0 			4-0 	0-0 	4 1 0 0 1 0 3	
Tony Taylor, R (1, 4) <small>OBP: 0.319, SLG: 0.313</small>	0-0 		0-0 			0-0 		0-0 		4 1 2 1 0 0 0	
Johnny Callison, L (1, 9) <small>OBP: 0.317, SLG: 0.495</small>	0-0 		0-3 			0-0 		0-3 		4 0 1 0 0 2 3	
Dick Allen, R (1, 5) <small>OBP: 0.380, SLG: 0.545</small>	4-0 			0-0 		0-3 		0-0 		3 1 1 2 1 1 0	
Alex Johnson, R (1, 7) <small>OBP: 0.345, SLG: 0.495</small> Jack Baldschun, R (8, 1) <small>OBP: 0.294, SLG: 0.313</small>	0-0 		0-3 			0-0 		0-0 		4 0 1 1 0 1 2 0 0 0 0 0 0 0	
Vic Power, R (1, 3) <small>OBP: 0.265, SLG: 0.306</small>		0-0 		0-0 		0-0 		0-0 		4 0 0 0 0 0 1	
Clay Dalrymple, L (1, 2) <small>OBP: 0.301, SLG: 0.343</small>			0-3 		0-0 		0-0 		0-0 	4 0 1 0 0 1 0	
Bobby Wine, R (1, 6) <small>OBP: 0.275, SLG: 0.304</small>		0-0 			0-0 			0-0 	0-0 	3 0 1 0 0 0 0	
Chris Short, R (1, 1) <small>OBP: 0.119, SLG: 0.138</small> Ed Roebuck, R (7, 1) <small>OBP: 0.302, SLG: 0.415</small> Frank Thomas, R (8, PH) <small>OBP: 0.347, SLG: 0.333</small> John Briggs, L (8, PR) <small>OBP: 0.351, SLG: 0.381</small> Tony Gonzalez, L (8, 8)			0-0 		0-0 			0-0 	4-0 	2 0 0 0 0 0 1 0 0 0 0 0 0 0 1 0 1 0 0 0 0 0 0 0 0 1 0 0	
Inning Stats	R: 0 H: 1 E: 0 LOB: 2 K: 0 BB: 1 S: 4 P: 8	R: 0 H: 0 E: 0 LOB: 0 K: 1 BB: 0 S: 5 P: 5	R: 0 H: 1 E: 0 LOB: 1 K: 1 BB: 0 S: 6 P: 6	R: 0 H: 0 E: 0 LOB: 0 K: 1 BB: 0 S: 5 P: 5	R: 0 H: 1 E: 0 LOB: 1 K: 0 BB: 0 S: 4 P: 4	R: 0 H: 0 E: 0 LOB: 0 K: 1 BB: 0 S: 5 P: 5	R: 0 H: 0 E: 0 LOB: 0 K: 0 BB: 0 S: 3 P: 3	R: 4 H: 4 E: 0 LOB: 1 K: 1 BB: 1 S: 9 P: 13	R: 0 H: 1 E: 0 LOB: 1 K: 0 BB: 1 S: 3 P: 7	1B: 7 SF: 0 2B: 0 SAC: 1 3B: 1 DP: 1 HR: 0 HBP: 0	WP: 0 PA: 37 PB: 0 SB: 0 CS: 0
PITCHER Jim O'Toole, L (1, 1) <small>ERA: 2.66</small> Billy McCool, L (8, 1) <small>ERA: 2.35</small> Sammy Ellis, R (8, 1) <small>ERA: 2.6</small> Joey Jay, R (9, 1) <small>ERA: 3.16</small>	IP WLS BF H R ER SO BB IBB HBP BLK WP HR S P ERA WHIP 7.1 0 29 5 3 3 4 2 0 0 0 0 0 0 35 43 3.68 0.955 0.1 L 3 2 1 1 1 0 0 0 0 0 0 0 0 5 5 27.00 6.000 0.1 1 0 0 0 0 0 0 0 0 0 0 0 0 1 1 0.00 0.000 1.0 4 1 0 0 0 0 0 0 1 0 0 0 0 3 7 0.00 1.000	PITCHER IP WLS BF H R ER SO BB IBB HBP BLK WP HR S P ERA WHIP									

Philadelphia Phillies @ Cincinnati Reds
 Crosley Field, Cincinnati, OH
 Fri Oct 02 1964, 7:05 PM EDT
 Att: 25,221 - Unknown

livebaseballscorecards.com

AB	33
R	4
H	8
RBI	4
BB	3
SO	5
LOB	10



BOTTOM

Philadelphia Phillies @ Cincinnati Reds
 Crosley Field, Cincinnati, OH
 Fri Oct 02 1964, 7:05 PM EDT
 Att. 25,221 - Unknown

livebaseballscorecards.com

AB	27
R	3
H	4
RBI	1
BB	2
SO	6
LOB	9



WP : 0	PA : 32
PB : 0	
SB : 2	
CS : 0	

AB R H RBI BB SO LOB

3	1	0	0	1	1	1
3	1	0	0	0	0	1
3	1	0	0	1	0	2
4	0	2	1	0	0	0
4	0	1	0	0	1	3
2	0	0	0	0	1	0
0	0	0	0	0	0	0
2	0	0	0	0	1	0
3	0	0	0	0	0	2
2	0	1	0	0	1	0
0	0	0	0	0	0	0
0	0	0	0	0	0	0
1	0	0	0	0	1	0
0	0	0	0	0	0	0

Batter	1	2	3	4	5	6	7	8	9
Pete Rose, S OBP: 0.319, SLG: 0.326 (1, 4) BBB	4-0 SH1-3 2B BB		0-0 5-3			0-3 K		0-0 6-3	
Giraldo Ruiz, S OBP: 0.269, SLG: 0.319 (1, 5) X	0-0 SH1-3 1-2		0-0 6-3			0-0 FC5-4 S E E 1-2f		0-0 4-3	
Vada Pinson, L OBP: 0.316, SLG: 0.449 (1, 8) X	0-0 4-3 2-3			0-0 F7-6-4-3 1B BB		0-0 E4 S E 1-2		0-0 6-3	
Frank Robinson, R OBP: 0.395, SLG: 0.548 (1, 9) (8, 7) X	0-0 2B			0-0 F7-6-4-3 1B 1-2		0-0 6-3 1-H 2-H		0-0 6-3	
Deron Johnson, R OBP: 0.329, SLG: 0.476 (1, 3) X	0-0 F8			0-0 F7-6-4-3 1-1 2-2			0-0 SH1-3 1B	0-3 K	
Tommy Harper, R OBP: 0.326, SLG: 0.309 (1, 7) Marty Keough, L OBP: 0.315, SLG: 0.399 (8, 9)		0-3 K		0-0 B1-3		0-0 SH1-3 1-2			
Leo Cardenas, R OBP: 0.300, SLG: 0.359 (1, 6) X		0-0 5-3		0-3 K		0-0 SH1-3 1-2		0-0 G6-4-3 HBP	
Jimmie Coker, R OBP: 0.371, SLG: 0.469 (1, 2) X		0-0 F9		0-0 F2		0-0 G6-4-3 1-2f			
Jim O'Toole, S OBP: 0.171, SLG: 0.129 (1, 1) Billy McCool, R (8, 1) Sammy Ellis, L OBP: 0.214, SLG: 0.083 (8, 1) Johnny Edwards, L OBP: 0.332, SLG: 0.391 (8, PH) Joey Jay, S OBP: 0.091, SLG: 0.075 (9, 1)			0-3 K			0-0 FC5-4 1B		0-3 K	

Inning Stats	R: 1	H: 1	E: 0	K: 0	S: 4	LOB: 1	BB: 1	P: 8	R: 0	H: 0	E: 0	K: 1	S: 5	LOB: 0	BB: 0	P: 5	R: 0	H: 1	E: 0	K: 0	S: 2	LOB: 0	BB: 1	P: 6	R: 0	H: 0	E: 0	K: 1	S: 5	LOB: 0	BB: 0	P: 5	R: 2	H: 1	E: 1	K: 1	S: 7	LOB: 0	BB: 0	P: 7	R: 0	H: 1	E: 0	K: 0	S: 3	LOB: 1	BB: 0	P: 7	R: 0	H: 0	E: 0	K: 1	S: 5	LOB: 0	BB: 0	P: 5	R: 0	H: 0	E: 0	K: 1	S: 5	LOB: 0	BB: 0	P: 5
--------------	------	------	------	------	------	--------	-------	------	------	------	------	------	------	--------	-------	------	------	------	------	------	------	--------	-------	------	------	------	------	------	------	--------	-------	------	------	------	------	------	------	--------	-------	------	------	------	------	------	------	--------	-------	------	------	------	------	------	------	--------	-------	------	------	------	------	------	------	--------	-------	------

PITCHER	IP	WLS	BF	H	R	ER	SO	BB	IBB	HBP	BLK	WP	HR	S	P	ERA	WHIP
Chris Short, L ERA: 2.2 (1, 1)	6.1		25	4	3	1	4	2	0	1	0	0	0	30	42	1.42	0.947
Ed Roebuck, R ERA: 2.3 (7, 1)	0.2	W	1	0	0	0	0	0	0	0	0	0	0	1	1	0.00	0.000
Jack Baldschun, R ERA: 3.12 (8, 1)	2.0	S	6	0	0	0	2	0	0	0	0	0	0	10	10	0.00	0.000

1B	2B	3B	HR	SF	SAC	DP	HBP
3	1	1	0	0	2	1	1

WP	PA	ERA	WHIP
0	32		


Batter	1	2	3	4	5	6	7	8	9	AB	R	H	RBI	BB	SO	LOB	TOP							
Tony Gonzalez, L (1, 8) OBP: 0.352, SLG: 0.380	0-0 5-3		4-0 2B 1B BB	0-0 L6		0-0 1-2 2-H 3-H HR 1B		0-3 K		4	2	1	2	1	1	0								
Dick Allen, R (1, 5) OBP: 0.382, SLG: 0.557	0-0 6-3		0-0 1-3 1B 2B		0-0 HR	0-0 1-H 2-H HR		0-0 1-3		5	3	3	4	0	0	0								
Johnny Callison, L (1, 9) OBP: 0.316, SLG: 0.492	0-0 4-3		4-0 1B 1B IBB		0-0 4-3	0-0 3-1		0-0 P6		4	1	0	0	1	0	0								
Wes Covington, L (1, 7) OBP: 0.355, SLG: 0.448		0-0 G3	0-0 1B 1B		4-0 1B BB	0-0 F8			0-3 K	3	0	1	2	1	0	0								
Cookie Rojas, R (7, 7) OBP: 0.334, SLG: 0.394			1-3 2-H 3-H							1	0	0	0	0	1	0								
Costen Shockley, L (1, 3) OBP: 0.263, SLG: 0.314		0-0 5-3 1B	0-3 K		0-0 1-2 G5-4-3 1B	0-0 F7		0-0 L4		1	0	1	0	0	0	0								
Vic Power, R (3, PH) OBP: 0.264, SLG: 0.306										4	0	1	0	0	1	2								
3, 3)																								
Tony Taylor, R (1, 4) OBP: 0.320, SLG: 0.316		0-0 5-3 1-2	0-0 1-2 3-H 1B		0-0 G5-4-3 1-2			0-3 K		5	1	2	1	0	1	3								
Clay Dalrymple, L (1, 2) OBP: 0.303, SLG: 0.343		4-0 BB	0-0 G3			0-0 1B 1B		0-0 F9		3	1	1	0	1	0	3								
Bobby Wine, R (1, 6) OBP: 0.274, SLG: 0.304		0-3 K			0-0 P6			0-0 SF7		3	1	1	1	0	1	2								
Jim Bunning, R (1, 1) OBP: 0.120, SLG: 0.141			0-3 K		0-0 F9			0-0 5-3		4	1	1	0	0	1	0								
Inning Stats	R: 0 E: 0 K: 0 S: 3	H: 0 LOB: 0 BB: 0 P: 3	R: 0 E: 0 K: 1 S: 6	H: 1 LOB: 2 BB: 1 P: 10	R: 3 E: 0 K: 2 S: 10	H: 3 LOB: 2 BB: 2 P: 18	R: 0 E: 0 K: 0 S: 3	H: 0 LOB: 0 BB: 0 P: 3	R: 1 E: 0 K: 0 S: 4	H: 2 LOB: 1 BB: 1 P: 8	R: 5 E: 0 K: 0 S: 8	H: 5 LOB: 0 BB: 0 P: 8	R: 1 E: 0 K: 0 S: 4	H: 1 LOB: 0 BB: 0 P: 4	R: 0 E: 0 K: 1 S: 5	H: 0 LOB: 0 BB: 0 P: 5	R: 0 E: 0 K: 2 S: 7	H: 0 LOB: 0 BB: 0 P: 7	1B: 8 2B: 2 3B: 0 HR: 2	SF: 1 SAC: 0 DP: 1 HBP: 0	WP: 0 PB: 0 SB: 0 CS: 0	PA: 42		
PITCHER	IP WLS BF H R ER SO BB IBB HBP BLK WP HR S P ERA WHIP	IP WLS BF H R ER SO BB IBB HBP BLK WP HR S P ERA WHIP	IP WLS BF H R ER SO BB IBB HBP BLK WP HR S P ERA WHIP	IP WLS BF H R ER SO BB IBB HBP BLK WP HR S P ERA WHIP	IP WLS BF H R ER SO BB IBB HBP BLK WP HR S P ERA WHIP	IP WLS BF H R ER SO BB IBB HBP BLK WP HR S P ERA WHIP	IP WLS BF H R ER SO BB IBB HBP BLK WP HR S P ERA WHIP	IP WLS BF H R ER SO BB IBB HBP BLK WP HR S P ERA WHIP	IP WLS BF H R ER SO BB IBB HBP BLK WP HR S P ERA WHIP	IP WLS BF H R ER SO BB IBB HBP BLK WP HR S P ERA WHIP	IP WLS BF H R ER SO BB IBB HBP BLK WP HR S P ERA WHIP	IP WLS BF H R ER SO BB IBB HBP BLK WP HR S P ERA WHIP	IP WLS BF H R ER SO BB IBB HBP BLK WP HR S P ERA WHIP	IP WLS BF H R ER SO BB IBB HBP BLK WP HR S P ERA WHIP	IP WLS BF H R ER SO BB IBB HBP BLK WP HR S P ERA WHIP	IP WLS BF H R ER SO BB IBB HBP BLK WP HR S P ERA WHIP	IP WLS BF H R ER SO BB IBB HBP BLK WP HR S P ERA WHIP	IP WLS BF H R ER SO BB IBB HBP BLK WP HR S P ERA WHIP	IP WLS BF H R ER SO BB IBB HBP BLK WP HR S P ERA WHIP	IP WLS BF H R ER SO BB IBB HBP BLK WP HR S P ERA WHIP	IP WLS BF H R ER SO BB IBB HBP BLK WP HR S P ERA WHIP	IP WLS BF H R ER SO BB IBB HBP BLK WP HR S P ERA WHIP		
John Tsitouris, R (1, 1) ERA: 3.8	2.1 L	13 3	3 3	3 3	3 2	2 2	1 1	0 0	0 0	0 0	0 0	14 14	26 26	11.57 11.57	2.143 2.143									
Joe Nuxhall, L (3, 1) ERA: 4.07	0.2	3	1	0	0	1	0	0	0	0	0	5	5	0.00	1.500									
Billy McCool, L (4, 1) ERA: 2.42	1.1	7	2	1	1	0	1	0	0	0	0	6	10	6.75	2.250									
Joey Jay, R (5, 1) ERA: 3.39	0.2	6	5	5	5	0	0	0	0	0	0	6	6	67.50	7.500									
Bill Henry, L (6, 1) ERA: 0.87	1.0	3	0	0	0	0	0	0	0	0	0	3	3	0.00	0.000									

Philadelphia Phillies @ Cincinnati Reds
 Crosley Field, Cincinnati, OH
 Sun Oct 04 1964, 7:05 PM EDT
 Att: 28,535 - Unknown

livebaseballscorecards.com

AB	37
R	10
H	12
RBI	10
BB	4
SO	6
LOB	10



Batter	1	2	3	4	5	6	7	8	9	AB R H RBI BB SO LOB	BOTTOM
Pete Rose, S (1, 4) OBP: 0.319, SLG: 0.326	0-0 1-3		0-0 L8			0-0 1B		0-0 F6		4 0 1 0 0 0 0	Philadelphia Phillies @ Cincinnati Reds Crosley Field, Cincinnati, OH Sun Oct 04 1964, 7:05 PM EDT Att. 28,535 - Unknown AB 33 R 0 H 6 RBI 0 BB 1 SO 5 LOB 13
Giraldo Ruiz, S (1, 5) OBP: 0.269, SLG: 0.318	0-0 F9				0-0 F9	0-0 F2		0-0 1B		4 0 1 0 0 0 1	
Vada Pinson, L (1, 8) OBP: 0.316, SLG: 0.448	0-3 K				0-0 PB 1B	0-0 F9		0-0 F8		4 0 1 0 0 1 2	
Frank Robinson, R (1, 7) OBP: 0.396, SLG: 0.548		0-0 FC1-6 1B			0-3 K 1-2		0-0 BB 1B		0-0 F2	4 0 2 0 0 1 1	
Deron Johnson, R (1, 3) OBP: 0.326, SLG: 0.472		0-0 FC1-6 1-2			0-3 K		0-3 K		0-0 5-3	4 0 0 0 0 2 3	
Johnny Edwards, L (1, 2) OBP: 0.331, SLG: 0.390		0-0 F9				0-0 P6	0-0 F8		0-0 1B	4 0 1 0 0 0 2	
Marty Keough, L (1, 9) OBP: 0.314, SLG: 0.395		0-0 F8				0-0 P3	4-0 1-2 BB		0-0 F3	3 0 0 0 1 0 2	
Leo Cardenas, R (1, 6) OBP: 0.299, SLG: 0.357			0-0 F5			0-0 P3		0-0 L7		3 0 0 0 0 0 2	
John Tsiouris, R Joe Nuxhall, L Tommy Helms, R Billy McCook, R Joey Jay, S Bill Henry, L Mel Queen, L Bob Purkey, R Gordy Coleman, L Sammy Ellis, L			0-3 K						0-0 1-3	0 0 0 0 0 0 0	
									0-0 1-3	0 0 0 0 0 0 0	
Inning Stats	R: 0 H: 0 E: 0 LOB: 0 K: 1 BB: 0 S: 5 P: 5	R: 0 H: 1 E: 0 LOB: 1 K: 0 BB: 0 S: 4 P: 4	R: 0 H: 0 E: 0 LOB: 0 K: 1 BB: 0 S: 5 P: 5	R: 0 H: 1 E: 0 LOB: 1 K: 2 BB: 0 S: 8 P: 8	R: 0 H: 0 E: 0 LOB: 0 K: 0 BB: 0 S: 3 P: 3	R: 0 H: 1 E: 0 LOB: 1 K: 0 BB: 0 S: 4 P: 4	R: 0 H: 1 E: 0 LOB: 2 K: 1 BB: 1 S: 6 P: 10	R: 0 H: 1 E: 0 LOB: 1 K: 0 BB: 0 S: 4 P: 4	R: 0 H: 1 E: 0 LOB: 1 K: 0 BB: 0 S: 4 P: 4	1B: 6 SF: 0 2B: 0 SAC: 0 3B: 0 DP: 0 HR: 0 HBP: 0	WP: 0 PA: 34 PB: 1 SB: 0 CS: 0
PITCHER Jim Bunning, R (1, 1) ERA: 2.63	IP 9.0 WLS W BF 34 H 6 R 0 ER 0 SO 5 BB 1 IBB 0 HBP 0 BLK 0 WP 0 HR 0 S 43 P 47 ERA 0.00 WHIP 0.778										