

# Cincinnati Reds - 1964

Batter	1	2	3	4	5	6	7	8	9	AB	R	H	RBI	BB	SO	LOB	TOP			
Eddie Kasko, R (1,6)	F8		F8		E5	FC6-4			6-3	5	1	0	1	0	0	4	<b>Houston Colt 45's @ Cincinnati Reds</b> Crosley Field, Cincinnati, OH Mon Apr 13 1964, 3:33 AM EST Att: 27,878 - Unknown  <b>AB 33</b> <b>R 6</b> <b>H 7</b> <b>RBI 5</b> <b>BB 3</b> <b>SO 3</b> <b>LOB 12</b>			
Nelle Fox, L (1,4) OBP: 0.400, SLG: 0.250	6-3			L6-4		4-3			F8	4	0	1	2	1	0	2				
Pete Runnels, L (1,3) OBP: 0.250, SLG: 0.250	6-3									4	0	1	0	0	2	1				
Walt Bond, L (1,7)		3-1		L6-4		G3			4-3	4	0	0	0	0	2					
Rusty Staub, L (1,9) OBP: 0.250, SLG: 0.250	F4			F5					F7	4	1	1	0	0	0	1				
Jimmy Wynn, R (1,8) OBP: 0.250, SLG: 1.000										4	1	1	2	0	1	0				
Bob Aspromonte, R (1,5) OBP: 0.500, SLG: 0.333			F5		FC1-5	SH			F9	3	1	1	0	1	0	0				
John Bateman, R (1,2) OBP: 0.750, SLG: 0.667				SH3-4					4-3	3	1	2	0	1	0	0				
Ken Johnson, R (1,1)			SH3-4							2	1	0	0	0	0	2				
Hal Woodeshick, R (9,1)					FC1-5	SH			F8	0	0	0	0	0	0	0				
<b>Inning Stats</b>	R: 0 E: 0 K: 0 S: 3	H: 0 LOB: 0 BB: 0 P: 3	R: 0 E: 0 K: 1 S: 5	H: 0 LOB: 0 BB: 0 P: 5	R: 0 E: 0 K: 0 S: 4	H: 1 LOB: 1 BB: 0 P: 4	R: 0 E: 0 K: 0 S: 3	H: 1 LOB: 1 BB: 1 P: 7	R: 3 E: 1 K: 1 S: 7	H: 4 LOB: 2 BB: 0 P: 8	R: 0 E: 0 K: 1 S: 5	H: 0 LOB: 0 BB: 0 P: 5	R: 0 E: 0 K: 0 S: 3	H: 0 LOB: 0 BB: 0 P: 3	R: 0 E: 0 K: 0 S: 3	H: 0 LOB: 0 BB: 0 P: 3	1B: 6 2B: 1 3B: 0 HR: 1	SF: 0 SAC: 2 DP: 1 HBP: 0	WP: 1 PB: 0 SB: 0 CS: 0	PA: 38
<b>PITCHER</b>	IP WLS BF H R ER SO BB IBB HBP BLK WP HR S P ERA WHIP																			
Jim Maloney, R (1,1) ERA: 3.0	6.0 L 29 7 6 2 2 3 0 0 0 0 1 1 30 42 3.00 1.667																			
Sammy Ellis, R (7,1) ERA:	2.0 6 0 0 0 1 0 0 0 0 0 0 0 8 8 0.00 0.000																			
Chet Nichols, L (9,1) ERA:	1.0 3 0 0 0 0 0 0 0 0 0 0 0 3 3 0.00 0.000																			

Batter	1	2	3	4	5	6	7	8	9	AB	R	H	RBI	BB	SO	LOB	BOTTOM			
Pete Rose, S (1,4)	1-3		4-3			F7		F8		4	0	0	0	0	0	1	<b>Houston Colt 45's @ Cincinnati Reds</b> Crosley Field, Cincinnati, OH Mon Apr 13 1964, 3:33 AM EST Att: 27,878 - Unknown  <b>AB 33</b> <b>R 3</b> <b>H 5</b> <b>RBI 3</b> <b>BB 1</b> <b>SO 3</b> <b>LOB 8</b>			
Giraldo Ruiz, S (1,5) OBP: 0.250, SLG: 0.250	L5					F8			F2	4	0	1	0	0	0	0				
Vada Pinson, L (1,8) OBP: 0.250, SLG: 0.250	F6									4	1	1	0	0	0	1				
Frank Robinson, R (1,9) OBP: 0.250, SLG: 0.250		F9								4	0	1	0	0	1	1				
Gordy Coleman, L (1,3) OBP: 0.500, SLG: 0.333										3	1	1	1	1	0	2				
Bob Skinner, L (1,7) OBP: 0.250, SLG: 1.000										4	1	1	2	0	2	2				
Johnny Edwards, L (1,2)										4	0	0	0	0	0	1				
Leo Cardenas, R (1,6)			F2							3	0	0	0	0	0	0				
Jim Maloney, L (1,1)										1	0	0	0	0	0	0				
Mei Queen, L (6,PH)										1	0	0	0	0	0	0				
Sammy Ellis, L (7,1)										0	0	0	0	0	0	0				
Marty Keough, L (8,PH)										1	0	0	0	0	0	0				
Chet Nichols, S (9,1)										0	0	0	0	0	0	0				
<b>Inning Stats</b>	R: 0 E: 0 K: 0 S: 3	H: 0 LOB: 0 BB: 0 P: 3	R: 0 E: 0 K: 1 S: 5	H: 0 LOB: 0 BB: 1 P: 9	R: 0 E: 0 K: 0 S: 3	H: 0 LOB: 0 BB: 0 P: 3	R: 0 E: 0 K: 1 S: 6	H: 1 LOB: 1 BB: 0 P: 6	R: 0 E: 0 K: 0 S: 3	H: 0 LOB: 0 BB: 0 P: 3	R: 0 E: 0 K: 0 S: 6	H: 1 LOB: 1 BB: 0 P: 6	R: 0 E: 0 K: 0 S: 4	H: 0 LOB: 0 BB: 0 P: 4	R: 3 E: 0 K: 0 S: 6	H: 3 LOB: 0 BB: 0 P: 6	1B: 4 2B: 0 3B: 0 HR: 1	SF: 0 SAC: 0 DP: 0 HBP: 0	WP: 0 PB: 0 SB: 1 CS: 0	PA: 34
<b>PITCHER</b>	IP WLS BF H R ER SO BB IBB HBP BLK WP HR S P ERA WHIP																			
Ken Johnson, R (1,1) ERA: 3.12	8.2 W 33 5 3 3 3 1 0 0 0 0 0 0 1 38 42 3.12 0.692																			
Hal Woodeshick, L (9,1) ERA:	0.1 S 1 0 0 0 0 0 0 0 0 0 0 0 1 1 0.00 0.000																			











Batter	1	2	3	4	5	6	7	8	9	AB	R	H	RBI	BB	SO	LOB	TOP								
<b>Pete Rose, S</b> OBP: 0.111, SLG: 0.059 (1,4)	0-0 4-3			4-2 1B BB	0-3 K			1-2 F4		3	0	0	0	1	1	0									
<b>Giraldo Ruiz, S</b> OBP: 0.333, SLG: 0.471 (1,5)	0-2 F8		0-0 HR 1B			0-0 F8		0-1 4-3		4	1	1	0	0	0	0									
<b>Vada Pinson, L</b> OBP: 0.444, SLG: 0.563 (1,8)	1-2 F4		0-0 F8			4-1 BB			2-0 1B	3	0	1	0	1	0	1									
<b>Frank Robinson, R</b> OBP: 0.333, SLG: 0.250 (1,9)		0-2 L8		4-1 HR IBB		0-3 K			1-3 K	3	1	0	0	1	2	2									
<b>Deron Johnson, R</b> OBP: 0.364, SLG: 1.100 (1,3)	1-2 F8		0-1 HR			0-1 F7			1-2 F9	4	1	1	3	0	0	2									
<b>Tommy Harper, R</b> OBP: 0.333, SLG: 0.250 (1,7)	1-0 1-3		1-2 1B				1-0 L7		1-1 5-3	4	0	1	0	0	0	1									
<b>Leo Cardenas, R</b> OBP: 0.357, SLG: 0.429 (1,6)			0-3 K	1-3 K			0-0 F4			3	0	0	0	0	2	1									
<b>Johnny Edwards, L</b> OBP: 0.333, SLG: 0.429 (1,2)			0-3 K		1-0 G3		0-1 F8			3	0	0	0	0	1	0									
<b>Jim Maloney, L</b> <b>John Tsitouris, R</b> (7,1)			0-3 K		0-0 F2			2-1 F8		2	0	0	0	0	1	0									
<b>Inning Stats</b>	R: 0 E: 0 K: 0 S: 7	H: 0 LOB: 0 BB: 0 P: 8	R: 0 E: 0 K: 0 S: 8	H: 0 LOB: 0 BB: 0 P: 10	R: 0 E: 0 K: 3 S: 9	H: 0 LOB: 0 BB: 0 P: 9	R: 3 E: 0 K: 1 S: 14	H: 3 LOB: 1 BB: 2 P: 24	R: 0 E: 0 K: 1 S: 5	H: 0 LOB: 0 BB: 0 P: 6	R: 0 E: 0 K: 0 S: 7	H: 0 LOB: 0 BB: 1 P: 11	R: 0 E: 0 K: 0 S: 4	H: 0 LOB: 0 BB: 0 P: 5	R: 0 E: 0 K: 0 S: 7	H: 0 LOB: 0 BB: 0 P: 10	R: 0 E: 0 K: 1 S: 9	H: 1 LOB: 1 BB: 0 P: 14	1B: 3 2B: 0 3B: 0 HR: 1	SF: 0 SAC: 0 DP: 0 HBP: 0	WP: 0 PB: 0 SB: 2 CS: 0	PA: 33			
<b>PITCHER</b>	IP	WLS	BF	H	R	ER	SO	BB	IBB	HBP	BLK	WP	HR	S	P	ERA	WHIP								
<b>Sandy Koufax, L</b> ERA: 1.59 (1,1)	8.0	L	29	3	3	3	6	2	1	0	0	0	1	61	83	3.38	0.625								
<b>Ron Perranoski, L</b> ERA: (9,1)	1.0		4	1	0	0	1	0	0	0	0	0	0	9	14	0.00	1.000								

Cincinnati Reds @ Los Angeles Dodgers  
 Dodger Stadium, Los Angeles, CA  
 Sat Apr 18 1964, 6:05 PM PST  
 Att: 41,247 - Unknown

AB	30
R	3
H	4
RBI	3
BB	3
SO	7
LOB	7



Batter	1	2	3	4	5	6	7	8	9	AB	R	H	RBI	BB	SO	LOB	BOTTOM								
<b>Maury Wills, S</b> OBP: 0.286, SLG: 0.250 (1,6)	4-0 WP BB		1-2 F3		2-2 F7			2-3 K		3	0	0	0	1	1	2									
<b>Jim Gilliam, S</b> OBP: 0.200, SLG: 0.158 (1,4)	2-2 4-1		1-1 4-3			0-1 6-3		1-1 FC4-6		4	0	0	0	0	0	2									
<b>Willie Davis, L</b> OBP: 0.250, SLG: 0.300 (1,8)	1-3 K		1-2 F8			0-0 4-3			1-1 F5	4	0	0	0	0	1	1									
<b>Tommy Davis, R</b> OBP: 0.200, SLG: 0.368 (1,7)	0-3 K			0-2 G2		1-2 F9			1-1 F9	4	0	0	0	0	1	1									
<b>Ron Fairly, L</b> OBP: 0.450, SLG: 0.500 (1,3)		0-2 3-1		2-1 4-3			4-0 G3-6-1 BB		4-2 1B BB	2	0	0	0	2	0	0									
<b>Frank Howard, R</b> OBP: 0.316, SLG: 0.632 (1,9)		3-3 K		2-3 K			0-1 G3-6-1		2-2 1B	4	0	1	0	0	2	1									
<b>John Roseboro, L</b> OBP: 0.263, SLG: 0.353 (1,2)		4-1 E BB			2-2 6-3		1-0 L6		1-3 K	3	0	0	0	1	1	2									
<b>Johnny Werhas, R</b> OBP: 0.278, SLG: 0.133 (1,5)		1-0 E6		4-1 BB				2-3 K		2	0	0	0	1	1	1									
<b>Sandy Koufax, R</b> <b>Wally Moon, L</b> (8,PH) <b>Ron Perranoski, L</b> (9,1)		2-3 K		1-3 K				4-2 FC4-6 BB		2	0	0	0	0	2	3									
<b>Inning Stats</b>	R: 0 E: 0 K: 2 S: 14	H: 0 LOB: 1 BB: 1 P: 21	R: 0 E: 1 K: 2 S: 11	H: 0 LOB: 2 BB: 1 P: 21	R: 0 E: 0 K: 0 S: 8	H: 0 LOB: 0 BB: 0 P: 11	R: 0 E: 0 K: 1 S: 8	H: 0 LOB: 0 BB: 0 P: 12	R: 0 E: 0 K: 1 S: 12	H: 0 LOB: 1 BB: 1 P: 21	R: 0 E: 0 K: 0 S: 7	H: 0 LOB: 0 BB: 0 P: 8	R: 0 E: 0 K: 0 S: 3	H: 0 LOB: 0 BB: 1 P: 8	R: 0 E: 0 K: 2 S: 10	H: 0 LOB: 1 BB: 1 P: 19	R: 0 E: 0 K: 1 S: 12	H: 1 LOB: 2 BB: 1 P: 21	1B: 1 2B: 0 3B: 0 HR: 0	SF: 0 SAC: 0 DP: 1 HBP: 0	WP: 1 PB: 0 SB: 0 CS: 0	PA: 34			
<b>PITCHER</b>	IP	WLS	BF	H	R	ER	SO	BB	IBB	HBP	BLK	WP	HR	S	P	ERA	WHIP								
<b>Jim Maloney, R</b> ERA: 1.5 (1,1)	6.0	W	22	0	0	0	6	3	0	0	0	0	0	60	94	0.00	0.500								
<b>John Tsitouris, R</b> ERA: (7,1)	3.0	S	12	1	0	0	3	3	0	0	0	0	0	25	48	0.00	1.333								

Cincinnati Reds @ Los Angeles Dodgers  
 Dodger Stadium, Los Angeles, CA  
 Sat Apr 18 1964, 6:05 PM PST  
 Att: 41,247 - Unknown

AB	28
R	0
H	1
RBI	0
BB	6
SO	9
LOB	13





Batter	1	2	3	4	5	6	7	8	9	AB	R	H	RBI	BB	SO	LOB	TOP								
<b>Pete Rose, S</b> OBP: 0.174, SLG: 0.136 (1, 4)	F8		1B			2B	6-3	K		5	2	2	0	0	1	1	<b>Cincinnati Reds @ San Francisco Giants</b> Candlestick Park, San Francisco, CA Sun Apr 19 1964, 6:33 AM EST Att: 30,196 - Unknown								
<b>Giraldo Ruiz, S</b> OBP: 0.435, SLG: 0.591 (1, 5)	3-1		1B			E	HBP	K		5	2	4	0	0	1	0									
<b>Vada Pinson, L</b> OBP: 0.435, SLG: 0.524 (1, 8)	3-1		K			FC	G4-6-3	1B		5	1	2	0	0	1	5									
<b>Frank Robinson, R</b> OBP: 0.348, SLG: 0.250 (1, 9)		6-3	1B			E1	G4-6-3	1B		4	0	1	1	0	0	3									
<b>Gordy Coleman, L</b> OBP: 0.273, SLG: 0.200 (1, 3)	3-1		K			G4-3	G4-6-3	1B		4	0	0	0	0	1	6									
<b>Bob Skinner, L</b> OBP: 0.250, SLG: 0.583 (1, 7)				4-3			L9			4	0	2	1	0	0	1									
<b>Johnny Edwards, L</b> OBP: 0.263, SLG: 0.333 (1, 2)	4-3			F2		F4		F6		4	0	0	0	0	0	2									
<b>Leo Cardenas, R</b> OBP: 0.333, SLG: 0.556 (1, 6)			HR	E6		1-3		K		4	1	1	1	0	1	0									
<b>Joe Nuxhall, L</b> (1, 1)			K	4-3		4-3				3	0	0	0	0	1	1									
<b>Al Worthington, R</b> (6, 1)										0	0	0	0	0	0	0									
<b>Bill Henry, L</b> (6, 1)										0	0	0	0	0	0	0									
<b>Marty Keough, L</b> (8, PH)										0	0	0	0	1	0	0									
<b>Chet Nichols, S</b> (8, 1)								BB		0	0	0	0	0	0	0									
<b>Inning Stats</b>	R: 0 E: 0 K: 0 S: 3	H: 1 LOB: 0 BB: 0 P: 3	R: 0 E: 0 K: 0 S: 4	H: 1 LOB: 1 BB: 0 P: 4	R: 2 E: 0 K: 3 S: 13	H: 4 LOB: 2 BB: 0 P: 13	R: 0 E: 1 K: 0 S: 4	H: 0 LOB: 1 BB: 0 P: 4	R: 3 E: 1 K: 0 S: 7	H: 3 LOB: 1 BB: 0 P: 7	R: 0 E: 0 K: 0 S: 3	H: 0 LOB: 0 BB: 0 P: 3	R: 1 E: 0 K: 0 S: 4	H: 2 LOB: 1 BB: 0 P: 5	R: 0 E: 0 K: 2 S: 7	H: 0 LOB: 1 BB: 1 P: 11	R: 0 E: 0 K: 1 S: 5	H: 1 LOB: 0 BB: 0 P: 5	1B: 9 2B: 3 3B: 0 HR: 1	SF: 0 SAC: 0 DP: 3 HBP: 1	WP: 0 PB: 0 SB: 1 CS: 0	PA: 40			
<b>PITCHER</b>	IP	WLS	BF	H	R	ER	SO	BB	IBB	HBP	BLK	WP	HR	S	P	ERA	WHIP								
<b>Juan Marichal, R</b> ERA: 1.93 (1, 1)	5.0		25	9	5	2	3	0	0	0	0	0	1	31	31	3.60	1.800								
<b>Billy Pierce, L</b> ERA: (6, 1)	1.0	W	3	0	0	0	0	0	0	0	0	0	0	3	3	0.00	0.000								
<b>Bob Shaw, R</b> ERA: 2.0 (7, 1)	3.0	S	12	3	1	1	3	1	0	1	0	0	0	16	21	3.00	1.333								

AB	38
R	6
H	12
RBI	3
BB	1
SO	6
LOB	19



Batter	1	2	3	4	5	6	7	8	9	AB	R	H	RBI	BB	SO	LOB	BOTTOM								
<b>Jesus Alou, R</b> OBP: 0.250, SLG: 0.250 (1, 9)	E4		F7			F8	FC6-4			5	1	1	3	0	0	1	<b>Cincinnati Reds @ San Francisco Giants</b> Candlestick Park, San Francisco, CA Sun Apr 19 1964, 6:33 AM EST Att: 30,196 - Unknown								
<b>Harvey Kuenn, R</b> (1, 7)	L6		L9			F9	FC6-4			4	1	0	0	1	0	2									
<b>Willie Mays, R</b> OBP: 0.417, SLG: 1.174 (1, 8)	6-3							HR		4	3	3	3	1	0	1									
<b>Willie McCovey, L</b> OBP: 0.200, SLG: 0.048 (1, 3)						F9	E4	F4		4	2	0	0	1	0	2									
<b>Jim Ray Hart, R</b> OBP: 0.304, SLG: 0.435 (1, 5)	F3					E7		F4		5	1	3	1	0	0	2									
<b>Jim Davenport, R</b> OBP: 0.294, SLG: 0.313 (1, 4)								5-3		5	1	2	1	0	0	1									
<b>Jose Pagan, R</b> OBP: 0.238, SLG: 0.158 (1, 6)										4	2	2	1	0	1	1									
<b>Del Crandall, R</b> OBP: 0.333, SLG: 0.143 (1, 2)										3	1	1	0	1	1	1									
<b>Juan Marichal, R</b> OBP: 0.250, SLG: 0.250 (5, PH)										1	0	0	0	0	0	0									
<b>Cap Patterson, R</b> OBP: 0.200, SLG: 0.200 (5, PH)										1	0	0	0	0	0	0									
<b>Billy Pierce, L</b> ERA: (5, 1)										0	0	0	0	0	0	0									
<b>Orlando Cepeda, R</b> OBP: 0.441, SLG: 0.818 (5, PH)										0	0	0	1	1	0	0									
<b>Billy O'Dell, S</b> (5, PH)										0	1	0	0	0	0	0									
<b>Bob Shaw, R</b> (7, 1)										1	0	0	0	0	0	2									
<b>Inning Stats</b>	R: 0 E: 1 K: 0 S: 4	H: 0 LOB: 2 BB: 1 P: 8	R: 0 E: 0 K: 0 S: 3	H: 0 LOB: 0 BB: 0 P: 3	R: 0 E: 0 K: 0 S: 3	H: 0 LOB: 0 BB: 0 P: 3	R: 2 E: 1 K: 2 S: 10	H: 3 LOB: 1 BB: 0 P: 10	R: 0 E: 0 K: 0 S: 3	H: 0 LOB: 0 BB: 0 P: 3	R: 9 E: 1 K: 0 S: 9	H: 6 LOB: 1 BB: 4 P: 25	R: 1 E: 0 K: 0 S: 5	H: 2 LOB: 1 BB: 0 P: 5	R: 1 E: 0 K: 0 S: 4	H: 1 LOB: 0 BB: 0 P: 4	1B: 10 2B: 1 3B: 0 HR: 1	SF: 0 SAC: 0 DP: 0 HBP: 0	WP: 2 PB: 0 SB: 0 CS: 0	PA: 42					
<b>PITCHER</b>	IP	WLS	BF	H	R	ER	SO	BB	IBB	HBP	BLK	WP	HR	S	P	ERA	WHIP								
<b>Joe Nuxhall, L</b> ERA: 9.45 (1, 1)	5.2	L	27	6	7	7	2	4	0	0	0	0	2	27	43	11.12	1.765								
<b>Al Worthington, R</b> ERA: (6, 1)	0.0		3	2	1	1	0	1	0	0	0	0	0	2	6	∞	∞								
<b>Bill Henry, L</b> ERA: 6.75 (6, 1)	1.1		8	3	4	1	0	0	0	0	0	0	0	8	8	6.75	2.250								
<b>Chet Nichols, L</b> ERA: 4.5 (8, 1)	1.0		4	1	1	1	0	0	0	0	0	0	1	4	4	9.00	1.000								

AB	37
R	13
H	12
RBI	10
BB	5
SO	2
LOB	13





Batter	1	2	3	4	5	6	7	8	9	AB	R	H	RBI	BB	SO	LOB	TOP			
<b>Pete Rose, S</b> OBP: 0.179, SLG: 0.115 (1,4)	6-3		G3	F6		1B BB		F9		4	0	0	0	1	0	0	<b>Cincinnati Reds @ San Francisco Giants</b> Candlestick Park, San Francisco, CA Mon Apr 20 1964, 6:33 AM EST Att: 8,359 - Unknown			
<b>Giraldo Ruiz, S</b> OBP: 0.464, SLG: 0.593 (1,5)	1-3		E 1B		K2-3	1B		G4-3 1B		5	1	3	1	0	1	0				
<b>Vada Pinson, L</b> OBP: 0.429, SLG: 0.480 (1,8)	F7		E3 1B		1-3 1B			K		4	0	1	1	1	1	1				
<b>Frank Robinson, R</b> OBP: 0.321, SLG: 0.240 (1,9)		4-3	1-3 BB 1B		1-3	F8		G4-3		5	0	1	0	0	0	5				
<b>Gordy Coleman, L</b> OBP: 0.267, SLG: 0.154 (1,3)	F9	P5			1-2		F9			3	0	0	0	1	0	2				
<b>Bob Skinner, L</b> OBP: 0.313, SLG: 0.500 (1,7)	1B BB	1-2 BB			F5		4-3			2	0	0	0	2	0	2				
<b>Johnny Edwards, L</b> OBP: 0.261, SLG: 0.318 (1,2)	1-3 HBP 1B	4-3				L3	F7			4	0	1	0	0	0	3				
<b>Leo Cardenas, R</b> OBP: 0.364, SLG: 0.571 (1,6)	1-2 HBP			K		1B 2B	F7			3	1	1	0	0	1	0				
<b>Bob Purkey, R</b> (1,1)	K			K		F9	K			4	0	0	0	0	3	4				
<b>Inning Stats</b>	R: 0 E: 0 K: 0 S: 3	H: 0 LOB: 0 BB: 0 P: 3	R: 0 E: 0 K: 1 S: 6	H: 1 LOB: 3 BB: 1 P: 11	R: 1 E: 2 K: 0 S: 6	H: 2 LOB: 3 BB: 1 P: 10	R: 0 E: 0 K: 2 S: 7	H: 0 LOB: 0 BB: 0 P: 7	R: 0 E: 0 K: 1 S: 6	H: 1 LOB: 2 BB: 1 P: 10	R: 0 E: 0 K: 0 S: 3	H: 0 LOB: 0 BB: 0 P: 3	R: 0 E: 0 K: 1 S: 5	H: 0 LOB: 0 BB: 0 P: 5	R: 0 E: 0 K: 1 S: 5	H: 1 LOB: 0 BB: 0 P: 5	1B: 6 2B: 1 3B: 0 HR: 0	SF: 0 SAC: 0 DP: 1 HBP: 1	WP: 0 PB: 0 SB: 1 CS: 0	PA: 40
<b>PITCHER</b> <b>Jack Sanford, R</b> ERA: 3.38 (1,1)	IP: 9.0 WLS: W BF: 40 H: 7 R: 2 ER: 1 SO: 6 BB: 5 IBB: 0 HBP: 1 BLK: 0 WP: 0 HR: 0 S: 46 P: 67 ERA: 1.00 WHIP: 1.333																			

Batter	1	2	3	4	5	6	7	8	9	AB	R	H	RBI	BB	SO	LOB	BOTTOM			
<b>Jesus Alou, R</b> OBP: 0.182, SLG: 0.182 (1,9)	1-3		SH3		1-3		F5			3	0	0	0	0	0	1	<b>Cincinnati Reds @ San Francisco Giants</b> Candlestick Park, San Francisco, CA Mon Apr 20 1964, 6:33 AM EST Att: 8,359 - Unknown			
<b>Chuck Hiller, L</b> OBP: 0.231, SLG: 0.167 (1,4)	4-3		5-3		F8			1-3 1B		4	1	1	0	0	0	1				
<b>Willie Mays, R</b> OBP: 0.464, SLG: 1.148 (1,8)	2B		2-H 1B		F4			1-3 1B		4	1	3	1	0	0	0				
<b>Willie McCovey, L</b> OBP: 0.207, SLG: 0.200 (1,3)	K		F9			HR		1-3		4	1	1	1	0	1	4				
<b>Duke Snider, L</b> (1,7)		4-3		K		1-3		E 1B		3	1	0	0	1	1	0				
<b>Jim Ray Hart, R</b> OBP: 0.296, SLG: 0.385 (1,5)	F9			BB		F9		K		3	0	0	0	1	1	3				
<b>Tom Haller, L</b> OBP: 0.474, SLG: 0.533 (1,2)		4-0 BB		F7				E7		3	0	1	0	1	0	2				
<b>Jose Pagan, R</b> OBP: 0.250, SLG: 0.182 (1,6)		5-3			F8			S 1B		3	0	1	1	0	0	2				
<b>Jack Sanford, R</b> OBP: 0.429, SLG: 0.400 (1,1)			SH3 1B BB		K			K		3	1	0	0	1	2	3				
<b>Inning Stats</b>	R: 0 E: 0 K: 1 S: 6	H: 1 LOB: 1 BB: 0 P: 6	R: 0 E: 0 K: 0 S: 3	H: 0 LOB: 1 BB: 1 P: 7	R: 1 E: 0 K: 0 S: 4	H: 1 LOB: 1 BB: 1 P: 8	R: 0 E: 0 K: 1 S: 5	H: 0 LOB: 0 BB: 1 P: 9	R: 0 E: 0 K: 0 S: 4	H: 0 LOB: 0 BB: 0 P: 5	R: 1 E: 0 K: 0 S: 4	H: 1 LOB: 0 BB: 0 P: 4	R: 0 E: 0 K: 0 S: 4	H: 1 LOB: 1 BB: 0 P: 4	R: 3 E: 1 K: 2 S: 11	H: 3 LOB: 2 BB: 1 P: 15	1B: 5 2B: 1 3B: 0 HR: 1	SF: 0 SAC: 2 DP: 0 HBP: 0	WP: 0 PB: 0 SB: 1 CS: 0	PA: 36
<b>PITCHER</b> <b>Bob Purkey, R</b> ERA: 2.25 (1,1)	IP: 8.0 WLS: L BF: 36 H: 7 R: 5 ER: 2 SO: 5 BB: 3 IBB: 1 HBP: 0 BLK: 0 WP: 0 HR: 1 S: 42 P: 58 ERA: 2.25 WHIP: 1.250																			





Batter	1	2	3	4	5	6	7	8	9	AB	R	H	RBI	BB	SO	LOB	TOP										
<b>Pete Rose, S</b> OBP: 0.265, SLG: 0.226 (1, 4)										5	1	3	1	1	1	2	<b>Cincinnati Reds @ Houston Colt 45's</b> Colt Stadium, Houston, TX Tue Apr 21 1964, 7:05 PM EST Att: 5,637 - Unknown										
<b>Giraldo Ruiz, S</b> OBP: 0.412, SLG: 0.606 (1, 5)										6	1	1	2	0	0	6											
<b>Vada Pinson, L</b> <b>Marty Keough, L</b> (1, 8) (6, 8)										4	2	3	1	1	0	0											
<b>Frank Robinson, R</b> OBP: 0.353, SLG: 0.300 (1, 9)										5	1	2	1	1	0	6											
<b>Deron Johnson, R</b> OBP: 0.438, SLG: 1.000 (1, 3)										4	1	2	1	1	0	3											
<b>Bob Skinner, L</b> OBP: 0.316, SLG: 0.471 <b>Tommy Harper, R</b> OBP: 0.273, SLG: 0.200 (1, 7) (7, PH) (7, 7)										3	1	1	0	0	2	2											
<b>Johnny Edwards, L</b> OBP: 0.250, SLG: 0.320 (1, 2)										3	0	1	2	0	1	0											
<b>Leo Cardenas, R</b> OBP: 0.444, SLG: 0.600 (1, 6)										4	2	3	1	1	1	0											
<b>Jim O'Toole, S</b> <b>Bobby Klaus, R</b> <b>John Tsitouris, R</b> (1, 1) (7, PH) (7, 1)										1	0	0	0	0	0	0											
<b>Inning Stats</b>	R: 0 E: 0 K: 0 S: 4	H: 2 LOB: 1 BB: 0 P: 4	R: 2 E: 1 K: 0 S: 6	H: 3 LOB: 1 BB: 0 P: 6	R: 1 E: 1 K: 1 S: 6	H: 1 LOB: 0 BB: 1 P: 10	R: 0 E: 0 K: 2 S: 7	H: 0 LOB: 0 BB: 0 P: 7	R: 2 E: 0 K: 1 S: 8	H: 3 LOB: 1 BB: 0 P: 8	R: 1 E: 0 K: 0 S: 5	H: 2 LOB: 1 BB: 0 P: 5	R: 1 E: 0 K: 0 S: 4	H: 2 LOB: 2 BB: 2 P: 12	R: 2 E: 2 K: 1 S: 8	H: 1 LOB: 2 BB: 1 P: 12		R: 1 E: 0 K: 0 S: 5	H: 2 LOB: 3 BB: 1 P: 10	1B: 11 2B: 3 3B: 1 HR: 1	SF: 2 SAC: 2 DP: 1 HBP: 1	WP: 0 PB: 0 SB: 0 CS: 0	PA: 49				
<b>PITCHER</b>	IP	WLS	BF	H	R	ER	SO	BB	IBB	HBP	BLK	WP	HR	S	P	ERA	WHIP										
<b>Jim Owens, R</b> ERA: 8.1 (1, 1)	2.2	L	14	6	3	2	0	1	0	0	0	0	0	13	17	6.75	2.625										
<b>Dave Giusti, R</b> ERA: 6.35 (3, 1)	3.1		18	7	4	4	4	1	0	0	0	0	0	25	29	10.80	2.400										
<b>Joe Hoerner, L</b> ERA: (7, 1)	1.0		4	0	0	0	0	0	1	0	0	0	0	2	6	0.00	0.000										
<b>Larry Yellen, R</b> ERA: 9.0 (8, 1)	1.0		7	1	2	1	1	1	0	0	0	0	0	8	12	9.00	2.000										
<b>Hal Woodeshick, L</b> ERA: 6.75 (9, 1)	1.0		7	2	1	1	0	1	0	1	0	0	0	5	10	9.00	3.000										

Batter	1	2	3	4	5	6	7	8	9	AB	R	H	RBI	BB	SO	LOB	BOTTOM										
<b>Eddie Kasko, R</b> OBP: 0.258, SLG: 0.387 (1, 6)										5	0	0	0	0	1	2	<b>Cincinnati Reds @ Houston Colt 45's</b> Colt Stadium, Houston, TX Tue Apr 21 1964, 7:05 PM EST Att: 5,637 - Unknown										
<b>Nellie Fox, L</b> OBP: 0.467, SLG: 0.538 (1, 4)										4	2	2	0	1	2	0											
<b>Pete Runnels, L</b> OBP: 0.400, SLG: 0.320 (1, 3)										4	1	1	0	1	0	3											
<b>Johnny Weekly, R</b> OBP: 0.214, SLG: 0.182 (1, 9)										4	0	1	2	0	0	1											
<b>Bob Aspromonte, R</b> OBP: 0.407, SLG: 0.560 <b>Steve Hertz, R</b> (1, 5) (9, 5)										4	1	2	1	0	0	1											
<b>Jimmy Wynn, R</b> OBP: 0.393, SLG: 0.565 (1, 8)										2	0	1	0	2	0	0											
<b>Jim Beauchamp, R</b> OBP: 0.462, SLG: 0.500 <b>Walt Williams, R</b> (1, 7) (9, 7)										4	0	2	1	0	0	3											
<b>John Bateman, R</b> OBP: 0.333, SLG: 0.217 (1, 2)										3	0	0	0	1	0	5											
<b>Jim Owens, R</b> <b>Dave Giusti, R</b> <b>Joe Hoerner, R</b> <b>Rusty Staub, L</b> <b>Larry Yellen, R</b> <b>Walt Band, L</b> <b>Hal Woodeshick, R</b> (1, 1) (3, 1) (7, 1) (7, PH) (8, 1) (8, PH) (9, 1)										0	0	0	0	0	0	0											
<b>Inning Stats</b>	R: 0 E: 0 K: 2 S: 7	H: 0 LOB: 0 BB: 0 P: 7	R: 0 E: 0 K: 0 S: 5	H: 2 LOB: 2 BB: 0 P: 5	R: 2 E: 1 K: 0 S: 5	H: 2 LOB: 1 BB: 1 P: 9	R: 0 E: 0 K: 0 S: 3	H: 1 LOB: 0 BB: 0 P: 3	R: 0 E: 1 K: 0 S: 2	H: 0 LOB: 1 BB: 2 P: 10	R: 0 E: 0 K: 0 S: 4	H: 1 LOB: 2 BB: 1 P: 8	R: 0 E: 0 K: 2 S: 7	H: 0 LOB: 0 BB: 0 P: 7	R: 2 E: 0 K: 1 S: 6	H: 1 LOB: 2 BB: 3 P: 18		R: 1 E: 0 K: 1 S: 7	H: 2 LOB: 1 BB: 0 P: 7	1B: 7 2B: 1 3B: 1 HR: 0	SF: 1 SAC: 0 DP: 2 HBP: 0	WP: 3 PB: 0 SB: 0 CS: 0	PA: 41				
<b>PITCHER</b>	IP	WLS	BF	H	R	ER	SO	BB	IBB	HBP	BLK	WP	HR	S	P	ERA	WHIP										
<b>Jim O'Toole, L</b> ERA: 1.93 (1, 1)	6.0	W	26	6	2	1	2	4	0	0	0	2	0	26	42	1.50	1.667										
<b>John Tsitouris, R</b> ERA: 4.5 (7, 1)	3.0	S	15	3	3	3	4	3	0	0	0	2	0	20	32	9.00	2.000										





Batter	1	2	3	4	5	6	7	8	9	AB	R	H	RBI	BB	SO	LOB	TOP			
<b>Pete Rose, S</b> OBP: 0.237, SLG: 0.200 (1, 4)	0-0 4-3		0-0 4-3		0-0 G3			0-3 K		4	0	0	0	0	1	2	<b>Cincinnati Reds @ Houston Colt 45's</b> Colt Stadium, Houston, TX Wed Apr 22 1964, 7:05 PM EST Att: 4,742 - Unknown			
<b>Giraldo Ruiz, S</b> OBP: 0.366, SLG: 0.541 (1, 5)	0-0 1-3		0-0 F8		0-0 F4			0-0 4-3		4	0	0	0	0	0	2				
<b>Vada Pinson, L</b> OBP: 0.459, SLG: 0.545 (1, 8)	0-0 F8			0-0 G4-6-3 1B				0-0 F5		4	0	1	0	0	0	0				
<b>Frank Robinson, R</b> OBP: 0.368, SLG: 0.303 (1, 9)		0-0 FC4-6 1B		0-0 G4-6-3 1-2				0-0 5-3		3	0	1	0	1	0	1				
<b>Deron Johnson, R</b> OBP: 0.400, SLG: 0.833 (1, 3)		0-3 K		0-0 1B				0-3 K		4	0	1	0	0	2	2				
<b>Bob Skinner, L</b> OBP: 0.261, SLG: 0.381 (1, 7)		0-0 E3 FC4-6		0-3 K				0-0 F7		4	0	0	0	0	2	3				
<b>Johnny Edwards, L</b> OBP: 0.281, SLG: 0.345 (1, 2)		0-0 FC4-6 FC6-4 1-2 2-3			0-0 G3 E 1B			0-0 1B		4	0	2	0	0	0	3				
<b>Leo Cardenas, R</b> OBP: 0.400, SLG: 0.536 (1, 6)		0-0 FC6-4 1-2			0-0 E8 G3			0-3 K		3	0	0	0	0	1	4				
<b>Joey Jay, S</b> (1, 1)			0-3 K		0-3 K			0-0 4-3		2	0	0	0	0	2	2				
<b>Marty Keough, L</b> (7, PH)										1	0	0	0	0	0	1				
<b>Jim Dickson, L</b> (7, 1)										0	0	0	0	0	0	0				
<b>Inning Stats</b>	R: 0 E: 0 K: 0 S: 3	H: 0 LOB: 0 BB: 0 P: 3	R: 0 E: 1 K: 1 S: 7	H: 1 LOB: 2 BB: 0 P: 7	R: 0 E: 0 K: 1 S: 5	H: 0 LOB: 0 BB: 0 P: 5	R: 0 E: 0 K: 1 S: 6	H: 2 LOB: 1 BB: 0 P: 6	R: 0 E: 1 K: 1 S: 7	H: 1 LOB: 2 BB: 0 P: 7	R: 0 E: 0 K: 1 S: 5	H: 0 LOB: 0 BB: 0 P: 5	R: 0 E: 0 K: 1 S: 6	H: 1 LOB: 1 BB: 0 P: 6	R: 0 E: 0 K: 1 S: 5	H: 0 LOB: 1 BB: 1 P: 9	1B: 5 2B: 0 3B: 0 HR: 0	SF: 0 SAC: 0 DP: 1 HBP: 0	WP: 0 PA: 34 PB: 0 SB: 0 CS: 0	
<b>PITCHER</b>	IP	WLS	BF	H	R	ER	SO	BB	IBB	HBP	BLK	WP	HR	S	P	ERA	WHIP			
<b>Bob Bruce, R</b> ERA: 5.87 (1, 1)	8.0	W	31	5	0	0	7	1	0	0	0	0	0	44	48	0.00	0.750			
<b>Hal Brown, R</b> ERA: 5.87 (9, 1)	1.0	S	3	0	0	0	1	0	0	0	0	0	0	5	5	0.00	0.000			

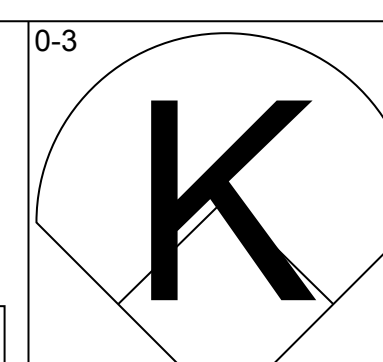
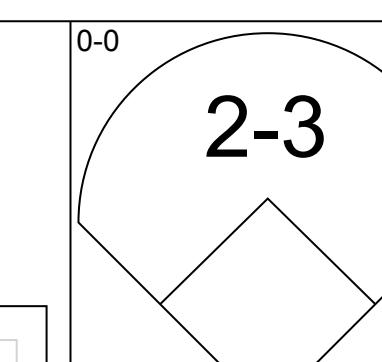
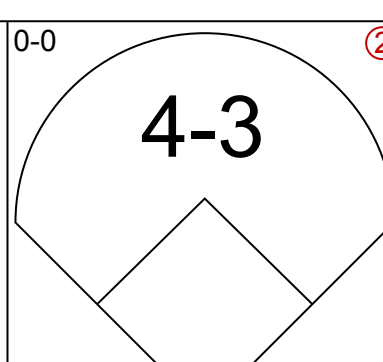
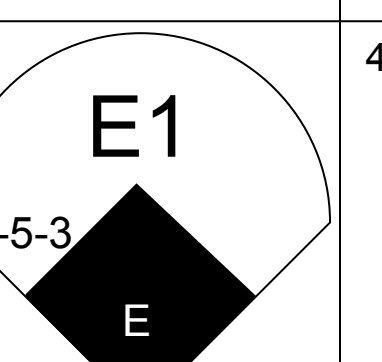
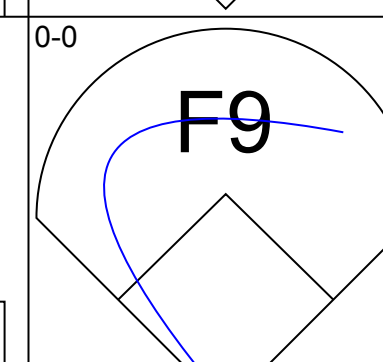
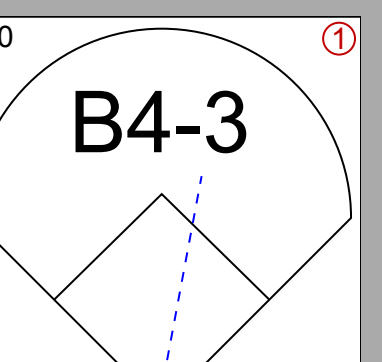
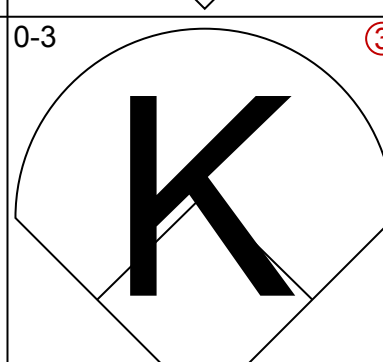
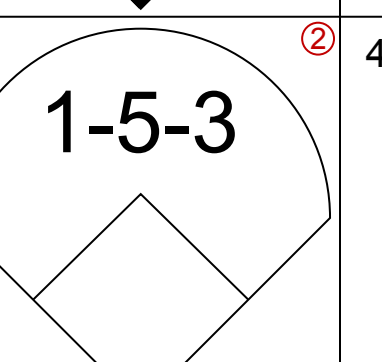
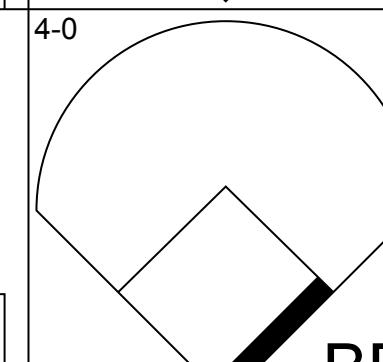
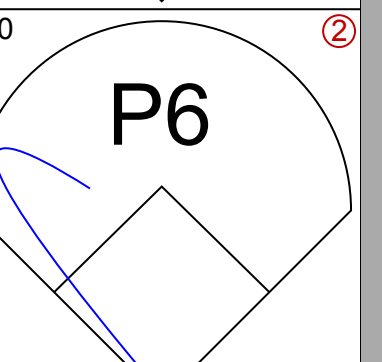
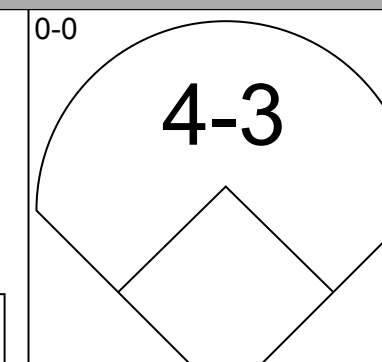
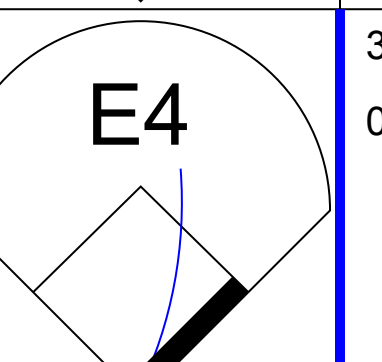
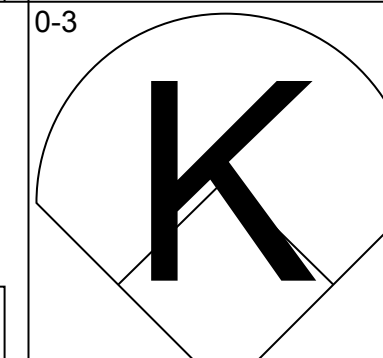

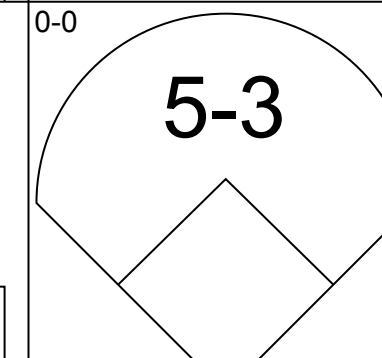
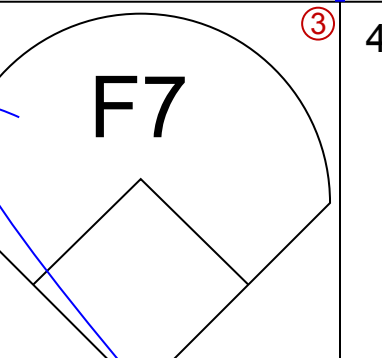
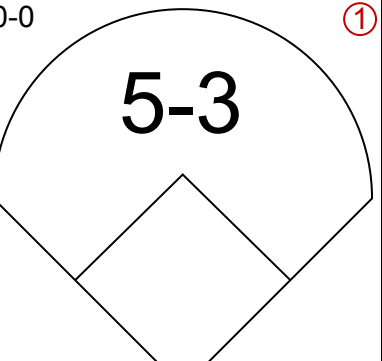
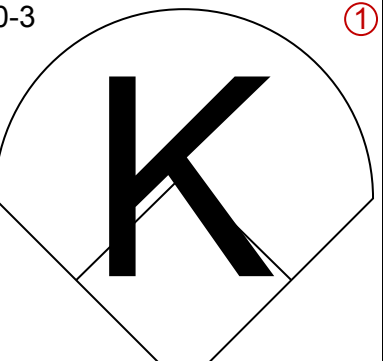
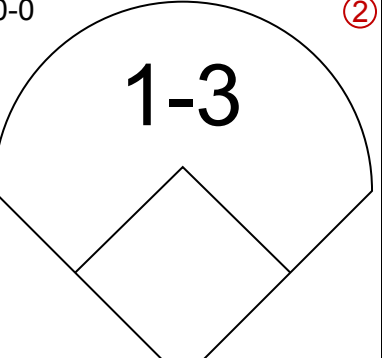
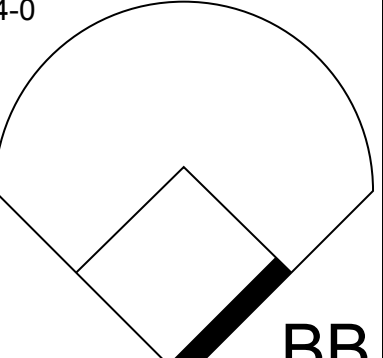
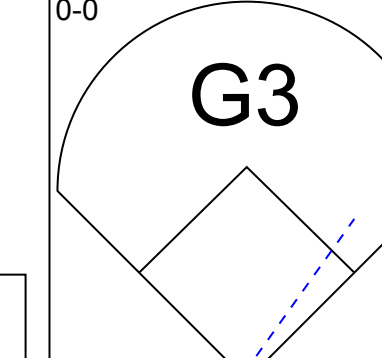
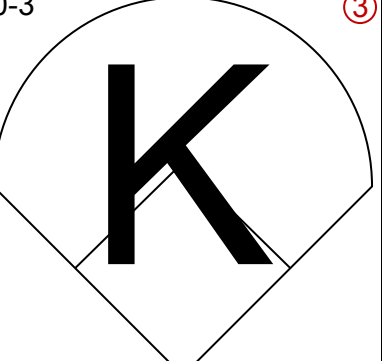
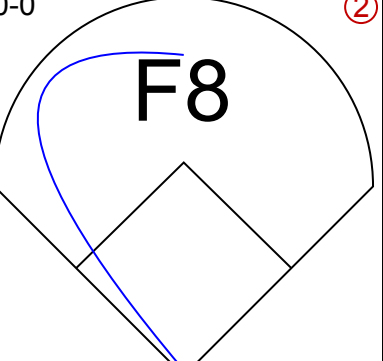
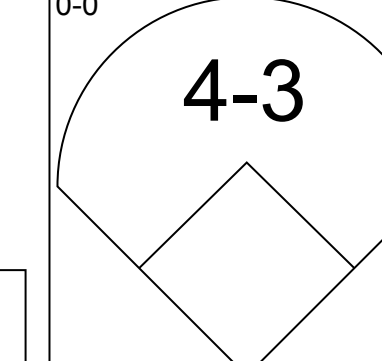
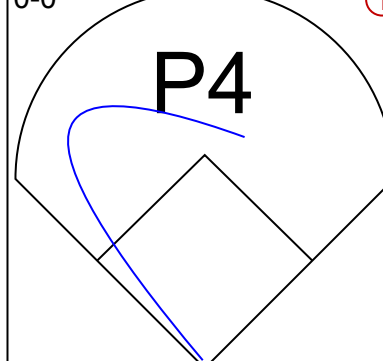
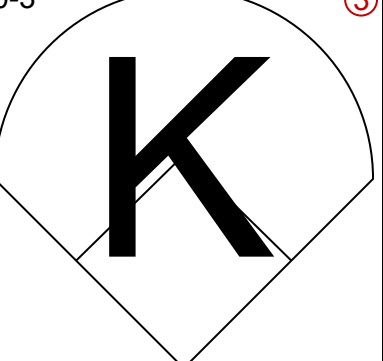
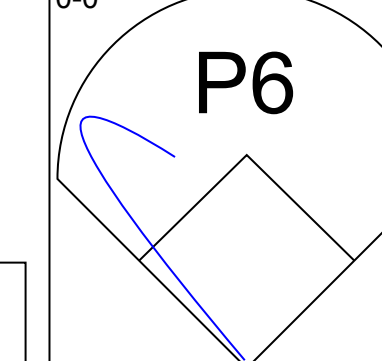

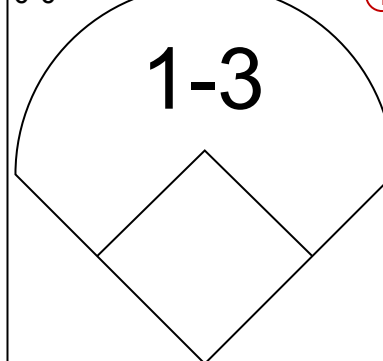
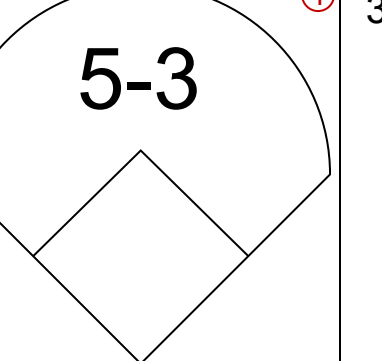
AB	33
R	0
H	5
RBI	0
BB	1
SO	8
LOB	20



Batter	1	2	3	4	5	6	7	8	9	AB	R	H	RBI	BB	SO	LOB	BOTTOM			
<b>Al Spangler, L</b> OBP: 0.167, SLG: 0.167 (1, 8)	0-0 L3		0-0 3-1		0-0 FC6-4 1B		0-0 B3-6-4 1-2			4	0	1	0	0	0	1	<b>Cincinnati Reds @ Houston Colt 45's</b> Colt Stadium, Houston, TX Wed Apr 22 1964, 7:05 PM EST Att: 4,742 - Unknown			
<b>Nellie Fox, L</b> OBP: 0.441, SLG: 0.500 (1, 4)	0-0 F7		0-0 F9		0-0 F8			0-0 1B SH5-4 BB 1B		4	1	1	0	0	0	2				
<b>Pete Runnels, L</b> OBP: 0.394, SLG: 0.321 (1, 3)	0-0 1B		0-0 F8		0-0 FC6-4 1-2			0-0 SH5-4		3	0	1	0	0	0	2				
<b>Walt Bond, L</b> OBP: 0.100, SLG: 0.158 (1, 7)	0-0 F7			0-0 4-3				4-0 BB FC1-2 1B IBB		3	0	0	0	1	0	1				
<b>Bob Aspromonte, R</b> OBP: 0.400, SLG: 0.519 (1, 5)		0-3 K		4-0 S BB				0-0 FC1-2 BB 1B		2	0	0	0	1	1	0				
<b>Bob Lillis, R</b> OBP: 1.000, SLG: 1.000 (8, 5)								1-2 2-3 FC1-2 1B		1	0	1	0	0	0	0				
<b>Rusty Staub, L</b> OBP: 0.286, SLG: 0.211 (1, 9)		0-0 G3		0-0 F9 1-2				4-0 FC1-2 BB		3	0	1	1	1	0	1				
<b>Eddie Kasko, R</b> OBP: 0.257, SLG: 0.353 (1, 6)		4-0 S BB		0-3 K				0-0 FC1-2 1-2 2-3 3-H		3	1	0	0	1	1	5				
<b>Jerry Grote, R</b> OBP: 0.250, SLG: 0.750 (1, 2)		0-0 1-H 3B			0-0 6-3			0-0 K		4	0	1	1	0	1	3				
<b>Bob Bruce, R</b> OBP: 0.667, SLG: 0.500 (1, 1)		0-0 F3			0-0 1B			4-0 B3-6-4 BB		2	0	1	0	1	0	1				
<b>Hal Brown, R</b> (9, 1)										0	0	0	0	0	0	0				
<b>Inning Stats</b>	R: 0 E: 0 K: 0 S: 4	H: 1 LOB: 1 BB: 0 P: 4	R: 1 E: 0 K: 1 S: 6	H: 1 LOB: 1 BB: 1 P: 10	R: 0 E: 0 K: 1 S: 3	H: 0 LOB: 0 BB: 0 P: 3	R: 0 E: 0 K: 1 S: 5	H: 0 LOB: 1 BB: 1 P: 9	R: 0 E: 0 K: 0 S: 4	H: 0 LOB: 0 BB: 0 P: 4	R: 0 E: 0 K: 1 S: 4	H: 0 LOB: 0 BB: 1 P: 8	R: 1 E: 0 K: 0 S: 5	H: 2 LOB: 2 BB: 2 P: 13	1B: 6 2B: 0 3B: 1 HR: 0	SF: 0 SAC: 1 DP: 1 HBP: 0	WP: 0 PA: 35 PB: 0 SB: 2 CS: 0			
<b>PITCHER</b>	IP	WLS	BF	H	R	ER	SO	BB	IBB	HBP	BLK	WP	HR	S	P	ERA	WHIP			
<b>Joey Jay, R</b> ERA: 2.4 (1, 1)	6.0	L	25	5	1	1	2	2	0	0	0	0	0	27	35	1.50	1.167			
<b>Jim Dickson, R</b> ERA: 4.5 (7, 1)	2.0		10	2	1	1	1	2	1	0	0	0	0	9	21	4.50	2.000			

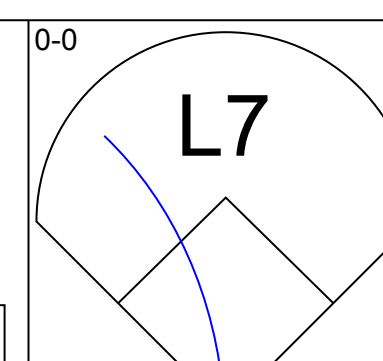
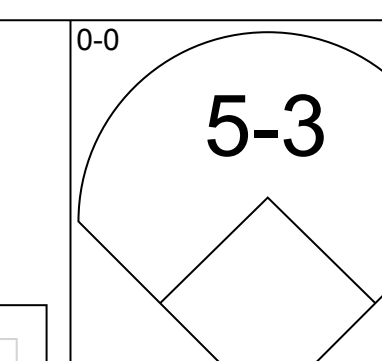
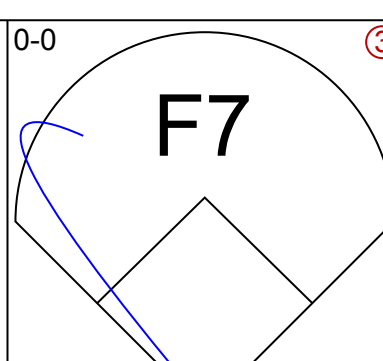
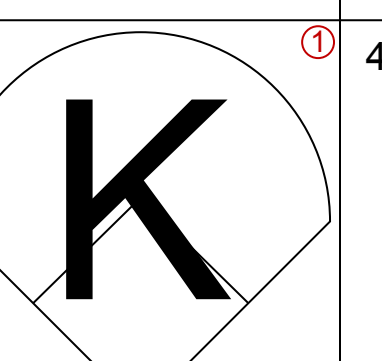
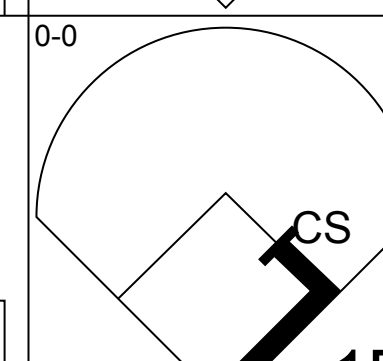
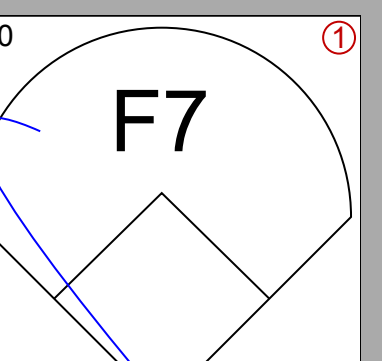
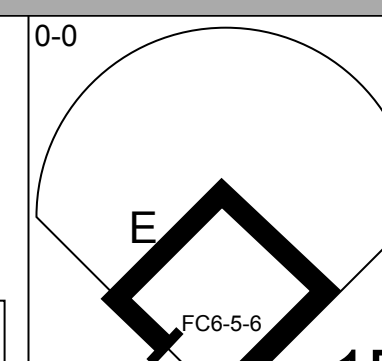
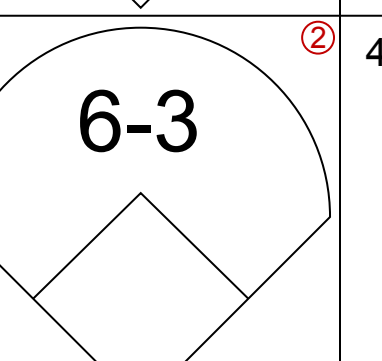
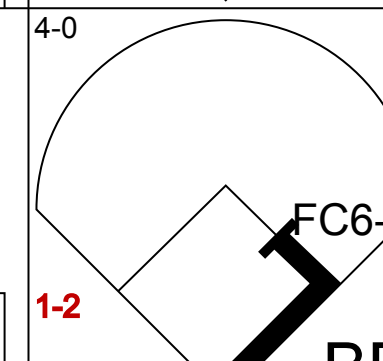
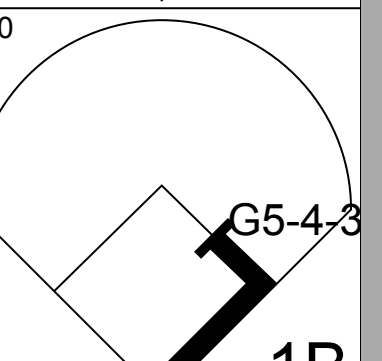
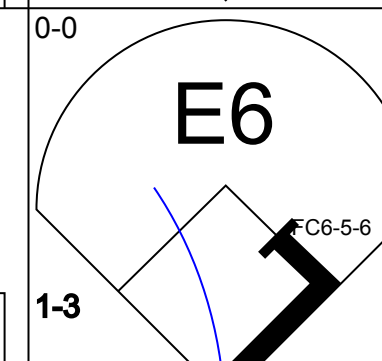
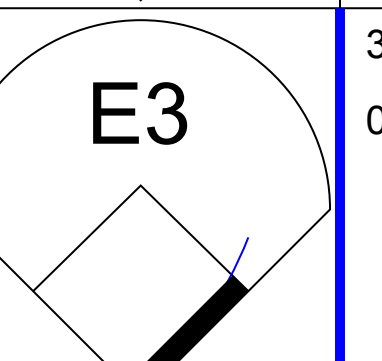
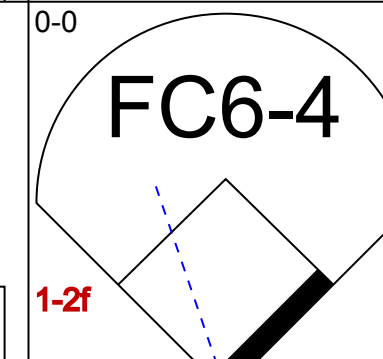
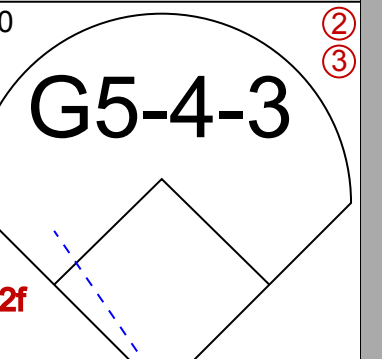
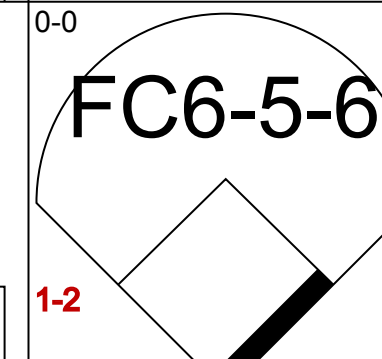
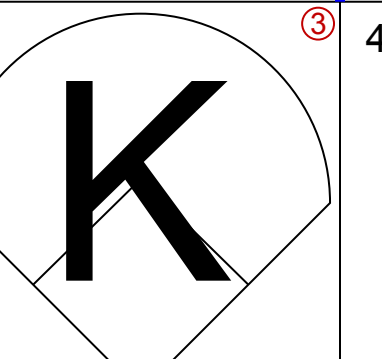
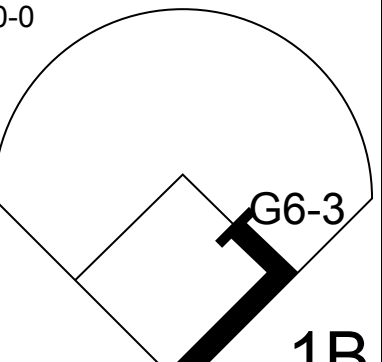
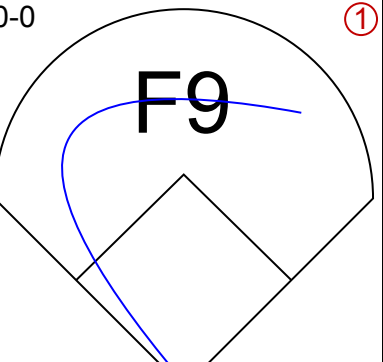
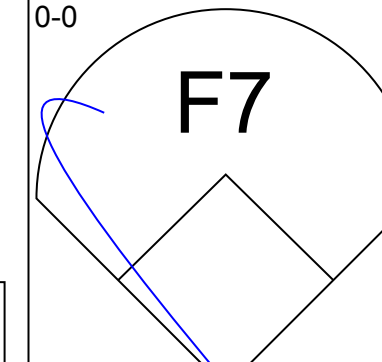
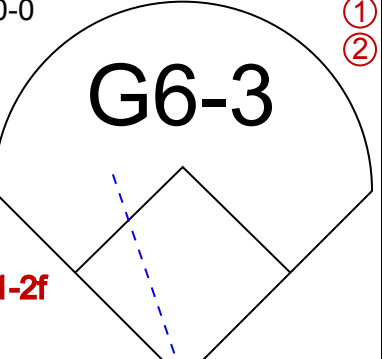
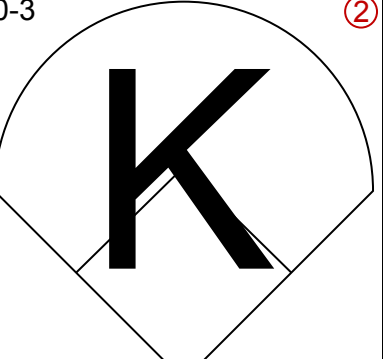
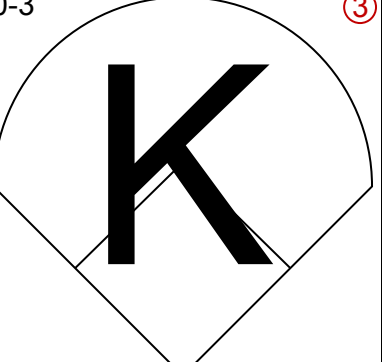
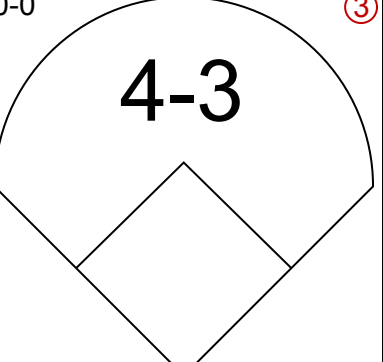
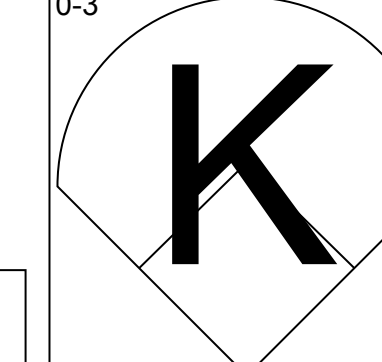
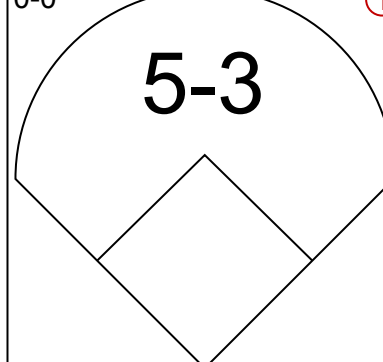
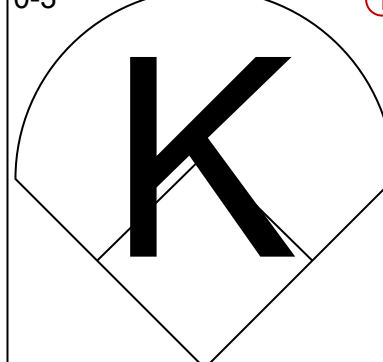
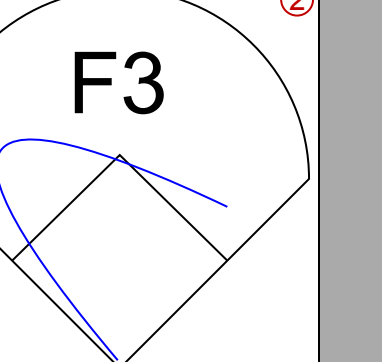
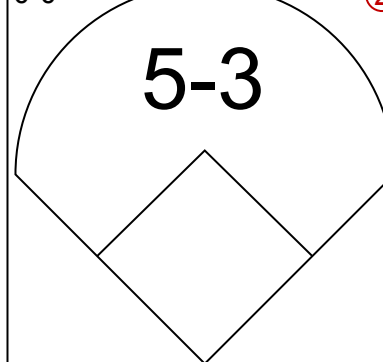
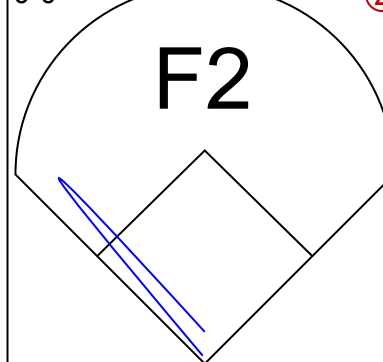
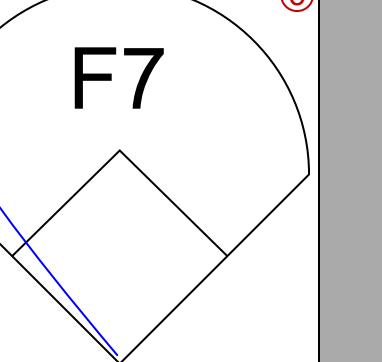




Batter	1	2	3	4	5	6	7	8	9	AB	R	H	RBI	BB	SO	LOB	TOP
<b>Pete Rose, S</b> OBP: 0.214, SLG: 0.179 (1, 4)										4	1	0	0	0	1	0	<b>Cincinnati Reds @ Houston Colt 45's</b> Colt Stadium, Houston, TX Thu Apr 23 1964, 7:05 PM EST Att: 5,426 - Unknown
<b>Giraldo Ruiz, S</b> OBP: 0.333, SLG: 0.488 (1, 5)										4	0	0	0	0	1	1	
<b>Vada Pinson, L</b> OBP: 0.439, SLG: 0.500 <b>Marty Keough, L</b> (9, PR) (9, 8)										3	0	0	0	1	0	0	
<b>Frank Robinson, R</b> OBP: 0.333, SLG: 0.270 (1, 9)										4	0	0	0	0	2	2	
<b>Deron Johnson, R</b> OBP: 0.348, SLG: 0.714 (1, 3)										3	0	0	0	0	2	0	
<b>Bob Skinner, L</b> OBP: 0.269, SLG: 0.348 (1, 7)										2	0	0	0	1	0	0	
<b>Johnny Edwards, L</b> OBP: 0.257, SLG: 0.313 (1, 2)										3	0	0	0	0	1	1	
<b>Leo Cardenas, R</b> OBP: 0.364, SLG: 0.484 (1, 6)										3	0	0	0	0	1	1	
<b>Joe Nuxhall, L</b> (1, 1)										3	0	0	0	0	1	0	
<b>Inning Stats</b>	R: 0 H: 0 E: 0 K: 2 S: 7	H: 0 LOB: 1 BB: 1 P: 11	R: 0 H: 0 E: 0 K: 1 S: 5	H: 0 LOB: 0 BB: 0 P: 5	R: 0 H: 0 E: 0 K: 1 S: 5	H: 0 LOB: 0 BB: 0 P: 5	R: 0 H: 0 E: 0 K: 2 S: 7	H: 0 LOB: 1 BB: 1 P: 11	R: 0 H: 0 E: 0 K: 1 S: 5	H: 0 LOB: 0 BB: 0 P: 5	R: 0 H: 0 E: 0 K: 0 S: 3	H: 0 LOB: 0 BB: 0 P: 3	R: 1 H: 0 E: 2 K: 0 S: 5	H: 0 LOB: 1 BB: 0 P: 5	1B: 0 2B: 0 3B: 0 HR: 0	SF: 0 SAC: 0 DP: 0 HBP: 0	WP: 0 PA: 31 PB: 0 SB: 0 CS: 0
<b>PITCHER</b> <b>Ken Johnson, R</b> ERA: 1.69 (1, 1)	IP: 9.0 WLS: L BF: 31 H: 0 R: 1 ER: 0 SO: 9 BB: 2 IBB: 0 HBP: 0 BLK: 0 WP: 0 HR: 0 S: 47 P: 55 ERA: 0.00 WHIP: 0.222																

AB 29  
R 1  
H 0  
RBI 0  
BB 2  
SO 9  
LOB 5



Batter	1	2	3	4	5	6	7	8	9	AB	R	H	RBI	BB	SO	LOB	BOTTOM
<b>Eddie Kasko, R</b> OBP: 0.231, SLG: 0.316 (1, 6)										4	0	0	0	0	1	0	<b>Cincinnati Reds @ Houston Colt 45's</b> Colt Stadium, Houston, TX Thu Apr 23 1964, 7:05 PM EST Att: 5,426 - Unknown
<b>Nellie Fox, L</b> OBP: 0.447, SLG: 0.500 (1, 4)										4	0	2	0	0	0	0	
<b>Pete Runnels, L</b> OBP: 0.405, SLG: 0.323 <b>Bob Lillis, R</b> OBP: 1.000, SLG: 1.000 (9, PR)										3	0	1	0	1	0	1	
<b>Johnny Weekly, R</b> OBP: 0.167, SLG: 0.133 (1, 9)										4	0	0	0	0	1	5	
<b>Bob Aspromonte, R</b> OBP: 0.394, SLG: 0.500 (1, 5)										3	0	1	0	0	0	1	
<b>Jimmy Wynn, R</b> OBP: 0.387, SLG: 0.577 (1, 7)										3	0	1	0	0	1	1	
<b>Jim Beauchamp, R</b> OBP: 0.376, SLG: 0.385 (1, 8)										3	0	0	0	0	2	1	
<b>Jerry Grote, R</b> OBP: 0.143, SLG: 0.429 (1, 2)										3	0	0	0	0	1	1	
<b>Ken Johnson, R</b> (1, 1)										3	0	0	0	0	0	1	
<b>Inning Stats</b>	R: 0 H: 1 E: 0 K: 0 S: 3	H: 1 LOB: 1 BB: 1 P: 7	R: 0 H: 1 E: 0 K: 1 S: 5	H: 1 LOB: 0 BB: 0 P: 5	R: 0 H: 0 E: 0 K: 0 S: 3	H: 0 LOB: 0 BB: 0 P: 3	R: 0 H: 1 E: 0 K: 0 S: 3	H: 1 LOB: 0 BB: 0 P: 3	R: 0 H: 0 E: 1 K: 1 S: 4	H: 1 LOB: 1 BB: 0 P: 4	R: 0 H: 1 E: 0 K: 1 S: 6	H: 1 LOB: 1 BB: 0 P: 6	R: 0 H: 0 E: 1 K: 2 S: 8	H: 0 LOB: 1 BB: 0 P: 8	1B: 4 2B: 2 3B: 0 HR: 0	SF: 0 SAC: 0 DP: 3 HBP: 0	WP: 0 PA: 31 PB: 0 SB: 0 CS: 1
<b>PITCHER</b> <b>Joe Nuxhall, L</b> ERA: 4.02 (1, 1)	IP: 9.0 WLS: W BF: 31 H: 5 R: 0 ER: 0 SO: 6 BB: 1 IBB: 0 HBP: 0 BLK: 0 WP: 0 HR: 0 S: 42 P: 46 ERA: 0.00 WHIP: 0.667																

AB 30  
R 0  
H 5  
RBI 0  
BB 1  
SO 6  
LOB 11





Batter	1	2	3	4	5	6	7	8	9	AB	R	H	RBI	BB	SO	LOB	TOP					
Jesus Alou, R OBP: 0.273, SLG: 0.318 (1, 9)	5-3	1B	6-3		F8		1B		1B	6	2	3	1	0	0	1	<b>San Francisco Giants @ Cincinnati Reds</b> Crosley Field, Cincinnati, OH Fri Apr 24 1964, 6:05 PM EST Att: 10,321 - Unknown					
Chuck Hiller, L OBP: 0.283, SLG: 0.278 (1, 4)	K	1B		1-3		PB 1B	F8		K	6	2	2	2	0	2	1						
Willie Mays, R OBP: 0.341, SLG: 1.176 (9, PH)										3	5	3	2	2	0	0						
Del Crandall, R OBP: 0.357, SLG: 0.250 (9, FR)	HR	1B				PB 1B			1B	1	0	1	0	0	0	0						
Matty Alou, L OBP: 0.250, SLG: 0.100 (9, 8)	HR	1B				PB 1B			1B	0	0	0	0	0	0	0						
Willie McCovey, L OBP: 0.324, SLG: 0.688 (1, 7)						PB 1B			1B	3	2	2	2	1	1	2						
Gil Garrido, R OBP: 1.000, SLG: 1.000 (6, 6)		K				E 1B			1B	1	0	1	1	1	0	0						
Orlando Cepeda, R OBP: 0.625, SLG: 0.769 (1, 3)	4-3					E 1B			K2-3	2	0	1	1	0	0	0						
Harvey Kuenn, R OBP: 0.160, SLG: 0.087 (2, 3)						E 1B				4	0	2	3	0	1	3						
Tom Haller, L OBP: 0.400, SLG: 0.400 (1, 2)					F7				K	5	1	0	0	1	3	9						
Jim Ray Hart, R OBP: 0.306, SLG: 0.353 (1, 5)									K	5	1	2	0	0	1	3						
Jose Pagan, R OBP: 0.226, SLG: 0.172 (6, PH)										3	1	0	0	0	1	2						
Duke Snider, L OBP: 0.200, SLG: 0.200 (6, 7)		E6			F8				6-3	1	0	0	0	0	0	1						
Cap Peterson, R OBP: 0.200, SLG: 0.200 (8, PH)										1	0	0	0	0	0	0						
Juan Marichal, R OBP: 0.222, SLG: 0.222 (1, 1)									6-3	5	1	1	0	0	0	3						
<b>Inning Stats</b>	R: 2 E: 0 K: 1 S: 6	H: 1 LOB: 0 BB: 1 P: 10	R: 7 E: 1 K: 2 S: 14	H: 6 LOB: 1 BB: 1 P: 18	R: 0 E: 0 K: 0 S: 3	H: 0 LOB: 0 BB: 0 P: 3	R: 1 E: 0 K: 0 S: 5	H: 2 LOB: 1 BB: 0 P: 5	R: 0 E: 0 K: 1 S: 6	H: 1 LOB: 1 BB: 0 P: 6	R: 3 E: 1 K: 0 S: 7	H: 3 LOB: 2 BB: 1 P: 11	R: 1 E: 0 K: 1 S: 6	H: 2 LOB: 2 BB: 2 P: 14	R: 0 E: 0 K: 1 S: 5	H: 0 LOB: 0 BB: 0 P: 5	R: 1 E: 1 K: 3 S: 12	H: 3 LOB: 3 BB: 0 P: 12	1B: 15 2B: 1 3B: 0 HR: 2	SF: 0 SAC: 0 DP: 0 HBP: 0	WP: 2 PB: 1 CS: 3	PA: 51
<b>PITCHER</b>	IP WLS BF H R ER SO BB IBB HBP BLK WP HR S P ERA WHIP																					
John Tsitouris, R ERA: 11.57 (1, 1)	1.0 L 10 4 7 2 3 2 0 0 0 0 0 1 10 18 63.00 6.000																					
Sammy Ellis, R ERA: 4.5 (2, 1)	4.0 18 6 3 2 3 0 0 0 0 2 1 24 24 4.50 1.500																					
Al Worthington, R ERA: 27.0 (6, 1)	1.0 8 3 3 2 0 1 0 0 0 0 0 7 11 18.00 4.000																					
Billy McCool, L ERA: 4.5 (7, 1)	2.0 9 2 1 1 2 2 0 0 0 0 0 11 19 4.50 2.000																					
Chet Nichols, L ERA: 6.0 (9, 1)	1.0 6 3 1 1 3 0 0 0 0 0 0 12 12 9.00 3.000																					
<b>Batter</b>	<b>1</b>	<b>2</b>	<b>3</b>	<b>4</b>	<b>5</b>	<b>6</b>	<b>7</b>	<b>8</b>	<b>9</b>	<b>AB</b>	<b>R</b>	<b>H</b>	<b>RBI</b>	<b>BB</b>	<b>SO</b>	<b>LOB</b>	<b>BOTTOM</b>					
Pete Rose, S OBP: 0.234, SLG: 0.186 (1, 4)	K		K						F6	4	0	1	0	1	2	2	<b>San Francisco Giants @ Cincinnati Reds</b> Crosley Field, Cincinnati, OH Fri Apr 24 1964, 6:05 PM EST Att: 10,321 - Unknown					
Giraldo Ruiz, S OBP: 0.316, SLG: 0.457 (1, 5)	K		1B		B2				F4	5	0	1	0	0	1	6						
Vada Pinson, L OBP: 0.435, SLG: 0.561 (1, 8)	K2-3									5	1	2	2	0	2	2						
Frank Robinson, R OBP: 0.298, SLG: 0.238 (1, 9)									HR	5	0	0	0	0	1	4						
Deron Johnson, R OBP: 0.393, SLG: 0.667 (1, 3)										3	2	1	0	2	2	0						
Johnny Edwards, L OBP: 0.300, SLG: 0.351 (1, 2)										5	1	3	1	0	1	1						
Tommy Harper, R OBP: 0.200, SLG: 0.143 (1, 7)										4	0	0	0	0	2	5						
Leo Cardenas, R OBP: 0.405, SLG: 0.543 (1, 6)										4	1	3	0	0	0	1						
John Tsitouris, R OBP: 0.200, SLG: 0.800 (5, PH)										0	0	0	0	0	0	0						
Mel Queen, L OBP: 0.311, SLG: 0.524 (6, 1)										1	0	1	0	0	0	1						
Gordy Coleman, L OBP: 0.250, SLG: 0.254 (6, 1)										0	0	0	0	0	0	0						
Billy McCool, R OBP: 0.250, SLG: 0.254 (7, 1)										1	0	1	2	0	0	0						
Bob Skinner, L OBP: 0.250, SLG: 0.254 (8, PH)										0	0	0	0	0	0	0						
Chet Nichols, S OBP: 0.250, SLG: 0.254 (9, 1)										1	0	0	0	0	1	1						
<b>Inning Stats</b>	R: 0 E: 0 K: 3 S: 9	H: 0 LOB: 0 BB: 0 P: 9	R: 0 E: 0 K: 2 S: 8	H: 1 LOB: 1 BB: 0 P: 8	R: 1 E: 0 K: 2 S: 10	H: 3 LOB: 2 BB: 0 P: 10	R: 0 E: 0 K: 2 S: 7	H: 0 LOB: 1 BB: 1 P: 11	R: 0 E: 0 K: 1 S: 7	H: 2 LOB: 2 BB: 0 P: 7	R: 2 E: 0 K: 0 S: 6	H: 4 LOB: 2 BB: 1 P: 10	R: 1 E: 0 K: 1 S: 6	H: 1 LOB: 1 BB: 1 P: 10	R: 0 E: 0 K: 1 S: 6	H: 1 LOB: 1 BB: 0 P: 6	R: 1 E: 0 K: 1 S: 6	H: 1 LOB: 0 BB: 0 P: 6	1B: 11 2B: 1 3B: 0 HR: 1	SF: 0 SAC: 0 DP: 1 HBP: 0	WP: 1 PB: 0 SB: 1 CS: 0	PA: 42
<b>PITCHER</b>	IP WLS BF H R ER SO BB IBB HBP BLK WP HR S P ERA WHIP																					
Juan Marichal, R ERA: 3.13 (1, 1)	9.0 W 42 13 5 5 13 3 0 0 0 1 1 65 77 5.00 1.778																					



Batter	1	2	3	4	5	6	7	8	9	AB	R	H	RBI	BB	SO	LOB	TOP					
Chuck Hiller, L (1,4) OBP: 0.261, SLG: 0.273										4	1	1	0	0	2	1	<b>San Francisco Giants @ Cincinnati Reds</b> Crosley Field, Cincinnati, OH Sat Apr 25 1964, 3:33 AM EST Att: 4,276 - Unknown					
Duke Snider, L (1,9)										3	0	0	0	1	0	1						
Willie Mays, R (1,8) OBP: 0.312, SLG: 1.079										4	0	1	1	0	1	0						
Willie McCovey, L (1,7) OBP: 0.366, SLG: 0.714										3	0	2	0	1	0	2						
Orlando Cepeda, R (1,3) OBP: 0.600, SLG: 0.750 Billy O'Dell, S (8, PR)										3	0	1	0	1	1	1						
Harvey Kuenn, R (8,3) OBP: 0.160, SLG: 0.087										0	0	0	0	0	0	0						
Tom Haller, L (1,2) OBP: 0.345, SLG: 0.333										4	0	0	0	0	1	5						
Jim Ray Hart, R (1,5) OBP: 0.275, SLG: 0.316										4	0	0	0	0	0	3						
Jose Pagan, R (1,6) OBP: 0.257, SLG: 0.219										3	0	1	0	1	2	0						
Jack Sanford, R (1,1) OBP: 0.333, SLG: 0.286 Matty Alou, L (7, PH) OBP: 0.231, SLG: 0.091 Jim Duffalo, R (7,1) Jesus Alou, R (9, PH) OBP: 0.261, SLG: 0.304										2	0	0	0	0	1	3						
<b>Inning Stats</b>	R: 0 E: 0 K: 2 S: 7	H: 0 LOB: 0 BB: 0 P: 7	R: 0 E: 0 K: 1 S: 6	H: 1 LOB: 3 BB: 2 P: 14	R: 0 E: 0 K: 1 S: 5	H: 0 LOB: 0 BB: 0 P: 5	R: 0 E: 0 K: 1 S: 6	H: 1 LOB: 1 BB: 0 P: 6	R: 1 E: 0 K: 2 S: 9	H: 2 LOB: 2 BB: 1 P: 13	R: 0 E: 0 K: 0 S: 3	H: 0 LOB: 0 BB: 0 P: 3	R: 0 E: 0 K: 0 S: 4	H: 1 LOB: 1 BB: 0 P: 4	R: 0 E: 0 K: 0 S: 3	H: 1 LOB: 2 BB: 1 P: 7	R: 0 E: 0 K: 2 S: 7	H: 0 LOB: 0 BB: 0 P: 7	1B: 3 2B: 3 3B: 0 HR: 0	SF: 0 SAC: 0 DP: 1 HBP: 0	WP: 0 PB: 0 SB: 1 CS: 0	PA: 36
<b>PITCHER</b> Jim Maloney, R (1,1) ERA: 1.29	IP: 9.0 WLS: W BF: 36 H: 6 R: 1 ER: 1 SO: 9 BB: 3 IBB: 1 HBP: 0 BLK: 0 WP: 0 HR: 0 S: 50 P: 66 ERA: 1.00 WHIP: 1.000															<b>PITCHER</b>						

Batter	1	2	3	4	5	6	7	8	9	AB	R	H	RBI	BB	SO	LOB	BOTTOM					
Pete Rose, S (1,4) OBP: 0.255, SLG: 0.196										3	0	1	0	1	0	1	<b>San Francisco Giants @ Cincinnati Reds</b> Crosley Field, Cincinnati, OH Sat Apr 25 1964, 3:33 AM EST Att: 4,276 - Unknown					
Giraldo Ruiz, S (1,5) OBP: 0.314, SLG: 0.440										4	0	1	0	0	1	5						
Marty Keough, L (1,8)										4	0	0	0	0	1	2						
Frank Robinson, R (1,9) OBP: 0.275, SLG: 0.217										4	0	0	0	0	1	2						
Gordy Coleman, L (1,3) OBP: 0.316, SLG: 0.188 Deron Johnson, R (8,3) OBP: 0.414, SLG: 0.680										2	1	0	0	1	1	0						
Johnny Edwards, L (1,2) OBP: 0.295, SLG: 0.325										1	0	1	0	0	0	0						
Leo Cardenas, R (1,6) OBP: 0.400, SLG: 0.553										3	1	1	1	0	2	0						
Tommy Harper, R (1,7) OBP: 0.222, SLG: 0.176										3	0	1	0	0	0	2						
Jim Maloney, L (1,1) OBP: 0.333, SLG: 0.333										3	0	2	2	0	0	0						
<b>Inning Stats</b>	R: 0 E: 0 K: 0 S: 4	H: 1 LOB: 1 BB: 0 P: 4	R: 0 E: 0 K: 2 S: 7	H: 0 LOB: 0 BB: 0 P: 7	R: 0 E: 0 K: 0 S: 3	H: 0 LOB: 0 BB: 0 P: 3	R: 0 E: 0 K: 1 S: 5	H: 1 LOB: 0 BB: 0 P: 5	R: 3 E: 0 K: 1 S: 7	H: 2 LOB: 1 BB: 2 P: 15	R: 0 E: 0 K: 1 S: 5	H: 0 LOB: 0 BB: 0 P: 5	R: 0 E: 0 K: 2 S: 9	H: 2 LOB: 3 BB: 1 P: 13	R: 0 E: 0 K: 0 S: 4	H: 1 LOB: 1 BB: 0 P: 4		R: 0 E: 0 K: 0 S: 3	H: 1 LOB: 1 BB: 0 P: 4	1B: 6 2B: 1 3B: 0 HR: 0	SF: 0 SAC: 0 DP: 0 HBP: 0	WP: 0 PB: 0 SB: 1 CS: 0
<b>PITCHER</b> Jack Sanford, R (1,1) ERA: 3.68 Jim Duffalo, R (7,1) ERA:	IP: 6.0 WLS: L BF: 23 H: 4 R: 3 ER: 3 SO: 5 BB: 2 IBB: 0 HBP: 0 BLK: 0 WP: 0 HR: 0 S: 31 P: 39 ERA: 4.50 WHIP: 1.000															<b>PITCHER</b>						



Batter	1	2	3	4	5	6	7	8	9	AB	R	H	RBI	BB	SO	LOB	TOP					
Tony Taylor, R OBP: 0.250, SLG: 0.349 (1, 4)																	5 0 1 0 0 1 1					
Johnny Callison, L OBP: 0.326, SLG: 0.375 (1, 9)																	5 1 1 1 0 0 1					
Dick Allen, R OBP: 0.455, SLG: 0.953 (1, 5)																	5 1 4 2 0 0 0					
Roy Sievers, R OBP: 0.226, SLG: 0.379 Ruben Amaro, R OBP: 1.000, SLG: 1.000 (1, 3) (9, 3)																	5 1 1 0 0 2 3 0 0 0 0 0 0 0					
Tony Gonzalez, L OBP: 0.361, SLG: 0.367 (1, 8)																	3 0 0 0 1 1 0					
Danny Cater, R OBP: 0.391, SLG: 0.500 (1, 7)																	3 0 2 0 1 0 0					
Gus Triandos, R OBP: 0.438, SLG: 0.615 (1, 2)																	3 0 1 1 0 1 2					
Bobby Wine, R OBP: 0.351, SLG: 0.441 (1, 6)																	4 0 0 0 0 1 4					
Art Mahaffey, R OBP: 0.500, SLG: 1.200 Chris Short, R (8, 1)																	4 1 1 0 0 3 2 0 0 0 0 0 0 0					
<b>Inning Stats</b>	R: 0 E: 0 K: 1 S: 6	H: 2 LOB: 1 BB: 0 P: 6	R: 0 E: 0 K: 0 S: 4	H: 1 LOB: 1 BB: 0 P: 4	R: 0 E: 0 K: 2 S: 7	H: 0 LOB: 0 BB: 0 P: 7	R: 1 E: 0 K: 0 S: 4	H: 1 LOB: 2 BB: 2 P: 12	R: 0 E: 0 K: 1 S: 5	H: 0 LOB: 0 BB: 0 P: 5	R: 1 E: 0 K: 3 S: 11	H: 2 LOB: 1 BB: 0 P: 11	R: 2 E: 1 K: 1 S: 8	H: 3 LOB: 1 BB: 0 P: 8	R: 0 E: 1 K: 1 S: 7	H: 1 LOB: 2 BB: 0 P: 7	R: 0 E: 0 K: 0 S: 4	H: 1 LOB: 1 BB: 0 P: 4	1B: 8 2B: 1 3B: 1 HR: 1	SF: 1 SAC: 0 DP: 0 HBP: 0	WP: 0 PB: 0 SB: 0 CS: 0	PA: 40
<b>PITCHER</b> Jim O'Toole, L ERA: 2.74 (1, 1)	IP: 9.0 WLS: L BF: 40	H: 11 R: 4 ER: 4 SO: 9	BB: 2 IBB: 0 HBP: 0 BLK: 0	WP: 0 HR: 1 S: 56 P: 64	ERA: 4.00 WHIP: 1.444	<b>PITCHER</b>										IP: 9.0 WLS: L BF: 40	H: 11 R: 4 ER: 4 SO: 9	BB: 2 IBB: 0 HBP: 0 BLK: 0	WP: 0 HR: 1 S: 56 P: 64	ERA: 4.00 WHIP: 1.444		

Philadelphia Phillies @ Cincinnati Reds  
Crosley Field, Cincinnati, OH  
Tue Apr 28 1964, 7:05 PM EDT  
Att: 5,117 - Unknown

AB 37  
R 4  
H 11  
RBI 4  
BB 2  
SO 9  
LOB 13



Batter	1	2	3	4	5	6	7	8	9	AB	R	H	RBI	BB	SO	LOB	BOTTOM					
Pete Rose, S OBP: 0.268, SLG: 0.220 (1, 4)																	4 1 1 0 1 0 1					
Giraldo Ruiz, S OBP: 0.304, SLG: 0.418 (1, 5)																	5 0 1 0 0 2 2					
Marty Keough, L (1, 8)																	4 0 0 0 0 0 4					
Frank Robinson, R OBP: 0.309, SLG: 0.265 (1, 9)																	3 1 2 1 1 0 1					
Gordy Coleman, L OBP: 0.348, SLG: 0.300 (1, 3)																	4 0 2 1 0 0 4					
Johnny Edwards, L OBP: 0.271, SLG: 0.295 (1, 2)																	4 0 0 0 0 1 6					
Leo Cardenas, R OBP: 0.386, SLG: 0.512 (1, 6)																	3 0 0 0 1 1 1					
Tommy Harper, R OBP: 0.227, SLG: 0.150 (1, 7)																	3 0 0 0 1 1 1					
Jim O'Toole, S Deron Johnson, R OBP: 0.400, SLG: 0.654 (9, PH)																	2 0 0 0 1 1 3 1 0 0 0 0 1 0					
<b>Inning Stats</b>	R: 0 E: 0 K: 0 S: 3	H: 0 LOB: 0 BB: 0 P: 3	R: 0 E: 0 K: 1 S: 6	H: 1 LOB: 3 BB: 2 P: 14	R: 2 E: 0 K: 1 S: 8	H: 3 LOB: 1 BB: 0 P: 8	R: 0 E: 0 K: 0 S: 3	H: 0 LOB: 0 BB: 0 P: 3	R: 0 E: 0 K: 0 S: 4	H: 0 LOB: 3 BB: 2 P: 12	R: 0 E: 0 K: 0 S: 3	H: 0 LOB: 1 BB: 1 P: 7	R: 0 E: 0 K: 0 S: 3	H: 1 LOB: 0 BB: 0 P: 3	R: 0 E: 0 K: 3 S: 10	H: 1 LOB: 1 BB: 0 P: 10	R: 0 E: 0 K: 2 S: 7	H: 0 LOB: 0 BB: 0 P: 7	1B: 3 2B: 3 3B: 0 HR: 0	SF: 0 SAC: 0 DP: 1 HBP: 0	WP: 0 PB: 0 SB: 1 CS: 0	PA: 38
<b>PITCHER</b> Art Mahaffey, R ERA: 9.24 Chris Short, L ERA: (1, 1) (8, 1)	IP: 7.0 WLS: W BF: 32	H: 6 R: 2 ER: 2 SO: 2	BB: 4 IBB: 1 HBP: 0 BLK: 0	WP: 0 HR: 0 S: 31 P: 51	ERA: 2.57 WHIP: 1.429	<b>PITCHER</b>										IP: 2.0 WLS: S BF: 6	H: 0 R: 0 ER: 0 SO: 5	BB: 0 IBB: 0 HBP: 0 BLK: 0	WP: 0 HR: 0 S: 16 P: 16	ERA: 0.00 WHIP: 0.000		

Philadelphia Phillies @ Cincinnati Reds  
Crosley Field, Cincinnati, OH  
Tue Apr 28 1964, 7:05 PM EDT  
Att: 5,117 - Unknown

AB 33  
R 2  
H 6  
RBI 2  
BB 5  
SO 7  
LOB 23





Batter	1	2	3	4	5	6	7	8	9	AB R H RBI BB SO LOB	TOP									
Tony Taylor, R (1,4) OBP: 0.245, SLG: 0.333										5 1 1 0 0 2 3	<b>Philadelphia Phillies @ Cincinnati Reds</b> Crosley Field, Cincinnati, OH Thu Apr 30 1964, 7:05 PM EDT Att: 2,821 - Unknown									
Johnny Callison, L (1,9) OBP: 0.319, SLG: 0.349										3 1 0 0 1 0 2										
Dick Allen, R (1,5) OBP: 0.438, SLG: 0.915										4 0 1 1 0 2 1										
Roy Sievers, R (1,3) OBP: 0.257, SLG: 0.355 Ruben Amaro, R (8, PR) OBP: 1.000, SLG: 1.000										2 0 0 0 2 0 0 0 0 0 0 0 0 0										
Tony Gonzalez, L (1,8) OBP: 0.350, SLG: 0.333										3 0 0 1 0 1 1										
Danny Cater, R (1,7) OBP: 0.407, SLG: 0.520										3 1 1 0 1 1 3										
Gus Triandos, R (1,2) OBP: 0.400, SLG: 0.529										4 0 1 0 0 1 4										
Bobby Wine, R (1,6) OBP: 0.317, SLG: 0.405										3 0 0 1 0 0 3										
Dennis Bennett, L (1,1) OBP: 0.250, SLG: 0.182										4 0 2 0 0 1 1										
<b>Inning Stats</b>	R: 2 E: 0 K: 2 S: 9	H: 2 LOB: 3 BB: 2 P: 18	R: 0 E: 0 K: 0 S: 4	H: 1 LOB: 1 BB: 0 P: 4	R: 0 E: 0 K: 0 S: 3	H: 0 LOB: 0 BB: 1 P: 7	R: 0 E: 0 K: 1 S: 5	H: 0 LOB: 0 BB: 0 P: 5	R: 0 E: 0 K: 0 S: 3	H: 0 LOB: 0 BB: 0 P: 3		R: 0 E: 0 K: 0 S: 4	H: 1 LOB: 1 BB: 0 P: 4	R: 0 E: 0 K: 2 S: 6	H: 0 LOB: 1 BB: 1 P: 10	R: 1 E: 0 K: 2 S: 9	H: 2 LOB: 1 BB: 0 P: 9	1B: 4 2B: 3 3B: 0 HR: 0	SF: 1 SAC: 0 DP: 1 HBP: 1	WP: 0 PB: 0 SB: 0 CS: 1
<b>PITCHER</b>	IP WLS BF H R ER SO BB IBB HBP BLK WP HR S P ERA WHIP											IP WLS BF H R ER SO BB IBB HBP BLK WP HR S P ERA WHIP								
Joe Nuxhall, L (1,1) ERA: 3.57	7.0 L 29 4 2 2 4 3 0 1 0 0 0 0 33 46 2.57 1.000											Joe Nuxhall, L (1,1) ERA: 3.57								
Jim Dickson, R (8,1) ERA: 4.5	2.0 8 2 1 1 4 1 0 0 0 0 0 0 15 19 4.50 1.500											Jim Dickson, R (8,1) ERA: 4.5								

AB	31
R	3
H	6
RBI	3
BB	4
SO	8
LOB	18




Batter	1	2	3	4	5	6	7	8	9	AB R H RBI BB SO LOB	BOTTOM							
Pete Rose, S (1,4) OBP: 0.283, SLG: 0.259										4 1 2 0 0 0 3	<b>Philadelphia Phillies @ Cincinnati Reds</b> Crosley Field, Cincinnati, OH Thu Apr 30 1964, 7:05 PM EDT Att: 2,821 - Unknown							
Giraldo Ruiz, S (1,5) OBP: 0.283, SLG: 0.390										4 0 0 0 0 0 3								
Tommy Harper, R (1,7) OBP: 0.269, SLG: 0.208										4 0 2 1 0 0 0								
Deron Johnson, R (1,3) OBP: 0.382, SLG: 0.586										3 0 0 0 1 1 1								
Frank Robinson, R (1,9) OBP: 0.288, SLG: 0.245										4 0 0 0 0 0 3								
Leo Cardenas, R (1,6) OBP: 0.375, SLG: 0.489										4 0 1 0 0 0 0								
Johnny Edwards, L (1,2) OBP: 0.269, SLG: 0.292										4 0 1 0 0 0 1								
Marty Keough, L (1,8) OBP: 0.188, SLG: 0.071										4 0 1 0 0 1 1								
Joe Nuxhall, L (1,1) OBP: 0.125, SLG: 0.125 Hal Smith, R (7, PH) Jim Dickson, L (8,1)										2 0 1 0 0 1 1 1 0 0 0 0 1 2 0 0 0 0 0 0 0								
<b>Inning Stats</b>	R: 0 E: 0 K: 0 S: 4	H: 2 LOB: 2 BB: 1 P: 8	R: 0 E: 0 K: 2 S: 8	H: 1 LOB: 1 BB: 0 P: 8	R: 1 E: 0 K: 0 S: 4	H: 1 LOB: 0 BB: 0 P: 4	R: 0 E: 0 K: 0 S: 3	H: 0 LOB: 0 BB: 0 P: 3	R: 0 E: 0 K: 1 S: 7	H: 2 LOB: 2 BB: 0 P: 7		R: 0 E: 0 K: 1 S: 6	H: 1 LOB: 1 BB: 0 P: 6	R: 0 E: 0 K: 0 S: 3	H: 0 LOB: 0 BB: 0 P: 3	1B: 7 2B: 1 3B: 0 HR: 0	SF: 0 SAC: 0 DP: 1 HBP: 0	WP: 1 PB: 0 SB: 4 CS: 0
<b>PITCHER</b>	IP WLS BF H R ER SO BB IBB HBP BLK WP HR S P ERA WHIP											IP WLS BF H R ER SO BB IBB HBP BLK WP HR S P ERA WHIP						
Dennis Bennett, L (1,1) ERA: 2.4	9.0 W 35 8 1 1 4 1 0 0 0 1 0 0 42 46 1.00 1.000											Dennis Bennett, L (1,1) ERA: 2.4						






Batter	1	2	3	4	5	6	7	8	9	AB	R	H	RBI	BB	SO	LOB	TOP															
Larry Elliot, L (1, 8) OBP: 0.333, SLG: 0.286 Jim Hickman, R (8, PH) OBP: 0.400, SLG: 0.250										3	1	1	0	0	0	0	<b>New York Mets @ Cincinnati Reds</b> Crosley Field, Cincinnati, OH Fri May 01 1964, 7:05 PM EDT Att: 5,493 - Unknown															
Ron Hunt, R (1, 4) OBP: 0.404, SLG: 0.500										4	1	2	0	0	0																	
Tim Harkness, L (1, 3) OBP: 0.415, SLG: 0.538										4	0	1	0	0	1																	
Jesse Gonder, L (1, 2) OBP: 0.273, SLG: 0.290										4	0	1	1	0	1																	
Frank Thomas, R (1, 7) OBP: 0.296, SLG: 0.327 Dick Smith, R (9, PR) OBP: 0.158, SLG: 0.211										4	1	2	1	0	1																	
George Altman, L (1, 9) OBP: 0.185, SLG: 0.222 Hawk Taylor, R (9, PH) OBP: 0.357, SLG: 0.423										3	0	0	0	0	2																	
Rod Kanehl, R (1, 5) OBP: 0.381, SLG: 0.429 Joe Christopher, R (9, PH) OBP: 0.421, SLG: 0.588										3	0	1	0	0	2																	
Charley Smith, R (1, 6) OBP: 0.097, SLG: 0.103										3	0	0	0	0	1																	
Tracy Stallard, R (1, 1) OBP: 0.300, SLG: 0.400 Bill Wakefield, R (7, 1)										3	0	0	0	0	2																	
										0	0	0	0	0	0																	
<b>Inning Stats</b>	R: 1 E: 0 K: 0 S: 4	H: 2 LOB: 0 BB: 0 P: 4	R: 1 E: 0 K: 2 S: 8	H: 1 LOB: 0 BB: 0 P: 8	R: 1 E: 0 K: 1 S: 8	H: 3 LOB: 2 BB: 0 P: 8	R: 0 E: 1 K: 2 S: 8	H: 0 LOB: 1 BB: 0 P: 8	R: 0 E: 0 K: 0 S: 3	H: 0 LOB: 0 BB: 0 P: 3	R: 0 E: 0 K: 0 S: 7	H: 1 LOB: 0 BB: 0 P: 3	R: 0 E: 0 K: 2 S: 7	H: 0 LOB: 0 BB: 0 P: 7	R: 0 E: 0 K: 0 S: 8	H: 1 LOB: 2 BB: 0 P: 8	1B: 6 2B: 1 3B: 0 HR: 1	SF: 0 SAC: 0 DP: 2 HBP: 0	WP: 0 PB: 0 SB: 1 CS: 0	PA: 34												
<b>PITCHER</b>	IP WLS BF H R ER SO BB IBB HBP BLK WP HR S P ERA WHIP																															
Joey Jay, R (1, 1) ERA: 3.5	3.0	14	6	3	3	3	0	0	0	0	0	1	20	20	9.00	2.000																
Sammy Ellis, R (4, 1) ERA: 3.38	2.0	7	0	0	0	2	0	0	0	0	0	0	11	11	0.00	0.000																
Bill Henry, L (6, 1) ERA: 1.69	4.0	W 13	2	0	0	6	0	0	0	0	0	0	25	25	0.00	0.500																

AB	34
R	3
H	8
RBI	2
BB	0
SO	11
LOB	8



Batter	1	2	3	4	5	6	7	8	9	AB	R	H	RBI	BB	SO	LOB	BOTTOM															
Pete Rose, S (1, 4) OBP: 0.281, SLG: 0.259										4	0	1	0	0	0	1	<b>New York Mets @ Cincinnati Reds</b> Crosley Field, Cincinnati, OH Fri May 01 1964, 7:05 PM EDT Att: 5,493 - Unknown															
Giraldo Ruiz, S (1, 5) OBP: 0.266, SLG: 0.365										4	0	0	0	0	0	1																
Tommy Harper, R (1, 7) OBP: 0.233, SLG: 0.179										4	0	0	0	0	0	1																
Gordy Coleman, L (1, 3) OBP: 0.385, SLG: 0.478										3	1	2	1	0	0																	
Mel Queen, L (1, 9) OBP: 0.200, SLG: 0.200										3	0	0	0	0	1																	
Johnny Edwards, L (1, 2) OBP: 0.273, SLG: 0.294										3	1	1	0	0	0	1																
Marty Keough, L (1, 8) OBP: 0.263, SLG: 0.353										3	1	2	2	0	1																	
Leo Cardenas, R (1, 6) OBP: 0.373, SLG: 0.500										3	1	1	0	0	1																	
Joey Jay, S (1, 1)										0	0	0	0	0	0																	
Bobby Klaus, R (3, PH)										1	0	0	0	0	1																	
Sammy Ellis, L (4, 1)										0	0	0	0	0	0																	
Bob Skinner, L (5, PH) OBP: 0.250, SLG: 0.320 Bill Henry, L (6, 1)										1	0	0	0	0	1																	
										1	0	0	0	0	1																	
<b>Inning Stats</b>	R: 0 E: 0 K: 0 S: 3	H: 0 LOB: 0 BB: 0 P: 3	R: 0 E: 0 K: 1 S: 6	H: 1 LOB: 1 BB: 0 P: 6	R: 1 E: 0 K: 1 S: 6	H: 1 LOB: 0 BB: 0 P: 6	R: 0 E: 0 K: 0 S: 3	H: 0 LOB: 0 BB: 0 P: 3	R: 0 E: 0 K: 0 S: 3	H: 0 LOB: 0 BB: 0 P: 3	R: 3 E: 0 K: 3 S: 12	H: 3 LOB: 0 BB: 0 P: 12	R: 0 E: 0 K: 0 S: 3	H: 1 LOB: 0 BB: 0 P: 3	1B: 4 2B: 1 3B: 0 HR: 2	SF: 0 SAC: 0 DP: 0 HBP: 0	WP: 2 PB: 0 SB: 0 CS: 1	PA: 30														
<b>PITCHER</b>	IP WLS BF H R ER SO BB IBB HBP BLK WP HR S P ERA WHIP																															
Tracy Stallard, R (1, 1) ERA: 2.88	6.1	L 25	6	4	4	4	0	0	0	0	0	2	33	33	5.68	0.947																
Bill Wakefield, R (7, 1) ERA: 0.67	1.2	5	1	0	0	2	0	0	0	0	0	0	9	9	0.00	0.600																

AB	30
R	4
H	7
RBI	3
BB	0
SO	6
LOB	9





Batter	1	2	3	4	5	6	7	8	9	AB	R	H	RBI	BB	SO	LOB	TOP			
Ed Kranepool, L (1, 3) OBP: 0.222, SLG: 0.176	F7		1B		4-3		1-3		F9	5	0	1	0	0	0	3	<b>New York Mets @ Cincinnati Reds</b> Crosley Field, Cincinnati, OH Sat May 02 1964, 3:33 AM EDT Att: 2,946 - Unknown  livebaseballscores.com			
Larry Elliot, L (1, 8) OBP: 0.297, SLG: 0.250	K		F7		K			F8		4	0	0	0	0	2	1				
Ron Hunt, R (1, 4) OBP: 0.410, SLG: 0.519	WP S 1B			1B 2B		4-3		6-3		4	1	2	0	0	0	0				
George Altman, L (1, 9) OBP: 0.194, SLG: 0.200	K			L7		F7		BB		3	0	0	0	1	1	2				
Hawk Taylor, R (1, 2) OBP: 0.313, SLG: 0.367		K2-3		F5		P4		K		4	0	0	0	0	2	2				
Frank Thomas, R (1, 7) OBP: 0.316, SLG: 0.333										2	0	1	1	1	1	0				
Dick Smith, R (7, PR) OBP: 0.158, SLG: 0.211	K			BB 1B		WP SH1-4 BB		1B SF9		0	1	0	0	0	0	0				
Jim Hickman, R (7, 7) OBP: 0.429, SLG: 0.294				2H 1B		WP BB		1B SF9		1	1	1	0	0	0	0				
Rod Kanehl, R (1, 5) OBP: 0.417, SLG: 0.435		5-3		1-2 BB		SH1-4		1-3 1B		2	0	1	0	1	0	0				
Charley Smith, R (1, 6) OBP: 0.091, SLG: 0.097										2	0	0	0	0	2	2				
Jesse Gonder, L (7, PH) OBP: 0.294, SLG: 0.290			K					SF9		0	0	0	0	1	0	0				
Joe Christopher, R (7, PR) OBP: 0.421, SLG: 0.588			K							0	0	0	0	0	0	0				
Al Moran, R (7, 6) OBP: 0.286, SLG: 0.182								1-2 3H		0	0	0	1	0	0	0				
Al Jackson, L (1, 1) OBP: 0.077, SLG: 0.154			1-6-3					F9		4	0	0	0	0	2	2				
<b>Inning Stats</b>	R: 0 E: 0 K: 2 S: 8	H: 1 LOB: 1 BB: 0 P: 8	R: 0 E: 0 K: 2 S: 7	H: 0 LOB: 0 BB: 0 P: 7	R: 0 E: 0 K: 1 S: 6	H: 1 LOB: 1 BB: 0 P: 6	R: 1 E: 0 K: 1 S: 7	H: 2 LOB: 2 BB: 0 P: 11	R: 0 E: 0 K: 0 S: 3	H: 0 LOB: 0 BB: 0 P: 3	R: 1 E: 0 K: 1 S: 5	H: 0 LOB: 2 BB: 2 P: 13	R: 0 E: 0 K: 1 S: 5	H: 0 LOB: 1 BB: 1 P: 9	R: 1 E: 0 K: 0 S: 5	H: 2 LOB: 1 BB: 0 P: 5	1B: 5 2B: 1 3B: 0 HR: 0	SF: 1 SAC: 1 DP: 0 HBP: 0	WP: 3 PB: 0 SB: 1 CS: 0	PA: 37
<b>PITCHER</b>	IP WLS BF H R ER SO BB IBB HBP BLK WP HR S P ERA WHIP																			
Jim Maloney, R (1, 1) ERA: 1.55	8.0 L 32 4 2 2 10 4 0 0 0 0 3 0 48 64 2.25 1.000																			
Al Worthington, R (9, 1) ERA: 18.0	1.0 5 2 1 1 0 0 0 0 0 0 0 0 5 5 9.00 2.000																			

Batter	1	2	3	4	5	6	7	8	9	AB	R	H	RBI	BB	SO	LOB	BOTTOM				
Pete Rose, S (1, 4) OBP: 0.265, SLG: 0.242	5-3			5-3		G6-4-3			B1-3	4	0	0	0	0	0	2	<b>New York Mets @ Cincinnati Reds</b> Crosley Field, Cincinnati, OH Sat May 02 1964, 3:33 AM EDT Att: 2,946 - Unknown  livebaseballscores.com				
Giraldo Ruiz, S (1, 5) OBP: 0.250, SLG: 0.343	K			F2			6-3		4-3	4	0	0	0	0	1	0					
Vada Pinson, L (1, 8) OBP: 0.400, SLG: 0.511	G3			4-3			4-3		F9	4	0	0	0	0	0	0					
Deron Johnson, R (1, 3) OBP: 0.405, SLG: 0.581		G4-3		G3-6-3 1B			FC6-4 HBP			2	0	1	0	0	0	0					
Tommy Harper, R (1, 7) OBP: 0.242, SLG: 0.167		CS BB		G3-6-3 1-2			FC6-4 1-2			2	0	0	0	1	0	2					
Leo Cardenas, R (1, 6) OBP: 0.352, SLG: 0.471			K							3	0	0	0	0	1	1					
Marty Keough, L (1, 9) OBP: 0.227, SLG: 0.300				4-3			F7		K	3	0	0	0	0	1	0					
Johnny Edwards, L (1, 2) OBP: 0.276, SLG: 0.283				1-3			1B BB		E3 FC6-4	2	0	0	0	1	0	0					
Jim Maloney, L (1, 1) OBP: 0.375, SLG: 0.375				4-3					FC6-4	2	0	1	0	0	0	0					
Hal Smith, R (8, PH)										1	0	0	0	0	0	1					
Al Worthington, R (9, 1)									FC6-4 1-2	0	0	0	0	0	0	0					
<b>Inning Stats</b>	R: 0 E: 0 K: 1 S: 5	H: 0 LOB: 0 BB: 0 P: 5	R: 0 E: 0 K: 1 S: 4	H: 0 LOB: 1 BB: 1 P: 8	R: 0 E: 0 K: 0 S: 3	H: 0 LOB: 0 BB: 0 P: 3	R: 0 E: 0 K: 0 S: 3	H: 0 LOB: 0 BB: 0 P: 3	R: 0 E: 0 K: 0 S: 3	H: 1 LOB: 1 BB: 1 P: 7	R: 0 E: 0 K: 0 S: 3	H: 0 LOB: 1 BB: 0 P: 4	R: 0 E: 1 K: 1 S: 6	H: 0 LOB: 1 BB: 0 P: 6	R: 0 E: 0 K: 0 S: 3	H: 0 LOB: 0 BB: 0 P: 3		1B: 2 2B: 1 3B: 0 HR: 0	SF: 0 SAC: 0 DP: 3 HBP: 1	WP: 0 PB: 0 SB: 0 CS: 1	PA: 30
<b>PITCHER</b>	IP WLS BF H R ER SO BB IBB HBP BLK WP HR S P ERA WHIP																				
Al Jackson, L (1, 1) ERA: 3.62	9.0 W 30 2 0 0 3 2 0 1 0 0 0 0 33 42 0.00 0.444																				

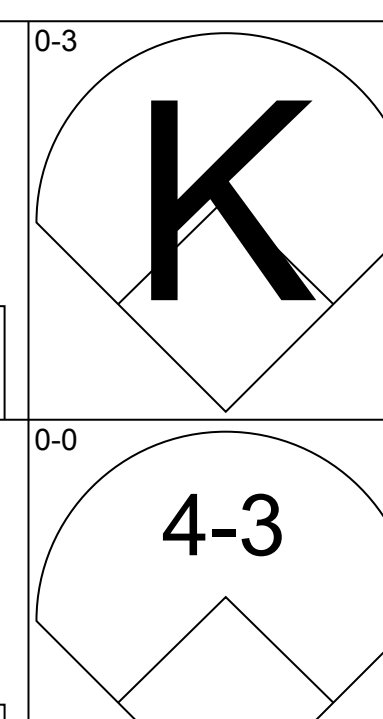
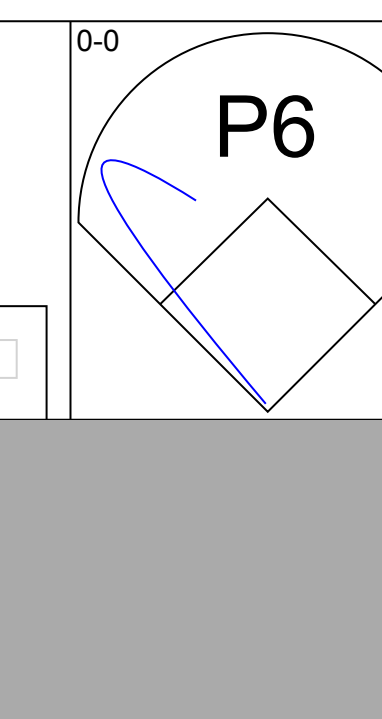
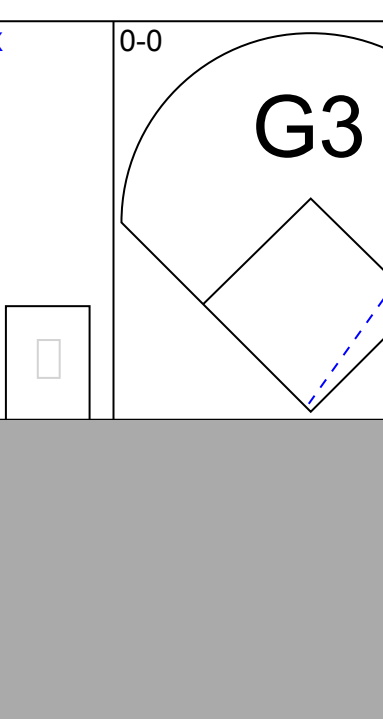
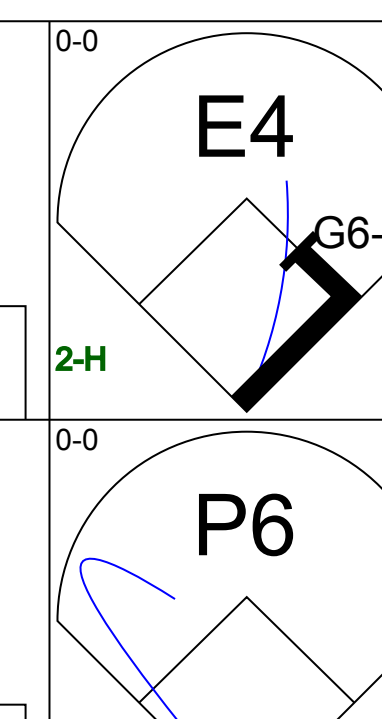
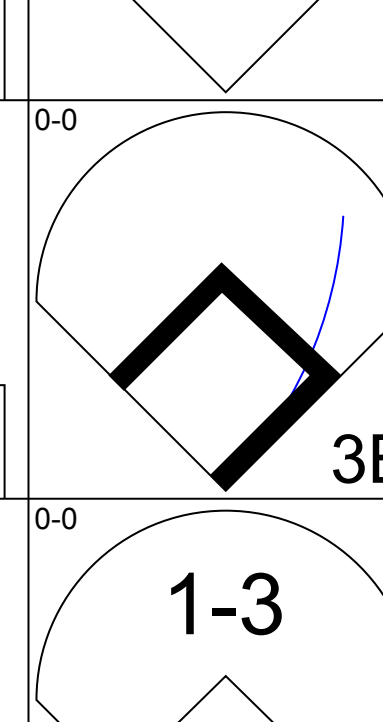
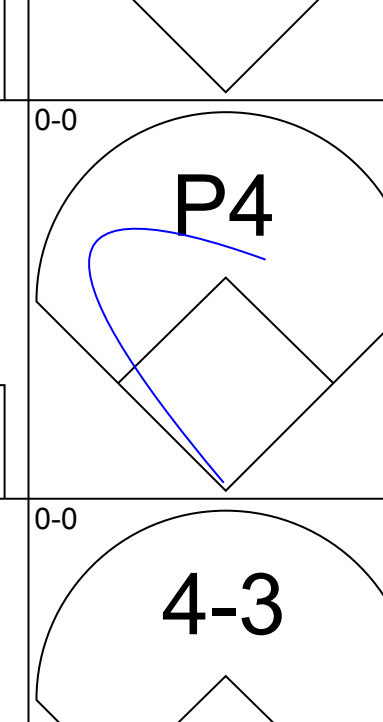
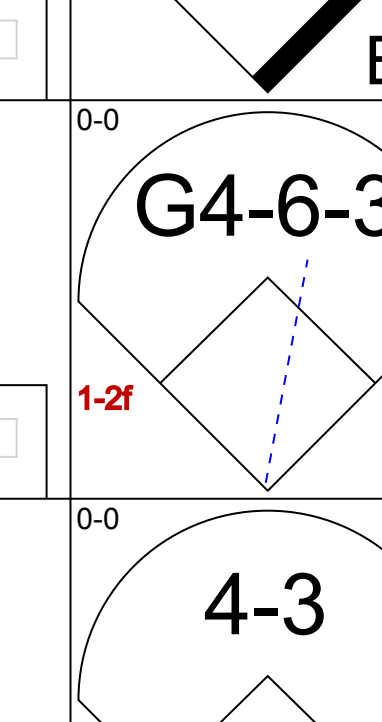
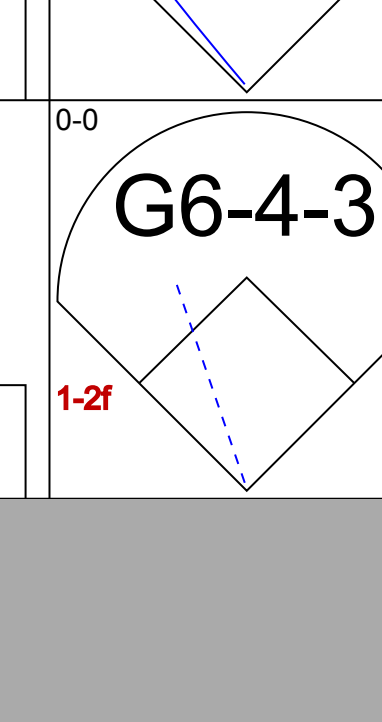







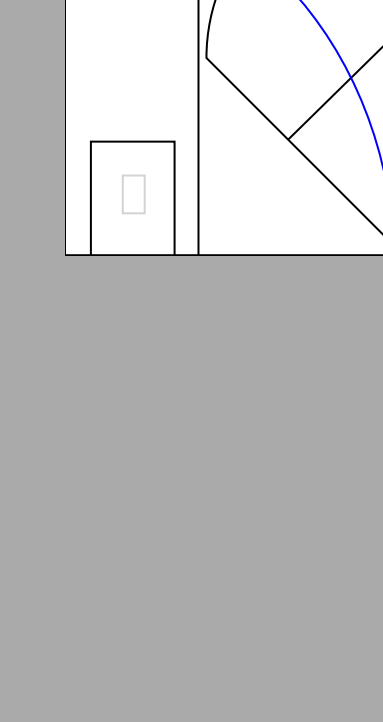
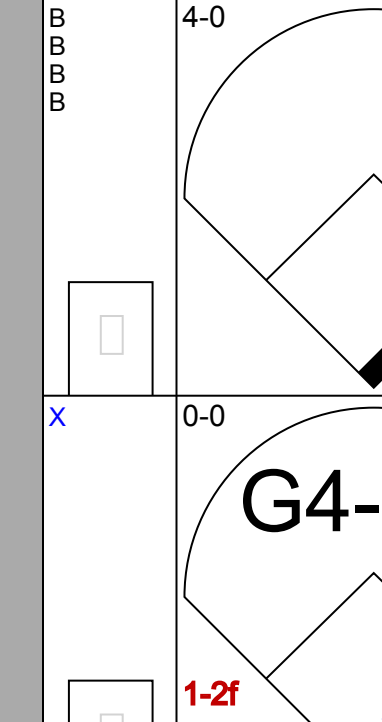
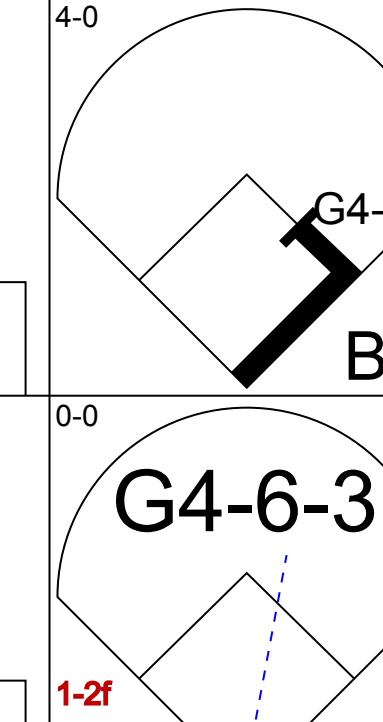
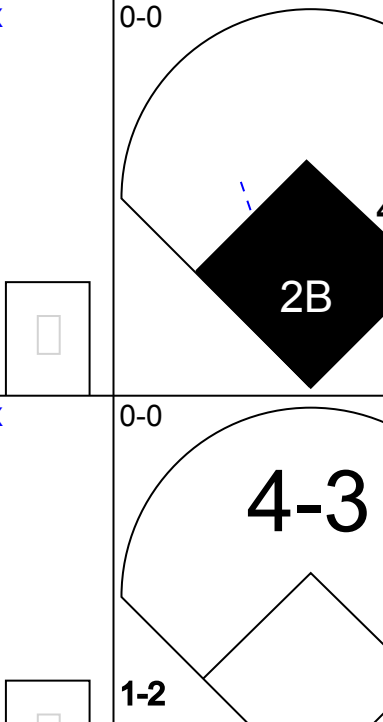
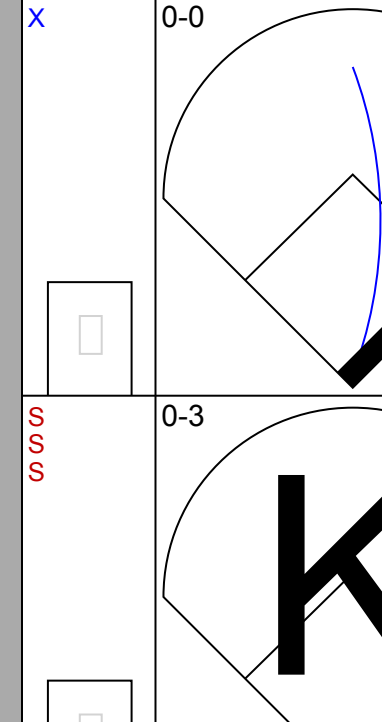
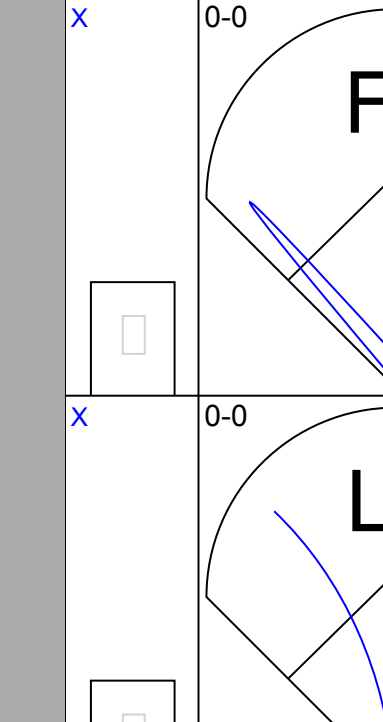
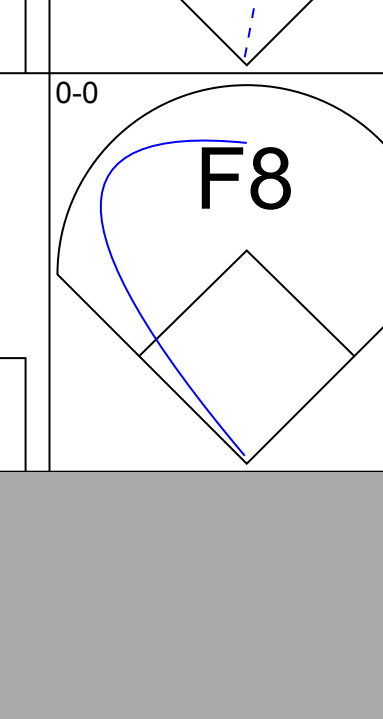
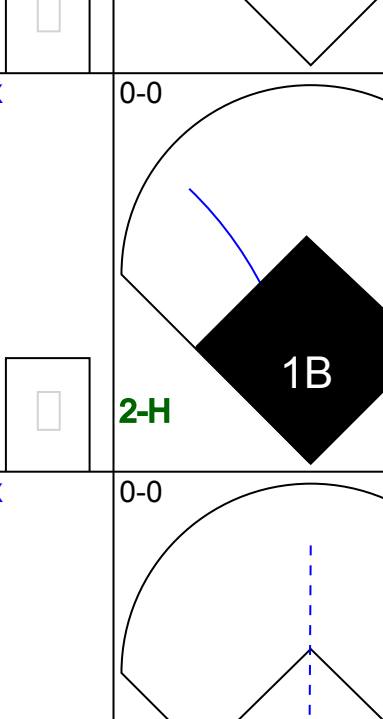
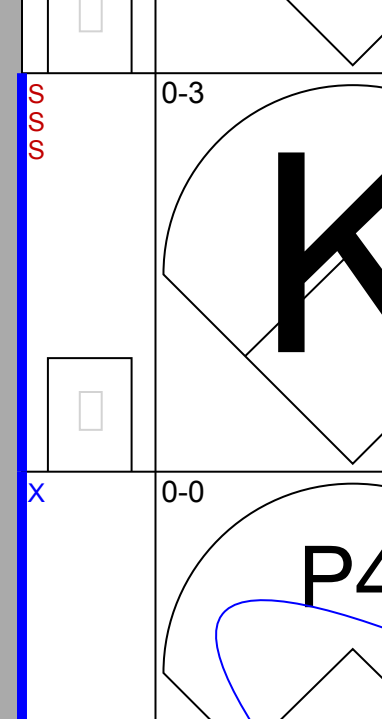


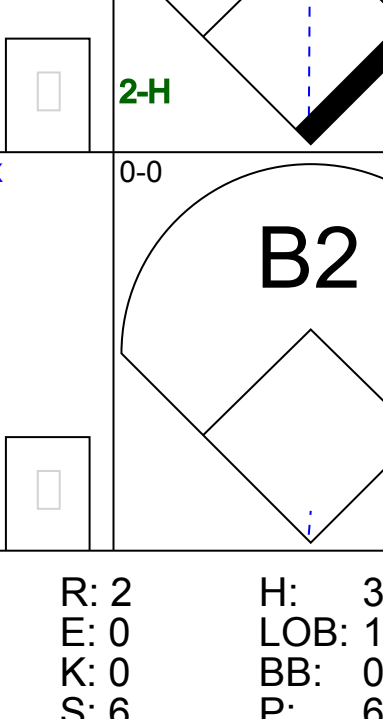

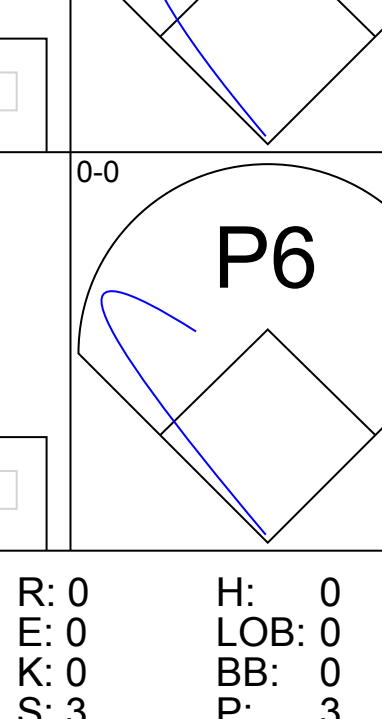

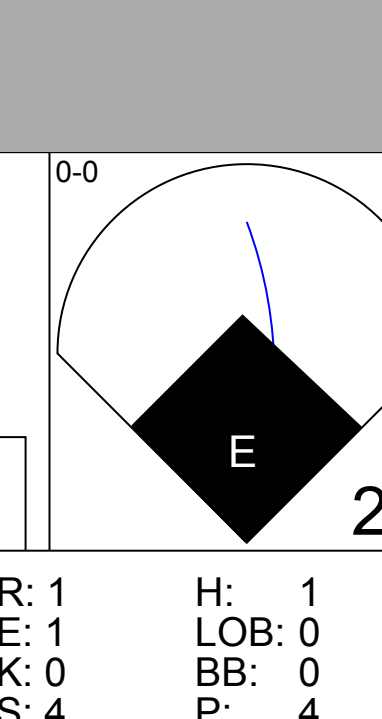


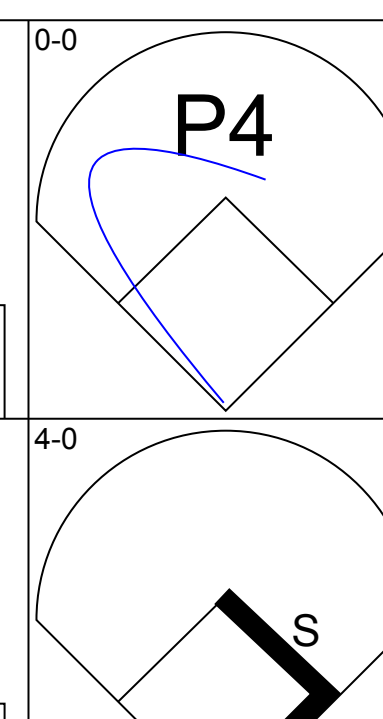
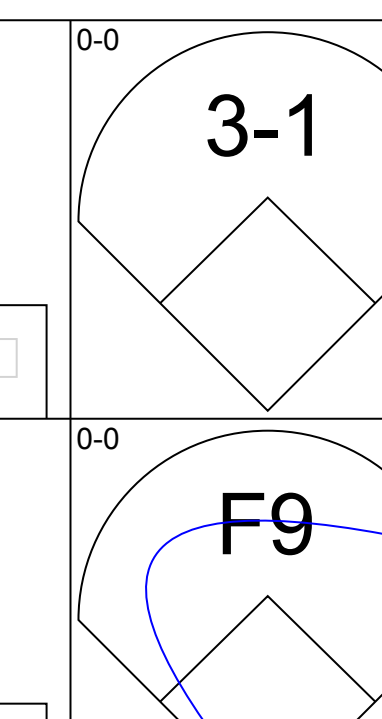
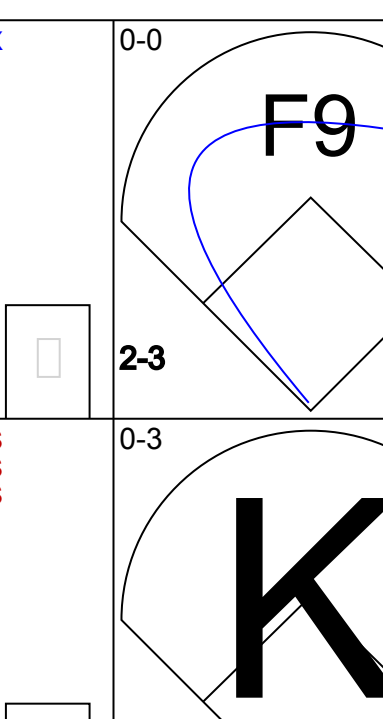
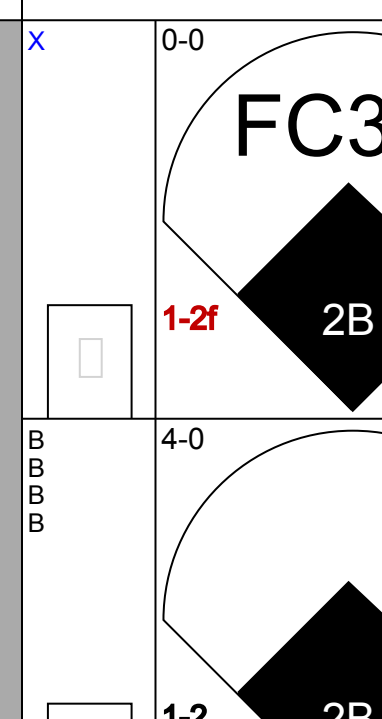
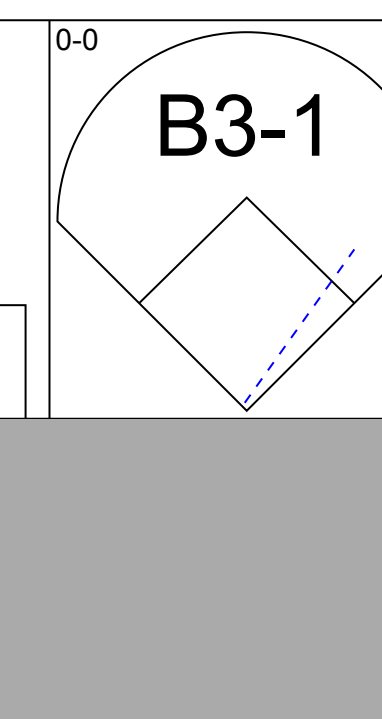
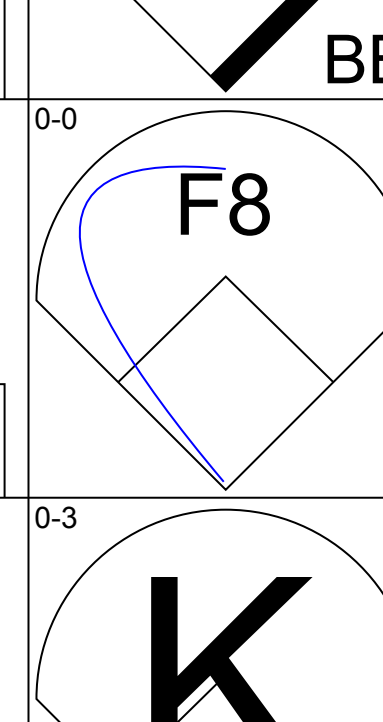


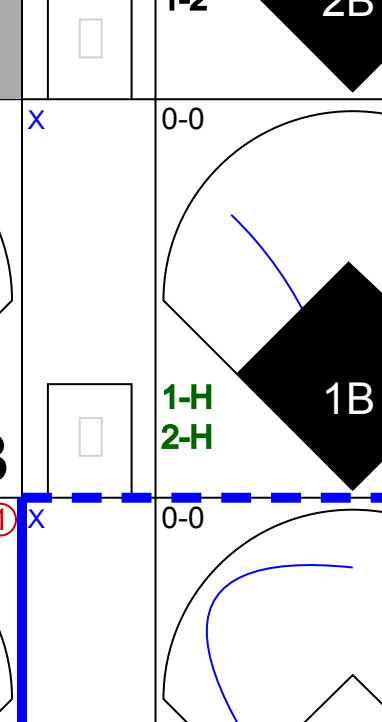

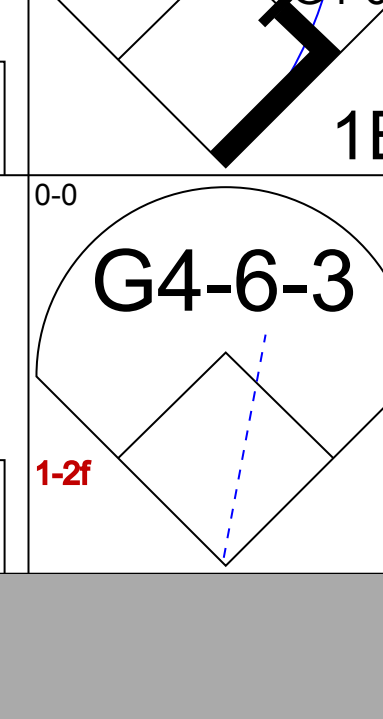
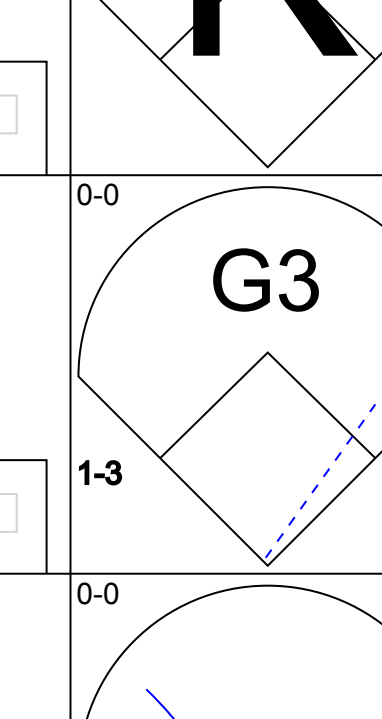
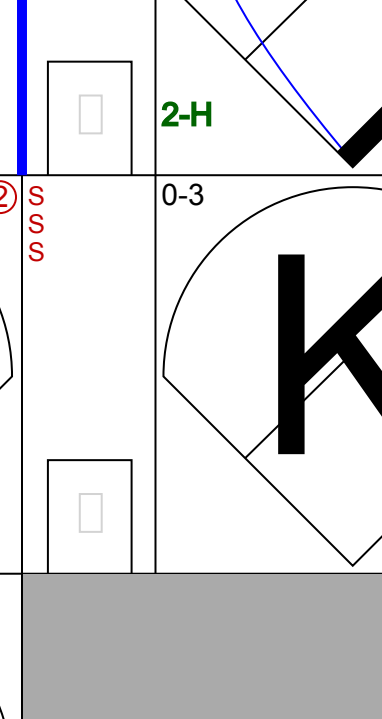


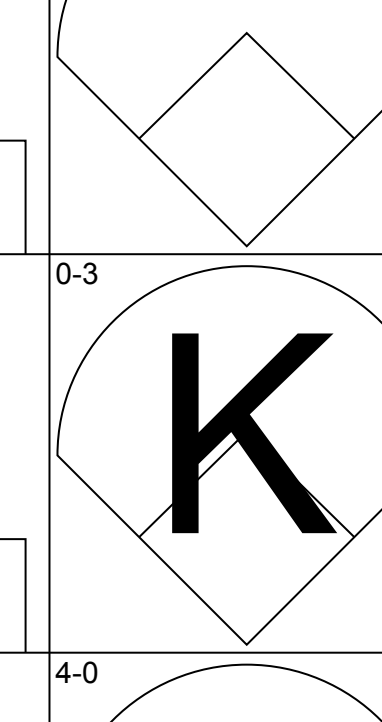


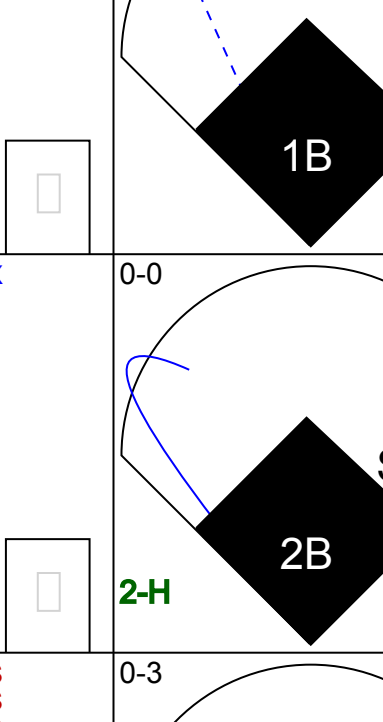

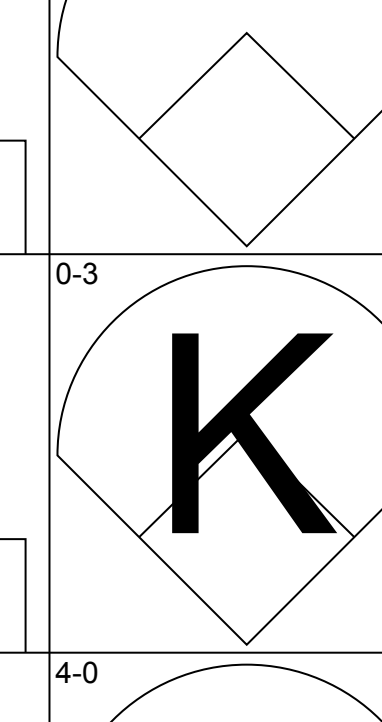
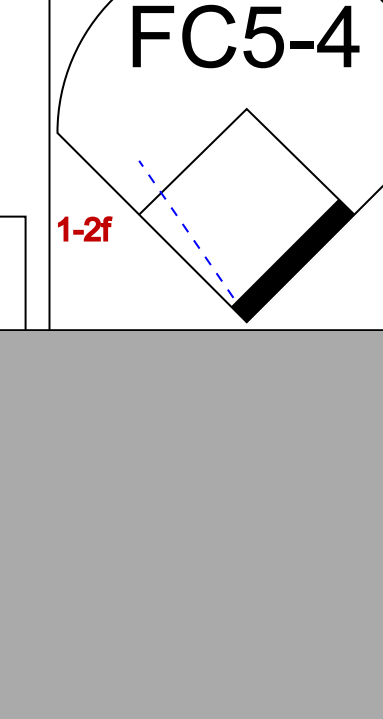


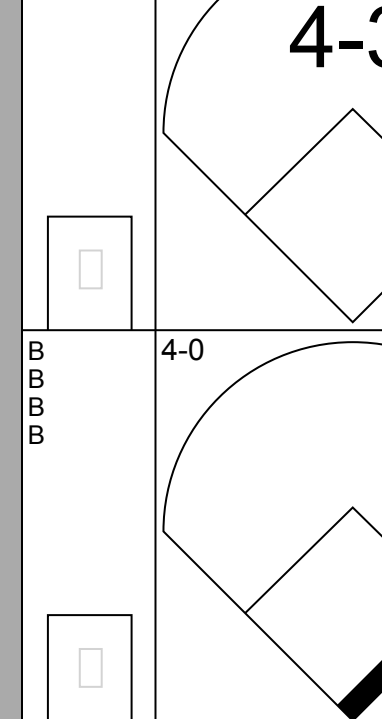
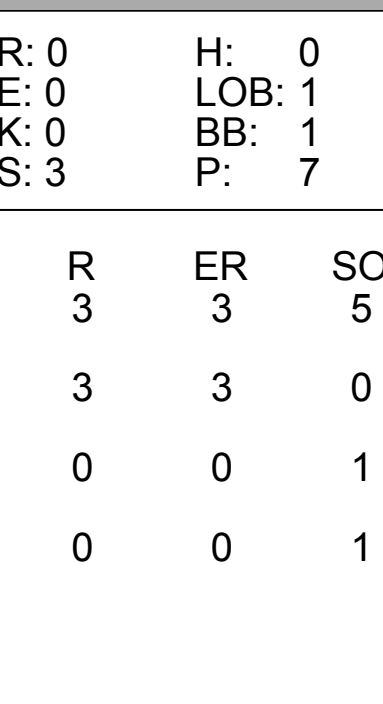
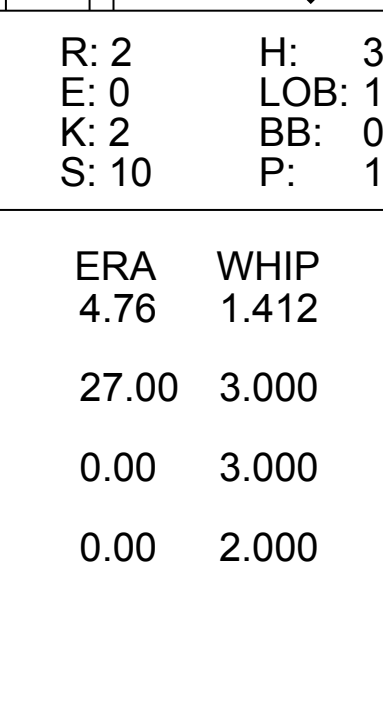
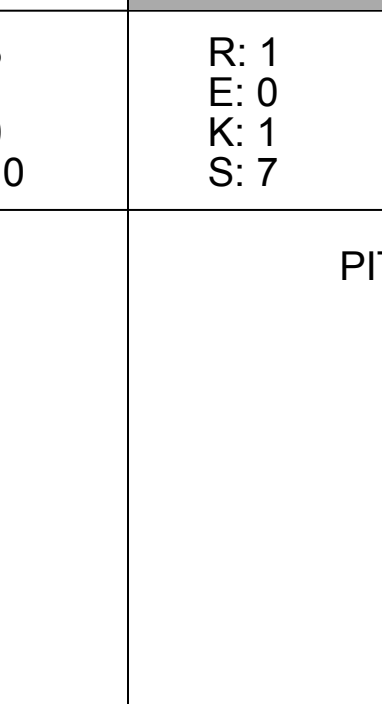
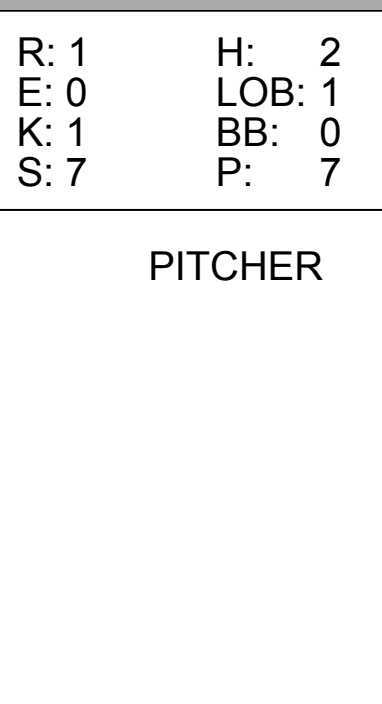
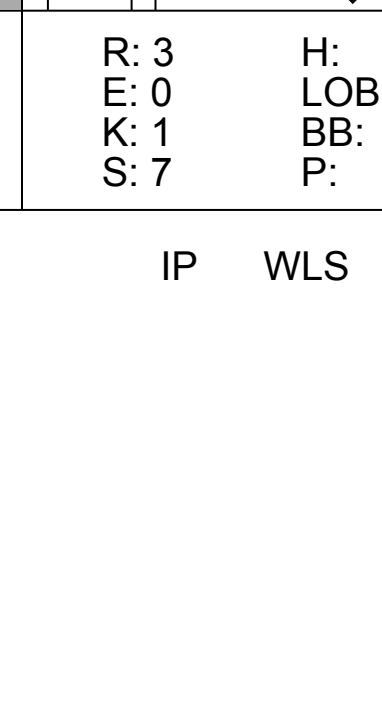
Batter	1	2	3	4	5	6	7	8	9	AB	R	H	RBI	BB	SO	LOB	TOP					
Ed Kranepool, L OBP: 0.261, SLG: 0.273 (1, 3)										5	2	2	0	0	1	3	<b>New York Mets @ Cincinnati Reds</b> Crosley Field, Cincinnati, OH Sun May 03 1964, 3:33 AM EDT Unknown					
Larry Elliot, L OBP: 0.300, SLG: 0.257 Jim Hickman, R OBP: 0.391, SLG: 0.263 (1, 8) (6, PH)										3	0	1	0	0	0	1						
Ron Hunt, R OBP: 0.400, SLG: 0.517 (1, 4)										4	1	1	2	0	0	2						
George Altman, L OBP: 0.194, SLG: 0.200 (1, 9)										5	1	1	0	0	0	1						
Jesse Gonder, L OBP: 0.282, SLG: 0.278 (1, 2)										5	1	1	0	0	2	2						
Frank Thomas, R OBP: 0.306, SLG: 0.328 (1, 7)										4	0	1	1	0	0	1						
Rod Kanehl, R OBP: 0.429, SLG: 0.444 (1, 5)										4	0	2	1	0	0	2						
Charley Smith, R OBP: 0.135, SLG: 0.143 (1, 6)										4	0	2	0	0	1	3						
Jack Fisher, R Bill Wakefield, R Ron Locke, R Ed Bauta, R Larry Bearmarth, R OBP: 0.500, SLG: 0.500 (1, 1) (7, 1) (7, 1) (8, 1) (8, 1)										3	0	0	0	0	1	5						
<b>Inning Stats</b>	R: 0 E: 0 K: 1 S: 5	H: 0 LOB: 0 BB: 0 P: 5	R: 1 E: 2 K: 2 S: 10	H: 1 LOB: 2 BB: 0 P: 10	R: 1 E: 0 K: 1 S: 7	H: 2 LOB: 1 BB: 0 P: 7	R: 0 E: 0 K: 0 S: 4	H: 1 LOB: 1 BB: 0 P: 4	R: 2 E: 1 K: 0 S: 6	H: 2 LOB: 1 BB: 0 P: 6	R: 0 E: 0 K: 0 S: 5	H: 2 LOB: 2 BB: 0 P: 5	R: 1 E: 0 K: 0 S: 5	H: 2 LOB: 1 BB: 0 P: 5	R: 0 E: 1 K: 0 S: 5	H: 1 LOB: 2 BB: 0 P: 5		R: 0 E: 0 K: 1 S: 5	H: 0 LOB: 0 BB: 0 P: 5	1B: 9 2B: 2 3B: 0 HR: 0	SF: 1 SAC: 2 DP: 0 HBP: 0	WP: 0 PB: 0 SB: 2 CS: 0
<b>PITCHER</b>	IP WLS BF H R ER SO BB IBB HBP BLK WP HR S P ERA WHIP																					
Bob Purkey, R ERA: 2.77 Billy McCool, L ERA: 4.5 Al Worthington, R ERA: 12.0 Bill Henry, L ERA: 1.42 (1, 1) (6, 1) (8, 1) (9, 1)	5.0 24 6 4 2 4 0 0 0 0 0 0 0 0 0 0 3.60 1.200																					

Batter	1	2	3	4	5	6	7	8	9	AB	R	H	RBI	BB	SO	LOB	BOTTOM					
Pete Rose, S OBP: 0.260, SLG: 0.227 (1, 4)										4	0	0	0	1	1	0	<b>New York Mets @ Cincinnati Reds</b> Crosley Field, Cincinnati, OH Sun May 03 1964, 3:33 AM EDT Unknown					
Giraldo Ruiz, S OBP: 0.260, SLG: 0.361 (1, 5)										5	0	2	0	0	0	4						
Vada Pinson, L OBP: 0.389, SLG: 0.551 (1, 8)										4	1	1	1	0	1	2						
Gordy Coleman, L OBP: 0.345, SLG: 0.423 Deron Johnson, R OBP: 0.421, SLG: 0.594 (1, 3) (6, PH) (9, 3)										3	0	0	0	0	2	0						
Mel Queen, L OBP: 0.222, SLG: 0.222 (1, 9)										4	0	1	0	0	0	1						
Johnny Edwards, L OBP: 0.290, SLG: 0.298 (1, 2)										4	1	2	0	0	0	1						
Tommy Harper, R OBP: 0.297, SLG: 0.212 (1, 7)										3	2	2	0	1	0	2						
Leo Cardenas, R OBP: 0.362, SLG: 0.463 (1, 6)										3	1	1	0	1	0	4						
Bob Purkey, R Bob Skinner, L Billy McCool, R Marty Keough, L Al Worthington, R Hal Smith, R Joe Nuxhall, S Bill Henry, L (1, 1) (5, PH) (6, 1) (7, PH) (8, 1) (8, PH) (8, PH) (8, 1) (8, 1)										1	0	0	0	0	1	0						
<b>Inning Stats</b>	R: 1 E: 0 K: 0 S: 4	H: 1 LOB: 0 BB: 0 P: 4	R: 0 E: 0 K: 0 S: 4	H: 2 LOB: 1 BB: 0 P: 4	R: 0 E: 0 K: 2 S: 8	H: 1 LOB: 1 BB: 0 P: 8	R: 0 E: 0 K: 1 S: 7	H: 2 LOB: 2 BB: 0 P: 7	R: 0 E: 1 K: 0 S: 3	H: 0 LOB: 0 BB: 0 P: 3	R: 0 E: 0 K: 1 S: 5	H: 0 LOB: 0 BB: 0 P: 5	R: 3 E: 0 K: 1 S: 7	H: 2 LOB: 1 BB: 2 P: 15	R: 2 E: 0 K: 0 S: 7	H: 4 LOB: 3 BB: 1 P: 11		R: 0 E: 0 K: 1 S: 7	H: 0 LOB: 0 BB: 1 P: 5	1B: 9 2B: 2 3B: 0 HR: 2	SF: 0 SAC: 0 DP: 2 HBP: 0	WP: 0 PB: 0 SB: 0 CS: 0
<b>PITCHER</b>	IP WLS BF H R ER SO BB IBB HBP BLK WP HR S P ERA WHIP																					
Jack Fisher, R ERA: 4.91 Bill Wakefield, R ERA: 1.69 Ron Locke, L ERA: 2.45 Ed Bauta, R ERA: 4.26 Larry Bearmarth, R ERA: 6.75 (1, 1) (7, 1) (7, 1) (8, 1) (8, 1) (8, 1)	6.1 25 4 2 2 2 0 1 0 0 0 0 0 0 1 3 2.84 1.105																					

livebaseballscores.com



Batter	1	2	3	4	5	6	7	8	9	AB	R	H	RBI	BB	SO	LOB	TOP					
Tim Harkness, L (1, 3) OBP: 0.378, SLG: 0.488										4	0	0	0	0	1	1	<b>New York Mets @ Cincinnati Reds</b> Crosley Field, Cincinnati, OH Sun May 03 1964, 3:38 AM EDT Att: 10,884 - Unknown					
Ed Kranepool, L (1, 9) OBP: 0.259, SLG: 0.240										3	0	0	0	1	0	1						
Ron Hunt, R (1, 4) OBP: 0.391, SLG: 0.532										4	0	1	0	0	0	2						
George Altman, L (1, 7) OBP: 0.175, SLG: 0.179										4	0	0	0	0	0	1						
Hawk Taylor, R (1, 2) OBP: 0.371, SLG: 0.406										2	1	2	0	1	0	0						
Dick Smith, R (7, PR) OBP: 0.158, SLG: 0.211										0	0	0	0	0	0	0						
Jim Hickman, R (7, 5) OBP: 0.375, SLG: 0.250										1	0	0	0	0	0	0						
Larry Elliot, L (1, 8) OBP: 0.273, SLG: 0.231										4	0	0	0	0	1	3						
Charley Smith, R (1, 5) OBP: 0.154, SLG: 0.189										2	1	1	1	0	0	0						
Jesse Gonder, L (7, PH) OBP: 0.275, SLG: 0.270										1	0	0	0	0	1	1						
Al Moran, R (1, 6) OBP: 0.313, SLG: 0.231										2	0	1	1	0	0	0						
Frank Thomas, R (7, PH) OBP: 0.302, SLG: 0.322										1	0	0	0	0	0	1						
Amado Samuel, R (7, 6) OBP: 0.241, SLG: 0.345										0	0	0	0	0	0	0						
Jay Hook, L (1, 1)										2	0	0	0	0	0	1						
Jerry Hinsley, R (6, 1)										0	0	0	0	0	0	0						
Ron Locke, R (7, 1)										0	0	0	0	0	0	0						
Joe Christopher, R (8, PH) OBP: 0.450, SLG: 0.667										1	1	1	0	0	0	0						
Larry Bearnarth, R (8, 1) OBP: 0.500, SLG: 0.500										0	0	0	0	0	0	0						
<b>Inning Stats</b>	R: 0 E: 0 K: 1 S: 6	H: 1 LOB: 1 BB: 0 P: 6	R: 0 E: 0 K: 0 S: 2	H: 0 LOB: 0 BB: 1 P: 6	R: 0 E: 0 K: 0 S: 3	H: 0 LOB: 0 BB: 0 P: 3	R: 0 E: 0 K: 0 S: 3	H: 0 LOB: 0 BB: 0 P: 3	R: 2 E: 0 K: 0 S: 6	H: 3 LOB: 1 BB: 0 P: 6	R: 0 E: 0 K: 0 S: 2	H: 0 LOB: 0 BB: 1 P: 6	R: 0 E: 0 K: 2 S: 8	H: 1 LOB: 0 BB: 0 P: 8	R: 1 E: 1 K: 0 S: 4	H: 1 LOB: 0 BB: 0 P: 4	R: 0 E: 0 K: 0 S: 3	H: 0 LOB: 0 BB: 0 P: 3	1B: 3 2B: 2 3B: 1 HR: 0	SF: 0 SAC: 0 DP: 3 HBP: 0	WP: 0 PB: 0 SB: 0 CS: 0	PA: 33
<b>PITCHER</b> John Tsitouris, R (1, 1) ERA: 6.19	IP: 9.0 WLS: W BF: 33 H: 6 R: 3 ER: 2 SO: 3 BB: 2 IBB: 0 HBP: 0 BLK: 0 WP: 0 HR: 0 S: 37 P: 45 ERA: 2.00 WHIP: 0.889															<b>PITCHER</b>						

Batter	1	2	3	4	5	6	7	8	9	AB	R	H	RBI	BB	SO	LOB	BOTTOM			
Giraldo Ruiz, S (1, 5) OBP: 0.244, SLG: 0.338										5	1	0	0	0	0	4	<b>New York Mets @ Cincinnati Reds</b> Crosley Field, Cincinnati, OH Sun May 03 1964, 3:38 AM EDT Att: 10,884 - Unknown			
Tommy Harper, R (1, 7) OBP: 0.317, SLG: 0.200										2	1	0	0	2	1	1				
Vada Pinson, L (1, 8) OBP: 0.397, SLG: 0.566										4	2	2	2	0	0	1				
Gordy Coleman, L (1, 3) OBP: 0.344, SLG: 0.414										3	0	1	0	0	2	2				
Deron Johnson, R (7, PH) OBP: 0.436, SLG: 0.606										1	0	1	1	0	0	0				
Mel Queen, L (1, 9) OBP: 0.154, SLG: 0.154										4	0	0	0	0	1	3				
Leo Cardenas, R (1, 6) OBP: 0.387, SLG: 0.509										3	1	2	1	1	0	0				
Hal Smith, R (1, 2) OBP: 0.286, SLG: 0.286										4	1	1	1	0	1	2				
Bobby Klaus, R (1, 4)										3	0	0	0	1	1	2				
John Tsitouris, R (1, 1) OBP: 0.429, SLG: 0.500										3	0	2	1	1	1	0				
<b>Inning Stats</b>	R: 0 E: 0 K: 1 S: 5	H: 0 LOB: 1 BB: 1 P: 9	R: 0 E: 0 K: 0 S: 3	H: 0 LOB: 1 BB: 1 P: 7	R: 0 E: 0 K: 1 S: 5	H: 0 LOB: 0 BB: 0 P: 5	R: 0 E: 0 K: 0 S: 3	H: 1 LOB: 0 BB: 0 P: 3	R: 2 E: 0 K: 2 S: 10	H: 3 LOB: 1 BB: 0 P: 10	R: 1 E: 0 K: 1 S: 7	H: 2 LOB: 1 BB: 0 P: 7	R: 3 E: 0 K: 1 S: 7	H: 2 LOB: 1 BB: 2 P: 15	R: 0 E: 0 K: 1 S: 6	H: 1 LOB: 2 BB: 1 P: 10	1B: 5 2B: 4 3B: 0 HR: 0	SF: 0 SAC: 0 DP: 1 HBP: 0	WP: 2 PB: 1 SB: 3 CS: 0	PA: 37
<b>PITCHER</b> Jay Hook, R (1, 1) ERA: 9.31	IP: 5.2 WLS: L BF: 24 H: 6 R: 3 ER: 3 SO: 5 BB: 2 IBB: 0 HBP: 0 BLK: 0 WP: 1 HR: 0 S: 32 P: 40 ERA: 4.76 WHIP: 1.412															<b>PITCHER</b>				
Jerry Hinsley, R (6, 1) ERA: 6.43	IP: 1.0 WLS: L BF: 6 H: 1 R: 3 ER: 3 SO: 0 BB: 2 IBB: 0 HBP: 0 BLK: 0 WP: 0 HR: 4 S: 12 P: 12 ERA: 27.00 WHIP: 3.000																			
Ron Locke, L (7, 1) ERA: 2.25	IP: 0.1 WLS: L BF: 2 H: 1 R: 0 ER: 0 SO: 1 BB: 0 IBB: 0 HBP: 0 BLK: 0 WP: 0 HR: 4 S: 4 P: 4 ERA: 0.00 WHIP: 3.000																			
Larry Bearnarth, R (8, 1) ERA: 6.17	IP: 1.0 WLS: L BF: 5 H: 1 R: 0 ER: 0 SO: 1 BB: 1 IBB: 0 HBP: 0 BLK: 0 WP: 0 HR: 6 S: 10 P: 10 ERA: 0.00 WHIP: 2.000																			

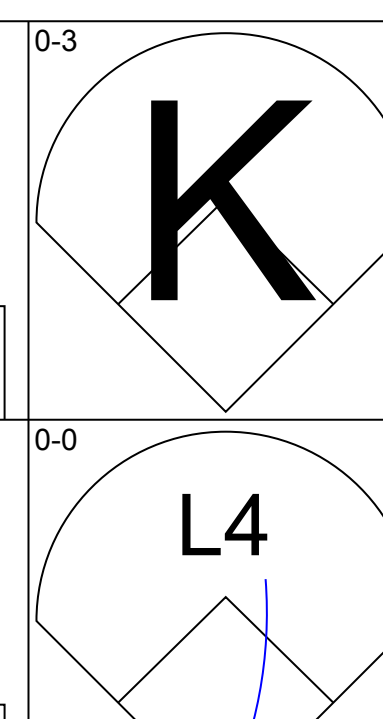
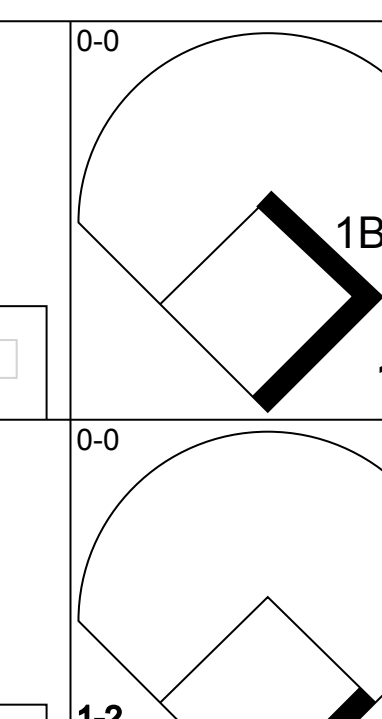
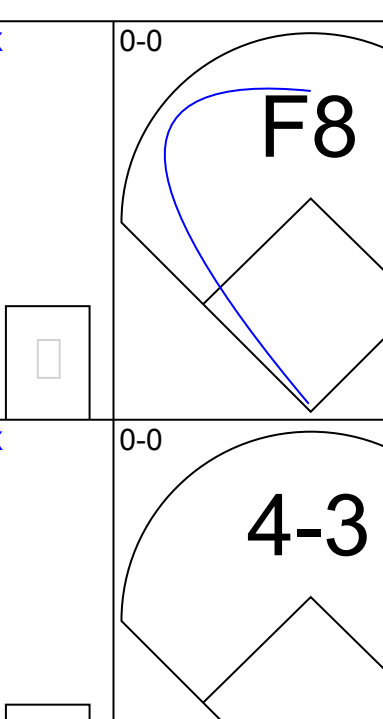
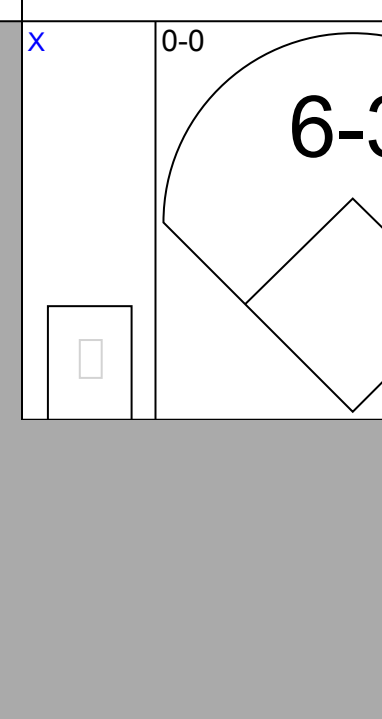
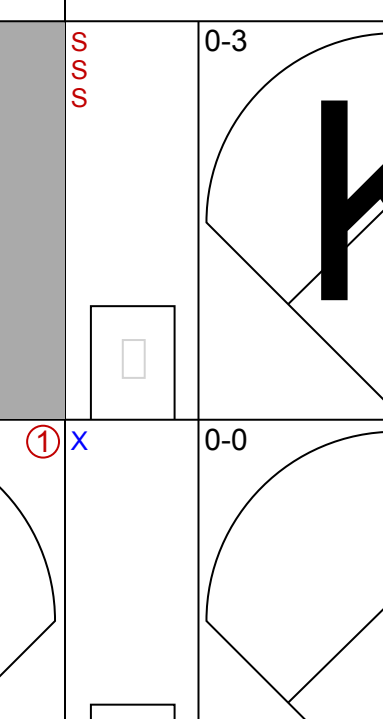
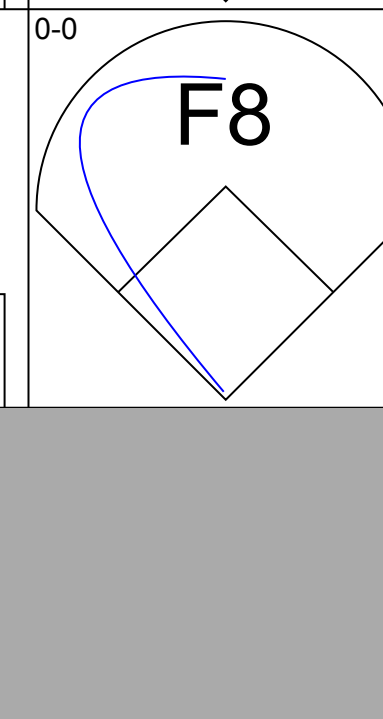
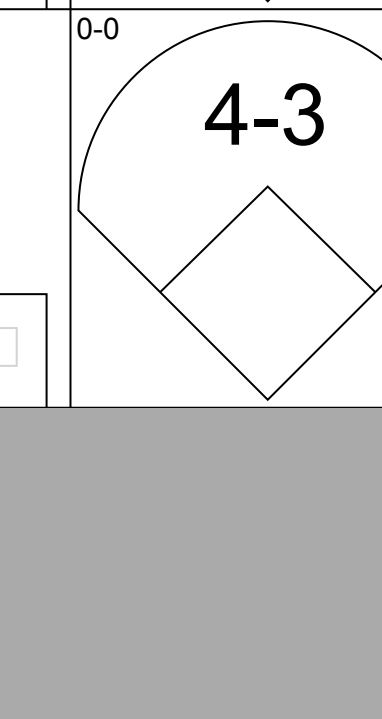

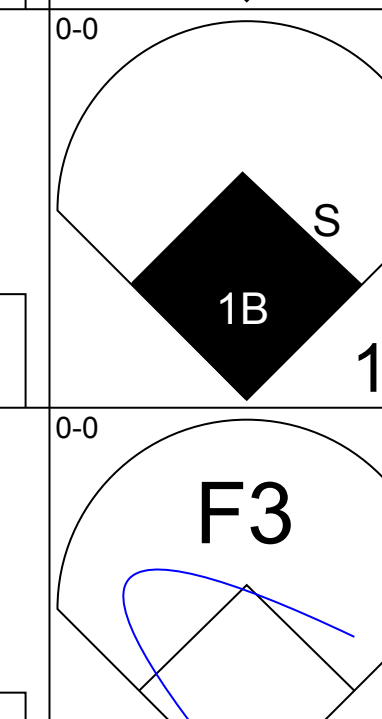
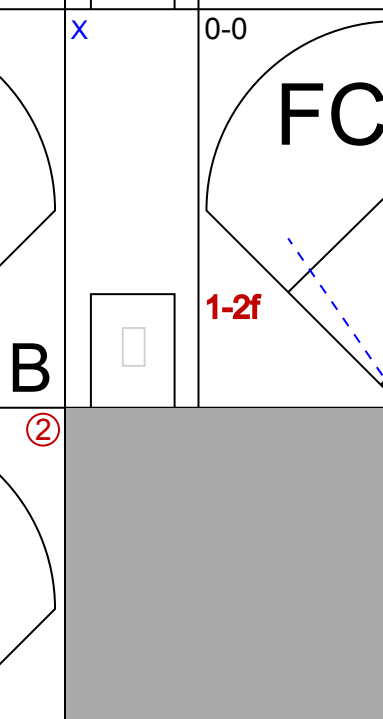


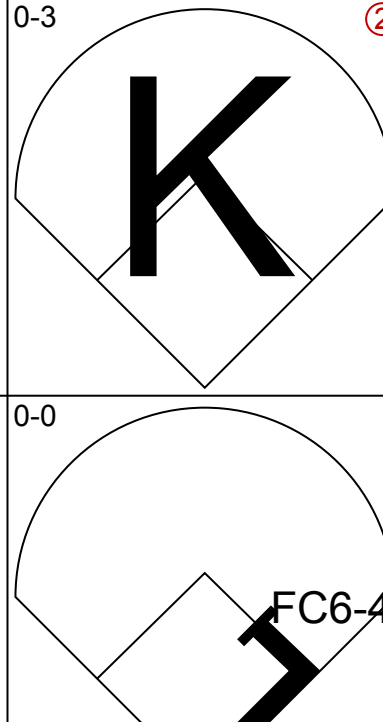
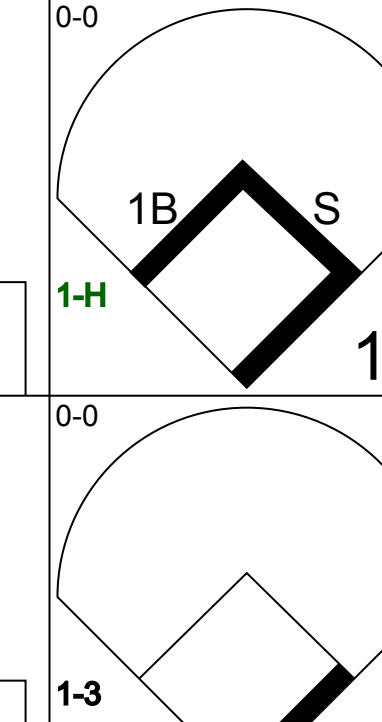
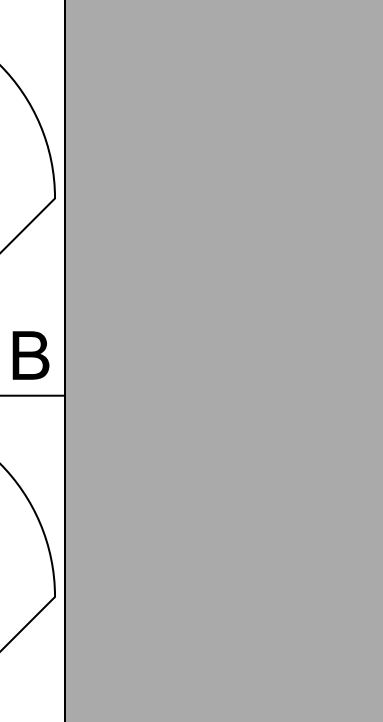
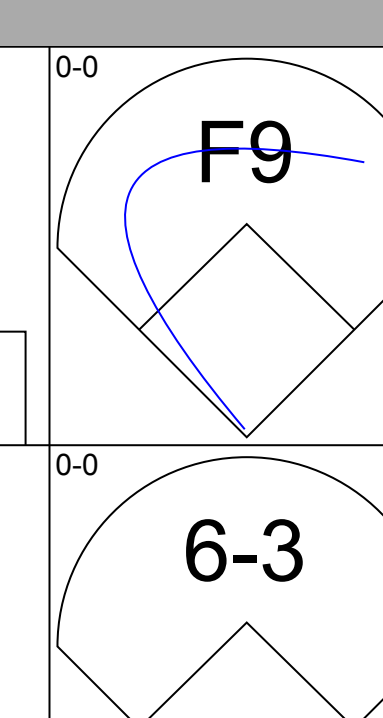
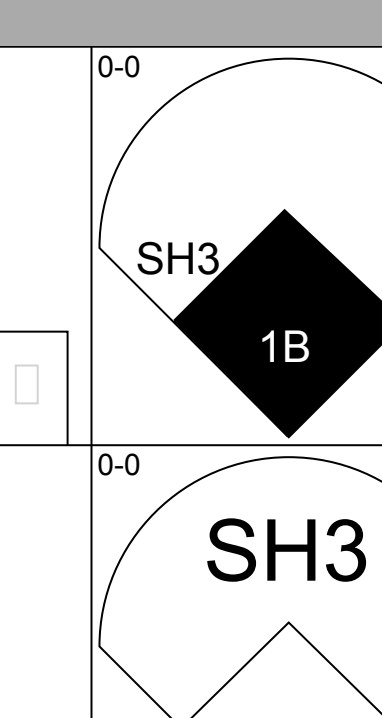
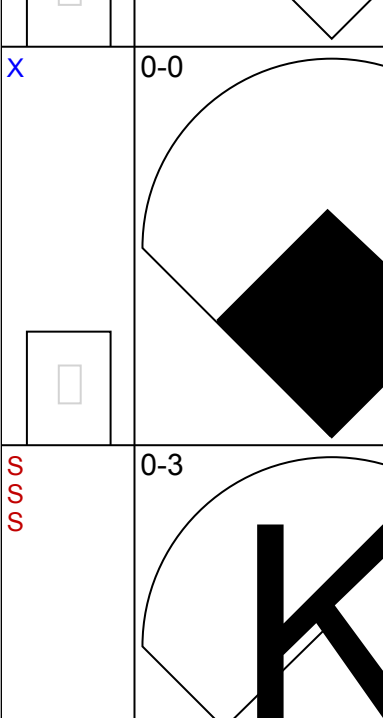
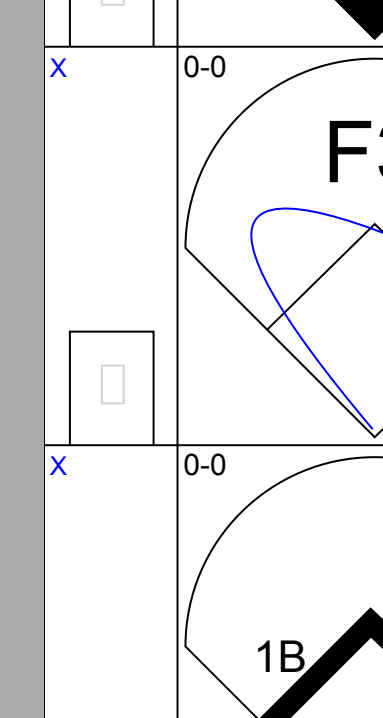
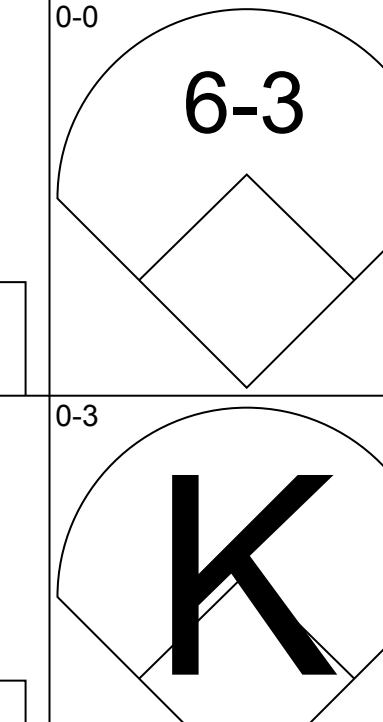
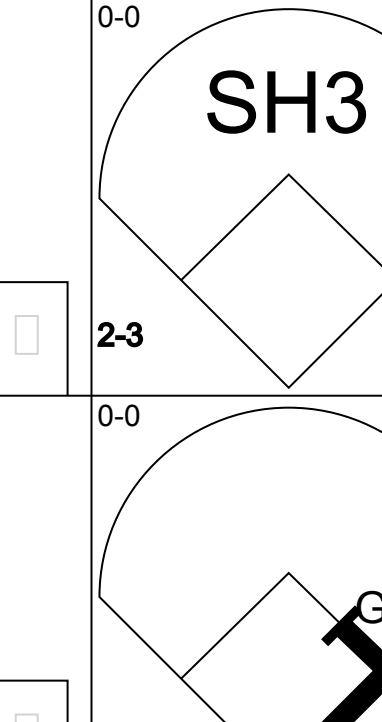
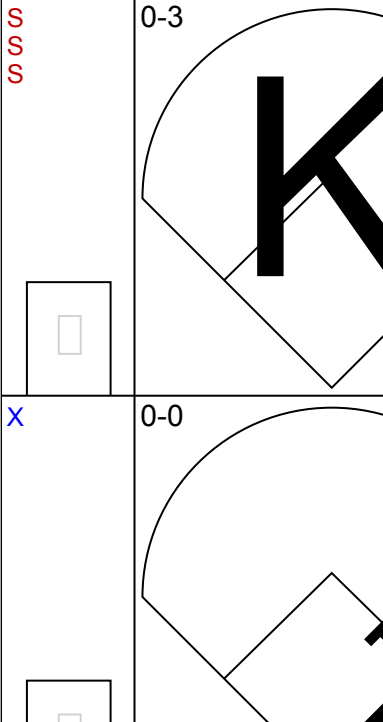
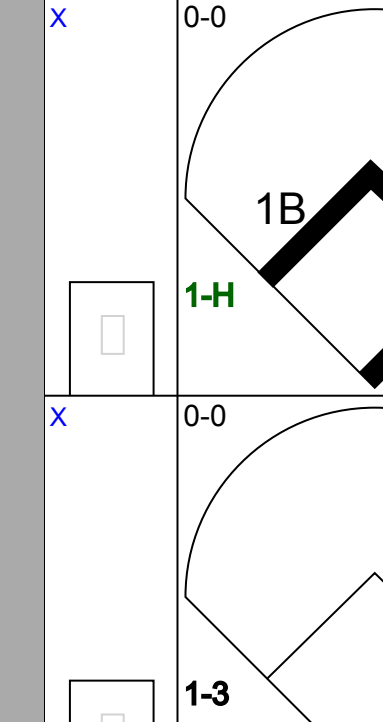
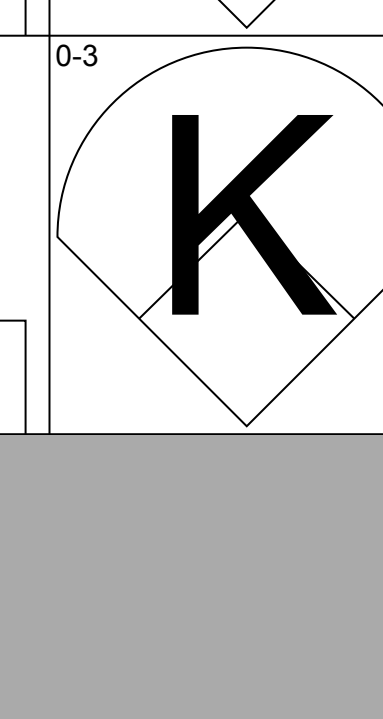
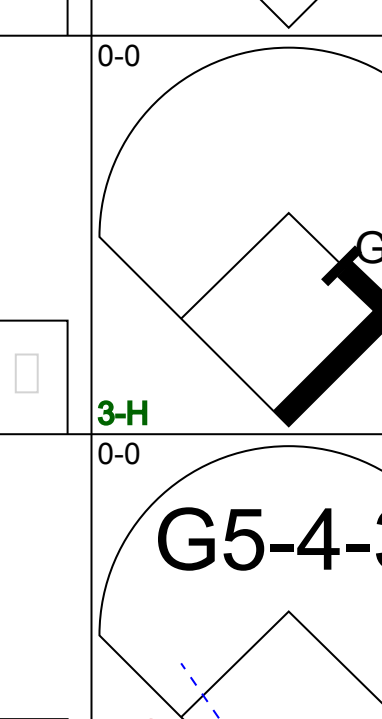
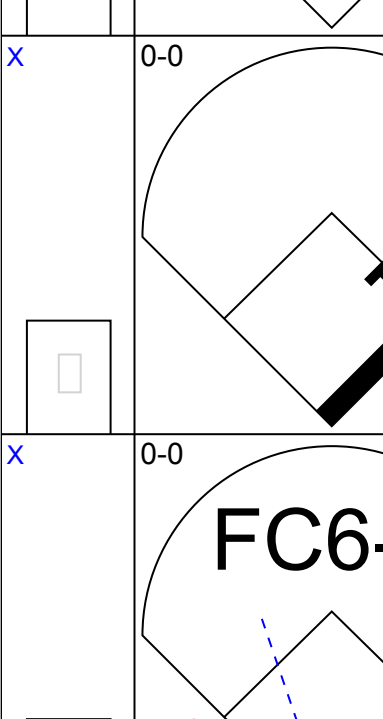
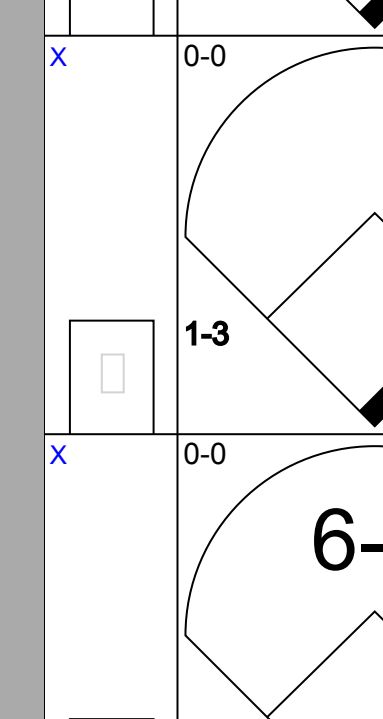
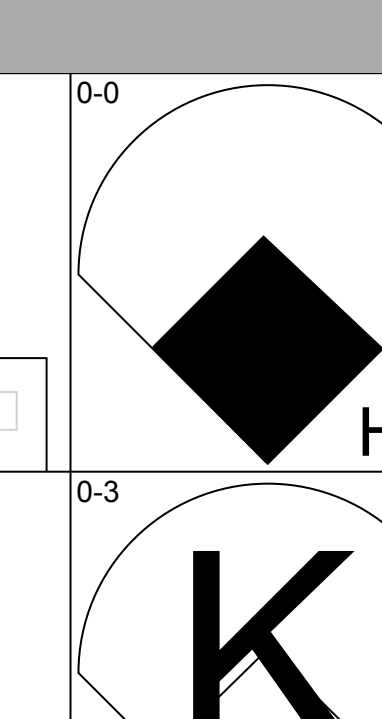
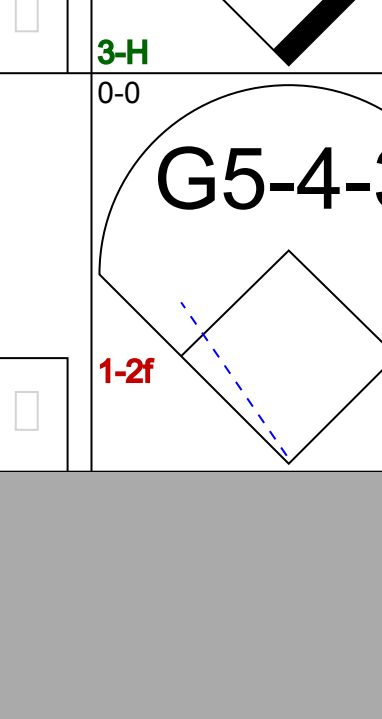
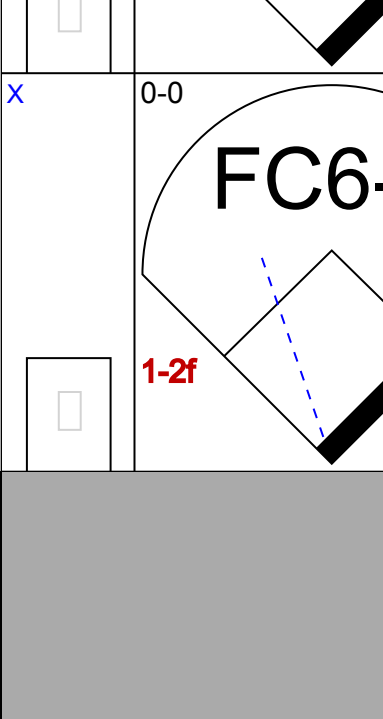
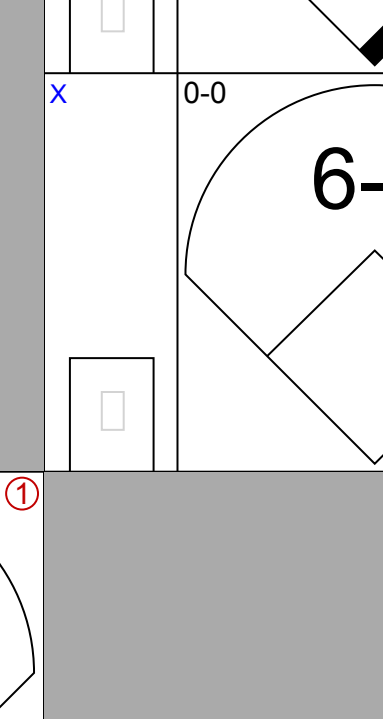
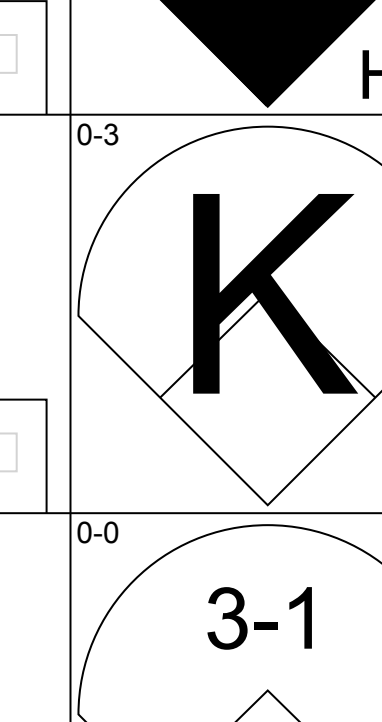
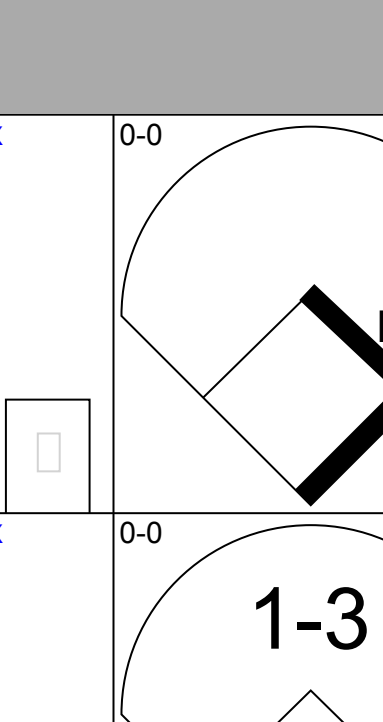
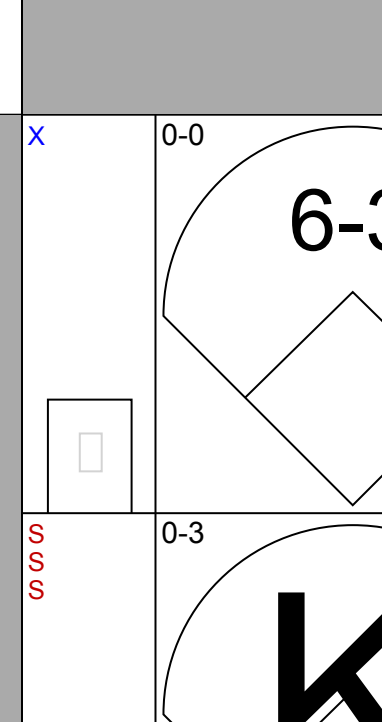
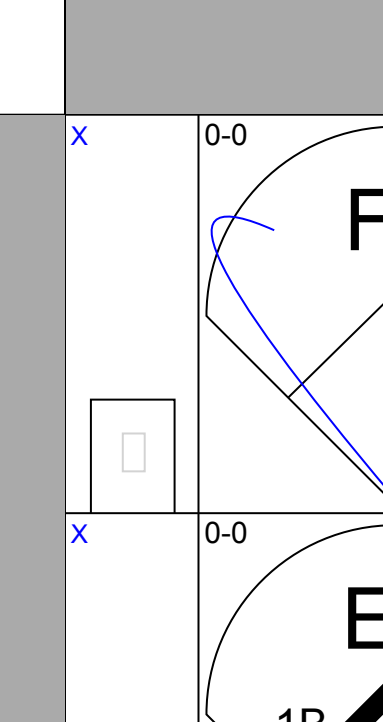
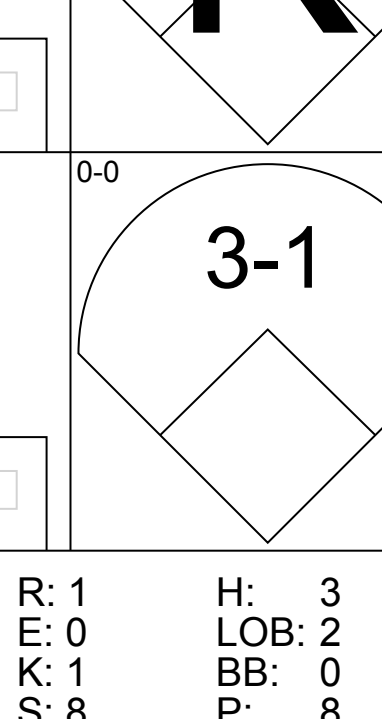
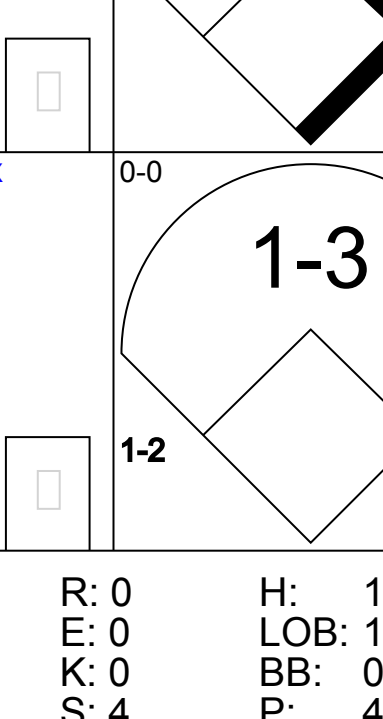
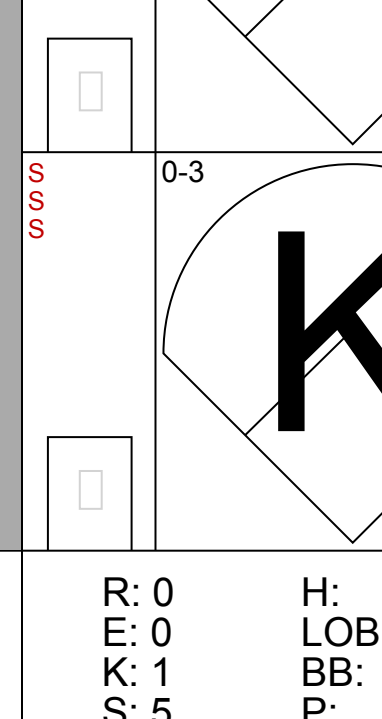
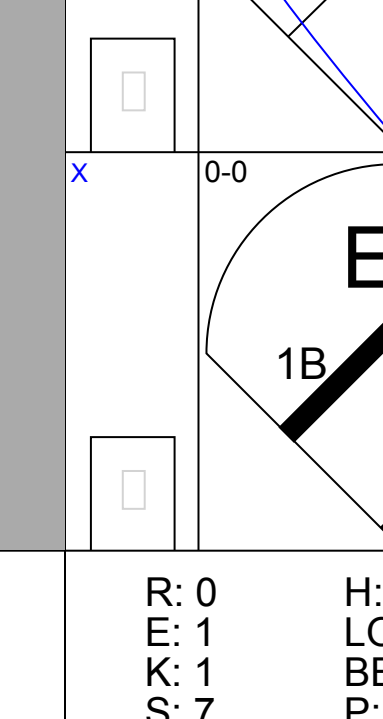
AB 31  
R 3  
H 6  
RBI 2  
BB 2  
SO 3  
LOB 11

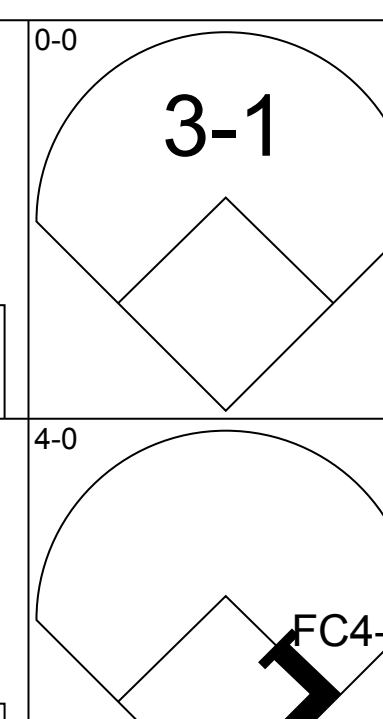
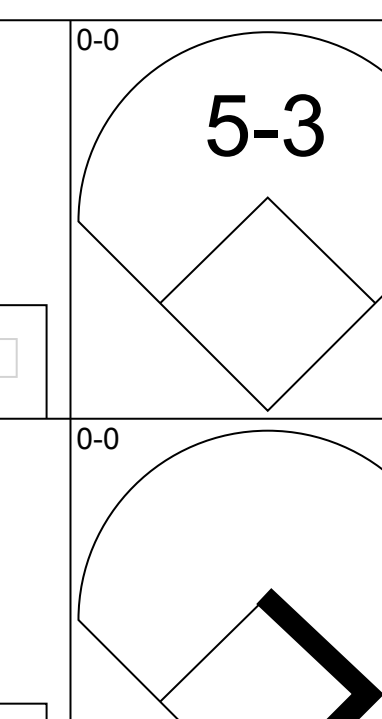
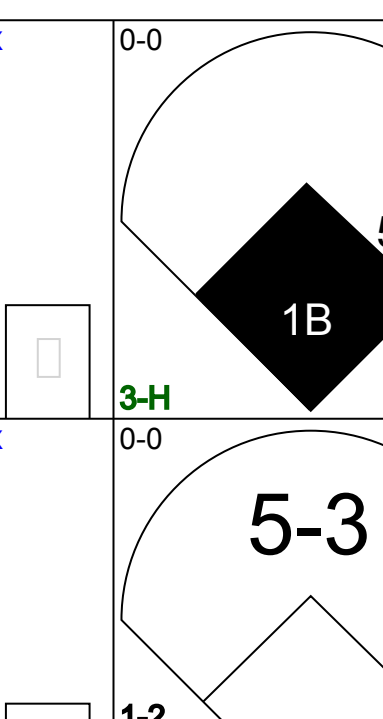
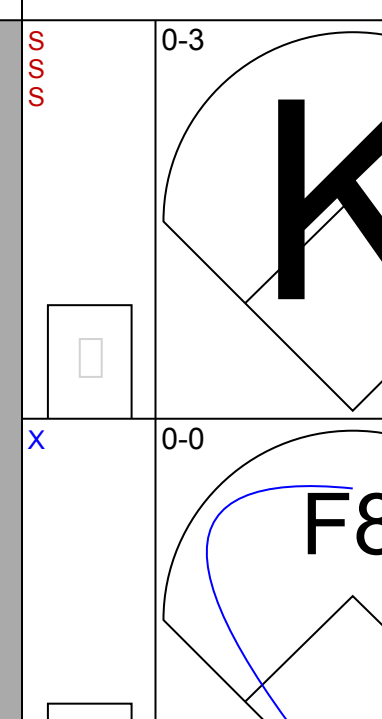
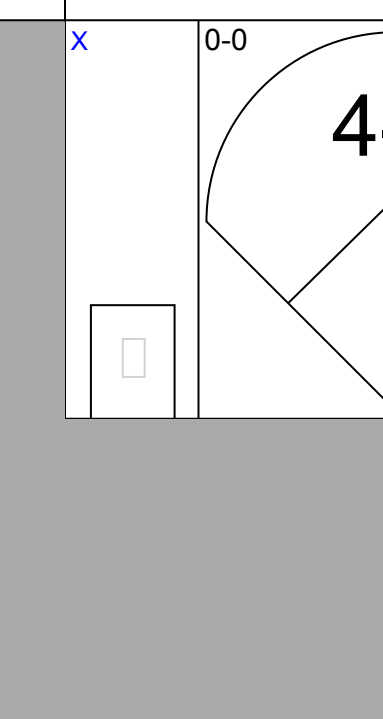
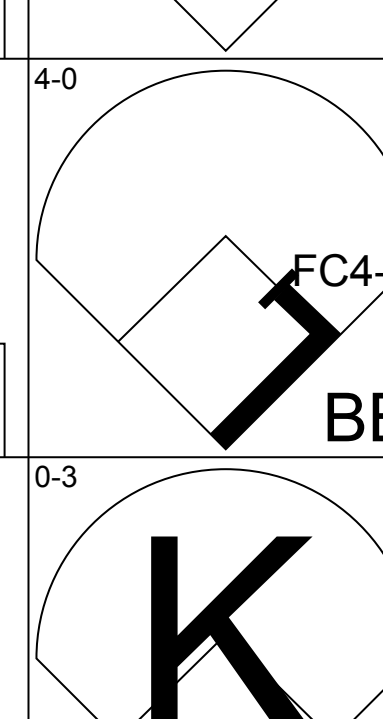
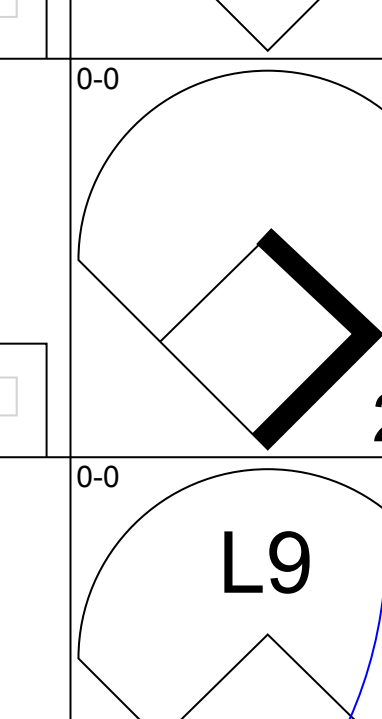
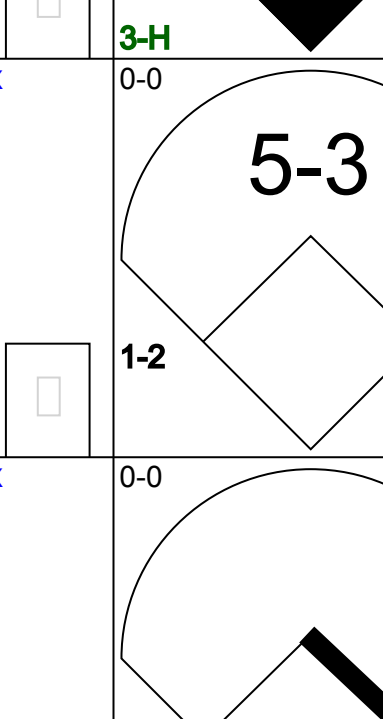
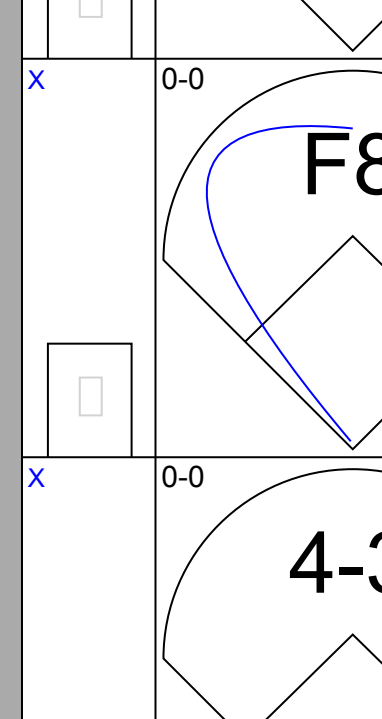
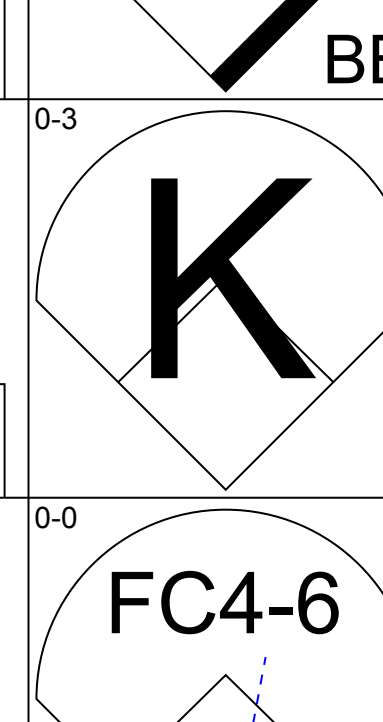
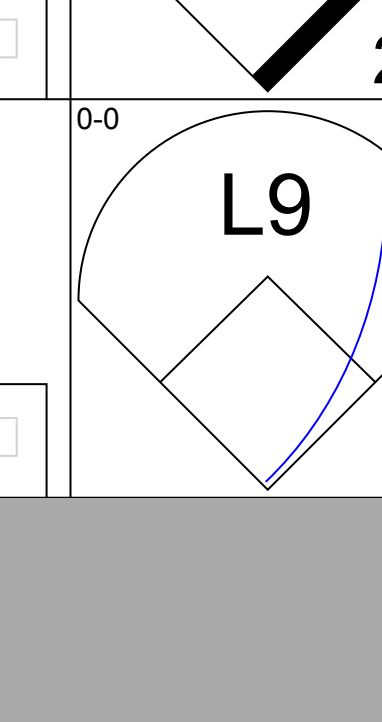
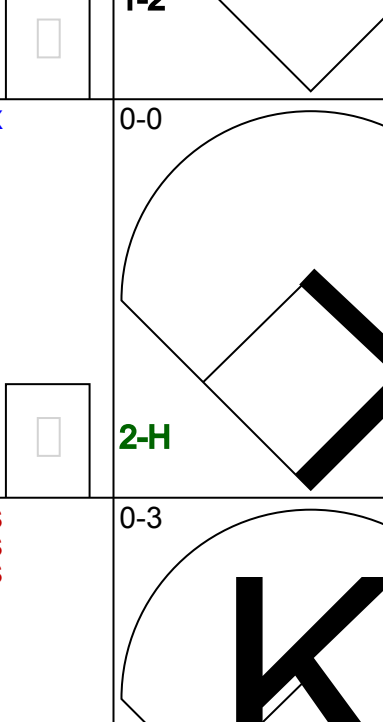
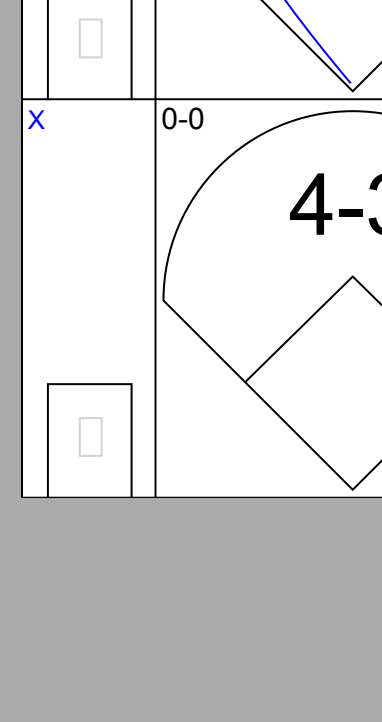
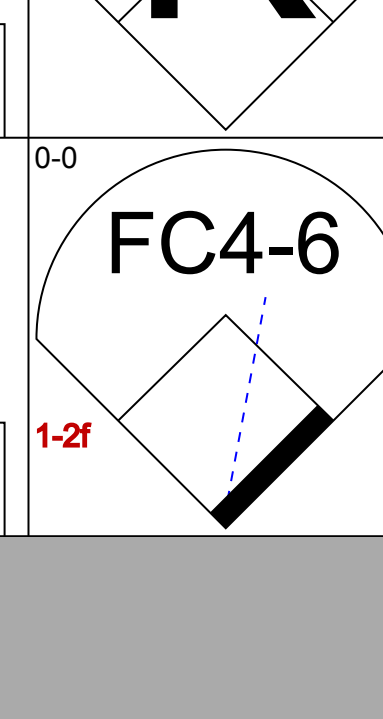
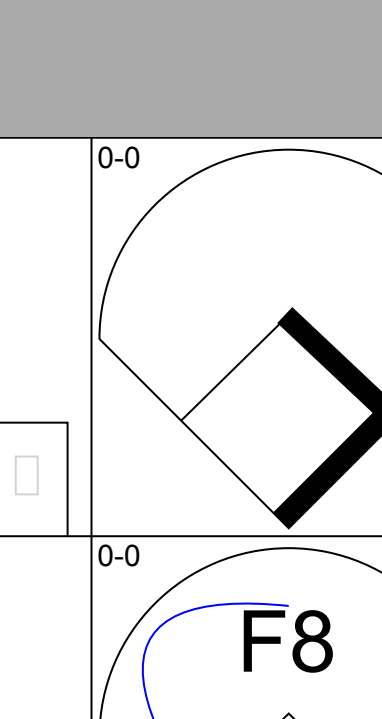
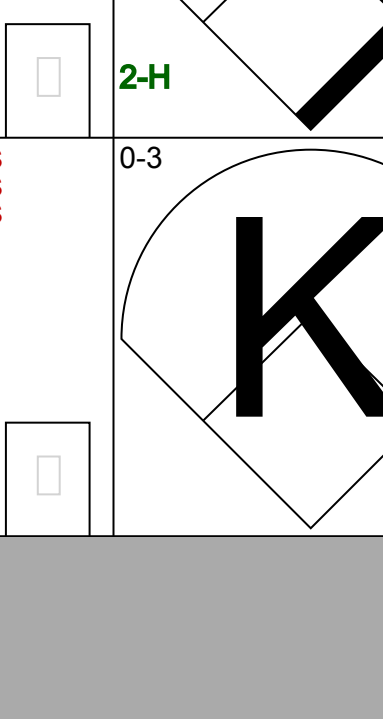
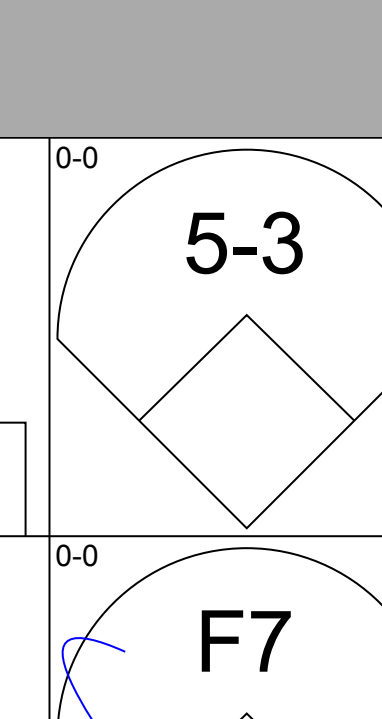
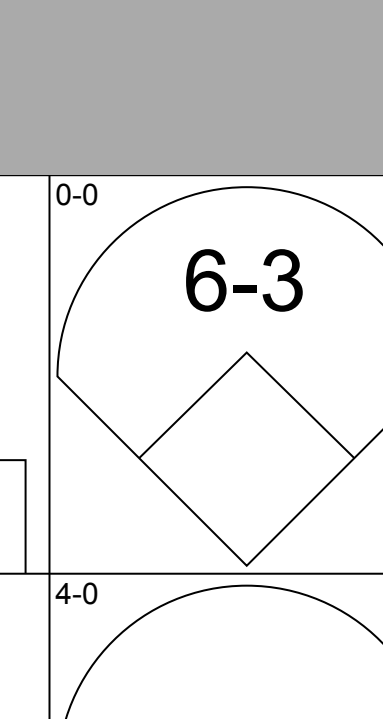
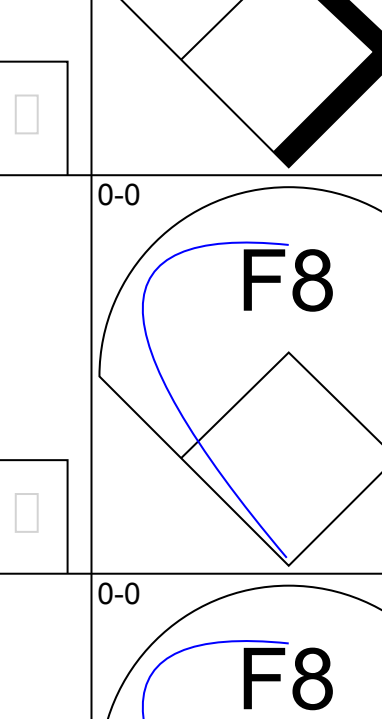
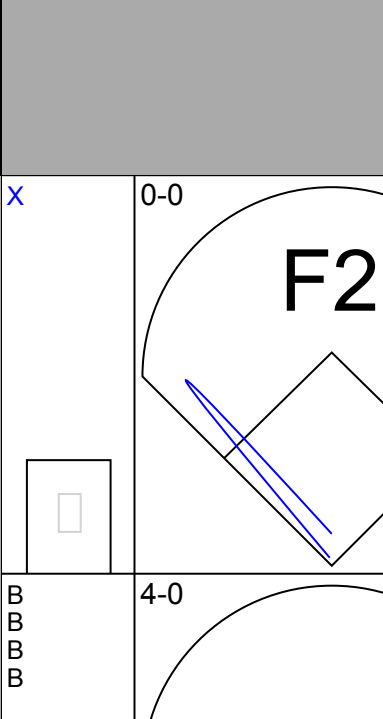
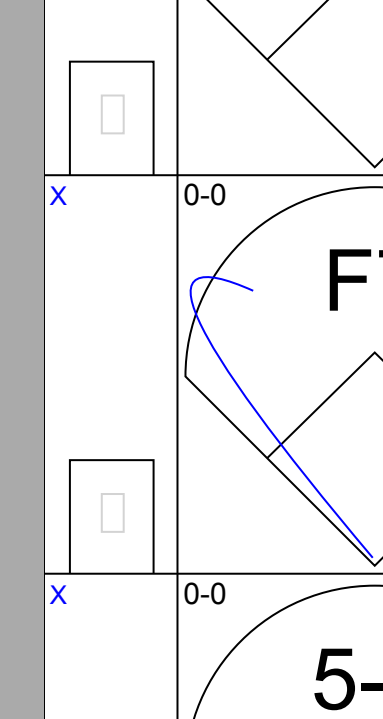
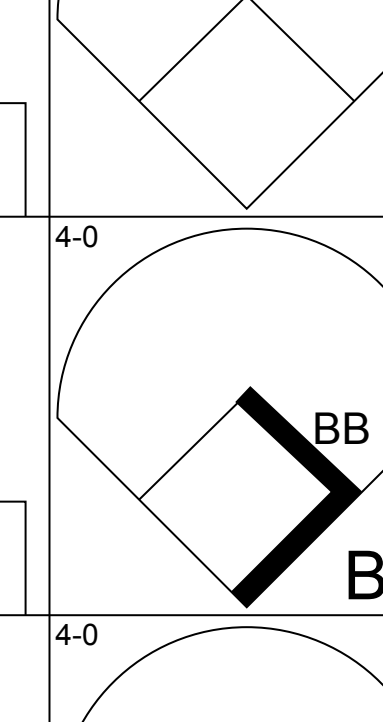
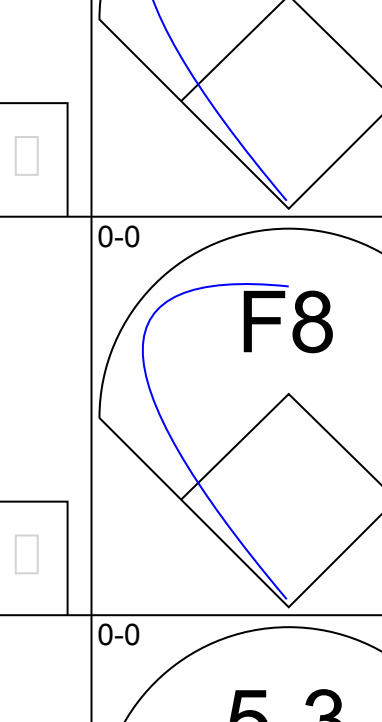
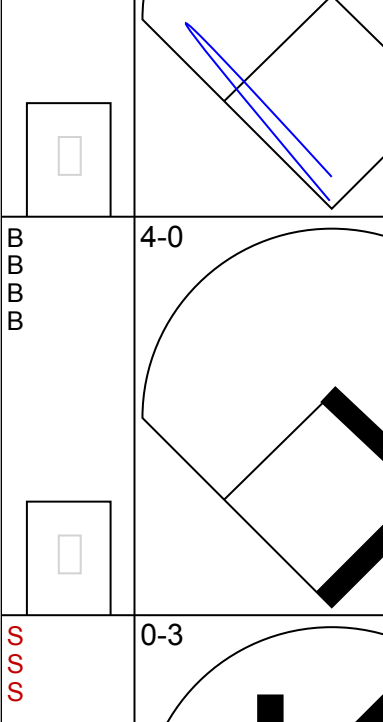
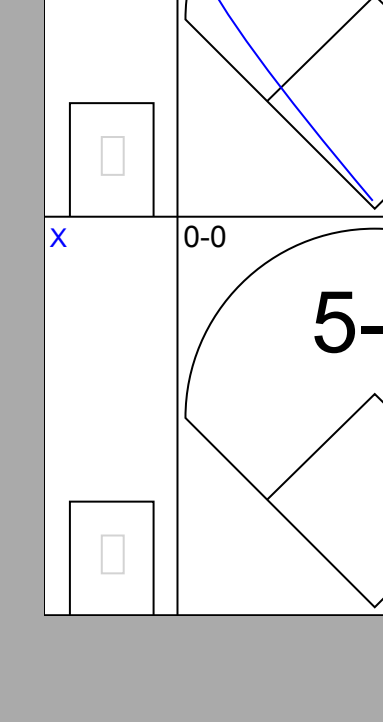
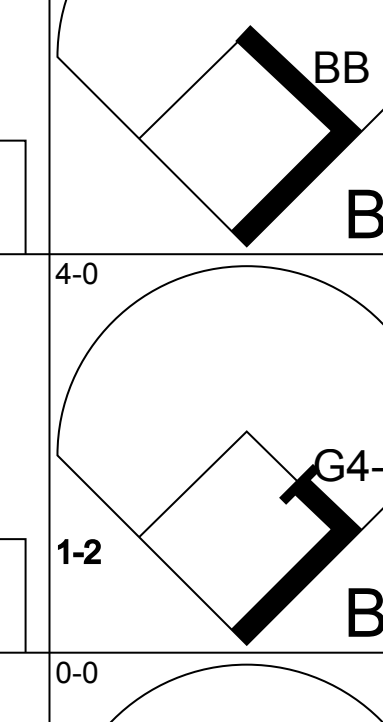
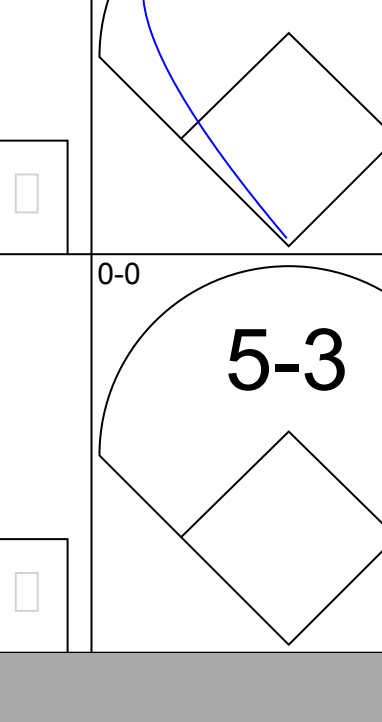
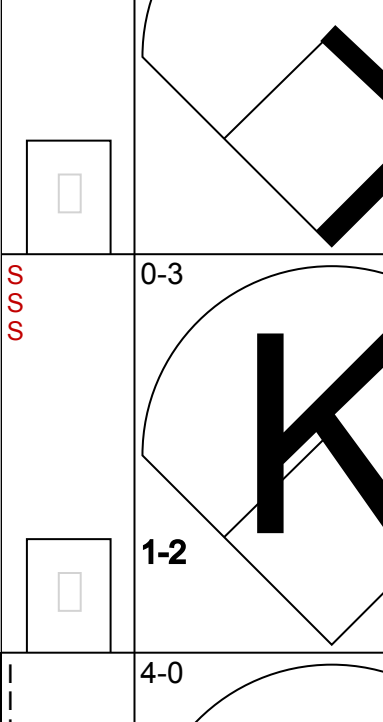
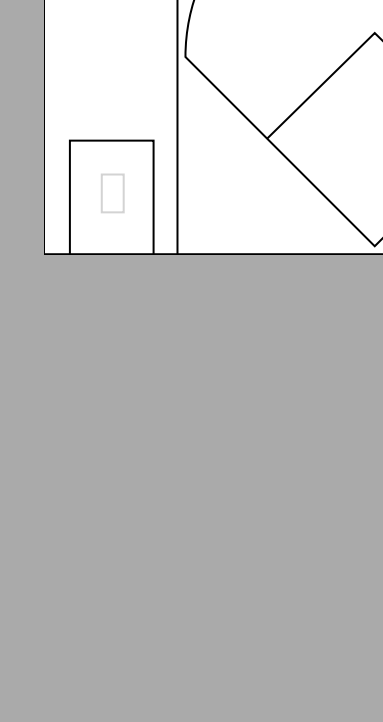
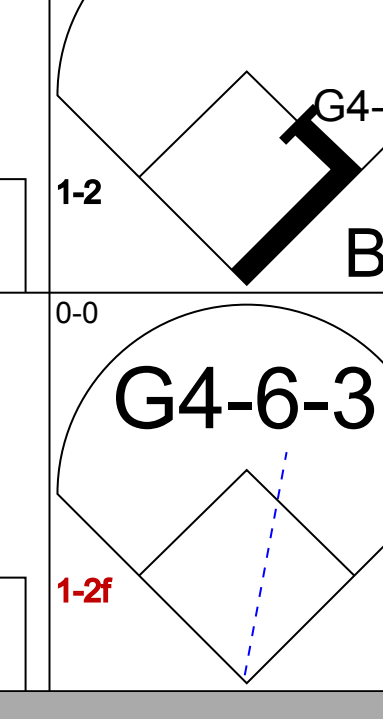
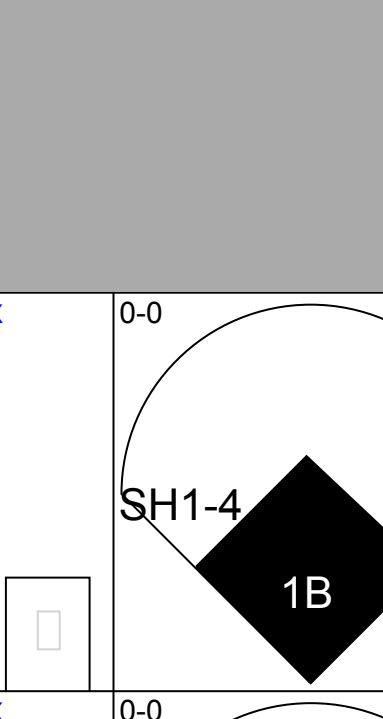

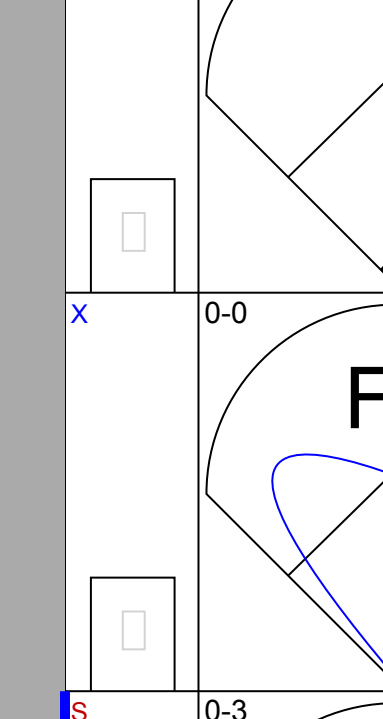
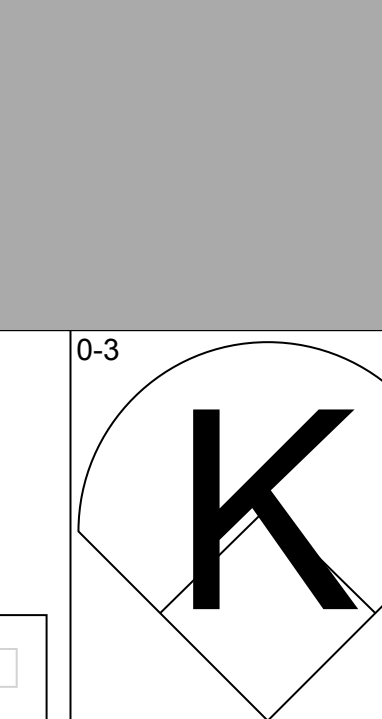
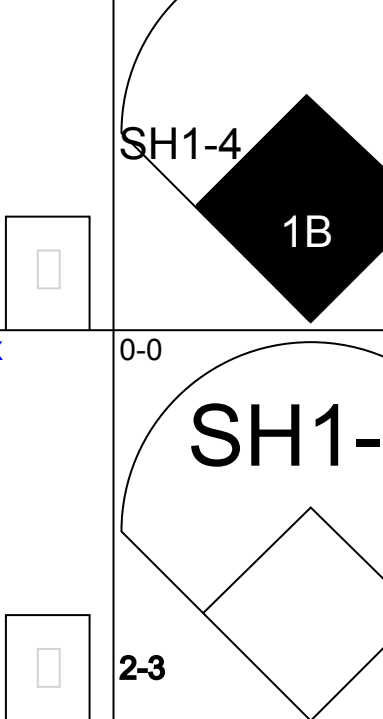

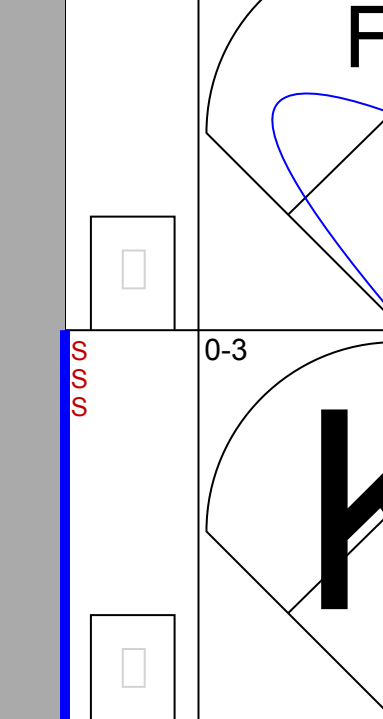


AB 32  
R 6  
H 9  
RBI 6  
BB 5  
SO 7  
LOB 15





Batter	1	2	3	4	5	6	7	8	9	AB	R	H	RBI	BB	SO	LOB	TOP					
Gene Alley, R OBP: 0.364, SLG: 0.600 (1, 6)										5	0	1	0	0	2	2	Pittsburgh Pirates @ Cincinnati Reds Crosley Field, Cincinnati, OH Mon May 04 1964, 7:05 PM EDT Att: 3,355 - Unknown					
Bill Virdon, L OBP: 0.312, SLG: 0.290 (1, 8)										5	0	2	0	0	0	1						
Roberto Clemente, R OBP: 0.400, SLG: 0.514 (1, 9)										5	1	1	0	0	1	4						
Willie Stargell, L OBP: 0.422, SLG: 0.746 (1, 7)										4	2	2	1	0	0	1						
Donn Clendenon, R OBP: 0.370, SLG: 0.448 (1, 3)										3	0	1	1	0	1	0						
Gene Freese, R OBP: 0.444, SLG: 0.833 (1, 5)										4	0	3	1	0	1	0						
Bill Mazerolski, R OBP: 0.217, SLG: 0.343 (1, 4)										4	1	1	1	0	0	4						
Jim Pagliaroni, R OBP: 0.352, SLG: 0.319 (1, 2)										4	0	1	0	0	1	0						
Joe Gibbon, R OBP: 0.222, SLG: 0.125 (1, 1)										4	0	1	0	0	1	1						
<b>Inning Stats</b>	R: 0 E: 0 K: 1 S: 5	H: 0 LOB: 0 BB: 0 P: 5	R: 0 E: 0 K: 1 S: 5	H: 0 LOB: 0 BB: 0 P: 5	R: 1 E: 0 K: 1 S: 8	H: 3 LOB: 2 BB: 0 P: 8	R: 1 E: 0 K: 0 S: 4	H: 2 LOB: 0 BB: 0 P: 4	R: 0 E: 0 K: 2 S: 9	H: 1 LOB: 1 BB: 0 P: 4	R: 1 E: 0 K: 2 S: 9	H: 2 LOB: 1 BB: 0 P: 9	R: 0 E: 0 K: 1 S: 5	H: 0 LOB: 0 BB: 0 P: 5	R: 1 E: 0 K: 0 S: 6	H: 3 LOB: 2 BB: 0 P: 6	R: 0 E: 1 K: 1 S: 7	H: 2 LOB: 2 BB: 0 P: 7	1B: 10 2B: 1 3B: 0 HR: 2	SF: 0 SAC: 1 DP: 1 HBP: 0	WP: 0 PB: 1 SB: 2 CS: 0	PA: 39
<b>PITCHER</b> Joey Jay, R ERA: 3.67 (1, 1)	IP: 9.0 WLS: L BF: 39 H: 13 R: 4 ER: 4 SO: 7 BB: 0 IBB: 0 HBP: 0 BLK: 0 WP: 0 HR: 2 S: 53 P: 53 ERA: 4.00 WHIP: 1.444															<b>PITCHER</b>						

Batter	1	2	3	4	5	6	7	8	9	AB	R	H	RBI	BB	SO	LOB	BOTTOM					
Giraldo Ruiz, S OBP: 0.241, SLG: 0.329 (1, 5)										5	1	1	1	0	1	1	Pittsburgh Pirates @ Cincinnati Reds Crosley Field, Cincinnati, OH Mon May 04 1964, 7:05 PM EDT Att: 3,355 - Unknown					
Bobby Klaus, R OBP: 0.333, SLG: 0.286 (1, 4)										3	0	1	0	1	0	1						
Vada Pinson, L OBP: 0.387, SLG: 0.544 (1, 8)										4	0	1	1	0	1	2						
Deron Johnson, R OBP: 0.419, SLG: 0.595 (1, 3)										4	0	1	0	0	1	2						
Frank Robinson, R OBP: 0.270, SLG: 0.228 (1, 9)										4	0	0	0	0	0	1						
Tommy Harper, R OBP: 0.333, SLG: 0.189 (1, 7)										2	0	0	0	2	0	1						
Leo Cardenas, R OBP: 0.394, SLG: 0.500 (1, 6)										3	0	1	0	1	1	2						
Hal Smith, R OBP: 0.364, SLG: 0.400 (1, 2)										3	1	1	0	1	0	3						
Joey Jay, S Pete Rose, S OBP: 0.257, SLG: 0.224 (9, PH)										2	0	0	0	0	1	2						
<b>Inning Stats</b>	R: 0 E: 0 K: 1 S: 5	H: 0 LOB: 1 BB: 1 P: 9	R: 0 E: 0 K: 0 S: 2	H: 0 LOB: 2 BB: 0 P: 10	R: 0 E: 0 K: 1 S: 6	H: 1 LOB: 1 BB: 0 P: 6	R: 0 E: 0 K: 0 S: 4	H: 1 LOB: 1 BB: 0 P: 4	R: 2 E: 0 K: 1 S: 8	H: 3 LOB: 1 BB: 0 P: 8	R: 0 E: 0 K: 1 S: 5	H: 0 LOB: 2 BB: 2 P: 13	R: 0 E: 0 K: 1 S: 5	H: 0 LOB: 0 BB: 0 P: 5	R: 0 E: 0 K: 0 S: 3	H: 0 LOB: 0 BB: 0 P: 3	R: 0 E: 0 K: 1 S: 6	H: 1 LOB: 1 BB: 0 P: 6	1B: 3 2B: 3 3B: 0 HR: 0	SF: 0 SAC: 1 DP: 1 HBP: 0	WP: 0 PB: 0 SB: 1 CS: 0	PA: 37
<b>PITCHER</b> Joey Gibbon, L ERA: 3.09 (1, 1)	IP: 9.0 WLS: W BF: 37 H: 6 R: 2 ER: 2 SO: 6 BB: 4 IBB: 1 HBP: 0 BLK: 0 WP: 0 HR: 0 S: 44 P: 64 ERA: 2.00 WHIP: 1.111															<b>PITCHER</b>						

AB	38
R	4
H	13
RBI	4
BB	0
SO	7
LOB	13



AB	31
R	2
H	6
RBI	2
BB	5
SO	6
LOB	16









Batter	1	2	3	4	5	6	7	8	9	AB	R	H	RBI	BB	SO	LOB	TOP								
<b>Pete Rose, S</b> OBP: 0.250, SLG: 0.234 (1, 4)	F7		4-3		1B 2B	F8		6-3		5	1	1	0	0	0	0	<b>Cincinnati Reds @ New York Mets</b> Shea Stadium, Flushing, NY Wed May 06 1964, 7:05 PM EDT Att: 32,421 - Unknown								
<b>Tommy Harper, R</b> OBP: 0.352, SLG: 0.222 (1, 7)	4-3 1B			HR BB	WP 1B	6-3		F8		4	2	2	2	1	0	0									
<b>Vada Pinson, L</b> OBP: 0.380, SLG: 0.554 (1, 8)	4-3			F7	WP 2B	4-3			HR	4	2	1	1	1	0	2									
<b>Gordy Coleman, L</b> OBP: 0.316, SLG: 0.371 <b>Deron Johnson, R</b> OBP: 0.325, SLG: 0.625 (5, PH) (5, 3)	4-3			F8	1B 2B				6-3	2	0	0	0	0	0	2									
<b>Frank Robinson, R</b> OBP: 0.333, SLG: 0.422 (1, 9)	K			HR	4-3 1B				1B BB	3	3	2	3	2	1	0									
<b>Johnny Edwards, L</b> OBP: 0.310, SLG: 0.313 (1, 2)	L9			2B BB	4-3				1B	4	0	1	0	1	0	3									
<b>Leo Cardenas, R</b> OBP: 0.413, SLG: 0.565 (1, 6)	F8			2B	FC5-4 1B				1B	5	1	4	4	0	0	0									
<b>Giraldo Ruiz, S</b> OBP: 0.228, SLG: 0.300 (1, 5)			G3	F7	K				F8	5	0	0	0	0	1	5									
<b>Sammy Ellis, L</b> (1, 1)			3-1		BB				K	4	1	0	0	1	2	3									
<b>Inning Stats</b>	R: 0 E: 0 K: 0 S: 4	H: 1 LOB: 1 BB: 0 P: 4	R: 0 E: 0 K: 1 S: 5	H: 0 LOB: 0 BB: 0 P: 5	R: 0 E: 0 K: 0 S: 3	H: 0 LOB: 0 BB: 0 P: 3	R: 2 E: 0 K: 0 S: 5	H: 2 LOB: 2 BB: 2 P: 13	R: 6 E: 0 K: 1 S: 10	H: 5 LOB: 1 BB: 2 P: 18	R: 0 E: 0 K: 0 S: 3	H: 0 LOB: 0 BB: 0 P: 3	R: 2 E: 1 K: 0 S: 4	H: 2 LOB: 0 BB: 1 P: 8	R: 0 E: 0 K: 1 S: 5	H: 0 LOB: 0 BB: 0 P: 5	R: 2 E: 0 K: 1 S: 8	H: 3 LOB: 2 BB: 1 P: 12	1B: 7 2B: 3 3B: 0 HR: 3	SF: 0 SAC: 0 DP: 1 HBP: 0	WP: 1 PB: 0 SB: 4 CS: 0	PA: 45			
<b>PITCHER</b>	IP	WLS	BF	H	R	ER	SO	BB	IBB	HBP	BLK	WP	HR	S	P	ERA	WHIP								
<b>Bill Wakefield, R</b> ERA: 4.3 (1, 1)	4.0	L	20	5	5	5	1	3	0	0	0	0	1	19	31	11.25	2.000								
<b>Ron Locke, L</b> ERA: 4.5 (5, 1)	0.0		1	0	0	0	0	1	0	0	0	0	0	0	4	∞	∞								
<b>Larry Bearmarth, R</b> ERA: 6.59 (6, 1)	1.0		6	3	3	3	1	0	0	0	0	1	0	8	8	27.00	3.000								
<b>Ed Bauta, R</b> ERA: 5.4 (8, 1)	2.0		8	2	2	2	0	1	0	0	0	0	1	7	11	9.00	1.500								
<b>Steve Dillon, L</b> ERA: 9.0 (8, 1)	2.0		10	3	2	2	2	1	0	0	0	0	1	13	17	9.00	2.000								

AB	39
R	12
H	13
RBI	11
BB	6
SO	4
LOB	15



Batter	1	2	3	4	5	6	7	8	9	AB	R	H	RBI	BB	SO	LOB	BOTTOM								
<b>Charley Smith, R</b> OBP: 0.160, SLG: 0.271 (1, 5) (8, 6)	F4		G6-3			1B 2B		5-3		4	1	1	0	0	0	3	<b>Cincinnati Reds @ New York Mets</b> Shea Stadium, Flushing, NY Wed May 06 1964, 7:05 PM EDT Att: 32,421 - Unknown								
<b>Tim Harkness, L</b> OBP: 0.333, SLG: 0.429 (1, 3)	1-3			F7		1-3		5-3		4	0	0	0	0	0	1									
<b>Ron Hunt, R</b> OBP: 0.400, SLG: 0.514 (1, 4)	F8			HR 1B		2B 1B		F8		4	2	2	0	0	0	0									
<b>George Altman, L</b> OBP: 0.200, SLG: 0.273 (1, 9)				HR		K		F7		4	1	2	2	0	1	2									
<b>Frank Thomas, R</b> OBP: 0.297, SLG: 0.319 (1, 7)				K		2B		F7		4	0	1	2	0	1	1									
<b>Ed Kranepool, L</b> OBP: 0.219, SLG: 0.200 (1, 8)				K		K		K		4	0	0	0	0	3	1									
<b>Hawk Taylor, R</b> OBP: 0.376, SLG: 0.390 (1, 2)				HBP 1B		1-3		L5		3	0	1	0	1	0	0									
<b>Amado Samuel, R</b> OBP: 0.281, SLG: 0.333 <b>Al Moran, R</b> OBP: 0.263, SLG: 0.188 <b>John Stephenson, L</b> (7, PH) (8, 5)				HBP		G4-3-6 BB		FC4-6 BB		0	0	0	0	0	0	0									
<b>Bill Wakefield, R</b> ERA: 4.3 (5, 1)				K		K		FC4-6		1	0	0	0	0	0	0									
<b>Larry Bearmarth, R</b> ERA: 6.59 <b>Joe Christopher, R</b> OBP: 0.295, SLG: 0.500 <b>Ed Bauta, R</b> ERA: 5.4 <b>Jesse Gonder, L</b> OBP: 0.344, SLG: 0.238 <b>Steve Dillon, L</b> ERA: 9.0 (8, 1)				K		K		1-2		0	0	0	0	0	0	0									
<b>Inning Stats</b>	R: 0 E: 0 K: 0 S: 3	H: 0 LOB: 0 BB: 0 P: 3	R: 0 E: 0 K: 1 S: 5	H: 1 LOB: 0 BB: 0 P: 5	R: 0 E: 0 K: 1 S: 5	H: 1 LOB: 1 BB: 0 P: 6	R: 2 E: 0 K: 1 S: 7	H: 2 LOB: 0 BB: 0 P: 7	R: 0 E: 0 K: 1 S: 4	H: 0 LOB: 0 BB: 1 P: 8	R: 2 E: 0 K: 2 S: 10	H: 3 LOB: 1 BB: 0 P: 10	R: 0 E: 0 K: 0 S: 3	H: 0 LOB: 1 BB: 1 P: 7	R: 0 E: 0 K: 0 S: 3	H: 0 LOB: 0 BB: 0 P: 3	R: 0 E: 0 K: 1 S: 5	H: 0 LOB: 0 BB: 0 P: 5	1B: 4 2B: 2 3B: 0 HR: 1	SF: 0 SAC: 0 DP: 3 HBP: 1	WP: 0 PB: 0 SB: 0 CS: 0	PA: 34			
<b>PITCHER</b>	IP	WLS	BF	H	R	ER	SO	BB	IBB	HBP	BLK	WP	HR	S	P	ERA	WHIP								
<b>Sammy Ellis, R</b> ERA: 3.71 (1, 1)	9.0	W	34	7	4	4	7	2	0	1	0	0	1	45	54	4.00	1.000								





Batter	1	2	3	4	5	6	7	8	9	AB	R	H	RBI	BB	SO	LOB	TOP								
<b>Pete Rose, S</b> OBP: 0.258, SLG: 0.235 (1,4)	0-0 6-3		4-0 BB		0-0 FC1-4 1B		0-0 1B		0-0 F8	4	0	1	0	1	0	1	<b>Cincinnati Reds @ New York Mets</b> Shea Stadium, Flushing, NY Thu May 07 1964, 3:33 AM EDT Att: 7,982 - Unknown								
<b>Bobby Klaus, R</b> OBP: 0.357, SLG: 0.417 (1,5)	0-0 2B		0-0 F9		0-0 1B		0-0 F8		0-0 3-1	5	0	2	0	0	0	3									
<b>Vada Pinson, L</b> OBP: 0.373, SLG: 0.536 (1,8)	0-0 F4		0-0 F3		0-0 F8		0-0 1B			4	0	1	1	0	0	4									
<b>Deron Johnson, R</b> OBP: 0.420, SLG: 0.581 (1,3)	0-0 5-3			0-0 2-3		4-0 G5-3 1B BB		0-0 F9		3	0	0	0	1	0	3									
<b>Frank Robinson, R</b> OBP: 0.329, SLG: 0.426 (1,9)		0-0 F7 2B		0-3 K		0-0 F2		0-0 6-3		4	0	1	0	0	1	1									
<b>Tommy Harper, R</b> OBP: 0.345, SLG: 0.224 (1,7)		0-0 F7		0-0 1-3		0-0 1B		0-3 K		4	0	1	0	0	1	1									
<b>Leo Cardenas, R</b> OBP: 0.405, SLG: 0.548 (1,6)		0-0 F6			0-3 K	0-0 G5-3		0-0 1B		4	0	1	0	0	1	3									
<b>Johnny Edwards, L</b> OBP: 0.320, SLG: 0.382 (1,2)		0-0 F8			0-0 HR		0-0 1B 2B	0-0 F8		4	2	2	1	0	0	2									
<b>Jim Maloney, L</b> OBP: 0.364, SLG: 0.300 (1,1)			0-3 K		4-0 FC1-4 BB		0-3 K		0-0 G1	2	0	0	0	1	2	1									
<b>Bob Skinner, L</b> OBP: 0.226, SLG: 0.286 (9, PH)										1	0	0	0	0	0	0									
<b>Inning Stats</b>	R: 0 E: 0 K: 0 S: 4	H: 1 LOB: 1 BB: 0 P: 4	R: 0 E: 0 K: 0 S: 4	H: 1 LOB: 1 BB: 0 P: 4	R: 0 E: 0 K: 1 S: 5	H: 0 LOB: 1 BB: 1 P: 9	R: 0 E: 0 K: 1 S: 5	H: 0 LOB: 0 BB: 0 P: 5	R: 1 E: 0 K: 1 S: 7	H: 2 LOB: 2 BB: 1 P: 11	R: 0 E: 0 K: 0 S: 3	H: 1 LOB: 1 BB: 1 P: 7	R: 1 E: 0 K: 1 S: 8	H: 3 LOB: 2 BB: 0 P: 8	R: 0 E: 0 K: 1 S: 6	H: 1 LOB: 1 BB: 0 P: 6	R: 0 E: 0 K: 0 S: 3	H: 0 LOB: 0 BB: 0 P: 3	1B: 5 2B: 3 3B: 0 HR: 1	SF: 0 SAC: 0 DP: 1 HBP: 0	WP: 0 PB: 0 SB: 0 CS: 0	PA: 38			
<b>PITCHER</b> <b>Al Jackson, L</b> ERA: 3.27 (1,1)	IP: 9.0 WLS: W BF: 38	H: 9 R: 2 ER: 2 SO: 5	BB: 3 IBB: 0 HBP: 0 BLK: 0	WP: 0 HR: 1 S: 45 P: 57	ERA: 2.00 WHIP: 1.333																				


AB	35
R	2
H	9
RBI	2
BB	3
SO	5
LOB	19




Batter	1	2	3	4	5	6	7	8	9	AB	R	H	RBI	BB	SO	LOB	BOTTOM								
<b>Larry Elliot, L</b> OBP: 0.271, SLG: 0.214 (1,8)	0-0 4-3	0-0 F4			4-0 G5-4-3 BB		0-3 K			3	0	0	0	1	1	1	<b>Cincinnati Reds @ New York Mets</b> Shea Stadium, Flushing, NY Thu May 07 1964, 3:33 AM EDT Att: 7,982 - Unknown								
<b>Ron Hunt, R</b> OBP: 0.393, SLG: 0.500 (1,4)	0-0 HR 1B		0-0 L9		0-0 G5-4-3		0-0 F6			4	1	1	0	0	0	1									
<b>George Altman, L</b> OBP: 0.204, SLG: 0.271 (1,9)	0-3 K		0-0 G3		0-0 CS 1B		0-3 K			4	0	1	0	0	2	1									
<b>Tim Harkness, L</b> OBP: 0.345, SLG: 0.481 (1,3)	0-0 HR		4-0 BB		0-0 CS	0-0 4-3		0-3 K		3	1	1	2	1	1	0									
<b>Hawk Taylor, R</b> OBP: 0.375, SLG: 0.386 (1,2)	0-0 5-3		0-0 F7			0-0 1B				3	0	1	0	0	0	1									
<b>Frank Thomas, R</b> OBP: 0.286, SLG: 0.306 (1,7)		0-0 5-3		0-3 K		0-0 F9				3	0	0	0	0	1	1									
<b>Rod Kanehl, R</b> OBP: 0.429, SLG: 0.444 (8,8)										0	0	0	0	0	0	0									
<b>Charley Smith, R</b> OBP: 0.170, SLG: 0.275 (1,5)		0-0 1B		0-3 K		0-3 K				3	1	1	0	0	2	1									
<b>Al Moran, R</b> OBP: 0.318, SLG: 0.263 (1,6)		0-0 1B		0-0 1B			0-0 4-3			3	0	2	1	0	0	0									
<b>Al Jackson, L</b> OBP: 0.063, SLG: 0.125 (1,1)		0-3 K		0-3 K			0-3 K			3	0	0	0	0	3	2									
<b>Inning Stats</b>	R: 2 E: 0 K: 1 S: 7	H: 2 LOB: 0 BB: 0 P: 7	R: 1 E: 0 K: 1 S: 7	H: 2 LOB: 1 BB: 0 P: 7	R: 0 E: 0 K: 3 S: 10	H: 1 LOB: 0 BB: 0 P: 10	R: 0 E: 0 K: 0 S: 2	H: 1 LOB: 0 BB: 1 P: 6	R: 0 E: 0 K: 1 S: 6	H: 1 LOB: 1 BB: 0 P: 6	R: 0 E: 0 K: 2 S: 7	H: 0 LOB: 0 BB: 0 P: 7	R: 0 E: 0 K: 2 S: 7	H: 0 LOB: 0 BB: 0 P: 7	R: 0 E: 0 K: 2 S: 7	H: 0 LOB: 0 BB: 0 P: 7	1B: 6 2B: 0 3B: 0 HR: 1	SF: 0 SAC: 0 DP: 1 HBP: 0	WP: 0 PB: 0 SB: 1 CS: 1	PA: 32					
<b>PITCHER</b> <b>Jim Maloney, R</b> ERA: 1.95 (1,1)	IP: 8.0 WLS: L BF: 31	H: 7 R: 3 ER: 3 SO: 10	BB: 2 IBB: 0 HBP: 0 BLK: 0	WP: 0 HR: 1 S: 49 P: 57	ERA: 3.38 WHIP: 1.125																				





Batter	1	2	3	4	5	6	7	8	9	AB	R	H	RBI	BB	SO	LOB	TOP
<b>Pete Rose, S</b> OBP: 0.258, SLG: 0.235 (1,4)	0-0 6-3		0-0 1-3			0-0 G5-4-3 1B		0-0 P3	4 0 1 0 0 0 0	<b>Cincinnati Reds @ Philadelphia Phillies</b> Connie Mack Stadium, Philadelphia, PA Fri May 08 1964, 7:05 PM EDT Att: 23,004 - Unknown	<b>AB</b> 25 <b>R</b> 3 <b>H</b> 4 <b>RBI</b> 3 <b>BB</b> 2 <b>SO</b> 1 <b>LOB</b> 5						
<b>Bobby Klaus, R</b> OBP: 0.276, SLG: 0.313 (1,5)	0-0 L9		0-0 6-3			0-0 G5-4-3		0-0 F8	4 0 0 0 0 0 1								
<b>Vada Pinson, L</b> OBP: 0.367, SLG: 0.514 (1,8)	0-0 6-3			0-0 F6			1-0 2B HBP	0-0 4-3	3 1 0 0 0 0 0								
<b>Deron Johnson, R</b> OBP: 0.434, SLG: 0.600 (1,3)		4-0 WP 2B BB		0-0 5-3			0-0 FC5 1-H 2B		2 1 1 1 1 0 0								
<b>Frank Robinson, R</b> OBP: 0.342, SLG: 0.451 (1,9)		0-0 SH1-3 1-H SF7 2B		0-0 1B			0-0 FC5 G6-3		3 1 2 1 0 0 1								
<b>Tommy Harper, R</b> OBP: 0.333, SLG: 0.216 (1,7)		0-0 SH1-3 2-3			0-0 L4		0-0 G6-3 1-2		2 0 0 0 0 0 1								
<b>Leo Cardenas, R</b> OBP: 0.402, SLG: 0.541 (1,6)		0-0 SF7 3-H			0-0 6-3		4-0 G6-4-3 BB		1 0 0 1 1 0 0								
<b>Johnny Edwards, L</b> OBP: 0.308, SLG: 0.366 (1,2)		0-0 6-3			0-0 F8		0-0 F8		3 0 0 0 0 0 1								
<b>John Tsitouris, R</b> OBP: 0.375, SLG: 0.429 (1,1)			0-0 6-3			0-3 K		0-0 G6-4-3 1-2	1 0 0 0 0 0 0								
<b>Billy McCool, R</b> (5,1)									1 0 0 0 0 1 0								
<b>Hal Smith, R</b> OBP: 0.333, SLG: 0.364 (8, PH)									1 0 0 0 0 0 1								
<b>Al Worthington, R</b> (8,1)									0 0 0 0 0 0 0								
<b>Inning Stats</b>	R: 0 E: 0 K: 0 S: 3	H: 0 LOB: 0 BB: 0 P: 3	R: 2 E: 0 K: 0 S: 4	H: 1 LOB: 0 BB: 1 P: 8	R: 0 E: 0 K: 0 S: 3	H: 0 LOB: 0 BB: 0 P: 3	R: 0 E: 0 K: 1 S: 5	H: 1 LOB: 0 BB: 0 P: 5	R: 1 E: 0 K: 0 S: 3	H: 1 LOB: 0 BB: 0 P: 4	R: 0 E: 0 K: 0 S: 2	H: 0 LOB: 0 BB: 1 P: 6	R: 0 E: 0 K: 0 S: 3	H: 0 LOB: 0 BB: 0 P: 3	1B: 2 2B: 2 3B: 0 HR: 0	SF: 1 SAC: 1 DP: 3 HBP: 1	WP: 1 PA: 30 PB: 0 SB: 0 CS: 0
<b>PITCHER</b> <b>Dennis Bennett, L</b> ERA: 3.48 (1,1)	IP: 9.0 WLS: W BF: 30 H: 4 R: 3 ER: 3 SO: 1 BB: 2 IBB: 0 HBP: 1 BLK: 0 WP: 1 HR: 0 S: 29 P: 38 ERA: 3.00 WHIP: 0.667																

Batter	1	2	3	4	5	6	7	8	9	AB	R	H	RBI	BB	SO	LOB	BOTTOM		
<b>Tony Taylor, R</b> OBP: 0.314, SLG: 0.316 (1,4)	4-0 CI 2B BB	0-0 S 1B 1B		0-3 K	0-3 K		0-0 1B	0-0 1-2 3-H 1B	5 2 3 1 1 2 2	<b>Cincinnati Reds @ Philadelphia Phillies</b> Connie Mack Stadium, Philadelphia, PA Fri May 08 1964, 7:05 PM EDT Att: 23,004 - Unknown	<b>AB</b> 41 <b>R</b> 11 <b>H</b> 18 <b>RBI</b> 11 <b>BB</b> 4 <b>SO</b> 7 <b>LOB</b> 32								
<b>Dick Allen, R</b> OBP: 0.381, SLG: 0.713 (1,5)	0-1 CI 2B 1-2 1B	0-3 K		0-0 1B HR 1B	0-0 F8		0-3 K	0-0 6-3	5 2 1 0 0 2 6										
<b>Johnny Callison, L</b> OBP: 0.305, SLG: 0.408 (1,9)	0-0 1B 1-3 2-H FC3-2 2B	4-0 1B BB		0-0 HR 1B		0-0 1B 3B	0-0 1B 3B	0-0 1B 3B	4 3 4 1 1 0 0										
<b>Tony Gonzalez, L</b> OBP: 0.392, SLG: 0.429 (1,8)	4-0 FC3-2 1B IBB	0-0 1-2 2-H 1B		0-0 P6		0-0 6-3	0-0 6-3	0-0 1B HBP 1B	4 1 2 2 1 0 3										
<b>Wes Covington, L</b> OBP: 0.292, SLG: 0.457 (1,7)	0-0 FC3-2 1B	0-0 6-3		0-0 HR		0-0 1B	0-0 1B HBP	1-0 1B HBP	4 1 3 5 0 0 2										
<b>Ruben Amaro, R</b> OBP: 0.600, SLG: 0.333 (6, PR) (7,3)	1-2 2-3 3-H 1B			1-1 3-H HR		0-0 3-H 1B	0-0 1B HBP	1-2 1B HBP	0 1 0 0 0 0 0										
<b>John Herrnstein, L</b> OBP: 0.422, SLG: 0.590 (1,3) (7,7)	0-0 FC3-2		0-0 F7	0-0 G3		0-3 K	0-3 K	0-3 K	5 0 0 0 0 2 6										
<b>Clay Dalrymple, L</b> OBP: 0.184, SLG: 0.217 (1,2)	0-0 F7		0-0 G4-3 1B		0-0 FC3-5 BB 1B	0-0 F8	0-0 F9 1B 1B	1-3 2-H 1B	5 1 3 1 0 0 4										
<b>Bobby Wine, R</b> OBP: 0.343, SLG: 0.365 (1,6)	0-0 P6		0-0 G4-3 1B		4-0 FC3-5 BB	0-0 5-3	0-0 1B 1B	0-0 1B 1B	4 0 2 1 1 0 3										
<b>Dennis Bennett, L</b> OBP: 0.222, SLG: 0.125 (1,1)		0-3 K	0-0 G4-3		0-0 FC3-5	0-0 5-3	0-0 F9	0-0 2-3	5 0 0 0 0 1 6										
<b>Inning Stats</b>	R: 2 E: 1 K: 0 S: 6	H: 2 LOB: 3 BB: 2 P: 14	R: 1 E: 0 K: 2 S: 9	H: 2 LOB: 2 BB: 1 P: 13	R: 0 E: 0 K: 0 S: 4	H: 2 LOB: 1 BB: 0 P: 4	R: 3 E: 0 K: 1 S: 8	H: 3 LOB: 0 BB: 0 P: 8	R: 0 E: 0 K: 1 S: 6	H: 1 LOB: 2 BB: 1 P: 10	R: 1 E: 0 K: 0 S: 7	H: 2 LOB: 1 BB: 0 P: 7	R: 0 E: 0 K: 1 S: 6	H: 1 LOB: 1 BB: 0 P: 6	R: 4 E: 0 K: 1 S: 10	H: 5 LOB: 2 BB: 0 P: 11	1B: 14 2B: 1 3B: 2 HR: 1	SF: 0 SAC: 0 DP: 1 HBP: 1	WP: 0 PA: 47 PB: 0 SB: 1 CS: 0
<b>PITCHER</b> <b>John Tsitouris, R</b> ERA: 7.2 (1,1)	IP: 4.0 WLS: L BF: 26 H: 10 R: 6 ER: 5 SO: 3 BB: 3 IBB: 1 HBP: 0 BLK: 0 WP: 0 HR: 1 S: 28 P: 44 ERA: 11.25 WHIP: 3.250																		
<b>Billy McCool, L</b> ERA: 3.66 (5,1)	IP: 3.0 WLS: L BF: 12 H: 3 R: 1 ER: 1 SO: 1 BB: 0 IBB: 0 HBP: 0 BLK: 0 WP: 0 HR: 0 S: 18 P: 18 ERA: 3.00 WHIP: 1.000																		
<b>Al Worthington, R</b> ERA: 10.29 (8,1)	IP: 1.0 WLS: L BF: 9 H: 5 R: 4 ER: 4 SO: 1 BB: 0 IBB: 0 HBP: 1 BLK: 0 WP: 0 HR: 0 S: 10 P: 11 ERA: 36.00 WHIP: 5.000																		



Batter	1	2	3	4	5	6	7	8	9	AB	R	H	RBI	BB	SO	LOB	TOP										
<b>Pete Rose, S</b> OBP: 0.265, SLG: 0.256 (1, 4)	4-3		1B 3B 2B		1-2 1B		FC6-4		F7	5	1	2	0	0	0	3	<b>Cincinnati Reds @ Philadelphia Phillies</b> Sat May 09 1964, 3:33 AM EDT Att: 8,142 - Unknown  <b>Connie Mack Stadium, Philadelphia, PA</b>  livebaseballscores.com										
<b>Giraldo Ruiz, S</b> OBP: 0.225, SLG: 0.298 (1, 5)	K		3B 1B		2-3 1B		P3			4	1	1	1	0	1	4											
<b>Vada Pinson, L</b> OBP: 0.349, SLG: 0.487 (1, 8)	4-3		F5		1-2 FC3-6 FC6		G3			4	0	0	1	0	0	5											
<b>Gordy Coleman, L</b> OBP: 0.333, SLG: 0.436 (1, 3)		1B	1-H 3B		1-2 FC6		4-3			4	0	2	2	0	0	1											
<b>Frank Robinson, R</b> OBP: 0.325, SLG: 0.427 (1, 9)	K		P5		0-0 F8		6-3			4	0	0	0	0	1	2											
<b>Johnny Edwards, L</b> OBP: 0.293, SLG: 0.347 (1, 2)	K			F3		0-0 F7		G3		4	0	0	0	0	1	1											
<b>Tommy Harper, R</b> OBP: 0.317, SLG: 0.204 <b>Marty Keough, L</b> OBP: 0.240, SLG: 0.435 (9, PH)	F8			P5		0-0 5-3			K	3	0	0	0	0	0	1											
<b>Leo Cardenas, R</b> OBP: 0.407, SLG: 0.538 (1, 6)			2B 1B	F5		0-0 FC6-4 SH 1B		6-3		4	1	2	0	0	0	0											
<b>Bob Purkey, R</b> OBP: 0.143, SLG: 0.143 <b>Bill Henry, L</b> (7, 1) <b>Bob Skinner, L</b> OBP: 0.250, SLG: 0.345 (9, PH)			K		F8 1B FC3-6 1B		SH FC6-4			2	1	1	0	0	1	1											
<b>Inning Stats</b>	R: 0 E: 0 K: 1 S: 5	H: 0 LOB: 0 BB: 0 P: 5	R: 0 E: 0 K: 2 S: 8	H: 1 LOB: 1 BB: 0 P: 8	R: 3 E: 0 K: 1 S: 9	H: 4 LOB: 1 BB: 0 P: 9	R: 0 E: 0 K: 0 S: 3	H: 0 LOB: 0 BB: 0 P: 3	R: 1 E: 0 K: 0 S: 5	H: 2 LOB: 1 BB: 0 P: 5	R: 0 E: 0 K: 0 S: 3	H: 0 LOB: 0 BB: 0 P: 3	R: 0 E: 1 K: 0 S: 5	H: 1 LOB: 2 BB: 0 P: 5	R: 0 E: 0 K: 0 S: 3	H: 0 LOB: 0 BB: 0 P: 3		R: 0 E: 0 K: 1 S: 6	H: 1 LOB: 1 BB: 0 P: 6	1B: 6 2B: 2 3B: 1 HR: 0	SF: 0 SAC: 1 DP: 0 HBP: 0	WP: 0 PA: 37 PB: 0 SB: 0 CS: 0					
<b>PITCHER</b>	IP	WLS	BF	H	R	ER	SO	BB	IBB	HBP	BLK	WP	HR	S	P	ERA	WHIP										
<b>Jim Bunning, R</b> ERA: 2.45 (1, 1)	5.0		22	7	4	4	4	0	0	0	0	0	0	30	30	7.20	1.400										
<b>Dallas Green, R</b> ERA: (6, 1)	2.0	W	8	1	0	0	0	0	0	0	0	0	0	8	8	0.00	0.500										
<b>Ed Roebuck, R</b> ERA: 1.35 (8, 1)	2.0	S	7	1	0	0	1	0	0	0	0	0	0	9	9	0.00	0.500										

Batter	1	2	3	4	5	6	7	8	9	AB	R	H	RBI	BB	SO	LOB	BOTTOM										
<b>Tony Taylor, R</b> OBP: 0.333, SLG: 0.321 (1, 4)	6-3		5-3 BB		WP 1B		1B 2B BB			2	1	1	0	2	0	0	<b>Cincinnati Reds @ Philadelphia Phillies</b> Sat May 09 1964, 3:33 AM EDT Att: 8,142 - Unknown  <b>Connie Mack Stadium, Philadelphia, PA</b>  livebaseballscores.com										
<b>Dick Allen, R</b> OBP: 0.386, SLG: 0.699 (1, 5)	F8		5-3 1-2		1-2 BB		2B 1B			3	1	1	0	1	0	1											
<b>Johnny Callison, L</b> OBP: 0.314, SLG: 0.425 (1, 9)	K			1B	1-3		1B 2B			4	1	2	1	0	1	2											
<b>Tony Gonzalez, L</b> OBP: 0.410, SLG: 0.455 (1, 8)		1B PB BB		K		F9 2B	2B 1B			3	1	2	2	1	1	1											
<b>Wes Covington, L</b> OBP: 0.288, SLG: 0.440 <b>Ed Roebuck, R</b> (8, 1)		PB 1B		K		F9	K			4	0	1	0	0	2	3											
<b>John Hermstein, L</b> OBP: 0.388, SLG: 0.535 (1, 3) (8, 7)		P5		P5		K		K		4	0	0	0	0	2	3											
<b>Clay Dalrymple, L</b> OBP: 0.189, SLG: 0.220 (1, 2)		F7			G6-4-3 1B		F9		F7	4	0	1	0	0	0	2											
<b>Bobby Wine, R</b> OBP: 0.324, SLG: 0.343 (1, 6)		4-3			G6-4-3 1-2		5-3		P6	4	0	0	0	0	0	2											
<b>Jim Bunning, R</b> OBP: 0.288, SLG: 0.286 <b>John Briggs, L</b> (5, PH) <b>Dallas Green, L</b> (6, 1) <b>Roy Stievers, R</b> OBP: 0.256, SLG: 0.359 (7, PH) <b>Ruben Amaro, R</b> OBP: 0.800, SLG: 0.333 (8, 3)			L5		E4 1B WP		6-3			1	0	0	0	0	0	0											
<b>Inning Stats</b>	R: 0 E: 0 K: 1 S: 5	H: 0 LOB: 0 BB: 0 P: 5	R: 1 E: 0 K: 0 S: 4	H: 1 LOB: 1 BB: 1 P: 8	R: 0 E: 0 K: 0 S: 2	H: 0 LOB: 0 BB: 1 P: 6	R: 0 E: 0 K: 2 S: 8	H: 1 LOB: 1 BB: 0 P: 8	R: 1 E: 1 K: 0 S: 5	H: 2 LOB: 2 BB: 1 P: 9	R: 0 E: 0 K: 1 S: 6	H: 1 LOB: 1 BB: 0 P: 6	R: 3 E: 0 K: 1 S: 8	H: 3 LOB: 1 BB: 1 P: 12	R: 0 E: 0 K: 1 S: 5	H: 0 LOB: 0 BB: 0 P: 5		1B: 6 2B: 2 3B: 0 HR: 0	SF: 0 SAC: 0 DP: 1 HBP: 0	WP: 1 PA: 35 PB: 1 SB: 0 CS: 0							
<b>PITCHER</b>	IP	WLS	BF	H	R	ER	SO	BB	IBB	HBP	BLK	WP	HR	S	P	ERA	WHIP										
<b>Bob Purkey, R</b> ERA: 3.66 <b>Bill Henry, L</b> ERA: 1.17 (7, 1)	6.2	L	30	7	5	4	4	0	0	0	0	0	0	9	9	0.00	0.750										



Batter	1	2	3	4	5	6	7	8	9	AB	R	H	RBI	BB	SO	LOB	TOP					
<b>Pete Rose, S</b> OBP: 0.265, SLG: 0.247 (1, 4)	0-0 1-3		4-0 BB		0-3 K		0-0 FC6-4			3	0	0	0	1	1	1	<b>Cincinnati Reds @ Philadelphia Phillies</b> Sun May 10 1964, 3:33 AM EDT Att: 11,642 - Unknown Connie Mack Stadium, Philadelphia, PA <a href="http://livebaseballscorecards.com">livebaseballscorecards.com</a>					
<b>Bobby Klaus, R</b> OBP: 0.227, SLG: 0.250 (1, 5)	0-0 P6		0-3 K		0-0 6-3			0-3 K		4	0	0	0	0	2	2						
<b>Vada Pinson, L</b> OBP: 0.333, SLG: 0.463 (1, 8)	0-3 K			0-3 K		0-0 4-3		0-3 K		4	0	0	0	0	3	0						
<b>Deron Johnson, R</b> OBP: 0.421, SLG: 0.571 (1, 3)		0-0 1-3		0-3 K BB 1B		0-0 F2		0-0 2B 1B		4	2	1	0	0	1	0						
<b>Frank Robinson, R</b> OBP: 0.333, SLG: 0.456 (1, 9)		0-3 K		0-3 K		0-0 2B		0-0 2B 1-H		4	0	2	1	0	2	1						
<b>Tommy Harper, R</b> OBP: 0.313, SLG: 0.193 (1, 7)		0-0 1-3		4-0 1B BB		0-0 F3		0-0 F8		3	0	0	0	1	0	2						
<b>Leo Cardenas, R</b> OBP: 0.400, SLG: 0.524 (1, 6)			0-0 5-3	0-0 1-2 2-H 1B		0-0 G3		0-0 6-3		4	0	1	1	0	0	0						
<b>Johnny Edwards, L</b> OBP: 0.291, SLG: 0.342 (1, 2)			0-0 BB 1B	0-0 4-3		0-0 4-3		0-0 F8		4	0	1	0	0	0	2						
<b>Joe Nuxhall, L</b> OBP: 0.154, SLG: 0.154 (1, 1)			0-3 K		0-3 K		0-0 FC6-4 1B		0-0 F9	4	0	1	0	0	2	1						
<b>Inning Stats</b>	R: 0 E: 0 K: 1 S: 5	H: 0 LOB: 0 BB: 0 P: 5	R: 0 E: 0 K: 1 S: 5	H: 0 LOB: 0 BB: 0 P: 5	R: 0 E: 0 K: 2 S: 8	H: 1 LOB: 2 BB: 1 P: 12	R: 1 E: 0 K: 3 S: 11	H: 1 LOB: 2 BB: 1 P: 15	R: 0 E: 0 K: 2 S: 7	H: 0 LOB: 0 BB: 0 P: 7	R: 0 E: 0 K: 0 S: 4	H: 1 LOB: 1 BB: 0 P: 4	R: 0 E: 0 K: 0 S: 4	H: 1 LOB: 1 BB: 0 P: 4	R: 1 E: 0 K: 2 S: 9	H: 2 LOB: 1 BB: 0 P: 9	R: 0 E: 0 K: 0 S: 3	H: 0 LOB: 0 BB: 0 P: 3	1B: 4 2B: 2 3B: 0 HR: 0	SF: 0 SAC: 0 DP: 0 HBP: 0	WP: 0 PB: 1 SB: 0 CS: 0	PA: 36
<b>PITCHER</b>	IP	WLS	BF	H	R	ER	SO	BB	IBB	HBP	BLK	WP	HR	S	P	ERA	WHIP					
<b>Chris Short, L</b> ERA: 0.66 (1, 1)	8.0	L	33	6	2	1	11	2	0	0	0	0	0	53	61	1.12	1.000					
<b>Jack Baldschun, R</b> ERA: 4.0 (9, 1)	1.0		3	0	0	0	0	0	0	0	0	0	0	3	3	0.00	0.000					

Batter	1	2	3	4	5	6	7	8	9	AB	R	H	RBI	BB	SO	LOB	BOTTOM					
<b>Tony Taylor, R</b> OBP: 0.330, SLG: 0.318 (1, 4)	0-0 G3		0-0 1B		0-0 F8			0-3 K		4	0	1	0	0	1	0	<b>Cincinnati Reds @ Philadelphia Phillies</b> Sun May 10 1964, 3:33 AM EDT Att: 11,642 - Unknown Connie Mack Stadium, Philadelphia, PA <a href="http://livebaseballscorecards.com">livebaseballscorecards.com</a>					
<b>Johnny Callison, L</b> OBP: 0.300, SLG: 0.405 (1, 9)	0-0 4-3		0-0 F2		0-0 L1			0-0 1-3		4	0	0	0	0	0	1						
<b>Dick Allen, R</b> OBP: 0.370, SLG: 0.667 (1, 5)	0-0 6-3		0-3 K		0-3 K		0-3 K		0-3 K	4	0	0	0	0	3	1						
<b>Roy Sievers, R</b> OBP: 0.255, SLG: 0.395 (1, 3)		0-3 K		0-0 P5		0-0 3B		0-0 4-3		4	0	1	0	0	1	0						
<b>Tony Gonzalez, L</b> OBP: 0.402, SLG: 0.435 (1, 8)		0-3 K		4-0 BB BB		0-3 K		0-3 K		3	0	0	0	1	3	0						
<b>Danny Cater, R</b> OBP: 0.412, SLG: 0.516 (1, 7)		0-0 1B 1B		0-0 F8		0-0 P3		0-0 F2		3	0	1	0	0	0	1						
<b>Gus Triandos, R</b> OBP: 0.464, SLG: 0.522 (1, 2)		0-0 FC6-4 1B		4-0 BB BB		0-0 F2		0-0 F2		2	0	1	0	1	0	0						
<b>Bobby Wine, R</b> OBP: 0.312, SLG: 0.329 (1, 6)		0-0 FC6-4		0-0 F7		0-0 6-3		0-0 6-3		3	0	0	0	0	0	4						
<b>Chris Short, R</b> (1, 1)			0-0 F9		0-0 F3			0-0 P5		2	0	0	0	0	0	0						
<b>Ruben Amaro, R</b> OBP: 0.500, SLG: 0.250 (8, PH)										1	0	0	0	0	0	0						
<b>Jack Baldschun, R</b> (9, 1)										0	0	0	0	0	0	0						
<b>Inning Stats</b>	R: 0 E: 0 K: 0 S: 3	H: 0 LOB: 0 BB: 0 P: 3	R: 0 E: 0 K: 2 S: 9	H: 2 LOB: 2 BB: 0 P: 9	R: 0 E: 0 K: 1 S: 6	H: 1 LOB: 1 BB: 0 P: 6	R: 0 E: 0 K: 0 S: 3	H: 0 LOB: 2 BB: 2 P: 11	R: 0 E: 0 K: 0 S: 3	H: 0 LOB: 0 BB: 0 P: 3	R: 0 E: 0 K: 2 S: 7	H: 1 LOB: 0 BB: 0 P: 7	R: 0 E: 0 K: 0 S: 3	H: 0 LOB: 0 BB: 0 P: 3	R: 0 E: 0 K: 1 S: 5	H: 0 LOB: 0 BB: 0 P: 5	R: 0 E: 0 K: 2 S: 7	H: 0 LOB: 0 BB: 0 P: 7	1B: 3 2B: 0 3B: 1 HR: 0	SF: 0 SAC: 0 DP: 0 HBP: 0	WP: 0 PB: 0 SB: 0 CS: 0	PA: 32
<b>PITCHER</b>	IP	WLS	BF	H	R	ER	SO	BB	IBB	HBP	BLK	WP	HR	S	P	ERA	WHIP					
<b>Joe Nuxhall, L</b> ERA: 3.19 (1, 1)	9.0	W	32	4	0	0	8	2	0	0	0	0	0	46	54	0.00	0.667					



Batter	1	2	3	4	5	6	7	8	9	AB	R	H	RBI	BB	SO	LOB	TOP										
<b>Pete Rose, S</b> OBP: 0.271, SLG: 0.286 (1, 4)	5-3	F8		1-2 2-H 1B			4-3	HR		5	1	2	4	0	0	0	<b>Cincinnati Reds @ Pittsburgh Pirates</b> Forbes Field, Pittsburgh, PA Mon May 11, 1964, 7:05 PM EDT Att: 5,902 - Unknown										
<b>Bobby Klaus, R</b> OBP: 0.222, SLG: 0.240 (1, 5)	6-3		1-3	4-3			G3 WP 1B	K		5	1	1	0	0	1	2											
<b>Vada Pinson, L</b> OBP: 0.337, SLG: 0.471 (1, 8)	1B 2B		4-3				G3	F9		5	1	2	0	0	1												
<b>Deron Johnson, R</b> OBP: 0.435, SLG: 0.558 (1, 3)	1B E 1B						FC5-4 1B		K	3	1	1	1	2	1	1											
<b>Frank Robinson, R</b> OBP: 0.348, SLG: 0.464 (1, 9)	1B E 1B			BB			FC6-4 1-2			5	0	3	1	0	0	2											
<b>Tommy Harper, R</b> OBP: 0.292, SLG: 0.177 (1, 7)	E5 1-3 1B						FC6-4 1-2			5	0	0	0	0	2	5											
<b>Leo Cardenas, R</b> OBP: 0.404, SLG: 0.523 (1, 6)	1-3						1-2 3-H 1B			5	0	0	0	0	2	5											
<b>Hal Smith, R</b> OBP: 0.333, SLG: 0.357 (8, PH) <b>Gordy Coleman, L</b> OBP: 0.349, SLG: 0.436 (8, 1) <b>Jim Dickson, L</b> (8, 1) <b>Bill Henry, L</b> (8, 1)		F8		1B 1-2 1B			G4-6-3 1-2	HR BB		3	0	1	0	0	0	1											
<b>Sammy Ellis, L</b> (1, 1) <b>Johnny Edwards, L</b> OBP: 0.287, SLG: 0.338 (8, 2)		G3		K			F7	K		3	0	0	0	0	1	2											
<b>Inning Stats</b>	R: 2 E: 1 K: 0 S: 7	H: 3 LOB: 2 BB: 0 P: 7	R: 0 E: 0 K: 0 S: 3	H: 0 LOB: 0 BB: 0 P: 3	R: 0 E: 0 K: 0 S: 3	H: 0 LOB: 1 BB: 1 P: 7	R: 1 E: 1 K: 2 S: 10	H: 2 LOB: 2 BB: 0 P: 10	R: 0 E: 0 K: 0 S: 6	H: 1 LOB: 0 BB: 0 P: 6	R: 0 E: 0 K: 0 S: 3	H: 1 LOB: 0 BB: 0 P: 3	R: 1 E: 0 K: 0 S: 5	H: 2 LOB: 2 BB: 1 P: 9	R: 3 E: 1 K: 2 S: 9	H: 2 LOB: 0 BB: 1 P: 13		R: 0 E: 0 K: 1 S: 5	H: 1 LOB: 0 BB: 0 P: 5	1B: 10 2B: 1 3B: 0 HR: 1	SF: 0 SAC: 0 DP: 2 HBP: 0	WP: 1 PB: 0 SB: 0 CS: 0	PA: 42				
<b>PITCHER</b>	IP	WLS	BF	H	R	ER	SO	BB	IBB	HBP	BLK	WP	HR	S	P	ERA	WHIP										
<b>Bob Veale, L</b> ERA: 4.87 <b>Tommie Sisk, R</b> ERA: 10.84 <b>Frank Bork, L</b> ERA: 4.5 <b>Al McBean, R</b> ERA: 1.5	(1, 1)	7.0	33	9	4	2	3	2	0	0	0	1	0	37	45	2.57	1.571										

Batter	1	2	3	4	5	6	7	8	9	AB	R	H	RBI	BB	SO	LOB	BOTTOM										
<b>Bob Bailey, R</b> OBP: 0.360, SLG: 0.430 (1, 5)	F9		5-3	K			1B 2-H 1B	FC6-4 FC5-4		5	0	1	1	0	1	3	<b>Cincinnati Reds @ Pittsburgh Pirates</b> Forbes Field, Pittsburgh, PA Mon May 11, 1964, 7:05 PM EDT Att: 5,902 - Unknown										
<b>Bill Virdon, L</b> OBP: 0.275, SLG: 0.250 (8, PH) <b>Gene Freese, R</b> OBP: 0.359, SLG: 0.583 (9, 1) <b>Al McBean, R</b> (9, 1)	F4		4-3 HR 2B				1B 1-3 1B	FC5-4 1-2		4	1	2	0	0	0	0											
<b>Roberto Clemente, R</b> OBP: 0.417, SLG: 0.583 (1, 9)	K		4-3				K			5	0	0	0	0	2	3											
<b>Willie Stargell, L</b> OBP: 0.391, SLG: 0.695 (1, 7)		BB FC5-4 1B		HR			K			5	2	2	2	0	1	2											
<b>Smoky Burgess, L</b> OBP: 0.563, SLG: 0.538 (8, PH) <b>Orlando McFarlane, R</b> OBP: 0.260, SLG: 0.143 (9, 2)		FC5-4 BB 1-2 BB		1B			G6-3 1B	3B 2B		3	0	3	0	1	0	0											
<b>Donn Clendenen, R</b> OBP: 0.327, SLG: 0.415 (1, 3)	K		K				F9	2B 3B		4	1	1	1	0	2	4											
<b>Bill Mazerowski, R</b> OBP: 0.260, SLG: 0.402 (1, 4)		FC5-4 BB 1-2 2-3 BB		G3			G6-3 1-2	FC1-5 2B		3	0	1	1	1	0	1											
<b>Gene Alley, R</b> OBP: 0.317, SLG: 0.343 (1, 6)		FC5-4 1-2 2-3 3-H		K			SH1-4 1B BB	FC6-4 FC1-5 BB		2	1	0	1	2	1	2											
<b>Bob Veale, S</b> OBP: 0.283, SLG: 0.283 (7, PH) <b>Mantley, R</b> OBP: 0.338, SLG: 0.600 (8, 1) <b>Tommie Sisk, R</b> OBP: 0.338, SLG: 0.600 (8, 1) <b>Frank Bork, R</b> OBP: 0.338, SLG: 0.600 (8, 1) <b>Rex Johnston, S</b> OBP: 0.338, SLG: 0.600 (8, 1)		K					SH1-4 1-2	FC1-5 FC6-4		2	0	1	0	0	1	2											
<b>Inning Stats</b>	R: 0 E: 0 K: 1 S: 5	H: 0 LOB: 0 BB: 0 P: 5	R: 1 E: 0 K: 2 S: 8	H: 1 LOB: 2 BB: 2 P: 16	R: 2 E: 0 K: 1 S: 8	H: 3 LOB: 1 BB: 0 P: 8	R: 0 E: 0 K: 2 S: 8	H: 1 LOB: 0 BB: 0 P: 8	R: 0 E: 0 K: 0 S: 5	H: 0 LOB: 0 BB: 0 P: 5	R: 0 E: 0 K: 0 S: 3	H: 1 LOB: 0 BB: 0 P: 3	R: 1 E: 0 K: 1 S: 7	H: 2 LOB: 2 BB: 1 P: 11	R: 2 E: 0 K: 0 S: 6	H: 3 LOB: 3 BB: 1 P: 10		R: 0 E: 0 K: 0 S: 3	H: 0 LOB: 0 BB: 0 P: 3	1B: 6 2B: 3 3B: 1 HR: 1	SF: 0 SAC: 1 DP: 1 HBP: 0	WP: 0 PB: 0 SB: 0 CS: 0	PA: 41				
<b>PITCHER</b>	IP	WLS	BF	H	R	ER	SO	BB	IBB	HBP	BLK	WP	HR	S	P	ERA	WHIP										
<b>Sammy Ellis, R</b> ERA: 4.13 <b>Jim Dickson, R</b> ERA: 7.2 <b>Bill Henry, L</b> ERA: 0.93	(1, 1)	7.0	31	8	4	4	8	3	0	0	0	0	0	44	56	5.14	1.571										





Batter	1	2	3	4	5	6	7	8	9	AB	R	H	RBI	BB	SO	LOB	TOP					
<b>Pete Rose, S</b> OBP: 0.268, SLG: 0.275 (1.4)	F9			F9		6-3		F9		4	0	0	0	1	0	6	<b>Cincinnati Reds @ Pittsburgh Pirates</b> Forbes Field, Pittsburgh, PA Tue May 12 1964, 7:05 PM EDT Att: 5,811 - Unknown					
<b>Tommy Harper, R</b> OBP: 0.275, SLG: 0.164 (1.7)	F8		FC6-4 2B				L3	FC6-4		5	1	0	0	0	1	4						
<b>Vada Pinson, L</b> OBP: 0.330, SLG: 0.467 (1.8)	G3				G3				F8	5	0	1	1	0	0	0						
<b>Deron Johnson, R</b> OBP: 0.439, SLG: 0.545 (9, PH) <b>Gordy Coleman, L</b> OBP: 0.341, SLG: 0.425 (1.3)		L7	L4						1-3	3	0	1	0	1	0	1						
<b>Frank Robinson, R</b> OBP: 0.361, SLG: 0.477 (1.9)				5-3						4	0	2	0	0	0	1						
<b>Leo Cardenas, R</b> OBP: 0.404, SLG: 0.516 (1.6)										5	1	2	0	0	1	4						
<b>Steve Boros, R</b> OBP: 0.750, SLG: 0.500 (1.5)				5-3						2	0	1	0	2	0	1						
<b>Johnny Edwards, L</b> OBP: 0.289, SLG: 0.329 (1.2)										2	0	0	0	1	1	3						
<b>Jim Maloney, L</b> OBP: 0.400, SLG: 0.308 (1.1)										3	0	1	1	1	0	3						
<b>Inning Stats</b>	R: 0 E: 0 K: 0 S: 3	H: 0 LOB: 0 BB: 0 P: 3	R: 0 E: 0 K: 2 S: 8	H: 1 LOB: 2 BB: 1 P: 12	R: 1 E: 0 K: 0 S: 4	H: 1 LOB: 1 BB: 1 P: 8	R: 1 E: 0 K: 0 S: 5	H: 2 LOB: 2 BB: 1 P: 9	R: 0 E: 0 K: 1 S: 6	H: 1 LOB: 2 BB: 0 P: 7	R: 0 E: 0 K: 0 S: 3	H: 1 LOB: 1 BB: 1 P: 7	R: 0 E: 0 K: 0 S: 3	H: 0 LOB: 1 BB: 1 P: 7	R: 0 E: 1 K: 0 S: 5	H: 1 LOB: 3 BB: 1 P: 9	R: 0 E: 0 K: 0 S: 4	H: 1 LOB: 1 BB: 0 P: 4	1B: 6 2B: 2 3B: 0 HR: 0	SF: 0 SAC: 1 DP: 1 HBP: 1	WP: 1 PB: 0 SB: 1 CS: 0	PA: 42
<b>PITCHER</b>	IP	WLS	BF	H	R	ER	SO	BB	IBB	HBP	BLK	WP	HR	S	P	ERA	WHIP					
<b>Joe Gibbon, L</b> ERA: 2.79 (1.1)	8.1	W	39	7	2	2	3	4	2	1	0	1	0	38	63	2.16	1.320					
<b>Al McBean, R</b> ERA: 1.35 (9.1)	0.2	S	3	1	0	0	0	0	0	0	0	0	0	3	3	0.00	1.500					

AB	34
R	2
H	8
RBI	2
BB	6
SO	3
LOB	23



Batter	1	2	3	4	5	6	7	8	9	AB	R	H	RBI	BB	SO	LOB	BOTTOM				
<b>Dick Schofield, S</b> OBP: 0.346, SLG: 0.343 (1.6)	4-3			K	F6					4	0	0	0	0	2	3	<b>Cincinnati Reds @ Pittsburgh Pirates</b> Forbes Field, Pittsburgh, PA Tue May 12 1964, 7:05 PM EDT Att: 5,811 - Unknown				
<b>Bill Virdon, L</b> OBP: 0.264, SLG: 0.240 (1.8)	6-3			K2-3		4-3	4-3			4	0	0	0	0	1	1					
<b>Roberto Clemente, R</b> OBP: 0.412, SLG: 0.571 (1.9)	K			L9						4	1	1	0	0	1	0					
<b>Willie Stargell, L</b> OBP: 0.378, SLG: 0.671 (1.7)		L3			G3	F9				3	0	0	0	0	0	1					
<b>Smoky Burgess, L</b> OBP: 0.578, SLG: 0.533 (1.2)		4-3								2	1	1	0	1	0	0					
<b>Gene Freese, R</b> OBP: 0.395, SLG: 0.658 (1.5)			F8							2	1	1	2	2	0	0					
<b>Donn Clendenon, R</b> OBP: 0.324, SLG: 0.402 (1.3)				4-3						3	0	0	1	1	1	3					
<b>Bill Mazerowski, R</b> OBP: 0.260, SLG: 0.396 (1.4)				6-3						4	0	1	0	0	1	3					
<b>Joe Gibbon, R</b> OBP: 0.286, SLG: 0.231 (1.1) <b>Al McBean, R</b> ERA: 1.35 (9.1)				K						3	0	2	0	0	1	0					
<b>Inning Stats</b>	R: 0 E: 0 K: 1 S: 5	H: 0 LOB: 0 BB: 0 P: 5	R: 0 E: 0 K: 0 S: 3	H: 0 LOB: 0 BB: 0 P: 3	R: 0 E: 0 K: 1 S: 5	H: 0 LOB: 0 BB: 0 P: 5	R: 0 E: 0 K: 2 S: 7	H: 0 LOB: 0 BB: 0 P: 7	R: 2 E: 0 K: 1 S: 9	H: 4 LOB: 2 BB: 0 P: 9	R: 0 E: 0 K: 0 S: 4	H: 1 LOB: 3 BB: 2 P: 12	R: 0 E: 0 K: 2 S: 8	H: 1 LOB: 1 BB: 0 P: 8	R: 1 E: 1 K: 0 S: 4	H: 0 LOB: 2 BB: 2 P: 12	1B: 5 2B: 0 3B: 0 HR: 1	SF: 0 SAC: 2 DP: 1 HBP: 0	WP: 0 PB: 0 SB: 0 CS: 0	PA: 35	
<b>PITCHER</b>	IP	WLS	BF	H	R	ER	SO	BB	IBB	HBP	BLK	WP	HR	S	P	ERA	WHIP				
<b>Jim Maloney, R</b> ERA: 2.0 (1.1)	8.0	L	35	6	3	2	7	3	1	0	0	0	1	45	61	2.25	1.125				






Batter	1	2	3	4	5	6	7	8	9	AB	R	H	RBI	BB	SO	LOB	TOP					
<b>Pete Rose, S</b> OBP: 0.291, SLG: 0.299 (1, 4)	0-0 4-3		0-0 2B 1B	0-0 E 1B		0-0 WP 1B		0-0 G1-6-3 1B		5	2	4	0	0	0	0	<b>Cincinnati Reds @ Chicago Cubs</b> Wrigley Field, Chicago, IL Fri May 15 1964, 3:33 AM CDT Att: 3,259 - Unknown					
<b>Bob Skinner, L</b> OBP: 0.270, SLG: 0.333 (1, 7)	0-3 K		0-0 2B 6-3 1B	0-0 E6 F3		4-0 E 1B BB		0-0 G1-6-3 1-2		4	1	1	0	1	1	2						
<b>Vada Pinson, L</b> OBP: 0.343, SLG: 0.479 (1, 8)	0-0 4-3		0-0 6-3 1B 2B	0-0 F3		0-0 E9 1B		4-0 1B 1B BB		4	2	2	3	1	0	2						
<b>Gordy Coleman, L</b> OBP: 0.367, SLG: 0.432 (1, 3)		0-0 HR 1B	0-0 6-3	4-0 BB		0-0 F5		0-0 1B 1B		4	1	2	1	1	0	3						
<b>Frank Robinson, R</b> OBP: 0.382, SLG: 0.516 (1, 9)		0-0 1-H HR	4-0 1B BB	0-3 K		4-0 IBB		0-0 1B		3	2	2	3	2	1	2						
<b>Leo Cardenas, R</b> OBP: 0.394, SLG: 0.500 (1, 6)	0-3 K		0-0 1B SF8 1B		0-0 F9		0-3 K		0-3 K		5	1	1	1	0	3		3				
<b>Johnny Edwards, L</b> OBP: 0.284, SLG: 0.322 (1, 2)	0-0 4-3		0-0 1-3 2-H 1B		0-0 F9		0-0 L8		0-0 4-3		5	0	1	1	0	0		0				
<b>Steve Boros, R</b> OBP: 0.333, SLG: 0.167 (1, 5)	0-0 1-3		0-0 SF8		0-0 6-3		0-0 F7		0-0 F9		4	0	0	1	0	0		0				
<b>Bob Purkey, R</b> OBP: 0.182, SLG: 0.182 (1, 1)			0-0 1B K		0-0 5-3		0-3 K				4	1	1	0	0	2		1				
<b>Inning Stats</b>	R: 0 E: 0 K: 1 S: 5	H: 0 LOB: 0 BB: 0 P: 5	R: 2 E: 0 K: 1 S: 7	H: 2 LOB: 0 BB: 7	R: 6 E: 0 K: 1 S: 11	H: 6 LOB: 1 BB: 15	R: 0 E: 1 K: 1 S: 6	H: 1 LOB: 2 BB: 1 P: 10	R: 0 E: 0 K: 0 S: 3	H: 0 LOB: 0 BB: 0 P: 3	R: 1 E: 1 K: 1 S: 7	H: 2 LOB: 3 BB: 2 P: 15	R: 0 E: 0 K: 1 S: 5	H: 0 LOB: 0 BB: 0 P: 5	R: 1 E: 0 K: 0 S: 4	H: 3 LOB: 2 BB: 1 P: 8		R: 0 E: 0 K: 1 S: 5	H: 0 LOB: 0 BB: 0 P: 5	1B: 12 2B: 1 3B: 0 HR: 1	SF: 1 SAC: 0 DP: 1 HBP: 0	WP: 1 PB: 0 SB: 0 CS: 0
<b>PITCHER</b>	IP	WLS	BF	H	R	ER	SO	BB	IBB	HBP	BLK	WP	HR	S	P	ERA	WHIP					
<b>Larry Jackson, R</b> ERA: 4.62 (1, 1)	2.1	L	16	8	8	8	2	1	0	0	0	0	1	19	23	30.86	3.857					
<b>Wayne Schurr, R</b> ERA: 2.65 (3, 1)	2.2		10	1	0	0	2	1	0	0	0	0	0	13	17	0.00	0.750					
<b>Sterling Slaughter, R</b> ERA: 2.25 (6, 1)	2.0		10	2	1	1	2	1	1	0	0	1	0	12	20	4.50	1.500					
<b>Fred Norman, L</b> ERA: 6.61 (8, 1)	2.0		8	3	1	1	1	1	0	0	0	0	0	9	13	4.50	2.000					

Batter	1	2	3	4	5	6	7	8	9	AB	R	H	RBI	BB	SO	LOB	BOTTOM					
<b>Jimmy Stewart, S</b> OBP: 0.348, SLG: 0.314 (1, 4)	0-0 1B 3B 1B		0-3 K		4-0 1B BB		0-0 4-3		0-0 1-2 2-H 1B		4	1	2	1	1	1	0					
<b>Lou Brock, L</b> OBP: 0.333, SLG: 0.388 (1, 9)	0-0 F9		0-3 K		0-0 1-2 1B			0-0 1B 1B	0-0 F2		5	0	2	0	0	1	3					
<b>Billy Williams, L</b> OBP: 0.472, SLG: 0.705 (1, 7)	0-0 1-3 3B 1B		0-0 HR		0-0 G3			0-0 E5-4-2-1 1B		4	2	3	1	0	0	2						
<b>Ron Santo, R</b> OBP: 0.434, SLG: 0.610 (1, 5)	0-0 1-H 3-H 3B		0-0 F6		0-0 5-3			0-0 FC5-4-2-6-1 FC6-4 1-2 3-H		4	0	1	2	0	0	2						
<b>Leo Burke, R</b> OBP: 0.417, SLG: 0.125 (1, 3)	0-3 K			0-0 F7		0-0 F2		0-0 FC6-4 1-2		4	0	0	0	0	1	2						
<b>Andre Rodgers, R</b> OBP: 0.337, SLG: 0.533 (1, 6)	0-0 F8			0-0 6-3		0-0 HR			0-0 BB 1B		4	2	2	1	0	0	1					
<b>Dick Bertell, R</b> OBP: 0.329, SLG: 0.375 (1, 2)		0-3 K2-3		0-3 K		0-0 F8			0-0 F4		4	0	0	0	0	2	1					
<b>Billy Cowan, R</b> OBP: 0.287, SLG: 0.494 (1, 8)		0-0 G4-3 1B			0-0 E6 G6-3		0-0 F8		0-0 F3		4	0	1	0	0	0	1					
<b>Larry Jackson, R</b> OBP: 0.306, SLG: 0.200 (3, 1)					0-0 G6-3		0-3 K		4-0 1B BB		1	0	0	0	0	0	1					
<b>Wayne Schurr, R</b> (5, PH)											0	0	0	0	0	0	1					
<b>Don Landrum, L</b> (6, PH)											0	0	0	0	0	0	1					
<b>Sterling Slaughter, R</b> (8, 1)											0	0	0	0	0	0	0					
<b>Ellis Burton, S</b> OBP: 0.231, SLG: 0.293 (7, PH)											0	0	0	0	0	0	1					
<b>Fred Norman, S</b> OBP: 0.099, SLG: 0.093 (8, 1)											0	0	0	0	0	0	0					
<b>Merrill Raney, L</b> OBP: 0.150, SLG: 0.087 (9, PH)											0	0	0	0	0	0	0					
<b>Inning Stats</b>	R: 2 E: 0 K: 1 S: 8	H: 3 LOB: 1 BB: 0 P: 8	R: 0 E: 0 K: 1 S: 5	H: 1 LOB: 0 BB: 0 P: 5	R: 1 E: 0 K: 2 S: 8	H: 1 LOB: 0 BB: 0 P: 8	R: 0 E: 0 K: 1 S: 5	H: 0 LOB: 0 BB: 0 P: 5	R: 0 E: 1 K: 0 S: 4	H: 1 LOB: 2 BB: 1 P: 8	R: 1 E: 0 K: 0 S: 4	H: 1 LOB: 0 BB: 0 P: 4	R: 0 E: 0 K: 1 S: 5	H: 0 LOB: 0 BB: 0 P: 5	R: 0 E: 0 K: 0 S: 4	H: 2 LOB: 1 BB: 0 P: 4	R: 1 E: 0 K: 0 S: 5	H: 2 LOB: 2 BB: 1 P: 9	1B: 8 2B: 1 3B: 1 HR: 2	SF: 0 SAC: 0 DP: 3 HBP: 0	WP: 0 PB: 0 SB: 0 CS: 0	PA: 38
<b>PITCHER</b>	IP	WLS	BF	H	R	ER	SO	BB	IBB	HBP	BLK	WP	HR	S	P	ERA	WHIP					
<b>Bob Purkey, R</b> ERA: 4.08 (1, 1)	9.0	W	38	11	5	5	6	2	0	0	0	0	2	48	56	5.00	1.444					

AB	38
R	10
H	14
RBI	10
BB	5
SO	7
LOB	13



AB	36
R	5
H	11
RBI	5
BB	2
SO	6
LOB	14





Batter	1	2	3	4	5	6	7	8	9	AB	R	H	RBI	BB	SO	LOB	TOP										
<b>Pete Rose, S</b> OBP: 0.279, SLG: 0.286 (1, 4)	0-0 4-3		0-0 F7		0-0 F7		0-0 F7		0-0 1-3	5	0	0	0	0	0	1	<b>Cincinnati Reds @ Chicago Cubs</b> Wrigley Field, Chicago, IL Sat May 16 1964, 3:33 AM CDT Att: 10,868 - Unknown										
<b>Bob Skinner, L</b> OBP: 0.310, SLG: 0.447 (1, 7)	0-0 1B		0-0 F7		0-0 HR		0-0 FC4-6 1B		0-0 G3	5	1	3	1	0	0	0											
<b>Vada Pinson, L</b> OBP: 0.340, SLG: 0.469 (1, 8)	0-3 K		0-0 1B		0-0 1-3		0-0 FC4-6 CS			4	0	1	1	0	1	2											
<b>Gordy Coleman, L</b> OBP: 0.396, SLG: 0.521 <b>Deron Johnson, R</b> OBP: 0.439, SLG: 0.545 (8, 3)	0-0 1B		0-0 1B		0-0 F8		0-0 CS		0-0 HR	4	1	3	1	0	0	0											
<b>Frank Robinson, R</b> OBP: 0.377, SLG: 0.505 (1, 9)	0-0 5-3		0-0 F7		0-0 F6		0-0 SH1-3 1B		0-0 SH1-3 1B	4	1	1	0	0	0	4											
<b>Leo Cardenas, R</b> OBP: 0.383, SLG: 0.485 (1, 6)		0-3 K		0-0 F7		0-0 F7		0-0 SH1-3		3	0	0	0	0	1	0											
<b>Johnny Edwards, L</b> OBP: 0.303, SLG: 0.385 (1, 2)		0-3 K		0-0 HR		0-0 2B		0-0 G5-4-3 1B		4	1	3	2	0	1	0											
<b>Steve Boros, R</b> OBP: 0.308, SLG: 0.200 (1, 5)		0-0 1B		0-0 1-3		0-0 5-3		0-0 G5-4-3		4	0	1	0	0	0	2											
<b>Joe Nuxhall, L</b> OBP: 0.118, SLG: 0.118 (1, 1)		0-0 G3		0-0 1-3			0-0 E4 1B FC4-6		0-0 F6	4	1	0	0	0	0	1											
<b>Inning Stats</b>	R: 0 E: 0 K: 1 S: 7	H: 2 LOB: 2 BB: 0 P: 7	R: 0 E: 0 K: 2 S: 8	H: 1 LOB: 1 BB: 0 P: 8	R: 0 E: 0 K: 0 S: 5	H: 2 LOB: 2 BB: 0 P: 5	R: 1 E: 0 K: 0 S: 4	H: 1 LOB: 0 BB: 0 P: 4	R: 1 E: 0 K: 0 S: 4	H: 1 LOB: 1 BB: 0 P: 4	R: 1 E: 1 K: 0 S: 4	H: 1 LOB: 0 BB: 0 P: 4	R: 2 E: 0 K: 0 S: 5	H: 3 LOB: 0 BB: 0 P: 5	R: 0 E: 0 K: 0 S: 3	H: 0 LOB: 0 BB: 0 P: 3	1B: 8 2B: 1 3B: 0 HR: 3	SF: 0 SAC: 1 DP: 1 HBP: 0	WP: 0 PB: 0 SB: 1 CS: 1	PA: 39							
<b>PITCHER</b>	IP	WLS	BF	H	R	ER	SO	BB	IBB	HBP	BLK	WP	HR	S	P	ERA	WHIP										
<b>Glen Hobbie, R</b> ERA: 3.5 (1, 1)	6.1	L	29	9	3	2	3	0	0	0	0	0	2	35	35	2.84	1.421										
<b>Lindy McDaniel, R</b> ERA: 7.71 (7, 1)	1.0		4	2	2	2	0	0	0	0	0	0	1	4	4	18.00	2.000										
<b>Jack Spring, L</b> ERA: 1.8 (8, 1)	1.2		5	1	0	0	0	0	0	0	0	0	0	5	5	0.00	0.600										

Batter	1	2	3	4	5	6	7	8	9	AB	R	H	RBI	BB	SO	LOB	BOTTOM										
<b>Jimmy Stewart, S</b> OBP: 0.353, SLG: 0.343 (1, 4)	0-0 HR		0-3 K		4-0 1-2 BB		0-0 F4			3	1	1	1	1	1	0	<b>Cincinnati Reds @ Chicago Cubs</b> Wrigley Field, Chicago, IL Sat May 16 1964, 3:33 AM CDT Att: 10,868 - Unknown										
<b>Lou Brock, L</b> OBP: 0.333, SLG: 0.387 <b>Leo Burke, R</b> OBP: 0.385, SLG: 0.111 <b>Ellis Burton, S</b> OBP: 0.231, SLG: 0.091 (8, PH) (9, 9)	0-0 G4-6-3 1B		0-0 1-3		0-3 K		0-0 6-3			3	0	1	0	0	1	2											
<b>Billy Williams, L</b> OBP: 0.464, SLG: 0.697 (1, 7)	0-0 G4-6-3 1-2		0-0 F7		0-0 BB 2B		0-0 F7		0-0 F7	4	0	1	0	0	0	1											
<b>Ron Santo, R</b> OBP: 0.437, SLG: 0.612 (1, 5)	0-0 2B		0-0 F8		4-0 2B BB		0-3 K			3	1	1	0	1	1	0											
<b>14 Ernie Banks, R</b> OBP: 0.276, SLG: 0.444 (1, 3)	0-0 F8		0-0 F9		0-0 F9		0-0 K		0-3 K	4	0	0	0	0	1	2											
<b>Andre Rodgers, R</b> OBP: 0.343, SLG: 0.542 (1, 6)		0-0 1B		0-0 F8		0-0 1H 2B		0-0 5-3		4	0	2	1	0	0	0											
<b>Dick Bertell, R</b> OBP: 0.325, SLG: 0.368 (1, 2)	0-0 F9		0-0 6-3		0-3 K		0-0 FC6-4 1B			4	0	1	0	0	1	2											
<b>Billy Cowan, R</b> OBP: 0.286, SLG: 0.494 (1, 8)	0-3 K		0-0 6-3		0-0 CS 2B		0-0 FC6-4			4	0	1	0	0	1	2											
<b>Glen Hobbie, R</b> <b>Lindy McDaniel, R</b> <b>Jack Spring, R</b> (1, 1) (7, 1) (8, 1)	0-0 F9		0-0 BB BB		0-0 5-3					1	0	0	0	1	0	1											
<b>Inning Stats</b>	R: 1 E: 0 K: 0 S: 5	H: 3 LOB: 1 BB: 0 P: 5	R: 0 E: 0 K: 1 S: 6	H: 1 LOB: 1 BB: 0 P: 6	R: 0 E: 0 K: 1 S: 3	H: 0 LOB: 0 BB: 0 P: 3	R: 0 E: 0 K: 1 S: 5	H: 0 LOB: 2 BB: 2 P: 13	R: 1 E: 0 K: 1 S: 6	H: 2 LOB: 1 BB: 1 P: 10	R: 0 E: 0 K: 0 S: 3	H: 1 LOB: 0 BB: 0 P: 3	R: 0 E: 0 K: 1 S: 5	H: 0 LOB: 0 BB: 0 P: 5	R: 0 E: 0 K: 1 S: 6	H: 1 LOB: 1 BB: 0 P: 6	1B: 3 2B: 4 3B: 0 HR: 1	SF: 0 SAC: 0 DP: 1 HBP: 0	WP: 0 PB: 0 SB: 0 CS: 1	PA: 35							
<b>PITCHER</b>	IP	WLS	BF	H	R	ER	SO	BB	IBB	HBP	BLK	WP	HR	S	P	ERA	WHIP										
<b>Joe Nuxhall, L</b> ERA: 2.96 (1, 1)	9.0	W	35	8	2	2	6	3	0	0	0	0	1	44	56	2.00	1.222										

AB	37
R	5
H	12
RBI	5
BB	0
SO	3
LOB	10



AB	32
R	2
H	8
RBI	2
BB	3
SO	6
LOB	11





Batter	1	2	3	4	5	6	7	8	9	AB	R	H	RBI	BB	SO	LOB	TOP								
<b>Pete Rose, S</b> OBP: 0.283, SLG: 0.284 (1, 4)	0-0 1-3		0-0 G3 1B		0-0 1-3		0-0 4-3		0-0 BB 4-0 BB	4	0	1	0	1	0	0	<b>Cincinnati Reds @ Chicago Cubs</b> Wrigley Field, Chicago, IL Sun May 17 1964, 3:33 AM CDT Unknown  livebaseballscorecards.com								
<b>Bob Skinner, L</b> OBP: 0.295, SLG: 0.419 (1, 7)	0-0 4-3		0-0 F9		0-0 F8			0-0 1-3 1B	0-0 5-3	5	0	1	0	0	0	3									
<b>Vada Pinson, L</b> OBP: 0.336, SLG: 0.455 (1, 8)	0-0 G3		0-0 G3 1-2			4-0 E S SF9 BB		0-0 F7		3	1	0	0	1	0	2									
<b>Gordy Coleman, L</b> OBP: 0.368, SLG: 0.481 (1, 3)		0-0 F3	0-0 F5			0-3 K		0-0 1-3		4	0	0	0	0	1	3									
<b>Frank Robinson, R</b> OBP: 0.382, SLG: 0.515 (1, 9)		0-0 HR 2B		0-0 F8		0-0 SF9		4-0		2	1	1	1	1	0	0									
<b>Leo Cardenas, R</b> OBP: 0.378, SLG: 0.505 (1, 6)		0-0 2H HR		0-0 F8		0-3 3H K		0-0 IBB		4	1	1	2	0	1	2									
<b>Steve Boros, R</b> OBP: 0.353, SLG: 0.500 (1, 5)		0-0 E4 CS		0-0				0-0 HR		4	1	2	1	0	1	0									
<b>Hal Smith, R</b> OBP: 0.316, SLG: 0.294 (1, 2)	4-0 BB BB		0-0 F7		0-0 1-3			0-0 1-3		3	0	0	0	1	0	1									
<b>Jim O'Toole, S</b> OBP: 0.250, SLG: 0.300 <b>Ryne Duren, R</b> (9, 1)	0-0 L8				0-3 K			0-0 5-3		4	0	1	0	0	1	1									
<b>Bill Henry, L</b> (9, 1)									0-0 3B	0	0	0	0	0	0	0									
<b>Inning Stats</b>	R: 0 E: 0 K: 0 S: 3	H: 0 LOB: 0 BB: 0 P: 3	R: 2 E: 1 K: 0 S: 5	H: 2 LOB: 1 BB: 1 P: 9	R: 0 E: 0 K: 0 S: 4	H: 1 LOB: 1 BB: 0 P: 4	R: 0 E: 0 K: 0 S: 4	H: 1 LOB: 1 BB: 0 P: 4	R: 0 E: 0 K: 1 S: 5	H: 0 LOB: 0 BB: 0 P: 5	R: 1 E: 0 K: 0 S: 4	H: 0 LOB: 0 BB: 0 P: 4	R: 0 E: 0 K: 0 S: 4	H: 1 LOB: 2 BB: 1 P: 8	R: 0 E: 0 K: 1 S: 6	H: 1 LOB: 2 BB: 1 P: 10	1B: 3 2B: 1 3B: 1 HR: 2	SF: 1 SAC: 0 DP: 0 HBP: 0	WP: 0 PB: 0 SB: 1 CS: 1	PA: 38					
<b>PITCHER</b>	IP	WLS	BF	H	R	ER	SO	BB	IBB	HBP	BLK	WP	HR	S	P	ERA	WHIP								
<b>Bob Buhl, R</b> ERA: 3.47 <b>Don Elston, R</b> ERA: 1.94 <b>Lindy McDaniel, R</b> ERA: 6.97	(1, 1) (7, 1) (9, 1)	6.0 2.0 1.0	24 9 5	4 2 1	3 1 0	2 1 0	3 0 1	2 0 1	0 1 0	0 0 0	0 0 0	0 0 0	1 1 0	28 8 6	36 12 10	3.00 4.50 0.00	1.000 1.000 2.000								

Batter	1	2	3	4	5	6	7	8	9	AB	R	H	RBI	BB	SO	LOB	BOTTOM								
<b>Ellis Burton, S</b> OBP: 0.188, SLG: 0.071 (1, 9)	0-0 1-3			0-0 5-3		0-0 SH1-3		0-0 F4		3	0	0	0	0	0	1	<b>Cincinnati Reds @ Chicago Cubs</b> Wrigley Field, Chicago, IL Sun May 17 1964, 3:33 AM CDT Unknown  livebaseballscorecards.com								
<b>Leo Burke, R</b> OBP: 0.353, SLG: 0.154 (1, 4)	0-3 K			0-0 5-3		0-0 5-3			0-0 HBP 14 1B BB	4	1	1	0	0	1	1									
<b>Billy Williams, L</b> OBP: 0.457, SLG: 0.676 (1, 7)	0-0 6-3			0-0 F8			0-0 F7		4-0 1-2 14 1B HBP BB	3	1	0	0	1	0	0									
<b>Ron Santo, R</b> OBP: 0.439, SLG: 0.598 (1, 5)		4-0 BB BB		0-0 F9-3 BB		0-0 6-3		0-0 F9	1-0 14 1B SF8 HBP	2	1	0	0	1	0	0									
<b>14 Ernie Banks, R</b> OBP: 0.284, SLG: 0.447 (1, 3)		0-0 F9		0-0 F9		0-0 6-3		0-0	0-0 SF8	4	1	2	2	0	0	1									
<b>Andre Rodgers, R</b> OBP: 0.330, SLG: 0.520 (1, 6)		0-0 F9-3 1-2		0-0 F9-3		0-0 1-3		0-0 F9	1-3 2H 3H 1B 1B	4	0	0	0	0	1	4									
<b>Dick Bertell, R</b> OBP: 0.325, SLG: 0.359 <b>Jimmy Stewart, S</b> OBP: 0.350, SLG: 0.343 (9, PH)			0-0 F9		0-0 F9		4-0 FC5-4 BB		0-0 SF8	2	0	0	0	1	0	0									
<b>Billy Cowan, R</b> OBP: 0.295, SLG: 0.489 (1, 8)			0-0 F9		0-0 F9		0-0 FC5-4 2B		4-0 5-3 BB	3	1	1	1	1	0	1									
<b>Bob Buhl, R</b> <b>Jimmie Schaffer, R</b> OBP: 0.300, SLG: 0.667 <b>Don Elston, R</b> <b>Joey Amalfitano, R</b> (8, PH) <b>Lindy McDaniel, R</b> (9, 1)			0-0 F8		0-0 F8		0-0 SH1-3 1H 2B		0-0 5-3	1	0	0	0	0	0	0									
<b>Inning Stats</b>	R: 0 E: 0 K: 1 S: 5	H: 0 LOB: 0 BB: 0 P: 5	R: 0 E: 0 K: 0 S: 2	H: 0 LOB: 0 BB: 1 P: 6	R: 0 E: 0 K: 0 S: 3	H: 0 LOB: 0 BB: 0 P: 3	R: 0 E: 0 K: 0 S: 3	H: 0 LOB: 0 BB: 0 P: 3	R: 0 E: 0 K: 0 S: 4	H: 1 LOB: 1 BB: 1 P: 8	R: 0 E: 0 K: 0 S: 4	H: 1 LOB: 1 BB: 0 P: 4	R: 0 E: 0 K: 0 S: 3	H: 0 LOB: 1 BB: 1 P: 7	R: 4 E: 0 K: 1 S: 7	H: 3 LOB: 1 BB: 1 P: 12		1B: 4 2B: 2 3B: 0 HR: 0	SF: 1 SAC: 1 DP: 1 HBP: 1	WP: 0 PB: 0 SB: 0 CS: 0	PA: 35				
<b>PITCHER</b>	IP	WLS	BF	H	R	ER	SO	BB	IBB	HBP	BLK	WP	HR	S	P	ERA	WHIP								
<b>Jim O'Toole, L</b> ERA: 2.9 <b>Ryne Duren, R</b> ERA: 10.8 <b>Bill Henry, L</b> ERA: 0.9	(1, 1) (9, 1) (9, 1)	8.0 0.1 0.1	30 L 3 2	3 1 2	3 0 2	3 0 2	3 1 0	4 0 0	0 0 0	0 1 0	0 0 0	0 0 0	0 0 2	28 4 2	44 5 2	3.38 0.00 54.00	0.875 3.000 3.000								

AB	33
R	4
H	7
RBI	4
BB	4
SO	4
LOB	12



AB	28
R	5
H	5
RBI	5
BB	4
SO	2
LOB	9









Batter	1	2	3	4	5	6	7	8	9	AB	R	H	RBI	BB	SO	LOB	TOP																					
Lee Mays, L (1,5) OBP: 0.371, SLG: 0.504 Woody Woodward, R (8,5) OBP: 0.143, SLG: 0.143	F7		K					HR	6-3	3	1	1	1	1	1	1	<b>Milwaukee Braves @ Cincinnati Reds</b> Crosley Field, Cincinnati, OH Tue May 19 1964, 7:05 PM EDT Att: 10,011 - Unknown																					
Eddie Mathews, L (1,3) OBP: 0.350, SLG: 0.365	3-1		1B				F9	E3		4	0	1	1	0	0	1																						
Hank Aaron, R (1,9) OBP: 0.391, SLG: 0.412	K							G5-4-3		4	0	2	0	0	1	1																						
Joe Torre, R (1,2) OBP: 0.371, SLG: 0.548			F3					HR		3	1	1	1	1	0	3																						
Felipe Alou, R (1,8) OBP: 0.264, SLG: 0.333	K							HR		4	0	0	0	0	2	1																						
Rico Carty, R (1,7) OBP: 0.326, SLG: 0.525	L8							HR		4	1	2	1	0	0	1																						
Denis Menke, R (1,6) OBP: 0.386, SLG: 0.464	K							1B		4	0	1	0	0	1	2																						
Frank Bolling, R (1,4) OBP: 0.315, SLG: 0.393			SH1-3					1B		3	1	2	0	0	0	1																						
Warren Spahn, L (1,1) OBP: 0.182, SLG: 0.227			SH1-3					K		3	0	0	0	0	2	3																						
<b>Inning Stats</b>	R: 0 E: 0 K: 1 S: 5	H: 0 LOB: 0 BB: 0 P: 5	R: 0 E: 0 K: 2 S: 7	H: 0 LOB: 1 BB: 1 P: 11	R: 1 E: 0 K: 1 S: 8	H: 3 LOB: 2 BB: 0 P: 8	R: 0 E: 0 K: 0 S: 3	H: 0 LOB: 0 BB: 0 P: 3	R: 0 E: 0 K: 0 S: 3	H: 1 LOB: 1 BB: 1 P: 7	R: 0 E: 0 K: 0 S: 3	H: 1 LOB: 0 BB: 0 P: 3	R: 0 E: 0 K: 1 S: 6	H: 1 LOB: 0 BB: 0 P: 6	R: 2 E: 1 K: 1 S: 7	H: 2 LOB: 0 BB: 0 P: 7		R: 1 E: 0 K: 1 S: 7	H: 2 LOB: 1 BB: 0 P: 7	1B: 7 2B: 0 3B: 0 HR: 3	SF: 0 SAC: 2 DP: 2 HBP: 0	WP: 0 PB: 0 SB: 0 CS: 0	PA: 37															
<b>PITCHER</b>	IP	WLS	BF	H	R	ER	SO	BB	IBB	HBP	BLK	WP	HR	S	P	ERA	WHIP	<b>PITCHER</b>				IP	WLS	BF	H	R	ER	SO	BB	IBB	HBP	BLK	WP	HR	S	P	ERA	WHIP
Sammy Ellis, R (1,1) ERA: 3.94	8.0	L	32	8	3	3	6	2	0	0	0	0	2	42	50	3.38	1.250					9.0	7	7	9	0	1	7	7	9.00	2.000							
John Tsitouris, R (9,1) ERA: 7.29	1.0		5	2	1	1	1	0	0	0	0	0	1	7	7	9.00	2.000																					

AB	33
R	4
H	10
RBI	4
BB	2
SO	7
LOB	15



Batter	1	2	3	4	5	6	7	8	9	AB	R	H	RBI	BB	SO	LOB	BOTTOM																					
Pete Rose, S (1,4) OBP: 0.279, SLG: 0.280	F7							F8		4	0	1	0	0	0	1	<b>Milwaukee Braves @ Cincinnati Reds</b> Crosley Field, Cincinnati, OH Tue May 19 1964, 7:05 PM EDT Att: 10,011 - Unknown																					
Tommy Harper, R (1,7) OBP: 0.272, SLG: 0.169	FC1-3-6							F5		4	1	1	0	0	1	3																						
Vada Pinson, L (1,8) OBP: 0.336, SLG: 0.440	K							1B		4	0	1	0	0	1	1																						
Gordy Coleman, L (1,3) OBP: 0.385, SLG: 0.525	CS		F7					HR		3	1	1	1	0	0	0																						
Frank Robinson, R (1,9) OBP: 0.387, SLG: 0.558	L9							F8		3	0	0	0	1	0	0																						
Leo Cardenas, R (1,6) OBP: 0.367, SLG: 0.486	K							F9		3	0	1	1	0	1	0																						
Steve Boros, R (1,5) OBP: 0.292, SLG: 0.429			F2					K		3	0	0	0	0	1	3																						
Johnny Edwards, L (1,2) OBP: 0.292, SLG: 0.361			L8					G3		3	0	0	0	0	0	0																						
Sammy Ellis, L (1,1) Hal Smith, R (8,PH) Marty Keough, L (6,PR) John Tsitouris, R (9,1)			K					1B		2	0	0	0	0	2	0																						
<b>Inning Stats</b>	R: 0 E: 0 K: 1 S: 5	H: 1 LOB: 0 BB: 0 P: 5	R: 0 E: 0 K: 1 S: 5	H: 0 LOB: 0 BB: 0 P: 5	R: 0 E: 0 K: 1 S: 5	H: 0 LOB: 0 BB: 0 P: 5	R: 0 E: 0 K: 1 S: 5	H: 0 LOB: 0 BB: 0 P: 5	R: 0 E: 1 K: 0 S: 4	H: 1 LOB: 2 BB: 0 P: 4	R: 1 E: 0 K: 0 S: 4	H: 2 LOB: 2 BB: 0 P: 4	R: 0 E: 0 K: 0 S: 4	H: 1 LOB: 0 BB: 0 P: 4	R: 1 E: 0 K: 0 S: 4	H: 1 LOB: 0 BB: 0 P: 4		1B: 5 2B: 0 3B: 0 HR: 1	SF: 1 SAC: 1 DP: 0 HBP: 0	WP: 0 PB: 0 SB: 0 CS: 1	PA: 34																	
<b>PITCHER</b>	IP	WLS	BF	H	R	ER	SO	BB	IBB	HBP	BLK	WP	HR	S	P	ERA	WHIP	<b>PITCHER</b>				IP	WLS	BF	H	R	ER	SO	BB	IBB	HBP	BLK	WP	HR	S	P	ERA	WHIP
Warren Spahn, L (1,1) ERA: 3.92	9.0	W	33	6	2	2	6	0	1	0	0	0	1	44	48	2.00	0.667																					





Batter	1	2	3	4	5	6	7	8	9	AB	R	H	RBI	BB	SO	LOB	TOP			
Lee Maye, L OBP: 0.359, SLG: 0.487 Miguel de la Hoz, R OBP: 0.400, SLG: 0.520	0-0 4-3	0-0 FC3-6		0-0 F9			0-0 3-1		0-0 G3 HR 1B	4	0	0	0	0	0	3				
Eddie Mathews, L OBP: 0.359, SLG: 0.373	4-0 1B 1B	0-0 4-3			4-0 G5-4-3 BB		0-0 2B		0-0 G3	3	1	1	1	2	0	4				
Hank Aaron, R OBP: 0.399, SLG: 0.410	0-0 1B FC6-2 1B		4-0 G3-6-3 BB		0-0 G5-4-3 BB		0-0 F8		4-0 HR IBB	3	1	1	0	2	0	2				
Joe Torre, R OBP: 0.380, SLG: 0.581	0-0 1B		0-0 G3-6-3		0-0 F8			0-0 1-3 2B	0-0 HR	5	1	3	5	0	0	1				
Felipe Alou, R OBP: 0.262, SLG: 0.328	0-0 FC6-2		0-0 1B			0-0 F3		0-0 1-3	0-0 F4	5	0	1	0	0	0	3				
Rico Carty, R OBP: 0.340, SLG: 0.545		0-0 1B 2B	0-0 FC5-4 1B			0-3 K		0-0 6-3		4	1	2	0	0	1	1				
Denis Menke, R OBP: 0.381, SLG: 0.455		0-0 FC1-5 1B	0-0 FC5-4 1B			0-0 6-3		0-0 L7		4	0	1	0	0	0	3				
Frank Bolling, R OBP: 0.320, SLG: 0.397		0-0 FC3-6 FC1-5 1B		0-0 5-3			0-0 3-1 SH1-4 2B 1B		0-0 6-3	4	1	2	1	0	0	0				
Denny Lemaster, R OBP: 0.118, SLG: 0.118 Billy Hoelt, L		0-0 FC1-5 FC3-6		0-0 F8			0-0 SH1-4		0-0 G3 HR 1B	2	0	0	0	0	0	2				
<b>Inning Stats</b>	R: 1 E: 0 K: 0 S: 4	H: 2 LOB: 1 BB: 1 P: 8	R: 1 E: 0 K: 0 S: 6	H: 3 LOB: 2 BB: 0 P: 6	R: 0 E: 0 K: 0 S: 4	H: 2 LOB: 2 BB: 1 P: 8	R: 0 E: 0 K: 0 S: 3	H: 0 LOB: 0 BB: 0 P: 3	R: 0 E: 0 K: 1 S: 5	H: 0 LOB: 0 BB: 0 P: 5	R: 1 E: 0 K: 0 S: 5	H: 2 LOB: 1 BB: 0 P: 5	R: 0 E: 0 K: 0 S: 4	H: 1 LOB: 1 BB: 0 P: 4	R: 4 E: 0 K: 0 S: 6	H: 3 LOB: 0 BB: 1 P: 10	1B: 9 2B: 4 3B: 0 HR: 1	SF: 0 SAC: 1 DP: 3 HBP: 0	WP: 0 PA: 41 PB: 0 SB: 0 CS: 0	
<b>PITCHER</b>	IP WLS BF H R ER SO	IP WLS BF H R ER SO	IP WLS BF H R ER SO	IP WLS BF H R ER SO	IP WLS BF H R ER SO	IP WLS BF H R ER SO	IP WLS BF H R ER SO	IP WLS BF H R ER SO	IP WLS BF H R ER SO	IP WLS BF H R ER SO	IP WLS BF H R ER SO	IP WLS BF H R ER SO	IP WLS BF H R ER SO	IP WLS BF H R ER SO	IP WLS BF H R ER SO	IP WLS BF H R ER SO	ERA WHIP	ERA WHIP		
Bob Purkey, R ERA: 4.04 Joey Jay, R ERA: 4.66	(1, 1) 7.0 L 30 9 3 3 1	(8, 1) 2.0 11 4 4 4 0																3.86 1.714	18.00 2.000	

Milwaukee Braves @ Cincinnati Reds  
Crosley Field, Cincinnati, OH  
Wed May 20 1964, 7:05 PM EDT  
Att: 6,054 - Unknown

AB 36  
R 7  
H 13  
RBI 7  
BB 4  
SO 1  
LOB 19



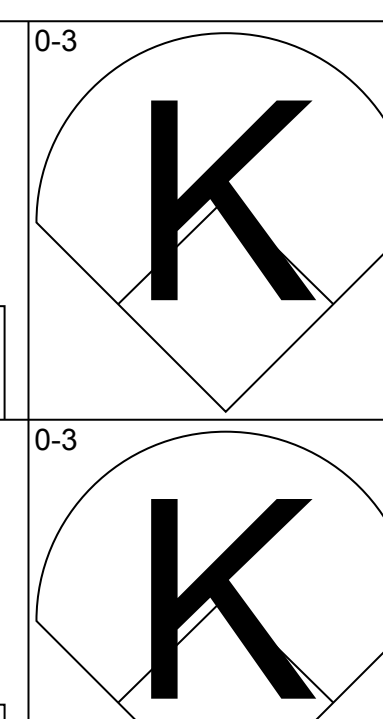
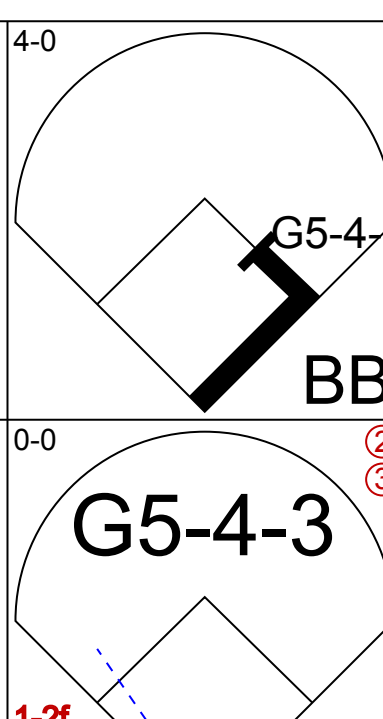
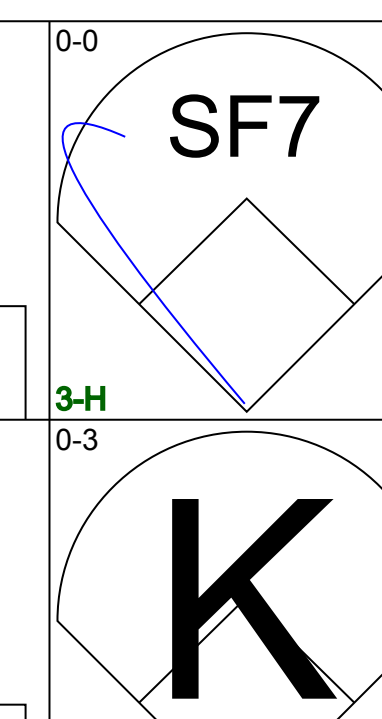
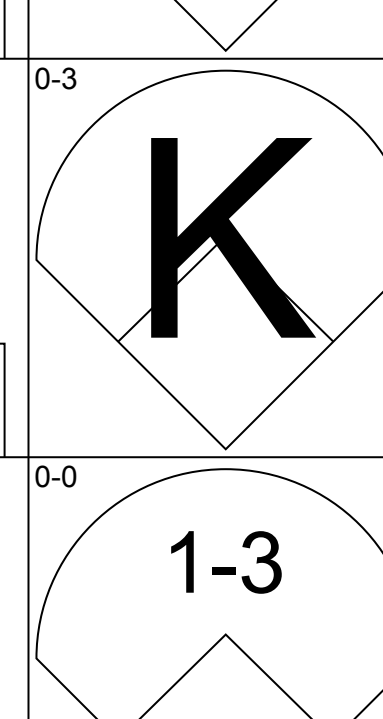
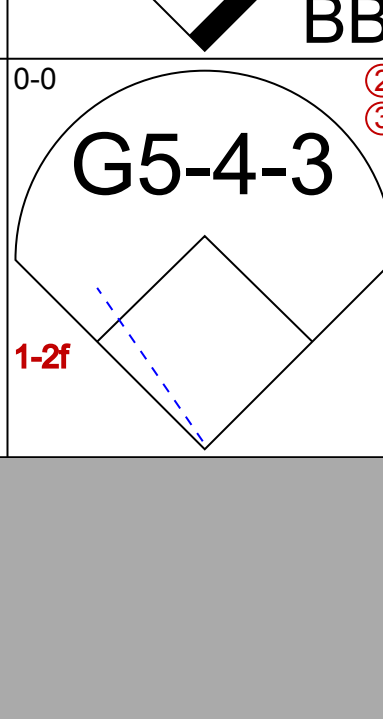
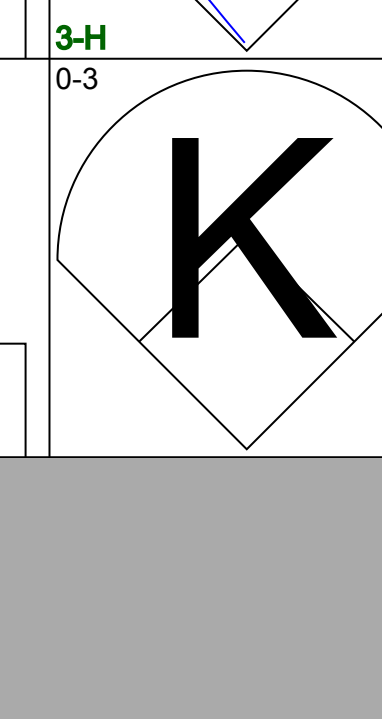
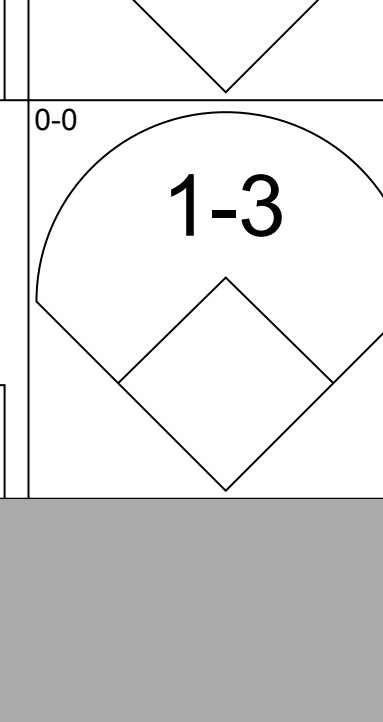
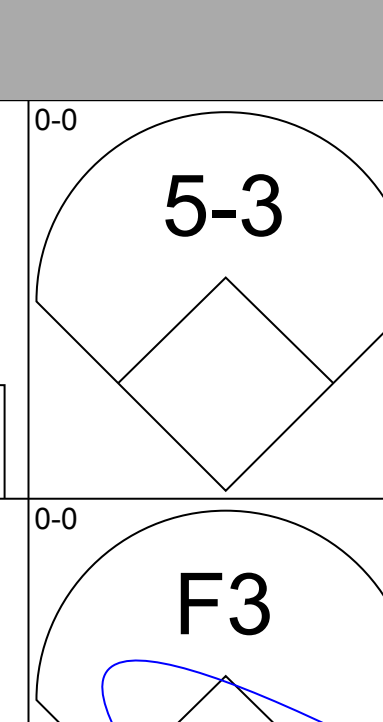
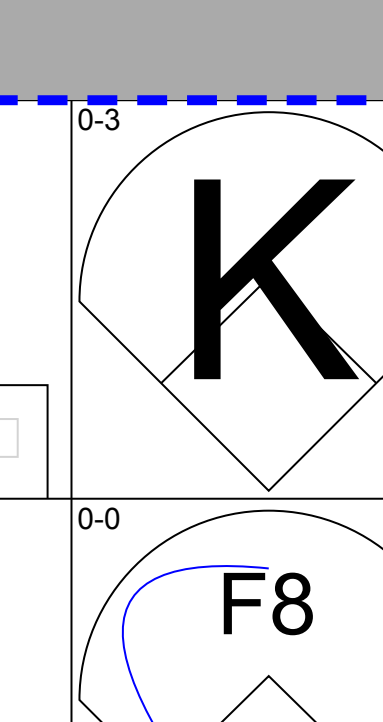
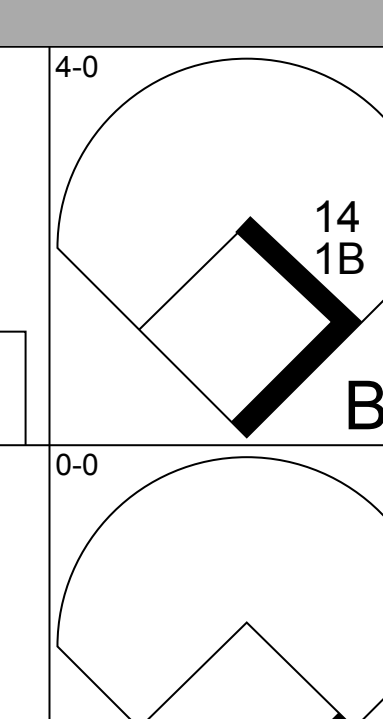
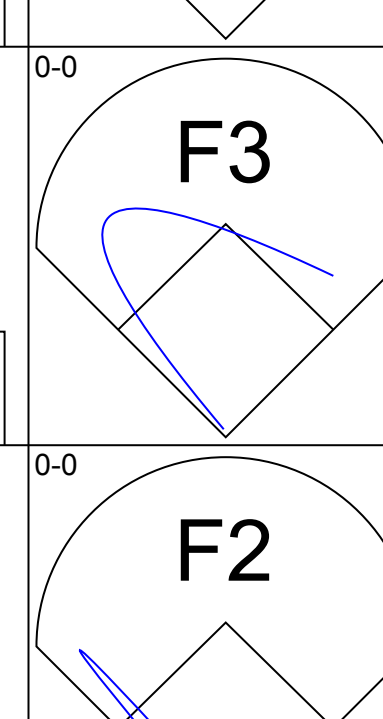
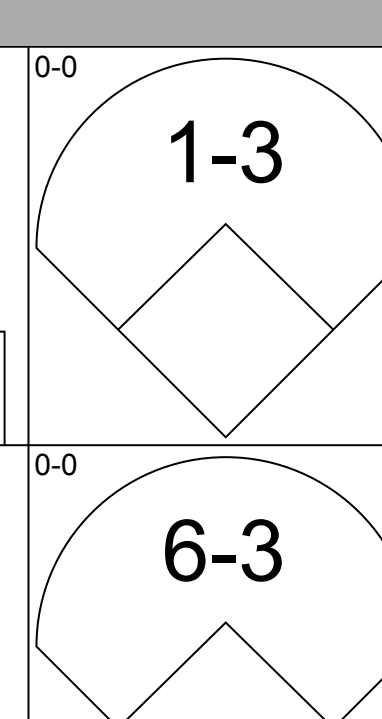
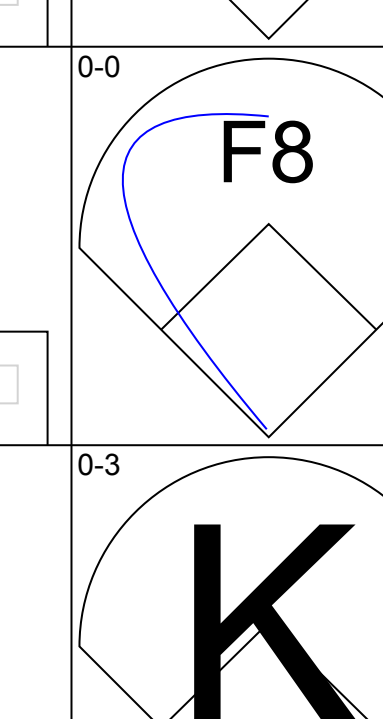
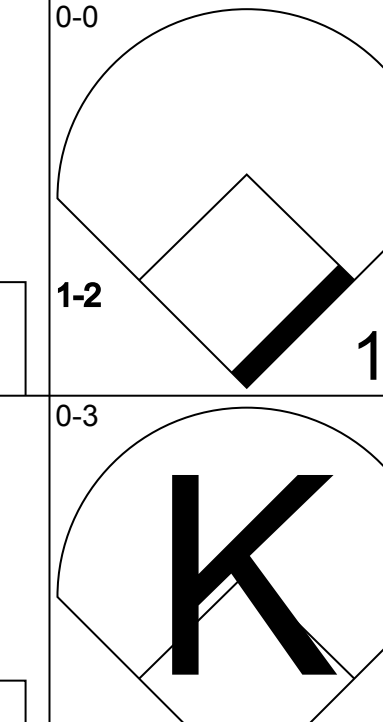
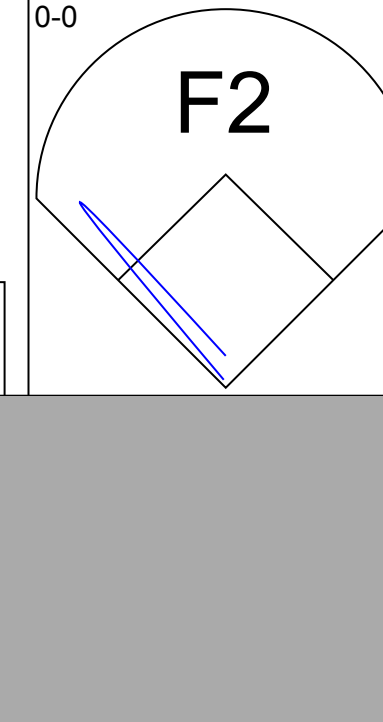
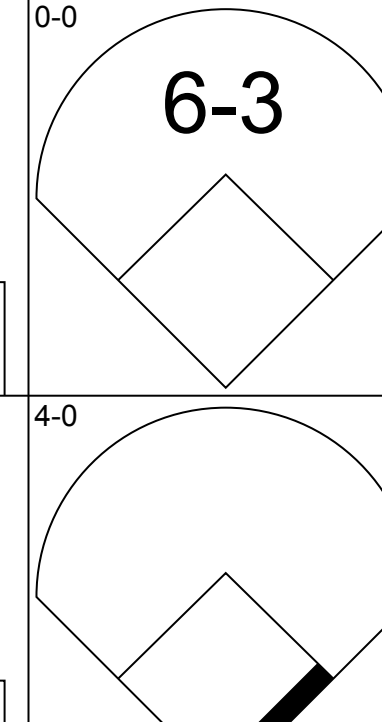

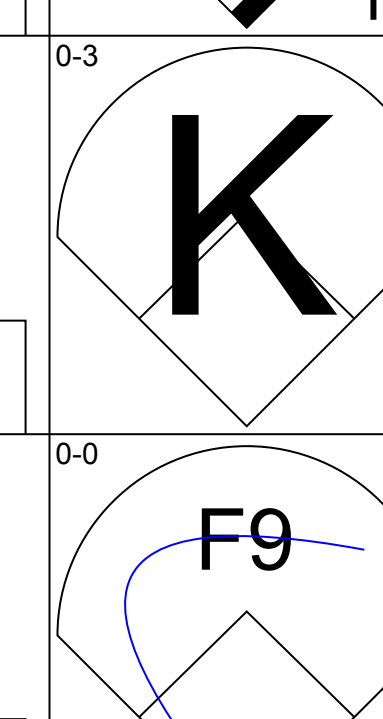
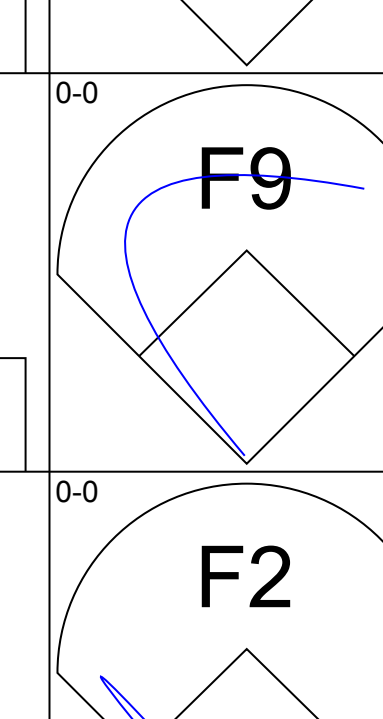
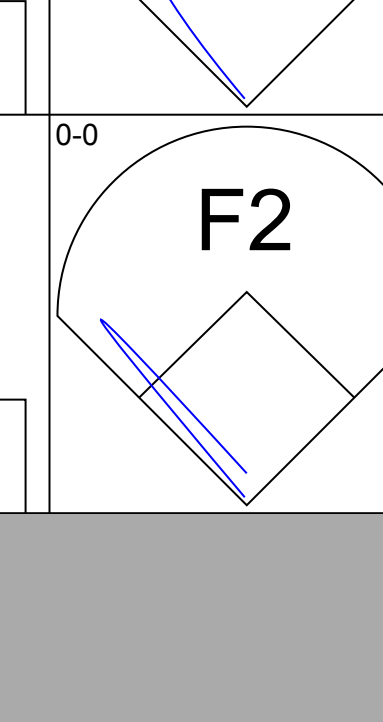
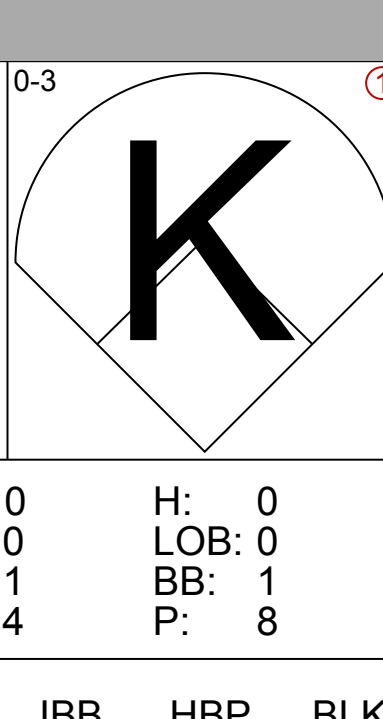
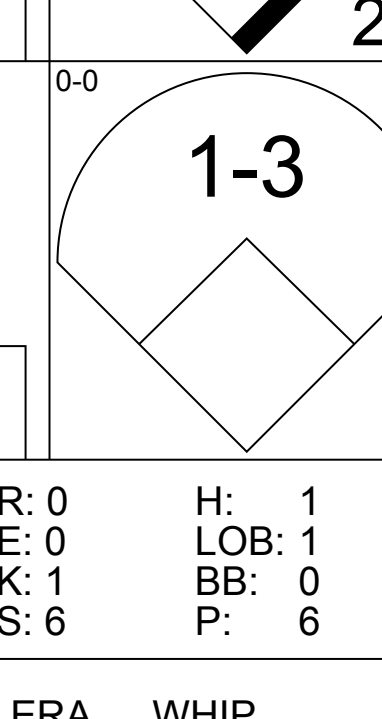
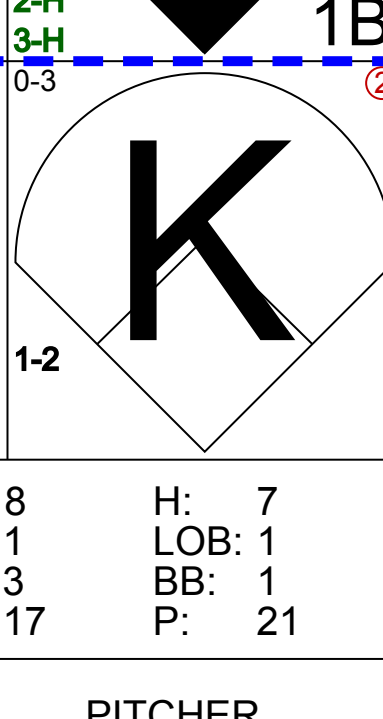
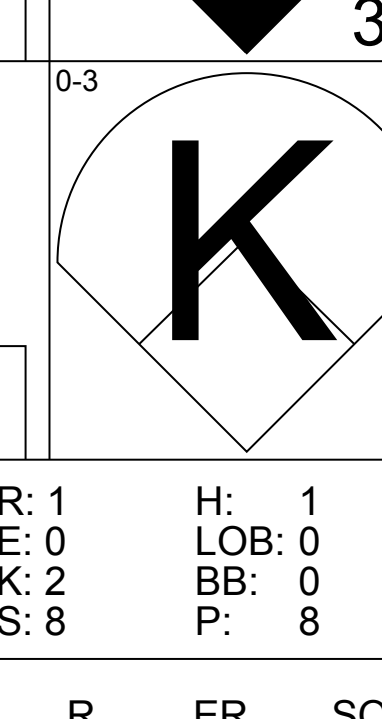
Batter	1	2	3	4	5	6	7	8	9	AB	R	H	RBI	BB	SO	LOB	BOTTOM			
Pete Rose, S OBP: 0.277, SLG: 0.277	0-0 F4		0-0 6-3	0-0 FC6-4			0-0 5-3		0-0 HBP 1B	5	0	1	0	0	0	2				
Tommy Harper, R OBP: 0.275, SLG: 0.173	0-0 S 1B		0-0 F6		0-3 K		0-0 L6		1-0 HBP	4	1	1	1	0	1	0				
Vada Pinson, L OBP: 0.331, SLG: 0.447	0-0 F8		0-0 3B		0-3 K			0-3 K	0-3 K	5	0	1	0	0	3	4				
Deron Johnson, R OBP: 0.443, SLG: 0.542 Marty Keough, L OBP: 0.231, SLG: 0.417	0-0 BB 1B		0-0 F3		0-0 1B			0-0 E5	0-3 K	4	0	2	1	0	0	1				
Frank Robinson, R OBP: 0.390, SLG: 0.579	4-0 1B BB			0-0 HR	0-0 F3			0-3 K		3	1	1	1	1	1	2				
Leo Cardenas, R OBP: 0.355, SLG: 0.470	0-0 F8			0-0 F8		0-0 F6		0-0 5-3		4	0	0	0	0	0	3				
Steve Boros, R OBP: 0.296, SLG: 0.417 Bob Skinner, L OBP: 0.302, SLG: 0.490		0-0 5-3		0-0 BB 1B		0-0 L7			0-0 4-3	3	0	1	0	0	0	0				
Johnny Edwards, L OBP: 0.300, SLG: 0.360		0-3 K		4-0 FC6-4 BB		0-0 F8			0-0 1B HBP 1B	3	1	1	0	1	1	0				
Bob Purkey, R OBP: 0.154, SLG: 0.154 Hal Smith, R OBP: 0.333, SLG: 0.316 Joey Jay, S		0-3 K		0-0 F5			0-3 K		0-0 HBP 1B	2	0	0	0	0	1	2				
Gordy Coleman, L OBP: 0.394, SLG: 0.533									1-2 1B	1	0	1	0	0	0	0				
<b>Inning Stats</b>	R: 1 E: 0 K: 0 S: 5	H: 2 LOB: 2 BB: 1 P: 9	R: 0 E: 0 K: 2 S: 7	H: 0 LOB: 0 BB: 0 P: 7	R: 0 E: 0 K: 0 S: 4	H: 1 LOB: 1 BB: 0 P: 4	R: 1 E: 0 K: 0 S: 5	H: 2 LOB: 2 BB: 1 P: 9	R: 0 E: 0 K: 2 S: 8	H: 1 LOB: 1 BB: 0 P: 8	R: 0 E: 0 K: 1 S: 5	H: 0 LOB: 0 BB: 0 P: 5	R: 0 E: 1 K: 2 S: 8	H: 0 LOB: 1 BB: 0 P: 8	R: 1 E: 0 K: 2 S: 10	H: 3 LOB: 3 BB: 0 P: 11	1B: 7 2B: 0 3B: 1 HR: 1	SF: 0 SAC: 0 DP: 0 HBP: 1	WP: 0 PA: 40 PB: 0 SB: 1 CS: 0	
<b>PITCHER</b>	IP WLS BF H R ER SO	IP WLS BF H R ER SO	IP WLS BF H R ER SO	IP WLS BF H R ER SO	IP WLS BF H R ER SO	IP WLS BF H R ER SO	IP WLS BF H R ER SO	IP WLS BF H R ER SO	IP WLS BF H R ER SO	IP WLS BF H R ER SO	IP WLS BF H R ER SO	IP WLS BF H R ER SO	IP WLS BF H R ER SO	IP WLS BF H R ER SO	IP WLS BF H R ER SO	IP WLS BF H R ER SO	ERA WHIP	ERA WHIP		
Denny Lemaster, L ERA: 6.17 Bob Sadowski, R ERA: 4.64 Billy Hoelt, L ERA: 3.07	(1, 1) 7.1 W 31 6 2 2 6	(8, 1) 1.0 7 3 1 1 1 1	(9, 1) 0.2 S 2 0 0 0 2															2.46 1.091	9.00 3.000	0.00 0.000

Milwaukee Braves @ Cincinnati Reds  
Crosley Field, Cincinnati, OH  
Wed May 20 1964, 7:05 PM EDT  
Att: 6,054 - Unknown

AB 37  
R 3  
H 9  
RBI 3  
BB 2  
SO 9  
LOB 17



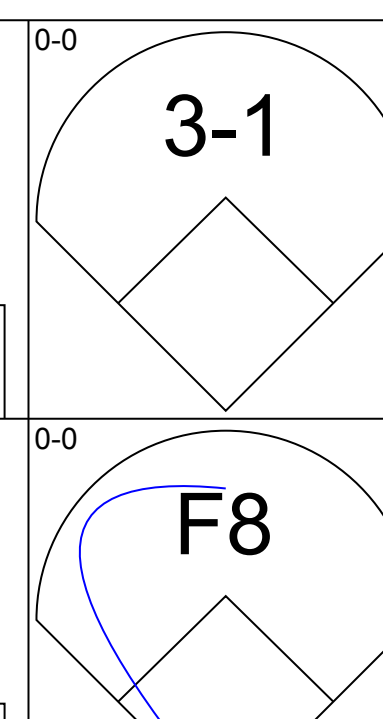
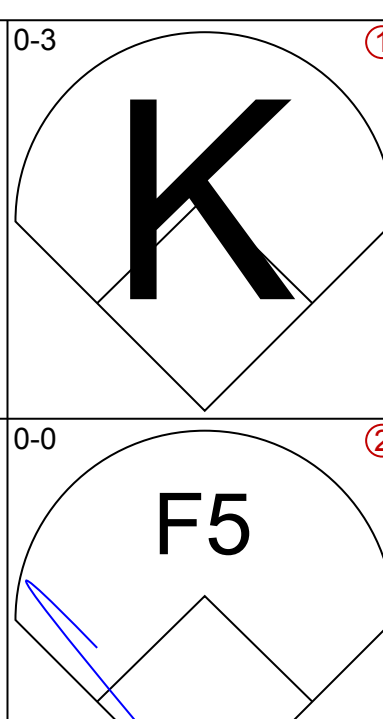
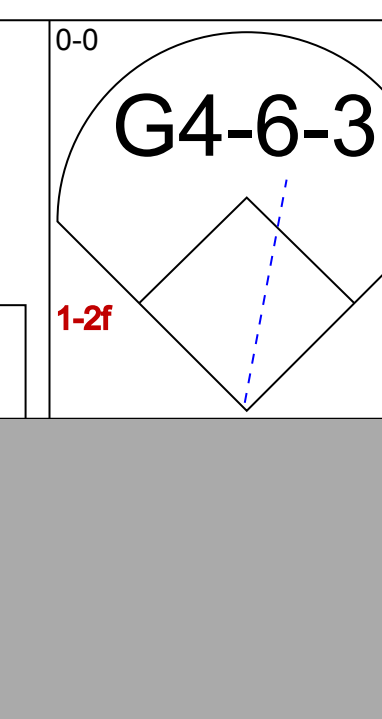
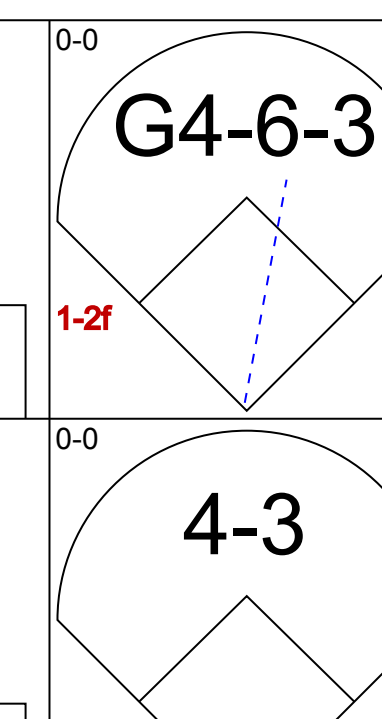
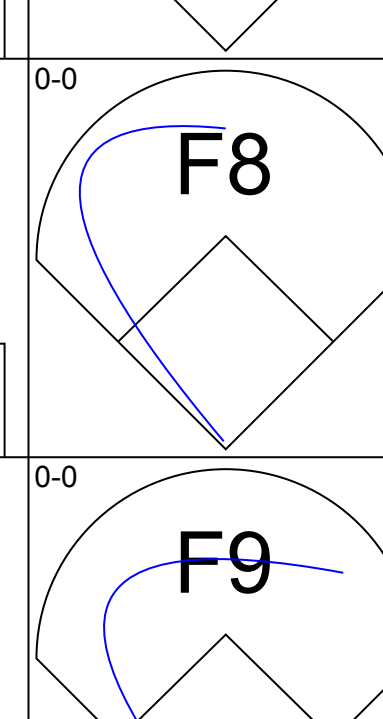
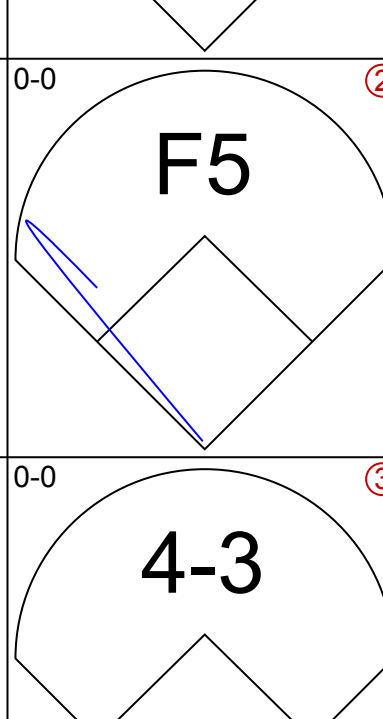
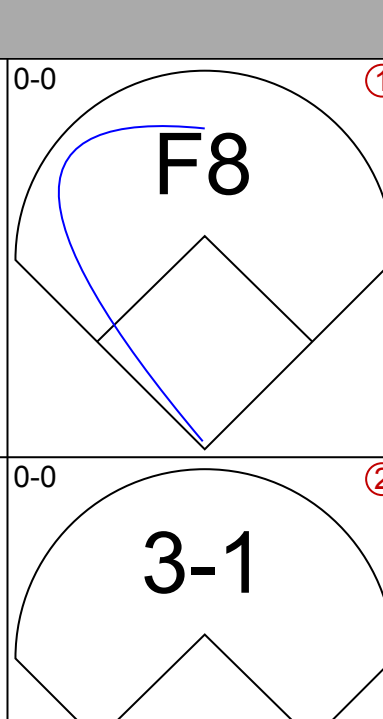
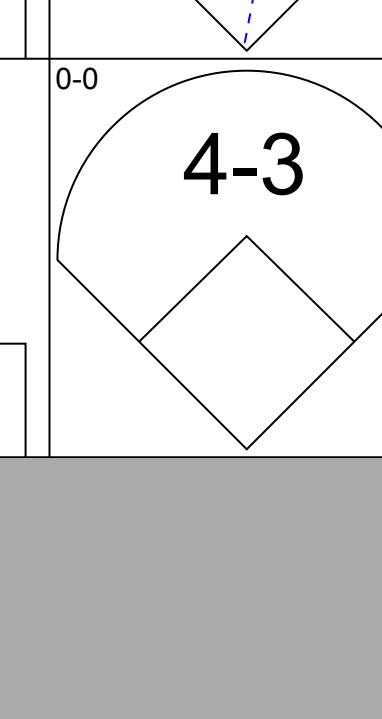
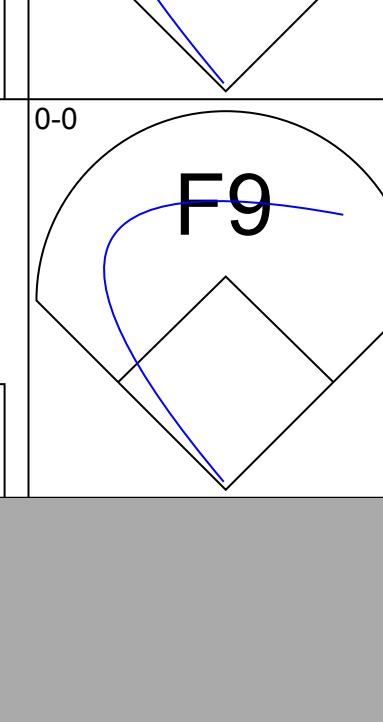
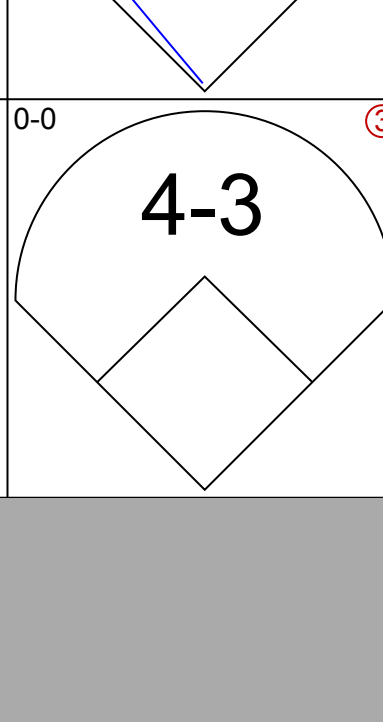
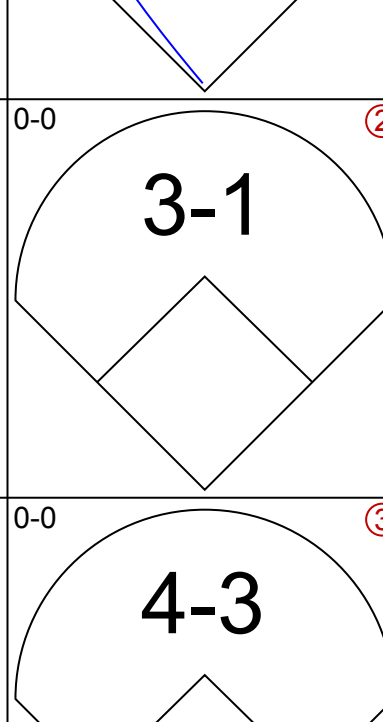
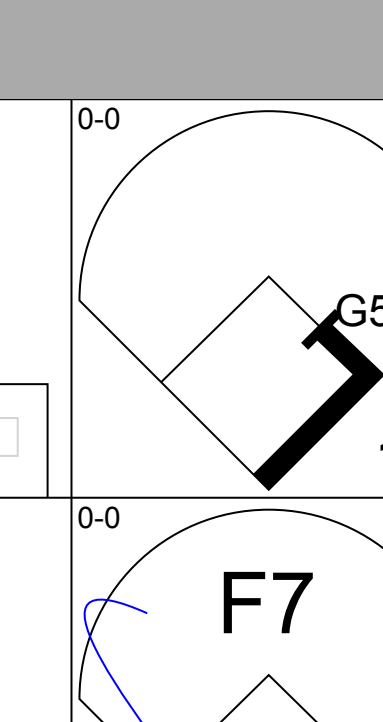
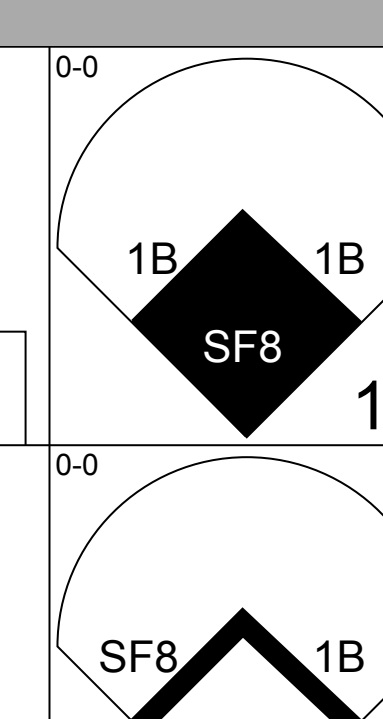
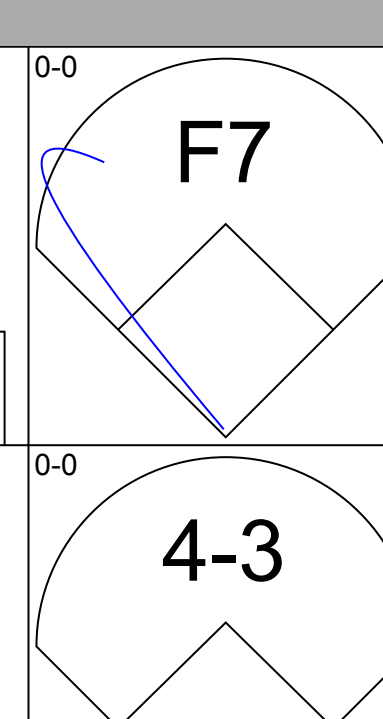
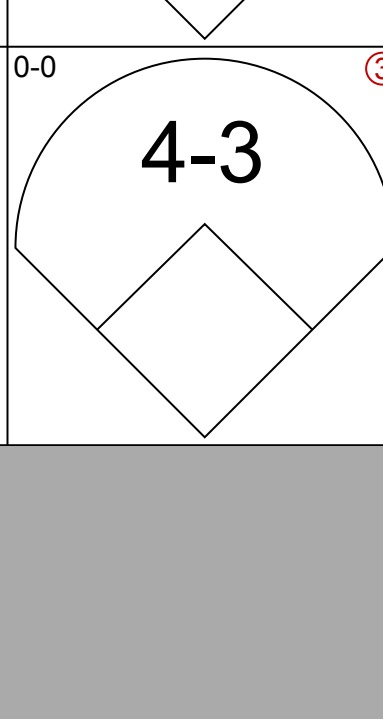
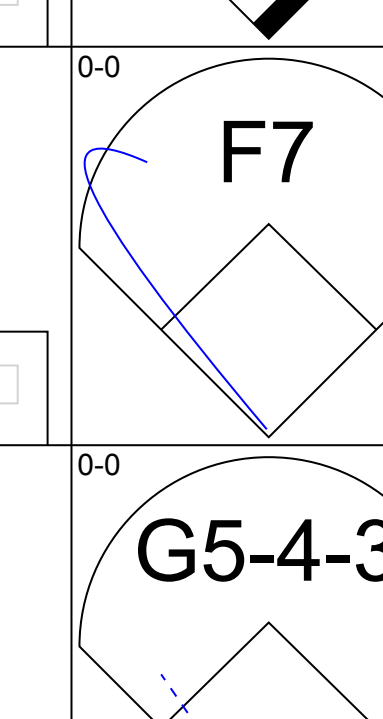
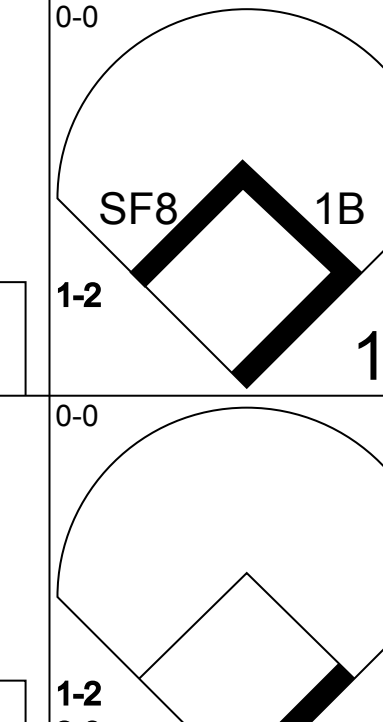
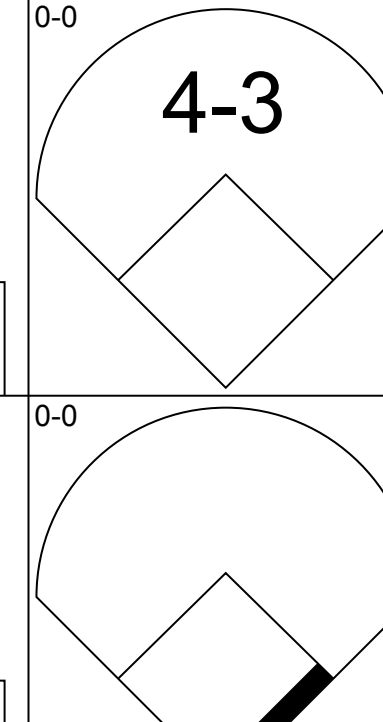
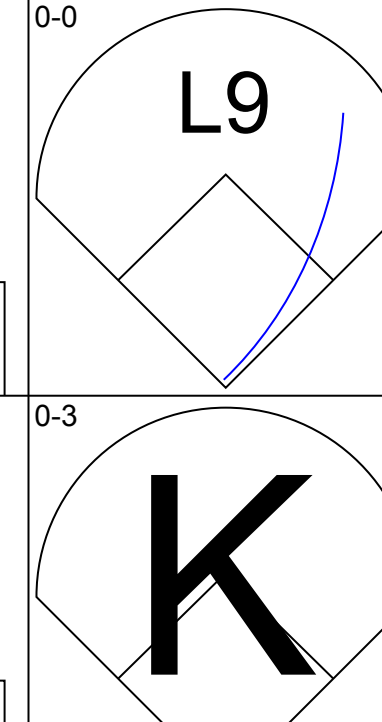
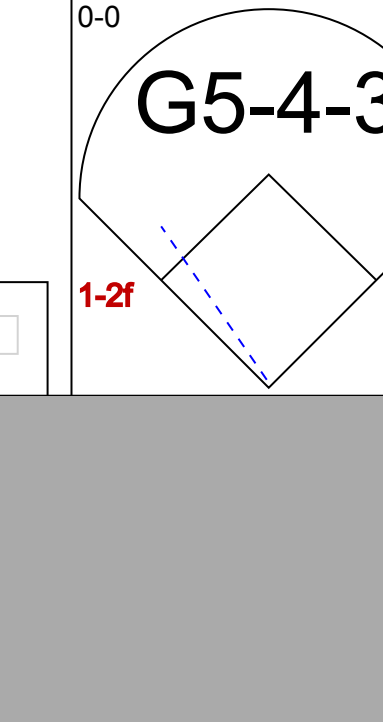
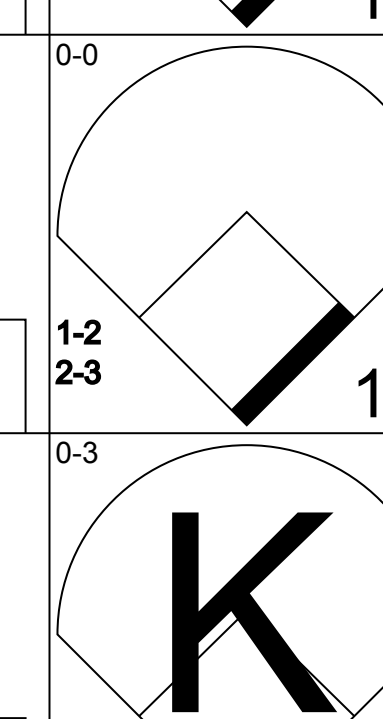
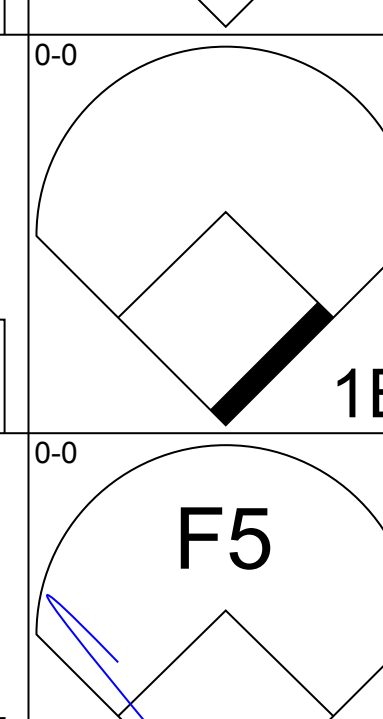
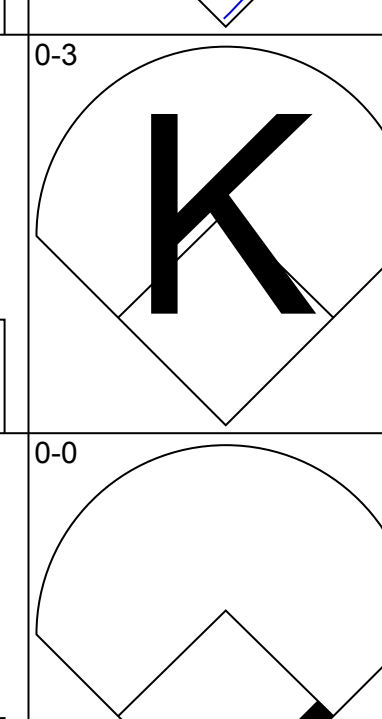
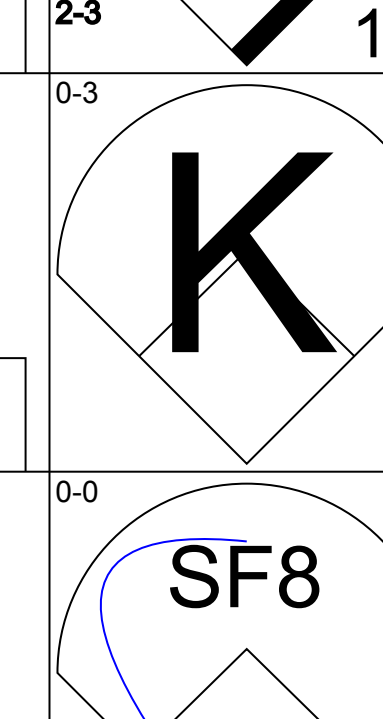
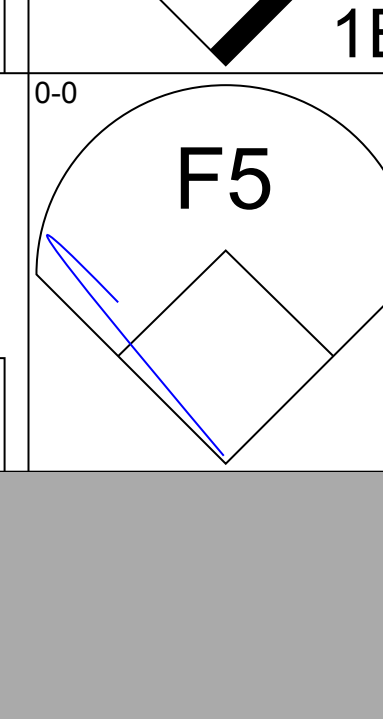
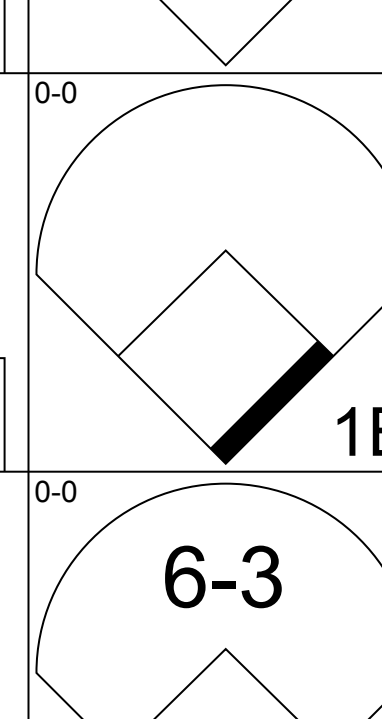
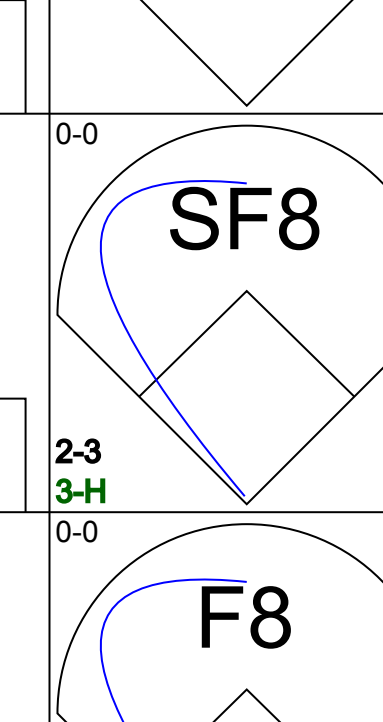
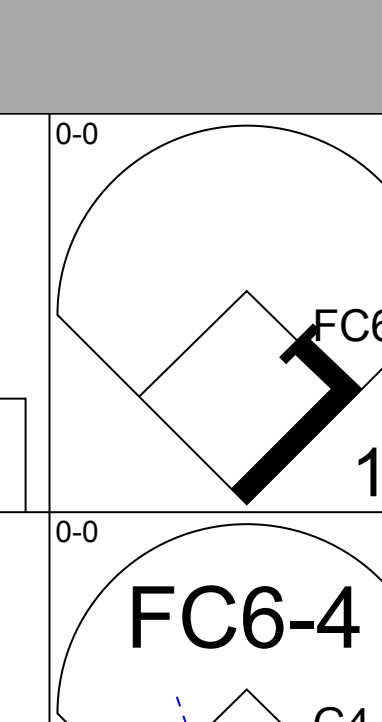
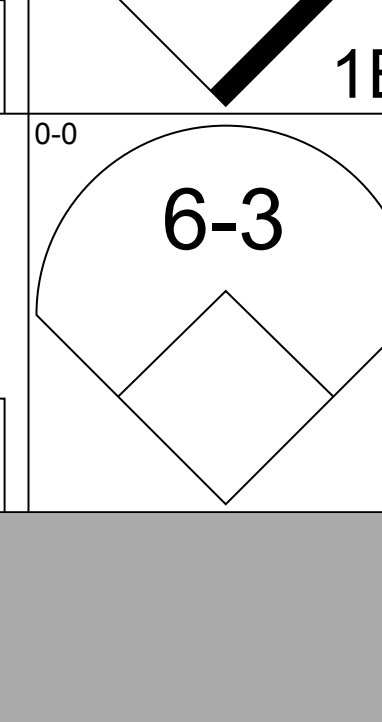
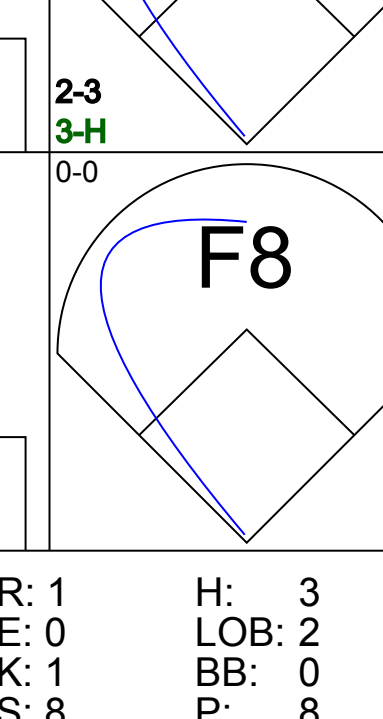
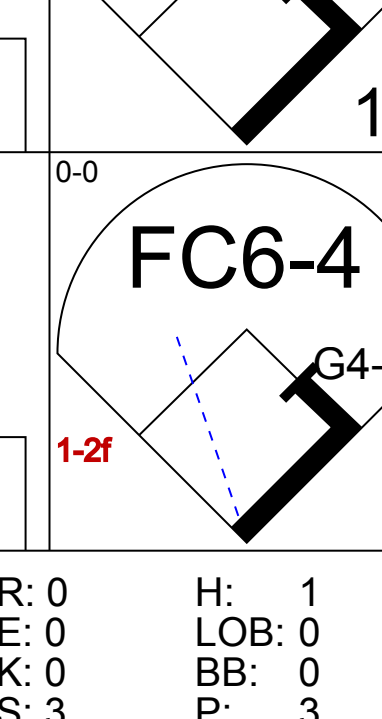
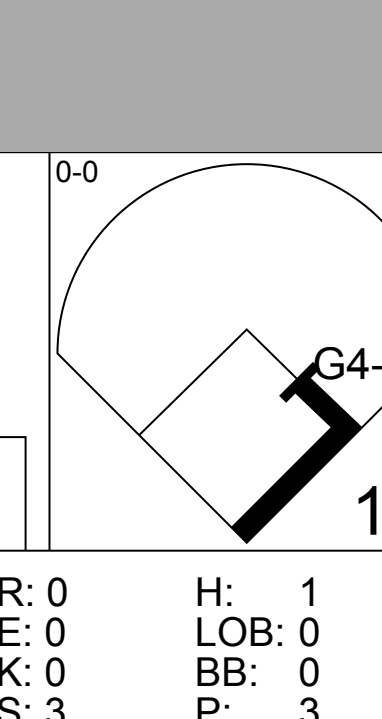


Batter	1	2	3	4	5	6	7	8	9	AB	R	H	RBI	BB	SO	LOB	TOP										
<b>Jimmy Stewart, S</b> OBP: 0.338, SLG: 0.323 (1, 4)										3	2	2	3	1	1	0											
<b>Billy Cowan, R</b> OBP: 0.298, SLG: 0.462 (1, 8)										4	1	1	1	1	1	2											
<b>Billy Williams, L</b> OBP: 0.464, SLG: 0.713 (1, 7)										5	1	1	2	0	2	1											
<b>Ron Santo, R</b> OBP: 0.426, SLG: 0.570 (1, 5)										4	1	1	1	1	0	0											
<b>14 Ernie Banks, R</b> OBP: 0.285, SLG: 0.415 (1, 3)										5	1	2	0	0	1	0											
<b>Andre Rodgers, R</b> OBP: 0.338, SLG: 0.478 (1, 6)										2	1	0	0	1	1	2											
<b>Leo Burke, R</b> OBP: 0.292, SLG: 0.150 <b>Lou Brock, L</b> OBP: 0.305, SLG: 0.350 (7, PH) (7, 9)										3	0	0	0	0	2	5											
<b>Jimmie Schaffer, R</b> OBP: 0.583, SLG: 0.909 (1, 2)										4	2	3	2	0	0	2											
<b>Bob Buhl, R</b> (1, 1)										4	0	0	0	0	3	4											
<b>Inning Stats</b>	R: 0 E: 0 K: 2 S: 7	H: 0 LOB: 0 BB: 0 P: 7	R: 0 E: 0 K: 1 S: 6	H: 1 LOB: 2 BB: 1 P: 10	R: 0 E: 0 K: 1 S: 4	H: 0 LOB: 0 BB: 1 P: 8	R: 0 E: 0 K: 0 S: 3	H: 0 LOB: 0 BB: 0 P: 3	R: 0 E: 0 K: 1 S: 6	H: 1 LOB: 1 BB: 0 P: 6	R: 8 E: 1 K: 3 S: 17	H: 7 LOB: 1 BB: 1 P: 21	R: 0 E: 0 K: 1 S: 5	H: 0 LOB: 1 BB: 1 P: 9	R: 1 E: 0 K: 2 S: 8	H: 1 LOB: 0 BB: 0 P: 8	R: 0 E: 0 K: 2 S: 7	H: 0 LOB: 0 BB: 0 P: 7	1B: 6 2B: 3 3B: 1 HR: 0	SF: 1 SAC: 1 DP: 1 HBP: 0	WP: 0 PB: 0 SB: 2 CS: 0	PA: 41					
<b>PITCHER</b>	IP	WLS	BF	H	R	ER	SO	BB	IBB	HBP	BLK	WP	HR	S	P	ERA	WHIP										
<b>Joe Nuxhall, L</b> ERA: 3.88 (1, 1)	5.1	L	26	7	7	7	6	3	0	0	0	0	0	35	47	11.81	1.875										
<b>John Tsitouris, R</b> ERA: 7.23 (6, 1)	2.2		12	3	2	2	5	1	0	0	0	0	0	21	25	6.75	1.500										
<b>Billy McCool, L</b> ERA: 3.38 (9, 1)	1.0		3	0	0	0	2	0	0	0	0	0	0	7	7	0.00	0.000										

Chicago Cubs @ Cincinnati Reds  
Crosley Field, Cincinnati, OH  
Fri May 22 1964, 7:05 PM EDT  
Att: 8,786 - Unknown

AB	35
R	9
H	10
RBI	9
BB	4
SO	13
LOB	16



Batter	1	2	3	4	5	6	7	8	9	AB	R	H	RBI	BB	SO	LOB	BOTTOM										
<b>Pete Rose, S</b> OBP: 0.269, SLG: 0.269 (1, 4)										4	0	0	0	0	1	2											
<b>Bob Stinner, L</b> OBP: 0.281, SLG: 0.453 (1, 7)										4	0	0	0	0	0	0											
<b>Vada Pinson, L</b> OBP: 0.328, SLG: 0.441 (1, 8)										4	0	1	0	0	0	0											
<b>Gordy Coleman, L</b> OBP: 0.386, SLG: 0.516 (1, 3)										4	1	1	0	0	0	1											
<b>Frank Robinson, R</b> OBP: 0.386, SLG: 0.568 (1, 9)										4	0	1	0	0	0	1											
<b>Leo Cardenas, R</b> OBP: 0.382, SLG: 0.475 (1, 6)										3	0	2	0	0	1	0											
<b>Johnny Edwards, L</b> OBP: 0.301, SLG: 0.359 (1, 2)										3	0	1	0	0	1	4											
<b>Steve Boros, R</b> OBP: 0.300, SLG: 0.423 (1, 5)										2	0	1	1	0	0	1											
<b>Joe Nuxhall, L</b> OBP: 0.105, SLG: 0.105 <b>John Tsitouris, R</b> OBP: 0.375, SLG: 0.429 <b>Mel Queen, L</b> OBP: 0.200, SLG: 0.200 <b>Billy McCool, R</b> (9, 1)										2	0	0	0	0	0	3											
<b>Inning Stats</b>	R: 0 E: 0 K: 0 S: 3	H: 0 LOB: 0 BB: 0 P: 3	R: 1 E: 0 K: 1 S: 8	H: 3 LOB: 2 BB: 0 P: 8	R: 0 E: 0 K: 1 S: 5	H: 0 LOB: 0 BB: 0 P: 5	R: 0 E: 0 K: 0 S: 4	H: 1 LOB: 1 BB: 0 P: 4	R: 0 E: 0 K: 0 S: 3	H: 1 LOB: 0 BB: 0 P: 3	R: 0 E: 0 K: 0 S: 3	H: 0 LOB: 0 BB: 0 P: 3	R: 0 E: 0 K: 1 S: 6	H: 1 LOB: 1 BB: 0 P: 6	R: 0 E: 0 K: 0 S: 3	H: 1 LOB: 0 BB: 0 P: 3	R: 0 E: 0 K: 0 S: 3	H: 1 LOB: 0 BB: 0 P: 3	1B: 8 2B: 0 3B: 0 HR: 0	SF: 1 SAC: 0 DP: 3 HBP: 0	WP: 0 PB: 0 SB: 0 CS: 0	PA: 32					
<b>PITCHER</b>	IP	WLS	BF	H	R	ER	SO	BB	IBB	HBP	BLK	WP	HR	S	P	ERA	WHIP										
<b>Bob Buhl, R</b> ERA: 2.98 (1, 1)	9.0	W	32	8	1	1	3	0	0	0	0	0	0	38	38	1.00	0.889										

Chicago Cubs @ Cincinnati Reds  
Crosley Field, Cincinnati, OH  
Fri May 22 1964, 7:05 PM EDT  
Att: 8,786 - Unknown

AB	31
R	1
H	8
RBI	1
BB	0
SO	3
LOB	12





Batter	1	2	3	4	5	6	7	8	9	AB	R	H	RBI	BB	SO	LOB	TOP									
<b>Jimmy Stewart, S</b> OBP: 0.340, SLG: 0.320 (1, 4)										4	1	1	0	1	0	3	<b>Chicago Cubs @ Cincinnati Reds</b> Crosley Field, Cincinnati, OH Sat May 23 1964, 3:33 AM EDT Att: 4,423 - Unknown									
<b>Lou Brock, L</b> OBP: 0.316, SLG: 0.360 (1, 9)										5	2	3	0	0	1	0										
<b>Billy Williams, L</b> OBP: 0.462, SLG: 0.701 (1, 7)										5	1	2	1	0	3	1										
<b>Ron Santo, R</b> OBP: 0.433, SLG: 0.571 (1, 5)										5	0	3	3	0	0	0										
<b>14 Ernie Banks, R</b> OBP: 0.276, SLG: 0.402 (1, 3)										4	1	0	0	0	2	3										
<b>Andre Rodgers, R</b> OBP: 0.343, SLG: 0.479 (1, 6)										4	0	2	0	0	0	1										
<b>Billy Cowan, R</b> OBP: 0.305, SLG: 0.464 (1, 8)										4	0	2	0	0	2	1										
<b>Jimmie Schaffer, R</b> OBP: 0.615, SLG: 0.909 (3, PH)										0	0	0	0	1	0	0										
<b>Dick Bertell, R</b> OBP: 0.309, SLG: 0.322 (3, 2)										2	0	0	1	0	0	1										
<b>Dick Ellsworth, L</b> OBP: 0.074, SLG: 0.040 (1, 1)										3	0	0	0	0	2	3										
<b>Lindy McDaniel, R</b> (7, 1)										1	0	0	0	0	0	3										
<b>Inning Stats</b>	R: 3 E: 1 K: 2 S: 11	H: 4 LOB: 3 BB: 2 P: 19	R: 1 E: 0 K: 1 S: 7	H: 3 LOB: 1 BB: 0 P: 7	R: 0 E: 0 K: 1 S: 5	H: 1 LOB: 0 BB: 0 P: 5	R: 0 E: 0 K: 0 S: 4	H: 2 LOB: 1 BB: 0 P: 4	R: 0 E: 0 K: 1 S: 5	H: 0 LOB: 0 BB: 0 P: 5	R: 0 E: 0 K: 2 S: 7	H: 0 LOB: 0 BB: 0 P: 7	R: 0 E: 0 K: 2 S: 7	H: 0 LOB: 0 BB: 0 P: 7	R: 1 E: 0 K: 0 S: 6	H: 3 LOB: 3 BB: 0 P: 7	R: 0 E: 0 K: 1 S: 5	H: 0 LOB: 0 BB: 0 P: 5	1B: 13 2B: 0 3B: 0 HR: 0	SF: 0 SAC: 0 DP: 1 HBP: 1	WP: 0 PB: 0 SB: 0 CS: 0	PA: 40				
<b>PITCHER</b>	IP	WLS	BF	H	R	ER	SO	BB	IBB	HBP	BLK	WP	HR	S	P	ERA	WHIP									
<b>Jim Maloney, R</b> ERA: 2.37	(1, 1)	3.0	L	17	8	4	4	4	2	0	0	0	0	0	23	31	12.00	3.333								
<b>Joey Jay, R</b> ERA: 4.35	(4, 1)	2.0		7	2	0	0	1	0	0	0	0	0	9	9	0.00	1.000									
<b>Ryne Duren, R</b> ERA: 8.31	(6, 1)	1.0		3	0	0	0	2	0	0	0	0	0	7	7	0.00	0.000									
<b>Bill Henry, L</b> ERA: 1.59	(7, 1)	1.1		8	3	1	1	2	0	0	1	0	0	11	12	6.75	2.250									
<b>John Taitouris, R</b> ERA: 7.03	(8, 1)	0.2		2	0	0	0	0	0	0	0	0	0	2	2	0.00	0.000									

AB	37
R	5
H	13
RBI	5
BB	2
SO	10
LOB	16



Batter	1	2	3	4	5	6	7	8	9	AB	R	H	RBI	BB	SO	LOB	BOTTOM								
<b>Pete Rose, S</b> OBP: 0.260, SLG: 0.259 (1, 4)										5	0	0	0	0	1	0	<b>Chicago Cubs @ Cincinnati Reds</b> Crosley Field, Cincinnati, OH Sat May 23 1964, 3:33 AM EDT Att: 4,423 - Unknown								
<b>Tommy Harper, R</b> OBP: 0.305, SLG: 0.225 (1, 7)										5	0	4	0	0	0	0									
<b>Vada Pinson, L</b> OBP: 0.316, SLG: 0.423 (1, 8)										5	0	0	0	0	1	4									
<b>Deron Johnson, R</b> OBP: 0.453, SLG: 0.587 (1, 3)										4	1	2	1	1	0	1									
<b>Frank Robinson, R</b> OBP: 0.397, SLG: 0.596 (1, 9)										3	1	2	1	1	1	2									
<b>Leo Cardenas, R</b> OBP: 0.359, SLG: 0.467 (1, 6)										4	1	1	0	0	0	2									
<b>Steve Boros, R</b> OBP: 0.273, SLG: 0.379	(1, 5)									3	0	0	0	0	0	4									
<b>Marty Keough, L</b> OBP: 0.295, SLG: 0.440 (6, PH)	(9, 7)									1	0	1	0	0	0	0									
<b>Johnny Edwards, L</b> OBP: 0.299, SLG: 0.355 (1, 2)										4	0	1	1	0	1	3									
<b>Inning Stats</b>	R: 0 E: 0 K: 1 S: 5	H: 0 LOB: 0 BB: 0 P: 5	R: 0 E: 0 K: 0 S: 4	H: 1 LOB: 2 BB: 1 P: 8	R: 0 E: 0 K: 1 S: 6	H: 1 LOB: 1 BB: 0 P: 6	R: 2 E: 0 K: 1 S: 7	H: 2 LOB: 0 BB: 0 P: 7	R: 0 E: 0 K: 1 S: 6	H: 1 LOB: 1 BB: 0 P: 6	R: 1 E: 1 K: 0 S: 6	H: 3 LOB: 2 BB: 0 P: 6	R: 0 E: 0 K: 1 S: 6	H: 1 LOB: 2 BB: 1 P: 10	R: 0 E: 0 K: 1 S: 6	H: 1 LOB: 1 BB: 0 P: 6		R: 0 E: 0 K: 0 S: 4	H: 1 LOB: 1 BB: 0 P: 4	1B: 8 2B: 1 3B: 0 HR: 2	SF: 0 SAC: 0 DP: 0 HBP: 0	WP: 0 PB: 0 SB: 0 CS: 0	PA: 40		
<b>PITCHER</b>	IP	WLS	BF	H	R	ER	SO	BB	IBB	HBP	BLK	WP	HR	S	P	ERA	WHIP								
<b>Dick Ellsworth, L</b> ERA: 3.68	(1, 1)	6.2	W	31	9	3	3	4	2	0	0	0	0	13	13	4.05	1.650								
<b>Lindy McDaniel, R</b> ERA: 6.14	(7, 1)	2.1	S	9	2	0	0	2	0	0	0	0	0	13	13	0.00	0.857								

AB	38
R	3
H	11
RBI	3
BB	2
SO	6
LOB	19





Batter	1	2	3	4	5	6	7	8	9	AB	R	H	RBI	BB	SO	LOB	TOP			
Jimmy Stewart, S OBP: 0.336, SLG: 0.316 (1, 4)	6-3		F4		K		F2		1B	5	0	1	2	0	1	2				
Lou Brock, L OBP: 0.314, SLG: 0.357 Ellis Burton, S OBP: 0.158, SLG: 0.059 (1, 9) (9, PH)	1B		K		1-3		L8		K	4	1	1	0	0	1	0				
Billy Williams, L OBP: 0.469, SLG: 0.702 (1, 7)	1B						FC6-4 1B		F6	4	1	3	0	0	0	0				
Ron Santo, R OBP: 0.428, SLG: 0.560 (1, 5)	1B		F3				FC6-4 14 G6-4-3 1-2		F4	4	0	1	1	0	0	2				
14 Ernie Banks, R OBP: 0.283, SLG: 0.427 (1, 3)	F3						G6-4-3 1-2		BB 1B 1B	4	2	2	1	0	0	2				
Andre Rodgers, R OBP: 0.333, SLG: 0.463 (1, 6)	K				HR				K	4	0	0	0	0	2	2				
Dick Bertell, R OBP: 0.307, SLG: 0.319 (1, 2)			6-3		6-3				F2	4	0	1	0	0	0	1				
Billy Cowan, R OBP: 0.303, SLG: 0.456 (1, 8)	F9				6-3				F4	4	1	1	0	0	0	1				
Larry Jackson, R Wayne Schurr, R Leo Burke, R Jack Spring, L Don Elston, R Joey Amalfitano, R (1, 1) (5, 1) (7, PH) (7, 1) (7, 1) (9, PH)	K						F8		1B	2	0	0	0	0	1	0				
<b>Inning Stats</b>	R: 2 E: 0 K: 1 S: 8	H: 3 LOB: 1 BB: 0 P: 8	R: 0 E: 0 K: 1 S: 5	H: 0 LOB: 0 BB: 0 P: 5	R: 0 E: 0 K: 1 S: 6	H: 1 LOB: 1 BB: 0 P: 6	R: 1 E: 0 K: 0 S: 4	H: 1 LOB: 0 BB: 0 P: 4	R: 0 E: 0 K: 0 S: 3	H: 1 LOB: 0 BB: 0 P: 3	R: 0 E: 0 K: 0 S: 5	H: 2 LOB: 2 BB: 0 P: 5	R: 0 E: 0 K: 0 S: 3	H: 0 LOB: 0 BB: 0 P: 3	R: 2 E: 0 K: 2 S: 10	H: 3 LOB: 2 BB: 1 P: 14	1B: 10 2B: 0 3B: 0 HR: 1	SF: 0 SAC: 0 DP: 1 HBP: 0	WP: 0 PB: 0 SB: 3 CS: 0	PA: 38
<b>PITCHER</b>	IP WLS BF H R ER SO BB IBB HBP BLK WP HR S P ERA WHIP	8.2 W 36 10 5 5 5 1 0 0 0 0 1 45 49 5.19 1.269	(9, 1) 0.1 S 2 1 0 0 1 0 0 0 0 0 0 4 4 0.00 3.000	<b>PITCHER</b>										IP WLS BF H R ER SO BB IBB HBP BLK WP HR S P ERA WHIP						

Chicago Cubs @ Cincinnati Reds  
Crosley Field, Cincinnati, OH  
Sun May 24 1964, 3:33 AM EDT  
Unknown

AB 37  
R 5  
H 11  
RBI 4  
BB 1  
SO 6  
LOB 12



Batter	1	2	3	4	5	6	7	8	9	AB	R	H	RBI	BB	SO	LOB	BOTTOM			
Pete Rose, S OBP: 0.258, SLG: 0.257 (1, 4)	5-3		4-3		FC3-6 1B	4-3		F8		5	0	1	1	0	0	0				
Tommy Harper, R OBP: 0.316, SLG: 0.250 (1, 7)	1B		3-1 1B		F8		E5 2B SF8			4	2	2	0	0	0	2				
Vada Pinson, L OBP: 0.321, SLG: 0.433 (1, 8)	3B		3-1 1B		FC3-6 WP 1B		SF8 2B			4	2	2	0	0	0	3				
Gordy Coleman, L OBP: 0.384, SLG: 0.507 Deron Johnson, R OBP: 0.447, SLG: 0.578 (1, 3) (7, PH) (8, 3)	K		1-3		1B WP 1B		6-3			3	0	1	1	0	1	3				
Frank Robinson, R OBP: 0.407, SLG: 0.612 (1, 9)	3B				6-3		1B IBB		SF8 IBB	2	0	1	2	2	0	0				
Leo Cardenas, R OBP: 0.383, SLG: 0.472 (1, 6)	4-3				L4-3 1B		SF8		SF8	3	0	2	2	0	0	1				
Steve Boros, R OBP: 0.250, SLG: 0.344 Marty Keough, L OBP: 0.250, SLG: 0.423 Bobby Klaus, R OBP: 0.214, SLG: 0.231 (1, 5) (7, PH) (8, 5)			6-3		L4-3 1B		F3		F9	3	0	0	0	0	0	4				
Hal Smith, R OBP: 0.308, SLG: 0.261 (1, 2)	K				L4-3 1B		E 1B BB		F8	3	1	0	0	1	2	0				
Jim O'Toole, S OBP: 0.188, SLG: 0.214 Bill Henry, L (9, 1)	G3				L4-3 1B		E6 FC3-6 1B		K	4	1	0	0	0	2	1				
<b>Inning Stats</b>	R: 2 E: 0 K: 1 S: 8	H: 3 LOB: 1 BB: 0 P: 8	R: 0 E: 0 K: 1 S: 5	H: 0 LOB: 0 BB: 0 P: 5	R: 0 E: 0 K: 0 S: 4	H: 1 LOB: 1 BB: 0 P: 4	R: 0 E: 0 K: 0 S: 3	H: 1 LOB: 0 BB: 0 P: 3	R: 3 E: 1 K: 0 S: 7	H: 3 LOB: 3 BB: 2 P: 15	R: 0 E: 0 K: 2 S: 7	H: 0 LOB: 0 BB: 0 P: 7	R: 1 E: 1 K: 0 S: 5	H: 1 LOB: 2 BB: 1 P: 9	R: 0 E: 0 K: 1 S: 5	H: 0 LOB: 0 BB: 0 P: 5	1B: 6 2B: 3 3B: 1 HR: 0	SF: 1 SAC: 0 DP: 1 HBP: 0	WP: 1 PB: 0 SB: 0 CS: 0	PA: 37
<b>PITCHER</b>	IP WLS BF H R ER SO BB IBB HBP BLK WP HR S P ERA WHIP	4.2 L 24 8 5 2 2 0 0 0 0 0 0 8 8 0.00 0.000	(5, 1) 1.1 4 0 0 0 2 0 0 0 0 0 0 8 8 0.00 0.000	(7, 1) 0.0 2 1 1 0 0 0 0 0 0 0 0 2 2 ∞ ∞	(7, 1) 2.0 7 0 0 0 1 0 1 0 0 0 0 8 12 0.00 0.000	<b>PITCHER</b>										IP WLS BF H R ER SO BB IBB HBP BLK WP HR S P ERA WHIP				

Chicago Cubs @ Cincinnati Reds  
Crosley Field, Cincinnati, OH  
Sun May 24 1964, 3:33 AM EDT  
Unknown

AB 33  
R 6  
H 9  
RBI 6  
BB 3  
SO 5  
LOB 18





Batter	1	2	3	4	5	6	7	8	9	AB	R	H	RBI	BB	SO	LOB	TOP										
Jimmy Stewart, S OBP: 0.331, SLG: 0.307 (1, 4)	0-3 K		0-0 L6		0-3 K		4-0 BB 3B BB	0-3 K		4	1	0	0	1	3	1	Chicago Cubs @ Cincinnati Reds Crosley Field, Cincinnati, OH Sun May 24 1964, 3:38 AM EDT Att: 13,424 - Unknown										
Lou Brock, L OBP: 0.317, SLG: 0.361 (1, 9)	0-0 S 2B		0-3 K		0-0 1-3		4-0 1-2 3B BB	0-3 K		4	1	1	0	1	2	1											
Billy Williams, L OBP: 0.463, SLG: 0.692 Ellis Burton, S OBP: 0.136, SLG: 0.050 (1, 7) (5, 7)	0-0 3-4 2-3		0-0 3-1		0-3 K		0-3 K		0-3 K	2	0	0	0	0	0	1											
Ron Santo, R OBP: 0.420, SLG: 0.545 (1, 5)	0-3 K			0-0 F7		0-0 2B E 1B	0-0 F9		0-0 6-3	5	1	1	0	0	1	3											
14 Ernie Banks, R OBP: 0.286, SLG: 0.429 Leo Burke, R OBP: 0.393, SLG: 0.417 (1, 3) (5, 3)		0-0 F8		0-0 FC4-6 1B		0-0 E 1-3 2B	0-0 1-H 2-H 3B		0-0 1B	2	0	1	0	0	0	0											
Andre Rodgers, R OBP: 0.336, SLG: 0.456 (1, 6)		0-0 F4		0-0 FC4-6 1B		0-0 E 2B	4-0 1-H 2-H 3B		0-0 F9	4	0	1	1	1	0	2											
Merritt Ranew, L OBP: 0.188, SLG: 0.103 (1, 2)		0-0 1B		0-0 FC4-6 1-2 2-3		0-0 E 2-3 3-H E3	0-0 F9			4	0	1	1	0	0	5											
Billy Cowan, R OBP: 0.310, SLG: 0.458 (1, 8)		0-0 1-2 1B		0-0 F2		0-3 K		0-0 1B		4	0	2	0	0	1	4											
Paul Toth, R OBP: 0.333, SLG: 0.333 Glen Hobbie, R Wayne Schurr, R Sterling Slaughter, R Don Landrum, L Lindy McDaniel, R (1, 1) (3, 1) (3, 1) (4, 1) (8, PH) (8, 1)	0-3 K				0-3 K		0-3 K		0-0 F6	1	0	0	0	0	1	2											
Inning Stats	R: 0 E: 0 K: 2 S: 8	H: 1 LOB: 1 BB: 0 P: 8	R: 0 E: 0 K: 1 S: 7	H: 2 LOB: 2 BB: 0 P: 7	R: 0 E: 0 K: 1 S: 5	H: 0 LOB: 0 BB: 0 P: 5	R: 0 E: 0 K: 0 S: 5	H: 2 LOB: 2 BB: 0 P: 5	R: 0 E: 0 K: 1 S: 13	H: 0 LOB: 0 BB: 0 P: 7	R: 2 E: 2 K: 3 S: 13	H: 2 LOB: 2 BB: 0 P: 13	R: 2 E: 0 K: 1 S: 6	H: 1 LOB: 2 BB: 3 P: 18	R: 0 E: 0 K: 2 S: 8	H: 1 LOB: 1 BB: 0 P: 8		R: 0 E: 0 K: 1 S: 6	H: 1 LOB: 1 BB: 0 P: 6	1B: 7 2B: 2 3B: 1 HR: 0	SF: 0 SAC: 0 DP: 0 HBP: 0	WP: 0 PB: 0 SB: 1 CS: 0	PA: 42				
PITCHER Sammy Ellis, R ERA: 3.73 (1, 1)	IP 9.0	WLS W	BF 42	H 10	R 4	ER 3	SO 13	BB 3	IBB 0	HBP 0	BLK 0	WP 0	HR 0	S 65	P 77	ERA 3.00	WHIP 1.444										

AB	39
R	4
H	10
RBI	4
BB	3
SO	13
LOB	24



Batter	1	2	3	4	5	6	7	8	9	AB	R	H	RBI	BB	SO	LOB	BOTTOM										
Pete Rose, S OBP: 0.275, SLG: 0.277 (1, 4)	0-0 1B 2B		0-0 1B 1B		4-0 2B BB		0-0 6-3			4	3	3	3	1	0	1	Chicago Cubs @ Cincinnati Reds Crosley Field, Cincinnati, OH Sun May 24 1964, 3:38 AM EDT Att: 13,424 - Unknown										
Tommy Harper, R OBP: 0.330, SLG: 0.303 (1, 7)	0-0 5-3	0-0 CS	0-0 1B 3B		0-0 1B 2B		0-0 F6			5	2	3	2	0	0	2											
Vada Pinson, L OBP: 0.454 Marty Keough, L OBP: 0.233, SLG: 0.393 (1, 8) (5, 8)	0-0 FC6-4 2-H 1B		0-0 1B 2B		0-0 F4		0-0 F3			3	1	3	3	0	0	0											
Deron Johnson, R OBP: 0.432, SLG: 0.551 (1, 3)	0-0 FC6-4 1-2 FC6-4		0-0 K		0-0 E5		0-3 K			5	0	1	1	0	2	2											
Frank Robinson, R OBP: 0.406, SLG: 0.602 Mel Queen, L OBP: 0.167, SLG: 0.167 (1, 9) (6, 9)	0-0 FC6-4 1-2		4-0 1B 1B BB		0-0 5-3		0-3 K		0-0 F8	2	1	0	0	1	0	1											
Leo Cardenas, R OBP: 0.382, SLG: 0.469 Bobby Klaus, R OBP: 0.207, SLG: 0.222 (1, 6) (6, 6)		0-0 5-3	0-0 BB 1B 1B		0-0 F8		0-0 F7			3	1	1	1	0	0	0											
Johnny Edwards, L OBP: 0.306, SLG: 0.378 (1, 2)		0-0 2B 3B	0-0 1B 1B		0-0 F6		0-0 F7			4	2	2	1	0	0	1											
Steve Boros, R OBP: 0.275, SLG: 0.417 (1, 5)		0-0 4-3 1B 2B	0-0 F8		0-0 F5		0-0 SH3-4 2B			4	1	2	1	0	0	2											
Sammy Ellis, L (1, 1)	0-0 4-3 2-3		0-0 1B BB		0-3 K		0-0 SH3-4			2	1	0	0	1	1	1											
Inning Stats	R: 1 E: 0 K: 0 S: 5	H: 2 LOB: 1 BB: 0 P: 5	R: 2 E: 0 K: 0 S: 5	H: 3 LOB: 0 BB: 0 P: 5	R: 8 E: 0 K: 1 S: 12	H: 8 LOB: 2 BB: 2 P: 20	R: 0 E: 0 K: 0 S: 3	H: 0 LOB: 0 BB: 0 P: 3	R: 1 E: 0 K: 1 S: 6	H: 1 LOB: 1 BB: 1 P: 10	R: 0 E: 0 K: 1 S: 6	H: 0 LOB: 1 BB: 0 P: 6	R: 0 E: 0 K: 0 S: 4	H: 1 LOB: 1 BB: 0 P: 4	R: 0 E: 0 K: 1 S: 5	H: 0 LOB: 0 BB: 0 P: 5		1B: 8 2B: 5 3B: 2 HR: 0	SF: 0 SAC: 1 DP: 0 HBP: 0	WP: 0 PB: 0 SB: 0 CS: 1	PA: 42						
PITCHER Paul Toth, R ERA: 8.44 Glen Hobbie, R ERA: 6.2 Wayne Schurr, R ERA: 2.91 Sterling Slaughter, R ERA: 2.25 Lindy McDaniel, R ERA: 5.74 (1, 1) (3, 1) (3, 1) (4, 1) (8, 1)	IP 2.0	WLS L	BF 12	H 7	R 5	ER 5	SO 5	BB 0	IBB 0	HBP 0	BLK 0	WP 0	HR 0	S 12	P 12	ERA 22.50	WHIP 3.500										

AB	37
R	12
H	15
RBI	12
BB	3
SO	4
LOB	13





Batter	1	2	3	4	5	6	7	8	9	AB	R	H	RBI	BB	SO	LOB	TOP		
Willie Davis, L OBP: 0.283, SLG: 0.352 (1, 8)	0-0 4-3 ①		4-1 6-3 BB ②		1-2 F4 ②			0-0 B3 ②		3	0	0	0	1	0	1	<b>Los Angeles Dodgers @ Cincinnati Reds</b> Crosley Field, Cincinnati, OH Tue May 26 1964, 7:05 PM EDT Att: 6,662 - Unknown		
Maury Wills, S OBP: 0.341, SLG: 0.350 (1, 6)	3-2 1B ①		1-0 6-3 ②		0-0 G3 ③			0-3 K ③		4	0	1	0	0	1	2			
Tommy Davis, R OBP: 0.297, SLG: 0.324 (1, 7)	1-0 F4 ②		0-1 6-3 ③		1-0 6-3 ①			1-1 FC6-4 1B ①		4	0	1	0	0	0	2			
Ron Fairly, L OBP: 0.398, SLG: 0.379 (1, 3)	0-0 L9 ③			2-0 FC4-6 1B ①		3-2 F7 ②		0-0 FC6-4 HR ①		4	1	1	0	0	0	2			
Frank Howard, R OBP: 0.317, SLG: 0.541 (1, 9)		2-2 FC5-4 1B ①		1-2 L9 ①		0-0 5-3 ③		0-1 HR ①		4	1	2	2	0	0	1			
John Roseboro, L OBP: 0.306, SLG: 0.373 (1, 2)		1-3 K ①		3-2 FC4-6 1-2f ②			0-0 F5 ①		3-3 K ②	4	0	0	0	0	2	2			
Ken McMullen, R OBP: 0.227, SLG: 0.209 (1, 5)		0-0 FC5-4 1-2f ②		2-2 L9 ③		1-0 5-3 ②		0-1 F4 ③		4	0	0	0	0	0	2			
Dick Tracewski, R OBP: 0.343, SLG: 0.380 (1, 4)		1-3 K ③		0-0 F8 ①		0-2 6-3 ③				3	0	0	0	0	1	1			
Don Drysdale, R OBP: 0.179, SLG: 0.185 (8, PH)			0-0 L9 ①		2-2 1B ①		0-2 5-3 ①			2	0	1	0	0	0	0			
Wes Parker, S OBP: 0.320, SLG: 0.478 (8, PH)										1	0	0	0	0	0	0			
Ron Ferranoski, L OBP: 0.320, SLG: 0.478 (8, 1)										0	0	0	0	0	0	0			
<b>Inning Stats</b>	R: 0 E: 0 K: 0 S: 6	H: 1 LOB: 1 BB: 0 P: 10	R: 0 E: 0 K: 2 S: 12	H: 1 LOB: 1 BB: 0 P: 16	R: 0 E: 0 K: 0 S: 5	H: 0 LOB: 1 BB: 1 P: 10	R: 0 E: 0 K: 0 S: 12	H: 1 LOB: 1 BB: 0 P: 20	R: 0 E: 0 K: 0 S: 9	H: 0 LOB: 0 BB: 0 P: 12	R: 0 E: 0 K: 0 S: 5	H: 0 LOB: 0 BB: 0 P: 6	R: 0 E: 0 K: 1 S: 8	H: 0 LOB: 0 BB: 0 P: 8	R: 2 E: 0 K: 1 S: 10	H: 2 LOB: 0 BB: 0 P: 14	1B: 5 2B: 0 3B: 0 HR: 1	SF: 0 SAC: 0 DP: 0 HBP: 0	WP: 0 PA: 34 PB: 0 CS: 0 SB: 0
<b>PITCHER</b> Bob Purkey, R ERA: 3.83 (1, 1)	IP: 9.0 WLS: W BF: 34 H: 6 R: 2 ER: 2 SO: 4 BB: 1 IBB: 0 HBP: 0 BLK: 0 WP: 0 HR: 1 S: 73 P: 106 ERA: 2.00 WHIP: 0.778															<b>PITCHER</b> IP: 9.0 WLS: W BF: 34 H: 6 R: 2 ER: 2 SO: 4 BB: 1 IBB: 0 HBP: 0 BLK: 0 WP: 0 HR: 1 S: 73 P: 106 ERA: 2.00 WHIP: 0.778			

AB	33
R	2
H	6
RBI	2
BB	1
SO	4
LOB	13



Batter	1	2	3	4	5	6	7	8	9	AB	R	H	RBI	BB	SO	LOB	BOTTOM		
Pete Rose, S OBP: 0.274, SLG: 0.276 (1, 4)	1-3 K ①			0-0 1B E WP 1B ①		1-0 F7 ①		1-2 FC1 F9 1B E ①		4	2	1	0	0	1	1	<b>Los Angeles Dodgers @ Cincinnati Reds</b> Crosley Field, Cincinnati, OH Tue May 26 1964, 7:05 PM EDT Att: 6,662 - Unknown		
Tommy Harper, R OBP: 0.337, SLG: 0.312 (1, 7)	0-0 F8 ②			1-0 1B WP 1B ②		0-0 5-3 ②		2-3 3-H 2-2 E 1B ②		4	1	2	1	0	0	0			
Vada Pinson, L OBP: 0.333, SLG: 0.444 (1, 8)	0-0 1-3 ③			4-2 1B G6-4-3 BB ③		2-1 G3 ③		1-1 F9 ③		3	1	0	0	1	0	2			
Gordy Coleman, L OBP: 0.382, SLG: 0.500 (8, PH)		0-1 4-3 ①		1-1 G6-4-3 1B ①		1-2 4-3 ①		3-0 E4 ①		3	0	1	1	0	0	0			
Deron Johnson, R OBP: 0.427, SLG: 0.543 (8, 3)				1-3 2-H 1B ②		0-0 G6-4-3 ②		1-2 3-H 1B ②		1	0	0	0	0	0	1			
Frank Robinson, R OBP: 0.394, SLG: 0.582 (1, 9)		2-1 L8 ②		0-0 G6-4-3 1-2f ②		0-2 F7 ②		1-0 2-3 ③		4	0	0	0	0	0	3			
Leo Cardenas, R OBP: 0.355, SLG: 0.458 (1, 6)		1-0 F7 ③		1-0 F5 ③		1-2 F6 ③				3	0	0	0	0	0	0			
Johnny Edwards, L OBP: 0.306, SLG: 0.377 (1, 2)			2-2 F5 ①		2-1 1-3 ①		0-1 SH1-4 1B E 1B ①			3	1	1	0	0	0	0			
Steve Boros, R OBP: 0.279, SLG: 0.410 (1, 5)			0-0 F7 ②		3-2 1-3 ②		1-0 E SH1-4 1B ②			3	1	1	0	0	0	0			
Bob Purkey, R OBP: 0.133, SLG: 0.133 (1, 1)			3-2 6-3 ③		2-3 K ③		1-2 SH1-4 ③			2	0	0	0	0	1	0			
<b>Inning Stats</b>	R: 0 E: 0 K: 1 S: 5	H: 0 LOB: 0 BB: 0 P: 6	R: 0 E: 0 K: 0 S: 5	H: 0 LOB: 0 BB: 0 P: 8	R: 0 E: 0 K: 0 S: 9	H: 0 LOB: 0 BB: 0 P: 14	R: 3 E: 1 K: 0 S: 9	H: 3 LOB: 0 BB: 1 P: 16	R: 0 E: 0 K: 1 S: 10	H: 0 LOB: 0 BB: 0 P: 17	R: 0 E: 0 K: 0 S: 4	H: 0 LOB: 0 BB: 0 P: 7	R: 0 E: 0 K: 0 S: 11	H: 0 LOB: 0 BB: 0 P: 13	R: 3 E: 2 K: 0 S: 16	H: 3 LOB: 2 BB: 0 P: 26	1B: 6 2B: 0 3B: 0 HR: 0	SF: 0 SAC: 1 DP: 1 HBP: 0	WP: 1 PA: 32 PB: 0 CS: 0 SB: 0
<b>PITCHER</b> Don Drysdale, R ERA: 2.34 (1, 1)	IP: 7.0 WLS: L BF: 24 H: 3 R: 3 ER: 3 SO: 3 BB: 1 IBB: 0 HBP: 0 BLK: 0 WP: 1 HR: 0 S: 53 P: 81 ERA: 3.86 WHIP: 0.571															<b>PITCHER</b> IP: 1.0 WLS: L BF: 8 H: 3 R: 3 ER: 1 SO: 0 BB: 0 IBB: 0 HBP: 0 BLK: 0 WP: 0 HR: 0 S: 16 P: 26 ERA: 9.00 WHIP: 3.000			

AB	30
R	6
H	6
RBI	2
BB	1
SO	2
LOB	7





Batter	1	2	3	4	5	6	7	8	9	AB	R	H	RBI	BB	SO	LOB	TOP			
<b>Maury Wills, S</b> (1,6) OBP: 0.333, SLG: 0.341	1-1 6-3		2-1 6-3			2-2 6-3			2-1 L7	4	0	0	0	0	0	0				
<b>Jim Gilliam, S</b> (1,5) OBP: 0.283, SLG: 0.252	0-1 FC6-4 1B		2-2 L4			0-1 F8			1-0 1B 1B	4	0	2	0	0	0	0				
<b>Tommy Davis, R</b> (1,7) OBP: 0.303, SLG: 0.329	1-0 F9			2-2 L3 1B			0-1 F9		2-1 1B 1-2 1B	4	0	2	0	0	0	1				
<b>Frank Howard, R</b> (1,9) OBP: 0.310, SLG: 0.526	3-0 FC6-4 1-2			1-2 F9			3-1 L8		1-1 F8	4	0	0	0	0	0	4				
<b>Ken McMullen, R</b> (1,3) OBP: 0.208, SLG: 0.191		1-2 F9		1-1 L3			2-2 F7		0-1 4-3	4	0	0	0	0	0	3				
<b>Doug Camilli, R</b> (1,2) OBP: 0.295, SLG: 0.326		3-1 1B			0-1 F5			0-0 2-3 1B		3	0	2	0	0	0	0				
<b>Willie Davis, L</b> (8, PR) OBP: 0.283, SLG: 0.352										0	0	0	0	0	0	0				
<b>John Roseboro, L</b> (8, 2) OBP: 0.306, SLG: 0.373										0	0	0	0	0	0	0				
<b>Wes Parker, S</b> (1,8) OBP: 0.286, SLG: 0.423		1-3 K			2-2 F9			1-2 2-3		3	0	0	0	0	1	2				
<b>Dick Tracewski, R</b> (1,4) OBP: 0.333, SLG: 0.368			2-3 K			3-2 6-3			1-3 K	3	0	0	0	0	2	2				
<b>Sandy Koufax, R</b> (1,1) OBP: 0.211, SLG: 0.118			2-3 K				0-3 K		2-3 K	2	0	0	0	0	2	0				
<b>Lee Walls, R</b> (8, PH) OBP: 0.455, SLG: 0.444										1	0	0	0	0	1	1				
<b>Bob Miller, R</b> (8, 1) OBP: 0.333, SLG: 0.333										0	0	0	0	0	0	0				
<b>Inning Stats</b>	R: 0 E: 0 K: 0 S: 6	H: 1 LOB: 1 BB: 0 P: 11	R: 0 E: 0 K: 2 S: 11	H: 1 LOB: 1 BB: 0 P: 18	R: 0 E: 0 K: 1 S: 8	H: 0 LOB: 0 BB: 0 P: 14	R: 0 E: 0 K: 0 S: 10	H: 1 LOB: 0 BB: 0 P: 14	R: 0 E: 0 K: 1 S: 8	H: 0 LOB: 0 BB: 0 P: 10	R: 0 E: 0 K: 0 S: 7	H: 0 LOB: 0 BB: 0 P: 12	R: 0 E: 0 K: 2 S: 11	H: 1 LOB: 1 BB: 0 P: 15	R: 0 E: 0 K: 0 S: 9	H: 2 LOB: 2 BB: 0 P: 15	1B: 6 2B: 1 3B: 0 HR: 0	SF: 0 SAC: 0 DP: 1 HBP: 0	WP: 0 PB: 0 SB: 0 CS: 0	PA: 32
<b>PITCHER</b> <b>Joe Nuxhall, L</b> (1,1) ERA: 3.3	IP: 9.0 WLS: W BF: 32 H: 6 R: 0 ER: 0 SO: 6 BB: 0 IBB: 0 HBP: 0 BLK: 0 WP: 0 HR: 0 S: 79 P: 123 ERA: 0.00 WHIP: 0.667															<b>PITCHER</b>	IP: 9.0 WLS: W BF: 32 H: 6 R: 0 ER: 0 SO: 6 BB: 0 IBB: 0 HBP: 0 BLK: 0 WP: 0 HR: 0 S: 79 P: 123 ERA: 0.00 WHIP: 0.667			

**Los Angeles Dodgers @ Cincinnati Reds**  
Crosley Field, Cincinnati, OH  
Wed May 27 1964, 7:05 PM EDT  
Att: 10,262 - Unknown

AB 32  
R 0  
H 6  
RBI 0  
BB 0  
SO 6  
LOB 13



Batter	1	2	3	4	5	6	7	8	9	AB	R	H	RBI	BB	SO	LOB	BOTTOM			
<b>Pete Rose, S</b> (1,4) OBP: 0.280, SLG: 0.273	4-2 1B 1B BB				4-0 1B BB			3-2 F7		2	1	0	0	2	1	1				
<b>Tommy Harper, R</b> (1,7) OBP: 0.345, SLG: 0.320	2-2 1B 1-2 1B		1-2 F9		0-2 G4-6-3 1B			1-3 K		4	0	2	0	0	1	0				
<b>Vada Pinson, L</b> (1,8) OBP: 0.331, SLG: 0.438	1-1 1B 1-3 2-H 1B		1-3 K		2-0 G4-6-3 1-2			1-0 F7		4	0	1	1	0	1	2				
<b>Deron Johnson, R</b> (1,3) OBP: 0.412, SLG: 0.521	1-0 F6		2-1 F2			0-0 6-3				3	0	0	0	0	0	1				
<b>Frank Robinson, R</b> (1,9) OBP: 0.400, SLG: 0.577	4-0 1B IBB			4-1 F9 S BB		1-2 F5				1	0	0	0	2	0	0				
<b>Leo Cardenas, R</b> (1,6) OBP: 0.347, SLG: 0.448	0-2 F6			0-2 F9		1-3 K				3	0	0	0	0	1	3				
<b>Steve Boros, R</b> (1,5) OBP: 0.283, SLG: 0.390		4-2 FC2-6 BB		0-2 F8		1-3 K				2	0	0	0	1	1	1				
<b>Johnny Edwards, L</b> (1,2) OBP: 0.299, SLG: 0.368			0-3 K		1-3 K			0-0 4-3		3	0	0	0	0	2	2				
<b>Joe Nuxhall, L</b> (1,1) OBP: 0.091, SLG: 0.091		1-1 FC2-6 S			2-3 K			0-0 3-1		3	0	0	0	0	1	1				
<b>Inning Stats</b>	R: 1 E: 0 K: 0 S: 12	H: 2 LOB: 2 BB: 2 P: 24	R: 0 E: 0 K: 2 S: 10	H: 0 LOB: 1 BB: 1 P: 18	R: 0 E: 0 K: 1 S: 8	H: 0 LOB: 0 BB: 0 P: 12	R: 0 E: 0 K: 1 S: 11	H: 0 LOB: 1 BB: 1 P: 16	R: 0 E: 0 K: 1 S: 9	H: 1 LOB: 1 BB: 1 P: 17	R: 0 E: 0 K: 1 S: 9	H: 0 LOB: 0 BB: 0 P: 11	R: 0 E: 0 K: 1 S: 5	H: 0 LOB: 0 BB: 0 P: 6	R: 0 E: 0 K: 1 S: 8	H: 0 LOB: 0 BB: 0 P: 13	1B: 3 2B: 0 3B: 0 HR: 0	SF: 0 SAC: 0 DP: 1 HBP: 0	WP: 0 PB: 0 SB: 2 CS: 0	PA: 30
<b>PITCHER</b> <b>Sandy Koufax, L</b> (1,1) ERA: 2.51	IP: 7.0 WLS: L BF: 27 H: 3 R: 1 ER: 1 SO: 7 BB: 4 IBB: 1 HBP: 0 BLK: 0 WP: 0 HR: 0 S: 64 P: 104 ERA: 1.29 WHIP: 1.000															<b>PITCHER</b> <b>Bob Miller, R</b> (8,1) ERA: 3.31	IP: 1.0 WLS: 3 BF: 0 H: 0 R: 0 ER: 0 SO: 1 BB: 0 IBB: 0 HBP: 0 BLK: 0 WP: 0 HR: 0 S: 8 P: 13 ERA: 0.00 WHIP: 0.000			

**Los Angeles Dodgers @ Cincinnati Reds**  
Crosley Field, Cincinnati, OH  
Wed May 27 1964, 7:05 PM EDT  
Att: 10,262 - Unknown

AB 25  
R 1  
H 3  
RBI 1  
BB 5  
SO 8  
LOB 11









Batter	1	2	3	4	5	6	7	8	9	AB	R	H	RBI	BB	SO	LOB	TOP			
<b>Pete Rose, S</b> OBP: 0.283, SLG: 0.277 (1,4)	0-0 FC6-4 1B		0-0 CS 1B		0-0 4-3			0-0 6-3		4	0	2	1	0	0	0	<b>Cincinnati Reds @ St. Louis Cardinals</b> Sportsman's Park, St. Louis, MO Fri May 29 1964, 8:05 PM EDT Att: 10,219 - Unknown			
<b>Tommy Harper, R</b> OBP: 0.342, SLG: 0.330 (1,7)	0-0 FC6-4 1-2		0-0 CS 1-2		0-0 HR		0-0 6-3	0-0 F9		4	1	1	1	0	0	1				
<b>Vada Pinson, L</b> OBP: 0.319, SLG: 0.423 (1,8)	0-0 L4-3 1-2				0-3 K		0-0 F7	0-0 1B		4	0	1	0	0	1	1				
<b>Deron Johnson, R</b> OBP: 0.387, SLG: 0.494 (1,3)		0-0 6-3		0-0 F5		0-0 F3		0-0 F9		4	0	0	0	0	0	1				
<b>Frank Robinson, R</b> OBP: 0.408, SLG: 0.594 (1,9)		0-0 5-3		0-0 2B			0-0 HR		0-0 F7	4	1	2	1	0	0	0				
<b>Leo Cardenas, R</b> OBP: 0.353, SLG: 0.448 (1,6)		0-0 F4		4-0 IBB			0-0 E1		0-0 BB 1B	3	0	1	0	1	0	0				
<b>Johnny Edwards, L</b> OBP: 0.326, SLG: 0.371 (1,2)			4-0 SH3-4 1B BB		0-0 1-3		0-0 F8		4-0 1-2 BB	2	1	0	0	2	0	3				
<b>Steve Boros, R</b> OBP: 0.263, SLG: 0.333 (1,5)			0-0 F8		0-0 5-3		0-3 K		0-0 F9	4	0	0	0	0	1	4				
<b>Jim O'Toole, S</b> OBP: 0.176, SLG: 0.200 (1,1)			0-0 SH3-4		0-0 4-3		0-3 K		0-3 K	1	0	0	0	0	0	0				
<b>Joey Jay, S</b> (5,1)										1	0	0	0	0	1	1				
<b>Hal Smith, R</b> OBP: 0.286, SLG: 0.240 (9,PH)										1	0	0	0	0	1	2				
<b>Inning Stats</b>	R: 0 E: 0 K: 0 S: 3	H: 1 LOB: 0 BB: 0 P: 3	R: 0 E: 0 K: 0 S: 3	H: 0 LOB: 0 BB: 0 P: 3	R: 1 E: 0 K: 0 S: 3	H: 1 LOB: 0 BB: 1 P: 7	R: 1 E: 0 K: 1 S: 7	H: 2 LOB: 2 BB: 1 P: 11	R: 0 E: 0 K: 0 S: 3	H: 0 LOB: 0 BB: 0 P: 3	R: 0 E: 0 K: 2 S: 9	H: 1 LOB: 1 BB: 0 P: 9	R: 0 E: 0 K: 1 S: 4	H: 1 LOB: 1 BB: 0 P: 4	R: 0 E: 0 K: 1 S: 6	H: 1 LOB: 2 BB: 1 P: 10	1B: 4 2B: 2 3B: 0 HR: 2	SF: 0 SAC: 1 DP: 1 HBP: 0	WP: 0 PB: 0 SB: 0 CS: 1	PA: 37
<b>PITCHER</b> <b>Ray Sadecki, L</b> ERA: 3.88 (1,1)	IP: 9.0 WLS: W BF: 36 H: 7 R: 3 ER: 3 SO: 4	BB: 2 IBB: 1 HBP: 0 BLK: 0	WP: 0 HR: 2 S: 41 P: 53	ERA: 3.00 WHIP: 1.000											IP: 9.0 WLS: W BF: 36 H: 7 R: 3 ER: 3 SO: 4	BB: 2 IBB: 1 HBP: 0 BLK: 0	WP: 0 HR: 2 S: 41 P: 53	ERA: 3.00 WHIP: 1.000		



Batter	1	2	3	4	5	6	7	8	9	AB	R	H	RBI	BB	SO	LOB	BOTTOM			
<b>Curt Flood, R</b> OBP: 0.369, SLG: 0.421 (1,8)	0-0 4-3		0-0 5-3		0-0 1B 1B	0-0 E8 1B				4	1	2	0	0	0	1	<b>Cincinnati Reds @ St. Louis Cardinals</b> Sportsman's Park, St. Louis, MO Fri May 29 1964, 8:05 PM EDT Att: 10,219 - Unknown			
<b>Carl Warwick, R</b> OBP: 0.328, SLG: 0.492 (1,7)	0-0 4-3		0-0 F9		0-0 L7	0-3 K				4	0	0	0	0	1	4				
<b>Dick Groat, R</b> OBP: 0.326, SLG: 0.354 (1,6)	0-0 G3				0-0 2-3 1B 1B	0-0 L3				4	0	1	0	0	0	2				
<b>Ken Boyer, R</b> OBP: 0.414, SLG: 0.540 (1,5)		0-3 K		0-0 6-3	0-0 BB 1B	0-0 1-3				4	0	1	1	0	1	0				
<b>Jeff Long, R</b> OBP: 0.375, SLG: 0.382 (1,9)		0-3 K		0-0 BB 1B 1B	0-0 F7	0-3 K				4	1	1	0	0	2	2				
<b>Johnny Lewis, L</b> OBP: 0.351, SLG: 0.398 (8,9)		0-3 K		0-0 BB 1B 1B	0-0 F7	0-3 K				0	0	0	0	0	0	0				
<b>Bill White, L</b> OBP: 0.313, SLG: 0.408 (1,3)		0-0 F2		0-0 1-2 2-3 1B 1B	4-0 BB 1B	0-0 6-3				3	1	1	0	1	0	0				
<b>Julian Javier, R</b> OBP: 0.257, SLG: 0.360 (1,4)			0-0 6-3	4-0 1B BB	0-0 1-3			0-3 K		3	0	0	0	1	1	3				
<b>Tim McCarver, L</b> OBP: 0.354, SLG: 0.475 (1,2)			0-0 2B	0-0 1-3 2-H 3-H 1B		0-0 E SH3-4 1B		0-0 F6		4	1	3	2	0	0	0				
<b>Ray Sadecki, L</b> OBP: 0.176, SLG: 0.294 (1,1)			0-0 2B	0-0 F5		0-0 SH3-4		0-3 K		3	0	1	1	0	1	2				
<b>Inning Stats</b>	R: 0 E: 0 K: 0 S: 3	H: 0 LOB: 0 BB: 0 P: 3	R: 0 E: 0 K: 2 S: 7	H: 0 LOB: 0 BB: 0 P: 7	R: 1 E: 0 K: 0 S: 5	H: 2 LOB: 1 BB: 0 P: 5	R: 2 E: 0 K: 0 S: 6	H: 3 LOB: 2 BB: 1 P: 10	R: 1 E: 0 K: 0 S: 6	H: 3 LOB: 3 BB: 1 P: 10	R: 0 E: 1 K: 1 S: 7	H: 2 LOB: 2 BB: 0 P: 7	R: 0 E: 0 K: 1 S: 5	H: 0 LOB: 0 BB: 0 P: 5	R: 0 E: 0 K: 2 S: 7	H: 0 LOB: 0 BB: 0 P: 7	1B: 8 2B: 2 3B: 0 HR: 0	SF: 0 SAC: 1 DP: 0 HBP: 0	WP: 0 PB: 0 SB: 0 CS: 0	PA: 36
<b>PITCHER</b> <b>Jim O'Toole, L</b> ERA: 3.86 (1,1)	IP: 4.2 WLS: L BF: 24 H: 8 R: 4 ER: 4 SO: 2	BB: 2 IBB: 0 HBP: 0 BLK: 0	WP: 0 HR: 0 S: 26 P: 34	ERA: 7.71 WHIP: 2.143											IP: 4.2 WLS: L BF: 24 H: 8 R: 4 ER: 4 SO: 2	BB: 2 IBB: 0 HBP: 0 BLK: 0	WP: 0 HR: 0 S: 26 P: 34	ERA: 7.71 WHIP: 2.143		
<b>Joey Jay, R</b> ERA: 3.93 (5,1)	IP: 3.1 WLS: L BF: 12 H: 2 R: 0 ER: 0 SO: 4	BB: 0 IBB: 0 HBP: 0 BLK: 0	WP: 0 HR: 0 S: 20 P: 20	ERA: 0.00 WHIP: 0.600											IP: 3.1 WLS: L BF: 12 H: 2 R: 0 ER: 0 SO: 4	BB: 0 IBB: 0 HBP: 0 BLK: 0	WP: 0 HR: 0 S: 20 P: 20	ERA: 0.00 WHIP: 0.600		





Batter	1	2	3	4	5	6	7	8	9	AB	R	H	RBI	BB	SO	LOB	TOP
<b>Pete Rose, S</b> OBP: 0.288, SLG: 0.278 (1,4)	L3		BB 1B		K			BB		3	0	1	0	1	1	1	<b>Cincinnati Reds @ St. Louis Cardinals</b> Sportsman's Park, St. Louis, MO Sat May 30 1964, 4:33 AM EDT Att: 11,051 - Unknown
<b>Tommy Harper, R</b> OBP: 0.335, SLG: 0.327 (1,7)	F5		BB 1B		F6			1-3		4	0	1	0	0	0	2	
<b>Vada Pinson, L</b> OBP: 0.317, SLG: 0.414 (1,8)	F8		BB		G3			K		3	0	0	0	1	1	1	
<b>Gordy Coleman, L</b> OBP: 0.357, SLG: 0.500 (1,3)		HR	F6		F6			F3		4	1	1	1	0	0	4	
<b>Frank Robinson, R</b> OBP: 0.404, SLG: 0.584 (1,9)	F2				F8			2B 1B		4	0	1	0	0	0	0	
<b>Leo Cardenas, R</b> OBP: 0.356, SLG: 0.463 (1,6)	F9				F9			1-3 2B		4	0	2	0	0	0	0	
<b>Johnny Edwards, L</b> OBP: 0.317, SLG: 0.359 (1,2)	K				L6			F5		4	0	0	0	0	2	3	
<b>Steve Boros, R</b> OBP: 0.262, SLG: 0.327 (1,5)			6-3		L6			K		4	0	1	0	0	1	3	
<b>Sammy Ellis, L</b> (1,1)			5-3		L7			6-3		2	0	0	0	0	0	1	
<b>Marty Keough, L</b> OBP: 0.219, SLG: 0.367 (7, PH)										1	0	0	0	0	1	1	
<b>Billy McCool, R</b> (7, PH)										0	0	0	0	0	0	0	
<b>Bob Skinner, L</b> OBP: 0.267, SLG: 0.429 (9, PH)										1	0	0	0	0	0	2	
<b>Inning Stats</b>	R: 0 E: 0 K: 0 S: 3	H: 0 LOB: 0 BB: 0 P: 3	R: 1 E: 0 K: 1 S: 6	H: 1 LOB: 0 BB: 0 P: 6	R: 0 E: 0 K: 0 S: 5	H: 2 LOB: 3 BB: 1 P: 9	R: 0 E: 0 K: 0 S: 3	H: 0 LOB: 0 BB: 0 P: 3	R: 0 E: 0 K: 2 S: 8	H: 1 LOB: 1 BB: 0 P: 8	R: 0 E: 0 K: 1 S: 5	H: 0 LOB: 1 BB: 0 P: 9	R: 0 E: 0 K: 1 S: 7	H: 2 LOB: 2 BB: 0 P: 7	1B: 4 2B: 2 3B: 0 HR: 1	SF: 0 SAC: 0 DP: 0 HBP: 0	WP: 0 PA: 36 PB: 0 SB: 1 CS: 0
<b>PITCHER</b> <b>Ernie Broglio, R</b> ERA: 3.73 (1,1)	IP: 9.0 WLS: W BF: 36 H: 7 R: 1 ER: 1 SO: 6 BB: 2 IBB: 0 HBP: 0 BLK: 0 WP: 0 HR: 1 S: 46 P: 54 ERA: 1.00 WHIP: 1.000											<b>PITCHER</b>	IP: 9.0 WLS: W BF: 36 H: 7 R: 1 ER: 1 SO: 6 BB: 2 IBB: 0 HBP: 0 BLK: 0 WP: 0 HR: 1 S: 46 P: 54 ERA: 1.00 WHIP: 1.000				

AB	34
R	1
H	7
RBI	1
BB	2
SO	6
LOB	18



Batter	1	2	3	4	5	6	7	8	9	AB	R	H	RBI	BB	SO	LOB	BOTTOM
<b>Curt Flood, R</b> OBP: 0.366, SLG: 0.417 (1,8)	F9		6-3		1B			5-3		4	0	1	1	0	0	2	<b>Cincinnati Reds @ St. Louis Cardinals</b> Sportsman's Park, St. Louis, MO Sat May 30 1964, 4:33 AM EDT Att: 11,051 - Unknown
<b>Doug Clemens, L</b> OBP: 0.295, SLG: 0.456 (1,7)	L6		BB		F6			F6		3	0	0	0	1	0	1	
<b>Dick Groat, R</b> OBP: 0.335, SLG: 0.380 (1,6)										4	2	3	0	0	0	1	
<b>Jerry Buchek, R</b> OBP: 0.600, SLG: 1.000 (7, PR) (8, 6)	HR 1B		F2					SF 3B		0	1	0	0	0	0	0	
<b>Ken Boyer, R</b> OBP: 0.422, SLG: 0.573 (1,5)					6-3			3B 2B		3	2	2	3	1	0	0	
<b>Bill White, L</b> OBP: 0.306, SLG: 0.400 (1,3)	1-H HR				6-3			2H 1B 3B		3	0	0	1	0	0	1	
<b>Tim McCarver, L</b> OBP: 0.351, SLG: 0.468 (1,2)			3-1		1-3			SF 4		4	1	1	1	0	0	2	
<b>Carl Warwick, R</b> OBP: 0.338, SLG: 0.508 (1,9)			L7					3H 3B		4	1	2	0	0	0	0	
<b>Julian Javier, R</b> OBP: 0.270, SLG: 0.376 (1,4)			K					1B SH3-4		2	0	1	0	2	1	0	
<b>Ernie Broglio, R</b> OBP: 0.190, SLG: 0.158 (1,1)					L8			1B SH3-4		3	0	0	1	0	0	3	
<b>Inning Stats</b>	R: 2 E: 0 K: 0 S: 5	H: 2 LOB: 0 BB: 0 P: 5	R: 0 E: 0 K: 1 S: 5	H: 0 LOB: 0 BB: 0 P: 5	R: 0 E: 0 K: 0 S: 3	H: 0 LOB: 0 BB: 1 P: 7	R: 0 E: 0 K: 0 S: 3	H: 0 LOB: 0 BB: 0 P: 3	R: 3 E: 0 K: 0 S: 7	H: 4 LOB: 2 BB: 1 P: 11	R: 1 E: 0 K: 0 S: 4	H: 1 LOB: 2 BB: 1 P: 8	R: 0 E: 0 K: 0 S: 3	H: 1 LOB: 0 BB: 0 P: 3	1B: 4 2B: 3 3B: 3 HR: 1	SF: 1 SAC: 1 DP: 1 HBP: 0	WP: 0 PA: 36 PB: 0 SB: 0 CS: 0
<b>PITCHER</b> <b>Sammy Ellis, R</b> ERA: 4.4 (1,1)	IP: 6.0 WLS: L BF: 28 H: 8 R: 6 ER: 6 SO: 1 BB: 2 IBB: 1 HBP: 0 BLK: 0 WP: 0 HR: 1 S: 27 P: 39 ERA: 9.00 WHIP: 1.667											<b>PITCHER</b> <b>Billy McCool, L</b> ERA: 3.0 (7,1)	IP: 2.0 WLS: L BF: 8 H: 2 R: 1 ER: 1 SO: 0 BB: 0 IBB: 0 HBP: 0 BLK: 0 WP: 0 HR: 0 S: 7 P: 11 ERA: 4.50 WHIP: 1.000				

AB	30
R	7
H	10
RBI	7
BB	4
SO	1
LOB	10





Batter	1	2	3	4	5	6	7	8	9	AB	R	H	RBI	BB	SO	LOB	TOP								
<b>Pete Rose, S</b> OBP: 0.286, SLG: 0.272 (1, 4)	4-0 1B 1B BB	0-0 6-3		0-0 4-3		0-0 1-3		0-3 K		4	1	0	0	1	1	3									
<b>Tommy Harper, R</b> OBP: 0.345, SLG: 0.333 (1, 7)	0-0 1B BB	4-0		0-0 1B		0-0 1-3		0-3 K		4	1	2	0	1	1	0									
<b>Vada Pinson, L</b> OBP: 0.308, SLG: 0.401 (1, 8)	0-3 K	0-0 F7		0-0 F9		0-0 F5		0-0 5-3		5	0	0	0	0	1	4									
<b>Gordy Coleman, L</b> OBP: 0.348, SLG: 0.482 (1, 3)	0-0 BB SF8 1B		0-0 F3		0-0 G3		0-0 4-3		0-0 4-3		5	1	1	1	0	0									
<b>Frank Robinson, R</b> OBP: 0.406, SLG: 0.576 (1, 9)	4-0 SF8 1B BB		4-0 E5 1B		0-0 L9		4-0 4-3 1B BB				2	3	0	0	2	0									
<b>Leo Cardenas, R</b> OBP: 0.354, SLG: 0.454 (1, 6)	4-0 1B BB		0-0 F6		0-0 F7		0-0 4-3				3	0	0	1	1	0	2								
<b>Johnny Edwards, L</b> OBP: 0.322, SLG: 0.366 (1, 2)	0-0 SF8		0-0		0-3 K		0-0 SH1-3 1B				3	0	2	3	0	1	0								
<b>Steve Boros, R</b> OBP: 0.292, SLG: 0.356 (1, 5)	0-0 1B		0-0 F4		0-0 SH5-4 1B		0-0 SH1-3 1B				4	0	3	1	0	0	1								
<b>Bob Purkey, R</b> OBP: 0.116, SLG: 0.118 (1, 1)		0-3 K		0-3 K		0-0 SH5-4		0-0 SH1-3		2	0	0	0	0	2	0									
<b>Inning Stats</b>	R: 4 E: 0 K: 1 S: 7	H: 3 LOB: 2 BB: 3 P: 19	R: 0 E: 0 K: 1 S: 5	H: 0 LOB: 1 BB: 1 P: 9	R: 1 E: 1 K: 0 S: 5	H: 1 LOB: 1 BB: 0 P: 5	R: 0 E: 0 K: 1 S: 6	H: 1 LOB: 1 BB: 0 P: 6	R: 0 E: 0 K: 0 S: 3	H: 0 LOB: 0 BB: 0 P: 3	R: 0 E: 0 K: 1 S: 6	H: 1 LOB: 1 BB: 0 P: 6	R: 0 E: 0 K: 0 S: 3	H: 0 LOB: 0 BB: 0 P: 3	R: 1 E: 0 K: 1 S: 7	H: 2 LOB: 2 BB: 1 P: 11	R: 0 E: 0 K: 1 S: 5	H: 0 LOB: 0 BB: 0 P: 5	1B: 8 2B: 0 3B: 0 HR: 0	SF: 1 SAC: 2 DP: 0 HBP: 0	WP: 0 PB: 0 SB: 1 CS: 0	PA: 40			
<b>PITCHER</b>	IP	WLS	BF	H	R	ER	SO	BB	IBB	HBP	BLK	WP	HR	S	P	ERA	WHIP								
<b>Ray Washburn, R</b> ERA: 4.24 (1, 1)	0.1	L	6	2	4	4	1	3	0	0	0	0	0	5	17	108.00	15.000								
<b>Roger Craig, R</b> ERA: 2.56 (1, 1)	7.2		31	6	2	1	4	2	0	0	0	0	0	37	45	1.17	1.043								
<b>Ron Taylor, R</b> ERA: 7.67 (9, 1)	1.0		3	0	0	0	1	0	0	0	0	0	0	5	5	0.00	0.000								

Cincinnati Reds @ St. Louis Cardinals  
Sportsman's Park, St. Louis, MO  
Sun May 31 1964, 4:33 AM EDT  
Unknown

AB 32  
R 6  
H 8  
RBI 6  
BB 5  
SO 6  
LOB 10



Batter	1	2	3	4	5	6	7	8	9	AB	R	H	RBI	BB	SO	LOB	BOTTOM								
<b>Curt Flood, R</b> OBP: 0.364, SLG: 0.413 (1, 8)	0-0 4-3		0-0 FC5-4			0-0 F8		0-0 FC4-6 1B		4	0	1	0	0	0	1									
<b>Doug Clemens, L</b> OBP: 0.277, SLG: 0.426 (1, 7)	0-0 3-1		0-0 4-3			0-0 1-3		0-0 F8		4	0	0	0	0	0	2									
<b>Dick Groat, R</b> OBP: 0.333, SLG: 0.377 (1, 6)	0-0 1B				0-0 5-3		0-0 1-3		0-0 FC4-6		4	0	1	0	0	1									
<b>Ken Boyer, R</b> OBP: 0.413, SLG: 0.560 (1, 5)	0-0 F8				0-0 6-3		0-0 5-3		0-0 5-3		4	0	0	0	0	1									
<b>Bill White, L</b> OBP: 0.310, SLG: 0.399 (1, 3)		0-3 K2-3		4-0 BB		0-0 1B 1B		0-0 F6		3	0	1	0	1	1	0									
<b>Tim McCarver, L</b> OBP: 0.348, SLG: 0.461 (1, 2)		0-0 1-3		0-3 K2-3		0-0 1B 1B		0-3 K		4	0	1	0	0	2	1									
<b>Carl Warwick, R</b> OBP: 0.338, SLG: 0.500 (1, 9)		0-0 F3			0-0 G6-4-3 1B		0-0 F9				3	0	1	0	0	2									
<b>Julian Javier, R</b> OBP: 0.272, SLG: 0.375 (1, 4)			0-0 FC5-4 1B		0-0 G6-4-3		0-0 F7				3	0	1	0	0	3									
<b>Ray Washburn, R</b> OBP: 0.167, SLG: 0.167 (1, 1)			0-3 K		0-0 6-3			0-0 F3		0	0	0	0	0	0	0									
<b>Roger Craig, R</b> OBP: 0.406, SLG: 0.353 (1, 1)										2	0	0	0	0	1	1									
<b>Jeff Long, R</b> OBP: 0.366, SLG: 0.371 (6, PH)										1	0	0	0	0	0	0									
<b>Ron Taylor, R</b> (9, 1)										0	0	0	0	0	0	0									
<b>Inning Stats</b>	R: 0 E: 0 K: 0 S: 4	H: 1 LOB: 1 BB: 0 P: 4	R: 0 E: 0 K: 1 S: 5	H: 0 LOB: 0 BB: 0 P: 5	R: 0 E: 0 K: 1 S: 6	H: 1 LOB: 1 BB: 0 P: 6	R: 0 E: 0 K: 1 S: 5	H: 0 LOB: 1 BB: 1 P: 9	R: 0 E: 0 K: 0 S: 3	H: 0 LOB: 0 BB: 0 P: 3	R: 0 E: 0 K: 0 S: 3	H: 0 LOB: 0 BB: 0 P: 3	R: 0 E: 0 K: 0 S: 5	H: 2 LOB: 2 BB: 0 P: 5	R: 0 E: 0 K: 0 S: 4	H: 1 LOB: 1 BB: 0 P: 4	R: 0 E: 0 K: 1 S: 5	H: 0 LOB: 0 BB: 0 P: 5	1B: 6 2B: 0 3B: 0 HR: 0	SF: 0 SAC: 0 DP: 1 HBP: 0	WP: 0 PB: 0 SB: 0 CS: 0	PA: 33			
<b>PITCHER</b>	IP	WLS	BF	H	R	ER	SO	BB	IBB	HBP	BLK	WP	HR	S	P	ERA	WHIP								
<b>Bob Purkey, R</b> ERA: 3.02 (1, 1)	9.0	W	33	6	0	0	4	1	0	0	0	0	0	40	44	0.00	0.778								

Cincinnati Reds @ St. Louis Cardinals  
Sportsman's Park, St. Louis, MO  
Sun May 31 1964, 4:33 AM EDT  
Unknown

AB 32  
R 0  
H 6  
RBI 0  
BB 1  
SO 4  
LOB 12





Batter	1	2	3	4	5	6	7	8	9	AB	R	H	RBI	BB	SO	LOB	TOP
<b>Pete Rose, S</b> (1.4) OBP: 0.280, SLG: 0.266	0-0 1-3			0-3 K		0-3 K		0-0 4-3		4	0	0	0	0	2	0	<b>Cincinnati Reds @ St. Louis Cardinals</b> Sportsman's Park, St. Louis, MO Sun May 31 1964, 4:38 AM EDT Att: 20,240 - Unknown
<b>Tommy Harper, R</b> (1.7) OBP: 0.346, SLG: 0.325	0-0 5-3			0-0 4-3		4-0 S BB			0-0 6-3	3	0	0	0	1	0	0	
<b>Vada Pinson, L</b> (1.8) OBP: 0.306, SLG: 0.398	0-0 F9			0-0 4-3		0-0 F9			0-0 1B 1B	4	1	1	0	0	0	1	
<b>Gordy Coleman, L</b> (1.3) <b>Bill Henry, L</b> (9, PR)	0-0 3-1			0-0 4-3		0-0 F8			0-0 1B 1B	4	0	1	0	0	0	0	
<b>Frank Robinson, R</b> (1.9) OBP: 0.414, SLG: 0.577	0-0 5-3			0-0 1B 1B		4-0 1B PO BB			0-0 1B 1B	3	0	2	1	1	0	0	
<b>Leo Cardenas, R</b> (1.6) OBP: 0.351, SLG: 0.449	0-3 K			0-0 5-3 1B		0-3 K			0-0 F5	4	0	1	0	0	2	3	
<b>Steve Boros, R</b> (1.5) <b>Marty Keough, L</b> (9, PH)	0-0 1-3			0-0 5-3 1B		0-0 1B			0-0 F7	3	0	1	0	0	0	2	
<b>Hal Smith, R</b> (1.2) OBP: 0.258, SLG: 0.214	0-3 K			0-0 F3		0-0 PO		0-3 K		3	0	0	0	0	2	2	
<b>John Tsitouris, R</b> (1.1) OBP: 0.273, SLG: 0.300	0-0 1-3			0-3 K		0-3 K		0-0 1-3		3	0	0	0	0	1	0	
<b>Inning Stats</b>	R: 0 E: 0 K: 0 S: 3	H: 0 LOB: 0 BB: 0 P: 3	R: 0 E: 0 K: 1 S: 5	H: 0 LOB: 0 BB: 0 P: 5	R: 0 E: 0 K: 1 S: 5	H: 0 LOB: 0 BB: 0 P: 5	R: 0 E: 0 K: 2 S: 7	H: 2 LOB: 2 BB: 1 P: 11	R: 0 E: 0 K: 1 S: 5	H: 1 LOB: 1 BB: 1 P: 9	R: 0 E: 0 K: 1 S: 5	H: 0 LOB: 0 BB: 0 P: 5	R: 1 E: 0 K: 0 S: 6	H: 3 LOB: 3 BB: 0 P: 6	1B: 6 2B: 0 3B: 0 HR: 0	SF: 0 SAC: 0 DP: 0 HBP: 0	
<b>PITCHER</b> <b>Bob Gibson, R</b> (1.1) ERA: 2.04	IP: 9.0 WLS: W BF: 34 H: 6 R: 1 ER: 1 SO: 7 BB: 2 IBB: 0 HBP: 0 BLK: 0 WP: 0 HR: 0 S: 46 P: 54 ERA: 1.00 WHIP: 0.889																

Batter	1	2	3	4	5	6	7	8	9	AB	R	H	RBI	BB	SO	LOB	BOTTOM
<b>Curt Flood, R</b> (1.8) OBP: 0.372, SLG: 0.421	0-0 4-3 WP 1B		0-0 K 1B			0-0 L8		0-0 SF9 BB 1B		4	1	3	0	0	0	0	<b>Cincinnati Reds @ St. Louis Cardinals</b> Sportsman's Park, St. Louis, MO Sun May 31 1964, 4:38 AM EDT Att: 20,240 - Unknown
<b>Doug Clemens, L</b> (1.7) OBP: 0.275, SLG: 0.406	0-3 K		0-3 K			0-0 F6		4-0 1B BB		3	0	0	0	1	2	2	
<b>Dick Groat, R</b> (1.6) OBP: 0.332, SLG: 0.387	0-0 4-3			0-0 4-3		0-0 3B		0-0 SF9		3	0	1	1	0	0	1	
<b>Ken Boyer, R</b> (1.5) OBP: 0.415, SLG: 0.558	0-0 5-3			0-0 1B		0-0 L7		0-0 1B		4	0	2	1	0	0	2	
<b>Bill White, L</b> (1.3) OBP: 0.303, SLG: 0.389	0-0 3-1			0-3 K		0-0 L9		0-3 K		4	0	0	0	0	2	3	
<b>Tim McCarver, L</b> (1.2) OBP: 0.340, SLG: 0.450	0-3 K			0-0 F6		0-0 6-3				3	0	0	0	0	1	1	
<b>Carl Warwick, R</b> (1.9) OBP: 0.338, SLG: 0.493	0-0 1B			0-0 F7		0-0 F7				3	0	1	0	0	0	0	
<b>Julian Javier, R</b> (1.4) OBP: 0.266, SLG: 0.367	0-0 F6			0-0 F4		0-0 F7		0-0 F7		3	0	0	0	0	0	1	
<b>Bob Gibson, R</b> (1.1) OBP: 0.214, SLG: 0.154	0-0 5-3			0-0 F9		0-0 BB 1B SF9 1B				3	1	1	0	0	0	0	
<b>Inning Stats</b>	R: 0 E: 0 K: 1 S: 6	H: 1 LOB: 1 BB: 0 P: 6	R: 0 E: 0 K: 1 S: 6	H: 1 LOB: 0 BB: 0 P: 6	R: 0 E: 0 K: 1 S: 6	H: 1 LOB: 0 BB: 0 P: 6	R: 0 E: 0 K: 0 S: 4	H: 0 LOB: 1 BB: 0 P: 4	R: 0 E: 0 K: 1 S: 3	H: 0 LOB: 0 BB: 0 P: 3	R: 2 E: 0 K: 1 S: 8	H: 3 LOB: 2 BB: 1 P: 12	1B: 7 2B: 0 3B: 1 HR: 0	SF: 1 SAC: 0 DP: 0 HBP: 0	WP: 1 PA: 32 PB: 0 SB: 0 CS: 0		
<b>PITCHER</b> <b>John Tsitouris, R</b> (1.1) ERA: 5.5	IP: 8.0 WLS: L BF: 32 H: 8 R: 2 ER: 2 SO: 5 BB: 1 IBB: 0 HBP: 0 BLK: 0 WP: 1 HR: 0 S: 41 P: 45 ERA: 2.25 WHIP: 1.125																



Batter	1	2	3	4	5	6	7	8	9	AB	R	H	RBI	BB	SO	LOB	TOP		
<b>Pete Rose, S</b> OBP: 0.283, SLG: 0.269 (1,4)	1-3		1-3		E7			2B 3B 1B	K	5	1	2	0	0	1	1			
<b>Tommy Harper, R</b> OBP: 0.345, SLG: 0.344 (1,7)	2B		F2		F3			3B 2B	5-3	5	1	2	0	0	0	2			
<b>Vada Pinson, L</b> OBP: 0.315, SLG: 0.409 (1,8)	5-3		BB		F8			6-3 2-H 3-H	1B IBB	3	2	1	2	2	0	1			
<b>Deron Johnson, R</b> OBP: 0.378, SLG: 0.477 (1,3)	F8		K		K			6-3	1B	5	0	1	2	0	2	2			
<b>Frank Robinson, R</b> OBP: 0.414, SLG: 0.578 (1,9)		F3		4-3		5-3		2B 2B	1B	5	1	2	1	0	0	0			
<b>Leo Cardenas, R</b> OBP: 0.347, SLG: 0.441 (1,6)	1B FC6-4		5-3				6-3	F3	F8	5	1	1	0	0	0	3			
<b>Johnny Edwards, L</b> OBP: 0.327, SLG: 0.378 (1,2)	1B FC6-4		K				F8	2B		4	0	2	1	0	1	0			
<b>Steve Boros, R</b> OBP: 0.292, SLG: 0.348 (1,5)	FC6-4				1-3			F9		4	0	1	1	0	0	2			
<b>Joe Nuxhall, L</b> OBP: 0.287, SLG: 0.287 (5, PH) <b>Bob Skinner, L</b> OBP: 0.282, SLG: 0.421 (5, 1) <b>Joey Jay, S</b> OBP: 0.340, SLG: 0.486 (7, PH) <b>Gordy Coleman, L</b> OBP: 0.340, SLG: 0.486 (7, 1) <b>Billy McCool, L</b> OBP: 0.282, SLG: 0.408 (9, PH) <b>Marty Keough, L</b> OBP: 0.282, SLG: 0.408 (9, 1) <b>Ryne Duren, R</b> OBP: 0.282, SLG: 0.408 (9, 1)	K				4-3		K		1B 2B	1	0	0	0	0	1	1			
<b>Inning Stats</b>	R: 0 E: 0 K: 0 S: 4	H: 1 LOB: 1 BB: 0 P: 4	R: 1 E: 0 K: 0 S: 7	H: 2 LOB: 1 BB: 0 P: 7	R: 0 E: 0 K: 1 S: 5	H: 0 LOB: 0 BB: 1 P: 9	R: 0 E: 0 K: 1 S: 5	H: 0 LOB: 0 BB: 0 P: 5	R: 0 E: 0 K: 0 S: 4	H: 1 LOB: 1 BB: 0 P: 4	R: 0 E: 0 K: 1 S: 6	H: 1 LOB: 1 BB: 0 P: 6	R: 4 E: 0 K: 0 S: 8	H: 5 LOB: 1 BB: 0 P: 8	R: 2 E: 0 K: 1 S: 8	H: 3 LOB: 2 BB: 1 P: 12	1B: 7 2B: 5 3B: 1 HR: 0	SF: 0 SAC: 0 DP: 0 HBP: 0	WP: 0 PA: 42 PB: 0 SB: 0 CS: 0
<b>PITCHER</b>	IP	WLS	BF	H	R	ER	SO	BB	IBB	HBP	BLK	WP	HR	S	P	ERA	WHIP		
<b>Warren Spahn, L</b> ERA: 4.22 (1, 1)	7.1		32	9	5	5	5	1	0	0	0	0	0	41	45	6.14	1.364		
<b>Bob Sadowski, R</b> ERA: 4.82 (8, 1)	1.2	L	10	4	2	2	1	0	1	0	0	0	0	11	15	10.80	2.400		

**Cincinnati Reds @ Milwaukee Braves**  
Milwaukee County Stadium, Milwaukee, WI  
Tue Jun 02 1964, 8:05 PM EDT  
Att: 6,739 - Unknown

AB 40  
R 7  
H 13  
RBI 7  
BB 2  
SO 6  
LOB 13



Batter	1	2	3	4	5	6	7	8	9	AB	R	H	RBI	BB	SO	LOB	BOTTOM		
<b>Rico Carty, R</b> OBP: 0.333, SLG: 0.511 (1,7)	L4		K		F2		K			4	0	0	0	0	2	2			
<b>Eddie Mathews, L</b> OBP: 0.325, SLG: 0.329 (1,5)	K		K		L9			K		4	0	0	0	0	3	1			
<b>Hank Aaron, R</b> OBP: 0.376, SLG: 0.429 (1,9)	F8			F2	F7			2B		4	0	1	0	0	0	0			
<b>Joe Torre, R</b> OBP: 0.415, SLG: 0.624 (1,2)		F9		HR BB		1-3		BB		2	1	0	0	2	0	0			
<b>Gene Oliver, R</b> OBP: 0.290, SLG: 0.441 (1,3)		HR		HR		F6		F8		4	2	2	3	0	0	2			
<b>Felipe Alou, R</b> OBP: 0.291, SLG: 0.373 (1,8)		F3		WP HR 1B		CS BB		1-3		3	1	1	0	1	0	2			
<b>Denis Menke, R</b> OBP: 0.389, SLG: 0.476 (1,6)		3-1		HR		CS	K		F6	4	1	1	2	0	1	0			
<b>Frank Bolling, R</b> OBP: 0.300, SLG: 0.345 (1,4) <b>Ty Cline, L</b> OBP: 0.269, SLG: 0.174 (9, PH)			FC3-6 BB	K			L9		K	2	0	0	0	1	1	0			
<b>Warren Spahn, L</b> OBP: 0.233, SLG: 0.276 (1, 1) <b>Bob Sadowski, R</b> OBP: 0.100, SLG: 0.100 (8, 1) <b>Lee Maye, L</b> OBP: 0.352, SLG: 0.463 (9, PH)			FC3-6 1-2	G3			1B		F6	3	0	1	0	0	0	1			
<b>Inning Stats</b>	R: 0 E: 0 K: 1 S: 5	H: 0 LOB: 0 BB: 0 P: 5	R: 1 E: 0 K: 0 S: 4	H: 1 LOB: 0 BB: 0 P: 4	R: 0 E: 0 K: 2 S: 7	H: 0 LOB: 1 BB: 1 P: 11	R: 4 E: 0 K: 1 S: 8	H: 3 LOB: 0 BB: 1 P: 12	R: 0 E: 0 K: 0 S: 2	H: 0 LOB: 0 BB: 1 P: 6	R: 0 E: 0 K: 2 S: 8	H: 1 LOB: 1 BB: 0 P: 8	R: 0 E: 0 K: 1 S: 6	H: 1 LOB: 2 BB: 1 P: 10	R: 0 E: 0 K: 1 S: 5	H: 0 LOB: 0 BB: 0 P: 5	1B: 2 2B: 1 3B: 0 HR: 3	SF: 0 SAC: 0 DP: 0 HBP: 0	WP: 1 PA: 37 PB: 0 SB: 0 CS: 1
<b>PITCHER</b>	IP	WLS	BF	H	R	ER	SO	BB	IBB	HBP	BLK	WP	HR	S	P	ERA	WHIP		
<b>Joe Nuxhall, L</b> ERA: 3.8 (1, 1)	4.0		18	4	5	5	4	2	0	0	0	0	1	3	24	32	11.25	1.500	
<b>Joey Jay, R</b> ERA: 3.72 (5, 1)	2.0		6	0	0	0	0	1	0	0	0	0	0	5	9	0.00	0.500		
<b>Billy McCool, L</b> ERA: 2.57 (7, 1)	2.0	W	9	2	0	0	3	1	0	0	0	0	0	14	18	0.00	1.500		
<b>Ryne Duren, R</b> ERA: 4.91 (9, 1)	1.0	S	3	0	0	0	1	0	0	0	0	0	0	5	5	0.00	0.000		

**Cincinnati Reds @ Milwaukee Braves**  
Milwaukee County Stadium, Milwaukee, WI  
Tue Jun 02 1964, 8:05 PM EDT  
Att: 6,739 - Unknown

AB 32  
R 5  
H 6  
RBI 5  
BB 4  
SO 8  
LOB 8





Batter	1	2	3	4	5	6	7	8	9	AB	R	H	RBI	BB	SO	LOB	TOP					
<b>Pete Rose, S</b> OBP: 0.282, SLG: 0.269 (1,4)	0-0 5-3		0-0 F8		0-0 1-3		0-0 1B			4	0	1	0	0	0	1	<b>Cincinnati Reds @ Milwaukee Braves</b> Milwaukee County Stadium, Milwaukee, WI Wed Jun 03 1964, 8:05 PM EDT Att: 11,834 - Unknown					
<b>Tommy Harper, R</b> OBP: 0.335, SLG: 0.333 (1,7)	0-3 K		0-3 K			0-3 K	0-3 K			4	0	0	0	0	4	1						
<b>Vada Pinson, L</b> OBP: 0.313, SLG: 0.423 (1,8)	0-0 F6		0-0 F7			0-0 HR		0-0 4-3		4	1	1	1	0	0	0						
<b>Deron Johnson, R</b> OBP: 0.373, SLG: 0.461 (1,3)		0-0 2-3		0-3 K		4-0 1B BB		0-0 F4		3	0	0	0	1	1	0						
<b>Frank Robinson, R</b> OBP: 0.416, SLG: 0.573 (1,9)		4-0 FC4-6 BB		0-3 K		0-0 FC6-4 1B		0-0 1-3		3	0	1	0	1	1	0						
<b>Leo Cardenas, R</b> OBP: 0.335, SLG: 0.430 (1,6)		0-0 FC4-6 1B 1-2		0-0 6-3		0-3 K			0-0 F5	4	1	0	0	0	1	3						
<b>Johnny Edwards, L</b> OBP: 0.325, SLG: 0.374 (1,2)		0-0 1B 1-2		0-0 F7		0-0 FC6-4 1-2		0-3 K		4	0	1	0	0	1	2						
<b>Steve Boros, R</b> OBP: 0.303, SLG: 0.357 (1,5)		0-0 1-2 2H 1B		0-0 4-3 S 1B		0-3 K		0-0 F4		4	0	2	1	0	1	0						
<b>Jim Maloney, L</b> OBP: 0.308, SLG: 0.182 (1,1)		0-3 K		0-0 4-3		0-0 3-1				3	0	0	0	0	1	3						
<b>Bill Henry, L</b> (7,1)										0	0	0	0	0	0	0						
<b>Inning Stats</b>	R: 0 E: 0 K: 1 S: 5	H: 0 LOB: 0 BB: 0 P: 5	R: 1 E: 0 K: 1 S: 7	H: 2 LOB: 2 BB: 1 P: 11	R: 0 E: 0 K: 1 S: 5	H: 0 LOB: 0 BB: 0 P: 5	R: 0 E: 0 K: 2 S: 7	H: 0 LOB: 0 BB: 0 P: 7	R: 0 E: 0 K: 0 S: 4	H: 1 LOB: 1 BB: 0 P: 4	R: 1 E: 0 K: 2 S: 9	H: 2 LOB: 2 BB: 1 P: 13	R: 0 E: 0 K: 0 S: 8	H: 1 LOB: 1 BB: 0 P: 8	R: 0 E: 0 K: 0 S: 3	H: 0 LOB: 0 BB: 0 P: 3	R: 0 E: 0 K: 1 S: 5	H: 0 LOB: 0 BB: 0 P: 5	1B: 5 2B: 0 3B: 0 HR: 1	SF: 0 SAC: 0 DP: 0 HBP: 0	WP: 0 PB: 0 SB: 1 CS: 0	PA: 35
<b>PITCHER</b> <b>Denny Lemaster, L</b> ERA: 4.25 (1,1)	IP: 9.0 WLS: W BF: 35 H: 6 R: 2 ER: 2 SO: 10 BB: 2 IBB: 0 HBP: 0 BLK: 0 WP: 0 HR: 1 S: 53 P: 61 ERA: 2.00 WHIP: 0.889																					

AB	33
R	2
H	6
RBI	2
BB	2
SO	10
LOB	10



Batter	1	2	3	4	5	6	7	8	9	AB	R	H	RBI	BB	SO	LOB	BOTTOM					
<b>Lee Maye, L</b> OBP: 0.356, SLG: 0.486 (1,7)	0-0 FC5-4 1B WP		0-0 F7			0-0 HR	0-0 4-3			4	2	2	1	0	0	2	<b>Cincinnati Reds @ Milwaukee Braves</b> Milwaukee County Stadium, Milwaukee, WI Wed Jun 03 1964, 8:05 PM EDT Att: 11,834 - Unknown					
<b>Eddie Mathews, L</b> OBP: 0.323, SLG: 0.327 (1,5)	0-0 FC5-4 1-2 1B		0-0 4-3			0-0 G3		0-0 2-3		4	0	1	0	0	0	0						
<b>Hank Aaron, R</b> OBP: 0.369, SLG: 0.419 (1,9)	0-0 FC5-4 6-3 1-2 2-3 WP		0-0 6-3			0-0 1-3		0-0 E3 FC6-4		4	0	0	0	0	0	2						
<b>Joe Torre, R</b> OBP: 0.411, SLG: 0.613 (1,2)	0-0 6-3			4-0 CS BB		0-0 F7		0-0 FC6-4 1-2		3	0	0	0	1	0	2						
<b>Gene Oliver, R</b> OBP: 0.273, SLG: 0.413 (1,3)	0-0 F7		0-3 K		0-0 F9		0-0 6-3	0-0 F8		4	0	0	0	0	1	3						
<b>Felipe Alou, R</b> OBP: 0.286, SLG: 0.366 (1,8)		0-3 K		0-0 F7		0-0 F7		0-0 HR		3	1	1	1	0	0	0						
<b>Denis Menke, R</b> OBP: 0.388, SLG: 0.496 (1,6)		0-0 F7			0-0 F7		0-0 HR			2	0	1	0	1	0	0						
<b>Miguel de la Hoz, R</b> OBP: 0.333, SLG: 0.400 (1,4)		4-0 BB			0-0 6-3		0-0 BB 1B			2	0	1	0	1	0	0						
<b>Denny Lemaster, R</b> (1,1)		0-3 K			0-3 K		4-0 1-2 BB			2	0	0	0	1	2	1						
<b>Inning Stats</b>	R: 1 E: 0 K: 0 S: 5	H: 2 LOB: 1 BB: 0 P: 5	R: 0 E: 0 K: 2 S: 7	H: 0 LOB: 1 BB: 1 P: 11	R: 0 E: 0 K: 0 S: 3	H: 0 LOB: 0 BB: 0 P: 3	R: 0 E: 0 K: 1 S: 4	H: 0 LOB: 0 BB: 1 P: 8	R: 0 E: 0 K: 1 S: 5	H: 0 LOB: 0 BB: 0 P: 5	R: 1 E: 0 K: 0 S: 4	H: 1 LOB: 0 BB: 0 P: 4	R: 1 E: 0 K: 0 S: 5	H: 2 LOB: 2 BB: 1 P: 9	R: 0 E: 1 K: 0 S: 4	H: 0 LOB: 1 BB: 0 P: 4	R: 0 E: 0 K: 0 S: 5	H: 0 LOB: 0 BB: 0 P: 5	1B: 3 2B: 1 3B: 0 HR: 2	SF: 0 SAC: 0 DP: 1 HBP: 0	WP: 1 PB: 0 SB: 0 CS: 1	PA: 32
<b>PITCHER</b> <b>Jim Maloney, R</b> ERA: 2.4 (1,1)	IP: 6.2 WLS: L BF: 27 H: 5 R: 3 ER: 3 SO: 4 BB: 3 IBB: 0 HBP: 0 BLK: 0 WP: 1 HR: 2 S: 32 P: 44 ERA: 4.05 WHIP: 1.200																					
<b>Bill Henry, L</b> ERA: 1.32 (7,1)	IP: 1.1 WLS: L BF: 5 H: 0 R: 0 ER: 0 SO: 0 BB: 0 IBB: 0 HBP: 0 BLK: 0 WP: 0 HR: 0 S: 5 P: 5 ERA: 0.00 WHIP: 0.000																					

AB	29
R	3
H	5
RBI	2
BB	3
SO	4
LOB	10





Batter	1	2	3	4	5	6	7	8	9	AB	R	H	RBI	BB	SO	LOB	TOP				
<b>Pete Rose, S</b> OBP: 0.282, SLG: 0.268 (1,4)	F7			E E 1B		4-3		F5		4	1	1	0	0	0	0					
<b>Tommy Harper, R</b> OBP: 0.342, SLG: 0.338 (1,7)	L1			E8 SF7 1B				F8		4	1	2	0	0	0	0					
<b>Vada Pinson, L</b> OBP: 0.312, SLG: 0.418 (1,8)	4-3			SF7		K		HR BB		2	1	0	1	1	1	1					
<b>Gordy Coleman, L</b> OBP: 0.340, SLG: 0.456 (9, PH)		L4-6-3 BB		L9		F6		HR BB		2	0	0	0	1	0	1					
<b>Deron Johnson, R</b> OBP: 0.379, SLG: 0.461 (9, 3)										0	1	0	0	1	0	0					
<b>Frank Robinson, R</b> OBP: 0.423, SLG: 0.614 (1, 9)		L4-6-3 BB		HR		4-3		HR		3	2	2	4	1	0	0					
<b>Leo Cardenas, R</b> OBP: 0.337, SLG: 0.426 (1, 6)		L4-6-3		4-3		1-3		G4-6-3 1B		4	0	1	0	0	0	2					
<b>Johnny Edwards, L</b> OBP: 0.323, SLG: 0.366 (1, 2)				G6-4-3 BB		6-3		G4-6-3 1-2		3	0	0	0	1	0	1					
<b>Steve Boros, R</b> OBP: 0.291, SLG: 0.342 (1, 5)				G6-4-3		F8		F8		3	0	0	0	0	0	1					
<b>Jim O'Toole, S</b> OBP: 0.150, SLG: 0.167 (1, 1)				K		6-3		6-3		3	0	0	0	0	1	0					
<b>Inning Stats</b>	R: 0 E: 0 K: 0 S: 3	H: 0 LOB: 0 BB: 0 P: 3	R: 0 E: 0 K: 0 S: 1	H: 0 LOB: 0 BB: 2 P: 9	R: 0 E: 0 K: 1 S: 4	H: 0 LOB: 0 BB: 1 P: 8	R: 3 E: 1 K: 0 S: 6	H: 3 LOB: 0 BB: 0 P: 6	R: 0 E: 0 K: 0 S: 3	H: 1 LOB: 1 BB: 0 P: 6	R: 0 E: 0 K: 0 S: 3	H: 0 LOB: 0 BB: 0 P: 3	R: 0 E: 0 K: 0 S: 3	H: 0 LOB: 0 BB: 0 P: 3	R: 3 E: 0 K: 0 S: 4	H: 2 LOB: 2 BB: 2 P: 12	1B: 4 2B: 0 3B: 1 HR: 2	SF: 1 SAC: 0 DP: 2 HBP: 0	WP: 0 PB: 0 CS: 0	PA: 34	
<b>PITCHER</b>	IP	WLS	BF	H	R	ER	SO	BB	IBB	HBP	BLK	WP	HR	S	P	ERA	WHIP				
<b>Tony Cloninger, R</b> ERA: 3.19 (1, 1)	4.0		15	3	3	3	1	3	0	0	0	0	1	14	26	6.75	1.500				
<b>Dan Schneider, L</b> ERA: 2.94 (5, 1)	4.1	L	16	1	2	2	1	2	0	0	0	0	0	16	24	4.15	0.692				
<b>Bob Sadowski, R</b> ERA: 4.92 (9, 1)	0.2		3	2	1	1	0	0	0	0	0	0	1	3	3	13.50	3.000				

Cincinnati Reds @ Milwaukee Braves  
Milwaukee County Stadium, Milwaukee, WI

AB 28  
R 6  
H 6  
RBI 5  
BB 5  
SO 2  
LOB 6



Thu Jun 04 1964, 4:33 AM EDT  
Att: 4,964 - Unknown

Batter	1	2	3	4	5	6	7	8	9	AB	R	H	RBI	BB	SO	LOB	BOTTOM					
<b>Rico Carty, R</b> OBP: 0.337, SLG: 0.511 (1, 7)	F8			3-1 BB		6-3		L8		4	0	1	2	1	0	1						
<b>Eddie Mathews, L</b> OBP: 0.315, SLG: 0.318 (1, 5)	K			3-1 1-2		3-1		K		5	0	0	0	0	3	3						
<b>Hank Aaron, R</b> OBP: 0.376, SLG: 0.420 (1, 9)	F6			BB		E7 BB		1B		2	0	1	0	2	0	0						
<b>Joe Torre, R</b> OBP: 0.402, SLG: 0.598 (1, 2)		5-3		F4		FC6-4 FC5-4		4-3		4	0	0	0	0	4							
<b>Gene Oliver, R</b> OBP: 0.271, SLG: 0.403 (1, 3)		FC5-4 1B		6-3		FC5-4		6-3		4	0	1	0	0	0	1						
<b>Felipe Alou, R</b> OBP: 0.285, SLG: 0.363 (1, 8)		FC5-4 1B		BB 1B		F6		5-3		4	1	1	0	0	2							
<b>Denis Menke, R</b> OBP: 0.391, SLG: 0.492 (1, 6)		FC6-4 1B		BB 1B		K		F7		3	1	1	0	1	1	0						
<b>Miguel de la Hoz, R</b> OBP: 0.325, SLG: 0.385 (1, 4)		FC6-4		BB 2B 1B		F7		K		4	1	1	1	0	1	2						
<b>Tony Cloninger, R</b> OBP: 0.222, SLG: 0.222 (1, 1)				K		F7				1	0	0	0	0	1	0						
<b>Lee Maye, L</b> OBP: 0.353, SLG: 0.482 (4, PH)										1	0	0	0	0	2							
<b>Dan Schneider, L</b> OBP: 0.100, SLG: 0.100 (9, 1)				K						1	0	0	0	0	1	0						
<b>Bob Sadowski, R</b> OBP: 0.100, SLG: 0.100 (9, PH)										0	0	0	0	0	0	0						
<b>Ty Cline, L</b> OBP: 0.296, SLG: 0.208 (9, PH)										1	0	1	0	0	0							
<b>Inning Stats</b>	R: 0 E: 0 K: 1 S: 5	H: 0 LOB: 0 BB: 0 P: 5	R: 0 E: 0 K: 0 S: 5	H: 2 LOB: 2 BB: 0 P: 5	R: 0 E: 0 K: 1 S: 5	H: 0 LOB: 2 BB: 2 P: 13	R: 3 E: 0 K: 1 S: 8	H: 3 LOB: 1 BB: 1 P: 12	R: 0 E: 0 K: 0 S: 3	H: 0 LOB: 1 BB: 1 P: 7	R: 0 E: 0 K: 2 S: 7	H: 0 LOB: 0 BB: 0 P: 7	R: 0 E: 1 K: 0 S: 4	H: 1 LOB: 1 BB: 0 P: 4	R: 0 E: 0 K: 0 S: 3	H: 0 LOB: 0 BB: 0 P: 3	R: 0 E: 0 K: 2 S: 8	H: 1 LOB: 1 BB: 0 P: 8	1B: 6 2B: 1 3B: 0 HR: 0	SF: 0 SAC: 0 DP: 0 HBP: 0	WP: 0 PB: 0 CS: 0	PA: 38
<b>PITCHER</b>	IP	WLS	BF	H	R	ER	SO	BB	IBB	HBP	BLK	WP	HR	S	P	ERA	WHIP					
<b>Jim O'Toole, L</b> ERA: 3.71 (1, 1)	9.0	W	38	7	3	3	7	4	0	0	0	0	0	48	64	3.00	1.222					

Cincinnati Reds @ Milwaukee Braves  
Milwaukee County Stadium, Milwaukee, WI

AB 34  
R 3  
H 7  
RBI 3  
BB 4  
SO 7  
LOB 15



Thu Jun 04 1964, 4:33 AM EDT  
Att: 4,964 - Unknown



Batter	1	2	3	4	5	6	7	8	9	AB	R	H	RBI	BB	SO	LOB	TOP									
<b>Curt Flood, R</b> OBP: 0.352, SLG: 0.395 (1, 8)										5	0	1	0	0	0	3	<b>St. Louis Cardinals @ Cincinnati Reds</b> Crosley Field, Cincinnati, OH Fri Jun 05 1964, 7:05 PM EDT Att: 10,692 - Unknown									
<b>Doug Clemens, L</b> OBP: 0.260, SLG: 0.366 (1, 9)										4	0	0	0	0	1	1										
<b>Dick Groat, R</b> OBP: 0.319, SLG: 0.379 (1, 6)										4	1	1	0	0	1	1										
<b>Ken Boyer, R</b> OBP: 0.405, SLG: 0.545 (1, 5)										4	0	1	0	0	0	1										
<b>Bill White, L</b> OBP: 0.308, SLG: 0.407 (1, 3)										3	2	1	1	1	0	1										
<b>Charlie James, R</b> OBP: 0.303, SLG: 0.421 <b>Johnny Lewis, L</b> OBP: 0.351, SLG: 0.398 (9, PR) (9, 7)										4	0	2	1	0	0	1										
<b>Tim McCarver, L</b> OBP: 0.335, SLG: 0.431 (1, 2)										2	0	1	0	1	0	2										
<b>Phil Gagliano, R</b> OBP: 0.310, SLG: 0.393 (1, 4)										4	0	1	1	0	0	5										
<b>Glen Hobbie, R</b> OBP: 0.400, SLG: 0.750 <b>Roger Craig, R</b> OBP: 0.361, SLG: 0.333 <b>Bobby Shantz, R</b> (9, 1)										3	1	2	1	0	0	0										
<b>Inning Stats</b>	R: 0 E: 0 K: 1 S: 5	H: 1 LOB: 1 BB: 0 P: 5	R: 1 E: 0 K: 0 S: 5	H: 2 LOB: 1 BB: 0 P: 5	R: 1 E: 0 K: 0 S: 4	H: 1 LOB: 0 BB: 0 P: 4	R: 0 E: 0 K: 0 S: 4	H: 1 LOB: 2 BB: 1 P: 8	R: 0 E: 0 K: 1 S: 5	H: 0 LOB: 0 BB: 0 P: 5	R: 2 E: 0 K: 0 S: 5	H: 3 LOB: 2 BB: 1 P: 9	R: 0 E: 0 K: 0 S: 3	H: 1 LOB: 0 BB: 0 P: 3	R: 0 E: 0 K: 0 S: 3	H: 0 LOB: 0 BB: 0 P: 3		R: 0 E: 0 K: 1 S: 7	H: 1 LOB: 2 BB: 0 P: 7	1B: 5 2B: 4 3B: 0 HR: 2	SF: 0 SAC: 1 DP: 1 HBP: 0	WP: 0 PB: 1 SB: 0 CS: 1	PA: 37			
<b>PITCHER</b>	IP	WLS	BF	H	R	ER	SO	BB	IBB	HBP	BLK	WP	HR	S	P	ERA		WHIP								
<b>Bob Purkey, R</b> ERA: 3.26 <b>Joey Jay, R</b> ERA: 3.52	(1, 1) (8, 1)	7.0 W	29 8	9 1	4 0	4 0	2 1	1 0	1 0	0 0	0 0	0 0	2 0	31 10	39 10	5.14 0.00		1.429 0.500								

Batter	1	2	3	4	5	6	7	8	9	AB	R	H	RBI	BB	SO	LOB	BOTTOM									
<b>Pete Rose, S</b> OBP: 0.284, SLG: 0.268 (1, 4)										4	2	1	0	1	0	0	<b>St. Louis Cardinals @ Cincinnati Reds</b> Crosley Field, Cincinnati, OH Fri Jun 05 1964, 7:05 PM EDT Att: 10,692 - Unknown									
<b>Tommy Harner, R</b> OBP: 0.340, SLG: 0.336 (1, 7)										4	1	1	1	0	0	1										
<b>Vada Pinson, L</b> OBP: 0.319, SLG: 0.420 (1, 8)										4	0	2	1	1	0	2										
<b>Gordy Coleman, L</b> OBP: 0.337, SLG: 0.447 <b>Deron Johnson, R</b> OBP: 0.365, SLG: 0.467 (9, PH) (9, 7)										4	0	1	0	0	0	3										
<b>Frank Robinson, R</b> OBP: 0.425, SLG: 0.611 (1, 9)										4	0	2	0	0	0	4										
<b>Leo Cardenas, R</b> OBP: 0.330, SLG: 0.416 (1, 6)										4	0	0	0	0	0	5										
<b>Johnny Edwards, L</b> OBP: 0.321, SLG: 0.359 (1, 2)										3	1	0	0	1	0	0										
<b>Steve Boros, R</b> OBP: 0.288, SLG: 0.338 <b>Mel Queen, L</b> OBP: 0.158, SLG: 0.158 <b>Bobby Klaus, R</b> OBP: 0.226, SLG: 0.241 (6, 5) (6, 5)										1	0	0	0	0	1	2										
<b>Bob Purkey, R</b> OBP: 0.105, SLG: 0.105 <b>Bob Skinner, L</b> OBP: 0.258, SLG: 0.414 <b>Joey Jay, S</b> (9, PH) (8, 1)										2	0	0	0	0	1	2										
<b>Marty Keough, L</b> OBP: 0.229, SLG: 0.394 (9, PH)										1	0	0	0	0	0	0										
<b>Inning Stats</b>	R: 0 E: 0 K: 0 S: 4	H: 1 LOB: 1 BB: 0 P: 4	R: 0 E: 0 K: 2 S: 8	H: 1 LOB: 2 BB: 1 P: 12	R: 0 E: 1 K: 0 S: 4	H: 0 LOB: 1 BB: 0 P: 4	R: 0 E: 0 K: 0 S: 3	H: 1 LOB: 0 BB: 0 P: 3	R: 0 E: 0 K: 0 S: 5	H: 0 LOB: 0 BB: 0 P: 5	R: 0 E: 1 K: 0 S: 5	H: 1 LOB: 2 BB: 0 P: 5	R: 0 E: 0 K: 0 S: 6	H: 0 LOB: 0 BB: 0 P: 6	R: 1 E: 0 K: 0 S: 7	H: 3 LOB: 2 BB: 0 P: 6		R: 4 E: 2 K: 1 S: 7	H: 2 LOB: 2 BB: 2 P: 15	1B: 9 2B: 0 3B: 0 HR: 0	SF: 0 SAC: 1 DP: 0 HBP: 0	WP: 0 PB: 0 SB: 0 CS: 0	PA: 40			
<b>PITCHER</b>	IP	WLS	BF	H	R	ER	SO	BB	IBB	HBP	BLK	WP	HR	S	P	ERA		WHIP								
<b>Glen Hobbie, R</b> ERA: 6.49 <b>Roger Craig, R</b> ERA: 2.87 <b>Bobby Shantz, L</b> ERA: 2.87	(1, 1) (8, 1) (9, 1)	7.1 L	30 9	6 2	1 4	1 0	3 1	1 1	0 0	0 0	0 0	0 0	0 0	9 17	17 1	0.00 ∞		3.000 ∞								



Batter	1	2	3	4	5	6	7	8	9	AB	R	H	RBI	BB	SO	LOB	TOP	
<b>Curt Flood, R</b> OBP: 0.350, SLG: 0.389	0-3 K		1-0 HBP		0-0 6-3		0-3 K			3	0	0	0	0	2	2		
<b>Dick Groat, R</b> OBP: 0.316, SLG: 0.382	0-0 F3		0-0 G6-4-3		0-0 L9			0-0 2B		4	0	1	0	0	0	2		
<b>Bill White, L</b> OBP: 0.302, SLG: 0.398	0-0 F7			0-0 E3 1B		0-0 F9		0-3 K		4	0	0	0	0	1	1		
<b>Ken Boyer, R</b> OBP: 0.402, SLG: 0.539		0-0 F4		0-0 FC3-2 1B		0-0 F5		0-3 K		4	0	1	0	0	1	1		
<b>Charlie James, R</b> OBP: 0.294, SLG: 0.408	0-3 K			0-0 F6		0-0 F4		0-3 K		4	0	0	0	0	2	3		
<b>Tim McCarver, L</b> OBP: 0.352, SLG: 0.442	4-0 FC4-6 BB			0-0 FC3-2 1B				0-0 FC6 1B		3	0	3	0	1	0	0		
<b>Johnny Lewis, L</b> OBP: 0.337, SLG: 0.379	0-0 FC4-6			0-0 FC3-2				0-3 K		4	0	0	0	0	1	6		
<b>Jerry Buchek, R</b> OBP: 0.444, SLG: 0.500			4-0 HBP BB		0-0 F8			0-3 K		3	0	0	0	1	1	5		
<b>Ray Washburn, R</b> OBP: 0.125, SLG: 0.125			0-3 K		0-0 4-3			0-0 FC6		2	0	0	0	0	1	1		
<b>Jeff Long, R</b> OBP: 0.386, SLG: 0.378								1-3 1B		1	0	1	0	0	0	0		
<b>Ron Taylor, R</b> OBP: 0.322, SLG: 0.452								1-2 1B		1	0	0	0	0	0	1		
<b>Inning Stats</b>	R: 0 E: 0 K: 1 S: 5	H: 0 LOB: 0 BB: 0 P: 5	R: 0 E: 0 K: 1 S: 5	H: 0 LOB: 1 BB: 1 P: 9	R: 0 E: 0 K: 1 S: 4	H: 2 LOB: 3 BB: 0 P: 6	R: 0 E: 0 K: 0 S: 3	H: 0 LOB: 0 BB: 0 P: 3	R: 0 E: 0 K: 1 S: 7	H: 2 LOB: 2 BB: 0 P: 7	R: 0 E: 0 K: 3 S: 10	H: 1 LOB: 1 BB: 0 P: 10	R: 0 E: 0 K: 2 S: 8	H: 1 LOB: 1 BB: 0 P: 8	1B: 5 2B: 1 3B: 0 HR: 0	SF: 0 SAC: 0 DP: 1 HBP: 1	WP: 0 PA: 36 PB: 0 SB: 0 CS: 0	
<b>PITCHER</b>	IP	WLS	BF	H	R	ER	SO	BB	IBB	HBP	BLK	WP	HR	S	P	ERA	WHIP	
<b>John Tsitouris, R</b> ERA: 4.57	7.0	W	28	4	0	0	4	2	0	1	0	0	0	33	42	0.00	0.857	
<b>Sammy Ellis, R</b> ERA: 4.22	2.0	S	8	2	0	0	5	0	0	0	0	0	0	18	18	0.00	1.000	

St. Louis Cardinals @ Cincinnati Reds  
Crosley Field, Cincinnati, OH  
Sat Jun 06 1964, 7:05 PM EDT  
Att: 17,386 - Unknown

AB 33  
R 0  
H 6  
RBI 0  
BB 2  
SO 9  
LOB 22



Batter	1	2	3	4	5	6	7	8	9	AB	R	H	RBI	BB	SO	LOB	BOTTOM	
<b>Pete Rose, S</b> OBP: 0.284, SLG: 0.264	0-0 5-3				0-0 FC5-4			4-0 FC1-4 BB		3	0	0	0	1	0	1		
<b>Tommy Harper, R</b> OBP: 0.335, SLG: 0.333	0-0 HBP 2B 1B				0-0 G1-4-3			0-0 FC1-4 S		4	1	1	0	0	0	2		
<b>Vada Pinson, L</b> OBP: 0.318, SLG: 0.412	1-0 2B E HBP			0-0 1-3		0-0 3-1		0-0 6-3		3	1	0	0	0	0	1		
<b>Gordy Coleman, L</b> OBP: 0.337, SLG: 0.454	0-0 E 2B			0-0 F9		0-0 4-3				3	1	1	1	0	0	0		
<b>Frank Robinson, R</b> OBP: 0.423, SLG: 0.604	4-0 E IBB			0-3 K		0-0 F7				2	0	0	0	1	1	0		
<b>Leo Cardenas, R</b> OBP: 0.324, SLG: 0.409	0-3 K				0-3 K			0-0 G3		3	0	0	0	0	2	3		
<b>Johnny Edwards, L</b> OBP: 0.321, SLG: 0.358	0-0 E4 FC6-4				0-0 CS 1B			0-0 4-3		3	0	1	0	0	0	1		
<b>Bobby Klaus, R</b> OBP: 0.206, SLG: 0.219	0-0 FC6-4				0-3 K			0-0 4-3		3	0	0	0	0	1	3		
<b>John Tsitouris, R</b> OBP: 0.308, SLG: 0.333					0-0 FC5-4 1B			0-3 K		2	0	1	0	0	0	0		
<b>Sammy Ellis, L</b> ERA: 4.22				0-0 1-3						1	0	0	0	0	1	0		
<b>Inning Stats</b>	R: 3 E: 1 K: 1 S: 8	H: 2 LOB: 2 BB: 1 P: 13	R: 0 E: 0 K: 0 S: 3	H: 0 LOB: 0 BB: 0 P: 3	R: 0 E: 0 K: 1 S: 5	H: 1 LOB: 0 BB: 0 P: 7	R: 0 E: 0 K: 0 S: 3	H: 0 LOB: 0 BB: 0 P: 3	R: 0 E: 0 K: 1 S: 5	H: 0 LOB: 1 BB: 1 P: 9	1B: 3 2B: 1 3B: 0 HR: 0	SF: 0 SAC: 0 DP: 1 HBP: 1	WP: 0 PA: 30 PB: 0 SB: 1 CS: 1					
<b>PITCHER</b>	IP	WLS	BF	H	R	ER	SO	BB	IBB	HBP	BLK	WP	HR	S	P	ERA	WHIP	
<b>Ray Washburn, R</b> ERA: 3.68	6.0	L	23	4	3	1	4	0	1	1	0	0	0	29	34	1.50	0.667	
<b>Ron Taylor, R</b> ERA: 6.75	2.0		7	0	0	0	1	1	0	0	0	0	0	8	12	0.00	0.500	

St. Louis Cardinals @ Cincinnati Reds  
Crosley Field, Cincinnati, OH  
Sat Jun 06 1964, 7:05 PM EDT  
Att: 17,386 - Unknown

AB 27  
R 3  
H 4  
RBI 1  
BB 2  
SO 5  
LOB 11





Batter	1	2	3	4	5	6	7	8	9	AB	R	H	RBI	BB	SO	LOB	TOP											
<b>Curt Flood, R</b> OBP: 0.360, SLG: 0.401 (1, 8)	0-0 FC6-4 1B	4-0 BB					0-0 1B SH3-4 1B		0-0 F4	4	0	3	0	1	0	0	<b>St. Louis Cardinals @ Cincinnati Reds</b> Crosley Field, Cincinnati, OH Sun Jun 07 1964, 3:33 AM EDT Att: 12,925 - Unknown  <a href="http://livebaseballscorecards.com">livebaseballscorecards.com</a>											
<b>Carl Warwick, R</b> OBP: 0.309, SLG: 0.432 (1, 9)	0-0 FC6-4 4-3 1B	0-3 K				0-3 K	0-0 SH3-4		0-0 6-3	4	1	0	0	0	2	3												
<b>Dick Groat, R</b> OBP: 0.316, SLG: 0.377 (1, 6)	0-0 4-3		0-0 4-3			0-0 6-3	0-0 1B		0-0 4-3	5	0	1	0	0	0	2												
<b>Ken Boyer, R</b> OBP: 0.404, SLG: 0.538 (1, 5)	0-0 1B		0-0 L4-3 1B			0-0 1-3	0-3 K			4	0	2	1	0	1	3												
<b>Bill White, L</b> OBP: 0.296, SLG: 0.389 (1, 3)	0-0 4-3		0-0 L4-3			0-0 F5	0-0 F8			4	0	0	0	0	0	4												
<b>Charlie James, R</b> OBP: 0.300, SLG: 0.433 (1, 7)		0-0 FC5-4 1B		0-0 F3		0-3 K		0-0 HR		4	1	2	1	0	1	0												
<b>Tim McCarver, L</b> OBP: 0.356, SLG: 0.444 (1, 2)		0-0 FC5-4 HR		0-0 1B		0-0 HR	0-0 1B	0-0 4-3		4	2	2	0	0	0	1												
<b>Julian Javier, R</b> OBP: 0.254, SLG: 0.383 (1, 4)		0-0 HR		0-0 F9		0-0 HR	0-0 F4			4	2	2	4	0	0	1												
<b>Curt Simmons, L</b> OBP: 0.091, SLG: 0.063 (6, PH)		0-3 K		0-3 K		0-3 K		0-0 4-3		2	0	0	0	0	2	1												
<b>Jeff Long, R</b> OBP: 0.378, SLG: 0.368 (6, PH)										1	0	0	0	0	1	0												
<b>Roger Craig, R</b> OBP: 0.381, SLG: 0.333 (6, PH)										0	0	0	0	0	0	0												
<b>Johnny Lewis, L</b> OBP: 0.333, SLG: 0.375 (8, PH)										1	0	0	0	0	0	0												
<b>Bobby Shantz, R</b> OBP: 0.375 (8, PH)										0	0	0	0	0	0	0												
<b>Inning Stats</b>	R: 1 E: 0 K: 0 S: 5	H: 2 LOB: 1 BB: 0 P: 5	R: 2 E: 0 K: 2 S: 9	H: 2 LOB: 1 BB: 1 P: 13	R: 0 E: 0 K: 0 S: 3	H: 1 LOB: 0 BB: 0 P: 3	R: 0 E: 0 K: 1 S: 6	H: 1 LOB: 1 BB: 0 P: 6	R: 0 E: 0 K: 1 S: 6	H: 2 LOB: 2 BB: 0 P: 9	R: 0 E: 0 K: 1 S: 7	H: 2 LOB: 0 BB: 0 P: 7	R: 1 E: 0 K: 0 S: 4	H: 1 LOB: 0 BB: 0 P: 4	R: 0 E: 0 K: 0 S: 3	H: 0 LOB: 0 BB: 0 P: 3	1B: 8 2B: 2 3B: 0 HR: 3	SF: 0 SAC: 1 DP: 1 HBP: 0	WP: 0 PA: 39 PB: 0 SB: 1 CS: 0									
<b>PITCHER</b>	IP	WLS	BF	H	R	ER	SO	BB	IBB	HBP	BLK	WP	HR	S	P	ERA	WHIP											
<b>Joe Nuxhall, L</b> ERA: 4.11	(1, 1)	6.0	W	27	9	5	5	6	1	0	0	0	0	2	38	42	7.50	1.667										
<b>Joey Jay, R</b> ERA: 3.48	(7, 1)	3.0	S	12	3	1	1	1	0	0	0	0	0	1	14	14	3.00	1.000										

Batter	1	2	3	4	5	6	7	8	9	AB	R	H	RBI	BB	SO	LOB	BOTTOM											
<b>Pete Rose, S</b> OBP: 0.282, SLG: 0.262 (1, 4)	0-0 5-3	0-0 6-3		0-0 1-3		0-0 4-3	0-0 E4 1B			5	0	1	0	0	0	0	<b>St. Louis Cardinals @ Cincinnati Reds</b> Crosley Field, Cincinnati, OH Sun Jun 07 1964, 3:33 AM EDT Att: 12,925 - Unknown  <a href="http://livebaseballscorecards.com">livebaseballscorecards.com</a>											
<b>Tommy Harper, R</b> OBP: 0.340, SLG: 0.350 (1, 7)	0-0 1B BB	0-0 3B		0-0 F9		0-0 E5 G6-4-3	0-3 K			5	1	2	0	0	1	1												
<b>Frank Robinson, R</b> OBP: 0.423, SLG: 0.616 (1, 9)	0-0 BB 1B	0-0 F8		0-0 HR		0-0 G6-4-3		0-0 F2		5	2	2	1	0	0	2												
<b>Deron Johnson, R</b> OBP: 0.413, SLG: 0.537 (1, 3)	0-0 HR 1B		0-0 FC5-4 1B	0-0 2B		0-0 SH1-3 1B	0-0 1B	0-0 HR		5	3	5	1	0	0	0												
<b>Leo Cardenas, R</b> OBP: 0.321, SLG: 0.400 (1, 6)	4-0 HR BB		0-0 F5	0-0 F2		0-0 FC6 1B	0-0 SH1-3	0-0 5-3		4	2	0	1	1	0	3												
<b>Johnny Edwards, L</b> OBP: 0.331, SLG: 0.384 (1, 2)	0-0 HR		0-0 FC5-4 1B		0-0 F2	0-0 SH1-3	0-0 SH1-3	4-0 BB		3	1	2	4	1	0	0												
<b>Marty Keough, L</b> OBP: 0.275, SLG: 0.405 (1, 8)	0-0 1B		0-0 FC5-4 BB	0-0 1B		0-0 1B	4-0 SH1-3 IBB	0-3 K		4	1	2	0	1	1	3												
<b>Bobby Klaus, R</b> OBP: 0.216, SLG: 0.206 (1, 5)	0-0 F7		4-0 BB		0-0 L6	0-0 SH1-3 E	0-0 SH1-3 1B			2	0	0	0	1	0	1												
<b>Gordy Coleman, L</b> OBP: 0.243, SLG: 0.459 (7, PH)			0-0 F2		0-3 K					1	1	1	2	0	0	0												
<b>Steve Boros, R</b> OBP: 0.288, SLG: 0.338 (8, 5)			0-0 BB							0	0	0	0	0	0	0												
<b>Joe Nuxhall, L</b> OBP: 0.077, SLG: 0.077 (1, 1)		0-0 F2	0-0 G3							3	0	0	0	0	1	4												
<b>Joey Jay, S</b> ERA: 3.24	(7, 1)									0	0	0	1	0	0	0												
<b>Inning Stats</b>	R: 5 E: 0 K: 0 S: 7	H: 5 LOB: 0 BB: 1 P: 11	R: 0 E: 0 K: 0 S: 4	H: 1 LOB: 1 BB: 0 P: 4	R: 0 E: 0 K: 0 S: 5	H: 2 LOB: 3 BB: 1 P: 9	R: 1 E: 0 K: 0 S: 5	H: 2 LOB: 1 BB: 0 P: 5	R: 0 E: 0 K: 1 S: 6	H: 1 LOB: 1 BB: 0 P: 6	R: 0 E: 1 K: 0 S: 3	H: 0 LOB: 0 BB: 0 P: 3	R: 4 E: 2 K: 1 S: 9	H: 3 LOB: 1 BB: 1 P: 13	R: 1 E: 0 K: 1 S: 6	H: 1 LOB: 1 BB: 1 P: 10	1B: 10 2B: 1 3B: 1 HR: 3	SF: 0 SAC: 2 DP: 1 HBP: 0	WP: 0 PA: 43 PB: 0 SB: 0 CS: 0									
<b>PITCHER</b>	IP	WLS	BF	H	R	ER	SO	BB	IBB	HBP	BLK	WP	HR	S	P	ERA	WHIP											
<b>Curt Simmons, L</b> ERA: 3.27	(1, 1)	5.0	L	27	11	6	6	1	2	0	0	0	0	2	27	35	10.80	2.600										
<b>Roger Craig, R</b> ERA: 2.39	(6, 1)	2.0		11	3	4	0	1	0	1	0	0	0	0	12	16	0.00	1.500										
<b>Bobby Shantz, L</b> ERA: 3.24	(8, 1)	1.0		5	1	1	1	1	1	0	0	0	0	1	6	10	9.00	2.000										



Batter	1	2	3	4	5	6	7	8	9	AB	R	H	RBI	BB	SO	LOB	TOP					
<b>Tommy Harper, R</b> OBP: 0.331, SLG: 0.340 (1, 7)										4	0	0	0	0	1	0	<b>Cincinnati Reds @ Los Angeles Dodgers</b> Dodger Stadium, Los Angeles, CA Mon Jun 08 1964, 7:05 PM PDT Att: 32,439 - Unknown					
<b>Vada Pinson, L</b> OBP: 0.312, SLG: 0.403 (1, 8)										4	0	0	0	0	0	0						
<b>Frank Robinson, R</b> OBP: 0.414, SLG: 0.601 (1, 9)										4	0	0	0	0	1	0						
<b>Deron Johnson, R</b> OBP: 0.416, SLG: 0.566 (1, 3)										4	1	2	1	0	1	0						
<b>Leo Cardenas, R</b> OBP: 0.315, SLG: 0.391 (1, 6)										4	0	0	0	0	1	2						
<b>Johnny Edwards, L</b> OBP: 0.326, SLG: 0.377 (1, 2)										3	0	0	0	0	0	0						
<b>Steve Boros, R</b> OBP: 0.301, SLG: 0.351 (1, 5)										3	0	2	0	0	0	0						
<b>Bobby Klaus, R</b> OBP: 0.200, SLG: 0.189 (1, 4)										3	0	0	0	0	1	3						
<b>Jim Maloney, L</b> OBP: 0.286, SLG: 0.167 (1, 1)										2	0	0	0	0	0	2						
<b>Pete Rose, S</b> OBP: 0.281, SLG: 0.261 (8, PH)										1	0	0	0	0	0	1						
<b>Bill Henry, L</b> (8, 1)										0	0	0	0	0	0	0						
<b>Inning Stats</b>	R: 0 H: 0 E: 0 K: 2 S: 9	H: 0 LOB: 0 BB: 0 P: 12	R: 0 H: 0 E: 0 K: 0 S: 10	H: 0 LOB: 0 BB: 0 P: 13	R: 0 H: 0 E: 0 K: 1 S: 7	H: 0 LOB: 0 BB: 0 P: 11	R: 0 H: 0 E: 0 K: 0 S: 6	H: 0 LOB: 0 BB: 0 P: 8	R: 1 H: 2 E: 1 K: 1 S: 15	H: 2 LOB: 2 BB: 0 P: 22	R: 0 H: 0 E: 0 K: 0 S: 6	H: 0 LOB: 0 BB: 0 P: 10	R: 0 H: 0 E: 0 K: 1 S: 9	H: 0 LOB: 0 BB: 0 P: 11	R: 0 H: 1 E: 0 K: 0 S: 8	H: 1 LOB: 0 BB: 0 P: 12	R: 0 H: 1 E: 1 K: 0 S: 10	H: 1 LOB: 2 BB: 0 P: 18	1B: 3 2B: 0 3B: 0 HR: 1	SF: 0 SAC: 0 DP: 1 HBP: 0	WP: 0 PB: 0 SB: 0 CS: 0	PA: 32
<b>PITCHER</b> <b>Sandy Koufax, L</b> ERA: 2.21 (1, 1)	IP: 9.0 WLS: W BF: 32 H: 4 R: 1 ER: 1 SO: 5 BB: 0 IBB: 0 HBP: 0 BLK: 0 WP: 0 HR: 1 S: 80 P: 117 ERA: 1.00 WHIP: 0.444															<b>PITCHER</b>						

AB	32
R	1
H	4
RBI	1
BB	0
SO	5
LOB	8



Batter	1	2	3	4	5	6	7	8	9	AB	R	H	RBI	BB	SO	LOB	BOTTOM					
<b>Maury Wills, S</b> OBP: 0.323, SLG: 0.338 (1, 6)										4	0	1	0	0	0	0	<b>Cincinnati Reds @ Los Angeles Dodgers</b> Dodger Stadium, Los Angeles, CA Mon Jun 08 1964, 7:05 PM PDT Att: 32,439 - Unknown					
<b>Jim Gilliam, S</b> OBP: 0.302, SLG: 0.272 (1, 5)										4	0	0	0	0	1	2						
<b>Willie Davis, L</b> OBP: 0.288, SLG: 0.371 (1, 8)										4	0	1	1	0	1	0						
<b>Wally Moon, L</b> OBP: 0.271, SLG: 0.302 (1, 9)										3	0	0	0	0	0	0						
<b>Ron Fairly, L</b> OBP: 0.373, SLG: 0.324 (7, 3)										1	0	0	0	0	0	0						
<b>Tommy Davis, R</b> OBP: 0.310, SLG: 0.330 (1, 7)										4	1	1	0	0	1	0						
<b>Wes Parker, S</b> OBP: 0.370, SLG: 0.452 (7, 9)										2	0	1	0	1	1	1						
<b>John Roseboro, L</b> OBP: 0.335, SLG: 0.388 (1, 2)										3	0	2	1	0	0	1						
<b>Dick Tracewski, R</b> OBP: 0.347, SLG: 0.369 (1, 4)										1	0	0	0	2	1	1						
<b>Sandy Koufax, R</b> OBP: 0.179, SLG: 0.115 (1, 1)										3	1	0	0	0	0	4						
<b>Inning Stats</b>	R: 0 H: 0 E: 0 K: 0 S: 6	H: 2 LOB: 3 BB: 1 P: 11	R: 0 H: 0 E: 0 K: 1 S: 18	H: 2 LOB: 1 BB: 1 P: 28	R: 0 H: 0 E: 0 K: 0 S: 8	H: 0 LOB: 0 BB: 0 P: 15	R: 0 H: 0 E: 0 K: 0 S: 10	H: 0 LOB: 1 BB: 1 P: 18	R: 1 H: 2 E: 0 K: 1 S: 11	H: 2 LOB: 2 BB: 1 P: 19	R: 1 H: 2 E: 0 K: 2 S: 10	H: 2 LOB: 1 BB: 0 P: 15	R: 0 H: 0 E: 0 K: 1 S: 6	H: 0 LOB: 0 BB: 0 P: 9	R: 0 H: 0 E: 0 K: 1 S: 9	H: 0 LOB: 0 BB: 0 P: 13	R: 0 H: 0 E: 0 K: 1 S: 9	H: 0 LOB: 0 BB: 0 P: 13	1B: 5 2B: 1 3B: 0 HR: 0	SF: 0 SAC: 0 DP: 0 HBP: 0	WP: 0 PB: 0 SB: 0 CS: 0	PA: 32
<b>PITCHER</b> <b>Jim Maloney, R</b> ERA: 2.41 <b>Bill Henry, L</b> ERA: 1.23 (8, 1)	IP: 7.0 WLS: L BF: 29 H: 6 R: 2 ER: 2 SO: 4 BB: 3 IBB: 0 HBP: 0 BLK: 0 WP: 0 HR: 0 S: 69 P: 115 ERA: 2.57 WHIP: 1.286															<b>PITCHER</b>						

AB	29
R	2
H	6
RBI	2
BB	3
SO	5
LOB	9





Batter	1	2	3	4	5	6	7	8	9	AB	R	H	RBI	BB	SO	LOB	TOP	
<b>Pete Rose, S</b> (1,4) OBP: 0.277, SLG: 0.257 <b>Deron Johnson, R</b> (8, PH) OBP: 0.412, SLG: 0.560										3	0	0	0	0	1	0	<b>Cincinnati Reds @ Los Angeles Dodgers</b> Dodger Stadium, Los Angeles, CA Tue Jun 09 1964, 7:05 PM PDT Att: 22,597 - Unknown	
<b>Tommy Harper, R</b> (1,7) OBP: 0.325, SLG: 0.333										3	0	0	0	1	0			
<b>Vada Pinson, L</b> (1,8) OBP: 0.305, SLG: 0.395										4	0	0	0	0	2			
<b>Gordy Coleman, L</b> (1,3) OBP: 0.343, SLG: 0.485 <b>Bobby Klaus, R</b> (8,4) OBP: 0.195, SLG: 0.184										3	1	1	1	0	0			
<b>Frank Robinson, R</b> (1,9) OBP: 0.411, SLG: 0.591										3	0	0	0	1	0			
<b>Johnny Edwards, L</b> (1,2) OBP: 0.318, SLG: 0.367										4	0	0	0	0	1			
<b>Leo Cardenas, R</b> (1,6) OBP: 0.315, SLG: 0.390										3	1	1	0	0	0			
<b>Steve Boros, R</b> (1,5) OBP: 0.302, SLG: 0.350										3	0	1	0	0	1			
<b>Jim O'Toole, S</b> (1,1) OBP: 0.136, SLG: 0.150 <b>Marty Keough, L</b> (8, PH) OBP: 0.295, SLG: 0.421 <b>Sammy Ellis, L</b> (8,1) <b>Ryne Duren, R</b> (8,1) <b>Bill Henry, L</b> (8,1)										2	0	0	0	0	1			
<b>Inning Stats</b>	R: 0 E: 0 K: 2 S: 8	H: 0 LOB: 0 BB: 0 P: 11	R: 1 E: 0 K: 0 S: 7	H: 1 LOB: 0 BB: 0 P: 11	R: 0 E: 0 K: 1 S: 5	H: 0 LOB: 0 BB: 0 P: 6	R: 0 E: 0 K: 1 S: 9	H: 0 LOB: 0 BB: 0 P: 13	R: 0 E: 0 K: 0 S: 8	H: 0 LOB: 0 BB: 0 P: 10	R: 1 E: 0 K: 0 S: 8	H: 3 LOB: 3 BB: 2 P: 12	R: 0 E: 0 K: 1 S: 12	H: 0 LOB: 2 BB: 2 P: 23	1B: 3 2B: 0 3B: 0 HR: 1	SF: 0 SAC: 0 DP: 0 HBP: 0		WP: 0 PA: 33 PB: 0 SB: 1 CS: 0
<b>PITCHER</b>	IP	WLS	BF	H	R	ER	SO	BB	IBB	HBP	BLK	WP	HR	S	P	ERA	WHIP	
<b>Joe Moeller, R</b> (1,1) ERA: 2.54	7.2	L	27	4	2	2	5	0	0	0	0	0	1	60	84	2.35	0.522	
<b>Ron Perranoski, L</b> (8,1) ERA: 2.09	0.1		1	0	0	0	0	0	0	0	0	0	0	2	5	0.00	0.000	
<b>Jim Brewer, L</b> (9,1) ERA: 2.92	1.0		5	0	0	0	1	1	1	0	0	0	0	12	23	0.00	1.000	

Batter	1	2	3	4	5	6	7	8	9	AB	R	H	RBI	BB	SO	LOB	BOTTOM				
<b>Maury Wills, S</b> (1,6) OBP: 0.326, SLG: 0.338										3	0	1	0	1	1	0	<b>Cincinnati Reds @ Los Angeles Dodgers</b> Dodger Stadium, Los Angeles, CA Tue Jun 09 1964, 7:05 PM PDT Att: 22,597 - Unknown				
<b>Jim Gilliam, S</b> (1,5) OBP: 0.301, SLG: 0.271										4	0	1	0	0	0						
<b>Wes Parker, S</b> (1,3) OBP: 0.360, SLG: 0.444										3	0	1	1	0	1						
<b>Tommy Davis, R</b> (1,7) OBP: 0.308, SLG: 0.324										3	0	0	0	0	2						
<b>Frank Howard, R</b> (1,9) OBP: 0.277, SLG: 0.459 <b>Jim Brewer, L</b> (9,1)										4	0	0	0	0	1						
<b>Doug Camilli, R</b> (1,2) OBP: 0.246, SLG: 0.254 <b>John Roseboro, L</b> (8, PH) OBP: 0.335, SLG: 0.388 <b>Lee Walls, R</b> (8, PH) OBP: 0.402, SLG: 0.455										2	0	0	0	1	1						
<b>Willie Davis, L</b> (1,8) OBP: 0.282, SLG: 0.364										4	0	0	0	0	1						
<b>Dick Tracewski, R</b> (1,4) OBP: 0.349, SLG: 0.366 <b>Ken McMullen, R</b> (7, PH) OBP: 0.242, SLG: 0.254										1	0	0	0	1	1						
<b>Joe Moeller, R</b> (1,1) OBP: 0.048, SLG: 0.048 <b>Ron Perranoski, L</b> (8,1) OBP: 0.167, SLG: 0.167 <b>Wally Moon, L</b> (8, PH) OBP: 0.286, SLG: 0.318 <b>Jeff Torborg, R</b> (9,2) OBP: 0.167, SLG: 0.167										2	0	0	0	0	1						
<b>Inning Stats</b>	R: 0 E: 0 K: 2 S: 10	H: 0 LOB: 0 BB: 0 P: 15	R: 0 E: 0 K: 1 S: 9	H: 0 LOB: 0 BB: 0 P: 15	R: 0 E: 0 K: 3 S: 10	H: 0 LOB: 0 BB: 0 P: 13	R: 0 E: 0 K: 0 S: 12	H: 2 LOB: 2 BB: 0 P: 16	R: 0 E: 0 K: 0 S: 11	H: 0 LOB: 1 BB: 1 P: 19	R: 0 E: 0 K: 0 S: 5	H: 0 LOB: 0 BB: 0 P: 10	R: 0 E: 1 K: 1 S: 16	H: 0 LOB: 2 BB: 1 P: 27	R: 1 E: 0 K: 1 S: 12	H: 2 LOB: 3 BB: 1 P: 23		R: 0 E: 0 K: 2 S: 12	H: 0 LOB: 0 BB: 0 P: 16	1B: 4 2B: 0 3B: 0 HR: 0	SF: 1 SAC: 0 DP: 0 HBP: 1
<b>PITCHER</b>	IP	WLS	BF	H	R	ER	SO	BB	IBB	HBP	BLK	WP	HR	S	P	ERA	WHIP				
<b>Jim O'Toole, L</b> (1,1) ERA: 3.28	7.0	W	26	2	0	0	7	2	0	0	0	0	0	4	11	0.00	0.571				
<b>Sammy Ellis, R</b> (8,1) ERA: 4.4	0.0		3	2	1	1	0	1	0	0	0	0	0	4	11	∞	∞				
<b>Ryne Duren, R</b> (8,1) ERA: 4.5	0.2		3	0	0	0	1	0	0	1	0	0	0	6	10	0.00	0.000				
<b>Bill Henry, L</b> (8,1) ERA: 1.13	1.1	S	4	0	0	0	2	0	0	0	0	0	0	14	18	0.00	0.000				

AB	31
R	2
H	4
RBI	2
BB	2
SO	6
LOB	6













Batter	1	2	3	4	5	6	7	8	9	AB	R	H	RBI	BB	SO	LOB	TOP										
<b>Bobby Klaus, R</b> (1.4) OBP: 0.178, SLG: 0.167	0-0 5-3		0-3 K			0-0 SH3		0-0 F7		3	0	0	0	0	1	0	<b>Cincinnati Reds @ Houston Colt 45's</b> Colt Stadium, Houston, TX Fri Jun 12 1964, 8:05 PM EDT Att: 9,768 - Unknown										
<b>Tommy Harper, R</b> (1.7) OBP: 0.325, SLG: 0.323	0-0 1-3			0-0 F3		0-0 4-3		0-0 1B		4	1	1	0	0	0	1											
<b>Vada Pinson, L</b> (1.8) OBP: 0.310, SLG: 0.406	0-0 1-3			0-0 F3		0-0 F4		0-0 1B		4	1	1	0	0	0	1											
<b>Gordy Coleman, L</b> (1.3) OBP: 0.339, SLG: 0.473		0-0 F9		0-0 2B		4-0 3-1	1B	0-0 1B		3	0	2	1	1	0	0											
<b>Frank Robinson, R</b> (1.9) OBP: 0.395, SLG: 0.585		0-0 HR		0-0 6-3		0-0 F9	BB	0-0 SF8-6-5		3	1	1	2	0	0	2											
<b>Johnny Edwards, L</b> (1.2) OBP: 0.323, SLG: 0.376		0-0 F8			0-0 F8		0-0 3-1	1B		4	0	1	0	0	0	0											
<b>Leo Cardenas, R</b> (1.6) OBP: 0.319, SLG: 0.409		0-0 F6			0-0 5-3		0-0 3-1			4	0	0	0	0	0	2											
<b>Steve Boros, R</b> (1.5) OBP: 0.293, SLG: 0.326			0-0 6-3		0-0 F6		4-0 IBB			3	0	0	0	1	0	0											
<b>Joe Nuxhall, L</b> (1.1) OBP: 0.103, SLG: 0.103			0-0 F4			0-0 4-3	SH3	0-3 K		3	0	1	0	0	1	3											
<b>Inning Stats</b>	R: 0 E: 0 K: 0 S: 3	H: 0 LOB: 0 BB: 0 P: 3	R: 1 E: 0 K: 0 S: 4	H: 1 LOB: 0 BB: 0 P: 4	R: 0 E: 0 K: 1 S: 5	H: 0 LOB: 0 BB: 0 P: 5	R: 0 E: 0 K: 0 S: 4	H: 1 LOB: 1 BB: 0 P: 4	R: 0 E: 0 K: 0 S: 3	H: 0 LOB: 0 BB: 0 P: 3	R: 0 E: 0 K: 0 S: 4	H: 1 LOB: 3 BB: 2 P: 4	R: 0 E: 0 K: 0 S: 5	H: 0 LOB: 0 BB: 0 P: 5	R: 0 E: 0 K: 0 S: 3	H: 0 LOB: 0 BB: 0 P: 3		1B: 5 2B: 2 3B: 0 HR: 1	SF: 1 SAC: 1 DP: 1 HBP: 0	WP: 0 PB: 0 SB: 0 CS: 0	PA: 35						
<b>PITCHER</b>	IP	WLS	BF	H	R	ER	SO	BB	IBB	HBP	BLK	WP	HR	S	P	ERA	WHIP										
<b>Ken Johnson, R</b> (1.1) ERA: 2.93	7.1	L	31	7	3	3	2	1	1	0	0	0	1	33	41	3.68	1.091										
<b>Jim Owens, R</b> (8.1) ERA: 4.29	0.2		1	0	0	0	0	0	0	0	0	0	0	1	1	0.00	0.000										
<b>Gordon Jones, R</b> (9.1) ERA: 2.31	1.0		3	0	0	0	0	0	0	0	0	0	0	3	3	0.00	0.000										

Batter	1	2	3	4	5	6	7	8	9	AB	R	H	RBI	BB	SO	LOB	BOTTOM										
<b>Bob Lillis, R</b> (1.4) OBP: 0.330, SLG: 0.337	0-0 F7		0-0 CS			0-0 1B		0-3 K		4	0	2	0	0	1	1	<b>Cincinnati Reds @ Houston Colt 45's</b> Colt Stadium, Houston, TX Fri Jun 12 1964, 8:05 PM EDT Att: 9,768 - Unknown										
<b>Dave Roberts, L</b> (1.3) OBP: 0.378, SLG: 0.323	4-0 CS		0-0 CS	0-0 1-3		0-0 1B		0-0 1-5-3		3	0	1	0	1	0	1											
<b>Mike White, R</b> (1.8) OBP: 0.379, SLG: 0.409	0-3 K			0-0 6-3		0-0 F7		0-3 K		4	0	0	0	0	2	4											
<b>Gordon Jones, R</b> (9.1) OBP: 1.000, SLG: 1.000	1-2 K					0-0 F7		0-3 K		0	0	0	0	0	0	0											
<b>Walt Bond, L</b> (1.9) OBP: 0.317, SLG: 0.463		0-0 3-1		0-0 F8		0-0 F2		0-0 F5		4	0	0	0	0	0	2											
<b>Bob Aspromonte, R</b> (1.5) OBP: 0.317, SLG: 0.369		4-0 BB			0-0 F8		0-0 F9		0-0 1B	3	0	1	0	1	0	0											
<b>Jimmy Wynn, R</b> (1.7) OBP: 0.305, SLG: 0.340		0-3 K			0-3 K		0-0 F7		0-0 F7	4	0	0	0	0	2	2											
<b>Eddie Kasko, R</b> (1.6) OBP: 0.280, SLG: 0.269		0-0 F7			4-0 BB		0-0 2B		0-0 1B	3	0	2	0	1	0	1											
<b>Jerry Grote, R</b> (1.2) OBP: 0.200, SLG: 0.244			0-0 F8		0-0 F9		0-0 4-3		0-0 6-3	3	0	0	0	0	0	2											
<b>Nellie Fox, L</b> (9. PH) OBP: 0.342, SLG: 0.339						0-3 K				1	0	0	0	0	0	2											
<b>Ken Johnson, R</b> (1.1) OBP: 0.152, SLG: 0.129			0-3 K			0-3 K		0-0 1B		2	0	0	0	0	0	2											
<b>Jim Owens, R</b> (8.1) OBP: 0.167, SLG: 0.250										0	0	0	0	0	0	0											
<b>Al Spangler, L</b> (9. PH) OBP: 0.255, SLG: 0.264								1-5-3 1B		1	0	1	0	0	0	0											
<b>Inning Stats</b>	R: 0 E: 0 K: 1 S: 4	H: 0 LOB: 1 BB: 1 P: 8	R: 0 E: 0 K: 1 S: 5	H: 0 LOB: 1 BB: 1 P: 9	R: 0 E: 0 K: 1 S: 5	H: 1 LOB: 0 BB: 0 P: 5	R: 0 E: 0 K: 0 S: 3	H: 0 LOB: 0 BB: 0 P: 3	R: 0 E: 0 K: 1 S: 5	H: 0 LOB: 1 BB: 0 P: 9	R: 0 E: 0 K: 1 S: 7	H: 2 LOB: 2 BB: 0 P: 7	R: 0 E: 0 K: 0 S: 4	H: 1 LOB: 1 BB: 0 P: 4	R: 0 E: 0 K: 2 S: 8	H: 1 LOB: 0 BB: 0 P: 8	R: 0 E: 0 K: 0 S: 5	H: 2 LOB: 2 BB: 0 P: 5	1B: 5 2B: 2 3B: 0 HR: 0	SF: 0 SAC: 0 DP: 0 HBP: 0	WP: 0 PB: 0 SB: 0 CS: 2	PA: 36					
<b>PITCHER</b>	IP	WLS	BF	H	R	ER	SO	BB	IBB	HBP	BLK	WP	HR	S	P	ERA	WHIP										
<b>Joe Nuxhall, L</b> (1.1) ERA: 3.85	9.0	W	35	7	0	0	7	3	0	0	0	0	0	46	58	0.00	1.111										

AB	31
R	3
H	7
RBI	3
BB	2
SO	2
LOB	9



AB	32
R	0
H	7
RBI	0
BB	3
SO	7
LOB	15





Batter	1	2	3	4	5	6	7	8	9	AB	R	H	RBI	BB	SO	LOB	TOP					
<b>Bobby Klaus, R</b> OBP: 0.200, SLG: 0.298 (1, 4)	0-0 5-3	0-0 1-3		0-0 HR		0-3 K		0-0 2H 3B		5	1	2	2	0	1	2	<b>Cincinnati Reds @ Houston Colt 45's</b> Colt Stadium, Houston, TX Sat Jun 13 1964, 4:33 AM EDT Att: 7,189 - Unknown					
<b>Tommy Harper, R</b> OBP: 0.324, SLG: 0.319 (1, 7)	0-0 F8		0-0 1B 1B	0-3 K			0-0 F6	0-3 K		5	1	1	0	0	2	1						
<b>Vada Pinson, L</b> OBP: 0.312, SLG: 0.426 (1, 8)	0-0 2B		0-3 K		0-0 F7		0-0 HR		0-0 F8	5	1	2	1	0	1	1						
<b>Gordy Coleman, L</b> OBP: 0.341, SLG: 0.470 (1, 3)	0-3 K		0-0 F7		0-0 1B 1B		0-0 1B		0-3 K	5	0	2	0	0	2	2						
<b>Frank Robinson, R</b> OBP: 0.391, SLG: 0.574 (1, 9)		0-0 5-3	0-0 1-3 1B	0-0 S 1B	0-0 F7		0-0 F7		0-0 L9	5	1	1	0	0	0	2						
<b>Johnny Edwards, L</b> OBP: 0.332, SLG: 0.385 (1, 2)		0-0 1B FC6-4 1B	0-0 1B	0-0 1-1H 1-3 1B	0-0 1-3 1B		0-0 F7			4	1	3	2	0	0	1						
<b>Leo Cardenas, R</b> OBP: 0.318, SLG: 0.406 (1, 6)		0-0 FC6-4 1-2 1B	0-0 5-3		0-0 F9			0-0 F9		4	0	1	0	0	0	3						
<b>Steve Boros, R</b> OBP: 0.301, SLG: 0.333 (1, 5)		0-0 FC6-4 1-2 2-3 1B		0-0 F4		0-0 F9		0-0 SH2-4 3B 1B		4	1	2	0	0	0	0						
<b>Jim Maloney, L</b> OBP: 0.258, SLG: 0.148 (1, 1)		0-0 FC6-4 1-2 2-3 3-H		0-0 F7		0-3 K		0-0 SH2-4		3	0	0	1	0	1	2						
<b>Inning Stats</b>	R: 0 E: 0 K: 1 S: 6	H: 1 LOB: 1 BB: 0 P: 6	R: 1 E: 0 K: 0 S: 6	H: 3 LOB: 2 BB: 0 P: 6	R: 2 E: 0 K: 1 S: 8	H: 3 LOB: 1 BB: 0 P: 8	R: 1 E: 0 K: 1 S: 6	H: 1 LOB: 0 BB: 0 P: 6	R: 0 E: 0 K: 2 S: 5	H: 2 LOB: 2 BB: 0 P: 5	R: 1 E: 0 K: 0 S: 5	H: 2 LOB: 1 BB: 0 P: 5	R: 1 E: 0 K: 1 S: 7	H: 2 LOB: 1 BB: 0 P: 7	R: 0 E: 0 K: 1 S: 5	H: 0 LOB: 0 BB: 0 P: 5	1B: 10 2B: 1 3B: 1 HR: 2	SF: 0 SAC: 1 DP: 0 HBP: 0	WP: 0 PB: 0 SB: 1 CS: 0	PA: 41		
<b>PITCHER</b>	IP WLS BF H R ER SO BB IBB HBP BLK WP HR S P ERA WHIP	IP WLS BF H R ER SO BB IBB HBP BLK WP HR S P ERA WHIP	IP WLS BF H R ER SO BB IBB HBP BLK WP HR S P ERA WHIP	IP WLS BF H R ER SO BB IBB HBP BLK WP HR S P ERA WHIP	IP WLS BF H R ER SO BB IBB HBP BLK WP HR S P ERA WHIP	IP WLS BF H R ER SO BB IBB HBP BLK WP HR S P ERA WHIP	IP WLS BF H R ER SO BB IBB HBP BLK WP HR S P ERA WHIP	IP WLS BF H R ER SO BB IBB HBP BLK WP HR S P ERA WHIP	IP WLS BF H R ER SO BB IBB HBP BLK WP HR S P ERA WHIP	IP WLS BF H R ER SO BB IBB HBP BLK WP HR S P ERA WHIP	IP WLS BF H R ER SO BB IBB HBP BLK WP HR S P ERA WHIP	IP WLS BF H R ER SO BB IBB HBP BLK WP HR S P ERA WHIP	IP WLS BF H R ER SO BB IBB HBP BLK WP HR S P ERA WHIP	IP WLS BF H R ER SO BB IBB HBP BLK WP HR S P ERA WHIP	IP WLS BF H R ER SO BB IBB HBP BLK WP HR S P ERA WHIP	IP WLS BF H R ER SO BB IBB HBP BLK WP HR S P ERA WHIP	IP WLS BF H R ER SO BB IBB HBP BLK WP HR S P ERA WHIP	IP WLS BF H R ER SO BB IBB HBP BLK WP HR S P ERA WHIP	IP WLS BF H R ER SO BB IBB HBP BLK WP HR S P ERA WHIP	IP WLS BF H R ER SO BB IBB HBP BLK WP HR S P ERA WHIP	IP WLS BF H R ER SO BB IBB HBP BLK WP HR S P ERA WHIP	IP WLS BF H R ER SO BB IBB HBP BLK WP HR S P ERA WHIP
<b>Hal Brown, R</b> ERA: 3.88 (1, 1)	3.2 L	19 8	4 4	4 4	2 2	0 0	0 0	0 0	0 0	0 0	1 1	23 23	9.82 2.182									
<b>Jim Owens, R</b> ERA: 4.17 (4, 1)	3.1 14	4 4	1 1	1 3	0 0	0 0	0 0	0 0	0 0	1 1	20 20	2.70 1.200										
<b>Gordon Jones, R</b> ERA: 2.63 (8, 1)	2.0 8	2 2	1 1	1 2	0 0	0 0	0 0	0 0	0 0	0 0	12 12	4.50 1.000										

AB	40
R	6
H	14
RBI	6
BB	0
SO	7
LOB	14



Batter	1	2	3	4	5	6	7	8	9	AB	R	H	RBI	BB	SO	LOB	BOTTOM					
<b>Al Spangler, L</b> OBP: 0.261, SLG: 0.284 (1, 8)	0-0 1B 3B	0-0 2-3 1B			0-0 F5		0-0 F9			4	1	2	0	0	0	1	<b>Cincinnati Reds @ Houston Colt 45's</b> Colt Stadium, Houston, TX Sat Jun 13 1964, 4:33 AM EDT Att: 7,189 - Unknown					
<b>Nellie Fox, L</b> OBP: 0.335, SLG: 0.331 (1, 4)	0-0 6-3	0-0 F7			0-0 4-3		0-0 F8			4	0	0	0	0	0	4						
<b>Dave Roberts, L</b> OBP: 0.341, SLG: 0.286 (1, 3)	0-0 L7		0-0 F9		0-0 F7		0-0 F7			4	0	0	0	0	0	1						
<b>Walt Bond, L</b> OBP: 0.315, SLG: 0.455 (1, 7)	4-0 1B BB		0-0 L9		0-0 3-1		0-0 3-1			3	0	0	0	1	0	0						
<b>Bob Aspromonte, R</b> OBP: 0.315, SLG: 0.366 (1, 5)	0-0 1-2 3-H 1B		0-3 K		0-0 6-3		0-0 F4			4	0	1	1	0	1	0						
<b>Rusty Staub, L</b> OBP: 0.263, SLG: 0.264 (1, 9)	0-0 F6			0-0 F8		0-0 1B		0-0 3-1		4	0	1	0	0	0	2						
<b>Bob Lillis, R</b> OBP: 0.326, SLG: 0.333 (1, 6)		0-0 L5		0-0 FC5-4 1B		0-0 F6		0-0 F2		4	0	1	0	0	0	1						
<b>John Bateman, R</b> OBP: 0.253, SLG: 0.264 (1, 2)		4-0 1B SH3 BB		0-0 FC5-4 1-2 1B		0-3 K		0-3 K		1	0	0	0	1	0	1						
<b>Hal Brown, R</b> (1, 1)		0-0 SH3		0-3 K		0-0 1B				0	0	0	0	0	0	0						
<b>Jim Owens, R</b> OBP: 0.154, SLG: 0.231 (4, 1)										1	0	0	0	0	1	1						
<b>Jimmy Wynn, R</b> OBP: 0.308, SLG: 0.344 (7, PH)										1	0	1	0	0	0	0						
<b>Gordon Jones, R</b> OBP: 1.000, SLG: 1.000 (8, 1)		1-2								0	0	0	0	0	0	0						
<b>Inning Stats</b>	R: 1 E: 0 K: 0 S: 5	H: 2 LOB: 2 BB: 1 P: 9	R: 0 E: 0 K: 0 S: 4	H: 1 LOB: 2 BB: 1 P: 8	R: 0 E: 0 K: 1 S: 5	H: 0 LOB: 0 BB: 0 P: 5	R: 0 E: 0 K: 1 S: 6	H: 1 LOB: 1 BB: 0 P: 6	R: 0 E: 0 K: 0 S: 3	H: 0 LOB: 0 BB: 0 P: 3	R: 0 E: 0 K: 0 S: 4	H: 1 LOB: 1 BB: 0 P: 4	R: 0 E: 0 K: 1 S: 6	H: 1 LOB: 1 BB: 0 P: 6	R: 0 E: 0 K: 0 S: 3	H: 0 LOB: 0 BB: 0 P: 3	R: 0 E: 0 K: 1 S: 5	H: 0 LOB: 0 BB: 0 P: 5	1B: 5 2B: 0 3B: 1 HR: 0	SF: 0 SAC: 1 DP: 0 HBP: 0	WP: 0 PB: 0 SB: 0 CS: 0	PA: 35
<b>PITCHER</b>	IP WLS BF H R ER SO BB IBB HBP BLK WP HR S P ERA WHIP	IP WLS BF H R ER SO BB IBB HBP BLK WP HR S P ERA WHIP	IP WLS BF H R ER SO BB IBB HBP BLK WP HR S P ERA WHIP	IP WLS BF H R ER SO BB IBB HBP BLK WP HR S P ERA WHIP	IP WLS BF H R ER SO BB IBB HBP BLK WP HR S P ERA WHIP	IP WLS BF H R ER SO BB IBB HBP BLK WP HR S P ERA WHIP	IP WLS BF H R ER SO BB IBB HBP BLK WP HR S P ERA WHIP	IP WLS BF H R ER SO BB IBB HBP BLK WP HR S P ERA WHIP	IP WLS BF H R ER SO BB IBB HBP BLK WP HR S P ERA WHIP	IP WLS BF H R ER SO BB IBB HBP BLK WP HR S P ERA WHIP	IP WLS BF H R ER SO BB IBB HBP BLK WP HR S P ERA WHIP	IP WLS BF H R ER SO BB IBB HBP BLK WP HR S P ERA WHIP	IP WLS BF H R ER SO BB IBB HBP BLK WP HR S P ERA WHIP	IP WLS BF H R ER SO BB IBB HBP BLK WP HR S P ERA WHIP	IP WLS BF H R ER SO BB IBB HBP BLK WP HR S P ERA WHIP	IP WLS BF H R ER SO BB IBB HBP BLK WP HR S P ERA WHIP	IP WLS BF H R ER SO BB IBB HBP BLK WP HR S P ERA WHIP	IP WLS BF H R ER SO BB IBB HBP BLK WP HR S P ERA WHIP	IP WLS BF H R ER SO BB IBB HBP BLK WP HR S P ERA WHIP	IP WLS BF H R ER SO BB IBB HBP BLK WP HR S P ERA WHIP	IP WLS BF H R ER SO BB IBB HBP BLK WP HR S P ERA WHIP	IP WLS BF H R ER SO BB IBB HBP BLK WP HR S P ERA WHIP
<b>Jim Maloney, R</b> ERA: 2.27 (1, 1)	9.0 W	35 6	1 1	1 4	2 2	0 0	0 0	0 0	0 0	0 0	41 49	1.00 0.889										





Batter	1	2	3	4	5	6	7	8	9	AB	R	H	RBI	BB	SO	LOB	TOP			
<b>Bobby Klaus, R</b> OBP: 0.204, SLG: 0.353 (1,4)	F5		P3			G3		HR		4	1	1	1	0	0	1	<b>Cincinnati Reds @ San Francisco Giants</b> Candlestick Park, San Francisco, CA Sun Jun 14 1964, 6:33 AM EDT Att: 32,819 - Unknown <a href="http://livebaseballscorecards.com">livebaseballscorecards.com</a>			
<b>Tommy Harper, R</b> OBP: 0.317, SLG: 0.312 (1,7)	F7		2-3			L5		6-3		4	0	0	0	0	0	1				
<b>Vada Pinson, L</b> OBP: 0.320, SLG: 0.429 (1,8)	BB					6-3				3	0	2	0	1	0	1				
<b>Gordy Coleman, L</b> OBP: 0.339, SLG: 0.458 (1,3)	BB					F8		4-3		3	0	0	0	1	0	2				
<b>Frank Robinson, R</b> OBP: 0.384, SLG: 0.563 (1,9)	K		G6-4-3			4-3		4-3		4	0	0	0	0	1	3				
<b>Johnny Edwards, L</b> OBP: 0.335, SLG: 0.393 (1,2)			E3			P4		BB		4	1	2	0	0	0	0				
<b>Leo Cardenas, R</b> OBP: 0.317, SLG: 0.403 (1,6)			F9			4-3		BB		4	0	1	0	0	0	2				
<b>Steve Boros, R</b> OBP: 0.299, SLG: 0.330 (1,5)			G5-4-3			4-3		BB		4	0	1	1	0	0	3				
<b>Jim O'Toole, S</b> OBP: 0.136, SLG: 0.150 (2,1)			5-3							0	0	0	0	0	0	0				
<b>Sammy Ellis, L</b> OBP: 0.200, SLG: 0.200 (6, Ph)										1	0	0	0	0	0	0				
<b>Mel Queen, L</b> OBP: 0.200, SLG: 0.200 (6, Ph)										0	0	0	0	0	0	0				
<b>Billy McCool, L</b> OBP: 0.200, SLG: 0.200 (6, Ph)										0	0	0	0	0	0	0				
<b>Marty Keough, L</b> OBP: 0.200, SLG: 0.200 (8, Ph)										0	0	0	0	0	0	0				
<b>Ryne Duren, R</b> OBP: 0.200, SLG: 0.200 (8, Ph)										0	0	0	0	0	0	0				
<b>Pete Rose, S</b> OBP: 0.200, SLG: 0.200 (9, Ph)										1	0	0	0	0	0	1				
<b>Inning Stats</b>	R: 0 E: 0 K: 1 S: 6	H: 1 LOB: 2 BB: 1 P: 10	R: 0 E: 1 K: 0 S: 3	H: 0 LOB: 0 BB: 0 P: 3	R: 0 E: 0 K: 0 S: 3	H: 0 LOB: 0 BB: 0 P: 3	R: 0 E: 0 K: 0 S: 3	H: 1 LOB: 0 BB: 0 P: 3	R: 0 E: 0 K: 0 S: 4	H: 0 LOB: 0 BB: 0 P: 3	R: 0 E: 0 K: 0 S: 5	H: 2 LOB: 2 BB: 0 P: 5	R: 1 E: 0 K: 1 S: 6	H: 1 LOB: 1 BB: 1 P: 10	R: 1 E: 0 K: 0 S: 5	H: 2 LOB: 1 BB: 0 P: 5	1B: 6 2B: 1 3B: 0 HR: 1	SF: 0 SAC: 0 DP: 2 HBP: 0	WP: 0 PB: 0 SB: 0 CS: 0	PA: 36
<b>PITCHER</b> <b>Ron Herbel, R</b> ERA: 2.2 (1,1)	IP: 9.0 WLS: W BF: 36 H: 8 R: 2 ER: 2 SO: 2 BB: 2 IBB: 0 HBP: 0 BLK: 0 WP: 0 HR: 1 S: 38 P: 46 ERA: 2.00 WHIP: 1.111																			

Batter	1	2	3	4	5	6	7	8	9	AB	R	H	RBI	BB	SO	LOB	BOTTOM	
<b>Harvey Kuenn, R</b> OBP: 0.290, SLG: 0.300 (1,9)	1-3						4-3			4	0	2	0	0	0	0	<b>Cincinnati Reds @ San Francisco Giants</b> Candlestick Park, San Francisco, CA Sun Jun 14 1964, 6:33 AM EDT Att: 32,819 - Unknown <a href="http://livebaseballscorecards.com">livebaseballscorecards.com</a>	
<b>Willie McCovey, L</b> OBP: 0.304, SLG: 0.410 (1,7)										3	1	1	0	0	0	3		
<b>Jesus Alou, R</b> OBP: 0.304, SLG: 0.321 (7,9)	BB						BB			0	1	0	0	1	0	0		
<b>Willie Mays, R</b> OBP: 0.436, SLG: 0.723 (1,8)	BB						BB			4	3	3	1	0	0	0		
<b>Orlando Cepeda, R</b> OBP: 0.377, SLG: 0.517 (1,3)	BB						BB			2	2	1	2	2	1	1		
<b>Jim Ray Hart, R</b> OBP: 0.300, SLG: 0.410 (1,5)	BB						BB			4	1	2	3	0	0	1		
<b>Jim Davenport, R</b> OBP: 0.252, SLG: 0.302 (1,4)	BB						BB			3	0	0	1	0	1	2		
<b>Tom Haller, L</b> OBP: 0.288, SLG: 0.321 (1,2)	K									4	0	0	0	0	1	1		
<b>Jose Pagan, R</b> OBP: 0.255, SLG: 0.242 (1,6)										4	0	0	0	0	1	0		
<b>Ron Herbel, R</b> (1,1)										3	0	0	0	1	1	0		
<b>Inning Stats</b>	R: 3 E: 0 K: 1 S: 8	H: 3 LOB: 1 BB: 1 P: 12	R: 0 E: 0 K: 0 S: 3	H: 1 LOB: 1 BB: 1 P: 7	R: 3 E: 0 K: 1 S: 8	H: 3 LOB: 0 BB: 0 P: 8	R: 0 E: 0 K: 0 S: 3	H: 1 LOB: 0 BB: 0 P: 3	R: 0 E: 0 K: 1 S: 5	H: 0 LOB: 0 BB: 0 P: 5	R: 2 E: 1 K: 2 S: 9	H: 1 LOB: 1 BB: 1 P: 13	R: 0 E: 0 K: 0 S: 3	H: 0 LOB: 0 BB: 0 P: 3	1B: 4 2B: 2 3B: 1 HR: 2	SF: 1 SAC: 0 DP: 2 HBP: 0	WP: 0 PB: 0 SB: 0 CS: 0	PA: 36
<b>PITCHER</b> <b>Jim O'Toole, L</b> ERA: 3.65 (1,1)	IP: 1.1 WLS: L BF: 10 H: 4 R: 3 ER: 3 SO: 1 BB: 2 IBB: 0 HBP: 0 BLK: 0 WP: 0 HR: 0 S: 10 P: 18 ERA: 20.25 WHIP: 4.500																	
<b>Sammy Ellis, R</b> ERA: 4.5 (2,1)	3.2	14	4	3	3	1	1	0	0	0	0	2	15	19	7.36	1.364		
<b>Billy McCool, L</b> ERA: 2.5 (6,1)	2.0	9	1	2	1	3	1	0	0	0	0	0	14	18	4.50	1.000		
<b>Ryne Duren, R</b> ERA: 4.0 (8,1)	1.0	3	0	0	0	0	0	0	0	0	0	0	3	3	0.00	0.000		



Batter	1	2	3	4	5	6	7	8	9	AB	R	H	RBI	BB	SO	LOB	TOP					
<b>Bobby Klaus, R</b> OBP: 0.203, SLG: 0.364 (1, 4)										4	1	1	1	0	0	1	<b>Cincinnati Reds @ San Francisco Giants</b> Candlestick Park, San Francisco, CA Mon Jun 15 1964, 6:33 AM EDT Att: 8,201 - Unknown					
<b>Tommy Harper, R</b> OBP: 0.325, SLG: 0.312 (1, 7)										3	0	1	0	2	1							
<b>Vada Pinson, L</b> OBP: 0.313, SLG: 0.419 (1, 8)										5	0	0	1	0	1	5						
<b>Deron Johnson, R</b> OBP: 0.397, SLG: 0.561 (1, 3)										4	1	1	1	0	0	0						
<b>Frank Robinson, R</b> OBP: 0.382, SLG: 0.561 (1, 9)										4	1	1	0	0	1	0						
<b>Leo Cardenas, R</b> OBP: 0.316, SLG: 0.400 (1, 6)										4	0	1	0	0	0	1						
<b>Johnny Edwards, L</b> OBP: 0.338, SLG: 0.407 (1, 2)										4	1	2	1	0	0	1						
<b>Steve Boros, R</b> OBP: 0.297, SLG: 0.327 (1, 5)										4	1	1	0	0	0	2						
<b>Bob Purkey, R</b> OBP: 0.288, SLG: 0.583 (7, 1)										2	0	0	1	0	0	1						
<b>Hal Smith, R</b> OBP: 0.247, SLG: 0.214 (6, PH)										0	0	0	0	0	0	0						
<b>Pete Rose, R</b> OBP: 0.328, SLG: 0.280 (6, PH)										0	0	0	0	0	0	0						
<b>Bill Henry, L</b> OBP: 0.292, SLG: 0.260 (9, 1)										0	0	0	0	0	0	0						
<b>Ryne Duren, R</b> OBP: 0.292, SLG: 0.100 (9, 1)										0	0	0	0	0	0	0						
<b>Inning Stats</b>	R: 2 E: 0 K: 0 S: 5	H: 2 LOB: 0 BB: 0 P: 5	R: 0 E: 0 K: 0 S: 3	H: 0 LOB: 0 BB: 0 P: 3	R: 0 E: 0 K: 1 S: 4	H: 1 LOB: 1 BB: 0 P: 4	R: 0 E: 0 K: 1 S: 6	H: 1 LOB: 1 BB: 0 P: 6	R: 1 E: 0 K: 0 S: 4	H: 1 LOB: 1 BB: 1 P: 8	R: 0 E: 0 K: 0 S: 3	H: 0 LOB: 0 BB: 0 P: 3	R: 0 E: 0 K: 0 S: 4	H: 1 LOB: 1 BB: 0 P: 4	R: 0 E: 0 K: 2 S: 7	H: 0 LOB: 0 BB: 0 P: 7	R: 2 E: 1 K: 0 S: 6	H: 2 LOB: 3 BB: 2 P: 14	1B: 3 2B: 4 3B: 0 HR: 1	SF: 2 SAC: 0 DP: 0 HBP: 0	WP: 0 PB: 0 SB: 1 CS: 0	PA: 39
<b>PITCHER</b>	IP WLS BF H R ER SO BB IBB HBP BLK WP HR S P ERA WHIP																					
<b>Bob Hendley, L</b> ERA: 2.97	(1, 1) 6.1 26 6 3 2 1 1 0 0 0 0 0 1 27 31 2.84 1.105																					
<b>Bob Shaw, R</b> ERA: 2.99	(7, 1) 0.2 2 0 0 0 0 0 0 0 0 0 0 0 2 2 0.00 0.000																					
<b>Gaylord Perry, R</b> ERA: 2.31	(8, 1) 1.0 3 0 0 0 2 0 0 0 0 0 0 0 7 7 0.00 0.000																					
<b>Bobby Bolin, R</b> ERA: 3.27	(9, 1) 0.1 2 1 1 1 0 0 0 0 0 0 0 0 2 2 27.00 3.000																					
<b>Billy O'Dell, L</b> ERA: 6.16	(9, 1) 0.2 W 6 1 1 0 0 2 0 0 0 0 0 0 4 12 0.00 4.500																					

Batter	1	2	3	4	5	6	7	8	9	AB	R	H	RBI	BB	SO	LOB	BOTTOM					
<b>Harvey Kuenn, R</b> OBP: 0.305, SLG: 0.312 (1, 9)										3	0	1	1	2	0	0	<b>Cincinnati Reds @ San Francisco Giants</b> Candlestick Park, San Francisco, CA Mon Jun 15 1964, 6:33 AM EDT Att: 8,201 - Unknown					
<b>Willie Mays, R</b> OBP: 0.431, SLG: 0.711 (1, 8)										5	0	1	1	0	2	3						
<b>Willie McCovey, L</b> OBP: 0.307, SLG: 0.406 (1, 7)										4	1	1	0	1	0	3						
<b>Orlando Cepeda, R</b> OBP: 0.377, SLG: 0.510 (1, 3)										4	1	1	0	1	0	1						
<b>Jim Ray Hart, R</b> OBP: 0.303, SLG: 0.406 (1, 5)										4	0	1	1	1	0	1						
<b>Tom Haller, L</b> OBP: 0.299, SLG: 0.343 (1, 2)										3	1	2	0	1	0	2						
<b>Jim Davenport, R</b> OBP: 0.246, SLG: 0.295 (8, 6)										3	0	0	0	0	0	2						
<b>Duke Snider, L</b> OBP: 0.311, SLG: 0.406 (8, PH)										0	0	0	0	1	0	0						
<b>Gil Garrido, R</b> OBP: 0.148, SLG: 0.080 (9, 6)										0	1	0	0	0	0	0						
<b>Jose Pagan, R</b> OBP: 0.252, SLG: 0.238 (7, PH)										1	1	1	1	0	0	0						
<b>Chuck Hiller, L</b> OBP: 0.247, SLG: 0.269 (8, 4)										1	1	1	1	0	0	0						
<b>Bob Hendley, R</b> OBP: 0.292, SLG: 0.091 (7, 1)										2	1	1	0	0	0	0						
<b>Jesus Alou, R</b> OBP: 0.302, SLG: 0.319 (8, 1)										0	0	0	0	0	0	0						
<b>Cap Peterson, R</b> OBP: 0.292, SLG: 0.250 (9, 1)										1	0	1	2	0	0	0						
<b>Bobby Bolin, R</b> OBP: 0.292, SLG: 0.100 (9, 1)										0	0	0	0	0	0	0						
<b>Inning Stats</b>	R: 0 E: 0 K: 0 S: 3	H: 0 LOB: 0 BB: 0 P: 3	R: 0 E: 0 K: 0 S: 4	H: 1 LOB: 1 BB: 0 P: 4	R: 0 E: 0 K: 0 S: 3	H: 0 LOB: 0 BB: 0 P: 3	R: 0 E: 0 K: 0 S: 4	H: 1 LOB: 2 BB: 1 P: 8	R: 1 E: 0 K: 0 S: 5	H: 2 LOB: 2 BB: 1 P: 9	R: 0 E: 0 K: 0 S: 3	H: 0 LOB: 1 BB: 1 P: 7	R: 1 E: 0 K: 1 S: 7	H: 2 LOB: 1 BB: 0 P: 7	R: 3 E: 0 K: 1 S: 8	H: 3 LOB: 2 BB: 2 P: 16	R: 1 E: 0 K: 0 S: 1	H: 1 LOB: 2 BB: 2 P: 9	1B: 6 2B: 3 3B: 1 HR: 0	SF: 1 SAC: 0 DP: 0 HBP: 0	WP: 0 PB: 0 SB: 0 CS: 0	PA: 41
<b>PITCHER</b>	IP WLS BF H R ER SO BB IBB HBP BLK WP HR S P ERA WHIP																					
<b>Bob Purkey, R</b> ERA: 3.32	(1, 1) 6.1 28 6 2 2 2 1 1 0 0 0 0 0 25 37 2.84 1.421																					
<b>Joey Jay, R</b> ERA: 3.5	(7, 1) 1.2 10 3 3 3 2 1 1 0 0 0 0 0 12 20 16.20 2.400																					
<b>Bill Henry, L</b> ERA: 1.69	(9, 1) 0.0 L 2 0 1 1 0 2 0 0 0 0 0 0 0 8 ∞ ∞																					
<b>Ryne Duren, R</b> ERA: 4.0	(9, 1) 0.0 1 1 0 0 0 0 0 0 0 0 0 0 1 1 ∞ ∞																					





Batter	1	2	3	4	5	6	7	8	9	AB	R	H	RBI	BB	SO	LOB	TOP								
<b>Bobby Klaus, R</b> OBP: 0.219, SLG: 0.400 (1, 4)	0-0 E5 1B SF9		0-0 HR 2B		0-0 P4	0-0 5-3		0-0 1B 2B		5	3	2	0	0	0	1	<b>Cincinnati Reds @ San Francisco Giants</b> Candlestick Park, San Francisco, CA Tue Jun 16 1964, 10:05 PM EDT Att: 13,181 - Unknown <a href="http://livebaseballscorecards.com">livebaseballscorecards.com</a>								
<b>Tommy Harper, R</b> OBP: 0.322, SLG: 0.369 (1, 7)	0-3 K		0-0 6-3		0-0 1-3		0-0 BB 2B 1B	0-0 F3		5	1	1	0	0	1	3									
<b>Vada Pinson, L</b> OBP: 0.323, SLG: 0.439 (1, 8)	0-0 1-3 1B		0-0 2H HR		4-0 BB		0-0 P4	0-0 2H 1B		4	1	3	3	1	0	1									
<b>Gordy Coleman, L</b> OBP: 0.331, SLG: 0.450 <b>Deron Johnson, R</b> OBP: 0.308, SLG: 0.556 (7, PH) (7, 3)	0-0 SF9 3H		0-0 F2		0-0 P6		4-0 2B E BB	0-3 K		2	0	0	1	0	0	1									
<b>Frank Robinson, R</b> OBP: 0.382, SLG: 0.560 (1, 9)	0-0 L4			0-0 6-3		0-0 F8	0-0 E4 SF7 2B		4-0 FC6-4 BB	4	1	1	1	1	0	1									
<b>Johnny Edwards, L</b> OBP: 0.345, SLG: 0.408 (1, 2)		0-0 G6-3 1B		4-0 1B G5-2-3 BB		4-0 HR BB	0-0 SF7		0-0 P5	2	1	1	1	2	0	1									
<b>Leo Cardenas, R</b> OBP: 0.322, SLG: 0.416 (1, 6)	0-3 K		0-0 1-3 1B		0-0 HR		3H 4-0 FC5-4 BB	0-0 F7		4	1	2	2	1	1	2									
<b>Steve Boros, R</b> OBP: 0.302, SLG: 0.333 (1, 5)	0-0 G6-3 1-2		4-0 IBB		0-0 2B		1-2 FC5-4	0-0 FC6-4		4	0	1	0	1	0	3									
<b>John Tsitouris, R</b> OBP: 0.278, SLG: 0.294 <b>Ryne Duren, R</b> <b>Joey Jay, S</b> (1, 1) (7, 1) (9, 1)			0-0 P6		0-0 G5-2-3 3H		0-0 5-3	0-0 P3		3	0	0	0	0	0	4									
<b>Inning Stats</b>	R: 1 E: 1 K: 1 S: 7	H: 1 LOB: 1 BB: 0 P: 7	R: 0 E: 0 K: 1 S: 5	H: 1 LOB: 0 BB: 0 P: 5	R: 2 E: 0 K: 0 S: 5	H: 2 LOB: 2 BB: 0 P: 5	R: 0 E: 0 K: 0 S: 3	H: 1 LOB: 2 BB: 2 P: 11	R: 0 E: 0 K: 0 S: 3	H: 0 LOB: 1 BB: 1 P: 7	R: 2 E: 0 K: 0 S: 5	H: 2 LOB: 1 BB: 1 P: 9	R: 3 E: 1 K: 0 S: 5	H: 2 LOB: 2 BB: 2 P: 13	R: 1 E: 0 K: 1 S: 7	H: 2 LOB: 2 BB: 0 P: 7	R: 0 E: 0 K: 0 S: 3	H: 0 LOB: 1 BB: 1 P: 7	1B: 5 2B: 4 3B: 0 HR: 2	SF: 2 SAC: 0 DP: 2 HBP: 0	WP: 0 PB: 0 SB: 0 CS: 0	PA: 44			
<b>PITCHER</b>	IP WLS BF H R ER SO BB IBB HBP BLK WP HR S P ERA WHIP	IP WLS BF H R ER SO BB IBB HBP BLK WP HR S P ERA WHIP	IP WLS BF H R ER SO BB IBB HBP BLK WP HR S P ERA WHIP	IP WLS BF H R ER SO BB IBB HBP BLK WP HR S P ERA WHIP	IP WLS BF H R ER SO BB IBB HBP BLK WP HR S P ERA WHIP	IP WLS BF H R ER SO BB IBB HBP BLK WP HR S P ERA WHIP	IP WLS BF H R ER SO BB IBB HBP BLK WP HR S P ERA WHIP	IP WLS BF H R ER SO BB IBB HBP BLK WP HR S P ERA WHIP	IP WLS BF H R ER SO BB IBB HBP BLK WP HR S P ERA WHIP	IP WLS BF H R ER SO BB IBB HBP BLK WP HR S P ERA WHIP	IP WLS BF H R ER SO BB IBB HBP BLK WP HR S P ERA WHIP	IP WLS BF H R ER SO BB IBB HBP BLK WP HR S P ERA WHIP	IP WLS BF H R ER SO BB IBB HBP BLK WP HR S P ERA WHIP	IP WLS BF H R ER SO BB IBB HBP BLK WP HR S P ERA WHIP	IP WLS BF H R ER SO BB IBB HBP BLK WP HR S P ERA WHIP	IP WLS BF H R ER SO BB IBB HBP BLK WP HR S P ERA WHIP	IP WLS BF H R ER SO BB IBB HBP BLK WP HR S P ERA WHIP	IP WLS BF H R ER SO BB IBB HBP BLK WP HR S P ERA WHIP	IP WLS BF H R ER SO BB IBB HBP BLK WP HR S P ERA WHIP	IP WLS BF H R ER SO BB IBB HBP BLK WP HR S P ERA WHIP	IP WLS BF H R ER SO BB IBB HBP BLK WP HR S P ERA WHIP	IP WLS BF H R ER SO BB IBB HBP BLK WP HR S P ERA WHIP	IP WLS BF H R ER SO BB IBB HBP BLK WP HR S P ERA WHIP	IP WLS BF H R ER SO BB IBB HBP BLK WP HR S P ERA WHIP	IP WLS BF H R ER SO BB IBB HBP BLK WP HR S P ERA WHIP



Batter	1	2	3	4	5	6	7	8	9	AB	R	H	RBI	BB	SO	LOB	BOTTOM								
<b>Chuck Hiller, L</b> OBP: 0.258, SLG: 0.270 (1, 4)	0-0 BB 1B		0-0 6-3		0-0 4-3		4-0 BB HR BB	4-0 FC5-4 BB		3	1	1	0	2	0	3	<b>Cincinnati Reds @ San Francisco Giants</b> Candlestick Park, San Francisco, CA Tue Jun 16 1964, 10:05 PM EDT Att: 13,181 - Unknown <a href="http://livebaseballscorecards.com">livebaseballscorecards.com</a>								
<b>Willie Mays, R</b> OBP: 0.430, SLG: 0.702 (1, 8)	0-0 F8		0-0 1B		0-0 1-3		4-0 HR BB	0-0 FC5-4 1-2 2H		4	1	1	0	1	0	2									
<b>Willie McCovey, L</b> OBP: 0.299, SLG: 0.394 (1, 7)	0-3 K		0-3 K		0-3 K		0-0 F2	0-0 1-3		5	0	0	0	0	3	5									
<b>Orlando Cepeda, R</b> OBP: 0.390, SLG: 0.536 (1, 3)	4-0 1-2 BB		0-0 FC1-2-4 1B		0-0 1B		0-0 HR		0-0 5-3	4	1	3	3	1	0	0									
<b>Duke Snider, L</b> OBP: 0.304, SLG: 0.382 (1, 9)	0-0 L5		0-0 FC1-2-4-6 2-3		0-3 K		0-0 4-3	4-0 BB WP BB		4	0	0	0	1	1	5									
<b>Jim Ray Hart, R</b> OBP: 0.310, SLG: 0.405 (1, 5)		4-0 PB BB	0-0 1-3		0-0 4-3		0-0 WP 1B	4-0 BB BB		3	0	1	0	2	0	2									
<b>Tom Haller, L</b> OBP: 0.302, SLG: 0.336 (1, 2)		0-0 4-3 1-2		0-3 K		4-0 BB	0-0 G3	4-0 G4-6-3 BB		3	0	0	0	2	1	2									
<b>Jose Pagan, R</b> OBP: 0.259, SLG: 0.234 <b>Harvey Kuenn, R</b> OBP: 0.302, SLG: 0.369 (9, PH) (1, 6)		4-0 BB		4-0 BB		0-0 F9		0-0 F9	0-0 G4-6-3 1-2	2	0	0	0	2	0	1									
<b>Jack Sanford, R</b> OBP: 0.207, SLG: 0.154 <b>Jesus Alou, R</b> OBP: 0.301, SLG: 0.317 <b>Ken Mackenzie, R</b> <b>Cap Peterson, R</b> OBP: 0.257, SLG: 0.250 <b>Billy Pierce, L</b> (1, 1) (6, PH) (7, 1) (8, PH) (9, 1)		0-3 K		0-3 K		0-0 P6		4-0 BB E BB		2	0	0	0	0	2	3									
<b>Inning Stats</b>	R: 0 E: 0 K: 1 S: 6	H: 1 LOB: 2 BB: 1 P: 10	R: 0 E: 0 K: 1 S: 5	H: 0 LOB: 2 BB: 2 P: 13	R: 0 E: 0 K: 2 S: 7	H: 0 LOB: 1 BB: 1 P: 11	R: 0 E: 0 K: 0 S: 3	H: 1 LOB: 1 BB: 1 P: 8	R: 0 E: 0 K: 0 S: 3	H: 0 LOB: 1 BB: 1 P: 7	R: 3 E: 0 K: 0 S: 5	H: 2 LOB: 1 BB: 2 P: 13	R: 1 E: 1 K: 0 S: 3	H: 0 LOB: 2 BB: 2 P: 11	R: 0 E: 0 K: 0 S: 2	H: 0 LOB: 2 BB: 3 P: 14	1B: 5 2B: 0 3B: 0 HR: 1	SF: 0 SAC: 0 DP: 1 HBP: 0	WP: 2 PB: 1 SB: 0 CS: 0	PA: 44					
<b>PITCHER</b>	IP WLS BF H R ER SO BB IBB HBP BLK WP HR S P ERA WHIP	IP WLS BF H R ER SO BB IBB HBP BLK WP HR S P ERA WHIP	IP WLS BF H R ER SO BB IBB HBP BLK WP HR S P ERA WHIP	IP WLS BF H R ER SO BB IBB HBP BLK WP HR S P ERA WHIP	IP WLS BF H R ER SO BB IBB HBP BLK WP HR S P ERA WHIP	IP WLS BF H R ER SO BB IBB HBP BLK WP HR S P ERA WHIP	IP WLS BF H R ER SO BB IBB HBP BLK WP HR S P ERA WHIP	IP WLS BF H R ER SO BB IBB HBP BLK WP HR S P ERA WHIP	IP WLS BF H R ER SO BB IBB HBP BLK WP HR S P ERA WHIP	IP WLS BF H R ER SO BB IBB HBP BLK WP HR S P ERA WHIP	IP WLS BF H R ER SO BB IBB HBP BLK WP HR S P ERA WHIP	IP WLS BF H R ER SO BB IBB HBP BLK WP HR S P ERA WHIP	IP WLS BF H R ER SO BB IBB HBP BLK WP HR S P ERA WHIP	IP WLS BF H R ER SO BB IBB HBP BLK WP HR S P ERA WHIP	IP WLS BF H R ER SO BB IBB HBP BLK WP HR S P ERA WHIP	IP WLS BF H R ER SO BB IBB HBP BLK WP HR S P ERA WHIP	IP WLS BF H R ER SO BB IBB HBP BLK WP HR S P ERA WHIP	IP WLS BF H R ER SO BB IBB HBP BLK WP HR S P ERA WHIP	IP WLS BF H R ER SO BB IBB HBP BLK WP HR S P ERA WHIP	IP WLS BF H R ER SO BB IBB HBP BLK WP HR S P ERA WHIP	IP WLS BF H R ER SO BB IBB HBP BLK WP HR S P ERA WHIP	IP WLS BF H R ER SO BB IBB HBP BLK WP HR S P ERA WHIP	IP WLS BF H R ER SO BB IBB HBP BLK WP HR S P ERA WHIP	IP WLS BF H R ER SO BB IBB HBP BLK WP HR S P ERA WHIP	IP WLS BF H R ER SO BB IBB HBP BLK WP HR S P ERA WHIP





Batter	1	2	3	4	5	6	7	8	9	AB	R	H	RBI	BB	SO	LOB	TOP								
<b>Bobby Klaus, R</b> (1,4) OBP: 0.209, SLG: 0.381	0-3 <b>K</b>		0-0 <b>F9</b>		0-0 <b>5-3</b>		0-0 <b>F2</b>		0-0 <b>4-3</b>	3	0	0	0	0	1	1	<b>Cincinnati Reds @ San Francisco Giants</b> Candlestick Park, San Francisco, CA Wed Jun 17 1964, 6:33 AM EDT Att: 12,825 - Unknown								
<b>Marty Keough, L</b> (7,PH) OBP: 0.273, SLG: 0.390										1	0	0	0	0	0	1									
<b>Pete Rose, S</b> (7,4) OBP: 0.284, SLG: 0.259										1	0	0	0	0	0	0									
<b>Tommy Harper, R</b> (1,7) OBP: 0.324, SLG: 0.311	0-0 <b>S</b> <b>BB</b> <b>1B</b>		0-0 <b>1-2</b> <b>1B</b>		0-3 <b>K</b>		0-0 <b>F8</b>		0-0 <b>P4</b>	5	0	2	0	0	1	1									
<b>Vada Pinson, L</b> (1,8) OBP: 0.331, SLG: 0.440	4-0 <b>S</b> <b>BB</b> <b>1-2</b> <b>BB</b>		0-0 <b>F8</b>		0-0 <b>G4-6-3</b> <b>1B</b>		4-0 <b>FC4-6</b> <b>E</b> <b>1B</b> <b>BB</b>			2	1	1	0	2	0	2									
<b>Gordy Coleman, L</b> (1,3) OBP: 0.321, SLG: 0.435	0-3 <b>K</b>		0-0 <b>G3</b>		0-0 <b>G4-6-3</b> <b>1-2</b>		0-0 <b>E4</b> <b>FC4-6</b>			4	0	0	0	0	1	6									
<b>Frank Robinson, R</b> (1,9) OBP: 0.380, SLG: 0.552	0-3 <b>K</b>			0-0 <b>L5</b>		4-0 <b>HBP</b> <b>BB</b>		0-0 <b>F2</b>		3	0	0	0	1	1	4									
<b>Johnny Edwards, L</b> (1,2) OBP: 0.343, SLG: 0.401		0-0 <b>4-3</b>		0-0 <b>F9</b>		1-0 <b>BB</b>		0-0 <b>FC4-6</b> <b>1B</b>		3	0	0	0	0	0	2									
<b>Leo Cardenas, R</b> (1,6) OBP: 0.321, SLG: 0.413		0-3 <b>K</b>		0-0 <b>F5</b>		0-3 <b>HBP</b>		0-0 <b>1-2</b> <b>2-3</b> <b>1B</b>		4	0	1	1	0	2	2									
<b>Steve Boros, R</b> (1,5) OBP: 0.300, SLG: 0.330		0-0 <b>F7</b>			0-0 <b>F9</b>		0-0 <b>SH1-4</b> <b>1B</b>		0-0 <b>F9</b>	4	0	1	0	0	0	2									
<b>Joe Nuxhall, L</b> (1,1) OBP: 0.156, SLG: 0.250			0-0 <b>1B</b>		0-0 <b>HR</b>		0-0 <b>SH1-4</b> <b>1-2</b>		0-0 <b>1-3</b>	3	1	2	1	0	0	0									
<b>Inning Stats</b>	R: 0 E: 0 K: 3 S: 10	H: 1 LOB: 2 BB: 1 P: 14	R: 0 E: 0 K: 1 S: 5	H: 0 LOB: 0 BB: 0 P: 5	R: 0 E: 0 K: 0 S: 5	H: 2 LOB: 2 BB: 0 P: 5	R: 0 E: 0 K: 0 S: 3	H: 0 LOB: 0 BB: 0 P: 3	R: 1 E: 0 K: 1 S: 6	H: 1 LOB: 0 BB: 0 P: 6	R: 0 E: 0 K: 0 S: 5	H: 1 LOB: 1 BB: 0 P: 10	R: 0 E: 0 K: 0 S: 4	H: 1 LOB: 1 BB: 0 P: 4	R: 1 E: 1 K: 0 S: 5	H: 1 LOB: 2 BB: 1 P: 9	R: 0 E: 0 K: 0 S: 3	H: 0 LOB: 0 BB: 0 P: 3	1B: 6 2B: 0 3B: 0 HR: 1	SF: 0 SAC: 1 DP: 1 HBP: 1	WP: 0 PB: 0 SB: 2 CS: 0	PA: 38			
<b>PITCHER</b>	IP	WLS	BF	H	R	ER	SO	BB	IBB	HBP	BLK	WP	HR	S	P	ERA	WHIP								
<b>Bobby Bolin, R</b> (1,1) ERA: 2.98	8.0		35	7	2	1	6	3	0	1	0	0	1	43	56	1.12	1.250								
<b>Gaylord Perry, R</b> (9,1) ERA: 2.25	1.0	W	3	0	0	0	0	0	0	0	0	0	0	3	3	0.00	0.000								

Batter	1	2	3	4	5	6	7	8	9	AB	R	H	RBI	BB	SO	LOB	BOTTOM								
<b>Harvey Kuenn, R</b> (1,7) OBP: 0.309, SLG: 0.316	0-0 <b>4-3</b>		0-0 <b>BLK</b> <b>1B</b>		0-0 <b>P5</b>			0-0 <b>BB</b> <b>1B</b>		4	0	2	0	0	0	0	<b>Cincinnati Reds @ San Francisco Giants</b> Candlestick Park, San Francisco, CA Wed Jun 17 1964, 6:33 AM EDT Att: 12,825 - Unknown								
<b>Jesus Alou, R</b> (1,9) OBP: 0.305, SLG: 0.321	0-0 <b>F2</b>		0-0 <b>FC5</b> <b>BLK</b> <b>1-2</b> <b>1B</b>			0-0 <b>F7</b>		0-0 <b>BB</b> <b>1B</b>		4	0	2	0	0	0	0									
<b>Willie Mays, R</b> (1,8) OBP: 0.435, SLG: 0.714	0-0 <b>HR</b>		4-0 <b>1-2</b> <b>2-3</b> <b>BB</b>			0-0 <b>F7</b>		4-0 <b>1-2</b> <b>2-3</b> <b>BB</b>		2	1	1	1	2	0	0									
<b>Orlando Cepeda, R</b> (1,3) OBP: 0.381, SLG: 0.523	0-0 <b>F9</b>		0-0 <b>FC5</b> <b>2-3</b>			0-0 <b>6-3</b>		0-0 <b>P6</b>		4	0	0	0	0	0	6									
<b>Jim Ray Hart, R</b> (1,5) OBP: 0.309, SLG: 0.399		4-0 <b>K2-6</b> <b>BB</b>		0-0 <b>6-3</b>			0-0 <b>5-3</b>	0-3 <b>K</b>		3	0	0	0	1	1	3									
<b>Jim Davenport, R</b> (1,4) OBP: 0.247, SLG: 0.294		0-3 <b>K2-6</b> <b>1-2</b>		0-0 <b>F9</b>			0-0 <b>1B</b>		0-0 <b>F7</b>	4	0	1	0	0	1	1									
<b>Jose Pagan, R</b> (1,6) OBP: 0.259, SLG: 0.235		0-3 <b>K</b>		0-0 <b>F7</b>			0-0 <b>F7</b>		0-0 <b>HR</b> <b>1B</b>	4	1	1	0	0	1	1									
<b>Del Crandall, R</b> (1,2) OBP: 0.295, SLG: 0.182			0-0 <b>F8</b>		0-0 <b>1-3</b>		0-3 <b>K</b>		0-0 <b>1-H</b> <b>HR</b>	3	0	0	0	0	1	1									
<b>Willie McCovey, L</b> (9,PH) OBP: 0.302, SLG: 0.415										1	1	1	2	0	0	0									
<b>Bobby Bolin, R</b> (1,1) OBP: 0.353, SLG: 0.083			0-3 <b>K</b>		0-0 <b>P4</b>			0-0 <b>F8</b>		2	0	0	0	0	1	0									
<b>Cap Peterson, R</b> (8,PH) OBP: 0.250, SLG: 0.242										1	0	0	0	0	0	0									
<b>Gaylord Perry, R</b> (9,1) ERA: 3.61										0	0	0	0	0	0	0									
<b>Inning Stats</b>	R: 1 E: 0 K: 0 S: 4	H: 1 LOB: 0 BB: 0 P: 4	R: 0 E: 0 K: 2 S: 6	H: 0 LOB: 0 BB: 1 P: 10	R: 0 E: 0 K: 1 S: 7	H: 2 LOB: 3 BB: 1 P: 11	R: 0 E: 0 K: 0 S: 3	H: 0 LOB: 0 BB: 0 P: 3	R: 0 E: 0 K: 0 S: 3	H: 0 LOB: 0 BB: 0 P: 3	R: 0 E: 0 K: 1 S: 6	H: 1 LOB: 1 BB: 0 P: 6	R: 0 E: 0 K: 1 S: 7	H: 2 LOB: 3 BB: 1 P: 11	R: 2 E: 0 K: 0 S: 3	H: 2 LOB: 2 BB: 0 P: 3	1B: 6 2B: 1 3B: 0 HR: 2	SF: 0 SAC: 0 DP: 1 HBP: 0	WP: 0 PB: 0 SB: 0 CS: 0	PA: 35					
<b>PITCHER</b>	IP	WLS	BF	H	R	ER	SO	BB	IBB	HBP	BLK	WP	HR	S	P	ERA	WHIP								
<b>Joe Nuxhall, L</b> (1,1) ERA: 3.61	8.1	L	35	8	3	3	5	3	0	0	0	0	2	42	54	3.24	1.320								

AB	33
R	2
H	7
RBI	2
BB	3
SO	6
LOB	21



AB	32
R	3
H	8
RBI	3
BB	3
SO	5
LOB	12





Batter	1	2	3	4	5	6	7	8	9	AB	R	H	RBI	BB	SO	LOB	TOP				
Maury Wills, S OBP: 0.326, SLG: 0.340 Dick Tracewski, R OBP: 0.349, SLG: 0.357	1-3 K	1-2 6-3			4-2 CS BB			0-2 1B		2	0	0	0	1	1	1	<b>Los Angeles Dodgers @ Cincinnati Reds</b> Crosley Field, Cincinnati, OH Fri Jun 19 1964, 7:05 PM EDT Att: 20,777 - Unknown				
Derrell Griffith, L OBP: 0.333, SLG: 0.500	0-0 1-3		3-3 K		2-2 CS	0-1 F9		1-1 F4		4	0	0	0	0	1	1					
Willie Davis, L OBP: 0.288, SLG: 0.392	0-2 1B		0-3 K		3-3 K			1-2 L9		4	0	1	0	0	2	0					
Tommy Davis, R OBP: 0.307, SLG: 0.329	0-1 1B		0-0 5-3		2-3 K			0-3 K		4	0	1	0	0	2	0					
Wally Moon, L OBP: 0.347, SLG: 0.381	2-3 K			3-3 K			1-1 G4-6-3 1B	3-2 1B		4	0	2	0	0	2	2					
John Roseboro, L OBP: 0.360, SLG: 0.414 Jeff Torborg, R OBP: 0.143, SLG: 0.143		2-0 2B		1-3 K		3-2 G4-6-3 1B		0-3 K		3	1	1	0	0	1	1					
Ron Fairly, L OBP: 0.375, SLG: 0.338		2-1 1-H		3-2 F5		0-0 F8				3	0	1	1	0	0	0					
Nate Oliver, R OBP: 0.300, SLG: 0.125		3-3 K		0-1 6-3				3-3 K		3	0	0	0	0	2	1					
Joe Moeller, R OBP: 0.042, SLG: 0.042 Jim Brewer, L OBP: 0.286, SLG: 0.451 Howie Reed, R OBP: 0.286, SLG: 0.451		2-3 K		0-3 K				2-3 K		1	0	0	0	0	1	1					
										1	0	0	0	0	1	0					
										0	0	0	0	0	0	0					
<b>Inning Stats</b>	R: 0 H: 2 E: 0 K: 2 S: 12	H: 2 LOB: 1 BB: 0 P: 15	R: 1 H: 2 E: 0 K: 2 S: 12	H: 2 LOB: 1 BB: 0 P: 22	R: 0 H: 0 E: 0 K: 2 S: 7	H: 0 LOB: 0 BB: 0 P: 10	R: 0 H: 0 E: 0 K: 2 S: 10	H: 0 LOB: 2 BB: 0 P: 17	R: 0 H: 0 E: 0 K: 1 S: 13	H: 0 LOB: 0 BB: 1 P: 19	R: 0 H: 1 E: 0 K: 0 S: 7	H: 1 LOB: 0 BB: 0 P: 11	R: 0 H: 1 E: 0 K: 2 S: 12	H: 1 LOB: 1 BB: 0 P: 18	R: 0 H: 1 E: 0 K: 2 S: 15	H: 1 LOB: 1 BB: 0 P: 19	1B: 6 2B: 1 3B: 0 HR: 0	SF: 0 SAC: 0 DP: 1 HBP: 0	WP: 0 PB: 0 SB: 0 CS: 1	PA: 34	
<b>PITCHER</b>	IP WLS BF H R ER SO BB IBB HBP BLK WP HR S P ERA WHIP		IP WLS BF H R ER SO BB IBB HBP BLK WP HR S P ERA WHIP		IP WLS BF H R ER SO BB IBB HBP BLK WP HR S P ERA WHIP		IP WLS BF H R ER SO BB IBB HBP BLK WP HR S P ERA WHIP		IP WLS BF H R ER SO BB IBB HBP BLK WP HR S P ERA WHIP		IP WLS BF H R ER SO BB IBB HBP BLK WP HR S P ERA WHIP		IP WLS BF H R ER SO BB IBB HBP BLK WP HR S P ERA WHIP		IP WLS BF H R ER SO BB IBB HBP BLK WP HR S P ERA WHIP		IP WLS BF H R ER SO BB IBB HBP BLK WP HR S P ERA WHIP		IP WLS BF H R ER SO BB IBB HBP BLK WP HR S P ERA WHIP		IP WLS BF H R ER SO BB IBB HBP BLK WP HR S P ERA WHIP
Jim Maloney, R ERA: 2.2 Billy McCool, L ERA: 2.25	(1, 1) 7.0 W 25 5 1 1 11 1 0 0 0 0 0 0 71 109 1.29 0.857	(8, 1) 2.0 S 8 2 0 0 4 0 0 0 0 0 0 0 27 37 0.00 1.000																			

AB	32
R	1
H	7
RBI	1
BB	1
SO	15
LOB	8



Batter	1	2	3	4	5	6	7	8	9	AB	R	H	RBI	BB	SO	LOB	BOTTOM				
Bobby Klaus, R OBP: 0.194, SLG: 0.358	0-3 K	1-0 4-3		0-0 E6 1B	3-2 SF7		0-2 FC4-6 1B			4	1	0	1	0	1	2	<b>Los Angeles Dodgers @ Cincinnati Reds</b> Crosley Field, Cincinnati, OH Fri Jun 19 1964, 7:05 PM EDT Att: 20,777 - Unknown				
Tommy Harper, R OBP: 0.350, SLG: 0.319	3-2 BB 1B		0-0 5-3	3-1 1B	3-H G4-6-3		2-1 FC6 1B			5	2	3	1	0	0	1					
Vada Pinson, L OBP: 0.336, SLG: 0.457	0-2 1B		1-0 HR	0-0 1B	2-2 F8		1-1 FC6			5	3	3	1	0	0	2					
Gordy Coleman, L OBP: 0.324, SLG: 0.432 Deron Johnson, R OBP: 0.397, SLG: 0.545	4-2 1B		0-0 F7	1-3 K	4-2 BB		1-0 4-3			1	0	0	0	1	0	0					
	1-2 2-3 BB		4-2 2B	3-1 1B	1-2 BB		1-2 4-3			2	0	0	0	1	1	3					
Frank Robinson, R OBP: 0.384, SLG: 0.551	3-2 F2		4-2 2B	3-1 1B	1-2 F9		1-2 G4-6-3 1B			4	1	2	2	1	0	4					
Johnny Edwards, L OBP: 0.350, SLG: 0.414 Billy McCool, R	0-1 1B		1-1 HR	1-0 2B	1-0 1B		0-3 K		1-2 G4-6-3	4	1	3	4	0	1	1					
	1-2 2-H 3-H		1-H HR	1-3 2-H 3-H	1-3 1B				1-2	1	0	0	0	0	0	1					
Leo Cardenas, R OBP: 0.324, SLG: 0.425	1-3 K		2-0 HR	2-3 K			4-2 FC4-6 1B			3	2	1	2	1	2	4					
			2-H HR				1-2 BB			4	1	2	0	0	1	0					
Steve Boros, R OBP: 0.306, SLG: 0.336		0-0 F3	0-3 K		0-0 E SF7		1-2 FC4-6 1B			3	0	0	0	0	0	1					
							1-2 1B			1	0	0	0	0	0	2					
Jim Maloney, L OBP: 0.235, SLG: 0.133 Hal Smith, R OBP: 0.273, SLG: 0.207	(1, 1) 3.1 L 20 6 3 1 3 2 0 0 0 0 0 0 49 76 2.46 2.182	(8, 1) 1.0 3 1 0 0 0 0 0 0 0 0 0 0 7 10 0.00 1.000																			
<b>Inning Stats</b>	R: 2 H: 3 E: 0 K: 2 S: 22	H: 3 LOB: 2 BB: 1 P: 33	R: 0 H: 0 E: 0 K: 0 S: 3	H: 0 LOB: 0 BB: 0 P: 4	R: 4 H: 3 E: 1 K: 1 S: 11	H: 3 LOB: 1 BB: 1 P: 19	R: 3 H: 4 E: 1 K: 2 S: 16	H: 4 LOB: 2 BB: 0 P: 28	R: 1 H: 1 E: 1 K: 0 S: 9	H: 1 LOB: 0 BB: 0 P: 13	R: 0 H: 0 E: 0 K: 1 S: 12	H: 0 LOB: 1 BB: 1 P: 19	R: 1 H: 2 E: 0 K: 0 S: 17	H: 2 LOB: 2 BB: 1 P: 26	R: 0 H: 1 E: 0 K: 0 S: 7	H: 1 LOB: 0 BB: 0 P: 10	1B: 11 2B: 1 3B: 0 HR: 2	SF: 1 SAC: 0 DP: 2 HBP: 0	WP: 0 PB: 0 SB: 0 CS: 0	PA: 42	
<b>PITCHER</b>	IP WLS BF H R ER SO BB IBB HBP BLK WP HR S P ERA WHIP		IP WLS BF H R ER SO BB IBB HBP BLK WP HR S P ERA WHIP		IP WLS BF H R ER SO BB IBB HBP BLK WP HR S P ERA WHIP		IP WLS BF H R ER SO BB IBB HBP BLK WP HR S P ERA WHIP		IP WLS BF H R ER SO BB IBB HBP BLK WP HR S P ERA WHIP		IP WLS BF H R ER SO BB IBB HBP BLK WP HR S P ERA WHIP		IP WLS BF H R ER SO BB IBB HBP BLK WP HR S P ERA WHIP		IP WLS BF H R ER SO BB IBB HBP BLK WP HR S P ERA WHIP		IP WLS BF H R ER SO BB IBB HBP BLK WP HR S P ERA WHIP		IP WLS BF H R ER SO BB IBB HBP BLK WP HR S P ERA WHIP		IP WLS BF H R ER SO BB IBB HBP BLK WP HR S P ERA WHIP





Batter	1	2	3	4	5	6	7	8	9	AB	R	H	RBI	BB	SO	LOB	TOP		
Nate Oliver, R OBP: 0.333, SLG: 0.231 (1, 4)	2-1 1-3		1-0 1B		1-2 1B 1B		0-0 6-3		1-3 K	5	1	2	0	0	1	0			
Derrell Griffith, L OBP: 0.364, SLG: 0.500 (1, 5)	1-3 K		1-2 F9		1-2 1B 1B		1-0 1B			4	1	2	0	0	1	2			
Willie Davis, L OBP: 0.283, SLG: 0.386 (1, 8)	0-2 F9		1-1 G3		0-1 F9		1-3 K			4	0	0	0	0	1	5			
Tommy Davis, R OBP: 0.310, SLG: 0.329 (1, 7)		0-3 K		4-0 2B BB	2-0 1B FC1-2 1B		1-0 F7			3	1	1	1	1	1	1			
Frank Howard, R OBP: 0.295, SLG: 0.460 (1, 9)		4-2 BB		1-0 6-3 1-H SF9 2B	1-2 FC1-2 1B		2-3 K			3	1	2	2	1	1	0			
Wes Parker, S OBP: 0.314, SLG: 0.395 (1, 3)		1-3 K		2-2 6-3	0-0 FC1-2		1-3 K			4	0	0	0	0	2	4			
John Roseboro, L OBP: 0.358, SLG: 0.413 (1, 2)	1-2 1-3			0-0 SF9		1-1 6-3-6 SH1-3 1B		2-2 4-3		3	0	1	1	0	0	1			
Dick Tracewski, R OBP: 0.343, SLG: 0.349 (1, 6)			1-2 F9	0-1 6-3		1-0 SH1-3		3-3 K		3	0	0	0	0	1	0			
Don Drysdale, R OBP: 0.191, SLG: 0.244 Ron Perranoski, L OBP: 0.125, SLG: 0.125 Bob Miller, R OBP: 0.200, SLG: 0.200 Lee Walls, R OBP: 0.412, SLG: 0.400 (1, 1)		0-2 1B			0-1 6-3	2-1 6-3-6		1-3 K		3	0	1	0	0	0	1			
<b>Inning Stats</b>	R: 0 E: 0 K: 1 S: 8	H: 0 LOB: 0 BB: 0 P: 11	R: 0 E: 0 K: 2 S: 11	H: 0 LOB: 1 BB: 1 P: 17	R: 0 E: 0 K: 0 S: 12	H: 2 LOB: 2 BB: 0 P: 16	R: 2 E: 0 K: 0 S: 7	H: 1 LOB: 0 BB: 1 P: 14	R: 2 E: 0 K: 0 S: 15	H: 4 LOB: 2 BB: 0 P: 20	R: 0 E: 0 K: 1 S: 5	H: 1 LOB: 1 BB: 0 P: 9	R: 0 E: 0 K: 2 S: 10	H: 0 LOB: 0 BB: 0 P: 15	R: 0 E: 0 K: 3 S: 9	H: 0 LOB: 0 BB: 0 P: 14	1B: 8 2B: 2 3B: 0 HR: 0	SF: 1 SAC: 1 DP: 1 HBP: 0	WP: 0 PA: 37 PB: 0 SB: 0 CS: 0
<b>PITCHER</b>	IP WLS BF H R ER SO BB IBB HBP BLK WP HR S P ERA WHIP	7.0 W 31 9 4 4 4 2 0 0 0 0 0 0 64 96 5.14 1.571	2.0 S 6 0 0 0 5 0 0 0 0 0 0 0 19 29 0.00 0.000																

Los Angeles Dodgers @ Cincinnati Reds  
Crosley Field, Cincinnati, OH  
Sat Jun 20 1964, 7:05 PM EDT  
Att: 24,559 - Unknown

AB	33
R	4
H	9
RBI	4
BB	2
SO	9
LOB	14



Batter	1	2	3	4	5	6	7	8	9	AB	R	H	RBI	BB	SO	LOB	BOTTOM		
Bobby Klaus, R OBP: 0.200, SLG: 0.357 Pete Rose, S OBP: 0.284, SLG: 0.259 (1, 4)	2-1 5-3		1-3 K		2-1 1B		0-0 SH1-3			3	0	1	0	0	1	0			
Tommy Harper, R OBP: 0.325, SLG: 0.318 (1, 7)	1-2 F3		0-0 F7		0-3 K		0-0 1B			4	0	1	0	0	1	1			
Vada Pinson, L OBP: 0.339, SLG: 0.484 (1, 8)	0-0 4-3			3-1 HR		1-0 HR		1-1 6-3		4	2	2	2	0	0	2			
Gordy Coleman, L OBP: 0.317, SLG: 0.422 Deron Johnson, R OBP: 0.402, SLG: 0.550 (1, 3)		2-3 K		1-2 F7		0-0 F6		0-1 BLK 1B 5-3 1B		3	0	0	0	0	1	0			
Frank Robinson, R OBP: 0.386, SLG: 0.548 (1, 9)		1-2 HR HBP		0-0 5-3		0-1 F6		0-1 5-3 BLK 1B		3	1	1	0	0	0	0			
Johnny Edwards, L OBP: 0.398, SLG: 0.433 (1, 2)		2-1 HR		1-2 1B		1-3 K		4-0 5-3 IBB		3	1	2	2	1	1	0			
Leo Cardenas, R OBP: 0.326, SLG: 0.429 (1, 6)		4-1 BB		1-1 F8			1-1 SH1-4 SH1-3 2B	1-1 5-3		3	1	1	1	1	0	3			
Steve Boros, R OBP: 0.299, SLG: 0.328 (1, 5)		1-1 G5-4-3			3-2 5-3		0-1 SH1-4	2-3 K		3	0	0	0	0	1	3			
Jim O'Toole, S OBP: 0.125, SLG: 0.136 Marty Keough, L OBP: 0.289, SLG: 0.390 Joe Nuxhall, L OBP: 0.152, SLG: 0.242 (1, 1)			1-3 K		1-3 K		4-2 1B SH1-3 BB	1-3 K		2	0	0	0	0	2	0			
<b>Inning Stats</b>	R: 0 E: 0 K: 0 S: 6	H: 0 LOB: 0 BB: 0 P: 9	R: 2 E: 0 K: 1 S: 10	H: 1 LOB: 0 BB: 1 P: 20	R: 0 E: 0 K: 2 S: 7	H: 0 LOB: 0 BB: 0 P: 9	R: 1 E: 0 K: 0 S: 13	H: 2 LOB: 1 BB: 0 P: 19	R: 0 E: 0 K: 2 S: 13	H: 1 LOB: 1 BB: 0 P: 19	R: 1 E: 0 K: 1 S: 7	H: 1 LOB: 0 BB: 0 P: 9	R: 1 E: 0 K: 0 S: 11	H: 2 LOB: 2 BB: 1 P: 16	R: 1 E: 0 K: 2 S: 13	H: 2 LOB: 2 BB: 1 P: 21	1B: 5 2B: 1 3B: 0 HR: 3	SF: 0 SAC: 2 DP: 1 HBP: 1	WP: 0 PA: 36 PB: 0 SB: 0 CS: 0
<b>PITCHER</b>	IP WLS BF H R ER SO BB IBB HBP BLK WP HR S P ERA WHIP	6.1 L 27 6 5 5 6 2 0 1 0 0 0 0 8 9 13.50 4.500	1.0 4 0 0 0 2 0 1 0 1 0 0 0 9 17 0.00 0.000																

Los Angeles Dodgers @ Cincinnati Reds  
Crosley Field, Cincinnati, OH  
Sat Jun 20 1964, 7:05 PM EDT  
Att: 24,559 - Unknown

AB	30
R	6
H	9
RBI	6
BB	3
SO	8
LOB	11






Batter	1	2	3	4	5	6	7	8	9	AB	R	H	RBI	BB	SO	LOB	TOP				
Derrell Griffith, L OBP: 0.346, SLG: 0.462 Jim Gilliam, S OBP: 0.250, SLG: 0.261	(1,5) X 0-0 F7		(2) X 0-0 B2		(1-1) X 1B		(1) X 0-0 F6		(1-0) X 1B	4	0	1	0	0	0	0					
Wes Parker, S OBP: 0.300, SLG: 0.376	(1,3) S X 0-1 L7		(3) F X 0-1 4-3		(2-2) X F9		(2) B X 2-3 K		(3-0) B X CS	4	0	0	0	0	1	1					
Willie Davis, L OBP: 0.283, SLG: 0.383	(1,8) B S X 1-2 4-3			(1-2) F F X 1B		(2,2) F F X F7		(1-2) F F X F6		4	0	1	0	0	0	0					
Tommy Davis, R OBP: 0.313, SLG: 0.336		(2-2) F F X F9		(1-1) F F X F2		(2-0) F F X 1B		(1-2) F F X 2B		4	2	2	0	0	0	1					
Frank Howard, R OBP: 0.298, SLG: 0.475 Ron Fairly, L OBP: 0.375, SLG: 0.338	(1,9) F X 0-1 HR		(1-1) F X FC6		(2-2) S O B B X 1B		(1-2) F F X F8			4	2	2	2	0	0	2					
John Roseboro, L OBP: 0.350, SLG: 0.405	(1,2) B C X 1-1 F7		(2-1) F F X L8		(1-0) B X 3-1		(1-0) B X SF7			3	0	0	1	0	0	3					
Nate Oliver, R OBP: 0.368, SLG: 0.294	(1,4) X 0-0 FC6-4		(3-3) B B B X K		(0-1) C X F8		(0-1) C X 1B		(3-H) 0-3 K	4	0	2	1	0	2	2					
Dick Tracewski, R OBP: 0.341, SLG: 0.347	(1,6) X 0-0 FC6-4			(0-1) C X F8		(0-1) C X FC6			(1-2) F F X 1B	4	0	1	0	0	0	1					
Sandy Koufax, R OBP: 0.132, SLG: 0.083 Bob Miller, R OBP: 0.167, SLG: 0.167	(1,1) B F X 1-1 F9		(1-1) C O B B X F9		(1-3) C O B B X K		(0-1) C O B B X FC6		(0-0) X 4-3	3	0	0	0	0	1	2					
<b>Inning Stats</b>	R: 0 E: 0 K: 0 S: 6	H: 0 LOB: 0 BB: 0 P: 7	R: 1 E: 0 K: 0 S: 9	H: 2 LOB: 1 BB: 0 P: 12	R: 0 E: 0 K: 0 S: 5	H: 0 LOB: 0 BB: 0 P: 6	R: 0 E: 0 K: 1 S: 14	H: 1 LOB: 2 BB: 0 P: 22	R: 0 E: 0 K: 1 S: 10	H: 1 LOB: 1 BB: 0 P: 14	R: 2 E: 0 K: 0 S: 14	H: 4 LOB: 2 BB: 0 P: 21	R: 0 E: 0 K: 1 S: 8	H: 0 LOB: 0 BB: 0 P: 11	R: 1 E: 0 K: 0 S: 11	H: 1 LOB: 0 BB: 0 P: 14	R: 0 E: 0 K: 0 S: 3	H: 1 LOB: 0 BB: 0 P: 7	1B: 8 2B: 1 3B: 0 HR: 1	SF: 1 SAC: 0 DP: 0 HBP: 0	WP: 2 PB: 0 CS: 1 PA: 38
<b>PITCHER</b>	IP	WLS	BF	H	R	ER	SO	BB	IBB	HBP	BLK	WP	HR	S	P	ERA	WHIP				
Bob Purkey, R ERA: 3.36	(1,1)	7.0	L	30	8	3	3	0	0	0	0	2	1	66	93	3.86	1.143				
Ryne Duren, R ERA: 3.46	(8,1)	2.0		7	2	1	1	0	0	0	0	0	0	14	21	4.50	1.000				

Los Angeles Dodgers @ Cincinnati Reds  
Crosley Field, Cincinnati, OH  
Sun Jun 21 1964, 3:33 AM EDT  
Unknown

livebaseballscores.com

AB 36  
R 4  
H 10  
RBI 4  
BB 0  
SO 4  
LOB 12




Batter	1	2	3	4	5	6	7	8	9	AB	R	H	RBI	BB	SO	LOB	BOTTOM				
Bobby Klaus, R OBP: 0.205, SLG: 0.356 Pete Rose, S OBP: 0.283, SLG: 0.258	(1,4) C B X 1-2 1B		(0-1) S X F4		(1-1) B X 5-3		(3-2) X G3			3	0	1	0	0	0	0					
Tommy Harper, R OBP: 0.325, SLG: 0.311	(1,7) M S F X 0-3 K		(0-0) X F3		(1-0) B X F8		(1-3) X K			4	0	0	0	0	2	1					
Vada Pinson, L OBP: 0.341, SLG: 0.489	(1,8) B F X 1-1 F7		(2-0) B B X 2B		(2-3) S O B B X K		(2,2) C O B B X 1B			4	1	2	0	0	1	1					
Deron Johnson, R OBP: 0.405, SLG: 0.565	(1,3) F F X 2-2 F9		(0-0) X 2B		(3-2) C O B B X 2B		(0-0) X F8			4	1	2	1	0	0	2					
Frank Robinson, R OBP: 0.384, SLG: 0.542	(1,9) C B X 1-3 K		(0-0) X F3		(1-2) X 1-3		(1-1) B X 1B			4	0	1	0	0	1	2					
Leo Cardenas, R OBP: 0.321, SLG: 0.421	(1,6) B F X 3-2 F3			(0-0) X L7		(0-3) S O B B X K		(1-1) B X 6-3		4	0	0	0	0	1	2					
Johnny Edwards, L OBP: 0.360, SLG: 0.439	(1,2) B B X 2-0 2B		(1-1) B X 4-3		(2-0) B B X 1B		(3-H) 2-2 6-3		(3-2) X 4-3	4	0	2	1	0	0	0					
Steve Boros, R OBP: 0.308, SLG: 0.331 Marty Keough, L OBP: 0.265, SLG: 0.381	(1,5) F F X 4-0 IBB		(2-1) X 1B		(3-H) 2-2 K		(3-3) X K			2	0	1	0	1	0	1					
Bob Purkey, R OBP: 0.074, SLG: 0.077 Johnny Temple, R OBP: 0.314, SLG: 0.419 Ryne Duren, R OBP: 0.190, SLG: 0.190	(1,1) S O B B X 1-3 K		(1-3) S O B B X K		(1-1) B X F7		(1-1) X F7			2	0	0	0	0	2	3					
<b>Inning Stats</b>	R: 0 E: 0 K: 1 S: 12	H: 1 LOB: 1 BB: 0 P: 16	R: 0 E: 0 K: 2 S: 10	H: 1 LOB: 2 BB: 1 P: 21	R: 1 E: 0 K: 0 S: 6	H: 2 LOB: 1 BB: 0 P: 8	R: 0 E: 0 K: 1 S: 10	H: 1 LOB: 1 BB: 0 P: 14	R: 0 E: 0 K: 1 S: 9	H: 0 LOB: 0 BB: 0 P: 13	R: 1 E: 0 K: 0 S: 16	H: 2 LOB: 1 BB: 0 P: 24	R: 0 E: 0 K: 1 S: 10	H: 0 LOB: 0 BB: 0 P: 15	R: 0 E: 0 K: 0 S: 8	H: 2 LOB: 1 BB: 0 P: 12	R: 0 E: 0 K: 1 S: 9	H: 0 LOB: 0 BB: 0 P: 16	1B: 5 2B: 4 3B: 0 HR: 0	SF: 0 SAC: 0 DP: 0 HBP: 0	WP: 0 PB: 0 CS: 0 PA: 36
<b>PITCHER</b>	IP	WLS	BF	H	R	ER	SO	BB	IBB	HBP	BLK	WP	HR	S	P	ERA	WHIP				
Sandy Koufax, L ERA: 1.9	(1,1)	6.0	W	26	7	2	2	0	0	0	0	0	0	63	96	3.00	1.167				
Bob Miller, R ERA: 2.12	(7,1)	3.0	S	10	2	0	0	2	0	0	0	0	0	27	43	0.00	0.667				

Los Angeles Dodgers @ Cincinnati Reds  
Crosley Field, Cincinnati, OH  
Sun Jun 21 1964, 3:33 AM EDT  
Unknown

livebaseballscores.com

AB 35  
R 2  
H 9  
RBI 2  
BB 1  
SO 8  
LOB 12





Batter	1	2	3	4	5	6	7	8	9	AB	R	H	RBI	BB	SO	LOB	TOP			
<b>Derrell Griffith, L</b> OBP: 0.333, SLG: 0.433 (1.5)	L4		1-2 1B		FC4-6			6-3		4	0	1	0	0	0	1				
<b>Wille Davis, L</b> OBP: 0.282, SLG: 0.381 (1.8)	F5		F8		4-3			1B		4	0	1	0	0	0	3				
<b>Ron Fairly, L</b> OBP: 0.372, SLG: 0.336 (1.3)	G3				L9			1B		4	0	1	0	0	1	1				
<b>Ron Perranoski, L</b> OBP: 0.125, SLG: 0.125 (8.1)								1B		0	0	0	0	0	0	0				
<b>Tommy Davis, R</b> OBP: 0.312, SLG: 0.339 (1.7)										4	1	1	0	0	0	1				
<b>Frank Howard, R</b> OBP: 0.297, SLG: 0.471 (1.9)										4	0	1	1	0	2	0				
<b>Nate Oliver, R</b> OBP: 0.318, SLG: 0.250 (1.4)										3	0	0	0	0	2	1				
<b>Wally Moon, L</b> OBP: 0.342, SLG: 0.375 (9. PH)										1	0	0	0	0	0	0				
<b>Doug Camilli, R</b> OBP: 0.216, SLG: 0.225 (1.2)										2	0	0	0	0	0	1				
<b>John Roseboro, L</b> OBP: 0.348, SLG: 0.402 (7. PH)										1	0	0	0	0	1	0				
<b>Dick Tracewski, R</b> OBP: 0.335, SLG: 0.340 (1.6)										3	0	0	0	0	1	0				
<b>Larry Miller, L</b> OBP: 1.000, SLG: 1.000 (1.1)										2	0	2	0	0	0	0				
<b>Bob Miller, R</b> OBP: 0.167, SLG: 0.167 (7.1)										0	0	0	0	0	0	0				
<b>Wes Parker, S</b> OBP: 0.297, SLG: 0.372 (8. PH)										1	0	0	0	0	0	0				
<b>Inning Stats</b>	R: 0 H: 0 E: 0 K: 0 S: 11	H: 0 LOB: 0 BB: 0 P: 15	R: 0 H: 0 E: 0 K: 1 S: 9	H: 0 LOB: 0 BB: 0 P: 11	R: 0 H: 2 E: 0 K: 0 S: 11	H: 2 LOB: 2 BB: 0 P: 15	R: 1 H: 2 E: 0 K: 1 S: 18	H: 2 LOB: 1 BB: 0 P: 24	R: 0 H: 1 E: 0 K: 0 S: 8	H: 1 LOB: 1 BB: 0 P: 12	R: 0 H: 1 E: 0 K: 2 S: 9	H: 0 LOB: 0 BB: 0 P: 11	R: 0 H: 1 E: 0 K: 1 S: 9	H: 1 LOB: 1 BB: 0 P: 11	R: 0 H: 0 E: 0 K: 1 S: 7	H: 0 LOB: 0 BB: 0 P: 10	1B: 6 2B: 1 3B: 0 HR: 0	SF: 0 SAC: 0 DP: 1 HBP: 0	WP: 0 PB: 0 SB: 1 CS: 1	PA: 33
<b>PITCHER</b> <b>Joey Jay, R</b> ERA: 3.29 (1.1)	IP: 9.0 WLS: W BF: 33 H: 7 R: 1 ER: 1 SO: 7 BB: 0 IBB: 0 HBP: 0 BLK: 0 WP: 0 HR: 0 S: 90 P: 120 ERA: 1.00 WHIP: 0.778																			

Los Angeles Dodgers @ Cincinnati Reds  
Crosley Field, Cincinnati, OH  
Sun Jun 21 1964, 3:38 AM EDT  
Att: 29,183 - Unknown

AB 33  
R 1  
H 7  
RBI 1  
BB 0  
SO 7  
LOB 8



Batter	1	2	3	4	5	6	7	8	9	AB	R	H	RBI	BB	SO	LOB	BOTTOM			
<b>Bobby Klaus, R</b> OBP: 0.207, SLG: 0.351 (1.4)	F4	F6			F9					4	0	1	0	0	0	1				
<b>Tommy Harper, R</b> OBP: 0.316, SLG: 0.307 (1.7)	F4		6-3		F8					3	0	0	0	0	0	0				
<b>Vada Pinson, L</b> OBP: 0.348, SLG: 0.494 (1.8)	HR		BB		E3					2	1	1	0	2	0	0				
<b>Deron Johnson, R</b> OBP: 0.415, SLG: 0.590 (1.3)	HR		BB		FC6-4					2	1	1	2	2	0	2				
<b>Frank Robinson, R</b> OBP: 0.386, SLG: 0.546 (1.9)	2B		K		FC6-4					4	0	2	0	0	1	4				
<b>Leo Cardenas, R</b> OBP: 0.320, SLG: 0.418 (1.6)	6-3		F8							4	0	1	0	0	1	3				
<b>Steve Boros, R</b> OBP: 0.306, SLG: 0.328 (1.5)										4	0	1	0	0	2	2				
<b>Hal Smith, R</b> OBP: 0.297, SLG: 0.219 (1.2)										3	0	1	0	1	1	1				
<b>Joey Jay, S</b> (1.1)										4	0	0	0	0	0	4				
<b>Inning Stats</b>	R: 2 H: 3 E: 0 K: 0 S: 13	H: 3 LOB: 1 BB: 0 P: 17	R: 0 H: 1 E: 0 K: 1 S: 12	H: 1 LOB: 1 BB: 0 P: 18	R: 0 H: 0 E: 0 K: 1 S: 11	H: 0 LOB: 2 BB: 2 P: 20	R: 0 H: 0 E: 0 K: 1 S: 9	H: 0 LOB: 0 BB: 0 P: 16	R: 0 H: 0 E: 1 K: 0 S: 6	H: 0 LOB: 1 BB: 1 P: 11	R: 0 H: 0 E: 0 K: 2 S: 8	H: 0 LOB: 1 BB: 1 P: 18	R: 0 H: 1 E: 0 K: 0 S: 8	H: 1 LOB: 1 BB: 1 P: 14	R: 0 H: 3 E: 0 K: 0 S: 11	H: 3 LOB: 2 BB: 0 P: 17	1B: 5 2B: 2 3B: 0 HR: 1	SF: 0 SAC: 1 DP: 1 HBP: 0	WP: 1 PB: 0 SB: 0 CS: 0	PA: 36
<b>PITCHER</b> <b>Larry Miller, L</b> ERA: 2.84 (1.1)	IP: 6.1 WLS: L BF: 30 H: 5 R: 2 ER: 2 SO: 5 BB: 5 IBB: 0 HBP: 0 BLK: 0 WP: 0 HR: 1 S: 66 P: 112 ERA: 2.84 WHIP: 1.579																			
<b>Bob Miller, R</b> ERA: 2.09 (7.1)	0.2	1	0	0	0	0	0	0	0	0	0	1	2	0.00	0.000					
<b>Ron Perranoski, L</b> ERA: 2.05 (8.1)	1.0	5	3	0	0	0	0	0	0	0	0	11	17	0.00	3.000					

Los Angeles Dodgers @ Cincinnati Reds  
Crosley Field, Cincinnati, OH  
Sun Jun 21 1964, 3:38 AM EDT  
Att: 29,183 - Unknown

AB 30  
R 2  
H 8  
RBI 2  
BB 5  
SO 5  
LOB 17





Batter	1	2	3	4	5	6	7	8	9	AB	R	H	RBI	BB	SO	LOB	TOP
Jesus Alou, R OBP: 0.293, SLG: 0.304 (1, 9)	6-3		1-3			SH1-4 HR 1B	F9		4-3	5	1	1	1	0	0	1	<b>San Francisco Giants @ Cincinnati Reds</b> Crosley Field, Cincinnati, OH Mon Jun 22 1964, 7:05 PM EDT Att: 11,162 - Unknown <a href="http://livebaseballscorecards.com">livebaseballscorecards.com</a>
Hal Lanier, R OBP: 0.429, SLG: 0.700 (1, 4)	F7			F7		SH1-4		K		3	0	0	0	0	1	0	
Willie Mays, R OBP: 0.435, SLG: 0.720 (1, 8)	WP BB			K		HR IBB		F2		2	1	0	0	2	1	0	
Willie McCovey, L OBP: 0.305, SLG: 0.429 Billy O'Dell, S (8, PR)	K2-3			3-1						4	1	2	4	0	1	1	
Harvey Kuenn, R OBP: 0.325, SLG: 0.363 (8, 7)	1-2					HR		1B		0	1	0	0	0	0	0	
Orlando Cepeda, R OBP: 0.380, SLG: 0.559 (1, 3)		K								4	0	2	1	0	1	0	
Jim Davenport, R OBP: 0.257, SLG: 0.316 (1, 5)	P3			1-3		K		6-3		4	0	0	0	0	1	2	
Del Crandall, R OBP: 0.281, SLG: 0.195 (1, 2)	5-3			F8		5-3				4	0	1	0	0	0	1	
Jose Pagan, R OBP: 0.287, SLG: 0.268 (1, 6)			P3			E4 1B	F8		G3	4	1	0	0	0	0	1	
Bobby Bolin, R OBP: 0.333, SLG: 0.077 Chuck Hiller, L OBP: 0.259, SLG: 0.272 Billy Pierce, L (6, 1)	K					SH1-4 HR 1B	K		K	1	0	0	0	0	1	0	
										2	0	0	0	0	2	1	
<b>Inning Stats</b>	R: 0 E: 0 K: 1 S: 5	H: 0 LOB: 1 BB: 1 P: 9	R: 0 E: 0 K: 1 S: 5	H: 0 LOB: 0 BB: 0 P: 5	R: 0 E: 0 K: 1 S: 5	H: 0 LOB: 0 BB: 0 P: 5	R: 0 E: 0 K: 0 S: 3	H: 0 LOB: 0 BB: 0 P: 3	R: 0 E: 0 K: 1 S: 7	H: 2 LOB: 2 BB: 0 P: 7	R: 0 E: 0 K: 1 S: 6	H: 1 LOB: 1 BB: 0 P: 6	1B: 5 2B: 1 3B: 0 HR: 1	SF: 0 SAC: 1 DP: 0 HBP: 0	WP: 1 PB: 1 SB: 1 CS: 0	PA: 37	
<b>PITCHER</b>	IP WLS BF H R ER SO BB IBB HBP BLK WP HR S P ERA WHIP																
John Tsitouris, R ERA: 4.37 (1, 1)	5.1 L 22 3 5 4 4 1 1 0 0 1 1 28 36 6.75 0.750																
Sammy Ellis, R ERA: 4.37 (6, 1)	1.2 6 1 0 0 2 0 0 0 0 0 0 10 10 0.00 0.600																
Ryne Duren, R ERA: 3.0 (8, 1)	2.0 9 3 1 0 2 0 0 0 0 0 0 13 13 0.00 1.500																

Batter	1	2	3	4	5	6	7	8	9	AB	R	H	RBI	BB	SO	LOB	BOTTOM					
Pete Rose, S OBP: 0.282, SLG: 0.258 (1, 4)	6-3		1-3			E7 1B				4	0	1	0	0	0	0	<b>San Francisco Giants @ Cincinnati Reds</b> Crosley Field, Cincinnati, OH Mon Jun 22 1964, 7:05 PM EDT Att: 11,162 - Unknown <a href="http://livebaseballscorecards.com">livebaseballscorecards.com</a>					
Tommy Harper, R OBP: 0.313, SLG: 0.300 (1, 7)	K		P4		5-3		P1			4	0	0	0	0	1	2						
Vada Pinson, L OBP: 0.342, SLG: 0.485 (1, 8)	K			4-3		K		F7		4	0	0	0	0	2	0						
Gordy Coleman, L OBP: 0.322, SLG: 0.424 Deron Johnson, R OBP: 0.412, SLG: 0.585 (8, PH) (9, 3)		FC5 HBP 1B		F8		4-3 1B		K		3	0	2	0	0	0	0						
Frank Robinson, R OBP: 0.384, SLG: 0.538 (1, 9)		1-2 HBP		5-3		4-3		F3		3	0	0	0	0	0	1						
Johnny Edwards, L OBP: 0.398, SLG: 0.433 (1, 2)	K				K		BB		K	3	0	0	0	1	3	2						
Leo Cardenas, R OBP: 0.315, SLG: 0.411 (1, 6)	F7				E1 1B	1-3		6-3		4	1	0	0	0	0	4						
Steve Boros, R OBP: 0.312, SLG: 0.333 (1, 5)	FC5				E		F2			4	1	2	0	0	0	2						
John Tsitouris, R OBP: 0.250, SLG: 0.263 Sammy Ellis, L (6, 1)					P5				P3	2	0	0	0	0	1	2						
Johnny Temple, R (7, PH) Ryne Duren, R (8, 1) Hal Smith, R OBP: 0.289, SLG: 0.212 (9, PH)			K							1	0	0	0	0	0	0						
										1	0	0	0	0	0	1						
<b>Inning Stats</b>	R: 0 E: 0 K: 2 S: 7	H: 1 LOB: 2 BB: 0 P: 7	R: 0 E: 0 K: 1 S: 6	H: 0 LOB: 0 BB: 0 P: 7	R: 0 E: 0 K: 1 S: 5	H: 0 LOB: 0 BB: 0 P: 5	R: 0 E: 0 K: 0 S: 3	H: 0 LOB: 0 BB: 0 P: 3	R: 2 E: 2 K: 1 S: 8	H: 1 LOB: 1 BB: 0 P: 8	R: 0 E: 0 K: 1 S: 6	H: 1 LOB: 2 BB: 1 P: 10	R: 0 E: 0 K: 0 S: 4	H: 1 LOB: 1 BB: 0 P: 4	R: 0 E: 0 K: 1 S: 5	H: 0 LOB: 0 BB: 0 P: 5	R: 0 E: 0 K: 1 S: 6	H: 1 LOB: 1 BB: 0 P: 6	1B: 5 2B: 0 3B: 0 HR: 0	SF: 0 SAC: 0 DP: 0 HBP: 1	WP: 0 PB: 0 SB: 0 CS: 0	PA: 36
<b>PITCHER</b>	IP WLS BF H R ER SO BB IBB HBP BLK WP HR S P ERA WHIP																					
Bobby Bolin, R ERA: 2.76 Billy Pierce, L ERA: 1.16 (1, 1) (6, 1)	5.0 W 20 3 2 0 3 0 0 0 0 0 0 29 25 0.00 0.400																					
	4.0 S 16 3 0 0 3 1 0 0 0 0 0 21 25 0.00 1.000																					



Batter	1	2	3	4	5	6	7	8	9	AB	R	H	RBI	BB	SO	LOB	TOP				
Jesus Alou, R OBP: 0.286, SLG: 0.297 (1, 8)	K		K	G3			3-1		6-3	5	0	0	0	0	2	0	<b>San Francisco Giants @ Cincinnati Reds</b> Crosley Field, Cincinnati, OH Tue Jun 23 1964, 7:05 PM EDT Unknown				
Chuck Hiller, L OBP: 0.286, SLG: 0.279 Hal Lanier, R OBP: 0.409, SLG: 0.667 (7, PH) (7, 4)	1B		1B	1B			P4			3	0	2	0	0	1	0					
Orlando Cepeda, R OBP: 0.377, SLG: 0.549 (1, 3)	F8		FC6-4 2B 1B	6-3						3	1	0	0	1	0	2					
Willie McCovey, L OBP: 0.306, SLG: 0.433 Willie Mays, R OBP: 0.434, SLG: 0.717 (7, PH) (7, 8)		1-3	1B 2B		K				F3	3	1	1	0	0	1	0					
Duke Snider, L OBP: 0.318, SLG: 0.390 Harvey Kuenn, R OBP: 0.320, SLG: 0.357 (5, PH) (7, 7)	1B 1B		2B 1B		1-3				K	2	1	2	2	0	0	0					
Tom Haller, L OBP: 0.304, SLG: 0.338 (1, 2)	1B BB		1B 2B		K				4-3	4	1	2	0	0	1	0					
Jim Ray Hart, R OBP: 0.311, SLG: 0.393 (1, 5)	BB 1-2		1B IBB			P5			F9	2	0	0	0	2	0	0					
Jose Pagan, R OBP: 0.287, SLG: 0.268 (1, 6)	K		FC6-4 1-2 2H 3H	1B		6-3			K2-3	4	0	1	2	0	2	3					
Juan Marichal, R OBP: 0.167, SLG: 0.130 (1, 1)	F2		FC6-4 1-2			4-3			K	4	0	0	0	0	1	5					
<b>Inning Stats</b>	R: 0 E: 0 K: 1 S: 5	H: 1 LOB: 0 BB: 0 P: 5	R: 0 E: 0 K: 1 S: 7	H: 2 LOB: 3 BB: 1 P: 11	R: 4 E: 0 K: 1 S: 10	H: 5 LOB: 2 BB: 1 P: 14	R: 0 E: 0 K: 1 S: 5	H: 0 LOB: 0 BB: 0 P: 5	R: 0 E: 0 K: 2 S: 7	H: 0 LOB: 0 BB: 0 P: 7	R: 0 E: 0 K: 0 S: 3	H: 0 LOB: 1 BB: 1 P: 7	R: 0 E: 0 K: 1 S: 5	H: 0 LOB: 0 BB: 0 P: 5	R: 0 E: 0 K: 2 S: 7	H: 0 LOB: 0 BB: 0 P: 7		1B: 6 2B: 2 3B: 0 HR: 0	SF: 0 SAC: 0 DP: 0 HBP: 0	WP: 0 PB: 0 SB: 0 CS: 0	PA: 37
<b>PITCHER</b>	IP	WLS	BF	H	R	ER	SO	BB	IBB	HBP	BLK	WP	HR	S	P	ERA	WHIP				
Jim Maloney, R ERA: 2.5 (1, 1)	3.0	L	18	8	4	4	3	1	1	0	0	0	0	22	30	12.00	3.000				
Billy McCool, L ERA: 2.05 (4, 1)	2.0	6	0	0	0	0	3	0	0	0	0	0	0	12	10	0.00	0.000				
Bill Henry, L ERA: 1.5 (6, 1)	2.0	7	0	0	0	0	3	0	1	0	0	0	0	6	12	0.00	0.500				
Ryne Duren, R ERA: 2.65 (8, 1)	2.0	6	0	0	0	0	3	0	0	0	0	0	0	12	12	0.00	0.000				

AB	34
R	4
H	8
RBI	4
BB	3
SO	9
LOB	11



Batter	1	2	3	4	5	6	7	8	9	AB	R	H	RBI	BB	SO	LOB	BOTTOM					
Bobby Klaus, R OBP: 0.209, SLG: 0.346 (1, 4)	5-3		P6				4-3			4	0	1	0	0	0	1	<b>San Francisco Giants @ Cincinnati Reds</b> Crosley Field, Cincinnati, OH Tue Jun 23 1964, 7:05 PM EDT Unknown					
Tommy Harper, R OBP: 0.316, SLG: 0.304 (1, 7)	G4-6-3 1B			5-3		1B 1B			F9	4	0	2	0	0	0	1						
Vada Pinson, L OBP: 0.341, SLG: 0.481 (1, 8)	G4-6-3 1-2			4-3		1B 1B			P6	4	0	1	0	0	0	2						
Gordy Coleman, L OBP: 0.313, SLG: 0.412 (1, 3)		K		G3		L6-3			4-3	4	0	0	0	0	1	3						
Marty Keough, L OBP: 0.260, SLG: 0.348 (1, 9)		K		G3		P6			K	4	0	0	0	0	2	0						
Johnny Edwards, L OBP: 0.357, SLG: 0.429 (1, 2)		K		1B 1B		K			F7	4	0	1	0	0	2	0						
Leo Cardenas, R OBP: 0.318, SLG: 0.410 (1, 6)			FC4-6 1B		F9		BB BB		5-3	3	0	1	0	1	0	1						
Steve Boros, R OBP: 0.319, SLG: 0.336 (1, 5)			FC4-6 1-2		FC4 1B		1-2 BB			2	0	1	0	1	0	1						
Jim Maloney, L OBP: 0.225, SLG: 0.133 Mel Queen, L OBP: 0.180, SLG: 0.182 Billy McCool, R OBP: 0.409, SLG: 0.580 Deron Johnson, R OBP: 0.321, SLG: 0.257 Pete Rose, S OBP: 0.321, SLG: 0.257 Ryne Duren, R (1, 1) (3, PH) (4, 1) (5, PH) (6, 1) (7, PH) (8, 1)			F7		FC4		F5			0	0	0	0	0	0	0						
<b>Inning Stats</b>	R: 0 E: 0 K: 0 S: 3	H: 1 LOB: 0 BB: 0 P: 3	R: 0 E: 0 K: 3 S: 9	H: 0 LOB: 0 BB: 0 P: 9	R: 0 E: 0 K: 0 S: 4	H: 1 LOB: 1 BB: 0 P: 4	R: 0 E: 0 K: 0 S: 3	H: 0 LOB: 0 BB: 0 P: 3	R: 0 E: 0 K: 0 S: 5	H: 2 LOB: 2 BB: 0 P: 5	R: 0 E: 0 K: 0 S: 4	H: 2 LOB: 1 BB: 0 P: 4	R: 0 E: 0 K: 1 S: 5	H: 0 LOB: 2 BB: 2 P: 13	R: 0 E: 0 K: 0 S: 4	H: 1 LOB: 1 BB: 0 P: 4		R: 0 E: 0 K: 1 S: 5	H: 0 LOB: 0 BB: 0 P: 5	1B: 7 2B: 1 3B: 0 HR: 0	SF: 0 SAC: 0 DP: 2 HBP: 0	WP: 0 PB: 0 SB: 0 CS: 0
<b>PITCHER</b>	IP	WLS	BF	H	R	ER	SO	BB	IBB	HBP	BLK	WP	HR	S	P	ERA	WHIP					
Juan Marichal, R ERA: 2.65 (1, 1)	9.0	W	34	7	0	0	5	2	0	0	0	0	0	42	50	0.00	1.000					









Batter	1	2	3	4	5	6	7	8	9	AB	R	H	RBI	BB	SO	LOB	TOP											
Harvey Kuenn, R OBP: 0.326, SLG: 0.350 (1, 7)										4	0	2	0	1	0	0	<b>San Francisco Giants @ Cincinnati Reds</b> Crosley Field, Cincinnati, OH Wed Jun 24 1964, 7:05 PM EDT Att: 8,138 - Unknown											
Hal Lanier, R OBP: 0.313, SLG: 0.484 (1, 4)										5	0	0	0	0	1	6												
Willie Mays, R OBP: 0.426, SLG: 0.700 (1, 8)										5	1	2	0	0	1	1												
Orlando Cepeda, R OBP: 0.376, SLG: 0.558 (1, 3)										3	1	2	2	1	0	1												
Jim Ray Hart, R OBP: 0.316, SLG: 0.426 (1, 5)										4	0	0	0	0	2	3												
Jesus Alou, R OBP: 0.288, SLG: 0.300 (1, 9)										4	0	0	0	0	0	1												
Del Crandall, R OBP: 0.296, SLG: 0.212 (1, 2)										4	0	2	0	0	1	0												
Jose Pagan, R OBP: 0.294, SLG: 0.275 (1, 6)										3	0	2	0	1	1	1												
Ron Herbel, R (1, 1)										3	0	0	0	0	2	3												
<b>Inning Stats</b>	R: 2 E: 0 K: 0 S: 5	H: 2 LOB: 0 BB: 0 P: 5	R: 0 E: 0 K: 0 S: 4	H: 1 LOB: 3 BB: 2 P: 12	R: 0 E: 0 K: 1 S: 6	H: 1 LOB: 0 BB: 0 P: 6	R: 0 E: 0 K: 1 S: 7	H: 2 LOB: 2 BB: 0 P: 7	R: 0 E: 0 K: 1 S: 5	H: 1 LOB: 0 BB: 0 P: 5	R: 0 E: 0 K: 2 S: 8	H: 1 LOB: 1 BB: 0 P: 8	R: 0 E: 1 K: 0 S: 4	H: 1 LOB: 2 BB: 1 P: 8	R: 0 E: 0 K: 1 S: 6	H: 0 LOB: 0 BB: 0 P: 7	1B: 7 2B: 2 3B: 0 HR: 1	SF: 0 SAC: 1 DP: 0 HBP: 0	WP: 0 PB: 0 SB: 0 CS: 1	PA: 39								
<b>PITCHER</b>	IP	WLS	BF	H	R	ER	SO	BB	IBB	HBP	BLK	WP	HR	S	P	ERA	WHIP											
Jim O'Toole, L ERA: 3.69 (1, 1)	7.0	L	32	9	2	2	5	1	2	0	0	0	0	1	39	51	2.57	1.429										
Sammy Ellis, R ERA: 4.14 (8, 1)	2.0		7	1	0	0	3	0	0	0	0	0	0	0	13	13	0.00	0.500										

Batter	1	2	3	4	5	6	7	8	9	AB	R	H	RBI	BB	SO	LOB	BOTTOM											
Bobby Klaus, R OBP: 0.204, SLG: 0.330 (1, 4)										3	0	0	0	0	0	2	<b>San Francisco Giants @ Cincinnati Reds</b> Crosley Field, Cincinnati, OH Wed Jun 24 1964, 7:05 PM EDT Att: 8,138 - Unknown											
Gordy Coleman, L OBP: 0.315, SLG: 0.409 (7, PH)										0	0	0	0	1	0	0												
Sammy Ellis, L (8, 1)										0	0	0	0	0	0	0												
Mel Queen, L OBP: 0.174, SLG: 0.174 (9, PH)										1	0	0	0	0	1	1												
Tommy Harper, R OBP: 0.321, SLG: 0.307 (1, 7)										4	0	1	0	0	2	2												
Vada Pinson, L OBP: 0.341, SLG: 0.474 (1, 8)										4	0	1	0	0	1	3												
Deron Johnson, R OBP: 0.390, SLG: 0.547 (1, 3)										4	0	0	0	0	3	1												
Marty Keough, L OBP: 0.271, SLG: 0.400 (1, 9)										4	0	1	0	0	2	0												
Johnny Edwards, L OBP: 0.396, SLG: 0.424 (1, 2)										3	1	1	0	1	1	1												
Leo Cardenas, R OBP: 0.318, SLG: 0.405 (1, 6)										4	0	1	0	0	2	2												
Steve Boros, R OBP: 0.340, SLG: 0.343 (1, 5)										3	0	2	0	1	0	1												
Jim O'Toole, S OBP: 0.115, SLG: 0.125 (1, 1)										2	0	0	1	0	1	2												
Pete Rose, S OBP: 0.279, SLG: 0.254 (7, PH) (8, 4)										2	0	0	0	0	1	2												
<b>Inning Stats</b>	R: 0 E: 0 K: 1 S: 6	H: 1 LOB: 1 BB: 0 P: 6	R: 0 E: 0 K: 0 S: 4	H: 1 LOB: 2 BB: 2 P: 12	R: 0 E: 0 K: 3 S: 9	H: 0 LOB: 0 BB: 0 P: 9	R: 0 E: 0 K: 1 S: 6	H: 1 LOB: 1 BB: 0 P: 6	R: 0 E: 0 K: 2 S: 8	H: 1 LOB: 0 BB: 0 P: 8	R: 0 E: 0 K: 2 S: 8	H: 1 LOB: 2 BB: 1 P: 12	R: 0 E: 0 K: 2 S: 7	H: 0 LOB: 0 BB: 0 P: 7	R: 0 E: 0 K: 2 S: 8	H: 1 LOB: 1 BB: 0 P: 8	1B: 7 2B: 0 3B: 0 HR: 0	SF: 0 SAC: 0 DP: 0 HBP: 0	WP: 0 PB: 0 SB: 0 CS: 0	PA: 37								
<b>PITCHER</b>	IP	WLS	BF	H	R	ER	SO	BB	IBB	HBP	BLK	WP	HR	S	P	ERA	WHIP											
Ron Herbel, R ERA: 2.22 (1, 1)	9.0	W	37	7	1	1	14	3	0	0	0	0	0	0	62	74	1.00	1.111										



Batter	1	2	3	4	5	6	7	8	9	AB	R	H	RBI	BB	SO	LOB	TOP					
<b>Pete Rose, S</b> OBP: 0.277, SLG: 0.253 (1.4)	F8		6-3		1B BB E		F8		4-3	5	1	1	0	0	0	0	<b>Cincinnati Reds @ Pittsburgh Pirates</b> Forbes Field, Pittsburgh, PA Fri Jun 26 1964, 7:05 PM EDT Att: 19,197 - Unknown					
<b>Tommy Harper, R</b> OBP: 0.324, SLG: 0.307 (1.7)	E6						5-3			3	0	1	0	1	0	0						
<b>Vada Pinson, L</b> OBP: 0.343, SLG: 0.472 (1.8)	K		K							3	1	1	0	1	2	2						
<b>Deron Johnson, R</b> OBP: 0.387, SLG: 0.538 (1.3)	F8			K	G1-4-3					4	0	1	0	0	1	3						
<b>Frank Robinson, R</b> OBP: 0.385, SLG: 0.538 (1.9)				4-3						4	0	2	1	0	0	1						
<b>Leo Cardenas, R</b> OBP: 0.317, SLG: 0.402 (1.6)	F8			2B						4	1	1	0	0	1	3						
<b>Johnny Edwards, L</b> OBP: 0.354, SLG: 0.425 (1.2)	K									4	0	1	1	0	1	2						
<b>Steve Boros, R</b> OBP: 0.331, SLG: 0.333 (1.5)	F8			1-3						4	0	0	0	0	0	3						
<b>Joey Jay, S</b> OBP: 0.265, SLG: 0.328 (5. Ph) <b>Johnny Temple, R</b> OBP: 0.265, SLG: 0.328 (5. Ph) <b>Billy McCool, R</b> OBP: 0.265, SLG: 0.328 (7. Ph) <b>Bobby Klaus, R</b> OBP: 0.265, SLG: 0.328 (7. Ph) <b>Ryne Duren, R</b> OBP: 0.265, SLG: 0.328 (7. Ph) <b>Hal Smith, R</b> OBP: 0.265, SLG: 0.328 (9. Ph)			4-3							1	0	0	0	0	0	0	<b>REDS</b>					
<b>Inning Stats</b>	R: 0 E: 1 K: 1 S: 6	H: 0 LOB: 1 BB: 0 P: 6	R: 0 E: 0 K: 1 S: 6	H: 1 LOB: 1 BB: 0 P: 6	R: 0 E: 0 K: 1 S: 6	H: 1 LOB: 1 BB: 0 P: 6	R: 1 E: 0 K: 1 S: 7	H: 2 LOB: 1 BB: 0 P: 7	R: 1 E: 1 K: 1 S: 6	H: 2 LOB: 1 BB: 1 P: 10	R: 0 E: 1 K: 1 S: 6	H: 1 LOB: 1 BB: 0 P: 6	R: 0 E: 0 K: 0 S: 3	H: 0 LOB: 0 BB: 0 P: 3	R: 1 E: 0 K: 0 S: 4	H: 1 LOB: 1 BB: 1 P: 8		R: 0 E: 0 K: 1 S: 5	H: 0 LOB: 0 BB: 0 P: 5	1B: 7 2B: 1 3B: 0 HR: 0	SF: 0 SAC: 0 DP: 1 HBP: 0	WP: 0 PB: 0 SB: 1 CS: 1
<b>PITCHER</b> <b>Bob Veale, L</b> ERA: 3.3 (1.1)	IP: 9.0 WLS: W BF: 37 H: 8 R: 3 ER: 2 SO: 7 BB: 2 IBB: 0 HBP: 0 BLK: 0 WP: 0 HR: 0 S: 49 P: 57 ERA: 2.00 WHIP: 1.111															<b>PITCHER</b>						

Batter	1	2	3	4	5	6	7	8	9	AB	R	H	RBI	BB	SO	LOB	BOTTOM			
<b>Dick Schofield, S</b> OBP: 0.364, SLG: 0.355 (1.6)	6-3	4-3		FC4-6 2B		K		K		5	1	0	1	0	2	4	<b>Cincinnati Reds @ Pittsburgh Pirates</b> Forbes Field, Pittsburgh, PA Fri Jun 26 1964, 7:05 PM EDT Att: 19,197 - Unknown			
<b>Bill Virdon, L</b> OBP: 0.290, SLG: 0.299 (1.8)	4-3									4	3	3	2	0	0	0				
<b>Roberto Clemente, R</b> OBP: 0.384, SLG: 0.513 (1.9)										4	1	3	2	0	0	1				
<b>Willie Stargell, L</b> OBP: 0.340, SLG: 0.578 (1.3)	F9									4	0	1	1	0	1	3				
<b>Jerry Lynch, L</b> OBP: 0.320, SLG: 0.472 (1.7) <b>Manny Mota, R</b> OBP: 0.342, SLG: 0.397 (7.7)		F6	L6-3							3	0	0	0	0	0	1				
<b>Gene Freese, R</b> OBP: 0.333, SLG: 0.434 (1.5)										2	2	2	0	2	0	0				
<b>Bill Mazerolski, R</b> OBP: 0.280, SLG: 0.381 (1.4)										4	0	1	0	0	0	4				
<b>Jim Pagliaroni, R</b> OBP: 0.379, SLG: 0.358 (1.2)										3	1	1	1	1	0	0				
<b>Bob Veale, S</b> OBP: 0.190, SLG: 0.150 (1.1)	K									4	0	1	0	0	3	2				
<b>Inning Stats</b>	R: 0 E: 0 K: 0 S: 4	H: 1 LOB: 1 BB: 0 P: 4	R: 1 E: 0 K: 1 S: 8	H: 3 LOB: 2 BB: 0 P: 8	R: 1 E: 0 K: 0 S: 4	H: 2 LOB: 0 BB: 0 P: 4	R: 4 E: 0 K: 0 S: 6	H: 3 LOB: 1 BB: 2 P: 14	R: 0 E: 0 K: 0 S: 3	H: 1 LOB: 0 BB: 0 P: 3	R: 0 E: 0 K: 2 S: 7	H: 0 LOB: 0 BB: 0 P: 7	R: 2 E: 0 K: 1 S: 7	H: 3 LOB: 1 BB: 1 P: 11	R: 0 E: 0 K: 2 S: 7	H: 0 LOB: 0 BB: 0 P: 7	1B: 9 2B: 4 3B: 1 HR: 0	SF: 0 SAC: 0 DP: 2 HBP: 0	WP: 0 PB: 0 SB: 0 CS: 1	PA: 37
<b>PITCHER</b> <b>Joey Jay, R</b> ERA: 3.99 (5.1) <b>Billy McCool, L</b> ERA: 1.89 (7.1) <b>Ryne Duren, R</b> ERA: 3.32 (7.1)	IP: 4.0 WLS: L BF: 22 H: 6 R: 6 ER: 6 SO: 1 BB: 2 IBB: 0 HBP: 0 BLK: 0 WP: 0 HR: 0 S: 22 P: 30 ERA: 13.50 WHIP: 2.750															<b>PITCHER</b>				



Batter	1	2	3	4	5	6	7	8	9	AB	R	H	RBI	BB	SO	LOB	TOP								
<b>Pete Rose, S</b> OBP: 0.289, SLG: 0.266 (1, 4)	0-0 BB 1B		0-0 G4-6-3 1B		0-0 2H 1B		0-0 1-3 1B			4	0	4	1	0	0	0	<b>Cincinnati Reds @ Pittsburgh Pirates</b> Forbes Field, Pittsburgh, PA Sat Jun 27 1964, 3:33 AM EDT Att: 8,460 - Unknown								
<b>Tommy Harper, R</b> OBP: 0.322, SLG: 0.303 (1, 7)	4-0 BB 1-2		0-0 F8		0-3 K		0-3 K			3	0	0	0	1	2	3									
<b>Vada Pinson, L</b> OBP: 0.338, SLG: 0.465 <b>Marty Keough, L</b> OBP: 0.271, SLG: 0.400 (8, 8)	0-3 K		0-0 G4-6-3 1-2		0-0 4-3		0-0 4-3		0-0 4-3	4	0	0	0	0	1	3									
<b>Gordy Coleman, L</b> OBP: 0.314, SLG: 0.404 (1, 3)	0-0 F5			0-0 G3		0-3 K		0-0 FC4-6 1B		4	0	1	0	0	1	2									
<b>Frank Robinson, R</b> OBP: 0.383, SLG: 0.546 (1, 9)	0-0 6-3			0-0 F9		0-0 HR		0-3 K		4	1	1	1	0	1	3									
<b>Johnny Edwards, L</b> OBP: 0.352, SLG: 0.422 (1, 2)		0-0 3-1		0-0 3-1		0-0 FC6-4 1B		0-0 FC4-6 1-2		4	0	1	0	0	0	1									
<b>Leo Cardenas, R</b> OBP: 0.316, SLG: 0.398 (1, 6)		0-0 5-3			4-0 SH5-3 1B BB	0-0 FC6-4 1-2			0-0 6-3	3	1	0	0	1	0	1									
<b>Steve Boros, R</b> OBP: 0.335, SLG: 0.333 (1, 5)		4-0 BB			0-0 F8		0-0 E6 FC1-5 1B		0-0 1-3	3	0	1	0	1	0	1									
<b>Bob Purkey, R</b> OBP: 0.069, SLG: 0.071 <b>Bill Henry, L</b> (8, 1) <b>Mel Queen, L</b> OBP: 0.167, SLG: 0.167 (9, PH)	0-3 K				0-0 SH5-3 1-2		0-0 FC1-5 1B 2-3		0-0 G3	2	0	0	0	0	1	2									
<b>Inning Stats</b>	R: 0 E: 0 K: 1 S: 6	H: 1 LOB: 2 BB: 1 P: 10	R: 0 E: 0 K: 1 S: 5	H: 0 LOB: 1 BB: 1 P: 9	R: 0 E: 0 K: 0 S: 3	H: 1 LOB: 0 BB: 0 P: 3	R: 0 E: 0 K: 0 S: 3	H: 0 LOB: 0 BB: 0 P: 3	R: 1 E: 0 K: 1 S: 6	H: 1 LOB: 1 BB: 1 P: 10	R: 1 E: 0 K: 1 S: 7	H: 2 LOB: 1 BB: 0 P: 7	R: 0 E: 1 K: 1 S: 6	H: 2 LOB: 1 BB: 0 P: 6	R: 0 E: 1 K: 1 S: 6	H: 1 LOB: 1 BB: 0 P: 6		R: 0 E: 0 K: 0 S: 3	H: 0 LOB: 0 BB: 0 P: 3	1B: 7 2B: 0 3B: 0 HR: 1	SF: 0 SAC: 1 DP: 1 HBP: 0	WP: 0 PB: 0 SB: 0 CS: 0	PA: 36		
<b>PITCHER</b>	IP	WLS	BF	H	R	ER	SO	BB	IBB	HBP	BLK	WP	HR	S	P	ERA	WHIP								
<b>Steve Blass, R</b> ERA: 2.72 (1, 1)	7.0		29	7	2	2	5	3	0	0	0	0	1	36	48	2.57	1.429								
<b>Al McBean, R</b> ERA: 0.69 (8, 1)	2.0	W	7	1	0	0	1	0	0	0	0	0	0	9	9	0.00	0.500								

Batter	1	2	3	4	5	6	7	8	9	AB	R	H	RBI	BB	SO	LOB	BOTTOM								
<b>Dick Schofield, S</b> OBP: 0.363, SLG: 0.353 (1, 6)	0-0 G3		0-0 L6		0-0 F8			0-0 2B 2B 1B		4	1	1	0	0	0	2	<b>Cincinnati Reds @ Pittsburgh Pirates</b> Forbes Field, Pittsburgh, PA Sat Jun 27 1964, 3:33 AM EDT Att: 8,460 - Unknown								
<b>Bill Virdon, L</b> OBP: 0.289, SLG: 0.302 (1, 8)	0-0 G3		0-0 L7			0-0 F7		0-0 2B 2B		4	1	1	0	0	0	0									
<b>Roberto Clemente, R</b> OBP: 0.389, SLG: 0.519 (1, 9)	0-0 PB 1B			0-0 1-3		4-0 2B BB		0-0 4-3 HR 2B		3	1	2	2	1	0	0									
<b>Willie Stargell, L</b> OBP: 0.338, SLG: 0.569 (1, 3)	4-0 1-2 BB			0-0 F5		0-0 F2		0-0 4-3		3	0	0	0	1	0	2									
<b>Jerry Lynch, L</b> OBP: 0.320, SLG: 0.478 <b>Manny Mota, R</b> OBP: 0.351, SLG: 0.449 (8, PH) (9, 7)	0-0 F9			0-3 K		0-0 2B		0-0 HR		3	0	1	0	0	1	2									
<b>Gene Freese, R</b> OBP: 0.325, SLG: 0.421 (1, 5)		0-0 F7			0-0 2-3	0-0 6-3		0-0 5-3		4	0	0	0	0	0	2									
<b>Bill Mazerowski, R</b> OBP: 0.280, SLG: 0.379 (1, 4)		0-0 L4			0-0 2B 1B		0-0 F4	0-0 6-3		4	0	1	0	0	0	0									
<b>Jim Pagliaroni, R</b> OBP: 0.378, SLG: 0.366 (1, 2)		0-0 F7			0-0 2B		0-0 5-3			3	0	1	0	0	0	0									
<b>Steve Blass, R</b> <b>Bob Bailey, R</b> OBP: 0.332, SLG: 0.387 <b>Al McBean, R</b> (8, 1)			0-0 4-3		0-0 L9		0-0 6-3			2	0	0	0	0	0	2									
<b>Inning Stats</b>	R: 0 E: 0 K: 0 S: 4	H: 1 LOB: 2 BB: 1 P: 8	R: 0 E: 0 K: 0 S: 3	H: 0 LOB: 0 BB: 0 P: 3	R: 0 E: 0 K: 1 S: 5	H: 0 LOB: 0 BB: 0 P: 5	R: 0 E: 0 K: 0 S: 4	H: 1 LOB: 2 BB: 1 P: 8	R: 0 E: 0 K: 0 S: 3	H: 0 LOB: 0 BB: 0 P: 3	R: 4 E: 0 K: 0 S: 7	H: 4 LOB: 0 BB: 0 P: 7	R: 0 E: 0 K: 0 S: 3	H: 0 LOB: 0 BB: 0 P: 3	R: 0 E: 0 K: 0 S: 3	H: 0 LOB: 0 BB: 0 P: 3		1B: 3 2B: 4 3B: 0 HR: 1	SF: 0 SAC: 0 DP: 0 HBP: 0	WP: 0 PB: 1 SB: 0 CS: 0	PA: 34				
<b>PITCHER</b>	IP	WLS	BF	H	R	ER	SO	BB	IBB	HBP	BLK	WP	HR	S	P	ERA	WHIP								
<b>Bob Purkey, R</b> ERA: 3.4 (1, 1)	7.0	L	30	7	3	3	3	2	0	0	0	0	0	30	38	3.86	1.286								
<b>Bill Henry, L</b> ERA: 1.69 (8, 1)	1.0		4	1	1	1	0	0	0	0	0	0	1	4	4	9.00	1.000								
















Batter	1	2	3	4	5	6	7	8	9	AB	R	H	RBI	BB	SO	LOB	TOP		
<b>Pete Rose, S</b> OBP: 0.298, SLG: 0.275 (1,4)	L7			6-3			FC3-6 1B		1-3	4	0	1	0	0	0	0			
<b>Marty Keough, L</b> OBP: 0.312, SLG: 0.408 (1,9)	K			F7			FC3-6 FC3-6 1-2†			3	0	0	0	0	1	1			
<b>Vada Pinson, L</b> OBP: 0.341, SLG: 0.457 (1,8)	L7			F6			FC3-6 FC4-6 1-2†			3	0	0	0	0	0	1			
<b>Frank Robinson, R</b> OBP: 0.377, SLG: 0.524 (1,7)		4-3			F9		FC4-6 1-2†			3	0	0	0	0	0	1			
<b>Johnny Edwards, L</b> OBP: 0.350, SLG: 0.415 (1,2)	1-3				1-3			F7		3	0	0	0	0	0	0			
<b>Leo Cardenas, R</b> OBP: 0.326, SLG: 0.416 (1,6)	K				6-3			K		3	0	0	0	0	2	0			
<b>Deron Johnson, R</b> OBP: 0.372, SLG: 0.510 (1,3)			5-3			K		G3		3	0	0	0	0	1	0			
<b>Steve Boros, R</b> OBP: 0.341, SLG: 0.350 (1,5)		5-3				G3		4-3		3	0	0	0	0	0	0			
<b>Joey Jay, S</b> <b>Gordy Coleman, L</b> (9, PH) OBP: 0.302, SLG: 0.388 (1,1)	1-3					K		F5		2	0	0	0	0	1	0			
<b>Inning Stats</b>	R: 0 E: 0 K: 1 S: 5	H: 0 LOB: 0 BB: 0 P: 5	R: 0 E: 0 K: 1 S: 5	H: 0 LOB: 0 BB: 0 P: 5	R: 0 E: 0 K: 0 S: 3	H: 0 LOB: 0 BB: 0 P: 3	R: 0 E: 0 K: 0 S: 3	H: 0 LOB: 0 BB: 0 P: 3	R: 0 E: 0 K: 2 S: 7	H: 0 LOB: 0 BB: 0 P: 7	R: 0 E: 0 K: 0 S: 4	H: 1 LOB: 1 BB: 0 P: 4	R: 0 E: 0 K: 1 S: 5	H: 0 LOB: 0 BB: 0 P: 5	R: 0 E: 0 K: 0 S: 3	H: 0 LOB: 0 BB: 0 P: 3	1B: 1 2B: 0 3B: 0 HR: 0	SF: 0 SAC: 0 DP: 0 HBP: 0	WP: 0 PA: 28 PB: 0 SB: 0 CS: 0
<b>PITCHER</b> <b>Larry Jackson, R</b> ERA: 3.12 (1,1)	IP: 9.0 WLS: W BF: 28 H: 1 R: 0 ER: 0 SO: 5 BB: 0 IBB: 0 HBP: 0 BLK: 0 WP: 0 HR: 0 S: 38 P: 38 ERA: 0.00 WHIP: 0.111															<b>PITCHER</b> <b>Larry Jackson, R</b> ERA: 3.12 (1,1)	IP: 9.0 WLS: W BF: 28 H: 1 R: 0 ER: 0 SO: 5 BB: 0 IBB: 0 HBP: 0 BLK: 0 WP: 0 HR: 0 S: 38 P: 38 ERA: 0.00 WHIP: 0.111		

Cincinnati Reds @ Chicago Cubs  
Wrigley Field, Chicago, IL  
Tue Jun 30 1964, 3:33 AM CDT  
Att: 8,380 - Unknown


AB	28
R	0
H	1
RBI	0
BB	0
SO	5
LOB	3



Batter	1	2	3	4	5	6	7	8	9	AB	R	H	RBI	BB	SO	LOB	BOTTOM		
<b>Joey Amalfitano, R</b> OBP: 0.280, SLG: 0.340 (1,4)	F3		6-3			F8		K		4	0	0	0	0	1	2			
<b>Jimmy Stewart, S</b> OBP: 0.323, SLG: 0.301 (1,6)	2B			F8		E8 1B		5-3		4	0	2	1	0	0	0			
<b>Billy Williams, L</b> OBP: 0.407, SLG: 0.620 (1,7)	L7			G3		IBB				2	0	0	0	1	0	1			
<b>Ron Santo, R</b> OBP: 0.385, SLG: 0.549 (1,5)	F5			K		K				3	0	0	0	0	2	4			
<b>14 Ernie Banks, R</b> OBP: 0.328, SLG: 0.486 (1,3)		F8			6-3	F8				3	0	0	0	0	0	3			
<b>Len Gabrielson, L</b> OBP: 0.279, SLG: 0.280 (1,9)		4-3			G3		F2			3	0	0	0	0	0	0			
<b>Billy Cowan, R</b> OBP: 0.293, SLG: 0.437 (1,8)		6-3			F8		K			3	0	0	0	0	1	0			
<b>Dick Bertell, R</b> OBP: 0.318, SLG: 0.350 (1,2)			K			SH E BB		F8		2	1	0	0	1	1	0			
<b>Larry Jackson, R</b> OBP: 0.146, SLG: 0.170 (1,1)			5-3			SH E 1-2		5-3		2	0	0	0	0	0	0			
<b>Inning Stats</b>	R: 0 E: 0 K: 0 S: 4	H: 1 LOB: 1 BB: 0 P: 4	R: 0 E: 0 K: 0 S: 3	H: 0 LOB: 0 BB: 0 P: 3	R: 0 E: 0 K: 1 S: 5	H: 0 LOB: 0 BB: 0 P: 5	R: 0 E: 0 K: 1 S: 5	H: 0 LOB: 0 BB: 0 P: 5	R: 0 E: 0 K: 1 S: 5	H: 1 LOB: 2 BB: 2 P: 15	R: 0 E: 0 K: 1 S: 5	H: 0 LOB: 0 BB: 0 P: 5	R: 0 E: 0 K: 1 S: 5	H: 0 LOB: 0 BB: 0 P: 5	R: 0 E: 0 K: 0 S: 3	H: 0 LOB: 0 BB: 0 P: 3	1B: 1 2B: 1 3B: 0 HR: 0	SF: 0 SAC: 1 DP: 0 HBP: 0	WP: 0 PA: 29 PB: 0 SB: 0 CS: 0
<b>PITCHER</b> <b>Joey Jay, R</b> ERA: 3.85 (1,1)	IP: 8.0 WLS: L BF: 29 H: 2 R: 1 ER: 1 SO: 5 BB: 1 IBB: 1 HBP: 0 BLK: 0 WP: 0 HR: 0 S: 37 P: 45 ERA: 1.12 WHIP: 0.375															<b>PITCHER</b> <b>Joey Jay, R</b> ERA: 3.85 (1,1)	IP: 8.0 WLS: L BF: 29 H: 2 R: 1 ER: 1 SO: 5 BB: 1 IBB: 1 HBP: 0 BLK: 0 WP: 0 HR: 0 S: 37 P: 45 ERA: 1.12 WHIP: 0.375		

Cincinnati Reds @ Chicago Cubs  
Wrigley Field, Chicago, IL  
Tue Jun 30 1964, 3:33 AM CDT  
Att: 8,380 - Unknown

AB	26
R	1
H	2
RBI	1
BB	2
SO	5
LOB	10






Batter	1	2	3	4	5	6	7	8	9	10	AB	R	H	RBI	BB	SO	LOB					
Joy Amalfitano, R OBP: 0.286, SLG: 0.353 (1, 4)	K		L8				SH 2B		K		5	1	2	0	0	2	1					
Jimmy Stewart, S OBP: 0.320, SLG: 0.297 Andre Rodgers, R OBP: 0.311, SLG: 0.379 (1, 6) (8, 6)	F2		K		1-3		SH FC4-6 2-H		K		3	0	0	0	0	1	3					
Billy Williams, L OBP: 0.403, SLG: 0.623 (1, 7)	6-3			5-3			FC4-6 1B 1-2		F8		1	0	0	0	0	1	0					
Ron Santo, R OBP: 0.385, SLG: 0.570 (1, 5)		HR		HR			F6		K		5	2	2	2	0	1	1					
14 Ernie Banks, R OBP: 0.330, SLG: 0.485 (1, 3)		4-3		F4			FC6-4 1B 1B		F8		5	1	2	0	0	0	0					
Len Gabrielson, L OBP: 0.278, SLG: 0.279 Leo Burke, R OBP: 0.368, SLG: 0.471 (1, 9) (10, PH) (10, 9)		L6		1-3			FC6-4 1B 1-2		F8		4	0	1	0	0	0	2					
Billy Cowan, R OBP: 0.292, SLG: 0.438 (1, 8)		K					FC6-4 1B 1-2 2-3		4-3		4	0	1	0	0	1	2					
Dick Bertell, R OBP: 0.322, SLG: 0.354 (1, 2)				FC1-6 1B			5-3		K		4	0	2	1	0	1	1					
Dick Ellsworth, L OBP: 0.088, SLG: 0.055 (1, 1)				FC1-6 1-2			K		G1		4	0	0	0	0	2	4					
<b>Inning Stats</b>	R: 0 E: 0 K: 1 S: 5	H: 0 LOB: 0 BB: 0 P: 5	R: 1 E: 0 K: 1 S: 6	H: 1 LOB: 0 BB: 0 P: 6	R: 0 E: 0 K: 1 S: 6	H: 1 LOB: 1 BB: 0 P: 6	R: 1 E: 0 K: 0 S: 4	H: 1 LOB: 0 BB: 0 P: 4	R: 0 E: 0 K: 1 S: 7	H: 2 LOB: 2 BB: 0 P: 7	R: 2 E: 0 K: 0 S: 7	H: 4 LOB: 2 BB: 0 P: 7	R: 1 E: 1 K: 1 S: 8	H: 2 LOB: 2 BB: 0 P: 8	R: 0 E: 0 K: 2 S: 7	H: 0 LOB: 0 BB: 0 P: 7	R: 0 E: 0 K: 2 S: 3	H: 0 LOB: 0 BB: 0 P: 3	1B: 6 2B: 2 3B: 0 HR: 3	SF: 0 SAC: 1 DP: 0 HBP: 0	WP: 0 PB: 0 SB: 0 CS: 0	PA: 42
<b>PITCHER</b>	IP 6.0	WLS 29	H 10	R 5	ER 5	SO 4	BB 0	IBB 0	HBP 0	BLK 0	WP 0	HR 3	S 37	P 37	ERA 7.50	WHIP 1.667						
Bob Purkey, R ERA: 3.66 (1, 1)	1.0	4	1	0	0	1	0	0	0	0	0	0	6	6	0.00	1.000						
Ryne Duren, R ERA: 3.15 (7, 1)	2.0	6	0	0	0	4	0	0	0	0	0	0	14	14	0.00	0.000						
Sammy Ellis, R ERA: 4.04 (8, 1)	1.0	3	0	0	0	0	0	0	0	0	0	0	3	3	0.00	0.000						
Bill Henry, L ERA: 1.64 (10, 1)		W	3	0	0	0	0	0	0	0	0	0	3	3	0.00	0.000						

**Chicago Cubs @ Cincinnati Reds**  
Crosley Field, Cincinnati, OH  
Wed Jul 01 1964, 7:05 PM EDT  
Att: 7,642 - Unknown

livebaseballscorecards.com

AB 41  
R 5  
H 11  
RBI 4  
BB 0  
SO 9  
LOB 15




WP: 0 PA: 42  
PB: 0  
SB: 0  
CS: 0

Batter	1	2	3	4	5	6	7	8	9	10	AB	R	H	RBI	BB	SO	LOB							
Pete Rose, S OBP: 0.302, SLG: 0.292 (1, 4)	K		FC6-4 1B		F4		5-3		1B E SF9 1B	HR	6	2	3	1	0	1	0							
Tommy Harper, R OBP: 0.320, SLG: 0.301 (1, 7)	F8		FC6-4 1-2 S		F6		1B 1B		E1 S 3B		5	1	1	0	0	0	2							
Vada Pinson, L OBP: 0.342, SLG: 0.456 (1, 8)	K		K				4-3 1B		3B 1B		5	1	2	0	0	2	1							
Frank Robinson, R OBP: 0.381, SLG: 0.524 (1, 9)		SH3-4 E FC3-2 BB		1B 1B		WP SF7 BB		F9	SF9		2	1	1	1	2	0	2							
Deron Johnson, R OBP: 0.373, SLG: 0.520 (1, 3)		E6 FC3-2 SH3-4 1-2		F7		WP 1B		6-3	3B		5	0	2	2	0	0	2							
Leo Cardenas, R OBP: 0.332, SLG: 0.416 (1, 6)		SH3-4 1-2 2-3		1B		1B BB		1-3	IBB		2	0	1	0	2	0	0							
Johnny Edwards, L OBP: 0.344, SLG: 0.408 (1, 2)		FC3-2 2-3 3-H		K		SF7		F6	1-3		4	0	0	1	0	1	6							
Steve Boros, R OBP: 0.331, SLG: 0.340 (1, 5)		K		3-1		1-3			E6 1B E	L8	5	1	0	0	0	1	6							
Bob Purkey, R ERA: 3.66 (7, 1)	1.0	4	1	0	0	1	0	0	0	0	0	0	0	0	0	0	0							
Ryne Duren, R ERA: 3.15 (7, PH)	2.0	6	0	0	0	4	0	0	0	0	0	0	0	0	0	0	0							
Johnny Temple, R ERA: 4.04 (8, 1)	1.0	3	0	0	0	0	0	0	0	0	0	0	0	0	0	0	0							
Bobby Klaus, R OBP: 0.290, SLG: 0.322 Bill Henry, L ERA: 1.64 (10, PH)	1.0	3	0	0	0	0	0	0	0	0	0	0	0	0	0	0	0							
Manly Keough, L OBP: 0.308, SLG: 0.403 (10, PH)		6-3							F9	F5	2	0	0	0	0	0	1	0						
<b>Inning Stats</b>	R: 0 E: 0 K: 2 S: 7	H: 0 LOB: 0 BB: 0 P: 7	R: 0 E: 1 K: 1 S: 6	H: 0 LOB: 2 BB: 1 P: 10	R: 0 E: 0 K: 1 S: 6	H: 1 LOB: 1 BB: 0 P: 6	R: 0 E: 0 K: 1 S: 7	H: 2 LOB: 2 BB: 0 P: 7	R: 0 E: 0 K: 1 S: 5	H: 0 LOB: 0 BB: 0 P: 5	R: 1 E: 0 K: 0 S: 4	H: 1 LOB: 2 BB: 2 P: 12	R: 0 E: 0 K: 0 S: 5	H: 2 LOB: 2 BB: 0 P: 5	R: 0 E: 0 K: 0 S: 3	H: 0 LOB: 0 BB: 0 P: 3	R: 4 E: 2 K: 0 S: 8	H: 3 LOB: 2 BB: 1 P: 12	R: 1 E: 0 K: 0 S: 3	H: 1 LOB: 0 BB: 0 P: 3	1B: 8 2B: 0 3B: 1 HR: 1	SF: 2 SAC: 1 DP: 0 HBP: 0	WP: 1 PB: 0 SB: 2 CS: 0	PA: 46
<b>PITCHER</b>	IP 9.2	WLS L	BF 46	H 10	R 6	ER 2	SO 6	BB 3	IBB 1	HBP 0	BLK 0	WP 1	HR 1	S 54	P 70	ERA 1.86	WHIP 1.345							

**Chicago Cubs @ Cincinnati Reds**  
Crosley Field, Cincinnati, OH  
Wed Jul 01 1964, 7:05 PM EDT  
Att: 7,642 - Unknown

livebaseballscorecards.com

AB 39  
R 6  
H 10  
RBI 5  
BB 4  
SO 6  
LOB 20




WP: 1 PA: 46  
PB: 0  
SB: 2  
CS: 0



Batter	1	2	3	4	5	6	7	8	9	AB	R	H	RBI	BB	SO	LOB	TOP
Joey Amalfitano, R OBP: 0.276, SLG: 0.340 (1, 4)										4	0	0	0	0	1	2	
Jimmy Stewart, S OBP: 0.322, SLG: 0.295 (1, 6)										2	0	0	0	2	2	0	
Billy Williams, L OBP: 0.398, SLG: 0.614 (1, 7)										4	0	0	0	0	0	3	
Ron Santo, R OBP: 0.380, SLG: 0.561 (1, 5)										4	0	0	0	0	1	1	
14 Ernie Banks, R OBP: 0.329, SLG: 0.481 (1, 3)										4	0	1	0	0	1	0	
Len Gabrielson, L OBP: 0.277, SLG: 0.270 (1, 9)										3	0	0	0	1	2	1	
Billy Cowan, R OBP: 0.293, SLG: 0.437 (1, 8)										3	0	1	0	0	0	0	
Dick Bertell, R OBP: 0.322, SLG: 0.353 (1, 2)										3	0	1	0	0	0	2	
Ernie Broglio, R Wayne Schurr, R Billy Ott, S Sterling Slaughter, R Don Elston, R Doug Clemens, L Lindy McDaniel, R (1, 1) (3, 1) (6, PH) (6, 1) (7, 1) (8, PH) (8, 1)										1	0	0	0	0	0	0	
<b>Inning Stats</b>	R: 0 E: 0 K: 1 S: 5	H: 0 LOB: 1 BB: 1 P: 9	R: 0 E: 0 K: 2 S: 7	H: 0 LOB: 0 BB: 0 P: 7	R: 0 E: 0 K: 1 S: 5	H: 0 LOB: 0 BB: 0 P: 5	R: 0 E: 0 K: 2 S: 7	H: 2 LOB: 2 BB: 1 P: 8	R: 0 E: 0 K: 0 S: 4	H: 1 LOB: 2 BB: 1 P: 8	R: 0 E: 0 K: 1 S: 5	H: 0 LOB: 0 BB: 0 P: 5	R: 0 E: 0 K: 0 S: 4	H: 1 LOB: 1 BB: 0 P: 4	1B: 4 2B: 0 3B: 0 HR: 0	SF: 0 SAC: 0 DP: 1 HBP: 0	WP: 0 PA: 33 PB: 0 SB: 0 CS: 0
<b>PITCHER</b> Jim Maloney, R ERA: 2.46 (1, 1)	IP: 9.0 WLS: W BF: 33 H: 4 R: 0 ER: 0 SO: 8 BB: 3 IBB: 0 HBP: 0 BLK: 0 WP: 0 HR: 0 S: 46 P: 58 ERA: 0.00 WHIP: 0.778																

Chicago Cubs @ Cincinnati Reds  
Crosley Field, Cincinnati, OH  
Thu Jul 02 1964, 7:05 PM EDT  
Att: 6,814 - Unknown


AB	30
R	0
H	4
RBI	0
BB	3
SO	8
LOB	9



Batter	1	2	3	4	5	6	7	8	9	AB	R	H	RBI	BB	SO	LOB	BOTTOM
Pete Rose, S OBP: 0.309, SLG: 0.299 (1, 4)										4	1	3	2	0	0	0	
Marty Keough, L OBP: 0.325, SLG: 0.453 (1, 9)										3	2	2	1	1	0	1	
Vada Pinson, L OBP: 0.344, SLG: 0.457 (1, 8)										4	1	2	1	0	1	3	
Frank Robinson, R OBP: 0.386, SLG: 0.532 (1, 7)										2	1	1	2	2	0	0	
Leo Cardenas, R OBP: 0.331, SLG: 0.414 (1, 6)										4	0	1	1	0	1	3	
Deron Johnson, R OBP: 0.384, SLG: 0.506 (1, 3)										4	0	0	0	0	3	1	
Johnny Edwards, L OBP: 0.342, SLG: 0.403 (1, 2)										3	1	0	0	1	0	0	
Steve Boros, R OBP: 0.330, SLG: 0.343 (1, 5)										4	1	1	0	0	0	1	
Jim Maloney, L OBP: 0.195, SLG: 0.108 (1, 1)										3	0	0	0	0	1	2	
<b>Inning Stats</b>	R: 0 E: 0 K: 1 S: 5	H: 1 LOB: 0 BB: 0 P: 5	R: 0 E: 0 K: 2 S: 6	H: 0 LOB: 1 BB: 1 P: 10	R: 5 E: 0 K: 0 S: 7	H: 4 LOB: 1 BB: 2 P: 15	R: 1 E: 0 K: 0 S: 6	H: 3 LOB: 2 BB: 0 P: 6	R: 0 E: 0 K: 1 S: 5	H: 0 LOB: 0 BB: 0 P: 5	R: 1 E: 0 K: 0 S: 4	H: 2 LOB: 1 BB: 1 P: 8	R: 0 E: 0 K: 1 S: 5	H: 0 LOB: 0 BB: 0 P: 5	1B: 7 2B: 2 3B: 1 HR: 1	SF: 0 SAC: 0 DP: 2 HBP: 0	WP: 0 PA: 35 PB: 0 SB: 0 CS: 2
<b>PITCHER</b> Ernie Broglio, R Wayne Schurr, R Sterling Slaughter, R Don Elston, R Lindy McDaniel, R (1, 1) (3, 1) (6, 1) (7, 1) (8, 1)	IP: 2.2 WLS: L BF: 10 H: 3 R: 1 ER: 1 SO: 3 BB: 0 IBB: 0 HBP: 0 BLK: 0 WP: 0 HR: 0 S: 12 P: 12 ERA: 3.86 WHIP: 1.286																

Chicago Cubs @ Cincinnati Reds  
Crosley Field, Cincinnati, OH  
Thu Jul 02 1964, 7:05 PM EDT  
Att: 6,814 - Unknown

AB	31
R	7
H	10
RBI	7
BB	4
SO	6
LOB	11









Batter	1	2	3	4	5	6	7	8	9	AB	R	H	RBI	BB	SO	LOB	TOP
<b>Curt Flood, R</b> OBP: 0.348, SLG: 0.372 (1, 8)	F8		4-3			4-3		1B		4	0	1	0	0	0	0	<b>St. Louis Cardinals @ Cincinnati Reds</b> Crosley Field, Cincinnati, OH Sat Jul 04 1964, 7:05 PM EDT Att: 21,320 - Unknown  livebaseballscores.com
<b>Lou Brock, L</b> OBP: 0.319, SLG: 0.381 (1, 7)	E5 6-3		F6			F2		1B		4	0	2	0	0	0	0	
<b>Dick Groat, R</b> OBP: 0.320, SLG: 0.369 (1, 6)	6-3			6-3			F9 1B	F9		4	0	1	0	0	0	3	
<b>Ken Boyer, R</b> OBP: 0.359, SLG: 0.477 (1, 5)	6-3			L6			1B		E	4	1	2	0	0	0	1	
<b>Bill White, L</b> OBP: 0.311, SLG: 0.392 (1, 3)		E9 2B		4-3			F9		K	4	1	0	0	0	1	3	
<b>Charlie James, R</b> OBP: 0.284, SLG: 0.364 (1, 9)					6-3		K		K	4	0	1	1	0	2	3	
<b>Julian Javier, R</b> OBP: 0.284, SLG: 0.424 (1, 4)						K		F9	E6	4	0	0	0	0	1	2	
<b>Bob Uecker, R</b> OBP: 0.229, SLG: 0.196 (1, 2)						6-3				2	0	0	0	0	0	0	
<b>Carl Warwick, R</b> OBP: 0.297, SLG: 0.396 (8, PH)										1	0	0	0	0	1	0	
<b>Tim McCarver, L</b> OBP: 0.321, SLG: 0.383 (8, 2)										1	0	0	0	0	1	1	
<b>Mike Cuellar, L</b> (1, 1)										1	0	0	0	0	0	0	
<b>Phil Gagliano, R</b> OBP: 0.296, SLG: 0.400 (6, PH)										1	0	0	0	0	0	0	
<b>Ron Taylor, R</b> (6, 1)										0	0	0	0	0	0	0	
<b>Jeff Long, R</b> OBP: 0.340, SLG: 0.326 (8, PH)										1	0	0	0	0	1	0	
<b>Bob Humphreys, R</b> (8, 1)										0	0	0	0	0	0	0	
<b>Inning Stats</b>	R: 0 E: 1 K: 0 S: 4	H: 1 LOB: 1 BB: 0 P: 4	R: 1 E: 1 K: 0 S: 4	H: 1 LOB: 0 BB: 0 P: 4	R: 0 E: 0 K: 0 S: 3	H: 0 LOB: 0 BB: 0 P: 3	R: 0 E: 0 K: 1 S: 5	H: 0 LOB: 0 BB: 0 P: 5	R: 0 E: 0 K: 1 S: 7	H: 2 LOB: 2 BB: 0 P: 7	R: 0 E: 0 K: 2 S: 9	H: 2 LOB: 2 BB: 0 P: 9	R: 1 E: 1 K: 3 S: 11	H: 1 LOB: 1 BB: 0 P: 11	1B: 5 2B: 2 3B: 0 HR: 0	SF: 0 SAC: 0 DP: 0 HBP: 0	
<b>PITCHER</b>	IP WLS BF H R ER SO BB IBB HBP BLK WP HR S P ERA WHIP																
<b>Jim O'Toole, L</b> ERA: 3.18 (1, 1)	8.0 W 31 7 2 0 4 0 0 0 0 0 0 0 39 39 0.00 0.875																
<b>Billy McCool, L</b> ERA: 1.78 (9, 1)	1.0 S 4 0 0 0 3 0 0 0 0 0 0 0 10 10 0.00 0.000																

Batter	1	2	3	4	5	6	7	8	9	AB	R	H	RBI	BB	SO	LOB	BOTTOM			
<b>Pete Rose, S</b> OBP: 0.307, SLG: 0.297 (1, 4)	6-3	K								4	0	1	0	0	1	0	<b>St. Louis Cardinals @ Cincinnati Reds</b> Crosley Field, Cincinnati, OH Sat Jul 04 1964, 7:05 PM EDT Att: 21,320 - Unknown  livebaseballscores.com			
<b>Tommy Harper, R</b> OBP: 0.331, SLG: 0.304 (1, 7)	FC2-5 BB		FC5-4 BB		3-1 1B BB		FC4-6 1B			1	1	1	0	3	0	0				
<b>Vada Pinson, L</b> OBP: 0.348, SLG: 0.463 (1, 8)	BB 1B FC2-5 BB		K		3-1		FC4-6			3	1	0	0	1	1	3				
<b>Frank Robinson, R</b> OBP: 0.382, SLG: 0.521 (1, 9)	FC2-5 1B BB		K			PO 1B		F8		4	1	1	1	0	1	3				
<b>Deron Johnson, R</b> OBP: 0.367, SLG: 0.500 (1, 3)	1B BB		FC5-4		PO	6-3			6-3 BB	2	0	0	0	2	0	1				
<b>Leo Cardenas, R</b> OBP: 0.329, SLG: 0.409 (1, 6)	1B			K			F8		6-3	4	0	1	2	0	1	1				
<b>Steve Boros, R</b> OBP: 0.328, SLG: 0.341 (1, 5)	K				6-3			F4		4	0	1	0	0	1	3				
<b>Hal Smith, R</b> OBP: 0.265, SLG: 0.167 (1, 2)		K				6-3				2	0	0	0	1	1	1				
<b>Jim O'Toole, S</b> OBP: 0.125, SLG: 0.103 (1, 1)										3	0	0	0	0	1	1				
<b>Billy McCool, R</b> (9, 1)					4-3					0	0	0	0	0	0	0				
<b>Inning Stats</b>	R: 2 E: 0 K: 1 S: 6	H: 1 LOB: 2 BB: 3 P: 18	R: 0 E: 0 K: 2 S: 7	H: 0 LOB: 0 BB: 0 P: 7	R: 0 E: 0 K: 2 S: 7	H: 0 LOB: 1 BB: 1 P: 11	R: 0 E: 0 K: 1 S: 5	H: 0 LOB: 0 BB: 1 P: 9	R: 1 E: 0 K: 0 S: 3	H: 1 LOB: 0 BB: 1 P: 7	R: 0 E: 0 K: 0 S: 4	H: 1 LOB: 1 BB: 0 P: 4	R: 0 E: 0 K: 1 S: 6	H: 2 LOB: 1 BB: 0 P: 6	R: 0 E: 0 K: 0 S: 3	H: 0 LOB: 1 BB: 1 P: 7		1B: 5 2B: 0 3B: 0 HR: 0	SF: 0 SAC: 0 DP: 0 HBP: 0	WP: 0 PA: 35 PB: 0 SB: 0 CS: 0
<b>PITCHER</b>	IP WLS BF H R ER SO BB IBB HBP BLK WP HR S P ERA WHIP																			
<b>Mike Cuellar, L</b> ERA: 5.06 (1, 1)	5.0 L 22 2 3 3 0 6 6 0 0 0 0 0 28 52 5.40 1.600																			
<b>Ron Taylor, R</b> ERA: 5.32 (6, 1)	2.0 8 3 0 0 1 0 0 0 0 0 0 10 10 0.00 1.500																			
<b>Bob Humphreys, R</b> ERA: (8, 1)	1.0 4 0 0 0 0 1 0 0 0 0 0 3 7 0.00 1.000																			



Batter	1	2	3	4	5	6	7	8	9	AB	R	H	RBI	BB	SO	LOB	TOP								
<b>Curt Flood, R</b> OBP: 0.391, SLG: 0.374 (1, 8)	0-3 K		0-0 1B		0-0 CS 1B		0-0 L6			4	0	2	0	0	1	2									
<b>Lou Brock, L</b> OBP: 0.319, SLG: 0.377 (1, 7)	4-0 WP S 1B BB		0-0 F8		0-0 CS 1-2		0-3 K		0-0 4-3	3	1	0	0	1	1	1									
<b>Dick Groat, R</b> OBP: 0.320, SLG: 0.368 (1, 6)	0-0 1-H 1B		0-0 F8		0-0 F9		0-3 K		0-3 K	4	0	1	1	0	1	1									
<b>Ken Boyer, R</b> OBP: 0.354, SLG: 0.470 (1, 5)	0-3 K		0-0 F5		0-0 F9		0-3 K		0-3 K	4	0	0	0	0	2	2									
<b>Bill White, L</b> OBP: 0.310, SLG: 0.394 (1, 3)	0-0 F3			0-0 F4			0-0 1B 2B		0-0 F6	4	1	1	0	0	0	1									
<b>Bob Skinner, L</b> OBP: 0.282, SLG: 0.368 (7, PR)		0-3 K		0-0 F8			0-0 1B SH3-4		0-3 K	3	0	1	1	0	1	0									
<b>Charlie James, R</b> OBP: 0.263, SLG: 0.362 (7, 9)							2-H 1B SH3-4			1	1	0	0	0	1	0									
<b>Julian Javier, R</b> OBP: 0.280, SLG: 0.419 (1, 4)		0-0 E5 PB		0-3 K			0-0 1-2 SH3-4		0-3 K	3	0	0	0	0	2	0									
<b>Tim McCarver, L</b> OBP: 0.321, SLG: 0.383 (1, 2)		0-0 F8 1-2			0-0 F8		0-0 1B 2-H			3	0	1	1	0	0	1									
<b>Roger Craig, R</b> OBP: 0.367, SLG: 0.333 (1, 1)		0-0 1-3			0-0 6-3		0-3 K			3	0	0	0	0	1	3									
<b>Inning Stats</b>	R: 1 E: 0 K: 2 S: 8	H: 1 LOB: 1 BB: 1 P: 12	R: 0 E: 1 K: 1 S: 6	H: 0 LOB: 1 BB: 0 P: 6	R: 0 E: 0 K: 0 S: 4	H: 1 LOB: 1 BB: 0 P: 4	R: 0 E: 0 K: 1 S: 5	H: 0 LOB: 0 BB: 0 P: 5	R: 0 E: 0 K: 0 S: 3	H: 1 LOB: 0 BB: 0 P: 3	R: 0 E: 0 K: 1 S: 5	H: 0 LOB: 0 BB: 0 P: 5	R: 2 E: 0 K: 1 S: 8	H: 3 LOB: 2 BB: 0 P: 8	R: 0 E: 0 K: 2 S: 7	H: 0 LOB: 0 BB: 0 P: 7	R: 0 E: 0 K: 2 S: 7	H: 0 LOB: 0 BB: 0 P: 7	1B: 5 2B: 1 3B: 0 HR: 0	SF: 0 SAC: 1 DP: 0 HBP: 0	WP: 1 PB: 1 SB: 1 CS: 1	PA: 35			
<b>PITCHER</b> <b>Joey Jay, R</b> ERA: 3.57 (1, 1)	IP: 9.0 WLS: L BF: 34	H: 6 R: 3 ER: 3 SO: 10	BB: 1 IBB: 0 HBP: 0 BLK: 0	WP: 1 HR: 0 S: 53 P: 57	ERA: 3.00 WHIP: 0.778																				

St. Louis Cardinals @ Cincinnati Reds  
Crosley Field, Cincinnati, OH  
Sun Jul 05 1964, 3:33 AM EDT  
Att: 11,854 - Unknown

AB 32  
R 3  
H 6  
RBI 3  
BB 1  
SO 10  
LOB 11



Batter	1	2	3	4	5	6	7	8	9	AB	R	H	RBI	BB	SO	LOB	BOTTOM								
<b>Pete Rose, S</b> OBP: 0.303, SLG: 0.293 (1, 4)	0-0 4-3		0-0 F8		0-0 3-1		0-0 5-3		0-0 3-1	4	0	0	0	0	0	2									
<b>Bobby Klaus, R</b> OBP: 0.200, SLG: 0.322 (8, 4)										0	0	0	0	0	0	0									
<b>Mel Queen, L</b> OBP: 0.160, SLG: 0.160 (9, PH)										1	0	0	0	0	0	0									
<b>Marty Keough, L</b> OBP: 0.341, SLG: 0.451 (1, 9)	0-0 4-3 2B		0-0 F7		0-0 G3		0-0 1-3		0-3 K	5	0	1	0	0	1	0									
<b>Vada Pinson, L</b> OBP: 0.353, SLG: 0.474 (1, 8)	0-0 4-3 2-3		0-0 2B 1B		0-0 3B		0-0 FC6-4 1B			4	0	3	0	0	0	1									
<b>Frank Robinson, R</b> OBP: 0.384, SLG: 0.523 (1, 7)	0-3 K		0-0 1-2 2B		4-0 BB		0-0 FC6-4 1-2			3	0	1	0	1	1	2									
<b>Leo Cardenas, R</b> OBP: 0.328, SLG: 0.411 (1, 6)		0-0 G3 1B 2B		0-0 5-3		0-0 F9		0-0 F4		4	1	1	0	0	0	3									
<b>Johnny Edwards, L</b> OBP: 0.332, SLG: 0.389 (1, 2)		0-0 G3 2-3		0-0 F9		0-0 6-3		0-0 G3		4	0	0	0	0	0	1									
<b>Deron Johnson, R</b> OBP: 0.376, SLG: 0.506 (1, 3)		0-0 FC6-4 1B 3-H		0-0 1B		0-3 K		0-0 1B		4	0	3	1	0	1	0									
<b>Steve Boros, R</b> OBP: 0.326, SLG: 0.339 (1, 5)		0-0 FC6-4 E 1-2		0-3 K		0-0 1B		0-0 F4		4	0	1	0	0	1	3									
<b>Joey Jay, S</b> OBP: 0.299, SLG: 0.382 (9, PH)		0-0 E6 1-2		0-0 5-3		0-0 F8		0-0 F4		3	0	0	0	0	0	3									
<b>Gordy Coleman, L</b> OBP: 0.299, SLG: 0.382 (9, PH)										1	0	0	0	0	0	0									
<b>Inning Stats</b>	R: 0 E: 0 K: 1 S: 6	H: 1 LOB: 1 BB: 0 P: 6	R: 1 E: 1 K: 0 S: 6	H: 2 LOB: 2 BB: 0 P: 6	R: 0 E: 0 K: 0 S: 4	H: 2 LOB: 1 BB: 0 P: 4	R: 0 E: 0 K: 1 S: 6	H: 1 LOB: 1 BB: 0 P: 6	R: 0 E: 0 K: 0 S: 4	H: 1 LOB: 2 BB: 1 P: 8	R: 0 E: 0 K: 1 S: 6	H: 1 LOB: 1 BB: 0 P: 6	R: 0 E: 0 K: 0 S: 4	H: 1 LOB: 1 BB: 0 P: 4	R: 0 E: 0 K: 0 S: 4	H: 1 LOB: 0 BB: 0 P: 4	R: 0 E: 0 K: 1 S: 5	H: 0 LOB: 0 BB: 0 P: 5	1B: 6 2B: 3 3B: 1 HR: 0	SF: 0 SAC: 0 DP: 0 HBP: 0	WP: 0 PB: 0 SB: 0 CS: 0	PA: 38			
<b>PITCHER</b> <b>Roger Craig, R</b> ERA: 2.55 (1, 1)	IP: 9.0 WLS: W BF: 38	H: 10 R: 1 ER: 1 SO: 4	BB: 1 IBB: 0 HBP: 0 BLK: 0	WP: 0 HR: 0 S: 45 P: 49	ERA: 1.00 WHIP: 1.222																				

St. Louis Cardinals @ Cincinnati Reds  
Crosley Field, Cincinnati, OH  
Sun Jul 05 1964, 3:33 AM EDT  
Att: 11,854 - Unknown

AB 37  
R 1  
H 10  
RBI 1  
BB 1  
SO 4  
LOB 15





Batter	1	2	3	4	5	6	7	8	9	AB	R	H	RBI	BB	SO	LOB	TOP										
<b>Pete Rose, S</b> OBP: 0.299, SLG: 0.289 (1, 4)	0-0 1-3		0-3 K		0-0 4-3		0-0 4-3			4	0	0	0	0	1	3	<b>Cincinnati Reds @ Pittsburgh Pirates</b> Forbes Field, Pittsburgh, PA Wed Jul 08 1964, 7:05 PM EDT Att: 7,031 - Unknown										
<b>Tommy Harper, R</b> OBP: 0.327, SLG: 0.300 <b>Marty Keough, L</b> OBP: 0.337, SLG: 0.446 (1, 7) (6, 9)	0-0 3-1		0-0 F6		0-0 L9		0-0 F8			3	0	0	0	0	0	0											
<b>Vada Pinson, L</b> OBP: 0.352, SLG: 0.478 (1, 8)	0-3 K		0-0 4-3		0-3 K		0-0 6-3		0-0 6-3	4	1	1	0	0	2	0											
<b>Frank Robinson, R</b> OBP: 0.379, SLG: 0.515 (1, 9) (6, 7)		0-0 F4		0-0 F2		0-0 6-3		0-0 6-3		4	0	0	1	0	0	0											
<b>Deron Johnson, R</b> OBP: 0.378, SLG: 0.503 (1, 3)		4-0 BB 1B BB		0-0 1B			0-3 K	0-0 1-3		3	0	1	0	1	1	0											
<b>Leo Cardenas, R</b> OBP: 0.327, SLG: 0.406 (1, 6)		0-3 K		0-3 K		4-0 FC1-6 BB		0-0 F8		3	0	0	0	1	2	2											
<b>Johnny Edwards, L</b> OBP: 0.331, SLG: 0.387 (1, 2)		0-0 BB 1-2 1B		0-0 1-3		0-0 FC1-6 1B 1-2		0-0 4-3		4	0	1	0	0	0	2											
<b>Steve Boros, R</b> OBP: 0.330, SLG: 0.339 (1, 5)		4-0 1-2 2-3 BB		0-0 G3		0-0 BB 1-3 1B		0-0 5-3		3	0	1	0	1	0	0											
<b>Jim Maloney, L</b> OBP: 0.186, SLG: 0.103 <b>Johnny Temple, R</b> (7, PH) <b>Ryne Duren, R</b> (7, 1)		0-3 K		0-3 K		0-0 K		4-0 1-2 BB		2	0	0	0	0	2	3											
<b>Inning Stats</b>	R: 0 E: 0 K: 1 S: 5	H: 0 LOB: 0 BB: 0 P: 5	R: 0 E: 0 K: 2 S: 8	H: 1 LOB: 3 BB: 2 P: 16	R: 0 E: 0 K: 1 S: 5	H: 0 LOB: 0 BB: 0 P: 5	R: 0 E: 0 K: 1 S: 6	H: 1 LOB: 1 BB: 0 P: 6	R: 0 E: 0 K: 1 S: 5	H: 0 LOB: 0 BB: 0 P: 5	R: 0 E: 0 K: 1 S: 5	H: 0 LOB: 0 BB: 0 P: 5	R: 0 E: 0 K: 1 S: 6	H: 1 LOB: 3 BB: 2 P: 14	R: 1 E: 0 K: 0 S: 4	H: 1 LOB: 0 BB: 0 P: 4		R: 0 E: 0 K: 0 S: 3	H: 0 LOB: 0 BB: 0 P: 3	1B: 3 2B: 0 3B: 1 HR: 0	SF: 0 SAC: 0 DP: 0 HBP: 0	WP: 0 PB: 0 SB: 0 CS: 0	PA: 35				
<b>PITCHER</b>	IP	WLS	BF	H	R	ER	SO	BB	IBB	HBP	BLK	WP	HR	S	P	ERA	WHIP										
<b>Bob Veale, L</b> ERA: 3.16 <b>Al McBean, R</b> ERA: 1.01	(1, 1) (7, 1)	6.2 S	27 8	3 1	0 1	0 1	8 0	4 0	0 0	0 0	0 0	0 0	0 0	39 8	55 8	0.00 3.86	1.050 0.429										

Batter	1	2	3	4	5	6	7	8	9	AB	R	H	RBI	BB	SO	LOB	BOTTOM										
<b>Bob Bailey, R</b> OBP: 0.318, SLG: 0.368 (1, 5)	0-0 HR 1B		0-0 WP 3B 2B			0-3 K	0-3 K	0-0 F2		5	2	2	0	0	2	5	<b>Cincinnati Reds @ Pittsburgh Pirates</b> Forbes Field, Pittsburgh, PA Wed Jul 08 1964, 7:05 PM EDT Att: 7,031 - Unknown										
<b>Manny Mota, R</b> OBP: 0.355, SLG: 0.470 (1, 8)	0-0 1-H HR		0-0 4-3			4-0 HR BB	1-0 1B HBP			2	2	1	3	1	0	1											
<b>Roberto Clemente, R</b> OBP: 0.386, SLG: 0.513 (1, 9)	0-0 F4		0-0 3B			0-0 HR 1B	0-0 1B			4	1	3	3	0	0	0											
<b>Willie Stargell, L</b> OBP: 0.316, SLG: 0.538 (1, 7)	0-3 K			0-0 F7		0-0 HR 1B	0-3 K			4	1	1	3	0	2	2											
<b>Smoky Burgess, L</b> OBP: 0.305, SLG: 0.299 (1, 2)	0-0 6-3			0-0 4-3		0-0 F2	0-0 1-3			4	0	0	0	0	0	2											
<b>Donn Clendenen, R</b> OBP: 0.323, SLG: 0.398 (1, 3)		0-0 CS 1B		0-3 K		0-0 4-3		0-0 FC5-4 1B		4	0	2	0	0	1	0											
<b>Bill Mazerolski, R</b> OBP: 0.279, SLG: 0.376 (1, 4)		0-0 F8			4-0 CS BB		0-0 SH HBP 1B	0-0 FC5-4 1B		3	1	1	0	1	0	2											
<b>Gene Alley, R</b> OBP: 0.245, SLG: 0.267 (1, 6)		0-0 F9			0-3 K		0-0 HBP SH 1B	0-3 K		4	1	1	0	0	2	3											
<b>Bob Veale, S</b> OBP: 0.174, SLG: 0.136 <b>Al McBean, R</b> OBP: 0.250, SLG: 0.250 (1, 1) (7, 1)			0-3 K		0-3 K		0-0 SH HBP 1B	0-0 1B		2	0	0	0	0	2	0											
<b>Inning Stats</b>	R: 2 E: 0 K: 1 S: 7	H: 2 LOB: 0 BB: 0 P: 7	R: 0 E: 0 K: 0 S: 3	H: 1 LOB: 0 BB: 0 P: 3	R: 1 E: 0 K: 1 S: 6	H: 2 LOB: 1 BB: 0 P: 6	R: 0 E: 0 K: 1 S: 5	H: 0 LOB: 0 BB: 0 P: 5	R: 0 E: 0 K: 2 S: 6	H: 0 LOB: 0 BB: 1 P: 10	R: 3 E: 0 K: 1 S: 7	H: 2 LOB: 0 BB: 1 P: 11	R: 3 E: 0 K: 2 S: 11	H: 3 LOB: 2 BB: 0 P: 12	R: 0 E: 0 K: 1 S: 7	H: 2 LOB: 2 BB: 0 P: 7		1B: 8 2B: 2 3B: 1 HR: 2	SF: 0 SAC: 1 DP: 1 HBP: 1	WP: 1 PB: 0 SB: 0 CS: 2	PA: 37						
<b>PITCHER</b>	IP	WLS	BF	H	R	ER	SO	BB	IBB	HBP	BLK	WP	HR	S	P	ERA	WHIP										
<b>Jim Maloney, R</b> ERA: 2.78 <b>Ryne Duren, R</b> ERA: 4.09	(1, 1) (7, 1)	6.0 L	24 13	7 5	3 3	6 3	6 3	2 0	0 0	0 1	0 0	0 0	0 0	18 19	19 19	9.00 13.50	1.500 2.500										

AB	31
R	1
H	4
RBI	1
BB	4
SO	8
LOB	10



AB	33
R	9
H	12
RBI	9
BB	2
SO	9
LOB	15





Batter	1	2	3	4	5	6	7	8	9	AB	R	H	RBI	BB	SO	LOB	TOP				
<b>Pete Rose, S</b> OBP: 0.304, SLG: 0.292 (1, 4)	L9		BB BB 1B		FC3-6 SF8 1B		E 1B BB		4-3	4	2	0	1	0	0		<b>Cincinnati Reds @ Philadelphia Phillies</b> Connie Mack Stadium, Philadelphia, PA Thu Jul 09 1964, 7:05 PM EDT Att: 18,404 - Unknown				
<b>Marty Keough, L</b> OBP: 0.351, SLG: 0.442 (1, 9)	BB 1B		BB BB 1-2 BB		FC3-6 BB		K		K	3	0	1	0	2	2	1					
<b>Vada Pinson, L</b> OBP: 0.347, SLG: 0.470 (1, 8)	F5		K		FC3-6 1-2 2-3		K		G3	5	0	0	0	0	2	6					
<b>Frank Robinson, R</b> OBP: 0.380, SLG: 0.513 (1, 7)	BB 1-2 BB		BB BB 1-2 2-3 BB		SF8		E5 1B			1	0	0	1	2	0	1					
<b>Deron Johnson, R</b> OBP: 0.376, SLG: 0.497 (1, 3)	F2		2-3		F9					4	0	1	1	0	0	6					
<b>Johnny Edwards, L</b> OBP: 0.330, SLG: 0.397 (1, 2)		3-1		HR		F8			6-3	4	1	1	1	0	0	0					
<b>Leo Cardenas, R</b> OBP: 0.323, SLG: 0.401 (1, 6)		K		K		K			4-3	4	0	0	0	0	3	0					
<b>Steve Boros, R</b> OBP: 0.333, SLG: 0.339 (1, 5)		K		F5		FC6-4 HBP				3	0	1	0	0	1	0					
<b>John Tsitouris, R</b> OBP: 0.233, SLG: 0.241 (1, 1)			K		K		FC6-4		F2	3	0	0	0	0	2	1					
<b>Gordy Coleman, L</b> (8, PH) OBP: 0.297, SLG: 0.379										1	0	0	0	0	0	1					
<b>Billy McCool, R</b> (8, 1)										0	0	0	0	0	0	0					
<b>Inning Stats</b>	R: 0 E: 0 K: 0 S: 4	H: 1 LOB: 2 BB: 1 P: 8	R: 0 E: 0 K: 2 S: 7	H: 0 LOB: 0 BB: 0 P: 7	R: 0 E: 0 K: 2 S: 8	H: 1 LOB: 3 BB: 2 P: 16	R: 1 E: 0 K: 2 S: 8	H: 1 LOB: 0 BB: 0 P: 8	R: 1 E: 0 K: 0 S: 4	H: 1 LOB: 1 BB: 1 P: 8	R: 1 E: 1 K: 2 S: 8	H: 1 LOB: 2 BB: 1 P: 12	R: 0 E: 0 K: 0 S: 4	H: 1 LOB: 1 BB: 0 P: 4	R: 0 E: 0 K: 1 S: 5	H: 0 LOB: 0 BB: 0 P: 5	1B: 5 2B: 0 3B: 0 HR: 1	SF: 1 SAC: 0 DP: 0 HBP: 1	WP: 0 PB: 0 SB: 0 CS: 0	PA: 39	
<b>PITCHER</b>	IP	WLS	BF	H	R	ER	SO	BB	IBB	HBP	BLK	WP	HR	S	P	ERA	WHIP				
<b>Ray Culp, R</b> ERA: 3.47 (1, 1)	7.0	W	32	5	3	2	9	5	0	1	0	0	1	44	65	2.57	1.429				
<b>Jack Baldschun, R</b> ERA: 3.0 (8, 1)	2.0	S	7	1	0	0	1	0	0	0	0	0	0	9	9	0.00	0.500				

AB	32
R	3
H	6
RBI	3
BB	5
SO	10
LOB	16



Batter	1	2	3	4	5	6	7	8	9	AB	R	H	RBI	BB	SO	LOB	BOTTOM				
<b>Tony Gonzalez, L</b> OBP: 0.378, SLG: 0.370 (1, 8)	CS 1B		1-3			WP SH3-4 1B BB			4-3	3	1	1	0	1	0	0	<b>Cincinnati Reds @ Philadelphia Phillies</b> Connie Mack Stadium, Philadelphia, PA Thu Jul 09 1964, 7:05 PM EDT Att: 18,404 - Unknown				
<b>John Herrnstein, L</b> OBP: 0.313, SLG: 0.407 (1, 3) (7, 7)	K		CS BB			SH3-4			K	2	0	0	0	1	2	1					
<b>Johnny Callison, L</b> OBP: 0.326, SLG: 0.480 (1, 9)	K		CS	P4		1B BB				2	1	0	0	2	1	0					
<b>Dick Allen, R</b> OBP: 0.367, SLG: 0.555 (1, 5)		K		K		1B 1B			F9	4	1	1	1	0	2	1					
<b>Wes Covington, L</b> OBP: 0.347, SLG: 0.446 (1, 7)		K		K		1B 1B				3	0	1	1	0	2	0					
<b>Bobby Wine, R</b> (6, PR) OBP: 0.265, SLG: 0.265 (7, 6)		K		K		1B K 1B			K	1	0	0	0	0	1	1					
<b>Clay Dalrymple, L</b> OBP: 0.298, SLG: 0.362 (1, 2)		HR				K				3	1	2	2	0	1	0					
<b>Tony Taylor, R</b> OBP: 0.323, SLG: 0.295 (1, 4)						6-3			K	2	0	0	0	1	1	2					
<b>Ruben Amaro, R</b> OBP: 0.280, SLG: 0.300 (7, 3)		K				FC6-4 1B			K	3	0	1	0	0	2	1					
<b>Ray Culp, R</b> OBP: 0.133, SLG: 0.103 (1, 1)						FC6-4			K	2	0	0	0	0	0	1					
<b>John Briggs, L</b> (7, PH) OBP: 0.333, SLG: 0.351			1-3			FC6-4			K	1	0	0	0	0	1	0					
<b>Jack Baldschun, R</b> OBP: 0.286, SLG: 0.286 (8, 1)									K	0	0	0	0	0	0	0					
<b>Inning Stats</b>	R: 0 E: 0 K: 2 S: 7	H: 1 LOB: 0 BB: 0 P: 7	R: 1 E: 0 K: 3 S: 10	H: 1 LOB: 1 BB: 1 P: 14	R: 0 E: 0 K: 0 S: 2	H: 0 LOB: 0 BB: 1 P: 6	R: 0 E: 0 K: 2 S: 7	H: 0 LOB: 0 BB: 0 P: 7	R: 0 E: 0 K: 1 S: 6	H: 1 LOB: 1 BB: 0 P: 6	R: 3 E: 0 K: 1 S: 7	H: 3 LOB: 2 BB: 2 P: 15	R: 0 E: 0 K: 2 S: 7	H: 0 LOB: 0 BB: 0 P: 7	R: 0 E: 0 K: 2 S: 7	H: 0 LOB: 1 BB: 1 P: 11	1B: 5 2B: 1 3B: 0 HR: 1	SF: 0 SAC: 1 DP: 1 HBP: 0	WP: 1 PB: 0 SB: 1 CS: 2	PA: 33	
<b>PITCHER</b>	IP	WLS	BF	H	R	ER	SO	BB	IBB	HBP	BLK	WP	HR	S	P	ERA	WHIP				
<b>John Tsitouris, R</b> ERA: 3.81 (1, 1)	7.0	L	28	6	4	4	11	4	0	0	0	0	1	46	62	5.14	1.429				
<b>Billy McCool, L</b> ERA: 1.71 (8, 1)	1.0		4	0	0	0	2	1	0	0	0	0	0	7	11	0.00	1.000				

AB	26
R	4
H	6
RBI	4
BB	5
SO	13
LOB	7





Batter	1	2	3	4	5	6	7	8	9	AB	R	H	RBI	BB	SO	LOB	TOP								
<b>Pete Rose, S</b> OBP: 0.302, SLG: 0.290 (1,4)	6-3		G3				B4		4-3	5	1	1	0	0	0	2	<b>Cincinnati Reds @ Philadelphia Phillies</b> Connie Mack Stadium, Philadelphia, PA Fri Jul 10 1964, 7:05 PM EDT Att: 25,936 - Unknown								
<b>Tommy Harper, R</b> OBP: 0.326, SLG: 0.302 (1,7)	F8		G3-6-3				1-3			5	0	2	0	0	0	0									
<b>Vada Pinson, L</b> OBP: 0.344, SLG: 0.472 (1,8)	F9		G3-6-3				F9		4-3	5	1	1	0	0	0	2									
<b>Frank Robinson, R</b> OBP: 0.385, SLG: 0.526 (1,9)		2B	F9				HR			3	2	2	2	1	0	0									
<b>Deron Johnson, R</b> OBP: 0.383, SLG: 0.526 (1,3)		1B					1-3			4	1	3	2	0	0	0									
<b>Leo Cardenas, R</b> OBP: 0.319, SLG: 0.395 (1,6)	6-3						K		FC1-5	4	0	0	0	0	0	2									
<b>Steve Boros, R</b> OBP: 0.327, SLG: 0.332 (1,5)	F9						6-3		P4	4	0	0	0	0	0	3									
<b>Hal Smith, R</b> OBP: 0.283, SLG: 0.159 (1,2)		1B					6-3		4-3	2	0	0	0	2	0	2									
<b>Jim O'Toole, S</b> OBP: 0.167, SLG: 0.125 (1,1)							K		K	3	0	1	0	1	2	0									
<b>Inning Stats</b>	R: 0 E: 0 K: 0 S: 3	H: 0 LOB: 0 BB: 0 P: 3	R: 1 E: 0 K: 0 S: 4	H: 2 LOB: 2 BB: 2 P: 12	R: 1 E: 0 K: 0 S: 4	H: 2 LOB: 0 BB: 0 P: 4	R: 1 E: 0 K: 1 S: 6	H: 1 LOB: 2 BB: 2 P: 14	R: 2 E: 0 K: 1 S: 7	H: 2 LOB: 0 BB: 0 P: 7	R: 0 E: 0 K: 0 S: 5	H: 0 LOB: 0 BB: 0 P: 5	R: 0 E: 0 K: 0 S: 3	H: 0 LOB: 0 BB: 0 P: 3	R: 0 E: 0 K: 0 S: 5	H: 2 LOB: 2 BB: 0 P: 5	R: 0 E: 0 K: 1 S: 6	H: 1 LOB: 1 BB: 0 P: 6	1B: 6 2B: 1 3B: 1 HR: 2	SF: 0 SAC: 0 DP: 1 HBP: 0	WP: 1 PB: 0 SB: 0 CS: 0	PA: 39			
<b>PITCHER</b>	IP	WLS	BF	H	R	ER	SO	BB	IBB	HBP	BLK	WP	HR	S	P	ERA	WHIP								
<b>Dennis Bennett, L</b> ERA: 3.57 (1,1)	3.0	L	14	5	3	3	0	1	1	0	0	0	1	12	20	9.00	2.000								
<b>Ed Roebuck, R</b> ERA: 2.17 (4,1)	2.0		10	2	2	2	2	2	0	0	0	1	1	12	20	9.00	2.000								
<b>Rick Wise, R</b> ERA: 3.0 (6,1)	2.0		6	0	0	0	1	0	0	0	0	0	0	8	8	0.00	0.000								
<b>Dallas Green, R</b> ERA: 3.88 (8,1)	2.0		9	3	0	0	1	0	0	0	0	0	0	11	11	0.00	1.500								

Batter	1	2	3	4	5	6	7	8	9	AB	R	H	RBI	BB	SO	LOB	BOTTOM								
<b>Tony Taylor, R</b> OBP: 0.326, SLG: 0.303 (1,4)	F9-2		G3				F9			3	0	1	0	1	0	1	<b>Cincinnati Reds @ Philadelphia Phillies</b> Connie Mack Stadium, Philadelphia, PA Fri Jul 10 1964, 7:05 PM EDT Att: 25,936 - Unknown								
<b>Cookie Rojas, R</b> OBP: 0.361, SLG: 0.459 (1,8)	L5		4-3				L7		FC6-4	4	0	0	0	0	0	3									
<b>Dallas Green, L</b> (8,1)							FC6-4			0	0	0	0	0	0	0									
<b>Johnny Callison, L</b> OBP: 0.322, SLG: 0.474 (1,9)	F9-2						K		4-3	4	0	0	0	0	1	1									
<b>Dick Allen, R</b> OBP: 0.368, SLG: 0.553 (1,5)		1B					F9		K	3	1	1	0	1	1	0									
<b>Danny Cater, R</b> OBP: 0.324, SLG: 0.408 (1,7)		B2					1B		6-3	4	0	2	0	0	0	1									
<b>Roy Sievers, R</b> OBP: 0.286, SLG: 0.327 (1,3)		1B					L9			4	0	1	0	0	0	3									
<b>Gus Triandos, R</b> OBP: 0.320, SLG: 0.321 (1,2)			K				FC4-6		K	4	0	1	0	0	3	2									
<b>Ruben Amaro, R</b> OBP: 0.291, SLG: 0.311 (1,6)							K		FC4-6	4	0	2	1	0	2	1									
<b>Dennis Bennett, L</b> OBP: 0.244, SLG: 0.195 (1,1)										1	0	0	0	0	0	0									
<b>Ed Roebuck, R</b> OBP: 0.345, SLG: 0.443 (4,1)										0	0	0	0	0	0	0									
<b>Wes Covington, L</b> OBP: 0.345, SLG: 0.443 (5, PH)										1	0	0	0	0	0	1									
<b>Rick Wise, R</b> (6,1)										0	0	0	0	0	0	0									
<b>Tony Gonzalez, L</b> OBP: 0.177, SLG: 0.368 (7, PH)										1	0	0	0	0	0	1									
<b>Inning Stats</b>	R: 0 E: 0 K: 0 S: 3	H: 1 LOB: 0 BB: 0 P: 3	R: 1 E: 0 K: 1 S: 6	H: 2 LOB: 2 BB: 1 P: 10	R: 0 E: 0 K: 0 S: 3	H: 0 LOB: 0 BB: 0 P: 3	R: 0 E: 0 K: 0 S: 4	H: 1 LOB: 1 BB: 0 P: 4	R: 0 E: 0 K: 1 S: 6	H: 1 LOB: 1 BB: 0 P: 6	R: 0 E: 0 K: 1 S: 7	H: 2 LOB: 2 BB: 0 P: 7	R: 0 E: 0 K: 1 S: 6	H: 1 LOB: 2 BB: 1 P: 10	R: 0 E: 0 K: 1 S: 5	H: 0 LOB: 0 BB: 0 P: 5	R: 0 E: 0 K: 2 S: 7	H: 0 LOB: 0 BB: 0 P: 7	1B: 7 2B: 1 3B: 1 HR: 0	SF: 0 SAC: 0 DP: 1 HBP: 0	WP: 0 PB: 0 SB: 0 CS: 0	PA: 35			
<b>PITCHER</b>	IP	WLS	BF	H	R	ER	SO	BB	IBB	HBP	BLK	WP	HR	S	P	ERA	WHIP								
<b>Jim O'Toole, L</b> ERA: 2.98 (1,1)	9.0	W	35	8	1	1	7	2	0	0	0	0	0	47	55	1.00	1.111								





Batter	1	2	3	4	5	6	7	8	9	AB	R	H	RBI	BB	SO	LOB	TOP					
<b>Pete Rose, S</b> OBP: 0.300, SLG: 0.289 (1, 4)	L7		F7		F7				4-3	5	0	1	0	0	0	3	<b>Cincinnati Reds @ Philadelphia Phillies</b> Connie Mack Stadium, Philadelphia, PA Sat Jul 11 1964, 3:33 AM EDT Att: 10,146 - Unknown					
<b>Marty Keough, L</b> OBP: 0.337, SLG: 0.422 (1, 9)	F9		F9			4-3	FC4-6			4	0	0	0	0	0	2						
<b>Vada Pinson, L</b> OBP: 0.343, SLG: 0.469 (1, 8)	L9		F9						4-3	4	1	1	0	0	0	1						
<b>Frank Robinson, R</b> OBP: 0.386, SLG: 0.526 (1, 7)										4	1	2	0	0	1	0						
<b>Deron Johnson, R</b> OBP: 0.386, SLG: 0.531 (1, 3)										4	0	2	0	0	0	2						
<b>Johnny Edwards, L</b> OBP: 0.332, SLG: 0.398 (1, 2)										4	1	2	1	0	0	1						
<b>Leo Cardenas, R</b> OBP: 0.318, SLG: 0.397 (1, 6)										4	0	1	2	0	1	4						
<b>Steve Boros, R</b> OBP: 0.325, SLG: 0.326 (1, 5)										3	0	0	0	1	0	2						
<b>Joe Nuxhall, L</b> OBP: 0.150, SLG: 0.225 <b>Sammy Ellis, L</b> (8, 1)										3	0	1	0	0	0	0						
<b>Inning Stats</b>	R: 0 E: 0 K: 0 S: 3	H: 0 LOB: 0 BB: 0 P: 3	R: 0 E: 0 K: 1 S: 7	H: 2 LOB: 2 BB: 0 P: 7	R: 0 E: 0 K: 0 S: 4	H: 1 LOB: 1 BB: 0 P: 4	R: 0 E: 0 K: 1 S: 6	H: 1 LOB: 0 BB: 0 P: 6	R: 0 E: 0 K: 0 S: 3	H: 0 LOB: 0 BB: 0 P: 3	R: 3 E: 0 K: 0 S: 6	H: 4 LOB: 1 BB: 0 P: 6	R: 0 E: 0 K: 0 S: 4	H: 1 LOB: 1 BB: 0 P: 4	R: 0 E: 0 K: 0 S: 3	H: 1 LOB: 0 BB: 0 P: 10		1B: 8 2B: 2 3B: 0 HR: 0	SF: 0 SAC: 0 DP: 0 HBP: 0	WP: 0 PB: 0 SB: 0 CS: 0	PA: 37	
<b>PITCHER</b>	IP	WLS	BF	H	R	ER	SO	BB	IBB	HBP	BLK	WP	HR	S	P	ERA	WHIP					
<b>Jim Bunning, R</b> ERA: 2.21 <b>Jack Baldschun, R</b> ERA: 2.94	(1, 1)	8.0	L	32	10	3	3	2	0	0	0	0	0	0	36	36	3.38	1.250				
<b>Jack Baldschun, R</b> ERA: 2.94 (9, 1)	1.0	5	0	0	0	0	1	1	0	0	0	0	0	6	10	0.00	1.000					

AB	36
R	3
H	10
RBI	3
BB	1
SO	3
LOB	17



Batter	1	2	3	4	5	6	7	8	9	AB	R	H	RBI	BB	SO	LOB	BOTTOM					
<b>Tony Taylor, R</b> OBP: 0.321, SLG: 0.298 (1, 4)	G3		K							4	0	0	0	0	1	2	<b>Cincinnati Reds @ Philadelphia Phillies</b> Connie Mack Stadium, Philadelphia, PA Sat Jul 11 1964, 3:33 AM EDT Att: 10,146 - Unknown					
<b>Johnny Callison, L</b> OBP: 0.318, SLG: 0.468 (1, 9)	G3									4	0	0	0	0	1	0						
<b>Cookie Rojas, R</b> OBP: 0.365, SLG: 0.456 (1, 8) (9, 6)	1-3									3	1	1	0	1	0	0						
<b>Dick Allen, R</b> OBP: 0.370, SLG: 0.559 (1, 5)										4	0	2	1	0	1	0						
<b>Danny Cater, R</b> OBP: 0.324, SLG: 0.400 <b>John Herrnstein, L</b> OBP: 0.311, SLG: 0.405 (9, PH)										2	0	0	0	1	0	2						
<b>Roy Sievers, R</b> OBP: 0.288, SLG: 0.316 (1, 3)										1	0	0	0	0	1	1						
<b>Roy Sievers, R</b> OBP: 0.288, SLG: 0.316 (1, 3)										4	0	0	0	0	2	4						
<b>Clay Dalrymple, L</b> OBP: 0.293, SLG: 0.356 (1, 2)										3	0	0	0	0	1	1						
<b>Ruben Amaro, R</b> OBP: 0.296, SLG: 0.316 <b>Tony Gonzalez, L</b> OBP: 0.379, SLG: 0.376 (8, PH) (9, 8)										2	0	1	0	0	0	0						
<b>Jim Bunning, R</b> OBP: 0.170, SLG: 0.208 <b>Wes Covington, L</b> OBP: 0.343, SLG: 0.441 <b>Jack Baldschun, R</b> OBP: 0.286, SLG: 0.286 (9, 1)										2	0	0	0	0	2	1						
<b>Wes Covington, L</b> OBP: 0.343, SLG: 0.441 <b>Jack Baldschun, R</b> OBP: 0.286, SLG: 0.286 (9, 1)										1	0	0	0	0	0	1						
<b>Wes Covington, L</b> OBP: 0.343, SLG: 0.441 <b>Jack Baldschun, R</b> OBP: 0.286, SLG: 0.286 (9, 1)										0	0	0	0	0	0	0						
<b>Inning Stats</b>	R: 0 E: 0 K: 0 S: 3	H: 0 LOB: 0 BB: 0 P: 3	R: 0 E: 0 K: 0 S: 3	H: 0 LOB: 1 BB: 1 P: 7	R: 0 E: 0 K: 2 S: 7	H: 1 LOB: 1 BB: 0 P: 7	R: 0 E: 0 K: 1 S: 7	H: 2 LOB: 2 BB: 0 P: 7	R: 0 E: 0 K: 2 S: 7	H: 0 LOB: 0 BB: 0 P: 7	R: 0 E: 0 K: 1 S: 5	H: 0 LOB: 0 BB: 0 P: 5	R: 0 E: 0 K: 1 S: 5	H: 0 LOB: 0 BB: 0 P: 5	R: 0 E: 0 K: 0 S: 4	H: 1 LOB: 1 BB: 0 P: 4	R: 1 E: 0 K: 2 S: 8	H: 1 LOB: 1 BB: 1 P: 12	1B: 3 2B: 2 3B: 1 HR: 0	SF: 0 SAC: 0 DP: 1 HBP: 0	WP: 0 PB: 0 SB: 0 CS: 1	PA: 33
<b>PITCHER</b>	IP	WLS	BF	H	R	ER	SO	BB	IBB	HBP	BLK	WP	HR	S	P	ERA	WHIP					
<b>Joe Nuxhall, L</b> ERA: 3.3 <b>Sammy Ellis, R</b> ERA: 4.06	(1, 1)	7.0	W	24	3	0	0	7	1	0	0	0	0	12	16	4.50	1.500					
<b>Sammy Ellis, R</b> ERA: 4.06 (8, 1)	2.0	S	9	2	1	1	2	1	0	0	0	0	0	12	16	4.50	1.500					

AB	31
R	1
H	5
RBI	1
BB	2
SO	9
LOB	12





Batter	1	2	3	4	5	6	7	8	9	AB	R	H	RBI	BB	SO	LOB	TOP	
<b>Pete Rose, S</b> OBP: 0.300, SLG: 0.288 (1, 4)										4	0	1	0	0	0	0	<b>Cincinnati Reds @ New York Mets</b> Shea Stadium, Flushing, NY Sun Jul 12 1964, 3:33 AM EDT Unknown	
<b>Marty Keough, L</b> OBP: 0.343, SLG: 0.426 (1, 9)										4	0	2	0	0	1	1		
<b>Vada Pinson, L</b> OBP: 0.342, SLG: 0.469 (1, 8)										4	0	1	0	0	0	2		
<b>Frank Robinson, R</b> OBP: 0.385, SLG: 0.520 (1, 7)										3	0	0	0	1	0	2		
<b>Deron Johnson, R</b> OBP: 0.388, SLG: 0.536 (1, 3)											4	0	2	0	0	0		1
<b>Leo Cardenas, R</b> OBP: 0.317, SLG: 0.393 (1, 6)											3	0	0	0	1	0		2
<b>Steve Boros, R</b> OBP: 0.325, SLG: 0.323 (9, PR)											2	0	0	0	1	0		2
<b>Tommy Harper, R</b> OBP: 0.328, SLG: 0.302 (9, 5)											0	0	0	0	0	0		0
<b>Hal Smith, R</b> OBP: 0.268, SLG: 0.149 (9, PH)											3	0	0	0	0	2		2
<b>Johnny Edwards, L</b> OBP: 0.334, SLG: 0.398 (9, 2)											0	0	0	0	1	0		0
<b>Joey Jay, S</b> (1, 1)											4	0	0	0	0	2	3	
<b>Inning Stats</b>	R: 0 E: 0 K: 1 S: 6	H: 2 LOB: 1 BB: 0 P: 6	R: 0 E: 0 K: 0 S: 4	H: 1 LOB: 1 BB: 0 P: 4	R: 0 E: 0 K: 0 S: 4	H: 1 LOB: 1 BB: 0 P: 4	R: 0 E: 0 K: 0 S: 5	H: 0 LOB: 0 BB: 0 P: 5	R: 0 E: 0 K: 2 S: 7	H: 0 LOB: 1 BB: 1 P: 11	R: 0 E: 0 K: 0 S: 4	H: 1 LOB: 2 BB: 0 P: 4	R: 0 E: 0 K: 1 S: 5	H: 0 LOB: 2 BB: 2 P: 13	1B: 4 2B: 2 3B: 0 HR: 0	SF: 0 SAC: 1 DP: 0 HBP: 0	WP: 0 PB: 0 SB: 1 CS: 1	PA: 36
<b>PITCHER</b> <b>Galen Cisco, R</b> ERA: 3.33 (1, 1)	IP: 9.0 WLS: W BF: 36 H: 6 R: 0 ER: 0 SO: 5 BB: 3 IBB: 1 HBP: 0 BLK: 0 WP: 0 HR: 0 S: 42 P: 58 ERA: 0.00 WHIP: 1.000																	

AB	31
R	0
H	6
RBI	0
BB	4
SO	5
LOB	15

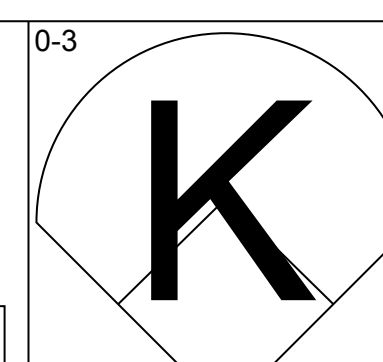
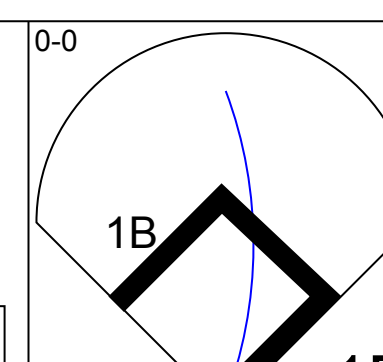
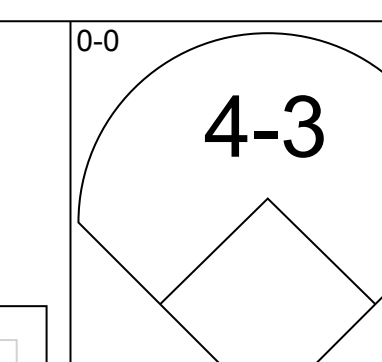
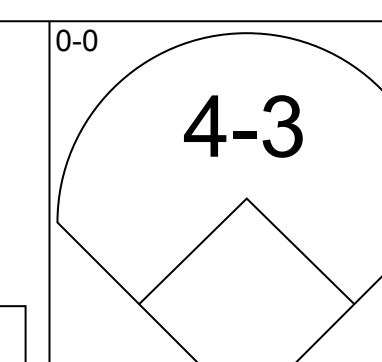
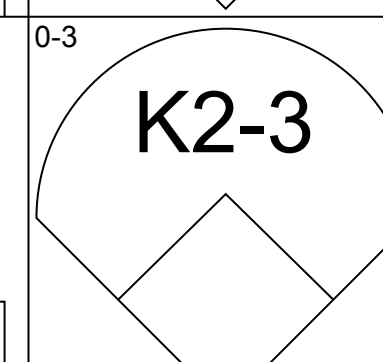
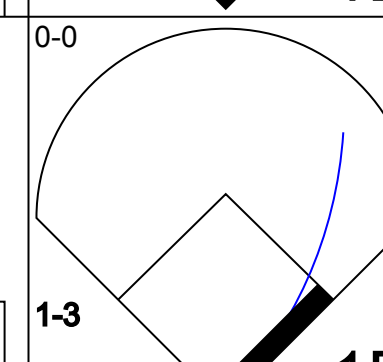
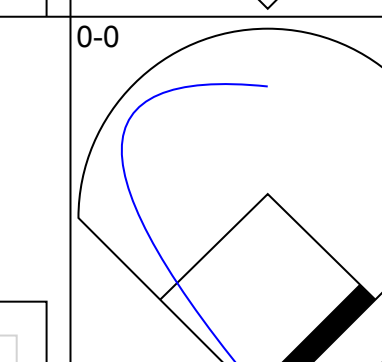
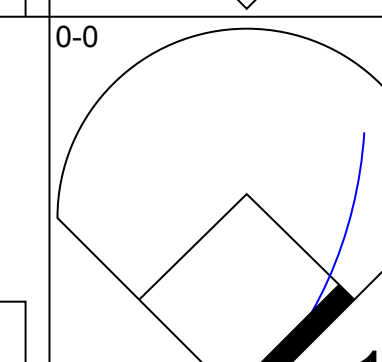
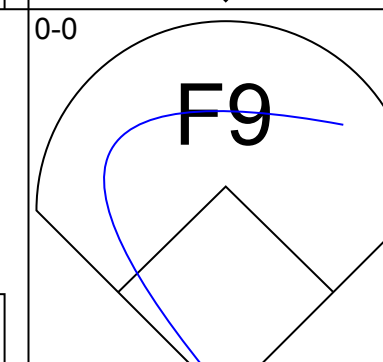
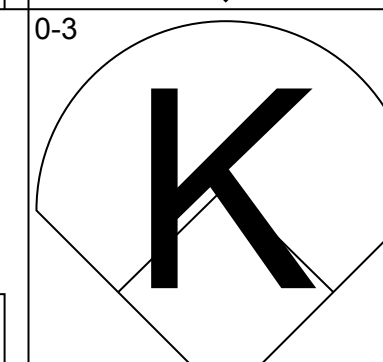
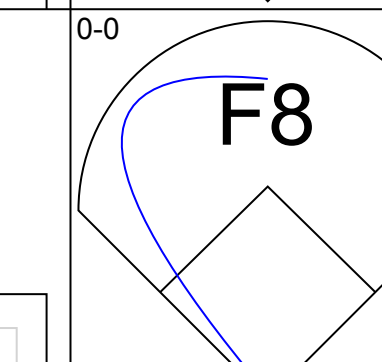
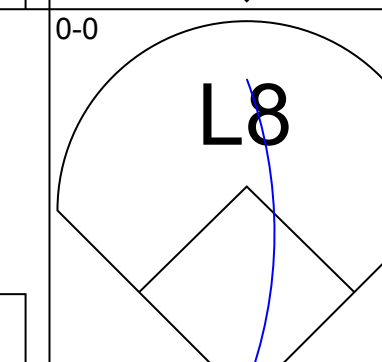
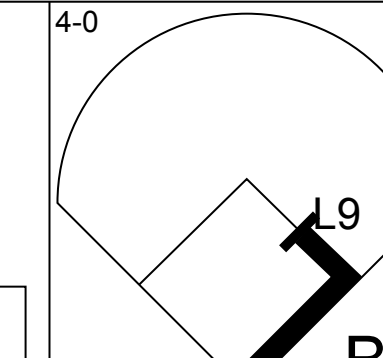
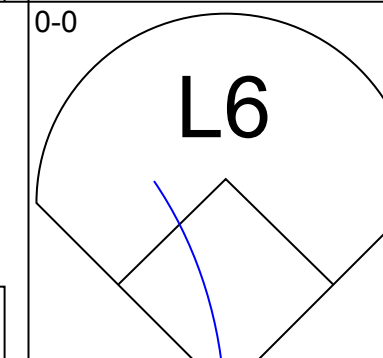
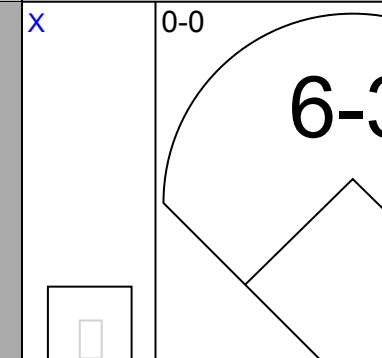
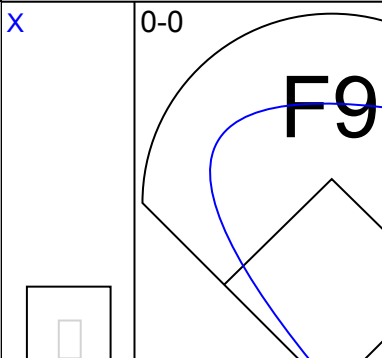
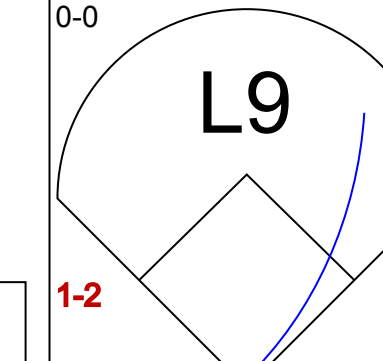
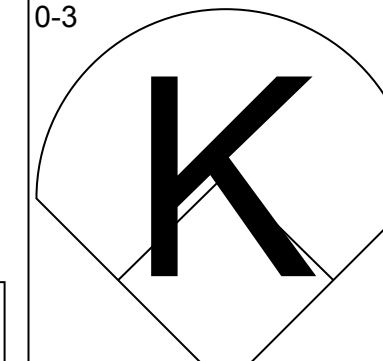
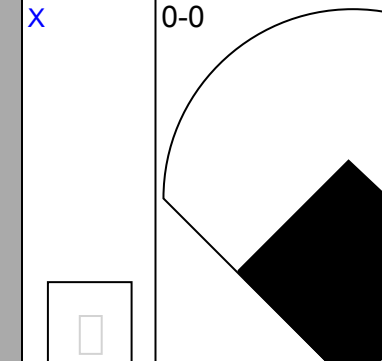
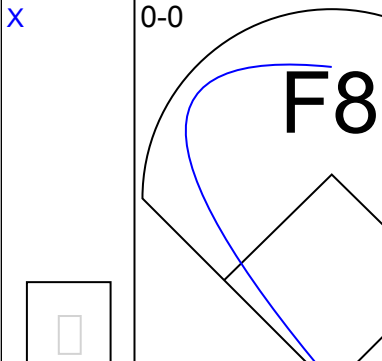
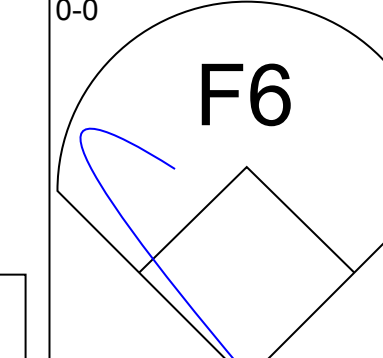
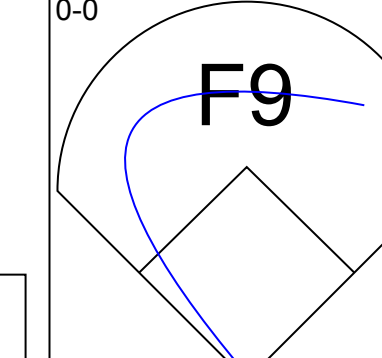
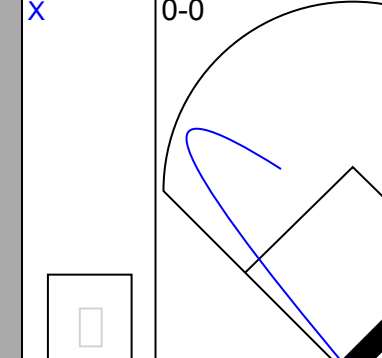
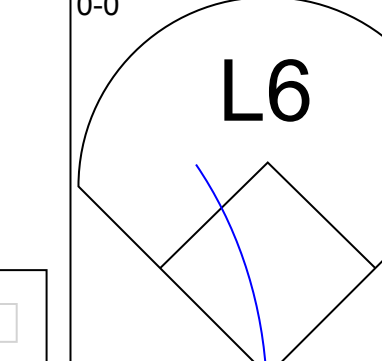
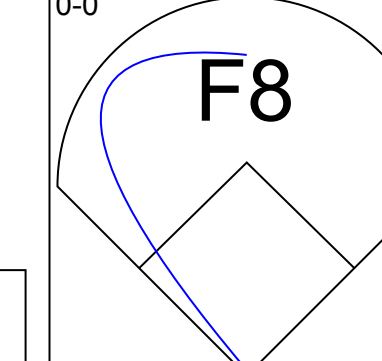
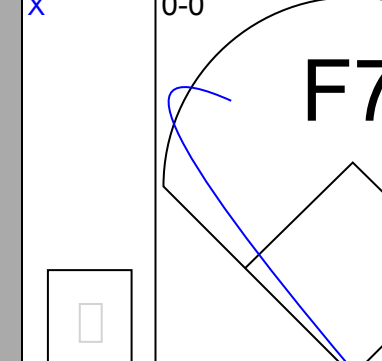
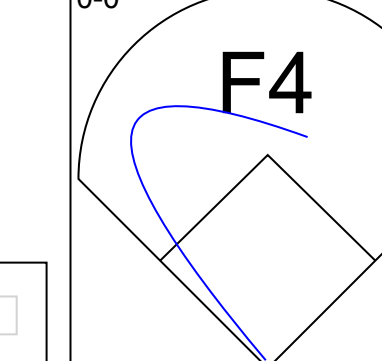
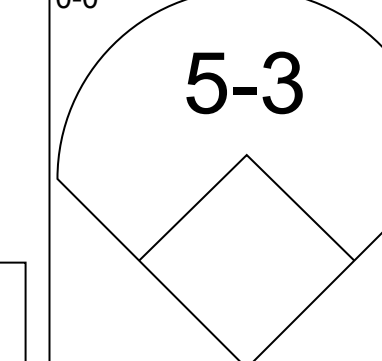
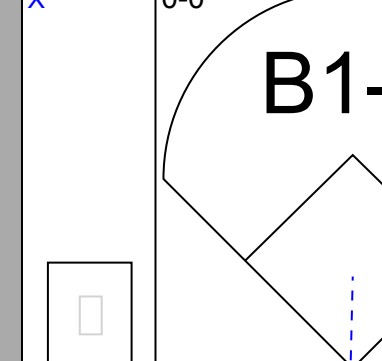
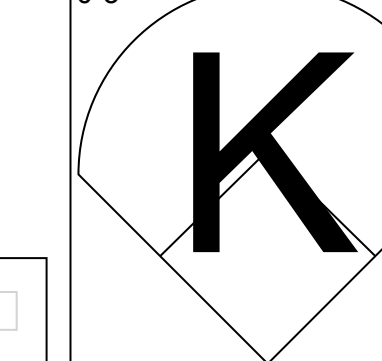
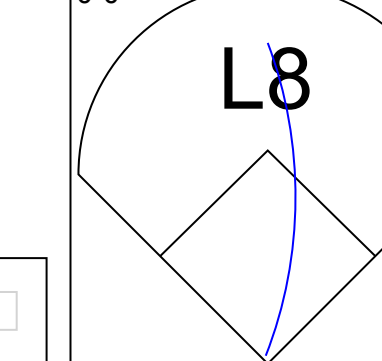
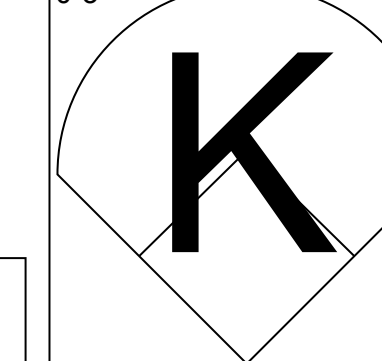


Batter	1	2	3	4	5	6	7	8	9	AB	R	H	RBI	BB	SO	LOB	BOTTOM			
<b>Larry Elliot, L</b> OBP: 0.300, SLG: 0.303 (1, 8)										3	0	1	0	1	0	0	<b>Cincinnati Reds @ New York Mets</b> Shea Stadium, Flushing, NY Sun Jul 12 1964, 3:33 AM EDT Unknown			
<b>Ron Hunt, R</b> OBP: 0.357, SLG: 0.407 (1, 4)										4	0	0	0	0	1	2				
<b>Frank Thomas, R</b> OBP: 0.300, SLG: 0.351 (1, 3)											3	0	0	0	0	1				
<b>George Altman, L</b> OBP: 0.250, SLG: 0.309 (1, 7)											4	1	2	0	0	1				
<b>Joe Christopher, R</b> OBP: 0.343, SLG: 0.444 (1, 9)											4	0	1	1	0	0		2		
<b>Jesse Gonder, L</b> OBP: 0.347, SLG: 0.399 (1, 2)											3	0	1	0	0	1				
<b>Charley Smith, R</b> OBP: 0.284, SLG: 0.374 (1, 5)											3	0	0	0	0	1				
<b>Roy McMillan, R</b> OBP: 0.228, SLG: 0.250 (1, 6)											3	0	1	0	0	1				
<b>Galen Cisco, R</b> OBP: 0.188, SLG: 0.107 (1, 1)											3	0	0	0	0	1				
<b>Inning Stats</b>	R: 0 E: 0 K: 1 S: 5	H: 0 LOB: 2 BB: 1 P: 10	R: 0 E: 0 K: 0 S: 4	H: 1 LOB: 1 BB: 0 P: 4	R: 0 E: 0 K: 0 S: 4	H: 2 LOB: 2 BB: 0 P: 4	R: 0 E: 0 K: 1 S: 5	H: 0 LOB: 0 BB: 0 P: 5	R: 0 E: 0 K: 2 S: 7	H: 0 LOB: 0 BB: 0 P: 7	R: 0 E: 0 K: 0 S: 4	H: 1 LOB: 1 BB: 0 P: 4	R: 0 E: 0 K: 1 S: 5	H: 0 LOB: 0 BB: 0 P: 5	R: 1 E: 0 K: 0 S: 3	H: 2 LOB: 1 BB: 0 P: 3		1B: 4 2B: 2 3B: 0 HR: 0	SF: 0 SAC: 0 DP: 0 HBP: 1	WP: 0 PB: 0 SB: 0 CS: 0
<b>PITCHER</b> <b>Joey Jay, R</b> ERA: 3.32 (1, 1)	IP: 8.1 WLS: L BF: 32 H: 6 R: 1 ER: 1 SO: 5 BB: 1 IBB: 0 HBP: 1 BLK: 0 WP: 0 HR: 0 S: 40 P: 45 ERA: 1.08 WHIP: 0.840																			

AB	30
R	1
H	6
RBI	1
BB	1
SO	5
LOB	10

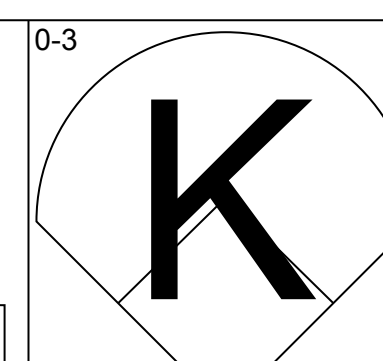
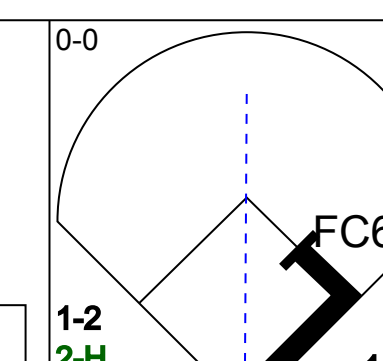
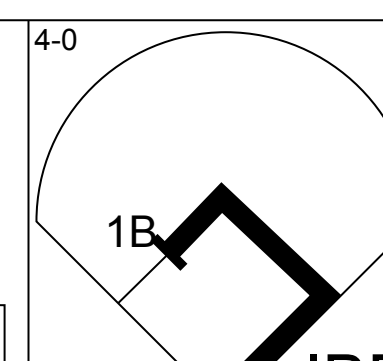
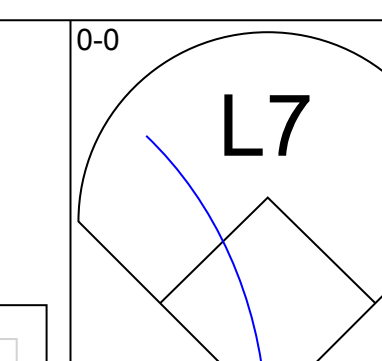
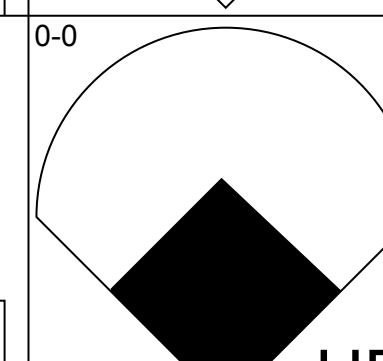
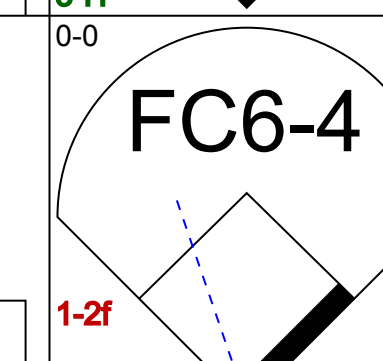
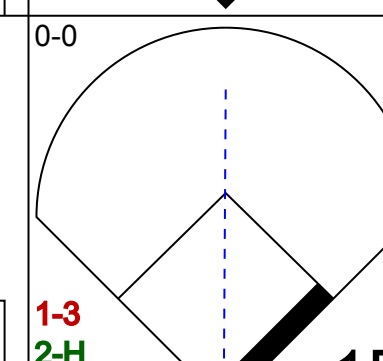
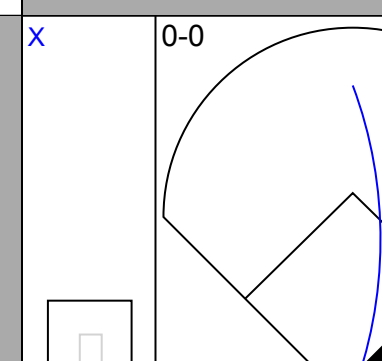
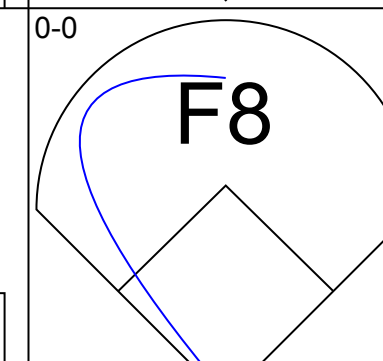
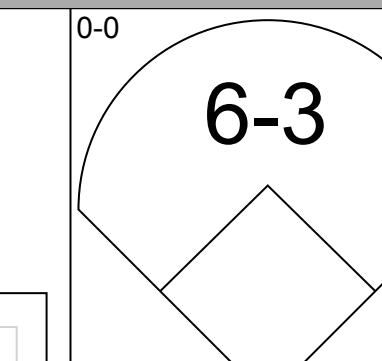
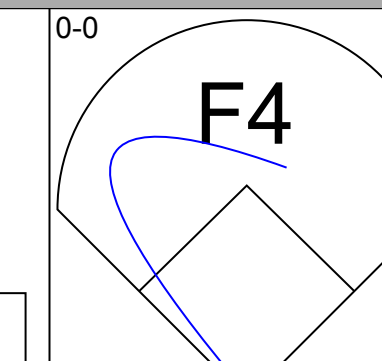
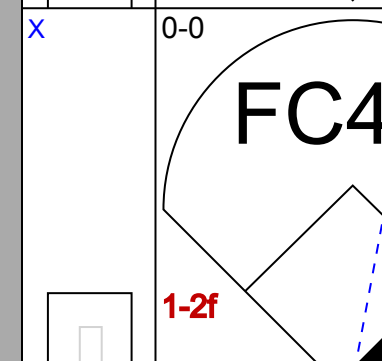
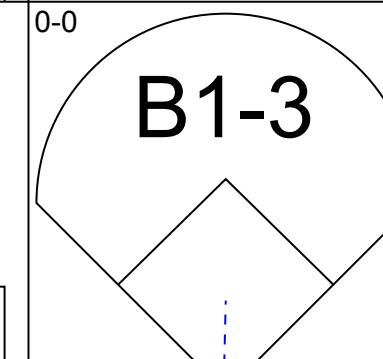
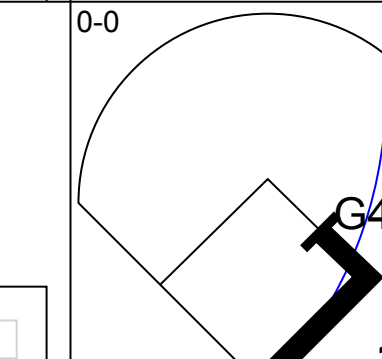
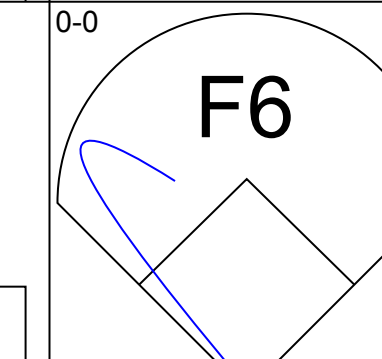
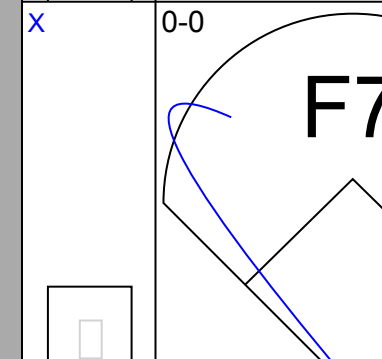
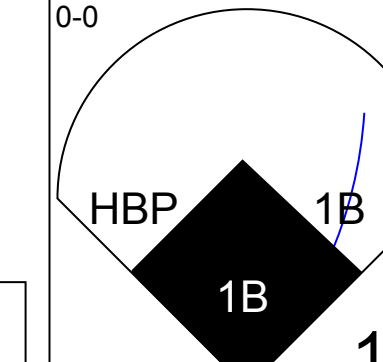
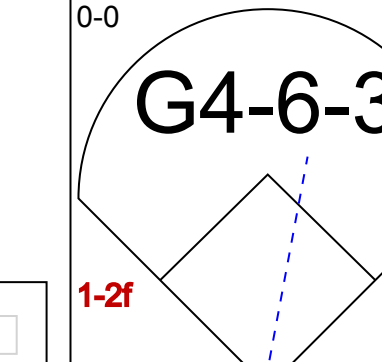
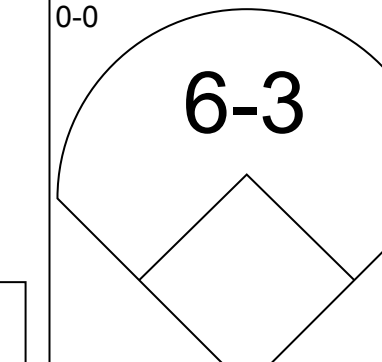
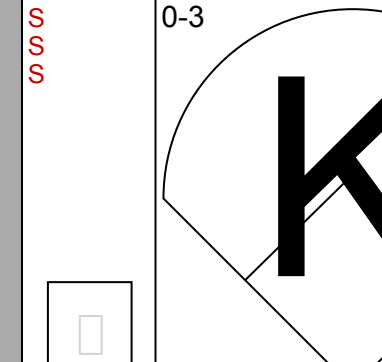
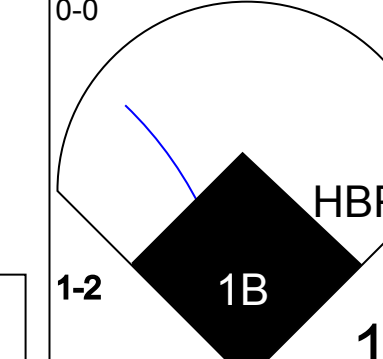
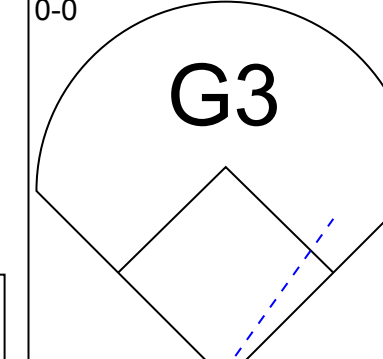
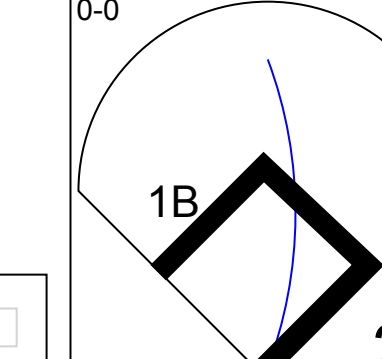
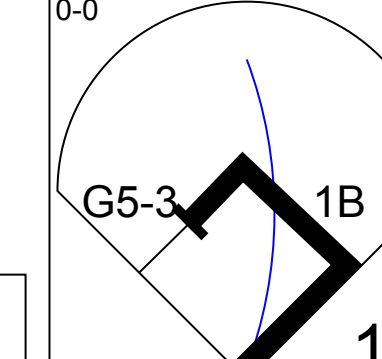
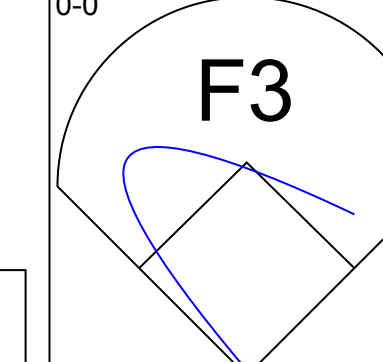
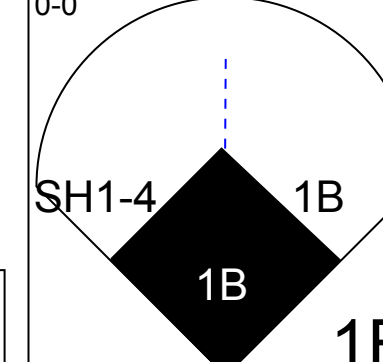
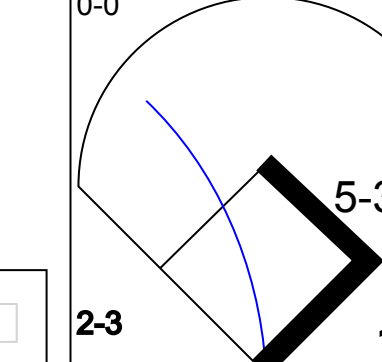
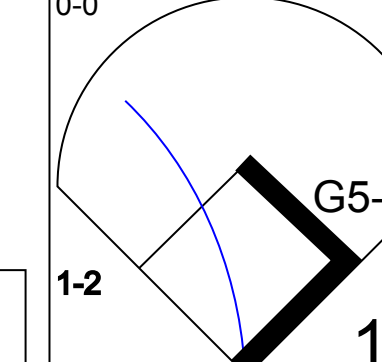
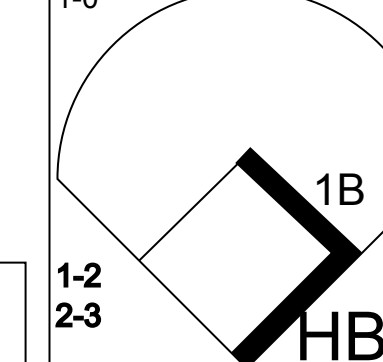
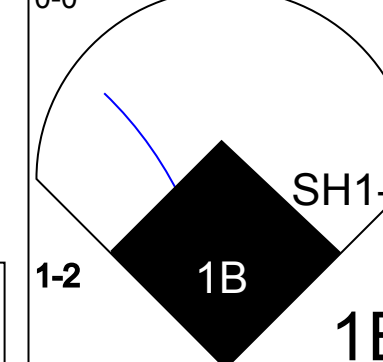
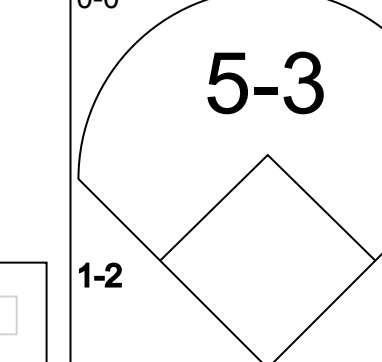
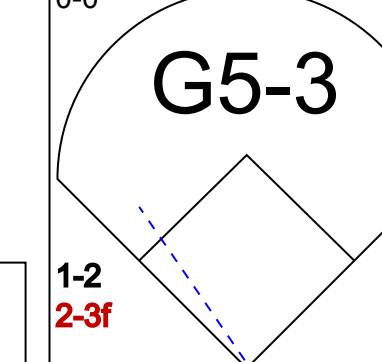
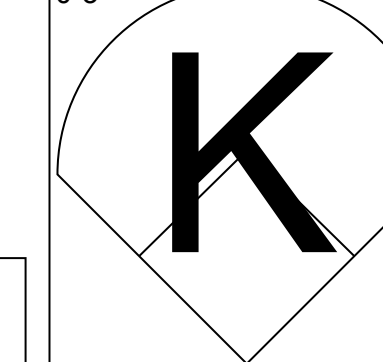
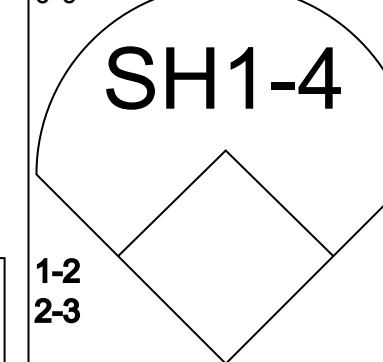
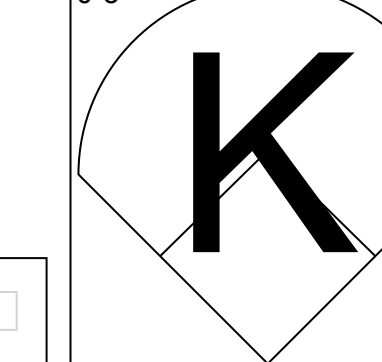
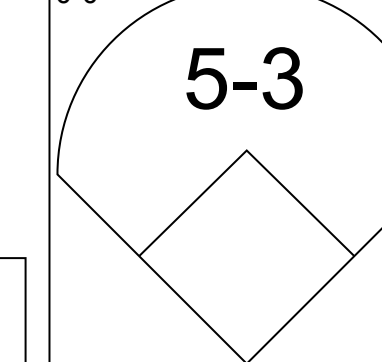


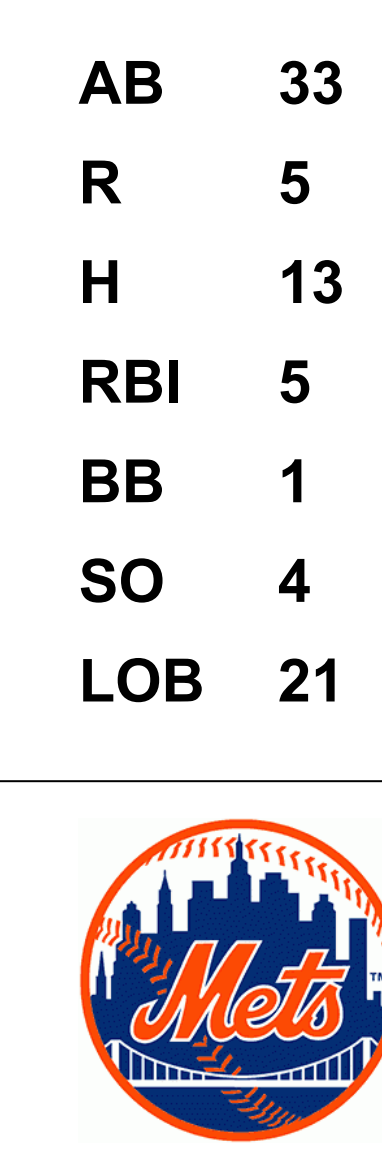


Batter	1	2	3	4	5	6	7	8	9	AB	R	H	RBI	BB	SO	LOB	TOP					
<b>Pete Rose, S</b> (1, 4) OBP: 0.299, SLG: 0.288										4	0	1	0	0	1	0	<b>Cincinnati Reds @ New York Mets</b> Shea Stadium, Flushing, NY Sun Jul 12 1964, 3:38 AM EDT Att: 27,156 - Unknown					
<b>Marty Keough, L</b> (1, 9) OBP: 0.355, SLG: 0.439										4	0	3	0	0	1	0						
<b>Vada Pinson, L</b> (1, 8) OBP: 0.338, SLG: 0.463										4	0	0	0	0	1	4						
<b>Frank Robinson, R</b> (1, 7) OBP: 0.383, SLG: 0.514										3	0	0	0	1	0	2						
<b>Deron Johnson, R</b> (1, 3) OBP: 0.385, SLG: 0.546										4	1	1	1	0	1	3						
<b>Johnny Edwards, L</b> (1, 2) OBP: 0.333, SLG: 0.396										4	0	1	0	0	0	0						
<b>Leo Cardenas, R</b> (1, 6) OBP: 0.314, SLG: 0.389										3	0	0	0	0	0	1						
<b>Steve Boros, R</b> (1, 5) OBP: 0.321, SLG: 0.318										3	0	0	0	0	0	1						
<b>Bob Purkey, R</b> (1, 1) OBP: 0.063, SLG: 0.065										1	0	0	0	0	1	0						
<b>Mel Queen, L</b> (6, PH) OBP: 0.154, SLG: 0.154										1	0	0	0	0	0	0						
<b>Ryne Duren, R</b> (6, 1) <b>Gordy Coleman, L</b> (8, PH) <b>Bill Henry, L</b> (8, 1)										0	0	0	0	0	0	0						
<b>Inning Stats</b>	R: 0 E: 0 K: 2 S: 7	H: 0 LOB: 0 BB: 0 P: 7	R: 0 E: 0 K: 0 S: 2	H: 0 LOB: 1 BB: 1 P: 6	R: 0 E: 0 K: 1 S: 5	H: 0 LOB: 0 BB: 0 P: 5	R: 0 E: 0 K: 2 S: 9	H: 2 LOB: 2 BB: 0 P: 9	R: 0 E: 0 K: 0 S: 3	H: 0 LOB: 0 BB: 0 P: 3	R: 0 E: 0 K: 0 S: 4	H: 1 LOB: 1 BB: 0 P: 4	R: 1 E: 0 K: 0 S: 5	H: 2 LOB: 1 BB: 0 P: 5	R: 0 E: 0 K: 1 S: 6	H: 1 LOB: 1 BB: 0 P: 6	R: 0 E: 0 K: 0 S: 3	H: 0 LOB: 0 BB: 0 P: 3	1B: 5 2B: 0 3B: 0 HR: 1	SF: 0 SAC: 0 DP: 0 HBP: 0	WP: 0 PB: 0 SB: 0 CS: 0	PA: 33
<b>PITCHER</b> <b>Frank Lary, R</b> (1, 1) ERA: 5.43	IP: 9.0 WLS: W BF: 33 H: 6 R: 1 ER: 1 SO: 6 BB: 1 IBB: 0 HBP: 0 BLK: 0 WP: 0 HR: 1 S: 44 P: 48 ERA: 1.00 WHIP: 0.778															<b>PITCHER</b>						

AB	32
R	1
H	6
RBI	1
BB	1
SO	6
LOB	11



Batter	1	2	3	4	5	6	7	8	9	AB	R	H	RBI	BB	SO	LOB	BOTTOM					
<b>Larry Elliot, L</b> (1, 8) OBP: 0.308, SLG: 0.304										3	0	1	2	1	1	2	<b>Cincinnati Reds @ New York Mets</b> Shea Stadium, Flushing, NY Sun Jul 12 1964, 3:38 AM EDT Att: 27,156 - Unknown					
<b>Ron Hunt, R</b> (1, 4) OBP: 0.362, SLG: 0.422										4	1	3	3	0	0	2						
<b>Frank Thomas, R</b> (1, 3) OBP: 0.293, SLG: 0.342										4	0	0	0	0	0	1						
<b>George Altman, L</b> (1, 7) OBP: 0.250, SLG: 0.307										4	0	1	0	0	0	1						
<b>Joe Christopher, R</b> (1, 9) OBP: 0.342, SLG: 0.441										4	1	1	0	0	1	2						
<b>Jesse Gonder, L</b> (1, 2) OBP: 0.354, SLG: 0.411										4	1	3	0	0	0	0						
<b>Rod Kanehl, R</b> (8, PR) OBP: 0.282, SLG: 0.299										0	0	0	0	0	0	0						
<b>Chris Cannizzaro, R</b> (9, 2) OBP: 0.324, SLG: 0.286										0	0	0	0	0	0	0						
<b>Charley Smith, R</b> (1, 5) OBP: 0.272, SLG: 0.381										4	1	3	0	0	0	2						
<b>Roy McMillan, R</b> (1, 6) OBP: 0.234, SLG: 0.251										3	1	1	0	0	0	4						
<b>Frank Lary, R</b> (1, 1)										3	0	0	0	0	2	7						
<b>Inning Stats</b>	R: 1 E: 0 K: 1 S: 6	H: 1 LOB: 0 BB: 0 P: 6	R: 2 E: 0 K: 1 S: 8	H: 3 LOB: 2 BB: 0 P: 9	R: 0 E: 0 K: 0 S: 3	H: 1 LOB: 0 BB: 0 P: 3	R: 2 E: 0 K: 0 S: 5	H: 3 LOB: 2 BB: 1 P: 9	R: 0 E: 0 K: 0 S: 3	H: 0 LOB: 0 BB: 0 P: 3	R: 0 E: 0 K: 1 S: 7	H: 2 LOB: 2 BB: 0 P: 7	R: 0 E: 0 K: 1 S: 6	H: 1 LOB: 1 BB: 0 P: 6	R: 0 E: 0 K: 0 S: 4	H: 2 LOB: 2 BB: 0 P: 4	R: 0 E: 0 K: 0 S: 3	H: 0 LOB: 0 BB: 0 P: 3	1B: 11 2B: 1 3B: 0 HR: 1	SF: 0 SAC: 1 DP: 2 HBP: 1	WP: 0 PB: 0 SB: 0 CS: 0	PA: 36
<b>PITCHER</b> <b>Bob Purkey, R</b> (1, 1) ERA: 3.92	IP: 5.0 WLS: L BF: 23 H: 5 R: 5 ER: 5 SO: 2 BB: 0 IBB: 1 HBP: 0 BLK: 0 WP: 0 HR: 1 S: 25 P: 30 ERA: 9.00 WHIP: 1.600															<b>PITCHER</b>						
<b>Ryne Duren, R</b> (6, 1) ERA: 3.75	IP: 2.0 WLS: 0 BF: 9 H: 3 R: 0 ER: 0 SO: 2 BB: 0 IBB: 0 HBP: 0 BLK: 0 WP: 0 HR: 0 S: 13 P: 13 ERA: 0.00 WHIP: 1.500															<b>PITCHER</b>						
<b>Bill Henry, L</b> (8, 1) ERA: 1.57	IP: 1.0 WLS: 0 BF: 4 H: 2 R: 0 ER: 0 SO: 0 BB: 0 IBB: 0 HBP: 0 BLK: 0 WP: 0 HR: 0 S: 4 P: 4 ERA: 0.00 WHIP: 2.000															<b>PITCHER</b>						





Batter	1	2	3	4	5	6	7	8	9	10	11	AB	R	H	RBI	BB	SO	LOB	TOP								
Al Spangler, L OBP: 0.255, SLG: 0.268 (1, 7)												4	0	1	1	1	0	0									
Nellie Fox, L OBP: 0.329, SLG: 0.345 (1, 4)												5	0	3	0	1	0	0									
Carroll Hardy, R OBP: 0.077, SLG: 0.077 (1, 8)												6	0	0	0	0	2	7									
Walt Bond, L OBP: 0.327, SLG: 0.474 (1, 3)													5	1	3	0	1	0	0								
Joe Gaines, R OBP: 0.361, SLG: 0.434 (1, 9)													5	1	0	0	1	2	4								
Bob Aspromonte, R OBP: 0.329, SLG: 0.439 (1, 5)												6	0	1	0	0	2	4									
Eddie Kasko, R OBP: 0.293, SLG: 0.276 (1, 6)													5	2	3	1	0	0	0								
John Bateman, R OBP: 0.264, SLG: 0.321 (1, 2)													5	1	2	3	0	0	3								
Larry Yellen, R Claude Raymond, R Darryl Hamilton, L Jim Owens, R Bob Lillis, R Hal Woodeshick, L (1, 1) (4, 1) (8, PH) (8, PH) (10, 1) (8, PH)													2	0	0	0	0	0	0								
<b>Inning Stats</b>	R: 0 E: 0 K: 1 S: 5	H: 1 LOB: 3 BB: 3 P: 17	R: 1 E: 0 K: 0 S: 5	H: 2 LOB: 1 BB: 1 P: 9	R: 0 E: 0 K: 1 S: 5	H: 0 LOB: 0 BB: 0 P: 5	R: 0 E: 0 K: 0 S: 3	H: 0 LOB: 0 BB: 0 P: 3	R: 0 E: 0 K: 1 S: 5	H: 3 LOB: 2 BB: 0 P: 6	R: 0 E: 0 K: 0 S: 5	H: 2 LOB: 2 BB: 0 P: 5	R: 1 E: 0 K: 1 S: 8	H: 2 LOB: 3 BB: 1 P: 12	R: 2 E: 0 K: 2 S: 10	H: 3 LOB: 1 BB: 0 P: 10	R: 0 E: 0 K: 0 S: 3	H: 0 LOB: 0 BB: 0 P: 3	R: 0 E: 0 K: 0 S: 3	H: 0 LOB: 0 BB: 0 P: 3	1B: 9 2B: 3 3B: 0 HR: 1	SF: 1 SAC: 0 DP: 0 HBP: 0	WP: 1 PB: 0 SB: 0 CS: 1	PA: 51			
<b>PITCHER</b>	IP 7.1	WLS 0.1	BF 2	H 1	R 0	ER 0	SO 0	BB 0	IBB 0	HBP 0	BLK 0	WP 0	HR 0	S 2	P 2	ERA 0.00	WHIP 3.000										
John Tsikouris, R ERA: 3.7 (1, 1)																											
Bill Henry, L ERA: 1.54 (8, 1)																											
Sammy Ellis, R ERA: 4.25 (8, 1)																											
Billy McCool, L ERA: 1.59 (10, 1)																											

Houston Colt 45's @ Cincinnati Reds  
Crosley Field, Cincinnati, OH  
Tue Jul 14 1964, 3:33 AM EDT  
Unknown

AB 45  
R 5  
H 13  
RBI 5  
BB 5  
SO 6  
LOB 21



Batter	1	2	3	4	5	6	7	8	9	10	11	AB	R	H	RBI	BB	SO	LOB	BOTTOM								
Pete Rose, S OBP: 0.300, SLG: 0.289 (1, 4)													5	0	1	1	1	0	3								
Marty Keough, L OBP: 0.342, SLG: 0.417 (1, 9)													6	1	0	0	0	2	4								
Vada Pinson, L OBP: 0.345, SLG: 0.475 (1, 8)													3	3	2	1	2	0	1								
Frank Robinson, R OBP: 0.377, SLG: 0.505 (1, 7)													5	0	0	0	0	1	4								
Deron Johnson, R OBP: 0.390, SLG: 0.545 (1, 3)													4	0	2	1	1	0	0								
Leo Cardenas, R OBP: 0.310, SLG: 0.383 (1, 6)													5	0	0	0	0	3									
Steve Boros, R OBP: 0.332, SLG: 0.327 (1, 5)													4	0	3	0	1	0	0								
Hal Smith, R OBP: 0.250, SLG: 0.137 (1, 2)													4	1	0	0	0	1	4								
John Tsikouris, R Bill Henry, L Sammy Ellis, L Tommy Harper, R Billy McCool, L Johnny Temple, R (1, 1) (8, 1) (8, PH) (8, PH) (10, 1) (10, PH)													3	1	1	0	0	0	3								
<b>Inning Stats</b>	R: 1 E: 0 K: 0 S: 4	H: 1 LOB: 0 BB: 0 P: 4	R: 0 E: 0 K: 0 S: 5	H: 2 LOB: 2 BB: 0 P: 5	R: 2 E: 1 K: 0 S: 4	H: 0 LOB: 1 BB: 12 P: 12	R: 1 E: 0 K: 2 S: 9	H: 2 LOB: 1 BB: 0 P: 9	R: 1 E: 0 K: 0 S: 3	H: 1 LOB: 1 BB: 0 P: 6	R: 0 E: 0 K: 0 S: 3	H: 0 LOB: 1 BB: 1 P: 7	R: 0 E: 0 K: 0 S: 3	H: 0 LOB: 1 BB: 1 P: 7	R: 0 E: 0 K: 1 S: 5	H: 0 LOB: 0 BB: 0 P: 5	R: 1 E: 1 K: 0 S: 3	H: 1 LOB: 2 BB: 1 P: 7	1B: 6 2B: 2 3B: 0 HR: 1	SF: 0 SAC: 1 DP: 2 HBP: 0	WP: 4 PB: 0 SB: 1 CS: 0	PA: 47					
<b>PITCHER</b>	IP 3.2	WLS 3.1	BF 12	H 3	R 1	ER 1	SO 2	BB 1	IBB 0	HBP 0	BLK 0	WP 0	HR 1	S 19	P 27	ERA 4.91	WHIP 1.909										
Larry Yellen, R ERA: 5.5 (1, 1)																											
Claude Raymond, R ERA: 2.15 (4, 1)																											
Jim Owens, R ERA: 3.95 (8, 1)																											
Hal Woodeshick, L ERA: 2.51 (9, 1)																											

Houston Colt 45's @ Cincinnati Reds  
Crosley Field, Cincinnati, OH  
Tue Jul 14 1964, 3:33 AM EDT  
Unknown

AB 40  
R 6  
H 9  
RBI 3  
BB 6  
SO 4  
LOB 22





Batter	1	2	3	4	5	6	7	8	9	AB	R	H	RBI	BB	SO	LOB	TOP					
Al Spangler, L OBP: 0.259, SLG: 0.272 Gordon Jones, R OBP: 1.000, SLG: 1.000 Jim Owens, R OBP: 0.188, SLG: 0.250										4	0	2	1	0	0	2	<b>Houston Colt 45's @ Cincinnati Reds</b> Crosley Field, Cincinnati, OH Tue Jul 14 1964, 7:05 PM EDT Att: 9,572 - Unknown					
Nelle Fox, L OBP: 0.325, SLG: 0.342 Claude Raymond, R OBP: 0.100, SLG: 0.222 Dave Roberts, L OBP: 0.295, SLG: 0.257										2	0	0	0	0	1	2						
Carroll Hardy, R OBP: 0.059, SLG: 0.059										4	0	0	0	0	2	4						
Walt Bond, L OBP: 0.322, SLG: 0.467										4	0	0	0	0	2	3						
Joe Gaines, R OBP: 0.350, SLG: 0.419										4	0	0	0	0	3	1						
Bob Aspromonte, R OBP: 0.328, SLG: 0.436										2	1	0	0	2	0	0						
Eddie Kasko, R OBP: 0.293, SLG: 0.279										4	1	1	0	0	1	1						
Jerry Grote, R OBP: 0.248, SLG: 0.300										3	1	1	2	1	0	1						
Ken Johnson, R OBP: 0.136, SLG: 0.190 Bob Lillis, R OBP: 0.321, SLG: 0.340										0	0	0	0	0	0	0						
<b>Inning Stats</b>	R: 0 E: 0 K: 2 S: 8	H: 1 LOB: 1 BB: 0 P: 8	R: 0 E: 0 K: 2 S: 7	H: 0 LOB: 0 BB: 0 P: 7	R: 1 E: 0 K: 1 S: 6	H: 1 LOB: 1 BB: 1 P: 10	R: 0 E: 0 K: 2 S: 7	H: 0 LOB: 0 BB: 0 P: 7	R: 0 E: 0 K: 1 S: 3	H: 0 LOB: 0 BB: 0 P: 3	R: 0 E: 0 K: 1 S: 6	H: 1 LOB: 1 BB: 0 P: 6	R: 2 E: 0 K: 1 S: 7	H: 2 LOB: 1 BB: 1 P: 11	R: 0 E: 0 K: 1 S: 6	H: 1 LOB: 1 BB: 1 P: 6	R: 0 E: 0 K: 0 S: 3	H: 0 LOB: 1 BB: 1 P: 7	1B: 4 2B: 2 3B: 0 HR: 0	SF: 0 SAC: 0 DP: 0 HBP: 0	WP: 0 PB: 0 SB: 0 CS: 0	PA: 36
<b>PITCHER</b> Jim Maloney, R ERA: 2.8	IP: 9.0 WLS: W BF: 36	H: 6 R: 3 ER: 3 SO: 10	BB: 3 IBB: 0 HBP: 0 BLK: 0	WP: 0 HR: 0 S: 53 P: 65	ERA: 3.00 WHIP: 1.000	<b>PITCHER</b>														IP: WLS: BF: H: R: ER: SO: BB: IBB: HBP: BLK: WP: HR: S: P: ERA: WHIP		

Batter	1	2	3	4	5	6	7	8	9	AB	R	H	RBI	BB	SO	LOB	BOTTOM			
Pete Rose, S OBP: 0.304, SLG: 0.301										5	3	3	1	0	1	0	<b>Houston Colt 45's @ Cincinnati Reds</b> Crosley Field, Cincinnati, OH Tue Jul 14 1964, 7:05 PM EDT Att: 9,572 - Unknown			
Marty Keough, L OBP: 0.355, SLG: 0.454										5	2	3	2	0	0	1				
Vada Pinson, L OBP: 0.245, SLG: 0.474 Tommy Harper, R OBP: 0.328, SLG: 0.304										3	0	1	1	0	1	2				
Frank Robinson, R OBP: 0.380, SLG: 0.517 Mel Queen, L OBP: 0.179, SLG: 0.286										3	1	2	2	0	0	2				
Deron Johnson, R OBP: 0.388, SLG: 0.539										4	0	1	0	0	1	3				
Leo Cardenas, R OBP: 0.307, SLG: 0.379 Bobby Klaus, R OBP: 0.208, SLG: 0.330										3	0	0	0	0	1	1				
Steve Boros, R OBP: 0.326, SLG: 0.320										4	0	0	0	0	1	1				
Hal Smith, R OBP: 0.266, SLG: 0.164										4	1	2	0	0	0	0				
Jim Maloney, L OBP: 0.191, SLG: 0.116										4	1	1	0	0	0	2				
<b>Inning Stats</b>	R: 2 E: 0 K: 2 S: 10	H: 3 LOB: 1 BB: 0 P: 10	R: 3 E: 0 K: 0 S: 8	H: 5 LOB: 2 BB: 0 P: 8	R: 0 E: 0 K: 0 S: 3	H: 0 LOB: 0 BB: 0 P: 3	R: 2 E: 0 K: 0 S: 6	H: 3 LOB: 1 BB: 0 P: 6	R: 0 E: 0 K: 1 S: 5	H: 0 LOB: 0 BB: 0 P: 5	R: 0 E: 0 K: 1 S: 5	H: 0 LOB: 0 BB: 0 P: 5	R: 2 E: 0 K: 1 S: 9	H: 4 LOB: 2 BB: 0 P: 9	R: 1 E: 0 K: 0 S: 4	H: 1 LOB: 0 BB: 0 P: 4	1B: 10 2B: 3 3B: 1 HR: 2	SF: 1 SAC: 0 DP: 0 HBP: 0	WP: 1 PB: 0 SB: 0 CS: 0	PA: 40
<b>PITCHER</b> Ken Johnson, R ERA: 3.54 Claude Raymond, R ERA: 2.94 Gordon Jones, R ERA: 2.49 Jim Owens, R ERA: 4.06	IP: 2.0 WLS: L BF: 14	H: 5 R: 5 ER: 5 SO: 5	BB: 0 IBB: 0 HBP: 0 BLK: 0	WP: 1 HR: 0 S: 18 P: 18	ERA: 22.50 WHIP: 4.000	<b>PITCHER</b>														IP: WLS: BF: H: R: ER: SO: BB: IBB: HBP: BLK: WP: HR: S: P: ERA: WHIP

AB 33  
R 3  
H 6  
RBI 3  
BB 3  
SO 10  
LOB 17



AB 39  
R 10  
H 16  
RBI 9  
BB 0  
SO 5  
LOB 12





Batter	1	2	3	4	5	6	7	8	9	AB	R	H	RBI	BB	SO	LOB	TOP			
Bob Lillis, R OBP: 0.313, SLG: 0.331 (1,4)	5-3		L7		F8		F2			4	0	0	0	0	0	2	Houston Colt 45's @ Cincinnati Reds Crosley Field, Cincinnati, OH Wed Jul 15 1964, 7:05 PM EDT Att: 5,723 - Unknown  livebaseballscorecards.com			
Al Spangler, L OBP: 0.259, SLG: 0.272 (1,7)	F5		F9		CS 1B			5-3		4	0	1	0	0	0	0				
Mike White, R OBP: 0.355, SLG: 0.369 (1,8)	BB 1B		G3		CS 1-2	5-3		F5		4	0	1	0	0	0	0				
Walt Bond, L OBP: 0.321, SLG: 0.464 (1,3)	BB 1-2 1B		G3		6-3			K		4	0	1	0	0	1	0				
Joe Gaines, R OBP: 0.355, SLG: 0.417 (1,9)	BB 1-2 2-3 BB		F9 S 1B		5-3			5-3		3	1	1	0	1	0	0				
Bob Aspromonte, R OBP: 0.324, SLG: 0.430 (1,5)	F8		F9				F3		F3	4	0	0	0	0	0	4				
Eddie Kasko, R OBP: 0.296, SLG: 0.283 (1,6)		F3				2B 1B		L5		4	0	2	1	0	0	0				
John Bateman, R OBP: 0.265, SLG: 0.326 (1,2)	5-3		F6			1-3 2B				3	0	1	0	0	0	1				
Turk Farrell, R OBP: 0.128, SLG: 0.089 (7, PH)	1-3				K		F7			2	0	0	0	0	1	0				
Nellie Fox, L OBP: 0.324, SLG: 0.341 (7, PH)										1	0	0	0	0	0	2				
Hal Woodeshick, R OBP: 0.324, SLG: 0.430 (7, 1)										0	0	0	0	0	0	0				
<b>Inning Stats</b>	R: 0 E: 0 K: 0 S: 5	H: 2 LOB: 3 BB: 1 P: 9	R: 0 E: 0 K: 0 S: 3	H: 0 LOB: 0 BB: 0 P: 3	R: 0 E: 0 K: 0 S: 3	H: 0 LOB: 0 BB: 0 P: 3	R: 1 E: 0 K: 0 S: 5	H: 2 LOB: 1 BB: 0 P: 5	R: 0 E: 0 K: 1 S: 3	H: 1 LOB: 0 BB: 0 P: 5	R: 0 E: 0 K: 0 S: 3	H: 0 LOB: 0 BB: 0 P: 3	R: 0 E: 0 K: 0 S: 3	H: 0 LOB: 0 BB: 0 P: 3	R: 0 E: 0 K: 0 S: 3	H: 0 LOB: 0 BB: 0 P: 3	1B: 6 2B: 1 3B: 0 HR: 0	SF: 0 SAC: 0 DP: 0 HBP: 0	WP: 0 PB: 0 SB: 1 CS: 1	PA: 35
<b>PITCHER</b> Jim O'Toole, L ERA: 2.82 (1,1)	IP: 9.0 WLS: W BF: 34 H: 7 R: 1 ER: 1 SO: 2 BB: 1 IBB: 0 HBP: 0 BLK: 0 WP: 0 HR: 0 S: 37 P: 41 ERA: 1.00 WHIP: 0.889																			

Batter	1	2	3	4	5	6	7	8	9	AB	R	H	RBI	BB	SO	LOB	BOTTOM			
Pete Rose, S OBP: 0.313, SLG: 0.308 (1,4)	G3 BB		1B			HR 1B		FC5-6 1B		3	1	3	0	1	0	0	Houston Colt 45's @ Cincinnati Reds Crosley Field, Cincinnati, OH Wed Jul 15 1964, 7:05 PM EDT Att: 5,723 - Unknown  livebaseballscorecards.com			
Marty Keough, L OBP: 0.355, SLG: 0.482 (1,9)	G3 1-2		1B			HR 1-2		FC5-6 FC6-4		4	1	2	2	0	0	2				
Vada Pinson, L OBP: 0.344, SLG: 0.471 (1,8)	F4		4-3			FC6-4 1B		FC6-4 1-2		4	0	1	0	0	0	4				
Frank Robinson, R OBP: 0.375, SLG: 0.510 (1,7)	F8				5-3	K		F9		4	0	0	0	0	1	3				
Deron Johnson, R OBP: 0.382, SLG: 0.531 (1,3)		4-3			5-3	F9				3	0	0	0	0	0	1				
Steve Boros, R OBP: 0.322, SLG: 0.316 (1,5)		5-3			5-3	FC6-4 1-2				3	0	0	0	0	0	1				
Leo Cardenas, R OBP: 0.307, SLG: 0.379 (1,6)		2-3				B5-6-4 1B		E6 G6-4-3		3	0	1	0	0	0	0				
Hal Smith, R OBP: 0.254, SLG: 0.155 (1,2)			1-6-3			F9		G6-4-3 1-2		3	0	0	0	0	0	2				
Jim O'Toole, S OBP: 0.154, SLG: 0.114 (1,1)			6-3			B5-6-4 1-2		1-3		3	0	0	0	0	0	1				
<b>Inning Stats</b>	R: 0 E: 0 K: 0 S: 3	H: 0 LOB: 1 BB: 1 P: 7	R: 0 E: 0 K: 0 S: 3	H: 0 LOB: 0 BB: 0 P: 3	R: 0 E: 0 K: 0 S: 3	H: 0 LOB: 0 BB: 0 P: 3	R: 0 E: 0 K: 1 S: 8	H: 3 LOB: 1 BB: 0 P: 8	R: 0 E: 1 K: 0 S: 4	H: 0 LOB: 0 BB: 0 P: 3	R: 0 E: 0 K: 0 S: 4	H: 1 LOB: 1 BB: 0 P: 4	R: 0 E: 0 K: 0 S: 4	H: 0 LOB: 0 BB: 0 P: 4	R: 0 E: 0 K: 0 S: 4	H: 0 LOB: 0 BB: 0 P: 4		1B: 6 2B: 0 3B: 0 HR: 1	SF: 0 SAC: 0 DP: 2 HBP: 0	WP: 0 PB: 0 SB: 0 CS: 0
<b>PITCHER</b> Turk Farrell, R ERA: 3.17 (1,1)	IP: 6.0 WLS: L BF: 24 H: 6 R: 2 ER: 2 SO: 1 BB: 1 IBB: 0 HBP: 0 BLK: 0 WP: 0 HR: 1 S: 25 P: 29 ERA: 3.00 WHIP: 1.167																			
Hal Woodeshick, L ERA: 2.4 (7, 1)	IP: 2.0 WLS: 7 BF: 7 H: 1 R: 0 ER: 0 SO: 0 BB: 0 IBB: 0 HBP: 0 BLK: 0 WP: 0 HR: 0 S: 7 P: 7 ERA: 0.00 WHIP: 0.500																			



Batter	1	2	3	4	5	6	7	8	9	AB	R	H	RBI	BB	SO	LOB	TOP			
Bob Lillis, R OBP: 0.321, SLG: 0.340 (1, 4)	F2								5-3	5	0	3	1	0	0	0	<b>Houston Colt 45's @ Cincinnati Reds</b> Crosley Field, Cincinnati, OH Thu Jul 16 1964, 7:05 PM EDT Att: 5,799 - Unknown			
Al Spangler, L OBP: 0.256, SLG: 0.270 (1, 7)	1-3	F6					F3		K	5	0	1	0	0	1	4				
Mike White, R OBP: 0.356, SLG: 0.366 (1, 8)		6-3							F8	4	0	1	0	1	0	5				
Walt Bond, L OBP: 0.324, SLG: 0.470 (1, 3)										3	1	1	0	1	0	2				
Joe Gaines, R OBP: 0.352, SLG: 0.411 (1, 9)										4	0	1	0	0	0	4				
Bob Aspromonte, R OBP: 0.326, SLG: 0.435 (1, 5)										4	1	2	0	0	1	1				
Eddie Kasko, R OBP: 0.298, SLG: 0.286 (1, 6)										4	0	2	0	0	0	2				
John Bateman, R OBP: 0.264, SLG: 0.321 (1, 2)										3	0	0	0	1	0	2				
Don Nottebart, R OBP: 0.118, SLG: 0.063 Don Larsen, R (5, 1)										1	0	1	0	1	0	0				
Nellie Fox, L OBP: 0.323, SLG: 0.340 (8, PH) Hal Brown, R OBP: 0.100, SLG: 0.053 (8, 1)										1	0	0	0	0	0	0				
<b>Inning Stats</b>	R: 0 E: 0 K: 0 S: 3	H: 0 LOB: 2 BB: 2 P: 11	R: 1 E: 0 K: 0 S: 5	H: 2 LOB: 3 BB: 2 P: 13	R: 1 E: 1 K: 1 S: 6	H: 2 LOB: 0 BB: 0 P: 6	R: 0 E: 0 K: 0 S: 5	H: 3 LOB: 2 BB: 0 P: 5	R: 0 E: 0 K: 0 S: 3	H: 1 LOB: 0 BB: 0 P: 3	R: 0 E: 0 K: 0 S: 6	H: 2 LOB: 2 BB: 0 P: 5	R: 0 E: 0 K: 0 S: 4	H: 1 LOB: 1 BB: 0 P: 4	R: 0 E: 0 K: 1 S: 5	H: 0 LOB: 0 BB: 0 P: 5	1B: 10 2B: 1 3B: 1 HR: 0	SF: 0 SAC: 0 DP: 1 HBP: 0	WP: 0 PB: 0 SB: 0 CS: 2	PA: 41
<b>PITCHER</b>	IP	WLS	BF	H	R	ER	SO	BB	IBB	HBP	BLK	WP	HR	S	P	ERA	WHIP			
Joe Nuxhall, L ERA: 3.36 (1, 1)	3.1		19	6	2	2	1	4	0	0	0	0	0	17	33	5.40	3.000			
Bob Purkey, R ERA: 3.79 (4, 1)	3.2	W	13	5	0	0	0	0	0	0	0	0	0	13	13	0.00	1.364			
Sammy Ellis, R ERA: 4.12 (8, 1)	2.0	S	7	1	0	0	1	0	0	0	0	0	0	9	9	0.00	0.500			

AB	35
R	2
H	12
RBI	1
BB	4
SO	2
LOB	21



Batter	1	2	3	4	5	6	7	8	9	AB	R	H	RBI	BB	SO	LOB	BOTTOM			
Pete Rose, S OBP: 0.312, SLG: 0.307 (1, 4)									F9	4	0	1	0	0	1	4	<b>Houston Colt 45's @ Cincinnati Reds</b> Crosley Field, Cincinnati, OH Thu Jul 16 1964, 7:05 PM EDT Att: 5,799 - Unknown			
Marty Keough, L OBP: 0.370, SLG: 0.487 (1, 9)										3	1	2	0	1	0	1				
Vada Pinson, L OBP: 0.340, SLG: 0.465 (1, 8)										4	0	0	0	0	0	5				
Frank Robinson, R OBP: 0.371, SLG: 0.503 (1, 7)										4	0	0	0	0	1	3				
Deron Johnson, R OBP: 0.385, SLG: 0.530 (1, 3)										4	1	2	1	0	1	0				
Steve Boros, R OBP: 0.320, SLG: 0.311 (1, 5)										3	1	0	0	1	0	2				
Leo Cardenas, R OBP: 0.309, SLG: 0.380 (1, 6)										4	0	2	1	0	1	1				
Hal Smith, R OBP: 0.268, SLG: 0.150 (1, 2)										2	0	0	0	2	1	2				
Joe Nuxhall, L OBP: 0.146, SLG: 0.220 Bob Purkey, R OBP: 0.061, SLG: 0.063 Gordy Coleman, L OBP: 0.299, SLG: 0.381 Sammy Ellis, L (8, 1)										1	0	0	0	0	1	2				
										1	0	0	0	0	0	1				
										1	0	1	0	0	0	0				
										0	0	0	0	0	0	0				
<b>Inning Stats</b>	R: 0 E: 0 K: 0 S: 3	H: 1 LOB: 0 BB: 0 P: 3	R: 2 E: 1 K: 3 S: 11	H: 1 LOB: 2 BB: 2 P: 19	R: 1 E: 0 K: 0 S: 5	H: 2 LOB: 1 BB: 0 P: 5	R: 0 E: 0 K: 1 S: 5	H: 0 LOB: 1 BB: 1 P: 9	R: 0 E: 0 K: 0 S: 3	H: 1 LOB: 0 BB: 0 P: 3	R: 0 E: 0 K: 1 S: 6	H: 1 LOB: 1 BB: 0 P: 6	R: 0 E: 0 K: 0 S: 4	H: 1 LOB: 2 BB: 1 P: 8	R: 0 E: 0 K: 1 S: 6	H: 1 LOB: 1 BB: 0 P: 6	1B: 8 2B: 0 3B: 0 HR: 0	SF: 0 SAC: 0 DP: 2 HBP: 0	WP: 2 PB: 0 SB: 1 CS: 0	PA: 35
<b>PITCHER</b>	IP	WLS	BF	H	R	ER	SO	BB	IBB	HBP	BLK	WP	HR	S	P	ERA	WHIP			
Don Nottebart, R ERA: 4.06 (1, 1)	4.0	L	20	5	3	2	4	1	0	0	0	0	0	25	37	4.50	2.000			
Don Larsen, R ERA: 2.7 (5, 1)	3.0		11	2	0	0	1	1	0	0	0	0	0	12	16	0.00	1.000			
Hal Brown, R ERA: 4.16 (8, 1)	1.0		4	1	0	0	1	0	0	0	0	0	0	6	6	0.00	1.000			

AB	31
R	3
H	8
RBI	2
BB	4
SO	6
LOB	21





Batter	1	2	3	4	5	6	7	8	9	AB	R	H	RBI	BB	SO	LOB	TOP		
Tony Taylor, R (1.4) OBP: 0.323, SLG: 0.293	4-0 HR BB		0-0 P6		0-0 6-3		0-0 E 1B		0-0 6-3	4	1	1	1	1	0	0	<b>Philadelphia Phillies @ Cincinnati Reds</b> Crosley Field, Cincinnati, OH Fri Jul 17 1964, 7:05 PM EDT Att: 19,008 - Unknown		
Johnny Callison, L (1.9) OBP: 0.315, SLG: 0.469	0-0 1-H HR		4-0 4-3 BB			0-0 G3	0-0 SF6		0-0 L9	3	1	1	3	1	0	0			
Tony Gonzalez, L (1.8) OBP: 0.375, SLG: 0.368	0-0 G4-6-3 1B		0-0 4-3			0-0 WP 1B				3	0	2	0	1	0	1			
Dick Allen, R (1.5) OBP: 0.362, SLG: 0.541	0-3 K		0-3 K			0-3 K				4	0	0	0	0	4	6			
Wes Covington, L (1.7) OBP: 0.340, SLG: 0.430 Danny Cater, R (8.7) OBP: 0.333, SLG: 0.425	0-0 G4-6-3			0-0 3-1		0-0 6-3		0-0 6-3 E SH1-3 1B		3	0	0	0	0	0	2			
Costen Shockley, L (1.3) OBP: 0.500, SLG: 0.333		4-0 FC4-6 BB		0-0 4-3			0-0 E 1B 1B		0-0 6-3	3	1	1	0	1	0	1			
Clay Dalrymple, L (1.2) OBP: 0.291, SLG: 0.338		0-0 FC4-6 FC5-4		0-0 1-3			0-0 P6 1B 1B		0-0 SH1-3	3	0	0	1	0	0	2			
Bobby Wine, R (1.6) OBP: 0.266, SLG: 0.272		0-0 FC5-4 FC			0-0 P6		0-0 1B E SF6 1B		0-0 P3	4	1	1	0	0	0	1			
Chris Short, R (1.1) OBP: 0.067, SLG: 0.069 Ed Roebuck, R (7.1) Jack Baldschun, R (7.1) OBP: 0.222, SLG: 0.222 Dennis Bennett, L (9.1) OBP: 0.234, SLG: 0.186		0-0 FC		0-0 F3		0-0 F3		0-0 E 1B	0-3 K	3	0	0	0	0	0	3			
<b>Inning Stats</b>	R: 2 E: 0 K: 1 S: 6	H: 2 LOB: 0 BB: 1 P: 10	R: 0 E: 0 K: 0 S: 3	H: 0 LOB: 1 BB: 1 P: 7	R: 0 E: 0 K: 1 S: 5	H: 0 LOB: 1 BB: 1 P: 9	R: 0 E: 0 K: 0 S: 3	H: 0 LOB: 0 BB: 0 P: 3	R: 0 E: 0 K: 0 S: 3	H: 1 LOB: 1 BB: 0 P: 6	R: 2 E: 2 K: 1 S: 9	H: 3 LOB: 3 BB: 1 P: 13	R: 1 E: 1 K: 0 S: 4	H: 1 LOB: 0 BB: 0 P: 4	R: 0 E: 0 K: 1 S: 5	H: 0 LOB: 0 BB: 0 P: 5		1B: 6 2B: 0 3B: 0 HR: 1	SF: 1 SAC: 1 DP: 1 HBP: 0
<b>PITCHER</b>	IP WLS BF H R ER SO BB IBB HBP BLK WP HR S P ERA WHIP	IP WLS BF H R ER SO BB IBB HBP BLK WP HR S P ERA WHIP	IP WLS BF H R ER SO BB IBB HBP BLK WP HR S P ERA WHIP	IP WLS BF H R ER SO BB IBB HBP BLK WP HR S P ERA WHIP	IP WLS BF H R ER SO BB IBB HBP BLK WP HR S P ERA WHIP	IP WLS BF H R ER SO BB IBB HBP BLK WP HR S P ERA WHIP	IP WLS BF H R ER SO BB IBB HBP BLK WP HR S P ERA WHIP	IP WLS BF H R ER SO BB IBB HBP BLK WP HR S P ERA WHIP	IP WLS BF H R ER SO BB IBB HBP BLK WP HR S P ERA WHIP	IP WLS BF H R ER SO BB IBB HBP BLK WP HR S P ERA WHIP	IP WLS BF H R ER SO BB IBB HBP BLK WP HR S P ERA WHIP	IP WLS BF H R ER SO BB IBB HBP BLK WP HR S P ERA WHIP	IP WLS BF H R ER SO BB IBB HBP BLK WP HR S P ERA WHIP	IP WLS BF H R ER SO BB IBB HBP BLK WP HR S P ERA WHIP	IP WLS BF H R ER SO BB IBB HBP BLK WP HR S P ERA WHIP	IP WLS BF H R ER SO BB IBB HBP BLK WP HR S P ERA WHIP	IP WLS BF H R ER SO BB IBB HBP BLK WP HR S P ERA WHIP		
Joey Jay, R (1.1) ERA: 3.39	6.1 L	28 6	4 4	3 3	3 3	3 3	0 0	0 0	0 0	1 1	0 0	4 8	0.00 1.500	0.00 0.500					
Billy McCool, L (7.1) ERA: 1.55	0.2	3	0	0	0	1	1	0	0	0	0	0	0	0	0	0			
Bill Henry, L (8.1) ERA: 1.42	2.0	7	1	1	0	1	0	0	0	0	0	9	9	0.00	0.500				

Batter	1	2	3	4	5	6	7	8	9	AB	R	H	RBI	BB	SO	LOB	BOTTOM		
Pete Rose, S (1.4) OBP: 0.316, SLG: 0.312	0-0 1-3		0-0 G6-4-3 1B		0-0 1B		0-0 1-3 3-H 1B		0-0 E3	5	0	3	1	0	0	0	<b>Philadelphia Phillies @ Cincinnati Reds</b> Crosley Field, Cincinnati, OH Fri Jul 17 1964, 7:05 PM EDT Att: 19,008 - Unknown		
Tommy Harper, R (1.7) OBP: 0.326, SLG: 0.301 Marty Keough, L (7.7) OBP: 0.364, SLG: 0.479	4-0 G3 BB		0-0 G6-4-3 1-2		0-3 K		0-0 F9		0-0 P6	2	0	0	0	1	1	2			
Vada Pinson, L (1.8) OBP: 0.339, SLG: 0.471	0-0 G3 1-2		0-3 K		0-0 6-3		0-0 6-3		0-0 HR	4	1	1	1	0	1	1			
Frank Robinson, R (1.9) OBP: 0.370, SLG: 0.500	0-0 6-3			0-0 FC2-6 1B		0-0 5-3		0-0 F8		4	0	1	0	0	0	1			
Deron Johnson, R (1.3) OBP: 0.382, SLG: 0.525		0-0 HR 1B		0-0 F7		0-0 L8		0-3 K		4	1	1	0	0	1	1			
Leo Cardenas, R (1.6) OBP: 0.309, SLG: 0.377		0-3 K		0-0 FC2-6 1-2		0-0 K		4-0 BB		3	0	0	0	1	2	2			
Steve Boros, R (1.5) OBP: 0.323, SLG: 0.329		0-0 1-H HR		0-0 F8		0-0 F8		0-0 FC3-6 WP 1B 1B		4	2	2	2	0	2	2			
Hal Smith, R (1.2) OBP: 0.260, SLG: 0.145 Don Pavletich, R (7.7) OBP: 0.364, SLG: 0.479		0-3 K		0-3 K		0-0 K		4-0 FC3-6 BB		2	0	0	0	0	2	0			
Joey Jay, S (1.1) Billy McCool, R (7.1) Gordy Coleman, L (7.7) OBP: 0.298, SLG: 0.378 Bill Henry, L (8.1) Mel Queen, L (9.7) OBP: 0.172, SLG: 0.276		0-3 K		0-3 K		0-0 5-3		0-0 FC3-6 1B		2	0	0	0	0	1	0			
<b>Inning Stats</b>	R: 0 E: 0 K: 0 S: 3	H: 2 LOB: 0 BB: 1 P: 7	R: 2 E: 0 K: 3 S: 11	H: 2 LOB: 0 BB: 0 P: 11	R: 0 E: 0 K: 1 S: 5	H: 1 LOB: 0 BB: 0 P: 5	R: 0 E: 0 K: 0 S: 4	H: 1 LOB: 1 BB: 0 P: 4	R: 0 E: 0 K: 2 S: 8	H: 1 LOB: 1 BB: 0 P: 8	R: 0 E: 0 K: 0 S: 3	H: 0 LOB: 0 BB: 0 P: 3	R: 1 E: 0 K: 1 S: 6	H: 1 LOB: 1 BB: 1 P: 10	R: 0 E: 1 K: 0 S: 4	H: 0 LOB: 1 BB: 0 P: 4		1B: 6 2B: 0 3B: 0 HR: 2	SF: 0 SAC: 0 DP: 1 HBP: 0
<b>PITCHER</b>	IP WLS BF H R ER SO BB IBB HBP BLK WP HR S P ERA WHIP	IP WLS BF H R ER SO BB IBB HBP BLK WP HR S P ERA WHIP	IP WLS BF H R ER SO BB IBB HBP BLK WP HR S P ERA WHIP	IP WLS BF H R ER SO BB IBB HBP BLK WP HR S P ERA WHIP	IP WLS BF H R ER SO BB IBB HBP BLK WP HR S P ERA WHIP	IP WLS BF H R ER SO BB IBB HBP BLK WP HR S P ERA WHIP	IP WLS BF H R ER SO BB IBB HBP BLK WP HR S P ERA WHIP	IP WLS BF H R ER SO BB IBB HBP BLK WP HR S P ERA WHIP	IP WLS BF H R ER SO BB IBB HBP BLK WP HR S P ERA WHIP	IP WLS BF H R ER SO BB IBB HBP BLK WP HR S P ERA WHIP	IP WLS BF H R ER SO BB IBB HBP BLK WP HR S P ERA WHIP	IP WLS BF H R ER SO BB IBB HBP BLK WP HR S P ERA WHIP	IP WLS BF H R ER SO BB IBB HBP BLK WP HR S P ERA WHIP	IP WLS BF H R ER SO BB IBB HBP BLK WP HR S P ERA WHIP	IP WLS BF H R ER SO BB IBB HBP BLK WP HR S P ERA WHIP	IP WLS BF H R ER SO BB IBB HBP BLK WP HR S P ERA WHIP			
Chris Short, L (1.1) ERA: 2.05	6.1 W	25 6	3 3	3 3	7	1	0	0	0	1	0	0	0	0	0	0			
Ed Roebuck, R (7.1) ERA: 2.01	0.1	3	1	0	0	0	1	0	0	0	0	2	6	0.00	6.000				
Jack Baldschun, R (7.1) ERA: 3.1	2.0	9	1	1	1	1	1	0	0	0	1	10	14	4.50	1.000				
Dennis Bennett, L (9.1) ERA: 3.56	0.1	S	1	0	0	0	0	0	0	0	0	1	1	0.00	0.000				

AB 32  
R 5  
H 7  
RBI 5  
BB 4  
SO 5  
LOB 16



AB 35  
R 4  
H 8  
RBI 4  
BB 3  
SO 8  
LOB 14









Batter	1	2	3	4	5	6	7	8	9	AB	R	H	RBI	BB	SO	LOB	TOP		
Tony Taylor, R (1.4) OBP: 0.321, SLG: 0.291										5	0	2	1	0	0	0			
Costen Shockley, L (1.3) OBP: 0.357, SLG: 0.538										5	1	2	0	0	0	0			
Johnny Callison, L (1.9) OBP: 0.312, SLG: 0.465										4	0	0	0	0	2	4			
Dick Allen, R (1.5) OBP: 0.366, SLG: 0.549										3	1	2	1	1	1	0			
Tony Gonzalez, L (1.8) OBP: 0.373, SLG: 0.377										4	0	1	1	0	0	1			
Clay Dalrymple, L (1.2) OBP: 0.298, SLG: 0.358										4	1	1	0	0	0	3			
John Hermstein, L (1.7) OBP: 0.305, SLG: 0.392										3	1	1	0	0	1	1			
Danny Cater, R (8. PH) OBP: 0.336, SLG: 0.426										1	0	1	0	0	0	0			
Jack Baldschun, R (8.1) OBP: 0.222, SLG: 0.222										0	0	0	0	0	0	0			
Ed Roebuck, R (8.1) OBP: 0.222, SLG: 0.222										0	0	0	0	0	0	0			
Bobby Wine, R (1.6) OBP: 0.266, SLG: 0.287										3	0	1	1	0	0	2			
Jim Bunning, R (1.1) OBP: 0.155, SLG: 0.190										3	0	1	1	0	0	2			
Chris Short, R (7.1) OBP: 0.067, SLG: 0.069										0	0	0	0	0	0	0			
John Briggs, L (8.7) OBP: 0.348, SLG: 0.350										1	0	0	0	0	0	0			
<b>Inning Stats</b>	R: 1 E: 0 K: 0 S: 5	H: 3 LOB: 2 BB: 1 P: 9	R: 1 E: 0 K: 2 S: 10	H: 3 LOB: 2 BB: 0 P: 10	R: 2 E: 0 K: 0 S: 6	H: 3 LOB: 1 BB: 0 P: 6	R: 0 E: 0 K: 0 S: 3	H: 0 LOB: 0 BB: 0 P: 3	R: 0 E: 0 K: 1 S: 5	H: 0 LOB: 0 BB: 0 P: 5	R: 0 E: 0 K: 1 S: 5	H: 0 LOB: 0 BB: 0 P: 5	R: 0 E: 0 K: 0 S: 5	H: 2 LOB: 2 BB: 0 P: 5	R: 0 E: 0 K: 0 S: 3	H: 0 LOB: 0 BB: 0 P: 3	1B: 9 2B: 0 3B: 1 HR: 1	SF: 0 SAC: 1 DP: 0 HBP: 0	WP: 0 PA: 38 PB: 0 SB: 1 CS: 2
<b>PITCHER</b>	IP WLS BF H R ER SO BB IBB HBP BLK WP HR S P ERA WHIP																		
Jim Maloney, R (1.1) ERA: 3.0	3.0	18	9	4	4	2	1	0	0	0	0	0	0	0	1	21	25	12.00	3.333
Bob Purkey, R (4.1) ERA: 3.68	3.0	9	0	0	0	3	0	0	0	0	0	0	0	0	0	15	15	0.00	0.000
Bill Henry, L (7.1) ERA: 1.37	1.0	3	0	0	0	1	0	0	0	0	0	0	0	0	5	5	0.00	0.000	
Billy McCool, L (8.1) ERA: 1.5	1.0	W	5	2	0	0	0	0	0	0	0	0	0	0	5	5	0.00	2.000	
Sammy Ellis, R (9.1) ERA: 4.06	1.0	S	3	0	0	0	0	0	0	0	0	0	0	0	3	3	0.00	0.000	
<b>Batter</b>	1	2	3	4	5	6	7	8	9	AB <th>R</th> <th>H</th> <th>RBI</th> <th>BB</th> <th>SO</th> <th>LOB</th> <th>BOTTOM</th>	R	H	RBI	BB	SO	LOB	BOTTOM		
Pete Rose, S (1.4) OBP: 0.322, SLG: 0.328										4	1	0	0	0	0	2			
Marty Keough, L (1.9) OBP: 0.350, SLG: 0.456										3	0	0	0	0	0	1			
Billy McCool, R (8.1) OBP: 0.323, SLG: 0.323										0	0	0	0	0	0	0			
Bobby Klaus, R (8. PH) OBP: 0.323, SLG: 0.323										0	1	0	0	1	0	0			
Sammy Ellis, L (9.1) ERA: 4.06										0	0	0	0	0	0	0			
Vada Pinson, L (1.8) OBP: 0.345, SLG: 0.490										4	2	2	2	0	0	0			
Frank Robinson, R (1.7) OBP: 0.371, SLG: 0.502										4	0	1	0	0	1	1			
Deron Johnson, R (1.3) OBP: 0.388, SLG: 0.545										4	0	1	0	0	1	1			
Don Pavletich, R (1.2) OBP: 0.394, SLG: 1.000										4	1	3	1	0	1	1			
Leo Cardenas, R (1.6) OBP: 0.311, SLG: 0.376										4	1	1	2	0	1	2			
Steve Boros, R (1.5) OBP: 0.321, SLG: 0.326										4	1	1	2	0	1	2			
Jim Maloney, L (1.1) OBP: 0.155, SLG: 0.190										4	1	1	0	0	1	2			
Mel Queen, L (3. PH) OBP: 0.194, SLG: 0.290										4	1	1	0	0	1	2			
Bob Purkey, R (4.1) ERA: 3.68										4	1	1	0	0	1	2			
Gordy Coleman, R (6. PH) OBP: 0.298, SLG: 0.373										4	1	1	0	0	1	2			
Bill Henry, L (7.1) ERA: 1.37										4	1	1	0	0	1	2			
Johnny Edwards, L (7. PH) OBP: 0.333, SLG: 0.396										4	1	1	0	0	1	2			
Tommy Harper, R (8.7) OBP: 0.328, SLG: 0.322										4	1	1	0	0	1	2			
<b>Inning Stats</b>	R: 0 E: 0 K: 1 S: 5	H: 0 LOB: 0 BB: 0 P: 5	R: 0 E: 0 K: 1 S: 6	H: 1 LOB: 1 BB: 0 P: 6	R: 0 E: 0 K: 1 S: 5	H: 0 LOB: 0 BB: 0 P: 5	R: 0 E: 0 K: 1 S: 5	H: 0 LOB: 0 BB: 0 P: 5	R: 0 E: 0 K: 1 S: 6	H: 1 LOB: 1 BB: 0 P: 6	R: 2 E: 2 K: 1 S: 8	H: 2 LOB: 1 BB: 0 P: 8	R: 1 E: 0 K: 0 S: 5	H: 3 LOB: 1 BB: 0 P: 5	R: 4 E: 0 K: 1 S: 8	H: 3 LOB: 0 BB: 1 P: 12	1B: 5 2B: 2 3B: 2 HR: 1	SF: 0 SAC: 0 DP: 1 HBP: 0	WP: 0 PA: 35 PB: 0 SB: 0 CS: 0
<b>PITCHER</b>	IP WLS BF H R ER SO BB IBB HBP BLK WP HR S P ERA WHIP																		
Jim Bunning, R (1.1) ERA: 2.18	6.1	26	6	3	1	6	0	0	0	0	0	0	0	0	2	2	0.00	1.500	
Chris Short, L (7.1) ERA: 2.04	0.2	2	1	0	0	0	0	0	0	0	0	0	0	0	2	2	0.00	1.500	
Jack Baldschun, R (8.1) ERA: 3.52	0.1	L	4	2	3	3	0	1	0	0	0	0	0	0	3	7	81.00	9.000	
Ed Roebuck, R (8.1) ERA: 2.14	0.2	3	1	1	1	1	0	0	0	0	0	0	0	1	5	5	13.50	1.500	

Philadelphia Phillies @ Cincinnati Reds  
Crosley Field, Cincinnati, OH  
Sun Jul 19 1964, 3:33 AM EDT  
Unknown

AB 36  
R 4  
H 11  
RBI 4  
BB 1  
SO 6  
LOB 13



Philadelphia Phillies @ Cincinnati Reds  
Crosley Field, Cincinnati, OH  
Sun Jul 19 1964, 3:33 AM EDT  
Unknown

AB 34  
R 7  
H 10  
RBI 6  
BB 1  
SO 7  
LOB 10









Batter	1	2	3	4	5	6	7	8	9	AB	R	H	RBI	BB	SO	LOB	TOP					
Cookie Rojas, R (1, 8) OBP: 0.375, SLG: 0.447										3	2	2	0	2	0	0	Philadelphia Phillies @ Cincinnati Reds Crosley Field, Cincinnati, OH Mon Jul 20 1964, 7:05 PM EDT Att: 10,229 - Unknown					
Johnny Callison, L (1, 9) OBP: 0.315, SLG: 0.473										4	0	2	0	0	1	3						
Tony Taylor, R (1, 4) OBP: 0.320, SLG: 0.292										4	0	1	2	0	0	4						
Dick Allen, R (1, 5) OBP: 0.365, SLG: 0.543										4	0	1	0	1	0	3						
Danny Cater, R (1, 3) OBP: 0.338, SLG: 0.418										4	0	1	0	0	0	8						
Tony Gonzalez, L (1, 7) OBP: 0.366, SLG: 0.369										4	0	0	0	0	0	4						
Bobby Wine, R (1, 6) OBP: 0.283, SLG: 0.282										4	0	0	0	0	0	1						
Clay Dalrymple, L (1, 2) OBP: 0.296, SLG: 0.351										3	0	0	0	1	0	1						
Dennis Bennett, L (1, 1) OBP: 0.240, SLG: 0.196										3	0	1	0	0	2	0						
Gus Triandos, R (8, PH) OBP: 0.316, SLG: 0.318										1	0	0	0	0	0	1						
Ray Culp, R (8, 1) OBP: 0.118, SLG: 0.091										0	0	0	0	0	0	0						
<b>Inning Stats</b>	R: 1 E: 1 K: 0 S: 3	H: 0 LOB: 0 BB: 1 P: 7	R: 0 E: 0 K: 0 S: 4	H: 1 LOB: 1 BB: 0 P: 4	R: 0 E: 1 K: 1 S: 8	H: 2 LOB: 3 BB: 0 P: 8	R: 0 E: 0 K: 0 S: 3	H: 0 LOB: 0 BB: 0 P: 3	R: 1 E: 0 K: 1 S: 7	H: 2 LOB: 3 BB: 2 P: 15	R: 0 E: 0 K: 1 S: 5	H: 0 LOB: 0 BB: 0 P: 5	R: 0 E: 0 K: 0 S: 5	H: 2 LOB: 2 BB: 0 P: 5	R: 0 E: 0 K: 0 S: 3	H: 0 LOB: 1 BB: 1 P: 7	R: 0 E: 0 K: 0 S: 4	H: 1 LOB: 1 BB: 0 P: 4	1B: 8 2B: 0 3B: 0 HR: 0	SF: 1 SAC: 1 DP: 0 HBP: 0	WP: 0 PB: 0 SB: 0 CS: 0	PA: 40
<b>PITCHER</b>	IP WLS BF H R ER SO BB IBB HBP BLK WP HR S P ERA WHIP																					
Joe Nuxhall, L (1, 1) ERA: 3.23	7.1 W 33 7 2 1 3 2 1 0 0 0 0 0 36 48 1.23 1.227																					
Billy McCool, L (8, 1) ERA: 1.42	1.2 S 7 1 0 0 0 1 0 0 0 0 0 0 6 10 0.00 1.200																					

Batter	1	2	3	4	5	6	7	8	9	AB	R	H	RBI	BB	SO	LOB	BOTTOM					
Pete Rose, S (1, 4) OBP: 0.322, SLG: 0.326										4	0	1	0	0	1	2	Philadelphia Phillies @ Cincinnati Reds Crosley Field, Cincinnati, OH Mon Jul 20 1964, 7:05 PM EDT Att: 10,229 - Unknown					
Tommy Harner, R (1, 7) OBP: 0.327, SLG: 0.313										4	1	1	2	0	1	2						
Vada Pinson, L (1, 8) OBP: 0.342, SLG: 0.483										4	0	2	0	0	0	1						
Frank Robinson, R (1, 9) OBP: 0.368, SLG: 0.494										4	1	1	0	0	0	1						
Deron Johnson, R (1, 3) OBP: 0.375, SLG: 0.525										4	0	0	0	0	1	1						
Don Pavletich, R (1, 2) OBP: 0.438, SLG: 1.077										3	2	1	2	1	0	1						
Leo Cardenas, R (1, 6) OBP: 0.313, SLG: 0.383										4	1	2	1	0	0	1						
Steve Boros, R (1, 5) OBP: 0.327, SLG: 0.338										3	1	1	1	1	0	1						
Joe Nuxhall, L (1, 1) OBP: 0.159, SLG: 0.227										3	0	1	0	0	0	2						
Billy McCool, R (8, 1) ERA: 3.74										1	0	0	0	0	0	1						
<b>Inning Stats</b>	R: 0 E: 0 K: 0 S: 4	H: 2 LOB: 1 BB: 0 P: 4	R: 0 E: 0 K: 0 S: 4	H: 1 LOB: 1 BB: 0 P: 4	R: 0 E: 0 K: 2 S: 8	H: 1 LOB: 1 BB: 0 P: 8	R: 0 E: 1 K: 0 S: 4	H: 0 LOB: 1 BB: 0 P: 4	R: 2 E: 1 K: 0 S: 5	H: 2 LOB: 1 BB: 0 P: 5	R: 2 E: 0 K: 0 S: 5	H: 2 LOB: 1 BB: 1 P: 9	R: 0 E: 0 K: 0 S: 3	H: 0 LOB: 0 BB: 0 P: 3	R: 2 E: 0 K: 1 S: 7	H: 2 LOB: 1 BB: 1 P: 11	R: 2 E: 0 K: 1 S: 7	H: 2 LOB: 1 BB: 1 P: 11	1B: 6 2B: 1 3B: 1 HR: 2	SF: 0 SAC: 0 DP: 1 HBP: 0	WP: 0 PB: 0 SB: 1 CS: 0	PA: 36
<b>PITCHER</b>	IP WLS BF H R ER SO BB IBB HBP BLK WP HR S P ERA WHIP																					
Dennis Bennett, L (1, 1) ERA: 3.51	7.0 L 30 8 4 2 2 1 1 0 0 0 0 0 1 33 37 2.57 1.286																					
Ray Culp, R (8, 1) ERA: 3.74	1.0 6 2 2 2 1 1 0 0 0 0 0 1 7 11 18.00 3.000																					



Batter	1	2	3	4	5	6	7	8	9	AB	R	H	RBI	BB	SO	LOB	TOP					
Ron Hunt, R OBP: 0.370, SLG: 0.422 (1, 4)	F7		K		K			E		4	1	1	0	0	2	2	<b>New York Mets @ Cincinnati Reds</b> Crosley Field, Cincinnati, OH Tue Jul 21 1964, 7:05 PM EDT Att: 8,486 - Unknown					
George Altman, L OBP: 0.256, SLG: 0.307 (1, 7)	K		F2		4-3			B3		4	0	0	0	0	1	3						
Frank Thomas, R OBP: 0.288, SLG: 0.343 (1, 3)	K			K		5-3		E1		4	0	0	0	0	2	0						
Joe Christopher, R OBP: 0.345, SLG: 0.443 (1, 9)		F8		L7			FC6 1B	K		4	0	1	0	0	1	1						
Larry Elliot, L OBP: 0.328, SLG: 0.330 (1, 8)		HR		HR	BB		F9	K		3	2	1	1	1	1	2						
Jesse Gonder, L OBP: 0.347, SLG: 0.423 (1, 2)	K			HR			FC6 1-2f		6-3	4	1	1	2	0	1	1						
Charley Smith, R OBP: 0.265, SLG: 0.395 (1, 5)	F7			5-3					5-3	4	0	0	0	0	1	0						
Roy McMillan, R OBP: 0.225, SLG: 0.236 (1, 6)			6-3		6-3		5-3		4-3	4	0	0	0	0	0	0						
Tracy Stallard, R OBP: 0.261, SLG: 0.289 (1, 1)			E6					G3		1	0	0	0	0	0	0						
Bill Wakefield, R OBP: 0.125, SLG: 0.125 (4, 1)										2	0	1	0	0	0	0						
<b>Inning Stats</b>	R: 0 E: 0 K: 2 S: 7	H: 0 LOB: 0 BB: 0 P: 7	R: 1 E: 0 K: 1 S: 6	H: 1 LOB: 0 BB: 0 P: 6	R: 0 E: 1 K: 1 S: 6	H: 0 LOB: 1 BB: 0 P: 6	R: 2 E: 0 K: 1 S: 6	H: 1 LOB: 0 BB: 1 P: 10	R: 0 E: 0 K: 1 S: 6	H: 1 LOB: 1 BB: 0 P: 6	R: 0 E: 0 K: 0 S: 4	H: 0 LOB: 1 BB: 0 P: 4	R: 0 E: 1 K: 1 S: 5	H: 0 LOB: 0 BB: 0 P: 5	R: 1 E: 1 K: 2 S: 9	H: 1 LOB: 1 BB: 0 P: 9	R: 0 E: 0 K: 0 S: 3	H: 0 LOB: 0 BB: 0 P: 3	1B: 2 2B: 1 3B: 0 HR: 2	SF: 0 SAC: 0 DP: 0 HBP: 0	WP: 0 PB: 0 SB: 0 CS: 0	PA: 35
<b>PITCHER</b>	IP	WLS	BF	H	R	ER	SO	BB	IBB	HBP	BLK	WP	HR	S	P	ERA	WHIP					
Joey Jay, R ERA: 3.53 (1, 1)	4.0	L	16	2	3	3	5	1	0	0	0	0	2	25	29	6.75	0.750					
Bob Purkey, R ERA: 3.61 (5, 1)	2.0		8	2	0	0	1	0	0	0	0	0	0	10	10	0.00	1.000					
Ryne Duren, R ERA: 3.56 (7, 1)	3.0		11	1	1	0	3	0	0	0	0	0	0	17	17	0.00	0.333					

AB	34
R	4
H	5
RBI	3
BB	1
SO	9
LOB	9



Batter	1	2	3	4	5	6	7	8	9	AB	R	H	RBI	BB	SO	LOB	BOTTOM					
Pete Rose, S OBP: 0.326, SLG: 0.328 (1, 4)	F8		WP 1B	F8			FC4-6 BB		1B	4	0	2	0	1	0	2	<b>New York Mets @ Cincinnati Reds</b> Crosley Field, Cincinnati, OH Tue Jul 21 1964, 7:05 PM EDT Att: 8,486 - Unknown					
Marty Keough, L OBP: 0.345, SLG: 0.478 (1, 9)	L4		F8 1-2		4-3		K		F5	5	0	0	0	0	1	3						
Vada Pinson, L OBP: 0.340, SLG: 0.477 (1, 8)	E BB		4-3		K		FC4-6 1-2f		P6	4	0	0	0	1	1	3						
Frank Robinson, R OBP: 0.370, SLG: 0.495 (1, 7)	E5 1-2			1B BB			P4			3	1	1	0	1	0	2						
Deron Johnson, R OBP: 0.373, SLG: 0.520 (1, 3)	5-3			BB 1B			K		E6 FC4-6	4	1	1	0	0	1	3						
Don Pavletich, R OBP: 0.400, SLG: 0.882 (1, 2)		G6-4-3 1B		P3			K		FC4-6 FC5-4 1-2f	4	0	1	0	0	1	3						
Leo Cardenas, R OBP: 0.315, SLG: 0.381 (1, 6)		G6-4-3 1-2f		1B BB				BB	FC5-4 1-2f	2	0	0	0	2	0	2						
Steve Boros, R OBP: 0.323, SLG: 0.333 (1, 5)									F8	3	0	0	0	0	1	4						
Mel Queen, L OBP: 0.182, SLG: 0.273 (8, PH)		P6								1	0	0	0	0	0	1						
Bobby Klaus, R OBP: 0.212, SLG: 0.323 (9, 5)										0	0	0	0	0	0	0						
Joey Jay, S Gordy Coleman, L Bob Purkey, R Johnny Edwards, L Ryne Duren, R Tommy Harper, R				K						1	0	0	0	0	1	0						
<b>Inning Stats</b>	R: 0 E: 1 K: 0 S: 4	H: 0 LOB: 2 BB: 1 P: 8	R: 0 E: 0 K: 0 S: 3	H: 1 LOB: 0 BB: 0 P: 3	R: 0 E: 0 K: 1 S: 6	H: 1 LOB: 1 BB: 0 P: 6	R: 2 E: 0 K: 0 S: 5	H: 2 LOB: 2 BB: 2 P: 13	R: 0 E: 0 K: 2 S: 8	H: 1 LOB: 1 BB: 0 P: 8	R: 0 E: 0 K: 3 S: 9	H: 0 LOB: 1 BB: 1 P: 13	R: 0 E: 0 K: 1 S: 5	H: 0 LOB: 1 BB: 1 P: 9	R: 1 E: 1 K: 0 S: 4	H: 0 LOB: 1 BB: 0 P: 4	R: 0 E: 0 K: 0 S: 4	H: 1 LOB: 1 BB: 0 P: 4	1B: 5 2B: 1 3B: 0 HR: 0	SF: 0 SAC: 0 DP: 1 HBP: 0	WP: 1 PB: 0 SB: 0 CS: 0	PA: 39
<b>PITCHER</b>	IP	WLS	BF	H	R	ER	SO	BB	IBB	HBP	BLK	WP	HR	S	P	ERA	WHIP					
Tracy Stallard, R ERA: 4.69 (1, 1)	3.2		18	4	2	2	1	3	0	0	0	0	0	17	29	4.91	1.909					
Bill Wakefield, R ERA: 3.36 (4, 1)	5.1	W	21	2	0	0	6	2	0	0	0	0	0	31	39	0.00	0.750					

AB	34
R	2
H	6
RBI	2
BB	5
SO	7
LOB	24



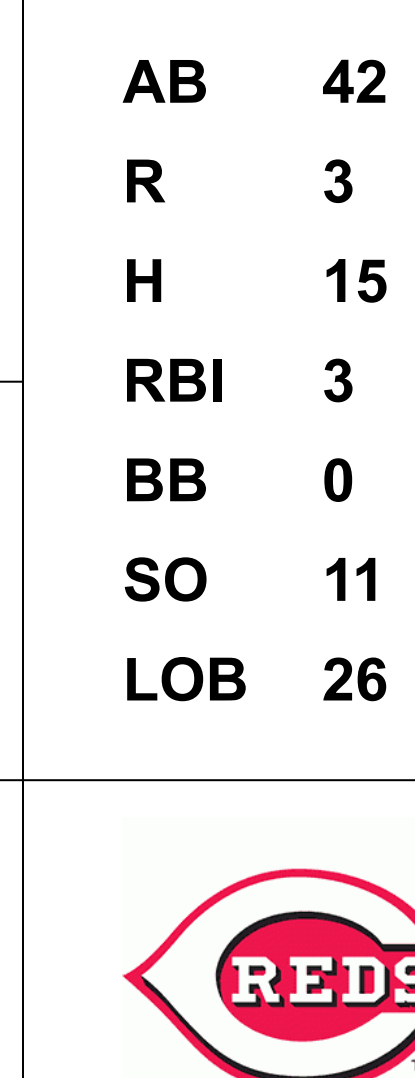


Batter	1	2	3	4	5	6	7	8	9	10	AB	R	H	RBI	BB	SO	LOB	TOP				
Ron Hunt, R OBP: 0.373, SLG: 0.421 (1, 4)	K			K	BB		E			SH3-4 2B	3	1	1	0	2	2	0	<b>New York Mets @ Cincinnati Reds</b> Crosley Field, Cincinnati, OH Wed Jul 22 1964, 7:05 PM EDT Att: 7,406 - Unknown				
George Altman, L OBP: 0.259, SLG: 0.309 (1, 7)	K			4-3	BB		E4			K	5	0	2	1	0	2	1					
Frank Thomas, R OBP: 0.289, SLG: 0.339 (1, 3)	K			F7	1B					SH3-4	2	0	0	0	0	1	0					
Larry Bearmarth, R OBP: 0.154, SLG: 0.154 (5, 1)	K										2	0	0	0	0	2	2					
Willard Hunter, R (8, 1)	K										0	0	0	0	0	0	0					
Joe Christopher, R OBP: 0.349, SLG: 0.442 (1, 9)		F2			4-3		1B			2B	3	0	1	0	1	0	0					
Larry Elliot, L OBP: 0.333, SLG: 0.361 (1, 8)		B1-3							L8	1BB	4	1	2	1	0	0	1					
Jim Hickman, R OBP: 0.297, SLG: 0.323 (10, PH) (10, 8)					HR		1B			2B	1	0	1	1	0	0	0					
Jesse Gonder, L OBP: 0.346, SLG: 0.418 (1, 2)		4-3			1B					P6	3	1	0	0	1	1	3					
Chris Cannizzaro, R OBP: 0.325, SLG: 0.279 (8, 2)					1B						1	0	0	0	0	0	2					
Charley Smith, R OBP: 0.265, SLG: 0.391 (5, 6)				K	1B		P4			P7	3	1	0	0	0	1	2					
Roy McMillan, R OBP: 0.228, SLG: 0.239 (1, 6)					1B																	
Rod Kanehl, R OBP: 0.257, SLG: 0.294 (5, 5)				F3	1B					G3	2	0	1	0	0	0	0					
Al Jackson, L OBP: 0.136, SLG: 0.182 (1, 1)					1B						2	0	0	0	0	1	0					
Tim Harkness, L OBP: 0.309, SLG: 0.340 (5, PH) (5, 3)				K	SF8		4-3			F8	1	0	0	0	0	1	0					
											2	0	0	1	0	0	0					
<b>Inning Stats</b>	R: 0 E: 0 K: 3 S: 9	H: 0 LOB: 0 BB: 0 P: 9	R: 0 E: 0 K: 0 S: 3	H: 0 LOB: 0 BB: 0 P: 3	R: 0 E: 0 K: 2 S: 7	H: 0 LOB: 0 BB: 7 P: 7	R: 0 E: 0 K: 1 S: 5	H: 0 LOB: 0 BB: 0 P: 5	R: 3 E: 0 K: 2 S: 5	H: 3 LOB: 2 BB: 2 P: 14	R: 0 E: 1 K: 2 S: 8	H: 1 LOB: 2 BB: 1 P: 12	R: 0 E: 0 K: 0 S: 2	H: 0 LOB: 0 BB: 0 P: 3	R: 0 E: 0 K: 0 S: 3	H: 0 LOB: 0 BB: 0 P: 3	R: 1 E: 0 K: 1 S: 7	H: 2 LOB: 2 BB: 1 P: 11	1B: 6 2B: 1 3B: 0 HR: 1	SF: 1 SAC: 1 DP: 1 HBP: 2	WP: 0 PB: 0 SB: 0 CS: 0	PA: 42
<b>PITCHER</b>	IP 4.2	WLS 19	BF 2	H 3	R 3	ER 3	SO 6	BB 2	IBB 0	HBP 1	BLK 0	WP 0	HR 1	S 28	P 37	ERA 5.79	WHIP 0.857					
John Tsitouris, R ERA: 3.82																						
Sammy Ellis, R ERA: 3.89																						
Bill Henry, L ERA: 1.66																						
Billy McCool, L ERA: 1.6																						

AB	34
R	4
H	8
RBI	4
BB	4
SO	11
LOB	11



Batter	1	2	3	4	5	6	7	8	9	10	AB	R	H	RBI	BB	SO	LOB	BOTTOM				
Pete Rose, S OBP: 0.327, SLG: 0.329 (1, 4)	F9 1B		K	FC6-4			1B			G4-3	5	0	2	0	0	1	2	<b>New York Mets @ Cincinnati Reds</b> Crosley Field, Cincinnati, OH Wed Jul 22 1964, 7:05 PM EDT Att: 7,406 - Unknown				
Tommy Harper, R OBP: 0.330, SLG: 0.316 (1, 7)	F9 1B		1B				K			L8	3	0	2	0	0	1	0					
Marty Keough, L OBP: 0.345, SLG: 0.471 (7, PH) (8, 9)	F9 1B		1B				K				2	0	0	0	0	1	1					
Vada Pinson, L OBP: 0.336, SLG: 0.471 (1, 8)	K		K				G3			K	5	0	0	0	0	3	4					
Frank Robinson, R OBP: 0.375, SLG: 0.498 (1, 9) (8, 7)	F9		1B				FC6 1B			1B	4	1	3	0	0	0	2					
Deron Johnson, R OBP: 0.373, SLG: 0.531 (1, 3)	CS						FC6			1-3	5	1	2	1	0	0	3					
Don Pavletich, R OBP: 0.458, SLG: 0.905 (1, 2)	E		1B				HR			1-3	4	1	3	1	0	1	0					
Bobby Klaus, R OBP: 0.212, SLG: 0.323 (8, PR)	E5		1B				1B			P4	0	0	0	0	0	0	0					
Hal Smith, R OBP: 0.247, SLG: 0.136 (9, 2)	L6 1B		1B				2B			1B	1	0	0	0	0	0	1					
Leo Cardenas, R OBP: 0.316, SLG: 0.381 (1, 6)	L6						K			L8	5	0	2	0	0	1	3					
Steve Boros, R OBP: 0.322, SLG: 0.332 (1, 5)							L9			1B	4	0	1	1	0	1	4					
John Tsitouris, R ERA: 3.82 (1, 1)											2	0	0	0	0	1	3					
Sammy Ellis, L (5, 1)											0	0	0	0	0	0	0					
Johnny Edwards, L ERA: 3.69 (7, PH)											1	0	0	0	0	0	0					
Bill Henry, L (8, 1)											0	0	0	0	0	0	0					
Gordy Coleman, L ERA: 2.7 (8, PH)											1	0	0	0	0	1	3					
Billy McCool, R (9, 1)											0	0	0	0	0	0	0					
<b>Inning Stats</b>	R: 0 E: 0 K: 1 S: 6	H: 2 LOB: 1 BB: 0 P: 6	R: 1 E: 1 K: 0 S: 5	H: 3 LOB: 1 BB: 0 P: 5	R: 0 E: 0 K: 2 S: 8	H: 2 LOB: 2 BB: 0 P: 8	R: 1 E: 0 K: 1 S: 8	H: 3 LOB: 2 BB: 0 P: 8	R: 0 E: 0 K: 2 S: 7	H: 1 LOB: 1 BB: 0 P: 7	R: 0 E: 0 K: 1 S: 6	H: 1 LOB: 1 BB: 0 P: 6	R: 1 E: 0 K: 2 S: 10	H: 3 LOB: 3 BB: 0 P: 10	R: 0 E: 0 K: 1 S: 5	H: 0 LOB: 0 BB: 0 P: 5	R: 0 E: 0 K: 0 S: 3	H: 0 LOB: 1 BB: 0 P: 4	1B: 13 2B: 1 3B: 0 HR: 1	SF: 0 SAC: 0 DP: 0 HBP: 1	WP: 0 PB: 0 SB: 3 CS: 1	PA: 44
<b>PITCHER</b>	IP 4.0	WLS 16	BF 5	H 2	R 1	ER 2	SO 4	BB 0	IBB 0	HBP 0	BLK 0	WP 0	HR 1	S 27	P 27	ERA 4.50	WHIP 2.500					
Al Jackson, L ERA: 4.34																						
Larry Bearmarth, R ERA: 3.69																						
Willard Hunter, L ERA: 2.7																						






Batter	1	2	3	4	5	6	7	8	9	AB	R	H	RBI	BB	SO	LOB	TOP				
Ron Hunt, R OBP: 0.372, SLG: 0.417 Hawk Taylor, R OBP: 0.279, SLG: 0.313 Al Jackson, L OBP: 0.136, SLG: 0.182	1-0 HBP		0-3 K		0-0 P6		0-0 5-3		1-0 4-3 HBP	3	0	0	0	0	1	0					
George Altman, L OBP: 0.255, SLG: 0.302	0-0 F7		0-0 P5		0-3 K		0-0 4-3		0-0 4-3	5	0	0	1	0	1	3					
Joe Christopher, R OBP: 0.350, SLG: 0.439	0-0 FC9-4-6		0-3 K		0-0 HR 1B				0-0 F9	4	1	1	0	1	1	1					
Larry Elliot, L OBP: 0.336, SLG: 0.382	0-0 4-3			4-0 1B BB	0-0 HR				0-0 E1 1B	4	2	1	2	1	0	4					
Tim Harkness, L OBP: 0.316, SLG: 0.346		0-0 5-3		0-0 1B CS 1B	0-3 K				0-0 1B	4	0	2	0	0	1	0					
Charley Smith, R OBP: 0.288, SLG: 0.392				0-0 1B S		0-3 K			0-0 G5-4-3	4	0	2	1	0	1	2					
Rod Kanehl, R OBP: 0.291, SLG: 0.291 Jim Hickman, R OBP: 0.300, SLG: 0.326		4-0 BB		0-0 G3 1B		0-0 6-3			0-0 HBP 4-3 1B	2	0	0	0	1	0	2	AB 34 R 4 H 8 RBI 4 BB 4 SO 9 LOB 21				
Chris Cannizzaro, R OBP: 0.325, SLG: 0.271 Carl Willey, R OBP: 0.289, SLG: 0.343		0-3 K		4-0 BB		0-3 K			0-0 4-3 HBP 1B	2	0	0	0	1	2	2					
Darrell Sutherland, R OBP: 0.250, SLG: 0.250 Jesse Gonder, L OBP: 0.343, SLG: 0.414		0-3 K		0-3 K			0-0 F2		0-0 F9	2	0	0	0	0	2	5					
<b>Inning Stats</b>	R: 0 E: 0 K: 0 S: 3	H: 0 LOB: 1 BB: 0 P: 4	R: 0 E: 0 K: 2 S: 8	H: 1 LOB: 2 BB: 1 P: 12	R: 0 E: 0 K: 2 S: 7	H: 0 LOB: 0 BB: 0 P: 7	R: 1 E: 0 K: 1 S: 6	H: 2 LOB: 2 BB: 2 P: 14	R: 2 E: 0 K: 2 S: 9	H: 2 LOB: 0 BB: 0 P: 9	R: 0 E: 0 K: 0 S: 3	H: 0 LOB: 0 BB: 0 P: 3	R: 0 E: 1 K: 0 S: 4	H: 1 LOB: 1 BB: 0 P: 4	R: 1 E: 0 K: 0 S: 5	H: 2 LOB: 3 BB: 1 P: 10	1B: 7 2B: 0 3B: 0 HR: 1	SF: 0 SAC: 0 DP: 1 HBP: 2	WP: 0 PB: 0 SB: 1 CS: 1	PA: 40	
<b>PITCHER</b>	IP WLS BF H R ER SO BB IBB HBP BLK WP HR S P ERA WHIP	IP WLS BF H R ER SO BB IBB HBP BLK WP HR S P ERA WHIP	IP WLS BF H R ER SO BB IBB HBP BLK WP HR S P ERA WHIP	IP WLS BF H R ER SO BB IBB HBP BLK WP HR S P ERA WHIP	IP WLS BF H R ER SO BB IBB HBP BLK WP HR S P ERA WHIP	IP WLS BF H R ER SO BB IBB HBP BLK WP HR S P ERA WHIP	IP WLS BF H R ER SO BB IBB HBP BLK WP HR S P ERA WHIP	IP WLS BF H R ER SO BB IBB HBP BLK WP HR S P ERA WHIP	IP WLS BF H R ER SO BB IBB HBP BLK WP HR S P ERA WHIP	IP WLS BF H R ER SO BB IBB HBP BLK WP HR S P ERA WHIP	IP WLS BF H R ER SO BB IBB HBP BLK WP HR S P ERA WHIP	IP WLS BF H R ER SO BB IBB HBP BLK WP HR S P ERA WHIP	IP WLS BF H R ER SO BB IBB HBP BLK WP HR S P ERA WHIP	IP WLS BF H R ER SO BB IBB HBP BLK WP HR S P ERA WHIP	IP WLS BF H R ER SO BB IBB HBP BLK WP HR S P ERA WHIP	IP WLS BF H R ER SO BB IBB HBP BLK WP HR S P ERA WHIP	IP WLS BF H R ER SO BB IBB HBP BLK WP HR S P ERA WHIP	IP WLS BF H R ER SO BB IBB HBP BLK WP HR S P ERA WHIP	IP WLS BF H R ER SO BB IBB HBP BLK WP HR S P ERA WHIP	IP WLS BF H R ER SO BB IBB HBP BLK WP HR S P ERA WHIP	IP WLS BF H R ER SO BB IBB HBP BLK WP HR S P ERA WHIP

New York Mets @ Cincinnati Reds  
Crosley Field, Cincinnati, OH  
Thu Jul 23 1964, 7:05 PM EDT  
Att: 5,588 - Unknown


AB 34  
R 4  
H 8  
RBI 4  
BB 4  
SO 9  
LOB 21



Batter	1	2	3	4	5	6	7	8	9	AB	R	H	RBI	BB	SO	LOB	BOTTOM				
Pete Rose, S OBP: 0.324, SLG: 0.326	0-0 4-3		0-0 1-3	0-0 FC4-6			0-0 F8			4	0	0	0	0	0	2					
Marty Keough, L OBP: 0.345, SLG: 0.468	0-0 FC4 1B		0-0 G3		0-0 F7		4-0 BB			3	0	1	0	1	0	0					
Vada Pinson, L OBP: 0.332, SLG: 0.466	0-0 FC4 1B			0-0 F7	0-3 K		0-0 F7			4	1	0	0	0	1	2					
Frank Robinson, R OBP: 0.379, SLG: 0.498	0-0 E5 1B			4-0 1B BB	0-0 F7				4-0 IBB	2	1	1	0	2	0	0					
Deron Johnson, R OBP: 0.372, SLG: 0.526 Tommy Harper, R OBP: 0.330, SLG: 0.316	0-0 6-3			0-0 BB 1B		0-0 E5 1B	0-0 F8			4	2	1	0	0	0	3					
Johnny Edwards, L OBP: 0.332, SLG: 0.393		0-0 3-1		0-0 BB FC4-6 1B		0-0 FC1-5 1B		0-0 F5		4	1	2	1	0	0	0					
Leo Cardenas, R OBP: 0.316, SLG: 0.378		0-0 L8		4-0 FC4-6 BB		0-0 E6 FC1-5		0-3 K		3	0	0	1	1	1	1	AB 30 R 5 H 5 RBI 4 BB 5 SO 3 LOB 14				
Steve Boros, R OBP: 0.321, SLG: 0.328		0-3 K		4-0 FC4-6 BB		0-0 FC1-5		0-0 L7		3	0	0	1	1	1	2					
Jim Maloney, L OBP: 0.184, SLG: 0.111 Gordy Coleman, L OBP: 0.303, SLG: 0.383 Bob Purkey, R OBP: 0.091, SLG: 0.063 Bill Henry, L			0-0 6-3	0-0 FC4-6		0-0 FC3-6-1-2-5-2				2	0	0	1	0	0	2					
<b>Inning Stats</b>	R: 1 E: 1 K: 0 S: 5	H: 2 LOB: 1 BB: 0 P: 5	R: 0 E: 0 K: 1 S: 5	H: 0 LOB: 0 BB: 0 P: 5	R: 0 E: 0 K: 0 S: 3	H: 0 LOB: 0 BB: 0 P: 3	R: 3 E: 0 K: 0 S: 5	H: 2 LOB: 2 BB: 3 P: 17	R: 0 E: 0 K: 1 S: 5	H: 0 LOB: 0 BB: 0 P: 5	R: 1 E: 2 K: 0 S: 5	H: 1 LOB: 1 BB: 0 P: 5	R: 0 E: 1 K: 0 S: 3	H: 0 LOB: 2 BB: 2 P: 11	R: 0 E: 0 K: 1 S: 5	H: 0 LOB: 0 BB: 0 P: 5	1B: 5 2B: 1 3B: 0 HR: 0	SF: 0 SAC: 0 DP: 1 HBP: 0	WP: 0 PB: 0 SB: 0 CS: 0	PA: 35	
<b>PITCHER</b>	IP WLS BF H R ER SO BB IBB HBP BLK WP HR S P ERA WHIP	IP WLS BF H R ER SO BB IBB HBP BLK WP HR S P ERA WHIP	IP WLS BF H R ER SO BB IBB HBP BLK WP HR S P ERA WHIP	IP WLS BF H R ER SO BB IBB HBP BLK WP HR S P ERA WHIP	IP WLS BF H R ER SO BB IBB HBP BLK WP HR S P ERA WHIP	IP WLS BF H R ER SO BB IBB HBP BLK WP HR S P ERA WHIP	IP WLS BF H R ER SO BB IBB HBP BLK WP HR S P ERA WHIP	IP WLS BF H R ER SO BB IBB HBP BLK WP HR S P ERA WHIP	IP WLS BF H R ER SO BB IBB HBP BLK WP HR S P ERA WHIP	IP WLS BF H R ER SO BB IBB HBP BLK WP HR S P ERA WHIP	IP WLS BF H R ER SO BB IBB HBP BLK WP HR S P ERA WHIP	IP WLS BF H R ER SO BB IBB HBP BLK WP HR S P ERA WHIP	IP WLS BF H R ER SO BB IBB HBP BLK WP HR S P ERA WHIP	IP WLS BF H R ER SO BB IBB HBP BLK WP HR S P ERA WHIP	IP WLS BF H R ER SO BB IBB HBP BLK WP HR S P ERA WHIP	IP WLS BF H R ER SO BB IBB HBP BLK WP HR S P ERA WHIP	IP WLS BF H R ER SO BB IBB HBP BLK WP HR S P ERA WHIP	IP WLS BF H R ER SO BB IBB HBP BLK WP HR S P ERA WHIP	IP WLS BF H R ER SO BB IBB HBP BLK WP HR S P ERA WHIP	IP WLS BF H R ER SO BB IBB HBP BLK WP HR S P ERA WHIP	IP WLS BF H R ER SO BB IBB HBP BLK WP HR S P ERA WHIP

New York Mets @ Cincinnati Reds  
Crosley Field, Cincinnati, OH  
Thu Jul 23 1964, 7:05 PM EDT  
Att: 5,588 - Unknown

AB 30  
R 5  
H 5  
RBI 4  
BB 5  
SO 3  
LOB 14





Batter	1	2	3	4	5	6	7	8	9	AB	R	H	RBI	BB	SO	LOB	TOP			
Bob Bailey, R OBP: 0.391, SLG: 0.417 (1, 5)	6-3		6-3			F7			6-3	4	0	0	0	0	0	0	Pittsburgh Pirates @ Cincinnati Reds Crosley Field, Cincinnati, OH Fri Jul 24, 1964, 7:05 PM EDT Att: 14,317 - Unknown			
Bill Virdon, L OBP: 0.294, SLG: 0.319 (1, 8)	1B			4-3		F8			1B	4	0	2	0	0	0	0				
Roberto Clemente, R OBP: 0.389, SLG: 0.496 (1, 9)	K			6-3					6-3	4	0	0	0	0	2	2				
Jerry Lynch, L OBP: 0.368, SLG: 0.577 (1, 7)	F9			K					3-1	4	0	1	0	0	1	2				
Donn Clendenon, R OBP: 0.315, SLG: 0.389 (1, 3)		6-3				F6			K	3	0	0	0	0	1	1				
Bill Mazerowski, R OBP: 0.291, SLG: 0.390 (1, 4)		6-3				F8			FC6-4	3	0	0	0	0	0	1				
Jim Pagliaroni, R OBP: 0.392, SLG: 0.420 (1, 2)		6-3							5-3	3	0	1	0	0	0	0				
Dick Schofield, S OBP: 0.364, SLG: 0.373 (1, 6)			G3			F8			5-3	3	0	0	0	0	0	1				
Bob Friend, R OBP: 0.170, SLG: 0.114 Gene Freese, R (8, PH) Roy Face, R (8, 1)			K			5-3			K	2	0	0	0	0	1	0				
										1	0	0	0	0	1	0				
										0	0	0	0	0	0	0				
<b>Inning Stats</b>	R: 0 E: 0 K: 1 S: 6	H: 1 LOB: 1 BB: 0 P: 6	R: 0 E: 0 K: 0 S: 3	H: 0 LOB: 0 BB: 0 P: 3	R: 0 E: 0 K: 1 S: 5	H: 0 LOB: 0 BB: 0 P: 5	R: 0 E: 0 K: 0 S: 4	H: 1 LOB: 1 BB: 0 P: 4	R: 0 E: 0 K: 0 S: 3	H: 0 LOB: 0 BB: 0 P: 3	R: 0 E: 0 K: 2 S: 8	H: 1 LOB: 1 BB: 0 P: 8	R: 0 E: 0 K: 1 S: 5	H: 0 LOB: 0 BB: 0 P: 5	R: 0 E: 0 K: 0 S: 4	H: 1 LOB: 1 BB: 0 P: 4	1B: 4 2B: 0 3B: 0 HR: 0	SF: 0 SAC: 0 DP: 0 HBP: 0	WP: 0 PB: 0 SB: 0 CS: 0	PA: 31
<b>PITCHER</b> Jim O'Toole, L ERA: 2.57 (1, 1)	IP: 9.0 WLS: W BF: 31 H: 4 R: 0 ER: 0 SO: 6 BB: 0 IBB: 0 HBP: 0 BLK: 0 WP: 0 HR: 0 S: 43 P: 43 ERA: 0.00 WHIP: 0.444															<b>PITCHER</b>				

Batter	1	2	3	4	5	6	7	8	9	AB	R	H	RBI	BB	SO	LOB	BOTTOM	
Pete Rose, S OBP: 0.323, SLG: 0.325 (1, 4)	F7		1B			F8	E6			4	0	1	0	0	0	2	Pittsburgh Pirates @ Cincinnati Reds Crosley Field, Cincinnati, OH Fri Jul 24, 1964, 7:05 PM EDT Att: 14,317 - Unknown	
Marty Keough, L OBP: 0.346, SLG: 0.462 (1, 9)	K		1B			F9	FC4-6			4	0	1	0	0	1	3		
Vada Pinson, L OBP: 0.329, SLG: 0.460 (1, 8)	K		K			F3				4	0	0	0	0	3	2		
Frank Robinson, R OBP: 0.378, SLG: 0.498 (1, 7)		F7				6-3			K	4	1	1	0	0	1	0		
Deron Johnson, R OBP: 0.377, SLG: 0.530 (1, 3)						F3			K	4	1	3	1	0	0	0		
Johnny Edwards, L OBP: 0.326, SLG: 0.389 (1, 2)		1B					SH1-3		1B	3	0	0	0	0	1	2		
Leo Cardenas, R OBP: 0.313, SLG: 0.374 (1, 6)							SH1-3		K	3	0	0	0	0	1	2		
Steve Boros, R OBP: 0.318, SLG: 0.325 Gordy Coleman, L (7, PH) Bobby Klaus, R (8, 5)			6-3						5-3	2	0	0	0	0	0	0		
										0	0	0	0	1	0	0		
										0	0	0	0	0	0	0		
<b>Inning Stats</b>	R: 0 E: 0 K: 2 S: 7	H: 0 LOB: 0 BB: 0 P: 7	R: 0 E: 0 K: 0 S: 4	H: 1 LOB: 1 BB: 0 P: 4	R: 0 E: 0 K: 1 S: 7	H: 2 LOB: 2 BB: 0 P: 7	R: 0 E: 0 K: 0 S: 3	H: 0 LOB: 0 BB: 0 P: 3	R: 0 E: 0 K: 0 S: 3	H: 0 LOB: 0 BB: 0 P: 3	R: 2 E: 1 K: 0 S: 7	H: 3 LOB: 3 BB: 1 P: 11	R: 0 E: 0 K: 3 S: 10	H: 1 LOB: 1 BB: 0 P: 10	1B: 6 2B: 1 3B: 0 HR: 0	SF: 0 SAC: 1 DP: 0 HBP: 0	WP: 0 PB: 0 SB: 0 CS: 0	PA: 33
<b>PITCHER</b> Bob Friend, R ERA: 3.54 Roy Face, R ERA: 3.61 (1, 1)	IP: 7.0 WLS: L BF: 29 H: 6 R: 2 ER: 2 SO: 4 BB: 0 IBB: 1 HBP: 0 BLK: 0 WP: 0 HR: 0 S: 36 P: 40 ERA: 2.57 WHIP: 0.857															<b>PITCHER</b>		





Batter	1	2	3	4	5	6	7	8	9	AB	R	H	RBI	BB	SO	LOB	TOP			
Bob Bailey, R OBP: 0.355, SLG: 0.424 (1, 7)										5	1	3	1	0	1	1	<b>Pittsburgh Pirates @ Cincinnati Reds</b> Crosley Field, Cincinnati, OH Sat Jul 25 1964, 3:33 AM EDT Att: 6,534 - Unknown			
Bill Virdon, L OBP: 0.303, SLG: 0.325 (1, 8)										4	0	3	1	1	0	1				
Roberto Clemente, R OBP: 0.389, SLG: 0.495 (1, 9)										5	1	2	0	0	2	5				
Gene Freese, R OBP: 0.283, SLG: 0.375 (1, 5)										5	0	0	0	0	1	8				
Gene Alley, R OBP: 0.265, SLG: 0.296 (8, 5)										0	0	0	0	0	0	0				
Donn Clendenon, R OBP: 0.313, SLG: 0.396 (1, 3)										5	1	1	2	0	1	4				
Bill Mazerowski, R OBP: 0.295, SLG: 0.402 (1, 4)										5	2	3	1	0	0	0				
Jim Pagliaroni, R OBP: 0.387, SLG: 0.414 (1, 2)										5	0	1	0	0	0	2				
Dick Schofield, S OBP: 0.358, SLG: 0.366 (1, 6)										5	0	0	0	0	0	2				
Vern Law, R OBP: 0.340, SLG: 0.318 (1, 1)										2	1	1	1	0	0	0				
Al McBean, R OBP: 0.200, SLG: 0.200 (7, 1)										1	0	0	0	0	1	0				
<b>Inning Stats</b>	R: 0 E: 0 K: 1 S: 7	H: 2 LOB: 2 BB: 0 P: 7	R: 1 E: 0 K: 0 S: 4	H: 1 LOB: 0 BB: 0 P: 4	R: 0 E: 1 K: 0 S: 5	H: 1 LOB: 2 BB: 0 P: 5	R: 3 E: 0 K: 1 S: 9	H: 4 LOB: 0 BB: 0 P: 9	R: 0 E: 0 K: 0 S: 4	H: 1 LOB: 1 BB: 0 P: 4	R: 2 E: 0 K: 0 S: 5	H: 2 LOB: 0 BB: 0 P: 5	R: 0 E: 0 K: 1 S: 9	H: 1 LOB: 3 BB: 0 P: 13	R: 0 E: 0 K: 1 S: 6	H: 1 LOB: 1 BB: 0 P: 6	1B: 11 2B: 1 3B: 0 HR: 2	SF: 0 SAC: 1 DP: 0 HBP: 0	WP: 1 PB: 0 SB: 1 CS: 0	PA: 44
<b>PITCHER</b>	IP WLS BF H R ER SO BB IBB HBP BLK WP HR S P ERA WHIP																			
Joe Nuxhall, L ERA: 3.37 (1, 1)	6.0 L 29 10 4 4 4 3 0 0 0 0 1 0 1 35 35 6.00 1.667																			
Ryne Duren, R ERA: 3.5 (7, 1)	2.0 11 3 2 2 2 1 0 0 0 0 1 1 14 18 9.00 2.000																			
Bill Henry, L ERA: 1.53 (9, 1)	1.0 4 1 0 0 0 1 0 0 0 0 0 0 0 6 6 0.00 1.000																			

Batter	1	2	3	4	5	6	7	8	9	AB	R	H	RBI	BB	SO	LOB	BOTTOM			
Pete Rose, S OBP: 0.325, SLG: 0.327 (1, 4)										4	0	2	0	0	0	1	<b>Pittsburgh Pirates @ Cincinnati Reds</b> Crosley Field, Cincinnati, OH Sat Jul 25 1964, 3:33 AM EDT Att: 6,534 - Unknown			
Marty Keough, L OBP: 0.335, SLG: 0.449 (1, 9)										4	0	0	0	0	0	3				
Vada Pinson, L OBP: 0.328, SLG: 0.466 (1, 8)										4	1	1	1	0	0	1				
Frank Robinson, R OBP: 0.379, SLG: 0.503 (1, 7)										3	1	1	0	0	0	0				
Deron Johnson, R OBP: 0.379, SLG: 0.529 (1, 3)										4	1	2	1	0	0	1				
Johnny Edwards, L OBP: 0.328, SLG: 0.387 (1, 2)										4	0	1	0	0	0	1				
Leo Cardenas, R OBP: 0.313, SLG: 0.374 (1, 6)										3	0	1	1	0	0	0				
Steve Boros, R OBP: 0.316, SLG: 0.322 (1, 5)										2	0	0	0	0	0	0				
Gordy Coleman, L OBP: 0.305, SLG: 0.380 (7, PH)										1	0	0	0	0	0	2				
Bobby Klaus, R OBP: 0.212, SLG: 0.323 (8, 5)										0	0	0	0	0	0	0				
Joe Nuxhall, L OBP: 0.156, SLG: 0.222 (1, 1)										1	0	0	0	0	1	0				
Mei Queen, L OBP: 0.206, SLG: 0.273 (6, PH)										0	0	0	0	1	0	0				
Ryne Duren, R OBP: 0.206, SLG: 0.273 (7, 1)										0	0	0	0	0	0	0				
Don Pavletich, R OBP: 0.440, SLG: 0.864 (8, PH)										1	0	0	0	0	0	0				
Bill Henry, L ERA: 1.53 (9, 1)										0	0	0	0	0	0	0				
<b>Inning Stats</b>	R: 1 E: 0 K: 0 S: 4	H: 2 LOB: 0 BB: 0 P: 4	R: 0 E: 0 K: 0 S: 3	H: 0 LOB: 0 BB: 0 P: 3	R: 0 E: 0 K: 1 S: 5	H: 0 LOB: 0 BB: 0 P: 5	R: 0 E: 0 K: 0 S: 3	H: 0 LOB: 0 BB: 0 P: 3	R: 0 E: 0 K: 0 S: 3	H: 1 LOB: 0 BB: 0 P: 3	R: 2 E: 0 K: 0 S: 6	H: 4 LOB: 1 BB: 0 P: 6	R: 0 E: 0 K: 0 S: 4	H: 1 LOB: 1 BB: 0 P: 4	R: 0 E: 0 K: 0 S: 2	H: 0 LOB: 0 BB: 0 P: 3	1B: 6 2B: 0 3B: 1 HR: 1	SF: 0 SAC: 0 DP: 4 HBP: 1	WP: 0 PB: 0 SB: 0 CS: 0	PA: 33
<b>PITCHER</b>	IP WLS BF H R ER SO BB IBB HBP BLK WP HR S P ERA WHIP																			
Vern Law, R ERA: 3.5 (1, 1)	6.1 W 25 7 3 3 3 1 0 0 0 0 0 0 7 8 4.26 1.263																			
Al McBean, R ERA: 1.81 (7, 1)	2.2 S 8 1 0 0 0 0 0 0 1 0 0 0 0 7 8 0.00 0.375																			

**AB** 42  
**R** 6  
**H** 14  
**RBI** 6  
**BB** 1  
**SO** 6  
**LOB** 23

**AB** 31  
**R** 3  
**H** 8  
**RBI** 3  
**BB** 1  
**SO** 1  
**LOB** 9



Batter	1	2	3	4	5	6	7	8	9	AB	R	H	RBI	BB	SO	LOB	TOP																					
Bob Bailey, R OBP: 0.356, SLG: 0.425 (1, 5)	4-3		2B		HBP		L6		5-3	4	0	1	0	0	0	0																						
Bill Virdon, L OBP: 0.299, SLG: 0.320 (1, 8)	K		1-3		F9		4-3			4	0	0	0	0	1	3																						
Roberto Clemente, R OBP: 0.389, SLG: 0.492 (1, 9)	K		F4		E6			FC4-6 1B		4	0	1	0	0	1	3																						
Jerry Lynch, L OBP: 0.365, SLG: 0.589 (1, 7)		HR	K		4-3			L9		4	1	1	1	0	1	5																						
Willie Stargell, L OBP: 0.328, SLG: 0.564 (1, 3)		HR			L9			FC4-6 1B		4	1	2	1	0	0	1																						
Smoky Burgess, L OBP: 0.258, SLG: 0.292 (1, 2)		HR			6-3			L3		4	0	2	0	0	0	1																						
Orlando McFarlane, R OBP: 0.250, SLG: 0.125 (8, PR)								L3		0	0	0	0	0	0	0																						
Jim Paoliaroni, R OBP: 0.387, SLG: 0.414 (8, 2)		WP 1B						L3		0	0	0	0	0	0	0																						
Bill Mazerolski, R OBP: 0.294, SLG: 0.404 (1, 4)		K			5-3			1B		4	0	1	0	0	1	3																						
Dick Schofield, S OBP: 0.353, SLG: 0.360 (1, 6)		K						L6		4	0	0	0	0	2	2																						
Joe Gibbon, R OBP: 0.314, SLG: 0.324 (5, 1)					G3			F5		2	0	1	0	0	0	1																						
Don Schwall, R OBP: 0.333, SLG: 0.333 (7, PH)								K		0	0	0	0	0	0	0																						
Gene Friesner, R OBP: 0.287, SLG: 0.373 (7, 1)								K		1	0	0	0	0	0	0																						
Roy Face, R (7, 1)								K		0	0	0	0	0	0	0																						
Frank Bork, R (8, 1)								K		0	0	0	0	0	0	0																						
Donn Clendenen, R OBP: 0.310, SLG: 0.336 (8, PH)								K		1	0	0	0	0	1	0																						
<b>Inning Stats</b>	R: 0 E: 0 K: 2 S: 7	H: 0 LOB: 0 BB: 7 P: 7	R: 2 E: 0 K: 2 S: 10	H: 3 LOB: 1 BB: 0 P: 10	R: 0 E: 0 K: 1 S: 6	H: 1 LOB: 1 BB: 0 P: 6	R: 0 E: 0 K: 0 S: 3	H: 0 LOB: 0 BB: 0 P: 3	R: 0 E: 1 K: 0 S: 5	H: 1 LOB: 3 BB: 0 P: 6	R: 0 E: 0 K: 1 S: 6	H: 2 LOB: 1 BB: 0 P: 6	R: 0 E: 0 K: 0 S: 3	H: 0 LOB: 0 BB: 3 P: 3	R: 0 E: 0 K: 0 S: 5	H: 2 LOB: 2 BB: 0 P: 5	R: 0 E: 0 K: 1 S: 5	H: 0 LOB: 0 BB: 0 P: 5	1B: 4 2B: 4 3B: 0 HR: 2	SF: 0 SAC: 0 DP: 1 HBP: 1	WP: 1 PA: 37 PB: 0 SB: 0 CS: 0																	
<b>PITCHER</b>	IP	WLS	BF	H	R	ER	SO	BB	IBB	HBP	BLK	WP	HR	S	P	ERA	WHIP	<b>PITCHER</b>				IP	WLS	BF	H	R	ER	SO	BB	IBB	HBP	BLK	WP	HR	S	P	ERA	WHIP
Joey Jay, R ERA: 3.44 (1, 1)	7.2	W	33	9	2	2	6	0	0	1	0	1	2	44	45	2.35	1.174																					
Sammy Ellis, R ERA: 3.82 (8, 1)	1.1	S	4	0	0	0	1	0	0	0	0	0	0	6	6	0.00	0.000																					

Pittsburgh Pirates @ Cincinnati Reds  
Crosley Field, Cincinnati, OH  
Sun Jul 26 1964, 3:33 AM EDT  
Unknown

AB 36  
R 2  
H 9  
RBI 2  
BB 0  
SO 7  
LOB 19



Batter	1	2	3	4	5	6	7	8	9	AB	R	H	RBI	BB	SO	LOB	BOTTOM																					
Pete Rose, S OBP: 0.324, SLG: 0.334 (1, 4)	HR				FC4-6		6-3	5-3		4	1	1	1	0	1	4																						
Giraldo Ruiz, S OBP: 0.227, SLG: 0.295 (8, PH)		K								1	0	0	0	0	0	1																						
Tommy Harper, R OBP: 0.330, SLG: 0.313 (1, 8)	K		1-3				G3	K		2	1	0	0	1	1	0																						
Vada Pinson, L OBP: 0.327, SLG: 0.464 (7, PH)										2	0	0	0	0	1	1																						
Frank Robinson, R OBP: 0.378, SLG: 0.500 (1, 9)	E5 1B		F8				F2			4	1	1	0	0	0	0																						
Deron Johnson, R OBP: 0.385, SLG: 0.531 (1, 7)	BB 1B		1-3					1B HR BB		3	1	2	1	1	0	0																						
Tony Perez, R (1, 3)										2	0	0	0	1	1	1																						
Marty Keough, L OBP: 0.342, SLG: 0.453 (8, 9)	G6-4-3 BB				F9		K	1B HR 1B		1	1	1	0	0	0	0																						
Don Pavletich, R OBP: 0.446, SLG: 0.800 (1, 2)	G6-4-3						L8-3	HR 1B		3	1	1	0	1	0	4																						
Leo Cardenas, R OBP: 0.315, SLG: 0.384 (1, 6)			F8				F9	HR		4	1	2	4	0	0	0																						
Steve Boros, R OBP: 0.322, SLG: 0.331 (1, 5)										3	0	2	0	1	1	0																						
Joey Jay, S (1, 1)										3	0	0	0	0	2	4																						
Sammy Ellis, L (8, 1)		5-3			K		K	B1-3		1	0	0	0	0	0	1																						
<b>Inning Stats</b>	R: 1 E: 1 K: 1 S: 7	H: 2 LOB: 2 BB: 1 P: 11	R: 0 E: 0 K: 1 S: 6	H: 1 LOB: 0 BB: 0 P: 6	R: 0 E: 0 K: 0 S: 3	H: 0 LOB: 0 BB: 0 P: 3	R: 0 E: 0 K: 1 S: 6	H: 1 LOB: 2 BB: 2 P: 14	R: 2 E: 0 K: 1 S: 6	H: 2 LOB: 0 BB: 1 P: 10	R: 0 E: 0 K: 2 S: 7	H: 0 LOB: 0 BB: 0 P: 7	R: 0 E: 0 K: 0 S: 3	H: 0 LOB: 0 BB: 0 P: 3	R: 4 E: 0 K: 1 S: 9	H: 4 LOB: 1 BB: 1 P: 13	1B: 7 2B: 2 3B: 0 HR: 2	SF: 0 SAC: 0 DP: 2 HBP: 0	WP: 0 PA: 38 PB: 0 SB: 2 CS: 0																			
<b>PITCHER</b>	IP	WLS	BF	H	R	ER	SO	BB	IBB	HBP	BLK	WP	HR	S	P	ERA	WHIP	<b>PITCHER</b>				IP	WLS	BF	H	R	ER	SO	BB	IBB	HBP	BLK	WP	HR	S	P	ERA	WHIP
Joe Gibbon, L ERA: 3.18 (1, 1)	4.0	L	22	6	3	3	3	4	0	0	0	0	1	24	40	6.75	2.500																					
Don Schwall, R ERA: 4.41 (5, 1)	2.0		5	0	0	0	3	0	0	0	0	0	0	11	11	0.00	0.000																					
Roy Face, R ERA: 4.22 (7, 1)	1.0		7	3	4	4	0	1	0	0	0	0	1	6	10	36.00	4.000																					
Frank Bork, L ERA: 3.86 (8, 1)	1.0		4	1	0	0	1	0	0	0	0	0	0	6	6	0.00	1.000																					

Pittsburgh Pirates @ Cincinnati Reds  
Crosley Field, Cincinnati, OH  
Sun Jul 26 1964, 3:33 AM EDT  
Unknown

AB 33  
R 7  
H 10  
RBI 6  
BB 5  
SO 7  
LOB 16





Batter	1	2	3	4	5	6	7	8	9	AB R H RBI BB SO LOB	TOP									
Bob Bailey, R (1, 5) OBP: 0.353, SLG: 0.419	0-0 4-3			0-0 E 1B 1B BB	0-0 6-3		0-3 K		0-0 F5	4 1 0 0 1 1 1	<b>Pittsburgh Pirates @ Cincinnati Reds</b> Crosley Field, Cincinnati, OH Sun Jul 26 1964, 3:38 AM EDT Att: 14,814 - Unknown									
Bill Virdon, L (1, 8) OBP: 0.304, SLG: 0.323	0-0 G3			0-0 E 1B 1B	4-0 BB 1B BB		0-0 PB 1B		0-0 FC4-6	4 1 2 0 1 0 1										
Roberto Clemente, R (1, 9) OBP: 0.386, SLG: 0.499	0-0 F8			0-0 E3 1B HR	0-0 BB 1B		0-0 1-3			4 1 1 0 0 0 3										
Jerry Lynch, L (1, 7) Manny Mota, R (7, 7) OBP: 0.362, SLG: 0.580 OBP: 0.340, SLG: 0.444		0-0 4-3		0-0 HR 1B	0-0 F8		0-0 F6			4 1 1 2 0 0 3 0 0 0 0 0 0 0										
Willie Stargell, L (1, 3) Donn Clendenon, R (8, 3) OBP: 0.335, SLG: 0.577 OBP: 0.312, SLG: 0.395		0-0 FC2-4 WP 1B		0-0 1-H 3-H HR	4-0 1-2 2-3 BB			0-0 5-3		3 1 2 3 1 0 0 0 0 0 0 0 0 0										
Bill Mazeroski, R (1, 4) OBP: 0.294, SLG: 0.402		0-0 FC2-4		0-0 G5-4-3 1B	0-0 4-3			0-3 K		4 0 1 0 0 1 4										
Jim Pagliaroni, R (1, 2) OBP: 0.380, SLG: 0.405			0-0 6-3	0-0 G5-4-3 1B		0-3 K			0-0 F7	4 0 0 0 0 1 1										
Dick Schofield, S (1, 6) OBP: 0.355, SLG: 0.357			0-0 6-3	4-0 BB		0-0 1-3			4-0 FC1-6 BB	2 0 0 0 2 0 0										
Bob Veale, S (1, 1) OBP: 0.213, SLG: 0.186			0-0 4-3	0-3 K		0-3 K			0-0 FC1-6 FC4-6	4 0 0 0 0 2 2										
<b>Inning Stats</b>	R: 0 E: 0 K: 0 S: 3	H: 0 LOB: 0 BB: 0 P: 3	R: 0 E: 0 K: 0 S: 3	H: 1 LOB: 0 BB: 0 P: 3	R: 0 E: 0 K: 0 S: 3	H: 0 LOB: 0 BB: 0 P: 3	R: 5 E: 1 K: 1 S: 9	H: 4 LOB: 1 BB: 2 P: 17	R: 0 E: 0 K: 2 S: 4	H: 0 LOB: 0 BB: 0 P: 7		R: 0 E: 0 K: 1 S: 6	H: 1 LOB: 1 BB: 0 P: 6	R: 0 E: 0 K: 1 S: 5	H: 0 LOB: 0 BB: 0 P: 5	R: 0 E: 0 K: 0 S: 3	H: 0 LOB: 1 BB: 1 P: 7	1B: 6 2B: 1 3B: 0 HR: 1	SF: 0 SAC: 0 DP: 2 HBP: 0	WP: 1 PB: 1 SB: 0 CS: 0
<b>PITCHER</b>	IP WLS BF H R ER SO BB IBB HBP BLK WP HR S P ERA WHIP											IP WLS BF H R ER SO BB IBB HBP BLK WP HR S P ERA WHIP								
John Tsitouris, R (1, 1) ERA: 3.98	5.0 L 24 6 5 4 1 4 0 0 0 0 1 1 22 38 7.20 2.000																			
Bob Purkey, R (6, 1) ERA: 3.56	2.0 7 1 0 0 3 0 0 0 0 0 0 0 13 13 0.00 0.500																			
Bill Henry, L (8, 1) ERA: 1.44	2.0 7 0 0 0 1 1 0 0 0 0 0 0 8 12 0.00 0.500																			

Batter	1	2	3	4	5	6	7	8	9	AB R H RBI BB SO LOB	BOTTOM											
Giraldo Ruiz, S (1, 4) OBP: 0.228, SLG: 0.293	0-0 BB 1B		0-0 4-3			0-3 K		0-0 F4		4 1 1 0 0 1 0	<b>Pittsburgh Pirates @ Cincinnati Reds</b> Crosley Field, Cincinnati, OH Sun Jul 26 1964, 3:38 AM EDT Att: 14,814 - Unknown											
Tommy Harper, R (1, 8) OBP: 0.325, SLG: 0.310	4-0 1B 1-2 BB		0-0 4-3			0-0 F9		0-0 5-3		3 0 0 0 1 0 0												
Frank Robinson, R (1, 9) OBP: 0.379, SLG: 0.499	0-0 CS 1-3 2-H 1B			0-0 F8		4-0 WP BB		0-0 E5		3 0 1 1 1 0 0												
Deron Johnson, R (1, 7) OBP: 0.379, SLG: 0.522	0-3 K		0-0 F9		0-3 K		0-0 4-3			4 0 0 0 0 2 4												
Tony Perez, R (1, 3) OBP: 0.379, SLG: 0.522	0-0 F8			0-3 K			0-0 6-3		0-0 F4	4 0 0 0 0 1 2												
Leo Cardenas, R (1, 6) OBP: 0.315, SLG: 0.382		0-0 4-3			0-0 6-3		0-0 BB 1B		0-3 K	4 0 1 0 0 1 0												
Johnny Edwards, L (1, 2) OBP: 0.327, SLG: 0.383		0-0 F5			0-3 K		4-0 FC6-4 BB		0-3 K	3 0 0 0 1 2 0												
Steve Boros, R (1, 5) OBP: 0.322, SLG: 0.331		0-0 F6					0-0 L7			3 0 1 0 0 0 2												
John Tsitouris, R (1, 1) OBP: 0.231, SLG: 0.263			0-3 K		0-3 K		0-0 FC6-4			1 0 0 0 0 1 0												
Mei Queen, L (5, PH) OBP: 0.200, SLG: 0.265							0-0 FC6-4			1 0 0 0 0 1 1												
Bob Purkey, R (6, 1) OBP: 0.061, SLG: 0.063							1-2 BB			0 0 0 0 0 0 0												
Don Pavletich, R (7, PH) OBP: 0.433, SLG: 0.769							1-2			1 0 0 0 0 0 2												
Bill Henry, L (8, 1) ERA: 1.44										0 0 0 0 0 0 0												
<b>Inning Stats</b>	R: 1 E: 0 K: 1 S: 6	H: 2 LOB: 1 BB: 1 P: 10	R: 0 E: 0 K: 0 S: 3	H: 0 LOB: 0 BB: 0 P: 3	R: 0 E: 0 K: 1 S: 5	H: 0 LOB: 0 BB: 0 P: 5	R: 0 E: 0 K: 1 S: 5	H: 0 LOB: 0 BB: 0 P: 5	R: 0 E: 0 K: 2 S: 8	H: 1 LOB: 1 BB: 0 P: 8	R: 0 E: 0 K: 2 S: 7	H: 0 LOB: 1 BB: 1 P: 11	R: 0 E: 0 K: 0 S: 4	H: 1 LOB: 2 BB: 1 P: 8	R: 0 E: 1 K: 0 S: 4	H: 0 LOB: 1 BB: 0 P: 4	R: 0 E: 0 K: 2 S: 7	H: 0 LOB: 0 BB: 0 P: 7	1B: 4 2B: 0 3B: 0 HR: 0	SF: 0 SAC: 0 DP: 0 HBP: 0	WP: 2 PB: 0 SB: 0 CS: 1	PA: 34
<b>PITCHER</b>	IP WLS BF H R ER SO BB IBB HBP BLK WP HR S P ERA WHIP											IP WLS BF H R ER SO BB IBB HBP BLK WP HR S P ERA WHIP										
Bob Veale, L (1, 1) ERA: 2.93	9.0 W 34 4 1 1 9 3 0 0 0 1 0 49 61 1.00 0.778																					







Batter	1	2	3	4	5	6	7	8	9	AB	R	H	RBI	BB	SO	LOB	TOP			
<b>Pete Rose, S</b> (1,4) OBP: 0.326, SLG: 0.336										4	1	2	0	0	1	1	<b>Cincinnati Reds @ Milwaukee Braves</b> Milwaukee County Stadium, Milwaukee, WI Tue Jul 28 1964, 8:05 PM EDT Att: 14,300 - Unknown			
<b>Marty Keough, L</b> (1,9) OBP: 0.337, SLG: 0.464										4	0	0	0	0	2	3				
<b>Vada Pinson, L</b> (1,8) OBP: 0.325, SLG: 0.460										4	0	1	0	0	1	2				
<b>Frank Robinson, R</b> (1,7) OBP: 0.376, SLG: 0.500										4	1	1	2	0	1	1				
<b>Deron Johnson, R</b> (1,5) OBP: 0.378, SLG: 0.530										4	0	0	0	0	1	0				
<b>Tony Perez, R</b> (1,3) OBP: 0.200, SLG: 0.214										4	0	0	0	0	3	0				
<b>Johnny Edwards, L</b> (1,2) OBP: 0.333, SLG: 0.389										4	0	2	0	0	0	0				
<b>Leo Cardenas, R</b> (1,6) OBP: 0.313, SLG: 0.380										3	0	0	0	1	0	1				
<b>Jim O'Toole, S</b> (1,1) OBP: 0.152, SLG: 0.119										2	0	0	0	0	1	3				
<b>Gordy Coleman, L</b> (7,PH) OBP: 0.309, SLG: 0.384										1	0	1	0	0	0	0				
<b>Sammy Ellis, L</b> (7,1)										0	0	0	0	0	0	0				
<b>Bob Purkey, R</b> (7,1) OBP: 0.061, SLG: 0.063										0	0	0	0	0	0	0				
<b>Inning Stats</b>	R: 2 E: 0 K: 1 S: 7	H: 2 LOB: 0 BB: 0 P: 7	R: 0 E: 0 K: 0 S: 3	H: 1 LOB: 0 BB: 0 P: 3	R: 0 E: 0 K: 2 S: 8	H: 1 LOB: 3 BB: 1 P: 13	R: 0 E: 0 K: 2 S: 9	H: 0 LOB: 0 BB: 0 P: 5	R: 0 E: 0 K: 1 S: 6	H: 1 LOB: 1 BB: 0 P: 6	R: 0 E: 0 K: 0 S: 3	H: 0 LOB: 0 BB: 0 P: 3	R: 0 E: 0 K: 1 S: 5	H: 0 LOB: 0 BB: 0 P: 5	R: 0 E: 0 K: 1 S: 5	H: 0 LOB: 0 BB: 0 P: 5	1B: 6 2B: 0 3B: 0 HR: 1	SF: 0 SAC: 0 DP: 1 HBP: 0	WP: 0 PB: 1 SB: 1 CS: 0	PA: 35
<b>PITCHER</b>	IP WLS BF H R ER SO BB IBB HBP BLK WP HR S P ERA WHIP																			
<b>Hank Fischer, R</b> (1,1) ERA: 2.9	7.0 W 29 7 2 2 9 1 0 0 0 0 1 46 50 2.57 1.143																			
<b>Bobby Tiefenauer, R</b> (8,1) ERA: 3.08	2.0 S 6 0 0 0 1 0 0 0 0 0 0 8 8 0.00 0.000																			

AB	34
R	2
H	7
RBI	2
BB	1
SO	10
LOB	11





Batter	1	2	3	4	5	6	7	8	9	AB	R	H	RBI	BB	SO	LOB	BOTTOM			
<b>Denis Menke, R</b> (1,6) OBP: 0.372, SLG: 0.459										2	0	1	2	2	0	0	<b>Cincinnati Reds @ Milwaukee Braves</b> Milwaukee County Stadium, Milwaukee, WI Tue Jul 28 1964, 8:05 PM EDT Att: 14,300 - Unknown			
<b>Lee Maye, L</b> (1,8) OBP: 0.352, SLG: 0.442										4	0	0	0	0	1	5				
<b>Hank Aaron, R</b> (1,9) OBP: 0.381, SLG: 0.485										4	0	0	0	0	1	1				
<b>Rico Carty, R</b> (1,7) OBP: 0.395, SLG: 0.562										3	0	0	0	1	1	1				
<b>Joe Torre, R</b> (1,3) OBP: 0.367, SLG: 0.491										4	1	2	0	0	0	0				
<b>Miguel de la Hoz, R</b> (1,5) OBP: 0.333, SLG: 0.398										4	1	1	1	0	1	3				
<b>Ed Bailey, L</b> (1,2) OBP: 0.535, SLG: 0.346										2	0	1	0	1	1	0				
<b>Woody Woodward, R</b> (7,PR) OBP: 0.270, SLG: 0.279										0	1	0	0	0	0	0				
<b>Bobby Tiefenauer, R</b> (8,1) ERA: 3.52										1	0	0	0	0	0	2				
<b>Frank Bolling, R</b> (1,4) OBP: 0.256, SLG: 0.300										3	0	1	0	0	0	1				
<b>Hank Fischer, R</b> (1,1) OBP: 0.214, SLG: 0.179										2	0	0	0	0	0	1				
<b>Ty Cline, L</b> (7,PH) OBP: 0.342, SLG: 0.392										1	0	0	0	0	1	3				
<b>Inning Stats</b>	R: 0 E: 0 K: 1 S: 5	H: 0 LOB: 0 BB: 0 P: 5	R: 0 E: 0 K: 0 S: 3	H: 0 LOB: 0 BB: 0 P: 3	R: 0 E: 0 K: 1 S: 5	H: 0 LOB: 2 BB: 2 P: 13	R: 0 E: 0 K: 0 S: 3	H: 0 LOB: 0 BB: 0 P: 3	R: 1 E: 0 K: 1 S: 6	H: 1 LOB: 0 BB: 0 P: 6	R: 0 E: 0 K: 1 S: 5	H: 0 LOB: 1 BB: 1 P: 9	R: 2 E: 0 K: 2 S: 11	H: 4 LOB: 2 BB: 0 P: 11	R: 0 E: 0 K: 0 S: 4	H: 1 LOB: 2 BB: 1 P: 8	1B: 5 2B: 0 3B: 0 HR: 1	SF: 0 SAC: 0 DP: 0 HBP: 0	WP: 0 PB: 0 SB: 0 CS: 0	PA: 34
<b>PITCHER</b>	IP WLS BF H R ER SO BB IBB HBP BLK WP HR S P ERA WHIP																			
<b>Jim O'Toole, L</b> (1,1) ERA: 2.52	6.0 L 22 1 1 1 4 3 0 0 0 0 0 27 39 1.50 0.667																			
<b>Sammy Ellis, R</b> (7,1) ERA: 4.03	0.2 L 6 4 2 2 2 0 0 0 0 0 0 10 10 27.00 6.000																			
<b>Bob Purkey, R</b> (7,1) ERA: 3.52	1.1 6 1 0 0 0 1 0 0 0 0 0 5 9 0.00 1.500																			

AB	30
R	3
H	6
RBI	3
BB	4
SO	6
LOB	17





Batter	1	2	3	4	5	6	7	8	9	AB	R	H	RBI	BB	SO	LOB	TOP					
<b>Pete Rose, S</b> OBP: 0.329, SLG: 0.343 (1, 4)	0-0 PB 1B		0-0 1B 3B		0-0 1-3		4-0 2B BB		0-0 FC5-4 1-2	4	2	2	0	1	0	1	<b>Cincinnati Reds @ Milwaukee Braves</b> Milwaukee County Stadium, Milwaukee, WI Wed Jul 29 1964, 4:33 AM EDT Att: 9,109 - Unknown  <b>AB 33</b> <b>R 2</b> <b>H 7</b> <b>RBI 2</b> <b>BB 5</b> <b>SO 11</b> <b>LOB 19</b> 					
<b>Giraldo Ruiz, S</b> OBP: 0.262, SLG: 0.330 (1, 5)	0-3 K 1-2		0-0 FC4-6 1B 3-H		0-3 K		0-0 2B 1-H		0-0 B1	5	0	2	2	0	2	2						
<b>Vada Pinson, L</b> OBP: 0.322, SLG: 0.455 (1, 8)	0-3 K		0-0 FC4-6 BB 1-2		0-0 G3		0-0 L4			4	0	0	0	0	1	3						
<b>Frank Robinson, R</b> OBP: 0.379, SLG: 0.503 (1, 9)	4-0 BB		4-0 1-2 BB		0-0 G6-3 2B		0-0 5-3			2	0	1	0	2	0	0						
<b>Deron Johnson, R</b> OBP: 0.379, SLG: 0.535 (1, 7)	0-0 F9		0-0 F5		4-0 G6-3 BB		0-0 3B			3	0	1	0	1	0	4						
<b>Gordy Coleman, L</b> OBP: 0.308, SLG: 0.377 (1, 3)		0-3 K		4-0 BB		0-0 G6-3 1-2 2-3		0-3 K		3	0	0	0	1	2	3						
<b>Johnny Edwards, L</b> OBP: 0.329, SLG: 0.384 (1, 2)		0-3 K		0-3 K		0-0 L6		0-0 F5		4	0	0	0	0	2	3						
<b>Leo Cardenas, R</b> OBP: 0.313, SLG: 0.379 (1, 6)		0-0 F8		0-3 K			0-0 F8		0-0 FC5-4 1B	4	0	1	0	0	1	1						
<b>Joe Nuxhall, L</b> OBP: 0.156, SLG: 0.222 (1, 1)			0-3 K		0-3 K			0-0 F5		0	0	0	0	0	0	0						
<b>Ryne Duren, R</b> OBP: 0.184, SLG: 0.257 (4, PH)										1	0	0	0	0	1	0						
<b>Mel Queen, L</b> OBP: 0.257, SLG: 0.257 (4, PH)										0	0	0	0	0	0	0						
<b>Bill Henry, L</b> OBP: 0.257, SLG: 0.257 (4, PH)										0	0	0	0	0	0	0						
<b>Marty Keough, L</b> OBP: 0.257, SLG: 0.493 (7, PH)										1	0	0	0	0	0	0						
<b>Billy McCool, R</b> OBP: 0.188, SLG: 0.200 (7, PH)										0	0	0	0	0	0	0						
<b>Tony Perez, R</b> OBP: 0.188, SLG: 0.200 (9, PH)										1	0	0	0	0	0	1						
<b>Inning Stats</b>	R: 0 E: 0 K: 2 S: 8	H: 1 LOB: 2 BB: 1 P: 12	R: 0 E: 0 K: 2 S: 7	H: 0 LOB: 0 BB: 0 P: 7	R: 1 E: 0 K: 1 S: 7	H: 2 LOB: 2 BB: 1 P: 11	R: 0 E: 0 K: 3 S: 9	H: 0 LOB: 1 BB: 1 P: 13	R: 0 E: 0 K: 1 S: 5	H: 0 LOB: 0 BB: 0 P: 5	R: 0 E: 0 K: 0 S: 3	H: 1 LOB: 1 BB: 1 P: 7	R: 1 E: 0 K: 1 S: 6	H: 1 LOB: 1 BB: 1 P: 10	R: 0 E: 0 K: 1 S: 6	H: 1 LOB: 1 BB: 0 P: 6	R: 0 E: 0 K: 0 S: 4	H: 1 LOB: 1 BB: 0 P: 4	1B: 3 2B: 2 3B: 2 HR: 0	SF: 0 SAC: 0 DP: 1 HBP: 0	WP: 0 PB: 1 SB: 0 CS: 0	PA: 38
<b>PITCHER</b> <b>Tony Cloninger, R</b> ERA: 3.54 (1, 1)	IP: 9.0 WLS: W BF: 38 H: 7 R: 2 ER: 2 SO: 11 BB: 5 IBB: 0 HBP: 0 BLK: 0 WP: 0 HR: 0 S: 55 P: 75 ERA: 2.00 WHIP: 1.333															<b>PITCHER</b>						

Batter	1	2	3	4	5	6	7	8	9	AB	R	H	RBI	BB	SO	LOB	BOTTOM			
<b>Denis Menke, R</b> OBP: 0.371, SLG: 0.456 (1, 6)	0-0 BB 2B 1B		0-0 5-3		0-3 K		0-3 K			4	1	1	0	0	2	1	<b>Cincinnati Reds @ Milwaukee Braves</b> Milwaukee County Stadium, Milwaukee, WI Wed Jul 29 1964, 4:33 AM EDT Att: 9,109 - Unknown  <b>AB 32</b> <b>R 6</b> <b>H 11</b> <b>RBI 6</b> <b>BB 2</b> <b>SO 4</b> <b>LOB 10</b> 			
<b>Felipe Alou, R</b> OBP: 0.291, SLG: 0.415 (1, 3)	0-0 F5		0-0 F7		0-0 F7		0-0 5-3			4	0	0	0	0	0	2				
<b>Hank Aaron, R</b> OBP: 0.385, SLG: 0.486 (1, 9)	4-0 2B 1-2 BB		0-0 S 1B		0-0 FC6-4 1-2		0-0 1B			3	2	2	0	1	0	1				
<b>Rico Carty, R</b> OBP: 0.397, SLG: 0.559 (1, 7)	4-0 2B 1-2 2-3 BB		0-0 FC5-4 1B 1-H		0-0 F9		0-3 K			3	1	1	1	1	1	1				
<b>Joe Torre, R</b> OBP: 0.367, SLG: 0.493 (1, 2)	0-0 1B BB		0-0 FC5-4 1B		0-0 5-3		0-3 K			3	1	1	2	0	0	1				
<b>Ed Bailey, L</b> OBP: 0.333, SLG: 0.344 (8, 2)	1-3 2-H 3-H 2B		0-0 FC5-4 1-2		0-0 5-3		0-0 4-3		0-3 K	1	0	0	0	0	1	0				
<b>Lee Maye, L</b> OBP: 0.351, SLG: 0.440 (1, 8)	0-0 1B SH3		0-0 5-3		0-0 4-3		0-0 4-3			4	1	1	1	0	0	0				
<b>Miguel de la Hoz, R</b> OBP: 0.354, SLG: 0.419 (1, 5)	0-0 SH3 1-3 3-H 1B		0-0 G4-6-3 1B		0-0 L4-6 S 1B		0-0 1B			4	0	4	1	0	0	0				
<b>Frank Bolling, R</b> OBP: 0.254, SLG: 0.297 (1, 4)	0-0 SH3 1-2 3-H		0-0 G4-6-3 1-2		0-0 L4-6 1-3		0-0 4-3			3	0	0	1	0	0	3				
<b>Tony Cloninger, R</b> OBP: 0.191, SLG: 0.191 (1, 1)	0-0 5-3		0-0 FC6-4 1B		0-0 F7					3	0	1	0	0	0	1				
<b>Inning Stats</b>	R: 5 E: 0 K: 0 S: 7	H: 4 LOB: 1 BB: 2 P: 15	R: 1 E: 0 K: 0 S: 5	H: 2 LOB: 0 BB: 0 P: 5	R: 0 E: 0 K: 0 S: 3	H: 1 LOB: 0 BB: 0 P: 3	R: 0 E: 0 K: 1 S: 6	H: 1 LOB: 0 BB: 0 P: 6	R: 0 E: 0 K: 0 S: 3	H: 0 LOB: 0 BB: 0 P: 3	R: 0 E: 0 K: 0 S: 3	H: 1 LOB: 0 BB: 0 P: 3	R: 0 E: 0 K: 2 S: 8	H: 1 LOB: 1 BB: 0 P: 8	R: 0 E: 0 K: 1 S: 6	H: 1 LOB: 1 BB: 0 P: 6	1B: 10 2B: 2 3B: 0 HR: 0	SF: 0 SAC: 1 DP: 2 HBP: 0	WP: 0 PB: 0 SB: 0 CS: 0	PA: 35
<b>PITCHER</b> <b>Joe Nuxhall, L</b> ERA: 3.72 (1, 1)	IP: 0.1 WLS: L BF: 7 H: 4 R: 5 ER: 5 SO: 0 BB: 2 IBB: 0 HBP: 0 BLK: 0 WP: 0 HR: 0 S: 5 P: 13 ERA: 135.00 WHIP: 18.000															<b>PITCHER</b>				
<b>Ryne Duren, R</b> ERA: 3.66 (1, 1)	IP: 2.2 WLS: 10 BF: 3 H: 1 R: 1 ER: 1 SO: 0 BB: 0 IBB: 0 HBP: 0 BLK: 0 WP: 0 HR: 0 S: 10 P: 10 ERA: 3.38 WHIP: 1.125																			
<b>Bill Henry, L</b> ERA: 1.31 (4, 1)	IP: 3.0 WLS: 10 BF: 2 H: 0 R: 0 ER: 0 SO: 1 BB: 0 IBB: 0 HBP: 0 BLK: 0 WP: 0 HR: 0 S: 12 P: 12 ERA: 0.00 WHIP: 0.667																			
<b>Billy McCool, L</b> ERA: 1.51 (7, 1)	IP: 2.0 WLS: 8 BF: 2 H: 0 R: 0 ER: 0 SO: 3 BB: 0 IBB: 0 HBP: 0 BLK: 0 WP: 0 HR: 0 S: 14 P: 14 ERA: 0.00 WHIP: 1.000																			



Batter	1	2	3	4	5	6	7	8	9	AB	R	H	RBI	BB	SO	LOB	TOP				
<b>Pete Rose, S</b> OBP: 0.328, SLG: 0.341 (1, 4)										5	1	1	1	0	0	5	<b>Cincinnati Reds @ St. Louis Cardinals</b> Sportsman's Park, St. Louis, MO Fri Jul 31 1964, 8:05 PM EDT Att: 22,136 - Unknown				
<b>Vada Pinson, L</b> OBP: 0.325, SLG: 0.459 (1, 8)										4	0	2	2	1	1	2					
<b>Frank Robinson, R</b> OBP: 0.384, SLG: 0.504 (1, 9) (6, 7)										3	1	2	1	2	0	1					
<b>Deron Johnson, R</b> OBP: 0.380, SLG: 0.535 (1, 7) (6, 3)										4	0	1	2	1	2	6					
<b>Tony Perez, R</b> OBP: 0.158, SLG: 0.167 (1, 3) <b>Marty Keough, L</b> OBP: 0.331, SLG: 0.455 (6, PH) (6, 9)										3	0	0	0	0	1	5					
<b>Don Pavletich, R</b> OBP: 0.429, SLG: 0.710 (1, 2)										5	1	2	0	0	1	0					
<b>Leo Cardenas, R</b> OBP: 0.314, SLG: 0.382 (1, 6)										5	2	2	0	0	0	1					
<b>Steve Boros, R</b> OBP: 0.323, SLG: 0.336 (1, 5)										3	1	0	0	1	0	3					
<b>John Tsitouris, R</b> OBP: 0.238, SLG: 0.268 (1, 1) <b>Bob Purkey, R</b> OBP: 0.088, SLG: 0.091 (6, 1)										3	1	1	1	0	0	4					
<b>Inning Stats</b>	R: 0 E: 0 K: 1 S: 5	H: 1 LOB: 2 BB: 2 P: 13	R: 5 E: 2 K: 1 S: 11	H: 4 LOB: 1 BB: 0 P: 11	R: 0 E: 0 K: 0 S: 4	H: 1 LOB: 1 BB: 0 P: 4	R: 0 E: 0 K: 1 S: 6	H: 1 LOB: 2 BB: 1 P: 10	R: 2 E: 0 K: 0 S: 6	H: 3 LOB: 3 BB: 2 P: 14	R: 0 E: 0 K: 2 S: 7	H: 0 LOB: 0 BB: 0 P: 7	R: 0 E: 0 K: 0 S: 3	H: 1 LOB: 0 BB: 0 P: 3	R: 0 E: 0 K: 1 S: 5	H: 0 LOB: 1 BB: 0 P: 3		1B: 9 2B: 4 3B: 0 HR: 0	SF: 0 SAC: 0 DP: 2 HBP: 0	WP: 0 PB: 0 SB: 0 CS: 1	PA: 43
<b>PITCHER</b>	IP	WLS	BF	H	R	ER	SO	BB	IBB	HBP	BLK	WP	HR	S	P	ERA	WHIP				
<b>Gordie Richardson, L</b> ERA: 0.82 (1, 1)	2.0	L	14	5	5	0	2	2	0	0	1	0	0	16	24	0.00	3.500				
<b>Mike Cuellar, L</b> ERA: 4.82 (3, 1)	2.0		17	5	2	2	3	1	1	0	0	0	0	21	29	4.50	1.500				
<b>Bob Humphreys, R</b> ERA: 2.93 (5, 1)	4.0		17	5	2	2	3	1	1	0	0	0	0	21	29	4.50	1.500				
<b>Ron Taylor, R</b> ERA: 5.06 (9, 1)	1.0		3	0	0	0	0	0	0	0	0	0	0	3	3	0.00	0.000				

Batter	1	2	3	4	5	6	7	8	9	AB	R	H	RBI	BB	SO	LOB	BOTTOM					
<b>Curt Flood, R</b> OBP: 0.347, SLG: 0.367 (1, 8)										5	1	0	0	0	0	3	<b>Cincinnati Reds @ St. Louis Cardinals</b> Sportsman's Park, St. Louis, MO Fri Jul 31 1964, 8:05 PM EDT Att: 22,136 - Unknown					
<b>Lou Brock, L</b> OBP: 0.340, SLG: 0.416 (1, 7)										4	0	2	2	1	1	0						
<b>Dick Groat, R</b> OBP: 0.329, SLG: 0.365 (1, 6) <b>Dal Maxvill, R</b> OBP: 0.500, SLG: 0.500 (9, PR)										5	1	2	0	0	0	3						
<b>Ken Boyer, R</b> OBP: 0.370, SLG: 0.499 (1, 5)										0	1	0	0	0	0	0						
<b>Bill White, L</b> OBP: 0.345, SLG: 0.459 (1, 3)										5	0	1	0	0	1	3						
<b>Mike Shannon, R</b> OBP: 0.380, SLG: 0.464 (1, 9)										4	0	1	0	0	2	3						
<b>Julian Javier, R</b> OBP: 0.284, SLG: 0.400 (1, 4)										4	1	2	1	0	0	1						
<b>Tim McCarver, L</b> OBP: 0.325, SLG: 0.392 (1, 2)										4	0	2	1	0	0	1						
<b>Gordie Richardson, R</b> ERA: 0.82 (2, PH) <b>Charlie James, R</b> ERA: 2.87, SLG: 0.359 (3, 1) <b>Mike Cuellar, L</b> ERA: 4.82 (4, PH) <b>Bob Skinner, L</b> ERA: 3.74, SLG: 0.359 (5, 1) <b>Bob Humphreys, R</b> ERA: 2.93 (6, PH) <b>Carl Warwick, R</b> ERA: 3.00, SLG: 0.413 (8, PH) <b>Ron Taylor, R</b> ERA: 5.06 (9, 1)										0	0	0	0	0	0	0						
<b>Inning Stats</b>	R: 0 E: 0 K: 1 S: 6	H: 1 LOB: 1 BB: 0 P: 6	R: 0 E: 0 K: 1 S: 7	H: 2 LOB: 2 BB: 0 P: 7	R: 0 E: 0 K: 0 S: 4	H: 1 LOB: 1 BB: 0 P: 4	R: 2 E: 0 K: 1 S: 7	H: 2 LOB: 1 BB: 1 P: 11	R: 1 E: 0 K: 2 S: 9	H: 2 LOB: 1 BB: 0 P: 9	R: 2 E: 2 K: 0 S: 6	H: 2 LOB: 1 BB: 0 P: 6	R: 0 E: 0 K: 1 S: 5	H: 0 LOB: 0 BB: 0 P: 5	R: 0 E: 0 K: 0 S: 4	H: 1 LOB: 2 BB: 0 P: 4		R: 1 E: 1 K: 0 S: 4	H: 1 LOB: 2 BB: 1 P: 8	1B: 9 2B: 2 3B: 1 HR: 0	SF: 1 SAC: 1 DP: 1 HBP: 0	WP: 0 PB: 0 SB: 0 CS: 0
<b>PITCHER</b>	IP	WLS	BF	H	R	ER	SO	BB	IBB	HBP	BLK	WP	HR	S	P	ERA	WHIP					
<b>John Tsitouris, R</b> ERA: 4.01 (1, 1)	5.2	W	29	10	5	3	5	1	0	0	0	0	0	14	18	4.76	1.941					
<b>Bob Purkey, R</b> ERA: 3.5 (6, 1)	3.1	S	13	2	1	1	1	1	0	0	0	0	0	14	18	2.70	0.900					





Batter	1	2	3	4	5	6	7	8	9	AB	R	H	RBI	BB	SO	LOB	TOP											
<b>Pete Rose, S</b> OBP: 0.327, SLG: 0.340 (1, 4)										4	0	1	0	0	1	0	<b>Cincinnati Reds @ St. Louis Cardinals</b> Sportsman's Park, St. Louis, MO Sat Aug 01 1964, 4:33 AM EDT Att: 13,057 - Unknown											
<b>Vada Pinson, L</b> OBP: 0.325, SLG: 0.456 (1, 8)										4	0	1	1	0	0	0												
<b>Frank Robinson, R</b> OBP: 0.381, SLG: 0.499 (1, 9) (7, 7)										4	0	0	0	0	1	2												
<b>Deron Johnson, R</b> OBP: 0.375, SLG: 0.527 (1, 7) (7, 3)										4	0	0	0	0	0	0												
<b>Gordy Coleman, L</b> OBP: 0.308, SLG: 0.376 (1, 3) <b>Giraldo Ruiz, S</b> OBP: 0.259, SLG: 0.336 (7, 5)										3	1	1	0	0	0	0												
<b>Don Pavletich, R</b> OBP: 0.436, SLG: 0.706 (1, 2)										3	1	1	0	1	2	1												
<b>Leo Cardenas, R</b> OBP: 0.316, SLG: 0.383 (1, 6)										4	1	2	1	0	1	1												
<b>Steve Boros, R</b> OBP: 0.324, SLG: 0.337 (1, 5) <b>Marty Keough, L</b> OBP: 0.335, SLG: 0.456 (7, PH) (7, 9)										2	1	1	0	0	1	0												
<b>Joey Jay, S</b> (1, 1) <b>Mel Queen, L</b> OBP: 0.216, SLG: 0.361 (7, PH) <b>Billy McCool, R</b> (7, 1) <b>Sammy Ellis, L</b> (7, 1)										1	0	0	0	0	0	0												
<b>Inning Stats</b>	R: 0 E: 0 K: 1 S: 5	H: 0 LOB: 0 BB: 0 P: 5	R: 0 E: 0 K: 1 S: 5	H: 0 LOB: 1 BB: 1 P: 9	R: 1 E: 0 K: 0 S: 5	H: 3 LOB: 1 BB: 0 P: 5	R: 0 E: 0 K: 1 S: 5	H: 0 LOB: 0 BB: 0 P: 5	R: 0 E: 0 K: 1 S: 3	H: 0 LOB: 0 BB: 0 P: 5	R: 0 E: 0 K: 1 S: 5	H: 0 LOB: 0 BB: 0 P: 5	R: 5 E: 0 K: 1 S: 10	H: 5 LOB: 0 BB: 0 P: 10	R: 0 E: 0 K: 1 S: 6	H: 1 LOB: 1 BB: 0 P: 6		R: 0 E: 0 K: 1 S: 5	H: 1 LOB: 0 BB: 0 P: 5	1B: 8 2B: 2 3B: 0 HR: 1	SF: 0 SAC: 1 DP: 2 HBP: 0	WP: 0 PB: 0 SB: 0 CS: 0	PA: 36					
<b>PITCHER</b>	IP	WLS	BF	H	R	ER	SO	BB	IBB	HBP	BLK	WP	HR	S	P	ERA	WHIP											
<b>Bob Gibson, R</b> ERA: 3.58	(1, 1)	7.0	L	29	8	6	6	5	1	0	0	0	0	1	38	42	7.71	1.286										
<b>Barney Schultz, R</b> ERA:	(8, 1)	1.0		4	1	0	0	1	0	0	0	0	0	0	6	6	0.00	1.000										
<b>Ron Taylor, R</b> ERA: 4.98	(9, 1)	1.0		3	1	0	0	1	0	0	0	0	0	0	5	5	0.00	1.000										

Batter	1	2	3	4	5	6	7	8	9	AB	R	H	RBI	BB	SO	LOB	BOTTOM										
<b>Curt Flood, R</b> OBP: 0.348, SLG: 0.366 (1, 8)										4	1	1	0	1	1	1	<b>Cincinnati Reds @ St. Louis Cardinals</b> Sportsman's Park, St. Louis, MO Sat Aug 01 1964, 4:33 AM EDT Att: 13,057 - Unknown										
<b>Lou Brock, L</b> OBP: 0.343, SLG: 0.417 (1, 7)										4	2	2	1	1	0	0											
<b>Dick Groat, R</b> OBP: 0.328, SLG: 0.364 (1, 6)										2	0	0	2	1	1	0											
<b>Ken Boyer, R</b> OBP: 0.371, SLG: 0.499 (1, 5)									4	0	2	1	0	1	4												
<b>Bill White, L</b> OBP: 0.344, SLG: 0.457 (1, 3)									4	0	1	0	0	0	5												
<b>Mike Shannon, R</b> OBP: 0.344, SLG: 0.443 (1, 9)										4	0	0	0	0	3	3											
<b>Julian Javier, R</b> OBP: 0.281, SLG: 0.395 (1, 4)										4	0	0	0	0	1	0											
<b>Tim McCarver, L</b> OBP: 0.330, SLG: 0.397 (1, 2)										4	1	3	0	0	0	0											
<b>Bob Gibson, R</b> OBP: 0.237, SLG: 0.218 <b>Charlie James, R</b> OBP: 0.271, SLG: 0.362 <b>Barney Schultz, R</b> (8, 1) <b>Bob Skinner, L</b> OBP: 0.312, SLG: 0.366 (8, PH) <b>Ron Taylor, R</b> (9, 1)										2	0	0	0	0	0	1											
<b>Inning Stats</b>	R: 2 E: 0 K: 1 S: 7	H: 2 LOB: 1 BB: 1 P: 11	R: 0 E: 0 K: 0 S: 3	H: 0 LOB: 0 BB: 0 P: 3	R: 0 E: 0 K: 1 S: 5	H: 0 LOB: 0 BB: 0 P: 5	R: 0 E: 0 K: 0 S: 3	H: 1 LOB: 0 BB: 0 P: 3	R: 0 E: 0 K: 1 S: 6	H: 1 LOB: 1 BB: 0 P: 6	R: 1 E: 0 K: 1 S: 7	H: 2 LOB: 1 BB: 0 P: 7	R: 2 E: 0 K: 1 S: 8	H: 3 LOB: 3 BB: 2 P: 16	R: 0 E: 0 K: 2 S: 8	H: 1 LOB: 1 BB: 0 P: 8		R: 0 E: 0 K: 0 S: 3	H: 0 LOB: 0 BB: 0 P: 3	1B: 10 2B: 0 3B: 0 HR: 0	SF: 1 SAC: 1 DP: 1 HBP: 0	WP: 0 PB: 0 SB: 2 CS: 0	PA: 39				
<b>PITCHER</b>	IP	WLS	BF	H	R	ER	SO	BB	IBB	HBP	BLK	WP	HR	S	P	ERA	WHIP										
<b>Joey Jay, R</b> ERA: 3.5	(1, 1)	6.0	W	24	6	3	3	4	1	0	0	0	0	31	35	4.50	1.167										
<b>Billy McCool, L</b> ERA: 2.0	(7, 1)	0.1		5	3	2	2	0	1	0	0	0	0	4	8	54.00	12.000										
<b>Sammy Ellis, R</b> ERA: 3.89	(7, 1)	2.2	S	10	1	0	0	3	1	0	0	0	0	15	19	0.00	0.750										





Batter	1	2	3	4	5	6	7	8	9	AB	R	H	RBI	BB	SO	LOB	TOP																																							
<b>Pete Rose, S</b> OBP: 0.323, SLG: 0.336 (1, 4)	F3		1-3		FC6-4			F6	FC4-6	5	0	0	0	0	0	2	<b>Cincinnati Reds @ St. Louis Cardinals</b> Sportsman's Park, St. Louis, MO Sun Aug 02 1964, 4:33 AM EDT Att: 14,010 - Unknown 																																							
<b>Vada Pinson, L</b> OBP: 0.324, SLG: 0.454 (1, 8)	F5				F6		4-3	HR		4	1	1	0	0	0	0																																								
<b>Frank Robinson, R</b> OBP: 0.379, SLG: 0.499 (1, 9) (8, 7)	F8				E6			K		4	1	1	0	0	1	1																																								
<b>Deron Johnson, R</b> OBP: 0.376, SLG: 0.549 (1, 7) (8, 3)		F3								4	2	2	4	0	0	1																																								
<b>Tony Perez, R</b> OBP: 0.217, SLG: 0.150 <b>Marty Keough, L</b> OBP: 0.333, SLG: 0.456 (8, PR) (8, 9)		E4								2	0	0	0	2	1	0																																								
<b>Don Pavletich, R</b> OBP: 0.405, SLG: 0.649 <b>Billy McCool, R</b> <b>Sammy Ellis, L</b> (8, 1)		F9								3	0	0	0	0	1	3																																								
<b>Leo Cardenas, R</b> OBP: 0.313, SLG: 0.379 (1, 6)		6-3								4	0	0	0	0	0	1																																								
<b>Steve Boros, R</b> OBP: 0.324, SLG: 0.337 <b>Gordy Coleman, L</b> OBP: 0.305, SLG: 0.374 (9, PH)			6-3					F8	F8	3	0	1	0	0	0	0																																								
<b>Jim Maloney, L</b> OBP: 0.200, SLG: 0.140 <b>Ryne Duren, R</b> <b>Tommy Harper, R</b> <b>Bill Henry, L</b> <b>Johnny Edwards, L</b> OBP: 0.330, SLG: 0.395 (7, 2)			K							1	0	0	0	0	1	0																																								
<b>Inning Stats</b>	R: 0 E: 0 K: 0 S: 3	H: 0 LOB: 0 BB: 0 P: 3	R: 0 E: 1 K: 0 S: 4	H: 0 LOB: 1 BB: 0 P: 4	R: 0 E: 0 K: 1 S: 5	H: 0 LOB: 0 BB: 0 P: 5	R: 2 E: 1 K: 1 S: 7	H: 1 LOB: 0 BB: 0 P: 7	R: 0 E: 0 K: 1 S: 6	H: 1 LOB: 1 BB: 0 P: 6	R: 0 E: 0 K: 1 S: 6	H: 1 LOB: 2 BB: 1 P: 10	R: 0 E: 0 K: 1 S: 5	H: 0 LOB: 0 BB: 0 P: 5	R: 2 E: 0 K: 2 S: 9	H: 2 LOB: 1 BB: 1 P: 13		R: 0 E: 0 K: 0 S: 4	H: 1 LOB: 1 BB: 0 P: 4	1B: 3 2B: 1 3B: 0 HR: 2	SF: 0 SAC: 0 DP: 0 HBP: 0	WP: 0 PA: 37 PB: 0 SB: 0 CS: 0																																		
<b>PITCHER</b>	IP	WLS	BF	H	R	ER	SO	BB	IBB	HBP	BLK	WP	HR	S	P	ERA	WHIP	<b>PITCHER</b>				IP	WLS	BF	H	R	ER	SO	BB	IBB	HBP	BLK	WP	HR	S	P	ERA	WHIP																		
<b>Curt Simmons, L</b> ERA: 3.35 <b>Mike Cuellar, L</b> ERA: 4.73 <b>Ron Taylor, R</b> ERA: 4.91	(1, 1)	7.2	31	5	4	3	6	1	0	0	0	0	2	42	46	3.52	0.783					(8, 1)	0.1	W	2	0	0	0	1	1	0	0	0	0	0	3	7	0.00	3.000	(9, 1)	1.0	S	4	1	0	0	0	0	0	0	0	0	4	4	0.00	1.000

Batter	1	2	3	4	5	6	7	8	9	AB	R	H	RBI	BB	SO	LOB	BOTTOM																																																																				
<b>Curt Flood, R</b> OBP: 0.348, SLG: 0.373 (1, 8)	HR			5-3		FC6-4		F7		5	1	2	2	0	0	3	<b>Cincinnati Reds @ St. Louis Cardinals</b> Sportsman's Park, St. Louis, MO Sun Aug 02 1964, 4:33 AM EDT Att: 14,010 - Unknown 																																																																				
<b>Lou Brock, L</b> OBP: 0.342, SLG: 0.418 (1, 7)	FC5-2	F5		K				F7		4	0	1	0	0	1	1																																																																					
<b>Dick Groat, R</b> OBP: 0.325, SLG: 0.360 (1, 6)	3-1		1-3		F7			5-3		4	0	0	0	0	0	1																																																																					
<b>Ken Boyer, R</b> OBP: 0.370, SLG: 0.499 (1, 5)	FC5-2		G3		F9			K		4	2	1	0	0	1	1																																																																					
<b>Bill White, L</b> OBP: 0.343, SLG: 0.455 (1, 3)	E9		G3		4-3			K		4	0	1	0	0	1	1																																																																					
<b>Bob Skinner, L</b> OBP: 0.314, SLG: 0.368 <b>Mike Shannon, R</b> OBP: 0.347, SLG: 0.438 (3, PR) (4, 9)	K		BLK		F7			2B	SF8	2	0	1	1	0	1	1																																																																					
<b>Julian Javier, R</b> OBP: 0.286, SLG: 0.401 (1, 4)		G3		BLK		K				3	1	2	0	1	1	0																																																																					
<b>Tim McCarver, L</b> OBP: 0.332, SLG: 0.394 (1, 2)		G3			L9					2	0	0	0	2	0	1																																																																					
<b>Curt Simmons, L</b> OBP: 0.143, SLG: 0.129 <b>Mike Cuellar, L</b> <b>Carl Warwick, R</b> OBP: 0.306, SLG: 0.413 <b>Ron Taylor, R</b> (9, 1)		6-3		K		FC6-4		SF8		3	0	1	0	0	1	4																																																																					
<b>Inning Stats</b>	R: 2 E: 1 K: 1 S: 8	H: 3 LOB: 1 BB: 0 P: 8	R: 1 E: 0 K: 0 S: 5	H: 2 LOB: 1 BB: 0 P: 5	R: 1 E: 0 K: 1 S: 7	H: 2 LOB: 3 BB: 2 P: 15	R: 0 E: 0 K: 1 S: 5	H: 0 LOB: 0 BB: 0 P: 5	R: 0 E: 0 K: 1 S: 6	H: 1 LOB: 1 BB: 0 P: 6	R: 0 E: 0 K: 1 S: 5	H: 0 LOB: 0 BB: 0 P: 5	R: 0 E: 0 K: 1 S: 6	H: 1 LOB: 2 BB: 2 P: 14	R: 0 E: 0 K: 1 S: 6	H: 1 LOB: 2 BB: 0 P: 14		1B: 5 2B: 3 3B: 0 HR: 1	SF: 1 SAC: 0 DP: 0 HBP: 0	WP: 0 PA: 37 PB: 0 SB: 1 CS: 0																																																																	
<b>PITCHER</b>	IP	WLS	BF	H	R	ER	SO	BB	IBB	HBP	BLK	WP	HR	S	P	ERA	WHIP	<b>PITCHER</b>				IP	WLS	BF	H	R	ER	SO	BB	IBB	HBP	BLK	WP	HR	S	P	ERA	WHIP																																															
<b>Jim Maloney, R</b> ERA: 3.12 <b>Ryne Duren, R</b> ERA: 3.72 <b>Bill Henry, L</b> ERA: 1.24 <b>Billy McCool, L</b> ERA: 2.17 <b>Sammy Ellis, R</b> ERA: 3.86	(1, 1)	2.2	15	7	4	3	1	0	0	0	0	0	1	17	17	10.12	2.625					(3, 1)	1.1	6	0	0	0	2	2	0	0	1	0	0	8	16	0.00	1.500	(5, 1)	2.0	7	1	0	0	1	0	0	0	0	0	9	9	0.00	0.500	(7, 1)	1.1	L	7	1	1	1	2	1	1	0	0	9	17	6.75	1.500	(8, 1)	0.2	2	0	0	0	0	0	0	0	0	2	2	0.00	0.000







Batter	1	2	3	4	5	6	7	8	9	AB	R	H	RBI	BB	SO	LOB	TOP			
Denis Menke, R (1, 6) OBP: 0.374, SLG: 0.468										3	1	0	0	1	3	0	<b>Milwaukee Braves @ Cincinnati Reds</b> Crosley Field, Cincinnati, OH Tue Aug 04 1964, 7:05 PM EDT Att: 16,285 - Unknown			
Lee Mays, L (1, 8) OBP: 0.354, SLG: 0.444										4	0	4	1	0	0	0				
Hank Aaron, R (1, 9) OBP: 0.383, SLG: 0.490										4	0	0	0	0	5					
Rico Carty, R (1, 7) OBP: 0.396, SLG: 0.546										4	0	1	1	0	1	0				
Joe Torre, R (1, 2) OBP: 0.369, SLG: 0.504										4	0	1	0	0	2					
Gene Oliver, R (1, 3) OBP: 0.297, SLG: 0.460										4	0	2	0	0	1					
Miguel de la Hoz, R (1, 5) OBP: 0.347, SLG: 0.383										4	0	0	0	0	1	3				
Frank Bolling, R (1, 4) OBP: 0.257, SLG: 0.300										3	1	1	0	0	1	0				
Bob Sadowski, R (1, 1) OBP: 0.189, SLG: 0.216										2	0	0	0	0	1	1				
Felipe Alou, R (8, PH) OBP: 0.289, SLG: 0.402										1	0	0	0	0	0	0				
Chi-Chi Olivo, R (8, 1)										0	0	0	0	0	0	0				
<b>Inning Stats</b>	R: 0 E: 0 K: 1 S: 5	H: 1 LOB: 0 BB: 0 P: 5	R: 0 E: 0 K: 1 S: 6	H: 1 LOB: 1 BB: 0 P: 6	R: 0 E: 0 K: 3 S: 9	H: 0 LOB: 0 BB: 0 P: 9	R: 0 E: 0 K: 1 S: 5	H: 1 LOB: 0 BB: 0 P: 5	R: 0 E: 0 K: 0 S: 3	H: 1 LOB: 0 BB: 0 P: 3	R: 0 E: 0 K: 0 S: 3	H: 0 LOB: 0 BB: 0 P: 3	R: 0 E: 0 K: 1 S: 6	H: 1 LOB: 1 BB: 0 P: 6	R: 0 E: 0 K: 0 S: 4	H: 1 LOB: 1 BB: 0 P: 4	1B: 8 2B: 1 3B: 0 HR: 0	SF: 0 SAC: 0 DP: 3 HBP: 0	WP: 2 PB: 0 CS: 0	PA: 34
<b>PITCHER</b> Jim O'Toole, L (1, 1) ERA: 2.48	IP: 9.0 WLS: W BF: 34 H: 9 R: 2 ER: 2 SO: 7 BB: 1 IBB: 0 HBP: 0 BLK: 0 WP: 2 HR: 0 S: 47 P: 51 ERA: 2.00 WHIP: 1.111											<b>PITCHER</b>	IP: 9.0 WLS: W BF: 34 H: 9 R: 2 ER: 2 SO: 7 BB: 1 IBB: 0 HBP: 0 BLK: 0 WP: 2 HR: 0 S: 47 P: 51 ERA: 2.00 WHIP: 1.111							

AB	33
R	2
H	9
RBI	2
BB	1
SO	7
LOB	12



Batter	1	2	3	4	5	6	7	8	9	AB	R	H	RBI	BB	SO	LOB	BOTTOM			
Giraldo Ruiz, S (1, 4) OBP: 0.242, SLG: 0.316										3	0	0	1	0	1	0	<b>Milwaukee Braves @ Cincinnati Reds</b> Crosley Field, Cincinnati, OH Tue Aug 04 1964, 7:05 PM EDT Att: 16,285 - Unknown			
Marty Keough, L (1, 9) OBP: 0.335, SLG: 0.445										3	0	0	0	1	1	0				
Vada Pinson, L (1, 8) OBP: 0.323, SLG: 0.453										4	1	2	0	0	1	1				
Frank Robinson, R (1, 7) OBP: 0.382, SLG: 0.505										3	2	2	1	1	0	1				
Deron Johnson, R (1, 3) OBP: 0.374, SLG: 0.553										4	0	0	0	0	0	3				
Johnny Edwards, L (1, 2) OBP: 0.326, SLG: 0.380										4	0	1	1	0	1	1				
Leo Cardenas, R (1, 6) OBP: 0.312, SLG: 0.383										4	0	1	0	0	3	3				
Steve Boros, R (1, 5) OBP: 0.321, SLG: 0.337										3	1	1	0	0	0	2				
Jim O'Toole, S (1, 1) OBP: 0.146, SLG: 0.114										2	0	0	0	0	0	2				
<b>Inning Stats</b>	R: 0 E: 0 K: 1 S: 5	H: 0 LOB: 0 BB: 0 P: 5	R: 0 E: 1 K: 1 S: 6	H: 1 LOB: 1 BB: 0 P: 6	R: 1 E: 0 K: 1 S: 6	H: 1 LOB: 1 BB: 1 P: 10	R: 1 E: 0 K: 1 S: 7	H: 2 LOB: 1 BB: 0 P: 7	R: 0 E: 0 K: 1 S: 5	H: 0 LOB: 0 BB: 0 P: 5	R: 2 E: 1 K: 1 S: 8	H: 2 LOB: 2 BB: 1 P: 12	R: 0 E: 0 K: 0 S: 4	H: 1 LOB: 1 BB: 0 P: 4	R: 0 E: 0 K: 1 S: 5	H: 0 LOB: 0 BB: 0 P: 5		1B: 4 2B: 2 3B: 0 HR: 1	SF: 1 SAC: 1 DP: 0 HBP: 0	WP: 0 PB: 0 CS: 0
<b>PITCHER</b> Bob Sadowski, R (1, 1) ERA: 4.18	IP: 7.0 WLS: L BF: 31 H: 7 R: 4 ER: 3 SO: 6 BB: 2 IBB: 0 HBP: 0 BLK: 0 WP: 0 HR: 1 S: 41 P: 49 ERA: 3.86 WHIP: 1.286											<b>PITCHER</b> Chi-Chi Olivo, R (8, 1) ERA: 4.22	IP: 1.0 WLS: L BF: 3 H: 0 R: 0 ER: 0 SO: 1 BB: 0 IBB: 0 HBP: 0 BLK: 0 WP: 0 HR: 0 S: 5 P: 5 ERA: 0.00 WHIP: 0.000							





Batter	1	2	3	4	5	6	7	8	9	AB	R	H	RBI	BB	SO	LOB	TOP								
<b>Eddie Mathews, L</b> (1, 5) OBP: 0.346, SLG: 0.415										5	1	2	2	0	2	0									
<b>Lee Maye, L</b> (1, 8) OBP: 0.354, SLG: 0.443										5	0	2	0	0	0	1									
<b>Hank Aaron, R</b> (1, 9) OBP: 0.385, SLG: 0.492										5	2	3	0	0	0	3									
<b>Rico Carty, R</b> (1, 7) OBP: 0.394, SLG: 0.542										4	1	1	0	0	1	3									
<b>Joe Torre, R</b> (1, 2) OBP: 0.370, SLG: 0.504										4	1	2	2	0	0	0									
<b>Felipe Alou, R</b> (1, 3) OBP: 0.288, SLG: 0.400										4	0	1	1	0	0	1									
<b>Ty Cline, L</b> (8, 3) OBP: 0.333, SLG: 0.387										0	0	0	0	0	0	0									
<b>Denis Menke, R</b> (1, 6) OBP: 0.373, SLG: 0.463										3	0	0	0	1	1	0									
<b>Miguel de la Hoz, R</b> (1, 4) OBP: 0.338, SLG: 0.372										4	0	0	0	0	1	2									
<b>Wade Blasingame, L</b> (8, 1) OBP: 0.273, SLG: 0.450										0	0	0	0	0	0	0									
<b>Denny Lemaster, R</b> (1, 1) OBP: 0.140, SLG: 0.114										2	0	0	0	0	0	0									
<b>Ed Bailey, L</b> (8, PH) OBP: 0.333, SLG: 0.344										1	0	1	0	0	0	0									
<b>Gary Kolb, L</b> (8, PH) OBP: 0.235, SLG: 0.071										0	1	0	0	0	0	0									
<b>Frank Bolling, R</b> (8, 4) OBP: 0.256, SLG: 0.299										1	0	0	0	0	1	0									
<b>Inning Stats</b>	R: 0 E: 0 K: 1 S: 6	H: 2 LOB: 1 BB: 0 P: 6	R: 0 E: 0 K: 0 S: 3	H: 0 LOB: 0 BB: 0 P: 3	R: 0 E: 0 K: 1 S: 5	H: 0 LOB: 0 BB: 0 P: 5	R: 1 E: 0 K: 0 S: 5	H: 2 LOB: 1 BB: 0 P: 5	R: 0 E: 0 K: 1 S: 5	H: 0 LOB: 0 BB: 0 P: 5	R: 0 E: 0 K: 1 S: 6	H: 1 LOB: 1 BB: 0 P: 6	R: 0 E: 0 K: 0 S: 3	H: 0 LOB: 0 BB: 0 P: 3	R: 5 E: 1 K: 0 S: 9	H: 6 LOB: 2 BB: 1 P: 13	R: 0 E: 0 K: 2 S: 8	H: 1 LOB: 1 BB: 0 P: 8	1B: 11 2B: 0 3B: 0 HR: 1	SF: 0 SAC: 0 DP: 1 HBP: 0	WP: 0 PB: 0 SB: 1 CS: 0	PA: 39			
<b>PITCHER</b>	IP	WLS	BF	H	R	ER	SO	BB	IBB	HBP	BLK	WP	HR	S	P	ERA	WHIP								
<b>John Tsitouris, R</b> (1, 1) ERA: 4.2	7.2	L	32	10	6	6	4	0	0	0	0	0	1	40	40	7.04	1.304								
<b>Ryne Duren, R</b> (8, 1) ERA: 3.55	1.1	S	7	2	0	0	2	1	0	0	0	0	0	10	14	0.00	2.250								

Milwaukee Braves @ Cincinnati Reds  
Crosley Field, Cincinnati, OH  
Wed Aug 05 1964, 7:05 PM EDT  
Att: 7,553 - Unknown

AB 38  
R 6  
H 12  
RBI 5  
BB 1  
SO 6  
LOB 10



Batter	1	2	3	4	5	6	7	8	9	AB	R	H	RBI	BB	SO	LOB	BOTTOM								
<b>Giraldo Ruiz, S</b> (1, 4) OBP: 0.242, SLG: 0.314										4	0	1	0	0	2	1									
<b>Tommy Harper, R</b> (1, 7) OBP: 0.322, SLG: 0.304										4	1	1	0	0	0	3									
<b>Frank Robinson, R</b> (1, 9) OBP: 0.381, SLG: 0.503										4	0	1	1	0	0	2									
<b>Deron Johnson, R</b> (1, 3) OBP: 0.369, SLG: 0.545										4	0	0	0	0	1	2									
<b>Don Pavletich, R</b> (1, 2) OBP: 0.391, SLG: 0.683										4	1	1	1	0	2	1									
<b>Leo Cardenas, R</b> (1, 6) OBP: 0.312, SLG: 0.389										4	1	1	1	0	1	0									
<b>Vada Pinson, L</b> (1, 8) OBP: 0.320, SLG: 0.448										4	0	0	0	0	2	0									
<b>Steve Boros, R</b> (1, 5) OBP: 0.321, SLG: 0.335										2	0	0	0	1	0	0									
<b>John Tsitouris, R</b> (1, 1) OBP: 0.244, SLG: 0.273										3	0	1	0	0	0	2									
<b>Ryne Duren, R</b> (8, 1) OBP: 0.208, SLG: 0.143										0	0	0	0	0	0	0									
<b>Inning Stats</b>	R: 0 E: 0 K: 1 S: 6	H: 1 LOB: 1 BB: 0 P: 6	R: 1 E: 0 K: 2 S: 8	H: 1 LOB: 1 BB: 1 P: 12	R: 1 E: 1 K: 1 S: 7	H: 1 LOB: 1 BB: 0 P: 7	R: 0 E: 0 K: 0 S: 3	H: 0 LOB: 0 BB: 0 P: 3	R: 0 E: 0 K: 0 S: 4	H: 1 LOB: 1 BB: 0 P: 4	R: 0 E: 0 K: 2 S: 7	H: 0 LOB: 0 BB: 0 P: 7	R: 0 E: 1 K: 1 S: 7	H: 1 LOB: 2 BB: 0 P: 7	R: 0 E: 0 K: 1 S: 5	H: 0 LOB: 0 BB: 0 P: 5	R: 1 E: 0 K: 1 S: 6	H: 1 LOB: 0 BB: 0 P: 6	1B: 4 2B: 0 3B: 0 HR: 2	SF: 0 SAC: 0 DP: 0 HBP: 0	WP: 0 PB: 0 SB: 1 CS: 0	PA: 36			
<b>PITCHER</b>	IP	WLS	BF	H	R	ER	SO	BB	IBB	HBP	BLK	WP	HR	S	P	ERA	WHIP								
<b>Denny Lemaster, L</b> (1, 1) ERA: 4.57	7.0	W	29	5	2	1	7	1	0	0	0	0	1	42	46	1.29	0.857								
<b>Wade Blasingame, L</b> (8, 1) ERA: 4.25	2.0	S	7	1	1	1	2	0	0	0	0	0	0	11	11	4.50	0.500								

Milwaukee Braves @ Cincinnati Reds  
Crosley Field, Cincinnati, OH  
Wed Aug 05 1964, 7:05 PM EDT  
Att: 7,553 - Unknown

AB 34  
R 3  
H 6  
RBI 3  
BB 1  
SO 9  
LOB 11





Batter	1	2	3	4	5	6	7	8	9	AB	R	H	RBI	BB	SO	LOB	TOP								
<b>Eddie Mathews, L</b> (1,5) OBP: 0.342, SLG: 0.409	3-1		6-3			F7		K		4	0	0	0	0	1	1	<b>Milwaukee Braves @ Cincinnati Reds</b> Crosley Field, Cincinnati, OH Thu Aug 06 1964, 7:05 PM EDT Att: 7,828 - Unknown								
<b>Lee Maye, L</b> (1,8) OBP: 0.356, SLG: 0.447	F7			6-3		HR	1B			4	1	2	0	0	0	0									
<b>Hank Aaron, R</b> (1,9) OBP: 0.384, SLG: 0.496	5-3			K		HR		F8		4	1	1	3	0	1	1									
<b>Rico Carty, R</b> (1,7) OBP: 0.392, SLG: 0.535		G3		K				K		3	0	0	0	1	2	1									
<b>Joe Torre, R</b> (1,3) OBP: 0.366, SLG: 0.499		4-3				K	F4		K	4	0	0	0	0	2	1									
<b>Ed Bailey, L</b> (1,2) OBP: 0.336, SLG: 0.344						F9			1B	3	0	1	0	1	0	0									
<b>Denis Menke, R</b> (1,6) OBP: 0.371, SLG: 0.461				K		K	F3		1B	4	0	1	0	0	2	1									
<b>Miguel de la Hoz, R</b> (1,4) OBP: 0.335, SLG: 0.369			1-3			F7		G6-4-3	1B	4	0	1	0	0	0	2									
<b>Hank Fischer, R</b> (1,1) OBP: 0.299, SLG: 0.175										0	0	0	0	0	0	0									
<b>Billy Hoelt, L</b> (1,1) OBP: 0.309, SLG: 0.286										0	0	0	0	0	0	0									
<b>Gary Kofel, L</b> (3, PH) OBP: 0.222, SLG: 0.087										1	0	0	0	0	0	0									
<b>Chi-Chi Olivo, R</b> (3, PH) OBP: 0.222, SLG: 0.087										0	0	0	0	0	0	0									
<b>Ty Cline, L</b> (6, PH) OBP: 0.341, SLG: 0.395										1	1	1	0	0	0	0									
<b>Dave Eilers, R</b> (6, PH) OBP: 0.286, SLG: 0.398										0	0	0	0	0	0	0									
<b>Felipe Alou, R</b> (7, PH) OBP: 0.286, SLG: 0.398										1	0	0	0	0	0	1									
<b>Warren Spahn, L</b> (7, PH) OBP: 0.286, SLG: 0.398										0	0	0	0	0	0	0									
<b>Inning Stats</b>	R: 0 E: 0 K: 0 S: 3	H: 0 LOB: 0 BB: 0 P: 3	R: 0 E: 0 K: 1 S: 6	H: 1 LOB: 0 BB: 0 P: 6	R: 0 E: 0 K: 0 S: 3	H: 0 LOB: 0 BB: 0 P: 3	R: 0 E: 0 K: 2 S: 7	H: 0 LOB: 0 BB: 0 P: 7	R: 0 E: 0 K: 2 S: 7	H: 0 LOB: 0 BB: 0 P: 7	R: 3 E: 0 K: 0 S: 6	H: 3 LOB: 1 BB: 1 P: 10	R: 0 E: 0 K: 0 S: 4	H: 1 LOB: 1 BB: 0 P: 4	R: 0 E: 0 K: 1 S: 8	H: 1 LOB: 1 BB: 1 P: 8	R: 0 E: 0 K: 1 S: 5	H: 1 LOB: 1 BB: 1 P: 9	1B: 5 2B: 1 3B: 0 HR: 1	SF: 0 SAC: 0 DP: 1 HBP: 0	WP: 0 PB: 0 SB: 0 CS: 0	PA: 35			
<b>PITCHER</b>	IP	WLS	BF	H	R	ER	SO	BB	IBB	HBP	BLK	WP	HR	S	P	ERA	WHIP								
<b>Joey Jay, R</b> (1,1) ERA: 3.52	7.0	W	27	5	3	3	5	1	0	0	0	0	1	36	40	3.86	0.857								
<b>Sammy Ellis, R</b> (8,1) ERA: 3.71	2.0	S	8	2	0	0	3	1	0	0	0	0	0	13	17	0.00	1.500								

AB 33  
R 3  
H 7  
RBI 3  
BB 2  
SO 8  
LOB 8



Batter	1	2	3	4	5	6	7	8	9	AB	R	H	RBI	BB	SO	LOB	BOTTOM								
<b>Giraldo Ruiz, S</b> (1,4) OBP: 0.240, SLG: 0.317	G3 HR	6-3		L1		FC6-4	G6-4-3			5	1	1	0	0	0	3	<b>Milwaukee Braves @ Cincinnati Reds</b> Crosley Field, Cincinnati, OH Thu Aug 06 1964, 7:05 PM EDT Att: 7,828 - Unknown								
<b>Marty Keough, L</b> (1,9) OBP: 0.326, SLG: 0.432	G3	K		K		F8		F7		5	0	0	0	0	2	2									
<b>Vada Pinson, L</b> (1,8) OBP: 0.321, SLG: 0.455			K	F1				6-3		5	2	2	2	0	1	0									
<b>Frank Robinson, R</b> (1,7) OBP: 0.388, SLG: 0.515	HR							3B	1B	3	3	3	0	2	0	0									
<b>Deron Johnson, R</b> (1,3) OBP: 0.373, SLG: 0.556	2B		1B	1B	BB			3B	BB	5	2	3	3	0	1	2									
<b>Johnny Edwards, L</b> (1,2) OBP: 0.331, SLG: 0.380	1B	2B	1B	1B				F6		3	1	1	1	1	1	2									
<b>Leo Cardenas, R</b> (1,6) OBP: 0.313, SLG: 0.390								1B	1B	4	0	2	1	0	1	4									
<b>Steve Boros, R</b> (1,5) OBP: 0.323, SLG: 0.337								1B	1B	4	0	2	1	0	1	3									
<b>Joey Jay, S</b> (1,1)										3	0	0	0	0	1	4									
<b>Tommy Harper, R</b> (7, PH) OBP: 0.324, SLG: 0.307		5-3								1	0	1	1	0	0	0									
<b>Sammy Ellis, L</b> (8,1)										0	0	0	0	0	0	0									
<b>Inning Stats</b>	R: 4 E: 0 K: 0 S: 8	H: 5 LOB: 1 BB: 0 P: 8	R: 0 E: 0 K: 1 S: 5	H: 0 LOB: 0 BB: 0 P: 5	R: 1 E: 0 K: 3 S: 11	H: 2 LOB: 2 BB: 2 P: 19	R: 0 E: 0 K: 1 S: 5	H: 0 LOB: 0 BB: 0 P: 5	R: 0 E: 0 K: 2 S: 8	H: 1 LOB: 1 BB: 0 P: 8	R: 0 E: 0 K: 0 S: 4	H: 1 LOB: 1 BB: 0 P: 4	R: 4 E: 0 K: 1 S: 9	H: 5 LOB: 1 BB: 1 P: 13	R: 0 E: 0 K: 0 S: 4	H: 1 LOB: 1 BB: 0 P: 4		1B: 9 2B: 3 3B: 2 HR: 1	SF: 0 SAC: 0 DP: 1 HBP: 0	WP: 0 PB: 0 SB: 1 CS: 0	PA: 41				
<b>PITCHER</b>	IP	WLS	BF	H	R	ER	SO	BB	IBB	HBP	BLK	WP	HR	S	P	ERA	WHIP								
<b>Hank Fischer, R</b> (1,1) ERA: 3.21	0.1	L	5	4	4	2	0	0	0	0	0	0	0	8	8	0.00	0.600								
<b>Billy Hoelt, L</b> (1,1) ERA: 3.07	1.2		6	1	0	0	1	0	0	0	0	0	0	8	8	0.00	0.600								
<b>Chi-Chi Olivo, R</b> (3,1) ERA: 4.07	3.0		14	3	1	1	6	1	1	0	0	0	0	24	32	3.00	1.333								
<b>Dave Eilers, R</b> (6,1) ERA: 7.36	1.0		4	1	0	0	0	0	0	0	0	0	0	4	4	0.00	1.000								
<b>Warren Spahn, L</b> (7,1) ERA: 5.35	2.0		12	6	4	4	1	1	0	0	0	0	0	13	17	18.00	3.500								

AB 38  
R 9  
H 15  
RBI 9  
BB 3  
SO 8  
LOB 20





Batter	1	2	3	4	5	6	7	8	9	AB	R	H	RBI	BB	SO	LOB	TOP					
<b>Chuck Hillier, L</b> (1,4) <small>OBP: 0.245, SLG: 0.250</small> <b>Hal Lanier, R</b> (7,PH) <small>OBP: 0.288, SLG: 0.366</small>										3	0	0	0	0	2	0	<b>San Francisco Giants @ Cincinnati Reds</b> Crosley Field, Cincinnati, OH Fri Aug 07 1964, 7:05 PM EDT Att: 19,965 - Unknown					
<b>Willie Mays, R</b> (1,8) <small>OBP: 0.402, SLG: 0.608</small>										4	0	0	0	0	3	0						
<b>Willie McCovey, L</b> (1,7) <small>OBP: 0.329, SLG: 0.413</small> <b>Jesus Alou, R</b> (6,PH) <small>OBP: 0.311, SLG: 0.341</small>										2	0	0	0	1	1	0						
<b>Orlando Cepeda, R</b> (1,3) <small>OBP: 0.371, SLG: 0.546</small>										4	1	3	1	0	0	0						
<b>Duke Snider, L</b> (1,9) <small>OBP: 0.303, SLG: 0.344</small> <b>Harvey Kuenn, R</b> (9,PH) <small>OBP: 0.318, SLG: 0.338</small>										1	0	0	0	2	1	1						
<b>Jim Ray Hart, R</b> (1,5) <small>OBP: 0.340, SLG: 0.485</small>										3	1	1	1	1	1	4						
<b>Tom Haller, L</b> (1,2) <small>OBP: 0.320, SLG: 0.390</small> <b>Jim Davenport, R</b> (9,PH) <small>OBP: 0.261, SLG: 0.315</small>										3	0	0	0	0	2	3						
<b>Jose Pagan, R</b> (1,6) <small>OBP: 0.288, SLG: 0.269</small>										4	1	1	0	0	2	0						
<b>Bob Hendley, R</b> (1,1) <small>OBP: 0.195, SLG: 0.132</small> <b>Bob Shaw, R</b> (6,1)										2	0	0	0	0	2	0						
<b>Cap Peterson, R</b> (7,PH) <small>OBP: 0.224, SLG: 0.218</small> <b>John Pregenzer, R</b> (7,1)										0	0	0	0	0	0	0						
<b>Inning Stats</b>	R: 0 E: 0 K: 2 S: 7	H: 0 LOB: 0 BB: 0 P: 7	R: 0 E: 0 K: 3 S: 10	H: 1 LOB: 1 BB: 0 P: 10	R: 0 E: 0 K: 3 S: 9	H: 0 LOB: 0 BB: 0 P: 9	R: 1 E: 0 K: 1 S: 6	H: 1 LOB: 2 BB: 2 P: 14	R: 0 E: 0 K: 2 S: 7	H: 0 LOB: 0 BB: 0 P: 7	R: 0 E: 0 K: 1 S: 5	H: 1 LOB: 2 BB: 2 P: 13	R: 1 E: 0 K: 1 S: 6	H: 2 LOB: 0 BB: 0 P: 6	R: 0 E: 0 K: 1 S: 5	H: 0 LOB: 0 BB: 0 P: 5	R: 1 E: 0 K: 1 S: 6	H: 1 LOB: 0 BB: 0 P: 6	1B: 2 2B: 2 3B: 0 HR: 2	SF: 0 SAC: 0 DP: 2 HBP: 0	WP: 0 PB: 0 SB: 1 CS: 0	PA: 35
<b>PITCHER</b> <b>Jim Maloney, R</b> (1,1) <small>ERA: 3.06</small> <b>Billy McCool, L</b> (7,1) <small>ERA: 2.45</small>	IP: 6.0 WLS: W BF: 24	H: 3 R: 1 ER: 1 SO: 12	BB: 4 IBB: 0 HBP: 0 BLK: 0	WP: 0 HR: 1 S: 44 P: 60	ERA: 1.50 WHIP: 1.167																	

Batter	1	2	3	4	5	6	7	8	9	AB	R	H	RBI	BB	SO	LOB	BOTTOM			
<b>Pete Rose, S</b> (1,4) <small>OBP: 0.320, SLG: 0.332</small>										4	0	0	0	0	0	1	<b>San Francisco Giants @ Cincinnati Reds</b> Crosley Field, Cincinnati, OH Fri Aug 07 1964, 7:05 PM EDT Att: 19,965 - Unknown			
<b>Tommy Harper, R</b> (1,7) <small>OBP: 0.321, SLG: 0.303</small> <b>Marty Keough, L</b> (7,PH) <small>OBP: 0.324, SLG: 0.429</small>										3	0	0	0	0	1	1				
<b>Vada Pinson, L</b> (1,8) <small>OBP: 0.322, SLG: 0.455</small>										4	1	2	0	0	0	0				
<b>Frank Robinson, R</b> (1,9) <small>OBP: 0.391, SLG: 0.528</small>										4	2	3	2	0	1	1				
<b>Deron Johnson, R</b> (1,3) <small>OBP: 0.371, SLG: 0.551</small>										3	0	0	0	1	1	3				
<b>Leo Cardenas, R</b> (1,6) <small>OBP: 0.311, SLG: 0.386</small>										4	0	0	0	0	1	4				
<b>Johnny Edwards, L</b> (1,2) <small>OBP: 0.333, SLG: 0.385</small>										4	1	2	1	0	1	1				
<b>Steve Boros, R</b> (1,5) <small>OBP: 0.323, SLG: 0.337</small>										3	1	1	1	0	1	2				
<b>Jim Maloney, L</b> (1,1) <small>OBP: 0.211, SLG: 0.154</small> <b>Billy McCool, R</b> (7,1)										2	0	1	1	0	0	0				
<b>Inning Stats</b>	R: 0 E: 0 K: 0 S: 3	H: 0 LOB: 0 BB: 0 P: 3	R: 1 E: 0 K: 1 S: 5	H: 1 LOB: 1 BB: 1 P: 9	R: 0 E: 0 K: 1 S: 5	H: 0 LOB: 0 BB: 0 P: 5	R: 0 E: 0 K: 2 S: 8	H: 1 LOB: 1 BB: 0 P: 8	R: 2 E: 0 K: 2 S: 10	H: 3 LOB: 1 BB: 0 P: 10	R: 1 E: 1 K: 0 S: 6	H: 2 LOB: 2 BB: 0 P: 6	R: 0 E: 0 K: 1 S: 5	H: 0 LOB: 0 BB: 0 P: 5	R: 1 E: 0 K: 0 S: 5	H: 2 LOB: 1 BB: 0 P: 5		1B: 6 2B: 2 3B: 0 HR: 1	SF: 0 SAC: 0 DP: 1 HBP: 0	WP: 0 PB: 0 SB: 0 CS: 0
<b>PITCHER</b> <b>Bob Hendley, L</b> (1,1) <small>ERA: 3.12</small> <b>Bob Shaw, R</b> (6,1) <small>ERA: 3.66</small> <b>John Pregenzer, R</b> (7,1) <small>ERA: 4.76</small>	IP: 5.1 WLS: L BF: 22	H: 6 R: 4 ER: 3 SO: 6	BB: 1 IBB: 0 HBP: 0 BLK: 0	WP: 0 HR: 1 S: 33 P: 37	ERA: 5.06 WHIP: 1.312															



Batter	1	2	3	4	5	6	7	8	9	AB	R	H	RBI	BB	SO	LOB	TOP					
Harvey Kuenn, R OBP: 0.316, SLG: 0.336 Jesus Alou, R OBP: 0.311, SLG: 0.341	(1, 9) 0-3 K		(2) 0-0 F8			(1) 0-0 F8		(1) 0-0 FC5-4 1-2 1B		4	0	1	0	0	1	0	<b>San Francisco Giants @ Cincinnati Reds</b> Crosley Field, Cincinnati, OH Sat Aug 08 1964, 7:05 PM EDT Att: 30,668 - Unknown					
Willie McCovey, L OBP: 0.332, SLG: 0.414 Matty Alou, L OBP: 0.289, SLG: 0.263	(1, 7) 1-0 1B HBP		(3) 0-3 K			(1) 0-0 3B 1B		(1) 0-3 K		2	1	1	0	0	1	0						
Willie Mays, R OBP: 0.403, SLG: 0.611	(1, 8) 0-0 1B G5-4-3			(1) 0-3 K		(1) 0-0 1H 3B		(3) 0-0 FC5-4 1-2		4	0	2	1	0	1	1						
Orlando Cepeda, R OBP: 0.369, SLG: 0.543	(1, 3) 0-0 1B G5-4-3			(2) 0-0 F2		(2) 0-3 K			(1) 0-0 1B G5-4-3	4	0	1	0	0	1	3						
Jim Ray Hart, R OBP: 0.337, SLG: 0.480	(1, 5) 0-0 5-3			(3) 0-0 F8		(3) 0-0 F7			(1) 0-0 F8	4	0	0	0	0	2							
Del Crandall, R OBP: 0.312, SLG: 0.295	(1, 2) 0-3 K				(1) 0-0 5-3				(2) 0-0 G5-4-3 1-2	4	0	0	0	0	1	1						
Hal Lanier, R OBP: 0.292, SLG: 0.377	(1, 4) 0-0 2B					(2) 0-3 K				3	0	2	0	0	1	0						
Jose Pagan, R OBP: 0.289, SLG: 0.270	(1, 6) 0-3 K					(2) 0-0 1B FC4-6 1-2		(3) 0-3 K		3	0	1	0	0	2	1						
Gaylord Perry, R OBP: 0.063, SLG: 0.032	(1, 1) 0-0 F9					(3) 0-0 FC4-6 1-2			(1) 0-0 E6 K 1B	3	0	0	0	0	0	1						
<b>Inning Stats</b>	R: 0 E: 0 K: 1 S: 5	H: 1 LOB: 1 BB: 0 P: 6	R: 0 E: 0 K: 2 S: 8	H: 1 LOB: 1 BB: 0 P: 8	R: 0 E: 0 K: 1 S: 5	H: 0 LOB: 0 BB: 0 P: 5	R: 0 E: 0 K: 1 S: 5	H: 0 LOB: 0 BB: 0 P: 5	R: 0 E: 0 K: 0 S: 4	H: 2 LOB: 1 BB: 0 P: 4	R: 1 E: 0 K: 1 S: 7	H: 2 LOB: 1 BB: 0 P: 7	R: 0 E: 0 K: 2 S: 7	H: 0 LOB: 0 BB: 0 P: 7	R: 0 E: 1 K: 1 S: 6	H: 1 LOB: 1 BB: 0 P: 6	R: 0 E: 0 K: 0 S: 3	H: 1 LOB: 0 BB: 0 P: 3	1B: 6 2B: 1 3B: 1 HR: 0	SF: 0 SAC: 0 DP: 2 HBP: 1	WP: 0 PB: 0 SB: 0 CS: 0	PA: 33
<b>PITCHER</b> Joe Nuxhall, L ERA: 3.54	(1, 1)	IP: 9.0 WLS: L BF: 33	H: 8 R: 1 ER: 1 SO: 9	BB: 0 IBB: 0 HBP: 1 BLK: 0	WP: 0 HR: 0 S: 50 P: 51	ERA: 1.00 WHIP: 0.889	<b>PITCHER</b>	IP: 9.0 WLS: L BF: 33	H: 8 R: 1 ER: 1 SO: 9	BB: 0 IBB: 0 HBP: 1 BLK: 0	WP: 0 HR: 0 S: 50 P: 51	ERA: 1.00 WHIP: 0.889	<b>PITCHER</b>	IP: 9.0 WLS: L BF: 33	H: 8 R: 1 ER: 1 SO: 9	BB: 0 IBB: 0 HBP: 1 BLK: 0	WP: 0 HR: 0 S: 50 P: 51	ERA: 1.00 WHIP: 0.889				

Batter	1	2	3	4	5	6	7	8	9	AB	R	H	RBI	BB	SO	LOB	BOTTOM					
Pete Rose, S OBP: 0.317, SLG: 0.329	(1, 4) 0-0 6-3		(3) 0-0 F6			(2) 0-0 4-3			(1) 0-0 F6	4	0	0	0	0	0	1	<b>San Francisco Giants @ Cincinnati Reds</b> Crosley Field, Cincinnati, OH Sat Aug 08 1964, 7:05 PM EDT Att: 30,668 - Unknown					
Marty Keough, L OBP: 0.317, SLG: 0.420	(1, 9) 0-0 3-1				(1) 0-0 4-3			(2) 0-0 F7	4	0	0	0	0	1	1							
Vada Pinson, L OBP: 0.322, SLG: 0.453	(1, 8) 0-3 K					(1) 0-0 1B FC5-4			(3) 0-0 4-3	4	0	1	0	0	2	1						
Frank Robinson, R OBP: 0.388, SLG: 0.524	(1, 7) 0-3 K					(2) 0-0 FC5-4 1-2			(2) 0-0 4-3	3	0	0	0	0	1	1						
Deron Johnson, R OBP: 0.368, SLG: 0.545	(1, 3) 0-3 K					(3) 0-0 F3			(3) 0-3 K	3	0	0	0	0	2	1						
Johnny Edwards, L OBP: 0.330, SLG: 0.381	(1, 2) 0-0 E4 FC5-4								(1) 0-0 4-3	3	0	0	0	0	0	0						
Leo Cardenas, R OBP: 0.308, SLG: 0.383	(1, 6) 0-0 FC5-4 1-2								(2) 0-0 F8	3	0	0	0	0	0	1						
Steve Boros, R OBP: 0.321, SLG: 0.335 Gordy Coleman, L OBP: 0.295, SLG: 0.372 Giraldo Ruiz, S OBP: 0.240, SLG: 0.317	(1, 5) 0-0 6-3								(3) 0-0 4-3	2	0	0	0	0	0	0						
Joe Nuxhall, L OBP: 0.149, SLG: 0.213 Mel Queen, L OBP: 0.237, SLG: 0.378 Tommy Harper, R OBP: 0.321, SLG: 0.303	(1, 1) 0-0 6-3								(1) 0-0 E9 1B	2	0	0	0	0	1	0						
<b>Inning Stats</b>	R: 0 E: 0 K: 1 S: 5	H: 0 LOB: 0 BB: 0 P: 5	R: 0 E: 1 K: 2 S: 8	H: 0 LOB: 1 BB: 0 P: 8	R: 0 E: 0 K: 0 S: 3	H: 0 LOB: 0 BB: 0 P: 3	R: 0 E: 0 K: 0 S: 4	H: 1 LOB: 0 BB: 0 P: 4	R: 0 E: 0 K: 0 S: 3	H: 0 LOB: 0 BB: 0 P: 3	R: 0 E: 0 K: 2 S: 7	H: 0 LOB: 0 BB: 0 P: 7	R: 0 E: 0 K: 2 S: 7	H: 0 LOB: 0 BB: 0 P: 7	R: 0 E: 0 K: 0 S: 3	H: 0 LOB: 0 BB: 0 P: 3	R: 0 E: 1 K: 0 S: 4	H: 1 LOB: 1 BB: 0 P: 4	1B: 2 2B: 0 3B: 0 HR: 0	SF: 0 SAC: 0 DP: 0 HBP: 0	WP: 0 PB: 0 SB: 0 CS: 0	PA: 30
<b>PITCHER</b> Gaylord Perry, R ERA: 2.33	(1, 1)	IP: 9.0 WLS: W BF: 30	H: 2 R: 0 ER: 0 SO: 7	BB: 0 IBB: 0 HBP: 0 BLK: 0	WP: 0 HR: 0 S: 44 P: 44	ERA: 0.00 WHIP: 0.222	<b>PITCHER</b>	IP: 9.0 WLS: W BF: 30	H: 2 R: 0 ER: 0 SO: 7	BB: 0 IBB: 0 HBP: 0 BLK: 0	WP: 0 HR: 0 S: 44 P: 44	ERA: 0.00 WHIP: 0.222	<b>PITCHER</b>	IP: 9.0 WLS: W BF: 30	H: 2 R: 0 ER: 0 SO: 7	BB: 0 IBB: 0 HBP: 0 BLK: 0	WP: 0 HR: 0 S: 44 P: 44	ERA: 0.00 WHIP: 0.222				







Batter	1	2	3	4	5	6	7	8	9	AB	R	H	RBI	BB	SO	LOB	TOP					
Maury Wills, S OBP: 0.338, SLG: 0.352	0-0 6-3			2-2 E6 4-3 PB 2B		0-0 FC5-4 FC1-6 BB 1-2		0-1 FC1-6 1B		4	2	0	0	0	0	2	Los Angeles Dodgers @ Cincinnati Reds Crosley Field, Cincinnati, OH Mon Aug 10 1964, 7:05 PM EDT Att: 10,078 - Unknown					
Jim Gilliam, S OBP: 0.315, SLG: 0.285	3-2 4-3			2-2 L7		4-2 FC1-6 1-2 BB		4-1 1B 1-2 BB		2	0	0	0	2	0	1						
Willie Davis, L OBP: 0.306, SLG: 0.405	0-3 K			2-0 4-3		1-1 FC1-6 1-2		3-2 1-3 2-H 1B		4	0	1	1	0	1	3						
Ron Fairly, L OBP: 0.380, SLG: 0.437		3-1 3-1		2-0 2B		1-0 F7		1-2 5-3		4	0	1	1	0	0	4						
Tommy Davis, R OBP: 0.316, SLG: 0.364		2-2 F8		3-H 2B 6-3			2-3 K		0-0 6-3		4	0	0	0	0	1						
Wally Moon, L OBP: 0.294, SLG: 0.333		2-2 4-3			2-1 3-1		1-1 G3		1-0 G3		4	0	0	0	0	0						
John Roseboro, L OBP: 0.353, SLG: 0.388			3-2 F7		3-1 F7		1-2 F4		0-0 F4		4	0	0	0	0	0						
Nate Oliver, R OBP: 0.340, SLG: 0.314			0-1 3-1		0-0 1-3			1-2 FC1-6 1B		3	0	1	0	0	0	0						
Joe Moeller, R OBP: 0.075, SLG: 0.051			1-1 F3			0-0 FC5-4 1B		1-0 F8		0	0	0	0	0	0	0						
Howie Reed, R OBP: 0.229, SLG: 0.259										0	0	0	0	0	0	0						
Wes Parker, S OBP: 0.229, SLG: 0.259										1	0	0	0	0	0	0						
Jim Brewer, L OBP: 0.250, SLG: 0.290										0	0	0	0	0	0	0						
Derrell Griffith, L OBP: 0.250, SLG: 0.290										1	0	0	0	0	0	1						
Ron Perranoski, L OBP: 0.000, SLG: 0.000										0	0	0	0	0	0	0						
<b>Inning Stats</b>	R: 0 E: 0 K: 1 S: 7	H: 0 LOB: 0 BB: 0 P: 10	R: 0 E: 0 K: 0 S: 8	H: 0 LOB: 0 BB: 0 P: 15	R: 0 E: 0 K: 0 S: 7	H: 0 LOB: 0 BB: 0 P: 11	R: 1 E: 1 K: 0 S: 9	H: 1 LOB: 1 BB: 0 P: 19	R: 0 E: 0 K: 0 S: 5	H: 0 LOB: 0 BB: 0 P: 10	R: 0 E: 0 K: 0 S: 7	H: 1 LOB: 2 BB: 1 P: 13	R: 0 E: 0 K: 1 S: 8	H: 0 LOB: 0 BB: 0 P: 12	R: 1 E: 0 K: 0 S: 15	H: 2 LOB: 2 BB: 1 P: 25	R: 0 E: 0 K: 0 S: 3	H: 0 LOB: 0 BB: 0 P: 4	1B: 3 2B: 1 3B: 0 HR: 0	SF: 0 SAC: 0 DP: 0 HBP: 0	WP: 0 PB: 1 SB: 0 CS: 0	PA: 34
<b>PITCHER</b> Bob Purkey, R ERA: 3.26	IP: 9.0 WLS: W BF: 34 H: 4 R: 2 ER: 1 SO: 2 BB: 2 IBB: 0 HBP: 0 BLK: 0 WP: 0 HR: 0 S: 69 P: 119 ERA: 1.00 WHIP: 0.667															<b>PITCHER</b>	IP: 9.0 WLS: W BF: 34 H: 4 R: 2 ER: 1 SO: 2 BB: 2 IBB: 0 HBP: 0 BLK: 0 WP: 0 HR: 0 S: 69 P: 119 ERA: 1.00 WHIP: 0.667					

Batter	1	2	3	4	5	6	7	8	9	AB	R	H	RBI	BB	SO	LOB	BOTTOM			
Pete Rose, S OBP: 0.315, SLG: 0.328	0-1 2B		3-2 G3			2-1 5-3		0-1 4-3		5	1	1	0	0	0	3	Los Angeles Dodgers @ Cincinnati Reds Crosley Field, Cincinnati, OH Mon Aug 10 1964, 7:05 PM EDT Att: 10,078 - Unknown			
Mel Queen, L OBP: 0.295, SLG: 0.442	3-2 2B	1-1 BB		1-2 CS		0-1 6-3				4	1	3	1	0	0	0				
Vada Pinson, L OBP: 0.320, SLG: 0.448	3-1 2B	3-2 F9		0-2 F8		4-0 BB				3	1	1	0	1	0	2				
Frank Robinson, R OBP: 0.390, SLG: 0.534	0-0 4-3 BB	4-0 BB		1-2 F6		1-2 4-3				3	1	1	2	1	0	2				
Deron Johnson, R OBP: 0.368, SLG: 0.537	4-2 BB	1-1 G1-4-3		1-2 CS		1-1 FC4-6 1B		1-0 5-3		3	0	1	0	1	0	2				
Johnny Edwards, L OBP: 0.326, SLG: 0.373	3-2 4-3		4-2 2B BB		1-2 FC4-6 1B		0-2 F7			3	2	0	0	1	0	3				
Leo Cardenas, R OBP: 0.310, SLG: 0.382	4-0 BB		0-2 L8		2-1 1B		0-0 6-3			3	0	1	0	1	0	1				
Steve Boros, R OBP: 0.326, SLG: 0.344	4-2 BB		1-2 4-3 WP		0-1 1B		1-0 F7			3	1	2	3	1	0	0				
Bob Purkey, R OBP: 0.073, SLG: 0.075	1-3 K		2-2 4-3		2-3 K			0-3 K		4	0	0	0	0	3	5				
<b>Inning Stats</b>	R: 4 E: 0 K: 1 S: 21	H: 4 LOB: 3 BB: 3 P: 43	R: 0 E: 0 K: 0 S: 9	H: 1 LOB: 1 BB: 1 P: 18	R: 2 E: 0 K: 0 S: 14	H: 1 LOB: 0 BB: 1 P: 24	R: 0 E: 0 K: 0 S: 15	H: 1 LOB: 0 BB: 0 P: 18	R: 1 E: 0 K: 1 S: 13	H: 3 LOB: 1 BB: 0 P: 19	R: 0 E: 0 K: 0 S: 7	H: 0 LOB: 1 BB: 1 P: 14	R: 0 E: 0 K: 0 S: 5	H: 0 LOB: 0 BB: 0 P: 6	R: 0 E: 0 K: 1 S: 6	H: 0 LOB: 0 BB: 0 P: 7		1B: 7 2B: 3 3B: 0 HR: 0	SF: 0 SAC: 0 DP: 1 HBP: 0	WP: 1 PB: 0 SB: 0 CS: 1
<b>PITCHER</b> Joe Moeller, R ERA: 3.88	IP: 0.0 WLS: L BF: 4 H: 4 R: 4 ER: 4 SO: 0 BB: 0 IBB: 0 HBP: 0 BLK: 0 WP: 1 HR: 0 S: 14 P: 14 ERA: ∞ WHIP: ∞															<b>PITCHER</b>	IP: 0.0 WLS: L BF: 4 H: 4 R: 4 ER: 4 SO: 0 BB: 0 IBB: 0 HBP: 0 BLK: 0 WP: 1 HR: 0 S: 14 P: 14 ERA: ∞ WHIP: ∞			
Howie Reed, R ERA: 4.02	5.0 23 6 3 3 2 4 1 0 0 0 1 0 64 108 5.40 2.000																			
Jim Brewer, L ERA: 3.59	2.0 7 0 0 0 0 1 0 0 0 0 0 0 12 20 0.00 0.500																			
Ron Perranoski, L ERA: 3.79	1.0 3 0 0 0 0 1 0 0 0 0 0 0 6 7 0.00 0.000																			



Batter	1	2	3	4	5	6	7	8	9	AB	R	H	RBI	BB	SO	LOB	TOP			
<b>Maury Wills, S</b> OBP: 0.338, SLG: 0.351 (1, 6)										4	0	1	2	0	2	0	<b>Los Angeles Dodgers @ Cincinnati Reds</b> Crosley Field, Cincinnati, OH Tue Aug 11 1964, 7:05 PM EDT Att: 9,857 - Unknown <a href="http://livebaseballscorecards.com">livebaseballscorecards.com</a>			
<b>Jim Gilliam, S</b> OBP: 0.318, SLG: 0.288 (1, 5)										4	0	2	0	0	2	1				
<b>Willie Davis, L</b> OBP: 0.308, SLG: 0.405 (1, 8)										3	0	1	0	1	1					
<b>Ron Fairly, L</b> OBP: 0.378, SLG: 0.433 (1, 3)										3	0	0	0	1	1					
<b>Tommy Davis, R</b> OBP: 0.313, SLG: 0.360 (1, 7)										4	0	0	0	0	1	2				
<b>Derrell Griffith, L</b> OBP: 0.289, SLG: 0.386 (1, 9)										4	0	1	0	0	2	1				
<b>John Roseboro, L</b> OBP: 0.355, SLG: 0.387 (1, 2)										3	1	1	0	1	1	1				
<b>Nate Oliver, R</b> OBP: 0.338, SLG: 0.313 (1, 4)										4	1	1	0	0	1	2				
<b>Phil Ortega, R</b> OBP: 0.162, SLG: 0.147 (1, 1)										1	0	0	0	0	1	0				
<b>Bob Miller, R</b> OBP: 0.176, SLG: 0.067 (6, 1)										0	0	0	0	0	0	0				
<b>Wally Moon, L</b> OBP: 0.291, SLG: 0.330 (7, PH)										1	0	0	0	0	1	0				
<b>Ron Perranoski, L</b> OBP: 0.083, SLG: 0.083 (7, 1)										0	0	0	0	0	0	0				
<b>Inning Stats</b>	R: 0 E: 0 K: 2 S: 9	H: 1 LOB: 2 BB: 1 P: 20	R: 2 E: 0 K: 2 S: 13	H: 3 LOB: 1 BB: 0 P: 20	R: 0 E: 0 K: 1 S: 6	H: 0 LOB: 0 BB: 1 P: 14	R: 0 E: 0 K: 0 S: 6	H: 1 LOB: 0 BB: 0 P: 8	R: 0 E: 0 K: 2 S: 12	H: 1 LOB: 1 BB: 0 P: 14	R: 0 E: 1 K: 2 S: 13	H: 0 LOB: 2 BB: 1 P: 25	R: 0 E: 0 K: 1 S: 7	H: 0 LOB: 0 BB: 0 P: 8	R: 0 E: 0 K: 1 S: 10	H: 0 LOB: 0 BB: 0 P: 16	1B: 7 2B: 0 3B: 0 HR: 0	SF: 0 SAC: 1 DP: 1 HBP: 0	WP: 0 PB: 0 SB: 1 CS: 2	PA: 36
<b>PITCHER</b> <b>Joey Jay, R</b> ERA: 3.41 (1, 1)	IP: 9.0 WLS: W BF: 35 H: 7 R: 2 ER: 2 SO: 13 BB: 3 IBB: 0 HBP: 0 BLK: 0 WP: 0 HR: 0 S: 87 P: 142 ERA: 2.00 WHIP: 1.111															<b>PITCHER</b>				

Batter	1	2	3	4	5	6	7	8	9	AB	R	H	RBI	BB	SO	LOB	BOTTOM			
<b>Pete Rose, S</b> OBP: 0.314, SLG: 0.327 (1, 4)										4	1	1	0	0	1	2	<b>Los Angeles Dodgers @ Cincinnati Reds</b> Crosley Field, Cincinnati, OH Tue Aug 11 1964, 7:05 PM EDT Att: 9,857 - Unknown <a href="http://livebaseballscorecards.com">livebaseballscorecards.com</a>			
<b>Mel Queen, L</b> OBP: 0.277, SLG: 0.413 (1, 9)										3	0	0	0	0	2	2				
<b>Tommy Harper, R</b> OBP: 0.322, SLG: 0.305 (8, PH)										0	0	0	0	0	0	0				
<b>Vada Pinson, L</b> OBP: 0.318, SLG: 0.444 (1, 8)										4	0	0	0	0	1	3				
<b>Frank Robinson, R</b> OBP: 0.393, SLG: 0.552 (1, 7)										4	2	3	1	0	1	2				
<b>Deron Johnson, R</b> OBP: 0.367, SLG: 0.543 (1, 3)										4	1	1	2	0	1	2				
<b>Johnny Edwards, L</b> OBP: 0.326, SLG: 0.372 (1, 2)										3	0	1	0	0	0	1				
<b>Leo Cardenas, R</b> OBP: 0.308, SLG: 0.379 (1, 6)										3	0	0	0	0	0	1				
<b>Steve Boros, R</b> OBP: 0.326, SLG: 0.344 (1, 5)										3	0	1	0	0	1	1				
<b>Joey Jay, S</b> (1, 1)										2	0	0	0	0	1	1				
<b>Inning Stats</b>	R: 0 E: 0 K: 1 S: 7	H: 0 LOB: 0 BB: 0 P: 11	R: 1 E: 0 K: 0 S: 11	H: 1 LOB: 0 BB: 0 P: 17	R: 0 E: 0 K: 1 S: 10	H: 1 LOB: 1 BB: 0 P: 15	R: 2 E: 0 K: 0 S: 10	H: 3 LOB: 1 BB: 0 P: 14	R: 0 E: 0 K: 2 S: 8	H: 0 LOB: 1 BB: 0 P: 11	R: 0 E: 0 K: 0 S: 9	H: 1 LOB: 0 BB: 0 P: 18	R: 0 E: 0 K: 2 S: 8	H: 0 LOB: 0 BB: 0 P: 11	R: 1 E: 1 K: 2 S: 12	H: 1 LOB: 1 BB: 0 P: 13	1B: 3 2B: 1 3B: 1 HR: 2	SF: 0 SAC: 1 DP: 0 HBP: 1	WP: 0 PB: 0 SB: 0 CS: 1	PA: 33
<b>PITCHER</b> <b>Phil Ortega, R</b> ERA: 3.57 (1, 1)	IP: 5.0 WLS: L BF: 22 H: 6 R: 3 ER: 3 SO: 4 BB: 6 IBB: 3 HBP: 3 BLK: 4 WP: 0 HR: 2 S: 49 P: 74 ERA: 5.40 WHIP: 1.200															<b>PITCHER</b>				
<b>Bob Miller, R</b> ERA: 2.79 (6, 1)	1.0 WLS: 2 BF: 0 H: 0 R: 0 ER: 0 SO: 0 BB: 0 IBB: 0 HBP: 0 BLK: 0 WP: 0 HR: 0 S: 6 P: 12 ERA: 0.00 WHIP: 0.000																			
<b>Ron Perranoski, L</b> ERA: 3.7 (7, 1)	2.0 WLS: 8 BF: 1 H: 1 R: 1 ER: 0 SO: 4 BB: 0 IBB: 0 HBP: 0 BLK: 0 WP: 0 HR: 0 S: 20 P: 24 ERA: 0.00 WHIP: 0.500																			



Batter	1	2	3	4	5	6	7	8	9	AB	R	H	RBI	BB	SO	LOB	TOP		
<b>Maury Wills, S</b> OBP: 0.336, SLG: 0.349 (1, 6)	1-3 K	2-3 K		0-0 1B			2-2 F9		2-3 K	5	0	1	2	0	3	2			
<b>Dick Tracewski, R</b> OBP: 0.332, SLG: 0.339 (1, 5)	2-2 L5		0-0 F4		2-1 F9		0-0 FC6-4 1B			4	0	1	0	0	0	0			
<b>Willie Davis, L</b> OBP: 0.307, SLG: 0.403 (1, 8)	0-3 K		1-0 F6		0-1		1-2 FC6-4 1B			4	0	1	0	0	1	1			
<b>Tommy Davis, R</b> OBP: 0.313, SLG: 0.359 (1, 7)		2-0 E 1B	3-3 K		1-2 L8					4	1	1	0	0	1	2			
<b>Frank Howard, R</b> OBP: 0.296, SLG: 0.429 <b>Wes Parker, S</b> OBP: 0.280, SLG: 0.309 (8, 9)		2-3 K		1-3 K					2-3 K	4	0	0	0	0	4	2			
<b>Ron Fairly, L</b> OBP: 0.377, SLG: 0.434 (1, 3)		2-1 F9		2-2 1B		2-0 F5			2-2 5-3	4	1	1	0	0	0	1			
<b>Nate Oliver, R</b> OBP: 0.337, SLG: 0.311 (1, 4)		0-1 E4 1B		1-1 1B		1-0 6-3			2-3 K	4	2	1	0	0	1	1			
<b>John Roseboro, L</b> OBP: 0.360, SLG: 0.390 (1, 2)		3-2 1B		4-0 1B		1-2 1B			1-0 6-3	3	0	2	1	1	0	0			
<b>Sandy Koufax, R</b> OBP: 0.133, SLG: 0.097 (1, 1)		2-1 1B		1-3 K		1-3 K			1-3 K	4	0	1	0	0	3	4			
<b>Inning Stats</b>	R: 0 H: 0 E: 0 K: 2 S: 12	H: 0 LOB: 0 BB: 0 P: 15	R: 2 H: 3 E: 2 K: 2 S: 18	H: 3 LOB: 2 BB: 0 P: 31	R: 0 H: 0 E: 0 K: 1 S: 8	H: 0 LOB: 0 BB: 0 P: 12	R: 2 H: 3 E: 0 K: 2 S: 12	H: 3 LOB: 2 BB: 1 P: 21	R: 0 H: 1 E: 0 K: 1 S: 11	H: 1 LOB: 1 BB: 0 P: 15	R: 0 H: 1 E: 0 K: 0 S: 12	H: 1 LOB: 1 BB: 0 P: 15	R: 0 H: 0 E: 0 K: 2 S: 10	H: 0 LOB: 0 BB: 0 P: 16	R: 0 H: 0 E: 0 K: 2 S: 10	H: 0 LOB: 0 BB: 0 P: 14	1B: 8 2B: 1 3B: 0 HR: 0	SF: 0 SAC: 0 DP: 0 HBP: 0	WP: 0 PA: 37 PB: 0 SB: 1 CS: 0
<b>PITCHER</b>	IP	WLS	BF	H	R	ER	SO	BB	IBB	HBP	BLK	WP	HR	S	P	ERA	WHIP		
<b>Jim O'Toole, L</b> ERA: 2.52 (1, 1)	5.0	L	23	7	4	2	8	0	1	0	0	0	0	61	94	3.60	1.400		
<b>John Tsitouris, R</b> ERA: 4.42 (6, 1)	2.0		8	2	0	0	1	0	0	0	0	0	0	21	29	0.00	1.000		
<b>Sammy Ellis, R</b> ERA: 3.62 (8, 1)	2.0		6	0	0	0	4	0	0	0	0	0	0	20	30	0.00	0.000		

**Los Angeles Dodgers @ Cincinnati Reds**  
 Crosley Field, Cincinnati, OH  
 Wed Aug 12 1964, 7:05 PM EDT  
 Att: 18,291 - Unknown

AB	36
R	4
H	9
RBI	3
BB	1
SO	13
LOB	13



Batter	1	2	3	4	5	6	7	8	9	AB	R	H	RBI	BB	SO	LOB	BOTTOM		
<b>Pete Rose, S</b> OBP: 0.311, SLG: 0.324 (1, 4)	1-0 6-3		1-1 FC5-2 BB		2-2 F9			0-3 K		4	0	0	0	0	1	2			
<b>Tommy Harper, R</b> OBP: 0.326, SLG: 0.309 (1, 7)	3-1 1B		4-2 3H		1-1 F8		0-0 4-3 WP 1B			3	0	2	0	1	0	0			
<b>Vada Pinson, L</b> OBP: 0.315, SLG: 0.440 (1, 8)	1-1 F2		3-3 K		0-3 K		1-2 4-3			4	0	0	0	0	2	5			
<b>Frank Robinson, R</b> OBP: 0.390, SLG: 0.546 (1, 9)	3-0 1-3		2-2 F5		1-0 L9		0-0 F6			4	0	0	0	0	0	5			
<b>Deron Johnson, R</b> OBP: 0.365, SLG: 0.549 (1, 3)		2-1 L8		2-2 F7		2-2 HR		2-3 K		4	1	1	1	0	1	0			
<b>Leo Cardenas, R</b> OBP: 0.305, SLG: 0.375 (1, 6)		2-3 K		0-2 1-3		2-2 F9		1-3 K		4	0	0	0	0	2	0			
<b>Steve Boros, R</b> OBP: 0.325, SLG: 0.342 (1, 5)		3-3 K		3-2 F8		0-1 1B		1-2 F8		4	0	1	0	0	1	0			
<b>Johnny Edwards, L</b> OBP: 0.326, SLG: 0.375 (1, 2)			1-1 SH FC5-2 2B		1-3 K		1-3 K			3	0	1	0	0	2	1			
<b>Jim O'Toole, S</b> OBP: 0.146, SLG: 0.114 <b>Tony Perez, R</b> OBP: 0.192, SLG: 0.130 <b>John Tsitouris, R</b> OBP: 0.244, SLG: 0.273 <b>Don Pavletich, R</b> OBP: 0.396, SLG: 0.667 <b>Sammy Ellis, L</b> (8, 1)			0-0 SH FC5-2 2B		2-3 K		0-2 F8			0	0	0	0	0	0	0			
<b>Inning Stats</b>	R: 0 H: 1 E: 0 K: 0 S: 6	H: 0 LOB: 0 BB: 0 P: 14	R: 0 H: 0 E: 0 K: 2 S: 9	H: 0 LOB: 0 BB: 0 P: 16	R: 0 H: 1 E: 1 K: 1 S: 16	H: 1 LOB: 3 BB: 1 P: 27	R: 0 H: 0 E: 0 K: 0 S: 10	H: 0 LOB: 0 BB: 0 P: 15	R: 0 H: 0 E: 0 K: 1 S: 7	H: 0 LOB: 0 BB: 0 P: 9	R: 1 H: 2 E: 0 K: 1 S: 16	H: 2 LOB: 1 BB: 0 P: 21	R: 0 H: 1 E: 0 K: 1 S: 8	H: 1 LOB: 1 BB: 0 P: 9	R: 0 H: 0 E: 0 K: 2 S: 9	H: 0 LOB: 0 BB: 0 P: 13	1B: 3 2B: 1 3B: 0 HR: 1	SF: 0 SAC: 1 DP: 0 HBP: 0	WP: 1 PA: 34 PB: 0 SB: 0 CS: 0
<b>PITCHER</b>	IP	WLS	BF	H	R	ER	SO	BB	IBB	HBP	BLK	WP	HR	S	P	ERA	WHIP		
<b>Sandy Koufax, L</b> ERA: 1.81 (1, 1)	9.0	W	34	5	1	1	10	1	0	0	0	1	1	90	138	1.00	0.667		

**Los Angeles Dodgers @ Cincinnati Reds**  
 Crosley Field, Cincinnati, OH  
 Wed Aug 12 1964, 7:05 PM EDT  
 Att: 18,291 - Unknown

AB	32
R	1
H	5
RBI	1
BB	1
SO	10
LOB	14





Batter	1	2	3	4	5	6	7	8	9	AB	R	H	RBI	BB	SO	LOB	TOP								
<b>Pete Rose, S</b> OBP: 0.310, SLG: 0.320 (1,4)	F7		K		F8		4-3		WP BB	4	0	0	0	1	1	0	<b>Cincinnati Reds @ Houston Colt 45's</b> Colt Stadium, Houston, TX Fri Aug 14 1964, 8:05 PM EDT Att: 10,679 - Unknown								
<b>Mel Queen, L</b> OBP: 0.289, SLG: 0.380 (1,9)	F8		K		F2			K	BB	4	0	0	0	1	2	0									
<b>Vada Pinson, L</b> OBP: 0.314, SLG: 0.436 (1,8)	K		G3			FC5-4 BB		K	K	4	0	0	0	1	3	3									
<b>Frank Robinson, R</b> OBP: 0.393, SLG: 0.547 (1,7)		PB 2B BB		1B SF8 1B		FC5-4 BB		S S 1B		3	2	2	0	1	0	1									
<b>Deron Johnson, R</b> OBP: 0.364, SLG: 0.544 (1,3)	5-3			F8		K		S BB 1B		3	0	0	0	1	1	3									
<b>Johnny Edwards, L</b> OBP: 0.331, SLG: 0.381 (1,2)	E 2H 2B			FC6-4 1B		FC6-4 IBB		4-3		3	0	2	1	1	0	2									
<b>Leo Cardenas, R</b> OBP: 0.304, SLG: 0.375 (1,6)	E6			SF8		FC6-4		WP BB 1B		3	0	1	1	0	0	3									
<b>Steve Boros, R</b> OBP: 0.322, SLG: 0.339 (1,5)	F8			FC6-4		5-3		F9		3	0	0	0	0	0	3									
<b>Giraldo Ruiz, S</b> OBP: 0.236, SLG: 0.315 (9, PH)	F8			FC6-4		6-3		F8		1	0	0	0	0	0	1									
<b>Jim Maloney, L</b> OBP: 0.203, SLG: 0.148 (1,1)	F8			6-3		F8		K		2	0	0	0	0	0	2									
<b>Bill Henry, L</b> (6,1)										0	0	0	0	0	0	0									
<b>Gordy Coleman, L</b> OBP: 0.303, SLG: 0.370 (7, PH)										1	0	0	0	0	0	0									
<b>Bob Purkey, R</b> OBP: 0.073, SLG: 0.075 (7,1)										0	0	0	0	0	0	0									
<b>Marty Keough, L</b> OBP: 0.316, SLG: 0.417 (9, PH)										1	0	0	0	0	1	1									
<b>Inning Stats</b>	R: 0 E: 0 K: 1 S: 5	H: 0 LOB: 0 BB: 0 P: 5	R: 1 E: 1 K: 0 S: 5	H: 1 LOB: 2 BB: 1 P: 9	R: 0 E: 0 K: 2 S: 7	H: 0 LOB: 0 BB: 0 P: 7	R: 1 E: 0 K: 0 S: 5	H: 2 LOB: 1 BB: 0 P: 5	R: 0 E: 0 K: 1 S: 3	H: 0 LOB: 0 BB: 0 P: 3	R: 0 E: 0 K: 1 S: 5	H: 0 LOB: 2 BB: 2 P: 13	R: 0 E: 0 K: 0 S: 3	H: 0 LOB: 0 BB: 0 P: 3	R: 0 E: 0 K: 2 S: 8	H: 1 LOB: 2 BB: 1 P: 12	R: 0 E: 0 K: 2 S: 8	H: 1 LOB: 3 BB: 2 P: 16	1B: 4 2B: 1 3B: 0 HR: 0	SF: 1 SAC: 0 DP: 0 HBP: 0	WP: 1 PB: 1 SB: 4 CS: 0	PA: 39			
<b>PITCHER</b>	IP	WLS	BF	H	R	ER	SO	BB	IBB	HBP	BLK	WP	HR	S	P	ERA	WHIP								
<b>Bob Bruce, R</b> ERA: 2.74 (1,1)	6.0		25	3	2	2	4	2	1	0	0	0	0	30	42	3.00	0.833								
<b>Jim Owens, R</b> ERA: 3.79 (7,1)	2.2	W	13	2	0	0	3	3	0	0	0	1	0	16	28	0.00	1.875								
<b>Hal Woodeshick, L</b> ERA: 3.0 (9,1)	0.1	S	1	0	0	0	1	0	0	0	0	0	0	3	3	0.00	0.000								



Batter	1	2	3	4	5	6	7	8	9	AB	R	H	RBI	BB	SO	LOB	BOTTOM								
<b>Al Spangler, L</b> OBP: 0.280, SLG: 0.310 (1,7)	WP BB	F9		FC6-4 CS		4-0 BB		K		3	0	0	0	2	1	3	<b>Cincinnati Reds @ Houston Colt 45's</b> Colt Stadium, Houston, TX Fri Aug 14 1964, 8:05 PM EDT Att: 10,679 - Unknown								
<b>Nellie Fox, L</b> OBP: 0.314, SLG: 0.324 (1,4)	F3		F7	CS		6-3				4	0	1	0	0	0	4									
<b>Joe Gaines, R</b> OBP: 0.332, SLG: 0.406 (1,9)				3B 1B		FC1-4 1B		4-3		3	1	1	0	1	0	1									
<b>Walt Bond, L</b> OBP: 0.306, SLG: 0.457 (1,3)	K			2B 3B		F8		HR		4	2	2	2	0	1	3									
<b>Bob Aspromonte, R</b> OBP: 0.320, SLG: 0.405 (1,5)	F7			2B		F9		CS HBP		3	0	1	1	0	0	3									
<b>Carroll Hardy, R</b> OBP: 0.237, SLG: 0.254 (1,8)		WP BB BB		F6		F5		F6		3	0	0	0	1	0	2									
<b>Bob Lillis, R</b> OBP: 0.294, SLG: 0.314 (1,6)	F3		F4			E9 CS 1B		F5		4	0	1	0	0	0	3									
<b>Jerry Grote, R</b> OBP: 0.231, SLG: 0.264 (1,2)		WP BB		K		WP IBB		L6		2	0	0	0	2	1	0									
<b>Bob Bruce, R</b> OBP: 0.255, SLG: 0.227 (1,1)						3H IBB		K		1	0	0	0	1	1	2									
<b>Dave Roberts, L</b> OBP: 0.287, SLG: 0.299 (6, PH)										0	0	0	0	1	0	0									
<b>Jim Owens, R</b> OBP: 0.120, SLG: 0.160 (7,1)						FC6-4 BB				1	0	0	0	0	1	0									
<b>Hal Woodeshick, R</b> ERA: 3.28 (9,1)										0	0	0	0	0	0	0									
<b>Inning Stats</b>	R: 0 E: 0 K: 1 S: 5	H: 0 LOB: 2 BB: 2 P: 13	R: 0 E: 0 K: 1 S: 5	H: 0 LOB: 2 BB: 2 P: 13	R: 2 E: 0 K: 0 S: 6	H: 3 LOB: 1 BB: 0 P: 6	R: 0 E: 0 K: 1 S: 4	H: 0 LOB: 0 BB: 1 P: 8	R: 0 E: 0 K: 0 S: 4	H: 1 LOB: 3 BB: 3 P: 15	R: 1 E: 0 K: 0 S: 4	H: 1 LOB: 1 BB: 0 P: 5	R: 0 E: 0 K: 2 S: 7	H: 0 LOB: 0 BB: 0 P: 7	1B: 3 2B: 1 3B: 1 HR: 1	SF: 0 SAC: 0 DP: 0 HBP: 1	WP: 4 PB: 0 SB: 0 CS: 3	PA: 38							
<b>PITCHER</b>	IP	WLS	BF	H	R	ER	SO	BB	IBB	HBP	BLK	WP	HR	S	P	ERA	WHIP								
<b>Jim Maloney, R</b> ERA: 3.07 (1,1)	5.2		28	5	2	2	3	7	1	0	0	0	0	26	58	3.18	2.118								
<b>Bill Henry, L</b> ERA: 1.16 (6,1)	0.1		1	0	0	0	0	0	0	0	0	0	0	1	1	0.00	0.000								
<b>Bob Purkey, R</b> ERA: 3.28 (7,1)	2.0	L	8	1	1	1	2	0	0	1	0	0	1	11	12	4.50	0.500								









Batter	1	2	3	4	5	6	7	8	9	AB	R	H	RBI	BB	SO	LOB	TOP				
<b>Giraldo Ruiz, S</b> OBP: 0.245, SLG: 0.331 (1,4)										5	1	3	2	0	1	0	<b>Cincinnati Reds @ Houston Colt 45's</b> Colt Stadium, Houston, TX Sun Aug 16 1964, 8:05 PM EDT Att: 8,566 - Unknown				
<b>Marty Keough, L</b> OBP: 0.316, SLG: 0.414 (1,9)										5	0	1	0	0	1	3					
<b>Vada Pinson, L</b> OBP: 0.316, SLG: 0.447 (1,8)										3	2	0	0	2	0	3					
<b>Frank Robinson, R</b> OBP: 0.396, SLG: 0.554 (1,7)										3	2	1	3	1	0	0					
<b>Deron Johnson, R</b> OBP: 0.363, SLG: 0.540 (1,3)										4	0	1	0	1	0	1					
<b>Johnny Edwards, L</b> OBP: 0.328, SLG: 0.378 (1,2)										5	1	1	0	0	2	4					
<b>Leo Cardenas, R</b> OBP: 0.309, SLG: 0.381 (1,6)										5	1	3	2	0	1	2					
<b>Steve Boros, R</b> OBP: 0.324, SLG: 0.337 (1,5)										4	1	1	1	1	0	4					
<b>Joey Jay, S</b> (1,1)										3	0	0	0	0	0	4					
<b>Inning Stats</b>	R: 1 E: 0 K: 0 S: 5	H: 2 LOB: 1 BB: 0 P: 5	R: 1 E: 1 K: 0 S: 6	H: 2 LOB: 2 BB: 0 P: 6	R: 2 E: 0 K: 0 S: 5	H: 2 LOB: 2 BB: 2 P: 13	R: 0 E: 0 K: 0 S: 3	H: 0 LOB: 0 BB: 0 P: 3	R: 0 E: 0 K: 1 S: 8	H: 3 LOB: 1 BB: 0 P: 8	R: 0 E: 1 K: 2 S: 8	H: 1 LOB: 1 BB: 0 P: 8	R: 0 E: 0 K: 1 S: 5	H: 0 LOB: 0 BB: 0 P: 5	R: 2 E: 0 K: 1 S: 6	H: 1 LOB: 2 BB: 3 P: 18		1B: 7 2B: 2 3B: 1 HR: 1	SF: 1 SAC: 1 DP: 0 HBP: 0	WP: 0 PB: 0 SB: 0 CS: 0	PA: 44
<b>PITCHER</b>	IP	WLS	BF	H	R	ER	SO	BB	IBB	HBP	BLK	WP	HR	S	P	ERA	WHIP				
<b>Ken Johnson, R</b> ERA: 3.67 (1,1)	2.0	L	13	5	4	3	0	1	0	0	0	0	1	12	16	13.50	3.000				
<b>Gordon Jones, R</b> ERA: 2.75 (3,1)	3.0		11	1	0	0	0	0	1	0	0	0	0	10	14	0.00	0.333				
<b>Claude Raymond, R</b> ERA: 3.28 (6,1)	1.0		6	3	2	2	1	0	0	0	0	0	0	8	8	18.00	3.000				
<b>Danny Coombs, L</b> ERA: 5.14 (7,1)	3.0		14	2	2	2	4	3	0	0	0	0	0	19	31	6.00	1.667				

AB	37
R	8
H	11
RBI	8
BB	5
SO	5
LOB	21



Batter	1	2	3	4	5	6	7	8	9	AB	R	H	RBI	BB	SO	LOB	BOTTOM				
<b>Al Spangler, L</b> OBP: 0.281, SLG: 0.314 (1,7)										4	0	0	0	0	2	0	<b>Cincinnati Reds @ Houston Colt 45's</b> Colt Stadium, Houston, TX Sun Aug 16 1964, 8:05 PM EDT Att: 8,566 - Unknown				
<b>Nellie Fox, L</b> OBP: 0.315, SLG: 0.323 (1,4)										3	0	1	0	1	0	0					
<b>Joe Gaines, R</b> OBP: 0.333, SLG: 0.400 (1,9)										3	0	0	0	1	1	1					
<b>Walt Bond, L</b> OBP: 0.309, SLG: 0.453 (1,3)										4	1	1	0	0	1	3					
<b>Bob Aspromonte, R</b> OBP: 0.327, SLG: 0.418 (1,5)										4	2	2	2	0	0	2					
<b>Carroll Hardy, R</b> OBP: 0.235, SLG: 0.241 (1,8)										4	0	1	1	0	2	0					
<b>Bob Lillis, R</b> OBP: 0.300, SLG: 0.320 (1,6)										4	0	1	0	0	0	1					
<b>Jerry Grote, R</b> OBP: 0.232, SLG: 0.264 (1,2)										4	0	0	0	0	2	2					
<b>Ken Johnson, R</b> OBP: 0.102, SLG: 0.140 (1,1)										1	0	0	0	0	0	1					
<b>Gordon Jones, R</b> OBP: 0.500, SLG: 0.500 (3,1)										0	0	0	0	0	0	0					
<b>Bob Bruce, P</b> OBP: 0.250, SLG: 0.222 (5,PH)										1	0	0	0	0	0	0					
<b>Claude Raymond, R</b> OBP: 0.077, SLG: 0.167 (6,1)										0	0	0	0	0	0	0					
<b>Danny Coombs, R</b> (7,1)										1	0	0	0	0	1	1					
<b>Inning Stats</b>	R: 0 E: 0 K: 1 S: 6	H: 1 LOB: 2 BB: 1 P: 10	R: 0 E: 0 K: 1 S: 6	H: 1 LOB: 1 BB: 0 P: 6	R: 0 E: 0 K: 0 S: 3	H: 0 LOB: 1 BB: 1 P: 7	R: 0 E: 0 K: 1 S: 5	H: 0 LOB: 0 BB: 0 P: 5	R: 0 E: 0 K: 2 S: 7	H: 0 LOB: 0 BB: 0 P: 7	R: 1 E: 0 K: 2 S: 9	H: 2 LOB: 1 BB: 0 P: 9	R: 0 E: 0 K: 1 S: 5	H: 0 LOB: 0 BB: 0 P: 5	R: 2 E: 0 K: 0 S: 5	H: 2 LOB: 2 BB: 0 P: 5	1B: 4 2B: 1 3B: 0 HR: 1	SF: 0 SAC: 0 DP: 0 HBP: 0	WP: 0 PB: 0 SB: 0 CS: 0	PA: 35	
<b>PITCHER</b>	IP	WLS	BF	H	R	ER	SO	BB	IBB	HBP	BLK	WP	HR	S	P	ERA	WHIP				
<b>Joey Jay, R</b> ERA: 3.38 (1,1)	9.0	W	35	6	3	3	9	2	0	0	0	0	1	51	59	3.00	0.889				









Batter	1	2	3	4	5	6	7	8	9	AB	R	H	RBI	BB	SO	LOB	TOP								
<b>Giraldo Ruiz, S</b> OBP: 0.284, SLG: 0.347 (1, 4)										5	2	4	1	0	0	0	<b>Cincinnati Reds @ San Francisco Giants</b> Candlestick Park, San Francisco, CA Wed Aug 19 1964, 10:05 PM EDT Att: 15,151 - Unknown								
<b>Marty Keough, L</b> OBP: 0.322, SLG: 0.416 (1, 9)										5	1	3	2	0	0	2									
<b>Vada Pinson, L</b> OBP: 0.316, SLG: 0.446 (1, 8)										5	0	2	2	0	1	4									
<b>Frank Robinson, R</b> OBP: 0.395, SLG: 0.562 (1, 7)										4	2	2	2	0	2	4									
<b>Deron Johnson, R</b> OBP: 0.354, SLG: 0.525 (1, 3)										5	0	0	0	0	1	4									
<b>Johnny Edwards, L</b> OBP: 0.328, SLG: 0.375 (1, 2)										4	0	1	0	1	1	1									
<b>Leo Cardenas, R</b> OBP: 0.308, SLG: 0.379 (1, 6)										4	1	0	0	1	1	2									
<b>Steve Boros, R</b> OBP: 0.324, SLG: 0.332 (1, 5)										4	0	1	0	1	0	1									
<b>Bob Purkey, R</b> OBP: 0.089, SLG: 0.070 (1, 1)										3	1	0	0	0	2	4									
<b>Inning Stats</b>	R: 2 E: 0 K: 0 S: 5	H: 3 LOB: 1 BB: 0 P: 6	R: 1 E: 0 K: 0 S: 5	H: 2 LOB: 2 BB: 1 P: 9	R: 1 E: 0 K: 0 S: 4	H: 1 LOB: 0 BB: 0 P: 4	R: 1 E: 0 K: 1 S: 7	H: 2 LOB: 2 BB: 0 P: 8	R: 0 E: 0 K: 1 S: 5	H: 0 LOB: 0 BB: 2 P: 13	R: 0 E: 0 K: 1 S: 5	H: 0 LOB: 0 BB: 0 P: 5	R: 1 E: 0 K: 1 S: 7	H: 2 LOB: 1 BB: 0 P: 7	R: 1 E: 0 K: 3 S: 12	H: 3 LOB: 2 BB: 0 P: 12	R: 0 E: 0 K: 1 S: 5	H: 0 LOB: 0 BB: 0 P: 5	1B: 9 2B: 2 3B: 0 HR: 2	SF: 0 SAC: 0 DP: 1 HBP: 2	WP: 0 PB: 0 SB: 1 CS: 0	PA: 44			
<b>PITCHER</b>	IP	WLS	BF	H	R	ER	SO	BB	IBB	HBP	BLK	WP	HR	S	P	ERA	WHIP								
<b>Ron Herbel, R</b> ERA: 2.82 (1, 1)	1.1	L	10	5	3	3	0	1	0	1	0	0	0	8	13	20.25	4.500								
<b>Billy Pierce, L</b> ERA: 1.91 (2, 1)	1.2		6	1	1	1	0	0	0	0	0	0	1	6	6	5.40	0.600								
<b>John Pregoner, R</b> ERA: 4.22 (4, 1)	2.0		11	2	1	1	2	2	0	1	0	0	0	12	21	4.50	2.000								
<b>Bob Shaw, R</b> ERA: 3.69 (6, 1)	2.0		8	2	1	1	2	0	0	0	0	0	1	12	12	4.50	1.000								
<b>Jim Duffalo, R</b> ERA: 1.71 (8, 1)	2.0		9	3	1	1	4	0	0	0	0	0	0	17	17	4.50	1.500								
<b>Batter</b>	<b>1</b>	<b>2</b>	<b>3</b>	<b>4</b>	<b>5</b>	<b>6</b>	<b>7</b>	<b>8</b>	<b>9</b>	<b>AB</b>	<b>R</b>	<b>H</b>	<b>RBI</b>	<b>BB</b>	<b>SO</b>	<b>LOB</b>	<b>BOTTOM</b>								
<b>Matty Alou, L</b> OBP: 0.287, SLG: 0.262 (1, 8)										4	0	2	0	0	0	0	<b>Cincinnati Reds @ San Francisco Giants</b> Candlestick Park, San Francisco, CA Wed Aug 19 1964, 10:05 PM EDT Att: 15,151 - Unknown								
<b>Hal Lanier, R</b> OBP: 0.280, SLG: 0.358 (1, 4)										4	1	1	0	0	0	4									
<b>Duke Snider, L</b> OBP: 0.302, SLG: 0.336 (1, 9)										3	0	1	0	1	0	1									
<b>Orlando Cepeda, R</b> OBP: 0.358, SLG: 0.546 (1, 3)										4	0	1	0	0	1	2									
<b>Willie McCovey, L</b> OBP: 0.335, SLG: 0.441 <b>Harvey Kuenn, R</b> OBP: 0.316, SLG: 0.347 (1, 7) (3, 7)										1	0	0	0	0	0	1									
<b>Jim Ray Hart, R</b> OBP: 0.342, SLG: 0.478 (1, 5)										2	0	0	0	0	0	1									
<b>Jim Davenport, R</b> OBP: 0.270, SLG: 0.311 (1, 6)										3	0	0	0	1	0	2									
<b>Del Crandall, R</b> OBP: 0.292, SLG: 0.294 (1, 2)										4	0	1	0	0	0	2									
<b>Ron Herbel, R</b> OBP: 0.200, SLG: 0.200 <b>Billy Pierce, L</b> OBP: 0.246, SLG: 0.299 <b>John Pregoner, R</b> OBP: 0.246, SLG: 0.246 <b>Cap Peterson, R</b> OBP: 0.246, SLG: 0.246 <b>Bob Shaw, R</b> OBP: 0.200, SLG: 0.200 <b>Jesus Alou, R</b> OBP: 0.337, SLG: 0.337 <b>Jim Duffalo, R</b> OBP: 0.337, SLG: 0.337 (1, 1) (2, 1) (3, PH) (4, 1) (5, PH) (6, 1) (7, PH) (8, 1)										0	0	0	0	0	0	0									
<b>Inning Stats</b>	R: 0 E: 0 K: 0 S: 3	H: 0 LOB: 0 BB: 0 P: 3	R: 0 E: 0 K: 0 S: 3	H: 1 LOB: 1 BB: 0 P: 4	R: 0 E: 0 K: 0 S: 4	H: 2 LOB: 1 BB: 0 P: 4	R: 0 E: 0 K: 1 S: 5	H: 0 LOB: 1 BB: 1 P: 9	R: 0 E: 0 K: 1 S: 6	H: 1 LOB: 2 BB: 1 P: 10	R: 0 E: 0 K: 0 S: 3	H: 1 LOB: 1 BB: 0 P: 3	R: 0 E: 0 K: 0 S: 3	H: 0 LOB: 0 BB: 0 P: 4	R: 1 E: 1 K: 0 S: 5	H: 1 LOB: 1 BB: 0 P: 5	R: 0 E: 0 K: 0 S: 3	H: 0 LOB: 0 BB: 0 P: 3	1B: 4 2B: 3 3B: 0 HR: 0	SF: 0 SAC: 0 DP: 3 HBP: 2	WP: 1 PB: 0 SB: 0 CS: 0	PA: 35			
<b>PITCHER</b>	IP	WLS	BF	H	R	ER	SO	BB	IBB	HBP	BLK	WP	HR	S	P	ERA	WHIP								
<b>Bob Purkey, R</b> ERA: 3.08 (1, 1)	9.0	W	35	6	1	0	2	2	0	2	0	1	0	35	45	0.00	0.889								



Batter	1	2	3	4	5	6	7	8	9	AB	R	H	RBI	BB	SO	LOB	TOP				
<b>Giraldo Ruiz, S</b> OBP: 0.266, SLG: 0.342 (1, 4)	F4		F4	5-3		HBP		FC3-2 1B	L5-3 1B	5	1	1	0	0	0	3	<b>Cincinnati Reds @ San Francisco Giants</b> Candlestick Park, San Francisco, CA Thu Aug 20 1964, 6:33 AM EDT Att: 14,032 - Unknown				
<b>Marty Keough, L</b> OBP: 0.325, SLG: 0.411 (1, 9)	K		FC4-6 1B					1B	L5-3 1B	2	0	0	0	2	1	3					
<b>Tommy Harper, R</b> OBP: 0.328, SLG: 0.307 (8, 7)								1B		1	1	0	1	1	0	2					
<b>Vada Pinson, L</b> OBP: 0.315, SLG: 0.443 (1, 8)	G1		FC4-6 1B					1B		5	2	1	2	0	0	2					
<b>Frank Robinson, R</b> OBP: 0.397, SLG: 0.570 (8, 9)								1B		5	2	3	2	0	0	1					
<b>Deron Johnson, R</b> OBP: 0.355, SLG: 0.532 (1, 3)								1B		5	1	2	3	0	1	2					
<b>Johnny Edwards, L</b> OBP: 0.331, SLG: 0.380 (1, 2)								1B		3	0	2	0	0	0	2					
<b>Don Pavletich, R</b> OBP: 0.380, SLG: 0.651 (7, 2)								1B		1	0	0	1	0	0	0					
<b>Leo Cardenas, R</b> OBP: 0.306, SLG: 0.383 (1, 6)										5	1	1	1	0	2	3					
<b>Steve Boros, R</b> OBP: 0.331, SLG: 0.335 (1, 5)										3	1	2	0	2	1	0					
<b>Joe Nuxhall, L</b> OBP: 0.143, SLG: 0.204 (1, 1)										1	0	0	0	0	1	2					
<b>John Tsitouris, R</b> OBP: 0.234, SLG: 0.261 (3, 1)										1	0	0	0	0	1	0					
<b>Mel Queen, L</b> OBP: 0.255, SLG: 0.358 (6, PH)										0	0	0	0	0	0	0					
<b>Tony Perez, R</b> OBP: 0.185, SLG: 0.125 (6, PH)										1	0	0	0	0	0	2					
<b>Sammy Ellis, L</b> (6, 1)										0	1	0	0	1	0	0					
<b>Inning Stats</b>	R: 0 E: 0 K: 1 S: 5	H: 0 LOB: 0 BB: 0 P: 5	R: 1 E: 0 K: 2 S: 9	H: 2 LOB: 2 BB: 1 P: 13	R: 1 E: 0 K: 0 S: 5	H: 2 LOB: 2 BB: 1 P: 9	R: 1 E: 0 K: 2 S: 8	H: 1 LOB: 0 BB: 0 P: 8	R: 0 E: 0 K: 1 S: 5	H: 2 LOB: 1 BB: 1 P: 9	R: 1 E: 0 K: 0 S: 4	H: 1 LOB: 0 BB: 0 P: 4	R: 6 E: 2 K: 1 S: 9	H: 2 LOB: 1 BB: 3 P: 21	R: 0 E: 0 K: 0 S: 4	H: 2 LOB: 1 BB: 0 P: 4	1B: 8 2B: 2 3B: 0 HR: 3	SF: 1 SAC: 1 DP: 1 HBP: 1	WP: 0 PB: 0 SB: 2 CS: 0	PA: 47	
<b>PITCHER</b>	IP	WLS	BF	H	R	ER	SO	BB	IBB	HBP	BLK	WP	HR	S	P	ERA	WHIP				
<b>Gaylord Perry, R</b> ERA: 2.82	5.1		26	7	3	3	6	3	0	0	0	0	2	35	47	5.06	1.875				
<b>Billy O'Dell, L</b> ERA: 5.23	2.0	L	11	1	4	4	0	2	0	1	0	0	1	8	17	18.00	1.500				
<b>Ron Herbel, R</b> ERA: 2.93	0.2		6	2	3	1	1	1	0	0	0	0	0	7	11	13.50	4.500				
<b>John Pregonzer, R</b> ERA: 3.86	1.0		4	2	0	0	0	0	0	0	0	0	0	4	4	0.00	2.000				

AB	38
R	10
H	12
RBI	10
BB	6
SO	7
LOB	22



Batter	1	2	3	4	5	6	7	8	9	AB	R	H	RBI	BB	SO	LOB	BOTTOM					
<b>Harvey Kuenn, R</b> OBP: 0.321, SLG: 0.353 (1, 7)	F9							6-3		4	0	2	0	1	0	0	<b>Cincinnati Reds @ San Francisco Giants</b> Candlestick Park, San Francisco, CA Thu Aug 20 1964, 6:33 AM EDT Att: 14,032 - Unknown					
<b>Hal Lanier, R</b> OBP: 0.283, SLG: 0.368 (1, 4)										5	1	2	0	0	0	4						
<b>Jim Ray Hart, R</b> OBP: 0.343, SLG: 0.477 (1, 5)	K									3	1	1	1	1	1	1						
<b>Willie Mays, R</b> OBP: 0.401, SLG: 0.641 (1, 8)										4	1	1	2	1	0	3						
<b>Orlando Cepeda, R</b> OBP: 0.356, SLG: 0.549 (1, 3)										5	1	1	1	0	0	1						
<b>Jesus Alou, R</b> OBP: 0.310, SLG: 0.338 (1, 9)										5	1	2	0	0	1	1						
<b>Jim Davenport, R</b> OBP: 0.274, SLG: 0.320 (1, 6)										4	1	2	0	0	1	2						
<b>Del Crandall, R</b> OBP: 0.297, SLG: 0.313 (1, 2)										3	1	1	2	1	0	1						
<b>Gaylord Perry, R</b> OBP: 0.056, SLG: 0.029 (6, 1)										2	0	0	0	0	2	2						
<b>Billy O'Dell, S</b> (6, 1)										1	0	0	0	0	1	0						
<b>Ron Herbel, R</b> (8, 1)										0	0	0	0	0	0	0						
<b>Duke Snider, L</b> OBP: 0.300, SLG: 0.333 (8, PH)										1	0	0	0	0	1	0						
<b>John Pregonzer, R</b> (9, 1)										0	0	0	0	0	0	0						
<b>Inning Stats</b>	R: 0 E: 0 K: 1 S: 6	H: 1 LOB: 1 BB: 0 P: 6	R: 2 E: 2 K: 1 S: 8	H: 4 LOB: 2 BB: 1 P: 12	R: 2 E: 0 K: 0 S: 6	H: 3 LOB: 1 BB: 0 P: 6	R: 0 E: 0 K: 1 S: 6	H: 1 LOB: 2 BB: 1 P: 10	R: 0 E: 0 K: 2 S: 7	H: 0 LOB: 1 BB: 0 P: 7	R: 0 E: 0 K: 1 S: 5	H: 0 LOB: 0 BB: 0 P: 3	R: 2 E: 0 K: 1 S: 7	H: 2 LOB: 0 BB: 0 P: 7	R: 1 E: 1 K: 0 S: 4	H: 1 LOB: 1 BB: 1 P: 8	1B: 5 2B: 5 3B: 0 HR: 3	SF: 1 SAC: 0 DP: 1 HBP: 0	WP: 1 PB: 0 SB: 1 CS: 1	PA: 42		
<b>PITCHER</b>	IP	WLS	BF	H	R	ER	SO	BB	IBB	HBP	BLK	WP	HR	S	P	ERA	WHIP					
<b>Joe Nuxhall, L</b> ERA: 3.81	13		7	4	4	2	2	1	0	0	0	0	1	0	17	21	0.00	1.000				
<b>John Tsitouris, R</b> ERA: 4.29	3.0		12	2	0	0	3	1	0	0	0	1	0	17	21	0.00	1.000					
<b>Sammy Ellis, R</b> ERA: 3.65	4.0	W	17	3	3	2	2	2	0	0	0	0	1	19	27	4.50	1.250					





Batter	1	2	3	4	5	6	7	8	9	AB	R	H	RBI	BB	SO	LOB	TOP				
<b>Giraldo Ruiz, S</b> (1, 4) OBP: 0.266, SLG: 0.340	L7	FC6-4 1B			1-3		G3			4	0	1	1	0	0	0	<b>Cincinnati Reds @ Los Angeles Dodgers</b> Dodger Stadium, Los Angeles, CA Fri Aug 21 1964, 7:05 PM PDT Att: 27,915 - Unknown				
<b>Tommy Harner, R</b> (1, 7) OBP: 0.326, SLG: 0.304	WP	FC6-4			K			4-3 1B		2	0	0	0	1	1						
<b>Marty Keough, L</b> (8, PH) OBP: 0.325, SLG: 0.415	BB									1	0	1	0	0	0						
<b>Vada Pinson, L</b> (1, 8) OBP: 0.313, SLG: 0.439	K		G3		L8			F7		4	0	0	0	0	1	2					
<b>Frank Robinson, R</b> (1, 9) OBP: 0.394, SLG: 0.565	5-3		5-3			F9		4-3		4	0	0	0	0	2						
<b>Deron Johnson, R</b> (1, 3)		E	K			K		BB		3	1	1	0	1	2	0					
<b>Don Pavletich, R</b> (1, 2) OBP: 0.370, SLG: 0.617	L1			K		1B		K		4	0	1	0	0	2	3					
<b>Leo Cardenas, R</b> (1, 6) OBP: 0.304, SLG: 0.380	5-3		F4			K				4	0	0	0	0	1	2					
<b>Steve Boros, R</b> (1, 5) OBP: 0.333, SLG: 0.333	E	IBB		BB			F7		4-3	2	1	0	0	2	0	0					
<b>Jim Maloney, L</b> (1, 1) OBP: 0.217, SLG: 0.182	E8	1B		K			1-3			1	1	1	2	0	0	0					
<b>Billy McCool, R</b> (3, 1)								K		3	0	0	0	0	2	1					
<b>Inning Stats</b>	R: 0 E: 0 K: 1 S: 10	H: 0 LOB: 1 BB: 1 P: 19	R: 3 E: 1 K: 0 S: 12	H: 3 LOB: 1 BB: 1 P: 20	R: 0 E: 0 K: 1 S: 5	H: 0 LOB: 0 BB: 0 P: 9	R: 0 E: 0 K: 2 S: 11	H: 0 LOB: 1 BB: 1 P: 20	R: 0 E: 0 K: 1 S: 14	H: 1 LOB: 1 BB: 0 P: 13	R: 0 E: 0 K: 0 S: 4	H: 0 LOB: 0 BB: 0 P: 7	R: 0 E: 0 K: 1 S: 10	H: 1 LOB: 2 BB: 1 P: 20	R: 0 E: 0 K: 1 S: 11	H: 0 LOB: 0 BB: 0 P: 14	1B: 3 2B: 2 3B: 0 HR: 0	SF: 0 SAC: 0 DP: 0 HBP: 0	WP: 1 PB: 0 CS: 0	PA: 36	
<b>PITCHER</b>	IP	WLS	BF	H	R	ER	SO	BB	IBB	HBP	BLK	WP	HR	S	P	ERA	WHIP				
<b>Larry Miller, L</b> (1, 1) ERA: 4.93	2.0	L	11	3	3	2	1	1	1	0	0	1	0	22	39	9.00	2.000				
<b>Howie Reed, R</b> (3, 1) ERA: 3.73	6.0		22	2	0	0	7	2	0	0	0	0	0	53	88	0.00	0.667				
<b>Bob Miller, R</b> (9, 1) ERA: 2.73	1.0		3	0	0	0	1	0	0	0	0	0	0	11	14	0.00	0.000				

Batter	1	2	3	4	5	6	7	8	9	AB	R	H	RBI	BB	SO	LOB	BOTTOM				
<b>Maury Wills, S</b> (1, 6) OBP: 0.331, SLG: 0.338	4-3 S 1B	FC6 1-2f		K			F9		SH1-4 BB	4	0	1	0	1	1	3	<b>Cincinnati Reds @ Los Angeles Dodgers</b> Dodger Stadium, Los Angeles, CA Fri Aug 21 1964, 7:05 PM PDT Att: 27,915 - Unknown				
<b>Jim Gilliam, S</b> (1, 5) OBP: 0.320, SLG: 0.284	L3 1-2		1B WP BB	F7			1B BB		SH1-4	2	1	0	0	2	0	1					
<b>Willie Davis, L</b> (1, 8) OBP: 0.312, SLG: 0.401	4-3		L9		F7				L9	5	0	1	0	0	0	3					
<b>John Roseboro, L</b> (1, 2) OBP: 0.370, SLG: 0.388	K		1B WP 1B	FC5-4 BB			K		F6	4	1	1	0	1	2	4					
<b>Tommy Davis, R</b> (1, 7) OBP: 0.309, SLG: 0.359		6-3 1B	FC1-5 BB	1-2f	FC5-4 1-2f		K		K	4	0	2	1	0	1	3					
<b>Wally Moon, L</b> (1, 9) OBP: 0.308, SLG: 0.340		1-1	1-2							2	0	1	0	1	1	1					
<b>Frank Howard, R</b> (8, PH) OBP: 0.304, SLG: 0.433			1-2							0	0	0	0	1	0	0					
<b>Lee Walls, R</b> (8, PR) OBP: 0.304, SLG: 0.286		6-3 1B	FC1-5 BB						SH3-4 BB	0	0	0	0	0	0	0					
<b>Wes Parker, S</b> (1, 3) OBP: 0.277, SLG: 0.305		6-3	FC1-5			K			SH3-4	3	0	0	0	0	1	4					
<b>Nate Oliver, R</b> (1, 4) OBP: 0.323, SLG: 0.294			F3			K			F6	4	0	0	0	0	2	6					
<b>Larry Miller, L</b> (1, 1) OBP: 0.460, SLG: 0.400		4-2								0	0	0	0	0	0	0					
<b>Derrill Griffith, L</b> (2, PH) OBP: 0.252, SLG: 0.383									F3	0	0	0	0	1	0	0					
<b>Howie Reed, R</b> (3, 1)										2	0	0	0	0	2	0					
<b>Dick Tracewski, R</b> (8, PH) OBP: 0.332, SLG: 0.343			FC6							1	0	0	0	0	2	0					
<b>Bob Miller, R</b> (9, 1) OBP: 0.176, SLG: 0.067			BB							0	0	0	0	0	0	0					
<b>Inning Stats</b>	R: 0 E: 0 K: 1 S: 8	H: 1 LOB: 1 BB: 0 P: 12	R: 0 E: 0 K: 0 S: 12	H: 2 LOB: 3 BB: 1 P: 21	R: 2 E: 0 K: 1 S: 12	H: 2 LOB: 2 BB: 2 P: 24	R: 0 E: 0 K: 2 S: 9	H: 0 LOB: 0 BB: 0 P: 13	R: 0 E: 0 K: 3 S: 9	H: 0 LOB: 0 BB: 0 P: 12	R: 0 E: 0 K: 2 S: 12	H: 1 LOB: 2 BB: 1 P: 20	R: 0 E: 0 K: 0 S: 7	H: 0 LOB: 2 BB: 1 P: 14	R: 0 E: 0 K: 0 S: 6	H: 0 LOB: 1 BB: 1 P: 11	1B: 6 2B: 0 3B: 0 HR: 0	SF: 0 SAC: 2 DP: 0 HBP: 0	WP: 1 PB: 0 CS: 0	PA: 40	
<b>PITCHER</b>	IP	WLS	BF	H	R	ER	SO	BB	IBB	HBP	BLK	WP	HR	S	P	ERA	WHIP				
<b>Jim Maloney, R</b> (1, 1) ERA: 3.13	2.1		14	5	2	2	1	2	0	0	0	0	0	28	49	7.71	3.000				
<b>Billy McCool, L</b> (3, 1) ERA: 2.49	6.2	W	26	1	0	0	9	5	0	0	0	0	0	55	94	0.00	0.900				





Batter	1	2	3	4	5	6	7	8	9	10	11	12	13	14	15	AB	R	H	RBI	BB	SO	LOB	TOP									
<b>Girardo Ruiz, S</b> CBP: 0.255, SLG: 0.325 (1.4)	F7	F6		4-3			4-3		6-3			4-3		K		7	0	0	0	0	1	6										
<b>Marty Keough, L</b> CBP: 0.323, SLG: 0.402 (1.9)	4-3		K		F6		G3			4-3		G6-4-3 BB			F7	6	0	0	0	1	1	0										
<b>Vada Pinson, L</b> CBP: 0.314, SLG: 0.443 (1.8)	K		4-3		L7		2B 1B			2B		G6-4-3 1-2			5-3 BB 2B	7	1	3	0	0	1	1										
<b>Frank Robinson, R</b> CBP: 0.398, SLG: 0.567 (1.7)		1B 1B	BLK 1B		1-3		1-3 2B			G6-4-3 IBB			F9		BB 5-3 IBB	5	1	3	0	2	0	0										
<b>Deron Johnson, R</b> CBP: 0.355, SLG: 0.527 (1.3)		FC5 1B	K				1B BB		6-3	G6-4-3 1-2			F3		5-3	6	0	1	0	1	1	5										
<b>Johnny Edwards, L</b> CBP: 0.332, SLG: 0.378 (1.2)		1B FC5 1B					F7		K				F6		BB IBB	5	0	1	1	2	1	1										
<b>Don Pavletich, R</b> CBP: 0.370, SLG: 0.617 (15.2)							FC5-4 BB									0	0	0	0	0	0	0										
<b>Leo Cardenas, R</b> CBP: 0.322, SLG: 0.375 (1.6)		FC5 1B					F8		K				F7		K	6	0	0	1	1	2	4										
<b>Steve Boros, R</b> CBP: 0.335, SLG: 0.333 (1.5)		1-2 2-3 1B					FC5-4 1B							F5		1-2 2-3 3-H BB	6	0	2	0	1	1	4									
<b>Joey Jay, S</b> CBP: 0.070, SLG: 0.024 (11.1)		1-2 2-3 1B					1B																									
<b>Gordy Coleman, L</b> CBP: 0.300, SLG: 0.366 (11.1)		F3							K																							
<b>Sammy Ellis, L</b> CBP: 0.300, SLG: 0.366 (11.1)									K																							
<b>Inning Stats</b>	R: 0 E: 0 K: 1 S: 6	H: 0 LOB: 0 BB: 0 P: 8	R: 1 E: 0 K: 0 S: 14	H: 4 LOB: 3 BB: 0 P: 20	R: 0 E: 0 K: 2 S: 10	H: 1 LOB: 1 BB: 0 P: 13	R: 0 E: 1 K: 0 S: 7	H: 1 LOB: 2 BB: 1 P: 15	R: 0 E: 0 K: 0 S: 8	H: 0 LOB: 0 BB: 0 P: 12	R: 0 E: 0 K: 1 S: 14	H: 1 LOB: 2 BB: 1 P: 21	R: 0 E: 0 K: 2 S: 10	H: 0 LOB: 0 BB: 0 P: 13	R: 0 E: 0 K: 0 S: 10	H: 0 LOB: 0 BB: 0 P: 17	R: 0 E: 0 K: 0 S: 7	H: 0 LOB: 1 BB: 1 P: 14	R: 0 E: 0 K: 0 S: 9	H: 0 LOB: 0 BB: 1 P: 17	R: 0 E: 0 K: 0 S: 7	H: 0 LOB: 0 BB: 0 P: 12	R: 0 E: 0 K: 0 S: 10	H: 0 LOB: 0 BB: 0 P: 13	R: 0 E: 0 K: 0 S: 14	H: 0 LOB: 0 BB: 0 P: 29	R: 1 E: 0 K: 0 S: 14	H: 1 LOB: 3 BB: 3 P: 29	1B: 8 2B: 3 3B: 0 HR: 0	SF: 0 SAC: 0 DP: 2 HBP: 0	WP: 0 PB: 0 SB: 0 CS: 0	PA: 62
<b>PITCHER</b>	IP: 8.0 WLS: 2.42 BF: 34 H: 9 R: 1 ER: 1 SO: 6 BB: 2 IBB: 0 HBP: 1 BLK: 0 WP: 0 HR: 0 S: 78 P: 112 ERA: 1.12 WHIP: 1.375	<b>PITCHER</b>															IP: 8.0 WLS: 2.42 BF: 34 H: 9 R: 1 ER: 1 SO: 6 BB: 2 IBB: 0 HBP: 1 BLK: 0 WP: 0 HR: 0 S: 78 P: 112 ERA: 1.12 WHIP: 1.375															
<b>Don Drysdale, R</b> ERA: 2.42 (1.1)																																
<b>Ron Perranoski, L</b> ERA: 3.65 (9.1)																																
<b>Bob Miller, R</b> ERA: 2.65 (11.1)																																
<b>Howie Reed, R</b> ERA: 3.78 (14.1)																																

**Cincinnati Reds @ Los Angeles Dodgers**  
**Dodger Stadium, Los Angeles, CA**  
 Sat Aug 22 1964, 7:05 PM PDT  
 Att: 29,220 - Unknown

**AB 53**  
**R 2**  
**H 11**  
**RBI 2**  
**BB 9**  
**SO 10**  
**LOB 27**



Batter	1	2	3	4	5	6	7	8	9	10	11	12	13	14	15	AB	R	H	RBI	BB	SO	LOB	BOTTOM											
<b>Maury Wills, S</b> CBP: 0.328, SLG: 0.335 (1.8)	F6 1B		5-3			5-3		F7		6-3			F6		6-3	7	0	1	0	0	0	2												
<b>Jim Gilliam, S</b> CBP: 0.317, SLG: 0.282 (1.5)	F6			4-3		3-1			SH1-4 1B		4-3		L9			6	1	1	0	0	0	1												
<b>Willie Davis, L</b> CBP: 0.313, SLG: 0.403 (1.8)	1B						F2		SH1-4		F5			E4 FC5 S	5	0	2	0	0	0	0													
<b>John Roseboro, L</b> CBP: 0.369, SLG: 0.384 (1.2)							2B									3	0	0	0	1	1	2												
<b>Dick Tracawski, R</b> CBP: 0.332, SLG: 0.343 (9.1)									1B L9-2 BB		6-3					0	0	0	0	0	0	0												
<b>Doug Camilli, R</b> CBP: 0.218, SLG: 0.200 (10.2)																2	0	0	0	0	0	1												
<b>Tommy Davis, R</b> CBP: 0.310, SLG: 0.358 (1.7)									FC4-6 BB				F9		K	5	0	1	1	1	3	2												
<b>Wally Moon, L</b> CBP: 0.319, SLG: 0.343 (1.9)							4-3		FC4-6		L9-2					5	0	2	0	1	0	3												
<b>Wes Parker, S</b> CBP: 0.280, SLG: 0.308 (1.3)			G6-3			G3										6	0	2	0	0	1	4												
<b>Nate Oliver, R</b> CBP: 0.316, SLG: 0.287 (1.4)				5-3			F6		SH1-4		F6		K		6-3	5	0	0	0	0	1	2												
<b>Don Drysdale, R</b> ERA: 2.42 (1.1)																																		
<b>Ron Perranoski, L</b> ERA: 3.65 (9.1)																																		
<b>Bob Miller, R</b> ERA: 2.65 (11.1)																																		
<b>Howie Reed, R</b> ERA: 3.78 (14.1)																																		
<b>Inning Stats</b>	R: 0 E: 0 K: 0 S: 9	H: 2 LOB: 1 BB: 0 P: 14	R: 0 E: 0 K: 1 S: 5	H: 1 LOB: 0 BB: 0 P: 7	R: 0 E: 0 K: 0 S: 7	H: 0 LOB: 0 BB: 0 P: 11	R: 0 E: 0 K: 2 S: 11	H: 1 LOB: 1 BB: 0 P: 18	R: 0 E: 0 K: 0 S: 4	H: 0 LOB: 0 BB: 0 P: 5	R: 0 E: 0 K: 0 S: 8	H: 0 LOB: 0 BB: 0 P: 12	R: 0 E: 0 K: 0 S: 3	H: 0 LOB: 1 BB: 1 P: 9	R: 0 E: 0 K: 0 S: 10	H: 1 LOB: 1 BB: 0 P: 16	R: 0 E: 0 K: 0 S: 8	H: 2 LOB: 2 BB: 1 P: 14	R: 0 E: 0 K: 0 S: 9	H: 0 LOB: 0 BB: 0 P: 12	R: 0 E: 0 K: 0 S: 8	H: 0 LOB: 0 BB: 0 P: 13	R: 0 E: 0 K: 2 S: 10	H: 1 LOB: 1 BB: 0 P: 15	R: 0 E: 0 K: 1 S: 7	H: 0 LOB: 0 BB: 0 P: 11	R: 0 E: 0 K: 0 S: 14	H: 0 LOB: 2 BB: 1 P: 25	R: 0 E: 0 K: 0 S: 7	H: 0 LOB: 0 BB: 0 P: 10	1B: 8 2B: 2 3B: 0 HR: 0	SF: 0 SAC: 2 DP: 2 HBP: 0	WP: 0 PB: 0 SB: 0 CS: 0	PA: 55
<b>PITCHER</b>	IP: 10.0 WLS: 3.21 BF: 37 H: 8 R: 1 ER: 0 SO: 5 BB: 2 IBB: 0 HBP: 0 BLK: 0 WP: 0 HR: 0 S: 74 P: 118 ERA: 0.90 WHIP: 1.000	<b>PITCHER</b>															IP: 10.0 WLS: 3.21 BF: 37 H: 8 R: 1 ER: 0 SO: 5 BB: 2 IBB: 0 HBP: 0 BLK: 0 WP: 0 HR: 0 S: 74 P: 118 ERA: 0.90 WHIP: 1.000																	
<b>Joey Jay, R</b> ERA: 3.21 (1.1)																																		
<b>Sammy Ellis, R</b> ERA: 3.45 (11.1)																																		

**Cincinnati Reds @ Los Angeles Dodgers**  
**Dodger Stadium, Los Angeles, CA**  
 Sat Aug 22 1964, 7:05 PM PDT  
 Att: 29,220 - Unknown


**AB 50**  
**R 1**  
**H 9**  
**RBI 1**  
**BB 3**  
**SO 7**  
**LOB 19**





Batter	1	2	3	4	5	6	7	8	9	AB	R	H	RBI	BB	SO	LOB	TOP			
<b>Giraldo Ruiz, S</b> OBP: 0.249, SLG: 0.317 (1, 4)	F9		L9			F2		K		4	0	0	0	0	1	2	<b>Cincinnati Reds @ Los Angeles Dodgers</b> Dodger Stadium, Los Angeles, CA Sun Aug 23 1964, 3:33 AM PDT Att: 27,459 - Unknown			
<b>Marty Keough, L</b> OBP: 0.321, SLG: 0.396 (1, 9)	K		F5			F5		FC6-4 BB		3	0	0	0	1	1	2				
<b>Vada Pinson, L</b> OBP: 0.314, SLG: 0.441 (1, 8)	G3			L6		1B BB		F6		3	0	0	0	1	0	1				
<b>Frank Robinson, R</b> OBP: 0.397, SLG: 0.564 (1, 7)		K		F4		1-2 1B		FC6-4		4	0	1	0	0	1	1				
<b>Deron Johnson, R</b> OBP: 0.351, SLG: 0.520 (1, 3)		4-3		6-3		1B K			6-3	4	0	0	0	0	1	2				
<b>Don Pavletich, R</b> OBP: 0.382, SLG: 0.580 (1, 2)		F7			BB		L7		F9	3	0	0	0	1	0	0				
<b>Leo Cardenas, R</b> OBP: 0.301, SLG: 0.374 (1, 6)			1-1 1B		K		K		F8	4	0	1	0	0	2	1				
<b>Steve Boros, R</b> OBP: 0.335, SLG: 0.331 (1, 5)			0-3 K		F8					2	0	0	0	1	1	2				
<b>Jim O'Toole, S</b> OBP: 0.151, SLG: 0.122 <b>Gordy Coleman, L</b> OBP: 0.259, SLG: 0.364 <b>John Tsitouris, R</b> OBP: 0.234, SLG: 0.261 (7, 1)			3-2 1B		K		G3			2	0	1	0	0	1	1				
<b>Inning Stats</b>	R: 0 E: 0 K: 1 S: 7	H: 0 LOB: 0 BB: 0 P: 8	R: 0 E: 0 K: 1 S: 9	H: 0 LOB: 0 BB: 0 P: 13	R: 0 E: 0 K: 1 S: 12	H: 2 LOB: 0 BB: 0 P: 16	R: 0 E: 0 K: 0 S: 7	H: 0 LOB: 0 BB: 0 P: 10	R: 0 E: 0 K: 2 S: 11	H: 0 LOB: 1 BB: 1 P: 16	R: 0 E: 0 K: 1 S: 15	H: 0 LOB: 1 BB: 1 P: 12	R: 0 E: 0 K: 1 S: 9	H: 0 LOB: 1 BB: 1 P: 18	R: 0 E: 0 K: 0 S: 9	H: 0 LOB: 0 BB: 0 P: 11	1B: 3 2B: 0 3B: 0 HR: 0	SF: 0 SAC: 0 DP: 0 HBP: 0	WP: 0 PB: 0 SB: 0 CS: 0	PA: 34
<b>PITCHER</b> <b>Phil Ortega, R</b> ERA: 3.37 (1, 1)	IP: 9.0 WLS: W BF: 34 H: 3 R: 0 ER: 0 SO: 8 BB: 4 IBB: 0 HBP: 0 BLK: 0 WP: 0 HR: 0 S: 86 P: 131 ERA: 0.00 WHIP: 0.778															<b>PITCHER</b> <b>Phil Ortega, R</b> ERA: 3.37 (1, 1)	IP: 9.0 WLS: W BF: 34 H: 3 R: 0 ER: 0 SO: 8 BB: 4 IBB: 0 HBP: 0 BLK: 0 WP: 0 HR: 0 S: 86 P: 131 ERA: 0.00 WHIP: 0.778			

AB	30
R	0
H	3
RBI	0
BB	4
SO	8
LOB	13





Batter	1	2	3	4	5	6	7	8	9	AB	R	H	RBI	BB	SO	LOB	BOTTOM			
<b>Maury Wills, S</b> OBP: 0.328, SLG: 0.333 (1, 6)	F3		F8 1B BB		F8			K		3	0	0	0	1	1	0	<b>Cincinnati Reds @ Los Angeles Dodgers</b> Dodger Stadium, Los Angeles, CA Sun Aug 23 1964, 3:33 AM PDT Att: 27,459 - Unknown			
<b>Dick Tracywski, R</b> OBP: 0.335, SLG: 0.345 (1, 5)	K		0-1 S		L8			S 1B		4	0	2	1	0	1	0				
<b>Willie Davis, L</b> OBP: 0.311, SLG: 0.400 (1, 8)	F9		3-H F8		L3			F9		4	0	0	0	0	0	3				
<b>Tommy Davis, R</b> OBP: 0.307, SLG: 0.355 (1, 7)		4-3	1-0 4-3		F8			F6		4	0	0	0	0	0	3				
<b>Frank Howard, R</b> OBP: 0.301, SLG: 0.428 <b>Ron Fairly, L</b> OBP: 0.368, SLG: 0.424 (8, 3)		5-3		L7		F9				3	0	0	0	0	0	0				
<b>John Roseboro, L</b> OBP: 0.372, SLG: 0.387 (1, 2)		3-1 FC5-4 1B		0-1 FC5-4 1B		4-3				3	0	2	0	0	0	0				
<b>Wes Parker, S</b> OBP: 0.274, SLG: 0.299 (8, 9)		0-0 FC5-4		0-0 FC5-4 1B		B3				3	0	0	0	0	0	2				
<b>Nate Oliver, R</b> OBP: 0.321, SLG: 0.297 (1, 4)			0-0 SH5-4 1B		1-0 1B			5-3		3	1	2	0	0	0	0				
<b>Phil Ortega, R</b> OBP: 0.143, SLG: 0.128 (1, 1)			0-0 SH5-4		0-0 4-3			K		2	0	0	0	0	1	2				
<b>Inning Stats</b>	R: 0 E: 0 K: 1 S: 8	H: 0 LOB: 0 BB: 0 P: 12	R: 0 E: 0 K: 0 S: 6	H: 1 LOB: 1 BB: 0 P: 10	R: 1 E: 0 K: 0 S: 9	H: 2 LOB: 2 BB: 1 P: 14	R: 0 E: 0 K: 0 S: 7	H: 2 LOB: 2 BB: 0 P: 8	R: 0 E: 0 K: 0 S: 5	H: 0 LOB: 0 BB: 0 P: 5	R: 0 E: 0 K: 0 S: 6	H: 0 LOB: 0 BB: 0 P: 9	R: 0 E: 0 K: 1 S: 5	H: 0 LOB: 0 BB: 0 P: 7	R: 0 E: 0 K: 1 S: 10	H: 1 LOB: 1 BB: 0 P: 15	1B: 5 2B: 1 3B: 0 HR: 0	SF: 0 SAC: 1 DP: 0 HBP: 0	WP: 0 PB: 0 SB: 2 CS: 0	PA: 31
<b>PITCHER</b> <b>Jim O'Toole, L</b> ERA: 2.34 <b>John Tsitouris, R</b> ERA: 4.2 (7, 1)	IP: 6.0 WLS: L BF: 24 H: 5 R: 1 ER: 1 SO: 1 BB: 1 IBB: 1 HBP: 0 BLK: 0 WP: 0 HR: 0 S: 41 P: 58 ERA: 1.50 WHIP: 1.000															<b>PITCHER</b> <b>John Tsitouris, R</b> ERA: 4.2 (7, 1)	IP: 2.0 WLS: 7 BF: 1 H: 0 R: 0 ER: 0 SO: 2 BB: 0 IBB: 0 HBP: 0 BLK: 0 WP: 0 HR: 0 S: 15 P: 22 ERA: 0.00 WHIP: 0.500			

AB	29
R	1
H	6
RBI	1
BB	1
SO	3
LOB	10





Batter	1	2	3	4	5	6	7	8	9	AB	R	H	RBI	BB	SO	LOB	TOP			
<b>Bobby Klaus, R</b> OBP: 0.294, SLG: 0.365 (1, 5)	4-0 HR BB		0-0 5-3		0-0 SH5-3		4-0 FC1-2 BB		0-0 HBP 1B	2	1	1	0	2	0	0	<b>New York Mets @ Cincinnati Reds</b> Crosley Field, Cincinnati, OH Tue Aug 25 1964, 7:05 PM EDT Att: 8,706 - Unknown  livebaseballscorecards.com  <b>AB 31</b> <b>R 2</b> <b>H 6</b> <b>RBI 2</b> <b>BB 5</b> <b>SO 4</b> <b>LOB 16</b> 			
<b>Ron Hunt, R</b> OBP: 0.366, SLG: 0.416 (1, 4)	0-0 HR		0-0 L5		0-0 6-3		0-0 FC1-2		1-0 HBP G6-4-3	4	1	1	2	0	0	4				
<b>Joe Christopher, R</b> OBP: 0.363, SLG: 0.481 (1, 9)	0-0 6-3		0-0 F8		0-0 6-3		0-0 6-3		0-0 G6-4-3	5	0	0	0	0	0	6				
<b>Ed Kranepool, L</b> OBP: 0.316, SLG: 0.395 (1, 3)	0-0 P6			0-0 1-3		0-0 L8		0-0 FC4-6 1B		4	0	1	0	0	0	0				
<b>George Altman, L</b> OBP: 0.255, SLG: 0.313 (1, 7)	0-3 K			0-0 5-3		4-0 BB		0-0 FC4-6		3	0	0	0	1	1	1				
<b>Jim Hickman, R</b> OBP: 0.316, SLG: 0.378 (1, 8)		0-3 K		1-0 HBP		0-0 6-3		0-0 P4		3	0	0	0	0	1	2				
<b>Chris Cannizzaro, R</b> OBP: 0.369, SLG: 0.364 (1, 2)		0-3 K		0-3 K				0-0 P6		4	0	0	0	0	2	2				
<b>Roy McMillan, R</b> OBP: 0.241, SLG: 0.242 (7, PH)		4-0 BB		0-0 F2				0-0 BB FC1-2 1B		1	0	0	0	1	0	0				
<b>Charley Smith, R</b> OBP: 0.295, SLG: 0.420 (7, 6)								0-0 BB FC1-2 1B		2	0	1	0	0	0	0				
<b>Al Jackson, L</b> OBP: 0.200, SLG: 0.333 (7, PH)		0-0 L5		4-0 SH5-3 BB				0-0 FC1-2 BB 1B		1	0	0	0	1	0	1				
<b>Hawk Taylor, R</b> OBP: 0.276, SLG: 0.347 (7, 1)								0-0 HBP 1B		1	0	1	0	0	0	0				
<b>Gary Kroll, R</b> OBP: 1.000, SLG: 1.000 (9, PH)								0-0 HBP 1B		0	0	0	0	0	0	0				
<b>Jesse Gonder, L</b> OBP: 0.344, SLG: 0.416 (9, PR)								0-0 HBP 1B		1	0	1	0	0	0	0				
<b>Rod Kaneshi, R</b> OBP: 0.295, SLG: 0.284 (9, PR)								0-0 HBP 1B		0	0	0	0	0	0	0				
<b>Inning Stats</b>	R: 2 E: 0 K: 1 S: 6	H: 1 LOB: 0 BB: 1 P: 10	R: 0 E: 0 K: 2 S: 7	H: 0 LOB: 1 BB: 1 P: 11	R: 0 E: 0 K: 0 S: 3	H: 0 LOB: 0 BB: 0 P: 3	R: 0 E: 0 K: 1 S: 5	H: 0 LOB: 1 BB: 0 P: 6	R: 0 E: 0 K: 0 S: 3	H: 0 LOB: 1 BB: 1 P: 7	R: 0 E: 0 K: 0 S: 3	H: 2 LOB: 3 BB: 1 P: 9	R: 0 E: 0 K: 0 S: 4	H: 1 LOB: 1 BB: 0 P: 4	R: 0 E: 0 K: 0 S: 4	H: 2 LOB: 3 BB: 0 P: 5	1B: 5 2B: 0 3B: 0 HR: 1	SF: 0 SAC: 1 DP: 1 HBP: 2	WP: 0 PB: 0 SB: 0 CS: 0	PA: 39
<b>PITCHER</b> <b>Bob Purkey, R</b> ERA: 3.01 (1, 1)	IP: 9.0 WLS: W BF: 39 H: 6 R: 2 ER: 2 SO: 4 BB: 5 IBB: 0 HBP: 2 BLK: 0 WP: 0 HR: 1 S: 40 P: 62 ERA: 2.00 WHIP: 1.222															<b>PITCHER</b>				

Batter	1	2	3	4	5	6	7	8	9	AB	R	H	RBI	BB	SO	LOB	BOTTOM				
<b>Giraldo Ruiz, S</b> OBP: 0.247, SLG: 0.314 (1, 4)	0-3 K	0-3 K			0-0 5-3	0-0 WP 1B		0-0 FC6 1-2		5	0	1	0	0	2	2	<b>New York Mets @ Cincinnati Reds</b> Crosley Field, Cincinnati, OH Tue Aug 25 1964, 7:05 PM EDT Att: 8,706 - Unknown  livebaseballscorecards.com  <b>AB 31</b> <b>R 7</b> <b>H 9</b> <b>RBI 6</b> <b>BB 6</b> <b>SO 3</b> <b>LOB 14</b> 				
<b>Tommy Harper, R</b> OBP: 0.330, SLG: 0.307 (1, 7)	0-0 BB 2B 1B	0-0 F8			0-0 2B 1B	0-0 F7		0-0 P6		4	2	2	0	0	0	2					
<b>Marty Keough, L</b> OBP: 0.320, SLG: 0.394 (8, 9)										1	0	0	0	0	0	1					
<b>Vada Pinson, L</b> OBP: 0.315, SLG: 0.442 (1, 8)	4-0 2B BB		0-0 F7		0-0 2B	0-0 L9				3	2	1	0	1	0	1					
<b>Frank Robinson, R</b> OBP: 0.400, SLG: 0.566 (8, 7)	0-0 2B		0-0 6-3		4-0 2B IBB		4-0 BLK 1B BB			2	2	1	2	2	0	0					
<b>Deron Johnson, R</b> OBP: 0.350, SLG: 0.520 (1, 3)	0-0 F8		0-0 P6		0-0 BB 2B		0-3 K			4	0	1	3	0	1	2					
<b>Don Pavletich, R</b> OBP: 0.395, SLG: 0.547 (1, 2)	0-0 P4			0-0 5-3	4-0 BB BB		0-0 F7			3	0	0	0	1	0	2					
<b>Leo Cardenas, R</b> OBP: 0.307, SLG: 0.380 (1, 6)		0-0 E 2B		0-0 G6-4-3 1B	4-0 1-2 2-3 BB		0-0 CS 1B			3	1	3	1	1	0	0					
<b>Steve Boros, R</b> OBP: 0.331, SLG: 0.327 (1, 5)		0-0 E3 SH2-4 2H		0-0 G6-4-3	0-0 F8		0-0 CS		0-0 1-3	4	0	0	0	0	0	4					
<b>Bob Purkey, R</b> OBP: 0.104, SLG: 0.067 (1, 1)		0-0 SH2-4			0-0 F6	0-0 F7		4-0 FC6 BB		2	0	0	0	1	0	0					
<b>Inning Stats</b>	R: 2 E: 0 K: 1 S: 7	H: 2 LOB: 1 BB: 1 P: 11	R: 1 E: 1 K: 1 S: 7	H: 1 LOB: 1 BB: 0 P: 7	R: 0 E: 0 K: 0 S: 3	H: 0 LOB: 0 BB: 0 P: 3	R: 0 E: 0 K: 0 S: 3	H: 1 LOB: 0 BB: 0 P: 3	R: 3 E: 0 K: 0 S: 6	H: 3 LOB: 3 BB: 3 P: 18	R: 0 E: 0 K: 0 S: 4	H: 1 LOB: 1 BB: 0 P: 4	R: 1 E: 0 K: 1 S: 5	H: 1 LOB: 0 BB: 1 P: 9	R: 0 E: 0 K: 0 S: 3	H: 0 LOB: 1 BB: 1 P: 7		1B: 5 2B: 4 3B: 0 HR: 0	SF: 0 SAC: 1 DP: 1 HBP: 0	WP: 2 PB: 0 SB: 0 CS: 1	PA: 39
<b>PITCHER</b> <b>Al Jackson, L</b> ERA: 4.68 (7, 1)	IP: 6.0 WLS: L BF: 30 H: 8 R: 6 ER: 5 SO: 2 BB: 3 IBB: 0 HBP: 0 BLK: 1 WP: 0 HR: 0 S: 30 P: 46 ERA: 7.50 WHIP: 1.833															<b>PITCHER</b>					
<b>Gary Kroll, R</b> ERA: 4.09 (7, 1)	IP: 2.0 WLS: L BF: 8 H: 1 R: 1 ER: 1 SO: 1 BB: 2 IBB: 0 HBP: 0 BLK: 1 WP: 0 HR: 0 S: 8 P: 16 ERA: 4.50 WHIP: 1.500															<b>PITCHER</b>					



Batter	1	2	3	4	5	6	7	8	9	AB	R	H	RBI	BB	SO	LOB	TOP								
<b>Bobby Klaus, R</b> OBP: 0.297, SLG: 0.359 (1, 5)	F7		4-3			FC5 1B BB	1B BB		K	3	0	0	0	2	1	1									
<b>Ron Hunt, R</b> OBP: 0.367, SLG: 0.417 (1, 4)	5-3			F5		1B FC5 SF7 1B	1B 1-3 2-H			4	1	2	1	0	0	0									
<b>George Altman, L</b> OBP: 0.255, SLG: 0.315 (1, 7)	K			1B 2B		FC5 1B 1-2 2-3f	5-3			4	1	1	0	0	1	4									
<b>Joe Christopher, R</b> OBP: 0.362, SLG: 0.478 (1, 9)		F9		F9		1B 1-2 2-3		4-3		4	0	1	0	0	0	1									
<b>Ed Kranepool, L</b> OBP: 0.318, SLG: 0.396 (1, 3)	4-3			1B		SF7		BB		2	0	1	2	1	0	0									
<b>Jim Hickman, R</b> OBP: 0.313, SLG: 0.373 (1, 8)	K			K		1-3		P4		4	0	0	0	0	2	4									
<b>Chris Cannizzaro, R</b> OBP: 0.370, SLG: 0.376 (1, 2)			FC3-6 1B		K		1B 2B	4-3		4	1	2	0	0	1	1									
<b>Roy McMillan, R</b> OBP: 0.238, SLG: 0.238 (1, 6)			FC3-6 FC3-6 1-2f		K2-3		F2	4-3		4	0	0	0	0	1	2									
<b>Tracy Stallard, R</b> OBP: 0.224, SLG: 0.258 (1, 1)			FC3-6 1-2f		6-3		L9	1-3		4	0	0	0	0	0	2									
<b>Inning Stats</b>	R: 0 E: 0 K: 1 S: 5	H: 0 LOB: 0 BB: 0 P: 5	R: 0 E: 0 K: 1 S: 5	H: 0 LOB: 0 BB: 0 P: 5	R: 0 E: 0 K: 0 S: 4	H: 1 LOB: 1 BB: 0 P: 4	R: 1 E: 0 K: 1 S: 7	H: 2 LOB: 1 BB: 0 P: 7	R: 0 E: 0 K: 0 S: 7	H: 0 LOB: 0 BB: 0 P: 7	R: 1 E: 0 K: 0 S: 5	H: 2 LOB: 2 BB: 1 P: 9	R: 1 E: 0 K: 0 S: 5	H: 2 LOB: 2 BB: 1 P: 9	R: 0 E: 0 K: 0 S: 3	H: 0 LOB: 1 BB: 1 P: 7	R: 0 E: 0 K: 1 S: 5	H: 0 LOB: 0 BB: 0 P: 5	1B: 5 2B: 2 HR: 0	SF: 1 SAC: 0 DP: 0 HBP: 0	WP: 0 PB: 0 SB: 0 CS: 0	PA: 37			
<b>PITCHER</b>	IP	WLS	BF	H	R	ER	SO	BB	IBB	HBP	BLK	WP	HR	S	P	ERA	WHIP								
<b>Joey Jay, R</b> ERA: 3.25 (1, 1)	6.2	L	29	7	3	3	5	2	0	0	0	0	0	37	45	4.05	1.350								
<b>Billy McCool, L</b> ERA: 2.42 (7, 1)	1.1		5	0	0	0	0	1	0	0	0	0	0	4	8	0.00	0.750								
<b>Sammy Ellis, R</b> ERA: 3.41 (9, 1)	1.0		3	0	0	0	1	0	0	0	0	0	0	5	5	0.00	0.000								

**New York Mets @ Cincinnati Reds**  
Crosley Field, Cincinnati, OH  
Wed Aug 26 1964, 7:05 PM EDT  
Att: 10,664 - Unknown

AB 33  
R 3  
H 7  
RBI 3  
BB 3  
SO 6  
LOB 15



Batter	1	2	3	4	5	6	7	8	9	AB	R	H	RBI	BB	SO	LOB	BOTTOM								
<b>Giraldo Ruiz, S</b> OBP: 0.247, SLG: 0.312 (1, 4) (9, 5)	F7		E9 1B			B3		F4		4	0	1	0	0	0	0									
<b>Marty Keough, L</b> OBP: 0.315, SLG: 0.391 (1, 9)	1B		3-1			F5		K		4	0	1	0	0	1	1									
<b>Vada Pinson, L</b> OBP: 0.317, SLG: 0.441 (1, 8)	L8			G6-3 1B		P3		BB BB		3	0	1	0	1	0	1									
<b>Frank Robinson, R</b> OBP: 0.399, SLG: 0.563 (1, 7)	F7			G6-3 1-2f		P6		BB		3	0	0	0	1	0	2									
<b>Deron Johnson, R</b> OBP: 0.346, SLG: 0.514 (1, 3)	5-3			F7		1-3		K		4	0	0	0	0	1	2									
<b>Don Pavletich, R</b> OBP: 0.346, SLG: 0.579 (1, 2)	K				P6		HR	5-3		4	1	1	1	0	1	2									
<b>Leo Cardenas, R</b> OBP: 0.305, SLG: 0.378 (1, 6)	K				K		F2			3	0	0	0	0	2	0									
<b>Steve Boros, R</b> OBP: 0.332, SLG: 0.328 (1, 5)										2	0	1	0	0	0	0									
<b>Mel Queen, L</b> OBP: 0.250, SLG: 0.352 (8, PH)								F8		1	0	0	0	0	0	0									
<b>Pete Rose, S</b> OBP: 0.309, SLG: 0.320 (9, 4)										0	0	0	0	0	0	0									
<b>Joey Jay, S</b> OBP: 0.067, SLG: 0.023 (1, 1)								L9		2	0	0	0	0	2	1									
<b>Billy McCool, R</b> (7, 1)										0	0	0	0	0	0	0									
<b>Gordy Coleman, L</b> OBP: 0.297, SLG: 0.362 (8, PH)										1	0	0	0	0	0	0									
<b>Sammy Ellis, L</b> (9, 1)										0	0	0	0	0	0	0									
<b>Inning Stats</b>	R: 0 E: 0 K: 0 S: 4	H: 1 LOB: 1 BB: 0 P: 4	R: 0 E: 0 K: 2 S: 7	H: 0 LOB: 0 BB: 0 P: 7	R: 0 E: 1 K: 1 S: 6	H: 1 LOB: 1 BB: 0 P: 6	R: 0 E: 0 K: 0 S: 3	H: 1 LOB: 0 BB: 0 P: 3	R: 0 E: 0 K: 0 S: 3	H: 0 LOB: 0 BB: 0 P: 3	R: 1 E: 0 K: 0 S: 4	H: 1 LOB: 0 BB: 0 P: 4	R: 0 E: 0 K: 0 S: 3	H: 0 LOB: 0 BB: 0 P: 3	R: 0 E: 0 K: 2 S: 7	H: 0 LOB: 2 BB: 2 P: 15	R: 0 E: 0 K: 2 S: 7	H: 0 LOB: 0 BB: 0 P: 7	1B: 4 2B: 0 3B: 0 HR: 1	SF: 0 SAC: 0 DP: 1 HBP: 0	WP: 0 PB: 0 SB: 0 CS: 0	PA: 33			
<b>PITCHER</b>	IP	WLS	BF	H	R	ER	SO	BB	IBB	HBP	BLK	WP	HR	S	P	ERA	WHIP								
<b>Tracy Stallard, R</b> ERA: 4.05 (1, 1)	9.0	W	33	5	1	1	7	2	0	0	0	0	1	45	53	1.00	0.778								

**New York Mets @ Cincinnati Reds**  
Crosley Field, Cincinnati, OH  
Wed Aug 26 1964, 7:05 PM EDT  
Att: 10,664 - Unknown

AB 31  
R 1  
H 5  
RBI 1  
BB 2  
SO 7  
LOB 9






Batter	1	2	3	4	5	6	7	8	9	10	11	AB	R	H	RBI	BB	SO	LOB	TOP					
Al Spangler, L OBP: 0.292, SLG: 0.321	(1, 8) X 0-0 BB E 1B	(1, 2) X 0-0 CS	(1, 3) X 0-0 1B		(1, 4) X 0-0 F4		(1, 5) X 0-0 4-3		(1, 6) X 0-0 F7	(1, 7) X 0-0 FC3-5-2-6 1B		5	1	3	0	0	0	0						
Nellie Fox, L OBP: 0.314, SLG: 0.321	(1, 4) X 0-0 E3 1-2 BB		(1, 5) X 0-0 1B		(1, 6) X 0-0 F9		(1, 7) X 0-0 F7		(1, 8) X 0-0 F7	(1, 9) X 0-0 F9		5	0	1	0	0	0	3						
Joe Gaines, R OBP: 0.326, SLG: 0.376	(1, 9) S 0-3 K		(1, 10) S 0-3 K		(1, 11) X 0-0 F7							5	0	0	0	0	2	6						
Walt Bond, L OBP: 0.320, SLG: 0.466	(1, 3) B 4-0 BB		(1, 4) X 0-0 1B			(1, 5) X 0-0 3-1			(1, 6) X 0-0 G3		(1, 7) S 0-3 K	4	0	1	1	1	1	0						
Bob Aspromonte, R OBP: 0.330, SLG: 0.423	(1, 5) X 0-0 F3		(1, 6) S 0-3 K			(1, 7) X 0-0 FC5-4 2B			(1, 8) X 0-0 F7		(1, 9) X 0-0 CS 1B	3	0	1	0	0	1	5						
Bob Lillis, R OBP: 0.295, SLG: 0.311	(6, 5) X 0-0 F3		(6, 6) X 0-0 K			(6, 7) X 0-0 FC5-4 2B			(6, 8) X 0-0 F7		(6, 9) X 0-0 F9	2	0	1	0	0	0	0						
Eddie Kasko, R OBP: 0.354, SLG: 0.287	(1, 6) X 0-0 F4		(1, 7) S 0-3 K			(1, 8) X 0-0 FC5-4 2B			(1, 9) X 0-0 F7		(1, 10) X 0-0 F9	5	0	0	0	0	1	7						
Ivan Murrell, R OBP: 0.326, SLG: 0.376	(1, 7) X 0-0 6-3		(1, 8) S 0-3 K		(1, 9) X 0-0 F8				(1, 10) S 0-3 K		(1, 11) X 0-0 CS	4	0	0	0	0	2	1						
Jerry Grote, R OBP: 0.242, SLG: 0.266	(1, 2) X 1-0 CS HBP		(1, 3) X 0-0 F5			(1, 4) X 0-0 5-3			(1, 5) X 0-0 1B SH3-4 1B			3	0	1	0	0	0	0						
Don Larsen, R OBP: 0.298, SLG: 0.050	(1, 1) S 0-3 K		(1, 2) X 0-0 F4			(1, 3) X 0-0 6-3			(1, 4) X 0-0 SH3-4			3	0	0	0	0	1	1						
Hal Woodeshick, R OBP: 0.295, SLG: 0.311	(9, 1) X 0-0 K											0	0	0	0	0	0	0						
<b>Inning Stats</b>	R: 0 E: 1 K: 1 S: 7	H: 1 LOB: 3 BB: 1 P: 11	R: 0 E: 0 K: 1 S: 4	H: 0 LOB: 0 BB: 0 P: 5	R: 1 E: 0 K: 3 S: 12	H: 3 LOB: 2 BB: 0 P: 12	R: 0 E: 0 K: 1 S: 5	H: 0 LOB: 0 BB: 0 P: 5	R: 0 E: 0 K: 1 S: 3	H: 1 LOB: 1 BB: 0 P: 4	R: 0 E: 0 K: 0 S: 4	H: 0 LOB: 0 BB: 0 P: 3	R: 0 E: 0 K: 0 S: 3	H: 0 LOB: 0 BB: 0 P: 3	R: 0 E: 0 K: 1 S: 5	H: 0 LOB: 0 BB: 0 P: 5	R: 0 E: 0 K: 0 S: 5	H: 2 LOB: 2 BB: 0 P: 5	R: 0 E: 0 K: 1 S: 5	H: 1 LOB: 0 BB: 0 P: 5	1B: 7 2B: 1 3B: 0 HR: 0	SF: 0 SAC: 1 DP: 0 HBP: 1	WP: 0 PB: 0 SB: 0 CS: 2	PA: 44
<b>PITCHER</b>	IP WLS BF H R ER SO BB IBB HBP BLK WP HR S P ERA WHIP																							
John Tsitouris, R ERA: 3.99	(1, 1)	9.0	34	5	1	1	7	1	0	0	0	0	0	0	0	0	0	0	0	0	1.00	0.667		
Sammy Ellis, R ERA: 3.34	(10, 1)	2.0	8	3	0	0	1	0	0	0	0	0	0	0	0	0	0	0	0	0	0.00	1.500		

**Houston Colt 45's @ Cincinnati Reds**  
 Crosley Field, Cincinnati, OH  
 Sat Aug 29 1964, 3:33 AM EDT  
 Unknown


AB 39  
 R 1  
 H 8  
 RBI 1  
 BB 1  
 SO 8  
 LOB 23



Batter	1	2	3	4	5	6	7	8	9	10	11	AB	R	H	RBI	BB	SO	LOB	BOTTOM					
Giraldo Ruiz, S OBP: 0.251, SLG: 0.326	(1, 4) X 0-0 E1 FC4-6		(1, 5) X 0-0 G3 2B		(1, 6) X 0-0 4-3 2B		(1, 7) X 0-0 4-3			(1, 8) X 0-0 4-3		5	0	2	0	0	0	1						
Marty Keough, L OBP: 0.312, SLG: 0.382	(1, 9) X 0-0 FC4-6 1-2		(1, 10) X 0-0 G3 2-3		(1, 11) X 0-0 4-3 2-3				(1, 12) X 0-0 2-3		(1, 13) X 0-0 F6	5	0	0	0	0	0	3						
Vada Pinson, L OBP: 0.314, SLG: 0.437	(1, 8) S 0-3 K		(1, 9) X 0-0 4-3		(1, 10) X 0-0 K				(1, 11) S 0-3 K		(1, 12) X 0-0 L1	5	0	0	0	0	3	3						
Frank Robinson, R OBP: 0.397, SLG: 0.561	(1, 7) S 0-3 K		(1, 8) X 0-0 F9			(1, 9) X 0-0 6-3			(1, 10) X 0-0 F6		(1, 11) X 0-0 WP 1B 2B	5	1	1	1	0	1	2						
Deron Johnson, R OBP: 0.342, SLG: 0.507	(1, 3) S 0-3 K		(1, 4) X 0-0 K		(1, 5) X 0-0 K		(1, 6) X 0-0 K		(1, 7) X 0-0 K		(1, 8) X 0-0 K	5	0	0	0	0	5	1						
Jimmie Coker, R OBP: 0.224, SLG: 0.250	(1, 2) X 0-0 F6		(1, 3) X 0-0 E5		(1, 4) X 0-0 1-3				(1, 5) X 0-0 1B K BB		(1, 6) X 0-0 1B IBB	3	0	0	0	2	0	0						
Leo Cardenas, R OBP: 0.308, SLG: 0.381	(1, 6) X 0-0 1B 2B		(1, 7) X 0-0 F8		(1, 8) X 0-0 1-3				(1, 9) X 0-0 K IBB 1B		(1, 10) X 0-0 1B IBB	4	1	2	0	1	0	1						
Steve Boros, R OBP: 0.339, SLG: 0.333	(1, 5) X 0-0 2H 1B		(1, 6) X 0-0 L9		(1, 7) X 0-0 SH1-4 1B				(1, 8) X 0-0 K IBB		(1, 9) X 0-0 1-2 2-3 3-H 1B	4	0	3	2	1	0	1						
John Tsitouris, R ERA: 2.36	(1, 1)	8.1	35	6	1	1	10	1	0	0	0	0	0	0	0	0	0	0	0	1.08	0.840			
Gordy Coleman, L OBP: 0.297, SLG: 0.362	(9, PH)											0	0	0	0	0	0	0						
Tommy Harper, R OBP: 0.323, SLG: 0.306	(9, PH)											1	0	0	0	0	1	3						
Sammy Ellis, L ERA: 3.15	(10, 1)	2.0	9	2	1	1	2	0	0	0	0	0	0	0	0	0	0	0						
<b>Inning Stats</b>	R: 0 E: 1 K: 2 S: 8	H: 0 LOB: 1 BB: 0 P: 8	R: 1 E: 0 K: 2 S: 9	H: 2 LOB: 1 BB: 0 P: 9	R: 0 E: 0 K: 0 S: 4	H: 1 LOB: 1 BB: 0 P: 4	R: 0 E: 0 K: 1 S: 6	H: 0 LOB: 1 BB: 0 P: 6	R: 0 E: 0 K: 2 S: 8	H: 1 LOB: 1 BB: 0 P: 8	R: 0 E: 0 K: 1 S: 5	H: 0 LOB: 0 BB: 0 P: 5	R: 0 E: 0 K: 1 S: 5	H: 0 LOB: 0 BB: 0 P: 5	R: 0 E: 0 K: 2 S: 7	H: 1 LOB: 3 BB: 2 P: 15	R: 0 E: 0 K: 0 S: 3	H: 0 LOB: 0 BB: 0 P: 3	R: 1 E: 0 K: 1 S: 5	H: 2 LOB: 3 BB: 2 P: 13	1B: 4 2B: 4 3B: 0 HR: 0	SF: 0 SAC: 1 DP: 0 HBP: 0	WP: 1 PB: 0 SB: 0 CS: 0	PA: 44
<b>PITCHER</b>	IP WLS BF H R ER SO BB IBB HBP BLK WP HR S P ERA WHIP																							
Don Larsen, R ERA: 2.36	(1, 1)	8.1	35	6	1	1	10	1	0	0	0	0	0	0	0	0	0	0	0	1.08	0.840			
Hal Woodeshick, L ERA: 3.15	(9, 1)	2.0	9	2	1	1	2	0	0	0	0	0	0	0	0	0	0	0	0	4.50	1.000			

**Houston Colt 45's @ Cincinnati Reds**  
 Crosley Field, Cincinnati, OH  
 Sat Aug 29 1964, 3:33 AM EDT  
 Unknown

AB 39  
 R 2  
 H 8  
 RBI 2  
 BB 4  
 SO 12  
 LOB 16






Batter	1	2	3	4	5	6	7	8	9	AB	R	H	RBI	BB	SO	LOB	TOP					
<b>Eddie Kasko, R</b> OBP: 0.300, SLG: 0.283 (1, 6)	F9		F6		F8		L7	L7		5	0	0	0	0	0	2						
<b>Joe Gaines, R</b> OBP: 0.327, SLG: 0.376 (1, 9)	F9			F7		SF8	E	4-3		5	2	2	0	0	0	0						
<b>Carroll Hardy, R</b> OBP: 0.243, SLG: 0.224 (1, 8)	6-3			K		F7	E1	5-3		5	1	0	0	0	1	2						
<b>Walt Bond, L</b> OBP: 0.321, SLG: 0.467 (1, 3)		F2		3-1		1B	1B	F7		5	2	2	1	0	0	0						
<b>Bob Aspromonte, R</b> OBP: 0.331, SLG: 0.424 (1, 5)		F3			K	1B	FC4-6			4	1	2	1	0	1	0						
<b>Bob Lillis, R</b> OBP: 0.297, SLG: 0.315 (1, 4)		1B			1B	SF8	FC4-6			3	1	2	2	0	0	1						
<b>Ivan Murrell, R</b> OBP: 0.091, SLG: 0.100 (1, 7)		F6			K	1B	F9			4	0	1	0	0	1	3						
<b>Jerry Grote, R</b> OBP: 0.246, SLG: 0.270 (1, 2)			K		1B	FC6-4	5-3			4	0	2	2	0	1	0						
<b>Don Nottebart, R</b> OBP: 0.114, SLG: 0.071 (5, PH)			K		1B	FC6-4	5-3			1	0	0	0	0	1	0						
<b>Dave Roberts, L</b> OBP: 0.288, SLG: 0.284 (5, PH)										0	0	1	1	0	0	0						
<b>Gordon Jones, R</b> OBP: 0.300, SLG: 0.190 (5, PH)										0	0	0	0	0	0	0						
<b>Claude Raymond, R</b> OBP: 0.322, SLG: 0.123 (5, PH)										0	0	0	0	0	0	0						
<b>Mike White, R</b> OBP: 0.322, SLG: 0.320 (5, PH)										0	0	0	0	0	0	2						
<b>Danny Coombs, R</b> OBP: 0.324, SLG: 0.320 (5, PH)										0	0	0	0	0	0	0						
<b>Nellie Fox, L</b> OBP: 0.324, SLG: 0.320 (5, PH)										0	0	0	0	0	0	0						
<b>Jim Owens, R</b> OBP: 0.107, SLG: 0.143 (8, 1)										1	0	0	0	0	0	0						
<b>Inning Stats</b>	R: 0 E: 0 K: 0 S: 3	H: 0 LOB: 0 BB: 0 P: 3	R: 0 E: 0 K: 0 S: 4	H: 1 LOB: 1 BB: 0 P: 4	R: 0 E: 0 K: 2 S: 7	H: 0 LOB: 0 BB: 0 P: 7	R: 0 E: 0 K: 1 S: 5	H: 0 LOB: 0 BB: 0 P: 5	R: 1 E: 0 K: 2 S: 10	H: 3 LOB: 2 BB: 0 P: 10	R: 3 E: 0 K: 0 S: 8	H: 5 LOB: 2 BB: 0 P: 8	R: 3 E: 1 K: 0 S: 7	H: 3 LOB: 1 BB: 0 P: 7	R: 0 E: 0 K: 0 S: 3	H: 0 LOB: 0 BB: 0 P: 3	R: 0 E: 0 K: 0 S: 3	H: 0 LOB: 0 BB: 0 P: 3	1B: 11 2B: 1 3B: 0 HR: 0	SF: 1 SAC: 0 DP: 0 HBP: 0	WP: 0 PB: 0 SB: 0 CS: 0	PA: 40
<b>PITCHER</b>	IP	WLS	BF	H	R	ER	SO	BB	IBB	HBP	BLK	WP	HR	S	P	ERA	WHIP					
<b>Jim O'Toole, L</b> ERA: 2.52 (1, 1)	6.1		30	10	6	5	5	0	0	0	0	0	0	40	40	7.11	1.579					
<b>Billy McCool, L</b> ERA: 2.3 (7, 1)	2.2	W	10	2	1	0	0	0	0	0	0	0	0	10	10	0.00	0.750					

Houston Colt 45's @ Cincinnati Reds  
Crosley Field, Cincinnati, OH  
Sat Aug 29 1964, 3:38 AM EDT  
Att: 7,579 - Unknown


AB 39  
R 7  
H 12  
RBI 7  
BB 0  
SO 5  
LOB 10



Batter	1	2	3	4	5	6	7	8	9	AB	R	H	RBI	BB	SO	LOB	BOTTOM					
<b>Giraldo Ruiz, S</b> OBP: 0.251, SLG: 0.324 (1, 4)	4-3		5-3		1B	F9				4	1	1	0	0	0	1						
<b>Mel Queen, L</b> OBP: 0.297, SLG: 0.362 (1, 9)	G3		1B		1B	F5				4	2	2	1	0	0	0						
<b>Vada Pinson, L</b> OBP: 0.313, SLG: 0.436 (1, 8)	G3		1B		SF5	4-3				3	1	1	1	0	0	0						
<b>Frank Robinson, R</b> OBP: 0.398, SLG: 0.565 (1, 7)	4-3		1B		3B	F8				4	2	2	3	0	0	0						
<b>Gordy Coleman, L</b> OBP: 0.303, SLG: 0.378 (1, 3)			1B		3B					3	0	2	2	0	1	0						
<b>Deron Johnson, R</b> OBP: 0.344, SLG: 0.517 (6, 3)	K		1B		3B	HR				1	1	1	1	0	0	0						
<b>Don Pavletich, R</b> OBP: 0.357, SLG: 0.567 (1, 2)			F2		BB	F6				3	0	1	0	1	0	1						
<b>Leo Cardenas, R</b> OBP: 0.305, SLG: 0.378 (1, 6)	F3				K	K				4	0	0	0	0	2	3						
<b>Steve Boros, R</b> OBP: 0.338, SLG: 0.335 (1, 5)			SH1-4		F8	F9		1-3		4	1	1	0	0	0	2						
<b>Jim O'Toole, S</b> OBP: 0.145, SLG: 0.118 (1, 1)			SH1-4		K	K				2	0	0	0	0	2	0						
<b>Billy McCool, R</b> ERA: 3.33 (7, 1)					K	K				1	0	0	0	0	1	0						
<b>Inning Stats</b>	R: 0 E: 0 K: 0 S: 3	H: 0 LOB: 0 BB: 0 P: 3	R: 0 E: 0 K: 1 S: 6	H: 1 LOB: 1 BB: 0 P: 6	R: 4 E: 0 K: 0 S: 8	H: 5 LOB: 1 BB: 0 P: 8	R: 0 E: 0 K: 1 S: 5	H: 0 LOB: 0 BB: 0 P: 5	R: 3 E: 0 K: 1 S: 9	H: 4 LOB: 2 BB: 1 P: 13	R: 0 E: 0 K: 1 S: 5	H: 0 LOB: 0 BB: 0 P: 5	R: 1 E: 0 K: 0 S: 4	H: 1 LOB: 0 BB: 0 P: 4	R: 0 E: 0 K: 2 S: 7	H: 0 LOB: 0 BB: 0 P: 7	1B: 7 2B: 1 3B: 2 HR: 1	SF: 1 SAC: 1 DP: 0 HBP: 0	WP: 0 PB: 0 SB: 0 CS: 0	PA: 36		
<b>PITCHER</b>	IP	WLS	BF	H	R	ER	SO	BB	IBB	HBP	BLK	WP	HR	S	P	ERA	WHIP					
<b>Don Nottebart, R</b> ERA: 4.04 (1, 1)	4.0		18	6	4	4	2	0	0	0	0	0	0	5	5	81.00	12.000					
<b>Gordon Jones, R</b> ERA: 3.48 (5, 1)	0.1		5	4	3	3	0	0	0	0	0	0	0	5	5	0.00	1.500					
<b>Claude Raymond, R</b> ERA: 3.14 (5, 1)	0.2		3	0	0	0	1	1	0	0	0	0	0	4	8	0.00	1.500					
<b>Danny Coombs, L</b> ERA: 5.0 (6, 1)	2.0	L	7	1	1	1	1	0	0	0	0	0	1	9	9	4.50	0.500					
<b>Jim Owens, R</b> ERA: 3.33 (8, 1)	1.0		3	0	0	0	2	0	0	0	0	0	0	7	7	0.00	0.000					

Houston Colt 45's @ Cincinnati Reds  
Crosley Field, Cincinnati, OH  
Sat Aug 29 1964, 3:38 AM EDT  
Att: 7,579 - Unknown

AB 33  
R 8  
H 11  
RBI 8  
BB 1  
SO 6  
LOB 7









Batter	1	2	3	4	5	6	7	8	9	AB	R	H	RBI	BB	SO	LOB	TOP
Bob Lillis, R OBP: 0.298, SLG: 0.315 (1, 6)										5	1	2	0	0	0	1	
Nelle Fox, L OBP: 0.319, SLG: 0.326 Eddie Kasko, R OBP: 0.301, SLG: 0.284 (7, PR)										3	2	2	1	0	0	0	
Al Spangler, L OBP: 0.292, SLG: 0.320 (1, 7)										5	2	2	1	0	1	4	
Walt Bond, L OBP: 0.315, SLG: 0.457 Hal Woodeshick, R (9, 1)										5	0	0	1	0	1	4	
Bob Aspromonte, R OBP: 0.327, SLG: 0.416 (1, 5)										4	0	0	0	0	0	5	
Carroll Hardy, R OBP: 0.250, SLG: 0.234 (1, 8)										4	0	0	0	0	0	2	
Joe Gaines, R OBP: 0.327, SLG: 0.389 (1, 9)										4	0	0	0	0	2	0	AB 38
John Hoffman, L (1, 2)																	R 6
Jerry Grote, R OBP: 0.246, SLG: 0.271 (8, 2)										3	1	0	0	1	2	0	H 7
Ken Johnson, R OBP: 0.262, SLG: 0.127 Gordon Jones, R OBP: 0.337, SLG: 0.333 Mike White, R OBP: 0.322, SLG: 0.328 Jim Owens, R OBP: 0.327, SLG: 0.443 Dave Roberts, L OBP: 0.299, SLG: 0.282 (9, 3)										1	0	0	0	0	1	1	RBI 3
<b>Inning Stats</b>	R: 2 E: 1 K: 0 S: 6	H: 2 LOB: 1 BB: 0 P: 6	R: 4 E: 4 K: 2 S: 11	H: 2 LOB: 1 BB: 1 P: 15	R: 0 E: 0 K: 0 S: 3	H: 0 LOB: 0 BB: 0 P: 3	R: 0 E: 0 K: 0 S: 3	H: 0 LOB: 1 BB: 0 P: 4	R: 0 E: 0 K: 1 S: 7	H: 1 LOB: 2 BB: 0 P: 7	R: 0 E: 0 K: 2 S: 7	H: 0 LOB: 0 BB: 0 P: 7	R: 0 E: 0 K: 1 S: 7	H: 2 LOB: 2 BB: 0 P: 7	1B: 7 2B: 0 3B: 0 HR: 0	SF: 0 SAC: 1 DP: 0 HBP: 0	WP: 0 PA: 40 PB: 0 SB: 0 CS: 0
<b>PITCHER</b>	IP WLS BF H R ER SO BB IBB HBP BLK WP HR S P ERA WHIP																
Joey Jay, R ERA: 3.27 (1, 1)	1.2	12	4	6	1	2	1	0	0	0	0	0	0	15	19	5.40	3.000
Bill Henry, L ERA: 0.99 (2, 1)	5.0	19	1	0	0	2	0	0	0	0	0	0	0	23	23	0.00	0.200
Sammy Ellis, R ERA: 3.26 (7, 1)	2.1	W	9	2	0	0	3	0	0	0	0	0	0	15	15	0.00	0.857

Houston Colt 45's @ Cincinnati Reds  
Crosley Field, Cincinnati, OH  
Sun Aug 30 1964, 3:38 AM EDT  
Att: 17,799 - Unknown

AB 38  
R 6  
H 7  
RBI 3  
BB 1  
SO 7  
LOB 17



Batter	1	2	3	4	5	6	7	8	9	AB	R	H	RBI	BB	SO	LOB	BOTTOM		
Giraldo Ruiz, S OBP: 0.255, SLG: 0.325 (1, 4)										5	1	1	1	0	0	0			
Mel Queen, L OBP: 0.243, SLG: 0.338 (1, 9)										5	1	1	2	0	0	0			
Vada Pinson, L OBP: 0.314, SLG: 0.440 (1, 8)										5	2	3	2	0	0	0			
Frank Robinson, R OBP: 0.402, SLG: 0.570 (1, 7)										5	0	2	1	0	0	1			
Deron Johnson, R OBP: 0.342, SLG: 0.512 (1, 3)										4	1	1	0	0	2	1			
Jimmie Coker, R OBP: 0.444, SLG: 0.286 (1, 2)										4	0	2	0	0	0	2			
Leo Cardenas, R OBP: 0.307, SLG: 0.380 (1, 6)										3	0	2	0	0	0	0	AB 39		
Steve Boros, R OBP: 0.339, SLG: 0.335 (1, 5)										4	1	1	1	0	0	4	R 7		
Joey Jay, S OBP: 0.067, SLG: 0.023 Bill Henry, L OBP: 0.250, SLG: 0.250 Sammy Ellis, L (7, 1)										0	0	0	0	0	0	0	H 14		
<b>Inning Stats</b>	R: 0 E: 0 K: 0 S: 4	H: 1 LOB: 1 BB: 0 P: 4	R: 6 E: 0 K: 0 S: 9	H: 6 LOB: 0 BB: 0 P: 9	R: 0 E: 0 K: 1 S: 7	H: 2 LOB: 2 BB: 0 P: 7	R: 0 E: 0 K: 0 S: 3	H: 0 LOB: 0 BB: 0 P: 3	R: 0 E: 0 K: 0 S: 3	H: 0 LOB: 0 BB: 0 P: 3	R: 0 E: 0 K: 1 S: 6	H: 1 LOB: 1 BB: 0 P: 6	R: 0 E: 0 K: 0 S: 3	H: 0 LOB: 0 BB: 0 P: 3	R: 1 E: 0 K: 0 S: 4	H: 2 LOB: 1 BB: 0 P: 4	1B: 11 2B: 2 3B: 0 HR: 1	SF: 0 SAC: 1 DP: 0 HBP: 0	WP: 0 PA: 40 PB: 1 SB: 0 CS: 0
<b>PITCHER</b>	IP WLS BF H R ER SO BB IBB HBP BLK WP HR S P ERA WHIP																		
Ken Johnson, R ERA: 3.89 (1, 1)	1.2	11	6	5	0	0	0	0	0	0	0	0	0	11	11	27.00	3.600		
Gordon Jones, R ERA: 3.41 (2, 1)	3.1	15	5	1	1	1	0	0	0	0	1	17	17	2.70	1.500				
Jim Owens, R ERA: 3.38 (6, 1)	3.0	10	1	0	0	1	0	0	0	0	0	12	12	0.00	0.333				
Hal Woodeshick, L ERA: 3.26 (9, 1)	0.2	L	4	2	1	1	0	0	0	0	0	4	4	13.50	3.000				

Houston Colt 45's @ Cincinnati Reds  
Crosley Field, Cincinnati, OH  
Sun Aug 30 1964, 3:38 AM EDT  
Att: 17,799 - Unknown

AB 39  
R 7  
H 14  
RBI 7  
BB 0  
SO 2  
LOB 10





Batter	1	2	3	4	5	6	7	8	9	AB	R	H	RBI	BB	SO	LOB	TOP			
<b>Jimmy Stewart, S</b> (1, 6) OBP: 0.319, SLG: 0.308										3	1	0	1	1	1	0	<b>Chicago Cubs @ Cincinnati Reds</b> Crosley Field, Cincinnati, OH Tue Sep 01 1964, 7:05 PM EDT Att: 7,923 - Unknown			
<b>Ellis Burton, S</b> (1, 8) OBP: 0.276, SLG: 0.303										4	0	1	0	0	1	1				
<b>Billy Williams, L</b> (1, 7) OBP: 0.380, SLG: 0.552										4	0	1	1	0	1	2				
<b>Ron Santo, R</b> (1, 5) OBP: 0.405, SLG: 0.575										4	0	0	0	0	2	3				
<b>14 Ernie Banks, R</b> (1, 3) OBP: 0.311, SLG: 0.438										3	0	0	0	0	0	1				
<b>Len Gabrielson, L</b> (1, 9) OBP: 0.299, SLG: 0.358										3	0	0	0	0	2	0				
<b>Vic Roznovsky, L</b> (1, 2) OBP: 0.242, SLG: 0.237										3	0	0	0	0	1	0				
<b>Ron Campbell, R</b> (1, 4) OBP: 0.277, SLG: 0.277										3	0	0	0	0	2	0				
<b>Ernie Broglio, R</b> (1, 1) OBP: 0.241, SLG: 0.235										2	0	0	0	0	2	0				
<b>Leo Burke, R</b> (8, PH) OBP: 0.311, SLG: 0.326										1	0	0	0	0	1	0				
<b>Lindy McDaniel, R</b> (8, 1) OBP: 0.077, SLG: 0.077										0	0	0	0	0	0	0				
<b>Inning Stats</b>	R: 0 H: 0 E: 0 K: 3 S: 9	H: 0 LOB: 0 BB: 0 P: 9	R: 0 H: 0 E: 0 K: 1 S: 5	H: 0 LOB: 0 BB: 0 P: 5	R: 0 H: 0 E: 0 K: 3 S: 9	H: 0 LOB: 0 BB: 0 P: 9	R: 1 H: 2 E: 0 K: 0 S: 5	H: 1 LOB: 1 BB: 0 P: 5	R: 0 H: 0 E: 0 K: 1 S: 6	H: 1 LOB: 2 BB: 1 P: 10	R: 0 H: 0 E: 0 K: 1 S: 5	H: 0 LOB: 0 BB: 0 P: 5	R: 0 H: 0 E: 0 K: 2 S: 7	H: 0 LOB: 0 BB: 0 P: 7	R: 0 H: 0 E: 0 K: 1 S: 5	H: 0 LOB: 0 BB: 0 P: 5	1B: 2 2B: 1 3B: 0 HR: 0	SF: 0 SAC: 0 DP: 0 HBP: 0	WP: 0 PB: 0 SB: 0 CS: 0	PA: 31
<b>PITCHER</b> <b>Jim Maloney, R</b> (1, 1) ERA: 3.02	IP: 9.0 WLS: W BF: 31 H: 3 R: 1 ER: 1 SO: 13 BB: 1 IBB: 0 HBP: 0 BLK: 0 WP: 0 HR: 0 S: 56 P: 60 ERA: 1.00 WHIP: 0.444															<b>PITCHER</b>				

Batter	1	2	3	4	5	6	7	8	9	AB	R	H	RBI	BB	SO	LOB	BOTTOM			
<b>Giraldo Ruiz, S</b> (1, 4) OBP: 0.260, SLG: 0.325										3	0	1	0	1	1	0	<b>Chicago Cubs @ Cincinnati Reds</b> Crosley Field, Cincinnati, OH Tue Sep 01 1964, 7:05 PM EDT Att: 7,923 - Unknown			
<b>Mel Queen, L</b> (1, 9) OBP: 0.230, SLG: 0.319										4	0	0	0	0	1	2				
<b>Vada Pinson, L</b> (1, 8) OBP: 0.313, SLG: 0.439										4	1	1	0	0	0	1				
<b>Frank Robinson, R</b> (1, 7) OBP: 0.404, SLG: 0.570										2	1	1	0	1	0	0				
<b>Deron Johnson, R</b> (1, 3) OBP: 0.339, SLG: 0.508										3	0	0	0	0	1	2				
<b>Don Pavletich, R</b> (1, 2) OBP: 0.351, SLG: 0.530										2	0	0	0	1	0	0				
<b>Leo Cardenas, R</b> (1, 6) OBP: 0.309, SLG: 0.382										3	0	2	1	0	0	0				
<b>Steve Boros, R</b> (1, 5) OBP: 0.337, SLG: 0.332										3	0	0	0	0	0	3				
<b>Jim Maloney, L</b> (1, 1) OBP: 0.206, SLG: 0.172										3	0	0	0	0	0	0				
<b>Inning Stats</b>	R: 1 H: 2 E: 1 K: 2 S: 9	H: 1 LOB: 1 BB: 0 P: 9	R: 0 H: 1 E: 0 K: 0 S: 3	H: 1 LOB: 0 BB: 0 P: 3	R: 0 H: 1 E: 0 K: 0 S: 3	H: 1 LOB: 2 BB: 0 P: 3	R: 1 H: 1 E: 0 K: 0 S: 4	H: 1 LOB: 2 BB: 2 P: 12	R: 0 H: 0 E: 0 K: 1 S: 5	H: 0 LOB: 1 BB: 1 P: 7	R: 0 H: 0 E: 0 K: 1 S: 5	H: 0 LOB: 0 BB: 0 P: 5	R: 0 H: 0 E: 0 K: 0 S: 3	H: 0 LOB: 0 BB: 0 P: 3	R: 0 H: 0 E: 0 K: 0 S: 3	H: 0 LOB: 0 BB: 0 P: 3	1B: 5 2B: 0 3B: 0 HR: 0	SF: 0 SAC: 0 DP: 1 HBP: 0	WP: 1 PB: 0 SB: 1 CS: 1	PA: 30
<b>PITCHER</b> <b>Ernie Broglio, R</b> (1, 1) ERA: 4.0	IP: 7.0 WLS: L BF: 27 H: 5 R: 2 ER: 2 SO: 2 BB: 2 IBB: 1 HBP: 0 BLK: 0 WP: 1 HR: 0 S: 30 P: 42 ERA: 1.29 WHIP: 1.000															<b>PITCHER</b>				
<b>Lindy McDaniel, R</b> (8, 1) ERA: 4.23	IP: 1.0 WLS: 3 BF: 0 H: 0 R: 0 ER: 0 SO: 0 BB: 0 IBB: 0 HBP: 0 BLK: 0 WP: 0 HR: 0 S: 3 P: 3 ERA: 0.00 WHIP: 0.000															<b>PITCHER</b>				

AB	30
R	1
H	3
RBI	1
BB	1
SO	13
LOB	7



AB	27
R	2
H	5
RBI	1
BB	3
SO	3
LOB	8





Batter	1	2	3	4	5	6	7	8	9	10	11	12	AB	R	H	RBI	BB	SO	LOB	TOP						
Jimmy Stewart, S OBP: 0.315, SLG: 0.303 (1.6)	K		F8			6-3			6-3		FC1-6		5	0	0	0	0	1	1							
Elis Burton, S OBP: 0.288, SLG: 0.289 Don Elston, R OBP: 0.167, SLG: 0.167 (1.9)	6-3			K			F7				F6		5	0	1	0	0	1	1							
Billy Williams, L OBP: 0.378, SLG: 0.550 (1.7)	F7			6-3					6-3		L8		5	0	1	0	0	0	2							
Ron Santo, R OBP: 0.491, SLG: 0.589 (1.5)		K		K					6-3		F9		5	0	0	0	0	2	1							
14 Ernie Banks, R OBP: 0.310, SLG: 0.438 (1.3)		F9					L6				F8		5	0	1	0	0	1	1							
Billy Cowan, R OBP: 0.272, SLG: 0.402 (1.8)		2B		1B					5-3				4	0	2	0	1	0	1							
Jimmie Schaffer, R OBP: 0.330, SLG: 0.371 (1.2)							G6-4-3		F9				3	0	1	0	2	0	1							
Ron Campbell, R (1.4)									4-3		K		5	0	0	0	0	1	4							
Bob Buhl, R OBP: 0.152, SLG: 0.083 Joey Amalfitano, R OBP: 0.328, SLG: 0.391 Lindy McDaniel, R OBP: 0.077, SLG: 0.077 Leo Burke, R OBP: 0.317, SLG: 0.333 (11.9)				6-3					F4		FC1-6		2	0	0	0	0	1	0							
<b>Inning Stats</b>	R: 0 E: 0 K: 1 S: 5	H: 0 LOB: 0 BB: 0 P: 5	R: 0 E: 0 K: 1 S: 6	H: 2 LOB: 2 BB: 0 P: 6	R: 0 E: 0 K: 0 S: 3	H: 0 LOB: 0 BB: 0 P: 3	R: 0 E: 0 K: 2 S: 7	H: 0 LOB: 0 BB: 0 P: 7	R: 0 E: 0 K: 0 S: 2	H: 0 LOB: 0 BB: 0 P: 6	R: 0 E: 0 K: 1 S: 6	H: 1 LOB: 1 BB: 0 P: 6	R: 0 E: 0 K: 0 S: 3	H: 0 LOB: 0 BB: 0 P: 3	R: 0 E: 0 K: 0 S: 4	H: 1 LOB: 1 BB: 1 P: 4	R: 0 E: 0 K: 1 S: 6	H: 1 LOB: 2 BB: 1 P: 10	R: 0 E: 0 K: 0 S: 4	H: 1 LOB: 1 BB: 0 P: 4	R: 0 E: 0 K: 0 S: 4	H: 1 LOB: 2 BB: 1 P: 8	1B: 3 2B: 4 3B: 0 HR: 0	SF: 0 SAC: 0 DP: 1 HBP: 0	WP: 0 PB: 0 SB: 1 CS: 0	PA: 44
<b>PITCHER</b> Jim O'Toole, L ERA: 2.35 (1.1)	IP: 12.0 WLS: 7 BF: 44 H: 7 R: 0 ER: 0 SO: 7 BB: 1 IBB: 2 HBP: 0 BLK: 0 WP: 0 HR: 0 S: 55 P: 67 ERA: 0.00 WHIP: 0.667																									

Chicago Cubs @ Cincinnati Reds  
Crosley Field, Cincinnati, OH  
Wed Sep 02 1964, 7:05 PM EDT  
Att. 9,060 - Unknown

AB	41
R	0
H	7
RBI	0
BB	3
SO	7
LOB	12



Batter	1	2	3	4	5	6	7	8	9	10	11	12	AB	R	H	RBI	BB	SO	LOB	BOTTOM				
Giraldo Ruiz, S OBP: 0.267, SLG: 0.327 (1.4)	F7		1-3						4-3		FC1-6		5	0	2	0	0	0	0					
Mei Queen, L OBP: 0.238, SLG: 0.321 (1.9)			F3				G3		4-3		FC1-6		6	0	2	1	0	0	3					
Vada Pinson, L OBP: 0.312, SLG: 0.437 (1.8)	1B										FC5-4		5	0	1	0	0	2	4					
Frank Robinson, R OBP: 0.404, SLG: 0.589 (1.7)	G3										K		4	0	1	0	1	0	2					
Deron Johnson, R OBP: 0.335, SLG: 0.501 (1.3)											FC5-4		5	0	0	0	0	1	3					
Don Pavletich, R OBP: 0.341, SLG: 0.521 (1.2)													5	0	1	0	0	0	1					
Leo Cardenas, R OBP: 0.306, SLG: 0.378 (1.6)													5	0	0	0	0	0	2					
Steve Boros, R OBP: 0.338, SLG: 0.331 (1.5)													4	0	1	0	1	0	0					
Jim O'Toole, S OBP: 0.127 Marty Keough, L OBP: 0.315, SLG: 0.385 (12, PH)													4	0	1	0	0	1	3					
<b>Inning Stats</b>	R: 0 E: 0 K: 1 S: 6	H: 1 LOB: 1 BB: 0 P: 6	R: 0 E: 0 K: 0 S: 4	H: 1 LOB: 2 BB: 1 P: 8	R: 0 E: 0 K: 0 S: 3	H: 0 LOB: 0 BB: 0 P: 3	R: 0 E: 0 K: 0 S: 4	H: 1 LOB: 1 BB: 0 P: 4	R: 0 E: 0 K: 0 S: 4	H: 1 LOB: 2 BB: 0 P: 5	R: 0 E: 0 K: 0 S: 3	H: 0 LOB: 0 BB: 0 P: 3	R: 0 E: 0 K: 1 S: 6	H: 1 LOB: 1 BB: 0 P: 6	R: 0 E: 0 K: 1 S: 6	H: 1 LOB: 1 BB: 1 P: 6	R: 0 E: 0 K: 0 S: 3	H: 0 LOB: 0 BB: 0 P: 3	R: 0 E: 0 K: 0 S: 4	H: 3 LOB: 2 BB: 0 P: 4	1B: 8 2B: 2 3B: 0 HR: 0	SF: 0 SAC: 0 DP: 0 HBP: 1	WP: 1 PB: 0 SB: 1 CS: 0	PA: 47
<b>PITCHER</b> Bob Buhl, R ERA: 3.38 Lindy McDaniel, R ERA: 4.12 Don Elston, R ERA: 4.72 (11.1)	IP: 8.0 WLS: 8 BF: 32 H: 5 R: 0 ER: 0 SO: 2 BB: 1 IBB: 1 HBP: 1 BLK: 0 WP: 1 HR: 0 S: 33 P: 42 ERA: 0.00 WHIP: 0.750																							

Chicago Cubs @ Cincinnati Reds  
Crosley Field, Cincinnati, OH  
Wed Sep 02 1964, 7:05 PM EDT  
Att. 9,060 - Unknown

AB	44
R	1
H	10
RBI	1
BB	2
SO	4
LOB	18





Batter	1	2	3	4	5	6	7	8	9	AB R H RBI BB SO LOB	TOP												
Jimmy Stewart, S OBP: 0.319, SLG: 0.304	FC4-6 1B	FC4-6 1B			HR BB	K			K	3 1 1 0 2 2 2	<b>Chicago Cubs @ Cincinnati Reds</b> Crosley Field, Cincinnati, OH Thu Sep 03 1964, 7:05 PM EDT Att: 5,403 - Unknown												
Ellis Burton, S OBP: 0.281, SLG: 0.279	FC4-6 1B	FC4-6			F8	F5			6-3	5 0 1 0 0 0 5													
Billy Williams, L OBP: 0.378, SLG: 0.554	FC4-6		F7		HR				K	4 1 1 2 0 1 2													
Ron Santo, R OBP: 0.398, SLG: 0.565	FC5-2-5 14 FC6-4		F8		6-3				K	4 0 0 0 0 1 2													
14 Ernie Banks, R OBP: 0.309, SLG: 0.438	FC6-4		5-3						K	4 0 1 0 0 1 2													
Len Gabrielson, L OBP: 0.300, SLG: 0.355					F9				K	2 1 0 0 1 0 1													
Billy Cowan, R OBP: 0.272, SLG: 0.401		PB S 1B BB			L6				K	1 0 0 0 0 1 0													
Vic Roznovsky, L OBP: 0.258, SLG: 0.242		K				1B 1B			K	3 0 1 0 1 2 1													
Ron Campbell, R OBP: 0.167, SLG: 0.167					F4				5-3	4 0 2 1 0 0 1													
Lew Burdette, R OBP: 0.333, SLG: 0.463					K				F5	4 0 0 0 0 3 4													
<b>Inning Stats</b>	R: 0 E: 0 K: 0 S: 5	H: 2 LOB: 2 BB: 0 P: 5	R: 1 E: 0 K: 2 S: 8	H: 1 LOB: 2 BB: 2 P: 16	R: 0 E: 0 K: 0 S: 3	H: 0 LOB: 0 BB: 0 P: 3	R: 0 E: 0 K: 1 S: 5	H: 0 LOB: 1 BB: 1 P: 9	R: 2 E: 0 K: 0 S: 5	H: 2 LOB: 1 BB: 1 P: 9	R: 0 E: 0 K: 3 S: 9	H: 0 LOB: 0 BB: 0 P: 9	R: 0 E: 0 K: 2 S: 7	H: 0 LOB: 0 BB: 0 P: 7	R: 0 E: 0 K: 2 S: 7	H: 0 LOB: 0 BB: 0 P: 7	R: 0 E: 0 K: 2 S: 7	H: 0 LOB: 0 BB: 0 P: 7	1B: 5 2B: 1 3B: 0 HR: 1	SF: 0 SAC: 0 DP: 0 HBP: 0	WP: 0 PB: 1 SB: 1 CS: 0	PA: 38	
<b>PITCHER</b>	IP WLS BF H R ER SO BB IBB HBP BLK WP HR S P ERA WHIP											<b>PITCHER</b>	IP WLS BF H R ER SO BB IBB HBP BLK WP HR S P ERA WHIP										
John Tsitouris, R ERA: 3.99	(1, 1) 4.2 L 23 5 3 2 3 4 0 0 0 0 0 1 25 41 3.86 1.929																						
Joe Nuxhall, L ERA: 3.95	(5, 1) 1.1 6 2 0 0 1 0 0 0 0 0 0 0 8 8 0.00 1.500																						
Billy McCool, L ERA: 2.18	(7, 1) 3.0 9 0 0 0 7 0 0 0 0 0 0 0 23 23 0.00 0.000																						

AB	34
R	3
H	7
RBI	3
BB	4
SO	11
LOB	20



Batter	1	2	3	4	5	6	7	8	9	AB R H RBI BB SO LOB	BOTTOM												
Giraldo Ruiz, S OBP: 0.282, SLG: 0.320	5-3			4-3		K			6-3	4 0 0 0 0 1 0	<b>Chicago Cubs @ Cincinnati Reds</b> Crosley Field, Cincinnati, OH Thu Sep 03 1964, 7:05 PM EDT Att: 5,403 - Unknown												
Marty Keough, L OBP: 0.314, SLG: 0.382	4-3			F8		4-3				4 0 1 0 0 0 0													
Vada Pinson, L OBP: 0.310, SLG: 0.433	L6			F8					3-1	4 0 0 0 0 0 1													
Frank Robinson, R OBP: 0.403, SLG: 0.567					F4				F8	2 0 0 0 1 0 0													
Mel Queen, L OBP: 0.241, SLG: 0.321		G5-4-3			SH5-3 1B				4-3	3 0 1 0 0 0 1													
Johnny Edwards, L OBP: 0.332, SLG: 0.377					SH5-3 1B				F8	3 0 1 0 0 0 0													
Leo Cardenas, R OBP: 0.307, SLG: 0.379					SH5-3				6-3	2 0 1 0 0 0 0													
Steve Boros, R OBP: 0.335, SLG: 0.329				G4-6-3 1B		G3			5-3	3 0 0 0 0 0 3													
John Tsitouris, R OBP: 0.220, SLG: 0.245										1 0 0 0 0 0 0													
Joe Nuxhall, L OBP: 0.143, SLG: 0.204				4-3		F4			4-3	0 0 0 0 0 0 0													
Pete Rose, S OBP: 0.310, SLG: 0.320										1 0 0 0 0 0 0													
Billy McCool, R										0 0 0 0 0 0 0													
Gordy Coleman, L OBP: 0.300, SLG: 0.378										1 0 0 0 0 0 0													
<b>Inning Stats</b>	R: 0 E: 0 K: 0 S: 3	H: 0 LOB: 0 BB: 0 P: 3	R: 0 E: 0 K: 0 S: 2	H: 0 LOB: 0 BB: 1 P: 6	R: 0 E: 0 K: 0 S: 3	H: 1 LOB: 0 BB: 0 P: 3	R: 0 E: 0 K: 0 S: 3	H: 0 LOB: 0 BB: 0 P: 3	R: 0 E: 0 K: 1 S: 5	H: 2 LOB: 2 BB: 0 P: 5	R: 0 E: 0 K: 0 S: 3	H: 0 LOB: 0 BB: 0 P: 3	R: 0 E: 0 K: 0 S: 3	H: 0 LOB: 0 BB: 0 P: 3	R: 0 E: 0 K: 0 S: 3	H: 0 LOB: 0 BB: 0 P: 3	R: 0 E: 0 K: 0 S: 4	H: 1 LOB: 1 BB: 0 P: 4	1B: 4 2B: 0 3B: 0 HR: 0	SF: 0 SAC: 1 DP: 2 HBP: 0	WP: 0 PB: 0 SB: 0 CS: 0	PA: 30	
<b>PITCHER</b>	IP WLS BF H R ER SO BB IBB HBP BLK WP HR S P ERA WHIP											<b>PITCHER</b>	IP WLS BF H R ER SO BB IBB HBP BLK WP HR S P ERA WHIP										
Lew Burdette, R ERA: 4.18	(1, 1) 9.0 W 30 4 0 0 1 1 0 0 0 0 0 0 31 35 0.00 0.556																						





Batter	1	2	3	4	5	6	7	8	9	AB	R	H	RBI	BB	SO	LOB	TOP										
Rico Carty, R OBP: 0.392, SLG: 0.538 Ty Cline, L OBP: 0.321, SLG: 0.364	F9		K			FC6-4 1B		6-3		4	0	1	0	0	1	0	<b>Milwaukee Braves @ Cincinnati Reds</b> Crosley Field, Cincinnati, OH Fri Sep 04 1964, 7:05 PM EDT Att: 12,754 - Unknown										
Lee Maye, L OBP: 0.343, SLG: 0.439	F7		F7			K		F7		4	0	1	0	0	1	1											
Hank Aaron, R OBP: 0.389, SLG: 0.518 Felipe Alou, R OBP: 0.282, SLG: 0.369	K		K			FC6-4 1-2 HR		F9		3	1	0	0	0	2	2											
Eddie Mathews, L OBP: 0.350, SLG: 0.446	K					G6-4-3 1B		F9		4	1	2	2	0	1	1											
Joe Torre, R OBP: 0.358, SLG: 0.484	K					G6-4-3 1-2		K		4	0	1	0	0	2	1											
Ed Bailey, L OBP: 0.349, SLG: 0.354						K		F9		4	0	2	0	0	1	0											
Denis Menke, R OBP: 0.369, SLG: 0.463								F9		3	0	0	0	1	0	2											
Woody Woodward, R OBP: 0.257, SLG: 0.242								F9		3	0	0	0	0	2	2											
Tony Cloninger, R OBP: 0.214, SLG: 0.214								F9		3	0	0	0	0	2	2											
<b>Inning Stats</b>	R: 0 E: 0 K: 2 S: 8	H: 1 LOB: 1 BB: 0 P: 8	R: 0 E: 0 K: 3 S: 10	H: 1 LOB: 2 BB: 1 P: 14	R: 0 E: 0 K: 2 S: 7	H: 0 LOB: 0 BB: 0 P: 7	R: 0 E: 0 K: 1 S: 5	H: 1 LOB: 0 BB: 0 P: 5	R: 0 E: 0 K: 2 S: 9	H: 0 LOB: 0 BB: 0 P: 5	R: 2 E: 0 K: 2 S: 9	H: 2 LOB: 0 BB: 0 P: 9	R: 0 E: 0 K: 1 S: 5	H: 0 LOB: 0 BB: 0 P: 5	R: 0 E: 0 K: 0 S: 3	H: 0 LOB: 2 BB: 0 P: 3	R: 0 E: 0 K: 0 S: 5	H: 2 LOB: 2 BB: 0 P: 5	1B: 5 2B: 1 3B: 0 HR: 1	SF: 0 SAC: 0 DP: 1 HBP: 0	WP: 0 PB: 0 SB: 1 CS: 0	PA: 34					
<b>PITCHER</b>	IP	WLS	BF	H	R	ER	SO	BB	IBB	HBP	BLK	WP	HR	S	P	ERA	WHIP										
Joey Jay, R ERA: 3.22 Sammy Ellis, R ERA: 3.23	(1, 1) 8.0	L 29	5	2	2	12	12	1	0	0	0	0	1	52	56	2.25	0.750										

Batter	1	2	3	4	5	6	7	8	9	AB	R	H	RBI	BB	SO	LOB	BOTTOM										
Giraldo Ruiz, S OBP: 0.266, SLG: 0.324	F8		F8			FC5-4 1B				4	0	2	0	0	0	1	<b>Milwaukee Braves @ Cincinnati Reds</b> Crosley Field, Cincinnati, OH Fri Sep 04 1964, 7:05 PM EDT Att: 12,754 - Unknown										
Marty Keough, L OBP: 0.305, SLG: 0.376	K		K			F6		F5		4	0	0	0	0	2	3											
Vada Pinson, L OBP: 0.309, SLG: 0.434						G3		F8		4	0	1	0	0	0	1											
Frank Robinson, R OBP: 0.400, SLG: 0.562	F8					1-3		FC5-4 1-2		4	0	0	0	0	0	2											
Mel Queen, L OBP: 0.241, SLG: 0.310								G3		3	0	0	0	1	1	0											
Johnny Edwards, L OBP: 0.330, SLG: 0.374										3	0	0	0	0	1	1											
Leo Cardenas, R OBP: 0.305, SLG: 0.377										3	0	0	0	0	0	0											
Steve Boros, R OBP: 0.336, SLG: 0.328 Pete Rose, S OBP: 0.305, SLG: 0.320										1	0	0	0	1	0	0											
Joeey Jay, S OBP: 0.064, SLG: 0.022 Gordy Coleman, L OBP: 0.299, SLG: 0.376 Sammy Ellis, L										1	0	0	0	0	1	0											
<b>Inning Stats</b>	R: 0 E: 0 K: 1 S: 6	H: 1 LOB: 1 BB: 0 P: 6	R: 0 E: 0 K: 1 S: 5	H: 0 LOB: 0 BB: 0 P: 5	R: 0 E: 0 K: 1 S: 5	H: 0 LOB: 1 BB: 1 P: 9	R: 0 E: 0 K: 1 S: 5	H: 0 LOB: 1 BB: 1 P: 9	R: 0 E: 0 K: 1 S: 4	H: 1 LOB: 1 BB: 0 P: 4	R: 0 E: 0 K: 0 S: 3	H: 0 LOB: 0 BB: 0 P: 3	R: 0 E: 0 K: 1 S: 6	H: 1 LOB: 1 BB: 0 P: 6	R: 0 E: 0 K: 0 S: 3	H: 0 LOB: 0 BB: 0 P: 3	1B: 2 2B: 1 3B: 0 HR: 0	SF: 0 SAC: 0 DP: 0 HBP: 0	WP: 0 PB: 0 SB: 0 CS: 0	PA: 32							
<b>PITCHER</b>	IP	WLS	BF	H	R	ER	SO	BB	IBB	HBP	BLK	WP	HR	S	P	ERA	WHIP										
Tony Cloninger, R ERA: 3.18	(1, 1) 9.0	W 32	3	0	0	6	6	2	0	0	0	0	0	42	50	0.00	0.556										

AB 33  
R 2  
H 7  
RBI 2  
BB 1  
SO 12  
LOB 11



AB 30  
R 0  
H 3  
RBI 0  
BB 2  
SO 6  
LOB 9





Batter	1	2	3	4	5	6	7	8	9	AB	R	H	RBI	BB	SO	LOB	TOP			
<b>Rico Carty, R</b> OBP: 0.390, SLG: 0.534 (1, 7)										4	0	1	0	0	0	2	<b>Milwaukee Braves @ Cincinnati Reds</b> Crosley Field, Cincinnati, OH Sat Sep 05 1964, 7:05 PM EDT Att: 15,116 - Unknown			
<b>Lee Maye, L</b> OBP: 0.340, SLG: 0.436 (1, 8)										4	0	0	0	0	0	2				
<b>Eddie Mathews, L</b> OBP: 0.349, SLG: 0.443 (1, 5)										3	0	0	0	1	0	0				
<b>Joe Torre, R</b> OBP: 0.356, SLG: 0.480 (1, 3)									4	0	0	0	0	0	3					
<b>Ed Bailey, L</b> OBP: 0.345, SLG: 0.350 (1, 2)										3	0	0	0	0	0	0				
<b>Gary Kolb, L</b> OBP: 0.214, SLG: 0.120 (1, 9)										3	0	1	0	0	0	0				
<b>Denis Menke, R</b> OBP: 0.367, SLG: 0.460 (1, 6)										3	0	0	0	0	0	1				
<b>Woody Woodward, R</b> OBP: 0.255, SLG: 0.240 (1, 4)										1	0	0	0	0	0	0				
<b>Miguel de la Hoz, R</b> OBP: 0.319, SLG: 0.351 (6, PH) (6, 4)										2	1	0	0	0	0	0				
<b>Bob Sadzowski, R</b> OBP: 0.194, SLG: 0.188 (5, 1) <b>Billy Hoelt, L</b> OBP: 0.428, SLG: 0.250 (5, PH) <b>Felipe Alou, L</b> OBP: 0.326, SLG: 0.371 (6, 1) <b>Chi-Chi Olivo, R</b> OBP: 0.352, SLG: 0.500 (6, PH) <b>Gene Oliver, R</b> OBP: 0.352, SLG: 0.495 (6, PH) <b>Warren Spahn, L</b> OBP: 0.193, SLG: 0.271 (8, 1)										1	0	0	0	0	0	0				
<b>Inning Stats</b>	R: 0 E: 0 K: 0 S: 3	H: 0 LOB: 0 BB: 0 P: 3	R: 0 E: 0 K: 0 S: 4	H: 1 LOB: 1 BB: 0 P: 4	R: 0 E: 1 K: 0 S: 3	H: 0 LOB: 0 BB: 0 P: 3	R: 0 E: 0 K: 0 S: 3	H: 0 LOB: 0 BB: 0 P: 3	R: 1 E: 1 K: 0 S: 5	H: 2 LOB: 2 BB: 1 P: 9	R: 0 E: 0 K: 0 S: 3	H: 0 LOB: 0 BB: 0 P: 3	R: 0 E: 1 K: 0 S: 3	H: 0 LOB: 0 BB: 0 P: 3	R: 0 E: 0 K: 0 S: 3	H: 0 LOB: 0 BB: 0 P: 3	1B: 3 2B: 0 3B: 0 HR: 0	SF: 0 SAC: 0 DP: 3 HBP: 0	WP: 0 PB: 0 SB: 1 CS: 0	PA: 31
<b>PITCHER</b> <b>Bob Purkey, R</b> ERA: 2.85 (1, 1)	IP: 9.0 WLS: W BF: 31 H: 3 R: 1 ER: 0 SO: 0 BB: 1 IBB: 0 HBP: 0 BLK: 0 WP: 0 HR: 0 S: 30 P: 34 ERA: 0.00 WHIP: 0.444															<b>PITCHER</b>				

AB 30  
R 1  
H 3  
RBI 1  
BB 1  
SO 0  
LOB 8



Batter	1	2	3	4	5	6	7	8	9	AB	R	H	RBI	BB	SO	LOB	BOTTOM			
<b>Giraldo Ruiz, S</b> OBP: 0.261, SLG: 0.318 (1, 4)										4	0	0	0	0	1	1	<b>Milwaukee Braves @ Cincinnati Reds</b> Crosley Field, Cincinnati, OH Sat Sep 05 1964, 7:05 PM EDT Att: 15,116 - Unknown			
<b>Vada Pinson, L</b> OBP: 0.311, SLG: 0.440 (1, 8)										4	2	2	1	0	2	0				
<b>Frank Robinson, R</b> OBP: 0.399, SLG: 0.559 (1, 7)										4	1	1	0	0	1	1				
<b>Deron Johnson, R</b> OBP: 0.337, SLG: 0.501 (1, 3)										4	1	2	1	0	0	1				
<b>Mel Queen, L</b> OBP: 0.242, SLG: 0.307 (1, 9)										4	0	1	1	0	3	3				
<b>Johnny Edwards, L</b> OBP: 0.332, SLG: 0.384 (1, 2)										4	1	2	2	0	0	2				
<b>Leo Cardenas, R</b> OBP: 0.305, SLG: 0.376 (1, 6)										4	0	1	0	0	0	2				
<b>Steve Boros, R</b> OBP: 0.336, SLG: 0.326 (1, 5)										2	0	0	0	1	0	0				
<b>Bob Purkey, R</b> OBP: 0.096, SLG: 0.061 (1, 1)										2	0	0	0	0	1	0				
<b>Inning Stats</b>	R: 1 E: 1 K: 1 S: 8	H: 2 LOB: 2 BB: 0 P: 8	R: 0 E: 0 K: 1 S: 5	H: 1 LOB: 1 BB: 1 P: 9	R: 1 E: 1 K: 1 S: 8	H: 3 LOB: 2 BB: 0 P: 8	R: 0 E: 0 K: 0 S: 3	H: 0 LOB: 0 BB: 0 P: 3	R: 3 E: 0 K: 1 S: 8	H: 3 LOB: 0 BB: 0 P: 8	R: 0 E: 0 K: 1 S: 5	H: 0 LOB: 0 BB: 0 P: 5	R: 0 E: 0 K: 2 S: 7	H: 0 LOB: 0 BB: 0 P: 7	R: 0 E: 0 K: 1 S: 5	H: 0 LOB: 0 BB: 0 P: 5		1B: 7 2B: 1 3B: 0 HR: 2	SF: 0 SAC: 1 DP: 1 HBP: 0	WP: 0 PB: 0 SB: 1 CS: 1
<b>PITCHER</b> <b>Bob Sadzowski, R</b> ERA: 4.44 (1, 1) <b>Billy Hoelt, L</b> ERA: 3.79 (5, 1) <b>Chi-Chi Olivo, R</b> ERA: 3.89 (6, 1) <b>Warren Spahn, L</b> ERA: 5.24 (8, 1)	IP: 4.1 WLS: L BF: 22 H: 8 R: 4 ER: 3 SO: 3 BB: 1 IBB: 0 HBP: 0 BLK: 0 WP: 0 HR: 1 S: 27 P: 31 ERA: 6.23 WHIP: 2.077															<b>PITCHER</b>				

AB 32  
R 5  
H 9  
RBI 5  
BB 1  
SO 8  
LOB 10





Batter	1	2	3	4	5	6	7	8	9	AB	R	H	RBI	BB	SO	LOB	TOP				
<b>Rico Carty, R</b> OBP: 0.390, SLG: 0.538 (1, 7)	F3		K			1B	E9		4-3	5	2	2	0	0	1	2					
<b>Lee Maye, L</b> OBP: 0.343, SLG: 0.437 (1, 8)	G4-6-3 1B		L7			BB 1B	1B		F6	5	0	3	3	0	0	2					
<b>Eddie Mathews, L</b> OBP: 0.346, SLG: 0.439 (1, 5)	G4-6-3 1-2			E4 FC3-6		F8	L4			4	0	0	0	0	0	3					
<b>Joe Torre, R</b> OBP: 0.355, SLG: 0.478 (8, 2)		F9		F3		1-2 1B	6-3			4	0	1	0	0	0	2					
<b>Ed Bailey, L</b> OBP: 0.345, SLG: 0.347 <b>Gene Oliver, R</b> OBP: 0.331, SLG: 0.493 (8, PH) (8, 3)		G3		FC3-6		1-2 2-3 BB		F4		2	0	0	0	1	0	1					
<b>Gary Kolb, L</b> OBP: 0.226, SLG: 0.143 <b>Felipe Alou, R</b> OBP: 0.284, SLG: 0.369 (8, PH) (8, 9)				K		F6		1-3		3	0	1	0	0	1	4					
<b>Miguel de la Hoz, R</b> OBP: 0.317, SLG: 0.349 (1, 4)			K			F4		6-3		4	0	1	0	0	1	4					
<b>Denis Menke, R</b> OBP: 0.368, SLG: 0.460 (1, 6)			F7		G6-3	1-2	E 1B 1B		4-3 1B	4	1	2	0	0	0	1					
<b>Denny Lemaster, R</b> OBP: 0.188, SLG: 0.158 <b>Ty Cline, L</b> OBP: 0.318, SLG: 0.360 <b>Billy Hoelt, L</b> OBP: 0.455, SLG: 0.250 <b>Frank Bolling, R</b> OBP: 0.247, SLG: 0.284 (9, PH) (7, PH) (7, 1) (8, PH) (8, 9)				K		K	L7		F7	2	0	1	0	0	1	0					
<b>Inning Stats</b>	R: 0 E: 0 K: 0 S: 3	H: 1 LOB: 0 BB: 0 P: 3	R: 0 E: 0 K: 1 S: 6	H: 1 LOB: 1 BB: 0 P: 6	R: 0 E: 0 K: 1 S: 6	H: 0 LOB: 1 BB: 0 P: 6	R: 0 E: 2 K: 1 S: 5	H: 1 LOB: 0 BB: 0 P: 5	R: 1 E: 0 K: 0 S: 6	H: 3 LOB: 3 BB: 1 P: 10	R: 2 E: 1 K: 0 S: 6	H: 3 LOB: 1 BB: 0 P: 6	R: 0 E: 0 K: 0 S: 3	H: 0 LOB: 0 BB: 0 P: 3	R: 0 E: 0 K: 0 S: 4	H: 1 LOB: 1 BB: 0 P: 4	1B: 10 2B: 0 3B: 1 HR: 0	SF: 0 SAC: 0 DP: 2 HBP: 0	WP: 0 PB: 0 SB: 1 CS: 0	PA: 38	
<b>PITCHER</b>	IP	WLS	BF	H	R	ER	SO	BB	IBB	HBP	BLK	WP	HR	S	P	ERA	WHIP				
<b>Jim Maloney, R</b> ERA: 3.02 <b>Billy McCool, L</b> ERA: 2.09	(1, 1) (7, 1)	6.1 S	28 10	9 2	3 0	2 0	4 0	1 0	0 0	0 0	0 0	0 0	0 0	35 10	39 10	2.84 0.00	1.579 0.750				

Milwaukee Braves @ Cincinnati Reds  
Crosley Field, Cincinnati, OH  
Sun Sep 06 1964, 3:33 AM EDT  
Att: 14,837 - Unknown

AB 37  
R 3  
H 11  
RBI 3  
BB 1  
SO 4  
LOB 21



Batter	1	2	3	4	5	6	7	8	9	AB	R	H	RBI	BB	SO	LOB	BOTTOM				
<b>Giraldo Ruiz, S</b> OBP: 0.265, SLG: 0.319 (1, 4)	1B		E S 1B	1-3		1-1 2-H HR		SH1-4		5	0	2	0	0	1	2					
<b>Vada Pinson, L</b> OBP: 0.305, SLG: 0.437 (1, 8)	F5		F8		F3	F9		K		4	0	0	0	0	0	2					
<b>Frank Robinson, R</b> OBP: 0.396, SLG: 0.554 (7, 7)	K		F9		F8		4-3			4	0	0	0	0	1	2					
<b>Deron Johnson, R</b> OBP: 0.338, SLG: 0.501 (1, 3)	K		S		F4		5-3			5	1	2	0	0	1	2					
<b>Don Pavletich, R</b> OBP: 0.349, SLG: 0.514 (1, 2)		HR BB		5-3		1B 1B	FC4-6 1B			3	1	1	0	1	0	2					
<b>Tommy Harper, R</b> OBP: 0.328, SLG: 0.316 <b>Marty Keough, L</b> OBP: 0.311, SLG: 0.378 (7, 9) (7, 9)		HR		BB 1B		F7	FC4-6			3	1	1	2	0	1	2					
<b>Leo Cardenas, R</b> OBP: 0.307, SLG: 0.377 (1, 6)		5-3		F9		K		SH1-4 1B		3	1	2	0	0	0	0					
<b>Steve Boros, R</b> OBP: 0.340, SLG: 0.327 (1, 5)		F7		BB 1B		1B HR 1B		SH1-3		2	1	1	1	2	0	0					
<b>Jim Maloney, L</b> OBP: 0.212, SLG: 0.230 <b>Billy McCool, R</b> ERA: 3.67 (7, 1) (7, 1)		F8		1-2 2-3 BB		1-2 HR 1B		SH1-4 IBB		3	1	1	3	0	0	3					
<b>Inning Stats</b>	R: 0 E: 0 K: 2 S: 8	H: 1 LOB: 1 BB: 0 P: 8	R: 2 E: 0 K: 0 S: 4	H: 1 LOB: 0 BB: 1 P: 8	R: 0 E: 1 K: 0 S: 3	H: 1 LOB: 1 BB: 0 P: 3	R: 0 E: 0 K: 0 S: 5	H: 2 LOB: 3 BB: 1 P: 9	R: 0 E: 0 K: 1 S: 9	H: 4 LOB: 0 BB: 0 P: 9	R: 0 E: 0 K: 0 S: 4	H: 1 LOB: 1 BB: 0 P: 4	R: 0 E: 0 K: 1 S: 6	H: 1 LOB: 2 BB: 1 P: 10	1B: 9 2B: 0 3B: 0 HR: 2	SF: 0 SAC: 2 DP: 0 HBP: 0	WP: 0 PB: 0 SB: 1 CS: 0	PA: 38			
<b>PITCHER</b>	IP	WLS	BF	H	R	ER	SO	BB	IBB	HBP	BLK	WP	HR	S	P	ERA	WHIP				
<b>Denny Lemaster, L</b> ERA: 4.56 <b>Billy Hoelt, L</b> ERA: 3.67	(1, 1) (7, 1)	6.0 L	29 9	9 2	6 0	6 0	3 1	2 0	0 1	0 0	0 0	0 0	0 0	10 14	4 14	9.00 0.00	1.833 1.000				

Milwaukee Braves @ Cincinnati Reds  
Crosley Field, Cincinnati, OH  
Sun Sep 06 1964, 3:33 AM EDT  
Att: 14,837 - Unknown

AB 33  
R 6  
H 11  
RBI 6  
BB 3  
SO 4  
LOB 15









Batter	1	2	3	4	5	6	7	8	9	AB	R	H	RBI	BB	SO	LOB	TOP		
Giraldo Ruiz, S OBP: 0.260, SLG: 0.313 Pete Rose, S OBP: 0.308, SLG: 0.318 (6, FH) (6, 4)										3	1	1	0	0	0	3	<b>Cincinnati Reds @ St. Louis Cardinals</b> Sportsman's Park, St. Louis, MO Mon Sep 07 1964, 4:38 AM EDT Att: 22,187 - Unknown <a href="http://livebaseballscores.com">livebaseballscores.com</a>		
Marty Keough, L OBP: 0.305, SLG: 0.370 (1, 9)										4	0	0	0	0	1	1			
Vada Pinson, L OBP: 0.309, SLG: 0.439 (1, 8)										4	1	2	0	0	1	1			
Frank Robinson, R OBP: 0.396, SLG: 0.550 (1, 7)										4	0	2	1	0	0	1			
Deron Johnson, R OBP: 0.341, SLG: 0.509 (1, 3)										4	0	2	1	0	0	1			
Don Pavletich, R OBP: 0.344, SLG: 0.500 Jimmie Coker, R OBP: 0.500, SLG: 0.375 (8, FH) (8, 2)										3	0	1	0	0	0	4			
Leo Cardenas, R OBP: 0.308, SLG: 0.379 (1, 6)										4	0	2	0	0	0	1			
Steve Boros, R OBP: 0.339, SLG: 0.327 (1, 5)										4	0	1	0	0	1	3			
John Tsitouris, R OBP: 0.208, SLG: 0.231 Joe Nuxhall, L OBP: 0.140, SLG: 0.200 Sammy Ellis, L (9, 1)										3	0	0	0	0	0	4			
										1	0	0	0	0	1	0			
										0	0	0	0	0	0	0			
<b>Inning Stats</b>	R: 1 E: 0 K: 1 S: 8	H: 3 LOB: 2 BB: 0 P: 8	R: 0 E: 0 K: 0 S: 4	H: 1 LOB: 1 BB: 0 P: 4	R: 1 E: 0 K: 1 S: 6	H: 2 LOB: 2 BB: 0 P: 6	R: 0 E: 0 K: 1 S: 7	H: 2 LOB: 2 BB: 0 P: 7	R: 0 E: 0 K: 0 S: 5	H: 1 LOB: 1 BB: 0 P: 6	R: 0 E: 0 K: 0 S: 3	H: 0 LOB: 0 BB: 0 P: 3	R: 0 E: 0 K: 0 S: 3	H: 1 LOB: 0 BB: 0 P: 3	R: 0 E: 0 K: 1 S: 5	H: 0 LOB: 0 BB: 0 P: 5	1B: 10 2B: 2 3B: 0 HR: 0	SF: 0 SAC: 0 DP: 2 HBP: 0	WP: 0 PA: 37 PB: 0 SB: 0 CS: 0
<b>PITCHER</b>	IP WLS BF H R ER SO BB IBB HBP BLK WP HR S P ERA WHIP	IP WLS BF H R ER SO BB IBB HBP BLK WP HR S P ERA WHIP																	
Roger Craig, R ERA: 3.29 (1, 1)	4.2	23	10	2	2	3	0	0	0	0	0	0	0	0	29	29	3.86	2.143	
Ron Taylor, R ERA: 4.3 (5, 1)	0.1	1	0	0	0	0	0	0	0	0	0	0	0	1	1	0.00	0.000		
Barney Schultz, R ERA: 2.45 (6, 1)	4.0	W	13	2	0	0	2	0	0	0	0	0	0	17	17	0.00	0.500		

Batter	1	2	3	4	5	6	7	8	9	AB	R	H	RBI	BB	SO	LOB	BOTTOM		
Curt Flood, R OBP: 0.391, SLG: 0.373 (1, 8)										5	0	2	1	0	0	3	<b>Cincinnati Reds @ St. Louis Cardinals</b> Sportsman's Park, St. Louis, MO Mon Sep 07 1964, 4:38 AM EDT Att: 22,187 - Unknown <a href="http://livebaseballscores.com">livebaseballscores.com</a>		
Lou Brock, L OBP: 0.349, SLG: 0.434 (1, 7)										3	1	1	1	0	0	2			
Bill White, L OBP: 0.355, SLG: 0.459 (1, 3)										4	0	0	0	0	1	4			
Ken Boyer, R OBP: 0.361, SLG: 0.488 (1, 5)										4	0	1	0	0	0	0			
Dick Groat, R OBP: 0.329, SLG: 0.359 (1, 6)										4	0	0	0	0	0	1			
Bob Skinner, L OBP: 0.315, SLG: 0.373 Mike Shannon, R OBP: 0.321, SLG: 0.387 (8, FH) (9, 9)										3	0	0	0	0	1	0			
Tim McCarver, L OBP: 0.356, SLG: 0.407 (1, 2)										4	1	3	1	0	0	0			
Julian Javier, R OBP: 0.280, SLG: 0.367 (1, 4)										3	1	1	0	1	0	1			
Roger Craig, R OBP: 0.311, SLG: 0.250 Ron Taylor, R OBP: 0.167, SLG: 0.167 Carl Warwick, R OBP: 0.306, SLG: 0.379 Barney Schultz, R OBP: 0.500, SLG: 0.375 Charlie James, R OBP: 0.150, SLG: 0.188 (1, 1) (5, 1) (5, PH) (8, 1) (9, PH) (9, PH)										1	0	0	0	0	0	2			
										0	0	0	0	0	0	0			
										0	0	0	0	0	0	0			
										0	0	0	0	0	0	0			
										0	0	0	0	0	0	0			
										0	0	0	0	0	0	0			
<b>Inning Stats</b>	R: 1 E: 0 K: 1 S: 7	H: 2 LOB: 1 BB: 0 P: 7	R: 0 E: 0 K: 0 S: 5	H: 2 LOB: 2 BB: 0 P: 5	R: 0 E: 0 K: 0 S: 3	H: 0 LOB: 0 BB: 0 P: 3	R: 0 E: 0 K: 0 S: 3	H: 0 LOB: 0 BB: 0 P: 3	R: 0 E: 0 K: 1 S: 5	H: 0 LOB: 2 BB: 1 P: 5	R: 1 E: 0 K: 0 S: 4	H: 1 LOB: 2 BB: 1 P: 9	R: 0 E: 0 K: 0 S: 3	H: 0 LOB: 0 BB: 0 P: 3	R: 1 E: 0 K: 0 S: 3	H: 2 LOB: 2 BB: 1 P: 7	1B: 7 2B: 0 3B: 0 HR: 2	SF: 0 SAC: 1 DP: 0 HBP: 1	WP: 1 PA: 37 PB: 0 SB: 1 CS: 0
<b>PITCHER</b>	IP WLS BF H R ER SO BB IBB HBP BLK WP HR S P ERA WHIP	IP WLS BF H R ER SO BB IBB HBP BLK WP HR S P ERA WHIP																	
John Tsitouris, R ERA: 3.93 (1, 1)	6.2	29	7	2	2	2	1	0	1	0	0	0	0	0	31	36	2.70	1.200	
Joe Nuxhall, L ERA: 3.97 (7, 1)	1.2	L	7	1	1	1	0	0	1	0	0	0	0	6	10	5.40	0.600		
Sammy Ellis, R ERA: 3.16 (9, 1)	0.0	1	1	0	0	0	0	0	0	0	0	0	0	1	1	∞	∞		



Batter	1	2	3	4	5	6	7	8	9	AB	R	H	RBI	BB	SO	LOB	TOP					
<b>Giraldo Ruiz, S</b> OBP: 0.267, SLG: 0.319 (1, 4)										5	0	3	0	0	0	1	<b>Cincinnati Reds @ Pittsburgh Pirates</b> Forbes Field, Pittsburgh, PA Wed Sep 09 1964, 7:05 PM EDT Att: 5,245 - Unknown					
<b>Tommy Harper, R</b> OBP: 0.325, SLG: 0.317 (1, 7)										5	0	2	0	0	0	2						
<b>Vada Pinson, L</b> OBP: 0.308, SLG: 0.437 (1, 8)										5	1	1	0	0	3	7						
<b>Frank Robinson, R</b> OBP: 0.398, SLG: 0.550 (1, 9)										4	0	2	0	1	0	5						
<b>Deron Johnson, R</b> OBP: 0.340, SLG: 0.506 (1, 3)										4	0	1	1	0	0	2						
<b>Jimmie Coker, R</b> OBP: 0.500, SLG: 0.417 (1, 2)										4	0	2	0	0	1	2						
<b>Leo Cardenas, R</b> OBP: 0.306, SLG: 0.376 (1, 6)										4	0	0	0	0	0	2						
<b>Steve Boros, R</b> OBP: 0.338, SLG: 0.324 (1, 5)										3	0	0	0	1	1	0						
<b>Joey Jay, S</b> OBP: 0.263, SLG: 0.022 (5, PH)										1	0	0	0	0	0	1						
<b>Mel O'Quinn, L</b> OBP: 0.249, SLG: 0.293 (5, 1)										1	0	0	0	0	0	0						
<b>Joe Nuxhall, L</b> OBP: 0.148, SLG: 0.200 (7, PH)										1	0	1	0	0	0	0						
<b>Don Pavlatich, R</b> OBP: 0.252, SLG: 0.304 (7, PH)										0	0	0	0	0	0	0						
<b>Marty Keough, L</b> OBP: 0.252, SLG: 0.370 (7, 1)										0	0	0	0	0	0	0						
<b>Sammy Ellis, L</b> OBP: 0.330, SLG: 0.320 (9, PH)										1	0	1	0	0	0	0						
<b>Inning Stats</b>	R: 1 E: 0 K: 0 S: 6	H: 3 LOB: 2 BB: 0 P: 6	R: 0 E: 0 K: 0 S: 3	H: 0 LOB: 1 BB: 1 P: 7	R: 0 E: 0 K: 1 S: 5	H: 0 LOB: 1 BB: 1 P: 9	R: 0 E: 0 K: 1 S: 5	H: 0 LOB: 0 BB: 0 P: 5	R: 0 E: 0 K: 1 S: 7	H: 2 LOB: 2 BB: 0 P: 7	R: 0 E: 0 K: 0 S: 3	H: 1 LOB: 0 BB: 0 P: 3	R: 0 E: 0 K: 2 S: 9	H: 2 LOB: 2 BB: 0 P: 9	R: 0 E: 0 K: 0 S: 4	H: 2 LOB: 1 BB: 0 P: 4	R: 0 E: 0 K: 0 S: 6	H: 3 LOB: 3 BB: 0 P: 6	1B: 13 2B: 0 3B: 0 HR: 0	SF: 0 SAC: 0 DP: 2 HBP: 0	WP: 0 PB: 1 SB: 2 CS: 0	PA: 40
<b>PITCHER</b>	IP WLS BF H R ER SO BB IBB HBP BLK WP HR S P ERA WHIP																					
<b>Bob Veale, L</b> ERA: 2.91	(1, 1)	8.2 W 39 13 1 1 5 2 0 0 0 0 0 0 0 47 55 1.04 1.731																				
<b>Al McBean, R</b> ERA: 2.32	(9, 1)	0.1 S 1 0 0 0 0 0 0 0 0 0 0 0 0 1 1 0.00 0.000																				

AB	38
R	1
H	13
RBI	1
BB	2
SO	5
LOB	22

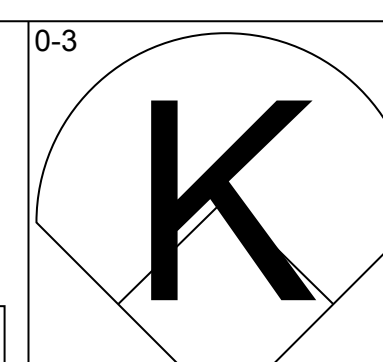
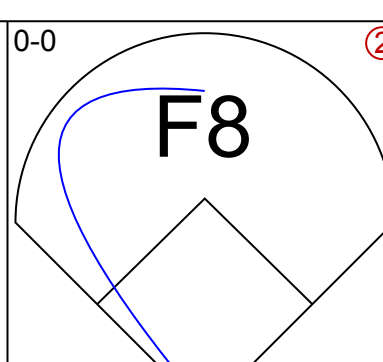
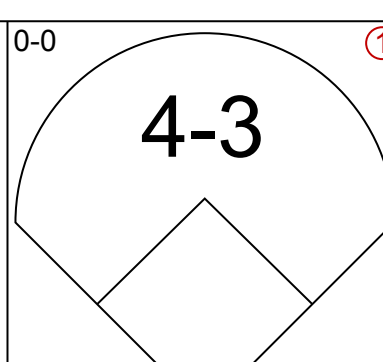
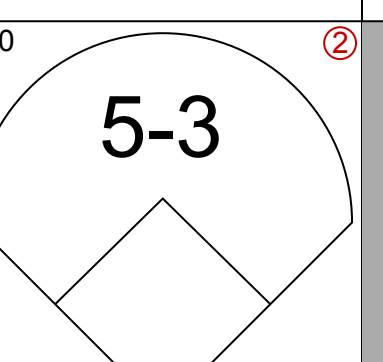
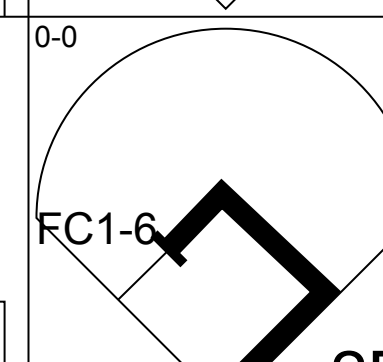
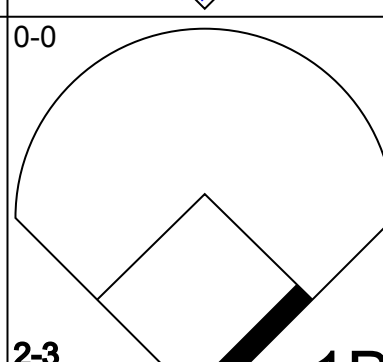
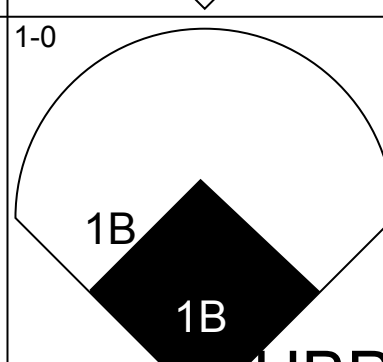
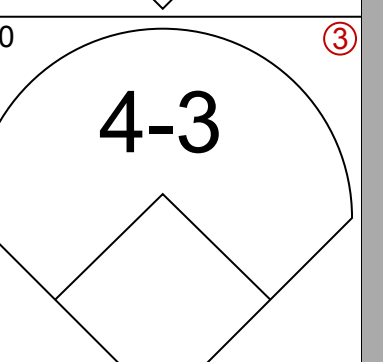
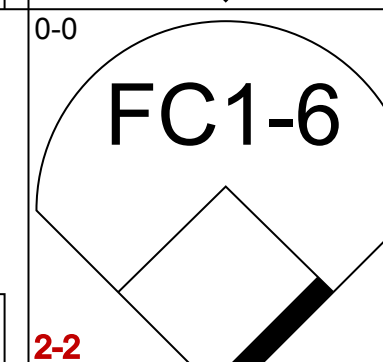
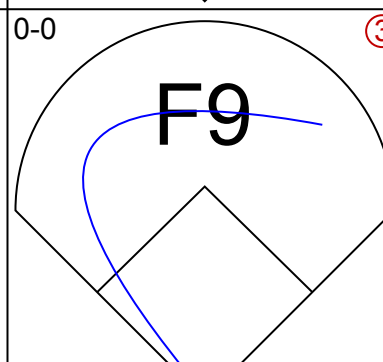
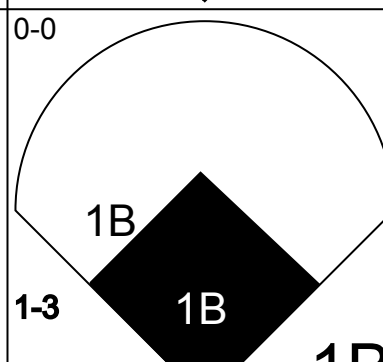
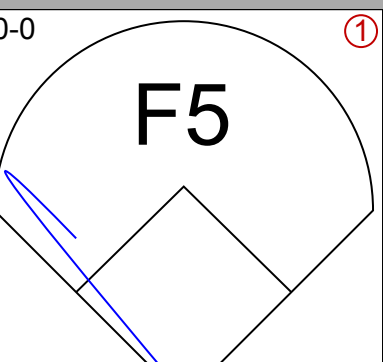
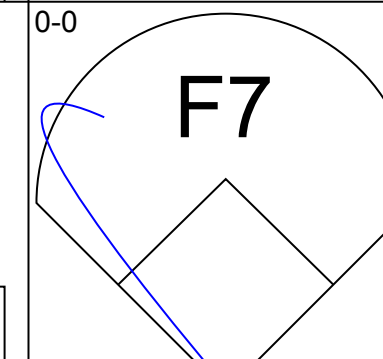
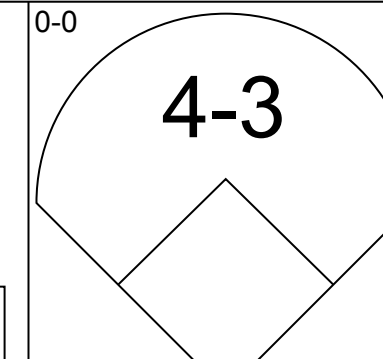
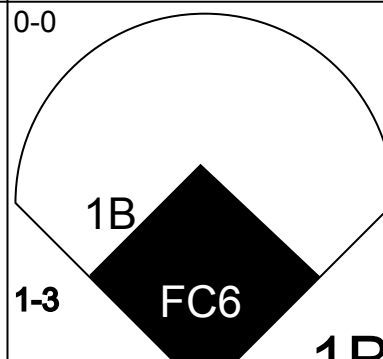
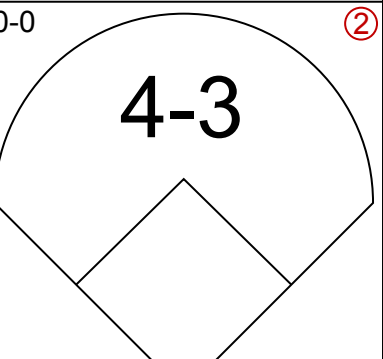
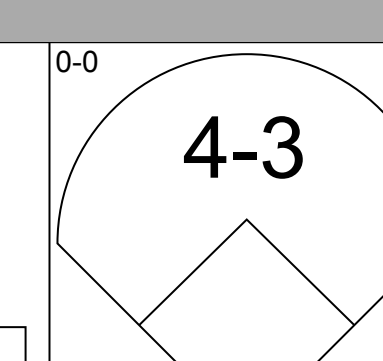
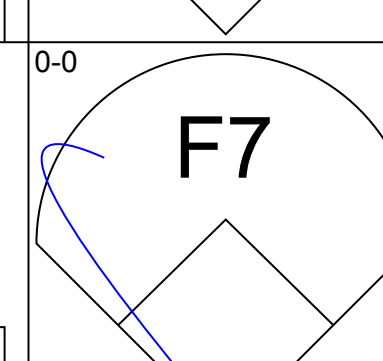
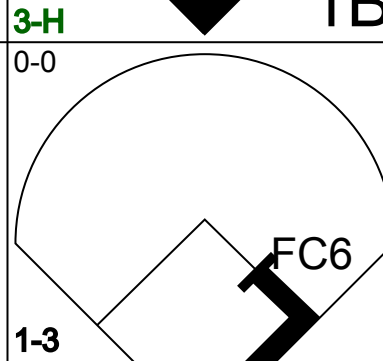
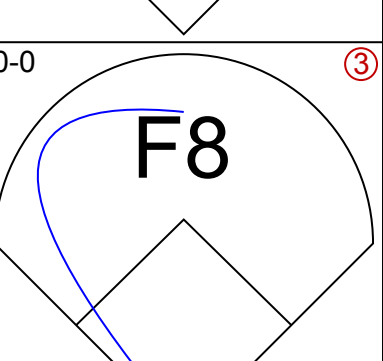
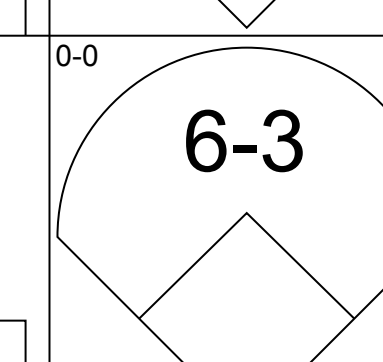
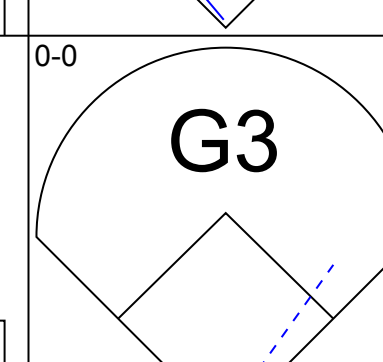
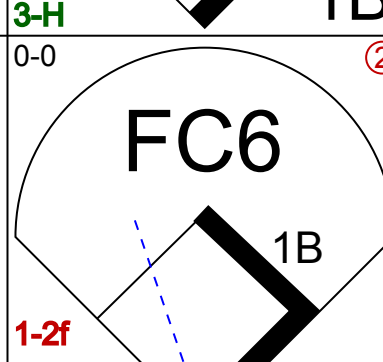
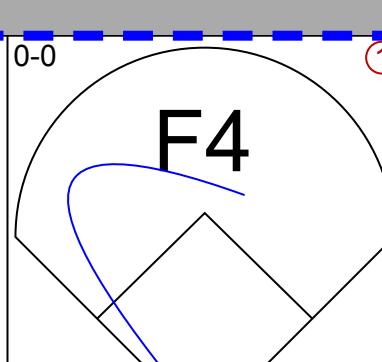
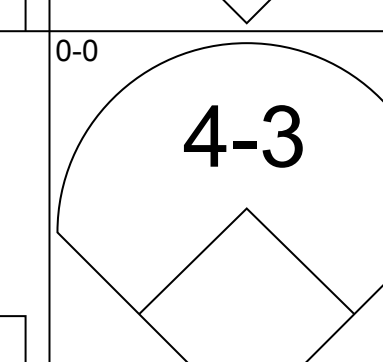
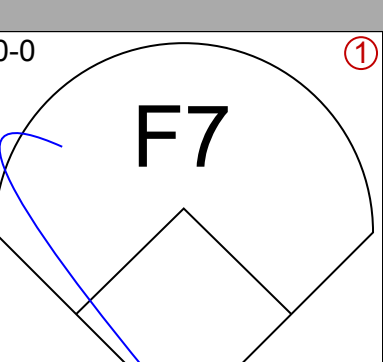
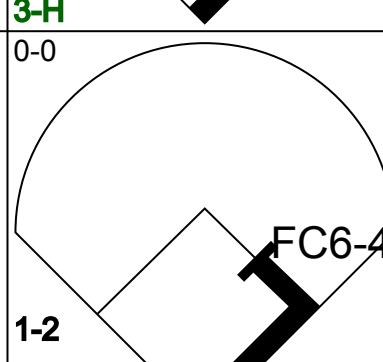
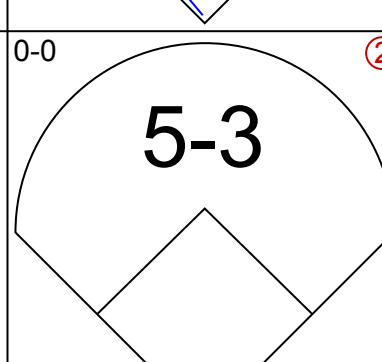
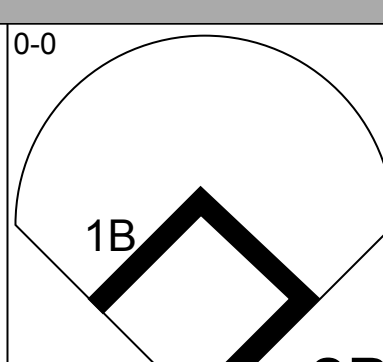
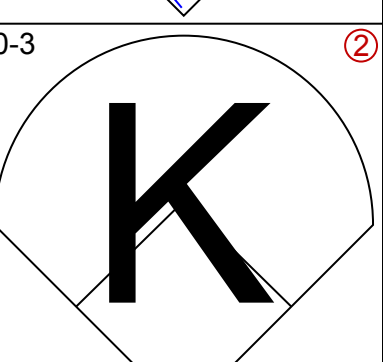
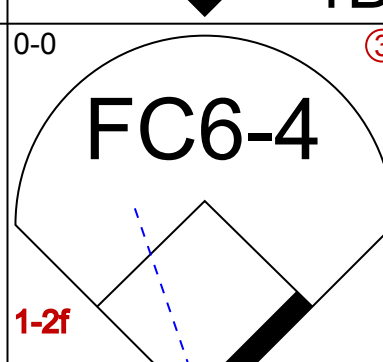
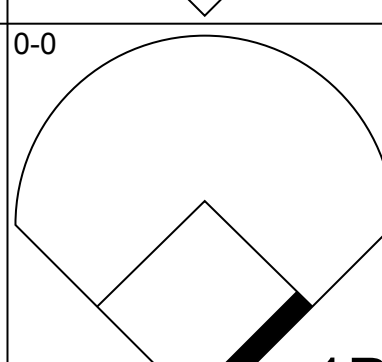
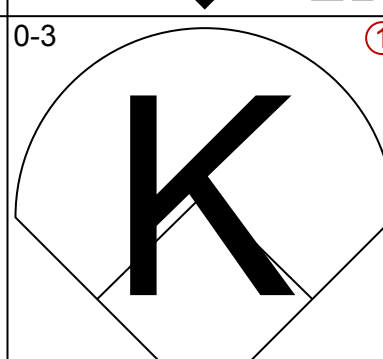
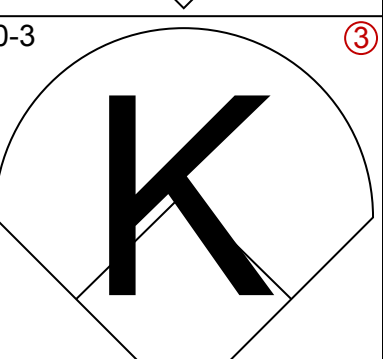
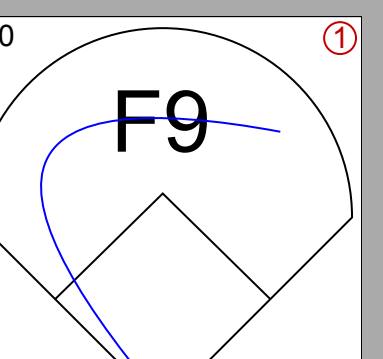


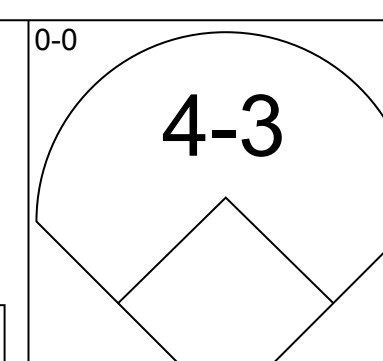
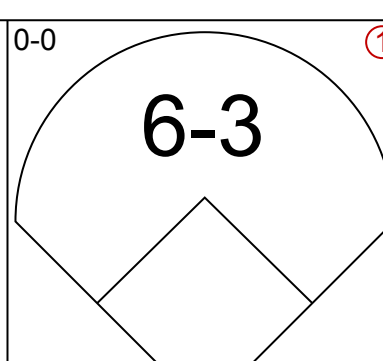
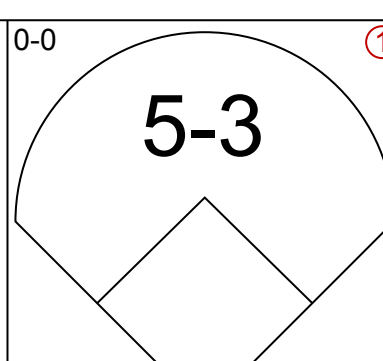
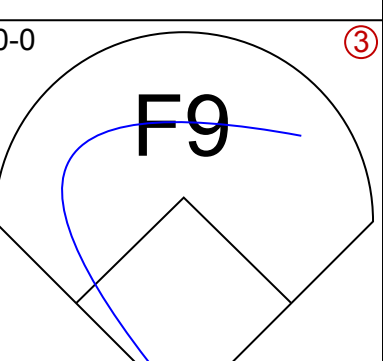
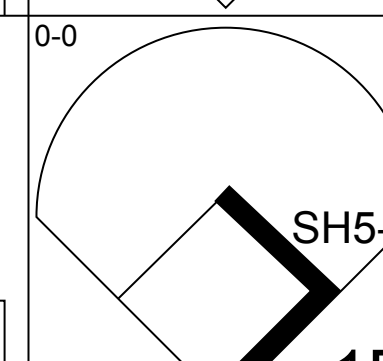
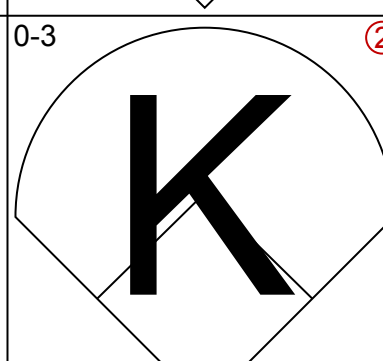
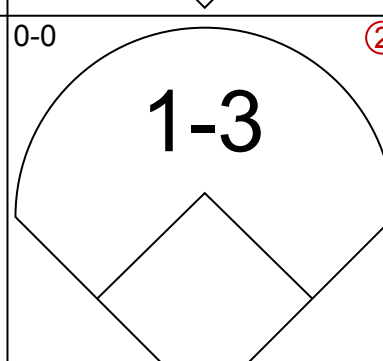
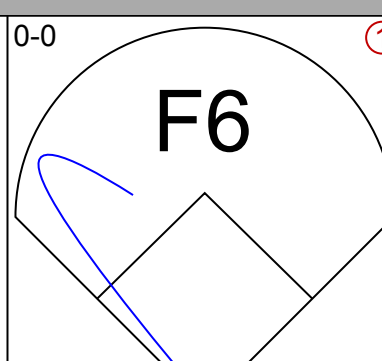
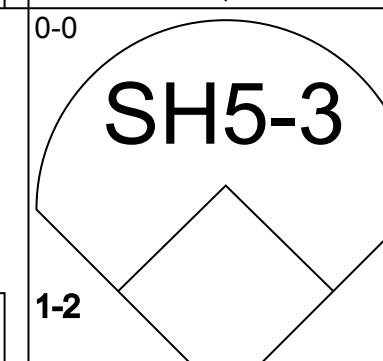
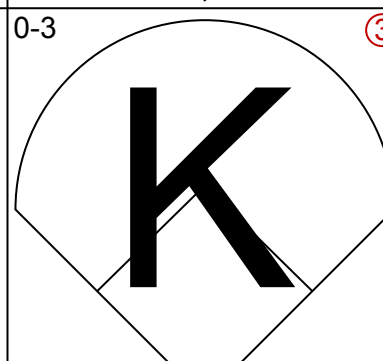
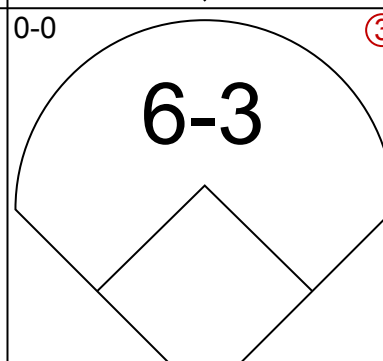
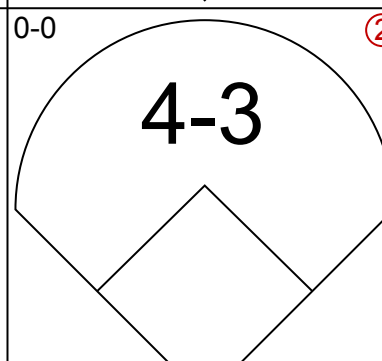
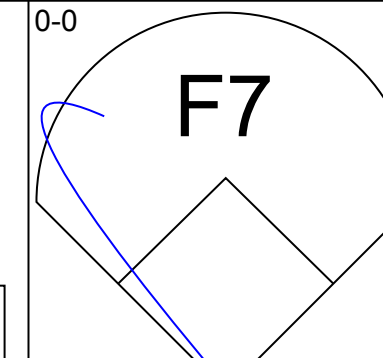
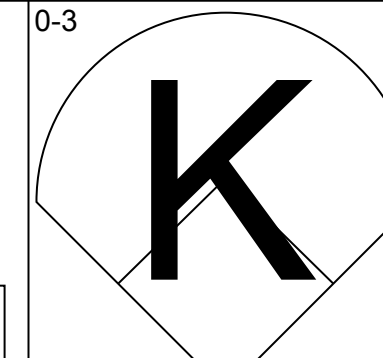
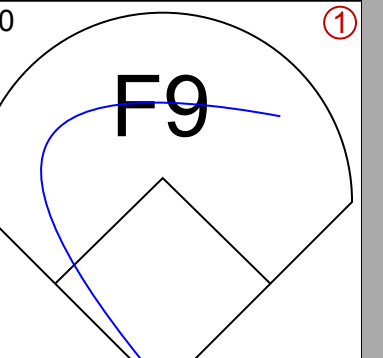
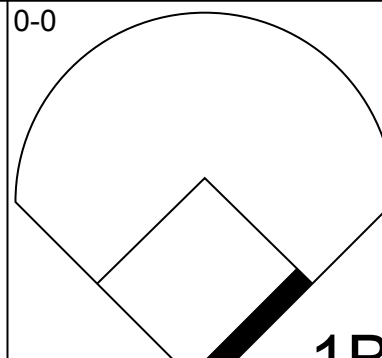
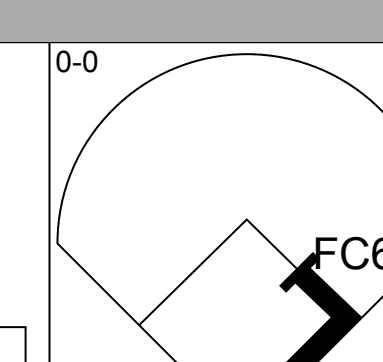
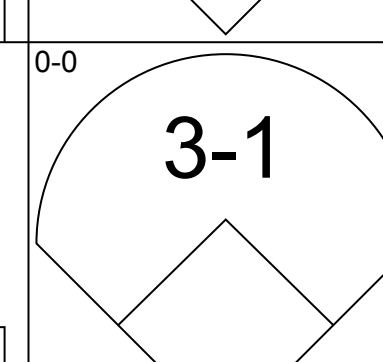
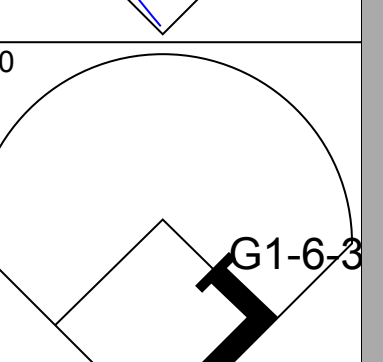
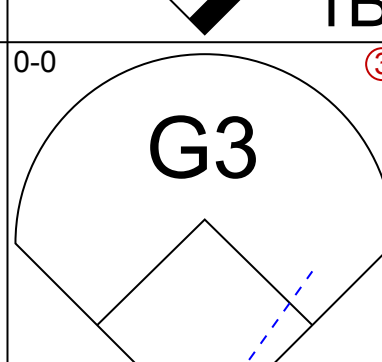
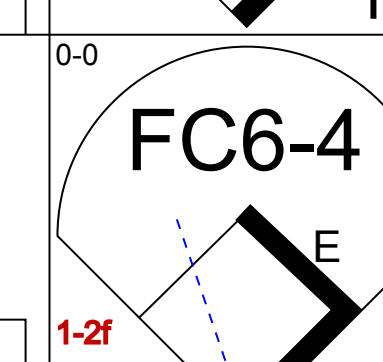
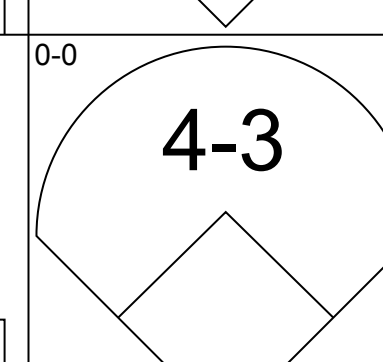
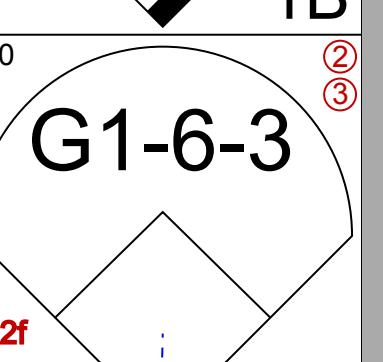
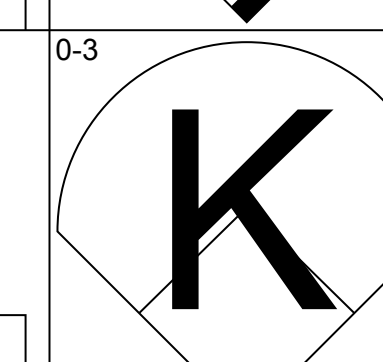
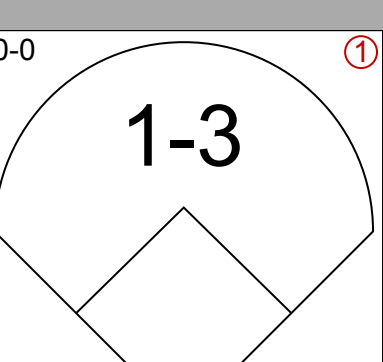
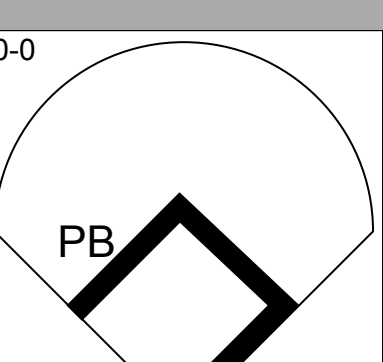
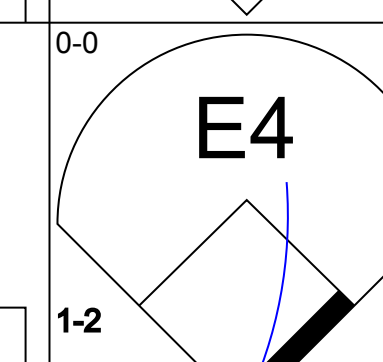
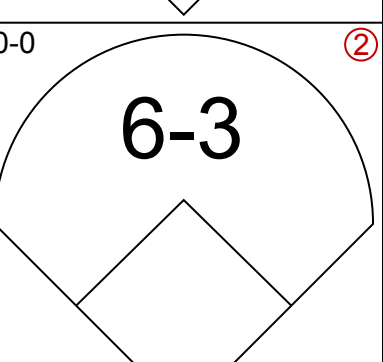
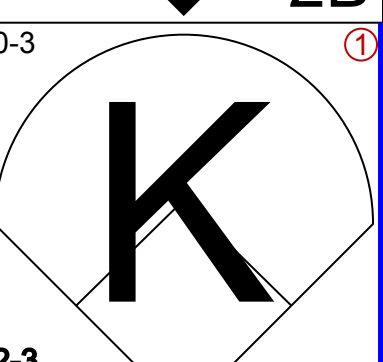
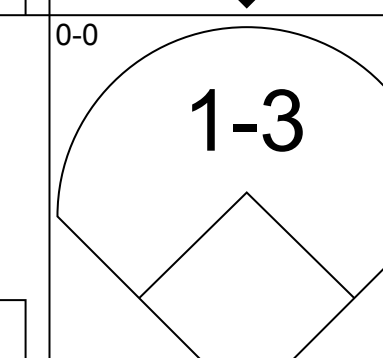
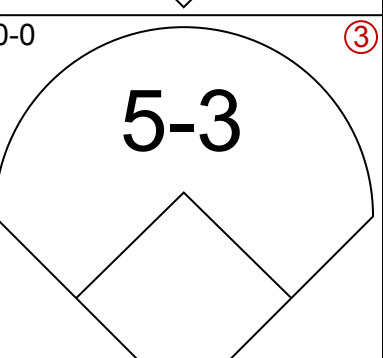
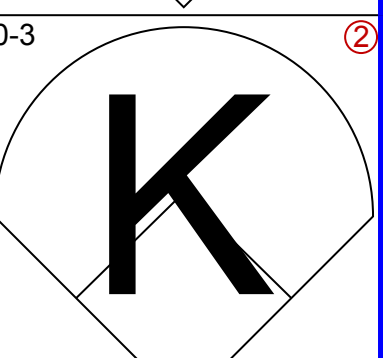
Batter	1	2	3	4	5	6	7	8	9	AB	R	H	RBI	BB	SO	LOB	BOTTOM			
<b>Bob Bailey, R</b> OBP: 0.354, SLG: 0.432 (1, 5)										4	0	1	0	0	1	1	<b>Cincinnati Reds @ Pittsburgh Pirates</b> Forbes Field, Pittsburgh, PA Wed Sep 09 1964, 7:05 PM EDT Att: 5,245 - Unknown			
<b>Bill Virdon, L</b> OBP: 0.293, SLG: 0.311 (1, 8)										3	0	0	0	0	0	1				
<b>Roberto Clemente, R</b> OBP: 0.394, SLG: 0.482 (1, 9)										3	1	2	0	1	1	1				
<b>Jerry Lynch, L</b> OBP: 0.344, SLG: 0.530 (1, 7)										3	1	0	0	1	1	3				
<b>Manny Mota, R</b> OBP: 0.318, SLG: 0.404 (9, 7)										0	0	0	0	0	0	0				
<b>Willie Stargell, L</b> OBP: 0.310, SLG: 0.511 (1, 3)										4	1	1	1	0	1	2				
<b>Bill Mazeroski, R</b> OBP: 0.303, SLG: 0.396 (1, 4)										4	1	2	1	0	0	0				
<b>Jim Pagliaroni, R</b> OBP: 0.386, SLG: 0.442 (1, 2)										3	0	1	2	0	0	1				
<b>Gene Alley, R</b> OBP: 0.277, SLG: 0.283 (1, 6)										3	0	1	0	0	0	1				
<b>Bob Veale, S</b> OBP: 0.205, SLG: 0.185 (1, 1)										3	0	0	0	0	3	2				
<b>Al McBean, R</b> OBP: 0.100, SLG: 0.100 (9, 1)										0	0	0	0	0	0	0				
<b>Inning Stats</b>	R: 0 E: 0 K: 0 S: 4	H: 1 LOB: 1 BB: 0 P: 4	R: 0 E: 0 K: 1 S: 5	H: 1 LOB: 0 BB: 0 P: 5	R: 0 E: 0 K: 2 S: 7	H: 1 LOB: 0 BB: 0 P: 7	R: 4 E: 0 K: 1 S: 9	H: 4 LOB: 1 BB: 1 P: 13	R: 0 E: 0 K: 1 S: 6	H: 0 LOB: 2 BB: 1 P: 10	R: 0 E: 0 K: 0 S: 3	H: 0 LOB: 0 BB: 0 P: 3	R: 0 E: 0 K: 2 S: 8	H: 1 LOB: 1 BB: 0 P: 8	R: 0 E: 0 K: 0 S: 3	H: 0 LOB: 0 BB: 0 P: 3	1B: 6 2B: 2 3B: 0 HR: 0	SF: 0 SAC: 1 DP: 1 HBP: 0	WP: 0 PB: 0 SB: 0 CS: 1	PA: 33
<b>PITCHER</b>	IP WLS BF H R ER SO BB IBB HBP BLK WP HR S P ERA WHIP																			
<b>Joey Jay, R</b> ERA: 3.36	(1, 1)	4.0 L 18 7 4 4 4 1 0 0 0 0 0 0 0 25 29 9.00 2.000																		
<b>Joe Nuxhall, L</b> ERA: 3.91	(5, 1)	2.0 8 0 0 0 1 0 1 0 0 0 0 0 9 13 0.00 0.000																		
<b>Sammy Ellis, R</b> ERA: 3.1	(7, 1)	2.0 7 1 0 0 2 0 0 0 0 0 0 0 11 11 0.00 0.500																		

AB	30
R	4
H	8
RBI	4
BB	2
SO	7
LOB	12





Batter	1	2	3	4	5	6	7	8	9	AB	R	H	RBI	BB	SO	LOB	TOP				
<b>Giraldo Ruiz, S</b> OBP: 0.263, SLG: 0.313 (1, 5)										4	0	0	0	0	1	1	<b>Cincinnati Reds @ Pittsburgh Pirates</b> Forbes Field, Pittsburgh, PA Thu Sep 10 1964, 7:05 PM EDT Att. 4,993 - Unknown				
<b>Pete Rose, S</b> OBP: 0.313, SLG: 0.325 (1, 4)										3	1	2	0	0	0	0					
<b>Vada Pinson, L</b> OBP: 0.308, SLG: 0.436 (1, 8)										4	1	1	0	0	0	3					
<b>Frank Robinson, R</b> OBP: 0.397, SLG: 0.548 (1, 9) (6, 7)										4	1	1	1	0	0	1					
<b>Deron Johnson, R</b> OBP: 0.340, SLG: 0.504 (1, 7) (6, 3)										4	0	1	1	0	0	0					
<b>Gordy Coleman, L</b> OBP: 0.298, SLG: 0.374 <b>Marty Keough, L</b> OBP: 0.304, SLG: 0.368 (6, PR) (6, 9)										3	0	0	1	0	0	1					
<b>Johnny Edwards, L</b> OBP: 0.333, SLG: 0.387 <b>Jimmie Coker, R</b> OBP: 0.471, SLG: 0.400 (1, 2) (3, 2)										1	0	0	0	0	0	0					
<b>Leo Cardenas, R</b> OBP: 0.307, SLG: 0.379 (1, 6)										4	0	2	0	0	1	2					
<b>Bob Purkey, R</b> OBP: 0.089, SLG: 0.057 (1, 1)										4	0	0	0	0	2	2					
<b>Inning Stats</b>	R: 0 E: 0 K: 1 S: 6	H: 1 LOB: 1 BB: 0 P: 6	R: 0 E: 0 K: 0 S: 3	H: 0 LOB: 0 BB: 0 P: 3	R: 0 E: 0 K: 1 S: 7	H: 2 LOB: 2 BB: 0 P: 7	R: 0 E: 0 K: 0 S: 3	H: 0 LOB: 0 BB: 0 P: 3	R: 0 E: 0 K: 2 S: 7	H: 0 LOB: 0 BB: 0 P: 7	R: 3 E: 0 K: 0 S: 7	H: 4 LOB: 2 BB: 0 P: 8	R: 0 E: 0 K: 0 S: 3	H: 0 LOB: 0 BB: 0 P: 3	R: 0 E: 0 K: 0 S: 4	H: 1 LOB: 1 BB: 0 P: 4		1B: 6 2B: 2 3B: 0 HR: 0	SF: 0 SAC: 0 DP: 0 HBP: 1	WP: 0 PB: 0 SB: 0 CS: 0	PA: 36
<b>PITCHER</b>	IP	WLS	BF	H	R	ER	SO	BB	IBB	HBP	BLK	WP	HR	S	P	ERA	WHIP				
<b>Bob Friend, R</b> ERA: 3.25 <b>Steve Blass, R</b> ERA: 3.69	(1, 1) (9, 1)	8.0 1.0	L 4	32 1	7 0	3 0	4 0	0 0	0 0	1 0	0 0	0 0	0 4	39 4	40 4	3.38 0.00	0.875 1.000				

Batter	1	2	3	4	5	6	7	8	9	AB	R	H	RBI	BB	SO	LOB	BOTTOM				
<b>Bob Bailey, R</b> OBP: 0.351, SLG: 0.429 (1, 5)										4	0	0	0	0	0	1	<b>Cincinnati Reds @ Pittsburgh Pirates</b> Forbes Field, Pittsburgh, PA Thu Sep 10 1964, 7:05 PM EDT Att. 4,993 - Unknown				
<b>Bill Virdon, L</b> OBP: 0.292, SLG: 0.310 (1, 8)										4	0	1	0	0	1	0					
<b>Roberto Clemente, R</b> OBP: 0.392, SLG: 0.490 (1, 9)										3	0	0	0	0	1	0					
<b>Jerry Lynch, L</b> OBP: 0.343, SLG: 0.526 (1, 7)										4	0	1	0	0	1	1					
<b>Willie Stargell, L</b> OBP: 0.312, SLG: 0.511 (1, 3)										4	0	2	0	0	0	1					
<b>Bill Mazeroski, R</b> OBP: 0.301, SLG: 0.394 (1, 4)										3	0	0	0	0	0	2					
<b>Jim Pagliaroni, R</b> OBP: 0.386, SLG: 0.444 (1, 2)										3	0	1	0	0	1	1					
<b>Gene Alley, R</b> OBP: 0.275, SLG: 0.280 <b>Manny Mota, R</b> OBP: 0.317, SLG: 0.403 <b>Dick Schofield, S</b> OBP: 0.363, SLG: 0.359 (8, PH) (9, 6)										2	0	0	0	0	0	1					
<b>Bob Friend, R</b> OBP: 0.113, SLG: 0.074 <b>Smoky Burgess, L</b> OBP: 0.304, SLG: 0.311 <b>Steve Blass, R</b> OBP: 0.100, SLG: 0.069 (1, 1) (8, PH) (9, 1)										2	0	0	0	0	0	2					
<b>Inning Stats</b>	R: 0 E: 0 K: 0 S: 4	H: 1 LOB: 1 BB: 0 P: 4	R: 0 E: 1 K: 1 S: 7	H: 1 LOB: 2 BB: 0 P: 7	R: 0 E: 0 K: 2 S: 7	H: 0 LOB: 0 BB: 0 P: 7	R: 0 E: 0 K: 1 S: 5	H: 0 LOB: 0 BB: 0 P: 5	R: 0 E: 0 K: 0 S: 3	H: 0 LOB: 0 BB: 0 P: 3	R: 0 E: 0 K: 0 S: 3	H: 1 LOB: 0 BB: 0 P: 3	R: 0 E: 0 K: 2 S: 8	H: 1 LOB: 1 BB: 0 P: 8	R: 0 E: 0 K: 0 S: 4	H: 1 LOB: 1 BB: 0 P: 4		1B: 4 2B: 1 3B: 0 HR: 0	SF: 0 SAC: 1 DP: 1 HBP: 0	WP: 0 PB: 1 SB: 0 CS: 0	PA: 32
<b>PITCHER</b>	IP	WLS	BF	H	R	ER	SO	BB	IBB	HBP	BLK	WP	HR	S	P	ERA	WHIP				
<b>Bob Purkey, R</b> ERA: 2.71	(1, 1)	9.0	W	32	5	0	6	0	0	0	0	0	0	44	44	0.00	0.556				


AB	35
R	3
H	8
RBI	3
BB	0
SO	4
LOB	10




AB	31
R	0
H	5
RBI	0
BB	0
SO	6
LOB	11





Batter	1	2	3	4	5	6	7	8	9	AB	R	H	RBI	BB	SO	LOB	TOP			
<b>Giraldo Ruiz, S</b> OBP: 0.258, SLG: 0.308 (1,5) X	0-0 4-3		0-3 K			0-0 1-3		0-0 F5	4 0 0 0 0 1 3								<b>Cincinnati Reds @ Milwaukee Braves</b> Milwaukee County Stadium, Milwaukee, WI Fri Sep 11 1964, 8:05 PM EDT Att: 6,715 - Unknown <a href="http://livebaseballscorecards.com">livebaseballscorecards.com</a>			
<b>Pete Rose, S</b> OBP: 0.311, SLG: 0.322 (1,4) X	0-0 5-3			0-0 F8		0-0 6-3		0-3 K	4 0 0 0 0 1 2											
<b>Frank Robinson, R</b> OBP: 0.395, SLG: 0.544 (1,9) X	0-0 L3			0-0 6-3		0-0 F9			3 0 0 0 0 0 0											
<b>Deron Johnson, R</b> OBP: 0.337, SLG: 0.500 (1,7)		0-3 K		0-0 L3		0-0 F9			3 0 0 0 0 1 0											
<b>Don Pavletich, R</b> OBP: 0.340, SLG: 0.488 (1,3)		0-3 K			0-0 F7			0-0 F8	3 0 0 0 0 1 0											
<b>Tommy Harper, R</b> OBP: 0.325, SLG: 0.314 (1,8)		0-0 F6			0-0 3-1			0-0 F7	3 0 0 0 0 0 0											
<b>Jimmie Coker, R</b> OBP: 0.450, SLG: 0.353 (1,2)			4-0 F9 WP BB		0-3 K			0-3 K	2 0 0 0 1 2 0											
<b>Leo Cardenas, R</b> OBP: 0.309, SLG: 0.380 (1,6)			0-0 F9			0-0 L8-6 WP 1B		4-0 CS BB BB	2 0 1 0 1 0 1											
<b>Jim Maloney, L</b> OBP: 0.206, SLG: 0.222 (1,1)			0-3 K			0-0 L8-6		4-0 BB	2 0 0 0 0 1 2											
<b>Steve Boros, R</b> OBP: 0.340, SLG: 0.324 (9, PH)						1-3		1-2 BB	0 0 0 0 1 0 0											
<b>Inning Stats</b>	R: 0 H: 0 E: 0 S: 3	H: 0 LOB: 0 BB: 0 P: 3	R: 0 H: 0 E: 0 S: 7	H: 0 LOB: 0 BB: 0 P: 7	R: 0 H: 0 E: 0 S: 7	H: 0 LOB: 1 BB: 1 P: 11	R: 0 H: 0 E: 0 S: 3	H: 0 LOB: 0 BB: 0 P: 3	R: 0 H: 1 E: 0 S: 5	H: 0 LOB: 0 BB: 0 P: 5	R: 0 H: 0 E: 0 S: 3	H: 0 LOB: 0 BB: 0 P: 3	R: 0 H: 0 E: 0 S: 5	H: 0 LOB: 0 BB: 0 P: 5	R: 0 H: 0 E: 0 S: 4	H: 0 LOB: 2 BB: 2 P: 12	1B: 1 2B: 2 3B: 0 HR: 0	SF: 0 SAC: 0 DP: 2 HBP: 0	WP: 2 PB: 0 SB: 0 CS: 1	PA: 29
<b>PITCHER</b> <b>Denny Lemaster, L</b> ERA: 4.35 (1,1)	IP: 9.0 WLS: W BF: 29 H: 1 R: 0 ER: 0 SO: 7 BB: 3 IBB: 0 HBP: 0 BLK: 0 WP: 2 HR: 0 S: 40 P: 52 ERA: 0.00 WHIP: 0.444																			

Batter	1	2	3	4	5	6	7	8	9	AB	R	H	RBI	BB	SO	LOB	BOTTOM	
<b>Felipe Alou, R</b> OBP: 0.285, SLG: 0.381 (1,9) X	0-0 F9		0-0 6-3			0-0 4-3		0-0 SF7	3 0 0 1 0 0 0								<b>Cincinnati Reds @ Milwaukee Braves</b> Milwaukee County Stadium, Milwaukee, WI Fri Sep 11 1964, 8:05 PM EDT Att: 6,715 - Unknown <a href="http://livebaseballscorecards.com">livebaseballscorecards.com</a>	
<b>Lee Maye, L</b> OBP: 0.345, SLG: 0.442 (1,8) S	0-3 K		0-0 F8			0-0 4-3		3-H FC6-4	4 0 0 0 0 1 2									
<b>Ty Cline, L</b> OBP: 0.327, SLG: 0.363 (9,8)								1-2	0 0 0 0 0 0 0									
<b>Eddie Mathews, L</b> OBP: 0.349, SLG: 0.436 (1,5) S	4-0 WP S BB			0-3 K		0-3 K			2 0 0 0 1 2 0									
<b>Joe Torre, R</b> OBP: 0.364, SLG: 0.495 (1,2) S	4-0 WP BB			0-0 F9		0-0 G6-4-3 1B			2 0 1 0 1 0 0									
<b>Rico Carty, R</b> OBP: 0.388, SLG: 0.540 (1,7) S	0-3 K			0-3 K		0-0 G6-4-3			3 0 0 0 0 2 3									
<b>Woody Woodward, R</b> OBP: 0.262, SLG: 0.240 (9,4) S	1-2 2-3					1-2			0 0 0 0 0 0 0									
<b>Gene Oliver, R</b> OBP: 0.323, SLG: 0.481 (1,3) S		0-3 K			0-0 1-3			0-0 S SF7 2B	3 1 1 0 0 1 0									
<b>Denis Menke, R</b> OBP: 0.367, SLG: 0.468 (1,6) X		0-0 4-3			0-3 K			0-3 K	3 0 0 0 0 2 1									
<b>Gary Kolb, L</b> OBP: 0.224, SLG: 0.116 (1,4) (9,7)		0-3 K			0-0 4-3			4-0 S IBB	2 0 0 0 1 1 0									
<b>Denny Lemaster, R</b> OBP: 0.194, SLG: 0.153 (1,1) S			0-3 K			0-3 K		4-0 FC6-4 BB	2 0 0 0 1 2 0									
<b>Inning Stats</b>	R: 0 H: 0 E: 0 S: 7	H: 0 LOB: 2 BB: 2 P: 15	R: 0 H: 0 E: 0 S: 7	H: 0 LOB: 0 BB: 0 P: 7	R: 0 H: 0 E: 0 S: 5	H: 0 LOB: 0 BB: 0 P: 5	R: 0 H: 0 E: 0 S: 7	H: 0 LOB: 0 BB: 0 P: 7	R: 0 H: 0 E: 0 S: 5	H: 0 LOB: 0 BB: 0 P: 5	R: 0 H: 1 E: 0 S: 5	H: 0 LOB: 0 BB: 0 P: 5	R: 1 H: 1 E: 0 S: 6	H: 1 LOB: 2 BB: 2 P: 14	1B: 1 2B: 1 3B: 0 HR: 0	SF: 1 SAC: 0 DP: 1 HBP: 0	WP: 1 PB: 0 SB: 3 CS: 0	PA: 29
<b>PITCHER</b> <b>Jim Maloney, R</b> ERA: 2.94 (1,1)	IP: 8.0 WLS: L BF: 29 H: 2 R: 1 ER: 1 SO: 11 BB: 3 IBB: 1 HBP: 0 BLK: 0 WP: 1 HR: 0 S: 47 P: 63 ERA: 1.12 WHIP: 0.625																	



Batter	1	2	3	4	5	6	7	8	9	AB	R	H	RBI	BB	SO	LOB	TOP						
<b>Giraldo Ruiz, S</b> OBP: 0.262, SLG: 0.308 (1, 5)	4-0 WP SH1-4 1B BB		0-0 E1 1-3 1B			0-0 3-1		0-3 K G4-6-3		3	2	1	0	1	1	0							
<b>Pete Ross, S</b> OBP: 0.311, SLG: 0.322 (1, 4)	0-0 SH1-4		0-0 1-3			0-0		0-0 G4-6-3 1-2		3	0	1	1	0	0	1							
<b>Vada Pinson, L</b> OBP: 0.309, SLG: 0.436 (1, 8)	0-0 2H 1B		0-0 F6			0-0 F6				4	0	2	1	0	0	1							
<b>Frank Robinson, R</b> OBP: 0.394, SLG: 0.541 (1, 9)	0-0 F5			1-0 G5-4-3 HBP		0-0 G3				3	0	0	0	0	0	3							
<b>Deron Johnson, R</b> OBP: 0.336, SLG: 0.500 (1, 7)	0-0 5-3			0-0 G5-4-3 1-2				0-0 F9		4	0	1	0	0	0	2							
<b>Gordy Coleman, L</b> OBP: 0.292, SLG: 0.366 (1, 3)		0-0 1-3		0-0 F2				0-0 G3		4	0	0	0	0	0	2							
<b>Leo Cardenas, R</b> OBP: 0.309, SLG: 0.379 (1, 6)		0-3 K				0-0 F9				4	0	1	0	0	1	2							
<b>Jimmie Coker, R</b> OBP: 0.391, SLG: 0.300 (1, 2)		0-0 5-3				0-0 F9				3	0	0	0	0	0	1							
<b>Jim O'Toole, S</b> OBP: 0.199, SLG: 0.121 (1, 1)										2	0	0	0	0	1	0							
<b>John Tsitouris, R</b> OBP: 0.208, SLG: 0.231 (6, 1)										0	0	0	0	0	0	0							
<b>Bill Henry, L</b> OBP: 0.250, SLG: 0.250 (7, 1)										0	0	0	0	0	0	0							
<b>Mel Queen, L</b> OBP: 0.237, SLG: 0.290 (8, PH)										1	0	0	0	0	1	0							
<b>Joe Nuxhall, L</b> OBP: 0.140, SLG: 0.200 (8, 1)										0	0	0	0	0	0	0							
<b>Inning Stats</b>	R: 1 E: 0 K: 0 S: 4	H: 1 LOB: 1 BB: 1 P: 8	R: 0 E: 0 K: 1 S: 5	H: 0 LOB: 0 BB: 0 P: 5	R: 1 E: 1 K: 0 S: 4	H: 1 LOB: 0 BB: 0 P: 4	R: 0 E: 0 K: 0 S: 2	H: 0 LOB: 0 BB: 0 P: 3	R: 0 E: 0 K: 1 S: 5	H: 1 LOB: 1 BB: 0 P: 5	R: 0 E: 0 K: 0 S: 4	H: 1 LOB: 1 BB: 0 P: 4	R: 0 E: 0 K: 2 S: 7	H: 0 LOB: 0 BB: 0 P: 7	R: 0 E: 0 K: 0 S: 5	H: 2 LOB: 2 BB: 0 P: 5	1B: 5 2B: 1 3B: 0 HR: 0	SF: 0 SAC: 1 DP: 2 HBP: 1	WP: 3 PB: 0 SB: 0 CS: 0	PA: 34			
<b>PITCHER</b> <b>Hank Fischer, R</b> ERA: 3.91 (1, 1)	IP: 9.0 WLS: W BF: 34 H: 6 R: 2 ER: 1 SO: 4 BB: 1 IBB: 0 HBP: 1 BLK: 0 WP: 3 HR: 0 S: 40 P: 45 ERA: 1.00 WHIP: 0.778											<b>PITCHER</b>	IP: 9.0 WLS: W BF: 34 H: 6 R: 2 ER: 1 SO: 4 BB: 1 IBB: 0 HBP: 1 BLK: 0 WP: 3 HR: 0 S: 40 P: 45 ERA: 1.00 WHIP: 0.778										

**Cincinnati Reds @ Milwaukee Braves**  
Milwaukee County Stadium, Milwaukee, WI  
Sat Sep 12 1964, 4:33 AM EDT  
Att: 6,045 - Unknown

AB 31  
R 2  
H 6  
RBI 2  
BB 1  
SO 4  
LOB 12



Batter	1	2	3	4	5	6	7	8	9	AB	R	H	RBI	BB	SO	LOB	BOTTOM						
<b>Felipe Alou, R</b> OBP: 0.284, SLG: 0.381 (1, 9)	0-0 2B 2B		0-0 F3			0-3 K		0-3 K FC6-4		5	1	1	0	0	2	4							
<b>Lee Maye, L</b> OBP: 0.346, SLG: 0.444 (1, 8)	0-0 2H 1B 2B		0-0 4-3			0-0 3B 1B		0-0 G3		4	2	2	1	0	0	1							
<b>Rico Carty, R</b> OBP: 0.390, SLG: 0.545 (1, 7)	0-3 K		0-3 K			0-0 HR 3B		0-0 BB 1B		4	1	2	2	0	2	1							
<b>Joe Torre, R</b> OBP: 0.368, SLG: 0.497 (1, 2)	0-0 L1-3 2H 1B			0-0 FC4-6 1B		0-0 HR IBB		0-0 BB 1B		2	1	2	1	2	0	0							
<b>Eddie Mathews, L</b> OBP: 0.347, SLG: 0.432 (1, 5)	0-0 L1-3			0-0 FC4-6 G6-4-3 1-2		0-3 K		0-0 3-1		4	0	0	0	0	1	6							
<b>Gene Oliver, R</b> OBP: 0.326, SLG: 0.494 (1, 3)		0-0 F9		0-0 G6-4-3		0-0 HR		0-0 BB 1B		4	1	2	3	0	0	1							
<b>Denis Menke, R</b> OBP: 0.368, SLG: 0.475 (1, 6)		0-0 HR				0-0 F9		0-0 F4		4	1	2	1	0	0	1							
<b>Frank Bolling, R</b> OBP: 0.248, SLG: 0.282 (1, 4)		0-3 K				0-0 K		0-0 F6		4	0	1	0	0	2	2							
<b>Hank Fischer, R</b> OBP: 0.231, SLG: 0.188 (1, 1)		0-0 F3				0-0 F3		0-0 E5 G3 1B 1B		3	1	1	0	1	0	1							
<b>Inning Stats</b>	R: 2 E: 0 K: 1 S: 7	H: 3 LOB: 0 BB: 0 P: 7	R: 1 E: 0 K: 1 S: 6	H: 1 LOB: 0 BB: 0 P: 6	R: 0 E: 0 K: 1 S: 5	H: 0 LOB: 0 BB: 0 P: 5	R: 0 E: 0 K: 0 S: 3	H: 1 LOB: 0 BB: 0 P: 3	R: 0 E: 0 K: 1 S: 6	H: 1 LOB: 1 BB: 0 P: 6	R: 4 E: 0 K: 2 S: 10	H: 4 LOB: 2 BB: 1 P: 14	R: 1 E: 1 K: 1 S: 7	H: 2 LOB: 2 BB: 1 P: 11	R: 0 E: 0 K: 0 S: 4	H: 1 LOB: 2 BB: 1 P: 8	1B: 8 2B: 3 3B: 1 HR: 2	SF: 0 SAC: 0 DP: 2 HBP: 0	WP: 0 PB: 0 SB: 0 CS: 1	PA: 37			
<b>PITCHER</b> <b>Jim O'Toole, L</b> ERA: 2.99 (1, 1)	IP: 5.1 WLS: L BF: 23 H: 8 R: 6 ER: 6 SO: 5 BB: 0 IBB: 0 HBP: 0 BLK: 0 WP: 0 HR: 1 S: 32 P: 36 ERA: 10.12 WHIP: 1.500											<b>PITCHER</b>	IP: 5.1 WLS: L BF: 23 H: 8 R: 6 ER: 6 SO: 5 BB: 0 IBB: 0 HBP: 0 BLK: 0 WP: 0 HR: 1 S: 32 P: 36 ERA: 10.12 WHIP: 1.500										
<b>John Tsitouris, R</b> ERA: 4.02 (6, 1)	1.1 8 4 2 2 2 1 0 0 0 0 0 1 11 15 13.50 3.750											<b>John Tsitouris, R</b> ERA: 4.02 (6, 1)	1.1 8 4 2 2 2 1 0 0 0 0 0 1 11 15 13.50 3.750										
<b>Bill Henry, L</b> ERA: 0.98 (7, 1)	0.1 1 0 0 0 0 0 0 0 0 0 0 0 1 1 0.00 0.000											<b>Bill Henry, L</b> ERA: 0.98 (7, 1)	0.1 1 0 0 0 0 0 0 0 0 0 0 0 1 1 0.00 0.000										
<b>Joe Nuxhall, L</b> ERA: 3.88 (8, 1)	1.0 5 1 0 0 0 1 0 0 0 0 0 0 4 8 0.00 2.000											<b>Joe Nuxhall, L</b> ERA: 3.88 (8, 1)	1.0 5 1 0 0 0 1 0 0 0 0 0 0 4 8 0.00 2.000										

**Cincinnati Reds @ Milwaukee Braves**  
Milwaukee County Stadium, Milwaukee, WI  
Sat Sep 12 1964, 4:33 AM EDT  
Att: 6,045 - Unknown

AB 34  
R 8  
H 13  
RBI 8  
BB 3  
SO 7  
LOB 17





Batter	1	2	3	4	5	6	7	8	9	AB	R	H	RBI	BB	SO	LOB	TOP				
<b>Pete Rose, S</b> OBP: 0.314, SLG: 0.329 (1.4)	SH2-3 2B 1B		HR 1B	6-3		E4		3B		5	2	3	0	0	0	0	<b>Cincinnati Reds @ Milwaukee Braves</b> Milwaukee County Stadium, Milwaukee, WI Sun Sep 13 1964, 4:33 AM EDT Att: 8,945 - Unknown				
<b>Tommy Harper, R</b> OBP: 0.325, SLG: 0.323 (1.7)	SH2-3		HR		F6	K		K		4	1	1	2	0	2	2					
<b>Vada Pinson, L</b> OBP: 0.312, SLG: 0.445 (1.8)	1-3		WP 2B 1B		HR	F7		FC6-2 2B		5	2	3	1	0	0	2					
<b>Frank Robinson, R</b> OBP: 0.394, SLG: 0.541 (1.9)	2B		6-3		S 2B 1B	F8		4-3 FC6-2 2B		5	1	2	1	0	0	3					
<b>Deron Johnson, R</b> OBP: 0.337, SLG: 0.500 (1.3)	F9		1B 2B		S 2B BB	F5		FC6-2 FC6-4		4	2	1	1	1	0	2					
<b>Leo Cardenas, R</b> OBP: 0.308, SLG: 0.377 (1.6)		6-3	2H 1B		4-3	K		FC6-4		5	0	1	1	0	1	3					
<b>Jimmie Coker, R</b> OBP: 0.370, SLG: 0.333 (1.2)		5-3	K		1-2 2-3	K				4	1	1	2	0	2	1					
<b>Steve Boros, R</b> OBP: 0.341, SLG: 0.324 (1.5)					F9	1B IBB		F6		3	0	1	0	1	0	0					
<b>Joey Jay, S</b> OBP: 0.077, SLG: 0.040 (1.1)	F6				K	1-3 2H 1B		6-3		4	0	1	1	0	1	1					
<b>Inning Stats</b>	R: 1 E: 0 K: 0 S: 5	H: 2 LOB: 1 BB: 0 P: 5	R: 0 E: 0 K: 0 S: 4	H: 1 LOB: 1 BB: 0 P: 4	R: 4 E: 0 K: 1 S: 9	H: 5 LOB: 0 BB: 0 P: 9	R: 0 E: 0 K: 1 S: 5	H: 0 LOB: 0 BB: 0 P: 5	R: 4 E: 0 K: 0 S: 6	H: 4 LOB: 2 BB: 2 P: 14	R: 0 E: 1 K: 2 S: 7	H: 0 LOB: 1 BB: 0 P: 7	R: 0 E: 0 K: 1 S: 6	H: 1 LOB: 1 BB: 0 P: 6	R: 0 E: 0 K: 0 S: 4	H: 1 LOB: 1 BB: 0 P: 4	1B: 7 2B: 4 3B: 1 HR: 2	SF: 0 SAC: 1 DP: 0 HBP: 0	WP: 1 PB: 0 SB: 3 CS: 0	PA: 42	
<b>PITCHER</b>	IP	WLS	BF	H	R	ER	SO	BB	IBB	HBP	BLK	WP	HR	S	P	ERA	WHIP				
<b>Warren Spahn, L</b> ERA: 5.43 (1.1)	2.1	L	15	8	5	5	0	0	0	0	0	1	1	15	15	19.29	3.429				
<b>Bob Sadowski, R</b> ERA: 4.42 (3.1)	0.2		1	0	0	0	1	0	0	0	0	0	0	3	3	0.00	0.000				
<b>Dan Schneider, L</b> ERA: 4.98 (4.1)	2.0		11	4	4	4	1	1	1	0	0	0	1	11	19	18.00	2.500				
<b>Clay Carroll, R</b> ERA: 5.4 (6.1)	2.0		7	0	0	0	3	0	0	0	0	0	0	13	13	0.00	0.000				
<b>Chi-Chi Olivo, R</b> ERA: 3.69 (8.1)	2.0		8	2	0	0	1	0	0	0	0	0	0	10	10	0.00	1.000				

Batter	1	2	3	4	5	6	7	8	9	AB	R	H	RBI	BB	SO	LOB	BOTTOM					
<b>Felipe Alou, R</b> OBP: 0.283, SLG: 0.380 (1.9)	F7		1-3 1B		F7		F3			4	0	1	0	0	0	1	<b>Cincinnati Reds @ Milwaukee Braves</b> Milwaukee County Stadium, Milwaukee, WI Sun Sep 13 1964, 4:33 AM EDT Att: 8,945 - Unknown					
<b>Lee Maye, L</b> OBP: 0.348, SLG: 0.445 (1.8)	CS 1B		1-3		1-3 1B		6-3			4	0	2	0	0	0	2						
<b>Rico Carty, R</b> OBP: 0.386, SLG: 0.539 (1.7)	F9		K		F2		F7			4	0	0	0	0	1	5						
<b>Eddie Mathews, L</b> OBP: 0.348, SLG: 0.432 (1.5)		K	K			G6-4-3 1B		G6-3 1B		4	0	2	0	0	2	2						
<b>Joe Torre, R</b> OBP: 0.366, SLG: 0.493 (1.2)	F4				5-3	G6-4-3 1-2f		G6-3 1-2f		4	0	0	0	0	0	2						
<b>Gene Oliver, R</b> OBP: 0.328, SLG: 0.490 (1.3)	1B BB				6-3	HR BB		K		2	1	0	0	2	1	0						
<b>Denis Menke, R</b> OBP: 0.369, SLG: 0.482 (1.6)					5-3	HR		F7		4	1	2	2	0	0	0						
<b>Gary Kolb, L</b> OBP: 0.208, SLG: 0.106 (1.4)	4-3				E4 FC3-6	G3		F6		4	0	0	0	0	0	2						
<b>Warren Spahn, L</b> OBP: 0.183, SLG: 0.271 (1.1)					FC3-6 1B					0	0	0	0	0	0	0						
<b>Bob Sadowski, R</b> OBP: 0.194, SLG: 0.336 (3.1)										0	0	0	0	0	0	0						
<b>Miguel Mejia, R</b> OBP: 0.226, SLG: 0.356 (3.1)										1	0	1	0	0	0	0						
<b>Dan Schneider, L</b> OBP: 0.324, SLG: 0.359 (4.1)										0	0	0	0	0	0	0						
<b>Ty Cline, L</b> OBP: 0.324, SLG: 0.359 (5.1)										1	0	0	0	0	0	0						
<b>Clay Carroll, R</b> OBP: 0.247, SLG: 0.281 (6.1)										0	0	0	0	0	0	0						
<b>Frank Bolling, R</b> OBP: 0.247, SLG: 0.281 (7.1)										1	0	0	0	0	0	0						
<b>Chi-Chi Olivo, R</b> OBP: 0.306, SLG: 0.500 (8.1)										0	0	0	0	0	0	0						
<b>Inning Stats</b>	R: 0 E: 0 K: 0 S: 3	H: 1 LOB: 0 BB: 0 P: 3	R: 0 E: 0 K: 1 S: 6	H: 1 LOB: 2 BB: 1 P: 10	R: 0 E: 0 K: 2 S: 9	H: 2 LOB: 0 BB: 0 P: 9	R: 0 E: 0 K: 0 S: 3	H: 0 LOB: 0 BB: 0 P: 3	R: 0 E: 1 K: 0 S: 5	H: 1 LOB: 2 BB: 0 P: 5	R: 2 E: 0 K: 0 S: 4	H: 2 LOB: 0 BB: 1 P: 8	R: 0 E: 0 K: 0 S: 3	H: 0 LOB: 0 BB: 0 P: 3	R: 0 E: 0 K: 0 S: 3	H: 1 LOB: 0 BB: 0 P: 3	R: 0 E: 0 K: 1 S: 5	H: 0 LOB: 0 BB: 0 P: 5	1B: 7 2B: 0 3B: 0 HR: 1	SF: 0 SAC: 0 DP: 2 HBP: 0	WP: 0 PB: 0 SB: 0 CS: 1	PA: 35
<b>PITCHER</b>	IP	WLS	BF	H	R	ER	SO	BB	IBB	HBP	BLK	WP	HR	S	P	ERA	WHIP					
<b>Joey Jay, R</b> ERA: 3.29 (1.1)	9.0	W	35	8	2	2	4	2	0	0	0	0	1	41	49	2.00	1.111					





Batter	1	2	3	4	5	6	7	8	9	AB	R	H	RBI	BB	SO	LOB	TOP			
<b>Pete Rose, S</b> OBP: 0.318, SLG: 0.332 (1,4)										3	1	2	0	1	0	0	<b>Cincinnati Reds @ Chicago Cubs</b> Wrigley Field, Chicago, IL Tue Sep 15 1964, 3:33 AM CDT Att: 904 - Unknown			
<b>Marty Keough, L</b> OBP: 0.303, SLG: 0.366 (1,9)										4	0	1	0	0	1	3				
<b>Vada Pinson, L</b> OBP: 0.310, SLG: 0.443 (1,8)										3	0	0	1	0	0	0				
<b>Frank Robinson, R</b> OBP: 0.391, SLG: 0.537 (1,7)										4	0	0	0	0	1	1				
<b>Deron Johnson, R</b> OBP: 0.339, SLG: 0.499 (1,3)										3	0	1	0	1	1	0				
<b>Johnny Edwards, L</b> OBP: 0.332, SLG: 0.385 (1,2)										4	0	1	0	0	1	2				
<b>Leo Cardenas, R</b> OBP: 0.307, SLG: 0.378 (1,6)										4	0	1	0	0	0	2				
<b>Steve Boros, R</b> OBP: 0.341, SLG: 0.322 (9, PH)										2	0	0	0	1	0	1				
<b>Giraldo Ruiz, S</b> OBP: 0.291, SLG: 0.307 (9, PH)										1	0	0	0	0	1	1				
<b>Bob Purkey, R</b> OBP: 0.088, SLG: 0.056 (1,1)										2	0	0	0	0	0	1				
<b>Joe Nuxhall, L</b> OBP: 0.135, SLG: 0.192 (2,1)										0	0	0	0	0	0	0				
<b>Billy McCool, R</b> OBP: 0.290, SLG: 0.364 (7,1)										1	0	0	0	0	0	0				
<b>Gordy Coleman, L</b> OBP: 0.290, SLG: 0.364 (9, PH)										1	0	0	0	0	0	0				
<b>Inning Stats</b>	R: 1 E: 0 K: 1 S: 8	H: 3 LOB: 2 BB: 0 P: 8	R: 0 E: 0 K: 1 S: 6	H: 1 LOB: 2 BB: 1 P: 10	R: 0 E: 0 K: 0 S: 4	H: 1 LOB: 1 BB: 1 P: 8	R: 0 E: 0 K: 1 S: 6	H: 1 LOB: 0 BB: 0 P: 6	R: 0 E: 0 K: 0 S: 5	H: 0 LOB: 1 BB: 1 P: 7	R: 0 E: 0 K: 0 S: 3	H: 0 LOB: 0 BB: 0 P: 3	R: 0 E: 0 K: 1 S: 5	H: 0 LOB: 0 BB: 0 P: 5	R: 0 E: 0 K: 0 S: 3	H: 0 LOB: 0 BB: 0 P: 3	1B: 5 2B: 1 3B: 0 HR: 0	SF: 1 SAC: 0 DP: 0 HBP: 0	WP: 0 PB: 0 SB: 1 CS: 0	PA: 36
<b>PITCHER</b> <b>Larry Jackson, R</b> ERA: 3.26 (1,1)	IP: 9.0 WLS: W BF: 36 H: 6 R: 1 ER: 1 SO: 5 BB: 3 IBB: 0 HBP: 0 BLK: 0 WP: 0 HR: 0 S: 43 P: 55 ERA: 1.00 WHIP: 1.000																			

Batter	1	2	3	4	5	6	7	8	9	AB	R	H	RBI	BB	SO	LOB	BOTTOM			
<b>Joey Amalfitano, R</b> OBP: 0.334, SLG: 0.383 (1,4)										3	1	0	0	2	1	0	<b>Cincinnati Reds @ Chicago Cubs</b> Wrigley Field, Chicago, IL Tue Sep 15 1964, 3:33 AM CDT Att: 904 - Unknown			
<b>Ellis Burton, S</b> OBP: 0.333, SLG: 0.378 (1,8)										1	2	0	0	3	1	3				
<b>Billy Williams, L</b> OBP: 0.375, SLG: 0.553 (1,7)										4	0	1	1	0	1	2				
<b>Ron Santo, R</b> OBP: 0.396, SLG: 0.560 (1,5)										3	1	2	2	0	0	0				
<b>14 Ernie Banks, R</b> OBP: 0.310, SLG: 0.441 (1,3)										3	0	0	0	1	0	2				
<b>Len Gabrielson, L</b> OBP: 0.311, SLG: 0.369 (1,9)										2	1	2	0	1	0	0				
<b>Andre Rodgers, R</b> OBP: 0.325, SLG: 0.384 (1,6)										4	1	1	3	0	1	5				
<b>Vic Roznovsky, L</b> OBP: 0.250, SLG: 0.224 (1,2)										3	0	0	0	1	1	1				
<b>Larry Jackson, R</b> OBP: 0.184, SLG: 0.206 (1,1)										3	0	0	0	0	1	1				
<b>Inning Stats</b>	R: 2 E: 0 K: 0 S: 3	H: 1 LOB: 0 BB: 2 P: 11	R: 0 E: 0 K: 1 S: 6	H: 1 LOB: 3 BB: 2 P: 14	R: 0 E: 0 K: 0 S: 3	H: 0 LOB: 0 BB: 0 P: 3	R: 0 E: 0 K: 0 S: 4	H: 1 LOB: 1 BB: 0 P: 4	R: 0 E: 0 K: 0 S: 2	H: 0 LOB: 0 BB: 1 P: 6	R: 3 E: 0 K: 0 S: 5	H: 2 LOB: 0 BB: 0 P: 6	R: 1 E: 0 K: 2 S: 8	H: 1 LOB: 3 BB: 3 P: 20	R: 0 E: 0 K: 3 S: 9	H: 0 LOB: 0 BB: 0 P: 9		1B: 1 2B: 4 3B: 1 HR: 1	SF: 1 SAC: 1 DP: 2 HBP: 1	WP: 0 PB: 0 SB: 1 CS: 0
<b>PITCHER</b> <b>Bob Purkey, R</b> ERA: 2.79 (1,1)	IP: 1.0 WLS: L BF: 6 H: 2 R: 2 ER: 2 SO: 0 BB: 2 IBB: 0 HBP: 0 BLK: 0 WP: 0 HR: 0 S: 4 P: 12 ERA: 18.00 WHIP: 4.000																			
<b>Joe Nuxhall, L</b> ERA: 3.93 (2,1)	IP: 5.0 WLS: L BF: 21 H: 3 R: 3 ER: 3 SO: 1 BB: 3 IBB: 0 HBP: 1 BLK: 0 WP: 0 HR: 1 S: 19 P: 32 ERA: 5.40 WHIP: 1.200																			
<b>Billy McCool, L</b> ERA: 2.17 (7,1)	IP: 2.0 WLS: L BF: 10 H: 1 R: 1 ER: 1 SO: 5 BB: 2 IBB: 1 HBP: 0 BLK: 0 WP: 0 HR: 0 S: 17 P: 29 ERA: 4.50 WHIP: 1.500																			





Batter	1	2	3	4	5	6	7	8	9	AB	R	H	RBI	BB	SO	LOB	TOP		
<b>Pete Rose, S</b> OBP: 0.316, SLG: 0.330 (1, 4)										5	0	1	0	0	1	0			
<b>Giraldo Ruiz, S</b> OBP: 0.256, SLG: 0.301 (1, 5)										5	1	0	0	0	0	1			
<b>Vada Pinson, L</b> OBP: 0.311, SLG: 0.442 (1, 8)										5	1	2	0	0	0	0			
<b>Frank Robinson, R</b> OBP: 0.392, SLG: 0.539 (1, 7)										4	1	2	1	0	0	1			
<b>Deron Johnson, R</b> OBP: 0.340, SLG: 0.504 (1, 3)										4	2	2	1	0	0	2			
<b>Johnny Edwards, L</b> OBP: 0.336, SLG: 0.389 (1, 2)										4	0	3	3	0	0	0			
<b>Marty Keough, L</b> OBP: 0.302, SLG: 0.364 (1, 9)										4	0	1	0	0	0	4			
<b>Leo Cardenas, R</b> OBP: 0.307, SLG: 0.376 (1, 6)										3	0	0	0	1	1	2			
<b>Jim Maloney, L</b> OBP: 0.197, SLG: 0.212 <b>Sammy Ellis, L</b> (7, 1)										3	0	0	0	0	0	2			
<b>Inning Stats</b>	R: 4 E: 1 K: 0 S: 8	H: 5 LOB: 2 BB: 1 P: 12	R: 0 E: 0 K: 0 S: 3	H: 0 LOB: 0 BB: 0 P: 3	R: 1 E: 0 K: 0 S: 5	H: 2 LOB: 1 BB: 0 P: 5	R: 0 E: 0 K: 0 S: 3	H: 0 LOB: 0 BB: 0 P: 3	R: 0 E: 0 K: 1 S: 5	H: 2 LOB: 2 BB: 0 P: 5	R: 0 E: 0 K: 0 S: 4	H: 1 LOB: 1 BB: 0 P: 4	R: 0 E: 0 K: 1 S: 6	H: 1 LOB: 1 BB: 0 P: 6	R: 0 E: 0 K: 1 S: 5	H: 0 LOB: 0 BB: 0 P: 5	1B: 9 2B: 1 3B: 1 HR: 0	SF: 0 SAC: 0 DP: 0 HBP: 0	WP: 0 PA: 39 PB: 0 SB: 0 CS: 0
<b>PITCHER</b>	IP WLS BF H R ER SO BB IBB HBP BLK WP HR S P ERA WHIP																		
<b>Bob Buhl, R</b> ERA: 3.76 <b>Cal Koonce, R</b> ERA: 1.93 <b>Jack Warner, R</b> ERA: 1.5 <b>Lindy McDaniel, R</b> ERA: 4.02	(1, 1) (1, 1) (6, 1) (8, 1)	0.1 4.2 2.0 2.0	L 19 7 7	6 4 1 1	5 1 0 0	4 1 0 0	4 1 0 2	0 0 0 0	0 1 0 0	0 0 0 0	0 0 0 0	0 0 0 0	0 0 18 11	6 22 9 11	0.00 1.93 0.00 0.00	0.500 0.857 0.500 0.500			

Cincinnati Reds @ Chicago Cubs  
Wrigley Field, Chicago, IL  
Wed Sep 16 1964, 3:33 AM CDT  
Att: 1,004 - Unknown

AB	38
R	5
H	11
RBI	5
BB	1
SO	3
LOB	13



Batter	1	2	3	4	5	6	7	8	9	AB	R	H	RBI	BB	SO	LOB	BOTTOM				
<b>Joey Amalfitano, R</b> OBP: 0.333, SLG: 0.379 (1, 4)										3	0	0	0	1	1	1					
<b>Ellis Burton, S</b> OBP: 0.320, SLG: 0.360 (1, 8)										4	0	0	0	0	1	1					
<b>Billy Williams, L</b> OBP: 0.375, SLG: 0.553 (1, 7)										3	2	1	0	1	1	1					
<b>Ron Santo, R</b> OBP: 0.397, SLG: 0.567 (1, 5)										4	1	2	2	0	2	1					
<b>14 Ernie Banks, R</b> OBP: 0.310, SLG: 0.441 (1, 3)										3	0	1	1	0	1	0					
<b>Len Gabrielson, L</b> OBP: 0.306, SLG: 0.363 (1, 9)										4	0	0	0	0	0	2					
<b>Andre Rodgers, R</b> OBP: 0.323, SLG: 0.380 (1, 6)										4	0	0	0	0	0	1					
<b>Vic Roznovsky, L</b> OBP: 0.253, SLG: 0.229 (1, 2)										3	0	1	0	0	1	0					
<b>Bob Buhl, R</b> ERA: 3.76 <b>Cal Koonce, R</b> ERA: 1.93 <b>John Boccabella, R</b> ERA: 1.5 <b>Jack Warner, R</b> ERA: 1.5 <b>Leo Burke, R</b> ERA: 4.02 <b>Lindy McDaniel, R</b> ERA: 4.02	(1, 1) (1, 1) (5, PH) (6, 1) (7, PH) (8, 1)	0.1 4.2 2.0 2.0	L 19 7 7	6 4 1 1	5 1 0 0	4 1 0 2	0 0 0 0	0 1 0 0	0 0 0 0	0 0 18 11	6 22 9 11	0.00 1.93 0.00 0.00	0.500 0.857 0.500 0.500								
<b>Inning Stats</b>	R: 0 E: 0 K: 1 S: 5	H: 0 LOB: 1 BB: 1 P: 9	R: 0 E: 0 K: 0 S: 3	H: 0 LOB: 0 BB: 0 P: 3	R: 0 E: 0 K: 3 S: 9	H: 0 LOB: 0 BB: 0 P: 9	R: 1 E: 0 K: 0 S: 4	H: 1 LOB: 1 BB: 1 P: 8	R: 0 E: 0 K: 1 S: 6	H: 1 LOB: 1 BB: 0 P: 6	R: 2 E: 0 K: 0 S: 6	H: 3 LOB: 1 BB: 0 P: 6	R: 0 E: 0 K: 1 S: 5	H: 0 LOB: 0 BB: 0 P: 5	R: 0 E: 0 K: 3 S: 9	H: 0 LOB: 0 BB: 0 P: 9	R: 0 E: 0 K: 1 S: 5	H: 0 LOB: 0 BB: 0 P: 5	1B: 2 2B: 2 3B: 0 HR: 1	SF: 1 SAC: 0 DP: 0 HBP: 0	WP: 0 PA: 34 PB: 0 SB: 0 CS: 0
<b>PITCHER</b>	IP WLS BF H R ER SO BB IBB HBP BLK WP HR S P ERA WHIP																				
<b>Jim Maloney, R</b> ERA: 2.98 <b>Sammy Ellis, R</b> ERA: 3.01	(1, 1) (7, 1)	6.0 3.0	W S	25 9	H 0	R 0	ER 0	SO 5	BB 0	IBB 0	HBP 0	BLK 0	WP 0	HR 0	S 19	P 19	0.00 0.000	0.000 1.167			

Cincinnati Reds @ Chicago Cubs  
Wrigley Field, Chicago, IL  
Wed Sep 16 1964, 3:33 AM CDT  
Att: 1,004 - Unknown

AB	31
R	3
H	5
RBI	3
BB	2
SO	10
LOB	8






Batter	1	2	3	4	5	6	7	8	9	AB R H RBI BB SO LOB	TOP											
<b>Pete Rose, S</b> OBP: 0.315, SLG: 0.329 (1, 4)	0-0 4-3		0-0 SH3 1B		0-3 K		0-0 4-3		0-0 FC4-6 1B E	5 1 1 0 0 1 1	<b>Cincinnati Reds @ Chicago Cubs</b> Wrigley Field, Chicago, IL Thu Sep 17 1964, 3:33 AM CDT Att: 1,507 - Unknown  livebaseballscorecards.com											
<b>Giraldo Ruiz, S</b> OBP: 0.260, SLG: 0.308 (1, 5)	0-3 K		0-0 SH3 1-2		0-0 2B		0-0 F6		0-0 WP 1-3 1B	4 0 2 0 0 1 0												
<b>Vada Pinson, L</b> OBP: 0.310, SLG: 0.445 (1, 8)	0-0 F7		0-0 F7		0-3 K		0-0 HR		0-0 E6 WP 1-2 3-H	5 1 1 1 0 1 3												
<b>Frank Robinson, R</b> OBP: 0.392, SLG: 0.543 (1, 7)		0-0 HR	0-0 F8		0-0 2B SF8 1B		0-3 K		0-0 1-3 1-2 2-3	5 2 2 1 0 1 3												
<b>Deron Johnson, R</b> OBP: 0.337, SLG: 0.504 (1, 3)	0-0 4-3			0-0 1-3		0-0 SF8 1-3 1B 2B		0-0 5-3		4 1 1 0 0 0 0												
<b>Johnny Edwards, L</b> OBP: 0.337, SLG: 0.399 (1, 2)	0-0 2B 1B			0-0 HR		0-0 SF8 2-3 3-H 1B		0-0 1-3		3 2 2 2 0 0 0												
<b>Marty Keough, L</b> OBP: 0.305, SLG: 0.371 (1, 9)	0-0 1-H 2B			0-0 6-3		0-0 3-H 1B		0-0 F9		4 0 2 2 0 0 0												
<b>Leo Cardenas, R</b> OBP: 0.306, SLG: 0.375 (1, 6)	0-0 4-3			0-0 F8		0-3 K			0-0 CS 1B	4 0 1 0 0 1 2												
<b>Jim O'Toole, S</b> OBP: 0.164, SLG: 0.129 <b>Sammy Ellis, L</b> (9, 1)	0-0 5-3				0-3 K		0-0 F7		0-0 FC4-6 1-2 1B	4 0 1 0 0 1 2 0 0 0 0 0 0 0												
<b>Inning Stats</b>	R: 0 E: 0 K: 1 S: 5	H: 0 LOB: 0 BB: 0 P: 5	R: 2 E: 0 K: 0 S: 6	H: 3 LOB: 1 BB: 0 P: 6	R: 0 E: 0 K: 0 S: 4	H: 1 LOB: 0 BB: 0 P: 4	R: 1 E: 0 K: 0 S: 4	H: 1 LOB: 0 BB: 0 P: 4	R: 0 E: 0 K: 3 S: 10	H: 1 LOB: 1 BB: 0 P: 10	R: 2 E: 0 K: 1 S: 8	H: 3 LOB: 1 BB: 0 P: 8	R: 1 E: 0 K: 1 S: 6	H: 1 LOB: 0 BB: 0 P: 6	R: 0 E: 0 K: 0 S: 3	H: 0 LOB: 0 BB: 0 P: 3	R: 1 E: 1 K: 0 S: 6	H: 3 LOB: 2 BB: 0 P: 6	1B: 7 2B: 3 3B: 0 HR: 3	SF: 1 SAC: 1 DP: 0 HBP: 0	WP: 1 PB: 0 SB: 1 CS: 1	PA: 40
<b>PITCHER</b>	IP WLS BF H R ER SO BB IBB HBP BLK WP HR S P ERA WHIP											<b>PITCHER</b>	IP WLS BF H R ER SO BB IBB HBP BLK WP HR S P ERA WHIP									
<b>Lew Burdette, R</b> ERA: 4.69 (1, 1)	5.0 L 23 8 5 5 4 0 0 0 0 0 0 2 31 31 9.00 1.600																					
<b>Jack Warner, R</b> ERA: 1.29 (6, 1)	1.0 4 1 0 0 1 0 0 0 0 0 0 0 6 6 0.00 1.000																					
<b>Cal Koonce, R</b> ERA: 2.35 (7, 1)	3.0 13 4 2 1 1 0 0 0 0 0 1 1 15 15 3.00 1.333																					

Batter	1	2	3	4	5	6	7	8	9	AB R H RBI BB SO LOB	BOTTOM									
<b>Andre Rodgers, R</b> OBP: 0.324, SLG: 0.386 (1, 6)	0-0 FC4-6 1B		0-0 6-3			0-0 6-3			0-0 1-2 1B 3B	4 1 2 1 0 0 0	<b>Cincinnati Reds @ Chicago Cubs</b> Wrigley Field, Chicago, IL Thu Sep 17 1964, 3:33 AM CDT Att: 1,507 - Unknown  livebaseballscorecards.com									
<b>Billy Cowan, R</b> OBP: 0.270, SLG: 0.398 (1, 8)	0-0 FC4-6 1-2 FC4-6		0-0 L7			0-3 K			0-0 3-H 1B FC1-6	4 0 1 1 0 1 1										
<b>Billy Williams, L</b> OBP: 0.373, SLG: 0.550 (1, 7)	0-0 FC4-6 1-2 2B			0-0 F5		0-0 F9			0-0 3-H 1-2 HR FC1-6	4 2 0 0 0 0 2										
<b>Ron Santo, R</b> OBP: 0.398, SLG: 0.574 (1, 5)	0-0 1-H 2B			0-0 4-3		0-3 K			0-0 1-H HR	4 1 2 3 0 1 0										
<b>14 Ernie Banks, R</b> OBP: 0.308, SLG: 0.437 (1, 3)	0-0 F4			0-0 L6		0-0 F9			0-0 6-3	4 0 0 0 0 0 1										
<b>Len Gabrielson, L</b> OBP: 0.302, SLG: 0.358 (1, 9)		0-0 F6			0-0 F9			0-0 3-1	0-0 F6	4 0 0 0 0 0 0										
<b>Ron Campbell, R</b> OBP: 0.271, SLG: 0.426 (1, 4)		0-0 F8			0-0 6-3			0-0 5-3		3 0 0 0 0 0 0										
<b>Dick Bertell, R</b> OBP: 0.294, SLG: 0.326 (1, 2)		0-0 F7			0-0 F7			0-0 F6		3 0 0 0 0 0 0										
<b>Lew Burdette, R</b> OBP: 0.333, SLG: 0.455 <b>Jack Warner, R</b> (6, 1)			0-0 F3			0-3 K			0-0 3B 1B	1 0 0 0 0 0 0 0 0 0 0 0 0 0 1 0 0 0 0 1 0 0 0 0 0 0 0 0 1 1 1 0 0 0 0										
<b>Joey Amalfitano, R</b> OBP: 0.332, SLG: 0.378 <b>Cal Koonce, R</b> (7, 1)										1B: 3 2B: 1 3B: 1 HR: 1	SF: 0 SAC: 0 DP: 0 HBP: 0	WP: 0 PB: 0 SB: 1 CS: 0	PA: 33							
<b>Inning Stats</b>	R: 1 E: 0 K: 0 S: 5	H: 2 LOB: 1 BB: 0 P: 5	R: 0 E: 0 K: 0 S: 3	H: 0 LOB: 0 BB: 0 P: 3	R: 0 E: 0 K: 0 S: 3	H: 0 LOB: 0 BB: 0 P: 3	R: 0 E: 0 K: 0 S: 3	H: 0 LOB: 0 BB: 0 P: 3	R: 0 E: 0 K: 2 S: 7	H: 0 LOB: 0 BB: 0 P: 7	R: 0 E: 0 K: 1 S: 5	H: 0 LOB: 0 BB: 0 P: 5	R: 0 E: 0 K: 0 S: 3	H: 0 LOB: 0 BB: 0 P: 3	R: 4 E: 0 K: 0 S: 7	H: 4 LOB: 4 BB: 0 P: 7	1B: 3 2B: 1 3B: 1 HR: 1	SF: 0 SAC: 0 DP: 0 HBP: 0	WP: 0 PB: 0 SB: 1 CS: 0	PA: 33
<b>PITCHER</b>	IP WLS BF H R ER SO BB IBB HBP BLK WP HR S P ERA WHIP											<b>PITCHER</b>	IP WLS BF H R ER SO BB IBB HBP BLK WP HR S P ERA WHIP							
<b>Jim O'Toole, L</b> ERA: 2.71 (1, 1)	8.1 W 31 6 5 5 3 0 0 0 0 0 0 0 2 2 0.00 0.000																			
<b>Sammy Ellis, R</b> ERA: 2.99 (9, 1)	0.2 S 2 0 0 0 0 0 0 0 0 0 0 0 0 2 0.00 0.000																			



Batter	1	2	3	4	5	6	7	8	9	AB	R	H	RBI	BB	SO	LOB	TOP																			
<b>Curt Flood, R</b> OBP: 0.356, SLG: 0.377 (1, 8)	5-3		F6			5-3			1B	5	1	2	0	0	0	2	<b>St. Louis Cardinals @ Cincinnati Reds</b> Crosley Field, Cincinnati, OH Sat Sep 19 1964, 7:05 PM EDT Unknown																			
<b>Lou Brock, L</b> OBP: 0.356, SLG: 0.459 (1, 7)			2B	K		4-3			2B	5	1	3	1	0	1	2																				
<b>Bill White, L</b> OBP: 0.346, SLG: 0.451 (1, 3)	K		4-3			F9			6-3	5	0	0	1	0	1	4																				
<b>Ken Boyer, R</b> OBP: 0.365, SLG: 0.497 (1, 5)	F8		HR			F9			1B	4	1	3	2	1	0	1																				
<b>Dick Groat, R</b> OBP: 0.330, SLG: 0.360 (1, 6)						FC6-4			K	3	0	2	0	2	1	3																				
<b>Tim McCarver, L</b> OBP: 0.351, SLG: 0.400 (1, 2)	F7		F6			F9			F7	5	0	0	0	0	0	9																				
<b>Julian Javier, R</b> OBP: 0.280, SLG: 0.377 (1, 4)	L6-3		F8			FC6-4			G3	4	0	0	0	0	0	4																				
<b>Mike Shannon, R</b> OBP: 0.321, SLG: 0.418 (1, 9)			HR	K		K			K	4	1	1	1	0	3	0																				
<b>Bob Gibson, R</b> OBP: 0.211, SLG: 0.233 (1, 1)			1B						K	4	1	3	0	0	1	0																				
<b>Inning Stats</b>	R: 0 E: 0 K: 1 S: 6	H: 1 LOB: 1 BB: 0 P: 6	R: 0 E: 0 K: 0 S: 2	H: 0 LOB: 0 BB: 1 P: 6	R: 5 E: 0 K: 0 S: 9	H: 6 LOB: 1 BB: 0 P: 9	R: 0 E: 0 K: 2 S: 8	H: 1 LOB: 1 BB: 0 P: 8	R: 0 E: 0 K: 0 S: 4	H: 1 LOB: 2 BB: 1 P: 8	R: 0 E: 0 K: 0 S: 4	H: 2 LOB: 0 BB: 0 P: 4	R: 0 E: 0 K: 2 S: 7	H: 0 LOB: 0 BB: 0 P: 7	R: 0 E: 0 K: 1 S: 7	H: 2 LOB: 3 BB: 1 P: 11		1B: 5 2B: 9 3B: 0 HR: 2	SF: 0 SAC: 0 DP: 2 HBP: 0	WP: 0 PB: 0 SB: 1 CS: 0	PA: 42															
<b>PITCHER</b>	IP	WLS	BF	H	R	ER	SO	BB	IBB	HBP	BLK	WP	HR	S	P	ERA	WHIP	<b>PITCHER</b>		IP	WLS	BF	H	R	ER	SO	BB	IBB	HBP	BLK	WP	HR	S	P	ERA	WHIP
<b>Bob Purkey, R</b> ERA: 3.01 (1, 1)	2.1		13	6	5	5	1	1	0	0	0	0	2	14	18	19.29	3.000																			
<b>Bill Henry, L</b> ERA: 0.99 (3, 1)	4.2		20	6	0	0	3	0	1	0	0	0	0	25	29	0.00	1.286																			
<b>Sammy Ellis, R</b> ERA: 2.93 (8, 1)	2.0	W	9	2	0	0	3	0	1	0	0	0	0	14	18	0.00	1.000																			


Batter	1	2	3	4	5	6	7	8	9	AB	R	H	RBI	BB	SO	LOB	BOTTOM																			
<b>Pete Rose, S</b> OBP: 0.315, SLG: 0.327 (1, 4)	4-3		F7			L6			SH2-3	3	0	0	0	1	1	3	<b>St. Louis Cardinals @ Cincinnati Reds</b> Crosley Field, Cincinnati, OH Sat Sep 19 1964, 7:05 PM EDT Unknown																			
<b>Giraldo Ruiz, S</b> OBP: 0.255, SLG: 0.306 (1, 5)	1-3		F8			K			K	5	0	1	0	0	2	4																				
<b>Vada Pinson, L</b> OBP: 0.312, SLG: 0.446 (1, 8)	4-3					4-3			HR	4	2	2	0	1	0	1																				
<b>Frank Robinson, R</b> OBP: 0.390, SLG: 0.546 (1, 7)	F7					6-3			E5	5	2	1	3	0	1	4																				
<b>Deron Johnson, R</b> OBP: 0.338, SLG: 0.508 (1, 3)			G1			F8			F8	4	1	1	3	0	0	0																				
<b>Johnny Edwards, L</b> OBP: 0.337, SLG: 0.398 (1, 2)			K			4-3			F5	4	0	1	0	0	1	0																				
<b>Marty Keough, L</b> OBP: 0.306, SLG: 0.385 (1, 9)			K						F5	4	1	2	1	0	1	1																				
<b>Leo Cardenas, R</b> OBP: 0.304, SLG: 0.372 (1, 6)						K			F5	4	0	0	0	0	1	2																				
<b>Bob Purkey, R</b> OBP: 0.288, SLG: 0.056 (1, 1)										0	0	0	0	0	0	0																				
<b>Bill Henry, L</b> OBP: 0.209, SLG: 0.000 (3, 1)										2	0	2	0	0	0	0																				
<b>Mel Queen, L</b> OBP: 0.225, SLG: 0.287 (7, PH)										1	0	0	0	0	0	0																				
<b>Sammy Ellis, L</b> OBP: 0.294, SLG: 0.372 (8, 1)										0	0	0	0	0	0	0																				
<b>Gordy Coleman, L</b> OBP: 0.294, SLG: 0.372 (8, PH)										1	0	1	0	0	0	0																				
<b>Tommy Harper, R</b> OBP: 0.325, SLG: 0.323 (8, PH)										0	1	0	0	0	0	0																				
<b>Inning Stats</b>	R: 0 E: 0 K: 0 S: 3	H: 0 LOB: 1 BB: 1 P: 7	R: 0 E: 0 K: 2 S: 7	H: 0 LOB: 0 BB: 0 P: 7	R: 0 E: 0 K: 1 S: 6	H: 1 LOB: 1 BB: 0 P: 6	R: 0 E: 0 K: 0 S: 3	H: 0 LOB: 0 BB: 0 P: 3	R: 0 E: 0 K: 0 S: 5	H: 2 LOB: 2 BB: 0 P: 5	R: 3 E: 1 K: 1 S: 9	H: 3 LOB: 1 BB: 0 P: 9	R: 0 E: 0 K: 2 S: 9	H: 2 LOB: 2 BB: 0 P: 9	R: 1 E: 0 K: 0 S: 4	H: 1 LOB: 0 BB: 0 P: 4	R: 3 E: 0 K: 1 S: 6	H: 2 LOB: 1 BB: 1 P: 10	1B: 7 2B: 1 3B: 0 HR: 3	SF: 0 SAC: 1 DP: 0 HBP: 0	WP: 0 PB: 0 SB: 0 CS: 0	PA: 40														
<b>PITCHER</b>	IP	WLS	BF	H	R	ER	SO	BB	IBB	HBP	BLK	WP	HR	S	P	ERA	WHIP	<b>PITCHER</b>		IP	WLS	BF	H	R	ER	SO	BB	IBB	HBP	BLK	WP	HR	S	P	ERA	WHIP
<b>Bob Gibson, R</b> ERA: 3.14 (1, 1)	8.2	L	40	11	7	6	7	2	0	0	0	0	3	52	60	6.23	1.500																			





Batter	1	2	3	4	5	6	7	8	9	AB	R	H	RBI	BB	SO	LOB	TOP																			
<b>Curt Flood, R</b> OBP: 0.356, SLG: 0.378 (1,8)										4	0	2	0	0	0	0	<b>St. Louis Cardinals @ Cincinnati Reds</b> Crosley Field, Cincinnati, OH Sat Sep 19 1964, 7:05 PM EDT Att: 13,221 - Unknown																			
<b>Lou Brock, L</b> OBP: 0.353, SLG: 0.456 (1,7)										4	0	0	0	0	2	3																				
<b>Dick Groat, R</b> OBP: 0.330, SLG: 0.360 (1,6)										4	0	1	0	0	1	3																				
<b>Ken Boyer, R</b> OBP: 0.363, SLG: 0.493 (1,5)										4	0	0	0	0	2	1																				
<b>Bill White, L</b> OBP: 0.346, SLG: 0.450 (1,3)										4	1	1	0	0	1	0																				
<b>Julian Javier, R</b> OBP: 0.282, SLG: 0.378 (1,4)										4	1	2	0	0	0	0																				
<b>Mike Shannon, R</b> OBP: 0.315, SLG: 0.410 (1,9)										4	0	0	0	0	1	1																				
<b>Bob Uecker, R</b> OBP: 0.311, SLG: 0.243 (1,2)										3	0	2	0	0	0	0																				
<b>Ray Sadecki, L</b> OBP: 0.205, SLG: 0.286 (1,1)										2	0	0	0	0	1	1																				
<b>Barney Schultz, R</b> (9,1)										0	0	0	0	0	0	0																				
<b>Inning Stats</b>	R: 0 E: 0 K: 1 S: 5	H: 1 LOB: 1 BB: 0 P: 5	R: 2 E: 1 K: 1 S: 8	H: 3 LOB: 1 BB: 0 P: 8	R: 0 E: 0 K: 1 S: 6	H: 1 LOB: 0 BB: 0 P: 6	R: 0 E: 0 K: 1 S: 5	H: 0 LOB: 0 BB: 0 P: 5	R: 0 E: 0 K: 1 S: 5	H: 0 LOB: 0 BB: 0 P: 5	R: 0 E: 0 K: 0 S: 3	H: 0 LOB: 0 BB: 0 P: 3	R: 0 E: 0 K: 1 S: 7	H: 2 LOB: 2 BB: 0 P: 7	R: 0 E: 0 K: 1 S: 6	H: 1 LOB: 1 BB: 0 P: 6	1B: 8 2B: 1 3B: 0 HR: 0	SF: 0 SAC: 1 DP: 1 HBP: 0	WP: 0 PA: 34 PB: 0 SB: 3 CS: 1																	
<b>PITCHER</b>	IP	WLS	BF	H	R	ER	SO	BB	IBB	HBP	BLK	WP	HR	S	P	ERA	WHIP	<b>PITCHER</b>		IP	WLS	BF	H	R	ER	SO	BB	IBB	HBP	BLK	WP	HR	S	P	ERA	WHIP
<b>Billy McCool, L</b> ERA: 2.18 (1,1)	8.0	L	30	7	2	2	7	0	0	0	0	0	0	44	44	2.25	0.875																			
<b>Sammy Ellis, R</b> ERA: 2.91 (9,1)	1.0		4	1	0	0	1	0	0	0	0	0	0	6	6	0.00	1.000																			

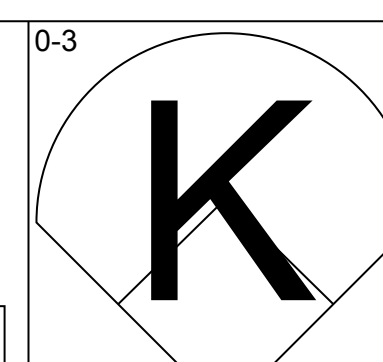
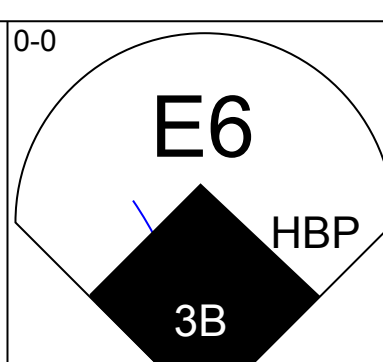
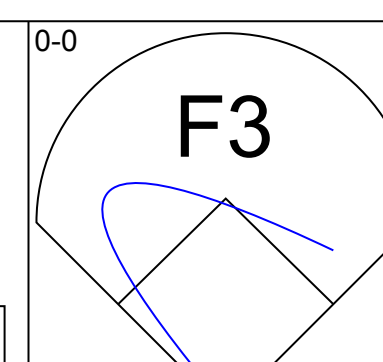
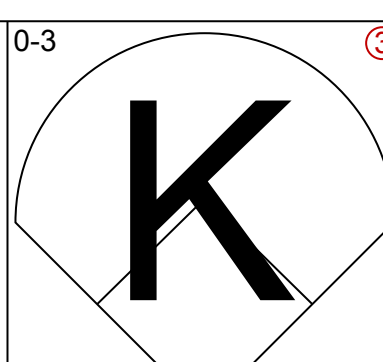
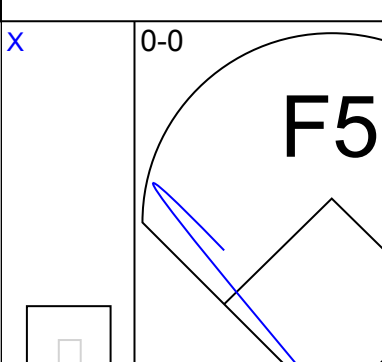
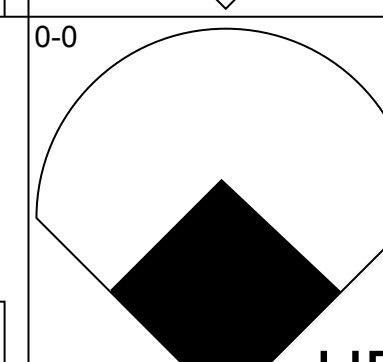
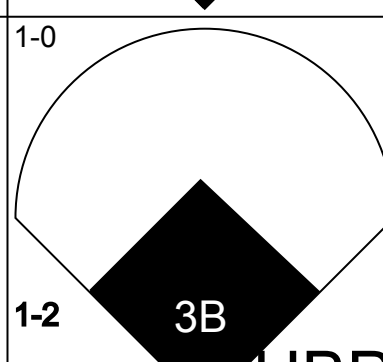
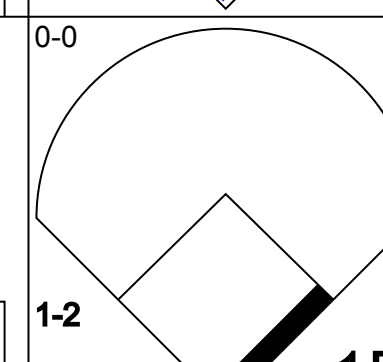
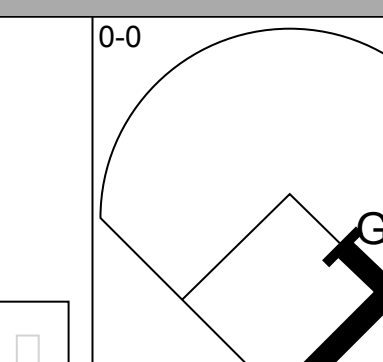
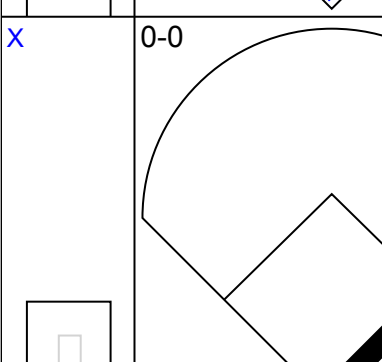
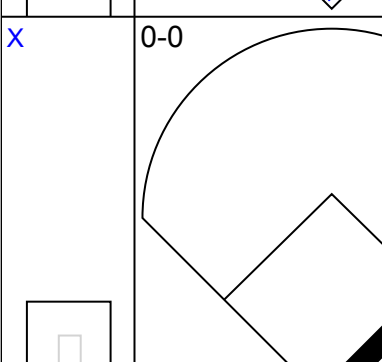
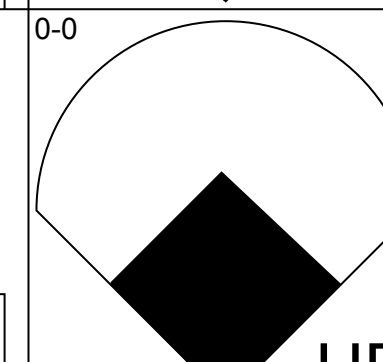
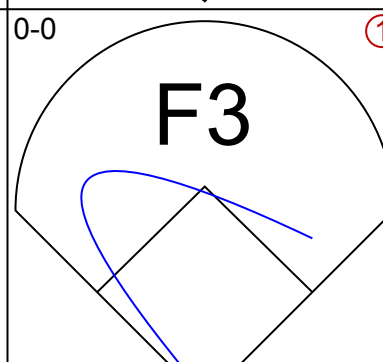
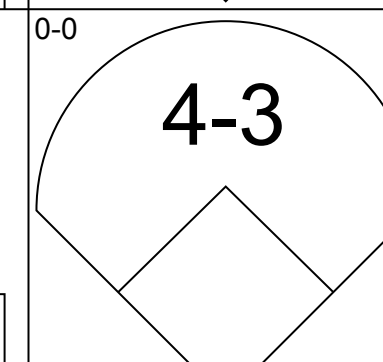
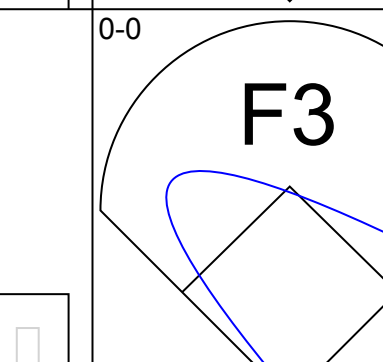
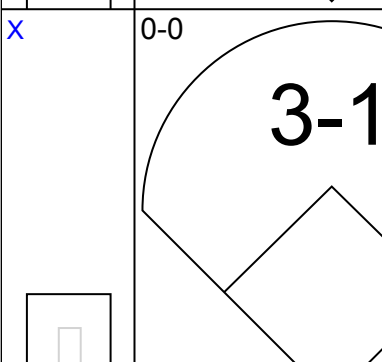
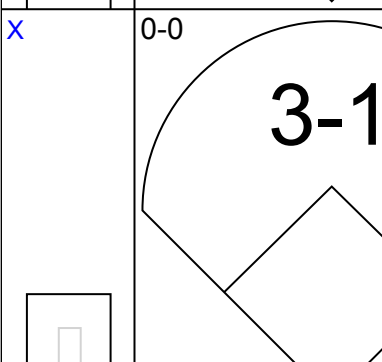
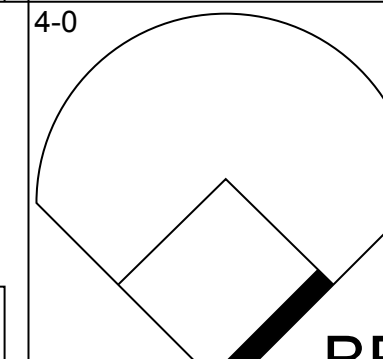
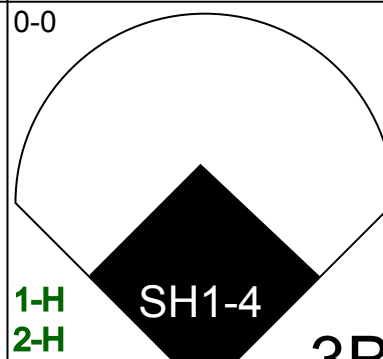
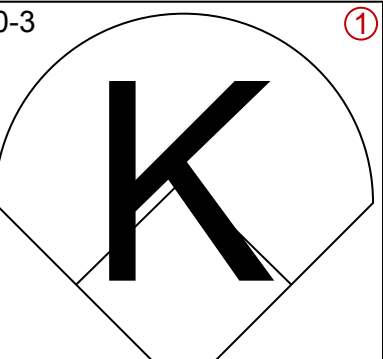
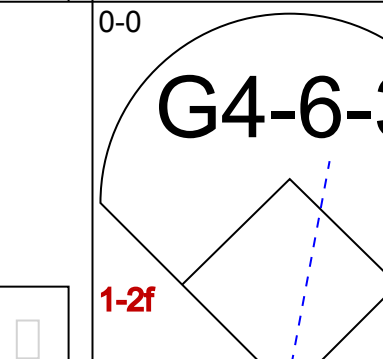
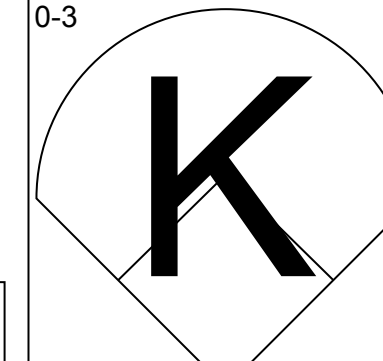
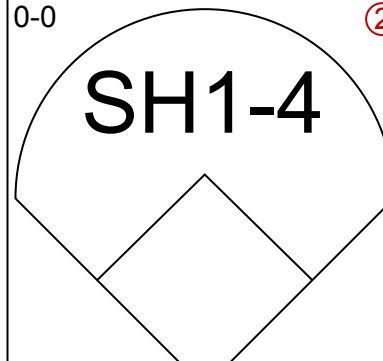
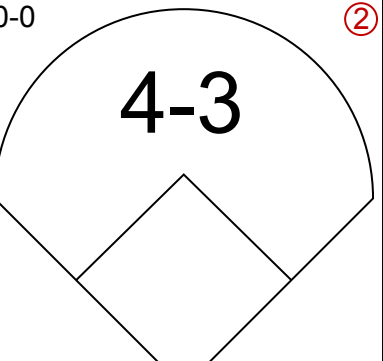
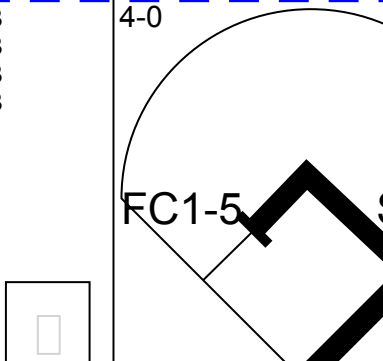
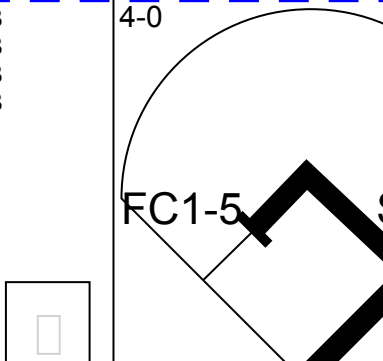
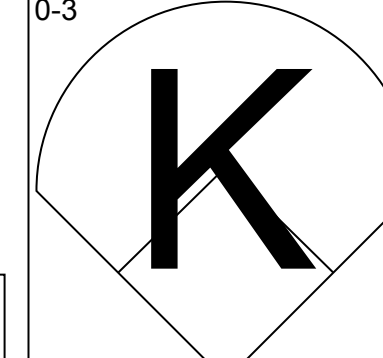
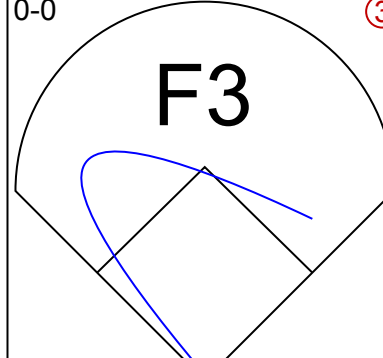
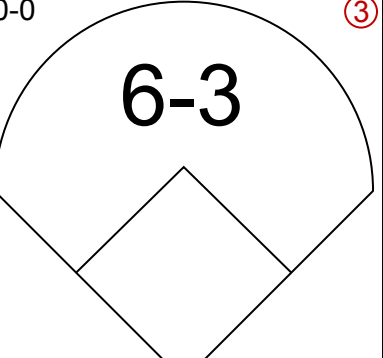
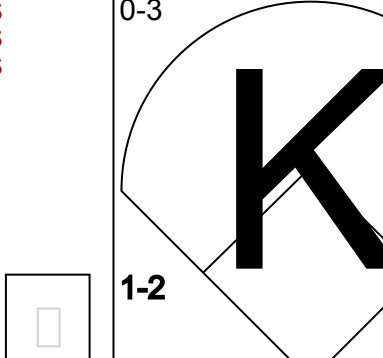
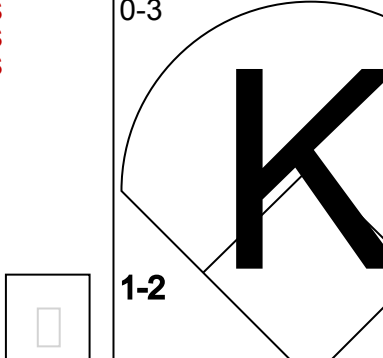
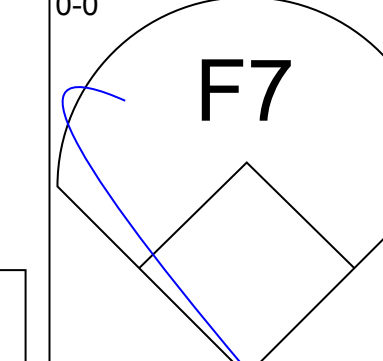
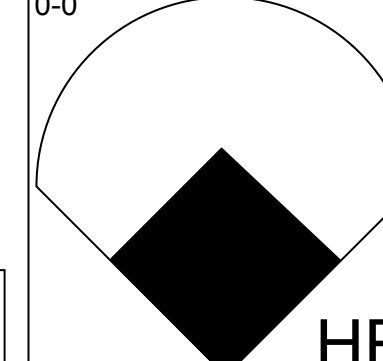
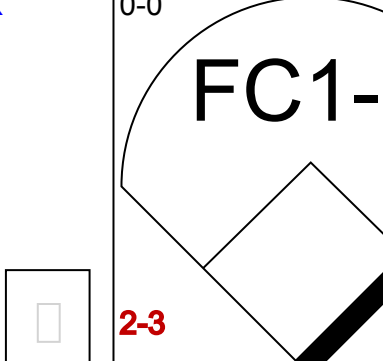
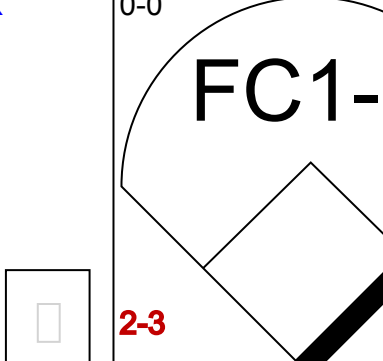
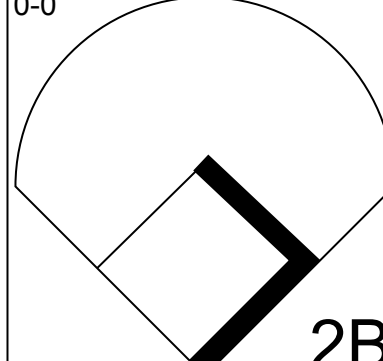
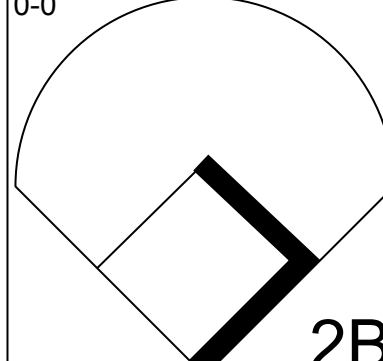
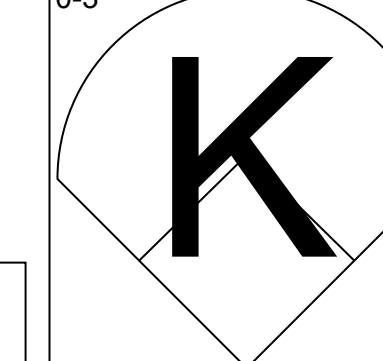
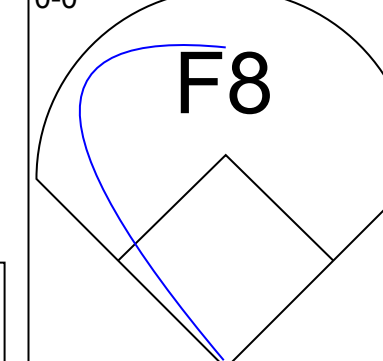
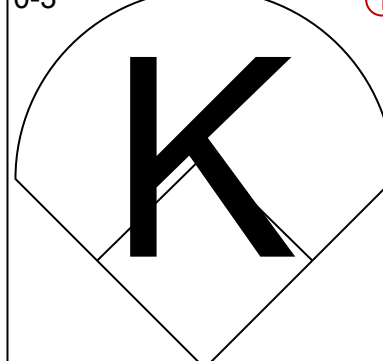
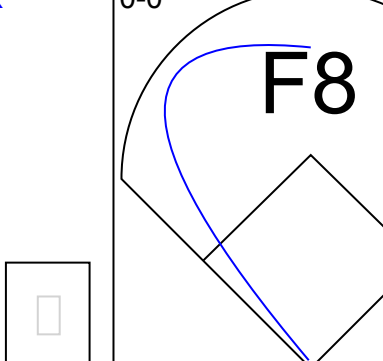
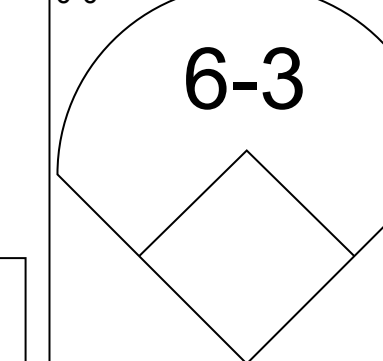
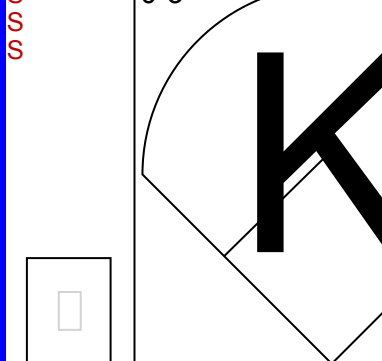
AB	33
R	2
H	8
RBI	0
BB	0
SO	8
LOB	9

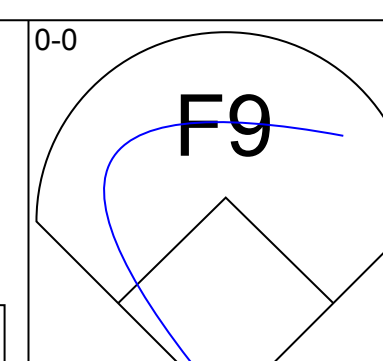
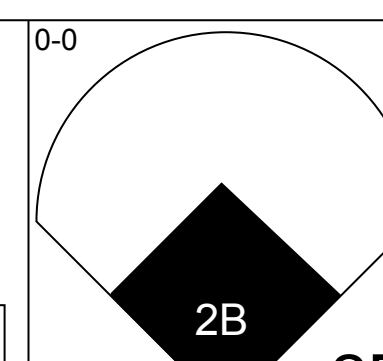
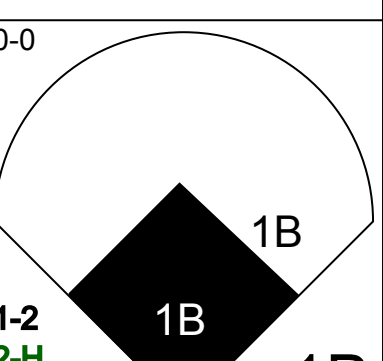
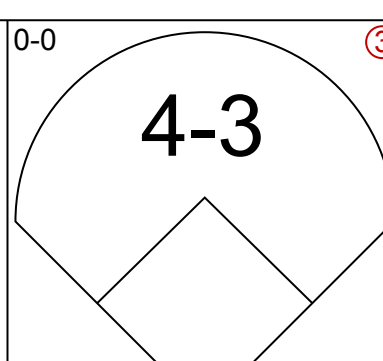
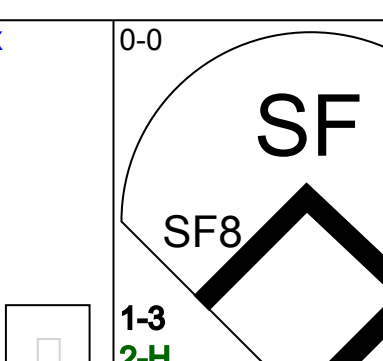
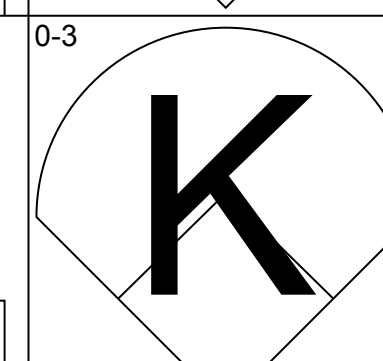
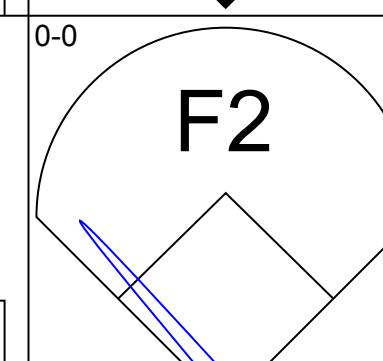
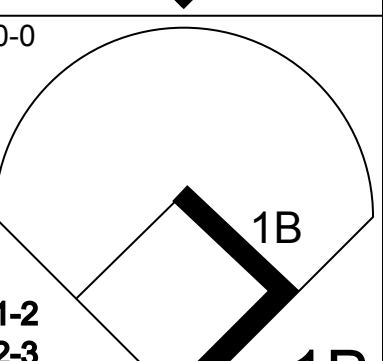
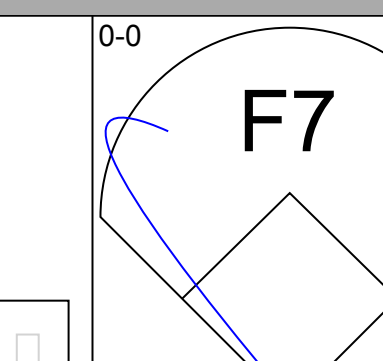
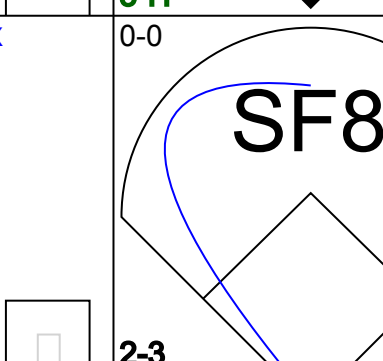
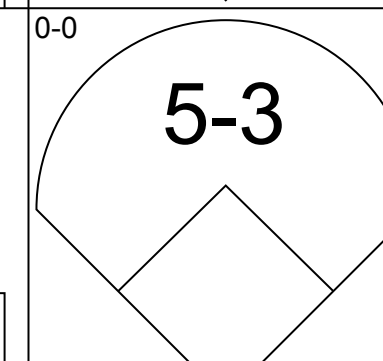
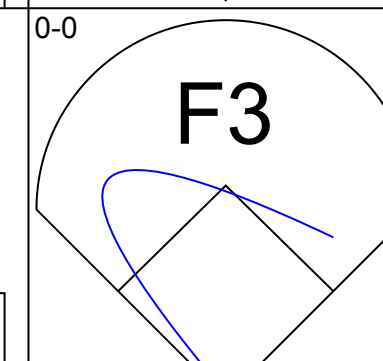
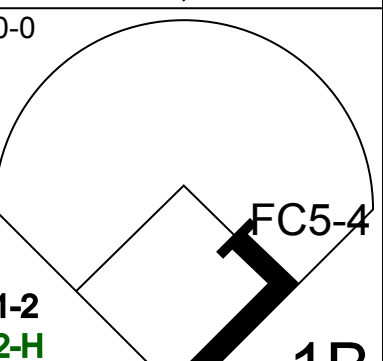
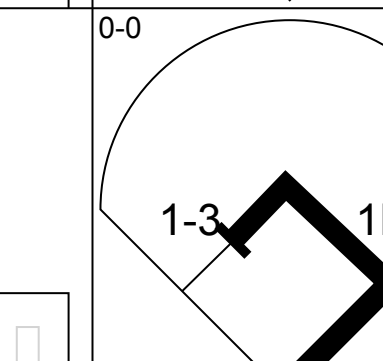
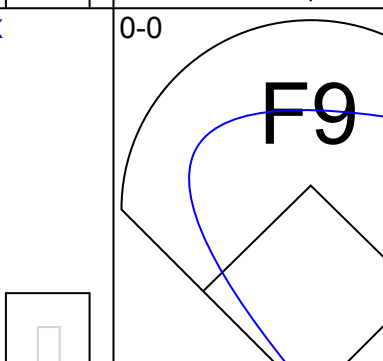
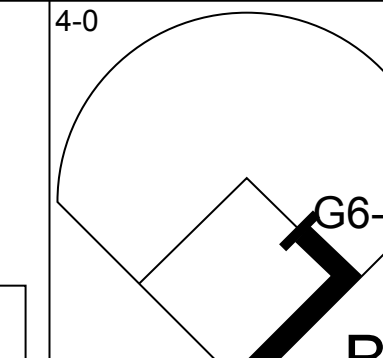
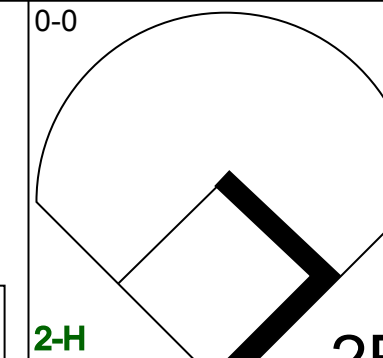
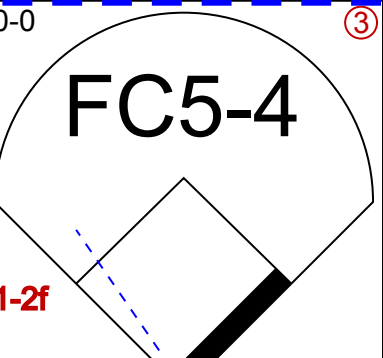
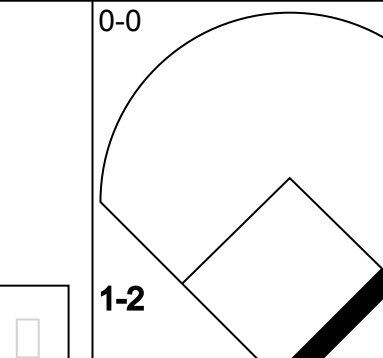
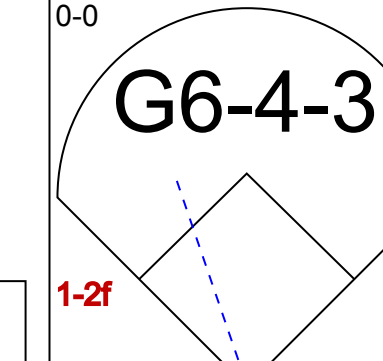
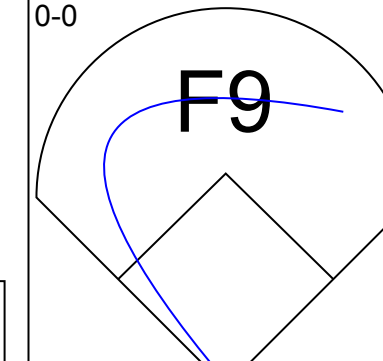
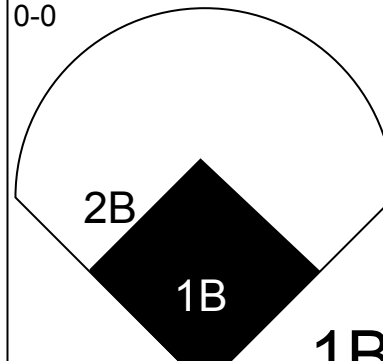
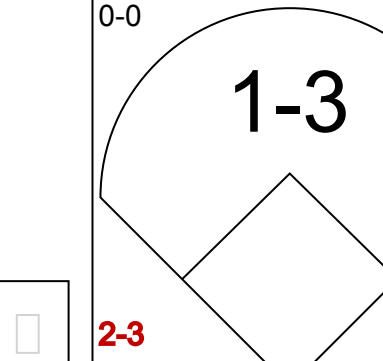
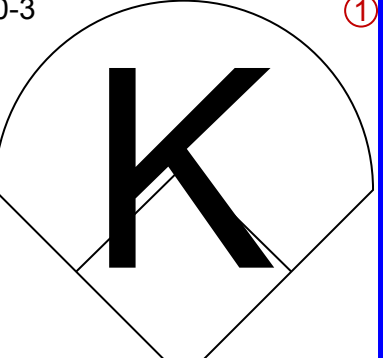
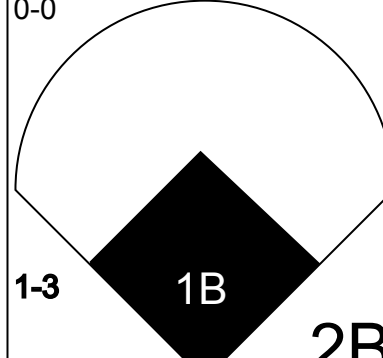
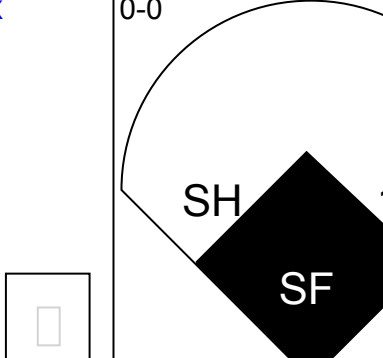
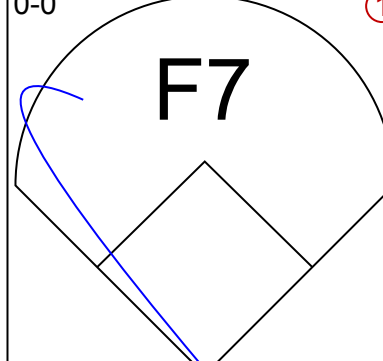
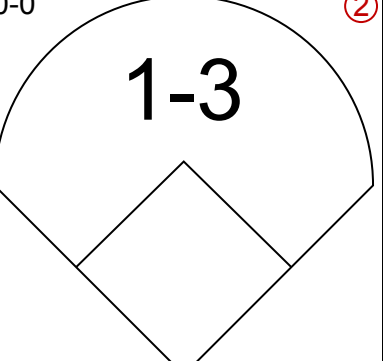
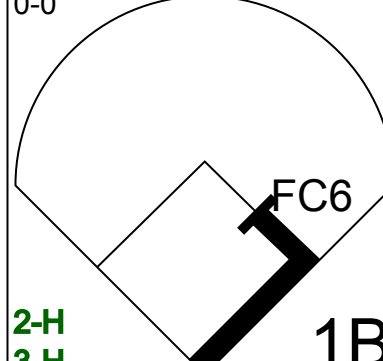
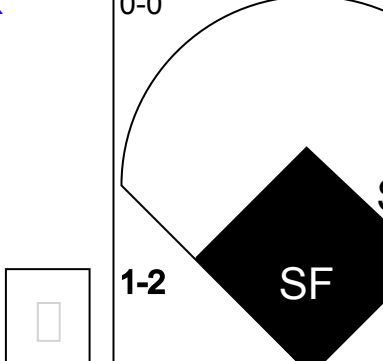
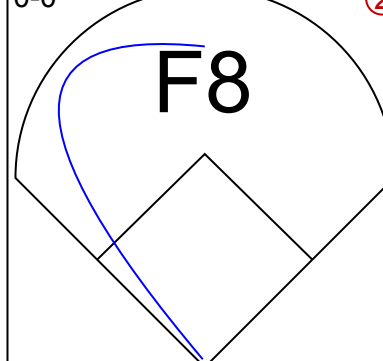
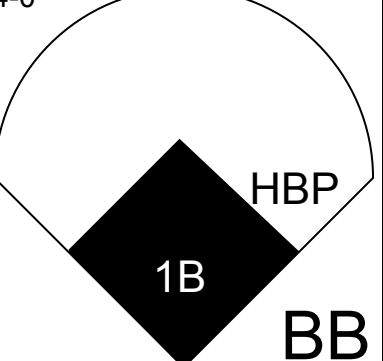
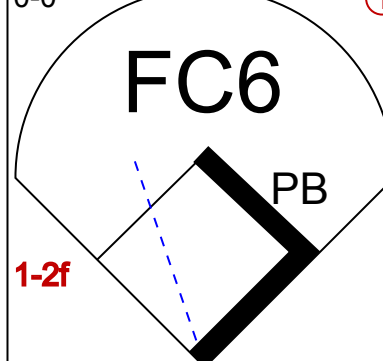
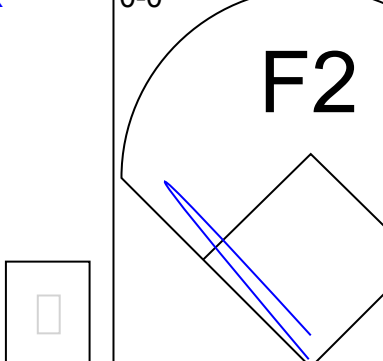
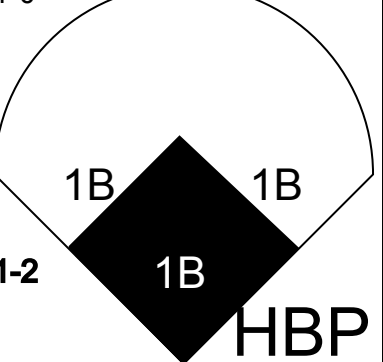
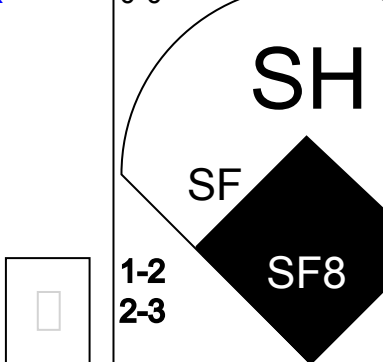
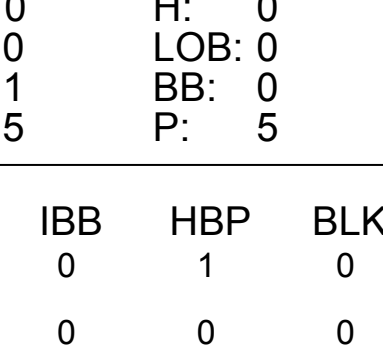


Batter	1	2	3	4	5	6	7	8	9	AB	R	H	RBI	BB	SO	LOB	BOTTOM																			
<b>Pete Rose, S</b> OBP: 0.312, SLG: 0.324 (1,4)										4	0	0	0	0	0	0	<b>St. Louis Cardinals @ Cincinnati Reds</b> Crosley Field, Cincinnati, OH Sat Sep 19 1964, 7:05 PM EDT Att: 13,221 - Unknown																			
<b>Giraldo Ruiz, S</b> OBP: 0.255, SLG: 0.301 (1,5)										4	0	0	0	0	0	0																				
<b>Vada Pinson, L</b> OBP: 0.313, SLG: 0.446 (1,8)										4	0	2	0	0	1	0																				
<b>Frank Robinson, R</b> OBP: 0.389, SLG: 0.545 (1,9)										4	0	1	0	0	0	1																				
<b>Deron Johnson, R</b> OBP: 0.340, SLG: 0.507 (1,3)										3	0	1	0	1	2	1																				
<b>Don Pavletich, R</b> OBP: 0.340, SLG: 0.482 (1,2)										3	0	1	0	0	0	1																				
<b>Johnny Edwards, L</b> OBP: 0.336, SLG: 0.397 (9,PH)										1	0	0	0	0	0	1																				
<b>Tommy Harper, R</b> OBP: 0.325, SLG: 0.323 (1,7)										3	0	1	0	0	0	2																				
<b>Leo Cardenas, R</b> OBP: 0.303, SLG: 0.370 (1,6)										3	0	0	0	0	0	3																				
<b>Billy McCool, R</b> (1,1)										2	0	0	0	0	2	0																				
<b>Steve Boros, R</b> OBP: 0.340, SLG: 0.322 (8,PH)										1	0	0	0	0	0	0																				
<b>Sammy Ellis, L</b> (9,1)										0	0	0	0	0	0	0																				
<b>Inning Stats</b>	R: 0 E: 0 K: 0 S: 3	H: 0 LOB: 0 BB: 0 P: 3	R: 0 E: 0 K: 0 S: 4	H: 1 LOB: 2 BB: 1 P: 8	R: 0 E: 0 K: 1 S: 5	H: 0 LOB: 0 BB: 0 P: 5	R: 0 E: 0 K: 1 S: 6	H: 1 LOB: 1 BB: 0 P: 6	R: 0 E: 0 K: 1 S: 5	H: 0 LOB: 0 BB: 0 P: 5	R: 0 E: 0 K: 0 S: 4	H: 2 LOB: 2 BB: 0 P: 4	R: 0 E: 0 K: 1 S: 6	H: 1 LOB: 1 BB: 0 P: 6	R: 0 E: 0 K: 0 S: 3	H: 0 LOB: 0 BB: 0 P: 3	R: 0 E: 0 K: 1 S: 6	H: 1 LOB: 1 BB: 0 P: 6	1B: 5 2B: 1 3B: 0 HR: 0	SF: 0 SAC: 0 DP: 0 HBP: 0	WP: 0 PA: 33 PB: 0 SB: 0 CS: 0															
<b>PITCHER</b>	IP	WLS	BF	H	R	ER	SO	BB	IBB	HBP	BLK	WP	HR	S	P	ERA	WHIP	<b>PITCHER</b>		IP	WLS	BF	H	R	ER	SO	BB	IBB	HBP	BLK	WP	HR	S	P	ERA	WHIP
<b>Ray Sadecki, L</b> ERA: 3.72 (1,1)	8.0	W	30	6	0	0	4	1	0	0	0	0	0	37	41	0.00	0.875																			
<b>Barney Schultz, R</b> ERA: 2.25 (9,1)	1.0	S	3	0	0	0	1	0	0	0	0	0	0	5	5	0.00	0.000																			





Batter	1	2	3	4	5	6	7	8	9	AB	R	H	RBI	BB	SO	LOB	TOP		
<b>Curt Flood, R</b> OBP: 0.354, SLG: 0.375 (1, 8)										5	1	0	0	0	2	2	<b>St. Louis Cardinals @ Cincinnati Reds</b> Crosley Field, Cincinnati, OH Sun Sep 20 1964, 3:33 AM EDT Att: 11,544 - Unknown		
<b>Lou Brock, L</b> OBP: 0.355, SLG: 0.465 (1, 7)										4	2	4	1	0	0	0			
<b>Dick Groat, R</b> OBP: 0.329, SLG: 0.363 (1, 6)										5	1	1	1	1	0	6			
<b>Ken Boyer, R</b> OBP: 0.364, SLG: 0.496 (1, 5)										3	1	1	2	1	1	1			
<b>Bill White, L</b> OBP: 0.345, SLG: 0.448 (1, 3)										2	0	0	1	1	1	1			
<b>Julian Javier, R</b> OBP: 0.280, SLG: 0.375 (1, 4)										4	0	0	0	0	2	2			
<b>Mike Shannon, R</b> OBP: 0.320, SLG: 0.433 (6, PH)										3	1	2	1	0	0	0			
<b>Bob Skinner, L</b> OBP: 0.314, SLG: 0.369 (8, PR)										1	0	0	0	0	0	1			
<b>Dal Maxvill, R</b> OBP: 0.158, SLG: 0.158 (8, PR)										0	0	0	0	0	0	0			
<b>Carl Warwick, R</b> OBP: 0.308, SLG: 0.376 (8, 9)										0	0	0	0	0	0	0			
<b>Bob Uecker, R</b> OBP: 0.303, SLG: 0.236 (8, PH)										3	0	0	0	0	2	1			
<b>Tim McCarver, L</b> OBP: 0.351, SLG: 0.400 (8, 2)										1	0	0	0	0	0	1			
<b>Gordie Richardson, R</b> (1, 1)										1	0	0	0	1	0	0			
<b>Ron Taylor, R</b> OBP: 0.143, SLG: 0.143 (5, 1)										1	0	0	0	0	0	1			
<b>Mike Cuellar, L</b> (6, 1)										0	0	0	0	0	0	0			
<b>Barney Schultz, R</b> (6, 1)										0	0	0	0	0	0	0			
<b>Joe Morgan, L</b> (9, PH)										1	0	0	0	0	1	0			
<b>Inning Stats</b>	R: 2 E: 0 K: 3 S: 11	H: 2 LOB: 1 BB: 1 P: 15	R: 0 E: 0 K: 1 S: 5	H: 0 LOB: 0 BB: 0 P: 5	R: 3 E: 1 K: 0 S: 5	H: 1 LOB: 0 BB: 1 P: 6	R: 1 E: 0 K: 0 S: 5	H: 2 LOB: 2 BB: 1 P: 9	R: 0 E: 0 K: 1 S: 8	H: 1 LOB: 1 BB: 0 P: 8	R: 0 E: 0 K: 0 S: 3	H: 1 LOB: 0 BB: 0 P: 3	R: 0 E: 0 K: 1 S: 5	H: 0 LOB: 1 BB: 1 P: 9	R: 0 E: 0 K: 1 S: 6	H: 1 LOB: 1 BB: 0 P: 6	1B: 3 2B: 1 3B: 1 HR: 3	SF: 0 SAC: 1 DP: 1 HBP: 1	WP: 0 PA: 39 PB: 0 SB: 1 CS: 0
<b>PITCHER</b>	IP	WLS	BF	H	R	ER	SO	BB	IBB	HBP	BLK	WP	HR	S	P	ERA	WHIP		
<b>Joe Nuxhall, L</b> ERA: 4.09	3.0		16	4	6	4	4	1	0	1	0	0	3	22	27	12.00	1.667		
<b>Ryne Duren, R</b> ERA: 3.09	4.0		15	3	0	0	3	1	0	0	0	0	0	20	24	0.00	1.000		
<b>Sammy Ellis, R</b> ERA: 2.85	2.0	W	8	1	0	0	2	1	0	0	0	0	0	11	15	0.00	1.000		

Batter	1	2	3	4	5	6	7	8	9	AB	R	H	RBI	BB	SO	LOB	BOTTOM		
<b>Pete Rose, S</b> OBP: 0.313, SLG: 0.328 (1, 4)										4	2	2	2	0	0	1	<b>St. Louis Cardinals @ Cincinnati Reds</b> Crosley Field, Cincinnati, OH Sun Sep 20 1964, 3:33 AM EDT Att: 11,544 - Unknown		
<b>Giraldo Ruiz, S</b> OBP: 0.254, SLG: 0.300 (1, 5)										4	0	1	1	0	1	1			
<b>Vada Pinson, L</b> OBP: 0.314, SLG: 0.446 (1, 8)										5	0	2	2	0	0	2			
<b>Frank Robinson, R</b> OBP: 0.392, SLG: 0.548 (7, 7)										3	0	2	1	1	0	2			
<b>Deron Johnson, R</b> OBP: 0.339, SLG: 0.505 (1, 3)										4	1	1	0	0	0	4			
<b>Tommy Harper, R</b> OBP: 0.323, SLG: 0.321 (1, 7)										2	0	0	0	0	1	0			
<b>Marty Keough, L</b> OBP: 0.313, SLG: 0.394 (6, PH)										2	2	2	0	0	0	0			
<b>Johnny Edwards, L</b> OBP: 0.337, SLG: 0.398 (1, 2)										4	1	2	2	0	0	0			
<b>Leo Cardenas, R</b> OBP: 0.302, SLG: 0.368 (1, 6)										3	1	0	0	1	0	3			
<b>Joe Nuxhall, L</b> OBP: 0.132, SLG: 0.189 (1, 1)										1	0	0	0	0	1	0			
<b>Ryne Duren, R</b> (4, 1)										1	1	0	0	0	1	1			
<b>Sammy Ellis, L</b> (8, 1)										0	1	0	0	0	0	0			
<b>Inning Stats</b>	R: 0 E: 0 K: 1 S: 5	H: 0 LOB: 0 BB: 0 P: 5	R: 0 E: 0 K: 0 S: 2	H: 0 LOB: 0 BB: 1 P: 6	R: 0 E: 0 K: 1 S: 5	H: 0 LOB: 0 BB: 0 P: 5	R: 1 E: 0 K: 0 S: 5	H: 2 LOB: 1 BB: 0 P: 5	R: 3 E: 0 K: 1 S: 8	H: 3 LOB: 1 BB: 0 P: 8	R: 0 E: 0 K: 0 S: 4	H: 2 LOB: 0 BB: 0 P: 4	R: 3 E: 2 K: 0 S: 7	H: 2 LOB: 1 BB: 0 P: 7	R: 0 E: 0 K: 0 S: 5	H: 0 LOB: 1 BB: 0 P: 6	1B: 9 2B: 3 3B: 0 HR: 0	SF: 2 SAC: 1 DP: 1 HBP: 1	WP: 0 PA: 39 PB: 1 SB: 0 CS: 0
<b>PITCHER</b>	IP	WLS	BF	H	R	ER	SO	BB	IBB	HBP	BLK	WP	HR	S	P	ERA	WHIP		
<b>Gordie Richardson, L</b> ERA: 2.5	4.2		21	5	4	4	3	2	0	1	0	0	0	24	33	7.71	1.500		
<b>Ron Taylor, R</b> ERA: 4.48	0.1		3	2	2	2	0	0	0	0	0	0	0	3	3	54.00	6.000		
<b>Mike Cuellar, L</b> ERA: 4.13	0.0		1	1	0	0	0	0	0	0	0	0	0	1	1	∞	∞		
<b>Barney Schultz, R</b> ERA: 2.08	3.0	L	14	4	3	0	1	0	0	0	0	0	0	16	16	0.00	1.333		

AB	34
R	6
H	8
RBI	6
BB	3
SO	9
LOB	16

AB	33
R	9
H	12
RBI	8
BB	2
SO	4
LOB	14





Batter	1	2	3	4	5	6	7	8	9	AB	R	H	RBI	BB	SO	LOB	TOP								
<b>Pete Rose, S</b> OBP: 0.310, SLG: 0.325 (1,4)										4	0	0	0	0	0	4	<b>Cincinnati Reds @ Philadelphia Phillies</b> Connie Mack Stadium, Philadelphia, PA Mon Sep 21 1964, 7:05 PM EDT Att: 20,067 - Unknown								
<b>Giraldo Ruiz, S</b> OBP: 0.254, SLG: 0.300 (1,5)										4	1	1	0	0	1	1									
<b>Vada Pinson, L</b> OBP: 0.315, SLG: 0.445 (1,8)										3	0	1	0	1	1	0									
<b>Frank Robinson, R</b> OBP: 0.392, SLG: 0.548 (1,7)										4	0	2	0	0	0	0									
<b>Deron Johnson, R</b> OBP: 0.336, SLG: 0.500 (1,3)										4	0	0	0	0	1	3									
<b>Johnny Edwards, L</b> OBP: 0.334, SLG: 0.394 (1,2)										4	0	0	0	0	0	1									
<b>Marty Keough, L</b> OBP: 0.316, SLG: 0.400 (1,9)										4	0	2	0	0	1	1									
<b>Leo Cardenas, R</b> OBP: 0.302, SLG: 0.366 (1,6)										3	0	0	0	1	0	1									
<b>John Tsitouris, R</b> OBP: 0.232, SLG: 0.241 (1,1)										2	0	1	0	1	1	1									
<b>Inning Stats</b>	R: 0 E: 0 K: 2 S: 7	H: 0 LOB: 0 BB: 0 P: 7	R: 0 E: 0 K: 1 S: 6	H: 1 LOB: 1 BB: 0 P: 6	R: 0 E: 0 K: 0 S: 4	H: 1 LOB: 0 BB: 0 P: 4	R: 0 E: 0 K: 1 S: 5	H: 0 LOB: 0 BB: 0 P: 5	R: 0 E: 0 K: 1 S: 6	H: 1 LOB: 1 BB: 0 P: 6	R: 1 E: 0 K: 0 S: 4	H: 2 LOB: 0 BB: 0 P: 4	R: 0 E: 0 K: 0 S: 4	H: 1 LOB: 3 BB: 2 P: 12	R: 0 E: 0 K: 0 S: 3	H: 1 LOB: 1 BB: 0 P: 7	R: 0 E: 0 K: 0 S: 3	H: 0 LOB: 0 BB: 0 P: 3	1B: 6 2B: 1 3B: 0 HR: 0	SF: 0 SAC: 0 DP: 0 HBP: 0	WP: 0 PB: 1 SB: 1 CS: 1	PA: 35			
<b>PITCHER</b>	IP	WLS	BF	H	R	ER	SO	BB	IBB	HBP	BLK	WP	HR	S	P	ERA	WHIP								
<b>Art Mahaffey, R</b> ERA: 4.58 (1,1)	6.2	L	27	6	1	1	5	1	1	0	0	0	0	35	43	1.35	1.050								
<b>Bobby Locke, R</b> ERA: 1.2 (7,1)	1.1		5	1	0	0	0	1	0	0	0	0	0	4	8	0.00	1.500								
<b>Bobby Shantz, L</b> ERA: 2.98 (9,1)	1.0		3	0	0	0	0	0	0	0	0	0	0	3	3	0.00	0.000								

AB	32
R	1
H	7
RBI	0
BB	3
SO	5
LOB	12



Batter	1	2	3	4	5	6	7	8	9	AB	R	H	RBI	BB	SO	LOB	BOTTOM								
<b>Tony Gonzalez, L</b> OBP: 0.351, SLG: 0.381 (1,8)										4	0	1	0	0	2	1	<b>Cincinnati Reds @ Philadelphia Phillies</b> Connie Mack Stadium, Philadelphia, PA Mon Sep 21 1964, 7:05 PM EDT Att: 20,067 - Unknown								
<b>Dick Allen, R</b> OBP: 0.377, SLG: 0.538 (1,5)										2	0	1	0	1	0	0									
<b>Johnny Callison, L</b> OBP: 0.316, SLG: 0.487 (1,9)										4	0	0	0	0	2	2									
<b>Wes Covington, L</b> OBP: 0.361, SLG: 0.469 (1,7)										4	0	2	0	0	0	1									
<b>Adolfo Phillips, R</b> OBP: 0.333, SLG: 0.333 (9, PR)										0	0	0	0	0	0	0									
<b>John Herrnstein, L</b> OBP: 0.292, SLG: 0.366 (1,3)										4	0	0	0	0	1	2									
<b>Clay Dainypile, L</b> OBP: 0.296, SLG: 0.341 (1,2)										4	0	1	0	0	0	1									
<b>Tony Taylor, R</b> OBP: 0.317, SLG: 0.310 (1,4)										3	0	0	0	1	0	1									
<b>Ruben Amaro, R</b> OBP: 0.320, SLG: 0.362 (1,6)										4	0	1	0	0	1	5									
<b>Art Mahaffey, R</b> OBP: 0.146, SLG: 0.234 (1,1)										2	0	0	0	0	1	3									
<b>Bobby Locke, R</b> OBP: 0.334, SLG: 0.355 (7,1)										0	0	0	0	0	0	0									
<b>John Briggs, L</b> OBP: 0.348, SLG: 0.355 (8, PH)										1	0	0	0	0	1	0									
<b>Bobby Shantz, R</b> OBP: 0.316, SLG: 0.400 (9,1)										0	0	0	0	0	0	0									
<b>Inning Stats</b>	R: 0 E: 0 K: 0 S: 4	H: 1 LOB: 1 BB: 0 P: 4	R: 0 E: 1 K: 0 S: 5	H: 1 LOB: 2 BB: 0 P: 5	R: 0 E: 0 K: 1 S: 5	H: 1 LOB: 0 BB: 0 P: 5	R: 0 E: 0 K: 0 S: 3	H: 0 LOB: 0 BB: 0 P: 3	R: 0 E: 0 K: 2 S: 8	H: 1 LOB: 1 BB: 0 P: 8	R: 0 E: 0 K: 2 S: 8	H: 1 LOB: 1 BB: 0 P: 8	R: 0 E: 0 K: 0 S: 3	H: 0 LOB: 0 BB: 0 P: 3	R: 0 E: 0 K: 2 S: 7	H: 0 LOB: 1 BB: 1 P: 11	R: 0 E: 0 K: 1 S: 6	H: 1 LOB: 3 BB: 1 P: 10	1B: 3 2B: 3 3B: 0 HR: 0	SF: 0 SAC: 1 DP: 0 HBP: 0	WP: 0 PB: 0 SB: 0 CS: 0	PA: 35			
<b>PITCHER</b>	IP	WLS	BF	H	R	ER	SO	BB	IBB	HBP	BLK	WP	HR	S	P	ERA	WHIP								
<b>John Tsitouris, R</b> ERA: 3.79 (1,1)	9.0	W	35	6	0	0	8	2	0	0	0	0	0	49	57	0.00	0.889								









Batter	1	2	3	4	5	6	7	8	9	AB	R	H	RBI	BB	SO	LOB	TOP											
<b>Pete Rose, S</b> OBP: 0.314, SLG: 0.327 (1,4)										5	1	2	1	0	0	1	<b>Cincinnati Reds @ Philadelphia Phillies</b> Connie Mack Stadium, Philadelphia, PA Wed Sep 23 1964, 7:05 PM EDT Att: 23,247 - Unknown											
<b>Giraldo Ruiz, S</b> OBP: 0.260, SLG: 0.308 (1,5)										4	1	1	1	0	0	3												
<b>Vada Pinson, L</b> OBP: 0.315, SLG: 0.454 (1,8)										4	2	3	4	0	1	1												
<b>Frank Robinson, R</b> OBP: 0.392, SLG: 0.549 (7,7)										4	0	0	0	0	1	2												
<b>Deron Johnson, R</b> OBP: 0.336, SLG: 0.497 (1,3)										4	0	1	0	0	0	0												
<b>Tommy Harper, R</b> OBP: 0.325, SLG: 0.318 <b>Sammy Ellis, L</b> OBP: 0.192, SLG: 0.045 (7,1)										2	0	1	0	1	0	2												
<b>Johnny Edwards, L</b> OBP: 0.334, SLG: 0.392 (1,2)										4	1	1	0	0	2	4												
<b>Leo Cardenas, R</b> OBP: 0.302, SLG: 0.364 (1,6)										4	0	1	0	0	0	1												
<b>Billy McCool, R</b> <b>Tommy Helms, R</b> (7, PH) <b>Marty Keough, L</b> OBP: 0.314, SLG: 0.397 (7,9)										2	0	0	0	0	2	1												
<b>Inning Stats</b>	R: 0 E: 0 K: 1 S: 6	H: 1 LOB: 1 BB: 0 P: 6	R: 0 E: 0 K: 1 S: 5	H: 1 LOB: 1 BB: 0 P: 5	R: 0 E: 0 K: 1 S: 5	H: 0 LOB: 0 BB: 0 P: 5	R: 1 E: 0 K: 2 S: 10	H: 3 LOB: 2 BB: 0 P: 10	R: 0 E: 1 K: 1 S: 6	H: 0 LOB: 1 BB: 0 P: 6	R: 1 E: 0 K: 0 S: 3	H: 1 LOB: 0 BB: 1 P: 7	R: 4 E: 0 K: 0 S: 7	H: 4 LOB: 0 BB: 0 P: 7	R: 0 E: 0 K: 0 S: 4	H: 1 LOB: 1 BB: 0 P: 4		R: 0 E: 0 K: 0 S: 3	H: 0 LOB: 0 BB: 0 P: 3	1B: 8 2B: 1 3B: 0 HR: 3	SF: 0 SAC: 1 DP: 1 HBP: 0	WP: 0 PB: 0 SB: 0 CS: 1	PA: 39					
<b>PITCHER</b>	IP	WLS	BF	H	R	ER	SO	BB	IBB	HBP	BLK	WP	HR	S	P	ERA	WHIP											
<b>Dennis Bennett, L</b> ERA: 3.57 <b>Ed Roebuck, R</b> ERA: 2.42 <b>Jack Baldschun, R</b> ERA: 3.12 <b>Bobby Shantz, L</b> ERA: 2.93	(1,1)	6.0	L	26	8	4	4	6	1	0	0	0	0	2	37	41	6.00	1.500										
(7,1)	1.0	5	2	2	2	0	0	0	0	0	0	0	1	5	5	18.00	2.000											
(8,1)	1.0	4	1	0	0	0	0	0	0	0	0	0	0	4	4	0.00	1.000											
(9,1)	1.0	3	0	0	0	0	0	0	0	0	0	0	0	3	3	0.00	0.000											

Batter	1	2	3	4	5	6	7	8	9	AB	R	H	RBI	BB	SO	LOB	BOTTOM											
<b>Cookie Rojas, R</b> OBP: 0.340, SLG: 0.397 <b>Wes Covington, L</b> OBP: 0.363, SLG: 0.469 <b>Ruben Amaro, R</b> OBP: 0.318, SLG: 0.357 (8,6)										3	0	0	0	0	0	2	<b>Cincinnati Reds @ Philadelphia Phillies</b> Connie Mack Stadium, Philadelphia, PA Wed Sep 23 1964, 7:05 PM EDT Att: 23,247 - Unknown											
<b>Johnny Callison, L</b> OBP: 0.317, SLG: 0.485 (1,9)										5	1	2	0	0	1	3												
<b>Tony Taylor, R</b> OBP: 0.318, SLG: 0.313 (1,4)										4	0	1	0	0	1	4												
<b>Dick Allen, R</b> OBP: 0.375, SLG: 0.536 (1,5)										4	1	1	0	0	2	2												
<b>Alex Johnson, R</b> OBP: 0.374, SLG: 0.489 (1,7)										4	1	2	2	0	1	0												
<b>Vic Power, R</b> OBP: 0.268, SLG: 0.312 (1,3)										4	0	0	0	0	0	1												
<b>Bobby Wine, R</b> OBP: 0.274, SLG: 0.304 <b>Tony Gonzalez, L</b> OBP: 0.350, SLG: 0.380 <b>Jack Baldschun, R</b> OBP: 0.294, SLG: 0.313 <b>John Herrnstein, L</b> OBP: 0.291, SLG: 0.365 <b>Bobby Shantz, R</b> (8,1)										1	1	0	0	1	0	0												
<b>Clay Dalrymple, L</b> OBP: 0.300, SLG: 0.347 (1,2)										2	0	1	1	2	0	1												
<b>Dennis Bennett, L</b> OBP: 0.254, SLG: 0.212 <b>Ed Roebuck, R</b> (7,1) <b>John Briggs, L</b> OBP: 0.352, SLG: 0.349 (8,8)										1	0	0	0	0	0	1												
<b>Inning Stats</b>	R: 0 E: 0 K: 1 S: 6	H: 1 LOB: 1 BB: 0 P: 6	R: 1 E: 0 K: 1 S: 6	H: 1 LOB: 1 BB: 1 P: 11	R: 0 E: 0 K: 1 S: 5	H: 0 LOB: 0 BB: 0 P: 5	R: 0 E: 0 K: 0 S: 3	H: 0 LOB: 0 BB: 0 P: 3	R: 0 E: 0 K: 0 S: 2	H: 0 LOB: 0 BB: 1 P: 6	R: 2 E: 0 K: 0 S: 5	H: 2 LOB: 0 BB: 0 P: 5	R: 0 E: 0 K: 3 S: 9	H: 0 LOB: 3 BB: 3 P: 21	R: 1 E: 1 K: 1 S: 7	H: 2 LOB: 1 BB: 0 P: 7		R: 0 E: 0 K: 1 S: 6	H: 1 LOB: 1 BB: 0 P: 6	1B: 3 2B: 2 3B: 1 HR: 1	SF: 0 SAC: 1 DP: 1 HBP: 1	WP: 0 PB: 0 SB: 0 CS: 0	PA: 39					
<b>PITCHER</b>	IP	WLS	BF	H	R	ER	SO	BB	IBB	HBP	BLK	WP	HR	S	P	ERA	WHIP											
<b>Billy McCool, L</b> ERA: 2.36 <b>Sammy Ellis, R</b> ERA: 2.78	(1,1)	6.0	W	24	4	3	3	3	2	0	0	0	0	0	22	34	4.50	1.000										
(7,1)	3.0	S	15	3	1	0	5	3	0	0	0	0	0	22	34	0.00	2.000											

**AB 36**  
**R 6**  
**H 11**  
**RBI 6**  
**BB 1**  
**SO 6**  
**LOB 17**

**AB 32**  
**R 4**  
**H 7**  
**RBI 3**  
**BB 5**  
**SO 8**  
**LOB 15**



Batter	1	2	3	4	5	6	7	8	9	AB	R	H	RBI	BB	SO	LOB	TOP			
<b>Pete Rose, S</b> OBP: 0.316, SLG: 0.328 (1, 4)										4	1	2	0	0	0	1	<b>Cincinnati Reds @ New York Mets</b> Shea Stadium, Flushing, NY Fri Sep 25 1964, 7:05 PM EDT Unknown			
<b>Giraldo Ruiz, S</b> OBP: 0.255, SLG: 0.305 (1, 5)										2	0	0	0	0	0	0				
<b>Vada Pinson, L</b> OBP: 0.315, SLG: 0.452 (1, 8)										4	1	1	1	0	1	1				
<b>Frank Robinson, R</b> OBP: 0.394, SLG: 0.550 (9, 7)										3	0	2	0	1	0	0				
<b>Deron Johnson, R</b> OBP: 0.333, SLG: 0.492 (1, 3)										4	0	0	0	0	0	4				
<b>Tommy Harper, R</b> OBP: 0.325, SLG: 0.316 <b>Marty Keough, L</b> OBP: 0.313, SLG: 0.395 (9, PH) (9, 9)										2	1	0	0	1	1	2				
<b>Johnny Edwards, L</b> OBP: 0.333, SLG: 0.391 (1, 2)										4	0	1	0	0	1	0				
<b>Leo Cardenas, R</b> OBP: 0.302, SLG: 0.366 (1, 6)										3	0	1	1	0	1	0				
<b>Jim Maloney, L</b> OBP: 0.189, SLG: 0.203 (1, 1)										3	0	0	0	0	0	2				
<b>Inning Stats</b>	R: 2 E: 0 K: 1 S: 8	H: 3 LOB: 1 BB: 0 P: 8	R: 0 E: 0 K: 0 S: 4	H: 1 LOB: 1 BB: 0 P: 4	R: 0 E: 0 K: 0 S: 3	H: 0 LOB: 0 BB: 0 P: 3	R: 1 E: 0 K: 0 S: 4	H: 1 LOB: 1 BB: 1 P: 8	R: 0 E: 0 K: 1 S: 5	H: 0 LOB: 0 BB: 0 P: 5	R: 0 E: 0 K: 0 S: 7	H: 0 LOB: 2 BB: 0 P: 7	R: 0 E: 0 K: 0 S: 4	H: 1 LOB: 2 BB: 1 P: 8	R: 0 E: 0 K: 0 S: 3	H: 0 LOB: 0 BB: 0 P: 3		1B: 6 2B: 2 3B: 0 HR: 0	SF: 1 SAC: 2 DP: 1 HBP: 0	WP: 0 PB: 0 SB: 1 CS: 0
<b>PITCHER</b>	IP WLS BF H R ER SO BB IBB HBP BLK WP HR S P ERA WHIP	8.0 L 32 7 3 2 4 2 0 0 0 0 0 38 46 2.25 1.125	1.0 3 0 0 0 0 0 0 0 0 0 0 3 3 0.00 0.000																	

AB	30
R	3
H	7
RBI	2
BB	2
SO	4
LOB	10



Batter	1	2	3	4	5	6	7	8	9	AB	R	H	RBI	BB	SO	LOB	BOTTOM			
<b>Bobby Klaus, R</b> OBP: 0.281, SLG: 0.327 (1, 5)										4	0	0	0	0	1	0	<b>Cincinnati Reds @ New York Mets</b> Shea Stadium, Flushing, NY Fri Sep 25 1964, 7:05 PM EDT Unknown			
<b>Ed Kranepool, L</b> OBP: 0.301, SLG: 0.391 (1, 3)										4	0	0	0	0	2	0				
<b>Ron Hunt, R</b> OBP: 0.359, SLG: 0.409 (1, 4)										4	0	0	0	0	0	0				
<b>George Altman, L</b> OBP: 0.252, SLG: 0.327 (1, 7)										2	0	0	0	1	1	0				
<b>Joe Christopher, R</b> OBP: 0.361, SLG: 0.478 (1, 9)										2	0	1	0	1	0	1				
<b>Jesse Gonder, L</b> OBP: 0.325, SLG: 0.374 (1, 2)										3	0	0	0	0	0	2				
<b>Jim Hickman, R</b> OBP: 0.312, SLG: 0.367 (1, 8)										3	0	0	0	0	1	1				
<b>Roy McMillan, R</b> OBP: 0.252, SLG: 0.257 (1, 6)										3	0	0	0	0	0	1				
<b>Al Jackson, L</b> OBP: 0.171, SLG: 0.265 <b>Larry Elliot, L</b> OBP: 0.325, SLG: 0.398 <b>Bill Wakefield, R</b> OBP: 0.130, SLG: 0.130 (8, PH) (9, 1)										2	0	0	0	0	2	0				
<b>Inning Stats</b>	R: 0 E: 0 K: 1 S: 5	H: 0 LOB: 0 BB: 0 P: 5	R: 0 E: 0 K: 2 S: 8	H: 1 LOB: 1 BB: 0 P: 8	R: 0 E: 0 K: 1 S: 5	H: 0 LOB: 0 BB: 0 P: 5	R: 0 E: 0 K: 1 S: 5	H: 0 LOB: 0 BB: 0 P: 5	R: 0 E: 0 K: 2 S: 7	H: 0 LOB: 0 BB: 0 P: 7	R: 0 E: 0 K: 0 S: 3	H: 0 LOB: 1 BB: 1 P: 7	R: 0 E: 1 K: 1 S: 6	H: 0 LOB: 1 BB: 0 P: 6	R: 0 E: 0 K: 0 S: 3	H: 0 LOB: 0 BB: 0 P: 3		1B: 1 2B: 0 3B: 0 HR: 0	SF: 0 SAC: 0 DP: 0 HBP: 0	WP: 1 PB: 0 SB: 0 CS: 1
<b>PITCHER</b>	IP WLS BF H R ER SO BB IBB HBP BLK WP HR S P ERA WHIP	9.0 W 30 1 0 0 8 2 0 0 0 0 1 0 44 52 0.00 0.333																		

AB	28
R	0
H	1
RBI	0
BB	2
SO	8
LOB	6





Batter	1	2	3	4	5	6	7	8	9	AB	R	H	RBI	BB	SO	LOB	TOP					
<b>Pete Rose, S</b> OBP: 0.315, SLG: 0.327 (1,4)										5	0	1	0	0	0	1						
<b>Giraldo Ruiz, S</b> OBP: 0.255, SLG: 0.306 (1,5)										3	1	1	0	0	0	1						
<b>Vada Pinson, L</b> OBP: 0.315, SLG: 0.451 (1,8)										4	0	1	0	0	1	3						
<b>Frank Robinson, R</b> OBP: 0.396, SLG: 0.555 (1,7)										2	1	1	2	2	0	0						
<b>Deron Johnson, R</b> OBP: 0.331, SLG: 0.488 (1,3)										4	0	0	0	0	2	4						
<b>Johnny Edwards, L</b> OBP: 0.330, SLG: 0.387 (1,2)										4	0	0	0	0	0	2						
<b>Marty Keough, L</b> OBP: 0.312, SLG: 0.405 (1,9)										4	1	1	1	0	0	2						
<b>Leo Cardenas, R</b> OBP: 0.303, SLG: 0.369 (1,6)										4	1	2	0	0	1	0						
<b>Bob Purkey, R</b> OBP: 0.085, SLG: 0.054 (1,1)										2	0	0	0	0	1	0						
<b>Sammy Ellis, L</b> OBP: 0.185, SLG: 0.043 (7,1)										1	0	0	0	0	1	1						
<b>Inning Stats</b>	R: 0 E: 0 K: 0 S: 4	H: 1 LOB: 2 BB: 1 P: 8	R: 0 E: 0 K: 0 S: 3	H: 0 LOB: 0 BB: 0 P: 3	R: 0 E: 0 K: 1 S: 5	H: 0 LOB: 0 BB: 0 P: 5	R: 0 E: 0 K: 1 S: 6	H: 1 LOB: 2 BB: 1 P: 10	R: 0 E: 0 K: 1 S: 5	H: 0 LOB: 0 BB: 0 P: 5	R: 2 E: 0 K: 1 S: 7	H: 2 LOB: 1 BB: 0 P: 7	R: 2 E: 1 K: 1 S: 8	H: 2 LOB: 1 BB: 0 P: 8	R: 0 E: 0 K: 0 S: 3	H: 0 LOB: 0 BB: 0 P: 3	R: 0 E: 0 K: 1 S: 6	H: 1 LOB: 1 BB: 0 P: 6	1B: 4 2B: 1 3B: 0 HR: 2	SF: 0 SAC: 2 DP: 0 HBP: 0	WP: 0 PB: 0 SB: 1 CS: 0	PA: 37
<b>PITCHER</b>	IP WLS BF H R ER SO BB IBB HBP BLK WP HR S P ERA WHIP																					
<b>Jack Fisher, R</b> ERA: 4.17 (1,1)	6.1 L 28 6 4 3 4 2 0 0 0 0 2 34 42 4.26 1.263																					
<b>Willard Hunter, L</b> ERA: 3.5 (7,1)	1.2 5 0 0 0 1 0 0 0 0 0 0 7 7 0.00 0.000																					
<b>Bill Wakefield, R</b> ERA: 3.33 (9,1)	1.0 4 1 0 0 1 0 0 0 0 0 0 6 6 0.00 1.000																					

**Cincinnati Reds @ New York Mets**  
Shea Stadium, Flushing, NY  
Fri Sep 25 1964, 7:05 PM EDT  
Att: 20,092 - Unknown

AB 33  
R 4  
H 7  
RBI 3  
BB 2  
SO 6  
LOB 14

Batter	1	2	3	4	5	6	7	8	9	AB	R	H	RBI	BB	SO	LOB	BOTTOM					
<b>Bobby Klaus, R</b> OBP: 0.280, SLG: 0.323 (1,4) (8,6)										3	1	0	0	1	1	0						
<b>Charley Smith, R</b> OBP: 0.273, SLG: 0.400 (1,5)										4	0	2	0	0	0	0						
<b>Ed Kranepool, L</b> OBP: 0.299, SLG: 0.388 (1,3)										3	0	0	0	0	0	1						
<b>Joe Christopher, R</b> OBP: 0.364, SLG: 0.477 (1,9)										1	0	0	0	3	0	0						
<b>George Altman, L</b> OBP: 0.250, SLG: 0.324 (1,7)										4	0	0	0	0	1	4						
<b>Jesse Gonder, L</b> OBP: 0.324, SLG: 0.371 (1,2)										3	0	0	0	1	0	2						
<b>Jim Hickman, R</b> OBP: 0.312, SLG: 0.366 (1,8)										3	0	1	0	0	1	2						
<b>Roy McMillan, R</b> OBP: 0.251, SLG: 0.256 (1,6)										2	0	0	0	0	0	1						
<b>Larry Elliot, L</b> OBP: 0.324, SLG: 0.396 (7, PH)										1	0	0	0	0	0	2						
<b>Rod Kanehl, R</b> OBP: 0.250, SLG: 0.274 (8,4)										0	0	0	0	0	0	0						
<b>Jack Fisher, R</b> OBP: 0.205, SLG: 0.171 (1,1)										2	0	0	0	0	0	1						
<b>Willard Hunter, R</b> OBP: 1.000, SLG: 1.000 (7,1)										0	0	0	0	0	0	0						
<b>Wayne Graham, R</b> OBP: 0.100, SLG: 0.133 (6, PH)										1	0	0	0	0	0	0						
<b>Bill Wakefield, R</b> OBP: 0.130, SLG: 0.130 (9,1)										0	0	0	0	0	0	0						
<b>Inning Stats</b>	R: 0 E: 0 K: 0 S: 3	H: 0 LOB: 0 BB: 0 P: 3	R: 0 E: 0 K: 0 S: 2	H: 0 LOB: 0 BB: 1 P: 6	R: 0 E: 0 K: 1 S: 5	H: 0 LOB: 0 BB: 0 P: 5	R: 1 E: 0 K: 0 S: 4	H: 1 LOB: 2 BB: 2 P: 12	R: 0 E: 0 K: 0 S: 3	H: 1 LOB: 0 BB: 0 P: 3	R: 0 E: 0 K: 1 S: 5	H: 0 LOB: 0 BB: 0 P: 5	R: 0 E: 0 K: 0 S: 3	H: 0 LOB: 2 BB: 2 P: 11	R: 0 E: 0 K: 0 S: 4	H: 1 LOB: 1 BB: 0 P: 4	R: 0 E: 0 K: 1 S: 5	H: 0 LOB: 0 BB: 0 P: 5	1B: 3 2B: 0 3B: 0 HR: 0	SF: 0 SAC: 1 DP: 2 HBP: 0	WP: 1 PB: 0 SB: 0 CS: 0	PA: 33
<b>PITCHER</b>	IP WLS BF H R ER SO BB IBB HBP BLK WP HR S P ERA WHIP																					
<b>Bob Purkey, R</b> ERA: 2.95 (1,1)	6.1 W 24 2 1 1 2 5 0 0 0 0 1 23 43 1.42 1.105																					
<b>Sammy Ellis, R</b> ERA: 2.72 (7,1)	2.2 S 9 1 0 0 1 0 0 0 0 0 0 11 11 0.00 0.375																					

**Cincinnati Reds @ New York Mets**  
Shea Stadium, Flushing, NY  
Fri Sep 25 1964, 7:05 PM EDT  
Att: 20,092 - Unknown

AB 27  
R 1  
H 3  
RBI 0  
BB 5  
SO 3  
LOB 13



Batter	1	2	3	4	5	6	7	8	9	AB	R	H	RBI	BB	SO	LOB	TOP								
<b>Pete Rose, S</b> OBP: 0.315, SLG: 0.328 (1,4)										5	1	2	0	0	0	1	<b>Cincinnati Reds @ New York Mets</b> Shea Stadium, Flushing, NY Sat Sep 26 1964, 3:33 AM EDT Att: 14,265 - Unknown								
<b>Giraldo Ruiz, S</b> OBP: 0.282, SLG: 0.306 (1,5)										3	1	1	0	1	0	0									
<b>Vada Pinson, L</b> OBP: 0.315, SLG: 0.451 (1,8)										5	0	2	1	0	1	1									
<b>Frank Robinson, R</b> OBP: 0.393, SLG: 0.550 (1,7)										5	1	0	0	0	0	2									
<b>Deron Johnson, R</b> OBP: 0.332, SLG: 0.488 (1,3)										4	1	2	0	0	0	1									
<b>Johnny Edwards, L</b> OBP: 0.334, SLG: 0.396 (1,2)										4	2	3	1	0	0	1									
<b>Marty Keough, L</b> OBP: 0.316, SLG: 0.412 (1,9)										3	0	2	3	1	0	1									
<b>Leo Cardenas, R</b> OBP: 0.305, SLG: 0.370 (1,6)										4	0	2	0	0	1	3									
<b>John Tsitouris, R</b> OBP: 0.220, SLG: 0.228 (1,1)										3	0	0	0	0	1	4									
<b>Billy McCool, R</b> (7,1)										1	0	0	0	0	0	2									
<b>Inning Stats</b>	R: 0 E: 0 K: 0 S: 4	H: 1 LOB: 1 BB: 0 P: 4	R: 1 E: 0 K: 1 S: 7	H: 2 LOB: 1 BB: 0 P: 7	R: 0 E: 0 K: 0 S: 3	H: 1 LOB: 0 BB: 0 P: 3	R: 3 E: 1 K: 1 S: 9	H: 4 LOB: 1 BB: 0 P: 9	R: 0 E: 0 K: 0 S: 3	H: 0 LOB: 0 BB: 0 P: 3	R: 0 E: 0 K: 0 S: 4	H: 1 LOB: 2 BB: 1 P: 8	R: 1 E: 0 K: 0 S: 5	H: 2 LOB: 1 BB: 0 P: 5	R: 0 E: 0 K: 0 S: 4	H: 2 LOB: 1 BB: 0 P: 4	R: 1 E: 0 K: 1 S: 5	H: 1 LOB: 0 BB: 1 P: 9	1B: 11 2B: 4 3B: 0 HR: 0	SF: 0 SAC: 1 DP: 2 HBP: 0	WP: 2 PB: 2 SB: 0 CS: 1	PA: 40			
<b>PITCHER</b>	IP	WLS	BF	H	R	ER	SO	BB	IBB	HBP	BLK	WP	HR	S	P	ERA	WHIP								
<b>Dennis Ribant, R</b> ERA: 5.29 (1,1)	7.0	L	32	11	5	4	2	1	0	0	0	1	0	35	39	5.14	1.714								
<b>Ron Locke, L</b> ERA: 3.93 (8,1)	2.0	S	8	3	1	0	1	1	0	0	0	1	0	9	13	0.00	2.000								

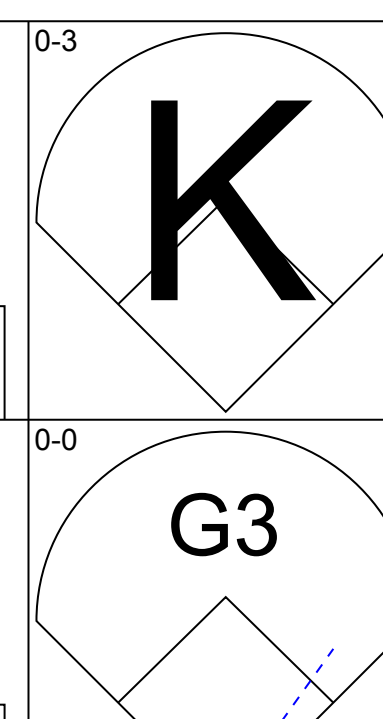
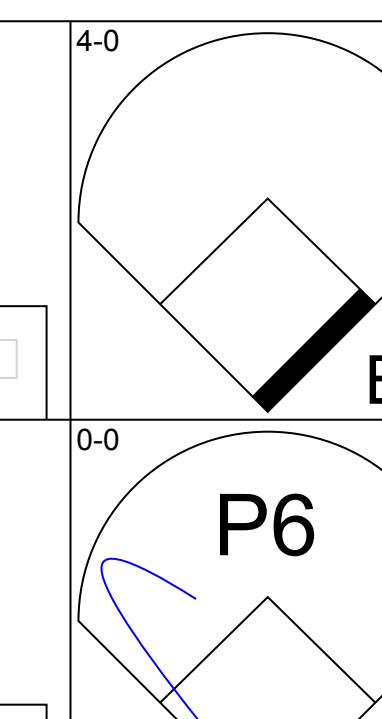
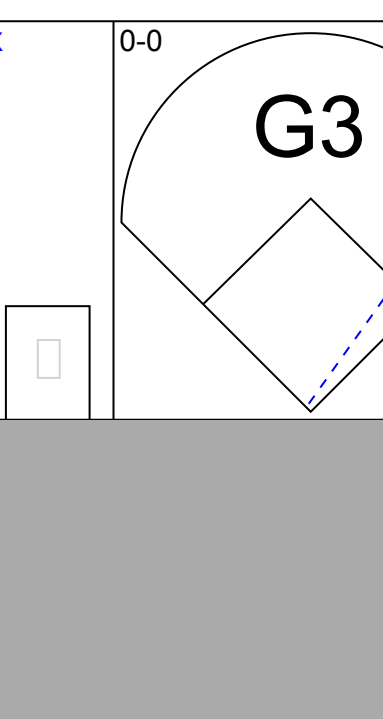
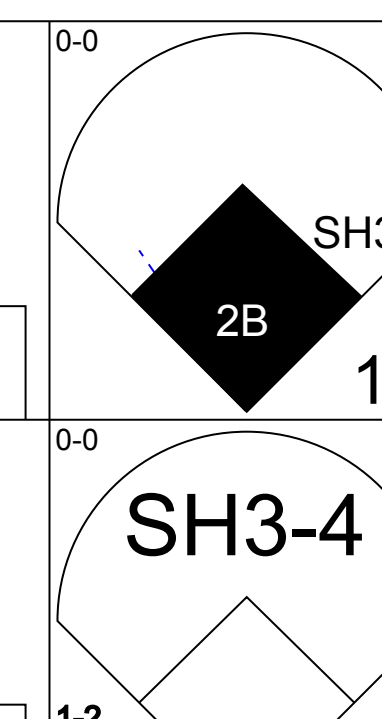
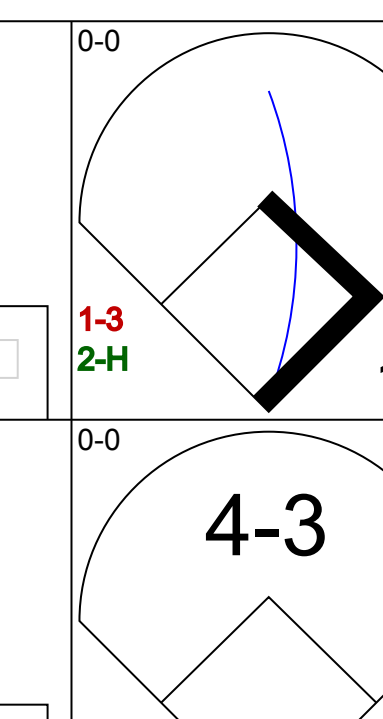
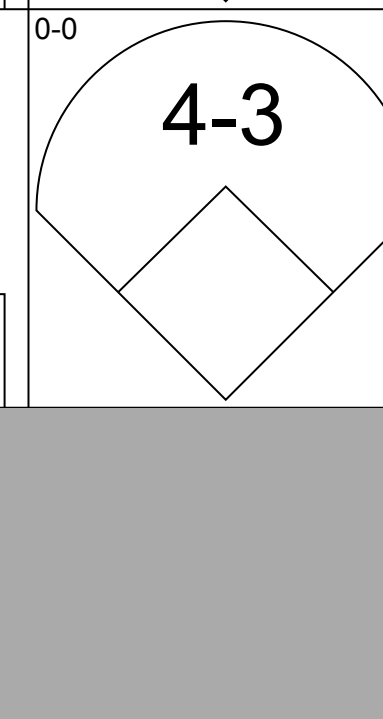

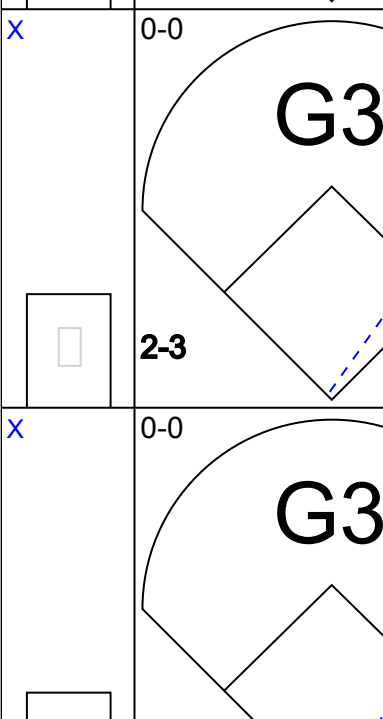
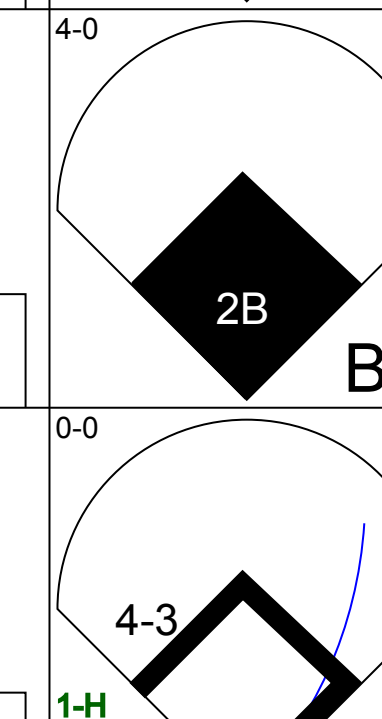


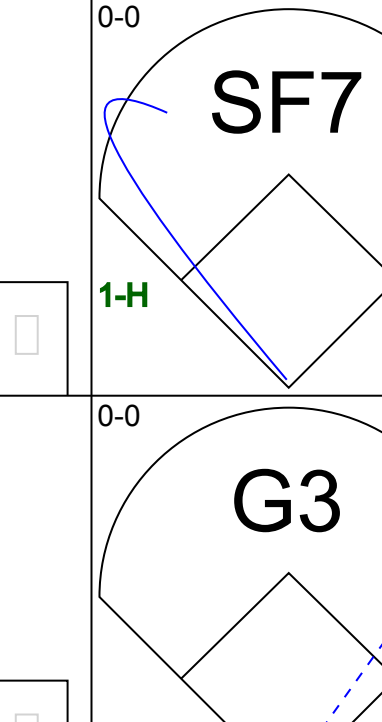
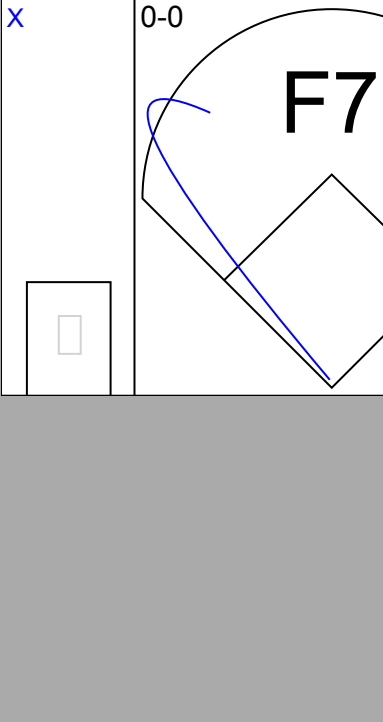
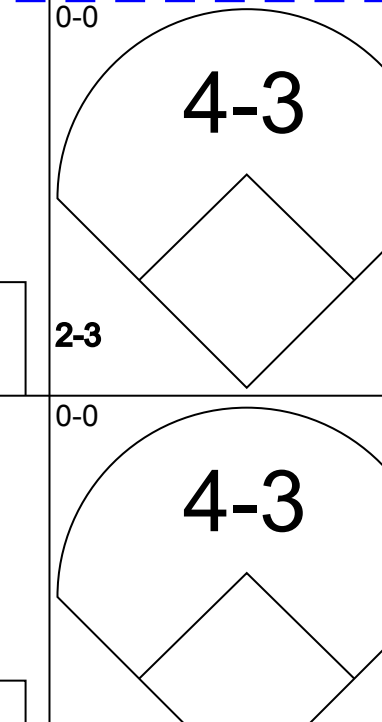
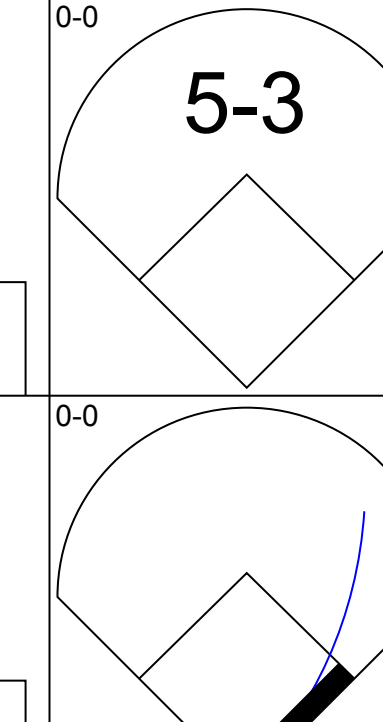
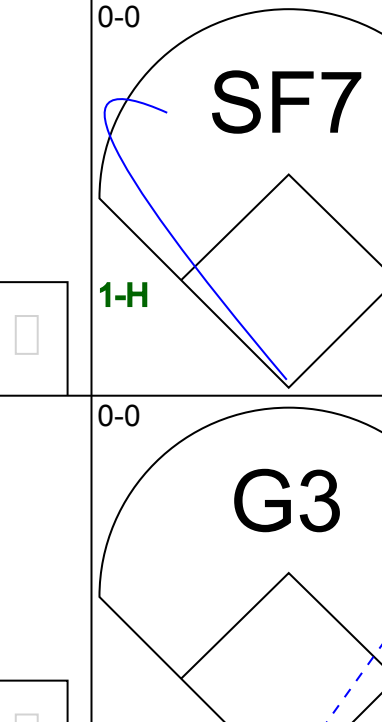
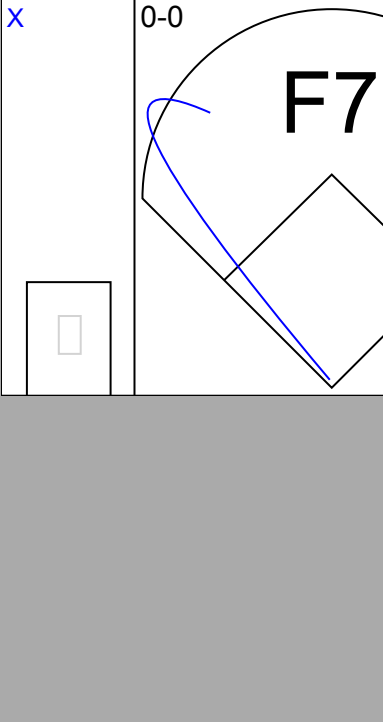
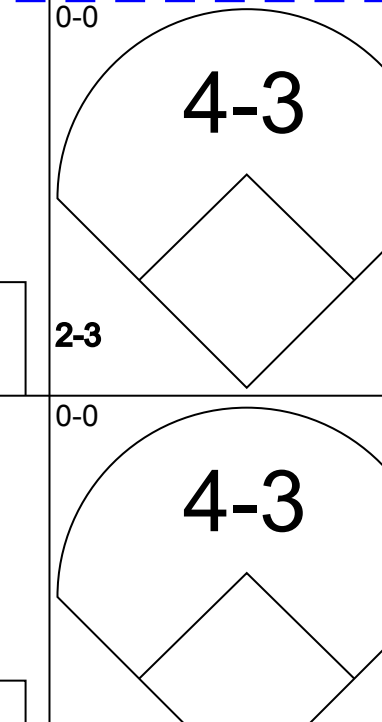
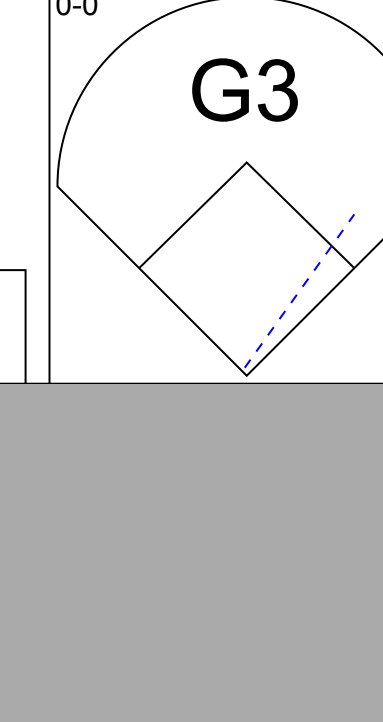



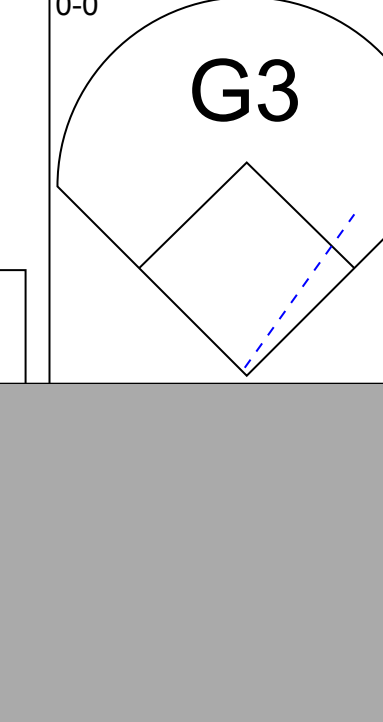

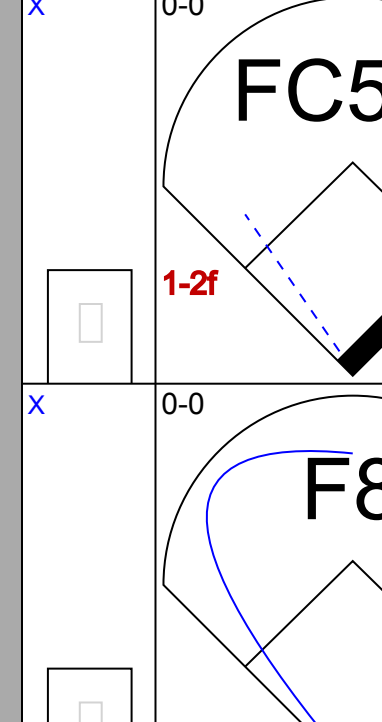

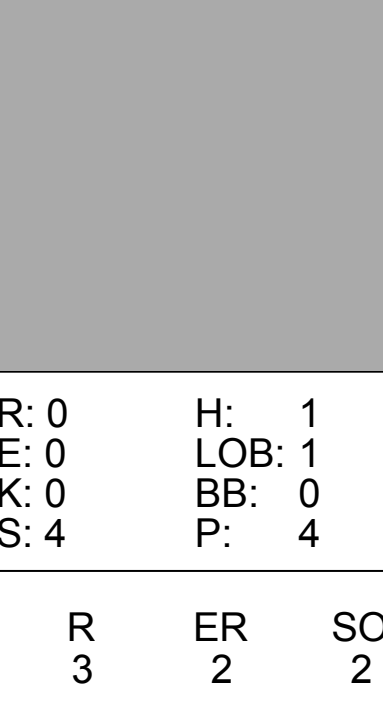
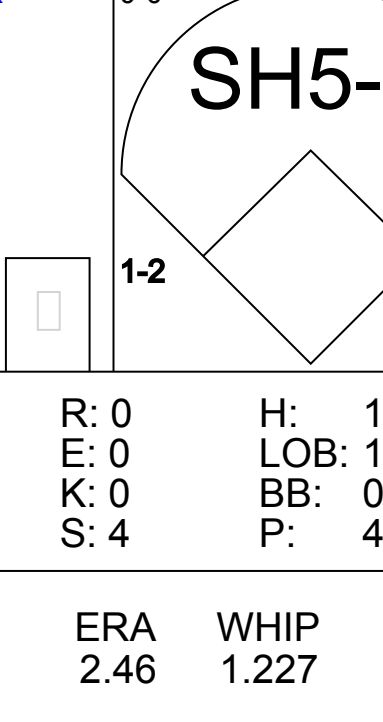
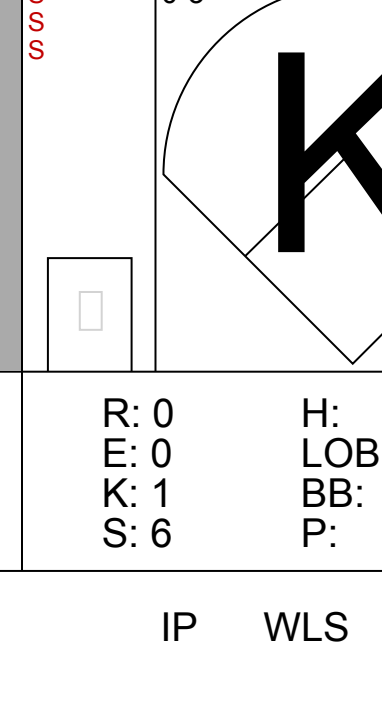
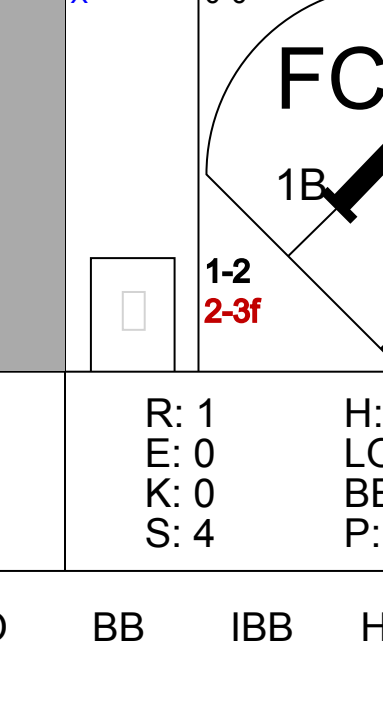
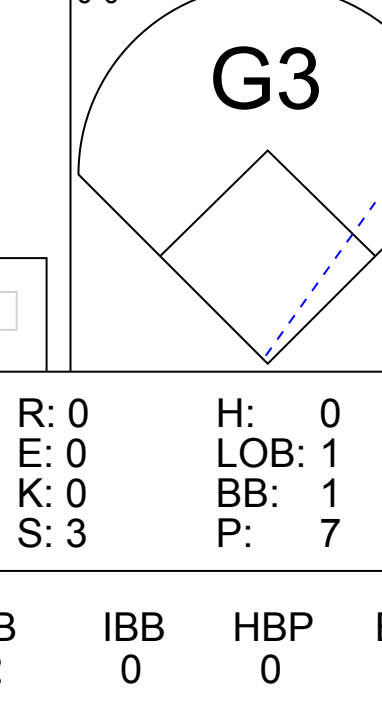
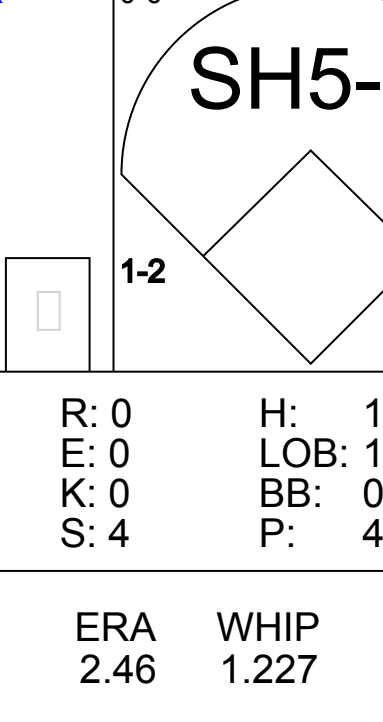
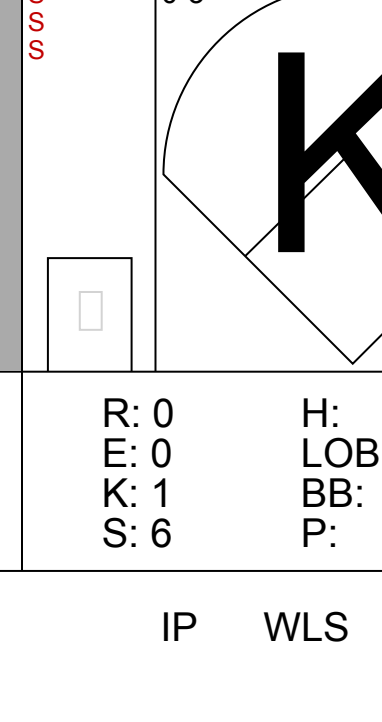
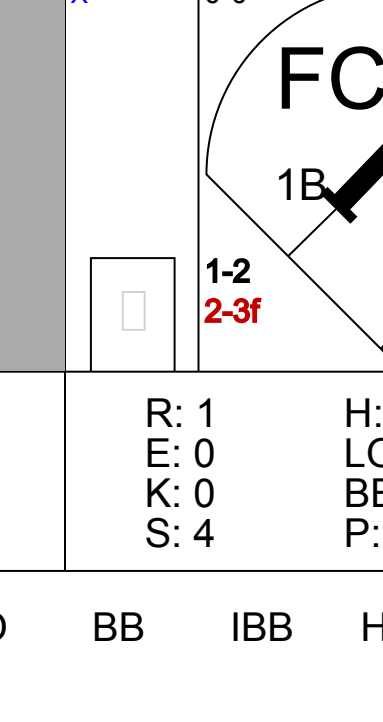
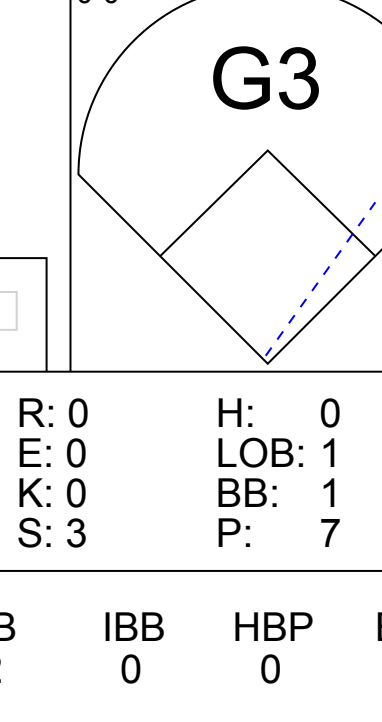
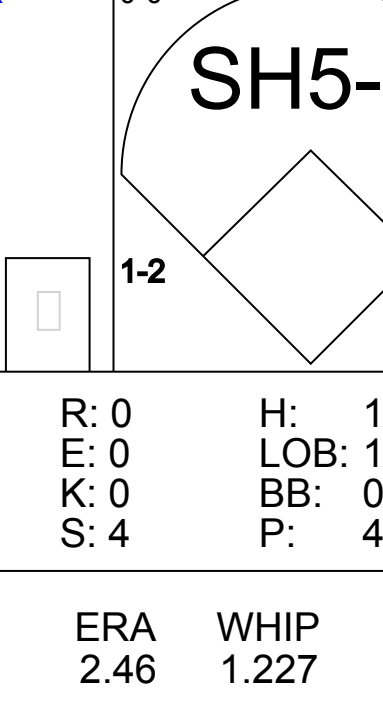
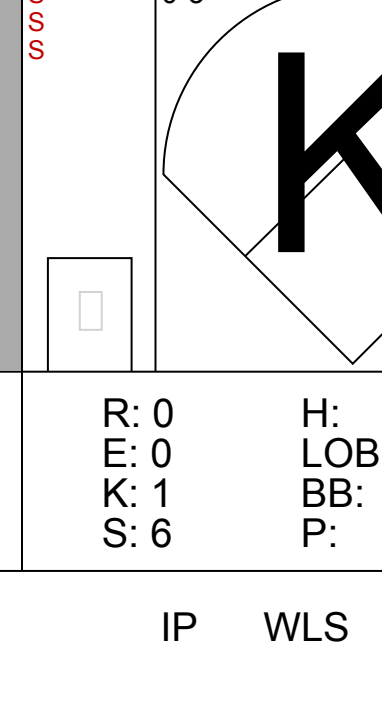
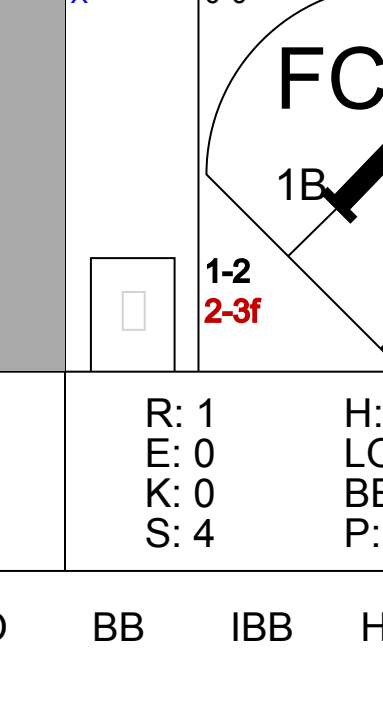
AB	37
R	6
H	14
RBI	5
BB	2
SO	3
LOB	16



Batter	1	2	3	4	5	6	7	8	9	AB	R	H	RBI	BB	SO	LOB	BOTTOM								
<b>Bobby Klaus, R</b> OBP: 0.283, SLG: 0.323 (1,4)										3	1	1	0	1	0	2	<b>Cincinnati Reds @ New York Mets</b> Shea Stadium, Flushing, NY Sat Sep 26 1964, 3:33 AM EDT Att: 14,265 - Unknown								
<b>Ed Kranepool, L</b> OBP: 0.303, SLG: 0.392 (1,3)										3	0	2	1	1	1	2									
<b>Joe Christopher, R</b> OBP: 0.361, SLG: 0.473 (1,9)										4	0	0	0	0	2	6									
<b>George Altman, L</b> OBP: 0.250, SLG: 0.323 (1,7)										4	0	1	0	0	1	0									
<b>Jesse Gonder, L</b> OBP: 0.323, SLG: 0.369 (1,2)										4	0	1	0	0	3	0									
<b>Charley Smith, R</b> OBP: 0.273, SLG: 0.398 (1,5)										4	0	1	0	0	3	1									
<b>Jim Hickman, R</b> OBP: 0.309, SLG: 0.362 (1,8)										4	0	0	0	0	3	2									
<b>Roy McMillan, R</b> OBP: 0.251, SLG: 0.256 (1,6)										3	0	1	0	0	0	0									
<b>Rod Kanesh, R</b> OBP: 0.249, SLG: 0.273 (9, PH)										1	0	0	0	0	1	0									
<b>Dennis Ribant, R</b> OBP: 0.158, SLG: 0.167 (1,1)										2	0	0	0	0	0	0									
<b>Larry Elliot, L</b> OBP: 0.327, SLG: 0.396 (7, PH)										0	0	0	0	1	0	0									
<b>Ron Locke, R</b> (8,1)										0	0	0	0	0	0	0									
<b>Wayne Graham, R</b> OBP: 0.097, SLG: 0.129 (8, PH)										1	0	0	0	0	0	0									
<b>Inning Stats</b>	R: 0 E: 0 K: 1 S: 5	H: 1 LOB: 2 BB: 1 P: 9	R: 0 E: 0 K: 3 S: 9	H: 0 LOB: 0 BB: 0 P: 9	R: 0 E: 0 K: 2 S: 8	H: 1 LOB: 1 BB: 0 P: 8	R: 1 E: 0 K: 1 S: 6	H: 1 LOB: 1 BB: 1 P: 10	R: 0 E: 0 K: 2 S: 8	H: 1 LOB: 1 BB: 0 P: 8	R: 0 E: 0 K: 1 S: 6	H: 1 LOB: 2 BB: 1 P: 10	R: 0 E: 0 K: 3 S: 9	H: 0 LOB: 0 BB: 0 P: 9	R: 0 E: 0 K: 1 S: 5	H: 0 LOB: 0 BB: 0 P: 5	1B: 6 2B: 1 3B: 0 HR: 0	SF: 0 SAC: 0 DP: 0 HBP: 0	WP: 0 PB: 0 SB: 0 CS: 0	PA: 36					
<b>PITCHER</b>	IP	WLS	BF	H	R	ER	SO	BB	IBB	HBP	BLK	WP	HR	S	P	ERA	WHIP								
<b>John Tsitouris, R</b> ERA: 3.71 (1,1)	6.1	W	28	7	1	1	9	3	0	0	0	0	0	43	55	1.42	1.579								
<b>Billy McCool, L</b> ERA: 2.29 (7,1)	2.2	S	8	0	0	0	5	0	0	0	0	0	0	18	18	0.00	0.000								



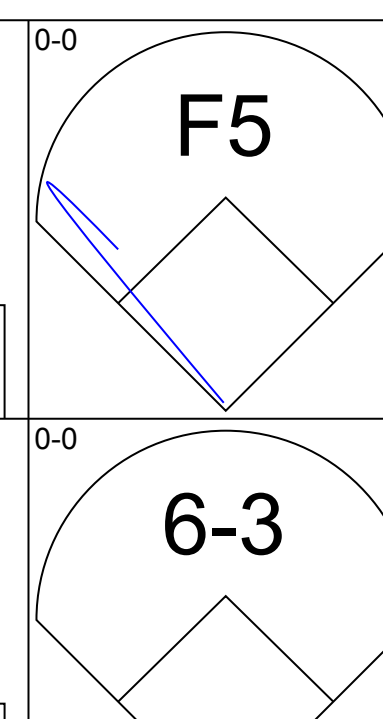
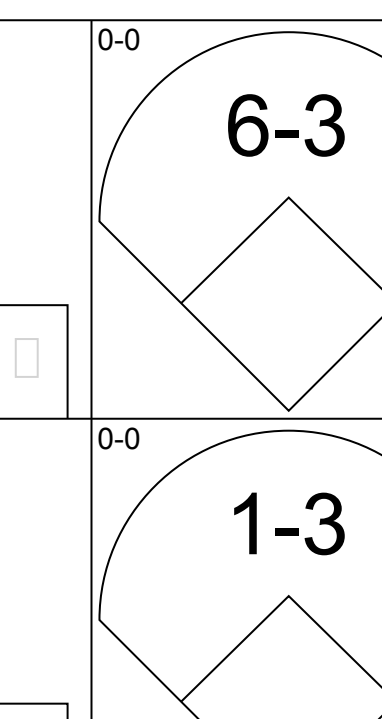
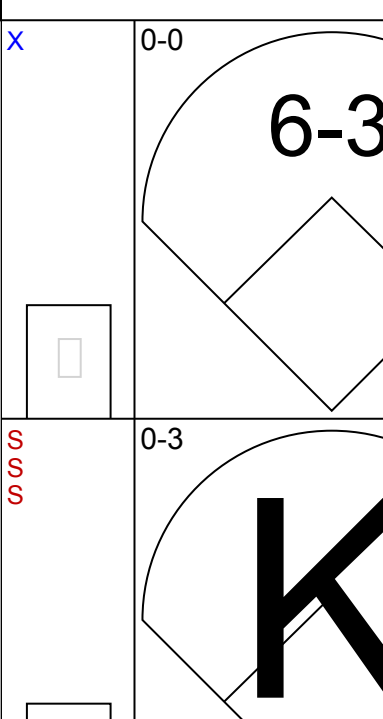
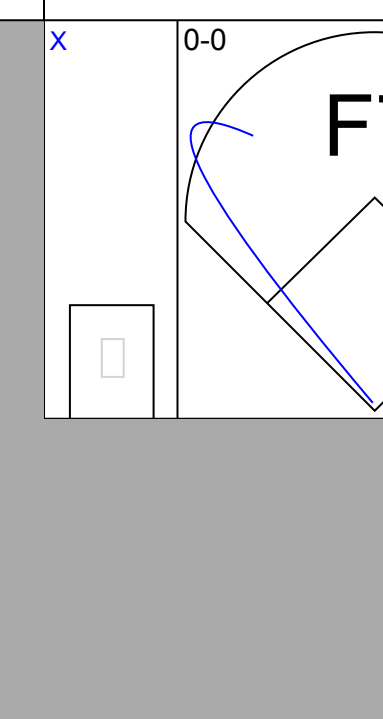
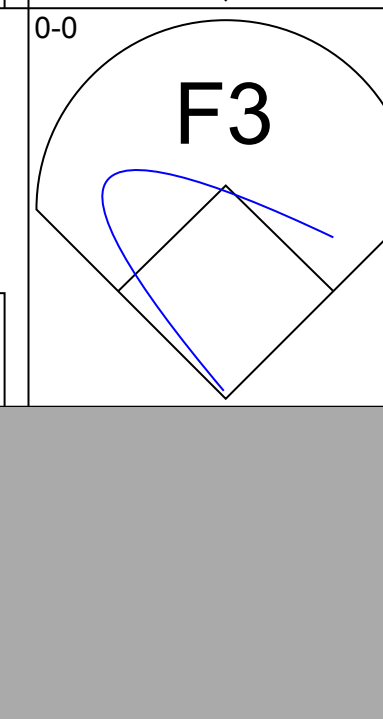
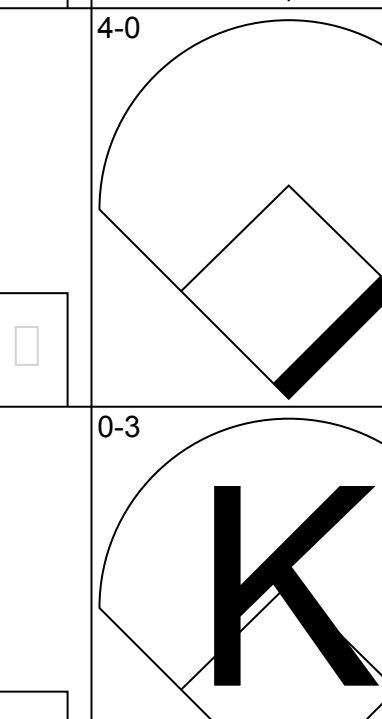

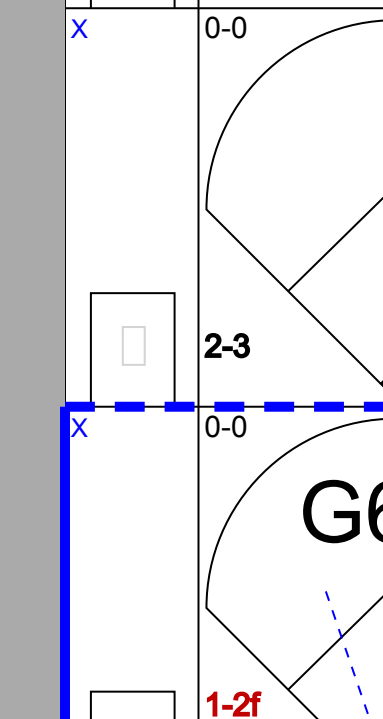


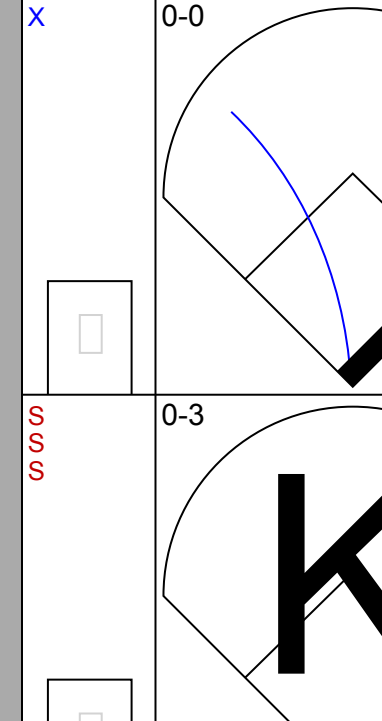
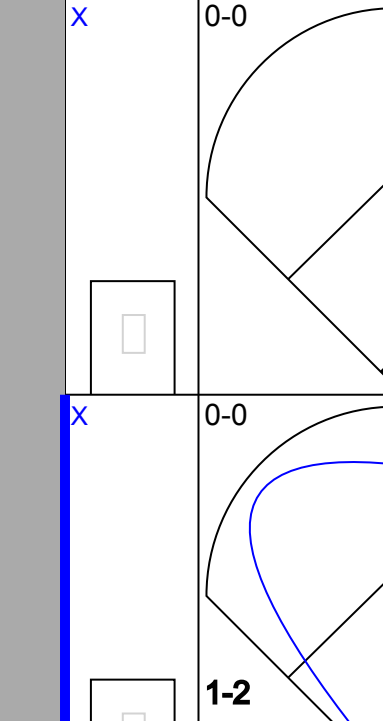
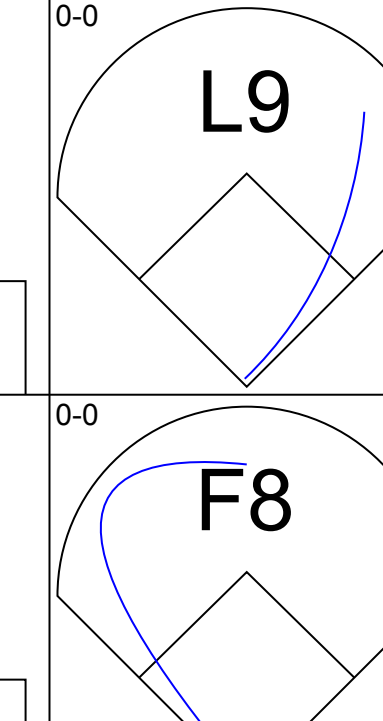

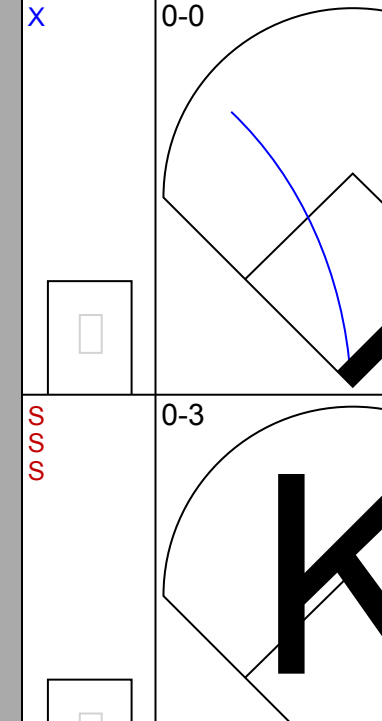
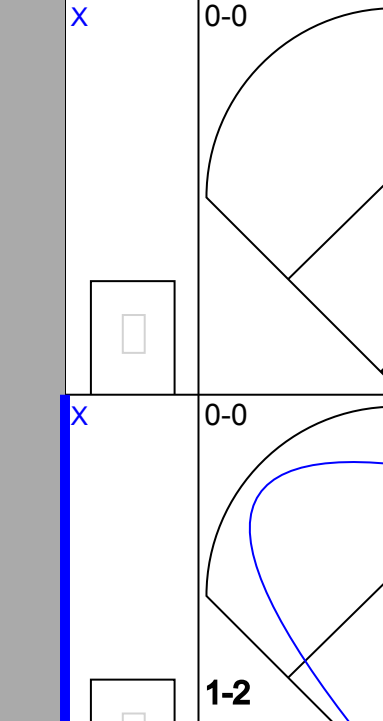

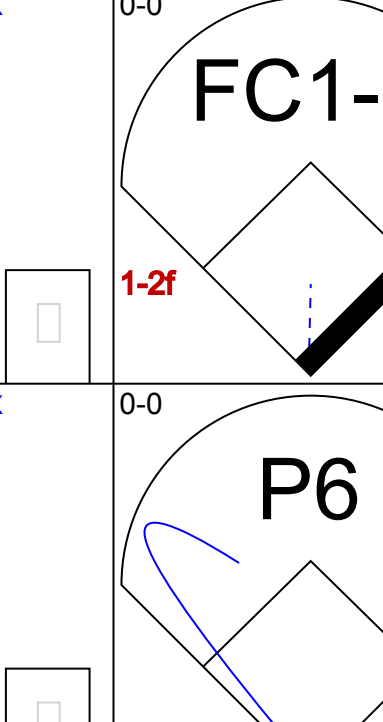

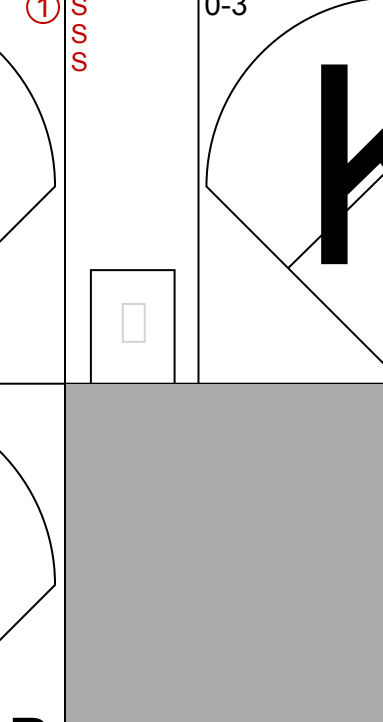

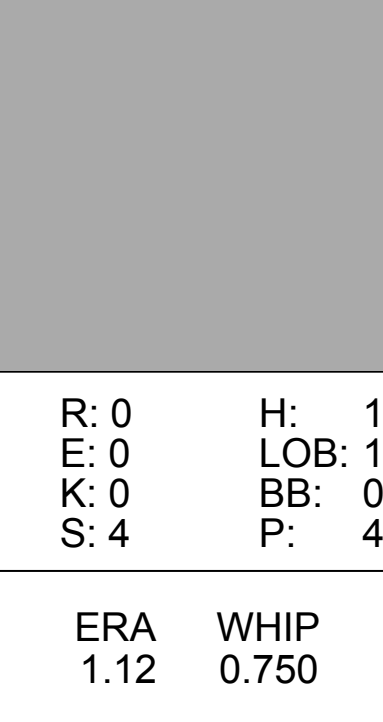
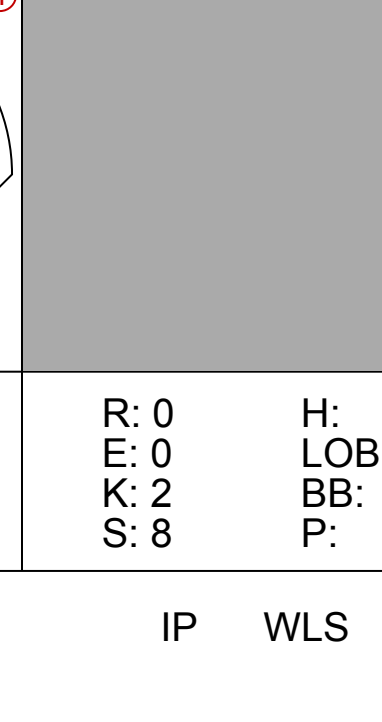
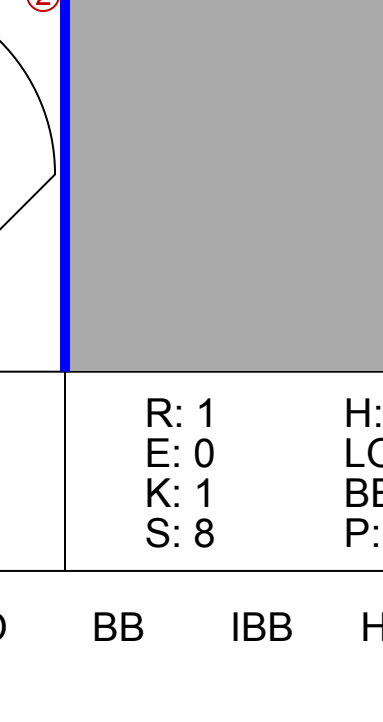
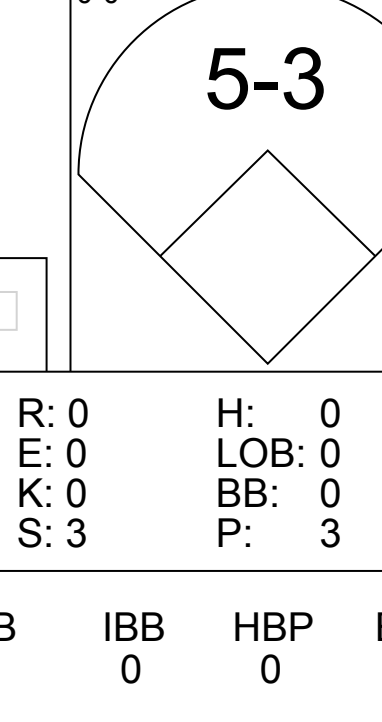
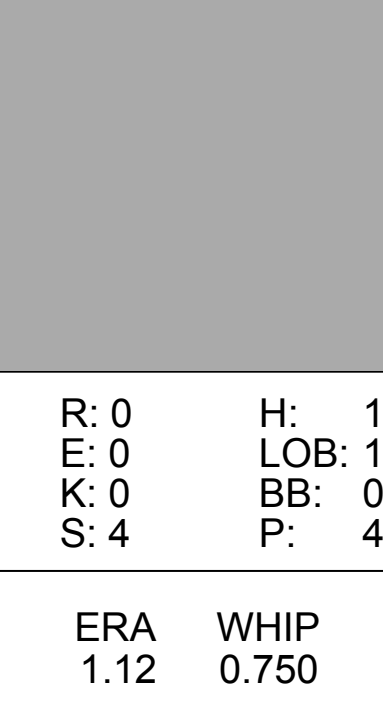
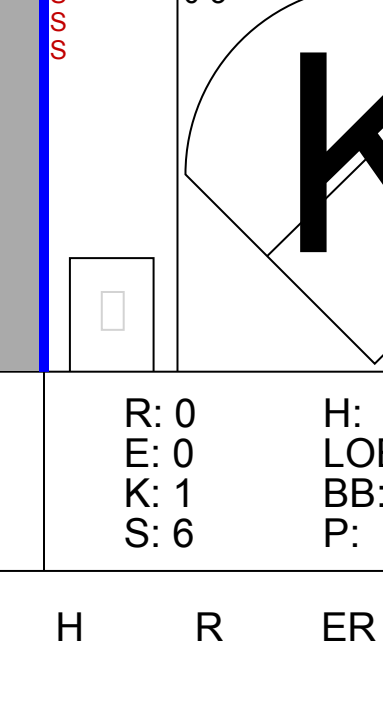
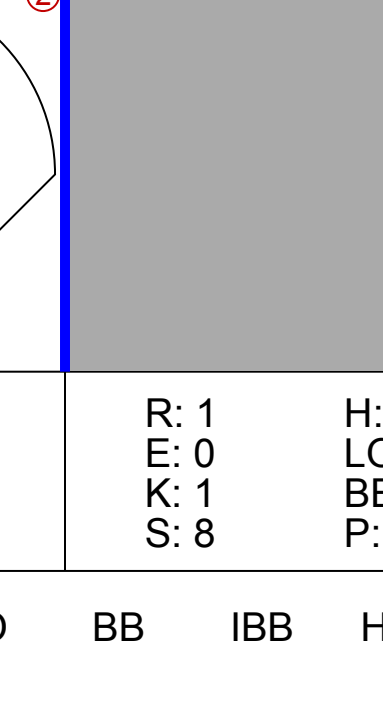







Batter	1	2	3	4	5	6	7	8	9	AB	R	H	RBI	BB	SO	LOB	TOP				
<b>Pete Rose, S</b> OBP: 0.318, SLG: 0.329 (1, 4)										4	1	2	1	1	1	1					
<b>Giraldo Ruiz, S</b> OBP: 0.282, SLG: 0.309 (1, 5)										4	0	1	0	0	0	2					
<b>Vada Pinson, L</b> OBP: 0.315, SLG: 0.448 (1, 8)										3	1	0	0	1	0	1					
<b>Frank Robinson, R</b> OBP: 0.394, SLG: 0.551 (1, 7)										4	1	2	2	0	0	1					
<b>Deron Johnson, R</b> OBP: 0.329, SLG: 0.485 (1, 3)										3	0	0	1	0	0	2					
<b>Johnny Edwards, L</b> OBP: 0.336, SLG: 0.397 (1, 2)										4	0	2	0	0	0	1					
<b>Marty Keough, L</b> OBP: 0.317, SLG: 0.409 (1, 9)										4	0	1	0	0	0	2					
<b>Leo Cardenas, R</b> OBP: 0.306, SLG: 0.369 (1, 6)										3	1	1	0	1	0	1					
<b>Jim O'Toole, S</b> OBP: 0.162, SLG: 0.118 <b>Sammy Ellis, L</b> OBP: 0.185, SLG: 0.043 (9, 1)										3	0	0	0	0	1	3					
<b>Inning Stats</b>	R: 0 E: 0 K: 1 S: 5	H: 0 LOB: 0 BB: 0 P: 5	R: 0 E: 0 K: 0 S: 4	H: 1 LOB: 1 BB: 0 P: 4	R: 0 E: 0 K: 0 S: 3	H: 0 LOB: 1 BB: 1 P: 7	R: 1 E: 0 K: 0 S: 4	H: 1 LOB: 0 BB: 0 P: 4	R: 0 E: 0 K: 0 S: 4	H: 1 LOB: 1 BB: 0 P: 4	R: 0 E: 0 K: 1 S: 6	H: 1 LOB: 1 BB: 0 P: 6	R: 2 E: 0 K: 0 S: 5	H: 2 LOB: 1 BB: 1 P: 9	R: 1 E: 0 K: 0 S: 4	H: 2 LOB: 1 BB: 1 P: 8	1B: 7 2B: 2 3B: 0 HR: 0	SF: 1 SAC: 2 DP: 0 HBP: 0	WP: 0 PB: 0 SB: 1 CS: 0	PA: 38	
<b>PITCHER</b>	IP	WLS	BF	H	R	ER	SO	BB	IBB	HBP	BLK	WP	HR	S	P	ERA	WHIP				
<b>Tracy Stallard, R</b> ERA: 3.79 <b>Bill Wakefield, R</b> ERA: 3.31 <b>Willard Hunter, L</b> ERA: 3.91	(1, 1)	7.1	L	31	7	3	2	2	2	0	0	0	0	0	33	41	2.46	1.227			
<b>PITCHER</b>	IP	WLS	BF	H	R	ER	SO	BB	IBB	HBP	BLK	WP	HR	S	P	ERA	WHIP				

Cincinnati Reds @ New York Mets  
Shea Stadium, Flushing, NY  
Sun Sep 27 1964, 3:33 AM EDT  
Unknown

AB	32
R	4
H	9
RBI	4
BB	3
SO	2
LOB	14



Batter	1	2	3	4	5	6	7	8	9	AB	R	H	RBI	BB	SO	LOB	BOTTOM					
<b>Bobby Klaus, R</b> OBP: 0.279, SLG: 0.319 (1, 5)										4	0	0	0	0	0	1						
<b>Ron Hunt, R</b> OBP: 0.357, SLG: 0.406 <b>Rod Kanehl, R</b> OBP: 0.252, SLG: 0.280 (7, 4)										3	0	0	0	0	1	0						
<b>Joe Christopher, R</b> OBP: 0.362, SLG: 0.473 (1, 9)										3	0	1	0	1	0	0						
<b>Jim Hickman, R</b> OBP: 0.307, SLG: 0.360 <b>George Altman, L</b> OBP: 0.249, SLG: 0.323 (9, PH)										3	0	0	0	0	3	1						
<b>Charley Smith, R</b> OBP: 0.277, SLG: 0.401 (1, 7)										4	0	3	0	0	0	0						
<b>Hawk Taylor, R</b> OBP: 0.280, SLG: 0.321 <b>Jesse Gonder, L</b> OBP: 0.325, SLG: 0.371 (9, PH)										3	0	0	0	0	1	2						
<b>Ed Kranepool, L</b> OBP: 0.300, SLG: 0.388 (1, 3)										4	0	0	0	0	1	3						
<b>Roy McMillan, R</b> OBP: 0.252, SLG: 0.257 (1, 6)										3	0	1	0	0	0	1						
<b>Tracy Stallard, R</b> OBP: 0.200, SLG: 0.228 <b>Bill Wakefield, R</b> OBP: 0.130, SLG: 0.130 <b>Wayne Graham, R</b> OBP: 0.094, SLG: 0.125 <b>Willard Hunter, R</b> OBP: 1.000, SLG: 1.000 (9, 1)										2	0	0	0	0	0	0						
<b>Inning Stats</b>	R: 0 E: 0 K: 0 S: 3	H: 0 LOB: 0 BB: 0 P: 3	R: 0 E: 0 K: 1 S: 5	H: 0 LOB: 0 BB: 0 P: 5	R: 0 E: 0 K: 0 S: 3	H: 0 LOB: 0 BB: 0 P: 3	R: 0 E: 0 K: 1 S: 5	H: 0 LOB: 1 BB: 1 P: 9	R: 0 E: 0 K: 0 S: 4	H: 1 LOB: 1 BB: 0 P: 4	R: 0 E: 0 K: 1 S: 5	H: 0 LOB: 0 BB: 0 P: 5	R: 0 E: 0 K: 2 S: 8	H: 1 LOB: 1 BB: 0 P: 8	R: 0 E: 0 K: 1 S: 6	H: 1 LOB: 2 BB: 0 P: 6	R: 1 E: 0 K: 1 S: 8	H: 4 LOB: 2 BB: 0 P: 8	1B: 6 2B: 1 3B: 0 HR: 0	SF: 0 SAC: 0 DP: 1 HBP: 0	WP: 0 PB: 0 SB: 0 CS: 0	PA: 34
<b>PITCHER</b>	IP	WLS	BF	H	R	ER	SO	BB	IBB	HBP	BLK	WP	HR	S	P	ERA	WHIP					
<b>Jim O'Toole, L</b> ERA: 2.62 <b>Sammy Ellis, R</b> ERA: 2.69	(1, 1)	8.0	W	30	5	1	1	6	1	0	0	0	0	0	41	45	1.12	0.750				
<b>PITCHER</b>	IP	WLS	BF	H	R	ER	SO	BB	IBB	HBP	BLK	WP	HR	S	P	ERA	WHIP					

Cincinnati Reds @ New York Mets  
Shea Stadium, Flushing, NY  
Sun Sep 27 1964, 3:33 AM EDT  
Unknown

AB	33
R	1
H	7
RBI	0
BB	1
SO	7
LOB	10





Batter	1	2	3	4	5	6	7	8	9	AB	R	H	RBI	BB	SO	LOB	TOP			
<b>Pete Rose, S</b> OBP: 0.319, SLG: 0.331 (1,4)										4	1	2	0	0	0	2				
<b>Giraldo Ruiz, S</b> OBP: 0.282, SLG: 0.311 (1,5)										4	1	1	0	0	2	3				
<b>Vada Pinson, L</b> OBP: 0.316, SLG: 0.452 (1,8)										4	1	2	2	0	0	1				
<b>Frank Robinson, R</b> OBP: 0.391, SLG: 0.547 (1,7)										4	0	0	0	0	0	2				
<b>Deron Johnson, R</b> OBP: 0.333, SLG: 0.487 (1,3)										2	0	1	1	2	0	0				
<b>Johnny Edwards, L</b> OBP: 0.333, SLG: 0.394 (1,2)										3	0	0	0	0	2	3				
<b>Don Pavletich, R</b> OBP: 0.337, SLG: 0.477 (7,2)										1	0	0	0	0	0	1				
<b>Marty Keough, L</b> OBP: 0.316, SLG: 0.404 (1,9)										3	0	0	0	1	0	2				
<b>Leo Cardenas, R</b> OBP: 0.304, SLG: 0.367 (1,6)										4	0	0	0	0	1	2				
<b>Joey Jay, S</b> OBP: 0.091, SLG: 0.075 (1,1)										3	0	1	0	0	2	0				
<b>Inning Stats</b>	R: 3 E: 0 K: 1 S: 9	H: 4 LOB: 2 BB: 1 P: 13	R: 0 E: 0 K: 2 S: 7	H: 1 LOB: 0 BB: 0 P: 7	R: 0 E: 0 K: 1 S: 6	H: 1 LOB: 2 BB: 1 P: 10	R: 0 E: 0 K: 1 S: 6	H: 0 LOB: 1 BB: 0 P: 6	R: 0 E: 0 K: 0 S: 3	H: 0 LOB: 0 BB: 0 P: 3	R: 0 E: 0 K: 1 S: 6	H: 1 LOB: 1 BB: 0 P: 6	R: 0 E: 0 K: 0 S: 2	H: 0 LOB: 0 BB: 1 P: 6	R: 0 E: 0 K: 1 S: 5	H: 0 LOB: 0 BB: 0 P: 5	1B: 3 2B: 3 3B: 1 HR: 0	SF: 0 SAC: 1 DP: 0 HBP: 0	WP: 1 PB: 1 SB: 0 CS: 2	PA: 36
<b>PITCHER</b>	IP WLS BF H R ER SO BB IBB HBP BLK WP HR S P ERA WHIP																			
<b>Galen Cisco, R</b> ERA: 3.52 (1,1)	7.0 L 30 7 3 3 6 2 0 0 0 1 0 40 48 3.86 1.286																			
<b>Bill Wakefield, R</b> ERA: 3.25 (8,1)	2.0 6 0 0 0 1 1 0 0 0 0 0 7 11 0.00 0.500																			

**Cincinnati Reds @ New York Mets**  
Shea Stadium, Flushing, NY  
Sun Sep 27 1964, 3:38 AM EDT  
Att. 26,589 - Cloudy

AB 32  
R 3  
H 7  
RBI 3  
BB 3  
SO 7  
LOB 16

Batter	1	2	3	4	5	6	7	8	9	AB	R	H	RBI	BB	SO	LOB	BOTTOM			
<b>Bobby Klaus, R</b> OBP: 0.279, SLG: 0.321 (1,6)										4	0	1	1	0	0	2				
<b>Ed Kranepool, L</b> OBP: 0.300, SLG: 0.385 (1,3)										3	0	0	0	1	1	2				
<b>Joe Christopher, R</b> OBP: 0.360, SLG: 0.469 (1,9)										4	0	0	0	0	2	1				
<b>Jesse Gonder, L</b> OBP: 0.327, SLG: 0.373 (1,2)										4	0	2	0	0	0	0				
<b>Charley Smith, R</b> OBP: 0.275, SLG: 0.398 (1,5)										4	0	0	0	0	2	3				
<b>George Altman, L</b> OBP: 0.248, SLG: 0.320 (1,7)										3	1	0	0	0	0	0				
<b>Larry Elliot, L</b> OBP: 0.321, SLG: 0.389 (1,8)										4	0	0	0	0	1	1				
<b>Rod Kanehl, R</b> OBP: 0.252, SLG: 0.279 (1,4)										4	0	1	0	0	1	1				
<b>Galen Cisco, R</b> OBP: 0.193, SLG: 0.135 (1,1)										2	0	1	0	0	1	0				
<b>Jim Hickman, R</b> OBP: 0.309, SLG: 0.360 (7, PH)										0	0	0	0	0	1	0				
<b>Bill Wakefield, R</b> OBP: 0.130, SLG: 0.130 (8,1)										0	0	0	0	0	0	0				
<b>Inning Stats</b>	R: 0 E: 0 K: 1 S: 6	H: 1 LOB: 2 BB: 1 P: 10	R: 0 E: 0 K: 1 S: 5	H: 0 LOB: 0 BB: 0 P: 5	R: 0 E: 0 K: 1 S: 5	H: 0 LOB: 0 BB: 0 P: 5	R: 0 E: 0 K: 2 S: 7	H: 0 LOB: 0 BB: 0 P: 7	R: 1 E: 0 K: 0 S: 5	H: 2 LOB: 2 BB: 0 P: 6	R: 0 E: 0 K: 1 S: 5	H: 0 LOB: 0 BB: 0 P: 5	R: 0 E: 0 K: 1 S: 6	H: 1 LOB: 1 BB: 1 P: 10	R: 0 E: 0 K: 1 S: 6	H: 0 LOB: 0 BB: 0 P: 3	1B: 4 2B: 1 3B: 0 HR: 0	SF: 0 SAC: 0 DP: 0 HBP: 1	WP: 0 PB: 0 SB: 0 CS: 0	PA: 35
<b>PITCHER</b>	IP WLS BF H R ER SO BB IBB HBP BLK WP HR S P ERA WHIP																			
<b>Joey Jay, R</b> ERA: 3.18 (1,1)	9.0 W 35 5 1 1 8 2 0 1 0 0 0 48 57 1.00 0.778																			

**Cincinnati Reds @ New York Mets**  
Shea Stadium, Flushing, NY  
Sun Sep 27 1964, 3:38 AM EDT  
Att. 26,589 - Cloudy

AB 32  
R 1  
H 5  
RBI 1  
BB 2  
SO 8  
LOB 10



Batter	1	2	3	4	5	6	7	8	9	AB	R	H	RBI	BB	SO	LOB	TOP
Bob Bailey, R OBP: 0.341, SLG: 0.410 (1, 7)	F7			F7		6-3			2B 1B	4	1	1	0	0	0	2	<b>Pittsburgh Pirates @ Cincinnati Reds</b> Crosley Field, Cincinnati, OH Tue Sep 29 1964, 7:05 PM EDT Att: 10,868 - Unknown
Bill Virdon, L OBP: 0.290, SLG: 0.305 (1, 8)	K2-3			F9		F7			K	4	0	0	0	0	2	3	
Roberto Clemente, R OBP: 0.389, SLG: 0.485 (1, 9)	K			4-3					1B 2B	4	1	1	0	0	1	0	
Gene Freese, R OBP: 0.272, SLG: 0.389 (1, 5)		F7			4-3				1B IBB	3	0	0	0	1	0	0	
Donn Clendenon, R OBP: 0.323, SLG: 0.456 (1, 3)		5-3			G6-4-3 1B				F2	4	0	1	0	0	0	3	
Bill Mazaroski, R OBP: 0.302, SLG: 0.384 (1, 4)		F8			G6-4-3 1-2				1B	4	0	1	2	0	0	1	
Gene Alley, R OBP: 0.279, SLG: 0.296 (9, PH)				K					F8	3	0	1	0	0	1	0	
Jerry Lynch, L OBP: 0.334, SLG: 0.507 (9, PH)						WP 1B			K	1	0	0	0	0	1	2	
Dick Schofield, S OBP: 0.347, SLG: 0.350 (9, 6)										0	0	0	0	0	0	0	
Jerry May, R OBP: 0.200, SLG: 0.125 (1, 2)				4-3		WP 1B				2	0	1	0	1	0	0	
Bob Friend, R OBP: 0.108, SLG: 0.070 (1, 1)				K		1-2 2-3				3	0	0	0	0	1	3	
<b>Inning Stats</b>	R: 0 E: 0 K: 2 S: 7	H: 0 LOB: 0 BB: 0 P: 7	R: 0 E: 0 K: 0 S: 3	H: 0 LOB: 0 BB: 0 P: 3	R: 0 E: 0 K: 2 S: 7	H: 0 LOB: 0 BB: 0 P: 7	R: 0 E: 0 K: 0 S: 3	H: 0 LOB: 0 BB: 0 P: 3	R: 0 E: 0 K: 0 S: 5	H: 2 LOB: 2 BB: 0 P: 5	R: 0 E: 0 K: 0 S: 3	H: 0 LOB: 1 BB: 1 P: 7	R: 2 E: 0 K: 2 S: 10	H: 3 LOB: 2 BB: 1 P: 14	1B: 5 2B: 1 3B: 0 HR: 0	SF: 0 SAC: 0 DP: 1 HBP: 0	WP: 1 PA: 34 PB: 0 SB: 0 CS: 0
<b>PITCHER</b>	IP WLS BF H R ER SO BB IBB HBP BLK WP HR S P ERA WHIP																
Billy McCool, L ERA: 2.26 (1, 1)	8.2 L 33 6 2 2 5 1 1 0 0 1 0 0 41 49 2.08 0.808																
John Tsitouris, R ERA: 3.7 (9, 1)	0.1 1 0 0 0 1 0 0 0 0 0 0 0 3 3 0.00 0.000																

Batter	1	2	3	4	5	6	7	8	9	AB	R	H	RBI	BB	SO	LOB	BOTTOM		
Pete Rose, S OBP: 0.322, SLG: 0.333 (1, 4)	1B SH3-4			5-3					1-2 1B	5	0	3	0	0	0	0	<b>Pittsburgh Pirates @ Cincinnati Reds</b> Crosley Field, Cincinnati, OH Tue Sep 29 1964, 7:05 PM EDT Att: 10,868 - Unknown		
Giraldo Ruiz, S OBP: 0.266, SLG: 0.315 (1, 5)	SH3-4			1B					G3	3	0	2	0	0	0	2			
Vada Pinson, L OBP: 0.317, SLG: 0.452 (1, 8)	1-2 G6-4-3 1B			1-2 1B						4	0	2	0	0	0	2			
Frank Robinson, R OBP: 0.392, SLG: 0.548 (1, 7)	G6-4-3			F9					FC7-4 2B	3	0	1	0	1	0	4			
Deron Johnson, R OBP: 0.330, SLG: 0.483 (1, 3)		F3		F5					F8	4	0	0	0	0	0	5			
Johnny Edwards, L OBP: 0.333, SLG: 0.392 (1, 2)		F8							FC7-4	4	0	1	0	0	0	1			
Marty Keough, L OBP: 0.316, SLG: 0.404 (1, 9)		1B BB		F9					FC6-4 1B	3	0	1	0	1	1	1			
Leo Cardenas, R OBP: 0.304, SLG: 0.366 (1, 6)		1-2 1B		FC5-4					FC6-4 1B	4	0	1	0	0	0	2			
Billy McCool, R ERA: 3.33 (1, 1)		4-3							F7	3	0	0	0	0	1	3			
John Tsitouris, R OBP: 0.220, SLG: 0.228 (9, 1)				K						0	0	0	0	0	0	0			
Gordy Coleman, L OBP: 0.292, SLG: 0.371 (9, PH)										1	0	0	0	0	0	1			
<b>Inning Stats</b>	R: 0 E: 0 K: 0 S: 4	H: 2 LOB: 1 BB: 0 P: 4	R: 0 E: 0 K: 0 S: 4	H: 1 LOB: 2 BB: 1 P: 8	R: 0 E: 0 K: 1 S: 6	H: 2 LOB: 2 BB: 0 P: 5	R: 0 E: 0 K: 1 S: 6	H: 1 LOB: 1 BB: 0 P: 6	R: 0 E: 0 K: 0 S: 4	H: 0 LOB: 0 BB: 0 P: 5	R: 0 E: 0 K: 0 S: 4	H: 1 LOB: 1 BB: 0 P: 4	R: 0 E: 0 K: 0 S: 3	H: 1 LOB: 0 BB: 0 P: 3	R: 0 E: 0 K: 0 S: 5	H: 2 LOB: 2 BB: 0 P: 5	1B: 10 2B: 2 3B: 0 HR: 0	SF: 0 SAC: 2 DP: 2 HBP: 0	WP: 0 PA: 38 PB: 0 SB: 0 CS: 0
<b>PITCHER</b>	IP WLS BF H R ER SO BB IBB HBP BLK WP HR S P ERA WHIP																		
Bob Friend, R ERA: 3.33 (1, 1)	9.0 W 38 11 0 0 2 1 1 0 0 0 0 0 40 48 0.00 1.333																		



Batter	1	2	3	4	5	6	7	8	9	10	11	12	13	14	15	16	AB	R	H	RBI	BB	SO	LOB	TOP			
Dick Schofield, S OBP: 0.346, SLG: 0.345 (1, 6)	G3		K					K			F8			F9			5	0	0	0	2	2	2				
Bill Virdon, L OBP: 0.287, SLG: 0.302 (1, 8)	K							G3			F9			K			7	0	1	0	0	3	4				
Manny Mota, R OBP: 0.303, SLG: 0.386 (1, 9)	E6								F3					K			6	0	0	0	0	2	3				
Jerry Lynch, L OBP: 0.339, SLG: 0.500 Dave Wissman, L OBP: 0.111, SLG: 0.111 (9, 7)	K									1-3							4	0	0	0	0	2	2				
Gene Fresse, R OBP: 0.287, SLG: 0.381 (1, 5)		K															6	0	0	0	0	1	0				
Donn Clendenon, R OBP: 0.323, SLG: 0.455 (1, 3)																	5	1	1	0	1	2	0				
Bill Mazeroski, R OBP: 0.299, SLG: 0.381 (1, 4)																	5	0	0	0	0	3	1				
Jerry May, R OBP: 0.313, SLG: 0.286 (1, 2)																	6	0	3	1	0	1	1				
Bob Veale, S OBP: 0.179, SLG: 0.158 Al McBean, R OBP: 0.083, SLG: 0.083 (13, 1)																	4	0	0	0	0	2	2				
<b>Inning Stats</b>	R: 0 E: 1 K: 2 S: 8	H: 0 LOB: 1 BB: 0 P: 6	R: 0 E: 0 K: 2 S: 7	H: 0 LOB: 0 BB: 0 P: 7	R: 0 E: 0 K: 2 S: 9	H: 2 LOB: 2 BB: 0 P: 9	R: 0 E: 0 K: 1 S: 5	H: 0 LOB: 0 BB: 0 P: 5	R: 0 E: 0 K: 1 S: 6	H: 1 LOB: 1 BB: 0 P: 6	R: 0 E: 0 K: 0 S: 3	H: 0 LOB: 0 BB: 0 P: 3	R: 0 E: 0 K: 0 S: 2	H: 0 LOB: 0 BB: 0 P: 6	R: 0 E: 0 K: 1 S: 5	H: 0 LOB: 0 BB: 0 P: 5	R: 0 E: 0 K: 1 S: 5	H: 0 LOB: 0 BB: 0 P: 5	R: 0 E: 0 K: 0 S: 5	H: 2 LOB: 1 BB: 1 P: 9	1B: 4 2B: 1 3B: 0 HR: 0	SF: 0 SAC: 2 DP: 1 HBP: 0	WP: 0 PB: 0 SB: 0 CS: 0	PA: 56			
<b>PITCHER</b>	IP 11.0	WLS 38	BF 6	H 3	R 0	ER 0	SO 13	BB 2	IBB 0	HBP 0	BLK 0	WP 0	HR 0	S 62	P 70	ERA 0.00	WHIP 0.455										
Jim Maloney, R ERA: 2.71 Sammy Ellis, R ERA: 2.85 John Taitouas, R ERA: 3.69 Bill Henry, L ERA: 0.68 (1, 1) (12, 1) (14, 1) (16, 1)																											

Pittsburgh Pirates @ Cincinnati Reds  
Crosley Field, Cincinnati, OH  
Wed Sep 30 1964, 7:05 PM EDT  
Att. 8,188 - Unknown

AB	51
R	1
H	5
RBI	1
BB	3
SO	19
LOB	15



Batter	1	2	3	4	5	6	7	8	9	10	11	12	13	14	15	16	AB	R	H	RBI	BB	SO	LOB	BOTTOM			
Pete Rose, S OBP: 0.319, SLG: 0.329 (1, 4)	5-3																7	0	0	0	1	1	1				
Giraldo Ruiz, S OBP: 0.272, SLG: 0.320 (1, 5)	K																8	0	4	0	0	1	0				
Vada Pinson, L OBP: 0.317, SLG: 0.450 (1, 8)	4-3																6	0	1	0	1	1	3				
Frank Robinson, R OBP: 0.394, SLG: 0.546 (14, 7)																	4	0	1	0	3	0	2				
Deron Johnson, R OBP: 0.329, SLG: 0.480 (1, 3)																	7	0	2	0	0	5	7				
Tommy Harper, R OBP: 0.325, SLG: 0.312 Jimmie Coker, R OBP: 0.357, SLG: 0.320 (1, 7) (14, 2)																	4	0	0	0	2	0	4				
Johnny Edwards, L OBP: 0.279, SLG: 0.392 Don Buford, R OBP: 0.330, SLG: 0.441 Steve Bress, R OBP: 0.179, SLG: 0.302 John Taitouas, R OBP: 0.217, SLG: 0.224 Bill Henry, L OBP: 0.500, SLG: 0.500 (1, 5) (10, 4) (13, 14) (14, 1) (14, 1)																	0	0	0	0	0	0	0				
Leo Cardenas, R OBP: 0.302, SLG: 0.362 (1, 6)																	6	0	0	0	1	3	4				
Jim Maloney, L OBP: 0.192, SLG: 0.205 Tony Perez, R OBP: 0.179, SLG: 0.120 Sammy Ellis, L OBP: 0.185, SLG: 0.043 Marty Keough, L OBP: 0.316, SLG: 0.401 (1, 1) (11, PH) (12, 1) (13, PH) (14, 9)																	4	0	1	0	0	2	1				
<b>Inning Stats</b>	R: 0 E: 0 K: 1 S: 5	H: 0 LOB: 0 BB: 0 P: 5	R: 0 E: 0 K: 1 S: 5	H: 0 LOB: 0 BB: 0 P: 5	R: 0 E: 1 K: 2 S: 8	H: 1 LOB: 1 BB: 0 P: 8	R: 0 E: 0 K: 1 S: 6	H: 1 LOB: 1 BB: 0 P: 6	R: 0 E: 0 K: 2 S: 7	H: 0 LOB: 1 BB: 1 P: 11	R: 0 E: 0 K: 1 S: 6	H: 1 LOB: 2 BB: 1 P: 10	R: 0 E: 0 K: 0 S: 3	H: 0 LOB: 0 BB: 0 P: 3	R: 0 E: 0 K: 1 S: 5	H: 0 LOB: 3 BB: 3 P: 17	R: 0 E: 0 K: 1 S: 7	H: 2 LOB: 3 BB: 1 P: 11	R: 0 E: 0 K: 0 S: 3	H: 0 LOB: 0 BB: 0 P: 3	R: 0 E: 0 K: 0 S: 3	H: 0 LOB: 0 BB: 0 P: 3	1B: 9 2B: 0 3B: 0 HR: 0	SF: 0 SAC: 1 DP: 0 HBP: 0	WP: 0 PB: 0 SB: 4 CS: 0	PA: 66	
<b>PITCHER</b>	IP 12.1	WLS 52	BF 7	H 7	R 0	ER 0	SO 16	BB 5	IBB 3	HBP 0	BLK 0	WP 0	HR 0	S 76	P 108	ERA 0.00	WHIP 0.973										
Bob Veale, L ERA: 1.94 (13, 1)																											

Pittsburgh Pirates @ Cincinnati Reds  
Crosley Field, Cincinnati, OH  
Wed Sep 30 1964, 7:05 PM EDT  
Att. 8,188 - Unknown

AB	56
R	0
H	9
RBI	0
BB	9
SO	17
LOB	36





Batter	1	2	3	4	5	6	7	8	9	AB	R	H	RBI	BB	SO	LOB	TOP					
Dick Schofield, S OBP: 0.348, SLG: 0.353 (1, 6)	4-3		SH3-4 PB 1-H 2B		SH3-4			1B 2B		3	1	2	1	0	0	0	<b>Pittsburgh Pirates @ Cincinnati Reds</b> Crosley Field, Cincinnati, OH Thu Oct 01 1964, 7:05 PM EDT Att: 7,081 - Unknown					
Bill Virdon, L OBP: 0.287, SLG: 0.302 (1, 8)	F7		F3		F6			CS 1B		4	0	1	1	0	0	3						
Roberto Clemente, R OBP: 0.389, SLG: 0.484 (1, 9)	4-3		F8					CS 1B		4	0	1	2	0	1	2						
Jerry Lynch, L OBP: 0.326, SLG: 0.493 (1, 7)		4-3	4-3		CS			L3		4	0	0	0	0	1							
Gene Freese, R OBP: 0.267, SLG: 0.377 (1, 5)		1B BB			K			K		3	0	0	0	1	2	0						
Donn Clendenen, R OBP: 0.321, SLG: 0.451 (1, 3)		F3			F8			F4		4	0	0	0	0	1							
Bill Mazerolski, R OBP: 0.299, SLG: 0.380 (1, 4)		1B			F8			4-3		4	0	1	0	0	0	0						
Jerry May, R OBP: 0.368, SLG: 0.313 (1, 2)		F7			SH3-4 1B			L5-3 BB		2	1	1	0	1	0	2						
Joe Gibbon, R OBP: 0.288, SLG: 0.277 Dave Westmoreland, L OBP: 0.200, SLG: 0.200 Steve Glass, R OBP: 0.172, SLG: 0.089 Bob Ballou, L OBP: 0.140, SLG: 0.409 Tommie Sisk, R Roy Face, R			2B 1B		1-2 1B 1B			L5-3		1	1	1	0	0	0	0						
<b>Inning Stats</b>	R: 0 E: 0 K: 0 S: 3	H: 0 LOB: 0 BB: 0 P: 3	R: 0 E: 0 K: 0 S: 4	H: 1 LOB: 2 BB: 1 P: 8	R: 1 E: 0 K: 0 S: 5	H: 2 LOB: 1 BB: 0 P: 5	R: 0 E: 0 K: 1 S: 5	H: 0 LOB: 0 BB: 0 P: 5	R: 2 E: 0 K: 0 S: 5	H: 3 LOB: 0 BB: 0 P: 5	R: 0 E: 0 K: 0 S: 3	H: 0 LOB: 0 BB: 0 P: 3	R: 0 E: 0 K: 0 S: 2	H: 0 LOB: 0 BB: 1 P: 6	R: 1 E: 0 K: 1 S: 6	H: 2 LOB: 0 BB: 0 P: 6		R: 0 E: 0 K: 1 S: 5	H: 0 LOB: 0 BB: 0 P: 5	1B: 6 2B: 3 3B: 0 HR: 0	SF: 0 SAC: 1 DP: 1 HBP: 0	WP: 0 PB: 1 SB: 0 CS: 2
<b>PITCHER</b>	IP	WLS	BF	H	R	ER	SO	BB	IBB	HBP	BLK	WP	HR	S	P	ERA	WHIP					
Bob Purkey, R ERA: 3.02 (1, 1)	4.2		21	6	3	3	1	1	0	0	0	0	0	22	26	5.79	1.500					
Joe Nuxhall, L ERA: 4.09 (5, 1)	2.1	W	8	2	1	1	0	1	0	0	0	0	0	7	11	3.86	1.286					
Sammy Ellis, R ERA: 2.6 (8, 1)	2.0	S	5	0	0	0	2	0	0	0	0	0	0	9	9	0.00	0.000					

AB 31  
R 4  
H 8  
RBI 4  
BB 2  
SO 3  
LOB 10



Batter	1	2	3	4	5	6	7	8	9	AB	R	H	RBI	BB	SO	LOB	BOTTOM				
Pete Rose, S OBP: 0.320, SLG: 0.328 (1, 4)	SH3-4 HBP	4-3		E 1B		4-3		K		4	0	1	0	0	1	2	<b>Pittsburgh Pirates @ Cincinnati Reds</b> Crosley Field, Cincinnati, OH Thu Oct 01 1964, 7:05 PM EDT Att: 7,081 - Unknown				
Giraldo Ruiz, S OBP: 0.271, SLG: 0.322 (1, 5)	SH3-4 1-2		E6		F6			3-1		4	0	1	0	0	0	2					
Vada Pinson, L OBP: 0.316, SLG: 0.451 (1, 8)	6-3		F7		K			2B 3B		4	1	1	0	0	1	4					
Frank Robinson, R OBP: 0.394, SLG: 0.546 (1, 9) (8, 7)	F8				F8			SH3-4 2B		3	0	1	1	1	0	1					
Deron Johnson, R OBP: 0.329, SLG: 0.478 (1, 3)		BB 1B BB	F2		F8			SH3-4		2	1	0	0	1	0	2					
Tommy Harper, R OBP: 0.328, SLG: 0.311 (1, 7) (7, PH) Marty Keough, L OBP: 0.315, SLG: 0.399 (8, 9)		BB BB 1B WP BB	L7		S BB			1-4-3		1	1	0	0	2	0	2					
Leo Cardenas, R OBP: 0.300, SLG: 0.360 (1, 6)		F2			1-3			6-3		4	0	0	0	0	0	4					
Jimmie Coker, R OBP: 0.406, SLG: 0.517 (1, 2)		WP 1B			1B E 2B			L7		4	2	3	2	0	0	0					
Bob Purkey, R OBP: 0.082, SLG: 0.052 (1, 1) Joe Nuxhall, L OBP: 0.130, SLG: 0.185 Sammy Ellis, L OBP: 0.214, SLG: 0.083 (8, 1)		1-3 2H 3H	K		K			K		2	0	0	0	0	2	2					
<b>Inning Stats</b>	R: 0 E: 0 K: 0 S: 3	H: 0 LOB: 1 BB: 0 P: 4	R: 2 E: 0 K: 1 S: 6	H: 1 LOB: 1 BB: 2 P: 14	R: 0 E: 0 K: 0 S: 4	H: 1 LOB: 2 BB: 1 P: 8	R: 1 E: 1 K: 2 S: 10	H: 2 LOB: 0 BB: 0 P: 10	R: 0 E: 0 K: 0 S: 3	H: 0 LOB: 1 BB: 1 P: 7	R: 1 E: 0 K: 1 S: 6	H: 1 LOB: 0 BB: 0 P: 6	R: 1 E: 0 K: 0 S: 5	H: 2 LOB: 1 BB: 0 P: 5	R: 0 E: 0 K: 1 S: 6	H: 1 LOB: 1 BB: 0 P: 6		1B: 3 2B: 3 3B: 1 HR: 1	SF: 0 SAC: 2 DP: 0 HBP: 1	WP: 1 PB: 0 SB: 1 CS: 0	PA: 38
<b>PITCHER</b>	IP	WLS	BF	H	R	ER	SO	BB	IBB	HBP	BLK	WP	HR	S	P	ERA	WHIP				
Joe Gibbon, L ERA: 3.68 (5, 1)	4.0		21	4	3	2	3	2	1	1	0	0	1	9	13	4.50	1.000				
Steve Glass, R ERA: 3.81 (7, 1)	2.0	L	8	1	1	1	1	1	0	0	0	0	1	9	13	4.50	1.000				
Tommie Sisk, R ERA: 6.03 (7, 1)	0.0		2	2	1	1	0	0	0	0	0	0	0	2	2	∞	∞				
Roy Face, R ERA: 5.2 (7, 1)	2.0		7	1	0	0	1	0	0	0	0	0	0	9	9	0.00	0.500				

AB 31  
R 5  
H 8  
RBI 3  
BB 4  
SO 5  
LOB 20





Batter	1	2	3	4	5	6	7	8	9	AB	R	H	RBI	BB	SO	LOB	TOP			
Cookie Rojas, R OBP: 0.335, SLG: 0.395 (1, 8)	F9		6-3		F8			1B 3B BB	G5-4-3	4	1	0	0	1	0	3	<b>Philadelphia Phillies @ Cincinnati Reds</b> Crosley Field, Cincinnati, OH Fri Oct 02 1964, 7:05 PM EDT Att: 25,221 - Unknown  <b>AB 33</b> <b>R 4</b> <b>H 8</b> <b>RBI 4</b> <b>BB 3</b> <b>SO 5</b> <b>LOB 10</b>			
Tony Taylor, R OBP: 0.319, SLG: 0.313 (1, 4)	5-3		1B		6-3			1-3 2-H 3B 1B		4	1	2	1	0	0	0				
Johnny Callison, L OBP: 0.317, SLG: 0.495 (1, 9)	BB 1B		K		F9			K		4	0	1	0	0	2	3				
Dick Allen, R OBP: 0.380, SLG: 0.545 (1, 5)	1-2 BB				F9			1-H 3-H 1B 3B		3	1	1	2	1	1	0				
Alex Johnson, R OBP: 0.345, SLG: 0.495 Jack Baldschun, R OBP: 0.294, SLG: 0.313 (8, 1)	5-3				K			1B		4	0	1	1	0	1	2				
Vic Power, R OBP: 0.265, SLG: 0.306 (1, 3)		L9			F9			3-H 1B		0	0	0	0	0	0	0				
Clay Dalrymple, L OBP: 0.301, SLG: 0.343 (1, 2)		K			1-3			P4		4	0	1	0	0	1	0				
Bobby Wine, R OBP: 0.275, SLG: 0.304 (1, 6)		P4			FC1-6 1B			F9	SH3-4	3	0	1	0	0	0	0				
Chris Short, R OBP: 0.119, SLG: 0.138 Ed Roebuck, R (7, 1)			5-3		FC1-6			BB 1B	G5-4-3 IBB	2	0	0	0	0	0	1				
Frank Thomas, R OBP: 0.302, SLG: 0.415 John Briggs, L OBP: 0.347, SLG: 0.333 Tony Gonzalez, L OBP: 0.351, SLG: 0.381 (8, 8)										0	0	0	0	0	0	0				
<b>Inning Stats</b>	R: 0 E: 0 K: 0 S: 4	H: 1 LOB: 2 BB: 1 P: 8	R: 0 E: 0 K: 1 S: 5	H: 0 LOB: 0 BB: 0 P: 5	R: 0 E: 0 K: 1 S: 6	H: 1 LOB: 1 BB: 0 P: 6	R: 0 E: 0 K: 1 S: 5	H: 0 LOB: 0 BB: 0 P: 5	R: 0 E: 0 K: 1 S: 5	H: 0 LOB: 0 BB: 0 P: 5	R: 0 E: 0 K: 1 S: 3	H: 0 LOB: 0 BB: 0 P: 3	R: 4 E: 0 K: 1 S: 9	H: 4 LOB: 1 BB: 1 P: 13	R: 0 E: 0 K: 0 S: 3	H: 1 LOB: 1 BB: 1 P: 7	1B: 7 2B: 0 3B: 1 HR: 0	SF: 0 SAC: 1 DP: 1 HBP: 0	WP: 0 PB: 0 SB: 0 CS: 0	PA: 37
<b>PITCHER</b>	IP WLS BF H R ER SO BB IBB HBP BLK WP HR S P ERA WHIP																			
Jim O'Toole, L ERA: 2.66 (1, 1)	7.1		29	5	3	3	4	2	0	0	0	0	0	0	0	35	43	3.68	0.955	
Billy McCool, L ERA: 2.35 (8, 1)	0.1	L	3	2	1	1	1	0	0	0	0	0	0	0	0	5	5	27.00	6.000	
Sammy Ellis, R ERA: 2.6 (8, 1)	0.1		1	0	0	0	0	0	0	0	0	0	0	0	1	1	0.00	0.000		
Joey Jay, R ERA: 3.16 (9, 1)	1.0		4	1	0	0	0	0	1	0	0	0	0	0	3	7	0.00	1.000		

Batter	1	2	3	4	5	6	7	8	9	AB	R	H	RBI	BB	SO	LOB	BOTTOM			
Pete Rose, S OBP: 0.319, SLG: 0.326 (1, 4)	4-3 SH1-3 2B BB		5-3			K		6-3		3	1	0	0	1	1	1	<b>Philadelphia Phillies @ Cincinnati Reds</b> Crosley Field, Cincinnati, OH Fri Oct 02 1964, 7:05 PM EDT Att: 25,221 - Unknown  <b>AB 27</b> <b>R 3</b> <b>H 4</b> <b>RBI 1</b> <b>BB 2</b> <b>SO 6</b> <b>LOB 9</b>			
Giraldo Ruiz, S OBP: 0.285, SLG: 0.319 (1, 5)	SH1-3 1-2		6-3		FC5-4 S E E			4-3		3	1	0	0	0	0	1				
Vada Pinson, L OBP: 0.316, SLG: 0.449 (1, 8)	4-3 2-3				F7-6-4-3 1B BB			E4 S E		3	1	0	0	1	0	2				
Frank Robinson, R OBP: 0.395, SLG: 0.548 (1, 9)	6-3				7-6-4-3 1B			6-3		4	0	2	1	0	0	0				
Deron Johnson, R OBP: 0.329, SLG: 0.476 (1, 3)	3-H F8				F7-6-4-3 1-1 2-2			SH1-3 1B		4	0	1	0	0	1	3				
Tommy Harper, R OBP: 0.326, SLG: 0.309 Marty Keough, L OBP: 0.315, SLG: 0.399 (1, 7)			K		B1-3			SH1-3 1-2		2	0	0	0	0	1	0				
Leo Cardenas, R OBP: 0.300, SLG: 0.359 (1, 6)			5-3		K			G6-4-3 HBP		2	0	0	0	0	1	0				
Jimmie Coker, R OBP: 0.371, SLG: 0.469 (1, 2)			F9		F2			G6-4-3 1-2		3	0	0	0	0	0	2				
Jim O'Toole, S OBP: 0.171, SLG: 0.129 Billy McCool, R (8, 1)			K					K		2	0	1	0	0	1	0				
Sammy Ellis, L OBP: 0.214, SLG: 0.083 Johnny Edwards, L OBP: 0.332, SLG: 0.391 Joey Jay, S OBP: 0.091, SLG: 0.075 (9, 1)								FC5-4 1B		0	0	0	0	0	0	0				
<b>Inning Stats</b>	R: 1 E: 0 K: 0 S: 4	H: 1 LOB: 1 BB: 1 P: 8	R: 0 E: 0 K: 1 S: 5	H: 0 LOB: 0 BB: 0 P: 5	R: 0 E: 0 K: 0 S: 2	H: 1 LOB: 0 BB: 1 P: 6	R: 0 E: 0 K: 1 S: 5	H: 0 LOB: 0 BB: 0 P: 5	R: 2 E: 1 K: 1 S: 7	H: 1 LOB: 1 BB: 0 P: 7	R: 0 E: 0 K: 0 S: 3	H: 1 LOB: 1 BB: 0 P: 7	R: 0 E: 0 K: 1 S: 5	H: 0 LOB: 0 BB: 0 P: 5	R: 0 E: 0 K: 1 S: 5	H: 0 LOB: 0 BB: 0 P: 5	1B: 3 2B: 1 3B: 1 HR: 0	SF: 0 SAC: 2 DP: 1 HBP: 1	WP: 0 PB: 0 SB: 2 CS: 0	PA: 32
<b>PITCHER</b>	IP WLS BF H R ER SO BB IBB HBP BLK WP HR S P ERA WHIP																			
Chris Short, L ERA: 2.2 (1, 1)	6.1		25	4	3	1	4	2	0	0	0	0	0	0	30	42	1.42	0.947		
Ed Roebuck, R ERA: 2.3 (7, 1)	0.2	W	1	0	0	0	0	0	0	0	0	0	0	0	1	1	0.00	0.000		
Jack Baldschun, R ERA: 3.12 (8, 1)	2.0	S	6	0	0	0	2	0	0	0	0	0	0	10	10	0.00	0.000			



