Cincinnati Reds - 1965

| Batter | 1 | 2 | 3 | 4 | 5 | 6 | 7 | 8 | 9 | AB | R | H | RBI | BB | SO | LOB |
|---|---|---|---|---|---|---|---|---|---|---|---|---|---|---|---|---|
| Lee Maye, L (1, 8)<br>OBP: 0.200, SLG: 0.200 | 1-3 | | 2B 1B | | G3 | | F9 | | 6-3 | 5 | 0 | 1 | 0 | 0 | 0 | 0 |
| Ty Cline, L (9, 8) | | | | | | | | | | 0 | 0 | 0 | 0 | 0 | 0 | 0 |
| Felipe Alou, R (1, 9)<br>OBP: 0.750, SLG: 1.000 | K | | 1-3 2B | | | HR 1B | BBB WP BB | | | 3 | 1 | 2 | 0 | 1 | 1 | 0 |
| Eddie Mathews, L (1, 5)<br>OBP: 0.500, SLG: 1.333 | K | | BBB G6-4-3 BB | | | 1-H HR | K 1-2 | | | 3 | 1 | 1 | 2 | 1 | 2 | 1 |
| Joe Torre, R (1, 2)<br>OBP: 0.500, SLG: 2.000 | | F8 | G6-4-3 1-2f | | | HR | | HR | | 4 | 2 | 2 | 2 | 0 | 0 | 3 |
| Mack Jones, L (1, 7) | | BBB E 1B BB | | 6-3 | | K2-3 | | G3 | | 3 | 0 | 0 | 0 | 1 | 1 | 0 |
| Tommie Aaron, R (1, 3)<br>OBP: 0.250, SLG: 0.250 | | E 1-2 1B | | K | | F2 | | K | | 4 | 0 | 1 | 0 | 0 | 2 | 0 |
| Denis Menke, R (1, 6) | | K 1-2 2-3 | | F7 | | BBB BB | | 1-3 | | 3 | 0 | 0 | 0 | 1 | 1 | 2 |
| Sandy Alomar Sr., S (1, 4) | | F7 | | | F9 | F7 | | | F4 | 4 | 0 | 0 | 0 | 0 | 0 | 3 |
| Tony Cloninger, R (1, 1) | | | F9 | | F9 | | F9 | | K | 4 | 0 | 0 | 0 | 0 | 1 | 0 |

# TOP

## Milwaukee Braves @ Cincinnati Reds

Crosley Field, Cincinnati, OH

Mon Apr 12 1965, 3:33 AM EST

Att. 28,467 - Unknown - 60 F

livebaseballscorecards.com

| | |
|---|---|
| AB | 33 |
| R | 4 |
| H | 7 |
| RBI | 4 |
| BB | 4 |
| SO | 8 |
| LOB | 9 |

| Inning Stats | 1 | 2 | 3 | 4 | 5 | 6 | 7 | 8 | 9 |
|---|---|---|---|---|---|---|---|---|---|
| | R: 0<br>E: 0<br>K: 2<br>S: 7 | H: 0<br>LOB: 0<br>BB: 0<br>P: 7 | R: 0<br>E: 1<br>K: 1<br>S: 6 | H: 1<br>LOB: 2<br>BB: 1<br>P: 10 | R: 0<br>E: 0<br>K: 0<br>S: 4 | H: 2<br>LOB: 2<br>BB: 1<br>P: 8 | R: 0<br>E: 0<br>K: 1<br>S: 5 | H: 0<br>LOB: 0<br>BB: 0<br>P: 5 | R: 0<br>E: 0<br>K: 0<br>S: 3 | H: 0<br>LOB: 0<br>BB: 0<br>P: 3 |
| | R: 3<br>E: 0<br>K: 1<br>S: 8 | H: 3<br>LOB: 1<br>BB: 1<br>P: 12 | R: 0<br>E: 0<br>K: 1<br>S: 5 | H: 0<br>LOB: 1<br>BB: 1<br>P: 9 | R: 1<br>E: 0<br>K: 1<br>S: 6 | H: 1<br>LOB: 0<br>BB: 0<br>P: 6 | R: 0<br>E: 0<br>K: 1<br>S: 5 | H: 0<br>LOB: 0<br>BB: 0<br>P: 5 | 1B: 3<br>2B: 1<br>3B: 0<br>HR: 3 | SF: 0<br>SAC: 0<br>DP: 1<br>HBP: 0 |

WP: 1 PB: 0 SB: 0 CS: 0 PA: 37

| PITCHER | IP | WLS | BF | H | R | ER | SO | BB | IBB | HBP | BLK | WP | HR | S | P | ERA | WHIP |
|---|---|---|---|---|---|---|---|---|---|---|---|---|---|---|---|---|---|
| Jim O'Toole, L (1, 1)<br>ERA: 4.0 | 9.0 | L | 37 | 7 | 4 | 4 | 8 | 4 | 0 | 0 | 0 | 1 | 3 | 49 | 65 | 4.00 | 1.222 |

| PITCHER | IP | WLS | BF | H | R | ER | SO | BB | IBB | HBP | BLK | WP | HR | S | P | ERA | WHIP |
|---|---|---|---|---|---|---|---|---|---|---|---|---|---|---|---|---|---|

| Batter | 1 | 2 | 3 | 4 | 5 | 6 | 7 | 8 | 9 | AB | R | H | RBI | BB | SO | LOB |
|---|---|---|---|---|---|---|---|---|---|---|---|---|---|---|---|---|
| Pete Rose, S (1, 4)<br>OBP: 0.250, SLG: 0.250 | 6-4-3 SH1-3 1B | | F4 | | F8 | | 4-3<br>1-2 | | | 4 | 0 | 1 | 0 | 0 | 0 | 1 |
| Tommy Harper, R (1, 7) | SH1-3<br>1-2 | | BBBB E SF8 BB | | BBBB E BB | | F2 | | | 1 | 1 | 0 | 0 | 2 | 0 | 1 |
| Vada Pinson, L (1, 8) | BBBB 6-4-3 BB | | E3<br>1-3 | | 4-3<br>1-2 | | | F7 | | 3 | 0 | 0 | 0 | 1 | 0 | 2 |
| Frank Robinson, R (1, 9) | 6-4-3<br>1-2<br>2-3 | | SF8<br>3-H | | | F9 | | SSS K | | 3 | 0 | 0 | 1 | 0 | 1 | 2 |
| Gordy Coleman, L (1, 3) | 4-3 | | 1-3 | | | 1-3 | | 4-3 | | 4 | 0 | 0 | 0 | 0 | 0 | 3 |
| Deron Johnson, R (1, 5)<br>OBP: 0.250, SLG: 1.000 | | F8 | | 6-3 | | HR | | | F3 | 4 | 1 | 1 | 1 | 0 | 0 | 0 |
| Johnny Edwards, L (1, 2) | | BBBB BB | | F8 | | 6-3 | | | F2 | 3 | 0 | 0 | 0 | 1 | 0 | 0 |
| Leo Cardenas, R (1, 6) | | F9 | | 6-3 | | | F4 | | 6-3 | 4 | 0 | 0 | 0 | 0 | 0 | 1 |
| Jim O'Toole, S (1, 1) | | G3 | | | SSS K | | BBBB 4-3 BB | | | 2 | 0 | 0 | 0 | 1 | 1 | 1 |
| Inning Stats | R: 0 H: 1<br>E: 0 LOB: 2<br>K: 0 BB: 1<br>S: 4 P: 8 | R: 0 H: 0<br>E: 0 LOB: 1<br>K: 0 BB: 1<br>S: 3 P: 7 | R: 1 H: 0<br>E: 1 LOB: 1<br>K: 0 BB: 1<br>S: 4 P: 8 | R: 0 H: 0<br>E: 0 LOB: 0<br>K: 0 BB: 0<br>S: 3 P: 3 | R: 0 H: 0<br>E: 1 LOB: 1<br>K: 1 BB: 1<br>S: 5 P: 9 | R: 1 H: 1<br>E: 0 LOB: 0<br>K: 0 BB: 0<br>S: 4 P: 4 | R: 0 H: 0<br>E: 0 LOB: 1<br>K: 0 BB: 1<br>S: 3 P: 7 | R: 0 H: 0<br>E: 0 LOB: 0<br>K: 1 BB: 0<br>S: 5 P: 5 | R: 0 H: 0<br>E: 0 LOB: 0<br>K: 0 BB: 0<br>S: 3 P: 3 | 1B: 1 SF: 1<br>2B: 0 SAC: 1<br>3B: 0 DP: 0<br>HR: 1 HBP: 0 | | | | | | |

| PITCHER | IP | WLS | BF | H | R | ER | SO | BB | IBB | HBP | BLK | WP | HR | S | P | ERA | WHIP |
|---|---|---|---|---|---|---|---|---|---|---|---|---|---|---|---|---|---|
| Tony Cloninger, R (1, 1)<br>ERA: 1.0 | 9.0 | W | 35 | 2 | 2 | 1 | 2 | 5 | 0 | 0 | 0 | 0 | 1 | 34 | 54 | 1.00 | 0.778 |

| PITCHER | IP | WLS | BF | H | R | ER | SO | BB | IBB | HBP | BLK | WP | HR | S | P | ERA | WHIP |
|---|---|---|---|---|---|---|---|---|---|---|---|---|---|---|---|---|---|

# Milwaukee Braves @ Cincinnati Reds

Crosley Field, Cincinnati, OH

Mon Apr 12 1965, 3:33 AM EST
Att. 28,467 - Unknown - 60 F

BOTTOM

livebaseballscorecards.com

| | |
|---|---|
| AB | 28 |
| R | 2 |
| H | 2 |
| RBI | 2 |
| BB | 5 |
| SO | 2 |
| LOB | 11 |

| Batter | 1 | 2 | 3 | 4 | 5 | 6 | 7 | 8 | 9 | AB | R | H | RBI | BB | SO | LOB |
|---|---|---|---|---|---|---|---|---|---|---|---|---|---|---|---|---|
| Lee Maye, L (1, 8)<br>OBP: 0.333, SLG: 0.444 | F8 | | 4-3 2B 2B | | K | | 1B | | | 4 | 1 | 2 | 0 | 0 | 1 | 0 |
| Ty Cline, L (1, 9) | L3-1 | | K | | L8 | | L7 | | | 4 | 0 | 0 | 0 | 0 | 1 | 2 |
| Eddie Mathews, L (1, 5)<br>OBP: 0.375, SLG: 0.857 | K | | 4-3<br>2-3 | | 2B | | | K | | 4 | 0 | 1 | 0 | 0 | 2 | 1 |
| Joe Torre, R (1, 2)<br>OBP: 0.500, SLG: 1.375 | | BB 1B 1B | 1B 2B<br>3-H | | 5-3 | | | K | | 4 | 2 | 2 | 1 | 0 | 1 | 1 |
| Mack Jones, L (1, 7)<br>OBP: 0.375, SLG: 0.167 | | S 1B BB<br>1-2 | 1B<br>2-H | | | 4-3 | | K | | 3 | 0 | 1 | 1 | 1 | 1 | 0 |
| Felipe Alou, R (1, 3)<br>OBP: 0.500, SLG: 0.571 | | S 1B<br>1-2<br>2-H | G3 | | | F8 | | | 6-3 | 4 | 0 | 1 | 1 | 0 | 0 | 1 |
| Denis Menke, R (1, 6) | | K | 4-3 | | | F7 | | | F7 | 4 | 0 | 0 | 0 | 0 | 1 | 2 |
| Sandy Alomar Sr., S (1, 4)<br>Lou Klimchock, L (2, PH)<br>Denny Lemaster, R (2, 1)<br>Clay Carroll, R (5, 1)<br>Tommie Aaron, R (7, PH)<br>Billy O'Dell, S (7, 1)<br>OBP: 0.400, SLG: 0.400<br>Gene Oliver, R (9, PH) | | K<br>1-2<br>2-3 | 5-3 | | | | G6-4-3 1B | | FC6-4 BB | 0<br>1<br>1<br>0<br>1<br>0<br>0 | 0<br>0<br>0<br>0<br>0<br>0<br>0 | 0<br>0<br>0<br>0<br>1<br>0<br>0 | 0<br>0<br>0<br>0<br>0<br>0<br>1 | 0<br>0<br>0<br>0<br>0<br>0<br>0 | 0<br>1<br>0<br>0<br>1<br>0<br>0 | 0<br>2<br>0<br>0<br>0<br>0<br>0 |
| Wade Blasingame, L (1, 1)<br>Miguel de la Hoz, R (2, PH)<br>(2, 4) | | F9 | F8 | | | | G6-4-3<br>1-2f | | FC6-4<br>1-2f | 0<br>4 | 0<br>0 | 0<br>0 | 0<br>0 | 0<br>0 | 0<br>0 | 0<br>4 |
| Inning Stats | R: 0 H: 0<br>E: 0 LOB: 0<br>K: 1 BB: 0<br>S: 5 P: 5 | R: 1 H: 2<br>E: 0 LOB: 2<br>K: 2 BB: 1<br>S: 9 P: 13 | R: 2 H: 3<br>E: 0 LOB: 1<br>K: 1 BB: 0<br>S: 8 P: 8 | R: 0 H: 0<br>E: 0 LOB: 0<br>K: 0 BB: 0<br>S: 3 P: 3 | R: 0 H: 1<br>E: 0 LOB: 1<br>K: 1 BB: 0<br>S: 6 P: 6 | R: 0 H: 0<br>E: 0 LOB: 0<br>K: 0 BB: 0<br>S: 3 P: 3 | R: 0 H: 2<br>E: 0 LOB: 1<br>K: 0 BB: 0<br>S: 4 P: 4 | R: 0 H: 0<br>E: 0 LOB: 0<br>K: 3 BB: 0<br>S: 9 P: 9 | R: 0 H: 0<br>E: 0 LOB: 1<br>K: 0 BB: 1<br>S: 3 P: 7 | 1B: 5 SF: 0<br>2B: 3 SAC: 0<br>3B: 0 DP: 1<br>HR: 0 HBP: 0 | | | | | | |

| PITCHER | | IP | WLS | BF | H | R | ER | SO | BB | IBB | HBP | BLK | WP | HR | S | P | ERA | WHIP |
|---|---|---|---|---|---|---|---|---|---|---|---|---|---|---|---|---|---|---|
| Sammy Ellis, R<br>ERA: 3.0 | (1, 1) | 9.0 | W | 36 | 8 | 3 | 3 | 8 | 2 | 0 | 0 | 0 | 0 | 0 | 50 | 58 | 3.00 | 1.111 |

| PITCHER | IP | WLS | BF | H | R | ER | SO | BB | IBB | HBP | BLK | WP | HR | S | P | ERA | WHIP |
|---|---|---|---|---|---|---|---|---|---|---|---|---|---|---|---|---|---|

# TOP

## Milwaukee Braves @ Cincinnati Reds

Crosley Field, Cincinnati, OH

Tue Apr 13 1965, 6:05 PM EST

Att. 4,236 - Unknown - 51 F

livebaseballscorecards.com

| | |
|---|---|
| AB | 34 |
| R | 3 |
| H | 8 |
| RBI | 3 |
| BB | 2 |
| SO | 8 |
| LOB | 13 |

# BOTTOM

## Milwaukee Braves @ Cincinnati Reds

Crosley Field, Cincinnati, OH

Tue Apr 13 1965, 6:05 PM EST

Att. 4,236 - Unknown - 51 F

livebaseballscorecards.com

| Batter | 1 | 2 | 3 | 4 | 5 | 6 | 7 | 8 | 9 | AB | R | H | RBI | BB | SO | LOB |
|---|---|---|---|---|---|---|---|---|---|---|---|---|---|---|---|---|
| Pete Rose, S (1, 4)<br>OBP: 0.222, SLG: 0.222 | 0-0 E 1B 3-1 1B | | 0-0 5-3 ① | 0-0 FC6-4 ③ 1-2f | 0-0 F8 ③ | | | 0-0 4-3 ① | | 5 | 1 | 1 | 0 | 0 | 0 | 3 |
| Tommy Harper, R (1, 7)<br>OBP: 0.500, SLG: 0.200 | 0-0 E9 3-1 HBP 1-3 1B 1B | | 4-0 S 1B SF8 BB | | 0-3 K ① | 0-0 5-3 ① | | 0-0 5-3 ② | | 4 | 2 | 1 | 0 | 1 | 1 | 0 |
| Vada Pinson, L (1, 8)<br>OBP: 0.556, SLG: 0.429 | H 1-0 3-1 1-2 1B HBP | | 0-0 SF8 S 1-2 1B | | 0-0 BB S HR 1B | 0-0 2-3 ② | | 0-0 1B | | 4 | 2 | 3 | 0 | 0 | 0 | 0 |
| Frank Robinson, R (1, 9)<br>OBP: 0.333, SLG: 0.167 | 0-0 3-1 ① 1-2 2-3 3-H | | 4-0 1-2 2-3 IBB | | 4-0 BB 1-2 HR BB | 0-0 1B | | 0-0 F5 ③ | | 3 | 1 | 1 | 1 | 2 | 0 | 3 |
| Deron Johnson, R (1, 5)<br>OBP: 0.375, SLG: 0.833<br>Steve Boros, R (7, 5) | 0-0 G4-6-3 2-H 3-H 1B | | 0-0 SF8 ② 2-3 3-H | | 4-0 1-2 2-3 HR BB | 0-0 F3 ③ | | | | 2<br>0 | 1<br>0 | 1<br>0 | 3<br>0 | 1<br>0 | 0<br>0 | 1<br>0 |
| Tony Perez, R (1, 3)<br>OBP: 0.500, SLG: 1.500 | 0-0 G4-6-3 ② ③ 1-2f | | 0-0 L9 ③ | | 0-0 1-H 2-H 3-H HR | 0-0 1B L9-2 2B | | | | 4 | 1 | 2 | 4 | 0 | 0 | 3 |
| Johnny Edwards, L (1, 2)<br>OBP: 0.375, SLG: 0.286 | | 0-3 K ① | | 0-0 4-3 ① | 0-0 FC3-5 BB 1B | 0-0 2-3 1B | | | | 4 | 0 | 2 | 0 | 0 | 1 | 0 |
| Leo Cardenas, R (1, 6)<br>OBP: 0.250, SLG: 0.143 | | 0-0 F7 ② | | 0-0 FC2-6 1B | 4-0 FC3-5 1-2 BB | 0-0 L9-2 ① ② 3-H | | | | 3 | 0 | 1 | 0 | 1 | 0 | 2 |
| Sammy Ellis, L (1, 1) | | 0-3 K ③ | | 0-0 FC2-6 ② FC6-4 1-2f | 0-0 FC3-5 ② 1-2 2-3f | 0-3 K ③ | | | | 4 | 0 | 0 | 0 | 0 | 2 | 4 |
| Inning Stats | R: 3 E: 1 K: 0 S: 5 H: 3 LOB: 0 BB: 0 P: 6 | R: 0 E: 0 K: 2 S: 7 H: 0 LOB: 0 BB: 0 P: 7 | R: 1 E: 0 K: 0 S: 4 H: 1 LOB: 2 BB: 2 P: 12 | R: 0 E: 0 K: 0 S: 4 H: 1 LOB: 1 BB: 0 P: 4 | R: 4 E: 0 K: 1 S: 8 H: 3 LOB: 2 BB: 3 P: 20 | R: 0 E: 0 K: 0 S: 4 H: 1 LOB: 1 BB: 0 P: 4 | R: 0 E: 0 K: 1 S: 6 H: 2 LOB: 1 BB: 0 P: 6 | R: 0 E: 0 K: 0 S: 4 H: 1 LOB: 1 BB: 0 P: 4 | | 1B: 10 2B: 2 3B: 0 HR: 1 SF: 1 SAC: 0 DP: 2 HBP: 1 | | | | | | |

| | AB | 33 |
|---|---|---|
| | R | 8 |
| | H | 12 |
| | RBI | 8 |
| | BB | 5 |
| | SO | 4 |
| | LOB | 16 |

WP: 0 PB: 0 SB: 3 CS: 0 PA: 40

| PITCHER | | IP | WLS | BF | H | R | ER | SO | BB | IBB | HBP | BLK | WP | HR | S | P | ERA | WHIP |
|---|---|---|---|---|---|---|---|---|---|---|---|---|---|---|---|---|---|---|
| Wade Blasingame, L<br>ERA: 27.0 | (1, 1) | 1.0 | | 6 | 3 | 3 | 3 | 0 | 0 | 0 | 1 | 0 | 0 | 0 | 5 | 6 | 27.00 | 3.000 |
| Denny Lemaster, L<br>ERA: 13.5 | (2, 1) | 3.1 | L | 19 | 5 | 5 | 5 | 3 | 3 | 1 | 0 | 0 | 0 | 1 | 21 | 37 | 13.50 | 2.400 |
| Clay Carroll, R<br>ERA: | (5, 1) | 1.2 | | 7 | 1 | 0 | 0 | 0 | 1 | 0 | 0 | 0 | 0 | 0 | 6 | 10 | 0.00 | 1.200 |
| Billy O'Dell, L<br>ERA: | (7, 1) | 2.0 | | 8 | 3 | 0 | 0 | 1 | 0 | 0 | 0 | 0 | 0 | 0 | 10 | 10 | 0.00 | 1.500 |

| PITCHER | IP | WLS | BF | H | R | ER | SO | BB | IBB | HBP | BLK | WP | HR | S | P | ERA | WHIP |
|---|---|---|---|---|---|---|---|---|---|---|---|---|---|---|---|---|---|

| Batter | 1 | 2 | 3 | 4 | 5 | 6 | 7 | 8 | 9 | AB | R | H | RBI | BB | SO | LOB |
|---|---|---|---|---|---|---|---|---|---|---|---|---|---|---|---|---|
| Pete Rose, S (1, 4)<br>OBP: 0.214, SLG: 0.154 | 4-3 | | HR 1B BB | | FC1-6 1B HBP HR<br>1-2f | F8 | | F5 | | 4 | 2 | 0 | 0 | 1 | 0 | 2 |
| Tommy Harper, R (1, 7)<br>OBP: 0.692, SLG: 0.429 | G6-4-3 1B | | HR 1B<br>1-2<br>3-H | | 1B HBP HR<br>1-2 | | 1B SF7 BB | | FC3-6 BB | 2 | 3 | 2 | 1 | 2 | 0 | 0 |
| Vada Pinson, L (1, 8)<br>OBP: 0.500, SLG: 0.667 | G6-4-3<br>1-2f | | HR<br>1-H<br>2-H | | F6 | | WP<br>1-3 1B | | FC3-6 FC6-4 1B<br>1-2f | 5 | 2 | 2 | 3 | 0 | 0 | 4 |
| Frank Robinson, R (1, 9)<br>OBP: 0.429, SLG: 0.300 | | 6-3 | HBP | | HR 1B<br>1-2<br>2-3 | | F7<br>1-2 | | FC6-4 1B<br>1-2 | 4 | 1 | 2 | 0 | 0 | 0 | 2 |
| Gordy Coleman, L (1, 3)<br>OBP: 0.222, SLG: 0.500 | | 4-3 | P4 | | HR<br>1-H<br>2-H<br>3-H | | IBB | | FC6-4 1B 1B<br>1-2f<br>2-3 | 4 | 1 | 1 | 4 | 1 | 0 | 3 |
| Johnny Edwards, L (1, 2)<br>OBP: 0.308, SLG: 0.273 | K | | | F7 | F8 | | SF7<br>3-H | | 1B<br>1-2<br>3-H | 4 | 0 | 1 | 2 | 0 | 1 | 0 |
| Leo Cardenas, R (1, 6)<br>OBP: 0.385, SLG: 0.273 | | | BLK S 1B BB | K | | G1-6-3 1B | K | | 1B<br>1-2<br>2-3 | 4 | 1 | 2 | 0 | 1 | 2 | 2 |
| Giraldo Ruiz, S (1, 5) | | | K<br>1-3 | 4-3 | | G1-6-3<br>1-2f | | 1-3 | K | 5 | 0 | 0 | 0 | 0 | 2 | 5 |
| John Tsitouris, R (1, 1)<br>OBP: 0.500, SLG: 0.333 | | | 6-3 | | FC1-6 1B | HBP | | F2 | | 3 | 0 | 1 | 0 | 0 | 0 | 1 |
| Inning Stats | R: 0 E: 0 K: 0 S: 3 H: 1 LOB: 0 BB: 0 P: 3 | R: 0 E: 0 K: 1 S: 5 H: 0 LOB: 0 BB: 0 P: 5 | R: 4 E: 0 K: 1 S: 7 H: 2 LOB: 1 BB: 2 P: 16 | R: 0 E: 0 K: 1 S: 5 H: 0 LOB: 0 BB: 0 P: 5 | R: 4 E: 0 K: 0 S: 6 H: 3 LOB: 0 BB: 0 P: 7 | R: 0 E: 0 K: 0 S: 3 H: 1 LOB: 1 BB: 0 P: 4 | R: 1 E: 0 K: 1 S: 6 H: 1 LOB: 2 BB: 2 P: 14 | R: 0 E: 0 K: 0 S: 3 H: 0 LOB: 0 BB: 0 P: 3 | R: 1 E: 0 K: 1 S: 8 H: 3 LOB: 3 BB: 1 P: 12 | 1B: 9 2B: 0 3B: 0 HR: 2 SF: 1 SAC: 0 DP: 2 HBP: 3 | | | | | | | |

# TOP

## Cincinnati Reds @ St. Louis Cardinals

Sportsman's Park, St. Louis, MO

Thu Apr 15 1965, 7:05 PM EST
Att. 24,364 - Unknown

livebaseballscorecards.com

| | |
|---|---|
| AB | 35 |
| R | 10 |
| H | 11 |
| RBI | 10 |
| BB | 5 |
| SO | 5 |
| LOB | 19 |

WP: 1 PB: 0 SB: 1 CS: 0 PA: 44

| PITCHER | | IP | WLS | BF | H | R | ER | SO | BB | IBB | HBP | BLK | WP | HR | S | P | ERA | WHIP |
|---|---|---|---|---|---|---|---|---|---|---|---|---|---|---|---|---|---|---|
| Bob Purkey, R<br>ERA: 12.15 | (1, 1) | 6.0 | L | 30 | 8 | 9 | 9 | 3 | 3 | 0 | 3 | 1 | 0 | 2 | 30 | 45 | 13.50 | 1.833 |
| Tracy Stallard, R<br>ERA: 5.68 | (7, 1) | 1.0 | | 4 | 0 | 0 | 0 | 1 | 0 | 1 | 0 | 0 | 1 | 0 | 5 | 9 | 0.00 | 0.000 |
| Barney Schultz, R<br>ERA: 7.36 | (8, 1) | 2.0 | | 10 | 3 | 1 | 1 | 1 | 1 | 0 | 0 | 0 | 0 | 0 | 11 | 15 | 4.50 | 2.000 |

| PITCHER | IP | WLS | BF | H | R | ER | SO | BB | IBB | HBP | BLK | WP | HR | S | P | ERA | WHIP |
|---|---|---|---|---|---|---|---|---|---|---|---|---|---|---|---|---|---|

# Cincinnati Reds @ St. Louis Cardinals

Sportsman's Park, St. Louis, MO

Thu Apr 15 1965, 7:05 PM EST

Att. 24,364 - Unknown

BOTTOM

livebaseballscorecards.com

| Batter | 1 | 2 | 3 | 4 | 5 | 6 | 7 | 8 | 9 | AB | R | H | RBI | BB | SO | LOB |
|---|---|---|---|---|---|---|---|---|---|---|---|---|---|---|---|---|
| Curt Flood, R (1, 8)<br>OBP: 0.421, SLG: 0.647 | BBBB 4-0 WP BB | | x 0-0 ① F8 | | x 0-0 ① 6-3 | | | x 0-0 HR | | 3 | 1 | 1 | 1 | 1 | 0 | 1 |
| Lou Brock, L (1, 7)<br>OBP: 0.368, SLG: 0.611 | x 0-0 ① F5 1-2 | | BBBB 4-0 WP 2B 1-2 BB | | x 0-0 ② 4-3 | | | x 0-0 ① F5 | | 3 | 1 | 0 | 0 | 1 | 0 | 1 |
| Bill White, L (1, 3)<br>OBP: 0.368, SLG: 0.412 | x 0-0 ② F9 | | x 0-0 ② SF8 1-2 2-H | | x 0-0 ③ F4 | | | x 0-0 ② F9 | | 3 | 0 | 0 | 1 | 0 | 0 | 1 |
| Ken Boyer, R (1, 5)<br>OBP: 0.389, SLG: 0.412 | x 0-0 ③ 5-3 | | x 0-0 ① 2B 2-H 2B | | | x 0-0 ① 6-3 | | SSS 0-3 ③ K | | 4 | 1 | 1 | 1 | 0 | 1 | 1 |
| Dick Groat, R (1, 6)<br>OBP: 0.389, SLG: 0.438 | | x 0-0 E S 1B | x 0-0 2-H 2B | | | BBBB 4-0 G6-3 BB | | | x 0-0 2B | 3 | 0 | 3 | 1 | 1 | 0 | 0 |
| Bob Skinner, L (1, 9) | | SSS 0-3 ① K 1-3 | x 0-0 ③ F5 | | | x 0-0 ②③ G6-3 1-2f | | | SSS 0-3 ① K | 4 | 0 | 0 | 0 | 0 | 2 | 4 |
| Julian Javier, R (1, 4)<br>OBP: 0.200, SLG: 0.333<br>Carl Warwick, R (9, PH) | | x 0-0 ② F8 | x 0-0 ① 1-3 | | | | x 0-0 ① F4 | | x 0-0 ② F8 | 3<br>1 | 0<br>0 | 0<br>0 | 0<br>0 | 0<br>0 | 0<br>0 | 1<br>1 |
| Dave Ricketts, S (1, 2)<br>OBP: 0.273, SLG: 0.200<br>Ed Spiezio, R (7, PH)<br>Barney Schultz, R (8, 1)<br>Mike Shannon, R (9, PH) | | x 0-0 ③ F2 | x 0-0 ② F4 | | | | x 0-0 ② 6-3 | | x 0-0 ③ F3 | 2<br>1<br>0<br>1 | 0<br>0<br>0<br>0 | 0<br>0<br>0<br>0 | 0<br>0<br>0<br>0 | 0<br>0<br>0<br>0 | 0<br>0<br>0<br>0 | 1<br>0<br>0<br>1 |
| Bob Purkey, R (1, 1)<br>Tracy Stallard, R (7, 1)<br>OBP: 0.500, SLG: 0.500<br>Tito Francona, L (7, PH)<br>Bob Uecker, R (8, 2)<br>OBP: 0.667, SLG: 0.500 | | | x 0-0 E5 WP BB SF8 | SSS 0-3 ③ K | | | x 0-0 ③ F3 | | | 2<br>0<br>1<br>0 | 1<br>0<br>0<br>0 | 0<br>0<br>0<br>0 | 0<br>0<br>0<br>0 | 1<br>0<br>0<br>0 | 0<br>0<br>0<br>0 | 0<br>0<br>0<br>0 |
| Inning Stats | R: 0 H: 0<br>E: 0 LOB: 1<br>K: 0 BB: 1<br>S: 3 P: 7 | R: 0 H: 1<br>E: 0 LOB: 1<br>K: 1 BB: 0<br>S: 6 P: 6 | R: 3 H: 2<br>E: 1 LOB: 1<br>K: 0 BB: 1<br>S: 6 P: 10 | R: 0 H: 0<br>E: 0 LOB: 0<br>K: 1 BB: 0<br>S: 5 P: 5 | R: 0 H: 0<br>E: 0 LOB: 0<br>K: 0 BB: 0<br>S: 3 P: 3 | R: 0 H: 0<br>E: 0 LOB: 0<br>K: 0 BB: 1<br>S: 2 P: 6 | R: 0 H: 0<br>E: 0 LOB: 0<br>K: 0 BB: 0<br>S: 3 P: 3 | R: 1 H: 1<br>E: 0 LOB: 0<br>K: 1 BB: 0<br>S: 6 P: 6 | R: 0 H: 1<br>E: 0 LOB: 1<br>K: 1 BB: 0<br>S: 6 P: 6 | 1B: 1<br>2B: 3<br>3B: 0<br>HR: 1 | SF: 1<br>SAC: 0<br>DP: 1<br>HBP: 0 | | | | | | |

| | AB | 31 |
|---|---|---|
| | R | 4 |
| | H | 5 |
| | RBI | 4 |
| | BB | 3 |
| | SO | 4 |
| | LOB | 12 |

WP: 2 PA: 35
PB: 0
SB: 1
CS: 0

| PITCHER | IP | WLS | BF | H | R | ER | SO | BB | IBB | HBP | BLK | WP | HR | S | P | ERA | WHIP |
|---|---|---|---|---|---|---|---|---|---|---|---|---|---|---|---|---|---|
| John Tsitouris, R (1, 1)<br>ERA: 1.0 | 9.0 | W | 35 | 5 | 4 | 1 | 4 | 3 | 0 | 0 | 0 | 2 | 1 | 40 | 52 | 1.00 | 0.889 |

| PITCHER | IP | WLS | BF | H | R | ER | SO | BB | IBB | HBP | BLK | WP | HR | S | P | ERA | WHIP |
|---|---|---|---|---|---|---|---|---|---|---|---|---|---|---|---|---|---|

| Batter | 1 | 2 | 3 | 4 | 5 | 6 | 7 | 8 | 9 | AB | R | H | RBI | BB | SO | LOB |
|---|---|---|---|---|---|---|---|---|---|---|---|---|---|---|---|---|
| Pete Rose, S (1, 4)<br>OBP: 0.316, SLG: 0.235 | BB<br>1B | | BB | | F7 | | K | | 1B | 4 | 0 | 2 | 0 | 1 | 1 | 2 |
| Tommy Harper, R (1, 7)<br>OBP: 0.556, SLG: 0.273 | G6-4-3<br>1-2<br>BB | | K | | | K | FC5-4<br>1-2f | | K | 4 | 0 | 0 | 0 | 1 | 3 | 4 |
| Vada Pinson, L (1, 8)<br>OBP: 0.444, SLG: 0.563 | L8 | | K | | | 1B<br>1B | | F9 | | 4 | 0 | 1 | 0 | 0 | 1 | 3 |
| Frank Robinson, R (1, 9)<br>OBP: 0.444, SLG: 0.429 | G6-4-3<br>1-2f | | K | | | 1-3<br>1B | | 3-1<br>2B | | 4 | 0 | 2 | 0 | 0 | 1 | 3 |
| Gordy Coleman, L (1, 3)<br>OBP: 0.231, SLG: 0.417 | | BB<br>1B | | 1-3 | | L7 | | 3-1<br>2-3 | | 4 | 0 | 1 | 0 | 0 | 0 | 3 |
| Deron Johnson, R (1, 5)<br>OBP: 0.333, SLG: 0.556 | | F9 | | K | | K | | BB | | 3 | 0 | 0 | 0 | 1 | 2 | 3 |
| Johnny Edwards, L (1, 2)<br>OBP: 0.353, SLG: 0.286 | | BB<br>1-2 | | F7 | | | 1B<br>1B | L9 | | 3 | 0 | 1 | 0 | 1 | 0 | 2 |
| Leo Cardenas, R (1, 6)<br>OBP: 0.353, SLG: 0.267 | | K | | | F7 | | FC5-4<br>1-2<br>1B | | 1-3 | 4 | 0 | 1 | 0 | 0 | 1 | 2 |
| Jim O'Toole, S (1, 1)<br>Joey Jay, S (2, 1)<br>Giraldo Ruiz, S (5, PH)<br>Gerry Arrigo, L (5, 1)<br>Art Shamsky, L (7, PH)<br>Bill Henry, L (7, 1)<br>Marty Keough, L (9, PH) | | 6-3 | | | K | | K | | 4-3 | 1<br>0<br>1<br>0<br>1<br>0<br>1 | 0<br>0<br>0<br>0<br>0<br>0<br>0 | 0<br>0<br>0<br>0<br>0<br>0<br>0 | 0<br>0<br>0<br>0<br>0<br>0<br>0 | 0<br>0<br>0<br>0<br>1<br>0<br>0 | 0<br>0<br>0<br>0<br>0<br>0<br>0 | 2<br>0<br>0<br>0<br>2<br>0<br>0 |
| Inning Stats | R: 0<br>E: 0<br>K: 0<br>S: 3<br>H: 1<br>LOB: 1<br>BB: 1<br>P: 7 | R: 0<br>E: 0<br>K: 1<br>S: 6<br>H: 1<br>LOB: 2<br>BB: 1<br>P: 10 | R: 0<br>E: 0<br>K: 3<br>S: 9<br>H: 0<br>LOB: 1<br>BB: 1<br>P: 13 | R: 0<br>E: 0<br>K: 1<br>S: 5<br>H: 0<br>LOB: 0<br>BB: 0<br>P: 5 | R: 0<br>E: 0<br>K: 1<br>S: 5<br>H: 0<br>LOB: 0<br>BB: 0<br>P: 5 | R: 0<br>E: 0<br>K: 2<br>S: 9<br>H: 2<br>LOB: 2<br>BB: 0<br>P: 9 | R: 0<br>E: 0<br>K: 2<br>S: 9<br>H: 2<br>LOB: 2<br>BB: 0<br>P: 9 | R: 0<br>E: 0<br>K: 0<br>S: 4<br>H: 1<br>LOB: 2<br>BB: 1<br>P: 8 | R: 0<br>E: 0<br>K: 1<br>S: 6<br>H: 1<br>LOB: 1<br>BB: 0<br>P: 6 | 1B: 7<br>2B: 1<br>3B: 0<br>HR: 0<br>SF: 0<br>SAC: 0<br>DP: 1<br>HBP: 0 | | | | | | |

| PITCHER | | IP | WLS | BF | H | R | ER | SO | BB | IBB | HBP | BLK | WP | HR | S | P | ERA | WHIP |
|---|---|---|---|---|---|---|---|---|---|---|---|---|---|---|---|---|---|---|
| Bob Gibson, R<br>ERA: 3.65 | (1, 1) | 9.0 | W | 38 | 8 | 0 | 0 | 11 | 4 | 0 | 0 | 0 | 0 | 0 | 56 | 72 | 0.00 | 1.333 |

| PITCHER | IP | WLS | BF | H | R | ER | SO | BB | IBB | HBP | BLK | WP | HR | S | P | ERA | WHIP |
|---|---|---|---|---|---|---|---|---|---|---|---|---|---|---|---|---|---|

# TOP

## Cincinnati Reds @ St. Louis Cardinals

Sportsman's Park, St. Louis, MO

Sat Apr 17 1965, 7:05 PM EST

Att. 15,828 - Unknown

livebaseballscorecards.com

| | |
|---|---|
| AB | 34 |
| R | 0 |
| H | 8 |
| RBI | 0 |
| BB | 4 |
| SO | 11 |
| LOB | 26 |

WP: 0 PA: 38
PB: 0
SB: 0
CS: 0

| Batter | 1 | 2 | 3 | 4 | 5 | 6 | 7 | 8 | 9 | AB | R | H | RBI | BB | SO | LOB |
|---|---|---|---|---|---|---|---|---|---|---|---|---|---|---|---|---|
| Curt Flood, R (1, 8)<br>OBP: 0.417, SLG: 0.571 | BBBB<br>4-0<br>1-3 1B<br>5-3<br>BB | x<br>0-0 ①<br>F2 | | SSS<br>0-3 ①<br>K | | x<br>0-0<br>SH2-3<br>1B<br>1B | | x<br>0-0 ②<br>F6 | | 4 | 2 | 1 | 0 | 1 | 1 | 2 |
| Lou Brock, L (1, 7)<br>OBP: 0.435, SLG: 0.600 | x<br>0-0<br>5-3 1-3<br>1-2<br>2B<br>1B | BBBB<br>4-0<br>BB<br>1-2<br>2-3<br>1B<br>BB | | BBBB<br>4-0<br>S<br>E<br>BB | | x<br>0-0 ①<br>SH2-3<br>1-2 | | x<br>0-0 ③<br>L5 | | 2 | 3 | 1 | 0 | 2 | 0 | 0 |
| Dick Groat, R (1, 6)<br>OBP: 0.364, SLG: 0.368 | x<br>0-0 ①<br>1-3<br>1-2<br>2-3 | BBBB<br>4-0<br>F8 1B<br>1-2<br>2-3<br>3-H<br>BB | | x<br>0-0 ②<br>4-3<br>1-H | | x<br>0-0 ②<br>F4 | | | | 3 | 0 | 0 | 1 | 1 | 0 | 3 |
| Ken Boyer, R (1, 5)<br>OBP: 0.455, SLG: 0.524 | x<br>0-0 ②<br>5-3<br>2-3<br>3-H | x<br>0-0<br>F8<br>1-2<br>2-H<br>3-H<br>1B | | x<br>0-0<br>2B | | x<br>0-0<br>2-H<br>1B | | | | 4 | 0 | 3 | 4 | 0 | 0 | 1 |
| Bill White, L (1, 3)<br>OBP: 0.391, SLG: 0.450 | x<br>0-0<br>3-H<br>2B | x<br>0-0 ②<br>F8<br>1-2<br>2-3 | | BBBB<br>4-0<br>BB | | x<br>0-0 ③<br>4-3 | | | | 3 | 0 | 1 | 1 | 1 | 0 | 3 |
| Mike Shannon, R (1, 9)<br>OBP: 0.167, SLG: 0.067 | x<br>0-0 ③<br>5-3 | x<br>0-0 ③<br>4-3 | | x<br>0-0 ③<br>1-3 | | | x<br>0-0<br>FC4-6<br>1B | | | 4 | 0 | 1 | 0 | 0 | 0 | 5 |
| Julian Javier, R (1, 4)<br>OBP: 0.211, SLG: 0.421 | | x<br>0-0<br>1B<br>3B | x<br>0-0 ①<br>F8 | | x<br>0-0 ①<br>6-3 | | x<br>0-0 ①<br>FC4-6 CS<br>1-2f | | | 4 | 1 | 1 | 0 | 0 | 0 | 1 |
| Bob Uecker, R (1, 2)<br>OBP: 0.429, SLG: 0.200 | | BBBB<br>4-0<br>BB 1B<br>BB<br>BB | x<br>0-0 ②<br>6-3 | | x<br>0-0 ②<br>4-3 | | x<br>0-0 ②③<br>5-3<br>1-2 | | | 3 | 1 | 0 | 0 | 1 | 0 | 1 |
| Bob Gibson, R (1, 1)<br>OBP: 0.167, SLG: 0.167 | | x<br>0-0<br>BB BB<br>1-2<br>1B<br>3-H<br>1B | SSS<br>0-3 ③<br>K | | SSS<br>0-3 ③<br>K | | | SSS<br>0-3 ①<br>K | | 4 | 1 | 1 | 1 | 0 | 3 | 0 |
| Inning Stats | R: 2 E: 0 K: 0 S: 5<br>H: 2 LOB: 1 BB: 1 P: 9 | R: 4 E: 0 K: 0 S: 6<br>H: 3 LOB: 2 BB: 3 P: 18 | R: 0 E: 0 K: 1 S: 5<br>H: 0 LOB: 0 BB: 0 P: 5 | R: 1 E: 0 K: 1 S: 6<br>H: 1 LOB: 2 BB: 2 P: 14 | R: 0 E: 0 K: 1 S: 5<br>H: 0 LOB: 0 BB: 0 P: 5 | R: 1 E: 0 K: 0 S: 5<br>H: 2 LOB: 1 BB: 0 P: 5 | R: 0 E: 0 K: 0 S: 3<br>H: 1 LOB: 0 BB: 0 P: 3 | R: 0 E: 0 K: 1 S: 5<br>H: 0 LOB: 0 BB: 0 P: 5 | | 1B: 6 2B: 2 3B: 1 HR: 0<br>SF: 0 SAC: 1 DP: 0 HBP: 0 | | | | | | |

| PITCHER | | IP | WLS | BF | H | R | ER | SO | BB | IBB | HBP | BLK | WP | HR | S | P | ERA | WHIP |
|---|---|---|---|---|---|---|---|---|---|---|---|---|---|---|---|---|---|---|
| Jim O'Toole, L<br>ERA: 8.1 | (1, 1) | 1.0 | L | 9 | 4 | 5 | 5 | 0 | 2 | 0 | 0 | 0 | 0 | 0 | 7 | 15 | 45.00 | 6.000 |
| Joey Jay, R<br>ERA: 6.0 | (2, 1) | 3.0 | | 15 | 2 | 2 | 2 | 2 | 4 | 0 | 0 | 0 | 0 | 0 | 15 | 31 | 6.00 | 2.000 |
| Gerry Arrigo, L<br>ERA: 4.5 | (5, 1) | 2.0 | | 8 | 2 | 1 | 1 | 1 | 0 | 0 | 0 | 0 | 0 | 0 | 10 | 10 | 4.50 | 1.000 |
| Bill Henry, L<br>ERA: | (7, 1) | 2.0 | | 6 | 1 | 0 | 0 | 1 | 0 | 0 | 0 | 0 | 0 | 0 | 8 | 8 | 0.00 | 0.500 |

| PITCHER | IP | WLS | BF | H | R | ER | SO | BB | IBB | HBP | BLK | WP | HR | S | P | ERA | WHIP |
|---|---|---|---|---|---|---|---|---|---|---|---|---|---|---|---|---|---|

# BOTTOM

## Cincinnati Reds @ St. Louis Cardinals

Sportsman's Park, St. Louis, MO

Sat Apr 17 1965, 7:05 PM EST

Att. 15,828 - Unknown

livebaseballscorecards.com

| | |
|---|---|
| AB | 31 |
| R | 8 |
| H | 9 |
| RBI | 7 |
| BB | 6 |
| SO | 4 |
| LOB | 16 |

WP: 0 PB: 0 SB: 1 CS: 1 PA: 38

| Batter | 1 | 2 | 3 | 4 | 5 | 6 | 7 | 8 | 9 | AB | R | H | RBI | BB | SO | LOB |
|---|---|---|---|---|---|---|---|---|---|---|---|---|---|---|---|---|
| Pete Rose, S (1, 4) OBP: 0.375, SLG: 0.455 | E6 FC3-6 | | G3 1B 3-1 1B | HR | | 4-3 | 1-2 2-H 3-H 1B | | | 5 | 2 | 3 | 3 | 0 | 0 | 0 |
| Tommy Harper, R (1, 7) OBP: 0.522, SLG: 0.313 | FC3-6 G4-6-3 1-2f | | 3-1 G3 1-2 1B | S 1B | | F9 | K | | | 5 | 0 | 2 | 0 | 0 | 1 | 3 |
| Vada Pinson, L (1, 8) OBP: 0.348, SLG: 0.429 | G4-6-3 1-2f | | G3 1-2 2-3 | K 1-2 | | 4-3 | | 4-3 | | 5 | 0 | 0 | 0 | 0 | 1 | 4 |
| Frank Robinson, R (1, 9) OBP: 0.522, SLG: 0.778 | | 1B 3B | 3-1 IBB | HR | | | 1B 2B 1B | 6-3 | | 4 | 3 | 3 | 1 | 1 | 0 | 0 |
| Deron Johnson, R (1, 5) OBP: 0.353, SLG: 0.571 | | F4 | 3-1 1-2 2-3 3-H | 4-3 2B | | | 2B 1B 1-3 1B | F2 | | 5 | 1 | 2 | 1 | 0 | 0 | 3 |
| Tony Perez, R (1, 3) OBP: 0.556, SLG: 1.125 | | 1B 3-H 1B | IBB | K | | | 1-3 3-H 1B 2B | | 5-3 | 4 | 1 | 2 | 2 | 1 | 1 | 1 |
| Johnny Edwards, L (1, 2) OBP: 0.318, SLG: 0.421 | | L9 | G3 | 4-3 2-3 | | | 4-3 | | HR | 5 | 1 | 1 | 1 | 0 | 0 | 7 |
| Leo Cardenas, R (1, 6) OBP: 0.409, SLG: 0.278 | | 1-2 1B | K | IBB | | | 1B IBB | | 5-3 | 3 | 0 | 1 | 0 | 2 | 1 | 0 |
| Sammy Ellis, L (1, 1) | | K | K | F7 | | | K | | G3 | 4 | 0 | 0 | 0 | 0 | 3 | 7 |
| Roger Craig, R (8, 1) | | | | | | | | | | 1 | 0 | 0 | 0 | 0 | 0 | 0 |
| Billy McCool, R (9, 1) | | | | | | | | | | 0 | 0 | 0 | 0 | 0 | 0 | 0 |

# TOP

## Cincinnati Reds @ St. Louis Cardinals

Sportsman's Park, St. Louis, MO

Sun Apr 18 1965, 4:33 AM EST

Att. 13,754 - Unknown

livebaseballscorecards.com

| | |
|---|---|
| AB | 41 |
| R | 8 |
| H | 14 |
| RBI | 8 |
| BB | 4 |
| SO | 7 |
| LOB | 25 |

| Inning Stats | 1 | 2 | 3 | 4 | 5 | 6 | 7 | 8 | 9 | 1B: 8 | SF: 0 | WP: 0 | PA: 45 |
|---|---|---|---|---|---|---|---|---|---|---|---|---|---|
| R: | 0 | 1 | 1 | 1 | 1 | 0 | 3 | 0 | 1 | 2B: 2 | SAC: 0 | PB: 0 | |
| E: | 1 | 0 | 0 | 0 | 0 | 0 | 0 | 0 | 0 | 3B: 1 | DP: 1 | SB: 1 | |
| K: | 0 | 1 | 0 | 3 | 1 | 0 | 2 | 0 | 0 | HR: 3 | HBP: 0 | CS: 0 | |
| S: | 3 | 8 | 5 | 11 | 7 | 3 | 11 | 3 | 4 | | | | |
| H: | 0 | 3 | 2 | 2 | 2 | 0 | 4 | 0 | 1 | | | | |
| LOB: | 0 | 2 | 2 | 1 | 2 | 0 | 2 | 0 | 0 | | | | |
| BB: | 0 | 0 | 2 | 0 | 1 | 0 | 1 | 0 | 0 | | | | |
| P: | 3 | 8 | 13 | 11 | 11 | 3 | 15 | 3 | 4 | | | | |

| PITCHER | | IP | WLS | BF | H | R | ER | SO | BB | IBB | HBP | BLK | WP | HR | S | P | ERA | WHIP |
|---|---|---|---|---|---|---|---|---|---|---|---|---|---|---|---|---|---|---|
| Curt Simmons, L (1, 1) ERA: 4.91 | | 5.0 | L | 27 | 9 | 4 | 4 | 5 | 0 | 3 | 0 | 0 | 0 | 2 | 34 | 46 | 7.20 | 1.800 |
| Ron Taylor, R (6, 1) ERA: 15.75 | | 1.0 | | 6 | 3 | 3 | 3 | 0 | 0 | 0 | 0 | 0 | 0 | 0 | 6 | 6 | 27.00 | 3.000 |
| Steve Carlton, L (7, 1) ERA: | | 1.0 | | 5 | 1 | 0 | 0 | 2 | 0 | 1 | 0 | 0 | 0 | 0 | 8 | 12 | 0.00 | 1.000 |
| Barney Schultz, R (8, 1) ERA: 6.35 | | 2.0 | | 7 | 1 | 1 | 1 | 0 | 0 | 0 | 0 | 0 | 0 | 1 | 7 | 7 | 4.50 | 0.500 |

| PITCHER | IP | WLS | BF | H | R | ER | SO | BB | IBB | HBP | BLK | WP | HR | S | P | ERA | WHIP |
|---|---|---|---|---|---|---|---|---|---|---|---|---|---|---|---|---|---|

| Batter | 1 | 2 | 3 | 4 | 5 | 6 | 7 | 8 | 9 | AB | R | H | RBI | BB | SO | LOB |
|---|---|---|---|---|---|---|---|---|---|---|---|---|---|---|---|---|
| Curt Flood, R (1, 8)<br>OBP: 0.379, SLG: 0.500 | 6-3 | | | 6-3 | | 1-3 | FC6-4<br>1-2f | | 1B<br>1-2<br>1B | 5 | 0 | 1 | 0 | 0 | 0 | 2 |
| Lou Brock, L (1, 7)<br>OBP: 0.464, SLG: 0.600 | 1-3 | | | F6 | | FC4-3<br>1B | | S<br>1B<br>1B | 1-2<br>2-3<br>1B | 5 | 1 | 3 | 0 | 0 | 0 | 0 |
| Bill White, L (1, 3)<br>OBP: 0.357, SLG: 0.400 | K | | | 1B | | FC4-3<br>1-2f | | F2<br>1-2 | K | 5 | 0 | 1 | 0 | 0 | 2 | 5 |
| Ken Boyer, R (1, 5)<br>OBP: 0.407, SLG: 0.462 | | 2-3 | | K | | K | | BB<br>BB<br>2-H<br>1B | K | 5 | 0 | 1 | 1 | 0 | 3 | 5 |
| Dick Groat, R (1, 6)<br>OBP: 0.333, SLG: 0.333 | | 6-3 | | | 6-3 | | FC4-6<br>1B | K | K | 5 | 0 | 1 | 0 | 0 | 2 | 4 |
| Tim McCarver, L (1, 2)<br>OBP: 0.500, SLG: 0.333 | | 4-3 | | | WP<br>5-3<br>1B | | F4 | BB<br>1-2<br>BB | | 3 | 0 | 1 | 0 | 1 | 0 | 1 |
| Mike Shannon, R (1, 9)<br>OBP: 0.182, SLG: 0.056 | | | 4-3 | | 5-3<br>1-2 | | FC4-6<br>1B<br>1-2f<br>1B | 1-2<br>2-3<br>BB | | 3 | 1 | 0 | 0 | 1 | 0 | 2 |
| Julian Javier, R (1, 4)<br>OBP: 0.200, SLG: 0.400 | | 6-3 | | | 2-3<br>BB | | 1B<br>1-3<br>1B | L7 | | 1 | 0 | 0 | 0 | 0 | 0 | 0 |
| Tito Francona, L (5, PH) | | | | | | | | | | 0 | 0 | 0 | 0 | 1 | 0 | 0 |
| Phil Gagliano, R (5, PR)<br>OBP: 0.333, SLG: 0.333 (6, 4) | | | | | | | | | | 2 | 0 | 1 | 0 | 0 | 0 | 3 |
| Curt Simmons, L (1, 1) | | | | | | | | | | 1 | 0 | 0 | 0 | 0 | 0 | 0 |
| Bob Skinner, L (5, PH) | | | | | | | | | | 1 | 0 | 0 | 0 | 0 | 0 | 2 |
| Ron Taylor, R (6, 1)<br>OBP: 1.000, SLG: 2.000 | | | | | | | | | | 0 | 0 | 0 | 0 | 0 | 0 | 0 |
| Steve Carlton, L (7, 1) | | | | | | | | | | 0 | 0 | 0 | 0 | 0 | 0 | 0 |
| Ed Spiezio, R (7, PH)<br>OBP: 0.333, SLG: 0.333 | | | | | | | | | | 1 | 0 | 1 | 1 | 0 | 0 | 0 |
| Barney Schultz, R (8, 1) | | | | | | | | | | 0 | 0 | 0 | 0 | 0 | 0 | 0 |
| Carl Warwick, R (9, PH)<br>OBP: 0.333, SLG: 0.333 | | | | | | | FC6-4<br>1-2<br>3-H<br>1B | | 1B<br>1B<br>1B | 1 | 0 | 1 | 0 | 0 | 0 | 0 |
| Inning Stats | R: 0 E: 0 K: 1 S: 5 H: 0 LOB: 0 BB: 0 P: 5 | R: 0 E: 0 K: 0 S: 3 H: 0 LOB: 0 BB: 0 P: 3 | R: 0 E: 0 K: 0 S: 3 H: 0 LOB: 0 BB: 0 P: 3 | R: 0 E: 0 K: 1 S: 6 H: 1 LOB: 1 BB: 0 P: 6 | R: 0 E: 0 K: 0 S: 4 H: 1 LOB: 2 BB: 1 P: 8 | R: 0 E: 0 K: 1 S: 6 H: 1 LOB: 1 BB: 0 P: 6 | R: 1 E: 0 K: 0 S: 6 H: 3 LOB: 2 BB: 0 P: 6 | R: 1 E: 0 K: 1 S: 7 H: 2 LOB: 3 BB: 2 P: 15 | R: 0 E: 0 K: 3 S: 12 H: 3 LOB: 3 BB: 0 P: 12 | 1B: 11 2B: 0 3B: 0 HR: 0 | SF: 0 SAC: 0 DP: 0 HBP: 0 | | | | | | |

| PITCHER | | IP | WLS | BF | H | R | ER | SO | BB | IBB | HBP | BLK | WP | HR | S | P | ERA | WHIP |
|---|---|---|---|---|---|---|---|---|---|---|---|---|---|---|---|---|---|---|
| Sammy Ellis, R<br>ERA: 2.7 | (1, 1) | 7.2 | W | 33 | 8 | 2 | 2 | 4 | 2 | 0 | 0 | 0 | 1 | 0 | 39 | 47 | 2.35 | 1.304 |
| Roger Craig, R<br>ERA: | (8, 1) | 0.1 | | 5 | 3 | 0 | 0 | 0 | 1 | 0 | 0 | 0 | 0 | 0 | 4 | 8 | 0.00 | 12.000 |
| Billy McCool, L<br>ERA: | (9, 1) | 1.0 | S | 3 | 0 | 0 | 0 | 3 | 0 | 0 | 0 | 0 | 0 | 0 | 9 | 9 | 0.00 | 0.000 |

| PITCHER | IP | WLS | BF | H | R | ER | SO | BB | IBB | HBP | BLK | WP | HR | S | P | ERA | WHIP |
|---|---|---|---|---|---|---|---|---|---|---|---|---|---|---|---|---|---|

# BOTTOM

## Cincinnati Reds @ St. Louis Cardinals

Sportsman's Park, St. Louis, MO

Sun Apr 18 1965, 4:33 AM EST
Att. 13,754 - Unknown

livebaseballscorecards.com

| | |
|---|---|
| AB | 38 |
| R | 2 |
| H | 11 |
| RBI | 2 |
| BB | 3 |
| SO | 7 |
| LOB | 24 |

| | | | |
|---|---|---|---|
| 1B: 11 | SF: 0 | WP: 1 | PA: 41 |
| 2B: 0 | SAC: 0 | PB: 0 | |
| 3B: 0 | DP: 0 | SB: 1 | |
| HR: 0 | HBP: 0 | CS: 0 | |

| Batter | 1 | 2 | 3 | 4 | 5 | 6 | 7 | 8 | 9 | AB | R | H | RBI | BB | SO | LOB |
|---|---|---|---|---|---|---|---|---|---|---|---|---|---|---|---|---|
| Pete Rose, S (1, 4)<br>OBP: 0.357, SLG: 0.423 | 5-3 | | G6-4-3 1-2f | | 6-3 | | | FC5 BB 1B | | 4 | 0 | 1 | 0 | 0 | 0 | 1 |
| Tommy Harper, R (1, 7)<br>OBP: 0.481, SLG: 0.263 | F2 | | L9 | | | BBBB SH1-4 BB | | L9 | | 3 | 0 | 0 | 0 | 1 | 0 | 1 |
| Vada Pinson, L (1, 8)<br>OBP: 0.346, SLG: 0.391 | F8 | | | F3 | | SH1-4 1-2 | | BBBB 1-2 BB | | 2 | 0 | 0 | 0 | 1 | 0 | 0 |
| Frank Robinson, R (1, 9)<br>OBP: 0.519, SLG: 0.714 | | BBBB HR BB | | 1B 1B | | F4 | | F8 | | 3 | 1 | 1 | 0 | 1 | 0 | 3 |
| Deron Johnson, R (1, 5)<br>OBP: 0.429, SLG: 0.765 | | 1-H HR | | 1-2 1B | | IIII IBB | | FC5 2-3f | | 3 | 1 | 2 | 2 | 1 | 0 | 2 |
| Tony Perez, R (1, 3)<br>OBP: 0.538, SLG: 0.909 | | BBBB FC1-6 BB | | SSS K | | SSS K | | | CS 1B | 3 | 0 | 1 | 0 | 1 | 2 | 4 |
| Johnny Edwards, L (1, 2)<br>OBP: 0.292, SLG: 0.381 | | FC1-6 G4-6-3 1-2f | | SSS K | | | 5-3 | | F4 1-2 | 2 | 0 | 0 | 0 | 0 | 1 | 3 |
| Don Pavletich, R (5, 2) | | | | | | | | | | 2 | 0 | 0 | 0 | 0 | 0 | 1 |
| Leo Cardenas, R (1, 6)<br>OBP: 0.385, SLG: 0.318 | | G4-6-3 1-2f | | | F3 | | 6-3 | | 2B | 4 | 0 | 1 | 0 | 0 | 0 | 1 |
| Jim Maloney, L (1, 1)<br>OBP: 0.250, SLG: 0.250 | | | G6-4-3 1B | | SSS K | | 4-3 | | 3-1 | 4 | 0 | 1 | 0 | 0 | 1 | 1 |
| Inning Stats | R: 0 E: 0 K: 0 S: 3 H: 0 LOB: 0 BB: 0 P: 3 | R: 2 E: 0 K: 0 S: 3 H: 1 LOB: 0 BB: 2 P: 11 | R: 0 E: 0 K: 0 S: 3 H: 1 LOB: 0 BB: 0 P: 3 | R: 0 E: 0 K: 2 S: 9 H: 2 LOB: 2 BB: 0 P: 9 | R: 0 E: 0 K: 1 S: 5 H: 0 LOB: 0 BB: 0 P: 5 | R: 0 E: 0 K: 1 S: 5 H: 0 LOB: 2 BB: 2 P: 13 | R: 0 E: 0 K: 0 S: 3 H: 0 LOB: 0 BB: 0 P: 3 | R: 0 E: 0 K: 0 S: 4 H: 1 LOB: 2 BB: 1 P: 8 | R: 0 E: 0 K: 0 S: 4 H: 2 LOB: 1 BB: 0 P: 4 | 1B: 5 2B: 1 3B: 0 HR: 1 | SF: 0 SAC: 1 DP: 2 HBP: 0 | | | | | | |

# TOP

## Cincinnati Reds @ Milwaukee Braves

Milwaukee County Stadium, Milwaukee, WI

Mon Apr 19 1965, 4:33 AM EST

Att. 2,804 - Unknown

livebaseballscorecards.com

| | |
|---|---|
| AB | 30 |
| R | 2 |
| H | 7 |
| RBI | 2 |
| BB | 5 |
| SO | 4 |
| LOB | 17 |

WP: 0 PB: 0 SB: 0 CS: 1 PA: 36

| PITCHER | | IP | WLS | BF | H | R | ER | SO | BB | IBB | HBP | BLK | WP | HR | S | P | ERA | WHIP |
|---|---|---|---|---|---|---|---|---|---|---|---|---|---|---|---|---|---|---|
| Wade Blasingame, L<br>ERA: 5.0 | (1, 1) | 8.0 | L | 32 | 5 | 2 | 2 | 4 | 4 | 1 | 0 | 0 | 0 | 1 | 35 | 55 | 2.25 | 1.125 |
| Dan Osinski, R<br>ERA: | (9, 1) | 1.0 | | 4 | 2 | 0 | 0 | 0 | 0 | 0 | 0 | 0 | 0 | 0 | 4 | 4 | 0.00 | 2.000 |

| PITCHER | IP | WLS | BF | H | R | ER | SO | BB | IBB | HBP | BLK | WP | HR | S | P | ERA | WHIP |
|---|---|---|---|---|---|---|---|---|---|---|---|---|---|---|---|---|---|

| Batter | 1 | 2 | 3 | 4 | 5 | 6 | 7 | 8 | 9 | AB | R | H | RBI | BB | SO | LOB |
|---|---|---|---|---|---|---|---|---|---|---|---|---|---|---|---|---|
| Mack Jones, L (1, 7)<br>OBP: 0.308, SLG: 0.263 | K | | | K | | BB | | | K | 3 | 0 | 0 | 0 | 1 | 3 | 0 |
| Ty Cline, L (1, 9)<br>OBP: 0.286, SLG: 0.250 | K | | | L7 | | L9 | | | K | 4 | 0 | 0 | 0 | 0 | 2 | 1 |
| Eddie Mathews, L (1, 5)<br>OBP: 0.480, SLG: 0.810 | F8 | | | WP BB | | F3 | | | 4-3 | 3 | 0 | 0 | 0 | 1 | 0 | 1 |
| Joe Torre, R (1, 2)<br>OBP: 0.375, SLG: 0.600 | | F9 | | 1-2 BB | | | F4 | | | 2 | 0 | 0 | 0 | 1 | 0 | 0 |
| Lee Maye, L (1, 8)<br>OBP: 0.280, SLG: 0.333 | | K | | F7 | | | K | | | 3 | 0 | 0 | 0 | 0 | 2 | 2 |
| Felipe Alou, R (1, 3)<br>OBP: 0.250, SLG: 0.227 | | F8 | | | F8 | | F2 | | | 3 | 0 | 0 | 0 | 0 | 0 | 0 |
| Denis Menke, R (1, 6)<br>OBP: 0.333, SLG: 0.591 | | | 5-3 | | 6-3 | | | G4-3 1B | | 3 | 0 | 1 | 0 | 0 | 0 | 0 |
| Frank Bolling, R (1, 4) | | | 6-3 | | F7 | | | G4-3<br>1-2f | | 2 | 0 | 0 | 0 | 0 | 0 | 0 |
| Hank Aaron, R (8, PH) | | | | | | | | | | 1 | 0 | 0 | 0 | 0 | 0 | 1 |
| Sandy Alomar Sr., S (9, 4)<br>OBP: 0.200, SLG: 0.111 | | | | | | | | | | 0 | 0 | 0 | 0 | 0 | 0 | 0 |
| Wade Blasingame, L (1, 1) | | | F8 | | | K | | F8 | | 2 | 0 | 0 | 0 | 0 | 1 | 0 |
| Lou Klimchock, L (8, PH) | | | | | | | | | | 1 | 0 | 0 | 0 | 0 | 0 | 0 |
| Dan Osinski, R (9, 1) | | | | | | | | | | 0 | 0 | 0 | 0 | 0 | 0 | 0 |
| Inning Stats | R: 0<br>E: 0<br>K: 2<br>S: 7<br>H: 0<br>LOB: 0<br>BB: 0<br>P: 7 | R: 0<br>E: 0<br>K: 1<br>S: 5<br>H: 0<br>LOB: 0<br>BB: 0<br>P: 5 | R: 0<br>E: 0<br>K: 0<br>S: 3<br>H: 0<br>LOB: 0<br>BB: 0<br>P: 3 | R: 0<br>E: 0<br>K: 1<br>S: 5<br>H: 0<br>LOB: 2<br>BB: 2<br>P: 13 | R: 0<br>E: 0<br>K: 0<br>S: 3<br>H: 0<br>LOB: 0<br>BB: 0<br>P: 3 | R: 0<br>E: 0<br>K: 1<br>S: 5<br>H: 0<br>LOB: 1<br>BB: 1<br>P: 9 | R: 0<br>E: 0<br>K: 1<br>S: 5<br>H: 0<br>LOB: 0<br>BB: 0<br>P: 5 | R: 0<br>E: 0<br>K: 0<br>S: 3<br>H: 1<br>LOB: 0<br>BB: 0<br>P: 3 | R: 0<br>E: 0<br>K: 2<br>S: 7<br>H: 0<br>LOB: 0<br>BB: 0<br>P: 7 | 1B: 1<br>2B: 0<br>3B: 0<br>HR: 0<br>SF: 0<br>SAC: 0<br>DP: 1<br>HBP: 0 | | | | | | |

| PITCHER | IP | WLS | BF | H | R | ER | SO | BB | IBB | HBP | BLK | WP | HR | S | P | ERA | WHIP |
|---|---|---|---|---|---|---|---|---|---|---|---|---|---|---|---|---|---|
| Jim Maloney, R (1, 1)<br>ERA: | 9.0 | W | 30 | 1 | 0 | 0 | 8 | 3 | 0 | 0 | 0 | 1 | 0 | 43 | 55 | 0.00 | 0.444 |

| PITCHER | IP | WLS | BF | H | R | ER | SO | BB | IBB | HBP | BLK | WP | HR | S | P | ERA | WHIP |
|---|---|---|---|---|---|---|---|---|---|---|---|---|---|---|---|---|---|

# BOTTOM

## Cincinnati Reds @ Milwaukee Braves

Milwaukee County Stadium, Milwaukee, WI

Mon Apr 19 1965, 4:33 AM EST

Att. 2,804 - Unknown

livebaseballscorecards.com

| | |
|---|---|
| AB | 27 |
| R | 0 |
| H | 1 |
| RBI | 0 |
| BB | 3 |
| SO | 8 |
| LOB | 5 |

PA: 30

WP: 1
PB: 0
SB: 0
CS: 0

| Batter | 1 | 2 | 3 | 4 | 5 | 6 | 7 | 8 | 9 | AB | R | H | RBI | BB | SO | LOB |
|---|---|---|---|---|---|---|---|---|---|---|---|---|---|---|---|---|
| Pete Rose, S (1, 4)<br>OBP: 0.364, SLG: 0.548 | 1-3 | | 2B<br>2B | | HR | P6 | | F8 | | 5 | 2 | 2 | 1 | 0 | 0 | 4 |
| Tommy Harper, R (1, 7)<br>OBP: 0.438, SLG: 0.292 | 6-3 | | 4-3<br>WP<br>2-H<br>2B | | E4<br>G4-6-3 | 6-3 | | | F7 | 5 | 1 | 1 | 1 | 0 | 0 | 2 |
| Vada Pinson, L (1, 8)<br>OBP: 0.355, SLG: 0.370 | 2B<br>BB | | 4-3<br>2-3 | | F5 | | F9 | | HBP<br>HR<br>1B | 4 | 2 | 1 | 0 | 1 | 0 | 2 |
| Frank Robinson, R (1, 9)<br>OBP: 0.500, SLG: 0.680 | 1-H<br>2B | | 6-3<br>3-H | | G4-6-3<br>1-2f | 5-3 | | | 1-2<br>HR<br>HBP | 4 | 1 | 1 | 1 | 0 | 0 | 1 |
| Gordy Coleman, L (1, 3)<br>OBP: 0.278, SLG: 0.588 | 6-3 | | | K | 1B<br>1B<br>1B | G3 | | | 1-H<br>2-H<br>HR | 5 | 2 | 2 | 3 | 0 | 1 | 1 |
| Deron Johnson, R (1, 5)<br>OBP: 0.423, SLG: 0.773 | | K | | K | 1B<br>1-2<br>1B | | | FC6-2<br>3B | K | 5 | 1 | 2 | 0 | 0 | 3 | 0 |
| Don Pavletich, R (1, 2)<br>OBP: 0.571, SLG: 0.500 | | K | | 1B<br>1B | SH1-4<br>1B<br>1-2<br>2-3<br>1B | | | F8<br>FC6-2<br>BB | FC6-4<br>1B | 4 | 0 | 3 | 0 | 1 | 1 | 0 |
| Leo Cardenas, R (1, 6)<br>OBP: 0.387, SLG: 0.333 | F7 | | | 1-3<br>1B | SH1-4<br>1-2<br>2-H<br>3-H<br>1B | | | FC6-2<br>1-2<br>3-H | FC6-4<br>1-2f | 5 | 0 | 2 | 2 | 0 | 0 | 3 |
| Joey Jay, S (1, 1) | | | K | K | SH1-4<br>1-2<br>2-3 | | | F8<br>2-3 | | 3 | 0 | 0 | 0 | 0 | 2 | 4 |
| Inning Stats | R: 1<br>E: 0<br>K: 0<br>S: 4<br>H: 1<br>LOB: 1<br>BB: 1<br>P: 8 | R: 0<br>E: 0<br>K: 2<br>S: 7<br>H: 0<br>LOB: 0<br>BB: 0<br>P: 7 | R: 2<br>E: 0<br>K: 1<br>S: 7<br>H: 2<br>LOB: 0<br>BB: 0<br>P: 7 | R: 0<br>E: 0<br>K: 3<br>S: 11<br>H: 2<br>LOB: 2<br>BB: 0<br>P: 11 | R: 1<br>E: 1<br>K: 0<br>S: 4<br>H: 1<br>LOB: 0<br>BB: 0<br>P: 4 | R: 2<br>E: 0<br>K: 0<br>S: 7<br>H: 4<br>LOB: 2<br>BB: 0<br>P: 7 | R: 0<br>E: 0<br>K: 0<br>S: 3<br>H: 0<br>LOB: 0<br>BB: 0<br>P: 3 | R: 0<br>E: 0<br>K: 0<br>S: 4<br>H: 1<br>LOB: 2<br>BB: 1<br>P: 8 | R: 3<br>E: 0<br>K: 1<br>S: 8<br>H: 3<br>LOB: 1<br>BB: 0<br>P: 9 | 1B: 8<br>2B: 3<br>3B: 1<br>HR: 2<br>SF: 0<br>SAC: 1<br>DP: 1<br>HBP: 1 | | | | | | |

| PITCHER | | IP | WLS | BF | H | R | ER | SO | BB | IBB | HBP | BLK | WP | HR | S | P | ERA | WHIP |
|---|---|---|---|---|---|---|---|---|---|---|---|---|---|---|---|---|---|---|
| Larry Jackson, R<br>ERA: 10.24 | (1, 1) | 5.0 | L | 25 | 9 | 6 | 6 | 6 | 1 | 0 | 0 | 0 | 1 | 1 | 36 | 40 | 10.80 | 2.000 |
| Lindy McDaniel, R<br>ERA: 2.57 | (6, 1) | 2.0 | | 7 | 1 | 0 | 0 | 0 | 0 | 0 | 0 | 0 | 0 | 0 | 7 | 7 | 0.00 | 0.500 |
| Bill Faul, R<br>ERA: 20.25 | (8, 1) | 1.1 | | 9 | 3 | 3 | 3 | 0 | 1 | 0 | 1 | 0 | 0 | 1 | 7 | 12 | 20.25 | 3.000 |
| Bob Humphreys, R<br>ERA: 2.08 | (9, 1) | 0.2 | | 3 | 1 | 0 | 0 | 1 | 0 | 0 | 0 | 0 | 0 | 0 | 5 | 5 | 0.00 | 1.500 |

| PITCHER | IP | WLS | BF | H | R | ER | SO | BB | IBB | HBP | BLK | WP | HR | S | P | ERA | WHIP |
|---|---|---|---|---|---|---|---|---|---|---|---|---|---|---|---|---|---|

TOP

# Cincinnati Reds @ Chicago Cubs

Wrigley Field, Chicago, IL

Wed Apr 21 1965, 3:33 AM CST

Att. 6,752 - Cloudy

livebaseballscorecards.com

| | |
|---|---|
| AB | 40 |
| R | 9 |
| H | 14 |
| RBI | 8 |
| BB | 2 |
| SO | 7 |
| LOB | 17 |

WP: 1 PA: 44
PB: 0
SB: 0
CS: 0

| Batter | 1 | 2 | 3 | 4 | 5 | 6 | 7 | 8 | 9 | AB | R | H | RBI | BB | SO | LOB |
|---|---|---|---|---|---|---|---|---|---|---|---|---|---|---|---|---|
| Glenn Beckert, R (1, 4)<br>OBP: 0.297, SLG: 0.286 | E4 G3 | | 4-3 ② | | FC1 1-2 | | | P2 ① | | 4 | 0 | 0 | 0 | 0 | 0 | 1 |
| Roberto Pena, R (1, 6)<br>OBP: 0.278, SLG: 0.457 | F8 ① | | F9 ③ | | F9 ② | | | L7 ② | | 4 | 0 | 0 | 0 | 0 | 0 | 3 |
| Billy Williams, L (1, 8)<br>OBP: 0.324, SLG: 0.286 | G3 ② 1-2 | | | HR 1B | 3-1 ③ | | | F9 ③ | | 4 | 1 | 1 | 0 | 0 | 0 | 3 |
| Ron Santo, R (1, 5)<br>OBP: 0.432, SLG: 0.767 | BB | | | 1-H HR | | L3 1B | | | BB | 2 | 1 | 2 | 2 | 2 | 0 | 0 |
| George Altman, L (1, 7)<br>OBP: 0.361, SLG: 0.500 | F7 ③ | | | K ① | | L3 ① ② 1-2 | | | K ① | 4 | 0 | 0 | 0 | 0 | 2 | 4 |
| 14 Ernie Banks, R (1, 3)<br>OBP: 0.500, SLG: 0.800 | | 6-3 ① | | F8 ② | | K ③ | | | P3 ② | 4 | 0 | 0 | 0 | 0 | 1 | 1 |
| Doug Clemens, L (1, 9)<br>OBP: 0.273, SLG: 0.419 | | 3-1 ② | | 4-3 ③ | | | K ① | | 1-3 ③ | 4 | 0 | 0 | 0 | 0 | 1 | 1 |
| Dick Bertell, R (1, 2)<br>OBP: 0.214, SLG: 0.160<br>Jimmy Stewart, S (7, PH)<br>OBP: 0.750, SLG: 1.500<br>Bill Faul, R (8, 1)<br>Bob Humphreys, R (9, 1) | | 4-3 ③ | | | K ① | | K ② | | | 2<br>1<br>0<br>0 | 0<br>0<br>0<br>0 | 0<br>0<br>0<br>0 | 0<br>0<br>0<br>0 | 0<br>1<br>0<br>0 | 1<br>1<br>0<br>0 | 0<br>0<br>0<br>0 |
| Larry Jackson, R (1, 1)<br>OBP: 0.333, SLG: 0.333<br>Lindy McDaniel, R (6, 1)<br>Len Gabrielson, L (7, PH)<br>Vic Roznovsky, L (8, 2) | | | K ① | | E 1B | | 4-3 ③ | | | 2<br>0<br>1<br>0 | 0<br>0<br>0<br>0 | 1<br>0<br>0<br>0 | 0<br>0<br>0<br>0 | 0<br>0<br>0<br>0 | 1<br>0<br>0<br>0 | 0<br>0<br>0<br>0 |
| Inning Stats | R: 0 E: 1 K: 0 S: 4 H: 0 LOB: 2 BB: 1 P: 8 | R: 0 E: 0 K: 0 S: 3 H: 0 LOB: 0 BB: 0 P: 3 | R: 0 E: 0 K: 1 S: 5 H: 0 LOB: 0 BB: 0 P: 5 | R: 2 E: 0 K: 1 S: 7 H: 2 LOB: 0 BB: 0 P: 7 | R: 0 E: 1 K: 1 S: 7 H: 1 LOB: 2 BB: 0 P: 7 | R: 0 E: 0 K: 1 S: 5 H: 1 LOB: 0 BB: 0 P: 5 | R: 0 E: 0 K: 2 S: 7 H: 0 LOB: 0 BB: 0 P: 7 | R: 0 E: 0 K: 0 S: 3 H: 0 LOB: 0 BB: 0 P: 3 | R: 0 E: 0 K: 1 S: 5 H: 0 LOB: 1 BB: 1 P: 9 | 1B: 3 2B: 1 3B: 0 HR: 1 | SF: 0 SAC: 0 DP: 1 HBP: 0 | | | | | | |

| PITCHER | IP | WLS | BF | H | R | ER | SO | BB | IBB | HBP | BLK | WP | HR | S | P | ERA | WHIP |
|---|---|---|---|---|---|---|---|---|---|---|---|---|---|---|---|---|---|
| Joey Jay, R (1, 1)<br>ERA: 3.0 | 9.0 | W | 34 | 4 | 2 | 2 | 7 | 2 | 0 | 0 | 0 | 0 | 1 | 46 | 54 | 2.00 | 0.667 |

| PITCHER | IP | WLS | BF | H | R | ER | SO | BB | IBB | HBP | BLK | WP | HR | S | P | ERA | WHIP |
|---|---|---|---|---|---|---|---|---|---|---|---|---|---|---|---|---|---|

# BOTTOM

## Cincinnati Reds @ Chicago Cubs

Wrigley Field, Chicago, IL

Wed Apr 21 1965, 3:33 AM CST

Att. 6,752 - Cloudy

livebaseballscorecards.com

| | |
|---|---|
| AB | 32 |
| R | 2 |
| H | 4 |
| RBI | 2 |
| BB | 2 |
| SO | 7 |
| LOB | 13 |

| | | | |
|---|---|---|---|
| WP: 0 | PB: 0 | SB: 0 | CS: 0 |
| PA: 34 | | | |

| Batter | 1 | 2 | 3 | 4 | 5 | 6 | 7 | 8 | 9 | AB | R | H | RBI | BB | SO | LOB |
|---|---|---|---|---|---|---|---|---|---|---|---|---|---|---|---|---|
| Pete Rose, S (1, 4)<br>OBP: 0.351, SLG: 0.500 | 4-3 | K | | | F7 | | | CS, BB | | 3 | 0 | 0 | 0 | 1 | 1 | 3 |
| Tommy Harper, R (1, 7)<br>OBP: 0.417, SLG: 0.259 | F7 | | 6-3 | | | K | | 1B, BB | | 3 | 0 | 0 | 0 | 1 | 1 | 0 |
| Vada Pinson, L (1, 8)<br>OBP: 0.371, SLG: 0.387 | F7 | | G6-3, 1B | | | 4-3 | | 1B | | 4 | 0 | 2 | 0 | 0 | 0 | 0 |
| Frank Robinson, R (1, 9)<br>OBP: 0.472, SLG: 0.607 | | 1B, FC5-2, BB | G6-3 | | | 6-3 | | K | | 3 | 0 | 0 | 0 | 1 | 1 | 3 |
| Gordy Coleman, L (1, 3)<br>OBP: 0.273, SLG: 0.524 | | FC5-2, BB, 1B | | P6 | | | F9 | | 4-3 | 4 | 1 | 1 | 0 | 0 | 0 | 0 |
| Deron Johnson, R (1, 5)<br>OBP: 0.400, SLG: 0.680 | | 1B, FC5-2, BB | | K | | | 5-3 | | K | 3 | 0 | 0 | 0 | 1 | 2 | 0 |
| Don Pavletich, R (1, 2)<br>OBP: 0.400, SLG: 0.333 | | FC5-2, 1B | | 5-3 | | | F9 | | 1B | 3 | 0 | 0 | 0 | 0 | 0 | 3 |
| Art Shamsky, L (9, PH)<br>OBP: 0.500, SLG: 0.500 | | | | | | | | | | 1 | 0 | 1 | 0 | 0 | 0 | 0 |
| Giraldo Ruiz, S (9, PR) | | | | | | | | | | 0 | 0 | 0 | 0 | 0 | 0 | 0 |
| Leo Cardenas, R (1, 6)<br>OBP: 0.371, SLG: 0.323 | | 1B | | | 6-3 | | | P8 | K | 4 | 0 | 1 | 1 | 0 | 1 | 1 |
| Jim O'Toole, S (1, 1) | | K | | | 4-3 | | | | | 2 | 0 | 0 | 0 | 0 | 1 | 3 |
| Johnny Edwards, L (8, PH)<br>OBP: 0.320, SLG: 0.545 | | | | | | | | HR | | 1 | 1 | 1 | 1 | 0 | 0 | 0 |
| Billy McCool, R (8, 1) | | | | | | | | | | 0 | 0 | 0 | 0 | 0 | 0 | 0 |
| Inning Stats | R: 0<br>E: 0<br>K: 0<br>S: 3<br>H: 0<br>LOB: 0<br>BB: 0<br>P: 3 | R: 1<br>E: 0<br>K: 2<br>S: 9<br>H: 2<br>LOB: 3<br>BB: 2<br>P: 17 | R: 0<br>E: 0<br>K: 0<br>S: 3<br>H: 1<br>LOB: 0<br>BB: 0<br>P: 3 | R: 0<br>E: 0<br>K: 1<br>S: 5<br>H: 0<br>LOB: 0<br>BB: 0<br>P: 5 | R: 0<br>E: 0<br>K: 0<br>S: 3<br>H: 0<br>LOB: 0<br>BB: 0<br>P: 3 | R: 0<br>E: 0<br>K: 1<br>S: 5<br>H: 0<br>LOB: 0<br>BB: 0<br>P: 5 | R: 0<br>E: 0<br>K: 0<br>S: 3<br>H: 0<br>LOB: 0<br>BB: 0<br>P: 3 | R: 1<br>E: 0<br>K: 1<br>S: 6<br>H: 2<br>LOB: 2<br>BB: 2<br>P: 14 | R: 0<br>E: 0<br>K: 2<br>S: 8<br>H: 1<br>LOB: 1<br>BB: 0<br>P: 8 | 1B: 5<br>2B: 0<br>3B: 0<br>HR: 1<br>SF: 0<br>SAC: 0<br>DP: 1<br>HBP: 0 | | | | | | |

# TOP

## Cincinnati Reds @ Chicago Cubs

Wrigley Field, Chicago, IL

Thu Apr 22 1965, 3:33 AM CST

Att. 3,813 - Cloudy

livebaseballscorecards.com

| | |
|---|---|
| AB | 31 |
| R | 2 |
| H | 6 |
| RBI | 2 |
| BB | 4 |
| SO | 7 |
| LOB | 13 |

WP: 0 PB: 0 SB: 0 CS: 1 PA: 35

| PITCHER | | IP | WLS | BF | H | R | ER | SO | BB | IBB | HBP | BLK | WP | HR | S | P | ERA | WHIP |
|---|---|---|---|---|---|---|---|---|---|---|---|---|---|---|---|---|---|---|
| Cal Koonce, R<br>ERA: 3.18 | (1, 1) | 7.1 | | 28 | 4 | 2 | 2 | 4 | 3 | 0 | 0 | 0 | 0 | 1 | 33 | 45 | 2.46 | 0.955 |
| Ted Abernathy, R<br>ERA: | (8, 1) | 1.2 | W | 7 | 2 | 0 | 0 | 3 | 1 | 0 | 0 | 0 | 0 | 0 | 12 | 16 | 0.00 | 1.800 |

| PITCHER | | IP | WLS | BF | H | R | ER | SO | BB | IBB | HBP | BLK | WP | HR | S | P | ERA | WHIP |
|---|---|---|---|---|---|---|---|---|---|---|---|---|---|---|---|---|---|---|

| Batter | 1 | 2 | 3 | 4 | 5 | 6 | 7 | 8 | 9 | AB | R | H | RBI | BB | SO | LOB |
|---|---|---|---|---|---|---|---|---|---|---|---|---|---|---|---|---|
| Glenn Beckert, R (1, 4)<br>OBP: 0.317, SLG: 0.308 | S<br>1B<br>1B | | 6-3 ② | | | L6 ① | | WP SH1-3<br>1B<br>1B | | 4 | 2 | 2 | 0 | 0 | 0 | 0 |
| Roberto Pena, R (1, 6)<br>OBP: 0.256, SLG: 0.421 | K ①<br>1-2 | | 6-3 ③ | | | F8 ② | | SH1-3 ①<br>1-2 | | 3 | 0 | 0 | 0 | 0 | 1 | 1 |
| Billy Williams, L (1, 8)<br>OBP: 0.317, SLG: 0.282 | L9 ② | | | P6 ① | | F8 ③ | | K2-4<br>2-H<br>1B | | 4 | 0 | 1 | 1 | 0 | 0 | 1 |
| Ron Santo, R (1, 5)<br>OBP: 0.439, SLG: 0.794 | 2-H<br>1B | | | 5-3 ② | | | 1B<br>3B | K2-4 ②③<br>1-2f | | 4 | 1 | 2 | 1 | 0 | 1 | 1 |
| George Altman, L (1, 7)<br>OBP: 0.333, SLG: 0.457 | F8 ③ | | | F8 ③ | | | 6-3 ① | | | 3 | 0 | 0 | 0 | 0 | 0 | 2 |
| 14 Ernie Banks, R (1, 3)<br>OBP: 0.486, SLG: 0.750 | | F7 ① | | | 6-3 ① | | 1B<br>IBB | | | 2 | 0 | 0 | 0 | 1 | 0 | 0 |
| Doug Clemens, L (1, 9)<br>OBP: 0.257, SLG: 0.394<br>Harry Bright, R (7, PH)<br>Don Landrum, L (8, 9) | K ② | | | | 6-3 ② | | K ② | | | 2<br>1<br>0 | 0<br>0<br>0 | 0<br>0<br>0 | 0<br>0<br>0 | 0<br>0<br>0 | 1<br>1<br>0 | 0<br>2<br>0 |
| Dick Bertell, R (1, 2)<br>OBP: 0.258, SLG: 0.250 | | F9 ③ | | | 2B | | 1-3<br>3-H<br>1B | | | 3 | 0 | 2 | 1 | 0 | 0 | 0 |
| Cal Koonce, R (1, 1)<br>Ted Abernathy, R (8, 1) | | | K ① | | F8 ③ | | 4-3 ③ | | | 3<br>0 | 0<br>0 | 0<br>0 | 0<br>0 | 0<br>0 | 1<br>0 | 3<br>0 |
| Inning Stats | R: 1 H: 2<br>E: 0 LOB: 1<br>K: 1 BB: 0<br>S: 7 P: 7 | R: 0 H: 0<br>E: 0 LOB: 0<br>K: 1 BB: 0<br>S: 5 P: 5 | R: 0 H: 0<br>E: 0 LOB: 0<br>K: 1 BB: 0<br>S: 5 P: 5 | R: 0 H: 0<br>E: 0 LOB: 0<br>K: 0 BB: 0<br>S: 3 P: 3 | R: 0 H: 1<br>E: 0 LOB: 1<br>K: 0 BB: 0<br>S: 4 P: 4 | R: 0 H: 0<br>E: 0 LOB: 0<br>K: 0 BB: 0<br>S: 3 P: 3 | R: 1 H: 2<br>E: 0 LOB: 2<br>K: 1 BB: 1<br>S: 7 P: 11 | R: 1 H: 2<br>E: 0 LOB: 1<br>K: 1 BB: 0<br>S: 6 P: 6 | | 1B: 5 SF: 0<br>2B: 2 SAC: 1<br>3B: 1 DP: 1<br>HR: 0 HBP: 0 | | | | | | |

# BOTTOM

Cincinnati Reds @ Chicago Cubs

Wrigley Field, Chicago, IL

Thu Apr 22 1965, 3:33 AM CST

Att. 3,813 - Cloudy

livebaseballscorecards.com

| | |
|---|---|
| AB | 29 |
| R | 3 |
| H | 7 |
| RBI | 3 |
| BB | 1 |
| SO | 5 |
| LOB | 10 |

WP: 1 PA: 31
PB: 0
SB: 1
CS: 0

| PITCHER | | IP | WLS | BF | H | R | ER | SO | BB | IBB | HBP | BLK | WP | HR | S | P | ERA | WHIP |
|---|---|---|---|---|---|---|---|---|---|---|---|---|---|---|---|---|---|---|
| Jim O'Toole, L<br>ERA: 5.82 | (1, 1) | 7.0 | | 27 | 5 | 2 | 2 | 4 | 0 | 1 | 0 | 0 | 0 | 0 | 34 | 38 | 2.57 | 0.714 |
| Billy McCool, L<br>ERA: 4.5 | (8, 1) | 1.0 | L | 4 | 2 | 1 | 1 | 1 | 0 | 0 | 0 | 0 | 1 | 0 | 6 | 6 | 9.00 | 2.000 |

| PITCHER | | IP | WLS | BF | H | R | ER | SO | BB | IBB | HBP | BLK | WP | HR | S | P | ERA | WHIP |
|---|---|---|---|---|---|---|---|---|---|---|---|---|---|---|---|---|---|---|

# St. Louis Cardinals @ Cincinnati Reds

Crosley Field, Cincinnati, OH

Fri Apr 23 1965, 6:05 PM EST

Att. 11,389 - Unknown

TOP

livebaseballscorecards.com

| Batter | 1 | 2 | 3 | 4 | 5 | 6 | 7 | 8 | 9 | AB | R | H | RBI | BB | SO | LOB |
|---|---|---|---|---|---|---|---|---|---|---|---|---|---|---|---|---|
| Curt Flood, R (1, 8)<br>OBP: 0.429, SLG: 0.556 | HR | F9<br>2-3 | | BB<br>2-H | 1B<br>1-2 2-H 3-H | | | 4-3 | | 4 | 1 | 2 | 3 | 1 | 0 | 1 |
| Lou Brock, L (1, 7)<br>OBP: 0.450, SLG: 0.611 | E S 1B<br>1B | K | | BB<br>1-2 | K | | | S<br>1B<br>1B | | 4 | 1 | 2 | 0 | 1 | 2 | 3 |
| Dick Groat, R (1, 6)<br>OBP: 0.325, SLG: 0.306 | BB<br>1B<br>1-3 | F4 | L8 | | 6-3 | | | 1-H<br>1B | | 4 | 0 | 1 | 0 | 1 | 0 | 2 |
| Bill White, L (1, 3)<br>OBP: 0.293, SLG: 0.395 | F2 | F9 | 4-3 | | F8 | | | | F7 | 5 | 0 | 0 | 0 | 0 | 0 | 2 |
| Ed Spiezio, R (1, 5)<br>OBP: 0.333, SLG: 0.333 | F3 | 1B | 6-3 | | K | | | | E5<br>FC6-4<br>1B | 5 | 0 | 1 | 0 | 0 | 1 | 2 |
| Tito Francona, L (1, 9)<br>OBP: 0.500, SLG: 0.600<br>Mike Shannon, R (5, 9)<br>OBP: 0.179, SLG: 0.083 | 1-3<br>3-H<br>1B | F8 | 1B<br>1B<br>1B | | K2-3 | | | | FC6-4<br>1-2<br>1B | 3<br>2 | 1<br>0 | 2<br>1 | 1<br>0 | 0<br>0 | 0<br>1 | 1<br>0 |
| Phil Gagliano, R (1, 4)<br>OBP: 0.273, SLG: 0.333<br>Julian Javier, R (7, 4)<br>OBP: 0.167, SLG: 0.333 | 6-3 | | SH2-3<br>WP<br>1B | BB<br>1-2<br>1B<br>1B | F4 | | | | FC6-4<br>1-2f<br>2-3 | 4<br>1 | 2<br>0 | 2<br>0 | 0<br>0 | 0<br>0 | 0<br>0 | 2<br>2 |
| Tim McCarver, L (1, 2)<br>OBP: 0.412, SLG: 0.286 | | F9<br>SH1-4<br>BB | F9 | BB<br>1-2<br>2-H<br>1B | 4-3 | | | | F4 | 4 | 1 | 1 | 1 | 1 | 0 | 3 |
| Bob Gibson, R (1, 1)<br>OBP: 0.250, SLG: 0.143 | | SH1-4<br>1-2 | SH2-3<br>1-2 | 1B<br>1-2<br>2-3<br>BB | | | | F8 | | 1 | 0 | 0 | 0 | 1 | 0 | 0 |

| | | | |

# St. Louis Cardinals @ Cincinnati Reds

Crosley Field, Cincinnati, OH

Fri Apr 23 1965, 6:05 PM EST

Att. 11,389 - Unknown

livebaseballscorecards.com

## BOTTOM

| Batter | 1 | 2 | 3 | 4 | 5 | 6 | 7 | 8 | 9 | AB | R | H | RBI | BB | SO | LOB |
|---|---|---|---|---|---|---|---|---|---|---|---|---|---|---|---|---|
| Pete Rose, S (1, 4) OBP: 0.357, SLG: 0.500 | 0-0 1B SF9 2B | 4-0 BB | | 0-0 3-1 | | 0-0 L6 | | 0-0 F7 | | 4 | 1 | 1 | 0 | 1 | 0 | 2 |
| Tommy Harper, R (1, 7) OBP: 0.439, SLG: 0.290 | 0-0 S 2-3 1B | 0-3 K | | | 0-0 BB 2B 1B | 4-0 PB 1-2 BB | | 0-0 FC5-4 1-2f | | 4 | 1 | 2 | 0 | 1 | 1 | 3 |
| Vada Pinson, L (1, 8) OBP: 0.325, SLG: 0.333 | 0-0 F4 1-2 | | 0-0 4-3 | | 0-0 F7 | 0-3 K 1-2 2-3 | | | 0-0 4-3 | 5 | 0 | 0 | 0 | 0 | 1 | 5 |
| Frank Robinson, R (1, 9) OBP: 0.439, SLG: 0.548 | 0-0 SF9 3-H | | 0-3 K | | 4-0 2B 1-2 BB | | 0-0 F2 | | 0-0 F2 | 3 | 1 | 0 | 1 | 1 | 1 | 0 |
| Gordy Coleman, L (1, 3) OBP: 0.370, SLG: 0.583 | 4-0 BB | | 0-0 BB 1B | | 0-0 2B 1-H 2-H | | 4-0 4-1 BB | | 0-0 F7 | 3 | 0 | 2 | 2 | 2 | 0 | 0 |
| Deron Johnson, R (1, 5) OBP: 0.382, SLG: 0.607 | 0-3 K | | 4-0 BB 1-2 | | 0-3 K | | 0-0 4-1 1-2 | | | 3 | 0 | 0 | 0 | 1 | 2 | 4 |
| Jimmie Coker, R (1, 2) | | 0-0 5-3 | 0-3 K | | 0-0 5-3 | | 0-3 K | | | 4 | 0 | 0 | 0 | 0 | 2 | 4 |
| Leo Cardenas, R (1, 6) OBP: 0.359, SLG: 0.294 | | 4-0 SH3 BB | | 0-0 6-3 | | 0-0 4-3 | | 0-0 F9 | | 3 | 0 | 0 | 0 | 1 | 0 | 0 |
| John Tsitouris, R (1, 1) OBP: 0.400, SLG: 0.250<br>Joe Nuxhall, L (5, 1)<br>Marty Keough, L (6, PH)<br>Gerry Arrigo, L (7, 1)<br>Art Shamsky, L (8, PH) OBP: 0.667, SLG: 0.667<br>Giraldo Ruiz, S (8, PR)<br>Roger Craig, R (9, 1) | | 0-0 SH3 1-2 | | 0-3 K | | 1-0 PB BB HBP | | 0-0 FC5-4 1B | | 1<br>0<br>0<br>0<br>1<br>0<br>0 | 0<br>0<br>0<br>0<br>0<br>0<br>0 | 0<br>0<br>0<br>0<br>1<br>0<br>0 | 0<br>0<br>0<br>0<br>0<br>0<br>0 | 1<br>0<br>0<br>0<br>0<br>0<br>0 | 0<br>0<br>0<br>0<br>0<br>0<br>0 | 0<br>0<br>0<br>0<br>0<br>0<br>0 |
| Inning Stats | R: 1 E: 0 K: 1 S: 7 H: 2 LOB: 2 BB: 1 P: 11 | R: 0 E: 0 K: 1 S: 5 H: 0 LOB: 2 BB: 2 P: 13 | R: 0 E: 0 K: 2 S: 8 H: 1 LOB: 2 BB: 1 P: 12 | R: 0 E: 0 K: 1 S: 5 H: 0 LOB: 0 BB: 0 P: 5 | R: 2 E: 0 K: 1 S: 7 H: 2 LOB: 1 BB: 1 P: 11 | R: 0 E: 0 K: 1 S: 5 H: 0 LOB: 2 BB: 1 P: 10 | R: 0 E: 0 K: 1 S: 5 H: 0 LOB: 1 BB: 1 P: 9 | R: 0 E: 0 K: 0 S: 4 H: 1 LOB: 1 BB: 0 P: 4 | R: 0 E: 0 K: 0 S: 3 H: 0 LOB: 0 BB: 0 P: 3 | 1B: 4<br>2B: 2<br>3B: 0<br>HR: 0 | SF: 1<br>SAC: 1<br>DP: 0<br>HBP: 1 | | | WP: 0<br>PB: 1<br>SB: 1<br>CS: 0 | PA: 41 | | |

| | AB | 31 |
|---|---|---|
| | R | 3 |
| | H | 6 |
| | RBI | 3 |
| | BB | 7 |
| | SO | 8 |
| | LOB | 18 |

| PITCHER | | IP | WLS | BF | H | R | ER | SO | BB | IBB | HBP | BLK | WP | HR | S | P | ERA | WHIP |
|---|---|---|---|---|---|---|---|---|---|---|---|---|---|---|---|---|---|---|
| Bob Gibson, R ERA: 3.38 | (1, 1) | 9.0 | W | 41 | 6 | 3 | 3 | 8 | 7 | 0 | 1 | 0 | 0 | 0 | 49 | 78 | 3.00 | 1.444 |

| PITCHER | IP | WLS | BF | H | R | ER | SO | BB | IBB | HBP | BLK | WP | HR | S | P | ERA | WHIP |
|---|---|---|---|---|---|---|---|---|---|---|---|---|---|---|---|---|---|

| Batter | 1 | 2 | 3 | 4 | 5 | 6 | 7 | 8 | 9 | AB | R | H | RBI | BB | SO | LOB |
|---|---|---|---|---|---|---|---|---|---|---|---|---|---|---|---|---|
| Curt Flood, R (1, 8)<br>OBP: 0.426, SLG: 0.537 | FC6-4, BB, BLK, 1B | 5-3 | | F9 | | | K | | G4-6-3, 1B | 5 | 1 | 2 | 0 | 0 | 1 | 4 |
| Lou Brock, L (1, 7)<br>OBP: 0.444, SLG: 0.564 | BB, FC6-4 | 3-1 | | 4-3 | | | | BB, 1B, 6-3 | G4-6-3 | 3 | 1 | 0 | 0 | 2 | 0 | 2 |
| Dick Groat, R (1, 6)<br>OBP: 0.333, SLG: 0.300 | FC6-4, BLK | 5-3 | | 1-3 | | | | 6-3, BB, 1B | BB | 4 | 1 | 1 | 0 | 1 | 0 | 2 |
| Bill White, L (1, 3)<br>OBP: 0.261, SLG: 0.349 | F2 | 3-1 | | F8 | | | | K | K | 5 | 0 | 0 | 0 | 0 | 2 | 5 |
| Ed Spiezio, R (1, 5)<br>OBP: 0.385, SLG: 0.273 | HBP | | | 5-6-3 | | 6-3 | | 1B, 6-3, BB | | 2 | 0 | 0 | 0 | 1 | 0 | 0 |
| Tito Francona, L (1, 9)<br>OBP: 0.438, SLG: 0.500 | F9 | | | 1B, BB, 1B | | 4-3 | | 6-3 | | 4 | 0 | 1 | 1 | 0 | 0 | 4 |
| Phil Gagliano, R (1, 4)<br>OBP: 0.333, SLG: 0.333 | | F3 | | 1B, BB | | F8 | | 1B | | 3 | 0 | 1 | 1 | 1 | 0 | 0 |
| Tim McCarver, L (1, 2)<br>OBP: 0.429, SLG: 0.333 | | 1B | | 1B | | | F6 | 4-3 | | 4 | 0 | 2 | 0 | 0 | 0 | 2 |
| Tracy Stallard, R (1, 1)<br>OBP: 0.250, SLG: 0.250<br>Steve Carlton, L (6, 1)<br>Ron Taylor, R (6, 1)<br>OBP: 0.500, SLG: 1.000<br>Bob Skinner, L (7, PH)<br>Ray Washburn, R (7, 1)<br>Carl Warwick, R (9, PH)<br>OBP: 0.400, SLG: 0.250 | | F9 | | K | | | 4-3 | | G4-6-3, 1B, BB | 2<br>0<br>0<br>1<br>0<br>0 | 0<br>0<br>0<br>0<br>0<br>0 | 0<br>0<br>0<br>0<br>0<br>0 | 0<br>0<br>0<br>0<br>0<br>0 | 0<br>0<br>0<br>0<br>1<br>0 | 1<br>0<br>0<br>0<br>0<br>0 | 4<br>0<br>0<br>0<br>0<br>0 |
| Inning Stats | R: 1 E: 0 K: 0 S: 4 H: 1 LOB: 2 BB: 1 P: 9 | R: 0 E: 0 K: 0 S: 4 H: 1 LOB: 1 BB: 0 P: 4 | R: 0 E: 0 K: 0 S: 3 H: 0 LOB: 0 BB: 0 P: 3 | R: 0 E: 0 K: 1 S: 7 H: 2 LOB: 3 BB: 1 P: 11 | R: 0 E: 0 K: 0 S: 3 H: 0 LOB: 0 BB: 0 P: 3 | R: 0 E: 0 K: 0 S: 3 H: 0 LOB: 0 BB: 0 P: 3 | R: 0 E: 0 K: 1 S: 5 H: 0 LOB: 0 BB: 0 P: 5 | R: 2 E: 0 K: 1 S: 7 H: 2 LOB: 2 BB: 2 P: 15 | R: 0 E: 0 K: 1 S: 5 H: 1 LOB: 2 BB: 2 P: 13 | 1B: 7 2B: 0 3B: 0 HR: 0 | SF: 0 SAC: 0 DP: 1 HBP: 1 | | | | | | |

| PITCHER | | IP | WLS | BF | H | R | ER | SO | BB | IBB | HBP | BLK | WP | HR | S | P | ERA | WHIP |
|---|---|---|---|---|---|---|---|---|---|---|---|---|---|---|---|---|---|---|
| Sammy Ellis, R<br>ERA: 2.92 | (1, 1) | 8.0 | W | 37 | 7 | 3 | 3 | 3 | 5 | 0 | 1 | 1 | 0 | 0 | 37 | 58 | 3.38 | 1.500 |
| Billy McCool, L<br>ERA: 3.0 | (9, 1) | 1.0 | S | 3 | 0 | 0 | 0 | 1 | 1 | 0 | 0 | 0 | 0 | 0 | 4 | 8 | 0.00 | 1.000 |

| PITCHER | IP | WLS | BF | H | R | ER | SO | BB | IBB | HBP | BLK | WP | HR | S | P | ERA | WHIP |
|---|---|---|---|---|---|---|---|---|---|---|---|---|---|---|---|---|---|

# TOP

## St. Louis Cardinals @ Cincinnati Reds

Crosley Field, Cincinnati, OH

Sat Apr 24 1965, 3:33 AM EST

Att. 3,908 - Unknown

livebaseballscorecards.com

| | |
|---|---|
| AB | 33 |
| R | 3 |
| H | 7 |
| RBI | 2 |
| BB | 6 |
| SO | 4 |
| LOB | 23 |

| | | | | | | | | | | | | | | | | | | |
|---|---|---|---|---|---|---|---|---|---|---|---|---|---|---|---|---|---|---|
| 1B: 7 | SF: 0 | WP: 0 | PA: 40 |
| 2B: 0 | SAC: 0 | PB: 0 | |
| 3B: 0 | DP: 1 | SB: 0 | |
| HR: 0 | HBP: 1 | CS: 0 | |

| Batter | 1 | 2 | 3 | 4 | 5 | 6 | 7 | 8 | 9 | AB | R | H | RBI | BB | SO | LOB |
|---|---|---|---|---|---|---|---|---|---|---|---|---|---|---|---|---|
| Pete Rose, S (1, 4)<br>OBP: 0.340, SLG: 0.465 | F7 | | F7 | | SH3-4 HR 1B | 1-3 | | L9 | | 5 | 1 | 1 | 0 | 0 | 0 | 2 |
| Tommy Harper, R (1, 7)<br>OBP: 0.455, SLG: 0.281 | 5-3 | | BBBB S BB | | SH3-4 1-2 | | BBBB HR BB | | | 1 | 1 | 0 | 0 | 2 | 0 | 0 |
| Vada Pinson, L (1, 8)<br>OBP: 0.341, SLG: 0.410 | BBBB E S BB | | F9 1-2 | | F8 | | 1-H HR | | | 3 | 1 | 1 | 2 | 1 | 0 | 2 |
| Frank Robinson, R (1, 9)<br>OBP: 0.467, SLG: 0.735 | BBBB 1-3 BB | | | HR | 2-H HR | | 5-3 | | | 3 | 2 | 2 | 3 | 1 | 0 | 0 |
| Gordy Coleman, L (1, 3)<br>OBP: 0.323, SLG: 0.500 | L7 | | | SSS K | 3-1 | | G3 | | | 4 | 0 | 0 | 0 | 0 | 1 | 2 |
| Deron Johnson, R (1, 5)<br>OBP: 0.395, SLG: 0.594 | | 5-3 | | 1B | | WP SF4 1B | SSS K | | | 4 | 1 | 2 | 0 | 0 | 1 | 0 |
| Don Pavletich, R (1, 2)<br>OBP: 0.357, SLG: 0.250 | | F7 | | F9 | | BBBB 1-3 E BB | | F4 | | 3 | 0 | 0 | 0 | 1 | 0 | 1 |
| Leo Cardenas, R (1, 6)<br>OBP: 0.349, SLG: 0.297 | | SSS K | | 1-2 1B | | SF4 1-2 3-H | | F5 | | 3 | 0 | 1 | 1 | 0 | 1 | 0 |
| Sammy Ellis, L (1, 1)<br>OBP: 0.083, SLG: 0.083 | | | 1-3 | 6-3 | | SSS K | | 1B | | 4 | 0 | 1 | 0 | 0 | 1 | 3 |
| Billy McCool, R (9, 1) | | | | | | | | | | 0 | 0 | 0 | 0 | 0 | 0 | 0 |
| Inning Stats | R: 0 E: 0 K: 0 S: 3 H: 0 LOB: 2 BB: 2 P: 11 | R: 0 E: 0 K: 1 S: 5 H: 0 LOB: 0 BB: 0 P: 5 | R: 0 E: 0 K: 0 S: 3 H: 0 LOB: 1 BB: 1 P: 7 | R: 1 E: 0 K: 1 S: 8 H: 3 LOB: 2 BB: 0 P: 8 | R: 2 E: 0 K: 0 S: 5 H: 2 LOB: 0 BB: 0 P: 5 | R: 1 E: 1 K: 1 S: 6 H: 1 LOB: 1 BB: 1 P: 10 | R: 2 E: 0 K: 1 S: 6 H: 1 LOB: 0 BB: 1 P: 10 | R: 0 E: 0 K: 0 S: 4 H: 1 LOB: 1 BB: 0 P: 4 | | 1B: 5 2B: 0 3B: 0 HR: 3 SF: 1 SAC: 1 DP: 0 HBP: 0 | | | | | | |

# BOTTOM

## St. Louis Cardinals @ Cincinnati Reds

Crosley Field, Cincinnati, OH

Sat Apr 24 1965, 3:33 AM EST

Att. 3,908 - Unknown

livebaseballscorecards.com

| | |
|---|---|
| AB | 30 |
| R | 6 |
| H | 8 |
| RBI | 6 |
| BB | 5 |
| SO | 4 |
| LOB | 10 |

WP: 2 PB: 0 SB: 2 CS: 0 PA: 37

| PITCHER | | IP | WLS | BF | H | R | ER | SO | BB | IBB | HBP | BLK | WP | HR | S | P | ERA | WHIP |
|---|---|---|---|---|---|---|---|---|---|---|---|---|---|---|---|---|---|---|
| Tracy Stallard, R<br>ERA: 5.56 | (1, 1) | 5.0 | L | 23 | 5 | 3 | 3 | 2 | 3 | 0 | 0 | 0 | 0 | 2 | 24 | 36 | 5.40 | 1.600 |
| Steve Carlton, L<br>ERA: 3.6 | (6, 1) | 0.0 | | 2 | 1 | 1 | 1 | 0 | 1 | 0 | 0 | 0 | 1 | 0 | 1 | 5 | ∞ | ∞ |
| Ron Taylor, R<br>ERA: 6.52 | (6, 1) | 1.0 | | 3 | 0 | 0 | 0 | 1 | 0 | 0 | 0 | 0 | 0 | 0 | 5 | 5 | 0.00 | 0.000 |
| Ray Washburn, R<br>ERA: 9.0 | (7, 1) | 2.0 | | 9 | 2 | 2 | 2 | 1 | 1 | 0 | 0 | 0 | 0 | 1 | 10 | 14 | 9.00 | 1.500 |

| PITCHER | IP | WLS | BF | H | R | ER | SO | BB | IBB | HBP | BLK | WP | HR | S | P | ERA | WHIP |
|---|---|---|---|---|---|---|---|---|---|---|---|---|---|---|---|---|---|

| Batter | 1 | 2 | 3 | 4 | 5 | 6 | 7 | 8 | 9 | AB | R | H | RBI | BB | SO | LOB |
|---|---|---|---|---|---|---|---|---|---|---|---|---|---|---|---|---|
| Glenn Beckert, R (1, 4)<br>OBP: 0.280, SLG: 0.271 | 5-3 | | 4-3 | 1-2<br>3-H<br>1B | | 6-3 | | G5-4-3<br>1-2f | | 5 | 0 | 1 | 1 | 0 | 0 | 3 |
| Roberto Pena, R (1, 6)<br>OBP: 0.271, SLG: 0.364 | K | | F8 | K | | | BB<br>1B<br>BB | P6 | | 4 | 1 | 0 | 0 | 1 | 2 | 2 |
| Billy Williams, L (1, 8)<br>OBP: 0.340, SLG: 0.319 | 4-3 | | WP<br>2B | | 6-3 | | F8 | 2B<br>1B | | 5 | 0 | 2 | 0 | 0 | 0 | 1 |
| Ron Santo, R (1, 5)<br>OBP: 0.480, SLG: 0.775 | | K | WP<br>BB | | F9 | | 1B<br>14<br>2B<br>1-2<br>BB | 1-3<br>2B | | 3 | 1 | 1 | 0 | 2 | 1 | 0 |
| George Altman, L (1, 7)<br>OBP: 0.326, SLG: 0.415<br>Harry Bright, R (7, PH)<br>OBP: 0.333, SLG: 0.333<br>Don Landrum, L (7, PR)<br>(7, 7) | | BB<br>14<br>S<br>1B | 6-3<br>1-2<br>2-3 | | 6-3 | | 14<br>2B<br>1-2<br>2-H<br>1B | | K | 3<br>1<br>1 | 0<br>0<br>0 | 1<br>1<br>0 | 0<br>1<br>0 | 0<br>0<br>1 | 0<br>0<br>2 | 2<br>0<br>2 |
| 14 Ernie Banks, R (1, 3)<br>OBP: 0.478, SLG: 0.732 | | K<br>1-2 | | 1B<br>1B<br>2B | | BB<br>1B | 1-3<br>2-H<br>2B | | K | 5 | 1 | 3 | 1 | 0 | 2 | 3 |
| Doug Clemens, L (1, 9)<br>OBP: 0.256, SLG: 0.350 | | BB<br>BB | | 1B<br>2-3<br>1B | | K | K | | 6-3 | 3 | 0 | 1 | 0 | 1 | 2 | 4 |
| Dick Bertell, R (1, 2)<br>OBP: 0.286, SLG: 0.233<br>Vic Roznovsky, L (1, 2) | | 1-2<br>2-3<br>BB | | K | | F7 | K | | | 0<br>3 | 0<br>0 | 0<br>0 | 0<br>0 | 0<br>1 | 0<br>2 | 0<br>6 |
| Dick Ellsworth, L (1, 1)<br>Ernie Broglio, R (3, 1)<br>Len Gabrielson, L (9, PH)<br>Lindy McDaniel, R (4, 1)<br>Jimmy Stewart, S (9, PH)<br>OBP: 0.600, SLG: 1.000<br>Bob Humphreys, R (8, 1)<br>Ted Abernathy, R (7, 1)<br>Leo Burke, R (7, 8)<br>OBP: 0.500, SLG: 0.500<br>Larry Jackson, R (8, PH)<br>OBP: 0.250, SLG: 0.250 | | 1-3 | | K | | | BB<br>1-2 | G5-4-3<br>1B | | 1<br>0<br>1<br>0<br>0<br>0<br>0<br>0<br>1<br>1 | 0<br>0<br>0<br>0<br>0<br>0<br>0<br>0<br>0<br>0 | 0<br>0<br>0<br>0<br>0<br>0<br>0<br>0<br>1<br>0 | 0<br>0<br>0<br>0<br>1<br>0<br>0<br>0<br>0<br>0 | 0<br>0<br>0<br>0<br>0<br>0<br>0<br>0<br>0<br>0 | 0<br>0<br>1<br>0<br>0<br>0<br>0<br>0<br>0<br>0 | 3<br>0<br>2<br>0<br>0<br>0<br>0<br>0<br>0<br>2 |
| Inning Stats | R: 0<br>E: 0<br>K: 1<br>S: 5<br>H: 0<br>LOB: 0<br>BB: 0<br>P: 5 | R: 0<br>E: 0<br>K: 2<br>S: 8<br>H: 1<br>LOB: 3<br>BB: 2<br>P: 16 | R: 0<br>E: 0<br>K: 0<br>S: 4<br>H: 1<br>LOB: 2<br>BB: 1<br>P: 8 | R: 1<br>E: 0<br>K: 3<br>S: 12<br>H: 3<br>LOB: 2<br>BB: 0<br>P: 12 | R: 0<br>E: 0<br>K: 0<br>S: 3<br>H: 0<br>LOB: 0<br>BB: 0<br>P: 3 | R: 0<br>E: 0<br>K: 1<br>S: 6<br>H: 1<br>LOB: 2<br>BB: 1<br>P: 10 | R: 2<br>E: 0<br>K: 2<br>S: 9<br>H: 2<br>LOB: 3<br>BB: 2<br>P: 17 | R: 0<br>E: 0<br>K: 0<br>S: 3<br>H: 1<br>LOB: 0<br>BB: 0<br>P: 3 | R: 0<br>E: 0<br>K: 2<br>S: 9<br>H: 2<br>LOB: 2<br>BB: 0<br>P: 9 | 1B: 7<br>2B: 4<br>3B: 0<br>HR: 0<br>SF: 0<br>SAC: 0<br>DP: 1<br>HBP: 0 | | | | | | |

# TOP

## Chicago Cubs @ Cincinnati Reds

Crosley Field, Cincinnati, OH

Tue Apr 27 1965, 7:05 PM EDT

Att. 3,795 - Cloudy

livebaseballscorecards.com

| | |
|---|---|
| AB | 37 |
| R | 3 |
| H | 11 |
| RBI | 3 |
| BB | 6 |
| SO | 11 |
| LOB | 30 |

WP: 1 PB: 0 SB: 1 CS: 0 PA: 43

| PITCHER | | IP | WLS | BF | H | R | ER | SO | BB | IBB | HBP | BLK | WP | HR | S | P | ERA | WHIP |
|---|---|---|---|---|---|---|---|---|---|---|---|---|---|---|---|---|---|---|
| Jim Maloney, R<br>ERA: 1.76 | (1, 1) | 6.1 | W | 31 | 6 | 3 | 3 | 7 | 6 | 0 | 0 | 0 | 1 | 0 | 39 | 63 | 4.26 | 1.895 |
| Billy McCool, L<br>ERA: 1.8 | (7, 1) | 2.0 | | 10 | 5 | 0 | 0 | 3 | 0 | 0 | 0 | 0 | 0 | 0 | 16 | 16 | 0.00 | 2.500 |
| Roger Craig, R<br>ERA: | (9, 1) | 0.2 | S | 2 | 0 | 0 | 0 | 1 | 0 | 0 | 0 | 0 | 0 | 0 | 4 | 4 | 0.00 | 0.000 |

| PITCHER | IP | WLS | BF | H | R | ER | SO | BB | IBB | HBP | BLK | WP | HR | S | P | ERA | WHIP |
|---|---|---|---|---|---|---|---|---|---|---|---|---|---|---|---|---|---|

# Chicago Cubs @ Cincinnati Reds

Crosley Field, Cincinnati, OH

Tue Apr 27 1965, 7:05 PM EDT

Att. 3,795 - Cloudy

## BOTTOM

| Batter | 1 | 2 | 3 | 4 | 5 | 6 | 7 | 8 | 9 | AB | R | H | RBI | BB | SO | LOB |
|---|---|---|---|---|---|---|---|---|---|---|---|---|---|---|---|---|
| Pete Rose, S (1, 4)<br>OBP: 0.327, SLG: 0.426 | BBBB<br>4-0<br>FC2-5 1B<br>BB | x 0-0 ③<br>5-3 | | x 0-0 ②<br>3-1 | | x 0-0 ③<br>F7 | | x 0-0<br>E6<br>1B | | 4 | 0 | 0 | 0 | 1 | 0 | 1 |
| Tommy Harper, R (1, 7)<br>OBP: 0.490, SLG: 0.459 | x 0-0<br>FC2-5<br>1-2<br>1B<br>1B | | x 0-0<br>HR | SSS<br>0-3 ③<br>K | | | x 0-0<br>1B<br>2B | x 0-0<br>1-3<br>1B | | 5 | 3 | 4 | 1 | 0 | 1 | 0 |
| Vada Pinson, L (1, 8)<br>OBP: 0.327, SLG: 0.386 | x 0-0 ①<br>FC2-5<br>1B<br>1-2<br>2-3f | | x 0-0 ①<br>F8 | | x 0-0<br>PB 1B<br>FC6-2<br>1B | | x 0-0<br>E5<br>1B | x 0-0 ③<br>1-3 | | 5 | 0 | 1 | 0 | 0 | 0 | 5 |
| Frank Robinson, R (1, 9)<br>OBP: 0.510, SLG: 0.763 | x 0-0<br>1-2<br>2-H<br>1B | | x 0-0<br>HR<br>1B | | x 0-0<br>FC6-2 PB<br>1-2<br>1B | | x 0-0<br>S<br>1-3<br>2-H<br>1B | | | 4 | 1 | 4 | 2 | 0 | 0 | 0 |
| Deron Johnson, R (1, 5)<br>OBP: 0.381, SLG: 0.639 | x 0-0 ②<br>P9 | | x 0-0<br>1-H<br>HR | | SSS<br>0-3 ①<br>K<br>1-2<br>2-3 | | SSS<br>0-3 ①<br>K<br>1-2 | | | 4 | 1 | 1 | 2 | 0 | 2 | 6 |
| Tony Perez, R (1, 3)<br>OBP: 0.438, SLG: 0.714<br>Gordy Coleman, L (7, PH)<br>OBP: 0.313, SLG: 0.483 (8, 3) | x 0-0 ③<br>5-3 | | x 0-0 ②<br>5-3 | | x 0-0 ②<br>FC6-2<br>2-3<br>3-H | | x 0-0 ②<br>4-3 | | | 3<br>1 | 0<br>0 | 0<br>0 | 0<br>0 | 0<br>0 | 0<br>0 | 4<br>2 |
| Don Pavletich, R (1, 2)<br>OBP: 0.389, SLG: 0.313 | | x 0-0<br>G4-3<br>1B | x 0-0<br>FC6-4<br>1B | | SSS<br>0-3 ③<br>K | | SSS<br>0-3 ③<br>K | | | 4 | 0 | 2 | 0 | 0 | 2 | 4 |
| Leo Cardenas, R (1, 6)<br>OBP: 0.340, SLG: 0.275 | | x 0-0 ①②<br>G4-3<br>1-2f | x 0-0 ③<br>FC6-4<br>1-2f | | | x 0-0 ①<br>F8 | | BBBB<br>4-0<br>CS<br>BB | | 3 | 0 | 0 | 0 | 1 | 0 | 2 |
| Jim Maloney, L (1, 1)<br>OBP: 0.286, SLG: 0.167<br>Billy McCool, R (7, 1)<br>Roger Craig, R (9, 1) | | BBBB<br>4-0<br>BB | | x 0-0 ①<br>P5 | | SSS<br>0-3 ②<br>K | | SSS<br>0-3 ①②<br>K<br>1-2 | | 2<br>1<br>0 | 0<br>0<br>0 | 0<br>0<br>0 | 0<br>0<br>0 | 1<br>0<br>0 | 1<br>1<br>0 | 0<br>1<br>0 |
| Inning Stats | R: 1 H: 2<br>E: 0 LOB: 2<br>K: 0 BB: 1<br>S: 5 P: 9 | R: 0 H: 1<br>E: 0 LOB: 1<br>K: 0 BB: 1<br>S: 3 P: 7 | R: 3 H: 4<br>E: 0 LOB: 1<br>K: 0 BB: 0<br>S: 7 P: 7 | R: 0 H: 0<br>E: 0 LOB: 0<br>K: 1 BB: 0<br>S: 5 P: 5 | R: 0 H: 2<br>E: 0 LOB: 2<br>K: 2 BB: 0<br>S: 9 P: 9 | R: 0 H: 0<br>E: 0 LOB: 0<br>K: 1 BB: 0<br>S: 5 P: 5 | R: 1 H: 2<br>E: 1 LOB: 2<br>K: 2 BB: 0<br>S: 10 P: 10 | R: 0 H: 1<br>E: 1 LOB: 2<br>K: 1 BB: 1<br>S: 6 P: 10 | | 1B: 9 SF: 0<br>2B: 1 SAC: 0<br>3B: 0 DP: 1<br>HR: 2 HBP: 0 | | | | | | |

| | AB | 36 |
|---|---|---|
| | R | 5 |
| | H | 12 |
| | RBI | 5 |
| | BB | 3 |
| | SO | 7 |
| | LOB | 25 |

WP: 0 PA: 39
PB: 1
SB: 1
CS: 1

livebaseballscorecards.com

| PITCHER | | IP | WLS | BF | H | R | ER | SO | BB | IBB | HBP | BLK | WP | HR | S | P | ERA | WHIP |
|---|---|---|---|---|---|---|---|---|---|---|---|---|---|---|---|---|---|---|
| Dick Ellsworth, L<br>ERA: 4.26 | (1, 1) | 2.2 | L | 16 | 7 | 4 | 4 | 0 | 2 | 0 | 0 | 0 | 0 | 2 | 14 | 22 | 13.50 | 3.375 |
| Ernie Broglio, R<br>ERA: | (3, 1) | 0.1 | | 1 | 0 | 0 | 0 | 0 | 0 | 0 | 0 | 0 | 0 | 0 | 1 | 1 | 0.00 | 0.000 |
| Lindy McDaniel, R<br>ERA: 2.0 | (4, 1) | 2.0 | | 8 | 2 | 0 | 0 | 3 | 0 | 0 | 0 | 0 | 0 | 0 | 14 | 14 | 0.00 | 1.000 |
| Bob Humphreys, R<br>ERA: 3.38 | (6, 1) | 1.0 | | 4 | 1 | 1 | 1 | 1 | 0 | 0 | 0 | 0 | 0 | 0 | 6 | 6 | 9.00 | 1.000 |
| Ted Abernathy, R<br>ERA: | (7, 1) | 2.0 | | 10 | 2 | 0 | 0 | 3 | 1 | 0 | 0 | 0 | 0 | 0 | 15 | 19 | 0.00 | 1.500 |

| PITCHER | IP | WLS | BF | H | R | ER | SO | BB | IBB | HBP | BLK | WP | HR | S | P | ERA | WHIP |
|---|---|---|---|---|---|---|---|---|---|---|---|---|---|---|---|---|---|

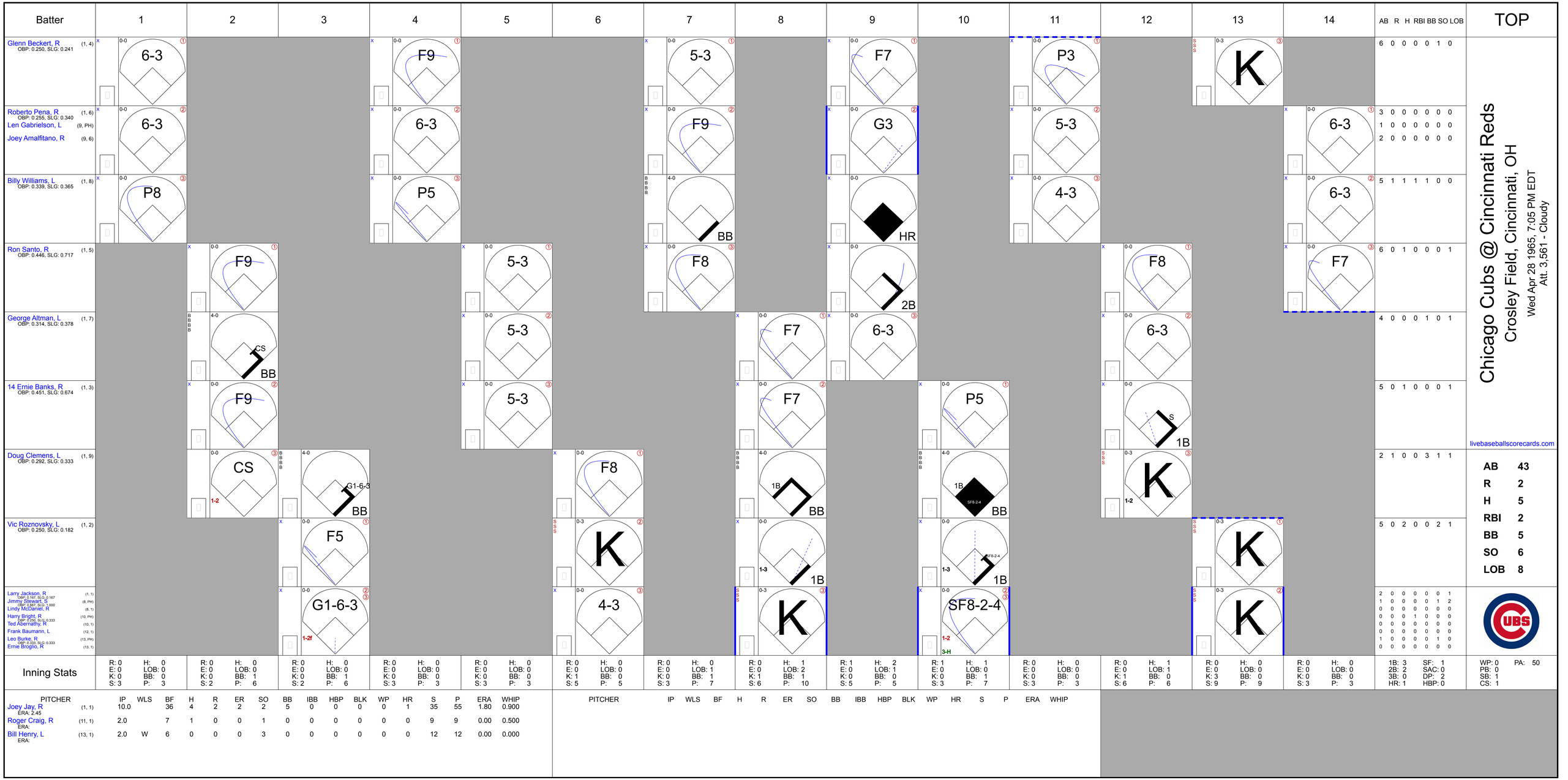
Batter
1
2
3
4
5
6
7
8
9
10
11
12
13
14
AB R H RBI BB SO LOB
TOP
Glenn Beckert, R (1, 4) OBP: 0.250, SLG: 0.241
6-3
F9
5-3
F7
P3
K
6 0 0 0 0 1 0
Roberto Pena, R (1, 6) OBP: 0.255, SLG: 0.340
Len Gabrielson, L (9, PH)
Joey Amalfitano, R (9, 6)
6-3
6-3
F9
G3
5-3
6-3
3 0 0 0 0 0 0
1 0 0 0 0 0 0
2 0 0 0 0 0 0
Billy Williams, L (1, 8) OBP: 0.339, SLG: 0.365
P8
P5
BB
HR
4-3
6-3
5 1 1 1 1 0 0
Ron Santo, R (1, 5) OBP: 0.446, SLG: 0.717
F9
5-3
F8
2B
F8
F7
6 0 1 0 0 0 1
George Altman, L (1, 7) OBP: 0.314, SLG: 0.378
CS
BB
5-3
F7
6-3
6-3
4 0 0 0 1 0 1
14 Ernie Banks, R (1, 3) OBP: 0.451, SLG: 0.674
F9
5-3
F7
P5
S
1B
5 0 1 0 0 0 1
livebaseballscorecards.com
Doug Clemens, L (1, 9) OBP: 0.292, SLG: 0.333
CS
1-2
G1-6-3
BB
F8
1B
BB
1B
SF8-2-4
BB
K
1-2
K
2 1 0 0 3 1 1
AB 43
R 2
H 5
RBI 2
BB 5
SO 6
LOB 8
Vic Roznovsky, L (1, 2) OBP: 0.250, SLG: 0.182
F5
K
1-3
1B
1-3
SF8-2-4
1B
K
5 0 2 0 0 2 1
Larry Jackson, R (1, 1) OBP: 0.167, SLG: 0.167
Jimmy Stewart, S (8, PH) OBP: 0.667, SLG: 1.000
Lindy McDaniel, R (8, 1)
Harry Bright, R (10, PH) OBP: 0.250, SLG: 0.333
Ted Abernathy, R (10, 1)
Frank Baumann, L (12, 1)
Leo Burke, R (13, PH) OBP: 0.333, SLG: 0.333
Ernie Broglio, R (13, 1)
G1-6-3
1-2f
4-3
K
SF8-2-4
1-2
3-H
K
2 0 0 0 0 0 1
1 0 0 0 0 1 2
0 0 0 0 0 0 0
0 0 0 1 0 0 0
0 0 0 0 0 0 0
0 0 0 0 0 0 0
1 0 0 0 0 1 0
0 0 0 0 0 0 0
Chicago Cubs @ Cincinnati Reds
Crosley Field, Cincinnati, OH
Wed Apr 28 1965, 7:05 PM EDT
Att. 3,561 - Cloudy
Inning Stats
R: 0 E: 0 K: 0 S: 3 H: 0 LOB: 0 BB: 0 P: 3
R: 0 E: 0 K: 0 S: 2 H: 0 LOB: 0 BB: 1 P: 6
R: 0 E: 0 K: 0 S: 2 H: 0 LOB: 0 BB: 1 P: 6
R: 0 E: 0 K: 0 S: 3 H: 0 LOB: 0 BB: 0 P: 3
R: 0 E: 0 K: 0 S: 3 H: 0 LOB: 0 BB: 0 P: 3
R: 0 E: 0 K: 1 S: 5 H: 0 LOB: 0 BB: 0 P: 5
R: 0 E: 0 K: 0 S: 3 H: 0 LOB: 1 BB: 1 P: 7
R: 0 E: 0 K: 1 S: 6 H: 1 LOB: 2 BB: 1 P: 10
R: 1 E: 0 K: 0 S: 5 H: 2 LOB: 1 BB: 0 P: 5
R: 1 E: 0 K: 0 S: 3 H: 1 LOB: 0 BB: 1 P: 7
R: 0 E: 0 K: 0 S: 3 H: 0 LOB: 0 BB: 0 P: 3
R: 0 E: 0 K: 1 S: 6 H: 1 LOB: 1 BB: 0 P: 6
R: 0 E: 0 K: 3 S: 9 H: 0 LOB: 0 BB: 0 P: 9
R: 0 E: 0 K: 0 S: 3 H: 0 LOB: 0 BB: 0 P: 3
1B: 3 2B: 2 3B: 0 HR: 1
SF: 1 SAC: 0 DP: 2 HBP: 0
WP: 0 PB: 0 SB: 1 CS: 1
PA: 50
PITCHER IP WLS BF H R ER SO BB IBB HBP BLK WP HR S P ERA WHIP
Joey Jay, R (1, 1) ERA: 2.45 10.0 W 36 4 2 2 2 5 0 0 0 0 1 35 55 1.80 0.900
Roger Craig, R (11, 1) ERA: 2.0 7 1 0 0 1 0 0 0 0 0 0 9 9 0.00 0.500
Bill Henry, L (13, 1) ERA: 2.0 W 6 0 0 0 3 0 0 0 0 0 0 12 12 0.00 0.000

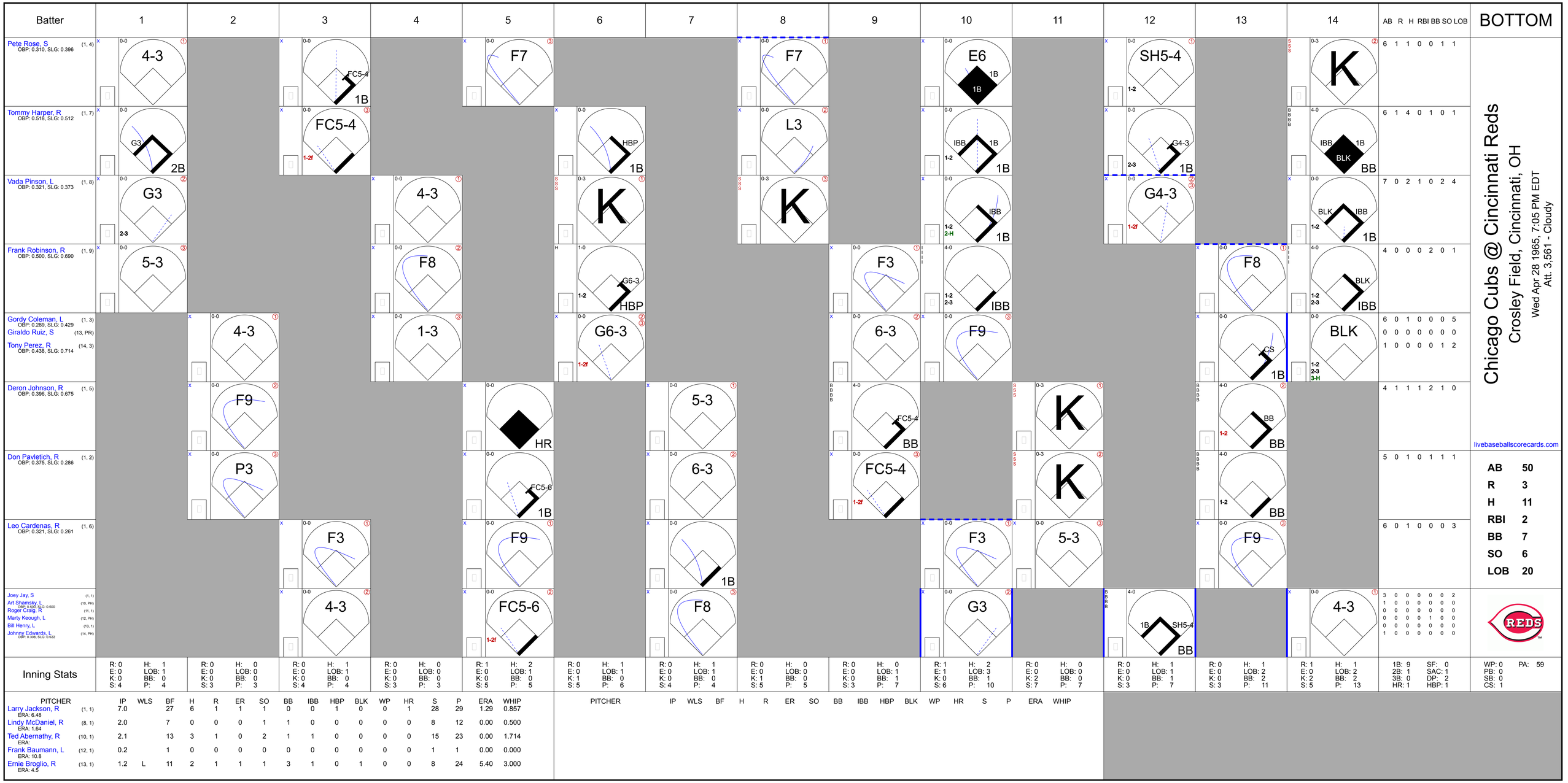
Batter
1
2
3
4
5
6
7
8
9
10
11
12
13
14
AB R H RBI BB SO LOB
BOTTOM
Pete Rose, S (1, 4) OBP: 0.310, SLG: 0.396
4-3
F7
F7
E6
SH5-4
K
6 1 1 0 0 1 1
Tommy Harper, R (1, 7) OBP: 0.518, SLG: 0.512
G3
FC5-4
HBP
L3
IBB
G4-3
IBB
BLK
6 1 4 0 1 0 1
Vada Pinson, L (1, 8) OBP: 0.321, SLG: 0.373
G3
4-3
K
K
IBB
G4-3
BLK
IBB
7 0 2 1 0 2 4
Frank Robinson, R (1, 9) OBP: 0.500, SLG: 0.690
5-3
F8
G6-3
F3
IBB
F8
BLK
IBB
4 0 0 0 2 0 1
Gordy Coleman, L (1, 3) OBP: 0.289, SLG: 0.429
Giraldo Ruiz, S (13, PR)
Tony Perez, R (14, 3) OBP: 0.438, SLG: 0.714
4-3
1-3
G6-3
6-3
F9
CS
BLK
6 0 1 0 0 0 5
0 0 0 0 0 0 0
1 0 0 0 0 1 2
Deron Johnson, R (1, 5) OBP: 0.396, SLG: 0.675
F9
HR
5-3
FC5-4
K
BB
BB
4 1 1 1 2 1 0
Don Pavletich, R (1, 2) OBP: 0.375, SLG: 0.286
P3
FC5-6
6-3
FC5-4
K
BB
5 0 1 0 1 1 1
Leo Cardenas, R (1, 6) OBP: 0.321, SLG: 0.261
F3
F9
5-3
F3
5-3
F9
6 0 1 0 0 0 3
Joey Jay, S (1, 1)
Art Shamsky, L (10, PH) OBP: 0.500, SLG: 0.500
Roger Craig, R (11, 1)
Marty Keough, L (12, PH)
Bill Henry, L (13, 1)
Johnny Edwards, L (14, PH) OBP: 0.308, SLG: 0.522
4-3
FC5-6
F8
G3
SH5-4
BB
4-3
3 0 0 0 0 0 2
1 0 0 0 0 0 0
0 0 0 0 0 0 0
0 0 0 0 1 0 0
0 0 0 0 0 0 0
1 0 0 0 0 0 0
Chicago Cubs @ Cincinnati Reds
Crosley Field, Cincinnati, OH
Wed Apr 28 1965, 7:05 PM EDT
Att. 3,561 - Cloudy
livebaseballscorecards.com
AB 50
R 3
H 11
RBI 2
BB 7
SO 6
LOB 20
Inning Stats
R: 0 E: 0 K: 0 S: 4
H: 1 LOB: 1 BB: 0 P: 4
R: 0 E: 0 K: 0 S: 3
H: 0 LOB: 0 BB: 0 P: 3
R: 0 E: 0 K: 0 S: 4
H: 1 LOB: 1 BB: 0 P: 4
R: 0 E: 0 K: 0 S: 3
H: 0 LOB: 0 BB: 0 P: 3
R: 1 E: 0 K: 0 S: 5
H: 2 LOB: 1 BB: 0 P: 5
R: 0 E: 0 K: 1 S: 5
H: 1 LOB: 1 BB: 0 P: 6
R: 0 E: 0 K: 0 S: 4
H: 1 LOB: 1 BB: 0 P: 4
R: 0 E: 0 K: 1 S: 5
H: 0 LOB: 0 BB: 0 P: 5
R: 0 E: 0 K: 0 S: 3
H: 0 LOB: 1 BB: 1 P: 7
R: 1 E: 1 K: 0 S: 6
H: 2 LOB: 3 BB: 1 P: 10
R: 0 E: 0 K: 2 S: 7
H: 0 LOB: 0 BB: 0 P: 7
R: 0 E: 0 K: 0 S: 3
H: 1 LOB: 1 BB: 1 P: 7
R: 0 E: 0 K: 0 S: 3
H: 1 LOB: 2 BB: 2 P: 11
R: 1 E: 0 K: 2 S: 5
H: 1 LOB: 2 BB: 2 P: 13
1B: 9 2B: 1 3B: 0 HR: 1
SF: 0 SAC: 1 DP: 2 HBP: 1
WP: 0 PB: 0 SB: 0 CS: 1
PA: 59
PITCHER IP WLS BF H R ER SO BB IBB HBP BLK WP HR S P ERA WHIP
Larry Jackson, R (1, 1) ERA: 6.48 7.0 27 6 1 1 1 0 0 1 0 0 1 28 29 1.29 0.857
Lindy McDaniel, R (8, 1) ERA: 1.64 2.0 7 0 0 0 1 1 0 0 0 0 0 8 12 0.00 0.500
Ted Abernathy, R (10, 1) ERA: 2.1 13 3 1 0 2 1 1 0 0 0 0 0 15 23 0.00 1.714
Frank Baumann, L (12, 1) ERA: 0.2 1 0 0 0 0 0 0 0 0 0 0 0 1 1 0.00 0.000
Ernie Broglio, R (13, 1) ERA: 4.5 1.2 L 11 2 1 1 1 3 1 0 1 0 0 8 24 5.40 3.000
PITCHER IP WLS BF H R ER SO BB IBB HBP BLK WP HR S P ERA WHIP

| Batter | 1 | 2 | 3 | 4 | 5 | 6 | 7 | 8 | 9 | AB | R | H | RBI | BB | SO | LOB |
|---|---|---|---|---|---|---|---|---|---|---|---|---|---|---|---|---|
| Glenn Beckert, R (1, 4)<br>OBP: 0.262, SLG: 0.241 | BBBB<br>4-0 BLK BB | x 0-0 F3 ③ | | | x 0-0 4-3 ② | x 0-0 BLK 1-2 2-H 3-H 1B | | x 0-0 FC4-6 ② 1-2f 2B | | 4 | 1 | 1 | 2 | 1 | 0 | 3 |
| Roberto Pena, R (1, 6)<br>OBP: 0.268, SLG: 0.365 | x 0-0 F2 ① | | x 0-0 CS 1B 1B | | x 0-0 F8 ③ | SSS<br>0-3 K ③ 1-2 2-3 | | x 0-0 1-H 2B | | 5 | 0 | 2 | 1 | 0 | 1 | 3 |
| Billy Williams, L (1, 8)<br>OBP: 0.361, SLG: 0.393 | x 0-0 P4 ② | | x 0-0 CS 1-2 1B | | | x 0-0 1B 14 E 2B | x 0-0 F8 ①<br>BBBB | x 4-0 FC5-4 BB | | 4 | 1 | 2 | 0 | 1 | 0 | 1 |
| Ron Santo, R (1, 5)<br>OBP: 0.459, SLG: 0.720 | BBBB<br>4-0 1-2 BB | | x 0-0 L4 ① | | | x 0-0 IBB 14 E 2-3 1B | x 0-0 3-1 2B | x 0-0 FC5-4 ③ 1-2f | | 4 | 1 | 2 | 0 | 1 | 0 | 4 |
| George Altman, L (1, 7)<br>OBP: 0.302, SLG: 0.362<br>Harry Bright, R (6, PH)<br>OBP: 0.200, SLG: 0.250<br>Don Landrum, L (6, 7) | x 0-0 1-3 ③ | | x 0-0 F8 ② ③ 1-2 2-3 | | | x 0-0 P6 ① | x 0-0 3-1 ② 2-3 | | x 0-0 4-3 ① | 2<br>1<br>2 | 0<br>0<br>0 | 0<br>0<br>0 | 0<br>0<br>0 | 0<br>0<br>0 | 0<br>0<br>0 | 4<br>2<br>1 |
| 14 Ernie Banks, R (1, 3)<br>OBP: 0.429, SLG: 0.620 | | SSS<br>0-3 K ① | | x 0-0 1-3 ① | | x 0-0 E4 1B IBB 1B 1-2 3-H | BBBB<br>4-0 BB | | SSS<br>0-3 K ② | 4 | 1 | 0 | 1 | 1 | 2 | 1 |
| Doug Clemens, L (1, 9)<br>OBP: 0.321, SLG: 0.348 | | x 0-0 1B 1B | | BBBB<br>4-0 CS BB | | x 0-0 F8 ② SSS | 0-3 K ③ | | x 0-0 2B 1B | 4 | 1 | 2 | 0 | 1 | 1 | 4 |
| Dick Bertell, R (1, 2)<br>OBP: 0.325, SLG: 0.294 | | x 0-0 1-2 1B | | SSS<br>0-3 K ② ③ 1-2 | | 4-0 1B 1B 1-2 2-3 IBB | | x 0-0 6-3 ① | x 0-0 1-H 2B | 4 | 1 | 2 | 1 | 1 | 1 | 1 |
| Cal Koonce, R (1, 1)<br>OBP: 0.250, SLG: 0.182 | | x 0-0 F2 ② | | | SSS<br>0-3 K ① | x 0-0 BLK 1B 1-2 2-3 3-H 1B | | x 0-0 FC4-6 1B | SSS<br>0-3 K ③ | 5 | 0 | 2 | 1 | 0 | 2 | 3 |
| Inning Stats | R: 0 E: 0 K: 0 S: 3<br>H: 0 LOB: 2 BB: 2 P: 11 | R: 0 E: 0 K: 1 S: 7<br>H: 2 LOB: 2 BB: 0 P: 7 | R: 0 E: 0 K: 0 S: 4<br>H: 2 LOB: 1 BB: 0 P: 4 | R: 0 E: 0 K: 1 S: 4<br>H: 0 LOB: 0 BB: 1 P: 8 | R: 0 E: 0 K: 1 S: 5<br>H: 0 LOB: 0 BB: 0 P: 5 | R: 4 E: 1 K: 1 S: 10<br>H: 4 LOB: 2 BB: 1 P: 14 | R: 0 E: 0 K: 1 S: 6<br>H: 1 LOB: 2 BB: 1 P: 10 | R: 1 E: 0 K: 0 S: 5<br>H: 2 LOB: 2 BB: 1 P: 9 | R: 1 E: 0 K: 2 S: 9<br>H: 2 LOB: 1 BB: 0 P: 9 | 1B: 9 2B: 4 3B: 0 HR: 0<br>SF: 0 SAC: 0 DP: 0 HBP: 0 | | | | | | |

# TOP

## Chicago Cubs @ Cincinnati Reds

Crosley Field, Cincinnati, OH

Thu Apr 29 1965, 7:05 PM EDT

Att. 4,216 - Unknown

livebaseballscorecards.com

| | |
|---|---|
| AB | 39 |
| R | 6 |
| H | 13 |
| RBI | 6 |
| BB | 6 |
| SO | 7 |
| LOB | 27 |

| PITCHER | | IP | WLS | BF | H | R | ER | SO | BB | IBB | HBP | BLK | WP | HR | S | P | ERA | WHIP |
|---|---|---|---|---|---|---|---|---|---|---|---|---|---|---|---|---|---|---|
| Jim O'Toole, L<br>ERA: 4.76 | (1, 1) | 5.2 | L | 28 | 8 | 4 | 1 | 3 | 3 | 1 | 0 | 1 | 0 | 0 | 30 | 46 | 1.59 | 1.941 |
| Joe Nuxhall, L<br>ERA: | (6, 1) | 1.1 | | 6 | 1 | 0 | 0 | 2 | 1 | 0 | 0 | 1 | 0 | 0 | 9 | 13 | 0.00 | 1.500 |
| Gerry Arrigo, L<br>ERA: 4.5 | (8, 1) | 2.0 | | 11 | 4 | 2 | 2 | 2 | 1 | 0 | 0 | 0 | 0 | 0 | 14 | 18 | 9.00 | 2.500 |

| PITCHER | IP | WLS | BF | H | R | ER | SO | BB | IBB | HBP | BLK | WP | HR | S | P | ERA | WHIP |
|---|---|---|---|---|---|---|---|---|---|---|---|---|---|---|---|---|---|

| Batter | 1 | 2 | 3 | 4 | 5 | 6 | 7 | 8 | 9 | AB | R | H | RBI | BB | SO | LOB |
|---|---|---|---|---|---|---|---|---|---|---|---|---|---|---|---|---|
| Pete Rose, S (1, 4)<br>OBP: 0.339, SLG: 0.411 | BBBB 4-0 SH1-3 BB | | x 0-0 ① L6 | | x 0-0 1B | | | x 0-0 1B HR 1B | | 3 | 1 | 2 | 0 | 1 | 0 | 0 |
| Tommy Harper, R (1, 7)<br>OBP: 0.508, SLG: 0.500 | x 0-0 ① SH1-3 1-2 | | SSS 0-3 ② K | | SSS 0-3 ③ K | | | x 0-0 HR 1-2 1B | | 3 | 1 | 1 | 0 | 0 | 2 | 1 |
| Vada Pinson, L (1, 8)<br>OBP: 0.300, SLG: 0.345 | x 0-0 ② 1-3 | | x 0-0 ③ G3 | | | x 0-0 ① 6-3 | | x 0-0 ① P4 | | 4 | 0 | 0 | 0 | 0 | 0 | 3 |
| Frank Robinson, R (1, 9)<br>OBP: 0.483, SLG: 0.717 | x 0-0 ③ 4-3 | | | x 0-0 ① P9 | | x 0-0 ② 4-3 | | x 0-0 1-H 2-H HR | | 4 | 1 | 1 | 3 | 0 | 0 | 1 |
| Gordy Coleman, L (1, 3)<br>OBP: 0.333, SLG: 0.487 | | x 0-0 4-3 2B | | x 0-0 FC6 1B | | x 0-0 1B | | x 0-0 ② F7 | | 4 | 0 | 3 | 0 | 0 | 0 | 0 |
| Deron Johnson, R (1, 5)<br>OBP: 0.365, SLG: 0.614 | | x 0-0 ① 4-3 2-3 | | x 0-0 ② F9 | | x 0-0 ③ 1-3 | | x 0-0 ③ 4-3 | | 4 | 0 | 0 | 0 | 0 | 0 | 3 |
| Johnny Edwards, L (1, 2)<br>OBP: 0.300, SLG: 0.481 | | x 0-0 ② 1-4-3 | | x 0-0 ③ FC6 1-2f | | | x 0-0 G6-4-3 1B | | SSS 0-3 ① K | 4 | 0 | 1 | 0 | 0 | 1 | 2 |
| Leo Cardenas, R (1, 6)<br>OBP: 0.316, SLG: 0.245 | | IIII 4-0 IBB | | | SSS 0-3 ① K | | x 0-0 ① ② G6-4-3 1-2f | | SSS 0-3 ② K | 3 | 0 | 0 | 0 | 1 | 2 | 1 |
| Jim O'Toole, S (1, 1)<br>Joe Nuxhall, L (6, 1)<br>Marty Keough, L (7, PH)<br>Gerry Arrigo, L (8, 1)<br>Art Shamsky, L (9, PH)<br>OBP: 0.400, SLG: 0.400 | | x 0-0 ③ 5-3 | | | x 0-0 ② F8 | | x 0-0 ③ P6 | | x 0-0 ③ 3-1 | 2<br>0<br>1<br>0<br>1 | 0<br>0<br>0<br>0<br>0 | 0<br>0<br>0<br>0<br>0 | 0<br>0<br>0<br>0<br>0 | 0<br>0<br>0<br>0<br>0 | 0<br>0<br>0<br>0<br>0 | 2<br>0<br>0<br>0<br>0 |
| Inning Stats | R: 0 H: 0<br>E: 0 LOB: 1<br>K: 0 BB: 1<br>S: 3 P: 7 | R: 0 H: 1<br>E: 0 LOB: 2<br>K: 0 BB: 1<br>S: 4 P: 8 | R: 0 H: 0<br>E: 0 LOB: 0<br>K: 1 BB: 0<br>S: 5 P: 5 | R: 0 H: 1<br>E: 0 LOB: 1<br>K: 0 BB: 0<br>S: 4 P: 4 | R: 0 H: 1<br>E: 0 LOB: 1<br>K: 2 BB: 0<br>S: 8 P: 8 | R: 0 H: 1<br>E: 0 LOB: 1<br>K: 0 BB: 0<br>S: 4 P: 4 | R: 0 H: 1<br>E: 0 LOB: 0<br>K: 0 BB: 0<br>S: 3 P: 3 | R: 3 H: 3<br>E: 0 LOB: 0<br>K: 0 BB: 0<br>S: 6 P: 6 | R: 0 H: 0<br>E: 0 LOB: 0<br>K: 2 BB: 0<br>S: 7 P: 7 | 1B: 6<br>2B: 1<br>3B: 0<br>HR: 1 | SF: 0<br>SAC: 1<br>DP: 1<br>HBP: 0 | | | | | |

| PITCHER | IP | WLS | BF | H | R | ER | SO | BB | IBB | HBP | BLK | WP | HR | S | P | ERA | WHIP |
|---|---|---|---|---|---|---|---|---|---|---|---|---|---|---|---|---|---|
| Cal Koonce, R (1, 1)<br>ERA: 3.12 | 9.0 | W | 36 | 8 | 3 | 3 | 5 | 1 | 1 | 0 | 0 | 0 | 1 | 44 | 52 | 3.00 | 1.000 |

| PITCHER | IP | WLS | BF | H | R | ER | SO | BB | IBB | HBP | BLK | WP | HR | S | P | ERA | WHIP |
|---|---|---|---|---|---|---|---|---|---|---|---|---|---|---|---|---|---|

# BOTTOM

## Chicago Cubs @ Cincinnati Reds

Crosley Field, Cincinnati, OH

Thu Apr 29 1965, 7:05 PM EDT

Att. 4,216 - Unknown

livebaseballscorecards.com

| | |
|---|---|
| AB | 33 |
| R | 3 |
| H | 8 |
| RBI | 3 |
| BB | 2 |
| SO | 5 |
| LOB | 13 |

PA: 36

WP: 0
PB: 0
SB: 0
CS: 0

# New York Mets @ Cincinnati Reds

Crosley Field, Cincinnati, OH

Fri Apr 30 1965, 7:05 PM EDT

Att. 5,216 - Unknown

TOP

livebaseballscorecards.com

| Batter | 1 | 2 | 3 | 4 | 5 | 6 | 7 | 8 | 9 | AB | R | H | RBI | BB | SO | LOB |
|---|---|---|---|---|---|---|---|---|---|---|---|---|---|---|---|---|
| Ron Hunt, R (1, 4)<br>OBP: 0.500, SLG: 0.333 | 0-0 2B 1B 1B | 0-0 L7 | | | H 1-0 FC3-6 HBP | | 0-0 P5 | | | 3 | 1 | 1 | 0 | 0 | 0 | 3 |
| Johnny Lewis, L (1, 9)<br>OBP: 0.403, SLG: 0.404 | 0-0 P7 | 0-0 G3 | | | 0-0 FC3-6 1-2f | | 0-0 4-3 | | | 4 | 0 | 0 | 0 | 0 | 0 | 5 |
| Joe Christopher, R (1, 7)<br>OBP: 0.304, SLG: 0.290 | 0-0 1B 1-3 2B | | 0-0 P8 | | 0-0 P3 | | | 0-0 F3 | | 4 | 0 | 1 | 0 | 0 | 0 | 1 |
| Ed Kranepool, L (1, 3)<br>OBP: 0.452, SLG: 0.709 | 4-0 1B IBB | | S S S 0-3 K | | | B B B 4-0 BB | | B B B 4-0 BB | | 1 | 0 | 0 | 0 | 3 | 1 | 0 |
| Ron Swoboda, R (1, 8)<br>OBP: 0.355, SLG: 0.800 | 0-0 G5-4-3 1-2 2-3 3-H 1B | | 0-0 F2 | | | S S S 0-3 K | | 0-0 P8 | | 4 | 0 | 1 | 1 | 0 | 1 | 2 |
| Jim Hickman, R (1, 5)<br>OBP: 0.143, SLG: 0.125<br>Jesse Gonder, L (8, PH)<br>OBP: 0.222, SLG: 0.389 (8, 2) | 0-0 G5-4-3 1-2f | | | 0-0 F3 | | S S S 0-3 K | | 0-0 F8 | | 3<br>1 | 0<br>0 | 0<br>0 | 0<br>0 | 0<br>0 | 1<br>0 | 4<br>1 |
| Chris Cannizzaro, R (1, 2)<br>OBP: 0.209, SLG: 0.175<br>Danny Napoleon, R (8, 5)<br>OBP: 0.400, SLG: 0.800 | | 0-0 6-3 | | 0-0 F2 | | S S S 0-3 K | | | S S S 0-3 K | 3<br>1 | 0<br>0 | 0<br>0 | 0<br>0 | 0<br>0 | 1<br>1 | 1<br>0 |
| Roy McMillan, R (1, 6)<br>OBP: 0.224, SLG: 0.189<br>Billy Cowan, R (9, PH)<br>OBP: 0.267, SLG: 0.286 | 0-0 2B | | | 0-0 6-3 | | | 0-0 F8 | | S S S 0-3 K | 3<br>1 | 0<br>0 | 1<br>0 | 0<br>0 | 0<br>1 | 0<br>0 | 0<br>0 |
| Warren Spahn, L (1, 1)<br>OBP: 0.385, SLG: 0.300<br>Tom Parsons, R (6, 1)<br>Cleon Jones, R (7, PH)<br>OBP: 0.143, SLG: 0.143<br>Jim Bethke, R (7, 1)<br>Hawk Taylor, R (9, PH) | B B B 4-0 BB | | | | 0-0 F8 | | 0-0 1B | | 0-0 F9 | 1<br>0<br>1<br>0<br>1 | 0<br>0<br>0<br>0<br>0 | 0<br>0<br>1<br>0<br>0 | 0<br>0<br>0<br>0<br>0 | 1<br>0<br>0<br>0<br>0 | 0<br>0<br>0<br>0<br>0 | 0<br>0<br>0<br>0<br>0 |
| Inning Stats | R: 1 E: 0 K: 0 S: 5 H: 3 LOB: 2 BB: 1 P: 9 | R: 0 E: 0 K: 0 S: 4 H: 1 LOB: 2 BB: 1 P: 8 | R: 0 E: 0 K: 1 S: 5 H: 0 LOB: 0 BB: 0 P: 5 | R: 0 E: 0 K: 0 S: 3 H: 0 LOB: 0 BB: 0 P: 3 | R: 0 E: 0 K: 0 S: 3 H: 0 LOB: 1 BB: 0 P: 4 | R: 0 E: 0 K: 3 S: 9 H: 0 LOB: 1 BB: 1 P: 13 | R: 0 E: 0 K: 0 S: 4 H: 1 LOB: 1 BB: 0 P: 4 | R: 0 E: 0 K: 3 S: 3 H: 0 LOB: 1 BB: 1 P: 7 | R: 0 E: 0 K: 2 S: 7 H: 0 LOB: 0 BB: 0 P: 7 | 1B: 3 2B: 2 3B: 0 HR: 0 | SF: 0 SAC: 0 DP: 1 HBP: 1 | | | | | | |

| | AB | 31 |
|---|---|---|
| | R | 1 |
| | H | 5 |
| | RBI | 1 |
| | BB | 4 |
| | SO | 6 |
| | LOB | 17 |

WP: 0 PB: 0 SB: 0 CS: 0 PA: 36

| PITCHER | IP | WLS | BF | H | R | ER | SO | BB | IBB | HBP | BLK | WP | HR | S | P | ERA | WHIP |
|---|---|---|---|---|---|---|---|---|---|---|---|---|---|---|---|---|---|
| John Tsitouris, R (1, 1)<br>ERA: 3.18 | 9.0 | W | 36 | 5 | 1 | 1 | 6 | 3 | 1 | 1 | 0 | 0 | 0 | 43 | 60 | 1.00 | 0.889 |

| PITCHER | IP | WLS | BF | H | R | ER | SO | BB | IBB | HBP | BLK | WP | HR | S | P | ERA | WHIP |
|---|---|---|---|---|---|---|---|---|---|---|---|---|---|---|---|---|---|

# New York Mets @ Cincinnati Reds

Crosley Field, Cincinnati, OH

Fri Apr 30 1965, 7:05 PM EDT

Att. 5,216 - Unknown

livebaseballscorecards.com

BOTTOM

| Batter | 1 | 2 | 3 | 4 | 5 | 6 | 7 | 8 | 9 | AB | R | H | RBI | BB | SO | LOB |
|---|---|---|---|---|---|---|---|---|---|---|---|---|---|---|---|---|
| Pete Rose, S (1, 4) OBP: 0.388, SLG: 0.525 | FC3-6 1B | | FC6-4 1B | | FC4-6 1B | 1-H HR | | 2B | | 5 | 1 | 5 | 2 | 0 | 0 | 0 |
| Tommy Harper, R (1, 7) OBP: 0.469, SLG: 0.451 | K | | FC6-4 1-2f | | FC4-6 S E 1-2f | F3 | | F7 | | 5 | 1 | 0 | 0 | 0 | 1 | 4 |
| Vada Pinson, L (1, 8) OBP: 0.277, SLG: 0.317 | FC3-6 1B 1-2f | | F7 | | E3 FC6-4 1-H | K | | P4 | | 5 | 0 | 0 | 0 | 0 | 1 | 3 |
| Frank Robinson, R (1, 9) OBP: 0.469, SLG: 0.680 | FC6-4 1B 1-3 | | F4 | | FC6-4 1-2f | | P4 | | | 4 | 0 | 1 | 0 | 0 | 0 | 2 |
| Deron Johnson, R (1, 5) OBP: 0.339, SLG: 0.563 | FC6-4 1-2f | | | P5 | | E5 HR | F3 | | | 4 | 1 | 0 | 0 | 0 | 0 | 2 |
| Tony Perez, R (1, 3) OBP: 0.500, SLG: 0.944 | | K | | FC6-4 1B | | 1-H HR | 2B | | | 4 | 1 | 3 | 2 | 0 | 1 | 0 |
| Johnny Edwards, L (1, 2) OBP: 0.324, SLG: 0.567 | | K | | F7 | | HR | IBB | | | 3 | 1 | 1 | 1 | 1 | 1 | 1 |
| Leo Cardenas, R (1, 6) OBP: 0.328, SLG: 0.264 | | FC6-4 1B | | FC6-4 1-2f | | HR 1B | 6-3 | | | 4 | 1 | 2 | 0 | 0 | 0 | 3 |
| John Tsitouris, R (1, 1) OBP: 0.222, SLG: 0.125 | | FC6-4 1-2f | | | P4 | K | | K | | 4 | 0 | 0 | 0 | 0 | 2 | 2 |
| Inning Stats | R: 0 H: 2<br>E: 0 LOB: 2<br>K: 1 BB: 0<br>S: 7 P: 7 | R: 0 H: 1<br>E: 0 LOB: 1<br>K: 2 BB: 0<br>S: 8 P: 8 | R: 0 H: 1<br>E: 0 LOB: 1<br>K: 0 BB: 0<br>S: 4 P: 4 | R: 0 H: 1<br>E: 0 LOB: 1<br>K: 0 BB: 0<br>S: 4 P: 4 | R: 1 H: 1<br>E: 1 LOB: 1<br>K: 0 BB: 0<br>S: 5 P: 5 | R: 5 H: 4<br>E: 1 LOB: 0<br>K: 2 BB: 0<br>S: 12 P: 12 | R: 0 H: 1<br>E: 0 LOB: 2<br>K: 0 BB: 1<br>S: 4 P: 8 | R: 0 H: 1<br>E: 0 LOB: 1<br>K: 1 BB: 0<br>S: 6 P: 6 | | 1B: 7 SF: 0<br>2B: 2 SAC: 0<br>3B: 0 DP: 0<br>HR: 3 HBP: 0 | | | | | | |

| | AB | 38 |
|---|---|---|
| | R | 6 |
| | H | 12 |
| | RBI | 5 |
| | BB | 1 |
| | SO | 6 |
| | LOB | 17 |

WP: 0 PA: 39
PB: 0
SB: 1
CS: 0

| PITCHER | | IP | WLS | BF | H | R | ER | SO | BB | IBB | HBP | BLK | WP | HR | S | P | ERA | WHIP |
|---|---|---|---|---|---|---|---|---|---|---|---|---|---|---|---|---|---|---|
| Warren Spahn, L<br>ERA: 3.16 | (1, 1) | 5.1 | L | 28 | 10 | 6 | 4 | 4 | 0 | 0 | 0 | 0 | 0 | 3 | 36 | 36 | 6.75 | 1.875 |
| Tom Parsons, R<br>ERA: 3.55 | (6, 1) | 0.2 | | 2 | 0 | 0 | 0 | 1 | 0 | 0 | 0 | 0 | 0 | 0 | 4 | 4 | 0.00 | 0.000 |
| Jim Bethke, R<br>ERA: 2.16 | (7, 1) | 2.0 | | 9 | 2 | 0 | 0 | 1 | 0 | 1 | 0 | 0 | 0 | 0 | 10 | 14 | 0.00 | 1.000 |

| PITCHER | IP | WLS | BF | H | R | ER | SO | BB | IBB | HBP | BLK | WP | HR | S | P | ERA | WHIP |
|---|---|---|---|---|---|---|---|---|---|---|---|---|---|---|---|---|---|

# New York Mets @ Cincinnati Reds

Crosley Field, Cincinnati, OH

Sat May 01 1965, 3:33 AM EDT

Att. 3,961 - Sunny

TOP

livebaseballscorecards.com

| Batter | 1 | 2 | 3 | 4 | 5 | 6 | 7 | 8 | 9 | AB | R | H | RBI | BB | SO | LOB |
|---|---|---|---|---|---|---|---|---|---|---|---|---|---|---|---|---|
| Johnny Lewis, L (1, 9)<br>OBP: 0.373, SLG: 0.368 | 4-3 | | 4-3 | | F7 | | G3 | | F7 | 5 | 0 | 0 | 0 | 0 | 0 | 1 |
| Ron Hunt, R (1, 4)<br>OBP: 0.625, SLG: 0.400 | 2B 1B | | F9 | | BBBB 4-0 FC4-6 1-2 BB | | H 1-0 HBP | | | 2 | 0 | 1 | 0 | 1 | 0 | 0 |
| Ed Kranepool, L (1, 3)<br>OBP: 0.439, SLG: 0.695 | 1-3 2B | | E1 | | FC4-6 1-2f 2-3 | | F7 | | | 4 | 0 | 1 | 0 | 0 | 0 | 3 |
| Joe Christopher, R (1, 7)<br>OBP: 0.301, SLG: 0.288 | SSS K | | P5 | | F9 | | | 1B | | 4 | 0 | 1 | 0 | 0 | 1 | 5 |
| Ron Swoboda, R (1, 8)<br>OBP: 0.343, SLG: 0.824 | P4 | | | HR | | SSS K | | F9 | | 4 | 1 | 1 | 1 | 0 | 1 | 3 |
| Roy McMillan, R (1, 6)<br>OBP: 0.210, SLG: 0.175 | | P7 | | 6-3 | | F9 | | F7 | | 4 | 0 | 0 | 0 | 0 | 0 | 1 |
| Chris Cannizzaro, R (1, 2)<br>OBP: 0.200, SLG: 0.167<br>Larry Bearnarth, R (5, 1)<br>Cleon Jones, R (6, PH)<br>OBP: 0.138, SLG: 0.138<br>Jim Bethke, R (6, 1)<br>Yogi Berra, L (8, PH)<br>Carl Willey, R (8, 1) | | 6-3 | | SSS K | | 4-3 | | G3 | | 2<br>0<br>1<br>0<br>1 | 0<br>0<br>0<br>0<br>0 | 0<br>0<br>0<br>0<br>0 | 0<br>0<br>0<br>0<br>0 | 1<br>0<br>0<br>0<br>0 | 0<br>0<br>0<br>0<br>1 | 0<br>0<br>0<br>0<br>0 |
| Bobby Klaus, R (1, 5)<br>OBP: 0.270, SLG: 0.255<br>Danny Napoleon, R (9, PH)<br>OBP: 0.333, SLG: 0.667 | | BBBB 4-0 BB | | 6-3 | | | F8 | | 5-3 | 2<br>1 | 0<br>0 | 0<br>0 | 0<br>0 | 1<br>0 | 0<br>0 | 0<br>0 |
| Gary Kroll, R (1, 1)<br>OBP: 0.400, SLG: 0.400<br>Al Jackson, L (4, 1)<br>Jesse Gonder, L (5, PH)<br>OBP: 0.286, SLG: 0.571<br>(5, 2) | | P6 | | | | FC4-6 BB 1B | | HR | | 1<br>0<br>3 | 0<br>0<br>1 | 0<br>0<br>2 | 0<br>0<br>1 | 0<br>0<br>0 | 0<br>0<br>0 | 1<br>0<br>0 |
| Inning Stats | R: 0<br>E: 0<br>K: 1<br>S: 7<br>H: 2<br>LOB: 2<br>BB: 0<br>P: 7 | R: 0<br>E: 0<br>K: 0<br>S: 3<br>H: 0<br>LOB: 1<br>BB: 1<br>P: 7 | R: 0<br>E: 1<br>K: 0<br>S: 4<br>H: 0<br>LOB: 1<br>BB: 0<br>P: 4 | R: 1<br>E: 0<br>K: 1<br>S: 6<br>H: 1<br>LOB: 0<br>BB: 0<br>P: 6 | R: 0<br>E: 0<br>K: 0<br>S: 4<br>H: 1<br>LOB: 2<br>BB: 1<br>P: 8 | R: 0<br>E: 0<br>K: 1<br>S: 5<br>H: 0<br>LOB: 0<br>BB: 0<br>P: 5 | R: 1<br>E: 0<br>K: 0<br>S: 4<br>H: 1<br>LOB: 1<br>BB: 0<br>P: 5 | R: 0<br>E: 0<br>K: 0<br>S: 4<br>H: 1<br>LOB: 1<br>BB: 0<br>P: 4 | R: 0<br>E: 0<br>K: 0<br>S: 3<br>H: 0<br>LOB: 0<br>BB: 0<br>P: 3 | 1B: 3<br>2B: 1<br>3B: 0<br>HR: 2<br>SF: 0<br>SAC: 0<br>DP: 0<br>HBP: 1 | | | | | | |

| | |
|---|---|
| AB | 34 |
| R | 2 |
| H | 6 |
| RBI | 2 |
| BB | 2 |
| SO | 3 |
| LOB | 15 |

WP: 0 PB: 0 SB: 0 CS: 0 PA: 37

| PITCHER | IP | WLS | BF | H | R | ER | SO | BB | IBB | HBP | BLK | WP | HR | S | P | ERA | WHIP |
|---|---|---|---|---|---|---|---|---|---|---|---|---|---|---|---|---|---|
| Sammy Ellis, R (1, 1)<br>ERA: 2.67 | 9.0 | W | 37 | 6 | 2 | 2 | 3 | 2 | 0 | 1 | 0 | 0 | 2 | 40 | 49 | 2.00 | 0.889 |

| PITCHER | IP | WLS | BF | H | R | ER | SO | BB | IBB | HBP | BLK | WP | HR | S | P | ERA | WHIP |
|---|---|---|---|---|---|---|---|---|---|---|---|---|---|---|---|---|---|

| Batter | 1 | 2 | 3 | 4 | 5 | 6 | 7 | 8 | 9 | AB | R | H | RBI | BB | SO | LOB |
|---|---|---|---|---|---|---|---|---|---|---|---|---|---|---|---|---|
| Pete Rose, S (1, 4)<br>OBP: 0.389, SLG: 0.530 | 1B<br>FC5-2-5<br>1B | FC4-6<br>1-2f | | HR<br>1-3<br>2-H<br>2B | 4-3<br>2-3 | | 4-3 | | | 5 | 1 | 2 | 1 | 0 | 0 | 2 |
| Tommy Harper, R (1, 7)<br>OBP: 0.464, SLG: 0.436 | B3 | 5-3 | | K<br>S S S<br>B B B B | 1B<br>1B<br>BB | | 1B | | | 4 | 1 | 1 | 0 | 1 | 1 | 4 |
| Vada Pinson, L (1, 8)<br>OBP: 0.300, SLG: 0.385 | BB<br>FC5-2-5<br>1-3<br>1B | | F7 | HR<br>2-H<br>3-H | 1B<br>1-3<br>3-H<br>1B | | G3 | | | 5 | 1 | 3 | 4 | 0 | 0 | 1 |
| Frank Robinson, R (1, 9)<br>OBP: 0.478, SLG: 0.667 | FC5-2-5<br>BB<br>1-2<br>3-H | | 6-3 | S<br>1B<br>1B | 1-3<br>3-H<br>1B | | | 1B<br>SF8<br>HBP | | 4 | 2 | 2 | 1 | 0 | 0 | 2 |
| Gordy Coleman, L (1, 3)<br>OBP: 0.383, SLG: 0.535 | B B B B<br>BB<br>1-2<br>2-3 | | 2B | 1B<br>1-H<br>1B | 4-3 | | | 1B<br>1-3<br>1B | | 4 | 0 | 3 | 1 | 1 | 0 | 2 |
| Deron Johnson, R (1, 5)<br>OBP: 0.328, SLG: 0.538 | P5 | F9 | | 1B<br>1-2 | | 6-3 | | SF8<br>3-H | | 4 | 0 | 1 | 1 | 0 | 0 | 4 |
| Johnny Edwards, L (1, 2)<br>OBP: 0.308, SLG: 0.514 | | F9 | | SH<br>2B<br>1B<br>L8 | | 4-3 | | F7 | | 5 | 1 | 1 | 0 | 0 | 0 | 3 |
| Leo Cardenas, R (1, 6)<br>OBP: 0.348, SLG: 0.362 | | HR | | F7 | 4-3<br>1B<br>2B | 6-3 | | 1-2<br>1B | | 5 | 2 | 3 | 1 | 0 | 0 | 1 |
| Sammy Ellis, L (1, 1)<br>OBP: 0.125, SLG: 0.067 | | B B B B<br>FC4-6<br>BB | | SH<br>2B<br>1-2<br>HR | F8 | | S S S<br>K | S S S<br>K | | 3 | 1 | 0 | 0 | 1 | 2 | 3 |
| Inning Stats | R: 0<br>E: 0<br>K: 0<br>S: 5<br>H: 2<br>LOB: 3<br>BB: 1<br>P: 9 | R: 1<br>E: 0<br>K: 0<br>S: 4<br>H: 1<br>LOB: 1<br>BB: 1<br>P: 8 | R: 0<br>E: 0<br>K: 0<br>S: 4<br>H: 1<br>LOB: 1<br>BB: 0<br>P: 4 | R: 5<br>E: 0<br>K: 1<br>S: 12<br>H: 6<br>LOB: 2<br>BB: 0<br>P: 12 | R: 2<br>E: 0<br>K: 0<br>S: 6<br>H: 3<br>LOB: 2<br>BB: 1<br>P: 10 | R: 0<br>E: 0<br>K: 0<br>S: 3<br>H: 0<br>LOB: 0<br>BB: 0<br>P: 3 | R: 0<br>E: 0<br>K: 1<br>S: 6<br>H: 1<br>LOB: 1<br>BB: 0<br>P: 6 | R: 1<br>E: 0<br>K: 1<br>S: 7<br>H: 2<br>LOB: 2<br>BB: 0<br>P: 8 | | | | | | | | |

| PITCHER | | IP | WLS | BF | H | R | ER | SO | BB | IBB | HBP | BLK | WP | HR | S | P | ERA | WHIP |
|---|---|---|---|---|---|---|---|---|---|---|---|---|---|---|---|---|---|---|
| Gary Kroll, R<br>ERA: 7.8 | (1, 1) | 3.2 | L | 22 | 8 | 6 | 6 | 1 | 2 | 0 | 0 | 0 | 0 | 2 | 22 | 30 | 14.73 | 2.727 |
| Al Jackson, L<br>ERA: 7.71 | (4, 1) | 0.1 | | 3 | 2 | 0 | 0 | 0 | 0 | 0 | 0 | 0 | 0 | 0 | 3 | 3 | 0.00 | 6.000 |
| Larry Bearnarth, R<br>ERA: 4.91 | (5, 1) | 1.0 | | 7 | 3 | 2 | 2 | 0 | 1 | 0 | 0 | 0 | 0 | 0 | 6 | 10 | 18.00 | 4.000 |
| Jim Bethke, R<br>ERA: 1.74 | (6, 1) | 2.0 | | 7 | 1 | 0 | 0 | 1 | 0 | 0 | 0 | 0 | 0 | 0 | 9 | 9 | 0.00 | 0.500 |
| Carl Willey, R<br>ERA: 4.66 | (8, 1) | 1.0 | | 6 | 2 | 1 | 1 | 1 | 0 | 0 | 1 | 0 | 0 | 0 | 7 | 8 | 9.00 | 2.000 |

| PITCHER | IP | WLS | BF | H | R | ER | SO | BB | IBB | HBP | BLK | WP | HR | S | P | ERA | WHIP |
|---|---|---|---|---|---|---|---|---|---|---|---|---|---|---|---|---|---|

# BOTTOM

## New York Mets @ Cincinnati Reds

Crosley Field, Cincinnati, OH

Sat May 01 1965, 3:33 AM EDT

Att. 3,961 - Sunny

livebaseballscorecards.com

| | |
|---|---|
| AB | 39 |
| R | 9 |
| H | 16 |
| RBI | 9 |
| BB | 3 |
| SO | 3 |
| LOB | 22 |

| | | | | | | |
|---|---|---|---|---|---|---|
| 1B: 11 | SF: 1 | WP: 0 | PA: 45 |
| 2B: 3 | SAC: 1 | PB: 0 | |
| 3B: 0 | DP: 0 | SB: 1 | |
| HR: 2 | HBP: 1 | CS: 0 | |

# New York Mets @ Cincinnati Reds

Crosley Field, Cincinnati, OH

Sun May 02 1965, 3:33 AM EDT

Unknown

TOP

livebaseballscorecards.com

| Batter | 1 | 2 | 3 | 4 | 5 | 6 | 7 | 8 | 9 | AB | R | H | RBI | BB | SO | LOB |
|---|---|---|---|---|---|---|---|---|---|---|---|---|---|---|---|---|
| Bobby Klaus, R (1, 5) (7, 6)<br>OBP: 0.269, SLG: 0.254 | P4 | | F8 | | | 1B | | K | | 4 | 0 | 1 | 0 | 0 | 1 | 1 |
| Johnny Lewis, L (1, 9)<br>OBP: 0.380, SLG: 0.417 | 1B SF7 BB | | | 1-3 | | G3 | | 1-H HR | | 3 | 2 | 1 | 2 | 1 | 0 | 1 |
| Ron Hunt, R (1, 4)<br>OBP: 0.667, SLG: 0.667 | 1-3 CS 1B | | | P4 | | | 3B 2B | 1B | | 4 | 1 | 3 | 0 | 0 | 0 | 0 |
| Ed Kranepool, L (1, 3)<br>OBP: 0.429, SLG: 0.710 | SF7 3-H | | | F7 | | | 2-H 3B | F8 | | 3 | 0 | 1 | 2 | 0 | 0 | 1 |
| Joe Christopher, R (1, 7)<br>OBP: 0.299, SLG: 0.286 | CS 1-2 | K | | | F8 | | 5-3 | | 5-3 BB 1B | 4 | 0 | 1 | 0 | 0 | 1 | 1 |
| Ron Swoboda, R (1, 8)<br>OBP: 0.308, SLG: 0.737 | | K | | | K | | P4 | | K | 4 | 0 | 0 | 0 | 0 | 3 | 2 |
| Roy McMillan, R (1, 6)<br>OBP: 0.203, SLG: 0.169 | | 6-3 | | | 5-3 | | 6-3 | | 1-2 5-3 BB | 2 | 0 | 0 | 0 | 0 | 0 | 0 |
| Danny Napoleon, R (7, PH) (7, 5)<br>OBP: 0.375, SLG: 0.571 | | | | | | | | | | 1 | 0 | 0 | 0 | 1 | 0 | 1 |
| Chris Cannizzaro, R (1, 2)<br>OBP: 0.196, SLG: 0.163 | | | 6-3 | | | F8 | | HR 1B | 1-2 2-3 5-3 | 1 | 0 | 0 | 0 | 0 | 0 | 0 |
| Hawk Taylor, R (6, PH) (6, 2)<br>OBP: 0.250, SLG: 0.250 | | | | | | | | | | 3 | 1 | 1 | 0 | 0 | 0 | 2 |
| Jack Fisher, R (1, 1) | | | K | | | K | | K | K | 1 | 0 | 0 | 0 | 0 | 1 | 0 |
| Tom Parsons, R (5, 1) | | | | | | | | | | 0 | 0 | 0 | 0 | 0 | 0 | 0 |
| Larry Bearnarth, R (5, 1) | | | | | | | | | | 1 | 0 | 0 | 0 | 0 | 1 | 0 |
| Jesse Gonder, L (8, PH)<br>OBP: 0.273, SLG: 0.545 | | | | | | | | | | 1 | 0 | 0 | 0 | 0 | 1 | 1 |
| Carl Willey, R (8, 1) | | | | | | | | | | 0 | 0 | 0 | 0 | 0 | 0 | 0 |
| Jim Hickman, R (9, PH)<br>OBP: 0.139, SLG: 0.121 | | | | | | | | | | 1 | 0 | 0 | 0 | 0 | 1 | 2 |

| | AB | 33 |
|---|---|---|
| | R | 4 |
| | H | 8 |
| | RBI | 4 |
| | BB | 2 |
| | SO | 9 |
| | LOB | 12 |

| Inning Stats | | | | | | | | | | |
|---|---|---|---|---|---|---|---|---|---|---|
| | R: 1 | H: 1 | R: 0 | H: 0 | R: 0 | H: 0 | R: 0 | H: 0 | R: 0 | H: 1 |
| | E: 0 | LOB: 0 | E: 0 | LOB: 0 | E: 0 | LOB: 0 | E: 0 | LOB: 0 | E: 0 | LOB: 1 |
| | K: 0 | BB: 1 | K: 2 | BB: 0 | K: 1 | BB: 0 | K: 0 | BB: 0 | K: 1 | BB: 0 |
| | S: 3 | P: 7 | S: 7 | P: 7 | S: 5 | P: 5 | S: 3 | P: 3 | S: 5 | P: 5 |

| Inning Stats | | | | | | | | | | |
|---|---|---|---|---|---|---|---|---|---|---|
| | R: 1 | H: 2 | R: 2 | H: 3 | R: 0 | H: 1 | 1B: 5 | SF: 1 | WP: 0 | PA: 37 |
| | E: 0 | LOB: 1 | E: 0 | LOB: 1 | E: 0 | LOB: 2 | 2B: 1 | SAC: 0 | PB: 0 | |
| | K: 0 | BB: 0 | K: 2 | BB: 0 | K: 2 | BB: 1 | 3B: 1 | DP: 0 | SB: 0 | |
| | S: 5 | P: 5 | S: 10 | P: 10 | S: 8 | P: 12 | HR: 1 | HBP: 0 | CS: 1 | |

| PITCHER | | IP | WLS | BF | H | R | ER | SO | BB | IBB | HBP | BLK | WP | HR | S | P | ERA | WHIP |
|---|---|---|---|---|---|---|---|---|---|---|---|---|---|---|---|---|---|---|
| Jim Maloney, R<br>ERA: 2.59 | (1, 1) | 9.0 | W | 36 | 8 | 4 | 4 | 9 | 2 | 0 | 0 | 0 | 0 | 1 | 52 | 60 | 4.00 | 1.111 |

| PITCHER | | IP | WLS | BF | H | R | ER | SO | BB | IBB | HBP | BLK | WP | HR | S | P | ERA | WHIP |
|---|---|---|---|---|---|---|---|---|---|---|---|---|---|---|---|---|---|---|

# New York Mets @ Cincinnati Reds

Crosley Field, Cincinnati, OH

Sun May 02 1965, 3:33 AM EDT

Unknown

BOTTOM

livebaseballscorecards.com

| Batter | 1 | 2 | 3 | 4 | 5 | 6 | 7 | 8 | 9 | AB | R | H | RBI | BB | SO | LOB |
|---|---|---|---|---|---|---|---|---|---|---|---|---|---|---|---|---|
| Pete Rose, S (1, 4)<br>OBP: 0.390, SLG: 0.514 | 3-1 | | FC5-4 1B | | F7 | 1B S BB HBP | L4 | | | 4 | 1 | 1 | 0 | 0 | 0 | 2 |
| Tommy Harper, R (1, 7)<br>OBP: 0.459, SLG: 0.441 | 4-3 BB | | FC5-4<br>1-2f | | 1B 2B<br>1-3 2-H | K | | K | | 4 | 1 | 1 | 1 | 1 | 2 | 2 |
| Vada Pinson, L (1, 8)<br>OBP: 0.307, SLG: 0.386 | 4-3<br>1-2 | | | FC6-4 1B | HR 1B<br>2-H 3-H | K<br>1-2 | | 4-3 | | 5 | 1 | 2 | 2 | 0 | 1 | 2 |
| Frank Robinson, R (1, 9)<br>OBP: 0.465, SLG: 0.643<br>Art Shamsky, L (5, PH) (6, 9)<br>OBP: 0.500, SLG: 0.857 | 4-3 | | | FC6-4 2B<br>1-2f | HR<br>1-H | BB 1B BB | | F8 | | 2 0 0 0 0 0 2<br>2 1 1 2 1 0 0 | | | | | | |
| Gordy Coleman, L (1, 3)<br>OBP: 0.412, SLG: 0.574 | | 4-3 | | 2B<br>1-2 | 1B 1B | BB 1B<br>1-2 2-3 | | | | 4 | 1 | 3 | 0 | 0 | 0 | 0 |
| Deron Johnson, R (1, 5)<br>OBP: 0.338, SLG: 0.527 | | K | | 6-3 | 1B 2B 1B<br>1-2 | BB<br>1-2 2-3 3-H | | | | 3 | 1 | 1 | 1 | 1 | 1 | 1 |
| Johnny Edwards, L (1, 2)<br>OBP: 0.302, SLG: 0.487<br>Don Pavletich, R (9, 2)<br>OBP: 0.375, SLG: 0.286 | | 4-3 | | | 6-3<br>2B 1B<br>1-3 2-H | 4-3 | | | | 4 1 1 1 0 0 3<br>0 0 0 0 0 0 0 | | | | | | |
| Leo Cardenas, R (1, 6)<br>OBP: 0.357, SLG: 0.403 | | | 5-3 | | 2B 2B<br>2B<br>1-H 3-H | | F7 | | | 4 | 1 | 2 | 2 | 0 | 0 | 0 |
| Jim Maloney, L (1, 1)<br>OBP: 0.273, SLG: 0.111 | | | L7 | | 2B 1B BB<br>4-3 | | K | | | 3 | 1 | 0 | 0 | 1 | 1 | 1 |
| Inning Stats | R: 0 H: 0<br>E: 0 LOB: 1<br>K: 0 BB: 1<br>S: 3 P: 7 | R: 0 H: 0<br>E: 0 LOB: 0<br>K: 1 BB: 0<br>S: 5 P: 5 | R: 0 H: 1<br>E: 0 LOB: 1<br>K: 0 BB: 0<br>S: 4 P: 4 | R: 0 H: 2<br>E: 0 LOB: 1<br>K: 0 BB: 0<br>S: 4 P: 4 | R: 8 H: 8<br>E: 0 LOB: 1<br>K: 0 BB: 1<br>S: 11 P: 15 | R: 1 H: 1<br>E: 0 LOB: 3<br>K: 2 BB: 2<br>S: 8 P: 17 | R: 0 H: 0<br>E: 0 LOB: 0<br>K: 1 BB: 0<br>S: 5 P: 5 | R: 0 H: 0<br>E: 0 LOB: 0<br>K: 1 BB: 0<br>S: 5 P: 5 | | 1B: 7 SF: 0<br>2B: 4 SAC: 0<br>3B: 0 DP: 0<br>HR: 1 HBP: 1 | | | | | | |

| | AB | 35 |
|---|---|---|
| | R | 9 |
| | H | 12 |
| | RBI | 9 |
| | BB | 4 |
| | SO | 5 |
| | LOB | 13 |

WP: 0 PA: 40
PB: 0
SB: 1
CS: 0

| PITCHER | | IP | WLS | BF | H | R | ER | SO | BB | IBB | HBP | BLK | WP | HR | S | P | ERA | WHIP |
|---|---|---|---|---|---|---|---|---|---|---|---|---|---|---|---|---|---|---|
| Jack Fisher, R<br>ERA: 3.23 | (1, 1) | 4.2 | L | 21 | 6 | 4 | 4 | 1 | 2 | 0 | 0 | 0 | 0 | 0 | 21 | 29 | 7.71 | 1.714 |
| Tom Parsons, R<br>ERA: 6.39 | (5, 1) | 0.0 | | 4 | 4 | 2 | 2 | 0 | 0 | 0 | 0 | 0 | 0 | 1 | 4 | 4 | ∞ | ∞ |
| Larry Bearnarth, R<br>ERA: 4.5 | (5, 1) | 2.1 | | 12 | 2 | 3 | 3 | 3 | 2 | 0 | 1 | 0 | 0 | 0 | 15 | 24 | 11.57 | 1.714 |
| Carl Willey, R<br>ERA: 4.22 | (8, 1) | 1.0 | | 3 | 0 | 0 | 0 | 1 | 0 | 0 | 0 | 0 | 0 | 0 | 5 | 5 | 0.00 | 0.000 |

| PITCHER | IP | WLS | BF | H | R | ER | SO | BB | IBB | HBP | BLK | WP | HR | S | P | ERA | WHIP |
|---|---|---|---|---|---|---|---|---|---|---|---|---|---|---|---|---|---|

# New York Mets @ Cincinnati Reds

Crosley Field, Cincinnati, OH

Sun May 02 1965, 3:38 AM EDT

Att. 17,242 - Unknown

TOP

livebaseballscorecards.com

| Batter | 1 | 2 | 3 | 4 | 5 | 6 | 7 | 8 | 9 | AB | R | H | RBI | BB | SO | LOB |
|---|---|---|---|---|---|---|---|---|---|---|---|---|---|---|---|---|
| Cleon Jones, R (1, 9)<br>OBP: 0.156, SLG: 0.156 | F7 | 1-3, 2-H, 3-H, 1B | | FC6-4, 1-2f | | 2B, SH, 3-H, 1B | BBBB, 1-2, 2-3, BB | | | 3 | 0 | 1 | 2 | 0 | 0 | 2 |
| Johnny Lewis, L (6, PH)<br>OBP: 0.397, SLG: 0.426 (6, 9) | | | | | | | | | | 1 | 1 | 1 | 1 | 1 | 0 | 0 |
| Bobby Klaus, R (1, 5)<br>OBP: 0.264, SLG: 0.266 | 5-3 | F8 | | | SSS, K | SH, SF7, 1-3, 2B | L8 | | | 5 | 1 | 1 | 0 | 0 | 1 | 5 |
| Ron Hunt, R (1, 4)<br>OBP: 0.625, SLG: 0.692 | 2B | | 6-3 | | G5-4-3, 1B | SH, WP, 2-3, 3-H | | 4-3 | | 4 | 0 | 2 | 1 | 0 | 0 | 0 |
| Joe Christopher, R (1, 7)<br>OBP: 0.280, SLG: 0.270 | P3 | | SSS, K | | G5-4-3, 1-2f | SF7, 3-H | | F3 | | 4 | 0 | 0 | 1 | 0 | 1 | 2 |
| Ron Swoboda, R (1, 8)<br>OBP: 0.326, SLG: 0.707 | | 1B, 1B, 1B, 1B | 6-3 | | | HR, BB | 6-3, 1-2 | SSS, K | | 3 | 2 | 1 | 0 | 1 | 0 | 1 |
| Billy Cowan, R (6, 8)<br>OBP: 0.250, SLG: 0.267 | | | | | | | | | | 1 | 0 | 0 | 0 | 0 | 1 | 0 |
| Ed Kranepool, L (1, 3)<br>OBP: 0.413, SLG: 0.672 | | SSS, K | | P6 | | 1-2, HR, 1B | SSS, K | | 6-3 | 5 | 1 | 1 | 0 | 0 | 2 | 1 |
| Hawk Taylor, R (1, 2)<br>OBP: 0.333, SLG: 0.667 | | SSS, K | | F8 | | 1-H, 2-H, HR | BB, 1B | | F9 | 5 | 1 | 2 | 3 | 0 | 1 | 1 |
| Roy McMillan, R (1, 6)<br>OBP: 0.250, SLG: 0.222 | | 1-2, 1B, 1B | | 1B | | E, 1B | 1-2, BB, 1B | | 6-3 | 4 | 2 | 4 | 0 | 0 | 0 | 0 |
| Jim Hickman, R (9, PH)<br>OBP: 0.135, SLG: 0.118 | | | | | | | | | | 1 | 0 | 0 | 0 | 0 | 0 | 0 |
| Galen Cisco, R (1, 1)<br>OBP: 0.500, SLG: 0.500 | | 1-2, 2-3, 1B, 1B | | 1-2, FC6-4 | SSS, K | 1-3 | P7 | | | 1 | 0 | 1 | 0 | 0 | 0 | 0 |
| Tom Parsons, R (2, 1) | | | | | | | | | | 0 | 0 | 0 | 0 | 0 | 0 | 0 |
| Danny Napoleon, R (4, PH)<br>OBP: 0.444, SLG: 0.625 | | | | | | | | | | 1 | 0 | 1 | 0 | 0 | 0 | 0 |
| Dennis Ribant, R (4, 1) | | | | | | | | | | 1 | 0 | 0 | 0 | 0 | 1 | 1 |
| Jack Fisher, R (6, 1) | | | | | | | | | | 1 | 0 | 0 | 0 | 0 | 0 | 2 |
| Gary Kroll, R (7, 1)<br>OBP: 0.400, SLG: 0.400 | | | | | | | | | | 0 | 0 | 0 | 0 | 0 | 0 | 0 |
| Warren Spahn, L (8, 1)<br>OBP: 0.385, SLG: 0.300 | | | | | | | | | | 0 | 0 | 0 | 0 | 0 | 0 | 0 |

| | AB | 40 |
|---|---|---|
| | R | 8 |
| | H | 15 |
| | RBI | 8 |
| | BB | 2 |
| | SO | 7 |
| | LOB | 15 |

| Inning Stats | 1 | 2 | 3 | 4 | 5 | 6 | 7 | 8 | 9 | 1B: 12 | SF: 1 | WP: 1 | PA: 44 |
|---|---|---|---|---|---|---|---|---|---|---|---|---|---|
| R: | 0 | 2 | 0 | 0 | 0 | 6 | 0 | 0 | 0 | 2B: 2 | SAC: 1 | PB: 0 | |
| E: | 0 | 0 | 0 | 0 | 0 | 1 | 0 | 0 | 0 | 3B: 0 | DP: 1 | SB: 0 | |
| K: | 0 | 2 | 1 | 0 | 0 | 1 | 1 | 1 | 0 | HR: 1 | HBP: 0 | CS: 0 | |
| S: | 4 | 11 | 5 | 5 | 5 | 11 | 7 | 5 | 3 | | | | |
| H: | 1 | 4 | 0 | 2 | 1 | 5 | 2 | 0 | 0 | | | | |
| LOB: | 1 | 2 | 0 | 2 | 0 | 1 | 0 | 0 | 0 | | | | |
| BB: | 0 | 0 | 0 | 0 | 0 | 1 | 1 | 0 | 0 | | | | |
| P: | 4 | 11 | 5 | 5 | 5 | 15 | 11 | 5 | 3 | | | | |

| PITCHER | | IP | WLS | BF | H | R | ER | SO | BB | IBB | HBP | BLK | WP | HR | S | P | ERA | WHIP |
|---|---|---|---|---|---|---|---|---|---|---|---|---|---|---|---|---|---|---|
| Joe Nuxhall, L<br>ERA: 5.87 | (1, 1) | 5.0 | | 25 | 10 | 5 | 5 | 4 | 1 | 0 | 0 | 0 | 0 | 1 | 32 | 36 | 9.00 | 2.200 |
| Roger Craig, R<br>ERA: 3.6 | (6, 1) | 1.0 | | 7 | 3 | 3 | 2 | 1 | 0 | 0 | 0 | 0 | 1 | 0 | 9 | 9 | 18.00 | 3.000 |
| Bill Henry, L<br>ERA: | (7, 1) | 1.0 | W | 6 | 2 | 0 | 0 | 1 | 1 | 0 | 0 | 0 | 0 | 0 | 7 | 11 | 0.00 | 3.000 |
| Billy McCool, L<br>ERA: 1.29 | (8, 1) | 2.0 | S | 6 | 0 | 0 | 0 | 1 | 0 | 0 | 0 | 0 | 0 | 0 | 8 | 8 | 0.00 | 0.000 |

| PITCHER | IP | WLS | BF | H | R | ER | SO | BB | IBB | HBP | BLK | WP | HR | S | P | ERA | WHIP |
|---|---|---|---|---|---|---|---|---|---|---|---|---|---|---|---|---|---|

# New York Mets @ Cincinnati Reds

Crosley Field, Cincinnati, OH

Sun May 02 1965, 3:38 AM EDT

Att. 17,242 - Unknown

livebaseballscorecards.com

## BOTTOM

| Batter | 1 | 2 | 3 | 4 | 5 | 6 | 7 | 8 | 9 | AB | R | H | RBI | BB | SO | LOB |
|---|---|---|---|---|---|---|---|---|---|---|---|---|---|---|---|---|
| Pete Rose, S (1, 4)<br>OBP: 0.390, SLG: 0.493 | BBBB 4-0 SH3-4 2B BB | BBBB 4-0 WP 1-2 1B BB | | x 0-0 ① L7 | | x 0-0 ② G3 | | x 0-0 ① 6-3 | | 3 | 2 | 0 | 0 | 2 | 0 | 2 |
| Tommy Harper, R (1, 7)<br>OBP: 0.449, SLG: 0.419 | x 0-0 ① SH3-4 1-2 | BBBB 4-0 ② 1B 1-3 2-3 BB | | x 0-0 ② 5-3 | | x 0-0 ③ 6-3 | | x 0-0 ② B1 | | 3 | 0 | 0 | 0 | 1 | 0 | 2 |
| Vada Pinson, L (1, 8)<br>OBP: 0.313, SLG: 0.378 | BBBB 4-0 2B BB | x 0-0 FC6-4 1-3 3-H 1B | | x 0-0 ③ P6 | | | x 0-0 ① L7 | x 0-0 ③ 6-3 | | 4 | 1 | 1 | 1 | 1 | 0 | 0 |
| Frank Robinson, R (1, 9)<br>OBP: 0.453, SLG: 0.610 | x 0-0 ② F8 | x 0-0 ③ FC6-4 1-2f | | | x 0-0 ① L8 | | BBBB 4-0 HR BB | | | 3 | 1 | 0 | 0 | 1 | 0 | 4 |
| Gordy Coleman, L (1, 3)<br>OBP: 0.418, SLG: 0.647 | x 0-0 1-H 2-H 2B 2B | | x 0-0 ① F2 | | x 0-0 ② 4-3 | | x 0-0 1-H HR | | | 4 | 2 | 2 | 4 | 0 | 0 | 0 |
| Deron Johnson, R (1, 5)<br>OBP: 0.348, SLG: 0.542 | x 0-0 2-H 2B 2B | | x 0-0 HR 1B | | x 0-0 ③ 6-3 | | x 0-0 ② F8 | | | 4 | 1 | 2 | 1 | 0 | 0 | 0 |
| Don Pavletich, R (1, 2)<br>Giraldo Ruiz, S (6, PR)<br>Bill Henry, L (7, 1)<br>Art Shamsky, L (7, PH)<br>OBP: 0.556, SLG: 0.875<br>Billy McCool, R (8, 1) | x 0-0 ③ F5 | | x 0-0 1-H HR | | | x 0-0 3B 2B | x 0-0 1B | | | 3<br>0<br>0<br>1<br>0 | 1<br>1<br>0<br>0<br>0 | 2<br>0<br>0<br>1<br>0 | 2<br>0<br>0<br>0<br>0 | 0<br>0<br>0<br>0<br>0 | 0<br>0<br>0<br>0<br>0 | 1<br>0<br>0<br>0<br>0 |
| Leo Cardenas, R (1, 6)<br>OBP: 0.338, SLG: 0.379 | | x 0-0 ① L4 | x 0-0 ② L7 | | | x 0-0 ① F8 | x 0-0 ③ F9 | | | 4 | 0 | 0 | 0 | 0 | 0 | 2 |
| Joe Nuxhall, L (1, 1)<br>OBP: 0.500, SLG: 0.500<br>Roger Craig, R (6, 1)<br>Johnny Edwards, L (6, PH)<br>OBP: 0.333, SLG: 0.634<br>(7, 2) | | x 0-0 WP BB 1B | x 0-0 ③ 4-3 | | | x 0-0 2-H 3B | | x 0-0 HR | | 2<br>0<br>2 | 0<br>0<br>1 | 1<br>0<br>2 | 0<br>0<br>2 | 0<br>0<br>0 | 0<br>0<br>0 | 0<br>0<br>0 |
| Inning Stats | R: 3 E: 0 K: 0 S: 5 H: 2 LOB: 1 BB: 2 P: 13 | R: 1 E: 0 K: 0 S: 4 H: 2 LOB: 2 BB: 2 P: 12 | R: 2 E: 0 K: 0 S: 5 H: 2 LOB: 0 BB: 0 P: 5 | R: 0 E: 0 K: 0 S: 3 H: 0 LOB: 0 BB: 0 P: 3 | R: 0 E: 0 K: 0 S: 3 H: 0 LOB: 0 BB: 0 P: 3 | R: 1 E: 0 K: 0 S: 5 H: 2 LOB: 2 BB: 0 P: 5 | R: 2 E: 0 K: 0 S: 5 H: 2 LOB: 1 BB: 1 P: 9 | R: 1 E: 0 K: 0 S: 4 H: 1 LOB: 0 BB: 0 P: 4 | | 1B: 4<br>2B: 3<br>3B: 1<br>HR: 3 | SF: 0<br>SAC: 1<br>DP: 0<br>HBP: 0 | | | WP: 2<br>PB: 0<br>SB: 0<br>CS: 0 | PA: 39 | | |

| | AB | 33 |
|---|---|---|
| | R | 10 |
| | H | 11 |
| | RBI | 10 |
| | BB | 5 |
| | SO | 0 |
| | LOB | 11 |

| PITCHER | | IP | WLS | BF | H | R | ER | SO | BB | IBB | HBP | BLK | WP | HR | S | P | ERA | WHIP |
|---|---|---|---|---|---|---|---|---|---|---|---|---|---|---|---|---|---|---|
| Galen Cisco, R<br>ERA: 10.13 | (1, 1) | 1.2 | | 12 | 4 | 4 | 4 | 0 | 4 | 0 | 0 | 0 | 1 | 0 | 8 | 24 | 21.60 | 4.800 |
| Tom Parsons, R<br>ERA: 7.07 | (2, 1) | 1.1 | | 6 | 2 | 2 | 2 | 0 | 0 | 0 | 0 | 0 | 0 | 1 | 6 | 6 | 13.50 | 1.500 |
| Dennis Ribant, R<br>ERA: 1.93 | (4, 1) | 2.1 | | 9 | 2 | 1 | 1 | 0 | 0 | 0 | 0 | 0 | 0 | 0 | 9 | 9 | 3.86 | 0.857 |
| Jack Fisher, R<br>ERA: 3.66 | (6, 1) | 1.1 | L | 7 | 2 | 2 | 2 | 0 | 1 | 0 | 0 | 0 | 0 | 1 | 6 | 10 | 13.50 | 2.250 |
| Gary Kroll, R<br>ERA: 7.63 | (7, 1) | 0.1 | | 1 | 0 | 0 | 0 | 0 | 0 | 0 | 0 | 0 | 0 | 0 | 1 | 1 | 0.00 | 0.000 |
| Warren Spahn, L<br>ERA: 3.34 | (8, 1) | 1.0 | | 4 | 1 | 1 | 1 | 0 | 0 | 0 | 0 | 0 | 0 | 1 | 4 | 4 | 9.00 | 1.000 |

| Batter | 1 | 2 | 3 | 4 | 5 | 6 | 7 | 8 | 9 | AB | R | H | RBI | BB | SO | LOB |
|---|---|---|---|---|---|---|---|---|---|---|---|---|---|---|---|---|
| Maury Wills, S (1, 6)<br>OBP: 0.377, SLG: 0.382 | H<br>1-0<br>E S<br>2B<br>HBP | x<br>0-0<br>CS<br>1B | | x<br>0-0 ②<br>4-3<br>1-2 | | x<br>0-0<br>1-2<br>1B | | | B B B B<br>4-0<br>BB<br>1B<br>BB | 3 | 2 | 2 | 0 | 1 | 0 | 1 |
| Wes Parker, S (1, 3)<br>OBP: 0.382, SLG: 0.412 | B B B B<br>4-0<br>2B<br>1-3 G3<br>BB | S S S<br>0-3 ② ③<br>K<br>1-2 | | B B B<br>4-0<br>BB | | x<br>0-0 ③<br>F8 | | | B B B B<br>4-0<br>1B<br>1-2 SF9<br>BB | 2 | 2 | 0 | 0 | 3 | 1 | 3 |
| Willie Davis, L (1, 8)<br>OBP: 0.328, SLG: 0.530 | x<br>0-0<br>G3<br>1-3 1B<br>3-H<br>2B | x<br>0-0<br>HR | | x<br>0-0 ③<br>F9 | | | x<br>0-0 ①<br>F7 | | x<br>0-0<br>SF9 SH5-3<br>1-3<br>2-H<br>1B | 5 | 2 | 3 | 3 | 0 | 0 | 2 |
| Ron Fairly, L (1, 9)<br>OBP: 0.391, SLG: 0.464 | B B B B<br>4-0<br>G3<br>1B<br>BB | B B B B<br>4-0<br>1B<br>BB | | | x<br>0-0 ①<br>5-3 | | x<br>0-0 ②<br>F9 | | x<br>0-0 ①<br>SH5-3<br>1-2 | 2 | 1 | 0 | 0 | 2 | 0 | 0 |
| John Roseboro, L (1, 2)<br>OBP: 0.262, SLG: 0.232 | S S S<br>0-3 ①<br>K | x<br>0-0 ①<br>1-3<br>1B | | | S S S<br>0-3 ②<br>K | | x<br>0-0 ③<br>4-3 | | x<br>0-0 ②<br>SF9<br>2-3<br>3-H | 4 | 0 | 1 | 1 | 0 | 2 | 3 |
| Jim Lefebvre, S (1, 4)<br>OBP: 0.397, SLG: 0.491<br>John Kennedy, R (9, 5)<br>OBP: 0.290, SLG: 0.333 | x<br>0-0 ②<br>G3<br>1-2<br>2-3<br>3-H | S S S<br>0-3 ②<br>K | | | x<br>0-0 ③<br>G3 | | | x<br>0-0<br>HR | S S S<br>0-3 ③<br>K | 5<br>0 | 1<br>0 | 1<br>0 | 2<br>0 | 0<br>0 | 2<br>0 | 4<br>0 |
| Al Ferrara, R (1, 7)<br>OBP: 0.333, SLG: 0.400 | x<br>0-0<br>2-H<br>3-H<br>1B | S S S<br>0-3 ③<br>K | | | B B B B<br>4-0<br>1B<br>BB | | | S S S<br>0-3 ①<br>K | | 3 | 0 | 1 | 2 | 1 | 2 | 1 |
| Dick Tracewski, R (1, 5)<br>OBP: 0.444, SLG: 0.469<br>(9, 4) | x<br>0-0 ③<br>4-3 | | | x<br>0-0 ①<br>F9 | | x<br>0-0 ①<br>P3 | | x<br>0-0 ②<br>4-3 | | 4 | 0 | 0 | 0 | 0 | 0 | 2 |
| Don Drysdale, R (1, 1)<br>OBP: 0.333, SLG: 0.462<br>Derrell Griffith, L (6, PH)<br>Jim Brewer, L (6, 1) | | S S S<br>0-3 ①<br>K | | B B B B<br>4-0<br>4-3<br>BB | | x<br>0-0 ②<br>F7 | | x<br>0-0 ③<br>4-3 | | 1<br>1<br>1 | 0<br>0<br>0 | 0<br>0<br>0 | 0<br>0<br>0 | 1<br>0<br>0 | 1<br>0<br>0 | 0<br>1<br>0 |
| Inning Stats | R: 4 H: 2<br>E: 0 LOB: 1<br>K: 1 BB: 2<br>S: 7 P: 16 | R: 0 H: 1<br>E: 0 LOB: 0<br>K: 2 BB: 0<br>S: 7 P: 7 | R: 1 H: 2<br>E: 0 LOB: 1<br>K: 2 BB: 1<br>S: 8 P: 12 | R: 0 H: 0<br>E: 0 LOB: 2<br>K: 0 BB: 2<br>S: 3 P: 11 | R: 0 H: 0<br>E: 0 LOB: 0<br>K: 1 BB: 0<br>S: 5 P: 5 | R: 0 H: 1<br>E: 0 LOB: 2<br>K: 0 BB: 1<br>S: 4 P: 8 | R: 0 H: 0<br>E: 0 LOB: 0<br>K: 0 BB: 0<br>S: 3 P: 3 | R: 1 H: 1<br>E: 0 LOB: 0<br>K: 1 BB: 0<br>S: 6 P: 6 | R: 2 H: 1<br>E: 0 LOB: 1<br>K: 1 BB: 2<br>S: 6 P: 14 | 1B: 5 SF: 1<br>2B: 1 SAC: 1<br>3B: 0 DP: 0<br>HR: 2 HBP: 1 | | | | | | |

| PITCHER | IP | WLS | BF | H | R | ER | SO | BB | IBB | HBP | BLK | WP | HR | S | P | ERA | WHIP |
|---|---|---|---|---|---|---|---|---|---|---|---|---|---|---|---|---|---|
| Joey Jay, R (1, 1)<br>ERA: 4.2 | 8.0 | L | 38 | 7 | 8 | 8 | 7 | 8 | 0 | 1 | 0 | 0 | 2 | 43 | 76 | 9.00 | 1.875 |
| Billy McCool, L (9, 1)<br>ERA: 1.13 | 1.0 | | 4 | 1 | 0 | 0 | 1 | 0 | 0 | 0 | 0 | 0 | 0 | 6 | 6 | 0.00 | 1.000 |

| PITCHER | IP | WLS | BF | H | R | ER | SO | BB | IBB | HBP | BLK | WP | HR | S | P | ERA | WHIP |
|---|---|---|---|---|---|---|---|---|---|---|---|---|---|---|---|---|---|

# TOP

## Los Angeles Dodgers @ Cincinnati Reds

Crosley Field, Cincinnati, OH

Tue May 04 1965, 7:05 PM EDT

Att. 9,676 - Unknown

livebaseballscorecards.com

| | |
|---|---|
| AB | 31 |
| R | 8 |
| H | 8 |
| RBI | 8 |
| BB | 8 |
| SO | 8 |
| LOB | 17 |

| Batter | 1 | 2 | 3 | 4 | 5 | 6 | 7 | 8 | 9 | AB | R | H | RBI | BB | SO | LOB |
|---|---|---|---|---|---|---|---|---|---|---|---|---|---|---|---|---|
| Pete Rose, S (1, 4)<br>OBP: 0.379, SLG: 0.474 | G3 | | HR 1B<br>1B | | 4-3 | | G3 | | F9 | 5 | 1 | 1 | 0 | 0 | 0 | 0 |
| Tommy Harper, R (1, 7)<br>OBP: 0.451, SLG: 0.470 | 5-3 | | 1-2 HR<br>1B | | HR | | 6-3 | | | 4 | 2 | 2 | 1 | 0 | 0 | 0 |
| Vada Pinson, L (1, 8)<br>OBP: 0.321, SLG: 0.416 | HR<br>HBP | | 1-H 2-H HR | | 4-3 | | 4-3 | | | 3 | 2 | 1 | 3 | 0 | 0 | 0 |
| Gordy Coleman, L (1, 3)<br>OBP: 0.431, SLG: 0.704 | 1-H HR | | 4-3 | | 1B | | | 6-3 | | 3 | 1 | 2 | 2 | 0 | 0 | 0 |
| Tony Perez, R (8, PH)<br>OBP: 0.476, SLG: 0.895 (9, 3) | | | | | | | | | | 1 | 0 | 0 | 0 | 0 | 0 | 0 |
| Art Shamsky, L (1, 9)<br>OBP: 0.538, SLG: 0.750 | 1B | | 4-3 | | F9 | | | 1B | | 4 | 0 | 2 | 0 | 0 | 0 | 1 |
| Deron Johnson, R (1, 5)<br>OBP: 0.342, SLG: 0.524 | K | | 5-3 | | | FC1-6<br>1B | | F2 | | 4 | 0 | 1 | 0 | 0 | 1 | 2 |
| Johnny Edwards, L (1, 2)<br>OBP: 0.306, SLG: 0.578 | | K | 4-3 | | | FC1-6<br>1-2f | | K | | 4 | 0 | 0 | 0 | 0 | 2 | 2 |
| Leo Cardenas, R (1, 6)<br>OBP: 0.321, SLG: 0.357 | | P3 | | K | | K | | | 4-3 | 4 | 0 | 0 | 0 | 0 | 2 | 1 |
| Joey Jay, S (1, 1) | | 4-3 | | K | | 4-3 | | | L8 | 3 | 0 | 0 | 0 | 0 | 1 | 1 |
| Billy McCool, R (9, 1) | | | | | | | | | | 0 | 0 | 0 | 0 | 0 | 0 | 0 |
| Charlie James, R (9, PH) | | | | | | | | | | 1 | 0 | 0 | 0 | 0 | 0 | 0 |
| Inning Stats | R: 2 E: 0 K: 1 S: 7 H: 2 LOB: 1 BB: 0 P: 8 | R: 0 E: 0 K: 1 S: 5 H: 0 LOB: 0 BB: 0 P: 5 | R: 3 E: 0 K: 0 S: 6 H: 3 LOB: 0 BB: 0 P: 6 | R: 0 E: 0 K: 2 S: 7 H: 0 LOB: 0 BB: 0 P: 7 | R: 1 E: 0 K: 0 S: 5 H: 2 LOB: 1 BB: 0 P: 5 | R: 0 E: 0 K: 1 S: 6 H: 1 LOB: 1 BB: 0 P: 6 | R: 0 E: 0 K: 0 S: 3 H: 0 LOB: 0 BB: 0 P: 3 | R: 0 E: 0 K: 1 S: 6 H: 1 LOB: 1 BB: 0 P: 6 | R: 0 E: 0 K: 0 S: 3 H: 0 LOB: 0 BB: 0 P: 3 | 1B: 6 2B: 0 3B: 0 HR: 3 | SF: 0 SAC: 0 DP: 0 HBP: 1 | | | | | | |

| PITCHER | IP | WLS | BF | H | R | ER | SO | BB | IBB | HBP | BLK | WP | HR | S | P | ERA | WHIP |
|---|---|---|---|---|---|---|---|---|---|---|---|---|---|---|---|---|---|
| Don Drysdale, R (1, 1)<br>ERA: 3.92 | 5.0 | | 23 | 7 | 6 | 6 | 4 | 0 | 0 | 1 | 0 | 0 | 3 | 30 | 31 | 10.80 | 1.400 |
| Jim Brewer, L (6, 1)<br>ERA: | 4.0 | W | 14 | 2 | 0 | 0 | 2 | 0 | 0 | 0 | 0 | 0 | 0 | 18 | 18 | 0.00 | 0.500 |

| PITCHER | IP | WLS | BF | H | R | ER | SO | BB | IBB | HBP | BLK | WP | HR | S | P | ERA | WHIP |
|---|---|---|---|---|---|---|---|---|---|---|---|---|---|---|---|---|---|

# BOTTOM

## Los Angeles Dodgers @ Cincinnati Reds

Crosley Field, Cincinnati, OH

Tue May 04 1965, 7:05 PM EDT

Att. 9,676 - Unknown

livebaseballscorecards.com

| | |
|---|---|
| AB | 36 |
| R | 6 |
| H | 9 |
| RBI | 6 |
| BB | 0 |
| SO | 6 |
| LOB | 7 |

| | | | | | | |
|---|---|---|---|---|---|---|
| 1B: 6 | SF: 0 | WP: 0 | PA: 37 |
| 2B: 0 | SAC: 0 | PB: 0 | |
| 3B: 0 | DP: 0 | SB: 0 | |
| HR: 3 | HBP: 1 | CS: 0 | |

# Los Angeles Dodgers @ Cincinnati Reds

Crosley Field, Cincinnati, OH

Wed May 05 1965, 7:05 PM EDT

Att. 9,753 - Unknown

TOP

livebaseballscorecards.com

| Batter | 1 | 2 | 3 | 4 | 5 | 6 | 7 | 8 | 9 | AB | R | H | RBI | BB | SO | LOB |
|---|---|---|---|---|---|---|---|---|---|---|---|---|---|---|---|---|
| Maury Wills, S (1, 6) OBP: 0.378, SLG: 0.375 | K | | BB | | 1B | | 6-3 | | 5-3 | 4 | 0 | 1 | 0 | 1 | 1 | 0 |
| Wes Parker, S (1, 3) OBP: 0.383, SLG: 0.394 | F4 | | L8 | | BB | | F6 | | G4-3 HBP | 3 | 0 | 0 | 0 | 1 | 0 | 1 |
| Willie Davis, L (1, 8) OBP: 0.319, SLG: 0.521 | F7 | | | G3 | K | | 1B 2B | | G4-3 | 5 | 1 | 1 | 0 | 0 | 1 | 3 |
| Al Ferrara, R (1, 7) OBP: 0.375, SLG: 0.385 | | K | | K | BB | | 2-H 1B | | | 3 | 0 | 1 | 1 | 1 | 2 | 0 |
| Lou Johnson, R (9, 7) | | | | | | | | | | 0 | 0 | 0 | 0 | 0 | 0 | 0 |
| Jim Lefebvre, S (1, 4) OBP: 0.389, SLG: 0.475 | | 1B | | K | K | | F8 | | | 4 | 0 | 1 | 0 | 0 | 2 | 4 |
| Ron Fairly, L (1, 9) OBP: 0.397, SLG: 0.508 | | F5 | | | IHR | BB | | K | | 3 | 1 | 1 | 1 | 1 | 1 | 1 |
| John Roseboro, L (1, 2) OBP: 0.262, SLG: 0.233 | | F9 | | | HR 1B | K | | K | | 4 | 1 | 1 | 0 | 0 | 2 | 2 |
| Dick Tracewski, R (1, 5) OBP: 0.450, SLG: 0.556 | | | 3-1 | | HR | 4-3 | | 1B | | 4 | 1 | 2 | 2 | 0 | 0 | 1 |
| Sandy Koufax, R (1, 1) OBP: 0.067, SLG: 0.067 | | | K | | K | K | | K | | 4 | 0 | 0 | 0 | 0 | 4 | 2 |
| Inning Stats | R: 0 E: 0 K: 1 S: 5 H: 0 LOB: 0 BB: 0 P: 5 | R: 0 E: 0 K: 1 S: 6 H: 1 LOB: 1 BB: 0 P: 6 | R: 0 E: 0 K: 1 S: 5 H: 0 LOB: 1 BB: 1 P: 9 | R: 0 E: 0 K: 2 S: 7 H: 0 LOB: 0 BB: 0 P: 7 | R: 3 E: 0 K: 3 S: 13 H: 4 LOB: 3 BB: 2 P: 21 | R: 0 E: 0 K: 2 S: 7 H: 0 LOB: 1 BB: 1 P: 11 | R: 1 E: 0 K: 0 S: 5 H: 2 LOB: 1 BB: 0 P: 5 | R: 0 E: 0 K: 3 S: 10 H: 1 LOB: 1 BB: 0 P: 10 | R: 0 E: 0 K: 0 S: 2 H: 0 LOB: 0 BB: 0 P: 3 | 1B: 5 2B: 1 3B: 0 HR: 2 | SF: 0 SAC: 0 DP: 1 HBP: 1 | | | | | | |

| | |
|---|---|
| AB | 34 |
| R | 4 |
| H | 8 |
| RBI | 4 |
| BB | 4 |
| SO | 13 |
| LOB | 14 |

WP: 0 PB: 0 SB: 3 CS: 0 PA: 39

| PITCHER | | IP | WLS | BF | H | R | ER | SO | BB | IBB | HBP | BLK | WP | HR | S | P | ERA | WHIP |
|---|---|---|---|---|---|---|---|---|---|---|---|---|---|---|---|---|---|---|
| Jim O'Toole, L ERA: 5.0 | (1, 1) | 4.1 | L | 19 | 5 | 3 | 3 | 6 | 1 | 0 | 0 | 0 | 0 | 1 | 30 | 34 | 6.23 | 1.385 |
| Jim Duffalo, R ERA: 4.5 | (5, 1) | 1.2 | | 8 | 0 | 0 | 0 | 4 | 3 | 0 | 0 | 0 | 0 | 0 | 13 | 25 | 0.00 | 1.800 |
| Joe Nuxhall, L ERA: 6.23 | (7, 1) | 1.0 | | 5 | 2 | 1 | 1 | 0 | 0 | 0 | 0 | 0 | 0 | 0 | 5 | 5 | 9.00 | 2.000 |
| Gerry Arrigo, L ERA: 3.38 | (8, 1) | 2.0 | | 7 | 1 | 0 | 0 | 3 | 0 | 0 | 1 | 0 | 0 | 0 | 12 | 13 | 0.00 | 0.500 |

| PITCHER | IP | WLS | BF | H | R | ER | SO | BB | IBB | HBP | BLK | WP | HR | S | P | ERA | WHIP |
|---|---|---|---|---|---|---|---|---|---|---|---|---|---|---|---|---|---|

| Batter | 1 | 2 | 3 | 4 | 5 | 6 | 7 | 8 | 9 | AB | R | H | RBI | BB | SO | LOB |
|---|---|---|---|---|---|---|---|---|---|---|---|---|---|---|---|---|
| Pete Rose, S (1, 4)<br>OBP: 0.370, SLG: 0.458 | F9 | | 6-3 | | | HBP, 1B, 1B | L4-6<br>2-3 | | FC4-6<br>1-2f | 5 | 1 | 1 | 0 | 0 | 0 | 3 |
| Tommy Harper, R (1, 7)<br>OBP: 0.465, SLG: 0.500 | 2B | | | F8 | | HBP, 1B<br>1-2 | | G5-3, E, 1B | | 4 | 0 | 3 | 0 | 0 | 0 | 0 |
| Vada Pinson, L (1, 8)<br>OBP: 0.318, SLG: 0.407 | F7 | | | K | | HBP<br>1-2<br>2-3 | | E7, G5-3<br>1-2 | | 4 | 1 | 1 | 0 | 0 | 1 | 2 |
| Frank Robinson, R (1, 9)<br>OBP: 0.443, SLG: 0.581 | F4 | | | 6-3 | | HBP<br>1-2<br>2-3<br>3-H | | G5-3<br>1-2<br>2-3f | | 3 | 0 | 0 | 1 | 0 | 0 | 3 |
| Deron Johnson, R (1, 5)<br>OBP: 0.338, SLG: 0.507 | | F3 | | | F8 | K | | 2-H, 1B | | 4 | 0 | 1 | 1 | 0 | 1 | 3 |
| Tony Perez, R (1, 3)<br>OBP: 0.440, SLG: 0.783 | | F9 | | | G3<br>1B | K | | F8 | | 4 | 0 | 1 | 0 | 0 | 1 | 4 |
| Johnny Edwards, L (1, 2)<br>OBP: 0.283, SLG: 0.531 | | F5 | | | G3<br>1-2 | | 4-3 | | K | 4 | 0 | 0 | 0 | 0 | 1 | 1 |
| Leo Cardenas, R (1, 6)<br>OBP: 0.317, SLG: 0.342 | | | K | | K | | L4-6, 1B<br>BB | | K | 3 | 0 | 0 | 0 | 1 | 3 | 1 |
| Jim O'Toole, S (1, 1) | | | 4-3 | | | K | 1-2<br>1B | | FC4-6<br>1B | 1 | 0 | 0 | 0 | 0 | 0 | 0 |
| Jim Duffalo, R (5, 1) | | | | | | | | | | 0 | 0 | 0 | 0 | 0 | 0 | 0 |
| Tommy Helms, R (6, PH) | | | | | | | | | | 1 | 0 | 0 | 0 | 0 | 1 | 0 |
| Joe Nuxhall, L (7, 1)<br>OBP: 0.500, SLG: 0.500 | | | | | | | | | | 0 | 0 | 0 | 0 | 0 | 0 | 0 |
| Don Pavletich, R (7, PH)<br>OBP: 0.429, SLG: 0.520 | | | | | | | | | | 1 | 0 | 1 | 0 | 0 | 0 | 0 |
| Giraldo Ruiz, S (7, PR) | | | | | | | | | | 0 | 0 | 0 | 0 | 0 | 0 | 0 |
| Gerry Arrigo, L (8, 1) | | | | | | | | | | 0 | 0 | 0 | 0 | 0 | 0 | 0 |
| Charlie James, R (9, PH)<br>OBP: 0.500, SLG: 0.500 | | | | | | | | | | 1 | 0 | 1 | 0 | 0 | 0 | 0 |
| Inning Stats | R: 0<br>E: 0<br>K: 0<br>S: 4<br>H: 1<br>LOB: 1<br>BB: 0<br>P: 4 | R: 0<br>E: 0<br>K: 0<br>S: 3<br>H: 0<br>LOB: 0<br>BB: 0<br>P: 3 | R: 0<br>E: 0<br>K: 1<br>S: 5<br>H: 0<br>LOB: 0<br>BB: 0<br>P: 5 | R: 0<br>E: 0<br>K: 1<br>S: 5<br>H: 0<br>LOB: 0<br>BB: 0<br>P: 5 | R: 0<br>E: 0<br>K: 1<br>S: 6<br>H: 1<br>LOB: 1<br>BB: 0<br>P: 6 | R: 1<br>E: 0<br>K: 3<br>S: 12<br>H: 3<br>LOB: 3<br>BB: 0<br>P: 13 | R: 0<br>E: 0<br>K: 0<br>S: 3<br>H: 1<br>LOB: 1<br>BB: 1<br>P: 7 | R: 1<br>E: 1<br>K: 0<br>S: 5<br>H: 2<br>LOB: 1<br>BB: 0<br>P: 5 | R: 0<br>E: 0<br>K: 2<br>S: 8<br>H: 1<br>LOB: 1<br>BB: 0<br>P: 8 | 1B: 8<br>2B: 2<br>3B: 0<br>HR: 0<br>SF: 0<br>SAC: 0<br>DP: 2<br>HBP: 1 | | | | | | |

| PITCHER | IP | WLS | BF | H | R | ER | SO | BB | IBB | HBP | BLK | WP | HR | S | P | ERA | WHIP |
|---|---|---|---|---|---|---|---|---|---|---|---|---|---|---|---|---|---|
| Sandy Koufax, L (1, 1)<br>ERA: 1.89 | 9.0 | W | 37 | 9 | 2 | 1 | 8 | 1 | 0 | 1 | 0 | 0 | 0 | 51 | 56 | 1.00 | 1.111 |

| PITCHER | IP | WLS | BF | H | R | ER | SO | BB | IBB | HBP | BLK | WP | HR | S | P | ERA | WHIP |
|---|---|---|---|---|---|---|---|---|---|---|---|---|---|---|---|---|---|

# BOTTOM

## Los Angeles Dodgers @ Cincinnati Reds

Crosley Field, Cincinnati, OH

Wed May 05 1965, 7:05 PM EDT

Att. 9,753 - Unknown

livebaseballscorecards.com

| | |
|---|---|
| AB | 35 |
| R | 2 |
| H | 9 |
| RBI | 2 |
| BB | 1 |
| SO | 8 |
| LOB | 17 |

| | |
|---|---|
| PA: | 37 |
| WP: | 0 |
| PB: | 0 |
| SB: | 0 |
| CS: | 0 |

# Los Angeles Dodgers @ Cincinnati Reds

Crosley Field, Cincinnati, OH

Thu May 06 1965, 7:05 PM EDT

Att. 7,821 - Unknown

livebaseballscorecards.com

TOP

| Batter | 1 | 2 | 3 | 4 | 5 | 6 | 7 | 8 | 9 | AB | R | H | RBI | BB | SO | LOB |
|---|---|---|---|---|---|---|---|---|---|---|---|---|---|---|---|---|
| Maury Wills, S (1, 6)<br>OBP: 0.368, SLG: 0.355 | K | | F8 | BB | | L8 | | | F9 | 4 | 0 | 0 | 0 | 1 | 1 | 0 |
| Wes Parker, S (1, 3)<br>OBP: 0.376, SLG: 0.413 | WP 3B | | 1-3 | F7 | | | K | | | 4 | 1 | 1 | 0 | 0 | 1 | 2 |
| Willie Davis, L (1, 8)<br>OBP: 0.329, SLG: 0.514 | G3<br>3-H | | BB<br>1B | | K | | G6-3<br>1B | | | 3 | 0 | 1 | 0 | 1 | 1 | 0 |
| Ron Fairly, L (1, 9)<br>OBP: 0.403, SLG: 0.556 | 4-3 | | 1-2<br>1B | | HR | | G6-3<br>1-2f | | | 4 | 1 | 2 | 1 | 0 | 0 | 1 |
| John Roseboro, L (1, 2)<br>OBP: 0.246, SLG: 0.219 | | K | F8 | | 3-1 | | | 4-3 | | 4 | 0 | 0 | 0 | 0 | 1 | 2 |
| Jim Lefebvre, S (1, 4)<br>OBP: 0.395, SLG: 0.492 | | 1B<br>SF7<br>1B | | P6 | 2B | | | 1-3 | | 4 | 1 | 2 | 0 | 0 | 0 | 0 |
| Derrell Griffith, L (1, 7)<br>OBP: 0.400, SLG: 1.000<br>Lou Johnson, R (8, 7) | 1-3<br>1B | | | HR | F9 | | | K2-3 | | 4<br>0 | 1<br>0 | 2<br>0 | 1<br>0 | 0<br>0 | 1<br>0 | 1<br>0 |
| Dick Tracewski, R (1, 5)<br>OBP: 0.409, SLG: 0.513 | SF7<br>3-H | | | F8 | F8 | | | | P4 | 3 | 0 | 0 | 1 | 0 | 0 | 0 |
| Johnny Podres, L (1, 1)<br>OBP: 0.100, SLG: 0.100<br>Bob Miller, R (7, 1) | F7 | | | BB<br>1B | F6 | | | | K | 3<br>1 | 0<br>0 | 1<br>0 | 0<br>0 | 0<br>0 | 0<br>1 | 1<br>0 |

| Inning Stats | 1 | 2 | 3 | 4 | 5 | 6 | 7 | 8 | 9 |
|---|---|---|---|---|---|---|---|---|---|
| | R: 1<br>E: 0<br>K: 1<br>S: 6 | H: 1<br>LOB: 0<br>BB: 0<br>P: 6 | R: 1<br>E: 0<br>K: 1<br>S: 7 | H: 2<br>LOB: 1<br>BB: 0<br>P: 7 | R: 0<br>E: 0<br>K: 0<br>S: 4 | H: 1<br>LOB: 2<br>BB: 1<br>P: 8 | R: 1<br>E: 0<br>K: 0<br>S: 5 | H: 2<br>LOB: 2<br>BB: 1<br>P: 9 | R: 1<br>E: 0<br>K: 1<br>S: 7 | H: 2<br>LOB: 1<br>BB: 0<br>P: 7 | R: 0<br>E: 0<br>K: 0<br>S: 3 | H: 0<br>LOB: 0<br>BB: 0<br>P: 3 | R: 0<br>E: 0<br>K: 1<br>S: 5 | H: 1<br>LOB: 0<br>BB: 0<br>P: 5 | R: 0<br>E: 0<br>K: 1<br>S: 5 | H: 0<br>LOB: 0<br>BB: 0<br>P: 5 | R: 0<br>E: 0<br>K: 1<br>S: 5 | H: 0<br>LOB: 0<br>BB: 0<br>P: 5 |

| | AB | 34 |
|---|---|---|
| | R | 4 |
| | H | 9 |
| | RBI | 3 |
| | BB | 2 |
| | SO | 6 |
| | LOB | 7 |

| | 1B: 5 | SF: 1 |
|---|---|---|
| | 2B: 1 | SAC: 0 |
| | 3B: 1 | DP: 1 |
| | HR: 2 | HBP: 0 |

| | WP: 1 | PA: 37 |
|---|---|---|
| | PB: 0 | |
| | SB: 0 | |
| | CS: 0 | |

| PITCHER | | IP | WLS | BF | H | R | ER | SO | BB | IBB | HBP | BLK | WP | HR | S | P | ERA | WHIP |
|---|---|---|---|---|---|---|---|---|---|---|---|---|---|---|---|---|---|---|
| John Tsitouris, R<br>ERA: 3.76 | (1, 1) | 3.2 | L | 19 | 6 | 3 | 3 | 2 | 2 | 0 | 0 | 0 | 1 | 1 | 21 | 29 | 7.36 | 2.182 |
| Joe Nuxhall, L<br>ERA: 5.73 | (4, 1) | 2.1 | | 9 | 2 | 1 | 1 | 1 | 0 | 0 | 0 | 0 | 0 | 1 | 11 | 11 | 3.86 | 0.857 |
| Roger Craig, R<br>ERA: 2.57 | (7, 1) | 2.0 | | 6 | 1 | 0 | 0 | 2 | 0 | 0 | 0 | 0 | 0 | 0 | 10 | 10 | 0.00 | 0.500 |
| Billy McCool, L<br>ERA: 1.0 | (9, 1) | 1.0 | | 3 | 0 | 0 | 0 | 1 | 0 | 0 | 0 | 0 | 0 | 0 | 5 | 5 | 0.00 | 0.000 |

| PITCHER | | IP | WLS | BF | H | R | ER | SO | BB | IBB | HBP | BLK | WP | HR | S | P | ERA | WHIP |
|---|---|---|---|---|---|---|---|---|---|---|---|---|---|---|---|---|---|---|

| Batter | 1 | 2 | 3 | 4 | 5 | 6 | 7 | 8 | 9 | AB | R | H | RBI | BB | SO | LOB |
|---|---|---|---|---|---|---|---|---|---|---|---|---|---|---|---|---|
| Pete Rose, S (1, 4)<br>OBP: 0.361, SLG: 0.437 | 5-3 | | BBB 4-0 4-3 SH1-3 WP BB | | F3 | | L7 | | F7 | 4 | 1 | 0 | 0 | 1 | 0 | 0 |
| Tommy Harper, R (1, 7)<br>OBP: 0.467, SLG: 0.493 | P5 | | SH1-3 1-2 | | BBB 4-0 FC6-4 BB | | 5-3 | | 1B | 3 | 0 | 1 | 0 | 1 | 0 | 0 |
| Vada Pinson, L (1, 8)<br>OBP: 0.312, SLG: 0.407 | 4-3 | | 4-3 2-3 | | F5 | | 2B | | F7 | 5 | 0 | 1 | 0 | 0 | 0 | 3 |
| Frank Robinson, R (1, 9)<br>OBP: 0.451, SLG: 0.631 | | HR | FC5-4 3-H 1B | | FC6-4 1-2f | | P4 | | F7 | 3 | 1 | 2 | 1 | 0 | 0 | 1 |
| Art Shamsky, L (7, PH) (8, 9)<br>OBP: 0.467, SLG: 0.643 | | | | | | | | | | 2 | 0 | 0 | 0 | 0 | 0 | 2 |
| Deron Johnson, R (1, 5)<br>OBP: 0.333, SLG: 0.507 | | 2B | FC5-4 1-2f | | | SSS 0-3 K | | SSS 0-3 K | | 4 | 0 | 1 | 0 | 0 | 2 | 1 |
| Tony Perez, R (1, 3)<br>OBP: 0.448, SLG: 0.815 | | F4 | | P4 | | 2B 1B | | E 3B | | 4 | 1 | 2 | 0 | 0 | 0 | 1 |
| Johnny Edwards, L (1, 2)<br>OBP: 0.281, SLG: 0.500 | | SSS 0-3 K | | BBB 4-0 BB | | F6 | | E4 3-H | | 3 | 0 | 0 | 1 | 1 | 1 | 2 |
| Leo Cardenas, R (1, 6)<br>OBP: 0.326, SLG: 0.355 | | IIII 4-0 IBB | | F7 | | 1-3 2B | | P4 | | 3 | 0 | 1 | 0 | 1 | 0 | 2 |
| John Tsitouris, R (1, 1)<br>OBP: 0.200, SLG: 0.111 | | F7 | | 4-3 | | 5-3 | | SSS 0-3 K | | 1 | 0 | 0 | 0 | 0 | 0 | 2 |
| Joe Nuxhall, L (4, 1)<br>OBP: 0.333, SLG: 0.333 | | | | | | | | | | 1 | 0 | 0 | 0 | 0 | 0 | 1 |
| Don Pavletich, R (6, PH)<br>OBP: 0.414, SLG: 0.500 | | | | | | | | | | 1 | 0 | 0 | 0 | 0 | 0 | 2 |
| Roger Craig, R (7, 1) | | | | | | | | | | 0 | 0 | 0 | 0 | 0 | 0 | 0 |
| Gordy Coleman, L (8, PH)<br>OBP: 0.424, SLG: 0.691 | | | | | | | | | | 1 | 0 | 0 | 0 | 0 | 1 | 1 |
| Billy McCool, R (9, 1) | | | | | | | | | | 0 | 0 | 0 | 0 | 0 | 0 | 0 |
| Inning Stats | R: 0<br>E: 0<br>K: 0<br>S: 3 — H: 0<br>LOB: 0<br>BB: 0<br>P: 3 | R: 1<br>E: 0<br>K: 1<br>S: 7 — H: 2<br>LOB: 2<br>BB: 1<br>P: 11 | R: 1<br>E: 0<br>K: 0<br>S: 4 — H: 1<br>LOB: 1<br>BB: 1<br>P: 8 | R: 0<br>E: 0<br>K: 0<br>S: 3 — H: 0<br>LOB: 1<br>BB: 1<br>P: 7 | R: 0<br>E: 0<br>K: 0<br>S: 3 — H: 0<br>LOB: 1<br>BB: 1<br>P: 7 | R: 0<br>E: 0<br>K: 1<br>S: 7 — H: 2<br>LOB: 2<br>BB: 0<br>P: 7 | R: 0<br>E: 0<br>K: 0<br>S: 4 — H: 1<br>LOB: 1<br>BB: 0<br>P: 4 | R: 1<br>E: 1<br>K: 2<br>S: 9 — H: 1<br>LOB: 1<br>BB: 0<br>P: 9 | R: 0<br>E: 0<br>K: 0<br>S: 4 — H: 1<br>LOB: 1<br>BB: 0<br>P: 4 | | | | | | | |

| PITCHER | | IP | WLS | BF | H | R | ER | SO | BB | IBB | HBP | BLK | WP | HR | S | P | ERA | WHIP |
|---|---|---|---|---|---|---|---|---|---|---|---|---|---|---|---|---|---|---|
| Johnny Podres, L<br>ERA: 1.61 | (1, 1) | 6.2 | W | 30 | 6 | 2 | 2 | 2 | 3 | 1 | 0 | 0 | 1 | 1 | 30 | 46 | 2.70 | 1.350 |
| Bob Miller, R<br>ERA: 3.38 | (7, 1) | 2.1 | S | 10 | 2 | 1 | 1 | 2 | 0 | 0 | 0 | 0 | 0 | 0 | 14 | 14 | 3.86 | 0.857 |

| PITCHER | IP | WLS | BF | H | R | ER | SO | BB | IBB | HBP | BLK | WP | HR | S | P | ERA | WHIP |
|---|---|---|---|---|---|---|---|---|---|---|---|---|---|---|---|---|---|

# BOTTOM

## Los Angeles Dodgers @ Cincinnati Reds

Crosley Field, Cincinnati, OH

Thu May 06 1965, 7:05 PM EDT

Att. 7,821 - Unknown

livebaseballscorecards.com

| | |
|---|---|
| AB | 35 |
| R | 3 |
| H | 8 |
| RBI | 2 |
| BB | 4 |
| SO | 4 |
| LOB | 18 |

| | | | | | | | | | | | | | | | | | | |
|---|---|---|---|---|---|---|---|---|---|---|---|---|---|---|---|---|---|---|
| 1B: 3 | SF: 0 | WP: 1 | PA: 40 |
| 2B: 3 | SAC: 1 | PB: 0 | |
| 3B: 1 | DP: 0 | SB: 0 | |
| HR: 1 | HBP: 0 | CS: 0 | |

| Batter | 1 | 2 | 3 | 4 | 5 | 6 | 7 | 8 | 9 | AB | R | H | RBI | BB | SO | LOB |
|---|---|---|---|---|---|---|---|---|---|---|---|---|---|---|---|---|
| Pete Rose, S (1, 4)<br>OBP: 0.373, SLG: 0.440 | E8<br>SF9<br>1B | | F8 | | | 1B<br>HBP | 1B<br>1-2 | | 4-3 | 4 | 1 | 2 | 0 | 0 | 0 | 0 |
| Tommy Harper, R (1, 7)<br>OBP: 0.442, SLG: 0.468 | SF9<br>3-H | | F8 | | | K | F7 | | K | 4 | 0 | 0 | 1 | 0 | 2 | 3 |
| Vada Pinson, L (1, 8)<br>OBP: 0.327, SLG: 0.411 | 1-3<br>1B | | | S<br>1B | | F9 | | BB<br>4-1<br>1B<br>BB | K | 4 | 1 | 2 | 0 | 1 | 1 | 1 |
| Gordy Coleman, L (1, 3)<br>OBP: 0.413, SLG: 0.661 | 1-3<br>1-2 | | | F5 | | 1-3<br>1B | | 4-1<br>1-2 | | 4 | 0 | 1 | 0 | 0 | 0 | 3 |
| Deron Johnson, R (1, 5)<br>OBP: 0.318, SLG: 0.480 | F9 | | | F9<br>1-2 | | F8 | | 5-3 | | 4 | 0 | 0 | 0 | 0 | 0 | 5 |
| Frank Robinson, R (1, 9)<br>OBP: 0.442, SLG: 0.603 | | F8 | | F7 | | | K | BB<br>1B<br>IBB | | 3 | 1 | 0 | 0 | 1 | 1 | 1 |
| Johnny Edwards, L (1, 2)<br>OBP: 0.279, SLG: 0.473 | | 6-3 | | | 4-3 | | F7 | WP<br>1B<br>1-2<br>2-3<br>BB | | 3 | 0 | 0 | 0 | 1 | 0 | 0 |
| Leo Cardenas, R (1, 6)<br>OBP: 0.333, SLG: 0.388 | | K | | | K | | 1B<br>3B | WP<br>1B<br>1-2<br>2-H<br>3-H | | 4 | 1 | 2 | 2 | 0 | 2 | 0 |
| Sammy Ellis, L (1, 1)<br>OBP: 0.158, SLG: 0.111 | | | 6-3 | | 4-3 | | 1B<br>1B<br>3-H | K<br>1-2<br>2-3 | | 3 | 0 | 1 | 1 | 0 | 0 | 0 |
| Billy McCool, R (7, 1) | | | | | | | | | | 1 | 0 | 0 | 0 | 0 | 1 | 2 |
| Roger Craig, R (9, 1) | | | | | | | | | | 0 | 0 | 0 | 0 | 0 | 0 | 0 |
| Inning Stats | R: 1<br>E: 1<br>K: 0<br>S: 5<br>H: 2<br>LOB: 1<br>BB: 0<br>P: 5 | R: 0<br>E: 0<br>K: 1<br>S: 5<br>H: 0<br>LOB: 0<br>BB: 0<br>P: 5 | R: 0<br>E: 0<br>K: 0<br>S: 3<br>H: 0<br>LOB: 0<br>BB: 0<br>P: 3 | R: 0<br>E: 0<br>K: 0<br>S: 4<br>H: 1<br>LOB: 1<br>BB: 0<br>P: 4 | R: 0<br>E: 0<br>K: 1<br>S: 5<br>H: 0<br>LOB: 0<br>BB: 0<br>P: 5 | R: 0<br>E: 0<br>K: 1<br>S: 6<br>H: 1<br>LOB: 2<br>BB: 0<br>P: 7 | R: 1<br>E: 0<br>K: 1<br>S: 8<br>H: 3<br>LOB: 2<br>BB: 0<br>P: 8 | R: 2<br>E: 0<br>K: 1<br>S: 6<br>H: 1<br>LOB: 2<br>BB: 3<br>P: 18 | R: 0<br>E: 0<br>K: 2<br>S: 7<br>H: 0<br>LOB: 0<br>BB: 0<br>P: 7 | 1B: 7<br>2B: 0<br>3B: 1<br>HR: 0<br>SF: 1<br>SAC: 0<br>DP: 0<br>HBP: 1 | | | | | | |

| PITCHER | | IP | WLS | BF | H | R | ER | SO | BB | IBB | HBP | BLK | WP | HR | S | P | ERA | WHIP |
|---|---|---|---|---|---|---|---|---|---|---|---|---|---|---|---|---|---|---|
| Bob Friend, R<br>ERA: 2.97 | (1, 1) | 7.0 | | 29 | 7 | 2 | 1 | 4 | 0 | 0 | 1 | 0 | 0 | 0 | 36 | 37 | 1.29 | 1.000 |
| Tommie Sisk, R<br>ERA: 4.26 | (8, 1) | 2.0 | W | 10 | 1 | 2 | 2 | 3 | 2 | 1 | 0 | 0 | 1 | 0 | 13 | 25 | 9.00 | 1.500 |

| PITCHER | IP | WLS | BF | H | R | ER | SO | BB | IBB | HBP | BLK | WP | HR | S | P | ERA | WHIP |
|---|---|---|---|---|---|---|---|---|---|---|---|---|---|---|---|---|---|

# TOP

## Cincinnati Reds @ Pittsburgh Pirates

Forbes Field, Pittsburgh, PA

Fri May 07 1965, 7:05 PM EDT

Att. 9,052 - Unknown

livebaseballscorecards.com

| | |
|---|---|
| AB | 34 |
| R | 4 |
| H | 8 |
| RBI | 4 |
| BB | 3 |
| SO | 7 |
| LOB | 15 |

WP: 1 PB: 0 SB: 1 CS: 0 PA: 39

| Batter | 1 | 2 | 3 | 4 | 5 | 6 | 7 | 8 | 9 | AB | R | H | RBI | BB | SO | LOB |
|---|---|---|---|---|---|---|---|---|---|---|---|---|---|---|---|---|
| Dick Schofield, S (1, 6)<br>OBP: 0.279, SLG: 0.253 | E3 4-3 | | 3-1 | | | BB SH BB | K | | 1B 1B SF9 1B 1-2 | 4 | 2 | 1 | 0 | 1 | 1 | 1 |
| Bill Virdon, L (1, 8)<br>OBP: 0.342, SLG: 0.365 | 4-3 1-2 | | F9 | | | SH BB 1-2 | 1B 1-3 | | SF9 1B 1B 1-2 2-H | 3 | 0 | 1 | 0 | 1 | 0 | 1 |
| Gene Freese, R (9, PH)<br>OBP: 0.429, SLG: 0.417 | | | | | | | | | | 1 | 1 | 1 | 1 | 0 | 0 | 0 |
| Donn Clendenon, R (1, 3)<br>OBP: 0.349, SLG: 0.338 | 6-3 | | 5-3 | | | SH 1-3 2-H | 1B 1-3 3-H | | 1B SF9 1B 1-2 2-3 | 4 | 0 | 2 | 1 | 0 | 0 | 1 |
| Willie Stargell, L (1, 9)<br>OBP: 0.247, SLG: 0.444 | F8 | | | F7 | | BB | F9 | | SF9 2-3 3-H | 2 | 0 | 0 | 0 | 1 | 0 | 1 |
| Roberto Clemente, R (7, PH)<br>OBP: 0.284, SLG: 0.286 | | | | | | | | | | 1 | 0 | 0 | 1 | 0 | 0 | 2 |
| (8, 9) | | | | | | | | | | | | | | | | |
| Jerry Lynch, L (1, 7)<br>OBP: 0.441, SLG: 0.688 | | CS 1B | | K | | K | | E3 FC1-6 | 2-3 3-H 1B | 3 | 0 | 1 | 0 | 0 | 2 | 3 |
| Manny Mota, R (8, PH)<br>OBP: 0.133, SLG: 0.167 | | | | | | | | | | 2 | 0 | 1 | 1 | 0 | 0 | 0 |
| (9, 7) | | | | | | | | | | | | | | | | |
| Bob Bailey, R (1, 5)<br>OBP: 0.344, SLG: 0.372 | | 1B 1-2 BB | | K | | K | | FC1-6 CS 1-2f | | 3 | 0 | 0 | 0 | 1 | 2 | 4 |
| Jim Pagliaroni, R (1, 2)<br>OBP: 0.324, SLG: 0.426 | | F9 | | | F6 | F4 | | K 1-2 | | 4 | 0 | 0 | 0 | 0 | 1 | 5 |
| Gene Alley, R (1, 4)<br>OBP: 0.257, SLG: 0.262 | | 1-3 1B | | | F8 | | 1B 1B BB | | 1B 1B BB | 2 | 2 | 1 | 0 | 2 | 0 | 0 |
| Bob Friend, R (1, 1) | | K | | | K | | F7 | | F3 | 2 | 0 | 0 | 0 | 0 | 2 | 2 |
| Ozzie Virgil, R (7, PH)<br>OBP: 0.353, SLG: 0.438 | | | | | | | | | | 1 | 0 | 0 | 0 | 0 | 0 | 1 |
| Tommie Sisk, R (8, 1) | | | | | | | | | | 0 | 0 | 0 | 0 | 0 | 0 | 0 |
| Bill Mazeroski, R (9, PH) | | | | | | | | | | 1 | 0 | 0 | 0 | 0 | 0 | 1 |
| Inning Stats | R: 0 E: 1 K: 0 S: 4 H: 0 LOB: 1 BB: 0 P: 4 | R: 0 E: 0 K: 1 S: 6 H: 2 LOB: 2 BB: 1 P: 10 | R: 0 E: 0 K: 0 S: 3 H: 0 LOB: 0 BB: 0 P: 3 | R: 0 E: 0 K: 2 S: 7 H: 0 LOB: 0 BB: 0 P: 7 | R: 0 E: 0 K: 1 S: 5 H: 0 LOB: 0 BB: 0 P: 5 | R: 1 E: 1 K: 2 S: 8 H: 0 LOB: 3 BB: 3 P: 20 | R: 1 E: 0 K: 1 S: 7 H: 2 LOB: 2 BB: 1 P: 11 | R: 0 E: 1 K: 1 S: 5 H: 0 LOB: 1 BB: 0 P: 5 | R: 3 E: 0 K: 0 S: 6 H: 4 LOB: 2 BB: 1 P: 10 | 1B: 8 2B: 1 3B: 0 HR: 0 | SF: 1 SAC: 1 DP: 1 HBP: 0 | | | | | | |

| PITCHER | | IP | WLS | BF | H | R | ER | SO | BB | IBB | HBP | BLK | WP | HR | S | P | ERA | WHIP |
|---|---|---|---|---|---|---|---|---|---|---|---|---|---|---|---|---|---|---|
| Sammy Ellis, R<br>ERA: 2.68 | (1, 1) | 6.2 | | 30 | 4 | 2 | 2 | 7 | 5 | 0 | 0 | 0 | 0 | 0 | 39 | 59 | 2.70 | 1.350 |
| Billy McCool, L<br>ERA: 2.53 | (7, 1) | 1.2 | | 7 | 1 | 2 | 2 | 1 | 1 | 0 | 0 | 0 | 0 | 0 | 8 | 12 | 10.80 | 1.200 |
| Roger Craig, R<br>ERA: 3.68 | (9, 1) | 0.1 | L | 4 | 3 | 1 | 1 | 0 | 0 | 0 | 0 | 0 | 0 | 0 | 4 | 4 | 27.00 | 9.000 |

| PITCHER | IP | WLS | BF | H | R | ER | SO | BB | IBB | HBP | BLK | WP | HR | S | P | ERA | WHIP |
|---|---|---|---|---|---|---|---|---|---|---|---|---|---|---|---|---|---|

# BOTTOM

# Cincinnati Reds @ Pittsburgh Pirates

Forbes Field, Pittsburgh, PA

Fri May 07 1965, 7:05 PM EDT

Att. 9,052 - Unknown

livebaseballscorecards.com

| | |
|---|---|
| AB | 33 |
| R | 5 |
| H | 8 |
| RBI | 4 |
| BB | 6 |
| SO | 8 |
| LOB | 22 |

| | | | |
|---|---|---|---|
| WP: 0 | PB: 0 | SB: 0 | CS: 2 |
| PA: 41 | | | |

| Batter | 1 | 2 | 3 | 4 | 5 | 6 | 7 | 8 | 9 | AB | R | H | RBI | BB | SO | LOB |
|---|---|---|---|---|---|---|---|---|---|---|---|---|---|---|---|---|
| Pete Rose, S (1, 4)<br>OBP: 0.383, SLG: 0.463 | F9 | | | 1B 3B<br>IBB | | 4-3 | | 1-2 3-H 1B | | 4 | 1 | 2 | 1 | 1 | 0 | 0 |
| Tommy Harper, R (1, 7)<br>OBP: 0.430, SLG: 0.451 | F8 | | | 1B 1B 3-H<br>K | | F9 | | F5 | | 5 | 1 | 1 | 1 | 0 | 1 | 5 |
| Vada Pinson, L (1, 8)<br>OBP: 0.340, SLG: 0.453 | F7 | | | HR 1B 1-3 1B | 1B 2B | | E 3B | F8 | | 5 | 3 | 3 | 0 | 0 | 0 | 2 |
| Tony Perez, R (1, 3)<br>OBP: 0.441, SLG: 0.750 | | K | | HR 1-2 3-H 1B | 1B 1B 2-H 1B | | E3 5-3 3-H | 4-3 | | 5 | 2 | 2 | 2 | 0 | 1 | 2 |
| Deron Johnson, R (1, 5)<br>OBP: 0.333, SLG: 0.550 | | F4 | | HR 1-H 2-H | 1B G6-4-3 1-3 1B | | F8 | | 3B | 5 | 2 | 3 | 3 | 0 | 0 | 1 |
| Steve Boros, R (9, 5) | | | | | | | | | | 0 | 0 | 0 | 0 | 0 | 0 | 0 |
| Charlie James, R (1, 9)<br>OBP: 0.429, SLG: 0.429 | | K | | SH5-3 1B 1B | G6-4-3 1-3 3-H 1B | | 5-3 1-2 | | F7 | 5 | 0 | 2 | 1 | 0 | 1 | 2 |
| Johnny Edwards, L (1, 2)<br>OBP: 0.258, SLG: 0.433 | | | 4-3 | F8 | G6-4-3 1-2f 3-H | | F8 | | 6-3 | 5 | 0 | 0 | 0 | 0 | 0 | 4 |
| Leo Cardenas, R (1, 6)<br>OBP: 0.337, SLG: 0.400 | | K | | SH5-3 1-2 1B | 6-3 | | | 1B 1B 2B | F8 | 5 | 1 | 2 | 0 | 0 | 1 | 1 |
| Jim Maloney, L (1, 1)<br>OBP: 0.286, SLG: 0.167 | | | 4-3 | SH5-3 1-2 2-3 | | F3 | | 1B 2-3 1B | | 3 | 0 | 1 | 0 | 0 | 0 | 0 |
| Inning Stats | R: 0 E: 0 K: 0 S: 3<br>H: 0 LOB: 0 BB: 0 P: 3 | R: 0 E: 0 K: 2 S: 7<br>H: 0 LOB: 0 BB: 0 P: 7 | R: 0 E: 0 K: 1 S: 5<br>H: 0 LOB: 0 BB: 0 P: 5 | R: 5 E: 0 K: 1 S: 12<br>H: 7 LOB: 3 BB: 1 P: 16 | R: 3 E: 0 K: 0 S: 6<br>H: 4 LOB: 0 BB: 0 P: 6 | R: 0 E: 0 K: 0 S: 3<br>H: 0 LOB: 0 BB: 0 P: 3 | R: 1 E: 1 K: 0 S: 5<br>H: 1 LOB: 1 BB: 0 P: 5 | R: 1 E: 0 K: 0 S: 6<br>H: 3 LOB: 2 BB: 0 P: 6 | R: 0 E: 0 K: 0 S: 4<br>H: 1 LOB: 1 BB: 0 P: 4 | 1B: 10 2B: 2 3B: 3 HR: 1<br>SF: 0 SAC: 1 DP: 1 HBP: 0 | | | | | | |

# TOP

## Cincinnati Reds @ Pittsburgh Pirates

Forbes Field, Pittsburgh, PA

Sat May 08 1965, 3:33 AM EDT

Att. 5,790 - Unknown

livebaseballscorecards.com

| | |
|---|---|
| AB | 42 |
| R | 10 |
| H | 16 |
| RBI | 8 |
| BB | 1 |
| SO | 4 |
| LOB | 17 |

| PITCHER | | IP | WLS | BF | H | R | ER | SO | BB | IBB | HBP | BLK | WP | HR | S | P | ERA | WHIP |
|---|---|---|---|---|---|---|---|---|---|---|---|---|---|---|---|---|---|---|
| Bob Veale, L<br>ERA: 3.2 | (1, 1) | 3.1 | L | 17 | 7 | 5 | 5 | 3 | 0 | 0 | 0 | 0 | 0 | 1 | 23 | 23 | 13.50 | 2.100 |
| Don Schwall, R<br>ERA: 9.45 | (4, 1) | 0.2 | | 7 | 4 | 3 | 3 | 1 | 0 | 1 | 0 | 0 | 0 | 0 | 8 | 12 | 40.50 | 6.000 |
| Wilbur Wood, L<br>ERA: 1.42 | (5, 1) | 1.0 | | 2 | 0 | 0 | 0 | 0 | 0 | 0 | 0 | 0 | 0 | 0 | 2 | 2 | 0.00 | 0.000 |
| Tommie Sisk, R<br>ERA: 4.32 | (6, 1) | 2.0 | | 8 | 1 | 1 | 1 | 0 | 0 | 0 | 0 | 0 | 0 | 0 | 8 | 8 | 4.50 | 0.500 |
| Don Cardwell, R<br>ERA: 3.42 | (8, 1) | 2.0 | | 10 | 4 | 1 | 1 | 0 | 0 | 0 | 0 | 0 | 0 | 0 | 10 | 10 | 4.50 | 2.000 |

| PITCHER | IP | WLS | BF | H | R | ER | SO | BB | IBB | HBP | BLK | WP | HR | S | P | ERA | WHIP |
|---|---|---|---|---|---|---|---|---|---|---|---|---|---|---|---|---|---|

WP: 0 PB: 0 SB: 0 CS: 0

PA: 44

| Batter | 1 | 2 | 3 | 4 | 5 | 6 | 7 | 8 | 9 | AB | R | H | RBI | BB | SO | LOB |
|---|---|---|---|---|---|---|---|---|---|---|---|---|---|---|---|---|
| Dick Schofield, S (1, 6)<br>OBP: 0.278, SLG: 0.244 | BBBB 4-0 G4-6-3 BB | | x 0-0 ① F8 | | SSS 0-3 ② K | | x 0-0 ③ F7 | | | 3 | 0 | 0 | 0 | 1 | 1 | 0 |
| Bill Virdon, L (1, 8)<br>OBP: 0.349, SLG: 0.364 | x 0-0 ①② G4-6-3 1-2f | | x 0-0 FC5-4 1B | | BBBB 4-0 BB | | | x 0-0 ① F7 | | 3 | 0 | 1 | 0 | 1 | 0 | 1 |
| Donn Clendenon, R (1, 3)<br>OBP: 0.344, SLG: 0.333 | x 0-0 2B 1B | | x 0-0 ② FC5-4 1-2f | | x 0-0 ③ F6 | | | x 0-0 ② 5-3 | | 4 | 1 | 1 | 0 | 0 | 0 | 2 |
| Willie Stargell, L (1, 9)<br>OBP: 0.259, SLG: 0.474 | x 0-0 1-H 2B | | SSS 0-3 ③ K | | | x 0-0 2B | | x 0-0 ③ 4-3 | | 4 | 0 | 2 | 1 | 0 | 1 | 1 |
| Jerry Lynch, L (1, 7)<br>OBP: 0.421, SLG: 0.639 | x 0-0 ③ F8 | | | x 0-0 ① 1-3 | | x 0-0 ① F6 | | | x 0-0 FC5-4 1B | 4 | 0 | 1 | 0 | 0 | 0 | 2 |
| Gene Freese, R (1, 5)<br>OBP: 0.389, SLG: 0.375 | | x 0-0 CS 1B | | x 0-0 E5 1B | | x 0-0 ② F7 | | | x 0-0 ① F4 | 4 | 0 | 1 | 0 | 0 | 0 | 2 |
| Jim Pagliaroni, R (1, 2)<br>OBP: 0.329, SLG: 0.429<br>Del Crandall, R (5, 2)<br>OBP: 0.313, SLG: 0.214 | | x 0-0 ①② F5 1-2 | | x 0-0 G6-3 1-2 1B | | x 0-0 F6 | | | x 0-0 ② F7 | 2<br>2 | 0<br>0 | 1<br>0 | 0<br>0 | 0<br>0 | 0<br>0 | 1<br>2 |
| Gene Alley, R (1, 4)<br>OBP: 0.260, SLG: 0.265<br>Don Cardwell, R (8, 1)<br>OBP: 0.300, SLG: 0.333<br>Bob Bailey, R (9, PH)<br>OBP: 0.341, SLG: 0.367 | | x 0-0 WP 1B | | x 0-0 ②③ G6-3 1-2f | | | x 0-0 ① F9 | | x 0-0 ③ FC5-4 1-2f | 3<br>0<br>1 | 0<br>0<br>0 | 1<br>0<br>0 | 0<br>0<br>0 | 0<br>0<br>0 | 0<br>0<br>0 | 2<br>0<br>1 |
| Bob Veale, S (1, 1)<br>Don Schwall, R (4, 1)<br>Wilbur Wood, R (5, 1)<br>Manny Mota, R (5, PH)<br>OBP: 0.129, SLG: 0.161<br>Tommie Sisk, R (6, 1)<br>Bill Mazeroski, R (7, PH)<br>(8, 4) | | SSS 0-3 ③ K 1-2 | | | x 0-0 ① F8 | | x 0-0 ② 4-3 | | | 1<br>0<br>0<br>1<br>0<br>1 | 0<br>0<br>0<br>0<br>0<br>0 | 0<br>0<br>0<br>0<br>0<br>0 | 0<br>0<br>0<br>0<br>0<br>0 | 0<br>0<br>0<br>0<br>0<br>0 | 1<br>0<br>0<br>0<br>0<br>0 | 1<br>0<br>0<br>0<br>0<br>0 |
| Inning Stats | R: 1 H: 2<br>E: 0 LOB: 1<br>K: 0 BB: 1<br>S: 4 P: 8 | R: 0 H: 2<br>E: 0 LOB: 1<br>K: 1 BB: 0<br>S: 6 P: 6 | R: 0 H: 1<br>E: 0 LOB: 1<br>K: 1 BB: 0<br>S: 6 P: 6 | R: 0 H: 1<br>E: 1 LOB: 1<br>K: 0 BB: 0<br>S: 4 P: 4 | R: 0 H: 0<br>E: 0 LOB: 1<br>K: 1 BB: 1<br>S: 5 P: 9 | R: 0 H: 1<br>E: 0 LOB: 1<br>K: 0 BB: 0<br>S: 4 P: 4 | R: 0 H: 0<br>E: 0 LOB: 0<br>K: 0 BB: 0<br>S: 3 P: 3 | R: 0 H: 0<br>E: 0 LOB: 0<br>K: 0 BB: 0<br>S: 3 P: 3 | R: 0 H: 1<br>E: 0 LOB: 1<br>K: 0 BB: 0<br>S: 4 P: 4 | 1B: 6<br>2B: 2<br>3B: 0<br>HR: 0 | SF: 0<br>SAC: 0<br>DP: 2<br>HBP: 0 | | | WP: 1<br>PB: 0<br>SB: 0<br>CS: 1 | PA: 35 | | |

| PITCHER | IP | WLS | BF | H | R | ER | SO | BB | IBB | HBP | BLK | WP | HR | S | P | ERA | WHIP |
|---|---|---|---|---|---|---|---|---|---|---|---|---|---|---|---|---|---|
| Jim Maloney, R (1, 1)<br>ERA: 2.16 | 9.0 | W | 35 | 8 | 1 | 1 | 3 | 2 | 0 | 0 | 0 | 1 | 0 | 39 | 47 | 1.00 | 1.111 |

| PITCHER | IP | WLS | BF | H | R | ER | SO | BB | IBB | HBP | BLK | WP | HR | S | P | ERA | WHIP |
|---|---|---|---|---|---|---|---|---|---|---|---|---|---|---|---|---|---|

# BOTTOM

## Cincinnati Reds @ Pittsburgh Pirates

Forbes Field, Pittsburgh, PA

Sat May 08 1965, 3:33 AM EDT

Att. 5,790 - Unknown

livebaseballscorecards.com

| | |
|---|---|
| AB | 33 |
| R | 1 |
| H | 8 |
| RBI | 1 |
| BB | 2 |
| SO | 3 |
| LOB | 15 |

# Cincinnati Reds @ Pittsburgh Pirates

Forbes Field, Pittsburgh, PA

Sun May 09 1965, 3:33 AM EDT

Att. 6,858 - Unknown

TOP

livebaseballscorecards.com

| Batter | 1 | 2 | 3 | 4 | 5 | 6 | 7 | 8 | 9 | AB | R | H | RBI | BB | SO | LOB |
|---|---|---|---|---|---|---|---|---|---|---|---|---|---|---|---|---|
| Pete Rose, S (1, 4)<br>OBP: 0.375, SLG: 0.450 | 6-3 | | G3 1-2 | | | 5-3 | | G6-4-3 1B | G4-3 1-2f | 5 | 0 | 1 | 0 | 0 | 0 | 3 |
| Tommy Harper, R (1, 7)<br>OBP: 0.423, SLG: 0.442 | F8 S 1B | | F7 | | | K | | G6-4-3 1-2f | | 4 | 0 | 1 | 0 | 0 | 1 | 2 |
| Vada Pinson, L (1, 8)<br>OBP: 0.327, SLG: 0.434 | F8 1-3 | | | K | | F2 | | G3 | | 4 | 0 | 0 | 0 | 0 | 1 | 1 |
| Tony Perez, R (1, 3)<br>OBP: 0.405, SLG: 0.686 | 5-3 | | | K | | | F9 | | F7 | 3 | 0 | 0 | 0 | 0 | 1 | 1 |
| Art Shamsky, L (9, PH) | | | | | | | | | | 1 | 0 | 0 | 0 | 0 | 0 | 0 |
| OBP: 0.438, SLG: 0.600 (9, 9) | | | | | | | | | | | | | | | | |
| Deron Johnson, R (1, 5)<br>OBP: 0.351, SLG: 0.554 | | F6 | | BB | | | HR 1B | | HBP 1B | 3 | 1 | 2 | 0 | 1 | 0 | 0 |
| Giraldo Ruiz, S (9, PR) | | | | | | | | | | 0 | 1 | 0 | 0 | 0 | 0 | 0 |
| (9, 5) | | | | | | | | | | | | | | | | |
| Charlie James, R (1, 9)<br>OBP: 0.300, SLG: 0.300 | | 5-3 | | F8 | | | F8 | | BB 1B 1B 1-2 HBP | 3 | 0 | 0 | 0 | 0 | 0 | 2 |
| Gordy Coleman, L (9, PH)<br>OBP: 0.422, SLG: 0.661 | | | | | | | | | | 0 | 0 | 0 | 0 | 0 | 0 | 0 |
| Marty Keough, L (9, PR) | | | | | | | | | | 0 | 1 | 0 | 0 | 0 | 0 | 0 |
| (9, 3) | | | | | | | | | | | | | | | | |
| Don Pavletich, R (1, 2)<br>OBP: 0.406, SLG: 0.586 | | F3 | | | F7 | | HR 1-H | | BB 1B 1-2 2-H 1B | 3 | 1 | 1 | 2 | 0 | 0 | 0 |
| Johnny Edwards, L (9, PH)<br>OBP: 0.269, SLG: 0.443 | | | | | | | | | | 1 | 1 | 1 | 1 | 0 | 0 | 0 |
| (9, 2) | | | | | | | | | | | | | | | | |
| Leo Cardenas, R (1, 6)<br>OBP: 0.354, SLG: 0.402 | | | BB FC3-6 | | 6-3 | | 1B | | 1B BB 1-2 2-3 | 2 | 0 | 1 | 0 | 2 | 0 | 0 |
| Joey Jay, S (1, 1) | | | FC3-6 G3 1-2f | | F6 | | F9 | | G4-3 1B 1-2 2-H 3-H | 1 | 0 | 0 | 0 | 0 | 0 | 1 |
| Joe Nuxhall, L (4, 1)<br>OBP: 0.250, SLG: 0.250 | | | | | | | | | | 1 | 0 | 0 | 0 | 0 | 0 | 0 |
| Tommy Helms, R (7, PH) | | | | | | | | | | 1 | 0 | 0 | 0 | 0 | 0 | 1 |
| Gerry Arrigo, L (7, 1) | | | | | | | | | | 0 | 0 | 0 | 0 | 0 | 0 | 0 |
| Frank Robinson, R (9, PH)<br>OBP: 0.448, SLG: 0.609 | | | | | | | | | | 1 | 0 | 1 | 2 | 0 | 0 | 0 |
| Billy McCool, R (9, 1) | | | | | | | | | | 0 | 0 | 0 | 0 | 0 | 0 | 0 |
| Inning Stats | R: 0 E: 0 K: 0 S: 4 H: 1 LOB: 1 BB: 0 P: 4 | R: 0 E: 0 K: 0 S: 3 H: 0 LOB: 0 BB: 0 P: 3 | R: 0 E: 0 K: 0 S: 3 H: 0 LOB: 1 BB: 1 P: 7 | R: 0 E: 0 K: 2 S: 7 H: 0 LOB: 1 BB: 1 P: 11 | R: 0 E: 0 K: 0 S: 3 H: 0 LOB: 0 BB: 0 P: 3 | R: 0 E: 0 K: 1 S: 5 H: 0 LOB: 0 BB: 0 P: 5 | R: 2 E: 0 K: 0 S: 6 H: 3 LOB: 1 BB: 0 P: 6 | R: 0 E: 0 K: 0 S: 3 H: 1 LOB: 0 BB: 0 P: 3 | R: 3 E: 0 K: 0 S: 5 H: 3 LOB: 2 BB: 1 P: 10 | 1B: 7 2B: 0 3B: 0 HR: 1 SF: 0 SAC: 0 DP: 2 HBP: 1 | | | | | | | |

| | |
|---|---|
| AB | 33 |
| R | 5 |
| H | 8 |
| RBI | 5 |
| BB | 3 |
| SO | 3 |
| LOB | 11 |

WP: 0 PB: 0 SB: 1 CS: 0 PA: 37

| PITCHER | | IP | WLS | BF | H | R | ER | SO | BB | IBB | HBP | BLK | WP | HR | S | P | ERA | WHIP |
|---|---|---|---|---|---|---|---|---|---|---|---|---|---|---|---|---|---|---|
| Joe Gibbon, L<br>ERA: 3.74 | (1, 1) | 7.0 | | 28 | 5 | 2 | 2 | 3 | 2 | 0 | 0 | 0 | 0 | 1 | 32 | 40 | 2.57 | 1.000 |
| Al McBean, R<br>ERA: 2.08 | (8, 1) | 1.1 | L | 7 | 2 | 3 | 3 | 0 | 1 | 0 | 1 | 0 | 0 | 0 | 5 | 10 | 20.25 | 2.250 |
| Bob Veale, L<br>ERA: 3.15 | (9, 1) | 0.2 | | 2 | 1 | 0 | 0 | 0 | 0 | 0 | 0 | 0 | 0 | 0 | 2 | 2 | 0.00 | 1.500 |

| PITCHER | IP | WLS | BF | H | R | ER | SO | BB | IBB | HBP | BLK | WP | HR | S | P | ERA | WHIP |
|---|---|---|---|---|---|---|---|---|---|---|---|---|---|---|---|---|---|

| Batter | 1 | 2 | 3 | 4 | 5 | 6 | 7 | 8 | 9 | AB | R | H | RBI | BB | SO | LOB |
|---|---|---|---|---|---|---|---|---|---|---|---|---|---|---|---|---|
| Dick Schofield, S (1, 6)<br>OBP: 0.295, SLG: 0.268 | BBB 4-0 SH5-3 BB | | x 0-0 2B 2B | SSS 0-3 ① K | | | x 0-0 1B 1B | | SSS 0-3 ② K | 4 | 1 | 2 | 0 | 1 | 2 | 3 |
| Bill Virdon, L (1, 8)<br>OBP: 0.356, SLG: 0.383 | x 0-0 ① SH5-3 1-2 | | x 0-0 1B 2-H 2B | x 0-0 ② F5 | | | SSS 0-3 ① K | | x 0-0 1B | 4 | 1 | 2 | 1 | 0 | 1 | 4 |
| Roberto Clemente, R (1, 9)<br>OBP: 0.291, SLG: 0.293 | x 0-0 ② F9 | | x 0-0 G4-6-3 2-H 1B | x 0-0 ③ 4-3 | | | x 0-0 1-2 1B | | SSS 0-3 ③ K | 5 | 0 | 2 | 1 | 0 | 1 | 5 |
| Willie Stargell, L (1, 7)<br>OBP: 0.247, SLG: 0.450 | x 0-0 ③ G3 | | x 0-0 ① ② G4-6-3 1-2f | | x 0-0 ① F3 | | x 0-0 ② F8 | | | 4 | 0 | 0 | 0 | 0 | 0 | 4 |
| Donn Clendenon, R (1, 3)<br>OBP: 0.340, SLG: 0.321 | | BBB 4-0 BB BB | SSS 0-3 ③ K | | SSS 0-3 ② K | | x 0-0 ③ F3 | | | 3 | 0 | 0 | 0 | 1 | 2 | 2 |
| Gene Freese, R (1, 5)<br>OBP: 0.409, SLG: 0.421<br>Ozzie Virgil, R (9, 5)<br>OBP: 0.353, SLG: 0.438 | | BBB 4-0 1-2 BB | | x 0-0 1B 2B | x 0-0 ③ 4-3 | | | SSS 0-3 ① K | | 3<br>0 | 1<br>0 | 1<br>0 | 0<br>0 | 1<br>0 | 1<br>0 | 0<br>0 |
| Del Crandall, R (1, 2)<br>OBP: 0.300, SLG: 0.176 | | SSS 0-3 ① K | H 1-0 SH 1B HBP | | | x 0-0 ① 1-3 | | x 0-0 ② F8 | | 3 | 0 | 0 | 0 | 0 | 1 | 2 |
| Gene Alley, R (1, 4)<br>OBP: 0.273, SLG: 0.278 | | x 0-0 ② F7 | x 0-0 SH 1-2 2-H 1B | | | x 0-0 B5-6-3 1B | | x 0-0 ③ 6-3 | | 4 | 0 | 2 | 1 | 0 | 0 | 2 |
| Joe Gibbon, R (1, 1)<br>OBP: 0.273, SLG: 0.200<br>Al McBean, R (8, 1)<br>Bob Veale, S (9, 1)<br>Manny Mota, R (9, PH)<br>OBP: 0.125, SLG: 0.156 | | x 0-0 ③ 1-3 | | x 0-0 SH 1-2 2-3 | | x 0-0 ② ③ B5-6-3 1-2f | | | x 0-0 ① F7 | 2<br>0<br>0<br>1 | 0<br>0<br>0<br>0 | 0<br>0<br>0<br>0 | 0<br>0<br>0<br>0 | 0<br>0<br>0<br>0 | 0<br>0<br>0<br>0 | 3<br>0<br>0<br>0 |
| Inning Stats | R: 0 E: 0 K: 0 S: 3 H: 0 LOB: 1 BB: 1 P: 7 | R: 0 E: 0 K: 1 S: 5 H: 0 LOB: 2 BB: 2 P: 13 | R: 2 E: 0 K: 1 S: 7 H: 3 LOB: 0 BB: 0 P: 7 | R: 1 E: 0 K: 1 S: 8 H: 2 LOB: 3 BB: 0 P: 9 | R: 0 E: 0 K: 1 S: 5 H: 0 LOB: 0 BB: 0 P: 5 | R: 0 E: 0 K: 0 S: 3 H: 1 LOB: 0 BB: 0 P: 3 | R: 0 E: 0 K: 1 S: 7 H: 2 LOB: 2 BB: 0 P: 7 | R: 0 E: 0 K: 1 S: 5 H: 0 LOB: 0 BB: 0 P: 5 | R: 0 E: 0 K: 2 S: 8 H: 1 LOB: 1 BB: 0 P: 8 | 1B: 6 2B: 3 3B: 0 HR: 0 | SF: 0 SAC: 2 DP: 2 HBP: 1 | | | | | | |

| PITCHER | | IP | WLS | BF | H | R | ER | SO | BB | IBB | HBP | BLK | WP | HR | S | P | ERA | WHIP |
|---|---|---|---|---|---|---|---|---|---|---|---|---|---|---|---|---|---|---|
| Joey Jay, R<br>ERA: 4.64 | (1, 1) | 3.0 | | 17 | 5 | 3 | 3 | 2 | 3 | 0 | 1 | 0 | 0 | 0 | 17 | 30 | 9.00 | 2.667 |
| Joe Nuxhall, L<br>ERA: 4.5 | (4, 1) | 3.0 | | 10 | 1 | 0 | 0 | 2 | 0 | 0 | 0 | 0 | 0 | 0 | 14 | 14 | 0.00 | 0.333 |
| Gerry Arrigo, L<br>ERA: 2.7 | (7, 1) | 2.0 | W | 8 | 2 | 0 | 0 | 2 | 0 | 0 | 0 | 0 | 0 | 0 | 12 | 12 | 0.00 | 1.000 |
| Billy McCool, L<br>ERA: 2.31 | (9, 1) | 1.0 | S | 4 | 1 | 0 | 0 | 2 | 0 | 0 | 0 | 0 | 0 | 0 | 8 | 8 | 0.00 | 1.000 |

| PITCHER | IP | WLS | BF | H | R | ER | SO | BB | IBB | HBP | BLK | WP | HR | S | P | ERA | WHIP |
|---|---|---|---|---|---|---|---|---|---|---|---|---|---|---|---|---|---|

# BOTTOM

## Cincinnati Reds @ Pittsburgh Pirates

Forbes Field, Pittsburgh, PA

Sun May 09 1965, 3:33 AM EDT

Att. 6,858 - Unknown

livebaseballscorecards.com

| | |
|---|---|
| AB | 33 |
| R | 3 |
| H | 9 |
| RBI | 3 |
| BB | 3 |
| SO | 8 |
| LOB | 25 |

| | | | |
|---|---|---|---|
| WP: 0 | PB: 0 | SB: 0 | CS: 0 |
| PA: 39 | | | |

# Cincinnati Reds @ Philadelphia Phillies

Connie Mack Stadium, Philadelphia, PA

Tue May 11 1965, 7:05 PM EDT

Att. 12,438 - Unknown

TOP

livebaseballscorecards.com

| Batter | 1 | 2 | 3 | 4 | 5 | 6 | 7 | 8 | 9 | AB | R | H | RBI | BB | SO | LOB |
|---|---|---|---|---|---|---|---|---|---|---|---|---|---|---|---|---|
| Pete Rose, S (1, 4)<br>OBP: 0.393, SLG: 0.476 | 4-3 | | | 1-3 2B 1B | 1-2 2-H 1B | | | 2B 1B | 2B | 5 | 2 | 4 | 1 | 0 | 0 | 0 |
| Tommy Harper, R (1, 7)<br>OBP: 0.404, SLG: 0.418 | P4 | | | 1-3 1-2 | K | | | F8 | 6-3 | 5 | 0 | 0 | 0 | 0 | 1 | 5 |
| Vada Pinson, L (1, 8)<br>OBP: 0.339, SLG: 0.462 | CS 1B | | | 2-H 2B | | 4-3 | | 1-3 1B 2B | K | 5 | 1 | 3 | 1 | 0 | 1 | 1 |
| Frank Robinson, R (1, 9)<br>OBP: 0.451, SLG: 0.639 | CS 1-2 | E3 CS | | F9 | | HR | | 1B 1B IBB | K | 3 | 2 | 1 | 1 | 1 | 0 | 1 |
| Art Shamsky, L (9, PH)<br>OBP: 0.412, SLG: 0.563 (9, 9) | | | | | | | | | | 1 | 0 | 0 | 0 | 0 | 1 | 1 |
| Deron Johnson, R (1, 5)<br>OBP: 0.347, SLG: 0.540 | | 6-3 1-2 | | F9 | | 1-3 | | 1B 1-2 2-H 2B 1B | | 4 | 1 | 1 | 2 | 0 | 0 | 2 |
| Tony Perez, R (1, 3)<br>OBP: 0.390, SLG: 0.641 | | F3 | | | K FC1-5 1B | 1-3 | | 2B 1-2 2-H SF9 1B | | 4 | 1 | 1 | 1 | 0 | 1 | 0 |
| Don Pavletich, R (1, 2)<br>OBP: 0.371, SLG: 0.531 | | | K | F9 | | | 6-3 | 1-3 2-H 1B 2B | | 3 | 0 | 0 | 0 | 0 | 1 | 1 |
| Johnny Edwards, L (7, 2)<br>OBP: 0.279, SLG: 0.468 | | | | | | | | | | 1 | 1 | 1 | 1 | 0 | 0 | 0 |
| Leo Cardenas, R (1, 6)<br>OBP: 0.350, SLG: 0.400 | | | K | 1-2 FC1-5 1B 1B | | | F9 | 3-H SF9 | | 3 | 1 | 1 | 1 | 0 | 1 | 0 |
| John Tsitouris, R (1, 1)<br>OBP: 0.154, SLG: 0.083 | | | P3 | 1-2 2-3f FC1-5 1B | | | 6-3 | 2-H 1B | | 3 | 0 | 0 | 0 | 0 | 0 | 2 |
| Gerry Arrigo, L (7, 1)<br>OBP: 1.000, SLG: 1.000 | | | | | | | | | | 1 | 0 | 1 | 1 | 0 | 0 | 0 |

| | AB | 38 |
|---|---|---|
| | R | 9 |
| | H | 13 |
| | RBI | 9 |
| | BB | 1 |
| | SO | 6 |
| | LOB | 13 |

| Inning Stats | | | | | | | | | | |
|---|---|---|---|---|---|---|---|---|---|---|
| | R: 0 E: 0 K: 0 S: 3 | H: 1 LOB: 0 BB: 0 P: 3 | R: 0 E: 1 K: 0 S: 3 | H: 0 LOB: 0 BB: 0 P: 3 | R: 0 E: 0 K: 2 S: 7 | H: 0 LOB: 0 BB: 0 P: 7 | R: 1 E: 0 K: 0 S: 5 | H: 2 LOB: 1 BB: 0 P: 5 | R: 1 E: 0 K: 2 S: 10 | H: 2 LOB: 2 BB: 0 P: 10 |
| | R: 1 E: 0 K: 0 S: 4 | H: 1 LOB: 0 BB: 0 P: 4 | R: 0 E: 0 K: 0 S: 3 | H: 0 LOB: 0 BB: 0 P: 3 | R: 6 E: 0 K: 0 S: 8 | H: 6 LOB: 1 BB: 1 P: 12 | R: 0 E: 0 K: 2 S: 8 | H: 1 LOB: 1 BB: 0 P: 8 | 1B: 8 2B: 4 3B: 0 HR: 1 | SF: 1 SAC: 0 DP: 0 HBP: 0 |
| | WP: 0 PB: 1 SB: 0 CS: 2 | PA: 41 | | | | | | | | |

| PITCHER | | IP | WLS | BF | H | R | ER | SO | BB | IBB | HBP | BLK | WP | HR | S | P | ERA | WHIP |
|---|---|---|---|---|---|---|---|---|---|---|---|---|---|---|---|---|---|---|
| Chris Short, L<br>ERA: 1.96 | (1, 1) | 7.0 | L | 27 | 6 | 3 | 2 | 4 | 0 | 0 | 0 | 0 | 0 | 1 | 35 | 35 | 2.57 | 0.857 |
| Gary Wagner, R<br>ERA: 4.82 | (8, 1) | 0.1 | | 4 | 2 | 3 | 3 | 0 | 0 | 1 | 0 | 0 | 0 | 0 | 3 | 7 | 81.00 | 6.000 |
| Ed Roebuck, R<br>ERA: 3.86 | (8, 1) | 0.0 | | 3 | 3 | 1 | 1 | 0 | 0 | 0 | 0 | 0 | 0 | 0 | 3 | 3 | ∞ | ∞ |
| Ryne Duren, R<br>ERA: 3.18 | (8, 1) | 1.2 | | 6 | 2 | 2 | 2 | 2 | 0 | 0 | 0 | 0 | 0 | 0 | 10 | 10 | 10.80 | 1.200 |

| PITCHER | | IP | WLS | BF | H | R | ER | SO | BB | IBB | HBP | BLK | WP | HR | S | P | ERA | WHIP |
|---|---|---|---|---|---|---|---|---|---|---|---|---|---|---|---|---|---|---|

# BOTTOM

## Cincinnati Reds @ Philadelphia Phillies

Connie Mack Stadium, Philadelphia, PA

Tue May 11 1965, 7:05 PM EDT

Att. 12,438 - Unknown

livebaseballscorecards.com

| Batter | 1 | 2 | 3 | 4 | 5 | 6 | 7 | 8 | 9 | AB | R | H | RBI | BB | SO | LOB |
|---|---|---|---|---|---|---|---|---|---|---|---|---|---|---|---|---|
| Tony Gonzalez, L (1, 8)<br>OBP: 0.294, SLG: 0.319 | K | F8 | | | WP, 2B | | K | | G4-3, 1-2f | 4 | 0 | 1 | 0 | 0 | 2 | 5 |
| Gary Wagner, R (8, 1) | | | | | | | | | | 0 | 0 | 0 | 0 | 0 | 0 | 0 |
| Ed Roebuck, R (8, 1) | | | | | | | | | | 0 | 0 | 0 | 0 | 0 | 0 | 0 |
| Ryne Duren, R (8, 1) | | | | | | | | | | 0 | 0 | 0 | 0 | 0 | 0 | 0 |
| Frank Thomas, R (9, PH)<br>OBP: 0.158, SLG: 0.167 | | | | | | | | | | 1 | 0 | 0 | 0 | 0 | 0 | 1 |
| Dick Allen, R (1, 5)<br>OBP: 0.437, SLG: 0.630 | CS, 1B | | K | | K, 2-3 | | K | | | 4 | 0 | 1 | 0 | 0 | 3 | 3 |
| Johnny Callison, L (1, 9)<br>OBP: 0.295, SLG: 0.479 | K, 1-2 | | G3 | | | BB, L3 | L9 | | | 3 | 0 | 0 | 0 | 1 | 1 | 3 |
| Wes Covington, L (1, 7)<br>OBP: 0.281, SLG: 0.588 | | 1B, SF, 1B | L9 | | | L3, 1-2 | | BB, FC5-4 | | 3 | 1 | 1 | 0 | 1 | 0 | 1 |
| Dick Stuart, R (1, 3)<br>OBP: 0.318, SLG: 0.378 | | K | | P3 | | BB, 1B | | | P6 | 3 | 0 | 0 | 0 | 1 | 1 | 2 |
| Clay Dalrymple, L (1, 2)<br>OBP: 0.305, SLG: 0.396 | | SF, HBP, 1B, 1-3 | | K | | 1B, 1-2 | | | K | 4 | 0 | 2 | 0 | 0 | 2 | 1 |
| Tony Taylor, R (1, 4)<br>OBP: 0.311, SLG: 0.301 | | SF, HBP, 1-2 | | 4-3 | | L9 | | FC5-4, 1-2f | | 3 | 0 | 0 | 0 | 0 | 0 | 3 |
| Ruben Amaro, R (1, 6)<br>OBP: 0.309, SLG: 0.265 | | SF, 1-2, 2-3, 3-H | | | F8 | 1B | | | K | 3 | 0 | 1 | 1 | 0 | 1 | 0 |
| Chris Short, R (1, 1)<br>OBP: 0.053, SLG: 0.053 | | K | | | 1-3 | 1B, 1-2 | | | G4-3, 1B | 2 | 0 | 0 | 0 | 0 | 1 | 3 |
| John Herrnstein, L (7, PH) | | | | | | | | | | 0 | 0 | 0 | 0 | 0 | 0 | 0 |
| Alex Johnson, R (7, PH)<br>OBP: 0.381, SLG: 0.342 | | | | | | | | | | 2 | 0 | 2 | 0 | 0 | 0 | 0 |
| (8, 8) | | | | | | | | | | | | | | | | |

| | AB | 32 |
|---|---|---|
| | R | 1 |
| | H | 8 |
| | RBI | 1 |
| | BB | 3 |
| | SO | 11 |
| | LOB | 22 |

| Inning Stats | 1 | 2 | 3 | 4 | 5 | 6 | 7 | 8 | 9 |
|---|---|---|---|---|---|---|---|---|---|
| | R: 0<br>E: 0<br>K: 2<br>S: 7 | H: 1<br>LOB: 1<br>BB: 0<br>P: 7 | R: 1<br>E: 1<br>K: 2<br>S: 10 | H: 2<br>LOB: 3<br>BB: 0<br>P: 11 | R: 0<br>E: 0<br>K: 1<br>S: 5 | H: 0<br>LOB: 0<br>BB: 0<br>P: 5 | R: 0<br>E: 0<br>K: 1<br>S: 5 | H: 0<br>LOB: 0<br>BB: 0<br>P: 5 | R: 0<br>E: 0<br>K: 1<br>S: 6 | H: 1<br>LOB: 1<br>BB: 0<br>P: 6 | R: 0<br>E: 0<br>K: 0<br>S: 3 | H: 1<br>LOB: 2<br>BB: 2<br>P: 11 | R: 0<br>E: 0<br>K: 2<br>S: 9 | H: 2<br>LOB: 2<br>BB: 0<br>P: 9 | R: 0<br>E: 0<br>K: 1<br>S: 5 | H: 0<br>LOB: 1<br>BB: 1<br>P: 9 | R: 0<br>E: 0<br>K: 1<br>S: 5 | H: 1<br>LOB: 0<br>BB: 0<br>P: 5 |

| 1B: 7 | SF: 1 |
|---|---|
| 2B: 3 | SAC: 0 |
| 3B: 0 | DP: 3 |
| HR: 0 | HBP: 1 |

| WP: 1 | PA: 37 |
|---|---|
| PB: 0 | |
| SB: 0 | |
| CS: 1 | |

| PITCHER | | IP | WLS | BF | H | R | ER | SO | BB | IBB | HBP | BLK | WP | HR | S | P | ERA | WHIP |
|---|---|---|---|---|---|---|---|---|---|---|---|---|---|---|---|---|---|---|
| John Tsitouris, R<br>ERA: 3.34 | (1, 1) | 6.0 | W | 26 | 6 | 1 | 1 | 7 | 2 | 0 | 1 | 0 | 1 | 0 | 37 | 46 | 1.50 | 1.333 |
| Gerry Arrigo, L<br>ERA: 2.08 | (7, 1) | 3.0 | S | 11 | 2 | 0 | 0 | 4 | 1 | 0 | 0 | 0 | 0 | 0 | 18 | 22 | 0.00 | 1.000 |

| PITCHER | IP | WLS | BF | H | R | ER | SO | BB | IBB | HBP | BLK | WP | HR | S | P | ERA | WHIP |
|---|---|---|---|---|---|---|---|---|---|---|---|---|---|---|---|---|---|

| Batter | 1 | 2 | 3 | 4 | 5 | 6 | 7 | 8 | 9 | AB | R | H | RBI | BB | SO | LOB |
|---|---|---|---|---|---|---|---|---|---|---|---|---|---|---|---|---|
| Pete Rose, S (1, 4)<br>OBP: 0.385, SLG: 0.459 | F7 | | F7 | 3-1 | | 4-3 | | BB, 1B 1-2 | | 4 | 0 | 0 | 0 | 1 | 0 | 4 |
| Tommy Harper, R (1, 7)<br>OBP: 0.412, SLG: 0.453 | BBBB, 1B BB | | 6-3 | | G3, SF8 2B | | SF8 3B | SSS, K2-6-2 2-2 | | 4 | 2 | 2 | 0 | 1 | 1 | 2 |
| Vada Pinson, L (1, 8)<br>OBP: 0.333, SLG: 0.450 | F8 | | E4 | | G3 2-3 | | SSS, K | 1B 1-2 | | 5 | 0 | 1 | 0 | 0 | 1 | 3 |
| Frank Robinson, R (1, 9)<br>OBP: 0.448, SLG: 0.627 | 1B 1-2 | | 4-3 | | SF8 3-H | | BBBB, 2B BB | F8 | | 3 | 1 | 1 | 1 | 1 | 0 | 3 |
| Gordy Coleman, L (1, 3)<br>OBP: 0.420, SLG: 0.651 | 1-3 | | | 1B, 2B 1B | L8 | | SF8 3-H | | 2B, FC6-2 1B | 4 | 1 | 2 | 1 | 0 | 0 | 2 |
| Marty Keough, L (9, PR)<br>(9, 3) | | | | | | | | | | 0 | 0 | 0 | 0 | 0 | 0 | 0 |
| Deron Johnson, R (1, 5)<br>OBP: 0.369, SLG: 0.571 | | BBBB, FC6-4 BB | | 2B, G5-2-3 1-3 1B | | 6-3 | 2B 1-H | | FC6-2, CS 1-3 2B | 4 | 0 | 3 | 1 | 1 | 0 | 0 |
| Johnny Edwards, L (1, 2)<br>OBP: 0.315, SLG: 0.492 | | F7 | | G5-2-3 1-3 3-H 2B | | SH5-4 1B | IBB | | CS, FC6-2 IBB | 3 | 0 | 2 | 1 | 2 | 0 | 1 |
| Leo Cardenas, R (1, 6)<br>OBP: 0.352, SLG: 0.394 | | P6 | | G5-2-3 IBB | | SH5-4 1-2 1B | F7 | | FC6-2, CS 1-2 2-3 3-Hf | 4 | 0 | 1 | 0 | 1 | 0 | 6 |
| Sammy Ellis, L (1, 1)<br>OBP: 0.136, SLG: 0.095 | | FC6-4 1-2f | | G5-2-3 1-2 2-3 3-Hf | | SH5-4 1-2 2-3 | | SSS, E4, K2-6-2, BB | K 1-2 2-3 3-H | 3 | 0 | 0 | 0 | 0 | 0 | 4 |
| Jim O'Toole, S (8, 1) | | | | | | | | | | 1 | 0 | 0 | 0 | 0 | 1 | 3 |
| Inning Stats | R: 0 E: 0 K: 0 S: 4 H: 1 LOB: 2 BB: 1 P: 8 | R: 0 E: 0 K: 0 S: 3 H: 0 LOB: 1 BB: 1 P: 7 | R: 0 E: 1 K: 0 S: 4 H: 0 LOB: 1 BB: 0 P: 4 | R: 1 E: 0 K: 0 S: 5 H: 3 LOB: 2 BB: 1 P: 9 | R: 1 E: 0 K: 0 S: 4 H: 1 LOB: 0 BB: 0 P: 4 | R: 0 E: 0 K: 0 S: 5 H: 2 LOB: 2 BB: 0 P: 5 | R: 2 E: 0 K: 1 S: 7 H: 2 LOB: 2 BB: 2 P: 15 | R: 0 E: 1 K: 1 S: 6 H: 1 LOB: 2 BB: 1 P: 10 | R: 0 E: 0 K: 1 S: 6 H: 2 LOB: 3 BB: 1 P: 10 | 1B: 7 2B: 5 3B: 1 HR: 0 SF: 2 SAC: 1 DP: 2 HBP: 0 | | | | | | | |

# TOP

## Cincinnati Reds @ Philadelphia Phillies

Connie Mack Stadium, Philadelphia, PA

Wed May 12 1965, 7:05 PM EDT

Att. 12,237 - Unknown

livebaseballscorecards.com

| | |
|---|---|
| AB | 35 |
| R | 4 |
| H | 12 |
| RBI | 4 |
| BB | 7 |
| SO | 3 |
| LOB | 28 |

WP: 0 PB: 0 SB: 0 CS: 3 PA: 45

| PITCHER | | IP | WLS | BF | H | R | ER | SO | BB | IBB | HBP | BLK | WP | HR | S | P | ERA | WHIP |
|---|---|---|---|---|---|---|---|---|---|---|---|---|---|---|---|---|---|---|
| Ray Herbert, R<br>ERA: 3.19 | (1, 1) | 5.0 | | 23 | 5 | 2 | 2 | 0 | 2 | 1 | 0 | 0 | 0 | 0 | 20 | 32 | 3.60 | 1.400 |
| Ray Culp, R<br>ERA: 8.38 | (6, 1) | 2.0 | L | 12 | 4 | 2 | 2 | 1 | 1 | 1 | 0 | 0 | 0 | 0 | 12 | 20 | 9.00 | 2.500 |
| Jack Baldschun, R<br>ERA: 3.57 | (8, 1) | 2.0 | | 10 | 3 | 0 | 0 | 2 | 1 | 1 | 0 | 0 | 0 | 0 | 12 | 20 | 0.00 | 2.000 |

| PITCHER | IP | WLS | BF | H | R | ER | SO | BB | IBB | HBP | BLK | WP | HR | S | P | ERA | WHIP |
|---|---|---|---|---|---|---|---|---|---|---|---|---|---|---|---|---|---|

# Cincinnati Reds @ Philadelphia Phillies

Connie Mack Stadium, Philadelphia, PA

Wed May 12 1965, 7:05 PM EDT

Att. 12,237 - Unknown

## BOTTOM

| Batter | 1 | 2 | 3 | 4 | 5 | 6 | 7 | 8 | 9 | AB | R | H | RBI | BB | SO | LOB |
|---|---|---|---|---|---|---|---|---|---|---|---|---|---|---|---|---|
| Tony Gonzalez, L (1, 8)<br>OBP: 0.286, SLG: 0.308 | 0-0 2B 1B | | 0-0 P6 ① | | 0-3 K ② | | | 0-3 K ① | 0-3 K ② | 5 | 0 | 1 | 0 | 0 | 3 | 3 |
| Dick Allen, R (1, 5)<br>OBP: 0.426, SLG: 0.639 | 0-3 K ① | | 0-0 5-3 ② | | 0-0 HR | | | 0-0 6-3 ② | 0-0 FC5 ③ 2-3f | 5 | 1 | 1 | 1 | 0 | 1 | 4 |
| Johnny Callison, L (1, 9)<br>OBP: 0.303, SLG: 0.500 | 0-0 1-3 2B | | 0-0 F9 ③ | | 0-3 K ③ | | | 0-0 2B | | 4 | 0 | 2 | 0 | 0 | 1 | 0 |
| Wes Covington, L (1, 7)<br>OBP: 0.295, SLG: 0.611 | 4-0 IBB | | | 0-0 1B 3B | | 0-0 F9 ① | | 0-0 P6 ③ | | 3 | 1 | 1 | 0 | 1 | 0 | 1 |
| Clay Dalrymple, L (1, 2)<br>OBP: 0.290, SLG: 0.375<br>Gus Triandos, R (9, PH)<br>OBP: 0.139, SLG: 0.118<br>John Herrnstein, L (9, PR) | 0-3 K ② | | | 0-0 4-3 ① | | 0-0 4-1 ② | | | 0-0 1B 2B 1B | 3<br>1<br>0 | 0<br>0<br>1 | 0<br>1<br>0 | 0<br>0<br>0 | 0<br>0<br>0 | 1<br>0<br>0 | 4<br>0<br>0 |
| Dick Stuart, R (1, 3)<br>OBP: 0.315, SLG: 0.372<br>Bo Belinsky, L (9, PR)<br>OBP: 0.375, SLG: 0.375 | 0-3 K ③ | | | 0-3 K ② | | 0-0 P4 ③ | | | 0-0 2B 1-2 1B | 4<br>0 | 0<br>0 | 1<br>0 | 0<br>0 | 0<br>0 | 2<br>0 | 4<br>0 |
| Tony Taylor, R (1, 4)<br>OBP: 0.318, SLG: 0.320 | | 0-3 K ① | | 0-0 FC6-4 3-H 1B | | | 0-3 K ① | | 0-0 FC5 1-3 2-H 2B | 4 | 0 | 2 | 2 | 0 | 2 | 0 |
| Ruben Amaro, R (1, 6)<br>OBP: 0.301, SLG: 0.257<br>Alex Johnson, R (7, PH)<br>OBP: 0.372, SLG: 0.333<br>Jack Baldschun, R (8, 1)<br>John Briggs, L (9, PH)<br>OBP: 0.389, SLG: 0.625 | | 0-0 4-3 ② | | 0-0 FC6-4 ③ 1-2f | | | 0-0 F4 ② | | 0-3 K ① | 2<br>1<br>0<br>1 | 0<br>0<br>0<br>0 | 0<br>0<br>0<br>0 | 0<br>0<br>0<br>0 | 0<br>0<br>0<br>0 | 0<br>0<br>0<br>1 | 1<br>0<br>0<br>3 |
| Ray Herbert, R (1, 1)<br>OBP: 0.400, SLG: 0.500<br>Frank Thomas, R (5, PH)<br>OBP: 0.150, SLG: 0.158<br>Ray Culp, R (6, 1)<br>Cookie Rojas, R (7, PH)<br>OBP: 0.354, SLG: 0.362<br>(8, 6) | | 0-0 G3 ③ | | | 0-0 L7 ① | | 0-0 6-3 ③ | | 4-0 IBB | 1<br>1<br>0<br>1 | 0<br>0<br>0<br>0 | 0<br>0<br>0<br>0 | 0<br>0<br>0<br>0 | 0<br>0<br>0<br>1 | 0<br>0<br>0<br>0 | 0<br>0<br>0<br>0 |
| Inning Stats | R: 0 H: 2<br>E: 0 LOB: 3<br>K: 3 BB: 1<br>S: 11 P: 15 | R: 0 H: 0<br>E: 0 LOB: 0<br>K: 1 BB: 0<br>S: 5 P: 5 | R: 0 H: 0<br>E: 0 LOB: 0<br>K: 0 BB: 0<br>S: 3 P: 3 | R: 1 H: 2<br>E: 0 LOB: 1<br>K: 1 BB: 0<br>S: 7 P: 7 | R: 1 H: 1<br>E: 0 LOB: 0<br>K: 2 BB: 0<br>S: 8 P: 8 | R: 0 H: 0<br>E: 0 LOB: 0<br>K: 0 BB: 0<br>S: 3 P: 3 | R: 0 H: 0<br>E: 0 LOB: 0<br>K: 1 BB: 0<br>S: 5 P: 5 | R: 0 H: 1<br>E: 0 LOB: 1<br>K: 1 BB: 0<br>S: 6 P: 6 | R: 1 H: 3<br>E: 0 LOB: 3<br>K: 2 BB: 1<br>S: 10 P: 14 | 1B: 4 SF: 0<br>2B: 3 SAC: 0<br>3B: 1 DP: 0<br>HR: 1 HBP: 0 | | | | | | WP: 0 PA: 38<br>PB: 0<br>SB: 0<br>CS: 0 |

livebaseballscorecards.com

| | AB | R | H | RBI | BB | SO | LOB |
|---|---|---|---|---|---|---|---|
| | 36 | 3 | 9 | 3 | 2 | 11 | 20 |

| PITCHER | | IP | WLS | BF | H | R | ER | SO | BB | IBB | HBP | BLK | WP | HR | S | P | ERA | WHIP |
|---|---|---|---|---|---|---|---|---|---|---|---|---|---|---|---|---|---|---|
| Sammy Ellis, R<br>ERA: 2.63 | (1, 1) | 7.2 | W | 30 | 6 | 2 | 2 | 9 | 0 | 1 | 0 | 0 | 0 | 1 | 47 | 51 | 2.35 | 0.783 |
| Jim O'Toole, L<br>ERA: 5.08 | (8, 1) | 1.1 | S | 8 | 3 | 1 | 1 | 2 | 0 | 1 | 0 | 0 | 0 | 0 | 11 | 15 | 6.75 | 2.250 |

| PITCHER | IP | WLS | BF | H | R | ER | SO | BB | IBB | HBP | BLK | WP | HR | S | P | ERA | WHIP |
|---|---|---|---|---|---|---|---|---|---|---|---|---|---|---|---|---|---|

| Batter | 1 | 2 | 3 | 4 | 5 | 6 | 7 | 8 | 9 | 10 | AB | R | H | RBI | BB | SO | LOB |
|---|---|---|---|---|---|---|---|---|---|---|---|---|---|---|---|---|---|
| Pete Rose, S (1, 4)<br>OBP: 0.378, SLG: 0.456 | 4-3 | | K | | | 5-3 | 2B<br>2-H: 2B | | G4-3<br>1-2f | | 5 | 1 | 1 | 1 | 0 | 1 | 3 |
| Tommy Harper, R (1, 7)<br>OBP: 0.420, SLG: 0.470 | 1-3 | | 1B<br>2-H | | | 1B<br>HR | WP<br>2-H: 2B | | | 1-3 | 5 | 1 | 3 | 2 | 0 | 0 | 0 |
| Vada Pinson, L (1, 8)<br>OBP: 0.336, SLG: 0.447 | 1B | | 4-3 | | | HR<br>1-3: 1B | 4-3<br>2-3 | | | P5 | 5 | 1 | 2 | 0 | 0 | 0 | 2 |
| Frank Robinson, R (1, 9)<br>OBP: 0.436, SLG: 0.638 | 5-3 | | | F9 | | HR<br>1-H<br>3-H | | P4 | | F7 | 5 | 1 | 1 | 3 | 0 | 0 | 1 |
| Deron Johnson, R (1, 5)<br>OBP: 0.374, SLG: 0.579 | | CS<br>1B | | 6-3 | | 2B | | P6 | | | 4 | 0 | 2 | 0 | 0 | 0 | 0 |
| Tony Perez, R (1, 3)<br>OBP: 0.356, SLG: 0.581 | | K<br>1-2 | | F9 | | K | | K | | | 4 | 0 | 0 | 0 | 0 | 3 | 1 |
| Don Pavletich, R (1, 2)<br>OBP: 0.385, SLG: 0.514 | | L9 | | | K | | 2B<br>4-0<br>SH3-4<br>BB | | FC1-5<br>1B | | 3 | 1 | 1 | 0 | 1 | 1 | 0 |
| Leo Cardenas, R (1, 6)<br>OBP: 0.348, SLG: 0.388 | | | E6<br>SH3<br>1B | | K | | K | | FC1-5<br>1-2<br>1B | | 4 | 1 | 1 | 0 | 0 | 2 | 1 |
| Jim Maloney, L (1, 1)<br>OBP: 0.267, SLG: 0.154 | | | SH3<br>1-2 | | 6-3 | | SH3-4<br>1-2 | | FC1-5<br>G4-3<br>1-2<br>2-3f | | 1 | 0 | 0 | 0 | 0 | 0 | 0 |
| Roger Craig, R (6, 1) | | | | | | | | | | | 1 | 0 | 0 | 0 | 0 | 0 | 2 |
| Billy McCool, R (9, 1) | | | | | | | | | | | 0 | 0 | 0 | 0 | 0 | 0 | 0 |
| Jim Duffalo, R (9, 1) | | | | | | | | | | | 0 | 0 | 0 | 0 | 0 | 0 | 0 |
| Inning Stats | R: 0<br>E: 0<br>K: 0<br>S: 4<br>H: 1<br>LOB: 1<br>BB: 0<br>P: 4 | R: 0<br>E: 0<br>K: 1<br>S: 5<br>H: 1<br>LOB: 0<br>BB: 0<br>P: 5 | R: 1<br>E: 1<br>K: 1<br>S: 7<br>H: 1<br>LOB: 1<br>BB: 0<br>P: 7 | R: 0<br>E: 0<br>K: 0<br>S: 3<br>H: 0<br>LOB: 0<br>BB: 0<br>P: 3 | R: 0<br>E: 0<br>K: 2<br>S: 7<br>H: 0<br>LOB: 0<br>BB: 0<br>P: 7 | R: 3<br>E: 0<br>K: 1<br>S: 8<br>H: 4<br>LOB: 0<br>BB: 0<br>P: 8 | R: 2<br>E: 0<br>K: 1<br>S: 7<br>H: 2<br>LOB: 1<br>BB: 1<br>P: 11 | R: 0<br>E: 0<br>K: 1<br>S: 5<br>H: 0<br>LOB: 0<br>BB: 0<br>P: 5 | R: 0<br>E: 0<br>K: 0<br>S: 4<br>H: 2<br>LOB: 1<br>BB: 0<br>P: 4 | R: 0<br>E: 0<br>K: 0<br>S: 3<br>H: 0<br>LOB: 0<br>BB: 0<br>P: 3 | 1B: 7<br>2B: 4<br>3B: 0<br>HR: 1<br>SF: 0<br>SAC: 2<br>DP: 2<br>HBP: 0 | | | | | | |

| PITCHER | | IP | WLS | BF | H | R | ER | SO | BB | IBB | HBP | BLK | WP | HR | S | P | ERA | WHIP |
|---|---|---|---|---|---|---|---|---|---|---|---|---|---|---|---|---|---|---|
| Bo Belinsky, L<br>ERA: 6.59 | (1, 1) | 6.2 | | 28 | 8 | 6 | 5 | 6 | 1 | 0 | 0 | 0 | 0 | 1 | 39 | 43 | 6.75 | 1.350 |
| Ed Roebuck, R<br>ERA: 3.77 | (7, 1) | 0.1 | | 2 | 1 | 0 | 0 | 0 | 0 | 0 | 0 | 0 | 1 | 0 | 2 | 2 | 0.00 | 3.000 |
| Gary Wagner, R<br>ERA: 3.97 | (8, 1) | 2.0 | | 7 | 2 | 0 | 0 | 1 | 0 | 0 | 0 | 0 | 0 | 0 | 9 | 9 | 0.00 | 1.000 |
| Jack Baldschun, R<br>ERA: 3.38 | (10, 1) | 1.0 | W | 3 | 0 | 0 | 0 | 0 | 0 | 0 | 0 | 0 | 0 | 0 | 3 | 3 | 0.00 | 0.000 |

| PITCHER | IP | WLS | BF | H | R | ER | SO | BB | IBB | HBP | BLK | WP | HR | S | P | ERA | WHIP |
|---|---|---|---|---|---|---|---|---|---|---|---|---|---|---|---|---|---|

# TOP

## Cincinnati Reds @ Philadelphia Phillies

Connie Mack Stadium, Philadelphia, PA

Thu May 13 1965, 7:05 PM EDT

Att. 10,573 - Unknown

livebaseballscorecards.com

| | |
|---|---|
| AB | 37 |
| R | 6 |
| H | 11 |
| RBI | 6 |
| BB | 1 |
| SO | 7 |
| LOB | 10 |

WP: 1 PA: 40
PB: 0
SB: 0
CS: 1

# Cincinnati Reds @ Philadelphia Phillies

Connie Mack Stadium, Philadelphia, PA

Thu May 13 1965, 7:05 PM EDT

Att. 10,573 - Unknown

## BOTTOM

livebaseballscorecards.com

| Batter | 1 | 2 | 3 | 4 | 5 | 6 | 7 | 8 | 9 | 10 | AB | R | H | RBI | BB | SO | LOB |
|---|---|---|---|---|---|---|---|---|---|---|---|---|---|---|---|---|---|
| Tony Gonzalez, L (1, 8)<br>OBP: 0.267, SLG: 0.286<br>Alex Johnson, R (9, PH)<br>OBP: 0.364, SLG: 0.325<br>Jack Baldschun, R (10, 1)<br>Frank Thomas, R (10, PH)<br>OBP: 0.143, SLG: 0.150 | SSS 0-3 ① K | | SSS 0-3 ① K | | x 0-0 ③ 6-3 | | x 0-0 ② F5 | | SSS 0-3 ① K | x 0-0 E5 1-2 3-H | 4<br>1<br>0<br>1 | 0<br>0<br>0<br>0 | 0<br>0<br>0<br>0 | 0<br>0<br>0<br>0 | 0<br>0<br>0<br>0 | 2<br>1<br>0<br>0 | 2<br>2<br>0<br>1 |
| Dick Allen, R (1, 5)<br>OBP: 0.425, SLG: 0.634 | SSS 0-3 ② K | | SSS 0-3 ② K | | | BBB 4-0 FC3-6 BB | x 0-0 ③ 6-3 | | x 0-0 1-H 2-H 3B 2B | | 4 | 1 | 1 | 2 | 1 | 2 | 1 |
| Johnny Callison, L (1, 9)<br>OBP: 0.316, SLG: 0.533 | x 0-0 2B | | SSS 0-3 ③ K | | | x 0-0 ① FC3-6 E 1B 1-2f 1B | | x 0-0 FC4-6 BB SF7 1B | x 0-0 2-H 3B | | 5 | 2 | 3 | 1 | 0 | 1 | 2 |
| Wes Covington, L (1, 7)<br>OBP: 0.303, SLG: 0.586 | x 0-0 ③ G3 | | | x 0-0 ① G3 | | x 0-0 E8 1B BB 1-3 FC6-4 1B | | BBB 4-0 FC4-6 1-2 BB | x 0-0 ② 4-3 | | 4 | 1 | 1 | 0 | 1 | 0 | 2 |
| Clay Dalrymple, L (1, 2)<br>OBP: 0.288, SLG: 0.356<br>Gus Triandos, R (9, PH)<br>OBP: 0.135, SLG: 0.114<br>(10, 2) | | SSS 0-3 ① K | | x 0-0 ② 4-3 | | BBB 4-0 FC6-4 1B 1-2 BB | | x 0-0 ① FC4-6 1-2f 2-3 FC5-4 | x 0-0 ③ L9 | | 3<br>1 | 0<br>0 | 0<br>0 | 0<br>0 | 1<br>0 | 1<br>0 | 2<br>1 |
| Dick Stuart, R (1, 3)<br>OBP: 0.330, SLG: 0.383 | x 0-0 2B F3 1B | | | x 0-0 ③ G1 | | x 0-0 1-2 2-3 3-H FC6-4 1B | | x 0-0 ② SF7 3-H | | BBB 4-0 4-3 WP E BB | 3 | 1 | 2 | 2 | 1 | 0 | 0 |
| Tony Taylor, R (1, 4)<br>OBP: 0.321, SLG: 0.333 | x 0-0 F3 1-3 2B | | | | x 0-0 K 1B 1B | x 0-0 ② FC6-4 1-2f 2-3 3-H | | x 0-0 ③ FC5-4 1-2f | | SSS 0-3 ① K 1-2 | 5 | 0 | 2 | 1 | 0 | 1 | 4 |
| Bobby Wine, R (1, 6)<br>OBP: 0.300, SLG: 0.444<br>John Briggs, L (6, PH)<br>OBP: 0.368, SLG: 0.588<br>Ruben Amaro, R (7, 6)<br>OBP: 0.306, SLG: 0.264 | x 0-0 ② ③ F3 2-3 3-H | | | | x 0-0 1-2 1B | x 0-0 ③ F2 | | | x 0-0 1B 2B 1B | x 0-0 ② 4-3 2-3 | 2<br>1<br>2 | 0<br>0<br>1 | 1<br>0<br>1 | 0<br>0<br>0 | 0<br>0<br>0 | 0<br>0<br>0 | 2<br>2<br>1 |
| Bo Belinsky, L (1, 1)<br>OBP: 0.400, SLG: 0.333<br>Ed Roebuck, R (7, 1)<br>John Herrnstein, L (7, PH)<br>Gary Wagner, R (8, 1)<br>Cookie Rojas, R (9, PH)<br>OBP: 0.373, SLG: 0.373<br>(10, 8) | | | BBB 4-0 BB | | SSS 0-3 ① ② K 2-3 | | x 0-0 ① 6-3 | | x 0-0 1-2 2B 1B | BBB 4-0 E BB | 1<br>0<br>1<br>0<br>1 | 0<br>0<br>0<br>0<br>1 | 0<br>0<br>0<br>0<br>1 | 0<br>0<br>0<br>0<br>0 | 1<br>0<br>0<br>0<br>1 | 1<br>0<br>0<br>0<br>0 | 2<br>0<br>0<br>0<br>0 |
| Inning Stats | R: 0 H: 1<br>E: 0 LOB: 1<br>K: 2 BB: 0<br>S: 8 P: 8 | R: 0 H: 2<br>E: 0 LOB: 2<br>K: 1 BB: 0<br>S: 6 P: 6 | R: 0 H: 0<br>E: 0 LOB: 1<br>K: 3 BB: 1<br>S: 9 P: 13 | R: 0 H: 0<br>E: 0 LOB: 0<br>K: 0 BB: 0<br>S: 3 P: 3 | R: 0 H: 2<br>E: 0 LOB: 1<br>K: 1 BB: 0<br>S: 6 P: 6 | R: 2 H: 2<br>E: 1 LOB: 2<br>K: 0 BB: 2<br>S: 5 P: 13 | R: 0 H: 0<br>E: 0 LOB: 0<br>K: 0 BB: 0<br>S: 3 P: 3 | R: 1 H: 1<br>E: 0 LOB: 1<br>K: 0 BB: 1<br>S: 4 P: 8 | R: 3 H: 4<br>E: 0 LOB: 1<br>K: 1 BB: 0<br>S: 9 P: 9 | R: 1 H: 0<br>E: 1 LOB: 2<br>K: 1 BB: 2<br>S: 5 P: 13 | 1B: 8<br>2B: 3<br>3B: 1<br>HR: 0 | SF: 1<br>SAC: 0<br>DP: 0<br>HBP: 0 | | WP: 1<br>PB: 0<br>SB: 0<br>CS: 0 | | PA: 46 | |

| PITCHER | | IP | WLS | BF | H | R | ER | SO | BB | IBB | HBP | BLK | WP | HR | S | P | ERA | WHIP |
|---|---|---|---|---|---|---|---|---|---|---|---|---|---|---|---|---|---|---|
| Jim Maloney, R<br>ERA: 2.33 | (1, 1) | 5.1 | | 24 | 7 | 2 | 2 | 7 | 3 | 0 | 0 | 0 | 0 | 0 | 35 | 47 | 3.38 | 1.875 |
| Roger Craig, R<br>ERA: 5.4 | (6, 1) | 2.2 | | 12 | 3 | 3 | 3 | 0 | 1 | 0 | 0 | 0 | 0 | 0 | 11 | 15 | 10.12 | 1.500 |
| Billy McCool, L<br>ERA: 2.92 | (9, 1) | 0.2 | | 4 | 2 | 1 | 1 | 1 | 0 | 0 | 0 | 0 | 0 | 0 | 6 | 6 | 13.50 | 3.000 |
| Jim Duffalo, R<br>ERA: 3.0 | (9, 1) | 1.0 | L | 6 | 0 | 1 | 0 | 1 | 2 | 0 | 0 | 0 | 1 | 0 | 6 | 14 | 0.00 | 2.000 |

| PITCHER | IP | WLS | BF | H | R | ER | SO | BB | IBB | HBP | BLK | WP | HR | S | P | ERA | WHIP |
|---|---|---|---|---|---|---|---|---|---|---|---|---|---|---|---|---|---|

| | |
|---|---|
| AB | 39 |
| R | 7 |
| H | 12 |
| RBI | 6 |
| BB | 6 |
| SO | 9 |
| LOB | 24 |

| Batter | 1 | 2 | 3 | 4 | 5 | 6 | 7 | 8 | 9 | AB | R | H | RBI | BB | SO | LOB |
|---|---|---|---|---|---|---|---|---|---|---|---|---|---|---|---|---|
| Pete Rose, S (1, 4)<br>OBP: 0.366, SLG: 0.441 | 5-3 | | FC6-4 HR<br>1-2f<br>2-3 | | FC4-5-6 1B<br>2-3 | | L8<br>1-2 | | | 4 | 1 | 0 | 0 | 0 | 0 | 4 |
| Tommy Harper, R (1, 7)<br>OBP: 0.423, SLG: 0.500 | K | | HR<br>1-H<br>3-H | | 1B<br>1-2 | | | 1-3 | | 4 | 1 | 2 | 3 | 0 | 1 | 0 |
| Vada Pinson, L (1, 8)<br>OBP: 0.341, SLG: 0.462 | 4-3 | | 3B | | F8 | | | HBP | | 3 | 0 | 1 | 0 | 0 | 0 | 2 |
| Frank Robinson, R (1, 9)<br>OBP: 0.419, SLG: 0.607 | | 5-3 | 6-3 | | F9 | | | F9 | | 4 | 0 | 0 | 0 | 0 | 0 | 4 |
| Deron Johnson, R (1, 5)<br>OBP: 0.378, SLG: 0.571 | | G6-4-3 BB<br>BBBB | | G5-4-3 1B | | 5-3 | | F8 | | 3 | 0 | 1 | 0 | 1 | 0 | 1 |
| Tony Perez, R (1, 3)<br>OBP: 0.327, SLG: 0.532 | | G6-4-3<br>1-2f | | G5-4-3<br>1-2f | | L8 | | | K | 4 | 0 | 0 | 0 | 0 | 1 | 2 |
| Don Pavletich, R (1, 2)<br>OBP: 0.395, SLG: 0.486 | | | FC6-4 1B HR BB<br>BBBB | HBP<br>H | | L4 | | | K | 2 | 1 | 0 | 0 | 1 | 1 | 0 |
| Leo Cardenas, R (1, 6)<br>OBP: 0.345, SLG: 0.382 | | | FC6-4 1B<br>1-2 | F8 | | | 1-3 | | L7 | 4 | 0 | 1 | 0 | 0 | 0 | 1 |
| Joey Jay, S (1, 1) | | | K | | E8 FC4-5-6 | | CS 1B | | | 2 | 0 | 0 | 0 | 0 | 1 | 2 |
| Joe Nuxhall, L (5, 1)<br>OBP: 0.250, SLG: 0.250 | | | | | | | | | | 0 | 0 | 0 | 0 | 0 | 0 | 0 |
| Giraldo Ruiz, S (7, PH)<br>OBP: 0.143, SLG: 0.143 | | | | | | | | | | 1 | 0 | 1 | 0 | 0 | 0 | 0 |
| Gerry Arrigo, L (7, 1)<br>OBP: 1.000, SLG: 1.000 | | | | | | | | | | 0 | 0 | 0 | 0 | 0 | 0 | 0 |
| Inning Stats | R: 0<br>E: 0<br>K: 1<br>S: 5<br>H: 0<br>LOB: 0<br>BB: 0<br>P: 5 | R: 0<br>E: 0<br>K: 0<br>S: 2<br>H: 0<br>LOB: 0<br>BB: 1<br>P: 6 | R: 3<br>E: 0<br>K: 1<br>S: 8<br>H: 3<br>LOB: 1<br>BB: 1<br>P: 12 | R: 0<br>E: 0<br>K: 0<br>S: 3<br>H: 1<br>LOB: 1<br>BB: 0<br>P: 4 | R: 0<br>E: 1<br>K: 0<br>S: 5<br>H: 1<br>LOB: 2<br>BB: 0<br>P: 5 | R: 0<br>E: 0<br>K: 0<br>S: 3<br>H: 0<br>LOB: 0<br>BB: 0<br>P: 3 | R: 0<br>E: 0<br>K: 0<br>S: 3<br>H: 1<br>LOB: 0<br>BB: 0<br>P: 3 | R: 0<br>E: 0<br>K: 0<br>S: 3<br>H: 0<br>LOB: 1<br>BB: 0<br>P: 4 | R: 0<br>E: 0<br>K: 2<br>S: 7<br>H: 0<br>LOB: 0<br>BB: 0<br>P: 7 | 1B: 4<br>2B: 0<br>3B: 1<br>HR: 1<br>SF: 0<br>SAC: 0<br>DP: 2<br>HBP: 2 | | | | | | |

| PITCHER | IP | WLS | BF | H | R | ER | SO | BB | IBB | HBP | BLK | WP | HR | S | P | ERA | WHIP |
|---|---|---|---|---|---|---|---|---|---|---|---|---|---|---|---|---|---|
| Al Jackson, L (1, 1)<br>ERA: 5.77 | 9.0 | W | 35 | 6 | 3 | 3 | 4 | 2 | 0 | 2 | 0 | 0 | 1 | 39 | 49 | 3.00 | 0.889 |

| PITCHER | IP | WLS | BF | H | R | ER | SO | BB | IBB | HBP | BLK | WP | HR | S | P | ERA | WHIP |
|---|---|---|---|---|---|---|---|---|---|---|---|---|---|---|---|---|---|

# Cincinnati Reds @ New York Mets

Shea Stadium, Flushing, NY

Fri May 14 1965, 7:05 PM EDT

Att. 37,552 - Unknown

TOP

livebaseballscorecards.com

| | |
|---|---|
| AB | 31 |
| R | 3 |
| H | 6 |
| RBI | 3 |
| BB | 2 |
| SO | 4 |
| LOB | 16 |

# Cincinnati Reds @ New York Mets

Shea Stadium, Flushing, NY

Fri May 14 1965, 7:05 PM EDT

Att. 37,552 - Unknown

livebaseballscorecards.com

## BOTTOM

| Batter | 1 | 2 | 3 | 4 | 5 | 6 | 7 | 8 | 9 | AB | R | H | RBI | BB | SO | LOB |
|---|---|---|---|---|---|---|---|---|---|---|---|---|---|---|---|---|
| Bobby Klaus, R (1, 4)<br>OBP: 0.296, SLG: 0.310 | 2B | | 1B | | L3 | | SH3-4<br>1-2 | | | 3 | 1 | 2 | 0 | 0 | 0 | 0 |
| Johnny Lewis, L (1, 9)<br>OBP: 0.396, SLG: 0.424 | K | | F7 | | HR | | S<br>2-H<br>1B | | | 4 | 1 | 2 | 2 | 0 | 1 | 2 |
| Joe Christopher, R (1, 7)<br>OBP: 0.307, SLG: 0.320<br>Jim Hickman, R (9, 7)<br>OBP: 0.136, SLG: 0.146 | F8 | | 1B<br>1-2<br>1B | | FC6-5-3<br>2B | | 5-3<br>1-2 | | | 4<br>0 | 0<br>0 | 2<br>0 | 0<br>0 | 0<br>0 | 0<br>0 | 2<br>0 |
| Jesse Gonder, L (1, 2)<br>OBP: 0.344, SLG: 0.500 | BB | | G4-6-3<br>1-3<br>2-H<br>1B | | FC6-5-3<br>2-3 | | K | | | 3 | 0 | 1 | 1 | 1 | 1 | 2 |
| Ed Kranepool, L (1, 3)<br>OBP: 0.383, SLG: 0.552 | K | | G4-6-3<br>1-2f | | | P5 | | L8 | | 4 | 0 | 0 | 0 | 0 | 1 | 4 |
| Charley Smith, R (1, 5)<br>OBP: 0.221, SLG: 0.286 | | L9<br>SF8<br>2B | | P3 | | HR | | L7 | | 4 | 2 | 2 | 1 | 0 | 0 | 0 |
| Ron Swoboda, R (1, 8)<br>OBP: 0.333, SLG: 0.615<br>Billy Cowan, R (9, 8)<br>OBP: 0.263, SLG: 0.333 | | L9<br>2-3 | | F8 | | BB<br>G6-4-3 | | K | | 3<br>0 | 0<br>0 | 0<br>0 | 0<br>0 | 1<br>0 | 1<br>0 | 1<br>0 |
| Roy McMillan, R (1, 6)<br>OBP: 0.261, SLG: 0.256 | | SF8<br>3-H | | 1B | | G6-4-3<br>1-2f | | | | 2 | 0 | 1 | 1 | 0 | 0 | 1 |
| Al Jackson, L (1, 1)<br>OBP: 0.182, SLG: 0.182 | | K | | 4-3 | | | SH3-4<br>1B | | | 3 | 1 | 1 | 0 | 0 | 1 | 1 |

| | AB | 30 |
|---|---|---|
| | R | 5 |
| | H | 11 |
| | RBI | 5 |
| | BB | 2 |
| | SO | 5 |
| | LOB | 13 |

| Inning Stats | | | | | | | | | | | | | | | | | | | | |
|---|---|---|---|---|---|---|---|---|---|---|---|---|---|---|---|---|---|---|---|---|
| | R: 0<br>E: 0<br>K: 2<br>S: 8 | H: 1<br>LOB: 2<br>BB: 1<br>P: 12 | R: 1<br>E: 0<br>K: 1<br>S: 6 | H: 1<br>LOB: 0<br>BB: 0<br>P: 6 | R: 1<br>E: 0<br>K: 0<br>S: 5 | H: 3<br>LOB: 1<br>BB: 0<br>P: 5 | R: 0<br>E: 0<br>K: 0<br>S: 4 | H: 1<br>LOB: 1<br>BB: 0<br>P: 4 | R: 1<br>E: 0<br>K: 0<br>S: 4 | H: 2<br>LOB: 0<br>BB: 0<br>P: 4 | R: 1<br>E: 0<br>K: 0<br>S: 3 | H: 1<br>LOB: 0<br>BB: 1<br>P: 7 | R: 1<br>E: 0<br>K: 1<br>S: 7 | H: 2<br>LOB: 1<br>BB: 0<br>P: 7 | R: 0<br>E: 0<br>K: 1<br>S: 5 | H: 0<br>LOB: 0<br>BB: 0<br>P: 5 | 1B: 6<br>2B: 4<br>3B: 0<br>HR: 2 | SF: 1<br>SAC: 1<br>DP: 3<br>HBP: 0 | WP: 0<br>PB: 0<br>SB: 1<br>CS: 0 | PA: 34 |

| PITCHER | | IP | WLS | BF | H | R | ER | SO | BB | IBB | HBP | BLK | WP | HR | S | P | ERA | WHIP |
|---|---|---|---|---|---|---|---|---|---|---|---|---|---|---|---|---|---|---|
| Joey Jay, R<br>ERA: 4.82 | (1, 1) | 4.1 | | 21 | 8 | 3 | 3 | 3 | 1 | 0 | 0 | 0 | 0 | 1 | 26 | 30 | 6.23 | 2.077 |
| Joe Nuxhall, L<br>ERA: 4.6 | (5, 1) | 1.2 | L | 5 | 1 | 1 | 1 | 0 | 1 | 0 | 0 | 0 | 0 | 1 | 4 | 8 | 5.40 | 1.200 |
| Gerry Arrigo, L<br>ERA: 2.4 | (7, 1) | 2.0 | | 8 | 2 | 1 | 1 | 2 | 0 | 0 | 0 | 0 | 0 | 0 | 12 | 12 | 4.50 | 1.000 |

| PITCHER | IP | WLS | BF | H | R | ER | SO | BB | IBB | HBP | BLK | WP | HR | S | P | ERA | WHIP |
|---|---|---|---|---|---|---|---|---|---|---|---|---|---|---|---|---|---|

# Cincinnati Reds @ New York Mets

Shea Stadium, Flushing, NY

Sat May 15 1965, 3:33 AM EDT

Att. 21,592 - Sunny

TOP

livebaseballscorecards.com

| Batter | 1 | 2 | 3 | 4 | 5 | 6 | 7 | 8 | 9 | AB | R | H | RBI | BB | SO | LOB |
|---|---|---|---|---|---|---|---|---|---|---|---|---|---|---|---|---|
| Pete Rose, S (1, 4) OBP: 0.380, SLG: 0.452 | 0-0 1B 3B 1B | 0-0 ① F8 | | 0-0 1B E SF9 1B | 0-0 ② F8 | | 0-0 2-H 3B 1B | | 0-0 4-3 WP 3B 1B | 6 | 4 | 4 | 1 | 0 | 0 | 0 |
| Tommy Harper, R (1, 7) OBP: 0.426, SLG: 0.509 | 0-0 ① B1 | 4-0 G1-6-3 BB | | 0-0 E4 1B 1-2 2B | 4-0 BB | | 0-0 1-H 1B 3B | | 0-0 ① 4-3 1-3 | 4 | 2 | 1 | 1 | 2 | 0 | 3 |
| Vada Pinson, L (1, 8) OBP: 0.356, SLG: 0.488 | 0-0 S 1-3 3B 1B | 0-0 ②③ G1-6-3 1-2f | | 0-0 1-2 2-3 2B 1B | 0-0 ③ F7 | | 0-0 1B 3-H 1B | | 0-0 4-3 3-H 3B | 6 | 3 | 4 | 2 | 0 | 0 | 2 |
| Frank Robinson, R (1, 9) OBP: 0.405, SLG: 0.578 | 0-0 ② F5 1-2 | 0-0 ① F7 | | 0-3 ① K | 0-0 ① 4-3 | | 0-0 1-2 1B | | 0-0 ② 4-3 3-H | 6 | 0 | 1 | 1 | 0 | 1 | 5 |
| Gordy Coleman, L (1, 3) OBP: 0.427, SLG: 0.642 | 4-0 3B BB | 0-0 2B FC4-2 1B | | 0-0 ② SF9 3-H | 0-0 1B | | 0-0 ② F7 | | 0-0 ③ F8 | 4 | 1 | 2 | 1 | 1 | 0 | 2 |
| Deron Johnson, R (1, 5) OBP: 0.388, SLG: 0.612 | 0-0 1-H 2-H 3-H 3B | 0-0 FC4-2 1-3 2B | | 0-0 1-H 2-H 2B | 0-3 ② K | | 0-0 ③ L8 | | | 5 | 1 | 3 | 5 | 0 | 1 | 3 |
| Johnny Edwards, L (1, 2) OBP: 0.321, SLG: 0.493 | 0-0 BLK 3-H 2B | 0-0 ② FC4-2 2-3 3-H | | 4-0 FC6-4 BB | 0-0 ③ 4-3 | | | 0-0 ① 1-6-3 | | 4 | 0 | 1 | 1 | 1 | 0 | 3 |
| Leo Cardenas, R (1, 6) OBP: 0.355, SLG: 0.381 | 4-0 2-3 BB | 4-0 IBB | | 0-0 ③ FC6-4 1-2f | | | 0-0 PB 1B 1B | 0-0 ② F9 | | 3 | 1 | 1 | 0 | 2 | 0 | 2 |
| Jim O'Toole, S (1, 1)<br>Jim Duffalo, R (5, 1)<br>Billy McCool, R (5, 1) | 0-0 ③ 4-3 | 0-3 ③ K | | | 0-3 ① K | | 0-3 ① K 1-2 | 0-3 ③ K | | 3<br>0<br>2 | 0<br>0<br>0 | 0<br>0<br>0 | 0<br>0<br>0 | 0<br>0<br>0 | 2<br>0<br>2 | 5<br>0<br>1 |
| Inning Stats | R: 4 E: 0 K: 0 S: 7 H: 4 LOB: 2 BB: 2 P: 15 | R: 0 E: 0 K: 0 S: 2 H: 0 LOB: 0 BB: 1 P: 6 | R: 0 E: 0 K: 1 S: 7 H: 2 LOB: 3 BB: 1 P: 11 | R: 3 E: 1 K: 1 S: 9 H: 3 LOB: 2 BB: 1 P: 13 | R: 0 E: 0 K: 1 S: 5 H: 0 LOB: 1 BB: 1 P: 9 | R: 0 E: 0 K: 1 S: 6 H: 1 LOB: 1 BB: 0 P: 6 | R: 3 E: 0 K: 1 S: 10 H: 5 LOB: 2 BB: 0 P: 10 | R: 0 E: 0 K: 1 S: 5 H: 0 LOB: 0 BB: 0 P: 5 | R: 2 E: 0 K: 0 S: 5 H: 2 LOB: 0 BB: 0 P: 5 | 1B: 11 2B: 3 3B: 3 HR: 0 | SF: 1 SAC: 0 DP: 1 HBP: 0 | | | | | | |

| | AB | 43 |
|---|---|---|
| | R | 12 |
| | H | 17 |
| | RBI | 12 |
| | BB | 6 |
| | SO | 6 |
| | LOB | 26 |

WP: 1 PB: 1 SB: 1 CS: 0 PA: 50

| PITCHER | | IP | WLS | BF | H | R | ER | SO | BB | IBB | HBP | BLK | WP | HR | S | P | ERA | WHIP |
|---|---|---|---|---|---|---|---|---|---|---|---|---|---|---|---|---|---|---|
| Galen Cisco, R ERA: 9.22 | (1, 1) | 3.0 | L | 18 | 6 | 4 | 4 | 1 | 3 | 1 | 0 | 1 | 0 | 0 | 16 | 32 | 12.00 | 3.000 |
| Tug McGraw, L ERA: 4.05 | (4, 1) | 2.0 | | 12 | 3 | 3 | 0 | 2 | 2 | 0 | 0 | 0 | 0 | 0 | 14 | 22 | 0.00 | 2.500 |
| Tom Parsons, R ERA: 6.75 | (6, 1) | 3.0 | | 15 | 6 | 3 | 3 | 3 | 0 | 0 | 0 | 0 | 0 | 0 | 21 | 21 | 9.00 | 2.000 |
| Jim Bethke, R ERA: 2.7 | (9, 1) | 1.0 | | 5 | 2 | 2 | 2 | 0 | 0 | 0 | 0 | 0 | 1 | 0 | 5 | 5 | 18.00 | 2.000 |

| PITCHER | IP | WLS | BF | H | R | ER | SO | BB | IBB | HBP | BLK | WP | HR | S | P | ERA | WHIP |
|---|---|---|---|---|---|---|---|---|---|---|---|---|---|---|---|---|---|

# Cincinnati Reds @ New York Mets

Shea Stadium, Flushing, NY

Sat May 15 1965, 3:33 AM EDT

Att. 21,592 - Sunny

BOTTOM

livebaseballscorecards.com

| Batter | 1 | 2 | 3 | 4 | 5 | 6 | 7 | 8 | 9 | AB | R | H | RBI | BB | SO | LOB |
|---|---|---|---|---|---|---|---|---|---|---|---|---|---|---|---|---|
| Bobby Klaus, R (1, 4)<br>OBP: 0.301, SLG: 0.308 | BBBB 4-0 CS BB | | x 0-0 ②③ G6-3 1-2f | | x 0-0 1B 2B 1-2 2-3 1B | SSS 0-3 ③ K | | x 0-0 ③ 5-3 | | 4 | 1 | 1 | 0 | 1 | 1 | 1 |
| Roy McMillan, R (1, 6)<br>OBP: 0.278, SLG: 0.275 | SSS 0-3 ①② K 1-2 | | | x 0-0 ① F7 | x 0-0 2B 1-2 2-H 3-H 1B | | x 0-0 1B 1B | | x 0-0 FC6-4 1B | 5 | 1 | 3 | 2 | 0 | 1 | 1 |
| Joe Christopher, R (1, 7)<br>OBP: 0.311, SLG: 0.327 | SSS 0-3 ③ K | | | H 1-0 1B HBP | x 0-0 1B 1-H 2-H 2B | | SSS 0-3 ① K | | x 0-0 ① F9 | 4 | 1 | 1 | 2 | 0 | 2 | 2 |
| Charley Smith, R (1, 5)<br>OBP: 0.219, SLG: 0.279 | | x 0-0 ① F9 | | x 0-0 G6-4-3 1-2 1B | x 0-0 ② 6-3 | | x 0-0 ② F2 | | x 0-0 ② FC6-4 PB 1-2f | 5 | 0 | 1 | 0 | 0 | 0 | 3 |
| Ron Swoboda, R (1, 8)<br>OBP: 0.364, SLG: 0.623 | | x 0-0 1B 1B | | x 0-0 ②③ G6-4-3 1-2f | x 0-0 1B 2-H 1B | | x 0-0 1B 1-2 | | BBBB 4-0 BB 1-2 | 4 | 0 | 3 | 1 | 1 | 0 | 2 |
| Ed Kranepool, L (1, 3)<br>OBP: 0.393, SLG: 0.554 | | x 0-0 G5-4-3 1B 1-3 | | | x 0-0 1B 1B<br>x 0-0 1B 1-2 | | SSS 0-3 ③ K | | x 0-0 ③ 4-3 | 5 | 1 | 3 | 0 | 0 | 1 | 4 |
| Hawk Taylor, R (1, 2)<br>OBP: 0.308, SLG: 0.769 | | x 0-0 ②③ G5-4-3 1-2f | | | SSS 0-3 ① K<br>SSS 0-3 ③ K | | | x 0-0 HR | | 4 | 1 | 1 | 1 | 0 | 2 | 5 |
| Jim Hickman, R (1, 9)<br>OBP: 0.167, SLG: 0.159 | | | BBBB 4-0 G6-3 BB | | x 0-0 1B 1B 1B 1-2 1B | SSS 0-3 ① K | | x 0-0 ① F9 | | 3 | 1 | 1 | 0 | 1 | 1 | 0 |
| Galen Cisco, R (1, 1)<br>OBP: 0.500, SLG: 0.500<br>Danny Napoleon, R (3, PH)<br>OBP: 0.375, SLG: 0.467<br>Tug McGraw, R (4, 1)<br>Billy Cowan, R (5, PH)<br>OBP: 0.300, SLG: 0.368<br>Tom Parsons, R (6, 1)<br>Chris Cannizzaro, R (8, PH)<br>OBP: 0.203, SLG: 0.167<br>Jim Bethke, R (9, 1) | | | x 0-0 ① F9 | | x 0-0 1B 1B 1B 1-2 2-H 1B | SSS 0-3 ② K | | SSS 0-3 ② K | | 0<br>1<br>0<br>1<br>1<br>0<br>1<br>1<br>0 | 0<br>0<br>0<br>1<br>0<br>0<br>0<br>0<br>0 | 0<br>0<br>0<br>1<br>0<br>0<br>0<br>0<br>0 | 0<br>0<br>0<br>0<br>0<br>0<br>1<br>1<br>0 | 0<br>0<br>0<br>0<br>0<br>0<br>0<br>0<br>0 | 0<br>1<br>0<br>0<br>0<br>0<br>1<br>0<br>0 | 0<br>1<br>0<br>0<br>0<br>0<br>0<br>0<br>0 |
| Inning Stats | R: 0 E: 0 K: 2 S: 6 H: 0 LOB: 0 BB: 1 P: 10 | R: 0 E: 0 K: 0 S: 4 H: 2 LOB: 1 BB: 0 P: 4 | R: 0 E: 0 K: 0 S: 2 H: 0 LOB: 0 BB: 1 P: 6 | R: 0 E: 0 K: 0 S: 3 H: 1 LOB: 1 BB: 0 P: 4 | R: 6 E: 0 K: 2 S: 15 H: 8 LOB: 2 BB: 0 P: 15 | R: 0 E: 0 K: 2 S: 9 H: 0 LOB: 0 BB: 0 P: 9 | R: 0 E: 0 K: 3 S: 9 H: 2 LOB: 2 BB: 0 P: 9 | R: 1 E: 0 K: 1 S: 6 H: 1 LOB: 0 BB: 0 P: 6 | R: 0 E: 0 K: 0 S: 4 H: 1 LOB: 2 BB: 1 P: 8 | 1B: 13 2B: 2 3B: 0 HR: 1 | SF: 0 SAC: 0 DP: 4 HBP: 1 | | | | | | |

| | AB | 38 |
|---|---|---|
| | R | 7 |
| | H | 15 |
| | RBI | 7 |
| | BB | 3 |
| | SO | 10 |
| | LOB | 19 |

| PITCHER | | IP | WLS | BF | H | R | ER | SO | BB | IBB | HBP | BLK | WP | HR | S | P | ERA | WHIP |
|---|---|---|---|---|---|---|---|---|---|---|---|---|---|---|---|---|---|---|
| Jim O'Toole, L<br>ERA: 6.06 | (1, 1) | 4.1 | | 21 | 9 | 6 | 6 | 3 | 2 | 0 | 1 | 0 | 0 | 0 | 24 | 33 | 12.46 | 2.538 |
| Jim Duffalo, R<br>ERA: 2.7 | (5, 1) | 0.1 | | 3 | 2 | 0 | 0 | 0 | 0 | 0 | 0 | 0 | 0 | 0 | 3 | 3 | 0.00 | 6.000 |
| Billy McCool, L<br>ERA: 2.7 | (5, 1) | 4.1 | W | 18 | 4 | 1 | 1 | 7 | 1 | 0 | 0 | 0 | 0 | 1 | 31 | 35 | 2.08 | 1.154 |

| PITCHER | IP | WLS | BF | H | R | ER | SO | BB | IBB | HBP | BLK | WP | HR | S | P | ERA | WHIP |
|---|---|---|---|---|---|---|---|---|---|---|---|---|---|---|---|---|---|

# Cincinnati Reds @ New York Mets

Shea Stadium, Flushing, NY

Sun May 16 1965, 3:33 AM EDT

Unknown

TOP

livebaseballscorecards.com

| Batter | 1 | 2 | 3 | 4 | 5 | 6 | 7 | 8 | 9 | AB | R | H | RBI | BB | SO | LOB |
|---|---|---|---|---|---|---|---|---|---|---|---|---|---|---|---|---|
| Pete Rose, S (1, 4) OBP: 0.376, SLG: 0.445 | B1-3 | | 4-3 | | | FC5-2, 1-3, 1B | | | F7 | 4 | 0 | 1 | 0 | 0 | 0 | 0 |
| Tommy Harper, R (1, 7) OBP: 0.421, SLG: 0.495 | 5-3 | | | 5-3 | | FC5-2, 1-2, 3-H | | | BBBBB, 4-0, HR, BB | 3 | 1 | 0 | 0 | 1 | 0 | 2 |
| Vada Pinson, L (1, 8) OBP: 0.360, SLG: 0.512 | 1B | | | F9 | | SSS, 0-3, K | | | 1-H, HR | 4 | 1 | 2 | 2 | 0 | 1 | 2 |
| Frank Robinson, R (1, 9) OBP: 0.400, SLG: 0.564 | F2 | | | P3 | | | 5-3 | | 1B, 1B | 4 | 0 | 1 | 0 | 0 | 0 | 1 |
| Gordy Coleman, L (1, 3) OBP: 0.430, SLG: 0.634 | | F8 | | | SSS, K | | G4-6-3, 1B | | 1-3, G4-6-3, 1B | 4 | 0 | 2 | 0 | 0 | 1 | 0 |
| Deron Johnson, R (1, 5) OBP: 0.375, SLG: 0.589 | | 6-3 | | | F2 | | G4-6-3, 1-2f | | 1-2f, G4-6-3 | 4 | 0 | 0 | 0 | 0 | 0 | 3 |
| Johnny Edwards, L (1, 2) OBP: 0.309, SLG: 0.472 | | 4-3 | | | F7 | | | P4 | | 3 | 0 | 0 | 0 | 0 | 0 | 0 |
| Leo Cardenas, R (1, 6) OBP: 0.355, SLG: 0.380 | | | SSS, K | | | FC2-6, 1B | | SSS, K | | 3 | 0 | 1 | 0 | 0 | 2 | 0 |
| John Tsitouris, R (1, 1) OBP: 0.143, SLG: 0.077 | | | SSS, K | | | FC2-6, 1B, 1-2f, FC5-2 | | SSS, K | | 1 | 0 | 0 | 0 | 0 | 1 | 0 |
| Joe Nuxhall, L (3, 1) OBP: 0.250, SLG: 0.250 | | | | | | | | | | 0 | 0 | 0 | 0 | 0 | 0 | 0 |
| Marty Keough, L (6, PH) | | | | | | | | | | 1 | 0 | 0 | 0 | 0 | 0 | 1 |
| Roger Craig, R (6, 1) | | | | | | | | | | 0 | 0 | 0 | 0 | 0 | 0 | 0 |
| Jim Duffalo, R (6, 1) | | | | | | | | | | 0 | 0 | 0 | 0 | 0 | 0 | 0 |
| Art Shamsky, L (8, PH) OBP: 0.389, SLG: 0.529 | | | | | | | | | | 1 | 0 | 0 | 0 | 0 | 1 | 0 |
| Joey Jay, S (8, 1) | | | | | | | | | | 0 | 0 | 0 | 0 | 0 | 0 | 0 |
| Inning Stats | R: 0 E: 0 K: 0 S: 4 H: 1 LOB: 1 BB: 0 P: 4 | R: 0 E: 0 K: 0 S: 3 H: 0 LOB: 0 BB: 0 P: 3 | R: 0 E: 0 K: 2 S: 7 H: 0 LOB: 0 BB: 0 P: 7 | R: 0 E: 0 K: 0 S: 3 H: 0 LOB: 0 BB: 0 P: 3 | R: 0 E: 0 K: 1 S: 5 H: 0 LOB: 0 BB: 0 P: 5 | R: 0 E: 0 K: 1 S: 7 H: 2 LOB: 2 BB: 0 P: 7 | R: 0 E: 0 K: 0 S: 3 H: 1 LOB: 0 BB: 0 P: 3 | R: 0 E: 0 K: 2 S: 7 H: 0 LOB: 0 BB: 0 P: 7 | R: 2 E: 0 K: 0 S: 5 H: 3 LOB: 1 BB: 1 P: 9 | 1B: 6 2B: 0 3B: 0 HR: 1 | SF: 0 SAC: 0 DP: 2 HBP: 0 | | | | | | |

| | AB | 32 |
|---|---|---|
| | R | 2 |
| | H | 7 |
| | RBI | 2 |
| | BB | 1 |
| | SO | 6 |
| | LOB | 9 |

WP: 0 PB: 0 SB: 0 CS: 0 PA: 33

| PITCHER | | IP | WLS | BF | H | R | ER | SO | BB | IBB | HBP | BLK | WP | HR | S | P | ERA | WHIP |
|---|---|---|---|---|---|---|---|---|---|---|---|---|---|---|---|---|---|---|
| Jack Fisher, R (1, 1) ERA: 2.86 | | 8.1 | W | 32 | 7 | 2 | 2 | 6 | 1 | 0 | 0 | 0 | 0 | 1 | 43 | 47 | 2.16 | 0.960 |
| Dennis Ribant, R (9, 1) ERA: 1.5 | | 0.2 | S | 1 | 0 | 0 | 0 | 0 | 0 | 0 | 0 | 0 | 0 | 0 | 1 | 1 | 0.00 | 0.000 |

| PITCHER | IP | WLS | BF | H | R | ER | SO | BB | IBB | HBP | BLK | WP | HR | S | P | ERA | WHIP |
|---|---|---|---|---|---|---|---|---|---|---|---|---|---|---|---|---|---|

# Cincinnati Reds @ New York Mets

Shea Stadium, Flushing, NY

Sun May 16 1965, 3:33 AM EDT

Unknown

livebaseballscorecards.com

## BOTTOM

| Batter | 1 | 2 | 3 | 4 | 5 | 6 | 7 | 8 | 9 | AB | R | H | RBI | BB | SO | LOB |
|---|---|---|---|---|---|---|---|---|---|---|---|---|---|---|---|---|
| Bobby Klaus, R (1, 4)<br>OBP: 0.299, SLG: 0.305 | 5-3 | 4-3 | | | CS 1B | | K | | | 4 | 0 | 1 | 0 | 0 | 1 | 1 |
| Roy McMillan, R (1, 6)<br>OBP: 0.287, SLG: 0.326 | HR 2B | | L5 | | 1-2 HR | | P4 | | | 4 | 2 | 2 | 1 | 0 | 0 | 0 |
| Johnny Lewis, L (1, 9)<br>OBP: 0.400, SLG: 0.455 | 2-H HR | | BBBB BB | | K | | 6-3 | | | 3 | 1 | 1 | 2 | 1 | 1 | 0 |
| Ed Kranepool, L (1, 3)<br>OBP: 0.397, SLG: 0.548 | BBBB CS BB | | K | | | HR 1B | | F2 | | 3 | 1 | 1 | 0 | 1 | 1 | 1 |
| Joe Christopher, R (1, 7)<br>OBP: 0.309, SLG: 0.318<br>Jim Hickman, R (9, 7)<br>OBP: 0.167, SLG: 0.159 | 1-3<br>1-2 | | P6 | | | F3 | | BBBB FC6-4 BB | | 3<br>0 | 0<br>0 | 0<br>0 | 0<br>0 | 1<br>0 | 0<br>0 | 3<br>0 |
| Charley Smith, R (1, 5)<br>OBP: 0.221, SLG: 0.319 | | F8 | | 6-3 | | 1-H HR | | F8 | | 4 | 1 | 1 | 2 | 0 | 0 | 1 |
| Ron Swoboda, R (1, 8)<br>OBP: 0.363, SLG: 0.611<br>Billy Cowan, R (8, 8)<br>OBP: 0.286, SLG: 0.350 | | F8 | | F8 | | 1B | | FC6-4<br>1-2f | | 3<br>1 | 0<br>0 | 1<br>0 | 0<br>0 | 0<br>0 | 0<br>0 | 0<br>1 |
| Chris Cannizzaro, R (1, 2)<br>OBP: 0.210, SLG: 0.175 | | 2B 1B | | 6-3 | | K | | | | 3 | 1 | 1 | 0 | 0 | 1 | 1 |
| Jack Fisher, R (1, 1)<br>OBP: 0.100, SLG: 0.150<br>Dennis Ribant, R (9, 1) | | 1-H 2B | | | L9 | 5-3 | | | | 3<br>0 | 0<br>0 | 1<br>0 | 1<br>0 | 0<br>0 | 0<br>0 | 1<br>0 |
| Inning Stats | R: 2<br>E: 0<br>K: 0<br>S: 4<br>H: 2<br>LOB: 0<br>BB: 1<br>P: 8 | R: 1<br>E: 0<br>K: 0<br>S: 5<br>H: 2<br>LOB: 1<br>BB: 0<br>P: 5 | R: 0<br>E: 0<br>K: 1<br>S: 5<br>H: 0<br>LOB: 1<br>BB: 1<br>P: 9 | R: 0<br>E: 0<br>K: 0<br>S: 3<br>H: 0<br>LOB: 0<br>BB: 0<br>P: 3 | R: 1<br>E: 0<br>K: 1<br>S: 6<br>H: 2<br>LOB: 0<br>BB: 0<br>P: 6 | R: 2<br>E: 0<br>K: 1<br>S: 8<br>H: 3<br>LOB: 1<br>BB: 0<br>P: 8 | R: 0<br>E: 0<br>K: 1<br>S: 5<br>H: 0<br>LOB: 0<br>BB: 0<br>P: 5 | R: 0<br>E: 0<br>K: 0<br>S: 3<br>H: 0<br>LOB: 1<br>BB: 1<br>P: 7 | | 1B: 4<br>2B: 2<br>3B: 0<br>HR: 3<br>SF: 0<br>SAC: 0<br>DP: 0<br>HBP: 0 | | | | | WP: 0<br>PB: 0<br>SB: 0<br>CS: 2 | PA: 34 |

| | AB | 31 |
|---|---|---|
| | R | 6 |
| | H | 9 |
| | RBI | 6 |
| | BB | 3 |
| | SO | 4 |
| | LOB | 9 |

| PITCHER | | IP | WLS | BF | H | R | ER | SO | BB | IBB | HBP | BLK | WP | HR | S | P | ERA | WHIP |
|---|---|---|---|---|---|---|---|---|---|---|---|---|---|---|---|---|---|---|
| John Tsitouris, R<br>ERA: 3.89 | (1, 1) | 2.1 | L | 11 | 4 | 3 | 3 | 0 | 1 | 0 | 0 | 0 | 0 | 1 | 10 | 14 | 11.57 | 2.143 |
| Joe Nuxhall, L<br>ERA: 4.42 | (3, 1) | 2.2 | | 10 | 2 | 1 | 1 | 2 | 1 | 0 | 0 | 0 | 0 | 1 | 13 | 17 | 3.38 | 1.125 |
| Roger Craig, R<br>ERA: 6.97 | (6, 1) | 0.1 | | 4 | 3 | 2 | 2 | 0 | 0 | 0 | 0 | 0 | 0 | 1 | 4 | 4 | 54.00 | 9.000 |
| Jim Duffalo, R<br>ERA: 1.8 | (6, 1) | 1.2 | | 5 | 0 | 0 | 0 | 2 | 0 | 0 | 0 | 0 | 0 | 0 | 9 | 9 | 0.00 | 0.000 |
| Joey Jay, R<br>ERA: 4.7 | (8, 1) | 1.0 | | 4 | 0 | 0 | 0 | 0 | 1 | 0 | 0 | 0 | 0 | 0 | 3 | 7 | 0.00 | 1.000 |

| PITCHER | IP | WLS | BF | H | R | ER | SO | BB | IBB | HBP | BLK | WP | HR | S | P | ERA | WHIP |
|---|---|---|---|---|---|---|---|---|---|---|---|---|---|---|---|---|---|

| Batter | 1 | 2 | 3 | 4 | 5 | 6 | 7 | 8 | 9 | AB | R | H | RBI | BB | SO | LOB |
|---|---|---|---|---|---|---|---|---|---|---|---|---|---|---|---|---|
| Pete Rose, S (1, 4)<br>OBP: 0.390, SLG: 0.474 | FC1-6 1B | 6-3 | | | 1B 1B | SF8 3B | | G5-4-3 1B | | 5 | 2 | 4 | 0 | 0 | 0 | 0 |
| Tommy Harper, R (1, 7)<br>OBP: 0.413, SLG: 0.487 | FC1-6 E S 1-2f | | 1B 1B | | P6 | SF8 3-H | | G5-4-3 1-2f | | 4 | 0 | 1 | 1 | 0 | 0 | 3 |
| Vada Pinson, L (1, 8)<br>OBP: 0.355, SLG: 0.500 | F9 | | K | | BB 1B FC5-6-4 1-3 1B | 4-1 | | | G3 | 5 | 1 | 1 | 0 | 0 | 1 | 2 |
| Frank Robinson, R (1, 9)<br>OBP: 0.417, SLG: 0.582 | E BB 1-2 | | 1B 1-2 | | FC5-6-4 BB 1-2 3-H 1B | | S 2B 2B | | K | 4 | 1 | 3 | 1 | 1 | 1 | 0 |
| Deron Johnson, R (1, 5)<br>OBP: 0.376, SLG: 0.577 | E4 1-2 2-3 | | P7 | | FC5-6-4 BB 1-2 2-3 BB | | 5-3 2-3 | | 1B | 4 | 0 | 1 | 0 | 1 | 0 | 5 |
| Tony Perez, R (1, 3)<br>OBP: 0.302, SLG: 0.490<br>Gordy Coleman, L (9, PH)<br>OBP: 0.425, SLG: 0.625 | K | | F7 | | FC5-6-4 BB 1-2f 2-3 3-H | | L3 | | G3 | 4<br>1 | 0<br>0 | 0<br>0 | 1<br>0 | 0<br>0 | 1<br>0 | 8<br>1 |
| Don Pavletich, R (1, 2)<br>OBP: 0.426, SLG: 0.600 | | HR | | F8 | FC6-4 BB 1-2 | | 2B 3-H | | | 3 | 1 | 2 | 2 | 1 | 0 | 0 |
| Leo Cardenas, R (1, 6)<br>OBP: 0.344, SLG: 0.366 | | 6-3 | | L8 | FC6-4 1-2f | | 5-3 | | | 4 | 0 | 0 | 0 | 0 | 0 | 4 |
| Sammy Ellis, L (1, 1)<br>OBP: 0.136, SLG: 0.095<br>John Tsitouris, R (1, 1)<br>OBP: 0.125, SLG: 0.067<br>Jimmie Coker, R (6, PH)<br>Jim Duffalo, R (6, 1)<br>Art Shamsky, L (8, PH)<br>OBP: 0.368, SLG: 0.500<br>Gerry Arrigo, L (8, 1)<br>OBP: 1.000, SLG: 1.000 | | F3 | | 4-3 | | K | | F5 | | 0<br>2<br>1<br>0<br>1<br>0 | 0<br>0<br>0<br>0<br>0<br>0 | 0<br>0<br>0<br>0<br>0<br>0 | 0<br>0<br>0<br>0<br>0<br>0 | 0<br>0<br>1<br>0<br>0<br>0 | 0<br>0<br>0<br>0<br>0<br>0 | 0<br>0<br>0<br>0<br>0<br>0 |
| Inning Stats | R: 0 H: 1<br>E: 1 LOB: 3<br>K: 1 BB: 1<br>S: 7 P: 11 | R: 1 H: 1<br>E: 0 LOB: 0<br>K: 0 BB: 0<br>S: 4 P: 4 | R: 0 H: 2<br>E: 0 LOB: 2<br>K: 1 BB: 0<br>S: 7 P: 7 | R: 0 H: 0<br>E: 0 LOB: 0<br>K: 0 BB: 0<br>S: 3 P: 3 | R: 2 H: 3<br>E: 0 LOB: 3<br>K: 0 BB: 2<br>S: 6 P: 14 | R: 1 H: 1<br>E: 0 LOB: 0<br>K: 1 BB: 0<br>S: 6 P: 6 | R: 1 H: 2<br>E: 0 LOB: 1<br>K: 0 BB: 0<br>S: 5 P: 5 | R: 0 H: 1<br>E: 0 LOB: 0<br>K: 0 BB: 0<br>S: 3 P: 3 | R: 0 H: 1<br>E: 0 LOB: 1<br>K: 1 BB: 0<br>S: 6 P: 6 | 1B: 8 SF: 1<br>2B: 2 SAC: 0<br>3B: 1 DP: 1<br>HR: 1 HBP: 0 | | | | | | |

| PITCHER | | IP | WLS | BF | H | R | ER | SO | BB | IBB | HBP | BLK | WP | HR | S | P | ERA | WHIP |
|---|---|---|---|---|---|---|---|---|---|---|---|---|---|---|---|---|---|---|
| Warren Spahn, L<br>ERA: 3.51 | (1, 1) | 7.0 | W | 35 | 10 | 5 | 5 | 3 | 3 | 0 | 0 | 0 | 0 | 1 | 38 | 50 | 6.43 | 1.857 |
| Frank Lary, R<br>ERA: 2.0 | (8, 1) | 2.0 | S | 7 | 2 | 0 | 0 | 1 | 0 | 0 | 0 | 0 | 0 | 0 | 9 | 9 | 0.00 | 1.000 |

| PITCHER | IP | WLS | BF | H | R | ER | SO | BB | IBB | HBP | BLK | WP | HR | S | P | ERA | WHIP |
|---|---|---|---|---|---|---|---|---|---|---|---|---|---|---|---|---|---|

# TOP

## Cincinnati Reds @ New York Mets

Shea Stadium, Flushing, NY

Sun May 16 1965, 3:38 AM EDT

Att. 48,536 - Unknown

livebaseballscorecards.com

| | |
|---|---|
| AB | 38 |
| R | 5 |
| H | 12 |
| RBI | 5 |
| BB | 3 |
| SO | 4 |
| LOB | 23 |

| | |
|---|---|
| WP: 0 | PA: 42 |
| PB: 0 | |
| SB: 2 | |
| CS: 0 | |

# Cincinnati Reds @ New York Mets

Shea Stadium, Flushing, NY

Sun May 16 1965, 3:38 AM EDT

Att. 48,536 - Unknown

## BOTTOM

| Batter | 1 | 2 | 3 | 4 | 5 | 6 | 7 | 8 | 9 | AB | R | H | RBI | BB | SO | LOB |
|---|---|---|---|---|---|---|---|---|---|---|---|---|---|---|---|---|
| Bobby Klaus, R (1, 4)<br>OBP: 0.304, SLG: 0.303 | BBB 4-0 1-3 1B BB<br>x 0-0 1-2 1B | | x 0-0 ① FC3-6 1-2f | | x 0-0 ③ F9 | | | x 0-0 ② 6-3 | | 4 | 1 | 1 | 0 | 1 | 0 | 1 |
| Roy McMillan, R (1, 6)<br>OBP: 0.283, SLG: 0.320 | x 0-0 ① 1-3 1-2<br>x 0-0 ③ F8 | | x 0-0 ② F9 | | | x 0-0 G1-6-3 1B | | x 0-0 ③ F9 | | 5 | 0 | 1 | 0 | 0 | 0 | 4 |
| Johnny Lewis, L (1, 9)<br>OBP: 0.404, SLG: 0.451 | x 0-0 2B 1B 2-H 1B | BBBB 4-0 BB E BB | x 0-0 ③ L5 | | | x 0-0 ① F7 | | | | 3 | 2 | 1 | 1 | 1 | 0 | 2 |
| Ed Kranepool, L (1, 3)<br>OBP: 0.400, SLG: 0.556 | x 0-0 1-3 1B 2B | x 0-0 ① F7 | | x 0-0 G4-6-3 1B | | x 0-0 ②③ G1-6-3 1-2f | | | | 4 | 1 | 2 | 0 | 0 | 0 | 2 |
| Jesse Gonder, L (1, 2)<br>OBP: 0.389, SLG: 0.545<br>Billy Cowan, R (7, PR) (8, 8)<br>OBP: 0.286, SLG: 0.350 | x 0-0 BB 1B 2-H 3-H 1B | BBBB 4-0 E 1-2 BB | | x 0-0 ①② G4-6-3 1-2f | | | x 0-0 2B | | | 3<br>0 | 1<br>0 | 2<br>0 | 2<br>0 | 1<br>0 | 0<br>0 | 1<br>0 |
| Joe Christopher, R (1, 7)<br>OBP: 0.315, SLG: 0.319<br>Jim Hickman, R (9, 7)<br>OBP: 0.167, SLG: 0.159 | BBB 4-0 1B 1-2 BB | x 0-0 E9 1-3 2-H 1B | | x 0-0 ③ L7 | | | x 0-0 ① 5-3 | | | 3<br>0 | 0<br>0 | 1<br>0 | 1<br>0 | 1<br>0 | 0<br>0 | 1<br>0 |
| Charley Smith, R (1, 5)<br>OBP: 0.259, SLG: 0.378 | x 0-0 ② HR 1-3 2-H 1B | BBBB 4-0 G6-4-3 BB | | | x 0-0 HR | | H 1-0 G6-4-3 HBP | | | 2 | 2 | 2 | 2 | 1 | 0 | 0 |
| Ron Swoboda, R (1, 8)<br>OBP: 0.357, SLG: 0.632<br>Frank Lary, R (8, 1)<br>OBP: 0.500, SLG: 0.500 | x 0-0 1-H HR | x 0-0 ②③ G6-4-3 1-2f | | | SSS 0-3 ① K | | x 0-0 ②③ G6-4-3 1-2f | | | 4<br>0 | 1<br>0 | 1<br>0 | 2<br>0 | 0<br>0 | 1<br>0 | 5<br>0 |
| Warren Spahn, L (1, 1)<br>OBP: 0.429, SLG: 0.214<br>Chris Cannizzaro, R (8, 2)<br>OBP: 0.206, SLG: 0.172 | H 1-0 1B HBP | BBBB 4-0 FC3-6 BB | | | x 0-0 ② 4-3 | | | x 0-0 ① L9 | | 1<br>1 | 0<br>0 | 0<br>0 | 0<br>0 | 1<br>0 | 0<br>0 | 0<br>0 |
| Inning Stats | R: 6 E: 0 K: 0 S: 8<br>H: 6 LOB: 2 BB: 2 P: 17 | R: 1 E: 1 K: 0 S: 3<br>H: 1 LOB: 2 BB: 3 P: 15 | R: 0 E: 0 K: 0 S: 3<br>H: 0 LOB: 1 BB: 1 P: 7 | R: 0 E: 0 K: 0 S: 3<br>H: 1 LOB: 0 BB: 0 P: 3 | R: 1 E: 0 K: 1 S: 6<br>H: 1 LOB: 0 BB: 0 P: 6 | R: 0 E: 0 K: 0 S: 3<br>H: 1 LOB: 0 BB: 0 P: 3 | R: 0 E: 0 K: 0 S: 3<br>H: 1 LOB: 1 BB: 0 P: 4 | R: 0 E: 0 K: 0 S: 3<br>H: 0 LOB: 0 BB: 0 P: 3 | | 1B: 7<br>2B: 2<br>3B: 0<br>HR: 2 | SF: 0<br>SAC: 0<br>DP: 4<br>HBP: 2 | | | | | | |

| | AB | 30 |
|---|---|---|
| | R | 8 |
| | H | 11 |
| | RBI | 8 |
| | BB | 6 |
| | SO | 1 |
| | LOB | 16 |

WP: 0 PB: 0 SB: 0 CS: 0 PA: 38

livebaseballscorecards.com

| PITCHER | | IP | WLS | BF | H | R | ER | SO | BB | IBB | HBP | BLK | WP | HR | S | P | ERA | WHIP |
|---|---|---|---|---|---|---|---|---|---|---|---|---|---|---|---|---|---|---|
| Sammy Ellis, R<br>ERA: 3.7 | (1, 1) | 0.2 | L | 8 | 5 | 6 | 6 | 0 | 2 | 0 | 0 | 0 | 0 | 1 | 6 | 14 | 81.00 | 10.500 |
| John Tsitouris, R<br>ERA: 3.92 | (1, 1) | 4.1 | | 20 | 4 | 2 | 2 | 1 | 4 | 0 | 1 | 0 | 0 | 1 | 17 | 34 | 4.15 | 1.846 |
| Jim Duffalo, R<br>ERA: 1.29 | (6, 1) | 2.0 | | 7 | 2 | 0 | 0 | 0 | 0 | 0 | 1 | 0 | 0 | 0 | 6 | 7 | 0.00 | 1.000 |
| Gerry Arrigo, L<br>ERA: 2.25 | (8, 1) | 1.0 | | 3 | 0 | 0 | 0 | 0 | 0 | 0 | 0 | 0 | 0 | 0 | 3 | 3 | 0.00 | 0.000 |

| PITCHER | IP | WLS | BF | H | R | ER | SO | BB | IBB | HBP | BLK | WP | HR | S | P | ERA | WHIP |
|---|---|---|---|---|---|---|---|---|---|---|---|---|---|---|---|---|---|

| Batter | 1 | 2 | 3 | 4 | 5 | 6 | 7 | 8 | 9 | AB | R | H | RBI | BB | SO | LOB |
|---|---|---|---|---|---|---|---|---|---|---|---|---|---|---|---|---|
| Bob Bailey, R (1, 5)<br>OBP: 0.358, SLG: 0.359 | F7 | | F8 | | 6-3 | | | SH1-4<br>1B | | 4 | 0 | 1 | 0 | 0 | 0 | 1 |
| Bill Virdon, L (1, 8)<br>OBP: 0.361, SLG: 0.396 | WP<br>BB | | K | | | F2 | | SH1-4<br>1-2 | | 2 | 0 | 0 | 0 | 1 | 1 | 0 |
| Roberto Clemente, R (1, 9)<br>OBP: 0.281, SLG: 0.287 | K<br>1-2 | | | 6-3 | | F8 | | IBB | | 3 | 0 | 0 | 0 | 1 | 1 | 1 |
| Willie Stargell, L (1, 7)<br>OBP: 0.250, SLG: 0.460 | K | | | 3-1 | | F8 | | K | | 4 | 0 | 0 | 0 | 0 | 2 | 3 |
| Donn Clendenon, R (1, 3)<br>OBP: 0.357, SLG: 0.389 | | FC6-4<br>1B | | BB | | | 1B<br>G6-4-3<br>1B | 1-3 | | 3 | 1 | 2 | 0 | 1 | 0 | 2 |
| Bill Mazeroski, R (1, 4)<br>OBP: 0.125, SLG: 0.125 | | FC6-4<br>1-2f | | F4 | | | G6-4-3<br>1-3<br>1B | | F4 | 4 | 0 | 1 | 0 | 0 | 0 | 2 |
| Gene Alley, R (1, 6)<br>OBP: 0.290, SLG: 0.340 | | K | | | 1B | | G6-4-3<br>1-2f<br>3-H | | F9 | 4 | 0 | 1 | 0 | 0 | 1 | 2 |
| Jim Pagliaroni, R (1, 2)<br>OBP: 0.308, SLG: 0.373 | | F6 | | | K | | WP<br>1B | | F7 | 4 | 0 | 1 | 0 | 0 | 1 | 2 |
| Joe Gibbon, R (1, 1)<br>OBP: 0.214, SLG: 0.154 | | | 1-3 | | K | | K<br>1-2 | | | 3 | 0 | 0 | 0 | 0 | 2 | 2 |
| Inning Stats | R: 0<br>E: 0<br>K: 2<br>S: 7<br>H: 0<br>LOB: 1<br>BB: 1<br>P: 11 | R: 0<br>E: 0<br>K: 1<br>S: 6<br>H: 1<br>LOB: 1<br>BB: 0<br>P: 6 | R: 0<br>E: 0<br>K: 1<br>S: 5<br>H: 0<br>LOB: 0<br>BB: 0<br>P: 5 | R: 0<br>E: 0<br>K: 0<br>S: 3<br>H: 0<br>LOB: 1<br>BB: 1<br>P: 7 | R: 0<br>E: 0<br>K: 2<br>S: 8<br>H: 1<br>LOB: 1<br>BB: 0<br>P: 8 | R: 0<br>E: 0<br>K: 0<br>S: 3<br>H: 0<br>LOB: 0<br>BB: 0<br>P: 3 | R: 1<br>E: 0<br>K: 1<br>S: 7<br>H: 3<br>LOB: 1<br>BB: 0<br>P: 7 | R: 0<br>E: 0<br>K: 1<br>S: 6<br>H: 1<br>LOB: 2<br>BB: 1<br>P: 10 | R: 0<br>E: 0<br>K: 0<br>S: 3<br>H: 0<br>LOB: 0<br>BB: 0<br>P: 3 | 1B: 6<br>2B: 0<br>3B: 0<br>HR: 0<br>SF: 0<br>SAC: 1<br>DP: 1<br>HBP: 0 | WP: 2<br>PB: 0<br>SB: 0<br>CS: 0<br>PA: 35 | | | | | |

# TOP

## Pittsburgh Pirates @ Cincinnati Reds

Crosley Field, Cincinnati, OH

Wed May 19 1965, 7:05 PM EDT

Att. 6,743 - Unknown - 71 F

livebaseballscorecards.com

| | |
|---|---|
| AB | 31 |
| R | 1 |
| H | 6 |
| RBI | 0 |
| BB | 3 |
| SO | 8 |
| LOB | 15 |

| PITCHER | | IP | WLS | BF | H | R | ER | SO | BB | IBB | HBP | BLK | WP | HR | S | P | ERA | WHIP |
|---|---|---|---|---|---|---|---|---|---|---|---|---|---|---|---|---|---|---|
| Jim Maloney, R<br>ERA: 2.17 | (1, 1) | 7.0 | | 27 | 5 | 1 | 1 | 7 | 2 | 0 | 0 | 0 | 2 | 0 | 39 | 47 | 1.29 | 1.000 |
| Billy McCool, L<br>ERA: 2.41 | (8, 1) | 2.0 | W | 8 | 1 | 0 | 0 | 1 | 0 | 1 | 0 | 0 | 0 | 0 | 9 | 13 | 0.00 | 0.500 |

| PITCHER | | IP | WLS | BF | H | R | ER | SO | BB | IBB | HBP | BLK | WP | HR | S | P | ERA | WHIP |
|---|---|---|---|---|---|---|---|---|---|---|---|---|---|---|---|---|---|---|

# BOTTOM

## Pittsburgh Pirates @ Cincinnati Reds

Crosley Field, Cincinnati, OH

Wed May 19 1965, 7:05 PM EDT

Att. 6,743 - Unknown - 71 F

livebaseballscorecards.com

| Batter | 1 | 2 | 3 | 4 | 5 | 6 | 7 | 8 | 9 | AB | R | H | RBI | BB | SO | LOB |
|---|---|---|---|---|---|---|---|---|---|---|---|---|---|---|---|---|
| Pete Rose, S (1, 4) OBP: 0.380, SLG: 0.460 | F9 | | | 4-3 | | 6-3 | | F4 | | 4 | 0 | 0 | 0 | 0 | 0 | 0 |
| Tommy Harper, R (1, 7) OBP: 0.411, SLG: 0.483 | F8 | | | 4-3 1B | | | F8 | | | 3 | 0 | 1 | 0 | 0 | 0 | 0 |
| Vada Pinson, L (1, 8) OBP: 0.347, SLG: 0.489 | 5-3 | | | 4-3 1-2 | | | F7 | | | 3 | 0 | 0 | 0 | 0 | 0 | 1 |
| Frank Robinson, R (1, 9) OBP: 0.407, SLG: 0.564 | | 5-3 | | 6-3 | | | F8 | | | 3 | 0 | 0 | 0 | 0 | 0 | 1 |
| Deron Johnson, R (1, 5) OBP: 0.375, SLG: 0.596 | | 5-3 | | | K | | | HR | | 3 | 1 | 1 | 1 | 0 | 1 | 0 |
| Tony Perez, R (1, 3) OBP: 0.304, SLG: 0.481 | | F9 | | | F9 | | | HR 1B | | 3 | 1 | 1 | 0 | 0 | 0 | 0 |
| Don Pavletich, R (1, 2) OBP: 0.420, SLG: 0.651 | | | K | | F4 | | | 1-H HR | | 3 | 1 | 1 | 2 | 0 | 1 | 0 |
| Leo Cardenas, R (1, 6) OBP: 0.336, SLG: 0.357 | | | F9 | | | F8 | | 6-3 | | 3 | 0 | 0 | 0 | 0 | 0 | 0 |
| Jim Maloney, L (1, 1) OBP: 0.235, SLG: 0.133 | | | K | | | 1-3 | | 4-3 | | 2 | 0 | 0 | 0 | 0 | 1 | 0 |
| Billy McCool, R (8, 1) | | | | | | | | | | 1 | 0 | 0 | 0 | 0 | 0 | 0 |
| Inning Stats | R: 0 E: 0 K: 0 S: 3 H: 0 LOB: 0 BB: 0 P: 3 | R: 0 E: 0 K: 0 S: 3 H: 0 LOB: 0 BB: 0 P: 3 | R: 0 E: 0 K: 2 S: 7 H: 0 LOB: 0 BB: 0 P: 7 | R: 0 E: 0 K: 0 S: 4 H: 1 LOB: 1 BB: 0 P: 4 | R: 0 E: 0 K: 1 S: 5 H: 0 LOB: 0 BB: 0 P: 5 | R: 0 E: 0 K: 0 S: 3 H: 0 LOB: 0 BB: 0 P: 3 | R: 0 E: 0 K: 0 S: 3 H: 0 LOB: 0 BB: 0 P: 3 | R: 3 E: 0 K: 0 S: 6 H: 3 LOB: 0 BB: 0 P: 6 | | 1B: 2 2B: 0 3B: 0 HR: 2 | SF: 0 SAC: 0 DP: 0 HBP: 0 | | | | | | |

| | AB | 28 |
|---|---|---|
| | R | 3 |
| | H | 4 |
| | RBI | 3 |
| | BB | 0 |
| | SO | 3 |
| | LOB | 2 |

WP: 0 PB: 0 SB: 0 CS: 0 PA: 28

| PITCHER | IP | WLS | BF | H | R | ER | SO | BB | IBB | HBP | BLK | WP | HR | S | P | ERA | WHIP |
|---|---|---|---|---|---|---|---|---|---|---|---|---|---|---|---|---|---|
| Joe Gibbon, L (1, 1) ERA: 4.5 | 8.0 | L | 28 | 4 | 3 | 3 | 3 | 0 | 0 | 0 | 0 | 0 | 2 | 34 | 34 | 3.38 | 0.500 |

| PITCHER | IP | WLS | BF | H | R | ER | SO | BB | IBB | HBP | BLK | WP | HR | S | P | ERA | WHIP |
|---|---|---|---|---|---|---|---|---|---|---|---|---|---|---|---|---|---|

# Pittsburgh Pirates @ Cincinnati Reds

Crosley Field, Cincinnati, OH

Thu May 20 1965, 7:05 PM EDT

Att. 5,209 - Unknown

livebaseballscorecards.com

| Batter | 1 | 2 | 3 | 4 | 5 | 6 | 7 | 8 | 9 | AB | R | H | RBI | BB | SO | LOB |
|---|---|---|---|---|---|---|---|---|---|---|---|---|---|---|---|---|
| Bob Bailey, R (1, 5) OBP: 0.363, SLG: 0.364 | F9 | | | BB 1B 1B | | FC6-4 1B 1B | | K | | 4 | 1 | 2 | 0 | 0 | 1 | 0 |
| Bill Virdon, L (1, 8) OBP: 0.357, SLG: 0.390 | 3-1 | | | F5 | | FC6-4 1-2 1B | | K | | 4 | 0 | 1 | 0 | 0 | 1 | 1 |
| Roberto Clemente, R (1, 9) OBP: 0.280, SLG: 0.279 | 6-3 | | | 1B SF9 1-2 BB | | FC6-4 FC6 1-2f 2-3 | | | F4 | 3 | 1 | 0 | 0 | 1 | 0 | 2 |
| Willie Stargell, L (1, 7) OBP: 0.260, SLG: 0.462 | | 1-3 | | 1-3 2-H 1B | | F4 | | | 2B 6-3 1B | 4 | 1 | 2 | 1 | 0 | 0 | 2 |
| Donn Clendenon, R (1, 3) OBP: 0.354, SLG: 0.397 | | F9 | | SF9 3-H | | FC6 1-2f | | | 1-3 2B | 3 | 0 | 1 | 1 | 0 | 0 | 2 |
| Bill Mazeroski, R (1, 4) OBP: 0.083, SLG: 0.083 | | F8 | | 1-3 | | | F4 | | 6-3 3-H | 4 | 0 | 0 | 1 | 0 | 0 | 2 |
| Gene Alley, R (1, 6) OBP: 0.288, SLG: 0.337 | | | F9 | | 6-3 | | G1-6-3 1B | | F9 | 4 | 0 | 1 | 0 | 0 | 0 | 1 |
| Jim Pagliaroni, R (1, 2) OBP: 0.298, SLG: 0.360 | | | 5-3 | | F3 | | G1-6-3 1-2f | | | 3 | 0 | 0 | 0 | 0 | 0 | 1 |
| Ozzie Virgil, R (7, 2) OBP: 0.318, SLG: 0.381 | | | | | | | | | | 0 | 0 | 0 | 0 | 0 | 0 | 0 |
| Bob Friend, R (1, 1) | | | K | | 6-3 | | | 4-3 | | 0 | 0 | 0 | 0 | 0 | 0 | 0 |
| Don Schwall, R (1, 1) | | | | | | | | | | 0 | 0 | 0 | 0 | 0 | 0 | 0 |
| Wilbur Wood, R (1, 1) | | | | | | | | | | 1 | 0 | 0 | 0 | 0 | 1 | 0 |
| Manny Mota, R (5, PH) OBP: 0.120, SLG: 0.125 | | | | | | | | | | 1 | 0 | 0 | 0 | 0 | 0 | 0 |
| Tom Butters, R (5, 1) | | | | | | | | | | 0 | 0 | 0 | 0 | 0 | 0 | 0 |
| Dick Schofield, S (8, PH) OBP: 0.320, SLG: 0.278 | | | | | | | | | | 1 | 0 | 0 | 0 | 0 | 0 | 0 |
| Tommie Sisk, R (8, 1) | | | | | | | | | | 0 | 0 | 0 | 0 | 0 | 0 | 0 |

| Inning Stats | 1 | 2 | 3 | 4 | 5 | 6 | 7 | 8 | 9 | AB | R | H | RBI | BB | SO | LOB |
|---|---|---|---|---|---|---|---|---|---|---|---|---|---|---|---|---|
| | R: 0 E: 0 K: 0 S: 3 | R: 0 E: 0 K: 0 S: 3 | R: 0 E: 0 K: 1 S: 5 | R: 2 E: 0 K: 0 S: 5 | R: 0 E: 0 K: 0 S: 3 | R: 0 E: 0 K: 0 S: 5 | R: 0 E: 0 K: 0 S: 3 | R: 0 E: 0 K: 2 S: 7 | R: 1 E: 0 K: 0 S: 5 | 1B: 6 2B: 1 3B: 0 HR: 0 | SF: 1 SAC: 0 DP: 1 HBP: 0 | WP: 0 PB: 0 SB: 0 CS: 0 | PA: 34 | | | |

| PITCHER | IP | WLS | BF | H | R | ER | SO | BB | IBB | HBP | BLK | WP | HR | S | P | ERA | WHIP |
|---|---|---|---|---|---|---|---|---|---|---|---|---|---|---|---|---|---|
| Sammy Ellis, R (1, 1) ERA: 3.59 | 9.0 | W | 34 | 7 | 3 | 3 | 3 | 1 | 0 | 0 | 0 | 0 | 0 | 39 | 43 | 3.00 | 0.889 |

| PITCHER | IP | WLS | BF | H | R | ER | SO | BB | IBB | HBP | BLK | WP | HR | S | P | ERA | WHIP |
|---|---|---|---|---|---|---|---|---|---|---|---|---|---|---|---|---|---|
| | | | | | | | | | | | | | | | | | |

| | |
|---|---|
| AB | 32 |
| R | 3 |
| H | 7 |
| RBI | 3 |
| BB | 1 |
| SO | 3 |
| LOB | 11 |

| Batter | 1 | 2 | 3 | 4 | 5 | 6 | 7 | 8 | 9 | AB | R | H | RBI | BB | SO | LOB |
|---|---|---|---|---|---|---|---|---|---|---|---|---|---|---|---|---|
| Pete Rose, S (1, 4)<br>OBP: 0.385, SLG: 0.450 | HBP<br>E3 | | BB | | HR<br>BB | | 4-3 | K | | 3 | 2 | 0 | 0 | 2 | 1 | 2 |
| Tommy Harper, R (1, 7)<br>OBP: 0.418, SLG: 0.479 | BB<br>FC6-4 | | K<br>2-3 | | K | | BB | | | 3 | 2 | 1 | 1 | 2 | 2 | 3 |
| Vada Pinson, L (1, 8)<br>OBP: 0.356, SLG: 0.514 | FC6-4 | | | SF9 | HR | | F9 | | | 5 | 3 | 3 | 3 | 0 | 0 | 3 |
| Frank Robinson, R (1, 9)<br>OBP: 0.414, SLG: 0.575 | 2B | 1B | | K | F3 | | 1B | | | 5 | 1 | 3 | 2 | 0 | 1 | 1 |
| Gordy Coleman, L (1, 3)<br>OBP: 0.447, SLG: 0.636 | E<br>1B | K<br>1B | | BB<br>1B | | FC4-6<br>1B | FC6-4<br>1B | | | 5 | 1 | 4 | 2 | 0 | 1 | 1 |
| Deron Johnson, R (1, 5)<br>OBP: 0.361, SLG: 0.576 | F6 | F4 | | SF9 | | F4 | FC6-4 | | | 4 | 0 | 0 | 1 | 0 | 0 | 5 |
| Johnny Edwards, L (1, 2)<br>OBP: 0.314, SLG: 0.474 | E<br>2B | 6-3 | | BB | | FC4-6<br>BB | | K | | 4 | 1 | 1 | 0 | 1 | 1 | 2 |
| Leo Cardenas, R (1, 6)<br>OBP: 0.346, SLG: 0.364 | E<br>IBB | | CS<br>2B | K | | BB | | 6-3 | | 3 | 1 | 1 | 0 | 2 | 1 | 2 |
| Sammy Ellis, L (1, 1)<br>OBP: 0.148, SLG: 0.154 | K | | F8 | | K | K | | 2B | | 5 | 0 | 1 | 0 | 0 | 3 | 6 |
| Inning Stats | R: 7<br>E: 1<br>K: 1<br>S: 11<br>H: 5<br>LOB: 2<br>BB: 2<br>P: 20 | R: 0<br>E: 0<br>K: 1<br>S: 6<br>H: 1<br>LOB: 1<br>BB: 0<br>P: 6 | R: 0<br>E: 0<br>K: 1<br>S: 5<br>H: 1<br>LOB: 2<br>BB: 1<br>P: 9 | R: 1<br>E: 0<br>K: 2<br>S: 9<br>H: 2<br>LOB: 2<br>BB: 1<br>P: 13 | R: 2<br>E: 0<br>K: 2<br>S: 8<br>H: 1<br>LOB: 0<br>BB: 1<br>P: 12 | R: 0<br>E: 0<br>K: 1<br>S: 6<br>H: 1<br>LOB: 2<br>BB: 1<br>P: 10 | R: 1<br>E: 0<br>K: 0<br>S: 5<br>H: 2<br>LOB: 2<br>BB: 1<br>P: 9 | R: 0<br>E: 0<br>K: 2<br>S: 8<br>H: 1<br>LOB: 1<br>BB: 0<br>P: 8 | | 1B: 9<br>2B: 5<br>3B: 0<br>HR: 1<br>SF: 1<br>SAC: 0<br>DP: 1<br>HBP: 1 | | | | | | |

# BOTTOM

## Pittsburgh Pirates @ Cincinnati Reds

Crosley Field, Cincinnati, OH

Thu May 20 1965, 7:05 PM EDT

Att. 5,209 - Unknown

livebaseballscorecards.com

| | |
|---|---|
| AB | 37 |
| R | 11 |
| H | 14 |
| RBI | 9 |
| BB | 7 |
| SO | 10 |
| LOB | 25 |

WP: 0 PB: 0 SB: 1 CS: 1 PA: 46

| PITCHER | | IP | WLS | BF | H | R | ER | SO | BB | IBB | HBP | BLK | WP | HR | S | P | ERA | WHIP |
|---|---|---|---|---|---|---|---|---|---|---|---|---|---|---|---|---|---|---|
| Bob Friend, R<br>ERA: 4.21 | (1, 1) | 0.0 | L | 4 | 2 | 4 | 4 | 0 | 1 | 0 | 1 | 0 | 0 | 0 | 2 | 7 | ∞ | ∞ |
| Don Schwall, R<br>ERA: 7.84 | (1, 1) | 0.2 | | 7 | 3 | 3 | 0 | 1 | 0 | 1 | 0 | 0 | 0 | 0 | 8 | 12 | 0.00 | 4.500 |
| Wilbur Wood, L<br>ERA: 1.56 | (1, 1) | 3.1 | | 15 | 4 | 1 | 1 | 4 | 2 | 0 | 0 | 0 | 0 | 0 | 21 | 29 | 2.70 | 1.800 |
| Tom Butters, R<br>ERA: 7.0 | (5, 1) | 3.0 | | 16 | 4 | 3 | 3 | 3 | 3 | 0 | 0 | 0 | 0 | 1 | 19 | 31 | 9.00 | 2.333 |
| Tommie Sisk, R<br>ERA: 4.61 | (8, 1) | 1.0 | | 4 | 1 | 0 | 0 | 2 | 0 | 0 | 0 | 0 | 0 | 0 | 8 | 8 | 0.00 | 1.000 |

| PITCHER | IP | WLS | BF | H | R | ER | SO | BB | IBB | HBP | BLK | WP | HR | S | P | ERA | WHIP |
|---|---|---|---|---|---|---|---|---|---|---|---|---|---|---|---|---|---|

# Philadelphia Phillies @ Cincinnati Reds

Crosley Field, Cincinnati, OH

Fri May 21 1965, 7:05 PM EDT

Att. 14,263 - Unknown

TOP

livebaseballscorecards.com

| Batter | 1 | 2 | 3 | 4 | 5 | 6 | 7 | 8 | 9 | AB | R | H | RBI | BB | SO | LOB |
|---|---|---|---|---|---|---|---|---|---|---|---|---|---|---|---|---|
| Cookie Rojas, R (1, 8) OBP: 0.381, SLG: 0.437 (8, 6) | 1-3 | BB 2B 1-2 | | F8 2B | | 1B | | L9 | | 4 | 0 | 2 | 0 | 1 | 0 | 0 |
| Johnny Callison, L (1, 9) OBP: 0.331, SLG: 0.522 | F7 | F2 | | F8 2-3 | | 4-3 | | | K | 5 | 0 | 0 | 0 | 0 | 1 | 4 |
| Dick Allen, R (1, 5) OBP: 0.427, SLG: 0.627 | BB 1B 1B | 1-3 2-H 2B | | BB | | | K | | HR | 4 | 2 | 3 | 2 | 1 | 1 | 0 |
| Dick Stuart, R (1, 3) OBP: 0.364, SLG: 0.441 | 1B 1-2 1B BB | IBB | | P3 | | | L8 | | 2B 1B | 3 | 1 | 1 | 0 | 2 | 0 | 2 |
| Ruben Amaro, R (9, PR) OBP: 0.306, SLG: 0.264 | | | | | | | | | | 0 | 0 | 0 | 0 | 0 | 0 | 0 |
| Alex Johnson, R (1, 7) OBP: 0.429, SLG: 0.569 | 1B 1-2 2-H 1B | K | | | F8 | | HR | | 1-H 2B | 5 | 1 | 3 | 2 | 0 | 1 | 3 |
| Tony Taylor, R (1, 4) OBP: 0.322, SLG: 0.348 | FC6-4 1-2 2-H 1B | | F9 | | K | | 1B | | 6-3 | 5 | 0 | 2 | 1 | 0 | 1 | 2 |
| Gus Triandos, R (1, 2) OBP: 0.193, SLG: 0.135 | FC6-4 1-2f | | BB G4-6-3 | | F3 | | 4-3 | | | 2 | 0 | 0 | 0 | 1 | 0 | 2 |
| Wes Covington, L (7, PH) OBP: 0.282, SLG: 0.500 | | | | | | | | | | 1 | 0 | 0 | 0 | 0 | 0 | 1 |
| Clay Dalrymple, L (7, 2) OBP: 0.280, SLG: 0.338 | | | | | | | | | | 0 | 0 | 0 | 0 | 0 | 0 | 0 |
| Bobby Wine, R (1, 6) OBP: 0.256, SLG: 0.229 | | 1-3 | G4-6-3 1-2f | | | P5 | | G4-6-3 BB | | 3 | 0 | 0 | 0 | 0 | 0 | 1 |
| John Briggs, L (8, PH) OBP: 0.409, SLG: 0.556 (8, 8) | | | | | | | | | | 0 | 0 | 0 | 0 | 1 | 0 | 0 |
| Art Mahaffey, R (1, 1) OBP: 0.083, SLG: 0.083 | | BB 2B 1B | K | | | P4 | | G4-6-3 1-2f | | 3 | 1 | 1 | 0 | 0 | 1 | 0 |
| Ed Roebuck, R (6, 1) | | | | | | | | | | 0 | 0 | 0 | 0 | 0 | 0 | 0 |
| Chris Short, R (7, 1) OBP: 0.087, SLG: 0.087 | | | | | | | | | | 0 | 0 | 0 | 0 | 0 | 0 | 0 |
| Tony Gonzalez, L (8, PH) OBP: 0.292, SLG: 0.388 | | | | | | | | | | 1 | 0 | 0 | 0 | 0 | 0 | 1 |
| Jack Baldschun, R (8, 1) | | | | | | | | | | 0 | 0 | 0 | 0 | 0 | 0 | 0 |

| Inning Stats | 1 | 2 | 3 | 4 | 5 | 6 | 7 | 8 | 9 |
|---|---|---|---|---|---|---|---|---|---|
| | R: 2 E: 0 K: 0 S: 6 H: 3 LOB: 2 BB: 1 P: 10 | R: 1 E: 0 K: 1 S: 7 H: 2 LOB: 3 BB: 2 P: 15 | R: 0 E: 0 K: 0 S: 2 H: 0 LOB: 0 BB: 1 P: 6 | R: 0 E: 0 K: 1 S: 6 H: 1 LOB: 2 BB: 1 P: 10 | R: 0 E: 0 K: 1 S: 5 H: 0 LOB: 0 BB: 0 P: 5 | R: 0 E: 0 K: 0 S: 4 H: 1 LOB: 1 BB: 0 P: 4 | R: 1 E: 0 K: 1 S: 7 H: 2 LOB: 1 BB: 0 P: 7 | R: 0 E: 0 K: 0 S: 2 H: 0 LOB: 0 BB: 1 P: 6 | R: 1 E: 0 K: 1 S: 7 H: 3 LOB: 2 BB: 0 P: 7 |

1B: 7 2B: 3 3B: 0 HR: 2 SF: 0 SAC: 0 DP: 2 HBP: 0

WP: 0 PB: 0 SB: 0 CS: 0 PA: 42

| | AB | 36 |
|---|---|---|
| | R | 5 |
| | H | 12 |
| | RBI | 5 |
| | BB | 6 |
| | SO | 5 |
| | LOB | 16 |

| PITCHER | | IP | WLS | BF | H | R | ER | SO | BB | IBB | HBP | BLK | WP | HR | S | P | ERA | WHIP |
|---|---|---|---|---|---|---|---|---|---|---|---|---|---|---|---|---|---|---|
| Jim O'Toole, L ERA: 6.48 | (1, 1) | 0.2 | | 6 | 3 | 2 | 2 | 0 | 1 | 0 | 0 | 0 | 0 | 0 | 5 | 9 | 27.00 | 6.000 |
| Jim Duffalo, R ERA: 1.59 | (1, 1) | 4.1 | | 19 | 3 | 1 | 1 | 3 | 3 | 1 | 0 | 0 | 0 | 0 | 21 | 37 | 2.08 | 1.385 |
| Joey Jay, R ERA: 4.68 | (6, 1) | 4.0 | W | 17 | 6 | 2 | 2 | 2 | 1 | 0 | 0 | 0 | 0 | 2 | 20 | 24 | 4.50 | 1.750 |

| PITCHER | IP | WLS | BF | H | R | ER | SO | BB | IBB | HBP | BLK | WP | HR | S | P | ERA | WHIP |
|---|---|---|---|---|---|---|---|---|---|---|---|---|---|---|---|---|---|

| Batter | 1 | 2 | 3 | 4 | 5 | 6 | 7 | 8 | 9 | AB | R | H | RBI | BB | SO | LOB |
|---|---|---|---|---|---|---|---|---|---|---|---|---|---|---|---|---|
| Pete Rose, S (1, 4)<br>OBP: 0.388, SLG: 0.455 | BBBB 4-0 G4-6-3 BB | | x 0-0 ③ 4-1 | | x 0-0 ③ F7 | | x 0-0 SH3-4 1B 2B | | | 3 | 1 | 1 | 0 | 1 | 0 | 0 |
| Tommy Harper, R (1, 7)<br>OBP: 0.416, SLG: 0.476 | x 0-0 ① F9 | | | x 0-0 ① 6-3 | | x 0-0 HR 1B | x 0-0 ① SH3-4 2-3 | | | 3 | 1 | 1 | 0 | 0 | 0 | 1 |
| Vada Pinson, L (1, 8)<br>OBP: 0.366, SLG: 0.549 | x 0-0 ②③ G4-6-3 1-2f | | | x 0-0 E 2B | | x 0-0 1-H HR | x 0-0 S 3-H 1B | | | 4 | 1 | 3 | 3 | 0 | 0 | 1 |
| Frank Robinson, R (1, 9)<br>OBP: 0.417, SLG: 0.578 | | x 0-0 ① F2 | | BBBB 4-0 E BB | | x 0-0 S E 2B | x 0-0 ② 6-3 1-2 | | | 3 | 1 | 1 | 0 | 1 | 0 | 1 |
| Gordy Coleman, L (1, 3)<br>OBP: 0.432, SLG: 0.613<br>Charlie James, R (7, PH)<br>OBP: 0.273, SLG: 0.273<br>Marty Keough, L (8, 3) | | SSS 0-3 ② K | | x 0-0 E4 FC4-6 1-2 2-3 | | SSS 0-3 ① K | x 0-0 ③ F3 | | | 3<br>1<br>0 | 0<br>0<br>0 | 0<br>0<br>0 | 0<br>0<br>0 | 0<br>0<br>0 | 2<br>0<br>0 | 3<br>1<br>0 |
| Deron Johnson, R (1, 5)<br>OBP: 0.358, SLG: 0.590 | | x 0-0 HR | | SSS 0-3 ② K | | SSS 0-3 ② K 2-H | | x 0-0 ① 1-3 | | 4 | 1 | 1 | 1 | 0 | 2 | 3 |
| Johnny Edwards, L (1, 2)<br>OBP: 0.311, SLG: 0.500 | | x 0-0 ③ 1-3 | | x 0-0 ③ FC4-6 1-2f | | x 0-0 HR | | x 0-0 ② 6-3 | | 4 | 1 | 1 | 1 | 0 | 0 | 3 |
| Leo Cardenas, R (1, 6)<br>OBP: 0.350, SLG: 0.380 | | | x 0-0 ① P6 | | BBBB 4-0 G6-4-3 BB | x 0-0 3B | | x 0-0 ③ 6-3 | | 3 | 0 | 1 | 0 | 1 | 0 | 0 |
| Jim O'Toole, S (1, 1)<br>Jim Duffalo, R (1, 1)<br>Tony Perez, R (5, PH)<br>OBP: 0.298, SLG: 0.473<br>Joey Jay, S (6, 1) | | | x 0-0 ② F2 | | x 0-0 ①② SSS G6-4-3 1-2f | SSS 0-3 ③ K | | | | 0<br>1<br>1<br>1 | 0<br>0<br>0<br>0 | 0<br>0<br>0<br>0 | 0<br>0<br>0<br>0 | 0<br>0<br>0<br>1 | 0<br>0<br>1<br>1 | 0<br>0<br>1<br>1 |
| Inning Stats | R: 0 E: 0 K: 0 S: 2 H: 0 LOB: 0 BB: 1 P: 6 | R: 1 E: 0 K: 1 S: 6 H: 1 LOB: 0 BB: 0 P: 6 | R: 0 E: 0 K: 0 S: 3 H: 0 LOB: 0 BB: 0 P: 3 | R: 0 E: 1 K: 1 S: 7 H: 1 LOB: 3 BB: 1 P: 11 | R: 0 E: 0 K: 0 S: 2 H: 0 LOB: 0 BB: 1 P: 6 | R: 4 E: 0 K: 3 S: 14 H: 5 LOB: 1 BB: 0 P: 14 | R: 1 E: 0 K: 0 S: 5 H: 2 LOB: 1 BB: 0 P: 5 | R: 0 E: 0 K: 0 S: 3 H: 0 LOB: 0 BB: 0 P: 3 | | 1B: 2 2B: 3 3B: 1 HR: 3 | SF: 0 SAC: 1 DP: 2 HBP: 0 | | | | | |

| PITCHER | | IP | WLS | BF | H | R | ER | SO | BB | IBB | HBP | BLK | WP | HR | S | P | ERA | WHIP |
|---|---|---|---|---|---|---|---|---|---|---|---|---|---|---|---|---|---|---|
| Art Mahaffey, R<br>ERA: 4.26 | (1, 1) | 5.2 | L | 25 | 6 | 5 | 5 | 4 | 3 | 0 | 0 | 0 | 0 | 3 | 30 | 42 | 7.94 | 1.588 |
| Ed Roebuck, R<br>ERA: 4.58 | (6, 1) | 1.0 | | 6 | 3 | 1 | 1 | 1 | 0 | 0 | 0 | 0 | 0 | 0 | 8 | 8 | 9.00 | 3.000 |
| Chris Short, L<br>ERA: 3.13 | (7, 1) | 0.1 | | 1 | 0 | 0 | 0 | 0 | 0 | 0 | 0 | 0 | 0 | 0 | 1 | 1 | 0.00 | 0.000 |
| Jack Baldschun, R<br>ERA: 4.5 | (8, 1) | 1.0 | | 3 | 0 | 0 | 0 | 0 | 0 | 0 | 0 | 0 | 0 | 0 | 3 | 3 | 0.00 | 0.000 |

| PITCHER | IP | WLS | BF | H | R | ER | SO | BB | IBB | HBP | BLK | WP | HR | S | P | ERA | WHIP |
|---|---|---|---|---|---|---|---|---|---|---|---|---|---|---|---|---|---|

# BOTTOM

## Philadelphia Phillies @ Cincinnati Reds

Crosley Field, Cincinnati, OH

Fri May 21 1965, 7:05 PM EDT

Att. 14,263 - Unknown

livebaseballscorecards.com

| | |
|---|---|
| AB | 31 |
| R | 6 |
| H | 9 |
| RBI | 5 |
| BB | 3 |
| SO | 5 |
| LOB | 15 |

REDS

# Philadelphia Phillies @ Cincinnati Reds

Crosley Field, Cincinnati, OH

Sat May 22 1965, 7:05 PM EDT

Att. 21,296 - Unknown

TOP

livebaseballscorecards.com

| Batter | 1 | 2 | 3 | 4 | 5 | 6 | 7 | 8 | 9 | AB | R | H | RBI | BB | SO | LOB |
|---|---|---|---|---|---|---|---|---|---|---|---|---|---|---|---|---|
| Cookie Rojas, R (1, 8) (4, 6) OBP: 0.402, SLG: 0.451 | 0-0 1B 2B 1B | 0-0 6-3 | | | 0-0 1B | | 0-0 4-3 1B 1-2 | | 4-0 FC4-6 BB B B B | 4 | 1 | 3 | 0 | 1 | 0 | 0 |
| Johnny Callison, L (1, 9) OBP: 0.333, SLG: 0.539 | 0-0 BB 2B 1B 1-3 | | 0-0 HR | | 0-0 F8 ② | | 0-0 4-3 ① 1-2 2-3 | | 0-0 FC4-6 ③ 1-2f | 5 | 2 | 2 | 1 | 0 | 0 | 4 |
| Dick Allen, R (1, 5) OBP: 0.416, SLG: 0.613 | 0-3 K ① S S S | | 0-3 K ① S S S | | 0-0 F8 ③ | | 0-0 SF7 ② 3-H | | | 3 | 0 | 0 | 1 | 0 | 2 | 3 |
| Dick Stuart, R (1, 3) OBP: 0.368, SLG: 0.439 | 4-0 BB 2B 1-2 B B B B | | 0-0 6-3 ② | | | 0-0 1B 2B | 0-0 P4 ③ | | | 3 | 0 | 1 | 0 | 1 | 0 | 1 |
| Alex Johnson, R (1, 7) (4, 8) OBP: 0.403, SLG: 0.532 | 0-3 K ② S S S | | 0-3 K ③ S S S | | | 0-0 F3 ① | | 0-0 6-3 ① | | 4 | 0 | 0 | 0 | 0 | 2 | 4 |
| Tony Taylor, R (1, 4) OBP: 0.333, SLG: 0.375 | 0-0 2B 1-3 2-H 3-H | | | 0-0 G5-4-3 1B | | 0-0 2B 1-3 | | 0-0 2-3 ② | | 4 | 0 | 3 | 2 | 0 | 0 | 0 |
| Gus Triandos, R (1, 2) OBP: 0.180, SLG: 0.125 | 0-0 6-3 ③ | | | 0-3 K ① S S S | | 0-3 K ② S S S | | 0-0 L8 ③ | | 4 | 0 | 0 | 0 | 0 | 2 | 5 |
| Bobby Wine, R (1, 6) OBP: 0.250, SLG: 0.222 | | 0-0 6-3 ① | | 0-0 G5-4-3 ② ③ 1-2f | | 0-0 L5 ③ | | | 0-0 F9 ① | 1 | 0 | 0 | 0 | 0 | 0 | 0 |
| Frank Thomas, R (4, PH) (4, 7) OBP: 0.111, SLG: 0.120 | | | | | | | | | | 3 | 0 | 0 | 0 | 0 | 0 | 3 |
| Bo Belinsky, L (1, 1) OBP: 0.267, SLG: 0.214 | | 0-3 K ② S S S | | | 0-3 K ① S S S | | 4-0 4-3 1B SF7 BB B B B B | | 0-3 K ② S S S | 1 | 0 | 0 | 0 | 0 | 1 | 0 |
| Ray Herbert, R (3, 1) OBP: 0.364, SLG: 0.455 | | | | | | | | | | 0 | 0 | 0 | 0 | 0 | 0 | 0 |
| Ryne Duren, R (4, 1) | | | | | | | | | | 1 | 0 | 0 | 0 | 0 | 1 | 0 |
| Ruben Amaro, R (7, PH) OBP: 0.314, SLG: 0.264 | | | | | | | | | | 0 | 1 | 0 | 0 | 1 | 0 | 0 |
| Gary Wagner, R (7, 1) | | | | | | | | | | 0 | 0 | 0 | 0 | 0 | 0 | 0 |
| Wes Covington, L (9, PH) OBP: 0.278, SLG: 0.493 | | | | | | | | | | 1 | 0 | 0 | 0 | 0 | 1 | 0 |
| **Inning Stats** | R: 2 E: 0 K: 2 S: 10 H: 3 LOB: 2 BB: 1 P: 14 | R: 0 E: 0 K: 1 S: 5 H: 0 LOB: 0 BB: 0 P: 5 | R: 1 E: 0 K: 2 S: 8 H: 1 LOB: 0 BB: 0 P: 8 | R: 0 E: 0 K: 1 S: 5 H: 1 LOB: 0 BB: 0 P: 5 | R: 0 E: 0 K: 1 S: 6 H: 1 LOB: 1 BB: 0 P: 6 | R: 0 E: 0 K: 1 S: 7 H: 2 LOB: 2 BB: 0 P: 7 | R: 1 E: 0 K: 0 S: 4 H: 1 LOB: 1 BB: 1 P: 8 | R: 0 E: 0 K: 0 S: 3 H: 0 LOB: 0 BB: 0 P: 3 | R: 0 E: 0 K: 1 S: 5 H: 0 LOB: 1 BB: 1 P: 9 | 1B: 6 2B: 2 3B: 0 HR: 1 | SF: 1 SAC: 0 DP: 1 HBP: 0 | | | | | | |

| | AB | 34 |
|---|---|---|
| | R | 4 |
| | H | 9 |
| | RBI | 4 |
| | BB | 3 |
| | SO | 9 |
| | LOB | 20 |

WP: 0 PB: 0 SB: 0 CS: 0 PA: 38

| PITCHER | | IP | WLS | BF | H | R | ER | SO | BB | IBB | HBP | BLK | WP | HR | S | P | ERA | WHIP |
|---|---|---|---|---|---|---|---|---|---|---|---|---|---|---|---|---|---|---|
| Joe Nuxhall, L ERA: 4.62 | (1, 1) | 7.0 | W | 31 | 9 | 4 | 4 | 8 | 2 | 0 | 0 | 0 | 0 | 1 | 45 | 53 | 5.14 | 1.571 |
| Gerry Arrigo, L ERA: 2.0 | (8, 1) | 2.0 | S | 7 | 0 | 0 | 0 | 1 | 1 | 0 | 0 | 0 | 0 | 0 | 8 | 12 | 0.00 | 0.500 |

| PITCHER | IP | WLS | BF | H | R | ER | SO | BB | IBB | HBP | BLK | WP | HR | S | P | ERA | WHIP |
|---|---|---|---|---|---|---|---|---|---|---|---|---|---|---|---|---|---|

| Batter | 1 | 2 | 3 | 4 | 5 | 6 | 7 | 8 | 9 | AB | R | H | RBI | BB | SO | LOB |
|---|---|---|---|---|---|---|---|---|---|---|---|---|---|---|---|---|
| Pete Rose, S (1, 4)<br>OBP: 0.400, SLG: 0.459 | BB 1B BB<br>BB | 6-3 ② | | E BB<br>1B | | FC5-4 1-2<br>BB | | G5-4-3<br>1B | | 3 | 2 | 2 | 0 | 2 | 0 | 0 |
| Tommy Harper, R (1, 7)<br>OBP: 0.422, SLG: 0.472 | BB BB SF8 1-2<br>1B | CS<br>HBP | | FC4-6 1-2<br>BB | | FC5-4 ① ②<br>1-2 2-3 | | G5-4-3 ② ③<br>1-2f | | 3 | 1 | 1 | 0 | 1 | 0 | 3 |
| Vada Pinson, L (1, 8)<br>OBP: 0.369, SLG: 0.565 | SF8 BB HR 1-2 2-3<br>BB | CS ③<br>1-2 | HR | FC4-6 ①<br>1-2f 2-H | | 6-3 ③ | | | | 3 | 2 | 1 | 1 | 1 | 0 | 2 |
| Frank Robinson, R (1, 9)<br>OBP: 0.419, SLG: 0.571 | SF8 HR 1-2 2-3 3-H<br>BB | | WP 1B 2B<br>1B | P6 ② | | | K ①<br>1B | | | 3 | 2 | 1 | 1 | 1 | 1 | 1 |
| Deron Johnson, R (1, 5)<br>OBP: 0.355, SLG: 0.584 | SF8 ① 1-2 2-3 3-H | | L8 ① | G3 ③ | | | 1B<br>1B | | | 3 | 0 | 1 | 1 | 0 | 0 | 2 |
| Tony Perez, R (1, 3)<br>OBP: 0.328, SLG: 0.542 | HR 2-H 3-H | | 2B 1-2<br>1B | | K ① | | 1B 1-2<br>1B | | | 4 | 2 | 3 | 3 | 0 | 1 | 0 |
| Don Pavletich, R (1, 2)<br>OBP: 0.407, SLG: 0.638 | 6-3 ② | | 2B 1-H 2-H | | 6-3 ② | | K ② | | | 4 | 0 | 1 | 2 | 0 | 1 | 2 |
| Leo Cardenas, R (1, 6)<br>OBP: 0.340, SLG: 0.368 | K ③ | | F7 ② | | 5-3 ③ | | F7 ③ | | | 4 | 0 | 0 | 0 | 0 | 1 | 3 |
| Joe Nuxhall, L (1, 1)<br>OBP: 0.286, SLG: 0.167 | | 4-3 ① | 4-3 ③ | | | FC5-4 PB<br>BB | | 4-3 ① | | 2 | 0 | 0 | 0 | 1 | 0 | 1 |
| Gerry Arrigo, L (8, 1)<br>OBP: 0.500, SLG: 0.500 | | | | | | | | | | 1 | 0 | 0 | 0 | 0 | 0 | 0 |
| Inning Stats | R: 5 E: 0 K: 1 S: 7<br>H: 2 LOB: 0 BB: 3 P: 19 | R: 0 E: 0 K: 0 S: 2<br>H: 0 LOB: 0 BB: 0 P: 3 | R: 3 E: 0 K: 0 S: 7<br>H: 4 LOB: 1 BB: 0 P: 7 | R: 1 E: 1 K: 0 S: 4<br>H: 1 LOB: 1 BB: 1 P: 8 | R: 0 E: 0 K: 1 S: 5<br>H: 0 LOB: 0 BB: 0 P: 5 | R: 0 E: 0 K: 0 S: 2<br>H: 0 LOB: 1 BB: 2 P: 10 | R: 0 E: 0 K: 2 S: 9<br>H: 2 LOB: 2 BB: 0 P: 9 | R: 0 E: 0 K: 0 S: 3<br>H: 1 LOB: 0 BB: 0 P: 3 | | 1B: 7 2B: 1 3B: 0 HR: 2<br>SF: 1 SAC: 0 DP: 2 HBP: 1 | | | | | | |

# BOTTOM

# Philadelphia Phillies @ Cincinnati Reds

Crosley Field, Cincinnati, OH

Sat May 22 1965, 7:05 PM EDT

Att. 21,296 - Unknown

livebaseballscorecards.com

| | |
|---|---|
| AB | 30 |
| R | 9 |
| H | 10 |
| RBI | 8 |
| BB | 6 |
| SO | 4 |
| LOB | 14 |

WP: 1 PB: 1 SB: 0 CS: 1 PA: 39

| PITCHER | | IP | WLS | BF | H | R | ER | SO | BB | IBB | HBP | BLK | WP | HR | S | P | ERA | WHIP |
|---|---|---|---|---|---|---|---|---|---|---|---|---|---|---|---|---|---|---|
| Bo Belinsky, L<br>ERA: 6.58 | (1, 1) | 2.0 | L | 13 | 4 | 7 | 7 | 1 | 3 | 0 | 1 | 0 | 0 | 2 | 11 | 24 | 31.50 | 3.500 |
| Ray Herbert, R<br>ERA: 3.08 | (3, 1) | 1.0 | | 5 | 2 | 1 | 1 | 0 | 0 | 0 | 0 | 0 | 1 | 0 | 5 | 5 | 9.00 | 2.000 |
| Ryne Duren, R<br>ERA: 3.6 | (4, 1) | 3.0 | | 12 | 1 | 1 | 0 | 1 | 3 | 0 | 0 | 0 | 0 | 0 | 11 | 23 | 0.00 | 1.333 |
| Gary Wagner, R<br>ERA: 2.6 | (7, 1) | 2.0 | | 8 | 3 | 0 | 0 | 2 | 0 | 0 | 0 | 0 | 0 | 0 | 12 | 12 | 0.00 | 1.500 |

| PITCHER | IP | WLS | BF | H | R | ER | SO | BB | IBB | HBP | BLK | WP | HR | S | P | ERA | WHIP |
|---|---|---|---|---|---|---|---|---|---|---|---|---|---|---|---|---|---|

| Batter | 1 | 2 | 3 | 4 | 5 | 6 | 7 | 8 | 9 | 10 | AB | R | H | RBI | BB | SO | LOB |
|---|---|---|---|---|---|---|---|---|---|---|---|---|---|---|---|---|---|
| Tony Gonzalez, L (1, 8)<br>OBP: 0.276, SLG: 0.366 | K | | 4-3 | | | K | | K | | E2 1-H | 4 | 0 | 0 | 0 | 0 | 3 | 2 |
| Alex Johnson, R (10, PH)<br>OBP: 0.412, SLG: 0.556 | | | | | | | | | | 2B | 1 | 0 | 1 | 0 | 0 | 0 | 0 |
| (10, 7) | | | | | | | | | | | | | | | | | |
| Dick Allen, R (1, 5)<br>OBP: 0.415, SLG: 0.600 | K | | | K | | SF8 HBP 1-2 HBP | | K | | IBB | 3 | 0 | 0 | 0 | 1 | 3 | 0 |
| Johnny Callison, L (1, 9)<br>OBP: 0.342, SLG: 0.566 | 1-3 | | | WP FC 2B | | 1-2 2-3 HBP | | HR | | K | 4 | 2 | 2 | 1 | 0 | 1 | 2 |
| Wes Covington, L (1, 7)<br>OBP: 0.265, SLG: 0.472 | F2 | | | FC G3-6 2-H | | SF8 2-3 3-H | | F9 | | F8 | 3 | 0 | 0 | 2 | 0 | 0 | 0 |
| Cookie Rojas, R (8, 7)<br>OBP: 0.398, SLG: 0.446 | | | | | | | | | | | 1 | 0 | 0 | 0 | 0 | 0 | 2 |
| (10, 8) | | | | | | | | | | | | | | | | | |
| Clay Dalrymple, L (1, 2)<br>OBP: 0.263, SLG: 0.315 | 4-3 | | | G3-6 1-2f | | 3-1 | | | K | F3 | 5 | 0 | 0 | 0 | 0 | 1 | 5 |
| Dick Stuart, R (1, 3)<br>OBP: 0.358, SLG: 0.424 | 4-3 | | F9 | | | | 5-3 | | K | | 4 | 0 | 0 | 0 | 0 | 1 | 0 |
| Ruben Amaro, R (9, 3)<br>OBP: 0.314, SLG: 0.264 | | | | | | | | | | | 0 | 0 | 0 | 0 | 0 | 0 | 0 |
| (9, 6) | | | | | | | | | | | | | | | | | |
| Tony Taylor, R (1, 4)<br>OBP: 0.344, SLG: 0.381 | | | SH2-3 1B | | 1-3 | | FC6-4 BB | | 1B | | 3 | 0 | 2 | 0 | 1 | 0 | 0 |
| Bobby Wine, R (1, 6)<br>OBP: 0.227, SLG: 0.200 | | | P4 | | 1-3 | | FC6-4 1-2f | | 4-3 | | 4 | 0 | 0 | 0 | 0 | 0 | 3 |
| Ed Roebuck, R (9, 1) | | | | | | | | | | | 0 | 0 | 0 | 0 | 0 | 0 | 0 |
| Ray Culp, R (1, 1) | | | SH2-3 1-2 | | | E5 HBP HBP SF8 | FC6-4 1-2f | | | 2B E 1B | 2 | 1 | 0 | 0 | 0 | 0 | 1 |
| Jack Baldschun, R (9, 1) | | | | | | | | | | | 0 | 0 | 0 | 0 | 0 | 0 | 0 |
| Frank Thomas, R (9, 3)<br>OBP: 0.143, SLG: 0.154 | | | | | | | | | | | 1 | 0 | 1 | 0 | 0 | 0 | 0 |
| John Herrnstein, L (10, PR)<br>OBP: 0.250, SLG: 0.143 | | | | | | | | | | | 0 | 1 | 0 | 0 | 0 | 0 | 0 |
| (10, 3) | | | | | | | | | | | | | | | | | |
| Inning Stats | R: 0 E: 0 K: 2 S: 7 H: 0 LOB: 0 BB: 0 P: 7 | R: 0 E: 0 K: 0 S: 3 H: 0 LOB: 0 BB: 0 P: 3 | R: 0 E: 0 K: 0 S: 4 H: 1 LOB: 1 BB: 0 P: 4 | R: 1 E: 0 K: 1 S: 6 H: 1 LOB: 0 BB: 0 P: 6 | R: 0 E: 0 K: 0 S: 3 H: 0 LOB: 0 BB: 0 P: 3 | R: 1 E: 1 K: 1 S: 6 H: 0 LOB: 2 BB: 0 P: 8 | R: 0 E: 0 K: 0 S: 3 H: 0 LOB: 1 BB: 1 P: 7 | R: 1 E: 0 K: 2 S: 8 H: 1 LOB: 0 BB: 0 P: 8 | R: 0 E: 0 K: 2 S: 8 H: 1 LOB: 1 BB: 0 P: 8 | R: 1 E: 1 K: 1 S: 7 H: 2 LOB: 2 BB: 1 P: 11 | 1B: 3 2B: 2 3B: 0 HR: 1 | SF: 1 SAC: 1 DP: 1 HBP: 2 | WP: 1 PB: 0 SB: 0 CS: 0 | PA: 41 | | | |

| PITCHER | IP | WLS | BF | H | R | ER | SO | BB | IBB | HBP | BLK | WP | HR | S | P | ERA | WHIP |
|---|---|---|---|---|---|---|---|---|---|---|---|---|---|---|---|---|---|
| John Tsitouris, R (1, 1)<br>ERA: 3.64 | 8.0 | | 31 | 3 | 3 | 2 | 6 | 1 | 0 | 2 | 0 | 1 | 1 | 40 | 46 | 2.25 | 0.500 |
| Billy McCool, L (9, 1)<br>ERA: 2.29 | 1.0 | | 4 | 1 | 0 | 0 | 2 | 0 | 0 | 0 | 0 | 0 | 0 | 8 | 8 | 0.00 | 1.000 |
| Gerry Arrigo, L (10, 1)<br>ERA: 1.89 | 1.0 | L | 6 | 2 | 1 | 0 | 1 | 0 | 1 | 0 | 0 | 0 | 0 | 7 | 11 | 0.00 | 2.000 |

| PITCHER | IP | WLS | BF | H | R | ER | SO | BB | IBB | HBP | BLK | WP | HR | S | P | ERA | WHIP |
|---|---|---|---|---|---|---|---|---|---|---|---|---|---|---|---|---|---|

# TOP

## Philadelphia Phillies @ Cincinnati Reds

Crosley Field, Cincinnati, OH

Sun May 23 1965, 3:33 AM EDT

Att. 14,942 - Unknown

livebaseballscorecards.com

| | |
|---|---|
| AB | 35 |
| R | 4 |
| H | 6 |
| RBI | 3 |
| BB | 2 |
| SO | 9 |
| LOB | 15 |

# Philadelphia Phillies @ Cincinnati Reds

Crosley Field, Cincinnati, OH

Sun May 23 1965, 3:33 AM EDT

Att. 14,942 - Unknown

livebaseballscorecards.com

| Batter | 1 | 2 | 3 | 4 | 5 | 6 | 7 | 8 | 9 | 10 | AB | R | H | RBI | BB | SO | LOB |
|---|---|---|---|---|---|---|---|---|---|---|---|---|---|---|---|---|---|
| Pete Rose, S (1, 4)<br>OBP: 0.400, SLG: 0.450 | BBBB 4-0 G3 BB | | x 0-0 F7 ③ | | | S S S 0-3 K ① | | x 0-0 F8 ③ | | H 1-0 HBP HBP | 3 | 0 | 0 | 0 | 1 | 1 | 1 |
| Tommy Harper, R (1, 7)<br>OBP: 0.409, SLG: 0.455 | S S S 0-3 K ① | | | x 0-0 5-3 ① | | x 0-0 L9 ② | | | x 0-0 E2 1B 1B | S S S 0-3 K ① | 5 | 1 | 0 | 0 | 0 | 2 | 2 |
| Vada Pinson, L (1, 8)<br>OBP: 0.370, SLG: 0.556 | x 0-0 G3 ② 1-2 | | | x 0-0 CS 1B | | x 0-0 4-3 ③ | | | x 0-0 F9 ① | H 1-0 1-2 HBP | 4 | 0 | 1 | 0 | 0 | 0 | 2 |
| Frank Robinson, R (1, 9)<br>OBP: 0.411, SLG: 0.556 | S S S 0-3 K ③ | | | x 0-0 F8 ②③ 1-2 | | | x 0-0 5-3 ① | | x 0-0 1B WP 1-2 1B | x 0-0 F2 ② | 5 | 1 | 1 | 0 | 0 | 1 | 4 |
| Gordy Coleman, L (1, 3)<br>OBP: 0.446, SLG: 0.619 | | S S S 0-3 K ① | | | x 0-0 5-3 1B 1B | | x 0-0 6-3 1B | | x 0-0 WP 1-3 2-H 1B 1B | x 0-0 F8 ③ | 4 | 0 | 3 | 1 | 0 | 1 | 0 |
| Giraldo Ruiz, S (9, PR) (10, 6)<br>OBP: 0.125, SLG: 0.125 | | | | | | | | | | | 1 | 1 | 0 | 0 | 0 | 0 | 2 |
| Deron Johnson, R (1, 5)<br>OBP: 0.345, SLG: 0.566 | | x 0-0 6-3 ② | | | x 0-0 L8 ① | | x 0-0 6-3 ②③ 1-2 | | x 0-0 F9 ② 1-2 3-H | | 4 | 0 | 0 | 0 | 0 | 0 | 3 |
| Johnny Edwards, L (1, 2)<br>OBP: 0.319, SLG: 0.494 | | x 0-0 F8 ③ | | | x 0-0 5-3 1-2 1B | | | x 0-0 F7 ① | 4-0 1B IBB | | 3 | 0 | 1 | 0 | 1 | 0 | 0 |
| Leo Cardenas, R (1, 6)<br>OBP: 0.333, SLG: 0.359 | | | x 0-0 F8 ① | | x 0-0 5-3 ② 1-2 2-3 | | | x 0-0 L5 ② | x 0-0 1-3 2-H 1B | | 3 | 0 | 0 | 0 | 0 | 0 | 2 |
| Marty Keough, L (9, PH) (10, 3)<br>OBP: 0.500, SLG: 0.250 | | | | | | | | | | | 1 | 0 | 1 | 1 | 0 | 0 | 0 |
| John Tsitouris, R (1, 1)<br>OBP: 0.111, SLG: 0.059 | | | x 0-0 L7 ② | | x 0-0 F8 ③ | | | x 0-0 1B | x 0-0 5-3 ③ | | 2 | 0 | 0 | 0 | 0 | 0 | 2 |
| Art Shamsky, L (8, PH)<br>OBP: 0.400, SLG: 0.526 | | | | | | | | | | | 1 | 0 | 1 | 0 | 0 | 0 | 0 |
| Billy McCool, R (9, 1) | | | | | | | | | | | 0 | 0 | 0 | 0 | 0 | 0 | 0 |
| Tony Perez, R (9, PH)<br>OBP: 0.323, SLG: 0.533 | | | | | | | | | | | 1 | 0 | 0 | 0 | 0 | 0 | 2 |
| Gerry Arrigo, L (10, 1)<br>OBP: 0.500, SLG: 0.500 | | | | | | | | | | | 0 | 0 | 0 | 0 | 0 | 0 | 0 |
| Inning Stats | R: 0 E: 0 K: 2 S: 7 H: 0 LOB: 1 BB: 1 P: 11 | R: 0 E: 0 K: 1 S: 5 H: 0 LOB: 0 BB: 0 P: 5 | R: 0 E: 0 K: 0 S: 3 H: 0 LOB: 0 BB: 0 P: 3 | R: 0 E: 0 K: 0 S: 3 H: 1 LOB: 0 BB: 0 P: 3 | R: 0 E: 0 K: 0 S: 5 H: 2 LOB: 2 BB: 0 P: 5 | R: 0 E: 0 K: 1 S: 5 H: 0 LOB: 0 BB: 0 P: 5 | R: 0 E: 0 K: 0 S: 3 H: 1 LOB: 1 BB: 0 P: 3 | R: 0 E: 0 K: 0 S: 4 H: 1 LOB: 1 BB: 0 P: 4 | R: 3 E: 1 K: 0 S: 7 H: 3 LOB: 2 BB: 1 P: 11 | R: 0 E: 0 K: 1 S: 5 H: 0 LOB: 2 BB: 0 P: 7 | 1B: 8 2B: 0 3B: 0 HR: 0 | SF: 0 SAC: 0 DP: 0 HBP: 2 | | | | | | |

| PITCHER | | IP | WLS | BF | H | R | ER | SO | BB | IBB | HBP | BLK | WP | HR | S | P | ERA | WHIP |
|---|---|---|---|---|---|---|---|---|---|---|---|---|---|---|---|---|---|---|
| Ray Culp, R<br>ERA: 5.0 | (1, 1) | 8.1 | | 31 | 6 | 2 | 1 | 4 | 1 | 0 | 0 | 0 | 0 | 0 | 38 | 42 | 1.08 | 0.840 |
| Jack Baldschun, R<br>ERA: 4.44 | (9, 1) | 0.1 | | 4 | 2 | 1 | 0 | 0 | 0 | 1 | 0 | 0 | 1 | 0 | 3 | 7 | 0.00 | 6.000 |
| Ed Roebuck, R<br>ERA: 4.26 | (9, 1) | 1.1 | W | 6 | 0 | 0 | 0 | 1 | 0 | 0 | 2 | 0 | 0 | 0 | 6 | 8 | 0.00 | 0.000 |

| PITCHER | IP | WLS | BF | H | R | ER | SO | BB | IBB | HBP | BLK | WP | HR | S | P | ERA | WHIP |
|---|---|---|---|---|---|---|---|---|---|---|---|---|---|---|---|---|---|

## BOTTOM

| | |
|---|---|
| AB | 37 |
| R | 3 |
| H | 8 |
| RBI | 2 |
| BB | 2 |
| SO | 5 |
| LOB | 20 |

WP: 1 PA: 41
PB: 0
SB: 0
CS: 1

| Batter | 1 | 2 | 3 | 4 | 5 | 6 | 7 | 8 | 9 | AB | R | H | RBI | BB | SO | LOB |
|---|---|---|---|---|---|---|---|---|---|---|---|---|---|---|---|---|
| Pete Rose, S (1, 4)<br>OBP: 0.394, SLG: 0.448 | S S S<br>0-3 ① K | x<br>0-0 ② ③ G6-3<br>1-2f | | x<br>0-0 ②<br>WP<br>2-H 2B | | | x<br>0-0 ① 1-3 | | x<br>0-0 ③ G3 | 5 | 0 | 1 | 0 | 0 | 1 | 2 |
| Tommy Harper, R (1, 7)<br>OBP: 0.405, SLG: 0.444 | S S S<br>0-3 ② K | | x<br>0-0 ① P3 | x<br>0-0 ③ F8<br>2-3 | | | B B B B<br>4-0 BB | | | 3 | 0 | 0 | 0 | 1 | 1 | 1 |
| Vada Pinson, L (1, 8)<br>OBP: 0.367, SLG: 0.548 | x<br>0-0 ③ P3 | | x<br>0-0 K E 1B | | x<br>0-0 ① P6 | | x<br>0-0 ② F8 | | | 4 | 0 | 1 | 0 | 0 | 0 | 1 |
| Frank Robinson, R (1, 9)<br>OBP: 0.400, SLG: 0.537 | | x<br>0-0 ① F7 | x<br>0-0 E7<br>1-2 | | S S S<br>0-3 ② K | | x<br>0-0 ③ F3 | | | 4 | 0 | 0 | 0 | 0 | 1 | 2 |
| Gordy Coleman, L (1, 3)<br>OBP: 0.442, SLG: 0.609 | | x<br>0-0 3B 1B | S S S<br>0-3 ② ③ K<br>2-3 | | x<br>0-0 ③ 4-3 | | | x<br>0-0 ① 6-3 | | 3 | 1 | 1 | 0 | 0 | 1 | 2 |
| Tony Perez, R (8, PH)<br>OBP: 0.317, SLG: 0.525 (8, 3) | | | | | | | | | | 1 | 0 | 0 | 0 | 0 | 0 | 0 |
| Deron Johnson, R (1, 5)<br>OBP: 0.349, SLG: 0.579 | | x<br>0-0<br>1-H 2B 3B | | x<br>0-0 ① 1-3 | | x<br>0-0 1B | | x<br>0-0 ② 4-3 | | 4 | 1 | 2 | 1 | 0 | 0 | 0 |
| Johnny Edwards, L (1, 2)<br>OBP: 0.327, SLG: 0.517 | | x<br>0-0<br>1B 2B<br>3-H | | x<br>0-0<br>1B 2B | | x<br>0-0 ① F6 | | x<br>0-0 ③ 4-3 | | 4 | 2 | 2 | 1 | 0 | 0 | 1 |
| Leo Cardenas, R (1, 6)<br>OBP: 0.338, SLG: 0.364 | | x<br>0-0<br>1B<br>2-H 1B | | x<br>0-0<br>2B<br>2-H 1B | | x<br>0-0 ② F8 | | | x<br>0-0 ① 5-3 | 4 | 1 | 2 | 2 | 0 | 0 | 1 |
| Jim Maloney, L (1, 1)<br>OBP: 0.300, SLG: 0.278 | | x<br>0-0<br>G6-3<br>1-2 1B | | x<br>0-0<br>1-H 2B 2B | | x<br>0-0 ③ G1 | | | x<br>0-0 ② 1-4-3 | 3 | 0 | 2 | 1 | 0 | 0 | 1 |
| Joey Jay, S (8, 1) | | | | | | | | | | 1 | 0 | 0 | 0 | 0 | 0 | 0 |
| Inning Stats | R: 0 E: 0 K: 2 S: 7<br>H: 0 LOB: 0 BB: 0 P: 7 | R: 3 E: 0 K: 0 S: 7<br>H: 5 LOB: 1 BB: 0 P: 7 | R: 0 E: 1 K: 1 S: 6<br>H: 1 LOB: 2 BB: 0 P: 6 | R: 2 E: 0 K: 0 S: 6<br>H: 4 LOB: 1 BB: 0 P: 6 | R: 0 E: 0 K: 1 S: 5<br>H: 0 LOB: 0 BB: 0 P: 5 | R: 0 E: 0 K: 0 S: 4<br>H: 1 LOB: 1 BB: 0 P: 4 | R: 0 E: 0 K: 0 S: 3<br>H: 0 LOB: 1 BB: 1 P: 7 | R: 0 E: 0 K: 0 S: 3<br>H: 0 LOB: 0 BB: 0 P: 3 | R: 0 E: 0 K: 0 S: 3<br>H: 0 LOB: 0 BB: 0 P: 3 | 1B: 6 2B: 4 3B: 1 HR: 0<br>SF: 0 SAC: 0 DP: 1 HBP: 0 | | | | | | |

# TOP

## Cincinnati Reds @ Houston Astros

Astrodome, Houston, TX

Mon May 24 1965, 8:05 PM EDT

Att. 15,496 - Dome

livebaseballscorecards.com

| | |
|---|---|
| AB | 36 |
| R | 5 |
| H | 11 |
| RBI | 5 |
| BB | 1 |
| SO | 4 |
| LOB | 11 |

| PITCHER | | IP | WLS | BF | H | R | ER | SO | BB | IBB | HBP | BLK | WP | HR | S | P | ERA | WHIP |
|---|---|---|---|---|---|---|---|---|---|---|---|---|---|---|---|---|---|---|
| Dave Giusti, R<br>ERA: 3.14 | (1, 1) | 1.1 | L | 9 | 5 | 3 | 3 | 2 | 0 | 0 | 0 | 0 | 0 | 0 | 13 | 13 | 20.25 | 3.750 |
| Larry Dierker, R<br>ERA: 4.55 | (2, 1) | 5.2 | | 22 | 6 | 2 | 2 | 2 | 1 | 0 | 0 | 0 | 1 | 0 | 25 | 29 | 3.18 | 1.235 |
| Hal Woodeshick, L<br>ERA: 2.22 | (8, 1) | 1.0 | | 3 | 0 | 0 | 0 | 0 | 0 | 0 | 0 | 0 | 0 | 0 | 3 | 3 | 0.00 | 0.000 |
| Jim Owens, R<br>ERA: 2.52 | (9, 1) | 1.0 | | 3 | 0 | 0 | 0 | 0 | 0 | 0 | 0 | 0 | 0 | 0 | 3 | 3 | 0.00 | 0.000 |

| PITCHER | IP | WLS | BF | H | R | ER | SO | BB | IBB | HBP | BLK | WP | HR | S | P | ERA | WHIP |
|---|---|---|---|---|---|---|---|---|---|---|---|---|---|---|---|---|---|

# Cincinnati Reds @ Houston Astros

Astrodome, Houston, TX

Mon May 24 1965, 8:05 PM EDT

Att. 15,496 - Dome

livebaseballscorecards.com

## BOTTOM

| Batter | 1 | 2 | 3 | 4 | 5 | 6 | 7 | 8 | 9 | AB | R | H | RBI | BB | SO | LOB |
|---|---|---|---|---|---|---|---|---|---|---|---|---|---|---|---|---|
| Nellie Fox, L (1, 5)<br>OBP: 0.333, SLG: 0.500 | 4-3 | P5 | | | 4-3 | | | G3 | | 4 | 0 | 0 | 0 | 0 | 0 | 1 |
| Joe Morgan, L (1, 4)<br>OBP: 0.339, SLG: 0.364 | BB | | F8 | | | G3 1B | | L3 | | 3 | 2 | 1 | 0 | 1 | 0 | 0 |
| Lee Maye, L (1, 7)<br>OBP: 0.333, SLG: 0.429 | E6 1B | | 6-3 | | | G3 | | 2B BB | | 3 | 0 | 0 | 0 | 1 | 0 | 2 |
| Walt Bond, L (1, 3)<br>OBP: 0.310, SLG: 0.349 | 1B | | G3 | | | F7 | | 2B | | 4 | 0 | 2 | 1 | 0 | 0 | 1 |
| Rusty Staub, L (1, 9)<br>OBP: 0.305, SLG: 0.358 | K | | | F3 | | 1B | | 3-1 | | 4 | 0 | 1 | 1 | 0 | 1 | 4 |
| Jimmy Wynn, R (1, 8)<br>OBP: 0.369, SLG: 0.442 | L8 | | | F9 | K | | | | F7 | 4 | 0 | 0 | 0 | 0 | 1 | 3 |
| John Bateman, R (1, 2)<br>OBP: 0.280, SLG: 0.474 | | 5-3 | | K | | | K | | P4 | 4 | 0 | 0 | 0 | 0 | 2 | 0 |
| Eddie Kasko, R (1, 6)<br>OBP: 0.304, SLG: 0.321 | | SH5-3 1B | | | 4-3 | | F9 | | WP 2B | 4 | 0 | 2 | 0 | 0 | 0 | 0 |
| Dave Giusti, R (1, 1)<br>OBP: 0.133, SLG: 0.200 | | SH5-3 | | | 6-3 | | 1-3 | | F9 | 0 | 0 | 0 | 0 | 0 | 0 | 0 |
| Larry Dierker, R (2, 1) | | | | | | | | | | 1 | 0 | 0 | 0 | 0 | 0 | 0 |
| Al Spangler, L (7, PH)<br>OBP: 0.298, SLG: 0.239 | | | | | | | | | | 1 | 0 | 0 | 0 | 0 | 0 | 0 |
| Hal Woodeshick, R (8, 1)<br>OBP: 0.200, SLG: 0.200 | | | | | | | | | | 0 | 0 | 0 | 0 | 0 | 0 | 0 |
| Jim Owens, R (9, 1) | | | | | | | | | | 0 | 0 | 0 | 0 | 0 | 0 | 0 |
| Joe Gaines, R (9, PH)<br>OBP: 0.321, SLG: 0.511 | | | | | | | | | | 1 | 0 | 0 | 0 | 0 | 0 | 1 |
| **Inning Stats** | R: 1 H: 1<br>E: 1 LOB: 2<br>K: 1 BB: 1<br>S: 7 P: 11 | R: 0 H: 1<br>E: 0 LOB: 1<br>K: 0 BB: 0<br>S: 4 P: 4 | R: 0 H: 0<br>E: 0 LOB: 0<br>K: 0 BB: 0<br>S: 3 P: 3 | R: 0 H: 0<br>E: 0 LOB: 0<br>K: 1 BB: 0<br>S: 5 P: 5 | R: 0 H: 0<br>E: 0 LOB: 0<br>K: 0 BB: 0<br>S: 3 P: 3 | R: 1 H: 2<br>E: 0 LOB: 1<br>K: 1 BB: 0<br>S: 7 P: 7 | R: 0 H: 0<br>E: 0 LOB: 0<br>K: 1 BB: 0<br>S: 5 P: 5 | R: 0 H: 1<br>E: 0 LOB: 2<br>K: 0 BB: 1<br>S: 4 P: 8 | R: 0 H: 1<br>E: 0 LOB: 1<br>K: 0 BB: 0<br>S: 4 P: 4 | 1B: 4 SF: 0<br>2B: 2 SAC: 1<br>3B: 0 DP: 0<br>HR: 0 HBP: 0 | | | | | | WP: 1 PA: 36<br>PB: 0<br>SB: 0<br>CS: 0 | |

| | AB | R | H | RBI | BB | SO | LOB |
|---|---|---|---|---|---|---|---|
| **BOTTOM** | **33** | **2** | **6** | **2** | **2** | **4** | **12** |

| PITCHER | | IP | WLS | BF | H | R | ER | SO | BB | IBB | HBP | BLK | WP | HR | S | P | ERA | WHIP |
|---|---|---|---|---|---|---|---|---|---|---|---|---|---|---|---|---|---|---|
| Jim Maloney, R<br>ERA: 2.05 | (1, 1) | 7.0 | W | 27 | 4 | 2 | 1 | 4 | 1 | 0 | 0 | 0 | 0 | 0 | 34 | 38 | 1.29 | 0.714 |
| Joey Jay, R<br>ERA: 4.47 | (8, 1) | 2.0 | S | 9 | 2 | 0 | 0 | 0 | 1 | 0 | 0 | 0 | 1 | 0 | 8 | 12 | 0.00 | 1.500 |

| PITCHER | | IP | WLS | BF | H | R | ER | SO | BB | IBB | HBP | BLK | WP | HR | S | P | ERA | WHIP |
|---|---|---|---|---|---|---|---|---|---|---|---|---|---|---|---|---|---|---|

# Cincinnati Reds @ Houston Astros

Astrodome, Houston, TX

Tue May 25 1965, 8:05 PM EDT

Att. 15,148 - Dome

TOP

livebaseballscorecards.com

| Batter | 1 | 2 | 3 | 4 | 5 | 6 | 7 | 8 | 9 | AB | R | H | RBI | BB | SO | LOB |
|---|---|---|---|---|---|---|---|---|---|---|---|---|---|---|---|---|
| Pete Rose, S (1, 4)<br>OBP: 0.394, SLG: 0.443 | 1B | | 4-3 | | BBB 4-0 FC4-6 BB | | 6-3 | F8 | | 4 | 0 | 1 | 0 | 1 | 0 | 1 |
| Art Shamsky, L (1, 7)<br>OBP: 0.375, SLG: 0.455 | K | | G3 | | FC4-6 HR<br>1-2f<br>2-3 | | BBB 4-0 S 1B 1B BB | | F7 HR 2B | 3 | 1 | 0 | 0 | 1 | 1 | 3 |
| Tommy Harper, R (7, PR)<br>OBP: 0.409, SLG: 0.456 (7, 7) | | | | | | | | | | 1 | 2 | 1 | 0 | 0 | 0 | 0 |
| Vada Pinson, L (1, 8)<br>OBP: 0.386, SLG: 0.579 | S<br>1-3 1B | | | 6-3 1B | HR<br>1-H<br>3-H | | 1B<br>1-2 1B | | F7 HR IBB | 4 | 2 | 4 | 3 | 1 | 0 | 0 |
| Frank Robinson, R (1, 9)<br>OBP: 0.400, SLG: 0.532 | K<br>1-2 | | | 6-3<br>1-2 1B | F7 | | S<br>1-3<br>2-H 1B | | F7<br>1-2<br>2-3 | 5 | 0 | 2 | 1 | 0 | 1 | 4 |
| Gordy Coleman, L (1, 3)<br>OBP: 0.429, SLG: 0.589 | 4-3 | | | K | | F9 | K<br>1-2 | | HR<br>2-H<br>3-H | 3 | 0 | 0 | 0 | 0 | 1 | 4 |
| Tony Perez, R (7, PH)<br>OBP: 0.323, SLG: 0.571 (7, 3) | | | | | | | | | | 2 | 1 | 1 | 3 | 0 | 1 | 2 |
| Deron Johnson, R (1, 5)<br>OBP: 0.344, SLG: 0.572 | | 1-3 | | 6-3<br>1-2<br>2-3 | | 4-3 2B | K | | 4-3 | 5 | 0 | 1 | 0 | 0 | 1 | 5 |
| Johnny Edwards, L (1, 2)<br>OBP: 0.320, SLG: 0.495 | | 4-3 | | F8 | | 4-3 IBB | | K | 4-3 | 4 | 0 | 0 | 0 | 1 | 1 | 2 |
| Leo Cardenas, R (1, 6)<br>OBP: 0.329, SLG: 0.353 | | 5-3 | | | E5<br>FC4-6 SH1-3<br>HR | 4-3<br>1-2<br>2-3 | | K | | 4 | 1 | 0 | 0 | 0 | 1 | 2 |
| Sammy Ellis, L (1, 1)<br>OBP: 0.167, SLG: 0.207 | | | 4-3 | | SH1-3<br>1-2 | 5-3 | | E8 2B | | 3 | 0 | 1 | 0 | 0 | 0 | 2 |
| Inning Stats | R: 0 H: 2<br>E: 0 LOB: 2<br>K: 2 BB: 0<br>S: 9 P: 9 | R: 0 H: 0<br>E: 0 LOB: 0<br>K: 0 BB: 0<br>S: 3 P: 3 | R: 0 H: 0<br>E: 0 LOB: 0<br>K: 0 BB: 0<br>S: 3 P: 3 | R: 0 H: 2<br>E: 0 LOB: 2<br>K: 1 BB: 0<br>S: 7 P: 7 | R: 3 H: 1<br>E: 1 LOB: 0<br>K: 0 BB: 1<br>S: 5 P: 9 | R: 0 H: 1<br>E: 0 LOB: 2<br>K: 0 BB: 1<br>S: 4 P: 8 | R: 1 H: 2<br>E: 0 LOB: 3<br>K: 2 BB: 1<br>S: 9 P: 13 | R: 0 H: 1<br>E: 1 LOB: 1<br>K: 2 BB: 0<br>S: 8 P: 8 | R: 3 H: 2<br>E: 0 LOB: 0<br>K: 0 BB: 1<br>S: 5 P: 9 | 1B: 6 SF: 0<br>2B: 3 SAC: 1<br>3B: 0 DP: 0<br>HR: 2 HBP: 0 | | | | | | |

| | |
|---|---|
| AB | 38 |
| R | 7 |
| H | 11 |
| RBI | 7 |
| BB | 4 |
| SO | 7 |
| LOB | 25 |

WP: 0 PA: 43
PB: 0
SB: 3
CS: 0

| PITCHER | | IP | WLS | BF | H | R | ER | SO | BB | IBB | HBP | BLK | WP | HR | S | P | ERA | WHIP |
|---|---|---|---|---|---|---|---|---|---|---|---|---|---|---|---|---|---|---|
| Don Nottebart, R<br>ERA: 4.47 | (1, 1) | 6.1 | | 29 | 6 | 4 | 1 | 3 | 2 | 1 | 0 | 0 | 0 | 1 | 32 | 44 | 1.42 | 1.263 |
| Hal Woodeshick, L<br>ERA: 2.22 | (7, 1) | 0.0 | | 2 | 2 | 0 | 0 | 0 | 0 | 0 | 0 | 0 | 0 | 0 | 2 | 2 | ∞ | ∞ |
| Jim Owens, R<br>ERA: 3.25 | (7, 1) | 2.2 | L | 12 | 3 | 3 | 3 | 4 | 0 | 1 | 0 | 0 | 0 | 1 | 19 | 23 | 10.12 | 1.125 |

| PITCHER | IP | WLS | BF | H | R | ER | SO | BB | IBB | HBP | BLK | WP | HR | S | P | ERA | WHIP |
|---|---|---|---|---|---|---|---|---|---|---|---|---|---|---|---|---|---|

# Cincinnati Reds @ Houston Astros

Astrodome, Houston, TX

Tue May 25 1965, 8:05 PM EDT

Att. 15,148 - Dome

livebaseballscorecards.com

## BOTTOM

| Batter | 1 | 2 | 3 | 4 | 5 | 6 | 7 | 8 | 9 | AB | R | H | RBI | BB | SO | LOB |
|---|---|---|---|---|---|---|---|---|---|---|---|---|---|---|---|---|
| Eddie Kasko, R (1, 6)<br>OBP: 0.301, SLG: 0.309 | H<br>1-0<br>2B<br>SF8<br>HBP | x<br>0-0 ①<br>F7 | | x<br>0-0 ③<br>P4 | | | x<br>0-0 ①<br>F8 | | | 3 | 1 | 0 | 0 | 0 | 0 | 0 |
| Joe Morgan, L (1, 4)<br>OBP: 0.337, SLG: 0.357 | S S S<br>0-3 ①<br>K | B B B<br>4-0<br>CS<br>BB | | | S S S<br>0-3 ①<br>K | | x<br>0-0 ②<br>F2 | | | 3 | 0 | 0 | 0 | 1 | 2 | 1 |
| Lee Maye, L (1, 7)<br>OBP: 0.328, SLG: 0.433 | x<br>0-0<br>1-3<br>2B<br>2B | x<br>0-0 ②③<br>4-3<br>1-2 | | | x<br>0-0 ②<br>L8 | | x<br>0-0 ③<br>1-3 | | | 4 | 1 | 1 | 0 | 0 | 0 | 1 |
| Walt Bond, L (1, 3)<br>OBP: 0.302, SLG: 0.342 | x<br>0-0 ②<br>SF8<br>3-H | | x<br>0-0 ①<br>3-4-1 | | x<br>0-0 ③<br>4-1 | | | x<br>0-0 ①<br>P5 | | 3 | 0 | 0 | 1 | 0 | 0 | 0 |
| Bob Aspromonte, R (1, 5)<br>OBP: 0.369, SLG: 0.441 | x<br>0-0<br>BB<br>BB<br>2-H<br>2B | | x<br>0-0 ②<br>F9 | | | x<br>0-0<br>2B<br>1B | | x<br>0-0<br>6-3<br>1B | | 4 | 1 | 3 | 1 | 0 | 0 | 0 |
| Jimmy Wynn, R (1, 8)<br>OBP: 0.377, SLG: 0.449 | B B B<br>4-0<br>BB BB<br>BB | | B B B<br>4-0<br>E S<br>BB | | | x<br>0-0 ①<br>1-H<br>FC6-4<br>2B | | x<br>0-0 ②③<br>6-3<br>1-2 | | 2 | 1 | 1 | 0 | 2 | 0 | 1 |
| Rusty Staub, L (1, 9)<br>OBP: 0.310, SLG: 0.353 | B B B B<br>4-0<br>BB<br>1-2<br>2-3<br>BB | | x<br>0-0 ③<br>P6<br>1-3 | | | I<br>4-0<br>FC6-4<br>IBB | | | x<br>0-0 ①<br>F7 | 2 | 0 | 0 | 0 | 2 | 0 | 1 |
| Ron Brand, R (1, 2)<br>OBP: 0.227, SLG: 0.213 | B B B B<br>4-0<br>1-2<br>2-3<br>3-H<br>BB | | | x<br>0-0 ①<br>1-3 | | x<br>0-0 ②<br>FC6-4<br>1-2f<br>3-H | | | S S S<br>0-3 ②<br>K | 3 | 0 | 0 | 2 | 1 | 1 | 1 |
| Don Nottebart, R (1, 1)<br>OBP: 0.077, SLG: 0.077<br>Hal Woodeshick, R (7, 1)<br>OBP: 0.200, SLG: 0.200<br>Jim Owens, R (7, 1)<br>Al Spangler, L (9, PH)<br>OBP: 0.296, SLG: 0.236 | S S S<br>0-3 ③<br>K | | | x<br>0-0 ②<br>1-3 | | S S S<br>0-3 ③<br>K | | | S S S<br>0-3 ③<br>K | 3<br>0<br>0<br>1 | 0<br>0<br>0<br>0 | 0<br>0<br>0<br>0 | 0<br>0<br>0<br>0 | 0<br>0<br>0<br>0 | 2<br>0<br>0<br>1 | 4<br>0<br>0<br>0 |

| Inning Stats | 1 | 2 | 3 | 4 | 5 | 6 | 7 | 8 | 9 |
|---|---|---|---|---|---|---|---|---|---|
| | R: 3<br>E: 0<br>K: 2<br>S: 9<br>H: 2<br>LOB: 3<br>BB: 3<br>P: 22 | R: 0<br>E: 0<br>K: 0<br>S: 2<br>H: 0<br>LOB: 0<br>BB: 1<br>P: 6 | R: 0<br>E: 0<br>K: 0<br>S: 3<br>H: 0<br>LOB: 1<br>BB: 1<br>P: 7 | R: 0<br>E: 0<br>K: 0<br>S: 3<br>H: 0<br>LOB: 0<br>BB: 0<br>P: 3 | R: 0<br>E: 0<br>K: 1<br>S: 5<br>H: 0<br>LOB: 0<br>BB: 0<br>P: 5 | R: 1<br>E: 0<br>K: 1<br>S: 6<br>H: 2<br>LOB: 1<br>BB: 1<br>P: 10 | R: 0<br>E: 0<br>K: 0<br>S: 3<br>H: 0<br>LOB: 0<br>BB: 0<br>P: 3 | R: 0<br>E: 0<br>K: 0<br>S: 3<br>H: 1<br>LOB: 1<br>BB: 0<br>P: 3 | R: 0<br>E: 0<br>K: 2<br>S: 7<br>H: 0<br>LOB: 0<br>BB: 0<br>P: 7 |

| | |
|---|---|
| 1B: 2 | SF: 1 |
| 2B: 3 | SAC: 0 |
| 3B: 0 | DP: 0 |
| HR: 0 | HBP: 1 |
| WP: 0 | PA: 36 |
| PB: 0 | |
| SB: 1 | |
| CS: 1 | |

| | |
|---|---|
| AB | 28 |
| R | 4 |
| H | 5 |
| RBI | 4 |
| BB | 6 |
| SO | 6 |
| LOB | 9 |

| PITCHER | IP | WLS | BF | H | R | ER | SO | BB | IBB | HBP | BLK | WP | HR | S | P | ERA | WHIP |
|---|---|---|---|---|---|---|---|---|---|---|---|---|---|---|---|---|---|
| Sammy Ellis, R (1, 1)<br>ERA: 3.65 | 9.0 | W | 36 | 5 | 4 | 4 | 6 | 5 | 1 | 1 | 0 | 0 | 0 | 41 | 66 | 4.00 | 1.111 |

| PITCHER | IP | WLS | BF | H | R | ER | SO | BB | IBB | HBP | BLK | WP | HR | S | P | ERA | WHIP |
|---|---|---|---|---|---|---|---|---|---|---|---|---|---|---|---|---|---|

| Batter | 1 | 2 | 3 | 4 | 5 | 6 | 7 | 8 | 9 | AB | R | H | RBI | BB | SO | LOB |
|---|---|---|---|---|---|---|---|---|---|---|---|---|---|---|---|---|
| Pete Rose, S (1, 4)<br>OBP: 0.395, SLG: 0.438 | BBBB<br>4-0<br>BB<br>1B<br>BB | | SSS<br>0-3 ①<br>K | | x<br>0-0<br>WP<br>1B<br>1B | | x<br>0-0 ①<br>L8 | | SSS<br>0-3 ③<br>K | 4 | 2 | 1 | 0 | 1 | 2 | 0 |
| Art Shamsky, L (1, 7)<br>OBP: 0.357, SLG: 0.400 | BBBB<br>4-0<br>1B<br>S<br>1-2<br>BB | | SSS<br>0-3 ②<br>K | | SSS<br>0-3 ①<br>K | | x<br>0-0 ②<br>F7 | | | 3 | 1 | 0 | 0 | 1 | 2 | 1 |
| Vada Pinson, L (1, 8) | x<br>0-0<br>S<br>1-3<br>2-H<br>1B | | x<br>0-0 ③<br>G3 | | x<br>0-0<br>FC1-6<br>HBP<br>1-H<br>1B | | x<br>0-0 ③<br>F8 | | | 4 | 0 | 2 | 2 | 0 | 0 | 0 |
| Frank Robinson, R (1, 9)<br>OBP: 0.396, SLG: 0.519 | SSS<br>0-3 ①<br>K<br>1-2<br>3-H | | | x<br>0-0 ①<br>F2 | H<br>1-0<br>FC1-6<br>1-2<br>HBP | | | SSS<br>0-3 ①<br>K | | 3 | 0 | 0 | 0 | 0 | 2 | 1 |
| Gordy Coleman, L (1, 3)<br>OBP: 0.412, SLG: 0.564 | SSS<br>0-3 ②<br>K | | | x<br>0-0 ②<br>E4<br>1B 1B | x<br>0-0 ②<br>FC1-6<br>1-2f<br>2-3 | | | x<br>0-0 ②<br>4-3 | | 4 | 0 | 0 | 0 | 0 | 1 | 3 |
| Deron Johnson, R (1, 5)<br>OBP: 0.342, SLG: 0.560 | SSS<br>0-3 ③<br>K | | | x<br>0-0 ②<br>F7 | x<br>0-0 ③<br>F8 | | | BBBB<br>4-0<br>BB | | 3 | 0 | 0 | 0 | 1 | 1 | 4 |
| Johnny Edwards, L (1, 2)<br>OBP: 0.318, SLG: 0.484 | | x<br>0-0 ①<br>4-3 | | x<br>0-0<br>1B<br>1-2<br>1B | | SSS<br>0-3 ①<br>K | | x<br>0-0 ③<br>F8 | | 4 | 0 | 1 | 0 | 0 | 1 | 1 |
| Leo Cardenas, R (1, 6)<br>OBP: 0.327, SLG: 0.350 | | x<br>0-0 ②<br>F9 | | x<br>0-0<br>1-2<br>2-3<br>1B | | SSS<br>0-3 ②<br>K | | | x<br>0-0 ①<br>5-3 | 4 | 0 | 1 | 0 | 0 | 1 | 0 |
| Billy McCool, R (1, 1)<br>Jim Duffalo, R (3, 1)<br>Charlie James, R (6, PH)<br>OBP: 0.250, SLG: 0.250<br>Roger Craig, R (6, 1)<br>Marty Keough, L (9, PH)<br>OBP: 0.429, SLG: 0.200 | | x<br>0-0 ③<br>4-3 | | SSS<br>0-3 ③<br>K | | SSS<br>0-3 ③<br>K | | | SSS<br>0-3 ②<br>K | 1<br>1<br>1<br>0<br>1 | 0<br>0<br>0<br>0<br>0 | 0<br>0<br>0<br>0<br>0 | 0<br>0<br>0<br>0<br>0 | 0<br>1<br>1<br>0<br>1 | 0<br>3<br>0<br>0<br>0 | 0<br>0<br>0<br>0<br>0 |
| Inning Stats | R: 2<br>E: 0<br>K: 3<br>S: 10<br>H: 1<br>LOB: 1<br>BB: 2<br>P: 18 | R: 0<br>E: 0<br>K: 0<br>S: 3<br>H: 0<br>LOB: 0<br>BB: 0<br>P: 3 | R: 0<br>E: 0<br>K: 2<br>S: 7<br>H: 0<br>LOB: 0<br>BB: 0<br>P: 7 | R: 0<br>E: 1<br>K: 1<br>S: 8<br>H: 2<br>LOB: 3<br>BB: 0<br>P: 8 | R: 1<br>E: 0<br>K: 1<br>S: 7<br>H: 2<br>LOB: 2<br>BB: 0<br>P: 8 | R: 0<br>E: 0<br>K: 3<br>S: 9<br>H: 0<br>LOB: 0<br>BB: 0<br>P: 9 | R: 0<br>E: 0<br>K: 0<br>S: 3<br>H: 0<br>LOB: 0<br>BB: 0<br>P: 3 | R: 0<br>E: 0<br>K: 1<br>S: 5<br>H: 0<br>LOB: 1<br>BB: 1<br>P: 9 | R: 0<br>E: 0<br>K: 2<br>S: 7<br>H: 0<br>LOB: 0<br>BB: 0<br>P: 7 | 1B: 5<br>2B: 0<br>3B: 0<br>HR: 0 | | SF: 0<br>SAC: 0<br>DP: 0<br>HBP: 1 | | | WP: 1<br>PB: 0<br>SB: 2<br>CS: 0 | PA: 37 |

# TOP

## Cincinnati Reds @ Houston Astros

Astrodome, Houston, TX

Wed May 26 1965, 4:33 AM EDT

Att. 9,247 - Dome

livebaseballscorecards.com

| | |
|---|---|
| AB | 33 |
| R | 3 |
| H | 5 |
| RBI | 2 |
| BB | 3 |
| SO | 13 |
| LOB | 13 |

| PITCHER | | IP | WLS | BF | H | R | ER | SO | BB | IBB | HBP | BLK | WP | HR | S | P | ERA | WHIP |
|---|---|---|---|---|---|---|---|---|---|---|---|---|---|---|---|---|---|---|
| Bob Bruce, R<br>ERA: 4.02 | (1, 1) | 9.0 | W | 37 | 5 | 3 | 3 | 13 | 3 | 0 | 1 | 0 | 1 | 0 | 59 | 72 | 3.00 | 0.889 |

| PITCHER | IP | WLS | BF | H | R | ER | SO | BB | IBB | HBP | BLK | WP | HR | S | P | ERA | WHIP |
|---|---|---|---|---|---|---|---|---|---|---|---|---|---|---|---|---|---|

| Batter | 1 | 2 | 3 | 4 | 5 | 6 | 7 | 8 | 9 | AB | R | H | RBI | BB | SO | LOB |
|---|---|---|---|---|---|---|---|---|---|---|---|---|---|---|---|---|
| Bob Lillis, R (1, 4)<br>OBP: 0.298, SLG: 0.274 | E6 | | HBP | 1-3 | | E7 | | 1B | | 4 | 3 | 2 | 0 | 0 | 0 | 0 |
| Lee Maye, L (1, 7)<br>OBP: 0.348, SLG: 0.446 | E | | 1-2 | F7 | | FC5-4 | | 1-3 | | 5 | 2 | 3 | 1 | 0 | 0 | 1 |
| Jimmy Wynn, R (1, 8)<br>OBP: 0.385, SLG: 0.488 | E5 | | 1B | HR | | FC5-4 | | | | 4 | 2 | 3 | 4 | 0 | 0 | 1 |
| Walt Bond, L (1, 3)<br>OBP: 0.301, SLG: 0.336 | F7 | | BB | F8 | | P4 | | | | 3 | 0 | 0 | 0 | 1 | 0 | 2 |
| Bob Aspromonte, R (1, 5)<br>OBP: 0.366, SLG: 0.435 | L3-4 | | K | 1B | | | 5-3 | | | 4 | 0 | 1 | 0 | 0 | 1 | 3 |
| Joe Gaines, R (1, 9)<br>OBP: 0.333, SLG: 0.500 | | K | BB | K | | | CS | | | 3 | 0 | 1 | 1 | 0 | 2 | 1 |
| Eddie Kasko, R (1, 6)<br>OBP: 0.299, SLG: 0.298 | | 6-3 | BB | P4 | | | F7 | | | 3 | 0 | 0 | 0 | 1 | 0 | 2 |
| Ron Brand, R (1, 2)<br>OBP: 0.229, SLG: 0.203 | | L6 | P6 | | | | CS | 5-3 | | 3 | 1 | 0 | 0 | 0 | 0 | 3 |
| Bob Bruce, R (1, 1)<br>OBP: 0.043, SLG: 0.087 | | | K | K | | F8 | | 6-3 | | 4 | 0 | 0 | 0 | 0 | 2 | 1 |
| Inning Stats | R: 2 E: 2 K: 0 S: 5 — H: 2 LOB: 0 BB: 0 P: 5 | R: 0 E: 0 K: 1 S: 5 — H: 0 LOB: 0 BB: 0 P: 5 | R: 3 E: 0 K: 2 S: 10 — H: 3 LOB: 3 BB: 2 P: 19 | R: 0 E: 0 K: 1 S: 5 — H: 0 LOB: 0 BB: 0 P: 5 | R: 1 E: 0 K: 1 S: 7 — H: 2 LOB: 1 BB: 0 P: 7 | R: 2 E: 1 K: 0 S: 5 — H: 2 LOB: 1 BB: 0 P: 6 | R: 0 E: 0 K: 0 S: 2 — H: 0 LOB: 0 BB: 0 P: 3 | R: 0 E: 0 K: 0 S: 4 — H: 1 LOB: 1 BB: 0 P: 4 | | 1B: 8 2B: 1 3B: 1 HR: 1 — SF: 0 SAC: 0 DP: 1 HBP: 3 | | | | | | | |

# Cincinnati Reds @ Houston Astros

Astrodome, Houston, TX

Wed May 26 1965, 4:33 AM EDT

Att. 9,247 - Dome

BOTTOM

livebaseballscorecards.com

| | |
|---|---|
| AB | 33 |
| R | 8 |
| H | 10 |
| RBI | 6 |
| BB | 2 |
| SO | 5 |
| LOB | 14 |

WP: 0 PB: 0 SB: 1 CS: 1 — PA: 39

| PITCHER | | IP | WLS | BF | H | R | ER | SO | BB | IBB | HBP | BLK | WP | HR | S | P | ERA | WHIP |
|---|---|---|---|---|---|---|---|---|---|---|---|---|---|---|---|---|---|---|
| Billy McCool, L<br>ERA: 3.22 | (1, 1) | 2.2 | L | 15 | 5 | 5 | 3 | 3 | 1 | 0 | 1 | 0 | 0 | 0 | 19 | 24 | 10.12 | 2.250 |
| Jim Duffalo, R<br>ERA: 1.98 | (3, 1) | 2.1 | | 10 | 2 | 1 | 1 | 2 | 1 | 0 | 0 | 0 | 0 | 1 | 13 | 17 | 3.86 | 1.286 |
| Roger Craig, R<br>ERA: 6.08 | (6, 1) | 3.0 | | 13 | 3 | 2 | 1 | 0 | 0 | 0 | 2 | 0 | 0 | 0 | 11 | 13 | 3.00 | 1.000 |

| PITCHER | IP | WLS | BF | H | R | ER | SO | BB | IBB | HBP | BLK | WP | HR | S | P | ERA | WHIP |
|---|---|---|---|---|---|---|---|---|---|---|---|---|---|---|---|---|---|

| Batter | 1 | 2 | 3 | 4 | 5 | 6 | 7 | 8 | 9 | AB | R | H | RBI | BB | SO | LOB |
|---|---|---|---|---|---|---|---|---|---|---|---|---|---|---|---|---|
| Pete Rose, S (1, 4)<br>OBP: 0.392, SLG: 0.430 | 6-3 | | F7<br>1-2 | | 1B<br>1-2<br>BB | | K | | | 3 | 0 | 0 | 0 | 1 | 1 | 1 |
| Tommy Harper, R (1, 7)<br>OBP: 0.405, SLG: 0.450 | 6-3 | | K | | 1B<br>1-2<br>2-H | | | K | | 4 | 0 | 1 | 1 | 0 | 2 | 1 |
| Vada Pinson, L (1, 8)<br>OBP: 0.385, SLG: 0.569 | 3-1 | | F7 | | F8 | | | G6-4-3<br>1B | | 4 | 0 | 1 | 0 | 0 | 0 | 3 |
| Frank Robinson, R (1, 9)<br>OBP: 0.392, SLG: 0.508 | | FC4-6<br>FC<br>WP<br>BB | | 5-3 | | K | | G6-4-3<br>1-2f | | 3 | 1 | 0 | 0 | 1 | 1 | 1 |
| Gordy Coleman, L (1, 3)<br>OBP: 0.404, SLG: 0.552<br>Jim O'Toole, S (5, 1)<br>Roger Craig, R (5, 1)<br>Art Shamsky, L (9, PH)<br>OBP: 0.345, SLG: 0.385 | | FC<br>FC4-6<br>1-2 | | F8 | | K | | | 4-3 | 2<br>0<br>1<br>1 | 0<br>0<br>0<br>0 | 0<br>0<br>0<br>0 | 0<br>0<br>0<br>0 | 0<br>0<br>1<br>0 | 0<br>0<br>0<br>0 | 1<br>0<br>0<br>0 |
| Johnny Edwards, L (1, 2)<br>OBP: 0.315, SLG: 0.475 | | FC4-6<br>WP<br>1-2f<br>2-3 | | 1-3 | | 1B | | | E6 | 4 | 0 | 1 | 0 | 0 | 0 | 2 |
| Leo Cardenas, R (1, 6)<br>OBP: 0.319, SLG: 0.340 | | 6-3<br>1-2<br>3-H | | | K | F9 | | | F3 | 4 | 0 | 0 | 0 | 0 | 1 | 3 |
| Giraldo Ruiz, S (1, 5)<br>OBP: 0.083, SLG: 0.083 | | 4-3 | | | G3 | | F3 | | F9 | 4 | 0 | 0 | 0 | 0 | 0 | 2 |
| Joe Nuxhall, L (1, 1)<br>OBP: 0.250, SLG: 0.143<br>Joey Jay, S (4, 1)<br>Marty Keough, L (5, PH)<br>OBP: 0.444, SLG: 0.167<br>(5, 3) | | | E3<br>PB | | BB<br>1B<br>BB | | 1-3 | | | 1<br>0<br>1 | 0<br>0<br>1 | 0<br>0<br>0 | 0<br>0<br>0 | 0<br>0<br>1 | 0<br>0<br>0 | 0<br>0<br>0 |
| Inning Stats | R: 0<br>E: 0<br>K: 0<br>S: 3<br>H: 0<br>LOB: 0<br>BB: 0<br>P: 3 | R: 1<br>E: 0<br>K: 0<br>S: 4<br>H: 0<br>LOB: 1<br>BB: 1<br>P: 8 | R: 0<br>E: 1<br>K: 1<br>S: 6<br>H: 0<br>LOB: 1<br>BB: 0<br>P: 6 | R: 0<br>E: 0<br>K: 0<br>S: 3<br>H: 0<br>LOB: 0<br>BB: 0<br>P: 3 | R: 1<br>E: 0<br>K: 1<br>S: 6<br>H: 1<br>LOB: 2<br>BB: 2<br>P: 14 | R: 0<br>E: 0<br>K: 2<br>S: 8<br>H: 1<br>LOB: 1<br>BB: 0<br>P: 8 | R: 0<br>E: 0<br>K: 1<br>S: 5<br>H: 0<br>LOB: 0<br>BB: 0<br>P: 5 | R: 0<br>E: 0<br>K: 1<br>S: 5<br>H: 1<br>LOB: 0<br>BB: 0<br>P: 5 | R: 0<br>E: 1<br>K: 0<br>S: 4<br>H: 0<br>LOB: 1<br>BB: 0<br>P: 4 | 1B: 3<br>2B: 0<br>3B: 0<br>HR: 0 | SF: 0<br>SAC: 0<br>DP: 1<br>HBP: 0 | | | WP: 1<br>PB: 1<br>SB: 0<br>CS: 0 | | PA: 35 | |

| PITCHER | IP | WLS | BF | H | R | ER | SO | BB | IBB | HBP | BLK | WP | HR | S | P | ERA | WHIP |
|---|---|---|---|---|---|---|---|---|---|---|---|---|---|---|---|---|---|
| Gaylord Perry, R (1, 1)<br>ERA: 3.84 | 9.0 | W | 35 | 3 | 2 | 2 | 6 | 3 | 0 | 0 | 0 | 1 | 0 | 44 | 56 | 2.00 | 0.667 |

| PITCHER | IP | WLS | BF | H | R | ER | SO | BB | IBB | HBP | BLK | WP | HR | S | P | ERA | WHIP |
|---|---|---|---|---|---|---|---|---|---|---|---|---|---|---|---|---|---|

# TOP

## Cincinnati Reds @ San Francisco Giants

Candlestick Park, San Francisco, CA

Thu May 27 1965, 6:33 AM EDT

Att. 7,588 - Unknown

livebaseballscorecards.com

| | |
|---|---|
| AB | 32 |
| R | 2 |
| H | 3 |
| RBI | 1 |
| BB | 3 |
| SO | 6 |
| LOB | 14 |

# Cincinnati Reds @ San Francisco Giants

Candlestick Park, San Francisco, CA

Thu May 27 1965, 6:33 AM EDT

Att. 7,588 - Unknown

livebaseballscorecards.com

## BOTTOM

| Batter | 1 | 2 | 3 | 4 | 5 | 6 | 7 | 8 | 9 | AB | R | H | RBI | BB | SO | LOB |
|---|---|---|---|---|---|---|---|---|---|---|---|---|---|---|---|---|
| Dick Schofield, S (1, 6)<br>OBP: 0.340, SLG: 0.315 | F3 | | BBBB<br>4-0<br>1B<br>1B<br>BB | 0-0<br>S<br>2-H<br>3-H<br>1B | 0-0<br>4-3 | | 0-0<br>G3<br>1-H<br>2B | | | 4 | 1 | 2 | 3 | 1 | 0 | 2 |
| Jesus Alou, R (1, 9)<br>OBP: 0.333, SLG: 0.469 | HR | | 0-0<br>1B<br>1-2<br>1B | 0-0<br>4-3<br>1-2 | | 0-0<br>E G3<br>1B | 0-0<br>G3<br>2-3 | | | 5 | 1 | 3 | 1 | 0 | 0 | 2 |
| Willie McCovey, L (1, 3)<br>OBP: 0.419, SLG: 0.569 | SSS<br>0-3<br>K | | 0-0<br>1-3<br>2-H<br>1B | | 0-0<br>F9 1B<br>HR<br>1B | 0-0<br>G3<br>1-2 | BBBB<br>4-0<br>FC6-4<br>BB | | | 4 | 1 | 2 | 1 | 1 | 1 | 1 |
| Willie Mays, R (1, 8)<br>OBP: 0.440, SLG: 0.781 | 0-0<br>F9 | | 0-0<br>F4 | | 0-0<br>1-2<br>HR<br>1B | 4-0<br>E<br>IBB | 0-0<br>FC6-4<br>1-2f | | | 4 | 1 | 1 | 0 | 1 | 0 | 4 |
| Jim Ray Hart, R (1, 5)<br>OBP: 0.304, SLG: 0.457 | | 0-0<br>F9 | | 0-0<br>FC5-4<br>1B | 0-0<br>F9<br>2-3 | 0-0<br>F4 | | 0-0<br>5-3 | | 5 | 0 | 1 | 0 | 0 | 0 | 4 |
| Cap Peterson, R (1, 7)<br>OBP: 0.353, SLG: 0.647<br>Matty Alou, L (9, 7)<br>OBP: 0.279, SLG: 0.341 | | 0-0<br>F9 | | 0-0<br>FC5-4<br>1-2f<br>1B<br>2B | 0-0<br>1-H<br>3-H<br>HR | 0-0<br>E6<br>1-2<br>2-3 | | 0-0<br>1B<br>1B | | 5<br>0 | 2<br>0 | 2<br>0 | 3<br>0 | 0<br>0 | 0<br>0 | 3<br>0 |
| Hal Lanier, R (1, 4)<br>OBP: 0.270, SLG: 0.306 | | 0-0<br>5-3 | | 0-0<br>2B<br>1-2<br>1B<br>1B | 0-0<br>S BB<br>1B | 0-0<br>F7 | | 0-0<br>1-2<br>1B | | 5 | 1 | 3 | 0 | 0 | 0 | 3 |
| Tom Haller, L (1, 2)<br>OBP: 0.361, SLG: 0.350 | | | 0-0<br>6-3 | 0-0<br>1-3<br>2-H<br>1B<br>2B | BBBB<br>4-0<br>1-2<br>BB | | 0-0<br>FC1-6<br>1B | 0-0<br>F7 | | 4 | 1 | 2 | 1 | 1 | 0 | 2 |
| Gaylord Perry, R (1, 1)<br>OBP: 0.161, SLG: 0.133 | | | SSS<br>0-3<br>K | 0-0<br>1-3 | 0-0<br>F8<br>2-3 | | 0-0<br>FC1-6<br>1-2f<br>2B | 0-0<br>1-3 | | 5 | 1 | 0 | 0 | 0 | 1 | 7 |
| Inning Stats | R: 1<br>E: 0<br>K: 1<br>S: 6<br>H: 1<br>LOB: 0<br>BB: 0<br>P: 6 | R: 0<br>E: 0<br>K: 0<br>S: 3<br>H: 0<br>LOB: 0<br>BB: 0<br>P: 3 | R: 1<br>E: 0<br>K: 1<br>S: 7<br>H: 2<br>LOB: 2<br>BB: 1<br>P: 11 | R: 3<br>E: 0<br>K: 0<br>S: 7<br>H: 4<br>LOB: 1<br>BB: 0<br>P: 7 | R: 3<br>E: 0<br>K: 0<br>S: 7<br>H: 4<br>LOB: 2<br>BB: 1<br>P: 11 | R: 0<br>E: 1<br>K: 0<br>S: 5<br>H: 1<br>LOB: 3<br>BB: 1<br>P: 9 | R: 1<br>E: 0<br>K: 0<br>S: 5<br>H: 2<br>LOB: 2<br>BB: 1<br>P: 9 | R: 0<br>E: 0<br>K: 0<br>S: 5<br>H: 2<br>LOB: 2<br>BB: 0<br>P: 5 | | 1B: 12<br>2B: 2<br>3B: 0<br>HR: 2<br>SF: 0<br>SAC: 0<br>DP: 0<br>HBP: 0 | | | | | |

| | AB | 41 |
|---|---|---|
| | R | 9 |
| | H | 16 |
| | RBI | 9 |
| | BB | 4 |
| | SO | 2 |
| | LOB | 28 |

WP: 0 PA: 45
PB: 0
SB: 2
CS: 0

| PITCHER | | IP | WLS | BF | H | R | ER | SO | BB | IBB | HBP | BLK | WP | HR | S | P | ERA | WHIP |
|---|---|---|---|---|---|---|---|---|---|---|---|---|---|---|---|---|---|---|
| Joe Nuxhall, L<br>ERA: 5.65 | (1, 1) | 3.1 | L | 17 | 6 | 5 | 5 | 2 | 1 | 0 | 0 | 0 | 0 | 1 | 20 | 24 | 13.50 | 2.100 |
| Joey Jay, R<br>ERA: 4.4 | (4, 1) | 0.2 | | 3 | 1 | 0 | 0 | 0 | 0 | 0 | 0 | 0 | 0 | 0 | 3 | 3 | 0.00 | 1.500 |
| Jim O'Toole, L<br>ERA: 7.22 | (5, 1) | 0.1 | | 6 | 4 | 3 | 3 | 0 | 1 | 0 | 0 | 0 | 0 | 1 | 5 | 9 | 81.00 | 15.000 |
| Roger Craig, R<br>ERA: 5.29 | (5, 1) | 3.2 | | 19 | 5 | 1 | 1 | 0 | 1 | 1 | 0 | 0 | 0 | 0 | 17 | 25 | 2.46 | 1.636 |

| PITCHER | IP | WLS | BF | H | R | ER | SO | BB | IBB | HBP | BLK | WP | HR | S | P | ERA | WHIP |
|---|---|---|---|---|---|---|---|---|---|---|---|---|---|---|---|---|---|

| Batter | 1 | 2 | 3 | 4 | 5 | 6 | 7 | 8 | 9 | AB | R | H | RBI | BB | SO | LOB |
|---|---|---|---|---|---|---|---|---|---|---|---|---|---|---|---|---|
| Pete Rose, S (1, 4)<br>OBP: 0.397, SLG: 0.435 | WP WP 2B 1B | | 1B BB FC5-2 1B | 6-3 | | | F5 | | 1-2 HR 1B | 5 | 2 | 3 | 0 | 0 | 0 | 0 |
| Tommy Harper, R (1, 7)<br>OBP: 0.405, SLG: 0.465 | F8 | | FC5-2 1B 1-2 E BB | | K | | K | | 1-H 2-H HR | 4 | 2 | 1 | 3 | 1 | 2 | 1 |
| Vada Pinson, L (1, 8)<br>OBP: 0.386, SLG: 0.564 | L4 1-2 | | FC5-2 E 1-2 2-3 1B | | 1B | | F9 | | G3 | 5 | 1 | 2 | 0 | 0 | 0 | 1 |
| Frank Robinson, R (1, 9)<br>OBP: 0.389, SLG: 0.507 | 2-H 2B | | FC5-2 E 1-2 2-3 3-Hf | | F4 | | | K | | 4 | 0 | 1 | 1 | 0 | 1 | 4 |
| Deron Johnson, R (1, 5)<br>OBP: 0.340, SLG: 0.552 | K | | E5 1-3 2-H 3-H | | FC6-4 1-3 1B | | | F2 | | 4 | 0 | 1 | 1 | 0 | 1 | 2 |
| Tony Perez, R (1, 3)<br>OBP: 0.304, SLG: 0.537 | | 6-3 | K | | FC6-4 1-2f | | | K | | 4 | 0 | 0 | 0 | 0 | 2 | 4 |
| Johnny Edwards, L (1, 2)<br>OBP: 0.322, SLG: 0.505 | | HR | F9 | | | 4-3 | | | 1B HR 1B | 4 | 2 | 2 | 1 | 0 | 0 | 2 |
| Leo Cardenas, R (1, 6)<br>OBP: 0.311, SLG: 0.331 | | K | 5-3 | | | K | | | F5 | 4 | 0 | 0 | 0 | 0 | 2 | 1 |
| John Tsitouris, R (1, 1)<br>OBP: 0.095, SLG: 0.050 | | 3-1 | 1-3 | | | K | | | K | 3 | 0 | 0 | 0 | 0 | 1 | 0 |
| Jim Duffalo, R (6, 1) | | | | | | | | | | 0 | 0 | 0 | 0 | 0 | 0 | 0 |
| Art Shamsky, L (9, PH)<br>OBP: 0.333, SLG: 0.370 | | | | | | | | | | 1 | 0 | 0 | 0 | 0 | 1 | 1 |
| Inning Stats | R: 1 E: 0 K: 1 S: 7 H: 2 LOB: 1 BB: 0 P: 7 | R: 1 E: 0 K: 1 S: 6 H: 1 LOB: 0 BB: 0 P: 6 | R: 2 E: 1 K: 1 S: 8 H: 2 LOB: 2 BB: 1 P: 12 | R: 0 E: 0 K: 0 S: 3 H: 0 LOB: 0 BB: 0 P: 3 | R: 0 E: 0 K: 1 S: 7 H: 2 LOB: 2 BB: 0 P: 7 | R: 0 E: 0 K: 2 S: 7 H: 0 LOB: 0 BB: 0 P: 7 | R: 0 E: 0 K: 1 S: 5 H: 0 LOB: 0 BB: 0 P: 5 | R: 0 E: 0 K: 2 S: 7 H: 0 LOB: 0 BB: 0 P: 7 | R: 3 E: 0 K: 1 S: 8 H: 3 LOB: 0 BB: 0 P: 8 | 1B: 7 2B: 1 3B: 0 HR: 2 SF: 0 SAC: 0 DP: 0 HBP: 0 | | | | | | | |

| PITCHER | IP | WLS | BF | H | R | ER | SO | BB | IBB | HBP | BLK | WP | HR | S | P | ERA | WHIP |
|---|---|---|---|---|---|---|---|---|---|---|---|---|---|---|---|---|---|
| Bob Shaw, R (1, 1)<br>ERA: 2.78 | 9.0 | W | 39 | 10 | 7 | 6 | 10 | 1 | 0 | 0 | 0 | 2 | 2 | 58 | 62 | 6.00 | 1.222 |

| PITCHER | IP | WLS | BF | H | R | ER | SO | BB | IBB | HBP | BLK | WP | HR | S | P | ERA | WHIP |
|---|---|---|---|---|---|---|---|---|---|---|---|---|---|---|---|---|---|

# Cincinnati Reds @ San Francisco Giants

Candlestick Park, San Francisco, CA

Fri May 28 1965, 10:05 PM EDT

Att. 17,219 - Unknown

TOP

livebaseballscorecards.com

| | |
|---|---|
| AB | 38 |
| R | 7 |
| H | 10 |
| RBI | 6 |
| BB | 1 |
| SO | 10 |
| LOB | 16 |

REDS

| Batter | 1 | 2 | 3 | 4 | 5 | 6 | 7 | 8 | 9 | AB | R | H | RBI | BB | SO | LOB |
|---|---|---|---|---|---|---|---|---|---|---|---|---|---|---|---|---|
| Dick Schofield, S (1, 6)<br>OBP: 0.346, SLG: 0.336 | HR | | F9 ① | BB, FC6-2<br>1-2<br>2-3<br>BB | | 1B, BB<br>4-3 | | K ③ | | 4 | 2 | 1 | 1 | 2 | 1 | 1 |
| Jesus Alou, R (1, 9)<br>OBP: 0.335, SLG: 0.464 | 6-3 ① | | 1B<br>BB | FC6-2 ②<br>1-2<br>2-3<br>3-Hf<br>BB | | 1B, FC5-4<br>1-3<br>1B | 1-3 ① | | | 4 | 1 | 1 | 0 | 1 | 0 | 3 |
| Willie McCovey, L (1, 3)<br>OBP: 0.430, SLG: 0.574 | F5 ② | | 1-3<br>1B | 1-2<br>2-3<br>3-H<br>BB | | FC5-4<br>1-3<br>3-H<br>1B | HBP, BB<br>SF8<br>1B | | | 4 | 1 | 3 | 2 | 1 | 0 | 0 |
| Willie Mays, R (1, 8)<br>OBP: 0.430, SLG: 0.761<br>Matty Alou, L (6, PR)<br>OBP: 0.285, SLG: 0.341 (7, 7) | K ③ | | K ②<br>K ③ | | | FC5-4 ②<br>BB, 1B<br>1-2f<br>3-H<br>BB | HBP<br>1-2<br>BB | | | 4<br>0 | 0<br>1 | 0<br>0 | 1<br>0 | 0<br>1 | 3<br>0 | 6<br>0 |
| Jim Ray Hart, R (1, 5)<br>OBP: 0.313, SLG: 0.477<br>Jim Davenport, R (7, PR)<br>OBP: 0.329, SLG: 0.392 (8, 5) | | HR | F9 ③ | | F7 ① | BB, BB<br>1-2<br>1B<br>1B | 1-2<br>2-3<br>HBP | | | 4<br>0 | 2<br>0 | 2<br>0 | 1<br>0 | 0<br>0 | 0<br>0 | 2<br>0 |
| Cap Peterson, R (1, 7)<br>OBP: 0.381, SLG: 0.600<br>Ken Henderson, S (6, PR) (7, 8) | F8 ① | | | FC6-4, 1B<br>1B | F9 ② | 4-0<br>1-2<br>2-3<br>BB | SF8 ②<br>3-H | | | 3<br>0 | 1<br>1 | 1<br>0 | 0<br>1 | 1<br>0 | 0<br>0 | 0<br>0 |
| Tom Haller, L (1, 2)<br>OBP: 0.379, SLG: 0.352 | BB | | | FC6-4<br>1-2<br>1B | BB | 1B, E<br>1-2<br>2-3<br>3-H<br>BB | F9 ③ | | | 2 | 1 | 1 | 1 | 3 | 0 | 2 |
| Hal Lanier, R (1, 4)<br>OBP: 0.268, SLG: 0.302 | F6 ② | | | FC6-4 ①<br>BB, 1B<br>1-2f<br>2-3<br>FC6-2 | 4-3 ③ | E<br>1-3<br>2-H<br>3-H<br>1B | | 1-3 ① | | 5 | 1 | 1 | 2 | 0 | 0 | 4 |
| Bob Shaw, R (1, 1)<br>OBP: 0.143, SLG: 0.143 | F7 ③ | | | FC6-2, BB<br>1-2<br>3-H<br>BB<br>1B | F9<br>E3 | | | F1 ② | | 5 | 1 | 1 | 1 | 0 | 0 | 2 |
| Inning Stats | R: 1<br>E: 0<br>K: 1<br>S: 6<br>H: 1<br>LOB: 0<br>BB: 0<br>P: 6 | R: 1<br>E: 0<br>K: 0<br>S: 4<br>H: 1<br>LOB: 1<br>BB: 1<br>P: 8 | R: 0<br>E: 0<br>K: 1<br>S: 6<br>H: 1<br>LOB: 2<br>BB: 1<br>P: 10 | R: 2<br>E: 0<br>K: 1<br>S: 8<br>H: 3<br>LOB: 3<br>BB: 2<br>P: 16 | R: 0<br>E: 0<br>K: 0<br>S: 3<br>H: 0<br>LOB: 1<br>BB: 1<br>P: 7 | R: 7<br>E: 1<br>K: 0<br>S: 8<br>H: 4<br>LOB: 1<br>BB: 3<br>P: 20 | R: 1<br>E: 0<br>K: 0<br>S: 4<br>H: 1<br>LOB: 2<br>BB: 1<br>P: 9 | R: 0<br>E: 0<br>K: 1<br>S: 5<br>H: 0<br>LOB: 0<br>BB: 0<br>P: 5 | | 1B: 9<br>2B: 0<br>3B: 0<br>HR: 2<br>SF: 1<br>SAC: 0<br>DP: 0<br>HBP: 1 | | | | | |

| PITCHER | | IP | WLS | BF | H | R | ER | SO | BB | IBB | HBP | BLK | WP | HR | S | P | ERA | WHIP |
|---|---|---|---|---|---|---|---|---|---|---|---|---|---|---|---|---|---|---|
| John Tsitouris, R<br>ERA: 4.27 | (1, 1) | 5.2 | L | 32 | 9 | 8 | 6 | 3 | 6 | 0 | 0 | 0 | 0 | 2 | 32 | 56 | 9.53 | 2.647 |
| Jim Duffalo, R<br>ERA: 2.81 | (6, 1) | 2.1 | | 14 | 2 | 4 | 2 | 1 | 3 | 0 | 1 | 0 | 0 | 0 | 12 | 25 | 7.71 | 2.143 |

| PITCHER | IP | WLS | BF | H | R | ER | SO | BB | IBB | HBP | BLK | WP | HR | S | P | ERA | WHIP |
|---|---|---|---|---|---|---|---|---|---|---|---|---|---|---|---|---|---|

# BOTTOM

## Cincinnati Reds @ San Francisco Giants

Candlestick Park, San Francisco, CA

Fri May 28 1965, 10:05 PM EDT

Att. 17,219 - Unknown

livebaseballscorecards.com

| | |
|---|---|
| AB | 35 |
| R | 12 |
| H | 11 |
| RBI | 10 |
| BB | 9 |
| SO | 4 |
| LOB | 20 |

| | | | |
|---|---|---|---|
| WP: 0 | PA: 46 | | |
| PB: 0 | | | |
| SB: 0 | | | |
| CS: 0 | | | |

| Batter | 1 | 2 | 3 | 4 | 5 | 6 | 7 | 8 | 9 | AB | R | H | RBI | BB | SO | LOB |
|---|---|---|---|---|---|---|---|---|---|---|---|---|---|---|---|---|
| Pete Rose, S (1, 4)<br>OBP: 0.394, SLG: 0.437 | F7 | | F5 | | 2B | | | 4-3 | | 4 | 0 | 1 | 0 | 0 | 0 | 0 |
| Tommy Harper, R (1, 7)<br>OBP: 0.395, SLG: 0.453 | K | | | F7 | 5-3 | | | 5-3 | | 4 | 0 | 0 | 0 | 0 | 1 | 1 |
| Vada Pinson, L (1, 8)<br>OBP: 0.378, SLG: 0.551 | F7 | | | 4-3 | | F8 | | 5-3 | | 4 | 0 | 0 | 0 | 0 | 0 | 0 |
| Frank Robinson, R (1, 9)<br>OBP: 0.380, SLG: 0.493 | | 6-3 | | F7 | | F2 | | | 6-3 | 4 | 0 | 0 | 0 | 0 | 0 | 0 |
| Deron Johnson, R (1, 5)<br>OBP: 0.331, SLG: 0.537 | | 6-3 | | | 6-3 | K | | | 5-3 | 4 | 0 | 0 | 0 | 0 | 1 | 0 |
| Tony Perez, R (1, 3)<br>OBP: 0.315, SLG: 0.549 | | K | | | HR 2B | | K2-3 | | 1B | 4 | 1 | 2 | 0 | 0 | 2 | 0 |
| Johnny Edwards, L (1, 2)<br>OBP: 0.336, SLG: 0.514 | | | 1B G4-6-3 2B | | HR IBB | | BB | | 4-3 | 2 | 2 | 1 | 0 | 2 | 0 | 1 |
| Leo Cardenas, R (1, 6)<br>OBP: 0.312, SLG: 0.331 | | | G4-6-3 2-3 1B | | K | | K | | | 3 | 0 | 1 | 0 | 0 | 2 | 3 |
| Gerry Arrigo, L (1, 1)<br>OBP: 0.500, SLG: 1.250 | | | G4-6-3 1-2f 3-H | | HR 1-H 2-H | | K | | | 2 | 1 | 1 | 3 | 0 | 0 | 1 |
| Billy McCool, R (6, 1) | | | | | | | | | | 1 | 0 | 0 | 0 | 0 | 1 | 1 |
| Inning Stats | R: 0 E: 0 K: 1 S: 5 H: 0 LOB: 0 BB: 0 P: 5 | R: 0 E: 0 K: 1 S: 5 H: 0 LOB: 0 BB: 0 P: 5 | R: 1 E: 0 K: 0 S: 4 H: 2 LOB: 0 BB: 0 P: 4 | R: 0 E: 0 K: 0 S: 3 H: 0 LOB: 0 BB: 0 P: 3 | R: 3 E: 0 K: 1 S: 8 H: 3 LOB: 1 BB: 1 P: 12 | R: 0 E: 0 K: 1 S: 5 H: 0 LOB: 0 BB: 0 P: 5 | R: 0 E: 0 K: 3 S: 9 H: 0 LOB: 1 BB: 1 P: 13 | R: 0 E: 0 K: 0 S: 3 H: 0 LOB: 0 BB: 0 P: 3 | R: 0 E: 0 K: 0 S: 4 H: 1 LOB: 1 BB: 0 P: 4 | 1B: 2 2B: 3 3B: 0 HR: 1 | SF: 0 SAC: 0 DP: 1 HBP: 0 | | | | | | |

| PITCHER | | IP | WLS | BF | H | R | ER | SO | BB | IBB | HBP | BLK | WP | HR | S | P | ERA | WHIP |
|---|---|---|---|---|---|---|---|---|---|---|---|---|---|---|---|---|---|---|
| Jack Sanford, R<br>ERA: 4.18 | (1, 1) | 5.0 | | 20 | 5 | 4 | 4 | 3 | 0 | 1 | 0 | 0 | 0 | 1 | 25 | 29 | 7.20 | 1.000 |
| Bobby Bolin, R<br>ERA: 2.18 | (6, 1) | 2.0 | W | 7 | 0 | 0 | 0 | 4 | 1 | 0 | 0 | 0 | 0 | 0 | 14 | 18 | 0.00 | 0.500 |
| Frank Linzy, R<br>ERA: 1.88 | (8, 1) | 2.0 | S | 7 | 1 | 0 | 0 | 0 | 0 | 0 | 0 | 0 | 0 | 0 | 7 | 7 | 0.00 | 0.500 |

| PITCHER | IP | WLS | BF | H | R | ER | SO | BB | IBB | HBP | BLK | WP | HR | S | P | ERA | WHIP |
|---|---|---|---|---|---|---|---|---|---|---|---|---|---|---|---|---|---|

# TOP

## Cincinnati Reds @ San Francisco Giants

Candlestick Park, San Francisco, CA

Sat May 29 1965, 6:33 AM EDT

Att. 17,583 - Unknown

livebaseballscorecards.com

| | |
|---|---|
| AB | 32 |
| R | 4 |
| H | 6 |
| RBI | 3 |
| BB | 2 |
| SO | 7 |
| LOB | 7 |

WP: 0 PB: 0 SB: 0 CS: 0 PA: 34

| Batter | 1 | 2 | 3 | 4 | 5 | 6 | 7 | 8 | 9 | AB | R | H | RBI | BB | SO | LOB |
|---|---|---|---|---|---|---|---|---|---|---|---|---|---|---|---|---|
| Dick Schofield, S (1, 6)<br>OBP: 0.350, SLG: 0.331 | BBBB 4-0 FC4-6 BB | | SSS 0-3 ② K | | x 0-0 ②③ L6-3 1-2 | | BBBB 4-0 2B BB | | | 2 | 1 | 0 | 0 | 2 | 1 | 1 |
| Jesus Alou, R (1, 9)<br>OBP: 0.333, SLG: 0.465 | x 0-0 ① FC4-6 FC6-4 1-2f | | x 0-0 ③ F9 | | | x 0-0 ① F9 | x 0-0 1-H HR 2B | | | 4 | 1 | 1 | 1 | 0 | 0 | 1 |
| Willie McCovey, L (1, 3)<br>OBP: 0.432, SLG: 0.600 | SSS 0-3 ② K | | | SSS 0-3 ① K | | x 0-0 1B WP 2B | x 0-0 2-H HR | | | 4 | 2 | 2 | 2 | 0 | 2 | 1 |
| Willie Mays, R (1, 8)<br>OBP: 0.426, SLG: 0.748 | x 0-0 ③ FC6-4 1-2f | | | x 0-0 ② F9 | | x 0-0 BB 2-3 1B | x 0-0 ③ 5-3 | | | 4 | 0 | 1 | 0 | 0 | 0 | 1 |
| Jim Ray Hart, R (1, 5)<br>OBP: 0.311, SLG: 0.468 | | x 0-0 ① F9 | | SSS 0-3 ③ K | | BBBB 4-0 ② WP 1-2 BB | | x 0-0 ① 4-3 | | 3 | 0 | 0 | 0 | 1 | 1 | 0 |
| Cap Peterson, R (1, 7)<br>OBP: 0.458, SLG: 0.600<br>Frank Linzy, R (8, 1) | BBBB 4-0 G5-3 1B BB | | | | BBBB 4-0 WP 2B BB | BBBB 4-0 1-2 3-H BB | | SSS 0-3 ② K | | 0<br>1 | 1<br>0 | 0<br>0 | 0<br>0 | 3<br>0 | 0<br>1 | 0<br>0 |
| Hal Lanier, R (1, 4)<br>OBP: 0.267, SLG: 0.301 | | x 0-0 1-2 1B | | | SSS 0-3 ① K | SSS 0-3 ③ K | | x 0-0 ③ F3 | | 4 | 0 | 1 | 0 | 0 | 2 | 3 |
| Jack Hiatt, R (1, 2)<br>OBP: 0.333, SLG: 0.429 | | x 0-0 ②③ G5-3 2-3f | | | x 0-0 1-H 1B 2B | | x 0-0 ① F4 | | | 3 | 1 | 1 | 1 | 0 | 0 | 2 |
| Jack Sanford, R (1, 1)<br>OBP: 0.190, SLG: 0.105<br>Harvey Kuenn, R (5, PH)<br>OBP: 0.352, SLG: 0.237<br>Gaylord Perry, R (5, PR)<br>OBP: 0.161, SLG: 0.133<br>Bobby Bolin, R (6, 1)<br>OBP: 0.250, SLG: 0.250<br>Matty Alou, L (7, PH)<br>OBP: 0.283, SLG: 0.338<br>(8, 7) | | | SSS 0-3 ① K | | x 0-0 2-H L6-3 1B | | SSS 0-3 ② K | | | 1<br>1<br>0<br>0<br>1 | 0<br>0<br>0<br>0<br>0 | 0<br>1<br>0<br>0<br>0 | 0<br>1<br>0<br>0<br>0 | 0<br>0<br>0<br>0<br>0 | 1<br>0<br>0<br>0<br>1 | 0<br>0<br>0<br>0<br>0 |
| Inning Stats | R: 0<br>E: 0<br>K: 1<br>S: 5<br>H: 0<br>LOB: 1<br>BB: 1<br>P: 9 | R: 0<br>E: 0<br>K: 0<br>S: 3<br>H: 1<br>LOB: 1<br>BB: 1<br>P: 7 | R: 0<br>E: 0<br>K: 2<br>S: 7<br>H: 0<br>LOB: 0<br>BB: 0<br>P: 7 | R: 0<br>E: 0<br>K: 2<br>S: 7<br>H: 0<br>LOB: 0<br>BB: 0<br>P: 7 | R: 2<br>E: 0<br>K: 1<br>S: 6<br>H: 2<br>LOB: 1<br>BB: 1<br>P: 10 | R: 1<br>E: 0<br>K: 1<br>S: 6<br>H: 2<br>LOB: 2<br>BB: 2<br>P: 14 | R: 3<br>E: 0<br>K: 1<br>S: 7<br>H: 2<br>LOB: 0<br>BB: 1<br>P: 11 | R: 0<br>E: 0<br>K: 1<br>S: 5<br>H: 0<br>LOB: 0<br>BB: 0<br>P: 5 | | 1B: 3<br>2B: 4<br>3B: 0<br>HR: 1<br>SF: 0<br>SAC: 0<br>DP: 2<br>HBP: 0 | | | | | | |

| PITCHER | | IP | WLS | BF | H | R | ER | SO | BB | IBB | HBP | BLK | WP | HR | S | P | ERA | WHIP |
|---|---|---|---|---|---|---|---|---|---|---|---|---|---|---|---|---|---|---|
| Gerry Arrigo, L<br>ERA: 2.55 | (1, 1) | 5.2 | | 23 | 5 | 3 | 3 | 6 | 4 | 0 | 0 | 0 | 1 | 0 | 31 | 47 | 4.76 | 1.588 |
| Billy McCool, L<br>ERA: 4.01 | (6, 1) | 2.1 | L | 11 | 2 | 3 | 3 | 3 | 2 | 0 | 0 | 0 | 1 | 1 | 15 | 23 | 11.57 | 1.714 |

| PITCHER | IP | WLS | BF | H | R | ER | SO | BB | IBB | HBP | BLK | WP | HR | S | P | ERA | WHIP |
|---|---|---|---|---|---|---|---|---|---|---|---|---|---|---|---|---|---|

# BOTTOM

## Cincinnati Reds @ San Francisco Giants

Candlestick Park, San Francisco, CA

Sat May 29 1965, 6:33 AM EDT

Att. 17,583 - Unknown

livebaseballscorecards.com

| | |
|---|---|
| AB | 28 |
| R | 6 |
| H | 7 |
| RBI | 5 |
| BB | 6 |
| SO | 9 |
| LOB | 9 |

# Cincinnati Reds @ Los Angeles Dodgers

Dodger Stadium, Los Angeles, CA

Sun May 30 1965, 3:33 AM PDT

Att. 36,309 - Unknown

livebaseballscorecards.com

| Batter | 1 | 2 | 3 | 4 | 5 | 6 | 7 | 8 | 9 | AB | R | H | RBI | BB | SO | LOB |
|---|---|---|---|---|---|---|---|---|---|---|---|---|---|---|---|---|
| Pete Rose, S (1, 4) OBP: 0.386, SLG: 0.427 | L7 | | K | | 6-3 | | 5-3 | | | 4 | 0 | 0 | 0 | 0 | 1 | 1 |
| Tommy Harper, R (1, 7) OBP: 0.387, SLG: 0.441 | 5-3 | | K | | | E4 1B | K | | | 4 | 1 | 0 | 0 | 0 | 2 | 0 |
| Vada Pinson, L (1, 8) OBP: 0.375, SLG: 0.544 | K | | | K | | 2B FC 1B 1-3 | K | | | 4 | 1 | 1 | 0 | 0 | 3 | 0 |
| Frank Robinson, R (1, 9) OBP: 0.382, SLG: 0.500 | | 6-3 1B 1B | | P6 | | 5-3 3B 2B 1-3 3-H | | K | | 4 | 2 | 2 | 1 | 0 | 1 | 0 |
| Deron Johnson, R (1, 5) OBP: 0.329, SLG: 0.526 | | F9 | | BB | | FC 5-3 3B 3-H | | K | | 3 | 1 | 0 | 1 | 1 | 1 | 2 |
| Tony Perez, R (1, 3) OBP: 0.299, SLG: 0.520 | | 6-3 1-2 | | K | | F4 | | F9 | | 4 | 0 | 0 | 0 | 0 | 1 | 4 |
| Don Pavletich, R (1, 2) OBP: 0.414, SLG: 0.620 | | FC5-4 1B 2-H | | | BB WP | 5-3 1-2 2-3 | | | 5-3 | 3 | 0 | 1 | 1 | 1 | 0 | 2 |
| Leo Cardenas, R (1, 6) OBP: 0.310, SLG: 0.342 | | FC5-4 1-2f | | | F8 1-2 | 3B 2-H 3-H | | | F9 | 4 | 0 | 1 | 2 | 0 | 0 | 2 |
| Sammy Ellis, L (1, 1) OBP: 0.161, SLG: 0.200 | | | K | | K | K2-3 | | | K | 1 | 0 | 0 | 0 | 0 | 1 | 0 |
| Jim O'Toole, S (3, 1) | | | | | | | | | | 0 | 0 | 0 | 0 | 0 | 0 | 0 |
| Roger Craig, R (3, 1) | | | | | | | | | | 1 | 0 | 0 | 0 | 0 | 1 | 1 |
| Jimmie Coker, R (6, PH) | | | | | | | | | | 1 | 0 | 0 | 0 | 0 | 1 | 1 |
| Jim Duffalo, R (6, 1) | | | | | | | | | | 0 | 0 | 0 | 0 | 0 | 0 | 0 |
| Charlie James, R (9, PH) OBP: 0.231, SLG: 0.231 | | | | | | | | | | 1 | 0 | 0 | 0 | 0 | 1 | 0 |

| TOP | |
|---|---|
| AB | 34 |
| R | 5 |
| H | 5 |
| RBI | 5 |
| BB | 2 |
| SO | 13 |
| LOB | 13 |

| Inning Stats | 1 | 2 | 3 | 4 | 5 | 6 | 7 | 8 | 9 | 1B: 3 | SF: 0 | WP: 1 | PA: 36 |
|---|---|---|---|---|---|---|---|---|---|---|---|---|---|
| R: | 0 | 1 | 0 | 0 | 0 | 4 | 0 | 0 | 0 | 2B: 1 | SAC: 0 | PB: 0 | |
| E: | 0 | 0 | 0 | 0 | 0 | 1 | 0 | 0 | 0 | 3B: 1 | DP: 0 | SB: 0 | |
| K: | 1 | 0 | 3 | 2 | 1 | 1 | 2 | 2 | 1 | HR: 0 | HBP: 0 | CS: 0 | |
| S: | 5 | 5 | 9 | 7 | 5 | 10 | 7 | 7 | 5 | | | | |
| H: | 0 | 2 | 0 | 0 | 0 | 3 | 0 | 0 | 0 | | | | |
| LOB: | 0 | 1 | 0 | 1 | 1 | 1 | 0 | 0 | 0 | | | | |
| BB: | 0 | 0 | 0 | 1 | 1 | 0 | 0 | 0 | 0 | | | | |
| P: | 5 | 5 | 9 | 11 | 9 | 10 | 7 | 7 | 5 | | | | |

| PITCHER | IP | WLS | BF | H | R | ER | SO | BB | IBB | HBP | BLK | WP | HR | S | P | ERA | WHIP |
|---|---|---|---|---|---|---|---|---|---|---|---|---|---|---|---|---|---|
| Sandy Koufax, L (1, 1) ERA: 2.09 | 9.0 | W | 36 | 5 | 5 | 2 | 13 | 2 | 0 | 0 | 0 | 1 | 0 | 60 | 68 | 2.00 | 0.778 |

| Batter | 1 | 2 | 3 | 4 | 5 | 6 | 7 | 8 | 9 | AB | R | H | RBI | BB | SO | LOB |
|---|---|---|---|---|---|---|---|---|---|---|---|---|---|---|---|---|
| Maury Wills, S (1, 6)<br>OBP: 0.319, SLG: 0.287 | K | | 1B | | F8 | P5 | | 3B HBP | | 5 | 2 | 2 | 2 | 0 | 1 | 2 |
| Wes Parker, S (1, 3)<br>OBP: 0.362, SLG: 0.394 | 1B 2B 1B | | BB | | E 1B | | P3 | 3B | | 5 | 3 | 3 | 2 | 1 | 0 | 2 |
| Willie Davis, L (1, 8)<br>OBP: 0.268, SLG: 0.369 | 2B E 1B | | G3 | F9 1B 2B | E6 1B | | F6 | | | 3 | 1 | 2 | 0 | 0 | 0 | 2 |
| Al Ferrara, R (4, PR) (5, 7)<br>OBP: 0.375, SLG: 0.500 | | | | | | | | | | 1 | 1 | 0 | 0 | 0 | 0 | 1 |
| Wally Moon, L (6, 7)<br>OBP: 0.435, SLG: 0.278 | | | | | | | | | | 1 | 0 | 0 | 0 | 0 | 0 | 0 |
| Ron Fairly, L (1, 9)<br>OBP: 0.379, SLG: 0.455 | E7 2B | | 1B FC5-2 IBB | F9 | 1B | | 1B BB | | | 3 | 0 | 2 | 2 | 2 | 0 | 1 |
| John Roseboro, L (1, 2)<br>OBP: 0.307, SLG: 0.268 | P6 | | FC5-2 IBB 1B 1B | E 1B | F4 | | 1B | | | 5 | 1 | 3 | 3 | 0 | 0 | 3 |
| Lou Johnson, R (1, 7) (5, 8)<br>OBP: 0.389, SLG: 0.508 | F7 | | FC5-2 1B IBB | F8 | P2 | | F9 | | | 4 | 1 | 0 | 0 | 1 | 0 | 5 |
| Jim Lefebvre, S (1, 4)<br>OBP: 0.365, SLG: 0.391 | | F2 | FC5-2 BB 1B 2B | E3 | BB E | | | 1-3 | | 4 | 1 | 0 | 0 | 1 | 0 | 5 |
| Dick Tracewski, R (1, 5)<br>OBP: 0.331, SLG: 0.306 | | K | BB 2B 1B | K | E6 | | | 5-3 3B BB | | 4 | 2 | 1 | 2 | 1 | 2 | 3 |
| Sandy Koufax, R (1, 1)<br>OBP: 0.167, SLG: 0.143 | | K | 2B BB | K | K | | | 5-3 | | 4 | 0 | 0 | 0 | 1 | 3 | 3 |
| Inning Stats | R: 2 E: 1 K: 1 S: 8 H: 3 LOB: 1 BB: 0 P: 8 | R: 0 E: 0 K: 2 S: 7 H: 0 LOB: 0 BB: 0 P: 7 | R: 6 E: 0 K: 0 S: 7 H: 4 LOB: 2 BB: 4 P: 23 | R: 1 E: 1 K: 1 S: 8 H: 2 LOB: 2 BB: 0 P: 8 | R: 1 E: 1 K: 1 S: 8 H: 2 LOB: 2 BB: 0 P: 8 | R: 0 E: 1 K: 1 S: 6 H: 0 LOB: 2 BB: 1 P: 10 | R: 0 E: 0 K: 0 S: 4 H: 1 LOB: 2 BB: 1 P: 8 | R: 2 E: 0 K: 0 S: 3 H: 1 LOB: 1 BB: 1 P: 8 | | 1B: 9 2B: 3 3B: 1 HR: 0 SF: 0 SAC: 0 DP: 0 HBP: 1 | | | | | | |

| PITCHER | | IP | WLS | BF | H | R | ER | SO | BB | IBB | HBP | BLK | WP | HR | S | P | ERA | WHIP |
|---|---|---|---|---|---|---|---|---|---|---|---|---|---|---|---|---|---|---|
| Sammy Ellis, R<br>ERA: 4.3 | (1, 1) | 2.1 | L | 15 | 5 | 7 | 6 | 3 | 1 | 2 | 0 | 0 | 0 | 0 | 18 | 30 | 23.14 | 2.571 |
| Jim O'Toole, L<br>ERA: 7.41 | (3, 1) | 0.1 | | 4 | 2 | 1 | 1 | 0 | 1 | 0 | 0 | 0 | 0 | 0 | 3 | 7 | 27.00 | 9.000 |
| Roger Craig, R<br>ERA: 5.12 | (3, 1) | 2.1 | | 13 | 4 | 2 | 1 | 2 | 0 | 0 | 0 | 0 | 0 | 0 | 17 | 17 | 3.86 | 1.714 |
| Jim Duffalo, R<br>ERA: 3.32 | (6, 1) | 3.0 | | 15 | 2 | 2 | 2 | 1 | 3 | 0 | 1 | 0 | 0 | 0 | 13 | 26 | 6.00 | 1.667 |

| PITCHER | IP | WLS | BF | H | R | ER | SO | BB | IBB | HBP | BLK | WP | HR | S | P | ERA | WHIP |
|---|---|---|---|---|---|---|---|---|---|---|---|---|---|---|---|---|---|

# BOTTOM

## Cincinnati Reds @ Los Angeles Dodgers

Dodger Stadium, Los Angeles, CA

Sun May 30 1965, 3:33 AM PDT

Att. 36,309 - Unknown

livebaseballscorecards.com

| | |
|---|---|
| AB | 39 |
| R | 12 |
| H | 13 |
| RBI | 11 |
| BB | 7 |
| SO | 6 |
| LOB | 27 |

WP: 0 PA: 47
PB: 0
SB: 1
CS: 0

# Cincinnati Reds @ Los Angeles Dodgers

Dodger Stadium, Los Angeles, CA

Mon May 31 1965, 3:33 AM PDT

Unknown

TOP

livebaseballscorecards.com

| Batter | 1 | 2 | 3 | 4 | 5 | 6 | 7 | 8 | 9 | AB | R | H | RBI | BB | SO | LOB |
|---|---|---|---|---|---|---|---|---|---|---|---|---|---|---|---|---|
| Pete Rose, S (1, 4) OBP: 0.391, SLG: 0.437 | 5-3 | FC6-4 1B; 1-H 2-H 3-H | | | 2B; 1-3 | L7 | | | SH1-4 1B | 5 | 0 | 3 | 2 | 0 | 0 | 2 |
| Tommy Harper, R (1, 7) OBP: 0.378, SLG: 0.429 | F7 | FC6-4; 1-2f | | | K | | F8 | | SH1-4; 1-2 | 4 | 0 | 0 | 0 | 0 | 1 | 3 |
| Vada Pinson, L (1, 8) OBP: 0.376, SLG: 0.549 | 3B | | 4-3 | | BB | | P5 | | 2-3 | 4 | 0 | 1 | 0 | 1 | 0 | 1 |
| Frank Robinson, R (1, 9) OBP: 0.383, SLG: 0.490 | 5-3 | | 5-3 | | F2 | | CS HBP | | IBB | 3 | 0 | 0 | 0 | 1 | 0 | 4 |
| Deron Johnson, R (1, 5) OBP: 0.320, SLG: 0.510 | | P5 | F9 | | F4 | | CS; 1-2 | 4-3 | 6-3 | 5 | 0 | 0 | 0 | 0 | 0 | 5 |
| Tony Perez, R (1, 3) OBP: 0.296, SLG: 0.506 | | 6-3 | | K | | K | | 1B 1B | | 4 | 0 | 1 | 0 | 0 | 2 | 0 |
| Don Pavletich, R (1, 2) OBP: 0.419, SLG: 0.611 | | E5 BB 1B WP | | K | | SH1-3 1B | | 1-2 1B | | 4 | 1 | 2 | 0 | 0 | 1 | 0 |
| Leo Cardenas, R (1, 6) OBP: 0.311, SLG: 0.342 | | WP BB 1B; 1-2 1B | | 5-3 | | SH1-3; 1-2 | | K | | 3 | 1 | 1 | 0 | 0 | 1 | 2 |
| Jim Maloney, L (1, 1) OBP: 0.375, SLG: 0.300 | | WP 1B; 1-2 2-3 BB | | | 2B 1B | BB | | 6-3 | | 2 | 1 | 1 | 0 | 2 | 0 | 2 |
| Inning Stats | R: 0 E: 0 K: 0 S: 4 / H: 1 LOB: 1 BB: 0 P: 4 | R: 3 E: 1 K: 0 S: 6 / H: 2 LOB: 1 BB: 1 P: 10 | R: 0 E: 0 K: 0 S: 3 / H: 0 LOB: 0 BB: 0 P: 3 | R: 0 E: 0 K: 2 S: 7 / H: 0 LOB: 0 BB: 0 P: 7 | R: 0 E: 0 K: 1 S: 7 / H: 2 LOB: 3 BB: 1 P: 11 | R: 0 E: 0 K: 1 S: 6 / H: 1 LOB: 2 BB: 1 P: 10 | R: 0 E: 0 K: 0 S: 2 / H: 0 LOB: 0 BB: 0 P: 3 | R: 0 E: 0 K: 1 S: 7 / H: 2 LOB: 2 BB: 0 P: 7 | R: 0 E: 0 K: 0 S: 4 / H: 1 LOB: 2 BB: 1 P: 8 | 1B: 7 2B: 1 3B: 1 HR: 0 / SF: 0 SAC: 2 DP: 0 HBP: 1 | | | | | | |

| AB | 34 |
|---|---|
| R | 3 |
| H | 9 |
| RBI | 2 |
| BB | 4 |
| SO | 5 |
| LOB | 19 |

WP: 1 PB: 0 SB: 0 CS: 1 PA: 42

| PITCHER | | IP | WLS | BF | H | R | ER | SO | BB | IBB | HBP | BLK | WP | HR | S | P | ERA | WHIP |
|---|---|---|---|---|---|---|---|---|---|---|---|---|---|---|---|---|---|---|
| Johnny Podres, L ERA: 1.55 | (1, 1) | 2.0 | | 11 | 3 | 3 | 0 | 0 | 1 | 0 | 0 | 0 | 1 | 0 | 10 | 14 | 0.00 | 2.000 |
| Howie Reed, R ERA: 0.73 | (3, 1) | 5.1 | | 22 | 4 | 0 | 0 | 4 | 2 | 0 | 1 | 0 | 0 | 0 | 27 | 36 | 0.00 | 1.125 |
| Ron Perranoski, L ERA: 3.65 | (8, 1) | 1.2 | W | 8 | 2 | 0 | 0 | 1 | 0 | 1 | 0 | 0 | 0 | 0 | 9 | 13 | 0.00 | 1.200 |

| PITCHER | IP | WLS | BF | H | R | ER | SO | BB | IBB | HBP | BLK | WP | HR | S | P | ERA | WHIP |
|---|---|---|---|---|---|---|---|---|---|---|---|---|---|---|---|---|---|

# Cincinnati Reds @ Los Angeles Dodgers

Dodger Stadium, Los Angeles, CA

Mon May 31 1965, 3:33 AM PDT

Unknown

livebaseballscorecards.com

## BOTTOM

| Batter | 1 | 2 | 3 | 4 | 5 | 6 | 7 | 8 | 9 | AB | R | H | RBI | BB | SO | LOB |
|---|---|---|---|---|---|---|---|---|---|---|---|---|---|---|---|---|
| Maury Wills, S (1, 6)<br>OBP: 0.332, SLG: 0.302 | 4-3 | 1B<br>1-2<br>2-3<br>3-H | | | S S<br>1B<br>1B | | 1B | | 1B<br>1-2<br>2-3<br>3-H | 5 | 1 | 4 | 2 | 0 | 0 | 0 |
| Wes Parker, S (1, 3)<br>OBP: 0.360, SLG: 0.388 | P4 | K | | | E S<br>1-2 F9<br>BB | | K | | | 3 | 0 | 0 | 0 | 1 | 2 | 3 |
| Wally Moon, L (1, 9)<br>OBP: 0.407, SLG: 0.273 | K | | FC3-6<br>1B | | K<br>1-2<br>2-3 | | | 4-3 | | 4 | 0 | 1 | 0 | 0 | 2 | 2 |
| Ron Fairly, L (1, 8)<br>OBP: 0.382, SLG: 0.456 | | 2B<br>HBP<br>1B | F9 | | 1B<br>2-3<br>3-H | | | P6 | | 4 | 1 | 2 | 1 | 0 | 0 | 1 |
| John Roseboro, L (1, 2)<br>OBP: 0.299, SLG: 0.261 | | L7 | FC3-6<br>1-2f | | F9<br>3-H | | | 4-3 | | 4 | 0 | 0 | 0 | 0 | 0 | 4 |
| Lou Johnson, R (1, 7)<br>OBP: 0.382, SLG: 0.507 | | HBP<br>1B<br>1-3<br>2B | 2-3 | | | 5-3 | | | 6-3 | 4 | 1 | 1 | 0 | 0 | 0 | 1 |
| Jim Lefebvre, S (1, 4)<br>OBP: 0.368, SLG: 0.390 | | 1B HBP<br>BB | 1-3 | | | 4-3 | | | BB BB<br>1B<br>1B | 3 | 1 | 1 | 0 | 1 | 0 | 0 |
| Dick Tracewski, R (1, 5)<br>OBP: 0.336, SLG: 0.306<br>Howie Reed, R (3, 1)<br>Ron Perranoski, L (8, 1) | | 1B<br>1-2<br>2-3<br>3-H<br>HBP | K | | K<br>1-2<br>2-3 | K | | | 1B BB<br>1-2<br>BB | 0<br>2<br>0 | 0<br>0<br>0 | 0<br>0<br>0 | 1<br>0<br>0 | 0<br>0<br>1 | 0<br>2<br>0 | 0<br>0<br>0 |
| Johnny Podres, L (1, 1)<br>OBP: 0.095, SLG: 0.095<br>Jim Gilliam, S (2, PH)<br>(3, 5) | | F8 | P6 | | | | F8 | | 1B<br>1-2<br>2-3<br>BB | 0<br>3 | 0<br>0 | 0<br>0 | 0<br>0 | 0<br>1 | 0<br>0 | 0<br>3 |
| Inning Stats | R: 0<br>E: 0<br>K: 1<br>S: 5<br>H: 0<br>LOB: 0<br>BB: 0<br>P: 5 | R: 2<br>E: 0<br>K: 1<br>S: 8<br>H: 3<br>LOB: 3<br>BB: 1<br>P: 13 | R: 0<br>E: 0<br>K: 0<br>S: 4<br>H: 1<br>LOB: 1<br>BB: 0<br>P: 4 | R: 0<br>E: 0<br>K: 1<br>S: 5<br>H: 0<br>LOB: 0<br>BB: 0<br>P: 5 | R: 1<br>E: 0<br>K: 1<br>S: 6<br>H: 2<br>LOB: 2<br>BB: 1<br>P: 10 | R: 0<br>E: 0<br>K: 1<br>S: 5<br>H: 0<br>LOB: 0<br>BB: 0<br>P: 5 | R: 0<br>E: 0<br>K: 1<br>S: 5<br>H: 1<br>LOB: 0<br>BB: 0<br>P: 5 | R: 0<br>E: 0<br>K: 0<br>S: 3<br>H: 0<br>LOB: 0<br>BB: 0<br>P: 3 | R: 1<br>E: 0<br>K: 0<br>S: 3<br>H: 2<br>LOB: 3<br>BB: 2<br>P: 11 | 1B: 8<br>2B: 1<br>3B: 0<br>HR: 0<br>SF: 0<br>SAC: 0<br>DP: 0<br>HBP: 1 | | | | | | |

| | AB | 32 |
|---|---|---|
| | R | 4 |
| | H | 9 |
| | RBI | 4 |
| | BB | 4 |
| | SO | 6 |
| | LOB | 14 |

| | WP: 0 | PA: 37 |
|---|---|---|
| | PB: 0 | |
| | SB: 3 | |
| | CS: 0 | |

| PITCHER | IP | WLS | BF | H | R | ER | SO | BB | IBB | HBP | BLK | WP | HR | S | P | ERA | WHIP |
|---|---|---|---|---|---|---|---|---|---|---|---|---|---|---|---|---|---|
| Jim Maloney, R (1, 1)<br>ERA: 2.36 | 8.1 | L | 37 | 9 | 4 | 4 | 6 | 4 | 0 | 1 | 0 | 0 | 0 | 44 | 61 | 4.32 | 1.560 |

| PITCHER | IP | WLS | BF | H | R | ER | SO | BB | IBB | HBP | BLK | WP | HR | S | P | ERA | WHIP |
|---|---|---|---|---|---|---|---|---|---|---|---|---|---|---|---|---|---|

| Batter | 1 | 2 | 3 | 4 | 5 | 6 | 7 | 8 | 9 | AB | R | H | RBI | BB | SO | LOB |
|---|---|---|---|---|---|---|---|---|---|---|---|---|---|---|---|---|
| Pete Rose, S (1, 4)<br>OBP: 0.387, SLG: 0.431 | 6-3 | | K | | 1B (2-H) | | L8 | | F9 | 5 | 0 | 1 | 1 | 0 | 1 | 1 |
| Tommy Harper, R (1, 7)<br>OBP: 0.379, SLG: 0.425 | G3 1B | | P3 | | F4 | | 1-3 | | G6-3 BB | 4 | 0 | 1 | 0 | 1 | 0 | 2 |
| Vada Pinson, L (1, 8)<br>OBP: 0.366, SLG: 0.534 | G3 (1-2) | | | 4-3 | | 4-3 | | K2-3 | G6-3 (1-2f) | 5 | 0 | 0 | 0 | 0 | 1 | 2 |
| Frank Robinson, R (1, 9)<br>OBP: 0.391, SLG: 0.520 | 6-3 | | | HR | | 1B 2B | | 2B BB | | 3 | 3 | 2 | 1 | 1 | 0 | 1 |
| Deron Johnson, R (1, 5)<br>OBP: 0.324, SLG: 0.516 | | 6-3 | | 6-3 | | 1B (2-H) | | 2B (1-H) | | 4 | 1 | 2 | 2 | 0 | 0 | 0 |
| Tony Perez, R (1, 3)<br>OBP: 0.306, SLG: 0.500 | | FC6-4 1B | | 6-3 | | F8 | | 2B IBB | | 3 | 1 | 1 | 0 | 1 | 0 | 1 |
| Jimmie Coker, R (1, 2)<br>OBP: 0.100, SLG: 0.200 | | P4 | | | K | K | | 2B (1-H, 2-H) | | 4 | 0 | 1 | 2 | 0 | 2 | 2 |
| Leo Cardenas, R (1, 6)<br>OBP: 0.320, SLG: 0.358 | | FC6-4 (1-2f) | | | 1B 2B | | SH1-4 1B | 1B | | 4 | 1 | 3 | 0 | 0 | 0 | 1 |
| Joey Jay, S (1, 1) | | | K | | K | | SH1-4 (1-2) | K | | 3 | 0 | 0 | 0 | 0 | 3 | 2 |
| Inning Stats | R: 0 E: 0 K: 0 S: 4 H: 1 LOB: 1 BB: 0 P: 4 | R: 0 E: 0 K: 0 S: 4 H: 1 LOB: 1 BB: 0 P: 4 | R: 0 E: 0 K: 2 S: 7 H: 0 LOB: 0 BB: 0 P: 7 | R: 1 E: 0 K: 0 S: 4 H: 1 LOB: 0 BB: 0 P: 4 | R: 1 E: 0 K: 2 S: 9 H: 2 LOB: 1 BB: 0 P: 9 | R: 1 E: 0 K: 1 S: 7 H: 2 LOB: 1 BB: 0 P: 7 | R: 0 E: 0 K: 0 S: 4 H: 1 LOB: 1 BB: 0 P: 4 | R: 3 E: 0 K: 2 S: 9 H: 3 LOB: 1 BB: 2 P: 17 | R: 0 E: 0 K: 0 S: 2 H: 0 LOB: 0 BB: 1 P: 6 | 1B: 6 2B: 4 3B: 0 HR: 1 | SF: 0 SAC: 1 DP: 1 HBP: 0 | | | | | | |

TOP

# Cincinnati Reds @ Los Angeles Dodgers

Dodger Stadium, Los Angeles, CA

Mon May 31 1965, 3:38 AM PDT

Att. 50,997 - Unknown

livebaseballscorecards.com

| | |
|---|---|
| AB | 35 |
| R | 6 |
| H | 11 |
| RBI | 6 |
| BB | 3 |
| SO | 7 |
| LOB | 12 |

WP: 0 PB: 0 SB: 0 CS: 0 PA: 39

| PITCHER | | IP | WLS | BF | H | R | ER | SO | BB | IBB | HBP | BLK | WP | HR | S | P | ERA | WHIP |
|---|---|---|---|---|---|---|---|---|---|---|---|---|---|---|---|---|---|---|
| Claude Osteen, L<br>ERA: 3.0 | (1, 1) | 6.0 | L | 25 | 7 | 3 | 3 | 5 | 0 | 0 | 0 | 0 | 0 | 1 | 35 | 35 | 4.50 | 1.167 |
| Jim Brewer, L<br>ERA: 1.71 | (7, 1) | 3.0 | | 14 | 4 | 3 | 3 | 2 | 2 | 1 | 0 | 0 | 0 | 0 | 15 | 27 | 9.00 | 2.000 |

| PITCHER | IP | WLS | BF | H | R | ER | SO | BB | IBB | HBP | BLK | WP | HR | S | P | ERA | WHIP |
|---|---|---|---|---|---|---|---|---|---|---|---|---|---|---|---|---|---|

| Batter | 1 | 2 | 3 | 4 | 5 | 6 | 7 | 8 | 9 | AB | R | H | RBI | BB | SO | LOB |
|---|---|---|---|---|---|---|---|---|---|---|---|---|---|---|---|---|
| Maury Wills, S (1, 6)<br>OBP: 0.330, SLG: 0.301 | 4-3 | | B1-3 | | | 1-3 | | | S, 1-3, 1B | 4 | 0 | 1 | 0 | 0 | 0 | 1 |
| Wes Parker, S (1, 3)<br>OBP: 0.353, SLG: 0.381 | L7 | | | L6 | | | F2 | | SF9, 1-2, 3-H | 3 | 0 | 0 | 1 | 0 | 0 | 0 |
| Wally Moon, L (1, 9)<br>OBP: 0.355, SLG: 0.231 | K | | | F7 | | | 4-3 | | K | 4 | 0 | 0 | 0 | 0 | 2 | 1 |
| Ron Fairly, L (1, 8)<br>OBP: 0.376, SLG: 0.448 | | 6-3 | | G3 | | | P6 | | | 3 | 0 | 0 | 0 | 0 | 0 | 0 |
| Lou Johnson, R (1, 7)<br>OBP: 0.367, SLG: 0.486 | | 6-3 | | | K | | | K | | 3 | 0 | 0 | 0 | 0 | 2 | 0 |
| Jim Lefebvre, S (1, 4)<br>OBP: 0.362, SLG: 0.382 | | 6-3 | | | K | | | F2 | | 3 | 0 | 0 | 0 | 0 | 1 | 0 |
| Jim Gilliam, S (1, 5)<br>OBP: 0.250, SLG: 0.286 | | | WP, 2B | | K | | | F9 | | 3 | 0 | 1 | 0 | 0 | 1 | 0 |
| Jeff Torborg, R (1, 2)<br>OBP: 0.325, SLG: 0.459 | | | P4, 2-3 | | | 6-3 | | | 1B, SF9, 1B | 3 | 1 | 1 | 0 | 0 | 0 | 1 |
| Claude Osteen, L (1, 1)<br>OBP: 0.103, SLG: 0.103 | | | K | | | K | | | F5 | 1 | 0 | 0 | 0 | 0 | 1 | 1 |
| Willie Crawford, L (6, PH) | | | | | | | | | | 1 | 0 | 0 | 0 | 0 | 1 | 0 |
| Jim Brewer, L (7, 1) | | | | | | | | | | 0 | 0 | 0 | 0 | 0 | 0 | 0 |
| John Roseboro, L (9, PH)<br>OBP: 0.297, SLG: 0.259 | | | | | | | | | | 1 | 0 | 0 | 0 | 0 | 0 | 1 |
| Inning Stats | R: 0<br>E: 0<br>K: 1<br>S: 5<br>H: 0<br>LOB: 0<br>BB: 0<br>P: 5 | R: 0<br>E: 0<br>K: 0<br>S: 3<br>H: 0<br>LOB: 0<br>BB: 0<br>P: 3 | R: 0<br>E: 0<br>K: 1<br>S: 6<br>H: 1<br>LOB: 1<br>BB: 0<br>P: 6 | R: 0<br>E: 0<br>K: 0<br>S: 3<br>H: 0<br>LOB: 0<br>BB: 0<br>P: 3 | R: 0<br>E: 0<br>K: 3<br>S: 9<br>H: 0<br>LOB: 0<br>BB: 0<br>P: 9 | R: 0<br>E: 0<br>K: 1<br>S: 5<br>H: 0<br>LOB: 0<br>BB: 0<br>P: 5 | R: 0<br>E: 0<br>K: 0<br>S: 3<br>H: 0<br>LOB: 0<br>BB: 0<br>P: 3 | R: 0<br>E: 0<br>K: 1<br>S: 5<br>H: 0<br>LOB: 0<br>BB: 0<br>P: 5 | R: 1<br>E: 0<br>K: 1<br>S: 7<br>H: 2<br>LOB: 1<br>BB: 0<br>P: 7 | 1B: 2<br>2B: 1<br>3B: 0<br>HR: 0<br>SF: 1<br>SAC: 0<br>DP: 0<br>HBP: 0 | | | | | | |

| PITCHER | IP | WLS | BF | H | R | ER | SO | BB | IBB | HBP | BLK | WP | HR | S | P | ERA | WHIP |
|---|---|---|---|---|---|---|---|---|---|---|---|---|---|---|---|---|---|
| Joey Jay, R (1, 1)<br>ERA: 3.83 | 9.0 | W | 30 | 3 | 1 | 1 | 8 | 0 | 0 | 0 | 0 | 1 | 0 | 46 | 46 | 1.00 | 0.333 |

| PITCHER | IP | WLS | BF | H | R | ER | SO | BB | IBB | HBP | BLK | WP | HR | S | P | ERA | WHIP |
|---|---|---|---|---|---|---|---|---|---|---|---|---|---|---|---|---|---|

# BOTTOM

## Cincinnati Reds @ Los Angeles Dodgers

Dodger Stadium, Los Angeles, CA

Mon May 31 1965, 3:38 AM PDT

Att. 50,997 - Unknown

livebaseballscorecards.com

| | |
|---|---|
| AB | 29 |
| R | 1 |
| H | 3 |
| RBI | 1 |
| BB | 0 |
| SO | 8 |
| LOB | 5 |

| Batter | 1 | 2 | 3 | 4 | 5 | 6 | 7 | 8 | 9 | AB | R | H | RBI | BB | SO | LOB |
|---|---|---|---|---|---|---|---|---|---|---|---|---|---|---|---|---|
| Nellie Fox, L (1, 3)<br>OBP: 0.294, SLG: 0.412 | F8 | | F5 | | E6 1B | | | | | 3 | 0 | 1 | 0 | 0 | 0 | 1 |
| Joe Morgan, L (1, 4)<br>OBP: 0.338, SLG: 0.358 | F7 | | F8 | | K | | | | | 3 | 0 | 0 | 0 | 0 | 1 | 2 |
| Rusty Staub, L (1, 8)<br>OBP: 0.303, SLG: 0.322 | BB | | F2 | | 4-3 | | | | | 2 | 0 | 0 | 0 | 1 | 0 | 2 |
| Walt Bond, L (1, 7)<br>OBP: 0.321, SLG: 0.358 | 1-2 BB | | | BB 1B E | F7 | | | | | 1 | 1 | 0 | 0 | 2 | 0 | 1 |
| Bob Aspromonte, R (1, 5)<br>OBP: 0.363, SLG: 0.434 | K | | | L1 | | P4 | | | | 3 | 0 | 0 | 0 | 0 | 1 | 3 |
| Joe Gaines, R (1, 9)<br>OBP: 0.333, SLG: 0.476 | | 6-3 | | 1-2 FC5-4 1B | | 1B | | | | 3 | 0 | 2 | 0 | 0 | 0 | 0 |
| Ron Brand, R (1, 2)<br>OBP: 0.268, SLG: 0.212 | | P4 | | FC5-4 1-2f 2-H 1B | | F7 | | | | 3 | 1 | 0 | 0 | 0 | 0 | 2 |
| Bob Lillis, R (1, 6)<br>OBP: 0.297, SLG: 0.272 | | F7 | | 2-H 1B | | F4 | | | | 3 | 0 | 1 | 1 | 0 | 0 | 1 |
| Dave Giusti, R (1, 1)<br>OBP: 0.211, SLG: 0.176 | | | BB | G3 | | | | | | 1 | 0 | 0 | 0 | 1 | 0 | 1 |
| Inning Stats | R: 0 E: 0 K: 1 S: 5 H: 0 LOB: 2 BB: 2 P: 13 | R: 0 E: 0 K: 0 S: 3 H: 0 LOB: 0 BB: 0 P: 3 | R: 0 E: 0 K: 0 S: 3 H: 0 LOB: 1 BB: 1 P: 7 | R: 2 E: 1 K: 0 S: 5 H: 2 LOB: 1 BB: 1 P: 9 | R: 0 E: 1 K: 1 S: 6 H: 1 LOB: 1 BB: 0 P: 6 | R: 0 E: 0 K: 0 S: 4 H: 1 LOB: 1 BB: 0 P: 4 | | | | 1B: 4 2B: 0 3B: 0 HR: 0 SF: 0 SAC: 0 DP: 0 HBP: 0 | | | | | | |

| PITCHER | IP | WLS | BF | H | R | ER | SO | BB | IBB | HBP | BLK | WP | HR | S | P | ERA | WHIP |
|---|---|---|---|---|---|---|---|---|---|---|---|---|---|---|---|---|---|
| Sammy Ellis, R (1, 1)<br>ERA: 4.08 | 6.0 | W | 26 | 4 | 2 | 1 | 2 | 4 | 0 | 0 | 0 | 0 | 0 | 26 | 42 | 1.50 | 1.333 |

| PITCHER | IP | WLS | BF | H | R | ER | SO | BB | IBB | HBP | BLK | WP | HR | S | P | ERA | WHIP |
|---|---|---|---|---|---|---|---|---|---|---|---|---|---|---|---|---|---|

# TOP

## Houston Astros @ Cincinnati Reds

Crosley Field, Cincinnati, OH

Wed Jun 02 1965, 7:05 PM EDT

Att. 5,592 - Cloudy - 78 F

livebaseballscorecards.com

| | |
|---|---|
| AB | 22 |
| R | 2 |
| H | 4 |
| RBI | 1 |
| BB | 4 |
| SO | 2 |
| LOB | 13 |

1B: 4 SF: 0
2B: 0 SAC: 0
3B: 0 DP: 0
HR: 0 HBP: 0

WP: 0 PA: 26
PB: 0
SB: 0
CS: 0

| Batter | 1 | 2 | 3 | 4 | 5 | 6 | 7 | 8 | 9 | AB | R | H | RBI | BB | SO | LOB |
|---|---|---|---|---|---|---|---|---|---|---|---|---|---|---|---|---|
| Tommy Harper, R (1, 7)<br>OBP: 0.378, SLG: 0.429 | 1-3 | E8 1-H 2-H 3-H 2B | | | 6-3 | | | | | 3 | 0 | 1 | 3 | 0 | 0 | 0 |
| Pete Rose, S (1, 4)<br>OBP: 0.381, SLG: 0.424 | K | 4-3 | | | 4-3 | | | | | 3 | 0 | 0 | 0 | 0 | 1 | 1 |
| Vada Pinson, L (1, 8)<br>OBP: 0.371, SLG: 0.534 | 1B | K | | | WP BB | | | | | 2 | 0 | 1 | 0 | 1 | 1 | 1 |
| Frank Robinson, R (1, 9)<br>OBP: 0.385, SLG: 0.510 | K | | F9 | | K 1-2 | | | | | 3 | 0 | 0 | 0 | 0 | 2 | 2 |
| Gordy Coleman, L (1, 3)<br>OBP: 0.411, SLG: 0.582 | | HR | G5-4-3 BB | | | P4 | | | | 2 | 1 | 1 | 1 | 1 | 0 | 0 |
| Deron Johnson, R (1, 5)<br>OBP: 0.324, SLG: 0.518 | | 1B E 2B | G5-4-3 1-2f | | | 1-3 | | | | 3 | 1 | 1 | 0 | 0 | 0 | 1 |
| Johnny Edwards, L (1, 2)<br>OBP: 0.344, SLG: 0.542 | | 1B E BB | | 4-3 | | HR | | | | 2 | 2 | 1 | 1 | 1 | 0 | 0 |
| Leo Cardenas, R (1, 6)<br>OBP: 0.321, SLG: 0.358 | | 1-2 2-3 E 1B | | K | | F9 | | | | 3 | 1 | 1 | 0 | 0 | 1 | 0 |
| Sammy Ellis, L (1, 1)<br>OBP: 0.152, SLG: 0.188 | | K | | K | | | | | | 2 | 0 | 0 | 0 | 0 | 2 | 3 |
| Inning Stats | R: 0<br>E: 0<br>K: 2<br>S: 8<br>H: 1<br>LOB: 1<br>BB: 0<br>P: 8 | R: 4<br>E: 1<br>K: 2<br>S: 11<br>H: 4<br>LOB: 1<br>BB: 1<br>P: 15 | R: 0<br>E: 0<br>K: 0<br>S: 2<br>H: 0<br>LOB: 0<br>BB: 1<br>P: 6 | R: 0<br>E: 0<br>K: 2<br>S: 7<br>H: 0<br>LOB: 0<br>BB: 0<br>P: 7 | R: 0<br>E: 0<br>K: 1<br>S: 5<br>H: 0<br>LOB: 1<br>BB: 1<br>P: 9 | R: 1<br>E: 0<br>K: 0<br>S: 4<br>H: 1<br>LOB: 0<br>BB: 0<br>P: 4 | | | | 1B: 2<br>2B: 2<br>3B: 0<br>HR: 2<br>SF: 0<br>SAC: 0<br>DP: 1<br>HBP: 0 | | | | | | |

| PITCHER | IP | WLS | BF | H | R | ER | SO | BB | IBB | HBP | BLK | WP | HR | S | P | ERA | WHIP |
|---|---|---|---|---|---|---|---|---|---|---|---|---|---|---|---|---|---|
| Dave Giusti, R (1, 1)<br>ERA: 3.5 | 6.0 | L | 26 | 6 | 5 | 5 | 7 | 3 | 0 | 0 | 0 | 1 | 2 | 37 | 49 | 7.50 | 1.500 |

| PITCHER | IP | WLS | BF | H | R | ER | SO | BB | IBB | HBP | BLK | WP | HR | S | P | ERA | WHIP |
|---|---|---|---|---|---|---|---|---|---|---|---|---|---|---|---|---|---|

# Houston Astros @ Cincinnati Reds

Crosley Field, Cincinnati, OH

Wed Jun 02 1965, 7:05 PM EDT

Att. 5,592 - Cloudy - 78 F

BOTTOM

livebaseballscorecards.com

| | |
|---|---|
| AB | 23 |
| R | 5 |
| H | 6 |
| RBI | 5 |
| BB | 3 |
| SO | 7 |
| LOB | 8 |

| | | | |
|---|---|---|---|
| 1B: 2 | SF: 0 | WP: 1 | PA: 26 |
| 2B: 2 | SAC: 0 | PB: 0 | |
| 3B: 0 | DP: 1 | SB: 0 | |
| HR: 2 | HBP: 0 | CS: 0 | |

| Batter | 1 | 2 | 3 | 4 | 5 | 6 | 7 | 8 | 9 | AB | R | H | RBI | BB | SO | LOB |
|---|---|---|---|---|---|---|---|---|---|---|---|---|---|---|---|---|
| Bob Lillis, R (1, 6)<br>OBP: 0.313, SLG: 0.286 | F7 | | 2B SF7 1B | FC5-2 BB 1-2 WP 1B | BBB 4-0 1-2 2-3 BB | | | G4-6-3 1B | | 4 | 2 | 3 | 0 | 1 | 0 | 0 |
| Joe Morgan, L (1, 4)<br>OBP: 0.339, SLG: 0.360 | G3 | | 3-1 1-3 1B 2B | BBB 4-0 WP FC5-2 1-2 2-3 BB | F9 | | | G4-6-3 1-2f | | 4 | 1 | 1 | 0 | 1 | 0 | 4 |
| Joe Gaines, R (1, 9)<br>OBP: 0.312, SLG: 0.448 | SSS 0-3 K | | SF7 3-H | FC5-2 WP 1-2 2-3 3-Hf | | 1-3 | | | SSS 0-3 K | 4 | 0 | 0 | 1 | 0 | 2 | 3 |
| Walt Bond, L (1, 3)<br>OBP: 0.318, SLG: 0.350 | | BBB 4-0 G6-4-3 BB | 3-1 2-3 | F5 1-2 2-3 3-H | | SSS 0-3 K | | | 4-3 | 4 | 0 | 0 | 0 | 1 | 1 | 3 |
| Bob Aspromonte, R (1, 5)<br>OBP: 0.364, SLG: 0.426 | | G6-4-3 1-2f | IBB 4-0 BB 1B | BBB 4-0 1B BB SF7 BB | | 6-3 | | | SSS 0-3 K | 3 | 2 | 0 | 0 | 2 | 1 | 1 |
| John Bateman, R (1, 2)<br>OBP: 0.289, SLG: 0.455 | | BBB 4-0 1B HR BB | BBB 4-0 1B 1-2 BB | BBB 4-0 FC2-5 1B 1-2 BB | | SSS 0-3 K | | | | 1 | 1 | 0 | 0 | 3 | 1 | 0 |
| Ron Brand, R (1, 7)<br>OBP: 0.287, SLG: 0.236 | | 0-0 1-2 HR 1B | 0-0 1-3 2-H 3-H 1B | 0-0 BB FC2-5 1-2 2-3 1B | | 0-0 5-3 | | | | 4 | 1 | 3 | 2 | 0 | 0 | 0 |
| Rusty Staub, L (1, 8)<br>OBP: 0.302, SLG: 0.342 | | 0-0 1-H 2-H HR | | 0-0 3-1 | 0-0 SF7 3-H | 0-0 P6 | | | | 3 | 1 | 1 | 4 | 0 | 0 | 0 |
| Don Nottebart, R (1, 1)<br>OBP: 0.105, SLG: 0.105<br>Hal Woodeshick, R (9, 1)<br>OBP: 0.200, SLG: 0.200 | | SSS 0-3 K | | 0-0 BB 1B FC5-2 1B | 0-0 FC2-5 BB 1-2 2-3f | | | 0-0 P4 | | 4<br>0 | 0<br>0 | 1<br>0 | 0<br>0 | 0<br>0 | 1<br>0 | 2<br>0 |
| Inning Stats | R: 0 E: 0 K: 1 S: 5 H: 0 LOB: 0 BB: 0 P: 5 | R: 3 E: 0 K: 1 S: 6 H: 2 LOB: 0 BB: 2 P: 14 | R: 3 E: 0 K: 0 S: 5 H: 3 LOB: 2 BB: 2 P: 13 | R: 1 E: 0 K: 0 S: 5 H: 2 LOB: 2 BB: 1 P: 9 | R: 1 E: 0 K: 0 S: 4 H: 1 LOB: 3 BB: 3 P: 16 | R: 0 E: 0 K: 1 S: 5 H: 0 LOB: 0 BB: 0 P: 5 | R: 0 E: 0 K: 1 S: 5 H: 0 LOB: 0 BB: 0 P: 5 | R: 0 E: 0 K: 0 S: 3 H: 1 LOB: 0 BB: 0 P: 3 | R: 0 E: 0 K: 2 S: 7 H: 0 LOB: 0 BB: 0 P: 7 | 1B: 7 2B: 1 3B: 0 HR: 1 | SF: 2 SAC: 0 DP: 2 HBP: 0 | | | | | | |

| PITCHER | | IP | WLS | BF | H | R | ER | SO | BB | IBB | HBP | BLK | WP | HR | S | P | ERA | WHIP |
|---|---|---|---|---|---|---|---|---|---|---|---|---|---|---|---|---|---|---|
| Gerry Arrigo, L<br>ERA: 4.23 | (1, 1) | 3.0 | L | 16 | 5 | 6 | 6 | 2 | 3 | 1 | 0 | 0 | 0 | 1 | 16 | 32 | 18.00 | 2.667 |
| John Tsitouris, R<br>ERA: 4.45 | (4, 1) | 2.0 | | 13 | 3 | 2 | 2 | 0 | 4 | 0 | 0 | 0 | 1 | 0 | 9 | 25 | 9.00 | 3.500 |
| Roger Craig, R<br>ERA: 4.64 | (6, 1) | 2.0 | | 6 | 0 | 0 | 0 | 2 | 0 | 0 | 0 | 0 | 0 | 0 | 10 | 10 | 0.00 | 0.000 |
| Jim Duffalo, R<br>ERA: 3.0 | (8, 1) | 2.0 | | 6 | 1 | 0 | 0 | 2 | 0 | 0 | 0 | 0 | 0 | 0 | 10 | 10 | 0.00 | 0.500 |

| PITCHER | IP | WLS | BF | H | R | ER | SO | BB | IBB | HBP | BLK | WP | HR | S | P | ERA | WHIP |
|---|---|---|---|---|---|---|---|---|---|---|---|---|---|---|---|---|---|

# TOP

## Houston Astros @ Cincinnati Reds

Crosley Field, Cincinnati, OH

Thu Jun 03 1965, 7:05 PM EDT

Att. 4,393 - Unknown - 70 F

livebaseballscorecards.com

| | |
|---|---|
| AB | 31 |
| R | 8 |
| H | 9 |
| RBI | 7 |
| BB | 8 |
| SO | 6 |
| LOB | 13 |

| | | | | | | | | | | | | | | | | | | |
|---|---|---|---|---|---|---|---|---|---|---|---|---|---|---|---|---|---|---|
| 1B: 7 | SF: 2 | WP: 1 | PA: 41 |
| 2B: 1 | SAC: 0 | PB: 0 | |
| 3B: 0 | DP: 2 | SB: 0 | |
| HR: 1 | HBP: 0 | CS: 0 | |

# Houston Astros @ Cincinnati Reds

Crosley Field, Cincinnati, OH

Thu Jun 03 1965, 7:05 PM EDT

Att. 4,393 - Unknown - 70 F

## BOTTOM

| Batter | 1 | 2 | 3 | 4 | 5 | 6 | 7 | 8 | 9 | AB | R | H | RBI | BB | SO | LOB |
|---|---|---|---|---|---|---|---|---|---|---|---|---|---|---|---|---|
| Tommy Harper, R (1, 7)<br>OBP: 0.374, SLG: 0.419 | BBBB 4-0 4-3 G3 BB | | x 0-0 2-3 ① | | x 0-0 5-3 ② | | | x 0-0 4-3 ① | x 0-0 G6-4-3 ②③ 1-2f | 4 | 0 | 0 | 0 | 1 | 0 | 2 |
| Pete Rose, S (1, 4)<br>OBP: 0.379, SLG: 0.421 | x 0-0 G3 ① 1-2 | | x 0-0 F8 ② | | SSS 0-3 K ③ | | | x 0-0 FC6-4 1B | | 4 | 0 | 1 | 0 | 0 | 1 | 1 |
| Vada Pinson, L (1, 8)<br>OBP: 0.373, SLG: 0.531 | x 0-0 4-3 ② 2-3 | | x 0-0 1B | | | BBBB 4-0 WP 1B BB | | x 0-0 F7 ② | | 3 | 1 | 1 | 0 | 1 | 0 | 2 |
| Frank Robinson, R (1, 9)<br>OBP: 0.382, SLG: 0.503 | x 0-0 5-3 ③ | | SSS 0-3 K ③ | | | x 0-0 G4-6-3 1-H 1B | | x 0-0 FC6-4 ③ 1-2f | | 4 | 0 | 1 | 1 | 0 | 1 | 3 |
| Gordy Coleman, L (1, 3)<br>OBP: 0.414, SLG: 0.598 | | x 0-0 2B | | x 0-0 1B 2B | | x 0-0 G4-6-3 ①② 1-2f | | | x 0-0 F7 ① | 4 | 0 | 2 | 0 | 0 | 0 | 1 |
| Deron Johnson, R (1, 5)<br>OBP: 0.323, SLG: 0.530 | | SSS 0-3 K ① | | x 0-0 5-3 ① | | x 0-0 P6 ③ | | | x 0-0 HR | 4 | 1 | 1 | 1 | 0 | 1 | 2 |
| Johnny Edwards, L (1, 2)<br>OBP: 0.357, SLG: 0.541 | | BBBB 4-0 BB | | x 0-0 G3-6 2-3 1B | | x 0-0 P4 ① | | BBBB 4-0 1B 1B BB | | 2 | 1 | 1 | 0 | 2 | 0 | 0 |
| Leo Cardenas, R (1, 6)<br>OBP: 0.319, SLG: 0.355 | | x 0-0 P4 ② | | x 0-0 G3-6 ②③ 1-2f | | x 0-0 P4 ② | | | x 0-0 1B 1-2 1B | 4 | 0 | 1 | 0 | 0 | 0 | 4 |
| Gerry Arrigo, L (1, 1)<br>OBP: 0.400, SLG: 1.000<br>John Tsitouris, R (4, 1)<br>OBP: 0.095, SLG: 0.050<br>Charlie James, R (5, PH)<br>OBP: 0.214, SLG: 0.214<br>Roger Craig, R (6, 1)<br>Marty Keough, L (7, PH)<br>OBP: 0.400, SLG: 0.143<br>Jim Duffalo, R (8, 1)<br>Art Shamsky, L (9, PH)<br>OBP: 0.355, SLG: 0.393 | | x 0-0 G3 ③ | | | SSS 0-3 K ① | | SSS 0-3 K ③ | | x 0-0 G6-4-3 1-2 2-H 1B | 1<br>0<br>1<br>0<br>1<br>0<br>1<br>0 | 0<br>0<br>0<br>0<br>0<br>0<br>0<br>0 | 0<br>0<br>0<br>0<br>0<br>0<br>0<br>1 | 0<br>0<br>0<br>0<br>0<br>0<br>0<br>1 | 0<br>0<br>1<br>0<br>0<br>1<br>0<br>1 | 0<br>0<br>0<br>0<br>0<br>0<br>0<br>0 | 2<br>0<br>0<br>0<br>0<br>0<br>0<br>0 |
| Inning Stats | R: 0 H: 0<br>E: 0 LOB: 1<br>K: 0 BB: 1<br>S: 3 P: 7 | R: 0 H: 1<br>E: 0 LOB: 2<br>K: 1 BB: 1<br>S: 6 P: 10 | R: 0 H: 1<br>E: 0 LOB: 1<br>K: 1 BB: 0<br>S: 6 P: 6 | R: 0 H: 2<br>E: 0 LOB: 1<br>K: 0 BB: 0<br>S: 4 P: 4 | R: 0 H: 0<br>E: 0 LOB: 0<br>K: 2 BB: 0<br>S: 7 P: 7 | R: 1 H: 1<br>E: 0 LOB: 0<br>K: 0 BB: 1<br>S: 3 P: 7 | R: 0 H: 0<br>E: 0 LOB: 0<br>K: 1 BB: 0<br>S: 5 P: 5 | R: 0 H: 1<br>E: 0 LOB: 1<br>K: 0 BB: 0<br>S: 4 P: 4 | R: 2 H: 3<br>E: 0 LOB: 1<br>K: 0 BB: 1<br>S: 5 P: 9 | 1B: 6<br>2B: 2<br>3B: 0<br>HR: 1 | SF: 0<br>SAC: 0<br>DP: 3<br>HBP: 0 | | | WP: 1<br>PB: 0<br>SB: 0<br>CS: 0 | PA: 37 | | |

livebaseballscorecards.com

| | AB | 33 |
|---|---|---|
| | R | 3 |
| | H | 9 |
| | RBI | 3 |
| | BB | 4 |
| | SO | 5 |
| | LOB | 17 |

| PITCHER | | IP | WLS | BF | H | R | ER | SO | BB | IBB | HBP | BLK | WP | HR | S | P | ERA | WHIP |
|---|---|---|---|---|---|---|---|---|---|---|---|---|---|---|---|---|---|---|
| Don Nottebart, R<br>ERA: 4.24 | (1, 1) | 8.1 | W | 36 | 9 | 3 | 3 | 5 | 4 | 0 | 0 | 0 | 1 | 1 | 42 | 58 | 3.24 | 1.560 |
| Hal Woodeshick, L<br>ERA: 2.54 | (9, 1) | 0.2 | S | 1 | 0 | 0 | 0 | 0 | 0 | 0 | 0 | 0 | 0 | 0 | 1 | 1 | 0.00 | 0.000 |

| PITCHER | IP | WLS | BF | H | R | ER | SO | BB | IBB | HBP | BLK | WP | HR | S | P | ERA | WHIP |
|---|---|---|---|---|---|---|---|---|---|---|---|---|---|---|---|---|---|

| Batter | 1 | 2 | 3 | 4 | 5 | 6 | 7 | 8 | 9 | AB | R | H | RBI | BB | SO | LOB |
|---|---|---|---|---|---|---|---|---|---|---|---|---|---|---|---|---|
| Dick Schofield, S (1, 6)<br>OBP: 0.346, SLG: 0.320 | S S S 0-3 ① K | | | B B B B 4-0 BB | | x 0-0 ① F9 | | x 0-0 2B 1B | | 3 | 0 | 1 | 0 | 1 | 1 | 0 |
| Jesus Alou, R (1, 9)<br>OBP: 0.327, SLG: 0.451 | S S S 0-3 ② K | | | x 0-0 ① F7 | | x 0-0 HR 1B | | x 0-0 1-3 2B | | 4 | 1 | 2 | 0 | 0 | 1 | 1 |
| Willie McCovey, L (1, 3)<br>OBP: 0.432, SLG: 0.627 | x 0-0 ③ 4-3 | | | x 0-0 ② F8 | | x 0-0 1-H HR | | S S S 0-3 ② K | | 4 | 1 | 1 | 2 | 0 | 1 | 3 |
| Willie Mays, R (1, 8)<br>OBP: 0.407, SLG: 0.705 | | x 0-0 ① F7 | | x 0-0 ③ 4-3 | | x 0-0 ② 6-3 | | x 0-0 ③ F9 | | 4 | 0 | 0 | 0 | 0 | 0 | 3 |
| Jim Ray Hart, R (1, 5)<br>OBP: 0.299, SLG: 0.441 | | S S S 0-3 ② K | | | x 0-0 ① F4 | x 0-0 ③ 6-3 | | | S S S 0-3 ① K | 4 | 0 | 0 | 0 | 0 | 2 | 0 |
| Cap Peterson, R (1, 7)<br>OBP: 0.382, SLG: 0.467 | | x 0-0 ③ 6-3 | | | x 0-0 1B 1B 1B | | x 0-0 ① 4-3 | | S S S 0-3 ② K | 4 | 0 | 1 | 0 | 0 | 1 | 0 |
| Tom Haller, L (1, 2)<br>OBP: 0.373, SLG: 0.342 | | | x 0-0 ① F9 | | x 0-0 1B 1-2 1B | | x 0-0 ② F4 | S S S 0-3 ③ K | | 2 | 0 | 1 | 0 | 0 | 0 | 0 |
| Jack Hiatt, R (7, PH)<br>OBP: 0.355, SLG: 0.444 (7, 2) | | | | | | | | | | 2 | 0 | 0 | 0 | 0 | 1 | 0 |
| Hal Lanier, R (1, 4)<br>OBP: 0.270, SLG: 0.296 | | | S S S 0-3 ② K | | x 0-0 ② 1-2 2-H 1B | | x 0-0 ③ 5-3 | | | 3 | 0 | 1 | 0 | 0 | 1 | 0 |
| Gaylord Perry, R (1, 1)<br>OBP: 0.139, SLG: 0.114 | | | x 0-0 ③ 5-3 | | S S S 0-3 ③ K | | | x 0-0 ① 4-3 | | 2 | 0 | 0 | 0 | 0 | 1 | 2 |
| Jim Davenport, R (8, PH)<br>OBP: 0.321, SLG: 0.382 | | | | | | | | | | 1 | 0 | 0 | 0 | 0 | 0 | 0 |
| Frank Linzy, R (8, 1) | | | | | | | | | | 0 | 0 | 0 | 0 | 0 | 0 | 0 |
| Inning Stats | R: 0<br>E: 0<br>K: 2<br>S: 7<br>H: 0<br>LOB: 0<br>BB: 0<br>P: 7 | R: 0<br>E: 0<br>K: 1<br>S: 5<br>H: 0<br>LOB: 0<br>BB: 0<br>P: 5 | R: 0<br>E: 0<br>K: 1<br>S: 5<br>H: 0<br>LOB: 0<br>BB: 0<br>P: 5 | R: 0<br>E: 0<br>K: 0<br>S: 3<br>H: 0<br>LOB: 1<br>BB: 1<br>P: 7 | R: 0<br>E: 0<br>K: 1<br>S: 7<br>H: 3<br>LOB: 2<br>BB: 0<br>P: 7 | R: 2<br>E: 0<br>K: 0<br>S: 5<br>H: 2<br>LOB: 0<br>BB: 0<br>P: 5 | R: 0<br>E: 0<br>K: 0<br>S: 3<br>H: 0<br>LOB: 0<br>BB: 0<br>P: 3 | R: 0<br>E: 0<br>K: 1<br>S: 7<br>H: 2<br>LOB: 2<br>BB: 0<br>P: 7 | R: 0<br>E: 0<br>K: 3<br>S: 9<br>H: 0<br>LOB: 0<br>BB: 0<br>P: 9 | 1B: 5<br>2B: 1<br>3B: 0<br>HR: 1<br>SF: 0<br>SAC: 0<br>DP: 0<br>HBP: 0 | | | | | | |

| PITCHER | | IP | WLS | BF | H | R | ER | SO | BB | IBB | HBP | BLK | WP | HR | S | P | ERA | WHIP |
|---|---|---|---|---|---|---|---|---|---|---|---|---|---|---|---|---|---|---|
| Joey Jay, R<br>ERA: 3.51 | (1, 1) | 5.0 | W | 18 | 3 | 0 | 0 | 5 | 1 | 0 | 0 | 0 | 0 | 0 | 27 | 31 | 0.00 | 0.800 |
| Joe Nuxhall, L<br>ERA: 5.81 | (6, 1) | 2.1 | | 11 | 4 | 2 | 2 | 0 | 0 | 0 | 0 | 0 | 0 | 1 | 11 | 11 | 7.71 | 1.714 |
| Billy McCool, L<br>ERA: 3.76 | (8, 1) | 1.2 | S | 5 | 0 | 0 | 0 | 4 | 0 | 0 | 0 | 0 | 0 | 0 | 13 | 13 | 0.00 | 0.000 |

| PITCHER | IP | WLS | BF | H | R | ER | SO | BB | IBB | HBP | BLK | WP | HR | S | P | ERA | WHIP |
|---|---|---|---|---|---|---|---|---|---|---|---|---|---|---|---|---|---|

# TOP

## San Francisco Giants @ Cincinnati Reds

Crosley Field, Cincinnati, OH

Fri Jun 04 1965, 7:05 PM EDT

Att. 15,668 - Unknown

livebaseballscorecards.com

| | |
|---|---|
| AB | 33 |
| R | 2 |
| H | 7 |
| RBI | 2 |
| BB | 1 |
| SO | 9 |
| LOB | 9 |

# BOTTOM

## San Francisco Giants @ Cincinnati Reds

Crosley Field, Cincinnati, OH

Fri Jun 04 1965, 7:05 PM EDT

Att. 15,668 - Unknown

livebaseballscorecards.com

| Batter | 1 | 2 | 3 | 4 | 5 | 6 | 7 | 8 | 9 | AB | R | H | RBI | BB | SO | LOB |
|---|---|---|---|---|---|---|---|---|---|---|---|---|---|---|---|---|
| Tommy Harper, R (1, 7)<br>OBP: 0.371, SLG: 0.415 | K | | F8 | | F8 | | 1B | | | 4 | 0 | 1 | 0 | 0 | 1 | 0 |
| Pete Rose, S (1, 4)<br>OBP: 0.372, SLG: 0.412 | G3 | | F9 | | K | | K | | | 4 | 0 | 0 | 0 | 0 | 2 | 2 |
| Vada Pinson, L (1, 8)<br>OBP: 0.371, SLG: 0.525 | PO 1B | | K | | | K | K | | | 4 | 0 | 1 | 0 | 0 | 3 | 2 |
| Frank Robinson, R (1, 9)<br>OBP: 0.389, SLG: 0.522 | PO<br>1-2 | 1B HR 2B | | 2B | | S 1B | | F9 | | 4 | 1 | 3 | 0 | 0 | 0 | 0 |
| Gordy Coleman, L (1, 3)<br>OBP: 0.409, SLG: 0.585 | | 6-3 | | 6-3 | | F5 | | PB 1B | | 4 | 0 | 1 | 0 | 0 | 0 | 3 |
| Marty Keough, L (8, PR) (9, 3)<br>OBP: 0.400, SLG: 0.143 | | | | | | | | | | 0 | 0 | 0 | 0 | 0 | 0 | 0 |
| Deron Johnson, R (1, 5)<br>OBP: 0.321, SLG: 0.523 | | HR 2-3 1B | | F7 | | K<br>1-2 | | 5-3<br>1-2 | | 4 | 1 | 1 | 0 | 0 | 1 | 3 |
| Johnny Edwards, L (1, 2)<br>OBP: 0.369, SLG: 0.568 | | HR<br>1-H<br>3-H | | IBB | | | K | IBB | | 2 | 1 | 1 | 3 | 2 | 1 | 0 |
| Leo Cardenas, R (1, 6)<br>OBP: 0.313, SLG: 0.347 | | K | | F6 | | | E4 SH | 4-3 | | 4 | 1 | 0 | 0 | 0 | 1 | 4 |
| Joey Jay, S (1, 1) | | K | | | K | | SH 1B<br>1-H | | | 1 | 0 | 0 | 0 | 0 | 1 | 0 |
| Gerry Arrigo, L (5, PH)<br>OBP: 0.333, SLG: 0.833 | | | | | | | | | | 1 | 0 | 0 | 0 | 0 | 1 | 0 |
| Joe Nuxhall, L (6, 1)<br>OBP: 0.250, SLG: 0.143 | | | | | | | | | | 0 | 0 | 0 | 0 | 0 | 0 | 0 |
| Billy McCool, R (8, 1) | | | | | | | | | | 0 | 0 | 0 | 0 | 0 | 0 | 0 |

| Inning Stats | 1 | 2 | 3 | 4 | 5 | 6 | 7 | 8 | 9 |
|---|---|---|---|---|---|---|---|---|---|
| | R: 0<br>E: 0<br>K: 1<br>S: 5 | H: 1<br>LOB: 0<br>BB: 0<br>P: 5 | R: 3<br>E: 0<br>K: 2<br>S: 10 | H: 3<br>LOB: 0<br>BB: 0<br>P: 10 | R: 0<br>E: 0<br>K: 1<br>S: 5 | H: 0<br>LOB: 0<br>BB: 0<br>P: 5 | R: 0<br>E: 0<br>K: 0<br>S: 4 | H: 1<br>LOB: 2<br>BB: 1<br>P: 8 | R: 0<br>E: 0<br>K: 2<br>S: 7 | H: 0<br>LOB: 0<br>BB: 0<br>P: 7 | R: 0<br>E: 0<br>K: 2<br>S: 8 | H: 1<br>LOB: 1<br>BB: 0<br>P: 8 | R: 1<br>E: 2<br>K: 3<br>S: 12 | H: 1<br>LOB: 2<br>BB: 0<br>P: 12 | R: 0<br>E: 0<br>K: 0<br>S: 4 | H: 1<br>LOB: 2<br>BB: 1<br>P: 8 |

| | AB | 32 |
|---|---|---|
| | R | 4 |
| | H | 8 |
| | RBI | 3 |
| | BB | 2 |
| | SO | 11 |
| | LOB | 14 |

| | 1B: 5 | SF: 0 | WP: 0 | PA: 36 |
|---|---|---|---|---|
| | 2B: 2 | SAC: 1 | PB: 1 | |
| | 3B: 0 | DP: 0 | SB: 1 | |
| | HR: 1 | HBP: 0 | CS: 0 | |

| PITCHER | | IP | WLS | BF | H | R | ER | SO | BB | IBB | HBP | BLK | WP | HR | S | P | ERA | WHIP |
|---|---|---|---|---|---|---|---|---|---|---|---|---|---|---|---|---|---|---|
| Gaylord Perry, R<br>ERA: 3.55 | (1, 1) | 7.0 | L | 30 | 7 | 4 | 3 | 11 | 0 | 1 | 0 | 0 | 0 | 1 | 51 | 55 | 3.86 | 1.000 |
| Frank Linzy, R<br>ERA: 1.69 | (8, 1) | 1.0 | | 5 | 1 | 0 | 0 | 0 | 0 | 1 | 0 | 0 | 0 | 0 | 4 | 8 | 0.00 | 1.000 |

| PITCHER | IP | WLS | BF | H | R | ER | SO | BB | IBB | HBP | BLK | WP | HR | S | P | ERA | WHIP |
|---|---|---|---|---|---|---|---|---|---|---|---|---|---|---|---|---|---|

# San Francisco Giants @ Cincinnati Reds

Crosley Field, Cincinnati, OH

Sat Jun 05 1965, 7:05 PM EDT

Att. 25,262 - Unknown

TOP

livebaseballscorecards.com

| Batter | 1 | 2 | 3 | 4 | 5 | 6 | 7 | 8 | 9 | AB | R | H | RBI | BB | SO | LOB |
|---|---|---|---|---|---|---|---|---|---|---|---|---|---|---|---|---|
| Dick Schofield, S (1, 6)<br>OBP: 0.350, SLG: 0.325 | BB 1B<br>1B | | FC3-6<br>1B | | G4-6-3<br>1-2f | | | K | | 4 | 0 | 2 | 0 | 0 | 1 | 1 |
| Matty Alou, L (1, 7)<br>OBP: 0.277, SLG: 0.317 | BB<br>1-2<br>1B | | K | | 4-3 | | | K | | 4 | 0 | 1 | 0 | 0 | 2 | 1 |
| Willie McCovey, L (1, 3)<br>OBP: 0.428, SLG: 0.616 | BB<br>1-2<br>2-3 | | FC3-6<br>1-2f | | | F8 | | F7 | | 3 | 0 | 0 | 0 | 1 | 0 | 1 |
| Willie Mays, R (1, 8)<br>OBP: 0.399, SLG: 0.689 | F2 | | 1-3 | | | K | | | F2 | 4 | 0 | 0 | 0 | 0 | 1 | 4 |
| Jim Ray Hart, R (1, 5)<br>OBP: 0.293, SLG: 0.431 | K | | | F2 | | F9 | | | 6-3 | 4 | 0 | 0 | 0 | 0 | 1 | 3 |
| Jesus Alou, R (1, 9)<br>OBP: 0.335, SLG: 0.459 | F3 | | | BB | | | G3<br>SF8<br>2B | | 1B | 3 | 1 | 2 | 0 | 1 | 0 | 3 |
| Tom Haller, L (1, 2)<br>OBP: 0.362, SLG: 0.331 | | 3-1 | | F5 | | | G3<br>2-3 | | 6-3 | 4 | 0 | 0 | 0 | 0 | 0 | 3 |
| Hal Lanier, R (1, 4)<br>Jim Davenport, R (7, PH)<br>OBP: 0.317, SLG: 0.382 (7, 4) | | 6-3 | | K | | | SF8<br>3-H | | | 2<br>0 | 0<br>0 | 0<br>0 | 0<br>1 | 0<br>0 | 1<br>0 | 1<br>0 |
| Juan Marichal, R (1, 1)<br>OBP: 0.222, SLG: 0.206 | | K | | | G4-6-3<br>1B | | K | | | 3 | 0 | 1 | 0 | 0 | 2 | 0 |

| | AB | 31 |
|---|---|---|
| | R | 1 |
| | H | 6 |
| | RBI | 1 |
| | BB | 2 |
| | SO | 8 |
| | LOB | 17 |

| Inning Stats | 1 | 2 | 3 | 4 | 5 | 6 | 7 | 8 | 9 | 1B: 5 SF: 1 | WP: 0 PA: 34 |
|---|---|---|---|---|---|---|---|---|---|---|---|
| | R: 0 H: 2<br>E: 0 LOB: 3<br>K: 1 BB: 1<br>S: 7 P: 11 | R: 0 H: 0<br>E: 0 LOB: 0<br>K: 1 BB: 0<br>S: 5 P: 5 | R: 0 H: 1<br>E: 0 LOB: 1<br>K: 1 BB: 0<br>S: 6 P: 6 | R: 0 H: 0<br>E: 0 LOB: 1<br>K: 1 BB: 1<br>S: 5 P: 9 | R: 0 H: 1<br>E: 0 LOB: 0<br>K: 0 BB: 0<br>S: 3 P: 3 | R: 0 H: 0<br>E: 0 LOB: 0<br>K: 1 BB: 0<br>S: 5 P: 5 | R: 1 H: 1<br>E: 0 LOB: 0<br>K: 1 BB: 0<br>S: 6 P: 6 | R: 0 H: 0<br>E: 0 LOB: 0<br>K: 2 BB: 0<br>S: 7 P: 7 | R: 0 H: 1<br>E: 0 LOB: 1<br>K: 0 BB: 0<br>S: 4 P: 4 | 2B: 1 SAC: 0<br>3B: 0 DP: 1<br>HR: 0 HBP: 0 | PB: 0<br>SB: 0<br>CS: 0 |

| PITCHER | | IP | WLS | BF | H | R | ER | SO | BB | IBB | HBP | BLK | WP | HR | S | P | ERA | WHIP |
|---|---|---|---|---|---|---|---|---|---|---|---|---|---|---|---|---|---|---|
| Jim Maloney, R<br>ERA: 2.22 | (1, 1) | 8.0 | L | 30 | 5 | 1 | 1 | 8 | 2 | 0 | 0 | 0 | 0 | 0 | 44 | 52 | 1.12 | 0.875 |
| Gerry Arrigo, L<br>ERA: 4.08 | (9, 1) | 1.0 | | 4 | 1 | 0 | 0 | 0 | 0 | 0 | 0 | 0 | 0 | 0 | 4 | 4 | 0.00 | 1.000 |

| PITCHER | IP | WLS | BF | H | R | ER | SO | BB | IBB | HBP | BLK | WP | HR | S | P | ERA | WHIP |
|---|---|---|---|---|---|---|---|---|---|---|---|---|---|---|---|---|---|

| Batter | 1 | 2 | 3 | 4 | 5 | 6 | 7 | 8 | 9 | AB | R | H | RBI | BB | SO | LOB |
|---|---|---|---|---|---|---|---|---|---|---|---|---|---|---|---|---|
| Tommy Harper, R (1, 7)<br>OBP: 0.369, SLG: 0.411 | F4 | | F9 | | | 6-3 | | 1B | | 4 | 0 | 1 | 0 | 0 | 0 | 1 |
| Pete Rose, S (1, 4)<br>OBP: 0.366, SLG: 0.404 | K | | 6-3 | | | F7 | | 4-3 | | 4 | 0 | 0 | 0 | 0 | 1 | 2 |
| Vada Pinson, L (1, 8)<br>OBP: 0.369, SLG: 0.530 | 3B | | | F8 | | F7 | | | 4-3 | 4 | 0 | 1 | 0 | 0 | 0 | 0 |
| Frank Robinson, R (1, 9)<br>OBP: 0.381, SLG: 0.509 | 6-3 | | | K | | | 6-3 | | 5-3 | 4 | 0 | 0 | 0 | 0 | 1 | 1 |
| Gordy Coleman, L (1, 3)<br>OBP: 0.395, SLG: 0.564 | | K | | K | | | F4 | | K | 4 | 0 | 0 | 0 | 0 | 3 | 0 |
| Deron Johnson, R (1, 5)<br>OBP: 0.321, SLG: 0.520 | | 6-3 | | | 1-3 | | FC6-4<br>1B | | | 3 | 0 | 1 | 0 | 0 | 0 | 0 |
| Don Pavletich, R (1, 2)<br>OBP: 0.415, SLG: 0.596 | | K | | | 1B | | FC6-4<br>1-2f | | | 3 | 0 | 1 | 0 | 0 | 1 | 1 |
| Leo Cardenas, R (1, 6)<br>OBP: 0.313, SLG: 0.347 | | | 1-3<br>1B | | F5 | | | K | | 3 | 0 | 1 | 0 | 0 | 1 | 1 |
| Jim Maloney, L (1, 1)<br>OBP: 0.346, SLG: 0.273 | | | 1-3<br>1-2 | | K | | | K2-3 | | 2 | 0 | 0 | 0 | 0 | 1 | 2 |
| Marty Keough, L (8, PH)<br>OBP: 0.364, SLG: 0.125 | | | | | | | | | | 1 | 0 | 0 | 0 | 0 | 1 | 0 |
| Gerry Arrigo, L (9, 1)<br>OBP: 0.333, SLG: 0.833 | | | | | | | | | | 0 | 0 | 0 | 0 | 0 | 0 | 0 |
| Inning Stats | R: 0<br>E: 0<br>K: 1<br>S: 6<br>H: 1<br>LOB: 1<br>BB: 0<br>P: 6 | R: 0<br>E: 0<br>K: 2<br>S: 7<br>H: 0<br>LOB: 0<br>BB: 0<br>P: 7 | R: 0<br>E: 0<br>K: 0<br>S: 4<br>H: 1<br>LOB: 1<br>BB: 0<br>P: 4 | R: 0<br>E: 0<br>K: 2<br>S: 7<br>H: 0<br>LOB: 0<br>BB: 0<br>P: 7 | R: 0<br>E: 0<br>K: 1<br>S: 6<br>H: 1<br>LOB: 1<br>BB: 0<br>P: 6 | R: 0<br>E: 0<br>K: 0<br>S: 3<br>H: 0<br>LOB: 0<br>BB: 0<br>P: 3 | R: 0<br>E: 0<br>K: 0<br>S: 4<br>H: 1<br>LOB: 1<br>BB: 0<br>P: 4 | R: 0<br>E: 0<br>K: 2<br>S: 8<br>H: 1<br>LOB: 1<br>BB: 0<br>P: 8 | R: 0<br>E: 0<br>K: 1<br>S: 5<br>H: 0<br>LOB: 0<br>BB: 0<br>P: 5 | 1B: 4<br>2B: 0<br>3B: 1<br>HR: 0<br>SF: 0<br>SAC: 0<br>DP: 0<br>HBP: 0 | | | | | | |

| PITCHER | IP | WLS | BF | H | R | ER | SO | BB | IBB | HBP | BLK | WP | HR | S | P | ERA | WHIP |
|---|---|---|---|---|---|---|---|---|---|---|---|---|---|---|---|---|---|
| Juan Marichal, R (1, 1)<br>ERA: 2.02 | 9.0 | W | 32 | 5 | 0 | 0 | 9 | 0 | 0 | 0 | 0 | 0 | 0 | 50 | 50 | 0.00 | 0.556 |

| PITCHER | IP | WLS | BF | H | R | ER | SO | BB | IBB | HBP | BLK | WP | HR | S | P | ERA | WHIP |
|---|---|---|---|---|---|---|---|---|---|---|---|---|---|---|---|---|---|

# BOTTOM

## San Francisco Giants @ Cincinnati Reds

Crosley Field, Cincinnati, OH

Sat Jun 05 1965, 7:05 PM EDT

Att. 25,262 - Unknown

livebaseballscorecards.com

| | |
|---|---|
| AB | 32 |
| R | 0 |
| H | 5 |
| RBI | 0 |
| BB | 0 |
| SO | 9 |
| LOB | 8 |

WP: 0 PA: 32
PB: 0
SB: 0
CS: 0

| Batter | 1 | 2 | 3 | 4 | 5 | 6 | 7 | 8 | 9 | AB | R | H | RBI | BB | SO | LOB |
|---|---|---|---|---|---|---|---|---|---|---|---|---|---|---|---|---|
| Dick Schofield, S (1, 6)<br>OBP: 0.348, SLG: 0.323 | 0-0 1B 1B 1B | 0-0 4-3 | | | 0-0 F7 | | 0-0 1-3 | | | 4 | 0 | 1 | 0 | 0 | 0 | 2 |
| Matty Alou, L (1, 7)<br>OBP: 0.283, SLG: 0.318 | 0-0 1B 1B 1-2 | | 0-0 F4 | | 0-3 K | | | BBBB 4-0 BB | | 3 | 0 | 1 | 0 | 1 | 1 | 0 |
| Willie McCovey, L (1, 3)<br>OBP: 0.429, SLG: 0.611 | 0-0 F5 | | 0-0 6-3 | | | 0-0 G5-3 1B | | BBBB 4-0 1-2 BB | | 3 | 0 | 1 | 0 | 1 | 0 | 2 |
| Willie Mays, R (1, 8)<br>OBP: 0.396, SLG: 0.678 | SSS 0-3 K | | BBBB 4-0 BB | | | 0-0 F7 | | 0-0 F2 | | 3 | 0 | 0 | 0 | 1 | 1 | 5 |
| Jim Ray Hart, R (1, 5)<br>OBP: 0.297, SLG: 0.432 | 0-0 1B 1-2 2-3 | | 0-0 F9 | | | 0-0 1B 1-2 | | 0-0 F9 | | 4 | 0 | 2 | 0 | 0 | 0 | 3 |
| Jesus Alou, R (1, 9)<br>OBP: 0.329, SLG: 0.451 | 0-0 F3 | | | SSS 0-3 K | | 0-0 G5-3 2-3f | | 0-0 F6 | | 4 | 0 | 0 | 0 | 0 | 1 | 7 |
| Tom Haller, L (1, 2)<br>OBP: 0.359, SLG: 0.322 | | BBBB 4-0 FC1-6 BB | | 0-0 3-1 | | | 0-0 F9 | | 0-0 5-3 | 3 | 0 | 0 | 0 | 1 | 0 | 0 |
| Jim Davenport, R (1, 4)<br>OBP: 0.314, SLG: 0.367 | | 0-0 F9 | | 0-0 6-3 | | | BBBB 4-0 BB | | 0-0 F7 | 3 | 0 | 0 | 0 | 1 | 0 | 1 |
| Bill Hands, R (1, 1)<br>Bobby Bolin, R (3, 1)<br>OBP: 0.222, SLG: 0.222<br>Ron Herbel, R (5, 1)<br>OBP: 0.071, SLG: 0.071<br>Len Gabrielson, L (7, PH)<br>OBP: 0.344, SLG: 0.400<br>Bill Henry, L (7, 1)<br>Cap Peterson, R (9, PH)<br>OBP: 0.371, SLG: 0.452 | | 0-0 FC1-6 1-2f | | | SSS 0-3 K | | 0-0 F3 | | 0-0 1-3 | 1<br>1<br>0<br>1<br>0<br>1 | 0<br>0<br>0<br>0<br>0<br>0 | 0<br>0<br>0<br>0<br>0<br>0 | 0<br>0<br>0<br>0<br>0<br>0 | 0<br>1<br>0<br>0<br>0<br>0 | 0<br>0<br>0<br>0<br>0<br>0 | 1<br>0<br>0<br>1<br>0<br>0 |
| Inning Stats | R: 0 E: 0 K: 1 S: 8 H: 3 LOB: 3 BB: 0 P: 8 | R: 0 E: 0 K: 0 S: 3 H: 0 LOB: 1 BB: 1 P: 7 | R: 0 E: 0 K: 0 S: 3 H: 0 LOB: 1 BB: 1 P: 7 | R: 0 E: 0 K: 1 S: 5 H: 0 LOB: 0 BB: 0 P: 5 | R: 0 E: 0 K: 2 S: 7 H: 0 LOB: 0 BB: 0 P: 7 | R: 0 E: 0 K: 0 S: 4 H: 2 LOB: 1 BB: 0 P: 4 | R: 0 E: 0 K: 0 S: 3 H: 0 LOB: 1 BB: 1 P: 7 | R: 0 E: 0 K: 0 S: 3 H: 0 LOB: 2 BB: 2 P: 11 | R: 0 E: 0 K: 0 S: 3 H: 0 LOB: 0 BB: 0 P: 3 | 1B: 5 2B: 0 3B: 0 HR: 0 | SF: 0 SAC: 0 DP: 1 HBP: 0 | | | | | | |

# TOP

## San Francisco Giants @ Cincinnati Reds

Crosley Field, Cincinnati, OH

Sun Jun 06 1965, 3:33 AM EDT

Att. 16,899 - Unknown

livebaseballscorecards.com

| | |
|---|---|
| AB | 31 |
| R | 0 |
| H | 5 |
| RBI | 0 |
| BB | 5 |
| SO | 4 |
| LOB | 22 |

WP: 0 PA: 36
PB: 0
SB: 0
CS: 0

| PITCHER | | IP | WLS | BF | H | R | ER | SO | BB | IBB | HBP | BLK | WP | HR | S | P | ERA | WHIP |
|---|---|---|---|---|---|---|---|---|---|---|---|---|---|---|---|---|---|---|
| Sammy Ellis, R<br>ERA: 3.64 | (1, 1) | 9.0 | W | 36 | 5 | 0 | 0 | 4 | 5 | 0 | 0 | 0 | 0 | 0 | 39 | 59 | 0.00 | 1.111 |

| PITCHER | IP | WLS | BF | H | R | ER | SO | BB | IBB | HBP | BLK | WP | HR | S | P | ERA | WHIP |
|---|---|---|---|---|---|---|---|---|---|---|---|---|---|---|---|---|---|

| Batter | 1 | 2 | 3 | 4 | 5 | 6 | 7 | 8 | 9 | AB | R | H | RBI | BB | SO | LOB |
|---|---|---|---|---|---|---|---|---|---|---|---|---|---|---|---|---|
| Tommy Harper, R (1, 7)<br>OBP: 0.370, SLG: 0.417 | 1-3 | F6 | | K | | CS 1B | | 1B 2B<br>1-H | | 5 | 1 | 2 | 1 | 0 | 1 | 2 |
| Pete Rose, S (1, 4)<br>OBP: 0.366, SLG: 0.404 | BB 1B<br>1B | | F8 | 4-3 | | 5-3<br>1-2 | | 1B<br>3-H | | 5 | 1 | 2 | 1 | 0 | 0 | 1 |
| Vada Pinson, L (1, 8)<br>OBP: 0.369, SLG: 0.529 | 1B 1B<br>1-2<br>BB | | 2B<br>2B | F5 | | F7 | | F5 | | 4 | 1 | 1 | 0 | 1 | 0 | 1 |
| Frank Robinson, R (1, 9)<br>OBP: 0.379, SLG: 0.503 | K | | 6-3 | | 1B<br>FC1-2-5-1<br>1B | | F9 | | | 4 | 0 | 1 | 0 | 0 | 1 | 3 |
| Gordy Coleman, L (1, 3)<br>OBP: 0.410, SLG: 0.571<br>Tony Perez, R (7, PH) (8, 3)<br>OBP: 0.302, SLG: 0.494 | 1-H<br>2-H<br>1B | | 2B 1B<br>IBB | | FC1-2-5-1<br>1-3<br>1B | | F8 | | | 2<br>1 | 1<br>0 | 2<br>0 | 1<br>0 | 1<br>0 | 0<br>0 | 0<br>0 |
| Deron Johnson, R (1, 5)<br>OBP: 0.320, SLG: 0.520 | | K | 1B<br>1-3<br>2-H<br>2B | | FC1-2-5-1<br>1-3<br>3-H | | F3 | | | 4 | 1 | 1 | 1 | 0 | 1 | 2 |
| Don Pavletich, R (1, 2)<br>OBP: 0.435, SLG: 0.593 | | 1B<br>BB | FC5<br>2-H<br>3-H<br>1B | IBB | | | | F9 | | 2 | 0 | 1 | 2 | 2 | 0 | 0 |
| Leo Cardenas, R (1, 6)<br>OBP: 0.317, SLG: 0.346 | | K | IBB | K | | | | 2B<br>1B | | 3 | 1 | 1 | 0 | 1 | 2 | 4 |
| Sammy Ellis, L (1, 1)<br>OBP: 0.162, SLG: 0.194 | | 1-2<br>1B | FC5<br>2-3f | 4-3 | | | | F5 | | 4 | 0 | 1 | 0 | 0 | 0 | 6 |
| Inning Stats | R: 1 E: 0 K: 1 S: 6<br>H: 2 LOB: 2 BB: 1 P: 10 | R: 0 E: 0 K: 2 S: 8<br>H: 1 LOB: 2 BB: 1 P: 12 | R: 3 E: 0 K: 0 S: 6<br>H: 3 LOB: 2 BB: 2 P: 14 | R: 0 E: 0 K: 1 S: 5<br>H: 0 LOB: 0 BB: 0 P: 5 | R: 0 E: 0 K: 1 S: 7<br>H: 2 LOB: 3 BB: 1 P: 11 | R: 0 E: 0 K: 0 S: 3<br>H: 1 LOB: 0 BB: 0 P: 3 | R: 0 E: 0 K: 0 S: 3<br>H: 0 LOB: 0 BB: 0 P: 3 | R: 2 E: 0 K: 0 S: 6<br>H: 3 LOB: 1 BB: 0 P: 6 | | 1B: 9 2B: 3 3B: 0 HR: 0<br>SF: 0 SAC: 0 DP: 0 HBP: 0 | | | | WP: 0 PB: 0 SB: 0 CS: 1<br>PA: 39 | | |

| PITCHER | | IP | WLS | BF | H | R | ER | SO | BB | IBB | HBP | BLK | WP | HR | S | P | ERA | WHIP |
|---|---|---|---|---|---|---|---|---|---|---|---|---|---|---|---|---|---|---|
| Bill Hands, R<br>ERA: 7.71 | (1, 1) | 2.2 | L | 17 | 6 | 4 | 4 | 3 | 2 | 2 | 0 | 0 | 0 | 0 | 19 | 35 | 13.50 | 3.000 |
| Bobby Bolin, R<br>ERA: 1.88 | (3, 1) | 1.1 | | 6 | 2 | 0 | 0 | 1 | 0 | 0 | 0 | 0 | 0 | 0 | 8 | 8 | 0.00 | 1.500 |
| Ron Herbel, R<br>ERA: 3.7 | (5, 1) | 2.0 | | 7 | 1 | 0 | 0 | 1 | 0 | 1 | 0 | 0 | 0 | 0 | 8 | 12 | 0.00 | 0.500 |
| Bill Henry, L<br>ERA: 2.81 | (7, 1) | 2.0 | | 9 | 3 | 2 | 2 | 0 | 0 | 0 | 0 | 0 | 0 | 0 | 9 | 9 | 9.00 | 1.500 |

| PITCHER | IP | WLS | BF | H | R | ER | SO | BB | IBB | HBP | BLK | WP | HR | S | P | ERA | WHIP |
|---|---|---|---|---|---|---|---|---|---|---|---|---|---|---|---|---|---|

# BOTTOM

## San Francisco Giants @ Cincinnati Reds

Crosley Field, Cincinnati, OH

Sun Jun 06 1965, 3:33 AM EDT

Att. 16,899 - Unknown

livebaseballscorecards.com

| | |
|---|---|
| AB | 34 |
| R | 6 |
| H | 12 |
| RBI | 6 |
| BB | 5 |
| SO | 5 |
| LOB | 19 |

| Batter | 1 | 2 | 3 | 4 | 5 | 6 | 7 | 8 | 9 | AB | R | H | RBI | BB | SO | LOB |
|---|---|---|---|---|---|---|---|---|---|---|---|---|---|---|---|---|
| Tommy Harper, R (1, 7)<br>OBP: 0.372, SLG: 0.415 | 0-0 1B | 0-0 F4 | | BBBB 4-0 S BB | | 0-0 2-3 | | | 0-0 SH3-4 1-2 | 3 | 0 | 1 | 0 | 1 | 0 | 2 |
| Pete Rose, S (1, 4)<br>OBP: 0.363, SLG: 0.399 | 0-0 1-3 1B | 0-0 4-3 | | 0-0 G3 1-2 | | 0-0 1-3 | | | 0-0 F7 | 5 | 0 | 1 | 0 | 0 | 0 | 4 |
| Vada Pinson, L (1, 8)<br>OBP: 0.370, SLG: 0.529 | 0-0 L4 | | 0-0 1B 2B | BBBB 4-0 G4-6-3 BB | | | 0-0 3-1 | | 0-0 F8 | 4 | 1 | 1 | 0 | 1 | 0 | 3 |
| Frank Robinson, R (1, 9)<br>OBP: 0.376, SLG: 0.497 | 0-0 F4 | | 0-0 L5-4 2-H 1B | 0-0 G4-6-3 1-2f | | | 0-0 F2 | | | 4 | 0 | 1 | 1 | 0 | 0 | 3 |
| Gordy Coleman, L (1, 3)<br>OBP: 0.397, SLG: 0.552 | 0-0 F7 | | 0-0 6-3 | 0-0 F7 | | | 0-0 4-3 | | | 4 | 0 | 0 | 0 | 0 | 0 | 3 |
| Deron Johnson, R (1, 5)<br>OBP: 0.328, SLG: 0.536 | | 0-0 HR | BBBB 4-0 BB | | | 0-0 5-3 | | BBBB 4-0 G6-4-3 BB | | 2 | 1 | 1 | 1 | 2 | 0 | 0 |
| Don Pavletich, R (1, 2)<br>OBP: 0.438, SLG: 0.581 | | 0-0 E 1B | 0-0 L5-4 2-3 | | | BBBB 4-0 HR BB | | 0-0 G6-4-3 1-2f | | 3 | 1 | 1 | 0 | 1 | 0 | 3 |
| Leo Cardenas, R (1, 6)<br>OBP: 0.315, SLG: 0.361 | | SSS 0-3 K | | 0-0 G3 | | 0-0 1-H HR | | SSS 0-3 K | | 4 | 1 | 1 | 2 | 0 | 2 | 1 |
| Gerry Arrigo, L (1, 1)<br>OBP: 0.250, SLG: 0.625<br>Art Shamsky, L (6, PH)<br>OBP: 0.375, SLG: 0.517<br>Joe Nuxhall, L (6, 1)<br>OBP: 0.333, SLG: 0.250 | | 0-0 E6 1-2 | | 0-0 1-3 | | 0-0 HR | | | 0-0 SH3-4 1B | 2<br>1<br>1 | 0<br>1<br>0 | 0<br>1<br>1 | 0<br>1<br>0 | 0<br>0<br>0 | 0<br>0<br>0 | 1<br>0<br>0 |
| Inning Stats | R: 0 E: 0 K: 0 S: 5 H: 2 LOB: 2 BB: 0 P: 5 | R: 1 E: 1 K: 1 S: 8 H: 2 LOB: 2 BB: 0 P: 8 | R: 1 E: 0 K: 0 S: 4 H: 2 LOB: 1 BB: 1 P: 8 | R: 0 E: 0 K: 0 S: 3 H: 0 LOB: 1 BB: 1 P: 7 | R: 0 E: 0 K: 0 S: 2 H: 0 LOB: 0 BB: 1 P: 6 | R: 3 E: 0 K: 0 S: 5 H: 2 LOB: 0 BB: 1 P: 9 | R: 0 E: 0 K: 0 S: 3 H: 0 LOB: 0 BB: 0 P: 3 | R: 0 E: 0 K: 1 S: 4 H: 0 LOB: 0 BB: 1 P: 8 | R: 0 E: 0 K: 0 S: 4 H: 1 LOB: 1 BB: 0 P: 4 | 1B: 5 2B: 2 3B: 0 HR: 3 | SF: 0 SAC: 1 DP: 3 HBP: 0 | | | | | | |

| PITCHER | IP | WLS | BF | H | R | ER | SO | BB | IBB | HBP | BLK | WP | HR | S | P | ERA | WHIP |
|---|---|---|---|---|---|---|---|---|---|---|---|---|---|---|---|---|---|
| Bob Gibson, R (1, 1)<br>ERA: 2.7 | 9.0 | L | 39 | 9 | 5 | 5 | 2 | 5 | 0 | 0 | 0 | 0 | 3 | 38 | 58 | 5.00 | 1.556 |

| PITCHER | IP | WLS | BF | H | R | ER | SO | BB | IBB | HBP | BLK | WP | HR | S | P | ERA | WHIP |
|---|---|---|---|---|---|---|---|---|---|---|---|---|---|---|---|---|---|

# Cincinnati Reds @ St. Louis Cardinals

Sportsman's Park, St. Louis, MO

Tue Jun 08 1965, 8:05 PM EDT

Att. 12,109 - Unknown

TOP

livebaseballscorecards.com

| | |
|---|---|
| AB | 33 |
| R | 5 |
| H | 9 |
| RBI | 5 |
| BB | 5 |
| SO | 2 |
| LOB | 20 |

| | |
|---|---|
| PA: | 39 |
| WP: | 0 |
| PB: | 0 |
| SB: | 1 |
| CS: | 0 |

| Batter | 1 | 2 | 3 | 4 | 5 | 6 | 7 | 8 | 9 | AB | R | H | RBI | BB | SO | LOB |
|---|---|---|---|---|---|---|---|---|---|---|---|---|---|---|---|---|
| Phil Gagliano, R (1, 9) (9, 4)<br>OBP: 0.299, SLG: 0.358 | K | K 1-2 | | FC4 1-2 BB | | BB | | | F9 | 3 | 0 | 0 | 0 | 2 | 2 | 2 |
| Lou Brock, L (1, 7)<br>OBP: 0.346, SLG: 0.431 | 5-3 | | E S 1B 1B | FC4 1-2f | | K | | | K | 5 | 1 | 1 | 0 | 0 | 2 | 3 |
| Curt Flood, R (1, 8)<br>OBP: 0.363, SLG: 0.468 | 1B | | 5-3 WP 1-H 1B | | 1B WP SF7 1B | | 6-3 | | | 4 | 1 | 3 | 1 | 0 | 0 | 0 |
| Ken Boyer, R (1, 5)<br>OBP: 0.324, SLG: 0.394 | 5-3 | | 5-3 1-2 | | 6-3 SF7 1-3 WP 1B | | 6-3 | | | 4 | 1 | 1 | 0 | 0 | 0 | 2 |
| Dick Groat, R (1, 6)<br>OBP: 0.306, SLG: 0.305 | | BB 1B FC6-4 1B | 5-3 2-3 | | SF7 1-2 3-H | | F9 | | | 3 | 1 | 1 | 1 | 0 | 0 | 1 |
| Bill White, L (1, 3)<br>OBP: 0.378, SLG: 0.404 | | FC6-4 BB 1-2 1B | F7 | | 6-3 2-3 | | | K | | 4 | 0 | 1 | 0 | 0 | 1 | 2 |
| Bob Uecker, R (1, 2)<br>OBP: 0.434, SLG: 0.390 | | FC6-4 1-2 2-3 BB | | F8 | 5-3 3-H | | | L5 | | 3 | 0 | 0 | 0 | 1 | 0 | 0 |
| Dal Maxvill, R (1, 4)<br>OBP: 0.071, SLG: 0.214<br>Mike Shannon, R (8, PH)<br>OBP: 0.224, SLG: 0.151 (9, 9) | | K | | K | | F6 | | 1-3 | | 3<br>1 | 0<br>0 | 0<br>0 | 0<br>0 | 0<br>0 | 2<br>0 | 3<br>0 |
| Bob Gibson, R (1, 1)<br>OBP: 0.268, SLG: 0.343<br>Carl Warwick, R (9, PH)<br>OBP: 0.182, SLG: 0.161 | | FC6-4 S 1-2f 2-3 3-H | | BB BB | | F8 | | | F6 | 2<br>1 | 0<br>0 | 0<br>0 | 1<br>0 | 1<br>0 | 0<br>0 | 2<br>0 |
| Inning Stats | R: 0 H: 1<br>E: 0 LOB: 1<br>K: 1 BB: 0<br>S: 6 P: 6 | R: 1 H: 2<br>E: 0 LOB: 2<br>K: 2 BB: 1<br>S: 9 P: 13 | R: 1 H: 2<br>E: 0 LOB: 1<br>K: 0 BB: 0<br>S: 5 P: 5 | R: 0 H: 0<br>E: 0 LOB: 2<br>K: 1 BB: 2<br>S: 5 P: 13 | R: 2 H: 2<br>E: 0 LOB: 0<br>K: 0 BB: 0<br>S: 5 P: 5 | R: 0 H: 0<br>E: 0 LOB: 1<br>K: 1 BB: 1<br>S: 5 P: 9 | R: 0 H: 0<br>E: 0 LOB: 0<br>K: 0 BB: 0<br>S: 3 P: 3 | R: 0 H: 0<br>E: 0 LOB: 0<br>K: 1 BB: 0<br>S: 5 P: 5 | R: 0 H: 0<br>E: 0 LOB: 0<br>K: 1 BB: 0<br>S: 5 P: 5 | 1B: 7 SF: 1<br>2B: 0 SAC: 0<br>3B: 0 DP: 0<br>HR: 0 HBP: 0 | | | | | | |

| PITCHER | IP | WLS | BF | H | R | ER | SO | BB | IBB | HBP | BLK | WP | HR | S | P | ERA | WHIP |
|---|---|---|---|---|---|---|---|---|---|---|---|---|---|---|---|---|---|
| Gerry Arrigo, L (1, 1)<br>ERA: 4.54 | 5.0 | W | 25 | 7 | 4 | 4 | 4 | 3 | 0 | 0 | 0 | 3 | 0 | 30 | 42 | 7.20 | 2.000 |
| Joe Nuxhall, L (6, 1)<br>ERA: 5.14 | 4.0 | S | 13 | 0 | 0 | 0 | 3 | 1 | 0 | 0 | 0 | 0 | 0 | 18 | 22 | 0.00 | 0.250 |

| PITCHER | IP | WLS | BF | H | R | ER | SO | BB | IBB | HBP | BLK | WP | HR | S | P | ERA | WHIP |
|---|---|---|---|---|---|---|---|---|---|---|---|---|---|---|---|---|---|

# BOTTOM

## Cincinnati Reds @ St. Louis Cardinals

Sportsman's Park, St. Louis, MO

Tue Jun 08 1965, 8:05 PM EDT

Att. 12,109 - Unknown

livebaseballscorecards.com

| | |
|---|---|
| AB | 33 |
| R | 4 |
| H | 7 |
| RBI | 3 |
| BB | 4 |
| SO | 7 |
| LOB | 15 |

WP: 3 PA: 38
PB: 0
SB: 2
CS: 0

# Cincinnati Reds @ St. Louis Cardinals

Sportsman's Park, St. Louis, MO

Wed Jun 09 1965, 8:05 PM EDT

Att. 16,126 - Unknown

TOP

livebaseballscorecards.com

| Batter | 1 | 2 | 3 | 4 | 5 | 6 | 7 | 8 | 9 | AB | R | H | RBI | BB | SO | LOB |
|---|---|---|---|---|---|---|---|---|---|---|---|---|---|---|---|---|
| Tommy Harper, R (1, 7)<br>OBP: 0.374, SLG: 0.414 | F3 | | BBBB 4-0 5-3 BB | | | L5 | | SH1-3<br>1-2<br>2-3 | 1B<br>1-2<br>2-3 | 3 | 0 | 1 | 0 | 1 | 0 | 0 |
| Pete Rose, S (1, 4)<br>OBP: 0.360, SLG: 0.394 | K | | 5-3<br>1-2<br>2-3 | | | F8 | | 1B<br>2-3<br>3-H | K | 5 | 0 | 1 | 1 | 0 | 2 | 5 |
| Vada Pinson, L (1, 8)<br>OBP: 0.368, SLG: 0.523 | 4-3 | | F9 | | | 4-3 | | G4-6-3<br>1-2<br>3-H | | 4 | 0 | 1 | 1 | 0 | 0 | 2 |
| Frank Robinson, R (1, 9)<br>OBP: 0.369, SLG: 0.486 | | F4 | | F7 | | | K | G4-6-3<br>1-2f | | 4 | 0 | 0 | 0 | 0 | 1 | 2 |
| Deron Johnson, R (1, 5)<br>OBP: 0.332, SLG: 0.551 | | CS<br>1B | | K | | | F8 | | HR | 4 | 1 | 2 | 1 | 0 | 1 | 0 |
| Tony Perez, R (1, 3)<br>OBP: 0.303, SLG: 0.488 | | K<br>1-2 | | K | | | 1B | | K | 3 | 0 | 1 | 0 | 0 | 2 | 1 |
| Gordy Coleman, L (9, PH)<br>OBP: 0.394, SLG: 0.547 | | | | | | | | | | 1 | 0 | 0 | 0 | 0 | 1 | 0 |
| Don Pavletich, R (1, 2)<br>OBP: 0.442, SLG: 0.621 | | | HR | | K | | F9 | | 1B<br>1B<br>1B | 4 | 1 | 2 | 1 | 0 | 1 | 1 |
| Jim Maloney, L (9, PR)<br>OBP: 0.346, SLG: 0.273 | | | | | | | | | | 0 | 0 | 0 | 0 | 0 | 0 | 0 |
| Leo Cardenas, R (1, 6)<br>OBP: 0.320, SLG: 0.366 | | | 5-3<br>SH1-4<br>1B | | 5-3 | | | SH1-3<br>BB<br>1B<br>1B | L9 | 3 | 0 | 2 | 0 | 0 | 0 | 0 |
| Giraldo Ruiz, S (8, PR)<br>OBP: 0.077, SLG: 0.077 | | | | | | | | | | 1 | 1 | 0 | 0 | 0 | 0 | 1 |
| (8, 6) | | | | | | | | | | | | | | | | |
| Joey Jay, S (1, 1) | | | SH1-4<br>1-2 | | 6-3 | | | 1B<br>SH1-3<br>1-2<br>1B<br>BB | 1B<br>1B<br>1-2<br>1B | 0 | 0 | 0 | 0 | 0 | 0 | 0 |
| Roger Craig, R (4, 1) | | | | | | | | | | 1 | 0 | 0 | 0 | 0 | 0 | 0 |
| Charlie James, R (8, PH)<br>OBP: 0.267, SLG: 0.214 | | | | | | | | | | 0 | 1 | 0 | 0 | 1 | 0 | 0 |
| Jim Duffalo, R (8, 1) | | | | | | | | | | 0 | 0 | 0 | 0 | 0 | 0 | 0 |
| Art Shamsky, L (9, PH)<br>OBP: 0.394, SLG: 0.533 | | | | | | | | | | 1 | 0 | 1 | 0 | 0 | 0 | 0 |

| | AB | 34 |
|---|---|---|
| | R | 4 |
| | H | 11 |
| | RBI | 4 |
| | BB | 2 |
| | SO | 8 |
| | LOB | 12 |

| Inning Stats | 1 | 2 | 3 | 4 | 5 | 6 | 7 | 8 | 9 | 1B: 9 | SF: 0 | WP: 0 | PA: 38 |
|---|---|---|---|---|---|---|---|---|---|---|---|---|---|
| | R: 0<br>E: 0<br>K: 1<br>S: 5 | H: 0<br>LOB: 0<br>BB: 0<br>P: 5 | R: 0<br>E: 0<br>K: 1<br>S: 5 | H: 1<br>LOB: 1<br>BB: 0<br>P: 5 | R: 1<br>E: 0<br>K: 0<br>S: 5 | H: 2<br>LOB: 2<br>BB: 1<br>P: 9 | R: 0<br>E: 0<br>K: 2<br>S: 7 | H: 0<br>LOB: 0<br>BB: 0<br>P: 7 | R: 0<br>E: 0<br>K: 1<br>S: 5 | H: 0<br>LOB: 0<br>BB: 0<br>P: 5 | R: 0<br>E: 0<br>K: 0<br>S: 3 | H: 0<br>LOB: 0<br>BB: 0<br>P: 3 | R: 0<br>E: 0<br>K: 1<br>S: 6 | H: 1<br>LOB: 1<br>BB: 0<br>P: 6 | R: 2<br>E: 0<br>K: 0<br>S: 5 | H: 3<br>LOB: 2<br>BB: 1<br>P: 9 | R: 1<br>E: 0<br>K: 2<br>S: 11 | H: 4<br>LOB: 3<br>BB: 0<br>P: 11 | 2B: 1<br>3B: 0<br>HR: 2 | SAC: 2<br>DP: 2<br>HBP: 0 | PB: 0<br>SB: 0<br>CS: 1 | |

| PITCHER | | IP | WLS | BF | H | R | ER | SO | BB | IBB | HBP | BLK | WP | HR | S | P | ERA | WHIP |
|---|---|---|---|---|---|---|---|---|---|---|---|---|---|---|---|---|---|---|
| Curt Simmons, L<br>ERA: 2.95 | (1, 1) | 7.1 | W | 30 | 7 | 3 | 3 | 6 | 2 | 0 | 0 | 0 | 0 | 1 | 40 | 48 | 3.68 | 1.227 |
| Tracy Stallard, R<br>ERA: 2.86 | (8, 1) | 1.1 | | 6 | 3 | 1 | 1 | 1 | 0 | 0 | 0 | 0 | 0 | 1 | 8 | 8 | 6.75 | 2.250 |
| Barney Schultz, R<br>ERA: 3.38 | (9, 1) | 0.1 | S | 2 | 1 | 0 | 0 | 1 | 0 | 0 | 0 | 0 | 0 | 0 | 4 | 4 | 0.00 | 3.000 |

| PITCHER | | IP | WLS | BF | H | R | ER | SO | BB | IBB | HBP | BLK | WP | HR | S | P | ERA | WHIP |
|---|---|---|---|---|---|---|---|---|---|---|---|---|---|---|---|---|---|---|

| Batter | 1 | 2 | 3 | 4 | 5 | 6 | 7 | 8 | 9 | AB | R | H | RBI | BB | SO | LOB |
|---|---|---|---|---|---|---|---|---|---|---|---|---|---|---|---|---|
| Lou Brock, L (1, 7)<br>OBP: 0.340, SLG: 0.422 | F5 | | L8 | K | | | G3 | | | 4 | 0 | 0 | 0 | 0 | 1 | 2 |
| Dick Groat, R (1, 6)<br>OBP: 0.305, SLG: 0.304 | 6-3 | | | HR 1B<br>L7 | | | E5 BB | | | 4 | 1 | 1 | 0 | 0 | 0 | 2 |
| Curt Flood, R (1, 8)<br>OBP: 0.365, SLG: 0.466 | 5-3 | | | HR 1B | 1-3 | | BB | | | 3 | 1 | 1 | 0 | 1 | 0 | 0 |
| Bill White, L (1, 3)<br>OBP: 0.376, SLG: 0.418 | | L3 | | HR | K | | F7 | | | 4 | 1 | 1 | 3 | 0 | 1 | 2 |
| Ken Boyer, R (1, 5)<br>OBP: 0.332, SLG: 0.414 | | S E 1B | | HR | F9 | | | F8 1B BB | | 3 | 2 | 2 | 1 | 1 | 0 | 0 |
| Tim McCarver, L (1, 2)<br>OBP: 0.305, SLG: 0.420 | | F5 | | 1B 1B BB | | G6-3 1B | | F8 | | 3 | 1 | 1 | 0 | 1 | 0 | 2 |
| Carl Warwick, R (1, 9)<br>OBP: 0.189, SLG: 0.171 | | F8 | | 1B FC5 1B | | G6-3 | | F8 | | 4 | 0 | 1 | 0 | 0 | 0 | 2 |
| Dal Maxvill, R (1, 4)<br>OBP: 0.167, SLG: 0.235 | | | F4 | FC5 1B | | 5-3 | | 1B IBB | | 3 | 0 | 1 | 1 | 1 | 0 | 0 |
| Curt Simmons, L (1, 1)<br>OBP: 0.038, SLG: 0.038 | | | K | FC5 | | | 1-3 | | | 3 | 0 | 0 | 0 | 0 | 1 | 2 |
| Tracy Stallard, R (8, 1)<br>OBP: 0.154, SLG: 0.154 | | | | | | | | | | 1 | 0 | 1 | 0 | 0 | 0 | 0 |
| Barney Schultz, R (9, 1) | | | | | | | | | | 0 | 0 | 0 | 0 | 0 | 0 | 0 |
| Inning Stats | R: 0 E: 0 K: 0 S: 3 H: 0 LOB: 0 BB: 0 P: 3 | R: 1 E: 0 K: 0 S: 4 H: 1 LOB: 0 BB: 0 P: 4 | R: 0 E: 0 K: 1 S: 5 H: 0 LOB: 0 BB: 0 P: 5 | R: 5 E: 0 K: 1 S: 11 H: 6 LOB: 2 BB: 1 P: 15 | R: 0 E: 0 K: 1 S: 5 H: 0 LOB: 0 BB: 0 P: 5 | R: 0 E: 0 K: 0 S: 3 H: 1 LOB: 0 BB: 0 P: 3 | R: 0 E: 1 K: 0 S: 4 H: 0 LOB: 2 BB: 1 P: 8 | R: 0 E: 0 K: 0 S: 3 H: 1 LOB: 2 BB: 2 P: 11 | | 1B: 7 2B: 0 3B: 0 HR: 2 | SF: 0 SAC: 0 DP: 1 HBP: 0 | | | | | | |

| PITCHER | | IP | WLS | BF | H | R | ER | SO | BB | IBB | HBP | BLK | WP | HR | S | P | ERA | WHIP |
|---|---|---|---|---|---|---|---|---|---|---|---|---|---|---|---|---|---|---|
| Joey Jay, R<br>ERA: 4.06 | (1, 1) | 3.0 | L | 16 | 6 | 6 | 5 | 1 | 1 | 0 | 0 | 0 | 0 | 2 | 17 | 21 | 15.00 | 2.333 |
| Roger Craig, R<br>ERA: 3.91 | (4, 1) | 4.0 | | 15 | 2 | 0 | 0 | 2 | 1 | 0 | 0 | 0 | 0 | 0 | 18 | 22 | 0.00 | 0.750 |
| Jim Duffalo, R<br>ERA: 2.86 | (8, 1) | 1.0 | | 5 | 1 | 0 | 0 | 0 | 1 | 1 | 0 | 0 | 0 | 0 | 3 | 11 | 0.00 | 2.000 |

| PITCHER | IP | WLS | BF | H | R | ER | SO | BB | IBB | HBP | BLK | WP | HR | S | P | ERA | WHIP |
|---|---|---|---|---|---|---|---|---|---|---|---|---|---|---|---|---|---|

# BOTTOM

## Cincinnati Reds @ St. Louis Cardinals

Sportsman's Park, St. Louis, MO

Wed Jun 09 1965, 8:05 PM EDT

Att. 16,126 - Unknown

livebaseballscorecards.com

| | |
|---|---|
| AB | 32 |
| R | 6 |
| H | 9 |
| RBI | 5 |
| BB | 4 |
| SO | 3 |
| LOB | 12 |

| | | | | | | | | | |
|---|---|---|---|---|---|---|---|---|---|
| 1B: 7 | SF: 0 | WP: 0 | PA: 36 |
| 2B: 0 | SAC: 0 | PB: 0 | |
| 3B: 0 | DP: 1 | SB: 1 | |
| HR: 2 | HBP: 0 | CS: 0 | |

| Batter | 1 | 2 | 3 | 4 | 5 | 6 | 7 | 8 | 9 | AB | R | H | RBI | BB | SO | LOB |
|---|---|---|---|---|---|---|---|---|---|---|---|---|---|---|---|---|
| Tommy Harper, R (1, 7)<br>OBP: 0.388, SLG: 0.442 | WP FC1 2B | | BBBB 4-0 1B 1B BB | x 0-0 FC4-6 1-2 2-H 1B | | x 0-0 1B 2B | | x 0-0 1-3 2B | | 4 | 2 | 4 | 1 | 1 | 0 | 0 |
| Pete Rose, S (1, 4)<br>OBP: 0.360, SLG: 0.395 | x 0-0 ① FC1 FC4-6 2-H | | x 0-0 1B 1B SF8 1-2 1B | x 0-0 ② FC4-6 1-2f 2-3 | | x 0-0 FC4-6 2-H 1B | | x 0-0 ② F8 | | 5 | 1 | 2 | 1 | 0 | 0 | 5 |
| Vada Pinson, L (1, 8)<br>OBP: 0.369, SLG: 0.518 | x 0-0 ② FC4-6 1-2f | | x 0-0 S 1-3 2-H 1B | x 0-0 ③ F7 | | x 0-0 ① FC4-6 G1-4-3 1-2f | | BBBB 4-0 BB | | 4 | 0 | 1 | 1 | 1 | 0 | 4 |
| Deron Johnson, R (1, 5)<br>OBP: 0.324, SLG: 0.540 | x 0-0 ③ F9 | | x 0-0 ① SF8 1-2 3-H | | x 0-0 ① 1-3 | x 0-0 ② ③ G1-4-3 1-2f | | x 0-0 ③ F7 | | 4 | 0 | 0 | 1 | 0 | 0 | 5 |
| Frank Robinson, R (1, 9)<br>OBP: 0.370, SLG: 0.497 | | x 0-0 HR | x 0-0 ② F4 | | H 1-0 2B 3B HBP | | x 0-0 ① 6-3 | | SSS 0-3 ① K | 4 | 2 | 1 | 1 | 0 | 1 | 1 |
| Tony Perez, R (1, 3)<br>OBP: 0.319, SLG: 0.511<br>Giraldo Ruiz, S (9, PR)<br>OBP: 0.077, SLG: 0.077<br>Marty Keough, L (9, 3)<br>OBP: 0.364, SLG: 0.125 | | x 0-0 G6-4-3 2B | SSS 0-3 ③ K | | x 0-0 1-3 3B 2B | | SSS 0-3 ② K | | BBBB 4-0 6-3 BB | 4<br>0<br>0 | 1<br>0<br>0 | 2<br>0<br>0 | 0<br>0<br>0 | 1<br>0<br>0 | 2<br>0<br>0 | 1<br>0<br>0 |
| Don Pavletich, R (1, 2)<br>OBP: 0.439, SLG: 0.594 | | BBB 4-0 G6-4-3 BB | | x 0-0 ① 5-3 | 4-0 3B IBB | | SSS 0-3 ③ K | | x 0-0 ② 6-3 1-2 | 3 | 1 | 0 | 0 | 2 | 1 | 1 |
| Leo Cardenas, R (1, 6)<br>OBP: 0.332, SLG: 0.384 | | x 0-0 ① ② G6-4-3 1-2f 2-3 | | x 0-0 BB 1B 1B | x 0-0 1-H 2-H 3-H 1-3 3B | | | x 0-0 FC3-6 1B | 4-0 IBB | 4 | 1 | 3 | 3 | 1 | 0 | 2 |
| Jim Maloney, L (1, 1)<br>OBP: 0.345, SLG: 0.250<br>John Tsitouris, R (5, 1)<br>OBP: 0.091, SLG: 0.048<br>Art Shamsky, L (9, PH)<br>OBP: 0.382, SLG: 0.516<br>Billy McCool, R (9, 1) | | x 0-0 ③ 1-3 | | BBBB 4-0 FC4-6 1B 1-2 BB | x 0-0 ② ③ 1-3 3-H | | | x 0-0 ① FC3-6 2B 1-2f | x 0-0 ③ F6 | 2<br>1<br>1<br>0 | 0<br>0<br>0<br>0 | 0<br>0<br>0<br>0 | 0<br>0<br>0<br>0 | 1<br>0<br>0<br>0 | 0<br>0<br>0<br>0 | 2<br>1<br>2<br>0 |
| Inning Stats | R: 0 H: 1<br>E: 0 LOB: 1<br>K: 0 BB: 0<br>S: 4 P: 4 | R: 1 H: 2<br>E: 0 LOB: 1<br>K: 0 BB: 1<br>S: 4 P: 8 | R: 2 H: 2<br>E: 0 LOB: 1<br>K: 1 BB: 1<br>S: 7 P: 11 | R: 1 H: 2<br>E: 0 LOB: 2<br>K: 0 BB: 1<br>S: 5 P: 9 | R: 3 H: 2<br>E: 0 LOB: 0<br>K: 0 BB: 1<br>S: 4 P: 9 | R: 1 H: 2<br>E: 0 LOB: 0<br>K: 0 BB: 0<br>S: 4 P: 4 | R: 0 H: 0<br>E: 0 LOB: 0<br>K: 2 BB: 0<br>S: 7 P: 7 | R: 0 H: 2<br>E: 0 LOB: 3<br>K: 0 BB: 1<br>S: 5 P: 9 | R: 0 H: 0<br>E: 0 LOB: 2<br>K: 1 BB: 2<br>S: 5 P: 13 | 1B: 6<br>2B: 5<br>3B: 1<br>HR: 1 | SF: 1<br>SAC: 0<br>DP: 2<br>HBP: 1 | | | | | | |

# TOP

## Cincinnati Reds @ St. Louis Cardinals

Sportsman's Park, St. Louis, MO

Thu Jun 10 1965, 4:33 AM EDT

Att. 9,439 - Unknown

livebaseballscorecards.com

| | |
|---|---|
| AB | 36 |
| R | 8 |
| H | 13 |
| RBI | 8 |
| BB | 7 |
| SO | 4 |
| LOB | 24 |

WP: 1 PA: 45
PB: 0
SB: 1
CS: 0

| PITCHER | IP | WLS | BF | H | R | ER | SO | BB | IBB | HBP | BLK | WP | HR | S | P | ERA | WHIP |
|---|---|---|---|---|---|---|---|---|---|---|---|---|---|---|---|---|---|
| Ray Sadecki, L (1, 1)<br>ERA: 6.22 | 2.0 | L | 12 | 5 | 3 | 3 | 0 | 2 | 0 | 0 | 0 | 1 | 1 | 10 | 18 | 13.50 | 3.500 |
| Ron Taylor, R (3, 1)<br>ERA: 5.21 | 2.0 | | 9 | 2 | 1 | 1 | 1 | 1 | 0 | 0 | 0 | 0 | 0 | 10 | 14 | 4.50 | 1.500 |
| Nelson Briles, R (5, 1)<br>ERA: 7.36 | 1.0 | | 6 | 2 | 3 | 3 | 0 | 0 | 1 | 1 | 0 | 0 | 0 | 4 | 9 | 27.00 | 2.000 |
| Bob Purkey, R (6, 1)<br>ERA: 7.63 | 2.0 | | 7 | 2 | 1 | 1 | 2 | 0 | 0 | 0 | 0 | 0 | 0 | 11 | 11 | 4.50 | 1.000 |
| Tracy Stallard, R (8, 1)<br>ERA: 2.78 | 2.0 | | 11 | 2 | 0 | 0 | 1 | 2 | 1 | 0 | 0 | 0 | 0 | 10 | 22 | 0.00 | 2.000 |

| PITCHER | IP | WLS | BF | H | R | ER | SO | BB | IBB | HBP | BLK | WP | HR | S | P | ERA | WHIP |
|---|---|---|---|---|---|---|---|---|---|---|---|---|---|---|---|---|---|

| Batter | 1 | 2 | 3 | 4 | 5 | 6 | 7 | 8 | 9 | AB | R | H | RBI | BB | SO | LOB |
|---|---|---|---|---|---|---|---|---|---|---|---|---|---|---|---|---|
| Lou Brock, L (1, 7)<br>OBP: 0.341, SLG: 0.421 | 0-0 1B S 1B 1B | 0-0 4-3 | | 0-0 1B S 1B | 0-3 K | | | 0-0 L8 | | 5 | 1 | 2 | 0 | 0 | 1 | 2 |
| Dick Groat, R (1, 6)<br>OBP: 0.316, SLG: 0.316 | 0-0 1-3 1B 1-3 1B | | 0-0 F9 | 0-0 1-3 1B | | 0-0 HR 1B | | 0-0 G4-6-3 1B | | 5 | 1 | 4 | 0 | 0 | 0 | 0 |
| Curt Flood, R (1, 8)<br>OBP: 0.362, SLG: 0.460 | 0-0 1-3 1-2 3-H 1B | | 0-3 K | 0-0 G3 | | 0-0 F8 | | 0-0 G4-6-3 1-2f | | 5 | 0 | 1 | 1 | 0 | 1 | 4 |
| Bill White, L (1, 3)<br>OBP: 0.381, SLG: 0.455 | 0-0 1-3 1-2 2-3 | | 0-0 2B 1B | | 0-0 HR | 0-0 1-H HR | | | 0-3 K | 5 | 3 | 3 | 3 | 0 | 1 | 2 |
| Ken Boyer, R (1, 5)<br>OBP: 0.329, SLG: 0.413 | 0-0 F4 | | 0-0 1-H 2B | | 0-0 F8 | 0-0 F7 | | | 0-0 F6 | 5 | 0 | 1 | 1 | 0 | 0 | 2 |
| Tim McCarver, L (1, 2)<br>OBP: 0.308, SLG: 0.415 | 0-3 K | | B B B 4-0 BB | | 0-0 2B BB 1B | 0-3 K | | | 0-0 F8 | 4 | 1 | 1 | 0 | 1 | 2 | 2 |
| Carl Warwick, R (1, 9)<br>OBP: 0.220, SLG: 0.184 | | 0-0 1B | 0-0 F7 | B B B 4-0 1-2 2B BB | | 0-0 6-3 | | | | 3 | 1 | 1 | 0 | 1 | 0 | 2 |
| Dal Maxvill, R (1, 4)<br>OBP: 0.136, SLG: 0.190 | | 0-0 F7 | | 0-0 F8 | 0-3 K | 0-0 F8 | | | | 4 | 0 | 0 | 0 | 0 | 1 | 3 |
| Ray Sadecki, L (1, 1)<br>OBP: 0.000, SLG: 0.000<br>Ron Taylor, R (3, 1)<br>OBP: 0.000, SLG: 0.667<br>Bob Skinner, L (4, PH)<br>OBP: 0.000, SLG: 0.429<br>Nelson Briles, R (6, 1)<br>Tito Francona, L (5, PH)<br>OBP: 0.000, SLG: 0.345<br>Julian Javier, R (6, PH)<br>OBP: 0.000, SLG: 0.000<br>Bob Purkey, R (8, 1)<br>OBP: 0.000, SLG: 0.000<br>Bob Uecker, R (7, PH)<br>OBP: 0.000, SLG: 0.000<br>Tracy Stallard, R (8, 1)<br>OBP: 0.154, SLG: 0.154 | | 0-3 K | | | 0-0 6-3 | 0-0 1-H 2-H 2B | | 0-0 F6 | | 1<br>0<br>1<br>0<br>1<br>0<br>0<br>0<br>1 | 0<br>0<br>0<br>0<br>1<br>0<br>0<br>0<br>0 | 0<br>0<br>0<br>0<br>2<br>0<br>0<br>0<br>0 | 0<br>0<br>0<br>0<br>0<br>0<br>0<br>0<br>0 | 0<br>0<br>0<br>0<br>0<br>0<br>0<br>0<br>0 | 1<br>0<br>0<br>0<br>0<br>0<br>0<br>0<br>0 | 1<br>0<br>0<br>0<br>0<br>0<br>0<br>0<br>0 |
| Inning Stats | R: 1 E: 0 K: 1 S: 8 H: 3 LOB: 2 BB: 0 P: 8 | R: 0 E: 0 K: 1 S: 6 H: 1 LOB: 1 BB: 0 P: 6 | R: 1 E: 0 K: 1 S: 7 H: 2 LOB: 2 BB: 1 P: 11 | R: 0 E: 0 K: 0 S: 5 H: 2 LOB: 2 BB: 0 P: 5 | R: 3 E: 0 K: 2 S: 10 H: 3 LOB: 1 BB: 1 P: 14 | R: 2 E: 0 K: 1 S: 7 H: 2 LOB: 0 BB: 0 P: 7 | R: 0 E: 0 K: 0 S: 3 H: 0 LOB: 0 BB: 0 P: 3 | R: 0 E: 0 K: 0 S: 3 H: 1 LOB: 0 BB: 0 P: 3 | R: 0 E: 0 K: 1 S: 5 H: 0 LOB: 0 BB: 0 P: 5 | 1B: 10 2B: 2 3B: 0 HR: 2 | SF: 0 SAC: 0 DP: 1 HBP: 0 | | | | | | |

# BOTTOM

## Cincinnati Reds @ St. Louis Cardinals

Sportsman's Park, St. Louis, MO

Thu Jun 10 1965, 4:33 AM EDT

Att. 9,439 - Unknown

livebaseballscorecards.com

| | |
|---|---|
| AB | 40 |
| R | 7 |
| H | 14 |
| RBI | 7 |
| BB | 2 |
| SO | 7 |
| LOB | 18 |

WP: 0 PB: 0 SB: 2 CS: 0 PA: 42

| PITCHER | | IP | WLS | BF | H | R | ER | SO | BB | IBB | HBP | BLK | WP | HR | S | P | ERA | WHIP |
|---|---|---|---|---|---|---|---|---|---|---|---|---|---|---|---|---|---|---|
| Jim Maloney, R<br>ERA: 2.69 | (1, 1) | 4.2 | | 27 | 11 | 5 | 5 | 4 | 2 | 0 | 0 | 0 | 0 | 1 | 33 | 41 | 9.64 | 2.786 |
| John Tsitouris, R<br>ERA: 4.5 | (5, 1) | 3.1 | W | 12 | 3 | 2 | 2 | 2 | 0 | 0 | 0 | 0 | 0 | 1 | 16 | 16 | 5.40 | 0.900 |
| Billy McCool, L<br>ERA: 3.62 | (9, 1) | 1.0 | S | 3 | 0 | 0 | 0 | 1 | 0 | 0 | 0 | 0 | 0 | 0 | 5 | 5 | 0.00 | 0.000 |

| PITCHER | IP | WLS | BF | H | R | ER | SO | BB | IBB | HBP | BLK | WP | HR | S | P | ERA | WHIP |
|---|---|---|---|---|---|---|---|---|---|---|---|---|---|---|---|---|---|

| Batter | 1 | 2 | 3 | 4 | 5 | 6 | 7 | 8 | 9 | AB | R | H | RBI | BB | SO | LOB |
|---|---|---|---|---|---|---|---|---|---|---|---|---|---|---|---|---|
| Tommy Harper, R (1, 7)<br>OBP: 0.386, SLG: 0.435 | B B B B<br>4-0<br>4-3 SH5-3 2B BB | | x 0-0 ①<br>5-3 | | | x 0-0 ①<br>6-3 | | x 0-0 ③<br>P4 | | 3 | 1 | 0 | 0 | 1 | 0 | 1 |
| Pete Rose, S (1, 4)<br>OBP: 0.364, SLG: 0.398 | x 0-0 ①<br>SH5-3<br>1-2 | | x 0-0<br>FC6-4 1B | | | x 0-0<br>4-3-6-3 1B | | | x 0-0 ①<br>1-3 | 3 | 0 | 2 | 0 | 0 | 0 | 0 |
| Vada Pinson, L (1, 8)<br>OBP: 0.367, SLG: 0.514 | x 0-0 ②<br>4-3<br>2-3 | | x 0-0 ②<br>FC6-4 CS<br>1-2f | | | x 0-0 ②③<br>4-3-6-3<br>1-2f | | | x 0-0<br>HR 1B | 4 | 1 | 1 | 0 | 0 | 0 | 3 |
| Gordy Coleman, L (1, 3)<br>OBP: 0.397, SLG: 0.579<br>Marty Keough, L (9, 3)<br>OBP: 0.364, SLG: 0.125 | x 0-0<br>3-H 2B | | 0-0 ③<br>CS<br>1-2 | x 0-0 ①<br>F9 | | | x 0-0 ①<br>4-3 | | x 0-0<br>1-H HR | 4<br>0 | 1<br>0 | 2<br>0 | 3<br>0 | 0<br>0 | 0<br>0 | 0<br>0 |
| Frank Robinson, R (1, 9)<br>OBP: 0.372, SLG: 0.495 | x 0-0 ③<br>1-3 | | | B B B B<br>4-0<br>CS BB | | | x 0-0 ②<br>F8 | | x 0-0<br>CS 1B | 3 | 0 | 1 | 0 | 1 | 0 | 1 |
| Deron Johnson, R (1, 5)<br>OBP: 0.318, SLG: 0.528 | | S S S<br>0-3 ①<br>K | | x 0-0 ②<br>F9 | | | x 0-0 ③<br>F9 | | S S S ②③<br>0-3<br>K<br>1-2 | 4 | 0 | 0 | 0 | 0 | 2 | 2 |
| Don Pavletich, R (1, 2)<br>OBP: 0.447, SLG: 0.639<br>Giraldo Ruiz, S (8, PR)<br>OBP: 0.077, SLG: 0.077<br>Jimmie Coker, R (8, 2)<br>OBP: 0.100, SLG: 0.200 | | x 0-0<br>HR | 0-0 ③<br>CS<br>1-2 | | x 0-0 ①<br>5-3 | | | x 0-0<br>FC5-4 1B | | 3<br>0<br>0 | 1<br>0<br>0 | 2<br>0<br>0 | 1<br>0<br>0 | 0<br>0<br>0 | 0<br>0<br>0 | 0<br>0<br>0 |
| Leo Cardenas, R (1, 6)<br>OBP: 0.327, SLG: 0.378 | | S S S<br>0-3 ②<br>K | | | S S S<br>0-3 ②<br>K | | | x 0-0 ①<br>FC5-4<br>1-2f | | 3 | 0 | 0 | 0 | 0 | 2 | 1 |
| Sammy Ellis, L (1, 1)<br>OBP: 0.154, SLG: 0.184<br>Joe Nuxhall, L (6, 1)<br>OBP: 0.333, SLG: 0.250<br>Art Shamsky, L (8, PH)<br>OBP: 0.371, SLG: 0.500<br>Billy McCool, R (8, 1) | | x 0-0 ③<br>1-3 | | | x 0-0 ③<br>5-3 | | | S S S<br>0-3 ②<br>K | | 2<br>0<br>1<br>0 | 0<br>0<br>0<br>0 | 0<br>0<br>0<br>0 | 0<br>0<br>0<br>0 | 0<br>0<br>0<br>0 | 0<br>0<br>1<br>0 | 0<br>0<br>1<br>0 |
| Inning Stats | R: 1 H: 1<br>E: 0 LOB: 1<br>K: 0 BB: 1<br>S: 4 P: 8 | R: 1 H: 1<br>E: 0 LOB: 0<br>K: 2 BB: 0<br>S: 8 P: 8 | R: 0 H: 1<br>E: 0 LOB: 0<br>K: 0 BB: 0<br>S: 3 P: 3 | R: 0 H: 0<br>E: 0 LOB: 0<br>K: 0 BB: 1<br>S: 2 P: 6 | R: 0 H: 0<br>E: 0 LOB: 0<br>K: 1 BB: 0<br>S: 5 P: 5 | R: 0 H: 1<br>E: 0 LOB: 0<br>K: 0 BB: 0<br>S: 3 P: 3 | R: 0 H: 0<br>E: 0 LOB: 0<br>K: 0 BB: 0<br>S: 3 P: 3 | R: 0 H: 1<br>E: 0 LOB: 1<br>K: 1 BB: 0<br>S: 6 P: 6 | R: 2 H: 3<br>E: 0 LOB: 0<br>K: 1 BB: 0<br>S: 7 P: 7 | 1B: 5 SF: 0<br>2B: 2 SAC: 1<br>3B: 0 DP: 1<br>HR: 2 HBP: 0 | | | | | | |

# TOP

## Cincinnati Reds @ Chicago Cubs

Wrigley Field, Chicago, IL

Fri Jun 11 1965, 3:33 AM CDT

Att. 4,529 - Sunny

livebaseballscorecards.com

| | |
|---|---|
| AB | 30 |
| R | 4 |
| H | 8 |
| RBI | 4 |
| BB | 2 |
| SO | 5 |
| LOB | 9 |

| PITCHER | | IP | WLS | BF | H | R | ER | SO | BB | IBB | HBP | BLK | WP | HR | S | P | ERA | WHIP |
|---|---|---|---|---|---|---|---|---|---|---|---|---|---|---|---|---|---|---|
| Bob Buhl, R<br>ERA: 3.22 | (1, 1) | 8.1 | L | 32 | 8 | 4 | 4 | 4 | 2 | 0 | 0 | 0 | 0 | 2 | 38 | 46 | 4.32 | 1.200 |
| Ted Abernathy, R<br>ERA: 2.06 | (9, 1) | 0.2 | | 1 | 0 | 0 | 0 | 1 | 0 | 0 | 0 | 0 | 0 | 0 | 3 | 3 | 0.00 | 0.000 |

| PITCHER | IP | WLS | BF | H | R | ER | SO | BB | IBB | HBP | BLK | WP | HR | S | P | ERA | WHIP |
|---|---|---|---|---|---|---|---|---|---|---|---|---|---|---|---|---|---|

# Cincinnati Reds @ Chicago Cubs

Wrigley Field, Chicago, IL

Fri Jun 11 1965, 3:33 AM CDT

Att. 4,529 - Sunny

livebaseballscorecards.com

## BOTTOM

| Batter | 1 | 2 | 3 | 4 | 5 | 6 | 7 | 8 | 9 | AB | R | H | RBI | BB | SO | LOB |
|---|---|---|---|---|---|---|---|---|---|---|---|---|---|---|---|---|
| Don Landrum, L (1, 8)<br>OBP: 0.313, SLG: 0.392<br>Joey Amalfitano, R (9, PH)<br>OBP: 0.300, SLG: 0.192<br>Don Kessinger, S (9, PR) | K | | BB | | 4-3 | | F7 | | BB | 3<br>0<br>0 | 0<br>0<br>0 | 0<br>0<br>0 | 0<br>0 | 1<br>1 | 1<br>0 | 0<br>0 |
| Jimmy Stewart, S (1, 6)<br>OBP: 0.382, SLG: 0.311 | 1-3 | | P5 | | | 1B | | 1-3 | 4-3 | 5 | 1 | 1 | 0 | 0 | 0 | 2 |
| Billy Williams, L (1, 7)<br>OBP: 0.346, SLG: 0.471 | BB | | S<br>1-2<br>BB | | | F9 S<br>14<br>2B<br>2-H<br>1B | | K | | 2 | 1 | 1 | 1 | 2 | 1 | 0 |
| Ron Santo, R (1, 5)<br>OBP: 0.361, SLG: 0.512 | F8 | | 5-3<br>1-2<br>2-3 | | | F9<br>1-3 | | BB<br>2B | | 4 | 0 | 1 | 0 | 0 | 0 | 4 |
| 14 Ernie Banks, R (1, 3)<br>OBP: 0.377, SLG: 0.517 | | P4 | | L7 | | 1B<br>3-H<br>2B | | BB<br>IBB | | 3 | 1 | 1 | 1 | 1 | 0 | 0 |
| Doug Clemens, L (1, 9)<br>OBP: 0.311, SLG: 0.310<br>Harvey Kuenn, R (8, PH)<br>OBP: 0.357, SLG: 0.228<br>(9, 9) | 5-3<br>BB | | | F2 | | CS<br>2-H<br>1B | | 1-2<br>2-3<br>BB | | 2<br>0 | 0<br>0 | 1<br>0 | 1<br>0 | 1<br>1 | 0<br>0 | 0<br>0 |
| Chris Krug, R (1, 2)<br>OBP: 0.192, SLG: 0.167 | 5-3<br>1-2 | | | 5-3 | | F3<br>2-3 | | K | | 4 | 0 | 0 | 0 | 0 | 1 | 5 |
| Glenn Beckert, R (1, 4)<br>OBP: 0.264, SLG: 0.293 | 5-3 | | | | P5 | | CS<br>2B | | 6-3 | 4 | 0 | 1 | 0 | 0 | 0 | 1 |
| Bob Buhl, R (1, 1)<br>OBP: 0.094, SLG: 0.033<br>Ted Abernathy, R (9, 1)<br>Harry Bright, R (9, PH)<br>OBP: 0.318, SLG: 0.381 | | | K | | K | | K<br>2-3 | | P6 | 3<br>0<br>1 | 0<br>0<br>0 | 0<br>0<br>0 | 0<br>0 | 0<br>0 | 3<br>0 | 1<br>0 |
| Inning Stats | R: 0<br>E: 0<br>K: 1<br>S: 5<br>H: 0<br>LOB: 1<br>BB: 1<br>P: 9 | R: 0<br>E: 0<br>K: 0<br>S: 3<br>H: 0<br>LOB: 1<br>BB: 1<br>P: 7 | R: 0<br>E: 0<br>K: 1<br>S: 5<br>H: 0<br>LOB: 2<br>BB: 2<br>P: 13 | R: 0<br>E: 0<br>K: 0<br>S: 3<br>H: 0<br>LOB: 0<br>BB: 0<br>P: 3 | R: 0<br>E: 0<br>K: 1<br>S: 5<br>H: 0<br>LOB: 0<br>BB: 0<br>P: 5 | R: 3<br>E: 0<br>K: 0<br>S: 6<br>H: 4<br>LOB: 0<br>BB: 0<br>P: 6 | R: 0<br>E: 0<br>K: 1<br>S: 5<br>H: 1<br>LOB: 0<br>BB: 0<br>P: 5 | R: 0<br>E: 0<br>K: 2<br>S: 8<br>H: 1<br>LOB: 3<br>BB: 2<br>P: 16 | R: 0<br>E: 0<br>K: 0<br>S: 3<br>H: 0<br>LOB: 1<br>BB: 1<br>P: 7 | 1B: 2<br>2B: 4<br>3B: 0<br>HR: 0<br>SF: 0<br>SAC: 0<br>DP: 0<br>HBP: 0 | | | | | | |

| | AB | 31 |
|---|---|---|
| | R | 3 |
| | H | 6 |
| | RBI | 3 |
| | BB | 7 |
| | SO | 6 |
| | LOB | 13 |

WP: 0 PA: 38
PB: 0
SB: 3
CS: 2

| PITCHER | | IP | WLS | BF | H | R | ER | SO | BB | IBB | HBP | BLK | WP | HR | S | P | ERA | WHIP |
|---|---|---|---|---|---|---|---|---|---|---|---|---|---|---|---|---|---|---|
| Sammy Ellis, R<br>ERA: 3.73 | (1, 1) | 5.1 | | 24 | 4 | 3 | 3 | 3 | 4 | 0 | 0 | 0 | 0 | 0 | 26 | 42 | 5.06 | 1.500 |
| Joe Nuxhall, L<br>ERA: 4.91 | (6, 1) | 1.2 | | 4 | 1 | 0 | 0 | 1 | 0 | 0 | 0 | 0 | 0 | 0 | 6 | 6 | 0.00 | 0.600 |
| Billy McCool, L<br>ERA: 3.38 | (8, 1) | 2.0 | W | 10 | 1 | 0 | 0 | 2 | 2 | 1 | 0 | 0 | 0 | 0 | 11 | 23 | 0.00 | 1.500 |

| PITCHER | IP | WLS | BF | H | R | ER | SO | BB | IBB | HBP | BLK | WP | HR | S | P | ERA | WHIP |
|---|---|---|---|---|---|---|---|---|---|---|---|---|---|---|---|---|---|

# Cincinnati Reds @ Chicago Cubs

Wrigley Field, Chicago, IL

Sat Jun 12 1965, 3:33 AM CDT

Att. 3,672 - Sunny

TOP

livebaseballscorecards.com

| Batter | 1 | 2 | 3 | 4 | 5 | 6 | 7 | 8 | 9 | AB | R | H | RBI | BB | SO | LOB |
|---|---|---|---|---|---|---|---|---|---|---|---|---|---|---|---|---|
| Tommy Harper, R (1, 7) OBP: 0.384, SLG: 0.431 | K | | K | | 1-3 | | | FC5-4 1B | | 4 | 0 | 1 | 0 | 0 | 2 | 1 |
| Pete Rose, S (1, 4) OBP: 0.362, SLG: 0.396 | 2B WP 1B | | K | | | 6-3 | | FC5-4 1-2f | | 4 | 1 | 1 | 0 | 0 | 1 | 1 |
| Vada Pinson, L (1, 8) OBP: 0.365, SLG: 0.513 | WP 1-3 2B | | 1-3 | | | G3 | | 1-3 | | 4 | 0 | 1 | 0 | 0 | 0 | 1 |
| Deron Johnson, R (1, 5) OBP: 0.321, SLG: 0.526 | G6-4-3 2-3 3-H BB | | | P8 | | 6-3 | | | G3-6 1B | 3 | 0 | 1 | 0 | 1 | 0 | 0 |
| Frank Robinson, R (1, 9) OBP: 0.374, SLG: 0.511 | G6-4-3 1-2f | | | CS 1B | | | HR | | G3-6 1-2f | 4 | 1 | 2 | 1 | 0 | 0 | 3 |
| Tony Perez, R (1, 3) OBP: 0.309, SLG: 0.495 | | 5-3-1 | | K 1-2 | | | K | | S 1B | 3 | 0 | 0 | 0 | 0 | 2 | 1 |
| Gordy Coleman, L (9, PH) OBP: 0.402, SLG: 0.582 | | | | | | | | | | 1 | 0 | 1 | 0 | 0 | 0 | 0 |
| Giraldo Ruiz, S (9, PR) OBP: 0.077, SLG: 0.077 | | | | | | | | | | 0 | 0 | 0 | 0 | 0 | 0 | 0 |
| Don Pavletich, R (1, 2) OBP: 0.427, SLG: 0.605 | | F8 | | | 5-3 | | F4 | | K 1-2 | 4 | 0 | 0 | 0 | 0 | 1 | 1 |
| Leo Cardenas, R (1, 6) OBP: 0.332, SLG: 0.383 | | 1B | | | 1B | | P6 | | | 3 | 0 | 2 | 0 | 0 | 0 | 0 |
| Jim O'Toole, S (1, 1) | | 4-3 | | | K | | | 6-3 | | 2 | 0 | 0 | 0 | 0 | 1 | 2 |
| John Tsitouris, R (6, 1) OBP: 0.091, SLG: 0.048 | | | | | | | | | | 0 | 0 | 0 | 0 | 0 | 0 | 0 |
| Charlie James, R (8, PH) OBP: 0.250, SLG: 0.200 | | | | | | | | | | 1 | 0 | 0 | 0 | 0 | 0 | 0 |
| Roger Craig, R (8, 1) | | | | | | | | | | 0 | 0 | 0 | 0 | 0 | 0 | 0 |
| Inning Stats | R: 1 E: 0 K: 1 S: 6 H: 2 LOB: 1 BB: 1 P: 10 | R: 0 E: 0 K: 0 S: 4 H: 1 LOB: 1 BB: 0 P: 4 | R: 0 E: 0 K: 2 S: 7 H: 0 LOB: 0 BB: 0 P: 7 | R: 0 E: 0 K: 1 S: 5 H: 1 LOB: 1 BB: 0 P: 5 | R: 0 E: 0 K: 1 S: 6 H: 1 LOB: 1 BB: 0 P: 6 | R: 0 E: 0 K: 0 S: 3 H: 0 LOB: 0 BB: 0 P: 3 | R: 1 E: 0 K: 1 S: 6 H: 1 LOB: 0 BB: 0 P: 6 | R: 0 E: 0 K: 0 S: 4 H: 1 LOB: 1 BB: 0 P: 4 | R: 0 E: 0 K: 1 S: 6 H: 2 LOB: 2 BB: 0 P: 6 | | | | | | | |

| | | | | | | | | | |

# Cincinnati Reds @ Chicago Cubs

Wrigley Field, Chicago, IL

Sat Jun 12 1965, 3:33 AM CDT

Att. 3,672 - Sunny

## BOTTOM

| Batter | 1 | 2 | 3 | 4 | 5 | 6 | 7 | 8 | 9 | AB | R | H | RBI | BB | SO | LOB |
|---|---|---|---|---|---|---|---|---|---|---|---|---|---|---|---|---|
| Harvey Kuenn, R (1, 9)<br>OBP: 0.343, SLG: 0.217 | P4 | | | 5-3 | FC6-4<br>1-2f | | G6-4-3<br>1-2f | | | 4 | 0 | 0 | 0 | 0 | 0 | 4 |
| Don Landrum, L (9, 8)<br>OBP: 0.313, SLG: 0.392 | | | | | | | | | | 0 | 0 | 0 | 0 | 0 | 0 | 0 |
| Jimmy Stewart, S (1, 7)<br>OBP: 0.388, SLG: 0.338 | K | | | F7 | | E6<br>HR<br>1B | | FC6-4<br>2B | | 4 | 1 | 2 | 0 | 0 | 1 | 0 |
| Ted Abernathy, R (9, 1) | | | | | | | | | | 0 | 0 | 0 | 0 | 0 | 0 | 0 |
| Billy Williams, L (1, 8)<br>OBP: 0.348, SLG: 0.482 | K | | | 4-3 | | 2-H<br>HR | | FC6-4<br>IBB | | 3 | 1 | 1 | 2 | 1 | 1 | 0 |
| (9, 7) | | | | | | | | | | | | | | | | |
| Ron Santo, R (1, 5)<br>OBP: 0.355, SLG: 0.502 | | F2 | | | P4 | P5 | | FC6-4<br>BB<br>14<br>1B<br>1-2<br>2-3 | | 4 | 0 | 0 | 0 | 0 | 0 | 2 |
| 14 Ernie Banks, R (1, 3)<br>OBP: 0.383, SLG: 0.519 | | L7 | | | BB<br>1B<br>2B | PB<br>1B | | BB<br>1-2 | | 3 | 1 | 2 | 0 | 1 | 0 | 0 |
| Chris Krug, R (1, 2)<br>OBP: 0.172, SLG: 0.148 | | L7 | | | P3 | F7<br>1-2 | | BB<br>1-2<br>2-3 | | 3 | 0 | 0 | 0 | 0 | 0 | 2 |
| Ed Bailey, L (8, PH)<br>OBP: 0.263, SLG: 0.170 | | | | | | | | | | 0 | 0 | 0 | 0 | 1 | 0 | 0 |
| (9, 2) | | | | | | | | | | | | | | | | |
| Glenn Beckert, R (1, 4)<br>OBP: 0.264, SLG: 0.292 | | | F8 | | 2B<br>1-2<br>1B | F9 | | 1-3 | | 4 | 0 | 1 | 0 | 0 | 0 | 4 |
| Don Kessinger, S (1, 6)<br>OBP: 0.667, SLG: 1.000 | | | K | | 1-3<br>2-H<br>2B | | CS<br>1B | | | 3 | 0 | 2 | 1 | 0 | 1 | 0 |
| Dick Ellsworth, L (1, 1)<br>OBP: 0.185, SLG: 0.154 | | | K | | FC6-4<br>BB | | G6-4-3<br>1-2<br>1B | | | 2 | 0 | 1 | 0 | 1 | 1 | 0 |
| Doug Clemens, L (9, 9)<br>OBP: 0.311, SLG: 0.310 | | | | | | | | | | 0 | 0 | 0 | 0 | 0 | 0 | 0 |
| Inning Stats | R: 0<br>E: 0<br>K: 2<br>S: 7<br>H: 0<br>LOB: 0<br>BB: 0<br>P: 7 | R: 0<br>E: 0<br>K: 0<br>S: 3<br>H: 0<br>LOB: 0<br>BB: 0<br>P: 3 | R: 0<br>E: 0<br>K: 2<br>S: 7<br>H: 0<br>LOB: 0<br>BB: 0<br>P: 7 | R: 0<br>E: 0<br>K: 0<br>S: 3<br>H: 0<br>LOB: 0<br>BB: 0<br>P: 3 | R: 1<br>E: 0<br>K: 0<br>S: 5<br>H: 2<br>LOB: 3<br>BB: 2<br>P: 13 | R: 2<br>E: 1<br>K: 0<br>S: 6<br>H: 3<br>LOB: 1<br>BB: 0<br>P: 6 | R: 0<br>E: 0<br>K: 0<br>S: 3<br>H: 2<br>LOB: 0<br>BB: 0<br>P: 3 | R: 0<br>E: 0<br>K: 0<br>S: 4<br>H: 2<br>LOB: 3<br>BB: 2<br>P: 12 | | 1B: 6<br>2B: 3<br>3B: 0<br>HR: 1<br>SF: 0<br>SAC: 0<br>DP: 2<br>HBP: 0 | | | | | WP: 0<br>PB: 1<br>SB: 0<br>CS: 1<br>PA: 34 | |

livebaseballscorecards.com

| | AB | 30 |
|---|---|---|
| | R | 3 |
| | H | 9 |
| | RBI | 3 |
| | BB | 4 |
| | SO | 4 |
| | LOB | 12 |

| PITCHER | | IP | WLS | BF | H | R | ER | SO | BB | IBB | HBP | BLK | WP | HR | S | P | ERA | WHIP |
|---|---|---|---|---|---|---|---|---|---|---|---|---|---|---|---|---|---|---|
| Jim O'Toole, L<br>ERA: 7.15 | (1, 1) | 5.0 | L | 21 | 4 | 3 | 3 | 4 | 2 | 0 | 0 | 0 | 0 | 1 | 27 | 35 | 5.40 | 1.200 |
| John Tsitouris, R<br>ERA: 4.35 | (6, 1) | 2.0 | | 7 | 3 | 0 | 0 | 0 | 0 | 0 | 0 | 0 | 0 | 0 | 7 | 7 | 0.00 | 1.500 |
| Roger Craig, R<br>ERA: 3.76 | (8, 1) | 1.0 | | 6 | 2 | 0 | 0 | 0 | 1 | 1 | 0 | 0 | 0 | 0 | 4 | 12 | 0.00 | 3.000 |

| PITCHER | IP | WLS | BF | H | R | ER | SO | BB | IBB | HBP | BLK | WP | HR | S | P | ERA | WHIP |
|---|---|---|---|---|---|---|---|---|---|---|---|---|---|---|---|---|---|

# Cincinnati Reds @ Chicago Cubs

Wrigley Field, Chicago, IL

Sun Jun 13 1965, 3:33 AM CDT

Sunny

TOP

| Batter | 1 | 2 | 3 | 4 | 5 | 6 | 7 | 8 | 9 | AB | R | H | RBI | BB | SO | LOB |
|---|---|---|---|---|---|---|---|---|---|---|---|---|---|---|---|---|
| Tommy Harper, R (1, 7) OBP: 0.380, SLG: 0.426 | F9 | | 5-3 | | 1-3 | | K | | 1B 1-2 2B 1B | 5 | 1 | 1 | 0 | 0 | 1 | 0 |
| Pete Rose, S (1, 4) OBP: 0.367, SLG: 0.402 | 4-3 | | 1B 2B | | F8 | | BB | | 2B 1-3 2-H 6-3 1B | 4 | 1 | 2 | 1 | 1 | 0 | 0 |
| Vada Pinson, L (1, 8) OBP: 0.373, SLG: 0.524 | 1B | | 2-3 1B | | | 1B 3B 1B | 4-3 | | 6-3 1-3 3-H E 2B | 5 | 2 | 4 | 1 | 0 | 0 | 1 |
| Gordy Coleman, L (1, 3) OBP: 0.387, SLG: 0.559 | 4-3 | | P3 | | | F8 | | 4-3 | 2-3 3-H 6-3 | 5 | 0 | 0 | 1 | 0 | 0 | 5 |
| Frank Robinson, R (1, 9) OBP: 0.379, SLG: 0.513 | | 2B 1B | K | | | 1-2 3B 1B | | 1B | 3-H E6 | 5 | 2 | 3 | 0 | 0 | 1 | 2 |
| Deron Johnson, R (1, 5) OBP: 0.318, SLG: 0.522 | | WP 1-H 2B | | 6-3 | | P6 | | P4 | K | 5 | 0 | 1 | 1 | 0 | 1 | 4 |
| Johnny Edwards, L (1, 2) OBP: 0.366, SLG: 0.574 | | K 2-3 | | F7 | | 1-H 2-H 3B | | 4-3 | | 4 | 0 | 1 | 2 | 0 | 1 | 2 |
| Leo Cardenas, R (1, 6) OBP: 0.330, SLG: 0.377 | | K | | 6-3 | | K | | | 1B 1B BB | 3 | 1 | 0 | 0 | 1 | 2 | 2 |
| Gerry Arrigo, L (1, 1) | | K | | | K | F8 | | | F9 | 1 | 0 | 0 | 0 | 0 | 1 | 1 |
| Jim Duffalo, R (2, 1) | | | | | | | | | | 1 | 0 | 0 | 0 | 0 | 1 | 0 |
| Marty Keough, L (7, PH) OBP: 0.333, SLG: 0.111 | | | | | | | | | | 1 | 0 | 0 | 0 | 0 | 0 | 0 |
| Roger Craig, R (7, 1) | | | | | | | | | | 0 | 0 | 0 | 0 | 0 | 0 | 0 |
| Art Shamsky, L (9, PH) OBP: 0.361, SLG: 0.485 | | | | | | | | | | 1 | 0 | 0 | 0 | 0 | 0 | 1 |
| Inning Stats | R: 0 E: 0 K: 0 S: 4 H: 1 LOB: 1 BB: 0 P: 4 | R: 1 E: 0 K: 3 S: 11 H: 2 LOB: 1 BB: 0 P: 11 | R: 0 E: 0 K: 1 S: 7 H: 2 LOB: 2 BB: 0 P: 7 | R: 0 E: 0 K: 0 S: 3 H: 0 LOB: 0 BB: 0 P: 3 | R: 0 E: 0 K: 1 S: 5 H: 0 LOB: 0 BB: 0 P: 5 | R: 2 E: 0 K: 1 S: 8 H: 3 LOB: 1 BB: 0 P: 8 | R: 0 E: 0 K: 1 S: 5 H: 0 LOB: 1 BB: 1 P: 9 | R: 0 E: 0 K: 0 S: 4 H: 1 LOB: 1 BB: 0 P: 4 | R: 4 E: 1 K: 1 S: 9 H: 3 LOB: 1 BB: 1 P: 13 | 1B: 8 2B: 3 3B: 1 HR: 0 | SF: 0 SAC: 0 DP: 0 HBP: 0 | | | | | | |

| PITCHER | | IP | WLS | BF | H | R | ER | SO | BB | IBB | HBP | BLK | WP | HR | S | P | ERA | WHIP |
|---|---|---|---|---|---|---|---|---|---|---|---|---|---|---|---|---|---|---|
| Cal Koonce, R | (1, 1) | 8.1 | W | 39 | 12 | 7 | 6 | 7 | 2 | 0 | 0 | 0 | 1 | 0 | 51 | 59 | 6.48 | 1.680 |
| ERA: 4.04 | | | | | | | | | | | | | | | | | | |
| Ted Abernathy, R | (9, 1) | 0.2 | S | 3 | 0 | 0 | 0 | 1 | 0 | 0 | 0 | 0 | 0 | 0 | 5 | 5 | 0.00 | 0.000 |
| ERA: 2.0 | | | | | | | | | | | | | | | | | | |

| PITCHER | IP | WLS | BF | H | R | ER | SO | BB | IBB | HBP | BLK | WP | HR | S | P | ERA | WHIP |
|---|---|---|---|---|---|---|---|---|---|---|---|---|---|---|---|---|---|

| | |
|---|---|
| AB | 40 |
| R | 7 |
| H | 12 |
| RBI | 6 |
| BB | 2 |
| SO | 8 |
| LOB | 18 |

| | |
|---|---|
| WP: 1 | PA: 42 |
| PB: 0 | |
| SB: 0 | |
| CS: 0 | |

livebaseballscorecards.com

# Cincinnati Reds @ Chicago Cubs

Wrigley Field, Chicago, IL

Sun Jun 13 1965, 3:33 AM CDT

Sunny

BOTTOM

livebaseballscorecards.com

| Batter | 1 | 2 | 3 | 4 | 5 | 6 | 7 | 8 | 9 | AB | R | H | RBI | BB | SO | LOB |
|---|---|---|---|---|---|---|---|---|---|---|---|---|---|---|---|---|
| Harvey Kuenn, R (1, 9)<br>OBP: 0.346, SLG: 0.221 | P5 | 1B HR 1B | SF7 3-H | | | 6-3 | | BBBB BB | | 3 | 1 | 1 | 1 | 1 | 0 | 0 |
| Jimmy Stewart, S (1, 7)<br>OBP: 0.365, SLG: 0.314 | SSS K | P5 | 4-3 | | | P5 | | G3 | | 5 | 0 | 0 | 0 | 0 | 1 | 3 |
| Don Landrum, L (9, 8)<br>OBP: 0.313, SLG: 0.392 | | | | | | | | | | 0 | 0 | 0 | 0 | 0 | 0 | 0 |
| Billy Williams, L (1, 8) (9, 7)<br>OBP: 0.359, SLG: 0.502 | BBBB 2B BB | 1-3 HR 1B | | HR | | WP 1B | | | | 3 | 3 | 3 | 1 | 1 | 0 | 0 |
| Ron Santo, R (1, 5)<br>OBP: 0.357, SLG: 0.520 | 1-H HR 2B | 1-H 3-H HR | | P8 | | F5 1-2 | | | | 4 | 2 | 2 | 4 | 0 | 0 | 1 |
| 14 Ernie Banks, R (1, 3)<br>OBP: 0.381, SLG: 0.512 | III HR IBB | SSS K | | F8 | | | 6-3 | | | 3 | 1 | 0 | 0 | 1 | 1 | 0 |
| Chris Krug, R (1, 2)<br>OBP: 0.182, SLG: 0.258 | 1-H 2-H HR | F7 | | 1-3 | | | P2 | | | 4 | 1 | 1 | 3 | 0 | 0 | 0 |
| Glenn Beckert, R (1, 4)<br>OBP: 0.268, SLG: 0.293 | 1B 1B | | BBBB 1B SF7 BB | | F9 | | SSS K | | | 3 | 1 | 1 | 0 | 1 | 1 | 0 |
| Don Kessinger, S (1, 6)<br>OBP: 0.571, SLG: 0.714 | 1-3 1B | | 1-3 SH3-4 1B | | P6 | | | 1-3 | | 4 | 0 | 2 | 0 | 0 | 0 | 0 |
| Cal Koonce, R (1, 1)<br>OBP: 0.100, SLG: 0.069 | 5-3 | | SH3-4 1-2 | | 4-3 | | | 5-3 | | 3 | 0 | 0 | 0 | 0 | 0 | 2 |
| Ted Abernathy, R (9, 1) | | | | | | | | | | 0 | 0 | 0 | 0 | 0 | 0 | 0 |
| Inning Stats | R: 4 E: 0 K: 1 S: 9 / H: 4 LOB: 2 BB: 2 P: 17 | R: 3 E: 0 K: 1 S: 8 / H: 3 LOB: 0 BB: 0 P: 8 | R: 1 E: 0 K: 0 S: 4 / H: 1 LOB: 1 BB: 1 P: 8 | R: 1 E: 0 K: 0 S: 4 / H: 1 LOB: 0 BB: 0 P: 4 | R: 0 E: 0 K: 0 S: 3 / H: 0 LOB: 0 BB: 0 P: 3 | R: 0 E: 0 K: 0 S: 4 / H: 1 LOB: 1 BB: 0 P: 4 | R: 0 E: 0 K: 1 S: 5 / H: 0 LOB: 0 BB: 0 P: 5 | R: 0 E: 0 K: 0 S: 3 / H: 0 LOB: 1 BB: 1 P: 7 | | 1B: 6 2B: 1 3B: 0 HR: 3 | SF: 1 SAC: 1 DP: 0 HBP: 0 | | | | | | |

| | AB | 32 |
|---|---|---|
| | R | 9 |
| | H | 10 |
| | RBI | 9 |
| | BB | 4 |
| | SO | 3 |
| | LOB | 6 |

WP: 1 PB: 0 SB: 0 CS: 0 PA: 38

| PITCHER | | IP | WLS | BF | H | R | ER | SO | BB | IBB | HBP | BLK | WP | HR | S | P | ERA | WHIP |
|---|---|---|---|---|---|---|---|---|---|---|---|---|---|---|---|---|---|---|
| Gerry Arrigo, L<br>ERA: 5.91 | (1, 1) | 1.1 | L | 12 | 6 | 6 | 6 | 1 | 1 | 1 | 0 | 0 | 0 | 1 | 12 | 20 | 40.50 | 5.250 |
| Jim Duffalo, R<br>ERA: 3.38 | (2, 1) | 4.2 | | 19 | 4 | 3 | 3 | 1 | 1 | 0 | 0 | 0 | 1 | 2 | 20 | 24 | 5.79 | 1.071 |
| Roger Craig, R<br>ERA: 3.49 | (7, 1) | 2.0 | | 7 | 0 | 0 | 0 | 1 | 1 | 0 | 0 | 0 | 0 | 0 | 8 | 12 | 0.00 | 0.500 |

| PITCHER | IP | WLS | BF | H | R | ER | SO | BB | IBB | HBP | BLK | WP | HR | S | P | ERA | WHIP |
|---|---|---|---|---|---|---|---|---|---|---|---|---|---|---|---|---|---|

# Cincinnati Reds @ Chicago Cubs

Wrigley Field, Chicago, IL

Sun Jun 13 1965, 3:38 AM CDT

Att. 18,132 - Sunny

TOP

livebaseballscorecards.com

| Batter | 1 | 2 | 3 | 4 | 5 | 6 | 7 | 8 | 9 | AB | R | H | RBI | BB | SO | LOB |
|---|---|---|---|---|---|---|---|---|---|---|---|---|---|---|---|---|
| Tommy Harper, R (1, 7) OBP: 0.372, SLG: 0.415 | F8 | | F8 | | 5-3 | | | E6 BB 1B | 5-3 | 5 | 1 | 0 | 0 | 0 | 0 | 0 |
| Pete Rose, S (1, 4) OBP: 0.371, SLG: 0.398 | BBBB FC1-4 BB | | | BBBB BB 2B BB | 5-3 | | | BBBB 1B 1-2 1B BB | SSS K2-3 | 2 | 2 | 0 | 0 | 3 | 1 | 0 |
| Vada Pinson, L (1, 8) OBP: 0.370, SLG: 0.515 | FC1-4 FC5-4 1-2f | | | BBBB 1-2 2B BB | | G3 | | F7 | F2 | 4 | 1 | 0 | 0 | 1 | 0 | 3 |
| Frank Robinson, R (1, 9) OBP: 0.382, SLG: 0.518 | FC5-4 1-2f | | | S E 1-H 2-H 2B | | L4 | | G3 1B 1-3 2-H 1B | | 4 | 2 | 2 | 3 | 0 | 0 | 1 |
| Deron Johnson, R (1, 5) OBP: 0.322, SLG: 0.520 | | F9 | | 5-3 2-3 | | BBBB FC6-4 BB | | G3 1B 1-2 3-H 1B | | 3 | 1 | 1 | 1 | 1 | 0 | 1 |
| Tony Perez, R (1, 3) OBP: 0.297, SLG: 0.474 | | SSS K | | E6 FC5-4 3-H | | FC6-4 1-2f | | G3 1-2 2-3 | | 4 | 0 | 0 | 1 | 0 | 1 | 3 |
| Don Pavletich, R (1, 2) OBP: 0.419, SLG: 0.588 | | 6-3 | | FC5-4 1-2f | | | 4-3 | 1B 2-H 3-H 1B | | 4 | 0 | 1 | 2 | 0 | 0 | 1 |
| Leo Cardenas, R (1, 6) OBP: 0.329, SLG: 0.374 | | | 5-3 | F3 | | | L6 | 1-3 1B | | 4 | 0 | 1 | 0 | 0 | 0 | 1 |
| Joey Jay, S (1, 1) | | | SSS K | | P4 | | 1-3 | F7 | | 4 | 0 | 0 | 0 | 0 | 1 | 2 |

| Inning Stats | 1 | 2 | 3 | 4 | 5 | 6 | 7 | 8 | 9 |
|---|---|---|---|---|---|---|---|---|---|
| R | 0 | 0 | 0 | 3 | 0 | 0 | 0 | 4 | 0 |
| E | 0 | 0 | 0 | 1 | 0 | 0 | 0 | 1 | 0 |
| K | 0 | 1 | 1 | 0 | 0 | 0 | 0 | 0 | 1 |
| S | 3 | 5 | 5 | 5 | 3 | 3 | 3 | 8 | 5 |
| H | 0 | 0 | 0 | 1 | 0 | 0 | 0 | 4 | 0 |
| LOB | 1 | 0 | 0 | 1 | 0 | 1 | 3 | 2 | 0 |
| BB | 1 | 0 | 0 | 2 | 0 | 1 | 0 | 1 | 0 |
| P | 7 | 5 | 5 | 13 | 3 | 7 | 3 | 12 | 5 |

| | |
|---|---|
| 1B | 4 |
| 2B | 1 |
| 3B | 0 |
| HR | 0 |
| SF | 0 |
| SAC | 0 |
| DP | 0 |
| HBP | 0 |

| | |
|---|---|
| WP | 0 |
| PB | 0 |
| SB | 1 |
| CS | 0 |
| PA | 39 |

| | |
|---|---|
| AB | 34 |
| R | 7 |
| H | 5 |
| RBI | 7 |
| BB | 5 |
| SO | 3 |
| LOB | 12 |

| PITCHER | IP | WLS | BF | H | R | ER | SO | BB | IBB | HBP | BLK | WP | HR | S | P | ERA | WHIP |
|---|---|---|---|---|---|---|---|---|---|---|---|---|---|---|---|---|---|
| Bob Hendley, L (1, 1) ERA: 11.57 | 5.0 | L | 20 | 1 | 3 | 3 | 2 | 3 | 0 | 0 | 0 | 0 | 0 | 21 | 33 | 5.40 | 0.800 |
| Lindy McDaniel, R (6, 1) ERA: 2.24 | 2.0 | | 7 | 0 | 0 | 0 | 0 | 1 | 0 | 0 | 0 | 0 | 0 | 6 | 10 | 0.00 | 0.500 |
| Ernie Broglio, R (8, 1) ERA: 5.12 | 0.1 | | 5 | 2 | 4 | 1 | 0 | 1 | 0 | 0 | 0 | 0 | 0 | 4 | 8 | 27.00 | 9.000 |
| Bob Humphreys, R (8, 1) ERA: 2.45 | 1.2 | | 7 | 2 | 0 | 0 | 1 | 0 | 0 | 0 | 0 | 0 | 0 | 9 | 9 | 0.00 | 1.200 |

| PITCHER | IP | WLS | BF | H | R | ER | SO | BB | IBB | HBP | BLK | WP | HR | S | P | ERA | WHIP |
|---|---|---|---|---|---|---|---|---|---|---|---|---|---|---|---|---|---|

# Cincinnati Reds @ Chicago Cubs

Wrigley Field, Chicago, IL

Sun Jun 13 1965, 3:38 AM CDT

Att. 18,132 - Sunny

livebaseballscorecards.com

| Batter | 1 | 2 | 3 | 4 | 5 | 6 | 7 | 8 | 9 | AB | R | H | RBI | BB | SO | LOB |
|---|---|---|---|---|---|---|---|---|---|---|---|---|---|---|---|---|
| Don Landrum, L (1, 8)<br>OBP: 0.319, SLG: 0.396 | K | | WP S 1B | | K | | 1-2 1B | | | 4 | 0 | 2 | 0 | 0 | 2 | 0 |
| Doug Clemens, L (1, 9)<br>OBP: 0.309, SLG: 0.304 | S BB | | K 1-3 | | G3 | | K | | | 3 | 0 | 0 | 0 | 1 | 2 | 3 |
| Billy Williams, L (1, 7)<br>OBP: 0.357, SLG: 0.496 | F9 | | BB | | | 4-3 | | G3 | | 3 | 0 | 0 | 0 | 1 | 0 | 1 |
| Ron Santo, R (1, 5)<br>OBP: 0.363, SLG: 0.520 | 1-2 BB | | P4 | | | 14 FC6-4 BB | | 14 G6-4-3 1B | | 2 | 0 | 1 | 0 | 2 | 0 | 2 |
| 14 Ernie Banks, R (1, 3)<br>OBP: 0.379, SLG: 0.516 | P6 | | | 3B | | FC6-4 1-2f | | G6-4-3 1-2f | | 4 | 0 | 1 | 0 | 0 | 0 | 4 |
| Ed Bailey, L (1, 2)<br>OBP: 0.246, SLG: 0.157 | | 6-3 | | K | | P5 | | | F4 | 4 | 0 | 0 | 0 | 0 | 1 | 2 |
| Glenn Beckert, R (1, 4)<br>OBP: 0.264, SLG: 0.288 | | P3 | | P4 | | | F7 | | F7 | 4 | 0 | 0 | 0 | 0 | 0 | 1 |
| Don Kessinger, S (1, 6)<br>OBP: 0.364, SLG: 0.455 | | 5-3 | | 6-3 | | | P5 | | 6-3 | 4 | 0 | 0 | 0 | 0 | 0 | 1 |
| Bob Hendley, R (1, 1) | | | K | | F7 | | 1B 1B | | | 1 | 0 | 0 | 0 | 0 | 1 | 0 |
| Jimmy Stewart, S (5, PH)<br>OBP: 0.380, SLG: 0.310 | | | | | | | | | | 1 | 0 | 0 | 0 | 0 | 0 | 0 |
| Lindy McDaniel, R (6, 1) | | | | | | | | | | 0 | 0 | 0 | 0 | 0 | 0 | 0 |
| George Altman, L (7, PH)<br>OBP: 0.375, SLG: 0.500 | | | | | | | | | | 1 | 0 | 1 | 0 | 0 | 0 | 0 |
| Larry Jackson, R (7, PR)<br>OBP: 0.259, SLG: 0.400 | | | | | | | | | | 0 | 0 | 0 | 0 | 0 | 0 | 0 |
| Ernie Broglio, R (8, 1) | | | | | | | | | | 0 | 0 | 0 | 0 | 0 | 0 | 0 |
| Bob Humphreys, R (8, 1) | | | | | | | | | | 0 | 0 | 0 | 0 | 0 | 0 | 0 |
| Inning Stats | R: 0 E: 0 K: 1 S: 5 H: 0 LOB: 2 BB: 2 P: 13 | R: 0 E: 0 K: 0 S: 3 H: 0 LOB: 0 BB: 0 P: 3 | R: 0 E: 0 K: 2 S: 8 H: 1 LOB: 2 BB: 1 P: 12 | R: 0 E: 0 K: 1 S: 6 H: 1 LOB: 1 BB: 0 P: 6 | R: 0 E: 0 K: 1 S: 5 H: 0 LOB: 0 BB: 0 P: 5 | R: 0 E: 0 K: 0 S: 3 H: 0 LOB: 1 BB: 1 P: 7 | R: 0 E: 0 K: 1 S: 7 H: 2 LOB: 2 BB: 0 P: 7 | R: 0 E: 0 K: 0 S: 3 H: 1 LOB: 0 BB: 0 P: 3 | R: 0 E: 0 K: 0 S: 3 H: 0 LOB: 0 BB: 0 P: 3 | 1B: 4 2B: 0 3B: 1 HR: 0 | SF: 0 SAC: 0 DP: 1 HBP: 0 | | | WP: 1 PB: 0 SB: 2 CS: 0 | PA: 35 | | |

| PITCHER | IP | WLS | BF | H | R | ER | SO | BB | IBB | HBP | BLK | WP | HR | S | P | ERA | WHIP |
|---|---|---|---|---|---|---|---|---|---|---|---|---|---|---|---|---|---|
| Joey Jay, R (1, 1)<br>ERA: 3.55 | 9.0 | W | 35 | 5 | 0 | 0 | 6 | 4 | 0 | 0 | 0 | 1 | 0 | 43 | 59 | 0.00 | 1.000 |

| PITCHER | IP | WLS | BF | H | R | ER | SO | BB | IBB | HBP | BLK | WP | HR | S | P | ERA | WHIP |
|---|---|---|---|---|---|---|---|---|---|---|---|---|---|---|---|---|---|

| BOTTOM | |
|---|---|
| AB | 31 |
| R | 0 |
| H | 5 |
| RBI | 0 |
| BB | 4 |
| SO | 6 |
| LOB | 14 |

| Batter | 1 | 2 | 3 | 4 | 5 | 6 | 7 | 8 | 9 | 10 | 11 | AB | R | H | RBI | BB | SO | LOB |
|---|---|---|---|---|---|---|---|---|---|---|---|---|---|---|---|---|---|---|
| Billy Cowan, R (1, 8)<br>OBP: 0.215, SLG: 0.254 | S S S 0-3 ① K | | S S S 0-3 ③ K | | | x 0-0 ③ 4-3 | | | S S S 0-3 ③ K | | | 4 | 0 | 0 | 0 | 0 | 3 | 0 |
| Chuck Hiller, L (1, 4)<br>OBP: 0.220, SLG: 0.292<br>Jim Hickman, R (11, 7)<br>OBP: 0.189, SLG: 0.270 | x 0-0 ② 1-3 | | | x 0-0 ① 6-3 | | | x 0-0 ① G3 | | | x 0-0 ① L9 | | 4<br>0 | 0<br>0 | 0<br>0 | 0<br>0 | 0<br>0 | 0<br>0 | 0<br>0 |
| Charley Smith, R (1, 5)<br>OBP: 0.288, SLG: 0.451 | x 0-0 ③ F9 | | | S S S 0-3 K G4-6-3 | | | S S S 0-3 ② K | | | S S S 0-3 ② K | | 4 | 0 | 0 | 0 | 0 | 3 | 0 |
| Ed Kranepool, L (1, 3)<br>OBP: 0.361, SLG: 0.472 | | B B B 4-0 5-3 BB | | x 0-0 ② ③ G4-6-3 1-2f | | | x 0-0 ③ F7 | | | S S S 0-3 ③ K | | 3 | 0 | 0 | 0 | 1 | 1 | 1 |
| Johnny Lewis, L (1, 9)<br>OBP: 0.343, SLG: 0.426 | | S S S 0-3 ① K | | | S S S 0-3 ① K | | | S S S 0-3 ① K | | | x 0-0 HR | 4 | 1 | 1 | 1 | 0 | 3 | 1 |
| Ron Swoboda, R (1, 7)<br>OBP: 0.335, SLG: 0.571<br>Bobby Klaus, R (11, 4)<br>OBP: 0.296, SLG: 0.265 | | x 0-0 ② 5-3 1-2 | | | S S S 0-3 ② K | | | S S S 0-3 ② K | | | S S S 0-3 ① K | 4<br>0 | 0<br>0 | 0<br>0 | 0<br>0 | 0<br>0 | 3<br>0 | 1<br>0 |
| Roy McMillan, R (1, 6)<br>OBP: 0.272, SLG: 0.301 | | S S S 0-3 ③ K | | | x 0-0 ③ F8 | | | S S S 0-3 ③ K | | | x 0-0 G4-6-3 1B | 4 | 0 | 1 | 0 | 0 | 2 | 1 |
| Chris Cannizzaro, R (1, 2)<br>OBP: 0.257, SLG: 0.214<br>Jesse Gonder, L (9, PH)<br>OBP: 0.318, SLG: 0.425<br>(9, 2) | | | S S S 0-3 ① K | | | x 0-0 ① 5-3 | | | x 0-0 ① F9 | | x 0-0 ② ③ G4-6-3 1-2f | 2<br>2 | 0<br>0 | 0<br>0 | 0<br>0 | 0<br>0 | 1<br>0 | 0<br>1 |
| Frank Lary, R (1, 1)<br>OBP: 0.167, SLG: 0.167<br>Joe Christopher, R (9, PH)<br>OBP: 0.323, SLG: 0.330<br>Larry Bearnarth, R (9, 1)<br>OBP: 0.200, SLG: 0.400 | | | S S S 0-3 ② K | | | x 0-0 ② L8 | | | S S S 0-3 ② K | | | 2<br>1<br>0 | 0<br>0<br>0 | 0<br>0<br>0 | 0<br>0<br>0 | 1<br>1<br>0 | 0<br>0<br>0 | 0<br>0<br>0 |
| Inning Stats | R: 0 E: 0 K: 1 S: 5 H: 0 LOB: 0 BB: 0 P: 5 | R: 0 E: 0 K: 2 S: 7 H: 0 LOB: 1 BB: 1 P: 11 | R: 0 E: 0 K: 3 S: 9 H: 0 LOB: 0 BB: 0 P: 9 | R: 0 E: 0 K: 1 S: 5 H: 0 LOB: 0 BB: 0 P: 5 | R: 0 E: 0 K: 2 S: 7 H: 0 LOB: 0 BB: 0 P: 7 | R: 0 E: 0 K: 0 S: 3 H: 0 LOB: 0 BB: 0 P: 3 | R: 0 E: 0 K: 1 S: 5 H: 0 LOB: 0 BB: 0 P: 5 | R: 0 E: 0 K: 3 S: 9 H: 0 LOB: 0 BB: 0 P: 9 | R: 0 E: 0 K: 2 S: 7 H: 0 LOB: 0 BB: 0 P: 7 | R: 0 E: 0 K: 2 S: 7 H: 0 LOB: 0 BB: 0 P: 7 | R: 1 E: 0 K: 1 S: 6 H: 2 LOB: 0 BB: 0 P: 6 | 1B: 1 2B: 0 3B: 0 HR: 1 | SF: 0 SAC: 0 DP: 2 HBP: 0 | | | | | |

| PITCHER | IP | WLS | BF | H | R | ER | SO | BB | IBB | HBP | BLK | WP | HR | S | P | ERA | WHIP |
|---|---|---|---|---|---|---|---|---|---|---|---|---|---|---|---|---|---|
| Jim Maloney, R (1, 1)<br>ERA: 2.44 | 11.0 | L | 35 | 2 | 1 | 1 | 18 | 1 | 0 | 0 | 0 | 1 | 1 | 70 | 74 | 0.82 | 0.273 |

| PITCHER | IP | WLS | BF | H | R | ER | SO | BB | IBB | HBP | BLK | WP | HR | S | P | ERA | WHIP |
|---|---|---|---|---|---|---|---|---|---|---|---|---|---|---|---|---|---|

# TOP

## New York Mets @ Cincinnati Reds

Crosley Field, Cincinnati, OH

Mon Jun 14 1965, 7:05 PM EDT

Att. 5,989 - Unknown

livebaseballscorecards.com

| | |
|---|---|
| AB | 34 |
| R | 1 |
| H | 2 |
| RBI | 1 |
| BB | 1 |
| SO | 18 |
| LOB | 5 |

WP: 1 PB: 0 SB: 0 CS: 0

PA: 35

# New York Mets @ Cincinnati Reds

Crosley Field, Cincinnati, OH

Mon Jun 14 1965, 7:05 PM EDT

Att. 5,989 - Unknown

livebaseballscorecards.com

BOTTOM

| Batter | 1 | 2 | 3 | 4 | 5 | 6 | 7 | 8 | 9 | 10 | 11 | AB | R | H | RBI | BB | SO | LOB |
|---|---|---|---|---|---|---|---|---|---|---|---|---|---|---|---|---|---|---|
| Tommy Harper, R (1, 7)<br>OBP: 0.372, SLG: 0.412 | F3 | | 5-3 | | | CS 1B | | E S HBP | | 5-3 | | 4 | 0 | 1 | 0 | 0 | 0 | 3 |
| Pete Rose, S (1, 4)<br>OBP: 0.368, SLG: 0.392 | L4-3 BB | | | 1-3 | | 3-1 1-2 | | 1-3 1-3 | | | F7 | 4 | 0 | 0 | 0 | 1 | 0 | 2 |
| Vada Pinson, L (1, 8)<br>OBP: 0.367, SLG: 0.508 | L4-3 1-2 | | | PB CS 1B | | 4-3 | | | F9 | | K | 5 | 0 | 1 | 0 | 0 | 1 | 1 |
| Frank Robinson, R (1, 9)<br>OBP: 0.382, SLG: 0.512 | | 1-3 | | F9 | | | 6-3 | | FC6-4 BB | | 1B | 4 | 0 | 1 | 0 | 1 | 0 | 1 |
| Gordy Coleman, L (1, 3)<br>OBP: 0.380, SLG: 0.545 | | G3 | | FC 1-3 | | | FC5-4 1B | | F2 | | 6-3 | 5 | 0 | 1 | 0 | 0 | 0 | 3 |
| Deron Johnson, R (1, 5)<br>OBP: 0.316, SLG: 0.510 | | F9 | | | K | | FC5-4 1-2f | | FC6-4 1-2f | | | 4 | 0 | 0 | 0 | 0 | 1 | 2 |
| Johnny Edwards, L (1, 2)<br>OBP: 0.370, SLG: 0.571<br>Giraldo Ruiz, S (10, PR)<br>OBP: 0.077, SLG: 0.077<br>Don Pavletich, R (11, 2)<br>OBP: 0.419, SLG: 0.588 | | | SH5-3 1B | | 1-5-3 | | F7 | | | 6-3 SH2-4 1B | | 4<br>0<br>0 | 0<br>0<br>0 | 2<br>0<br>0 | 0<br>0<br>0 | 0<br>0<br>0 | 0<br>0<br>0 | 1<br>0<br>0 |
| Leo Cardenas, R (1, 6)<br>OBP: 0.330, SLG: 0.376 | | | SH5-3 1-2 | | 1B | | | G1 | | SH2-4 1-2 | | 2 | 0 | 1 | 0 | 0 | 0 | 0 |
| Jim Maloney, L (1, 1)<br>OBP: 0.303, SLG: 0.214 | | | K | | 3-1 | | | 1-3 | | 6-3 2-3 | | 4 | 0 | 0 | 0 | 0 | 1 | 4 |
| Inning Stats | R: 0 H: 0<br>E: 0 LOB: 0<br>K: 0 BB: 1<br>S: 2 P: 6 | R: 0 H: 0<br>E: 0 LOB: 0<br>K: 0 BB: 0<br>S: 3 P: 3 | R: 0 H: 1<br>E: 0 LOB: 1<br>K: 1 BB: 0<br>S: 6 P: 6 | R: 0 H: 1<br>E: 0 LOB: 1<br>K: 0 BB: 0<br>S: 6 P: 6 | R: 0 H: 1<br>E: 0 LOB: 1<br>K: 1 BB: 0<br>S: 6 P: 6 | R: 0 H: 1<br>E: 0 LOB: 0<br>K: 0 BB: 0<br>S: 3 P: 3 | R: 0 H: 1<br>E: 0 LOB: 1<br>K: 0 BB: 0<br>S: 4 P: 4 | R: 0 H: 0<br>E: 0 LOB: 1<br>K: 0 BB: 0<br>S: 3 P: 4 | R: 0 H: 0<br>E: 0 LOB: 1<br>K: 0 BB: 1<br>S: 3 P: 7 | R: 0 H: 1<br>E: 0 LOB: 2<br>K: 0 BB: 0<br>S: 4 P: 4 | R: 0 H: 1<br>E: 0 LOB: 1<br>K: 1 BB: 0<br>S: 6 P: 6 | | | | | | |

| PITCHER | | IP | WLS | BF | H | R | ER | SO | BB | IBB | HBP | BLK | WP | HR | S | P | ERA | WHIP |
|---|---|---|---|---|---|---|---|---|---|---|---|---|---|---|---|---|---|---|
| Frank Lary, R<br>ERA: 2.52 | (1, 1) | 8.0 | | 29 | 5 | 0 | 0 | 3 | 1 | 0 | 1 | 0 | 0 | 0 | 33 | 38 | 0.00 | 0.750 |
| Larry Bearnarth, R<br>ERA: 3.27 | (9, 1) | 3.0 | W | 12 | 2 | 0 | 0 | 1 | 1 | 0 | 0 | 0 | 0 | 0 | 13 | 17 | 0.00 | 1.000 |

| PITCHER | IP | WLS | BF | H | R | ER | SO | BB | IBB | HBP | BLK | WP | HR | S | P | ERA | WHIP |
|---|---|---|---|---|---|---|---|---|---|---|---|---|---|---|---|---|---|

| | |
|---|---|
| AB | 36 |
| R | 0 |
| H | 7 |
| RBI | 0 |
| BB | 2 |
| SO | 3 |
| LOB | 17 |

| | | | |
|---|---|---|---|
| 1B: 7 | SF: 0 | WP: 0 | PA: 41 |
| 2B: 1 | SAC: 2 | PB: 1 | |
| 3B: 0 | DP: 1 | SB: 1 | |
| HR: 0 | HBP: 1 | CS: 2 | |

| Batter | 1 | 2 | 3 | 4 | 5 | 6 | 7 | 8 | 9 | AB | R | H | RBI | BB | SO | LOB |
|---|---|---|---|---|---|---|---|---|---|---|---|---|---|---|---|---|
| Billy Cowan, R (1, 8)<br>OBP: 0.217, SLG: 0.284 | 1B 3B | | 5-3 ② | | | F2 ② | | | 5-3 ① | 4 | 1 | 1 | 0 | 0 | 0 | 0 |
| Chuck Hiller, L (1, 4)<br>OBP: 0.222, SLG: 0.288 | G3-6-4-3 1B<br>3-H | | 6-3 ③ | | | 1-3 ③ | | | F7 ② | 4 | 0 | 1 | 1 | 0 | 0 | 0 |
| Charley Smith, R (1, 5)<br>OBP: 0.282, SLG: 0.441 | F9 ① | | | S S S K ① | | | 5-3 ① | | 5-3 ③ | 4 | 0 | 0 | 0 | 0 | 1 | 1 |
| Ed Kranepool, L (1, 3)<br>OBP: 0.356, SLG: 0.465 | G3-6-4-3 ② ③<br>1-2f | | | P4 ② | | | F8 ② | | | 3 | 0 | 0 | 0 | 0 | 0 | 1 |
| Johnny Lewis, L (1, 9)<br>OBP: 0.338, SLG: 0.419 | | S S S K ① | | S S S K ③ | | | 5-3 ③ | | | 3 | 0 | 0 | 0 | 0 | 2 | 0 |
| Ron Swoboda, R (1, 7)<br>OBP: 0.330, SLG: 0.560 | | 5-3 ② | | | S S S K ① | | | F5 ① | | 3 | 0 | 0 | 0 | 0 | 1 | 0 |
| Roy McMillan, R (1, 6)<br>OBP: 0.273, SLG: 0.306 | | 2B | | | 4-3 ② | | | F9 ② | | 3 | 0 | 1 | 0 | 0 | 0 | 0 |
| Chris Cannizzaro, R (1, 2)<br>OBP: 0.252, SLG: 0.210<br>Joe Christopher, R (8, PH)<br>OBP: 0.326, SLG: 0.333<br>Larry Miller, L (8, 1)<br>Gary Kroll, R (8, 1)<br>OBP: 0.167, SLG: 0.222 | | S S S K ③ | | | F8 ③ | | | 1B | | 2<br>1<br>0<br>0 | 0<br>0<br>0<br>0 | 0<br>1<br>0<br>0 | 0<br>0<br>0<br>0 | 0<br>0<br>0<br>0 | 1<br>0<br>0<br>0 | 1<br>0<br>0<br>0 |
| Warren Spahn, L (1, 1)<br>OBP: 0.306, SLG: 0.172<br>Jesse Gonder, L (8, PH)<br>OBP: 0.315, SLG: 0.420<br>(8, 2) | | | F8 ① | | | F7 ① | | | F8 ③ | 2<br>1 | 0<br>0 | 0<br>0 | 0<br>0 | 0<br>0 | 0<br>0 | 0<br>1 |
| Inning Stats | R: 1 E: 0 K: 0 S: 4<br>H: 2 LOB: 0 BB: 0 P: 4 | R: 0 E: 0 K: 2 S: 8<br>H: 1 LOB: 1 BB: 0 P: 8 | R: 0 E: 0 K: 0 S: 3<br>H: 0 LOB: 0 BB: 0 P: 3 | R: 0 E: 0 K: 2 S: 7<br>H: 0 LOB: 0 BB: 0 P: 7 | R: 0 E: 0 K: 1 S: 5<br>H: 0 LOB: 0 BB: 0 P: 5 | R: 0 E: 0 K: 0 S: 3<br>H: 0 LOB: 0 BB: 0 P: 3 | R: 0 E: 0 K: 0 S: 3<br>H: 0 LOB: 0 BB: 0 P: 3 | R: 0 E: 0 K: 0 S: 4<br>H: 1 LOB: 1 BB: 0 P: 4 | R: 0 E: 0 K: 0 S: 3<br>H: 0 LOB: 0 BB: 0 P: 3 | 1B: 2<br>2B: 1<br>3B: 1<br>HR: 0 | SF: 0<br>SAC: 0<br>DP: 1<br>HBP: 0 | | | | | | |

# TOP

## New York Mets @ Cincinnati Reds

Crosley Field, Cincinnati, OH

Tue Jun 15 1965, 7:05 PM EDT

Att. 8,620 - Unknown

livebaseballscorecards.com

| | |
|---|---|
| AB | 30 |
| R | 1 |
| H | 4 |
| RBI | 1 |
| BB | 0 |
| SO | 5 |
| LOB | 4 |

| PITCHER | | IP | WLS | BF | H | R | ER | SO | BB | IBB | HBP | BLK | WP | HR | S | P | ERA | WHIP |
|---|---|---|---|---|---|---|---|---|---|---|---|---|---|---|---|---|---|---|
| Sammy Ellis, R<br>ERA: 3.48 | (1, 1) | 9.0 | W | 30 | 4 | 1 | 1 | 5 | 0 | 0 | 0 | 0 | 0 | 0 | 40 | 40 | 1.00 | 0.444 |

| PITCHER | IP | WLS | BF | H | R | ER | SO | BB | IBB | HBP | BLK | WP | HR | S | P | ERA | WHIP |
|---|---|---|---|---|---|---|---|---|---|---|---|---|---|---|---|---|---|

# New York Mets @ Cincinnati Reds

Crosley Field, Cincinnati, OH

Tue Jun 15 1965, 7:05 PM EDT

Att. 8,620 - Unknown

## BOTTOM

| Batter | 1 | 2 | 3 | 4 | 5 | 6 | 7 | 8 | 9 | AB | R | H | RBI | BB | SO | LOB |
|---|---|---|---|---|---|---|---|---|---|---|---|---|---|---|---|---|
| Tommy Harper, R (1, 7)<br>OBP: 0.375, SLG: 0.408 | BBBB 4-0 G5-4-3 BB | | BBBB 4-0 1-2 2B BB | | SSS 0-3 ② K | x 0-0 ③ 6-3 | | | | 2 | 1 | 0 | 0 | 2 | 1 | 2 |
| Pete Rose, S (1, 4)<br>OBP: 0.370, SLG: 0.395 | x 0-0 ①② G5-4-3 1-2f | | x 0-0 1-H 2-H 1B 2B | | BBBB 4-0 1-2 BB | | | x 0-0 ① F9 | | 3 | 1 | 1 | 2 | 1 | 0 | 1 |
| Vada Pinson, L (1, 8)<br>OBP: 0.373, SLG: 0.510 | x 0-0 1B | | x 0-0 2-H G6-4-3 1B | | SSS 0-3 ③ K | | | BBBB 4-0 S 2B BB | | 3 | 1 | 2 | 1 | 1 | 1 | 2 |
| Frank Robinson, R (1, 9)<br>OBP: 0.380, SLG: 0.505 | x 0-0 ③ 5-3 | | x 0-0 ②③ G6-4-3 1-2f | | | x 0-0 ① F9 | | BBBB 4-0 1-2 2B BB | | 3 | 1 | 0 | 0 | 1 | 0 | 2 |
| Deron Johnson, R (1, 5)<br>OBP: 0.315, SLG: 0.509 | | x 0-0 ① F8 | | x 0-0 ① F8 | | x 0-0 ② F7 | | x 0-0 1-H 2-H 2B | | 4 | 0 | 1 | 2 | 0 | 0 | 0 |
| Tony Perez, R (1, 3)<br>OBP: 0.286, SLG: 0.455 | | x 0-0 ② F7 | | x 0-0 ② P6 | | x 0-0 ③ P6 | | SSS 0-3 ② K | | 4 | 0 | 0 | 0 | 0 | 1 | 1 |
| Don Pavletich, R (1, 2)<br>OBP: 0.412, SLG: 0.571 | | x 0-0 ③ L7 | | x 0-0 ③ 6-3 | | | x 0-0 SH2-3 1B | x 0-0 ③ F8 | | 4 | 0 | 1 | 0 | 0 | 0 | 1 |
| Leo Cardenas, R (1, 6)<br>OBP: 0.326, SLG: 0.370 | | | x 0-0 ① P6 | | x 0-0 ① 5-3 | | x 0-0 ① F9 | | | 3 | 0 | 0 | 0 | 0 | 0 | 1 |
| Sammy Ellis, L (1, 1)<br>OBP: 0.195, SLG: 0.225 | | | x 0-0 BB 2B 1B | | x 0-0 BB 1B | | x 0-0 ② SH2-3 1-2 | | | 2 | 1 | 2 | 0 | 0 | 0 | 0 |
| Inning Stats | R: 0 H: 1<br>E: 0 LOB: 1<br>K: 0 BB: 1<br>S: 3 P: 7 | R: 0 H: 0<br>E: 0 LOB: 0<br>K: 0 BB: 0<br>S: 3 P: 3 | R: 3 H: 3<br>E: 0 LOB: 0<br>K: 0 BB: 1<br>S: 5 P: 9 | R: 0 H: 0<br>E: 0 LOB: 0<br>K: 0 BB: 0<br>S: 3 P: 3 | R: 0 H: 1<br>E: 0 LOB: 2<br>K: 2 BB: 1<br>S: 8 P: 12 | R: 0 H: 0<br>E: 0 LOB: 0<br>K: 0 BB: 0<br>S: 3 P: 3 | R: 0 H: 1<br>E: 0 LOB: 1<br>K: 0 BB: 0<br>S: 4 P: 4 | R: 2 H: 1<br>E: 0 LOB: 1<br>K: 1 BB: 2<br>S: 6 P: 14 | | 1B: 5 SF: 0<br>2B: 2 SAC: 1<br>3B: 0 DP: 2<br>HR: 0 HBP: 0 | | | | | | |

livebaseballscorecards.com

| | AB | 28 |
|---|---|---|
| | R | 5 |
| | H | 7 |
| | RBI | 5 |
| | BB | 5 |
| | SO | 3 |
| | LOB | 10 |

WP: 0 PA: 34
PB: 0
SB: 1
CS: 0

| PITCHER | | IP | WLS | BF | H | R | ER | SO | BB | IBB | HBP | BLK | WP | HR | S | P | ERA | WHIP |
|---|---|---|---|---|---|---|---|---|---|---|---|---|---|---|---|---|---|---|
| Warren Spahn, L<br>ERA: 3.72 | (1, 1) | 7.0 | L | 28 | 6 | 3 | 3 | 2 | 3 | 0 | 0 | 0 | 0 | 0 | 29 | 41 | 3.86 | 1.286 |
| Larry Miller, L<br>ERA: 7.0 | (8, 1) | 0.1 | | 4 | 1 | 2 | 2 | 0 | 2 | 0 | 0 | 0 | 0 | 0 | 2 | 10 | 54.00 | 9.000 |
| Gary Kroll, R<br>ERA: 5.18 | (8, 1) | 0.2 | | 2 | 0 | 0 | 0 | 1 | 0 | 0 | 0 | 0 | 0 | 0 | 4 | 4 | 0.00 | 0.000 |

| PITCHER | IP | WLS | BF | H | R | ER | SO | BB | IBB | HBP | BLK | WP | HR | S | P | ERA | WHIP |
|---|---|---|---|---|---|---|---|---|---|---|---|---|---|---|---|---|---|

# New York Mets @ Cincinnati Reds

Crosley Field, Cincinnati, OH

Wed Jun 16 1965, 7:05 PM EDT

Att. 7,641 - Unknown

TOP

livebaseballscorecards.com

| Batter | 1 | 2 | 3 | 4 | 5 | 6 | 7 | 8 | 9 | AB | R | H | RBI | BB | SO | LOB |
|---|---|---|---|---|---|---|---|---|---|---|---|---|---|---|---|---|
| Billy Cowan, R (1, 8)<br>OBP: 0.203, SLG: 0.264 | K | F2 | | P4 | | L7 | | K | | 5 | 0 | 0 | 0 | 0 | 2 | 2 |
| Roy McMillan, R (1, 6)<br>OBP: 0.275, SLG: 0.305 | 6-3 | BB | | G3 | | 1B | | 6-3 | | 4 | 0 | 1 | 0 | 1 | 0 | 0 |
| Charley Smith, R (1, 5)<br>OBP: 0.285, SLG: 0.457 | 1B | F2 | | | K | K | | | HR | 5 | 2 | 2 | 1 | 0 | 2 | 4 |
| Ron Swoboda, R (1, 7)<br>OBP: 0.331, SLG: 0.555 | 1B | | K | | 6-3 | | 1B | | K | 5 | 1 | 2 | 0 | 0 | 2 | 0 |
| Joe Christopher, R (1, 9)<br>OBP: 0.336, SLG: 0.341 | 1B | | P6 | | 1B | | 1B | | BB | 4 | 0 | 3 | 1 | 1 | 0 | 0 |
| Jim Hickman, R (1, 3)<br>OBP: 0.198, SLG: 0.280 | 2B | | BB | | F8 | | K | | L8 | 3 | 0 | 1 | 1 | 1 | 1 | 3 |
| Chuck Hiller, L (7, 4)<br>OBP: 0.218, SLG: 0.283 | | | | | | | | | | 1 | 0 | 0 | 0 | 0 | 0 | 1 |
| Bobby Klaus, R (1, 4)<br>OBP: 0.301, SLG: 0.271 | 3-1 | | 1B | | | FC4-5 | K | | 4-3 | 3 | 1 | 2 | 0 | 0 | 0 | 2 |
| Ed Kranepool, L (7, PH)<br>OBP: 0.353, SLG: 0.460 (7, 3) | | | | | | 1B | | | | 2 | 0 | 0 | 0 | 0 | 1 | 3 |
| Chris Cannizzaro, R (1, 2)<br>OBP: 0.261, SLG: 0.222 | | BB | F9 | | | FC4-5 | K | | | 3 | 0 | 1 | 0 | 1 | 1 | 4 |
| Al Jackson, L (1, 1)<br>OBP: 0.136, SLG: 0.182 | | F8 | | 4-3 | | FC4-5 | | K | | 2 | 0 | 0 | 0 | 0 | 0 | 1 |
| Gary Kroll, R (5, 1)<br>OBP: 0.167, SLG: 0.222 | | | | | | 1B | | | | 0 | 0 | 0 | 0 | 0 | 0 | 0 |
| Danny Napoleon, R (6, PH)<br>OBP: 0.273, SLG: 0.250 | | | | | | | | | | 1 | 0 | 0 | 1 | 0 | 0 | 1 |
| Jim Bethke, R (6, 1) | | | | | | | | | | 0 | 0 | 0 | 0 | 0 | 0 | 0 |
| Larry Bearnarth, R (6, 1)<br>OBP: 0.200, SLG: 0.400 | | | | | | | | | | 0 | 0 | 0 | 0 | 0 | 0 | 0 |
| Johnny Lewis, L (8, PH)<br>OBP: 0.336, SLG: 0.417 | | | | | | | | | | 1 | 0 | 0 | 0 | 0 | 1 | 0 |
| Tug McGraw, R (8, 1) | | | | | | 2-3<br>3-H | | | | 0 | 0 | 0 | 0 | 0 | 0 | 0 |

| Inning Stats | 1 | 2 | 3 | 4 | 5 | 6 | 7 | 8 | 9 |
|---|---|---|---|---|---|---|---|---|---|
| | R: 2<br>E: 0<br>K: 1<br>S: 9 | H: 4<br>LOB: 2<br>BB: 0<br>P: 9 | R: 0<br>E: 0<br>K: 0<br>S: 3 | H: 0<br>LOB: 2<br>BB: 2<br>P: 11 | R: 0<br>E: 0<br>K: 1<br>S: 6 | H: 1<br>LOB: 2<br>BB: 1<br>P: 10 | R: 0<br>E: 0<br>K: 0<br>S: 3 | H: 0<br>LOB: 0<br>BB: 0<br>P: 3 | R: 0<br>E: 0<br>K: 1<br>S: 6 | H: 1<br>LOB: 1<br>BB: 0<br>P: 6 |
| | R: 1<br>E: 0<br>K: 1<br>S: 8 | H: 3<br>LOB: 2<br>BB: 0<br>P: 8 | R: 0<br>E: 0<br>K: 3<br>S: 11 | H: 2<br>LOB: 2<br>BB: 0<br>P: 11 | R: 0<br>E: 0<br>K: 2<br>S: 7 | H: 0<br>LOB: 0<br>BB: 0<br>P: 7 | R: 1<br>E: 0<br>K: 1<br>S: 6 | H: 1<br>LOB: 1<br>BB: 1<br>P: 10 | 1B: 9<br>2B: 2<br>3B: 0<br>HR: 1 | SF: 0<br>SAC: 0<br>DP: 0<br>HBP: 0 |

| PITCHER | IP | WLS | BF | H | R | ER | SO | BB | IBB | HBP | BLK | WP | HR | S | P | ERA | WHIP |
|---|---|---|---|---|---|---|---|---|---|---|---|---|---|---|---|---|---|
| Jim O'Toole, L (1, 1)<br>ERA: 6.85 | 5.2 | W | 29 | 9 | 3 | 3 | 3 | 3 | 0 | 0 | 0 | 0 | 0 | 32 | 44 | 4.76 | 2.118 |
| John Tsitouris, R (6, 1)<br>ERA: 4.26 | 3.1 | S | 14 | 3 | 1 | 1 | 7 | 1 | 0 | 0 | 1 | 1 | 1 | 27 | 31 | 2.70 | 1.200 |

| PITCHER | IP | WLS | BF | H | R | ER | SO | BB | IBB | HBP | BLK | WP | HR | S | P | ERA | WHIP |
|---|---|---|---|---|---|---|---|---|---|---|---|---|---|---|---|---|---|

| | |
|---|---|
| AB | 39 |
| R | 4 |
| H | 12 |
| RBI | 4 |
| BB | 4 |
| SO | 10 |
| LOB | 21 |

WP: 1 PA: 43
PB: 0
SB: 0
CS: 0

# New York Mets @ Cincinnati Reds

Crosley Field, Cincinnati, OH

Wed Jun 16 1965, 7:05 PM EDT

Att. 7,641 - Unknown

livebaseballscorecards.com

## BOTTOM

| Batter | 1 | 2 | 3 | 4 | 5 | 6 | 7 | 8 | 9 | AB | R | H | RBI | BB | SO | LOB |
|---|---|---|---|---|---|---|---|---|---|---|---|---|---|---|---|---|
| Tommy Harper, R (1, 7)<br>OBP: 0.379, SLG: 0.415 | BBBB<br>4-0<br>FC3-6<br>BB | | S S S<br>0-3 ②<br>K | | x<br>0-0<br>2B<br>1B | | x<br>0-0<br>4-3<br>SF6<br>2B | x<br>0-0 ③<br>L7 | | 4 | 2 | 2 | 0 | 1 | 1 | 2 |
| Pete Rose, S (1, 4)<br>OBP: 0.368, SLG: 0.397 | x<br>0-0 ①<br>F7 | | x<br>0-0 ③<br>6-3 | | x<br>0-0<br>1-H<br>2B | | x<br>0-0 ①<br>4-3<br>2-3 | | | 4 | 0 | 1 | 1 | 0 | 0 | 2 |
| Vada Pinson, L (1, 8)<br>OBP: 0.367, SLG: 0.504 | x<br>0-0 ②<br>FC3-6<br>1-2f | | | S S S<br>0-3 ①<br>K | x<br>0-0 ②<br>5-3 | | x<br>0-0 ②<br>SF6<br>3-H | | | 3 | 0 | 0 | 1 | 0 | 1 | 2 |
| Frank Robinson, R (1, 9)<br>OBP: 0.373, SLG: 0.495 | x<br>0-0 ③<br>1-3 | | | x<br>0-0 ②<br>F8 | S S S<br>0-3 ③<br>K | | x<br>0-0 ③<br>F2 | | | 4 | 0 | 0 | 0 | 0 | 1 | 2 |
| Deron Johnson, R (1, 5)<br>OBP: 0.322, SLG: 0.512 | | x<br>0-0 ①<br>6-3 | | x<br>0-0<br>2B<br>1B | | x<br>0-0<br>2B<br>1B<br>1B | | BBBB<br>4-0<br>E<br>BB<br>SF9<br>BB | | 3 | 3 | 2 | 0 | 1 | 0 | 0 |
| Don Pavletich, R (1, 2)<br>OBP: 0.426, SLG: 0.598 | | x<br>0-0 ②<br>5-3 | | x<br>0-0<br>1-H<br>2B | | x<br>0-0<br>1B<br>1-3<br>G6-4-3<br>2B | | BBBB<br>4-0<br>E<br>1-2<br>BB | | 3 | 1 | 2 | 1 | 1 | 0 | 0 |
| Tony Perez, R (1, 3)<br>OBP: 0.280, SLG: 0.447<br>Gordy Coleman, L (6, PH)<br>OBP: 0.385, SLG: 0.549<br>Jim Maloney, L (6, PR)<br>OBP: 0.303, SLG: 0.214<br>Marty Keough, L (7, 3)<br>OBP: 0.308, SLG: 0.100 | | S S S<br>0-3 ③<br>K | | x<br>0-0 ③<br>F8 | | x<br>0-0<br>G6-4-3<br>2-3<br>3-H<br>1B | | S S S<br>0-3 ①<br>K | | 2<br>1<br>0<br>1 | 0<br>0<br>0<br>0 | 0<br>1<br>0<br>0 | 0<br>1<br>0<br>0 | 0<br>0<br>0<br>1 | 1<br>0<br>0<br>2 | 1<br>0<br>0<br>2 |
| Leo Cardenas, R (1, 6)<br>OBP: 0.333, SLG: 0.403 | | | x<br>0-0<br>HR | | x<br>0-0<br>HR | x<br>0-0 ① ②<br>G6-4-3<br>1-2f<br>3-H | | I I I I<br>4-0<br>1-2<br>2-3<br>IBB | | 3 | 2 | 2 | 2 | 1 | 0 | 1 |
| Jim O'Toole, S (1, 1)<br>John Tsitouris, R (6, 1)<br>OBP: 0.083, SLG: 0.045 | | | x<br>0-0 ①<br>4-3 | | x<br>0-0 ①<br>4-3 | S S S<br>0-3 ③<br>K | | x<br>0-0 ②<br>SF9<br>3-H | | 2<br>1 | 0<br>0 | 0<br>0 | 0<br>1 | 0<br>0 | 0<br>1 | 0<br>1 |
| Inning Stats | R: 0 H: 0<br>E: 0 LOB: 1<br>K: 0 BB: 1<br>S: 3 P: 7 | R: 0 H: 0<br>E: 0 LOB: 0<br>K: 1 BB: 0<br>S: 5 P: 5 | R: 1 H: 1<br>E: 0 LOB: 0<br>K: 1 BB: 0<br>S: 6 P: 6 | R: 1 H: 2<br>E: 0 LOB: 1<br>K: 1 BB: 0<br>S: 7 P: 7 | R: 2 H: 3<br>E: 0 LOB: 1<br>K: 1 BB: 0<br>S: 8 P: 8 | R: 2 H: 3<br>E: 0 LOB: 1<br>K: 0 BB: 0<br>S: 7 P: 7 | R: 1 H: 1<br>E: 0 LOB: 0<br>K: 0 BB: 0<br>S: 4 P: 4 | R: 1 H: 0<br>E: 1 LOB: 2<br>K: 1 BB: 3<br>S: 5 P: 17 | | 1B: 4 SF: 2<br>2B: 4 SAC: 0<br>3B: 0 DP: 1<br>HR: 2 HBP: 0 | | | | | | |

| | AB | 31 |
|---|---|---|
| | R | 8 |
| | H | 10 |
| | RBI | 7 |
| | BB | 4 |
| | SO | 6 |
| | LOB | 13 |

WP: 0 PA: 37
PB: 0
SB: 0
CS: 0

| PITCHER | | IP | WLS | BF | H | R | ER | SO | BB | IBB | HBP | BLK | WP | HR | S | P | ERA | WHIP |
|---|---|---|---|---|---|---|---|---|---|---|---|---|---|---|---|---|---|---|
| Al Jackson, L<br>ERA: 5.82 | (1, 1) | 4.1 | L | 20 | 6 | 4 | 4 | 3 | 1 | 0 | 0 | 0 | 0 | 2 | 25 | 29 | 8.31 | 1.615 |
| Gary Kroll, R<br>ERA: 5.11 | (5, 1) | 0.2 | | 2 | 0 | 0 | 0 | 1 | 0 | 0 | 0 | 0 | 0 | 0 | 4 | 4 | 0.00 | 0.000 |
| Jim Bethke, R<br>ERA: 2.96 | (6, 1) | 0.0 | | 2 | 2 | 2 | 2 | 0 | 0 | 0 | 0 | 0 | 0 | 0 | 2 | 2 | ∞ | ∞ |
| Larry Bearnarth, R<br>ERA: 3.34 | (6, 1) | 2.0 | | 7 | 2 | 1 | 1 | 1 | 0 | 0 | 0 | 0 | 0 | 0 | 9 | 9 | 4.50 | 1.000 |
| Tug McGraw, L<br>ERA: 4.96 | (8, 1) | 1.0 | | 6 | 0 | 1 | 1 | 1 | 2 | 1 | 0 | 0 | 0 | 0 | 5 | 17 | 9.00 | 2.000 |

| PITCHER | IP | WLS | BF | H | R | ER | SO | BB | IBB | HBP | BLK | WP | HR | S | P | ERA | WHIP |
|---|---|---|---|---|---|---|---|---|---|---|---|---|---|---|---|---|---|

# Chicago Cubs @ Cincinnati Reds

Crosley Field, Cincinnati, OH

Fri Jun 18 1965, 7:05 PM EDT

Att. 12,959 - Cloudy

TOP

livebaseballscorecards.com

| Batter | 1 | 2 | 3 | 4 | 5 | 6 | 7 | 8 | 9 | AB | R | H | RBI | BB | SO | LOB |
|---|---|---|---|---|---|---|---|---|---|---|---|---|---|---|---|---|
| Glenn Beckert, R (1, 4)<br>OBP: 0.265, SLG: 0.295 | 1-3 | | F8<br>2-3 | | | WP<br>1B | | K | | 4 | 0 | 1 | 0 | 0 | 1 | 2 |
| Don Landrum, L (1, 8)<br>OBP: 0.336, SLG: 0.413 | K | | | 2B<br>14<br>4-3<br>1B | | 1-3<br>1-2 | | BB | | 3 | 1 | 1 | 0 | 1 | 1 | 1 |
| Billy Williams, L (1, 9)<br>OBP: 0.346, SLG: 0.469 | 3-1 | | | F7 | | P4 | | K | | 4 | 0 | 0 | 0 | 0 | 1 | 3 |
| Ron Santo, R (1, 5)<br>OBP: 0.362, SLG: 0.512 | | P6 | | 14<br>4-3<br>1-3<br>2B | | L4 | | K | | 4 | 0 | 1 | 0 | 0 | 1 | 2 |
| 14 Ernie Banks, R (1, 3)<br>OBP: 0.365, SLG: 0.494 | | K | | 4-3<br>2-3<br>3-H | | | BB<br>1B | | F2 | 4 | 0 | 1 | 1 | 0 | 1 | 1 |
| George Altman, L (1, 7)<br>OBP: 0.344, SLG: 0.435<br>Chris Krug, R (7, 2)<br>OBP: 0.178, SLG: 0.214 | | K | | 4-3 | | | BB<br>1-2 | | K | 2<br>1 | 0<br>0 | 0<br>0 | 0<br>0 | 1<br>0 | 1<br>0 | 1<br>0 |
| Vic Roznovsky, L (1, 2)<br>OBP: 0.333, SLG: 0.412<br>Jimmy Stewart, S (7, PH)<br>OBP: 0.352, SLG: 0.293<br>(7, 6) | | | F9 | | 5-3 | | K | | 4-3 | 2<br>2 | 0<br>0 | 0<br>0 | 0<br>0 | 0<br>0 | 0<br>1 | 0<br>2 |
| Don Kessinger, S (1, 6)<br>OBP: 0.258, SLG: 0.250<br>Harvey Kuenn, R (7, PH)<br>OBP: 0.343, SLG: 0.218<br>(7, 7) | | | F8 HBP<br>BB | | 6-3 | | F3 | | | 1<br>1 | 0<br>0 | 0<br>0 | 0<br>0 | 1<br>0 | 0<br>0 | 0<br>2 |
| Cal Koonce, R (1, 1)<br>OBP: 0.125, SLG: 0.067<br>Harry Bright, R (7, PH)<br>OBP: 0.304, SLG: 0.364<br>Bob Humphreys, R (7, 1) | | | 1-2<br>HBP | | 4-3 | | F9 | | | 1<br>1<br>0 | 0<br>0<br>0 | 0<br>0<br>0 | 0<br>0<br>0 | 0<br>0<br>0 | 0<br>0<br>0 | 0<br>2<br>0 |
| Inning Stats | R: 0<br>E: 0<br>K: 1<br>S: 5<br>H: 0<br>LOB: 0<br>BB: 0<br>P: 5 | R: 0<br>E: 0<br>K: 2<br>S: 7<br>H: 0<br>LOB: 0<br>BB: 0<br>P: 7 | R: 0<br>E: 0<br>K: 0<br>S: 2<br>H: 0<br>LOB: 1<br>BB: 1<br>P: 7 | R: 1<br>E: 0<br>K: 0<br>S: 5<br>H: 2<br>LOB: 1<br>BB: 0<br>P: 5 | R: 0<br>E: 0<br>K: 0<br>S: 3<br>H: 0<br>LOB: 0<br>BB: 0<br>P: 3 | R: 0<br>E: 0<br>K: 0<br>S: 4<br>H: 1<br>LOB: 1<br>BB: 0<br>P: 4 | R: 0<br>E: 0<br>K: 1<br>S: 6<br>H: 1<br>LOB: 2<br>BB: 1<br>P: 10 | R: 0<br>E: 0<br>K: 3<br>S: 9<br>H: 0<br>LOB: 1<br>BB: 1<br>P: 13 | R: 0<br>E: 0<br>K: 1<br>S: 5<br>H: 0<br>LOB: 0<br>BB: 0<br>P: 5 | 1B: 3<br>2B: 1<br>3B: 0<br>HR: 0<br>SF: 0<br>SAC: 0<br>DP: 0<br>HBP: 1 | | | | | | |

| | AB | 30 |
|---|---|---|
| | R | 1 |
| | H | 4 |
| | RBI | 1 |
| | BB | 3 |
| | SO | 8 |
| | LOB | 16 |

| PITCHER | IP | WLS | BF | H | R | ER | SO | BB | IBB | HBP | BLK | WP | HR | S | P | ERA | WHIP |
|---|---|---|---|---|---|---|---|---|---|---|---|---|---|---|---|---|---|
| Joey Jay, R (1, 1)<br>ERA: 3.39 | 6.0 | W | 24 | 4 | 1 | 1 | 3 | 2 | 0 | 1 | 0 | 1 | 0 | 27 | 36 | 1.50 | 1.000 |
| Billy McCool, L (7, 1)<br>ERA: 3.06 | 3.0 | S | 10 | 0 | 0 | 0 | 5 | 1 | 0 | 0 | 0 | 0 | 0 | 19 | 23 | 0.00 | 0.333 |

| PITCHER | IP | WLS | BF | H | R | ER | SO | BB | IBB | HBP | BLK | WP | HR | S | P | ERA | WHIP |
|---|---|---|---|---|---|---|---|---|---|---|---|---|---|---|---|---|---|

| Batter | 1 | 2 | 3 | 4 | 5 | 6 | 7 | 8 | 9 | AB | R | H | RBI | BB | SO | LOB |
|---|---|---|---|---|---|---|---|---|---|---|---|---|---|---|---|---|
| Tommy Harper, R (1, 7)<br>OBP: 0.381, SLG: 0.430 | 6-3 | | HR<br>3-H | | | FC5-4<br>1B | | F8 | | 4 | 1 | 2 | 2 | 0 | 0 | 0 |
| Pete Rose, S (1, 4)<br>OBP: 0.364, SLG: 0.392 | 1-3 | | F7 | | | FC5-4<br>1-2f<br>2B | | | | 3 | 1 | 0 | 0 | 0 | 0 | 1 |
| Vada Pinson, L (1, 8)<br>OBP: 0.367, SLG: 0.506 | K<br>S<br>S<br>S | | | 4-3 | | 1-H<br>2B | | | | 3 | 0 | 1 | 1 | 0 | 1 | 0 |
| Frank Robinson, R (1, 9)<br>OBP: 0.369, SLG: 0.488 | | 5-3 | | F8 | | 6-3 | | | | 3 | 0 | 0 | 0 | 0 | 0 | 1 |
| Deron Johnson, R (1, 5)<br>OBP: 0.322, SLG: 0.509 | | 3-1 | | F8 | | | F7-3<br>1B | | | 3 | 0 | 1 | 0 | 0 | 0 | 0 |
| Johnny Edwards, L (1, 2)<br>OBP: 0.362, SLG: 0.557 | | F8 | | | F7 | | K<br>S<br>S<br>S | | | 3 | 0 | 0 | 0 | 0 | 1 | 1 |
| Marty Keough, L (1, 3)<br>OBP: 0.250, SLG: 0.077 | | | F8 | | 4-3 | | F7-3<br>1-2 | | | 3 | 0 | 0 | 0 | 0 | 0 | 1 |
| Leo Cardenas, R (1, 6)<br>OBP: 0.333, SLG: 0.411 | | | HR<br>3B | | 1-3 | | | K<br>S<br>S<br>S | | 3 | 1 | 1 | 0 | 0 | 1 | 0 |
| Joey Jay, S (1, 1)<br>Billy McCool, R (7, 1) | | | K<br>S<br>S<br>S | | | 6-3 | | G3 | | 2<br>1 | 0<br>0 | 0<br>0 | 0<br>0 | 0<br>0 | 1<br>0 | 1<br>0 |
| Inning Stats | R: 0<br>E: 0<br>K: 1<br>S: 5<br>H: 0<br>LOB: 0<br>BB: 0<br>P: 5 | R: 0<br>E: 0<br>K: 0<br>S: 3<br>H: 0<br>LOB: 0<br>BB: 0<br>P: 3 | R: 2<br>E: 0<br>K: 1<br>S: 7<br>H: 2<br>LOB: 0<br>BB: 0<br>P: 7 | R: 0<br>E: 0<br>K: 0<br>S: 3<br>H: 0<br>LOB: 0<br>BB: 0<br>P: 3 | R: 0<br>E: 0<br>K: 0<br>S: 3<br>H: 0<br>LOB: 0<br>BB: 0<br>P: 3 | R: 1<br>E: 0<br>K: 0<br>S: 5<br>H: 2<br>LOB: 1<br>BB: 0<br>P: 5 | R: 0<br>E: 0<br>K: 1<br>S: 5<br>H: 1<br>LOB: 0<br>BB: 0<br>P: 5 | R: 0<br>E: 0<br>K: 1<br>S: 5<br>H: 0<br>LOB: 0<br>BB: 0<br>P: 5 | | 1B: 2<br>2B: 2<br>3B: 1<br>HR: 1<br>SF: 0<br>SAC: 0<br>DP: 1<br>HBP: 0 | | | | | | |

| PITCHER | | IP | WLS | BF | H | R | ER | SO | BB | IBB | HBP | BLK | WP | HR | S | P | ERA | WHIP |
|---|---|---|---|---|---|---|---|---|---|---|---|---|---|---|---|---|---|---|
| Cal Koonce, R<br>ERA: 4.07 | (1, 1) | 6.0 | L | 22 | 4 | 3 | 3 | 2 | 0 | 0 | 0 | 0 | 0 | 1 | 26 | 26 | 4.50 | 0.667 |
| Bob Humphreys, R<br>ERA: 2.42 | (7, 1) | 2.0 | | 6 | 1 | 0 | 0 | 2 | 0 | 0 | 0 | 0 | 0 | 0 | 10 | 10 | 0.00 | 0.500 |

| PITCHER | IP | WLS | BF | H | R | ER | SO | BB | IBB | HBP | BLK | WP | HR | S | P | ERA | WHIP |
|---|---|---|---|---|---|---|---|---|---|---|---|---|---|---|---|---|---|

# BOTTOM

## Chicago Cubs @ Cincinnati Reds

Crosley Field, Cincinnati, OH

Fri Jun 18 1965, 7:05 PM EDT

Att. 12,959 - Cloudy

livebaseballscorecards.com

| | |
|---|---|
| AB | 28 |
| R | 3 |
| H | 5 |
| RBI | 3 |
| BB | 0 |
| SO | 4 |
| LOB | 5 |

PA: 28

# Chicago Cubs @ Cincinnati Reds

Crosley Field, Cincinnati, OH

Sat Jun 19 1965, 7:05 PM EDT

Att. 6,976 - Sunny - 80 F

TOP

| Batter | 1 | 2 | 3 | 4 | 5 | 6 | 7 | 8 | 9 | AB | R | H | RBI | BB | SO | LOB |
|---|---|---|---|---|---|---|---|---|---|---|---|---|---|---|---|---|
| Glenn Beckert, R (1, 4)<br>OBP: 0.260, SLG: 0.289 | 6-3 | | | P4 | | F7 | 6-3 | | F8 | 5 | 0 | 0 | 0 | 0 | 0 | 4 |
| Don Landrum, L (1, 8)<br>OBP: 0.338, SLG: 0.414 | K | | | 1B | | L4 | | BB 1B | F9 | 2 | 0 | 1 | 0 | 0 | 1 | 0 |
| Jimmy Stewart, S (4, PR) (4, 7)<br>OBP: 0.351, SLG: 0.295 | | | | | | | | | | 3 | 0 | 1 | 0 | 0 | 0 | 2 |
| Billy Williams, L (1, 9)<br>OBP: 0.342, SLG: 0.462 | L8 | | | L9 | | | 3-1 | F7 | | 4 | 0 | 0 | 0 | 0 | 0 | 2 |
| Ron Santo, R (1, 5)<br>OBP: 0.364, SLG: 0.522 | | K | | K2-3 | | | HR | BB | | 3 | 1 | 1 | 1 | 1 | 2 | 1 |
| 14 Ernie Banks, R (1, 3)<br>OBP: 0.367, SLG: 0.506 | | 6-3 | | | HR | | FC3-6 1B | K | | 4 | 1 | 2 | 1 | 0 | 1 | 2 |
| Doug Clemens, L (1, 7) (4, 8)<br>OBP: 0.317, SLG: 0.311 | | K | | | P7 | | FC3-6 | K | | 4 | 1 | 0 | 0 | 0 | 2 | 3 |
| Vic Roznovsky, L (1, 2)<br>OBP: 0.333, SLG: 0.400 | | | K | | K | | BB 1B | | F7 | 2 | 1 | 0 | 0 | 1 | 2 | 0 |
| Chris Krug, R (9, PH)<br>OBP: 0.174, SLG: 0.209 | | | | | | | | | | 1 | 0 | 0 | 0 | 0 | 0 | 0 |
| Don Kessinger, S (1, 6)<br>OBP: 0.286, SLG: 0.258 | | | 4-3 | | 6-3 | | BB 1B | | 1B | 3 | 0 | 1 | 0 | 1 | 0 | 0 |
| Larry Jackson, R (1, 1)<br>OBP: 0.250, SLG: 0.367 | | | F2 | | | 1-3 | 1B | | 1B | 1 | 0 | 0 | 0 | 0 | 0 | 0 |
| Harvey Kuenn, R (6, PH)<br>OBP: 0.339, SLG: 0.216 | | | | | | | | | | 1 | 0 | 0 | 0 | 0 | 0 | 0 |
| Jack Warner, R (6, 1) | | | | | | | | | | 0 | 0 | 0 | 0 | 0 | 0 | 0 |
| George Altman, L (7, PH)<br>OBP: 0.350, SLG: 0.440 | | | | | | | | | | 1 | 0 | 1 | 2 | 0 | 0 | 0 |
| Ernie Broglio, R (7, 1) | | | | | | | | | | 0 | 0 | 0 | 0 | 0 | 0 | 0 |
| Joey Amalfitano, R (9, PH)<br>OBP: 0.323, SLG: 0.222 | | | | | | | | | | 1 | 0 | 1 | 0 | 0 | 0 | 0 |
| Inning Stats | R: 0 E: 0 K: 1 S: 5 H: 0 LOB: 0 BB: 0 P: 5 | R: 0 E: 0 K: 2 S: 7 H: 0 LOB: 0 BB: 0 P: 7 | R: 0 E: 0 K: 1 S: 5 H: 0 LOB: 0 BB: 0 P: 5 | R: 0 E: 0 K: 1 S: 6 H: 1 LOB: 1 BB: 0 P: 6 | R: 1 E: 0 K: 1 S: 6 H: 1 LOB: 0 BB: 0 P: 6 | R: 0 E: 0 K: 0 S: 3 H: 0 LOB: 0 BB: 0 P: 3 | R: 3 E: 0 K: 0 S: 6 H: 3 LOB: 2 BB: 2 P: 14 | R: 0 E: 0 K: 2 S: 8 H: 1 LOB: 2 BB: 1 P: 12 | R: 0 E: 0 K: 0 S: 5 H: 2 LOB: 2 BB: 0 P: 5 | 1B: 6 2B: 0 3B: 0 HR: 2 | SF: 0 SAC: 0 DP: 0 HBP: 0 | | | | | | |

| PITCHER | IP | WLS | BF | H | R | ER | SO | BB | IBB | HBP | BLK | WP | HR | S | P | ERA | WHIP |
|---|---|---|---|---|---|---|---|---|---|---|---|---|---|---|---|---|---|
| Jim Maloney, R (1, 1)<br>ERA: 2.66 | 6.2 | W | 27 | 5 | 4 | 4 | 6 | 2 | 0 | 0 | 0 | 0 | 2 | 37 | 45 | 5.40 | 1.050 |
| Joe Nuxhall, L (7, 1)<br>ERA: 4.62 | 2.1 | S | 11 | 3 | 0 | 0 | 2 | 1 | 0 | 0 | 0 | 0 | 0 | 14 | 18 | 0.00 | 1.714 |

| PITCHER | IP | WLS | BF | H | R | ER | SO | BB | IBB | HBP | BLK | WP | HR | S | P | ERA | WHIP |
|---|---|---|---|---|---|---|---|---|---|---|---|---|---|---|---|---|---|

| | |
|---|---|
| AB | 35 |
| R | 4 |
| H | 8 |
| RBI | 4 |
| BB | 3 |
| SO | 8 |
| LOB | 14 |

WP: 0 PA: 38
PB: 0
SB: 0
CS: 0

livebaseballscorecards.com

| Batter | 1 | 2 | 3 | 4 | 5 | 6 | 7 | 8 | 9 | AB | R | H | RBI | BB | SO | LOB |
|---|---|---|---|---|---|---|---|---|---|---|---|---|---|---|---|---|
| Tommy Harper, R (1, 7)<br>OBP: 0.386, SLG: 0.438 | 0-0 1B S E 1B | 0-0 ② 6-3 | | | H 1-0 S E HBP | 0-0 2B | | | | 3 | 2 | 2 | 0 | 0 | 0 | 0 |
| Pete Rose, S (1, 4)<br>OBP: 0.370, SLG: 0.393 | BBBB 4-0 E 1B 1-2 E BB | 0-0 ③ 3-1 | | | 0-0 E4 1-H 1B 1B | BBBB 4-0 BB | | | | 2 | 2 | 1 | 1 | 2 | 0 | 0 |
| Vada Pinson, L (1, 8)<br>OBP: 0.365, SLG: 0.502 | 0-0 E 1-2 2-3 E 1B | | 0-0 ① F7 | | SSS 0-3 ② K | 0-0 ③ F9 | | | | 4 | 1 | 1 | 0 | 0 | 1 | 3 |
| Frank Robinson, R (1, 9)<br>OBP: 0.367, SLG: 0.481 | 0-0 E6 1-H 2-H 3-H SF8 | | 0-0 ② 5-3 | | BBBB 4-0 1B HR BB | | SSS 0-3 ① K | | | 3 | 2 | 0 | 0 | 1 | 1 | 0 |
| Deron Johnson, R (1, 5)<br>OBP: 0.321, SLG: 0.507 | 0-0 ① SF8 3-H | | 0-0 ③ 6-3 | | 0-0 HR 1-3 3-H 1B | | 0-0 ② 6-3 | | | 3 | 1 | 1 | 2 | 0 | 0 | 0 |
| Johnny Edwards, L (1, 2)<br>OBP: 0.366, SLG: 0.579 | 0-0 FC4-6 1B | | | 0-0 ① 1-3 | 0-0 1-H 3-H HR | | 0-0 ③ F5 | | | 4 | 1 | 2 | 3 | 0 | 0 | 0 |
| Marty Keough, L (1, 3)<br>OBP: 0.200, SLG: 0.059 | 0-0 ② FC4-6 1-2f | | | SSS 0-3 ② K | 0-0 ③ 4-3 | | | 0-0 ① F5 | | 4 | 0 | 0 | 0 | 0 | 1 | 1 |
| Leo Cardenas, R (1, 6)<br>OBP: 0.332, SLG: 0.413 | SSS 0-3 ③ K | | | 0-0 ③ L7 | | 0-0 ① F7 | | 0-0 F8 2B | | 4 | 0 | 1 | 0 | 0 | 1 | 1 |
| Jim Maloney, L (1, 1)<br>OBP: 0.278, SLG: 0.194 | | SSS 0-3 ① K | | | 0-0 ① G1 | 0-0 ② P7 | | 0-0 ② ③ F8 2-3 | | 3 | 0 | 0 | 0 | 0 | 1 | 0 |
| Joe Nuxhall, L (7, 1)<br>OBP: 0.300, SLG: 0.222 | | | | | | | | | | 1 | 0 | 0 | 0 | 0 | 0 | 1 |
| Inning Stats | R: 4 H: 3<br>E: 1 LOB: 1<br>K: 1 BB: 1<br>S: 9 P: 13 | R: 0 H: 0<br>E: 0 LOB: 0<br>K: 1 BB: 0<br>S: 5 P: 5 | R: 0 H: 0<br>E: 0 LOB: 0<br>K: 0 BB: 0<br>S: 3 P: 3 | R: 0 H: 0<br>E: 0 LOB: 0<br>K: 1 BB: 0<br>S: 5 P: 5 | R: 5 H: 3<br>E: 1 LOB: 0<br>K: 1 BB: 1<br>S: 8 P: 13 | R: 0 H: 1<br>E: 0 LOB: 2<br>K: 0 BB: 1<br>S: 4 P: 8 | R: 0 H: 0<br>E: 0 LOB: 0<br>K: 1 BB: 0<br>S: 5 P: 5 | R: 0 H: 1<br>E: 0 LOB: 1<br>K: 0 BB: 0<br>S: 3 P: 3 | | 1B: 5 SF: 1<br>2B: 2 SAC: 0<br>3B: 0 DP: 0<br>HR: 1 HBP: 1 | | | | | | |

# BOTTOM

# Chicago Cubs @ Cincinnati Reds

Crosley Field, Cincinnati, OH

Sat Jun 19 1965, 7:05 PM EDT

Att. 6,976 - Sunny - 80 F

livebaseballscorecards.com

| | |
|---|---|
| AB | 31 |
| R | 9 |
| H | 8 |
| RBI | 6 |
| BB | 3 |
| SO | 5 |
| LOB | 6 |

WP: 0 PB: 0 SB: 2 CS: 0 PA: 36

| PITCHER | | IP | WLS | BF | H | R | ER | SO | BB | IBB | HBP | BLK | WP | HR | S | P | ERA | WHIP |
|---|---|---|---|---|---|---|---|---|---|---|---|---|---|---|---|---|---|---|
| Larry Jackson, R<br>ERA: 5.44 | (1, 1) | 5.0 | L | 25 | 6 | 9 | 7 | 4 | 2 | 0 | 1 | 0 | 0 | 1 | 30 | 39 | 12.60 | 1.600 |
| Jack Warner, R<br>ERA: 6.75 | (6, 1) | 1.0 | | 5 | 1 | 0 | 0 | 0 | 1 | 0 | 0 | 0 | 0 | 0 | 4 | 8 | 0.00 | 2.000 |
| Ernie Broglio, R<br>ERA: 4.67 | (7, 1) | 2.0 | | 6 | 1 | 0 | 0 | 1 | 0 | 0 | 0 | 0 | 0 | 0 | 8 | 8 | 0.00 | 0.500 |

| PITCHER | IP | WLS | BF | H | R | ER | SO | BB | IBB | HBP | BLK | WP | HR | S | P | ERA | WHIP |
|---|---|---|---|---|---|---|---|---|---|---|---|---|---|---|---|---|---|

# Chicago Cubs @ Cincinnati Reds

Crosley Field, Cincinnati, OH

Sun Jun 20 1965, 3:33 AM EDT

Cloudy

TOP

livebaseballscorecards.com

| Batter | 1 | 2 | 3 | 4 | 5 | 6 | 7 | 8 | 9 | AB | R | H | RBI | BB | SO | LOB |
|---|---|---|---|---|---|---|---|---|---|---|---|---|---|---|---|---|
| Glenn Beckert, R (1, 4)<br>OBP: 0.263, SLG: 0.291 | SH<br>SF8<br>1B | | F7 | | L8 | 1B<br>1B<br>2-H | | F2 | | 5 | 2 | 2 | 1 | 0 | 0 | 1 |
| Doug Clemens, L (1, 8)<br>OBP: 0.325, SLG: 0.320 | SH<br>1-3 | | 1-3<br>HR<br>1B | | HR<br>1B | 1B<br>1-3<br>1B | | S S S<br>0-3<br>K | | 4 | 2 | 3 | 0 | 0 | 1 | 0 |
| Billy Williams, L (1, 9)<br>OBP: 0.343, SLG: 0.473 | SF8<br>3-H | | 4-3 | | 1-H<br>HR | P6 | | | FC5-4<br>1B | 4 | 1 | 2 | 3 | 0 | 0 | 4 |
| Ron Santo, R (1, 5)<br>OBP: 0.368, SLG: 0.534 | F7 | | 2-H<br>3-H<br>HR | | B B B<br>4-0<br>14<br>FC1-4-6<br>BB | 1-3<br>3-H<br>1B | | | FC5-4<br>14<br>1B<br>1-2f | 4 | 1 | 2 | 4 | 1 | 0 | 2 |
| 14 Ernie Banks, R (1, 3)<br>OBP: 0.364, SLG: 0.500 | F7 | | 6-3 | | FC1-4-6<br>1B<br>1-2f | F2 | | | FC6-4<br>1-2<br>1B | 5 | 0 | 1 | 0 | 0 | 0 | 4 |
| George Altman, L (1, 7)<br>OBP: 0.359, SLG: 0.447 | | G6-3<br>1B | | 1B | 1-2<br>1B | | S S S<br>K | | F8 | 5 | 0 | 3 | 0 | 0 | 1 | 2 |
| Ed Bailey, L (1, 2)<br>OBP: 0.234, SLG: 0.148<br>Chris Krug, R (5, PH)<br>OBP: 0.163, SLG: 0.196<br>(5, 2) | | G6-3<br>1-2f | | F8 | F7 | | F8 | | FC6-4<br>1-2f | 2<br>3 | 0<br>0 | 0<br>0 | 0<br>0 | 0<br>0 | 0<br>0 | 2<br>4 |
| Don Kessinger, S (1, 6)<br>OBP: 0.256, SLG: 0.229 | | 6-3 | S S S<br>K | | | 6-3 | S S S<br>K | | | 4 | 0 | 0 | 0 | 0 | 2 | 1 |
| Bob Buhl, R (1, 1)<br>OBP: 0.108, SLG: 0.029<br>Joey Amalfitano, R (6, PH)<br>OBP: 0.344, SLG: 0.286<br>Lindy McDaniel, R (6, 1)<br>Ted Abernathy, R (9, 1) | | | B B B<br>4-0<br>1B<br>HR<br>BB | G3 | | 1B<br>2B | | 5-3 | | 1<br>1<br>1<br>0 | 1<br>1<br>0<br>0 | 0<br>1<br>0<br>0 | 0<br>0<br>0<br>0 | 1<br>0<br>0<br>0 | 0<br>0<br>0<br>0 | 1<br>0<br>0<br>0 |

| | AB | 39 |
|---|---|---|
| | R | 8 |
| | H | 14 |
| | RBI | 8 |
| | BB | 2 |
| | SO | 4 |
| | LOB | 21 |

| Inning Stats | 1 | 2 | 3 | 4 | 5 | 6 | 7 | 8 | 9 |
|---|---|---|---|---|---|---|---|---|---|
| | R: 1 H: 1<br>E: 1 LOB: 1<br>K: 0 BB: 0<br>S: 5 P: 5 | R: 0 H: 1<br>E: 0 LOB: 0<br>K: 0 BB: 0<br>S: 3 P: 3 | R: 3 H: 2<br>E: 0 LOB: 0<br>K: 0 BB: 1<br>S: 5 P: 9 | R: 0 H: 1<br>E: 0 LOB: 1<br>K: 1 BB: 0<br>S: 6 P: 6 | R: 2 H: 3<br>E: 0 LOB: 2<br>K: 0 BB: 1<br>S: 6 P: 10 | R: 2 H: 4<br>E: 0 LOB: 2<br>K: 0 BB: 0<br>S: 7 P: 7 | R: 0 H: 0<br>E: 0 LOB: 0<br>K: 2 BB: 0<br>S: 7 P: 7 | R: 0 H: 0<br>E: 0 LOB: 0<br>K: 1 BB: 0<br>S: 5 P: 5 | R: 0 H: 2<br>E: 0 LOB: 2<br>K: 0 BB: 0<br>S: 5 P: 5 |

1B: 11 SF: 1
2B: 1 SAC: 1
3B: 0 DP: 1
HR: 2 HBP: 0

WP: 0 PA: 43
PB: 0
SB: 0
CS: 0

| PITCHER | | IP | WLS | BF | H | R | ER | SO | BB | IBB | HBP | BLK | WP | HR | S | P | ERA | WHIP |
|---|---|---|---|---|---|---|---|---|---|---|---|---|---|---|---|---|---|---|
| Sammy Ellis, R<br>ERA: 3.77 | (1, 1) | 4.1 | L | 22 | 7 | 6 | 5 | 1 | 2 | 0 | 0 | 0 | 0 | 2 | 22 | 30 | 10.38 | 2.077 |
| Gerry Arrigo, L<br>ERA: 6.19 | (5, 1) | 1.1 | | 9 | 5 | 2 | 2 | 0 | 0 | 0 | 0 | 0 | 0 | 0 | 9 | 9 | 13.50 | 3.750 |
| Jim Duffalo, R<br>ERA: 3.21 | (6, 1) | 1.1 | | 4 | 0 | 0 | 0 | 2 | 0 | 0 | 0 | 0 | 0 | 0 | 8 | 8 | 0.00 | 0.000 |
| Roger Craig, R<br>ERA: 3.26 | (8, 1) | 2.0 | | 8 | 2 | 0 | 0 | 1 | 0 | 0 | 0 | 0 | 0 | 0 | 10 | 10 | 0.00 | 1.000 |

| PITCHER | IP | WLS | BF | H | R | ER | SO | BB | IBB | HBP | BLK | WP | HR | S | P | ERA | WHIP |
|---|---|---|---|---|---|---|---|---|---|---|---|---|---|---|---|---|---|

| Batter | 1 | 2 | 3 | 4 | 5 | 6 | 7 | 8 | 9 | AB | R | H | RBI | BB | SO | LOB |
|---|---|---|---|---|---|---|---|---|---|---|---|---|---|---|---|---|
| Tommy Harper, R (1, 7)<br>OBP: 0.387, SLG: 0.450 | K | | HR | | FC6-4 1B | | F8 | | K | 5 | 1 | 2 | 1 | 0 | 2 | 1 |
| Pete Rose, S (1, 4)<br>OBP: 0.363, SLG: 0.385 | F7 | | 6-3 | | FC6-4 1B 1-2f | | G3 | | G3 | 5 | 0 | 0 | 0 | 0 | 0 | 2 |
| Vada Pinson, L (1, 8)<br>OBP: 0.363, SLG: 0.498 | 4-3 | | L9 | | 1-3 1B | | | G3 | | 4 | 0 | 1 | 0 | 0 | 0 | 0 |
| Frank Robinson, R (1, 9)<br>OBP: 0.369, SLG: 0.493 | | HR | | 6-3 | P6 | | | FC3-6 BB | | 3 | 1 | 1 | 1 | 1 | 0 | 2 |
| Gordy Coleman, L (1, 3)<br>OBP: 0.374, SLG: 0.533 | | F8 | | 3-1 | | 4-3 | | FC3-6 1B 1-2f | | 4 | 0 | 0 | 0 | 0 | 0 | 1 |
| Marty Keough, L (8, PR) (9, 3)<br>OBP: 0.200, SLG: 0.059 | | | | | | | | | | 0 | 1 | 0 | 0 | 0 | 0 | 0 |
| Deron Johnson, R (1, 5)<br>OBP: 0.324, SLG: 0.507 | | 5-3 | | HR 1B | | E6 FC4-6 | | 2-H 1B | | 4 | 1 | 2 | 1 | 0 | 0 | 0 |
| Johnny Edwards, L (1, 2)<br>OBP: 0.369, SLG: 0.608 | | 2B | | 1-H HR | | FC4-6 1-2f | | K | | 4 | 1 | 2 | 2 | 0 | 1 | 3 |
| Leo Cardenas, R (1, 6)<br>OBP: 0.327, SLG: 0.405 | | 6-3 | | 6-3 | | F9 | | | 6-3 | 4 | 0 | 0 | 0 | 0 | 0 | 2 |
| Sammy Ellis, L (1, 1)<br>OBP: 0.190, SLG: 0.220 | | | 1-3 | | K | K | | | BB | 1 | 0 | 0 | 0 | 0 | 0 | 0 |
| Gerry Arrigo, L (5, 1)<br>OBP: 0.200, SLG: 0.500 | | | | | | | | | | 1 | 0 | 0 | 0 | 0 | 1 | 0 |
| Jim Duffalo, R (6, 1) | | | | | | | | | | 0 | 0 | 0 | 0 | 0 | 0 | 0 |
| Giraldo Ruiz, S (7, PH)<br>OBP: 0.071, SLG: 0.071 | | | | | | | | | | 1 | 0 | 0 | 0 | 0 | 1 | 0 |
| Roger Craig, R (8, 1) | | | | | | | | | | 0 | 0 | 0 | 0 | 0 | 0 | 0 |
| Art Shamsky, L (9, PH)<br>OBP: 0.378, SLG: 0.485 | | | | | | | | | | 0 | 0 | 0 | 0 | 1 | 0 | 0 |
| Inning Stats | R: 0 H: 0<br>E: 0 LOB: 0<br>K: 1 BB: 0<br>S: 5 P: 5 | R: 1 H: 2<br>E: 0 LOB: 1<br>K: 0 BB: 0<br>S: 5 P: 5 | R: 1 H: 1<br>E: 0 LOB: 0<br>K: 0 BB: 0<br>S: 4 P: 4 | R: 2 H: 2<br>E: 0 LOB: 0<br>K: 0 BB: 0<br>S: 5 P: 5 | R: 0 H: 2<br>E: 0 LOB: 2<br>K: 1 BB: 0<br>S: 7 P: 7 | R: 0 H: 0<br>E: 1 LOB: 1<br>K: 0 BB: 0<br>S: 4 P: 4 | R: 0 H: 0<br>E: 0 LOB: 0<br>K: 1 BB: 0<br>S: 5 P: 5 | R: 1 H: 1<br>E: 1 LOB: 2<br>K: 1 BB: 1<br>S: 6 P: 10 | R: 0 H: 0<br>E: 0 LOB: 1<br>K: 1 BB: 1<br>S: 5 P: 9 | 1B: 4 SF: 0<br>2B: 1 SAC: 0<br>3B: 0 DP: 0<br>HR: 3 HBP: 0 | | | | | | |

# BOTTOM

## Chicago Cubs @ Cincinnati Reds

Crosley Field, Cincinnati, OH

Sun Jun 20 1965, 3:33 AM EDT

Cloudy

livebaseballscorecards.com

| | |
|---|---|
| AB | 36 |
| R | 5 |
| H | 8 |
| RBI | 5 |
| BB | 2 |
| SO | 5 |
| LOB | 11 |

| PITCHER | | IP | WLS | BF | H | R | ER | SO | BB | IBB | HBP | BLK | WP | HR | S | P | ERA | WHIP |
|---|---|---|---|---|---|---|---|---|---|---|---|---|---|---|---|---|---|---|
| Bob Buhl, R<br>ERA: 3.16 | (1, 1) | 5.0 | W | 22 | 7 | 4 | 4 | 2 | 0 | 0 | 0 | 0 | 0 | 3 | 26 | 26 | 7.20 | 1.400 |
| Lindy McDaniel, R<br>ERA: 2.26 | (6, 1) | 3.0 | | 12 | 1 | 1 | 0 | 2 | 1 | 0 | 0 | 0 | 0 | 0 | 15 | 19 | 0.00 | 0.667 |
| Ted Abernathy, R<br>ERA: 1.75 | (9, 1) | 1.0 | S | 4 | 0 | 0 | 0 | 1 | 1 | 0 | 0 | 0 | 0 | 0 | 5 | 9 | 0.00 | 1.000 |

| PITCHER | IP | WLS | BF | H | R | ER | SO | BB | IBB | HBP | BLK | WP | HR | S | P | ERA | WHIP |
|---|---|---|---|---|---|---|---|---|---|---|---|---|---|---|---|---|---|

# Chicago Cubs @ Cincinnati Reds

Crosley Field, Cincinnati, OH

Sun Jun 20 1965, 3:38 AM EDT

Att. 22,640 - Cloudy

TOP

| Batter | 1 | 2 | 3 | 4 | 5 | 6 | 7 | 8 | 9 | AB | R | H | RBI | BB | SO | LOB |
|---|---|---|---|---|---|---|---|---|---|---|---|---|---|---|---|---|
| Harvey Kuenn, R (1, 7) OBP: 0.345, SLG: 0.228 | FC5-4 1B | | F7 ③ | | K ③ | | FC6-4 1B | | FC1-6 1B | 4 | 0 | 2 | 0 | 0 | 1 | 0 |
| Ted Abernathy, R (7, 1) OBP: 0.143, SLG: 0.143 | | | | | | | | | | 1 | 0 | 1 | 0 | 0 | 0 | 0 |
| Glenn Beckert, R (1, 4) OBP: 0.262, SLG: 0.289 | F7 ① | | | 1B HR 1B | | P4 ① | FC6-4 ② 1-2f | | FC1-6 ② WP 1-2f | 5 | 1 | 1 | 0 | 0 | 0 | 3 |
| Billy Williams, L (1, 9) OBP: 0.347, SLG: 0.474 | P4 ② | | | 1-3 HR 1B | | 14 2B BB 1B | F7 ③ | | BBBB 4-0 1-2 BB | 4 | 2 | 2 | 0 | 1 | 0 | 2 |
| Ron Santo, R (1, 5) OBP: 0.372, SLG: 0.543 | FC5-4 ③ 1-2f | | | 1-H 3-H HR | | BBBB 14 2B 6-3 1-2 BB | | BBBB 14 HR BB | P4 ③ | 3 | 3 | 1 | 3 | 2 | 0 | 3 |
| 14 Ernie Banks, R (1, 3) OBP: 0.366, SLG: 0.516 | | L7 ① | | 6-3 ① | | 6-3 1B 1-3 2-H 2B | | 1-H HR | | 4 | 2 | 2 | 3 | 0 | 0 | 0 |
| Doug Clemens, L (1, 8) OBP: 0.319, SLG: 0.314 | | F7 ② | | 3-1 ② | | 6-3 ② 2-3 3-H | | 1-3 ① | | 4 | 0 | 0 | 1 | 0 | 0 | 1 |
| Chris Krug, R (1, 2) OBP: 0.170, SLG: 0.200 | | P6 ③ | | F2 ③ | | FC5-4 3-H 1B | | F2 ② | | 4 | 0 | 1 | 1 | 0 | 0 | 0 |
| Don Kessinger, S (1, 6) OBP: 0.233, SLG: 0.205 | | | G3 ① | | 6-3 ① | FC5-4 ③ 1-2f | | 6-3 ③ | | 4 | 0 | 0 | 0 | 0 | 0 | 1 |
| Dick Ellsworth, L (1, 1) OBP: 0.156, SLG: 0.129 | | | G3 ② | | G3 ② | | SSS 0-3 K ① | | P6 ① | 2 | 0 | 0 | 0 | 0 | 0 | 0 |
| Lindy McDaniel, R (5, 1) | | | | | | | | | | 0 | 0 | 0 | 0 | 0 | 0 | 0 |
| Bob Humphreys, R (5, 1) | | | | | | | | | | 0 | 0 | 0 | 0 | 0 | 0 | 0 |
| Joey Amalfitano, R (7, PH) OBP: 0.333, SLG: 0.276 | | | | | | | | | | 1 | 0 | 0 | 0 | 0 | 1 | 0 |
| Jimmy Stewart, S (7, 7) OBP: 0.347, SLG: 0.291 | | | | | | | | | | 1 | 0 | 0 | 0 | 0 | 0 | 0 |
| Inning Stats | R: 0 E: 0 K: 0 S: 4 H: 1 LOB: 1 BB: 0 P: 4 | R: 0 E: 0 K: 0 S: 3 H: 0 LOB: 0 BB: 0 P: 3 | R: 0 E: 0 K: 0 S: 3 H: 0 LOB: 0 BB: 0 P: 3 | R: 3 E: 0 K: 0 S: 6 H: 3 LOB: 0 BB: 0 P: 6 | R: 0 E: 0 K: 1 S: 5 H: 0 LOB: 0 BB: 0 P: 5 | R: 3 E: 0 K: 0 S: 6 H: 3 LOB: 1 BB: 1 P: 10 | R: 0 E: 0 K: 1 S: 6 H: 1 LOB: 1 BB: 0 P: 6 | R: 2 E: 0 K: 0 S: 4 H: 1 LOB: 0 BB: 1 P: 8 | R: 0 E: 0 K: 0 S: 4 H: 1 LOB: 2 BB: 1 P: 8 | 1B: 7 2B: 1 3B: 0 HR: 2 | SF: 0 SAC: 0 DP: 0 HBP: 0 | | | | | | |

| | AB | 37 |
|---|---|---|
| | R | 8 |
| | H | 10 |
| | RBI | 8 |
| | BB | 3 |
| | SO | 2 |
| | LOB | 10 |

WP: 1 PB: 0 SB: 0 CS: 0 PA: 40

livebaseballscorecards.com

| PITCHER | | IP | WLS | BF | H | R | ER | SO | BB | IBB | HBP | BLK | WP | HR | S | P | ERA | WHIP |
|---|---|---|---|---|---|---|---|---|---|---|---|---|---|---|---|---|---|---|
| Jim O'Toole, L ERA: 7.11 | (1, 1) | 6.0 | | 26 | 7 | 6 | 6 | 1 | 1 | 0 | 0 | 0 | 0 | 1 | 27 | 31 | 9.00 | 1.333 |
| Billy McCool, L ERA: 3.41 | (7, 1) | 2.0 | | 9 | 2 | 2 | 2 | 1 | 1 | 0 | 0 | 0 | 0 | 1 | 10 | 14 | 9.00 | 1.500 |
| Roger Craig, R ERA: 3.19 | (9, 1) | 0.2 | | 4 | 1 | 0 | 0 | 0 | 1 | 0 | 0 | 0 | 1 | 0 | 3 | 7 | 0.00 | 3.000 |
| Sammy Ellis, R ERA: 3.76 | (9, 1) | 0.1 | W | 1 | 0 | 0 | 0 | 0 | 0 | 0 | 0 | 0 | 0 | 0 | 1 | 1 | 0.00 | 0.000 |

| PITCHER | IP | WLS | BF | H | R | ER | SO | BB | IBB | HBP | BLK | WP | HR | S | P | ERA | WHIP |
|---|---|---|---|---|---|---|---|---|---|---|---|---|---|---|---|---|---|

| Batter | 1 | 2 | 3 | 4 | 5 | 6 | 7 | 8 | 9 | AB | R | H | RBI | BB | SO | LOB |
|---|---|---|---|---|---|---|---|---|---|---|---|---|---|---|---|---|
| Tommy Harper, R (1, 7)<br>OBP: 0.387, SLG: 0.457 | 1B 3B | G5-4-3<br>1-2f | | | 1B E 1B 1B<br>K | | | K | | 5 | 2 | 2 | 0 | 0 | 2 | 3 |
| Pete Rose, S (1, 4)<br>OBP: 0.367, SLG: 0.387 | 5-3 | | 6-3 | | E 1B<br>1-2 1B | BB | | 1B | | 4 | 1 | 2 | 0 | 1 | 0 | 1 |
| Vada Pinson, L (1, 8)<br>OBP: 0.367, SLG: 0.498 | P6 | | BB 1B | | E<br>1-2 1B<br>2-3 | G6-4-3<br>1-2 BB | | 4-3 | | 4 | 1 | 2 | 0 | 1 | 0 | 2 |
| Frank Robinson, R (1, 9)<br>OBP: 0.370, SLG: 0.505 | BB 1B<br>3-H | F8 | | | E4<br>SH5-4 1B<br>1-2 1B<br>2-3<br>3-H | P6 | | | HR | 5 | 2 | 2 | 3 | 0 | 0 | 5 |
| Deron Johnson, R (1, 5)<br>OBP: 0.329, SLG: 0.504 | BB<br>1-2 BB | | BB<br>1-2 BB | | SH5-4<br>1-2 1B<br>2-H<br>3-H | G6-4-3<br>1-2f | | | F9 | 3 | 1 | 1 | 2 | 2 | 0 | 2 |
| Don Pavletich, R (1, 2)<br>OBP: 0.417, SLG: 0.584<br>Johnny Edwards, L (7, PH)<br>OBP: 0.371, SLG: 0.606 (8, 2) | F9 | 6-3 | | | SH5-4<br>1-2<br>2-3 | | K | | 1B BB 1B<br>1B | 2<br>2 | 0<br>1 | 0<br>1 | 0<br>0 | 0<br>1 | 0<br>0 | 4<br>0 |
| Tony Perez, R (1, 3)<br>OBP: 0.286, SLG: 0.434 | | K | | 4-3 | 1B FC1-2 IBB | | F2 | | BB<br>1-2 | 3 | 0 | 0 | 0 | 2 | 1 | 0 |
| Leo Cardenas, R (1, 6)<br>OBP: 0.332, SLG: 0.423 | | HR | | F9 | FC1-2<br>1-3<br>2-H<br>3-H | | K | | 1B<br>1-2<br>2-3 | 5 | 1 | 3 | 3 | 0 | 1 | 0 |
| Jim O'Toole, S (1, 1)<br>OBP: 0.100, SLG: 0.053<br>Billy McCool, R (7, 1)<br>Art Shamsky, L (8, PH)<br>OBP: 0.368, SLG: 0.471<br>Roger Craig, R (9, 1)<br>Sammy Ellis, L (9, 1)<br>OBP: 0.190, SLG: 0.220<br>Gordy Coleman, L (9, PH)<br>OBP: 0.378, SLG: 0.536 | | G5-4-3<br>1B | | 4-3 | FC1-2<br>1-2<br>3-H | | | K | 1B<br>1-2<br>2-3<br>3-H | 3<br>0<br>1<br>0<br>0<br>1 | 0<br>0<br>0<br>0<br>0<br>0 | 1<br>0<br>0<br>0<br>0<br>1 | 0<br>0<br>0<br>0<br>0<br>0 | 0<br>0<br>0<br>0<br>0<br>0 | 0<br>0<br>1<br>0<br>0<br>0 | 2<br>0<br>0<br>0<br>0<br>0 |
| Inning Stats | R: 1 H: 2<br>E: 0 LOB: 2<br>K: 0 BB: 1<br>S: 5 P: 9 | R: 1 H: 2<br>E: 0 LOB: 0<br>K: 1 BB: 0<br>S: 6 P: 6 | R: 0 H: 1<br>E: 0 LOB: 2<br>K: 0 BB: 1<br>S: 4 P: 8 | R: 0 H: 0<br>E: 0 LOB: 0<br>K: 0 BB: 0<br>S: 3 P: 3 | R: 5 H: 5<br>E: 1 LOB: 2<br>K: 1 BB: 1<br>S: 11 P: 15 | R: 0 H: 0<br>E: 0 LOB: 1<br>K: 0 BB: 2<br>S: 2 P: 10 | R: 0 H: 0<br>E: 0 LOB: 0<br>K: 2 BB: 0<br>S: 7 P: 7 | R: 0 H: 1<br>E: 0 LOB: 1<br>K: 2 BB: 0<br>S: 8 P: 8 | R: 2 H: 4<br>E: 0 LOB: 3<br>K: 0 BB: 1<br>S: 5 P: 9 | 1B: 12 SF: 0<br>2B: 0 SAC: 1<br>3B: 1 DP: 2<br>HR: 2 HBP: 0 | | | | | | |

| PITCHER | | IP | WLS | BF | H | R | ER | SO | BB | IBB | HBP | BLK | WP | HR | S | P | ERA | WHIP |
|---|---|---|---|---|---|---|---|---|---|---|---|---|---|---|---|---|---|---|
| Dick Ellsworth, L<br>ERA: 3.59 | (1, 1) | 4.0 | | 21 | 8 | 5 | 5 | 1 | 2 | 0 | 0 | 0 | 0 | 1 | 21 | 29 | 11.25 | 2.500 |
| Lindy McDaniel, R<br>ERA: 2.4 | (5, 1) | 0.1 | | 5 | 2 | 2 | 1 | 0 | 0 | 1 | 0 | 0 | 0 | 0 | 4 | 8 | 27.00 | 6.000 |
| Bob Humphreys, R<br>ERA: 2.25 | (5, 1) | 1.2 | | 6 | 0 | 0 | 0 | 1 | 2 | 0 | 0 | 0 | 0 | 0 | 6 | 14 | 0.00 | 1.200 |
| Ted Abernathy, R<br>ERA: 1.97 | (7, 1) | 2.1 | L | 13 | 5 | 2 | 2 | 4 | 1 | 0 | 0 | 0 | 0 | 1 | 20 | 24 | 7.71 | 2.571 |

| PITCHER | IP | WLS | BF | H | R | ER | SO | BB | IBB | HBP | BLK | WP | HR | S | P | ERA | WHIP |
|---|---|---|---|---|---|---|---|---|---|---|---|---|---|---|---|---|---|

# BOTTOM

## Chicago Cubs @ Cincinnati Reds

Crosley Field, Cincinnati, OH

Sun Jun 20 1965, 3:38 AM EDT

Att. 22,640 - Cloudy

livebaseballscorecards.com

| | |
|---|---|
| AB | 38 |
| R | 9 |
| H | 15 |
| RBI | 9 |
| BB | 6 |
| SO | 6 |
| LOB | 19 |

| | | | |
|---|---|---|---|
| WP: 0 | PA: 45 | | |
| PB: 0 | | | |
| SB: 0 | | | |
| CS: 0 | | | |

# St. Louis Cardinals @ Cincinnati Reds

Crosley Field, Cincinnati, OH

Tue Jun 22 1965, 7:05 PM EDT

Unknown

TOP

livebaseballscorecards.com

| Batter | 1 | 2 | 3 | 4 | 5 | 6 | 7 | 8 | 9 | AB | R | H | RBI | BB | SO | LOB |
|---|---|---|---|---|---|---|---|---|---|---|---|---|---|---|---|---|
| Phil Gagliano, R (1, 9)<br>OBP: 0.345, SLG: 0.419 | F7 SF9 1B | | 5-3 | | 1-3 | | 4-3 2-H 2B | | BB 1B | 5 | 1 | 3 | 1 | 0 | 0 | 0 |
| Dick Groat, R (1, 6)<br>OBP: 0.328, SLG: 0.331 | 1-2 1B | | 1B | | | S S S 0-3 K | 4-3 2-3 | | B B B B 4-0 1-2 BB | 4 | 0 | 2 | 0 | 1 | 1 | 1 |
| Lou Brock, L (1, 7)<br>OBP: 0.327, SLG: 0.420 | F7 2-3 | | F9 | | | F6 | 1-3 | | 4-3 | 5 | 0 | 0 | 0 | 0 | 0 | 6 |
| Bill White, L (1, 3)<br>OBP: 0.370, SLG: 0.455 | SF9 3-H | | S S S K | | | 1B | | 1B | | 3 | 0 | 2 | 1 | 0 | 1 | 1 |
| Ken Boyer, R (1, 5)<br>OBP: 0.323, SLG: 0.401 | S S S K | | | 4-3 | | F3 | | F9 | | 4 | 0 | 0 | 0 | 0 | 1 | 3 |
| Tim McCarver, L (1, 2)<br>OBP: 0.324, SLG: 0.439 | | F7 | | 4-3 | | | HR | F6 | | 4 | 1 | 1 | 1 | 0 | 0 | 1 |
| Jerry Buchek, R (1, 4)<br>OBP: 0.267, SLG: 0.341 | | 1B | | 5-3 | | | S S S K | S S S K | | 4 | 0 | 1 | 0 | 0 | 2 | 1 |
| Mike Shannon, R (1, 8)<br>OBP: 0.261, SLG: 0.250 | | F8 | | | F3 | | 2B 2B | | S S S K | 4 | 1 | 1 | 0 | 0 | 1 | 1 |
| Bob Gibson, R (1, 1)<br>OBP: 0.234, SLG: 0.293 | | S S S K | | | S S S K | | 2-H 2B | | S S S K | 2 | 0 | 0 | 0 | 0 | 2 | 1 |
| Bob Skinner, L (7, PH)<br>OBP: 0.314, SLG: 0.520 | | | | | | | | | | 1 | 1 | 1 | 1 | 0 | 0 | 0 |
| Hal Woodeshick, R (7, 1)<br>OBP: 0.143, SLG: 0.143 | | | | | | | | | | 1 | 0 | 0 | 0 | 0 | 1 | 0 |
| Inning Stats | R: 1 E: 0 K: 1 S: 7 H: 2 LOB: 1 BB: 0 P: 7 | R: 0 E: 0 K: 1 S: 6 H: 1 LOB: 1 BB: 0 P: 6 | R: 0 E: 0 K: 1 S: 6 H: 1 LOB: 1 BB: 0 P: 6 | R: 0 E: 0 K: 0 S: 3 H: 0 LOB: 0 BB: 0 P: 3 | R: 0 E: 0 K: 1 S: 5 H: 0 LOB: 0 BB: 0 P: 5 | R: 0 E: 0 K: 1 S: 6 H: 1 LOB: 1 BB: 0 P: 6 | R: 3 E: 0 K: 1 S: 9 H: 4 LOB: 1 BB: 0 P: 9 | R: 0 E: 0 K: 1 S: 6 H: 1 LOB: 1 BB: 0 P: 6 | R: 0 E: 0 K: 2 S: 8 H: 1 LOB: 2 BB: 1 P: 12 | 1B: 7 2B: 3 3B: 0 HR: 1 | SF: 1 SAC: 0 DP: 0 HBP: 0 | | | | | | |

| | AB | 37 |
|---|---|---|
| | R | 4 |
| | H | 11 |
| | RBI | 4 |
| | BB | 1 |
| | SO | 9 |
| | LOB | 15 |

WP: 0 PB: 0 SB: 0 CS: 0 PA: 39

| PITCHER | | IP | WLS | BF | H | R | ER | SO | BB | IBB | HBP | BLK | WP | HR | S | P | ERA | WHIP |
|---|---|---|---|---|---|---|---|---|---|---|---|---|---|---|---|---|---|---|
| Joey Jay, R<br>ERA: 3.56 | (1, 1) | 6.1 | | 28 | 9 | 4 | 4 | 6 | 0 | 0 | 0 | 0 | 0 | 1 | 40 | 40 | 5.68 | 1.421 |
| Billy McCool, L<br>ERA: 3.16 | (7, 1) | 2.2 | W | 11 | 2 | 0 | 0 | 3 | 1 | 0 | 0 | 0 | 0 | 0 | 16 | 20 | 0.00 | 1.125 |

| PITCHER | IP | WLS | BF | H | R | ER | SO | BB | IBB | HBP | BLK | WP | HR | S | P | ERA | WHIP |
|---|---|---|---|---|---|---|---|---|---|---|---|---|---|---|---|---|---|

# BOTTOM

## St. Louis Cardinals @ Cincinnati Reds

Crosley Field, Cincinnati, OH

Tue Jun 22 1965, 7:05 PM EDT

Unknown

livebaseballscorecards.com

| Batter | 1 | 2 | 3 | 4 | 5 | 6 | 7 | 8 | 9 | AB | R | H | RBI | BB | SO | LOB |
|---|---|---|---|---|---|---|---|---|---|---|---|---|---|---|---|---|
| Tommy Harper, R (1, 7)<br>OBP: 0.381, SLG: 0.450 | S S S 0-3 K ① | | | S S S 0-3 K ① | S S S 0-3 K ③ | | x 0-0 L5 ③ | | | 4 | 0 | 0 | 0 | 0 | 3 | 3 |
| Pete Rose, S (1, 4)<br>OBP: 0.366, SLG: 0.383 | x 0-0 4-3 ② | | | x 0-0 F7 ② | | B B B B 4-0 G6-3 BB | | x 0-0 6-3 ① | | 3 | 0 | 0 | 0 | 1 | 0 | 0 |
| Vada Pinson, L (1, 8)<br>OBP: 0.369, SLG: 0.508 | x 0-0 F8 ③ | | | x 0-0 HR | | x 0-0 G6-3 ① ② 1-2f | | B B B B 4-0 BB | | 3 | 1 | 1 | 1 | 1 | 0 | 1 |
| Frank Robinson, R (1, 9)<br>OBP: 0.372, SLG: 0.516 | | x 0-0 F9 ① | | x 0-0 L1 ③ | | x 0-0 HR | | B B B B 4-0 1-2 BB ② | | 3 | 1 | 1 | 1 | 1 | 0 | 0 |
| Gordy Coleman, L (1, 3)<br>OBP: 0.371, SLG: 0.525<br>Marty Keough, L (7, 3)<br>OBP: 0.190, SLG: 0.056 | | x 0-0 F6 ② | | | x 0-0 E3 HR | x 0-0 F8 ③ | | S S S 0-3 K ③ | | 3<br>1 | 1<br>0 | 0<br>0 | 0<br>0 | 0<br>0 | 0<br>1 | 0<br>1 |
| Deron Johnson, R (1, 5)<br>OBP: 0.336, SLG: 0.530 | | x 0-0 F8 ③ | | | x 0-0 2-H HR | | x 0-0 FC1-6 1B | | x 0-0 1B 3B | 4 | 2 | 3 | 2 | 0 | 0 | 0 |
| Johnny Edwards, L (1, 2)<br>OBP: 0.368, SLG: 0.593 | | | x 0-0 F7 ① | S S S 0-3 K ① | | | x 0-0 FC1-6 2B 1-2f FC5 ① | | B B B B 4-0 1B IBB BB | 3 | 0 | 0 | 0 | 1 | 1 | 1 |
| Leo Cardenas, R (1, 6)<br>OBP: 0.339, SLG: 0.428 | | | x 0-0 F7 ② | B B B 4-0 BB | | | x 0-0 1-3 2B | | I I I 4-0 1B 1-2 IBB | 2 | 0 | 1 | 0 | 2 | 0 | 0 |
| Joey Jay, S (1, 1)<br>Billy McCool, R (7, 1)<br>Charlie James, R (9, PH)<br>OBP: 0.294, SLG: 0.250 | | | x 0-0 6-3 ③ | S S S 0-3 K ② | | | x 0-0 FC5 ② 3-H | | x 0-0 1-2 2-3 3-H 1B | 2<br>1<br>1 | 0<br>0<br>0 | 0<br>0<br>1 | 0<br>0<br>1 | 0<br>0<br>0 | 1<br>0<br>0 | 1<br>2<br>0 |
| Inning Stats | R: 0 E: 0 K: 1 S: 5 H: 0 LOB: 0 BB: 0 P: 5 | R: 0 E: 0 K: 0 S: 3 H: 0 LOB: 0 BB: 0 P: 3 | R: 0 E: 0 K: 0 S: 3 H: 0 LOB: 0 BB: 0 P: 3 | R: 1 E: 0 K: 1 S: 6 H: 1 LOB: 0 BB: 0 P: 6 | R: 2 E: 1 K: 3 S: 11 H: 1 LOB: 1 BB: 1 P: 15 | R: 1 E: 0 K: 0 S: 3 H: 1 LOB: 0 BB: 1 P: 7 | R: 0 E: 0 K: 0 S: 5 H: 2 LOB: 2 BB: 0 P: 5 | R: 0 E: 0 K: 1 S: 4 H: 0 LOB: 1 BB: 2 P: 12 | R: 1 E: 0 K: 0 S: 2 H: 2 LOB: 3 BB: 2 P: 10 | 1B: 2 2B: 1 3B: 1 HR: 3 SF: 0 SAC: 0 DP: 1 HBP: 0 | | | | | | | |

| | AB | 30 |
|---|---|---|
| | R | 5 |
| | H | 7 |
| | RBI | 5 |
| | BB | 6 |
| | SO | 6 |
| | LOB | 9 |

WP: 0 PB: 0 SB: 0 CS: 0 PA: 36

| PITCHER | | IP | WLS | BF | H | R | ER | SO | BB | IBB | HBP | BLK | WP | HR | S | P | ERA | WHIP |
|---|---|---|---|---|---|---|---|---|---|---|---|---|---|---|---|---|---|---|
| Bob Gibson, R<br>ERA: 2.93 | (1, 1) | 6.0 | | 23 | 3 | 4 | 3 | 5 | 2 | 0 | 0 | 0 | 0 | 3 | 31 | 39 | 4.50 | 0.833 |
| Hal Woodeshick, L<br>ERA: 3.68 | (7, 1) | 2.0 | L | 13 | 4 | 1 | 1 | 1 | 3 | 1 | 0 | 0 | 0 | 0 | 11 | 27 | 4.50 | 3.500 |

| PITCHER | IP | WLS | BF | H | R | ER | SO | BB | IBB | HBP | BLK | WP | HR | S | P | ERA | WHIP |
|---|---|---|---|---|---|---|---|---|---|---|---|---|---|---|---|---|---|

| Batter | 1 | 2 | 3 | 4 | 5 | 6 | 7 | 8 | 9 | AB | R | H | RBI | BB | SO | LOB |
|---|---|---|---|---|---|---|---|---|---|---|---|---|---|---|---|---|
| Phil Gagliano, R (1, 4)<br>OBP: 0.350, SLG: 0.430 | 9-3 1B | | 1-H 2B 2B | | F7 | | 6-3 | | | 4 | 1 | 2 | 1 | 0 | 0 | 0 |
| Dick Groat, R (1, 6)<br>OBP: 0.327, SLG: 0.333 | 9-3<br>1-2f | | 2-H 2B | | F9 | | 6-3 | | | 4 | 0 | 1 | 1 | 0 | 0 | 1 |
| Lou Brock, L (1, 9)<br>OBP: 0.322, SLG: 0.414 | F6 | | 1-3 | | 1-3 | | | L1 | | 4 | 0 | 0 | 0 | 0 | 0 | 1 |
| Bill White, L (1, 3)<br>OBP: 0.369, SLG: 0.449 | | F7 | F8 | | | BBBB 6-3 WP BB | | 4-3 | | 3 | 0 | 0 | 0 | 1 | 0 | 1 |
| Ken Boyer, R (1, 5)<br>OBP: 0.322, SLG: 0.396 | | BBBB 1B BB | SSS K | | | 6-3<br>1-3 | | F7 | | 3 | 0 | 0 | 0 | 1 | 1 | 2 |
| Tim McCarver, L (1, 2)<br>OBP: 0.323, SLG: 0.434 | | 1-2 1B | | 4-3 | | F3 | | | F6 | 4 | 0 | 1 | 0 | 0 | 0 | 1 |
| Bob Skinner, L (1, 7)<br>OBP: 0.327, SLG: 0.528 | | F9 | | 2B | | BBBB 4-0 FC6-4 BB | | | F9 | 3 | 0 | 1 | 0 | 1 | 0 | 2 |
| Mike Shannon, R (1, 8)<br>OBP: 0.254, SLG: 0.243 | | SSS K | | F9 | | FC6-4<br>1-2f | | | 4-3 | 3 | 0 | 0 | 0 | 0 | 1 | 5 |
| Tito Francona, L (9, PH)<br>OBP: 0.291, SLG: 0.372 | | | | | | | | | | 1 | 0 | 0 | 0 | 0 | 0 | 0 |
| Ray Washburn, R (1, 1)<br>OBP: 0.200, SLG: 0.214 | | | BBBB 4-0 2B BB | | SSS 0-3 K | | SSS 0-3 K | | | 1 | 1 | 0 | 0 | 1 | 1 | 1 |
| Nelson Briles, R (5, 1) | | | | | | | | | | 0 | 0 | 0 | 0 | 0 | 0 | 0 |
| Jerry Buchek, R (7, PH)<br>OBP: 0.261, SLG: 0.333 | | | | | | | | | | 1 | 0 | 0 | 0 | 0 | 1 | 0 |
| Barney Schultz, R (7, 1) | | | | | | | | | | 0 | 0 | 0 | 0 | 0 | 0 | 0 |
| Inning Stats | R: 0 H: 1<br>E: 0 LOB: 0<br>K: 0 BB: 0<br>S: 3 P: 3 | R: 0 H: 1<br>E: 0 LOB: 2<br>K: 1 BB: 1<br>S: 6 P: 10 | R: 2 H: 2<br>E: 0 LOB: 1<br>K: 1 BB: 1<br>S: 7 P: 11 | R: 0 H: 1<br>E: 0 LOB: 1<br>K: 1 BB: 0<br>S: 6 P: 6 | R: 0 H: 0<br>E: 0 LOB: 0<br>K: 0 BB: 0<br>S: 3 P: 3 | R: 0 H: 0<br>E: 0 LOB: 2<br>K: 0 BB: 2<br>S: 3 P: 11 | R: 0 H: 0<br>E: 0 LOB: 0<br>K: 1 BB: 0<br>S: 5 P: 5 | R: 0 H: 0<br>E: 0 LOB: 0<br>K: 0 BB: 0<br>S: 3 P: 3 | R: 0 H: 0<br>E: 0 LOB: 0<br>K: 0 BB: 0<br>S: 3 P: 3 | | | | | | | |

| PITCHER | IP | WLS | BF | H | R | ER | SO | BB | IBB | HBP | BLK | WP | HR | S | P | ERA | WHIP |
|---|---|---|---|---|---|---|---|---|---|---|---|---|---|---|---|---|---|
| John Tsitouris, R (1, 1)<br>ERA: 3.98 | 9.0 | W | 35 | 5 | 2 | 2 | 4 | 4 | 0 | 0 | 0 | 1 | 0 | 39 | 55 | 2.00 | 1.000 |

| PITCHER | IP | WLS | BF | H | R | ER | SO | BB | IBB | HBP | BLK | WP | HR | S | P | ERA | WHIP |
|---|---|---|---|---|---|---|---|---|---|---|---|---|---|---|---|---|---|

# TOP

## St. Louis Cardinals @ Cincinnati Reds

Crosley Field, Cincinnati, OH

Tue Jun 22 1965, 7:05 PM EDT

Att. 15,848 - Unknown

livebaseballscorecards.com

| | |
|---|---|
| AB | 31 |
| R | 2 |
| H | 5 |
| RBI | 2 |
| BB | 4 |
| SO | 4 |
| LOB | 14 |

| | | | | | | | | | |
|---|---|---|---|---|---|---|---|---|---|
| 1B: 2 | SF: 0 | WP: 1 | PA: 35 |
| 2B: 4 | SAC: 0 | PB: 0 | |
| 3B: 0 | DP: 1 | SB: 0 | |
| HR: 0 | HBP: 0 | CS: 0 | |

| Batter | 1 | 2 | 3 | 4 | 5 | 6 | 7 | 8 | 9 | AB | R | H | RBI | BB | SO | LOB |
|---|---|---|---|---|---|---|---|---|---|---|---|---|---|---|---|---|
| Tommy Harper, R (1, 7)<br>OBP: 0.383, SLG: 0.467 | K | | HR | | 2B | | 6-3 | | | 4 | 2 | 2 | 2 | 0 | 1 | 0 |
| Pete Rose, S (1, 4)<br>OBP: 0.368, SLG: 0.388 | 4-3 | | 1-3 | | 1B, 9-2 | | | 2B | | 4 | 0 | 2 | 1 | 0 | 0 | 0 |
| Vada Pinson, L (1, 8)<br>OBP: 0.371, SLG: 0.506 | S, BB | | 3-1 | | 1B | | | F5 | | 3 | 0 | 1 | 0 | 1 | 0 | 0 |
| Frank Robinson, R (1, 9)<br>OBP: 0.366, SLG: 0.507 | K | | | K | 9-2 | | | 6-3 | | 4 | 0 | 0 | 0 | 0 | 2 | 3 |
| Gordy Coleman, L (1, 3)<br>OBP: 0.364, SLG: 0.514 | | 6-3 | | F9 | | L3 | | | | 3 | 0 | 0 | 0 | 0 | 0 | 0 |
| Marty Keough, L (8, 3)<br>OBP: 0.190, SLG: 0.056 | | | | | | | | | | 0 | 0 | 0 | 0 | 0 | 0 | 0 |
| Deron Johnson, R (1, 5)<br>OBP: 0.332, SLG: 0.523 | | K | | F8 | | 1-3 | | | | 3 | 0 | 0 | 0 | 0 | 1 | 0 |
| Don Pavletich, R (1, 2)<br>OBP: 0.425, SLG: 0.598 | | FC6-4, 1B | | | 1B | | K | | | 3 | 1 | 2 | 0 | 0 | 1 | 0 |
| Leo Cardenas, R (1, 6)<br>OBP: 0.339, SLG: 0.427 | | FC6-4 | | | SH3-4, 2B | | F5 | | | 3 | 1 | 1 | 1 | 0 | 0 | 1 |
| John Tsitouris, R (1, 1)<br>OBP: 0.077, SLG: 0.042 | | | K | | SH3-4 | | F5 | | | 2 | 0 | 0 | 0 | 0 | 1 | 0 |
| Inning Stats | R: 0<br>E: 0<br>K: 2<br>S: 7<br>H: 0<br>LOB: 1<br>BB: 1<br>P: 11 | R: 0<br>E: 0<br>K: 1<br>S: 6<br>H: 1<br>LOB: 1<br>BB: 0<br>P: 6 | R: 1<br>E: 0<br>K: 1<br>S: 6<br>H: 1<br>LOB: 0<br>BB: 0<br>P: 6 | R: 0<br>E: 0<br>K: 1<br>S: 5<br>H: 0<br>LOB: 0<br>BB: 0<br>P: 5 | R: 3<br>E: 0<br>K: 0<br>S: 7<br>H: 5<br>LOB: 1<br>BB: 0<br>P: 7 | R: 0<br>E: 0<br>K: 1<br>S: 5<br>H: 0<br>LOB: 0<br>BB: 0<br>P: 5 | R: 0<br>E: 0<br>K: 0<br>S: 3<br>H: 0<br>LOB: 0<br>BB: 0<br>P: 3 | R: 0<br>E: 0<br>K: 0<br>S: 3<br>H: 1<br>LOB: 0<br>BB: 0<br>P: 3 | | 1B: 4<br>2B: 4<br>3B: 0<br>HR: 1<br>SF: 0<br>SAC: 1<br>DP: 1<br>HBP: 0 | | | | | | |

| PITCHER | | IP | WLS | BF | H | R | ER | SO | BB | IBB | HBP | BLK | WP | HR | S | P | ERA | WHIP |
|---|---|---|---|---|---|---|---|---|---|---|---|---|---|---|---|---|---|---|
| Ray Washburn, R<br>ERA: 4.11 | (1, 1) | 4.1 | L | 20 | 6 | 4 | 4 | 5 | 1 | 0 | 0 | 0 | 0 | 1 | 29 | 33 | 8.31 | 1.615 |
| Nelson Briles, R<br>ERA: 5.93 | (5, 1) | 1.2 | | 5 | 1 | 0 | 0 | 1 | 0 | 0 | 0 | 0 | 0 | 0 | 7 | 7 | 0.00 | 0.600 |
| Barney Schultz, R<br>ERA: 3.99 | (7, 1) | 2.0 | | 6 | 1 | 0 | 0 | 0 | 0 | 0 | 0 | 0 | 0 | 0 | 6 | 6 | 0.00 | 0.500 |

| PITCHER | IP | WLS | BF | H | R | ER | SO | BB | IBB | HBP | BLK | WP | HR | S | P | ERA | WHIP |
|---|---|---|---|---|---|---|---|---|---|---|---|---|---|---|---|---|---|

# BOTTOM

St. Louis Cardinals @ Cincinnati Reds

Crosley Field, Cincinnati, OH

Tue Jun 22 1965, 7:05 PM EDT

Att. 15,848 - Unknown

livebaseballscorecards.com

| | |
|---|---|
| AB | 29 |
| R | 4 |
| H | 8 |
| RBI | 4 |
| BB | 1 |
| SO | 6 |
| LOB | 4 |

# St. Louis Cardinals @ Cincinnati Reds

Crosley Field, Cincinnati, OH

Wed Jun 23 1965, 7:05 PM EDT

Att. 11,479 - Unknown

livebaseballscorecards.com

| Batter | 1 | 2 | 3 | 4 | 5 | 6 | 7 | 8 | 9 | AB | R | H | RBI | BB | SO | LOB |
|---|---|---|---|---|---|---|---|---|---|---|---|---|---|---|---|---|
| Phil Gagliano, R (1, 4) OBP: 0.347, SLG: 0.432 | 0-0 1-3 | | | 0-3 K | | 0-0 2B | | 0-3 K | | 4 | 0 | 1 | 0 | 0 | 2 | 0 |
| Dick Groat, R (1, 6) OBP: 0.326, SLG: 0.329 | 0-3 K | | | 0-3 K | | 4-0 BB | | 0-0 6-3 | | 3 | 0 | 0 | 0 | 1 | 2 | 0 |
| Lou Brock, L (1, 9) OBP: 0.321, SLG: 0.409 | 0-0 F8 | | | 0-0 F7 | | 0-0 F7 | | 4-0 BB BB | | 3 | 0 | 0 | 0 | 1 | 0 | 2 |
| Bill White, L (1, 3) OBP: 0.371, SLG: 0.447 | | 0-3 K | | | 0-0 F8 | | 0-0 FC4-6 1B | 4-0 1-2 BB | | 3 | 0 | 1 | 0 | 1 | 1 | 0 |
| Tim McCarver, L (1, 2) OBP: 0.316, SLG: 0.425 | | 0-0 F8 | | | 0-0 F8 | | 0-0 FC4-6 2B 1-2f 1B | 0-0 F9 | | 4 | 1 | 0 | 0 | 0 | 0 | 3 |
| Ken Boyer, R (1, 5) OBP: 0.325, SLG: 0.397 | | 0-3 K | | | 0-0 1B | | 0-3 K | | 0-0 G6-3 1B | 4 | 0 | 2 | 0 | 0 | 2 | 1 |
| Bob Skinner, L (1, 7) OBP: 0.322, SLG: 0.526 | | | 0-0 L3 | | 0-0 4-3 | | 0-0 1-3 1B 2B | | 0-0 G6-3 1-2f | 4 | 1 | 1 | 0 | 0 | 0 | 2 |
| Mike Shannon, R (1, 8) OBP: 0.250, SLG: 0.238 | | | 0-3 K | | | 0-3 K | 0-0 2-H 3-H 1B | | 0-3 K | 2 | 0 | 0 | 0 | 0 | 2 | 0 |
| Tito Francona, L (7, PH) OBP: 0.298, SLG: 0.379 | | | | | | | | | | 1 | 0 | 1 | 2 | 0 | 0 | 0 |
| Nelson Briles, R (7, 1) | | | | | | | | | | 0 | 0 | 0 | 0 | 0 | 0 | 0 |
| Bob Uecker, R (9, PH) OBP: 0.390, SLG: 0.349 | | | | | | | | | | 1 | 0 | 0 | 0 | 0 | 1 | 0 |
| Curt Simmons, L (1, 1) OBP: 0.029, SLG: 0.029 | | | 0-3 K | | | 0-0 L3 | 0-0 F9 | | | 2 | 0 | 0 | 0 | 0 | 1 | 0 |
| Don Dennis, R (6, 1) | | | | | | | | | | 0 | 0 | 0 | 0 | 0 | 0 | 0 |
| Carl Warwick, R (7, PH) OBP: 0.203, SLG: 0.213 | | | | | | | | | | 1 | 0 | 0 | 0 | 0 | 0 | 1 |
| (7, 8) | | | | | | | | | | | | | | | | |

| Inning Stats | 1 | 2 | 3 | 4 | 5 | 6 | 7 | 8 | 9 | AB | R | H | RBI | BB | SO | LOB |
|---|---|---|---|---|---|---|---|---|---|---|---|---|---|---|---|---|
| | R: 0 E: 0 K: 1 S: 5 | R: 0 E: 0 K: 2 S: 7 | R: 0 E: 0 K: 2 S: 7 | R: 0 E: 0 K: 2 S: 7 | R: 0 E: 0 K: 0 S: 4 | R: 0 E: 0 K: 1 S: 6 | R: 2 E: 0 K: 1 S: 8 | R: 0 E: 0 K: 1 S: 5 | R: 0 E: 0 K: 1 S: 5 | 1B: 4 2B: 2 3B: 0 HR: 0 | SF: 0 SAC: 0 DP: 1 HBP: 0 | WP: 0 PB: 0 SB: 0 CS: 0 | PA: 35 | | | |

| PITCHER | IP | WLS | BF | H | R | ER | SO | BB | IBB | HBP | BLK | WP | HR | S | P | ERA | WHIP |
|---|---|---|---|---|---|---|---|---|---|---|---|---|---|---|---|---|---|
| Jim Maloney, R (1, 1) ERA: 2.6 | 9.0 | W | 35 | 6 | 2 | 2 | 11 | 3 | 0 | 0 | 0 | 0 | 0 | 54 | 66 | 2.00 | 1.000 |

| PITCHER | IP | WLS | BF | H | R | ER | SO | BB | IBB | HBP | BLK | WP | HR | S | P | ERA | WHIP |
|---|---|---|---|---|---|---|---|---|---|---|---|---|---|---|---|---|---|
| | | | | | | | | | | | | | | | | | |

| | |
|---|---|
| AB | 32 |
| R | 2 |
| H | 6 |
| RBI | 2 |
| BB | 3 |
| SO | 11 |
| LOB | 9 |

# BOTTOM

## St. Louis Cardinals @ Cincinnati Reds

Crosley Field, Cincinnati, OH

Wed Jun 23 1965, 7:05 PM EDT

Att. 11,479 - Unknown

livebaseballscorecards.com

| Batter | 1 | 2 | 3 | 4 | 5 | 6 | 7 | 8 | 9 | AB | R | H | RBI | BB | SO | LOB |
|---|---|---|---|---|---|---|---|---|---|---|---|---|---|---|---|---|
| Tommy Harper, R (1, 7)<br>OBP: 0.383, SLG: 0.466 | 6-3 | | F8 | | 1B | 1B | | 6-3 | | 5 | 0 | 2 | 1 | 0 | 0 | 0 |
| Pete Rose, S (1, 4)<br>OBP: 0.366, SLG: 0.386 | G4-3 1B | | | F4 | K | 4-3 | | | | 4 | 0 | 1 | 0 | 0 | 1 | 4 |
| Vada Pinson, L (1, 8)<br>OBP: 0.369, SLG: 0.513 | G4-3 | | | HR | 1-3 | | F4 | | | 4 | 1 | 1 | 1 | 0 | 0 | 3 |
| Frank Robinson, R (1, 9)<br>OBP: 0.372, SLG: 0.522 | | 1B 2B | | 1B 3B | | BB 2B SF7 | 6-3 | | | 3 | 3 | 2 | 0 | 1 | 0 | 0 |
| Deron Johnson, R (1, 5)<br>OBP: 0.338, SLG: 0.531 | | F7 | | 1B | | 1B 2B | 1B | | | 4 | 1 | 3 | 1 | 0 | 0 | 1 |
| Don Pavletich, R (1, 2)<br>OBP: 0.436, SLG: 0.600 | | G6-4-3 1B | | F3 | | IBB 1B 1B | 1B | | | 3 | 1 | 2 | 1 | 1 | 0 | 1 |
| Tony Perez, R (1, 3)<br>OBP: 0.281, SLG: 0.426<br>Gordy Coleman, L (6, PH)<br>OBP: 0.359, SLG: 0.510 (7, 3) | G6-4-3 | | | F8 | | SF7 | F8 | | | 2<br>1 | 0<br>0 | 0<br>0 | 0<br>1 | 0<br>0 | 0<br>0 | 2<br>2 |
| Leo Cardenas, R (1, 6)<br>OBP: 0.341, SLG: 0.428 | | K | | | FC1-6 1B | 1B | | K | | 4 | 0 | 2 | 1 | 0 | 2 | 0 |
| Jim Maloney, L (1, 1)<br>OBP: 0.250, SLG: 0.171 | | 6-3 | | | FC1-6 1B | K | | 4-3 | | 4 | 0 | 0 | 0 | 0 | 1 | 3 |
| Inning Stats | R: 0<br>E: 0<br>K: 0<br>S: 3<br>H: 1<br>LOB: 0<br>BB: 0<br>P: 3 | R: 1<br>E: 0<br>K: 0<br>S: 4<br>H: 2<br>LOB: 0<br>BB: 0<br>P: 4 | R: 0<br>E: 0<br>K: 1<br>S: 5<br>H: 0<br>LOB: 0<br>BB: 0<br>P: 5 | R: 2<br>E: 0<br>K: 0<br>S: 6<br>H: 3<br>LOB: 1<br>BB: 0<br>P: 6 | R: 0<br>E: 0<br>K: 1<br>S: 7<br>H: 2<br>LOB: 2<br>BB: 0<br>P: 7 | R: 3<br>E: 0<br>K: 1<br>S: 8<br>H: 3<br>LOB: 2<br>BB: 2<br>P: 16 | R: 0<br>E: 0<br>K: 0<br>S: 5<br>H: 2<br>LOB: 2<br>BB: 0<br>P: 5 | R: 0<br>E: 0<br>K: 1<br>S: 5<br>H: 0<br>LOB: 0<br>BB: 0<br>P: 5 | | 1B: 9<br>2B: 2<br>3B: 1<br>HR: 1<br>SF: 1<br>SAC: 0<br>DP: 2<br>HBP: 0 | | | | | | |

| | |
|---|---|
| AB | 34 |
| R | 6 |
| H | 13 |
| RBI | 6 |
| BB | 2 |
| SO | 4 |
| LOB | 16 |

WP: 0 PA: 37
PB: 0
SB: 0
CS: 0

| PITCHER | | IP | WLS | BF | H | R | ER | SO | BB | IBB | HBP | BLK | WP | HR | S | P | ERA | WHIP |
|---|---|---|---|---|---|---|---|---|---|---|---|---|---|---|---|---|---|---|
| Curt Simmons, L<br>ERA: 3.3 | (1, 1) | 5.0 | L | 23 | 9 | 5 | 5 | 2 | 1 | 0 | 0 | 0 | 0 | 1 | 26 | 30 | 9.00 | 2.000 |
| Don Dennis, R<br>ERA: 10.13 | (6, 1) | 1.0 | | 6 | 2 | 1 | 1 | 1 | 0 | 1 | 0 | 0 | 0 | 0 | 7 | 11 | 9.00 | 2.000 |
| Nelson Briles, R<br>ERA: 5.17 | (7, 1) | 2.0 | | 8 | 2 | 0 | 0 | 1 | 0 | 0 | 0 | 0 | 0 | 0 | 10 | 10 | 0.00 | 1.000 |

| PITCHER | IP | WLS | BF | H | R | ER | SO | BB | IBB | HBP | BLK | WP | HR | S | P | ERA | WHIP |
|---|---|---|---|---|---|---|---|---|---|---|---|---|---|---|---|---|---|

| Batter | 1 | 2 | 3 | 4 | 5 | 6 | 7 | 8 | 9 | AB | R | H | RBI | BB | SO | LOB |
|---|---|---|---|---|---|---|---|---|---|---|---|---|---|---|---|---|
| Lou Brock, L (1, 7) (5, 9)<br>OBP: 0.321, SLG: 0.405 | 4-3 | F7 | | F6 | | BB, S, SF7, BB | 2-H, 3-H, BB, 1B | | F4 | 5 | 1 | 1 | 2 | 1 | 0 | 5 |
| Dick Groat, R (1, 6)<br>OBP: 0.326, SLG: 0.327 | 1-3 | | S,S,S, K | 1-2, 2-H, HR, 1B | | BB, 1-2, BB | F7 | | F8 | 5 | 1 | 1 | 1 | 1 | 1 | 2 |
| Phil Gagliano, R (1, 9) (5, 4)<br>OBP: 0.362, SLG: 0.455 | 5-3 | | B,B,B,B, 5-3, 2B, BB | 1-H, 2-H, HR | | B,B,B,B, 1-2, 2-3, BB | B,B,B,B, 1-2, FC6, BB | | | 2 | 2 | 1 | 3 | 3 | 0 | 0 |
| Ken Boyer, R (1, 5)<br>OBP: 0.322, SLG: 0.395 | | 2B, 1B, 1B | 5-3, 1-2 | F9 | | SF7, 3-H | FC6, 1-2f | | | 4 | 1 | 1 | 1 | 0 | 0 | 3 |
| Bill White, L (1, 3)<br>OBP: 0.378, SLG: 0.461 | | 1-3, 1B, 2B | 2-H, 2B | | F8, 1B | F8 | | B,B,B,B, L3, BB | | 4 | 1 | 3 | 1 | 1 | 0 | 2 |
| Jerry Buchek, R (1, 4)<br>Bob Skinner, L (5, PH) (5, 7)<br>OBP: 0.250, SLG: 0.319<br>OBP: 0.323, SLG: 0.517 | S,S,S, K | 6-3 | | | F8, 1-2 | | BB, 2B, 1B | L3, 1-2 | | 2<br>3 | 0<br>1 | 0<br>1 | 0<br>0 | 0<br>0 | 1<br>0 | 3<br>2 |
| Bob Uecker, R (1, 2)<br>OBP: 0.402, SLG: 0.348 | FC3-5, 1B, 2-H, 3-H, 1B | | B,B,B,B, FC1-6, BB | S,S,S, K | | B,B,B,B, 2B, 1-2, 1B, BB | S,S,S, K | | | 3 | 1 | 1 | 2 | 2 | 2 | 1 |
| Mike Shannon, R (1, 8)<br>OBP: 0.256, SLG: 0.255 | FC3-5, 1-2, 1B | | | FC1-6, SH, 1B, 1-2f | 6-3 | | 1-3, 2-H, 1B, 2B | | 4-3, 1B | 5 | 2 | 2 | 1 | 0 | 0 | 2 |
| Tracy Stallard, R (1, 1)<br>OBP: 0.133, SLG: 0.133<br>Don Dennis, R (8, 1)<br>OBP: 1.000, SLG: 1.000 | FC3-5, 1-2, 2-3f | | | SH, 1B, HR, 1-2 | | 6-3 | 4-3, 1B | | 1B | 3<br>1 | 1<br>0 | 0<br>1 | 0<br>0 | 0<br>0 | 0<br>0 | 4<br>0 |
| Inning Stats | R: 0 E: 0 K: 0 S: 3 H: 0 LOB: 0 BB: 0 P: 3 | R: 2 E: 0 K: 1 S: 9 H: 4 LOB: 2 BB: 0 P: 9 | R: 1 E: 0 K: 1 S: 6 H: 1 LOB: 1 BB: 1 P: 10 | R: 4 E: 0 K: 0 S: 6 H: 2 LOB: 0 BB: 1 P: 10 | R: 0 E: 0 K: 1 S: 6 H: 1 LOB: 1 BB: 0 P: 6 | R: 1 E: 0 K: 0 S: 3 H: 0 LOB: 2 BB: 3 P: 15 | R: 3 E: 0 K: 0 S: 6 H: 3 LOB: 2 BB: 2 P: 14 | R: 0 E: 0 K: 1 S: 4 H: 0 LOB: 0 BB: 1 P: 8 | R: 0 E: 0 K: 0 S: 4 H: 1 LOB: 1 BB: 0 P: 4 | 1B: 8 2B: 4 3B: 0 HR: 1 | SF: 1 SAC: 1 DP: 1 HBP: 0 | | | | | |

TOP

# St. Louis Cardinals @ Cincinnati Reds

Crosley Field, Cincinnati, OH

Thu Jun 24 1965, 7:05 PM EDT

Att. 10,986 - Unknown

livebaseballscorecards.com

| | |
|---|---|
| AB | 37 |
| R | 11 |
| H | 12 |
| RBI | 11 |
| BB | 8 |
| SO | 4 |
| LOB | 24 |

| PITCHER | | IP | WLS | BF | H | R | ER | SO | BB | IBB | HBP | BLK | WP | HR | S | P | ERA | WHIP |
|---|---|---|---|---|---|---|---|---|---|---|---|---|---|---|---|---|---|---|
| Jim O'Toole, L<br>ERA: 7.62 | (1, 1) | 3.2 | L | 20 | 6 | 6 | 6 | 2 | 2 | 0 | 0 | 0 | 0 | 0 | 22 | 30 | 14.73 | 2.182 |
| Roger Craig, R<br>ERA: 3.34 | (4, 1) | 1.1 | | 6 | 2 | 1 | 1 | 1 | 0 | 0 | 0 | 0 | 0 | 1 | 8 | 8 | 6.75 | 1.500 |
| Gerry Arrigo, L<br>ERA: 6.81 | (6, 1) | 2.0 | | 14 | 3 | 4 | 4 | 0 | 5 | 0 | 0 | 0 | 0 | 0 | 9 | 29 | 18.00 | 4.000 |
| Jim Duffalo, R<br>ERA: 3.0 | (8, 1) | 2.0 | | 7 | 1 | 0 | 0 | 1 | 1 | 0 | 0 | 0 | 0 | 0 | 8 | 12 | 0.00 | 1.000 |

| PITCHER | IP | WLS | BF | H | R | ER | SO | BB | IBB | HBP | BLK | WP | HR | S | P | ERA | WHIP |
|---|---|---|---|---|---|---|---|---|---|---|---|---|---|---|---|---|---|

# BOTTOM

## St. Louis Cardinals @ Cincinnati Reds

Crosley Field, Cincinnati, OH

Thu Jun 24 1965, 7:05 PM EDT

Att. 10,986 - Unknown

| Batter | 1 | 2 | 3 | 4 | 5 | 6 | 7 | 8 | 9 | AB | R | H | RBI | BB | SO | LOB |
|---|---|---|---|---|---|---|---|---|---|---|---|---|---|---|---|---|
| Tommy Harper, R (1, 7)<br>OBP: 0.380, SLG: 0.458 | 6-3 | | FC6-4 (1-2f) | | BB (1-2) | | F8 | | L1 | 4 | 0 | 0 | 0 | 1 | 0 | 1 |
| Pete Rose, S (1, 4)<br>OBP: 0.370, SLG: 0.385 | BB | | L1 | | 1B (1-2, 2-3) | | | F8 | BB | 3 | 0 | 1 | 0 | 2 | 0 | 1 |
| Vada Pinson, L (1, 8)<br>OBP: 0.367, SLG: 0.518 | F8 | | | 4-3 | K | | | HR | F8 | 5 | 1 | 1 | 1 | 0 | 1 | 5 |
| Frank Robinson, R (1, 9)<br>OBP: 0.370, SLG: 0.515 | F7 | | | F5 | F9 | | | WP, 1B, BB | | 3 | 1 | 0 | 0 | 1 | 0 | 1 |
| Gordy Coleman, L (1, 3)<br>OBP: 0.352, SLG: 0.500 | | 1-3 | | 4-3 | F4 | | | F4 (1-2) | | 3 | 0 | 0 | 0 | 0 | 0 | 0 |
| Don Pavletich, R (8, 3)<br>OBP: 0.432, SLG: 0.594 | | | | | | | | | | 1 | 0 | 0 | 0 | 0 | 0 | 1 |
| Deron Johnson, R (1, 5)<br>OBP: 0.337, SLG: 0.527 | | K | | | E4 (FC6-4, E, SF7) | F7 | | 1B (2-H) | | 4 | 1 | 1 | 1 | 0 | 1 | 0 |
| Johnny Edwards, L (1, 2)<br>OBP: 0.371, SLG: 0.612 | | K | | | E6 (FC6-4, 1-2) | | HR | FC5-4 (1-2) | | 4 | 1 | 2 | 1 | 0 | 1 | 1 |
| Leo Cardenas, R (1, 6)<br>OBP: 0.340, SLG: 0.425 | | | FC6-4 (1B) | | FC6-4 (1B, BB, 1-2f, 2-3) | | 4-3 | FC5-4 (1-2f) | | 4 | 0 | 1 | 0 | 0 | 0 | 4 |
| Jim O'Toole, S (1, 1)<br>OBP: 0.095, SLG: 0.050 | | | F5 | | SF7 (3-H) | | 1-3 | | K | 1 | 0 | 0 | 0 | 0 | 0 | 1 |
| Roger Craig, R (4, 1) | | | | | | | | | | 0 | 0 | 0 | 0 | 0 | 0 | 0 |
| Tony Perez, R (5, PH)<br>OBP: 0.278, SLG: 0.426 | | | | | | | | | | 0 | 0 | 0 | 1 | 0 | 0 | 0 |
| Gerry Arrigo, L (6, 1)<br>OBP: 0.200, SLG: 0.500 | | | | | | | | | | 0 | 0 | 0 | 0 | 0 | 0 | 0 |
| Art Shamsky, L (7, PH)<br>OBP: 0.356, SLG: 0.457 | | | | | | | | | | 1 | 0 | 0 | 0 | 0 | 0 | 0 |
| Jim Duffalo, R (8, 1) | | | | | | | | | | 0 | 0 | 0 | 0 | 0 | 0 | 0 |
| Marty Keough, L (9, PH)<br>OBP: 0.182, SLG: 0.053 | | | | | | | | | | 1 | 0 | 0 | 0 | 0 | 1 | 0 |
| Inning Stats | R: 0 E: 0 K: 0 S: 3 H: 0 LOB: 1 BB: 1 P: 7 | R: 0 E: 0 K: 2 S: 7 H: 0 LOB: 0 BB: 0 P: 7 | R: 0 E: 0 K: 0 S: 4 H: 1 LOB: 1 BB: 0 P: 4 | R: 0 E: 0 K: 0 S: 3 H: 0 LOB: 0 BB: 0 P: 3 | R: 1 E: 2 K: 1 S: 8 H: 1 LOB: 3 BB: 1 P: 12 | R: 0 E: 0 K: 0 S: 3 H: 0 LOB: 0 BB: 0 P: 3 | R: 1 E: 0 K: 0 S: 4 H: 1 LOB: 0 BB: 0 P: 4 | R: 2 E: 0 K: 0 S: 6 H: 3 LOB: 2 BB: 1 P: 10 | R: 0 E: 0 K: 1 S: 5 H: 0 LOB: 1 BB: 1 P: 9 | 1B: 4 2B: 0 3B: 0 HR: 2 | SF: 1 SAC: 0 DP: 0 HBP: 0 | | | | | |

livebaseballscorecards.com

| | |
|---|---|
| AB | 34 |
| R | 4 |
| H | 6 |
| RBI | 4 |
| BB | 4 |
| SO | 4 |
| LOB | 15 |

WP: 1 PB: 0 SB: 0 CS: 0 PA: 39

| PITCHER | | IP | WLS | BF | H | R | ER | SO | BB | IBB | HBP | BLK | WP | HR | S | P | ERA | WHIP |
|---|---|---|---|---|---|---|---|---|---|---|---|---|---|---|---|---|---|---|
| Tracy Stallard, R<br>ERA: 3.27 | (1, 1) | 7.2 | W | 34 | 6 | 4 | 3 | 3 | 3 | 0 | 0 | 0 | 1 | 2 | 37 | 49 | 3.52 | 1.174 |
| Don Dennis, R<br>ERA: 6.75 | (8, 1) | 1.1 | S | 5 | 0 | 0 | 0 | 1 | 1 | 0 | 0 | 0 | 0 | 0 | 6 | 10 | 0.00 | 0.750 |

| PITCHER | IP | WLS | BF | H | R | ER | SO | BB | IBB | HBP | BLK | WP | HR | S | P | ERA | WHIP |
|---|---|---|---|---|---|---|---|---|---|---|---|---|---|---|---|---|---|

| Batter | 1 | 2 | 3 | 4 | 5 | 6 | 7 | 8 | 9 | 10 | 11 | AB | R | H | RBI | BB | SO | LOB |
|---|---|---|---|---|---|---|---|---|---|---|---|---|---|---|---|---|---|---|
| Tommy Harper, R (1, 7)<br>OBP: 0.377, SLG: 0.451 | BBBB 4-0 FC4-6 BB | | x 0-0 ① F8 | | x 0-0 ③ F6 | | | x 0-0 5-3 ① | | SSS 0-3 ② K | | 4 | 0 | 0 | 0 | 1 | 1 | 1 |
| Pete Rose, S (1, 4)<br>OBP: 0.364, SLG: 0.379 | x 0-0 ① FC4-6 BB 1-2f 1B | | x 0-0 ② 6-3 | | | SSS 0-3 ① K | | x 0-0 E5 S | | SSS 0-3 ③ K | | 5 | 1 | 0 | 0 | 0 | 2 | 1 |
| Vada Pinson, L (1, 8)<br>OBP: 0.364, SLG: 0.511 | BBBB 4-0 1B 1-2 BB | | x 0-0 ③ F7 | | | x 0-0 ② 4-3 | | SSS 0-3 ② K 1-2 | | | x 0-0 ① F8 | 4 | 0 | 0 | 0 | 1 | 1 | 1 |
| Frank Robinson, R (1, 9)<br>OBP: 0.374, SLG: 0.515 | x 0-0 ② F6 | | | x 0-0 G6-3 1B | | SSS 0-3 ③ K | | IBB 4-0 IBB | | | x 0-0 FC5-4 1B | 4 | 0 | 2 | 0 | 1 | 1 | 2 |
| Deron Johnson, R (1, 5)<br>OBP: 0.335, SLG: 0.520 | x 0-0 1-2 2-H 1B | | | x 0-0 ①② G6-3 1-2f | | | x 0-0 ① 5-3 | x 0-0 ③ F7 | | | x 0-0 ② FC5-4 HR 1-2f | 5 | 1 | 1 | 1 | 0 | 0 | 4 |
| Don Pavletich, R (1, 2)<br>OBP: 0.431, SLG: 0.614 | x 0-0 ③ F7 | | | x 0-0 ③ F4 | | | x 0-0 BB PB 1B | | x 0-0 ① F8 | | x 0-0 1-H HR | 5 | 1 | 2 | 2 | 0 | 0 | 2 |
| Tony Perez, R (1, 3)<br>OBP: 0.283, SLG: 0.429 | | x 0-0 ① 6-3 | | | x 0-0 F9 2B | | 4-0 BB 1-2 IBB | | x 0-0 ② 6-3 | | x 0-0 ③ F8 | 4 | 0 | 1 | 0 | 1 | 0 | 0 |
| Leo Cardenas, R (1, 6)<br>OBP: 0.338, SLG: 0.420 | | x 0-0 ② F8 | | | x 0-0 ① F9 2-3 | | BBBB 4-0 G6-4-3 1-2 2-3 BB | | x 0-0 ③ 6-3 | | | 3 | 0 | 0 | 0 | 1 | 0 | 1 |
| Sammy Ellis, L (1, 1)<br>OBP: 0.174, SLG: 0.200 | | SSS 0-3 ③ K | | | x 0-0 1-3 ② | | x 0-0 ②③ G6-4-3 1-2f | | | x 0-0 1-3 ① | | 4 | 0 | 0 | 0 | 0 | 1 | 4 |
| Inning Stats | R: 1 E: 0 K: 0 S: 4 H: 1 LOB: 2 BB: 2 P: 12 | R: 0 E: 0 K: 1 S: 5 H: 0 LOB: 0 BB: 0 P: 5 | R: 0 E: 0 K: 0 S: 3 H: 0 LOB: 0 BB: 0 P: 3 | R: 0 E: 0 K: 0 S: 3 H: 1 LOB: 0 BB: 0 P: 3 | R: 0 E: 0 K: 0 S: 4 H: 1 LOB: 1 BB: 0 P: 4 | R: 0 E: 0 K: 2 S: 7 H: 0 LOB: 0 BB: 0 P: 7 | R: 0 E: 0 K: 0 S: 3 H: 1 LOB: 2 BB: 2 P: 11 | R: 0 E: 1 K: 1 S: 6 H: 0 LOB: 2 BB: 1 P: 10 | R: 0 E: 0 K: 0 S: 3 H: 0 LOB: 0 BB: 0 P: 3 | R: 0 E: 0 K: 2 S: 7 H: 0 LOB: 0 BB: 0 P: 7 | R: 2 E: 0 K: 0 S: 5 H: 2 LOB: 0 BB: 0 P: 5 | 1B: 4 2B: 1 3B: 0 HR: 1 | SF: 0 SAC: 0 DP: 2 HBP: 0 | | | | | |

| PITCHER | | IP | WLS | BF | H | R | ER | SO | BB | IBB | HBP | BLK | WP | HR | S | P | ERA | WHIP |
|---|---|---|---|---|---|---|---|---|---|---|---|---|---|---|---|---|---|---|
| Dick Kelley, L<br>ERA: 2.6 | (1, 1) | 9.0 | | 35 | 4 | 1 | 1 | 4 | 3 | 2 | 0 | 0 | 0 | 0 | 38 | 58 | 1.00 | 0.778 |
| Billy O'Dell, L<br>ERA: 2.65 | (10, 1) | 2.0 | L | 8 | 2 | 2 | 2 | 2 | 0 | 0 | 0 | 0 | 0 | 1 | 12 | 12 | 9.00 | 1.000 |

| PITCHER | IP | WLS | BF | H | R | ER | SO | BB | IBB | HBP | BLK | WP | HR | S | P | ERA | WHIP |
|---|---|---|---|---|---|---|---|---|---|---|---|---|---|---|---|---|---|

# TOP

## Cincinnati Reds @ Milwaukee Braves

Milwaukee County Stadium, Milwaukee, WI

Fri Jun 25 1965, 8:05 PM EDT

Att. 6,347 - Unknown

livebaseballscorecards.com

| | |
|---|---|
| AB | 38 |
| R | 3 |
| H | 6 |
| RBI | 3 |
| BB | 5 |
| SO | 6 |
| LOB | 16 |

| | | | |
|---|---|---|---|
| 1B: 4 | SF: 0 | WP: 0 | PA: 43 |
| 2B: 1 | SAC: 0 | PB: 1 | |
| 3B: 0 | DP: 2 | SB: 1 | |
| HR: 1 | HBP: 0 | CS: 0 | |

| Batter | 1 | 2 | 3 | 4 | 5 | 6 | 7 | 8 | 9 | 10 | 11 | AB | R | H | RBI | BB | SO | LOB |
|---|---|---|---|---|---|---|---|---|---|---|---|---|---|---|---|---|---|---|
| Mack Jones, L (1, 8)<br>OBP: 0.324, SLG: 0.524 | FC6-4 1B | | F6 | | K | | K | | K | | | 5 | 0 | 1 | 0 | 0 | 3 | 1 |
| Frank Bolling, R (1, 4)<br>OBP: 0.333, SLG: 0.390 | F6 | | F4 | | G3 | | F7 | | | 1B 1B | | 5 | 0 | 1 | 0 | 0 | 0 | 1 |
| Hank Aaron, R (1, 9)<br>OBP: 0.402, SLG: 0.590 | FC6-4 1-2f | | F5 | | F8 | | | S 1B | | 1-2 1B | | 5 | 0 | 2 | 0 | 0 | 0 | 1 |
| Joe Torre, R (1, 2)<br>OBP: 0.396, SLG: 0.593 | F4 | | | HR | | F6 | | F7 1-2 | | F5 | | 5 | 1 | 1 | 1 | 0 | 0 | 4 |
| Eddie Mathews, L (1, 5)<br>OBP: 0.336, SLG: 0.445 | | G3 | | 4-3 | | BB BB | | F7 | | F2 | | 4 | 0 | 0 | 0 | 1 | 0 | 3 |
| Gene Oliver, R (1, 3)<br>OBP: 0.356, SLG: 0.411 | | BB 1B | | 1B BB | | K | | 6-3 | | F7 | | 4 | 0 | 1 | 0 | 1 | 1 | 4 |
| Rico Carty, R (1, 7)<br>OBP: 0.348, SLG: 0.467 | | F8 | | 1-3 1B | | 1-2 BB | | | 1-3 1B | | F9 | 4 | 0 | 2 | 0 | 1 | 0 | 1 |
| Woody Woodward, R (1, 6)<br>OBP: 0.232, SLG: 0.239<br>Miguel de la Hoz, R (11, PH)<br>OBP: 0.267, SLG: 0.236 | | 1-2 BB | | K | | F9 | | | 1-3 1-2 | | F6 | 3<br>1 | 0<br>0 | 0<br>0 | 0<br>0 | 1<br>0 | 1<br>0 | 5<br>0 |
| Dick Kelley, R (1, 1)<br>Ty Cline, L (9, PH)<br>OBP: 0.275, SLG: 0.223<br>Billy O'Dell, S (10, 1)<br>OBP: 0.250, SLG: 0.333<br>Lou Klimchock, L (11, PH)<br>OBP: 0.094, SLG: 0.067 | | K | | K | | | K | | K | | K | 3<br>1<br>0<br>1 | 0<br>0<br>0<br>0 | 0<br>0<br>0<br>0 | 0<br>0<br>0<br>0 | 0<br>1<br>0<br>0 | 3<br>1<br>0<br>1 | 4<br>1<br>0<br>0 |
| Inning Stats | R: 0 E: 0 K: 0 S: 4 H: 1 LOB: 1 BB: 0 P: 4 | R: 0 E: 0 K: 1 S: 6 H: 1 LOB: 2 BB: 1 P: 10 | R: 0 E: 0 K: 0 S: 3 H: 0 LOB: 0 BB: 0 P: 3 | R: 1 E: 0 K: 2 S: 9 H: 2 LOB: 2 BB: 1 P: 13 | R: 0 E: 0 K: 1 S: 5 H: 0 LOB: 0 BB: 0 P: 5 | R: 0 E: 0 K: 1 S: 5 H: 0 LOB: 2 BB: 2 P: 13 | R: 0 E: 0 K: 2 S: 7 H: 0 LOB: 0 BB: 0 P: 7 | R: 0 E: 0 K: 0 S: 4 H: 1 LOB: 1 BB: 0 P: 4 | R: 0 E: 0 K: 2 S: 8 H: 1 LOB: 1 BB: 0 P: 8 | R: 0 E: 0 K: 0 S: 5 H: 2 LOB: 2 BB: 0 P: 5 | R: 0 E: 0 K: 1 S: 5 H: 0 LOB: 0 BB: 0 P: 5 | 1B: 7 2B: 0 3B: 0 HR: 1 | SF: 0 SAC: 0 DP: 0 HBP: 0 | | | WP: 0 PB: 0 SB: 1 CS: 0 | PA: 45 | | |

| PITCHER | IP | WLS | BF | H | R | ER | SO | BB | IBB | HBP | BLK | WP | HR | S | P | ERA | WHIP |
|---|---|---|---|---|---|---|---|---|---|---|---|---|---|---|---|---|---|
| Sammy Ellis, R (1, 1)<br>ERA: 3.47 | 11.0 | W | 45 | 8 | 1 | 1 | 10 | 4 | 0 | 0 | 0 | 0 | 1 | 61 | 77 | 0.82 | 1.091 |

| PITCHER | IP | WLS | BF | H | R | ER | SO | BB | IBB | HBP | BLK | WP | HR | S | P | ERA | WHIP |
|---|---|---|---|---|---|---|---|---|---|---|---|---|---|---|---|---|---|

# BOTTOM

## Cincinnati Reds @ Milwaukee Braves

Milwaukee County Stadium, Milwaukee, WI

Fri Jun 25 1965, 8:05 PM EDT

Att. 6,347 - Unknown

livebaseballscorecards.com

| | |
|---|---|
| AB | 41 |
| R | 1 |
| H | 8 |
| RBI | 1 |
| BB | 4 |
| SO | 10 |
| LOB | 25 |

| Batter | 1 | 2 | 3 | 4 | 5 | 6 | 7 | 8 | 9 | AB | R | H | RBI | BB | SO | LOB |
|---|---|---|---|---|---|---|---|---|---|---|---|---|---|---|---|---|
| Tommy Harper, R (1, 7)<br>OBP: 0.375, SLG: 0.446 | B B B B<br>4-0<br>F8 S 2B<br>BB | | x 0-0 ①<br>P4 | | | S S S 0-3 ①<br>K | | x 0-0 ③<br>FC<br>2-3 | | 3 | 1 | 0 | 0 | 1 | 1 | 1 |
| Pete Rose, S (1, 4)<br>OBP: 0.363, SLG: 0.377 | x 0-0 ①<br>F8<br>1-3 | | x 0-0 ②<br>F8 | | | x 0-0<br>CS<br>1B | | | x 0-0 ①<br>1-3 | 4 | 0 | 1 | 0 | 0 | 0 | 1 |
| Vada Pinson, L (1, 8)<br>OBP: 0.359, SLG: 0.504 | x 0-0 ②<br>P4 | | x 0-0 ③<br>F9 | | | x 0-0 ② ③<br>4-3<br>1-2 | | | x 0-0 ②<br>4-3 | 4 | 0 | 0 | 0 | 0 | 0 | 2 |
| Frank Robinson, R (1, 9)<br>OBP: 0.376, SLG: 0.527 | x 0-0<br>3-H<br>2B | | | x 0-0 ①<br>F7 | | | x 0-0 ①<br>3B | | x 0-0 ③<br>5-3 | 4 | 0 | 2 | 1 | 0 | 0 | 0 |
| Gordy Coleman, L (1, 3)<br>OBP: 0.352, SLG: 0.497 | x 0-0 ③<br>F7 | | | x 0-0 ②<br>4-3 | | | x 0-0<br>G6-4-3<br>1B | | | 3 | 0 | 1 | 0 | 0 | 0 | 1 |
| Deron Johnson, R (1, 5)<br>OBP: 0.335, SLG: 0.518 | | x 0-0<br>FC5-4<br>1B | | x 0-0 ③<br>F9 | | | x 0-0 ② ③<br>G6-4-3<br>1-2f | | | 3 | 0 | 1 | 0 | 0 | 0 | 1 |
| Johnny Edwards, L (1, 2)<br>OBP: 0.364, SLG: 0.599 | | x 0-0 ①<br>F7 | | | x 0-0 ①<br>G3 | | | x 0-0 ①<br>F9 | | 3 | 0 | 0 | 0 | 0 | 0 | 1 |
| Leo Cardenas, R (1, 6)<br>OBP: 0.338, SLG: 0.419 | | x 0-0 ②<br>FC5-4<br>1-2f | | | S S S 0-3 ②<br>K | | | x 0-0<br>FC 1-3<br>1B | | 3 | 0 | 1 | 0 | 0 | 1 | 1 |
| Joey Jay, S (1, 1)<br>Billy McCool, R (7, 1)<br>Art Shamsky, L (8, PH)<br>OBP: 0.350, SLG: 0.444<br>Joe Nuxhall, L (8, 1)<br>OBP: 0.300, SLG: 0.222 | | S S S 0-3 ③<br>K | | | x 0-0 ③<br>3-1 | | | x 0-0 ②<br>1-3<br>1-2 | | 2<br>0<br>1<br>0 | 0<br>0<br>0<br>0 | 0<br>0<br>0<br>0 | 0<br>0<br>0<br>0 | 1<br>0<br>0<br>0 | 1<br>0<br>1<br>0 | 1<br>0<br>1<br>0 |
| Inning Stats | R: 1 H: 1<br>E: 0 LOB: 1<br>K: 0 BB: 1<br>S: 4 P: 8 | R: 0 H: 1<br>E: 0 LOB: 1<br>K: 1 BB: 0<br>S: 6 P: 6 | R: 0 H: 0<br>E: 0 LOB: 0<br>K: 0 BB: 0<br>S: 3 P: 3 | R: 0 H: 0<br>E: 0 LOB: 0<br>K: 0 BB: 0<br>S: 3 P: 3 | R: 0 H: 0<br>E: 0 LOB: 0<br>K: 1 BB: 0<br>S: 5 P: 5 | R: 0 H: 1<br>E: 0 LOB: 0<br>K: 1 BB: 0<br>S: 5 P: 5 | R: 0 H: 2<br>E: 0 LOB: 0<br>K: 0 BB: 0<br>S: 3 P: 3 | R: 0 H: 1<br>E: 0 LOB: 1<br>K: 0 BB: 0<br>S: 4 P: 4 | R: 0 H: 0<br>E: 0 LOB: 0<br>K: 0 BB: 0<br>S: 3 P: 3 | 1B: 4<br>2B: 1<br>3B: 1<br>HR: 0 | SF: 0<br>SAC: 0<br>DP: 1<br>HBP: 0 | | | WP: 0<br>PB: 0<br>SB: 1<br>CS: 1 | PA: 31 | | |

| PITCHER | | IP | WLS | BF | H | R | ER | SO | BB | IBB | HBP | BLK | WP | HR | S | P | ERA | WHIP |
|---|---|---|---|---|---|---|---|---|---|---|---|---|---|---|---|---|---|---|
| Ken Johnson, R<br>ERA: 3.41 | (1, 1) | 9.0 | W | 31 | 6 | 1 | 1 | 3 | 1 | 0 | 0 | 0 | 0 | 0 | 36 | 40 | 1.00 | 0.778 |

| PITCHER | IP | WLS | BF | H | R | ER | SO | BB | IBB | HBP | BLK | WP | HR | S | P | ERA | WHIP |
|---|---|---|---|---|---|---|---|---|---|---|---|---|---|---|---|---|---|

# TOP

## Cincinnati Reds @ Milwaukee Braves

Milwaukee County Stadium, Milwaukee, WI

Sat Jun 26 1965, 4:33 AM EDT

Att. 5,002 - Sunny - 67 F

livebaseballscorecards.com

| | |
|---|---|
| AB | 30 |
| R | 1 |
| H | 6 |
| RBI | 1 |
| BB | 1 |
| SO | 3 |
| LOB | 10 |

| Batter | 1 | 2 | 3 | 4 | 5 | 6 | 7 | 8 | 9 | AB | R | H | RBI | BB | SO | LOB |
|---|---|---|---|---|---|---|---|---|---|---|---|---|---|---|---|---|
| Rico Carty, R (1, 7)<br>OBP: 0.345, SLG: 0.455 | F3 | | 6-3 | BB<br>FC5-4 | | | 6-3 | | | 3 | 0 | 0 | 0 | 1 | 0 | 0 |
| Ty Cline, L (8, 8)<br>OBP: 0.275, SLG: 0.223 | | | | | | | | | | 0 | 0 | 0 | 0 | 0 | 0 | 0 |
| Frank Bolling, R (1, 4)<br>OBP: 0.336, SLG: 0.389 | 5-3<br>1B | | F7 | FC5-4<br>1-2f | | | BB<br>1B<br>WP | | | 3 | 1 | 1 | 0 | 1 | 0 | 2 |
| Hank Aaron, R (1, 9)<br>OBP: 0.408, SLG: 0.597 | 5-3<br>1-2 | | 1B<br>2B | | 1B | | S<br>WP<br>1-3<br>1B | | | 4 | 1 | 3 | 0 | 0 | 0 | 1 |
| Joe Torre, R (1, 2)<br>OBP: 0.403, SLG: 0.592 | BB | | E<br>2-H<br>1B | | F9 | | BB<br>1-2<br>3-H | | | 2 | 0 | 1 | 1 | 2 | 0 | 1 |
| Mack Jones, L (1, 8)<br>(8, 7)<br>OBP: 0.322, SLG: 0.518 | P4 | | E8<br>1-3<br>1B | | F4 | | K<br>2-3 | | | 4 | 0 | 1 | 0 | 0 | 1 | 5 |
| Gene Oliver, R (1, 3)<br>OBP: 0.354, SLG: 0.407 | | 5-3<br>1B | G3 | | K | | P4 | | | 4 | 0 | 1 | 0 | 0 | 1 | 5 |
| Eddie Mathews, L (1, 5)<br>OBP: 0.331, SLG: 0.437 | | K | 4-1 | | F8 | | K | | | 4 | 0 | 0 | 0 | 0 | 2 | 1 |
| Woody Woodward, R (1, 6)<br>OBP: 0.247, SLG: 0.254 | | 5-3<br>1-2 | | SH1-4<br>1B | P4 | | 4-3<br>1B | | | 4 | 0 | 2 | 0 | 0 | 0 | 1 |
| Ken Johnson, R (1, 1)<br>OBP: 0.147, SLG: 0.176 | | K | | SH1-4<br>1-2 | L5 | | 4-3<br>1-2 | | | 3 | 0 | 0 | 0 | 0 | 1 | 2 |
| Inning Stats | R: 0 E: 0 K: 0 S: 4 H: 1 LOB: 2 BB: 1 P: 8 | R: 0 E: 0 K: 2 S: 8 H: 1 LOB: 1 BB: 0 P: 8 | R: 1 E: 1 K: 0 S: 6 H: 3 LOB: 2 BB: 0 P: 6 | R: 0 E: 0 K: 0 S: 4 H: 1 LOB: 2 BB: 1 P: 8 | R: 0 E: 0 K: 1 S: 6 H: 1 LOB: 1 BB: 0 P: 6 | R: 0 E: 0 K: 0 S: 3 H: 0 LOB: 0 BB: 0 P: 3 | R: 1 E: 0 K: 1 S: 6 H: 1 LOB: 2 BB: 2 P: 14 | R: 0 E: 0 K: 1 S: 5 H: 1 LOB: 1 BB: 0 P: 5 | | 1B: 8 2B: 1 3B: 0 HR: 0 SF: 0 SAC: 1 DP: 0 HBP: 0 | | | | | | |

| PITCHER | | IP | WLS | BF | H | R | ER | SO | BB | IBB | HBP | BLK | WP | HR | S | P | ERA | WHIP |
|---|---|---|---|---|---|---|---|---|---|---|---|---|---|---|---|---|---|---|
| Joey Jay, R<br>ERA: 3.43 | (1, 1) | 6.0 | | 27 | 7 | 1 | 1 | 3 | 2 | 0 | 0 | 0 | 0 | 0 | 31 | 39 | 1.50 | 1.500 |
| Billy McCool, L<br>ERA: 3.32 | (7, 1) | 1.0 | L | 6 | 1 | 1 | 1 | 1 | 2 | 0 | 0 | 0 | 1 | 0 | 6 | 14 | 9.00 | 3.000 |
| Joe Nuxhall, L<br>ERA: 4.5 | (8, 1) | 1.0 | | 3 | 1 | 0 | 0 | 1 | 0 | 0 | 0 | 0 | 0 | 0 | 5 | 5 | 0.00 | 1.000 |

| PITCHER | IP | WLS | BF | H | R | ER | SO | BB | IBB | HBP | BLK | WP | HR | S | P | ERA | WHIP |
|---|---|---|---|---|---|---|---|---|---|---|---|---|---|---|---|---|---|

# BOTTOM

# Cincinnati Reds @ Milwaukee Braves

Milwaukee County Stadium, Milwaukee, WI

Sat Jun 26 1965, 4:33 AM EDT

Att. 5,002 - Sunny - 67 F

livebaseballscorecards.com

| | |
|---|---|
| AB | 31 |
| R | 2 |
| H | 9 |
| RBI | 1 |
| BB | 4 |
| SO | 5 |
| LOB | 18 |

WP: 1 PB: 0 SB: 1 CS: 0 PA: 36

# Cincinnati Reds @ Milwaukee Braves

Milwaukee County Stadium, Milwaukee, WI

Sun Jun 27 1965, 4:33 AM EDT

Unknown

TOP

livebaseballscorecards.com

| Batter | 1 | 2 | 3 | 4 | 5 | 6 | 7 | 8 | 9 | AB | R | H | RBI | BB | SO | LOB |
|---|---|---|---|---|---|---|---|---|---|---|---|---|---|---|---|---|
| Tommy Harper, R (1, 7)<br>OBP: 0.379, SLG: 0.460 | 1-3 | F9 | | FC4-6<br>1B | | 2-H<br>HR | | BB<br>1B | | 5 | 1 | 3 | 2 | 0 | 0 | 0 |
| Pete Rose, S (1, 4)<br>OBP: 0.366, SLG: 0.378 | 1B<br>1B<br>1B | | E7<br>HR<br>1B | L7 | | L7 | | BBBB<br>1-2<br>BB | | 4 | 2 | 2 | 0 | 1 | 0 | 1 |
| Vada Pinson, L (1, 8)<br>OBP: 0.360, SLG: 0.502 | S<br>1B<br>1-3<br>1B | | F6 | FC4-6<br>1-2f | | 1B | | F5 | | 5 | 1 | 2 | 0 | 0 | 0 | 4 |
| Frank Robinson, R (1, 9)<br>OBP: 0.376, SLG: 0.534 | K | | HR<br>IBB | F6 | | F3 | | | HR | 4 | 2 | 1 | 1 | 1 | 1 | 4 |
| Deron Johnson, R (1, 5)<br>OBP: 0.339, SLG: 0.528 | 1B<br>1-2<br>BB | | 1-H<br>2-H<br>HR | | K | | K | | 4-3<br>SH3-4<br>BB | 3 | 1 | 1 | 3 | 2 | 2 | 0 |
| Don Pavletich, R (1, 2)<br>OBP: 0.437, SLG: 0.625<br>Johnny Edwards, L (6, 2)<br>OBP: 0.362, SLG: 0.594 | 1-3<br>2-H<br>3-H<br>1B | | HR<br>2B | | K | | F8 | | SH3-4<br>1-2 | 3<br>1 | 1<br>0 | 2<br>0 | 2<br>0 | 0<br>0 | 1<br>0 | 0<br>0 |
| Tony Perez, R (1, 3)<br>OBP: 0.280, SLG: 0.444 | F8 | | 2-H<br>HR | | L7 | | F8 | | 4-3<br>2-3 | 5 | 1 | 1 | 2 | 0 | 0 | 3 |
| Leo Cardenas, R (1, 6)<br>OBP: 0.339, SLG: 0.416 | | K | F9 | | | SH3-4<br>HR<br>1B | | F6 | IBB | 4 | 1 | 1 | 0 | 1 | 1 | 0 |
| John Tsitouris, R (1, 1)<br>OBP: 0.071, SLG: 0.038<br>Billy McCool, R (6, 1) | | K | 6-3 | | | SH3-4<br>1-2 | | 4-3 | K | 2<br>2 | 0<br>0 | 0<br>0 | 0<br>0 | 0<br>0 | 1<br>1 | 0<br>2 |
| Inning Stats | R: 2<br>E: 0<br>K: 1<br>S: 8<br>H: 3<br>LOB: 2<br>BB: 1<br>P: 12 | R: 0<br>E: 0<br>K: 2<br>S: 7<br>H: 0<br>LOB: 0<br>BB: 0<br>P: 7 | R: 5<br>E: 1<br>K: 0<br>S: 7<br>H: 4<br>LOB: 0<br>BB: 1<br>P: 11 | R: 0<br>E: 0<br>K: 0<br>S: 4<br>H: 1<br>LOB: 1<br>BB: 0<br>P: 4 | R: 0<br>E: 0<br>K: 2<br>S: 7<br>H: 0<br>LOB: 0<br>BB: 0<br>P: 7 | R: 2<br>E: 0<br>K: 0<br>S: 6<br>H: 3<br>LOB: 1<br>BB: 0<br>P: 6 | R: 0<br>E: 0<br>K: 1<br>S: 5<br>H: 0<br>LOB: 0<br>BB: 0<br>P: 5 | R: 0<br>E: 0<br>K: 0<br>S: 4<br>H: 1<br>LOB: 2<br>BB: 1<br>P: 8 | R: 1<br>E: 0<br>K: 1<br>S: 6<br>H: 1<br>LOB: 2<br>BB: 2<br>P: 14 | 1B: 8<br>2B: 1<br>3B: 0<br>HR: 4<br>SF: 0<br>SAC: 2<br>DP: 0<br>HBP: 0 | | | | | | |

| | |
|---|---|
| AB | 38 |
| R | 10 |
| H | 13 |
| RBI | 10 |
| BB | 5 |
| SO | 7 |
| LOB | 14 |

WP: 0 PA: 45
PB: 0
SB: 1
CS: 0

| PITCHER | | IP | WLS | BF | H | R | ER | SO | BB | IBB | HBP | BLK | WP | HR | S | P | ERA | WHIP |
|---|---|---|---|---|---|---|---|---|---|---|---|---|---|---|---|---|---|---|
| Wade Blasingame, L<br>ERA: 3.06 | (1, 1) | 2.1 | | 15 | 6 | 6 | 6 | 3 | 1 | 1 | 0 | 0 | 0 | 1 | 19 | 27 | 23.14 | 3.000 |
| Dan Osinski, R<br>ERA: 4.45 | (3, 1) | 2.2 | | 10 | 2 | 1 | 1 | 2 | 0 | 0 | 0 | 0 | 0 | 1 | 14 | 14 | 3.38 | 0.750 |
| Dave Eilers, R<br>ERA: 18.0 | (6, 1) | 1.0 | | 6 | 3 | 2 | 2 | 0 | 0 | 0 | 0 | 0 | 0 | 1 | 6 | 6 | 18.00 | 3.000 |
| Billy O'Dell, L<br>ERA: 2.67 | (7, 1) | 3.0 | L | 14 | 2 | 1 | 1 | 2 | 2 | 1 | 0 | 0 | 0 | 1 | 15 | 27 | 3.00 | 1.333 |

| PITCHER | IP | WLS | BF | H | R | ER | SO | BB | IBB | HBP | BLK | WP | HR | S | P | ERA | WHIP |
|---|---|---|---|---|---|---|---|---|---|---|---|---|---|---|---|---|---|

# Cincinnati Reds @ Milwaukee Braves

Milwaukee County Stadium, Milwaukee, WI

Sun Jun 27 1965, 4:33 AM EDT

Unknown

livebaseballscorecards.com

## BOTTOM

| Batter | 1 | 2 | 3 | 4 | 5 | 6 | 7 | 8 | 9 | AB | R | H | RBI | BB | SO | LOB |
|---|---|---|---|---|---|---|---|---|---|---|---|---|---|---|---|---|
| Rico Carty, R (1, 7)<br>OBP: 0.347, SLG: 0.455<br>Dan Osinski, R (3, 1)<br>Denis Menke, R (5, PH)<br>OBP: 0.326, SLG: 0.488<br>Dave Eilers, R (6, 1)<br>Felipe Alou, R (6, PH)<br>OBP: 0.330, SLG: 0.496<br>Dick Kelley, R (6, PR)<br>Billy O'Dell, S (7, 1)<br>OBP: 0.231, SLG: 0.308 | 0-0 1B | 0-3 K | | | 0-0 F7 | 0-0 E1 2B E<br>1-2<br>2-3 | 0-3 K | | | 2 0 1 0 0 1 2<br>0 0 0 0 0 0 0<br>1 0 0 0 0 0 0<br>0 0 0 0 0 0 0<br>1 0 0 0 0 0 2<br>0 1 0 0 0 0 0<br>1 0 0 0 0 1 1 | | | | | | |
| Eddie Mathews, L (1, 5)<br>OBP: 0.330, SLG: 0.435<br>Miguel de la Hoz, R (2, 5)<br>OBP: 0.266, SLG: 0.254 | 0-3 K | | 0-3 K | | 0-0 E5 | 0-0 HR<br>1-3<br>2-H<br>3-H 2B | | 0-0 F3 | | 1 0 0 0 0 1 1<br>4 1 1 2 0 1 0 | | | | | | |
| Hank Aaron, R (1, 9)<br>OBP: 0.404, SLG: 0.587 | 0-0 F9 | | 0-0 F7 | | 0-0 5-3 | 0-0 E5 HR<br>3-H | | BBBB 4-0 FC5 BB BB | | 4 1 0 0 1 0 4 | | | | | | |
| Joe Torre, R (1, 2)<br>OBP: 0.407, SLG: 0.603 | 0-0 F8 | | H 1-0 HBP | | | 0-0 F7<br>1-H<br>2-H HR | | BBBB 4-0 1-2 BB | | 3 1 1 3 1 0 1 | | | | | | |
| Mack Jones, L (1, 8)<br>OBP: 0.324, SLG: 0.515 | | 0-0 6-3 | 0-0 F9 | | | 0-0 HR 1B<br>FC6-4 1B | | SSS 0-3 K | | 5 1 2 0 0 1 3 | | | | | | |
| Frank Bolling, R (1, 4)<br>OBP: 0.333, SLG: 0.399 | | 0-0 F8 | | 0-0 G3 | | 1-H HR<br>FC6-4 1-3f | | 0-0 FC5<br>2-3f | | 5 1 1 2 0 0 3 | | | | | | |
| Gene Oliver, R (1, 3)<br>OBP: 0.358, SLG: 0.407<br>Lou Klimchock, L (4, 3)<br>OBP: 0.111, SLG: 0.088 | BBBB 4-0 1B 1B BB | | SSS 0-3 K | | | 0-0 E 5-3 2B 1B | 0-0 F4 | | 0-0 F2 | 0 1 0 0 1 0 0<br>4 1 1 0 0 1 0 | | | | | | |
| Woody Woodward, R (1, 6)<br>OBP: 0.256, SLG: 0.263 | | 0-0 1B<br>1-2 1B | | 0-0 F2 | | 0-0 5-3<br>1-2 | 0-0 1B | | SSS 0-3 K | 5 0 2 0 0 1 1 | | | | | | |
| Wade Blasingame, L (1, 1)<br>OBP: 0.231, SLG: 0.282<br>Ty Cline, L (3, 7)<br>OBP: 0.274, SLG: 0.216 | | 0-0<br>1-2<br>2-H 1B | | | 0-0 L1-3 | BBBB 4-0 E 2B BB | 0-0 L7 | | 0-0 F7 | 1 0 1 1 0 0 0<br>3 1 0 0 1 0 1 | | | | | | |
| Inning Stats | R: 0 E: 0 K: 1 S: 6 H: 1 LOB: 1 BB: 0 P: 6 | R: 1 E: 0 K: 1 S: 7 H: 2 LOB: 2 BB: 1 P: 11 | R: 0 E: 0 K: 1 S: 5 H: 0 LOB: 1 BB: 0 P: 6 | R: 0 E: 0 K: 1 S: 5 H: 0 LOB: 0 BB: 0 P: 5 | R: 0 E: 1 K: 0 S: 4 H: 0 LOB: 1 BB: 0 P: 4 | R: 8 E: 2 K: 0 S: 11 H: 6 LOB: 1 BB: 1 P: 15 | R: 0 E: 0 K: 1 S: 6 H: 1 LOB: 1 BB: 0 P: 6 | R: 0 E: 0 K: 1 S: 5 H: 0 LOB: 2 BB: 2 P: 13 | R: 0 E: 0 K: 1 S: 5 H: 0 LOB: 0 BB: 0 P: 5 | 1B: 7 2B: 1 3B: 0 HR: 2 SF: 0 SAC: 0 DP: 0 HBP: 1 | | | | | | | |

| | AB | 40 |
|---|---|---|
| | R | 9 |
| | H | 10 |
| | RBI | 8 |
| | BB | 4 |
| | SO | 7 |
| | LOB | 19 |

WP: 0 PB: 0 SB: 0 CS: 0 PA: 45

| PITCHER | | IP | WLS | BF | H | R | ER | SO | BB | IBB | HBP | BLK | WP | HR | S | P | ERA | WHIP |
|---|---|---|---|---|---|---|---|---|---|---|---|---|---|---|---|---|---|---|
| John Tsitouris, R<br>ERA: 4.04 | (1, 1) | 5.2 | | 31 | 8 | 9 | 3 | 4 | 2 | 0 | 1 | 0 | 0 | 2 | 36 | 45 | 4.76 | 1.765 |
| Billy McCool, L<br>ERA: 3.05 | (6, 1) | 3.1 | W | 14 | 2 | 0 | 0 | 3 | 2 | 0 | 0 | 0 | 0 | 0 | 18 | 26 | 0.00 | 1.200 |

| PITCHER | IP | WLS | BF | H | R | ER | SO | BB | IBB | HBP | BLK | WP | HR | S | P | ERA | WHIP |
|---|---|---|---|---|---|---|---|---|---|---|---|---|---|---|---|---|---|

| Batter | 1 | 2 | 3 | 4 | 5 | 6 | 7 | 8 | 9 | AB | R | H | RBI | BB | SO | LOB |
|---|---|---|---|---|---|---|---|---|---|---|---|---|---|---|---|---|
| Tommy Harper, R (1, 7)<br>OBP: 0.375, SLG: 0.454 | L6-3 | K | | FC5<br>BB<br>HR<br>1-2<br>2-3f | F7 | K | | 1B | | 6 | 1 | 1 | 0 | 0 | 2 | 7 |
| Pete Rose, S (1, 4)<br>OBP: 0.369, SLG: 0.379 | BB<br>1B<br>1B | | L1-3 | HR<br>1-2<br>2-3<br>BB | E4<br>1-3 | | 1B<br>1B<br>1B | L4-3 | | 5 | 3 | 2 | 0 | 1 | 0 | 2 |
| Vada Pinson, L (1, 8)<br>OBP: 0.366, SLG: 0.512 | 1B<br>1-2<br>BB | | 2B<br>BB | 1-H<br>2-H<br>3-H<br>HR | F9 | | 1B<br>1-2<br>1B | | K | 4 | 2 | 2 | 4 | 2 | 1 | 2 |
| Frank Robinson, R (1, 9)<br>OBP: 0.382, SLG: 0.553 | K | | L3<br>1-H<br>2B | HR | | E<br>WP<br>BB<br>1B | 1-3<br>2-H<br>1B | | K | 6 | 2 | 4 | 3 | 0 | 2 | 2 |
| Gordy Coleman, L (1, 3)<br>OBP: 0.355, SLG: 0.503<br>Marty Keough, L (6, 3)<br>OBP: 0.167, SLG: 0.048<br>Tony Perez, R (9, 3)<br>OBP: 0.280, SLG: 0.444 | 1-2<br>2-H<br>1B | | L3<br>2-3 | 1B<br>2B | | K<br>1-2 | K | | L4-3 | 4<br>2<br>0 | 1<br>0<br>0 | 2<br>0<br>0 | 1<br>0<br>0 | 0<br>0<br>0 | 1<br>1<br>0 | 2<br>2<br>0 |
| Deron Johnson, R (1, 5)<br>OBP: 0.340, SLG: 0.525 | L6-3 | | F5 | 2-H<br>1B | | BB<br>E<br>1B | F3 | | | 5 | 0 | 2 | 1 | 0 | 0 | 5 |
| Johnny Edwards, L (1, 2)<br>OBP: 0.357, SLG: 0.578 | | F6 | | FC5<br>1B<br>BB<br>F7 | | K<br>1-2<br>2-3 | L6-3 | | | 4 | 0 | 0 | 0 | 1 | 1 | 5 |
| Leo Cardenas, R (1, 6)<br>OBP: 0.344, SLG: 0.417 | | F7 | | BB<br>FC5<br>HR<br>1-2<br>1B | E<br>1B | BB | | F8 | | 4 | 1 | 2 | 0 | 1 | 0 | 0 |
| Jim Maloney, L (1, 1)<br>OBP: 0.267, SLG: 0.231 | | 3B | | K | K | 1-2<br>2-3<br>3-H<br>BB | | K | | 4 | 0 | 1 | 1 | 1 | 3 | 3 |
| Inning Stats | R: 1<br>E: 0<br>K: 1<br>S: 7<br>H: 2<br>LOB: 2<br>BB: 1<br>P: 11 | R: 0<br>E: 0<br>K: 1<br>S: 6<br>H: 1<br>LOB: 1<br>BB: 0<br>P: 6 | R: 1<br>E: 0<br>K: 0<br>S: 4<br>H: 1<br>LOB: 1<br>BB: 1<br>P: 8 | R: 6<br>E: 0<br>K: 1<br>S: 10<br>H: 5<br>LOB: 1<br>BB: 2<br>P: 18 | R: 0<br>E: 1<br>K: 1<br>S: 7<br>H: 1<br>LOB: 2<br>BB: 0<br>P: 7 | R: 1<br>E: 1<br>K: 3<br>S: 11<br>H: 2<br>LOB: 3<br>BB: 2<br>P: 19 | R: 1<br>E: 0<br>K: 1<br>S: 8<br>H: 3<br>LOB: 2<br>BB: 0<br>P: 8 | R: 0<br>E: 0<br>K: 1<br>S: 6<br>H: 1<br>LOB: 1<br>BB: 0<br>P: 6 | R: 0<br>E: 0<br>K: 2<br>S: 7<br>H: 0<br>LOB: 0<br>BB: 0<br>P: 7 | 1B: 11<br>2B: 2<br>3B: 1<br>HR: 2<br>SF: 0<br>SAC: 0<br>DP: 0<br>HBP: 0 | | | | | | |

| PITCHER | IP | WLS | BF | H | R | ER | SO | BB | IBB | HBP | BLK | WP | HR | S | P | ERA | WHIP |
|---|---|---|---|---|---|---|---|---|---|---|---|---|---|---|---|---|---|
| Bob Sadowski, R (1, 1)<br>ERA: 4.78 | 3.2 | L | 22 | 7 | 7 | 7 | 3 | 4 | 0 | 0 | 0 | 0 | 2 | 24 | 40 | 17.18 | 3.000 |
| Dan Osinski, R (4, 1)<br>ERA: 4.68 | 0.1 | | 3 | 2 | 1 | 1 | 0 | 0 | 0 | 0 | 0 | 0 | 0 | 3 | 3 | 27.00 | 6.000 |
| Dave Eilers, R (5, 1)<br>ERA: 9.0 | 1.0 | | 5 | 1 | 0 | 0 | 1 | 0 | 0 | 0 | 0 | 0 | 0 | 7 | 7 | 0.00 | 1.000 |
| Phil Niekro, R<br>ERA: 2.53 | 4.0 | | 20 | 6 | 2 | 2 | 7 | 2 | 0 | 0 | 0 | 1 | 0 | 32 | 40 | 4.50 | 2.000 |

| PITCHER | IP | WLS | BF | H | R | ER | SO | BB | IBB | HBP | BLK | WP | HR | S | P | ERA | WHIP |
|---|---|---|---|---|---|---|---|---|---|---|---|---|---|---|---|---|---|

# TOP

## Cincinnati Reds @ Milwaukee Braves

Milwaukee County Stadium, Milwaukee, WI

Sun Jun 27 1965, 4:38 AM EDT

Att. 13,918 - Unknown

livebaseballscorecards.com

| | |
|---|---|
| AB | 44 |
| R | 10 |
| H | 16 |
| RBI | 10 |
| BB | 6 |
| SO | 11 |
| LOB | 30 |

WP: 1 PA: 50
PB: 0
SB: 0
CS: 0

| Batter | 1 | 2 | 3 | 4 | 5 | 6 | 7 | 8 | 9 | AB | R | H | RBI | BB | SO | LOB |
|---|---|---|---|---|---|---|---|---|---|---|---|---|---|---|---|---|
| Rico Carty, R (1, 7)<br>OBP: 0.341, SLG: 0.444 | F4 | | 4-3 | | 1-3 | | | 1B 1B 1B | E3 1-2 | 5 | 0 | 1 | 0 | 0 | 0 | 1 |
| Eddie Mathews, L (1, 5)<br>OBP: 0.331, SLG: 0.432 | F9 | | BBBB G6-4-3 BB | | | F2 | | 1B 1-2 | F2 | 4 | 0 | 1 | 0 | 1 | 0 | 2 |
| Hank Aaron, R (1, 9)<br>OBP: 0.409, SLG: 0.588 | 1B | | G6-4-3 1-2f | | | BBBB BB | | 1-2 2-3 1B | | 3 | 0 | 2 | 0 | 1 | 0 | 1 |
| Joe Torre, R (1, 2)<br>OBP: 0.400, SLG: 0.592 | F9 | | | F2 | | F4 | | SSS K | | 4 | 0 | 0 | 0 | 0 | 1 | 5 |
| Mack Jones, L (1, 8)<br>OBP: 0.318, SLG: 0.505 | | 3-1 | | E4 G5-4-3 | | SSS K | | SSS K | | 4 | 0 | 0 | 0 | 0 | 2 | 4 |
| Frank Bolling, R (1, 4)<br>OBP: 0.336, SLG: 0.398 | | L3 1B 1B | | G5-4-3 1-2f | | | BBBB 4-0 L3 BB | F7 | | 3 | 1 | 1 | 0 | 1 | 0 | 4 |
| Ty Cline, L (1, 3)<br>OBP: 0.273, SLG: 0.238 | | L3 1-2 | | | 3-1 3B | | L3 1-2 | | L1-3 | 4 | 1 | 1 | 0 | 0 | 0 | 2 |
| Woody Woodward, R (1, 6)<br>OBP: 0.256, SLG: 0.263 | | 2-H 1B | | | F2 | | F6 | | SSS K | 4 | 0 | 1 | 1 | 0 | 1 | 2 |
| Bob Sadowski, R (1, 1)<br>OBP: 0.250, SLG: 0.182 | | SSS K | | | 3-1 3-H | | F8 | | BBBB E BB | 1 | 0 | 0 | 0 | 0 | 1 | 1 |
| Dan Osinski, R (4, 1) | | | | | | | | | | 0 | 0 | 0 | 0 | 0 | 0 | 0 |
| Dave Eilers, R (5, 1) | | | | | | | | | | 0 | 0 | 0 | 0 | 0 | 0 | 0 |
| Lou Klimchock, L (5, PH)<br>OBP: 0.108, SLG: 0.086 | | | | | | | | | | 1 | 0 | 0 | 1 | 0 | 0 | 0 |
| Phil Niekro, R (6, 1)<br>OBP: 0.250, SLG: 0.250 | | | | | | | | | | 1 | 0 | 0 | 0 | 0 | 0 | 1 |
| Miguel de la Hoz, R (9, PH)<br>OBP: 0.277, SLG: 0.254 | | | | | | | | | | 0 | 0 | 0 | 0 | 1 | 0 | 0 |
| Inning Stats | R: 0 H: 1<br>E: 0 LOB: 1<br>K: 0 BB: 0<br>S: 4 P: 4 | R: 1 H: 2<br>E: 0 LOB: 1<br>K: 1 BB: 0<br>S: 7 P: 7 | R: 0 H: 0<br>E: 0 LOB: 0<br>K: 0 BB: 1<br>S: 2 P: 6 | R: 0 H: 0<br>E: 1 LOB: 0<br>K: 0 BB: 0<br>S: 3 P: 3 | R: 1 H: 1<br>E: 0 LOB: 0<br>K: 0 BB: 0<br>S: 4 P: 4 | R: 0 H: 0<br>E: 0 LOB: 1<br>K: 1 BB: 1<br>S: 5 P: 9 | R: 0 H: 0<br>E: 0 LOB: 1<br>K: 0 BB: 1<br>S: 3 P: 7 | R: 0 H: 3<br>E: 0 LOB: 3<br>K: 2 BB: 0<br>S: 10 P: 10 | R: 0 H: 0<br>E: 1 LOB: 2<br>K: 1 BB: 1<br>S: 6 P: 10 | 1B: 6 SF: 0<br>2B: 0 SAC: 0<br>3B: 1 DP: 2<br>HR: 0 HBP: 0 | | | | | | |

| PITCHER | | IP | WLS | BF | H | R | ER | SO | BB | IBB | HBP | BLK | WP | HR | S | P | ERA | WHIP |
|---|---|---|---|---|---|---|---|---|---|---|---|---|---|---|---|---|---|---|
| Jim Maloney, R<br>ERA: 2.55 | (1, 1) | 9.0 | W | 38 | 7 | 2 | 2 | 5 | 4 | 0 | 0 | 0 | 0 | 0 | 44 | 60 | 2.00 | 1.222 |

| PITCHER | IP | WLS | BF | H | R | ER | SO | BB | IBB | HBP | BLK | WP | HR | S | P | ERA | WHIP |
|---|---|---|---|---|---|---|---|---|---|---|---|---|---|---|---|---|---|

# Cincinnati Reds @ Milwaukee Braves

Milwaukee County Stadium, Milwaukee, WI

Sun Jun 27 1965, 4:38 AM EDT

Att. 13,918 - Unknown

BOTTOM

livebaseballscorecards.com

| | |
|---|---|
| AB | 34 |
| R | 2 |
| H | 7 |
| RBI | 2 |
| BB | 4 |
| SO | 5 |
| LOB | 23 |

# Cincinnati Reds @ Pittsburgh Pirates

Forbes Field, Pittsburgh, PA

Mon Jun 28 1965, 7:05 PM EDT

Att. 15,302 - Unknown

TOP

livebaseballscorecards.com

| Batter | 1 | 2 | 3 | 4 | 5 | 6 | 7 | 8 | 9 | AB | R | H | RBI | BB | SO | LOB |
|---|---|---|---|---|---|---|---|---|---|---|---|---|---|---|---|---|
| Tommy Harper, R (1, 7) OBP: 0.373, SLG: 0.454 | 6-3 2B | | 6-3 | | | 5-3 | | F9 | | 4 | 0 | 1 | 0 | 0 | 0 | 2 |
| Pete Rose, S (1, 4) OBP: 0.367, SLG: 0.377 | 6-3 2-3 | | 3-1 | | | 1-3 | | | BB 1B BB 1B | 4 | 1 | 1 | 0 | 0 | 0 | 2 |
| Vada Pinson, L (1, 8) OBP: 0.361, SLG: 0.505 | 4-3 | | | 4-3 | | F7 | | | F7 | 4 | 0 | 0 | 0 | 0 | 0 | 2 |
| Frank Robinson, R (1, 9) OBP: 0.380, SLG: 0.549 | F7 | | | F3 | | | F7 | | BB BB 1-2 2B 1B | 4 | 1 | 1 | 0 | 0 | 0 | 1 |
| Deron Johnson, R (1, 5) OBP: 0.336, SLG: 0.517 | | S S S K | | F4 | | | 1-3 | | F9 | 4 | 0 | 0 | 0 | 0 | 1 | 2 |
| Johnny Edwards, L (1, 2) OBP: 0.355, SLG: 0.567 | | 4-3 | | | 6-3 | | 4-3 | B B B B | 1-2 2-3 BB 2B BB | 3 | 1 | 0 | 0 | 1 | 0 | 0 |
| Marty Keough, L (1, 3) OBP: 0.179, SLG: 0.042 | | 4-3 | | | 4-3 | | | F6 B B B B | 1-2 2-3 3-H 2B BB | 3 | 1 | 0 | 1 | 1 | 0 | 0 |
| Leo Cardenas, R (1, 6) | | | SH5-4 2B | | E6 FC5-4 | | | 5-3 | 1-H 2-H 3-H 2B | 3 | 0 | 1 | 0 | 0 | 0 | 0 |
| Gordy Coleman, L (9, PH) OBP: 0.359, SLG: 0.513 | | | | | | | | | | 1 | 0 | 1 | 3 | 0 | 0 | 0 |
| Giraldo Ruiz, S (9, PR) OBP: 0.071, SLG: 0.071 | | | | | | | | | | 0 | 0 | 0 | 0 | 0 | 0 | 0 |
| Jim O'Toole, S (1, 1) OBP: 0.091, SLG: 0.048 | | | SH5-4 2-3 | | FC5-4 1-2f | | | 2B | 4-3 | 1 | 0 | 0 | 0 | 0 | 0 | 1 |
| Art Shamsky, L (8, PH) OBP: 0.366, SLG: 0.486 | | | | | | | | | | 1 | 0 | 1 | 0 | 0 | 0 | 0 |
| Roger Craig, R (8, 1) | | | | | | | | | | 0 | 0 | 0 | 0 | 0 | 0 | 0 |
| Tony Perez, R (9, PH) OBP: 0.278, SLG: 0.441 | | | | | | | | | | 1 | 0 | 0 | 0 | 0 | 0 | 1 |

| | AB | 33 |
|---|---|---|
| | R | 4 |
| | H | 6 |
| | RBI | 4 |
| | BB | 2 |
| | SO | 1 |
| | LOB | 11 |

| Inning Stats | | | | | | | | | | |
|---|---|---|---|---|---|---|---|---|---|---|
| | R: 0 E: 0 K: 0 S: 4 | H: 1 LOB: 1 BB: 0 P: 4 | R: 0 E: 0 K: 1 S: 5 | H: 0 LOB: 0 BB: 0 P: 5 | R: 0 E: 0 K: 0 S: 4 | H: 1 LOB: 1 BB: 0 P: 4 | R: 0 E: 0 K: 0 S: 3 | H: 0 LOB: 0 BB: 0 P: 3 | R: 0 E: 1 K: 0 S: 4 | H: 0 LOB: 1 BB: 0 P: 4 |
| | R: 0 E: 0 K: 0 S: 3 | H: 0 LOB: 0 BB: 0 P: 3 | R: 0 E: 0 K: 0 S: 3 | H: 0 LOB: 0 BB: 0 P: 3 | R: 0 E: 0 K: 0 S: 4 | H: 1 LOB: 1 BB: 0 P: 4 | R: 4 E: 0 K: 0 S: 6 | H: 3 LOB: 1 BB: 2 P: 14 | 1B: 2 2B: 4 3B: 0 HR: 0 | SF: 0 SAC: 1 DP: 0 HBP: 0 |
| | WP: 0 PB: 0 SB: 0 CS: 0 | PA: 36 | | | | | | | | |

| PITCHER | | IP | WLS | BF | H | R | ER | SO | BB | IBB | HBP | BLK | WP | HR | S | P | ERA | WHIP |
|---|---|---|---|---|---|---|---|---|---|---|---|---|---|---|---|---|---|---|
| Don Cardwell, R | (1, 1) | 8.2 | W | 34 | 5 | 4 | 4 | 1 | 2 | 0 | 0 | 0 | 0 | 0 | 34 | 42 | 4.15 | 0.808 |
| ERA: 3.91 | | | | | | | | | | | | | | | | | | |
| Al McBean, R | (9, 1) | 0.1 | S | 2 | 1 | 0 | 0 | 0 | 0 | 0 | 0 | 0 | 0 | 0 | 2 | 2 | 0.00 | 3.000 |
| ERA: 2.1 | | | | | | | | | | | | | | | | | | |

| PITCHER | IP | WLS | BF | H | R | ER | SO | BB | IBB | HBP | BLK | WP | HR | S | P | ERA | WHIP |
|---|---|---|---|---|---|---|---|---|---|---|---|---|---|---|---|---|---|

# Cincinnati Reds @ Pittsburgh Pirates

Forbes Field, Pittsburgh, PA

Mon Jun 28 1965, 7:05 PM EDT

Att. 15,302 - Unknown

livebaseballscorecards.com

## BOTTOM

| Batter | 1 | 2 | 3 | 4 | 5 | 6 | 7 | 8 | 9 | AB | R | H | RBI | BB | SO | LOB |
|---|---|---|---|---|---|---|---|---|---|---|---|---|---|---|---|---|
| Bob Bailey, R (1, 5)<br>OBP: 0.339, SLG: 0.364 | BBBB 4-0 CS 1B BB | | x 0-0 ① 6-3 | x 0-0 ③ FC6-4 1-2f | | | x 0-0 SH G5-2-3 1B 1-2 2-3 | | | 2 | 1 | 0 | 0 | 1 | 0 | 2 |
| Manny Mota, R (1, 8)<br>OBP: 0.266, SLG: 0.256 | x 0-0 ① 1-H 1B | | SSS 0-3 ② K | | x 0-0 ① F9 | | x 0-0 ①② G5-2-3 1-2 2-3 3-Hf | | | 4 | 0 | 1 | 0 | 0 | 1 | 3 |
| Roberto Clemente, R (1, 9)<br>OBP: 0.358, SLG: 0.430 | x 0-0 ② F4 | | x 0-0 ③ F8 | | x 0-0 ② 6-3 | | x 0-0 2-H 3-H 1B | | | 4 | 0 | 1 | 2 | 0 | 0 | 1 |
| Donn Clendenon, R (1, 3)<br>OBP: 0.369, SLG: 0.483 | x 0-0 ③ F3 | | | x 0-0 1B 1B 1B | x 0-0 ③ F9 | | x 0-0 ③ F9 | | | 4 | 1 | 1 | 0 | 0 | 0 | 2 |
| Bill Mazeroski, R (1, 4)<br>OBP: 0.320, SLG: 0.388 | | x 0-0 FC4 1B | | x 0-0 BB 1B SF7 1-2 1B | | x 0-0 ① 6-3 | | x 0-0 ① F3 | | 4 | 1 | 2 | 0 | 0 | 0 | 0 |
| Willie Stargell, L (1, 7)<br>OBP: 0.344, SLG: 0.621 | | SSS 0-3 ① K | | x 0-0 FC6-4 BB 1-2 2-H 1B | | SSS 0-3 ② K | | x 0-0 FC6-4 1B | | 4 | 0 | 2 | 1 | 0 | 2 | 1 |
| Gene Alley, R (1, 6)<br>OBP: 0.301, SLG: 0.358 | | SSS 0-3 ② K | | BBBB 4-0 FC6-4 1-2 2-3 BB | | x 0-0 ③ 1-6-3 | | SSS 0-3 ② K | | 3 | 0 | 0 | 0 | 1 | 2 | 2 |
| Jim Pagliaroni, R (1, 2)<br>OBP: 0.332, SLG: 0.446 | | x 0-0 ③ FC4 1-2f | | x 0-0 ① SF7 3-H | | | x 0-0 SH SH G5-2-3 1B | x 0-0 ③ FC6-4 1-2f | | 3 | 0 | 1 | 1 | 0 | 0 | 2 |
| Don Cardwell, R (1, 1)<br>OBP: 0.161, SLG: 0.267<br>Al McBean, R (9, 1)<br>OBP: 0.200, SLG: 0.200 | | | x 0-0 HR | x 0-0 ② FC6-4 FC6-4 1-2f 2-3 | | | x 0-0 SH G5-2-3 SH 1B 1-2 | | | 2 | 2 | 1 | 1 | 0 | 0 | 2 |
| | | | | | | | | | | 0 | 0 | 0 | 0 | 0 | 0 | 0 |
| Inning Stats | R: 0 E: 0 K: 0 S: 3 H: 1 LOB: 1 BB: 1 P: 7 | R: 0 E: 0 K: 2 S: 8 H: 1 LOB: 1 BB: 0 P: 8 | R: 1 E: 0 K: 1 S: 6 H: 1 LOB: 0 BB: 0 P: 6 | R: 2 E: 0 K: 0 S: 6 H: 3 LOB: 2 BB: 1 P: 10 | R: 0 E: 0 K: 0 S: 3 H: 0 LOB: 0 BB: 0 P: 3 | R: 0 E: 0 K: 1 S: 5 H: 0 LOB: 0 BB: 0 P: 5 | R: 2 E: 1 K: 0 S: 6 H: 2 LOB: 1 BB: 0 P: 6 | R: 0 E: 0 K: 1 S: 6 H: 1 LOB: 1 BB: 0 P: 6 | | 1B: 8 2B: 0 3B: 0 HR: 1 | SF: 1 SAC: 2 DP: 1 HBP: 0 | | | | | |

| | AB | 30 |
|---|---|---|
| | R | 5 |
| | H | 9 |
| | RBI | 5 |
| | BB | 2 |
| | SO | 5 |
| | LOB | 15 |

WP: 0 PB: 0 SB: 0 CS: 1 PA: 35

| PITCHER | | IP | WLS | BF | H | R | ER | SO | BB | IBB | HBP | BLK | WP | HR | S | P | ERA | WHIP |
|---|---|---|---|---|---|---|---|---|---|---|---|---|---|---|---|---|---|---|
| Jim O'Toole, L<br>ERA: 7.34 | (1, 1) | 7.0 | L | 31 | 8 | 5 | 4 | 4 | 2 | 0 | 0 | 0 | 0 | 1 | 37 | 45 | 5.14 | 1.429 |
| Roger Craig, R<br>ERA: 3.24 | (8, 1) | 1.0 | | 4 | 1 | 0 | 0 | 1 | 0 | 0 | 0 | 0 | 0 | 0 | 6 | 6 | 0.00 | 1.000 |

| PITCHER | IP | WLS | BF | H | R | ER | SO | BB | IBB | HBP | BLK | WP | HR | S | P | ERA | WHIP |
|---|---|---|---|---|---|---|---|---|---|---|---|---|---|---|---|---|---|

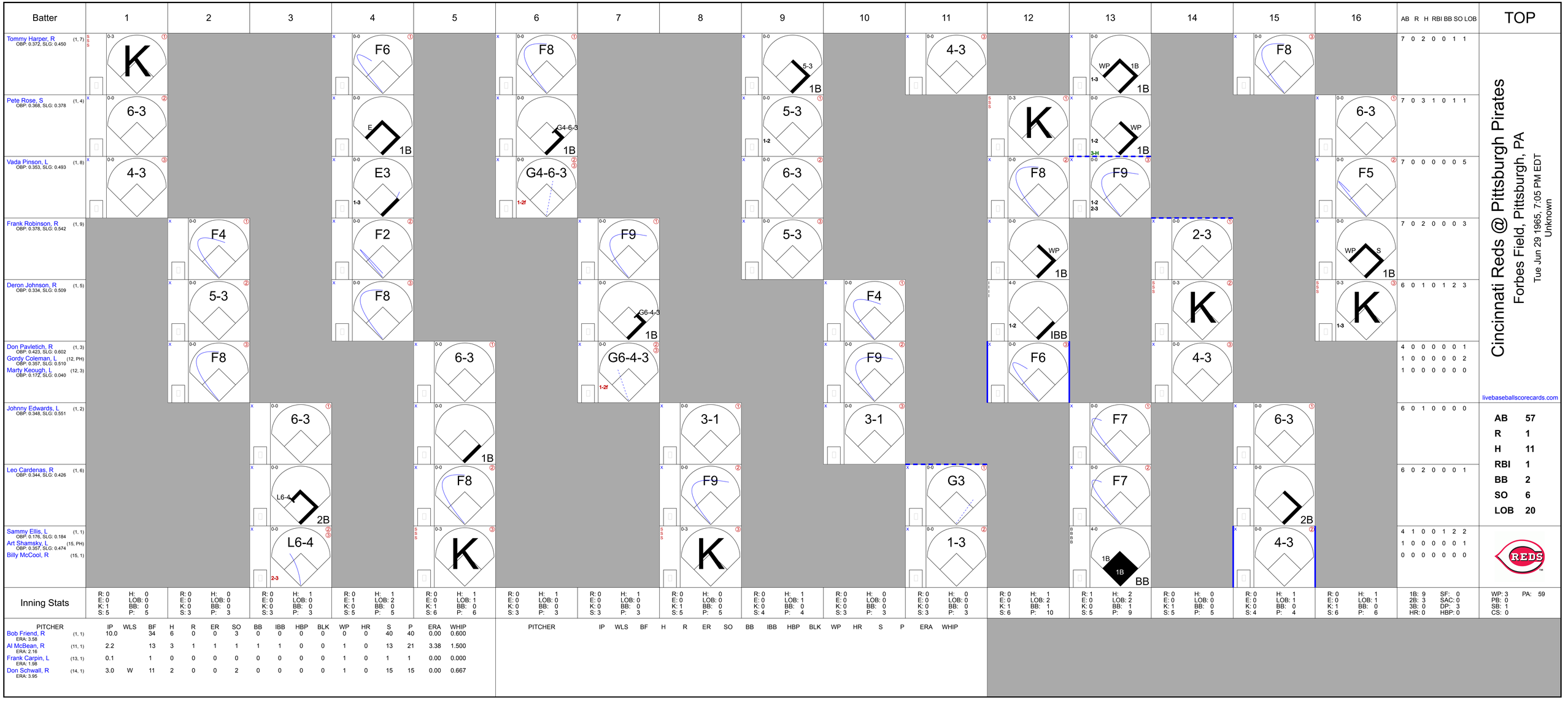

# Cincinnati Reds @ Pittsburgh Pirates

Forbes Field, Pittsburgh, PA

Tue Jun 29 1965, 7:05 PM EDT

Unknown

livebaseballscorecards.com

| Batter | 1 | 2 | 3 | 4 | 5 | 6 | 7 | 8 | 9 | 10 | 11 | 12 | 13 | 14 | 15 | 16 | AB | R | H | RBI | BB | SO | LOB |
|---|---|---|---|---|---|---|---|---|---|---|---|---|---|---|---|---|---|---|---|---|---|---|---|
| Tommy Harper, R (1, 7) OBP: 0.372, SLG: 0.450 | K | | | F6 | | F8 | | | 5-3 1B | | 4-3 | | WP 1B 1-3 1B | | F8 | | 7 | 0 | 2 | 0 | 0 | 1 | 1 |
| Pete Rose, S (1, 4) OBP: 0.368, SLG: 0.378 | 6-3 | | | E 1B | | G4-6-3 1B | | | 5-3 1-2 | | | K | WP 1-2 3-H 1B | | | 6-3 | 7 | 0 | 3 | 1 | 0 | 1 | 1 |
| Vada Pinson, L (1, 8) OBP: 0.353, SLG: 0.493 | 4-3 | | | E3 1-3 | | G4-6-3 1-2f | | | 6-3 | | | F8 | F9 1-2 2-3 | | | F5 | 7 | 0 | 0 | 0 | 0 | 0 | 5 |
| Frank Robinson, R (1, 9) OBP: 0.378, SLG: 0.542 | | F4 | | F2 | | | F9 | | 5-3 | | | WP 1B | | 2-3 | | WP S 1B | 7 | 0 | 2 | 0 | 0 | 0 | 3 |
| Deron Johnson, R (1, 5) OBP: 0.334, SLG: 0.509 | | 5-3 | | F8 | | | G6-4-3 1B | | | F4 | | 1-2 IBB | | K | | K 1-3 | 6 | 0 | 1 | 0 | 1 | 2 | 3 |
| Don Pavletich, R (1, 3) OBP: 0.423, SLG: 0.602 | | F8 | | | 6-3 | | G6-4-3 1-2f | | | F9 | | F6 | | 4-3 | | | 4 | 0 | 0 | 0 | 0 | 0 | 1 |
| Gordy Coleman, L (12, PH) OBP: 0.357, SLG: 0.510 | | | | | | | | | | | | | | | | | 1 | 0 | 0 | 0 | 0 | 0 | 2 |
| Marty Keough, L (12, 3) OBP: 0.172, SLG: 0.040 | | | | | | | | | | | | | | | | | 1 | 0 | 0 | 0 | 0 | 0 | 0 |
| Johnny Edwards, L (1, 2) OBP: 0.348, SLG: 0.551 | | | 6-3 | | 1B | | | 3-1 | | 3-1 | | | F7 | | 6-3 | | 6 | 0 | 1 | 0 | 0 | 0 | 0 |
| Leo Cardenas, R (1, 6) OBP: 0.344, SLG: 0.426 | | | L6-4 2B | | F8 | | | F9 | | | G3 | | F7 | | 2B | | 6 | 0 | 2 | 0 | 0 | 0 | 1 |
| Sammy Ellis, L (1, 1) OBP: 0.176, SLG: 0.184 | | | L6-4 2-3 | | K | | | K | | | 1-3 | | 1B 1B BB | | 4-3 | | 4 | 1 | 0 | 0 | 1 | 2 | 2 |
| Art Shamsky, L (15, PH) OBP: 0.357, SLG: 0.474 | | | | | | | | | | | | | | | | | 1 | 0 | 0 | 0 | 0 | 0 | 1 |
| Billy McCool, R (15, 1) | | | | | | | | | | | | | | | | | 0 | 0 | 0 | 0 | 0 | 0 | 0 |

| Inning Stats | 1 | 2 | 3 | 4 | 5 | 6 | 7 | 8 | 9 | 10 | 11 | 12 | 13 | 14 | 15 | 16 | AB | R | H | RBI | BB | SO | LOB |
|---|---|---|---|---|---|---|---|---|---|---|---|---|---|---|---|---|---|---|---|---|---|---|---|
| | R: 0 E: 0 K: 1 S: 5 | H: 0 LOB: 0 BB: 0 P: 5 | R: 0 E: 0 K: 0 S: 3 | H: 0 LOB: 0 BB: 0 P: 3 | R: 0 E: 0 K: 0 S: 3 | H: 1 LOB: 0 BB: 0 P: 3 | R: 0 E: 1 K: 0 S: 5 | H: 1 LOB: 2 BB: 0 P: 5 | R: 0 E: 0 K: 1 S: 6 | H: 1 LOB: 1 BB: 0 P: 6 | R: 0 E: 0 K: 0 S: 3 | H: 1 LOB: 0 BB: 0 P: 3 | R: 0 E: 0 K: 0 S: 3 | H: 1 LOB: 0 BB: 0 P: 3 | R: 0 E: 0 K: 0 S: 3 | H: 0 LOB: 0 BB: 0 P: 3 | R: 0 E: 0 K: 0 S: 3 | H: 0 LOB: 0 BB: 0 P: 3 | R: 0 E: 0 K: 1 S: 6 | H: 1 LOB: 2 BB: 1 P: 10 | R: 1 E: 0 K: 0 S: 5 | H: 2 LOB: 2 BB: 1 P: 9 | R: 0 E: 0 K: 1 S: 5 | H: 0 LOB: 0 BB: 0 P: 5 | R: 0 E: 0 K: 0 S: 4 | H: 1 LOB: 1 BB: 0 P: 4 | R: 0 E: 0 K: 1 S: 6 | H: 1 LOB: 1 BB: 0 P: 6 |

| | |
|---|---|
| 1B: 9 | SF: 0 |
| 2B: 3 | SAC: 0 |
| 3B: 0 | DP: 3 |
| HR: 0 | HBP: 0 |

| | |
|---|---|
| WP: 3 | PA: 59 |
| PB: 0 | |
| SB: 1 | |
| CS: 0 | |

| PITCHER | | IP | WLS | BF | H | R | ER | SO | BB | IBB | HBP | BLK | WP | HR | S | P | ERA | WHIP |
|---|---|---|---|---|---|---|---|---|---|---|---|---|---|---|---|---|---|---|
| Bob Friend, R ERA: 3.58 | (1, 1) | 10.0 | | 34 | 6 | 0 | 0 | 3 | 0 | 0 | 0 | 0 | 0 | 0 | 40 | 40 | 0.00 | 0.600 |
| Al McBean, R ERA: 2.16 | (11, 1) | 2.2 | | 13 | 3 | 1 | 1 | 1 | 1 | 1 | 0 | 0 | 1 | 0 | 13 | 21 | 3.38 | 1.500 |
| Frank Carpin, L ERA: 1.98 | (13, 1) | 0.1 | | 1 | 0 | 0 | 0 | 0 | 0 | 0 | 0 | 0 | 1 | 0 | 1 | 1 | 0.00 | 0.000 |
| Don Schwall, R ERA: 3.95 | (14, 1) | 3.0 | W | 11 | 2 | 0 | 0 | 2 | 0 | 0 | 0 | 0 | 1 | 0 | 15 | 15 | 0.00 | 0.667 |

| PITCHER | IP | WLS | BF | H | R | ER | SO | BB | IBB | HBP | BLK | WP | HR | S | P | ERA | WHIP |
|---|---|---|---|---|---|---|---|---|---|---|---|---|---|---|---|---|---|

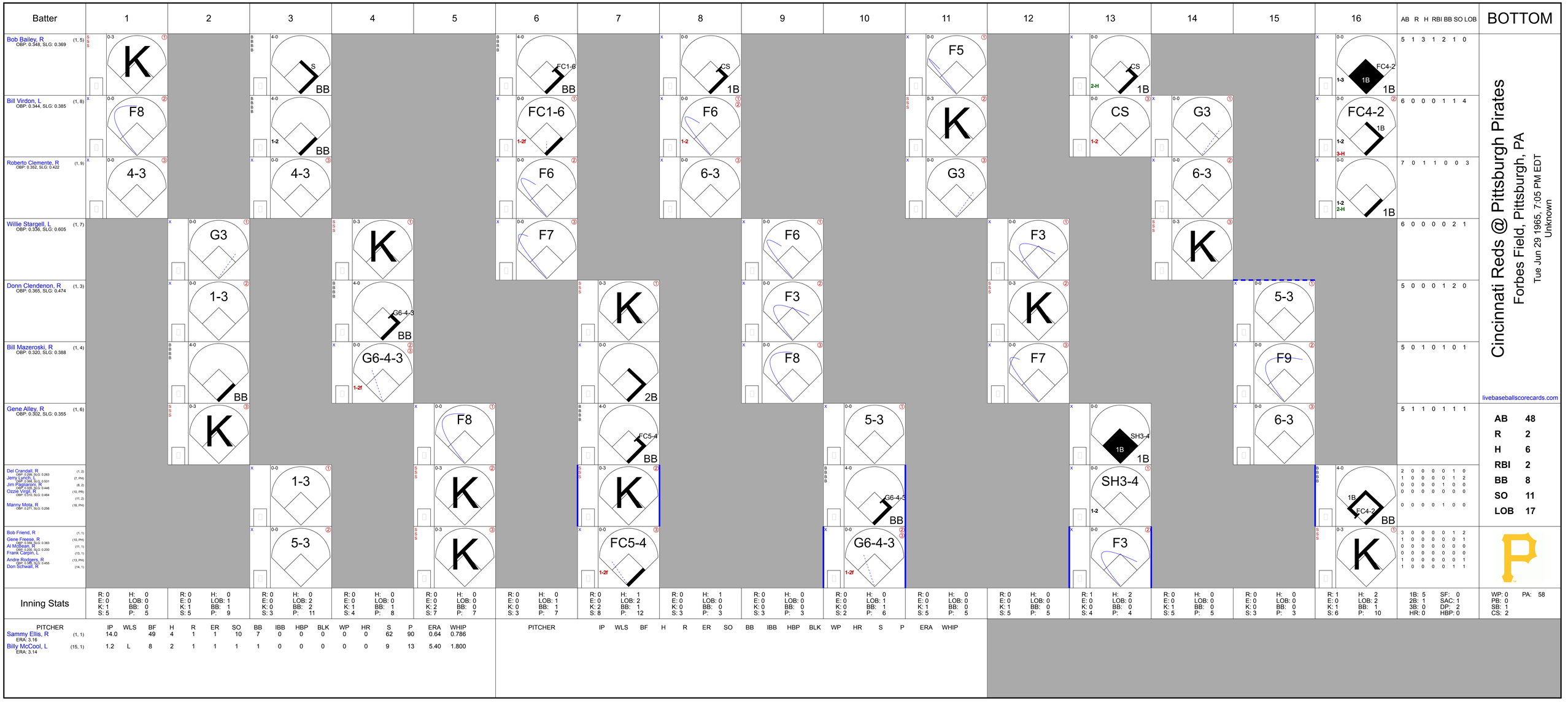
Batter
1
2
3
4
5
6
7
8
9
10
11
12
13
14
15
16
AB R H RBI BB SO LOB
BOTTOM
Bob Bailey, R (1, 5) OBP: 0.348, SLG: 0.369
5 1 3 1 2 1 0
Bill Virdon, L (1, 8) OBP: 0.344, SLG: 0.385
6 0 0 0 1 1 4
Roberto Clemente, R (1, 9) OBP: 0.352, SLG: 0.422
7 0 1 1 0 0 3
Willie Stargell, L (1, 7) OBP: 0.336, SLG: 0.605
6 0 0 0 0 2 1
Donn Clendenon, R (1, 3) OBP: 0.365, SLG: 0.474
5 0 0 0 1 2 0
Bill Mazeroski, R (1, 4) OBP: 0.320, SLG: 0.388
5 0 1 0 1 0 1
Gene Alley, R (1, 6) OBP: 0.302, SLG: 0.355
5 1 1 0 1 1 1
Del Crandall, R (1, 2) OBP: 0.299, SLG: 0.263
Jerry Lynch (7, PH) OBP: 0.368, SLG: 0.531
Jim Pagliaroni, R (8, 2) OBP: 0.333, SLG: 0.446
Ozzie Virgil, R (10, PH) OBP: 0.310, SLG: 0.464
(11, 2)
Manny Mota, R (16, PH) OBP: 0.271, SLG: 0.256
2 0 0 0 0 1 0
1 0 0 0 0 1 2
0 0 0 0 1 0 0
0 0 0 0 0 0 0
0 0 0 0 1 0 0
Bob Friend, R (1, 1)
Gene Freese, R (10, PH) OBP: 0.309, SLG: 0.383
Al McBean, R (11, 1) OBP: 0.200, SLG: 0.200
Frank Carpin, L (13, 1)
Andre Rodgers, R (13, PH) OBP: 0.381, SLG: 0.455
Don Schwall, R (14, 1)
3 0 0 0 0 1 2
1 0 0 0 0 0 1
0 0 0 0 0 0 0
0 0 0 0 0 0 0
1 0 0 0 0 0 1
1 0 0 0 0 1 1
Inning Stats
R: 0 E: 0 K: 1 S: 5 H: 0 LOB: 0 BB: 0 P: 5
R: 0 E: 0 K: 1 S: 5 H: 0 LOB: 1 BB: 1 P: 9
R: 0 E: 0 K: 0 S: 3 H: 0 LOB: 2 BB: 2 P: 11
R: 0 E: 0 K: 1 S: 4 H: 0 LOB: 0 BB: 1 P: 8
R: 0 E: 0 K: 2 S: 7 H: 0 LOB: 0 BB: 0 P: 7
R: 0 E: 0 K: 0 S: 3 H: 0 LOB: 1 BB: 1 P: 7
R: 0 E: 0 K: 2 S: 8 H: 1 LOB: 2 BB: 1 P: 12
R: 0 E: 0 K: 0 S: 3 H: 1 LOB: 0 BB: 0 P: 3
R: 0 E: 0 K: 0 S: 3 H: 0 LOB: 0 BB: 0 P: 3
R: 0 E: 0 K: 0 S: 2 H: 0 LOB: 1 BB: 1 P: 6
R: 0 E: 0 K: 1 S: 5 H: 0 LOB: 0 BB: 0 P: 5
R: 0 E: 0 K: 1 S: 5 H: 0 LOB: 0 BB: 0 P: 5
R: 1 E: 0 K: 0 S: 4 H: 2 LOB: 0 BB: 0 P: 4
R: 0 E: 0 K: 1 S: 5 H: 0 LOB: 0 BB: 0 P: 5
R: 0 E: 0 K: 0 S: 3 H: 0 LOB: 0 BB: 0 P: 3
R: 1 E: 0 K: 1 S: 6 H: 2 LOB: 2 BB: 1 P: 10
1B: 5 2B: 1 3B: 0 HR: 0
SF: 0 SAC: 1 DP: 2 HBP: 0
WP: 0 PB: 0 SB: 1 CS: 2
PA: 58
PITCHER IP WLS BF H R ER SO BB IBB HBP BLK WP HR S P ERA WHIP
Sammy Ellis, R (1, 1) ERA: 3.16 14.0 49 4 1 1 1 10 7 0 0 0 0 0 62 90 0.64 0.786
Billy McCool, L (15, 1) ERA: 3.14 1.2 L 8 2 1 1 1 1 0 0 0 0 0 9 13 5.40 1.800
PITCHER IP WLS BF H R ER SO BB IBB HBP BLK WP HR S P ERA WHIP
Cincinnati Reds @ Pittsburgh Pirates
Forbes Field, Pittsburgh, PA
Tue Jun 29 1965, 7:05 PM EDT
Unknown
livebaseballscorecards.com
AB 48
R 2
H 6
RBI 2
BB 8
SO 11
LOB 17

| Batter | 1 | 2 | 3 | 4 | 5 | 6 | 7 | 8 | 9 | AB | R | H | RBI | BB | SO | LOB |
|---|---|---|---|---|---|---|---|---|---|---|---|---|---|---|---|---|
| Tommy Harper, R (1, 7)<br>OBP: 0.372, SLG: 0.451 | 0-0 2B | | BBBB 4-0 3B BB | x 0-0 ② 5-3 1-2 2-3 | | | x 0-0 ① 5-3 | | x 0-0 ② F9 | 4 | 1 | 1 | 0 | 1 | 0 | 2 |
| Pete Rose, S (1, 4)<br>OBP: 0.372, SLG: 0.386 | SSS 0-3 ① K | | x 0-0 1-H 3B | x 0-0 2-H 3-H 1B | | | x 0-0 ② 6-3 | | BBBB 4-0 BB | 4 | 0 | 2 | 3 | 1 | 1 | 1 |
| Vada Pinson, L (1, 8)<br>OBP: 0.351, SLG: 0.487 | BBBB 4-0 G6-4-3 BB | | x 0-0 ③ F9 | x 0-0 ③ F9 | | | SSS 0-3 ③ K | | x 0-0 ③ 6-3 | 4 | 0 | 0 | 0 | 1 | 1 | 3 |
| Frank Robinson, R (1, 9)<br>OBP: 0.380, SLG: 0.541 | x 0-0 ②③ G6-4-3 1-2f | | | x 0-0 1B SF8 1B | SSS 0-3 ① K | | | x 0-0 6-3 2-3 E 1B | | 4 | 2 | 2 | 0 | 0 | 1 | 2 |
| Deron Johnson, R (1, 5)<br>OBP: 0.333, SLG: 0.505 | | SSS 0-3 ① K | | x 0-0 2B 1-3 1B 1B | SSS 0-3 ② K | | | x 0-0 ① 2-3 1-2 | | 4 | 1 | 1 | 0 | 0 | 2 | 1 |
| Don Pavletich, R (1, 2)<br>OBP: 0.409, SLG: 0.586 | | x 0-0 ② 4-3 | | x 0-0 ① SF8 3-H | x 0-0 ③ 6-3 | | | x 0-0 ② 6-3 2-3 | | 3 | 0 | 0 | 1 | 0 | 0 | 1 |
| Tony Perez, R (1, 3)<br>OBP: 0.277, SLG: 0.443 | | x 0-0 ③ F9 | | x 0-0 1-3 1B 2B | | x 0-0 ① F7 | | x 0-0 E5 3-H | | 4 | 1 | 1 | 0 | 0 | 0 | 0 |
| Leo Cardenas, R (1, 6)<br>OBP: 0.342, SLG: 0.421 | | | x 0-0 ① F7 | 4-0 5-3 1B 1B IBB | | SSS 0-3 ② K | | x 0-0 ③ 5-3 | | 3 | 1 | 0 | 0 | 1 | 1 | 1 |
| Joe Nuxhall, L (1, 1)<br>OBP: 0.308, SLG: 0.250<br>Roger Craig, R (7, 1) | | | x 0-0 ② 4-3 | x 0-0 5-3 1-2 2-H 3-H 1B | | x 0-0 ③ 4-3 | | | x 0-0 ① F9 | 3 | 1 | 1 | 2 | 0 | 0 | 0 |
| | | | | | | | | | | 1 | 0 | 0 | 0 | 0 | 0 | 0 |

# TOP

# Cincinnati Reds @ Pittsburgh Pirates

Forbes Field, Pittsburgh, PA

Tue Jun 29 1965, 7:05 PM EDT

Att. 28,589 - Unknown

livebaseballscorecards.com

| | |
|---|---|
| AB | 34 |
| R | 7 |
| H | 8 |
| RBI | 6 |
| BB | 4 |
| SO | 6 |
| LOB | 11 |

| Inning Stats | 1 | 2 | 3 | 4 | 5 | 6 | 7 | 8 | 9 | | | | | | | |
|---|---|---|---|---|---|---|---|---|---|---|---|---|---|---|---|---|
| | R: 0 E: 0 K: 1 S: 5 | H: 1 LOB: 1 BB: 1 P: 9 | R: 0 E: 0 K: 1 S: 5 | H: 0 LOB: 0 BB: 0 P: 5 | R: 1 E: 0 K: 0 S: 4 | H: 1 LOB: 1 BB: 1 P: 8 | R: 5 E: 0 K: 0 S: 8 | H: 5 LOB: 1 BB: 1 P: 12 | R: 0 E: 0 K: 2 S: 7 | H: 0 LOB: 0 BB: 0 P: 7 | R: 0 E: 0 K: 1 S: 5 | H: 0 LOB: 0 BB: 0 P: 5 | R: 0 E: 0 K: 1 S: 5 | H: 0 LOB: 0 BB: 0 P: 5 | R: 1 E: 1 K: 0 S: 5 | H: 1 LOB: 1 BB: 0 P: 5 | R: 0 E: 0 K: 0 S: 3 | H: 0 LOB: 1 BB: 1 P: 7 |

| | | | | | | | | | | | | | | | | | | | | | | | | | | | | | | | |
|---|---|---|---|---|---|---|---|---|---|---|---|---|---|---|---|---|---|---|---|---|---|---|---|---|---|---|---|---|---|---|---|
| 1B: 5 | SF: 1 | | | | | | | | | | | | | | | | | | | | | | | | | | | | | | |
| 2B: 2 | SAC: 0 | | | | | | | | | | | | | | | | | | | | | | | | | | | | | | |
| 3B: 1 | DP: 1 | | | | | | | | | | | | | | | | | | | | | | | | | | | | | | |
| HR: 0 | HBP: 0 | | | | | | | | | | | | | | | | | | | | | | | | | | | | | | |
| WP: 0 | PA: 39 | | | | | | | | | | | | | | | | | | | | | | | | | | | | | | |
| PB: 0 | | | | | | | | | | | | | | | | | | | | | | | | | | | | | | | |
| SB: 0 | | | | | | | | | | | | | | | | | | | | | | | | | | | | | | | |
| CS: 0 | | | | | | | | | | | | | | | | | | | | | | | | | | | | | | | |

| PITCHER | | IP | WLS | BF | H | R | ER | SO | BB | IBB | HBP | BLK | WP | HR | S | P | ERA | WHIP |
|---|---|---|---|---|---|---|---|---|---|---|---|---|---|---|---|---|---|---|
| Joe Gibbon, L<br>ERA: 5.61 | (1, 1) | 3.1 | L | 18 | 6 | 6 | 6 | 2 | 2 | 1 | 0 | 0 | 0 | 0 | 19 | 31 | 16.20 | 2.400 |
| Tommie Sisk, R<br>ERA: 4.01 | (4, 1) | 1.2 | | 6 | 1 | 0 | 0 | 2 | 0 | 0 | 0 | 0 | 0 | 0 | 10 | 10 | 0.00 | 0.600 |
| Wilbur Wood, L<br>ERA: 1.23 | (6, 1) | 2.0 | | 6 | 0 | 0 | 0 | 2 | 0 | 0 | 0 | 0 | 0 | 0 | 10 | 10 | 0.00 | 0.000 |
| Don Schwall, R<br>ERA: 3.81 | (8, 1) | 1.0 | | 5 | 1 | 1 | 0 | 0 | 0 | 0 | 0 | 0 | 0 | 0 | 5 | 5 | 0.00 | 1.000 |
| Al McBean, R<br>ERA: 2.12 | (9, 1) | 1.0 | | 4 | 0 | 0 | 0 | 0 | 1 | 0 | 0 | 0 | 0 | 0 | 3 | 7 | 0.00 | 1.000 |

| PITCHER | | IP | WLS | BF | H | R | ER | SO | BB | IBB | HBP | BLK | WP | HR | S | P | ERA | WHIP |
|---|---|---|---|---|---|---|---|---|---|---|---|---|---|---|---|---|---|---|

| Batter | 1 | 2 | 3 | 4 | 5 | 6 | 7 | 8 | 9 | AB | R | H | RBI | BB | SO | LOB |
|---|---|---|---|---|---|---|---|---|---|---|---|---|---|---|---|---|
| Bob Bailey, R (1, 7) (9, 5)<br>OBP: 0.346, SLG: 0.365 | S S S 0-3 K ① | | x 0-0 G6-4-3 ② ③ 1-2f | | x 0-0 F7 ② | | x 0-0 BB BB 1B 1B | | S S S 0-3 K ① | 5 | 1 | 1 | 0 | 0 | 2 | 2 |
| Manny Mota, R (1, 8)<br>OBP: 0.276, SLG: 0.262 | x 0-0 F9 ② | | | x 0-0 3B 1B | S S S 0-3 K ③ | | x 0-0 BB BB 1-2 1B | | x 0-0 F2 ② | 5 | 1 | 2 | 0 | 0 | 1 | 1 |
| Roberto Clemente, R (1, 9)<br>OBP: 0.357, SLG: 0.431 | x 0-0 F7 ③ | | | x 0-0 1B 1-H 3B | | x 0-0 6-3 ① B B B B | 4-0 BB 1-2 2-3 BB | | x 0-0 1B 1B | 4 | 1 | 2 | 1 | 1 | 0 | 0 |
| Donn Clendenon, R (1, 3)<br>OBP: 0.372, SLG: 0.476 | | x 0-0 F8 ① | | x 0-0 1B 3-H 1B | | B B B B 4-0 2B 1B BB | B B B B 4-0 G6-4-3 1-2 2-3 3-H BB | | x 0-0 1B 1-2 1B | 3 | 1 | 2 | 2 | 2 | 0 | 0 |
| Bill Mazeroski, R (1, 4)<br>OBP: 0.316, SLG: 0.389 | | x 0-0 F3 ② | | S S S 0-3 K ① | | x 0-0 1B 1-3 2B | x 0-0 G6-4-3 ② ③ 1-2f | | x 0-0 F9 ③ | 5 | 1 | 1 | 0 | 0 | 1 | 6 |
| Gene Freese, R (1, 5)<br>OBP: 0.358, SLG: 0.371<br>Willie Stargell, L (8, PH) (9, 7)<br>OBP: 0.339, SLG: 0.607 | | B B B B 4-0 BB | | S S S 0-3 K ② | | S S S 0-3 K ② | | x 0-0 G6-3 1B | | 2<br>1 | 0<br>0 | 0<br>1 | 0<br>0 | 1<br>0 | 2<br>0 | 3<br>0 |
| Gene Alley, R (1, 6)<br>OBP: 0.301, SLG: 0.353 | | x 0-0 F3 ③ | | x 0-0 F9 ③ | | x 0-0 1B 2-H 3-H | | x 0-0 G6-3 ① ② 1-2f | | 4 | 0 | 1 | 2 | 0 | 0 | 3 |
| Jim Pagliaroni, R (1, 2)<br>OBP: 0.340, SLG: 0.446<br>Del Crandall, R (7, 2)<br>OBP: 0.307, SLG: 0.263 | | | B B B B 4-0 G6-4-3 BB | | x 0-0 1B | x 0-0 F4 ③ | | B B B B 4-0 FC4-6 BB | | 2<br>0 | 0<br>0 | 1<br>0 | 0<br>0 | 1<br>1 | 0<br>0 | 1<br>0 |
| Joe Gibbon, R (1, 1)<br>OBP: 0.158, SLG: 0.111<br>Tommie Sisk, R (4, 1)<br>Jose Pagan, R (5, PH)<br>OBP: 0.267, SLG: 0.255<br>Wilbur Wood, R (6, 1)<br>Andre Rodgers, R (7, PH)<br>OBP: 0.381, SLG: 0.449<br>Don Schwall, R (8, 1)<br>Jerry Lynch, L (8, PH)<br>OBP: 0.364, SLG: 0.524<br>Al McBean, R (9, 1)<br>OBP: 0.200, SLG: 0.200 | | | x 0-0 F3 ① | | S S S 0-3 K ① | | S S S 0-3 K ① | x 0-0 FC4-6 ③ 1-2f | | 1<br>0<br>1<br>0<br>1<br>0<br>1<br>0 | 0<br>0<br>0<br>0<br>0<br>0<br>0<br>0 | 0<br>0<br>0<br>0<br>0<br>0<br>0<br>0 | 0<br>0<br>0<br>0<br>0<br>0<br>0<br>0 | 0<br>0<br>1<br>0<br>0<br>1<br>0<br>0 | 0<br>0<br>1<br>0<br>0<br>0<br>0<br>0 | 1<br>0<br>1<br>0<br>0<br>0<br>1<br>0 |
| Inning Stats | R: 0 E: 0 K: 1 S: 5 H: 0 LOB: 0 BB: 0 P: 5 | R: 0 E: 0 K: 0 S: 3 H: 0 LOB: 1 BB: 1 P: 7 | R: 0 E: 0 K: 0 S: 2 H: 0 LOB: 0 BB: 1 P: 6 | R: 2 E: 0 K: 2 S: 10 H: 3 LOB: 1 BB: 0 P: 10 | R: 0 E: 0 K: 2 S: 8 H: 1 LOB: 1 BB: 0 P: 8 | R: 2 E: 0 K: 1 S: 7 H: 2 LOB: 1 BB: 1 P: 11 | R: 1 E: 0 K: 1 S: 6 H: 2 LOB: 2 BB: 2 P: 14 | R: 0 E: 0 K: 0 S: 3 H: 1 LOB: 1 BB: 1 P: 7 | R: 0 E: 0 K: 1 S: 7 H: 2 LOB: 2 BB: 0 P: 7 | 1B: 9 2B: 1 3B: 1 HR: 0 | SF: 0 SAC: 0 DP: 3 HBP: 0 | | | | | | |

| PITCHER | | IP | WLS | BF | H | R | ER | SO | BB | IBB | HBP | BLK | WP | HR | S | P | ERA | WHIP |
|---|---|---|---|---|---|---|---|---|---|---|---|---|---|---|---|---|---|---|
| Joe Nuxhall, L<br>ERA: 4.86 | (1, 1) | 6.1 | W | 29 | 8 | 5 | 5 | 7 | 3 | 0 | 0 | 0 | 0 | 0 | 40 | 52 | 7.11 | 1.737 |
| Roger Craig, R<br>ERA: 3.0 | (7, 1) | 2.2 | S | 12 | 3 | 0 | 0 | 1 | 3 | 0 | 0 | 0 | 0 | 0 | 11 | 23 | 0.00 | 2.250 |

| PITCHER | IP | WLS | BF | H | R | ER | SO | BB | IBB | HBP | BLK | WP | HR | S | P | ERA | WHIP |
|---|---|---|---|---|---|---|---|---|---|---|---|---|---|---|---|---|---|

# BOTTOM

## Cincinnati Reds @ Pittsburgh Pirates

Forbes Field, Pittsburgh, PA

Tue Jun 29 1965, 7:05 PM EDT

Att. 28,589 - Unknown

livebaseballscorecards.com

| | |
|---|---|
| AB | 35 |
| R | 5 |
| H | 11 |
| RBI | 5 |
| BB | 6 |
| SO | 8 |
| LOB | 19 |

| | | | |
|---|---|---|---|
| 1B: 9 | SF: 0 | WP: 0 | PA: 41 |
| 2B: 1 | SAC: 0 | PB: 0 | |
| 3B: 1 | DP: 3 | SB: 0 | |
| HR: 0 | HBP: 0 | CS: 0 | |

| Batter | 1 | 2 | 3 | 4 | 5 | 6 | 7 | 8 | 9 | AB | R | H | RBI | BB | SO | LOB |
|---|---|---|---|---|---|---|---|---|---|---|---|---|---|---|---|---|
| Tommy Harper, R (1, 7) OBP: 0.370, SLG: 0.448 | F3 | | K | | 1B | | F8 | | | 4 | 0 | 1 | 0 | 0 | 1 | 0 |
| Pete Rose, S (1, 4) OBP: 0.368, SLG: 0.381 | K | | | 1-3 | F7 | | | 4-3 | | 4 | 0 | 0 | 0 | 0 | 1 | 1 |
| Vada Pinson, L (1, 8) OBP: 0.353, SLG: 0.490 | 1B | | | P6 | | CS 2B | | G3 | | 4 | 0 | 2 | 0 | 0 | 0 | 0 |
| Frank Robinson, R (1, 9) OBP: 0.381, SLG: 0.537 | P4 | | | 1B HR BB | | CS BB | | K | | 2 | 1 | 0 | 0 | 2 | 1 | 1 |
| Art Shamsky, L (1, 3) OBP: 0.348, SLG: 0.452 | | P6 | | HR 1B (1-2) | | F5 (1-2, 2-3) | | | F9 | 4 | 1 | 1 | 0 | 0 | 0 | 2 |
| Deron Johnson, R (1, 5) OBP: 0.336, SLG: 0.514 | | P6 | | HR (1-H, 2-H) | | BB | | | F8 | 3 | 1 | 1 | 3 | 1 | 0 | 0 |
| Johnny Edwards, L (1, 2) OBP: 0.341, SLG: 0.538 | | 4-3 | | 4-3 | | K | | | F8 | 4 | 0 | 0 | 0 | 0 | 1 | 2 |
| Leo Cardenas, R (1, 6) OBP: 0.339, SLG: 0.416 | | | K | K | K | | K | | | 3 | 0 | 0 | 0 | 0 | 3 | 0 |
| John Tsitouris, R (1, 1) OBP: 0.069, SLG: 0.037 | | | K | 4-1 | | | F8 | | | 1 | 0 | 0 | 0 | 0 | 1 | 0 |
| Gerry Arrigo, L (4, 1) OBP: 0.182, SLG: 0.455 | | | | | | | | | | 1 | 0 | 0 | 0 | 0 | 0 | 0 |
| Roger Craig, R (6, 1) | | | | | | | | | | 0 | 0 | 0 | 0 | 0 | 0 | 0 |
| Marty Keough, L (7, PH) OBP: 0.167, SLG: 0.038 | | | | | | | | | | 1 | 0 | 0 | 0 | 0 | 0 | 0 |
| Jim Duffalo, R (7, 1) | | | | | | | | | | 0 | 0 | 0 | 0 | 0 | 0 | 0 |
| Inning Stats | R: 0 E: 0 K: 1 S: 6 H: 1 LOB: 1 BB: 0 P: 6 | R: 0 E: 0 K: 0 S: 3 H: 0 LOB: 0 BB: 0 P: 3 | R: 0 E: 0 K: 3 S: 9 H: 0 LOB: 0 BB: 0 P: 9 | R: 3 E: 0 K: 0 S: 5 H: 2 LOB: 0 BB: 1 P: 9 | R: 0 E: 0 K: 1 S: 6 H: 1 LOB: 1 BB: 0 P: 6 | R: 0 E: 0 K: 1 S: 5 H: 1 LOB: 2 BB: 2 P: 13 | R: 0 E: 0 K: 1 S: 5 H: 0 LOB: 0 BB: 0 P: 5 | R: 0 E: 0 K: 1 S: 5 H: 0 LOB: 0 BB: 0 P: 5 | R: 0 E: 0 K: 0 S: 3 H: 0 LOB: 0 BB: 0 P: 3 | 1B: 3 2B: 1 3B: 0 HR: 1 | SF: 0 SAC: 0 DP: 0 HBP: 0 | | | | | | |

| PITCHER | IP | WLS | BF | H | R | ER | SO | BB | IBB | HBP | BLK | WP | HR | S | P | ERA | WHIP |
|---|---|---|---|---|---|---|---|---|---|---|---|---|---|---|---|---|---|
| Tom Parsons, R (1, 1) ERA: 4.6 | 4.0 | | 16 | 3 | 3 | 3 | 4 | 1 | 0 | 0 | 0 | 0 | 1 | 23 | 27 | 6.75 | 1.000 |
| Gary Kroll, R (5, 1) ERA: 3.9 | 5.0 | W | 18 | 2 | 0 | 0 | 4 | 2 | 0 | 0 | 0 | 0 | 0 | 24 | 32 | 0.00 | 0.800 |

| PITCHER | IP | WLS | BF | H | R | ER | SO | BB | IBB | HBP | BLK | WP | HR | S | P | ERA | WHIP |
|---|---|---|---|---|---|---|---|---|---|---|---|---|---|---|---|---|---|

# TOP

## Cincinnati Reds @ New York Mets

Shea Stadium, Flushing, NY

Wed Jun 30 1965, 7:05 PM EDT

Att. 20,946 - Unknown

livebaseballscorecards.com

| | |
|---|---|
| AB | 31 |
| R | 3 |
| H | 5 |
| RBI | 3 |
| BB | 3 |
| SO | 8 |
| LOB | 6 |

| | | | |
|---|---|---|---|
| WP: 0 | PB: 0 | SB: 0 | CS: 2 |
| PA: 34 | | | |

# Cincinnati Reds @ New York Mets

Shea Stadium, Flushing, NY

Wed Jun 30 1965, 7:05 PM EDT

Att. 20,946 - Unknown

livebaseballscorecards.com

## BOTTOM

| Batter | 1 | 2 | 3 | 4 | 5 | 6 | 7 | 8 | 9 | AB | R | H | RBI | BB | SO | LOB |
|---|---|---|---|---|---|---|---|---|---|---|---|---|---|---|---|---|
| Chuck Hiller, L (1, 4)<br>OBP: 0.300, SLG: 0.330 | WP 1B 2B | K | | 1B 2B 1B<br>1-3<br>2-H | | 1B WP SF8 1B | 4-3 | | | 5 | 3 | 3 | 1 | 0 | 1 | 3 |
| Roy McMillan, R (1, 6)<br>OBP: 0.269, SLG: 0.300 | 5-3 1B<br>2-H | | 4-3 | 2B 1B<br>1-2<br>3-H | | 6-3 1B 1B<br>1-3 | | BB HBP | | 4 | 0 | 3 | 2 | 0 | 0 | 0 |
| Ed Kranepool, L (1, 3)<br>OBP: 0.337, SLG: 0.448 | K | | HR | 2B<br>1-3<br>2-H | | SF8<br>3-H | | K | | 4 | 1 | 2 | 3 | 0 | 2 | 2 |
| Johnny Lewis, L (1, 9)<br>OBP: 0.330, SLG: 0.399 | 5-3<br>1-2 | | CS BB | K | | 6-3<br>1-2 1B | | F8 | | 4 | 0 | 1 | 0 | 1 | 1 | 4 |
| Charley Smith, R (1, 5)<br>OBP: 0.285, SLG: 0.439 | K | | K<br>1-2 | | F2 | 6-3<br>1-2<br>2-3 | | BB<br>1-2 | | 3 | 0 | 0 | 0 | 0 | 2 | 2 |
| Bobby Klaus, R (6, 5)<br>OBP: 0.297, SLG: 0.258 | | | | | | | | | | 1 | 0 | 0 | 0 | 1 | 0 | 2 |
| Jim Hickman, R (1, 7)<br>OBP: 0.227, SLG: 0.355 | | P6 | | L8 | F9 1B 1B | 5-3 | | F8 | | 5 | 0 | 1 | 0 | 0 | 0 | 4 |
| Billy Cowan, R (1, 8)<br>OBP: 0.248, SLG: 0.386 | | E1 S | | 1B 2B | 1-2 1B | | SH1-4 HBP | | | 3 | 1 | 2 | 0 | 0 | 0 | 0 |
| Chris Cannizzaro, R (1, 2)<br>OBP: 0.280, SLG: 0.252 | | K<br>1-2 | | 1B 1B BB | F9<br>2-3 | | K | | | 3 | 1 | 0 | 0 | 1 | 2 | 4 |
| Tom Parsons, R (1, 1) | | BB | | F8 | K | | SH1-4<br>1-2 | | | 0 | 0 | 0 | 0 | 1 | 0 | 0 |
| Jesse Gonder, L (4, PH)<br>OBP: 0.311, SLG: 0.387 | | | | | | | | | | 1 | 0 | 0 | 0 | 0 | 0 | 2 |
| Gary Kroll, R (5, 1)<br>OBP: 0.143, SLG: 0.190 | | | | | | | | | | 1 | 0 | 0 | 0 | 0 | 1 | 2 |
| Inning Stats | R: 1<br>E: 0<br>K: 2<br>S: 9<br>H: 2<br>LOB: 1<br>BB: 0<br>P: 9 | R: 0<br>E: 1<br>K: 2<br>S: 8<br>H: 0<br>LOB: 2<br>BB: 1<br>P: 12 | R: 1<br>E: 0<br>K: 1<br>S: 5<br>H: 1<br>LOB: 0<br>BB: 1<br>P: 9 | R: 3<br>E: 0<br>K: 1<br>S: 9<br>H: 4<br>LOB: 2<br>BB: 1<br>P: 13 | R: 0<br>E: 0<br>K: 1<br>S: 7<br>H: 2<br>LOB: 2<br>BB: 0<br>P: 7 | R: 1<br>E: 0<br>K: 0<br>S: 6<br>H: 3<br>LOB: 2<br>BB: 0<br>P: 6 | R: 0<br>E: 0<br>K: 1<br>S: 5<br>H: 0<br>LOB: 1<br>BB: 0<br>P: 6 | R: 0<br>E: 0<br>K: 1<br>S: 5<br>H: 0<br>LOB: 2<br>BB: 1<br>P: 10 | | | | | | | | |

| | |
|---|---|
| AB | 34 |
| R | 6 |
| H | 12 |
| RBI | 6 |
| BB | 4 |
| SO | 9 |
| LOB | 25 |

1B: 8 SF: 1 PA: 42
2B: 3 SAC: 1
3B: 0 DP: 0
HR: 1 HBP: 2
WP: 2
PB: 0
SB: 1
CS: 1

| PITCHER | | IP | WLS | BF | H | R | ER | SO | BB | IBB | HBP | BLK | WP | HR | S | P | ERA | WHIP |
|---|---|---|---|---|---|---|---|---|---|---|---|---|---|---|---|---|---|---|
| John Tsitouris, R<br>ERA: 4.41 | (1, 1) | 3.2 | L | 20 | 6 | 5 | 5 | 5 | 3 | 0 | 0 | 0 | 1 | 1 | 27 | 39 | 12.27 | 2.455 |
| Gerry Arrigo, L<br>ERA: 6.75 | (4, 1) | 1.2 | | 11 | 6 | 1 | 1 | 2 | 0 | 0 | 0 | 0 | 1 | 0 | 15 | 15 | 5.40 | 3.600 |
| Roger Craig, R<br>ERA: 2.95 | (6, 1) | 0.2 | | 2 | 0 | 0 | 0 | 0 | 0 | 0 | 0 | 0 | 0 | 0 | 2 | 2 | 0.00 | 0.000 |
| Jim Duffalo, R<br>ERA: 2.81 | (7, 1) | 2.0 | | 9 | 0 | 0 | 0 | 2 | 1 | 0 | 2 | 0 | 0 | 0 | 10 | 16 | 0.00 | 0.500 |

| PITCHER | | IP | WLS | BF | H | R | ER | SO | BB | IBB | HBP | BLK | WP | HR | S | P | ERA | WHIP |
|---|---|---|---|---|---|---|---|---|---|---|---|---|---|---|---|---|---|---|

| Batter | 1 | 2 | 3 | 4 | 5 | 6 | 7 | 8 | 9 | AB | R | H | RBI | BB | SO | LOB |
|---|---|---|---|---|---|---|---|---|---|---|---|---|---|---|---|---|
| Tommy Harper, R (1, 7)<br>OBP: 0.369, SLG: 0.443 | 6-3 | | BB | | 5-3 | | | F8 | | 3 | 1 | 0 | 0 | 1 | 0 | 0 |
| Pete Rose, S (1, 4)<br>OBP: 0.366, SLG: 0.380 | 5-3 | | 1B | | F8 | | | P4 | | 4 | 0 | 1 | 0 | 0 | 0 | 0 |
| Vada Pinson, L (1, 8)<br>OBP: 0.355, SLG: 0.491 | 1B | | 1B | | F7 | | | 4-3 | | 4 | 0 | 2 | 1 | 0 | 0 | 0 |
| Frank Robinson, R (1, 9)<br>OBP: 0.380, SLG: 0.536 | L9 | | G3 | | | F8 | | | 2B | 4 | 0 | 1 | 0 | 0 | 0 | 3 |
| Deron Johnson, R (1, 5)<br>OBP: 0.338, SLG: 0.516 | | 2B | BB | | | K | | | F9 | 3 | 0 | 1 | 0 | 1 | 1 | 1 |
| Don Pavletich, R (1, 2)<br>OBP: 0.397, SLG: 0.565 | | P6 | G6-3 | | | F7 | | | L7 | 4 | 0 | 0 | 0 | 0 | 0 | 5 |
| Tony Perez, R (1, 3)<br>OBP: 0.291, SLG: 0.464 | | K | | CS 3B | | | L3 1B | | FC6-4 BB | 3 | 0 | 2 | 0 | 1 | 1 | 1 |
| Leo Cardenas, R (1, 6)<br>OBP: 0.338, SLG: 0.412 | | BB | | L5 | | | L3 | | FC6-4 | 3 | 0 | 0 | 0 | 1 | 0 | 4 |
| Jim Maloney, L (1, 1)<br>OBP: 0.255, SLG: 0.220 | | F8 | | K | | | K2-3 | | | 2 | 0 | 0 | 0 | 0 | 1 | 3 |
| Charlie James, R (7, PH)<br>OBP: 0.278, SLG: 0.235 | | | | | | | | | | 1 | 0 | 0 | 0 | 0 | 1 | 0 |
| Billy McCool, R (7, 1) | | | | | | | | | | 0 | 0 | 0 | 0 | 0 | 0 | 0 |
| Roger Craig, R (8, 1) | | | | | | | | | | 0 | 0 | 0 | 0 | 0 | 0 | 0 |
| Inning Stats | R: 0 E: 0 K: 0 S: 4 H: 1 LOB: 1 BB: 0 P: 4 | R: 0 E: 0 K: 1 S: 6 H: 1 LOB: 2 BB: 1 P: 10 | R: 1 E: 0 K: 0 S: 4 H: 2 LOB: 2 BB: 2 P: 12 | R: 0 E: 0 K: 1 S: 5 H: 1 LOB: 1 BB: 0 P: 5 | R: 0 E: 0 K: 0 S: 3 H: 0 LOB: 0 BB: 0 P: 3 | R: 0 E: 0 K: 1 S: 5 H: 0 LOB: 0 BB: 0 P: 5 | R: 0 E: 0 K: 1 S: 5 H: 1 LOB: 0 BB: 0 P: 5 | R: 0 E: 0 K: 0 S: 3 H: 0 LOB: 0 BB: 0 P: 3 | R: 0 E: 0 K: 0 S: 4 H: 1 LOB: 2 BB: 1 P: 8 | 1B: 4 2B: 4 3B: 1 HR: 0 | SF: 0 SAC: 0 DP: 3 HBP: 0 | | | | | | |

| PITCHER | IP | WLS | BF | H | R | ER | SO | BB | IBB | HBP | BLK | WP | HR | S | P | ERA | WHIP |
|---|---|---|---|---|---|---|---|---|---|---|---|---|---|---|---|---|---|
| Al Jackson, L (1, 1)<br>ERA: 4.61 | 9.0 | W | 35 | 7 | 1 | 1 | 4 | 4 | 0 | 0 | 0 | 0 | 0 | 39 | 55 | 1.00 | 1.222 |

| PITCHER | IP | WLS | BF | H | R | ER | SO | BB | IBB | HBP | BLK | WP | HR | S | P | ERA | WHIP |
|---|---|---|---|---|---|---|---|---|---|---|---|---|---|---|---|---|---|

# Cincinnati Reds @ New York Mets

Shea Stadium, Flushing, NY

Thu Jul 01 1965, 3:33 AM EDT

Att. 14,738 - Unknown

TOP

livebaseballscorecards.com

| | |
|---|---|
| AB | 31 |
| R | 1 |
| H | 7 |
| RBI | 1 |
| BB | 4 |
| SO | 4 |
| LOB | 17 |

WP: 0 PB: 0 SB: 0 CS: 1 PA: 35

| Batter | 1 | 2 | 3 | 4 | 5 | 6 | 7 | 8 | 9 | AB | R | H | RBI | BB | SO | LOB |
|---|---|---|---|---|---|---|---|---|---|---|---|---|---|---|---|---|
| Chuck Hiller, L (1, 4)<br>OBP: 0.295, SLG: 0.333 | 6-3 | K | | 2B | | K | | 3-1 | | 5 | 0 | 1 | 1 | 0 | 2 | 1 |
| Roy McMillan, R (1, 6)<br>OBP: 0.272, SLG: 0.300 | HR 1B | 5-3 | | BB | | | F9 | | | 3 | 1 | 1 | 0 | 1 | 0 | 1 |
| Ed Kranepool, L (1, 3)<br>OBP: 0.336, SLG: 0.457 | HR | | 6-3 | K | | | K | | | 4 | 1 | 1 | 2 | 0 | 2 | 2 |
| Johnny Lewis, L (1, 9)<br>OBP: 0.336, SLG: 0.407 | PB BB | | 4-3 | | 4-3 2B | | 3B 1B | | | 3 | 1 | 2 | 0 | 1 | 0 | 0 |
| Jim Hickman, R (1, 8)<br>OBP: 0.234, SLG: 0.359 | L1 | | 1B | | 5-3 | | 3B 1B | | | 4 | 1 | 2 | 0 | 0 | 0 | 2 |
| Danny Napoleon, R (1, 7)<br>OBP: 0.242, SLG: 0.200 | HBP | | K | | 4-3 | | 1-H 2-H 3B | | | 1 | 0 | 0 | 0 | 0 | 1 | 1 |
| Ron Swoboda, R (5, 7)<br>OBP: 0.319, SLG: 0.526 | | | | | 2-3 | | | | | 2 | 0 | 1 | 2 | 0 | 0 | 1 |
| Bobby Klaus, R (1, 5)<br>OBP: 0.292, SLG: 0.254 | P6 | | | 5-3 | 5-3 | | K | | | 4 | 0 | 0 | 0 | 0 | 1 | 4 |
| Chris Cannizzaro, R (1, 2)<br>OBP: 0.286, SLG: 0.261 | | 2B | | 2B BB | | F8 | | L6 | | 3 | 1 | 1 | 0 | 1 | 0 | 0 |
| Al Jackson, L (1, 1)<br>OBP: 0.100, SLG: 0.133 | | K | | K | | K | | K | | 4 | 0 | 0 | 0 | 0 | 4 | 2 |
| Inning Stats | R: 2 E: 0 K: 0 S: 5 H: 2 LOB: 2 BB: 1 P: 10 | R: 0 E: 0 K: 2 S: 8 H: 1 LOB: 1 BB: 0 P: 8 | R: 0 E: 0 K: 1 S: 6 H: 1 LOB: 1 BB: 0 P: 6 | R: 1 E: 0 K: 2 S: 8 H: 1 LOB: 2 BB: 2 P: 16 | R: 0 E: 0 K: 0 S: 4 H: 1 LOB: 1 BB: 0 P: 4 | R: 0 E: 0 K: 2 S: 7 H: 0 LOB: 0 BB: 0 P: 7 | R: 2 E: 0 K: 2 S: 10 H: 3 LOB: 1 BB: 0 P: 10 | R: 0 E: 0 K: 1 S: 5 H: 0 LOB: 0 BB: 0 P: 5 | | 1B: 4 2B: 3 3B: 1 HR: 1 | SF: 0 SAC: 0 DP: 0 HBP: 1 | | | | | | |

| PITCHER | | IP | WLS | BF | H | R | ER | SO | BB | IBB | HBP | BLK | WP | HR | S | P | ERA | WHIP |
|---|---|---|---|---|---|---|---|---|---|---|---|---|---|---|---|---|---|---|
| Jim Maloney, R<br>ERA: 2.65 | (1, 1) | 6.0 | L | 28 | 6 | 3 | 3 | 7 | 3 | 0 | 1 | 0 | 0 | 1 | 38 | 51 | 4.50 | 1.500 |
| Billy McCool, L<br>ERA: 3.48 | (7, 1) | 1.0 | | 6 | 3 | 2 | 2 | 2 | 0 | 0 | 0 | 0 | 0 | 0 | 10 | 10 | 18.00 | 3.000 |
| Roger Craig, R<br>ERA: 2.87 | (8, 1) | 1.0 | | 3 | 0 | 0 | 0 | 1 | 0 | 0 | 0 | 0 | 0 | 0 | 5 | 5 | 0.00 | 0.000 |

| PITCHER | IP | WLS | BF | H | R | ER | SO | BB | IBB | HBP | BLK | WP | HR | S | P | ERA | WHIP |
|---|---|---|---|---|---|---|---|---|---|---|---|---|---|---|---|---|---|

# BOTTOM

## Cincinnati Reds @ New York Mets

Shea Stadium, Flushing, NY

Thu Jul 01 1965, 3:33 AM EDT

Att. 14,738 - Unknown

livebaseballscorecards.com

| | |
|---|---|
| AB | 33 |
| R | 5 |
| H | 9 |
| RBI | 5 |
| BB | 3 |
| SO | 10 |
| LOB | 14 |

# Cincinnati Reds @ Philadelphia Phillies

Connie Mack Stadium, Philadelphia, PA

Fri Jul 02 1965, 7:05 PM EDT

Att. 22,516 - Unknown

TOP

livebaseballscorecards.com

| Batter | 1 | 2 | 3 | 4 | 5 | 6 | 7 | 8 | 9 | AB | R | H | RBI | BB | SO | LOB |
|---|---|---|---|---|---|---|---|---|---|---|---|---|---|---|---|---|
| Tommy Harper, R (1, 7)<br>OBP: 0.370, SLG: 0.439 | BBBB 4-0 SH 1B BB | | SSS 0-3 ① K | | x 0-0 ① P4 | x 0-0 ③ F7 | | | BBBB 4-0 G4-6-3 BB | 3 | 1 | 0 | 0 | 2 | 1 | 1 |
| Pete Rose, S (1, 4)<br>OBP: 0.365, SLG: 0.378 | x 0-0 SH 1B 1-3 | | x 0-0 ② 4-3 | | x 0-0 1B | | x 0-0 ① P3 | | x 0-0 ②③ G4-6-3 1-2f | 4 | 0 | 1 | 0 | 0 | 0 | 1 |
| Vada Pinson, L (1, 8)<br>OBP: 0.353, SLG: 0.488 | x 0-0 HBP 1-3 3-H 1B | | SSS 0-3 ③ K | | SSS 0-3 ② K | | x 0-0 ② F8 | | | 4 | 0 | 1 | 1 | 0 | 2 | 1 |
| Frank Robinson, R (1, 9)<br>OBP: 0.384, SLG: 0.538 | H 1-0 G4-6-3 1-2 HBP | | | x 0-0 E 1B | SSS 0-3 ③ K | | x 0-0 1B | | | 3 | 0 | 2 | 0 | 0 | 1 | 1 |
| Deron Johnson, R (1, 5)<br>OBP: 0.333, SLG: 0.509 | x 0-0 ① F9 | | | x 0-0 ① P6 | | x 0-0 ① P6 | SSS 0-3 ③ K | | | 4 | 0 | 0 | 0 | 0 | 1 | 5 |
| Don Pavletich, R (1, 2)<br>OBP: 0.393, SLG: 0.555<br>Johnny Edwards, L (8, 2)<br>OBP: 0.341, SLG: 0.538 | x 0-0 ②③ G4-6-3 1-2f | | | x 0-0 E1 1-3 | | x 0-0 HR 1B | | SSS 0-3 ① K | | 4<br>0 | 1<br>0 | 1<br>0 | 0<br>0 | 0<br>0 | 1<br>0 | 4<br>0 |
| Tony Perez, R (1, 3)<br>OBP: 0.290, SLG: 0.481 | | x 0-0 ① 6-3 | | x 0-0 ② L6 | | x 0-0 1-H HR | | SSS 0-3 ② K | | 4 | 1 | 1 | 2 | 0 | 1 | 2 |
| Leo Cardenas, R (1, 6)<br>OBP: 0.340, SLG: 0.411 | | SSS 0-3 ② K | | 4-0 IBB | | x 0-0 SH1-4 1B | | x 0-0 ③ 5-3 | | 3 | 0 | 1 | 0 | 1 | 1 | 0 |
| Jim O'Toole, S (1, 1)<br>OBP: 0.083, SLG: 0.043<br>Roger Craig, R (7, 1)<br>Gerry Arrigo, L (7, 1)<br>OBP: 0.182, SLG: 0.455<br>Art Shamsky, L (9, PH)<br>OBP: 0.340, SLG: 0.442 | | SSS 0-3 ③ K | | SSS 0-3 ③ K | | x 0-0 ② SH1-4 1-2 | | | SSS 0-3 ① K | 2<br>0<br>0<br>1 | 0<br>0<br>0<br>0 | 0<br>0<br>0<br>0 | 0<br>0<br>0<br>0 | 0<br>0<br>0<br>0 | 2<br>0<br>0<br>1 | 3<br>0<br>0<br>0 |
| Inning Stats | R: 1 H: 1<br>E: 1 LOB: 2<br>K: 0 BB: 1<br>S: 4 P: 9 | R: 0 H: 0<br>E: 0 LOB: 0<br>K: 2 BB: 0<br>S: 7 P: 7 | R: 0 H: 0<br>E: 0 LOB: 0<br>K: 2 BB: 0<br>S: 7 P: 7 | R: 0 H: 1<br>E: 1 LOB: 3<br>K: 1 BB: 1<br>S: 7 P: 11 | R: 0 H: 1<br>E: 0 LOB: 1<br>K: 2 BB: 0<br>S: 8 P: 8 | R: 2 H: 3<br>E: 0 LOB: 1<br>K: 0 BB: 0<br>S: 6 P: 6 | R: 0 H: 1<br>E: 0 LOB: 1<br>K: 1 BB: 0<br>S: 6 P: 6 | R: 0 H: 0<br>E: 0 LOB: 0<br>K: 2 BB: 0<br>S: 7 P: 7 | R: 0 H: 0<br>E: 0 LOB: 0<br>K: 1 BB: 1<br>S: 4 P: 8 | 1B: 6 SF: 0<br>2B: 0 SAC: 2<br>3B: 0 DP: 2<br>HR: 1 HBP: 1 | | | | | | |

| | AB | 32 |
|---|---|---|
| | R | 3 |
| | H | 7 |
| | RBI | 3 |
| | BB | 3 |
| | SO | 11 |
| | LOB | 18 |

| PITCHER | | IP | WLS | BF | H | R | ER | SO | BB | IBB | HBP | BLK | WP | HR | S | P | ERA | WHIP |
|---|---|---|---|---|---|---|---|---|---|---|---|---|---|---|---|---|---|---|
| Chris Short, L<br>ERA: 3.45 | (1, 1) | 7.0 | | 32 | 7 | 3 | 3 | 8 | 1 | 1 | 1 | 0 | 0 | 1 | 45 | 54 | 3.86 | 1.143 |
| Jack Baldschun, R<br>ERA: 3.55 | (8, 1) | 2.0 | W | 6 | 0 | 0 | 0 | 3 | 1 | 0 | 0 | 0 | 0 | 0 | 11 | 15 | 0.00 | 0.500 |

| PITCHER | IP | WLS | BF | H | R | ER | SO | BB | IBB | HBP | BLK | WP | HR | S | P | ERA | WHIP |
|---|---|---|---|---|---|---|---|---|---|---|---|---|---|---|---|---|---|

# Cincinnati Reds @ Philadelphia Phillies

Connie Mack Stadium, Philadelphia, PA

Fri Jul 02 1965, 7:05 PM EDT

Att. 22,516 - Unknown

## BOTTOM

| Batter | 1 | 2 | 3 | 4 | 5 | 6 | 7 | 8 | 9 | AB | R | H | RBI | BB | SO | LOB |
|---|---|---|---|---|---|---|---|---|---|---|---|---|---|---|---|---|
| Tony Taylor, R (1, 4)<br>OBP: 0.320, SLG: 0.354 | E 2B | | 3-1 | | | FC1-5 1B | K | | | 3 | 1 | 2 | 0 | 0 | 0 | 0 |
| Wes Covington, L (7, PH)<br>OBP: 0.312, SLG: 0.526 | | | | | | | | | | 0 | 0 | 0 | 0 | 0 | 0 | 0 |
| Frank Thomas, R (7, PH)<br>OBP: 0.280, SLG: 0.303 | | | | | | | | | | 1 | 0 | 0 | 0 | 0 | 1 | 2 |
| Clay Dalrymple, L (8, 2)<br>OBP: 0.279, SLG: 0.297 | | | | | | | | | | 0 | 0 | 0 | 0 | 0 | 0 | 0 |
| Cookie Rojas, R (1, 8)<br>OBP: 0.387, SLG: 0.421 (8, 4) | E5<br>FC6-2<br>2-H 1B | | K | | | E FC1-5<br>1-2 1B | 4-0<br>1-2 BB | | | 3 | 0 | 2 | 0 | 1 | 1 | 0 |
| Johnny Callison, L (1, 9)<br>OBP: 0.325, SLG: 0.547 | L4 | | P2 | | | FC1-5<br>L6-4 E<br>1-2<br>2-3f | 4-3 | | | 4 | 0 | 0 | 0 | 0 | 0 | 6 |
| Dick Allen, R (1, 5)<br>OBP: 0.421, SLG: 0.553 | FC6-2<br>3-H | | | F8 | | 4-0<br>1-2<br>2-3 BB | | HR 1B | | 3 | 1 | 1 | 0 | 1 | 0 | 1 |
| Dick Stuart, R (1, 3)<br>OBP: 0.318, SLG: 0.449 | P3 | | | 5-3 | | L6-4<br>2-3 | | 0-0<br>1-H HR | | 4 | 1 | 1 | 2 | 0 | 0 | 4 |
| Ruben Amaro, R (9, 3)<br>OBP: 0.299, SLG: 0.218 | | | | | | | | | | 0 | 0 | 0 | 0 | 0 | 0 | 0 |
| Alex Johnson, R (1, 7)<br>OBP: 0.331, SLG: 0.440 | | F9 | | 5-3 | | | E5<br>PB BB<br>G3 | S WP<br>1B | | 4 | 1 | 1 | 0 | 0 | 0 | 0 |
| Bobby Wine, R (1, 6)<br>OBP: 0.269, SLG: 0.213 | | FC4-6<br>1B | K | | | | 4-0<br>G3 PB<br>1-2 BB | F9<br>1-2 | | 3 | 0 | 1 | 0 | 1 | 1 | 1 |
| Pat Corrales, R (1, 2)<br>OBP: 0.356, SLG: 0.375 | | P4 | 5-3 | | | | G3<br>1-3<br>2-H | F5<br>2-3 | | 2 | 0 | 0 | 0 | 0 | 0 | 1 |
| John Briggs, L (7, PH)<br>OBP: 0.329, SLG: 0.290 (8, 8) | | | | | | | | | | 2 | 0 | 0 | 1 | 0 | 0 | 2 |
| Chris Short, R (1, 1)<br>OBP: 0.111, SLG: 0.111 | | FC4-6<br>1-2f | 5-3 | | | | BB | K | | 2 | 0 | 0 | 0 | 0 | 0 | 1 |
| Tony Gonzalez, L (7, PH)<br>OBP: 0.358, SLG: 0.520 | | | | | | | | | | 0 | 0 | 0 | 0 | 1 | 0 | 0 |
| Jack Baldschun, R (8, 1) | | | | | | | | | | 1 | 0 | 0 | 0 | 0 | 1 | 1 |
| Inning Stats | R: 1<br>E: 1<br>K: 0<br>S: 5<br>H: 2<br>LOB: 1<br>BB: 0<br>P: 5 | R: 0<br>E: 0<br>K: 0<br>S: 4<br>H: 1<br>LOB: 1<br>BB: 0<br>P: 4 | R: 0<br>E: 0<br>K: 1<br>S: 5<br>H: 0<br>LOB: 0<br>BB: 0<br>P: 5 | R: 0<br>E: 0<br>K: 0<br>S: 3<br>H: 0<br>LOB: 0<br>BB: 0<br>P: 3 | R: 0<br>E: 0<br>K: 1<br>S: 5<br>H: 0<br>LOB: 0<br>BB: 0<br>P: 5 | R: 0<br>E: 1<br>K: 0<br>S: 4<br>H: 2<br>LOB: 2<br>BB: 1<br>P: 8 | R: 1<br>E: 1<br>K: 1<br>S: 6<br>H: 0<br>LOB: 3<br>BB: 3<br>P: 18 | R: 2<br>E: 0<br>K: 1<br>S: 8<br>H: 3<br>LOB: 1<br>BB: 0<br>P: 8 | | | 1B: 6<br>2B: 2<br>3B: 0<br>HR: 1 | | SF: 0<br>SAC: 0<br>DP: 1<br>HBP: 0 | | | WP: 1<br>PB: 1<br>SB: 1<br>CS: 0 | PA: 36 |

livebaseballscorecards.com

| | |
|---|---|
| AB | 32 |
| R | 4 |
| H | 8 |
| RBI | 3 |
| BB | 4 |
| SO | 4 |
| LOB | 19 |

| PITCHER | | IP | WLS | BF | H | R | ER | SO | BB | IBB | HBP | BLK | WP | HR | S | P | ERA | WHIP |
|---|---|---|---|---|---|---|---|---|---|---|---|---|---|---|---|---|---|---|
| Jim O'Toole, L<br>ERA: 6.68 | (1, 1) | 6.0 | | 25 | 5 | 2 | 0 | 2 | 2 | 0 | 0 | 0 | 0 | 0 | 27 | 35 | 0.00 | 1.167 |
| Roger Craig, R<br>ERA: 2.84 | (7, 1) | 0.1 | | 2 | 0 | 0 | 0 | 0 | 1 | 0 | 0 | 0 | 0 | 0 | 1 | 5 | 0.00 | 3.000 |
| Gerry Arrigo, L<br>ERA: 6.91 | (7, 1) | 1.2 | L | 9 | 3 | 2 | 2 | 2 | 1 | 0 | 0 | 0 | 1 | 1 | 12 | 16 | 10.80 | 2.400 |

| PITCHER | IP | WLS | BF | H | R | ER | SO | BB | IBB | HBP | BLK | WP | HR | S | P | ERA | WHIP |
|---|---|---|---|---|---|---|---|---|---|---|---|---|---|---|---|---|---|

# Cincinnati Reds @ Philadelphia Phillies

Connie Mack Stadium, Philadelphia, PA

Sat Jul 03 1965, 7:05 PM EDT

Att. 25,152 - Unknown

TOP

livebaseballscorecards.com

| Batter | 1 | 2 | 3 | 4 | 5 | 6 | 7 | 8 | 9 | AB | R | H | RBI | BB | SO | LOB |
|---|---|---|---|---|---|---|---|---|---|---|---|---|---|---|---|---|
| Tommy Harper, R (1, 7) OBP: 0.370, SLG: 0.448 | HR | | G1-6-3 1-2f | | | P4 | P6 | | 4-3 SH5-4 1B | 5 | 2 | 2 | 1 | 0 | 0 | 2 |
| Pete Rose, S (1, 4) OBP: 0.366, SLG: 0.383 | F7 | | 1-3 | | | 2B | | 1B | SH5-4 1-2 | 4 | 2 | 2 | 0 | 0 | 0 | 0 |
| Vada Pinson, L (1, 8) OBP: 0.354, SLG: 0.489 | F9 | | | 4-3 | | HR 2-H | | E 1-3 | 4-3 2-3 | 5 | 2 | 2 | 1 | 0 | 0 | 1 |
| Frank Robinson, R (1, 9) OBP: 0.391, SLG: 0.553 | 1B | | | K SSS | | HR 2-H | | E 1-2 3-H | 1B 3-H | 5 | 3 | 4 | 4 | 0 | 1 | 0 |
| Gordy Coleman, L (1, 3) OBP: 0.355, SLG: 0.509 | L5 | | | 4-3 | | L4 | | E6 SF8 1-H 2-H | 1B 1-2 | 4 | 0 | 1 | 2 | 0 | 0 | 1 |
| Marty Keough, L (8, PR) (8, 3) OBP: 0.194, SLG: 0.074 | | | | | | | | | | 1 | 1 | 1 | 0 | 0 | 0 | 0 |
| Deron Johnson, R (1, 5) OBP: 0.334, SLG: 0.507 | | F8 | | | FC6-4 1B | 6-3 | | 5-3 | 1-2 2-H | 5 | 0 | 2 | 1 | 0 | 0 | 1 |
| Johnny Edwards, L (1, 2) OBP: 0.337, SLG: 0.524 | | P6 | | | F8 | 3-1 | | IBB | F9 | 4 | 0 | 0 | 0 | 1 | 0 | 3 |
| Leo Cardenas, R (1, 6) OBP: 0.339, SLG: 0.408 | | F2 | | | K SSS | BB BBBB | | SF8 3-H | | 2 | 0 | 0 | 1 | 1 | 1 | 1 |
| Sammy Ellis, L (1, 1) OBP: 0.192, SLG: 0.200 | | | G1-6-3 1B | | FC6-4 1-2f | K SSS | | P6 | | 1 | 0 | 1 | 0 | 0 | 0 | 0 |
| Jim Duffalo, R (3, 1) | | | | | | | | | | 2 | 0 | 0 | 0 | 0 | 1 | 2 |
| Billy McCool, R (7, 1) | | | | | | | | | | 1 | 0 | 0 | 0 | 0 | 0 | 2 |
| Roger Craig, R (9, 1) | | | | | | | | | | 0 | 0 | 0 | 0 | 0 | 0 | 0 |

| | AB | 39 |
|---|---|---|
| | R | 10 |
| | H | 15 |
| | RBI | 10 |
| | BB | 2 |
| | SO | 3 |
| | LOB | 13 |

| Inning Stats | | | | | | | | | | | | | | | | | | | | | | | | | | | | | | | | | | |
|---|---|---|---|---|---|---|---|---|---|---|---|---|---|---|---|---|---|---|---|---|---|---|---|---|---|---|---|---|---|---|---|---|---|---|
| | R: 1 | H: 2 | R: 0 | H: 0 | R: 0 | H: 1 | R: 0 | H: 0 | R: 0 | H: 1 | R: 3 | H: 3 | R: 0 | H: 0 | R: 4 | H: 4 | R: 2 | H: 4 | 1B: 10 | SF: 1 | WP: 0 | PA: 43 |
| | E: 0 | LOB: 1 | E: 0 | LOB: 0 | E: 0 | LOB: 0 | E: 0 | LOB: 0 | E: 0 | LOB: 1 | E: 0 | LOB: 0 | E: 0 | LOB: 1 | E: 1 | LOB: 2 | E: 0 | LOB: 2 | 2B: 3 | SAC: 1 | PB: 0 | |
| | K: 0 | BB: 0 | K: 0 | BB: 0 | K: 0 | BB: 0 | K: 1 | BB: 0 | K: 1 | BB: 0 | K: 0 | BB: 0 | K: 1 | BB: 1 | K: 0 | BB: 1 | K: 0 | BB: 0 | 3B: 0 | DP: 1 | SB: 0 | |
| | S: 5 | P: 5 | S: 3 | P: 3 | S: 3 | P: 3 | S: 5 | P: 5 | S: 6 | P: 6 | S: 6 | P: 6 | S: 5 | P: 9 | S: 7 | P: 11 | S: 7 | P: 7 | HR: 2 | HBP: 0 | CS: 0 | |

| PITCHER | | IP | WLS | BF | H | R | ER | SO | BB | IBB | HBP | BLK | WP | HR | S | P | ERA | WHIP |
|---|---|---|---|---|---|---|---|---|---|---|---|---|---|---|---|---|---|---|
| Ray Herbert, R ERA: 3.18 | (1, 1) | 5.2 | | 23 | 7 | 4 | 4 | 2 | 0 | 0 | 0 | 0 | 0 | 2 | 27 | 27 | 6.35 | 1.235 |
| Gary Wagner, R ERA: 2.6 | (6, 1) | 1.1 | | 5 | 0 | 0 | 0 | 1 | 1 | 0 | 0 | 0 | 0 | 0 | 6 | 10 | 0.00 | 0.750 |
| Jack Baldschun, R ERA: 4.14 | (8, 1) | 0.0 | | 4 | 4 | 4 | 3 | 0 | 0 | 0 | 0 | 0 | 0 | 0 | 4 | 4 | ∞ | ∞ |
| Ed Roebuck, R ERA: 4.76 | (8, 1) | 2.0 | L | 11 | 4 | 2 | 2 | 0 | 0 | 1 | 0 | 0 | 0 | 0 | 10 | 14 | 9.00 | 2.000 |

| PITCHER | | IP | WLS | BF | H | R | ER | SO | BB | IBB | HBP | BLK | WP | HR | S | P | ERA | WHIP |
|---|---|---|---|---|---|---|---|---|---|---|---|---|---|---|---|---|---|---|

# BOTTOM

| Batter | 1 | 2 | 3 | 4 | 5 | 6 | 7 | 8 | 9 | AB | R | H | RBI | BB | SO | LOB |
|---|---|---|---|---|---|---|---|---|---|---|---|---|---|---|---|---|
| John Briggs, L (1, 8)<br>OBP: 0.349, SLG: 0.308<br>Frank Thomas, R (8, PH)<br>OBP: 0.289, SLG: 0.351 (9, 7) | WP 3-1 1B 1B | 1-2 1B | | 3-1 2-3 | | | B B B B E 1B 1-2 3B BB | HR | | 3 | 2 | 2 | 0 | 1 | 0 | 1 |
| | | | | | | | | | | 1 | 1 | 1 | 1 | 0 | 0 | 0 |
| Cookie Rojas, R (1, 4)<br>OBP: 0.388, SLG: 0.418 (8, 7)<br>John Herrnstein, L (8, PR)<br>OBP: 0.231, SLG: 0.240 (9, 8) | 3-1 1-2 | F2 | | S S S K | | | 1-2 2-3 E 3B 1B | B B B B BB | | 4 | 1 | 1 | 0 | 1 | 1 | 4 |
| | | | | | | | | | | 0 | 0 | 0 | 0 | 0 | 0 | 0 |
| Johnny Callison, L (1, 9)<br>OBP: 0.320, SLG: 0.537 | S S S K 2-3 | | F5 | | 4-1 | | 1-2 2-3 3-H E6 3B | S S S K | | 5 | 1 | 0 | 0 | 0 | 2 | 4 |
| Dick Allen, R (1, 5)<br>OBP: 0.426, SLG: 0.570 | 3-H 1B | | 1B 3B | | S S S K | | 1-H 2-H 3-H 2 3B | | B B B B FC4-6 BB | 4 | 1 | 3 | 4 | 1 | 1 | 0 |
| Tony Gonzalez, L (1, 7)<br>OBP: 0.358, SLG: 0.516<br>Alex Johnson, R (7, PH)<br>OBP: 0.328, SLG: 0.437<br>Jack Baldschun, R (8, 1)<br>Ed Roebuck, R (8, 1)<br>Clay Dalrymple, L (9, PH)<br>OBP: 0.277, SLG: 0.295 | S S S K | | 3-H 1B | | S S S K | | S S S K | | F3 | 3 | 0 | 1 | 1 | 0 | 2 | 1 |
| | | | | | | | | | | 1 | 0 | 0 | 0 | 0 | 1 | 2 |
| | | | | | | | | | | 0 | 0 | 0 | 0 | 0 | 0 | 0 |
| | | | | | | | | | | 0 | 0 | 0 | 0 | 0 | 0 | 0 |
| | | | | | | | | | | 1 | 0 | 0 | 0 | 0 | 0 | 1 |
| Dick Stuart, R (1, 3)<br>OBP: 0.320, SLG: 0.458 | | HR | P5 | | | F9 | 5-3 IBB | | FC4-6 1-2f | 4 | 1 | 1 | 1 | 1 | 0 | 2 |
| Bobby Wine, R (1, 6)<br>OBP: 0.257, SLG: 0.202 | | 5-3 | 5-3 | | | S S S K | 1-2 5-3 | | F8 | 5 | 0 | 0 | 0 | 0 | 1 | 4 |
| Pat Corrales, R (1, 2)<br>OBP: 0.347, SLG: 0.364 | | F7 | | 3-1 SH1 1B | | S S S K | 3-H 2 | S S S K | | 4 | 0 | 1 | 0 | 0 | 2 | 0 |
| Ray Herbert, R (1, 1)<br>OBP: 0.348, SLG: 0.391<br>Gary Wagner, R (6, 1)<br>Wes Covington, L (7, PH)<br>OBP: 0.316, SLG: 0.529<br>Tony Taylor, R (7, PR)<br>OBP: 0.319, SLG: 0.352 (8, 4) | | 1B 1B | | 1-2 SH1 | | | 1B BB E 1B | S S S K | | 1 | 0 | 1 | 0 | 0 | 0 | 0 |
| | | | | | | | | | | 0 | 0 | 0 | 0 | 0 | 0 | 0 |
| | | | | | | | | | | 1 | 0 | 1 | 0 | 0 | 0 | 0 |
| | | | | | | | | | | 1 | 1 | 0 | 0 | 0 | 1 | 0 |
| Inning Stats | R: 1 E: 0 K: 2 S: 9 H: 2 LOB: 1 BB: 0 P: 9 | R: 1 E: 0 K: 0 S: 6 H: 3 LOB: 2 BB: 0 P: 6 | R: 1 E: 0 K: 0 S: 5 H: 2 LOB: 1 BB: 0 P: 5 | R: 0 E: 0 K: 1 S: 6 H: 1 LOB: 1 BB: 0 P: 6 | R: 0 E: 0 K: 2 S: 7 H: 0 LOB: 0 BB: 0 P: 7 | R: 0 E: 0 K: 2 S: 7 H: 0 LOB: 0 BB: 0 P: 7 | R: 4 E: 1 K: 1 S: 8 H: 3 LOB: 3 BB: 2 P: 16 | R: 1 E: 0 K: 3 S: 10 H: 1 LOB: 1 BB: 1 P: 14 | R: 0 E: 0 K: 0 S: 3 H: 0 LOB: 1 BB: 1 P: 7 | 1B: 8<br>2B: 0<br>3B: 2<br>HR: 2 | SF: 0<br>SAC: 1<br>DP: 0<br>HBP: 0 | | | | | | |

| PITCHER | | IP | WLS | BF | H | R | ER | SO | BB | IBB | HBP | BLK | WP | HR | S | P | ERA | WHIP |
|---|---|---|---|---|---|---|---|---|---|---|---|---|---|---|---|---|---|---|
| Sammy Ellis, R<br>ERA: 3.31 | (1, 1) | 2.1 | | 14 | 7 | 3 | 3 | 2 | 0 | 0 | 0 | 0 | 1 | 1 | 18 | 18 | 11.57 | 3.000 |
| Jim Duffalo, R<br>ERA: 3.03 | (3, 1) | 3.2 | | 15 | 3 | 3 | 3 | 5 | 1 | 0 | 0 | 0 | 0 | 0 | 24 | 28 | 7.36 | 1.091 |
| Billy McCool, L<br>ERA: 3.72 | (7, 1) | 2.0 | W | 11 | 2 | 2 | 1 | 4 | 1 | 1 | 0 | 0 | 0 | 1 | 16 | 24 | 4.50 | 1.500 |
| Roger Craig, R<br>ERA: 2.77 | (9, 1) | 1.0 | S | 4 | 0 | 0 | 0 | 0 | 1 | 0 | 0 | 0 | 0 | 0 | 3 | 7 | 0.00 | 1.000 |

| PITCHER | IP | WLS | BF | H | R | ER | SO | BB | IBB | HBP | BLK | WP | HR | S | P | ERA | WHIP |
|---|---|---|---|---|---|---|---|---|---|---|---|---|---|---|---|---|---|

# Cincinnati Reds @ Philadelphia Phillies

Connie Mack Stadium, Philadelphia, PA

Sat Jul 03 1965, 7:05 PM EDT

Att. 25,152 - Unknown

livebaseballscorecards.com

| | |
|---|---|
| AB | 38 |
| R | 8 |
| H | 12 |
| RBI | 7 |
| BB | 4 |
| SO | 11 |
| LOB | 19 |

| | | | |
|---|---|---|---|
| WP: 1 | PA: 43 | | |
| PB: 0 | | | |
| SB: 0 | | | |
| CS: 0 | | | |

# Cincinnati Reds @ Philadelphia Phillies

Connie Mack Stadium, Philadelphia, PA

Sun Jul 04 1965, 3:33 AM EDT

Att. 14,749 - Unknown

TOP

livebaseballscorecards.com

| Batter | 1 | 2 | 3 | 4 | 5 | 6 | 7 | 8 | 9 | AB | R | H | RBI | BB | SO | LOB |
|---|---|---|---|---|---|---|---|---|---|---|---|---|---|---|---|---|
| Tommy Harper, R (1, 7) OBP: 0.371, SLG: 0.457 | S S S 0-3 ① K | | B B B B 4-0 2B BB | | x 0-0 2-H HR | | | x 0-0 ① 6-3 | | 3 | 2 | 1 | 2 | 1 | 1 | 0 |
| Pete Rose, S (1, 4) OBP: 0.365, SLG: 0.384 | x 0-0 ② 6-3 | | x 0-0 1-H 2-H 2B | | x 0-0 ③ 6-3 | | | S S S 0-3 ② K | | 4 | 0 | 1 | 2 | 0 | 1 | 0 |
| Vada Pinson, L (1, 8) OBP: 0.350, SLG: 0.483 | x 0-0 ③ 1-3 | | x 0-0 ③ G3 | | | x 0-0 ① P4 | | x 0-0 ③ 3-1 | | 4 | 0 | 0 | 0 | 0 | 0 | 1 |
| Frank Robinson, R (1, 9) OBP: 0.389, SLG: 0.552 | | x 0-0 ① F8 | | S S S 0-3 ① K | | x 0-0 ② P6 | | | x 0-0 1B 2B | 4 | 0 | 1 | 0 | 0 | 1 | 0 |
| Deron Johnson, R (1, 5) OBP: 0.330, SLG: 0.500 | | x 0-0 ② L6 | | x 0-0 ② 5-3 | | S S S 0-3 ③ K | | | x 0-0 ① F8 | 4 | 0 | 0 | 0 | 0 | 1 | 1 |
| Don Pavletich, R (1, 2) OBP: 0.381, SLG: 0.537 | | x 0-0 ③ 6-3 | | x 0-0 ③ F9 | | | x 0-0 ① L8 | | x 0-0 ② 6-3 | 4 | 0 | 0 | 0 | 0 | 0 | 1 |
| Tony Perez, R (1, 3) OBP: 0.296, SLG: 0.477 | | | x 0-0 ① 5-3 | | x 0-0 ① F9 | | H 1-0 1B HBP | | x 0-0 ③ 2-H 1B | 3 | 0 | 1 | 0 | 0 | 0 | 0 |
| Leo Cardenas, R (1, 6) OBP: 0.345, SLG: 0.412 | | | B B B B 4-0 WP 2B BB | | x 0-0 SH1-4 HR 1B | | x 0-0 G1-6-3 1-2 1B | | | 2 | 2 | 2 | 0 | 1 | 0 | 0 |
| Joe Nuxhall, L (1, 1) OBP: 0.267, SLG: 0.214 | | | x 0-0 ② 1-3 1-2 | | x 0-0 ② SH1-4 1-2 | | x 0-0 ② ③ G1-6-3 1-2f | | | 2 | 0 | 0 | 0 | 0 | 0 | 3 |

| | | | | | | | | | | | | | | | | | | | | | | | | | | | | | | | | |
|---|---|---|---|---|---|---|---|---|---|---|---|---|---|---|---|---|---|---|---|---|---|---|---|---|---|---|---|---|---|---|---|---|
| Inning Stats | R: 0 E: 0 K: 1 S: 5 | H: 0 LOB: 0 BB: 0 P: 5 | R: 0 E: 0 K: 0 S: 3 | H: 0 LOB: 0 BB: 0 P: 3 | R: 2 E: 0 K: 0 S: 4 | H: 1 LOB: 1 BB: 2 P: 12 | R: 0 E: 0 K: 1 S: 5 | H: 0 LOB: 0 BB: 0 P: 5 | R: 2 E: 0 K: 0 S: 5 | H: 2 LOB: 0 BB: 0 P: 5 | R: 0 E: 0 K: 1 S: 5 | H: 0 LOB: 0 BB: 0 P: 5 | R: 0 E: 0 K: 0 S: 3 | H: 1 LOB: 1 BB: 0 P: 4 | R: 0 E: 0 K: 1 S: 5 | H: 0 LOB: 0 BB: 0 P: 5 | R: 0 E: 0 K: 0 S: 4 | H: 2 LOB: 2 BB: 0 P: 4 | 1B: 3 2B: 2 3B: 0 HR: 1 | SF: 0 SAC: 1 DP: 1 HBP: 1 | WP: 1 PB: 0 SB: 0 CS: 0 | PA: 34 |

| PITCHER | | IP | WLS | BF | H | R | ER | SO | BB | IBB | HBP | BLK | WP | HR | S | P | ERA | WHIP |
|---|---|---|---|---|---|---|---|---|---|---|---|---|---|---|---|---|---|---|
| Bo Belinsky, L ERA: 5.21 | (1, 1) | 5.1 | L | 21 | 3 | 4 | 4 | 2 | 2 | 0 | 0 | 0 | 1 | 1 | 23 | 31 | 6.75 | 0.938 |
| Lew Burdette, R ERA: 5.62 | (6, 1) | 3.2 | | 13 | 3 | 0 | 0 | 2 | 0 | 0 | 1 | 0 | 0 | 0 | 16 | 17 | 0.00 | 0.818 |

| PITCHER | IP | WLS | BF | H | R | ER | SO | BB | IBB | HBP | BLK | WP | HR | S | P | ERA | WHIP |
|---|---|---|---|---|---|---|---|---|---|---|---|---|---|---|---|---|---|

| | |
|---|---|
| AB | 30 |
| R | 4 |
| H | 6 |
| RBI | 4 |
| BB | 2 |
| SO | 4 |
| LOB | 6 |

| Batter | 1 | 2 | 3 | 4 | 5 | 6 | 7 | 8 | 9 | AB | R | H | RBI | BB | SO | LOB |
|---|---|---|---|---|---|---|---|---|---|---|---|---|---|---|---|---|
| Cookie Rojas, R (1, 7)<br>OBP: 0.389, SLG: 0.417 | BBBB 4-0 FC6-4 BB | | x 0-0 BB 1B | | x 0-0 ① 5-3 | | | x 0-0 ① 6-3 | | 3 | 0 | 1 | 0 | 1 | 0 | 0 |
| Johnny Callison, L (1, 9)<br>OBP: 0.316, SLG: 0.530 | x 0-0 ① FC6-4 1-2f | | x 0-0 ② P9 | | SSS 0-3 ② K | | | x 0-0 E4 G6-3 | | 4 | 0 | 0 | 0 | 0 | 1 | 2 |
| Dick Allen, R (1, 5)<br>OBP: 0.424, SLG: 0.564 | SSS 0-3 ② K | | BBBB 4-0 1-2 BB | | SSS 0-3 ③ K | | | x 0-0 ②③ G6-3 1-2f | | 3 | 0 | 0 | 0 | 1 | 2 | 2 |
| Dick Stuart, R (1, 3)<br>OBP: 0.315, SLG: 0.450 | x 0-0 ③ F2 | | SSS 0-3 ③ K | | | SSS 0-3 ① K | | | SSS 0-3 ① K | 4 | 0 | 0 | 0 | 0 | 3 | 3 |
| Alex Johnson, R (1, 8)<br>OBP: 0.333, SLG: 0.450 | | x 0-0 ① L7 | | x 0-0 1B 3B | | x 0-0 ② 5-3 | | | BBBB 4-0 1B BB | 3 | 1 | 1 | 0 | 1 | 0 | 0 |
| Ruben Amaro, R (1, 4)<br>OBP: 0.304, SLG: 0.226 | | x 0-0 ② 5-3 | | x 0-0 3-H 1B | | SSS 0-3 ③ K | | | x 0-0 1-2 G6-4-3 1B | 4 | 0 | 2 | 1 | 0 | 1 | 0 |
| Bobby Wine, R (1, 6)<br>OBP: 0.257, SLG: 0.204 | | x 0-0 1B | | x 0-0 ① F8 | | | x 0-0 ① 6-3 | | x 0-0 ②③ G6-4-3 1-2f | 4 | 0 | 1 | 0 | 0 | 0 | 3 |
| Pat Corrales, R (1, 2)<br>OBP: 0.327, SLG: 0.340 | | SSS 0-3 ③ K | | x 0-0 ② P4 | | | x 0-0 ② F7 | | | 3 | 0 | 0 | 0 | 0 | 1 | 2 |
| Bo Belinsky, L (1, 1)<br>OBP: 0.259, SLG: 0.231<br>Lew Burdette, R (6, 1)<br>OBP: 0.417, SLG: 0.500 | | | x 0-0 ① F9 | SSS 0-3 ③ K | | | x 0-0 ③ L3 | | | 2<br>1 | 0<br>0 | 0<br>0 | 0<br>0 | 0<br>0 | 1<br>0 | 1<br>0 |
| Inning Stats | R: 0 H: 0<br>E: 0 LOB: 1<br>K: 1 BB: 1<br>S: 5 P: 9 | R: 0 H: 1<br>E: 0 LOB: 1<br>K: 1 BB: 0<br>S: 6 P: 6 | R: 0 H: 1<br>E: 0 LOB: 2<br>K: 1 BB: 1<br>S: 6 P: 10 | R: 1 H: 2<br>E: 0 LOB: 1<br>K: 1 BB: 0<br>S: 7 P: 7 | R: 0 H: 0<br>E: 0 LOB: 0<br>K: 2 BB: 0<br>S: 7 P: 7 | R: 0 H: 0<br>E: 0 LOB: 0<br>K: 2 BB: 0<br>S: 7 P: 7 | R: 0 H: 0<br>E: 0 LOB: 0<br>K: 0 BB: 0<br>S: 3 P: 3 | R: 0 H: 0<br>E: 1 LOB: 0<br>K: 0 BB: 0<br>S: 3 P: 3 | R: 0 H: 1<br>E: 0 LOB: 1<br>K: 1 BB: 1<br>S: 5 P: 9 | 1B: 4 SF: 0<br>2B: 0 SAC: 0<br>3B: 1 DP: 2<br>HR: 0 HBP: 0 | | | | | | |

| PITCHER | | IP | WLS | BF | H | R | ER | SO | BB | IBB | HBP | BLK | WP | HR | S | P | ERA | WHIP |
|---|---|---|---|---|---|---|---|---|---|---|---|---|---|---|---|---|---|---|
| Joe Nuxhall, L<br>ERA: 4.23 | (1, 1) | 9.0 | W | 34 | 5 | 1 | 1 | 9 | 3 | 0 | 0 | 0 | 0 | 0 | 49 | 61 | 1.00 | 0.889 |

| PITCHER | IP | WLS | BF | H | R | ER | SO | BB | IBB | HBP | BLK | WP | HR | S | P | ERA | WHIP |
|---|---|---|---|---|---|---|---|---|---|---|---|---|---|---|---|---|---|

# BOTTOM

## Cincinnati Reds @ Philadelphia Phillies

Connie Mack Stadium, Philadelphia, PA

Sun Jul 04 1965, 3:33 AM EDT

Att. 14,749 - Unknown

livebaseballscorecards.com

| | |
|---|---|
| AB | 31 |
| R | 1 |
| H | 5 |
| RBI | 1 |
| BB | 3 |
| SO | 9 |
| LOB | 13 |

# Los Angeles Dodgers @ Cincinnati Reds

Crosley Field, Cincinnati, OH

Mon Jul 05 1965, 7:05 PM EDT

Att. 29,047 - Unknown

TOP

livebaseballscorecards.com

| Batter | 1 | 2 | 3 | 4 | 5 | 6 | 7 | 8 | 9 | AB | R | H | RBI | BB | SO | LOB |
|---|---|---|---|---|---|---|---|---|---|---|---|---|---|---|---|---|
| Maury Wills, S (1, 6)<br>OBP: 0.317, SLG: 0.292 | B1-3 | F2 | | BB | | | F7 | | FC5-4 BB | 3 | 0 | 0 | 0 | 2 | 0 | 1 |
| Jim Gilliam, S (1, 5)<br>OBP: 0.396, SLG: 0.455 | L8 | | P5 | K | | | F8 | | FC5-4 | 5 | 0 | 0 | 0 | 0 | 1 | 4 |
| Willie Davis, L (1, 8)<br>OBP: 0.270, SLG: 0.351 | K | | 6-3 | | F3 | | G3 | | | 4 | 0 | 0 | 0 | 0 | 1 | 0 |
| Ron Fairly, L (1, 9)<br>OBP: 0.367, SLG: 0.428 | | 1B 2B 1B | 1B | | K | | | 3-1 | | 4 | 1 | 2 | 0 | 0 | 1 | 0 |
| John Roseboro, L (1, 2)<br>OBP: 0.281, SLG: 0.312 | | P6 | F4 | | F6 | | | F7 | | 4 | 0 | 0 | 0 | 0 | 0 | 2 |
| Wes Parker, S (1, 3)<br>OBP: 0.332, SLG: 0.365 | | BB 1-3 2B 1B | | L1 | | K | | K | | 4 | 1 | 1 | 0 | 0 | 2 | 0 |
| Lou Johnson, R (1, 7)<br>OBP: 0.351, SLG: 0.443 | | BB 1-2 2B | | HR | | S K S 1B | | | K | 3 | 2 | 2 | 1 | 1 | 1 | 0 |
| Jim Lefebvre, S (1, 4)<br>OBP: 0.306, SLG: 0.313 | | F4 | | K | | BB 1-2 K S | | | K | 3 | 0 | 0 | 0 | 1 | 2 | 3 |
| Nick Willhite, L (1, 1)<br>OBP: 0.625, SLG: 0.600 | | 1B 1-H 2-H 3-H 2B | | BB | | K 1-3 2-H | | | BB | 1 | 0 | 1 | 3 | 1 | 0 | 0 |
| Bob Miller, R (4, 1) | | | | | | | | | | 1 | 0 | 0 | 0 | 0 | 1 | 2 |
| Wally Moon, L (9, PH)<br>OBP: 0.352, SLG: 0.320 | | | | | | | | | | 0 | 0 | 0 | 0 | 1 | 0 | 0 |
| Willie Crawford, L (9, PR)<br>OBP: 0.143, SLG: 0.100 | | | | | | | | | | 0 | 0 | 0 | 0 | 0 | 0 | 0 |
| Inning Stats | R: 0<br>E: 0<br>K: 1<br>S: 5<br>H: 0<br>LOB: 0<br>BB: 0<br>P: 5 | R: 3<br>E: 0<br>K: 0<br>S: 6<br>H: 3<br>LOB: 1<br>BB: 1<br>P: 10 | R: 0<br>E: 0<br>K: 0<br>S: 4<br>H: 1<br>LOB: 1<br>BB: 0<br>P: 4 | R: 1<br>E: 0<br>K: 2<br>S: 8<br>H: 1<br>LOB: 2<br>BB: 2<br>P: 16 | R: 0<br>E: 0<br>K: 1<br>S: 5<br>H: 0<br>LOB: 0<br>BB: 0<br>P: 5 | R: 0<br>E: 0<br>K: 2<br>S: 7<br>H: 1<br>LOB: 1<br>BB: 1<br>P: 11 | R: 0<br>E: 0<br>K: 0<br>S: 3<br>H: 0<br>LOB: 0<br>BB: 0<br>P: 3 | R: 0<br>E: 0<br>K: 1<br>S: 5<br>H: 0<br>LOB: 0<br>BB: 0<br>P: 5 | R: 0<br>E: 0<br>K: 2<br>S: 7<br>H: 0<br>LOB: 2<br>BB: 2<br>P: 15 | 1B: 4<br>2B: 1<br>3B: 0<br>HR: 1<br>SF: 0<br>SAC: 0<br>DP: 0<br>HBP: 0 | | | | | | |

| | |
|---|---|
| AB | 32 |
| R | 4 |
| H | 6 |
| RBI | 4 |
| BB | 6 |
| SO | 9 |
| LOB | 12 |

WP: 0 PA: 38
PB: 0
SB: 3
CS: 0

| PITCHER | | IP | WLS | BF | H | R | ER | SO | BB | IBB | HBP | BLK | WP | HR | S | P | ERA | WHIP |
|---|---|---|---|---|---|---|---|---|---|---|---|---|---|---|---|---|---|---|
| Jim Maloney, R<br>ERA: 2.76 | (1, 1) | 8.2 | W | 37 | 6 | 4 | 4 | 9 | 6 | 0 | 0 | 0 | 0 | 1 | 49 | 73 | 4.15 | 1.385 |
| Billy McCool, L<br>ERA: 3.69 | (9, 1) | 0.1 | S | 1 | 0 | 0 | 0 | 0 | 0 | 0 | 0 | 0 | 0 | 0 | 1 | 1 | 0.00 | 0.000 |

| PITCHER | | IP | WLS | BF | H | R | ER | SO | BB | IBB | HBP | BLK | WP | HR | S | P | ERA | WHIP |
|---|---|---|---|---|---|---|---|---|---|---|---|---|---|---|---|---|---|---|

| Batter | 1 | 2 | 3 | 4 | 5 | 6 | 7 | 8 | 9 | AB | R | H | RBI | BB | SO | LOB |
|---|---|---|---|---|---|---|---|---|---|---|---|---|---|---|---|---|
| Tommy Harper, R (1, 7)<br>OBP: 0.368, SLG: 0.452 | F4 | F4 | | 6-3 | | | SH<br>1-3<br>2-H<br>E | | | 3 | 1 | 0 | 0 | 0 | 0 | 2 |
| Pete Rose, S (1, 4)<br>OBP: 0.364, SLG: 0.384 | FC6-4<br>1B | K | | 4-3 | | | SF8<br>1-H<br>3-H | | | 3 | 0 | 1 | 1 | 0 | 1 | 0 |
| Vada Pinson, L (1, 8)<br>OBP: 0.346, SLG: 0.477 | K | L4 | | F7 | | | F8 | | | 4 | 0 | 0 | 0 | 0 | 1 | 1 |
| Frank Robinson, R (1, 9)<br>OBP: 0.384, SLG: 0.545 | FC6-4<br>1-2f | F9 | | 6-3 | | | K | | | 4 | 0 | 0 | 0 | 0 | 1 | 1 |
| Deron Johnson, R (1, 5)<br>OBP: 0.332, SLG: 0.508 | | HR | | WP BB<br>1B<br>BB | | 6-3 | | 5-3 | | 3 | 2 | 1 | 1 | 1 | 0 | 0 |
| Don Pavletich, R (1, 2)<br>OBP: 0.385, SLG: 0.528 | | 6-3 | | WP<br>1-2<br>1B<br>BB | | CS<br>BB | | F7 | | 2 | 1 | 0 | 0 | 2 | 0 | 0 |
| Tony Perez, R (1, 3)<br>OBP: 0.295, SLG: 0.478 | | 1B<br>3B<br>2B | | K<br>1-2<br>2-3 | | K<br>1-2 | | 6-3 | | 4 | 0 | 1 | 0 | 0 | 2 | 3 |
| Leo Cardenas, R (1, 6)<br>OBP: 0.351, SLG: 0.418 | | 2-3<br>3B<br>1B | | SH1-3<br>2-H<br>3-H<br>1B | | | SH<br>SH<br>1B | | | 3 | 2 | 3 | 2 | 0 | 0 | 0 |
| Jim Maloney, L (1, 1)<br>OBP: 0.271, SLG: 0.286 | | 1-H<br>3-H<br>3B | | SH1-3<br>1-2 | | | SH<br>SH<br>1-2<br>SF8 | | | 1 | 1 | 1 | 1 | 0 | 0 | 0 |
| Billy McCool, R (9, 1) | | | | | | | | | | 0 | 0 | 0 | 0 | 0 | 0 | 0 |
| Inning Stats | R: 0<br>E: 0<br>K: 1<br>S: 6<br>H: 1<br>LOB: 1<br>BB: 0<br>P: 6 | R: 2<br>E: 0<br>K: 0<br>S: 6<br>H: 4<br>LOB: 1<br>BB: 0<br>P: 6 | R: 0<br>E: 0<br>K: 1<br>S: 5<br>H: 0<br>LOB: 0<br>BB: 0<br>P: 5 | R: 2<br>E: 0<br>K: 1<br>S: 6<br>H: 1<br>LOB: 1<br>BB: 2<br>P: 14 | R: 0<br>E: 0<br>K: 0<br>S: 3<br>H: 0<br>LOB: 0<br>BB: 0<br>P: 3 | R: 0<br>E: 0<br>K: 1<br>S: 4<br>H: 0<br>LOB: 1<br>BB: 1<br>P: 8 | R: 3<br>E: 2<br>K: 1<br>S: 8<br>H: 1<br>LOB: 0<br>BB: 0<br>P: 8 | R: 0<br>E: 0<br>K: 0<br>S: 3<br>H: 0<br>LOB: 0<br>BB: 0<br>P: 3 | | 1B: 4<br>2B: 2<br>3B: 1<br>HR: 1<br>SF: 1<br>SAC: 3<br>DP: 1<br>HBP: 0 | | | | | | |

| PITCHER | IP | WLS | BF | H | R | ER | SO | BB | IBB | HBP | BLK | WP | HR | S | P | ERA | WHIP |
|---|---|---|---|---|---|---|---|---|---|---|---|---|---|---|---|---|---|
| Nick Willhite, L (1, 1)<br>ERA: 5.92 | 3.2 | | 18 | 6 | 4 | 4 | 3 | 2 | 0 | 0 | 0 | 1 | 1 | 22 | 30 | 9.82 | 2.182 |
| Bob Miller, R (4, 1)<br>ERA: 2.67 | 4.1 | L | 16 | 1 | 3 | 2 | 2 | 1 | 0 | 0 | 0 | 0 | 0 | 19 | 23 | 4.15 | 0.462 |

| PITCHER | IP | WLS | BF | H | R | ER | SO | BB | IBB | HBP | BLK | WP | HR | S | P | ERA | WHIP |
|---|---|---|---|---|---|---|---|---|---|---|---|---|---|---|---|---|---|

# BOTTOM

## Los Angeles Dodgers @ Cincinnati Reds

Crosley Field, Cincinnati, OH

Mon Jul 05 1965, 7:05 PM EDT

Att. 29,047 - Unknown

livebaseballscorecards.com

| | |
|---|---|
| AB | 27 |
| R | 7 |
| H | 7 |
| RBI | 5 |
| BB | 3 |
| SO | 5 |
| LOB | 7 |

# Los Angeles Dodgers @ Cincinnati Reds

Crosley Field, Cincinnati, OH

Tue Jul 06 1965, 7:05 PM EDT

Att. 18,833 - Unknown

TOP

livebaseballscorecards.com

| Batter | 1 | 2 | 3 | 4 | 5 | 6 | 7 | 8 | 9 | AB | R | H | RBI | BB | SO | LOB |
|---|---|---|---|---|---|---|---|---|---|---|---|---|---|---|---|---|
| Maury Wills, S (1, 6)<br>OBP: 0.318, SLG: 0.297 | 0-0 S E 2B | 0-0 S E 1B | | 0-0 F7 ③ | | 0-0 6-3 ① | | 0-0 F2 ① | | 5 | 2 | 2 | 0 | 0 | 0 | 0 |
| Jim Gilliam, S (1, 5)<br>John Kennedy, R (8, 5)<br>OBP: 0.389, SLG: 0.441<br>OBP: 0.264, SLG: 0.262 | 0-3 K ① 2-3 | 0-0 E7 4-3 1-H | | | 0-0 4-3 ① | 0-0 6-3 ② | | 1-0 CS HBP | | 4<br>0 | 0<br>0 | 0<br>0 | 0<br>0 | 0<br>0 | 1<br>0 | 1<br>0 |
| Wes Parker, S (1, 3)<br>OBP: 0.333, SLG: 0.367 | 4-0 E 2B BB | 0-0 4-3 ② 2-3 | | | 0-0 G3 2B 2B | 0-0 F8 ③ | | 0-3 K ② ③ 1-2 | | 4 | 2 | 1 | 0 | 1 | 1 | 2 |
| Ron Fairly, L (1, 9)<br>OBP: 0.367, SLG: 0.431 | 0-0 E4 2B SF7 1-2 3-H | 0-3 K ③ | | | 0-0 G3 ② 2-3 | | 0-0 6-3 1B 2B | | 0-0 FC3-6 1B SF7 1B | 5 | 3 | 2 | 1 | 0 | 1 | 3 |
| Lou Johnson, R (1, 7)<br>OBP: 0.358, SLG: 0.460 | 0-0 1-3 2-H 2B | | 0-0 F9 ① | | 0-0 1B 3-H 2B | | 0-0 6-3 ① 2-3 | | 0-0 FC3-6 1-2 1B | 5 | 1 | 3 | 2 | 0 | 0 | 1 |
| John Roseboro, L (1, 2)<br>OBP: 0.280, SLG: 0.311 | 0-0 SF7 ② 3-H | | 0-0 L3 ② | | 0-0 1B 1B 2-H 1B | | 0-0 G3 ② | | 0-0 FC3-6 ① 1-2f 2-3 | 4 | 1 | 1 | 2 | 0 | 0 | 3 |
| Willie Davis, L (1, 8)<br>OBP: 0.273, SLG: 0.351 | 0-0 G3 ③ | | 0-0 L6 ③ | | 0-0 1B 1-3 1B | | 4-0 1B E IBB | | 0-0 SF7 ② 3-H | 3 | 1 | 1 | 1 | 1 | 0 | 1 |
| Dick Tracewski, R (1, 4)<br>OBP: 0.310, SLG: 0.278 | | 0-0 F7 ① | | 0-0 G3 ① | 0-0 1-2 3-H 1B | | 0-0 E6 1-H 3-H 1B | | 0-0 F9 ③ | 5 | 0 | 2 | 2 | 0 | 0 | 1 |
| Don Drysdale, R (1, 1)<br>OBP: 0.328, SLG: 0.576<br>Bob Miller, R (7, 1)<br>Ron Perranoski, L (7, 1) | | 0-0 HR | | 0-3 K ② | 0-3 K ③ | | 0-0 6-3 ③ | | | 4<br>0<br>0 | 1<br>0<br>0 | 1<br>0<br>0 | 1<br>0<br>0 | 0<br>0<br>0 | 2<br>0<br>0 | 3<br>0<br>0 |
| Inning Stats | R: 3 E: 1 K: 1 S: 8 / H: 2 LOB: 1 BB: 1 P: 12 | R: 2 E: 1 K: 1 S: 8 / H: 2 LOB: 1 BB: 0 P: 8 | R: 0 E: 0 K: 0 S: 3 / H: 0 LOB: 0 BB: 0 P: 3 | R: 0 E: 0 K: 1 S: 5 / H: 0 LOB: 0 BB: 0 P: 5 | R: 3 E: 0 K: 1 S: 10 / H: 5 LOB: 2 BB: 0 P: 10 | R: 0 E: 0 K: 0 S: 3 / H: 0 LOB: 0 BB: 0 P: 3 | R: 2 E: 1 K: 0 S: 5 / H: 2 LOB: 1 BB: 1 P: 9 | R: 0 E: 0 K: 1 S: 4 / H: 0 LOB: 0 BB: 0 P: 5 | R: 1 E: 0 K: 0 S: 5 / H: 2 LOB: 1 BB: 0 P: 5 | 1B: 7 2B: 5 3B: 0 HR: 1 / SF: 2 SAC: 0 DP: 0 HBP: 1 | | | | | | | |

| | |
|---|---|
| AB | 39 |
| R | 11 |
| H | 13 |
| RBI | 9 |
| BB | 2 |
| SO | 5 |
| LOB | 15 |

WP: 0 PB: 0 SB: 2 CS: 1 PA: 44

| PITCHER | | IP | WLS | BF | H | R | ER | SO | BB | IBB | HBP | BLK | WP | HR | S | P | ERA | WHIP |
|---|---|---|---|---|---|---|---|---|---|---|---|---|---|---|---|---|---|---|
| Jim O'Toole, L<br>ERA: 6.95 | (1, 1) | 1.1 | L | 11 | 4 | 5 | 3 | 1 | 1 | 0 | 0 | 0 | 0 | 1 | 12 | 16 | 20.25 | 3.750 |
| Jim Duffalo, R<br>ERA: 3.46 | (2, 1) | 3.1 | | 13 | 3 | 3 | 3 | 2 | 0 | 0 | 0 | 0 | 0 | 0 | 17 | 17 | 8.10 | 0.900 |
| Gerry Arrigo, L<br>ERA: 6.7 | (5, 1) | 1.1 | | 6 | 2 | 0 | 0 | 1 | 0 | 0 | 0 | 0 | 0 | 0 | 8 | 8 | 0.00 | 1.500 |
| Roger Craig, R<br>ERA: 2.93 | (7, 1) | 1.0 | | 6 | 2 | 2 | 1 | 0 | 0 | 1 | 0 | 0 | 0 | 0 | 5 | 9 | 9.00 | 2.000 |
| John Tsitouris, R<br>ERA: 4.41 | (8, 1) | 2.0 | | 8 | 2 | 1 | 1 | 1 | 0 | 0 | 1 | 0 | 0 | 0 | 9 | 10 | 4.50 | 1.000 |

| PITCHER | | IP | WLS | BF | H | R | ER | SO | BB | IBB | HBP | BLK | WP | HR | S | P | ERA | WHIP |
|---|---|---|---|---|---|---|---|---|---|---|---|---|---|---|---|---|---|---|

| Batter | 1 | 2 | 3 | 4 | 5 | 6 | 7 | 8 | 9 | AB | R | H | RBI | BB | SO | LOB |
|---|---|---|---|---|---|---|---|---|---|---|---|---|---|---|---|---|
| Tommy Harper, R (1, 7)<br>OBP: 0.366, SLG: 0.452 | F8 | | F8 | F2 | | | 4-3 HR 2B | F8 | | 5 | 1 | 1 | 0 | 0 | 0 | 3 |
| Pete Rose, S (1, 4)<br>OBP: 0.364, SLG: 0.382 | 2B HBP | | 1B | 4-3 | | | F7 | F9 | | 4 | 1 | 1 | 0 | 0 | 0 | 4 |
| Vada Pinson, L (1, 8)<br>OBP: 0.342, SLG: 0.470 | K | | F7 | | G3 | | 4-3 2-3 | 5-3 | | 5 | 0 | 0 | 0 | 0 | 1 | 3 |
| Frank Robinson, R (1, 9)<br>OBP: 0.388, SLG: 0.559 | 1-H 1B 2B | | 6-3 | | F2 | | 3-H HR | | 1B E SF9 1B | 5 | 3 | 3 | 3 | 0 | 0 | 1 |
| Gordy Coleman, L (1, 3)<br>OBP: 0.364, SLG: 0.533<br>Tony Perez, R (9, 3)<br>OBP: 0.299, SLG: 0.482 | 2-H 1B | | | 3B 1B | K | | HR | | 1-3 1B | 4<br>1 | 2<br>0 | 3<br>1 | 2<br>0 | 0<br>0 | 1<br>0 | 0<br>0 |
| Deron Johnson, R (1, 5)<br>OBP: 0.336, SLG: 0.518 | 6-3 | | | 1-H 3B | | G3-6-1 1B | BB 1B 1B | | SF9 3-H | 4 | 0 | 3 | 2 | 0 | 0 | 1 |
| Johnny Edwards, L (1, 2)<br>OBP: 0.339, SLG: 0.518 | | BBBB G4-6-3 BB | | F7 | | G3-6-1 1-2f | 1-2 BB 1B | | SSS K | 4 | 0 | 1 | 0 | 1 | 1 | 3 |
| Leo Cardenas, R (1, 6)<br>OBP: 0.355, SLG: 0.421 | | G4-6-3 1-2f | | BBBB E BB | | 2B | 1-2 2-3 BB | | G3 | 3 | 0 | 1 | 0 | 2 | 0 | 2 |
| Jim O'Toole, S (1, 1)<br>OBP: 0.083, SLG: 0.043<br>Jim Duffalo, R (2, 1)<br>Gerry Arrigo, L (5, 1)<br>OBP: 0.182, SLG: 0.455<br>Marty Keough, L (6, PH)<br>OBP: 0.188, SLG: 0.071<br>Roger Craig, R (7, 1)<br>Art Shamsky, L (7, PH)<br>OBP: 0.340, SLG: 0.442<br>Charlie James, R (7, PH)<br>OBP: 0.283, SLG: 0.222<br>John Tsitouris, R (8, 1)<br>OBP: 0.069, SLG: 0.037 | | 6-3 | | E1 | | SSS K | 6-3 | | | 0<br>2<br>0<br>1<br>0<br>0<br>0<br>1<br>0 | 0<br>0<br>0<br>0<br>0<br>0<br>0<br>0<br>0 | 0<br>0<br>0<br>0<br>0<br>0<br>0<br>0<br>0 | 0<br>0<br>0<br>0<br>0<br>0<br>0<br>0<br>0 | 0<br>0<br>0<br>0<br>0<br>1<br>0<br>0<br>0 | 0<br>0<br>0<br>0<br>0<br>0<br>0<br>0<br>0 | 0<br>2<br>0<br>1<br>0<br>0<br>0<br>3<br>0 |
| Inning Stats | R: 2 E: 0 K: 1 S: 7 H: 2 LOB: 1 BB: 0 P: 8 | R: 0 E: 0 K: 0 S: 2 H: 0 LOB: 0 BB: 1 P: 6 | R: 0 E: 0 K: 0 S: 4 H: 1 LOB: 1 BB: 0 P: 4 | R: 1 E: 1 K: 0 S: 6 H: 2 LOB: 3 BB: 1 P: 10 | R: 0 E: 0 K: 1 S: 5 H: 0 LOB: 0 BB: 0 P: 5 | R: 0 E: 0 K: 1 S: 6 H: 2 LOB: 1 BB: 0 P: 6 | R: 3 E: 0 K: 0 S: 8 H: 5 LOB: 3 BB: 1 P: 12 | R: 0 E: 0 K: 0 S: 3 H: 0 LOB: 0 BB: 0 P: 3 | R: 1 E: 1 K: 1 S: 7 H: 2 LOB: 1 BB: 0 P: 7 | 1B: 8<br>2B: 3<br>3B: 1<br>HR: 2 | SF: 1<br>SAC: 0<br>DP: 2<br>HBP: 1 | | | WP: 0<br>PB: 0<br>SB: 0<br>CS: 0 | PA: 44 | | |

| PITCHER | | IP | WLS | BF | H | R | ER | SO | BB | IBB | HBP | BLK | WP | HR | S | P | ERA | WHIP |
|---|---|---|---|---|---|---|---|---|---|---|---|---|---|---|---|---|---|---|
| Don Drysdale, R<br>ERA: 2.77 | (1, 1) | 6.2 | W | 32 | 10 | 6 | 6 | 3 | 2 | 0 | 1 | 0 | 0 | 2 | 35 | 44 | 8.10 | 1.800 |
| Bob Miller, R<br>ERA: 2.67 | (7, 1) | 0.0 | | 3 | 2 | 0 | 0 | 0 | 1 | 0 | 0 | 0 | 0 | 0 | 2 | 6 | ∞ | ∞ |
| Ron Perranoski, L<br>ERA: 4.11 | (7, 1) | 2.1 | S | 9 | 2 | 1 | 1 | 1 | 0 | 0 | 0 | 0 | 0 | 0 | 11 | 11 | 3.86 | 0.857 |

| PITCHER | IP | WLS | BF | H | R | ER | SO | BB | IBB | HBP | BLK | WP | HR | S | P | ERA | WHIP |
|---|---|---|---|---|---|---|---|---|---|---|---|---|---|---|---|---|---|

# BOTTOM

## Los Angeles Dodgers @ Cincinnati Reds

Crosley Field, Cincinnati, OH

Tue Jul 06 1965, 7:05 PM EDT

Att. 18,833 - Unknown

livebaseballscorecards.com

| | |
|---|---|
| AB | 39 |
| R | 7 |
| H | 14 |
| RBI | 7 |
| BB | 3 |
| SO | 4 |
| LOB | 23 |

| Batter | 1 | 2 | 3 | 4 | 5 | 6 | 7 | 8 | 9 | AB | R | H | RBI | BB | SO | LOB |
|---|---|---|---|---|---|---|---|---|---|---|---|---|---|---|---|---|
| Maury Wills, S (1, 6)<br>OBP: 0.322, SLG: 0.304 | F7 | | FC6-4<br>1B | | FC6-4<br>1B<br>1-2 | | S<br>PB<br>2B | 1-4-3 | | 5 | 1 | 3 | 0 | 0 | 0 | 0 |
| Jim Gilliam, S (1, 5)<br>OBP: 0.377, SLG: 0.424 | K | | FC6-4<br>1-2f | | F7 | | F9 | | F8 | 5 | 0 | 0 | 0 | 0 | 1 | 4 |
| Willie Davis, L (1, 8)<br>OBP: 0.271, SLG: 0.346 | 6-3 | | P3 | | FC6-4<br>1-2f | | 2B<br>2-H<br>BB | | F2 | 4 | 0 | 0 | 0 | 1 | 0 | 3 |
| Ron Fairly, L (1, 9)<br>OBP: 0.371, SLG: 0.435 | | K | | 4-3<br>BB | | 1B<br>2B<br>1B | L3-6<br>1-3<br>2B | | K | 4 | 1 | 2 | 0 | 1 | 2 | 0 |
| John Roseboro, L (1, 2)<br>OBP: 0.279, SLG: 0.310 | | F4 | | F5 | | 2B<br>1-3<br>1B | L3-6<br>2-3 | | | 4 | 1 | 1 | 0 | 0 | 0 | 3 |
| Lou Johnson, R (1, 7)<br>OBP: 0.361, SLG: 0.458 | | BB<br>BB | | 4-3<br>1-2 | | K | | HR<br>1B | | 3 | 1 | 1 | 0 | 1 | 1 | 3 |
| Wes Parker, S (1, 3)<br>OBP: 0.335, SLG: 0.371 | | BB<br>1-2 | | F8 | | 1B<br>2B<br>1-3<br>3-H | | F9 | | 3 | 1 | 1 | 1 | 1 | 0 | 2 |
| Jim Lefebvre, S (1, 4)<br>OBP: 0.309, SLG: 0.326 | | K | | | 4-3 | G5-4-3<br>1B<br>2-H<br>3-H | | HR<br>1-H | | 4 | 1 | 2 | 4 | 0 | 1 | 2 |
| Sandy Koufax, R (1, 1)<br>OBP: 0.238, SLG: 0.220 | | | F4 | | 1B<br>BB | G5-4-3<br>1-2f | | F8 | | 1 | 0 | 0 | 0 | 1 | 0 | 0 |
| Howie Reed, R (5, 1) | | | | | | | | | | 0 | 0 | 0 | 0 | 0 | 0 | 0 |
| Willie Crawford, L (6, PH)<br>OBP: 0.143, SLG: 0.100 | | | | | | | | | | 0 | 0 | 0 | 0 | 0 | 0 | 0 |
| Don Drysdale, R (6, PH)<br>OBP: 0.323, SLG: 0.567 | | | | | | | | | | 1 | 0 | 0 | 0 | 0 | 0 | 1 |
| Ron Perranoski, L (6, 1) | | | | | | | | | | 1 | 0 | 0 | 0 | 0 | 0 | 0 |
| Bob Miller, R (8, 1) | | | | | | | | | | 0 | 0 | 0 | 0 | 0 | 0 | 0 |
| Inning Stats | R: 0<br>E: 0<br>K: 1<br>S: 5<br>H: 0<br>LOB: 0<br>BB: 0<br>P: 5 | R: 0<br>E: 0<br>K: 2<br>S: 7<br>H: 0<br>LOB: 2<br>BB: 2<br>P: 15 | R: 0<br>E: 0<br>K: 0<br>S: 4<br>H: 1<br>LOB: 1<br>BB: 0<br>P: 4 | R: 0<br>E: 0<br>K: 0<br>S: 3<br>H: 0<br>LOB: 1<br>BB: 1<br>P: 7 | R: 0<br>E: 0<br>K: 0<br>S: 4<br>H: 1<br>LOB: 2<br>BB: 1<br>P: 8 | R: 3<br>E: 0<br>K: 1<br>S: 8<br>H: 4<br>LOB: 0<br>BB: 0<br>P: 8 | R: 1<br>E: 0<br>K: 0<br>S: 4<br>H: 2<br>LOB: 1<br>BB: 1<br>P: 8 | R: 2<br>E: 0<br>K: 0<br>S: 5<br>H: 2<br>LOB: 0<br>BB: 0<br>P: 5 | R: 0<br>E: 0<br>K: 1<br>S: 5<br>H: 0<br>LOB: 0<br>BB: 0<br>P: 5 | 1B: 6<br>2B: 4<br>3B: 0<br>HR: 1<br>SF: 0<br>SAC: 0<br>DP: 2<br>HBP: 0 | | | | | | |

| PITCHER | | IP | WLS | BF | H | R | ER | SO | BB | IBB | HBP | BLK | WP | HR | S | P | ERA | WHIP |
|---|---|---|---|---|---|---|---|---|---|---|---|---|---|---|---|---|---|---|
| Sammy Ellis, R<br>ERA: 3.38 | (1, 1) | 5.1 | | 26 | 6 | 3 | 3 | 4 | 4 | 0 | 0 | 0 | 0 | 0 | 30 | 46 | 5.06 | 1.875 |
| Billy McCool, L<br>ERA: 3.8 | (6, 1) | 1.0 | | 5 | 2 | 1 | 1 | 0 | 1 | 0 | 0 | 0 | 0 | 0 | 4 | 8 | 9.00 | 3.000 |
| Joe Nuxhall, L<br>ERA: 4.34 | (7, 1) | 2.2 | W | 9 | 2 | 2 | 2 | 1 | 0 | 0 | 0 | 0 | 0 | 1 | 11 | 11 | 6.75 | 0.750 |

| PITCHER | IP | WLS | BF | H | R | ER | SO | BB | IBB | HBP | BLK | WP | HR | S | P | ERA | WHIP |
|---|---|---|---|---|---|---|---|---|---|---|---|---|---|---|---|---|---|

# TOP

## Los Angeles Dodgers @ Cincinnati Reds

Crosley Field, Cincinnati, OH

Wed Jul 07 1965, 7:05 PM EDT

Att. 25,785 - Unknown

livebaseballscorecards.com

| | |
|---|---|
| AB | 35 |
| R | 6 |
| H | 10 |
| RBI | 5 |
| BB | 5 |
| SO | 5 |
| LOB | 18 |

WP: 0 PB: 1 SB: 1 CS: 0 PA: 40

| Batter | 1 | 2 | 3 | 4 | 5 | 6 | 7 | 8 | 9 | AB | R | H | RBI | BB | SO | LOB |
|---|---|---|---|---|---|---|---|---|---|---|---|---|---|---|---|---|
| Tommy Harper, R (1, 7)<br>OBP: 0.369, SLG: 0.455 | K | 1-H 3-H 2B | | 1-2 BB | | 1-3 | | 2B 1B | | 4 | 1 | 2 | 2 | 1 | 1 | 0 |
| Pete Rose, S (1, 4)<br>OBP: 0.370, SLG: 0.394 | HR WP 1B | 2-H 2B | | F6 | | 1B 1B | | 1-3 2B | | 5 | 1 | 4 | 1 | 0 | 0 | 2 |
| Vada Pinson, L (1, 8)<br>OBP: 0.342, SLG: 0.469 | F7 | F7 | | | CS 1B | 1-2 1B | | F8 | | 5 | 0 | 2 | 0 | 0 | 0 | 4 |
| Frank Robinson, R (1, 9)<br>OBP: 0.388, SLG: 0.565 | 1-H HR | | 4-3 | | 1-2 K | F5 | | IBB | | 4 | 1 | 1 | 2 | 1 | 1 | 3 |
| Deron Johnson, R (1, 5)<br>OBP: 0.337, SLG: 0.526 | P6 | | K | | BB 1B 1B | | HR | F8 | | 5 | 1 | 2 | 1 | 0 | 1 | 3 |
| Don Pavletich, R (1, 2)<br>OBP: 0.381, SLG: 0.519<br>Johnny Edwards, L (9, PH)<br>OBP: 0.337, SLG: 0.515 | | K | K | | FC5 BB 1B | | 5-3 | | K | 4<br>1 | 0<br>0 | 1<br>0 | 0<br>0 | 0<br>0 | 2<br>1 | 0<br>0 |
| Tony Perez, R (1, 3)<br>OBP: 0.305, SLG: 0.475<br>Gordy Coleman, L (9, PH)<br>OBP: 0.362, SLG: 0.530 | | FC5-4 1B 2B BB | | P4 | 1-2 2-3 BB | | 6-3 | | 6-3 | 2<br>1 | 1<br>0 | 0<br>0 | 0<br>0 | 2<br>0 | 0<br>0 | 0<br>0 |
| Leo Cardenas, R (1, 6)<br>OBP: 0.359, SLG: 0.434 | | 1-2 FC5-4 1B | | BB 1B | 2-3f FC5 | | F9 | | HR | 5 | 1 | 3 | 1 | 0 | 0 | 3 |
| Sammy Ellis, L (1, 1)<br>OBP: 0.185, SLG: 0.192<br>Billy McCool, R (6, 1)<br>Joe Nuxhall, L (7, 1)<br>OBP: 0.250, SLG: 0.200 | | 1-2f 2-3 FC5-4 2B | | K | | 1-3 | | K | | 2<br>1<br>1 | 1<br>0<br>0 | 0<br>0<br>0 | 0<br>0<br>0 | 1<br>0<br>1 | 3<br>0<br>0 | 0<br>0<br>0 |
| Inning Stats | R: 2 E: 0 K: 1 S: 7<br>H: 2 LOB: 0 BB: 0 P: 7 | R: 3 E: 0 K: 1 S: 8<br>H: 3 LOB: 1 BB: 1 P: 12 | R: 0 E: 0 K: 2 S: 7<br>H: 0 LOB: 0 BB: 0 P: 7 | R: 0 E: 0 K: 1 S: 6<br>H: 1 LOB: 2 BB: 1 P: 10 | R: 0 E: 0 K: 1 S: 7<br>H: 3 LOB: 3 BB: 1 P: 11 | R: 0 E: 0 K: 0 S: 5<br>H: 2 LOB: 2 BB: 0 P: 5 | R: 1 E: 0 K: 0 S: 4<br>H: 1 LOB: 0 BB: 0 P: 4 | R: 0 E: 0 K: 1 S: 7<br>H: 2 LOB: 3 BB: 1 P: 11 | R: 1 E: 0 K: 1 S: 5<br>H: 1 LOB: 0 BB: 0 P: 5 | 1B: 9 2B: 4 3B: 0 HR: 3<br>SF: 0 SAC: 0 DP: 1 HBP: 0 | | | | | | |

| PITCHER | | IP | WLS | BF | H | R | ER | SO | BB | IBB | HBP | BLK | WP | HR | S | P | ERA | WHIP |
|---|---|---|---|---|---|---|---|---|---|---|---|---|---|---|---|---|---|---|
| Sandy Koufax, L<br>ERA: 2.14 | (1, 1) | 4.2 | | 25 | 9 | 5 | 5 | 6 | 3 | 0 | 0 | 0 | 1 | 1 | 34 | 46 | 9.64 | 2.571 |
| Howie Reed, R<br>ERA: 3.2 | (5, 1) | 0.1 | | 1 | 0 | 0 | 0 | 0 | 0 | 0 | 0 | 0 | 0 | 0 | 1 | 1 | 0.00 | 0.000 |
| Ron Perranoski, L<br>ERA: 4.05 | (6, 1) | 2.2 | | 13 | 5 | 1 | 1 | 1 | 0 | 0 | 0 | 0 | 0 | 1 | 15 | 15 | 3.38 | 1.875 |
| Bob Miller, R<br>ERA: 2.77 | (8, 1) | 1.0 | L | 5 | 1 | 1 | 1 | 1 | 0 | 1 | 0 | 0 | 0 | 1 | 6 | 10 | 9.00 | 1.000 |

| PITCHER | IP | WLS | BF | H | R | ER | SO | BB | IBB | HBP | BLK | WP | HR | S | P | ERA | WHIP |
|---|---|---|---|---|---|---|---|---|---|---|---|---|---|---|---|---|---|

# BOTTOM

## Los Angeles Dodgers @ Cincinnati Reds

Crosley Field, Cincinnati, OH

Wed Jul 07 1965, 7:05 PM EDT

Att. 25,785 - Unknown

livebaseballscorecards.com

| | |
|---|---|
| AB | 40 |
| R | 7 |
| H | 15 |
| RBI | 7 |
| BB | 4 |
| SO | 8 |
| LOB | 18 |

| Batter | 1 | 2 | 3 | 4 | 5 | 6 | 7 | 8 | 9 | AB | R | H | RBI | BB | SO | LOB |
|---|---|---|---|---|---|---|---|---|---|---|---|---|---|---|---|---|
| Felipe Alou, R (1, 3)<br>OBP: 0.332, SLG: 0.500 | SH1-3<br>1B | K | | F7 | | F8 | | | F3 | 5 | 0 | 1 | 0 | 0 | 1 | 4 |
| Frank Bolling, R (1, 4)<br>OBP: 0.318, SLG: 0.385 | SH1-3<br>1-2 | | FC6 BB<br>1B | | 5-3 | | F8 | | F4 | 4 | 0 | 1 | 0 | 0 | 0 | 1 |
| Hank Aaron, R (1, 9)<br>OBP: 0.388, SLG: 0.573 | K | | FC6<br>1-2<br>BB | | K | | G6-4-3<br>1B | | | 3 | 0 | 1 | 0 | 1 | 2 | 1 |
| Joe Torre, R (1, 2)<br>OBP: 0.395, SLG: 0.553 | BB | | F6 | | WP<br>2B | | G6-4-3<br>1-2f | | | 3 | 0 | 1 | 0 | 1 | 0 | 3 |
| Mack Jones, L (1, 8)<br>OBP: 0.320, SLG: 0.521 | K | | FC6<br>FC5-4<br>1-2f<br>2-3 | | K<br>2-3 | | | F5 | | 4 | 0 | 0 | 0 | 0 | 2 | 5 |
| Rico Carty, R (1, 7)<br>OBP: 0.363, SLG: 0.494 | | HR<br>1B | FC5-4<br>1-2f | | | 1B<br>FC5-2-6<br>BB | | 6-3 | | 3 | 1 | 1 | 0 | 1 | 0 | 2 |
| Eddie Mathews, L (1, 5)<br>OBP: 0.334, SLG: 0.444 | | HR<br>1-H | | SH1-3<br>1B | | FC5-2-6<br>1-3<br>1B | | F3 | | 4 | 1 | 3 | 2 | 0 | 0 | 0 |
| Denis Menke, R (1, 6)<br>OBP: 0.315, SLG: 0.476<br>Miguel de la Hoz, R (9, PH)<br>OBP: 0.326, SLG: 0.398 | 6-3 | | | F8 | | FC5-2-6<br>1-2<br>3-H | | | 4-3<br>1B | 3<br>1 | 0<br>0 | 0<br>1 | 0<br>0 | 0<br>0 | 0<br>0 | 3<br>0 |
| Hank Fischer, R (1, 1)<br>OBP: 0.231, SLG: 0.231<br>Billy O'Dell, S (6, 1)<br>OBP: 0.231, SLG: 0.308<br>Dan Osinski, R (8, 1)<br>Gene Oliver, R (9, PH)<br>OBP: 0.325, SLG: 0.382 | K | | | SH1-3<br>1-2 | | K | | | 4-3<br>1-2 | 2<br>0<br>0<br>1 | 0<br>0<br>0<br>0 | 0<br>0<br>0<br>0 | 0<br>0<br>0<br>0 | 0<br>0<br>0<br>0 | 2<br>0<br>0<br>0 | 2<br>0<br>0<br>1 |
| Inning Stats | R: 0 H: 1<br>E: 0 LOB: 2<br>K: 2 BB: 1<br>S: 8 P: 12 | R: 2 H: 2<br>E: 0 LOB: 0<br>K: 2 BB: 0<br>S: 9 P: 9 | R: 0 H: 1<br>E: 0 LOB: 2<br>K: 0 BB: 1<br>S: 4 P: 8 | R: 0 H: 1<br>E: 0 LOB: 1<br>K: 0 BB: 0<br>S: 4 P: 4 | R: 0 H: 1<br>E: 0 LOB: 1<br>K: 2 BB: 0<br>S: 8 P: 8 | R: 0 H: 1<br>E: 0 LOB: 2<br>K: 1 BB: 1<br>S: 6 P: 10 | R: 0 H: 1<br>E: 0 LOB: 0<br>K: 0 BB: 0<br>S: 3 P: 3 | R: 0 H: 0<br>E: 0 LOB: 0<br>K: 0 BB: 0<br>S: 3 P: 3 | R: 0 H: 1<br>E: 0 LOB: 1<br>K: 0 BB: 0<br>S: 4 P: 4 | 1B: 7 SF: 0<br>2B: 1 SAC: 2<br>3B: 0 DP: 1<br>HR: 1 HBP: 0 | | | | | | |

| PITCHER | IP | WLS | BF | H | R | ER | SO | BB | IBB | HBP | BLK | WP | HR | S | P | ERA | WHIP |
|---|---|---|---|---|---|---|---|---|---|---|---|---|---|---|---|---|---|
| Jim Maloney, R (1, 1)<br>ERA: 2.71 | 9.0 | W | 38 | 9 | 2 | 2 | 7 | 3 | 0 | 0 | 0 | 1 | 1 | 49 | 61 | 2.00 | 1.333 |

| PITCHER | IP | WLS | BF | H | R | ER | SO | BB | IBB | HBP | BLK | WP | HR | S | P | ERA | WHIP |
|---|---|---|---|---|---|---|---|---|---|---|---|---|---|---|---|---|---|

# TOP

## Milwaukee Braves @ Cincinnati Reds

Crosley Field, Cincinnati, OH

Fri Jul 09 1965, 7:05 PM EDT
Att. 15,972 - Unknown - 73 F

livebaseballscorecards.com

| | |
|---|---|
| AB | 33 |
| R | 2 |
| H | 9 |
| RBI | 2 |
| BB | 3 |
| SO | 7 |
| LOB | 22 |

| Batter | 1 | 2 | 3 | 4 | 5 | 6 | 7 | 8 | 9 | AB | R | H | RBI | BB | SO | LOB |
|---|---|---|---|---|---|---|---|---|---|---|---|---|---|---|---|---|
| Tommy Harper, R (1, 7)<br>OBP: 0.371, SLG: 0.459 | 0-0 1B 2B | 0-3 K | | | 0-0 S 1B | 0-0 G1 | | 0-0 SH5-3<br>1-2 | | 4 | 1 | 2 | 0 | 0 | 1 | 3 |
| Pete Rose, S (1, 4)<br>OBP: 0.368, SLG: 0.391 | 0-0 F7 | 0-3 K | | | 0-3 K<br>1-2 | | 0-0 4-3 SH1-3 1B | 0-0 E3<br>2-3 3B | | 5 | 1 | 1 | 0 | 0 | 2 | 4 |
| Vada Pinson, L (1, 8)<br>OBP: 0.347, SLG: 0.477 | 0-0 2-H 1B | | 0-0 F8 | | 4-0 FC4 BB | | 0-0 SH1-3<br>1-2 | 0-0 1-H 1B 3-H 3B | | 3 | 1 | 2 | 3 | 1 | 0 | 0 |
| Frank Robinson, R (1, 9)<br>OBP: 0.388, SLG: 0.560 | 0-0 F7 | | 0-0 6-3 | | 0-0 FC4<br>1-2f | | 4-0 4-3 IBB | 4-0 1B BB | | 3 | 0 | 0 | 0 | 2 | 0 | 3 |
| Gordy Coleman, L (1, 3)<br>OBP: 0.367, SLG: 0.530<br>Tony Perez, R (7, PH)<br>OBP: 0.307, SLG: 0.475 (8, 3) | 4-0 BB | | 0-0 3-1 | | | 0-0 5-3 1B | 0-0 4-3<br>1-2<br>2-3 | 0-0<br>1-2<br>3-H 1B | | 2<br>2 | 1<br>0 | 1<br>1 | 0<br>1 | 1<br>0 | 0<br>0 | 0<br>2 |
| Deron Johnson, R (1, 5)<br>OBP: 0.335, SLG: 0.519 | 0-3 K | | | 0-0 6-3 | | 0-0 5-3<br>1-2 | 4-0 IBB | 0-0 F9 | | 4 | 0 | 0 | 0 | 1 | 1 | 5 |
| Johnny Edwards, L (1, 2)<br>OBP: 0.337, SLG: 0.512<br>Don Pavletich, R (7, PH)<br>OBP: 0.378, SLG: 0.515 (8, 2) | | 0-0 F5 | | 0-0 F7 | | 0-0 SH5-4 1B<br>2-H 1B | 0-0 F9 | | | 3<br>1 | 0<br>0 | 1<br>0 | 1<br>0 | 0<br>0 | 0<br>0 | 0<br>3 |
| Leo Cardenas, R (1, 6)<br>OBP: 0.361, SLG: 0.439 | | 0-0 2B | | 0-3 K | | 0-0 SH5-4<br>1-2 1B | | 0-0 6-3 | | 4 | 1 | 2 | 0 | 0 | 1 | 0 |
| Jim Maloney, L (1, 1)<br>OBP: 0.294, SLG: 0.333 | | 0-0 2-H 2B | | | 0-0 F6 | 0-0 SH5-4<br>1-2<br>2-3 | | 0-0 E SH5-3 3B 1B | | 3 | 1 | 2 | 1 | 0 | 0 | 0 |
| Inning Stats | R: 1 H: 2<br>E: 0 LOB: 2<br>K: 1 BB: 1<br>S: 7 P: 11 | R: 1 H: 2<br>E: 0 LOB: 1<br>K: 2 BB: 0<br>S: 9 P: 9 | R: 0 H: 0<br>E: 0 LOB: 0<br>K: 0 BB: 0<br>S: 3 P: 3 | R: 0 H: 0<br>E: 0 LOB: 0<br>K: 1 BB: 0<br>S: 5 P: 5 | R: 0 H: 1<br>E: 0 LOB: 2<br>K: 1 BB: 1<br>S: 6 P: 10 | R: 1 H: 3<br>E: 0 LOB: 2<br>K: 0 BB: 0<br>S: 6 P: 6 | R: 0 H: 1<br>E: 0 LOB: 3<br>K: 0 BB: 2<br>S: 4 P: 12 | R: 3 H: 3<br>E: 1 LOB: 2<br>K: 0 BB: 1<br>S: 7 P: 11 | | 1B: 8 SF: 0<br>2B: 3 SAC: 3<br>3B: 1 DP: 0<br>HR: 0 HBP: 0 | | | | | | |

| PITCHER | | IP | WLS | BF | H | R | ER | SO | BB | IBB | HBP | BLK | WP | HR | S | P | ERA | WHIP |
|---|---|---|---|---|---|---|---|---|---|---|---|---|---|---|---|---|---|---|
| Hank Fischer, R<br>ERA: 4.5 | (1, 1) | 5.1 | L | 26 | 8 | 3 | 3 | 5 | 2 | 0 | 0 | 0 | 0 | 0 | 34 | 42 | 5.06 | 1.875 |
| Billy O'Dell, L<br>ERA: 2.52 | (6, 1) | 2.1 | | 14 | 3 | 3 | 0 | 0 | 1 | 2 | 0 | 0 | 0 | 0 | 11 | 23 | 0.00 | 1.714 |
| Dan Osinski, R<br>ERA: 3.86 | (8, 1) | 0.1 | | 2 | 1 | 0 | 0 | 0 | 0 | 0 | 0 | 0 | 0 | 0 | 2 | 2 | 0.00 | 3.000 |

| PITCHER | IP | WLS | BF | H | R | ER | SO | BB | IBB | HBP | BLK | WP | HR | S | P | ERA | WHIP |
|---|---|---|---|---|---|---|---|---|---|---|---|---|---|---|---|---|---|

# BOTTOM

## Milwaukee Braves @ Cincinnati Reds

Crosley Field, Cincinnati, OH

Fri Jul 09 1965, 7:05 PM EDT

Att. 15,972 - Unknown - 73 F

livebaseballscorecards.com

| | |
|---|---|
| AB | 34 |
| R | 6 |
| H | 12 |
| RBI | 6 |
| BB | 5 |
| SO | 5 |
| LOB | 20 |

WP: 0 PA: 42
PB: 0
SB: 1
CS: 0

| Batter | 1 | 2 | 3 | 4 | 5 | 6 | 7 | 8 | 9 | AB | R | H | RBI | BB | SO | LOB |
|---|---|---|---|---|---|---|---|---|---|---|---|---|---|---|---|---|
| Felipe Alou, R (1, 8) (4, 3)<br>OBP: 0.330, SLG: 0.506 | 5-3 | | HR | | K | | | F8 | K | 5 | 1 | 1 | 1 | 0 | 2 | 2 |
| Frank Bolling, R (1, 4)<br>OBP: 0.317, SLG: 0.383 | K | | F7 | | G3 | | | 1-2 2B 1B | | 4 | 1 | 1 | 0 | 0 | 1 | 1 |
| Hank Aaron, R (1, 9)<br>OBP: 0.387, SLG: 0.572 | F8 | | K | | | 6-3 | | 1-H 2-H 1B 2B | | 4 | 1 | 1 | 2 | 0 | 1 | 0 |
| Joe Torre, R (1, 3) (4, 2)<br>OBP: 0.393, SLG: 0.548 | | K | F7 | | | 6-3 | | 2-H HR 1B | | 4 | 1 | 1 | 1 | 0 | 1 | 0 |
| Gene Oliver, R (1, 2)<br>OBP: 0.327, SLG: 0.379 | | E HBP | | K | | 5-3 | | 1-H HR | | 1 | 1 | 0 | 0 | 0 | 1 | 0 |
| Mack Jones, L (4, 8)<br>OBP: 0.322, SLG: 0.534 | | | | | | | | | | 2 | 1 | 1 | 2 | 0 | 0 | 0 |
| Rico Carty, R (1, 7)<br>OBP: 0.360, SLG: 0.494 | | E2 1-H 1B 2B | | 6-3 | | | F7 | 5-3 | | 4 | 1 | 1 | 1 | 0 | 0 | 0 |
| Miguel de la Hoz, R (1, 5)<br>OBP: 0.313, SLG: 0.380 | | K | | 4-3 | | | 5-3 | 6-3 | | 4 | 0 | 0 | 0 | 0 | 1 | 1 |
| Denis Menke, R (1, 6)<br>OBP: 0.325, SLG: 0.476 | | | | | BB | | F6 | | K | 2 | 0 | 1 | 1 | 1 | 0 | 0 |
| Dan Osinski, R (7, 1) | | 3-H 1B | | | | | | | | 0 | 0 | 0 | 0 | 0 | 0 | 0 |
| Eddie Mathews, L (9, PH)<br>OBP: 0.333, SLG: 0.443 | | | | | | | | | | 1 | 0 | 0 | 0 | 0 | 1 | 0 |
| Wade Blasingame, L (1, 1)<br>OBP: 0.255, SLG: 0.348 | | | | | K | | | | 4-3 | 1 | 0 | 0 | 0 | 0 | 1 | 1 |
| Bob Sadowski, R (4, 1)<br>OBP: 0.214, SLG: 0.154 | | K | | | | | | 1B 2B 1B | | 0 | 0 | 0 | 0 | 0 | 0 | 0 |
| Ty Cline, L (5, PH)<br>OBP: 0.252, SLG: 0.215 | | | | | | | | | | 1 | 0 | 0 | 0 | 0 | 1 | 1 |
| Phil Niekro, R (5, 1)<br>OBP: 0.200, SLG: 0.200 | | | | | | | | | | 0 | 0 | 0 | 0 | 0 | 0 | 0 |
| Woody Woodward, R (7, 6)<br>OBP: 0.256, SLG: 0.262 | | | | | | | | | | 2 | 1 | 1 | 0 | 0 | 0 | 0 |
| Inning Stats | R: 0 E: 0 K: 1 S: 5 H: 0 LOB: 0 BB: 0 P: 5 | R: 2 E: 1 K: 3 S: 11 H: 2 LOB: 1 BB: 0 P: 12 | R: 1 E: 0 K: 1 S: 6 H: 1 LOB: 0 BB: 0 P: 6 | R: 0 E: 0 K: 1 S: 5 H: 0 LOB: 0 BB: 0 P: 5 | R: 0 E: 0 K: 2 S: 7 H: 0 LOB: 1 BB: 1 P: 11 | R: 0 E: 0 K: 0 S: 3 H: 0 LOB: 0 BB: 0 P: 3 | R: 0 E: 0 K: 0 S: 3 H: 0 LOB: 0 BB: 0 P: 3 | R: 5 E: 0 K: 0 S: 8 H: 5 LOB: 0 BB: 0 P: 8 | R: 0 E: 0 K: 2 S: 7 H: 0 LOB: 0 BB: 0 P: 7 | 1B: 4 2B: 2 3B: 0 HR: 2 | SF: 0 SAC: 0 DP: 0 HBP: 1 | | | | | | |

TOP

# Milwaukee Braves @ Cincinnati Reds

Crosley Field, Cincinnati, OH

Sat Jul 10 1965, 7:05 PM EDT

Att. 25,413 - Unknown - 74 F

livebaseballscorecards.com

| | |
|---|---|
| AB | 35 |
| R | 8 |
| H | 8 |
| RBI | 8 |
| BB | 1 |
| SO | 10 |
| LOB | 6 |

WP: 0 PB: 0 SB: 0 CS: 0 PA: 37

| PITCHER | | IP | WLS | BF | H | R | ER | SO | BB | IBB | HBP | BLK | WP | HR | S | P | ERA | WHIP |
|---|---|---|---|---|---|---|---|---|---|---|---|---|---|---|---|---|---|---|
| Joe Nuxhall, L<br>ERA: 4.82 | (1, 1) | 7.1 | W | 31 | 7 | 7 | 7 | 8 | 1 | 0 | 1 | 0 | 0 | 1 | 45 | 50 | 8.59 | 1.091 |
| Billy McCool, L<br>ERA: 3.86 | (8, 1) | 1.2 | S | 6 | 1 | 1 | 1 | 2 | 0 | 0 | 0 | 0 | 0 | 1 | 10 | 10 | 5.40 | 0.600 |

| PITCHER | | IP | WLS | BF | H | R | ER | SO | BB | IBB | HBP | BLK | WP | HR | S | P | ERA | WHIP |
|---|---|---|---|---|---|---|---|---|---|---|---|---|---|---|---|---|---|---|

| Batter | 1 | 2 | 3 | 4 | 5 | 6 | 7 | 8 | 9 | AB | R | H | RBI | BB | SO | LOB |
|---|---|---|---|---|---|---|---|---|---|---|---|---|---|---|---|---|
| Tommy Harper, R (1, 7)<br>OBP: 0.374, SLG: 0.460 | 0-0 WP 1B 1B | BBBB 4-0 1-2 1B BB | | 0-0 1-2 2-H 3-H G3 1B 1B | 0-0 ③ F9 | | 0-0 ② F2 | | | 4 | 2 | 2 | 2 | 1 | 0 | 1 |
| Pete Rose, S (1, 4)<br>OBP: 0.371, SLG: 0.394 | 0-0 1-2 WP 1B 1B | 0-0 1-3 2-H 1B | | 0-0 ① G3 1-2 2-3 | | 0-0 5-3 1B 5-3 1B | 0-0 ③ F8 | | | 5 | 1 | 3 | 1 | 0 | 0 | 2 |
| Vada Pinson, L (1, 8)<br>OBP: 0.347, SLG: 0.476 | 0-0 1-2 2-3 WP 1B | 0-0 ③ G3 | | SSS 0-3 ② K | | 0-0 1-2 5-3 1B 1B | | 0-0 ① 4-3 | | 5 | 1 | 2 | 0 | 0 | 1 | 4 |
| Frank Robinson, R (1, 9)<br>OBP: 0.385, SLG: 0.552 | SSS 0-3 ① K 1-2 2-3 3-H | | 0-0 ① 5-3 | IIII 4-0 1B IBB | | 0-0 ① 5-3 1-2 2-3 | | SSS 0-3 ② K | | 4 | 0 | 0 | 0 | 1 | 2 | 4 |
| Deron Johnson, R (1, 5)<br>OBP: 0.333, SLG: 0.514 | 0-0 ② F3 | 0-0 ② F5 | | 0-0 1-3 2-H 3-H 1B | | 0-0 ② 5-3 3-H | | 0-0 ③ F9 | | 5 | 0 | 1 | 3 | 0 | 0 | 3 |
| Don Pavletich, R (1, 2)<br>OBP: 0.375, SLG: 0.507 | 0-0 ③ 6-3 | SSS 0-3 ③ K | | 0-0 ③ F8 | | 0-0 2-H 2B 1B | | | | 4 | 1 | 1 | 1 | 0 | 1 | 4 |
| Tony Perez, R (1, 3)<br>OBP: 0.312, SLG: 0.483 | | 0-0 ① F8 | | 0-0 1B BB 1B 1B | 0-0 ① 6-3 | 0-0 1-H 2B | | | | 4 | 1 | 2 | 1 | 0 | 0 | 0 |
| Leo Cardenas, R (1, 6)<br>OBP: 0.359, SLG: 0.434 | | 0-0 ② 6-3 | | BBBB 4-0 1-2 1B 1B BB | 0-0 ② 6-3 | 0-0 ③ G3 | | | | 3 | 1 | 0 | 0 | 1 | 0 | 1 |
| Joe Nuxhall, L (1, 1)<br>OBP: 0.350, SLG: 0.278<br>Billy McCool, R (8, 1) | | 0-0 BB 1B 1B | | 0-0 1-2 2-3 G3 1B 1B 1B | BBBB 4-0 BB | | SSS 0-3 ① K | | | 3 | 2 | 2 | 0 | 1 | 1 | 0 |
| | | | | | | | | | | 0 | 0 | 0 | 0 | 0 | 0 | 0 |
| Inning Stats | R: 1 E: 0 K: 1 S: 8 H: 3 LOB: 2 BB: 0 P: 8 | R: 1 E: 0 K: 0 S: 5 H: 2 LOB: 2 BB: 1 P: 9 | R: 0 E: 0 K: 1 S: 5 H: 0 LOB: 0 BB: 0 P: 5 | R: 4 E: 0 K: 1 S: 9 H: 4 LOB: 2 BB: 2 P: 17 | R: 0 E: 0 K: 0 S: 3 H: 0 LOB: 1 BB: 1 P: 7 | R: 3 E: 0 K: 0 S: 7 H: 4 LOB: 1 BB: 0 P: 7 | R: 0 E: 0 K: 1 S: 5 H: 0 LOB: 0 BB: 0 P: 5 | R: 0 E: 0 K: 1 S: 5 H: 0 LOB: 0 BB: 0 P: 5 | | 1B: 12 2B: 1 3B: 0 HR: 0 | SF: 0 SAC: 0 DP: 0 HBP: 0 | | | | | |

| PITCHER | | IP | WLS | BF | H | R | ER | SO | BB | IBB | HBP | BLK | WP | HR | S | P | ERA | WHIP |
|---|---|---|---|---|---|---|---|---|---|---|---|---|---|---|---|---|---|---|
| Wade Blasingame, L<br>ERA: 3.45 | (1, 1) | 3.0 | L | 18 | 7 | 5 | 5 | 2 | 2 | 0 | 0 | 0 | 1 | 0 | 20 | 28 | 15.00 | 3.000 |
| Bob Sadowski, R<br>ERA: 5.47 | (4, 1) | 1.0 | | 6 | 2 | 1 | 1 | 1 | 0 | 1 | 0 | 0 | 0 | 0 | 7 | 11 | 9.00 | 2.000 |
| Phil Niekro, R<br>ERA: 3.73 | (5, 1) | 2.0 | | 11 | 4 | 3 | 3 | 0 | 1 | 0 | 0 | 0 | 0 | 0 | 10 | 14 | 13.50 | 2.500 |
| Dan Osinski, R<br>ERA: 3.67 | (7, 1) | 2.0 | | 6 | 0 | 0 | 0 | 2 | 0 | 0 | 0 | 0 | 0 | 0 | 10 | 10 | 0.00 | 0.000 |

| PITCHER | IP | WLS | BF | H | R | ER | SO | BB | IBB | HBP | BLK | WP | HR | S | P | ERA | WHIP |
|---|---|---|---|---|---|---|---|---|---|---|---|---|---|---|---|---|---|

# BOTTOM

## Milwaukee Braves @ Cincinnati Reds

Crosley Field, Cincinnati, OH

Sat Jul 10 1965, 7:05 PM EDT

Att. 25,413 - Unknown - 74 F

livebaseballscorecards.com

| | |
|---|---|
| AB | 37 |
| R | 9 |
| H | 13 |
| RBI | 8 |
| BB | 4 |
| SO | 5 |
| LOB | 19 |

1B: 12 SF: 0
2B: 1 SAC: 0
3B: 0 DP: 0
HR: 0 HBP: 0

WP: 1 PA: 41
PB: 0
SB: 0
CS: 0

| Batter | 1 | 2 | 3 | 4 | 5 | 6 | 7 | 8 | 9 | AB | R | H | RBI | BB | SO | LOB |
|---|---|---|---|---|---|---|---|---|---|---|---|---|---|---|---|---|
| Felipe Alou, R (1, 3)<br>OBP: 0.329, SLG: 0.502 | FC2-6 1B | | 4-3 | | | K | | 6-3 | | 4 | 0 | 1 | 0 | 0 | 1 | 0 |
| Frank Bolling, R (1, 4)<br>OBP: 0.316, SLG: 0.381 | FC2-6 FC6-4<br>1-2f | | | F6 | | | HR 1B | | F2 | 4 | 1 | 1 | 0 | 0 | 0 | 1 |
| Hank Aaron, R (1, 9)<br>OBP: 0.385, SLG: 0.578 | K | | | F4 | | | 1-H HR | | F5 | 4 | 1 | 1 | 2 | 0 | 1 | 1 |
| Joe Torre, R (1, 2)<br>OBP: 0.388, SLG: 0.540 | FC6-4<br>1-2f | | | 5-3 | | | F7 | | F6 | 4 | 0 | 0 | 0 | 0 | 0 | 1 |
| Eddie Mathews, L (1, 5)<br>OBP: 0.330, SLG: 0.438 | | 4-3 | | | F2 | | F4 | | | 3 | 0 | 0 | 0 | 0 | 0 | 0 |
| Rico Carty, R (1, 7)<br>OBP: 0.354, SLG: 0.485 | | 5-3 | | | F9 | | E5 | | | 3 | 0 | 0 | 0 | 0 | 0 | 0 |
| Mack Jones, L (1, 8)<br>OBP: 0.320, SLG: 0.532 | | K | | | L9 | | F5 | | | 1 | 0 | 0 | 0 | 0 | 1 | 0 |
| Ty Cline, L (2, 8)<br>OBP: 0.248, SLG: 0.211 | | | | | | | | | | 2 | 0 | 0 | 0 | 0 | 0 | 1 |
| Denis Menke, R (1, 6)<br>OBP: 0.316, SLG: 0.463 | | | K | | | 1-3 | | 5-3 | | 3 | 0 | 0 | 0 | 0 | 1 | 0 |
| Woody Woodward, R (8, 6)<br>OBP: 0.256, SLG: 0.262 | | | | | | | | | | 0 | 0 | 0 | 0 | 0 | 0 | 0 |
| Ken Johnson, R (1, 1)<br>OBP: 0.116, SLG: 0.140 | | | 6-3 | | | F9 | | K | | 3 | 0 | 0 | 0 | 0 | 1 | 0 |
| Tony Cloninger, R (9, 1)<br>OBP: 0.180, SLG: 0.260 | | | | | | | | | | 0 | 0 | 0 | 0 | 0 | 0 | 0 |
| Inning Stats | R: 0<br>E: 0<br>K: 1<br>S: 6<br>H: 1<br>LOB: 1<br>BB: 0<br>P: 6 | R: 0<br>E: 0<br>K: 1<br>S: 5<br>H: 0<br>LOB: 0<br>BB: 0<br>P: 5 | R: 0<br>E: 0<br>K: 1<br>S: 5<br>H: 0<br>LOB: 0<br>BB: 0<br>P: 5 | R: 0<br>E: 0<br>K: 0<br>S: 3<br>H: 0<br>LOB: 0<br>BB: 0<br>P: 3 | R: 0<br>E: 0<br>K: 0<br>S: 3<br>H: 0<br>LOB: 0<br>BB: 0<br>P: 3 | R: 0<br>E: 0<br>K: 1<br>S: 5<br>H: 0<br>LOB: 0<br>BB: 0<br>P: 5 | R: 2<br>E: 1<br>K: 0<br>S: 6<br>H: 2<br>LOB: 1<br>BB: 0<br>P: 6 | R: 0<br>E: 0<br>K: 1<br>S: 5<br>H: 0<br>LOB: 0<br>BB: 0<br>P: 5 | R: 0<br>E: 0<br>K: 0<br>S: 3<br>H: 0<br>LOB: 0<br>BB: 0<br>P: 3 | 1B: 2<br>2B: 0<br>3B: 0<br>HR: 1<br>SF: 0<br>SAC: 0<br>DP: 0<br>HBP: 0 | WP: 0<br>PB: 0<br>SB: 0<br>CS: 0<br>PA: 31 | | | | | |

| PITCHER | | IP | WLS | BF | H | R | ER | SO | BB | IBB | HBP | BLK | WP | HR | S | P | ERA | WHIP |
|---|---|---|---|---|---|---|---|---|---|---|---|---|---|---|---|---|---|---|
| Sammy Ellis, R<br>ERA: 3.32 | (1, 1) | 8.0 | L | 28 | 3 | 2 | 2 | 5 | 0 | 0 | 0 | 0 | 0 | 1 | 38 | 38 | 2.25 | 0.375 |
| John Tsitouris, R<br>ERA: 4.36 | (9, 1) | 1.0 | | 3 | 0 | 0 | 0 | 0 | 0 | 0 | 0 | 0 | 0 | 0 | 3 | 3 | 0.00 | 0.000 |

| PITCHER | IP | WLS | BF | H | R | ER | SO | BB | IBB | HBP | BLK | WP | HR | S | P | ERA | WHIP |
|---|---|---|---|---|---|---|---|---|---|---|---|---|---|---|---|---|---|

# TOP

## Milwaukee Braves @ Cincinnati Reds

Crosley Field, Cincinnati, OH

Sun Jul 11 1965, 3:33 AM EDT

Att. 24,692 - Unknown

livebaseballscorecards.com

| | |
|---|---|
| AB | 31 |
| R | 2 |
| H | 3 |
| RBI | 2 |
| BB | 0 |
| SO | 5 |
| LOB | 4 |

# Milwaukee Braves @ Cincinnati Reds

Crosley Field, Cincinnati, OH

Sun Jul 11 1965, 3:33 AM EDT

Att. 24,692 - Unknown

BOTTOM

| Batter | 1 | 2 | 3 | 4 | 5 | 6 | 7 | 8 | 9 | AB | R | H | RBI | BB | SO | LOB |
|---|---|---|---|---|---|---|---|---|---|---|---|---|---|---|---|---|
| Tommy Harper, R (1, 7) OBP: 0.375, SLG: 0.460 | 1B | | F6 | | | F5 | | 1B 1-2 | | 4 | 0 | 2 | 0 | 0 | 0 | 0 |
| Pete Rose, S (1, 4) OBP: 0.370, SLG: 0.393 | F8 | | L8 | | | 1B | | F9 2-3 | | 4 | 0 | 1 | 0 | 0 | 0 | 3 |
| Vada Pinson, L (1, 8) OBP: 0.346, SLG: 0.473 | F9 | | L8 | | | F3 | | S 1B 1-3 3-H | | 4 | 0 | 1 | 1 | 0 | 0 | 2 |
| Frank Robinson, R (1, 9) OBP: 0.381, SLG: 0.545 | F6 | | | F7 | | F4 | | L8 1-2 | | 4 | 0 | 0 | 0 | 0 | 0 | 4 |
| Gordy Coleman, L (1, 3) OBP: 0.364, SLG: 0.529<br>Marty Keough, L (9, PR) OBP: 0.188, SG: 0.071 | | F9 | | G3 | | | F9 | | WP 2B | 4<br>0 | 0<br>0 | 1<br>0 | 0<br>0 | 0<br>0 | 0<br>0 | 0<br>0 |
| Deron Johnson, R (1, 5) OBP: 0.330, SLG: 0.508 | | G3 | | F4 | | | K | | K 2-3 | 4 | 0 | 0 | 0 | 0 | 2 | 1 |
| Johnny Edwards, L (1, 2) OBP: 0.340, SLG: 0.514 | | E 2B | | | 3-1 | | F6 | | 1-3 BB | 3 | 0 | 1 | 0 | 1 | 0 | 0 |
| Leo Cardenas, R (1, 6) OBP: 0.355, SLG: 0.429 | | E5 FC4-6 2-3 | | | 5-3 | | | F9 | 1-3 1-2 | 4 | 0 | 0 | 0 | 0 | 0 | 4 |
| Sammy Ellis, L (1, 1) OBP: 0.179, SLG: 0.185<br>Art Shamsky, L (8, PH) OBP: 0.354, SLG: 0.455<br>Giraldo Ruiz, S (8, PR) OBP: 0.071, SLG: 0.071<br>John Tsitouris, R (9, 1) OBP: 0.069, SLG: 0.037<br>Tony Perez, R (9, PH) OBP: 0.310, SLG: 0.479 | | FC4-6 1-2f | | | 4-3 | | | F9 1B 1B | K | 2<br>1<br>0<br>0<br>1 | 0<br>0<br>1<br>0<br>0 | 0<br>1<br>0<br>0<br>0 | 0<br>0<br>0<br>0<br>0 | 0<br>0<br>0<br>0<br>0 | 0<br>0<br>0<br>0<br>1 | 2<br>0<br>0<br>0<br>2 |
| Inning Stats | R: 0 E: 0 K: 0 S: 4 H: 1 LOB: 1 BB: 0 P: 4 | R: 0 E: 1 K: 0 S: 5 H: 1 LOB: 2 BB: 0 P: 5 | R: 0 E: 0 K: 0 S: 3 H: 0 LOB: 0 BB: 0 P: 3 | R: 0 E: 0 K: 0 S: 3 H: 0 LOB: 0 BB: 0 P: 3 | R: 0 E: 0 K: 0 S: 3 H: 0 LOB: 0 BB: 0 P: 3 | R: 0 E: 0 K: 0 S: 4 H: 1 LOB: 1 BB: 0 P: 4 | R: 0 E: 0 K: 1 S: 5 H: 0 LOB: 0 BB: 0 P: 5 | R: 1 E: 0 K: 0 S: 6 H: 3 LOB: 3 BB: 0 P: 6 | R: 0 E: 0 K: 2 S: 8 H: 1 LOB: 2 BB: 1 P: 12 | 1B: 5 2B: 2 3B: 0 HR: 0 | SF: 0 SAC: 0 DP: 0 HBP: 0 | | | | | | |

| PITCHER | IP | WLS | BF | H | R | ER | SO | BB | IBB | HBP | BLK | WP | HR | S | P | ERA | WHIP |
|---|---|---|---|---|---|---|---|---|---|---|---|---|---|---|---|---|---|
| Ken Johnson, R (1, 1) ERA: 3.26 | 8.0 | W | 32 | 7 | 1 | 1 | 1 | 0 | 0 | 0 | 0 | 0 | 0 | 34 | 34 | 1.12 | 0.875 |
| Tony Cloninger, R (9, 1) ERA: 4.04 | 1.0 | S | 4 | 0 | 0 | 0 | 2 | 1 | 0 | 0 | 0 | 1 | 0 | 7 | 11 | 0.00 | 1.000 |

| PITCHER | IP | WLS | BF | H | R | ER | SO | BB | IBB | HBP | BLK | WP | HR | S | P | ERA | WHIP |
|---|---|---|---|---|---|---|---|---|---|---|---|---|---|---|---|---|---|

| | |
|---|---|
| AB | 35 |
| R | 1 |
| H | 7 |
| RBI | 1 |
| BB | 1 |
| SO | 3 |
| LOB | 18 |

WP: 1 PB: 0 SB: 1 CS: 0 PA: 36

livebaseballscorecards.com

| Batter | 1 | 2 | 3 | 4 | 5 | 6 | 7 | 8 | 9 | AB | R | H | RBI | BB | SO | LOB |
|---|---|---|---|---|---|---|---|---|---|---|---|---|---|---|---|---|
| Alex Johnson, R (1, 7)<br>OBP: 0.347, SLG: 0.468 | x 0-0 CS 1B | | S S S 0-3 ② K | x 0-0 ③ 6-3 | | | x 0-0 ② FC4-6 FC6-4 1-2f | | 4 | 0 | 1 | 0 | 0 | 1 | 3 |
| Cookie Rojas, R (1, 8)<br>OBP: 0.372, SLG: 0.393 | x 0-0 ① P6 | | x 0-0 ③ L9 | | | x 0-0 ① 6-3 | | x 0-0 ③ FC6-4 1-2f | | 4 | 0 | 0 | 0 | 0 | 0 | 3 |
| Johnny Callison, L (1, 9)<br>OBP: 0.311, SLG: 0.523 | x 0-0 ② L9 | | | B B B B 4-0 G6-4-3 BB | | x 0-0 ② 4-3 | | | x 0-0 1B 1B | 3 | 0 | 1 | 0 | 1 | 0 | 1 |
| Dick Allen, R (1, 5)<br>OBP: 0.409, SLG: 0.552 | 0-0 ③ CS 1-2 | x 0-0 ① L8 | | x 0-0 ① ② G6-4-3 1-2f | | x 0-0 ③ F3 | | | x 0-0 G4-3 1-2 1B | 4 | 0 | 1 | 0 | 0 | 0 | 1 |
| Dick Stuart, R (1, 3)<br>OBP: 0.309, SLG: 0.459 | | S S S 0-3 ② K | | x 0-0 HR | | | x 0-0 ① P3 | | S S S 0-3 ① K | 4 | 1 | 1 | 1 | 0 | 2 | 2 |
| Tony Taylor, R (1, 4)<br>OBP: 0.314, SLG: 0.346 | | x 0-0 1B | | x 0-0 ③ 6-3 | | | x 0-0 ② F9 | | x 0-0 ② ③ G4-3 1-2f | 4 | 0 | 1 | 0 | 0 | 0 | 2 |
| Bobby Wine, R (1, 6)<br>OBP: 0.238, SLG: 0.191 | | x 0-0 ③ 1-3 | | | x 0-0 ① 6-3 | | S S S 0-3 ③ K | | | 3 | 0 | 0 | 0 | 0 | 1 | 1 |
| Pat Corrales, R (1, 2)<br>OBP: 0.373, SLG: 0.373 | | | x 0-0 FC3-6 1B | | x 0-0 WP 2B | | | x 0-0 FC5-4 1B | | 3 | 0 | 3 | 0 | 0 | 0 | 0 |
| Chris Short, R (1, 1)<br>OBP: 0.122, SLG: 0.122 | | | x 0-0 ① FC3-6 1-2f | | S S S 0-3 ② K 2-3 | | | x 0-0 ① FC5-4 FC4-6 1-2f | | 1 | 0 | 0 | 0 | 0 | 0 | 1 |
| Adolfo Phillips, R (5, PH) | | | | | | | | | | 1 | 0 | 0 | 0 | 0 | 1 | 1 |
| Ray Herbert, R (5, 1)<br>OBP: 0.308, SLG: 0.346 | | | | | | | | | | 0 | 0 | 0 | 0 | 0 | 0 | 0 |
| Lew Burdette, R (7, 1)<br>OBP: 0.385, SLG: 0.462 | | | | | | | | | | 0 | 0 | 0 | 0 | 0 | 0 | 0 |
| Ruben Amaro, R (8, PH)<br>OBP: 0.288, SLG: 0.231 | | | | | | | | | | 1 | 0 | 0 | 0 | 0 | 0 | 1 |
| Ed Roebuck, R (8, 1) | | | | | | | | | | 0 | 0 | 0 | 0 | 0 | 0 | 0 |
| Inning Stats | R: 0 E: 0 K: 0 S: 3 H: 1 LOB: 0 BB: 0 P: 3 | R: 0 E: 0 K: 1 S: 6 H: 1 LOB: 1 BB: 0 P: 6 | R: 0 E: 0 K: 1 S: 6 H: 1 LOB: 1 BB: 0 P: 6 | R: 1 E: 0 K: 0 S: 3 H: 1 LOB: 0 BB: 1 P: 7 | R: 0 E: 0 K: 1 S: 6 H: 1 LOB: 1 BB: 0 P: 6 | R: 0 E: 0 K: 0 S: 3 H: 0 LOB: 0 BB: 0 P: 3 | R: 0 E: 0 K: 1 S: 5 H: 0 LOB: 0 BB: 0 P: 5 | R: 0 E: 0 K: 0 S: 4 H: 1 LOB: 1 BB: 0 P: 4 | R: 0 E: 0 K: 1 S: 6 H: 2 LOB: 1 BB: 0 P: 6 | 1B: 6 2B: 1 3B: 0 HR: 1 | SF: 0 SAC: 0 DP: 2 HBP: 0 | | | | | | |

| PITCHER | IP | W/L/S | BF | H | R | ER | SO | BB | IBB | HBP | BLK | WP | HR | S | P | ERA | WHIP |
|---|---|---|---|---|---|---|---|---|---|---|---|---|---|---|---|---|---|
| Joe Nuxhall, L (1, 1)<br>ERA: 4.36 | 9.0 | W | 33 | 8 | 1 | 1 | 5 | 1 | 0 | 0 | 0 | 1 | 1 | 42 | 46 | 1.00 | 1.000 |

| PITCHER | IP | W/L/S | BF | H | R | ER | SO | BB | IBB | HBP | BLK | WP | HR | S | P | ERA | WHIP |
|---|---|---|---|---|---|---|---|---|---|---|---|---|---|---|---|---|---|

# TOP

## Philadelphia Phillies @ Cincinnati Reds

Crosley Field, Cincinnati, OH

Thu Jul 15 1965, 7:05 PM EDT

Att. 15,606 - Unknown

livebaseballscorecards.com

| | |
|---|---|
| AB | 32 |
| R | 1 |
| H | 8 |
| RBI | 1 |
| BB | 1 |
| SO | 5 |
| LOB | 16 |

WP: 1 PB: 0 SB: 0 CS: 1 PA: 34

| Batter | 1 | 2 | 3 | 4 | 5 | 6 | 7 | 8 | 9 | AB | R | H | RBI | BB | SO | LOB |
|---|---|---|---|---|---|---|---|---|---|---|---|---|---|---|---|---|
| Tommy Harper, R (1, 7)<br>OBP: 0.375, SLG: 0.461 | B<br>B<br>B<br>4-0<br>1B 1B<br>G2-3<br>BB | | x 0-0 ① L7 | x 0-0<br>1-H<br>3-H<br>2B | | x 0-0 ② F8 | x 0-0 ③ 6-3 | | | 4 | 0 | 1 | 2 | 1 | 0 | 3 |
| Pete Rose, S (1, 4)<br>OBP: 0.370, SLG: 0.393 | x 0-0<br>G2-3 1B<br>1-2<br>1B | | S<br>S<br>S 0-3 ② K | x 0-0 ③ F9 | | x 0-0<br>2-H<br>1B | | x 0-0 ① L4 | | 5 | 0 | 2 | 1 | 0 | 1 | 1 |
| Vada Pinson, L (1, 8)<br>OBP: 0.350, SLG: 0.478 | x 0-0<br>G2-3<br>1-2<br>2-3<br>1B | | x 0-0<br>1B | | x 0-0<br>2B | S<br>S<br>S 0-3 ③<br>K | | x 0-0 ② F8 | | 5 | 0 | 3 | 0 | 0 | 1 | 1 |
| Frank Robinson, R (1, 9)<br>OBP: 0.376, SLG: 0.537 | x 0-0 ① ②<br>G2-3<br>1-2<br>2-3<br>3-Hf | | x 0-0 ③ 6-3 | | x 0-0 ① F2 | | S<br>S<br>S 0-3 ①<br>K | x 0-0 ③ 6-3 | | 5 | 0 | 0 | 0 | 0 | 1 | 5 |
| Deron Johnson, R (1, 5)<br>OBP: 0.331, SLG: 0.514 | x 0-0 ③ F2 | | | x 0-0<br>1B<br>2B | x 0-0 ② P4 | | x 0-0<br>1B<br>2B | | | 4 | 2 | 2 | 0 | 0 | 0 | 3 |
| Tony Perez, R (1, 3)<br>OBP: 0.309, SLG: 0.473 | | S<br>S<br>S 0-3 ①<br>K | | x 0-0<br>E5<br>1B<br>2B | x 0-0 ③ 6-3 | | x 0-0<br>1B<br>2-H<br>1B | | | 4 | 2 | 1 | 1 | 0 | 1 | 2 |
| Jimmie Coker, R (1, 2)<br>OBP: 0.214, SLG: 0.500 | | x 0-0<br>HR | | x 0-0 ① F9 | | S<br>S<br>S 0-3 ①<br>K | x 0-0<br>SH1-3 1B<br>2-3<br>1B | | | 4 | 1 | 2 | 1 | 0 | 1 | 2 |
| Leo Cardenas, R (1, 6)<br>OBP: 0.360, SLG: 0.439 | | x 0-0 ② F7 | | x 0-0<br>1-3<br>2-H<br>2B<br>1B | | x 0-0<br>2B<br>3B | x 0-0<br>SH1-3<br>1-2<br>3-H<br>1B | | | 4 | 2 | 3 | 2 | 0 | 0 | 0 |
| Joe Nuxhall, L (1, 1)<br>OBP: 0.348, SLG: 0.333 | | x 0-0 ③ F5 | | S<br>S<br>S 0-3 ②<br>K | | x 0-0<br>1B<br>3-H<br>2B | x 0-0 ② SH1-3<br>1-2<br>2-3 | | | 3 | 1 | 1 | 1 | 0 | 1 | 2 |
| Inning Stats | R: 0<br>E: 0<br>K: 0<br>S: 4<br>H: 2<br>LOB: 2<br>BB: 1<br>P: 8 | R: 1<br>E: 0<br>K: 1<br>S: 6<br>H: 1<br>LOB: 0<br>BB: 0<br>P: 6 | R: 0<br>E: 0<br>K: 1<br>S: 6<br>H: 1<br>LOB: 1<br>BB: 0<br>P: 6 | R: 3<br>E: 1<br>K: 1<br>S: 9<br>H: 3<br>LOB: 1<br>BB: 0<br>P: 9 | R: 0<br>E: 0<br>K: 0<br>S: 4<br>H: 1<br>LOB: 1<br>BB: 0<br>P: 4 | R: 2<br>E: 0<br>K: 2<br>S: 10<br>H: 3<br>LOB: 1<br>BB: 0<br>P: 10 | R: 2<br>E: 0<br>K: 1<br>S: 9<br>H: 4<br>LOB: 2<br>BB: 0<br>P: 9 | R: 0<br>E: 0<br>K: 0<br>S: 3<br>H: 0<br>LOB: 0<br>BB: 0<br>P: 3 | | 1B: 8<br>2B: 5<br>3B: 1<br>HR: 1<br>SF: 0<br>SAC: 1<br>DP: 1<br>HBP: 0 | | | | WP: 0<br>PB: 0<br>SB: 0<br>CS: 0<br>PA: 40 | |

| PITCHER | | IP | WLS | BF | H | R | ER | SO | BB | IBB | HBP | BLK | WP | HR | S | P | ERA | WHIP |
|---|---|---|---|---|---|---|---|---|---|---|---|---|---|---|---|---|---|---|
| Chris Short, L<br>ERA: 3.26 | (1, 1) | 4.0 | L | 20 | 7 | 4 | 2 | 3 | 1 | 0 | 0 | 0 | 0 | 1 | 25 | 29 | 4.50 | 2.000 |
| Ray Herbert, R<br>ERA: 3.39 | (5, 1) | 2.1 | | 14 | 7 | 4 | 4 | 3 | 0 | 0 | 0 | 0 | 0 | 0 | 20 | 20 | 15.43 | 3.000 |
| Lew Burdette, R<br>ERA: 6.56 | (7, 1) | 0.2 | | 3 | 1 | 0 | 0 | 0 | 0 | 0 | 0 | 0 | 0 | 0 | 3 | 3 | 0.00 | 1.500 |
| Ed Roebuck, R<br>ERA: 4.05 | (8, 1) | 1.0 | | 3 | 0 | 0 | 0 | 0 | 0 | 0 | 0 | 0 | 0 | 0 | 3 | 3 | 0.00 | 0.000 |

| PITCHER | IP | WLS | BF | H | R | ER | SO | BB | IBB | HBP | BLK | WP | HR | S | P | ERA | WHIP |
|---|---|---|---|---|---|---|---|---|---|---|---|---|---|---|---|---|---|

# BOTTOM

## Philadelphia Phillies @ Cincinnati Reds

Crosley Field, Cincinnati, OH

Thu Jul 15 1965, 7:05 PM EDT

Att. 15,606 - Unknown

livebaseballscorecards.com

| | |
|---|---|
| AB | 38 |
| R | 8 |
| H | 15 |
| RBI | 8 |
| BB | 1 |
| SO | 6 |
| LOB | 19 |

# Philadelphia Phillies @ Cincinnati Reds

Crosley Field, Cincinnati, OH

Fri Jul 16 1965, 7:05 PM EDT

Att. 18,584 - Unknown

TOP

livebaseballscorecards.com

| Batter | 1 | 2 | 3 | 4 | 5 | 6 | 7 | 8 | 9 | AB | R | H | RBI | BB | SO | LOB |
|---|---|---|---|---|---|---|---|---|---|---|---|---|---|---|---|---|
| John Briggs, L (1, 8) OBP: 0.333, SLG: 0.319 | 0-0 ① 4-1 | | | 0-3 ① K | | 0-0 ③ F9 | | 0-0 ③ F8 | | 4 | 0 | 0 | 0 | 0 | 1 | 2 |
| Cookie Rojas, R (1, 4) OBP: 0.371, SLG: 0.391 | 0-0 ② 6-3 | | | 0-0 ② 4-3 | | | 0-0 FC6-4 1B 1B | | 0-0 ① L8 | 4 | 0 | 1 | 0 | 0 | 0 | 0 |
| Johnny Callison, L (1, 9) OBP: 0.313, SLG: 0.532 | 0-3 ③ K | | | 0-0 ③ F5 | | | 0-0 1-2 FC6-4 1B | | 0-0 HR | 4 | 1 | 2 | 1 | 0 | 1 | 0 |
| Dick Allen, R (1, 5) OBP: 0.405, SLG: 0.545 | | 0-3 ① K | | | 0-0 ① 1-3 | | 0-0 ① FC6-4 1-2f 2-3 | | 0-0 ② F9 | 4 | 0 | 0 | 0 | 0 | 1 | 2 |
| Tony Gonzalez, L (1, 7) OBP: 0.346, SLG: 0.500 | | 0-0 K2-4-5-3-2 2B | | | 0-0 ② 4-3 | | 0-3 ② K | | 0-0 ③ 6-3 | 4 | 0 | 1 | 0 | 0 | 1 | 2 |
| Dick Stuart, R (1, 3) OBP: 0.306, SLG: 0.454 | | 0-3 ②③ K2-4-5-3-2 2-2 | | | 0-0 ③ F2 | | 0-3 ③ K | | | 3 | 0 | 0 | 0 | 0 | 2 | 3 |
| Bobby Wine, R (1, 6) OBP: 0.233, SLG: 0.187 | | | 0-0 ① L8 | | | 0-0 ① 5-3 | | 0-3 ① K | | 3 | 0 | 0 | 0 | 0 | 1 | 0 |
| Pat Corrales, R (1, 2) OBP: 0.371, SLG: 0.361 | | | 0-0 ② 1-3 | | | 0-0 ② F9 | | 4-0 BB | | 2 | 0 | 0 | 0 | 1 | 0 | 0 |
| Jim Bunning, R (1, 1) OBP: 0.235, SLG: 0.294 | | | 0-0 ③ 5-3 | | | 0-0 1B | | 0-0 ② F7 | | 2 | 0 | 1 | 0 | 0 | 0 | 0 |
| Jack Baldschun, R (7, 1) | | | | | | | | | | 0 | 0 | 0 | 0 | 0 | 0 | 0 |
| Wes Covington, L (8, PH) OBP: 0.306, SLG: 0.511 | | | | | | | | | | 1 | 0 | 0 | 0 | 0 | 0 | 1 |
| Gary Wagner, R (8, 1) | | | | | | | | | | 0 | 0 | 0 | 0 | 0 | 0 | 0 |

| | | | | | | | | | |

# BOTTOM

## Philadelphia Phillies @ Cincinnati Reds

Crosley Field, Cincinnati, OH

Fri Jul 16 1965, 7:05 PM EDT

Att. 18,584 - Unknown

livebaseballscorecards.com

| Batter | 1 | 2 | 3 | 4 | 5 | 6 | 7 | 8 | 9 | AB | R | H | RBI | BB | SO | LOB |
|---|---|---|---|---|---|---|---|---|---|---|---|---|---|---|---|---|
| Tommy Harper, R (1, 7)<br>OBP: 0.379, SLG: 0.462<br>Art Shamsky, L (4, 7)<br>OBP: 0.380, SLG: 0.489 | BBBB 4-0 FC4-6 BB | x 0-0 CS 1B | | | x 0-0 2B | | BBBB 4-0 1B 2B BB | | | 1<br>1 | 0<br>1 | 1<br>1 | 0<br>1 | 1<br>1 | 0<br>0 | 0<br>0 |
| Pete Rose, S (1, 4)<br>OBP: 0.366, SLG: 0.390 | x 0-0 ① FC4-6 1B E 1-2f | 0-0 ③ CS 1-2 | x 0-0 ① 6-3 | | x 0-0 ③ 4-3 | | x 0-0 ② SF8 3-H | | | 3 | 1 | 0 | 1 | 0 | 0 | 2 |
| Vada Pinson, L (1, 8)<br>OBP: 0.351, SLG: 0.478 | x 0-0 S E 1-3 1B | | x 0-0 ② 4-3 | | | x 0-0 ① 5-3 | x 0-0 2B 1-3 2-H 1B | | | 4 | 1 | 2 | 1 | 0 | 0 | 0 |
| Frank Robinson, R (1, 9)<br>OBP: 0.374, SLG: 0.536 | SSS 0-3 ② K 1-2 | | x 0-0 ③ F8 | | | x 0-0 ② 6-3 | x 0-0 1-3 3-H 2B | | | 4 | 0 | 1 | 1 | 0 | 1 | 2 |
| Gordy Coleman, L (1, 3)<br>OBP: 0.362, SLG: 0.520<br>Marty Keough, L (8, 3)<br>OBP: 0.188, SLG: 0.071 | x 0-0 E3 1B 2-H 3-H | | | x 0-0 ① F9 | | BBBB 4-0 BB | x 0-0 ③ 4-3 | | | 3<br>0 | 0<br>0 | 0<br>0 | 0<br>0 | 1<br>0 | 0<br>0 | 2<br>0 |
| Deron Johnson, R (1, 5)<br>OBP: 0.331, SLG: 0.511 | x 0-0 1-2 1B | | | x 0-0 ② P4 | | SSS 0-3 ③ K | x 0-0 ① 6-3 | | | 4 | 0 | 1 | 0 | 0 | 1 | 1 |
| Johnny Edwards, L (1, 2)<br>OBP: 0.343, SLG: 0.514 | x 0-0 ③ P3 | | | x 0-0 ③ 4-3 | | | x 0-0 SH3 1B SF8 1B | x 0-0 G6-3 1B | | 4 | 1 | 2 | 0 | 0 | 0 | 2 |
| Leo Cardenas, R (1, 6)<br>OBP: 0.358, SLG: 0.437 | | SSS 0-3 ① K | | | x 0-0 ① 1-3 | | x 0-0 SH3 1-2 1B 1B | x 0-0 ② ③ G6-3 1-2f | | 4 | 1 | 1 | 0 | 0 | 1 | 1 |
| Sammy Ellis, L (1, 1)<br>OBP: 0.172, SLG: 0.179 | | x 0-0 ② P6 | | | SSS 0-3 ② K | | x 0-0 ① SH3 1-2 2-3 | | | 2 | 0 | 0 | 0 | 0 | 1 | 0 |
| Inning Stats | R: 2 E: 1 K: 1 S: 8 H: 2 LOB: 2 BB: 1 P: 12 | R: 0 E: 0 K: 1 S: 5 H: 1 LOB: 0 BB: 0 P: 5 | R: 0 E: 0 K: 0 S: 3 H: 0 LOB: 0 BB: 0 P: 3 | R: 0 E: 0 K: 0 S: 3 H: 0 LOB: 0 BB: 0 P: 3 | R: 0 E: 0 K: 1 S: 6 H: 1 LOB: 1 BB: 0 P: 6 | R: 0 E: 0 K: 1 S: 5 H: 0 LOB: 1 BB: 1 P: 9 | R: 3 E: 0 K: 0 S: 7 H: 4 LOB: 2 BB: 1 P: 11 | R: 0 E: 0 K: 0 S: 3 H: 1 LOB: 0 BB: 0 P: 3 | | 1B: 7 2B: 2 3B: 0 HR: 0 SF: 1 SAC: 1 DP: 1 HBP: 0 | | | | | | |

| | AB | 30 |
|---|---|---|
| | R | 5 |
| | H | 9 |
| | RBI | 3 |
| | BB | 3 |
| | SO | 4 |
| | LOB | 10 |

WP: 0 PB: 0 SB: 1 CS: 1 PA: 36

| PITCHER | | IP | WLS | BF | H | R | ER | SO | BB | IBB | HBP | BLK | WP | HR | S | P | ERA | WHIP |
|---|---|---|---|---|---|---|---|---|---|---|---|---|---|---|---|---|---|---|
| Jim Bunning, R<br>ERA: 2.94 | (1, 1) | 6.2 | L | 31 | 8 | 5 | 3 | 4 | 3 | 0 | 0 | 0 | 0 | 0 | 36 | 48 | 4.05 | 1.650 |
| Jack Baldschun, R<br>ERA: 4.18 | (7, 1) | 0.1 | | 1 | 0 | 0 | 0 | 0 | 0 | 0 | 0 | 0 | 0 | 0 | 1 | 1 | 0.00 | 0.000 |
| Gary Wagner, R<br>ERA: 2.34 | (8, 1) | 1.0 | | 3 | 1 | 0 | 0 | 0 | 0 | 0 | 0 | 0 | 0 | 0 | 3 | 3 | 0.00 | 1.000 |

| PITCHER | IP | WLS | BF | H | R | ER | SO | BB | IBB | HBP | BLK | WP | HR | S | P | ERA | WHIP |
|---|---|---|---|---|---|---|---|---|---|---|---|---|---|---|---|---|---|

# Philadelphia Phillies @ Cincinnati Reds

Crosley Field, Cincinnati, OH

Sat Jul 17 1965, 3:33 AM EDT

Att. 8,225 - Unknown

livebaseballscorecards.com

| Batter | 1 | 2 | 3 | 4 | 5 | 6 | 7 | 8 | 9 | AB | R | H | RBI | BB | SO | LOB |
|---|---|---|---|---|---|---|---|---|---|---|---|---|---|---|---|---|
| John Briggs, L (1, 8)<br>OBP: 0.342, SLG: 0.365 | F8 | | HR | E3 1B HR | SF9 | 1B | | 5-3 1B | | 5 | 2 | 3 | 5 | 0 | 0 | 2 |
| Cookie Rojas, R (1, 4)<br>OBP: 0.377, SLG: 0.399 | 1B | | L9 SF8 2B | HR 1B | BB | F8 | | 5-3 | | 5 | 2 | 3 | 1 | 1 | 0 | 3 |
| Johnny Callison, L (1, 9)<br>OBP: 0.314, SLG: 0.536 | K | | L9 | HR | BB | | G3 | K | | 5 | 1 | 1 | 4 | 1 | 2 | 4 |
| Dick Allen, R (1, 5)<br>OBP: 0.403, SLG: 0.543<br>Tony Taylor, R (5, 5)<br>OBP: 0.311, SLG: 0.342 | K | | SF8 | 1B | K | | P4 | | F9 | 3<br>2 | 0<br>0 | 1<br>0 | 1<br>0 | 0<br>0 | 2<br>0 | 4<br>0 |
| Alex Johnson, R (1, 7)<br>OBP: 0.353, SLG: 0.465 | | PO 1B | F5 | 1-3 1B | K | | BB | | 5-3 | 5 | 0 | 2 | 0 | 1 | 1 | 3 |
| John Herrnstein, L (1, 3)<br>OBP: 0.308, SLG: 0.421 | | 1-2 1B | HR<br>K | | F7 | | P4 | | BB 1B | 6 | 2 | 3 | 1 | 0 | 1 | 3 |
| Bobby Wine, R (1, 6)<br>OBP: 0.250, SLG: 0.201 | | L9 | FC1-5 1B 1B<br>F2 | | 1B WP 1B | | | SH5-4 1B 1B | 1B 1-2 BB | 5 | 2 | 3 | 0 | 1 | 0 | 4 |
| Pat Corrales, R (1, 2)<br>OBP: 0.408, SLG: 0.394 | | K | E FC1-5 1B 1-2 1B | 2B SF9 BB | 1B WP 1-3 1B | | | 1B SH5-4 1-2 1B | 1-3 2-H 1B | 5 | 3 | 4 | 1 | 1 | 1 | 2 |
| Ray Culp, R (1, 1)<br>OBP: 0.172, SLG: 0.111<br>Gary Wagner, R (4, 1)<br>OBP: 0.143, SLG: 0.286<br>Ed Roebuck, R (6, 1) | | PO 2-3 | HR 1B | FC1-5 1B E HR 1-2 2-3f | SF9 2B 1-3 | K 1-2 3-H | | SH5-4 1-2 2-3 | K | 2<br>2<br>1 | 2<br>0<br>0 | 1<br>1<br>0 | 0<br>0<br>0 | 0<br>0<br>1 | 0<br>1<br>2 | 2<br>1<br>2 |
| Inning Stats | R: 0 E: 0 K: 2 S: 8 H: 1 LOB: 1 BB: 0 P: 8 | R: 0 E: 0 K: 1 S: 6 H: 2 LOB: 1 BB: 0 P: 6 | R: 3 E: 0 K: 0 S: 6 H: 3 LOB: 0 BB: 0 P: 6 | R: 6 E: 1 K: 1 S: 13 H: 7 LOB: 2 BB: 0 P: 13 | R: 1 E: 0 K: 2 S: 8 H: 1 LOB: 3 BB: 3 P: 20 | R: 2 E: 0 K: 1 S: 8 H: 3 LOB: 1 BB: 0 P: 8 | R: 0 E: 0 K: 0 S: 3 H: 0 LOB: 1 BB: 1 P: 7 | R: 1 E: 0 K: 1 S: 8 H: 3 LOB: 2 BB: 0 P: 8 | R: 1 E: 0 K: 1 S: 7 H: 2 LOB: 2 BB: 1 P: 11 | 1B: 17 2B: 2 3B: 0 HR: 3 | SF: 2 SAC: 1 DP: 0 HBP: 0 | | | | | | |

| | |
|---|---|
| AB | 46 |
| R | 14 |
| H | 22 |
| RBI | 13 |
| BB | 5 |
| SO | 9 |
| LOB | 30 |

WP: 1 PB: 0 SB: 0 CS: 0 PA: 55

| PITCHER | | IP | WLS | BF | H | R | ER | SO | BB | IBB | HBP | BLK | WP | HR | S | P | ERA | WHIP |
|---|---|---|---|---|---|---|---|---|---|---|---|---|---|---|---|---|---|---|
| John Tsitouris, R<br>ERA: 4.57 | (1, 1) | 2.0 | L | 11 | 6 | 3 | 3 | 3 | 0 | 0 | 0 | 0 | 0 | 1 | 17 | 17 | 13.50 | 3.000 |
| Jim O'Toole, L<br>ERA: 7.46 | (3, 1) | 1.1 | | 10 | 5 | 6 | 5 | 0 | 0 | 0 | 0 | 0 | 0 | 2 | 10 | 10 | 33.75 | 3.750 |
| Jim Duffalo, R<br>ERA: 3.89 | (4, 1) | 2.2 | | 17 | 6 | 3 | 3 | 4 | 3 | 0 | 0 | 0 | 1 | 0 | 22 | 34 | 10.12 | 3.375 |
| Gerry Arrigo, L<br>ERA: 6.6 | (7, 1) | 2.0 | | 10 | 3 | 1 | 1 | 1 | 1 | 0 | 0 | 0 | 0 | 0 | 11 | 15 | 4.50 | 2.000 |
| Billy McCool, L<br>ERA: 3.96 | (9, 1) | 1.0 | | 6 | 2 | 1 | 1 | 1 | 1 | 0 | 0 | 0 | 0 | 0 | 7 | 11 | 9.00 | 3.000 |

| PITCHER | IP | WLS | BF | H | R | ER | SO | BB | IBB | HBP | BLK | WP | HR | S | P | ERA | WHIP |
|---|---|---|---|---|---|---|---|---|---|---|---|---|---|---|---|---|---|

# BOTTOM

## Philadelphia Phillies @ Cincinnati Reds

Crosley Field, Cincinnati, OH

Sat Jul 17 1965, 3:33 AM EDT

Att. 8,225 - Unknown

livebaseballscorecards.com

| Batter | 1 | 2 | 3 | 4 | 5 | 6 | 7 | 8 | 9 | AB | R | H | RBI | BB | SO | LOB |
|---|---|---|---|---|---|---|---|---|---|---|---|---|---|---|---|---|
| Tommy Harper, R (1, 7)<br>OBP: 0.379, SLG: 0.458 | K | | 5-3 | | 1B BB | 2B BB | | G6-4-3 | | 3 | 2 | 0 | 0 | 2 | 1 | 1 |
| Pete Rose, S (1, 4)<br>OBP: 0.372, SLG: 0.402 | G3 | | | WP 3B | 1B BB | 2B | | | G1-6-3 1B | 4 | 1 | 3 | 2 | 1 | 0 | 0 |
| Vada Pinson, L (1, 8)<br>OBP: 0.347, SLG: 0.472 | K | | | 4-3 | F9 | L9 | | | G1-6-3 | 5 | 0 | 0 | 0 | 0 | 1 | 4 |
| Frank Robinson, R (1, 9)<br>OBP: 0.375, SLG: 0.537 | | K | | 4-3 1B 2B | 1B | | L7 | | K | 5 | 1 | 2 | 1 | 0 | 2 | 0 |
| Gordy Coleman, L (1, 3)<br>OBP: 0.365, SLG: 0.525 | | 1B 2B | | 4-3 | 1-3 | | 1B | | | 4 | 1 | 2 | 0 | 0 | 0 | 3 |
| Deron Johnson, R (1, 5)<br>OBP: 0.330, SLG: 0.508 | | P6 | | 2B 1B | | 5-3 | F9 | | | 4 | 0 | 1 | 1 | 0 | 0 | 2 |
| Johnny Edwards, L (1, 2)<br>OBP: 0.351, SLG: 0.530 | | 1B | | 1-3 2B | | 4-3 1B 2B | 4-3 | | | 4 | 1 | 3 | 1 | 0 | 0 | 1 |
| Leo Cardenas, R (1, 6)<br>OBP: 0.357, SLG: 0.435 | | | 2-3 | 4-3 | | 4-3 | | G6-4-3 1B | | 4 | 0 | 1 | 0 | 0 | 0 | 3 |
| John Tsitouris, R (1, 1)<br>OBP: 0.069, SLG: 0.037 | | | F9 | | K | BB 2B 1B | | K | | 0 | 0 | 0 | 0 | 0 | 0 | 0 |
| Jim O'Toole, S (3, 1)<br>OBP: 0.080, SLG: 0.042 | | | | | | | | | | 1 | 0 | 0 | 0 | 0 | 0 | 0 |
| Jim Duffalo, R (4, 1) | | | | | | | | | | 1 | 0 | 0 | 0 | 0 | 1 | 0 |
| Marty Keough, L (6, PH)<br>OBP: 0.212, SLG: 0.103 | | | | | | | | | | 1 | 1 | 1 | 1 | 0 | 0 | 0 |
| Gerry Arrigo, L (7, 1)<br>OBP: 0.182, SLG: 0.455 | | | | | | | | | | 0 | 0 | 0 | 0 | 0 | 0 | 0 |
| Art Shamsky, L (8, PH)<br>OBP: 0.373, SLG: 0.478 | | | | | | | | | | 1 | 0 | 0 | 0 | 0 | 1 | 1 |
| Billy McCool, R (9, 1) | | | | | | | | | | 0 | 0 | 0 | 0 | 0 | 0 | 0 |
| **Inning Stats** | R: 0 E: 0 K: 2 S: 7 H: 0 LOB: 0 BB: 0 P: 7 | R: 1 E: 0 K: 1 S: 6 H: 2 LOB: 1 BB: 0 P: 6 | R: 0 E: 0 K: 0 S: 3 H: 0 LOB: 0 BB: 0 P: 3 | R: 2 E: 0 K: 0 S: 7 H: 4 LOB: 2 BB: 0 P: 7 | R: 1 E: 0 K: 1 S: 6 H: 1 LOB: 2 BB: 2 P: 14 | R: 3 E: 0 K: 0 S: 6 H: 3 LOB: 1 BB: 1 P: 10 | R: 0 E: 0 K: 0 S: 4 H: 1 LOB: 1 BB: 0 P: 4 | R: 0 E: 0 K: 1 S: 5 H: 1 LOB: 0 BB: 0 P: 5 | R: 0 E: 0 K: 1 S: 5 H: 1 LOB: 0 BB: 0 P: 5 | 1B: 7 2B: 5 3B: 1 HR: 0 | SF: 0 SAC: 0 DP: 2 HBP: 0 | | | | | | |

| | AB | 37 |
|---|---|---|
| | R | 7 |
| | H | 13 |
| | RBI | 6 |
| | BB | 3 |
| | SO | 6 |
| | LOB | 15 |

| PITCHER | | IP | WLS | BF | H | R | ER | SO | BB | IBB | HBP | BLK | WP | HR | S | P | ERA | WHIP |
|---|---|---|---|---|---|---|---|---|---|---|---|---|---|---|---|---|---|---|
| Ray Culp, R<br>ERA: 3.05 | (1, 1) | 3.2 | | 16 | 6 | 3 | 3 | 3 | 0 | 0 | 0 | 0 | 1 | 0 | 22 | 22 | 7.36 | 1.636 |
| Gary Wagner, R<br>ERA: 2.94 | (4, 1) | 2.0 | | 13 | 4 | 4 | 4 | 1 | 3 | 0 | 0 | 0 | 0 | 0 | 12 | 24 | 18.00 | 3.500 |
| Ed Roebuck, R<br>ERA: 3.68 | (6, 1) | 3.1 | W | 11 | 3 | 0 | 0 | 2 | 0 | 0 | 0 | 0 | 0 | 0 | 15 | 15 | 0.00 | 0.900 |

| PITCHER | IP | WLS | BF | H | R | ER | SO | BB | IBB | HBP | BLK | WP | HR | S | P | ERA | WHIP |
|---|---|---|---|---|---|---|---|---|---|---|---|---|---|---|---|---|---|

# Pittsburgh Pirates @ Cincinnati Reds

Crosley Field, Cincinnati, OH

Sun Jul 18 1965, 3:33 AM EDT

Unknown

TOP

livebaseballscorecards.com

| Batter | 1 | 2 | 3 | 4 | 5 | 6 | 7 | 8 | 9 | AB | R | H | RBI | BB | SO | LOB |
|---|---|---|---|---|---|---|---|---|---|---|---|---|---|---|---|---|
| Andre Rodgers, R (1, 6)<br>OBP: 0.389, SLG: 0.443 | BBBB 4-0 1B BB | | x 0-0 ① SH5-4 1-2 2-3 | | x 0-0 ③ F8 | | BBBB 4-0 BB | x 0-0 1-2 2-3 3-H 1B | | 2 | 0 | 1 | 1 | 2 | 0 | 0 |
| Gene Alley, R (8, 6)<br>OBP: 0.281, SLG: 0.325 | | | | | | | | | | 0 | 0 | 0 | 0 | 0 | 0 | 0 |
| Bill Virdon, L (1, 8)<br>OBP: 0.350, SLG: 0.396 | x 0-0 ① F2 | | SSS 0-3 ② K | | | x 0-0 HR 1B | x 0-0 ③ F2 | x 0-0 ②③ L6-4 2-3 | | 4 | 1 | 1 | 0 | 0 | 1 | 4 |
| Bob Bailey, R (8, PH)<br>OBP: 0.332, SLG: 0.364 (8, 7) | | | | | | | | | | 1 | 0 | 0 | 0 | 0 | 0 | 3 |
| Willie Stargell, L (1, 9)<br>OBP: 0.348, SLG: 0.588 | x 0-0 G4-6-3 1-2 1B | | x 0-0 ③ F7 | | | x 0-0 ① 1-H HR | | x 0-0 1B 1B 1B | x 0-0 ① 5-3 | 5 | 2 | 3 | 2 | 0 | 0 | 2 |
| Jerry Lynch, L (1, 7)<br>OBP: 0.364, SLG: 0.495 | x 0-0 ②③ G4-6-3 1-2f | | | x 0-0 ① 4-1 | | SSS 0-3 ① K | | x 0-0 BB 1B 2B 1-2 1B | x 0-0 HBP 1B | 4 | 1 | 1 | 0 | 0 | 1 | 2 |
| Jose Pagan, R (8, 5)<br>OBP: 0.268, SLG: 0.257 | | | | | | | | | | 1 | 0 | 1 | 0 | 0 | 0 | 0 |
| Donn Clendenon, R (1, 3)<br>OBP: 0.379, SLG: 0.484 | | SSS 0-3 ① K | | x 0-0 ② 6-3 | | x 0-0 CS 2B | | x 0-0 BB 2B 1-2 2-H 1B | H 1-0 G6-4-3 1-2 HBP | 4 | 1 | 2 | 1 | 0 | 1 | 0 |
| Bill Mazeroski, R (1, 4)<br>OBP: 0.308, SLG: 0.358 | | SSS 0-3 ② K | | BBBB 4-0 FC5-4 BB | | H 1-0 HBP | | x 0-0 ① F5 | x 0-0 ②③ G6-4-3 1-2f | 3 | 0 | 0 | 0 | 1 | 1 | 4 |
| Gene Freese, R (1, 5)<br>OBP: 0.321, SLG: 0.303 | x 0-0 ③ 5-3 | | x 0-0 ③ FC5-4 1-2f | | | SSS 0-3 ②③ K 2-3 | | BBBB 4-0 2B 1B 1-2 2-3 BB | | 3 | 1 | 0 | 0 | 1 | 1 | 3 |
| Don Schwall, R (8, 1) | | | | | | | | | | 0 | 0 | 0 | 0 | 0 | 0 | 0 |
| Del Crandall, R (1, 2)<br>OBP: 0.298, SLG: 0.253 | | | x 0-0 SH5-4 SH 1B | | SSS 0-3 ① K | | x 0-0 ① 6-3 | x 0-0 1B 1-3 2-H 3-H 2B | | 2 | 0 | 1 | 0 | 0 | 1 | 0 |
| Manny Mota, R (7, PH)<br>OBP: 0.300, SLG: 0.323 | | | | | | | | | | 1 | 0 | 0 | 0 | 0 | 0 | 0 |
| Al McBean, R (7, 1)<br>OBP: 0.200, SLG: 0.200 | | | | | | | | | | 0 | 0 | 0 | 0 | 0 | 0 | 0 |
| Roberto Clemente, R (8, PH)<br>OBP: 0.366, SLG: 0.457 (8, 8) | | | | | | | | | | 1 | 0 | 1 | 2 | 0 | 0 | 0 |
| Bob Friend, R (1, 1) | | | x 0-0 SH 1-2 SH5-4 | | x 0-0 ② F4 | | x 0-0 ② F9 | x 4-0 L6-4 1B IBB | | 1 | 0 | 0 | 0 | 0 | 0 | 0 |
| Jim Pagliaroni, R (7, PH)<br>OBP: 0.364, SLG: 0.458 (7, 2) | | | | | | | | | | 1 | 0 | 0 | 0 | 1 | 0 | 0 |
| Inning Stats | R: 0 H: 1<br>E: 0 LOB: 1<br>K: 0 BB: 1<br>S: 3 P: 7 | R: 0 H: 0<br>E: 0 LOB: 0<br>K: 2 BB: 0<br>S: 7 P: 7 | R: 0 H: 1<br>E: 0 LOB: 2<br>K: 1 BB: 0<br>S: 7 P: 7 | R: 0 H: 0<br>E: 0 LOB: 1<br>K: 0 BB: 1<br>S: 3 P: 7 | R: 0 H: 0<br>E: 0 LOB: 0<br>K: 1 BB: 0<br>S: 5 P: 5 | R: 2 H: 3<br>E: 0 LOB: 2<br>K: 2 BB: 0<br>S: 9 P: 10 | R: 0 H: 0<br>E: 0 LOB: 1<br>K: 0 BB: 1<br>S: 3 P: 7 | R: 4 H: 5<br>E: 0 LOB: 2<br>K: 0 BB: 2<br>S: 7 P: 15 | R: 0 H: 1<br>E: 0 LOB: 1<br>K: 0 BB: 0<br>S: 3 P: 4 | 1B: 8 SF: 0<br>2B: 4 SAC: 2<br>3B: 0 DP: 4<br>HR: 1 HBP: 2 | | | | | | |

| | AB | 33 |
|---|---|---|
| | R | 6 |
| | H | 11 |
| | RBI | 6 |
| | BB | 5 |
| | SO | 6 |
| | LOB | 18 |

WP: 0 PA: 42
PB: 0
SB: 0
CS: 1

| PITCHER | | IP | WLS | BF | H | R | ER | SO | BB | IBB | HBP | BLK | WP | HR | S | P | ERA | WHIP |
|---|---|---|---|---|---|---|---|---|---|---|---|---|---|---|---|---|---|---|
| Jim Maloney, R<br>ERA: 2.73 | (1, 1) | 5.1 | | 24 | 5 | 2 | 2 | 5 | 2 | 0 | 1 | 0 | 0 | 1 | 31 | 40 | 3.38 | 1.312 |
| John Tsitouris, R<br>ERA: 4.79 | (6, 1) | 1.2 | | 8 | 3 | 3 | 3 | 1 | 1 | 0 | 0 | 0 | 0 | 0 | 9 | 13 | 16.20 | 2.400 |
| Roger Craig, R<br>ERA: 3.12 | (8, 1) | 0.1 | L | 5 | 2 | 1 | 1 | 0 | 1 | 1 | 0 | 0 | 0 | 0 | 3 | 11 | 27.00 | 9.000 |
| Gerry Arrigo, L<br>ERA: 6.36 | (8, 1) | 1.2 | | 5 | 1 | 0 | 0 | 0 | 0 | 0 | 1 | 0 | 0 | 0 | 4 | 5 | 0.00 | 0.600 |

| PITCHER | IP | WLS | BF | H | R | ER | SO | BB | IBB | HBP | BLK | WP | HR | S | P | ERA | WHIP |
|---|---|---|---|---|---|---|---|---|---|---|---|---|---|---|---|---|---|

# BOTTOM

## Pittsburgh Pirates @ Cincinnati Reds

Crosley Field, Cincinnati, OH

Sun Jul 18 1965, 3:33 AM EDT

Unknown

livebaseballscorecards.com

| Batter | 1 | 2 | 3 | 4 | 5 | 6 | 7 | 8 | 9 | AB | R | H | RBI | BB | SO | LOB |
|---|---|---|---|---|---|---|---|---|---|---|---|---|---|---|---|---|
| Tommy Harper, R (1, 7)<br>OBP: 0.377, SLG: 0.454 | F6 | | FC1-6<br>1-2f HR | | K | | 3B 1B | | 6-3 | 5 | 2 | 1 | 0 | 0 | 1 | 1 |
| Pete Rose, S (1, 4)<br>OBP: 0.370, SLG: 0.407 | 3-1 | | 1-H HR | | K | | B2 | | K | 5 | 1 | 1 | 2 | 0 | 2 | 1 |
| Vada Pinson, L (1, 8)<br>OBP: 0.351, SLG: 0.483 | FC6 1B | | HR | | CS 1B | | F7 | | | 4 | 1 | 3 | 1 | 0 | 0 | 1 |
| Frank Robinson, R (1, 9)<br>OBP: 0.376, SLG: 0.543 | FC6<br>1-2f | | 6-3 | | CS<br>1-2 | E6<br>F9 2B 1B | 1-H 3B | | | 4 | 1 | 2 | 1 | 0 | 0 | 1 |
| Gordy Coleman, L (1, 3)<br>OBP: 0.362, SLG: 0.525 | | F9 | 2B | | | F9<br>2-3 | F8 | | | 4 | 0 | 1 | 0 | 0 | 0 | 2 |
| Marty Keough, L (8, 3)<br>OBP: 0.212, SLG: 0.103 | | | | | | | | | | 0 | 0 | 0 | 0 | 0 | 0 | 0 |
| Deron Johnson, R (1, 5)<br>OBP: 0.332, SLG: 0.506 | | BB | 6-3 | | | 5-3 | | L6-4 SH3-4 1B | | 3 | 0 | 1 | 0 | 1 | 0 | 2 |
| Giraldo Ruiz, S (8, PR)<br>OBP: 0.071, SLG: 0.071 (9, 5) | | | | | | | | | | 0 | 0 | 0 | 0 | 0 | 0 | 0 |
| Johnny Edwards, L (1, 2)<br>OBP: 0.351, SLG: 0.532 | | K | | F7 | | 3-H 2B | | SH3-4<br>1-2 | | 3 | 0 | 1 | 1 | 0 | 1 | 1 |
| Leo Cardenas, R (1, 6)<br>OBP: 0.356, SLG: 0.430 | | F8 | | 6-3 | | IBB | | L6-4<br>2-3 | | 3 | 0 | 0 | 0 | 1 | 0 | 3 |
| Jim Maloney, L (1, 1)<br>OBP: 0.302, SLG: 0.340 | | | | 4-3 | | F3 | | | K | 2 | 0 | 1 | 0 | 0 | 0 | 0 |
| John Tsitouris, R (6, 1)<br>OBP: 0.067, SLG: 0.036 | | | | | | | | | | 1 | 0 | 0 | 0 | 0 | 0 | 2 |
| Roger Craig, R (8, 1) | | | | | | | | | | 0 | 0 | 0 | 0 | 0 | 0 | 0 |
| Gerry Arrigo, L (8, 1)<br>OBP: 0.182, SLG: 0.455 | | | | | | | | | | 0 | 0 | 0 | 0 | 0 | 0 | 0 |
| Art Shamsky, L (9, PH)<br>OBP: 0.365, SLG: 0.468 | | | | | | | | | | 1 | 0 | 0 | 0 | 0 | 1 | 0 |
| Inning Stats | R: 0<br>E: 0<br>K: 0<br>S: 4<br>H: 1<br>LOB: 1<br>BB: 0<br>P: 4 | R: 0<br>E: 0<br>K: 1<br>S: 5<br>H: 0<br>LOB: 1<br>BB: 1<br>P: 9 | R: 3<br>E: 0<br>K: 0<br>S: 7<br>H: 4<br>LOB: 1<br>BB: 0<br>P: 7 | R: 0<br>E: 0<br>K: 0<br>S: 3<br>H: 0<br>LOB: 0<br>BB: 0<br>P: 3 | R: 0<br>E: 0<br>K: 2<br>S: 7<br>H: 1<br>LOB: 0<br>BB: 0<br>P: 7 | R: 1<br>E: 1<br>K: 0<br>S: 5<br>H: 2<br>LOB: 2<br>BB: 1<br>P: 9 | R: 1<br>E: 0<br>K: 0<br>S: 5<br>H: 2<br>LOB: 1<br>BB: 0<br>P: 5 | R: 0<br>E: 0<br>K: 0<br>S: 3<br>H: 1<br>LOB: 1<br>BB: 0<br>P: 3 | R: 0<br>E: 0<br>K: 2<br>S: 7<br>H: 0<br>LOB: 0<br>BB: 0<br>P: 7 | 1B: 6<br>2B: 3<br>3B: 1<br>HR: 2<br>SF: 0<br>SAC: 1<br>DP: 1<br>HBP: 0 | | | | | | |

| PITCHER | | IP | WLS | BF | H | R | ER | SO | BB | IBB | HBP | BLK | WP | HR | S | P | ERA | WHIP |
|---|---|---|---|---|---|---|---|---|---|---|---|---|---|---|---|---|---|---|
| Bob Friend, R<br>ERA: 3.61 | (1, 1) | 6.0 | | 27 | 8 | 4 | 4 | 3 | 1 | 1 | 0 | 0 | 0 | 2 | 31 | 39 | 6.00 | 1.500 |
| Al McBean, R<br>ERA: 2.42 | (7, 1) | 1.0 | | 5 | 2 | 1 | 1 | 0 | 0 | 0 | 0 | 0 | 0 | 0 | 5 | 5 | 9.00 | 2.000 |
| Don Schwall, R<br>ERA: 3.38 | (8, 1) | 2.0 | W | 6 | 1 | 0 | 0 | 2 | 0 | 0 | 0 | 0 | 0 | 0 | 10 | 10 | 0.00 | 0.500 |

| PITCHER | IP | WLS | BF | H | R | ER | SO | BB | IBB | HBP | BLK | WP | HR | S | P | ERA | WHIP |
|---|---|---|---|---|---|---|---|---|---|---|---|---|---|---|---|---|---|

| | |
|---|---|
| AB | 35 |
| R | 5 |
| H | 11 |
| RBI | 5 |
| BB | 2 |
| SO | 5 |
| LOB | 14 |

WP: 0 PA: 39
PB: 0
SB: 0
CS: 1

| Batter | 1 | 2 | 3 | 4 | 5 | 6 | 7 | 8 | 9 | AB | R | H | RBI | BB | SO | LOB |
|---|---|---|---|---|---|---|---|---|---|---|---|---|---|---|---|---|
| Bob Bailey, R (1, 5)<br>OBP: 0.330, SLG: 0.365 | F2 | | | FC3-6 2B | | SF9 2-H | F4 | | F2 | 4 | 0 | 1 | 1 | 0 | 0 | 3 |
| Bill Virdon, L (1, 8)<br>OBP: 0.352, SLG: 0.399 | 4-3 | | | FC3-6 BB | | K | | 1B 2B 2B | K | 3 | 1 | 1 | 0 | 1 | 1 | 0 |
| Gene Alley, R (9, PH)<br>OBP: 0.280, SLG: 0.324 | | | | | | | | | | 1 | 0 | 0 | 0 | 0 | 1 | 1 |
| Roberto Clemente, R (1, 9)<br>OBP: 0.368, SLG: 0.458 | F4 | | | K | | 1B | | 2B 4-3 1B<br>2-3 | | 4 | 1 | 2 | 0 | 0 | 1 | 2 |
| Jerry Lynch, L (1, 7)<br>OBP: 0.350, SLG: 0.474 | | F7 | | FC3-6<br>1-2f<br>2-3 | | F7 | | K | | 4 | 0 | 0 | 0 | 0 | 1 | 5 |
| Donn Clendenon, R (1, 3)<br>OBP: 0.378, SLG: 0.484 | | F8 | | K | | | F5 | 4-3 2B<br>1-3<br>3-H | | 4 | 0 | 1 | 1 | 0 | 1 | 2 |
| Bill Mazeroski, R (1, 4)<br>OBP: 0.307, SLG: 0.361 | | K | | | F8 | | 1B 2B | 4-3<br>2-3<br>3-H | | 4 | 1 | 1 | 1 | 0 | 1 | 1 |
| Andre Rodgers, R (1, 6)<br>OBP: 0.375, SLG: 0.426 | | | F9 | | F9 | | F9 | K | | 4 | 0 | 0 | 0 | 0 | 1 | 2 |
| Jim Pagliaroni, R (1, 2)<br>OBP: 0.363, SLG: 0.456 | | | F9 | | 6-3 | | BB 1B<br>2-H | | BB | 3 | 0 | 1 | 1 | 0 | 0 | 0 |
| Vern Law, R (7, PR)<br>OBP: 0.283, SLG: 0.348 | | | | | | | | | | 0 | 0 | 0 | 0 | 0 | 0 | 0 |
| Del Crandall, R (7, 2)<br>OBP: 0.305, SLG: 0.253 | | | | | | | | | | 0 | 0 | 0 | 0 | 1 | 0 | 0 |
| Tommie Sisk, R (9, PR)<br>OBP: 0.333, SLG: 0.200 | | | | | | | | | | 0 | 0 | 0 | 0 | 0 | 0 | 0 |
| Joe Gibbon, R (1, 1)<br>OBP: 0.136, SLG: 0.095 | | | K | | | PB SF9 2B | | BB<br>1-2 | K | 1 | 0 | 0 | 0 | 0 | 1 | 0 |
| Don Schwall, R (5, 1) | | | | | | | | | | 0 | 0 | 0 | 0 | 0 | 0 | 0 |
| Manny Mota, R (6, PH)<br>OBP: 0.304, SLG: 0.333 | | | | | | | | | | 1 | 1 | 1 | 0 | 0 | 0 | 0 |
| Wilbur Wood, R (6, 1) | | | | | | | | | | 0 | 0 | 0 | 0 | 0 | 0 | 0 |
| Gene Freese, R (7, PH)<br>OBP: 0.329, SLG: 0.303 | | | | | | | | | | 0 | 0 | 0 | 0 | 1 | 0 | 0 |
| Frank Carpin, L (7, 1) | | | | | | | | | | 0 | 0 | 0 | 0 | 0 | 0 | 0 |
| Jose Pagan, R (9, PH)<br>OBP: 0.266, SLG: 0.254 | | | | | | | | | | 1 | 0 | 0 | 0 | 0 | 1 | 1 |
| Inning Stats | R: 0<br>E: 0<br>K: 0<br>S: 3<br>H: 0<br>LOB: 0<br>BB: 0<br>P: 3 | R: 0<br>E: 0<br>K: 1<br>S: 5<br>H: 0<br>LOB: 0<br>BB: 0<br>P: 5 | R: 0<br>E: 0<br>K: 1<br>S: 5<br>H: 0<br>LOB: 0<br>BB: 0<br>P: 5 | R: 0<br>E: 0<br>K: 2<br>S: 8<br>H: 1<br>LOB: 2<br>BB: 1<br>P: 12 | R: 0<br>E: 0<br>K: 0<br>S: 3<br>H: 0<br>LOB: 0<br>BB: 0<br>P: 3 | R: 1<br>E: 0<br>K: 1<br>S: 7<br>H: 2<br>LOB: 1<br>BB: 0<br>P: 7 | R: 1<br>E: 0<br>K: 0<br>S: 5<br>H: 2<br>LOB: 2<br>BB: 1<br>P: 9 | R: 2<br>E: 0<br>K: 2<br>S: 10<br>H: 3<br>LOB: 1<br>BB: 0<br>P: 10 | R: 0<br>E: 0<br>K: 2<br>S: 7<br>H: 0<br>LOB: 1<br>BB: 1<br>P: 11 | 1B: 3<br>2B: 5<br>3B: 0<br>HR: 0<br>SF: 1<br>SAC: 0<br>DP: 0<br>HBP: 0 | | | | | | |

# TOP

## Pittsburgh Pirates @ Cincinnati Reds

Crosley Field, Cincinnati, OH

Sun Jul 18 1965, 3:38 AM EDT

Att. 25,637 - Unknown

livebaseballscorecards.com

| | |
|---|---|
| AB | 34 |
| R | 4 |
| H | 8 |
| RBI | 4 |
| BB | 3 |
| SO | 9 |
| LOB | 17 |

WP: 0 PB: 1 SB: 0 CS: 0 PA: 38

| PITCHER | | IP | WLS | BF | H | R | ER | SO | BB | IBB | HBP | BLK | WP | HR | S | P | ERA | WHIP |
|---|---|---|---|---|---|---|---|---|---|---|---|---|---|---|---|---|---|---|
| Joey Jay, R<br>ERA: 3.46 | (1, 1) | 7.0 | W | 30 | 7 | 4 | 3 | 5 | 2 | 0 | 0 | 0 | 0 | 0 | 38 | 46 | 3.86 | 1.286 |
| Billy McCool, L<br>ERA: 3.81 | (8, 1) | 2.0 | S | 8 | 1 | 0 | 0 | 4 | 1 | 0 | 0 | 0 | 0 | 0 | 15 | 19 | 0.00 | 1.000 |

| PITCHER | IP | WLS | BF | H | R | ER | SO | BB | IBB | HBP | BLK | WP | HR | S | P | ERA | WHIP |
|---|---|---|---|---|---|---|---|---|---|---|---|---|---|---|---|---|---|

| Batter | 1 | 2 | 3 | 4 | 5 | 6 | 7 | 8 | 9 | AB | R | H | RBI | BB | SO | LOB |
|---|---|---|---|---|---|---|---|---|---|---|---|---|---|---|---|---|
| Tommy Harper, R (1, 7)<br>OBP: 0.379, SLG: 0.458 | F8 | | BB | | 4-3 FC 2B | K | | E 1B | | 4 | 2 | 2 | 0 | 1 | 1 | 1 |
| Pete Rose, S (1, 4)<br>OBP: 0.372, SLG: 0.412 | K | | 2B | | 4-3 | E7 1B | | E7 1B | | 5 | 1 | 3 | 2 | 0 | 1 | 1 |
| Vada Pinson, L (1, 8)<br>OBP: 0.349, SLG: 0.479 | 4-3 | | 4-3 | | FC F8 S 2B | | | K | | 5 | 1 | 1 | 3 | 0 | 1 | 3 |
| Frank Robinson, R (1, 9)<br>OBP: 0.374, SLG: 0.536 | | 6-3 | | F4 | BB 2B | K | | F8 | | 4 | 1 | 0 | 0 | 1 | 1 | 3 |
| Deron Johnson, R (1, 5)<br>OBP: 0.333, SLG: 0.506 | | F3 | | BB 2B 1B | F8 | | 1B | | | 4 | 1 | 2 | 0 | 0 | 0 | 2 |
| Tony Perez, R (1, 3)<br>OBP: 0.313, SLG: 0.477 | | 6-3 | | 2B BB | 2B | | F8 | | | 3 | 0 | 1 | 2 | 1 | 0 | 1 |
| Jimmie Coker, R (1, 2)<br>OBP: 0.222, SLG: 0.500 | | | 6-3 | 2B | F7 | | F8 | | | 4 | 0 | 1 | 1 | 0 | 0 | 2 |
| Leo Cardenas, R (1, 6)<br>OBP: 0.358, SLG: 0.429 | | | BB 2B 1B | G4-6-3 IBB | | G3 | F7 | | | 3 | 1 | 1 | 0 | 1 | 0 | 1 |
| Joey Jay, S (1, 1)<br>Billy McCool, R (8, 1) | | | K | G4-6-3 | | E 1B BB | | K | | 2<br>1 | 1<br>0 | 0<br>0 | 0<br>0 | 1<br>0 | 1<br>0 | 4<br>0 |
| Inning Stats | R: 0 H: 0<br>E: 0 LOB: 0<br>K: 1 BB: 0<br>S: 5 P: 5 | R: 0 H: 0<br>E: 0 LOB: 0<br>K: 0 BB: 0<br>S: 3 P: 3 | R: 2 H: 2<br>E: 0 LOB: 1<br>K: 1 BB: 1<br>S: 7 P: 11 | R: 1 H: 2<br>E: 0 LOB: 2<br>K: 0 BB: 2<br>S: 4 P: 12 | R: 3 H: 2<br>E: 0 LOB: 1<br>K: 0 BB: 1<br>S: 6 P: 10 | R: 2 H: 2<br>E: 1 LOB: 1<br>K: 2 BB: 1<br>S: 9 P: 13 | R: 0 H: 1<br>E: 0 LOB: 1<br>K: 0 BB: 0<br>S: 4 P: 4 | R: 0 H: 2<br>E: 1 LOB: 2<br>K: 2 BB: 0<br>S: 9 P: 9 | | 1B: 7 SF: 0<br>2B: 4 SAC: 0<br>3B: 0 DP: 1<br>HR: 0 HBP: 0 | | | | | | WP: 0 PA: 40<br>PB: 0<br>SB: 1<br>CS: 0 | |

# BOTTOM

## Pittsburgh Pirates @ Cincinnati Reds

Crosley Field, Cincinnati, OH

Sun Jul 18 1965, 3:38 AM EDT

Att. 25,637 - Unknown

livebaseballscorecards.com

| | |
|---|---|
| AB | 35 |
| R | 8 |
| H | 11 |
| RBI | 8 |
| BB | 5 |
| SO | 6 |
| LOB | 18 |

| PITCHER | | IP | WLS | BF | H | R | ER | SO | BB | IBB | HBP | BLK | WP | HR | S | P | ERA | WHIP |
|---|---|---|---|---|---|---|---|---|---|---|---|---|---|---|---|---|---|---|
| Joe Gibbon, L<br>ERA: 5.81 | (1, 1) | 4.1 | L | 22 | 5 | 6 | 6 | 2 | 3 | 1 | 0 | 0 | 0 | 0 | 22 | 38 | 12.46 | 1.846 |
| Don Schwall, R<br>ERA: 3.32 | (5, 1) | 0.2 | | 3 | 1 | 0 | 0 | 0 | 0 | 0 | 0 | 0 | 0 | 0 | 3 | 3 | 0.00 | 1.500 |
| Wilbur Wood, L<br>ERA: 2.54 | (6, 1) | 1.0 | | 6 | 2 | 2 | 1 | 2 | 1 | 0 | 0 | 0 | 0 | 0 | 9 | 13 | 9.00 | 3.000 |
| Frank Carpin, L<br>ERA: 3.55 | (7, 1) | 2.0 | | 9 | 3 | 0 | 0 | 2 | 0 | 0 | 0 | 0 | 0 | 0 | 13 | 13 | 0.00 | 1.500 |

| PITCHER | IP | WLS | BF | H | R | ER | SO | BB | IBB | HBP | BLK | WP | HR | S | P | ERA | WHIP |
|---|---|---|---|---|---|---|---|---|---|---|---|---|---|---|---|---|---|

| Batter | 1 | 2 | 3 | 4 | 5 | 6 | 7 | 8 | 9 | AB | R | H | RBI | BB | SO | LOB |
|---|---|---|---|---|---|---|---|---|---|---|---|---|---|---|---|---|
| Bob Bailey, R (1, 5)<br>OBP: 0.331, SLG: 0.369 | F9 | | 4-3<br>1-H | | 2B<br>1B | | 6-3 | | F9 | 5 | 0 | 2 | 0 | 0 | 0 | 0 |
| Manny Mota, R (1, 8)<br>OBP: 0.309, SLG: 0.344 | 2B<br>1B | | 4-3<br>2-3 | | 1-3<br>2B | | | F7 | | 4 | 1 | 2 | 0 | 0 | 0 | 1 |
| Roberto Clemente, R (1, 9)<br>OBP: 0.369, SLG: 0.461 | 1-H<br>2B | | 4-3 | | 4-3 | | | 1B<br>1B<br>1B | | 4 | 1 | 2 | 1 | 0 | 0 | 3 |
| Donn Clendenon, R (1, 3)<br>OBP: 0.379, SLG: 0.493 | F6 | | | HR | F8 | | | 1B<br>1-2<br>1B | | 4 | 1 | 2 | 1 | 0 | 0 | 3 |
| Bill Mazeroski, R (1, 4)<br>OBP: 0.310, SLG: 0.363 | F3 | | | FC3-6<br>1B | | F2 | | 1-2<br>2-H<br>1B | | 4 | 0 | 2 | 1 | 0 | 0 | 1 |
| Willie Stargell, L (1, 7)<br>OBP: 0.343, SLG: 0.580 | | K | | FC3-6<br>FC5-4<br>1-2f | | K | | F9 | | 4 | 0 | 0 | 0 | 0 | 2 | 3 |
| Gene Alley, R (1, 6)<br>OBP: 0.276, SLG: 0.319 | | K | | FC5-4<br>1-2f | | F8 | | F8 | | 4 | 0 | 0 | 0 | 0 | 1 | 3 |
| Jim Pagliaroni, R (1, 2)<br>OBP: 0.357, SLG: 0.447 | | 4-3 | | 1-3 | | | K | | 5-3 | 4 | 0 | 0 | 0 | 0 | 1 | 1 |
| Vern Law, R (1, 1)<br>OBP: 0.300, SLG: 0.360 | | | 2B<br>1B | | 2-3 | | 1B | | K | 4 | 0 | 2 | 0 | 0 | 1 | 0 |
| Inning Stats | R: 1<br>E: 0<br>K: 0<br>S: 5<br>H: 2<br>LOB: 1<br>BB: 0<br>P: 5 | R: 0<br>E: 0<br>K: 2<br>S: 7<br>H: 0<br>LOB: 0<br>BB: 0<br>P: 7 | R: 0<br>E: 0<br>K: 0<br>S: 4<br>H: 2<br>LOB: 1<br>BB: 0<br>P: 4 | R: 1<br>E: 0<br>K: 0<br>S: 5<br>H: 2<br>LOB: 1<br>BB: 0<br>P: 5 | R: 0<br>E: 0<br>K: 0<br>S: 5<br>H: 2<br>LOB: 2<br>BB: 0<br>P: 5 | R: 0<br>E: 0<br>K: 1<br>S: 5<br>H: 0<br>LOB: 0<br>BB: 0<br>P: 5 | R: 0<br>E: 0<br>K: 1<br>S: 5<br>H: 1<br>LOB: 0<br>BB: 0<br>P: 5 | R: 1<br>E: 0<br>K: 0<br>S: 6<br>H: 3<br>LOB: 2<br>BB: 0<br>P: 6 | R: 0<br>E: 0<br>K: 1<br>S: 5<br>H: 0<br>LOB: 0<br>BB: 0<br>P: 5 | 1B: 8<br>2B: 3<br>3B: 0<br>HR: 1<br>SF: 0<br>SAC: 0<br>DP: 0<br>HBP: 0 | WP: 0<br>PB: 0<br>SB: 0<br>CS: 0<br>PA: 37 | | | | | |

| PITCHER | | IP | WLS | BF | H | R | ER | SO | BB | IBB | HBP | BLK | WP | HR | S | P | ERA | WHIP |
|---|---|---|---|---|---|---|---|---|---|---|---|---|---|---|---|---|---|---|
| Joe Nuxhall, L<br>ERA: 4.26 | (1, 1) | 8.0 | L | 34 | 12 | 3 | 3 | 4 | 0 | 0 | 0 | 0 | 0 | 1 | 42 | 42 | 3.38 | 1.500 |
| Billy McCool, L<br>ERA: 3.74 | (9, 1) | 1.0 | | 3 | 0 | 0 | 0 | 1 | 0 | 0 | 0 | 0 | 0 | 0 | 5 | 5 | 0.00 | 0.000 |

| PITCHER | IP | WLS | BF | H | R | ER | SO | BB | IBB | HBP | BLK | WP | HR | S | P | ERA | WHIP |
|---|---|---|---|---|---|---|---|---|---|---|---|---|---|---|---|---|---|

# TOP

## Pittsburgh Pirates @ Cincinnati Reds

Crosley Field, Cincinnati, OH

Mon Jul 19 1965, 7:05 PM EDT

Att. 11,096 - Unknown

livebaseballscorecards.com

| | |
|---|---|
| AB | 37 |
| R | 3 |
| H | 12 |
| RBI | 3 |
| BB | 0 |
| SO | 5 |
| LOB | 15 |

| Batter | 1 | 2 | 3 | 4 | 5 | 6 | 7 | 8 | 9 | AB | R | H | RBI | BB | SO | LOB |
|---|---|---|---|---|---|---|---|---|---|---|---|---|---|---|---|---|
| Tommy Harper, R (1, 7)<br>OBP: 0.378, SLG: 0.464 | HR | | F4 | | | K | | | F9 | 4 | 1 | 1 | 1 | 0 | 1 | 0 |
| Pete Rose, S (1, 4)<br>OBP: 0.371, SLG: 0.413 | G3 | | | F8 | | 2B | | | 3-1 | 4 | 0 | 1 | 0 | 0 | 0 | 0 |
| Vada Pinson, L (1, 8)<br>OBP: 0.345, SLG: 0.474 | 1-3 | | | F7 | | F3 | | | E4 1B | 4 | 0 | 0 | 0 | 0 | 0 | 1 |
| Frank Robinson, R (1, 9)<br>OBP: 0.372, SLG: 0.533 | K | | | 4-3 | | | 6-3 | | 1-2 1B | 4 | 0 | 1 | 0 | 0 | 1 | 0 |
| Deron Johnson, R (1, 5)<br>OBP: 0.332, SLG: 0.503 | | F8 | | | G6-4-3 1B | | 5-3 | | 6-3 | 4 | 0 | 1 | 0 | 0 | 0 | 2 |
| Tony Perez, R (1, 3)<br>OBP: 0.308, SLG: 0.468 | | K | | | G6-4-3 1-2f | | 6-3 | | | 3 | 0 | 0 | 0 | 0 | 1 | 1 |
| Johnny Edwards, L (1, 2)<br>OBP: 0.350, SLG: 0.529 | | F6 | | | 1B | | | G3 | | 3 | 0 | 1 | 0 | 0 | 0 | 0 |
| Leo Cardenas, R (1, 6)<br>OBP: 0.357, SLG: 0.429 | | | F8 | | K | | | G4-6-3 1B | | 3 | 0 | 1 | 0 | 0 | 1 | 1 |
| Joe Nuxhall, L (1, 1)<br>OBP: 0.320, SLG: 0.304 | | | G3 | | | F6 | | G4-6-3 1-2f | | 2 | 0 | 0 | 0 | 0 | 0 | 0 |
| Marty Keough, L (8, PH)<br>OBP: 0.206, SLG: 0.100 | | | | | | | | | | 1 | 0 | 0 | 0 | 0 | 0 | 1 |
| Billy McCool, R (9, 1) | | | | | | | | | | 0 | 0 | 0 | 0 | 0 | 0 | 0 |
| Inning Stats | R: 1 H: 1<br>E: 0 LOB: 0<br>K: 1 BB: 0<br>S: 6 P: 6 | R: 0 H: 0<br>E: 0 LOB: 0<br>K: 1 BB: 0<br>S: 5 P: 5 | R: 0 H: 0<br>E: 0 LOB: 0<br>K: 0 BB: 0<br>S: 3 P: 3 | R: 0 H: 0<br>E: 0 LOB: 0<br>K: 0 BB: 0<br>S: 3 P: 3 | R: 0 H: 2<br>E: 0 LOB: 1<br>K: 1 BB: 0<br>S: 6 P: 6 | R: 0 H: 1<br>E: 0 LOB: 1<br>K: 1 BB: 0<br>S: 6 P: 6 | R: 0 H: 0<br>E: 0 LOB: 0<br>K: 0 BB: 0<br>S: 3 P: 3 | R: 0 H: 1<br>E: 0 LOB: 0<br>K: 0 BB: 0<br>S: 3 P: 3 | R: 0 H: 1<br>E: 1 LOB: 2<br>K: 0 BB: 0<br>S: 5 P: 5 | 1B: 4 SF: 0<br>2B: 1 SAC: 0<br>3B: 0 DP: 2<br>HR: 1 HBP: 0 | | | | | | |

| PITCHER | IP | WLS | BF | H | R | ER | SO | BB | IBB | HBP | BLK | WP | HR | S | P | ERA | WHIP |
|---|---|---|---|---|---|---|---|---|---|---|---|---|---|---|---|---|---|
| Vern Law, R (1, 1)<br>ERA: 1.91 | 9.0 | W | 32 | 6 | 1 | 1 | 4 | 0 | 0 | 0 | 0 | 0 | 1 | 40 | 40 | 1.00 | 0.667 |

| PITCHER | IP | WLS | BF | H | R | ER | SO | BB | IBB | HBP | BLK | WP | HR | S | P | ERA | WHIP |
|---|---|---|---|---|---|---|---|---|---|---|---|---|---|---|---|---|---|

# BOTTOM

## Pittsburgh Pirates @ Cincinnati Reds

Crosley Field, Cincinnati, OH

Mon Jul 19 1965, 7:05 PM EDT

Att. 11,096 - Unknown

livebaseballscorecards.com

| | |
|---|---|
| AB | 32 |
| R | 1 |
| H | 6 |
| RBI | 1 |
| BB | 0 |
| SO | 4 |
| LOB | 6 |

| Batter | 1 | 2 | 3 | 4 | 5 | 6 | 7 | 8 | 9 | AB | R | H | RBI | BB | SO | LOB |
|---|---|---|---|---|---|---|---|---|---|---|---|---|---|---|---|---|
| Bob Bailey, R (1, 5)<br>OBP: 0.334, SLG: 0.381 | F9 | | | G4-6-3 1B | 1-H 2-H 3-H HR | | 1B 1B 2-H 1B | | F7 | 5 | 2 | 3 | 5 | 0 | 0 | 0 |
| Bill Virdon, L (1, 8)<br>OBP: 0.350, SLG: 0.396 | G3 | | | F4 | F8 | | 1B 1-3 1B | | 6-3 | 5 | 0 | 1 | 0 | 0 | 0 | 1 |
| Roberto Clemente, R (1, 9)<br>OBP: 0.370, SLG: 0.471 | K | | | G4-6-3 1-2f | | HR | 1-2 3-H 1B | | | 4 | 1 | 2 | 2 | 0 | 1 | 1 |
| Willie Stargell, L (1, 7)<br>OBP: 0.339, SLG: 0.572 | | F3 | | | K | 2-3 | K | | | 4 | 0 | 0 | 0 | 0 | 2 | 2 |
| Donn Clendenon, R (1, 3)<br>OBP: 0.378, SLG: 0.490 | | K | | | 1B 2B 1B | 5-3 | | F2 | | 4 | 1 | 1 | 0 | 0 | 1 | 0 |
| Bill Mazeroski, R (1, 4)<br>OBP: 0.309, SLG: 0.361 | | F4 | | | 2B 1-3 HR 1B | F7 | | F6 | | 4 | 1 | 1 | 0 | 0 | 0 | 0 |
| Jim Pagliaroni, R (1, 2)<br>OBP: 0.360, SLG: 0.450 | | | F9 | | HR 1-3 3-H 2B | | 6-3 | BB | | 3 | 1 | 1 | 1 | 1 | 0 | 0 |
| Gene Alley, R (1, 6)<br>OBP: 0.279, SLG: 0.319 | | | K | | HR BB | | S 1B 1B | F8 | | 3 | 2 | 1 | 0 | 1 | 1 | 1 |
| Bob Veale, S (1, 1)<br>OBP: 0.117, SLG: 0.070<br>Al McBean, R (9, 1)<br>OBP: 0.200, SLG: 0.200 | | | F8 | | K | | B5 1-2 | | K | 4<br>0 | 0<br>0 | 0<br>0 | 0<br>0 | 0<br>0 | 2<br>0 | 4<br>0 |
| Inning Stats | R: 0<br>E: 0<br>K: 1<br>S: 5<br>H: 0<br>LOB: 0<br>BB: 0<br>P: 5 | R: 0<br>E: 0<br>K: 1<br>S: 5<br>H: 0<br>LOB: 0<br>BB: 0<br>P: 5 | R: 0<br>E: 0<br>K: 1<br>S: 5<br>H: 0<br>LOB: 0<br>BB: 0<br>P: 5 | R: 0<br>E: 0<br>K: 0<br>S: 3<br>H: 1<br>LOB: 0<br>BB: 0<br>P: 3 | R: 5<br>E: 0<br>K: 2<br>S: 11<br>H: 4<br>LOB: 0<br>BB: 1<br>P: 15 | R: 1<br>E: 0<br>K: 0<br>S: 4<br>H: 1<br>LOB: 0<br>BB: 0<br>P: 4 | R: 2<br>E: 0<br>K: 1<br>S: 9<br>H: 4<br>LOB: 2<br>BB: 0<br>P: 9 | R: 0<br>E: 0<br>K: 0<br>S: 3<br>H: 0<br>LOB: 1<br>BB: 1<br>P: 7 | R: 0<br>E: 0<br>K: 1<br>S: 5<br>H: 0<br>LOB: 0<br>BB: 0<br>P: 5 | 1B: 7<br>2B: 1<br>3B: 0<br>HR: 2<br>SF: 0<br>SAC: 0<br>DP: 1<br>HBP: 0 | | | | | | WP: 0<br>PB: 0<br>SB: 1<br>CS: 0<br>PA: 38 | |

| PITCHER | | IP | WLS | BF | H | R | ER | SO | BB | IBB | HBP | BLK | WP | HR | S | P | ERA | WHIP |
|---|---|---|---|---|---|---|---|---|---|---|---|---|---|---|---|---|---|---|
| Sammy Ellis, R<br>ERA: 3.42 | (1, 1) | 5.0 | L | 21 | 6 | 6 | 6 | 5 | 1 | 0 | 0 | 0 | 0 | 2 | 30 | 34 | 10.80 | 1.400 |
| Jim O'Toole, L<br>ERA: 7.5 | (6, 1) | 2.0 | | 10 | 4 | 2 | 2 | 1 | 0 | 0 | 0 | 0 | 0 | 0 | 12 | 12 | 9.00 | 2.000 |
| Jim Duffalo, R<br>ERA: 3.8 | (8, 1) | 1.0 | | 4 | 0 | 0 | 0 | 0 | 1 | 0 | 0 | 0 | 0 | 0 | 3 | 7 | 0.00 | 1.000 |
| Billy McCool, L<br>ERA: 3.67 | (9, 1) | 1.0 | | 3 | 0 | 0 | 0 | 1 | 0 | 0 | 0 | 0 | 0 | 0 | 5 | 5 | 0.00 | 0.000 |

| PITCHER | IP | WLS | BF | H | R | ER | SO | BB | IBB | HBP | BLK | WP | HR | S | P | ERA | WHIP |
|---|---|---|---|---|---|---|---|---|---|---|---|---|---|---|---|---|---|

# TOP

## Pittsburgh Pirates @ Cincinnati Reds

Crosley Field, Cincinnati, OH

Tue Jul 20 1965, 3:33 AM EDT

Att. 9,669 - Unknown

livebaseballscorecards.com

| | |
|---|---|
| AB | 36 |
| R | 8 |
| H | 10 |
| RBI | 8 |
| BB | 2 |
| SO | 7 |
| LOB | 9 |

# Pittsburgh Pirates @ Cincinnati Reds

Crosley Field, Cincinnati, OH

Tue Jul 20 1965, 3:33 AM EDT

Att. 9,669 - Unknown

## BOTTOM

| Batter | 1 | 2 | 3 | 4 | 5 | 6 | 7 | 8 | 9 | AB | R | H | RBI | BB | SO | LOB |
|---|---|---|---|---|---|---|---|---|---|---|---|---|---|---|---|---|
| Tommy Harper, R (1, 7) OBP: 0.380, SLG: 0.463 | BBBB 4-0 BB BB BB BB | SSS 0-3 ② K | | | x 0-0 ① F3 | x 0-0 1-2 3-H 1B | | x 0-0 1B 1B | x 0-0 ③ 6-3 | 5 | 1 | 2 | 1 | 1 | 1 | 2 |
| Pete Rose, S (1, 4) OBP: 0.374, SLG: 0.414 | BBBB 4-0 BB BB 1-2 SF8 BB | x 0-0 ③ 5-3 | | | x 0-0 WP 1B | x 0-0 ③ 6-3 | | x 0-0 1-2 1B | | 4 | 1 | 2 | 0 | 1 | 0 | 2 |
| Vada Pinson, L (1, 8) OBP: 0.346, SLG: 0.474 | BBBB 4-0 BB 1-2 2-3 1B BB | | x 0-0 2B | | SSS 0-3 ② K | | x 0-0 ① 6-3 | SSS 0-3 ③ K | | 4 | 1 | 1 | 0 | 1 | 2 | 3 |
| Frank Robinson, R (1, 9) OBP: 0.375, SLG: 0.530 | BBBB 4-0 1B 1-2 2-3 3-H BB | | x 0-0 ① F3 | | BBBB 4-0 1-2 BB | | BBBB 4-0 BB BB | | x 0-0 ① F3 | 2 | 0 | 0 | 1 | 3 | 0 | 1 |
| Deron Johnson, R (1, 5) OBP: 0.331, SLG: 0.500 | x 0-0 ① SF8 3-H | | SSS 0-3 ② K | | x 0-0 ③ 5-3 | | x 0-0 ② F7 | | x 0-0 1B 1B 1B | 4 | 1 | 1 | 1 | 0 | 1 | 4 |
| Tony Perez, R (1, 3) OBP: 0.322, SLG: 0.472 | x 0-0 1-3 2-H 1B | | SSS 0-3 ③ K | | | BBBB 4-0 1B WP 1B BB | BBBB 4-0 1-2 BB | | x 0-0 1B 1-2 2B 1B | 3 | 2 | 2 | 1 | 2 | 1 | 1 |
| Jimmie Coker, R (1, 2) OBP: 0.174, SLG: 0.391 | SSS 0-3 ② K | | | x 0-0 ① 4-3 | | x 0-0 ① F8 1-2 | x 0-0 ③ F3 | | x 0-0 ② F9 | 5 | 0 | 0 | 0 | 0 | 1 | 7 |
| Leo Cardenas, R (1, 6) OBP: 0.358, SLG: 0.426 | x 0-0 ③ 4-3 | | | x 0-0 ② 6-3 | | x 0-0 ② 6-3 | | BBBB 4-0 G6-4-3 BB | x 0-0 1-2 2-H 2B 1B | 4 | 0 | 1 | 1 | 1 | 0 | 3 |
| Sammy Ellis, L (1, 1) OBP: 0.167, SLG: 0.172<br>Jim O'Toole, S (6, 1) OBP: 0.115, SLG: 0.080<br>Jim Duffalo, R (8, 1)<br>Charlie James, R (8, PH) OBP: 0.250, SLG: 0.211<br>Billy McCool, R (9, 1)<br>Giraldo Ruiz, S (9, PH) OBP: 0.133, SLG: 0.200 | | SSS 0-3 ① K | | SSS 0-3 ③ K | | x 0-0 2-3 1B | | x 0-0 ①② G6-4-3 1-2f | x 0-0 1-3 2-H 2B | 2<br>1<br>0<br>1<br>0<br>1 | 0<br>0<br>0<br>0<br>0<br>0 | 0<br>1<br>0<br>0<br>0<br>1 | 0<br>0<br>0<br>0<br>0<br>1 | 0<br>0<br>0<br>0<br>0<br>1 | 2<br>0<br>0<br>0<br>0<br>0 | 0<br>0<br>0<br>1<br>0<br>0 |
| Inning Stats | R: 3 H: 1<br>E: 0 LOB: 2<br>K: 1 BB: 4<br>S: 6 P: 22 | R: 0 H: 0<br>E: 0 LOB: 0<br>K: 2 BB: 0<br>S: 7 P: 7 | R: 0 H: 1<br>E: 0 LOB: 1<br>K: 2 BB: 0<br>S: 8 P: 8 | R: 0 H: 0<br>E: 0 LOB: 0<br>K: 1 BB: 0<br>S: 5 P: 5 | R: 0 H: 1<br>E: 0 LOB: 2<br>K: 1 BB: 1<br>S: 6 P: 10 | R: 1 H: 2<br>E: 0 LOB: 2<br>K: 0 BB: 1<br>S: 5 P: 9 | R: 0 H: 0<br>E: 0 LOB: 2<br>K: 0 BB: 2<br>S: 3 P: 11 | R: 0 H: 2<br>E: 0 LOB: 2<br>K: 1 BB: 1<br>S: 6 P: 10 | R: 2 H: 4<br>E: 0 LOB: 2<br>K: 0 BB: 0<br>S: 7 P: 7 | 1B: 9<br>2B: 2<br>3B: 0<br>HR: 0 | SF: 1<br>SAC: 0<br>DP: 1<br>HBP: 0 | | | | | |

livebaseballscorecards.com

| | |
|---|---|
| AB | 36 |
| R | 6 |
| H | 11 |
| RBI | 6 |
| BB | 9 |
| SO | 8 |
| LOB | 24 |

| PITCHER | | IP | WLS | BF | H | R | ER | SO | BB | IBB | HBP | BLK | WP | HR | S | P | ERA | WHIP |
|---|---|---|---|---|---|---|---|---|---|---|---|---|---|---|---|---|---|---|
| Bob Veale, L<br>ERA: 3.07 | (1, 1) | 8.2 | W | 45 | 11 | 6 | 6 | 8 | 9 | 0 | 0 | 0 | 2 | 0 | 52 | 88 | 6.23 | 2.308 |
| Al McBean, R<br>ERA: 2.41 | (9, 1) | 0.1 | S | 1 | 0 | 0 | 0 | 0 | 0 | 0 | 0 | 0 | 0 | 0 | 1 | 1 | 0.00 | 0.000 |

| PITCHER | IP | WLS | BF | H | R | ER | SO | BB | IBB | HBP | BLK | WP | HR | S | P | ERA | WHIP |
|---|---|---|---|---|---|---|---|---|---|---|---|---|---|---|---|---|---|

| Batter | 1 | 2 | 3 | 4 | 5 | 6 | 7 | 8 | 9 | 10 | 11 | AB | R | H | RBI | BB | SO | LOB |
|---|---|---|---|---|---|---|---|---|---|---|---|---|---|---|---|---|---|---|
| Tommy Harper, R (1, 7)<br>OBP: 0.375, SLG: 0.457 | F3 | | | F8 | | 6-3 | | F8 | K | | | 5 | 0 | 0 | 0 | 0 | 1 | 1 |
| Pete Rose, S (1, 4)<br>OBP: 0.376, SLG: 0.416 | G3 | | | 1B 2B | | BB | | E 1B 2B BB | K | | | 3 | 2 | 1 | 0 | 2 | 1 | 1 |
| Vada Pinson, L (1, 8)<br>OBP: 0.347, SLG: 0.473 | F8 | | | 2-H 1B | | K | | E8 2B SF8 1-3 1B | | E3 CS | | 5 | 1 | 2 | 1 | 0 | 1 | 1 |
| Frank Robinson, R (1, 9)<br>OBP: 0.373, SLG: 0.528 | | 5-3 | | F7 | | K | | 1-3 3-H 2B | | K 1-2 | | 5 | 0 | 1 | 1 | 0 | 2 | 3 |
| Gordy Coleman, L (1, 3)<br>OBP: 0.360, SLG: 0.516 | | 4-3 | | 4-3 | | | 4-3 | FC4-6 IBB | | K | | 3 | 0 | 0 | 0 | 1 | 0 | 1 |
| Marty Keough, L (8, PR)<br>OBP: 0.200, SLG: 0.097 (8, 3) | | | | | | | | | | | | 1 | 0 | 0 | 0 | 0 | 1 | 0 |
| Deron Johnson, R (1, 5)<br>OBP: 0.332, SLG: 0.511 | | K | | | 3-1 2B | | HR | SF8 3-H | | | 6-3 | 4 | 1 | 2 | 2 | 0 | 1 | 0 |
| Johnny Edwards, L (1, 2)<br>OBP: 0.342, SLG: 0.515 | | | 3-1 | | 3-1 2-3 | | 3-1 | FC4-6 1-2f | | | K | 5 | 0 | 0 | 0 | 0 | 1 | 3 |
| Leo Cardenas, R (1, 6)<br>OBP: 0.356, SLG: 0.423 | | | 6-3 | | 5-3 | | 1B | | F3 | | K | 5 | 0 | 1 | 0 | 0 | 1 | 1 |
| John Tsitouris, R (1, 1)<br>OBP: 0.088, SLG: 0.063 | | | K | | K | | K | | 1B | | | 4 | 0 | 1 | 0 | 0 | 3 | 2 |
| Gerry Arrigo, L (9, 1)<br>OBP: 0.182, SLG: 0.455 | | | | | | | | | | | | 0 | 0 | 0 | 0 | 0 | 0 | 0 |
| Roger Craig, R (9, 1) | | | | | | | | | | | | 0 | 0 | 0 | 0 | 0 | 0 | 0 |
| Inning Stats | R: 0 E: 0 K: 0 S: 3 H: 0 LOB: 0 BB: 0 P: 3 | R: 0 E: 0 K: 1 S: 5 H: 0 LOB: 0 BB: 0 P: 5 | R: 0 E: 0 K: 1 S: 5 H: 0 LOB: 0 BB: 0 P: 5 | R: 1 E: 0 K: 0 S: 5 H: 2 LOB: 1 BB: 0 P: 5 | R: 0 E: 0 K: 1 S: 6 H: 1 LOB: 1 BB: 0 P: 6 | R: 0 E: 0 K: 2 S: 7 H: 0 LOB: 1 BB: 1 P: 11 | R: 1 E: 0 K: 1 S: 7 H: 2 LOB: 1 BB: 0 P: 7 | R: 2 E: 1 K: 0 S: 5 H: 2 LOB: 2 BB: 2 P: 13 | R: 0 E: 0 K: 2 S: 8 H: 1 LOB: 1 BB: 0 P: 8 | R: 0 E: 1 K: 2 S: 7 H: 0 LOB: 0 BB: 0 P: 7 | R: 0 E: 0 K: 2 S: 7 H: 0 LOB: 0 BB: 0 P: 7 | | | | | | | |

| PITCHER | | IP | WLS | BF | H | R | ER | SO | BB | IBB | HBP | BLK | WP | HR | S | P | ERA | WHIP |
|---|---|---|---|---|---|---|---|---|---|---|---|---|---|---|---|---|---|---|
| Juan Marichal, R<br>ERA: 1.61 | (1, 1) | 8.0 | | 34 | 7 | 4 | 4 | 6 | 2 | 1 | 0 | 0 | 0 | 1 | 43 | 55 | 4.50 | 1.125 |
| Frank Linzy, R<br>ERA: 1.72 | (9, 1) | 1.0 | | 4 | 1 | 0 | 0 | 2 | 0 | 0 | 0 | 0 | 0 | 0 | 8 | 8 | 0.00 | 1.000 |
| Masanori Murakami, L<br>ERA: 4.21 | (10, 1) | 2.0 | W | 6 | 0 | 0 | 0 | 4 | 0 | 0 | 0 | 0 | 0 | 0 | 14 | 14 | 0.00 | 0.000 |

| PITCHER | IP | WLS | BF | H | R | ER | SO | BB | IBB | HBP | BLK | WP | HR | S | P | ERA | WHIP |
|---|---|---|---|---|---|---|---|---|---|---|---|---|---|---|---|---|---|

# TOP

## Cincinnati Reds @ San Francisco Giants

Candlestick Park, San Francisco, CA

Wed Jul 21 1965, 6:33 AM EDT

Att. 14,554 - Unknown

livebaseballscorecards.com

| | |
|---|---|
| AB | 40 |
| R | 4 |
| H | 8 |
| RBI | 4 |
| BB | 3 |
| SO | 12 |
| LOB | 13 |

| | | | | | | | | | | | | | | | | | | |
|---|---|---|---|---|---|---|---|---|---|---|---|---|---|---|---|---|---|---|
| 1B: 4 | 2B: 4 | 3B: 0 | HR: 1 | SF: 1 | SAC: 0 | DP: 1 | HBP: 0 | WP: 0 | PB: 0 | SB: 0 | CS: 1 | PA: 44 | | | | | | |

| Batter | 1 | 2 | 3 | 4 | 5 | 6 | 7 | 8 | 9 | 10 | 11 | AB | R | H | RBI | BB | SO | LOB |
|---|---|---|---|---|---|---|---|---|---|---|---|---|---|---|---|---|---|---|
| Dick Schofield, S (1, 6)<br>OBP: 0.294, SLG: 0.277 | K | 1-2 3-H 1B | | G1 | | FC6-4 BB | | F6 | F1 | | | 5 | 0 | 1 | 1 | 1 | 1 | 5 |
| Jesus Alou, R (1, 9)<br>OBP: 0.309, SLG: 0.403 | F2 | F3 | | | F7 | FC6-4 1-2f | | | HR 1B | 6-3 | | 6 | 1 | 1 | 0 | 0 | 0 | 3 |
| Willie McCovey, L (1, 3)<br>OBP: 0.398, SLG: 0.559 | E BB | | F3 | | 1B BB | | F3 | | 1-H HR | F7 | | 4 | 1 | 1 | 2 | 2 | 0 | 0 |
| Willie Mays, R (1, 8)<br>OBP: 0.408, SLG: 0.634 | E5 1-3 | | PB 1B | | F9 | | G5-4-3 BB | | K | 6-3 | | 5 | 0 | 1 | 0 | 1 | 1 | 2 |
| Jim Ray Hart, R (1, 5)<br>OBP: 0.314, SLG: 0.414 | 5-3 | | 1-2 BB | | BB 1-3 1B | | G5-4-3 1-2f | | WP 1B BB | | E6 SH1-4 1B | 4 | 2 | 2 | 0 | 2 | 0 | 3 |
| Tom Haller, L (1, 2)<br>OBP: 0.339, SLG: 0.352<br>Cap Peterson, R (9, PH)<br>OBP: 0.338, SLG: 0.458<br>Dick Bertell, R (10, 2)<br>OBP: 0.291, SLG: 0.245 | | E 1B BB | F8 | | 1-2 BB | | | 1B 1B | 2B 1-H 1B | | SH1-4 2-3 | 2<br>1<br>0 | 1<br>0<br>0 | 1<br>1<br>0 | 0<br>0<br>0 | 2<br>0<br>0 | 0<br>0<br>0 | 2<br>0<br>0 |
| Len Gabrielson, L (1, 7)<br>OBP: 0.354, SLG: 0.407 | F7 | F5 | | F9 | | | | 1-2 1B | K | | 1B IBB | 5 | 0 | 1 | 0 | 1 | 1 | 7 |
| Hal Lanier, R (1, 4)<br>OBP: 0.270, SLG: 0.285<br>Matty Alou, L (8, PH)<br>OBP: 0.279, SLG: 0.306<br>Jim Davenport, R (9, 4)<br>OBP: 0.304, SLG: 0.370 | K | 6-3 | | 1-3 | | F7 | | 2B | 1-3 2B | | 1B 1-2 IBB | 3<br>1<br>1 | 0<br>0<br>0 | 0<br>0<br>1 | 0<br>0<br>0 | 0<br>0<br>1 | 1<br>2<br>0 | 1<br>0<br>0 |
| Juan Marichal, R (1, 1)<br>OBP: 0.188, SLG: 0.177<br>Bob Burda, L (8, PH)<br>OBP: 0.111, SLG: 0.118<br>Frank Linzy, R (9, 1)<br>Jack Hiatt, R (9, PH)<br>OBP: 0.414, SLG: 0.417<br>Masanori Murakami, L (10, 1)<br>OBP: 0.167, SLG: 0.167<br>Bob Schroder, L (11, PH)<br>OBP: 0.375, SLG: 0.286 | E4 1-3 1B | F7 | | | | K | K | K | IBB | | 1-2 2-3 3-H 1B | 3<br>1<br>0<br>0<br>0<br>1 | 0<br>0<br>0<br>0<br>0<br>0 | 0<br>0<br>0<br>0<br>0<br>1 | 0<br>1<br>0<br>0<br>0<br>1 | 1<br>2<br>0<br>0<br>0<br>0 | 1<br>2<br>0<br>0<br>0<br>0 | 1<br>0<br>0<br>0<br>0<br>0 |
| Inning Stats | R: 0 E: 1 K: 1 S: 6 H: 0 LOB: 2 BB: 1 P: 10 | R: 1 E: 1 K: 1 S: 7 H: 1 LOB: 2 BB: 1 P: 11 | R: 0 E: 0 K: 0 S: 4 H: 1 LOB: 2 BB: 1 P: 8 | R: 0 E: 0 K: 0 S: 3 H: 0 LOB: 0 BB: 0 P: 3 | R: 0 E: 0 K: 0 S: 4 H: 1 LOB: 3 BB: 2 P: 12 | R: 0 E: 0 K: 1 S: 5 H: 0 LOB: 1 BB: 1 P: 9 | R: 0 E: 0 K: 0 S: 2 H: 0 LOB: 0 BB: 1 P: 6 | R: 0 E: 0 K: 1 S: 7 H: 2 LOB: 2 BB: 0 P: 7 | R: 3 E: 0 K: 2 S: 11 H: 4 LOB: 3 BB: 2 P: 19 | R: 0 E: 0 K: 0 S: 3 H: 0 LOB: 0 BB: 0 P: 3 | R: 1 E: 1 K: 0 S: 3 H: 2 LOB: 3 BB: 2 P: 11 | 1B: 9 2B: 1 3B: 0 HR: 1 | SF: 0 SAC: 1 DP: 1 HBP: 0 | | | | | |

| PITCHER | | IP | WLS | BF | H | R | ER | SO | BB | IBB | HBP | BLK | WP | HR | S | P | ERA | WHIP |
|---|---|---|---|---|---|---|---|---|---|---|---|---|---|---|---|---|---|---|
| John Tsitouris, R<br>ERA: 4.66 | (1, 1) | 8.1 | | 41 | 7 | 4 | 3 | 5 | 8 | 0 | 0 | 0 | 0 | 1 | 43 | 75 | 3.24 | 1.800 |
| Gerry Arrigo, L<br>ERA: 6.32 | (9, 1) | 0.1 | | 4 | 2 | 0 | 0 | 1 | 0 | 1 | 0 | 0 | 1 | 0 | 5 | 9 | 0.00 | 6.000 |
| Roger Craig, R<br>ERA: 3.21 | (9, 1) | 1.2 | L | 9 | 2 | 1 | 1 | 0 | 0 | 2 | 0 | 0 | 0 | 0 | 7 | 15 | 5.40 | 1.200 |

| PITCHER | IP | WLS | BF | H | R | ER | SO | BB | IBB | HBP | BLK | WP | HR | S | P | ERA | WHIP |
|---|---|---|---|---|---|---|---|---|---|---|---|---|---|---|---|---|---|

# BOTTOM

## Cincinnati Reds @ San Francisco Giants

Candlestick Park, San Francisco, CA

Wed Jul 21 1965, 6:33 AM EDT

Att. 14,554 - Unknown

livebaseballscorecards.com

| | |
|---|---|
| AB | 42 |
| R | 5 |
| H | 11 |
| RBI | 5 |
| BB | 11 |
| SO | 6 |
| LOB | 28 |

| | | | |
|---|---|---|---|
| WP: 1 | PA: 54 | | |
| PB: 1 | | | |
| SB: 0 | | | |
| CS: 0 | | | |

| Batter | 1 | 2 | 3 | 4 | 5 | 6 | 7 | 8 | 9 | AB | R | H | RBI | BB | SO | LOB |
|---|---|---|---|---|---|---|---|---|---|---|---|---|---|---|---|---|
| Tommy Harper, R (1, 7)<br>OBP: 0.378, SLG: 0.457 | K | | BB | 1B | | F3 | | | FC4 SH5-4 1B | 4 | 2 | 2 | 0 | 1 | 1 | 2 |
| Pete Rose, S (1, 4)<br>OBP: 0.375, SLG: 0.422 | HR | | 3-1 | 6-3 | | 1-3 | | | SH5-4 | 4 | 1 | 1 | 1 | 0 | 0 | 4 |
| Vada Pinson, L (1, 8)<br>OBP: 0.347, SLG: 0.470 | 1-3 | | HBP | | K | | 4-3 | | FC4 IBB | 3 | 1 | 0 | 0 | 1 | 1 | 0 |
| Deron Johnson, R (1, 5)<br>OBP: 0.330, SLG: 0.507 | F5 | | 1B | | K | | F8 | | FC4 | 5 | 0 | 1 | 1 | 0 | 1 | 2 |
| Frank Robinson, R (1, 9)<br>OBP: 0.376, SLG: 0.527 | | L3 | FC6-4 | | S | | 6-3 | | 1B | 4 | 0 | 2 | 1 | 0 | 0 | 0 |
| Tony Perez, R (1, 3)<br>OBP: 0.330, SLG: 0.491 | | FC5-4 | F9 | | K | | | HR | 1B | 4 | 1 | 2 | 2 | 1 | 1 | 3 |
| Jimmie Coker, R (1, 2)<br>OBP: 0.160, SLG: 0.360 | | FC5-4 | FC6-4 | | | 1B | | K | K | 2 | 0 | 0 | 0 | 0 | 0 | 3 |
| Johnny Edwards, L (6, PH)<br>(6, 2) | | | | | | | | | | 3 | 0 | 1 | 0 | 0 | 2 | 3 |
| Leo Cardenas, R (1, 6)<br>OBP: 0.357, SLG: 0.424 | | 1B | | E5 G4-6-3 | | 1B | | F4 | | 4 | 0 | 2 | 0 | 0 | 0 | 0 |
| Jim Maloney, L (1, 1)<br>OBP: 0.281, SLG: 0.314 | | K | | G4-6-3 | | K | | 5-3 | | 4 | 0 | 0 | 0 | 0 | 2 | 5 |
| Billy McCool, R (9, 1) | | | | | | | | | | 0 | 0 | 0 | 0 | 0 | 0 | 0 |
| Inning Stats | R: 1 E: 0 K: 1 S: 6 H: 1 LOB: 0 BB: 0 P: 6 | R: 0 E: 0 K: 1 S: 6 H: 1 LOB: 2 BB: 1 P: 10 | R: 2 E: 0 K: 0 S: 5 H: 2 LOB: 2 BB: 1 P: 10 | R: 0 E: 1 K: 0 S: 4 H: 1 LOB: 1 BB: 0 P: 4 | R: 0 E: 0 K: 3 S: 10 H: 1 LOB: 1 BB: 0 P: 10 | R: 0 E: 0 K: 1 S: 7 H: 2 LOB: 2 BB: 0 P: 7 | R: 0 E: 0 K: 0 S: 3 H: 0 LOB: 0 BB: 0 P: 3 | R: 1 E: 0 K: 1 S: 6 H: 1 LOB: 0 BB: 0 P: 6 | R: 1 E: 0 K: 1 S: 7 H: 2 LOB: 3 BB: 1 P: 12 | 1B: 9 2B: 0 3B: 0 HR: 2 | SF: 0 SAC: 1 DP: 1 HBP: 2 | | | | | | |

| PITCHER | | IP | WLS | BF | H | R | ER | SO | BB | IBB | HBP | BLK | WP | HR | S | P | ERA | WHIP |
|---|---|---|---|---|---|---|---|---|---|---|---|---|---|---|---|---|---|---|
| Warren Spahn, L<br>ERA: 4.49 | (1, 1) | 2.1 | | 13 | 3 | 3 | 3 | 2 | 2 | 0 | 1 | 0 | 0 | 1 | 14 | 23 | 11.57 | 2.143 |
| Gaylord Perry, R<br>ERA: 3.97 | (3, 1) | 4.2 | | 20 | 6 | 1 | 1 | 4 | 0 | 0 | 0 | 0 | 0 | 1 | 28 | 28 | 1.93 | 1.286 |
| Masanori Murakami, L<br>ERA: 4.1 | (8, 1) | 1.0 | | 3 | 0 | 0 | 0 | 1 | 0 | 0 | 0 | 0 | 0 | 0 | 5 | 5 | 0.00 | 0.000 |
| Frank Linzy, R<br>ERA: 1.91 | (9, 1) | 1.0 | L | 7 | 2 | 1 | 1 | 1 | 0 | 1 | 1 | 0 | 0 | 0 | 7 | 12 | 9.00 | 2.000 |

| PITCHER | IP | WLS | BF | H | R | ER | SO | BB | IBB | HBP | BLK | WP | HR | S | P | ERA | WHIP |
|---|---|---|---|---|---|---|---|---|---|---|---|---|---|---|---|---|---|

# TOP

## Cincinnati Reds @ San Francisco Giants

Candlestick Park, San Francisco, CA

Thu Jul 22 1965, 6:33 AM EDT

Att. 17,696 - Unknown

livebaseballscorecards.com

| | |
|---|---|
| AB | 37 |
| R | 5 |
| H | 11 |
| RBI | 5 |
| BB | 3 |
| SO | 8 |
| LOB | 22 |

WP: 0 PB: 0 SB: 3 CS: 0 PA: 43

| Batter | 1 | 2 | 3 | 4 | 5 | 6 | 7 | 8 | 9 | AB | R | H | RBI | BB | SO | LOB |
|---|---|---|---|---|---|---|---|---|---|---|---|---|---|---|---|---|
| Dick Schofield, S (1, 6)<br>OBP: 0.295, SLG: 0.280 | BBBB 4-0 PB 1B BB | x 0-0 ② F5 | | x 0-0 ② FC1-4 CS 1-2f | | | x 0-0 SH FC5-2 2B | x 0-0 ② F8 | | 4 | 1 | 1 | 0 | 1 | 0 | 4 |
| Jesus Alou, R (1, 9)<br>OBP: 0.308, SLG: 0.402 | x 0-0 S 1B 1-H 1B | x 0-0 ③ F9 | | 0-0 ③ CS 1-2 | SSS 0-3 ① K | | x 0-0 SH FC5-2 WP 2-3 | x 0-0 ③ 4-3 | | 4 | 1 | 1 | 1 | 0 | 1 | 3 |
| Willie McCovey, L (1, 3)<br>OBP: 0.401, SLG: 0.561 | x 0-0 ① F8 | | SSS 0-3 ① K | | x 0-0 F8 WP 2B | | BBBB 4-0 FC5-2 1-2 BB | | x 0-0 1B 1B | 4 | 1 | 2 | 0 | 1 | 1 | 1 |
| Willie Mays, R (1, 8)<br>OBP: 0.402, SLG: 0.624 | x 0-0 ② F9 | | x 0-0 ② F8 | | x 0-0 ② F8 2-3 | | x 0-0 ① F4 | | x 0-0 ① F7 | 5 | 0 | 0 | 0 | 0 | 0 | 6 |
| Jim Ray Hart, R (1, 5)<br>OBP: 0.321, SLG: 0.418 | x 0-0 S 1-H 1B | | x 0-0 1B | | BBBB 4-0 S 3-H BB | | x 0-0 ② FC5-2 1-2 2-3 3-Hf | | x 0-0 FC4 1-3 1B | 4 | 0 | 3 | 1 | 1 | 0 | 3 |
| Tom Haller, L (1, 2)<br>OBP: 0.337, SLG: 0.347<br>Cap Peterson, R (9, PH)<br>OBP: 0.333, SLG: 0.452<br>Bob Schroder, L (9, PR)<br>OBP: 0.375, SLG: 0.286 | BBBB 4-0 1-2 BB | | SSS 0-3 ③ K | | SSS 0-3 ③ K 1-2 | | SSS 0-3 ③ K | | x 0-0 ② FC4 1-2f | 3<br>1<br>0 | 0<br>0<br>0 | 0<br>0<br>0 | 0<br>0<br>0 | 1<br>0<br>0 | 3<br>0<br>0 | 5<br>2<br>0 |
| Len Gabrielson, L (1, 7)<br>OBP: 0.358, SLG: 0.414<br>Jim Davenport, R (9, PH)<br>OBP: 0.302, SLG: 0.368 | SSS 0-3 ③ K | | | x 0-0 G3 1B 2B | | SSS 0-3 ① K | BBBB 4-0 SH1-4 BB | x 0-0 F4 | | 3<br>1 | 1<br>0 | 1<br>0 | 0<br>0 | 1<br>0 | 2<br>0 | 2<br>2 |
| Hal Lanier, R (1, 4)<br>OBP: 0.271, SLG: 0.285 | | x 0-0 1B | | x 0-0 ① G3 2-3 | | x 0-0 ② F8 | | x 0-0 ① SH1-4 1-2 | | 3 | 0 | 1 | 0 | 0 | 0 | 1 |
| Warren Spahn, L (1, 1)<br>OBP: 0.273, SLG: 0.139<br>Gaylord Perry, R (3, 1)<br>OBP: 0.148, SLG: 0.115<br>Masanori Murakami, L (8, 1)<br>OBP: 0.167, SLG: 0.167<br>Matty Alou, L (8, PH)<br>OBP: 0.282, SLG: 0.306<br>Frank Linzy, R (9, 1) | | SSS 0-3 ① K | | x 0-0 FC1-4 3-H 1B | | SSS 0-3 ③ K | | H 1-0 HBP | | 1<br>2<br>0<br>0<br>0 | 0<br>0<br>0<br>0<br>0 | 0<br>1<br>0<br>0<br>0 | 0<br>1<br>0<br>0<br>0 | 0<br>0<br>0<br>0<br>0 | 1<br>1<br>0<br>0<br>0 | 1<br>0<br>0<br>0<br>0 |
| Inning Stats | R: 2 E: 0 K: 1 S: 7 H: 2 LOB: 2 BB: 2 P: 15 | R: 0 E: 0 K: 1 S: 6 H: 1 LOB: 1 BB: 0 P: 6 | R: 0 E: 0 K: 2 S: 8 H: 1 LOB: 1 BB: 0 P: 8 | R: 1 E: 0 K: 0 S: 4 H: 2 LOB: 0 BB: 0 P: 4 | R: 1 E: 0 K: 2 S: 8 H: 1 LOB: 1 BB: 1 P: 12 | R: 0 E: 0 K: 2 S: 7 H: 0 LOB: 0 BB: 0 P: 7 | R: 0 E: 0 K: 1 S: 7 H: 1 LOB: 3 BB: 1 P: 11 | R: 0 E: 0 K: 0 S: 3 H: 0 LOB: 2 BB: 1 P: 8 | R: 0 E: 0 K: 0 S: 5 H: 2 LOB: 2 BB: 0 P: 5 | 1B: 7 2B: 3 3B: 0 HR: 0 | | SF: 0 SAC: 2 DP: 0 HBP: 1 | | | WP: 2 PB: 1 SB: 3 CS: 1 | PA: 44 |

| PITCHER | | IP | WLS | BF | H | R | ER | SO | BB | IBB | HBP | BLK | WP | HR | S | P | ERA | WHIP |
|---|---|---|---|---|---|---|---|---|---|---|---|---|---|---|---|---|---|---|
| Jim Maloney, R<br>ERA: 2.82 | (1, 1) | 8.1 | W | 41 | 10 | 4 | 4 | 9 | 5 | 0 | 1 | 0 | 2 | 0 | 53 | 74 | 4.32 | 1.800 |
| Billy McCool, L<br>ERA: 3.62 | (9, 1) | 0.2 | S | 2 | 0 | 0 | 0 | 0 | 0 | 0 | 0 | 0 | 0 | 0 | 2 | 2 | 0.00 | 0.000 |

| PITCHER | IP | WLS | BF | H | R | ER | SO | BB | IBB | HBP | BLK | WP | HR | S | P | ERA | WHIP |
|---|---|---|---|---|---|---|---|---|---|---|---|---|---|---|---|---|---|

# BOTTOM

# Cincinnati Reds @ San Francisco Giants

Candlestick Park, San Francisco, CA

Thu Jul 22 1965, 6:33 AM EDT

Att. 17,696 - Unknown

livebaseballscorecards.com

| | |
|---|---|
| AB | 35 |
| R | 4 |
| H | 10 |
| RBI | 3 |
| BB | 5 |
| SO | 9 |
| LOB | 30 |

# Cincinnati Reds @ Houston Astros

Astrodome, Houston, TX

Fri Jul 23 1965, 8:05 PM EDT

Att. 31,595 - Dome

TOP

livebaseballscorecards.com

| Batter | 1 | 2 | 3 | 4 | 5 | 6 | 7 | 8 | 9 | AB | R | H | RBI | BB | SO | LOB |
|---|---|---|---|---|---|---|---|---|---|---|---|---|---|---|---|---|
| Tommy Harper, R (1, 7) OBP: 0.374, SLG: 0.452 | 5-3 | | K | | | 5-3 | | SH1-3 | 6-3 | 4 | 0 | 0 | 0 | 0 | 1 | 2 |
| Pete Rose, S (1, 4) OBP: 0.380, SLG: 0.433 | 4-3 BB | | | K | | 3B | | WP 1B | 1B 2B | 4 | 2 | 3 | 3 | 1 | 1 | 0 |
| Vada Pinson, L (1, 8) OBP: 0.348, SLG: 0.469 | 4-3 | | | K | | | 1B 1B 1B | 1B 1B 1B | K | 5 | 2 | 2 | 1 | 0 | 2 | 2 |
| Frank Robinson, R (1, 9) OBP: 0.381, SLG: 0.531 | | FC3-6 1B | | P4 | | | 1B 1B | BB 1B 1B | 2B 1B | 5 | 1 | 4 | 1 | 0 | 0 | 0 |
| Gordy Coleman, L (1, 3) OBP: 0.355, SLG: 0.508 | | FC3-6 | | | 3-1 | | L8 | BB 1B | 1B 2B | 3 | 0 | 0 | 0 | 0 | 0 | 3 |
| Tony Perez, R (8, PH) (8, 3) OBP: 0.337, SLG: 0.503 | | | | | | | | | | 2 | 0 | 2 | 1 | 0 | 0 | 0 |
| Deron Johnson, R (1, 5) OBP: 0.331, SLG: 0.506 | | P6 | | | K | | G6-3 1B | F8 | | 5 | 0 | 2 | 2 | 0 | 1 | 3 |
| Johnny Edwards, L (1, 2) OBP: 0.339, SLG: 0.502 | | F8 | | | 4-3 | | G6-3 | FC6-4 BB | F5 | 4 | 0 | 0 | 0 | 1 | 0 | 5 |
| Leo Cardenas, R (1, 6) OBP: 0.359, SLG: 0.425 | | | 6-3 | | | 5-3 3B 1B | | SH1-3 BB 1B 1B; FC6-4 | | 4 | 2 | 2 | 0 | 0 | 0 | 3 |
| Joey Jay, S (1, 1) OBP: 0.086, SLG: 0.061 | | | 4-3 | | | K | | WP 1B SH1-3 BB | 2B | 3 | 2 | 1 | 0 | 1 | 1 | 1 |

| | AB | R | H | RBI | BB | SO | LOB |
|---|---|---|---|---|---|---|---|
| | 39 | 9 | 16 | 8 | 3 | 6 | 19 |

| Inning Stats | 1 | 2 | 3 | 4 | 5 | 6 | 7 | 8 | 9 |
|---|---|---|---|---|---|---|---|---|---|
| R | 0 | 0 | 0 | 0 | 0 | 1 | 1 | 4 | 3 |
| E | 0 | 0 | 0 | 0 | 0 | 0 | 0 | 0 | 0 |
| K | 0 | 0 | 1 | 2 | 1 | 1 | 0 | 0 | 1 |
| S | 2 | 4 | 5 | 7 | 5 | 6 | 5 | 8 | 10 |
| H | 0 | 1 | 0 | 0 | 0 | 2 | 3 | 5 | 5 |
| LOB | 0 | 1 | 0 | 0 | 0 | 1 | 1 | 3 | 2 |
| BB | 1 | 0 | 0 | 0 | 0 | 0 | 0 | 2 | 0 |
| P | 6 | 4 | 5 | 7 | 5 | 6 | 5 | 16 | 10 |

| | | |
|---|---|---|
| 1B | 12 | |
| 2B | 4 | |
| 3B | 1 | |
| HR | 0 | |
| SF | 0 | |
| SAC | 1 | |
| DP | 2 | |
| HBP | 0 | |
| WP | 1 | |
| PB | 0 | |
| SB | 0 | |
| CS | 0 | |
| PA | 43 | |

| PITCHER | | IP | WLS | BF | H | R | ER | SO | BB | IBB | HBP | BLK | WP | HR | S | P | ERA | WHIP |
|---|---|---|---|---|---|---|---|---|---|---|---|---|---|---|---|---|---|---|
| Claude Raymond, R (1, 1) ERA: 2.45 | | 6.1 | L | 24 | 6 | 2 | 2 | 5 | 1 | 0 | 0 | 0 | 0 | 0 | 33 | 37 | 2.84 | 1.105 |
| Ron Taylor, R (7, 1) ERA: 4.14 | | 1.0 | | 5 | 2 | 3 | 3 | 0 | 1 | 0 | 0 | 0 | 0 | 0 | 4 | 8 | 27.00 | 3.000 |
| Ken MacKenzie, L (8, 1) ERA: 3.31 | | 0.0 | | 3 | 3 | 1 | 1 | 0 | 0 | 0 | 0 | 0 | 1 | 0 | 3 | 3 | ∞ | ∞ |
| Danny Coombs, L (8, 1) ERA: 4.35 | | 0.2 | | 3 | 0 | 0 | 0 | 0 | 1 | 0 | 0 | 0 | 0 | 0 | 2 | 6 | 0.00 | 1.500 |
| Dave Giusti, R (9, 1) ERA: 4.6 | | 1.0 | | 8 | 5 | 3 | 3 | 1 | 0 | 0 | 0 | 0 | 0 | 0 | 10 | 10 | 27.00 | 5.000 |

| PITCHER | IP | WLS | BF | H | R | ER | SO | BB | IBB | HBP | BLK | WP | HR | S | P | ERA | WHIP |
|---|---|---|---|---|---|---|---|---|---|---|---|---|---|---|---|---|---|

# Cincinnati Reds @ Houston Astros

Astrodome, Houston, TX

Fri Jul 23 1965, 8:05 PM EDT

Att. 31,595 - Dome

## BOTTOM

| Batter | 1 | 2 | 3 | 4 | 5 | 6 | 7 | 8 | 9 | AB | R | H | RBI | BB | SO | LOB |
|---|---|---|---|---|---|---|---|---|---|---|---|---|---|---|---|---|
| Joe Morgan, L (1, 4)<br>OBP: 0.379, SLG: 0.455 | 0-0 1B 2B | | 0-0 F9 ① | | | 0-0 G3 ① | | BBB 4-0 BB | | 3 | 1 | 1 | 0 | 1 | 0 | 0 |
| Lee Maye, L (1, 7)<br>OBP: 0.302, SLG: 0.386 | 0-0 G5-4-3 2-H 1B | | 0-0 1-4-3 ② | | | 0-0 F8 ② | | 0-0 F2 ③ | | 4 | 0 | 1 | 1 | 0 | 0 | 1 |
| Jimmy Wynn, R (1, 8)<br>OBP: 0.365, SLG: 0.483 | 0-0 G5-4-3 ①② 1-2f | | SSS 0-3 K ③ | | | 0-0 F7 ③ | | | 0-0 F9 ① | 4 | 0 | 0 | 0 | 0 | 1 | 1 |
| Walt Bond, L (1, 9)<br>OBP: 0.324, SLG: 0.359 | BBBB 4-0 BB | | | 0-0 2-3 ① | | | 0-0 P5 ① | | BBBB 4-0 2-3 BB | 2 | 0 | 0 | 0 | 2 | 0 | 0 |
| Jim Gentile, L (1, 3)<br>OBP: 0.324, SLG: 0.450 | 0-0 4-3 ③ | | | 0-0 F8 ② | | | BBBB 4-0 BB | | 0-0 2-3 ② 1-2 | 3 | 0 | 0 | 0 | 1 | 0 | 2 |
| Bob Aspromonte, R (1, 5)<br>OBP: 0.299, SLG: 0.331 | | 0-0 P3 ① | | 0-0 3-1 ③ | | | 0-0 P4 ② | | 0-0 L6 ③ | 4 | 0 | 0 | 0 | 0 | 0 | 2 |
| Ron Brand, R (1, 2)<br>OBP: 0.259, SLG: 0.250 | | BBBB 4-0 WP S BB | | | 0-0 CS 1B | | 0-0 F8 ③ | | | 2 | 0 | 1 | 0 | 1 | 0 | 1 |
| Bob Lillis, R (1, 6)<br>OBP: 0.269, SLG: 0.239 | | 0-0 F7 ② 1-3 | | | 0-0 L7 ① | | | 0-0 F7 ① | | 3 | 0 | 0 | 0 | 0 | 0 | 2 |
| Claude Raymond, R (1, 1)<br>OBP: 0.154, SLG: 0.120<br>Ron Taylor, R (7, 1)<br>OBP: 0.222, SLG: 0.333<br>Ken MacKenzie, R (8, 1)<br>OBP: 0.300, SLG: 0.300<br>Danny Coombs, R (8, 1)<br>Joe Gaines, R (8, PH)<br>OBP: 0.286, SLG: 0.403<br>Dave Giusti, R (9, 1)<br>OBP: 0.222, SLG: 0.320 | | SSS 0-3 K ③ | | | SSS 0-3 K ②③ 1-2 | | | SSS 0-3 K ② | | 2<br>0<br>0<br>0<br>1<br>0 | 0<br>0<br>0<br>0<br>0<br>0 | 0<br>0<br>0<br>0<br>0<br>0 | 0<br>0<br>0<br>0<br>0<br>0 | 0<br>0<br>0<br>0<br>1<br>0 | 2<br>0<br>0<br>0<br>0<br>0 | 2<br>0<br>0<br>0<br>0<br>0 |
| Inning Stats | R: 1 H: 2<br>E: 0 LOB: 1<br>K: 0 BB: 1<br>S: 4 P: 8 | R: 0 H: 0<br>E: 0 LOB: 1<br>K: 1 BB: 1<br>S: 5 P: 9 | R: 0 H: 0<br>E: 0 LOB: 0<br>K: 1 BB: 0<br>S: 5 P: 5 | R: 0 H: 0<br>E: 0 LOB: 0<br>K: 0 BB: 0<br>S: 3 P: 3 | R: 0 H: 1<br>E: 0 LOB: 0<br>K: 1 BB: 0<br>S: 5 P: 5 | R: 0 H: 0<br>E: 0 LOB: 0<br>K: 0 BB: 0<br>S: 3 P: 3 | R: 0 H: 0<br>E: 0 LOB: 1<br>K: 0 BB: 1<br>S: 3 P: 7 | R: 0 H: 0<br>E: 0 LOB: 1<br>K: 1 BB: 1<br>S: 5 P: 9 | R: 0 H: 0<br>E: 0 LOB: 1<br>K: 0 BB: 1<br>S: 3 P: 7 | 1B: 2<br>2B: 1<br>3B: 0<br>HR: 0 | SF: 0<br>SAC: 0<br>DP: 1<br>HBP: 0 | | | WP: 1<br>PB: 0<br>SB: 1<br>CS: 1 | PA: 33 | | |

livebaseballscorecards.com

| | |
|---|---|
| AB | 28 |
| R | 1 |
| H | 3 |
| RBI | 1 |
| BB | 5 |
| SO | 4 |
| LOB | 11 |

| PITCHER | | IP | WLS | BF | H | R | ER | SO | BB | IBB | HBP | BLK | WP | HR | S | P | ERA | WHIP |
|---|---|---|---|---|---|---|---|---|---|---|---|---|---|---|---|---|---|---|
| Joey Jay, R<br>ERA: 3.25 | (1, 1) | 9.0 | W | 33 | 3 | 1 | 1 | 4 | 5 | 0 | 0 | 0 | 1 | 0 | 36 | 56 | 1.00 | 0.889 |

| PITCHER | IP | WLS | BF | H | R | ER | SO | BB | IBB | HBP | BLK | WP | HR | S | P | ERA | WHIP |
|---|---|---|---|---|---|---|---|---|---|---|---|---|---|---|---|---|---|

| Batter | 1 | 2 | 3 | 4 | 5 | 6 | 7 | 8 | 9 | AB | R | H | RBI | BB | SO | LOB |
|---|---|---|---|---|---|---|---|---|---|---|---|---|---|---|---|---|
| Tommy Harper, R (1, 7)<br>OBP: 0.371, SLG: 0.448 | E6 4-3 | | K | | | F9 | | | SF9 3-H | 3 | 0 | 0 | 1 | 0 | 1 | 0 |
| Pete Rose, S (1, 4)<br>OBP: 0.379, SLG: 0.436 | 4-3 1-2 | | | F8 | | | 1B 3B | | K | 4 | 1 | 1 | 0 | 0 | 1 | 1 |
| Vada Pinson, L (1, 8)<br>OBP: 0.345, SLG: 0.464 | L9 | | | G3 | | | G3 | | L7 | 4 | 0 | 0 | 0 | 0 | 0 | 2 |
| Frank Robinson, R (1, 9)<br>OBP: 0.381, SLG: 0.530 | K | | | F3 | | | 7-4 3-H 1B | | | 3 | 0 | 1 | 1 | 0 | 1 | 1 |
| Gordy Coleman, L (1, 3)<br>OBP: 0.350, SLG: 0.500 | | F7 | | | G3 | | 7-4 1-2f | | | 3 | 0 | 0 | 0 | 0 | 0 | 1 |
| Deron Johnson, R (1, 5)<br>OBP: 0.328, SLG: 0.501 | | 6-3 | | | P6 | | | 5-3 | | 3 | 0 | 0 | 0 | 0 | 0 | 0 |
| Johnny Edwards, L (1, 2)<br>OBP: 0.335, SLG: 0.495 | | F6 | | | P4 | | | 1-3 | | 3 | 0 | 0 | 0 | 0 | 0 | 0 |
| Leo Cardenas, R (1, 6)<br>OBP: 0.356, SLG: 0.421 | | | K | | | F7 | | 5-3 | | 3 | 0 | 0 | 0 | 0 | 1 | 0 |
| Sammy Ellis, L (1, 1)<br>OBP: 0.161, SLG: 0.167 | | | 1-3 | | | 4-3 | | | SF9 3B | 2 | 0 | 0 | 0 | 0 | 0 | 0 |
| Jim Duffalo, R (6, 1) | | | | | | | | | | 0 | 0 | 0 | 0 | 0 | 0 | 0 |
| Ted Davidson, R (6, 1) | | | | | | | | | | 0 | 0 | 0 | 0 | 0 | 0 | 0 |
| Art Shamsky, L (9, PH)<br>OBP: 0.377, SLG: 0.521 | | | | | | | | | | 1 | 1 | 1 | 0 | 0 | 0 | 0 |
| Inning Stats | R: 0 E: 1 K: 1 S: 6 H: 0 LOB: 1 BB: 0 P: 6 | R: 0 E: 0 K: 0 S: 3 H: 0 LOB: 0 BB: 0 P: 3 | R: 0 E: 0 K: 2 S: 7 H: 0 LOB: 0 BB: 0 P: 7 | R: 0 E: 0 K: 0 S: 3 H: 0 LOB: 0 BB: 0 P: 3 | R: 0 E: 0 K: 0 S: 3 H: 0 LOB: 0 BB: 0 P: 3 | R: 0 E: 0 K: 0 S: 3 H: 0 LOB: 0 BB: 0 P: 3 | R: 1 E: 0 K: 0 S: 4 H: 2 LOB: 0 BB: 0 P: 4 | R: 0 E: 0 K: 0 S: 3 H: 0 LOB: 0 BB: 0 P: 3 | R: 1 E: 0 K: 1 S: 6 H: 1 LOB: 0 BB: 0 P: 6 | 1B: 1 2B: 1 3B: 2 HR: 0 | SF: 1 SAC: 0 DP: 1 HBP: 0 | | | | | | |

| PITCHER | IP | WLS | BF | H | R | ER | SO | BB | IBB | HBP | BLK | WP | HR | S | P | ERA | WHIP |
|---|---|---|---|---|---|---|---|---|---|---|---|---|---|---|---|---|---|
| Don Nottebart, R (1, 1)<br>ERA: 4.42 | 9.0 | W | 30 | 3 | 2 | 2 | 4 | 0 | 0 | 0 | 0 | 0 | 0 | 38 | 38 | 2.00 | 0.333 |

| PITCHER | IP | WLS | BF | H | R | ER | SO | BB | IBB | HBP | BLK | WP | HR | S | P | ERA | WHIP |
|---|---|---|---|---|---|---|---|---|---|---|---|---|---|---|---|---|---|

# Cincinnati Reds @ Houston Astros

Astrodome, Houston, TX

Sat Jul 24 1965, 4:33 AM EDT

Att. 30,738 - Dome

TOP

livebaseballscorecards.com

| | |
|---|---|
| AB | 29 |
| R | 2 |
| H | 3 |
| RBI | 2 |
| BB | 0 |
| SO | 4 |
| LOB | 5 |

WP: 0 PB: 0 SB: 0 CS: 0 PA: 30

| Batter | 1 | 2 | 3 | 4 | 5 | 6 | 7 | 8 | 9 | AB | R | H | RBI | BB | SO | LOB |
|---|---|---|---|---|---|---|---|---|---|---|---|---|---|---|---|---|
| Joe Morgan, L (1, 4)<br>OBP: 0.378, SLG: 0.458 | F8 | | F8 | | 3B<br>1-H | G5-2-3<br>3-Hf | | | | 4 | 0 | 1 | 1 | 0 | 0 | 3 |
| Lee Maye, L (1, 7)<br>OBP: 0.301, SLG: 0.383 | F8 | | | 6-3<br>1B | F7 | | 6-3 | | | 4 | 0 | 1 | 0 | 0 | 0 | 1 |
| Jimmy Wynn, R (1, 8)<br>OBP: 0.366, SLG: 0.484 | 2B | | | 6-3<br>1-2 | | S<br>1B<br>BB | K | | | 3 | 1 | 1 | 0 | 1 | 1 | 1 |
| Walt Bond, L (1, 9)<br>OBP: 0.323, SLG: 0.358 | L9 | | | 5-3 | | 1B<br>1-H<br>1B | K | | | 4 | 1 | 1 | 1 | 0 | 1 | 2 |
| Jim Gentile, L (1, 3)<br>OBP: 0.331, SLG: 0.451 | | 3-1 | | FC5-4<br>BB | | WP<br>1B<br>1-2<br>BB<br>1B | | BB<br>BB | | 2 | 1 | 1 | 0 | 2 | 0 | 0 |
| Bob Aspromonte, R (1, 5)<br>OBP: 0.299, SLG: 0.330 | | K | | FC5-4<br>1-2f | | BB<br>WP<br>G5-2-3<br>1-2<br>2-H<br>1B | | K | | 4 | 0 | 1 | 1 | 0 | 2 | 3 |
| Ron Brand, R (1, 2)<br>OBP: 0.263, SLG: 0.248 | | K | | | G6-4-3<br>BB | F8<br>1-2<br>2-3 | | BB<br>1-2 | | 2 | 0 | 0 | 0 | 2 | 1 | 2 |
| Bob Lillis, R (1, 6)<br>OBP: 0.269, SLG: 0.237 | | | L6 | | G6-4-3<br>1-2f | BB | | L7 | | 3 | 0 | 0 | 0 | 1 | 0 | 3 |
| Don Nottebart, R (1, 1)<br>OBP: 0.156, SLG: 0.069 | | | K | | 3B<br>BB | 1-2<br>2-3<br>3-H<br>BB | | K | | 2 | 1 | 0 | 1 | 2 | 2 | 2 |
| Inning Stats | R: 0<br>E: 0<br>K: 0<br>S: 4<br>H: 1<br>LOB: 1<br>BB: 0<br>P: 4 | R: 0<br>E: 0<br>K: 2<br>S: 7<br>H: 0<br>LOB: 0<br>BB: 0<br>P: 7 | R: 0<br>E: 0<br>K: 1<br>S: 5<br>H: 0<br>LOB: 0<br>BB: 0<br>P: 5 | R: 0<br>E: 0<br>K: 0<br>S: 4<br>H: 1<br>LOB: 2<br>BB: 1<br>P: 8 | R: 1<br>E: 0<br>K: 0<br>S: 3<br>H: 1<br>LOB: 1<br>BB: 2<br>P: 11 | R: 3<br>E: 0<br>K: 0<br>S: 5<br>H: 3<br>LOB: 2<br>BB: 3<br>P: 17 | R: 0<br>E: 0<br>K: 2<br>S: 7<br>H: 0<br>LOB: 0<br>BB: 0<br>P: 7 | R: 0<br>E: 0<br>K: 2<br>S: 7<br>H: 0<br>LOB: 2<br>BB: 2<br>P: 15 | | 1B: 4<br>2B: 1<br>3B: 1<br>HR: 0<br>SF: 0<br>SAC: 0<br>DP: 2<br>HBP: 0 | | | | | | |

| PITCHER | | IP | WLS | BF | H | R | ER | SO | BB | IBB | HBP | BLK | WP | HR | S | P | ERA | WHIP |
|---|---|---|---|---|---|---|---|---|---|---|---|---|---|---|---|---|---|---|
| Sammy Ellis, R<br>ERA: 3.54 | (1, 1) | 5.0 | L | 24 | 6 | 4 | 4 | 3 | 4 | 0 | 0 | 0 | 0 | 0 | 26 | 42 | 7.20 | 2.000 |
| Jim Duffalo, R<br>ERA: 3.77 | (6, 1) | 0.1 | | 3 | 0 | 0 | 0 | 0 | 2 | 0 | 0 | 0 | 1 | 0 | 1 | 9 | 0.00 | 6.000 |
| Ted Davidson, L<br>ERA: | (6, 1) | 2.2 | | 9 | 0 | 0 | 0 | 4 | 2 | 0 | 0 | 0 | 0 | 0 | 15 | 23 | 0.00 | 0.750 |

| PITCHER | IP | WLS | BF | H | R | ER | SO | BB | IBB | HBP | BLK | WP | HR | S | P | ERA | WHIP |
|---|---|---|---|---|---|---|---|---|---|---|---|---|---|---|---|---|---|

# BOTTOM

## Cincinnati Reds @ Houston Astros

Astrodome, Houston, TX

Sat Jul 24 1965, 4:33 AM EDT

Att. 30,738 - Dome

livebaseballscorecards.com

| | |
|---|---|
| AB | 28 |
| R | 4 |
| H | 6 |
| RBI | 4 |
| BB | 8 |
| SO | 7 |
| LOB | 17 |

WP: 1 PA: 36
PB: 0
SB: 1
CS: 0

# Cincinnati Reds @ Houston Astros

Astrodome, Houston, TX

Sat Jul 24 1965, 8:05 PM EDT

Att. 42,595 - Dome

TOP

| Batter | 1 | 2 | 3 | 4 | 5 | 6 | 7 | 8 | 9 | AB | R | H | RBI | BB | SO | LOB |
|---|---|---|---|---|---|---|---|---|---|---|---|---|---|---|---|---|
| Tommy Harper, R (1, 7) OBP: 0.370, SLG: 0.446 | 6-3 | | F7 | | | F8 | | 2-3 3B 1B | | 4 | 1 | 1 | 0 | 0 | 0 | 0 |
| Pete Rose, S (1, 4) OBP: 0.378, SLG: 0.439 | 1-3 | | 4-3 | | | 4-3 | | 1-H 3-H 3B | | 4 | 0 | 1 | 2 | 0 | 0 | 0 |
| Vada Pinson, L (1, 8) OBP: 0.342, SLG: 0.459 | P4 | | K | | | F2 | | 4-3 | | 4 | 0 | 0 | 0 | 0 | 1 | 1 |
| Frank Robinson, R (1, 9) OBP: 0.382, SLG: 0.529 | | E 1B 1B | | CS 1B | | | P4 | | P4 | 4 | 0 | 2 | 0 | 0 | 0 | 0 |
| Gordy Coleman, L (1, 3) OBP: 0.352, SLG: 0.497 | | E3 BB 1-3 1B | K | | | | F9 | | BB | 3 | 0 | 1 | 0 | 1 | 1 | 1 |
| Marty Keough, L (9, PR) OBP: 0.200, SLG: 0.097 (9, 3) | | | | | | | | | | 0 | 0 | 0 | 0 | 0 | 0 | 0 |
| Deron Johnson, R (1, 5) OBP: 0.325, SLG: 0.496 | P5 | | K | K 1-2 | | | F8 | | K | 4 | 0 | 0 | 0 | 0 | 2 | 4 |
| Johnny Edwards, L (1, 2) OBP: 0.333, SLG: 0.488 | | BB 1-2 | | | F9 | | | F7 | P6 | 3 | 0 | 0 | 0 | 1 | 0 | 1 |
| Leo Cardenas, R (1, 6) OBP: 0.356, SLG: 0.420 | | K | | | 5-3 | | | 1B SH1-4 3B 1B | | 3 | 1 | 1 | 0 | 0 | 1 | 3 |
| Joe Nuxhall, L (1, 1) OBP: 0.296, SLG: 0.280 | | P6 | | | P6 | | | SH1-4 1-2 | | 2 | 0 | 0 | 0 | 0 | 0 | 3 |

| Inning Stats | | | | | | | | | | |
|---|---|---|---|---|---|---|---|---|---|---|
| | R: 0 E: 0 K: 0 S: 3 | H: 0 LOB: 0 BB: 0 P: 3 | R: 0 E: 1 K: 1 S: 7 | H: 2 LOB: 3 BB: 1 P: 11 | R: 0 E: 0 K: 1 S: 5 | H: 0 LOB: 0 BB: 0 P: 5 | R: 0 E: 0 K: 2 S: 7 | H: 1 LOB: 0 BB: 0 P: 7 | R: 0 E: 0 K: 0 S: 3 | H: 0 LOB: 0 BB: 0 P: 3 |
| | R: 0 E: 0 K: 0 S: 3 | H: 0 LOB: 0 BB: 0 P: 3 | R: 0 E: 0 K: 0 S: 3 | H: 0 LOB: 0 BB: 0 P: 3 | R: 2 E: 0 K: 0 S: 6 | H: 3 LOB: 1 BB: 0 P: 6 | R: 0 E: 0 K: 1 S: 5 | H: 0 LOB: 1 BB: 1 P: 9 | | |

| | |
|---|---|
| AB | 31 |
| R | 2 |
| H | 6 |
| RBI | 2 |
| BB | 2 |
| SO | 5 |
| LOB | 13 |

1B: 5 SF: 0
2B: 0 SAC: 1
3B: 1 DP: 0
HR: 0 HBP: 0

WP: 0 PA: 34
PB: 0
SB: 0
CS: 1

| PITCHER | | IP | WLS | BF | H | R | ER | SO | BB | IBB | HBP | BLK | WP | HR | S | P | ERA | WHIP |
|---|---|---|---|---|---|---|---|---|---|---|---|---|---|---|---|---|---|---|
| Turk Farrell, R ERA: 2.39 | (1, 1) | 8.0 | L | 30 | 6 | 2 | 2 | 4 | 1 | 0 | 0 | 0 | 0 | 0 | 37 | 41 | 2.25 | 0.875 |
| Jim Owens, R ERA: 2.58 | (9, 1) | 1.0 | | 4 | 0 | 0 | 0 | 1 | 1 | 0 | 0 | 0 | 0 | 0 | 5 | 9 | 0.00 | 1.000 |

| PITCHER | IP | WLS | BF | H | R | ER | SO | BB | IBB | HBP | BLK | WP | HR | S | P | ERA | WHIP |
|---|---|---|---|---|---|---|---|---|---|---|---|---|---|---|---|---|---|

livebaseballscorecards.com

| Batter | 1 | 2 | 3 | 4 | 5 | 6 | 7 | 8 | 9 | AB | R | H | RBI | BB | SO | LOB |
|---|---|---|---|---|---|---|---|---|---|---|---|---|---|---|---|---|
| Joe Morgan, L (1, 4)<br>OBP: 0.377, SLG: 0.455 | G3 | | 4-3 | | | BB | | F8 | | 3 | 0 | 0 | 0 | 1 | 0 | 2 |
| Lee Maye, L (1, 7)<br>OBP: 0.296, SLG: 0.377 | P6 | | | F9 | | 1-3 | | | 6-3 | 4 | 0 | 0 | 0 | 0 | 0 | 1 |
| Jimmy Wynn, R (1, 8)<br>OBP: 0.365, SLG: 0.480 | HBP | | | K | | | P4 | | F7 | 3 | 0 | 0 | 0 | 0 | 1 | 0 |
| Frank Thomas, R (1, 3)<br>OBP: 0.272, SLG: 0.337 | K | | | K | | | K | | K | 4 | 0 | 0 | 0 | 0 | 4 | 1 |
| Bob Aspromonte, R (1, 5)<br>OBP: 0.296, SLG: 0.327 | | F7 | | | K | | F4 | | | 3 | 0 | 0 | 0 | 0 | 1 | 0 |
| Joe Gaines, R (1, 9)<br>OBP: 0.299, SLG: 0.397 | | K | | | K | | | 1B BB | | 2 | 0 | 0 | 0 | 1 | 2 | 0 |
| Gus Triandos, R (1, 2)<br>OBP: 0.234, SLG: 0.207 | | P6 | | | K | | | P6 | | 3 | 0 | 0 | 0 | 0 | 1 | 1 |
| Bob Lillis, R (1, 6)<br>OBP: 0.270, SLG: 0.238 | | | 5-3 | | | P4 | | 1-3 1B | | 3 | 0 | 1 | 0 | 0 | 0 | 0 |
| Turk Farrell, R (1, 1)<br>OBP: 0.184, SLG: 0.188 | | | 5-3 | | | K | | K | | 2 | 0 | 0 | 0 | 0 | 1 | 0 |
| Walt Bond, L (8, PH)<br>OBP: 0.322, SLG: 0.357 | | | | | | | | | | 1 | 0 | 0 | 0 | 0 | 1 | 2 |
| Jim Owens, R (9, 1) | | | | | | | | | | 0 | 0 | 0 | 0 | 0 | 0 | 0 |
| Inning Stats | R: 0<br>E: 0<br>K: 1<br>S: 5<br>H: 0<br>LOB: 1<br>BB: 0<br>P: 6 | R: 0<br>E: 0<br>K: 1<br>S: 5<br>H: 0<br>LOB: 0<br>BB: 0<br>P: 5 | R: 0<br>E: 0<br>K: 0<br>S: 3<br>H: 0<br>LOB: 0<br>BB: 0<br>P: 3 | R: 0<br>E: 0<br>K: 2<br>S: 7<br>H: 0<br>LOB: 0<br>BB: 0<br>P: 7 | R: 0<br>E: 0<br>K: 3<br>S: 9<br>H: 0<br>LOB: 0<br>BB: 0<br>P: 9 | R: 0<br>E: 0<br>K: 1<br>S: 5<br>H: 0<br>LOB: 1<br>BB: 1<br>P: 9 | R: 0<br>E: 0<br>K: 1<br>S: 5<br>H: 0<br>LOB: 0<br>BB: 0<br>P: 5 | R: 0<br>E: 0<br>K: 1<br>S: 6<br>H: 1<br>LOB: 2<br>BB: 1<br>P: 10 | R: 0<br>E: 0<br>K: 1<br>S: 5<br>H: 0<br>LOB: 0<br>BB: 0<br>P: 5 | 1B: 1<br>2B: 0<br>3B: 0<br>HR: 0<br>SF: 0<br>SAC: 0<br>DP: 0<br>HBP: 1 | | | | | | |

| PITCHER | IP | WLS | BF | H | R | ER | SO | BB | IBB | HBP | BLK | WP | HR | S | P | ERA | WHIP |
|---|---|---|---|---|---|---|---|---|---|---|---|---|---|---|---|---|---|
| Joe Nuxhall, L (1, 1)<br>ERA: 3.84 | 9.0 | W | 31 | 1 | 0 | 0 | 11 | 2 | 0 | 1 | 0 | 0 | 0 | 50 | 59 | 0.00 | 0.333 |

| PITCHER | IP | WLS | BF | H | R | ER | SO | BB | IBB | HBP | BLK | WP | HR | S | P | ERA | WHIP |
|---|---|---|---|---|---|---|---|---|---|---|---|---|---|---|---|---|---|

# Cincinnati Reds @ Houston Astros

Astrodome, Houston, TX

Sat Jul 24 1965, 8:05 PM EDT

Att. 42,595 - Dome

livebaseballscorecards.com

| | |
|---|---|
| AB | 28 |
| R | 0 |
| H | 1 |
| RBI | 0 |
| BB | 2 |
| SO | 11 |
| LOB | 7 |

WP: 0 PA: 31
PB: 0
SB: 0
CS: 0

# Cincinnati Reds @ Houston Astros

Astrodome, Houston, TX

Sun Jul 25 1965, 4:33 AM EDT

Att. 36,515 - Dome

TOP

livebaseballscorecards.com

| Batter | 1 | 2 | 3 | 4 | 5 | 6 | 7 | 8 | 9 | AB | R | H | RBI | BB | SO | LOB |
|---|---|---|---|---|---|---|---|---|---|---|---|---|---|---|---|---|
| Tommy Harper, R (1, 7)<br>OBP: 0.368, SLG: 0.443 | L9 | | 1B | | P2 | | 6-3 | | 6-3 | 5 | 0 | 1 | 0 | 0 | 0 | 1 |
| Pete Rose, S (1, 4)<br>OBP: 0.379, SLG: 0.440 | 6-3 | | 1-2 1B | | 1B | | | F7 | | 4 | 0 | 2 | 0 | 0 | 0 | 0 |
| Vada Pinson, L (1, 8)<br>OBP: 0.339, SLG: 0.455 | F5 | | F8 | | F7 | | | F8 | | 4 | 0 | 0 | 0 | 0 | 0 | 3 |
| Frank Robinson, R (1, 9)<br>OBP: 0.381, SLG: 0.529 | | 6-3 | | 2B | F8 | | | P6 | | 4 | 1 | 1 | 0 | 0 | 0 | 1 |
| Deron Johnson, R (1, 5)<br>OBP: 0.324, SLG: 0.496 | | F8 | | P3 | | 6-3 | | | 2B | 4 | 1 | 1 | 0 | 0 | 0 | 1 |
| Tony Perez, R (1, 3)<br>OBP: 0.335, SLG: 0.497 | | FC6-4 1B | | F9 | | 6-3 | | | 6-3 | 4 | 0 | 1 | 0 | 0 | 0 | 2 |
| Don Pavletich, R (1, 2)<br>OBP: 0.374, SLG: 0.511 | | FC6-4 1-2f | | 2-H 2B | | K | | | IBB | 3 | 0 | 1 | 1 | 0 | 1 | 1 |
| Johnny Edwards, L (7, 2)<br>OBP: 0.336, SLG: 0.488 | | | | | | | | | | 0 | 1 | 0 | 0 | 1 | 0 | 0 |
| Leo Cardenas, R (1, 6)<br>OBP: 0.357, SLG: 0.422 | | | K | FC6 IBB | | | F8 | | 1-H 2-H 2B | 3 | 0 | 1 | 2 | 1 | 1 | 0 |
| John Tsitouris, R (1, 1)<br>OBP: 0.081, SLG: 0.057 | | | F3 | FC6 1-2f | | | 4-3 | | K | 3 | 0 | 0 | 0 | 0 | 0 | 2 |
| Billy McCool, R (8, 1) | | | | | | | | | | 1 | 0 | 0 | 0 | 0 | 1 | 1 |

| Inning Stats | 1 | 2 | 3 | 4 | 5 | 6 | 7 | 8 | 9 |
|---|---|---|---|---|---|---|---|---|---|
| | R: 0<br>E: 0<br>K: 0<br>S: 3 | R: 0<br>E: 0<br>K: 0<br>S: 4 | R: 0<br>E: 0<br>K: 1<br>S: 7 | R: 1<br>E: 0<br>K: 0<br>S: 5 | R: 0<br>E: 0<br>K: 0<br>S: 4 | R: 0<br>E: 0<br>K: 1<br>S: 5 | R: 0<br>E: 0<br>K: 0<br>S: 3 | R: 0<br>E: 0<br>K: 0<br>S: 3 | R: 2<br>E: 0<br>K: 1<br>S: 7 |
| | H: 0<br>LOB: 0<br>BB: 0<br>P: 3 | H: 1<br>LOB: 1<br>BB: 0<br>P: 4 | H: 2<br>LOB: 2<br>BB: 0<br>P: 7 | H: 2<br>LOB: 2<br>BB: 1<br>P: 9 | H: 1<br>LOB: 1<br>BB: 0<br>P: 4 | H: 0<br>LOB: 0<br>BB: 0<br>P: 5 | H: 0<br>LOB: 0<br>BB: 0<br>P: 3 | H: 0<br>LOB: 0<br>BB: 0<br>P: 3 | H: 2<br>LOB: 1<br>BB: 1<br>P: 11 |

| | |
|---|---|
| AB | 35 |
| R | 3 |
| H | 8 |
| RBI | 3 |
| BB | 2 |
| SO | 3 |
| LOB | 12 |

| | | | | | | | | | | | | | | | | | | |
|---|---|---|---|---|---|---|---|---|---|---|---|---|---|---|---|---|---|---|
| 1B: 4 | SF: 0 | WP: 0 | PA: 37 |
| 2B: 4 | SAC: 0 | PB: 0 | |
| 3B: 0 | DP: 0 | SB: 0 | |
| HR: 0 | HBP: 0 | CS: 0 | |

| PITCHER | | IP | WLS | BF | H | R | ER | SO | BB | IBB | HBP | BLK | WP | HR | S | P | ERA | WHIP |
|---|---|---|---|---|---|---|---|---|---|---|---|---|---|---|---|---|---|---|
| Mike Cuellar, L<br>ERA: 4.09 | (1, 1) | 8.0 | L | 31 | 6 | 1 | 1 | 2 | 0 | 1 | 0 | 0 | 0 | 0 | 34 | 38 | 1.12 | 0.750 |
| Ron Taylor, R<br>ERA: 4.36 | (9, 1) | 1.0 | | 6 | 2 | 2 | 2 | 1 | 0 | 1 | 0 | 0 | 0 | 0 | 7 | 11 | 18.00 | 2.000 |

| PITCHER | IP | WLS | BF | H | R | ER | SO | BB | IBB | HBP | BLK | WP | HR | S | P | ERA | WHIP |
|---|---|---|---|---|---|---|---|---|---|---|---|---|---|---|---|---|---|

| Batter | 1 | 2 | 3 | 4 | 5 | 6 | 7 | 8 | 9 | AB | R | H | RBI | BB | SO | LOB |
|---|---|---|---|---|---|---|---|---|---|---|---|---|---|---|---|---|
| Joe Morgan, L (1, 4)<br>OBP: 0.373, SLG: 0.449 | K | | L3<br>1-2 | | | K | | P6 | | 4 | 0 | 0 | 0 | 0 | 2 | 4 |
| Lee Maye, L (1, 7)<br>Frank Thomas, R (8, PH)<br>OBP: 0.269, SLG: 0.333<br>Ron Taylor, R (9, 1)<br>OBP: 0.222, SLG: 0.333 | K | | | F8 | | P6 | | FC5<br>2-3f | | 3<br>1<br>0 | 0<br>0<br>0 | 0<br>0<br>0 | 0<br>0<br>0 | 0<br>0<br>0 | 1<br>0<br>0 | 0<br>3<br>0 |
| Jimmy Wynn, R (1, 8)<br>OBP: 0.366, SLG: 0.480 | 6-3 | | | K | | | CS<br>1B | | WP<br>2B<br>1B | 4 | 1 | 2 | 0 | 0 | 1 | 0 |
| Walt Bond, L (1, 9)<br>(9, 7)<br>OBP: 0.321, SLG: 0.358 | | P4 | | 4-3 | | | K | | 1-H<br>2B | 4 | 0 | 1 | 1 | 0 | 1 | 1 |
| Jim Gentile, L (1, 3)<br>Gus Triandos, R (9, PH)<br>OBP: 0.233, SLG: 0.205 | | WP SH1-3<br>1B | | | K | | K | | F8 | 3<br>1 | 0<br>0 | 1<br>0 | 0<br>0 | 0<br>0 | 2<br>0 | 1<br>1 |
| Bob Aspromonte, R (1, 5)<br>OBP: 0.296, SLG: 0.328 | SH1-3<br>1-2 | | | | 1B | | CS<br>1-2 | E6<br>1B 1B<br>FC3-2 | F7 | 3 | 0 | 1 | 0 | 0 | 0 | 1 |
| Ron Brand, R (1, 2)<br>OBP: 0.267, SLG: 0.249 | 5-3<br>2-3 | | | | F8 | | | FC3-2 1B<br>1-2<br>1B | BB | 3 | 0 | 1 | 0 | 1 | 0 | 2 |
| Bob Lillis, R (1, 6)<br>OBP: 0.269, SLG: 0.238 | | | F7 | | 5-3 | | | FC5 FC3-2<br>1-2<br>2-3<br>1B | P4 | 4 | 0 | 1 | 0 | 0 | 0 | 3 |
| Mike Cuellar, L (1, 1)<br>Nellie Fox, L (8, PH)<br>OBP: 0.286, SLG: 0.317<br>Joe Gaines, R (9, 9)<br>OBP: 0.299, SLG: 0.397 | | | BB<br>L3 | | | K | | FC3-2<br>1-2<br>2-3<br>3-Hf | | 1<br>1<br>0 | 0<br>0<br>0 | 0<br>0<br>0 | 0<br>0<br>0 | 1<br>0<br>0 | 1<br>0<br>0 | 0<br>3<br>0 |
| Inning Stats | R: 0<br>E: 0<br>K: 2<br>S: 7<br>H: 0<br>LOB: 0<br>BB: 0<br>P: 7 | R: 0<br>E: 0<br>K: 0<br>S: 4<br>H: 1<br>LOB: 1<br>BB: 0<br>P: 4 | R: 0<br>E: 0<br>K: 0<br>S: 2<br>H: 0<br>LOB: 0<br>BB: 1<br>P: 6 | R: 0<br>E: 0<br>K: 1<br>S: 5<br>H: 0<br>LOB: 0<br>BB: 0<br>P: 5 | R: 0<br>E: 0<br>K: 1<br>S: 6<br>H: 1<br>LOB: 1<br>BB: 0<br>P: 6 | R: 0<br>E: 0<br>K: 2<br>S: 7<br>H: 0<br>LOB: 0<br>BB: 0<br>P: 7 | R: 0<br>E: 0<br>K: 2<br>S: 7<br>H: 1<br>LOB: 0<br>BB: 0<br>P: 7 | R: 0<br>E: 1<br>K: 0<br>S: 6<br>H: 2<br>LOB: 3<br>BB: 0<br>P: 6 | R: 1<br>E: 0<br>K: 0<br>S: 5<br>H: 2<br>LOB: 2<br>BB: 1<br>P: 9 | 1B: 6<br>2B: 2<br>3B: 0<br>HR: 0 | SF: 0<br>SAC: 1<br>DP: 1<br>HBP: 0 | | | | WP: 3<br>PB: 0<br>SB: 0<br>CS: 1 | PA: 36 | |

| PITCHER | | IP | WLS | BF | H | R | ER | SO | BB | IBB | HBP | BLK | WP | HR | S | P | ERA | WHIP |
|---|---|---|---|---|---|---|---|---|---|---|---|---|---|---|---|---|---|---|
| John Tsitouris, R<br>ERA: 4.33 | (1, 1) | 7.1 | W | 27 | 5 | 0 | 0 | 8 | 1 | 0 | 0 | 0 | 1 | 0 | 42 | 46 | 0.00 | 0.818 |
| Billy McCool, L<br>ERA: 3.67 | (8, 1) | 1.2 | S | 8 | 2 | 1 | 1 | 0 | 1 | 0 | 0 | 0 | 1 | 0 | 7 | 11 | 5.40 | 1.800 |

| PITCHER | IP | WLS | BF | H | R | ER | SO | BB | IBB | HBP | BLK | WP | HR | S | P | ERA | WHIP |
|---|---|---|---|---|---|---|---|---|---|---|---|---|---|---|---|---|---|

# BOTTOM

## Cincinnati Reds @ Houston Astros

Astrodome, Houston, TX

Sun Jul 25 1965, 4:33 AM EDT

Att. 36,515 - Dome

livebaseballscorecards.com

| | |
|---|---|
| AB | 32 |
| R | 1 |
| H | 7 |
| RBI | 1 |
| BB | 2 |
| SO | 8 |
| LOB | 19 |

# Cincinnati Reds @ Los Angeles Dodgers

Dodger Stadium, Los Angeles, CA

Mon Jul 26 1965, 7:05 PM PDT

Att. 39,978 - Unknown

TOP

livebaseballscorecards.com

| Batter | 1 | 2 | 3 | 4 | 5 | 6 | 7 | 8 | 9 | AB | R | H | RBI | BB | SO | LOB |
|---|---|---|---|---|---|---|---|---|---|---|---|---|---|---|---|---|
| Tommy Harper, R (1, 7)<br>OBP: 0.369, SLG: 0.442 | 1B SF8 1B | | F7 | | F5 1-2 | | | BBB 1B FC4-6 1-2 BB | | 3 | 2 | 1 | 0 | 1 | 0 | 1 |
| Pete Rose, S (1, 4)<br>OBP: 0.380, SLG: 0.440 | CS 1-3 1B | | SSS K | | | G3 | | FC4-6 1-3 2-H 1B | | 4 | 0 | 2 | 1 | 0 | 1 | 0 |
| Vada Pinson, L (1, 8)<br>OBP: 0.336, SLG: 0.451 | SSS K | | | F8 | | SSS K | | FC4-6 WP S 1-2f 3-H | | 4 | 0 | 0 | 1 | 0 | 2 | 3 |
| Frank Robinson, R (1, 9)<br>OBP: 0.382, SLG: 0.529 | SF8 3-H | | | 1B 1B | | SSS K | | BBB WP 1-2 BB | | 2 | 0 | 1 | 1 | 1 | 1 | 0 |
| Deron Johnson, R (1, 5)<br>OBP: 0.326, SLG: 0.495 | CS 1-2 | SSS K | | 1-2 1B | | | 5-3 | III 1-2 2-3 IBB | | 3 | 0 | 1 | 0 | 1 | 1 | 0 |
| Tony Perez, R (1, 3)<br>OBP: 0.333, SLG: 0.491 | | 5-3 | | F9 | | | G4-6-3 1B | 4-3 | | 4 | 0 | 1 | 0 | 0 | 0 | 5 |
| Johnny Edwards, L (1, 2)<br>OBP: 0.331, SLG: 0.479 | | F5 | | F6 | | | G4-6-3 1-2f | | L7 | 4 | 0 | 0 | 0 | 0 | 0 | 3 |
| Leo Cardenas, R (1, 6)<br>OBP: 0.359, SLG: 0.432 | | | HR | | FC1-6 1B | | | 6-3 | 6-3 | 4 | 1 | 2 | 1 | 0 | 0 | 0 |
| Jim Maloney, L (1, 1)<br>OBP: 0.271, SLG: 0.302 | | | SSS K | | FC1-6 CS 1-2f | | | BB 1B | SSS K | 2 | 0 | 0 | 0 | 0 | 1 | 1 |
| Gordy Coleman, L (8, PH)<br>OBP: 0.355, SLG: 0.500 | | | | | | | | | | 1 | 0 | 1 | 0 | 0 | 0 | 0 |
| Giraldo Ruiz, S (8, PR)<br>OBP: 0.133, SLG: 0.200 | | | | | | | | | | 0 | 1 | 0 | 0 | 0 | 0 | 0 |
| Ted Davidson, R (8, 1) | | | | | | | | | | 0 | 0 | 0 | 0 | 0 | 0 | 0 |
| Charlie James, R (9, PH)<br>OBP: 0.238, SLG: 0.200 | | | | | | | | | | 1 | 0 | 0 | 0 | 0 | 1 | 0 |
| Inning Stats | R: 1 E: 0 K: 1 S: 6 H: 2 LOB: 0 BB: 0 P: 6 | R: 0 E: 0 K: 1 S: 5 H: 0 LOB: 0 BB: 0 P: 5 | R: 1 E: 0 K: 2 S: 8 H: 1 LOB: 0 BB: 0 P: 8 | R: 0 E: 0 K: 0 S: 5 H: 2 LOB: 2 BB: 0 P: 5 | R: 0 E: 0 K: 0 S: 3 H: 1 LOB: 0 BB: 0 P: 3 | R: 0 E: 0 K: 2 S: 7 H: 0 LOB: 0 BB: 0 P: 7 | R: 0 E: 0 K: 0 S: 3 H: 1 LOB: 0 BB: 0 P: 3 | R: 2 E: 0 K: 0 S: 5 H: 2 LOB: 3 BB: 3 P: 17 | R: 0 E: 0 K: 1 S: 5 H: 0 LOB: 0 BB: 0 P: 5 | 1B: 8 2B: 0 3B: 0 HR: 1 | SF: 1 SAC: 0 DP: 1 HBP: 0 | | | | | | |

| | AB | 32 |
|---|---|---|
| | R | 4 |
| | H | 9 |
| | RBI | 4 |
| | BB | 3 |
| | SO | 7 |
| | LOB | 13 |

WP: 1 PB: 0 SB: 1 CS: 2 PA: 37

| PITCHER | | IP | WLS | BF | H | R | ER | SO | BB | IBB | HBP | BLK | WP | HR | S | P | ERA | WHIP |
|---|---|---|---|---|---|---|---|---|---|---|---|---|---|---|---|---|---|---|
| Johnny Podres, L<br>ERA: 3.14 | (1, 1) | 5.0 | W | 19 | 6 | 2 | 2 | 4 | 0 | 0 | 0 | 0 | 0 | 1 | 27 | 27 | 3.60 | 1.200 |
| Bob Miller, R<br>ERA: 3.24 | (6, 1) | 2.1 | | 10 | 3 | 2 | 2 | 2 | 1 | 0 | 0 | 0 | 0 | 0 | 13 | 17 | 7.71 | 1.714 |
| Ron Perranoski, L<br>ERA: 3.66 | (8, 1) | 1.2 | S | 7 | 0 | 0 | 0 | 1 | 1 | 1 | 0 | 0 | 1 | 0 | 7 | 15 | 0.00 | 0.600 |

| PITCHER | IP | WLS | BF | H | R | ER | SO | BB | IBB | HBP | BLK | WP | HR | S | P | ERA | WHIP |
|---|---|---|---|---|---|---|---|---|---|---|---|---|---|---|---|---|---|

| Batter | 1 | 2 | 3 | 4 | 5 | 6 | 7 | 8 | 9 | AB | R | H | RBI | BB | SO | LOB |
|---|---|---|---|---|---|---|---|---|---|---|---|---|---|---|---|---|
| Maury Wills, S (1, 6)<br>OBP: 0.350, SLG: 0.351 | E4<br>HR<br>1B | BBB<br>4-0<br>S S<br>E<br>BB | | | SSS<br>0-3 ①<br>K | BBB<br>4-0<br>CS<br>BB | | | | 2 | 2 | 1 | 0 | 2 | 1 | 0 |
| Jim Gilliam, S (1, 5)<br>OBP: 0.379, SLG: 0.398 | SSS<br>0-3 ①<br>K | BBB<br>4-0<br>S<br>1-2<br>BB | | | x<br>0-0 ②<br>4-3 | x<br>0-0 ②③<br>F9<br>1-2 | | | | 3 | 0 | 0 | 0 | 1 | 1 | 2 |
| John Kennedy, R (8, 5)<br>OBP: 0.262, SLG: 0.250 | | | | | | | | | | 0 | 0 | 0 | 0 | 0 | 0 | 0 |
| Willie Davis, L (1, 8)<br>OBP: 0.280, SLG: 0.359 | x<br>0-0<br>2-H<br>HR | SSS<br>0-3 ③<br>K<br>1-3<br>2-H | | | x<br>0-0 ③<br>F8 | | | SSS<br>0-3 ①<br>K | | 4 | 1 | 1 | 2 | 0 | 2 | 1 |
| Ron Fairly, L (1, 9)<br>OBP: 0.382, SLG: 0.441 | SSS<br>0-3 ②<br>K | x<br>0-0 ①<br>6-3 | | | | x<br>0-0<br>1B SH1-4<br>1B | | x<br>0-0 ②<br>1-3 | | 4 | 0 | 1 | 0 | 0 | 1 | 0 |
| John Roseboro, L (1, 2)<br>OBP: 0.258, SLG: 0.281 | x<br>0-0 ③<br>P4 | x<br>0-0 ②<br>F7 | | | | x<br>0-0 ①<br>SH1-4<br>1-2 | | x<br>0-0 ③<br>6-3 | | 3 | 0 | 0 | 0 | 0 | 0 | 0 |
| Lou Johnson, R (1, 7)<br>OBP: 0.320, SLG: 0.394 | | x<br>0-0 ①<br>1-3 | x<br>0-0 ③<br>F7 | | | x<br>0-0<br>2-3<br>1B | | | | 3 | 0 | 1 | 0 | 0 | 0 | 0 |
| Jim Lefebvre, S (1, 4)<br>OBP: 0.319, SLG: 0.337 | | BBB<br>4-0<br>HR<br>BB | | BBB<br>4-0<br>B5-4<br>BB | | SSS<br>0-3 ②<br>K | | | | 1 | 1 | 0 | 0 | 2 | 1 | 2 |
| Wes Parker, S (1, 3)<br>OBP: 0.324, SLG: 0.351 | | x<br>0-0<br>1-H<br>HR | | SSS<br>0-3 ①<br>K | | x<br>0-0 ③<br>5-3 | | | | 3 | 1 | 1 | 2 | 0 | 1 | 3 |
| Johnny Podres, L (1, 1)<br>OBP: 0.114, SLG: 0.114 | SSS<br>0-3 ②<br>K | | | x<br>0-0 ②③<br>B5-4<br>1-2f | | | SSS<br>0-3 ①<br>K | | | 2 | 0 | 0 | 0 | 0 | 1 | 1 |
| Bob Miller, R (6, 1) | | | | | | | | | | 1 | 0 | 0 | 0 | 0 | 1 | 0 |
| Ron Perranoski, L (8, 1) | | | | | | | | | | 0 | 0 | 0 | 0 | 0 | 0 | 0 |
| Inning Stats | R: 2<br>E: 1<br>K: 2<br>S: 9<br>H: 2<br>LOB: 0<br>BB: 0<br>P: 9 | R: 3<br>E: 0<br>K: 2<br>S: 8<br>H: 1<br>LOB: 1<br>BB: 3<br>P: 20 | R: 0<br>E: 0<br>K: 0<br>S: 3<br>H: 0<br>LOB: 0<br>BB: 0<br>P: 3 | R: 0<br>E: 0<br>K: 1<br>S: 4<br>H: 0<br>LOB: 0<br>BB: 1<br>P: 8 | R: 0<br>E: 0<br>K: 1<br>S: 5<br>H: 0<br>LOB: 0<br>BB: 0<br>P: 5 | R: 0<br>E: 0<br>K: 1<br>S: 7<br>H: 2<br>LOB: 2<br>BB: 0<br>P: 7 | R: 0<br>E: 0<br>K: 1<br>S: 4<br>H: 0<br>LOB: 0<br>BB: 1<br>P: 8 | R: 0<br>E: 0<br>K: 1<br>S: 5<br>H: 0<br>LOB: 0<br>BB: 0<br>P: 5 | | | | | | | |

| PITCHER | | IP | WLS | BF | H | R | ER | SO | BB | IBB | HBP | BLK | WP | HR | S | P | ERA | WHIP |
|---|---|---|---|---|---|---|---|---|---|---|---|---|---|---|---|---|---|---|
| Jim Maloney, R<br>ERA: 2.93 | (1, 1) | 7.0 | L | 29 | 5 | 5 | 4 | 8 | 5 | 0 | 0 | 0 | 0 | 2 | 40 | 60 | 5.14 | 1.429 |
| Ted Davidson, L<br>ERA: | (8, 1) | 1.0 | | 3 | 0 | 0 | 0 | 1 | 0 | 0 | 0 | 0 | 0 | 0 | 5 | 5 | 0.00 | 0.000 |

| PITCHER | | IP | WLS | BF | H | R | ER | SO | BB | IBB | HBP | BLK | WP | HR | S | P | ERA | WHIP |
|---|---|---|---|---|---|---|---|---|---|---|---|---|---|---|---|---|---|---|
| Johnny Podres, L | (1, 1) | 2.0 | W | 8 | 1 | 0 | 0 | 1 | 0 | 0 | 0 | 0 | 0 | 0 | 13 | 20 | 0.00 | 0.500 |
| Bob Miller, R | (6, 1) | 2.0 | | 8 | 1 | 0 | 0 | 1 | 1 | 0 | 0 | 0 | 0 | 0 | 11 | 19 | 0.00 | 1.000 |
| Ron Perranoski, L | (8, 1) | 5.0 | | 18 | 3 | 0 | 0 | 7 | 0 | 0 | 0 | 0 | 0 | 0 | 16 | 21 | 0.00 | 0.600 |

# BOTTOM

## Cincinnati Reds @ Los Angeles Dodgers

Dodger Stadium, Los Angeles, CA

Mon Jul 26 1965, 7:05 PM PDT

Att. 39,978 - Unknown

livebaseballscorecards.com

| | |
|---|---|
| AB | 26 |
| R | 5 |
| H | 5 |
| RBI | 4 |
| BB | 5 |
| SO | 9 |
| LOB | 9 |

| | | | |
|---|---|---|---|
| 1B: 3 | SF: 0 | WP: 0 | PA: 32 |
| 2B: 1 | SAC: 1 | PB: 0 | |
| 3B: 0 | DP: 1 | SB: 4 | |
| HR: 2 | HBP: 0 | CS: 1 | |

# Cincinnati Reds @ Los Angeles Dodgers

Dodger Stadium, Los Angeles, CA

Tue Jul 27 1965, 7:05 PM PDT

Att. 46,537 - Unknown

TOP

livebaseballscorecards.com

| Batter | 1 | 2 | 3 | 4 | 5 | 6 | 7 | 8 | 9 | AB | R | H | RBI | BB | SO | LOB |
|---|---|---|---|---|---|---|---|---|---|---|---|---|---|---|---|---|
| Tommy Harper, R (1, 7)<br>OBP: 0.371, SLG: 0.440 | 0-0 WP E 1B | 0-0 E6 S 1B | 4-0 BB 1-2 BB | | 0-0 ② FC6-4-5-6 1-3 2-H | | | 4-0 S BB WP BB | 0-0 ③ FC6-4 1-2f | 4 | 3 | 1 | 1 | 2 | 0 | 2 |
| Pete Rose, S (1, 4)<br>OBP: 0.382, SLG: 0.440 | 0-0 E4 1-4-3 BB 1-H | 0-0 3B 1-H 1B | 4-0 1-2 2-3 BB | | 0-0 ③ 1-6-3 | | | 4-0 PB WP 1-2 BB | | 3 | 1 | 1 | 1 | 2 | 0 | 1 |
| Vada Pinson, L (1, 8)<br>OBP: 0.338, SLG: 0.456 | 4-0 1-4-3 1-2 BB | 0-0 3B 1-H | 0-0 ③ F6 | | | 0-0 G5-4-3 1B | | 0-3 ① K | | 4 | 0 | 2 | 1 | 1 | 1 | 5 |
| Frank Robinson, R (1, 9)<br>OBP: 0.377, SLG: 0.522 | 0-0 ① 1-4-3 1-2 2-3 | 0-0 ③ 1-3 | | 0-0 ① F7 | | 0-0 ① G5-4-3 ② 1-2f | | 0-3 ② K | | 5 | 0 | 0 | 0 | 0 | 1 | 6 |
| Gordy Coleman, L (1, 3)<br>OBP: 0.358, SLG: 0.497<br>Tony Perez, R (8, PH) (8, 3)<br>OBP: 0.337, SLG: 0.491 | 4-0 FC4-6 IBB | | 0-0 HR 1B | 0-0 ② 4-3 | | 0-0 ③ 4-3 | | 4-0 1-3 2-H BB | | 3<br>0 | 1<br>0 | 1<br>0 | 0<br>0 | 1<br>1 | 0<br>0 | 0<br>0 |
| Deron Johnson, R (1, 5)<br>OBP: 0.325, SLG: 0.499 | 0-3 ② K | | 0-0 ③ 1-H HR | 0-0 ③ 5-3 | | | 0-3 ① K | 0-0 ③ F9 | | 5 | 1 | 1 | 2 | 0 | 2 | 5 |
| Johnny Edwards, L (1, 2)<br>OBP: 0.328, SLG: 0.470 | 0-0 ③ FC4-6 1-2f | | 0-0 ① 4-3 | | 4-0 FC3-5 1B BB | | 0-0 ② F7 | | 0-0 ① F8 | 4 | 0 | 0 | 0 | 1 | 0 | 3 |
| Leo Cardenas, R (1, 6)<br>OBP: 0.362, SLG: 0.440 | | 0-0 ① 1-3 | 0-0 FC4-6 1B | | 0-0 WP FC3-5 FC6-4-5-6 1-2 1B | | 0-0 3B | | 0-0 ② 3-1 | 5 | 1 | 3 | 0 | 0 | 0 | 0 |
| Joey Jay, S (1, 1)<br>OBP: 0.083, SLG: 0.059<br>Jim Duffalo, R (2, 1)<br>Marty Keough, L (3, PH)<br>OBP: 0.194, SLG: 0.094<br>Billy McCool, R (3, 1)<br>Art Shamsky, L (7, PH)<br>OBP: 0.370, SLG: 0.510<br>Joe Nuxhall, L (7, 1)<br>OBP: 0.296, SLG: 0.280<br>Charlie James, R (9, PH)<br>OBP: 0.273, SLG: 0.238 | | 0-0 ② 4-3 | 0-0 ② FC4-6 BB WP 1-2f | | 0-0 ① FC3-5 FC6-4-5-6 WP 1-2 2-3f | | 0-0 ③ P2 | | 0-0 FC6-4 1B | 1<br>0<br>1<br>1<br>1<br>0<br>1<br>0 | 0<br>0<br>0<br>0<br>0<br>0<br>0<br>0 | 0<br>0<br>0<br>0<br>0<br>0<br>0<br>1 | 0<br>0<br>0<br>0<br>0<br>0<br>0<br>0 | 0<br>0<br>0<br>0<br>0<br>0<br>0<br>0 | 0<br>0<br>0<br>0<br>0<br>0<br>0<br>0 | 0<br>0<br>1<br>2<br>1<br>0<br>0<br>0 |

| Inning Stats | 1 | 2 | 3 | 4 | 5 | 6 | 7 | 8 | 9 |
|---|---|---|---|---|---|---|---|---|---|
| R | 1 | 2 | 2 | 0 | 1 | 0 | 0 | 1 | 0 |
| E | 1 | 1 | 0 | 0 | 0 | 0 | 0 | 0 | 0 |
| K | 1 | 0 | 0 | 0 | 0 | 0 | 1 | 2 | 0 |
| S | 7 | 6 | 6 | 3 | 4 | 3 | 6 | 7 | 4 |
| H | 1 | 2 | 3 | 0 | 1 | 1 | 1 | 0 | 1 |
| LOB | 3 | 1 | 3 | 0 | 0 | 0 | 1 | 2 | 0 |
| BB | 2 | 0 | 2 | 0 | 1 | 0 | 0 | 3 | 0 |
| P | 15 | 6 | 14 | 3 | 8 | 3 | 6 | 19 | 4 |

| | |
|---|---|
| 1B | 7 |
| 2B | 0 |
| 3B | 2 |
| HR | 1 |
| SF | 0 |
| SAC | 0 |
| DP | 1 |
| HBP | 0 |

| | |
|---|---|
| WP | 4 |
| PB | 1 |
| SB | 2 |
| CS | 0 |
| PA | 46 |

| | |
|---|---|
| AB | 38 |
| R | 7 |
| H | 10 |
| RBI | 5 |
| BB | 8 |
| SO | 4 |
| LOB | 26 |

| PITCHER | | IP | WLS | BF | H | R | ER | SO | BB | IBB | HBP | BLK | WP | HR | S | P | ERA | WHIP |
|---|---|---|---|---|---|---|---|---|---|---|---|---|---|---|---|---|---|---|
| Don Drysdale, R<br>ERA: 2.75 | (1, 1) | 2.1 | | 17 | 6 | 5 | 2 | 1 | 1 | 1 | 0 | 0 | 1 | 1 | 17 | 25 | 7.71 | 3.000 |
| Howie Reed, R<br>ERA: 2.65 | (3, 1) | 0.1 | | 3 | 0 | 0 | 0 | 0 | 2 | 0 | 0 | 0 | 1 | 0 | 1 | 9 | 0.00 | 6.000 |
| Jim Brewer, L<br>ERA: 1.97 | (3, 1) | 2.1 | | 9 | 1 | 1 | 1 | 0 | 1 | 0 | 0 | 0 | 1 | 0 | 8 | 12 | 3.86 | 0.857 |
| Bob Miller, R<br>ERA: 3.28 | (6, 1) | 2.0 | | 9 | 2 | 1 | 1 | 1 | 2 | 0 | 0 | 0 | 0 | 0 | 9 | 17 | 4.50 | 2.000 |
| Ron Perranoski, L<br>ERA: 3.51 | (8, 1) | 2.0 | W | 8 | 1 | 0 | 0 | 2 | 1 | 0 | 0 | 0 | 1 | 0 | 11 | 15 | 0.00 | 1.000 |

| PITCHER | | IP | WLS | BF | H | R | ER | SO | BB | IBB | HBP | BLK | WP | HR | S | P | ERA | WHIP |
|---|---|---|---|---|---|---|---|---|---|---|---|---|---|---|---|---|---|---|

| Batter | 1 | 2 | 3 | 4 | 5 | 6 | 7 | 8 | 9 | AB | R | H | RBI | BB | SO | LOB |
|---|---|---|---|---|---|---|---|---|---|---|---|---|---|---|---|---|
| Maury Wills, S (1, 6)<br>OBP: 0.351, SLG: 0.352 | K | 1-2 2B 1B | 1-2 2-3 3-H K | | S 1B 1B | 1-2f 2-H FC6 S | | | | 5 | 2 | 2 | 1 | 0 | 2 | 3 |
| Jim Gilliam, S (1, 5)<br>OBP: 0.394, SLG: 0.429 | HR | 1-H 2-H 2B | IBB | | 1-H 1B | 1-2 IBB | | | | 3 | 1 | 3 | 4 | 2 | 0 | 0 |
| John Kennedy, R (8, 5)<br>OBP: 0.262, SLG: 0.250 | | | | | | | | | | 0 | 0 | 0 | 0 | 0 | 0 | 0 |
| Willie Davis, L (1, 8)<br>OBP: 0.276, SLG: 0.354 | 1-3 | P6 | F2 | | F8 | | 1-3 | | | 5 | 0 | 0 | 0 | 0 | 0 | 7 |
| Ron Fairly, L (1, 9)<br>OBP: 0.380, SLG: 0.436 | F7 | BB | | 5-3 | F6 | | | K | | 4 | 0 | 0 | 0 | 1 | 1 | 0 |
| John Roseboro, L (1, 2)<br>OBP: 0.260, SLG: 0.280 | | SH1-3 1B BB<br>F5 | | 1B | F5 | | | 3-1 | | 4 | 1 | 1 | 0 | 1 | 0 | 2 |
| Lou Johnson, R (1, 7)<br>OBP: 0.326, SLG: 0.396 | | 1-2 SH1-3 1B 1B | HBP BB WP 1B | P6 | | CS BB | | K | | 4 | 2 | 2 | 0 | 1 | 1 | 1 |
| Jim Lefebvre, S (1, 4)<br>OBP: 0.319, SLG: 0.335 | | SH1-3<br>1-2 2-3 | WP HBP 1-2 BB | K | | 1-2 CS | K | | | 2 | 0 | 0 | 0 | 1 | 2 | 1 |
| Wes Parker, S (1, 3)<br>OBP: 0.326, SLG: 0.353 | | 2-H 3-H S 1B 1B | K | | 4-3 | | S HBP FC6 1B | | | 4 | 2 | 2 | 2 | 0 | 1 | 2 |
| Don Drysdale, R (1, 1)<br>OBP: 0.354, SLG: 0.605 | | 1-H 1B 2B 1B | 1-2 2-3 WP HBP | | 4-3 | | 1-2 FC6 HBP | | | 1 | 1 | 1 | 1 | 0 | 0 | 0 |
| Howie Reed, R (3, 1) | | | | | | | | | | 0 | 0 | 0 | 0 | 0 | 0 | 0 |
| Jim Brewer, L (3, 1) | | | | | | | | | | 0 | 0 | 0 | 0 | 0 | 0 | 0 |
| Don LeJohn, R (5, PH)<br>OBP: 0.304, SLG: 0.304 | | | | | | | | | | 1 | 0 | 0 | 0 | 0 | 0 | 0 |
| Bob Miller, R (6, 1) | | | | | | | | | | 0 | 0 | 0 | 0 | 0 | 0 | 0 |
| Ron Perranoski, L (8, 1) | | | | | | | | | | 0 | 0 | 0 | 0 | 0 | 0 | 0 |
| Inning Stats | R: 1 E: 0 K: 1 S: 6 H: 1 LOB: 0 BB: 0 P: 6 | R: 5 E: 0 K: 0 S: 8 H: 5 LOB: 2 BB: 2 P: 16 | R: 1 E: 0 K: 2 S: 8 H: 1 LOB: 3 BB: 2 P: 17 | R: 0 E: 0 K: 1 S: 6 H: 1 LOB: 1 BB: 0 P: 6 | R: 1 E: 0 K: 0 S: 5 H: 2 LOB: 1 BB: 0 P: 5 | R: 0 E: 0 K: 0 S: 2 H: 0 LOB: 0 BB: 1 P: 6 | R: 1 E: 0 K: 1 S: 6 H: 1 LOB: 2 BB: 1 P: 11 | R: 0 E: 0 K: 2 S: 7 H: 0 LOB: 0 BB: 0 P: 7 | | 1B: 9 2B: 1 3B: 0 HR: 1 | SF: 0 SAC: 1 DP: 0 HBP: 2 | | | WP: 1 PB: 0 SB: 4 CS: 1 | | PA: 43 | |

| PITCHER | | IP | WLS | BF | H | R | ER | SO | BB | IBB | HBP | BLK | WP | HR | S | P | ERA | WHIP |
|---|---|---|---|---|---|---|---|---|---|---|---|---|---|---|---|---|---|---|
| Joey Jay, R<br>ERA: 3.71 | (1, 1) | 1.1 | L | 11 | 6 | 6 | 6 | 1 | 1 | 0 | 0 | 0 | 0 | 1 | 12 | 16 | 40.50 | 5.250 |
| Jim Duffalo, R<br>ERA: 3.71 | (2, 1) | 0.2 | | 3 | 0 | 0 | 0 | 0 | 1 | 0 | 0 | 0 | 0 | 0 | 2 | 6 | 0.00 | 1.500 |
| Billy McCool, L<br>ERA: 3.73 | (3, 1) | 4.0 | | 19 | 4 | 2 | 2 | 3 | 2 | 1 | 1 | 0 | 1 | 0 | 21 | 34 | 4.50 | 1.500 |
| Joe Nuxhall, L<br>ERA: 3.86 | (7, 1) | 2.0 | | 9 | 1 | 1 | 1 | 3 | 0 | 1 | 1 | 0 | 0 | 0 | 13 | 18 | 4.50 | 0.500 |

| PITCHER | IP | WLS | BF | H | R | ER | SO | BB | IBB | HBP | BLK | WP | HR | S | P | ERA | WHIP |
|---|---|---|---|---|---|---|---|---|---|---|---|---|---|---|---|---|---|

# BOTTOM

# Cincinnati Reds @ Los Angeles Dodgers

Dodger Stadium, Los Angeles, CA

Tue Jul 27 1965, 7:05 PM PDT

Att. 46,537 - Unknown

livebaseballscorecards.com

| | |
|---|---|
| AB | 33 |
| R | 9 |
| H | 11 |
| RBI | 8 |
| BB | 6 |
| SO | 7 |
| LOB | 16 |

# Cincinnati Reds @ Los Angeles Dodgers

Dodger Stadium, Los Angeles, CA

Wed Jul 28 1965, 7:05 PM PDT

Att. 53,604 - Unknown

livebaseballscorecards.com

| Batter | 1 | 2 | 3 | 4 | 5 | 6 | 7 | 8 | 9 | AB | R | H | RBI | BB | SO | LOB |
|---|---|---|---|---|---|---|---|---|---|---|---|---|---|---|---|---|
| Tommy Harper, R (1, 8) OBP: 0.370, SLG: 0.437 | F7 | | BB | | P4 | | | K | | 3 | 1 | 0 | 0 | 1 | 1 | 0 |
| Pete Rose, S (1, 4) OBP: 0.381, SLG: 0.438 | F9 | | 1-H 1B | | 1-3 | | | K | | 4 | 0 | 1 | 1 | 0 | 1 | 0 |
| Frank Robinson, R (1, 9) OBP: 0.374, SLG: 0.516 | F8 | | F3 | | P4 | | | P4 | | 4 | 0 | 0 | 0 | 0 | 0 | 1 |
| Deron Johnson, R (1, 5) OBP: 0.324, SLG: 0.496 | | F8 | | FC6-4 1B | | K | | | K | 4 | 0 | 1 | 0 | 0 | 2 | 0 |
| Tony Perez, R (1, 3) OBP: 0.330, SLG: 0.480 | | L9 | | FC6-4 1-2f E | | K | | | F7 | 4 | 1 | 0 | 0 | 0 | 1 | 1 |
| Charlie James, R (1, 7) OBP: 0.269, SLG: 0.240 | | P6 | | E9 1-H 1B | | 5-3 | | | K | 4 | 1 | 1 | 0 | 0 | 1 | 0 |
| Leo Cardenas, R (1, 6) OBP: 0.362, SLG: 0.447 | | | HR | 6-3 | | | F9 | | | 3 | 1 | 1 | 1 | 0 | 0 | 1 |
| Jimmie Coker, R (1, 2) OBP: 0.179, SLG: 0.357 | | | K | 3-H 1B | | | P6 | | | 3 | 0 | 1 | 1 | 0 | 1 | 0 |
| Sammy Ellis, L (1, 1) OBP: 0.154, SLG: 0.159 | | | K | K | | | K | | | 3 | 0 | 0 | 0 | 0 | 3 | 1 |

| Inning Stats | 1 | 2 | 3 | 4 | 5 | 6 | 7 | 8 | 9 | | |
|---|---|---|---|---|---|---|---|---|---|---|---|
| | R: 0 H: 0 | R: 0 H: 0 | R: 2 H: 2 | R: 2 H: 3 | R: 0 H: 0 | R: 0 H: 0 | R: 0 H: 0 | R: 0 H: 0 | R: 0 H: 0 | 1B: 4 SF: 0 | WP: 0 PA: 33 |
| | E: 0 LOB: 0 | E: 0 LOB: 0 | E: 0 LOB: 1 | E: 1 LOB: 1 | E: 0 LOB: 0 | E: 0 LOB: 0 | E: 0 LOB: 0 | E: 0 LOB: 0 | E: 0 LOB: 0 | 2B: 0 SAC: 0 | PB: 0 |
| | K: 0 BB: 0 | K: 0 BB: 0 | K: 2 BB: 1 | K: 1 BB: 0 | K: 0 BB: 0 | K: 2 BB: 0 | K: 1 BB: 0 | K: 2 BB: 0 | K: 2 BB: 0 | 3B: 0 DP: 0 | SB: 1 |
| | S: 3 P: 3 | S: 3 P: 3 | S: 9 P: 13 | S: 8 P: 8 | S: 3 P: 3 | S: 7 P: 7 | S: 5 P: 5 | S: 7 P: 7 | S: 7 P: 7 | HR: 1 HBP: 0 | CS: 0 |

| PITCHER | | IP | WLS | BF | H | R | ER | SO | BB | IBB | HBP | BLK | WP | HR | S | P | ERA | WHIP |
|---|---|---|---|---|---|---|---|---|---|---|---|---|---|---|---|---|---|---|
| Sandy Koufax, L ERA: 2.07 | (1, 1) | 8.0 | L | 30 | 5 | 4 | 3 | 8 | 1 | 0 | 0 | 0 | 0 | 1 | 45 | 49 | 3.38 | 0.750 |
| Bob Miller, R ERA: 3.24 | (9, 1) | 1.0 | | 3 | 0 | 0 | 0 | 2 | 0 | 0 | 0 | 0 | 0 | 0 | 7 | 7 | 0.00 | 0.000 |

| PITCHER | IP | WLS | BF | H | R | ER | SO | BB | IBB | HBP | BLK | WP | HR | S | P | ERA | WHIP |
|---|---|---|---|---|---|---|---|---|---|---|---|---|---|---|---|---|---|

| Batter | 1 | 2 | 3 | 4 | 5 | 6 | 7 | 8 | 9 | AB | R | H | RBI | BB | SO | LOB |
|---|---|---|---|---|---|---|---|---|---|---|---|---|---|---|---|---|
| Maury Wills, S (1, 6)<br>OBP: 0.348, SLG: 0.348 | S S S 0-3 K ① | | x 0-0 5-3 ③ | | x 0-0 F7 ③ | | | x 0-0 P6 ② | | 4 | 0 | 0 | 0 | 0 | 1 | 3 |
| Jim Gilliam, S (1, 5)<br>OBP: 0.391, SLG: 0.422 | B B B B 4-0 CS BB | | | x 0-0 F9 ① | | x 0-0 F8 ① | | S S S 0-3 K ③ | | 3 | 0 | 0 | 0 | 1 | 1 | 0 |
| Lou Johnson, R (1, 7)<br>OBP: 0.321, SLG: 0.389 | S S S 0-3 K ② ③ 1-2 | | | x 0-0 F8 ② | | S S S 0-3 K ② | | | S S S 0-3 K ① | 4 | 0 | 0 | 0 | 0 | 3 | 1 |
| Ron Fairly, L (1, 9)<br>OBP: 0.376, SLG: 0.431 | | S S S 0-3 K ① | | S S S 0-3 K ③ | | x 0-0 4-3 ③ | | | x 0-0 4-3 ② | 4 | 0 | 0 | 0 | 0 | 2 | 0 |
| Jim Lefebvre, S (1, 4)<br>OBP: 0.321, SLG: 0.335 | | S S S 0-3 K ② | | | x 0-0 3-1 1B 1B | | B B B B 4-0 FC6-4 BB | | x 0-0 4-3 ③ | 3 | 1 | 1 | 0 | 1 | 1 | 0 |
| Wes Parker, S (1, 3)<br>OBP: 0.323, SLG: 0.350 | | S S S 0-3 K ③ | | | x 0-0 B6 ① | | S S S 0-3 K ① | | | 3 | 0 | 0 | 0 | 0 | 2 | 2 |
| Willie Davis, L (1, 8)<br>OBP: 0.276, SLG: 0.354 | | | x 0-0 S 1B | | x 0-0 3-1 ② 1-2 | | x 0-0 P4 ② | | | 3 | 0 | 1 | 0 | 0 | 0 | 2 |
| Jeff Torborg, R (1, 2)<br>OBP: 0.313, SLG: 0.430 | | | S S S 0-3 K ① 1-2 | | x 0-0 1B 1B 2-H | | x 0-0 FC6-4 ③ 1-2f | | | 3 | 0 | 1 | 1 | 0 | 1 | 2 |
| Sandy Koufax, R (1, 1)<br>OBP: 0.300, SLG: 0.270<br>Wally Moon, L (8, PH)<br>OBP: 0.337, SLG: 0.304<br>Bob Miller, R (9, 1) | | | S S S 0-3 K ② | | x 0-0 1-3 1B | | | x 0-0 4-3 ① | | 2<br>1<br>0 | 0<br>0<br>0 | 1<br>0<br>0 | 0<br>0<br>0 | 0<br>0<br>0 | 1<br>0<br>0 | 1<br>0<br>0 |
| Inning Stats | R: 0 H: 0<br>E: 0 LOB: 1<br>K: 2 BB: 1<br>S: 6 P: 10 | R: 0 H: 0<br>E: 0 LOB: 0<br>K: 3 BB: 0<br>S: 9 P: 9 | R: 0 H: 1<br>E: 0 LOB: 1<br>K: 2 BB: 0<br>S: 8 P: 8 | R: 0 H: 0<br>E: 0 LOB: 0<br>K: 1 BB: 0<br>S: 5 P: 5 | R: 1 H: 3<br>E: 0 LOB: 2<br>K: 0 BB: 0<br>S: 6 P: 6 | R: 0 H: 0<br>E: 0 LOB: 0<br>K: 1 BB: 1<br>S: 5 P: 5 | R: 0 H: 0<br>E: 0 LOB: 1<br>K: 1 BB: 1<br>S: 5 P: 9 | R: 0 H: 0<br>E: 0 LOB: 0<br>K: 1 BB: 0<br>S: 5 P: 5 | R: 0 H: 0<br>E: 0 LOB: 0<br>K: 1 BB: 0<br>S: 5 P: 5 | 1B: 4<br>2B: 1<br>3B: 0<br>HR: 0 | SF: 0<br>SAC: 0<br>DP: 1<br>HBP: 0 | | | | | | |

| PITCHER | IP | WLS | BF | H | R | ER | SO | BB | IBB | HBP | BLK | WP | HR | S | P | ERA | WHIP |
|---|---|---|---|---|---|---|---|---|---|---|---|---|---|---|---|---|---|
| Sammy Ellis, R (1, 1)<br>ERA: 3.41 | 9.0 | W | 32 | 4 | 1 | 1 | 12 | 2 | 0 | 0 | 0 | 0 | 0 | 54 | 62 | 1.00 | 0.667 |

| PITCHER | IP | WLS | BF | H | R | ER | SO | BB | IBB | HBP | BLK | WP | HR | S | P | ERA | WHIP |
|---|---|---|---|---|---|---|---|---|---|---|---|---|---|---|---|---|---|

# BOTTOM

## Cincinnati Reds @ Los Angeles Dodgers

Dodger Stadium, Los Angeles, CA

Wed Jul 28 1965, 7:05 PM PDT

Att. 53,604 - Unknown

livebaseballscorecards.com

| | |
|---|---|
| AB | 30 |
| R | 1 |
| H | 4 |
| RBI | 1 |
| BB | 2 |
| SO | 12 |
| LOB | 11 |

| | | | |
|---|---|---|---|
| 1B: 4 | SF: 0 | WP: 0 | PA: 32 |
| 2B: 1 | SAC: 0 | PB: 0 | |
| 3B: 0 | DP: 1 | SB: 1 | |
| HR: 0 | HBP: 0 | CS: 1 | |

| Batter | 1 | 2 | 3 | 4 | 5 | 6 | 7 | 8 | 9 | AB | R | H | RBI | BB | SO | LOB |
|---|---|---|---|---|---|---|---|---|---|---|---|---|---|---|---|---|
| Eddie Kasko, R (1, 6)<br>OBP: 0.278, SLG: 0.279 | L7 | | 5-3 | | K | | | P4 | | 4 | 0 | 0 | 0 | 0 | 1 | 0 |
| Joe Morgan, L (1, 4)<br>OBP: 0.377, SLG: 0.453 | K | | 1B | | 3-1 | | | G3 | | 4 | 0 | 1 | 0 | 0 | 1 | 0 |
| Jimmy Wynn, R (1, 8)<br>OBP: 0.361, SLG: 0.464 | 1B | | F7 | | | K | | | K | 4 | 0 | 1 | 0 | 0 | 2 | 1 |
| Bob Aspromonte, R (1, 5)<br>OBP: 0.300, SLG: 0.328 | 1-2 1B | | K | | | F8 | | | WP 1B | 4 | 0 | 2 | 0 | 0 | 1 | 1 |
| Frank Thomas, R (1, 3)<br>OBP: 0.245, SLG: 0.302 | F2 | | | L8 | | F2 | | | F8 1-2 | 4 | 0 | 0 | 0 | 0 | 0 | 3 |
| Joe Gaines, R (1, 7)<br>OBP: 0.318, SLG: 0.433 | | HR | | 1B | | | L3-6 1B | | K | 4 | 1 | 3 | 1 | 0 | 1 | 1 |
| Walt Bond, L (1, 9)<br>OBP: 0.320, SLG: 0.356 | | K | | G5-4-3 1-2 1B | | | L3-6 1-2 | | | 3 | 0 | 1 | 0 | 0 | 1 | 1 |
| Gus Triandos, R (1, 2)<br>OBP: 0.235, SLG: 0.203 | | P5 | | G5-4-3 1-2f | | | F8 | | | 3 | 0 | 0 | 0 | 0 | 0 | 2 |
| Don Nottebart, R (1, 1)<br>OBP: 0.147, SLG: 0.065 | | 6-3 | | | K | | | F9 | | 2 | 0 | 0 | 0 | 0 | 1 | 0 |
| Ken MacKenzie, R (5, 1)<br>OBP: 0.300, SLG: 0.300 | | | | | | | | | | 0 | 0 | 0 | 0 | 0 | 0 | 0 |
| Lee Maye, L (8, PH)<br>OBP: 0.287, SLG: 0.362 | | | | | | | | | | 1 | 0 | 0 | 0 | 0 | 0 | 0 |
| Danny Coombs, R (8, 1) | | | | | | | | | | 0 | 0 | 0 | 0 | 0 | 0 | 0 |

# TOP

## Houston Astros @ Cincinnati Reds

Crosley Field, Cincinnati, OH

Fri Jul 30 1965, 7:05 PM EDT

Att. 18,646 - Cloudy - 73 F

livebaseballscorecards.com

| | |
|---|---|
| AB | 33 |
| R | 1 |
| H | 8 |
| RBI | 1 |
| BB | 0 |
| SO | 8 |
| LOB | 9 |

| Inning Stats | 1 | 2 | 3 | 4 | 5 | 6 | 7 | 8 | 9 |
|---|---|---|---|---|---|---|---|---|---|
| R | 0 | 1 | 0 | 0 | 0 | 0 | 0 | 0 | 0 |
| H | 2 | 1 | 1 | 2 | 0 | 0 | 1 | 0 | 1 |
| E | 0 | 0 | 0 | 0 | 0 | 0 | 0 | 0 | 0 |
| LOB | 2 | 0 | 1 | 1 | 0 | 0 | 0 | 1 | 0 |
| K | 1 | 1 | 1 | 0 | 2 | 1 | 0 | 3 | 2 |
| BB | 0 | 0 | 0 | 0 | 0 | 0 | 0 | 0 | 0 |
| S | 7 | 6 | 6 | 4 | 7 | 5 | 3 | 3 | 8 |
| P | 7 | 6 | 6 | 4 | 7 | 5 | 3 | 3 | 8 |

| | | | | | | | | | |

| Batter | 1 | 2 | 3 | 4 | 5 | 6 | 7 | 8 | 9 | AB | R | H | RBI | BB | SO | LOB |
|---|---|---|---|---|---|---|---|---|---|---|---|---|---|---|---|---|
| Tommy Harper, R (1, 7)<br>OBP: 0.369, SLG: 0.435 | K | CS 1B | | | K | K 1-2 | | | | 4 | 0 | 1 | 0 | 0 | 3 | 1 |
| Pete Rose, S (1, 4)<br>OBP: 0.380, SLG: 0.436 | F7 | CS 1-2 | 4-3 | | F7 | | 4-3 HR 1B | | | 4 | 1 | 1 | 0 | 0 | 0 | 0 |
| Vada Pinson, L (1, 8)<br>OBP: 0.338, SLG: 0.456 | E4 1B 1B | | K | | 1B 2B | | 4-3 1-2 | | | 4 | 2 | 1 | 0 | 0 | 1 | 1 |
| Gordy Coleman, L (1, 3)<br>OBP: 0.362, SLG: 0.500 | 1B 1-2 1B 1B | | F7 | | 1B 2B 2-H 1B | | 2-H HR | | | 3 | 2 | 2 | 1 | 0 | 0 | 0 |
| Tony Perez, R (7, PH) (8, 3)<br>OBP: 0.333, SLG: 0.500 | | | | | | | | | | 1 | 1 | 1 | 2 | 0 | 0 | 0 |
| Art Shamsky, L (1, 9)<br>OBP: 0.379, SLG: 0.509 | 1B 1-2 2-H 1B | | | G3 | 2B 1-2 1B | | F8 | | | 4 | 1 | 2 | 1 | 0 | 0 | 0 |
| Deron Johnson, R (1, 5)<br>OBP: 0.328, SLG: 0.500 | 1-2 2-H 1B | | | 1B BB | 1-H 2-H 2B | | 5-3 | | | 3 | 0 | 2 | 3 | 1 | 0 | 0 |
| Johnny Edwards, L (1, 2)<br>OBP: 0.327, SLG: 0.466 | 4-3 | | | 1-2 1B | 4-3 | | | K | | 4 | 0 | 1 | 0 | 0 | 1 | 3 |
| Leo Cardenas, R (1, 6)<br>OBP: 0.360, SLG: 0.445 | | K | | K | | CS 1B | | 5-3 | | 4 | 0 | 1 | 0 | 0 | 2 | 2 |
| Joe Nuxhall, L (1, 1)<br>OBP: 0.258, SLG: 0.241 | | 4-3 | | 4-3 | | K | | 4-3 | | 4 | 0 | 0 | 0 | 0 | 1 | 3 |
| Inning Stats | R: 2 E: 1 K: 1 S: 9 H: 3 LOB: 2 BB: 0 P: 9 | R: 0 E: 0 K: 1 S: 5 H: 1 LOB: 0 BB: 0 P: 5 | R: 0 E: 0 K: 1 S: 5 H: 0 LOB: 0 BB: 0 P: 5 | R: 0 E: 0 K: 1 S: 6 H: 1 LOB: 2 BB: 1 P: 10 | R: 3 E: 0 K: 1 S: 9 H: 4 LOB: 1 BB: 0 P: 9 | R: 0 E: 0 K: 2 S: 7 H: 1 LOB: 0 BB: 0 P: 7 | R: 2 E: 0 K: 0 S: 5 H: 2 LOB: 0 BB: 0 P: 5 | R: 0 E: 0 K: 1 S: 5 H: 0 LOB: 0 BB: 0 P: 5 | | 1B: 9 2B: 2 3B: 0 HR: 1 | SF: 0 SAC: 0 DP: 0 HBP: 0 | | | | | |

| PITCHER | | IP | WLS | BF | H | R | ER | SO | BB | IBB | HBP | BLK | WP | HR | S | P | ERA | WHIP |
|---|---|---|---|---|---|---|---|---|---|---|---|---|---|---|---|---|---|---|
| Don Nottebart, R<br>ERA: 4.49 | (1, 1) | 4.2 | L | 24 | 9 | 5 | 3 | 5 | 1 | 0 | 0 | 0 | 0 | 0 | 33 | 37 | 5.79 | 2.143 |
| Ken MacKenzie, L<br>ERA: 3.6 | (5, 1) | 2.1 | | 9 | 3 | 2 | 2 | 2 | 0 | 0 | 0 | 0 | 0 | 1 | 13 | 13 | 7.71 | 1.286 |
| Danny Coombs, L<br>ERA: 4.15 | (8, 1) | 1.0 | | 3 | 0 | 0 | 0 | 1 | 0 | 0 | 0 | 0 | 0 | 0 | 5 | 5 | 0.00 | 0.000 |

| PITCHER | IP | WLS | BF | H | R | ER | SO | BB | IBB | HBP | BLK | WP | HR | S | P | ERA | WHIP |
|---|---|---|---|---|---|---|---|---|---|---|---|---|---|---|---|---|---|

# BOTTOM

## Houston Astros @ Cincinnati Reds

Crosley Field, Cincinnati, OH

Fri Jul 30 1965, 7:05 PM EDT

Att. 18,646 - Cloudy - 73 F

livebaseballscorecards.com

| | |
|---|---|
| AB | 35 |
| R | 7 |
| H | 12 |
| RBI | 7 |
| BB | 1 |
| SO | 8 |
| LOB | 10 |

| Batter | 1 | 2 | 3 | 4 | 5 | 6 | 7 | 8 | 9 | AB | R | H | RBI | BB | SO | LOB |
|---|---|---|---|---|---|---|---|---|---|---|---|---|---|---|---|---|
| Joe Morgan, L (1, 4)<br>OBP: 0.377, SLG: 0.452 | CS 1B | | FC4-6 1B<br>2-3 | | F8 ② | | E4 1B<br>1B | | K ①<br>S S S | 5 | 1 | 2 | 0 | 0 | 1 | 1 |
| Lee Maye, L (1, 7)<br>OBP: 0.289, SLG: 0.363 | 3-1 ①②<br>1-2 | | FC4-6 ②<br>1-2f<br>3-H | | F9 ③ | | 1B 1B<br>1-2 1B | | FC6<br>1B | 5 | 0 | 2 | 1 | 0 | 0 | 3 |
| Jim Gentile, L (1, 3)<br>OBP: 0.333, SLG: 0.452 | K ③<br>S S S | | 4-3 ③ | | | 1B<br>1B 1B | 1B<br>1-2 2-H 1B | | F5 ②<br>S S S | 5 | 1 | 2 | 1 | 0 | 1 | 2 |
| Walt Bond, L (1, 9)<br>OBP: 0.323, SLG: 0.359 | | K ①<br>S S S | | FC1-4<br>1B | | 1B<br>1-2 1B | 1B<br>1-2 2-3 1B | | FC6<br>1-2f | 5 | 0 | 3 | 0 | 0 | 1 | 1 |
| Bob Aspromonte, R (1, 5)<br>OBP: 0.297, SLG: 0.324 | | K ②<br>S S S | K ①<br>S S S | | | P4 ①<br>S S S | K ③<br>S S S | | | 4 | 0 | 0 | 0 | 0 | 3 | 6 |
| Jimmy Wynn, R (1, 8)<br>OBP: 0.362, SLG: 0.462 | | K ③<br>S S S | FC1-4 ②<br>S<br>1-2f | | | G5-4-3<br>1-2 2-H 1B | | WP BB<br>B B B B BB | | 3 | 0 | 1 | 1 | 1 | 1 | 1 |
| Eddie Kasko, R (1, 6)<br>OBP: 0.268, SLG: 0.269 | | | 6-3 ①<br>1-2 | F9 ③ | | G5-4-3 ②③<br>1-2f | | F9 ① | | 4 | 0 | 0 | 0 | 0 | 0 | 4 |
| Ron Brand, R (1, 2)<br>OBP: 0.270, SLG: 0.250 | | | 2B 1B | 1B | | | K ①<br>S S S | K<br>B B B B 1-2 BB | | 3 | 1 | 2 | 0 | 1 | 1 | 0 |
| Bob Bruce, R (1, 1)<br>OBP: 0.100, SLG: 0.122<br>Ron Taylor, R (4, 1)<br>OBP: 0.200, SLG: 0.300<br>Danny Coombs, R (4, 1)<br>Joe Gaines, R (7, PH)<br>OBP: 0.316, SLG: 0.430<br>Ken MacKenzie, R (7, 1)<br>OBP: 0.273, SLG: 0.273 | | | 1B<br>1-H FC4-6 2B | | K ①<br>S S S | F7 ②<br>S S S | | K ②③<br>1-2 2-3 | | 1<br>0<br>1<br>1<br>1 | 1<br>0<br>0<br>0<br>0 | 1<br>0<br>0<br>0<br>0 | 1<br>0<br>0<br>0<br>0 | 0<br>0<br>1<br>0<br>0 | 0<br>0<br>1<br>0<br>1 | 0<br>0<br>1<br>0<br>2 |
| Inning Stats | R: 0 H: 1<br>E: 0 LOB: 0<br>K: 1 BB: 0<br>S: 5 P: 5 | R: 0 H: 0<br>E: 0 LOB: 0<br>K: 3 BB: 0<br>S: 9 P: 9 | R: 2 H: 3<br>E: 0 LOB: 1<br>K: 0 BB: 0<br>S: 6 P: 6 | R: 0 H: 1<br>E: 0 LOB: 1<br>K: 1 BB: 0<br>S: 6 P: 6 | R: 0 H: 1<br>E: 0 LOB: 1<br>K: 1 BB: 0<br>S: 6 P: 6 | R: 1 H: 3<br>E: 0 LOB: 1<br>K: 0 BB: 0<br>S: 5 P: 5 | R: 1 H: 3<br>E: 1 LOB: 3<br>K: 2 BB: 0<br>S: 11 P: 11 | R: 0 H: 0<br>E: 0 LOB: 1<br>K: 1 BB: 2<br>S: 4 P: 12 | R: 0 H: 1<br>E: 0 LOB: 1<br>K: 1 BB: 0<br>S: 6 P: 6 | 1B: 12<br>2B: 1<br>3B: 0<br>HR: 0 | SF: 0<br>SAC: 0<br>DP: 1<br>HBP: 0 | | | | | |

# TOP

## Houston Astros @ Cincinnati Reds

Crosley Field, Cincinnati, OH

Sat Jul 31 1965, 3:33 AM EDT

Att. 6,778 - Cloudy - 77 F

livebaseballscorecards.com

| | |
|---|---|
| AB | 38 |
| R | 4 |
| H | 13 |
| RBI | 4 |
| BB | 2 |
| SO | 10 |
| LOB | 21 |

| PITCHER | | IP | WLS | BF | H | R | ER | SO | BB | IBB | HBP | BLK | WP | HR | S | P | ERA | WHIP |
|---|---|---|---|---|---|---|---|---|---|---|---|---|---|---|---|---|---|---|
| Jim Maloney, R<br>ERA: 2.97 | (1, 1) | 7.0 | W | 33 | 12 | 4 | 3 | 8 | 1 | 0 | 0 | 0 | 0 | 0 | 48 | 52 | 3.86 | 1.857 |
| Sammy Ellis, R<br>ERA: 3.37 | (8, 1) | 2.0 | S | 7 | 1 | 0 | 0 | 2 | 1 | 0 | 0 | 0 | 1 | 0 | 10 | 14 | 0.00 | 1.000 |

| PITCHER | IP | WLS | BF | H | R | ER | SO | BB | IBB | HBP | BLK | WP | HR | S | P | ERA | WHIP |
|---|---|---|---|---|---|---|---|---|---|---|---|---|---|---|---|---|---|

| Batter | 1 | 2 | 3 | 4 | 5 | 6 | 7 | 8 | 9 | AB | R | H | RBI | BB | SO | LOB |
|---|---|---|---|---|---|---|---|---|---|---|---|---|---|---|---|---|
| Tommy Harper, R (1, 7)<br>OBP: 0.373, SLG: 0.435 | 1-3 | | WP S 1B | 1-2 2-3 2B BB | BB | | 1B 3B 1B | K | | 4 | 2 | 2 | 0 | 2 | 1 | 1 |
| Pete Rose, S (1, 4)<br>OBP: 0.382, SLG: 0.437 | F8 | | 1-3 BB | 1-2 2-H 3-H 2B 1B | F9 | | 1-2 3B 1B | | | 4 | 1 | 2 | 2 | 1 | 0 | 2 |
| Vada Pinson, L (1, 8)<br>OBP: 0.341, SLG: 0.470 | 3B | | F8 | 1-3 2-H 2B | | F8 | 1-H 2-H 3B | | | 5 | 0 | 3 | 3 | 0 | 0 | 2 |
| Gordy Coleman, L (1, 3)<br>OBP: 0.362, SLG: 0.512 | L4 | | | HR K | | 3B 1B | 5-3 | | | 3 | 1 | 1 | 1 | 0 | 1 | 3 |
| Tony Perez, R (6, PH) (7, 3)<br>OBP: 0.335, SLG: 0.500 | | | | | | | | | | 2 | 1 | 1 | 0 | 0 | 0 | 1 |
| Art Shamsky, L (1, 9)<br>OBP: 0.381, SLG: 0.534 | | K | | HR 1B K | | 1-H 1B 3B | L5 | | | 5 | 2 | 2 | 1 | 0 | 2 | 3 |
| Deron Johnson, R (1, 5)<br>OBP: 0.331, SLG: 0.517 | 6-3 | | | 1-H HR HR | | 3-H 1B 1B | K | | | 5 | 2 | 3 | 4 | 0 | 1 | 1 |
| Johnny Edwards, L (1, 2)<br>OBP: 0.332, SLG: 0.466 | 4-3 | | | 1B 1B | F8 | 1-2 1B | | BB | | 4 | 0 | 2 | 0 | 1 | 0 | 0 |
| Leo Cardenas, R (1, 6)<br>OBP: 0.363, SLG: 0.444 | | | G4-3 BB | BB 1B 1-2 1B | SH1-4 BB | F8 | | K | | 3 | 1 | 1 | 0 | 2 | 1 | 3 |
| Jim Maloney, L (1, 1)<br>OBP: 0.274, SLG: 0.304 | | | G4-3 1-2f | BB 1B 1-2 1B | SH1-4 1-2 | 4-3 | | K | | 3 | 1 | 1 | 0 | 0 | 0 | 3 |
| Sammy Ellis, L (8, 1)<br>OBP: 0.152, SLG: 0.156 | | | | | | | | | | 1 | 0 | 0 | 0 | 0 | 1 | 1 |
| Inning Stats | R: 0 E: 0 K: 0 S: 4 H: 1 LOB: 1 BB: 0 P: 4 | R: 0 E: 0 K: 1 S: 5 H: 0 LOB: 0 BB: 0 P: 5 | R: 0 E: 0 K: 0 S: 3 H: 1 LOB: 2 BB: 2 P: 11 | R: 6 E: 0 K: 2 S: 14 H: 8 LOB: 2 BB: 1 P: 18 | R: 1 E: 0 K: 0 S: 4 H: 1 LOB: 2 BB: 2 P: 12 | R: 2 E: 0 K: 0 S: 7 H: 4 LOB: 2 BB: 0 P: 7 | R: 2 E: 0 K: 1 S: 8 H: 3 LOB: 1 BB: 0 P: 8 | R: 0 E: 0 K: 3 S: 9 H: 0 LOB: 1 BB: 1 P: 13 | | 1B: 11 2B: 1 3B: 3 HR: 3 SF: 0 SAC: 1 DP: 1 HBP: 0 | | | | | | |

| PITCHER | | IP | WLS | BF | H | R | ER | SO | BB | IBB | HBP | BLK | WP | HR | S | P | ERA | WHIP |
|---|---|---|---|---|---|---|---|---|---|---|---|---|---|---|---|---|---|---|
| Bob Bruce, R<br>ERA: 3.56 | (1, 1) | 3.0 | L | 16 | 6 | 4 | 4 | 1 | 2 | 0 | 0 | 0 | 1 | 2 | 16 | 24 | 12.00 | 2.667 |
| Ron Taylor, R<br>ERA: 4.54 | (4, 1) | 0.1 | | 5 | 4 | 2 | 2 | 0 | 1 | 0 | 0 | 0 | 0 | 0 | 4 | 8 | 54.00 | 15.000 |
| Danny Coombs, L<br>ERA: 4.81 | (4, 1) | 2.2 | | 15 | 5 | 3 | 3 | 2 | 2 | 0 | 0 | 0 | 0 | 1 | 17 | 25 | 10.12 | 2.625 |
| Ken MacKenzie, L<br>ERA: 3.89 | (7, 1) | 2.0 | | 10 | 3 | 2 | 2 | 4 | 1 | 0 | 0 | 0 | 0 | 0 | 17 | 21 | 9.00 | 2.000 |

| PITCHER | IP | WLS | BF | H | R | ER | SO | BB | IBB | HBP | BLK | WP | HR | S | P | ERA | WHIP |
|---|---|---|---|---|---|---|---|---|---|---|---|---|---|---|---|---|---|

# BOTTOM

## Houston Astros @ Cincinnati Reds

Crosley Field, Cincinnati, OH

Sat Jul 31 1965, 3:33 AM EDT

Att. 6,778 - Cloudy - 77 F

livebaseballscorecards.com

| | |
|---|---|
| AB | 39 |
| R | 11 |
| H | 18 |
| RBI | 11 |
| BB | 6 |
| SO | 7 |
| LOB | 20 |

WP: 1 PB: 0 SB: 1 CS: 0 PA: 46

# Houston Astros @ Cincinnati Reds

Crosley Field, Cincinnati, OH

Sun Aug 01 1965, 3:33 AM EDT

Cloudy - 75 F

TOP

livebaseballscorecards.com

| Batter | 1 | 2 | 3 | 4 | 5 | 6 | 7 | 8 | 9 | AB | R | H | RBI | BB | SO | LOB |
|---|---|---|---|---|---|---|---|---|---|---|---|---|---|---|---|---|
| Lee Maye, L (1, 7)<br>OBP: 0.291, SLG: 0.361 | 4-3 | BBB 1B BB | | F9 | | 1-3 | | 1B | | 4 | 0 | 1 | 0 | 1 | 0 | 1 |
| Joe Morgan, L (1, 4)<br>OBP: 0.380, SLG: 0.462 | HR | 1-2 1B | | 1B | | P4 | | 5-3 | | 5 | 1 | 3 | 1 | 0 | 0 | 2 |
| Jim Gentile, L (1, 3)<br>OBP: 0.330, SLG: 0.446 | 4-3 | SSS K | | F5 | | | SSS K | | SSS K | 3 | 0 | 0 | 0 | 0 | 1 | 3 |
| Joe Gaines, R (7, PH)<br>(7, 9) | | | | | | | | | | 2 | 0 | 0 | 0 | 0 | 2 | 0 |
| Walt Bond, L (1, 9)<br>OBP: 0.324, SLG: 0.358 (7, 3) | BBBB HBP 1B 2B BB | L3 | | | F3 | | SSS K | | E 1B FC6-4 1B | 4 | 2 | 1 | 0 | 1 | 1 | 2 |
| Bob Aspromonte, R (1, 5)<br>OBP: 0.303, SLG: 0.331 | 1-2 HBP 2B 1B | | 5-3 | | 1B | | 1B | | E5 FC6-4 1-3 1B | 5 | 1 | 4 | 0 | 0 | 0 | 0 |
| Jimmy Wynn, R (1, 8)<br>OBP: 0.365, SLG: 0.463 | H 2B 1-2 2-3 HBP | | S 1B 1B | | SSS K | | FC5-4 1-2 1B | | FC6-4 1B 1-2f 3-H | 4 | 0 | 2 | 1 | 0 | 1 | 2 |
| Eddie Kasko, R (1, 6)<br>OBP: 0.274, SLG: 0.283 | 1-3 2-H 3-H 2B | | 6-3 1-2 | | F5 | | FC5-4 1-2f | | FC6 1-2 1B | 5 | 0 | 2 | 2 | 0 | 0 | 4 |
| Ron Brand, R (1, 2)<br>OBP: 0.273, SLG: 0.253 | 5-3 | | 2-H 1B | | | SH1-4 1B | | F3 | FC6 1-2f | 5 | 0 | 2 | 0 | 0 | 0 | 4 |
| Mike Cuellar, L (1, 1) | | 5-3 | | 5-3 | | SH1-4 1-2 | | F8 | | 2 | 0 | 0 | 0 | 0 | 0 | 0 |
| Jim Owens, R (7, 1) | | | | | | | | | | 0 | 0 | 0 | 0 | 0 | 0 | 0 |
| Frank Thomas, R (8, PH)<br>OBP: 0.243, SLG: 0.299 | | | | | | | | | | 1 | 0 | 0 | 0 | 0 | 0 | 0 |
| Ron Taylor, R (8, 1)<br>OBP: 0.200, SLG: 0.300 | | | | | | | | | | 0 | 0 | 0 | 0 | 0 | 0 | 0 |
| Inning Stats | R: 3 H: 3<br>E: 0 LOB: 2<br>K: 0 BB: 1<br>S: 6 P: 11 | R: 0 H: 1<br>E: 0 LOB: 2<br>K: 1 BB: 1<br>S: 6 P: 10 | R: 0 H: 2<br>E: 0 LOB: 2<br>K: 0 BB: 0<br>S: 4 P: 4 | R: 0 H: 1<br>E: 0 LOB: 1<br>K: 0 BB: 0<br>S: 4 P: 4 | R: 0 H: 1<br>E: 0 LOB: 1<br>K: 1 BB: 0<br>S: 6 P: 6 | R: 0 H: 1<br>E: 0 LOB: 2<br>K: 0 BB: 0<br>S: 4 P: 4 | R: 0 H: 2<br>E: 0 LOB: 1<br>K: 2 BB: 0<br>S: 9 P: 9 | R: 0 H: 1<br>E: 0 LOB: 1<br>K: 0 BB: 0<br>S: 4 P: 4 | R: 1 H: 3<br>E: 1 LOB: 2<br>K: 1 BB: 0<br>S: 8 P: 8 | | | | | | |

| | |
|---|---|
| AB | 40 |
| R | 4 |
| H | 15 |
| RBI | 4 |
| BB | 2 |
| SO | 5 |
| LOB | 18 |

1B: 13 SF: 0
2B: 1 SAC: 1
3B: 0 DP: 0
HR: 1 HBP: 1

WP: 0 PA: 44
PB: 0
SB: 1
CS: 0

| PITCHER | | IP | WLS | BF | H | R | ER | SO | BB | IBB | HBP | BLK | WP | HR | S | P | ERA | WHIP |
|---|---|---|---|---|---|---|---|---|---|---|---|---|---|---|---|---|---|---|
| Joey Jay, R<br>ERA: 3.94 | (1, 1) | 0.2 | | 7 | 3 | 3 | 3 | 0 | 1 | 0 | 1 | 0 | 0 | 1 | 5 | 10 | 40.50 | 6.000 |
| Ted Davidson, L<br>ERA: 0.79 | (1, 1) | 7.2 | W | 34 | 11 | 1 | 1 | 5 | 1 | 0 | 0 | 0 | 0 | 0 | 43 | 47 | 1.17 | 1.565 |
| Billy McCool, L<br>ERA: 3.69 | (9, 1) | 0.2 | S | 3 | 1 | 0 | 0 | 0 | 0 | 0 | 0 | 0 | 0 | 0 | 3 | 3 | 0.00 | 1.500 |

| PITCHER | IP | WLS | BF | H | R | ER | SO | BB | IBB | HBP | BLK | WP | HR | S | P | ERA | WHIP |
|---|---|---|---|---|---|---|---|---|---|---|---|---|---|---|---|---|---|

# BOTTOM

## Houston Astros @ Cincinnati Reds

Crosley Field, Cincinnati, OH

Sun Aug 01 1965, 3:33 AM EDT

Cloudy - 75 F

livebaseballscorecards.com

| Batter | 1 | 2 | 3 | 4 | 5 | 6 | 7 | 8 | 9 | AB | R | H | RBI | BB | SO | LOB |
|---|---|---|---|---|---|---|---|---|---|---|---|---|---|---|---|---|
| Tommy Harper, R (1, 7)<br>OBP: 0.371, SLG: 0.433 | F2 | | HR 1B | K | | | F8 | P4 | | 5 | 1 | 1 | 0 | 0 | 1 | 0 |
| Pete Rose, S (1, 4)<br>OBP: 0.385, SLG: 0.445 | 1B BB | | 1-H HR | | 6-3 | | BB E 1B 1B | | | 3 | 2 | 2 | 2 | 1 | 0 | 0 |
| Vada Pinson, L (1, 8)<br>OBP: 0.338, SLG: 0.465 | F8 | | K | | P3 | | E4 BB 1-2 1B | | | 4 | 1 | 0 | 0 | 0 | 1 | 2 |
| Frank Robinson, R (1, 9)<br>OBP: 0.377, SLG: 0.520 | 1-2 1B | | HR 2B | | K | | FC4-6 1B 1-2 2-3 BB | | | 3 | 1 | 2 | 0 | 1 | 1 | 0 |
| Deron Johnson, R (1, 5)<br>OBP: 0.330, SLG: 0.514 | F9 | | K | | | P6 | FC4-6 1-2 2-H 3-H 1B | | | 4 | 0 | 1 | 2 | 0 | 1 | 3 |
| Tony Perez, R (1, 3)<br>OBP: 0.333, SLG: 0.511 | | F9 | 2-H HR | | | 6-3 | FC4-6 FC6-4 1-2f 2-3 | | | 4 | 1 | 1 | 2 | 0 | 0 | 2 |
| Leo Cardenas, R (1, 6)<br>OBP: 0.365, SLG: 0.445 | | 1B | K | | | BB 1B | FC6-4 1-2f | | | 4 | 0 | 2 | 0 | 0 | 1 | 2 |
| Jimmie Coker, R (1, 2)<br>OBP: 0.188, SLG: 0.323 | | K | | F7 | | 1-2 BB | | F3 | | 3 | 0 | 0 | 0 | 1 | 1 | 1 |
| Joey Jay, S (1, 1)<br>OBP: 0.083, SLG: 0.059 | | 6-3 | | K | | K | | K | | 0 | 0 | 0 | 0 | 0 | 0 | 0 |
| Ted Davidson, R (1, 1) | | | | | | | | | | 4 | 0 | 0 | 0 | 0 | 3 | 3 |
| Billy McCool, R (9, 1) | | | | | | | | | | 0 | 0 | 0 | 0 | 0 | 0 | 0 |
| Inning Stats | R: 0 E: 0 K: 0 S: 4 H: 1 LOB: 2 BB: 1 P: 8 | R: 0 E: 0 K: 1 S: 6 H: 1 LOB: 1 BB: 0 P: 6 | R: 4 E: 0 K: 3 S: 13 H: 4 LOB: 0 BB: 0 P: 13 | R: 0 E: 0 K: 2 S: 7 H: 0 LOB: 0 BB: 0 P: 7 | R: 0 E: 0 K: 1 S: 5 H: 0 LOB: 0 BB: 0 P: 5 | R: 0 E: 0 K: 1 S: 6 H: 1 LOB: 2 BB: 1 P: 10 | R: 2 E: 1 K: 0 S: 6 H: 2 LOB: 2 BB: 1 P: 10 | R: 0 E: 0 K: 1 S: 5 H: 0 LOB: 0 BB: 0 P: 5 | | 1B: 6 2B: 1 3B: 0 HR: 2 | SF: 0 SAC: 0 DP: 0 HBP: 0 | | | | | |

| | AB | 34 |
|---|---|---|
| | R | 6 |
| | H | 9 |
| | RBI | 6 |
| | BB | 3 |
| | SO | 9 |
| | LOB | 13 |

WP: 0 PB: 0 SB: 0 CS: 0 PA: 37

| PITCHER | | IP | WLS | BF | H | R | ER | SO | BB | IBB | HBP | BLK | WP | HR | S | P | ERA | WHIP |
|---|---|---|---|---|---|---|---|---|---|---|---|---|---|---|---|---|---|---|
| Mike Cuellar, L<br>ERA: 5.02 | (1, 1) | 6.1 | L | 31 | 8 | 6 | 5 | 8 | 3 | 0 | 0 | 0 | 0 | 2 | 44 | 56 | 7.11 | 1.737 |
| Jim Owens, R<br>ERA: 2.86 | (7, 1) | 0.2 | | 3 | 1 | 0 | 0 | 0 | 0 | 0 | 0 | 0 | 0 | 0 | 3 | 3 | 0.00 | 1.500 |
| Ron Taylor, R<br>ERA: 4.48 | (8, 1) | 1.0 | | 3 | 0 | 0 | 0 | 1 | 0 | 0 | 0 | 0 | 0 | 0 | 5 | 5 | 0.00 | 0.000 |

| PITCHER | IP | WLS | BF | H | R | ER | SO | BB | IBB | HBP | BLK | WP | HR | S | P | ERA | WHIP |
|---|---|---|---|---|---|---|---|---|---|---|---|---|---|---|---|---|---|

# Houston Astros @ Cincinnati Reds

Crosley Field, Cincinnati, OH

Sun Aug 01 1965, 3:38 AM EDT

Att. 16,286 - Unknown

TOP

livebaseballscorecards.com

| Batter | 1 | 2 | 3 | 4 | 5 | 6 | 7 | 8 | 9 | AB | R | H | RBI | BB | SO | LOB |
|---|---|---|---|---|---|---|---|---|---|---|---|---|---|---|---|---|
| Lee Maye, L (1, 7)<br>OBP: 0.294, SLG: 0.367<br>Jim Owens, R (7, 1)<br>Turk Farrell, R (9, 1)<br>OBP: 0.176, SLG: 0.180 | WP<br>2B<br>2B | F5 | | | 6-3 | | 1-H<br>1B | | SH5-3<br>1-2<br>2-3 | 4<br>0<br>0 | 1<br>0<br>0 | 2<br>0<br>0 | 1<br>0<br>0 | 0<br>0<br>0 | 0<br>0<br>0 | 1<br>0<br>0 |
| Joe Morgan, L (1, 4)<br>OBP: 0.378, SLG: 0.457 | K<br>2-3 | CS<br>1-2 | F7 | | | F9 | F7 | | FC5-2<br>IBB | 4 | 0 | 0 | 0 | 1 | 1 | 2 |
| Jim Gentile, L (1, 3)<br>OBP: 0.330, SLG: 0.449<br>Frank Thomas, R (8, PH)<br>OBP: 0.240, SLG: 0.296<br>(8, 3)<br>Rusty Staub, L (9, PH)<br>OBP: 0.332, SLG: 0.352<br>Eddie Kasko, R (9, PH)<br>OBP: 0.271, SLG: 0.281<br>(9, 6) | 2B<br>3-H<br>2B | K | | | | K | | L5 | FC5-2<br>1-2<br>2-3<br>3-Hf | 3<br>1<br><br><br>0<br>1 | 1<br>0<br><br><br>0<br>0 | 1<br>0<br><br><br>0<br>0 | 1<br>0<br><br><br>0<br>0 | 0<br>0<br><br><br>0<br>0 | 2<br>0<br><br><br>0<br>0 | 0<br>0<br><br><br>0<br>3 |
| Walt Bond, L (1, 9)<br>OBP: 0.323, SLG: 0.354 | K | 6-3 | | | K | | | BB | F5 | 4 | 0 | 0 | 0 | 1 | 2 | 4 |
| Bob Aspromonte, R (1, 5)<br>OBP: 0.305, SLG: 0.335<br>(9, 3) | 1B<br>2-H<br>2B | | F7 | | | | 2B<br>2B<br>1B | K | | 4 | 2 | 2 | 1 | 0 | 1 | 1 |
| Jimmy Wynn, R (1, 8)<br>OBP: 0.366, SLG: 0.466 | 1B<br>2-H<br>1B | | P4 | | | | 1-3<br>2B<br>2B | F8 | | 4 | 1 | 2 | 1 | 0 | 0 | 1 |
| Bob Lillis, R (1, 6)<br>OBP: 0.272, SLG: 0.244<br>(9, 5) | F9 | | F8 | | | | 1B<br>2-H<br>3-H<br>2B | | 1B<br>1B<br>1B | 4 | 1 | 2 | 2 | 0 | 0 | 1 |
| Ron Brand, R (1, 2)<br>OBP: 0.277, SLG: 0.258 | | CS<br>1B | | | 5-3 | | F9 | | SH5-3<br>1-2<br>FC5-2<br>1B | 4 | 0 | 2 | 0 | 0 | 0 | 1 |
| Dave Giusti, R (1, 1)<br>OBP: 0.194, SLG: 0.276<br>Joe Gaines, R (7, PH)<br>OBP: 0.321, SLG: 0.432<br>(7, 7) | | F9 | | | 4-3 | | PB<br>2-3<br>1B | | FC5-2<br>SH5-3<br>1-2<br>2-H<br>1B | 2<br>2 | 0<br>1 | 0<br>2 | 0<br>1 | 0<br>0 | 0<br>0 | 1<br>0 |
| Inning Stats | R: 3<br>E: 0<br>K: 2<br>S: 11<br>H: 4<br>LOB: 1<br>BB: 0<br>P: 11 | R: 0<br>E: 0<br>K: 0<br>S: 3<br>H: 1<br>LOB: 0<br>BB: 0<br>P: 3 | R: 0<br>E: 0<br>K: 1<br>S: 5<br>H: 0<br>LOB: 0<br>BB: 0<br>P: 5 | R: 0<br>E: 0<br>K: 0<br>S: 3<br>H: 0<br>LOB: 0<br>BB: 0<br>P: 3 | R: 0<br>E: 0<br>K: 0<br>S: 3<br>H: 0<br>LOB: 0<br>BB: 0<br>P: 3 | R: 0<br>E: 0<br>K: 2<br>S: 7<br>H: 0<br>LOB: 0<br>BB: 0<br>P: 7 | R: 3<br>E: 0<br>K: 0<br>S: 7<br>H: 5<br>LOB: 1<br>BB: 0<br>P: 7 | R: 0<br>E: 0<br>K: 1<br>S: 5<br>H: 0<br>LOB: 1<br>BB: 1<br>P: 9 | R: 1<br>E: 0<br>K: 0<br>S: 6<br>H: 3<br>LOB: 3<br>BB: 1<br>P: 10 | 1B: 8<br>2B: 5<br>3B: 0<br>HR: 0<br>SF: 0<br>SAC: 1<br>DP: 0<br>HBP: 0 | | | | | | |

| | |
|---|---|
| AB | 37 |
| R | 7 |
| H | 13 |
| RBI | 7 |
| BB | 2 |
| SO | 6 |
| LOB | 15 |

WP: 1 PB: 1 SB: 0 CS: 1 PA: 41

| PITCHER | | IP | WLS | BF | H | R | ER | SO | BB | IBB | HBP | BLK | WP | HR | S | P | ERA | WHIP |
|---|---|---|---|---|---|---|---|---|---|---|---|---|---|---|---|---|---|---|
| John Tsitouris, R<br>ERA: 4.5 | (1, 1) | 6.0 | | 25 | 8 | 6 | 6 | 5 | 0 | 0 | 0 | 0 | 1 | 0 | 35 | 35 | 9.00 | 1.333 |
| Billy McCool, L<br>ERA: 3.86 | (7, 1) | 2.0 | L | 10 | 4 | 1 | 1 | 1 | 1 | 0 | 0 | 0 | 0 | 0 | 11 | 15 | 4.50 | 2.500 |
| Bobby Locke, R<br>ERA: | (9, 1) | 0.1 | | 3 | 1 | 0 | 0 | 0 | 0 | 1 | 0 | 0 | 0 | 0 | 2 | 6 | 0.00 | 3.000 |
| Jim O'Toole, L<br>ERA: 7.43 | (9, 1) | 0.2 | | 2 | 0 | 0 | 0 | 0 | 0 | 0 | 0 | 0 | 0 | 0 | 2 | 2 | 0.00 | 0.000 |

| PITCHER | | IP | WLS | BF | H | R | ER | SO | BB | IBB | HBP | BLK | WP | HR | S | P | ERA | WHIP |
|---|---|---|---|---|---|---|---|---|---|---|---|---|---|---|---|---|---|---|

| Batter | 1 | 2 | 3 | 4 | 5 | 6 | 7 | 8 | 9 | AB | R | H | RBI | BB | SO | LOB |
|---|---|---|---|---|---|---|---|---|---|---|---|---|---|---|---|---|
| Tommy Harper, R (1, 7)<br>OBP: 0.375, SLG: 0.436 | S BB 1B 1B | 4-3 BB | | 1B 1B | | G6-3 1B | | F9 | | 4 | 1 | 3 | 0 | 1 | 0 | 1 |
| Pete Rose, S (1, 4)<br>OBP: 0.384, SLG: 0.441 | 1B S 4-3 BB | 4-3 | | F8 | | G6-3 | | G4-6-3 | | 4 | 1 | 0 | 0 | 1 | 0 | 5 |
| Vada Pinson, L (1, 8)<br>OBP: 0.340, SLG: 0.476 | F8 | | HR | 1B | | | F8 | | 2B | 5 | 1 | 3 | 1 | 0 | 0 | 2 |
| Frank Robinson, R (1, 9)<br>OBP: 0.378, SLG: 0.526 | 4-3 WP 1B 1B | | F8 | F7 | | | HR | | 5-3 | 5 | 2 | 2 | 2 | 0 | 0 | 3 |
| Gordy Coleman, L (1, 3)<br>OBP: 0.367, SLG: 0.517<br>Giraldo Ruiz, S (9, PR)<br>OBP: 0.133, SLG: 0.200 | 4-3 | | 1B SF9 1B | | K | | BB 2B | | BB | 4<br>0 | 1<br>0 | 2<br>0 | 1<br>0 | 1<br>0 | 1<br>0 | 1<br>0 |
| Deron Johnson, R (1, 5)<br>OBP: 0.333, SLG: 0.514 | 1B 1B | FC6-4 1B | | | 1-3 | | G5-3 BB IBB | | K | 4 | 0 | 2 | 1 | 1 | 1 | 2 |
| Johnny Edwards, L (1, 2)<br>OBP: 0.333, SLG: 0.465 | 1B | SF9 | | | P4 | | BB | | 4-3 | 3 | 0 | 1 | 1 | 1 | 0 | 2 |
| Leo Cardenas, R (1, 6)<br>OBP: 0.361, SLG: 0.440 | 1-3 | | FC6-4 | | | 5-3 | G5-3 | | | 4 | 0 | 0 | 0 | 0 | 0 | 6 |
| John Tsitouris, R (1, 1)<br>OBP: 0.100, SLG: 0.054<br>Billy McCool, R (7, 1)<br>Bobby Locke, R (9, 1)<br>Jim O'Toole, S (9, 1)<br>OBP: 0.115, SLG: 0.080 | | K | | 4-3 | | 1B BB | | E3 G4-6-3 | | 2<br>1<br>0<br>0 | 0<br>0<br>0<br>0 | 0<br>0<br>0<br>0 | 0<br>0<br>0<br>0 | 1<br>0<br>0<br>0 | 1<br>0<br>0<br>0 | 0<br>0<br>0<br>0 |
| Inning Stats | R: 3 H: 4<br>E: 0 LOB: 2<br>K: 0 BB: 1<br>S: 7 P: 11 | R: 0 H: 0<br>E: 0 LOB: 0<br>K: 1 BB: 1<br>S: 4 P: 8 | R: 2 H: 3<br>E: 0 LOB: 1<br>K: 0 BB: 0<br>S: 6 P: 6 | R: 0 H: 2<br>E: 0 LOB: 2<br>K: 0 BB: 0<br>S: 5 P: 5 | R: 0 H: 0<br>E: 0 LOB: 0<br>K: 1 BB: 0<br>S: 5 P: 5 | R: 0 H: 1<br>E: 0 LOB: 1<br>K: 0 BB: 1<br>S: 3 P: 7 | R: 1 H: 2<br>E: 0 LOB: 2<br>K: 0 BB: 2<br>S: 4 P: 12 | R: 0 H: 0<br>E: 1 LOB: 0<br>K: 0 BB: 0<br>S: 3 P: 3 | R: 0 H: 1<br>E: 0 LOB: 2<br>K: 1 BB: 1<br>S: 6 P: 10 | 1B: 9<br>2B: 2<br>3B: 0<br>HR: 2 | SF: 1<br>SAC: 0<br>DP: 3<br>HBP: 0 | | | | | | |

| PITCHER | | IP | WLS | BF | H | R | ER | SO | BB | IBB | HBP | BLK | WP | HR | S | P | ERA | WHIP |
|---|---|---|---|---|---|---|---|---|---|---|---|---|---|---|---|---|---|---|
| Dave Giusti, R<br>ERA: 4.52 | (1, 1) | 6.0 | | 29 | 10 | 5 | 5 | 2 | 3 | 0 | 0 | 0 | 1 | 1 | 30 | 42 | 7.50 | 2.167 |
| Jim Owens, R<br>ERA: 2.9 | (7, 1) | 2.1 | W | 12 | 3 | 1 | 1 | 0 | 2 | 1 | 0 | 0 | 0 | 1 | 9 | 21 | 3.86 | 2.143 |
| Turk Farrell, R<br>ERA: 2.6 | (9, 1) | 0.2 | S | 2 | 0 | 0 | 0 | 1 | 0 | 0 | 0 | 0 | 0 | 0 | 4 | 4 | 0.00 | 0.000 |

| PITCHER | IP | WLS | BF | H | R | ER | SO | BB | IBB | HBP | BLK | WP | HR | S | P | ERA | WHIP |
|---|---|---|---|---|---|---|---|---|---|---|---|---|---|---|---|---|---|

# BOTTOM

## Houston Astros @ Cincinnati Reds

Crosley Field, Cincinnati, OH

Sun Aug 01 1965, 3:38 AM EDT

Att. 16,286 - Unknown

livebaseballscorecards.com

| | |
|---|---|
| AB | 36 |
| R | 6 |
| H | 13 |
| RBI | 6 |
| BB | 6 |
| SO | 3 |
| LOB | 22 |

# San Francisco Giants @ Cincinnati Reds

Crosley Field, Cincinnati, OH

Tue Aug 03 1965, 7:05 PM EDT

Att. 17,318 - Unknown

TOP

livebaseballscorecards.com

| Batter | 1 | 2 | 3 | 4 | 5 | 6 | 7 | 8 | 9 | 10 | 11 | AB | R | H | RBI | BB | SO | LOB |
|---|---|---|---|---|---|---|---|---|---|---|---|---|---|---|---|---|---|---|
| Dick Schofield, S (1, 6) OBP: 0.292, SLG: 0.273 | F8 | | 4-3 1-3 | | 3-1 | | | F8 | | | FC1-B 1B; 3-3 K | 6 | 0 | 1 | 0 | 0 | 1 | 5 |
| Jesus Alou, R (1, 9) OBP: 0.315, SLG: 0.408 | 1-3 | | 1-3 | | | F4 | | 4-3 | | | FC1-6 1B E; 1-2f | 5 | 1 | 0 | 0 | 0 | 0 | 2 |
| Willie Mays, R (1, 8) OBP: 0.384, SLG: 0.595 | K | | | F7 | | F7 | | 6-3 | | | 1-3 E 1B | 5 | 1 | 1 | 0 | 0 | 1 | 0 |
| Willie McCovey, L (1, 3) OBP: 0.395, SLG: 0.552 | | HR | | K | | 2B BB | | | 4-3 | | E 1B IBB | 3 | 3 | 1 | 1 | 2 | 1 | 0 |
| Jim Ray Hart, R (1, 5) OBP: 0.331, SLG: 0.431 | | 4-3 | | 2B | | 1-H 2B | | | K | | E6 1B WP; 1-3 2-H 3-H | 5 | 1 | 2 | 1 | 0 | 1 | 1 |
| Len Gabrielson, L (1, 7) OBP: 0.367, SLG: 0.403 | | K | | K | | 5-3 | | | K | | WP 1B FC1-2 IBB | 4 | 0 | 0 | 0 | 1 | 3 | 2 |
| Tom Haller, L (1, 2) OBP: 0.317, SLG: 0.348 | | F9 | | | 6-3 | | F7 | | | 1-3 | FC1-2 WP 1B; 1-2 2-3 3-H | 5 | 0 | 1 | 1 | 0 | 0 | 0 |
| Hal Lanier, R (1, 4) OBP: 0.271, SLG: 0.279 | | | 5-3 | | K | | K | | | 6-3 | FC1-2 IBB; 1-2 2-3 3-H | 4 | 0 | 0 | 0 | 0 | 2 | 0 |
| Jim Davenport, R (10, 4) OBP: 0.300, SLG: 0.361 | | | | | | | | | | | | 0 | 0 | 0 | 0 | 1 | 0 | 0 |
| Bob Shaw, R (1, 1) OBP: 0.163, SLG: 0.146 | | | BB 4-3 WP | | 1B | | F8 | | | F9 | FC1-2; 1-2 2-3 3-Hf | 2 | 0 | 1 | 0 | 1 | 0 | 0 |
| Frank Linzy, R (9, 1) OBP: 0.182, SLG: 0.455 | | | | | | | | | | | | 2 | 0 | 0 | 0 | 0 | 0 | 3 |
| Masanori Murakami, L (11, 1) OBP: 0.143, SLG: 0.143 | | | | | | | | | | | | 0 | 0 | 0 | 0 | 0 | 0 | 0 |
| Bobby Bolin, R (11, 1) OBP: 0.130, SLG: 0.130 | | | | | | | | | | | | 0 | 0 | 0 | 0 | 0 | 0 | 0 |

| Inning Stats | 1 | 2 | 3 | 4 | 5 | 6 | 7 | 8 | 9 | 10 | 11 |
|---|---|---|---|---|---|---|---|---|---|---|---|
| | R: 0 E: 0 K: 1 S: 5 | R: 1 E: 0 K: 1 S: 6 | R: 0 E: 0 K: 0 S: 3 | R: 0 E: 0 K: 2 S: 8 | R: 0 E: 0 K: 1 S: 6 | R: 1 E: 0 K: 0 S: 4 | R: 0 E: 0 K: 1 S: 5 | R: 0 E: 0 K: 0 S: 3 | R: 0 E: 0 K: 2 S: 7 | R: 0 E: 0 K: 0 S: 3 | R: 4 E: 1 K: 1 S: 9 |
| | H: 0 LOB: 0 BB: 0 P: 5 | H: 1 LOB: 0 BB: 0 P: 6 | H: 0 LOB: 1 BB: 1 P: 7 | H: 1 LOB: 1 BB: 0 P: 8 | H: 1 LOB: 1 BB: 0 P: 6 | H: 1 LOB: 1 BB: 1 P: 8 | H: 0 LOB: 0 BB: 0 P: 5 | H: 0 LOB: 0 BB: 0 P: 3 | H: 0 LOB: 0 BB: 0 P: 7 | H: 0 LOB: 0 BB: 0 P: 3 | H: 3 LOB: 3 BB: 3 P: 21 |

| | |
|---|---|
| 1B: 4 | SF: 0 |
| 2B: 2 | SAC: 0 |
| 3B: 0 | DP: 0 |
| HR: 1 | HBP: 0 |

| | |
|---|---|
| WP: 2 | PA: 46 |
| PB: 0 | |
| SB: 0 | |
| CS: 0 | |

| | |
|---|---|
| AB | 41 |
| R | 6 |
| H | 7 |
| RBI | 3 |
| BB | 5 |
| SO | 9 |
| LOB | 13 |

| PITCHER | | IP | WLS | BF | H | R | ER | SO | BB | IBB | HBP | BLK | WP | HR | S | P | ERA | WHIP |
|---|---|---|---|---|---|---|---|---|---|---|---|---|---|---|---|---|---|---|
| Sammy Ellis, R ERA: 3.32 | (1, 1) | 8.0 | | 30 | 4 | 2 | 2 | 6 | 2 | 0 | 0 | 0 | 1 | 1 | 40 | 48 | 2.25 | 0.750 |
| Billy McCool, L ERA: 3.8 | (9, 1) | 1.0 | | 3 | 0 | 0 | 0 | 2 | 0 | 0 | 0 | 0 | 0 | 0 | 7 | 7 | 0.00 | 0.000 |
| Roger Craig, R ERA: 3.14 | (10, 1) | 1.0 | | 3 | 0 | 0 | 0 | 0 | 0 | 0 | 0 | 0 | 0 | 0 | 3 | 3 | 0.00 | 0.000 |
| Bobby Locke, R ERA: 20.25 | (11, 1) | 1.0 | L | 10 | 3 | 4 | 3 | 1 | 0 | 3 | 0 | 0 | 1 | 0 | 9 | 21 | 27.00 | 3.000 |

| PITCHER | IP | WLS | BF | H | R | ER | SO | BB | IBB | HBP | BLK | WP | HR | S | P | ERA | WHIP |
|---|---|---|---|---|---|---|---|---|---|---|---|---|---|---|---|---|---|

| Batter | 1 | 2 | 3 | 4 | 5 | 6 | 7 | 8 | 9 | 10 | 11 | AB | R | H | RBI | BB | SO | LOB |
|---|---|---|---|---|---|---|---|---|---|---|---|---|---|---|---|---|---|---|
| Tommy Harper, R (1, 7)<br>OBP: 0.375, SLG: 0.434 | E5<br>SH1-3<br>1B | | F7 | | 1-3 | | | HR<br>1B | | F4 | 1B<br>1-2<br>2-3<br>1B | 6 | 1 | 2 | 0 | 0 | 0 | 0 |
| Pete Rose, S (1, 4)<br>OBP: 0.385, SLG: 0.449 | SH1-3<br>1-2<br>1B | | F8 | | K | | | 1-H<br>HR | | 1-3 | 1-2<br>2-3<br>3-H<br>1B | 6 | 1 | 3 | 3 | 0 | 1 | 0 |
| Vada Pinson, L (1, 8)<br>OBP: 0.341, SLG: 0.480 | SH1-3<br>1-2<br>2-3 | | 6-3 | | | L3 | | 2B | | 1B<br>2B | K | 5 | 0 | 2 | 0 | 0 | 1 | 3 |
| Frank Robinson, R (1, 9)<br>OBP: 0.377, SLG: 0.521 | L3<br>IBB | | | K | | K | | F3 | | 1B<br>IBB | K | 4 | 0 | 0 | 0 | 2 | 3 | 4 |
| Gordy Coleman, L (1, 3)<br>OBP: 0.365, SLG: 0.512<br>Roger Craig, R (10, 1)<br>Marty Keough, L (10, PH)<br>OBP: 0.216, SLG: 0.121<br>Bobby Locke, R (11, 1) | L3<br>1-2 | | | 1B<br>1B | | 4-3 | | G3 | | FC6-4<br>1-2<br>2-3<br>1B | | 4<br>0<br>0<br>1<br>0 | 0<br>0<br>0<br>0<br>0 | 1<br>0<br>1<br>0<br>0 | 0<br>0<br>0<br>0<br>0 | 0<br>0<br>0<br>0<br>0 | 0<br>0<br>0<br>0<br>0 | 4<br>0<br>0<br>0<br>0 |
| Deron Johnson, R (1, 5)<br>OBP: 0.336, SLG: 0.517 | F8<br>BB<br>1B | | | 1B<br>1-3<br>1B | 5-3 | | | | 4-3<br>2B | FC6-4<br>1-2f | | 5 | 0 | 3 | 0 | 0 | 0 | 3 |
| Johnny Edwards, L (1, 2)<br>OBP: 0.338, SLG: 0.465 | BB<br>1-2 | | | 1B<br>1-2 | F2 | | | | 4-3<br>2-3 | | 1B<br>1B<br>1B | 4 | 1 | 2 | 0 | 1 | 0 | 1 |
| Leo Cardenas, R (1, 6)<br>OBP: 0.359, SLG: 0.437 | K | | | K | 1-3 | | | | 1-3 | | 1B<br>1B<br>1-2<br>1B | 5 | 0 | 1 | 0 | 0 | 2 | 5 |
| Sammy Ellis, L (1, 1)<br>OBP: 0.147, SLG: 0.152<br>Art Shamsky, L (8, PH)<br>OBP: 0.375, SLG: 0.525<br>Billy McCool, R (9, 1)<br>Tony Perez, R (9, PH)<br>OBP: 0.330, SLG: 0.505<br>(10, 3) | F8<br>2-3 | | | | 1-3 | | | F8 | 6-3 | | F9 | 2<br>1<br>0<br>2 | 0<br>0<br>0<br>0 | 0<br>0<br>0<br>0 | 0<br>0<br>0<br>0 | 0<br>0<br>0<br>0 | 0<br>0<br>0<br>0 | 2<br>0<br>0<br>3 |
| Inning Stats | R: 0 H: 1<br>E: 1 LOB: 2<br>K: 0 BB: 1<br>S: 4 P: 8 | R: 0 H: 1<br>E: 0 LOB: 1<br>K: 1 BB: 1<br>S: 5 P: 9 | R: 0 H: 0<br>E: 0 LOB: 0<br>K: 0 BB: 0<br>S: 3 P: 3 | R: 0 H: 3<br>E: 0 LOB: 2<br>K: 2 BB: 0<br>S: 9 P: 9 | R: 0 H: 0<br>E: 0 LOB: 0<br>K: 1 BB: 0<br>S: 5 P: 5 | R: 0 H: 0<br>E: 0 LOB: 0<br>K: 1 BB: 0<br>S: 5 P: 5 | R: 0 H: 0<br>E: 0 LOB: 0<br>K: 0 BB: 0<br>S: 3 P: 3 | R: 2 H: 3<br>E: 0 LOB: 1<br>K: 0 BB: 0<br>S: 6 P: 6 | R: 0 H: 1<br>E: 0 LOB: 1<br>K: 0 BB: 0<br>S: 4 P: 4 | R: 0 H: 2<br>E: 0 LOB: 3<br>K: 0 BB: 1<br>S: 5 P: 9 | R: 1 H: 4<br>E: 0 LOB: 3<br>K: 2 BB: 0<br>S: 11 P: 11 | 1B: 11 SF: 0<br>2B: 4 SAC: 1<br>3B: 0 DP: 1<br>HR: 1 HBP: 0 | | | | | | WP: 0 PA: 49<br>PB: 0<br>SB: 0<br>CS: 0 |

| PITCHER | | IP | WLS | BF | H | R | ER | SO | BB | IBB | HBP | BLK | WP | HR | S | P | ERA | WHIP |
|---|---|---|---|---|---|---|---|---|---|---|---|---|---|---|---|---|---|---|
| Bob Shaw, R<br>ERA: 2.23 | (1, 1) | 8.0 | | 33 | 9 | 2 | 2 | 5 | 1 | 1 | 0 | 0 | 0 | 1 | 41 | 49 | 2.25 | 1.250 |
| Frank Linzy, R<br>ERA: 1.69 | (9, 1) | 2.1 | W | 14 | 6 | 1 | 1 | 0 | 0 | 1 | 0 | 0 | 0 | 0 | 13 | 17 | 3.86 | 2.571 |
| Masanori Murakami, L<br>ERA: 4.14 | (11, 1) | 0.1 | | 1 | 0 | 0 | 0 | 1 | 0 | 0 | 0 | 0 | 0 | 0 | 3 | 3 | 0.00 | 0.000 |
| Bobby Bolin, R<br>ERA: 2.27 | (11, 1) | 0.1 | S | 1 | 0 | 0 | 0 | 1 | 0 | 0 | 0 | 0 | 0 | 0 | 3 | 3 | 0.00 | 0.000 |

| PITCHER | IP | WLS | BF | H | R | ER | SO | BB | IBB | HBP | BLK | WP | HR | S | P | ERA | WHIP |
|---|---|---|---|---|---|---|---|---|---|---|---|---|---|---|---|---|---|

BOTTOM

# San Francisco Giants @ Cincinnati Reds

Crosley Field, Cincinnati, OH

Tue Aug 03 1965, 7:05 PM EDT

Att. 17,318 - Unknown

livebaseballscorecards.com

| | |
|---|---|
| AB | 45 |
| R | 3 |
| H | 15 |
| RBI | 3 |
| BB | 3 |
| SO | 7 |
| LOB | 25 |

| Batter | 1 | 2 | 3 | 4 | 5 | 6 | 7 | 8 | 9 | 10 | AB | R | H | RBI | BB | SO | LOB |
|---|---|---|---|---|---|---|---|---|---|---|---|---|---|---|---|---|---|
| Dick Schofield, S (1, 6)<br>OBP: 0.293, SLG: 0.271 | F4 | 4-3<br>1-2 | | | 6-3 | | BB | | BB | | 3 | 0 | 0 | 0 | 2 | 0 | 1 |
| Jesus Alou, R (1, 9)<br>OBP: 0.311, SLG: 0.403 | 6-3 | | 6-3 | | F8 | | F9 | | F6 | | 5 | 0 | 0 | 0 | 0 | 0 | 2 |
| Willie Mays, R (1, 8)<br>OBP: 0.384, SLG: 0.593 | WP<br>1B | | 6-3 | | 1B<br>1B | | F6 | | | 5-3 | 5 | 1 | 2 | 0 | 0 | 0 | 1 |
| Jim Ray Hart, R (1, 5)<br>OBP: 0.332, SLG: 0.433 | F4<br>1-2 | | F9 | | 1B<br>1-2 | | F9 | | | 1B<br>2B | 5 | 1 | 2 | 0 | 0 | 0 | 2 |
| Willie McCovey, L (1, 3)<br>OBP: 0.398, SLG: 0.552 | | FC5-4<br>1B | | 2B<br>G1-2-3<br>BB | FC5-4<br>1-3<br>2-H<br>1B | | | F5 | | K | 4 | 0 | 2 | 1 | 1 | 1 | 1 |
| Cap Peterson, R (1, 7)<br>OBP: 0.326, SLG: 0.435<br>Matty Alou, L (10, 7)<br>OBP: 0.284, SLG: 0.304 | | FC5-4<br>1-2f<br>3B | | 1-3<br>2B | FC5-4<br>1-2f | | | G6-3<br>1B | | 1B<br>IBB | 4<br>0 | 1<br>0 | 2<br>0 | 0<br>0 | 1<br>0 | 0<br>0 | 3<br>0 |
| Hal Lanier, R (1, 4)<br>OBP: 0.272, SLG: 0.287 | 1B<br>1-H<br>3B | L4 | | | | 6-3 | | G6-3<br>1-2f | | 1-3<br>2-H<br>1B | 5 | 1 | 2 | 2 | 0 | 0 | 3 |
| Dick Bertell, R (1, 2)<br>OBP: 0.283, SLG: 0.223 | FC6-4<br>3-H<br>1B | IBB | | | | 6-3 | | | F9 | FC5-4<br>IBB | 3 | 0 | 1 | 1 | 2 | 0 | 0 |
| Juan Marichal, R (1, 1)<br>OBP: 0.181, SLG: 0.171 | FC6-4<br>WP<br>1-2f | G1-2-3<br>3-Hf | | | | 1-4-3 | | | K2-3 | FC5-4<br>1-2f | 5 | 0 | 0 | 0 | 0 | 1 | 7 |
| Inning Stats | R: 0 E: 0 K: 0 S: 4 H: 1 LOB: 1 BB: 0 P: 4 | R: 2 E: 0 K: 0 S: 6 H: 3 LOB: 1 BB: 0 P: 6 | R: 0 E: 0 K: 0 S: 3 H: 0 LOB: 0 BB: 0 P: 3 | R: 0 E: 0 K: 0 S: 3 H: 1 LOB: 2 BB: 2 P: 11 | R: 1 E: 0 K: 0 S: 6 H: 3 LOB: 2 BB: 0 P: 6 | R: 0 E: 0 K: 0 S: 3 H: 0 LOB: 0 BB: 0 P: 3 | R: 0 E: 0 K: 0 S: 3 H: 0 LOB: 1 BB: 1 P: 7 | R: 0 E: 0 K: 0 S: 3 H: 1 LOB: 0 BB: 0 P: 3 | R: 0 E: 0 K: 1 S: 5 H: 0 LOB: 1 BB: 1 P: 9 | R: 1 E: 0 K: 1 S: 7 H: 2 LOB: 3 BB: 2 P: 15 | 1B: 8 2B: 2 3B: 1 HR: 0 | SF: 0 SAC: 0 DP: 2 HBP: 0 | | | | | | |

| PITCHER | IP | WLS | BF | H | R | ER | SO | BB | IBB | HBP | BLK | WP | HR | S | P | ERA | WHIP |
|---|---|---|---|---|---|---|---|---|---|---|---|---|---|---|---|---|---|
| Jim O'Toole, L (1, 1)<br>ERA: 7.12 | 7.0 | | 31 | 8 | 3 | 3 | 0 | 2 | 1 | 0 | 0 | 2 | 0 | 28 | 40 | 3.86 | 1.429 |
| Ted Davidson, L (8, 1)<br>ERA: 1.29 | 2.2 | L | 13 | 3 | 1 | 1 | 2 | 1 | 2 | 0 | 0 | 0 | 0 | 14 | 26 | 3.38 | 1.500 |
| Roger Craig, R (10, 1)<br>ERA: 3.12 | 0.1 | | 1 | 0 | 0 | 0 | 0 | 0 | 0 | 0 | 0 | 0 | 0 | 1 | 1 | 0.00 | 0.000 |

| PITCHER | IP | WLS | BF | H | R | ER | SO | BB | IBB | HBP | BLK | WP | HR | S | P | ERA | WHIP |
|---|---|---|---|---|---|---|---|---|---|---|---|---|---|---|---|---|---|

TOP

# San Francisco Giants @ Cincinnati Reds

Crosley Field, Cincinnati, OH

Wed Aug 04 1965, 7:05 PM EDT

Att. 16,370 - Unknown

livebaseballscorecards.com

| | |
|---|---|
| AB | 39 |
| R | 4 |
| H | 11 |
| RBI | 4 |
| BB | 6 |
| SO | 2 |
| LOB | 20 |

| | | | |
|---|---|---|---|
| 1B: 8 | SF: 0 | WP: 2 | PA: 45 |
| 2B: 2 | SAC: 0 | PB: 0 | |
| 3B: 1 | DP: 2 | SB: 0 | |
| HR: 0 | HBP: 0 | CS: 0 | |

# San Francisco Giants @ Cincinnati Reds

Crosley Field, Cincinnati, OH

Wed Aug 04 1965, 7:05 PM EDT

Att. 16,370 - Unknown

livebaseballscorecards.com

## BOTTOM

| Batter | 1 | 2 | 3 | 4 | 5 | 6 | 7 | 8 | 9 | 10 | AB | R | H | RBI | BB | SO | LOB |
|---|---|---|---|---|---|---|---|---|---|---|---|---|---|---|---|---|---|
| Tommy Harper, R (1, 7)<br>OBP: 0.375, SLG: 0.432 | K | | 2B<br>1-2<br>BB | | K | | F9 | | S<br>1B | | 4 | 1 | 1 | 0 | 1 | 2 | 0 |
| Pete Rose, S (1, 4)<br>OBP: 0.389, SLG: 0.456 | 6-3 | | 1B<br>1B<br>1-H<br>2-H<br>2B | | 2B<br>1B | | 2B | | 1-2<br>IBB | | 4 | 1 | 3 | 2 | 1 | 0 | 0 |
| Vada Pinson, L (1, 8)<br>OBP: 0.342, SLG: 0.481 | G3 | | 1B<br>2-3<br>1B | | 1-3<br>2B | | K | | K | | 5 | 0 | 2 | 0 | 0 | 2 | 3 |
| Gordy Coleman, L (1, 3)<br>OBP: 0.362, SLG: 0.505 | | K | 1-2<br>3-H<br>1B | | K | | K | | | G3 | 5 | 0 | 1 | 1 | 0 | 3 | 3 |
| Deron Johnson, R (1, 5)<br>OBP: 0.335, SLG: 0.512 | | G6-4-3<br>BB | F3 | | 4-3 | | | K | | F9 | 4 | 0 | 0 | 0 | 1 | 1 | 4 |
| Frank Robinson, R (1, 9)<br>OBP: 0.377, SLG: 0.519 | | G6-4-3<br>1-2f | | CS<br>1B | | G6-3<br>1B | | F3 | | K | 5 | 0 | 2 | 0 | 0 | 1 | 1 |
| Johnny Edwards, L (1, 2)<br>OBP: 0.337, SLG: 0.462 | | | 4-3 | K<br>1-2 | | G6-3<br>1-2<br>1B | | K | | | 4 | 0 | 1 | 0 | 0 | 2 | 1 |
| Leo Cardenas, R (1, 6)<br>OBP: 0.361, SLG: 0.438 | | | BB<br>2B<br>1B | | | G6-3<br>1-2f<br>2-3 | | | K | | 4 | 1 | 2 | 0 | 0 | 1 | 2 |
| Jim O'Toole, S (1, 1)<br>OBP: 0.103, SLG: 0.071 | | | K | 6-3 | | 4-3 | | | K | | 3 | 0 | 0 | 0 | 0 | 1 | 3 |
| Ted Davidson, R (8, 1) | | | | | | | | | | | 1 | 0 | 0 | 0 | 0 | 1 | 0 |
| Roger Craig, R (10, 1) | | | | | | | | | | | 0 | 0 | 0 | 0 | 0 | 0 | 0 |

| | AB | 39 |
|---|---|---|
| | R | 3 |
| | H | 12 |
| | RBI | 3 |
| | BB | 3 |
| | SO | 14 |
| | LOB | 17 |

| Inning Stats | | | | | | | | | | | | | | | | | | | | | | |
|---|---|---|---|---|---|---|---|---|---|---|---|---|---|---|---|---|---|---|---|---|---|---|
| | R: 0 | H: 0 | R: 0 | H: 0 | R: 3 | H: 4 | R: 0 | H: 2 | R: 0 | H: 2 | R: 0 | H: 2 | R: 0 | H: 1 | R: 0 | H: 0 | R: 0 | H: 1 | R: 0 | H: 0 | 1B: 9 | SF: 0 |
| | E: 0 | LOB: 0 | E: 0 | LOB: 0 | E: 0 | LOB: 2 | E: 0 | LOB: 1 | E: 0 | LOB: 2 | E: 0 | LOB: 1 | E: 0 | LOB: 1 | E: 0 | LOB: 0 | E: 0 | LOB: 2 | E: 0 | LOB: 0 | 2B: 3 | SAC: 0 |
| | K: 1 | BB: 0 | K: 1 | BB: 1 | K: 1 | BB: 1 | K: 1 | BB: 0 | K: 2 | BB: 0 | K: 0 | BB: 0 | K: 2 | BB: 0 | K: 2 | BB: 0 | K: 3 | BB: 1 | K: 1 | BB: 0 | 3B: 0 | DP: 2 |
| | S: 5 | P: 5 | S: 4 | P: 8 | S: 9 | P: 13 | S: 6 | P: 6 | S: 9 | P: 9 | S: 4 | P: 4 | S: 8 | P: 8 | S: 7 | P: 7 | S: 10 | P: 14 | S: 5 | P: 5 | HR: 0 | HBP: 0 |

WP: 0 PA: 42
PB: 0
SB: 1
CS: 1

| PITCHER | IP | WLS | BF | H | R | ER | SO | BB | IBB | HBP | BLK | WP | HR | S | P | ERA | WHIP |
|---|---|---|---|---|---|---|---|---|---|---|---|---|---|---|---|---|---|
| Juan Marichal, R (1, 1)<br>ERA: 1.65 | 10.0 | W | 42 | 12 | 3 | 3 | 14 | 2 | 1 | 0 | 0 | 0 | 0 | 67 | 79 | 2.70 | 1.400 |

# San Francisco Giants @ Cincinnati Reds

Crosley Field, Cincinnati, OH

Thu Aug 05 1965, 7:05 PM EDT

Att. 14,669 - Unknown

TOP

livebaseballscorecards.com

| Batter | 1 | 2 | 3 | 4 | 5 | 6 | 7 | 8 | 9 | AB | R | H | RBI | BB | SO | LOB |
|---|---|---|---|---|---|---|---|---|---|---|---|---|---|---|---|---|
| Dick Schofield, S (1, 6)<br>OBP: 0.291, SLG: 0.269 | 0-0 HR BB 1B | 0-0 6-3 | 0-0 1-3 | | 0-0 4-3 1-2 2-3 | 0-0 F7 | | 0-0 F8 | | 6 | 1 | 1 | 0 | 0 | 0 | 5 |
| Jesus Alou, R (1, 9)<br>OBP: 0.319, SLG: 0.408 | B B B B<br>4-0 1-2 HR BB | 0-0 F3 | | 0-0 CS 1B | 0-0 2-3 3-H 1B | 0-0 WP 2-H 3-H 1B | | 0-0 G3-6-1 1B | | 5 | 1 | 4 | 3 | 1 | 0 | 0 |
| Willie Mays, R (1, 8)<br>OBP: 0.385, SLG: 0.607 | 0-0 1-H 2-H HR | 0-0 HR | | 0-0 F4 | 0-0 F7 | 0-0 F3 1-2 | | 0-0 G3-6-1 1-2f | | 5 | 2 | 2 | 4 | 0 | 0 | 4 |
| Bob Burda, L (7, 3)<br>OBP: 0.091, SLG: 0.095 | | | | | | | | | | 1 | 0 | 0 | 0 | 0 | 0 | 1 |
| Willie McCovey, L (1, 3)<br>OBP: 0.400, SLG: 0.553 | B B B B<br>4-0 1B BB | 0-0 2B | | S S S<br>0-3 K 1-2 | | B B B<br>4-0 HR BB | S S S<br>0-3 K | | S S S<br>0-3 K | 3 | 2 | 1 | 0 | 2 | 2 | 1 |
| Masanori Murakami, L (7, 1)<br>OBP: 0.125, SLG: 0.125 | | | | | | | | | | 1 | 0 | 0 | 0 | 0 | 1 | 0 |
| Jim Ray Hart, R (1, 5)<br>OBP: 0.337, SLG: 0.446 | B B B B<br>4-0 1B E BB | 0-0 5-3 | | | 0-0 E5 HR 1B | 0-0 1-H HR | 0-0 1B 2B | | 0-0 F8 | 5 | 4 | 3 | 2 | 1 | 0 | 1 |
| Len Gabrielson, L (1, 7)<br>OBP: 0.378, SLG: 0.433 | 0-0 E7 1-H 2-H 1B | | 0-0 1B FC6-4 1B | | 0-0 2-H HR | S S S<br>0-3 K | 0-0 2-H HR 1B | | S S S<br>0-3 K | 6 | 3 | 4 | 4 | 0 | 2 | 0 |
| Tom Haller, L (1, 2)<br>OBP: 0.322, SLG: 0.362 | 0-0 F2 | | 0-0 F7 | | 0-0 FC4 1B | B B B<br>4-0 WP 1B BB | 0-0 1-H HR | | | 4 | 2 | 2 | 2 | 1 | 0 | 2 |
| Hal Lanier, R (1, 4)<br>OBP: 0.271, SLG: 0.285 | S S S<br>0-3 K | | 0-0 FC6-4 1-3 1B | | 0-0 FC4 4-3 HBP 1-2f 1B | 0-0 E5 E 1B 1-2 1B | 0-0 4-3 | | | 5 | 2 | 1 | 0 | 0 | 1 | 3 |
| Ron Herbel, R (1, 1)<br>OBP: 0.077, SLG: 0.040 | 0-0 3-1 | | 0-0 FC6-4 1-2f 3-H | | H<br>1-0 1B 4-3 1-2 HBP | 0-0 E7 1-3 2-H 1B | 0-0 4-3 | | | 1 | 0 | 0 | 0 | 0 | 0 | 1 |
| Bobby Bolin, R (2, 1)<br>OBP: 0.192, SLG: 0.160 | | | | | | | | | | 2 | 1 | 1 | 2 | 0 | 0 | 1 |
| Ken Henderson, S (7, PH)<br>OBP: 0.263, SLG: 0.188 | | | | | | | | | | 1 | 0 | 0 | 0 | 0 | 0 | 0 |
| (7, 8) | | | | | | | | | | | | | | | | |

| Inning Stats | 1 | 2 | 3 | 4 | 5 | 6 | 7 | 8 | 9 |
|---|---|---|---|---|---|---|---|---|---|
| | R: 5<br>E: 1<br>K: 1<br>S: 8 | H: 3<br>LOB: 1<br>BB: 3<br>P: 20 | R: 1<br>E: 0<br>K: 0<br>S: 5 | H: 2<br>LOB: 1<br>BB: 0<br>P: 5 | R: 1<br>E: 0<br>K: 0<br>S: 5 | H: 2<br>LOB: 1<br>BB: 0<br>P: 5 | R: 0<br>E: 0<br>K: 1<br>S: 5 | H: 1<br>LOB: 1<br>BB: 0<br>P: 5 | R: 3<br>E: 1<br>K: 0<br>S: 7 | H: 4<br>LOB: 2<br>BB: 0<br>P: 8 | R: 5<br>E: 2<br>K: 1<br>S: 9 | H: 3<br>LOB: 1<br>BB: 2<br>P: 17 | R: 3<br>E: 0<br>K: 1<br>S: 8 | H: 3<br>LOB: 0<br>BB: 0<br>P: 8 | R: 0<br>E: 0<br>K: 0<br>S: 3 | H: 1<br>LOB: 0<br>BB: 0<br>P: 3 | R: 0<br>E: 0<br>K: 2<br>S: 7 | H: 0<br>LOB: 0<br>BB: 0<br>P: 7 |

| | 1B: 12 | SF: 0 | WP: 3 | PA: 51 |
|---|---|---|---|---|
| | 2B: 3 | SAC: 0 | PB: 0 | |
| | 3B: 0 | DP: 2 | SB: 0 | |
| | HR: 5 | HBP: 1 | CS: 1 | |

| | AB | 45 |
|---|---|---|
| | R | 18 |
| | H | 19 |
| | RBI | 17 |
| | BB | 5 |
| | SO | 6 |
| | LOB | 19 |

| PITCHER | | IP | WLS | BF | H | R | ER | SO | BB | IBB | HBP | BLK | WP | HR | S | P | ERA | WHIP |
|---|---|---|---|---|---|---|---|---|---|---|---|---|---|---|---|---|---|---|
| John Tsitouris, R<br>ERA: 4.83 | (1, 1) | 0.0 | L | 6 | 3 | 5 | 4 | 0 | 3 | 0 | 0 | 0 | 1 | 1 | 3 | 15 | ∞ | ∞ |
| Bobby Locke, R<br>ERA: 11.81 | (1, 1) | 4.0 | | 18 | 7 | 4 | 4 | 2 | 0 | 0 | 0 | 0 | 0 | 2 | 22 | 22 | 9.00 | 1.750 |
| Roger Craig, R<br>ERA: 3.77 | (5, 1) | 2.0 | | 15 | 5 | 6 | 4 | 1 | 2 | 0 | 1 | 0 | 2 | 1 | 14 | 23 | 18.00 | 3.500 |
| Billy McCool, L<br>ERA: 4.15 | (7, 1) | 1.0 | | 6 | 3 | 3 | 3 | 1 | 0 | 0 | 0 | 0 | 0 | 1 | 8 | 8 | 27.00 | 3.000 |
| Ted Davidson, L<br>ERA: 1.13 | (8, 1) | 2.0 | | 6 | 1 | 0 | 0 | 2 | 0 | 0 | 0 | 0 | 0 | 0 | 10 | 10 | 0.00 | 0.500 |

| PITCHER | | IP | WLS | BF | H | R | ER | SO | BB | IBB | HBP | BLK | WP | HR | S | P | ERA | WHIP |
|---|---|---|---|---|---|---|---|---|---|---|---|---|---|---|---|---|---|---|

# BOTTOM

## San Francisco Giants @ Cincinnati Reds

Crosley Field, Cincinnati, OH

Thu Aug 05 1965, 7:05 PM EDT

Att. 14,669 - Unknown

livebaseballscorecards.com

| Batter | 1 | 2 | 3 | 4 | 5 | 6 | 7 | 8 | 9 | AB | R | H | RBI | BB | SO | LOB |
|---|---|---|---|---|---|---|---|---|---|---|---|---|---|---|---|---|
| Tommy Harper, R (1, 7) OBP: 0.371, SLG: 0.427 | SSS 0-3 ① K | SSS 0-3 ③ K | | x 0-0 ③ FC5 2-3f | | | x 0-0 ① F3 | | x 0-0 ② F4 | 5 | 0 | 0 | 0 | 0 | 2 | 4 |
| Pete Rose, S (1, 4) OBP: 0.391, SLG: 0.463 | x 0-0 1B | x 0-0 ① F8 | BBBB 4-0 HR BB | | SSS 0-3 ② K | | x 0-0 1-H HR | | 4 | 2 | 2 | 2 | 1 | 1 | 0 |
| Vada Pinson, L (1, 8) OBP: 0.340, SLG: 0.478 | x 0-0 ② F7 | SSS 0-3 ② K | x 0-0 ① F7 | | | | x 0-0 1B | | SSS 0-3 ③ K | 5 | 0 | 1 | 0 | 0 | 2 | 2 |
| Gordy Coleman, L (1, 3) OBP: 0.364, SLG: 0.532 | SSS 0-3 ③ K | x 0-0 HR | x 0-0 1-H HR | | | | SSS 0-3 ③ K | | | 4 | 2 | 2 | 3 | 0 | 2 | 2 |
| Frank Robinson, R (1, 9) OBP: 0.376, SLG: 0.515<br>Charlie James, R (8, PH) OBP: 0.269, SLG: 0.240 (9, 9) | | BBBB 4-0 HR BB | SSS 0-3 ③ K | | x 0-0 ② F9 | | | SSS 0-3 ① K | | 2<br>1 | 1<br>0 | 0<br>0 | 0<br>0 | 1<br>0 | 1<br>0 | 0<br>0 |
| Deron Johnson, R (1, 5) OBP: 0.334, SLG: 0.517 | x 0-0 1-H HR | x 0-0 ① F8 | | x 0-0 ③ F2 | | | | x 0-0 ② F8 | | 4 | 1 | 1 | 2 | 0 | 0 | 0 |
| Johnny Edwards, L (1, 2) OBP: 0.343, SLG: 0.462 | x 0-0 P5 BB 1B | BBBB 4-0 FC5 PB BB | | | BBBB 4-0 G6-4-3 BB | | | x 0-0 ③ F9 | | 2 | 0 | 1 | 0 | 2 | 0 | 0 |
| Leo Cardenas, R (1, 6) OBP: 0.362, SLG: 0.435 | BBBB 4-0 1-2 BB | SSS 0-3 ② K | | | x 0-0 ①② G6-4-3 1-2f | | | | BBBB 4-0 HR BB | 2 | 1 | 0 | 0 | 2 | 1 | 2 |
| John Tsitouris, R (1, 1) OBP: 0.100, SLG: 0.054<br>Bobby Locke, R (1, 1)<br>Roger Craig, R (5, 1)<br>Marty Keough, L (6, PH) OBP: 0.217, SLG: 0.118<br>Billy McCool, R (7, 1)<br>Ted Davidson, R (8, 1)<br>Tony Perez, R (9, PH) OBP: 0.328, SLG: 0.503 | | x 0-0 ①② P5 2-3f | | BBBB 4-0 1-2 BB | | | x 0-0 ③ F8 | | SSS 0-3 ① K | 0<br>1<br>0<br>1<br>0<br>0<br>1 | 0<br>0<br>0<br>0<br>0<br>0<br>0 | 0<br>0<br>0<br>0<br>0<br>0<br>0 | 0<br>1<br>0<br>0<br>0<br>0<br>0 | 0<br>0<br>0<br>0<br>0<br>0<br>0 | 0<br>2<br>0<br>0<br>0<br>0<br>1 | 0<br>0<br>0<br>0<br>0<br>0<br>1 |
| Inning Stats | R: 0 E: 0 K: 2 S: 8 H: 1 LOB: 1 BB: 0 P: 8 | R: 2 E: 0 K: 1 S: 6 H: 2 LOB: 1 BB: 2 P: 14 | R: 1 E: 0 K: 2 S: 8 H: 1 LOB: 0 BB: 0 P: 8 | R: 0 E: 0 K: 1 S: 5 H: 0 LOB: 2 BB: 2 P: 13 | R: 2 E: 0 K: 0 S: 4 H: 1 LOB: 0 BB: 1 P: 8 | | R: 0 E: 0 K: 0 S: 2 H: 0 LOB: 0 BB: 1 P: 6 | R: 0 E: 0 K: 2 S: 8 H: 1 LOB: 1 BB: 0 P: 8 | R: 0 E: 0 K: 1 S: 5 H: 0 LOB: 0 BB: 0 P: 5 | R: 2 E: 0 K: 2 S: 8 H: 1 LOB: 0 BB: 1 P: 12 | | | | | | | |

| | AB | 32 |
|---|---|---|
| | R | 7 |
| | H | 7 |
| | RBI | 7 |
| | BB | 7 |
| | SO | 11 |
| | LOB | 13 |

1B: 3 SF: 0
2B: 1 SAC: 0
3B: 0 DP: 2
HR: 4 HBP: 0

WP: 0 PA: 39
PB: 1
SB: 0
CS: 0

| PITCHER | | IP | WLS | BF | H | R | ER | SO | BB | IBB | HBP | BLK | WP | HR | S | P | ERA | WHIP |
|---|---|---|---|---|---|---|---|---|---|---|---|---|---|---|---|---|---|---|
| Ron Herbel, R ERA: 3.92 | (1, 1) | 1.0 | | 8 | 3 | 2 | 2 | 2 | 2 | 0 | 0 | 0 | 0 | 1 | 10 | 18 | 18.00 | 5.000 |
| Bobby Bolin, R ERA: 2.45 | (2, 1) | 5.0 | W | 19 | 2 | 3 | 3 | 4 | 4 | 0 | 0 | 0 | 0 | 2 | 23 | 39 | 5.40 | 1.200 |
| Masanori Murakami, L ERA: 4.26 | (7, 1) | 3.0 | S | 12 | 2 | 2 | 2 | 5 | 1 | 0 | 0 | 0 | 0 | 1 | 21 | 25 | 6.00 | 1.000 |

| PITCHER | IP | WLS | BF | H | R | ER | SO | BB | IBB | HBP | BLK | WP | HR | S | P | ERA | WHIP |
|---|---|---|---|---|---|---|---|---|---|---|---|---|---|---|---|---|---|

# Los Angeles Dodgers @ Cincinnati Reds

Crosley Field, Cincinnati, OH

Fri Aug 06 1965, 7:05 PM EDT

Att. 25,668 - Unknown

livebaseballscorecards.com

TOP

| Batter | 1 | 2 | 3 | 4 | 5 | 6 | 7 | 8 | 9 | 10 | 11 | AB | R | H | RBI | BB | SO | LOB |
|---|---|---|---|---|---|---|---|---|---|---|---|---|---|---|---|---|---|---|
| Maury Wills, S (1, 6)<br>OBP: 0.342, SLG: 0.338 | 1-3 | | 1-3 | | G3<br>1-2<br>2-3<br>1B | | BB<br>E S<br>SF8 | | P6 | | L3-6<br>1-2 | 5 | 1 | 1 | 0 | 1 | 0 | 1 |
| Jim Gilliam, S (1, 5)<br>OBP: 0.382, SLG: 0.409 | BB | | F8 | | G3<br>1-2<br>2-3<br>3-H | | E9<br>FC4-6<br>1-3 | | FC5-4<br>1B | | | 3 | 0 | 0 | 1 | 1 | 0 | 3 |
| Ron Perranoski, L (7, 1)<br>OBP: 0.429, SLG: 0.200 | | | | | | | | | | | | 1 | 0 | 1 | 0 | 0 | 0 | 0 |
| Jim Lefebvre, S (1, 4)<br>OBP: 0.325, SLG: 0.358 | F8 | | | BB<br>FC5-4 | 1-3 | | SF8<br>3-H | | FC5-4<br>1-2f | | | 3 | 0 | 0 | 1 | 1 | 0 | 4 |
| Ron Fairly, L (1, 9)<br>OBP: 0.370, SLG: 0.423 | F7 | | | F7 | | F9 | FC4-6<br>1-2f | | P3 | | | 5 | 0 | 0 | 0 | 0 | 0 | 4 |
| Lou Johnson, R (1, 7)<br>OBP: 0.315, SLG: 0.404<br>(10, 8) | | F9 | | FC5-4<br>1-2f | | 2B | | F8 | | 5-3 | | 5 | 0 | 1 | 0 | 0 | 0 | 1 |
| Wes Parker, S (1, 3)<br>OBP: 0.329, SLG: 0.351 | | 1B<br>G3<br>E | | 4-3 | | HBP | | BB<br>WP<br>1B | | BB<br>CS | | 2 | 2 | 1 | 0 | 2 | 0 | 1 |
| Willie Davis, L (1, 8)<br>OBP: 0.270, SLG: 0.341 | | G3<br>1-H | | | 1-3 | K | | K<br>1-2 | | K<br>1-2 | | 4 | 0 | 0 | 0 | 0 | 2 | 3 |
| Don Drysdale, R (10, PH)<br>OBP: 0.348, SLG: 0.560 | | | | | | | | | | | | 1 | 0 | 0 | 0 | 0 | 1 | 1 |
| Willie Crawford, L (10, 7)<br>OBP: 0.143, SLG: 0.100 | | | | | | | | | | | | 0 | 0 | 0 | 0 | 0 | 0 | 0 |
| John Roseboro, L (1, 2)<br>OBP: 0.267, SLG: 0.289 | | F7 | | | 1B<br>BB<br>G3 | F9 | | 1B<br>2-H | | | FC1-6<br>BB | 3 | 1 | 1 | 1 | 2 | 0 | 2 |
| Johnny Podres, L (1, 1)<br>OBP: 0.175, SLG: 0.154 | | | F7 | | G3<br>1B<br>1-2 | | 6-3 | F8 | | | FC1-6<br>L3-6<br>1-2f | 1 | 0 | 0 | 0 | 1 | 0 | 0 |
| Howie Reed, R (6, 1) | | | | | BB | | | | | | | 0 | 0 | 0 | 0 | 0 | 0 | 0 |
| Wally Moon, L (7, PH)<br>OBP: 0.333, SLG: 0.300 | | | | | | | | | | | | 1 | 0 | 0 | 0 | 0 | 0 | 0 |
| Don LeJohn, R (7, 5)<br>OBP: 0.390, SLG: 0.351 | | | | | | | | | | | | 2 | 0 | 0 | 0 | 0 | 0 | 2 |
| Inning Stats | R: 0<br>E: 0<br>K: 0<br>S: 3<br>H: 0<br>LOB: 1<br>BB: 1<br>P: 7 | R: 1<br>E: 1<br>K: 0<br>S: 4<br>H: 1<br>LOB: 0<br>BB: 0<br>P: 4 | R: 0<br>E: 0<br>K: 0<br>S: 3<br>H: 0<br>LOB: 0<br>BB: 0<br>P: 3 | R: 0<br>E: 0<br>K: 0<br>S: 3<br>H: 0<br>LOB: 1<br>BB: 1<br>P: 7 | R: 1<br>E: 0<br>K: 0<br>S: 4<br>H: 1<br>LOB: 2<br>BB: 2<br>P: 12 | R: 0<br>E: 0<br>K: 1<br>S: 6<br>H: 1<br>LOB: 2<br>BB: 0<br>P: 7 | R: 1<br>E: 1<br>K: 0<br>S: 4<br>H: 0<br>LOB: 1<br>BB: 1<br>P: 8 | R: 1<br>E: 0<br>K: 1<br>S: 6<br>H: 1<br>LOB: 1<br>BB: 1<br>P: 10 | R: 0<br>E: 0<br>K: 0<br>S: 4<br>H: 1<br>LOB: 1<br>BB: 0<br>P: 4 | R: 0<br>E: 0<br>K: 1<br>S: 4<br>H: 0<br>LOB: 1<br>BB: 1<br>P: 8 | R: 0<br>E: 0<br>K: 0<br>S: 2<br>H: 0<br>LOB: 0<br>BB: 1<br>P: 6 | 1B: 4<br>2B: 3<br>3B: 0<br>HR: 0<br>SF: 1<br>SAC: 0<br>DP: 2<br>HBP: 1 | WP: 1<br>PB: 0<br>SB: 1<br>CS: 1<br>PA: 46 | | | | | |

| PITCHER | | IP | WLS | BF | H | R | ER | SO | BB | IBB | HBP | BLK | WP | HR | S | P | ERA | WHIP |
|---|---|---|---|---|---|---|---|---|---|---|---|---|---|---|---|---|---|---|
| Joey Jay, R<br>ERA: 3.87 | (1, 1) | 4.1 | | 19 | 2 | 2 | 1 | 0 | 4 | 0 | 0 | 0 | 0 | 0 | 15 | 31 | 2.08 | 1.385 |
| John Tsitouris, R<br>ERA: 4.71 | (5, 1) | 4.2 | | 21 | 3 | 2 | 1 | 2 | 2 | 0 | 1 | 0 | 1 | 0 | 22 | 31 | 1.93 | 1.071 |
| Billy McCool, L<br>ERA: 4.03 | (10, 1) | 2.0 | W | 6 | 0 | 0 | 0 | 1 | 2 | 0 | 0 | 0 | 0 | 0 | 6 | 14 | 0.00 | 1.000 |

| PITCHER | IP | WLS | BF | H | R | ER | SO | BB | IBB | HBP | BLK | WP | HR | S | P | ERA | WHIP |
|---|---|---|---|---|---|---|---|---|---|---|---|---|---|---|---|---|---|

| | |
|---|---|
| AB | 36 |
| R | 4 |
| H | 5 |
| RBI | 3 |
| BB | 8 |
| SO | 3 |
| LOB | 22 |

| Batter | 1 | 2 | 3 | 4 | 5 | 6 | 7 | 8 | 9 | 10 | 11 | AB | R | H | RBI | BB | SO | LOB |
|---|---|---|---|---|---|---|---|---|---|---|---|---|---|---|---|---|---|---|
| Tommy Harper, R (1, 7)<br>OBP: 0.371, SLG: 0.434 | HR | 1B | | F8 | | | E6 | | 6-3 | | | 5 | 1 | 2 | 1 | 0 | 0 | 0 |
| Pete Rose, S (1, 4)<br>OBP: 0.391, SLG: 0.469 | 6-3 | K | | | HR | | S | | 4-3 | | | 5 | 1 | 2 | 1 | 0 | 1 | 2 |
| Vada Pinson, L (1, 8)<br>OBP: 0.341, SLG: 0.475 | FC6-4 | | F8 | | F6 | | K | | | G4-3 | | 3 | 0 | 0 | 0 | 2 | 1 | 2 |
| Deron Johnson, R (1, 5)<br>OBP: 0.333, SLG: 0.520 | FC6-4 | | HR | | F7 | | K | | | K | | 5 | 1 | 1 | 1 | 0 | 2 | 4 |
| Tony Perez, R (1, 3)<br>OBP: 0.321, SLG: 0.490 | F8 | | K | | 4-3 | | K | | | G4-3 | | 5 | 0 | 0 | 0 | 0 | 2 | 4 |
| Don Pavletich, R (1, 2)<br>OBP: 0.388, SLG: 0.539<br>Marty Keough, L (11, PR)<br>OBP: 0.211, SLG: 0.118 | | HR | BB | | | S | | F8 | | | SH3-4 | 4<br>0 | 1<br>1 | 3<br>0 | 1<br>0 | 1<br>0 | 0<br>0 | 0<br>0 |
| Charlie James, R (1, 9)<br>OBP: 0.233, SLG: 0.207 | | F5 | K | | | 5-3 | | F9 | | | SH3-4 | 4 | 0 | 0 | 0 | 0 | 1 | 2 |
| Leo Cardenas, R (1, 6)<br>OBP: 0.362, SLG: 0.433 | | F8 | | B3-6-4 | | P4 | | F9 | | | 1B | 4 | 0 | 1 | 0 | 1 | 0 | 1 |
| Joey Jay, S (1, 1)<br>OBP: 0.079, SLG: 0.056<br>John Tsitouris, R (5, 1)<br>OBP: 0.098, SLG: 0.053<br>Giraldo Ruiz, S (9, PH)<br>OBP: 0.125, SLG: 0.188<br>Billy McCool, R (10, 1)<br>Jimmie Coker, R (11, PH)<br>OBP: 0.212, SLG: 0.344 | | E5 | | B3-6-4 | | K | | | 4-3 | | 1B | 2<br>1<br>1<br>0<br>1 | 0<br>0<br>0<br>0<br>0 | 0<br>0<br>0<br>0<br>1 | 0<br>0<br>0<br>0<br>0 | 0<br>1<br>0<br>0<br>1 | 0<br>1<br>0<br>0<br>0 | 1<br>1<br>0<br>0<br>0 |
| Inning Stats | R: 1<br>E: 0<br>K: 0<br>S: 4<br>H: 1<br>LOB: 1<br>BB: 1<br>P: 8 | R: 1<br>E: 1<br>K: 1<br>S: 8<br>H: 2<br>LOB: 2<br>BB: 0<br>P: 8 | R: 1<br>E: 0<br>K: 2<br>S: 8<br>H: 1<br>LOB: 1<br>BB: 1<br>P: 12 | R: 0<br>E: 0<br>K: 0<br>S: 3<br>H: 1<br>LOB: 0<br>BB: 0<br>P: 3 | R: 1<br>E: 0<br>K: 0<br>S: 4<br>H: 1<br>LOB: 0<br>BB: 0<br>P: 4 | R: 0<br>E: 0<br>K: 1<br>S: 6<br>H: 1<br>LOB: 1<br>BB: 0<br>P: 6 | R: 0<br>E: 1<br>K: 3<br>S: 11<br>H: 1<br>LOB: 2<br>BB: 0<br>P: 11 | R: 0<br>E: 0<br>K: 0<br>S: 3<br>H: 0<br>LOB: 0<br>BB: 0<br>P: 3 | R: 0<br>E: 0<br>K: 0<br>S: 3<br>H: 0<br>LOB: 0<br>BB: 0<br>P: 3 | R: 0<br>E: 0<br>K: 1<br>S: 4<br>H: 0<br>LOB: 0<br>BB: 1<br>P: 8 | R: 1<br>E: 0<br>K: 0<br>S: 3<br>H: 2<br>LOB: 2<br>BB: 1<br>P: 7 | 1B: 6<br>2B: 0<br>3B: 0<br>HR: 4<br>SF: 0<br>SAC: 1<br>DP: 2<br>HBP: 0 | | | WP: 0<br>PB: 0<br>SB: 3<br>CS: 0 | PA: 45 | | |

| PITCHER | | IP | WLS | BF | H | R | ER | SO | BB | IBB | HBP | BLK | WP | HR | S | P | ERA | WHIP |
|---|---|---|---|---|---|---|---|---|---|---|---|---|---|---|---|---|---|---|
| Johnny Podres, L<br>ERA: 3.47 | (1, 1) | 5.0 | | 23 | 6 | 4 | 4 | 3 | 2 | 0 | 0 | 0 | 0 | 4 | 27 | 35 | 7.20 | 1.600 |
| Howie Reed, R<br>ERA: 2.58 | (6, 1) | 1.0 | | 4 | 1 | 0 | 0 | 1 | 0 | 0 | 0 | 0 | 0 | 0 | 6 | 6 | 0.00 | 1.000 |
| Ron Perranoski, L<br>ERA: 3.79 | (7, 1) | 4.1 | L | 18 | 3 | 1 | 1 | 4 | 1 | 1 | 0 | 0 | 0 | 0 | 24 | 32 | 2.08 | 0.923 |

| PITCHER | IP | WLS | BF | H | R | ER | SO | BB | IBB | HBP | BLK | WP | HR | S | P | ERA | WHIP |
|---|---|---|---|---|---|---|---|---|---|---|---|---|---|---|---|---|---|

# BOTTOM

# Los Angeles Dodgers @ Cincinnati Reds

Crosley Field, Cincinnati, OH

Fri Aug 06 1965, 7:05 PM EDT

Att. 25,668 - Unknown

livebaseballscorecards.com

| | |
|---|---|
| AB | 40 |
| R | 5 |
| H | 10 |
| RBI | 5 |
| BB | 4 |
| SO | 8 |
| LOB | 17 |

# Los Angeles Dodgers @ Cincinnati Reds

Crosley Field, Cincinnati, OH

Sat Aug 07 1965, 7:05 PM EDT

Att. 27,844 - Unknown

TOP

livebaseballscorecards.com

| Batter | 1 | 2 | 3 | 4 | 5 | 6 | 7 | 8 | 9 | AB | R | H | RBI | BB | SO | LOB |
|---|---|---|---|---|---|---|---|---|---|---|---|---|---|---|---|---|
| Maury Wills, S (1, 6)<br>OBP: 0.343, SLG: 0.339 | 0-0 CS 1B | 6-3 | | L4-3<br>1-2 | | | 4-3 | | 0-0 DI 1B<br>2-H | 5 | 0 | 2 | 1 | 0 | 0 | 1 |
| Wes Parker, S (1, 3)<br>OBP: 0.330, SLG: 0.350 | 4-0 BB BB BB BB<br>1-2 | 5-3 | | | FC4-6 1B | | 0-3 K | | 0-3 K<br>1-2 | 4 | 1 | 1 | 0 | 1 | 2 | 1 |
| Jim Lefebvre, S (1, 4)<br>OBP: 0.325, SLG: 0.355 | 4-0 BB BB 1B<br>1-2 | 4-3 | | | 0-3 K | | | 0-3 K | | 3 | 1 | 0 | 0 | 1 | 2 | 1 |
| Ron Fairly, L (1, 9)<br>OBP: 0.369, SLG: 0.420 | 4-0 BB 1B<br>1-2<br>2-3 | | 0-0 F8 | | FC4-6<br>1-2f | | | 0-0 4-3 | | 3 | 1 | 0 | 0 | 1 | 0 | 1 |
| Lou Johnson, R (1, 7)<br>OBP: 0.318, SLG: 0.403 | 4-0 1B 1B<br>1-2<br>2-3<br>3-H | | 0-0 4-3 | | 0-3 K | | | 0-0 1B | | 3 | 1 | 1 | 1 | 1 | 1 | 1 |
| Don LeJohn, R (1, 5)<br>OBP: 0.400, SLG: 0.366<br>Ron Perranoski, L (8, 1)<br>OBP: 0.429, SLG: 0.200 | 0-0 1B<br>1-3<br>2-H<br>3-H 1B | | 0-0 1B | | | 0-0 5-3 | | 0-0 F4 | | 4<br>0 | 0<br>0 | 2<br>0 | 2<br>0 | 0<br>0 | 0<br>0 | 1<br>0 |
| Willie Davis, L (1, 8)<br>OBP: 0.267, SLG: 0.337 | 0-3 K | | 0-3 K | | | 0-3 K | | | 0-0 F9 | 4 | 0 | 0 | 0 | 0 | 3 | 3 |
| John Roseboro, L (1, 2)<br>OBP: 0.266, SLG: 0.289 | 0-0 1B<br>1-3<br>3-H | | | 0-0 6-3 | | 0-3 K | | | 0-0 F3 | 4 | 0 | 1 | 1 | 0 | 1 | 0 |
| Howie Reed, R (1, 1)<br>John Kennedy, R (8, 5)<br>OBP: 0.264, SLG: 0.266 | 0-3 K | | | 4-0 L4-3 BB | | | 0-3 K | | 0-0 1B 2B | 2<br>1 | 0<br>1 | 0<br>1 | 0<br>0 | 1<br>0 | 2<br>0 | 2<br>0 |
| Inning Stats | R: 4 E: 0 K: 2 S: 9<br>H: 3 LOB: 2 BB: 4 P: 25 | R: 0 E: 0 K: 0 S: 3<br>H: 0 LOB: 0 BB: 0 P: 3 | R: 0 E: 0 K: 1 S: 6<br>H: 1 LOB: 1 BB: 0 P: 6 | R: 0 E: 0 K: 0 S: 2<br>H: 0 LOB: 0 BB: 1 P: 6 | R: 0 E: 0 K: 2 S: 8<br>H: 1 LOB: 1 BB: 0 P: 8 | R: 0 E: 0 K: 2 S: 7<br>H: 0 LOB: 0 BB: 0 P: 7 | R: 0 E: 0 K: 2 S: 7<br>H: 0 LOB: 0 BB: 0 P: 7 | R: 0 E: 0 K: 1 S: 6<br>H: 1 LOB: 1 BB: 0 P: 6 | R: 1 E: 0 K: 1 S: 7<br>H: 2 LOB: 1 BB: 0 P: 7 | 1B: 7 2B: 2 3B: 0 HR: 0<br>SF: 0 SAC: 0 DP: 1 HBP: 0 | | | | | | | |

| | |
|---|---|
| AB | 33 |
| R | 5 |
| H | 8 |
| RBI | 5 |
| BB | 5 |
| SO | 11 |
| LOB | 11 |

WP: 0 PB: 0 SB: 0 CS: 1 PA: 38

| PITCHER | | IP | WLS | BF | H | R | ER | SO | BB | IBB | HBP | BLK | WP | HR | S | P | ERA | WHIP |
|---|---|---|---|---|---|---|---|---|---|---|---|---|---|---|---|---|---|---|
| Sammy Ellis, R<br>ERA: 3.51 | (1, 1) | 0.1 | L | 6 | 2 | 4 | 4 | 0 | 4 | 0 | 0 | 0 | 0 | 0 | 2 | 18 | 108.00 | 18.000 |
| Ted Davidson, L<br>ERA: 0.83 | (1, 1) | 5.2 | | 20 | 3 | 0 | 0 | 7 | 1 | 0 | 0 | 0 | 0 | 0 | 33 | 37 | 0.00 | 0.706 |
| Bobby Locke, R<br>ERA: 9.95 | (7, 1) | 1.0 | | 3 | 0 | 0 | 0 | 2 | 0 | 0 | 0 | 0 | 0 | 0 | 7 | 7 | 0.00 | 0.000 |
| Joe Nuxhall, L<br>ERA: 3.62 | (8, 1) | 2.0 | | 9 | 3 | 1 | 1 | 2 | 0 | 0 | 0 | 0 | 0 | 0 | 13 | 13 | 4.50 | 1.500 |

| PITCHER | IP | WLS | BF | H | R | ER | SO | BB | IBB | HBP | BLK | WP | HR | S | P | ERA | WHIP |
|---|---|---|---|---|---|---|---|---|---|---|---|---|---|---|---|---|---|

| Batter | 1 | 2 | 3 | 4 | 5 | 6 | 7 | 8 | 9 | AB | R | H | RBI | BB | SO | LOB |
|---|---|---|---|---|---|---|---|---|---|---|---|---|---|---|---|---|
| Tommy Harper, R (1, 7)<br>OBP: 0.368, SLG: 0.430 | 5-3 | FC5-2 WP<br>2-3<br>3-H | | F9 | | | F8 | | | 4 | 0 | 0 | 0 | 0 | 0 | 3 |
| Pete Rose, S (1, 4)<br>OBP: 0.388, SLG: 0.465 | K | P6<br>1-2 | | | 6-3 | | K | | | 4 | 0 | 0 | 0 | 0 | 2 | 2 |
| Vada Pinson, L (1, 8)<br>OBP: 0.342, SLG: 0.480 | HR | | 3-1 | | P5 | | | SH3-4 HBP | | 3 | 1 | 1 | 1 | 0 | 0 | 0 |
| Gordy Coleman, L (1, 3)<br>OBP: 0.372, SLG: 0.549 | 1B | | HR | | BB | | | SH3-4<br>1-2 | | 2 | 1 | 2 | 1 | 1 | 0 | 0 |
| Tony Perez, R (8, PH) (9, 3)<br>OBP: 0.321, SLG: 0.490 | | | | | | | | | | 0 | 0 | 0 | 0 | 0 | 0 | 0 |
| Deron Johnson, R (1, 5)<br>OBP: 0.330, SLG: 0.516 | K | | 6-3 | | K | | | 6-3 | | 4 | 0 | 0 | 0 | 0 | 2 | 3 |
| Art Shamsky, L (1, 9)<br>OBP: 0.373, SLG: 0.532 | | 2B 2B | K | | | L3 | | L9 | | 3 | 1 | 1 | 0 | 0 | 1 | 0 |
| Don Pavletich, R (8, PH)<br>OBP: 0.385, SLG: 0.535 | | | | | | | | | | 1 | 0 | 0 | 0 | 0 | 0 | 1 |
| Marty Keough, L (9, 9)<br>OBP: 0.211, SLG: 0.118 | | | | | | | | | | 0 | 0 | 0 | 0 | 0 | 0 | 0 |
| Johnny Edwards, L (1, 2)<br>OBP: 0.342, SLG: 0.456 | | 2B FC5-2 BB | | F7 | | F9 | | | 6-3 | 3 | 0 | 0 | 0 | 1 | 0 | 0 |
| Leo Cardenas, R (1, 6)<br>OBP: 0.364, SLG: 0.437 | | FC5-2 2B<br>1-3<br>2-H | | SH3 1B | | F8 | | | 4-3 | 4 | 0 | 2 | 1 | 0 | 0 | 0 |
| Sammy Ellis, L (1, 1)<br>OBP: 0.147, SLG: 0.152 | | | | | | | | | | 0 | 0 | 0 | 0 | 0 | 0 | 0 |
| Ted Davidson, R (1, 1) | | | | | | | | | | 1 | 0 | 0 | 0 | 0 | 0 | 2 |
| Bobby Locke, R (7, 1) | | | | | | | | | | 0 | 0 | 0 | 0 | 0 | 0 | 0 |
| Giraldo Ruiz, S (7, PH)<br>OBP: 0.118, SLG: 0.176 | | | | | | | | | | 1 | 0 | 0 | 0 | 0 | 1 | 0 |
| Joe Nuxhall, L (8, 1)<br>OBP: 0.258, SLG: 0.241 | | | | | | | | | | 0 | 0 | 0 | 0 | 0 | 0 | 0 |
| Jimmie Coker, R (9, PH)<br>OBP: 0.206, SLG: 0.333 | | | | | | | | | | 1 | 0 | 0 | 0 | 0 | 1 | 0 |
| Inning Stats | R: 1 H: 2<br>E: 0 LOB: 1<br>K: 2 BB: 0<br>S: 9 P: 9 | R: 1 H: 2<br>E: 0 LOB: 2<br>K: 0 BB: 1<br>S: 5 P: 9 | R: 1 H: 1<br>E: 0 LOB: 0<br>K: 1 BB: 0<br>S: 6 P: 6 | R: 0 H: 1<br>E: 0 LOB: 1<br>K: 0 BB: 0<br>S: 4 P: 4 | R: 0 H: 0<br>E: 0 LOB: 1<br>K: 1 BB: 1<br>S: 5 P: 9 | R: 0 H: 0<br>E: 0 LOB: 0<br>K: 0 BB: 0<br>S: 3 P: 3 | R: 0 H: 0<br>E: 0 LOB: 0<br>K: 2 BB: 0<br>S: 7 P: 7 | R: 0 H: 0<br>E: 0 LOB: 1<br>K: 0 BB: 0<br>S: 3 P: 4 | R: 0 H: 0<br>E: 0 LOB: 0<br>K: 1 BB: 0<br>S: 5 P: 5 | 1B: 2<br>2B: 2<br>3B: 0<br>HR: 2 | SF: 0<br>SAC: 2<br>DP: 0<br>HBP: 1 | | | WP: 1<br>PB: 0<br>SB: 0<br>CS: 0 | PA: 36 | | |

| PITCHER | | IP | WLS | BF | H | R | ER | SO | BB | IBB | HBP | BLK | WP | HR | S | P | ERA | WHIP |
|---|---|---|---|---|---|---|---|---|---|---|---|---|---|---|---|---|---|---|
| Howie Reed, R | (1, 1) | 7.0 | W | 29 | 6 | 3 | 3 | 6 | 2 | 0 | 0 | 0 | 1 | 2 | 39 | 47 | 3.86 | 1.143 |
| ERA: 2.78 | | | | | | | | | | | | | | | | | | |
| Ron Perranoski, L | (8, 1) | 2.0 | S | 7 | 0 | 0 | 0 | 1 | 0 | 0 | 1 | 0 | 0 | 0 | 8 | 9 | 0.00 | 0.000 |
| ERA: 3.66 | | | | | | | | | | | | | | | | | | |

| PITCHER | IP | WLS | BF | H | R | ER | SO | BB | IBB | HBP | BLK | WP | HR | S | P | ERA | WHIP |
|---|---|---|---|---|---|---|---|---|---|---|---|---|---|---|---|---|---|

# BOTTOM

## Los Angeles Dodgers @ Cincinnati Reds

Crosley Field, Cincinnati, OH

Sat Aug 07 1965, 7:05 PM EDT

Att. 27,844 - Unknown

livebaseballscorecards.com

| | |
|---|---|
| AB | 31 |
| R | 3 |
| H | 6 |
| RBI | 3 |
| BB | 2 |
| SO | 7 |
| LOB | 11 |

# Los Angeles Dodgers @ Cincinnati Reds

Crosley Field, Cincinnati, OH

Sun Aug 08 1965, 3:33 AM EDT

Att. 28,335 - Unknown

TOP

livebaseballscorecards.com

| Batter | 1 | 2 | 3 | 4 | 5 | 6 | 7 | 8 | 9 | AB | R | H | RBI | BB | SO | LOB |
|---|---|---|---|---|---|---|---|---|---|---|---|---|---|---|---|---|
| Maury Wills, S (1, 6)<br>OBP: 0.340, SLG: 0.336 | 4-3 | | 1-3 | | F9 | | | G1 | | 4 | 0 | 0 | 0 | 0 | 0 | 2 |
| Jim Gilliam, S (1, 7)<br>OBP: 0.379, SLG: 0.406 | 6-3 | | | F8 | K | | | F8 | | 2 | 0 | 0 | 0 | 0 | 0 | 0 |
| Willie Davis, L (6, PH)<br>OBP: 0.265, SLG: 0.335 (6, 8) | | | | | | | | | | 2 | 0 | 0 | 0 | 0 | 1 | 0 |
| Jim Lefebvre, S (1, 4)<br>OBP: 0.324, SLG: 0.354 | F7 | | | P6 | 1B | | | F4 | | 4 | 0 | 1 | 0 | 0 | 0 | 0 |
| Ron Fairly, L (1, 9)<br>OBP: 0.368, SLG: 0.417 | | 4-3 | | 1B BB | | F7 | | | F8 | 3 | 0 | 0 | 0 | 1 | 0 | 1 |
| Lou Johnson, R (1, 8)<br>OBP: 0.317, SLG: 0.401 (6, 7) | | F6 | | 1-2 1B | | P3 | | | K | 4 | 0 | 1 | 0 | 0 | 1 | 1 |
| Don LeJohn, R (1, 5)<br>OBP: 0.388, SLG: 0.356 | | 1-3 | | K | | | F9 | | 1B | 4 | 0 | 1 | 0 | 0 | 1 | 2 |
| Wes Parker, S (1, 3)<br>OBP: 0.332, SLG: 0.355 | | | 3B | | K | | BB | | F3 | 3 | 0 | 1 | 0 | 1 | 1 | 1 |
| John Roseboro, L (1, 2)<br>OBP: 0.267, SLG: 0.287 | | | P4 | | P5 | | G4-6-3 BB | | | 2 | 0 | 0 | 0 | 1 | 0 | 1 |
| Don Drysdale, R (1, 1)<br>OBP: 0.344, SLG: 0.553 | | | F2 | | BB | | G4-6-3 | | | 1 | 0 | 0 | 0 | 0 | 0 | 1 |
| Jim Brewer, L (3, 1) | | | | | | | | | | 0 | 0 | 0 | 0 | 0 | 0 | 0 |
| Willie Crawford, L (5, PH)<br>OBP: 0.182, SLG: 0.100 | | | | | | | | | | 0 | 0 | 0 | 0 | 1 | 0 | 0 |
| Nick Willhite, L (5, 1)<br>OBP: 0.600, SLG: 0.571 | | | | | | | | | | 0 | 0 | 0 | 0 | 0 | 0 | 0 |
| John Purdin, R (6, 1) | | | | | | | | | | 0 | 0 | 0 | 0 | 0 | 0 | 0 |
| Wally Moon, L (7, PH)<br>OBP: 0.330, SLG: 0.296 | | | | | | | | | | 1 | 0 | 0 | 0 | 0 | 0 | 2 |
| Mike Kekich, R (7, 1) | | | | | | | | | | 0 | 0 | 0 | 0 | 0 | 0 | 0 |

| Inning Stats | 1 | 2 | 3 | 4 | 5 | 6 | 7 | 8 | 9 |
|---|---|---|---|---|---|---|---|---|---|
| R | 0 | 0 | 0 | 0 | 0 | 0 | 0 | 0 | 0 |
| E | 0 | 0 | 0 | 0 | 0 | 0 | 0 | 0 | 0 |
| K | 0 | 0 | 0 | 1 | 1 | 1 | 0 | 0 | 1 |
| S | 3 | 3 | 4 | 6 | 5 | 6 | 2 | 3 | 6 |
| H | 0 | 0 | 1 | 1 | 0 | 1 | 0 | 0 | 1 |
| LOB | 0 | 0 | 1 | 2 | 1 | 1 | 1 | 0 | 1 |
| BB | 0 | 0 | 0 | 1 | 1 | 0 | 2 | 0 | 0 |
| P | 3 | 3 | 4 | 10 | 9 | 6 | 10 | 3 | 6 |

| | |
|---|---|
| 1B | 3 |
| 2B | 0 |
| 3B | 1 |
| HR | 0 |
| SF | 0 |
| SAC | 0 |
| DP | 1 |
| HBP | 0 |
| WP | 0 |
| PB | 0 |
| SB | 0 |
| CS | 0 |
| PA | 34 |

| | |
|---|---|
| AB | 30 |
| R | 0 |
| H | 4 |
| RBI | 0 |
| BB | 4 |
| SO | 4 |
| LOB | 11 |

| PITCHER | IP | WLS | BF | H | R | ER | SO | BB | IBB | HBP | BLK | WP | HR | S | P | ERA | WHIP |
|---|---|---|---|---|---|---|---|---|---|---|---|---|---|---|---|---|---|
| Jim Maloney, R (1, 1)<br>ERA: 2.81 | 9.0 | W | 34 | 4 | 0 | 0 | 4 | 4 | 0 | 0 | 0 | 0 | 0 | 38 | 54 | 0.00 | 0.889 |

| PITCHER | IP | WLS | BF | H | R | ER | SO | BB | IBB | HBP | BLK | WP | HR | S | P | ERA | WHIP |
|---|---|---|---|---|---|---|---|---|---|---|---|---|---|---|---|---|---|

| Batter | 1 | 2 | 3 | 4 | 5 | 6 | 7 | 8 | 9 | AB | R | H | RBI | BB | SO | LOB |
|---|---|---|---|---|---|---|---|---|---|---|---|---|---|---|---|---|
| Tommy Harper, R (1, 7)<br>OBP: 0.374, SLG: 0.440 | 2B 1B | H 2B HBP | 1-3 3-H 1B | | 1-2f 2-3 3-H G6-4-3 | | BBBB FC6-4 BB | 3-H HR | | 4 | 3 | 3 | 3 | 1 | 0 | 2 |
| Pete Rose, S (1, 4)<br>OBP: 0.390, SLG: 0.473 | E 1-H SF7 2B | F3 | K | | 3-H HR | | 1-2f FC6-4 | BBBB FC6-4 BB | | 5 | 2 | 2 | 3 | 1 | 1 | 4 |
| Vada Pinson, L (1, 8)<br>OBP: 0.342, SLG: 0.487 | K | 1-H 1B 2B | | 4-3 | HR | | P6 | 1-2f FC6-4 1B | | 6 | 2 | 2 | 2 | 0 | 1 | 3 |
| Gordy Coleman, L (1, 3)<br>OBP: 0.379, SLG: 0.550 | E BB 2B | 2-H 1B | | G6-4-3 1B | K | | F2 | 1-2 PO 1B | | 5 | 1 | 3 | 1 | 1 | 1 | 1 |
| Frank Robinson, R (1, 9)<br>OBP: 0.376, SLG: 0.516 | E6 1-2 2-3 2B | K | | G6-4-3 1-2f | 2B 2B | | | E 1B 2B 1B<br>PO 1-2 | | 5 | 3 | 2 | 0 | 0 | 1 | 4 |
| Deron Johnson, R (1, 5)<br>OBP: 0.333, SLG: 0.519 | SF7 3-H | K | | | BB 1B 2B | 2-H 2B | | E 1-2 2B 1B | | 3 | 2 | 2 | 2 | 1 | 1 | 0 |
| Johnny Edwards, L (1, 2)<br>OBP: 0.343, SLG: 0.459 | 1-H 2-H 2B | 4-3 | | 1-3 G6-4-3 2B 1B | F8 | | | E4 1-2 2-3 2B | | 5 | 2 | 2 | 2 | 0 | 0 | 3 |
| Leo Cardenas, R (1, 6)<br>OBP: 0.366, SLG: 0.444 | F7 | 1B 1B 1B | | G6-4-3 1-3 3-H HR 2B | K | | | F9 1-H 2-H 3-H HR 2B | | 5 | 3 | 3 | 4 | 0 | 1 | 2 |
| Giraldo Ruiz, S (9, 6)<br>OBP: 0.118, SLG: 0.176 | | | | | | | | | | 0 | 0 | 0 | 0 | 0 | 0 | 0 |
| Jim Maloney, L (1, 1)<br>OBP: 0.284, SLG: 0.300 | | F2 | 1-3 1B 1B | | BBBB G6-4-3 BB | F8 | | F9 2-3 | | 4 | 0 | 1 | 0 | 1 | 0 | 2 |
| Inning Stats | R: 4 H: 3<br>E: 1 LOB: 1<br>K: 1 BB: 1<br>S: 9 P: 13 | R: 2 H: 2<br>E: 0 LOB: 1<br>K: 1 BB: 0<br>S: 7 P: 8 | R: 1 H: 3<br>E: 0 LOB: 2<br>K: 2 BB: 0<br>S: 10 P: 10 | R: 0 H: 1<br>E: 0 LOB: 0<br>K: 0 BB: 0<br>S: 3 P: 3 | R: 5 H: 4<br>E: 0 LOB: 0<br>K: 1 BB: 2<br>S: 8 P: 16 | R: 1 H: 2<br>E: 0 LOB: 1<br>K: 1 BB: 0<br>S: 7 P: 7 | R: 0 H: 0<br>E: 0 LOB: 1<br>K: 0 BB: 1<br>S: 3 P: 7 | R: 5 H: 5<br>E: 1 LOB: 1<br>K: 0 BB: 1<br>S: 8 P: 12 | | 1B: 10 SF: 1<br>2B: 7 SAC: 0<br>3B: 0 DP: 2<br>HR: 3 HBP: 1 | | | | | | |

| PITCHER | | IP | WLS | BF | H | R | ER | SO | BB | IBB | HBP | BLK | WP | HR | S | P | ERA | WHIP |
|---|---|---|---|---|---|---|---|---|---|---|---|---|---|---|---|---|---|---|
| Don Drysdale, R<br>ERA: 2.88 | (1, 1) | 2.0 | L | 14 | 5 | 6 | 3 | 2 | 1 | 0 | 1 | 0 | 0 | 0 | 16 | 21 | 13.50 | 3.000 |
| Jim Brewer, L<br>ERA: 2.12 | (3, 1) | 2.0 | | 9 | 4 | 1 | 1 | 2 | 0 | 0 | 0 | 0 | 0 | 0 | 13 | 13 | 4.50 | 2.000 |
| Nick Willhite, L<br>ERA: 6.37 | (5, 1) | 1.0 | | 8 | 4 | 5 | 5 | 1 | 2 | 0 | 0 | 0 | 0 | 2 | 8 | 16 | 45.00 | 6.000 |
| John Purdin, R<br>ERA: 7.02 | (6, 1) | 1.0 | | 5 | 2 | 1 | 1 | 1 | 0 | 0 | 0 | 0 | 0 | 0 | 7 | 7 | 9.00 | 2.000 |
| Mike Kekich, L<br>ERA: 9.82 | (7, 1) | 2.0 | | 13 | 5 | 5 | 4 | 0 | 2 | 0 | 0 | 0 | 0 | 1 | 11 | 19 | 18.00 | 3.500 |

| PITCHER | IP | WLS | BF | H | R | ER | SO | BB | IBB | HBP | BLK | WP | HR | S | P | ERA | WHIP |
|---|---|---|---|---|---|---|---|---|---|---|---|---|---|---|---|---|---|

# BOTTOM

## Los Angeles Dodgers @ Cincinnati Reds

Crosley Field, Cincinnati, OH

Sun Aug 08 1965, 3:33 AM EDT

Att. 28,335 - Unknown

livebaseballscorecards.com

| | |
|---|---|
| AB | 42 |
| R | 18 |
| H | 20 |
| RBI | 17 |
| BB | 5 |
| SO | 6 |
| LOB | 21 |

| Batter | 1 | 2 | 3 | 4 | 5 | 6 | 7 | 8 | 9 | AB | R | H | RBI | BB | SO | LOB |
|---|---|---|---|---|---|---|---|---|---|---|---|---|---|---|---|---|
| Jimmy Stewart, S (1, 7)<br>OBP: 0.327, SLG: 0.311 | 4-3 | | K | | 1B | | K | | BB 1B | 3 | 0 | 1 | 0 | 0 | 1 | 0 |
| Bob Humphreys, R (5, 1) | | | | | | | | | | 0 | 0 | 0 | 0 | 0 | 0 | 0 |
| Ellis Burton, S (7, PH)<br>OBP: 0.200, SLG: 0.182 | | | | | | | | | | 1 | 0 | 0 | 0 | 0 | 1 | 2 |
| Lindy McDaniel, R (7, 1) | | | | | | | | | | 0 | 0 | 0 | 0 | 0 | 0 | 0 |
| George Altman, L (9, PH)<br>OBP: 0.317, SLG: 0.371 | | | | | | | | | | 1 | 0 | 1 | 0 | 0 | 0 | 0 |
| Don Landrum, L (1, 8)<br>OBP: 0.326, SLG: 0.371 | BBBB 4-0 G3-6-3 BB | | 4-3 2B | | F7 | | FC4-6 1-2f 2-H | | BB 1-2 BB | 3 | 0 | 1 | 0 | 2 | 0 | 2 |
| Billy Williams, L (1, 9)<br>OBP: 0.357, SLG: 0.505 | G3-6-3 1-2f | | 4-3 2-3 | | | 1B SF7 1B | L6 | | 3-1 | 5 | 1 | 1 | 0 | 0 | 0 | 5 |
| 14 Ernie Banks, R (1, 3)<br>OBP: 0.343, SLG: 0.455 | | BBBB 4-0 BB 1B BB | F3 | | | F9 | | 4-3 | | 3 | 0 | 0 | 0 | 1 | 0 | 2 |
| Ron Santo, R (1, 5)<br>OBP: 0.373, SLG: 0.505 | | 0-0 BB 1-2 1B | | 6-3 | | 1-3 1B | | P6 | | 4 | 0 | 2 | 0 | 0 | 0 | 0 |
| Vic Roznovsky, L (1, 2)<br>OBP: 0.307, SLG: 0.325 | | K | | 4-3 | | SF7 3-H | | FC6-4 1B | | 3 | 0 | 1 | 1 | 0 | 1 | 2 |
| Glenn Beckert, R (1, 4)<br>OBP: 0.264, SLG: 0.291 | | K | | L8 | | 6-3 | | FC6-4 1-2f | | 4 | 0 | 0 | 0 | 0 | 1 | 4 |
| Don Kessinger, S (1, 6)<br>OBP: 0.254, SLG: 0.218 | | BBBB 4-0 1-2 2-3 BB | | | 6-3 | BB FC4-6 1B | | | K | 0 | 0 | 0 | 0 | 1 | 0 | 0 |
| Joey Amalfitano, R (5, PH)<br>OBP: 0.356, SLG: 0.370 | | | | | | | | | | 3 | 1 | 1 | 0 | 0 | 1 | 0 |
| (5, 6) | | | | | | | | | | | | | | | | |
| Dick Ellsworth, L (1, 1)<br>OBP: 0.121, SLG: 0.125 | | 6-3 | | | K | BBBB 4-0 FC4-6 1-2 BB | | | P6 | 1 | 0 | 0 | 0 | 0 | 0 | 3 |
| Doug Clemens, L (5, PH)<br>OBP: 0.339, SLG: 0.343 | | | | | | | | | | 2 | 0 | 0 | 0 | 1 | 1 | 0 |
| (5, 7) | | | | | | | | | | | | | | | | |
| Inning Stats | R: 0 E: 0 K: 0 S: 2 H: 0 LOB: 0 BB: 1 P: 6 | R: 0 E: 0 K: 2 S: 8 H: 1 LOB: 3 BB: 2 P: 16 | R: 0 E: 0 K: 1 S: 6 H: 1 LOB: 1 BB: 0 P: 6 | R: 0 E: 0 K: 0 S: 3 H: 0 LOB: 0 BB: 0 P: 3 | R: 0 E: 0 K: 1 S: 6 H: 1 LOB: 1 BB: 0 P: 6 | R: 1 E: 0 K: 0 S: 5 H: 2 LOB: 1 BB: 0 P: 5 | R: 1 E: 1 K: 1 S: 6 H: 1 LOB: 1 BB: 1 P: 10 | R: 0 E: 0 K: 0 S: 4 H: 1 LOB: 1 BB: 0 P: 4 | R: 0 E: 0 K: 1 S: 6 H: 1 LOB: 2 BB: 1 P: 10 | 1B: 7 2B: 1 3B: 0 HR: 0 | SF: 1 SAC: 0 DP: 1 HBP: 0 | | | | | | |

| PITCHER | IP | WLS | BF | H | R | ER | SO | BB | IBB | HBP | BLK | WP | HR | S | P | ERA | WHIP |
|---|---|---|---|---|---|---|---|---|---|---|---|---|---|---|---|---|---|
| Sammy Ellis, R (1, 1)<br>ERA: 3.39 | 9.0 | W | 39 | 8 | 2 | 1 | 6 | 5 | 0 | 0 | 0 | 0 | 0 | 46 | 66 | 1.00 | 1.444 |

| PITCHER | IP | WLS | BF | H | R | ER | SO | BB | IBB | HBP | BLK | WP | HR | S | P | ERA | WHIP |
|---|---|---|---|---|---|---|---|---|---|---|---|---|---|---|---|---|---|

# TOP

## Chicago Cubs @ Cincinnati Reds

Crosley Field, Cincinnati, OH

Tue Aug 10 1965, 3:33 AM EDT

Att. 11,924 - Cloudy

livebaseballscorecards.com

| | |
|---|---|
| AB | 33 |
| R | 2 |
| H | 8 |
| RBI | 1 |
| BB | 5 |
| SO | 6 |
| LOB | 20 |

| | | | | | | | | | |
|---|---|---|---|---|---|---|---|---|---|
| 1B: 7 | SF: 1 | WP: 0 | PA: 39 |
| 2B: 1 | SAC: 0 | PB: 0 | |
| 3B: 0 | DP: 1 | SB: 0 | |
| HR: 0 | HBP: 0 | CS: 0 | |

| Batter | 1 | 2 | 3 | 4 | 5 | 6 | 7 | 8 | 9 | AB | R | H | RBI | BB | SO | LOB |
|---|---|---|---|---|---|---|---|---|---|---|---|---|---|---|---|---|
| Tommy Harper, R (1, 7)<br>OBP: 0.370, SLG: 0.435 | E6 | K<br>1-2 | | F9 | | L5 | | FC5<br>2-3f | | 5 | 1 | 0 | 0 | 0 | 1 | 4 |
| Pete Rose, S (1, 4)<br>OBP: 0.388, SLG: 0.471 | S<br>1-2 | 5-3 | 5-3 | | | | K | | | 4 | 1 | 1 | 0 | 0 | 1 | 1 |
| Vada Pinson, L (1, 8)<br>OBP: 0.343, SLG: 0.496 | F2<br>1-2<br>2-3 | WP<br>1B | | HR | | | K | | | 4 | 2 | 2 | 1 | 0 | 1 | 2 |
| Frank Robinson, R (1, 9)<br>OBP: 0.377, SLG: 0.517 | 1B<br>2-H<br>3-H | 5-3 | | 5-3<br>S | BB | | K | | | 3 | 1 | 1 | 2 | 1 | 1 | 1 |
| Deron Johnson, R (1, 5)<br>OBP: 0.332, SLG: 0.516 | F9 | WP<br>2-H | | | K<br>1-2 | | | 1-3 | | 4 | 0 | 1 | 1 | 0 | 1 | 2 |
| Don Pavletich, R (1, 2)<br>OBP: 0.394, SLG: 0.538 | 1B<br>2-H | FC6-4<br>1-3 | IBB | | 5-3<br>2-3 | | | E5<br>1B | 1B | 3 | 1 | 2 | 1 | 1 | 0 | 1 |
| Tony Perez, R (1, 3)<br>OBP: 0.315, SLG: 0.480 | K | FC6-4<br>1-2f | | | 5-3 | | | L6 | | 4 | 0 | 0 | 0 | 0 | 1 | 5 |
| Leo Cardenas, R (1, 6)<br>OBP: 0.370, SLG: 0.444 | | CS | 1B | FC1-6 | BB | 5-3 | | FC5 | 1B<br>IBB | 2 | 0 | 1 | 0 | 2 | 0 | 0 |
| Sammy Ellis, L (1, 1)<br>OBP: 0.153, SLG: 0.157 | | K | | FC1-6<br>1-2f | | K | | 1-2<br>2-H | 1B | 4 | 0 | 1 | 1 | 0 | 2 | 2 |
| Inning Stats | R: 3 H: 3<br>E: 1 LOB: 1<br>K: 1 BB: 0<br>S: 9 P: 9 | R: 0 H: 1<br>E: 0 LOB: 1<br>K: 2 BB: 0<br>S: 7 P: 7 | R: 1 H: 2<br>E: 0 LOB: 2<br>K: 0 BB: 1<br>S: 5 P: 9 | R: 0 H: 0<br>E: 0 LOB: 1<br>K: 0 BB: 1<br>S: 3 P: 7 | R: 1 H: 1<br>E: 0 LOB: 1<br>K: 1 BB: 1<br>S: 6 P: 10 | R: 0 H: 0<br>E: 0 LOB: 0<br>K: 1 BB: 0<br>S: 5 P: 5 | R: 0 H: 0<br>E: 0 LOB: 0<br>K: 3 BB: 0<br>S: 9 P: 9 | R: 1 H: 2<br>E: 1 LOB: 2<br>K: 0 BB: 1<br>S: 5 P: 9 | | 1B: 6 SF: 0<br>2B: 3 SAC: 0<br>3B: 0 DP: 1<br>HR: 1 HBP: 0 | | | | | | |

| PITCHER | | IP | WLS | BF | H | R | ER | SO | BB | IBB | HBP | BLK | WP | HR | S | P | ERA | WHIP |
|---|---|---|---|---|---|---|---|---|---|---|---|---|---|---|---|---|---|---|
| Dick Ellsworth, L<br>ERA: 3.54 | (1, 1) | 4.0 | L | 20 | 6 | 4 | 2 | 3 | 1 | 1 | 0 | 0 | 2 | 0 | 24 | 32 | 4.50 | 1.750 |
| Bob Humphreys, R<br>ERA: 3.31 | (5, 1) | 2.0 | | 8 | 1 | 1 | 1 | 2 | 1 | 0 | 0 | 0 | 0 | 1 | 11 | 15 | 4.50 | 1.000 |
| Lindy McDaniel, R<br>ERA: 2.5 | (7, 1) | 2.0 | | 9 | 2 | 1 | 1 | 3 | 0 | 1 | 0 | 0 | 0 | 0 | 14 | 18 | 4.50 | 1.000 |

| PITCHER | IP | WLS | BF | H | R | ER | SO | BB | IBB | HBP | BLK | WP | HR | S | P | ERA | WHIP |
|---|---|---|---|---|---|---|---|---|---|---|---|---|---|---|---|---|---|

# BOTTOM

## Chicago Cubs @ Cincinnati Reds

Crosley Field, Cincinnati, OH

Tue Aug 10 1965, 3:33 AM EDT

Att. 11,924 - Cloudy

livebaseballscorecards.com

| | |
|---|---|
| AB | 33 |
| R | 6 |
| H | 9 |
| RBI | 6 |
| BB | 4 |
| SO | 8 |
| LOB | 18 |

WP: 3 PA: 37
PB: 0
SB: 3
CS: 1

# Chicago Cubs @ Cincinnati Reds

Crosley Field, Cincinnati, OH

Wed Aug 11 1965, 7:05 PM EDT

Att. 11,790 - Unknown

TOP

| Batter | 1 | 2 | 3 | 4 | 5 | 6 | 7 | 8 | 9 | AB | R | H | RBI | BB | SO | LOB |
|---|---|---|---|---|---|---|---|---|---|---|---|---|---|---|---|---|
| Ellis Burton, S (1, 8) OBP: 0.207, SLG: 0.192 | F9 | K | | SH5-4 1-2 2-3 | | 1B 1B 1B | | L4 | | 4 | 1 | 1 | 0 | 0 | 1 | 2 |
| Harvey Kuenn, R (1, 7) OBP: 0.344, SLG: 0.226 | P6 | | F9 1B 2B | E6 1B 1B 2-H 3-H | | 1B 1-3 1B | | F9 | | 5 | 2 | 2 | 0 | 0 | 0 | 0 |
| Billy Williams, L (1, 9) OBP: 0.359, SLG: 0.506 | 14 FC5-4 1B | | F9 2-3 | 14 S 1-3 1B | | G6-4-3 1-3 3-H 1B | | 3-1 | | 5 | 1 | 3 | 1 | 0 | 0 | 1 |
| 14 Ernie Banks, R (1, 3) OBP: 0.340, SLG: 0.450 | FC5-4 1-2f | | 6-3 | K 1-2 | | L5 | | | 6-3 | 5 | 0 | 0 | 0 | 0 | 1 | 6 |
| Ron Santo, R (1, 5) OBP: 0.375, SLG: 0.503 | | E 1B BB | 1B IBB | 1B 2-H 3-H | | G6-4-3 1-2f | | | 6-3 | 3 | 1 | 1 | 2 | 2 | 0 | 2 |
| Chris Krug, R (1, 2) OBP: 0.286, SLG: 0.336 | | FC5 1B 1-2 | 1B 1-2 3-H | K | | | FC4-6 1B | | F7 | 5 | 0 | 2 | 1 | 0 | 1 | 2 |
| Glenn Beckert, R (1, 4) OBP: 0.262, SLG: 0.289 | | K | F9 | | 6-3 | | P6 | | | 4 | 0 | 0 | 0 | 0 | 1 | 5 |
| Don Kessinger, S (1, 6) OBP: 0.258, SLG: 0.223 | | 1B 1-2 2-H | | SH5-4 FC5 E 1B | L6 | | P6 | | | 4 | 1 | 2 | 1 | 0 | 0 | 1 |
| Larry Jackson, R (1, 1) OBP: 0.152, SLG: 0.234 | | K | | FC5 SH5-4 E 1-2 | K | | FC4-6 1-2f | | | 4 | 1 | 0 | 0 | 0 | 2 | 4 |
| Inning Stats | R: 0 E: 0 K: 0 S: 4 H: 1 LOB: 1 BB: 0 P: 4 | R: 1 E: 1 K: 3 S: 11 H: 1 LOB: 2 BB: 1 P: 15 | R: 1 E: 0 K: 0 S: 5 H: 2 LOB: 2 BB: 1 P: 9 | R: 4 E: 1 K: 2 S: 12 H: 3 LOB: 1 BB: 0 P: 12 | R: 0 E: 0 K: 1 S: 5 H: 0 LOB: 0 BB: 0 P: 5 | R: 1 E: 0 K: 0 S: 5 H: 3 LOB: 1 BB: 0 P: 5 | R: 0 E: 0 K: 0 S: 4 H: 1 LOB: 1 BB: 0 P: 4 | R: 0 E: 0 K: 0 S: 3 H: 0 LOB: 0 BB: 0 P: 3 | R: 0 E: 0 K: 0 S: 3 H: 0 LOB: 0 BB: 0 P: 3 | 1B: 10 2B: 1 3B: 0 HR: 0 | SF: 0 SAC: 1 DP: 1 HBP: 0 | | | | | | |

livebaseballscorecards.com

| | |
|---|---|
| AB | 39 |
| R | 7 |
| H | 11 |
| RBI | 5 |
| BB | 2 |
| SO | 6 |
| LOB | 23 |

WP: 0 PB: 0 SB: 1 CS: 0 PA: 42

| PITCHER | | IP | WLS | BF | H | R | ER | SO | BB | IBB | HBP | BLK | WP | HR | S | P | ERA | WHIP |
|---|---|---|---|---|---|---|---|---|---|---|---|---|---|---|---|---|---|---|
| Jim O'Toole, L ERA: 7.16 | (1, 1) | 3.1 | L | 21 | 6 | 6 | 3 | 3 | 1 | 1 | 0 | 0 | 0 | 0 | 25 | 33 | 8.10 | 2.100 |
| Joey Jay, R ERA: 3.86 | (4, 1) | 2.2 | | 11 | 4 | 1 | 1 | 3 | 0 | 0 | 0 | 0 | 0 | 0 | 17 | 17 | 3.38 | 1.500 |
| Bobby Locke, R ERA: 7.56 | (7, 1) | 2.0 | | 7 | 1 | 0 | 0 | 0 | 0 | 0 | 0 | 0 | 0 | 0 | 7 | 7 | 0.00 | 0.500 |
| Roger Craig, R ERA: 3.69 | (9, 1) | 1.0 | | 3 | 0 | 0 | 0 | 0 | 0 | 0 | 0 | 0 | 0 | 0 | 3 | 3 | 0.00 | 0.000 |

# BOTTOM

## Chicago Cubs @ Cincinnati Reds

Crosley Field, Cincinnati, OH

Wed Aug 11 1965, 7:05 PM EDT

Att. 11,790 - Unknown

| Batter | 1 | 2 | 3 | 4 | 5 | 6 | 7 | 8 | 9 | AB | R | H | RBI | BB | SO | LOB |
|---|---|---|---|---|---|---|---|---|---|---|---|---|---|---|---|---|
| Tommy Harper, R (1, 7)<br>OBP: 0.367, SLG: 0.431 | 6-3 | | K | | | 6-3 | | | 5-3 | 4 | 0 | 0 | 0 | 0 | 1 | 1 |
| Pete Rose, S (1, 4)<br>OBP: 0.387, SLG: 0.469 | G4-6-3, 1B | | | B5-3 | | 4-3 | | | F7 | 4 | 0 | 1 | 0 | 0 | 0 | 0 |
| Vada Pinson, L (1, 8)<br>OBP: 0.341, SLG: 0.492 | G4-6-3<br>1-2f | | | P6 | | | 5-3 | | 1-6-3 | 4 | 0 | 0 | 0 | 0 | 0 | 1 |
| Gordy Coleman, L (1, 3)<br>OBP: 0.375, SLG: 0.543 | | K | | K | | | 4-3 | | | 3 | 0 | 0 | 0 | 0 | 2 | 0 |
| Frank Robinson, R (1, 9)<br>OBP: 0.379, SLG: 0.533 | | L5 | | | HR | | HR | | | 3 | 2 | 2 | 2 | 0 | 0 | 0 |
| Deron Johnson, R (1, 5)<br>OBP: 0.330, SLG: 0.513 | | 5-3 | | | 6-3 | | 6-3 | | | 3 | 0 | 0 | 0 | 0 | 0 | 0 |
| Johnny Edwards, L (1, 2)<br>OBP: 0.346, SLG: 0.462 | | | G1-6-3, 1B | | G6-4-3, 1B | | | F8 | | 3 | 0 | 2 | 0 | 0 | 0 | 0 |
| Leo Cardenas, R (1, 6)<br>OBP: 0.367, SLG: 0.441 | | | G1-6-3<br>1-2f | | G6-4-3<br>1-2f | | | 6-3 | | 3 | 0 | 0 | 0 | 0 | 0 | 2 |
| Jim O'Toole, S (1, 1)<br>OBP: 0.133, SLG: 0.103<br>Joey Jay, S (4, 1)<br>OBP: 0.079, SLG: 0.056<br>Marty Keough, L (6, PH)<br>OBP: 0.225, SLG: 0.114<br>Bobby Locke, R (7, 1)<br>Art Shamsky, L (8, PH)<br>OBP: 0.368, SLG: 0.524<br>Roger Craig, R (9, 1) | | | 1B | | | B1-3 | | 4-3 | | 1<br>0<br>1<br>0<br>1<br>0 | 0<br>0<br>0<br>0<br>0<br>0 | 1<br>0<br>0<br>0<br>0<br>0 | 0<br>0<br>0<br>0<br>0<br>0 | 0<br>0<br>0<br>0<br>0<br>0 | 0<br>0<br>0<br>0<br>0<br>0 | 0<br>0<br>0<br>0<br>0<br>0 |

| | | |

| Batter | 1 | 2 | 3 | 4 | 5 | 6 | 7 | 8 | 9 | AB | R | H | RBI | BB | SO | LOB |
|---|---|---|---|---|---|---|---|---|---|---|---|---|---|---|---|---|
| Tommy Harper, R (1, 7)<br>OBP: 0.370, SLG: 0.433 | S<br>1B | | 1-3 | | 1-3 | | 6-3<br>1B<br>1B | | 1B | 5 | 1 | 3 | 0 | 0 | 0 | 0 |
| Pete Rose, S (1, 4)<br>OBP: 0.386, SLG: 0.466 | 6-3<br>1-2 | | 1B | | 5-3 | | 6-3<br>1-2 | | F7 | 5 | 0 | 1 | 0 | 0 | 0 | 3 |
| Vada Pinson, L (1, 8)<br>OBP: 0.342, SLG: 0.491 | BB | | F8 | | F7 | | E S<br>2-H<br>1B | | | 3 | 0 | 1 | 1 | 1 | 0 | 1 |
| Frank Robinson, R (1, 9)<br>OBP: 0.378, SLG: 0.529 | K | | L7 | | | 1B<br>FC6-4<br>BB | K<br>1-3 | | | 3 | 1 | 0 | 0 | 1 | 2 | 4 |
| Deron Johnson, R (1, 5)<br>OBP: 0.327, SLG: 0.508 | K | | | E5<br>FC4-6 | | F9 | | 6-3 | | 4 | 0 | 0 | 0 | 0 | 1 | 3 |
| Don Pavletich, R (1, 2)<br>OBP: 0.396, SLG: 0.544 | | 1-3<br>2B | | F3 | | FC6-4<br>1-3<br>1B | | 4-3 | | 4 | 0 | 2 | 0 | 0 | 0 | 1 |
| Tony Perez, R (1, 3)<br>OBP: 0.309, SLG: 0.470 | | 6-3 | | FC4-6<br>2B<br>1-2f | | FC6-4<br>1-2f<br>3-H | | F8 | | 4 | 0 | 0 | 1 | 0 | 0 | 3 |
| Leo Cardenas, R (1, 6)<br>OBP: 0.366, SLG: 0.441 | | 1-3<br>2-3 | | 1-3<br>2B | | G3 | | | K | 4 | 0 | 1 | 0 | 0 | 1 | 2 |
| Jim Maloney, L (1, 1)<br>OBP: 0.271, SLG: 0.286 | | K | | K | | | F7 | | F7 | 3 | 0 | 0 | 0 | 0 | 2 | 3 |
| Ted Davidson, R (7, 1) | | | | | | | | | | 0 | 0 | 0 | 0 | 0 | 0 | 0 |
| Joey Jay, S (8, 1)<br>OBP: 0.079, SLG: 0.056 | | | | | | | | | | 0 | 0 | 0 | 0 | 0 | 0 | 0 |
| Gordy Coleman, L (9, PH)<br>OBP: 0.373, SLG: 0.541 | | | | | | | | | | 1 | 0 | 0 | 0 | 0 | 0 | 0 |
| Inning Stats | R: 0 H: 1<br>E: 0 LOB: 2<br>K: 2 BB: 1<br>S: 8 P: 12 | R: 0 H: 1<br>E: 0 LOB: 1<br>K: 1 BB: 0<br>S: 6 P: 6 | R: 0 H: 1<br>E: 0 LOB: 1<br>K: 0 BB: 0<br>S: 4 P: 4 | R: 0 H: 1<br>E: 1 LOB: 2<br>K: 1 BB: 0<br>S: 7 P: 7 | R: 0 H: 0<br>E: 0 LOB: 0<br>K: 0 BB: 0<br>S: 3 P: 3 | R: 1 H: 1<br>E: 0 LOB: 1<br>K: 0 BB: 1<br>S: 4 P: 8 | R: 1 H: 2<br>E: 0 LOB: 1<br>K: 1 BB: 0<br>S: 7 P: 7 | R: 0 H: 0<br>E: 0 LOB: 0<br>K: 0 BB: 0<br>S: 3 P: 3 | R: 0 H: 1<br>E: 0 LOB: 1<br>K: 1 BB: 0<br>S: 6 P: 6 | 1B: 6 SF: 0<br>2B: 2 SAC: 0<br>3B: 0 DP: 0<br>HR: 0 HBP: 0 | | | | | | |

# TOP

## Cincinnati Reds @ St. Louis Cardinals

Sportsman's Park, St. Louis, MO

Fri Aug 13 1965, 8:05 PM EDT

Att. 21,272 - Unknown

livebaseballscorecards.com

| | |
|---|---|
| AB | 36 |
| R | 2 |
| H | 8 |
| RBI | 2 |
| BB | 2 |
| SO | 6 |
| LOB | 20 |

WP: 0 PA: 38
PB: 0
SB: 2
CS: 0

| PITCHER | | IP | WLS | BF | H | R | ER | SO | BB | IBB | HBP | BLK | WP | HR | S | P | ERA | WHIP |
|---|---|---|---|---|---|---|---|---|---|---|---|---|---|---|---|---|---|---|
| Curt Simmons, L<br>ERA: 3.7 | (1, 1) | 7.0 | W | 31 | 7 | 2 | 2 | 5 | 2 | 0 | 0 | 0 | 0 | 0 | 39 | 47 | 2.57 | 1.286 |
| Nelson Briles, R<br>ERA: 3.97 | (8, 1) | 2.0 | S | 7 | 1 | 0 | 0 | 1 | 0 | 0 | 0 | 0 | 0 | 0 | 9 | 9 | 0.00 | 0.500 |

| PITCHER | IP | WLS | BF | H | R | ER | SO | BB | IBB | HBP | BLK | WP | HR | S | P | ERA | WHIP |
|---|---|---|---|---|---|---|---|---|---|---|---|---|---|---|---|---|---|

| Batter | 1 | 2 | 3 | 4 | 5 | 6 | 7 | 8 | 9 | AB | R | H | RBI | BB | SO | LOB |
|---|---|---|---|---|---|---|---|---|---|---|---|---|---|---|---|---|
| Lou Brock, L (1, 7)<br>OBP: 0.344, SLG: 0.443 | K | | BB<br>PB S<br>SF9 | K | | | SH1-4<br>1-2 | HR<br>1-3 2-H<br>2B | | 3 | 2 | 1 | 1 | 1 | 2 | 2 |
| Dick Groat, R (1, 6)<br>OBP: 0.329, SLG: 0.329 | F7 | | SF9<br>1-H | | 4-3 | | BB<br>1B<br>2-3 | K | | 3 | 0 | 0 | 1 | 1 | 1 | 3 |
| Curt Flood, R (1, 8)<br>OBP: 0.357, SLG: 0.416 | F9 | | F3 | | F4 | | BB<br>1-3<br>3-H<br>1B | HR<br>2-H<br>3-H | | 5 | 1 | 2 | 4 | 0 | 0 | 0 |
| Bill White, L (1, 3)<br>OBP: 0.365, SLG: 0.450 | | BB<br>PB<br>WP | 1B | | G3 | | BB<br>1-2 | K | | 3 | 1 | 1 | 0 | 2 | 1 | 1 |
| Ken Boyer, R (1, 5)<br>OBP: 0.329, SLG: 0.384 | | K | 1-3 | | | 6-3 | K | | | 4 | 0 | 0 | 0 | 0 | 2 | 5 |
| Bob Skinner, L (1, 9)<br>OBP: 0.345, SLG: 0.438 | | K | | 1B | | 1B | 6-3 | | | 4 | 0 | 2 | 0 | 0 | 1 | 4 |
| Nelson Briles, R (8, 1) | | | | | | | | | | 0 | 0 | 0 | 0 | 0 | 0 | 0 |
| Phil Gagliano, R (1, 4)<br>OBP: 0.330, SLG: 0.395 | | BB<br>1B<br>1-H | F9 | | | K | | SH5-4<br>2B<br>1B | | 3 | 0 | 1 | 0 | 1 | 1 | 2 |
| Dal Maxvill, R (8, PR)<br>OBP: 0.128, SLG: 0.135 | | | | | | | | | | 0 | 1 | 0 | 0 | 0 | 0 | 0 |
| (9, 4) | | | | | | | | | | | | | | | | |
| Dave Ricketts, S (1, 2)<br>OBP: 0.304, SLG: 0.273 | | 1B<br>1-2 | | 1B<br>1-2 | | 4-3 | | SH5-4<br>1-2 | | 3 | 0 | 2 | 0 | 0 | 0 | 1 |
| Curt Simmons, L (1, 1)<br>OBP: 0.037, SLG: 0.056 | | K | | K | | | WP SH1-4<br>1B<br>BB | 2B<br>HR<br>1B | | 2 | 0 | 0 | 0 | 0 | 2 | 4 |
| Tito Francona, L (7, PH)<br>OBP: 0.322, SLG: 0.407 | | | | | | | | | | 0 | 0 | 0 | 0 | 1 | 0 | 0 |
| Julian Javier, R (7, PR)<br>OBP: 0.261, SLG: 0.342 | | | | | | | | | | 0 | 1 | 0 | 0 | 0 | 0 | 0 |
| Mike Shannon, R (8, 9)<br>OBP: 0.292, SLG: 0.380 | | | | | | | | | | 1 | 1 | 1 | 0 | 0 | 0 | 0 |
| Inning Stats | R: 0<br>E: 0<br>K: 1<br>S: 5<br>H: 0<br>LOB: 0<br>BB: 0<br>P: 5 | R: 1<br>E: 0<br>K: 3<br>S: 10<br>H: 1<br>LOB: 2<br>BB: 2<br>P: 18 | R: 1<br>E: 0<br>K: 0<br>S: 4<br>H: 1<br>LOB: 1<br>BB: 1<br>P: 8 | R: 0<br>E: 0<br>K: 2<br>S: 9<br>H: 2<br>LOB: 2<br>BB: 0<br>P: 9 | R: 0<br>E: 0<br>K: 0<br>S: 3<br>H: 0<br>LOB: 0<br>BB: 0<br>P: 3 | R: 0<br>E: 0<br>K: 1<br>S: 6<br>H: 1<br>LOB: 1<br>BB: 0<br>P: 6 | R: 1<br>E: 0<br>K: 1<br>S: 6<br>H: 1<br>LOB: 3<br>BB: 3<br>P: 18 | R: 4<br>E: 0<br>K: 2<br>S: 11<br>H: 4<br>LOB: 1<br>BB: 0<br>P: 11 | | 1B: 8<br>2B: 1<br>3B: 0<br>HR: 1<br>SF: 1<br>SAC: 2<br>DP: 0<br>HBP: 0 | | | | WP: 3<br>PB: 2<br>SB: 1<br>CS: 0<br>PA: 40 | | |

| PITCHER | | IP | WLS | BF | H | R | ER | SO | BB | IBB | HBP | BLK | WP | HR | S | P | ERA | WHIP |
|---|---|---|---|---|---|---|---|---|---|---|---|---|---|---|---|---|---|---|
| Jim Maloney, R<br>ERA: 2.86 | (1, 1) | 6.1 | L | 30 | 6 | 3 | 3 | 7 | 5 | 0 | 0 | 0 | 2 | 0 | 39 | 59 | 4.26 | 1.737 |
| Ted Davidson, L<br>ERA: 1.99 | (7, 1) | 1.0 | | 7 | 3 | 4 | 4 | 1 | 1 | 0 | 0 | 0 | 0 | 0 | 8 | 12 | 36.00 | 4.000 |
| Joey Jay, R<br>ERA: 3.91 | (8, 1) | 0.2 | | 3 | 1 | 0 | 0 | 2 | 0 | 0 | 0 | 0 | 0 | 1 | 7 | 7 | 0.00 | 1.500 |

| PITCHER | IP | WLS | BF | H | R | ER | SO | BB | IBB | HBP | BLK | WP | HR | S | P | ERA | WHIP |
|---|---|---|---|---|---|---|---|---|---|---|---|---|---|---|---|---|---|

# BOTTOM

## Cincinnati Reds @ St. Louis Cardinals

Sportsman's Park, St. Louis, MO

Fri Aug 13 1965, 8:05 PM EDT

Att. 21,272 - Unknown

livebaseballscorecards.com

| | |
|---|---|
| AB | 31 |
| R | 7 |
| H | 10 |
| RBI | 6 |
| BB | 6 |
| SO | 10 |
| LOB | 22 |

| Batter | 1 | 2 | 3 | 4 | 5 | 6 | 7 | 8 | 9 | AB | R | H | RBI | BB | SO | LOB |
|---|---|---|---|---|---|---|---|---|---|---|---|---|---|---|---|---|
| Tommy Harper, R (1, 7)<br>OBP: 0.368, SLG: 0.430 | K | | 1-H 1B | | 6-3 | | K | | 6-3 | 5 | 0 | 1 | 1 | 0 | 2 | 1 |
| Pete Rose, S (1, 4)<br>OBP: 0.385, SLG: 0.464 | K | | 5-3 | | K | | | WP 1B FC6-4 1B | | 4 | 1 | 1 | 0 | 0 | 2 | 1 |
| Vada Pinson, L (1, 8)<br>OBP: 0.341, SLG: 0.489 | K | | | K | | F5 | | FC6-4 WP 1-2 1B | | 4 | 0 | 1 | 0 | 0 | 2 | 0 |
| Frank Robinson, R (1, 9)<br>OBP: 0.375, SLG: 0.524 | | F9 | | F8 | | K | | F5 1-2 2-3 | | 4 | 0 | 0 | 0 | 0 | 1 | 2 |
| Deron Johnson, R (1, 5)<br>OBP: 0.331, SLG: 0.508 | | G6-4-3 1B | | 2B BB | | K FC6-4 | | FC6-4 IBB | | 2 | 1 | 1 | 0 | 2 | 1 | 0 |
| Don Pavletich, R (1, 2)<br>OBP: 0.395, SLG: 0.546 | | G6-4-3 1-2f | | WP 1-H 2B | | FC6-4 1-2f | | FC6-4 1-2f 2-3 3-H | | 3 | 1 | 1 | 1 | 0 | 0 | 2 |
| Gordy Coleman, L (8, PH)<br>OBP: 0.372, SLG: 0.538 | | | | | | | | | | 1 | 0 | 0 | 1 | 0 | 0 | 2 |
| Johnny Edwards, L (8, 2)<br>OBP: 0.346, SLG: 0.462 | | | | | | | | | | 0 | 0 | 0 | 0 | 0 | 0 | 0 |
| Tony Perez, R (1, 3)<br>OBP: 0.308, SLG: 0.466 | | | F3 | FC6-4 3-H 1B | | | K | 5-3 | | 4 | 0 | 1 | 0 | 0 | 1 | 2 |
| Leo Cardenas, R (1, 6)<br>OBP: 0.365, SLG: 0.438 | | | F3 | FC6-4 1-2f | | | SH1-4 BB | | 1-3 | 3 | 0 | 0 | 0 | 1 | 0 | 1 |
| Joe Nuxhall, L (1, 1)<br>OBP: 0.273, SLG: 0.258 | | | WP 1B 1B | | G3 | | SH1-4 1-2 | | K | 2 | 1 | 1 | 0 | 0 | 0 | 0 |
| Billy McCool, R (7, 1) | | | | | | | | | | 1 | 0 | 0 | 0 | 0 | 1 | 0 |
| Inning Stats | R: 0 E: 0 K: 3 S: 9 H: 0 LOB: 0 BB: 0 P: 9 | R: 0 E: 0 K: 0 S: 3 H: 1 LOB: 0 BB: 0 P: 3 | R: 1 E: 0 K: 0 S: 5 H: 2 LOB: 0 BB: 0 P: 5 | R: 2 E: 0 K: 1 S: 7 H: 2 LOB: 1 BB: 1 P: 11 | R: 0 E: 0 K: 1 S: 5 H: 0 LOB: 0 BB: 0 P: 5 | R: 0 E: 0 K: 2 S: 8 H: 0 LOB: 1 BB: 0 P: 8 | R: 0 E: 0 K: 2 S: 7 H: 0 LOB: 1 BB: 1 P: 11 | R: 1 E: 0 K: 0 S: 5 H: 2 LOB: 2 BB: 1 P: 9 | R: 0 E: 0 K: 1 S: 5 H: 0 LOB: 0 BB: 0 P: 5 | 1B: 6 2B: 1 3B: 0 HR: 0 | SF: 0 SAC: 1 DP: 1 HBP: 0 | | | | | | |

| PITCHER | IP | WLS | BF | H | R | ER | SO | BB | IBB | HBP | BLK | WP | HR | S | P | ERA | WHIP |
|---|---|---|---|---|---|---|---|---|---|---|---|---|---|---|---|---|---|
| Ray Sadecki, L (1, 1)<br>ERA: 6.04 | 7.0 | L | 30 | 7 | 4 | 4 | 9 | 2 | 0 | 0 | 0 | 3 | 0 | 46 | 54 | 5.14 | 1.286 |
| Don Dennis, R (8, 1)<br>ERA: 2.45 | 1.0 | | 4 | 0 | 0 | 0 | 0 | 0 | 1 | 0 | 0 | 1 | 0 | 3 | 7 | 0.00 | 0.000 |
| Hal Woodeshick, L (9, 1)<br>ERA: 2.54 | 1.0 | | 3 | 0 | 0 | 0 | 1 | 0 | 0 | 0 | 0 | 0 | 0 | 5 | 5 | 0.00 | 0.000 |

| PITCHER | IP | WLS | BF | H | R | ER | SO | BB | IBB | HBP | BLK | WP | HR | S | P | ERA | WHIP |
|---|---|---|---|---|---|---|---|---|---|---|---|---|---|---|---|---|---|

# TOP

## Cincinnati Reds @ St. Louis Cardinals

Sportsman's Park, St. Louis, MO

Sat Aug 14 1965, 4:33 AM EDT

Att. 16,484 - Unknown

livebaseballscorecards.com

| | |
|---|---|
| AB | 33 |
| R | 4 |
| H | 7 |
| RBI | 3 |
| BB | 3 |
| SO | 10 |
| LOB | 11 |

WP: 4 PA: 37
PB: 0
SB: 0
CS: 0

| Batter | 1 | 2 | 3 | 4 | 5 | 6 | 7 | 8 | 9 | AB | R | H | RBI | BB | SO | LOB |
|---|---|---|---|---|---|---|---|---|---|---|---|---|---|---|---|---|
| Lou Brock, L (1, 7)<br>OBP: 0.342, SLG: 0.439 | 2-3 | | K | | | F7 | | K2-3 | | 4 | 0 | 0 | 0 | 0 | 2 | 1 |
| Dick Groat, R (1, 6)<br>OBP: 0.326, SLG: 0.326 | F6 | | FC5-4<br>1-2f | | | F8 | | | 4-3 | 4 | 0 | 0 | 0 | 0 | 0 | 1 |
| Curt Flood, R (1, 8)<br>OBP: 0.354, SLG: 0.412 | 4-3 | | L7 | | | G3 | | | F3 | 4 | 0 | 0 | 0 | 0 | 0 | 1 |
| Ken Boyer, R (1, 5)<br>OBP: 0.328, SLG: 0.381 | | K | | F7 | | | 4-3 SH2-4<br>BB | | L6 | 3 | 0 | 0 | 0 | 1 | 1 | 0 |
| Bill White, L (1, 3)<br>OBP: 0.363, SLG: 0.448 | | 4-3 | | K | | | SH2-4<br>1-2 | | | 2 | 0 | 0 | 0 | 0 | 1 | 0 |
| Phil Gagliano, R (1, 4)<br>OBP: 0.330, SLG: 0.394 | | HR<br>1B | | F8 | | | 4-3<br>2-3 | | | 3 | 1 | 1 | 0 | 0 | 0 | 1 |
| Ted Savage, R (1, 9)<br>OBP: 0.140, SLG: 0.224 | | 1-H<br>HR | | | L4 | | 5-3 | | | 3 | 1 | 1 | 2 | 0 | 0 | 1 |
| Mike Shannon, R (1, 2)<br>OBP: 0.287, SLG: 0.374 | | F8 | | | K | | | 6-3 | | 3 | 0 | 0 | 0 | 0 | 1 | 0 |
| Ray Sadecki, L (1, 1)<br>OBP: 0.143, SLG: 0.200 | | | FC5-4<br>1B | | F3 | | | K | | 2 | 0 | 1 | 0 | 0 | 0 | 0 |
| Don Dennis, R (8, 1)<br>OBP: 0.333, SLG: 0.333 | | | | | | | | | | 0 | 0 | 0 | 0 | 0 | 0 | 0 |
| Bob Skinner, L (8, PH)<br>OBP: 0.342, SLG: 0.434 | | | | | | | | | | 1 | 0 | 0 | 0 | 0 | 1 | 0 |
| Hal Woodeshick, R (9, 1)<br>OBP: 0.167, SLG: 0.091 | | | | | | | | | | 0 | 0 | 0 | 0 | 0 | 0 | 0 |
| Inning Stats | R: 0<br>E: 0<br>K: 0<br>S: 3<br>H: 0<br>LOB: 0<br>BB: 0<br>P: 3 | R: 2<br>E: 0<br>K: 1<br>S: 7<br>H: 2<br>LOB: 0<br>BB: 0<br>P: 7 | R: 0<br>E: 1<br>K: 1<br>S: 6<br>H: 1<br>LOB: 1<br>BB: 0<br>P: 6 | R: 0<br>E: 0<br>K: 1<br>S: 5<br>H: 0<br>LOB: 0<br>BB: 0<br>P: 5 | R: 0<br>E: 0<br>K: 1<br>S: 5<br>H: 0<br>LOB: 0<br>BB: 0<br>P: 5 | R: 0<br>E: 0<br>K: 0<br>S: 3<br>H: 0<br>LOB: 0<br>BB: 0<br>P: 3 | R: 0<br>E: 0<br>K: 0<br>S: 3<br>H: 0<br>LOB: 1<br>BB: 1<br>P: 7 | R: 0<br>E: 0<br>K: 2<br>S: 7<br>H: 0<br>LOB: 0<br>BB: 0<br>P: 7 | R: 0<br>E: 0<br>K: 0<br>S: 3<br>H: 0<br>LOB: 0<br>BB: 0<br>P: 3 | 1B: 2<br>2B: 0<br>3B: 0<br>HR: 1<br>SF: 0<br>SAC: 1<br>DP: 0<br>HBP: 0 | | | | | | |

| PITCHER | | IP | WLS | BF | H | R | ER | SO | BB | IBB | HBP | BLK | WP | HR | S | P | ERA | WHIP |
|---|---|---|---|---|---|---|---|---|---|---|---|---|---|---|---|---|---|---|
| Joe Nuxhall, L<br>ERA: 3.59 | (1, 1) | 6.0 | W | 21 | 3 | 2 | 2 | 4 | 0 | 0 | 0 | 0 | 0 | 1 | 29 | 29 | 3.00 | 0.500 |
| Billy McCool, L<br>ERA: 3.86 | (7, 1) | 3.0 | S | 10 | 0 | 0 | 0 | 2 | 1 | 0 | 0 | 0 | 0 | 0 | 13 | 17 | 0.00 | 0.333 |

| PITCHER | IP | WLS | BF | H | R | ER | SO | BB | IBB | HBP | BLK | WP | HR | S | P | ERA | WHIP |
|---|---|---|---|---|---|---|---|---|---|---|---|---|---|---|---|---|---|

# BOTTOM

## Cincinnati Reds @ St. Louis Cardinals

Sportsman's Park, St. Louis, MO

Sat Aug 14 1965, 4:33 AM EDT

Att. 16,484 - Unknown

livebaseballscorecards.com

| | |
|---|---|
| AB | 29 |
| R | 2 |
| H | 3 |
| RBI | 2 |
| BB | 1 |
| SO | 6 |
| LOB | 5 |

| Batter | 1 | 2 | 3 | 4 | 5 | 6 | 7 | 8 | 9 | AB | R | H | RBI | BB | SO | LOB |
|---|---|---|---|---|---|---|---|---|---|---|---|---|---|---|---|---|
| Pete Rose, S (1, 4)<br>OBP: 0.385, SLG: 0.466 | F8 | 1B | | 4-3 | | 2B | | 3-1 | | 5 | 0 | 2 | 2 | 0 | 0 | 0 |
| Art Shamsky, L (1, 9)<br>OBP: 0.342, SLG: 0.485 | K | K | | | K | K | | G3 | | 5 | 0 | 0 | 0 | 0 | 4 | 4 |
| Vada Pinson, L (1, 8)<br>OBP: 0.342, SLG: 0.493 | F2 | | F5 | | BB | | HR | F2 | | 4 | 1 | 1 | 1 | 1 | 0 | 0 |
| Gordy Coleman, L (1, 3)<br>OBP: 0.370, SLG: 0.538 | | G3 | HR 2B | | K | | K | | 4-3 | 4 | 1 | 1 | 0 | 0 | 2 | 1 |
| Charlie James, R (9, PH)<br>OBP: 0.226, SLG: 0.200 | | | | | | | | | | 1 | 0 | 0 | 0 | 0 | 0 | 0 |
| Frank Robinson, R (1, 7)<br>OBP: 0.374, SLG: 0.522 | | BB HBP 1B 1B | F4 | | F7 | | F4 | | 5-3 | 4 | 1 | 1 | 0 | 0 | 0 | 2 |
| Marty Keough, L (7, 7)<br>OBP: 0.205, SLG: 0.114 | | | | | | | | | | 0 | 0 | 0 | 0 | 0 | 0 | 0 |
| Tony Perez, R (9, PH)<br>OBP: 0.306, SLG: 0.463 | | | | | | | | | | 1 | 0 | 0 | 0 | 0 | 0 | 0 |
| Deron Johnson, R (1, 5)<br>OBP: 0.333, SLG: 0.517 | | 1B BB 1B HBP | HR | | | F8 | 1B 2B | | F8 | 4 | 2 | 2 | 2 | 0 | 0 | 0 |
| Johnny Edwards, L (1, 2)<br>OBP: 0.352, SLG: 0.474 | | 1B 1B BB | F8 | | | HR | 1B IBB | | | 2 | 2 | 1 | 1 | 2 | 0 | 0 |
| Leo Cardenas, R (1, 6)<br>OBP: 0.369, SLG: 0.440 | | 1B 1B | | 5-3 | | 2B BB | 1B | | | 3 | 0 | 2 | 1 | 1 | 0 | 0 |
| Sammy Ellis, L (1, 1)<br>OBP: 0.145, SLG: 0.149 | | K | | K | | F1 | K | | | 4 | 0 | 0 | 0 | 0 | 3 | 7 |
| John Tsitouris, R (8, 1)<br>OBP: 0.098, SLG: 0.053 | | | | | | | | | | 0 | 0 | 0 | 0 | 0 | 0 | 0 |
| Billy McCool, R (8, 1) | | | | | | | | | | 0 | 0 | 0 | 0 | 0 | 0 | 0 |
| Joey Jay, S (8, 1)<br>OBP: 0.079, SLG: 0.056 | | | | | | | | | | 0 | 0 | 0 | 0 | 0 | 0 | 0 |

# TOP

## Cincinnati Reds @ St. Louis Cardinals

Sportsman's Park, St. Louis, MO

Sun Aug 15 1965, 4:33 AM EDT
Att. 19,547 - Unknown

livebaseballscorecards.com

| | |
|---|---|
| AB | 37 |
| R | 7 |
| H | 10 |
| RBI | 7 |
| BB | 4 |
| SO | 9 |
| LOB | 14 |

| Inning Stats | | | | | | | | | | | | | | | | | | | | | | | | |
|---|---|---|---|---|---|---|---|---|---|---|---|---|---|---|---|---|---|---|---|---|---|---|---|---|
| | R: 0 | H: 0 | R: 3 | H: 3 | R: 2 | H: 2 | R: 0 | H: 0 | R: 0 | H: 0 | R: 1 | H: 2 | R: 1 | H: 3 | R: 0 | H: 0 | R: 0 | H: 0 | 1B: 4 | SF: 0 | WP: 0 | PA: 42 | | |
| | E: 0 | LOB: 0 | E: 0 | LOB: 2 | E: 0 | LOB: 0 | E: 0 | LOB: 0 | E: 0 | LOB: 1 | E: 0 | LOB: 2 | E: 0 | LOB: 3 | E: 0 | LOB: 0 | E: 0 | LOB: 0 | 2B: 3 | SAC: 0 | PB: 0 | | | |
| | K: 1 | BB: 0 | K: 2 | BB: 1 | K: 0 | BB: 0 | K: 1 | BB: 0 | K: 2 | BB: 1 | K: 1 | BB: 1 | K: 2 | BB: 1 | K: 0 | BB: 0 | K: 0 | BB: 0 | 3B: 0 | DP: 0 | SB: 0 | | | |
| | S: 5 | P: 5 | S: 10 | P: 15 | S: 5 | P: 5 | S: 5 | P: 5 | S: 7 | P: 11 | S: 7 | P: 11 | S: 10 | P: 14 | S: 3 | P: 3 | S: 3 | P: 3 | HR: 3 | HBP: 1 | CS: 0 | | | |

| PITCHER | | IP | WLS | BF | H | R | ER | SO | BB | IBB | HBP | BLK | WP | HR | S | P | ERA | WHIP |
|---|---|---|---|---|---|---|---|---|---|---|---|---|---|---|---|---|---|---|
| Bob Gibson, R<br>ERA: 3.08 | (1, 1) | 7.0 | | 36 | 10 | 7 | 7 | 9 | 3 | 1 | 1 | 0 | 0 | 3 | 49 | 66 | 9.00 | 1.857 |
| Ray Washburn, R<br>ERA: 3.82 | (8, 1) | 1.0 | W | 3 | 0 | 0 | 0 | 0 | 0 | 0 | 0 | 0 | 0 | 0 | 3 | 3 | 0.00 | 0.000 |
| Hal Woodeshick, L<br>ERA: 2.5 | (9, 1) | 1.0 | S | 3 | 0 | 0 | 0 | 0 | 0 | 0 | 0 | 0 | 0 | 0 | 3 | 3 | 0.00 | 0.000 |

| PITCHER | IP | WLS | BF | H | R | ER | SO | BB | IBB | HBP | BLK | WP | HR | S | P | ERA | WHIP |
|---|---|---|---|---|---|---|---|---|---|---|---|---|---|---|---|---|---|

# BOTTOM

| Batter | 1 | 2 | 3 | 4 | 5 | 6 | 7 | 8 | 9 | AB | R | H | RBI | BB | SO | LOB |
|---|---|---|---|---|---|---|---|---|---|---|---|---|---|---|---|---|
| Lou Brock, L (1, 7)<br>OBP: 0.342, SLG: 0.438 | 4-3 | K | | | 1B | | K | WP 6-3<br>1-2<br>3-H<br>1B | | 5 | 1 | 2 | 1 | 0 | 2 | 1 |
| Dick Groat, R (1, 6)<br>OBP: 0.323, SLG: 0.322 | 4-3 | | F6 | | L8 | | 4-3<br>1-2 | 6-3<br>1-2<br>2-3 | | 5 | 0 | 0 | 0 | 0 | 0 | 4 |
| Curt Flood, R (1, 8)<br>OBP: 0.354, SLG: 0.411 | F8 | | 1-3 | | G4-6-3<br>1-3<br>1B | | 6-3 | WP<br>1B<br>IBB | | 4 | 1 | 1 | 0 | 1 | 0 | 1 |
| Bill White, L (1, 3)<br>OBP: 0.366, SLG: 0.456 | | 4-3 | 1B | | G4-6-3<br>1-2f | | | HR<br>BB | | 4 | 2 | 2 | 1 | 1 | 0 | 2 |
| Ken Boyer, R (1, 5)<br>OBP: 0.329, SLG: 0.381 | | F5 | F8 | | | K | | 3B<br>1B<br>1B<br>WP<br>1B | | 5 | 1 | 2 | 2 | 0 | 1 | 1 |
| Bob Skinner, L (1, 9)<br>OBP: 0.361, SLG: 0.495<br>Dal Maxvill, R (9, 4)<br>OBP: 0.128, SLG: 0.135 | HR | K | | | FC6-4<br>1B | | | E<br>3B<br>FC5-4<br>1-3<br>2-H<br>1B | | 5<br>0 | 2<br>0 | 4<br>0 | 3<br>0 | 0<br>0 | 1<br>0 | 0<br>0 |
| Phil Gagliano, R (1, 4)<br>OBP: 0.328, SLG: 0.391<br>Hal Woodeshick, R (9, 1)<br>OBP: 0.167, SLG: 0.091 | 1B<br>HR<br>1B | F8 | | | FC6-4<br>1-2f | | | F4<br>FC5-4<br>1-2f | | 5<br>0 | 1<br>0 | 1<br>0 | 0<br>0 | 0<br>0 | 0<br>0 | 4<br>0 |
| Tim McCarver, L (1, 2)<br>OBP: 0.335, SLG: 0.438 | 1-3<br>HR<br>1B | | 1B | | F9 | | | E8<br>1B<br>3-H<br>2B | | 4 | 2 | 3 | 1 | 0 | 0 | 1 |
| Bob Gibson, R (1, 1)<br>OBP: 0.235, SLG: 0.360<br>Tito Francona, L (7, PH)<br>OBP: 0.326, SLG: 0.411<br>Ray Washburn, R (8, 1)<br>OBP: 0.233, SLG: 0.214<br>Ted Savage, R (8, PH)<br>OBP: 0.157, SLG: 0.224<br>(9, 9) | 1-H<br>3-H<br>HR | K | | | | | 4-3<br>1B | 6-3<br>WP<br>1B<br>IBB | | 2<br>1<br>0<br>0 | 1<br>0<br>0<br>1 | 1<br>1<br>0<br>0 | 3<br>0<br>0<br>1 | 0<br>0<br>0<br>0 | 1<br>0<br>0<br>0 | 1<br>0<br>0<br>0 |
| Inning Stats | R: 0<br>E: 0<br>K: 0<br>S: 3<br>H: 0<br>LOB: 0<br>BB: 0<br>P: 3 | R: 4<br>E: 0<br>K: 1<br>S: 9<br>H: 4<br>LOB: 0<br>BB: 0<br>P: 9 | R: 0<br>E: 0<br>K: 0<br>S: 4<br>H: 1<br>LOB: 1<br>BB: 0<br>P: 4 | R: 0<br>E: 0<br>K: 2<br>S: 8<br>H: 1<br>LOB: 1<br>BB: 0<br>P: 8 | R: 0<br>E: 0<br>K: 0<br>S: 4<br>H: 2<br>LOB: 1<br>BB: 0<br>P: 4 | R: 0<br>E: 0<br>K: 1<br>S: 6<br>H: 1<br>LOB: 1<br>BB: 0<br>P: 6 | R: 0<br>E: 0<br>K: 1<br>S: 6<br>H: 1<br>LOB: 1<br>BB: 0<br>P: 6 | R: 8<br>E: 1<br>K: 0<br>S: 10<br>H: 7<br>LOB: 2<br>BB: 3<br>P: 22 | | 1B: 12<br>2B: 1<br>3B: 1<br>HR: 3<br>SF: 0<br>SAC: 0<br>DP: 1<br>HBP: 0 | | | | | |

| PITCHER | | IP | WLS | BF | H | R | ER | SO | BB | IBB | HBP | BLK | WP | HR | S | P | ERA | WHIP |
|---|---|---|---|---|---|---|---|---|---|---|---|---|---|---|---|---|---|---|
| Sammy Ellis, R<br>ERA: 3.55 | (1, 1) | 7.0 | | 32 | 12 | 6 | 6 | 5 | 0 | 0 | 0 | 0 | 0 | 3 | 42 | 42 | 7.71 | 1.714 |
| John Tsitouris, R<br>ERA: 4.85 | (8, 1) | 0.1 | L | 3 | 2 | 1 | 1 | 0 | 0 | 0 | 0 | 0 | 0 | 0 | 3 | 3 | 27.00 | 6.000 |
| Billy McCool, L<br>ERA: 4.35 | (8, 1) | 0.1 | | 7 | 3 | 5 | 5 | 0 | 1 | 2 | 0 | 0 | 2 | 0 | 4 | 16 | 135.00 | 12.000 |
| Joey Jay, R<br>ERA: 3.9 | (8, 1) | 0.1 | | 1 | 0 | 0 | 0 | 0 | 0 | 0 | 0 | 0 | 0 | 0 | 1 | 1 | 0.00 | 0.000 |

| PITCHER | IP | WLS | BF | H | R | ER | SO | BB | IBB | HBP | BLK | WP | HR | S | P | ERA | WHIP |
|---|---|---|---|---|---|---|---|---|---|---|---|---|---|---|---|---|---|

# Cincinnati Reds @ St. Louis Cardinals

Sportsman's Park, St. Louis, MO

Sun Aug 15 1965, 4:33 AM EDT

Att. 19,547 - Unknown

livebaseballscorecards.com

| | |
|---|---|
| AB | 40 |
| R | 12 |
| H | 17 |
| RBI | 11 |
| BB | 3 |
| SO | 5 |
| LOB | 15 |

WP: 2 PB: 0 SB: 0 CS: 0 PA: 43

# Cincinnati Reds @ Chicago Cubs

Wrigley Field, Chicago, IL

Tue Aug 17 1965, 3:33 AM CDT

Att. 7,780 - Cloudy

livebaseballscorecards.com

| Batter | 1 | 2 | 3 | 4 | 5 | 6 | 7 | 8 | 9 | AB | R | H | RBI | BB | SO | LOB |
|---|---|---|---|---|---|---|---|---|---|---|---|---|---|---|---|---|
| Tommy Harper, R (1, 7)<br>OBP: 0.366, SLG: 0.428 | F8 | | F9 | | K | | G3 S 1B | | 4-3 | 5 | 0 | 1 | 0 | 0 | 1 | 0 |
| Pete Rose, S (1, 4)<br>OBP: 0.385, SLG: 0.468 | 6-3 | | | 6-3 | 3B | | G3<br>1-3 | | G1-6-3 BB | 4 | 0 | 1 | 0 | 1 | 0 | 1 |
| Vada Pinson, L (1, 8)<br>OBP: 0.340, SLG: 0.492 | K | | | WP 1B 2B | 4-3 | | 4-3 | | G1-6-3<br>1-2f | 5 | 1 | 1 | 0 | 0 | 1 | 3 |
| Frank Robinson, R (1, 9)<br>OBP: 0.377, SLG: 0.530 | | HR | | 1B BB<br>2-3 | | K2-3 | | FC4-6 1B | | 3 | 1 | 2 | 1 | 1 | 1 | 0 |
| Deron Johnson, R (1, 5)<br>OBP: 0.335, SLG: 0.524 | | 1-3 | | 1-3 1B<br>3-H | | HR | | F8 | | 4 | 1 | 2 | 2 | 0 | 0 | 1 |
| Don Pavletich, R (1, 2)<br>OBP: 0.400, SLG: 0.542 | | K2-3 | | IBB | | BB WP 1B | | FC4-6 BB<br>1-2f 2B | | 1 | 1 | 0 | 0 | 2 | 1 | 0 |
| Johnny Edwards, L (8, PH)<br>OBP: 0.351, SLG: 0.472 (8, 2) | | | | | | | | | | 1 | 1 | 0 | 0 | 0 | 0 | 1 |
| Tony Perez, R (1, 3)<br>OBP: 0.310, SLG: 0.462 | | K | | K | | G4-3<br>1-H 1B | | BB<br>1-2 2B | | 3 | 1 | 1 | 1 | 1 | 2 | 3 |
| Leo Cardenas, R (1, 6)<br>OBP: 0.368, SLG: 0.440 | | | K | F9 | | G4-3<br>1-2f | | 1-H 2-H 2B | | 4 | 0 | 1 | 2 | 0 | 1 | 4 |
| Ted Davidson, R (1, 1) | | | 4-3 | | K | | K | K | | 2 | 0 | 0 | 0 | 0 | 1 | 0 |
| Marty Keough, L (7, PH)<br>OBP: 0.200, SLG: 0.111 | | | | | | | | | | 1 | 0 | 0 | 0 | 0 | 1 | 0 |
| Billy McCool, R (7, 1) | | | | | | | | | | 1 | 0 | 0 | 0 | 0 | 1 | 1 |
| Sammy Ellis, L (9, 1)<br>OBP: 0.145, SLG: 0.149 | | | | | | | | | | 0 | 0 | 0 | 0 | 0 | 0 | 0 |
| Inning Stats | R: 0 E: 0 K: 1 S: 5 H: 0 LOB: 0 BB: 0 P: 5 | R: 1 E: 0 K: 2 S: 8 H: 1 LOB: 0 BB: 0 P: 8 | R: 0 E: 0 K: 1 S: 5 H: 0 LOB: 0 BB: 0 P: 5 | R: 1 E: 0 K: 1 S: 7 H: 2 LOB: 3 BB: 2 P: 15 | R: 0 E: 0 K: 2 S: 8 H: 1 LOB: 1 BB: 0 P: 8 | R: 2 E: 0 K: 1 S: 6 H: 2 LOB: 0 BB: 1 P: 10 | R: 0 E: 0 K: 1 S: 6 H: 1 LOB: 1 BB: 0 P: 6 | R: 2 E: 0 K: 1 S: 7 H: 2 LOB: 1 BB: 1 P: 11 | R: 0 E: 0 K: 0 S: 2 H: 0 LOB: 0 BB: 1 P: 6 | 1B: 4 2B: 2 3B: 1 HR: 2 | SF: 0 SAC: 0 DP: 2 HBP: 0 | | | | | | |

TOP

| | |
|---|---|
| AB | 34 |
| R | 6 |
| H | 9 |
| RBI | 6 |
| BB | 5 |
| SO | 10 |
| LOB | 14 |

WP: 2 PB: 0 SB: 1 CS: 0 PA: 39

| PITCHER | | IP | WLS | BF | H | R | ER | SO | BB | IBB | HBP | BLK | WP | HR | S | P | ERA | WHIP |
|---|---|---|---|---|---|---|---|---|---|---|---|---|---|---|---|---|---|---|
| Dick Ellsworth, L<br>ERA: 3.64 | (1, 1) | 5.1 | L | 25 | 6 | 4 | 4 | 8 | 2 | 1 | 0 | 0 | 2 | 2 | 38 | 50 | 6.75 | 1.500 |
| Lindy McDaniel, R<br>ERA: 2.62 | (6, 1) | 1.2 | | 5 | 1 | 0 | 0 | 1 | 0 | 0 | 0 | 0 | 0 | 0 | 7 | 7 | 0.00 | 0.600 |
| Ted Abernathy, R<br>ERA: 1.99 | (8, 1) | 2.0 | | 9 | 2 | 2 | 2 | 1 | 2 | 0 | 0 | 0 | 0 | 0 | 9 | 17 | 9.00 | 2.000 |

| PITCHER | IP | WLS | BF | H | R | ER | SO | BB | IBB | HBP | BLK | WP | HR | S | P | ERA | WHIP |
|---|---|---|---|---|---|---|---|---|---|---|---|---|---|---|---|---|---|

| Batter | 1 | 2 | 3 | 4 | 5 | 6 | 7 | 8 | 9 | AB | R | H | RBI | BB | SO | LOB |
|---|---|---|---|---|---|---|---|---|---|---|---|---|---|---|---|---|
| Don Landrum, L (1, 8)<br>OBP: 0.327, SLG: 0.370 | BBBB 4-0 1B G6-3 BB | | x 0-0 14 1B 2B | | x 0-0 ① P6 | | x 0-0 ② 4-3 | | x 0-0 ② 6-3 1-2 2-3 | 4 | 2 | 1 | 0 | 1 | 0 | 2 |
| Harvey Kuenn, R (1, 7)<br>Ted Abernathy, R (8, 1)<br>Ed Bailey, L (9, PH)<br>OBP: 0.384, SLG: 0.379 | x 0-0 G6-3 1-3 1B | | x 0-0 ① 6-3 | | x 0-0 ② 6-3 | | x 0-0 ③ P4 | | x 0-0 ③ F8 | 4<br>0<br>1 | 0<br>0<br>0 | 1<br>0<br>0 | 0<br>0<br>0 | 0<br>0<br>0 | 0<br>0<br>0 | 1<br>0<br>2 |
| Billy Williams, L (1, 9)<br>OBP: 0.356, SLG: 0.502 | x 0-0 ① ② G6-3 1-2f 3-H | | x 0-0 ② F7 | | x 0-0 HR | | | x 0-0 ① 4-3 | | 4 | 1 | 1 | 1 | 0 | 0 | 2 |
| 14 Ernie Banks, R (1, 3)<br>OBP: 0.345, SLG: 0.460 | x 0-0 ③ 5-3 | | x 0-0 2-H 1B | | x 0-0 ③ 6-3 | | | x 0-0 ② 5-3 | | 4 | 0 | 1 | 1 | 0 | 0 | 0 |
| Ron Santo, R (1, 5)<br>OBP: 0.370, SLG: 0.491 | | S S S 0-3 ① K | x 0-0 ③ P4 | | | x 0-0 ① L7 | | x 0-0 ③ F9 | | 4 | 0 | 0 | 0 | 0 | 1 | 1 |
| Chris Krug, R (1, 2)<br>OBP: 0.294, SLG: 0.369 | | x 0-0 1B 1B | | x 0-0 ① P5 | | x 0-0 ② 6-3 | | | x 0-0 2B 2B | 4 | 1 | 2 | 0 | 0 | 0 | 0 |
| Glenn Beckert, R (1, 4)<br>OBP: 0.263, SLG: 0.291 | | x 0-0 1-2 1B | | x 0-0 ② 1-3 | | x 0-0 1B | | | x 0-0 6-3 2-H 2B | 4 | 0 | 3 | 1 | 0 | 0 | 0 |
| Don Kessinger, S (1, 6)<br>Doug Clemens, L (9, PH)<br>OBP: 0.339, SLG: 0.341 | | x 0-0 ② P6 | | x 0-0 1B | | x 0-0 ③ P4 | | | B B B B 4-0 6-3 BB | 3<br>0 | 0<br>0 | 1<br>0 | 0<br>0 | 0<br>1 | 0<br>0 | 3<br>0 |
| Dick Ellsworth, L (1, 1)<br>Lindy McDaniel, R (6, 1)<br>Jimmy Stewart, S (7, PH)<br>(8, 7)<br>OBP: 0.321, SLG: 0.300 | | S S S 0-3 ③ K | | x 0-0 ③ F8 | | | S S S 0-3 ① K | | S S S 0-3 ① K | 2<br>0<br>2 | 0<br>0<br>0 | 0<br>0<br>0 | 0<br>0<br>0 | 0<br>0<br>0 | 1<br>0<br>2 | 3<br>0<br>2 |
| Inning Stats | R: 1 H: 1<br>E: 0 LOB: 0<br>K: 0 BB: 1<br>S: 3 P: 7 | R: 0 H: 2<br>E: 0 LOB: 2<br>K: 2 BB: 0<br>S: 9 P: 9 | R: 1 H: 2<br>E: 0 LOB: 1<br>K: 0 BB: 0<br>S: 5 P: 5 | R: 0 H: 1<br>E: 0 LOB: 1<br>K: 0 BB: 0<br>S: 4 P: 4 | R: 1 H: 1<br>E: 0 LOB: 0<br>K: 0 BB: 0<br>S: 4 P: 4 | R: 0 H: 1<br>E: 0 LOB: 1<br>K: 0 BB: 0<br>S: 4 P: 4 | R: 0 H: 0<br>E: 0 LOB: 0<br>K: 1 BB: 0<br>S: 5 P: 5 | R: 0 H: 0<br>E: 0 LOB: 0<br>K: 0 BB: 0<br>S: 3 P: 3 | R: 1 H: 2<br>E: 0 LOB: 2<br>K: 1 BB: 1<br>S: 7 P: 11 | 1B: 6<br>2B: 3<br>3B: 0<br>HR: 1 | SF: 0<br>SAC: 0<br>DP: 1<br>HBP: 0 | | | | | |

| PITCHER | | IP | WLS | BF | H | R | ER | SO | BB | IBB | HBP | BLK | WP | HR | S | P | ERA | WHIP |
|---|---|---|---|---|---|---|---|---|---|---|---|---|---|---|---|---|---|---|
| Ted Davidson, L<br>ERA: 2.51 | (1, 1) | 6.0 | W | 26 | 8 | 3 | 3 | 2 | 1 | 0 | 0 | 0 | 0 | 1 | 29 | 33 | 4.50 | 1.500 |
| Billy McCool, L<br>ERA: 4.35 | (7, 1) | 2.0 | | 8 | 2 | 1 | 1 | 1 | 0 | 0 | 0 | 0 | 0 | 0 | 10 | 10 | 4.50 | 1.000 |
| Sammy Ellis, R<br>ERA: 3.53 | (9, 1) | 1.0 | S | 4 | 0 | 0 | 0 | 1 | 1 | 0 | 0 | 0 | 0 | 0 | 5 | 9 | 0.00 | 1.000 |

| PITCHER | IP | WLS | BF | H | R | ER | SO | BB | IBB | HBP | BLK | WP | HR | S | P | ERA | WHIP |
|---|---|---|---|---|---|---|---|---|---|---|---|---|---|---|---|---|---|

# BOTTOM

## Cincinnati Reds @ Chicago Cubs

Wrigley Field, Chicago, IL

Tue Aug 17 1965, 3:33 AM CDT

Att. 7,780 - Cloudy

livebaseballscorecards.com

| | |
|---|---|
| AB | 36 |
| R | 4 |
| H | 10 |
| RBI | 3 |
| BB | 2 |
| SO | 4 |
| LOB | 16 |

| | | | |
|---|---|---|---|
| WP: 0 | PA: 38 | | |
| PB: 0 | | | |
| SB: 0 | | | |
| CS: 0 | | | |

| Batter | 1 | 2 | 3 | 4 | 5 | 6 | 7 | 8 | 9 | 10 | AB | R | H | RBI | BB | SO | LOB |
|---|---|---|---|---|---|---|---|---|---|---|---|---|---|---|---|---|---|
| Tommy Harper, R (1, 7)<br>OBP: 0.365, SLG: 0.425 | 5-3 | | FC4 1-2f | | | K | | K | | 1B | 5 | 0 | 1 | 0 | 0 | 2 | 2 |
| Pete Rose, S (1, 4)<br>OBP: 0.383, SLG: 0.465 | 4-3 | | | SH1-3 1B | | 3-1 | | | E3 F9 1B | 3-1 | 5 | 0 | 1 | 0 | 0 | 0 | 1 |
| Vada Pinson, L (1, 8)<br>OBP: 0.342, SLG: 0.493 | PO 1B | | | SH1-3 1-2 | | | F8 | | 1-2 1B | | 3 | 0 | 2 | 0 | 0 | 0 | 0 |
| Frank Robinson, R (1, 9)<br>OBP: 0.378, SLG: 0.534 | PO 1-2 | G6-3 1B | | 6-3 | | | 3B | | F7 | | 4 | 0 | 2 | 0 | 0 | 0 | 3 |
| Gordy Coleman, L (1, 3)<br>OBP: 0.364, SLG: 0.529<br>Marty Keough, L (10, 3)<br>OBP: 0.200, SLG: 0.111 | | G6-3 1-2f | | 5-3 | | | G3 | | F9 2-3 | | 4<br>0 | 0<br>0 | 0<br>0 | 0<br>0 | 0<br>0 | 0<br>0 | 5<br>0 |
| Deron Johnson, R (1, 5)<br>OBP: 0.332, SLG: 0.519 | | 4-3 | | | K | | L6 | | 5-3 | | 4 | 0 | 0 | 0 | 0 | 1 | 3 |
| Johnny Edwards, L (1, 2)<br>OBP: 0.346, SLG: 0.465 | | | 4-3 | | K | | | P5 | | G3 | 4 | 0 | 0 | 0 | 0 | 1 | 0 |
| Leo Cardenas, R (1, 6)<br>OBP: 0.367, SLG: 0.445 | | | F8 | | 6-3 | | | 5-3 | | HR | 4 | 1 | 1 | 1 | 0 | 0 | 0 |
| Jim Maloney, L (1, 1)<br>OBP: 0.284, SLG: 0.299 | | | FC4 1B | | | K | | 1B | | 6-3 | 4 | 0 | 2 | 0 | 0 | 1 | 0 |
| Inning Stats | R: 0 E: 0 K: 0 S: 3 H: 1 LOB: 0 BB: 0 P: 3 | R: 0 E: 0 K: 0 S: 3 H: 1 LOB: 0 BB: 0 P: 3 | R: 0 E: 0 K: 0 S: 4 H: 1 LOB: 1 BB: 0 P: 4 | R: 0 E: 0 K: 0 S: 4 H: 1 LOB: 1 BB: 0 P: 4 | R: 0 E: 0 K: 2 S: 7 H: 0 LOB: 0 BB: 0 P: 7 | R: 0 E: 0 K: 2 S: 7 H: 0 LOB: 0 BB: 0 P: 7 | R: 0 E: 0 K: 0 S: 4 H: 1 LOB: 1 BB: 0 P: 4 | R: 0 E: 0 K: 1 S: 6 H: 1 LOB: 1 BB: 0 P: 6 | R: 0 E: 1 K: 0 S: 5 H: 1 LOB: 2 BB: 0 P: 5 | R: 1 E: 0 K: 0 S: 5 H: 2 LOB: 1 BB: 0 P: 5 | 1B: 7 2B: 0 3B: 1 HR: 1 | SF: 0 SAC: 1 DP: 1 HBP: 0 | | | | | |

| PITCHER | IP | WLS | BF | H | R | ER | SO | BB | IBB | HBP | BLK | WP | HR | S | P | ERA | WHIP |
|---|---|---|---|---|---|---|---|---|---|---|---|---|---|---|---|---|---|
| Larry Jackson, R (1, 1)<br>ERA: 3.93 | 10.0 | L | 38 | 9 | 1 | 1 | 5 | 0 | 0 | 0 | 0 | 0 | 1 | 48 | 48 | 0.90 | 0.900 |

| PITCHER | IP | WLS | BF | H | R | ER | SO | BB | IBB | HBP | BLK | WP | HR | S | P | ERA | WHIP |
|---|---|---|---|---|---|---|---|---|---|---|---|---|---|---|---|---|---|

# TOP

## Cincinnati Reds @ Chicago Cubs

Wrigley Field, Chicago, IL

Thu Aug 19 1965, 3:33 AM CDT

Unknown

livebaseballscorecards.com

| | |
|---|---|
| AB | 37 |
| R | 1 |
| H | 9 |
| RBI | 1 |
| BB | 0 |
| SO | 5 |
| LOB | 14 |

| | | | |
|---|---|---|---|
| 1B: 7 | SF: 0 | WP: 0 | PA: 39 |
| 2B: 0 | SAC: 1 | PB: 0 | |
| 3B: 1 | DP: 1 | SB: 0 | |
| HR: 1 | HBP: 0 | CS: 0 | |

| Batter | 1 | 2 | 3 | 4 | 5 | 6 | 7 | 8 | 9 | 10 | AB | R | H | RBI | BB | SO | LOB |
|---|---|---|---|---|---|---|---|---|---|---|---|---|---|---|---|---|---|
| Don Landrum, L (1, 8)<br>OBP: 0.323, SLG: 0.365 | SSS 0-3 ① K | | x 0-0 ② FC1-6 BB<br>1-2f<br>2-3 | | SSS 0-3 ② K | | | x 0-0 ① SH1-4<br>1-2 | x 0-0 ③ P6 | | 4 | 0 | 0 | 0 | 0 | 2 | 5 |
| Doug Clemens, L (1, 7)<br>OBP: 0.340, SLG: 0.337 | SSS 0-3 ② K | | BBBB 4-0 1-2 BB | | SSS 0-3 ③ K | | | x 0-0 ② F8<br>2-3 | | BBBB 4-0 14 G6-4-3 BB | 3 | 0 | 0 | 0 | 2 | 2 | 1 |
| Billy Williams, L (1, 9)<br>OBP: 0.355, SLG: 0.498 | x 0-0 ③ P4 | | x 0-0 ③ 4-3 | | | x 0-0 ① P4 | | 4-0 IBB | | x 0-0 ① F7 | 4 | 0 | 0 | 0 | 1 | 0 | 4 |
| 14 Ernie Banks, R (1, 3)<br>OBP: 0.342, SLG: 0.456 | | x 0-0 ① 6-3 | | x 0-0 ① P4 | | x 0-0 ② 5-3 | | SSS 0-3 ③ K | | x 0-0 ②③ G6-4-3<br>1-2f | 5 | 0 | 0 | 0 | 0 | 1 | 3 |
| Ron Santo, R (1, 5)<br>OBP: 0.369, SLG: 0.488 | | x 0-0 ② P4 | | x 0-0 ② 6-3 | | SSS 0-3 ③ K | | | H 1-0 BB BB HBP | | 3 | 0 | 0 | 0 | 0 | 1 | 0 |
| Ed Bailey, L (1, 2)<br>OBP: 0.387, SLG: 0.373 | SSS 0-3 ③ K | | | BBBB 4-0 BB BB | | | x 0-0 ① 4-3 | | BBBB 4-0 1-2 BB | | 2 | 0 | 0 | 0 | 2 | 1 | 0 |
| Glenn Beckert, R (1, 4)<br>OBP: 0.264, SLG: 0.289 | | | BBBB 4-0 FC1-6 BB | BBBB 4-0 1-2 BB | | | x 0-0 ② 6-3 | | SSS 0-3 ① K | | 2 | 0 | 0 | 0 | 2 | 1 | 2 |
| Don Kessinger, S (1, 6)<br>OBP: 0.259, SLG: 0.223<br>Jimmy Stewart, S (9, PH)<br>OBP: 0.319, SLG: 0.299<br>(10, 6) | | | BBBB 4-0 1-2 FC1-6 BB | SSS 0-3 ③ K | | | SSS 0-3 ③ K | | x 0-0 ② F8 | | 2<br>1 | 0<br>0 | 0<br>0 | 0<br>0 | 1<br>0 | 2<br>0 | 2<br>2 |
| Larry Jackson, R (1, 1)<br>OBP: 0.167, SLG: 0.221 | SSS 0-3 ① K | | | | SSS 0-3 ① K | | | BBBB 4-0 F8 SH1-4 BB | BBBB 4-0 1-2<br>2-3 BB | | 2 | 0 | 0 | 0 | 2 | 2 | 2 |
| Inning Stats | R: 0 H: 0<br>E: 0 LOB: 0<br>K: 2 BB: 0<br>S: 7 P: 7 | R: 0 H: 0<br>E: 0 LOB: 0<br>K: 1 BB: 0<br>S: 5 P: 5 | R: 0 H: 0<br>E: 0 LOB: 3<br>K: 1 BB: 3<br>S: 5 P: 17 | R: 0 H: 0<br>E: 0 LOB: 2<br>K: 1 BB: 2<br>S: 5 P: 13 | R: 0 H: 0<br>E: 0 LOB: 0<br>K: 3 BB: 0<br>S: 9 P: 9 | R: 0 H: 0<br>E: 0 LOB: 0<br>K: 1 BB: 0<br>S: 5 P: 5 | R: 0 H: 0<br>E: 0 LOB: 0<br>K: 1 BB: 0<br>S: 5 P: 5 | R: 0 H: 0<br>E: 0 LOB: 2<br>K: 1 BB: 2<br>S: 5 P: 13 | R: 0 H: 0<br>E: 0 LOB: 3<br>K: 1 BB: 2<br>S: 5 P: 14 | R: 0 H: 0<br>E: 0 LOB: 0<br>K: 0 BB: 1<br>S: 2 P: 6 | 1B: 0<br>2B: 0<br>3B: 0<br>HR: 0 | SF: 0<br>SAC: 1<br>DP: 1<br>HBP: 1 | | | | | |

| PITCHER | IP | WLS | BF | H | R | ER | SO | BB | IBB | HBP | BLK | WP | HR | S | P | ERA | WHIP |
|---|---|---|---|---|---|---|---|---|---|---|---|---|---|---|---|---|---|
| Jim Maloney, R (1, 1)<br>ERA: 2.71 | 10.0 | W | 40 | 0 | 0 | 0 | 12 | 9 | 1 | 1 | 0 | 0 | 0 | 53 | 94 | 0.00 | 0.900 |

| PITCHER | IP | WLS | BF | H | R | ER | SO | BB | IBB | HBP | BLK | WP | HR | S | P | ERA | WHIP |
|---|---|---|---|---|---|---|---|---|---|---|---|---|---|---|---|---|---|

# BOTTOM

## Cincinnati Reds @ Chicago Cubs

Wrigley Field, Chicago, IL

Thu Aug 19 1965, 3:33 AM CDT

Unknown

livebaseballscorecards.com

| | |
|---|---|
| AB | 28 |
| R | 0 |
| H | 0 |
| RBI | 0 |
| BB | 10 |
| SO | 12 |
| LOB | 21 |

WP: 0 PA: 40
PB: 0
SB: 0
CS: 0

# Cincinnati Reds @ Chicago Cubs

Wrigley Field, Chicago, IL

Thu Aug 19 1965, 3:38 AM CDT

Att. 11,342 - Unknown

TOP

| Batter | 1 | 2 | 3 | 4 | 5 | 6 | 7 | 8 | 9 | AB | R | H | RBI | BB | SO | LOB |
|---|---|---|---|---|---|---|---|---|---|---|---|---|---|---|---|---|
| Tommy Harper, R (1, 7) OBP: 0.361, SLG: 0.421 | K | | P5 | | 6-3 | | 6-3 | | F9 | 5 | 0 | 0 | 0 | 0 | 1 | 1 |
| Pete Rose, S (1, 4) OBP: 0.383, SLG: 0.464 | BB | | F7 | | | G3 | F8 | | F7 | 4 | 1 | 1 | 0 | 1 | 0 | 0 |
| Vada Pinson, L (1, 8) OBP: 0.341, SLG: 0.489 | F8 | | | 4-3 | | G3 | BB | | K | 4 | 0 | 0 | 0 | 1 | 1 | 2 |
| Frank Robinson, R (1, 9) OBP: 0.377, SLG: 0.534 | F7 | | | 6-3 | | | K | | | 4 | 1 | 1 | 1 | 0 | 1 | 2 |
| Gordy Coleman, L (1, 3) OBP: 0.365, SLG: 0.529 | | FC5-4 | | G3 | | K | | 4-3 | | 2 | 0 | 1 | 0 | 0 | 0 | 0 |
| Tony Perez, R (6, PH) (6, 3) OBP: 0.311, SLG: 0.462 | | | | | | | | | | 2 | 0 | 1 | 0 | 0 | 1 | 1 |
| Deron Johnson, R (1, 5) OBP: 0.333, SLG: 0.520 | | FC5-4 | | | 2B | IBB | | K | | 3 | 2 | 1 | 0 | 1 | 1 | 2 |
| Johnny Edwards, L (1, 2) OBP: 0.348, SLG: 0.473 | | P6 | | | G3 | | | 4-3 | | 4 | 0 | 2 | 3 | 0 | 0 | 2 |
| Leo Cardenas, R (1, 6) OBP: 0.368, SLG: 0.443 | | F9 | | | G3 | IBB | | IBB | | 2 | 0 | 0 | 0 | 2 | 0 | 2 |
| Joey Jay, S (1, 1) OBP: 0.071, SLG: 0.050 | | | K | | 4-3 | K | | K | | 4 | 0 | 0 | 0 | 0 | 3 | 5 |
| Billy McCool, R (9, 1) | | | | | | | | | | 0 | 0 | 0 | 0 | 0 | 0 | 0 |
| Inning Stats | R: 0 E: 0 K: 1 S: 5 H: 0 LOB: 1 BB: 1 P: 9 | R: 0 E: 0 K: 0 S: 4 H: 1 LOB: 1 BB: 0 P: 4 | R: 0 E: 0 K: 1 S: 5 H: 0 LOB: 0 BB: 0 P: 5 | R: 0 E: 0 K: 0 S: 3 H: 0 LOB: 0 BB: 0 P: 3 | R: 1 E: 0 K: 0 S: 5 H: 2 LOB: 1 BB: 0 P: 5 | R: 3 E: 0 K: 2 S: 10 H: 3 LOB: 2 BB: 2 P: 18 | R: 0 E: 0 K: 1 S: 5 H: 0 LOB: 1 BB: 1 P: 9 | R: 0 E: 0 K: 2 S: 8 H: 1 LOB: 2 BB: 1 P: 12 | R: 0 E: 0 K: 1 S: 5 H: 0 LOB: 0 BB: 0 P: 5 | 1B: 3 2B: 4 3B: 0 HR: 0 SF: 0 SAC: 0 DP: 0 HBP: 0 | | | | | | | |

| PITCHER | IP | WLS | BF | H | R | ER | SO | BB | IBB | HBP | BLK | WP | HR | S | P | ERA | WHIP |
|---|---|---|---|---|---|---|---|---|---|---|---|---|---|---|---|---|---|
| Cal Koonce, R (1, 1) ERA: 4.04 | 5.1 | | 22 | 5 | 3 | 3 | 2 | 1 | 0 | 0 | 0 | 0 | 0 | 25 | 29 | 5.06 | 1.125 |
| Billy Hoeft, L (6, 1) ERA: 1.57 | 1.2 | | 9 | 1 | 1 | 1 | 3 | 1 | 2 | 0 | 0 | 0 | 0 | 12 | 24 | 5.40 | 1.200 |
| Lindy McDaniel, R (8, 1) ERA: 2.57 | 2.0 | W | 8 | 1 | 0 | 0 | 3 | 0 | 1 | 0 | 0 | 0 | 0 | 13 | 17 | 0.00 | 0.500 |

| PITCHER | IP | WLS | BF | H | R | ER | SO | BB | IBB | HBP | BLK | WP | HR | S | P | ERA | WHIP |
|---|---|---|---|---|---|---|---|---|---|---|---|---|---|---|---|---|---|

| | |
|---|---|
| AB | 34 |
| R | 4 |
| H | 7 |
| RBI | 4 |
| BB | 5 |
| SO | 8 |
| LOB | 17 |

WP: 0 PB: 0 SB: 0 CS: 0 PA: 39

livebaseballscorecards.com

# BOTTOM

| Batter | 1 | 2 | 3 | 4 | 5 | 6 | 7 | 8 | 9 | AB | R | H | RBI | BB | SO | LOB |
|---|---|---|---|---|---|---|---|---|---|---|---|---|---|---|---|---|
| Don Landrum, L (1, 8)<br>OBP: 0.327, SLG: 0.379 | G4-6-3<br>1B | | F8 | | F7 | | | 1B<br>HR<br>1B | 1-H<br>HR | 5 | 2 | 3 | 2 | 0 | 0 | 1 |
| Doug Clemens, L (1, 7)<br>OBP: 0.339, SLG: 0.336 | G4-6-3<br>1-2f | | K | | F8 | | | 1-3<br>HR<br>1B | | 4 | 1 | 1 | 0 | 0 | 1 | 2 |
| Billy Williams, L (1, 9)<br>OBP: 0.356, SLG: 0.504 | 1B | | F8 | | | P6 | | 1-H<br>3-H<br>HR | | 4 | 1 | 2 | 3 | 0 | 0 | 0 |
| 14 Ernie Banks, R (1, 3)<br>OBP: 0.340, SLG: 0.452 | 4-3 | | | F2 | | 6-3 | | P3 | | 4 | 0 | 0 | 0 | 0 | 0 | 1 |
| Ron Santo, R (1, 5)<br>OBP: 0.372, SLG: 0.488 | | 2B<br>1B | | G3 S<br>BB | | BB | | P3 | | 2 | 0 | 1 | 0 | 2 | 0 | 0 |
| Ed Bailey, L (1, 2)<br>OBP: 0.383, SLG: 0.377 | | 1-3<br>2B | | G3<br>1-3 | | F7 | | F8 | | 4 | 0 | 1 | 0 | 0 | 0 | 2 |
| Glenn Beckert, R (1, 4)<br>OBP: 0.263, SLG: 0.288<br>Jimmy Stewart, S (7, PH)<br>OBP: 0.316, SLG: 0.296<br>(8, 6) | | P6 | | P6 | | | F7 | | F8 | 2<br>2 | 0<br>0 | 0<br>0 | 0<br>0 | 0<br>0 | 0<br>0 | 3<br>0 |
| Don Kessinger, S (1, 6)<br>OBP: 0.261, SLG: 0.225<br>George Altman, L (7, PH)<br>OBP: 0.316, SLG: 0.360<br>Lindy McDaniel, R (8, 1)<br>Harvey Kuenn, R (9, PH)<br>OBP: 0.341, SLG: 0.225<br>Ellis Burton, S (9, PR)<br>OBP: 0.194, SLG: 0.182 | | 5-3 | | | 1B | | G3 | | S<br>HR<br>1B | 2<br>1<br>0<br>1<br>0 | 0<br>0<br>0<br>0<br>1 | 1<br>0<br>0<br>1<br>0 | 0<br>0<br>0<br>0<br>0 | 0<br>0<br>0<br>0<br>0 | 0<br>0<br>0<br>0<br>0 | 2<br>0<br>0<br>0<br>0 |
| Cal Koonce, R (1, 1)<br>OBP: 0.180, SLG: 0.111<br>Billy Hoeft, L (6, 1)<br>OBP: 0.167, SLG: 0.167<br>Joey Amalfitano, R (7, PH)<br>OBP: 0.369, SLG: 0.373<br>(8, 4) | | K | | | K | | 6-3 | | K | 2<br>0<br>2 | 0<br>0<br>0 | 0<br>0<br>0 | 0<br>0<br>0 | 0<br>0<br>0 | 2<br>0<br>1 | 3<br>0<br>1 |
| Inning Stats | R: 0<br>E: 0<br>K: 0<br>S: 4<br>H: 2<br>LOB: 1<br>BB: 0<br>P: 4 | R: 0<br>E: 0<br>K: 1<br>S: 7<br>H: 2<br>LOB: 2<br>BB: 0<br>P: 7 | R: 0<br>E: 0<br>K: 1<br>S: 5<br>H: 0<br>LOB: 0<br>BB: 0<br>P: 5 | R: 0<br>E: 0<br>K: 0<br>S: 3<br>H: 0<br>LOB: 1<br>BB: 1<br>P: 7 | R: 0<br>E: 0<br>K: 1<br>S: 6<br>H: 1<br>LOB: 1<br>BB: 0<br>P: 6 | R: 0<br>E: 0<br>K: 0<br>S: 3<br>H: 0<br>LOB: 1<br>BB: 1<br>P: 7 | R: 0<br>E: 0<br>K: 0<br>S: 3<br>H: 0<br>LOB: 0<br>BB: 0<br>P: 3 | R: 3<br>E: 0<br>K: 0<br>S: 6<br>H: 3<br>LOB: 0<br>BB: 0<br>P: 6 | R: 2<br>E: 0<br>K: 1<br>S: 6<br>H: 2<br>LOB: 1<br>BB: 0<br>P: 6 | 1B: 7<br>2B: 1<br>3B: 0<br>HR: 2<br>SF: 0<br>SAC: 0<br>DP: 1<br>HBP: 0 | | | | | | |

| PITCHER | | IP | WLS | BF | H | R | ER | SO | BB | IBB | HBP | BLK | WP | HR | S | P | ERA | WHIP |
|---|---|---|---|---|---|---|---|---|---|---|---|---|---|---|---|---|---|---|
| Joey Jay, R<br>ERA: 3.92 | (1, 1) | 8.2 | | 36 | 9 | 4 | 4 | 4 | 2 | 0 | 0 | 0 | 0 | 1 | 42 | 50 | 4.15 | 1.269 |
| Billy McCool, L<br>ERA: 4.48 | (9, 1) | 0.0 | L | 1 | 1 | 1 | 1 | 0 | 0 | 0 | 0 | 0 | 0 | 1 | 1 | 1 | ∞ | ∞ |

| PITCHER | IP | WLS | BF | H | R | ER | SO | BB | IBB | HBP | BLK | WP | HR | S | P | ERA | WHIP |
|---|---|---|---|---|---|---|---|---|---|---|---|---|---|---|---|---|---|

# Cincinnati Reds @ Chicago Cubs

Wrigley Field, Chicago, IL

Thu Aug 19 1965, 3:38 AM CDT

Att. 11,342 - Unknown

livebaseballscorecards.com

| | |
|---|---|
| AB | 35 |
| R | 5 |
| H | 10 |
| RBI | 5 |
| BB | 2 |
| SO | 4 |
| LOB | 15 |

| | | | | | | | | | | | | | | | | | | |
|---|---|---|---|---|---|---|---|---|---|---|---|---|---|---|---|---|---|---|
| WP: 0 | PA: 37 | | | | | | | | | | | | | | | | | |
| PB: 0 | | | | | | | | | | | | | | | | | | |
| SB: 2 | | | | | | | | | | | | | | | | | | |
| CS: 0 | | | | | | | | | | | | | | | | | | |

| Batter | 1 | 2 | 3 | 4 | 5 | 6 | 7 | 8 | 9 | 10 | AB | R | H | RBI | BB | SO | LOB |
|---|---|---|---|---|---|---|---|---|---|---|---|---|---|---|---|---|---|
| Tommy Harper, R (1, 7)<br>OBP: 0.360, SLG: 0.418 | F8 | 5-3 | | K | | | L9 | | S 1B | | 5 | 0 | 1 | 0 | 0 | 1 | 4 |
| Pete Rose, S (1, 4)<br>OBP: 0.387, SLG: 0.466 | FC3-6 1B | | L8 | | F9 S 1B | | | | BB 1-2 | | 4 | 0 | 3 | 0 | 1 | 0 | 0 |
| Frank Robinson, R (1, 9)<br>OBP: 0.373, SLG: 0.528 | FC3-6 1B 1B 1-2f | | F7 | | K 1-2 | | F8 | | K | | 5 | 1 | 0 | 0 | 0 | 2 | 5 |
| Deron Johnson, R (1, 5)<br>OBP: 0.332, SLG: 0.516 | 1B 1-3 1B | | 6-3 | | F9 2-3 | | | L8 | | F3 | 5 | 0 | 1 | 0 | 0 | 0 | 1 |
| Don Pavletich, R (1, 2) (6, 3)<br>OBP: 0.406, SLG: 0.557 | 1-2 3-H 1B | | | 1B 1B | 6-3 | | | SF8 3B | | K | 5 | 1 | 3 | 1 | 0 | 1 | 1 |
| Tony Perez, R (1, 3)<br>OBP: 0.307, SLG: 0.455 | K | | | F9 | | 6-3 | | SF8 3-H | | HR | 3 | 0 | 0 | 0 | 0 | 1 | 3 |
| Jimmie Coker, R (6, 2)<br>OBP: 0.222, SLG: 0.441 | | | | | | | | | | | 1 | 1 | 1 | 2 | 0 | 0 | 0 |
| Vada Pinson, L (1, 8)<br>OBP: 0.340, SLG: 0.486 | | F9 | | BB 1-3 1B | | F7 | | K | | F7 | 5 | 0 | 1 | 0 | 0 | 1 | 0 |
| Leo Cardenas, R (1, 6)<br>OBP: 0.367, SLG: 0.442 | | FC 1B | | K | | K | | | 4-3 | | 4 | 0 | 1 | 0 | 0 | 2 | 2 |
| Sammy Ellis, L (1, 1)<br>OBP: 0.152, SLG: 0.145 | | FC 1-H | | BB 1-2 | | | K | | K | | 3 | 0 | 0 | 0 | 1 | 2 | 1 |
| Inning Stats | R: 1 E: 0 K: 1 S: 8 H: 3 LOB: 2 BB: 0 P: 8 | R: 0 E: 1 K: 0 S: 4 H: 1 LOB: 1 BB: 0 P: 4 | R: 0 E: 0 K: 0 S: 3 H: 0 LOB: 0 BB: 0 P: 3 | R: 0 E: 0 K: 2 S: 9 H: 2 LOB: 3 BB: 1 P: 13 | R: 0 E: 0 K: 1 S: 6 H: 1 LOB: 1 BB: 0 P: 6 | R: 0 E: 0 K: 1 S: 5 H: 0 LOB: 0 BB: 0 P: 5 | R: 0 E: 0 K: 1 S: 6 H: 1 LOB: 1 BB: 0 P: 6 | R: 1 E: 0 K: 1 S: 6 H: 1 LOB: 0 BB: 0 P: 6 | R: 0 E: 0 K: 2 S: 8 H: 1 LOB: 2 BB: 1 P: 12 | R: 1 E: 0 K: 1 S: 6 H: 1 LOB: 0 BB: 0 P: 6 | 1B: 9 2B: 0 3B: 1 HR: 1 SF: 1 SAC: 1 DP: 0 HBP: 0 | | | | | | |

| PITCHER | | IP | WLS | BF | H | R | ER | SO | BB | IBB | HBP | BLK | WP | HR | S | P | ERA | WHIP |
|---|---|---|---|---|---|---|---|---|---|---|---|---|---|---|---|---|---|---|
| Chris Short, L<br>ERA: 2.94 | (1, 1) | 8.0 | | 34 | 9 | 2 | 2 | 7 | 1 | 0 | 0 | 0 | 0 | 0 | 47 | 51 | 2.25 | 1.250 |
| Gary Wagner, R<br>ERA: 2.57 | (9, 1) | 2.0 | L | 9 | 2 | 1 | 1 | 3 | 1 | 0 | 0 | 0 | 0 | 1 | 14 | 18 | 4.50 | 1.500 |

| PITCHER | IP | WLS | BF | H | R | ER | SO | BB | IBB | HBP | BLK | WP | HR | S | P | ERA | WHIP |
|---|---|---|---|---|---|---|---|---|---|---|---|---|---|---|---|---|---|

# TOP

## Cincinnati Reds @ Philadelphia Phillies

Connie Mack Stadium, Philadelphia, PA

Fri Aug 20 1965, 7:05 PM EDT
Att. 28,709 - Unknown

livebaseballscorecards.com

| | |
|---|---|
| AB | 40 |
| R | 3 |
| H | 11 |
| RBI | 3 |
| BB | 2 |
| SO | 10 |
| LOB | 17 |

| | | | | | | | | |
|---|---|---|---|---|---|---|---|---|
| 1B: 9 | SF: 1 | WP: 0 | PA: 43 |
| 2B: 0 | SAC: 1 | PB: 0 | |
| 3B: 1 | DP: 0 | SB: 2 | |
| HR: 1 | HBP: 0 | CS: 0 | |

| Batter | 1 | 2 | 3 | 4 | 5 | 6 | 7 | 8 | 9 | 10 | AB | R | H | RBI | BB | SO | LOB |
|---|---|---|---|---|---|---|---|---|---|---|---|---|---|---|---|---|---|
| John Briggs, L (1, 8)<br>OBP: 0.368, SLG: 0.431 | S S S 0-3 ① K | | x 0-0 1-3 1B | | | x 0-0 ① F2 | | | x 0-0 HR | | 4 | 1 | 2 | 1 | 0 | 1 | 0 |
| Cookie Rojas, R (1, 4)<br>OBP: 0.341, SLG: 0.363 | x 0-0 FC4-6 1B | | x 0-0 ③ L9 | | | x 0-0 ② 5-3 | | | x 0-0 1B | | 4 | 0 | 2 | 0 | 0 | 0 | 2 |
| Johnny Callison, L (1, 9)<br>OBP: 0.334, SLG: 0.543 | x 0-0 ② FC4-6 CS 1-2f | | | x 0-0 WP G4-3 2B | | S S S 0-3 ③ K | | | S S S 0-3 ① K | | 4 | 1 | 1 | 0 | 0 | 2 | 2 |
| Dick Allen, R (1, 5)<br>OBP: 0.392, SLG: 0.513 | 0-0 ③ CS 1-2 | x 0-0 ① F5 | | B B B B 4-0 G4-3 2-3 BB | | | x 0-0 ① 5-3 | | x 0-0 ② F4 | | 3 | 0 | 0 | 0 | 1 | 0 | 1 |
| Tony Gonzalez, L (1, 7)<br>OBP: 0.338, SLG: 0.471 | | x 0-0 ② 5-3 | | x 0-0 ① ② G4-3 1-2f 3-H | | | x 0-0 ② 6-3 | | x 0-0 ③ 6-3 | | 4 | 0 | 0 | 0 | 0 | 0 | 2 |
| Dick Stuart, R (1, 3)<br>OBP: 0.295, SLG: 0.428 | | x 0-0 ③ P4 | | S S S 0-3 ③ K | | | S S S 0-3 ③ K | | | S S S 0-3 ① K | 4 | 0 | 0 | 0 | 0 | 3 | 0 |
| Clay Dalrymple, L (1, 2)<br>OBP: 0.278, SLG: 0.275 | | | x 0-0 ① L8 | | x 0-0 ① 4-3 | | | x 0-0 ① F9 | | B B B B 4-0 CS BB | 3 | 0 | 0 | 0 | 1 | 0 | 0 |
| Adolfo Phillips, R (10, PR)<br>OBP: 0.256, SLG: 0.282 | | | | | | | | | | | 0 | 0 | 0 | 0 | 0 | 0 | 0 |
| Bobby Wine, R (1, 6)<br>OBP: 0.283, SLG: 0.264 | | | x 0-0 ② 6-3 | | x 0-0 ② 6-3 | | | x 0-0 ② 5-3 | | S S S 0-3 ② ③ K 1-2 | 2 | 0 | 0 | 0 | 0 | 0 | 0 |
| Wes Covington, L (8, PH)<br>OBP: 0.316, SLG: 0.505 | | | | | | | | | | | 1 | 0 | 0 | 0 | 0 | 0 | 0 |
| Ruben Amaro, R (9, 6)<br>OBP: 0.309, SLG: 0.253 | | | | | | | | | | | 0 | 0 | 0 | 0 | 0 | 0 | 0 |
| Alex Johnson, R (10, PH)<br>OBP: 0.345, SLG: 0.435 | | | | | | | | | | | 1 | 0 | 0 | 0 | 0 | 1 | 1 |
| Chris Short, R (1, 1)<br>OBP: 0.135, SLG: 0.135 | | | x 0-0 1B 1B | | x 0-0 ③ 6-3 | | | S S S 0-3 ③ K | | | 2 | 0 | 1 | 0 | 0 | 0 | 0 |
| John Herrnstein, L (8, PH)<br>OBP: 0.246, SLG: 0.313 | | | | | | | | | | | 1 | 0 | 0 | 0 | 0 | 1 | 0 |
| Gary Wagner, R (9, 1)<br>OBP: 0.091, SLG: 0.182 | | | | | | | | | | | 0 | 0 | 0 | 0 | 0 | 0 | 0 |
| Inning Stats | R: 0 H: 1<br>E: 0 LOB: 0<br>K: 1 BB: 0<br>S: 5 P: 5 | R: 0 H: 0<br>E: 0 LOB: 0<br>K: 0 BB: 0<br>S: 3 P: 3 | R: 0 H: 2<br>E: 0 LOB: 2<br>K: 0 BB: 0<br>S: 5 P: 5 | R: 1 H: 1<br>E: 0 LOB: 0<br>K: 1 BB: 1<br>S: 5 P: 9 | R: 0 H: 0<br>E: 0 LOB: 0<br>K: 0 BB: 0<br>S: 3 P: 3 | R: 0 H: 0<br>E: 0 LOB: 0<br>K: 1 BB: 0<br>S: 5 P: 5 | R: 0 H: 0<br>E: 0 LOB: 0<br>K: 1 BB: 0<br>S: 5 P: 5 | R: 0 H: 0<br>E: 0 LOB: 0<br>K: 1 BB: 0<br>S: 5 P: 5 | R: 1 H: 2<br>E: 0 LOB: 1<br>K: 1 BB: 0<br>S: 7 P: 7 | R: 0 H: 0<br>E: 0 LOB: 1<br>K: 2 BB: 1<br>S: 6 P: 10 | 1B: 4 SF: 0<br>2B: 1 SAC: 0<br>3B: 0 DP: 1<br>HR: 1 HBP: 0 | | | | | | |

| PITCHER | IP | WLS | BF | H | R | ER | SO | BB | IBB | HBP | BLK | WP | HR | S | P | ERA | WHIP |
|---|---|---|---|---|---|---|---|---|---|---|---|---|---|---|---|---|---|
| Sammy Ellis, R (1, 1)<br>ERA: 3.44 | 10.0 | W | 35 | 6 | 2 | 2 | 8 | 2 | 0 | 0 | 0 | 1 | 1 | 49 | 57 | 1.80 | 0.800 |

| PITCHER | IP | WLS | BF | H | R | ER | SO | BB | IBB | HBP | BLK | WP | HR | S | P | ERA | WHIP |
|---|---|---|---|---|---|---|---|---|---|---|---|---|---|---|---|---|---|

# Cincinnati Reds @ Philadelphia Phillies

Connie Mack Stadium, Philadelphia, PA

Fri Aug 20 1965, 7:05 PM EDT

Att. 28,709 - Unknown

livebaseballscorecards.com

## BOTTOM

| | |
|---|---|
| AB | 33 |
| R | 2 |
| H | 6 |
| RBI | 1 |
| BB | 2 |
| SO | 8 |
| LOB | 8 |

WP: 1 PA: 36
PB: 0
SB: 0
CS: 2

# Cincinnati Reds @ Philadelphia Phillies

Connie Mack Stadium, Philadelphia, PA

Sat Aug 21 1965, 3:33 AM EDT

Att. 10,000 - Unknown

TOP

livebaseballscorecards.com

| Batter | 1 | 2 | 3 | 4 | 5 | 6 | 7 | 8 | 9 | 10 | 11 | AB | R | H | RBI | BB | SO | LOB |
|---|---|---|---|---|---|---|---|---|---|---|---|---|---|---|---|---|---|---|
| Tommy Harper, R (1, 7)<br>OBP: 0.358, SLG: 0.414 | 5-3 | G6-4-3<br>1-2f | | | P6 | | P4 | | F9 | | BB<br>FC6-2-5 | 5 | 0 | 0 | 0 | 1 | 0 | 3 |
| Pete Rose, S (1, 4)<br>OBP: 0.392, SLG: 0.470 | 1-3 | | S<br>1B | | 1B | | 3-H<br>2B | | | 1B<br>BB | 1-2<br>2-3<br>BB | 4 | 0 | 3 | 1 | 2 | 0 | 0 |
| Vada Pinson, L (1, 8)<br>OBP: 0.341, SLG: 0.485 | BB<br>1B<br>1B | | F7 | | F7 | | BB | | | 1-3<br>1B | 2-3<br>3-H<br>FC6-2-5 | 5 | 0 | 2 | 0 | 1 | 0 | 5 |
| Frank Robinson, R (1, 9)<br>OBP: 0.371, SLG: 0.524 | BB<br>1-2<br>1B | | F7<br>1-2 | | | 5-3 | 5-3 | | | K | | 5 | 0 | 1 | 0 | 0 | 1 | 5 |
| Gordy Coleman, L (1, 3)<br>OBP: 0.363, SLG: 0.522<br>Marty Keough, L (8, 3)<br>OBP: 0.195, SLG: 0.108 | BB<br>1-2<br>2-3<br>BB | | F9 | | | F8 | | P6 | | K | | 3<br>1 | 0<br>0 | 0<br>0 | 0<br>0 | 1<br>0 | 0<br>1 | 1<br>2 |
| Deron Johnson, R (1, 5)<br>OBP: 0.331, SLG: 0.513 | F7 | | | 6-3 | | 1B | | 6-3 | | K | | 5 | 0 | 1 | 0 | 0 | 1 | 5 |
| Johnny Edwards, L (1, 2)<br>OBP: 0.349, SLG: 0.473<br>Giraldo Ruiz, S (11, PR)<br>OBP: 0.118, SLG: 0.176<br>Billy McCool, R (11, 1) | | 1B<br>BB | | 4-3 | | L4 | | F8 | | | 1B<br>2B | 4<br>0<br>0 | 0<br>1<br>0 | 1<br>0<br>0 | 0<br>0<br>0 | 1<br>0<br>0 | 0<br>0<br>0 | 1<br>0<br>0 |
| Leo Cardenas, R (1, 6)<br>OBP: 0.367, SLG: 0.446 | F3 | | | K | | | 2B<br>3B | | K | | BB<br>FC6-2-5<br>2-H<br>1B | 5 | 1 | 2 | 1 | 0 | 2 | 1 |
| Joe Nuxhall, L (1, 1)<br>OBP: 0.270, SLG: 0.257<br>Art Shamsky, L (11, PH)<br>OBP: 0.342, SLG: 0.485<br>Don Pavletich, R (11, PH)<br>OBP: 0.403, SLG: 0.553<br>(11, 2) | G6-4-3<br>1-2<br>1B | | | | 4-3 | | K | | 6-3 | | 5-3 | 4<br>0<br>1 | 0<br>0<br>0 | 1<br>0<br>0 | 0<br>0<br>0 | 0<br>0<br>0 | 1<br>0<br>1 | 1<br>0<br>1 |
| Inning Stats | R: 0<br>E: 0<br>K: 0<br>S: 5<br>H: 2<br>LOB: 3<br>BB: 1<br>P: 9 | R: 0<br>E: 0<br>K: 0<br>S: 3<br>H: 1<br>LOB: 1<br>BB: 1<br>P: 7 | R: 0<br>E: 0<br>K: 0<br>S: 4<br>H: 1<br>LOB: 1<br>BB: 0<br>P: 4 | R: 0<br>E: 0<br>K: 1<br>S: 5<br>H: 0<br>LOB: 0<br>BB: 0<br>P: 5 | R: 0<br>E: 0<br>K: 0<br>S: 4<br>H: 1<br>LOB: 1<br>BB: 0<br>P: 4 | R: 0<br>E: 0<br>K: 0<br>S: 4<br>H: 1<br>LOB: 1<br>BB: 0<br>P: 4 | R: 1<br>E: 0<br>K: 1<br>S: 7<br>H: 2<br>LOB: 2<br>BB: 1<br>P: 11 | R: 0<br>E: 0<br>K: 0<br>S: 3<br>H: 0<br>LOB: 0<br>BB: 0<br>P: 3 | R: 0<br>E: 0<br>K: 1<br>S: 5<br>H: 0<br>LOB: 0<br>BB: 0<br>P: 5 | R: 0<br>E: 0<br>K: 3<br>S: 10<br>H: 1<br>LOB: 2<br>BB: 1<br>P: 14 | R: 1<br>E: 0<br>K: 0<br>S: 4<br>H: 2<br>LOB: 2<br>BB: 2<br>P: 12 | 1B: 8<br>2B: 2<br>3B: 1<br>HR: 0<br>SF: 0<br>SAC: 0<br>DP: 2<br>HBP: 0 | | | | | | |

| PITCHER | IP | WLS | BF | H | R | ER | SO | BB | IBB | HBP | BLK | WP | HR | S | P | ERA | WHIP |
|---|---|---|---|---|---|---|---|---|---|---|---|---|---|---|---|---|---|
| Ray Culp, R (1, 1)<br>ERA: 2.97 | 8.0 | | 34 | 8 | 1 | 1 | 2 | 3 | 0 | 0 | 0 | 0 | 0 | 35 | 47 | 1.12 | 1.375 |
| Jack Baldschun, R (9, 1)<br>ERA: 3.87 | 2.0 | L | 10 | 3 | 1 | 1 | 4 | 1 | 0 | 0 | 0 | 0 | 0 | 17 | 21 | 4.50 | 2.000 |
| Bo Belinsky, L (11, 1)<br>ERA: 4.72 | 1.0 | | 4 | 0 | 0 | 0 | 0 | 2 | 0 | 0 | 0 | 0 | 0 | 2 | 10 | 0.00 | 2.000 |

| PITCHER | IP | WLS | BF | H | R | ER | SO | BB | IBB | HBP | BLK | WP | HR | S | P | ERA | WHIP |
|---|---|---|---|---|---|---|---|---|---|---|---|---|---|---|---|---|---|

| | |
|---|---|
| AB | 42 |
| R | 2 |
| H | 11 |
| RBI | 2 |
| BB | 6 |
| SO | 6 |
| LOB | 25 |

WP: 0 PA: 48
PB: 0
SB: 1
CS: 0

| Batter | 1 | 2 | 3 | 4 | 5 | 6 | 7 | 8 | 9 | 10 | 11 | AB | R | H | RBI | BB | SO | LOB |
|---|---|---|---|---|---|---|---|---|---|---|---|---|---|---|---|---|---|---|
| Cookie Rojas, R (1, 4)<br>OBP: 0.338, SLG: 0.359 | L9 | | E4 (1-2) | | | 6-3 | | | 6-3 | | F4 | 5 | 0 | 0 | 0 | 0 | 0 | 1 |
| Johnny Callison, L (1, 9)<br>OBP: 0.333, SLG: 0.539 | CS, BB | | 3-1 | | | K | | | K | | K | 4 | 0 | 0 | 0 | 1 | 3 | 2 |
| Dick Allen, R (1, 5)<br>OBP: 0.390, SLG: 0.518 | K (1-2) | | | 5-3 | | | F9 | | HR | | | 4 | 1 | 1 | 1 | 0 | 1 | 1 |
| Dick Stuart, R (1, 3)<br>OBP: 0.295, SLG: 0.425 | | K | | F7 | | | G4-6-3, BB | | K | | | 3 | 0 | 0 | 0 | 1 | 2 | 0 |
| Alex Johnson, R (1, 7)<br>OBP: 0.344, SLG: 0.432 | | F6 | | F9 | | | G4-6-3 (1-2f) | | | 1B | | 4 | 0 | 1 | 0 | 0 | 0 | 1 |
| Adolfo Phillips, R (1, 8)<br>OBP: 0.256, SLG: 0.279 | | F2 | CS, S, 1B | | | | 5-3 | | | K | | 4 | 0 | 1 | 0 | 0 | 1 | 1 |
| Pat Corrales, R (1, 2)<br>OBP: 0.376, SLG: 0.348 | | | K | K (1-2) | | | F2 | | | K | | 4 | 0 | 0 | 0 | 0 | 3 | 2 |
| Bobby Wine, R (1, 6)<br>OBP: 0.286, SLG: 0.267 | | | E, 1B | 1-3 (2-3) | | | 1B | | | 5-3 | | 4 | 0 | 2 | 0 | 0 | 0 | 2 |
| Ray Culp, R (1, 1)<br>OBP: 0.156, SLG: 0.073 | | | K | | | F3 | | K | | | 4-3 | 2 | 0 | 0 | 0 | 0 | 1 | 1 |
| Tony Taylor, R (8, PH)<br>OBP: 0.297, SLG: 0.318 | | | | | | | | | | | | 1 | 0 | 0 | 0 | 0 | 1 | 1 |
| Jack Baldschun, R (9, 1) | | | | | | | | | | | | 0 | 0 | 0 | 0 | 0 | 0 | 0 |
| Bo Belinsky, L (11, 1)<br>OBP: 0.233, SLG: 0.207 | | | | | | | | | | | | 0 | 0 | 0 | 0 | 0 | 0 | 0 |
| Ruben Amaro, R (11, PH)<br>OBP: 0.308, SLG: 0.251 | | | | | | | | | | | | 1 | 0 | 0 | 0 | 0 | 0 | 0 |
| Inning Stats | R: 0 E: 0 K: 1 S: 4 / H: 0 LOB: 1 BB: 1 P: 8 | R: 0 E: 0 K: 1 S: 5 / H: 0 LOB: 0 BB: 0 P: 5 | R: 0 E: 1 K: 2 S: 9 / H: 1 LOB: 2 BB: 0 P: 9 | R: 0 E: 0 K: 0 S: 3 / H: 0 LOB: 0 BB: 0 P: 3 | R: 0 E: 0 K: 1 S: 5 / H: 1 LOB: 0 BB: 0 P: 5 | R: 0 E: 0 K: 1 S: 5 / H: 0 LOB: 0 BB: 0 P: 5 | R: 0 E: 0 K: 0 S: 2 / H: 0 LOB: 0 BB: 1 P: 6 | R: 0 E: 0 K: 1 S: 6 / H: 1 LOB: 1 BB: 0 P: 6 | R: 1 E: 0 K: 2 S: 8 / H: 1 LOB: 0 BB: 0 P: 8 | R: 0 E: 0 K: 2 S: 8 / H: 1 LOB: 1 BB: 0 P: 8 | R: 0 E: 0 K: 1 S: 5 / H: 0 LOB: 0 BB: 0 P: 5 | | | | | | | |

| PITCHER | | IP | WLS | BF | H | R | ER | SO | BB | IBB | HBP | BLK | WP | HR | S | P | ERA | WHIP |
|---|---|---|---|---|---|---|---|---|---|---|---|---|---|---|---|---|---|---|
| Joe Nuxhall, L<br>ERA: 3.37 | (1, 1) | 10.0 | W | 35 | 5 | 1 | 1 | 11 | 2 | 0 | 0 | 0 | 0 | 1 | 55 | 63 | 0.90 | 0.700 |
| Billy McCool, L<br>ERA: 4.42 | (11, 1) | 1.0 | S | 3 | 0 | 0 | 0 | 1 | 0 | 0 | 0 | 0 | 0 | 0 | 5 | 5 | 0.00 | 0.000 |

| PITCHER | IP | WLS | BF | H | R | ER | SO | BB | IBB | HBP | BLK | WP | HR | S | P | ERA | WHIP |
|---|---|---|---|---|---|---|---|---|---|---|---|---|---|---|---|---|---|

# BOTTOM

## Cincinnati Reds @ Philadelphia Phillies

Connie Mack Stadium, Philadelphia, PA

Sat Aug 21 1965, 3:33 AM EDT

Att. 10,000 - Unknown

livebaseballscorecards.com

| | |
|---|---|
| AB | 36 |
| R | 1 |
| H | 5 |
| RBI | 1 |
| BB | 2 |
| SO | 12 |
| LOB | 12 |

| | | | | | |
|---|---|---|---|---|---|
| 1B: 4 | SF: 0 | WP: 0 | PA: 38 |
| 2B: 1 | SAC: 0 | PB: 0 | |
| 3B: 0 | DP: 2 | SB: 1 | |
| HR: 1 | HBP: 0 | CS: 2 | |

# Cincinnati Reds @ Philadelphia Phillies

Connie Mack Stadium, Philadelphia, PA

Sun Aug 22 1965, 3:33 AM EDT

Att. 8,431 - Unknown

TOP

| Batter | 1 | 2 | 3 | 4 | 5 | 6 | 7 | 8 | 9 | AB | R | H | RBI | BB | SO | LOB |
|---|---|---|---|---|---|---|---|---|---|---|---|---|---|---|---|---|
| Tommy Harper, R (1, 7) OBP: 0.358, SLG: 0.414 | 0-0 1B S SF8 1B | 0-3 K | | | 0-0 1-3 | 0-3 K | | 0-0 1-3 1B | | 5 | 1 | 2 | 0 | 0 | 2 | 1 |
| Pete Rose, S (1, 4) OBP: 0.392, SLG: 0.469 | 0-0 PB 1-3 HR 1B | | 4-0 1B BB | | 0-0 F9 | | 0-0 L6 | 0-3 K | | 4 | 1 | 1 | 0 | 1 | 1 | 1 |
| Vada Pinson, L (1, 8) OBP: 0.340, SLG: 0.483 | 0-0 SF8 3-H | | 0-0 F7 | | 0-0 1B | | 0-0 4-3 | | 0-0 3-1 | 4 | 0 | 1 | 1 | 0 | 0 | 1 |
| Frank Robinson, R (1, 9) OBP: 0.370, SLG: 0.519 | 0-3 K 1-2 | | 0-0 F2 | | 0-3 K | | 1-0 BB S HBP | | 0-3 K | 4 | 0 | 0 | 0 | 0 | 3 | 3 |
| Gordy Coleman, L (1, 3) OBP: 0.368, SLG: 0.534 | 0-0 2-H HR | | 0-0 1-3 1B | | | 0-0 L8 | 4-0 BB 1-2 BB | | 0-3 K | 4 | 1 | 2 | 2 | 1 | 1 | 0 |
| Deron Johnson, R (1, 5) OBP: 0.334, SLG: 0.513 | 4-0 BB | | 0-0 4-3 | | | 0-0 1B 1B 1B 1B | 4-0 1-2 2-3 BB | | | 2 | 1 | 1 | 0 | 2 | 0 | 2 |
| Johnny Edwards, L (1, 2) OBP: 0.348, SLG: 0.470 | 0-0 4-3 | | | 0-0 P2 | | 0-0 1B 1-2 1B 1B | 0-3 K | | | 4 | 1 | 1 | 0 | 0 | 1 | 4 |
| Leo Cardenas, R (1, 6) OBP: 0.366, SLG: 0.444 | | 0-0 P3 | | 0-3 K | | 0-0 1B 1-2 2-3 1B | | 0-3 K | | 4 | 0 | 1 | 0 | 0 | 2 | 0 |
| John Tsitouris, R (1, 1) OBP: 0.098, SLG: 0.053 | | 0-0 6-3 | | 0-3 K | | 0-0 1-3 2-H 3-H 1B | | 0-0 1B 1B | | 0 | 0 | 0 | 0 | 0 | 0 | 0 |
| Ted Davidson, R (1, 1) | | | | | | | | | | 2 | 0 | 0 | 0 | 0 | 1 | 0 |
| Art Shamsky, L (6, PH) OBP: 0.351, SLG: 0.493 | | | | | | | | | | 1 | 0 | 1 | 2 | 0 | 0 | 0 |
| Roger Craig, R (6, 1) OBP: 0.143, SLG: 0.143 | | | | | | | | | | 1 | 0 | 1 | 0 | 0 | 0 | 0 |
| Inning Stats | R: 3 E: 0 K: 1 S: 8 H: 3 LOB: 1 BB: 1 P: 12 | R: 0 E: 0 K: 1 S: 5 H: 0 LOB: 0 BB: 0 P: 5 | R: 0 E: 0 K: 0 S: 4 H: 1 LOB: 2 BB: 1 P: 8 | R: 0 E: 0 K: 2 S: 7 H: 0 LOB: 0 BB: 0 P: 7 | R: 0 E: 0 K: 1 S: 6 H: 1 LOB: 1 BB: 0 P: 6 | R: 2 E: 0 K: 1 S: 8 H: 4 LOB: 1 BB: 0 P: 8 | R: 0 E: 0 K: 1 S: 5 H: 0 LOB: 3 BB: 2 P: 14 | R: 0 E: 0 K: 2 S: 8 H: 2 LOB: 1 BB: 0 P: 8 | R: 0 E: 0 K: 2 S: 7 H: 0 LOB: 0 BB: 0 P: 7 | 1B: 10 2B: 0 3B: 0 HR: 1 | SF: 1 SAC: 0 DP: 0 HBP: 1 | | | | | | |

| | |
|---|---|
| AB | 35 |
| R | 5 |
| H | 11 |
| RBI | 5 |
| BB | 4 |
| SO | 11 |
| LOB | 12 |

WP: 0 PB: 1 SB: 2 CS: 0 PA: 41

livebaseballscorecards.com

| PITCHER | IP | WLS | BF | H | R | ER | SO | BB | IBB | HBP | BLK | WP | HR | S | P | ERA | WHIP |
|---|---|---|---|---|---|---|---|---|---|---|---|---|---|---|---|---|---|
| Jim Bunning, R (1, 1) ERA: 2.7 | 8.1 | W | 39 | 11 | 5 | 5 | 9 | 4 | 0 | 1 | 0 | 0 | 1 | 52 | 69 | 5.40 | 1.800 |
| Gary Wagner, R (9, 1) ERA: 2.55 | 0.2 | S | 2 | 0 | 0 | 0 | 2 | 0 | 0 | 0 | 0 | 0 | 0 | 6 | 6 | 0.00 | 0.000 |

| PITCHER | IP | WLS | BF | H | R | ER | SO | BB | IBB | HBP | BLK | WP | HR | S | P | ERA | WHIP |
|---|---|---|---|---|---|---|---|---|---|---|---|---|---|---|---|---|---|

| Batter | 1 | 2 | 3 | 4 | 5 | 6 | 7 | 8 | 9 | AB | R | H | RBI | BB | SO | LOB |
|---|---|---|---|---|---|---|---|---|---|---|---|---|---|---|---|---|
| John Briggs, L (1, 8)<br>OBP: 0.371, SLG: 0.426 | BBBB<br>4-0<br>BB 1B<br>BB<br>BB | x<br>0-0 ①<br>F8 | | x<br>0-0 ②<br>G3 | | | BBBB<br>4-0<br>SH1-3<br>BB | | | 2 | 1 | 0 | 0 | 2 | 0 | 0 |
| Cookie Rojas, R (1, 4)<br>OBP: 0.340, SLG: 0.361 | x<br>0-0<br>BB BB<br>1-2<br>SF8<br>1B | x<br>0-0<br>1B | | x<br>0-0 ③<br>F8 | | | x<br>0-0 ①<br>SH1-3<br>1-2 | | | 3 | 1 | 2 | 0 | 0 | 0 | 0 |
| Johnny Callison, L (1, 9)<br>OBP: 0.336, SLG: 0.539 | BBBB<br>4-0<br>BB BB<br>1-2<br>2-3<br>HBP<br>BB | x<br>0-0 ②<br>L6 | | | x<br>0-0<br>1B | | IIII<br>4-0<br>FC4-6<br>IBB | | | 2 | 1 | 1 | 0 | 2 | 0 | 1 |
| Dick Allen, R (1, 5)<br>OBP: 0.389, SLG: 0.514 | BBBB<br>4-0<br>HBP BB<br>1-2<br>2-3<br>3-H<br>2B<br>BB | x<br>0-0 ③<br>6-3 | | | x<br>0-0 ①<br>F7 | | x<br>0-0 ②<br>F7 | | | 3 | 1 | 0 | 1 | 1 | 0 | 4 |
| Tony Gonzalez, L (1, 7)<br>OBP: 0.333, SLG: 0.466 | x<br>0-0 ①<br>SF8<br>3-H | | x<br>0-0 ①<br>6-3 | | x<br>0-0 ②<br>F7 | | x<br>0-0 ③<br>FC4-6<br>1-2f | | | 3 | 0 | 0 | 1 | 0 | 0 | 3 |
| Dick Stuart, R (1, 3)<br>OBP: 0.297, SLG: 0.431<br>Ruben Amaro, R (9, 3)<br>OBP: 0.308, SLG: 0.251 | BBBB<br>4-0<br>HBP<br>2B<br>1-2<br>2-3<br>BB | | SSS<br>0-3 ②<br>K | | x<br>0-0 ③<br>F3 | | | x<br>0-0<br>HR | | 3<br>0 | 2<br>0 | 1<br>0 | 1<br>0 | 1<br>0 | 1<br>0 | 1<br>0 |
| Clay Dalrymple, L (1, 2)<br>OBP: 0.278, SLG: 0.275<br>Tony Taylor, R (1, PH)<br>OBP: 0.299, SLG: 0.318<br>Pat Corrales, R (2, 2)<br>OBP: 0.368, SLG: 0.339 | H<br>1-0<br>2B<br>P6<br>1-2<br>2-3<br>3-H<br>HBP | | x<br>0-0<br>E5<br>FC6-4 | | SSS<br>0-3 ①<br>K | | | x<br>0-0 ①<br>G3 | | 0<br>0<br>3 | 0<br>0<br>0 | 0<br>0<br>0 | 0<br>1<br>0 | 0<br>0<br>1 | 0<br>0<br>0 | 0<br>0<br>0 |
| Bobby Wine, R (1, 6)<br>OBP: 0.289, SLG: 0.275 | x<br>0-0<br>1-3<br>2-H<br>3-H<br>2B | | x<br>0-0 ③<br>FC6-4<br>1-2f | | SSS<br>0-3 ②<br>K | | | x<br>0-0<br>SH5-4-6<br>1B | | 4 | 0 | 2 | 2 | 0 | 1 | 1 |
| Jim Bunning, R (1, 1)<br>OBP: 0.240, SLG: 0.293<br>Gary Wagner, R (9, 1)<br>OBP: 0.091, SLG: 0.182 | x<br>0-0 ② ③<br>P6<br>3-H | | | x<br>0-0 ①<br>P4 | SSS<br>0-3 ③<br>K | | | x<br>0-0 ② ③<br>SH5-4-6<br>1-3f | | 3<br>0 | 0<br>0 | 0<br>0 | 0<br>0 | 1<br>0 | 2<br>0 | 2<br>0 |
| Inning Stats | R: 5<br>E: 0<br>K: 0<br>S: 4<br>H: 2<br>LOB: 1<br>BB: 4<br>P: 21 | R: 0<br>E: 0<br>K: 0<br>S: 4<br>H: 1<br>LOB: 1<br>BB: 0<br>P: 4 | R: 0<br>E: 1<br>K: 1<br>S: 6<br>H: 0<br>LOB: 1<br>BB: 0<br>P: 6 | R: 0<br>E: 0<br>K: 0<br>S: 3<br>H: 0<br>LOB: 0<br>BB: 0<br>P: 3 | R: 0<br>E: 0<br>K: 0<br>S: 4<br>H: 1<br>LOB: 1<br>BB: 0<br>P: 4 | | R: 0<br>E: 0<br>K: 3<br>S: 9<br>H: 0<br>LOB: 0<br>BB: 0<br>P: 9 | R: 0<br>E: 0<br>K: 0<br>S: 3<br>H: 0<br>LOB: 2<br>BB: 2<br>P: 11 | R: 1<br>E: 0<br>K: 0<br>S: 4<br>H: 2<br>LOB: 0<br>BB: 0<br>P: 4 | | 1B: 4<br>2B: 2<br>3B: 0<br>HR: 1 | SF: 1<br>SAC: 2<br>DP: 1<br>HBP: 1 | | | WP: 0<br>PB: 0<br>SB: 0<br>CS: 0 | PA: 36 | |

| PITCHER | | IP | WLS | BF | H | R | ER | SO | BB | IBB | HBP | BLK | WP | HR | S | P | ERA | WHIP |
|---|---|---|---|---|---|---|---|---|---|---|---|---|---|---|---|---|---|---|
| John Tsitouris, R<br>ERA: 5.17 | (1, 1) | 0.0 | | 4 | 1 | 4 | 4 | 0 | 3 | 0 | 0 | 0 | 0 | 0 | 1 | 13 | ∞ | ∞ |
| Ted Davidson, L<br>ERA: 2.41 | (1, 1) | 5.0 | | 20 | 3 | 1 | 1 | 1 | 1 | 0 | 1 | 0 | 0 | 0 | 20 | 25 | 1.80 | 0.800 |
| Roger Craig, R<br>ERA: 3.65 | (6, 1) | 3.0 | L | 12 | 2 | 1 | 1 | 3 | 1 | 1 | 0 | 0 | 0 | 1 | 16 | 24 | 3.00 | 1.000 |

| PITCHER | IP | WLS | BF | H | R | ER | SO | BB | IBB | HBP | BLK | WP | HR | S | P | ERA | WHIP |
|---|---|---|---|---|---|---|---|---|---|---|---|---|---|---|---|---|---|

# BOTTOM

# Cincinnati Reds @ Philadelphia Phillies

Connie Mack Stadium, Philadelphia, PA

Sun Aug 22 1965, 3:33 AM EDT

Att. 8,431 - Unknown

livebaseballscorecards.com

| | |
|---|---|
| AB | 26 |
| R | 6 |
| H | 6 |
| RBI | 6 |
| BB | 6 |
| SO | 4 |
| LOB | 12 |

| Batter | 1 | 2 | 3 | 4 | 5 | 6 | 7 | 8 | 9 | AB | R | H | RBI | BB | SO | LOB |
|---|---|---|---|---|---|---|---|---|---|---|---|---|---|---|---|---|
| Tommy Harper, R (1, 7)<br>OBP: 0.362, SLG: 0.423 | HR | | S 1B | | | BBBB 4-0 FC5 BB | 1-2 3B 1B | 6-3 | | 4 | 2 | 3 | 1 | 1 | 0 | 0 |
| Pete Rose, S (1, 4)<br>OBP: 0.390, SLG: 0.470 | P5 | | 4-3 1-2 | | | F8 | 1-H 2-H 6-3 3B | | 6-3 | 5 | 1 | 1 | 2 | 0 | 0 | 2 |
| Vada Pinson, L (1, 8)<br>OBP: 0.339, SLG: 0.480 | 4-3 | | | 6-3 | | BBBB 4-0 1-2 BB | 3-H 6-3 | | L6 | 4 | 0 | 0 | 1 | 1 | 0 | 0 |
| Gordy Coleman, L (1, 3)<br>OBP: 0.364, SLG: 0.528 | F7 | | | 3-1 | | F5 | HBP 1B 1B | | P3 | 3 | 0 | 0 | 0 | 0 | 0 | 2 |
| Don Pavletich, R (7, PH)<br>OBP: 0.404, SLG: 0.553 (7, 3) | | | | | | | | | | 2 | 0 | 1 | 0 | 0 | 0 | 0 |
| Deron Johnson, R (1, 5)<br>OBP: 0.335, SLG: 0.513 | | CS 1B | | 5-3 | | FC5 2-3f | 1-2 HBP 1B | | | 4 | 0 | 2 | 0 | 0 | 0 | 2 |
| Art Shamsky, L (1, 9)<br>OBP: 0.351, SLG: 0.486 | | F8 | | | SSS K2-3 | | HR 1B | | | 3 | 1 | 1 | 0 | 0 | 1 | 1 |
| Frank Robinson, R (7, PH)<br>OBP: 0.371, SLG: 0.519 (7, 9) | | | | | | | 1-2 2-3 FC6 HBP | | | 0 | 0 | 0 | 0 | 0 | 0 | 0 |
| Johnny Edwards, L (1, 2)<br>OBP: 0.346, SLG: 0.478 | | SSS 1-2 K | | | 6-3 | | 1-H HR | | | 4 | 1 | 1 | 2 | 0 | 1 | 4 |
| | | | | | | | 1-2f FC6 | | | | | | | | | |
| Leo Cardenas, R (1, 6)<br>OBP: 0.365, SLG: 0.442 | | | SSS K | | FC6-4 1B | | 6-3 | | SSS K | 4 | 0 | 1 | 0 | 0 | 2 | 0 |
| Joey Jay, S (1, 1)<br>OBP: 0.068, SLG: 0.048 | | | SSS K | | 1-2f FC6-4 | | 1B 3B 1B | | P6 | 2 | 0 | 0 | 0 | 0 | 1 | 1 |
| Bobby Locke, R (5, 1) | | | | | | | | | | 0 | 0 | 0 | 0 | 0 | 0 | 0 |
| Marty Keough, L (7, PH)<br>OBP: 0.214, SLG: 0.132 | | | | | | | | | | 1 | 1 | 1 | 0 | 0 | 0 | 0 |
| Roger Craig, R (7, 1)<br>OBP: 0.143, SLG: 0.143 | | | | | | | | | | 0 | 0 | 0 | 0 | 0 | 0 | 0 |
| Charlie James, R (8, PH)<br>OBP: 0.219, SLG: 0.194 | | | | | | | | | | 1 | 0 | 0 | 0 | 0 | 0 | 0 |
| Billy McCool, R (8, 1) | | | | | | | | | | 0 | 0 | 0 | 0 | 0 | 0 | 0 |

# TOP

## Cincinnati Reds @ Milwaukee Braves

Milwaukee County Stadium, Milwaukee, WI

Mon Aug 23 1965, 8:05 PM EDT

Att. 12,565 - Unknown

livebaseballscorecards.com

| | |
|---|---|
| AB | 37 |
| R | 6 |
| H | 11 |
| RBI | 6 |
| BB | 2 |
| SO | 5 |
| LOB | 12 |

| Inning Stats | 1 | 2 | 3 | 4 | 5 | 6 | 7 | 8 | 9 |
|---|---|---|---|---|---|---|---|---|---|
| R | 1 | 0 | 0 | 0 | 0 | 0 | 5 | 0 | 0 |
| E | 0 | 0 | 0 | 0 | 0 | 0 | 0 | 0 | 0 |
| K | 0 | 1 | 2 | 0 | 1 | 0 | 0 | 1 | 0 |
| S | 4 | 5 | 8 | 3 | 6 | 3 | 10 | 5 | 3 |
| H | 1 | 1 | 1 | 0 | 1 | 0 | 7 | 0 | 0 |
| LOB | 0 | 1 | 0 | 0 | 1 | 2 | 3 | 0 | 0 |
| BB | 0 | 0 | 0 | 0 | 0 | 2 | 0 | 0 | 0 |
| P | 4 | 5 | 8 | 3 | 6 | 11 | 11 | 5 | 3 |

| | |
|---|---|
| 1B | 8 |
| 2B | 1 |
| 3B | 1 |
| HR | 2 |
| SF | 0 |
| SAC | 0 |
| DP | 1 |
| HBP | 1 |

| | |
|---|---|
| WP | 0 |
| PB | 0 |
| SB | 1 |
| CS | 1 |
| PA | 40 |

| PITCHER | | IP | WLS | BF | H | R | ER | SO | BB | IBB | HBP | BLK | WP | HR | S | P | ERA | WHIP |
|---|---|---|---|---|---|---|---|---|---|---|---|---|---|---|---|---|---|---|
| Ken Johnson, R<br>ERA: 3.32 | (1, 1) | 6.1 | W | 28 | 8 | 5 | 5 | 4 | 2 | 0 | 0 | 0 | 0 | 2 | 34 | 42 | 7.11 | 1.579 |
| Billy O'Dell, L<br>ERA: 1.86 | (7, 1) | 2.2 | S | 12 | 3 | 1 | 1 | 1 | 0 | 0 | 1 | 0 | 0 | 0 | 13 | 14 | 3.38 | 1.125 |

| PITCHER | IP | WLS | BF | H | R | ER | SO | BB | IBB | HBP | BLK | WP | HR | S | P | ERA | WHIP |
|---|---|---|---|---|---|---|---|---|---|---|---|---|---|---|---|---|---|

# BOTTOM

## Cincinnati Reds @ Milwaukee Braves

Milwaukee County Stadium, Milwaukee, WI

Mon Aug 23 1965, 8:05 PM EDT

Att. 12,565 - Unknown

livebaseballscorecards.com

| Batter | 1 | 2 | 3 | 4 | 5 | 6 | 7 | 8 | 9 | AB | R | H | RBI | BB | SO | LOB |
|---|---|---|---|---|---|---|---|---|---|---|---|---|---|---|---|---|
| Felipe Alou, R (1, 7)<br>OBP: 0.340, SLG: 0.504 | F7 | F9 | | K 1-2 | 2-H 3-H 1B | | | 5-3 | | 5 | 0 | 1 | 2 | 0 | 1 | 3 |
| Mack Jones, L (1, 8)<br>OBP: 0.320, SLG: 0.529 | 4-3 | | F5 | 2-H 1B | | F4 | | 3-1 | | 5 | 0 | 1 | 1 | 0 | 0 | 0 |
| Hank Aaron, R (1, 9)<br>OBP: 0.394, SLG: 0.585 | S BB | | WP 1B E BB | 6-3 | | E6 4-3 | | K | | 3 | 1 | 0 | 0 | 2 | 1 | 1 |
| Eddie Mathews, L (1, 5)<br>OBP: 0.355, SLG: 0.498 | K 1-2 | | E WP 1-2 1B | | L3 | 4-3 2-3 | | | | 4 | 0 | 1 | 0 | 0 | 1 | 2 |
| Joe Torre, R (1, 3)<br>OBP: 0.383, SLG: 0.519 | | 1B 1B BB | K 1-2 2-3 | | HR 1B | 5-3 | | | | 3 | 2 | 1 | 0 | 1 | 1 | 3 |
| Gene Oliver, R (1, 2)<br>OBP: 0.340, SLG: 0.503 | | K | E5 FC5-4 2-3 3-H | | 1-H HR | | WP 1B | | | 4 | 1 | 2 | 2 | 0 | 1 | 2 |
| Miguel de la Hoz, R (1, 4)<br>OBP: 0.323, SLG: 0.358<br>Woody Woodward, R (8, 4)<br>OBP: 0.209, SLG: 0.224 | 1B 1-2 1B | | FC5-4 1-2f | | PB BB 1B 1B | | F7 1-2 | | | 4<br>0 | 1<br>0 | 2<br>0 | 0<br>0 | 0<br>0 | 0<br>0 | 3<br>0 |
| Denis Menke, R (1, 6)<br>OBP: 0.315, SLG: 0.423 | 1-2 2-H 1B | | | FC1-6 1B | PB 1-2 1B BB | | F7 | | | 3 | 1 | 2 | 1 | 1 | 0 | 1 |
| Ken Johnson, R (1, 1)<br>OBP: 0.121, SLG: 0.152<br>Billy O'Dell, S (7, 1)<br>OBP: 0.200, SLG: 0.211 | K | | | FC1-6 WP 1-2f | K 1-2 2-3 | | K | | | 3<br>1 | 1<br>0 | 0<br>0 | 0<br>0 | 0<br>0 | 2<br>1 | 5<br>1 |
| Inning Stats | R: 0 E: 0 K: 1 S: 5 H: 0 LOB: 1 BB: 1 P: 9 | R: 1 E: 0 K: 2 S: 9 H: 2 LOB: 2 BB: 1 P: 13 | R: 1 E: 1 K: 1 S: 7 H: 1 LOB: 2 BB: 1 P: 11 | R: 1 E: 0 K: 1 S: 7 H: 2 LOB: 1 BB: 0 P: 7 | R: 4 E: 0 K: 1 S: 8 H: 4 LOB: 1 BB: 1 P: 12 | R: 0 E: 1 K: 0 S: 4 H: 0 LOB: 1 BB: 0 P: 4 | R: 0 E: 0 K: 1 S: 6 H: 1 LOB: 1 BB: 0 P: 6 | R: 0 E: 0 K: 1 S: 5 H: 0 LOB: 0 BB: 0 P: 5 | | 1B: 9 2B: 0 3B: 0 HR: 1 SF: 0 SAC: 0 DP: 0 HBP: 0 | | | | | | |

| | AB | 35 |
|---|---|---|
| | R | 7 |
| | H | 10 |
| | RBI | 6 |
| | BB | 4 |
| | SO | 8 |
| | LOB | 21 |

WP: 3 PB: 1 SB: 1 CS: 0 PA: 39

| PITCHER | | IP | WLS | BF | H | R | ER | SO | BB | IBB | HBP | BLK | WP | HR | S | P | ERA | WHIP |
|---|---|---|---|---|---|---|---|---|---|---|---|---|---|---|---|---|---|---|
| Joey Jay, R<br>ERA: 4.14 | (1, 1) | 4.1 | L | 25 | 8 | 6 | 5 | 5 | 3 | 0 | 0 | 0 | 2 | 1 | 32 | 44 | 10.38 | 2.538 |
| Bobby Locke, R<br>ERA: 6.3 | (5, 1) | 1.2 | | 7 | 1 | 1 | 0 | 1 | 1 | 0 | 0 | 0 | 0 | 0 | 8 | 12 | 0.00 | 1.200 |
| Roger Craig, R<br>ERA: 3.58 | (7, 1) | 1.0 | | 4 | 1 | 0 | 0 | 1 | 0 | 0 | 0 | 0 | 1 | 0 | 6 | 6 | 0.00 | 1.000 |
| Billy McCool, L<br>ERA: 4.36 | (8, 1) | 1.0 | | 3 | 0 | 0 | 0 | 1 | 0 | 0 | 0 | 0 | 0 | 0 | 5 | 5 | 0.00 | 0.000 |

| PITCHER | IP | WLS | BF | H | R | ER | SO | BB | IBB | HBP | BLK | WP | HR | S | P | ERA | WHIP |
|---|---|---|---|---|---|---|---|---|---|---|---|---|---|---|---|---|---|

# Cincinnati Reds @ Milwaukee Braves

Milwaukee County Stadium, Milwaukee, WI

Tue Aug 24 1965, 8:05 PM EDT

Att. 12,413 - Unknown - 67 F

TOP

livebaseballscorecards.com

| Batter | 1 | 2 | 3 | 4 | 5 | 6 | 7 | 8 | 9 | AB | R | H | RBI | BB | SO | LOB |
|---|---|---|---|---|---|---|---|---|---|---|---|---|---|---|---|---|
| Tommy Harper, R (1, 7)<br>OBP: 0.363, SLG: 0.427 | 6-3 | | BB | | K | | G6-4-3<br>1-2f | | HR<br>2-H | 4 | 1 | 1 | 2 | 1 | 1 | 2 |
| Pete Rose, S (1, 4)<br>OBP: 0.390, SLG: 0.467 | K | | BB<br>1-2<br>2-3 | | | FC5-6<br>BB | | 4-3 | K | 3 | 0 | 0 | 0 | 2 | 2 | 0 |
| Vada Pinson, L (1, 8)<br>OBP: 0.340, SLG: 0.480 | 1B | | L1-5<br>3-H | | | FC5-6<br>1-2f<br>BB | | BB<br>1B | | 4 | 0 | 2 | 0 | 0 | 0 | 4 |
| Frank Robinson, R (1, 9)<br>OBP: 0.372, SLG: 0.517 | 5-3 | | | 5-3 | | BB<br>1-2<br>1B<br>BB | | BB<br>1-2 | | 2 | 1 | 0 | 0 | 2 | 0 | 1 |
| Deron Johnson, R (1, 5)<br>OBP: 0.335, SLG: 0.510 | | F8 | | P2 | | 1B<br>1-2<br>BB | | K | | 3 | 0 | 0 | 0 | 1 | 1 | 2 |
| Don Pavletich, R (1, 3)<br>OBP: 0.403, SLG: 0.549<br>Gordy Coleman, L (8, PH)<br>OBP: 0.364, SLG: 0.528<br>Charlie James, R (8, PH)<br>OBP: 0.212, SLG: 0.188<br>Marty Keough, L (8, 3)<br>OBP: 0.214, SLG: 0.132 | | 5-3 | | 6-3 | | FC<br>1-3<br>2-H<br>1B | | P4 | | 3<br>0<br>1<br>0 | 0<br>0<br>0<br>0 | 1<br>0<br>0<br>0 | 1<br>0<br>0<br>0 | 0<br>0<br>0<br>0 | 0<br>0<br>0<br>0 | 0<br>0<br>2<br>0 |
| Leo Cardenas, R (1, 6)<br>OBP: 0.362, SLG: 0.438 | | 6-3 | | | K | FC<br>1-2f | | | K | 4 | 0 | 0 | 0 | 0 | 2 | 2 |
| Jimmie Coker, R (1, 2)<br>OBP: 0.250, SLG: 0.432 | | | 6-3 | | SH1<br>BB | | F7 | | G3<br>HR<br>1B | 3 | 1 | 1 | 0 | 1 | 0 | 0 |
| Jim Maloney, L (1, 1)<br>OBP: 0.303, SLG: 0.324<br>Giraldo Ruiz, S (9, PH)<br>OBP: 0.111, SLG: 0.167<br>Billy McCool, R (9, 1) | | | BB<br>L1-5<br>2B | | SH1<br>1-2 | | G6-4-3<br>BB | | G3<br>1-2 | 1<br>1<br>0 | 0<br>0<br>0 | 1<br>0<br>0 | 0<br>0<br>0 | 1<br>0<br>0 | 0<br>0<br>0 | 0<br>1<br>0 |
| Inning Stats | R: 0<br>E: 0<br>K: 1<br>S: 6<br>H: 1<br>LOB: 1<br>BB: 0<br>P: 6 | R: 0<br>E: 0<br>K: 0<br>S: 3<br>H: 0<br>LOB: 0<br>BB: 0<br>P: 3 | R: 0<br>E: 0<br>K: 0<br>S: 3<br>H: 1<br>LOB: 2<br>BB: 2<br>P: 11 | R: 0<br>E: 0<br>K: 0<br>S: 3<br>H: 0<br>LOB: 0<br>BB: 0<br>P: 3 | R: 0<br>E: 0<br>K: 2<br>S: 7<br>H: 0<br>LOB: 1<br>BB: 1<br>P: 11 | R: 1<br>E: 0<br>K: 0<br>S: 3<br>H: 1<br>LOB: 2<br>BB: 3<br>P: 15 | R: 0<br>E: 0<br>K: 0<br>S: 2<br>H: 0<br>LOB: 0<br>BB: 1<br>P: 6 | R: 0<br>E: 0<br>K: 1<br>S: 6<br>H: 1<br>LOB: 2<br>BB: 1<br>P: 10 | R: 2<br>E: 0<br>K: 2<br>S: 9<br>H: 2<br>LOB: 0<br>BB: 0<br>P: 9 | 1B: 4<br>2B: 2<br>3B: 0<br>HR: 1<br>SF: 0<br>SAC: 1<br>DP: 2<br>HBP: 0 | | | | | | WP: 0<br>PB: 0<br>SB: 0<br>CS: 0<br>PA: 38 |

| | AB | 29 |
|---|---|---|
| | R | 3 |
| | H | 6 |
| | RBI | 3 |
| | BB | 8 |
| | SO | 6 |
| | LOB | 14 |

| PITCHER | | IP | WLS | BF | H | R | ER | SO | BB | IBB | HBP | BLK | WP | HR | S | P | ERA | WHIP |
|---|---|---|---|---|---|---|---|---|---|---|---|---|---|---|---|---|---|---|
| Wade Blasingame, L<br>ERA: 3.49 | (1, 1) | 7.1 | | 31 | 4 | 1 | 1 | 3 | 8 | 0 | 0 | 0 | 0 | 0 | 29 | 61 | 1.23 | 1.636 |
| Dan Osinski, R<br>ERA: 2.79 | (8, 1) | 0.1 | | 1 | 0 | 0 | 0 | 1 | 0 | 0 | 0 | 0 | 0 | 0 | 3 | 3 | 0.00 | 0.000 |
| Billy O'Dell, L<br>ERA: 2.02 | (8, 1) | 1.1 | L | 6 | 2 | 2 | 2 | 2 | 0 | 0 | 0 | 0 | 0 | 1 | 10 | 10 | 13.50 | 1.500 |

| PITCHER | IP | WLS | BF | H | R | ER | SO | BB | IBB | HBP | BLK | WP | HR | S | P | ERA | WHIP |
|---|---|---|---|---|---|---|---|---|---|---|---|---|---|---|---|---|---|

| Batter | 1 | 2 | 3 | 4 | 5 | 6 | 7 | 8 | 9 | AB | R | H | RBI | BB | SO | LOB |
|---|---|---|---|---|---|---|---|---|---|---|---|---|---|---|---|---|
| Felipe Alou, R (1, 7)<br>OBP: 0.339, SLG: 0.501 | S S S 0-3 K ① | | x 0-0 F7 ② | | B B B B 4-0 2-3 BB | | | x 0-0 F8 ① | | 3 | 0 | 0 | 0 | 1 | 1 | 1 |
| Mack Jones, L (1, 8)<br>OBP: 0.317, SLG: 0.523 | x 0-0 E3 G4-6-3 | | S S S 0-3 K ③ | | x 0-0 F7 ③ | | | x 0-0 F8 ② | | 4 | 0 | 0 | 0 | 0 | 1 | 3 |
| Hank Aaron, R (1, 9)<br>OBP: 0.391, SLG: 0.580 | x 0-0 G4-6-3 ② ③ 1-2f | | | S S S 0-3 K ① | | x 0-0 5-3 ① | | x 0-0 F9 ③ | | 4 | 0 | 0 | 0 | 0 | 1 | 1 |
| Eddie Mathews, L (1, 5)<br>OBP: 0.356, SLG: 0.505 | | x 0-0 1B | | x 0-0 HR | | x 0-0 1-3 ② | | | S S S 0-3 K ① | 4 | 1 | 2 | 1 | 0 | 1 | 0 |
| Joe Torre, R (1, 3)<br>OBP: 0.380, SLG: 0.514 | | x 0-0 F7 ① | | x 0-0 5-3 ② | | S S S 0-3 K ③ | | | S S S 0-3 K ② | 4 | 0 | 0 | 0 | 0 | 2 | 1 |
| Gene Oliver, R (1, 2)<br>OBP: 0.342, SLG: 0.502<br>Ty Cline, L (9, PR)<br>OBP: 0.260, SLG: 0.260 | | x 0-0 F9 ② | | x 0-0 F9 ③ | | | B B B B 4-0 1B FC4-6 BB | | x 0-0 1B | 3<br>0 | 1<br>0 | 1<br>0 | 0<br>0 | 1<br>0 | 0<br>0 | 1<br>0 |
| Miguel de la Hoz, R (1, 4)<br>OBP: 0.323, SLG: 0.358<br>Woody Woodward, R (8, 4)<br>OBP: 0.209, SLG: 0.224<br>Billy Cowan, R (9, PH)<br>OBP: 0.204, SLG: 0.309 | S S S 0-3 K ③ | | | | x 0-0 F8 ① | | x 0-0 FC4-6 1-3 1B | | S S S 0-3 K ③ | 3<br>0<br>1 | 0<br>0<br>0 | 1<br>0<br>0 | 0<br>0<br>0 | 0<br>0<br>0 | 1<br>0<br>1 | 1<br>0<br>1 |
| Denis Menke, R (1, 6)<br>OBP: 0.315, SLG: 0.418 | | | x 0-0 F8 ① | | B B B B 4-0 WP 1-3 BB | | x 0-0 FC4-6 CS ① 1-2f 3-H | | | 2 | 0 | 0 | 1 | 1 | 0 | 1 |
| Wade Blasingame, L (1, 1)<br>OBP: 0.216, SLG: 0.292<br>Dan Osinski, R (8, 1)<br>OBP: 0.250, SLG: 0.250<br>Billy O'Dell, S (8, 1)<br>OBP: 0.200, SLG: 0.211 | | | x 0-0 1B | | x 0-0 1-3 ② 1-2 | | x 0-0 F8 ② ③ 1-2 | | | 3<br>0<br>0 | 0<br>0<br>0 | 1<br>0<br>0 | 0<br>0<br>0 | 0<br>0<br>0 | 0<br>0<br>0 | 2<br>0<br>0 |
| Inning Stats | R: 0 H: 0<br>E: 1 LOB: 0<br>K: 1 BB: 0<br>S: 5 P: 5 | R: 0 H: 1<br>E: 0 LOB: 1<br>K: 1 BB: 0<br>S: 6 P: 6 | R: 0 H: 1<br>E: 0 LOB: 1<br>K: 1 BB: 0<br>S: 6 P: 6 | R: 1 H: 1<br>E: 0 LOB: 0<br>K: 1 BB: 0<br>S: 6 P: 6 | R: 0 H: 0<br>E: 0 LOB: 2<br>K: 0 BB: 2<br>S: 3 P: 11 | R: 0 H: 0<br>E: 0 LOB: 0<br>K: 1 BB: 0<br>S: 5 P: 5 | R: 1 H: 1<br>E: 0 LOB: 0<br>K: 0 BB: 1<br>S: 3 P: 7 | R: 0 H: 0<br>E: 0 LOB: 0<br>K: 0 BB: 0<br>S: 3 P: 3 | R: 0 H: 1<br>E: 0 LOB: 1<br>K: 3 BB: 0<br>S: 10 P: 10 | 1B: 4 SF: 0<br>2B: 0 SAC: 0<br>3B: 0 DP: 1<br>HR: 1 HBP: 0 | | | | | | WP: 1 PA: 34<br>PB: 0<br>SB: 0<br>CS: 1 |

| PITCHER | | IP | WLS | BF | H | R | ER | SO | BB | IBB | HBP | BLK | WP | HR | S | P | ERA | WHIP |
|---|---|---|---|---|---|---|---|---|---|---|---|---|---|---|---|---|---|---|
| Jim Maloney, R<br>ERA: 2.69 | (1, 1) | 8.0 | W | 30 | 4 | 2 | 2 | 5 | 3 | 0 | 0 | 0 | 1 | 1 | 37 | 49 | 2.25 | 0.875 |
| Billy McCool, L<br>ERA: 4.3 | (9, 1) | 1.0 | S | 4 | 1 | 0 | 0 | 3 | 0 | 0 | 0 | 0 | 0 | 0 | 10 | 10 | 0.00 | 1.000 |

| PITCHER | IP | WLS | BF | H | R | ER | SO | BB | IBB | HBP | BLK | WP | HR | S | P | ERA | WHIP |
|---|---|---|---|---|---|---|---|---|---|---|---|---|---|---|---|---|---|

# BOTTOM

## Cincinnati Reds @ Milwaukee Braves

Milwaukee County Stadium, Milwaukee, WI

Tue Aug 24 1965, 8:05 PM EDT

Att. 12,413 - Unknown - 67 F

livebaseballscorecards.com

| | |
|---|---|
| AB | 31 |
| R | 2 |
| H | 5 |
| RBI | 2 |
| BB | 3 |
| SO | 8 |
| LOB | 12 |

# Cincinnati Reds @ Milwaukee Braves

Milwaukee County Stadium, Milwaukee, WI

Wed Aug 25 1965, 8:05 PM EDT

Att. 7,773 - Unknown - 68 F

TOP

livebaseballscorecards.com

| Batter | 1 | 2 | 3 | 4 | 5 | 6 | 7 | 8 | 9 | AB | R | H | RBI | BB | SO | LOB |
|---|---|---|---|---|---|---|---|---|---|---|---|---|---|---|---|---|
| Tommy Harper, R (1, 7) (9, 5)<br>OBP: 0.359, SLG: 0.422 | P3 | | F2 | | F7 | F9 | | K | P3 | 6 | 0 | 0 | 0 | 0 | 1 | 5 |
| Pete Rose, S (1, 4)<br>OBP: 0.390, SLG: 0.467 | 4-3 2B | | 1-3 | | F3 | | F9 | 1-2 BB | | 4 | 0 | 1 | 0 | 1 | 0 | 0 |
| Vada Pinson, L (1, 8)<br>OBP: 0.339, SLG: 0.477 | 4-3 2-3 | | HR 1B | | K | | F7 | K | | 5 | 1 | 1 | 0 | 0 | 2 | 3 |
| Frank Robinson, R (1, 9)<br>OBP: 0.372, SLG: 0.522 | K | | 1-H HR | | | F7 | BB WP E 1B | F9 | | 5 | 2 | 2 | 2 | 0 | 1 | 3 |
| Deron Johnson, R (1, 5)<br>OBP: 0.335, SLG: 0.507 | | 5-3 | 6-3 | | | K | E BB 1-2 IBB | | 6-3 HR 1B | 4 | 0 | 1 | 0 | 1 | 1 | 0 |
| Giraldo Ruiz, S (9, PR)<br>OBP: 0.111, SLG: 0.167 | | | | | | | | | | 0 | 0 | 0 | 0 | 0 | 0 | 0 |
| Marty Keough, L (9, PR) (9, 7)<br>OBP: 0.214, SLG: 0.132 | | | | | | | | | | 0 | 1 | 0 | 0 | 0 | 0 | 0 |
| Don Pavletich, R (1, 3)<br>OBP: 0.405, SLG: 0.545 | | CI FC4-6 | | L7 | | BB 1B 1B 1B | E 1-2 2-3 BB | | 6-3 1-2 | 3 | 1 | 1 | 0 | 1 | 0 | 1 |
| Leo Cardenas, R (1, 6)<br>OBP: 0.363, SLG: 0.437 | | FC4-6 1-2f | | BB | | 1B BB 1-2 1B | E6 1-2 2-3 3-H | | 5-3 | 4 | 0 | 1 | 0 | 1 | 0 | 5 |
| Jimmie Coker, R (1, 2)<br>OBP: 0.279, SLG: 0.421 | | 4-0 IBB | | F3 | | 1B 1-2 2-3 BB | K | | HR IBB | 1 | 0 | 0 | 0 | 2 | 0 | 1 |
| Johnny Edwards, L (7, PH) (7, 2)<br>OBP: 0.347, SLG: 0.476 | | | | | | | | | | 1 | 1 | 0 | 0 | 1 | 1 | 3 |
| Sammy Ellis, L (1, 1)<br>OBP: 0.157, SLG: 0.150 | | K | | K | | 1B 1-2 2-3 3-H | | E6 BB | HR 1-H 2-H | 4 | 0 | 1 | 1 | 0 | 2 | 3 |
| Gordy Coleman, L (9, PH)<br>OBP: 0.364, SLG: 0.528 | | | | | | | | | | 0 | 0 | 0 | 0 | 0 | 0 | 0 |
| Tony Perez, R (9, PH)<br>OBP: 0.310, SLG: 0.472 | | | | | | | | | | 1 | 1 | 1 | 3 | 0 | 0 | 0 |
| Billy McCool, R (9, 1) | | | | | | | | | | 0 | 0 | 0 | 0 | 0 | 0 | 0 |

| | AB | 38 |
|---|---|---|
| | R | 7 |
| | H | 9 |
| | RBI | 6 |
| | BB | 7 |
| | SO | 8 |
| | LOB | 24 |

| Inning Stats | 1 | 2 | 3 | 4 | 5 | 6 | 7 | 8 | 9 |
|---|---|---|---|---|---|---|---|---|---|
| | R: 0 E: 0 K: 1 S: 6 | R: 0 E: 2 K: 1 S: 6 | R: 2 E: 0 K: 0 S: 5 | R: 0 E: 0 K: 1 S: 5 | R: 0 E: 0 K: 1 S: 5 | R: 1 E: 0 K: 1 S: 8 | R: 1 E: 1 K: 1 S: 7 | R: 0 E: 1 K: 2 S: 8 | R: 3 E: 0 K: 0 S: 5 |
| | H: 1 LOB: 1 BB: 0 P: 6 | H: 0 LOB: 2 BB: 1 P: 10 | H: 2 LOB: 0 BB: 0 P: 5 | H: 0 LOB: 1 BB: 1 P: 9 | H: 0 LOB: 0 BB: 0 P: 5 | H: 3 LOB: 3 BB: 1 P: 12 | H: 1 LOB: 3 BB: 2 P: 15 | H: 0 LOB: 2 BB: 1 P: 12 | H: 2 LOB: 1 BB: 1 P: 9 |

| | 1B: 6 | SF: 0 | WP: 1 | PA: 46 |
|---|---|---|---|---|
| | 2B: 1 | SAC: 0 | PB: 0 | |
| | 3B: 0 | DP: 0 | SB: 0 | |
| | HR: 2 | HBP: 0 | CS: 0 | |

| PITCHER | | IP | WLS | BF | H | R | ER | SO | BB | IBB | HBP | BLK | WP | HR | S | P | ERA | WHIP |
|---|---|---|---|---|---|---|---|---|---|---|---|---|---|---|---|---|---|---|
| Denny Lemaster, L<br>ERA: 4.89 | (1, 1) | 5.2 | | 27 | 6 | 3 | 3 | 5 | 2 | 1 | 0 | 0 | 0 | 1 | 34 | 46 | 4.76 | 1.412 |
| Bob Sadowski, R<br>ERA: 5.06 | (6, 1) | 1.1 | | 8 | 1 | 1 | 0 | 1 | 1 | 1 | 0 | 0 | 1 | 0 | 8 | 16 | 0.00 | 1.500 |
| Dan Osinski, R<br>ERA: 3.0 | (8, 1) | 1.2 | L | 9 | 1 | 2 | 2 | 2 | 1 | 1 | 0 | 0 | 0 | 0 | 11 | 19 | 10.80 | 1.200 |
| Billy O'Dell, L<br>ERA: 2.11 | (9, 1) | 0.1 | | 2 | 1 | 1 | 1 | 0 | 0 | 0 | 0 | 0 | 0 | 1 | 2 | 2 | 27.00 | 3.000 |

| PITCHER | IP | WLS | BF | H | R | ER | SO | BB | IBB | HBP | BLK | WP | HR | S | P | ERA | WHIP |
|---|---|---|---|---|---|---|---|---|---|---|---|---|---|---|---|---|---|

# BOTTOM

| Batter | 1 | 2 | 3 | 4 | 5 | 6 | 7 | 8 | 9 | AB | R | H | RBI | BB | SO | LOB |
|---|---|---|---|---|---|---|---|---|---|---|---|---|---|---|---|---|
| Felipe Alou, R (1, 7)<br>OBP: 0.339, SLG: 0.499 | 5-3 | | P5 | | HR 1B | | | 6-3 | | 4 | 1 | 1 | 0 | 0 | 0 | 1 |
| Mack Jones, L (1, 8)<br>OBP: 0.319, SLG: 0.534 | K | | 1-H 2B | | 1-H HR | | | F9 | | 4 | 1 | 2 | 3 | 0 | 1 | 0 |
| Hank Aaron, R (1, 9)<br>OBP: 0.390, SLG: 0.577 | K | | 1-3 | | 6-3 | | | S 1B 1B | | 4 | 1 | 1 | 0 | 0 | 1 | 1 |
| Eddie Mathews, L (1, 5)<br>OBP: 0.357, SLG: 0.505 | | P6 | | K | | G4-6-3 1B | | 1-H FC 1B | | 4 | 0 | 2 | 1 | 0 | 1 | 0 |
| Joe Torre, R (1, 3)<br>OBP: 0.379, SLG: 0.510 | | F2 | | FC1-5-4 WP BB | | F9 | | 1-2f FC | | 3 | 0 | 0 | 0 | 1 | 0 | 2 |
| Gene Oliver, R (1, 2)<br>OBP: 0.341, SLG: 0.498 | | 1B | | FC1-5-4 1-3 | | G4-6-3 1-2f | | | K | 4 | 0 | 1 | 0 | 0 | 1 | 2 |
| Frank Bolling, R (1, 4)<br>OBP: 0.293, SLG: 0.352 | | F9 | | 5-3 | | | F8 | | K | 4 | 0 | 0 | 0 | 0 | 1 | 2 |
| Denis Menke, R (1, 6)<br>OBP: 0.314, SLG: 0.411 | | | 2B BB | | K | | 6-3 | | K | 3 | 1 | 0 | 0 | 1 | 2 | 0 |
| Denny Lemaster, R (1, 1)<br>OBP: 0.154, SLG: 0.135 | | | K | | F9 | | K | | | 2 | 0 | 0 | 0 | 0 | 1 | 1 |
| Bob Sadowski, R (6, 1)<br>OBP: 0.136, SLG: 0.095 | | | | | | | | | | 0 | 0 | 0 | 0 | 0 | 0 | 0 |
| Don Dillard, L (7, PH)<br>OBP: 0.167, SLG: 0.417 | | | | | | | | | | 1 | 0 | 0 | 0 | 0 | 1 | 0 |
| Dan Osinski, R (8, 1)<br>OBP: 0.250, SLG: 0.250 | | | | | | | | | | 0 | 0 | 0 | 0 | 0 | 0 | 0 |
| Billy O'Dell, S (9, 1)<br>OBP: 0.200, SLG: 0.211 | | | | | | | | | | 0 | 0 | 0 | 0 | 0 | 0 | 0 |
| Inning Stats | R: 0 H: 0<br>E: 0 LOB: 0<br>K: 2 BB: 0<br>S: 7 P: 7 | R: 0 H: 1<br>E: 0 LOB: 1<br>K: 0 BB: 0<br>S: 4 P: 4 | R: 1 H: 1<br>E: 0 LOB: 1<br>K: 1 BB: 1<br>S: 6 P: 10 | R: 0 H: 0<br>E: 0 LOB: 1<br>K: 1 BB: 1<br>S: 5 P: 9 | R: 2 H: 2<br>E: 0 LOB: 0<br>K: 1 BB: 0<br>S: 7 P: 7 | R: 0 H: 1<br>E: 0 LOB: 0<br>K: 0 BB: 0<br>S: 3 P: 3 | R: 0 H: 0<br>E: 0 LOB: 0<br>K: 1 BB: 0<br>S: 5 P: 5 | R: 1 H: 2<br>E: 0 LOB: 1<br>K: 0 BB: 0<br>S: 5 P: 5 | R: 0 H: 0<br>E: 0 LOB: 0<br>K: 3 BB: 0<br>S: 9 P: 9 | 1B: 5 SF: 0<br>2B: 1 SAC: 0<br>3B: 0 DP: 1<br>HR: 1 HBP: 0 | | | | | | |

| PITCHER | | IP | WLS | BF | H | R | ER | SO | BB | IBB | HBP | BLK | WP | HR | S | P | ERA | WHIP |
|---|---|---|---|---|---|---|---|---|---|---|---|---|---|---|---|---|---|---|
| Sammy Ellis, R<br>ERA: 3.48 | (1, 1) | 8.0 | W | 32 | 7 | 4 | 4 | 6 | 2 | 0 | 0 | 0 | 1 | 1 | 42 | 50 | 4.50 | 1.125 |
| Billy McCool, L<br>ERA: 4.24 | (9, 1) | 1.0 | S | 3 | 0 | 0 | 0 | 3 | 0 | 0 | 0 | 0 | 0 | 0 | 9 | 9 | 0.00 | 0.000 |

| PITCHER | IP | WLS | BF | H | R | ER | SO | BB | IBB | HBP | BLK | WP | HR | S | P | ERA | WHIP |
|---|---|---|---|---|---|---|---|---|---|---|---|---|---|---|---|---|---|

Cincinnati Reds @ Milwaukee Braves

Milwaukee County Stadium, Milwaukee, WI

Wed Aug 25 1965, 8:05 PM EDT

Att. 7,773 - Unknown - 68 F

livebaseballscorecards.com

| | |
|---|---|
| AB | 33 |
| R | 4 |
| H | 7 |
| RBI | 4 |
| BB | 2 |
| SO | 9 |
| LOB | 9 |

| Batter | 1 | 2 | 3 | 4 | 5 | 6 | 7 | 8 | 9 | AB | R | H | RBI | BB | SO | LOB |
|---|---|---|---|---|---|---|---|---|---|---|---|---|---|---|---|---|
| Tommy Harper, R (1, 7)<br>OBP: 0.356, SLG: 0.418 | F9 | | 1-3 | | 6-3 | | F8 | | K | 5 | 0 | 0 | 0 | 0 | 1 | 0 |
| Pete Rose, S (1, 4)<br>OBP: 0.390, SLG: 0.469 | P6 | | K | | 2B | | 4-3 | | 1B | 5 | 0 | 2 | 0 | 0 | 1 | 0 |
| Vada Pinson, L (1, 8)<br>OBP: 0.336, SLG: 0.472 | K | | 4-3 | | F9 | | F8 | | 4-3 | 5 | 0 | 0 | 0 | 0 | 1 | 2 |
| Gordy Coleman, L (1, 3)<br>OBP: 0.373, SLG: 0.545<br>Marty Keough, L (8, PR)<br>OBP: 0.214, SLG: 0.132 (8, 3) | | HR 1B | | HR | BB 1-3 1B | | | G5-3 BB 1B | | 3<br>0 | 2<br>0 | 3<br>0 | 1<br>0 | 1<br>0 | 0<br>0 | 0<br>0 |
| Frank Robinson, R (1, 9)<br>OBP: 0.371, SLG: 0.519 | | K | K | K | 1-3 1-2 | | | G5-3 1-2 BB | | 3 | 0 | 0 | 0 | 1 | 2 | 2 |
| Deron Johnson, R (1, 5)<br>OBP: 0.336, SLG: 0.514 | | 1-H HR | 4-3 | | BB 2-3 1B | | | G5-3 1-2 2-3f | | 4 | 1 | 2 | 2 | 0 | 0 | 2 |
| Johnny Edwards, L (1, 2)<br>OBP: 0.349, SLG: 0.478 | | K | 2B | | F7 | | | IBB | | 3 | 0 | 1 | 0 | 1 | 1 | 2 |
| Leo Cardenas, R (1, 6)<br>OBP: 0.364, SLG: 0.438 | | 2B | K | | BB 1-2 | | | F3 | | 3 | 0 | 1 | 0 | 1 | 1 | 3 |
| Joe Nuxhall, L (1, 1)<br>OBP: 0.263, SLG: 0.250<br>Ted Davidson, R (4, 1) | | L5 | | | K | 6-3 | | | K | 1<br>3 | 0<br>0 | 0<br>0 | 0<br>0 | 0<br>0 | 0<br>2 | 1<br>3 |
| Inning Stats | R: 0<br>E: 0<br>K: 1<br>S: 5<br>H: 0<br>LOB: 0<br>BB: 0<br>P: 5 | R: 2<br>E: 0<br>K: 2<br>S: 10<br>H: 3<br>LOB: 1<br>BB: 0<br>P: 10 | R: 0<br>E: 0<br>K: 1<br>S: 5<br>H: 0<br>LOB: 0<br>BB: 0<br>P: 5 | R: 1<br>E: 0<br>K: 2<br>S: 9<br>H: 2<br>LOB: 1<br>BB: 0<br>P: 9 | R: 0<br>E: 0<br>K: 1<br>S: 6<br>H: 1<br>LOB: 1<br>BB: 0<br>P: 6 | R: 0<br>E: 0<br>K: 0<br>S: 4<br>H: 1<br>LOB: 3<br>BB: 2<br>P: 12 | R: 0<br>E: 0<br>K: 0<br>S: 3<br>H: 0<br>LOB: 0<br>BB: 0<br>P: 3 | R: 0<br>E: 0<br>K: 0<br>S: 3<br>H: 1<br>LOB: 2<br>BB: 2<br>P: 11 | R: 0<br>E: 0<br>K: 2<br>S: 8<br>H: 1<br>LOB: 1<br>BB: 0<br>P: 8 | 1B: 4<br>2B: 3<br>3B: 0<br>HR: 2<br>SF: 0<br>SAC: 0<br>DP: 1<br>HBP: 0 | | | | WP: 0<br>PB: 0<br>SB: 0<br>CS: 0 | | PA: 39 |

| PITCHER | | IP | WLS | BF | H | R | ER | SO | BB | IBB | HBP | BLK | WP | HR | S | P | ERA | WHIP |
|---|---|---|---|---|---|---|---|---|---|---|---|---|---|---|---|---|---|---|
| Tony Cloninger, R<br>ERA: 3.59 | (1, 1) | 7.0 | L | 30 | 7 | 3 | 3 | 7 | 2 | 0 | 0 | 0 | 0 | 2 | 42 | 50 | 3.86 | 1.286 |
| Dan Osinski, R<br>ERA: 2.91 | (8, 1) | 2.0 | | 9 | 2 | 0 | 0 | 2 | 1 | 1 | 0 | 0 | 0 | 0 | 11 | 19 | 0.00 | 1.500 |

| PITCHER | IP | WLS | BF | H | R | ER | SO | BB | IBB | HBP | BLK | WP | HR | S | P | ERA | WHIP |
|---|---|---|---|---|---|---|---|---|---|---|---|---|---|---|---|---|---|

# TOP

## Cincinnati Reds @ Milwaukee Braves

Milwaukee County Stadium, Milwaukee, WI

Thu Aug 26 1965, 8:05 PM EDT
Att. 8,266 - Unknown - 72 F

livebaseballscorecards.com

| | |
|---|---|
| AB | 35 |
| R | 3 |
| H | 9 |
| RBI | 3 |
| BB | 4 |
| SO | 9 |
| LOB | 15 |

| Batter | 1 | 2 | 3 | 4 | 5 | 6 | 7 | 8 | 9 | AB | R | H | RBI | BB | SO | LOB |
|---|---|---|---|---|---|---|---|---|---|---|---|---|---|---|---|---|
| Felipe Alou, R (1, 7)<br>OBP: 0.336, SLG: 0.495 | P3 | K | | | F8 | | K | | | 4 | 0 | 0 | 0 | 0 | 2 | 2 |
| Mack Jones, L (1, 8)<br>OBP: 0.318, SLG: 0.529 | F8 | | K | | BB | | K | | | 3 | 0 | 0 | 0 | 1 | 2 | 0 |
| Hank Aaron, R (1, 9)<br>OBP: 0.391, SLG: 0.575 | 1B | | F8 | | FC, BB | | | F9 | | 3 | 0 | 1 | 0 | 1 | 0 | 0 |
| Gene Oliver, R (1, 2)<br>OBP: 0.337, SLG: 0.492 | F7 | | K | | FC | | | P5 | | 4 | 0 | 0 | 0 | 0 | 1 | 3 |
| Joe Torre, R (1, 3)<br>OBP: 0.380, SLG: 0.516 | | HR | | FC1-6, BB | | 6-3 | | K | | 3 | 1 | 1 | 1 | 1 | 1 | 0 |
| Eddie Mathews, L (1, 5)<br>OBP: 0.356, SLG: 0.501 | | FC1-5, 1B, BB | | FC1-6 | | 4-3 | | | 4-3 | 3 | 0 | 0 | 0 | 1 | 0 | 1 |
| Frank Bolling, R (1, 4)<br>OBP: 0.295, SLG: 0.354 | | FC1-5 | | P4 | | FC, 1B | | | 4-3 | 4 | 0 | 2 | 0 | 0 | 0 | 1 |
| Woody Woodward, R (1, 6)<br>OBP: 0.208, SLG: 0.223<br>Miguel de la Hoz, R (4, PH) (5, 6)<br>OBP: 0.316, SLG: 0.349 | | FC1-5 | | P4 | | FC | | | F9 | 1<br>3 | 0<br>0 | 0<br>0 | 0<br>0 | 0<br>0 | 0<br>0 | 2<br>2 |
| Tony Cloninger, R (1, 1)<br>OBP: 0.141, SLG: 0.212<br>Billy Cowan, R (7, PH)<br>OBP: 0.202, SLG: 0.307<br>Dan Osinski, R (8, 1)<br>OBP: 0.250, SLG: 0.250 | | L3 | | | 6-3 | | 1-3 | | | 2<br>1<br>0 | 0<br>0<br>0 | 0<br>0<br>0 | 0<br>0<br>0 | 0<br>0<br>0 | 0<br>0<br>0 | 2<br>0<br>0 |
| Inning Stats | R: 0 E: 0 K: 0 S: 4 H: 1 LOB: 1 BB: 0 P: 4 | R: 1 E: 0 K: 1 S: 7 H: 2 LOB: 2 BB: 1 P: 11 | R: 0 E: 0 K: 2 S: 7 H: 0 LOB: 0 BB: 0 P: 7 | R: 0 E: 0 K: 0 S: 3 H: 0 LOB: 1 BB: 1 P: 7 | R: 0 E: 0 K: 0 S: 3 H: 0 LOB: 2 BB: 2 P: 11 | R: 0 E: 0 K: 0 S: 4 H: 1 LOB: 1 BB: 0 P: 4 | R: 0 E: 0 K: 2 S: 7 H: 0 LOB: 0 BB: 0 P: 7 | R: 0 E: 0 K: 1 S: 5 H: 0 LOB: 0 BB: 0 P: 5 | R: 0 E: 0 K: 0 S: 3 H: 0 LOB: 0 BB: 0 P: 3 | 1B: 3 2B: 0 3B: 0 HR: 1 | SF: 0 SAC: 0 DP: 0 HBP: 0 | | | | | | |

| PITCHER | IP | WLS | BF | H | R | ER | SO | BB | IBB | HBP | BLK | WP | HR | S | P | ERA | WHIP |
|---|---|---|---|---|---|---|---|---|---|---|---|---|---|---|---|---|---|
| Joe Nuxhall, L (1, 1)<br>ERA: 3.36 | 3.0 | | 14 | 3 | 1 | 1 | 3 | 2 | 0 | 0 | 0 | 0 | 1 | 18 | 26 | 3.00 | 1.667 |
| Ted Davidson, L (4, 1)<br>ERA: 2.04 | 6.0 | W | 21 | 1 | 0 | 0 | 3 | 2 | 0 | 0 | 0 | 0 | 0 | 25 | 33 | 0.00 | 0.500 |

| PITCHER | IP | WLS | BF | H | R | ER | SO | BB | IBB | HBP | BLK | WP | HR | S | P | ERA | WHIP |
|---|---|---|---|---|---|---|---|---|---|---|---|---|---|---|---|---|---|

# BOTTOM

## Cincinnati Reds @ Milwaukee Braves

Milwaukee County Stadium, Milwaukee, WI

Thu Aug 26 1965, 8:05 PM EDT

Att. 8,266 - Unknown - 72 F

livebaseballscorecards.com

| | |
|---|---|
| AB | 31 |
| R | 1 |
| H | 4 |
| RBI | 1 |
| BB | 4 |
| SO | 6 |
| LOB | 13 |

PA: 35

WP: 0 PB: 0 SB: 0 CS: 0

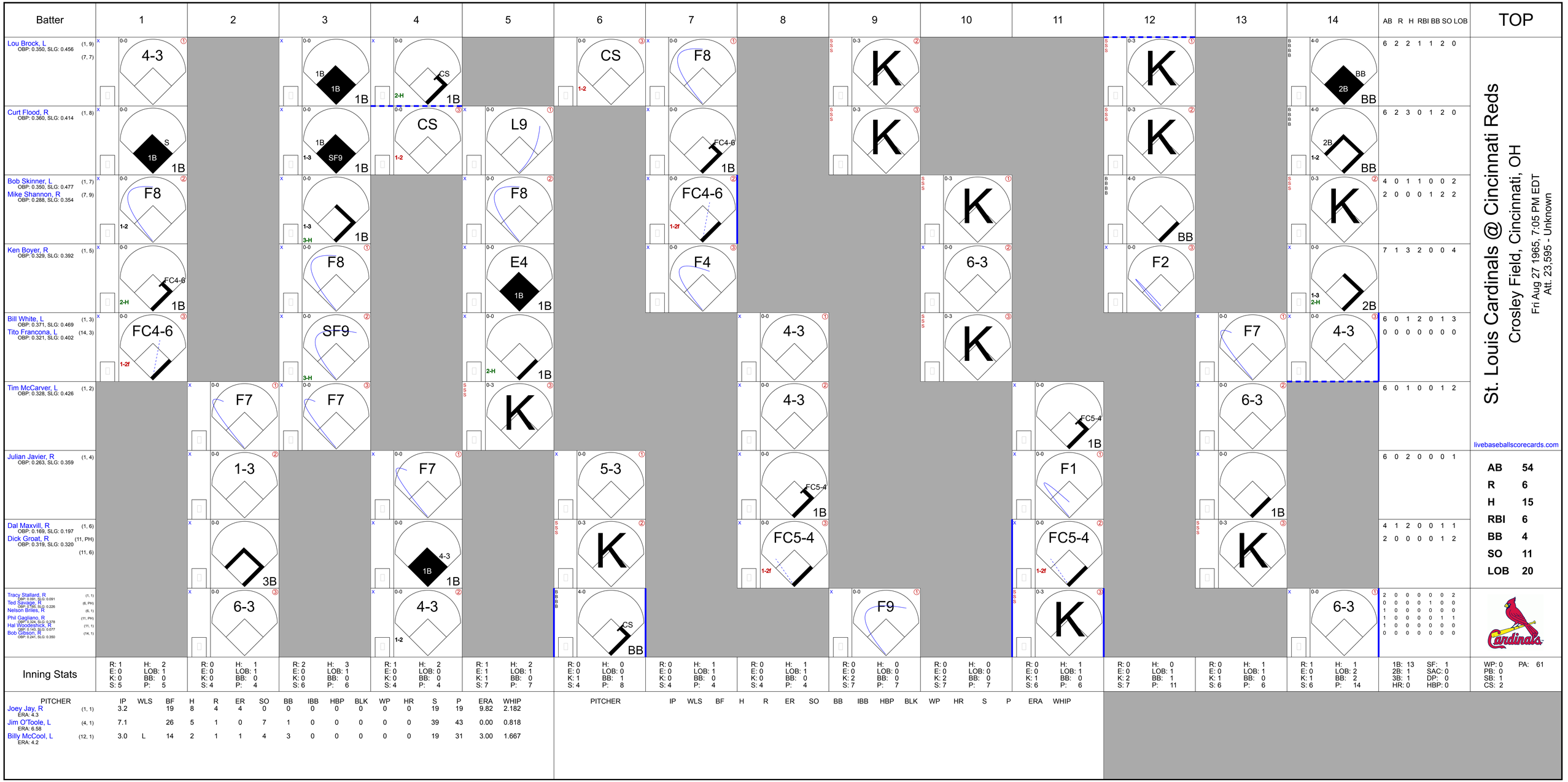

# St. Louis Cardinals @ Cincinnati Reds

Crosley Field, Cincinnati, OH

Fri Aug 27 1965, 7:05 PM EDT

Att. 23,595 - Unknown

| Batter | 1 | 2 | 3 | 4 | 5 | 6 | 7 | 8 | 9 | 10 | 11 | 12 | 13 | 14 | AB R H RBI BB SO LOB |
|---|---|---|---|---|---|---|---|---|---|---|---|---|---|---|---|
| Lou Brock, L (1, 9) OBP: 0.350, SLG: 0.456 (7, 7) | 4-3 | | 1B 1B 1B | CS 2-H 1B | | CS 1-2 | F8 | | K | | | K | | BB 2B BB | 6 2 2 1 1 2 0 |
| Curt Flood, R (1, 8) OBP: 0.360, SLG: 0.414 | S 1B 1B | | 1B 1-3 SF9 1B | CS 1-2 | L9 | | FC4-6 1B | | K | | | K | | 2B 1-2 BB | 6 2 3 0 1 2 0 |
| Bob Skinner, L (1, 7) OBP: 0.350, SLG: 0.477 | F8 1-2 | | 1-3 3-H 1B | | F8 | | FC4-6 1-2f | | | K | | BB | | K | 4 0 1 1 0 0 2 |
| Mike Shannon, R (7, 9) OBP: 0.288, SLG: 0.354 | | | | | | | | | | | | | | | 2 0 0 0 1 2 2 |
| Ken Boyer, R (1, 5) OBP: 0.329, SLG: 0.392 | FC4-6 2-H 1B | | F8 | | E4 1B 1B | | F4 | | | 6-3 | | F2 | | 1-3 2-H 2B | 7 1 3 2 0 0 4 |
| Bill White, L (1, 3) OBP: 0.371, SLG: 0.469 | FC4-6 1-2f | | SF9 3-H | | 2-H 1B | | | 4-3 | | K | | | F7 | 4-3 | 6 0 1 2 0 1 3 |
| Tito Francona, L (14, 3) OBP: 0.321, SLG: 0.402 | | | | | | | | | | | | | | | 0 0 0 0 0 0 0 |
| Tim McCarver, L (1, 2) OBP: 0.328, SLG: 0.426 | | F7 | F7 | | K | | | 4-3 | | | FC5-4 1B | | 6-3 | | 6 0 1 0 0 1 2 |
| Julian Javier, R (1, 4) OBP: 0.263, SLG: 0.359 | | 1-3 | | F7 | | 5-3 | | FC5-4 1B | | | F1 | | 1B | | 6 0 2 0 0 0 1 |
| Dal Maxvill, R (1, 6) OBP: 0.169, SLG: 0.197 | | 3B | | 4-3 1B 1B | | K | | FC5-4 1-2f | | | FC5-4 1-2f | | K | | 4 1 2 0 0 1 1 |
| Dick Groat, R (11, PH) OBP: 0.319, SLG: 0.320 (11, 6) | | | | | | | | | | | | | | | 2 0 0 0 0 1 2 |
| Tracy Stallard, R (1, 1) OBP: 0.091, SLG: 0.091 | | 6-3 | | 4-3 1-2 | | CS BB | | | F9 | | K | | | 6-3 | 2 0 0 0 0 0 2 |
| Ted Savage, R (6, PH) OBP: 0.186, SLG: 0.226 | | | | | | | | | | | | | | | 0 0 0 0 1 0 0 |
| Nelson Briles, R (6, 1) | | | | | | | | | | | | | | | 1 0 0 0 0 0 0 |
| Phil Gagliano, R (11, PH) OBP: 0.324, SLG: 0.378 | | | | | | | | | | | | | | | 1 0 0 0 0 1 1 |
| Hal Woodeshick, R (11, 1) OBP: 0.143, SLG: 0.077 | | | | | | | | | | | | | | | 1 0 0 0 0 0 0 |
| Bob Gibson, R (14, 1) OBP: 0.241, SLG: 0.350 | | | | | | | | | | | | | | | 0 0 0 0 0 0 0 |

| Inning Stats | 1 | 2 | 3 | 4 | 5 | 6 | 7 | 8 | 9 | 10 | 11 | 12 | 13 | 14 | TOP |
|---|---|---|---|---|---|---|---|---|---|---|---|---|---|---|---|
| | R: 1 E: 0 K: 0 S: 5 | H: 2 LOB: 1 BB: 0 P: 5 | R: 0 E: 0 K: 0 S: 4 | H: 1 LOB: 1 BB: 0 P: 4 | R: 2 E: 0 K: 0 S: 6 | H: 3 LOB: 1 BB: 0 P: 6 | R: 1 E: 0 K: 0 S: 4 | H: 2 LOB: 0 BB: 0 P: 4 | R: 1 E: 1 K: 1 S: 7 | H: 2 LOB: 1 BB: 0 P: 7 | R: 0 E: 0 K: 1 S: 4 | H: 0 LOB: 0 BB: 1 P: 8 | R: 0 E: 0 K: 0 S: 4 | H: 1 LOB: 1 BB: 0 P: 4 | R: 0 E: 0 K: 0 S: 4 | H: 1 LOB: 1 BB: 0 P: 4 |
| | R: 0 E: 0 K: 2 S: 7 | H: 0 LOB: 0 BB: 0 P: 7 | R: 0 E: 0 K: 2 S: 7 | H: 0 LOB: 0 BB: 0 P: 7 | R: 0 E: 0 K: 1 S: 6 | H: 1 LOB: 1 BB: 0 P: 6 | R: 0 E: 0 K: 2 S: 7 | H: 0 LOB: 1 BB: 1 P: 11 | R: 0 E: 0 K: 1 S: 6 | H: 1 LOB: 1 BB: 0 P: 6 | R: 1 E: 0 K: 1 S: 6 | H: 1 LOB: 2 BB: 2 P: 14 | 1B: 13 2B: 1 3B: 1 HR: 0 | SF: 1 SAC: 0 DP: 0 HBP: 0 | WP: 0 PB: 0 SB: 1 CS: 2 PA: 61 |

| PITCHER | | IP | WLS | BF | H | R | ER | SO | BB | IBB | HBP | BLK | WP | HR | S | P | ERA | WHIP |
|---|---|---|---|---|---|---|---|---|---|---|---|---|---|---|---|---|---|---|
| Joey Jay, R ERA: 4.3 | (1, 1) | 3.2 | | 19 | 8 | 4 | 4 | 0 | 0 | 0 | 0 | 0 | 0 | 0 | 19 | 19 | 9.82 | 2.182 |
| Jim O'Toole, L ERA: 6.58 | (4, 1) | 7.1 | | 26 | 5 | 1 | 0 | 7 | 1 | 0 | 0 | 0 | 0 | 0 | 39 | 43 | 0.00 | 0.818 |
| Billy McCool, L ERA: 4.2 | (12, 1) | 3.0 | L | 14 | 2 | 1 | 1 | 4 | 3 | 0 | 0 | 0 | 0 | 0 | 19 | 31 | 3.00 | 1.667 |

| PITCHER | IP | WLS | BF | H | R | ER | SO | BB | IBB | HBP | BLK | WP | HR | S | P | ERA | WHIP |
|---|---|---|---|---|---|---|---|---|---|---|---|---|---|---|---|---|---|

livebaseballscorecards.com

| | |
|---|---|
| AB | 54 |
| R | 6 |
| H | 15 |
| RBI | 6 |
| BB | 4 |
| SO | 11 |
| LOB | 20 |

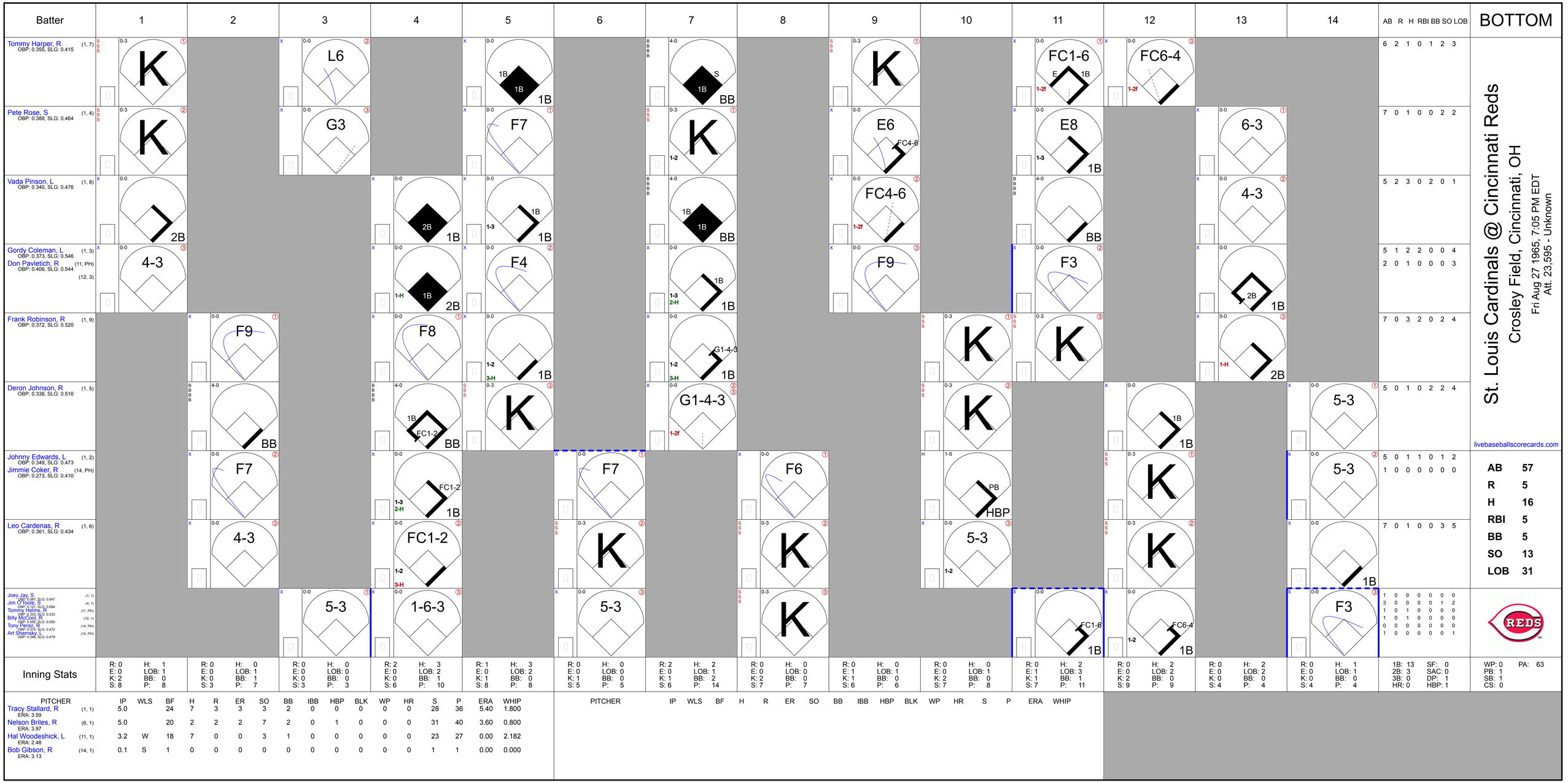
Batter
1
2
3
4
5
6
7
8
9
10
11
12
13
14
AB R H RBI BB SO LOB
BOTTOM
Tommy Harper, R (1, 7) OBP: 0.355, SLG: 0.415
6 2 1 0 1 2 3
Pete Rose, S (1, 4) OBP: 0.388, SLG: 0.464
7 0 1 0 0 2 2
Vada Pinson, L (1, 8) OBP: 0.340, SLG: 0.476
5 2 3 0 2 0 1
Gordy Coleman, L (1, 3) OBP: 0.373, SLG: 0.546
Don Pavletich, R (11, PH) OBP: 0.406, SLG: 0.544 (12, 3)
5 1 2 2 0 0 4
2 0 1 0 0 0 3
Frank Robinson, R (1, 9) OBP: 0.372, SLG: 0.520
7 0 3 2 0 2 4
Deron Johnson, R (1, 5) OBP: 0.338, SLG: 0.510
5 0 1 0 2 2 4
Johnny Edwards, L (1, 2) OBP: 0.349, SLG: 0.473
Jimmie Coker, R (14, PH) OBP: 0.273, SLG: 0.410
5 0 1 1 0 1 2
1 0 0 0 0 0 0
Leo Cardenas, R (1, 6) OBP: 0.361, SLG: 0.434
7 0 1 0 0 3 5
Joey Jay, S (1, 1) OBP: 0.067, SLG: 0.047
Jim O'Toole, S (4, 1) OBP: 0.121, SLG: 0.094
Tommy Harris, R (11, PH) OBP: 0.000, SLG: 0.333
Billy McCool, R (12, 1) OBP: 0.000, SLG: 0.000
Tony Perez, R (14, PH) OBP: 0.330, SLG: 0.472
Art Shamsky, L (14, PH) OBP: 0.346, SLG: 0.479
1 0 0 0 0 0 0
3 0 0 0 0 1 2
1 0 1 0 0 0 0
1 0 1 0 0 0 0
0 0 0 0 0 0 0
1 0 0 0 0 0 1
St. Louis Cardinals @ Cincinnati Reds
Crosley Field, Cincinnati, OH
Fri Aug 27 1965, 7:05 PM EDT
Att. 23,595 - Unknown
livebaseballscorecards.com
AB 57
R 5
H 16
RBI 5
BB 5
SO 13
LOB 31
Inning Stats
R: 0 E: 0 K: 2 S: 8 H: 1 LOB: 1 BB: 0 P: 8
R: 0 E: 0 K: 0 S: 3 H: 0 LOB: 1 BB: 1 P: 7
R: 0 E: 0 K: 0 S: 3 H: 0 LOB: 0 BB: 0 P: 3
R: 2 E: 0 K: 0 S: 6 H: 3 LOB: 2 BB: 1 P: 10
R: 1 E: 0 K: 1 S: 8 H: 3 LOB: 2 BB: 0 P: 8
R: 0 E: 0 K: 1 S: 5 H: 0 LOB: 0 BB: 0 P: 5
R: 2 E: 0 K: 1 S: 6 H: 2 LOB: 1 BB: 2 P: 14
R: 0 E: 0 K: 2 S: 7 H: 0 LOB: 0 BB: 0 P: 7
R: 0 E: 1 K: 1 S: 6 H: 0 LOB: 1 BB: 0 P: 6
R: 0 E: 0 K: 2 S: 7 H: 0 LOB: 1 BB: 0 P: 8
R: 0 E: 1 K: 1 S: 7 H: 2 LOB: 3 BB: 1 P: 11
R: 0 E: 0 K: 2 S: 9 H: 2 LOB: 2 BB: 0 P: 9
R: 0 E: 0 K: 0 S: 4 H: 2 LOB: 2 BB: 0 P: 4
R: 0 E: 0 K: 0 S: 4 H: 1 LOB: 1 BB: 0 P: 4
1B: 13 2B: 3 3B: 0 HR: 0
SF: 0 SAC: 0 DP: 1 HBP: 1
WP: 0 PB: 1 SB: 1 CS: 0
PA: 63
PITCHER IP WLS BF H R ER SO BB IBB HBP BLK WP HR S P ERA WHIP
Tracy Stallard, R (1, 1) ERA: 3.59 5.0 24 7 3 3 3 2 0 0 0 0 0 28 36 5.40 1.800
Nelson Briles, R (6, 1) ERA: 3.97 5.0 20 2 2 2 7 2 0 1 0 0 0 31 40 3.60 0.800
Hal Woodeshick, L (11, 1) ERA: 2.48 3.2 W 18 7 0 0 3 1 0 0 0 0 0 23 27 0.00 2.182
Bob Gibson, R (14, 1) ERA: 3.13 0.1 S 1 0 0 0 0 0 0 0 0 0 0 1 1 0.00 0.000
PITCHER IP WLS BF H R ER SO BB IBB HBP BLK WP HR S P ERA WHIP

| Batter | 1 | 2 | 3 | 4 | 5 | 6 | 7 | 8 | 9 | AB | R | H | RBI | BB | SO | LOB |
|---|---|---|---|---|---|---|---|---|---|---|---|---|---|---|---|---|
| Lou Brock, L (1, 9)<br>OBP: 0.350, SLG: 0.454 | 0-0 1B S 1B 1B | | 0-0 F5 ① | | 0-0 1-3 ② | | 0-3 K ③ | | | 4 | 1 | 1 | 0 | 0 | 1 | 1 |
| Curt Flood, R (1, 8)<br>OBP: 0.361, SLG: 0.415 | 0-0 1B 1-3 1B | | 0-0 6-3 1B | | 0-0 4-3 ③ | | | 0-3 K ① | | 4 | 0 | 2 | 0 | 0 | 1 | 1 |
| Bob Skinner, L (1, 7)<br>OBP: 0.361, SLG: 0.485 | 0-0 1-3 3-H 1B | | 0-0 6-3 ② 1-2 | | | 0-0 WP 1B 4-3 1B | | 0-0 G4-6-3 1B | | 4 | 1 | 3 | 1 | 0 | 0 | 1 |
| Ken Boyer, R (1, 5)<br>OBP: 0.328, SLG: 0.391 | 0-3 K ① | | 0-3 K ③ | | | 0-0 4-3 WP 1-2 1B | | 0-0 G4-6-3 ② ③ 1-2f | | 4 | 0 | 1 | 0 | 0 | 2 | 4 |
| Bill White, L (1, 3)<br>OBP: 0.370, SLG: 0.466 | 0-0 F6 ② | | | 0-0 F6 ① | | 0-0 4-3 ① 1-3 2-H | | | B B B B 4-0 G6-4-3 BB | 3 | 0 | 0 | 1 | 1 | 0 | 3 |
| Tim McCarver, L (1, 2)<br>OBP: 0.324, SLG: 0.421 | 0-0 F7 ③ | | | 0-0 4-3 ② | | 0-3 K ② | | | 0-0 G6-4-3 ① ② 1-2f | 4 | 0 | 0 | 0 | 0 | 1 | 4 |
| Julian Javier, R (1, 4)<br>OBP: 0.257, SLG: 0.351 | | 0-3 K ① | | 0-3 K ③ | | 0-3 K ③ | | | 0-0 F7 ③ | 4 | 0 | 0 | 0 | 0 | 3 | 1 |
| Dal Maxvill, R (1, 6)<br>OBP: 0.176, SLG: 0.203 | | 0-0 F9 ② | | | 0-0 WP 1B | | 0-3 K ① | | | 3 | 0 | 1 | 0 | 0 | 1 | 0 |
| Curt Simmons, L (1, 1)<br>OBP: 0.048, SLG: 0.065 | | 0-3 K ③ | | | 0-0 6-3 ① 1-2 | | 0-0 4-3 ② | | | 2 | 0 | 0 | 0 | 0 | 1 | 1 |
| Phil Gagliano, R (7, PH)<br>OBP: 0.323, SLG: 0.377 | | | | | | | | | | 1 | 0 | 0 | 0 | 0 | 0 | 0 |
| Steve Carlton, L (7, 1) | | | | | | | | | | 0 | 0 | 0 | 0 | 0 | 0 | 0 |

| Inning Stats | | | | | | | | | | | | | | | | | | | | | | | | | | | | | | | |
|---|---|---|---|---|---|---|---|---|---|---|---|---|---|---|---|---|---|---|---|---|---|---|---|---|---|---|---|---|---|---|---|
| | R: 1 | E: 0 | K: 1 | S: 8 | H: 3 | LOB: 2 | BB: 0 | P: 8 | R: 0 | E: 0 | K: 2 | S: 7 | H: 0 | LOB: 0 | BB: 0 | P: 7 | R: 0 | E: 0 | K: 1 | S: 6 | H: 1 | LOB: 1 | BB: 0 | P: 6 | R: 0 | E: 0 | K: 1 | S: 5 | H: 0 | LOB: 0 | BB: 0 | P: 5 |
| | R: 0 | E: 0 | K: 0 | S: 4 | H: 1 | LOB: 1 | BB: 0 | P: 4 | R: 1 | E: 0 | K: 2 | S: 9 | H: 2 | LOB: 1 | BB: 0 | P: 9 | R: 0 | E: 0 | K: 2 | S: 7 | H: 0 | LOB: 0 | BB: 0 | P: 7 | R: 0 | E: 0 | K: 1 | S: 5 | H: 1 | LOB: 0 | BB: 0 | P: 5 |
| | R: 0 | E: 0 | K: 0 | S: 2 | H: 0 | LOB: 0 | BB: 1 | P: 6 | 1B: 8 | 2B: 0 | 3B: 0 | HR: 0 | SF: 0 | SAC: 0 | DP: 2 | HBP: 0 | WP: 2 | PB: 0 | SB: 1 | CS: 0 | PA: 34 | | | | | | | | | | | |

| PITCHER | | IP | WLS | BF | H | R | ER | SO | BB | IBB | HBP | BLK | WP | HR | S | P | ERA | WHIP |
|---|---|---|---|---|---|---|---|---|---|---|---|---|---|---|---|---|---|---|
| Jim Maloney, R<br>ERA: 2.71 | (1, 1) | 5.1 | W | 23 | 7 | 2 | 2 | 5 | 0 | 0 | 0 | 0 | 2 | 0 | 33 | 33 | 3.38 | 1.312 |
| Ted Davidson, L<br>ERA: 1.87 | (6, 1) | 3.2 | S | 11 | 1 | 0 | 0 | 5 | 1 | 0 | 0 | 0 | 0 | 0 | 20 | 24 | 0.00 | 0.545 |

| PITCHER | IP | WLS | BF | H | R | ER | SO | BB | IBB | HBP | BLK | WP | HR | S | P | ERA | WHIP |
|---|---|---|---|---|---|---|---|---|---|---|---|---|---|---|---|---|---|

# TOP

## St. Louis Cardinals @ Cincinnati Reds

Crosley Field, Cincinnati, OH

Sat Aug 28 1965, 7:05 PM EDT

Att. 25,825 - Unknown

livebaseballscorecards.com

| | |
|---|---|
| AB | 33 |
| R | 2 |
| H | 8 |
| RBI | 2 |
| BB | 1 |
| SO | 10 |
| LOB | 16 |

| Batter | 1 | 2 | 3 | 4 | 5 | 6 | 7 | 8 | 9 | AB | R | H | RBI | BB | SO | LOB |
|---|---|---|---|---|---|---|---|---|---|---|---|---|---|---|---|---|
| Tommy Harper, R (1, 7)<br>OBP: 0.355, SLG: 0.421 | SH5-3<br>2B<br>1B | | F9 ① | 1-H<br>HR | | K ② | | K ③ | | 5 | 2 | 2 | 2 | 0 | 2 | 3 |
| Pete Rose, S (1, 4)<br>OBP: 0.387, SLG: 0.464 | SH5-3 ①<br>1-2 | | G3<br>1-2<br>2B<br>1B | K ② | | F4 ③ | | | | 3 | 1 | 1 | 0 | 0 | 1 | 1 |
| Vada Pinson, L (1, 8)<br>OBP: 0.340, SLG: 0.476 | 2-H<br>2B | | G3 ②<br>1-2<br>2-3 | K ③ | | | K ③ | K ① | | 4 | 0 | 1 | 1 | 0 | 2 | 2 |
| Frank Robinson, R (1, 9)<br>OBP: 0.371, SLG: 0.516 | 6-3 ② | | BB<br>2B<br>BB | | 5-3 ① | | 6-3 ② | | | 3 | 1 | 0 | 0 | 1 | 0 | 1 |
| Deron Johnson, R (1, 5)<br>OBP: 0.339, SLG: 0.514 | L5 ③ | | 1-H<br>2-H<br>3-H<br>2B<br>2B | | L8 ② | | WP<br>2B | | | 4 | 1 | 2 | 3 | 0 | 0 | 1 |
| Don Pavletich, R (1, 3)<br>OBP: 0.403, SLG: 0.543 | | F3 ①<br>2-H<br>2B | | | L8 ③ | | 2-3 ③<br>2-3 | | | 4 | 0 | 1 | 1 | 0 | 0 | 1 |
| Leo Cardenas, R (1, 6)<br>OBP: 0.360, SLG: 0.434 | | F9 ② | F4 ③ | | | 1B<br>2B | | K ① | | 4 | 1 | 1 | 0 | 0 | 1 | 1 |
| Jimmie Coker, R (1, 2)<br>OBP: 0.292, SLG: 0.419 | | F4 ③ | | L8 ① | | SH3-4<br>2-H<br>1B | | FC1-6<br>1B | | 4 | 0 | 2 | 1 | 0 | 0 | 0 |
| Jim Maloney, L (1, 1)<br>OBP: 0.321, SLG: 0.343<br>Ted Davidson, R (6, 1) | | | G3<br>1B<br>2B<br>1B | HR<br>1B | | SH3-4 ①<br>1-2 | | FC1-6 ②<br>1-2f | | 2<br>1 | 2<br>0 | 2<br>0 | 0<br>0 | 0<br>0 | 0<br>0 | 0<br>1 |
| Inning Stats | R: 1<br>E: 0<br>K: 0<br>S: 5<br>H: 2<br>LOB: 1<br>BB: 0<br>P: 5 | R: 0<br>E: 0<br>K: 0<br>S: 3<br>H: 0<br>LOB: 0<br>BB: 0<br>P: 3 | R: 4<br>E: 0<br>K: 0<br>S: 7<br>H: 4<br>LOB: 1<br>BB: 1<br>P: 11 | R: 2<br>E: 0<br>K: 2<br>S: 9<br>H: 2<br>LOB: 0<br>BB: 0<br>P: 9 | R: 0<br>E: 0<br>K: 0<br>S: 3<br>H: 0<br>LOB: 0<br>BB: 0<br>P: 3 | R: 1<br>E: 0<br>K: 1<br>S: 7<br>H: 2<br>LOB: 1<br>BB: 0<br>P: 7 | R: 0<br>E: 0<br>K: 1<br>S: 6<br>H: 1<br>LOB: 1<br>BB: 0<br>P: 6 | R: 0<br>E: 0<br>K: 2<br>S: 8<br>H: 1<br>LOB: 1<br>BB: 0<br>P: 8 | | 1B: 6<br>2B: 5<br>3B: 0<br>HR: 1 | SF: 0<br>SAC: 2<br>DP: 0<br>HBP: 0 | | | WP: 1<br>PB: 0<br>SB: 0<br>CS: 0 | PA: 37 | |

| PITCHER | | IP | WLS | BF | H | R | ER | SO | BB | IBB | HBP | BLK | WP | HR | S | P | ERA | WHIP |
|---|---|---|---|---|---|---|---|---|---|---|---|---|---|---|---|---|---|---|
| Curt Simmons, L<br>ERA: 3.82 | (1, 1) | 6.0 | L | 29 | 10 | 8 | 8 | 3 | 1 | 0 | 0 | 0 | 0 | 1 | 34 | 38 | 12.00 | 1.833 |
| Steve Carlton, L<br>ERA: 2.74 | (7, 1) | 2.0 | | 8 | 2 | 0 | 0 | 3 | 0 | 0 | 0 | 0 | 1 | 0 | 14 | 14 | 0.00 | 1.000 |

| PITCHER | IP | WLS | BF | H | R | ER | SO | BB | IBB | HBP | BLK | WP | HR | S | P | ERA | WHIP |
|---|---|---|---|---|---|---|---|---|---|---|---|---|---|---|---|---|---|

# BOTTOM

## St. Louis Cardinals @ Cincinnati Reds

Crosley Field, Cincinnati, OH

Sat Aug 28 1965, 7:05 PM EDT

Att. 25,825 - Unknown

livebaseballscorecards.com

| | |
|---|---|
| AB | 34 |
| R | 8 |
| H | 12 |
| RBI | 8 |
| BB | 1 |
| SO | 6 |
| LOB | 11 |

# St. Louis Cardinals @ Cincinnati Reds

Crosley Field, Cincinnati, OH

Sun Aug 29 1965, 3:33 AM EDT

Att. 22,596 - Unknown

TOP

livebaseballscorecards.com

| Batter | 1 | 2 | 3 | 4 | 5 | 6 | 7 | 8 | 9 | AB | R | H | RBI | BB | SO | LOB |
|---|---|---|---|---|---|---|---|---|---|---|---|---|---|---|---|---|
| Lou Brock, L (1, 9) (6, 7)<br>OBP: 0.348, SLG: 0.455 | K | | 1B 3B | F6 | F7 | | | K | | 5 | 1 | 1 | 1 | 0 | 2 | 3 |
| Curt Flood, R (1, 8)<br>OBP: 0.364, SLG: 0.417 | E 1B | | BB 1B 1B<br>3-H | G3-6<br>1-2f | G4-6-3 1B | | | F8 | | 5 | 1 | 3 | 1 | 0 | 0 | 2 |
| Bob Skinner, L (1, 7)<br>OBP: 0.358, SLG: 0.479 | E1 G6-4-3<br>1-3 | | 1B BB 1B<br>1-2 | | K 2B PB | G4-6-3<br>1-2f | | | 2B | 4 | 2 | 1 | 0 | 0 | 1 | 2 |
| Mike Shannon, R (6, 9)<br>OBP: 0.291, SLG: 0.362 | | | | | | | | | | 1 | 0 | 1 | 0 | 0 | 0 | 0 |
| Ken Boyer, R (1, 5)<br>OBP: 0.329, SLG: 0.391 | G6-4-3<br>1-2f | | 1B 1B BB<br>1-2<br>2-3 | | PB 1B 2B<br>1-3 | K | | | 1-3 | 4 | 2 | 1 | 0 | 1 | 1 | 3 |
| Bill White, L (1, 3)<br>OBP: 0.370, SLG: 0.467 | | 4-3 4-3 2B | G4-6-3 1B<br>1-2<br>2-3<br>3-H | F5 | | | 4-3 | | K | 5 | 1 | 2 | 1 | 0 | 1 | 3 |
| Dick Groat, R (1, 6)<br>OBP: 0.320, SLG: 0.320 | | 4-3<br>2-3 | G4-6-3 1B<br>1-2<br>2-H<br>3-H | PB 1B BB | | | K | | F8 | 3 | 1 | 1 | 2 | 1 | 1 | 1 |
| Dal Maxvill, R (7, 6)<br>OBP: 0.174, SLG: 0.200 | | | | | | | | | | 1 | 0 | 0 | 0 | 0 | 0 | 1 |
| Tim McCarver, L (1, 2)<br>OBP: 0.323, SLG: 0.418 | | 4-3<br>3-H | G4-6-3<br>1-2f<br>2-3 | 1B 6-3 IBB<br>1-2<br>2-3<br>3-H | | 6-3 | | | | 3 | 1 | 0 | 1 | 1 | 0 | 2 |
| Julian Javier, R (1, 4)<br>OBP: 0.262, SLG: 0.350 | F7 | 6-3 | 6-3 1B<br>1-3<br>2-H<br>3-H | | | | SH1-4 HBP | | | 3 | 0 | 1 | 2 | 0 | 0 | 1 |
| Ray Sadecki, L (1, 1)<br>OBP: 0.214, SLG: 0.268 | | | 3B 1B | G3-6 BB | 6-3<br>1-2<br>3-H | | | SH1-4<br>1-2 | | 2 | 1 | 1 | 1 | 1 | 0 | 1 |

| | AB | R | H | RBI | BB | SO | LOB |
|---|---|---|---|---|---|---|---|
| | 36 | 10 | 12 | 9 | 4 | 6 | 19 |

| Inning Stats | | | | | | | | | | | | | | | | | | | | | | | | |
|---|---|---|---|---|---|---|---|---|---|---|---|---|---|---|---|---|---|---|---|---|---|---|---|---|
| | R: 0 | H: 1 | R: 1 | H: 1 | R: 5 | H: 6 | R: 0 | H: 0 | R: 4 | H: 2 | R: 0 | H: 1 | R: 0 | H: 0 | R: 0 | H: 0 | R: 0 | H: 1 | 1B: 8 | SF: 0 | WP: 0 | PA: 42 | | |
| | E: 1 | LOB: 1 | E: 0 | LOB: 0 | E: 0 | LOB: 1 | E: 0 | LOB: 0 | E: 0 | LOB: 1 | E: 0 | LOB: 0 | E: 0 | LOB: 0 | E: 0 | LOB: 1 | E: 0 | LOB: 1 | 2B: 3 | SAC: 1 | PB: 2 | | | |
| | K: 1 | BB: 0 | K: 0 | BB: 0 | K: 0 | BB: 1 | K: 0 | BB: 1 | K: 1 | BB: 2 | K: 1 | BB: 0 | K: 1 | BB: 0 | K: 1 | BB: 0 | K: 1 | BB: 0 | 3B: 1 | DP: 4 | SB: 0 | | | |
| | S: 6 | P: 6 | S: 4 | P: 4 | S: 8 | P: 12 | S: 2 | P: 6 | S: 8 | P: 16 | S: 5 | P: 5 | S: 5 | P: 6 | S: 5 | P: 6 | S: 6 | P: 6 | HR: 0 | HBP: 1 | CS: 0 | | | |

| PITCHER | IP | WLS | BF | H | R | ER | SO | BB | IBB | HBP | BLK | WP | HR | S | P | ERA | WHIP |
|---|---|---|---|---|---|---|---|---|---|---|---|---|---|---|---|---|---|
| Sammy Ellis, R (1, 1)<br>ERA: 3.7 | 2.0 | L | 13 | 6 | 6 | 6 | 1 | 1 | 0 | 0 | 0 | 0 | 0 | 14 | 18 | 27.00 | 3.500 |
| Bobby Locke, R (3, 1)<br>ERA: 6.57 | 2.1 | | 13 | 4 | 4 | 2 | 1 | 2 | 1 | 0 | 0 | 0 | 0 | 12 | 24 | 7.71 | 2.571 |
| John Tsitouris, R (5, 1)<br>ERA: 4.96 | 4.2 | | 16 | 2 | 0 | 0 | 4 | 0 | 0 | 1 | 0 | 0 | 0 | 23 | 24 | 0.00 | 0.429 |

| PITCHER | IP | WLS | BF | H | R | ER | SO | BB | IBB | HBP | BLK | WP | HR | S | P | ERA | WHIP |
|---|---|---|---|---|---|---|---|---|---|---|---|---|---|---|---|---|---|

# St. Louis Cardinals @ Cincinnati Reds

Crosley Field, Cincinnati, OH

Sun Aug 29 1965, 3:33 AM EDT

Att. 22,596 - Unknown

BOTTOM

| Batter | 1 | 2 | 3 | 4 | 5 | 6 | 7 | 8 | 9 | AB | R | H | RBI | BB | SO | LOB |
|---|---|---|---|---|---|---|---|---|---|---|---|---|---|---|---|---|
| Tommy Harper, R (1, 7)<br>OBP: 0.355, SLG: 0.428 | 0-0 2B | | 0-0 L8 ① | | 0-0 1-H HR | | 0-0 F9 ① | | 0-3 K ③ | 5 | 1 | 2 | 2 | 0 | 1 | 1 |
| Pete Rose, S (1, 4)<br>OBP: 0.386, SLG: 0.464 | 0-3 K ① | | 0-0 F9 ② | | 0-0 HR 2B | | 0-0 F4 ② | | | 4 | 1 | 1 | 0 | 0 | 1 | 1 |
| Vada Pinson, L (1, 8)<br>OBP: 0.341, SLG: 0.481 | 0-0 F7 ② | | 0-0 1B | | 0-0 2-H HR | | 0-3 K ③ | | | 4 | 1 | 2 | 2 | 0 | 1 | 1 |
| Frank Robinson, R (1, 9)<br>OBP: 0.368, SLG: 0.512 | 0-0 F8 ③ | | 0-3 K ③ | | 0-0 4-3 ② | | | 0-0 F3 ① | | 4 | 0 | 0 | 0 | 0 | 1 | 2 |
| Deron Johnson, R (1, 5)<br>OBP: 0.338, SLG: 0.512 | | 0-0 E 1B | | 0-0 F7 ① | 0-0 F4 ③ | | | 0-0 F9 ② | | 4 | 0 | 1 | 0 | 0 | 0 | 0 |
| Don Pavletich, R (1, 3)<br>OBP: 0.400, SLG: 0.537 | | 0-0 E6 1-2 | | 0-0 F3 ② | | 0-0 G6-4-3 1B | | 0-0 L5 ③ | | 4 | 0 | 1 | 0 | 0 | 0 | 1 |
| Leo Cardenas, R (1, 6)<br>OBP: 0.357, SLG: 0.430 | | 0-0 L7 ① | | 0-0 F9 ③ | | 0-0 ① ② G6-4-3 1-2f | | | 0-0 6-3 ① | 4 | 0 | 0 | 0 | 0 | 0 | 3 |
| Jimmie Coker, R (1, 2)<br>OBP: 0.308, SLG: 0.426 | | 0-3 K ② | | | 0-0 4-3 ① | 0-0 1B | | | 0-0 1B | 4 | 0 | 2 | 0 | 0 | 1 | 2 |
| Sammy Ellis, L (1, 1)<br>OBP: 0.155, SLG: 0.148<br>Bobby Locke, R (3, 1)<br>John Tsitouris, R (5, 1)<br>OBP: 0.116, SLG: 0.075<br>Tony Perez, R (9, PH)<br>OBP: 0.309, SLG: 0.470 | | 0-3 K ③ | | | 0-0 HR 1B | 0-0 F8 ③ | | | 0-0 F9 ② | 1<br>0<br>2<br>1 | 0<br>0<br>1<br>0 | 0<br>0<br>1<br>0 | 0<br>0<br>0<br>0 | 0<br>0<br>0<br>0 | 1<br>0<br>0<br>0 | 2<br>0<br>1<br>1 |
| Inning Stats | R: 0 E: 0 K: 1 S: 6 H: 1 LOB: 1 BB: 0 P: 6 | R: 0 E: 1 K: 2 S: 9 H: 1 LOB: 2 BB: 0 P: 9 | R: 0 E: 0 K: 1 S: 6 H: 1 LOB: 1 BB: 0 P: 6 | R: 0 E: 0 K: 0 S: 3 H: 0 LOB: 0 BB: 0 P: 3 | R: 4 E: 0 K: 0 S: 7 H: 4 LOB: 0 BB: 0 P: 7 | R: 0 E: 0 K: 0 S: 4 H: 2 LOB: 1 BB: 0 P: 4 | R: 0 E: 0 K: 1 S: 5 H: 0 LOB: 0 BB: 0 P: 5 | R: 0 E: 0 K: 0 S: 3 H: 0 LOB: 0 BB: 0 P: 3 | R: 0 E: 0 K: 1 S: 6 H: 1 LOB: 1 BB: 0 P: 6 | 1B: 6 2B: 2 3B: 0 HR: 2 | SF: 0 SAC: 0 DP: 1 HBP: 0 | | | | | | |

| | AB | 37 |
|---|---|---|
| | R | 4 |
| | H | 10 |
| | RBI | 4 |
| | BB | 0 |
| | SO | 6 |
| | LOB | 15 |

WP: 0 PB: 0 SB: 0 CS: 0 PA: 37

livebaseballscorecards.com

| PITCHER | IP | WLS | BF | H | R | ER | SO | BB | IBB | HBP | BLK | WP | HR | S | P | ERA | WHIP |
|---|---|---|---|---|---|---|---|---|---|---|---|---|---|---|---|---|---|
| Ray Sadecki, L (1, 1)<br>ERA: 5.8 | 9.0 | W | 37 | 10 | 4 | 4 | 6 | 0 | 0 | 0 | 0 | 0 | 2 | 49 | 49 | 4.00 | 1.111 |

| PITCHER | IP | WLS | BF | H | R | ER | SO | BB | IBB | HBP | BLK | WP | HR | S | P | ERA | WHIP |
|---|---|---|---|---|---|---|---|---|---|---|---|---|---|---|---|---|---|

| Batter | 1 | 2 | 3 | 4 | 5 | 6 | 7 | 8 | 9 | AB | R | H | RBI | BB | SO | LOB |
|---|---|---|---|---|---|---|---|---|---|---|---|---|---|---|---|---|
| Felipe Alou, R (1, 7)<br>OBP: 0.337, SLG: 0.495 | BBBB<br>4-0<br>1B<br>BB | SSS<br>0-3 ③<br>K | | | x<br>0-0<br>FC6-4<br>1B | | SSS<br>0-3 ①<br>K | | x<br>0-0 ②<br>F9 | 4 | 0 | 1 | 0 | 1 | 2 | 1 |
| Mack Jones, L (1, 8)<br>OBP: 0.315, SLG: 0.527 | x<br>0-0<br>BB<br>1-3<br>1B | | x<br>0-0 ①<br>F2 | | x<br>0-0 ①<br>FC6-4<br>1B<br>1-2f<br>2B | | SSS<br>0-3 ②<br>K | | SSS<br>0-3 ③<br>K | 5 | 1 | 1 | 0 | 0 | 2 | 1 |
| Hank Aaron, R (1, 9)<br>OBP: 0.390, SLG: 0.574 | x<br>0-0 ①<br>F2 | | x<br>0-0<br>HR | | x<br>0-0<br>1-3<br>2B<br>1B | | x<br>0-0 ③<br>5-3 | | | 4 | 1 | 2 | 1 | 0 | 0 | 2 |
| Eddie Mathews, L (1, 5)<br>OBP: 0.353, SLG: 0.497 | BBBB<br>4-0<br>1-2<br>BB | SSS<br>0-3 ②<br>K | | | SSS<br>0-3 ②<br>K | | | x<br>0-0<br>HR | | 3 | 1 | 1 | 1 | 1 | 2 | 2 |
| Joe Torre, R (1, 3)<br>OBP: 0.378, SLG: 0.510 | SSS<br>0-3 ②<br>K | | x<br>0-0 ③<br>F9 | | x<br>0-0 ③<br>1-H<br>3-H<br>2B | | | x<br>0-0<br>G4-6-3<br>1B | | 4 | 0 | 2 | 1 | 0 | 1 | 3 |
| Gene Oliver, R (1, 2)<br>OBP: 0.335, SLG: 0.494 | x<br>0-0 ③<br>4-3 | | | x<br>0-0<br>HR | | x<br>0-0 ①<br>4-3 | | x<br>0-0 ①②<br>G4-6-3<br>1-2f | | 4 | 1 | 1 | 1 | 0 | 0 | 4 |
| Frank Bolling, R (1, 4)<br>OBP: 0.299, SLG: 0.364 | | x<br>0-0<br>FC1-6<br>1B | | x<br>0-0 ①<br>F6 | | x<br>0-0 ②<br>F9 | | x<br>0-0 ③<br>6-3 | | 4 | 0 | 1 | 0 | 0 | 0 | 0 |
| Woody Woodward, R (1, 6)<br>OBP: 0.209, SLG: 0.243 | | x<br>0-0 ①<br>FC1-6<br>FC4-6<br>1-2f | | x<br>0-0 ②<br>F8 | | x<br>0-0<br>3B | | | x<br>0-0<br>WP<br>3B | 4 | 1 | 2 | 0 | 0 | 0 | 1 |
| Tony Cloninger, R (1, 1)<br>OBP: 0.136, SLG: 0.205<br>Bob Sadowski, R (6, 1)<br>OBP: 0.125, SLG: 0.087 | | x<br>0-0 ②<br>FC4-6<br>1-2f | | x<br>0-0 ③<br>6-3 | | SSS<br>0-3 ③<br>K | | | SSS<br>0-3 ①<br>K<br>3-H | 3<br>1 | 0<br>0 | 0<br>0 | 0<br>0 | 0<br>0 | 1<br>1 | 2<br>0 |
| Inning Stats | R: 0<br>E: 0<br>K: 1<br>S: 6<br>H: 1<br>LOB: 3<br>BB: 2<br>P: 14 | R: 0<br>E: 0<br>K: 1<br>S: 6<br>H: 1<br>LOB: 1<br>BB: 0<br>P: 6 | R: 1<br>E: 0<br>K: 1<br>S: 6<br>H: 1<br>LOB: 0<br>BB: 0<br>P: 6 | R: 1<br>E: 0<br>K: 0<br>S: 4<br>H: 1<br>LOB: 0<br>BB: 0<br>P: 4 | R: 1<br>E: 0<br>K: 1<br>S: 7<br>H: 3<br>LOB: 2<br>BB: 0<br>P: 7 | R: 0<br>E: 0<br>K: 1<br>S: 6<br>H: 1<br>LOB: 1<br>BB: 0<br>P: 6 | R: 0<br>E: 0<br>K: 2<br>S: 7<br>H: 0<br>LOB: 0<br>BB: 0<br>P: 7 | R: 1<br>E: 0<br>K: 0<br>S: 4<br>H: 2<br>LOB: 0<br>BB: 0<br>P: 4 | R: 1<br>E: 0<br>K: 2<br>S: 8<br>H: 1<br>LOB: 0<br>BB: 0<br>P: 8 | 1B: 5<br>2B: 1<br>3B: 2<br>HR: 3<br>SF: 0<br>SAC: 0<br>DP: 1<br>HBP: 0 | | | | | | |

# TOP

## Milwaukee Braves @ Cincinnati Reds

Crosley Field, Cincinnati, OH

Tue Aug 31 1965, 7:05 PM EDT

Att. 19,645 - Unknown - 73 F

livebaseballscorecards.com

| | |
|---|---|
| AB | 36 |
| R | 5 |
| H | 11 |
| RBI | 4 |
| BB | 2 |
| SO | 9 |
| LOB | 16 |

WP: 1 PB: 0 SB: 0 CS: 0 PA: 38

| PITCHER | | IP | WLS | BF | H | R | ER | SO | BB | IBB | HBP | BLK | WP | HR | S | P | ERA | WHIP |
|---|---|---|---|---|---|---|---|---|---|---|---|---|---|---|---|---|---|---|
| Joey Jay, R<br>ERA: 4.36 | (1, 1) | 4.1 | L | 21 | 6 | 3 | 3 | 3 | 2 | 0 | 0 | 0 | 0 | 2 | 25 | 33 | 6.23 | 1.846 |
| Ted Davidson, L<br>ERA: 1.76 | (5, 1) | 2.2 | | 9 | 2 | 0 | 0 | 4 | 0 | 0 | 0 | 0 | 0 | 0 | 17 | 17 | 0.00 | 0.750 |
| Roger Craig, R<br>ERA: 3.68 | (8, 1) | 1.0 | | 4 | 2 | 1 | 1 | 0 | 0 | 0 | 0 | 0 | 0 | 1 | 4 | 4 | 9.00 | 2.000 |
| Billy McCool, L<br>ERA: 4.26 | (9, 1) | 1.0 | | 4 | 1 | 1 | 1 | 2 | 0 | 0 | 0 | 0 | 1 | 0 | 8 | 8 | 9.00 | 1.000 |

| PITCHER | IP | WLS | BF | H | R | ER | SO | BB | IBB | HBP | BLK | WP | HR | S | P | ERA | WHIP |
|---|---|---|---|---|---|---|---|---|---|---|---|---|---|---|---|---|---|

| Batter | 1 | 2 | 3 | 4 | 5 | 6 | 7 | 8 | 9 | AB | R | H | RBI | BB | SO | LOB |
|---|---|---|---|---|---|---|---|---|---|---|---|---|---|---|---|---|
| Tommy Harper, R (1, 7)<br>OBP: 0.356, SLG: 0.432 | 2B | 2B | | G3 | | | K | | 5-3 | 5 | 1 | 2 | 0 | 0 | 1 | 2 |
| Pete Rose, S (1, 4)<br>OBP: 0.383, SLG: 0.460 | F7 | 4-3 | | | 4-3 | | K | | K | 5 | 0 | 0 | 0 | 0 | 2 | 3 |
| Vada Pinson, L (1, 8)<br>OBP: 0.343, SLG: 0.488 | 4-3<br>2-H<br>2B | | 2B | | 4-3 | | F3 | | 2B | 5 | 0 | 3 | 1 | 0 | 0 | 1 |
| Gordy Coleman, L (1, 3)<br>OBP: 0.372, SLG: 0.540<br>Marty Keough, L (8, PR)<br>OBP: 0.209, SLG: 0.128 (9, 3) | 4-3<br>2-3 | | 5-3 | | F7 | | | BB<br>3B | F8 | 3<br>1 | 0<br>1 | 0<br>0 | 0<br>0 | 1<br>0 | 0<br>0 | 2<br>1 |
| Deron Johnson, R (1, 5)<br>OBP: 0.339, SLG: 0.515 | BB<br>BB | | 5-3 | | | K | | 1-H<br>1B<br>3B | | 3 | 1 | 1 | 1 | 1 | 1 | 1 |
| Frank Robinson, R (1, 9)<br>OBP: 0.369, SLG: 0.511 | BB<br>1-2<br>BB | | 5-3 | | | FC6-4<br>1B | | 1-3 | | 3 | 0 | 1 | 0 | 1 | 0 | 3 |
| Johnny Edwards, L (1, 2)<br>OBP: 0.348, SLG: 0.468 | K | | | SH5-3<br>BB | | F8 | | F3 | | 3 | 0 | 0 | 0 | 1 | 1 | 6 |
| Leo Cardenas, R (1, 6)<br>OBP: 0.357, SLG: 0.430 | | F9 | | SH5-3<br>1-2 | | FC6-4<br>1-2f | | 1B<br>3-H | | 3 | 0 | 1 | 1 | 0 | 0 | 1 |
| Joey Jay, S (1, 1)<br>OBP: 0.064, SLG: 0.044<br>Ted Davidson, R (5, 1)<br>Art Shamsky, L (7, PH)<br>OBP: 0.354, SLG: 0.479<br>Roger Craig, R (8, 1)<br>OBP: 0.143, SLG: 0.143<br>Tony Perez, R (8, PH)<br>OBP: 0.308, SLG: 0.468<br>Billy McCool, R (9, 1)<br>OBP: 0.050, SLG: 0.050 | | K | | K | | BB | | K | | 2<br>0<br>0<br>0<br>0<br>1<br>0 | 0<br>0<br>0<br>0<br>0<br>0<br>0 | 0<br>0<br>0<br>0<br>0<br>1<br>0 | 0<br>0<br>0<br>0<br>0<br>0<br>0 | 0<br>0<br>0<br>0<br>0<br>0<br>0 | 2<br>0<br>0<br>0<br>0<br>1<br>0 | 1<br>0<br>0<br>0<br>0<br>1<br>0 |
| Inning Stats | R: 1 H: 2<br>E: 0 LOB: 3<br>K: 1 BB: 2<br>S: 7 P: 15 | R: 0 H: 1<br>E: 0 LOB: 1<br>K: 1 BB: 0<br>S: 6 P: 6 | R: 0 H: 1<br>E: 0 LOB: 1<br>K: 0 BB: 0<br>S: 4 P: 4 | R: 0 H: 0<br>E: 0 LOB: 1<br>K: 1 BB: 1<br>S: 5 P: 9 | R: 0 H: 0<br>E: 0 LOB: 0<br>K: 0 BB: 0<br>S: 3 P: 3 | R: 0 H: 1<br>E: 0 LOB: 1<br>K: 1 BB: 0<br>S: 6 P: 6 | R: 0 H: 0<br>E: 0 LOB: 1<br>K: 2 BB: 1<br>S: 7 P: 11 | R: 2 H: 2<br>E: 0 LOB: 1<br>K: 1 BB: 1<br>S: 7 P: 11 | R: 0 H: 1<br>E: 0 LOB: 1<br>K: 1 BB: 0<br>S: 6 P: 6 | 1B: 2<br>2B: 5<br>3B: 1<br>HR: 0 | SF: 0<br>SAC: 1<br>DP: 0<br>HBP: 0 | | WP: 0<br>PB: 0<br>SB: 0<br>CS: 0 | PA: 40 | | | |

| PITCHER | | IP | WLS | BF | H | R | ER | SO | BB | IBB | HBP | BLK | WP | HR | S | P | ERA | WHIP |
|---|---|---|---|---|---|---|---|---|---|---|---|---|---|---|---|---|---|---|
| Tony Cloninger, R<br>ERA: 3.54 | (1, 1) | 5.1 | W | 24 | 5 | 1 | 1 | 4 | 3 | 0 | 0 | 0 | 0 | 0 | 29 | 41 | 1.69 | 1.500 |
| Bob Sadowski, R<br>ERA: 4.88 | (6, 1) | 3.2 | S | 16 | 3 | 2 | 2 | 4 | 2 | 0 | 0 | 0 | 0 | 0 | 22 | 30 | 4.91 | 1.364 |

| PITCHER | IP | WLS | BF | H | R | ER | SO | BB | IBB | HBP | BLK | WP | HR | S | P | ERA | WHIP |
|---|---|---|---|---|---|---|---|---|---|---|---|---|---|---|---|---|---|

# BOTTOM

## Milwaukee Braves @ Cincinnati Reds

Crosley Field, Cincinnati, OH

Tue Aug 31 1965, 7:05 PM EDT

Att. 19,645 - Unknown - 73 F

livebaseballscorecards.com

| | |
|---|---|
| AB | 34 |
| R | 3 |
| H | 8 |
| RBI | 3 |
| BB | 5 |
| SO | 8 |
| LOB | 22 |

| Batter | 1 | 2 | 3 | 4 | 5 | 6 | 7 | 8 | 9 | AB | R | H | RBI | BB | SO | LOB |
|---|---|---|---|---|---|---|---|---|---|---|---|---|---|---|---|---|
| Felipe Alou, R (1, 7)<br>OBP: 0.333, SLG: 0.491 | K | | SF8 3-H | | FC5-4 BB 1B 1-2f 2-3 | | F8 | | K | 4 | 1 | 0 | 1 | 0 | 2 | 2 |
| Mack Jones, L (1, 8)<br>OBP: 0.317, SLG: 0.533 | K | | HR 1-H | | BB 1B FC4-6 1-2 | | K | | | 3 | 2 | 1 | 2 | 1 | 2 | 0 |
| Hank Aaron, R (1, 9)<br>OBP: 0.391, SLG: 0.573 | K | | 1B | | FC4-6 1B 1-3 2-H 3-H | | | K | | 4 | 0 | 2 | 2 | 0 | 2 | 0 |
| Eddie Mathews, L (1, 5)<br>OBP: 0.352, SLG: 0.494 | | K | F2 | | FC4-6 1-2f 3-H | | | 5-3 1B | | 4 | 0 | 1 | 1 | 0 | 1 | 2 |
| Joe Torre, R (1, 3)<br>OBP: 0.375, SLG: 0.506 | | 1-3 | | 6-3 | K | | | 5-3 1-2 | | 4 | 0 | 0 | 0 | 0 | 1 | 2 |
| Gene Oliver, R (1, 2)<br>OBP: 0.337, SLG: 0.495 | | F8 | | K | | SH3-4 K2 2B | | FC6-4 IBB | | 3 | 0 | 1 | 0 | 1 | 1 | 0 |
| Frank Bolling, R (1, 4)<br>OBP: 0.300, SLG: 0.363 | | | 1B SF8 1B | 6-3 | | SH3-4 2-3 | | FC6-4 1-2f | | 3 | 1 | 1 | 0 | 0 | 0 | 2 |
| Woody Woodward, R (1, 6)<br>OBP: 0.212, SLG: 0.246<br>Rico Carty, R (5, PH)<br>OBP: 0.356, SLG: 0.510<br>Sandy Alomar Sr., S (5, PR)<br>OBP: 0.262, SLG: 0.265<br>(5, 6) | | | HR 1-3 1B | | FC5-4 S 1B | K2 3-Hf | | | K | 1 | 1 | 1 | 0 | 0 | 0 | 0 |
| | | | | | | | | | | 1 | 0 | 1 | 0 | 0 | 0 | 0 |
| | | | | | | | | | | 2 | 1 | 0 | 0 | 0 | 2 | 1 |
| Wade Blasingame, L (1, 1)<br>OBP: 0.211, SLG: 0.284<br>Clay Carroll, R (3, 1)<br>Jesse Gonder, L (5, PH)<br>OBP: 0.316, SLG: 0.405<br>Billy Cowan, R (5, PR)<br>OBP: 0.201, SLG: 0.305<br>Bob Sadowski, R (5, 1)<br>OBP: 0.115, SLG: 0.080<br>Billy O'Dell, S (9, 1)<br>OBP: 0.200, SLG: 0.211<br>Dan Osinski, R (9, 1)<br>OBP: 0.250, SLG: 0.250 | | | F5 | | FC5-4 1-2 BB | | K | | K | 1 | 0 | 0 | 0 | 0 | 0 | 2 |
| | | | | | | | | | | 0 | 0 | 0 | 0 | 0 | 0 | 0 |
| | | | | | | | | | | 0 | 0 | 0 | 0 | 1 | 0 | 0 |
| | | | | | | | | | | 0 | 0 | 0 | 0 | 0 | 0 | 0 |
| | | | | | | | | | | 2 | 0 | 0 | 0 | 0 | 2 | 0 |
| | | | | | | | | | | 0 | 0 | 0 | 0 | 0 | 0 | 0 |
| | | | | | | | | | | 0 | 0 | 0 | 0 | 0 | 0 | 0 |

# TOP

## Milwaukee Braves @ Cincinnati Reds

Crosley Field, Cincinnati, OH

Wed Sep 01 1965, 7:05 PM EDT

Unknown

livebaseballscorecards.com

| | |
|---|---|
| AB | 32 |
| R | 6 |
| H | 8 |
| RBI | 6 |
| BB | 3 |
| SO | 13 |
| LOB | 11 |

| Inning Stats | 1 | 2 | 3 | 4 | 5 | 6 | 7 | 8 | 9 | 1B | SF | WP | PA |
|---|---|---|---|---|---|---|---|---|---|---|---|---|---|
| R | 0 | 0 | 3 | 0 | 3 | 0 | 0 | 0 | 0 | 6 | 1 | 0 | 37 |
| E | 0 | 0 | 0 | 0 | 0 | 0 | 0 | 0 | 0 | 2B: 2 | SAC: 1 | PB: 0 | |
| K | 3 | 1 | 0 | 1 | 1 | 1 | 2 | 1 | 3 | 3B: 0 | DP: 1 | SB: 1 | |
| S | 9 | 5 | 7 | 5 | 7 | 5 | 7 | 6 | 9 | HR: 1 | HBP: 0 | CS: 0 | |
| H | 0 | 0 | 4 | 0 | 2 | 1 | 0 | 1 | 0 | | | | |
| LOB | 0 | 0 | 1 | 0 | 1 | 0 | 0 | 2 | 0 | | | | |
| BB | 0 | 0 | 0 | 0 | 2 | 0 | 0 | 1 | 0 | | | | |
| P | 9 | 5 | 7 | 5 | 15 | 5 | 7 | 10 | 9 | | | | |

| PITCHER | | IP | WLS | BF | H | R | ER | SO | BB | IBB | HBP | BLK | WP | HR | S | P | ERA | WHIP |
|---|---|---|---|---|---|---|---|---|---|---|---|---|---|---|---|---|---|---|
| Sammy Ellis, R<br>ERA: 3.87 | (1, 1) | 4.1 | | 21 | 6 | 6 | 6 | 5 | 2 | 0 | 0 | 0 | 0 | 1 | 29 | 37 | 12.46 | 1.846 |
| Ted Davidson, L<br>ERA: 1.66 | (5, 1) | 2.2 | | 8 | 1 | 0 | 0 | 4 | 0 | 0 | 0 | 0 | 0 | 0 | 16 | 16 | 0.00 | 0.375 |
| Billy McCool, L<br>ERA: 4.15 | (8, 1) | 2.0 | W | 8 | 1 | 0 | 0 | 4 | 0 | 1 | 0 | 0 | 0 | 0 | 15 | 19 | 0.00 | 0.500 |

| PITCHER | IP | WLS | BF | H | R | ER | SO | BB | IBB | HBP | BLK | WP | HR | S | P | ERA | WHIP |
|---|---|---|---|---|---|---|---|---|---|---|---|---|---|---|---|---|---|

| Batter | 1 | 2 | 3 | 4 | 5 | 6 | 7 | 8 | 9 | AB | R | H | RBI | BB | SO | LOB |
|---|---|---|---|---|---|---|---|---|---|---|---|---|---|---|---|---|
| Tommy Harper, R (1, 7)<br>OBP: 0.355, SLG: 0.430 | F9 | | F3 | | 5-3 | | F3 | | 1B | 5 | 0 | 1 | 1 | 0 | 0 | 2 |
| Pete Rose, S (1, 4)<br>OBP: 0.384, SLG: 0.458 | G6-3, BB | | E, BB | | 6-3 | | FC6-4 | | | 2 | 1 | 0 | 0 | 2 | 0 | 2 |
| Vada Pinson, L (1, 8)<br>OBP: 0.341, SLG: 0.485 | G6-3 | | E3, HR | | F6 | | | 4-3 | | 4 | 1 | 0 | 0 | 0 | 0 | 1 |
| Deron Johnson, R (1, 5)<br>OBP: 0.341, SLG: 0.527 | | HR | HR | | | F7 | | K | | 4 | 2 | 2 | 3 | 0 | 1 | 0 |
| Frank Robinson, R (1, 9)<br>OBP: 0.369, SLG: 0.507 | | WP, BB | K | | | K | | 1-3 | | 3 | 0 | 0 | 0 | 1 | 2 | 0 |
| Don Pavletich, R (1, 2)<br>OBP: 0.400, SLG: 0.537 | | F8 | K | | | 5-3 | | | FC3-6 | 0 | 0 | 0 | 0 | 0 | 0 | 0 |
| Jimmie Coker, R (2, PH)<br>OBP: 0.304, SLG: 0.412 | | | | | | | | | 1B | 4 | 0 | 1 | 0 | 0 | 1 | 1 |
| Tony Perez, R (1, 3)<br>OBP: 0.308, SLG: 0.470 | | F9 | F2 | | | | 1B, 2B | | FC3-6, 5-3, 3B | 3 | 0 | 1 | 0 | 0 | 0 | 1 |
| Marty Keough, L (7, PR)<br>OBP: 0.205, SLG: 0.125 (8, 3) | | | | | | | | | | 1 | 2 | 0 | 0 | 0 | 0 | 1 |
| Leo Cardenas, R (1, 6)<br>OBP: 0.357, SLG: 0.428 | | IBB | K | | | | K | | 5-3 | 2 | 0 | 0 | 0 | 1 | 2 | 1 |
| Gordy Coleman, L (9, PH)<br>OBP: 0.372, SLG: 0.540 | | | | | | | | | | 0 | 0 | 0 | 0 | 0 | 0 | 0 |
| Lee May, R (9, PH) | | | | | | | | | | 1 | 0 | 0 | 0 | 0 | 0 | 1 |
| Sammy Ellis, L (1, 1)<br>OBP: 0.151, SLG: 0.145 | | K | 4-3 | | | | FC6-4 | | 1B | 2 | 0 | 0 | 0 | 0 | 1 | 2 |
| Ted Davidson, R (5, 1) | | | | | | | | | | 0 | 0 | 0 | 0 | 0 | 0 | 0 |
| Art Shamsky, L (7, PH)<br>OBP: 0.363, SLG: 0.486 | | | | | | | | | | 1 | 0 | 1 | 1 | 0 | 0 | 0 |
| Billy McCool, R (8, 1)<br>OBP: 0.050, SLG: 0.050 | | | | | | | | | | 0 | 0 | 0 | 0 | 0 | 0 | 0 |
| Tommy Helms, R (9, PH)<br>OBP: 0.500, SLG: 1.000 | | | | | | | | | | 1 | 1 | 1 | 1 | 0 | 0 | 0 |
| Inning Stats | R: 0 E: 0 K: 0 S: 2 H: 0 LOB: 0 BB: 1 P: 6 | R: 1 E: 0 K: 1 S: 6 H: 1 LOB: 2 BB: 2 P: 14 | R: 3 E: 1 K: 2 S: 9 H: 1 LOB: 0 BB: 1 P: 13 | R: 0 E: 0 K: 1 S: 5 H: 0 LOB: 0 BB: 0 P: 5 | R: 0 E: 0 K: 0 S: 3 H: 0 LOB: 0 BB: 0 P: 3 | R: 0 E: 0 K: 1 S: 5 H: 0 LOB: 0 BB: 0 P: 5 | R: 1 E: 0 K: 1 S: 7 H: 2 LOB: 2 BB: 0 P: 7 | R: 0 E: 0 K: 1 S: 5 H: 0 LOB: 0 BB: 0 P: 5 | R: 2 E: 0 K: 0 S: 5 H: 3 LOB: 1 BB: 0 P: 5 | 1B: 3 2B: 1 3B: 1 HR: 2 | SF: 0 SAC: 0 DP: 1 HBP: 0 | | | | | | |

| PITCHER | | IP | WLS | BF | H | R | ER | SO | BB | IBB | HBP | BLK | WP | HR | S | P | ERA | WHIP |
|---|---|---|---|---|---|---|---|---|---|---|---|---|---|---|---|---|---|---|
| Wade Blasingame, L<br>ERA: 3.54 | (1, 1) | 2.1 | | 12 | 1 | 3 | 3 | 1 | 3 | 1 | 0 | 0 | 1 | 1 | 10 | 26 | 11.57 | 1.714 |
| Clay Carroll, R<br>ERA: 4.88 | (3, 1) | 1.2 | | 6 | 1 | 1 | 0 | 3 | 0 | 0 | 0 | 0 | 0 | 1 | 12 | 12 | 0.00 | 0.600 |
| Bob Sadowski, R<br>ERA: 4.85 | (5, 1) | 4.1 | | 16 | 3 | 2 | 2 | 3 | 0 | 0 | 0 | 0 | 0 | 0 | 22 | 22 | 4.15 | 0.692 |
| Billy O'Dell, L<br>ERA: 2.24 | (9, 1) | 0.1 | L | 2 | 1 | 0 | 0 | 0 | 0 | 0 | 0 | 0 | 0 | 0 | 2 | 2 | 0.00 | 3.000 |
| Dan Osinski, R<br>ERA: 3.22 | (9, 1) | 0.0 | | 1 | 1 | 1 | 1 | 0 | 0 | 0 | 0 | 0 | 0 | 0 | 1 | 1 | ∞ | ∞ |

| PITCHER | IP | WLS | BF | H | R | ER | SO | BB | IBB | HBP | BLK | WP | HR | S | P | ERA | WHIP |
|---|---|---|---|---|---|---|---|---|---|---|---|---|---|---|---|---|---|

# BOTTOM

## Milwaukee Braves @ Cincinnati Reds

Crosley Field, Cincinnati, OH

Wed Sep 01 1965, 7:05 PM EDT

Unknown

livebaseballscorecards.com

| | |
|---|---|
| AB | 33 |
| R | 7 |
| H | 7 |
| RBI | 6 |
| BB | 4 |
| SO | 7 |
| LOB | 12 |

WP: 2 PB: 0 SB: 0 CS: 0 PA: 37

| Batter | 1 | 2 | 3 | 4 | 5 | 6 | 7 | 8 | 9 | AB | R | H | RBI | BB | SO | LOB |
|---|---|---|---|---|---|---|---|---|---|---|---|---|---|---|---|---|
| Felipe Alou, R (1, 7)<br>OBP: 0.331, SLG: 0.487 | F6 | | K | | | F9 | | G6-4-3<br>1-2f | | 4 | 0 | 0 | 0 | 0 | 1 | 2 |
| Mack Jones, L (1, 8)<br>OBP: 0.316, SLG: 0.532 | K | | | K | | K | | | K | 1 | 0 | 0 | 0 | 0 | 1 | 0 |
| Ty Cline, L (1, 8)<br>OBP: 0.255, SLG: 0.256 | | | | | | | | | | 3 | 0 | 0 | 0 | 0 | 3 | 0 |
| Hank Aaron, R (1, 9)<br>OBP: 0.390, SLG: 0.573 | 2B | | | 4-3 | | K | | | B1-3 | 4 | 0 | 1 | 0 | 0 | 1 | 0 |
| Eddie Mathews, L (1, 5)<br>OBP: 0.351, SLG: 0.492 | K | | | K | | | F9 | | 1B | 4 | 0 | 1 | 0 | 0 | 2 | 1 |
| Joe Torre, R (1, 3)<br>OBP: 0.372, SLG: 0.501 | | 6-3 | | | F4 | | F8 | | 1-3 | 4 | 0 | 0 | 0 | 0 | 0 | 1 |
| Gene Oliver, R (1, 2)<br>OBP: 0.337, SLG: 0.492 | | F3 | | | 1B<br>BB | | K | | | 2 | 0 | 0 | 0 | 1 | 1 | 0 |
| Frank Bolling, R (1, 4)<br>OBP: 0.302, SLG: 0.365 | | F8 | | | 1-2<br>1B | | | 1B<br>1B | | 3 | 0 | 2 | 0 | 0 | 0 | 0 |
| Woody Woodward, R (1, 6)<br>OBP: 0.211, SLG: 0.245 | | | K | | F8 | | | F9 | | 1 | 0 | 0 | 0 | 0 | 1 | 0 |
| Jesse Gonder, L (5, PH)<br>OBP: 0.314, SLG: 0.402 | | | | | | | | | | 1 | 0 | 0 | 0 | 0 | 0 | 2 |
| Miguel de la Hoz, R (5, 6)<br>OBP: 0.310, SLG: 0.344 | | | | | | | | | | 1 | 0 | 0 | 0 | 0 | 0 | 1 |
| Denny Lemaster, R (1, 1)<br>OBP: 0.150, SLG: 0.132 | | | K | | K | | | G6-4-3<br>1-2 | | 1 | 0 | 0 | 0 | 0 | 1 | 0 |
| Phil Niekro, R (4, 1)<br>OBP: 0.167, SLG: 0.167 | | | | | | | | | | 0 | 0 | 0 | 0 | 0 | 0 | 0 |
| Frank Thomas, R (5, PH)<br>OBP: 0.253, SLG: 0.353 | | | | | | | | | | 1 | 0 | 0 | 0 | 0 | 1 | 2 |
| Dan Osinski, R (5, 1)<br>OBP: 0.250, SLG: 0.250 | | | | | | | | | | 0 | 0 | 0 | 0 | 0 | 0 | 0 |
| Rico Carty, R (8, PH)<br>OBP: 0.358, SLG: 0.512 | | | | | | | | | | 1 | 0 | 1 | 0 | 0 | 0 | 0 |
| Sandy Alomar Sr., S (8, PR)<br>OBP: 0.282, SLG: 0.265 | | | | | | | | | | 0 | 0 | 0 | 0 | 0 | 0 | 0 |
| Chi-Chi Olivo, R (8, 1) | | | | | | | | | | 0 | 0 | 0 | 0 | 0 | 0 | 0 |
| Inning Stats | R: 0<br>E: 0<br>K: 2<br>S: 8<br>H: 1<br>LOB: 1<br>BB: 0<br>P: 8 | R: 0<br>E: 0<br>K: 0<br>S: 3<br>H: 0<br>LOB: 0<br>BB: 0<br>P: 3 | R: 0<br>E: 0<br>K: 3<br>S: 9<br>H: 0<br>LOB: 0<br>BB: 0<br>P: 9 | R: 0<br>E: 0<br>K: 2<br>S: 7<br>H: 0<br>LOB: 0<br>BB: 0<br>P: 7 | R: 0<br>E: 0<br>K: 1<br>S: 6<br>H: 1<br>LOB: 2<br>BB: 1<br>P: 10 | R: 0<br>E: 0<br>K: 2<br>S: 7<br>H: 0<br>LOB: 0<br>BB: 0<br>P: 7 | R: 0<br>E: 0<br>K: 1<br>S: 5<br>H: 0<br>LOB: 0<br>BB: 0<br>P: 5 | R: 0<br>E: 0<br>K: 0<br>S: 4<br>H: 2<br>LOB: 2<br>BB: 0<br>P: 4 | R: 0<br>E: 0<br>K: 1<br>S: 6<br>H: 1<br>LOB: 1<br>BB: 0<br>P: 6 | 1B: 4<br>2B: 1<br>3B: 0<br>HR: 0<br>SF: 0<br>SAC: 0<br>DP: 1<br>HBP: 0 | | | | | | |

| PITCHER | | IP | WLS | BF | H | R | ER | SO | BB | IBB | HBP | BLK | WP | HR | S | P | ERA | WHIP |
|---|---|---|---|---|---|---|---|---|---|---|---|---|---|---|---|---|---|---|
| Jim Maloney, R<br>ERA: 2.59 | (1, 1) | 9.0 | W | 32 | 5 | 0 | 0 | 12 | 1 | 0 | 0 | 0 | 0 | 0 | 55 | 59 | 0.00 | 0.667 |

| PITCHER | IP | WLS | BF | H | R | ER | SO | BB | IBB | HBP | BLK | WP | HR | S | P | ERA | WHIP |
|---|---|---|---|---|---|---|---|---|---|---|---|---|---|---|---|---|---|

# TOP

## Milwaukee Braves @ Cincinnati Reds

Crosley Field, Cincinnati, OH

Wed Sep 01 1965, 7:05 PM EDT

Att. 13,809 - Unknown

livebaseballscorecards.com

| | |
|---|---|
| AB | 31 |
| R | 0 |
| H | 5 |
| RBI | 0 |
| BB | 1 |
| SO | 12 |
| LOB | 9 |

PA: 32

WP: 0
PB: 0
SB: 0
CS: 0

| Batter | 1 | 2 | 3 | 4 | 5 | 6 | 7 | 8 | 9 | AB | R | H | RBI | BB | SO | LOB |
|---|---|---|---|---|---|---|---|---|---|---|---|---|---|---|---|---|
| Tommy Harper, R (1, 7)<br>OBP: 0.354, SLG: 0.427 | F4 | | 1B SF7 BB | | L8 | | 6-3 | | | 3 | 1 | 0 | 0 | 1 | 0 | 0 |
| Pete Rose, S (1, 4)<br>OBP: 0.383, SLG: 0.456 | 6-3 | | 1-3 1B | | L8 | | F7 | | | 4 | 0 | 1 | 0 | 0 | 0 | 0 |
| Vada Pinson, L (1, 8)<br>OBP: 0.342, SLG: 0.486 | PO 1B | | SF7 3-H | | E9 | | S 1B | | | 3 | 0 | 2 | 1 | 0 | 0 | 0 |
| Deron Johnson, R (1, 5)<br>OBP: 0.338, SLG: 0.523 | PO 1-2 | F9 | L8 | | K | | K 1-2 | | | 4 | 0 | 0 | 0 | 0 | 2 | 3 |
| Frank Robinson, R (1, 9)<br>OBP: 0.368, SLG: 0.505 | | F9 | | BB BB G1-2-3 1B | | F7 | | F6 | | 4 | 0 | 1 | 0 | 0 | 0 | 0 |
| Tony Perez, R (1, 3)<br>OBP: 0.311, SLG: 0.482 | | HR | | G1-2-3 BB 1-2 BB | | F6 | | F7 | | 3 | 1 | 1 | 1 | 1 | 0 | 0 |
| Tommy Helms, R (1, 6)<br>OBP: 0.750, SLG: 1.429 | | 2B | | G1-2-3 1-2 2-3 BB | | S 1B | | 3B | | 3 | 0 | 3 | 0 | 1 | 0 | 0 |
| Jimmie Coker, R (1, 2)<br>OBP: 0.300, SLG: 0.389 | | 4-3 | | G1-2-3 1-2 2-3 3-Hf | | 1-2 BB | | K | | 3 | 0 | 0 | 0 | 1 | 1 | 5 |
| Jim Maloney, L (1, 1)<br>OBP: 0.309, SLG: 0.329 | | | K | G3 | | L8 | | | | 3 | 0 | 0 | 0 | 0 | 1 | 4 |
| Inning Stats | R: 0 E: 0 K: 0 S: 3 H: 1 LOB: 0 BB: 0 P: 3 | R: 1 E: 0 K: 0 S: 5 H: 2 LOB: 1 BB: 0 P: 5 | R: 1 E: 0 K: 1 S: 6 H: 1 LOB: 1 BB: 1 P: 10 | R: 0 E: 0 K: 0 S: 3 H: 1 LOB: 2 BB: 2 P: 11 | R: 0 E: 1 K: 1 S: 6 H: 0 LOB: 1 BB: 0 P: 6 | R: 0 E: 0 K: 0 S: 4 H: 1 LOB: 2 BB: 1 P: 8 | R: 0 E: 0 K: 1 S: 6 H: 1 LOB: 1 BB: 0 P: 6 | R: 0 E: 0 K: 1 S: 6 H: 1 LOB: 1 BB: 0 P: 6 | | 1B: 5 2B: 1 3B: 1 HR: 1 | SF: 1 SAC: 0 DP: 1 HBP: 0 | | | | | |

| PITCHER | | IP | WLS | BF | H | R | ER | SO | BB | IBB | HBP | BLK | WP | HR | S | P | ERA | WHIP |
|---|---|---|---|---|---|---|---|---|---|---|---|---|---|---|---|---|---|---|
| Denny Lemaster, L<br>ERA: 4.92 | (1, 1) | 3.0 | L | 16 | 5 | 2 | 2 | 1 | 3 | 0 | 0 | 0 | 0 | 1 | 15 | 27 | 6.00 | 2.667 |
| Phil Niekro, R<br>ERA: 3.76 | (4, 1) | 1.0 | | 2 | 0 | 0 | 0 | 0 | 0 | 0 | 0 | 0 | 0 | 0 | 2 | 2 | 0.00 | 0.000 |
| Dan Osinski, R<br>ERA: 3.09 | (5, 1) | 3.0 | | 13 | 2 | 0 | 0 | 2 | 1 | 0 | 0 | 0 | 0 | 0 | 16 | 20 | 0.00 | 1.000 |
| Chi-Chi Olivo, R<br>ERA: 1.8 | (8, 1) | 1.0 | | 4 | 1 | 0 | 0 | 1 | 0 | 0 | 0 | 0 | 0 | 0 | 6 | 6 | 0.00 | 1.000 |

| PITCHER | IP | WLS | BF | H | R | ER | SO | BB | IBB | HBP | BLK | WP | HR | S | P | ERA | WHIP |
|---|---|---|---|---|---|---|---|---|---|---|---|---|---|---|---|---|---|

# BOTTOM

## Milwaukee Braves @ Cincinnati Reds

Crosley Field, Cincinnati, OH

Wed Sep 01 1965, 7:05 PM EDT

Att. 13,809 - Unknown

livebaseballscorecards.com

| | |
|---|---|
| AB | 30 |
| R | 2 |
| H | 8 |
| RBI | 2 |
| BB | 4 |
| SO | 4 |
| LOB | 12 |

WP: 0 PB: 0 SB: 2 CS: 0 PA: 36

| Batter | 1 | 2 | 3 | 4 | 5 | 6 | 7 | 8 | 9 | 10 | 11 | AB | R | H | RBI | BB | SO | LOB |
|---|---|---|---|---|---|---|---|---|---|---|---|---|---|---|---|---|---|---|
| Felipe Alou, R (1, 8) (6, 3)<br>OBP: 0.331, SLG: 0.483 | F3 | | BB | F8 | | BB | | | K | | F6 | 4 | 1 | 0 | 0 | 2 | 1 | 2 |
| Rico Carty, R (1, 7)<br>OBP: 0.359, SLG: 0.507 | 4-3 | | BB | FC5 | | G5-4-3 | | | F8 | | | 4 | 1 | 1 | 0 | 1 | 0 | 1 |
| Hank Aaron, R (1, 9)<br>OBP: 0.388, SLG: 0.571 | 2B | | F7 | FC5 | | | K | | | 6-3 | | 5 | 1 | 1 | 0 | 0 | 1 | 4 |
| Joe Torre, R (1, 2)<br>OBP: 0.372, SLG: 0.499 | 1B | | BB | | 1-3 | | K | | | F7 | | 4 | 0 | 1 | 1 | 1 | 1 | 0 |
| Gene Oliver, R (1, 3)<br>OBP: 0.337, SLG: 0.491 | 6-3 | | 1B | | F6 | | 6-3 | | | K | | 3 | 0 | 1 | 2 | 0 | 0 | 1 |
| Mack Jones, L (6, 8)<br>OBP: 0.315, SLG: 0.529 | | | | | | | | | | | | 2 | 0 | 0 | 0 | 0 | 1 | 0 |
| Eddie Mathews, L (1, 5)<br>OBP: 0.353, SLG: 0.492 | | BB | K | | 1B | | | F5 | | | SF8 | 4 | 1 | 2 | 0 | 1 | 1 | 2 |
| Frank Bolling, R (1, 4)<br>OBP: 0.301, SLG: 0.364 | | F4 | F9 | | FC6-4 | | | F4 | | | SH | 4 | 0 | 1 | 0 | 0 | 0 | 3 |
| Denis Menke, R (1, 6)<br>OBP: 0.314, SLG: 0.406 | | K | | FC3-6 | FC6-4 | | | 6-3 | | | F3 | 2 | 0 | 0 | 0 | 1 | 1 | 3 |
| Woody Woodward, R (7, 6)<br>OBP: 0.211, SLG: 0.245 | | | | | | | | | | | | 0 | 0 | 0 | 0 | 0 | 0 | 0 |
| Frank Thomas, R (8, PH)<br>OBP: 0.252, SLG: 0.350 | | | | | | | | | | | | 1 | 0 | 0 | 0 | 0 | 0 | 0 |
| Sandy Alomar Sr., S (8, 6)<br>OBP: 0.262, SLG: 0.285 | | | | | | | | | | | | 0 | 0 | 0 | 0 | 0 | 0 | 0 |
| Billy Cowan, R (11, PH)<br>OBP: 0.200, SLG: 0.303 | | | | | | | | | | | | 1 | 0 | 0 | 0 | 0 | 0 | 2 |
| Phil Niekro, R (11, 1)<br>OBP: 0.167, SLG: 0.167 | | | | | | | | | | | | 0 | 0 | 0 | 0 | 0 | 0 | 0 |
| Hank Fischer, R (1, 1)<br>OBP: 0.107, SLG: 0.107 | | | | | | | | | | | | 4 | 0 | 0 | 0 | 0 | 1 | 2 |
| Miguel de la Hoz, R (11, PH) (11, 6)<br>OBP: 0.308, SLG: 0.344 | | | | FC3-6 | | F6 | | | 5-3 | | SF8 | 0 | 0 | 0 | 1 | 0 | 0 | 0 |
| Inning Stats | R: 1 E: 0 K: 0 S: 5 H: 2 LOB: 1 BB: 0 P: 5 | R: 0 E: 0 K: 2 S: 7 H: 0 LOB: 1 BB: 1 P: 11 | R: 2 E: 0 K: 1 S: 7 H: 2 LOB: 2 BB: 2 P: 15 | R: 0 E: 0 K: 0 S: 3 H: 0 LOB: 2 BB: 2 P: 11 | R: 0 E: 0 K: 0 S: 5 H: 2 LOB: 2 BB: 0 P: 5 | R: 0 E: 0 K: 0 S: 2 H: 0 LOB: 0 BB: 1 P: 6 | R: 0 E: 0 K: 2 S: 7 H: 0 LOB: 0 BB: 0 P: 7 | R: 0 E: 0 K: 0 S: 3 H: 0 LOB: 0 BB: 0 P: 3 | R: 0 E: 0 K: 1 S: 5 H: 0 LOB: 0 BB: 0 P: 5 | R: 0 E: 0 K: 1 S: 5 H: 0 LOB: 0 BB: 0 P: 5 | R: 1 E: 1 K: 0 S: 5 H: 1 LOB: 1 BB: 0 P: 5 | 1B: 6 2B: 1 3B: 0 HR: 0 | SF: 1 SAC: 1 DP: 1 HBP: 0 | | | | | |

# TOP

## Milwaukee Braves @ Cincinnati Reds

Crosley Field, Cincinnati, OH

Thu Sep 02 1965, 7:05 PM EDT

Att. 11,049 - Unknown

livebaseballscorecards.com

| | |
|---|---|
| AB | 38 |
| R | 4 |
| H | 7 |
| RBI | 4 |
| BB | 6 |
| SO | 7 |
| LOB | 20 |

WP: 0 PB: 0 SB: 0 CS: 0 PA: 46

| PITCHER | | IP | WLS | BF | H | R | ER | SO | BB | IBB | HBP | BLK | WP | HR | S | P | ERA | WHIP |
|---|---|---|---|---|---|---|---|---|---|---|---|---|---|---|---|---|---|---|
| Gerry Arrigo, L<br>ERA: 6.48 | (1, 1) | 3.0 | | 17 | 4 | 3 | 3 | 3 | 4 | 0 | 0 | 0 | 0 | 0 | 19 | 35 | 9.00 | 2.667 |
| Darrell Osteen, R<br>ERA: | (4, 1) | 2.0 | | 9 | 2 | 0 | 0 | 0 | 1 | 0 | 0 | 0 | 0 | 0 | 8 | 12 | 0.00 | 1.500 |
| Roger Craig, R<br>ERA: 3.54 | (6, 1) | 2.0 | | 6 | 0 | 0 | 0 | 2 | 1 | 0 | 0 | 0 | 0 | 0 | 9 | 13 | 0.00 | 0.500 |
| Ted Davidson, L<br>ERA: 1.54 | (8, 1) | 4.0 | L | 14 | 1 | 1 | 0 | 2 | 0 | 0 | 0 | 0 | 0 | 0 | 18 | 18 | 0.00 | 0.250 |

| PITCHER | IP | WLS | BF | H | R | ER | SO | BB | IBB | HBP | BLK | WP | HR | S | P | ERA | WHIP |
|---|---|---|---|---|---|---|---|---|---|---|---|---|---|---|---|---|---|

# Milwaukee Braves @ Cincinnati Reds

Crosley Field, Cincinnati, OH

Thu Sep 02 1965, 7:05 PM EDT

Att. 11,049 - Unknown

livebaseballscorecards.com

BOTTOM

| Batter | 1 | 2 | 3 | 4 | 5 | 6 | 7 | 8 | 9 | 10 | 11 | AB | R | H | RBI | BB | SO | LOB |
|---|---|---|---|---|---|---|---|---|---|---|---|---|---|---|---|---|---|---|
| Tommy Harper, R (1, 7)<br>OBP: 0.353, SLG: 0.424 | K | | | K | G1<br>1-2<br>2-3<br>3-H | | 6-3<br>1-2<br>2-3 | | | SH5-4<br>BB | | 4 | 0 | 0 | 1 | 1 | 2 | 4 |
| Pete Rose, S (1, 4)<br>OBP: 0.382, SLG: 0.454 | 3-1 | | | BB | F7 | | 4-3 | | | SH5-4<br>1-2 | | 3 | 0 | 0 | 0 | 1 | 0 | 4 |
| Vada Pinson, L (1, 8)<br>OBP: 0.341, SLG: 0.482 | F7 | | | F5 | | F8 | | 4-3 | | IBB | | 4 | 0 | 0 | 0 | 1 | 0 | 1 |
| Gordy Coleman, L (1, 3)<br>OBP: 0.365, SLG: 0.530 | | F6 | | 5-3 | | 3-1 | | F3 | | F8 | | 5 | 0 | 0 | 0 | 0 | 0 | 3 |
| Deron Johnson, R (1, 5)<br>OBP: 0.337, SLG: 0.520 | | F2 | | | 1B BB 1B<br>1B | 6-3 | | F8 | | K | | 5 | 1 | 1 | 0 | 0 | 1 | 2 |
| Frank Robinson, R (1, 9)<br>OBP: 0.370, SLG: 0.511 | | K | | | BB 1B G1<br>1-2<br>1B | | HR | | BB FC1-6 | | F3 | 4 | 2 | 2 | 1 | 1 | 1 | 0 |
| Johnny Edwards, L (1, 2)<br>OBP: 0.345, SLG: 0.463 | | | K | | F7 | | 6-3 1B<br>1B | | FC1-6<br>1-2f | | 6-3 | 5 | 0 | 1 | 0 | 0 | 1 | 3 |
| Tommy Helms, R (1, 6)<br>OBP: 0.615, SLG: 1.000 | | | F8 | | G1 BB<br>1-2<br>2-3<br>1B | | 6-3<br>1-2<br>1B | | F6 | | 5-3 | 5 | 0 | 2 | 0 | 0 | 0 | 1 |
| Gerry Arrigo, L (1, 1)<br>OBP: 0.167, SLG: 0.417 | | | 5-3 | | G1<br>1-2<br>2-3<br>3-H<br>BB | | F5 | | K | | | 1 | 0 | 0 | 0 | 0 | 0 | 0 |
| Darrell Osteen, R (4, 1) | | | | | | | | | | | | 0 | 0 | 0 | 0 | 0 | 0 | 0 |
| Art Shamsky, L (5, PH)<br>OBP: 0.370, SLG: 0.486 | | | | | | | | | | | | 0 | 0 | 0 | 1 | 1 | 0 | 0 |
| Roger Craig, R (6, 1)<br>OBP: 0.143, SLG: 0.143 | | | | | | | | | | | | 0 | 0 | 0 | 0 | 0 | 0 | 0 |
| Lee May, R (7, PH) | | | | | | | | | | | | 1 | 0 | 0 | 0 | 0 | 0 | 2 |
| Ted Davidson, R (8, 1) | | | | | | | | | | | | 1 | 0 | 0 | 0 | 0 | 1 | 1 |
| Inning Stats | R: 0 H: 0<br>E: 0 LOB: 0<br>K: 1 BB: 0<br>S: 5 P: 5 | R: 0 H: 0<br>E: 0 LOB: 0<br>K: 1 BB: 0<br>S: 5 P: 5 | R: 0 H: 0<br>E: 0 LOB: 0<br>K: 1 BB: 0<br>S: 5 P: 5 | R: 0 H: 0<br>E: 0 LOB: 1<br>K: 1 BB: 1<br>S: 5 P: 9 | R: 2 H: 3<br>E: 0 LOB: 2<br>K: 0 BB: 1<br>S: 6 P: 10 | R: 0 H: 0<br>E: 0 LOB: 0<br>K: 0 BB: 0<br>S: 3 P: 3 | R: 1 H: 3<br>E: 0 LOB: 2<br>K: 0 BB: 0<br>S: 6 P: 6 | R: 0 H: 0<br>E: 0 LOB: 0<br>K: 0 BB: 0<br>S: 3 P: 3 | R: 0 H: 0<br>E: 0 LOB: 1<br>K: 1 BB: 1<br>S: 5 P: 9 | R: 0 H: 0<br>E: 0 LOB: 2<br>K: 1 BB: 2<br>S: 5 P: 13 | R: 0 H: 0<br>E: 0 LOB: 0<br>K: 0 BB: 0<br>S: 3 P: 3 | 1B: 5 SF: 0<br>2B: 0 SAC: 1<br>3B: 0 DP: 0<br>HR: 1 HBP: 0 | | | | | | WP: 0 PA: 44<br>PB: 0<br>SB: 0<br>CS: 0 |

| | AB | 38 |
|---|---|---|
| | R | 3 |
| | H | 6 |
| | RBI | 3 |
| | BB | 5 |
| | SO | 6 |
| | LOB | 21 |

| PITCHER | | IP | WLS | BF | H | R | ER | SO | BB | IBB | HBP | BLK | WP | HR | S | P | ERA | WHIP |
|---|---|---|---|---|---|---|---|---|---|---|---|---|---|---|---|---|---|---|
| Hank Fischer, R<br>ERA: 4.24 | (1, 1) | 10.0 | W | 41 | 6 | 3 | 3 | 6 | 4 | 1 | 0 | 0 | 0 | 1 | 48 | 68 | 2.70 | 1.000 |
| Phil Niekro, R<br>ERA: 3.69 | (11, 1) | 1.0 | S | 3 | 0 | 0 | 0 | 0 | 0 | 0 | 0 | 0 | 0 | 0 | 3 | 3 | 0.00 | 0.000 |

| PITCHER | | IP | WLS | BF | H | R | ER | SO | BB | IBB | HBP | BLK | WP | HR | S | P | ERA | WHIP |
|---|---|---|---|---|---|---|---|---|---|---|---|---|---|---|---|---|---|---|

| Batter | 1 | 2 | 3 | 4 | 5 | 6 | 7 | 8 | 9 | AB | R | H | RBI | BB | SO | LOB |
|---|---|---|---|---|---|---|---|---|---|---|---|---|---|---|---|---|
| Cookie Rojas, R (1, 8)<br>OBP: 0.347, SLG: 0.371 | H 1-0 1B HBP | x 0-0 F5 | | | x 0-0 SH3-4 1-2 | | x 0-0 1-3 | | x 0-0 2B G3 1B | 3 | 2 | 1 | 0 | 0 | 0 | 1 |
| Johnny Callison, L (1, 9)<br>OBP: 0.329, SLG: 0.535 | S S S 0-3 K | | x 0-0 4-3 | | x 0-0 F7 | | x 0-0 F8 | | x 0-0 G3 1-3 2B | 5 | 0 | 1 | 0 | 0 | 1 | 2 |
| Dick Allen, R (1, 5)<br>OBP: 0.390, SLG: 0.517 | x 0-0 1B 4-3 1-2 1B | | x 0-0 L4 | | x 0-0 1B 2-H 1B | | x 0-0 1B | | x 0-0 G3 2-3 3-H | 5 | 2 | 3 | 2 | 0 | 0 | 1 |
| Dick Stuart, R (1, 3)<br>OBP: 0.297, SLG: 0.433 | x 0-0 4-3 1-3 2-H 1B | | x 0-0 HR | | x 0-0 1B 1B 1-3 1B | | x 0-0 F9 | | x 0-0 6-3 | 5 | 2 | 3 | 2 | 0 | 0 | 2 |
| Alex Johnson, R (1, 7)<br>OBP: 0.351, SLG: 0.467 | x 0-0 4-3 1-2 3-H | | x 0-0 4-3 | | x 0-0 1B 1-2 3-H 1B | | | x 0-0 5-3 2B | | 3 | 0 | 1 | 2 | 0 | 0 | 1 |
| Tony Gonzalez, L (8, PH)<br>OBP: 0.339, SLG: 0.484 (8, 7) | | | | | | | | | | 1 | 0 | 1 | 0 | 0 | 0 | 0 |
| Tony Taylor, R (1, 4)<br>OBP: 0.295, SLG: 0.320 | x 0-0 G3 | | | x 0-0 F9 | x 0-0 1-3 2-H 1B | | | S S S 0-3 K | | 4 | 0 | 1 | 1 | 0 | 1 | 2 |
| Bobby Wine, R (1, 6)<br>OBP: 0.293, SLG: 0.308 | | x 0-0 F9 | | x 0-0 F7 | | x 0-0 6-3 | | x 0-0 5-3 2-3 | | 4 | 0 | 0 | 0 | 0 | 0 | 1 |
| Pat Corrales, R (1, 2)<br>OBP: 0.355, SLG: 0.356 | | x 0-0 2B | | x 0-0 F3 | | x 0-0 4-3 | | x 0-0 4-3 | | 3 | 0 | 1 | 0 | 0 | 0 | 0 |
| Wes Covington, L (8, PH)<br>OBP: 0.317, SLG: 0.487 | | | | | | | | | | 1 | 0 | 0 | 0 | 0 | 0 | 1 |
| Clay Dalrymple, L (8, 2)<br>OBP: 0.292, SLG: 0.291 | | | | | | | | | | 0 | 0 | 0 | 0 | 0 | 0 | 0 |
| Ray Culp, R (1, 1)<br>OBP: 0.154, SLG: 0.083 | | x 0-0 1-3 | | | x 0-0 SH3-4 1B 1B | S S S 0-3 K | | | x 0-0 F9 | 2 | 1 | 1 | 0 | 0 | 0 | 1 |
| Grant Jackson, S (5, 1) | | | | | | | | | | 1 | 0 | 0 | 0 | 0 | 1 | 0 |
| Jack Baldschun, R (7, 1) | | | | | | | | | | 0 | 0 | 0 | 0 | 0 | 0 | 0 |
| Gary Wagner, R (8, 1)<br>OBP: 0.091, SLG: 0.182 | | | | | | | | | | 0 | 0 | 0 | 0 | 0 | 0 | 0 |
| Ed Roebuck, R (8, 1) | | | | | | | | | | 0 | 0 | 0 | 0 | 0 | 0 | 0 |
| John Briggs, L (9, PH)<br>OBP: 0.367, SLG: 0.411 | | | | | | | | | | 1 | 0 | 0 | 0 | 0 | 0 | 0 |
| Inning Stats | R: 2 E: 0 K: 1 S: 7 H: 2 LOB: 1 BB: 0 P: 8 | R: 0 E: 0 K: 0 S: 4 H: 1 LOB: 1 BB: 0 P: 4 | R: 1 E: 0 K: 0 S: 4 H: 1 LOB: 0 BB: 0 P: 4 | R: 0 E: 0 K: 0 S: 3 H: 0 LOB: 0 BB: 0 P: 3 | R: 3 E: 0 K: 0 S: 7 H: 5 LOB: 2 BB: 0 P: 7 | R: 0 E: 0 K: 1 S: 5 H: 0 LOB: 0 BB: 0 P: 5 | R: 0 E: 0 K: 0 S: 4 H: 1 LOB: 1 BB: 0 P: 4 | R: 0 E: 0 K: 1 S: 6 H: 1 LOB: 1 BB: 0 P: 6 | R: 1 E: 0 K: 0 S: 5 H: 2 LOB: 1 BB: 0 P: 5 | 1B: 9 2B: 3 3B: 0 HR: 1 | SF: 0 SAC: 1 DP: 0 HBP: 1 | | | | | | |

TOP

# Philadelphia Phillies @ Cincinnati Reds

Crosley Field, Cincinnati, OH

Fri Sep 03 1965, 7:05 PM EDT

Att. 11,421 - Unknown

livebaseballscorecards.com

| | |
|---|---|
| AB | 38 |
| R | 7 |
| H | 13 |
| RBI | 7 |
| BB | 0 |
| SO | 3 |
| LOB | 12 |

WP: 0 PB: 0 SB: 0 CS: 0 PA: 40

| PITCHER | | IP | WLS | BF | H | R | ER | SO | BB | IBB | HBP | BLK | WP | HR | S | P | ERA | WHIP |
|---|---|---|---|---|---|---|---|---|---|---|---|---|---|---|---|---|---|---|
| Jim O'Toole, L<br>ERA: 6.82 | (1, 1) | 4.2 | | 23 | 8 | 6 | 6 | 1 | 0 | 0 | 1 | 0 | 0 | 1 | 24 | 25 | 11.57 | 1.714 |
| Roger Craig, R<br>ERA: 3.43 | (5, 1) | 4.1 | W | 17 | 5 | 1 | 1 | 2 | 0 | 0 | 0 | 0 | 0 | 0 | 21 | 21 | 2.08 | 1.154 |

| PITCHER | IP | WLS | BF | H | R | ER | SO | BB | IBB | HBP | BLK | WP | HR | S | P | ERA | WHIP |
|---|---|---|---|---|---|---|---|---|---|---|---|---|---|---|---|---|---|

| Batter | 1 | 2 | 3 | 4 | 5 | 6 | 7 | 8 | 9 | AB | R | H | RBI | BB | SO | LOB |
|---|---|---|---|---|---|---|---|---|---|---|---|---|---|---|---|---|
| Tommy Harper, R (1, 7)<br>OBP: 0.354, SLG: 0.425 | 0-0 BB 1B 1B 1B | | 0-0 L8 ① | 0-3 K ③ | | 0-0 S 1B | 0-0 L9 ③ | 0-0 1-2 3B 1B 3-H | | 6 | 2 | 3 | 1 | 0 | 1 | 4 |
| Pete Rose, S (1, 4)<br>OBP: 0.387, SLG: 0.462 | 0-0 BB 1-2 1B 1B | | 4-0 BB | | 0-0 BB HR 1B | 0-0 6-3 ③ 1-2 | | 0-0 1B 2B<br>1-H 2-H 3B | | 5 | 2 | 4 | 2 | 1 | 0 | 1 |
| Vada Pinson, L (1, 8)<br>OBP: 0.342, SLG: 0.480 | 4-0 1B 1-2 2-3 FC6-5-3 BB | | 0-3 K ② | | 4-0 1-2 HR BB | | 0-0 BB BB BB 1B | 0-0 L5 ①<br>0-0 P5 ③ | | 4 | 3 | 1 | 0 | 2 | 1 | 3 |
| Gordy Coleman, L (1, 3)<br>OBP: 0.366, SLG: 0.529<br>Tony Perez, R (5, PH) (6, 3)<br>OBP: 0.316, SLG: 0.482 | 0-0 ① FC6-5-3 1-3 2-H 3-H 1B | | 0-3 K ③ | | 0-3 K ① | | 4-0 BB BB 1-2 1B BB | 0-0 1B 2B 2-H 1B | | 2<br>2 | 0<br>2 | 1<br>1 | 1<br>1 | 0<br>1 | 1<br>1 | 1<br>2 |
| Deron Johnson, R (1, 5)<br>OBP: 0.337, SLG: 0.521 | 0-0 ②③ FC6-5-3 2-3 3-H | | | 0-0 E 2B | 0-3 K ② | | 0-0 B2 ① | 0-0 1-3 2B 1B | | 5 | 2 | 2 | 1 | 0 | 1 | 5 |
| Frank Robinson, R (1, 9)<br>OBP: 0.372, SLG: 0.517 | | H 1-0 S HBP | | 0-0 F7 ① | 0-0 1-H 2-H HR | | 4-0 BB 1-2 2-3 1B BB | 0-0 5-3 ② | | 3 | 2 | 1 | 3 | 1 | 0 | 3 |
| Johnny Edwards, L (1, 2)<br>OBP: 0.346, SLG: 0.464 | 0-0 F7 ① | | | 0-0 E9 2B 2-H | 0-3 K ③ | | 4-0 1B 1-2 2-3 3-H BB | 0-0 1B 2B 2-H 3-H | | 4 | 1 | 1 | 3 | 1 | 1 | 1 |
| Tommy Helms, R (1, 6)<br>OBP: 0.611, SLG: 0.938 | 0-3 K ② 1-2 | | | 0-0 1-3 2B | | 0-0 6-3 ① | 0-0 1-2 2-H 3-H 1B | 4-0 1B 1B IBB | | 4 | 1 | 2 | 2 | 1 | 1 | 1 |
| Jim O'Toole, S (1, 1)<br>OBP: 0.114, SLG: 0.088<br>Roger Craig, R (5, 1)<br>OBP: 0.200, SLG: 0.200 | 0-0 1-3 ③ | | | 0-0 4-3 ② | | 0-0 F9 ② | 0-3 K ② | 0-0 1-3 2-H 3B 1B 1B | | 2<br>3 | 0<br>1 | 0<br>1 | 0<br>1 | 0<br>0 | 0<br>1 | 3<br>2 |
| Inning Stats | R: 2 E: 0 K: 0 S: 4 H: 3 LOB: 0 BB: 1 P: 8 | R: 0 E: 0 K: 1 S: 5 H: 0 LOB: 1 BB: 0 P: 6 | R: 0 E: 0 K: 2 S: 7 H: 0 LOB: 1 BB: 1 P: 11 | R: 1 E: 1 K: 1 S: 8 H: 2 LOB: 2 BB: 0 P: 8 | R: 3 E: 0 K: 3 S: 11 H: 2 LOB: 0 BB: 1 P: 15 | R: 0 E: 0 K: 0 S: 4 H: 1 LOB: 1 BB: 0 P: 4 | R: 3 E: 0 K: 1 S: 7 H: 2 LOB: 2 BB: 3 P: 19 | R: 7 E: 0 K: 0 S: 10 H: 7 LOB: 1 BB: 1 P: 14 | | 1B: 11 2B: 5 3B: 1 HR: 1 | SF: 0 SAC: 0 DP: 1 HBP: 1 | | | | | |

| PITCHER | | IP | WLS | BF | H | R | ER | SO | BB | IBB | HBP | BLK | WP | HR | S | P | ERA | WHIP |
|---|---|---|---|---|---|---|---|---|---|---|---|---|---|---|---|---|---|---|
| Ray Culp, R<br>ERA: 3.28 | (1, 1) | 4.0 | | 21 | 6 | 5 | 5 | 4 | 3 | 0 | 1 | 0 | 0 | 0 | 25 | 38 | 11.25 | 2.250 |
| Grant Jackson, L<br>ERA: 13.5 | (5, 1) | 2.0 | L | 10 | 3 | 3 | 3 | 3 | 1 | 0 | 0 | 0 | 0 | 1 | 15 | 19 | 13.50 | 2.000 |
| Jack Baldschun, R<br>ERA: 3.99 | (7, 1) | 1.0 | | 6 | 1 | 1 | 1 | 1 | 2 | 0 | 0 | 0 | 0 | 0 | 6 | 14 | 9.00 | 3.000 |
| Gary Wagner, R<br>ERA: 2.98 | (8, 1) | 0.2 | | 8 | 5 | 6 | 6 | 0 | 0 | 1 | 0 | 0 | 0 | 0 | 7 | 11 | 81.00 | 7.500 |
| Ed Roebuck, R<br>ERA: 3.49 | (8, 1) | 0.1 | | 3 | 2 | 1 | 1 | 0 | 0 | 0 | 0 | 0 | 0 | 0 | 3 | 3 | 27.00 | 6.000 |

| PITCHER | IP | WLS | BF | H | R | ER | SO | BB | IBB | HBP | BLK | WP | HR | S | P | ERA | WHIP |
|---|---|---|---|---|---|---|---|---|---|---|---|---|---|---|---|---|---|

# BOTTOM

## Philadelphia Phillies @ Cincinnati Reds

Crosley Field, Cincinnati, OH

Fri Sep 03 1965, 7:05 PM EDT

Att. 11,421 - Unknown

livebaseballscorecards.com

| | |
|---|---|
| AB | 40 |
| R | 16 |
| H | 17 |
| RBI | 15 |
| BB | 7 |
| SO | 8 |
| LOB | 26 |

| Batter | 1 | 2 | 3 | 4 | 5 | 6 | 7 | 8 | 9 | AB | R | H | RBI | BB | SO | LOB |
|---|---|---|---|---|---|---|---|---|---|---|---|---|---|---|---|---|
| John Briggs, L (1, 8)<br>OBP: 0.363, SLG: 0.405 | 0-0 FC6-4 1B | | 0-0 P4 | 0-0 L8 | | 0-0 6-3 | | 0-3 K | | 5 | 0 | 1 | 0 | 0 | 1 | 0 |
| Cookie Rojas, R (1, 4)<br>OBP: 0.350, SLG: 0.378 | 0-0 FC6-4 BB BB 1-2f | | 0-0 1B 1B 1B | 0-0 2B | | 0-0 2B | | 0-3 K | | 5 | 1 | 3 | 0 | 0 | 1 | 1 |
| Johnny Callison, L (1, 9)<br>OBP: 0.329, SLG: 0.533 | B B B B<br>4-0 BB 1-2 BB | | 0-0 S 1B 1-3 1B | 0-0 F8 | | 0-0 F8 | | 0-0 G3 | | 4 | 1 | 1 | 0 | 1 | 0 | 2 |
| Dick Allen, R (1, 5)<br>OBP: 0.388, SLG: 0.520 | 0-3 K | | 0-3 K 1-2 | | 0-0 F8 | | 0-0 HR | | 0-3 K | 5 | 1 | 1 | 1 | 0 | 3 | 4 |
| Tony Gonzalez, L (1, 7)<br>OBP: 0.345, SLG: 0.490<br>Alex Johnson, R (7, PH)<br>OBP: 0.353, SLG: 0.480 (7, 7) | B B B B<br>4-0 1-2 2-3 BB | | B B B B<br>4-0 BB 1B BB | | 0-0 2B | | 0-0 HR | | 0-0 L7 | 1 | 0 | 1 | 0 | 2 | 0 | 0 |
| | | | | | | | | | | 2 | 1 | 1 | 1 | 0 | 0 | 0 |
| Dick Stuart, R (1, 3)<br>OBP: 0.296, SLG: 0.430<br>Ruben Amaro, R (9, 3)<br>OBP: 0.310, SLG: 0.250 | 0-3 K | | 0-0 BB 1-2 2-H 3-H 1B | | 0-3 K | | 0-3 K | | 0-0 6-3 | 5 | 0 | 1 | 2 | 0 | 3 | 4 |
| | | | | | | | | | | 0 | 0 | 0 | 0 | 0 | 0 | 0 |
| Clay Dalrymple, L (1, 2)<br>OBP: 0.295, SLG: 0.289 | | 0-0 F3 | B B B B<br>4-0 FC4-6 1-2 2-3 BB | | B B B B<br>4-0 BB | | 0-3 K | | | 2 | 0 | 0 | 0 | 2 | 1 | 0 |
| Bobby Wine, R (1, 6)<br>OBP: 0.292, SLG: 0.307 | | 0-3 K | 0-0 FC4-6 1-2f | | 0-0 L7 | | 0-0 FC5-4 1B | | | 4 | 0 | 1 | 0 | 0 | 1 | 5 |
| Jim Bunning, R (1, 1)<br>OBP: 0.214, SLG: 0.262<br>Chris Short, R (9, 1)<br>OBP: 0.143, SLG: 0.143 | | 0-3 K | | 0-0 4-3 | | 0-0 1-3 | 0-0 FC5-4 1-2f | | | 4 | 0 | 0 | 0 | 0 | 1 | 1 |
| | | | | | | | | | | 0 | 0 | 0 | 0 | 0 | 0 | 0 |
| Inning Stats | R: 0 E: 0 K: 2 S: 8 H: 1 LOB: 3 BB: 2 P: 16 | R: 0 E: 0 K: 2 S: 7 H: 0 LOB: 0 BB: 0 P: 7 | R: 2 E: 0 K: 1 S: 8 H: 3 LOB: 3 BB: 2 P: 16 | R: 0 E: 0 K: 0 S: 4 H: 1 LOB: 1 BB: 0 P: 4 | R: 0 E: 0 K: 1 S: 6 H: 1 LOB: 2 BB: 1 P: 10 | R: 0 E: 0 K: 0 S: 4 H: 1 LOB: 1 BB: 0 P: 4 | R: 2 E: 0 K: 2 S: 10 H: 3 LOB: 1 BB: 0 P: 10 | R: 0 E: 0 K: 2 S: 7 H: 0 LOB: 0 BB: 0 P: 7 | R: 0 E: 0 K: 1 S: 5 H: 0 LOB: 0 BB: 0 P: 5 | 1B: 5 2B: 3 3B: 0 HR: 2 | SF: 0 SAC: 0 DP: 0 HBP: 0 | | | | | | |

# TOP

## Philadelphia Phillies @ Cincinnati Reds

Crosley Field, Cincinnati, OH

Sat Sep 04 1965, 7:05 PM EDT

Att. 17,469 - Unknown

livebaseballscorecards.com

| | |
|---|---|
| AB | 37 |
| R | 4 |
| H | 10 |
| RBI | 4 |
| BB | 5 |
| SO | 11 |
| LOB | 17 |

WP: 0 PB: 0 SB: 1 CS: 0 PA: 42

| PITCHER | | IP | WLS | BF | H | R | ER | SO | BB | IBB | HBP | BLK | WP | HR | S | P | ERA | WHIP |
|---|---|---|---|---|---|---|---|---|---|---|---|---|---|---|---|---|---|---|
| John Tsitouris, R<br>ERA: 5.0 | (1, 1) | 2.2 | | 16 | 4 | 2 | 2 | 5 | 4 | 0 | 0 | 0 | 0 | 0 | 22 | 38 | 6.75 | 3.000 |
| Dom Zanni, R<br>ERA: | (3, 1) | 3.1 | | 14 | 3 | 0 | 0 | 1 | 1 | 0 | 0 | 0 | 0 | 0 | 15 | 19 | 0.00 | 1.200 |
| Ted Davidson, L<br>ERA: 1.84 | (7, 1) | 1.0 | | 6 | 3 | 2 | 2 | 2 | 0 | 0 | 0 | 0 | 0 | 2 | 10 | 10 | 18.00 | 3.000 |
| Joey Jay, R<br>ERA: 4.29 | (8, 1) | 2.0 | W | 6 | 0 | 0 | 0 | 3 | 0 | 0 | 0 | 0 | 0 | 0 | 12 | 12 | 0.00 | 0.000 |

| PITCHER | IP | WLS | BF | H | R | ER | SO | BB | IBB | HBP | BLK | WP | HR | S | P | ERA | WHIP |
|---|---|---|---|---|---|---|---|---|---|---|---|---|---|---|---|---|---|

| Batter | 1 | 2 | 3 | 4 | 5 | 6 | 7 | 8 | 9 | AB | R | H | RBI | BB | SO | LOB |
|---|---|---|---|---|---|---|---|---|---|---|---|---|---|---|---|---|
| Tommy Harper, R (1, 7)<br>OBP: 0.353, SLG: 0.424 | K | | | K | | E 2B 1B | K | | SH3-4<br>1-2<br>2-3 | 4 | 1 | 1 | 0 | 0 | 3 | 3 |
| Pete Rose, S (1, 4)<br>OBP: 0.387, SLG: 0.462 | 4-3 | | | F8 | | E9<br>1-3<br>2B 1B | P5 | | 1B<br>2-3<br>3-H<br>1B | 5 | 2 | 2 | 1 | 0 | 0 | 3 |
| Vada Pinson, L (1, 8)<br>OBP: 0.341, SLG: 0.480 | F8 | | | 1-3 | | 2-H<br>3-H<br>2B | L8 | | FC6<br>1B | 5 | 0 | 1 | 2 | 0 | 0 | 6 |
| Deron Johnson, R (1, 5)<br>OBP: 0.340, SLG: 0.520 | | L8 | | | FC4<br>BB | F2 | | 1B | 1-2<br>2-H<br>3-H<br>1B | 4 | 0 | 2 | 2 | 1 | 0 | 1 |
| Frank Robinson, R (1, 9)<br>OBP: 0.371, SLG: 0.513 | | K | | | F8 | IBB | | K | | 3 | 0 | 0 | 0 | 1 | 2 | 2 |
| Tony Perez, R (1, 3)<br>OBP: 0.310, SLG: 0.474 | | K | | | FC4<br>1-2f<br>BB | K | | K | | 4 | 0 | 0 | 0 | 0 | 3 | 4 |
| Johnny Edwards, L (1, 2)<br>OBP: 0.348, SLG: 0.463 | | | L3 | | 1-2<br>BB | | SH<br>1B<br>1B | | F8 | 3 | 0 | 1 | 0 | 1 | 0 | 1 |
| Tommy Helms, R (1, 6)<br>OBP: 0.591, SLG: 0.850 | | | K | | 5-3 | | 1-2<br>SH<br>1B | | SH3-4<br>1B<br>1B<br>1B | 4 | 1 | 2 | 0 | 0 | 1 | 2 |
| John Tsitouris, R (1, 1)<br>OBP: 0.116, SLG: 0.075<br>Dom Zanni, R (3, 1)<br>Art Shamsky, L (6, PH)<br>OBP: 0.366, SLG: 0.480<br>Ted Davidson, R (7, 1)<br>Marty Keough, L (7, PH)<br>OBP: 0.205, SLG: 0.125<br>Joey Jay, S (8, 1)<br>OBP: 0.094, SLG: 0.044<br>Gordy Coleman, L (9, PH)<br>OBP: 0.368, SLG: 0.531<br>Lee May, R (9, PR) | | | P4 | | | F9 | SH<br>1-2<br>2-3 | | 1B<br>1-2<br>SH3-4<br>1B<br>1B | 0<br>1<br>1<br>0<br>0<br>0<br>1<br>0 | 0<br>0<br>0<br>0<br>0<br>0<br>0<br>1 | 0<br>0<br>0<br>0<br>0<br>0<br>1<br>0 | 0<br>0<br>0<br>0<br>0<br>0<br>0<br>0 | 0<br>0<br>0<br>0<br>0<br>0<br>0<br>0 | 0<br>0<br>0<br>0<br>0<br>0<br>0<br>0 | 0<br>0<br>0<br>0<br>0<br>0<br>0<br>0 |
| Inning Stats | R: 0<br>E: 0<br>K: 1<br>S: 5<br>H: 0<br>LOB: 0<br>BB: 0<br>P: 5 | R: 0<br>E: 0<br>K: 2<br>S: 7<br>H: 0<br>LOB: 0<br>BB: 0<br>P: 7 | R: 0<br>E: 0<br>K: 1<br>S: 5<br>H: 0<br>LOB: 0<br>BB: 0<br>P: 5 | R: 0<br>E: 0<br>K: 1<br>S: 5<br>H: 0<br>LOB: 0<br>BB: 0<br>P: 5 | R: 0<br>E: 0<br>K: 0<br>S: 3<br>H: 0<br>LOB: 2<br>BB: 2<br>P: 11 | R: 2<br>E: 1<br>K: 1<br>S: 8<br>H: 3<br>LOB: 2<br>BB: 1<br>P: 12 | R: 0<br>E: 0<br>K: 1<br>S: 8<br>H: 2<br>LOB: 3<br>BB: 0<br>P: 8 | R: 0<br>E: 0<br>K: 2<br>S: 8<br>H: 1<br>LOB: 1<br>BB: 0<br>P: 8 | R: 3<br>E: 0<br>K: 0<br>S: 6<br>H: 4<br>LOB: 2<br>BB: 0<br>P: 6 | 1B: 9<br>2B: 1<br>3B: 0<br>HR: 0<br>SF: 0<br>SAC: 2<br>DP: 0<br>HBP: 0 | | | | | | |

| PITCHER | | IP | WLS | BF | H | R | ER | SO | BB | IBB | HBP | BLK | WP | HR | S | P | ERA | WHIP |
|---|---|---|---|---|---|---|---|---|---|---|---|---|---|---|---|---|---|---|
| Jim Bunning, R<br>ERA: 2.75 | (1, 1) | 8.1 | L | 38 | 9 | 5 | 4 | 9 | 2 | 1 | 0 | 0 | 0 | 0 | 53 | 65 | 4.32 | 1.320 |
| Chris Short, L<br>ERA: 3.19 | (9, 1) | 0.0 | | 2 | 1 | 0 | 0 | 0 | 0 | 0 | 0 | 0 | 0 | 0 | 2 | 2 | ∞ | ∞ |

| PITCHER | IP | WLS | BF | H | R | ER | SO | BB | IBB | HBP | BLK | WP | HR | S | P | ERA | WHIP |
|---|---|---|---|---|---|---|---|---|---|---|---|---|---|---|---|---|---|

# BOTTOM

## Philadelphia Phillies @ Cincinnati Reds

Crosley Field, Cincinnati, OH

Sat Sep 04 1965, 7:05 PM EDT

Att. 17,469 - Unknown

livebaseballscorecards.com

| | |
|---|---|
| AB | 35 |
| R | 5 |
| H | 10 |
| RBI | 5 |
| BB | 3 |
| SO | 9 |
| LOB | 22 |

REDS™

WP: 0 PB: 0 SB: 0 CS: 0 PA: 40

| Batter | 1 | 2 | 3 | 4 | 5 | 6 | 7 | 8 | 9 | AB | R | H | RBI | BB | SO | LOB |
|---|---|---|---|---|---|---|---|---|---|---|---|---|---|---|---|---|
| Cookie Rojas, R (1, 4)<br>OBP: 0.352, SLG: 0.381 | HR<br>1B | F7 | | | 1B<br>1B | S<br>1B | | 6-3 | | 5 | 2 | 3 | 0 | 0 | 0 | 1 |
| Dick Allen, R (1, 5)<br>OBP: 0.385, SLG: 0.515 | F9 | P4 | | | E6<br>1B<br>1-2 | K<br>1-2 | | K | | 5 | 1 | 0 | 0 | 0 | 2 | 4 |
| Johnny Callison, L (1, 9)<br>OBP: 0.328, SLG: 0.530 | F7 | | L9 | | 1B<br>1B<br>1-2<br>2-3 | 1-3 | | | K | 5 | 1 | 1 | 0 | 0 | 1 | 2 |
| Wes Covington, L (1, 7)<br>OBP: 0.317, SLG: 0.485<br>Alex Johnson, R (6, 7)<br>OBP: 0.350, SLG: 0.476 | E4<br>BB<br>HR<br>1-2 | | K | | G6-4-3<br>1B<br>1-3<br>2-H<br>3-H<br>1B | | 4-3 | | K | 3<br>2 | 1<br>0 | 1<br>0 | 2<br>0 | 0<br>0 | 1<br>1 | 1<br>0 |
| Tony Gonzalez, L (1, 8)<br>OBP: 0.351, SLG: 0.493<br>Adolfo Phillips, R (7, PH)<br>OBP: 0.255, SLG: 0.260 (7, 8) | HR<br>1-2<br>2-3<br>BB | | 1B | | G6-4-3<br>1-2<br>3-H<br>1B | | HR<br>1B | | K | 2<br>2 | 1<br>1 | 2<br>1 | 1<br>0 | 1<br>0 | 0<br>1 | 0<br>0 |
| Dick Stuart, R (1, 3)<br>OBP: 0.297, SLG: 0.444 | HR<br>1-H<br>2-H<br>3-H | | F8 | | G6-4-3<br>1-2f<br>2-3 | | HR<br>1-H | | | 4 | 2 | 2 | 6 | 0 | 0 | 3 |
| Bobby Wine, R (1, 6)<br>OBP: 0.292, SLG: 0.304 | K | | | 5-3 | BB | | F9 | | | 3 | 0 | 0 | 0 | 1 | 1 | 0 |
| Pat Corrales, R (1, 2)<br>OBP: 0.352, SLG: 0.348 | | SH3-4<br>BB | | K | K | | 6-3 | | | 3 | 0 | 0 | 0 | 1 | 2 | 2 |
| Lew Burdette, R (1, 1)<br>OBP: 0.320, SLG: 0.360<br>Art Mahaffey, R (2, 1)<br>OBP: 0.095, SLG: 0.095<br>Tony Taylor, R (8, PH)<br>OBP: 0.294, SLG: 0.319<br>Jack Baldschun, R (8, 1) | | SH3-4<br>1-2 | | K | | F7 | | K | | 0<br>2<br>1<br>0 | 0<br>0<br>0<br>0 | 0<br>0<br>0<br>0 | 0<br>0<br>0<br>0 | 0<br>0<br>0<br>0 | 0<br>1<br>1<br>0 | 0<br>0<br>0<br>0 |
| Inning Stats | R: 4<br>E: 1<br>K: 1<br>S: 8<br>H: 2<br>LOB: 0<br>BB: 1<br>P: 12 | R: 0<br>E: 0<br>K: 0<br>S: 3<br>H: 0<br>LOB: 1<br>BB: 1<br>P: 7 | R: 0<br>E: 0<br>K: 1<br>S: 6<br>H: 1<br>LOB: 1<br>BB: 0<br>P: 6 | R: 0<br>E: 0<br>K: 2<br>S: 7<br>H: 0<br>LOB: 0<br>BB: 0<br>P: 7 | R: 3<br>E: 1<br>K: 1<br>S: 9<br>H: 4<br>LOB: 2<br>BB: 1<br>P: 13 | R: 0<br>E: 0<br>K: 1<br>S: 6<br>H: 1<br>LOB: 1<br>BB: 0<br>P: 6 | R: 2<br>E: 0<br>K: 0<br>S: 5<br>H: 2<br>LOB: 0<br>BB: 0<br>P: 5 | R: 0<br>E: 0<br>K: 2<br>S: 7<br>H: 0<br>LOB: 0<br>BB: 0<br>P: 7 | R: 0<br>E: 0<br>K: 3<br>S: 9<br>H: 0<br>LOB: 0<br>BB: 0<br>P: 9 | 1B: 8<br>2B: 0<br>3B: 0<br>HR: 2<br>SF: 0<br>SAC: 1<br>DP: 1<br>HBP: 0 | | | | | | |

# TOP

## Philadelphia Phillies @ Cincinnati Reds

Crosley Field, Cincinnati, OH

Sun Sep 05 1965, 3:33 AM EDT

Att. 18,119 - Unknown

livebaseballscorecards.com

| | |
|---|---|
| AB | 37 |
| R | 9 |
| H | 10 |
| RBI | 9 |
| BB | 3 |
| SO | 11 |
| LOB | 13 |

WP: 0 PB: 0 SB: 1 CS: 0 PA: 41

| PITCHER | | IP | WLS | BF | H | R | ER | SO | BB | IBB | HBP | BLK | WP | HR | S | P | ERA | WHIP |
|---|---|---|---|---|---|---|---|---|---|---|---|---|---|---|---|---|---|---|
| Sammy Ellis, R<br>ERA: 3.85 | (1, 1) | 1.0 | | 7 | 2 | 4 | 0 | 1 | 1 | 0 | 0 | 0 | 0 | 1 | 8 | 12 | 0.00 | 3.000 |
| Roger Craig, R<br>ERA: 3.56 | (2, 1) | 3.0 | | 16 | 5 | 3 | 2 | 3 | 1 | 0 | 0 | 0 | 0 | 0 | 21 | 25 | 6.00 | 2.000 |
| Darrell Osteen, R<br>ERA: | (5, 1) | 1.0 | | 3 | 0 | 0 | 0 | 1 | 1 | 0 | 0 | 0 | 0 | 0 | 4 | 8 | 0.00 | 1.000 |
| Ted Davidson, L<br>ERA: 2.1 | (6, 1) | 2.0 | | 9 | 3 | 2 | 2 | 1 | 0 | 0 | 0 | 0 | 0 | 1 | 11 | 11 | 9.00 | 1.500 |
| Billy McCool, L<br>ERA: 4.06 | (8, 1) | 2.0 | W | 6 | 0 | 0 | 0 | 5 | 0 | 0 | 0 | 0 | 0 | 0 | 16 | 16 | 0.00 | 0.000 |

| PITCHER | IP | WLS | BF | H | R | ER | SO | BB | IBB | HBP | BLK | WP | HR | S | P | ERA | WHIP |
|---|---|---|---|---|---|---|---|---|---|---|---|---|---|---|---|---|---|

| Batter | 1 | 2 | 3 | 4 | 5 | 6 | 7 | 8 | 9 | AB | R | H | RBI | BB | SO | LOB |
|---|---|---|---|---|---|---|---|---|---|---|---|---|---|---|---|---|
| Tommy Harper, R (1, 7)<br>OBP: 0.354, SLG: 0.424 | F3 | 2B<br>2-H | | F9 | | BB<br>5-3 1B<br>2B | L8 | | | 4 | 2 | 1 | 1 | 1 | 0 | 0 |
| Pete Rose, S (1, 4)<br>OBP: 0.388, SLG: 0.464 | FC4-6<br>HBP<br>1-0 | HR<br>2B<br>2-H | | K<br>0-3 | | 5-3<br>2B<br>1-2<br>1B | | L8<br>0-0 | | 4 | 2 | 2 | 1 | 0 | 1 | 0 |
| Vada Pinson, L (1, 8)<br>OBP: 0.340, SLG: 0.482 | FC4-6<br>1B<br>2B<br>1-2f | HR<br>2B<br>2-H | | 4-3 | | 5-3<br>1-2<br>2-3 | | P6<br>0-0 | | 5 | 2 | 1 | 2 | 0 | 0 | 3 |
| Deron Johnson, R (1, 5)<br>OBP: 0.344, SLG: 0.525 | 2B<br>1B<br>1-2 | K<br>0-3 | | | SH1-4<br>HBP<br>1B | 2B<br>2-H<br>3-H | | 1B<br>0-0 | | 5 | 1 | 4 | 2 | 0 | 1 | 0 |
| Frank Robinson, R (1, 9)<br>OBP: 0.375, SLG: 0.515 | 2B<br>1-H<br>2-H | | HBP<br>BB<br>1-0 | | SH1-4<br>HBP<br>1-2<br>1-0 | G6-4-3<br>IBB<br>4-0 | | 5-3<br>0-0 | | 2 | 0 | 1 | 2 | 1 | 0 | 1 |
| Tony Perez, R (1, 3)<br>OBP: 0.313, SLG: 0.481 | 6-3 | | FC5-4<br>BB<br>1-2<br>4-0 | | SH1-4<br>1-2<br>2-3<br>0-0 | G6-4-3<br>1-2f<br>0-0 | | | 1B<br>3B<br>0-0 | 3 | 1 | 1 | 0 | 1 | 0 | 3 |
| Johnny Edwards, L (1, 2)<br>OBP: 0.352, SLG: 0.471 | | 4-3<br>0-0 | F5<br>0-0 | | IBB<br>4-0 | | HR<br>0-0 | | 1B<br>IBB<br>4-0 | 3 | 1 | 1 | 1 | 2 | 0 | 2 |
| Tommy Helms, R (1, 6)<br>OBP: 0.556, SLG: 0.750 | | SH1-4<br>2B<br>HBP<br>1-0 | F9<br>0-0 | | K<br>0-3 | | F9<br>0-0 | | 1B<br>1-2<br>3-H<br>0-0 | 4 | 1 | 1 | 1 | 0 | 1 | 5 |
| Sammy Ellis, L (1, 1)<br>OBP: 0.151, SLG: 0.145<br>Roger Craig, R (2, 1)<br>OBP: 0.182, SLG: 0.182<br>Darrell Osteen, R (5, 1)<br>Art Shamsky, L (5, PH)<br>OBP: 0.361, SLG: 0.474<br>Ted Davidson, R (6, 1)<br>Marty Keough, L (7, PH)<br>OBP: 0.200, SLG: 0.122<br>Billy McCool, R (8, 1)<br>OBP: 0.050, SLG: 0.050 | | SH1-4<br>1-2<br>0-0 | FC5-4<br>1-2f<br>0-0 | | K<br>0-3 | | K<br>0-3 | | | 0<br>1<br>0<br>1<br>0<br>1<br>0 | 0<br>0<br>0<br>0<br>0<br>0<br>0 | 0<br>0<br>0<br>0<br>0<br>0<br>0 | 0<br>0<br>0<br>0<br>0<br>1<br>0 | 0<br>0<br>0<br>0<br>0<br>0<br>0 | 0<br>2<br>0<br>3<br>0<br>0<br>0 | 0<br>0<br>0<br>0<br>0<br>0<br>0 |
| Inning Stats | R: 2<br>E: 0<br>K: 0<br>S: 5<br>H: 2<br>LOB: 1<br>BB: 0<br>P: 6 | R: 4<br>E: 0<br>K: 1<br>S: 8<br>H: 3<br>LOB: 0<br>BB: 0<br>P: 9 | R: 0<br>E: 0<br>K: 0<br>S: 3<br>H: 0<br>LOB: 2<br>BB: 1<br>P: 8 | R: 0<br>E: 0<br>K: 1<br>S: 5<br>H: 0<br>LOB: 0<br>BB: 0<br>P: 5 | R: 0<br>E: 0<br>K: 2<br>S: 8<br>H: 1<br>LOB: 3<br>BB: 1<br>P: 13 | R: 2<br>E: 0<br>K: 0<br>S: 4<br>H: 2<br>LOB: 1<br>BB: 2<br>P: 12 | R: 1<br>E: 0<br>K: 1<br>S: 6<br>H: 1<br>LOB: 0<br>BB: 0<br>P: 6 | R: 0<br>E: 0<br>K: 0<br>S: 4<br>H: 1<br>LOB: 1<br>BB: 0<br>P: 4 | R: 1<br>E: 0<br>K: 0<br>S: 2<br>H: 2<br>LOB: 2<br>BB: 1<br>P: 6 | 1B: 5<br>2B: 4<br>3B: 1<br>HR: 2<br>SF: 0<br>SAC: 2<br>DP: 1<br>HBP: 4 | | | | | | |

| PITCHER | | IP | WLS | BF | H | R | ER | SO | BB | IBB | HBP | BLK | WP | HR | S | P | ERA | WHIP |
|---|---|---|---|---|---|---|---|---|---|---|---|---|---|---|---|---|---|---|
| Lew Burdette, R<br>ERA: 5.27 | (1, 1) | 1.2 | | 12 | 5 | 6 | 6 | 0 | 0 | 0 | 2 | 0 | 0 | 1 | 10 | 12 | 32.40 | 3.000 |
| Art Mahaffey, R<br>ERA: 6.35 | (2, 1) | 5.1 | | 25 | 4 | 3 | 3 | 5 | 2 | 2 | 2 | 0 | 0 | 1 | 29 | 47 | 5.06 | 1.125 |
| Jack Baldschun, R<br>ERA: 4.04 | (8, 1) | 1.0 | L | 7 | 3 | 1 | 1 | 0 | 0 | 1 | 0 | 0 | 0 | 0 | 6 | 10 | 9.00 | 3.000 |

| PITCHER | IP | WLS | BF | H | R | ER | SO | BB | IBB | HBP | BLK | WP | HR | S | P | ERA | WHIP |
|---|---|---|---|---|---|---|---|---|---|---|---|---|---|---|---|---|---|

# BOTTOM

## Philadelphia Phillies @ Cincinnati Reds

Crosley Field, Cincinnati, OH

Sun Sep 05 1965, 3:33 AM EDT

Att. 18,119 - Unknown

livebaseballscorecards.com

| | |
|---|---|
| AB | 33 |
| R | 10 |
| H | 12 |
| RBI | 10 |
| BB | 5 |
| SO | 5 |
| LOB | 19 |

# Pittsburgh Pirates @ Cincinnati Reds

Crosley Field, Cincinnati, OH

Mon Sep 06 1965, 3:33 AM EDT

Unknown - 73 F

TOP

livebaseballscorecards.com

| Batter | 1 | 2 | 3 | 4 | 5 | 6 | 7 | 8 | 9 | AB | R | H | RBI | BB | SO | LOB |
|---|---|---|---|---|---|---|---|---|---|---|---|---|---|---|---|---|
| Bob Bailey, R (1, 5)<br>OBP: 0.327, SLG: 0.376 | 1-3 | | F5 | | F4 | | | 1B 2B | | 4 | 1 | 1 | 0 | 0 | 0 | 2 |
| Bill Virdon, L (1, 8)<br>OBP: 0.324, SLG: 0.378 | F7 | | F8 | | | F7 | | FC3-6 BB<br>2-H 1B | | 4 | 0 | 1 | 1 | 0 | 0 | 0 |
| Roberto Clemente, R (1, 9)<br>OBP: 0.391, SLG: 0.484 | HR | | | 1-3 | | 4-3 | | BBBB<br>FC3-6<br>1-2 BB | | 3 | 1 | 1 | 1 | 1 | 0 | 0 |
| Willie Stargell, L (1, 7)<br>OBP: 0.316, SLG: 0.497 | SSS K | | | F5 | | F4 | | FC3-6 G6-4-3<br>1-2f 2-3 | | 4 | 0 | 0 | 0 | 0 | 1 | 2 |
| Donn Clendenon, R (1, 3)<br>OBP: 0.352, SLG: 0.484 | | SSS K | | F9 | | | SSS K | G6-4-3<br>1-2f | | 4 | 0 | 0 | 0 | 0 | 2 | 2 |
| Bill Mazeroski, R (1, 4)<br>OBP: 0.295, SLG: 0.344 | | 1B | | | 1B | | E4 2B | | 4-3 | 4 | 1 | 2 | 0 | 0 | 0 | 0 |
| Jim Pagliaroni, R (1, 2)<br>OBP: 0.344, SLG: 0.429 | | F5 | | | F7 | | F3 | | 5-3 | 4 | 0 | 0 | 0 | 0 | 0 | 3 |
| Gene Alley, R (1, 6)<br>OBP: 0.306, SLG: 0.350 | | F9 | | | F8 | | 1-H 2B | | F6 | 4 | 0 | 1 | 1 | 0 | 0 | 2 |
| Bob Veale, S (1, 1)<br>OBP: 0.118, SLG: 0.085 | | | 4-3 | | 1-2 1B | | SSS K | | | 3 | 0 | 1 | 0 | 0 | 1 | 1 |
| Inning Stats | R: 1 H: 1<br>E: 0 LOB: 0<br>K: 1 BB: 0<br>S: 6 P: 6 | R: 0 H: 1<br>E: 0 LOB: 1<br>K: 1 BB: 0<br>S: 6 P: 6 | R: 0 H: 0<br>E: 0 LOB: 0<br>K: 0 BB: 0<br>S: 3 P: 3 | R: 0 H: 0<br>E: 0 LOB: 0<br>K: 0 BB: 0<br>S: 3 P: 3 | R: 0 H: 2<br>E: 0 LOB: 2<br>K: 0 BB: 0<br>S: 5 P: 5 | R: 0 H: 0<br>E: 0 LOB: 0<br>K: 0 BB: 0<br>S: 3 P: 3 | R: 1 H: 1<br>E: 1 LOB: 1<br>K: 2 BB: 0<br>S: 9 P: 9 | R: 1 H: 2<br>E: 0 LOB: 1<br>K: 0 BB: 1<br>S: 4 P: 8 | R: 0 H: 0<br>E: 0 LOB: 0<br>K: 0 BB: 0<br>S: 3 P: 3 | 1B: 4 SF: 0<br>2B: 2 SAC: 0<br>3B: 0 DP: 1<br>HR: 1 HBP: 0 | | | | | | |

| | |
|---|---|
| AB | 34 |
| R | 3 |
| H | 7 |
| RBI | 3 |
| BB | 1 |
| SO | 4 |
| LOB | 12 |

WP: 0 PB: 0 SB: 0 CS: 0 PA: 35

| PITCHER | | IP | WLS | BF | H | R | ER | SO | BB | IBB | HBP | BLK | WP | HR | S | P | ERA | WHIP |
|---|---|---|---|---|---|---|---|---|---|---|---|---|---|---|---|---|---|---|
| Joey Jay, R<br>ERA: 4.21 | (1, 1) | 7.0 | L | 29 | 7 | 3 | 2 | 4 | 0 | 0 | 0 | 0 | 0 | 1 | 37 | 37 | 2.57 | 1.000 |
| Dom Zanni, R<br>ERA: | (8, 1) | 2.0 | | 6 | 0 | 0 | 0 | 0 | 1 | 0 | 0 | 0 | 0 | 0 | 5 | 9 | 0.00 | 0.500 |

| PITCHER | IP | WLS | BF | H | R | ER | SO | BB | IBB | HBP | BLK | WP | HR | S | P | ERA | WHIP |
|---|---|---|---|---|---|---|---|---|---|---|---|---|---|---|---|---|---|

# Pittsburgh Pirates @ Cincinnati Reds

Crosley Field, Cincinnati, OH

Mon Sep 06 1965, 3:33 AM EDT

Unknown - 73 F

BOTTOM

| Batter | 1 | 2 | 3 | 4 | 5 | 6 | 7 | 8 | 9 | AB | R | H | RBI | BB | SO | LOB |
|---|---|---|---|---|---|---|---|---|---|---|---|---|---|---|---|---|
| Tommy Harper, R (1, 8) OBP: 0.354, SLG: 0.424 | K | | FC6-4 1B | | 6-3 | | 1B | | K | 5 | 0 | 2 | 0 | 0 | 2 | 0 |
| Pete Rose, S (1, 4) OBP: 0.387, SLG: 0.462 | K | | K | | 1B 1B | | K | | 6-3 | 5 | 0 | 1 | 0 | 0 | 3 | 2 |
| Frank Robinson, R (1, 9) OBP: 0.376, SLG: 0.514 | FC5-4 BB | | F9 | | G4-6-3 1B 1-2 | | F9 | | | 3 | 0 | 1 | 0 | 1 | 0 | 2 |
| Deron Johnson, R (1, 5) OBP: 0.341, SLG: 0.521 | FC5-4 1-2f | | FC6-4 1-2f | | G4-6-3 1-2f | | K | | | 4 | 0 | 0 | 0 | 0 | 1 | 5 |
| Tony Perez, R (1, 3) OBP: 0.316, SLG: 0.479 | | 1B 1B | | WP E HBP | | K | | F9 | | 3 | 1 | 1 | 0 | 0 | 1 | 0 |
| Charlie James, R (1, 7) OBP: 0.216, SLG: 0.194 | | F4 | | K 1-2 | | BB 1B 1B | | 1-3 | | 4 | 0 | 1 | 0 | 0 | 1 | 2 |
| Tommy Helms, R (1, 6) OBP: 0.548, SLG: 0.704 | | F9 | | E7 2-H 1B | | K | | BB | | 3 | 0 | 1 | 1 | 1 | 1 | 2 |
| Jimmie Coker, R (1, 2) OBP: 0.313, SLG: 0.386 | | 1-2 1B | | K | | 1B 1-2 BB | | F9 | | 3 | 0 | 1 | 0 | 1 | 1 | 2 |
| Joey Jay, S (1, 1) OBP: 0.080, SLG: 0.063 | | K | | K | | 1-2 2-H 1B | | | F2 | 3 | 0 | 1 | 0 | 0 | 2 | 3 |
| Dom Zanni, R (8, 1) | | | | | | | | | | 0 | 0 | 0 | 0 | 0 | 0 | 0 |
| Leo Cardenas, R (9, PH) OBP: 0.356, SLG: 0.427 | | | | | | | | | | 1 | 0 | 0 | 0 | 0 | 0 | 0 |

| Inning Stats | 1 | 2 | 3 | 4 | 5 | 6 | 7 | 8 | 9 |
|---|---|---|---|---|---|---|---|---|---|
| | R: 0 H: 0 | R: 0 H: 2 | R: 0 H: 1 | R: 1 H: 1 | R: 0 H: 2 | R: 0 H: 2 | R: 0 H: 1 | R: 0 H: 0 | R: 0 H: 0 |
| | E: 0 LOB: 1 | E: 0 LOB: 2 | E: 0 LOB: 1 | E: 1 LOB: 1 | E: 0 LOB: 1 | E: 0 LOB: 2 | E: 0 LOB: 1 | E: 0 LOB: 1 | E: 0 LOB: 0 |
| | K: 2 BB: 1 | K: 1 BB: 0 | K: 1 BB: 0 | K: 3 BB: 0 | K: 0 BB: 0 | K: 2 BB: 1 | K: 2 BB: 0 | K: 0 BB: 1 | K: 1 BB: 0 |
| | S: 7 P: 11 | S: 7 P: 7 | S: 6 P: 6 | S: 10 P: 11 | S: 4 P: 4 | S: 8 P: 12 | S: 8 P: 8 | S: 3 P: 7 | S: 5 P: 5 |

| | | | | | | | | | |

# Pittsburgh Pirates @ Cincinnati Reds

Crosley Field, Cincinnati, OH

Mon Sep 06 1965, 3:38 AM EDT

Att. 16,323 - Unknown

TOP

livebaseballscorecards.com

| Batter | 1 | 2 | 3 | 4 | 5 | 6 | 7 | 8 | 9 | AB | R | H | RBI | BB | SO | LOB |
|---|---|---|---|---|---|---|---|---|---|---|---|---|---|---|---|---|
| Bob Bailey, R (1, 5)<br>OBP: 0.331, SLG: 0.376 | B B B B<br>4-0<br>FC1-6<br>BB | | x<br>0-0 ①<br>F6 | B B B B<br>4-0<br>1-2<br>2-3<br>BB | | | x<br>0-0<br>BB S<br>2B<br>1B | B B B B<br>4-0<br>1-2<br>2-3<br>BB | | 2 | 1 | 1 | 0 | 3 | 0 | 0 |
| Manny Mota, R (1, 8)<br>OBP: 0.329, SLG: 0.395 | x<br>0-0 ①<br>FC1-6<br>1-2f | | x<br>0-0 ②<br>F6 | x<br>0-0 ③<br>F8 | | | B B B B<br>4-0<br>1-2<br>BB<br>2B | B B B B<br>4-0<br>1-2<br>2-3<br>3-H<br>G6-3<br>BB | | 3 | 1 | 0 | 1 | 2 | 0 | 4 |
| Roberto Clemente, R (1, 9)<br>OBP: 0.391, SLG: 0.483 | S S S<br>0-3 ②<br>K | | x<br>0-0<br>S<br>1B | | x<br>0-0 ①<br>6-3 | | B B B B<br>4-0<br>1-2<br>2-3<br>BB<br>2B | x<br>0-0 ② ③<br>G6-3<br>1-2f | | 4 | 1 | 1 | 0 | 1 | 1 | 4 |
| Willie Stargell, L (1, 7)<br>OBP: 0.319, SLG: 0.499 | x<br>0-0 ③<br>F9 | | B B B B<br>4-0<br>1-2<br>BB | | S S S<br>0-3 ②<br>K | | x<br>0-0<br>1-H<br>2-H<br>3-H<br>2B | | x<br>0-0<br>G1-6-3<br>1B | 4 | 0 | 2 | 3 | 1 | 1 | 1 |
| Donn Clendenon, R (1, 3)<br>OBP: 0.350, SLG: 0.481<br>Andre Rodgers, R (7, 3)<br>OBP: 0.350, SLG: 0.397 | | x<br>0-0 ①<br>5-3 | x<br>0-0 ③<br>F8 | | S S S<br>0-3 ③<br>K | | S S S<br>0-3 ②<br>K | | x<br>0-0 ① ②<br>G1-6-3<br>1-2f | 4<br>1 | 0<br>0 | 0<br>0 | 0<br>0 | 0<br>0 | 2<br>0 | 3<br>1 |
| Bill Mazeroski, R (1, 4)<br>OBP: 0.293, SLG: 0.342 | | x<br>0-0 ②<br>F7 | | x<br>0-0<br>BB BB<br>1B | | x<br>0-0 ①<br>F8 | x<br>0-0 ③<br>F2 | | x<br>0-0 ③<br>F2 | 5 | 0 | 1 | 0 | 0 | 0 | 1 |
| Jim Pagliaroni, R (1, 2)<br>OBP: 0.343, SLG: 0.427 | | x<br>0-0<br>BB<br>1B | S S S<br>0-3 ①<br>K | | | x<br>0-0 ②<br>6-3 | | S S S<br>0-3 ①<br>K | | 4 | 0 | 1 | 0 | 0 | 2 | 1 |
| Gene Alley, R (1, 6)<br>OBP: 0.308, SLG: 0.348 | B B B B<br>4-0<br>FC4-6<br>1-2<br>BB | | x<br>0-0 ②<br>F9 | | S S S<br>0-3 ③<br>K | | | B B B B<br>4-0<br>BB BB<br>BB | | 2 | 1 | 0 | 0 | 2 | 1 | 1 |
| Joe Gibbon, R (1, 1)<br>OBP: 0.179, SLG: 0.115<br>Bill Virdon, L (4, PH)<br>OBP: 0.325, SLG: 0.378<br>Al McBean, R (4, 1)<br>OBP: 0.250, SLG: 0.259 | | x<br>0-0 ③<br>FC4-6<br>1-2f | | B B B B<br>4-0<br>1-2<br>BB | | | S S S<br>0-3 ①<br>K | B B B B<br>4-0<br>BB BB<br>1-2<br>BB | | 1<br>0<br>1 | 0<br>0<br>0 | 0<br>0<br>0 | 0<br>0<br>0 | 0<br>1<br>1 | 0<br>0<br>1 | 2<br>0<br>0 |

| | AB | 31 |
|---|---|---|
| | R | 4 |
| | H | 6 |
| | RBI | 4 |
| | BB | 11 |
| | SO | 8 |
| | LOB | 18 |

| Inning Stats | 1 | 2 | 3 | 4 | 5 | 6 | 7 | 8 | 9 |
|---|---|---|---|---|---|---|---|---|---|
| | R: 0<br>E: 0<br>K: 1<br>S: 5<br>H: 0<br>LOB: 1<br>BB: 1<br>P: 9 | R: 0<br>E: 0<br>K: 0<br>S: 4<br>H: 1<br>LOB: 2<br>BB: 1<br>P: 8 | R: 0<br>E: 0<br>K: 0<br>S: 4<br>H: 1<br>LOB: 2<br>BB: 1<br>P: 8 | R: 0<br>E: 0<br>K: 1<br>S: 6<br>H: 1<br>LOB: 3<br>BB: 2<br>P: 14 | R: 0<br>E: 0<br>K: 2<br>S: 7<br>H: 0<br>LOB: 0<br>BB: 0<br>P: 7 | R: 0<br>E: 0<br>K: 1<br>S: 5<br>H: 0<br>LOB: 0<br>BB: 0<br>P: 5 | R: 3<br>E: 0<br>K: 2<br>S: 9<br>H: 2<br>LOB: 1<br>BB: 2<br>P: 17 | R: 1<br>E: 0<br>K: 1<br>S: 4<br>H: 0<br>LOB: 2<br>BB: 4<br>P: 20 | R: 0<br>E: 0<br>K: 0<br>S: 3<br>H: 1<br>LOB: 0<br>BB: 0<br>P: 3 |

| | 1B: 5 | SF: 0 | WP: 0 | PA: 42 |
|---|---|---|---|---|
| | 2B: 1 | SAC: 0 | PB: 0 | |
| | 3B: 0 | DP: 2 | SB: 2 | |
| | HR: 0 | HBP: 0 | CS: 0 | |

| PITCHER | | IP | WLS | BF | H | R | ER | SO | BB | IBB | HBP | BLK | WP | HR | S | P | ERA | WHIP |
|---|---|---|---|---|---|---|---|---|---|---|---|---|---|---|---|---|---|---|
| Jim Maloney, R<br>ERA: 2.63 | (1, 1) | 7.0 | L | 33 | 5 | 3 | 3 | 7 | 7 | 0 | 0 | 0 | 0 | 0 | 40 | 68 | 3.86 | 1.714 |
| Dom Zanni, R<br>ERA: 1.59 | (8, 1) | 0.1 | | 3 | 0 | 1 | 1 | 1 | 2 | 0 | 0 | 0 | 0 | 0 | 3 | 11 | 27.00 | 6.000 |
| Darrell Osteen, R<br>ERA: | (8, 1) | 0.0 | | 2 | 0 | 0 | 0 | 0 | 2 | 0 | 0 | 0 | 0 | 0 | 0 | 8 | ∞ | ∞ |
| Bobby Locke, R<br>ERA: 5.79 | (8, 1) | 1.2 | | 4 | 1 | 0 | 0 | 0 | 0 | 0 | 0 | 0 | 0 | 0 | 4 | 4 | 0.00 | 0.600 |

| PITCHER | | IP | WLS | BF | H | R | ER | SO | BB | IBB | HBP | BLK | WP | HR | S | P | ERA | WHIP |
|---|---|---|---|---|---|---|---|---|---|---|---|---|---|---|---|---|---|---|

# BOTTOM

## Pittsburgh Pirates @ Cincinnati Reds

Crosley Field, Cincinnati, OH

Mon Sep 06 1965, 3:38 AM EDT

Att. 16,323 - Unknown

| Batter | 1 | 2 | 3 | 4 | 5 | 6 | 7 | 8 | 9 | AB | R | H | RBI | BB | SO | LOB |
|---|---|---|---|---|---|---|---|---|---|---|---|---|---|---|---|---|
| Tommy Harper, R (1, 8)<br>OBP: 0.353, SLG: 0.422 | 4-3 | | F9 | | BBB 1-2 BB | | 6-3 | | | 3 | 0 | 0 | 0 | 1 | 0 | 1 |
| Pete Rose, S (1, 4)<br>OBP: 0.386, SLG: 0.460 | 4-3 | | | G6-4-3 1B | F7 | | | 4-3 | | 4 | 0 | 1 | 0 | 0 | 0 | 2 |
| Frank Robinson, R (1, 9) (5, 7)<br>OBP: 0.375, SLG: 0.512 | F4 | | | G6-4-3 1-2f | | F4 | | 1B | | 4 | 0 | 1 | 0 | 0 | 0 | 1 |
| Deron Johnson, R (1, 5)<br>OBP: 0.342, SLG: 0.520 | | F7 | | 1B 1B | | BBB 1B 1B BB | | F8 | | 3 | 1 | 1 | 0 | 1 | 0 | 1 |
| Tony Perez, R (1, 3)<br>OBP: 0.323, SLG: 0.483 | | G6-4-3 1B | | 1-2 1B | | 1B 1-3 1B | | SSS K | | 4 | 0 | 3 | 0 | 0 | 1 | 1 |
| Charlie James, R (1, 7)<br>OBP: 0.211, SLG: 0.189 | | G6-4-3 1-2f | | 4-3 | | F6 | | | E9 3B | 1 | 0 | 0 | 0 | 0 | 0 | 1 |
| Art Shamsky, L (4, PH) (5, 9)<br>OBP: 0.360, SLG: 0.494 | | | | | | | | | | 3 | 1 | 1 | 0 | 0 | 0 | 4 |
| Tommy Helms, R (1, 6)<br>OBP: 0.543, SLG: 0.677 | | | SH5-4 1B | | G3 | 1-3 3-H 1B | | | 6-3 | 4 | 0 | 2 | 1 | 0 | 0 | 0 |
| Jimmie Coker, R (1, 2)<br>OBP: 0.303, SLG: 0.373 | | | F7 | | SSS K | | SSS K | | 4-3 | 2 | 0 | 0 | 0 | 0 | 1 | 1 |
| Johnny Edwards, L (7, PH) (8, 2)<br>OBP: 0.350, SLG: 0.468 | | | | | | | | | | 2 | 0 | 0 | 0 | 0 | 1 | 0 |
| Jim Maloney, L (1, 1)<br>OBP: 0.305, SLG: 0.324 | | | SH5-4 1-2 | | E6 BB | | SSS K | | F7 | 1 | 0 | 0 | 0 | 0 | 0 | 0 |
| Marty Keough, L (7, PH)<br>OBP: 0.190, SLG: 0.119 | | | | | | | | | | 1 | 0 | 0 | 0 | 0 | 1 | 0 |
| Dom Zanni, R (8, 1) | | | | | | | | | | 0 | 0 | 0 | 0 | 0 | 0 | 0 |
| Darrell Osteen, R (8, 1) | | | | | | | | | | 0 | 0 | 0 | 0 | 0 | 0 | 0 |
| Bobby Locke, R (8, 1) | | | | | | | | | | 0 | 0 | 0 | 0 | 0 | 0 | 0 |
| Gordy Coleman, L (9, PH)<br>OBP: 0.367, SLG: 0.529 | | | | | | | | | | 1 | 0 | 0 | 0 | 0 | 0 | 0 |
| Inning Stats | R: 0 E: 0 K: 0 S: 3 H: 0 LOB: 0 BB: 0 P: 3 | R: 0 E: 0 K: 0 S: 3 H: 1 LOB: 0 BB: 0 P: 3 | R: 0 E: 0 K: 0 S: 4 H: 1 LOB: 1 BB: 0 P: 4 | R: 0 E: 0 K: 0 S: 5 H: 3 LOB: 2 BB: 0 P: 5 | R: 0 E: 1 K: 1 S: 6 H: 0 LOB: 2 BB: 1 P: 10 | R: 1 E: 0 K: 0 S: 4 H: 2 LOB: 2 BB: 1 P: 8 | R: 0 E: 0 K: 2 S: 7 H: 0 LOB: 0 BB: 0 P: 7 | R: 0 E: 0 K: 1 S: 6 H: 1 LOB: 1 BB: 0 P: 6 | R: 1 E: 1 K: 0 S: 4 H: 1 LOB: 0 BB: 0 P: 4 | 1B: 8 2B: 0 3B: 1 HR: 0 | SF: 0 SAC: 1 DP: 2 HBP: 0 | | | | | |

| | AB | 33 |
|---|---|---|
| | R | 2 |
| | H | 9 |
| | RBI | 1 |
| | BB | 2 |
| | SO | 4 |
| | LOB | 12 |

WP: 0 PB: 0 SB: 0 CS: 0 PA: 36

livebaseballscorecards.com

| PITCHER | | IP | WLS | BF | H | R | ER | SO | BB | IBB | HBP | BLK | WP | HR | S | P | ERA | WHIP |
|---|---|---|---|---|---|---|---|---|---|---|---|---|---|---|---|---|---|---|
| Joe Gibbon, L<br>ERA: 4.65 | (1, 1) | 3.0 | | 10 | 2 | 0 | 0 | 0 | 0 | 0 | 0 | 0 | 0 | 0 | 10 | 10 | 0.00 | 0.667 |
| Al McBean, R<br>ERA: 2.37 | (4, 1) | 6.0 | W | 26 | 7 | 2 | 2 | 4 | 2 | 0 | 0 | 0 | 0 | 0 | 32 | 40 | 3.00 | 1.500 |

| PITCHER | IP | WLS | BF | H | R | ER | SO | BB | IBB | HBP | BLK | WP | HR | S | P | ERA | WHIP |
|---|---|---|---|---|---|---|---|---|---|---|---|---|---|---|---|---|---|

| Batter | 1 | 2 | 3 | 4 | 5 | 6 | 7 | 8 | 9 | AB | R | H | RBI | BB | SO | LOB |
|---|---|---|---|---|---|---|---|---|---|---|---|---|---|---|---|---|
| Bob Bailey, R (1, 5)<br>OBP: 0.328, SLG: 0.374 | K | | | K | | K | | | 5-3 | 4 | 0 | 0 | 0 | 0 | 3 | 1 |
| Bill Virdon, L (1, 8)<br>OBP: 0.325, SLG: 0.376 | 1-3 | | | F9 | | 1-3 1B | | | F3 | 4 | 0 | 1 | 0 | 0 | 0 | 0 |
| Roberto Clemente, R (1, 9)<br>OBP: 0.388, SLG: 0.479 | K | | | K | | K | | | F4 | 4 | 0 | 0 | 0 | 0 | 3 | 2 |
| Willie Stargell, L (1, 7)<br>OBP: 0.317, SLG: 0.496 | | G3 | | | F9 | | F8 | | | 3 | 0 | 0 | 0 | 0 | 0 | 0 |
| Donn Clendenon, R (1, 3)<br>OBP: 0.350, SLG: 0.480 | | K | | | WP 1B | | F4 | | | 3 | 0 | 1 | 0 | 0 | 1 | 0 |
| Bill Mazeroski, R (1, 4)<br>OBP: 0.291, SLG: 0.340 | | K | | | F9 1-2 | | 4-3 | | | 3 | 0 | 0 | 0 | 0 | 1 | 1 |
| Jim Pagliaroni, R (1, 2)<br>OBP: 0.343, SLG: 0.427 | | | 4-3 1B | | K | | | K | | 3 | 0 | 1 | 0 | 0 | 2 | 1 |
| Gene Alley, R (1, 6)<br>OBP: 0.306, SLG: 0.346 | | | F9 | | | 5-3 | | 5-3 | | 3 | 0 | 0 | 0 | 0 | 0 | 1 |
| Don Cardwell, R (1, 1)<br>OBP: 0.235, SLG: 0.302<br>Wilbur Wood, R (4, 1)<br>Manny Mota, R (6, PH)<br>OBP: 0.327, SLG: 0.394<br>Luke Walker, L (6, 1)<br>Jerry Lynch, L (8, PH)<br>OBP: 0.336, SLG: 0.429<br>Roy Face, R (8, 1) | | | 4-3<br>1-2f | | | E6 1B | | 4-3 | | 1<br>0<br>1<br>0<br>1<br>0 | 0<br>0<br>0<br>0<br>0<br>0 | 0<br>0<br>0<br>0<br>0<br>0 | 0<br>0<br>0<br>0<br>0<br>0 | 0<br>0<br>0<br>0<br>0<br>0 | 0<br>0<br>0<br>0<br>0<br>0 | 1<br>0<br>0<br>0<br>0<br>0 |
| Inning Stats | R: 0<br>E: 0<br>K: 2<br>S: 7<br>H: 0<br>LOB: 0<br>BB: 0<br>P: 7 | R: 0<br>E: 0<br>K: 2<br>S: 7<br>H: 0<br>LOB: 0<br>BB: 0<br>P: 7 | R: 0<br>E: 0<br>K: 0<br>S: 3<br>H: 1<br>LOB: 0<br>BB: 0<br>P: 3 | R: 0<br>E: 0<br>K: 2<br>S: 7<br>H: 0<br>LOB: 0<br>BB: 0<br>P: 7 | R: 0<br>E: 0<br>K: 1<br>S: 6<br>H: 1<br>LOB: 1<br>BB: 0<br>P: 6 | R: 0<br>E: 1<br>K: 2<br>S: 9<br>H: 1<br>LOB: 2<br>BB: 0<br>P: 9 | R: 0<br>E: 0<br>K: 0<br>S: 3<br>H: 0<br>LOB: 0<br>BB: 0<br>P: 3 | R: 0<br>E: 0<br>K: 1<br>S: 5<br>H: 0<br>LOB: 0<br>BB: 0<br>P: 5 | R: 0<br>E: 0<br>K: 0<br>S: 3<br>H: 0<br>LOB: 0<br>BB: 0<br>P: 3 | 1B: 3<br>2B: 1<br>3B: 0<br>HR: 0 | SF: 0<br>SAC: 0<br>DP: 1<br>HBP: 0 | | | WP: 1<br>PB: 0<br>SB: 0<br>CS: 0 | PA: 30 | |

| PITCHER | | IP | WLS | BF | H | R | ER | SO | BB | IBB | HBP | BLK | WP | HR | S | P | ERA | WHIP |
|---|---|---|---|---|---|---|---|---|---|---|---|---|---|---|---|---|---|---|
| Sammy Ellis, R<br>ERA: 3.7 | (1, 1) | 9.0 | W | 30 | 3 | 0 | 0 | 10 | 0 | 0 | 0 | 0 | 1 | 0 | 50 | 50 | 0.00 | 0.333 |

| PITCHER | IP | WLS | BF | H | R | ER | SO | BB | IBB | HBP | BLK | WP | HR | S | P | ERA | WHIP |
|---|---|---|---|---|---|---|---|---|---|---|---|---|---|---|---|---|---|

# TOP

## Pittsburgh Pirates @ Cincinnati Reds

Crosley Field, Cincinnati, OH

Tue Sep 07 1965, 7:05 PM EDT

Att. 7,153 - Unknown

livebaseballscorecards.com

| | |
|---|---|
| AB | 30 |
| R | 0 |
| H | 3 |
| RBI | 0 |
| BB | 0 |
| SO | 10 |
| LOB | 7 |

# Pittsburgh Pirates @ Cincinnati Reds

Crosley Field, Cincinnati, OH

Tue Sep 07 1965, 7:05 PM EDT

Att. 7,153 - Unknown

BOTTOM

| Batter | 1 | 2 | 3 | 4 | 5 | 6 | 7 | 8 | 9 | AB | R | H | RBI | BB | SO | LOB |
|---|---|---|---|---|---|---|---|---|---|---|---|---|---|---|---|---|
| Tommy Harper, R (1, 7) (8, 8) OBP: 0.353, SLG: 0.419 | BBBB 4-0 G6-3 BB | | SSS 0-3 ③ K | | X 0-0 ① F6 | SSS 0-3 ③ K | | | | 3 | 0 | 0 | 0 | 1 | 2 | 2 |
| Pete Rose, S (1, 4) OBP: 0.384, SLG: 0.457 | X 0-0 ①② G6-3 1-2f | | | SSS 0-3 ① K | SSS 0-3 ② K | | X 0-0 ① 6-3 | | | 4 | 0 | 0 | 0 | 0 | 2 | 1 |
| Vada Pinson, L (1, 8) OBP: 0.341, SLG: 0.483<br>Marty Keough, L (8, 7) OBP: 0.196, SLG: 0.119 | SSS 0-3 ③ K | | | H 1-0 1B FC HBP | X 0-0 1B 2B | | SSS 0-3 ② K | | | 3<br>0 | 2<br>0 | 1<br>0 | 0<br>0 | 0<br>0 | 2<br>0 | 0<br>0 |
| Gordy Coleman, L (1, 3) OBP: 0.370, SLG: 0.531<br>Tony Perez, R (7, PH) (8, 3) OBP: 0.322, SLG: 0.481 | | X 0-0 ① F4 | | X 0-0 FC 2B 1-3 1B | X 0-0 2-H 1B | | X 0-0 ③ F9 | | | 3<br>1 | 1<br>0 | 2<br>0 | 1<br>0 | 0<br>0 | 0<br>0 | 0<br>0 |
| Deron Johnson, R (1, 5) OBP: 0.340, SLG: 0.516 | | X 0-0 ② 6-3 | | X 0-0 FC 2B 1-2 3-H | X 0-0 ③ F6 | | | SSS 0-3 ① K | | 4 | 1 | 0 | 1 | 0 | 1 | 2 |
| Frank Robinson, R (1, 9) OBP: 0.376, SLG: 0.513 | | BBBB 4-0 S BB | | X 0-0 HR 1-H 2-H 2B | | SSS 0-3 ① K | | SSS 0-3 ② K | | 3 | 0 | 1 | 2 | 1 | 2 | 0 |
| Johnny Edwards, L (1, 2) OBP: 0.354, SLG: 0.482 | | X 0-0 ③ F3 1-2 | | X 0-0 ② 2-3 HR | | X 0-0 WP 1B | | X 0-0 2B 1B | | 4 | 1 | 3 | 1 | 0 | 0 | 1 |
| Leo Cardenas, R (1, 6) OBP: 0.359, SLG: 0.431 | | | X 0-0 ① 4-3 | X 0-0 1B | | BBBB 4-0 1-3 BB | | X 0-0 1-3 2B | | 3 | 0 | 2 | 0 | 1 | 0 | 0 |
| Sammy Ellis, L (1, 1) OBP: 0.144, SLG: 0.138 | | | X 0-0 ② 5-3 | SSS 0-3 ③ K | | SSS 0-3 ② K | | SSS 0-3 ③ K | | 4 | 0 | 0 | 0 | 0 | 3 | 5 |
| Inning Stats | R: 0 H: 0<br>E: 0 LOB: 0<br>K: 1 BB: 1<br>S: 4 P: 8 | R: 0 H: 0<br>E: 0 LOB: 1<br>K: 0 BB: 1<br>S: 3 P: 7 | R: 0 H: 0<br>E: 0 LOB: 0<br>K: 1 BB: 0<br>S: 5 P: 5 | R: 4 H: 4<br>E: 0 LOB: 1<br>K: 2 BB: 0<br>S: 11 P: 12 | R: 1 H: 2<br>E: 0 LOB: 1<br>K: 1 BB: 0<br>S: 7 P: 7 | R: 0 H: 1<br>E: 0 LOB: 2<br>K: 3 BB: 1<br>S: 10 P: 14 | R: 0 H: 0<br>E: 0 LOB: 0<br>K: 1 BB: 0<br>S: 5 P: 5 | R: 0 H: 2<br>E: 0 LOB: 2<br>K: 3 BB: 0<br>S: 11 P: 11 | | 1B: 5 SF: 0<br>2B: 3 SAC: 0<br>3B: 0 DP: 1<br>HR: 1 HBP: 1 | | | | | | WP: 2 PA: 36<br>PB: 0<br>SB: 1<br>CS: 0 |

livebaseballscorecards.com

| | AB | 32 |
|---|---|---|
| | R | 5 |
| | H | 9 |
| | RBI | 5 |
| | BB | 3 |
| | SO | 12 |
| | LOB | 11 |

| PITCHER | | IP | WLS | BF | H | R | ER | SO | BB | IBB | HBP | BLK | WP | HR | S | P | ERA | WHIP |
|---|---|---|---|---|---|---|---|---|---|---|---|---|---|---|---|---|---|---|
| Don Cardwell, R<br>ERA: 3.42 | (1, 1) | 3.2 | L | 17 | 4 | 4 | 4 | 3 | 2 | 0 | 1 | 0 | 0 | 1 | 20 | 29 | 9.82 | 1.636 |
| Wilbur Wood, L<br>ERA: 2.63 | (4, 1) | 1.1 | | 6 | 2 | 1 | 1 | 2 | 0 | 0 | 0 | 0 | 0 | 0 | 10 | 10 | 6.75 | 1.500 |
| Luke Walker, L<br>ERA: | (6, 1) | 2.0 | | 8 | 1 | 0 | 0 | 4 | 1 | 0 | 0 | 0 | 1 | 0 | 15 | 19 | 0.00 | 1.000 |
| Roy Face, R<br>ERA: 4.35 | (8, 1) | 1.0 | | 5 | 2 | 0 | 0 | 3 | 0 | 0 | 0 | 0 | 0 | 0 | 11 | 11 | 0.00 | 2.000 |

| PITCHER | IP | WLS | BF | H | R | ER | SO | BB | IBB | HBP | BLK | WP | HR | S | P | ERA | WHIP |
|---|---|---|---|---|---|---|---|---|---|---|---|---|---|---|---|---|---|

| Batter | 1 | 2 | 3 | 4 | 5 | 6 | 7 | 8 | 9 | AB | R | H | RBI | BB | SO | LOB |
|---|---|---|---|---|---|---|---|---|---|---|---|---|---|---|---|---|
| Bobby Klaus, R (1, 6)<br>OBP: 0.306, SLG: 0.257 | F8 | | | 5-3 | | BBBB 4-0 FC6-4 1-2 BB | | WP 1B | | 3 | 0 | 1 | 0 | 1 | 0 | 0 |
| Ron Hunt, R (1, 4)<br>OBP: 0.316, SLG: 0.299 | L9 | | | L8 | | FC6-4 1-2f 2-3 | | 6-3 1-2 | | 4 | 0 | 0 | 0 | 0 | 0 | 3 |
| Joe Christopher, R (1, 9)<br>OBP: 0.310, SLG: 0.352 | 5-3 | | | 6-3 | | SF8 3-H | | | 2B FC3-2 1B | 3 | 0 | 1 | 1 | 0 | 0 | 0 |
| Charley Smith, R (1, 5)<br>OBP: 0.278, SLG: 0.420 | | F3 | | | 5-3 | SSS 0-3 K | | | F2 | 4 | 0 | 0 | 0 | 0 | 1 | 2 |
| Jim Hickman, R (1, 3)<br>OBP: 0.275, SLG: 0.393 | | F3 | | | BBBB 4-0 2B G3 BB | | F7 | | 1-3 2B | 3 | 1 | 1 | 0 | 1 | 0 | 0 |
| Ron Swoboda, R (1, 7)<br>OBP: 0.287, SLG: 0.435 | | SSS 0-3 K | | | G3 1-3 2B | | 5-3 | | FC3-2 FC6-4 3-H | 4 | 0 | 1 | 0 | 0 | 1 | 2 |
| Cleon Jones, R (1, 8)<br>OBP: 0.133, SLG: 0.133 | | | L8 | | G3 2-3 3-H | | L8 | | FC6-4 1-2f | 4 | 0 | 0 | 1 | 0 | 0 | 3 |
| Chris Cannizzaro, R (1, 2)<br>OBP: 0.264, SLG: 0.221<br>Jimmie Schaffer, R (3, PH) (3, 2)<br>OBP: 0.221, SLG: 0.281 | | | SSS 0-3 K | | SSS 0-3 K | | | 5-3 | | 0<br>3 | 0<br>0 | 0<br>0 | 0<br>0 | 0<br>0 | 0<br>2 | 0<br>1 |
| Carl Willey, R (1, 1)<br>Darrell Sutherland, R (1, 1)<br>PR: 0-1, BLG: 0.000<br>Gordie Richardson, R (2, 1)<br>Roy McMillan, R (3, PH)<br>PAR: 0-0(1), BLG: 0.000<br>Bob Moorhead, R (3, 1)<br>Danny Napoleon, R (6, PH)<br>PAR: 0-0(1), BLG: 0.000<br>Jim Bethke, R (6, 1)<br>Ed Kranepool, L (8, PH)<br>PAR: 0-1(1), BLG: 0.000<br>Dennis Ribant, R (8, 1) | | | SSS 0-3 K | | | BBBB 4-0 FC6-4 BB SF8 BB | | X 0-0 F9 | | 0 0 0 0 0 0 0<br>0 0 0 0 0 0 0<br>0 0 0 0 0 0 0<br>1 0 0 0 0 1 0<br>0 0 0 0 0 0 0<br>0 1 0 0 1 0 0<br>0 0 0 0 0 0 0<br>1 0 0 0 0 0 0<br>0 0 0 0 0 0 0 | | | | | | |

TOP

# New York Mets @ Cincinnati Reds

Crosley Field, Cincinnati, OH

Wed Sep 08 1965, 7:05 PM EDT

Att. 6,458 - Unknown

livebaseballscorecards.com

| | |
|---|---|
| AB | 30 |
| R | 2 |
| H | 4 |
| RBI | 2 |
| BB | 3 |
| SO | 5 |
| LOB | 11 |

| Inning Stats | 1 | 2 | 3 | 4 | 5 | 6 | 7 | 8 | 9 |
|---|---|---|---|---|---|---|---|---|---|
| | R: 0<br>E: 0<br>K: 0<br>S: 3 | R: 0<br>E: 0<br>K: 1<br>S: 5 | R: 0<br>E: 0<br>K: 2<br>S: 7 | R: 0<br>E: 0<br>K: 0<br>S: 3 | R: 1<br>E: 0<br>K: 1<br>S: 6 | R: 1<br>E: 0<br>K: 1<br>S: 5 | R: 0<br>E: 0<br>K: 0<br>S: 3 | R: 0<br>E: 0<br>K: 0<br>S: 4 | R: 0<br>E: 0<br>K: 0<br>S: 5 |
| | H: 0<br>LOB: 0<br>BB: 0<br>P: 3 | H: 0<br>LOB: 0<br>BB: 0<br>P: 5 | H: 0<br>LOB: 0<br>BB: 0<br>P: 7 | H: 0<br>LOB: 0<br>BB: 0<br>P: 3 | H: 1<br>LOB: 1<br>BB: 1<br>P: 10 | H: 0<br>LOB: 1<br>BB: 2<br>P: 13 | H: 0<br>LOB: 0<br>BB: 0<br>P: 3 | H: 1<br>LOB: 1<br>BB: 0<br>P: 4 | H: 2<br>LOB: 2<br>BB: 0<br>P: 5 |

| | | | | | |

# New York Mets @ Cincinnati Reds

Crosley Field, Cincinnati, OH

Wed Sep 08 1965, 7:05 PM EDT

Att. 6,458 - Unknown

livebaseballscorecards.com

## BOTTOM

| Batter | 1 | 2 | 3 | 4 | 5 | 6 | 7 | 8 | 9 | AB | R | H | RBI | BB | SO | LOB |
|---|---|---|---|---|---|---|---|---|---|---|---|---|---|---|---|---|
| Tommy Harper, R (1, 7)<br>OBP: 0.353, SLG: 0.418 | BBB 4-0 HR BB<br>x 0-0 ③ 1-3 | | x 0-0 1B 1-3 1B | | x 0-0 ② F8 | SSS 0-3 ③ K | | | | 4 | 1 | 1 | 0 | 1 | 1 | 3 |
| Pete Rose, S (1, 4)<br>OBP: 0.384, SLG: 0.456 | x 0-0 ① P6 | x 0-0 ① 1-3 | x 0-0 ② 1B WP 1-3 3-H 1B | | x 0-0 ③ P6 | | | x 0-0 BB HR 1B | | 5 | 2 | 2 | 1 | 0 | 0 | 1 |
| Vada Pinson, L (1, 8)<br>OBP: 0.343, SLG: 0.484 | x 0-0 HR 1-3 1B | x 0-0 3-1 1B 1B | x 0-0 WP 1-3 1B | | | SSS 0-3 ① K | | x 0-0 ① F9 | | 5 | 2 | 3 | 0 | 0 | 1 | 1 |
| Gordy Coleman, L (1, 3)<br>OBP: 0.367, SLG: 0.523<br>Marty Keough, L (8, PR)<br>OBP: 0.196, SLG: 0.119 (9, 3) | x 0-0 ② F5 | x 0-0 ② 3-1 1-2 | x 0-0 ③ G3 1-2 3-H | | | x 0-0 ② F9 | | BBBB 4-0 HR 1-2 BB | | 4<br>0 | 0<br>1 | 0<br>0 | 0<br>0 | 1<br>0 | 0<br>0 | 4<br>0 |
| Deron Johnson, R (1, 5)<br>OBP: 0.344, SLG: 0.522 | BBBB 4-0 HR BB | x 0-0 1B 2B 2-H 1B | | x 0-0 ① 1-3 | | H 1-0 HBP HBP | | x 0-0 1-H 2-H HR | | 3 | 3 | 2 | 4 | 1 | 0 | 0 |
| Frank Robinson, R (1, 9)<br>OBP: 0.379, SLG: 0.523 | x 0-0 1-H 2-H 3-H HR | x 0-0 1-2 2B 1B | | x 0-0 G3 2B | | H 1-0 1-2 HBP | | x 0-0 ② 1-3 | | 4 | 1 | 3 | 4 | 0 | 0 | 1 |
| Johnny Edwards, L (1, 2)<br>OBP: 0.358, SLG: 0.494 | x 0-0 WP 2B | x 0-0 ③ 1-H 2-H 2B | | x 0-0 ② G3 2-3 | | x 0-0 ③ 4-3 | | x 0-0 2B | | 5 | 0 | 3 | 1 | 0 | 0 | 3 |
| Leo Cardenas, R (1, 6)<br>OBP: 0.358, SLG: 0.427 | III 4-0 HBP 2-3 IBB | | x 0-0 ① 5-3 | x 0-0 ③ L3 | | | x 0-0 ① 1-3 | x 0-0 ③ L8 | | 4 | 0 | 0 | 0 | 1 | 0 | 3 |
| Jim O'Toole, S (1, 1)<br>OBP: 0.154, SLG: 0.083 | H 1-0 1-2 HBP | | BBBB 4-0 1B 1B BB | | x 0-0 ① 1-3 | | SSS 0-3 ② K | | | 2 | 1 | 0 | 0 | 1 | 1 | 0 |
| Inning Stats | R: 4<br>E: 0<br>K: 0<br>S: 6<br>H: 3<br>LOB: 3<br>BB: 3<br>P: 19 | R: 2<br>E: 0<br>K: 0<br>S: 6<br>H: 4<br>LOB: 2<br>BB: 0<br>P: 6 | R: 2<br>E: 0<br>K: 0<br>S: 5<br>H: 3<br>LOB: 1<br>BB: 1<br>P: 9 | R: 0<br>E: 0<br>K: 0<br>S: 4<br>H: 1<br>LOB: 1<br>BB: 0<br>P: 4 | R: 0<br>E: 0<br>K: 0<br>S: 3<br>H: 0<br>LOB: 0<br>BB: 0<br>P: 3 | R: 0<br>E: 0<br>K: 1<br>S: 5<br>H: 0<br>LOB: 2<br>BB: 0<br>P: 7 | R: 0<br>E: 0<br>K: 2<br>S: 7<br>H: 0<br>LOB: 0<br>BB: 0<br>P: 7 | R: 3<br>E: 0<br>K: 0<br>S: 6<br>H: 3<br>LOB: 2<br>BB: 1<br>P: 10 | | | | | | | | |

| | |
|---|---|
| AB | 36 |
| R | 11 |
| H | 14 |
| RBI | 10 |
| BB | 5 |
| SO | 3 |
| LOB | 16 |

| | | | | | | | | | | | | | | | | | | |
|---|---|---|---|---|---|---|---|---|---|---|---|---|---|---|---|---|---|---|
| 1B: 8 | SF: 0 | WP: 2 | PA: 44 |
| 2B: 4 | SAC: 0 | PB: 0 | |
| 3B: 0 | DP: 0 | SB: 0 | |
| HR: 2 | HBP: 3 | CS: 0 | |

| PITCHER | | IP | WLS | BF | H | R | ER | SO | BB | IBB | HBP | BLK | WP | HR | S | P | ERA | WHIP |
|---|---|---|---|---|---|---|---|---|---|---|---|---|---|---|---|---|---|---|
| Carl Willey, R<br>ERA: 7.04 | (1, 1) | 0.2 | L | 7 | 3 | 4 | 4 | 0 | 2 | 0 | 0 | 0 | 0 | 1 | 5 | 13 | 54.00 | 7.500 |
| Darrell Sutherland, R<br>ERA: 3.62 | (1, 1) | 1.0 | | 8 | 3 | 2 | 2 | 0 | 0 | 1 | 1 | 0 | 1 | 0 | 6 | 11 | 18.00 | 3.000 |
| Gordie Richardson, L<br>ERA: 3.86 | (2, 1) | 0.1 | | 1 | 1 | 0 | 0 | 0 | 0 | 0 | 0 | 0 | 0 | 0 | 1 | 1 | 0.00 | 3.000 |
| Bob Moorhead, R<br>ERA: 4.76 | (3, 1) | 3.0 | | 13 | 4 | 2 | 2 | 0 | 1 | 0 | 0 | 0 | 1 | 0 | 12 | 16 | 6.00 | 1.667 |
| Jim Bethke, R<br>ERA: 3.69 | (6, 1) | 2.0 | | 8 | 0 | 0 | 0 | 3 | 0 | 0 | 2 | 0 | 0 | 0 | 12 | 14 | 0.00 | 0.000 |

| PITCHER | | IP | WLS | BF | H | R | ER | SO | BB | IBB | HBP | BLK | WP | HR | S | P | ERA | WHIP |
|---|---|---|---|---|---|---|---|---|---|---|---|---|---|---|---|---|---|---|
| Dennis Ribant, R<br>ERA: 6.2 | (8, 1) | 1.0 | | 7 | 3 | 3 | 3 | 0 | 1 | 0 | 0 | 0 | 0 | 1 | 6 | 10 | 27.00 | 4.000 |

# New York Mets @ Cincinnati Reds

Crosley Field, Cincinnati, OH

Thu Sep 09 1965, 7:05 PM EDT

Att. 6,519 - Unknown

TOP

livebaseballscorecards.com

| Batter | 1 | 2 | 3 | 4 | 5 | 6 | 7 | 8 | 9 | AB | R | H | RBI | BB | SO | LOB |
|---|---|---|---|---|---|---|---|---|---|---|---|---|---|---|---|---|
| Chuck Hiller, L (1, 4)<br>OBP: 0.278, SLG: 0.352 | 3-1 | | | 1B | | E4 | | 1-3<br>1-2<br>2-3 | | 3 | 0 | 1 | 0 | 0 | 0 | 0 |
| Greg Goossen, R (8, PH)<br>OBP: 0.444, SLG: 0.444 | | | | | | | | | | 1 | 0 | 0 | 0 | 0 | 0 | 2 |
| Tom Parsons, R (8, 1)<br>OBP: 0.105, SLG: 0.056 | | | | | | | | | | 0 | 0 | 0 | 0 | 0 | 0 | 0 |
| Gordie Richardson, R (8, 1) | | | | | | | | | | 0 | 0 | 0 | 0 | 0 | 0 | 0 |
| Roy McMillan, R (1, 6)<br>OBP: 0.287, SLG: 0.301 | K | | | F7 | | K | | E2<br>2-H<br>3-H | 1B | 4 | 0 | 1 | 2 | 0 | 2 | 2 |
| Ed Kranepool, L (1, 3)<br>OBP: 0.311, SLG: 0.392 | F8 | | | F8 | | 4-3 | | F8 | | 4 | 0 | 0 | 0 | 0 | 0 | 3 |
| Johnny Lewis, L (1, 8)<br>OBP: 0.334, SLG: 0.392 | | L6 | | 1-3<br>1B | | | F8 | | HBP<br>1B | 2 | 0 | 1 | 0 | 0 | 0 | 0 |
| Jim Hickman, R (7, PH)<br>OBP: 0.276, SLG: 0.393 | | | | | | | | | | 2 | 0 | 1 | 0 | 0 | 0 | 0 |
| (7, 8) | | | | | | | | | | | | | | | | |
| Al Jackson, L (9, PR)<br>OBP: 0.109, SLG: 0.111 | | | | | | | | | | 0 | 0 | 0 | 0 | 0 | 0 | 0 |
| Jimmie Schaffer, R (9, 2)<br>OBP: 0.221, SLG: 0.281 | | | | | | | | | | 0 | 0 | 0 | 0 | 0 | 0 | 0 |
| Joe Christopher, R (1, 9)<br>OBP: 0.310, SLG: 0.349 | | P6 | | F2 | | | 6-3 | | 1-2<br>HBP | 3 | 0 | 0 | 0 | 0 | 0 | 2 |
| John Stephenson, L (1, 2)<br>OBP: 0.267, SLG: 0.310 | | P6 | | | F9 | | L4 | | K | 2 | 0 | 0 | 0 | 0 | 0 | 0 |
| Danny Napoleon, R (7, PH)<br>OBP: 0.259, SLG: 0.200 | | | | | | | | | | 1 | 0 | 0 | 0 | 0 | 0 | 0 |
| Chris Cannizzaro, R (7, 2)<br>OBP: 0.264, SLG: 0.221 | | | | | | | | | | 0 | 0 | 0 | 0 | 0 | 0 | 0 |
| Cleon Jones, R (9, PH)<br>OBP: 0.130, SLG: 0.130 | | | | | | | | | | 1 | 0 | 0 | 0 | 0 | 1 | 2 |
| (9, 8) | | | | | | | | | | | | | | | | |
| Charley Smith, R (1, 5)<br>OBP: 0.278, SLG: 0.418 | | | P6 | | K | | | 1-3<br>E<br>1B | L8 | 4 | 1 | 1 | 0 | 0 | 1 | 2 |
| Gary Kolb, L (1, 7)<br>OBP: 0.220, SLG: 0.240 | | | F2 | | 4-3 | | | K | 6-3 | 2 | 0 | 0 | 0 | 0 | 0 | 0 |
| Ron Hunt, R (8, PH)<br>OBP: 0.312, SLG: 0.294 | | | | | | | | | | 2 | 0 | 0 | 0 | 0 | 1 | 3 |
| (8, 4) | | | | | | | | | | | | | | | | |
| Tug McGraw, R (1, 1)<br>OBP: 0.059, SLG: 0.059 | | | K | | | P4 | | 1-3<br>1-2<br>E | | 2 | 0 | 0 | 0 | 0 | 1 | 0 |
| Ron Swoboda, R (8, PH)<br>OBP: 0.289, SLG: 0.437 | | | | | | | | | | 1 | 1 | 1 | 0 | 0 | 0 | 0 |
| (8, 7) | | | | | | | | | | | | | | | | |
| Inning Stats | R: 0<br>E: 0<br>K: 1<br>S: 5<br>H: 0<br>LOB: 0<br>BB: 0<br>P: 5 | R: 0<br>E: 0<br>K: 0<br>S: 3<br>H: 0<br>LOB: 0<br>BB: 0<br>P: 3 | R: 0<br>E: 0<br>K: 1<br>S: 5<br>H: 0<br>LOB: 0<br>BB: 0<br>P: 5 | R: 0<br>E: 0<br>K: 0<br>S: 5<br>H: 2<br>LOB: 2<br>BB: 0<br>P: 5 | R: 0<br>E: 0<br>K: 1<br>S: 5<br>H: 0<br>LOB: 0<br>BB: 0<br>P: 5 | R: 0<br>E: 1<br>K: 1<br>S: 6<br>H: 0<br>LOB: 1<br>BB: 0<br>P: 6 | R: 0<br>E: 0<br>K: 0<br>S: 3<br>H: 0<br>LOB: 0<br>BB: 0<br>P: 3 | R: 2<br>E: 1<br>K: 1<br>S: 8<br>H: 3<br>LOB: 1<br>BB: 0<br>P: 8 | R: 0<br>E: 0<br>K: 1<br>S: 6<br>H: 1<br>LOB: 2<br>BB: 0<br>P: 7 | 1B: 6<br>2B: 0<br>3B: 0<br>HR: 0<br>SF: 0<br>SAC: 0<br>DP: 0<br>HBP: 1 | | | | | | |

| | |
|---|---|
| AB | 34 |
| R | 2 |
| H | 6 |
| RBI | 2 |
| BB | 0 |
| SO | 6 |
| LOB | 16 |

WP: 0 PB: 0 SB: 0 CS: 0 PA: 35

| PITCHER | | IP | WLS | BF | H | R | ER | SO | BB | IBB | HBP | BLK | WP | HR | S | P | ERA | WHIP |
|---|---|---|---|---|---|---|---|---|---|---|---|---|---|---|---|---|---|---|
| John Tsitouris, R<br>ERA: 4.77 | (1, 1) | 6.0 | | 21 | 2 | 0 | 0 | 4 | 0 | 0 | 0 | 0 | 0 | 0 | 29 | 29 | 0.00 | 0.333 |
| Billy McCool, L<br>ERA: 4.17 | (7, 1) | 2.0 | | 10 | 4 | 2 | 2 | 1 | 0 | 0 | 0 | 0 | 0 | 0 | 12 | 12 | 9.00 | 2.000 |
| Sammy Ellis, R<br>ERA: 3.69 | (9, 1) | 1.0 | W | 4 | 0 | 0 | 0 | 1 | 0 | 0 | 1 | 0 | 0 | 0 | 5 | 6 | 0.00 | 0.000 |

| PITCHER | IP | WLS | BF | H | R | ER | SO | BB | IBB | HBP | BLK | WP | HR | S | P | ERA | WHIP |
|---|---|---|---|---|---|---|---|---|---|---|---|---|---|---|---|---|---|

# BOTTOM

## New York Mets @ Cincinnati Reds

Crosley Field, Cincinnati, OH

Thu Sep 09 1965, 7:05 PM EDT

Att. 6,519 - Unknown

livebaseballscorecards.com

| Batter | 1 | 2 | 3 | 4 | 5 | 6 | 7 | 8 | 9 | AB | R | H | RBI | BB | SO | LOB |
|---|---|---|---|---|---|---|---|---|---|---|---|---|---|---|---|---|
| Tommy Harper, R (1, 7)<br>OBP: 0.351, SLG: 0.415 | 5-3 | | F9 | | F8 | | | L7 | | 4 | 0 | 0 | 0 | 0 | 0 | 2 |
| Pete Rose, S (1, 4)<br>OBP: 0.384, SLG: 0.457 | K | | | 4-3 WP HR 1B | | 6-3 | | FC6-4 1-3 1B | | 4 | 1 | 2 | 0 | 0 | 1 | 0 |
| Vada Pinson, L (1, 8)<br>OBP: 0.342, SLG: 0.483 | FC5-4 1B | | | 4-3 1-3 | | F8 | | FC6-4 1-2f | | 4 | 0 | 1 | 0 | 0 | 0 | 3 |
| Deron Johnson, R (1, 5)<br>OBP: 0.343, SLG: 0.526 | FC5-4 1-2f | | | HR 3-H | | F7 | | | F8 | 4 | 1 | 1 | 2 | 0 | 0 | 1 |
| Frank Robinson, R (1, 9)<br>OBP: 0.378, SLG: 0.520 | | K2-3 | | K | | | BBBBB CS BB | | F8 | 3 | 0 | 0 | 0 | 1 | 2 | 0 |
| Tony Perez, R (1, 3)<br>OBP: 0.321, SLG: 0.490 | | K | | L9 | | | 5-3 1-2 | | HR | 4 | 1 | 1 | 1 | 0 | 1 | 1 |
| Johnny Edwards, L (1, 2)<br>OBP: 0.358, SLG: 0.492 | | F8 | | | WP 1B | | K | | | 3 | 0 | 1 | 0 | 0 | 1 | 0 |
| Leo Cardenas, R (1, 6)<br>OBP: 0.357, SLG: 0.427 | | | L9 | | 6-3 1-2 | | | 1B 1B | | 3 | 0 | 1 | 0 | 0 | 0 | 1 |
| John Tsitouris, R (1, 1)<br>OBP: 0.111, SLG: 0.071<br>Billy McCool, R (7, 1)<br>OBP: 0.048, SLG: 0.048<br>Sammy Ellis, L (9, 1)<br>OBP: 0.144, SLG: 0.138 | | | F3 | | 1-3 | | | K | | 2<br>1<br>0 | 0<br>0<br>0 | 0<br>0<br>0 | 0<br>0<br>0 | 0<br>1<br>0 | 0<br>1<br>0 | 1<br>1<br>0 |
| Inning Stats | R: 0 H: 1<br>E: 0 LOB: 1<br>K: 1 BB: 0<br>S: 6 P: 6 | R: 0 H: 0<br>E: 0 LOB: 0<br>K: 2 BB: 0<br>S: 7 P: 7 | R: 0 H: 0<br>E: 0 LOB: 0<br>K: 0 BB: 0<br>S: 3 P: 3 | R: 2 H: 2<br>E: 0 LOB: 0<br>K: 1 BB: 0<br>S: 7 P: 7 | R: 0 H: 1<br>E: 0 LOB: 1<br>K: 0 BB: 0<br>S: 4 P: 4 | R: 0 H: 0<br>E: 0 LOB: 0<br>K: 0 BB: 0<br>S: 3 P: 3 | R: 0 H: 0<br>E: 0 LOB: 0<br>K: 1 BB: 1<br>S: 4 P: 8 | R: 0 H: 2<br>E: 0 LOB: 2<br>K: 1 BB: 0<br>S: 7 P: 7 | R: 1 H: 1<br>E: 0 LOB: 0<br>K: 0 BB: 0<br>S: 3 P: 3 | 1B: 5 SF: 0<br>2B: 0 SAC: 0<br>3B: 0 DP: 0<br>HR: 2 HBP: 0 | | | | | | WP: 2 PA: 33<br>PB: 0<br>SB: 0<br>CS: 1 | |

| PITCHER | | IP | WLS | BF | H | R | ER | SO | BB | IBB | HBP | BLK | WP | HR | S | P | ERA | WHIP |
|---|---|---|---|---|---|---|---|---|---|---|---|---|---|---|---|---|---|---|
| Tug McGraw, L<br>ERA: 2.74 | (1, 1) | 7.0 | | 25 | 4 | 2 | 2 | 5 | 1 | 0 | 0 | 0 | 2 | 1 | 34 | 38 | 2.57 | 0.714 |
| Tom Parsons, R<br>ERA: 4.67 | (8, 1) | 0.2 | | 4 | 2 | 0 | 0 | 1 | 0 | 0 | 0 | 0 | 0 | 0 | 6 | 6 | 0.00 | 3.000 |
| Gordie Richardson, L<br>ERA: 3.97 | (8, 1) | 1.0 | L | 4 | 1 | 1 | 1 | 0 | 0 | 0 | 0 | 0 | 0 | 1 | 4 | 4 | 9.00 | 1.000 |

| PITCHER | IP | WLS | BF | H | R | ER | SO | BB | IBB | HBP | BLK | WP | HR | S | P | ERA | WHIP |
|---|---|---|---|---|---|---|---|---|---|---|---|---|---|---|---|---|---|

| | |
|---|---|
| AB | 32 |
| R | 3 |
| H | 7 |
| RBI | 3 |
| BB | 1 |
| SO | 6 |
| LOB | 10 |

| Batter | 1 | 2 | 3 | 4 | 5 | 6 | 7 | 8 | 9 | AB | R | H | RBI | BB | SO | LOB |
|---|---|---|---|---|---|---|---|---|---|---|---|---|---|---|---|---|
| Tommy Harper, R (1, 7)<br>OBP: 0.353, SLG: 0.417 | 1-3 | | FC6-4 1B | | 1B | K | | | FC1-6-3 1B | 5 | 0 | 3 | 0 | 0 | 1 | 2 |
| Pete Rose, S (1, 4)<br>OBP: 0.383, SLG: 0.455 | 1B 1B | | F8 | | K | | 1-3 | | F8 | 5 | 0 | 1 | 0 | 0 | 1 | 3 |
| Vada Pinson, L (1, 8)<br>OBP: 0.343, SLG: 0.482 | 1-3 1B | | K | | 1-2 1B | | K | | FC1-6-3 1-2f | 5 | 0 | 2 | 0 | 0 | 2 | 2 |
| Deron Johnson, R (1, 5)<br>OBP: 0.341, SLG: 0.521 | F8 | | FC6-4 1-2f | | F2 | | F8 | | F5 | 5 | 0 | 0 | 0 | 0 | 0 | 6 |
| Frank Robinson, R (1, 9)<br>OBP: 0.378, SLG: 0.517 | F8 | | | 6-3 | K | | | BB BB | | 3 | 0 | 0 | 0 | 1 | 1 | 4 |
| Tony Perez, R (1, 3)<br>OBP: 0.320, SLG: 0.486 | | 6-3 | | BB 1B | | 5-3 | | F8 | | 4 | 0 | 1 | 0 | 0 | 0 | 1 |
| Leo Cardenas, R (1, 6)<br>OBP: 0.357, SLG: 0.424 | | K | | F4 | | 4-3 | | 1-2 BB | | 3 | 0 | 0 | 0 | 1 | 1 | 1 |
| Jimmie Coker, R (1, 2)<br>OBP: 0.329, SLG: 0.377 | | 1B | | 1-2 BB | | 1B BB | | F7 | | 2 | 0 | 1 | 0 | 2 | 0 | 2 |
| Joey Jay, S (1, 1)<br>OBP: 0.076, SLG: 0.061 | | K | | K | | 1-2 1B | | F6 | | 1 | 0 | 0 | 0 | 0 | 1 | 1 |
| Dom Zanni, R (2, 1) | | | | | | | | | | 0 | 0 | 0 | 0 | 0 | 0 | 0 |
| Lee May, R (4, PH) | | | | | | | | | | 1 | 0 | 0 | 0 | 0 | 1 | 2 |
| Gerry Arrigo, L (4, 1)<br>OBP: 0.167, SLG: 0.417 | | | | | | | | | | 0 | 0 | 0 | 0 | 0 | 0 | 0 |
| Charlie James, R (6, PH)<br>OBP: 0.231, SLG: 0.211 | | | | | | | | | | 1 | 0 | 1 | 0 | 0 | 0 | 0 |
| Bobby Locke, R (6, 1) | | | | | | | | | | 0 | 0 | 0 | 0 | 0 | 0 | 0 |
| Tommy Helms, R (8, PH)<br>OBP: 0.528, SLG: 0.656 | | | | | | | | | | 1 | 0 | 0 | 0 | 0 | 0 | 2 |
| Jim Duffalo, R (8, 1) | | | | | | | | | | 0 | 0 | 0 | 0 | 0 | 0 | 0 |
| Inning Stats | R: 0 E: 0 K: 0 S: 5 H: 2 LOB: 2 BB: 0 P: 5 | R: 0 E: 0 K: 2 S: 8 H: 1 LOB: 1 BB: 0 P: 8 | R: 0 E: 0 K: 1 S: 6 H: 1 LOB: 1 BB: 0 P: 6 | R: 0 E: 0 K: 1 S: 6 H: 1 LOB: 2 BB: 1 P: 10 | R: 0 E: 0 K: 2 S: 9 H: 2 LOB: 2 BB: 0 P: 9 | R: 0 E: 0 K: 1 S: 6 H: 1 LOB: 2 BB: 1 P: 10 | R: 0 E: 0 K: 1 S: 5 H: 0 LOB: 0 BB: 0 P: 5 | R: 0 E: 0 K: 0 S: 3 H: 0 LOB: 2 BB: 2 P: 11 | R: 0 E: 0 K: 0 S: 4 H: 1 LOB: 1 BB: 0 P: 4 | 1B: 9 2B: 0 3B: 0 HR: 0 | | SF: 0 SAC: 0 DP: 0 HBP: 0 | | | WP: 0 PB: 0 SB: 0 CS: 0 | PA: 40 | |

| PITCHER | IP | WLS | BF | H | R | ER | SO | BB | IBB | HBP | BLK | WP | HR | S | P | ERA | WHIP |
|---|---|---|---|---|---|---|---|---|---|---|---|---|---|---|---|---|---|
| Bob Veale, L (1, 1)<br>ERA: 2.86 | 9.0 | W | 40 | 9 | 0 | 0 | 8 | 4 | 0 | 0 | 0 | 0 | 0 | 52 | 68 | 0.00 | 1.444 |

| PITCHER | IP | WLS | BF | H | R | ER | SO | BB | IBB | HBP | BLK | WP | HR | S | P | ERA | WHIP |
|---|---|---|---|---|---|---|---|---|---|---|---|---|---|---|---|---|---|

# Cincinnati Reds @ Pittsburgh Pirates

Forbes Field, Pittsburgh, PA

Fri Sep 10 1965, 7:05 PM EDT

Att. 20,694 - Unknown

TOP

livebaseballscorecards.com

| | |
|---|---|
| AB | 36 |
| R | 0 |
| H | 9 |
| RBI | 0 |
| BB | 4 |
| SO | 8 |
| LOB | 26 |

# Cincinnati Reds @ Pittsburgh Pirates

Forbes Field, Pittsburgh, PA

Fri Sep 10 1965, 7:05 PM EDT

Att. 20,694 - Unknown

BOTTOM

livebaseballscorecards.com

| Batter | 1 | 2 | 3 | 4 | 5 | 6 | 7 | 8 | 9 | AB | R | H | RBI | BB | SO | LOB |
|---|---|---|---|---|---|---|---|---|---|---|---|---|---|---|---|---|
| Bob Bailey, R (1, 5)<br>OBP: 0.330, SLG: 0.374 | BBBB 4-0 BB BB FC6-4 BB | BBBB 4-0 1B HR BB | | x 0-0 2B | | x 0-0 ① 6-3 | | SSS 0-3 ① K | | 3 | 2 | 1 | 0 | 2 | 1 | 1 |
| Bill Virdon, L (1, 8)<br>OBP: 0.328, SLG: 0.376 | BBBB 4-0 FC6-4 BB 1-2 BB | x 0-0 1-3 2-H HR 1B | | x 0-0 ① F2 | | x 0-0 ② 4-3 | | BBBB 4-0 FC5-4 1-2 BB | | 3 | 1 | 1 | 1 | 2 | 0 | 1 |
| Roberto Clemente, R (1, 9)<br>OBP: 0.383, SLG: 0.472<br>Bob Oliver, R (8, 7) | SSS 0-3 ① K | SSS 0-3 ② K | | x 0-0 ② F8 | | x 0-0 ③ 6-3 | | x 0-0 ② F7 | | 4<br>1 | 0<br>0 | 0<br>0 | 0<br>0 | 0<br>0 | 2<br>0 | 5<br>2 |
| Willie Stargell, L (1, 7)<br>OBP: 0.319, SLG: 0.501<br>Manny Mota, R (3, 7)<br>OBP: 0.326, SLG: 0.398 (8, 9) | BBBB 4-0 FC6-4 1-2 2-3 BB | x 0-0 1-H 3-H HR | | x 0-0 ③ F8 | | | x 0-0 3B 1B | x 0-0 ③ FC5-4 1-2f | | 1<br>3 | 1<br>1 | 1<br>1 | 3<br>0 | 1<br>0 | 0<br>0 | 0<br>3 |
| Donn Clendenon, R (1, 3)<br>OBP: 0.352, SLG: 0.487 | x 0-0 ② FC6-4 BB 1-2f 2-3 3-H | x 0-0 ③ 5-3 | | | x 0-0 3B | | x 0-0 1-H SF8 3B | | | 4 | 1 | 2 | 2 | 0 | 0 | 2 |
| Bill Mazeroski, R (1, 4)<br>OBP: 0.291, SLG: 0.337 | BBB 4-0 1-2 BB | | x 0-0 ① 4-3 | | x 0-0 ① 1-3 | | x 0-0 ① SF8 3-H | | | 2 | 0 | 0 | 1 | 1 | 0 | 1 |
| Gene Alley, R (1, 6)<br>OBP: 0.305, SLG: 0.344 | x 0-0 ③ F8 | | x 0-0 1B | | SSS 0-3 ② K | | x 0-0 ② 6-3 | | | 4 | 0 | 1 | 0 | 0 | 1 | 4 |
| Del Crandall, R (1, 2)<br>OBP: 0.295, SLG: 0.278 | | x 0-0 E6 SH3-4 1B | x 0-0 ② F2 | | 4-0 S IBB | | x 0-0 ③ 6-3 | | | 3 | 1 | 0 | 0 | 1 | 0 | 1 |
| Bob Veale, S (1, 1)<br>OBP: 0.125, SLG: 0.094 | | x 0-0 ① SH3-4 1-2 | SSS 0-3 ③ K | | SSS 0-3 ③ K 1-2 | | | x 0-0 BB 1B | | 3 | 0 | 1 | 0 | 0 | 2 | 3 |
| Inning Stats | R: 1 H: 0<br>E: 0 LOB: 3<br>K: 1 BB: 4<br>S: 5 P: 21 | R: 4 H: 2<br>E: 1 LOB: 0<br>K: 1 BB: 1<br>S: 8 P: 12 | R: 0 H: 1<br>E: 0 LOB: 1<br>K: 1 BB: 0<br>S: 6 P: 6 | R: 0 H: 1<br>E: 0 LOB: 1<br>K: 0 BB: 0<br>S: 4 P: 4 | R: 0 H: 1<br>E: 0 LOB: 2<br>K: 2 BB: 1<br>S: 8 P: 12 | R: 0 H: 0<br>E: 0 LOB: 0<br>K: 0 BB: 0<br>S: 3 P: 3 | R: 2 H: 2<br>E: 0 LOB: 0<br>K: 0 BB: 0<br>S: 5 P: 5 | R: 0 H: 1<br>E: 0 LOB: 2<br>K: 1 BB: 1<br>S: 6 P: 10 | | 1B: 4 SF: 1<br>2B: 1 SAC: 1<br>3B: 2 DP: 0<br>HR: 1 HBP: 0 | | | | WP: 0 PA: 40<br>PB: 0<br>SB: 1<br>CS: 0 | | |

| | AB | 31 |
|---|---|---|
| | R | 7 |
| | H | 8 |
| | RBI | 7 |
| | BB | 7 |
| | SO | 6 |
| | LOB | 23 |

| PITCHER | | IP | WLS | BF | H | R | ER | SO | BB | IBB | HBP | BLK | WP | HR | S | P | ERA | WHIP |
|---|---|---|---|---|---|---|---|---|---|---|---|---|---|---|---|---|---|---|
| Joey Jay, R<br>ERA: 4.22 | (1, 1) | 1.2 | L | 13 | 2 | 5 | 1 | 2 | 5 | 0 | 0 | 0 | 0 | 1 | 12 | 32 | 5.40 | 4.200 |
| Dom Zanni, R<br>ERA: 1.29 | (2, 1) | 1.1 | | 5 | 1 | 0 | 0 | 1 | 0 | 0 | 0 | 0 | 0 | 0 | 7 | 7 | 0.00 | 0.750 |
| Gerry Arrigo, L<br>ERA: 6.23 | (4, 1) | 2.0 | | 9 | 2 | 0 | 0 | 2 | 0 | 1 | 0 | 0 | 0 | 0 | 12 | 16 | 0.00 | 1.000 |
| Bobby Locke, R<br>ERA: 6.19 | (6, 1) | 2.0 | | 8 | 2 | 2 | 2 | 0 | 0 | 0 | 0 | 0 | 0 | 0 | 8 | 8 | 9.00 | 1.000 |
| Jim Duffalo, R<br>ERA: 3.63 | (8, 1) | 1.0 | | 5 | 1 | 0 | 0 | 1 | 1 | 0 | 0 | 0 | 0 | 0 | 6 | 10 | 0.00 | 2.000 |

| PITCHER | IP | WLS | BF | H | R | ER | SO | BB | IBB | HBP | BLK | WP | HR | S | P | ERA | WHIP |
|---|---|---|---|---|---|---|---|---|---|---|---|---|---|---|---|---|---|

| Batter | 1 | 2 | 3 | 4 | 5 | 6 | 7 | 8 | 9 | AB | R | H | RBI | BB | SO | LOB |
|---|---|---|---|---|---|---|---|---|---|---|---|---|---|---|---|---|
| Tommy Harper, R (1, 7)<br>OBP: 0.352, SLG: 0.415 | 3-1 | | K | | 1B | 4-3 | | | K | 5 | 0 | 1 | 0 | 0 | 2 | 3 |
| Pete Rose, S (1, 4)<br>OBP: 0.380, SLG: 0.451 | K | | F7 | | 6-3 | | 4-3 | | 1-3 | 5 | 0 | 0 | 0 | 0 | 1 | 2 |
| Vada Pinson, L (1, 8)<br>OBP: 0.344, SLG: 0.481 | 2B 1B | | 4-3 | | | FC3-6 BB | F9 | | | 3 | 0 | 1 | 0 | 1 | 0 | 0 |
| Gordy Coleman, L (1, 3)<br>OBP: 0.366, SLG: 0.523 | 1-3 2B | | | 6-3 | | FC3-6<br>5-3 1B<br>1-2f 1B | 2-3 | | | 4 | 1 | 1 | 0 | 0 | 0 | 1 |
| Marty Keough, L (8, 3)<br>OBP: 0.196, SLG: 0.119 | | | | | | | | | | 0 | 0 | 0 | 0 | 0 | 0 | 0 |
| Frank Robinson, R (1, 9)<br>OBP: 0.380, SLG: 0.518 | FC6-4 BB | | | 6-3 | | 5-3<br>1-2 1B | | L1-3 1B | | 3 | 1 | 2 | 0 | 1 | 0 | 0 |
| Deron Johnson, R (1, 5)<br>OBP: 0.340, SLG: 0.519 | FC6-4<br>1-2f | | | 1B | | 5-3<br>1-2<br>2-3 | | L1-3<br>1-2 | | 4 | 0 | 1 | 0 | 0 | 0 | 6 |
| Johnny Edwards, L (1, 2)<br>OBP: 0.356, SLG: 0.487 | | G3 | | F5 | | 1B BB | | F9 | | 3 | 1 | 0 | 0 | 1 | 0 | 1 |
| Leo Cardenas, R (1, 6)<br>OBP: 0.358, SLG: 0.423 | | K | | | 6-3 | E 1B<br>1-2<br>2-H<br>3-H 1B | | | BB | 3 | 0 | 1 | 2 | 1 | 1 | 0 |
| Jim Maloney, L (1, 1)<br>OBP: 0.302, SLG: 0.321 | | 4-3 | | | G3 | E7<br>1-3<br>2-H 1B | | | F9 | 4 | 0 | 1 | 1 | 0 | 0 | 1 |
| Inning Stats | R: 0 E: 0 K: 1 S: 7<br>H: 2 LOB: 3 BB: 1 P: 11 | R: 0 E: 0 K: 1 S: 5<br>H: 0 LOB: 0 BB: 0 P: 5 | R: 0 E: 0 K: 1 S: 5<br>H: 0 LOB: 0 BB: 0 P: 5 | R: 0 E: 0 K: 0 S: 4<br>H: 1 LOB: 1 BB: 0 P: 4 | R: 0 E: 0 K: 0 S: 4<br>H: 1 LOB: 1 BB: 0 P: 4 | R: 3 E: 1 K: 0 S: 6<br>H: 3 LOB: 2 BB: 2 P: 14 | R: 0 E: 0 K: 0 S: 3<br>H: 0 LOB: 0 BB: 0 P: 3 | R: 0 E: 0 K: 0 S: 3<br>H: 1 LOB: 0 BB: 0 P: 3 | R: 0 E: 0 K: 1 S: 5<br>H: 0 LOB: 1 BB: 1 P: 9 | 1B: 7 2B: 2 3B: 0 HR: 0<br>SF: 0 SAC: 0 DP: 1 HBP: 0 | | | | | | |

# TOP

## Cincinnati Reds @ Pittsburgh Pirates

Forbes Field, Pittsburgh, PA

Sat Sep 11 1965, 3:33 AM EDT

Att. 9,570 - Unknown

livebaseballscorecards.com

| | |
|---|---|
| AB | 34 |
| R | 3 |
| H | 8 |
| RBI | 3 |
| BB | 4 |
| SO | 4 |
| LOB | 14 |

| PITCHER | | IP | WLS | BF | H | R | ER | SO | BB | IBB | HBP | BLK | WP | HR | S | P | ERA | WHIP |
|---|---|---|---|---|---|---|---|---|---|---|---|---|---|---|---|---|---|---|
| Tommie Sisk, R<br>ERA: 4.37 | (1, 1) | 5.2 | L | 26 | 6 | 3 | 3 | 3 | 3 | 0 | 0 | 0 | 0 | 0 | 29 | 41 | 4.76 | 1.588 |
| Joe Gibbon, L<br>ERA: 4.65 | (6, 1) | 0.0 | | 1 | 1 | 0 | 0 | 0 | 0 | 0 | 0 | 0 | 0 | 0 | 1 | 1 | ∞ | ∞ |
| Don Cardwell, R<br>ERA: 3.4 | (6, 1) | 1.1 | | 4 | 0 | 0 | 0 | 0 | 0 | 0 | 0 | 0 | 0 | 0 | 4 | 4 | 0.00 | 0.000 |
| Don Schwall, R<br>ERA: 3.19 | (8, 1) | 2.0 | | 7 | 1 | 0 | 0 | 1 | 1 | 0 | 0 | 0 | 0 | 0 | 8 | 12 | 0.00 | 1.000 |

| PITCHER | IP | WLS | BF | H | R | ER | SO | BB | IBB | HBP | BLK | WP | HR | S | P | ERA | WHIP |
|---|---|---|---|---|---|---|---|---|---|---|---|---|---|---|---|---|---|

# Cincinnati Reds @ Pittsburgh Pirates

Forbes Field, Pittsburgh, PA

Sat Sep 11 1965, 3:33 AM EDT

Att. 9,570 - Unknown

livebaseballscorecards.com

| Batter | 1 | 2 | 3 | 4 | 5 | 6 | 7 | 8 | 9 | AB | R | H | RBI | BB | SO | LOB |
|---|---|---|---|---|---|---|---|---|---|---|---|---|---|---|---|---|
| Bob Bailey, R (1, 5)<br>OBP: 0.330, SLG: 0.372 | S S S 0-3 ① K | | B B B B 4-0 2B 1B BB | x 0-0 ③ 6-3 | | | x 0-0 ③ F2 | | | 3 | 1 | 0 | 0 | 1 | 1 | 0 |
| Bill Virdon, L (1, 8)<br>OBP: 0.331, SLG: 0.382 | x 0-0 2B 1B | | x 0-0 1-3 1B 2B | | S S S 0-3 ① K | | | x 0-0 FC 1B | | 4 | 1 | 3 | 0 | 0 | 1 | 0 |
| Roberto Clemente, R (1, 9)<br>OBP: 0.382, SLG: 0.472 | x 0-0 1-3 2B | | S S S 0-3 ① K | | x 0-0 ② 4-3 | | | x 0-0 FC 1-2 | | 4 | 0 | 1 | 0 | 0 | 1 | 3 |
| Willie Stargell, L (1, 7)<br>OBP: 0.319, SLG: 0.499 | x 0-0 ② F6 | | x 0-0 2-H 3-H 1B | | S S S 0-3 ③ K | | | x 0-0 ① F7 | | 4 | 0 | 1 | 2 | 0 | 1 | 4 |
| Donn Clendenon, R (1, 3)<br>OBP: 0.353, SLG: 0.486 | B B B B 4-0 BB | | B B B B 4-0 BB | | | x 0-0 ① 6-3 | | x 0-0 ② F3 | | 2 | 0 | 0 | 0 | 2 | 0 | 2 |
| Bill Mazeroski, R (1, 4)<br>OBP: 0.288, SLG: 0.334 | S S S 0-3 ③ K | | S S S 0-3 ② K | | | x 0-0 ② F4 | | x 0-0 ③ 1-3 | | 4 | 0 | 0 | 0 | 0 | 2 | 7 |
| Gene Alley, R (1, 6)<br>OBP: 0.303, SLG: 0.341 | | S S S 0-3 ① K | x 0-0 ③ 6-3 | | | S S S 0-3 ③ K | | | x 0-0 ① 5-3 | 4 | 0 | 0 | 0 | 0 | 2 | 2 |
| Del Crandall, R (1, 2)<br>OBP: 0.291, SLG: 0.274 | | x 0-0 ② F8 | | x 0-0 ① 6-3 | | | x 0-0 ① F9 | | x 0-0 ② 6-3 | 2 | 0 | 0 | 0 | 0 | 0 | 0 |
| Manny Mota, R (7, PH)<br>OBP: 0.325, SLG: 0.397 | | | | | | | | | | 1 | 0 | 0 | 0 | 0 | 0 | 0 |
| Don Schwall, R (8, 1) | | | | | | | | | | 0 | 0 | 0 | 0 | 0 | 0 | 0 |
| Jerry Lynch, L (9, PH)<br>OBP: 0.333, SLG: 0.425 | | | | | | | | | | 1 | 0 | 0 | 0 | 0 | 0 | 0 |
| Tommie Sisk, R (1, 1)<br>OBP: 0.125, SLG: 0.087 | | S S S 0-3 ③ K | | x 0-0 ② 4-3 | | | x 0-0 ② F9 | | x 0-0 ③ 6-3 | 2 | 0 | 0 | 0 | 0 | 1 | 0 |
| Joe Gibbon, R (6, 1)<br>OBP: 0.179, SLG: 0.115 | | | | | | | | | | 0 | 0 | 0 | 0 | 0 | 0 | 0 |
| Don Cardwell, R (6, 1)<br>OBP: 0.235, SLG: 0.302 | | | | | | | | | | 0 | 0 | 0 | 0 | 0 | 0 | 0 |
| Ozzie Virgil, R (7, PH)<br>OBP: 0.319, SLG: 0.400 | | | | | | | | | | 2 | 0 | 0 | 0 | 0 | 0 | 0 |
| (8, 2) | | | | | | | | | | | | | | | | |

| Inning Stats | | | | | | | | | | | | | | | | | | | | | | | | |
|---|---|---|---|---|---|---|---|---|---|---|---|---|---|---|---|---|---|---|---|---|---|---|---|---|
| | R: 0 | H: 2 | R: 0 | H: 0 | R: 2 | H: 2 | R: 0 | H: 0 | R: 0 | H: 0 | R: 0 | H: 0 | R: 0 | H: 0 | R: 0 | H: 1 | R: 0 | H: 0 | 1B: 3 | SF: 0 | WP: 0 | PA: 36 | | |
| | E: 0 | LOB: 3 | E: 0 | LOB: 0 | E: 0 | LOB: 2 | E: 0 | LOB: 0 | E: 0 | LOB: 0 | E: 0 | LOB: 0 | E: 0 | LOB: 0 | E: 0 | LOB: 2 | E: 0 | LOB: 0 | 2B: 2 | SAC: 0 | PB: 0 | | | |
| | K: 2 | BB: 1 | K: 2 | BB: 0 | K: 2 | BB: 2 | K: 0 | BB: 0 | K: 2 | BB: 0 | K: 1 | BB: 0 | K: 0 | BB: 0 | K: 0 | BB: 0 | K: 0 | BB: 0 | 3B: 0 | DP: 0 | SB: 0 | | | |
| | S: 9 | P: 13 | S: 7 | P: 7 | S: 9 | P: 17 | S: 3 | P: 3 | S: 7 | P: 7 | S: 5 | P: 5 | S: 3 | P: 3 | S: 5 | P: 5 | S: 3 | P: 3 | HR: 0 | HBP: 0 | CS: 0 | | | |

| PITCHER | | IP | WLS | BF | H | R | ER | SO | BB | IBB | HBP | BLK | WP | HR | S | P | ERA | WHIP |
|---|---|---|---|---|---|---|---|---|---|---|---|---|---|---|---|---|---|---|
| Jim Maloney, R<br>ERA: 2.61 | (1, 1) | 9.0 | W | 36 | 5 | 2 | 2 | 9 | 3 | 0 | 0 | 0 | 0 | 0 | 51 | 63 | 2.00 | 0.889 |

| PITCHER | IP | WLS | BF | H | R | ER | SO | BB | IBB | HBP | BLK | WP | HR | S | P | ERA | WHIP |
|---|---|---|---|---|---|---|---|---|---|---|---|---|---|---|---|---|---|

| | |
|---|---|
| AB | 33 |
| R | 2 |
| H | 5 |
| RBI | 2 |
| BB | 3 |
| SO | 9 |
| LOB | 18 |

| Batter | 1 | 2 | 3 | 4 | 5 | 6 | 7 | 8 | 9 | AB | R | H | RBI | BB | SO | LOB |
|---|---|---|---|---|---|---|---|---|---|---|---|---|---|---|---|---|
| Tommy Harper, R (1, 7)<br>OBP: 0.351, SLG: 0.413 | B B B B<br>4-0<br>3-1<br>1B<br>BB | x<br>0-0 ③<br>6-3 | | | x<br>0-0 ②<br>F8 | | | x<br>0-0 ②<br>1-3 | | 3 | 1 | 0 | 0 | 1 | 0 | 0 |
| Pete Rose, S (1, 4)<br>OBP: 0.378, SLG: 0.448 | x<br>0-0 ①<br>F8 | x<br>0-0 ①<br>F3 | | S S S<br>0-3 ③<br>K | | | | x<br>0-0 ③<br>F5 | | 4 | 0 | 0 | 0 | 0 | 1 | 1 |
| Vada Pinson, L (1, 8)<br>OBP: 0.343, SLG: 0.480 | x<br>0-0 ②<br>3-1<br>1-2 | x<br>0-0 ②<br>F9 | | | | x<br>0-0 ①<br>F8 | | | x<br>0-0<br>G4-6-3<br>1B | 4 | 0 | 1 | 0 | 0 | 0 | 1 |
| Gordy Coleman, L (1, 3)<br>OBP: 0.364, SLG: 0.519 | x<br>0-0<br>2B<br>2-H<br>1B | x<br>0-0 ③<br>F7 | | | | x<br>0-0 ②<br>F2 | | | x<br>0-0 ① ②<br>G4-6-3<br>1-2f | 4 | 1 | 1 | 1 | 0 | 0 | 1 |
| Frank Robinson, R (1, 9)<br>OBP: 0.381, SLG: 0.519 | x<br>0-0<br>HR<br>1-H<br>2B | | | S S S<br>0-3 ①<br>K | | x<br>0-0 ③<br>F6 | | | x<br>0-0<br>1B | 4 | 1 | 2 | 1 | 0 | 1 | 0 |
| Deron Johnson, R (1, 5)<br>OBP: 0.339, SLG: 0.523 | x<br>0-0<br>HR<br>2-H | | | x<br>0-0 ②<br>F8 | | | x<br>0-0 ①<br>F8 | | x<br>0-0 ③<br>6-3 | 4 | 1 | 1 | 2 | 0 | 0 | 1 |
| Johnny Edwards, L (1, 2)<br>OBP: 0.356, SLG: 0.486 | x<br>0-0 ③<br>F8 | | | x<br>0-0<br>1B | | | x<br>0-0 ②<br>F7 | | | 3 | 0 | 1 | 0 | 0 | 0 | 0 |
| Leo Cardenas, R (1, 6)<br>OBP: 0.356, SLG: 0.421 | | x<br>0-0 ①<br>4-3 | | x<br>0-0 ③<br>6-3 | | | S S S<br>0-3 ③<br>K | | | 3 | 0 | 0 | 0 | 0 | 1 | 1 |
| Sammy Ellis, L (1, 1)<br>OBP: 0.143, SLG: 0.136<br>Ted Davidson, R (2, 1)<br>Bobby Locke, R (4, 1)<br>Mel Queen, L (5, PH)<br>Roger Craig, R (5, 1)<br>OBP: 0.182, SLG: 0.182<br>Art Shamsky, L (8, PH)<br>OBP: 0.356, SLG: 0.488<br>Gerry Arrigo, L (8, 1)<br>OBP: 0.167, SLG: 0.417 | | x<br>0-0 ②<br>4-3 | | | x<br>0-0 ①<br>F6 | | | x<br>0-0 ①<br>F9 | | 1<br>0<br>0<br>1<br>0<br>1<br>0<br>0 | 0<br>0<br>0<br>0<br>0<br>0<br>0<br>0 | 0<br>0<br>0<br>0<br>0<br>0<br>0<br>0 | 0<br>0<br>0<br>0<br>0<br>0<br>0<br>0 | 0<br>0<br>0<br>0<br>0<br>0<br>0<br>0 | 0<br>0<br>0<br>0<br>0<br>0<br>0<br>0 | 0<br>0<br>0<br>0<br>0<br>0<br>0<br>0 |
| Inning Stats | R: 4 H: 3<br>E: 0 LOB: 0<br>K: 0 BB: 1<br>S: 6 P: 10 | R: 0 H: 0<br>E: 0 LOB: 0<br>K: 0 BB: 0<br>S: 3 P: 3 | R: 0 H: 0<br>E: 0 LOB: 0<br>K: 0 BB: 0<br>S: 3 P: 3 | R: 0 H: 1<br>E: 0 LOB: 1<br>K: 1 BB: 0<br>S: 6 P: 6 | R: 0 H: 0<br>E: 0 LOB: 0<br>K: 1 BB: 0<br>S: 5 P: 5 | R: 0 H: 0<br>E: 0 LOB: 0<br>K: 0 BB: 0<br>S: 3 P: 3 | R: 0 H: 0<br>E: 0 LOB: 0<br>K: 1 BB: 0<br>S: 5 P: 5 | R: 0 H: 0<br>E: 0 LOB: 0<br>K: 0 BB: 0<br>S: 3 P: 3 | R: 0 H: 2<br>E: 0 LOB: 1<br>K: 0 BB: 0<br>S: 4 P: 4 | 1B: 4 SF: 0<br>2B: 1 SAC: 0<br>3B: 0 DP: 1<br>HR: 1 HBP: 0 | | | | | | |

| PITCHER | | IP | WLS | BF | H | R | ER | SO | BB | IBB | HBP | BLK | WP | HR | S | P | ERA | WHIP |
|---|---|---|---|---|---|---|---|---|---|---|---|---|---|---|---|---|---|---|
| Vern Law, R<br>ERA: 2.15 | (1, 1) | 9.0 | W | 33 | 6 | 4 | 4 | 3 | 1 | 0 | 0 | 0 | 0 | 1 | 38 | 42 | 4.00 | 0.778 |

| PITCHER | IP | WLS | BF | H | R | ER | SO | BB | IBB | HBP | BLK | WP | HR | S | P | ERA | WHIP |
|---|---|---|---|---|---|---|---|---|---|---|---|---|---|---|---|---|---|

# TOP

## Cincinnati Reds @ Pittsburgh Pirates

Forbes Field, Pittsburgh, PA

Mon Sep 13 1965, 3:33 AM EDT

Att. 1,299 - Unknown

livebaseballscorecards.com

| | |
|---|---|
| AB | 32 |
| R | 4 |
| H | 6 |
| RBI | 4 |
| BB | 1 |
| SO | 3 |
| LOB | 5 |

WP: 0 PA: 33
PB: 0
SB: 0
CS: 0

# Cincinnati Reds @ Pittsburgh Pirates

Forbes Field, Pittsburgh, PA

Mon Sep 13 1965, 3:33 AM EDT

Att. 1,299 - Unknown

BOTTOM

livebaseballscorecards.com

| Batter | 1 | 2 | 3 | 4 | 5 | 6 | 7 | 8 | 9 | AB | R | H | RBI | BB | SO | LOB |
|---|---|---|---|---|---|---|---|---|---|---|---|---|---|---|---|---|
| Bob Bailey, R (1, 5)<br>OBP: 0.333, SLG: 0.375 | BBBB 4-0 FC4-6 BB | 0-0 2B SF7 1B 3-H | | 0-0 E5 SH1-4 1B | | 0-0 G3-6-3 1B | | 0-0 WP 1B | | 4 | 2 | 3 | 1 | 1 | 0 | 0 |
| Bill Virdon, L (1, 8)<br>OBP: 0.330, SLG: 0.383 | 0-0 ① FC4-6 HBP 2B 1-2f | 0-0 2B 1-3 | | 0-0 ① SH1-4 1-2 | | 0-0 ① F9 | | 0-0 ① F5 | | 4 | 1 | 1 | 0 | 0 | 0 | 3 |
| Roberto Clemente, R (1, 9)<br>OBP: 0.384, SLG: 0.471 | H 1-0 2B HBP 1-2 | IIII 4-0 FC6-4 IBB | | 0-0 FC6-4 1B 2-H | | 0-0 ②③ G3-6-3 1-2f | | SSS 0-3 ② K 1-2 | | 3 | 1 | 1 | 1 | 1 | 1 | 2 |
| Willie Stargell, L (1, 7)<br>OBP: 0.318, SLG: 0.499 | 0-0 ② 2B 1-H 2-H 2B | 0-0 ② SF7 3-H | | 0-0 ② FC6-4 BB 1-2f | | | 0-0 ① 6-3 | 0-0 ③ 4-3 | | 4 | 1 | 1 | 3 | 0 | 0 | 2 |
| Donn Clendenon, R (1, 3)<br>OBP: 0.354, SLG: 0.487 | 0-0 2B 2-H | 0-0 ③ FC6-4 1-2f | | BBBB 4-0 FC4-6 1-2 BB | | | SSS 0-3 ② K | | | 3 | 0 | 1 | 1 | 1 | 1 | 2 |
| Bill Mazeroski, R (1, 4)<br>OBP: 0.288, SLG: 0.336 | 0-0 ② F7 | 0-0 ① F8 | | 0-0 ③ FC4-6 1-2f | | | 0-0 1B 2B | | | 4 | 1 | 1 | 0 | 0 | 0 | 3 |
| Jim Pagliaroni, R (1, 2)<br>OBP: 0.340, SLG: 0.422 | 0-0 ③ F9 | SSS 0-3 ② K | | 0-0 ① 5-3 | | | 0-0 1B 2-H 1B | | | 4 | 0 | 1 | 1 | 0 | 1 | 1 |
| Gene Alley, R (1, 6)<br>OBP: 0.306, SLG: 0.353 | | 0-0 4-3 1B 2B | | 0-0 HR | | 0-0 ② F7 | 0-0 1-2 1B | | | 4 | 2 | 3 | 1 | 0 | 0 | 0 |
| Vern Law, R (1, 1)<br>OBP: 0.244, SLG: 0.280 | | 0-0 ① 4-3 2-3 | | 0-0 ③ L6-4 | | 0-0 ③ F7 | 0-0 ③ F7 | | | 4 | 0 | 0 | 0 | 0 | 0 | 3 |
| Inning Stats | R: 3 H: 2<br>E: 0 LOB: 1<br>K: 0 BB: 1<br>S: 5 P: 10 | R: 2 H: 3<br>E: 0 LOB: 2<br>K: 0 BB: 1<br>S: 6 P: 10 | R: 1 H: 1<br>E: 0 LOB: 0<br>K: 1 BB: 0<br>S: 6 P: 6 | R: 1 H: 1<br>E: 1 LOB: 2<br>K: 0 BB: 1<br>S: 5 P: 9 | R: 0 H: 0<br>E: 0 LOB: 0<br>K: 0 BB: 0<br>S: 3 P: 3 | R: 0 H: 1<br>E: 0 LOB: 0<br>K: 0 BB: 0<br>S: 3 P: 3 | R: 1 H: 3<br>E: 0 LOB: 2<br>K: 1 BB: 0<br>S: 8 P: 8 | R: 0 H: 1<br>E: 0 LOB: 1<br>K: 1 BB: 0<br>S: 6 P: 6 | | 1B: 6 SF: 1<br>2B: 5 SAC: 1<br>3B: 0 DP: 1<br>HR: 1 HBP: 1 | | | | WP: 1 PA: 40<br>PB: 0<br>SB: 0<br>CS: 0 | | |

| | AB | 34 |
|---|---|---|
| | R | 8 |
| | H | 12 |
| | RBI | 8 |
| | BB | 3 |
| | SO | 3 |
| | LOB | 16 |

| PITCHER | | IP | WLS | BF | H | R | ER | SO | BB | IBB | HBP | BLK | WP | HR | S | P | ERA | WHIP |
|---|---|---|---|---|---|---|---|---|---|---|---|---|---|---|---|---|---|---|
| Sammy Ellis, R<br>ERA: 3.86 | (1, 1) | 1.1 | L | 10 | 4 | 5 | 5 | 0 | 1 | 0 | 1 | 0 | 0 | 0 | 8 | 13 | 33.75 | 3.750 |
| Ted Davidson, L<br>ERA: 2.17 | (2, 1) | 2.1 | | 13 | 3 | 2 | 1 | 1 | 1 | 1 | 0 | 0 | 0 | 1 | 13 | 21 | 3.86 | 1.714 |
| Bobby Locke, R<br>ERA: 6.06 | (4, 1) | 0.1 | | 1 | 0 | 0 | 0 | 0 | 0 | 0 | 0 | 0 | 0 | 0 | 1 | 1 | 0.00 | 0.000 |
| Roger Craig, R<br>ERA: 3.53 | (5, 1) | 3.0 | | 12 | 4 | 1 | 1 | 1 | 0 | 0 | 0 | 0 | 0 | 0 | 14 | 14 | 3.00 | 1.333 |
| Gerry Arrigo, L<br>ERA: 6.11 | (8, 1) | 1.0 | | 4 | 1 | 0 | 0 | 1 | 0 | 0 | 0 | 0 | 1 | 0 | 6 | 6 | 0.00 | 1.000 |

| PITCHER | IP | WLS | BF | H | R | ER | SO | BB | IBB | HBP | BLK | WP | HR | S | P | ERA | WHIP |
|---|---|---|---|---|---|---|---|---|---|---|---|---|---|---|---|---|---|

# Cincinnati Reds @ New York Mets

Shea Stadium, Flushing, NY

Tue Sep 14 1965, 7:05 PM EDT

Att. 11,825 - Unknown

TOP

livebaseballscorecards.com

| Batter | 1 | 2 | 3 | 4 | 5 | 6 | 7 | 8 | 9 | AB | R | H | RBI | BB | SO | LOB |
|---|---|---|---|---|---|---|---|---|---|---|---|---|---|---|---|---|
| Tommy Harper, R (1, 7) OBP: 0.352, SLG: 0.414 | 5-3 | 2-H 1B | | 3-H CS 1B | | | SSS K | 6-3 | 2-3 BB 1B | 6 | 1 | 3 | 2 | 0 | 1 | 0 |
| Pete Rose, S (1, 4) OBP: 0.382, SLG: 0.450 | BB 1B BB | 1-3 | | 1-2 CS | BBBB HR BB | | E 2B | 2B 1B | 1-2 HR BB | 3 | 3 | 2 | 0 | 3 | 0 | 1 |
| Vada Pinson, L (1, 8) OBP: 0.345, SLG: 0.480 | 1-2 BB 1B | | SSS K | | P6 | | E4 E 2-H 1B 1B | L8 | 1-2 2-H 3-H HR 1B | 6 | 2 | 3 | 3 | 0 | 1 | 2 |
| Frank Robinson, R (1, 9) OBP: 0.384, SLG: 0.534 | 1-2 2-3 BB | | SSS K | | 1-H HR | | E4 WP 1B WP 2-3 | 1-3 2B | 1-H 2-H HR | 5 | 3 | 3 | 5 | 1 | 1 | 1 |
| Deron Johnson, R (1, 5) OBP: 0.341, SLG: 0.521 | SSS K | | 6-3 | | BBB G6-4-3 BB | | WP WP 1-2 3-H 1B | FC6-4 IBB | F2 | 4 | 0 | 1 | 1 | 2 | 1 | 3 |
| Tony Perez, R (1, 3) OBP: 0.318, SLG: 0.478 | F8 | | | 6-3 | G6-4-3 1-2f | | BBB WP 1-2 2-3 BB | FC6-4 1-2f | | 4 | 0 | 0 | 0 | 1 | 0 | 7 |
| Johnny Edwards, L (1, 2) OBP: 0.359, SLG: 0.486 | | SSS K2-3 | | 3B 1B | | F7 | 1-2 2-3 3-H IBB | | 1B 5-3 1B 1B | 4 | 2 | 2 | 0 | 1 | 1 | 0 |
| Leo Cardenas, R (1, 6) OBP: 0.356, SLG: 0.425 | | SH1-4 1B 1B | | 1-H 1B 3B | | 5-3 | P4 | | 1-2 5-3 | 5 | 2 | 2 | 1 | 0 | 0 | 4 |
| Jim O'Toole, S (1, 1) OBP: 0.143, SLG: 0.077 | | 1-2 SH1-4 | | 4-3 | | SSS 5-3 | SSS K | | SSS K | 3 | 0 | 0 | 0 | 0 | 1 | 4 |
| Sammy Ellis, L (8, 1) OBP: 0.143, SLG: 0.136 | | | | | | | | | | 0 | 0 | 0 | 0 | 0 | 0 | 0 |
| Billy McCool, R (8, 1) OBP: 0.045, SLG: 0.045 | | | | | | | | | | 1 | 0 | 0 | 0 | 0 | 1 | 1 |

| | AB | 41 |
|---|---|---|
| | R | 13 |
| | H | 16 |
| | RBI | 12 |
| | BB | 8 |
| | SO | 7 |
| | LOB | 23 |

| Inning Stats | | | | | | | | | | | | | | | | | | | | | | | | | | | | | | | | | | |
|---|---|---|---|---|---|---|---|---|---|---|---|---|---|---|---|---|---|---|---|---|---|---|---|---|---|---|---|---|---|---|---|---|---|---|
| | R: 0 | E: 0 | K: 1 | S: 6 | H: 1 | LOB: 3 | BB: 2 | P: 14 | R: 1 | E: 0 | K: 1 | S: 7 | H: 2 | LOB: 1 | BB: 0 | P: 7 | R: 0 | E: 0 | K: 2 | S: 7 | H: 0 | LOB: 0 | BB: 0 | P: 7 | R: 2 | E: 0 | K: 0 | S: 5 | H: 3 | LOB: 0 | BB: 0 | P: 5 | R: 2 | E: 0 | K: 0 | S: 3 | H: 1 | LOB: 0 | BB: 2 | P: 11 |
| | R: 0 | E: 0 | K: 0 | S: 3 | H: 0 | LOB: 0 | BB: 0 | P: 3 | R: 3 | E: 2 | K: 2 | S: 11 | H: 3 | LOB: 3 | BB: 2 | P: 19 | R: 0 | E: 0 | K: 0 | S: 5 | H: 2 | LOB: 3 | BB: 1 | P: 9 | R: 5 | E: 0 | K: 1 | S: 9 | H: 4 | LOB: 0 | BB: 1 | P: 13 | 1B: 11 | 2B: 2 | 3B: 1 | HR: 2 | SF: 0 | SAC: 1 | DP: 1 | HBP: 0 | WP: 2 | PB: 0 | SB: 0 | CS: 1 | PA: 51 |

| PITCHER | | IP | WLS | BF | H | R | ER | SO | BB | IBB | HBP | BLK | WP | HR | S | P | ERA | WHIP |
|---|---|---|---|---|---|---|---|---|---|---|---|---|---|---|---|---|---|---|
| Tug McGraw, L (1, 1) ERA: 3.13 | (1, 1) | 4.1 | L | 23 | 7 | 5 | 5 | 4 | 4 | 0 | 0 | 0 | 0 | 1 | 27 | 43 | 10.38 | 2.538 |
| Darrell Sutherland, R (5, 1) ERA: 3.25 | (5, 1) | 0.2 | | 1 | 0 | 0 | 0 | 0 | 0 | 0 | 0 | 0 | 0 | 0 | 1 | 1 | 0.00 | 0.000 |
| Gordie Richardson, L (6, 1) ERA: 4.05 | (6, 1) | 1.1 | | 7 | 2 | 3 | 1 | 1 | 0 | 0 | 0 | 0 | 0 | 0 | 9 | 9 | 6.75 | 1.500 |
| Carl Willey, R (7, 1) ERA: 6.0 | (7, 1) | 0.2 | | 5 | 1 | 0 | 0 | 1 | 1 | 1 | 0 | 0 | 2 | 0 | 5 | 13 | 0.00 | 3.000 |
| Galen Cisco, R (8, 1) ERA: 4.58 | (8, 1) | 2.0 | | 14 | 6 | 5 | 5 | 1 | 1 | 1 | 0 | 0 | 0 | 1 | 14 | 22 | 22.50 | 3.500 |

| PITCHER | IP | WLS | BF | H | R | ER | SO | BB | IBB | HBP | BLK | WP | HR | S | P | ERA | WHIP |
|---|---|---|---|---|---|---|---|---|---|---|---|---|---|---|---|---|---|

# Cincinnati Reds @ New York Mets

Shea Stadium, Flushing, NY

Tue Sep 14 1965, 7:05 PM EDT

Att. 11,825 - Unknown

BOTTOM

| Batter | 1 | 2 | 3 | 4 | 5 | 6 | 7 | 8 | 9 | AB | R | H | RBI | BB | SO | LOB |
|---|---|---|---|---|---|---|---|---|---|---|---|---|---|---|---|---|
| Bobby Klaus, R (1, 4)<br>OBP: 0.302, SLG: 0.252 | G3 | | P6 | | 5-3 | | | BB, 1B, 2B | F9 | 3 | 0 | 0 | 0 | 0 | 0 | 3 |
| Chuck Hiller, L (8, PH) (9, 4)<br>OBP: 0.278, SLG: 0.350 | | | | | | | | | | 2 | 1 | 1 | 0 | 0 | 0 | 1 |
| Roy McMillan, R (1, 6)<br>OBP: 0.285, SLG: 0.300 | L8 | | 1-3, 2-H, 3-H, G6-4-3, 1B | | | 4-3 | | BBBB, BB, 1B, BB | 1-H, 2B | 4 | 1 | 2 | 3 | 1 | 0 | 0 |
| Joe Christopher, R (1, 9)<br>OBP: 0.305, SLG: 0.339 | 5-3 | | 1-2f, G6-4-3 | | | F2 | | BBBB, 1-2, 2-3, 1B, BB | 5-3 | 4 | 0 | 0 | 0 | 1 | 0 | 3 |
| Charley Smith, R (1, 5)<br>OBP: 0.275, SLG: 0.413 | | F7 | | 5-3 | | SSS, K | | P6 | | 4 | 0 | 0 | 0 | 0 | 1 | 3 |
| Jim Hickman, R (1, 8) (6, 3)<br>OBP: 0.279, SLG: 0.400 | | SSSS, K | | F7 | | | L9, SF8, 1B | 1-2, 2-H, 3-H, 1B | | 4 | 1 | 2 | 2 | 0 | 1 | 0 |
| Ron Swoboda, R (1, 7)<br>OBP: 0.293, SLG: 0.430 | | 5-3 | | H, 1-0, HBP | | | 1-2, 1B | SSS, K | | 3 | 0 | 1 | 0 | 0 | 1 | 2 |
| Ed Kranepool, L (1, 3)<br>OBP: 0.308, SLG: 0.385 | | | BBBB, 1B, E, 1B, BB | F5 | | | L9 | P4 | | 1 | 1 | 0 | 0 | 1 | 0 | 1 |
| Gordie Richardson, R (6, 1) | | | | | | | | | | 0 | 0 | 0 | 0 | 0 | 0 | 0 |
| Carl Willey, R (7, 1) | | | | | | | | | | 0 | 0 | 0 | 0 | 0 | 0 | 0 |
| Danny Napoleon, R (7, PH)<br>OBP: 0.258, SLG: 0.192 | | | | | | | | | | 1 | 0 | 0 | 0 | 0 | 0 | 2 |
| Jimmie Schaffer, R (8, 2)<br>OBP: 0.217, SLG: 0.277 | | | | | | | 2-3 | | | 1 | 0 | 0 | 0 | 0 | 0 | 2 |
| Chris Cannizzaro, R (1, 2)<br>OBP: 0.266, SLG: 0.224 | | | E4, 1B, 1-2, 1B | | 1-3 | | SF8, 3-H | | F3 | 2 | 1 | 0 | 0 | 0 | 0 | 1 |
| Ron Hunt, R (7, PH)<br>OBP: 0.296, SLG: 0.280 | | | | | | | | | | 0 | 0 | 0 | 1 | 0 | 0 | 0 |
| Galen Cisco, R (8, 1)<br>OBP: 0.310, SLG: 0.259 | | | | | | | | | | 0 | 0 | 0 | 0 | 0 | 0 | 0 |
| Greg Goossen, R (9, PH)<br>OBP: 0.333, SLG: 0.333 | | | | | | | | | | 1 | 0 | 0 | 0 | 0 | 0 | 0 |
| Tug McGraw, R (1, 1)<br>OBP: 0.111, SLG: 0.111 | | | 1-2, 2-3, 1B | | 4-3 | | 5-3 | | BBBB, 2B, BB | 1 | 0 | 1 | 0 | 0 | 0 | 0 |
| Darrell Sutherland, R (5, 1)<br>OBP: 0.111, SLG: 0.333 | | | | | | | | | | 0 | 0 | 0 | 0 | 0 | 0 | 0 |
| Cleon Jones, R (5, PH) (6, 8)<br>OBP: 0.151, SLG: 0.135 | | | | | | | | | | 2 | 1 | 0 | 0 | 1 | 0 | 1 |
| Inning Stats | R: 0, E: 0, K: 0, S: 3, H: 0, LOB: 0, BB: 0, P: 3 | R: 0, E: 0, K: 1, S: 5, H: 0, LOB: 0, BB: 0, P: 5 | R: 2, E: 1, K: 0, S: 5, H: 2, LOB: 1, BB: 1, P: 9 | R: 0, E: 0, K: 0, S: 3, H: 0, LOB: 1, BB: 0, P: 4 | R: 0, E: 0, K: 0, S: 3, H: 0, LOB: 0, BB: 0, P: 3 | R: 0, E: 0, K: 1, S: 5, H: 0, LOB: 0, BB: 0, P: 5 | R: 1, E: 0, K: 0, S: 5, H: 2, LOB: 1, BB: 0, P: 5 | R: 2, E: 0, K: 1, S: 7, H: 2, LOB: 2, BB: 2, P: 15 | R: 1, E: 0, K: 0, S: 4, H: 1, LOB: 1, BB: 1, P: 8 | 1B: 5, 2B: 2, 3B: 0, HR: 0 | SF: 1, SAC: 0, DP: 1, HBP: 1 | | | | | | |

| PITCHER | | IP | WLS | BF | H | R | ER | SO | BB | IBB | HBP | BLK | WP | HR | S | P | ERA | WHIP |
|---|---|---|---|---|---|---|---|---|---|---|---|---|---|---|---|---|---|---|
| Jim O'Toole, L<br>ERA: 6.16 | (1, 1) | 7.0 | W | 27 | 4 | 3 | 2 | 2 | 1 | 0 | 1 | 0 | 0 | 0 | 29 | 34 | 2.57 | 0.714 |
| Sammy Ellis, R<br>ERA: 3.93 | (8, 1) | 0.1 | | 5 | 2 | 2 | 2 | 0 | 2 | 0 | 0 | 0 | 0 | 0 | 3 | 11 | 54.00 | 12.000 |
| Billy McCool, L<br>ERA: 4.19 | (8, 1) | 1.2 | S | 7 | 1 | 1 | 1 | 1 | 1 | 0 | 0 | 0 | 0 | 0 | 8 | 12 | 5.40 | 1.200 |

| PITCHER | IP | WLS | BF | H | R | ER | SO | BB | IBB | HBP | BLK | WP | HR | S | P | ERA | WHIP |
|---|---|---|---|---|---|---|---|---|---|---|---|---|---|---|---|---|---|

| | |
|---|---|
| AB | 33 |
| R | 6 |
| H | 7 |
| RBI | 6 |
| BB | 4 |
| SO | 3 |
| LOB | 19 |

WP: 0 PB: 0 SB: 0 CS: 0 PA: 39

livebaseballscorecards.com

| Batter | 1 | 2 | 3 | 4 | 5 | 6 | 7 | 8 | 9 | AB | R | H | RBI | BB | SO | LOB |
|---|---|---|---|---|---|---|---|---|---|---|---|---|---|---|---|---|
| Tommy Harper, R (1, 7)<br>OBP: 0.351, SLG: 0.411 | S S S<br>0-3 ①<br>K | x<br>0-0 ③<br>4-3 | | | x<br>0-0 ①<br>P1 | | B B B B<br>4-0<br>L6<br>BB | | x<br>0-0 ② ③<br>G4-3<br>1-2f | 4 | 0 | 0 | 0 | 1 | 1 | 4 |
| Pete Rose, S (1, 4)<br>OBP: 0.381, SLG: 0.448 | B B B B<br>4-0<br>1B<br>BB | | x<br>0-0 ①<br>4-3 | | x<br>0-0 ②<br>F7 | | x<br>0-0 ② ③<br>L6<br>1-2 | | | 3 | 0 | 0 | 0 | 1 | 0 | 2 |
| Vada Pinson, L (1, 8)<br>OBP: 0.346, SLG: 0.480 | x<br>0-0<br>G6-4-3<br>1-2<br>1B | | x<br>0-0 ②<br>F9 | | x<br>0-0<br>FC6-4<br>2-3<br>1B | | | x<br>0-0 ①<br>F8 | | 4 | 0 | 2 | 0 | 0 | 0 | 0 |
| Frank Robinson, R (1, 9)<br>OBP: 0.383, SLG: 0.532 | x<br>0-0 ② ③<br>G6-4-3<br>1-2f | | x<br>0-0 ③<br>F9 | | x<br>0-0 ③<br>FC6-4<br>1-2f | | | x<br>0-0<br>1B | | 4 | 0 | 1 | 0 | 0 | 0 | 4 |
| Gordy Coleman, L (1, 3)<br>OBP: 0.360, SLG: 0.512<br>Marty Keough, L (8, 3)<br>OBP: 0.196, SLG: 0.119 | | x<br>0-0 ①<br>L9 | | x<br>0-0 ①<br>3-1 | | x<br>0-0 ①<br>F8 | | S S S<br>0-3 ②<br>K | | 4<br>0 | 0<br>0 | 0<br>0 | 0<br>0 | 0<br>0 | 1<br>0 | 1<br>0 |
| Deron Johnson, R (1, 5)<br>OBP: 0.340, SLG: 0.519 | | x<br>0-0<br>1B 1B<br>E<br>1B | | x<br>0-0<br>E5 | | S S S<br>0-3 ②<br>K | | x<br>0-0 ③<br>F2 | | 4 | 1 | 1 | 0 | 0 | 1 | 1 |
| Johnny Edwards, L (1, 2)<br>OBP: 0.361, SLG: 0.486 | | x<br>0-0<br>1B<br>1-2<br>1B<br>1B | | x<br>0-0 ②<br>P6 | | x<br>0-0<br>FC5-4<br>1B | | | x<br>0-0 ①<br>F5 | 4 | 1 | 2 | 0 | 0 | 0 | 1 |
| Leo Cardenas, R (1, 6)<br>OBP: 0.357, SLG: 0.429 | | x<br>0-0<br>E2<br>1B<br>1-2<br>2-H<br>1B | | x<br>0-0 ③<br>F8 | | x<br>0-0 ③<br>FC5-4<br>1-2f | | | x<br>0-0<br>3B | 4 | 0 | 2 | 0 | 0 | 0 | 2 |
| Jim Maloney, L (1, 1)<br>OBP: 0.322, SLG: 0.346 | | x<br>0-0 ②<br>1-3<br>2-H<br>1B | | x<br>0-0<br>1B<br>2B | | x<br>0-0 ①<br>3-1 | | | B B B B<br>4-0<br>G4-3<br>BB | 3 | 0 | 2 | 1 | 1 | 0 | 0 |
| Inning Stats | R: 0 H: 1<br>E: 0 LOB: 1<br>K: 1 BB: 1<br>S: 5 P: 9 | R: 2 H: 4<br>E: 1 LOB: 1<br>K: 0 BB: 0<br>S: 6 P: 6 | R: 0 H: 0<br>E: 0 LOB: 0<br>K: 0 BB: 0<br>S: 3 P: 3 | R: 0 H: 0<br>E: 1 LOB: 1<br>K: 0 BB: 0<br>S: 4 P: 4 | R: 0 H: 2<br>E: 0 LOB: 2<br>K: 0 BB: 0<br>S: 5 P: 5 | R: 0 H: 1<br>E: 0 LOB: 1<br>K: 1 BB: 0<br>S: 6 P: 6 | R: 0 H: 0<br>E: 0 LOB: 0<br>K: 0 BB: 1<br>S: 2 P: 6 | R: 0 H: 1<br>E: 0 LOB: 1<br>K: 1 BB: 0<br>S: 6 P: 6 | R: 0 H: 1<br>E: 0 LOB: 1<br>K: 0 BB: 1<br>S: 3 P: 7 | 1B: 8 SF: 0<br>2B: 1 SAC: 0<br>3B: 1 DP: 2<br>HR: 0 HBP: 0 | | | | WP: 0 PA: 37<br>PB: 0<br>SB: 0<br>CS: 0 | | |

| PITCHER | | IP | WLS | BF | H | R | ER | SO | BB | IBB | HBP | BLK | WP | HR | S | P | ERA | WHIP |
|---|---|---|---|---|---|---|---|---|---|---|---|---|---|---|---|---|---|---|
| Jack Fisher, R<br>ERA: 3.9 | (1, 1) | 8.0 | L | 33 | 9 | 2 | 1 | 3 | 2 | 0 | 0 | 0 | 0 | 0 | 37 | 45 | 1.12 | 1.375 |
| Gordie Richardson, L<br>ERA: 3.97 | (9, 1) | 1.0 | | 4 | 1 | 0 | 0 | 0 | 1 | 0 | 0 | 0 | 0 | 0 | 3 | 7 | 0.00 | 2.000 |

| PITCHER | IP | WLS | BF | H | R | ER | SO | BB | IBB | HBP | BLK | WP | HR | S | P | ERA | WHIP |
|---|---|---|---|---|---|---|---|---|---|---|---|---|---|---|---|---|---|

# TOP

## Cincinnati Reds @ New York Mets

Shea Stadium, Flushing, NY

Wed Sep 15 1965, 7:05 PM EDT

Att. 8,837 - Unknown

livebaseballscorecards.com

| | |
|---|---|
| AB | 34 |
| R | 2 |
| H | 10 |
| RBI | 1 |
| BB | 3 |
| SO | 3 |
| LOB | 15 |

| Batter | 1 | 2 | 3 | 4 | 5 | 6 | 7 | 8 | 9 | AB | R | H | RBI | BB | SO | LOB |
|---|---|---|---|---|---|---|---|---|---|---|---|---|---|---|---|---|
| Johnny Lewis, L (1, 8)<br>OBP: 0.330, SLG: 0.386 | 3-1 | | K | | | K | | | F8 SH3-4 1B | 4 | 0 | 1 | 0 | 0 | 2 | 0 |
| Ron Hunt, R (1, 4)<br>OBP: 0.297, SLG: 0.281 | G4-6-3 1B | | | L9 | | F3 | | | SH3-4 1-2 | 3 | 0 | 1 | 0 | 0 | 0 | 0 |
| Ed Kranepool, L (1, 3)<br>OBP: 0.308, SLG: 0.390 | G4-6-3 1-2f | | | HR | | | P5 | | F8 2-3 | 4 | 1 | 1 | 1 | 0 | 0 | 2 |
| Charley Smith, R (1, 5)<br>OBP: 0.277, SLG: 0.412 | | FC4 1B | | K | | | 6-3 | | BB | 3 | 0 | 1 | 0 | 1 | 1 | 0 |
| John Stephenson, L (1, 2)<br>OBP: 0.245, SLG: 0.283 | | K | | L8 | | | 6-3 | | F8 | 4 | 0 | 0 | 0 | 0 | 1 | 3 |
| Joe Christopher, R (1, 9)<br>OBP: 0.303, SLG: 0.337 | | K | | | K | | | K | | 3 | 0 | 0 | 0 | 0 | 3 | 1 |
| Jim Hickman, R (1, 7)<br>OBP: 0.277, SLG: 0.396 | | FC4 1-2f | | | 5-3 | | | E6 4-3 | | 3 | 0 | 0 | 0 | 0 | 0 | 1 |
| Roy McMillan, R (1, 6)<br>OBP: 0.284, SLG: 0.298 | | | F9 | | 6-3 | | | 4-3 1-2 | | 3 | 0 | 0 | 0 | 0 | 0 | 1 |
| Jack Fisher, R (1, 1)<br>OBP: 0.187, SLG: 0.192 | | | K | | | F8 | | P6 | | 2 | 0 | 0 | 0 | 0 | 1 | 0 |
| Chuck Hiller, L (8, PH)<br>OBP: 0.277, SLG: 0.349 | | | | | | | | | | 1 | 0 | 0 | 0 | 0 | 0 | 1 |
| Gordie Richardson, R (9, 1) | | | | | | | | | | 0 | 0 | 0 | 0 | 0 | 0 | 0 |
| Inning Stats | R: 0 E: 0 K: 0 S: 3 H: 1 LOB: 0 BB: 0 P: 3 | R: 0 E: 0 K: 2 S: 8 H: 1 LOB: 1 BB: 0 P: 8 | R: 0 E: 0 K: 2 S: 7 H: 0 LOB: 0 BB: 0 P: 7 | R: 1 E: 0 K: 1 S: 6 H: 1 LOB: 0 BB: 0 P: 6 | R: 0 E: 0 K: 1 S: 5 H: 0 LOB: 0 BB: 0 P: 5 | R: 0 E: 0 K: 1 S: 5 H: 0 LOB: 0 BB: 0 P: 5 | R: 0 E: 0 K: 0 S: 3 H: 0 LOB: 0 BB: 0 P: 3 | R: 0 E: 1 K: 1 S: 6 H: 0 LOB: 1 BB: 0 P: 6 | R: 0 E: 0 K: 0 S: 4 H: 1 LOB: 2 BB: 1 P: 8 | 1B: 3 2B: 0 3B: 0 HR: 1 | SF: 0 SAC: 1 DP: 1 HBP: 0 | | | | | | |

| PITCHER | IP | WLS | BF | H | R | ER | SO | BB | IBB | HBP | BLK | WP | HR | S | P | ERA | WHIP |
|---|---|---|---|---|---|---|---|---|---|---|---|---|---|---|---|---|---|
| Jim Maloney, R (1, 1)<br>ERA: 2.55 | 9.0 | W | 32 | 4 | 1 | 1 | 8 | 1 | 0 | 0 | 0 | 0 | 1 | 47 | 51 | 1.00 | 0.556 |

| PITCHER | IP | WLS | BF | H | R | ER | SO | BB | IBB | HBP | BLK | WP | HR | S | P | ERA | WHIP |
|---|---|---|---|---|---|---|---|---|---|---|---|---|---|---|---|---|---|

# BOTTOM

# Cincinnati Reds @ New York Mets

Shea Stadium, Flushing, NY

Wed Sep 15 1965, 7:05 PM EDT

Att. 8,837 - Unknown

livebaseballscorecards.com

| | |
|---|---|
| AB | 30 |
| R | 1 |
| H | 4 |
| RBI | 1 |
| BB | 1 |
| SO | 8 |
| LOB | 9 |

PA: 32

WP: 0 PB: 0 SB: 0 CS: 0

# Cincinnati Reds @ New York Mets

Shea Stadium, Flushing, NY

Thu Sep 16 1965, 3:33 AM EDT

Att. 4,965 - Unknown

TOP

livebaseballscorecards.com

| Batter | 1 | 2 | 3 | 4 | 5 | 6 | 7 | 8 | 9 | AB | R | H | RBI | BB | SO | LOB |
|---|---|---|---|---|---|---|---|---|---|---|---|---|---|---|---|---|
| Tommy Harper, R (1, 7)<br>OBP: 0.351, SLG: 0.410 | S 1B<br>1B | | 5-3 ① | | 6-3 ② | | | 6-3 ① | | 4 | 0 | 1 | 0 | 0 | 0 | 0 |
| Pete Rose, S (1, 4)<br>OBP: 0.382, SLG: 0.449 | S<br>1-2<br>1B | | 6-3 ② | | F8 ③ | | | 1B<br>HR<br>1B | | 4 | 1 | 2 | 0 | 0 | 0 | 0 |
| Vada Pinson, L (1, 8)<br>OBP: 0.345, SLG: 0.479 | F8 ①<br>1-2<br>2-3 | | G3 ③ | | | F7 ① | | HR<br>1-2<br>1B | | 4 | 1 | 1 | 0 | 0 | 0 | 2 |
| Frank Robinson, R (1, 9)<br>OBP: 0.382, SLG: 0.529 | L5 ② | | | 5-3 ① | | BBBB<br>G1-4-3<br>BB | | P6 ② | | 3 | 0 | 0 | 0 | 1 | 0 | 4 |
| Deron Johnson, R (1, 5)<br>OBP: 0.341, SLG: 0.523 | BBBB<br>BB | | | 1-3 ② | | G1-4-3 ②③<br>1-2f | | 1-H<br>2-H<br>HR | | 3 | 1 | 1 | 3 | 1 | 0 | 1 |
| Tony Perez, R (1, 3)<br>OBP: 0.317, SLG: 0.482 | 4-3 ③ | | | 3B | | | F9 ① | F8 ③ | | 4 | 0 | 1 | 0 | 0 | 0 | 3 |
| Johnny Edwards, L (1, 2)<br>OBP: 0.362, SLG: 0.485 | | G3 ① | | BBBB<br>BB | | | F7 ② | | G4-6-3<br>1B | 3 | 0 | 1 | 0 | 1 | 0 | 0 |
| Marty Keough, L (9, PR)<br>OBP: 0.196, SLG: 0.119 | | | | | | | | | | 0 | 0 | 0 | 0 | 0 | 0 | 0 |
| Leo Cardenas, R (1, 6)<br>OBP: 0.356, SLG: 0.430 | | 6-3 ② | | 5-3 ③ | | | 2B | | L6 ① | 4 | 0 | 1 | 0 | 0 | 0 | 3 |
| John Tsitouris, R (1, 1)<br>OBP: 0.109, SLG: 0.070<br>Ted Davidson, R (3, 1)<br>Lee May, R (5, PH)<br>Joe Nuxhall, L (5, 1)<br>OBP: 0.263, SLG: 0.250<br>Tommy Helms, R (7, PH)<br>OBP: 0.514, SLG: 0.636<br>Joey Jay, S (7, 1)<br>OBP: 0.078, SLG: 0.061<br>Gerry Arrigo, L (8, 1)<br>OBP: 0.767, SLG: 0.417<br>Gordy Coleman, L (9, PH)<br>OBP: 0.388, SLG: 0.510 | | 6-3 ③ | | | 6-3 ① | | 6-3 ③ | | G4-6-3 ②③<br>1-2f | 1<br>0<br>1<br>0<br>1<br>0<br>0<br>0<br>1 | 0<br>0<br>0<br>0<br>0<br>0<br>0<br>0<br>0 | 0<br>0<br>0<br>0<br>0<br>0<br>0<br>0<br>1 | 0<br>0<br>0<br>0<br>0<br>0<br>0<br>0<br>0 | 0<br>0<br>0<br>0<br>0<br>0<br>0<br>0<br>0 | 0<br>0<br>0<br>0<br>0<br>0<br>0<br>0<br>0 | 0<br>0<br>0<br>0<br>0<br>0<br>0<br>0<br>1 |
| Inning Stats | R: 0 H: 2<br>E: 0 LOB: 3<br>K: 0 BB: 1<br>S: 5 P: 9 | R: 0 H: 0<br>E: 0 LOB: 0<br>K: 0 BB: 0<br>S: 3 P: 3 | R: 0 H: 0<br>E: 0 LOB: 0<br>K: 0 BB: 0<br>S: 3 P: 3 | R: 0 H: 1<br>E: 0 LOB: 2<br>K: 0 BB: 1<br>S: 4 P: 8 | R: 0 H: 0<br>E: 0 LOB: 0<br>K: 0 BB: 0<br>S: 3 P: 3 | R: 0 H: 0<br>E: 0 LOB: 0<br>K: 0 BB: 1<br>S: 2 P: 6 | R: 0 H: 1<br>E: 0 LOB: 1<br>K: 0 BB: 0<br>S: 4 P: 4 | R: 3 H: 3<br>E: 0 LOB: 0<br>K: 0 BB: 0<br>S: 6 P: 6 | R: 0 H: 1<br>E: 0 LOB: 1<br>K: 0 BB: 0<br>S: 3 P: 3 | 1B: 5 SF: 0<br>2B: 1 SAC: 0<br>3B: 1 DP: 2<br>HR: 1 HBP: 0 | | | | | | |

| | |
|---|---|
| AB | 33 |
| R | 3 |
| H | 8 |
| RBI | 3 |
| BB | 3 |
| SO | 0 |
| LOB | 15 |

WP: 0 PA: 36
PB: 0
SB: 2
CS: 0

| PITCHER | | IP | WLS | BF | H | R | ER | SO | BB | IBB | HBP | BLK | WP | HR | S | P | ERA | WHIP |
|---|---|---|---|---|---|---|---|---|---|---|---|---|---|---|---|---|---|---|
| Al Jackson, L<br>ERA: 4.38 | (1, 1) | 8.0 | W | 34 | 8 | 3 | 3 | 0 | 3 | 0 | 0 | 0 | 0 | 1 | 31 | 43 | 3.38 | 1.375 |
| Dave Eilers, R<br>ERA: 4.8 | (9, 1) | 1.0 | S | 2 | 0 | 0 | 0 | 0 | 0 | 0 | 0 | 0 | 0 | 0 | 2 | 2 | 0.00 | 0.000 |

| PITCHER | IP | WLS | BF | H | R | ER | SO | BB | IBB | HBP | BLK | WP | HR | S | P | ERA | WHIP |
|---|---|---|---|---|---|---|---|---|---|---|---|---|---|---|---|---|---|

# Cincinnati Reds @ New York Mets

Shea Stadium, Flushing, NY

Thu Sep 16 1965, 3:33 AM EDT

Att. 4,965 - Unknown

livebaseballscorecards.com

## BOTTOM

| Batter | 1 | 2 | 3 | 4 | 5 | 6 | 7 | 8 | 9 | AB | R | H | RBI | BB | SO | LOB |
|---|---|---|---|---|---|---|---|---|---|---|---|---|---|---|---|---|
| Johnny Lewis, L (1, 8)<br>OBP: 0.327, SLG: 0.381 | F2 | F8 | | 1-3 | | G3-6-3<br>1-2f | | F7 | | 5 | 0 | 0 | 0 | 0 | 0 | 5 |
| Ron Hunt, R (1, 4)<br>OBP: 0.302, SLG: 0.302 | HR | | BB<br>SH1-4 1B<br>FC5-2-5 | | F3 | | 5-3 | | | 3 | 1 | 1 | 1 | 1 | 0 | 0 |
| Ed Kranepool, L (1, 3)<br>OBP: 0.311, SLG: 0.392 | BB<br>S | | 1B<br>FC5-2-5 SH1-4<br>1-2 HR | | F8 | | WP<br>1B | | | 3 | 1 | 2 | 0 | 1 | 0 | 0 |
| Charley Smith, R (1, 5)<br>OBP: 0.275, SLG: 0.410 | P4<br>1-2 | | SH1-4<br>1-2<br>2-3 | | K | | K<br>1-2 | | | 3 | 0 | 0 | 0 | 0 | 2 | 2 |
| Joe Christopher, R (1, 9)<br>OBP: 0.303, SLG: 0.336 | K | | FC5-2-5<br>HR<br>2-3<br>3-H | | | 1B<br>1B<br>1B | F9 | | | 4 | 2 | 1 | 0 | 0 | 1 | 4 |
| John Stephenson, L (1, 2)<br>OBP: 0.265, SLG: 0.365 | | G3<br>1-H<br>3-H | HR | | | 1B<br>SH<br>1-2 1B | | HR | | 4 | 3 | 3 | 4 | 0 | 0 | 0 |
| Jim Hickman, R (1, 7)<br>OBP: 0.276, SLG: 0.394 | | 1B<br>1B | F7 | | | F2 | | P3 | | 4 | 0 | 1 | 0 | 0 | 0 | 2 |
| Roy McMillan, R (1, 6)<br>OBP: 0.285, SLG: 0.299 | | F2 | | 1-3 | | SH<br>1-3<br>2-H 1B | | SH3-4<br>1B | | 4 | 0 | 2 | 1 | 0 | 0 | 1 |
| Al Jackson, L (1, 1)<br>OBP: 0.123, SLG: 0.125<br>Dave Eilers, R (9, 1) | | 1-2 1B | | K | | SH<br>G3-6-3<br>1-2<br>3-H | | SH3-4<br>1-2 | | 2<br>0 | 0<br>0 | 1<br>0 | 1<br>0 | 0<br>0 | 1<br>0 | 0<br>0 |
| Inning Stats | R: 1 H: 1<br>E: 0 LOB: 1<br>K: 1 BB: 1<br>S: 6 P: 10 | R: 0 H: 2<br>E: 0 LOB: 2<br>K: 0 BB: 0<br>S: 5 P: 5 | R: 3 H: 2<br>E: 0 LOB: 0<br>K: 0 BB: 1<br>S: 5 P: 9 | R: 0 H: 0<br>E: 0 LOB: 0<br>K: 1 BB: 0<br>S: 5 P: 5 | R: 0 H: 0<br>E: 0 LOB: 0<br>K: 1 BB: 0<br>S: 5 P: 5 | R: 2 H: 3<br>E: 0 LOB: 1<br>K: 0 BB: 0<br>S: 6 P: 6 | R: 0 H: 1<br>E: 0 LOB: 1<br>K: 1 BB: 0<br>S: 6 P: 6 | R: 1 H: 2<br>E: 0 LOB: 1<br>K: 0 BB: 0<br>S: 5 P: 5 | | 1B: 8 SF: 0<br>2B: 0 SAC: 3<br>3B: 0 DP: 1<br>HR: 3 HBP: 0 | | | | | | |

| | |
|---|---|
| AB | 32 |
| R | 7 |
| H | 11 |
| RBI | 7 |
| BB | 2 |
| SO | 4 |
| LOB | 14 |

WP: 1 PA: 37
PB: 0
SB: 1
CS: 0

| PITCHER | | IP | WLS | BF | H | R | ER | SO | BB | IBB | HBP | BLK | WP | HR | S | P | ERA | WHIP |
|---|---|---|---|---|---|---|---|---|---|---|---|---|---|---|---|---|---|---|
| John Tsitouris, R<br>ERA: 4.95 | (1, 1) | 2.2 | L | 15 | 5 | 4 | 4 | 1 | 2 | 0 | 0 | 0 | 0 | 2 | 15 | 23 | 13.50 | 2.625 |
| Ted Davidson, L<br>ERA: 2.12 | (3, 1) | 1.1 | | 4 | 0 | 0 | 0 | 1 | 0 | 0 | 0 | 0 | 0 | 0 | 6 | 6 | 0.00 | 0.000 |
| Joe Nuxhall, L<br>ERA: 3.45 | (5, 1) | 2.0 | | 9 | 3 | 2 | 2 | 1 | 0 | 0 | 0 | 0 | 0 | 0 | 11 | 11 | 9.00 | 1.500 |
| Joey Jay, R<br>ERA: 4.2 | (7, 1) | 1.0 | | 4 | 1 | 0 | 0 | 1 | 0 | 0 | 0 | 0 | 1 | 0 | 6 | 6 | 0.00 | 1.000 |
| Gerry Arrigo, L<br>ERA: 6.17 | (8, 1) | 1.0 | | 5 | 2 | 1 | 1 | 0 | 0 | 0 | 0 | 0 | 0 | 1 | 5 | 5 | 9.00 | 2.000 |

| PITCHER | IP | WLS | BF | H | R | ER | SO | BB | IBB | HBP | BLK | WP | HR | S | P | ERA | WHIP |
|---|---|---|---|---|---|---|---|---|---|---|---|---|---|---|---|---|---|

| Batter | 1 | 2 | 3 | 4 | 5 | 6 | 7 | 8 | 9 | AB | R | H | RBI | BB | SO | LOB |
|---|---|---|---|---|---|---|---|---|---|---|---|---|---|---|---|---|
| Lee Maye, L (1, 7)<br>OBP: 0.292, SLG: 0.360 | BBBB 4-0 WP BB BB | | x 0-0 ① 4-3 | | x 0-0 ② F5 | BBBB 4-0 BB | | BBBB 4-0 1B 1-2 BB | 2 | 0 | 0 | 0 | 3 | 0 | 0 |
| Joe Morgan, L (1, 4)<br>OBP: 0.367, SLG: 0.411 | x 0-0 ① F9 | | x 0-0 ② G1 | | SSS 0-3 ③ K | x 0-0 ② F9 | | | x 0-0 1B 1-2 2-H | 5 | 0 | 1 | 1 | 0 | 1 | 3 |
| Rusty Staub, L (1, 9)<br>OBP: 0.349, SLG: 0.414 | BBBB 4-0 WP 1-2 BB | | x 0-0 1B | | | BBBB 4-0 FC5-4 BB | x 0-0 ③ L4 | | x 0-0 ③ F5 | 3 | 0 | 1 | 0 | 2 | 0 | 4 |
| Chuck Harrison, R (1, 3)<br>OBP: 0.500, SLG: 0.250 | BBBB 4-0 1-2 2-3 BB | | SSS 0-3 ③ K | | | x 0-0 ① P6 | | x 0-0 G6-4-3 1B | | 3 | 0 | 1 | 0 | 1 | 1 | 2 |
| Jimmy Wynn, R (1, 8)<br>OBP: 0.369, SLG: 0.477 | SSS 0-3 ② K | | | x 0-0 ① F7 | | x 0-0 ② FC5-4 S 1-2f 1B | | SSS 0-3 ① K | | 4 | 1 | 0 | 0 | 0 | 2 | 5 |
| Bob Aspromonte, R (1, 5)<br>OBP: 0.312, SLG: 0.331 | x 0-0 ③ F8 | | | x 0-0 ② 4-3 | | x 0-0 1-H 1B | | x 0-0 ②③ G6-4-3 1-2f | | 4 | 0 | 1 | 1 | 0 | 0 | 4 |
| Sonny Jackson, L (1, 6)<br>OBP: 0.111, SLG: 0.111 | | x 0-0 ① 4-3 | | x 0-0 1B | | x 0-0 ③ F8 | | | x 0-0 BB 1B 1B | 3 | 0 | 1 | 0 | 0 | 0 | 1 |
| Eddie Kasko, R (9, PH)<br>OBP: 0.284, SLG: 0.297 | | | | | | | | | | 1 | 1 | 1 | 0 | 0 | 0 | 0 |
| John Bateman, R (1, 2)<br>OBP: 0.279, SLG: 0.435 | | x 0-0 ② F9 | | x 0-0 ③ F7 | | | x 0-0 SH1-4 1B | | SSS 0-3 ① K | 4 | 0 | 1 | 0 | 0 | 1 | 2 |
| Larry Dierker, R (1, 1)<br>OBP: 0.125, SLG: 0.170 | | x 0-0 ③ 5-3 | | | x 0-0 ① F3 | | x 0-0 ① SH1-4 1-2 | | SSS 0-3 ② K | 2 | 0 | 0 | 0 | 0 | 0 | 0 |
| Dave Giusti, R (8, 1)<br>OBP: 0.216, SLG: 0.286 | | | | | | | | | | 0 | 0 | 0 | 0 | 0 | 0 | 0 |
| Dave Adlesh, R (9, PH)<br>OBP: 0.226, SLG: 0.207 | | | | | | | | | | 1 | 0 | 0 | 0 | 0 | 1 | 1 |
| Inning Stats | R: 0<br>E: 0<br>K: 1<br>S: 5<br>H: 0<br>LOB: 3<br>BB: 3<br>P: 17 | R: 0<br>E: 0<br>K: 0<br>S: 3<br>H: 0<br>LOB: 0<br>BB: 0<br>P: 3 | R: 0<br>E: 0<br>K: 1<br>S: 6<br>H: 1<br>LOB: 1<br>BB: 0<br>P: 6 | R: 0<br>E: 0<br>K: 0<br>S: 4<br>H: 1<br>LOB: 1<br>BB: 0<br>P: 4 | R: 0<br>E: 0<br>K: 1<br>S: 5<br>H: 0<br>LOB: 0<br>BB: 0<br>P: 5 | R: 1<br>E: 0<br>K: 0<br>S: 4<br>H: 1<br>LOB: 1<br>BB: 1<br>P: 8 | R: 0<br>E: 0<br>K: 0<br>S: 4<br>H: 1<br>LOB: 2<br>BB: 1<br>P: 8 | R: 0<br>E: 0<br>K: 1<br>S: 5<br>H: 1<br>LOB: 0<br>BB: 0<br>P: 5 | R: 1<br>E: 0<br>K: 2<br>S: 9<br>H: 2<br>LOB: 2<br>BB: 1<br>P: 13 | 1B: 7<br>2B: 0<br>3B: 0<br>HR: 0<br>SF: 0<br>SAC: 1<br>DP: 1<br>HBP: 0 | WP: 1<br>PB: 0<br>SB: 1<br>CS: 0<br>PA: 39 | | | | | |

| PITCHER | IP | WLS | BF | H | R | ER | SO | BB | IBB | HBP | BLK | WP | HR | S | P | ERA | WHIP |
|---|---|---|---|---|---|---|---|---|---|---|---|---|---|---|---|---|---|
| Sammy Ellis, R (1, 1)<br>ERA: 3.85 | 7.0 | W | 31 | 5 | 1 | 1 | 3 | 5 | 0 | 0 | 0 | 1 | 0 | 32 | 52 | 1.29 | 1.429 |
| Billy McCool, L (8, 1)<br>ERA: 4.2 | 2.0 | S | 8 | 2 | 1 | 1 | 3 | 1 | 0 | 0 | 0 | 0 | 0 | 13 | 17 | 4.50 | 1.500 |

| PITCHER | IP | WLS | BF | H | R | ER | SO | BB | IBB | HBP | BLK | WP | HR | S | P | ERA | WHIP |
|---|---|---|---|---|---|---|---|---|---|---|---|---|---|---|---|---|---|

# TOP

## Houston Astros @ Cincinnati Reds

Crosley Field, Cincinnati, OH

Fri Sep 17 1965, 7:05 PM EDT

Att. 10,431 - Cloudy - 80 F

livebaseballscorecards.com

| | |
|---|---|
| AB | 32 |
| R | 2 |
| H | 7 |
| RBI | 2 |
| BB | 6 |
| SO | 6 |
| LOB | 22 |

# BOTTOM

## Houston Astros @ Cincinnati Reds

Crosley Field, Cincinnati, OH

Fri Sep 17 1965, 7:05 PM EDT

Att. 10,431 - Cloudy - 80 F

livebaseballscorecards.com

| Batter | 1 | 2 | 3 | 4 | 5 | 6 | 7 | 8 | 9 | AB | R | H | RBI | BB | SO | LOB |
|---|---|---|---|---|---|---|---|---|---|---|---|---|---|---|---|---|
| Tommy Harper, R (1, 7)<br>OBP: 0.350, SLG: 0.409 | 5-3 | | K | | | 5-3 | | E 1B<br>1B | | 4 | 1 | 1 | 0 | 0 | 1 | 0 |
| Pete Rose, S (1, 4)<br>OBP: 0.380, SLG: 0.446 | 3-1 | | K | | | P6 | | F8<br>1-3 | | 4 | 0 | 0 | 0 | 0 | 1 | 1 |
| Vada Pinson, L (1, 8)<br>OBP: 0.347, SLG: 0.480 | 1B | | K | | | PO HBP<br>1B | | 2B<br>3-H 1B | | 4 | 1 | 3 | 1 | 0 | 1 | 0 |
| Frank Robinson, R (1, 9)<br>OBP: 0.384, SLG: 0.531 | F9 | | | CS<br>1B | | 1-2<br>HBP | | 1-H 2B | | 3 | 0 | 2 | 1 | 0 | 0 | 1 |
| Gordy Coleman, L (1, 3)<br>OBP: 0.358, SLG: 0.512 | | F9 | K<br>1-2 | | | PO<br>2-3 | 4-3<br>SF9 2B | F5 | | 3 | 0 | 1 | 0 | 0 | 1 | 1 |
| Marty Keough, L (7, PR) (8, 3)<br>OBP: 0.191, SLG: 0.116 | | | | | | | | | | 1 | 1 | 0 | 0 | 0 | 0 | 1 |
| Deron Johnson, R (1, 5)<br>OBP: 0.341, SLG: 0.524 | | 1B<br>2B | | 2-3 | | | 4-3<br>2-3 | | | 3 | 1 | 1 | 0 | 0 | 0 | 1 |
| Johnny Edwards, L (1, 2)<br>OBP: 0.360, SLG: 0.482 | | F5 | | | 4-3 | | SF9<br>3-H | | | 2 | 0 | 0 | 1 | 0 | 0 | 1 |
| Leo Cardenas, R (1, 6)<br>OBP: 0.356, SLG: 0.429 | | 2-H 1B | | | F9 | | P3 | | | 3 | 0 | 1 | 1 | 0 | 0 | 1 |
| Sammy Ellis, L (1, 1)<br>OBP: 0.140, SLG: 0.133 | | K | | | K | | | L9 | | 2 | 0 | 0 | 0 | 0 | 2 | 1 |
| Billy McCool, R (8, 1)<br>OBP: 0.043, SLG: 0.043 | | | | | | | | | | 1 | 0 | 0 | 0 | 0 | 0 | 0 |
| Inning Stats | R: 0<br>E: 0<br>K: 0<br>S: 4<br>H: 1<br>LOB: 1<br>BB: 0<br>P: 4 | R: 1<br>E: 0<br>K: 1<br>S: 7<br>H: 2<br>LOB: 1<br>BB: 0<br>P: 7 | R: 0<br>E: 0<br>K: 3<br>S: 9<br>H: 0<br>LOB: 0<br>BB: 0<br>P: 9 | R: 0<br>E: 0<br>K: 1<br>S: 5<br>H: 1<br>LOB: 0<br>BB: 0<br>P: 5 | R: 0<br>E: 0<br>K: 1<br>S: 5<br>H: 0<br>LOB: 0<br>BB: 0<br>P: 5 | R: 0<br>E: 0<br>K: 0<br>S: 3<br>H: 1<br>LOB: 1<br>BB: 0<br>P: 4 | R: 1<br>E: 0<br>K: 0<br>S: 4<br>H: 1<br>LOB: 1<br>BB: 0<br>P: 4 | R: 2<br>E: 1<br>K: 0<br>S: 6<br>H: 3<br>LOB: 1<br>BB: 0<br>P: 6 | | 1B: 6<br>2B: 4<br>3B: 0<br>HR: 0<br>SF: 1<br>SAC: 0<br>DP: 1<br>HBP: 1 | | | | | | |

| | |
|---|---|
| AB | 30 |
| R | 4 |
| H | 9 |
| RBI | 4 |
| BB | 0 |
| SO | 6 |
| LOB | 8 |

WP: 0 PA: 33
PB: 0
SB: 0
CS: 1

| PITCHER | | IP | WLS | BF | H | R | ER | SO | BB | IBB | HBP | BLK | WP | HR | S | P | ERA | WHIP |
|---|---|---|---|---|---|---|---|---|---|---|---|---|---|---|---|---|---|---|
| Larry Dierker, R<br>ERA: 3.56 | (1, 1) | 7.0 | L | 26 | 6 | 2 | 2 | 6 | 0 | 0 | 1 | 0 | 0 | 0 | 37 | 38 | 2.57 | 0.857 |
| Dave Giusti, R<br>ERA: 4.14 | (8, 1) | 1.0 | | 6 | 3 | 2 | 2 | 0 | 0 | 0 | 0 | 0 | 0 | 0 | 6 | 6 | 18.00 | 3.000 |

| PITCHER | IP | WLS | BF | H | R | ER | SO | BB | IBB | HBP | BLK | WP | HR | S | P | ERA | WHIP |
|---|---|---|---|---|---|---|---|---|---|---|---|---|---|---|---|---|---|

# Houston Astros @ Cincinnati Reds

Crosley Field, Cincinnati, OH

Sun Sep 19 1965, 3:33 AM EDT

Cloudy - 86 F

TOP

livebaseballscorecards.com

| Batter | 1 | 2 | 3 | 4 | 5 | 6 | 7 | 8 | 9 | AB | R | H | RBI | BB | SO | LOB |
|---|---|---|---|---|---|---|---|---|---|---|---|---|---|---|---|---|
| Lee Maye, L (1, 7)<br>OBP: 0.293, SLG: 0.360 | 1-3 | | 4-3 | | HR<br>1-2<br>1B | | SH1-3<br>1B | 6-3 | | 5 | 1 | 2 | 0 | 0 | 0 | 0 |
| Joe Morgan, L (1, 4)<br>OBP: 0.365, SLG: 0.408 | 1-6-3 | | 4-3 | | F7 | | SH1-3<br>1-2 | | P4 | 4 | 0 | 0 | 0 | 0 | 0 | 2 |
| Rusty Staub, L (1, 9)<br>OBP: 0.352, SLG: 0.423 | 1B | | K | | HR<br>1-H<br>2-H | | F9 | | BB | 4 | 1 | 2 | 3 | 1 | 1 | 1 |
| Walt Bond, L (1, 3)<br>OBP: 0.337, SLG: 0.368 | G3 | | | 1B<br>BB | F9 | | | E4<br>FC6-4 | F8 | 4 | 0 | 0 | 0 | 1 | 0 | 2 |
| Jimmy Wynn, R (1, 8)<br>OBP: 0.366, SLG: 0.472 | | E6<br>1B S<br>SF8 | | F8 | K | | | FC6-4<br>1-2f 1B | P5 | 5 | 2 | 0 | 0 | 0 | 1 | 3 |
| Bob Aspromonte, R (1, 5)<br>OBP: 0.314, SLG: 0.332 | | FC1-6<br>1-3<br>1B | | K | | K | | HR<br>1-2<br>1B | | 4 | 1 | 2 | 0 | 0 | 2 | 1 |
| Ron Brand, R (1, 2)<br>OBP: 0.284, SLG: 0.285 | | SF8<br>3-H | | 1-2<br>1B | | 5-3 | | HR<br>1-2<br>2-H<br>1B | | 3 | 1 | 2 | 2 | 0 | 0 | 0 |
| Sonny Jackson, L (1, 6)<br>OBP: 0.083, SLG: 0.083 | | FC1-6<br>1-2f | | 4-3 | | 6-3 | | HR<br>1-H<br>2-H | | 3 | 0 | 0 | 0 | 0 | 0 | 3 |
| Jim Gentile, L (8, PH)<br>OBP: 0.342, SLG: 0.451 | | | | | | | | | | 1 | 1 | 1 | 3 | 0 | 0 | 0 |
| Eddie Kasko, R (8, 6)<br>OBP: 0.284, SLG: 0.297 | | | | | | | | | | 0 | 0 | 0 | 0 | 0 | 0 | 0 |
| Bob Bruce, R (1, 1)<br>OBP: 0.110, SLG: 0.127 | | K | | | HR<br>1B | | K | F6 | | 2 | 1 | 1 | 0 | 0 | 1 | 1 |
| Ron Taylor, R (6, 1)<br>OBP: 0.118, SLG: 0.176 | | | | | | | | | | 0 | 0 | 0 | 0 | 0 | 0 | 0 |
| Chuck Harrison, R (7, PH)<br>OBP: 0.429, SLG: 0.200 | | | | | | | | | | 1 | 0 | 0 | 0 | 0 | 1 | 0 |
| Claude Raymond, R (7, 1)<br>OBP: 0.148, SLG: 0.115 | | | | | | | | | | 1 | 0 | 0 | 0 | 0 | 0 | 0 |
| Inning Stats | R: 0<br>E: 0<br>K: 0<br>S: 4<br>H: 1<br>LOB: 1<br>BB: 0<br>P: 4 | R: 1<br>E: 1<br>K: 1<br>S: 7<br>H: 1<br>LOB: 1<br>BB: 0<br>P: 7 | R: 0<br>E: 0<br>K: 1<br>S: 5<br>H: 0<br>LOB: 0<br>BB: 0<br>P: 5 | R: 0<br>E: 0<br>K: 1<br>S: 6<br>H: 1<br>LOB: 2<br>BB: 1<br>P: 10 | R: 3<br>E: 0<br>K: 1<br>S: 8<br>H: 3<br>LOB: 0<br>BB: 0<br>P: 8 | R: 0<br>E: 0<br>K: 1<br>S: 5<br>H: 0<br>LOB: 0<br>BB: 0<br>P: 5 | R: 0<br>E: 0<br>K: 1<br>S: 6<br>H: 1<br>LOB: 1<br>BB: 0<br>P: 6 | R: 4<br>E: 1<br>K: 0<br>S: 7<br>H: 3<br>LOB: 0<br>BB: 0<br>P: 7 | R: 0<br>E: 0<br>K: 0<br>S: 3<br>H: 0<br>LOB: 1<br>BB: 1<br>P: 7 | 1B: 8<br>2B: 0<br>3B: 0<br>HR: 2<br>SF: 1<br>SAC: 1<br>DP: 0<br>HBP: 0 | WP: 0<br>PB: 0<br>SB: 1<br>CS: 0<br>PA: 41 | | | | | |

| | AB | 37 |
|---|---|---|
| | R | 8 |
| | H | 10 |
| | RBI | 8 |
| | BB | 2 |
| | SO | 6 |
| | LOB | 13 |

| PITCHER | | IP | WLS | BF | H | R | ER | SO | BB | IBB | HBP | BLK | WP | HR | S | P | ERA | WHIP |
|---|---|---|---|---|---|---|---|---|---|---|---|---|---|---|---|---|---|---|
| Joey Jay, R<br>ERA: 4.25 | (1, 1) | 4.1 | | 21 | 6 | 4 | 3 | 3 | 1 | 0 | 0 | 0 | 0 | 1 | 26 | 30 | 6.23 | 1.615 |
| Ted Davidson, L<br>ERA: 2.31 | (5, 1) | 3.0 | L | 13 | 3 | 3 | 2 | 3 | 0 | 0 | 0 | 0 | 0 | 0 | 19 | 19 | 6.00 | 1.000 |
| Roger Craig, R<br>ERA: 3.64 | (8, 1) | 0.2 | | 3 | 1 | 1 | 1 | 0 | 0 | 0 | 0 | 0 | 0 | 1 | 3 | 3 | 13.50 | 1.500 |
| Billy McCool, L<br>ERA: 4.15 | (9, 1) | 1.0 | | 4 | 0 | 0 | 0 | 0 | 1 | 0 | 0 | 0 | 0 | 0 | 3 | 7 | 0.00 | 1.000 |

| PITCHER | | IP | WLS | BF | H | R | ER | SO | BB | IBB | HBP | BLK | WP | HR | S | P | ERA | WHIP |
|---|---|---|---|---|---|---|---|---|---|---|---|---|---|---|---|---|---|---|

| Batter | 1 | 2 | 3 | 4 | 5 | 6 | 7 | 8 | 9 | AB | R | H | RBI | BB | SO | LOB |
|---|---|---|---|---|---|---|---|---|---|---|---|---|---|---|---|---|
| Tommy Harper, R (1, 7)<br>OBP: 0.348, SLG: 0.405 | 1-3 | | 5-3 | | K | | K | | F9 | 5 | 0 | 0 | 0 | 0 | 2 | 2 |
| Pete Rose, S (1, 4)<br>OBP: 0.383, SLG: 0.450 | 4-3 | | 2-H 1B | | | E HR 1B | 1B 2B | | 1B | 5 | 2 | 4 | 1 | 0 | 0 | 0 |
| Vada Pinson, L (1, 8)<br>OBP: 0.348, SLG: 0.480 | 4-3 | | | P6 | | E9 1-3 HR 1B | BB 2-H 1B | | P5 | 5 | 1 | 2 | 1 | 0 | 0 | 1 |
| Frank Robinson, R (1, 9)<br>OBP: 0.384, SLG: 0.535 | | 5-3 | | HBP | | 2-H 3-H HR | F7 | | P6 | 4 | 1 | 1 | 3 | 0 | 0 | 2 |
| Gordy Coleman, L (1, 3)<br>OBP: 0.357, SLG: 0.507<br>Tony Perez, R (8, 3)<br>OBP: 0.317, SLG: 0.482 | | 4-3 | | K | | P5 | 1-2 BB | | | 3<br>0 | 0<br>0 | 0<br>0 | 0<br>0 | 1<br>0 | 1<br>0 | 1<br>0 |
| Deron Johnson, R (1, 5)<br>OBP: 0.340, SLG: 0.521<br>Tommy Helms, R (7, PH)<br>OBP: 0.500, SLG: 0.618 (8, 5) | | F8 | | K | | F7 | K | | | 3<br>1 | 0<br>0 | 0<br>0 | 0<br>0 | 0<br>0 | 1<br>1 | 1<br>2 |
| Johnny Edwards, L (1, 2)<br>OBP: 0.361, SLG: 0.489 | | | HR | | G3 | WP BB | | | F7 | 3 | 1 | 1 | 1 | 1 | 0 | 0 |
| Leo Cardenas, R (1, 6)<br>OBP: 0.359, SLG: 0.429 | | | SH1-4 1B 1B | | BB | 1-2 IBB | | | 1-6-3 | 2 | 1 | 1 | 0 | 2 | 0 | 0 |
| Joey Jay, S (1, 1)<br>OBP: 0.078, SLG: 0.061<br>Ted Davidson, R (5, 1)<br>Roger Craig, R (8, 1)<br>OBP: 0.182, SLG: 0.182<br>Art Shamsky, L (8, PH)<br>OBP: 0.352, SLG: 0.481<br>Billy McCool, R (9, 1)<br>OBP: 0.043, SLG: 0.043 | | | SH1-4 1-2 | | K | K | | | G3 | 0<br>2<br>0<br>1<br>0 | 0<br>0<br>0<br>0<br>0 | 0<br>0<br>0<br>0<br>0 | 0<br>0<br>0<br>0<br>0 | 0<br>0<br>0<br>0<br>0 | 0<br>2<br>0<br>0<br>0 | 0<br>3<br>0<br>0<br>0 |
| Inning Stats | R: 0 E: 0 K: 0 S: 3 H: 0 LOB: 0 BB: 0 P: 3 | R: 0 E: 0 K: 0 S: 3 H: 0 LOB: 0 BB: 0 P: 3 | R: 2 E: 0 K: 0 S: 5 H: 3 LOB: 1 BB: 0 P: 5 | R: 0 E: 0 K: 2 S: 7 H: 0 LOB: 1 BB: 0 P: 8 | R: 0 E: 0 K: 2 S: 7 H: 0 LOB: 1 BB: 1 P: 11 | R: 3 E: 1 K: 1 S: 8 H: 3 LOB: 2 BB: 2 P: 16 | R: 1 E: 0 K: 2 S: 9 H: 2 LOB: 2 BB: 1 P: 13 | R: 0 E: 0 K: 0 S: 3 H: 0 LOB: 0 BB: 0 P: 3 | R: 0 E: 0 K: 0 S: 4 H: 1 LOB: 1 BB: 0 P: 4 | 1B: 6 2B: 1 3B: 0 HR: 2 | SF: 0 SAC: 1 DP: 0 HBP: 1 | | | | | | |

| PITCHER | | IP | WLS | BF | H | R | ER | SO | BB | IBB | HBP | BLK | WP | HR | S | P | ERA | WHIP |
|---|---|---|---|---|---|---|---|---|---|---|---|---|---|---|---|---|---|---|
| Bob Bruce, R<br>ERA: 3.78 | (1, 1) | 5.0 | | 22 | 6 | 5 | 5 | 4 | 1 | 0 | 1 | 0 | 0 | 2 | 28 | 33 | 9.00 | 1.400 |
| Ron Taylor, R<br>ERA: 5.16 | (6, 1) | 1.0 | | 5 | 0 | 0 | 0 | 1 | 1 | 1 | 0 | 0 | 1 | 0 | 5 | 13 | 0.00 | 1.000 |
| Claude Raymond, R<br>ERA: 3.01 | (7, 1) | 3.0 | W | 13 | 3 | 1 | 1 | 2 | 1 | 0 | 0 | 0 | 0 | 0 | 16 | 20 | 3.00 | 1.333 |

| PITCHER | IP | WLS | BF | H | R | ER | SO | BB | IBB | HBP | BLK | WP | HR | S | P | ERA | WHIP |
|---|---|---|---|---|---|---|---|---|---|---|---|---|---|---|---|---|---|

# BOTTOM

## Houston Astros @ Cincinnati Reds

Crosley Field, Cincinnati, OH

Sun Sep 19 1965, 3:33 AM EDT

Cloudy - 86 F

livebaseballscorecards.com

| | |
|---|---|
| AB | 34 |
| R | 6 |
| H | 9 |
| RBI | 6 |
| BB | 4 |
| SO | 7 |
| LOB | 12 |

WP: 1 PB: 0 SB: 0 CS: 0 PA: 40

# Houston Astros @ Cincinnati Reds

Crosley Field, Cincinnati, OH

Sun Sep 19 1965, 3:38 AM EDT

Att. 19,907 - Unknown

TOP

livebaseballscorecards.com

| Batter | 1 | 2 | 3 | 4 | 5 | 6 | 7 | 8 | 9 | AB | R | H | RBI | BB | SO | LOB |
|---|---|---|---|---|---|---|---|---|---|---|---|---|---|---|---|---|
| Eddie Kasko, R (1, 6)<br>OBP: 0.292, SLG: 0.301 | BB, 1B | K | | 4-3 | | | 2B | | FC1-6, HBP | 4 | 2 | 2 | 0 | 0 | 1 | 1 |
| Norm Miller, L (9, PR)<br>OBP: 0.250, SLG: 0.250 | | | | | | | 1B | | | 0 | 0 | 0 | 0 | 0 | 0 | 0 |
| Lee Maye, L (1, 7)<br>OBP: 0.295, SLG: 0.363 | F8 | | 5-3 | | PB, 1B | | 1-H, 2B | | FC1-6, G3-6-3, 1-2f | 5 | 0 | 2 | 1 | 0 | 0 | 2 |
| Rusty Staub, L (1, 9)<br>OBP: 0.353, SLG: 0.430 | 1-2, BB, 1B | | HR | | P6, 1-2 | | K | | G3-6-3, 1-2f | 4 | 1 | 1 | 1 | 1 | 1 | 3 |
| Chuck Harrison, R (1, 3)<br>OBP: 0.364, SLG: 0.222 | 1-2, 2-H, BB, 1B | | K | | 5-3 | | F8 | | | 4 | 0 | 1 | 1 | 0 | 1 | 2 |
| Jimmy Wynn, R (1, 8)<br>OBP: 0.365, SLG: 0.473 | K | | 2B | | P4 | | F2 | | | 4 | 0 | 1 | 0 | 0 | 1 | 4 |
| Bob Aspromonte, R (1, 5)<br>OBP: 0.315, SLG: 0.332 | 1-2, 2-3, BB | | 5-3 | | | 4-3 | | FC6-4, 1B | | 3 | 0 | 1 | 0 | 1 | 0 | 1 |
| Sonny Jackson, L (8, PR)<br>OBP: 0.083, SLG: 0.083 | | | | | | | | | | 0 | 0 | 0 | 0 | 0 | 0 | 0 |
| (8, 5) | | | | | | | | | | | | | | | | |
| John Bateman, R (1, 2)<br>OBP: 0.278, SLG: 0.429 | F2 | | | F7 | | 1B | | K | | 4 | 0 | 1 | 0 | 0 | 1 | 4 |
| Bob Lillis, R (1, 4)<br>OBP: 0.271, SLG: 0.259 | | F7 | | K | | F8 | | 1-2f, FC6-4 | | 4 | 0 | 0 | 0 | 0 | 1 | 2 |
| Jack Lamabe, R (1, 1)<br>OBP: 0.143, SLG: 0.143 | | 5-3 | | 1B | | K | | K | | 3 | 0 | 1 | 0 | 0 | 1 | 1 |
| Joe Gaines, R (8, PH)<br>OBP: 0.292, SLG: 0.352 | | | | | | | | | | 1 | 0 | 0 | 0 | 0 | 1 | 1 |
| Dave Giusti, R (8, 1)<br>OBP: 0.216, SLG: 0.286 | | | | | | | | | | 0 | 0 | 0 | 0 | 0 | 0 | 0 |
| Inning Stats | R: 1<br>E: 0<br>K: 1<br>S: 7<br>H: 2<br>LOB: 3<br>BB: 2<br>P: 15 | R: 0<br>E: 0<br>K: 1<br>S: 5<br>H: 0<br>LOB: 0<br>BB: 0<br>P: 5 | R: 1<br>E: 0<br>K: 1<br>S: 7<br>H: 2<br>LOB: 1<br>BB: 0<br>P: 7 | R: 0<br>E: 0<br>K: 1<br>S: 6<br>H: 1<br>LOB: 1<br>BB: 0<br>P: 6 | R: 0<br>E: 0<br>K: 0<br>S: 4<br>H: 1<br>LOB: 1<br>BB: 0<br>P: 4 | R: 0<br>E: 0<br>K: 1<br>S: 6<br>H: 1<br>LOB: 1<br>BB: 0<br>P: 6 | R: 1<br>E: 0<br>K: 1<br>S: 7<br>H: 2<br>LOB: 1<br>BB: 0<br>P: 7 | R: 0<br>E: 0<br>K: 2<br>S: 8<br>H: 1<br>LOB: 1<br>BB: 0<br>P: 8 | R: 0<br>E: 0<br>K: 0<br>S: 2<br>H: 0<br>LOB: 1<br>BB: 0<br>P: 3 | 1B: 7<br>2B: 2<br>3B: 0<br>HR: 1<br>SF: 0<br>SAC: 0<br>DP: 1<br>HBP: 1 | WP: 0<br>PB: 1<br>SB: 0<br>CS: 0<br>PA: 39 | | | | | |

| | AB | 36 |
|---|---|---|
| | R | 3 |
| | H | 10 |
| | RBI | 3 |
| | BB | 2 |
| | SO | 8 |
| | LOB | 21 |

| PITCHER | | IP | WLS | BF | H | R | ER | SO | BB | IBB | HBP | BLK | WP | HR | S | P | ERA | WHIP |
|---|---|---|---|---|---|---|---|---|---|---|---|---|---|---|---|---|---|---|
| Joe Nuxhall, L<br>ERA: 3.47 | (1, 1) | 7.0 | W | 32 | 9 | 3 | 3 | 6 | 2 | 0 | 0 | 0 | 0 | 1 | 42 | 50 | 3.86 | 1.571 |
| Billy McCool, L<br>ERA: 4.06 | (8, 1) | 2.0 | S | 7 | 1 | 0 | 0 | 2 | 0 | 0 | 1 | 0 | 0 | 0 | 10 | 11 | 0.00 | 0.500 |

| PITCHER | IP | WLS | BF | H | R | ER | SO | BB | IBB | HBP | BLK | WP | HR | S | P | ERA | WHIP |
|---|---|---|---|---|---|---|---|---|---|---|---|---|---|---|---|---|---|

| Batter | 1 | 2 | 3 | 4 | 5 | 6 | 7 | 8 | 9 | AB | R | H | RBI | BB | SO | LOB |
|---|---|---|---|---|---|---|---|---|---|---|---|---|---|---|---|---|
| Tommy Harper, R (1, 5) (9, 7)<br>OBP: 0.348, SLG: 0.411 | 0-0 WP 1B 1B | | 0-3 K | 0-0 F3 | | | 0-0 HR | | | 4 | 2 | 2 | 1 | 0 | 1 | 2 |
| Pete Rose, S (1, 4)<br>OBP: 0.382, SLG: 0.449 | 0-0 L1 1-2 | | 0-0 1B 1B 1B | | 0-0 F9 | | 0-0 4-3 | | | 4 | 1 | 1 | 0 | 0 | 0 | 1 |
| Vada Pinson, L (1, 8)<br>OBP: 0.349, SLG: 0.481 | 0-0 F7 | | 0-0 1B 1-2 1B | | 0-0 2B | | 0-0 6-3 | | | 4 | 0 | 2 | 0 | 0 | 0 | 1 |
| Frank Robinson, R (1, 7) (9, 9)<br>OBP: 0.385, SLG: 0.534 | 0-0 2-H 1B | | 0-0 G4-6-3 1-2 2-H 1B | | 0-0 F7 | | 0-0 4-3 | | | 4 | 0 | 2 | 2 | 0 | 0 | 1 |
| Gordy Coleman, L (1, 3)<br>OBP: 0.353, SLG: 0.500<br>Tony Perez, R (9, 3)<br>OBP: 0.317, SLG: 0.482 | 0-0 4-3 | | 0-0 G4-6-3 1-2f | | 0-0 G3 | | | 0-0 3-1 | | 4<br>0 | 0<br>0 | 0<br>0 | 0<br>0 | 0<br>0 | 0<br>0 | 4<br>0 |
| Art Shamsky, L (1, 9)<br>OBP: 0.359, SLG: 0.488<br>Tommy Helms, R (8, PR) (9, 5)<br>OBP: 0.500, SLG: 0.618 | | 0-3 K | | 0-0 3-1 2B | | 0-0 F9 | | 4-0 1B BB | | 3<br>0 | 0<br>0 | 1<br>0 | 0<br>0 | 1<br>0 | 1<br>0 | 0<br>0 |
| Johnny Edwards, L (1, 2)<br>OBP: 0.360, SLG: 0.487 | | 0-0 G3 | | 0-0 3-1 2-3 | | 0-0 F9 | | 0-0 1-2 1B | | 4 | 0 | 1 | 0 | 0 | 0 | 1 |
| Leo Cardenas, R (1, 6)<br>OBP: 0.362, SLG: 0.437 | | 0-0 1B | | 4-0 BB | | 0-0 HR | | 0-0 P3 | | 3 | 1 | 2 | 1 | 1 | 0 | 2 |
| Joe Nuxhall, L (1, 1)<br>OBP: 0.244, SLG: 0.231<br>Billy McCool, R (8, 1)<br>OBP: 0.042, SLG: 0.042 | | 0-0 1-3 | | 0-3 K | | 0-0 4-3 | | 0-3 K | | 3<br>1 | 0<br>0 | 0<br>0 | 0<br>0 | 0<br>0 | 1<br>1 | 3<br>2 |
| Inning Stats | R: 1 E: 0 K: 0 S: 5 H: 2 LOB: 1 BB: 0 P: 5 | R: 0 E: 0 K: 1 S: 6 H: 1 LOB: 1 BB: 0 P: 6 | R: 1 E: 0 K: 1 S: 7 H: 3 LOB: 1 BB: 0 P: 7 | R: 0 E: 0 K: 1 S: 6 H: 1 LOB: 2 BB: 1 P: 10 | R: 0 E: 0 K: 0 S: 4 H: 1 LOB: 1 BB: 0 P: 4 | R: 1 E: 0 K: 0 S: 4 H: 1 LOB: 0 BB: 0 P: 4 | R: 1 E: 0 K: 0 S: 4 H: 1 LOB: 0 BB: 0 P: 4 | R: 0 E: 0 K: 1 S: 6 H: 1 LOB: 2 BB: 1 P: 10 | | 1B: 7 2B: 2 3B: 0 HR: 2 | SF: 0 SAC: 0 DP: 1 HBP: 0 | | | | | |

| PITCHER | | IP | WLS | BF | H | R | ER | SO | BB | IBB | HBP | BLK | WP | HR | S | P | ERA | WHIP |
|---|---|---|---|---|---|---|---|---|---|---|---|---|---|---|---|---|---|---|
| Jack Lamabe, R<br>ERA: 7.52 | (1, 1) | 7.0 | L | 31 | 10 | 4 | 4 | 3 | 1 | 0 | 0 | 0 | 1 | 2 | 36 | 40 | 5.14 | 1.571 |
| Dave Giusti, R<br>ERA: 4.11 | (8, 1) | 1.0 | | 5 | 1 | 0 | 0 | 1 | 1 | 0 | 0 | 0 | 0 | 0 | 6 | 10 | 0.00 | 2.000 |

| PITCHER | IP | WLS | BF | H | R | ER | SO | BB | IBB | HBP | BLK | WP | HR | S | P | ERA | WHIP |
|---|---|---|---|---|---|---|---|---|---|---|---|---|---|---|---|---|---|

# BOTTOM

## Houston Astros @ Cincinnati Reds

Crosley Field, Cincinnati, OH

Sun Sep 19 1965, 3:38 AM EDT

Att. 19,907 - Unknown

livebaseballscorecards.com

| | |
|---|---|
| AB | 34 |
| R | 4 |
| H | 11 |
| RBI | 4 |
| BB | 2 |
| SO | 4 |
| LOB | 17 |

1B: 7 2B: 2 3B: 0 HR: 2 SF: 0 SAC: 0 DP: 1 HBP: 0

WP: 1 PB: 0 SB: 0 CS: 0 PA: 36

| Batter | 1 | 2 | 3 | 4 | 5 | 6 | 7 | 8 | 9 | AB | R | H | RBI | BB | SO | LOB |
|---|---|---|---|---|---|---|---|---|---|---|---|---|---|---|---|---|
| Dick Schofield, S (1, 6)<br>OBP: 0.290, SLG: 0.266 | F5 | | K | | K | | 1B | | K | 5 | 0 | 1 | 0 | 0 | 3 | 2 |
| Jesus Alou, R (1, 9)<br>OBP: 0.320, SLG: 0.405 | F8 | | | 4-3 | | F4 | 1-3 1B | | G4-3 1-2f | 5 | 0 | 1 | 0 | 0 | 0 | 1 |
| Willie Mays, R (1, 8)<br>OBP: 0.397, SLG: 0.654 | BB | | | F8 | | S WP 4-3 BB | K | | | 2 | 1 | 0 | 0 | 2 | 1 | 2 |
| Willie McCovey, L (1, 3)<br>OBP: 0.390, SLG: 0.551 | K | | | K | | WP 4-3 1-3 BB | | K | | 3 | 0 | 0 | 0 | 1 | 3 | 1 |
| Jim Ray Hart, R (1, 5)<br>OBP: 0.343, SLG: 0.477 | | K | | | E3 2B WP | 4-3 1-2 3-H | | 1B 2B | | 4 | 2 | 1 | 1 | 0 | 1 | 1 |
| Len Gabrielson, L (1, 7)<br>OBP: 0.368, SLG: 0.428 | | 4-3 | | | WP 1-3 1B 2B | | | 1B IBB | | 2 | 1 | 1 | 0 | 1 | 0 | 0 |
| Matty Alou, L (6, 7)<br>OBP: 0.280, SLG: 0.306 | | | | | | | | | | 0 | 0 | 0 | 0 | 0 | 0 | 0 |
| Orlando Cepeda, R (8, PH)<br>OBP: 0.226, SLG: 0.154 | | | | | | | | | | 0 | 0 | 0 | 0 | 1 | 0 | 0 |
| Bob Schroder, L (8, PR)<br>OBP: 0.300, SLG: 0.222 | | | | | | | | | | 0 | 0 | 0 | 0 | 0 | 0 | 0 |
| Ken Henderson, S (8, 7)<br>OBP: 0.263, SLG: 0.225 | | | | | | 2-3 IBB | | | | 0 | 0 | 0 | 0 | 0 | 0 | 0 |
| Tom Haller, L (1, 2)<br>OBP: 0.330, SLG: 0.369 | | 3-1 | | | SH3 2-H 3-H 1B | K | | G6-3 1-2 2-H 1B | | 4 | 0 | 2 | 2 | 0 | 1 | 2 |
| Hal Lanier, R (1, 4)<br>OBP: 0.257, SLG: 0.286 | | | K | | SH3 1-2 | | F9 | G6-3 1-2f | | 3 | 0 | 0 | 0 | 0 | 1 | 2 |
| Bobby Bolin, R (1, 1)<br>OBP: 0.204, SLG: 0.234 | | | K | | K | | K | | G4-3 1B | 2 | 0 | 0 | 0 | 0 | 2 | 1 |
| Masanori Murakami, L (6, 1)<br>OBP: 0.154, SLG: 0.154 | | | | | | | | | | 2 | 0 | 1 | 0 | 0 | 1 | 0 |

# TOP

## San Francisco Giants @ Cincinnati Reds

Crosley Field, Cincinnati, OH

Mon Sep 20 1965, 7:05 PM EDT

Att. 14,070 - Unknown

livebaseballscorecards.com

| | |
|---|---|
| AB | 32 |
| R | 4 |
| H | 7 |
| RBI | 3 |
| BB | 5 |
| SO | 13 |
| LOB | 12 |

| Inning Stats | 1 | 2 | 3 | 4 | 5 | 6 | 7 | 8 | 9 |
|---|---|---|---|---|---|---|---|---|---|
| | R: 0<br>E: 0<br>K: 1<br>S: 5 | R: 0<br>E: 0<br>K: 1<br>S: 5 | R: 0<br>E: 0<br>K: 3<br>S: 9 | R: 0<br>E: 0<br>K: 1<br>S: 5 | R: 2<br>E: 1<br>K: 2<br>S: 10 | R: 1<br>E: 0<br>K: 1<br>S: 5 | R: 0<br>E: 0<br>K: 2<br>S: 9 | R: 1<br>E: 0<br>K: 1<br>S: 6 | R: 0<br>E: 0<br>K: 1<br>S: 5 |
| | H: 0<br>LOB: 1<br>BB: 1<br>P: 9 | H: 0<br>LOB: 0<br>BB: 0<br>P: 5 | H: 0<br>LOB: 0<br>BB: 0<br>P: 9 | H: 0<br>LOB: 0<br>BB: 0<br>P: 5 | H: 2<br>LOB: 1<br>BB: 0<br>P: 10 | H: 0<br>LOB: 2<br>BB: 3<br>P: 17 | H: 2<br>LOB: 2<br>BB: 0<br>P: 9 | H: 2<br>LOB: 2<br>BB: 1<br>P: 10 | H: 1<br>LOB: 0<br>BB: 0<br>P: 5 |

| | | |
|---|---|---|
| 1B: 5 | SF: 0 | WP: 3 |
| 2B: 2 | SAC: 1 | PB: 0 |
| 3B: 0 | DP: 2 | SB: 1 |
| HR: 0 | HBP: 0 | CS: 0 |

PA: 38

| PITCHER | | IP | WLS | BF | H | R | ER | SO | BB | IBB | HBP | BLK | WP | HR | S | P | ERA | WHIP |
|---|---|---|---|---|---|---|---|---|---|---|---|---|---|---|---|---|---|---|
| Jim Maloney, R<br>ERA: 2.55 | (1, 1) | 7.0 | L | 30 | 4 | 3 | 2 | 11 | 3 | 1 | 0 | 0 | 3 | 0 | 48 | 64 | 2.57 | 1.000 |
| Ted Davidson, L<br>ERA: 2.38 | (8, 1) | 2.0 | | 8 | 3 | 1 | 1 | 2 | 0 | 1 | 0 | 0 | 0 | 0 | 11 | 15 | 4.50 | 1.500 |

| PITCHER | IP | WLS | BF | H | R | ER | SO | BB | IBB | HBP | BLK | WP | HR | S | P | ERA | WHIP |
|---|---|---|---|---|---|---|---|---|---|---|---|---|---|---|---|---|---|

| Batter | 1 | 2 | 3 | 4 | 5 | 6 | 7 | 8 | 9 | AB | R | H | RBI | BB | SO | LOB |
|---|---|---|---|---|---|---|---|---|---|---|---|---|---|---|---|---|
| Tommy Harper, R (1, 7)<br>OBP: 0.348, SLG: 0.409 | 6-3 | | F9 | | BB | | 5-3 | | | 3 | 0 | 0 | 0 | 1 | 0 | 0 |
| Pete Rose, S (1, 4)<br>OBP: 0.381, SLG: 0.448 | 1B | | 6-3 | | 4-3 | | | 6-3 | | 4 | 0 | 1 | 0 | 0 | 0 | 1 |
| Vada Pinson, L (1, 8)<br>OBP: 0.350, SLG: 0.481 | K | | 4-3 | | | BB | | 1B | | 3 | 0 | 1 | 0 | 1 | 1 | 1 |
| Frank Robinson, R (1, 9)<br>OBP: 0.386, SLG: 0.533 | 1-3 1B | | | G3 | | 1-2 BB | | K | | 3 | 0 | 1 | 0 | 1 | 1 | 1 |
| Gordy Coleman, L (1, 3)<br>OBP: 0.353, SLG: 0.498 | K | | | BB | | F5 | | K | | 1 | 0 | 0 | 0 | 1 | 1 | 2 |
| Tony Perez, R (6, PH)<br>OBP: 0.314, SLG: 0.479 (7, 3) | | | | | | | | | | 2 | 0 | 0 | 0 | 0 | 1 | 3 |
| Deron Johnson, R (1, 5)<br>OBP: 0.338, SLG: 0.517 | | 6-3 | | F5 | | F9 | | | F2 | 4 | 0 | 0 | 0 | 0 | 0 | 3 |
| Johnny Edwards, L (1, 2)<br>OBP: 0.360, SLG: 0.485 | | B5-6 1B | | F7 | | 5-3 | | | F5 | 3 | 0 | 1 | 0 | 0 | 0 | 3 |
| Don Pavletich, R (9, PH)<br>OBP: 0.398, SLG: 0.534 | | | | | | | | | | 1 | 0 | 0 | 0 | 0 | 0 | 0 |
| Leo Cardenas, R (1, 6)<br>OBP: 0.361, SLG: 0.435 | | 1-2 1B | | | F5 | | K | | 5-3 | 4 | 0 | 1 | 0 | 0 | 1 | 0 |
| Jim Maloney, L (1, 1)<br>OBP: 0.315, SLG: 0.337 | | B5-6 2-3f | | | K | | K | | | 2 | 0 | 0 | 0 | 0 | 1 | 2 |
| Tommy Helms, R (7, PH)<br>OBP: 0.487, SLG: 0.600 | | | | | | | | | | 1 | 0 | 0 | 0 | 0 | 1 | 0 |
| Ted Davidson, R (8, 1) | | | | | | | | | | 0 | 0 | 0 | 0 | 0 | 0 | 0 |
| Inning Stats | R: 0 E: 0 K: 2 S: 9 H: 2 LOB: 2 BB: 0 P: 9 | R: 0 E: 0 K: 0 S: 4 H: 2 LOB: 1 BB: 0 P: 4 | R: 0 E: 0 K: 0 S: 3 H: 0 LOB: 0 BB: 0 P: 3 | R: 0 E: 0 K: 0 S: 3 H: 0 LOB: 1 BB: 1 P: 7 | R: 0 E: 0 K: 1 S: 5 H: 0 LOB: 1 BB: 1 P: 9 | R: 0 E: 0 K: 0 S: 3 H: 0 LOB: 2 BB: 2 P: 11 | R: 0 E: 0 K: 2 S: 7 H: 0 LOB: 0 BB: 0 P: 7 | R: 0 E: 0 K: 2 S: 8 H: 1 LOB: 1 BB: 0 P: 8 | R: 0 E: 0 K: 0 S: 3 H: 0 LOB: 0 BB: 0 P: 3 | 1B: 5 2B: 1 3B: 0 HR: 0 | SF: 0 SAC: 0 DP: 1 HBP: 0 | | | | | | |

| PITCHER | IP | WLS | BF | H | R | ER | SO | BB | IBB | HBP | BLK | WP | HR | S | P | ERA | WHIP |
|---|---|---|---|---|---|---|---|---|---|---|---|---|---|---|---|---|---|
| Bobby Bolin, R (1, 1)<br>ERA: 2.44 | 5.0 | W | 22 | 4 | 0 | 0 | 3 | 4 | 0 | 0 | 0 | 0 | 0 | 24 | 40 | 0.00 | 1.600 |
| Masanori Murakami, L (6, 1)<br>ERA: 3.58 | 4.0 | S | 13 | 1 | 0 | 0 | 4 | 0 | 0 | 0 | 0 | 0 | 0 | 21 | 21 | 0.00 | 0.250 |

| PITCHER | IP | WLS | BF | H | R | ER | SO | BB | IBB | HBP | BLK | WP | HR | S | P | ERA | WHIP |
|---|---|---|---|---|---|---|---|---|---|---|---|---|---|---|---|---|---|

# BOTTOM

## San Francisco Giants @ Cincinnati Reds

Crosley Field, Cincinnati, OH

Mon Sep 20 1965, 7:05 PM EDT

Att. 14,070 - Unknown

livebaseballscorecards.com

| | |
|---|---|
| AB | 31 |
| R | 0 |
| H | 5 |
| RBI | 0 |
| BB | 4 |
| SO | 7 |
| LOB | 16 |

| | | | |
|---|---|---|---|
| 1B: 5 | SF: 0 | WP: 0 | PA: 35 |
| 2B: 1 | SAC: 0 | PB: 0 | |
| 3B: 0 | DP: 1 | SB: 0 | |
| HR: 0 | HBP: 0 | CS: 0 | |

| Batter | 1 | 2 | 3 | 4 | 5 | 6 | 7 | 8 | 9 | AB | R | H | RBI | BB | SO | LOB |
|---|---|---|---|---|---|---|---|---|---|---|---|---|---|---|---|---|
| Dick Schofield, S (1, 6)<br>OBP: 0.289, SLG: 0.264 | S S S 0-3 ① K | | x 0-0 ③ FC6-4 1-2f | | S S S 0-3 ② K | | B B B 4-0 BB | | | 3 | 0 | 0 | 0 | 1 | 2 | 1 |
| Willie McCovey, L (1, 3)<br>OBP: 0.388, SLG: 0.546 | x 0-0 ② F9 | | | x 0-0 ① 4-3 | S S S 0-3 ③ K | | S S S 0-3 ③ K | | | 4 | 0 | 0 | 0 | 0 | 2 | 1 |
| Willie Mays, R (1, 8)<br>OBP: 0.398, SLG: 0.652 | S S S 0-3 ③ K | | | B B B 4-0 1B 1B BB | | S S S 0-3 ① K | | B B B 4-0 G6-3 BB | | 2 | 1 | 0 | 0 | 2 | 2 | 0 |
| Jim Ray Hart, R (1, 7)<br>OBP: 0.344, SLG: 0.476 | | B B B 4-0 F9-3 BB | | x 0-0 1B 1-3 HR 1B | | x 0-0 ② 1-3 | | S S S 0-3 ① K | | 3 | 1 | 1 | 0 | 1 | 1 | 1 |
| Jesus Alou, R (1, 9)<br>OBP: 0.322, SLG: 0.406 | | x 0-0 ① F6 | | x 0-0 1-2 HR 3-H 1B | | x 0-0 1B 1B | | x 0-0 ② ③ G6-3 1-2f | | 4 | 1 | 2 | 1 | 0 | 0 | 2 |
| Jim Davenport, R (1, 5)<br>OBP: 0.311, SLG: 0.380 | | x 0-0 ② ③ F9-3 1-2 | | x 0-0 1-H 2-H HR | | x 0-0 1-3 1B | | | x 0-0 1B | 4 | 1 | 3 | 3 | 0 | 0 | 1 |
| Hal Lanier, R (1, 4)<br>OBP: 0.257, SLG: 0.287<br>Gaylord Perry, R (6, 1)<br>OBP: 0.194, SLG: 0.156<br>Jack Hiatt, R (9, PH)<br>OBP: 0.395, SLG: 0.391 | | | x 0-0 ① 1-3 | x 0-0 CS 1B | | x 0-0 ③ 6-3 | | | x 0-0 ① F9 | 3<br>0<br>1 | 0<br>0<br>0 | 1<br>0<br>0 | 0<br>0<br>0 | 0<br>0<br>0 | 0<br>0<br>0 | 2<br>0<br>1 |
| Tom Haller, L (1, 2)<br>OBP: 0.330, SLG: 0.370<br>Orlando Cepeda, R (7, PH)<br>OBP: 0.219, SLG: 0.148<br>Dick Bertell, R (7, 2)<br>OBP: 0.298, SLG: 0.227<br>Cap Peterson, R (9, PH)<br>OBP: 0.316, SLG: 0.408 | | | x 0-0 ② ③ FC6-4 1B | x 0-0 F8 1-2 | | | S S S 0-3 ① K | | x 0-0 ② F9 | 2<br>1<br>0<br>1 | 0<br>0<br>0<br>0 | 1<br>0<br>0<br>0 | 0<br>0<br>0<br>0 | 0<br>1<br>0<br>0 | 0<br>0<br>0<br>0 | 1<br>0<br>0<br>1 |
| Bob Shaw, R (1, 1)<br>OBP: 0.117, SLG: 0.132<br>Bill Henry, L (6, 1)<br>OBP: 0.200, SLG: 0.200<br>Frank Linzy, R (6, 1)<br>OBP: 0.176, SLG: 0.353<br>Tito Fuentes, S (6, 4)<br>OBP: 0.286, SLG: 0.254<br>Ollie Brown, R (9, PH)<br>OBP: 0.167, SLG: 0.333 | | | x 0-0 ② F3 | | S S S 0-3 ① K | | S S S 0-3 ② K | | S S S 0-3 ③ K | 2<br>0<br>0<br>1<br>1 | 0<br>0<br>0<br>0<br>0 | 0<br>0<br>0<br>0<br>0 | 0<br>0<br>0<br>0<br>0 | 1<br>0<br>0<br>1<br>1 | 1<br>0<br>0<br>0<br>0 | 1<br>0<br>0<br>0<br>1 |
| Inning Stats | R: 0<br>E: 0<br>K: 2<br>S: 7<br>H: 0<br>LOB: 0<br>BB: 0<br>P: 7 | R: 0<br>E: 0<br>K: 0<br>S: 2<br>H: 0<br>LOB: 0<br>BB: 1<br>P: 6 | R: 0<br>E: 0<br>K: 0<br>S: 4<br>H: 1<br>LOB: 1<br>BB: 0<br>P: 4 | R: 4<br>E: 0<br>K: 0<br>S: 6<br>H: 4<br>LOB: 0<br>BB: 1<br>P: 10 | R: 0<br>E: 0<br>K: 3<br>S: 9<br>H: 0<br>LOB: 0<br>BB: 0<br>P: 9 | R: 0<br>E: 0<br>K: 1<br>S: 7<br>H: 2<br>LOB: 2<br>BB: 0<br>P: 7 | R: 0<br>E: 0<br>K: 3<br>S: 9<br>H: 0<br>LOB: 1<br>BB: 1<br>P: 13 | R: 0<br>E: 0<br>K: 1<br>S: 4<br>H: 0<br>LOB: 0<br>BB: 1<br>P: 8 | R: 0<br>E: 0<br>K: 1<br>S: 6<br>H: 1<br>LOB: 1<br>BB: 0<br>P: 6 | 1B: 7<br>2B: 1<br>3B: 0<br>HR: 1<br>SF: 0<br>SAC: 0<br>DP: 2<br>HBP: 0 | | | | WP: 0<br>PB: 0<br>SB: 0<br>CS: 1 | PA: 36 | |

TOP

# San Francisco Giants @ Cincinnati Reds

Crosley Field, Cincinnati, OH

Tue Sep 21 1965, 7:05 PM EDT

Att. 14,840 - Unknown

livebaseballscorecards.com

| | |
|---|---|
| AB | 32 |
| R | 4 |
| H | 8 |
| RBI | 4 |
| BB | 4 |
| SO | 11 |
| LOB | 13 |

| PITCHER | | IP | WLS | BF | H | R | ER | SO | BB | IBB | HBP | BLK | WP | HR | S | P | ERA | WHIP |
|---|---|---|---|---|---|---|---|---|---|---|---|---|---|---|---|---|---|---|
| Jim O'Toole, L<br>ERA: 6.3 | (1, 1) | 3.1 | | 16 | 5 | 4 | 4 | 2 | 2 | 0 | 0 | 0 | 0 | 1 | 18 | 26 | 10.80 | 2.100 |
| Dom Zanni, R<br>ERA: 1.04 | (4, 1) | 1.2 | | 4 | 0 | 0 | 0 | 3 | 0 | 0 | 0 | 0 | 0 | 0 | 10 | 10 | 0.00 | 0.000 |
| Ted Davidson, L<br>ERA: 2.34 | (6, 1) | 1.0 | W | 5 | 2 | 0 | 0 | 1 | 0 | 0 | 0 | 0 | 0 | 0 | 7 | 7 | 0.00 | 2.000 |
| Billy McCool, L<br>ERA: 3.94 | (7, 1) | 3.0 | S | 11 | 1 | 0 | 0 | 5 | 2 | 0 | 0 | 0 | 0 | 0 | 19 | 27 | 0.00 | 1.000 |

| PITCHER | IP | WLS | BF | H | R | ER | SO | BB | IBB | HBP | BLK | WP | HR | S | P | ERA | WHIP |
|---|---|---|---|---|---|---|---|---|---|---|---|---|---|---|---|---|---|

# BOTTOM

## San Francisco Giants @ Cincinnati Reds

Crosley Field, Cincinnati, OH

Tue Sep 21 1965, 7:05 PM EDT

Att. 14,840 - Unknown

livebaseballscorecards.com

| Batter | 1 | 2 | 3 | 4 | 5 | 6 | 7 | 8 | 9 | AB | R | H | RBI | BB | SO | LOB |
|---|---|---|---|---|---|---|---|---|---|---|---|---|---|---|---|---|
| Tommy Harper, R (1, 7)<br>OBP: 0.347, SLG: 0.409 | S S S<br>0-3 ① K | x 0-0 ③ 1-H 2B | | | x 0-0 ② 6-3 | x 0-0 E3 1B 1B<br>1-2<br>2-3<br>3-H | | x 0-0 ③ 5-3 | | 5 | 1 | 1 | 0 | 0 | 1 | 2 |
| Pete Rose, S (1, 4)<br>OBP: 0.380, SLG: 0.446 | x 0-0 ② 4-3 | | x 0-0 ① 3-1 | | x 0-0 ③ 4-3 | x 0-0 1B 1B<br>1-2<br>2-3<br>3-H | | | | 4 | 0 | 1 | 1 | 0 | 0 | 0 |
| Vada Pinson, L (1, 8)<br>OBP: 0.351, SLG: 0.481 | x 0-0 E6 BB 1B | | x 0-0 ② 6-3 | | | x 1B WP 1B<br>x 0-0 1-3 2-H 3-H 1B | | | | 4 | 1 | 2 | 2 | 0 | 0 | 0 |
| Frank Robinson, R (1, 9)<br>OBP: 0.388, SLG: 0.540 | x 0-0 BB<br>1-2 1B | | x 0-0 HR | | | x 0-0 WP 1-3 1B 1B<br>F6 | | | | 4 | 2 | 3 | 1 | 0 | 0 | 2 |
| Gordy Coleman, L (1, 3)<br>OBP: 0.354, SLG: 0.497<br>Tony Perez, R (6, PH)<br>OBP: 0.316, SLG: 0.479<br>(7, 3) | B B B B<br>4-0 1-2 2-3 BB | | x 0-0 ③ F9 | | | x 0-0 2B E 1B<br>1-H<br>3-H | x 0-0 ① F4 | | | 1<br>2 | 0<br>1 | 0<br>1 | 0<br>1 | 1<br>0 | 0<br>0 | 0<br>0 |
| Deron Johnson, R (1, 5)<br>OBP: 0.335, SLG: 0.514 | x 0-0 ③ F5 | | | x 0-0 ① 6-3 | | x 0-0 ① L8 | x 0-0 ② 6-3 | | | 4 | 0 | 0 | 0 | 0 | 0 | 4 |
| Johnny Edwards, L (1, 2)<br>OBP: 0.359, SLG: 0.485 | | x 0-0 ① 4-3 | | x 0-0 ② F3 | | x 0-0 E 1-3 1B 2B | S S S<br>0-3 ③ K | | | 4 | 1 | 1 | 0 | 0 | 1 | 0 |
| Leo Cardenas, R (1, 6)<br>OBP: 0.362, SLG: 0.435 | | x 0-0 2B 1B | | x 0-0 ③ 5-3 | | H 1-0 1B E 1B HBP | | S S S<br>0-3 ① K | | 3 | 1 | 1 | 0 | 0 | 1 | 0 |
| Jim O'Toole, S (1, 1)<br>OBP: 0.140, SLG: 0.075<br>Dom Zanni, R (4, 1)<br>Mel Queen, L (5, PH)<br>Ted Davidson, R (6, 1)<br>Art Shamsky, L (6, PH)<br>OBP: 0.355, SLG: 0.482<br>Billy McCool, R (7, 1)<br>OBP: 0.040, SLG: 0.040 | | S S S<br>0-3 ② K | | | S S S<br>0-3 ① K | S S S<br>0-3 ② K | | S S S<br>0-3 ② K | | 1<br>0<br>1<br>0<br>1<br>1 | 0<br>0<br>0<br>0<br>0<br>0 | 0<br>0<br>0<br>0<br>0<br>0 | 0<br>0<br>0<br>0<br>0<br>0 | 1<br>0<br>1<br>0<br>0<br>1 | 1<br>0<br>0<br>0<br>0<br>0 | 1<br>0<br>0<br>0<br>3<br>0 |
| Inning Stats | R: 0 H: 1<br>E: 1 LOB: 3<br>K: 1 BB: 1<br>S: 7 P: 11 | R: 0 H: 2<br>E: 0 LOB: 2<br>K: 1 BB: 0<br>S: 6 P: 6 | R: 1 H: 1<br>E: 0 LOB: 0<br>K: 0 BB: 0<br>S: 4 P: 4 | R: 0 H: 0<br>E: 0 LOB: 0<br>K: 0 BB: 0<br>S: 3 P: 3 | R: 0 H: 0<br>E: 0 LOB: 0<br>K: 1 BB: 0<br>S: 5 P: 5 | R: 6 H: 6<br>E: 1 LOB: 2<br>K: 1 BB: 0<br>S: 12 P: 13 | R: 0 H: 0<br>E: 0 LOB: 0<br>K: 1 BB: 0<br>S: 5 P: 5 | R: 0 H: 0<br>E: 0 LOB: 0<br>K: 2 BB: 0<br>S: 7 P: 7 | | 1B: 7<br>2B: 2<br>3B: 0<br>HR: 1 | SF: 0<br>SAC: 0<br>DP: 0<br>HBP: 1 | | | WP: 1<br>PB: 0<br>SB: 0<br>CS: 0 | PA: 37 | |

| | AB | R | H | RBI | BB | SO | LOB |
|---|---|---|---|---|---|---|---|
| AB | 35 | | | | | | |
| R | 7 | | | | | | |
| H | 10 | | | | | | |
| RBI | 5 | | | | | | |
| BB | 1 | | | | | | |
| SO | 7 | | | | | | |
| LOB | 12 | | | | | | |

| PITCHER | | IP | WLS | BF | H | R | ER | SO | BB | IBB | HBP | BLK | WP | HR | S | P | ERA | WHIP |
|---|---|---|---|---|---|---|---|---|---|---|---|---|---|---|---|---|---|---|
| Bob Shaw, R<br>ERA: 2.56 | (1, 1) | 5.0 | | 22 | 6 | 3 | 3 | 3 | 1 | 0 | 0 | 0 | 0 | 1 | 27 | 31 | 5.40 | 1.400 |
| Bill Henry, L<br>ERA: 3.07 | (6, 1) | 0.0 | | 1 | 1 | 0 | 0 | 0 | 0 | 0 | 0 | 0 | 1 | 0 | 1 | 1 | ∞ | ∞ |
| Frank Linzy, R<br>ERA: 1.55 | (6, 1) | 0.2 | L | 7 | 3 | 4 | 0 | 1 | 0 | 0 | 1 | 0 | 0 | 0 | 8 | 9 | 0.00 | 4.500 |
| Gaylord Perry, R<br>ERA: 4.13 | (6, 1) | 2.1 | | 7 | 0 | 0 | 0 | 3 | 0 | 0 | 0 | 0 | 0 | 0 | 13 | 13 | 0.00 | 0.000 |

| PITCHER | IP | WLS | BF | H | R | ER | SO | BB | IBB | HBP | BLK | WP | HR | S | P | ERA | WHIP |
|---|---|---|---|---|---|---|---|---|---|---|---|---|---|---|---|---|---|

| Batter | 1 | 2 | 3 | 4 | 5 | 6 | 7 | 8 | 9 | AB | R | H | RBI | BB | SO | LOB |
|---|---|---|---|---|---|---|---|---|---|---|---|---|---|---|---|---|
| Dick Schofield, S (1, 6)<br>OBP: 0.287, SLG: 0.262 | K | | E3<br>1-2 | | F6 | | | F7 | FC6-4<br>1-2f | 5 | 0 | 0 | 0 | 0 | 1 | 3 |
| Jesus Alou, R (1, 9)<br>OBP: 0.319, SLG: 0.402 | 4-3 | | F5 | | F9 | | | F2 | | 4 | 0 | 0 | 0 | 0 | 0 | 2 |
| Willie McCovey, L (1, 3)<br>OBP: 0.389, SLG: 0.546 | 6-3 | | | FC1-5<br>1B | | F9 | | 1B | | 4 | 0 | 2 | 0 | 0 | 0 | 0 |
| Willie Mays, R (1, 8)<br>OBP: 0.397, SLG: 0.649 | | F8 | | HBP<br>FC1-5<br>1-2<br>1B | | F3 | | F9 | | 4 | 0 | 1 | 0 | 0 | 0 | 1 |
| Jim Ray Hart, R (1, 5)<br>OBP: 0.345, SLG: 0.477 | | BB<br>G3-6 | | FC1-5<br>HBP<br>1-2<br>2-3f | | 6-3 | | | WP<br>SF9<br>2B | 3 | 1 | 1 | 0 | 1 | 0 | 2 |
| Len Gabrielson, L (1, 7)<br>OBP: 0.367, SLG: 0.424 | | G3-6<br>1-2f | | K | | | K | | WP<br>BB | 3 | 0 | 0 | 0 | 1 | 2 | 3 |
| Tom Haller, L (1, 2)<br>OBP: 0.332, SLG: 0.369 | | | E<br>1B | 1-0<br>1-2<br>2-3<br>HBP | | | F4 | | K<br>1-2<br>2-3 | 3 | 0 | 1 | 0 | 0 | 1 | 2 |
| Hal Lanier, R (1, 4)<br>OBP: 0.258, SLG: 0.287<br>Bob Burda, L (9, PH)<br>OBP: 0.207, SLG: 0.120<br>Bob Schroder, L (9, PR)<br>OBP: 0.300, SLG: 0.222 | | | K | F3 | | | 1B | | FC6-4<br>BB | 3<br>0<br>0 | 0<br>0<br>0 | 1<br>0<br>0 | 0<br>1<br>0 | 0<br>0<br>0 | 1<br>0<br>0 | 4<br>0<br>0 |
| Juan Marichal, R (1, 1)<br>OBP: 0.158, SLG: 0.172<br>Warren Spahn, L (6, 1)<br>OBP: 0.262, SLG: 0.148<br>Matty Alou, L (7, PH)<br>OBP: 0.279, SLG: 0.305<br>Gaylord Perry, R (7, 1)<br>OBP: 0.194, SLG: 0.156<br>Orlando Cepeda, R (9, PH)<br>OBP: 0.212, SLG: 0.148 | | | K | | 5-3 | | 1-3 | | SF9<br>3-H | 2<br>0<br>1<br>0<br>0 | 0<br>0<br>0<br>0<br>0 | 0<br>0<br>0<br>0<br>1 | 0<br>0<br>0<br>0<br>0 | 0<br>0<br>0<br>0<br>0 | 1<br>0<br>0<br>0<br>0 | 1<br>0<br>1<br>0<br>0 |
| Inning Stats | R: 0<br>E: 0<br>K: 1<br>S: 5<br>H: 0<br>LOB: 0<br>BB: 0<br>P: 5 | R: 0<br>E: 0<br>K: 0<br>S: 2<br>H: 0<br>LOB: 0<br>BB: 1<br>P: 6 | R: 0<br>E: 1<br>K: 2<br>S: 9<br>H: 1<br>LOB: 2<br>BB: 0<br>P: 9 | R: 0<br>E: 0<br>K: 1<br>S: 7<br>H: 2<br>LOB: 3<br>BB: 0<br>P: 8 | R: 0<br>E: 0<br>K: 0<br>S: 3<br>H: 0<br>LOB: 0<br>BB: 0<br>P: 3 | R: 0<br>E: 0<br>K: 0<br>S: 3<br>H: 0<br>LOB: 0<br>BB: 0<br>P: 3 | R: 0<br>E: 0<br>K: 1<br>S: 6<br>H: 1<br>LOB: 1<br>BB: 0<br>P: 6 | R: 0<br>E: 0<br>K: 0<br>S: 4<br>H: 1<br>LOB: 1<br>BB: 0<br>P: 4 | R: 1<br>E: 0<br>K: 1<br>S: 6<br>H: 1<br>LOB: 2<br>BB: 2<br>P: 14 | 1B: 5<br>2B: 1<br>3B: 0<br>HR: 0<br>SF: 1<br>SAC: 0<br>DP: 1<br>HBP: 1 | | | | | | |

| PITCHER | IP | WLS | BF | H | R | ER | SO | BB | IBB | HBP | BLK | WP | HR | S | P | ERA | WHIP |
|---|---|---|---|---|---|---|---|---|---|---|---|---|---|---|---|---|---|
| Sammy Ellis, R (1, 1)<br>ERA: 3.75 | 9.0 | W | 37 | 6 | 1 | 1 | 6 | 3 | 0 | 1 | 0 | 1 | 0 | 45 | 58 | 1.00 | 1.000 |

| PITCHER | IP | WLS | BF | H | R | ER | SO | BB | IBB | HBP | BLK | WP | HR | S | P | ERA | WHIP |
|---|---|---|---|---|---|---|---|---|---|---|---|---|---|---|---|---|---|

TOP

# San Francisco Giants @ Cincinnati Reds

Crosley Field, Cincinnati, OH

Wed Sep 22 1965, 7:05 PM EDT

Att. 18,387 - Unknown

livebaseballscorecards.com

| | |
|---|---|
| AB | 32 |
| R | 1 |
| H | 6 |
| RBI | 1 |
| BB | 3 |
| SO | 6 |
| LOB | 19 |

| | |
|---|---|
| WP: 1 | PA: 37 |
| PB: 0 | |
| SB: 0 | |
| CS: 0 | |

| Batter | 1 | 2 | 3 | 4 | 5 | 6 | 7 | 8 | 9 | AB | R | H | RBI | BB | SO | LOB |
|---|---|---|---|---|---|---|---|---|---|---|---|---|---|---|---|---|
| Tommy Harper, R (1, 7) (9, 8)<br>OBP: 0.346, SLG: 0.407 | 5-3 | | | BBBB 4-0 E S E BB | F3 | | F8 | | | 3 | 1 | 0 | 0 | 1 | 0 | 1 |
| Pete Rose, S (1, 4)<br>OBP: 0.380, SLG: 0.445 | K | | | SSS 0-3 K 1-3 | | 1B HR 1B | 4-3 | | | 4 | 1 | 1 | 0 | 0 | 2 | 2 |
| Vada Pinson, L (1, 8)<br>OBP: 0.350, SLG: 0.479 | F6 | | | 0-0 F8 3-H | | 0-0 HR 1-2 1B | | 0-0 F8 | | 4 | 1 | 1 | 0 | 0 | 0 | 0 |
| Mel Queen, L (9, 9) | | | | | | | | | | 0 | 0 | 0 | 0 | 0 | 0 | 0 |
| Frank Robinson, R (1, 9)<br>OBP: 0.389, SLG: 0.545 | | 1-3 | | SSS 0-3 K | | 0-0 1-H 2-H HR | | BBBB 4-0 G6-4-3 BB | | 3 | 1 | 1 | 3 | 1 | 1 | 0 |
| Gordy Coleman, L (1, 3)<br>OBP: 0.352, SLG: 0.494 | | SSS 0-3 K | | | 0-0 4-3 | 0-0 F8 | | 0-0 G6-4-3 1-2f | | 2 | 0 | 0 | 0 | 0 | 1 | 0 |
| Tony Perez, R (6, PH) (7, 3)<br>OBP: 0.313, SLG: 0.475 | | | | | | | | | | 2 | 0 | 0 | 0 | 0 | 0 | 1 |
| Deron Johnson, R (1, 5)<br>OBP: 0.335, SLG: 0.513 | | SSS 0-3 K | | | 0-0 HR 1B | 0-0 F9 | | | | 3 | 1 | 1 | 0 | 0 | 1 | 0 |
| Johnny Edwards, L (1, 2)<br>OBP: 0.358, SLG: 0.493 | | | 0-0 F5 | | 0-0 1-H HR | 0-0 F8 | | | | 3 | 1 | 1 | 2 | 0 | 0 | 0 |
| Leo Cardenas, R (1, 6)<br>OBP: 0.362, SLG: 0.440 | | | 0-0 F8 | | 0-0 HR | | 0-0 G3 | | | 3 | 1 | 1 | 1 | 0 | 0 | 0 |
| Sammy Ellis, L (1, 1)<br>OBP: 0.146, SLG: 0.130 | | | SSS 0-3 K | | SSS 0-3 K | | BBBB 4-0 BB | | | 2 | 0 | 0 | 0 | 1 | 2 | 0 |
| Inning Stats | R: 0 E: 0 K: 1 S: 5 H: 0 LOB: 0 BB: 0 P: 5 | R: 0 E: 0 K: 2 S: 7 H: 0 LOB: 0 BB: 0 P: 7 | R: 0 E: 0 K: 1 S: 5 H: 0 LOB: 0 BB: 0 P: 5 | R: 1 E: 1 K: 2 S: 7 H: 0 LOB: 0 BB: 1 P: 11 | R: 3 E: 0 K: 1 S: 8 H: 3 LOB: 0 BB: 0 P: 8 | R: 3 E: 0 K: 0 S: 6 H: 3 LOB: 0 BB: 0 P: 6 | R: 0 E: 0 K: 0 S: 3 H: 0 LOB: 1 BB: 1 P: 7 | R: 0 E: 0 K: 0 S: 2 H: 0 LOB: 0 BB: 1 P: 6 | | 1B: 3 2B: 0 3B: 0 HR: 3 | SF: 0 SAC: 0 DP: 1 HBP: 0 | | | | | | |

| PITCHER | | IP | WLS | BF | H | R | ER | SO | BB | IBB | HBP | BLK | WP | HR | S | P | ERA | WHIP |
|---|---|---|---|---|---|---|---|---|---|---|---|---|---|---|---|---|---|---|
| Juan Marichal, R<br>ERA: 2.08 | (1, 1) | 5.0 | L | 22 | 6 | 7 | 6 | 7 | 1 | 0 | 0 | 0 | 0 | 3 | 35 | 39 | 10.80 | 1.400 |
| Warren Spahn, L<br>ERA: 3.96 | (6, 1) | 1.0 | | 3 | 0 | 0 | 0 | 0 | 0 | 0 | 0 | 0 | 0 | 0 | 3 | 3 | 0.00 | 0.000 |
| Gaylord Perry, R<br>ERA: 4.09 | (7, 1) | 2.0 | | 7 | 0 | 0 | 0 | 0 | 2 | 0 | 0 | 0 | 0 | 0 | 5 | 13 | 0.00 | 1.000 |

| PITCHER | IP | WLS | BF | H | R | ER | SO | BB | IBB | HBP | BLK | WP | HR | S | P | ERA | WHIP |
|---|---|---|---|---|---|---|---|---|---|---|---|---|---|---|---|---|---|

# BOTTOM

## San Francisco Giants @ Cincinnati Reds

Crosley Field, Cincinnati, OH

Wed Sep 22 1965, 7:05 PM EDT

Att. 18,387 - Unknown

livebaseballscorecards.com

| | |
|---|---|
| AB | 29 |
| R | 7 |
| H | 6 |
| RBI | 6 |
| BB | 3 |
| SO | 7 |
| LOB | 4 |

| | | | |
|---|---|---|---|
| 1B: 3 | SF: 0 | WP: 0 | PA: 32 |
| 2B: 0 | SAC: 0 | PB: 0 | |
| 3B: 0 | DP: 1 | SB: 1 | |
| HR: 3 | HBP: 0 | CS: 0 | |

| Batter | 1 | 2 | 3 | 4 | 5 | 6 | 7 | 8 | 9 | AB | R | H | RBI | BB | SO | LOB |
|---|---|---|---|---|---|---|---|---|---|---|---|---|---|---|---|---|
| Tommy Harper, R (1, 7)<br>OBP: 0.346, SLG: 0.405 | K | | L6 | | | F8 | | BB<br>SH5-3 BB | | 3 | 0 | 0 | 0 | 1 | 1 | 0 |
| Pete Rose, S (1, 4)<br>OBP: 0.382, SLG: 0.446 | 1B | | 6-3 | | | 3B 1B | | BB<br>1-2 SH5-3 | | 3 | 1 | 2 | 0 | 1 | 0 | 0 |
| Vada Pinson, L (1, 8)<br>OBP: 0.350, SLG: 0.482 | F7 | | | F7 | | 1-H 3B | | SH5-3<br>1-2<br>2-3 | | 3 | 0 | 1 | 1 | 0 | 0 | 1 |
| Frank Robinson, R (1, 9)<br>OBP: 0.388, SLG: 0.542 | L7 | | | 5-3 | | F9 | | IBB | | 3 | 0 | 0 | 0 | 1 | 0 | 2 |
| Gordy Coleman, L (1, 3)<br>OBP: 0.352, SLG: 0.492 | | FC6-4 1B<br>1B | | 1-3 | | | F2 | K | | 3 | 0 | 1 | 0 | 0 | 0 | 0 |
| Tony Perez, R (7, 3)<br>OBP: 0.312, SLG: 0.473 | | | | | | | | | | 1 | 0 | 0 | 0 | 0 | 1 | 3 |
| Deron Johnson, R (1, 5)<br>OBP: 0.336, SLG: 0.513 | | 1-2<br>FC6-4<br>1B | | | 1-3 | | 4-3<br>1B | L8 | | 4 | 0 | 2 | 0 | 0 | 0 | 3 |
| Johnny Edwards, L (1, 2)<br>OBP: 0.355, SLG: 0.487 | | 1-2f<br>2-3<br>FC6-4<br>G5-4-3 | | | 4-3 | | 4-3<br>1-2 | | F8 | 4 | 0 | 0 | 0 | 0 | 0 | 3 |
| Leo Cardenas, R (1, 6)<br>OBP: 0.361, SLG: 0.437 | | 1-2f<br>G5-4-3 | | | F7 | | IBB | | F3 | 3 | 0 | 0 | 0 | 1 | 0 | 2 |
| Jim Maloney, L (1, 1)<br>OBP: 0.302, SLG: 0.322 | | | K | | | F8 | F9 | | F2 | 4 | 0 | 0 | 0 | 0 | 1 | 2 |

# TOP

## Cincinnati Reds @ Houston Astros

Astrodome, Houston, TX

Sat Sep 25 1965, 8:05 PM EDT

Att. 24,443 - Dome

livebaseballscorecards.com

| | |
|---|---|
| AB | 31 |
| R | 1 |
| H | 6 |
| RBI | 1 |
| BB | 4 |
| SO | 3 |
| LOB | 16 |

| Inning Stats | 1 | 2 | 3 | 4 | 5 | 6 | 7 | 8 | 9 |
|---|---|---|---|---|---|---|---|---|---|
| | R: 0<br>E: 0<br>K: 1<br>S: 6 | H: 1<br>LOB: 1<br>BB: 0<br>P: 6 | R: 0<br>E: 0<br>K: 0<br>S: 4 | H: 2<br>LOB: 1<br>BB: 0<br>P: 4 | R: 0<br>E: 0<br>K: 1<br>S: 5 | H: 0<br>LOB: 0<br>BB: 0<br>P: 5 | R: 0<br>E: 0<br>K: 0<br>S: 3 | H: 0<br>LOB: 0<br>BB: 0<br>P: 3 | R: 0<br>E: 0<br>K: 0<br>S: 3 | H: 0<br>LOB: 0<br>BB: 0<br>P: 3 | R: 1<br>E: 0<br>K: 0<br>S: 5 | H: 2<br>LOB: 1<br>BB: 0<br>P: 5 | R: 0<br>E: 0<br>K: 0<br>S: 4 | H: 1<br>LOB: 2<br>BB: 1<br>P: 8 | R: 0<br>E: 0<br>K: 1<br>S: 5 | H: 0<br>LOB: 3<br>BB: 3<br>P: 17 | R: 0<br>E: 0<br>K: 0<br>S: 3 | H: 0<br>LOB: 0<br>BB: 0<br>P: 3 |

| | | | | | | | | | | | | | | | | | | | | | | | | | | | | | | | | |
|---|---|---|---|---|---|---|---|---|---|---|---|---|---|---|---|---|---|---|---|---|---|---|---|---|---|---|---|---|---|---|---|---|
| 1B: 5<br>2B: 0<br>3B: 1<br>HR: 0 | SF: 0<br>SAC: 1<br>DP: 1<br>HBP: 0 | WP: 0<br>PB: 0<br>SB: 0<br>CS: 0 | PA: 36 |
|---|---|---|---|

| PITCHER | | IP | WLS | BF | H | R | ER | SO | BB | IBB | HBP | BLK | WP | HR | S | P | ERA | WHIP |
|---|---|---|---|---|---|---|---|---|---|---|---|---|---|---|---|---|---|---|
| Robin Roberts, R<br>ERA: 2.79 | (1, 1) | 5.0 | | 17 | 3 | 0 | 0 | 2 | 0 | 0 | 0 | 0 | 0 | 0 | 21 | 21 | 0.00 | 0.600 |
| Dave Giusti, R<br>ERA: 4.09 | (6, 1) | 3.0 | L | 16 | 3 | 1 | 1 | 1 | 2 | 2 | 0 | 0 | 0 | 0 | 14 | 30 | 3.00 | 1.667 |
| Claude Raymond, R<br>ERA: 2.98 | (9, 1) | 1.0 | | 3 | 0 | 0 | 0 | 0 | 0 | 0 | 0 | 0 | 0 | 0 | 3 | 3 | 0.00 | 0.000 |

| PITCHER | IP | WLS | BF | H | R | ER | SO | BB | IBB | HBP | BLK | WP | HR | S | P | ERA | WHIP |
|---|---|---|---|---|---|---|---|---|---|---|---|---|---|---|---|---|---|

| Batter | 1 | 2 | 3 | 4 | 5 | 6 | 7 | 8 | 9 | AB | R | H | RBI | BB | SO | LOB |
|---|---|---|---|---|---|---|---|---|---|---|---|---|---|---|---|---|
| Lee Maye, L (1, 7)<br>OBP: 0.292, SLG: 0.361 | G4-6-3 2B | | G3 1-2 | | K | | | L6 | | 4 | 0 | 1 | 0 | 0 | 1 | 2 |
| Joe Morgan, L (1, 4)<br>OBP: 0.364, SLG: 0.406 | G4-6-3 BB | | 5-3 | | | K | | | L9 | 3 | 0 | 0 | 0 | 1 | 1 | 1 |
| Rusty Staub, L (1, 9)<br>OBP: 0.346, SLG: 0.417 | G4-6-3 1-2f 2-3 | | | 6-3 | | F9 | | | 6-3 | 4 | 0 | 0 | 0 | 0 | 0 | 2 |
| Chuck Harrison, R (1, 3)<br>OBP: 0.304, SLG: 0.211 | 6-3 | | | BB | | K | | | F7 | 3 | 0 | 0 | 0 | 1 | 1 | 1 |
| Jimmy Wynn, R (1, 8)<br>OBP: 0.367, SLG: 0.471 | | K | | L8 | | | P6 | | | 3 | 0 | 0 | 0 | 0 | 1 | 1 |
| Bob Aspromonte, R (1, 5)<br>OBP: 0.314, SLG: 0.330 | | 3-1 | | K | | | F2 | | | 3 | 0 | 0 | 0 | 0 | 1 | 1 |
| John Bateman, R (1, 2)<br>OBP: 0.286, SLG: 0.437 | | F7 | | | SH3-4 1B | | K2-3 | | | 3 | 0 | 1 | 0 | 0 | 1 | 0 |
| Sonny Jackson, L (1, 6)<br>OBP: 0.091, SLG: 0.091 | | | 6-3 | | F7 | | | 4-3 | | 3 | 0 | 0 | 0 | 0 | 0 | 1 |
| Robin Roberts, S (1, 1)<br>OBP: 0.267, SLG: 0.278 | | | BB | | SH3-4 1-2 | | | 6-3 | | 0 | 0 | 0 | 0 | 1 | 0 | 0 |
| Dave Giusti, R (6, 1)<br>OBP: 0.216, SLG: 0.286 | | | | | | | | | | 0 | 0 | 0 | 0 | 0 | 0 | 0 |
| Jim Gentile, L (8, PH)<br>OBP: 0.341, SLG: 0.450 | | | | | | | | | | 1 | 0 | 0 | 0 | 0 | 0 | 0 |
| Claude Raymond, R (9, 1)<br>OBP: 0.148, SLG: 0.115 | | | G3 BB | | | | | | | 0 | 0 | 0 | 0 | 0 | 0 | 0 |
| Inning Stats | R: 0 E: 0 K: 0 S: 3 H: 1 LOB: 1 BB: 1 P: 7 | R: 0 E: 0 K: 1 S: 5 H: 0 LOB: 0 BB: 0 P: 5 | R: 0 E: 0 K: 0 S: 3 H: 0 LOB: 1 BB: 1 P: 7 | R: 0 E: 0 K: 1 S: 5 H: 0 LOB: 1 BB: 1 P: 9 | R: 0 E: 0 K: 1 S: 6 H: 1 LOB: 1 BB: 0 P: 6 | R: 0 E: 0 K: 2 S: 7 H: 0 LOB: 0 BB: 0 P: 7 | R: 0 E: 0 K: 1 S: 5 H: 0 LOB: 0 BB: 0 P: 5 | R: 0 E: 0 K: 0 S: 3 H: 0 LOB: 0 BB: 0 P: 3 | R: 0 E: 0 K: 0 S: 3 H: 0 LOB: 0 BB: 0 P: 3 | | | | | | | |

| PITCHER | IP | WLS | BF | H | R | ER | SO | BB | IBB | HBP | BLK | WP | HR | S | P | ERA | WHIP |
|---|---|---|---|---|---|---|---|---|---|---|---|---|---|---|---|---|---|
| Jim Maloney, R (1, 1)<br>ERA: 2.45 | 9.0 | W | 31 | 2 | 0 | 0 | 6 | 3 | 0 | 0 | 0 | 0 | 0 | 40 | 52 | 0.00 | 0.556 |

| PITCHER | IP | WLS | BF | H | R | ER | SO | BB | IBB | HBP | BLK | WP | HR | S | P | ERA | WHIP |
|---|---|---|---|---|---|---|---|---|---|---|---|---|---|---|---|---|---|

# BOTTOM

## Cincinnati Reds @ Houston Astros

Astrodome, Houston, TX

Sat Sep 25 1965, 8:05 PM EDT

Att. 24,443 - Dome

livebaseballscorecards.com

| | |
|---|---|
| AB | 27 |
| R | 0 |
| H | 2 |
| RBI | 0 |
| BB | 3 |
| SO | 6 |
| LOB | 9 |

| | | | |
|---|---|---|---|
| 1B: 1 | SF: 0 | WP: 0 | PA: 31 |
| 2B: 1 | SAC: 1 | PB: 0 | |
| 3B: 0 | DP: 1 | SB: 0 | |
| HR: 0 | HBP: 0 | CS: 0 | |

| Batter | 1 | 2 | 3 | 4 | 5 | 6 | 7 | 8 | 9 | AB | R | H | RBI | BB | SO | LOB |
|---|---|---|---|---|---|---|---|---|---|---|---|---|---|---|---|---|
| Tommy Harper, R (1, 7)<br>OBP: 0.346, SLG: 0.404 | S S S 0-3 ① K | | x 0-0 FC4 S 1B | | x 0-0 ② 6-3 | | B B B B 4-0 S 1B BB | | x 0-0 ② F9 | 4 | 1 | 1 | 0 | 1 | 1 | 0 |
| Pete Rose, S (1, 4)<br>OBP: 0.382, SLG: 0.445 | x 0-0 ② 4-3 | | H 1-0 1-2 FC4 HBP | | S S S 0-3 ③ K | | x 0-0 1-H 1B | | x 0-0 ③ 4-3 | 4 | 0 | 1 | 1 | 0 | 1 | 0 |
| Vada Pinson, L (1, 8)<br>OBP: 0.351, SLG: 0.482 | x 0-0 1B | | x 0-0 ② FC4 1-2f 2-3 | | | x 0-0 BB 1B 1B | x 0-0 ③ 1-3 | | | 4 | 1 | 2 | 0 | 0 | 0 | 3 |
| Frank Robinson, R (1, 9)<br>OBP: 0.386, SLG: 0.538 | x 0-0 ③ F8 | | x 0-0 ③ 4-3 | | | x 0-0 ① F7 | | S S S 0-3 ① K | | 4 | 0 | 0 | 0 | 0 | 1 | 4 |
| Gordy Coleman, L (1, 3)<br>OBP: 0.351, SLG: 0.487<br>Tony Perez, R (8, 3)<br>OBP: 0.312, SLG: 0.473 | | x 0-0 ① F8 | | x 0-0 ① F7 | | B B B B 4-0 1B 1-2 BB | | x 0-0 ② 5-3 | | 3<br>0 | 0<br>0 | 0<br>0 | 0<br>0 | 1<br>0 | 0<br>0 | 0<br>0 |
| Deron Johnson, R (1, 5)<br>OBP: 0.339, SLG: 0.514 | | x 0-0 ② 5-3 | | x 0-0 E 1B | | x 0-0 G4-6-3 1B 1-2 2-H | | x 0-0 1B 1B | | 4 | 0 | 3 | 1 | 0 | 0 | 0 |
| Johnny Edwards, L (1, 2)<br>OBP: 0.356, SLG: 0.487 | | x 0-0 1B | | x 0-0 E3 G6-4-3 1-2 | | x 0-0 ② ③ G4-6-3 1-2f | | x 0-0 1-2 1B | | 4 | 0 | 2 | 0 | 0 | 0 | 3 |
| Leo Cardenas, R (1, 6)<br>OBP: 0.359, SLG: 0.434 | | S S S 0-3 ③ K | | x 0-0 ② ③ G6-4-3 1-2f | | | x 0-0 ① 5-3 | x 0-0 ③ P4 | | 4 | 0 | 0 | 0 | 0 | 1 | 5 |
| Joe Nuxhall, L (1, 1)<br>OBP: 0.227, SLG: 0.214<br>Art Shamsky, L (9, PH)<br>OBP: 0.351, SLG: 0.477<br>Billy McCool, R (9, 1)<br>OBP: 0.040, SLG: 0.040 | | | x 0-0 ① F9 | | S S S 0-3 ① K | | S S S 0-3 ② K | | x 0-0 ① P6 | 3<br>1<br>0 | 0<br>0<br>0 | 0<br>0<br>0 | 0<br>0<br>0 | 0<br>0<br>0 | 2<br>0<br>0 | 0<br>0<br>0 |
| Inning Stats | R: 0 E: 0 K: 1 S: 6 H: 1 LOB: 1 BB: 0 P: 6 | R: 0 E: 0 K: 1 S: 6 H: 1 LOB: 1 BB: 0 P: 6 | R: 0 E: 0 K: 0 S: 4 H: 1 LOB: 2 BB: 0 P: 5 | R: 0 E: 1 K: 0 S: 4 H: 1 LOB: 1 BB: 0 P: 4 | R: 0 E: 0 K: 2 S: 7 H: 0 LOB: 0 BB: 0 P: 7 | R: 1 E: 0 K: 0 S: 4 H: 2 LOB: 1 BB: 1 P: 8 | R: 1 E: 0 K: 1 S: 6 H: 1 LOB: 1 BB: 1 P: 10 | R: 0 E: 0 K: 1 S: 7 H: 2 LOB: 2 BB: 0 P: 7 | R: 0 E: 0 K: 0 S: 3 H: 0 LOB: 0 BB: 0 P: 3 | 1B: 9 2B: 0 3B: 0 HR: 0 | SF: 0 SAC: 0 DP: 2 HBP: 1 | | | | | | |

| PITCHER | IP | WLS | BF | H | R | ER | SO | BB | IBB | HBP | BLK | WP | HR | S | P | ERA | WHIP |
|---|---|---|---|---|---|---|---|---|---|---|---|---|---|---|---|---|---|
| Bob Bruce, R (1, 1)<br>ERA: 3.72 | 8.0 | | 35 | 9 | 2 | 2 | 6 | 2 | 0 | 1 | 0 | 0 | 0 | 44 | 53 | 2.25 | 1.375 |
| Turk Farrell, R (9, 1)<br>ERA: 3.4 | 1.0 | W | 3 | 0 | 0 | 0 | 0 | 0 | 0 | 0 | 0 | 0 | 0 | 3 | 3 | 0.00 | 0.000 |

| PITCHER | IP | WLS | BF | H | R | ER | SO | BB | IBB | HBP | BLK | WP | HR | S | P | ERA | WHIP |
|---|---|---|---|---|---|---|---|---|---|---|---|---|---|---|---|---|---|

# TOP

## Cincinnati Reds @ Houston Astros

Astrodome, Houston, TX

Sun Sep 26 1965, 4:33 AM EDT

Att. 15,540 - Dome

livebaseballscorecards.com

| | |
|---|---|
| AB | 35 |
| R | 2 |
| H | 9 |
| RBI | 2 |
| BB | 2 |
| SO | 6 |
| LOB | 15 |

| | | | | | | | | | | | | | | | | |
|---|---|---|---|---|---|---|---|---|---|---|---|---|---|---|---|---|
| 1B: 9 | SF: 0 | WP: 0 | PA: 38 |
| 2B: 0 | SAC: 0 | PB: 0 | |
| 3B: 0 | DP: 2 | SB: 2 | |
| HR: 0 | HBP: 1 | CS: 0 | |

# Cincinnati Reds @ Houston Astros

Astrodome, Houston, TX

Sun Sep 26 1965, 4:33 AM EDT

Att. 15,540 - Dome

livebaseballscorecards.com

## BOTTOM

| Batter | 1 | 2 | 3 | 4 | 5 | 6 | 7 | 8 | 9 | AB | R | H | RBI | BB | SO | LOB |
|---|---|---|---|---|---|---|---|---|---|---|---|---|---|---|---|---|
| Joe Morgan, L (1, 4)<br>OBP: 0.366, SLG: 0.407 | 4-3 | 2-H 1B | | BBBB FC5 1B 1-2 2-3 BB | | G3 | | | FC3-6 1B | 4 | 0 | 2 | 0 | 1 | 0 | 1 |
| Lee Maye, L (1, 7)<br>OBP: 0.293, SLG: 0.361 | BB 1B 1B | | F9 | 1-2 2-3 3-H 1B | | | 4-3 | | FC3-6 BB 1-2f HR | 5 | 1 | 2 | 1 | 0 | 0 | 1 |
| Jimmy Wynn, R (1, 8)<br>OBP: 0.367, SLG: 0.470 | BB 1-2 1B | | L5 | FC5 2-3f | | | P2 | | BBBB 1-2 HR BB | 4 | 1 | 1 | 0 | 1 | 0 | 3 |
| Chuck Harrison, R (1, 3)<br>OBP: 0.321, SLG: 0.348 | K | | BBBB BB | | 5-3 | | SSS K | | 1-H 2-H HR | 4 | 1 | 1 | 3 | 1 | 2 | 2 |
| Bob Aspromonte, R (1, 5)<br>OBP: 0.314, SLG: 0.328 | BBBB 1-2 2-3 BB | | P4 | | 5-3 | | | 1-3 | | 3 | 0 | 0 | 0 | 1 | 0 | 1 |
| John Bateman, R (1, 2)<br>OBP: 0.285, SLG: 0.431<br>Norm Miller, L (8, PR)<br>OBP: 0.250, SLG: 0.143<br>Dave Adlesh, R (9, 2)<br>OBP: 0.206, SLG: 0.188 | K | | | 6-3 | 4-3 | | | E 1B | | 4<br>0<br>0 | 0<br>0<br>0 | 1<br>0<br>0 | 0<br>0<br>0 | 0<br>0<br>0 | 1<br>0<br>0 | 3<br>0<br>0 |
| Rusty Staub, L (1, 9)<br>OBP: 0.345, SLG: 0.416 | | 4-3 | | P3 | | 6-3 1B | | P5 | | 4 | 0 | 1 | 0 | 0 | 0 | 1 |
| Sonny Jackson, L (1, 6)<br>OBP: 0.167, SLG: 0.130<br>Bob Lillis, R (6, PH)<br>OBP: 0.267, SLG: 0.255<br>(7, 6) | | S 1B 1B | | BBBB WP 1B 1B BB | | 6-3 1-2 | | E4 1-2 | | 1<br>2 | 1<br>0 | 1<br>0 | 0<br>0 | 1<br>0 | 0<br>0 | 0<br>2 |
| Bob Bruce, R (1, 1)<br>OBP: 0.132, SLG: 0.149<br>Walt Bond, L (8, PH)<br>OBP: 0.338, SLG: 0.367<br>Turk Farrell, R (9, 1)<br>OBP: 0.149, SLG: 0.151 | | P4 1-2 | | 1B BB 1-2 1B | | 2-H 1B | | SSS K | | 3<br>1<br>0 | 0<br>0<br>0 | 2<br>0<br>0 | 0<br>0<br>0 | 0<br>1<br>0 | 0<br>0<br>0 | 1<br>2<br>0 |
| Inning Stats | R: 0 E: 0 K: 2 S: 9<br>H: 2 LOB: 3 BB: 1 P: 13 | R: 0 E: 0 K: 0 S: 4<br>H: 2 LOB: 2 BB: 0 P: 4 | R: 0 E: 0 K: 0 S: 3<br>H: 0 LOB: 1 BB: 1 P: 7 | R: 1 E: 0 K: 0 S: 5<br>H: 2 LOB: 3 BB: 2 P: 13 | R: 0 E: 0 K: 0 S: 3<br>H: 0 LOB: 0 BB: 0 P: 3 | R: 0 E: 0 K: 0 S: 4<br>H: 2 LOB: 1 BB: 0 P: 4 | R: 0 E: 0 K: 1 S: 5<br>H: 0 LOB: 0 BB: 0 P: 5 | R: 0 E: 1 K: 1 S: 7<br>H: 1 LOB: 2 BB: 0 P: 7 | R: 3 E: 0 K: 0 S: 3<br>H: 2 LOB: 0 BB: 1 P: 7 | 1B: 10 2B: 0 3B: 0 HR: 1<br>SF: 0 SAC: 0 DP: 0 HBP: 0 | | | | | | |

| | AB | 35 |
|---|---|---|
| | R | 4 |
| | H | 11 |
| | RBI | 4 |
| | BB | 5 |
| | SO | 4 |
| | LOB | 17 |

WP: 1 PB: 0 SB: 1 CS: 0 PA: 40

| PITCHER | | IP | WLS | BF | H | R | ER | SO | BB | IBB | HBP | BLK | WP | HR | S | P | ERA | WHIP |
|---|---|---|---|---|---|---|---|---|---|---|---|---|---|---|---|---|---|---|
| Joe Nuxhall, L<br>ERA: 3.33 | (1, 1) | 8.0 | | 36 | 9 | 1 | 1 | 4 | 4 | 0 | 0 | 0 | 1 | 0 | 40 | 56 | 1.12 | 1.625 |
| Billy McCool, L<br>ERA: 4.2 | (9, 1) | 0.1 | L | 4 | 2 | 3 | 3 | 0 | 1 | 0 | 0 | 0 | 0 | 1 | 3 | 7 | 81.00 | 9.000 |

| PITCHER | IP | WLS | BF | H | R | ER | SO | BB | IBB | HBP | BLK | WP | HR | S | P | ERA | WHIP |
|---|---|---|---|---|---|---|---|---|---|---|---|---|---|---|---|---|---|

# Cincinnati Reds @ Los Angeles Dodgers

Dodger Stadium, Los Angeles, CA

Mon Sep 27 1965, 7:05 PM PDT

Att. 32,593 - Unknown

livebaseballscorecards.com

## TOP

| Batter | 1 | 2 | 3 | 4 | 5 | 6 | 7 | 8 | 9 | AB | R | H | RBI | BB | SO | LOB |
|---|---|---|---|---|---|---|---|---|---|---|---|---|---|---|---|---|
| Tommy Harper, R (1, 7) OBP: 0.345, SLG: 0.402 | F6 | | 6-3 | | 1B | | F8 | | FC4-6 1-2f | 5 | 0 | 1 | 0 | 0 | 0 | 3 |
| Pete Rose, S (1, 4) OBP: 0.383, SLG: 0.444 | SH5-3 1B | | F7 | | F8 | | BBBB 1-2 2-3 BB | | | 3 | 0 | 1 | 0 | 1 | 0 | 1 |
| Vada Pinson, L (1, 8) OBP: 0.351, SLG: 0.481 | SH5-3 1-2 | | | 4-3 | | G4-3 1B 1B | P5 | | | 3 | 0 | 1 | 0 | 0 | 0 | 3 |
| Frank Robinson, R (1, 9) OBP: 0.388, SLG: 0.541 | F5 | | | 1B 2B | | G4-3 1-2 1B | | G6-3 1B | | 4 | 1 | 3 | 0 | 0 | 0 | 1 |
| Deron Johnson, R (1, 5) OBP: 0.337, SLG: 0.511 | | 6-3 | | F8 | | G4-3 1-2f 2-3 | | G6-3 1-2f | | 4 | 0 | 0 | 0 | 0 | 0 | 4 |
| Tony Perez, R (1, 3) OBP: 0.311, SLG: 0.470 | | F8 | | 2-H 1B | | 6-3 | | F8 | | 4 | 0 | 1 | 1 | 0 | 0 | 1 |
| Johnny Edwards, L (1, 2) OBP: 0.355, SLG: 0.483 | | BBBB BB | SSS K | | | | 6-3 | | F8 | 3 | 0 | 0 | 0 | 1 | 1 | 1 |
| Leo Cardenas, R (1, 6) OBP: 0.360, SLG: 0.434 | | F9 | | | G5-4-3 1B | | BB 1B 1B | | 4-3 | 4 | 0 | 2 | 0 | 0 | 0 | 1 |
| Sammy Ellis, L (1, 1) OBP: 0.144, SLG: 0.129 | | | F6 | | G5-4-3 1-2f | | BB 1-2 1B | | FC4-6 1B | 1 | 0 | 0 | 0 | 0 | 0 | 0 |
| Ted Davidson, R (3, 1) | | | | | | | | | | 0 | 0 | 0 | 0 | 0 | 0 | 0 |
| Charlie James, R (5, PH) OBP: 0.225, SLG: 0.205 | | | | | | | | | | 1 | 0 | 0 | 0 | 0 | 0 | 1 |
| Joey Jay, S (5, 1) OBP: 0.078, SLG: 0.061 | | | | | | | | | | 0 | 0 | 0 | 0 | 0 | 0 | 0 |
| Tommy Helms, R (7, PH) OBP: 0.500, SLG: 0.611 | | | | | | | | | | 1 | 0 | 1 | 0 | 0 | 0 | 0 |
| Dom Zanni, R (7, 1) | | | | | | | | | | 0 | 0 | 0 | 0 | 0 | 0 | 0 |
| Don Pavletich, R (9, PH) OBP: 0.401, SLG: 0.536 | | | | | | | | | | 1 | 0 | 1 | 0 | 0 | 0 | 0 |
| Mel Queen, L (9, PR) | | | | | | | | | | 0 | 0 | 0 | 0 | 0 | 0 | 0 |
| Inning Stats | R: 0 E: 0 K: 0 S: 4 H: 1 LOB: 1 BB: 0 P: 4 | R: 0 E: 0 K: 0 S: 3 H: 0 LOB: 1 BB: 1 P: 7 | R: 0 E: 0 K: 0 S: 3 H: 0 LOB: 0 BB: 0 P: 3 | R: 1 E: 0 K: 1 S: 7 H: 2 LOB: 1 BB: 0 P: 7 | R: 0 E: 0 K: 0 S: 4 H: 2 LOB: 1 BB: 0 P: 4 | R: 0 E: 0 K: 0 S: 4 H: 2 LOB: 1 BB: 0 P: 4 | R: 0 E: 0 K: 0 S: 5 H: 2 LOB: 3 BB: 1 P: 9 | R: 0 E: 0 K: 0 S: 3 H: 1 LOB: 0 BB: 0 P: 3 | R: 0 E: 0 K: 0 S: 4 H: 1 LOB: 1 BB: 0 P: 4 | 1B: 10 2B: 1 3B: 0 HR: 0 | SF: 0 SAC: 1 DP: 3 HBP: 0 | | | | | | |

| | AB | 34 |
|---|---|---|
| | R | 1 |
| | H | 11 |
| | RBI | 1 |
| | BB | 2 |
| | SO | 1 |
| | LOB | 16 |

WP: 0 PB: 0 SB: 0 CS: 0 PA: 37

| PITCHER | | IP | WLS | BF | H | R | ER | SO | BB | IBB | HBP | BLK | WP | HR | S | P | ERA | WHIP |
|---|---|---|---|---|---|---|---|---|---|---|---|---|---|---|---|---|---|---|
| Johnny Podres, L ERA: 3.43 | (1, 1) | 5.0 | W | 20 | 5 | 1 | 1 | 1 | 1 | 0 | 0 | 0 | 0 | 0 | 21 | 25 | 1.80 | 1.200 |
| Ron Perranoski, L ERA: 2.32 | (6, 1) | 4.0 | S | 17 | 6 | 0 | 0 | 0 | 1 | 0 | 0 | 0 | 0 | 0 | 16 | 20 | 0.00 | 1.750 |

| PITCHER | IP | WLS | BF | H | R | ER | SO | BB | IBB | HBP | BLK | WP | HR | S | P | ERA | WHIP |
|---|---|---|---|---|---|---|---|---|---|---|---|---|---|---|---|---|---|

| Batter | 1 | 2 | 3 | 4 | 5 | 6 | 7 | 8 | 9 | AB | R | H | RBI | BB | SO | LOB |
|---|---|---|---|---|---|---|---|---|---|---|---|---|---|---|---|---|
| Maury Wills, S (1, 6)<br>OBP: 0.332, SLG: 0.330 | CS 1B | | F8 S 1B 1B | E S 6-3 BB | | K | | 4-3 2-3 | | 4 | 2 | 2 | 0 | 1 | 1 | 2 |
| Jim Gilliam, S (1, 5)<br>John Kennedy, R (8, 5)<br>OBP: 0.236, SLG: 0.228 | HR 1-2 BB | | F8 1-3 | 6-3 1-H | | | F9 | K | | 3<br>1 | 1<br>0 | 0<br>0 | 1<br>0 | 1<br>0 | 0<br>1 | 1<br>1 |
| Willie Davis, L (1, 8)<br>OBP: 0.273, SLG: 0.360 | HR 1-H | | F3 | F4 | | | HR | | | 4 | 2 | 2 | 3 | 0 | 0 | 1 |
| Ron Fairly, L (1, 9)<br>OBP: 0.358, SLG: 0.379 | F9 | | 1B 1B BB | | F8 | | 5-3 1B BB | | | 2 | 1 | 0 | 0 | 2 | 0 | 0 |
| Lou Johnson, R (1, 7)<br>OBP: 0.308, SLG: 0.381 | E1 | | HBP 1B 1-2 3-H 1B | | K | | 5-3 1-2 1B | | | 4 | 0 | 2 | 1 | 0 | 1 | 0 |
| Jim Lefebvre, S (1, 4)<br>OBP: 0.338, SLG: 0.375 | F2 | | HBP 1-2 2-H 1B | | K | | 5-3 1-2 2-3 | | | 4 | 0 | 1 | 1 | 0 | 1 | 3 |
| Wes Parker, S (1, 3)<br>OBP: 0.338, SLG: 0.360 | | FC5-4 1B | 1-2 2-3 HBP | | | FC1-6 BB | F8 | | | 2 | 0 | 1 | 0 | 1 | 0 | 2 |
| John Roseboro, L (1, 2)<br>OBP: 0.285, SLG: 0.311 | | FC5-4 CS 1-2f | F6 | | | K | | FC1-6 1B | | 4 | 0 | 1 | 0 | 0 | 1 | 5 |
| Johnny Podres, L (1, 1)<br>OBP: 0.196, SLG: 0.178<br>Ron Perranoski, L (6, 1)<br>OBP: 0.250, SLG: 0.167 | | 1-3 1-2 | | F6 | | FC1-6 1-2f | | FC1-6 4-3 1-2f | | 2<br>2 | 0<br>0 | 0<br>0 | 0<br>0 | 0<br>0 | 0<br>0 | 1<br>2 |
| Inning Stats | R: 2 E: 1 K: 0 S: 5 H: 2 LOB: 1 BB: 1 P: 9 | R: 0 E: 0 K: 0 S: 3 H: 1 LOB: 0 BB: 0 P: 3 | R: 2 E: 0 K: 0 S: 6 H: 3 LOB: 3 BB: 1 P: 11 | R: 1 E: 0 K: 0 S: 3 H: 0 LOB: 0 BB: 1 P: 7 | R: 0 E: 0 K: 2 S: 7 H: 0 LOB: 0 BB: 0 P: 7 | R: 0 E: 0 K: 2 S: 7 H: 0 LOB: 1 BB: 1 P: 11 | R: 1 E: 0 K: 0 S: 5 H: 2 LOB: 2 BB: 1 P: 9 | R: 0 E: 1 K: 1 S: 6 H: 1 LOB: 1 BB: 0 P: 6 | | 1B: 7 2B: 0 3B: 0 HR: 2 | SF: 0 SAC: 0 DP: 0 HBP: 1 | | | | | | |

| PITCHER | | IP | WLS | BF | H | R | ER | SO | BB | IBB | HBP | BLK | WP | HR | S | P | ERA | WHIP |
|---|---|---|---|---|---|---|---|---|---|---|---|---|---|---|---|---|---|---|
| Sammy Ellis, R<br>ERA: 3.85 | (1, 1) | 2.2 | L | 15 | 6 | 4 | 4 | 0 | 2 | 0 | 0 | 0 | 0 | 1 | 13 | 21 | 13.50 | 3.000 |
| Ted Davidson, L<br>ERA: 2.3 | (3, 1) | 1.1 | | 6 | 0 | 1 | 0 | 0 | 1 | 0 | 1 | 0 | 0 | 0 | 4 | 9 | 0.00 | 0.750 |
| Joey Jay, R<br>ERA: 4.2 | (5, 1) | 2.0 | | 7 | 0 | 0 | 0 | 4 | 1 | 0 | 0 | 0 | 0 | 0 | 14 | 18 | 0.00 | 0.500 |
| Dom Zanni, R<br>ERA: 1.69 | (7, 1) | 2.0 | | 10 | 3 | 1 | 1 | 1 | 1 | 0 | 0 | 0 | 0 | 1 | 11 | 15 | 4.50 | 2.000 |

| PITCHER | | IP | WLS | BF | H | R | ER | SO | BB | IBB | HBP | BLK | WP | HR | S | P | ERA | WHIP |
|---|---|---|---|---|---|---|---|---|---|---|---|---|---|---|---|---|---|---|

# BOTTOM

## Cincinnati Reds @ Los Angeles Dodgers

Dodger Stadium, Los Angeles, CA

Mon Sep 27 1965, 7:05 PM PDT

Att. 32,593 - Unknown

livebaseballscorecards.com

| | |
|---|---|
| AB | 32 |
| R | 6 |
| H | 9 |
| RBI | 6 |
| BB | 5 |
| SO | 5 |
| LOB | 18 |

| | | | |
|---|---|---|---|
| WP: 0 | PB: 0 | SB: 2 | CS: 2 |
| PA: 38 | | | |

| Batter | 1 | 2 | 3 | 4 | 5 | 6 | 7 | 8 | 9 | 10 | 11 | 12 | AB | R | H | RBI | BB | SO | LOB |
|---|---|---|---|---|---|---|---|---|---|---|---|---|---|---|---|---|---|---|---|
| Tommy Harper, R (1, 7)<br>OBP: 0.346, SLG: 0.401 | FC5-4 1B | | K | | 6-3 | | | BB SH1-4 2B | | BB FC5-6 | | L8 | 4 | 1 | 1 | 0 | 2 | 1 | 0 |
| Pete Rose, S (1, 4)<br>OBP: 0.383, SLG: 0.447 | K | | 1B | | 5-3 | | | SH1-4 1-2 | | FC5-6 FC6-4 1-2f | | 3B | 5 | 0 | 2 | 0 | 0 | 1 | 2 |
| Vada Pinson, L (1, 8)<br>OBP: 0.349, SLG: 0.480 | FC5-4 1-2f | | F8 | 4-3 | | | | 2B 2-H | | L6 | | P5 | 6 | 0 | 1 | 1 | 0 | 0 | 4 |
| Frank Robinson, R (1, 9)<br>OBP: 0.387, SLG: 0.537 | K | | | 4-3 | F8 | | | IBB | | FC6-4 1-2f | | | 4 | 0 | 0 | 0 | 1 | 1 | 2 |
| Deron Johnson, R (1, 5)<br>OBP: 0.336, SLG: 0.508 | | 4-3 | | 4-3 | FC6-4 1B | | | F9 | | | 6-3 | | 5 | 0 | 1 | 0 | 0 | 0 | 2 |
| Don Pavletich, R (1, 2)<br>OBP: 0.396, SLG: 0.525 | | F7 | | BB 1B | FC6-4 1-2f | | | K | | | K | | 4 | 0 | 0 | 0 | 1 | 2 | 3 |
| Tony Perez, R (1, 3)<br>OBP: 0.316, SLG: 0.472 | | 1B | | 1B 1-2 | | 1-3 | | | 4-3 | | FC6 1B | | 5 | 0 | 3 | 0 | 0 | 0 | 0 |
| Leo Cardenas, R (1, 6)<br>OBP: 0.357, SLG: 0.430 | | 1-3 | | K | | 6-3 | | | L9 | | FC6 1-2f | | 5 | 0 | 0 | 0 | 0 | 1 | 4 |
| Jim O'Toole, S (1, 1)<br>OBP: 0.130, SLG: 0.070 | | | 4-3 | | K | 6-3 | | | 3-1 | | | G3 | 3 | 0 | 0 | 0 | 0 | 1 | 0 |
| Tommy Helms, R (9, PH)<br>OBP: 0.488, SLG: 0.595 | | | | | | | | | | | | | 1 | 0 | 0 | 0 | 0 | 0 | 0 |
| Billy McCool, R (9, 1)<br>OBP: 0.040, SLG: 0.040 | | | | | | | | | | | | | 0 | 0 | 0 | 0 | 0 | 0 | 0 |
| Art Shamsky, L (12, PH)<br>OBP: 0.347, SLG: 0.471 | | | | | | | | | | | | | 1 | 0 | 0 | 0 | 0 | 0 | 0 |
| Joey Jay, S (12, 1)<br>OBP: 0.078, SLG: 0.061 | | | | | | | | | | | | | 0 | 0 | 0 | 0 | 0 | 0 | 0 |
| Inning Stats | R: 0 E: 0 K: 2 S: 8 / H: 1 LOB: 1 BB: 0 P: 8 | R: 0 E: 0 K: 0 S: 4 / H: 1 LOB: 1 BB: 0 P: 4 | R: 0 E: 0 K: 1 S: 6 / H: 1 LOB: 1 BB: 0 P: 6 | R: 0 E: 0 K: 1 S: 6 / H: 1 LOB: 2 BB: 1 P: 10 | R: 0 E: 0 K: 1 S: 5 / H: 0 LOB: 0 BB: 0 P: 5 | R: 0 E: 0 K: 0 S: 4 / H: 1 LOB: 1 BB: 0 P: 4 | R: 0 E: 0 K: 0 S: 3 / H: 0 LOB: 0 BB: 0 P: 3 | R: 1 E: 0 K: 1 S: 6 / H: 1 LOB: 2 BB: 2 P: 14 | R: 0 E: 0 K: 0 S: 3 / H: 0 LOB: 0 BB: 0 P: 3 | R: 0 E: 0 K: 0 S: 3 / H: 0 LOB: 1 BB: 1 P: 7 | R: 0 E: 0 K: 1 S: 6 / H: 1 LOB: 1 BB: 0 P: 6 | R: 0 E: 0 K: 0 S: 4 / H: 1 LOB: 1 BB: 0 P: 4 | 1B: 6 2B: 1 3B: 1 HR: 0 | SF: 0 SAC: 1 DP: 0 HBP: 0 | | | | | |

| PITCHER | IP | WLS | BF | H | R | ER | SO | BB | IBB | HBP | BLK | WP | HR | S | P | ERA | WHIP |
|---|---|---|---|---|---|---|---|---|---|---|---|---|---|---|---|---|---|
| Claude Osteen, L (1, 1)<br>ERA: 2.83 | 7.1 | | 30 | 6 | 1 | 1 | 5 | 2 | 0 | 0 | 0 | 0 | 0 | 38 | 46 | 1.23 | 1.091 |
| Ron Perranoski, L (8, 1)<br>ERA: 2.24 | 3.2 | | 14 | 1 | 0 | 0 | 2 | 1 | 1 | 0 | 0 | 0 | 0 | 16 | 24 | 0.00 | 0.545 |
| Howie Reed, R (12, 1)<br>ERA: 3.2 | 1.0 | W | 4 | 1 | 0 | 0 | 0 | 0 | 0 | 0 | 0 | 0 | 0 | 4 | 4 | 0.00 | 1.000 |

| PITCHER | IP | WLS | BF | H | R | ER | SO | BB | IBB | HBP | BLK | WP | HR | S | P | ERA | WHIP |
|---|---|---|---|---|---|---|---|---|---|---|---|---|---|---|---|---|---|

TOP

# Cincinnati Reds @ Los Angeles Dodgers

Dodger Stadium, Los Angeles, CA

Tue Sep 28 1965, 7:05 PM PDT

Att. 38,424 - Unknown

livebaseballscorecards.com

| | |
|---|---|
| AB | 43 |
| R | 1 |
| H | 8 |
| RBI | 1 |
| BB | 4 |
| SO | 7 |
| LOB | 17 |

| Batter | 1 | 2 | 3 | 4 | 5 | 6 | 7 | 8 | 9 | 10 | 11 | 12 | AB | R | H | RBI | BB | SO | LOB |
|---|---|---|---|---|---|---|---|---|---|---|---|---|---|---|---|---|---|---|---|
| Maury Wills, S (1, 6)<br>OBP: 0.332, SLG: 0.330 | F9 | | 1B FC5-2 1B | | F6 | | 1-H S 1B | | F8 | | F3 | | 6 | 0 | 2 | 1 | 0 | 0 | 0 |
| Jim Gilliam, S (1, 5)<br>OBP: 0.374, SLG: 0.388<br>John Kennedy, R (8, 5)<br>OBP: 0.241, SLG: 0.225 | 1B BB | | FC5-4 1-3 1B | | 6-3 | | L6 1-2 | | BB | | K | | 3<br>1 | 0<br>0 | 1<br>0 | 0<br>0 | 1<br>1 | 0<br>1 | 1<br>0 |
| Willie Davis, L (1, 8)<br>OBP: 0.270, SLG: 0.356 | K | | FC5-4 FC5-2 1-2f | | F8 | | | L6 | 4-3 | | | K | 6 | 0 | 0 | 0 | 0 | 2 | 4 |
| Lou Johnson, R (1, 7)<br>OBP: 0.312, SLG: 0.392 | 1-3 1B | | FC5-2 FC6 1-2 3-H | | | 5-3 | | BB S FC6-2 1B | | FC4-6 1B | | HR | 6 | 1 | 4 | 1 | 0 | 0 | 2 |
| Jim Lefebvre, S (1, 4)<br>OBP: 0.337, SLG: 0.372<br>Willie Crawford, L (10, PR)<br>OBP: 0.160, SLG: 0.087<br>Dick Tracewski, R (11, 4)<br>OBP: 0.310, SLG: 0.262 | 6-3 | | FC6 1-2f | | | 5-3 | | FC6-2 BB 1-2 BB | | FC4-6 BB 1-2f | | | 4<br>0<br>0 | 0<br>0<br>0 | 0<br>0<br>0 | 0<br>0<br>0 | 1<br>0<br>0 | 0<br>0<br>0 | 5<br>0<br>0 |
| Al Ferrara, R (1, 9)<br>OBP: 0.318, SLG: 0.320 | | 1B | 1B B2-5 1B | | | F8 | | FC6-2 1-2 2-3 BB | | 1-2 BB | | | 3 | 0 | 2 | 0 | 2 | 0 | 0 |
| Wes Parker, S (1, 3)<br>OBP: 0.337, SLG: 0.358 | | K | 1-3 1B | | | | F9 | FC6-2 1-2 2-3 3-Hf | | F7 | | | 5 | 0 | 1 | 0 | 0 | 1 | 6 |
| Jeff Torborg, R (1, 2)<br>OBP: 0.292, SLG: 0.349<br>Nate Oliver, R (7, PR)<br>John Roseboro, L (8, 2)<br>OBP: 0.284, SLG: 0.311<br>Don Drysdale, R (10, PH)<br>OBP: 0.326, SLG: 0.508<br>Hector Valle, R (11, 2)<br>OBP: 0.333, SLG: 0.200 | | K | F6 | | | | S 1B | F7 | | 1-3 | | | 3<br>0<br>1<br>1<br>0 | 0<br>1<br>0<br>0<br>0 | 1<br>0<br>0<br>0<br>0 | 0<br>0<br>0<br>0<br>0 | 0<br>0<br>0<br>0<br>0 | 1<br>0<br>0<br>0<br>0 | 3<br>0<br>3<br>2<br>0 |
| Claude Osteen, L (1, 1)<br>OBP: 0.150, SLG: 0.144<br>Ron Perranoski, L (8, 1)<br>OBP: 0.238, SLG: 0.158<br>Johnny Werhas, R (11, PH)<br>Howie Reed, R (12, 1) | | P3 | B2-5 3-Hf | | | | K | K | K | | K | | 3<br>1<br>1<br>0 | 0<br>0<br>0<br>0 | 0<br>0<br>0<br>0 | 0<br>0<br>0<br>0 | 1<br>1<br>1<br>0 | 4<br>0<br>0<br>0 | 4<br>0<br>0<br>0 |
| Inning Stats | R: 0 H: 1<br>E: 0 LOB: 2<br>K: 1 BB: 1<br>S: 6 P: 10 | R: 0 H: 1<br>E: 0 LOB: 1<br>K: 2 BB: 0<br>S: 8 P: 8 | R: 0 H: 2<br>E: 0 LOB: 2<br>K: 0 BB: 0<br>S: 5 P: 5 | R: 0 H: 2<br>E: 0 LOB: 1<br>K: 0 BB: 0<br>S: 4 P: 4 | R: 0 H: 0<br>E: 0 LOB: 0<br>K: 0 BB: 0<br>S: 3 P: 3 | R: 0 H: 0<br>E: 0 LOB: 0<br>K: 0 BB: 0<br>S: 3 P: 3 | R: 1 H: 2<br>E: 0 LOB: 2<br>K: 1 BB: 0<br>S: 7 P: 7 | R: 0 H: 1<br>E: 0 LOB: 3<br>K: 0 BB: 2<br>S: 4 P: 12 | R: 0 H: 0<br>E: 0 LOB: 1<br>K: 1 BB: 1<br>S: 5 P: 9 | R: 0 H: 1<br>E: 0 LOB: 2<br>K: 0 BB: 1<br>S: 4 P: 8 | R: 0 H: 0<br>E: 0 LOB: 0<br>K: 2 BB: 0<br>S: 7 P: 7 | R: 1 H: 1<br>E: 0 LOB: 0<br>K: 1 BB: 0<br>S: 4 P: 4 | 1B: 10<br>2B: 1<br>3B: 0<br>HR: 1 | SF: 0<br>SAC: 0<br>DP: 1<br>HBP: 0 | | WP: 0<br>PB: 0<br>SB: 3<br>CS: 0 | | PA: 49 |

| PITCHER | IP | WLS | BF | H | R | ER | SO | BB | IBB | HBP | BLK | WP | HR | S | P | ERA | WHIP |
|---|---|---|---|---|---|---|---|---|---|---|---|---|---|---|---|---|---|
| Jim O'Toole, L (1, 1)<br>ERA: 5.96 | 8.0 | | 35 | 9 | 1 | 1 | 4 | 3 | 0 | 0 | 0 | 0 | 0 | 40 | 52 | 1.12 | 1.500 |
| Billy McCool, L (9, 1)<br>ERA: 4.08 | 3.0 | | 12 | 1 | 0 | 0 | 3 | 2 | 0 | 0 | 0 | 0 | 0 | 16 | 24 | 0.00 | 1.000 |
| Joey Jay, R (12, 1)<br>ERA: 4.25 | 0.1 | L | 2 | 1 | 1 | 1 | 1 | 0 | 0 | 0 | 0 | 0 | 1 | 4 | 4 | 27.00 | 3.000 |

| PITCHER | IP | WLS | BF | H | R | ER | SO | BB | IBB | HBP | BLK | WP | HR | S | P | ERA | WHIP |
|---|---|---|---|---|---|---|---|---|---|---|---|---|---|---|---|---|---|

# Cincinnati Reds @ Los Angeles Dodgers

Dodger Stadium, Los Angeles, CA

Tue Sep 28 1965, 7:05 PM PDT

Att. 38,424 - Unknown

livebaseballscorecards.com

| | |
|---|---|
| AB | 44 |
| R | 2 |
| H | 11 |
| RBI | 2 |
| BB | 5 |
| SO | 8 |
| LOB | 30 |

# Cincinnati Reds @ Los Angeles Dodgers

Dodger Stadium, Los Angeles, CA

Wed Sep 29 1965, 7:05 PM PDT

Att. 52,312 - Unknown

livebaseballscorecards.com

TOP

| Batter | 1 | 2 | 3 | 4 | 5 | 6 | 7 | 8 | 9 | AB | R | H | RBI | BB | SO | LOB |
|---|---|---|---|---|---|---|---|---|---|---|---|---|---|---|---|---|
| Tommy Harper, R (1, 7) OBP: 0.344, SLG: 0.399 | x 0-0 ① F8 | | x 0-0 ③ P6 | | | S S S 0-3 ② K | | | S S S 0-3 ① K | 4 | 0 | 0 | 0 | 0 | 2 | 0 |
| Pete Rose, S (1, 4) OBP: 0.381, SLG: 0.444 | S S S 0-3 ② K | | | x 0-0 ① 6-3 | | S S S 0-3 ③ K | | | x 0-0 ② L8 | 4 | 0 | 0 | 0 | 0 | 2 | 0 |
| Vada Pinson, L (1, 8) OBP: 0.349, SLG: 0.479 | x 0-0 ③ F7 | | | x 0-0 ① S 1B | | | x 0-0 ① 4-3 | | x 0-0 ③ 4-3 | 4 | 0 | 1 | 0 | 0 | 0 | 0 |
| Frank Robinson, R (1, 9) OBP: 0.385, SLG: 0.535 | | S S S 0-3 ① K | | S S S 0-3 ② K 1-2 | | | x 0-0 ② 5-3 | | | 3 | 0 | 0 | 0 | 0 | 2 | 1 |
| Deron Johnson, R (1, 5) OBP: 0.337, SLG: 0.508 | | B B B 4-0 BB | | x 0-0 ③ 1-3 | | | x 0-0 1B | | | 2 | 0 | 1 | 0 | 1 | 0 | 1 |
| Don Pavletich, R (1, 2) OBP: 0.390, SLG: 0.516 | | x 0-0 ② L8 | | | x 0-0 ① F8 | | S S S 0-3 ③ K | | | 3 | 0 | 0 | 0 | 0 | 1 | 2 |
| Tony Perez, R (1, 3) OBP: 0.313, SLG: 0.467 | | S S S 0-3 ③ K | | | S S S 0-3 ② K | | | S S S 0-3 ① K | | 3 | 0 | 0 | 0 | 0 | 3 | 1 |
| Leo Cardenas, R (1, 6) OBP: 0.355, SLG: 0.428 | | | S S S 0-3 ① K | | S S S 0-3 ③ K | | | x 0-0 ② F9 | | 3 | 0 | 0 | 0 | 0 | 2 | 0 |
| Jim Maloney, L (1, 1) OBP: 0.296, SLG: 0.315 | | | x 0-0 ② L9 | | | S S S 0-3 ① K | | x 0-0 ③ 5-3 | | 2 | 0 | 0 | 0 | 0 | 1 | 0 |
| Ted Davidson, R (7, 1) | | | | | | | | | | 0 | 0 | 0 | 0 | 0 | 0 | 0 |
| Tommy Helms, R (8, PH) OBP: 0.476, SLG: 0.579 | | | | | | | | | | 1 | 0 | 0 | 0 | 0 | 0 | 0 |
| Bobby Locke, R (8, 1) | | | | | | | | | | 0 | 0 | 0 | 0 | 0 | 0 | 0 |

| | AB | 29 |
|---|---|---|
| | R | 0 |
| | H | 2 |
| | RBI | 0 |
| | BB | 1 |
| | SO | 13 |
| | LOB | 5 |

| Inning Stats | 1 | 2 | 3 | 4 | 5 | 6 | 7 | 8 | 9 |
|---|---|---|---|---|---|---|---|---|---|
| | R: 0 E: 0 K: 1 S: 5 | H: 0 LOB: 0 BB: 0 P: 5 | R: 0 E: 0 K: 2 S: 7 | H: 0 LOB: 1 BB: 1 P: 11 | R: 0 E: 0 K: 1 S: 5 | H: 0 LOB: 0 BB: 0 P: 5 | R: 0 E: 0 K: 1 S: 6 | H: 1 LOB: 1 BB: 0 P: 6 | R: 0 E: 0 K: 2 S: 7 | H: 0 LOB: 0 BB: 0 P: 7 | R: 0 E: 0 K: 3 S: 9 | H: 0 LOB: 0 BB: 0 P: 9 | R: 0 E: 0 K: 1 S: 6 | H: 1 LOB: 1 BB: 0 P: 6 | R: 0 E: 0 K: 1 S: 5 | H: 0 LOB: 0 BB: 0 P: 5 | R: 0 E: 0 K: 1 S: 5 | H: 0 LOB: 0 BB: 0 P: 5 |

| | 1B: 2 | SF: 0 | WP: 0 | PA: 30 |
|---|---|---|---|---|
| | 2B: 0 | SAC: 0 | PB: 0 | |
| | 3B: 0 | DP: 0 | SB: 1 | |
| | HR: 0 | HBP: 0 | CS: 0 | |

| PITCHER | IP | WLS | BF | H | R | ER | SO | BB | IBB | HBP | BLK | WP | HR | S | P | ERA | WHIP |
|---|---|---|---|---|---|---|---|---|---|---|---|---|---|---|---|---|---|
| Sandy Koufax, L (1, 1) ERA: 2.07 | 9.0 | W | 30 | 2 | 0 | 0 | 13 | 1 | 0 | 0 | 0 | 0 | 0 | 55 | 59 | 0.00 | 0.333 |

| PITCHER | IP | WLS | BF | H | R | ER | SO | BB | IBB | HBP | BLK | WP | HR | S | P | ERA | WHIP |
|---|---|---|---|---|---|---|---|---|---|---|---|---|---|---|---|---|---|

| Batter | 1 | 2 | 3 | 4 | 5 | 6 | 7 | 8 | 9 | AB | R | H | RBI | BB | SO | LOB |
|---|---|---|---|---|---|---|---|---|---|---|---|---|---|---|---|---|
| Maury Wills, S (1, 6)<br>OBP: 0.333, SLG: 0.333 | BBBB 4-0 CS BB | | x 0-0 ③ P5 | | x 0-0 ③ 4-3 | | x 0-0 1B 1-H 2-H 3-H 3B | | | 3 | 1 | 1 | 3 | 1 | 0 | 3 |
| Jim Gilliam, S (1, 5)<br>John Kennedy, R (7, PR)<br>OBP: 0.378, SLG: 0.393<br>OBP: 0.241, SLG: 0.225 (8, 5) | x 0-0 ① L4-6 1-2 2B | | | x 0-0 ① 3-1 | | BBBB 4-0 1B G3 E BB | x 0-0 FC1-6 3-H 1B | | | 3<br>0 | 1<br>0 | 2<br>0 | 1<br>0 | 1<br>0 | 0<br>0 | 0<br>0 |
| Willie Davis, L (1, 8)<br>OBP: 0.268, SLG: 0.353 | x 0-0 ②③ L4-6 2-3 | | | x 0-0 ② L4 | | x 0-0 ① G3 1-2 | x 0-0 ① FC1-6 1-2f | | | 4 | 0 | 0 | 0 | 0 | 0 | 3 |
| Ron Fairly, L (1, 9)<br>OBP: 0.359, SLG: 0.377 | | x 0-0 ① 5-3 | | BBBB 4-0 FC6-4 BB | | IIII 4-0 E 1B IBB | x 0-0 ② F7 | | | 2 | 0 | 0 | 0 | 2 | 0 | 1 |
| Lou Johnson, R (1, 7)<br>OBP: 0.312, SLG: 0.390 | | SSS 0-3 ② K | | x 0-0 ③ FC6-4 1-2f | | x 0-0 ② E9 1-H 2-H 1B | x 0-0 ③ 1-3 | | | 4 | 0 | 1 | 0 | 0 | 1 | 2 |
| Jim Lefebvre, S (1, 4)<br>OBP: 0.336, SLG: 0.371 | | x 0-0 ③ 4-3 | | | x 0-0 WP S FC4-2 1B | x 0-0 ③ P6 | | x 0-0 ① 1-3 | | 4 | 0 | 1 | 0 | 0 | 0 | 1 |
| Wes Parker, S (1, 3)<br>OBP: 0.338, SLG: 0.357 | | | x 0-0 ① 4-3 | | BBBB 4-0 S FC4-2 1-3 BB | | BBBB 4-0 BB 1B 3B BB | SSS 0-3 ② K | | 2 | 1 | 0 | 0 | 2 | 1 | 0 |
| John Roseboro, L (1, 2)<br>OBP: 0.284, SLG: 0.310 | | | x 0-0 ② F7 | | x 0-0 ① FC4-2 S 1-2 3-H | | x 0-0 BB 1-2 3B 1B | x 0-0 ③ 6-3 | | 4 | 1 | 1 | 0 | 0 | 0 | 2 |
| Sandy Koufax, R (1, 1)<br>OBP: 0.240, SLG: 0.198 | | | x 0-0 1B | | SSS 0-3 ② K 1-2 2-3 | | BBBB 4-0 1-2 2-3 3B BB | | | 2 | 1 | 1 | 0 | 1 | 1 | 2 |
| Inning Stats | R: 0 H: 1<br>E: 0 LOB: 0<br>K: 0 BB: 1<br>S: 2 P: 6 | R: 0 H: 0<br>E: 0 LOB: 0<br>K: 1 BB: 0<br>S: 5 P: 5 | R: 0 H: 1<br>E: 0 LOB: 1<br>K: 0 BB: 0<br>S: 4 P: 4 | R: 0 H: 0<br>E: 0 LOB: 1<br>K: 0 BB: 1<br>S: 3 P: 7 | R: 0 H: 1<br>E: 0 LOB: 2<br>K: 1 BB: 1<br>S: 6 P: 10 | R: 1 H: 1<br>E: 1 LOB: 1<br>K: 0 BB: 2<br>S: 3 P: 11 | R: 4 H: 3<br>E: 0 LOB: 1<br>K: 0 BB: 2<br>S: 6 P: 14 | R: 0 H: 0<br>E: 0 LOB: 0<br>K: 1 BB: 0<br>S: 5 P: 5 | | 1B: 5 SF: 0<br>2B: 2 SAC: 0<br>3B: 1 DP: 1<br>HR: 0 HBP: 0 | | | | | | |

| PITCHER | | IP | WLS | BF | H | R | ER | SO | BB | IBB | HBP | BLK | WP | HR | S | P | ERA | WHIP |
|---|---|---|---|---|---|---|---|---|---|---|---|---|---|---|---|---|---|---|
| Jim Maloney, R<br>ERA: 2.54 | (1, 1) | 6.0 | L | 28 | 6 | 5 | 4 | 2 | 6 | 1 | 0 | 0 | 1 | 0 | 25 | 53 | 6.00 | 2.000 |
| Ted Davidson, L<br>ERA: 2.26 | (7, 1) | 1.0 | | 4 | 1 | 0 | 0 | 0 | 0 | 0 | 0 | 0 | 0 | 0 | 4 | 4 | 0.00 | 1.000 |
| Bobby Locke, R<br>ERA: 5.71 | (8, 1) | 1.0 | | 3 | 0 | 0 | 0 | 1 | 0 | 0 | 0 | 0 | 0 | 0 | 5 | 5 | 0.00 | 0.000 |

| PITCHER | IP | WLS | BF | H | R | ER | SO | BB | IBB | HBP | BLK | WP | HR | S | P | ERA | WHIP |
|---|---|---|---|---|---|---|---|---|---|---|---|---|---|---|---|---|---|

# BOTTOM

# Cincinnati Reds @ Los Angeles Dodgers

Dodger Stadium, Los Angeles, CA

Wed Sep 29 1965, 7:05 PM PDT

Att. 52,312 - Unknown

livebaseballscorecards.com

| | |
|---|---|
| AB | 28 |
| R | 5 |
| H | 7 |
| RBI | 4 |
| BB | 7 |
| SO | 3 |
| LOB | 14 |

| | | | |
|---|---|---|---|
| 1B: 5 | SF: 0 | WP: 1 | PA: 35 |
| 2B: 2 | SAC: 0 | PB: 0 | |
| 3B: 1 | DP: 1 | SB: 3 | |
| HR: 0 | HBP: 0 | CS: 1 | |

| Batter | 1 | 2 | 3 | 4 | 5 | 6 | 7 | 8 | 9 | AB | R | H | RBI | BB | SO | LOB |
|---|---|---|---|---|---|---|---|---|---|---|---|---|---|---|---|---|
| Tommy Harper, R (1, 7)<br>OBP: 0.343, SLG: 0.396 | S S S 0-3 ① K | | x 0-0 ② F4 | | x 0-0 ② F8 | | x 0-0 ② F3 | | | 4 | 0 | 0 | 0 | 0 | 1 | 1 |
| Pete Rose, S (1, 4)<br>OBP: 0.380, SLG: 0.442 | x 0-0 ② F4 | | x 0-0 ③ G3 | | B B B 4-0 BB | | x 0-0 ③ 3-1 | | | 3 | 0 | 0 | 0 | 1 | 0 | 1 |
| Vada Pinson, L (1, 8)<br>OBP: 0.349, SLG: 0.482 | B B B 4-0 E S BB | | | x 0-0 HR | S S S 0-3 ③ K | | | x 0-0 ① F5 | | 3 | 1 | 1 | 1 | 1 | 1 | 1 |
| Frank Robinson, R (1, 9)<br>OBP: 0.384, SLG: 0.538 | S S S 0-3 ③ K 1-3 | | | x 0-0 ① F7 | | x 0-0 ① F3 | | x 0-0 HR | | 4 | 1 | 1 | 1 | 0 | 1 | 1 |
| Gordy Coleman, L (1, 3)<br>OBP: 0.351, SLG: 0.486 | | x 0-0 FC1-6 1B | | x 0-0 ② 6-3 | | x 0-0 ② 4-3 | | x 0-0 ② F4 | | 3 | 0 | 1 | 0 | 0 | 0 | 0 |
| Tony Perez, R (8, PH)<br>OBP: 0.312, SLG: 0.465 (8, 3) | | | | | | | | | | 1 | 0 | 0 | 0 | 0 | 0 | 0 |
| Deron Johnson, R (1, 5)<br>OBP: 0.338, SLG: 0.513 | | x 0-0 ① F2 | | x 0-0 1B 1B | | x 0-0 HR | | S S S 0-3 ③ K | | 4 | 1 | 2 | 1 | 0 | 1 | 1 |
| Johnny Edwards, L (1, 2)<br>OBP: 0.355, SLG: 0.482 | | x 0-0 ② FC1-6 1-2f | | x 0-0 1-3 1B | | x 0-0 ③ 3-1 | | | x 0-0 ① F4 | 3 | 0 | 1 | 0 | 0 | 0 | 1 |
| Don Pavletich, R (9, PH)<br>OBP: 0.389, SLG: 0.513 (9, 2) | | | | | | | | | | 1 | 0 | 0 | 0 | 0 | 0 | 0 |
| Leo Cardenas, R (1, 6)<br>OBP: 0.354, SLG: 0.427 | | x 0-0 ③ F8 | | x 0-0 ③ 5-3 | | | x 0-0 SH1-4 1B | | x 0-0 ② F5 | 4 | 0 | 1 | 0 | 0 | 0 | 3 |
| Joe Nuxhall, L (1, 1)<br>OBP: 0.213, SLG: 0.200 | | | x 0-0 ① 4-3 | | S S S 0-3 ① K | | x 0-0 ① SH1-4 1-2 | | x 0-0 ③ F5 | 3 | 0 | 0 | 0 | 0 | 1 | 0 |
| Inning Stats | R: 0 E: 0 K: 2 S: 7 H: 0 LOB: 1 BB: 1 P: 11 | R: 0 E: 0 K: 0 S: 4 H: 1 LOB: 1 BB: 0 P: 4 | R: 0 E: 0 K: 0 S: 3 H: 0 LOB: 0 BB: 0 P: 3 | R: 1 E: 0 K: 0 S: 6 H: 3 LOB: 2 BB: 0 P: 6 | R: 0 E: 0 K: 2 S: 7 H: 0 LOB: 1 BB: 1 P: 11 | R: 1 E: 0 K: 0 S: 4 H: 1 LOB: 0 BB: 0 P: 4 | R: 0 E: 0 K: 0 S: 4 H: 1 LOB: 1 BB: 0 P: 4 | R: 1 E: 0 K: 1 S: 6 H: 1 LOB: 0 BB: 0 P: 6 | R: 0 E: 0 K: 0 S: 3 H: 0 LOB: 0 BB: 0 P: 3 | 1B: 4 2B: 0 3B: 0 HR: 3 | SF: 0 SAC: 1 DP: 0 HBP: 0 | | | | | | |

| PITCHER | | IP | WLS | BF | H | R | ER | SO | BB | IBB | HBP | BLK | WP | HR | S | P | ERA | WHIP |
|---|---|---|---|---|---|---|---|---|---|---|---|---|---|---|---|---|---|---|
| Juan Marichal, R<br>ERA: 2.13 | (1, 1) | 7.0 | | 29 | 6 | 2 | 2 | 4 | 2 | 0 | 0 | 0 | 0 | 2 | 35 | 43 | 2.57 | 1.143 |
| Masanori Murakami, L<br>ERA: 3.56 | (8, 1) | 2.0 | W | 7 | 1 | 1 | 1 | 1 | 0 | 0 | 0 | 0 | 0 | 1 | 9 | 9 | 4.50 | 0.500 |

| PITCHER | IP | WLS | BF | H | R | ER | SO | BB | IBB | HBP | BLK | WP | HR | S | P | ERA | WHIP |
|---|---|---|---|---|---|---|---|---|---|---|---|---|---|---|---|---|---|

# TOP

## Cincinnati Reds @ San Francisco Giants

Candlestick Park, San Francisco, CA

Thu Sep 30 1965, 6:33 AM EDT

Att. 14,502 - Unknown

livebaseballscorecards.com

| | |
|---|---|
| AB | 33 |
| R | 3 |
| H | 7 |
| RBI | 3 |
| BB | 2 |
| SO | 5 |
| LOB | 9 |

| | | | | | | | | | | | | | | | | | | |
|---|---|---|---|---|---|---|---|---|---|---|---|---|---|---|---|---|---|---|
| | 1B: 4 | SF: 0 | WP: 0 | PA: 36 |
| | 2B: 0 | SAC: 1 | PB: 0 | |
| | 3B: 0 | DP: 0 | SB: 1 | |
| | HR: 3 | HBP: 0 | CS: 0 | |

| Batter | 1 | 2 | 3 | 4 | 5 | 6 | 7 | 8 | 9 | AB | R | H | RBI | BB | SO | LOB |
|---|---|---|---|---|---|---|---|---|---|---|---|---|---|---|---|---|
| Tito Fuentes, S (1, 6)<br>OBP: 0.279, SLG: 0.250 | E SF8 1B | | F9 | | 6-3 | | F7 | | | 4 | 1 | 1 | 0 | 0 | 0 | 1 |
| Willie McCovey, L (1, 3)<br>OBP: 0.387, SLG: 0.548 | E5 SF8 1-3 1B | | F4 | | 1B | | | F3 | | 4 | 0 | 2 | 0 | 0 | 0 | 0 |
| Willie Mays, R (1, 8)<br>OBP: 0.398, SLG: 0.645 | SF8 2-3 3-H | | 5-3 | | F4 | | | F8 | | 3 | 0 | 0 | 1 | 0 | 0 | 1 |
| Jim Ray Hart, R (1, 7)<br>OBP: 0.347, SLG: 0.479 | F3 | | | HR | | F6 | | 1B 2B | | 4 | 2 | 2 | 1 | 0 | 0 | 1 |
| Jesus Alou, R (1, 9)<br>OBP: 0.319, SLG: 0.401 | F7 | | | F7 | | 6-3 | | 2-H 1B | | 4 | 0 | 1 | 1 | 0 | 0 | 1 |
| Jim Davenport, R (1, 5)<br>OBP: 0.305, SLG: 0.375 | | F9 | | F7 | | F8 | | F9 | | 4 | 0 | 0 | 0 | 0 | 0 | 1 |
| Hal Lanier, R (1, 4)<br>OBP: 0.257, SLG: 0.288 | | 2B | | 2B | | | 6-3 | | FC1-6 1B | 4 | 0 | 3 | 0 | 0 | 0 | 0 |
| Tom Haller, L (1, 2)<br>OBP: 0.338, SLG: 0.386 | | F5 | | F8 | | | F8 | | FC1-6 1-2f HR | 4 | 1 | 0 | 0 | 0 | 0 | 3 |
| Juan Marichal, R (1, 1)<br>OBP: 0.180, SLG: 0.204<br>Bob Schroder, L (7, PR)<br>OBP: 0.300, SLG: 0.222<br>Masanori Murakami, L (8, 1)<br>OBP: 0.154, SLG: 0.154<br>Orlando Cepeda, R (9, PH)<br>OBP: 0.237, SLG: 0.313 | | F6 | | | F5 | | 2B | | 1-H HR | 3<br>0<br>0<br>1 | 0<br>0<br>0<br>1 | 1<br>0<br>0<br>1 | 0<br>0<br>0<br>1 | 0<br>0<br>0<br>2 | 0<br>0<br>0<br>0 | 1<br>0<br>0<br>0 |
| Inning Stats | R: 1 H: 2<br>E: 1 LOB: 1<br>K: 0 BB: 0<br>S: 5 P: 5 | R: 0 H: 1<br>E: 0 LOB: 1<br>K: 0 BB: 0<br>S: 4 P: 4 | R: 0 H: 0<br>E: 0 LOB: 0<br>K: 0 BB: 0<br>S: 3 P: 3 | R: 1 H: 2<br>E: 0 LOB: 1<br>K: 0 BB: 0<br>S: 5 P: 5 | R: 0 H: 1<br>E: 0 LOB: 1<br>K: 0 BB: 0<br>S: 4 P: 4 | R: 0 H: 0<br>E: 0 LOB: 0<br>K: 0 BB: 0<br>S: 3 P: 3 | R: 0 H: 1<br>E: 0 LOB: 1<br>K: 0 BB: 0<br>S: 4 P: 4 | R: 1 H: 2<br>E: 0 LOB: 1<br>K: 0 BB: 0<br>S: 5 P: 5 | R: 2 H: 2<br>E: 0 LOB: 0<br>K: 0 BB: 0<br>S: 3 P: 3 | 1B: 5 SF: 1<br>2B: 4 SAC: 0<br>3B: 0 DP: 0<br>HR: 2 HBP: 0 | | | | | | |

| PITCHER | IP | WLS | BF | H | R | ER | SO | BB | IBB | HBP | BLK | WP | HR | S | P | ERA | WHIP |
|---|---|---|---|---|---|---|---|---|---|---|---|---|---|---|---|---|---|
| Joe Nuxhall, L (1, 1)<br>ERA: 3.45 | 8.1 | L | 36 | 11 | 5 | 5 | 0 | 0 | 0 | 0 | 0 | 0 | 2 | 36 | 36 | 5.40 | 1.320 |

| PITCHER | IP | WLS | BF | H | R | ER | SO | BB | IBB | HBP | BLK | WP | HR | S | P | ERA | WHIP |
|---|---|---|---|---|---|---|---|---|---|---|---|---|---|---|---|---|---|

# BOTTOM

## Cincinnati Reds @ San Francisco Giants

Candlestick Park, San Francisco, CA

Thu Sep 30 1965, 6:33 AM EDT

Att. 14,502 - Unknown

livebaseballscorecards.com

| | |
|---|---|
| AB | 35 |
| R | 5 |
| H | 11 |
| RBI | 5 |
| BB | 0 |
| SO | 0 |
| LOB | 9 |

| | | | | | | | | |
|---|---|---|---|---|---|---|---|---|
| 1B: 5 | SF: 1 | WP: 0 | PA: 36 |
| 2B: 4 | SAC: 0 | PB: 0 | |
| 3B: 0 | DP: 0 | SB: 0 | |
| HR: 2 | HBP: 0 | CS: 0 | |

# Cincinnati Reds @ San Francisco Giants

Candlestick Park, San Francisco, CA

Fri Oct 01 1965, 10:05 PM EDT

Att. 29,220 - Unknown

TOP

livebaseballscorecards.com

| Batter | 1 | 2 | 3 | 4 | 5 | 6 | 7 | 8 | 9 | AB | R | H | RBI | BB | SO | LOB |
|---|---|---|---|---|---|---|---|---|---|---|---|---|---|---|---|---|
| Pete Rose, S (1, 4)<br>OBP: 0.384, SLG: 0.449 | 0-0 1B HR 1B | 0-0 1-H HR | 0-0 F6 2-3 | | | H 1-0 BLK HBP | B B B B 4-0 1-2 BB | 0-0 1-3 2-H 3-H 1B | | 4 | 2 | 3 | 4 | 1 | 0 | 1 |
| Art Shamsky, L (1, 9)<br>OBP: 0.327, SLG: 0.441 | S S S 0-3 K | 0-0 F5 | | 0-0 F9 | | S S S 0-3 K 1-2 | 0-3 K | S S S 0-3 K | | 6 | 0 | 0 | 0 | 0 | 4 | 6 |
| Vada Pinson, L (1, 8)<br>OBP: 0.349, SLG: 0.483 | 0-0 1-3 HR 1B | 0-0 2B | | S S S 0-3 K | | 0-0 4-3 | 0-0 F5 | 0-0 F6 | | 6 | 1 | 2 | 0 | 0 | 1 | 5 |
| Frank Robinson, R (1, 7)<br>OBP: 0.385, SLG: 0.543 | 0-0 1-H 3-H HR | S S S 0-3 K | | 0-0 F3 | | | 0-0 1B 1B 1B | 0-0 1B 1B 1B | 0-0 3-1 | 6 | 3 | 3 | 3 | 0 | 1 | 1 |
| Gordy Coleman, L (1, 3)<br>OBP: 0.352, SLG: 0.495<br>Tony Perez, R (7, PR)<br>OBP: 0.317, SLG: 0.473 (7, 3) | 0-0 HR | 0-0 4-3 | | | 0-0 F1 | | 0-0 1B 1-2 E 1B | 0-0 1B 1-3 1B 1B | 0-0 HR 2B | 4<br>2 | 1<br>3 | 2<br>2 | 1<br>0 | 0<br>0 | 0<br>0 | 1<br>0 |
| Deron Johnson, R (1, 5)<br>OBP: 0.341, SLG: 0.520 | 0-0 4-3 | | 0-0 4-1 PB 1B 1B | | 0-0 E5 | | 0-0 E8 1-H 2-H E 1B | 0-0 BB 1B 1-2 3-H 1B 1B | 0-0 2-H HR | 6 | 4 | 4 | 4 | 0 | 0 | 0 |
| Johnny Edwards, L (1, 2)<br>OBP: 0.355, SLG: 0.478 | 0-0 1B | | 0-0 4-1 1-3 | | 0-0 F8 | | B B B B 4-0 E6 BB | 0-0 F8 | S S S 0-3 K | 5 | 0 | 1 | 0 | 1 | 1 | 4 |
| Leo Cardenas, R (1, 6)<br>OBP: 0.354, SLG: 0.426 | 0-0 F4 | | 0-0 WP SH1-4 3-H 1B | | 0-0 1-3 | | 0-0 E6 1-H 3-H 1B | 0-0 BB 1-2 2-H 1B | 0-0 F9 | 6 | 2 | 2 | 2 | 0 | 0 | 3 |
| Sammy Ellis, L (1, 1)<br>OBP: 0.168, SLG: 0.146 | | 0-0 HR 1B | 0-0 SH1-4 1-2 | | | S S S 0-3 K | 0-0 BB 2-H 1B | B B B B 4-0 1B 1-2 2-3 BB | | 3 | 1 | 2 | 1 | 1 | 1 | 0 |
| Inning Stats | R: 4 E: 0 K: 1 S: 10 / H: 5 LOB: 1 BB: 0 P: 10 | R: 2 E: 0 K: 1 S: 8 / H: 3 LOB: 1 BB: 0 P: 8 | R: 1 E: 0 K: 0 S: 5 / H: 2 LOB: 0 BB: 0 P: 5 | R: 0 E: 0 K: 1 S: 5 / H: 0 LOB: 0 BB: 0 P: 5 | R: 0 E: 1 K: 0 S: 4 / H: 0 LOB: 1 BB: 0 P: 4 | R: 0 E: 0 K: 2 S: 7 / H: 0 LOB: 1 BB: 0 P: 8 | R: 4 E: 2 K: 1 S: 9 / H: 4 LOB: 2 BB: 2 P: 17 | R: 4 E: 0 K: 1 S: 10 / H: 5 LOB: 2 BB: 1 P: 14 | R: 2 E: 0 K: 1 S: 7 / H: 2 LOB: 0 BB: 0 P: 7 | 1B: 15 2B: 2 3B: 0 HR: 4 / SF: 0 SAC: 1 DP: 0 HBP: 1 | | | | | | |

| | AB | 48 |
|---|---|---|
| | R | 17 |
| | H | 21 |
| | RBI | 15 |
| | BB | 3 |
| | SO | 8 |
| | LOB | 21 |

| | WP: 1 | PA: 53 |
|---|---|---|
| | PB: 1 | |
| | SB: 0 | |
| | CS: 0 | |

| PITCHER | | IP | WLS | BF | H | R | ER | SO | BB | IBB | HBP | BLK | WP | HR | S | P | ERA | WHIP |
|---|---|---|---|---|---|---|---|---|---|---|---|---|---|---|---|---|---|---|
| Bobby Bolin, R<br>ERA: 2.85 | (1, 1) | 0.1 | L | 5 | 4 | 4 | 4 | 1 | 0 | 0 | 0 | 0 | 0 | 2 | 7 | 7 | 108.00 | 12.000 |
| Masanori Murakami, L<br>ERA: 3.75 | (1, 1) | 1.0 | | 7 | 4 | 2 | 2 | 0 | 0 | 0 | 0 | 0 | 0 | 1 | 7 | 7 | 18.00 | 4.000 |
| Bob Priddy, R<br>ERA: 1.74 | (2, 1) | 2.2 | | 10 | 2 | 1 | 1 | 2 | 0 | 0 | 0 | 0 | 1 | 0 | 14 | 14 | 3.38 | 0.750 |
| Dick Estelle, L<br>ERA: 3.52 | (5, 1) | 2.0 | | 8 | 0 | 0 | 0 | 2 | 0 | 0 | 1 | 1 | 0 | 0 | 11 | 12 | 0.00 | 0.000 |
| Gaylord Perry, R<br>ERA: 4.19 | (7, 1) | 0.0 | | 3 | 3 | 4 | 1 | 0 | 0 | 0 | 0 | 0 | 0 | 0 | 3 | 3 | ∞ | ∞ |

| PITCHER | | IP | WLS | BF | H | R | ER | SO | BB | IBB | HBP | BLK | WP | HR | S | P | ERA | WHIP |
|---|---|---|---|---|---|---|---|---|---|---|---|---|---|---|---|---|---|---|
| Warren Spahn, L<br>ERA: 4.01 | (7, 1) | 0.1 | | 3 | 1 | 0 | 0 | 0 | 1 | 0 | 0 | 0 | 0 | 0 | 2 | 6 | 0.00 | 6.000 |
| Bill Hands, R<br>ERA: 16.5 | (7, 1) | 1.0 | | 9 | 4 | 4 | 4 | 1 | 2 | 0 | 0 | 0 | 0 | 0 | 9 | 17 | 36.00 | 6.000 |
| Bill Henry, L<br>ERA: 3.28 | (8, 1) | 0.0 | | 0 | 0 | 0 | 0 | 0 | 0 | 0 | 0 | 0 | 0 | 0 | 0 | 0 | ∞ | ∞ |

| Batter | 1 | 2 | 3 | 4 | 5 | 6 | 7 | 8 | 9 | AB | R | H | RBI | BB | SO | LOB |
|---|---|---|---|---|---|---|---|---|---|---|---|---|---|---|---|---|
| Jim Davenport, R (1, 6)<br>OBP: 0.308, SLG: 0.375 | F8 | | F8 | BB<br>1-2<br>2-3<br>3-H | | | G4-6-3<br>1B | | F8 | 3 | 0 | 1 | 1 | 1 | 0 | 0 |
| Tito Fuentes, S (9, 6)<br>OBP: 0.275, SLG: 0.246 | | | | | | | | | | 1 | 0 | 0 | 0 | 0 | 0 | 1 |
| Jesus Alou, R (1, 9)<br>OBP: 0.317, SLG: 0.398 | F8 | | F9 | F7 | | | G4-6-3<br>1-2f | | | 4 | 0 | 0 | 0 | 0 | 0 | 4 |
| Willie Mays, R (1, 8)<br>OBP: 0.398, SLG: 0.643 | BB | | 1B | | F3 | | K | | | 3 | 0 | 1 | 0 | 1 | 1 | 0 |
| Ken Henderson, S (8, 8)<br>OBP: 0.272, SLG: 0.225 | | | | | | | | | | 0 | 0 | 0 | 0 | 0 | 0 | 0 |
| Willie McCovey, L (1, 3)<br>OBP: 0.384, SLG: 0.544 | G3 | | F9 | | K | | | 4-3 | | 4 | 0 | 0 | 0 | 0 | 1 | 2 |
| Jim Ray Hart, R (1, 5)<br>OBP: 0.347, SLG: 0.478 | | 6-3 | | F2 | 1B | | | F8 | | 4 | 0 | 1 | 0 | 0 | 0 | 0 |
| Tom Haller, L (1, 2)<br>OBP: 0.338, SLG: 0.391 | | HR | | 4-3 | F7 | | | 4-3 | | 4 | 1 | 1 | 1 | 0 | 0 | 1 |
| Len Gabrielson, L (1, 7)<br>OBP: 0.362, SLG: 0.410 | | FC4-6<br>1B | | 1B<br>BB<br>1B | | F9 | | | FC6-4<br>1B | 4 | 1 | 3 | 0 | 0 | 0 | 0 |
| Hal Lanier, R (1, 4)<br>OBP: 0.257, SLG: 0.287 | | FC4-6<br>1-2f | | BB<br>BB<br>1-3<br>1B | | 6-3 | | | F9 | 4 | 0 | 1 | 0 | 0 | 0 | 2 |
| Bobby Bolin, R (1, 1)<br>OBP: 0.000, SLG: 0.000<br>Masanori Murakami, L (1, 1)<br>OBP: 0.000, SLG: 0.154<br>Bob Priddy, R (2, 1)<br>Bob Burda, L (4, PH)<br>OBP: 0.000, SLG: 0.000<br>Dick Estelle, S (5, 1)<br>Matty Alou, L (6, PH)<br>OBP: 0.278, SLG: 0.301<br>Gaylord Perry, R (7, 1)<br>OBP: 0.154, SLG: 0.154<br>Warren Spahn, L (7, 1)<br>OBP: 0.000, SLG: 0.143<br>Bill Hands, R (7, 1)<br>Bill Henry, L (8, 1)<br>OBP: 0.250, SLG: 0.250<br>Orlando Cepeda, R (9, PH)<br>OBP: 0.231, SLG: 0.308<br>Bob Schroder, L (9, PR)<br>OBP: 0.000, SLG: 0.222 | | K | | BB<br>1-2 | | 4-3 | | | FC6-4<br>1-2f | | | | | | | |
| Inning Stats | R: 0<br>E: 0<br>K: 0<br>S: 3<br>H: 0<br>LOB: 1<br>BB: 1<br>P: 7 | R: 1<br>E: 0<br>K: 1<br>S: 7<br>H: 2<br>LOB: 1<br>BB: 0<br>P: 7 | R: 0<br>E: 0<br>K: 0<br>S: 4<br>H: 1<br>LOB: 1<br>BB: 0<br>P: 4 | R: 1<br>E: 0<br>K: 0<br>S: 5<br>H: 2<br>LOB: 3<br>BB: 2<br>P: 13 | R: 0<br>E: 0<br>K: 1<br>S: 6<br>H: 1<br>LOB: 1<br>BB: 0<br>P: 6 | R: 0<br>E: 0<br>K: 0<br>S: 3<br>H: 0<br>LOB: 0<br>BB: 0<br>P: 3 | R: 0<br>E: 0<br>K: 1<br>S: 5<br>H: 1<br>LOB: 0<br>BB: 0<br>P: 5 | R: 0<br>E: 0<br>K: 0<br>S: 3<br>H: 0<br>LOB: 0<br>BB: 0<br>P: 3 | R: 0<br>E: 0<br>K: 0<br>S: 4<br>H: 1<br>LOB: 1<br>BB: 0<br>P: 4 | 1B: 7<br>2B: 0<br>3B: 0<br>HR: 1<br>SF: 0<br>SAC: 0<br>DP: 1<br>HBP: 0 | | | | | | |

| PITCHER | IP | WLS | BF | H | R | ER | SO | BB | IBB | HBP | BLK | WP | HR | S | P | ERA | WHIP |
|---|---|---|---|---|---|---|---|---|---|---|---|---|---|---|---|---|---|
| Sammy Ellis, R (1, 1)<br>ERA: 3.79 | 9.0 | W | 37 | 8 | 2 | 2 | 3 | 3 | 0 | 0 | 0 | 0 | 1 | 40 | 52 | 2.00 | 1.222 |

| PITCHER | IP | WLS | BF | H | R | ER | SO | BB | IBB | HBP | BLK | WP | HR | S | P | ERA | WHIP |
|---|---|---|---|---|---|---|---|---|---|---|---|---|---|---|---|---|---|

# BOTTOM

## Cincinnati Reds @ San Francisco Giants

Candlestick Park, San Francisco, CA

Fri Oct 01 1965, 10:05 PM EDT

Att. 29,220 - Unknown

livebaseballscorecards.com

| | |
|---|---|
| AB | 34 |
| R | 2 |
| H | 8 |
| RBI | 2 |
| BB | 3 |
| SO | 3 |
| LOB | 12 |

WP: 0 PA: 37
PB: 0
SB: 0
CS: 0

| Batter | 1 | 2 | 3 | 4 | 5 | 6 | 7 | 8 | 9 | AB | R | H | RBI | BB | SO | LOB |
|---|---|---|---|---|---|---|---|---|---|---|---|---|---|---|---|---|
| Pete Rose, S (1, 4)<br>OBP: 0.382, SLG: 0.447 | 1-3 | | G3-6-3<br>1-2f | | 5-3 | | | 1B<br>1-3 1B | 4-3 | 5 | 1 | 1 | 0 | 0 | 0 | 3 |
| Art Shamsky, L (1, 9)<br>OBP: 0.337, SLG: 0.436 | BB<br>1B | | BB<br>2B | | | 4-3 | | SSS<br>K | | 1 | 0 | 0 | 0 | 2 | 0 | 0 |
| Tony Perez, R (8, PH)<br>OBP: 0.316, SLG: 0.471 (8, 3) | | | | | | | | | | 1 | 0 | 0 | 0 | 0 | 1 | 2 |
| Vada Pinson, L (1, 8)<br>OBP: 0.351, SLG: 0.486 | G6-4-3<br>1-2 1B | | 2B<br>1-3 | | | 5-3 | | E 1B<br>1-3 3-H 1B | | 4 | 0 | 3 | 1 | 0 | 0 | 0 |
| Frank Robinson, R (1, 7)<br>OBP: 0.384, SLG: 0.541 (8, 9) | G6-4-3<br>1-2f | | F4 | | | F7 | | E6<br>1-3 3-H 1B | | 4 | 0 | 1 | 1 | 0 | 0 | 4 |
| Gordy Coleman, L (1, 3)<br>OBP: 0.348, SLG: 0.489 | | 4-3 | | 1-3 | | | F2 | 4-3 | | 4 | 0 | 0 | 0 | 0 | 0 | 2 |
| Tommy Harper, R (8, 7)<br>OBP: 0.343, SLG: 0.396 | | | | | | | | | | 0 | 0 | 0 | 0 | 0 | 0 | 0 |
| Deron Johnson, R (1, 5)<br>OBP: 0.339, SLG: 0.516 | | F7 | | 1-3 | | | SSS<br>K | | 6-3 | 4 | 0 | 0 | 0 | 0 | 1 | 0 |
| Johnny Edwards, L (1, 2)<br>OBP: 0.351, SLG: 0.473 | | E3 | | G3 | | | 6-3 | | G1 | 4 | 0 | 0 | 0 | 0 | 0 | 0 |
| Leo Cardenas, R (1, 6)<br>OBP: 0.355, SLG: 0.426 | | 4-3 | | | SSS<br>K | | | 1B<br>1B | 1B | 4 | 1 | 2 | 0 | 0 | 1 | 1 |
| Jim O'Toole, S (1, 1)<br>OBP: 0.146, SLG: 0.089 | | | G3-6-3<br>1B | | 1-3 | | | F8 | 1-3<br>1B | 2 | 0 | 1 | 0 | 0 | 0 | 0 |
| Dom Zanni, R (6, 1) | | | | | | | | | | 0 | 0 | 0 | 0 | 0 | 0 | 0 |
| Mel Queen, L (8, PH) | | | | | | | | | | 1 | 0 | 0 | 0 | 0 | 0 | 1 |
| Joey Jay, S (8, 1)<br>OBP: 0.078, SLG: 0.061 | | | | | | | | | | 0 | 0 | 0 | 0 | 0 | 0 | 0 |
| Don Pavletich, R (9, PH)<br>OBP: 0.392, SLG: 0.516 | | | | | | | | | | 1 | 0 | 1 | 0 | 0 | 0 | 0 |
| Tommy Helms, R (9, PR)<br>OBP: 0.476, SLG: 0.579 | | | | | | | | | | 0 | 0 | 0 | 0 | 0 | 0 | 0 |
| Inning Stats | R: 0<br>E: 0<br>K: 0<br>S: 3<br>H: 1<br>LOB: 1<br>BB: 1<br>P: 7 | R: 0<br>E: 1<br>K: 0<br>S: 4<br>H: 0<br>LOB: 1<br>BB: 0<br>P: 4 | R: 0<br>E: 0<br>K: 0<br>S: 4<br>H: 2<br>LOB: 2<br>BB: 1<br>P: 8 | R: 0<br>E: 0<br>K: 0<br>S: 3<br>H: 0<br>LOB: 0<br>BB: 0<br>P: 3 | R: 0<br>E: 0<br>K: 1<br>S: 5<br>H: 0<br>LOB: 0<br>BB: 0<br>P: 5 | R: 0<br>E: 0<br>K: 0<br>S: 3<br>H: 0<br>LOB: 0<br>BB: 0<br>P: 3 | R: 0<br>E: 0<br>K: 1<br>S: 5<br>H: 0<br>LOB: 0<br>BB: 0<br>P: 5 | R: 2<br>E: 1<br>K: 1<br>S: 9<br>H: 4<br>LOB: 2<br>BB: 0<br>P: 9 | R: 0<br>E: 0<br>K: 0<br>S: 5<br>H: 2<br>LOB: 2<br>BB: 0<br>P: 5 | 1B: 8<br>2B: 1<br>3B: 0<br>HR: 0<br>SF: 0<br>SAC: 0<br>DP: 2<br>HBP: 0 | | | | | | |

| PITCHER | | IP | WLS | BF | H | R | ER | SO | BB | IBB | HBP | BLK | WP | HR | S | P | ERA | WHIP |
|---|---|---|---|---|---|---|---|---|---|---|---|---|---|---|---|---|---|---|
| Ron Herbel, R<br>ERA: 3.85 | (1, 1) | 7.1 | W | 28 | 5 | 2 | 2 | 2 | 2 | 0 | 0 | 0 | 0 | 0 | 30 | 38 | 2.46 | 0.955 |
| Bill Henry, L<br>ERA: 3.26 | (8, 1) | 0.0 | | 0 | 0 | 0 | 0 | 0 | 0 | 0 | 0 | 0 | 0 | 0 | 0 | 0 | ∞ | ∞ |
| Frank Linzy, R<br>ERA: 1.43 | (8, 1) | 1.1 | S | 7 | 3 | 0 | 0 | 0 | 0 | 0 | 0 | 0 | 0 | 0 | 7 | 7 | 0.00 | 2.250 |

| PITCHER | IP | WLS | BF | H | R | ER | SO | BB | IBB | HBP | BLK | WP | HR | S | P | ERA | WHIP |
|---|---|---|---|---|---|---|---|---|---|---|---|---|---|---|---|---|---|

# TOP

## Cincinnati Reds @ San Francisco Giants

Candlestick Park, San Francisco, CA

Sat Oct 02 1965, 6:33 AM EDT

Att. 28,052 - Unknown

livebaseballscorecards.com

| | |
|---|---|
| AB | 35 |
| R | 2 |
| H | 9 |
| RBI | 2 |
| BB | 2 |
| SO | 3 |
| LOB | 13 |

WP: 0 PA: 37
PB: 0
SB: 0
CS: 0

| Batter | 1 | 2 | 3 | 4 | 5 | 6 | 7 | 8 | 9 | AB | R | H | RBI | BB | SO | LOB |
|---|---|---|---|---|---|---|---|---|---|---|---|---|---|---|---|---|
| Tito Fuentes, S (1, 6)<br>OBP: 0.274, SLG: 0.235 | S S S 0-3 ① K | | x 0-0 ② 6-3 | | | B B B B 4-0 SH1-3 1B BB | | x 0-0 ① 6-3 | | 3 | 1 | 0 | 0 | 1 | 1 | 0 |
| Willie McCovey, L (1, 3)<br>OBP: 0.383, SLG: 0.541 | x 0-0 E3 | | x 0-0 ③ 4-3 | | | x 0-0 ① SH1-3 1-2 | | x 0-0 ② 3-1 | | 3 | 0 | 0 | 0 | 0 | 0 | 0 |
| Willie Mays, R (1, 8)<br>OBP: 0.397, SLG: 0.640 | x 0-0 ② F4 | | | x 0-0 ① F2 | | x 0-0 3B 2-H 1B | | x 0-0 ③ 4-3 | | 4 | 1 | 1 | 1 | 0 | 0 | 1 |
| Jim Ray Hart, R (1, 7)<br>OBP: 0.347, SLG: 0.480<br>Matty Alou, L (7, 7)<br>OBP: 0.276, SLG: 0.301 | x 0-0 ③ F4 | | | x 0-0 ② F8 | | x 0-0 SF7 1-H 3B | | | | 3<br>0 | 1<br>0 | 1<br>0 | 1<br>0 | 0<br>0 | 0<br>0 | 1<br>0 |
| Jesus Alou, R (1, 9)<br>OBP: 0.315, SLG: 0.397 | | x 0-0 ① 6-3 | | x 0-0 ③ 5-3 | | x 0-0 ② SF7 3-H | | | | 2 | 0 | 0 | 1 | 0 | 0 | 0 |
| Jim Davenport, R (1, 5)<br>OBP: 0.308, SLG: 0.375 | | x 0-0 1B | | | x 0-0 ① F8 | S S S 0-3 ③ K | | | | 3 | 0 | 1 | 0 | 0 | 1 | 0 |
| Hal Lanier, R (1, 4)<br>OBP: 0.256, SLG: 0.286 | | x 0-0 ② F9 | | | x 0-0 ② F9 | | x 0-0 ① F8 | | | 3 | 0 | 0 | 0 | 0 | 0 | 1 |
| Tom Haller, L (1, 2)<br>OBP: 0.335, SLG: 0.389 | | x 0-0 ③ 5-3 | | | x 0-0 E5 | | S S S 0-3 ② K | | | 3 | 0 | 0 | 0 | 0 | 1 | 1 |
| Ron Herbel, R (1, 1)<br>OBP: 0.040, SLG: 0.020<br>Bill Henry, L (8, 1)<br>OBP: 0.200, SLG: 0.200<br>Frank Linzy, R (8, 1)<br>OBP: 0.222, SLG: 0.389 | | | S S S 0-3 ① K | | S S S 0-3 ③ K | | x 0-0 ③ 3-1 | | | 3<br>0<br>0 | 0<br>0<br>0 | 0<br>0<br>0 | 0<br>0<br>0 | 0<br>0<br>0 | 2<br>0<br>0 | 1<br>0<br>0 |
| Inning Stats | R: 0<br>E: 1<br>K: 1<br>S: 6<br>H: 0<br>LOB: 1<br>BB: 0<br>P: 6 | R: 0<br>E: 0<br>K: 0<br>S: 4<br>H: 1<br>LOB: 1<br>BB: 0<br>P: 4 | R: 0<br>E: 0<br>K: 1<br>S: 5<br>H: 0<br>LOB: 0<br>BB: 0<br>P: 5 | R: 0<br>E: 0<br>K: 0<br>S: 3<br>H: 0<br>LOB: 0<br>BB: 0<br>P: 3 | R: 0<br>E: 1<br>K: 1<br>S: 6<br>H: 0<br>LOB: 1<br>BB: 0<br>P: 6 | R: 3<br>E: 0<br>K: 1<br>S: 7<br>H: 2<br>LOB: 0<br>BB: 1<br>P: 11 | R: 0<br>E: 0<br>K: 1<br>S: 5<br>H: 0<br>LOB: 0<br>BB: 0<br>P: 5 | R: 0<br>E: 0<br>K: 0<br>S: 3<br>H: 0<br>LOB: 0<br>BB: 0<br>P: 3 | | 1B: 2<br>2B: 0<br>3B: 1<br>HR: 0<br>SF: 1<br>SAC: 1<br>DP: 0<br>HBP: 0 | | | | | | |

| PITCHER | | IP | WLS | BF | H | R | ER | SO | BB | IBB | HBP | BLK | WP | HR | S | P | ERA | WHIP |
|---|---|---|---|---|---|---|---|---|---|---|---|---|---|---|---|---|---|---|
| Jim O'Toole, L<br>ERA: 5.92 | (1, 1) | 5.1 | L | 22 | 3 | 3 | 3 | 3 | 1 | 0 | 0 | 0 | 0 | 0 | 27 | 31 | 5.06 | 0.750 |
| Dom Zanni, R<br>ERA: 1.46 | (6, 1) | 1.2 | | 5 | 0 | 0 | 0 | 2 | 0 | 0 | 0 | 0 | 0 | 0 | 9 | 9 | 0.00 | 0.000 |
| Joey Jay, R<br>ERA: 4.22 | (8, 1) | 1.0 | | 3 | 0 | 0 | 0 | 0 | 0 | 0 | 0 | 0 | 0 | 0 | 3 | 3 | 0.00 | 0.000 |

| PITCHER | IP | WLS | BF | H | R | ER | SO | BB | IBB | HBP | BLK | WP | HR | S | P | ERA | WHIP |
|---|---|---|---|---|---|---|---|---|---|---|---|---|---|---|---|---|---|

# BOTTOM

## Cincinnati Reds @ San Francisco Giants

Candlestick Park, San Francisco, CA

Sat Oct 02 1965, 6:33 AM EDT

Att. 28,052 - Unknown

livebaseballscorecards.com

| | |
|---|---|
| AB | 27 |
| R | 3 |
| H | 3 |
| RBI | 3 |
| BB | 1 |
| SO | 5 |
| LOB | 5 |

# Cincinnati Reds @ San Francisco Giants

Candlestick Park, San Francisco, CA

Sun Oct 03 1965, 6:33 AM EDT

Att. 39,489 - Unknown

TOP

livebaseballscorecards.com

| Batter | 1 | 2 | 3 | 4 | 5 | 6 | 7 | 8 | 9 | AB | R | H | RBI | BB | SO | LOB |
|---|---|---|---|---|---|---|---|---|---|---|---|---|---|---|---|---|
| Tommy Harper, R (1, 7) (4, 4) OBP: 0.340, SLG: 0.393 | 1-3 | F7 | | E6 WP 6-3 1B 3-H | | K | | K | | 5 | 1 | 0 | 0 | 0 | 2 | 4 |
| Pete Rose, S (1, 4) OBP: 0.382, SLG: 0.446 | 4-3 | | P3 | 6-3 1-2 | | E6 | | | F9 | 1 | 0 | 0 | 0 | 0 | 0 | 0 |
| Tommy Helms, R (1, 4) (4, 6) OBP: 0.435, SLG: 0.524 | | | | | | | | | | 4 | 0 | 0 | 0 | 0 | 0 | 1 |
| Vada Pinson, L (1, 8) OBP: 0.352, SLG: 0.484 | 4-3 | | 1B 1B | BB 2-3 1B | | 1-3 | | | P4 | 4 | 0 | 1 | 0 | 1 | 0 | 1 |
| Frank Robinson, R (1, 9) (4, 7) OBP: 0.386, SLG: 0.540 | | BB 1B BB | F8 | 1-2 3-H 1B | | | K | | FC6-4 BB | 3 | 0 | 1 | 1 | 2 | 1 | 1 |
| Deron Johnson, R (1, 5) OBP: 0.340, SLG: 0.515 | | 1B SF9 1-2 BB | BB 1-3 1B | F9 | | | 5-3 | | FC6-4 1-2f | 4 | 1 | 1 | 0 | 1 | 0 | 3 |
| Don Pavletich, R (1, 2) OBP: 0.394, SLG: 0.513 | | BB 1-3 2-H 1B | 1-2 BB | | F6 | | K | | | 3 | 0 | 1 | 0 | 1 | 1 | 0 |
| Tony Perez, R (1, 3) OBP: 0.315, SLG: 0.466 | | BB IBB | P4 | | K | | | K | | 3 | 0 | 0 | 0 | 1 | 2 | 3 |
| Leo Cardenas, R (1, 6) OBP: 0.355, SLG: 0.431 | | SF9 3-H | | E 3B | K | | | K | | 1 | 1 | 1 | 1 | 0 | 0 | 0 |
| Art Shamsky, L (4, 9) OBP: 0.330, SLG: 0.427 | | | | | | | | | | 2 | 0 | 0 | 0 | 0 | 2 | 0 |
| Billy McCool, R (1, 1) OBP: 0.071, SLG: 0.037 | | BB 1-2 2-3 | | 1-3 | | K | | 1B | | 2 | 0 | 0 | 0 | 1 | 1 | 1 |
| Dom Zanni, R (7, 1) | | | | | | | | | | 0 | 0 | 0 | 0 | 0 | 0 | 0 |
| Johnny Edwards, L (8, PH) OBP: 0.353, SLG: 0.474 | | | | | | | | | | 1 | 0 | 1 | 0 | 0 | 0 | 0 |
| Ted Davidson, R (8, 1) | | | | | | | | | | 0 | 0 | 0 | 0 | 0 | 0 | 0 |

| Inning Stats | 1 | 2 | 3 | 4 | 5 | 6 | 7 | 8 | 9 |
|---|---|---|---|---|---|---|---|---|---|
| | R: 0 E: 0 K: 0 S: 3 | H: 0 LOB: 0 BB: 0 P: 3 | R: 1 E: 0 K: 0 S: 3 | H: 1 LOB: 3 BB: 4 P: 19 | R: 0 E: 0 K: 0 S: 5 | H: 2 LOB: 3 BB: 1 P: 9 | R: 2 E: 1 K: 0 S: 6 | H: 2 LOB: 2 BB: 1 P: 10 | R: 0 E: 0 K: 2 S: 7 | H: 0 LOB: 0 BB: 0 P: 7 | R: 0 E: 1 K: 2 S: 8 | H: 0 LOB: 1 BB: 0 P: 8 | R: 0 E: 0 K: 2 S: 7 | H: 0 LOB: 0 BB: 0 P: 7 | R: 0 E: 0 K: 3 S: 10 | H: 1 LOB: 1 BB: 0 P: 10 | R: 0 E: 0 K: 0 S: 3 | H: 0 LOB: 1 BB: 1 P: 7 |

1B: 5 2B: 0 3B: 1 HR: 0 | SF: 1 SAC: 0 DP: 0 HBP: 0 | WP: 1 PB: 0 SB: 0 CS: 0 | PA: 41

| PITCHER | | IP | WLS | BF | H | R | ER | SO | BB | IBB | HBP | BLK | WP | HR | S | P | ERA | WHIP |
|---|---|---|---|---|---|---|---|---|---|---|---|---|---|---|---|---|---|---|
| Dick Estelle, L ERA: 3.97 | (1, 1) | 3.2 | | 22 | 5 | 3 | 2 | 0 | 5 | 1 | 0 | 0 | 1 | 0 | 16 | 40 | 4.91 | 2.727 |
| Bobby Bolin, R ERA: 2.76 | (4, 1) | 5.1 | W | 19 | 1 | 0 | 0 | 9 | 1 | 0 | 0 | 0 | 0 | 0 | 36 | 40 | 0.00 | 0.375 |

| PITCHER | IP | WLS | BF | H | R | ER | SO | BB | IBB | HBP | BLK | WP | HR | S | P | ERA | WHIP |
|---|---|---|---|---|---|---|---|---|---|---|---|---|---|---|---|---|---|

| | |
|---|---|
| AB | 33 |
| R | 3 |
| H | 6 |
| RBI | 2 |
| BB | 7 |
| SO | 9 |
| LOB | 14 |

| Batter | 1 | 2 | 3 | 4 | 5 | 6 | 7 | 8 | 9 | AB | R | H | RBI | BB | SO | LOB |
|---|---|---|---|---|---|---|---|---|---|---|---|---|---|---|---|---|
| Tito Fuentes, S (1, 6)<br>OBP: 0.269, SLG: 0.222 | 5-3 | | 6-3 | | K | | BB<br>1-2<br>2-3 | FC5-4<br>1-2f | | 4 | 1 | 0 | 0 | 1 | 1 | 1 |
| Willie McCovey, L (1, 3)<br>OBP: 0.381, SLG: 0.539 | P6 | | F8 | | K | | E5<br>1-2<br>2-3<br>3-H | | | 2 | 0 | 0 | 0 | 0 | 0 | 0 |
| Orlando Cepeda, R (4, 3)<br>OBP: 0.225, SLG: 0.294 | | | | | | | | | | 1 | 0 | 0 | 0 | 0 | 1 | 0 |
| Bob Burda, L (7, 3)<br>OBP: 0.235, SLG: 0.111 | | | | | | | | | | 1 | 0 | 0 | 0 | 0 | 0 | 2 |
| Willie Mays, R (1, 8)<br>OBP: 0.398, SLG: 0.645 | F8 | | | HR | K | | 1B<br>1-2<br>2-H<br>3-H | | | 2 | 1 | 1 | 1 | 0 | 0 | 0 |
| Ken Henderson, S (5, 8)<br>OBP: 0.277, SLG: 0.233 | | | | | | | | | | 2 | 0 | 1 | 2 | 0 | 1 | 0 |
| Jim Ray Hart, R (1, 7)<br>OBP: 0.349, SLG: 0.487 | | 1B<br>3B<br>1B | | FC1-4<br>1B<br>2B | | 3B | F9 | | | 4 | 2 | 3 | 0 | 0 | 0 | 2 |
| Jesus Alou, R (1, 9)<br>OBP: 0.317, SLG: 0.398 | | G4-6-3<br>1-3<br>1B | | FC1-4<br>HBP | | L1 | K | | | 1 | 0 | 1 | 0 | 0 | 0 | 0 |
| Matty Alou, L (4, PR)<br>OBP: 0.274, SLG: 0.299 | | | | | | | | | | 2 | 0 | 0 | 0 | 0 | 1 | 3 |
| (5, 9) | | | | | | | | | | | | | | | | |
| Jim Davenport, R (1, 5)<br>OBP: 0.304, SLG: 0.369 | G4-6-3<br>1-2f | | | K | | L6 | 5-3 | | | 4 | 0 | 0 | 0 | 0 | 1 | 7 |
| Hal Lanier, R (1, 4)<br>OBP: 0.256, SLG: 0.289 | 3B<br>3-H | | | FC1-4<br>1B<br>1-2f<br>2-3 | | 6-3 | | F6 | | 4 | 0 | 1 | 1 | 0 | 0 | 3 |
| Bob Barton, R (1, 2)<br>OBP: 0.571, SLG: 0.571 | 1-3 | | | 1-3<br>1B<br>3-H | | | BB<br>1B<br>E<br>1B | FC5-4<br>1B | | 4 | 1 | 3 | 1 | 0 | 0 | 1 |
| Dick Estelle, S (1, 1) | | | F9 | 1-3 | | | E<br>BB<br>1B<br>1-2<br>1B | F7 | | 1 | 0 | 0 | 0 | 0 | 0 | 0 |
| Bobby Bolin, R (4, 1)<br>OBP: 0.196, SLG: 0.222 | | | | | | | | | | 3 | 1 | 1 | 0 | 0 | 0 | 3 |
| Inning Stats | R: 0<br>E: 0<br>K: 0<br>S: 3<br>H: 0<br>LOB: 0<br>BB: 0<br>P: 3 | R: 1<br>E: 0<br>K: 0<br>S: 5<br>H: 3<br>LOB: 1<br>BB: 0<br>P: 5 | R: 0<br>E: 0<br>K: 0<br>S: 3<br>H: 0<br>LOB: 0<br>BB: 0<br>P: 3 | R: 2<br>E: 0<br>K: 1<br>S: 8<br>H: 3<br>LOB: 2<br>BB: 0<br>P: 9 | R: 0<br>E: 0<br>K: 3<br>S: 9<br>H: 0<br>LOB: 0<br>BB: 0<br>P: 9 | R: 0<br>E: 0<br>K: 0<br>S: 4<br>H: 1<br>LOB: 1<br>BB: 0<br>P: 4 | R: 3<br>E: 1<br>K: 1<br>S: 9<br>H: 3<br>LOB: 2<br>BB: 1<br>P: 13 | R: 0<br>E: 0<br>K: 0<br>S: 4<br>H: 1<br>LOB: 1<br>BB: 0<br>P: 4 | | 1B: 7<br>2B: 1<br>3B: 2<br>HR: 1<br>SF: 0<br>SAC: 0<br>DP: 1<br>HBP: 1 | | | | WP: 0<br>PB: 0<br>SB: 0<br>CS: 0<br>PA: 37 | |

| PITCHER | | IP | WLS | BF | H | R | ER | SO | BB | IBB | HBP | BLK | WP | HR | S | P | ERA | WHIP |
|---|---|---|---|---|---|---|---|---|---|---|---|---|---|---|---|---|---|---|
| Billy McCool, L<br>ERA: 4.27 | (1, 1) | 6.0 | L | 30 | 10 | 6 | 5 | 4 | 1 | 0 | 1 | 0 | 0 | 1 | 36 | 41 | 7.50 | 1.833 |
| Dom Zanni, R<br>ERA: 1.35 | (7, 1) | 1.0 | | 3 | 0 | 0 | 0 | 1 | 0 | 0 | 0 | 0 | 0 | 0 | 5 | 5 | 0.00 | 0.000 |
| Ted Davidson, L<br>ERA: 2.23 | (8, 1) | 1.0 | | 4 | 1 | 0 | 0 | 0 | 0 | 0 | 0 | 0 | 0 | 0 | 4 | 4 | 0.00 | 1.000 |

| PITCHER | IP | WLS | BF | H | R | ER | SO | BB | IBB | HBP | BLK | WP | HR | S | P | ERA | WHIP |
|---|---|---|---|---|---|---|---|---|---|---|---|---|---|---|---|---|---|

# BOTTOM

## Cincinnati Reds @ San Francisco Giants

Candlestick Park, San Francisco, CA

Sun Oct 03 1965, 6:33 AM EDT

Att. 39,489 - Unknown

livebaseballscorecards.com

| | |
|---|---|
| AB | 35 |
| R | 6 |
| H | 11 |
| RBI | 5 |
| BB | 1 |
| SO | 5 |
| LOB | 22 |