

Cincinnati Reds - 1965

Batter	1	2	3	4	5	6	7	8	9	AB	R	H	RBI	BB	SO	LOB	TOP					
Lee Mays, L (1,8) OBP: 0.200, SLG: 0.200 Ty Cline, L (9,8)	0-0 1-3		0-0 2B 1B		0-0 G3		0-0 F9		0-0 6-3	5	0	1	0	0	0	0						
Felipe Alou, R (1,9) OBP: 0.750, SLG: 1.000	0-3 K		0-0 2B		0-0 1B	0-0 HR 1B	4-0 WP BB			3	1	2	0	1	1	0						
Eddie Mathews, L (1,5) OBP: 0.500, SLG: 1.333	0-3 K		4-0 G6-4-3 BB		0-0 HR	0-0 HR	0-3 K			3	1	1	2	1	2	1						
Joe Torre, R (1,2) OBP: 0.500, SLG: 2.000		0-0 F8	0-0 G6-4-3		0-0 HR			0-0 HR		4	2	2	2	0	0	3						
Mack Jones, L (1,7)		4-0 E 1B BB		0-0 6-3		0-3 K2-3		0-0 G3		3	0	0	0	1	1	0						
Tommie Aaron, R (1,3) OBP: 0.250, SLG: 0.250		0-0 E 1B		0-3 K		0-0 F2		0-3 K		4	0	1	0	0	2	0						
Denis Menke, R (1,6)		0-3 K		0-0 F7		4-0 BB		0-0 1-3		3	0	0	0	1	1	2						
Sandy Alomar Sr., S (1,4)		0-0 F7		0-0 F9		0-0 F9		0-0 F4		4	0	0	0	0	0	3						
Tony Cloninger, R (1,1)			0-0 F9		0-0 F9		0-0 F9		0-3 K	4	0	0	0	0	1	0						
Inning Stats	R: 0 E: 0 K: 2 S: 7	H: 0 LOB: 0 BB: 0 P: 7	R: 0 E: 1 K: 1 S: 6	H: 1 LOB: 2 BB: 1 P: 10	R: 0 E: 0 K: 0 S: 4	H: 2 LOB: 2 BB: 1 P: 8	R: 0 E: 0 K: 1 S: 5	H: 0 LOB: 0 BB: 0 P: 5	R: 0 E: 0 K: 0 S: 3	H: 0 LOB: 0 BB: 0 P: 3	R: 3 E: 0 K: 1 S: 8	H: 3 LOB: 1 BB: 1 P: 12	R: 0 E: 0 K: 1 S: 5	H: 0 LOB: 1 BB: 1 P: 9	R: 1 E: 0 K: 1 S: 6	H: 1 LOB: 0 BB: 0 P: 6	R: 0 E: 0 K: 1 S: 5	H: 0 LOB: 0 BB: 0 P: 5	1B: 3 2B: 1 3B: 0 HR: 3	SF: 0 SAC: 0 DP: 1 HBP: 0	WP: 1 PB: 0 CS: 0	PA: 37
PITCHER Jim O'Toole, L (1,1) ERA: 4.0	IP: 9.0 WLS: L BF: 37 H: 7 R: 4 ER: 4 SO: 8 BB: 4 IBB: 0 HBP: 0 BLK: 0 WP: 1 HR: 3 S: 49 P: 65 ERA: 4.00 WHIP: 1.222															PITCHER						

Milwaukee Braves @ Cincinnati Reds
Crosley Field, Cincinnati, OH
Mon Apr 12 1965, 3:33 AM EST
Att: 28,467 - Unknown - 60 F

AB 33
R 4
H 7
RBI 4
BB 4
SO 8
LOB 9



Batter	1	2	3	4	5	6	7	8	9	AB	R	H	RBI	BB	SO	LOB	BOTTOM					
Pete Rose, S (1,4) OBP: 0.250, SLG: 0.250	0-0 6-4-3 SH1-3 1B		0-0 F4		0-0 F8		0-0 4-3			4	0	1	0	0	0	1						
Tommy Harper, R (1,7)	0-0 SH1-3		4-0 E SF8 BB		4-0 E BB		0-0 F2			1	1	0	0	2	0	1						
Vada Pinson, L (1,8)	4-0 6-4-3 BB		0-0 E3		0-0 4-3			0-0 F7		3	0	0	0	1	0	2						
Frank Robinson, R (1,9)	0-0 6-4-3		0-0 SF8			0-0 F9		0-3 K		3	0	0	1	0	1	2						
Gordy Coleman, L (1,3)	0-0 4-3		0-0 1-3			0-0 1-3		0-0 4-3		4	0	0	0	0	0	3						
Deron Johnson, R (1,5) OBP: 0.250, SLG: 1.000		0-0 F8		0-0 6-3		0-0 HR		0-0 F3		4	1	1	1	0	0	0						
Johnny Edwards, L (1,2)		4-0 BB		0-0 F8		0-0 6-3		0-0 F2		3	0	0	0	1	0	0						
Leo Cardenas, R (1,6)		0-0 F9		0-0 6-3			0-0 F4		0-0 6-3	4	0	0	0	0	0	1						
Jim O'Toole, S (1,1)		0-0 G3			0-3 K		4-0 4-3 BB			2	0	0	0	1	1	1						
Inning Stats	R: 0 E: 0 K: 0 S: 4	H: 1 LOB: 2 BB: 1 P: 8	R: 0 E: 0 K: 0 S: 3	H: 0 LOB: 1 BB: 1 P: 7	R: 1 E: 1 K: 0 S: 4	H: 0 LOB: 1 BB: 1 P: 8	R: 0 E: 0 K: 0 S: 3	H: 0 LOB: 0 BB: 0 P: 3	R: 0 E: 0 K: 1 S: 5	H: 0 LOB: 1 BB: 1 P: 9	R: 1 E: 0 K: 0 S: 4	H: 1 LOB: 0 BB: 0 P: 4	R: 0 E: 0 K: 0 S: 3	H: 0 LOB: 1 BB: 1 P: 7	R: 0 E: 0 K: 1 S: 5	H: 0 LOB: 0 BB: 0 P: 5	R: 0 E: 0 K: 0 S: 3	H: 0 LOB: 0 BB: 0 P: 3	1B: 1 2B: 0 3B: 0 HR: 1	SF: 1 SAC: 1 DP: 0 HBP: 0	WP: 0 PB: 0 CS: 0	PA: 35
PITCHER Tony Cloninger, R (1,1) ERA: 1.0	IP: 9.0 WLS: W BF: 35 H: 2 R: 2 ER: 1 SO: 2 BB: 5 IBB: 0 HBP: 0 BLK: 0 WP: 0 HR: 1 S: 34 P: 54 ERA: 1.00 WHIP: 0.778															PITCHER						

Milwaukee Braves @ Cincinnati Reds
Crosley Field, Cincinnati, OH
Mon Apr 12 1965, 3:33 AM EST
Att: 28,467 - Unknown - 60 F

AB 28
R 2
H 2
RBI 2
BB 5
SO 2
LOB 11



Batter	1	2	3	4	5	6	7	8	9	AB	R	H	RBI	BB	SO	LOB	TOP			
Lee Mays, L OBP: 0.333, SLG: 0.444 (1, 8)										4	1	2	0	0	1	0	Milwaukee Braves @ Cincinnati Reds Crosley Field, Cincinnati, OH Tue Apr 13 1965, 6:05 PM EST Att. 4,236 - Unknown - 51 F			
Ty Cline, L (1, 9)										4	0	0	0	0	1	2				
Eddie Mathews, L OBP: 0.375, SLG: 0.857 (1, 5)										4	0	1	0	0	2	1				
Joe Torre, R OBP: 0.500, SLG: 1.375 (1, 2)										4	2	2	1	0	1	1				
Mack Jones, L OBP: 0.375, SLG: 0.167 (1, 7)										3	0	1	1	1	1	0				
Felipe Alou, R OBP: 0.500, SLG: 0.571 (1, 3)										4	0	1	1	0	0	1				
Denis Menke, R (1, 6)										4	0	0	0	0	1	2				
Sandy Alomar Sr., S Lou Kimchick, L Denny Lemaster, R Clay Carroll, R Tommie Aaron, R Billy O'Dell, S Gene Oliver, R (1, 4) (2, Ph) (2, 1) (5, 1) (7, Ph) (7, 1) (6, Ph)										0	0	0	0	0	0	0				
Wade Blasingame, L Miguel de la Hoz, R (1, 1) (2, Ph) (2, 4)									0	0	0	0	0	0	0	0				
Inning Stats	R: 0 E: 0 K: 1 S: 5	H: 0 LOB: 0 BB: 0 P: 5	R: 1 E: 0 K: 2 S: 9	H: 2 LOB: 2 BB: 1 P: 13	R: 2 E: 0 K: 1 S: 8	H: 3 LOB: 1 BB: 0 P: 8	R: 0 E: 0 K: 0 S: 3	H: 0 LOB: 0 BB: 0 P: 3	R: 0 E: 0 K: 0 S: 6	H: 1 LOB: 1 BB: 0 P: 6	R: 0 E: 0 K: 0 S: 3	H: 0 LOB: 0 BB: 0 P: 3	R: 0 E: 0 K: 3 S: 9	H: 2 LOB: 1 BB: 0 P: 9	R: 0 E: 0 K: 0 S: 3	H: 0 LOB: 1 BB: 1 P: 7		1B: 5 2B: 3 3B: 0 HR: 0	SF: 0 SAC: 0 DP: 1 HBP: 0	WP: 0 PB: 0 SB: 2 CS: 0
PITCHER Sammy Ellis, R ERA: 3.0 (1, 1)	IP: 9.0 WLS: W BF: 36 H: 8 R: 3 ER: 3 SO: 8 BB: 2 IBB: 0 HBP: 0 BLK: 0 WP: 0 HR: 0 S: 50 P: 58 ERA: 3.00 WHIP: 1.111															PITCHER IP: WLS: BF: H: R: ER: SO: BB: IBB: HBP: BLK: WP: HR: S: P: ERA: WHIP				

Batter	1	2	3	4	5	6	7	8	9	AB	R	H	RBI	BB	SO	LOB	BOTTOM			
Pete Rose, S OBP: 0.222, SLG: 0.222 (1, 4)										5	1	1	0	0	0	3	Milwaukee Braves @ Cincinnati Reds Crosley Field, Cincinnati, OH Tue Apr 13 1965, 6:05 PM EST Att. 4,236 - Unknown - 51 F			
Tommy Harper, R OBP: 0.500, SLG: 0.200 (1, 7)										4	2	1	0	1	1	0				
Vada Pinson, L OBP: 0.556, SLG: 0.429 (1, 8)										4	2	3	0	0	0	0				
Frank Robinson, R OBP: 0.333, SLG: 0.167 (1, 9)										3	1	1	1	2	0	3				
Deron Johnson, R OBP: 0.375, SLG: 0.833 Steve Boros, R (1, 5) (7, 5)										2	1	1	3	1	0	1				
Tony Perez, R OBP: 0.500, SLG: 1.500 (1, 3)										4	1	2	4	0	0	3				
Johnny Edwards, L OBP: 0.375, SLG: 0.286 (1, 2)										4	0	2	0	0	1	0				
Leo Cardenas, R OBP: 0.250, SLG: 0.143 (1, 6)										3	0	1	0	1	0	2				
Sammy Ellis, L (1, 1)										4	0	0	0	0	2	4				
Inning Stats	R: 3 E: 1 K: 0 S: 5	H: 3 LOB: 0 BB: 0 P: 6	R: 0 E: 0 K: 2 S: 7	H: 0 LOB: 0 BB: 0 P: 7	R: 1 E: 0 K: 0 S: 4	H: 1 LOB: 1 BB: 0 P: 12	R: 0 E: 0 K: 0 S: 4	H: 1 LOB: 0 BB: 0 P: 4	R: 4 E: 0 K: 1 S: 8	H: 3 LOB: 2 BB: 3 P: 20	R: 0 E: 0 K: 0 S: 4	H: 1 LOB: 1 BB: 0 P: 4	R: 0 E: 0 K: 1 S: 6	H: 2 LOB: 1 BB: 0 P: 6	R: 0 E: 0 K: 0 S: 4	H: 1 LOB: 1 BB: 0 P: 4		1B: 10 2B: 2 3B: 0 HR: 1	SF: 1 SAC: 0 DP: 2 HBP: 1	WP: 0 PB: 0 SB: 3 CS: 0
PITCHER Wade Blasingame, L ERA: 27.0 Denny Lemaster, L ERA: 13.5 Clay Carroll, R ERA: Billy O'Dell, L ERA: (1, 1) (2, 1) (5, 1) (7, 1)	IP: 1.0 WLS: L BF: 19 H: 5 R: 5 ER: 5 SO: 3 BB: 3 IBB: 1 HBP: 0 BLK: 0 WP: 0 HR: 1 S: 21 P: 37 ERA: 27.00 WHIP: 3.000															PITCHER IP: WLS: BF: H: R: ER: SO: BB: IBB: HBP: BLK: WP: HR: S: P: ERA: WHIP				



Batter	1	2	3	4	5	6	7	8	9	AB	R	H	RBI	BB	SO	LOB	TOP					
Pete Rose, S OBP: 0.214, SLG: 0.154 (1,4)	4-3		4-0 1B HR BB		FC1-6 1B HBP HR	F8		F5		4	2	0	0	1	0	2						
Tommy Harper, R OBP: 0.692, SLG: 0.429 (1,7)	G6-4-3 1B		1-2 HR 1B		1-2 HR HBP		1B SF7 BB		FC3-6 BB	2	3	2	1	2	0	0						
Vada Pinson, L OBP: 0.500, SLG: 0.667 (1,8)	G6-4-3 1-2		1-H 2-H HR		F6		WP 1B		FC3-6 FC6-4 1B 1B	5	2	2	3	0	0	4						
Frank Robinson, R OBP: 0.429, SLG: 0.300 (1,9)		6-3			HR 1B		F7		FC6-4 1B	4	1	2	0	0	0	2						
Gordy Coleman, L OBP: 0.222, SLG: 0.500 (1,3)	4-3		P4		1-H 2-H 3-H HR		IBB		FC6-4 1B 1B	4	1	1	4	1	0	3						
Johnny Edwards, L OBP: 0.308, SLG: 0.273 (1,2)	K				F7		F8		SF7 1B	4	0	1	2	0	1	0						
Leo Cardenas, R OBP: 0.385, SLG: 0.273 (1,6)			BLK 1B BB		K		G1-6-3 1B		K	4	1	2	0	1	2	2						
Giraldo Ruiz, S (1,5)			K		4-3		G1-6-3		1-3 K	5	0	0	0	0	2	5						
John Tsitouris, R OBP: 0.500, SLG: 0.333 (1,1)		6-3			FC1-6 1B		HBP		F2	3	0	1	0	0	0	1						
Inning Stats	R: 0 E: 0 K: 0 S: 3	H: 1 LOB: 0 BB: 0 P: 3	R: 0 E: 0 K: 1 S: 5	H: 0 LOB: 0 BB: 0 P: 5	R: 4 E: 0 K: 1 S: 7	H: 2 LOB: 1 BB: 2 P: 16	R: 0 E: 0 K: 1 S: 5	H: 0 LOB: 0 BB: 0 P: 5	R: 4 E: 0 K: 0 S: 6	H: 3 LOB: 0 BB: 0 P: 7	R: 0 E: 0 K: 0 S: 3	H: 1 LOB: 1 BB: 0 P: 4	R: 1 E: 0 K: 1 S: 6	H: 1 LOB: 2 BB: 2 P: 14	R: 0 E: 0 K: 0 S: 3	H: 0 LOB: 0 BB: 0 P: 3	R: 1 E: 0 K: 1 S: 8	H: 3 LOB: 3 BB: 1 P: 12	1B: 9 2B: 0 3B: 0 HR: 2	SF: 1 SAC: 0 DP: 2 HBP: 3	WP: 1 PB: 0 SB: 1 CS: 0	PA: 44
PITCHER	IP	WLS	BF	H	R	ER	SO	BB	IBB	HBP	BLK	WP	HR	S	P	ERA	WHIP					
Bob Purkey, R ERA: 12.15 (1,1)	6.0	L	30	8	9	9	3	3	0	3	1	0	2	30	45	13.50	1.833					
Tracy Stallard, R ERA: 5.69 (7,1)	1.0		4	0	0	0	1	0	1	0	0	1	0	5	9	0.00	0.000					
Barney Schultz, R ERA: 7.36 (8,1)	2.0		10	3	1	1	1	1	0	0	0	0	0	11	15	4.50	2.000					

Cincinnati Reds @ St. Louis Cardinals
Sportsman's Park, St. Louis, MO
Thu Apr 15 1965, 7:05 PM EST
Att: 24,364 - Unknown

AB	35
R	10
H	11
RBI	10
BB	5
SO	5
LOB	19



Batter	1	2	3	4	5	6	7	8	9	AB	R	H	RBI	BB	SO	LOB	BOTTOM					
Curt Flood, R OBP: 0.421, SLG: 0.647 (1,8)	WP BB		F8		6-3			HR		3	1	1	1	1	0	1						
Lou Brock, L OBP: 0.368, SLG: 0.611 (1,7)	F5		WP 2B BB		4-3			F5		3	1	0	0	1	0	1						
Bill White, L OBP: 0.368, SLG: 0.412 (1,3)	F9		SF8		F4			F9		3	0	0	1	0	0	1						
Ken Boyer, R OBP: 0.389, SLG: 0.412 (1,5)	5-3		2B 2B		6-3			K		4	1	1	1	0	1	1						
Dick Groat, R OBP: 0.389, SLG: 0.438 (1,6)		E S 1B	2H 2B		G6-3 BB			2B		3	0	3	1	1	0	0						
Bob Skinner, L (1,9)	K		F5		G6-3			K		4	0	0	0	0	2	4						
Julian Javier, R OBP: 0.500, SLG: 0.333 Carl Warwick, R (9, PH)	F8				1-3			F8		3	0	0	0	0	0	1						
Dave Ricketts, S OBP: 0.273, SLG: 0.200 Ed Spiezio, R (7, PH)	F2				F4			F3		2	0	0	0	0	0	1						
Barney Schultz, R (8,1)										1	0	0	0	0	0	0						
Mike Shannon, R (9, PH)										1	0	0	0	0	0	1						
Bob Purkey, R Tracy Stallard, R OBP: 0.500, SLG: 0.500 Tito Francona, L (7, PH)			WP BB SF8		K			F3		2	1	0	0	0	1	0						
Bob Uecker, R OBP: 0.667, SLG: 0.500 (8,2)										0	0	0	0	0	0	0						
Inning Stats	R: 0 E: 0 K: 0 S: 3	H: 0 LOB: 1 BB: 1 P: 7	R: 0 E: 0 K: 1 S: 6	H: 1 LOB: 1 BB: 0 P: 6	R: 3 E: 1 K: 0 S: 6	H: 2 LOB: 1 BB: 1 P: 10	R: 0 E: 0 K: 1 S: 5	H: 0 LOB: 0 BB: 0 P: 5	R: 0 E: 0 K: 0 S: 3	H: 0 LOB: 0 BB: 0 P: 3	R: 0 E: 0 K: 0 S: 2	H: 0 LOB: 0 BB: 1 P: 6	R: 0 E: 0 K: 1 S: 6	H: 0 LOB: 0 BB: 0 P: 3	R: 1 E: 0 K: 1 S: 6	H: 1 LOB: 1 BB: 0 P: 6	R: 0 E: 0 K: 1 S: 6	H: 1 LOB: 1 BB: 0 P: 6	1B: 1 2B: 3 3B: 0 HR: 1	SF: 1 SAC: 0 DP: 1 HBP: 0	WP: 2 PB: 0 SB: 1 CS: 0	PA: 35
PITCHER	IP	WLS	BF	H	R	ER	SO	BB	IBB	HBP	BLK	WP	HR	S	P	ERA	WHIP					
John Tsitouris, R ERA: 1.0 (1,1)	9.0	W	35	5	4	1	4	3	0	0	0	2	1	40	52	1.00	0.889					

Cincinnati Reds @ St. Louis Cardinals
Sportsman's Park, St. Louis, MO
Thu Apr 15 1965, 7:05 PM EST
Att: 24,364 - Unknown

AB	31
R	4
H	5
RBI	4
BB	3
SO	4
LOB	12



Batter	1	2	3	4	5	6	7	8	9	AB	R	H	RBI	BB	SO	LOB	TOP			
Pete Rose, S OBP: 0.316, SLG: 0.235 (1, 4)	0-0 BB 1B		4-0 BB		0-0 F7		0-3 K		0-0 1B	4	0	2	0	1	1	2	Cincinnati Reds @ St. Louis Cardinals Sportsman's Park, St. Louis, MO Sat Apr 17 1965, 7:05 PM EST Att: 15,828 - Unknown			
Tommy Harper, R OBP: 0.556, SLG: 0.273 (1, 7)	4-0 G6-4-3 BB		0-3 K			0-3 K	0-0 FC5-4		0-3 K	4	0	0	0	1	3	4				
Vada Pinson, L OBP: 0.444, SLG: 0.563 (1, 8)	0-0 L8		0-3 K			0-0 1B		0-0 F9		4	0	1	0	0	1	3				
Frank Robinson, R OBP: 0.444, SLG: 0.429 (1, 9)	0-0 G6-4-3		0-3 K			0-0 1B		0-0 3-1		4	0	2	0	0	1	3				
Gordy Coleman, L OBP: 0.231, SLG: 0.417 (1, 3)		0-0 BB 1B		0-0 1-3		0-0 L7		0-0 3-1		4	0	1	0	0	0	3				
Deron Johnson, R OBP: 0.333, SLG: 0.556 (1, 5)		0-0 F9		0-3 K		0-3 K		4-0 BB		3	0	0	0	1	2	3				
Johnny Edwards, L OBP: 0.353, SLG: 0.286 (1, 2)		4-0 1-2 BB		0-0 F7			0-0 1B	0-0 L9		3	0	1	0	1	0	2				
Leo Cardenas, R OBP: 0.353, SLG: 0.267 (1, 6)		0-3 K			0-0 F7		0-0 FC5-4 1B		0-0 1-3	4	0	1	0	0	1	2				
Jim O'Toole, S Joey Jay, S Giraldo Ruiz, S Gerry Arrigo, L Art Shamsky, L Bill Henry, L Marty Keough, L (1, 1) (2, 1) (5, PH) (5, 1) (7, PH) (7, 1) (9, PH)		0-0 6-3			0-3 K		0-3 K		0-0 4-3	1	0	0	0	0	0	2				
Inning Stats	R: 0 E: 0 K: 0 S: 3	H: 1 LOB: 1 BB: 1 P: 7	R: 0 E: 0 K: 1 S: 6	H: 1 LOB: 2 BB: 1 P: 10	R: 0 E: 0 K: 3 S: 9	H: 0 LOB: 1 BB: 1 P: 13	R: 0 E: 0 K: 1 S: 5	H: 0 LOB: 0 BB: 0 P: 5	R: 0 E: 0 K: 2 S: 9	H: 2 LOB: 2 BB: 0 P: 9	R: 0 E: 0 K: 2 S: 9	H: 2 LOB: 2 BB: 0 P: 9	R: 0 E: 0 K: 0 S: 4	H: 1 LOB: 2 BB: 1 P: 8	R: 0 E: 0 K: 1 S: 6	H: 1 LOB: 1 BB: 0 P: 6		1B: 7 2B: 1 3B: 0 HR: 0	SF: 0 SAC: 0 DP: 1 HBP: 0	WP: 0 PB: 0 SB: 0 CS: 0
PITCHER Bob Gibson, R ERA: 3.65 (1, 1)	IP: 9.0 WLS: W BF: 38 H: 8 R: 0 ER: 0 SO: 11 BB: 4 IBB: 0 HBP: 0 BLK: 0 WP: 0 HR: 0 S: 56 P: 72 ERA: 0.00 WHIP: 1.333																			

AB	34
R	0
H	8
RBI	0
BB	4
SO	11
LOB	26



Batter	1	2	3	4	5	6	7	8	9	AB	R	H	RBI	BB	SO	LOB	BOTTOM			
Curt Flood, R OBP: 0.417, SLG: 0.571 (1, 8)	4-0 1-3 5-3 1B BB	0-0 F2		0-3 K		0-0 SH2-3 1B		0-0 F6		4	2	1	0	1	1	2	Cincinnati Reds @ St. Louis Cardinals Sportsman's Park, St. Louis, MO Sat Apr 17 1965, 7:05 PM EST Att: 15,828 - Unknown			
Lou Brock, L OBP: 0.435, SLG: 0.600 (1, 7)	0-0 5-3 1-2 2B 1B	4-0 BB 1B BB		4-0 S E BB		0-0 SH2-3		0-0 L5		2	3	1	0	2	0	0				
Dick Groat, R OBP: 0.364, SLG: 0.368 (1, 6)	0-0 1-3	4-0 F8 1B BB		0-0 4-3		0-0 F4				3	0	0	1	1	0	3				
Ken Boyer, R OBP: 0.455, SLG: 0.524 (1, 5)	0-0 5-3	0-0 F8 1B		0-0 2B		0-0 1B				4	0	3	4	0	0	1				
Bill White, L OBP: 0.391, SLG: 0.450 (1, 3)	0-0 2B	0-0 F8		4-0 BB		0-0 4-3				3	0	1	1	1	0	3				
Mike Shannon, R OBP: 0.167, SLG: 0.067 (1, 9)	0-0 5-3	0-0 4-3		0-0 1-3		0-0 FC4-6 1B				4	0	1	0	0	0	5				
Julian Javier, R OBP: 0.211, SLG: 0.421 (1, 4)		0-0 1B 3B		0-0 F8		0-0 6-3		0-0 FC4-6 CS		4	1	1	0	0	0	1				
Bob Uecker, R OBP: 0.429, SLG: 0.200 (1, 2)		4-0 BB 1B BB BB		0-0 6-3		0-0 4-3		0-0 5-3		3	1	0	0	1	0	1				
Bob Gibson, R OBP: 0.167, SLG: 0.167 (1, 1)		0-0 BB 1B 1B		0-3 K		0-3 K		0-3 K		4	1	1	1	0	3	0				
Inning Stats	R: 2 E: 0 K: 0 S: 5	H: 2 LOB: 1 BB: 1 P: 9	R: 4 E: 0 K: 0 S: 6	H: 3 LOB: 3 BB: 3 P: 18	R: 0 E: 0 K: 1 S: 5	H: 0 LOB: 0 BB: 0 P: 5	R: 1 E: 0 K: 1 S: 6	H: 1 LOB: 2 BB: 2 P: 14	R: 0 E: 0 K: 1 S: 5	H: 0 LOB: 0 BB: 0 P: 5	R: 1 E: 0 K: 0 S: 5	H: 2 LOB: 1 BB: 0 P: 5	R: 0 E: 0 K: 0 S: 3	H: 1 LOB: 0 BB: 0 P: 3	R: 0 E: 0 K: 1 S: 5	H: 0 LOB: 0 BB: 0 P: 5		1B: 6 2B: 2 3B: 1 HR: 0	SF: 0 SAC: 1 DP: 0 HBP: 0	WP: 0 PB: 0 SB: 1 CS: 1
PITCHER Jim O'Toole, L ERA: 8.1 Joey Jay, R ERA: 6.0 Gerry Arrigo, L ERA: 4.5 Bill Henry, L ERA: (1, 1) (2, 1) (5, 1) (7, 1)	IP: 1.0 WLS: L BF: 9 H: 4 R: 5 ER: 5 SO: 0 BB: 2 IBB: 0 HBP: 0 BLK: 0 WP: 0 HR: 0 S: 7 P: 15 ERA: 45.00 WHIP: 6.000																			



Batter	1	2	3	4	5	6	7	8	9	AB	R	H	RBI	BB	SO	LOB	TOP				
Pete Rose, S OBP: 0.375, SLG: 0.455 (1.4)	E6 FC3-6		G3 1B 3-1	HR		4-3	1B 1-2 2-H 3-H			5	2	3	3	0	0	0					
Tommy Harper, R OBP: 0.522, SLG: 0.313 (1.7)	FC3-6 G4-6-3		G3 1B 3-1	1B		F9	K			5	0	2	0	0	1	3					
Vada Pinson, L OBP: 0.348, SLG: 0.429 (1.8)	G4-6-3		G3	K		4-3		4-3		5	0	0	0	0	1	4					
Frank Robinson, R OBP: 0.522, SLG: 0.778 (1.9)		1B 3B	3-1 IBB	HR			1B 2B 1B	6-3		4	3	3	1	1	0	0					
Deron Johnson, R OBP: 0.353, SLG: 0.571 (1.5)	F4		3-1	2B		4-3 2B	2B 1B 1B	F2		5	1	2	1	0	0	3					
Tony Perez, R OBP: 0.556, SLG: 1.125 (1.3)	1B		IBB	K		K	1B 2B 1B	5-3		4	1	2	2	1	1	1					
Johnny Edwards, L OBP: 0.318, SLG: 0.421 (1.2)	L9		G3	4-3		4-3	4-3 2B	HR		5	1	1	1	0	0	7					
Leo Cardenas, R OBP: 0.409, SLG: 0.278 (1.6)	1B			K		IBB	1B IBB	5-3		3	0	1	0	2	1	0					
Sammy Ellis, L OBP: 0.318, SLG: 0.421 (1.1)	K			K		F7	K	G3		4	0	0	0	0	3	7					
Roger Craig, R OBP: 0.318, SLG: 0.421 (8.1)	K			K						1	0	0	0	0	0	0					
Billy McCool, R OBP: 0.318, SLG: 0.421 (9.1)	K			K						0	0	0	0	0	0	0					
Inning Stats	R: 0 E: 1 K: 0 S: 3	H: 0 LOB: 0 BB: 0 P: 3	R: 1 E: 0 K: 1 S: 8	H: 3 LOB: 2 BB: 0 P: 8	R: 1 E: 0 K: 0 S: 5	H: 2 LOB: 3 BB: 2 P: 13	R: 1 E: 0 K: 3 S: 11	H: 2 LOB: 1 BB: 0 P: 11	R: 1 E: 0 K: 1 S: 7	H: 2 LOB: 2 BB: 1 P: 11	R: 0 E: 0 K: 0 S: 3	H: 0 LOB: 0 BB: 0 P: 3	R: 3 E: 0 K: 2 S: 11	H: 4 LOB: 2 BB: 1 P: 15	R: 0 E: 0 K: 0 S: 3	H: 0 LOB: 0 BB: 0 P: 3	R: 1 E: 0 K: 0 S: 4	H: 1 LOB: 0 BB: 0 P: 4	1B: 8 2B: 2 3B: 1 HR: 3	SF: 0 SAC: 0 DP: 1 HBP: 0	WP: 0 PA: 45 CS: 1
PITCHER	IP	WLS	BF	H	R	ER	SO	BB	IBB	HBP	BLK	WP	HR	S	P	ERA	WHIP				
Curt Simmons, L ERA: 4.91 (1.1)	5.0	L	27	9	4	4	5	0	3	0	0	0	2	34	46	7.20	1.800				
Ron Taylor, R ERA: 15.75 (6.1)	1.0		6	3	3	3	0	0	0	0	0	0	0	6	6	27.00	3.000				
Steve Carlton, L ERA: 15.75 (7.1)	1.0		5	1	0	0	2	0	1	0	0	0	0	8	12	0.00	1.000				
Barney Schultz, R ERA: 6.35 (8.1)	2.0		7	1	1	1	0	0	0	0	0	0	1	7	7	4.50	0.500				

Cincinnati Reds @ St. Louis Cardinals
Sportsman's Park, St. Louis, MO
Sun Apr 18 1965, 4:33 AM EST
Att: 13,754 - Unknown

AB	41
R	8
H	14
RBI	8
BB	4
SO	7
LOB	25



Batter	1	2	3	4	5	6	7	8	9	AB	R	H	RBI	BB	SO	LOB	BOTTOM				
Curt Flood, R OBP: 0.379, SLG: 0.500 (1.8)	6-3			6-3		1-3	FC6-4		1B	5	0	1	0	0	0	2					
Lou Brock, L OBP: 0.464, SLG: 0.600 (1.7)	1-3			F6		FC4-3 1B		S 1B	1B	5	1	3	0	0	0	0					
Bill White, L OBP: 0.357, SLG: 0.400 (1.3)	K			1B		FC4-3	1-2	F2	K	5	0	1	0	0	2	5					
Ken Boyer, R OBP: 0.407, SLG: 0.462 (1.5)		2-3		K		K		BB 2H 1B	K	5	0	1	1	0	3	5					
Dick Groat, R OBP: 0.333, SLG: 0.333 (1.6)	6-3			6-3				K	K	5	0	1	0	0	2	4					
Tim McCarver, L OBP: 0.500, SLG: 0.333 (1.2)	4-3			WP 5-3 1B		F4	BB 1-2 BB			3	0	1	0	1	0	1					
Mike Shannon, R OBP: 0.182, SLG: 0.056 (1.9)			4-3		5-3	FC4-6 1B	1-2 2-3 BB		BB	3	1	0	0	1	0	2					
Julian Javier, R OBP: 0.200, SLG: 0.400 (1.4)			6-3							1	0	0	0	0	0	0					
Tito Francona, L OBP: 0.333, SLG: 0.333 (5, PH)									L7	0	0	0	0	1	0	0					
Phil Gagliano, R OBP: 0.333, SLG: 0.333 (6, 4)					2-3 BB					2	0	1	0	0	0	3					
Curt Simmons, L OBP: 0.379, SLG: 0.500 (1.1)										1	0	0	0	0	0	0					
Bob Skinner, L OBP: 0.379, SLG: 0.500 (5, PH)										1	0	0	0	0	0	2					
Ron Taylor, R OBP: 0.379, SLG: 0.500 (6.1)										0	0	0	0	0	0	0					
Steve Carlton, L OBP: 0.379, SLG: 0.500 (7.1)										0	0	0	0	0	0	0					
Ed Spiezio, R OBP: 0.333, SLG: 0.333 (7, PH)										1	0	1	1	0	0	0					
Barney Schultz, R OBP: 0.333, SLG: 0.333 (8.1)										0	0	0	0	0	0	0					
Carl Warwick, R OBP: 0.333, SLG: 0.333 (9, PH)										1	0	1	0	0	0	0					
Inning Stats	R: 0 E: 0 K: 1 S: 5	H: 0 LOB: 0 BB: 0 P: 5	R: 0 E: 0 K: 0 S: 3	H: 0 LOB: 0 BB: 0 P: 3	R: 0 E: 0 K: 0 S: 3	H: 0 LOB: 0 BB: 0 P: 3	R: 0 E: 0 K: 1 S: 6	H: 1 LOB: 1 BB: 0 P: 6	R: 0 E: 0 K: 0 S: 4	H: 1 LOB: 2 BB: 1 P: 8	R: 0 E: 0 K: 1 S: 6	H: 1 LOB: 1 BB: 0 P: 6	R: 1 E: 0 K: 1 S: 7	H: 3 LOB: 3 BB: 2 P: 15	R: 0 E: 0 K: 3 S: 12	H: 3 LOB: 3 BB: 0 P: 12	1B: 11 2B: 0 3B: 0 HR: 0	SF: 0 SAC: 0 DP: 0 HBP: 0	WP: 1 PA: 41 CS: 0		
PITCHER	IP	WLS	BF	H	R	ER	SO	BB	IBB	HBP	BLK	WP	HR	S	P	ERA	WHIP				
Sammy Ellis, R ERA: 2.7 (1.1)	7.2	W	33	8	2	2	4	2	0	0	0	0	0	39	47	2.35	1.304				
Roger Craig, R ERA: 12.000 (8.1)	0.1		5	3	0	0	0	1	0	0	0	0	0	4	8	0.00	12.000				
Billy McCool, L ERA: 0.000 (9.1)	1.0	S	3	0	0	0	3	0	0	0	0	0	0	9	9	0.00	0.000				

Cincinnati Reds @ St. Louis Cardinals
Sportsman's Park, St. Louis, MO
Sun Apr 18 1965, 4:33 AM EST
Att: 13,754 - Unknown

AB	38
R	2
H	11
RBI	2
BB	3
SO	7
LOB	24



Batter	1	2	3	4	5	6	7	8	9	AB	R	H	RBI	BB	SO	LOB	TOP				
Pete Rose, S OBP: 0.397, SLG: 0.423 (1,4)	0-0 5-3		0-0 G6-4-3		0-0 6-3			0-0 FC5 BB		4	0	1	0	0	0	1	Cincinnati Reds @ Milwaukee Braves Milwaukee County Stadium, Milwaukee, WI Mon Apr 19 1965, 4:33 AM EST Att: 2,804 - Unknown				
Tommy Harper, R OBP: 0.461, SLG: 0.263 (1,7)	0-0 F2		0-0 L9			4-0 SH1-4 BB		0-0 L9		3	0	0	0	1	0	1					
Vada Pinson, L OBP: 0.346, SLG: 0.391 (1,8)	0-0 F8			0-0 F3		0-0 SH1-4		4-0 BB		2	0	0	0	1	0	0					
Frank Robinson, R OBP: 0.519, SLG: 0.714 (1,9)		4-0 HR BB		0-0 1B		0-0 F4		0-0 F8		3	1	1	0	1	0	3					
Deron Johnson, R OBP: 0.429, SLG: 0.765 (1,5)		0-0 1-H HR		0-0 1B		4-0 IBB		0-0 FC5		3	1	2	2	1	0	2					
Tony Perez, R OBP: 0.538, SLG: 0.909 (1,3)		4-0 FC1-6 BB		0-3 K		0-3 K			0-0 CS	3	0	1	0	1	2	4					
Johnny Edwards, L OBP: 0.292, SLG: 0.381 (1,2)		0-0 FC1-6		0-3 K			0-0 5-3		0-0 F4	2	0	0	0	0	1	3					
Don Pavletich, R (5,2)		0-0 G4-6-3							1-2	2	0	0	0	0	0	1					
Leo Cardenas, R OBP: 0.385, SLG: 0.318 (1,6)		0-0 G4-6-3			0-0 F3		0-0 6-3		0-0 2B	4	0	1	0	0	0	1					
Jim Maloney, L OBP: 0.250, SLG: 0.250 (1,1)			0-0 G6-4-3		0-3 K		0-0 4-3		0-0 3-1	4	0	1	0	0	1	1					
Inning Stats	R: 0 H: 0 E: 0 K: 0 S: 3	H: 0 LOB: 0 BB: 0 P: 3	R: 2 H: 1 E: 0 K: 0 S: 3	H: 1 LOB: 0 BB: 2 P: 11	R: 0 H: 1 E: 0 K: 2 S: 3	H: 1 LOB: 0 BB: 0 P: 3	R: 0 H: 2 E: 0 K: 2 S: 9	H: 2 LOB: 2 BB: 0 P: 9	R: 0 H: 0 E: 0 K: 1 S: 5	H: 0 LOB: 0 BB: 2 P: 13	R: 0 H: 0 E: 0 K: 0 S: 3	H: 0 LOB: 0 BB: 0 P: 3	R: 0 H: 1 E: 0 K: 0 S: 4	H: 2 LOB: 2 BB: 1 P: 8	R: 0 H: 2 E: 0 K: 0 S: 4	H: 2 LOB: 1 BB: 0 P: 4	1B: 5 2B: 1 3B: 0 HR: 1	SF: 0 SAC: 1 DP: 2 HBP: 0	WP: 0 PB: 0 SB: 0 CS: 1	PA: 36	
PITCHER	IP	WLS	BF	H	R	ER	SO	BB	IBB	HBP	BLK	WP	HR	S	P	ERA	WHIP				
Wade Blasingame, L ERA: 5.0 (1,1)	8.0	L	32	5	2	2	4	4	1	0	0	0	1	35	55	2.25	1.125				
Dan Osinski, R ERA: (9,1)	1.0		4	2	0	0	0	0	0	0	0	0	0	4	4	0.00	2.000				

AB	30
R	2
H	7
RBI	2
BB	5
SO	4
LOB	17



Batter	1	2	3	4	5	6	7	8	9	AB	R	H	RBI	BB	SO	LOB	BOTTOM				
Mack Jones, L OBP: 0.308, SLG: 0.263 (1,7)	0-3 K			0-3 K		4-0 BB			0-3 K	3	0	0	0	1	3	0	Cincinnati Reds @ Milwaukee Braves Milwaukee County Stadium, Milwaukee, WI Mon Apr 19 1965, 4:33 AM EST Att: 2,804 - Unknown				
Ty Cline, L OBP: 0.286, SLG: 0.250 (1,9)	0-3 K			0-0 L7		0-0 L9			0-3 K	4	0	0	0	0	2	1					
Eddie Mathews, L OBP: 0.480, SLG: 0.810 (1,5)	0-0 F8			4-0 WP BB		0-0 F3			0-0 4-3	3	0	0	0	1	0	1					
Joe Torre, R OBP: 0.375, SLG: 0.600 (1,2)		0-0 F9		4-0 1-2 BB		0-0 F4				2	0	0	0	1	0	0					
Lee Maye, L OBP: 0.280, SLG: 0.333 (1,8)		0-3 K		0-0 F7		0-3 K				3	0	0	0	0	2	2					
Felipe Alou, R OBP: 0.250, SLG: 0.227 (1,3)		0-0 F8			0-0 F8		0-0 F2			3	0	0	0	0	0	0					
Denis Menke, R OBP: 0.333, SLG: 0.591 (1,6)			0-0 5-3		0-0 6-3			0-0 G4-3		3	0	1	0	0	0	0					
Frank Bolling, R (1,4)				0-0 6-3		0-0 F7		0-0 G4-3		2	0	0	0	0	0	0					
Hank Aaron, R (8,PH)								0-0 G4-3		1	0	0	0	0	0	1					
Sandy Alomar Sr., S OBP: 0.200, SLG: 0.111 (9,4)								1-2		0	0	0	0	0	0	0					
Wade Blasingame, L (1,1)				0-0 F8		0-3 K		0-0 F8		2	0	0	0	0	1	0					
Lou Klimchok, L (8,PH)										1	0	0	0	0	0	0					
Dan Osinski, R (9,1)										0	0	0	0	0	0	0					
Inning Stats	R: 0 H: 0 E: 0 K: 2 S: 7	H: 0 LOB: 0 BB: 0 P: 7	R: 0 H: 0 E: 0 K: 1 S: 5	H: 0 LOB: 0 BB: 0 P: 5	R: 0 H: 0 E: 0 K: 0 S: 3	H: 0 LOB: 0 BB: 0 P: 3	R: 0 H: 0 E: 0 K: 1 S: 5	H: 0 LOB: 2 BB: 2 P: 13	R: 0 H: 0 E: 0 K: 1 S: 5	H: 0 LOB: 1 BB: 1 P: 9	R: 0 H: 0 E: 0 K: 1 S: 5	H: 0 LOB: 0 BB: 0 P: 5	R: 0 H: 0 E: 0 K: 0 S: 3	H: 1 LOB: 0 BB: 0 P: 3	R: 0 H: 0 E: 0 K: 2 S: 7	H: 0 LOB: 0 BB: 0 P: 7	1B: 1 2B: 0 3B: 0 HR: 0	SF: 0 SAC: 0 DP: 1 HBP: 0	WP: 1 PB: 0 SB: 0 CS: 0	PA: 30	
PITCHER	IP	WLS	BF	H	R	ER	SO	BB	IBB	HBP	BLK	WP	HR	S	P	ERA	WHIP				
Jim Maloney, R ERA: (1,1)	9.0	W	30	1	0	0	8	3	0	0	0	1	0	43	55	0.00	0.444				



Batter	1	2	3	4	5	6	7	8	9	AB	R	H	RBI	BB	SO	LOB	TOP								
Pete Rose, S OBP: 0.364, SLG: 0.548 (1,4)	1-3		2B		HR	P6		F8		5	2	2	1	0	0	4	Cincinnati Reds @ Chicago Cubs Wrigley Field, Chicago, IL Wed Apr 21 1965, 3:33 AM CST Att: 6,752 - Cloudy								
Tommy Harper, R OBP: 0.436, SLG: 0.292 (1,7)	6-3		4-3 WP 2B		E4 G4-6-3	6-3		F7		5	1	1	1	0	0	2									
Vada Pinson, L OBP: 0.355, SLG: 0.370 (1,8)	2B BB		4-3		F5		F9		4	2	1	0	1	0	2										
Frank Robinson, R OBP: 0.500, SLG: 0.680 (1,9)	1-H 2B		6-3		G4-6-3		5-3		4	1	1	1	0	0	1										
Gordy Coleman, L OBP: 0.278, SLG: 0.588 (1,3)	6-3						G3		5	2	2	3	0	1	1										
Deron Johnson, R OBP: 0.423, SLG: 0.773 (1,5)									5	1	2	0	0	3	0										
Don Pavletich, R OBP: 0.571, SLG: 0.500 (1,2)									4	0	3	0	1	1	0										
Leo Cardenas, R OBP: 0.387, SLG: 0.333 (1,6)									5	0	2	2	0	0	3										
Joey Jay, S (1,1)									3	0	0	0	0	2	4										
Inning Stats	R: 1 E: 0 K: 0 S: 4	H: 1 LOB: 1 BB: 1 P: 8	R: 0 E: 0 K: 2 S: 7	H: 0 LOB: 0 BB: 0 P: 7	R: 2 E: 0 K: 1 S: 7	H: 2 LOB: 0 BB: 0 P: 7	R: 0 E: 0 K: 3 S: 11	H: 2 LOB: 2 BB: 0 P: 11	R: 1 E: 1 K: 0 S: 4	H: 1 LOB: 0 BB: 0 P: 4	R: 2 E: 0 K: 0 S: 7	H: 4 LOB: 2 BB: 0 P: 7	R: 0 E: 0 K: 3 S: 3	H: 0 LOB: 0 BB: 0 P: 3	R: 0 E: 0 K: 0 S: 4	H: 1 LOB: 2 BB: 1 P: 8	R: 3 E: 0 K: 1 S: 8	H: 3 LOB: 1 BB: 0 P: 9	1B: 8 2B: 3 3B: 1 HR: 2	SF: 0 SAC: 1 DP: 1 HBP: 1	WP: 1 PB: 0 SB: 0 CS: 0	PA: 44			
PITCHER	IP	WLS	BF	H	R	ER	SO	BB	IBB	HBP	BLK	WP	HR	S	P	ERA	WHIP								
Larry Jackson, R ERA: 10.24 (1,1)	5.0	L	25	9	6	6	6	1	0	0	0	1	1	36	40	10.80	2.000								
Lindy McDaniel, R ERA: 2.57 (6,1)	2.0		7	1	0	0	0	0	0	0	0	0	0	7	7	0.00	0.500								
Bill Faul, R ERA: 20.25 (8,1)	1.1		9	3	3	3	0	1	0	1	0	0	1	7	12	20.25	3.000								
Bob Humphreys, R ERA: 2.08 (9,1)	0.2		3	1	0	0	1	0	0	0	0	0	0	5	5	0.00	1.500								

AB	40
R	9
H	14
RBI	8
BB	2
SO	7
LOB	17



Batter	1	2	3	4	5	6	7	8	9	AB	R	H	RBI	BB	SO	LOB	BOTTOM								
Glenn Beckert, R OBP: 0.297, SLG: 0.286 (1,4)	E4 G3		4-3		FC1			P2		4	0	0	0	0	0	1	Cincinnati Reds @ Chicago Cubs Wrigley Field, Chicago, IL Wed Apr 21 1965, 3:33 AM CST Att: 6,752 - Cloudy								
Roberto Pena, R OBP: 0.276, SLG: 0.457 (1,6)	F8		F9		F9			L7		4	0	0	0	0	3										
Billy Williams, L OBP: 0.324, SLG: 0.286 (1,8)	G3				3-1			F9		4	1	1	0	0	3										
Ron Santo, R OBP: 0.432, SLG: 0.767 (1,5)	BB				HR					2	1	2	2	2	0										
George Altman, L OBP: 0.361, SLG: 0.500 (1,7)	F7				K			L3		4	0	0	0	0	2										
14 Ernie Banks, R OBP: 0.500, SLG: 0.800 (1,3)			6-3		F8			K		4	0	0	0	0	1										
Doug Clemens, L OBP: 0.273, SLG: 0.419 (1,9)			3-1		4-3			K		4	0	0	0	0	1										
Dick Bertell, R OBP: 0.214, SLG: 0.160 (7, PH) Jimmy Stewart, S OBP: 0.150, SLG: 1.500 Bill Faul, R (8,1) Bob Humphreys, R (9,1)			4-3		K			K		2	0	0	0	0	1										
Larry Jackson, R OBP: 0.333, SLG: 0.333 (1,1) Lindy McDaniel, R (6,1) Len Gabrielson, L (7, PH) Vic Roznovsky, L (8,2)			K		E			4-3		2	0	1	0	0	1										
Inning Stats	R: 0 E: 1 K: 0 S: 4	H: 0 LOB: 2 BB: 1 P: 8	R: 0 E: 0 K: 0 S: 3	H: 0 LOB: 0 BB: 0 P: 3	R: 0 E: 0 K: 1 S: 5	H: 0 LOB: 0 BB: 0 P: 5	R: 2 E: 0 K: 1 S: 7	H: 2 LOB: 0 BB: 0 P: 7	R: 0 E: 1 K: 1 S: 7	H: 1 LOB: 2 BB: 0 P: 7	R: 0 E: 0 K: 1 S: 5	H: 1 LOB: 0 BB: 0 P: 5	R: 0 E: 0 K: 2 S: 7	H: 0 LOB: 0 BB: 0 P: 7	R: 0 E: 0 K: 0 S: 3	H: 0 LOB: 0 BB: 0 P: 3	R: 0 E: 0 K: 1 S: 5	H: 0 LOB: 1 BB: 1 P: 9	1B: 3 2B: 1 3B: 0 HR: 1	SF: 0 SAC: 0 DP: 1 HBP: 0	WP: 0 PB: 0 SB: 0 CS: 0	PA: 34			
PITCHER	IP	WLS	BF	H	R	ER	SO	BB	IBB	HBP	BLK	WP	HR	S	P	ERA	WHIP								
Joey Jay, R ERA: 3.0 (1,1)	9.0	W	34	4	2	2	7	2	0	0	0	0	1	46	54	2.00	0.667								



Batter	1	2	3	4	5	6	7	8	9	AB	R	H	RBI	BB	SO	LOB	TOP										
Pete Rose, S OBP: 0.391, SLG: 0.500 (1, 4)	0-0 4-3	0-3 K			0-0 F7			4-0 CS BB		3	0	0	0	1	1	3											
Tommy Harper, R OBP: 0.417, SLG: 0.259 (1, 7)	0-0 F7		0-0 6-3			0-3 K		4-0 1B BB		3	0	0	0	1	1	0											
Vada Pinson, L OBP: 0.371, SLG: 0.387 (1, 8)	0-0 F7		0-0 G6-3 1B			0-0 4-3		0-0 1-3 1B		4	0	2	0	0	0	0											
Frank Robinson, R OBP: 0.472, SLG: 0.607 (1, 9)		4-0 1B FC5-2 BB	0-0 G6-3			0-0 6-3		0-3 K		3	0	0	0	1	1	3											
Gordy Coleman, L OBP: 0.273, SLG: 0.524 (1, 3)	0-0 FC5-2 BB 1B		0-0 P6			0-0 F9		0-0 4-3		4	1	1	0	0	0	0											
Deron Johnson, R OBP: 0.400, SLG: 0.680 (1, 5)	4-0 1B FC5-2 BB		0-3 K			0-0 5-3		0-3 K		3	0	0	0	1	2	0											
Don Pavletich, R OBP: 0.400, SLG: 0.333 (9, PH)	0-0 FC5-2 BB 1B		0-0 5-3			0-0 F9		0-0 1B		3	0	0	0	0	0	3											
Art Shamsky, L OBP: 0.500, SLG: 0.500 (9, FR)	1-2 2-3 3-H									1	0	1	0	0	0	0											
Giraldo Ruiz, S (9, FR)	1-2 2-3 3-H									0	0	0	0	0	0	0											
Leo Cardenas, R OBP: 0.371, SLG: 0.323 (1, 6)	0-0 1-2 2-3 3-H 1B		0-0 6-3			0-0 P8		0-3 K		4	0	1	1	0	1	1											
Jim O'Toole, S (1, 1)	0-3 K		0-0 4-3			0-0 P8		0-0 HR		2	0	0	0	0	1	3											
Johnny Edwards, L OBP: 0.320, SLG: 0.545 (8, PH)										1	1	1	1	0	0	0											
Billy McCool, R (8, 1)										0	0	0	0	0	0	0											
Inning Stats	R: 0 E: 0 K: 0 S: 3	H: 0 LOB: 0 BB: 0 P: 3	R: 1 E: 0 K: 2 S: 9	H: 2 LOB: 3 BB: 2 P: 17	R: 0 E: 0 K: 0 S: 3	H: 1 LOB: 0 BB: 0 P: 3	R: 0 E: 0 K: 1 S: 5	H: 0 LOB: 0 BB: 0 P: 5	R: 0 E: 0 K: 0 S: 3	H: 0 LOB: 0 BB: 0 P: 5	R: 0 E: 0 K: 0 S: 3	H: 0 LOB: 0 BB: 0 P: 3	R: 1 E: 0 K: 1 S: 6	H: 2 LOB: 2 BB: 2 P: 14	R: 0 E: 0 K: 2 S: 8	H: 1 LOB: 1 BB: 0 P: 8	1B: 5 2B: 0 3B: 0 HR: 1	SF: 0 SAC: 0 DP: 1 HBP: 0	WP: 0 PB: 0 SB: 0 CS: 1	PA: 35							
PITCHER	IP	WLS	BF	H	R	ER	SO	BB	IBB	HBP	BLK	WP	HR	S	P	ERA	WHIP										
Cal Koonce, R ERA: 3.18 (1, 1)	7.1		28	4	2	2	4	3	0	0	0	0	1	33	45	2.46	0.955										
Ted Abernathy, R ERA: (8, 1)	1.2	W	7	2	0	0	3	1	0	0	0	0	0	12	16	0.00	1.800										

Cincinnati Reds @ Chicago Cubs
Wrigley Field, Chicago, IL
Thu Apr 22 1965, 3:33 AM CST
Att: 3,813 - Cloudy

AB	31
R	2
H	6
RBI	2
BB	4
SO	7
LOB	13



Batter	1	2	3	4	5	6	7	8	9	AB	R	H	RBI	BB	SO	LOB	BOTTOM										
Glenn Beckert, R OBP: 0.317, SLG: 0.308 (1, 4)	0-0 S 1B		0-0 6-3			0-0 L6		0-0 WP SH1-3 1B		4	2	2	0	0	0	0											
Roberto Pena, R OBP: 0.256, SLG: 0.421 (1, 6)	0-3 K		0-0 6-3			0-0 F8		0-0 SH1-3		3	0	0	0	0	1	1											
Billy Williams, L OBP: 0.317, SLG: 0.282 (1, 8)	0-0 L9				0-0 P6			0-0 F8		4	0	1	1	0	0	1											
Ron Santo, R OBP: 0.439, SLG: 0.794 (1, 5)	0-0 2H 1B				0-0 5-3			0-3 K2-4 1B		4	1	2	1	0	1	1											
George Altman, L OBP: 0.333, SLG: 0.457 (1, 7)	0-0 F8				0-0 F8			0-0 6-3		3	0	0	0	0	0	2											
14 Ernie Banks, R OBP: 0.486, SLG: 0.750 (1, 3)		0-0 F7			0-0 6-3			4-0 1B IBB		2	0	0	0	1	0	0											
Doug Clemens, L OBP: 0.257, SLG: 0.394 (7, PH)		0-3 K			0-0 6-3			0-3 K		2	0	0	0	0	1	0											
Harry Bright, R (7, PH)										1	0	0	0	0	1	2											
Don Landrum, L (8, 9)										0	0	0	0	0	0	0											
Dick Bertell, R OBP: 0.258, SLG: 0.250 (1, 2)		0-0 F9			0-0 2B			1-3 3-H 1B		3	0	2	1	0	0	0											
Cal Koonce, R (1, 1)					0-0 K			0-0 F8		3	0	0	0	0	1	3											
Ted Abernathy, R (8, 1)								0-0 4-3		0	0	0	0	0	0	0											
Inning Stats	R: 1 E: 0 K: 1 S: 7	H: 2 LOB: 1 BB: 0 P: 7	R: 0 E: 0 K: 1 S: 5	H: 0 LOB: 0 BB: 0 P: 5	R: 0 E: 0 K: 1 S: 5	H: 0 LOB: 0 BB: 0 P: 5	R: 0 E: 0 K: 0 S: 3	H: 0 LOB: 0 BB: 0 P: 3	R: 0 E: 0 K: 0 S: 3	H: 0 LOB: 0 BB: 0 P: 3	R: 1 E: 0 K: 1 S: 7	H: 2 LOB: 2 BB: 1 P: 11	R: 1 E: 0 K: 1 S: 6	H: 2 LOB: 1 BB: 0 P: 6	R: 0 E: 0 K: 1 S: 8	H: 1 LOB: 1 BB: 0 P: 8	1B: 5 2B: 2 3B: 1 HR: 0	SF: 0 SAC: 1 DP: 1 HBP: 0	WP: 1 PB: 0 SB: 1 CS: 0	PA: 31							
PITCHER	IP	WLS	BF	H	R	ER	SO	BB	IBB	HBP	BLK	WP	HR	S	P	ERA	WHIP										
Jim O'Toole, L ERA: 5.82 (1, 1)	7.0		27	5	2	2	4	0	1	0	0	0	0	34	38	2.57	0.714										
Billy McCool, L ERA: 4.5 (8, 1)	1.0	L	4	2	1	1	1	0	0	0	0	1	0	6	6	9.00	2.000										

Cincinnati Reds @ Chicago Cubs
Wrigley Field, Chicago, IL
Thu Apr 22 1965, 3:33 AM CST
Att: 3,813 - Cloudy

AB	29
R	3
H	7
RBI	3
BB	1
SO	5
LOB	10



Batter	1	2	3	4	5	6	7	8	9	AB	R	H	RBI	BB	SO	LOB	TOP								
Curt Flood, R OBP: 0.428, SLG: 0.556 (1, 8)										4	1	2	3	1	0	1	St. Louis Cardinals @ Cincinnati Reds Crosley Field, Cincinnati, OH Fri Apr 23 1965, 6:05 PM EST Att: 11,389 - Unknown								
Lou Brock, L OBP: 0.450, SLG: 0.611 (1, 7)										4	1	2	0	1	2	3									
Dick Groat, R OBP: 0.325, SLG: 0.306 (1, 6)										4	0	1	0	1	0	2									
Bill White, L OBP: 0.293, SLG: 0.395 (1, 3)										5	0	0	0	0	2										
Ed Spiezio, R OBP: 0.333, SLG: 0.333 (1, 5)										5	0	1	0	0	1	2									
Tito Francona, L OBP: 0.500, SLG: 0.600 (1, 9)										3	1	2	1	0	0	1									
Mike Shannon, R OBP: 0.179, SLG: 0.083 (5, 9)										2	0	1	0	0	1	0									
Phil Gagliano, R OBP: 0.373, SLG: 0.333 (1, 4)										4	2	2	0	0	0	2									
Julian Javier, R OBP: 0.167, SLG: 0.333 (7, 4)										1	0	0	0	0	0	2									
Tim McCarver, L OBP: 0.412, SLG: 0.286 (1, 2)										4	1	1	1	1	0	3									
Bob Gibson, R OBP: 0.250, SLG: 0.143 (1, 1)										1	0	0	0	1	0	0									
Inning Stats	R: 2 E: 0 K: 0 S: 6	H: 3 LOB: 2 BB: 1 P: 10	R: 0 E: 0 K: 1 S: 5	H: 0 LOB: 1 BB: 1 P: 9	R: 0 E: 0 K: 0 S: 4	H: 1 LOB: 1 BB: 0 P: 4	R: 1 E: 0 K: 0 S: 4	H: 1 LOB: 2 BB: 2 P: 12	R: 3 E: 0 K: 1 S: 9	H: 4 LOB: 1 BB: 1 P: 13	R: 0 E: 0 K: 1 S: 5	H: 0 LOB: 0 BB: 0 P: 5	R: 0 E: 0 K: 1 S: 5	H: 0 LOB: 0 BB: 0 P: 5	R: 0 E: 0 K: 0 S: 4	H: 2 LOB: 2 BB: 0 P: 4	R: 0 E: 1 K: 0 S: 5	H: 1 LOB: 2 BB: 0 P: 5	1B: 11 2B: 0 3B: 0 HR: 1	SF: 0 SAC: 2 DP: 0 HBP: 0	WP: 2 PB: 0 SB: 2 CS: 0	PA: 44			
PITCHER	IP	WLS	BF	H	R	ER	SO	BB	IBB	HBP	BLK	WP	HR	S	P	ERA	WHIP								
John Tsitouris, R ERA: 4.61 (1, 1)	4.2	L	26	8	6	6	1	4	0	0	0	1	1	24	40	11.57	2.571								
Joe Nuxhall, L ERA: (5, 1)	1.1		6	1	0	0	2	1	0	0	0	0	0	9	13	0.00	1.500								
Gerry Arrigo, L ERA: 2.25 (7, 1)	2.0		7	2	0	0	1	0	0	0	0	0	0	9	9	0.00	1.000								
Roger Craig, R ERA: (9, 1)	1.0		5	1	0	0	0	0	0	0	0	0	0	5	5	0.00	1.000								

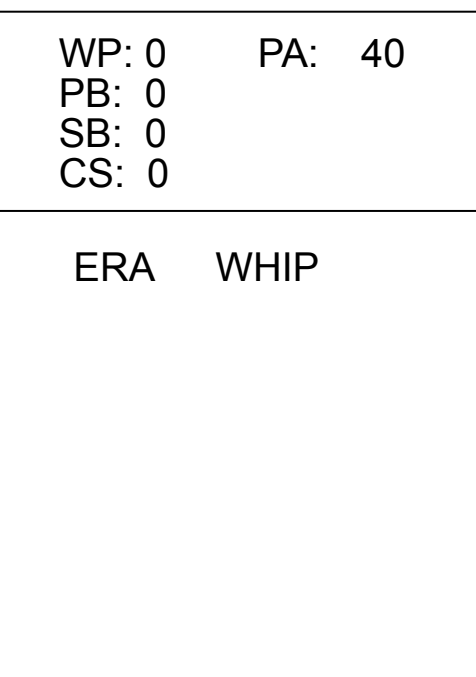
Batter	1	2	3	4	5	6	7	8	9	AB	R	H	RBI	BB	SO	LOB	BOTTOM								
Pete Rose, S OBP: 0.397, SLG: 0.500 (1, 4)										4	1	1	0	1	0	2	St. Louis Cardinals @ Cincinnati Reds Crosley Field, Cincinnati, OH Fri Apr 23 1965, 6:05 PM EST Att: 11,389 - Unknown								
Tommy Harper, R OBP: 0.435, SLG: 0.290 (1, 7)										4	1	2	0	1	1	3									
Vada Pinson, L OBP: 0.325, SLG: 0.333 (1, 8)										5	0	0	0	0	1	5									
Frank Robinson, R OBP: 0.439, SLG: 0.548 (1, 9)										3	1	0	1	1	1	0									
Gordy Coleman, L OBP: 0.370, SLG: 0.583 (1, 3)										3	0	2	2	2	0	0									
Deron Johnson, R OBP: 0.382, SLG: 0.607 (1, 5)										3	0	0	0	1	2	4									
Jimmie Coker, R (1, 2)										4	0	0	0	0	2	4									
Leo Cardenas, R OBP: 0.359, SLG: 0.294 (1, 6)										3	0	0	0	1	0	0									
John Tsitouris, R OBP: 0.420, SLG: 0.250 (1, 1)										1	0	0	0	0	1	0									
Joe Nuxhall, L ERA: (5, 1)										0	0	0	0	0	0	0									
Marty Keough, L ERA: (5, 1)										0	0	0	0	0	0	0									
Gerry Arrigo, L ERA: (7, 1)										0	0	0	0	0	0	0									
Art Shamsky, L OBP: 0.167, SLG: 0.607 (5, 1)										1	0	1	0	0	0	0									
Giraldo Ruiz, S ERA: (5, 1)										0	0	0	0	0	0	0									
Roger Craig, R ERA: (9, 1)										0	0	0	0	0	0	0									
Inning Stats	R: 1 E: 0 K: 1 S: 7	H: 2 LOB: 2 BB: 1 P: 11	R: 0 E: 0 K: 1 S: 5	H: 0 LOB: 2 BB: 2 P: 13	R: 0 E: 0 K: 2 S: 8	H: 1 LOB: 2 BB: 1 P: 12	R: 0 E: 0 K: 1 S: 5	H: 0 LOB: 0 BB: 0 P: 5	R: 2 E: 0 K: 1 S: 7	H: 2 LOB: 1 BB: 1 P: 11	R: 0 E: 0 K: 1 S: 5	H: 0 LOB: 2 BB: 1 P: 10	R: 0 E: 0 K: 1 S: 5	H: 0 LOB: 1 BB: 1 P: 9	R: 0 E: 0 K: 0 S: 4	H: 1 LOB: 1 BB: 0 P: 4	R: 0 E: 0 K: 0 S: 3	H: 0 LOB: 0 BB: 0 P: 3	1B: 4 2B: 2 3B: 0 HR: 0	SF: 1 SAC: 1 DP: 0 HBP: 1	WP: 0 PB: 1 SB: 1 CS: 0	PA: 41			
PITCHER	IP	WLS	BF	H	R	ER	SO	BB	IBB	HBP	BLK	WP	HR	S	P	ERA	WHIP								
Bob Gibson, R ERA: 3.38 (1, 1)	9.0	W	41	6	3	3	8	7	0	1	0	0	0	49	78	3.00	1.444								



Batter	1	2	3	4	5	6	7	8	9	AB	R	H	RBI	BB	SO	LOB	TOP											
Curt Flood, R OBP: 0.426, SLG: 0.537 (1, 8)										5	1	2	0	0	1	4												
Lou Brock, L OBP: 0.444, SLG: 0.564 (1, 7)										3	1	0	0	2	0	2												
Dick Groat, R OBP: 0.333, SLG: 0.300 (1, 6)										4	1	1	0	1	0	2												
Bill White, L OBP: 0.261, SLG: 0.349 (1, 3)										5	0	0	0	0	2	5												
Ed Spiezio, R OBP: 0.395, SLG: 0.273 (1, 5)										2	0	0	0	1	0	0												
Tito Francona, L OBP: 0.438, SLG: 0.500 (1, 9)										4	0	1	1	0	0	4												
Phil Gagliano, R OBP: 0.333, SLG: 0.333 (1, 4)										3	0	1	1	1	0	0												
Tim McCarver, L OBP: 0.429, SLG: 0.333 (1, 2)										4	0	2	0	0	0	2												
Tracy Stallard, R OBP: 0.285, SLG: 0.250 (6, 1) Steve Carlton, L OBP: 0.500, SLG: 1.000 (7, PH) Ron Taylor, R OBP: 0.300, SLG: 0.250 (7, PH) Bob Skinner, L OBP: 0.400, SLG: 0.250 (8, PH) Ray Washburn, R OBP: 0.400, SLG: 0.250 (8, PH) Carl Warwick, R OBP: 0.400, SLG: 0.250 (8, PH)										2	0	0	0	0	1	4												
Inning Stats	R: 1 E: 0 K: 0 S: 4	H: 1 LOB: 2 BB: 1 P: 9	R: 0 E: 0 K: 0 S: 4	H: 1 LOB: 1 BB: 0 P: 4	R: 0 E: 0 K: 0 S: 3	H: 0 LOB: 0 BB: 0 P: 3	R: 0 E: 0 K: 1 S: 7	H: 2 LOB: 3 BB: 1 P: 11	R: 0 E: 0 K: 0 S: 3	H: 0 LOB: 0 BB: 0 P: 3	R: 0 E: 0 K: 0 S: 3	H: 0 LOB: 0 BB: 0 P: 3	R: 0 E: 0 K: 1 S: 5	H: 0 LOB: 0 BB: 0 P: 5	R: 2 E: 0 K: 1 S: 7	H: 2 LOB: 2 BB: 2 P: 15	R: 0 E: 0 K: 1 S: 5	H: 1 LOB: 2 BB: 2 P: 13	1B: 7 2B: 0 3B: 0 HR: 0	SF: 0 SAC: 0 DP: 1 HBP: 1	WP: 0 PA: 40 PB: 0 SB: 0 CS: 0							
PITCHER	IP	WLS	BF	H	R	ER	SO	BB	IBB	HBP	BLK	WP	HR	S	P	ERA	WHIP											
Sammy Ellis, R ERA: 2.92	(1, 1)	8.0	W	37	7	3	3	3	5	0	1	1	0	0	37	58	3.38	1.500										
Billy McCool, L ERA: 3.0	(9, 1)	1.0	S	3	0	0	0	1	1	0	0	0	0	0	4	8	0.00	1.000										

St. Louis Cardinals @ Cincinnati Reds
Crosley Field, Cincinnati, OH
Sat Apr 24 1965, 3:33 AM EST
Att: 3,908 - Unknown

AB 33
R 3
H 7
RBI 2
BB 6
SO 4
LOB 23



Batter	1	2	3	4	5	6	7	8	9	AB	R	H	RBI	BB	SO	LOB	BOTTOM											
Pete Rose, S OBP: 0.340, SLG: 0.465 (1, 4)										5	1	1	0	0	0	2												
Tommy Harper, R OBP: 0.455, SLG: 0.281 (1, 7)										1	1	0	0	2	0	0												
Vada Pinson, L OBP: 0.341, SLG: 0.410 (1, 8)										3	1	1	2	1	0	2												
Frank Robinson, R OBP: 0.467, SLG: 0.735 (1, 9)										3	2	2	3	1	0	0												
Gordy Coleman, L OBP: 0.323, SLG: 0.500 (1, 3)										4	0	0	0	0	1	2												
Deron Johnson, R OBP: 0.395, SLG: 0.594 (1, 5)										4	1	2	0	0	1	0												
Don Pavletich, R OBP: 0.357, SLG: 0.250 (1, 2)										3	0	0	0	1	0	1												
Leo Cardenas, R OBP: 0.349, SLG: 0.297 (1, 6)										3	0	1	1	0	1	0												
Sammy Ellis, L OBP: 0.083, SLG: 0.083 (1, 1) Billy McCool, R ERA: 3.0 (9, 1)										4	0	1	0	0	1	3												
Inning Stats	R: 0 E: 0 K: 0 S: 3	H: 0 LOB: 2 BB: 2 P: 11	R: 0 E: 0 K: 1 S: 5	H: 0 LOB: 0 BB: 0 P: 5	R: 0 E: 0 K: 0 S: 3	H: 0 LOB: 1 BB: 1 P: 7	R: 1 E: 0 K: 1 S: 8	H: 3 LOB: 2 BB: 0 P: 8	R: 2 E: 0 K: 0 S: 5	H: 2 LOB: 0 BB: 0 P: 5	R: 1 E: 1 K: 1 S: 6	H: 1 LOB: 1 BB: 1 P: 10	R: 2 E: 0 K: 1 S: 6	H: 1 LOB: 0 BB: 1 P: 10	R: 0 E: 0 K: 0 S: 4	H: 1 LOB: 1 BB: 0 P: 4	1B: 5 2B: 0 3B: 0 HR: 3	SF: 1 SAC: 1 DP: 0 HBP: 0	WP: 2 PA: 37 PB: 0 SB: 2 CS: 0									
PITCHER	IP	WLS	BF	H	R	ER	SO	BB	IBB	HBP	BLK	WP	HR	S	P	ERA	WHIP											
Tracy Stallard, R ERA: 5.56	(1, 1)	5.0	L	23	5	3	3	2	3	0	0	0	1	0	1	5	5.40	1.600										
Steve Carlton, L ERA: 3.5	(6, 1)	0.0		2	1	1	1	0	1	0	0	0	1	0	1	5	∞	∞										
Ron Taylor, R ERA: 6.52	(6, 1)	1.0		3	0	0	0	1	0	0	0	0	0	0	5	5	0.00	0.000										
Ray Washburn, R ERA: 9.0	(7, 1)	2.0		9	2	2	2	1	1	0	0	0	0	1	10	14	9.00	1.500										

St. Louis Cardinals @ Cincinnati Reds
Crosley Field, Cincinnati, OH
Sat Apr 24 1965, 3:33 AM EST
Att: 3,908 - Unknown

AB 30
R 6
H 8
RBI 6
BB 5
SO 4
LOB 10



Batter	1	2	3	4	5	6	7	8	9	AB	R	H	RBI	BB	SO	LOB	TOP											
Glenn Beckert, R OBP: 0.280, SLG: 0.271 (1, 4)	0-0 5-3		0-0 4-3	0-0 1-2 3-H 1B		0-0 6-3		0-0 G5-4-3		5	0	1	1	0	0	3	Chicago Cubs @ Cincinnati Reds Crosley Field, Cincinnati, OH Tue Apr 27 1965, 7:05 PM EDT Att: 3,795 - Cloudy											
Roberto Pena, R OBP: 0.271, SLG: 0.364 (1, 6)	0-3 K		0-0 F8	0-3 K			4-0 BB 1B BB	0-0 P6		4	1	0	0	1	2	2												
Billy Williams, L OBP: 0.340, SLG: 0.319 (1, 8)	0-0 4-3		0-0 WP 2B		0-0 6-3		0-0 F8		0-0 2B 1B	5	0	2	0	0	0	1												
Ron Santo, R OBP: 0.480, SLG: 0.775 (1, 5)		0-3 K	4-0 WP BB		0-0 F9		4-0 1-2 14 2B BB		0-0 1-3 2B	3	1	1	0	2	1	0												
George Altman, L OBP: 0.326, SLG: 0.415 Harry Bright, R OBP: 0.333, SLG: 0.333 (7, PH) Don Landrum, L (7, PR) (7, 7)		0-0 BB 14 S 1B	0-0 6-3		0-0 6-3		0-0 14 2B 1B		0-3 K	3	0	1	0	0	0	2												
14 Ernie Banks, R OBP: 0.478, SLG: 0.732 (1, 3)		0-3 K	1-2 2-3		0-0 1B 2B		0-0 BB 1B	1-3 2-H 2B		5	1	3	1	0	2	3												
Doug Clemens, L OBP: 0.256, SLG: 0.350 (1, 9)		4-0 BB BB		0-0 2-3 1B		0-3 K	0-3 K		0-0 6-3	3	0	1	0	1	2	4												
Dick Bertell, R OBP: 0.286, SLG: 0.233 Vic Roznovsky, L (1, 2)		4-0 BB BB		0-3 K		0-0 F7	0-3 K			0	0	0	0	0	0	0												
Dick Ellsworth, L Ernie Broglio, R Leo Gastonson, L Lindy McDaniel, R Jimmy Stewart, S Bob Humphreys, R Ted Abernathy, R Leo Buzby, R Larry Johnson, R (1, 1)		0-0 1-3		0-3 K		4-0 1-2 BB		0-0 G5-4-3 1B		1	0	0	0	0	0	3												
Inning Stats	R: 0 E: 0 K: 1 S: 5	H: 0 LOB: 0 BB: 0 P: 5	R: 0 E: 0 K: 2 S: 8	H: 1 LOB: 3 BB: 2 P: 16	R: 0 E: 0 K: 0 S: 4	H: 1 LOB: 2 BB: 1 P: 8	R: 1 E: 0 K: 3 S: 12	H: 3 LOB: 2 BB: 0 P: 12	R: 0 E: 0 K: 0 S: 3	H: 0 LOB: 0 BB: 0 P: 3	R: 0 E: 0 K: 1 S: 6	H: 1 LOB: 2 BB: 1 P: 10	R: 2 E: 0 K: 2 S: 9	H: 2 LOB: 2 BB: 2 P: 17	R: 0 E: 0 K: 0 S: 3	H: 1 LOB: 2 BB: 0 P: 3		R: 0 E: 0 K: 2 S: 9	H: 2 LOB: 2 BB: 0 P: 9	1B: 7 2B: 4 3B: 0 HR: 0	SF: 0 SAC: 0 DP: 1 HBP: 0	WP: 1 PB: 0 SB: 1 CS: 0	PA: 43					
PITCHER	IP	WLS	BF	H	R	ER	SO	BB	IBB	HBP	BLK	WP	HR	S	P	ERA	WHIP											
Jim Maloney, R ERA: 1.76 Billy McCool, L ERA: 1.8 Roger Craig, R ERA:	(1, 1)	6.1	W	31	6	3	3	7	6	0	0	0	1	0	39	63	4.26	1.895										
	(7, 1)	2.0		10	5	0	0	3	0	0	0	0	0	0	16	16	0.00	2.500										
	(9, 1)	0.2	S	2	0	0	0	1	0	0	0	0	0	0	4	4	0.00	0.000										

AB	37
R	3
H	11
RBI	3
BB	6
SO	11
LOB	30



Batter	1	2	3	4	5	6	7	8	9	AB	R	H	RBI	BB	SO	LOB	BOTTOM											
Pete Rose, S OBP: 0.327, SLG: 0.426 (1, 4)	4-0 FC2-5 1B BB	0-0 5-3		0-0 3-1		0-0 F7		0-0 E6 1B		4	0	0	0	1	0	1	Chicago Cubs @ Cincinnati Reds Crosley Field, Cincinnati, OH Tue Apr 27 1965, 7:05 PM EDT Att: 3,795 - Cloudy											
Tommy Harper, R OBP: 0.450, SLG: 0.459 (1, 7)	0-0 FC2-5 1-2 1B		0-0 HR	0-3 K			0-0 1B 2B	0-0 1-3 1B		5	3	4	1	0	1	0												
Vada Pinson, L OBP: 0.327, SLG: 0.386 (1, 8)	0-0 FC2-5 1-2 2-3F 1B		0-0 F8		0-0 PB FC6-2 1B		0-0 E5 1B	0-0 1-3 1B		5	0	1	0	0	0	5												
Frank Robinson, R OBP: 0.510, SLG: 0.763 (1, 9)	0-0 1-2 2-H 1B		0-0 HR 1B		0-0 FC6-2 1-2 PB 1B		0-0 1-3 2-H 1B			4	1	4	2	0	0	0												
Deron Johnson, R OBP: 0.381, SLG: 0.639 (1, 5)	0-0 P9		0-0 1-H HR		0-3 K		0-3 K			4	1	1	2	0	2	6												
Tony Perez, R OBP: 0.438, SLG: 0.714 Gordy Coleman, L OBP: 0.313, SLG: 0.483 (8, 3)	0-0 5-3		0-0 5-3		0-0 FC6-2		0-0 4-3			3	0	0	0	0	0	4												
Don Pavletich, R OBP: 0.389, SLG: 0.313 (1, 2)		0-0 G4-3 1B	0-0 FC6-4 1B		0-0 K		0-3 K			4	0	2	0	0	2	4												
Leo Cardenas, R OBP: 0.340, SLG: 0.275 (1, 6)		0-0 G4-3 1-2F 1B	0-0 FC6-4 1-2F 1B		0-0 F8		4-0 CS BB			3	0	0	0	1	0	2												
Jim Maloney, L OBP: 0.286, SLG: 0.167 Billy McCool, R Roger Craig, R (7, 1) (9, 1)		4-0 BB		0-0 P5		0-3 K		0-3 K		2	0	0	0	1	1	0												
Inning Stats	R: 1 E: 0 K: 0 S: 5	H: 2 LOB: 2 BB: 1 P: 9	R: 0 E: 0 K: 0 S: 3	H: 1 LOB: 1 BB: 1 P: 7	R: 3 E: 0 K: 0 S: 7	H: 4 LOB: 1 BB: 0 P: 7	R: 0 E: 0 K: 1 S: 5	H: 0 LOB: 0 BB: 0 P: 5	R: 0 E: 0 K: 2 S: 9	H: 2 LOB: 2 BB: 0 P: 9	R: 0 E: 0 K: 1 S: 5	H: 0 LOB: 0 BB: 0 P: 5	R: 1 E: 1 K: 2 S: 10	H: 2 LOB: 2 BB: 0 P: 10	R: 0 E: 1 K: 1 S: 6	H: 1 LOB: 2 BB: 1 P: 10		1B: 9 2B: 1 3B: 0 HR: 2	SF: 0 SAC: 0 DP: 1 HBP: 0	WP: 0 PB: 1 SB: 1 CS: 1	PA: 39							
PITCHER	IP	WLS	BF	H	R	ER	SO	BB	IBB	HBP	BLK	WP	HR	S	P	ERA	WHIP											
Dick Ellsworth, L ERA: 4.26 Ernie Broglio, R ERA: Lindy McDaniel, R ERA: 2.0 Bob Humphreys, R ERA: 3.38 Ted Abernathy, R ERA:	(1, 1)	2.2	L	16	7	4	4	0	2	0	0	0	0	2	14	22	13.50	3.375										
	(3, 1)	0.1		1	0	0	0	0	0	0	0	0	0	1	1	0.00	0.000											
	(4, 1)	2.0		8	2	0	0	3	0	0	0	0	0	14	14	0.00	1.000											
	(6, 1)	1.0		4	1	1	1	1	0	0	0	0	0	6	6	9.00	1.000											
	(7, 1)	2.0		10	2	0	0	3	1	0	0	0	0	15	19	0.00	1.500											


AB	36
R	5
H	12
RBI	5
BB	3
SO	7
LOB	25



Batter	1	2	3	4	5	6	7	8	9	10	11	12	13	14	AB	R	H	RBI	BB	SO	LOB	TOP
Glenn Beckert, R OBP: 0.250, SLG: 0.241 (1.4)	6-3			F9			5-3		F7		P3		K		6	0	0	0	0	1	0	
Roberto Pena, R OBP: 0.255, SLG: 0.340 Len Gabrielson, L (9. PH) Joey Amalfitano, R (9. 6)	6-3			6-3			F9		G3		5-3		6-3		3	0	0	0	0	0	0	
Billy Williams, L OBP: 0.339, SLG: 0.365 (1. 9)	P8			P5							4-3		6-3		5	1	1	1	1	1	0	
Ron Santo, R OBP: 0.446, SLG: 0.717 (1. 5)		F9					F8					F8		F7		6	0	1	0	0	0	
George Altman, L OBP: 0.314, SLG: 0.378 (1. 7)		CS BB					5-3		F7		6-3		6-3		4	0	0	0	1	0	1	
14 Ernie Banks, R OBP: 0.451, SLG: 0.674 (1. 3)		F9					5-3		F7						5	0	1	0	0	0	1	
Doug Clemens, L OBP: 0.292, SLG: 0.333 (1. 9)			CS												2	1	0	0	3	1	1	
Vic Roznovsky, L OBP: 0.250, SLG: 0.182 (1. 2)			F5				K						K		5	0	2	0	0	2	1	
Larry Jackson, R OBP: 0.312, SLG: 0.342 Jimmy Stewart, L OBP: 0.200, SLG: 0.200 Lewy McDaniel, R (10. PH) Harry Bright, R OBP: 0.426, SLG: 0.330 Ted Abernathy, R (10. 1) Frank Baumann, L (12. 1) Lew Baiker, R OBP: 0.326, SLG: 0.320 Ernie Broglio, R (13. 1)			G1-6-3				4-3				SF8-2-4		K		2	0	0	0	0	0	1	
Inning Stats	R: 0 E: 0 K: 0 S: 3	H: 0 LOB: 0 BB: 0 P: 3	R: 0 E: 0 K: 0 S: 2	H: 0 LOB: 0 BB: 1 P: 6	R: 0 E: 0 K: 0 S: 2	H: 0 LOB: 0 BB: 1 P: 6	R: 0 E: 0 K: 1 S: 5	H: 0 LOB: 0 BB: 0 P: 5	R: 0 E: 0 K: 0 S: 3	H: 1 LOB: 1 BB: 1 P: 10	R: 1 E: 0 K: 0 S: 5	H: 2 LOB: 1 BB: 1 P: 5	R: 0 E: 0 K: 0 S: 3	H: 0 LOB: 0 BB: 0 P: 3	R: 0 E: 0 K: 3 S: 9	H: 0 LOB: 0 BB: 0 P: 9	R: 0 E: 0 K: 0 S: 3	H: 0 LOB: 0 BB: 0 P: 3	1B: 3 2B: 2 HR: 1	SF: 1 SAC: 0 DP: 2 HBP: 0	WP: 0 PB: 0 SB: 1 CS: 1	PA: 50
PITCHER	IP ERA WLS BF H R ER SO BB IBB HBP BLK WP HR S P ERA WHIP	10.0 2.45 2.0 7 1 0 0 1 0 0 0 0 0 0 9 9 0.00 0.500	PITCHER														IP ERA WLS BF H R ER SO BB IBB HBP BLK WP HR S P ERA WHIP					
Joey Jay, R ERA: 2.45 (11. 1)	2.0	7	1	0	0	1	0	0	0	0	0	0	0	0	0	0	9	9	0.00	0.500		
Roger Craig, R ERA: (11. 1)	2.0	W	6	0	0	0	3	0	0	0	0	0	0	0	0	0	12	12	0.00	0.000		
Bill Henry, L ERA: (13. 1)																						

Chicago Cubs @ Cincinnati Reds
Crosley Field, Cincinnati, OH
Wed Apr 28 1965, 7:05 PM EDT
Att: 3,561 - Cloudy


AB 43
R 2
H 5
RBI 2
BB 5
SO 6
LOB 8



Batter	1	2	3	4	5	6	7	8	9	10	11	12	13	14	AB	R	H	RBI	BB	SO	LOB	BOTTOM		
Pete Rose, S OBP: 0.310, SLG: 0.396 (1.4)	4-3						F7					SH5-4		K	6	1	1	0	0	1	1			
Tommy Harper, R OBP: 0.518, SLG: 0.512 (1. 7)	G3		FC5-4				HBP		L3		IBB		G4-3		6	1	4	0	1	0	1			
Vada Pinson, L OBP: 0.321, SLG: 0.373 (1. 9)	G3						K						G4-3		7	0	2	1	0	2	4			
Frank Robinson, R OBP: 0.500, SLG: 0.690 (1. 9)	5-3						F8		F3					F8		4	0	0	0	2	0			
Gordy Coleman, L OBP: 0.289, SLG: 0.429 Gairido Ruiz, S (13. PR) Tony Perez, R OBP: 0.438, SLG: 0.714 (14. 3)			4-3				1-3		6-3		F9			BLK	6	0	1	0	0	0	5			
Deron Johnson, R OBP: 0.396, SLG: 0.675 (1. 5)		F9												F8		4	0	0	0	2	0			
Don Pavletich, R OBP: 0.375, SLG: 0.286 (1. 2)		P3														5	0	1	0	1	1			
Leo Cardenas, R OBP: 0.321, SLG: 0.261 (1. 6)			F3				F9							F9		6	0	1	0	0	3			
Joey Jay, S OBP: 0.312, SLG: 0.342 Art Sharnoff, L OBP: 0.200, SLG: 0.200 Roger Craig, R (10. PH) Mary Keough, L OBP: 0.426, SLG: 0.330 Bill Henry, L (10. 1) Johnny Edwards, L OBP: 0.326, SLG: 0.320 (14. PR)			4-3				FC5-6		F8		G3			4-3	3	0	0	0	0	0	2			
Inning Stats	R: 0 E: 0 K: 0 S: 4	H: 1 LOB: 1 BB: 0 P: 4	R: 0 E: 0 K: 0 S: 3	H: 0 LOB: 0 BB: 0 P: 3	R: 0 E: 0 K: 0 S: 4	H: 1 LOB: 1 BB: 0 P: 4	R: 0 E: 0 K: 0 S: 5	H: 2 LOB: 1 BB: 0 P: 5	R: 0 E: 0 K: 1 S: 5	H: 1 LOB: 1 BB: 0 P: 6	R: 0 E: 0 K: 0 S: 4	H: 1 LOB: 1 BB: 0 P: 4	R: 0 E: 0 K: 2 S: 7	H: 0 LOB: 0 BB: 0 P: 7	R: 0 E: 0 K: 0 S: 3	H: 1 LOB: 1 BB: 1 P: 7	R: 0 E: 0 K: 0 S: 3	H: 1 LOB: 2 BB: 2 P: 11	R: 1 E: 0 K: 2 S: 5	H: 1 LOB: 2 BB: 2 P: 13	1B: 9 2B: 1 3B: 0 HR: 1	SF: 0 SAC: 1 DP: 2 HBP: 1	WP: 0 PB: 0 SB: 0 CS: 1	PA: 59
PITCHER	IP ERA WLS BF H R ER SO BB IBB HBP BLK WP HR S P ERA WHIP	7.0 6.48 2.0 13 3 0 0 1 1 0 0 0 0 0 8 12 0.00 0.500	PITCHER														IP ERA WLS BF H R ER SO BB IBB HBP BLK WP HR S P ERA WHIP							
Larry Jackson, R ERA: 6.48 (8. 1)	2.0	7	0	0	0	1	1	0	0	0	0	0	0	0	0	8	12	0.00	0.500					
Lindy McDaniel, R ERA: 1.04 (10. 1)	2.1	13	3	1	0	2	1	1	0	0	0	0	0	0	0	15	23	0.00	1.714					
Ted Abernathy, R ERA: (12. 1)	0.2	1	0	0	0	0	0	0	0	0	0	0	0	0	0	1	1	0.00	0.000					
Frank Baumann, L ERA: 10.6 (13. 1)	1.2	L	11	2	1	1	1	3	1	0	1	0	0	0	0	8	24	5.40	3.000					

Chicago Cubs @ Cincinnati Reds
Crosley Field, Cincinnati, OH
Wed Apr 28 1965, 7:05 PM EDT
Att: 3,561 - Cloudy

AB 50
R 3
H 11
RBI 2
BB 7
SO 6
LOB 20



Batter	1	2	3	4	5	6	7	8	9	AB	R	H	RBI	BB	SO	LOB	TOP											
Glenn Beckert, R OBP: 0.262, SLG: 0.241 (1, 4)										4	1	1	2	1	0	3	Chicago Cubs @ Cincinnati Reds Crosley Field, Cincinnati, OH Thu Apr 29 1965, 7:05 PM EDT Att: 4,216 - Unknown											
Roberto Pena, R OBP: 0.285, SLG: 0.365 (1, 6)										5	0	2	1	0	1	3												
Billy Williams, L OBP: 0.361, SLG: 0.393 (1, 8)										4	1	2	0	1	0	1												
Ron Santo, R OBP: 0.459, SLG: 0.720 (1, 5)										4	1	2	0	1	0	4												
George Altman, L OBP: 0.302, SLG: 0.362 Harry Bright, R OBP: 0.200, SLG: 0.250 (6, PH) Don Landrum, L (6, 7)										2	0	0	0	0	0	4												
14 Ernie Banks, R OBP: 0.429, SLG: 0.620 (1, 3)										4	1	0	1	1	2	1												
Doug Clemens, L OBP: 0.321, SLG: 0.348 (1, 9)										4	1	2	0	1	1	4												
Dick Bertell, R OBP: 0.325, SLG: 0.294 (1, 2)										4	1	2	1	1	1	1												
Cal Koonce, R OBP: 0.250, SLG: 0.182 (1, 1)										5	0	2	1	0	2	3												
Inning Stats	R: 0 E: 0 K: 0 S: 3	H: 0 LOB: 2 BB: 2 P: 11	R: 0 E: 0 K: 1 S: 7	H: 2 LOB: 2 BB: 0 P: 7	R: 0 E: 0 K: 0 S: 4	H: 2 LOB: 1 BB: 0 P: 4	R: 0 E: 0 K: 1 S: 4	H: 0 LOB: 0 BB: 1 P: 8	R: 0 E: 0 K: 1 S: 5	H: 0 LOB: 0 BB: 0 P: 5	R: 4 E: 1 K: 1 S: 10	H: 4 LOB: 2 BB: 1 P: 14	R: 0 E: 0 K: 1 S: 6	H: 1 LOB: 2 BB: 1 P: 10	R: 1 E: 0 K: 0 S: 5	H: 2 LOB: 2 BB: 1 P: 9		R: 1 E: 0 K: 2 S: 9	H: 2 LOB: 1 BB: 0 P: 9	1B: 9 2B: 4 3B: 0 HR: 0	SF: 0 SAC: 0 DP: 0 HBP: 0	WP: 0 PA: 45 PB: 0 SB: 0 CS: 3						
PITCHER	IP	WLS	BF	H	R	ER	SO	BB	IBB	HBP	BLK	WP	HR	S	P	ERA		WHIP										
Jim O'Toole, L ERA: 4.76 (1, 1)	5.2	L	28	8	4	1	3	3	1	0	1	0	0	30	46	1.59		1.941										
Joe Nuxhall, L ERA: (6, 1)	1.1		6	1	0	0	2	1	0	0	1	0	0	9	13	0.00		1.500										
Gerry Arrigo, L ERA: 4.5 (8, 1)	2.0		11	4	2	2	2	1	0	0	0	0	0	14	18	9.00		2.500										

Batter	1	2	3	4	5	6	7	8	9	AB	R	H	RBI	BB	SO	LOB	BOTTOM										
Pete Rose, S OBP: 0.339, SLG: 0.411 (1, 4)										3	1	2	0	1	0	0	Chicago Cubs @ Cincinnati Reds Crosley Field, Cincinnati, OH Thu Apr 29 1965, 7:05 PM EDT Att: 4,216 - Unknown										
Tommy Harper, R OBP: 0.505, SLG: 0.500 (1, 7)										3	1	1	0	0	2	1											
Vada Pinson, L OBP: 0.300, SLG: 0.345 (1, 8)										4	0	0	0	0	0	3											
Frank Robinson, R OBP: 0.483, SLG: 0.717 (1, 9)										4	1	1	3	0	0	1											
Gordy Coleman, L OBP: 0.333, SLG: 0.487 (1, 3)										4	0	3	0	0	0	0											
Deron Johnson, R OBP: 0.385, SLG: 0.614 (1, 5)										4	0	0	0	0	0	3											
Johnny Edwards, L OBP: 0.300, SLG: 0.481 (1, 2)										4	0	1	0	0	1	2											
Leo Cardenas, R OBP: 0.316, SLG: 0.245 (1, 6)										3	0	0	0	1	2	1											
Jim O'Toole, S (1, 1)										2	0	0	0	0	0	2											
Joe Nuxhall, L (6, 1)										0	0	0	0	0	0	0											
Marty Keough, L (7, PH)										1	0	0	0	0	0	0											
Gerry Arrigo, L (8, 1)										0	0	0	0	0	0	0											
Art Shamsky, L OBP: 0.400, SLG: 0.400 (9, PH)										1	0	0	0	0	0	0											
Inning Stats	R: 0 E: 0 K: 0 S: 3	H: 0 LOB: 1 BB: 1 P: 7	R: 0 E: 0 K: 0 S: 4	H: 1 LOB: 2 BB: 1 P: 8	R: 0 E: 0 K: 1 S: 5	H: 0 LOB: 0 BB: 0 P: 5	R: 0 E: 0 K: 0 S: 4	H: 1 LOB: 1 BB: 0 P: 4	R: 0 E: 0 K: 2 S: 8	H: 1 LOB: 1 BB: 0 P: 8	R: 0 E: 0 K: 0 S: 4	H: 1 LOB: 1 BB: 0 P: 4	R: 0 E: 0 K: 0 S: 3	H: 1 LOB: 0 BB: 0 P: 3	R: 3 E: 0 K: 0 S: 6	H: 3 LOB: 0 BB: 0 P: 6		R: 0 E: 0 K: 2 S: 7	H: 0 LOB: 0 BB: 0 P: 7	1B: 6 2B: 1 3B: 0 HR: 1	SF: 0 SAC: 1 DP: 1 HBP: 0	WP: 0 PA: 36 PB: 0 SB: 0 CS: 0					
PITCHER	IP	WLS	BF	H	R	ER	SO	BB	IBB	HBP	BLK	WP	HR	S	P	ERA	WHIP										
Cal Koonce, R ERA: 3.12 (1, 1)	9.0	W	36	8	3	3	5	1	1	0	0	0	1	44	52	3.00	1.000										

AB	39
R	6
H	13
RBI	6
BB	6
SO	7
LOB	27



AB	33
R	3
H	8
RBI	3
BB	2
SO	5
LOB	13



Batter	1	2	3	4	5	6	7	8	9	AB	R	H	RBI	BB	SO	LOB	TOP				
Ron Hunt, R OBP: 0.500, SLG: 0.333 (1, 4)										3	1	1	0	0	0	3	New York Mets @ Cincinnati Reds Crosley Field, Cincinnati, OH Fri Apr 30 1965, 7:05 PM EDT Att: 5,216 - Unknown				
Johnny Lewis, L OBP: 0.403, SLG: 0.404 (1, 9)										4	0	0	0	0	0	5					
Joe Christopher, R OBP: 0.304, SLG: 0.290 (1, 7)										4	0	1	0	0	0	1					
Ed Kranepool, L OBP: 0.452, SLG: 0.709 (1, 3)										1	0	0	0	3	1	0					
Ron Swoboda, R OBP: 0.355, SLG: 0.800 (1, 8)										4	0	1	1	0	1	2					
Jim Hickman, R OBP: 0.143, SLG: 0.125 Jesse Gonder, L OBP: 0.222, SLG: 0.389 (8, PH) (8, 2)										3	0	0	0	0	1	4					
Chris Cannizzaro, R OBP: 0.209, SLG: 0.175 Danny Napoleon, R OBP: 0.400, SLG: 0.800 (8, 5)										3	0	0	0	0	1	1					
Roy McMillan, R OBP: 0.224, SLG: 0.189 Billy Cowan, R OBP: 0.207, SLG: 0.286 (9, PH) (8, 2)										3	0	1	0	0	0	0					
Warren Spahn, L OBP: 0.385, SLG: 0.300 Tom Parsons, R (6, 1)										1	0	0	0	1	0	0					
Cleon Jones, R OBP: 0.143, SLG: 0.143 Jim Bethke, R (7, 1)										0	0	0	0	0	0	0					
Hawk Taylor, R (9, PH)										1	0	0	0	0	0	0					
Inning Stats	R: 1 E: 0 K: 0 S: 5	H: 3 LOB: 2 BB: 1 P: 9	R: 0 E: 0 K: 0 S: 4	H: 1 LOB: 2 BB: 1 P: 8	R: 0 E: 0 K: 1 S: 5	H: 0 LOB: 0 BB: 0 P: 5	R: 0 E: 0 K: 0 S: 3	H: 0 LOB: 0 BB: 0 P: 3	R: 0 E: 0 K: 3 S: 9	H: 0 LOB: 1 BB: 1 P: 13	R: 0 E: 0 K: 0 S: 4	H: 1 LOB: 1 BB: 0 P: 4	R: 0 E: 0 K: 0 S: 3	H: 0 LOB: 1 BB: 1 P: 7	R: 0 E: 0 K: 2 S: 7	H: 0 LOB: 0 BB: 0 P: 7		1B: 3 2B: 2 3B: 0 HR: 0	SF: 0 SAC: 0 DP: 1 HBP: 1	WP: 0 PB: 0 SB: 0 CS: 0	PA: 36
PITCHER John Tsitouris, R ERA: 3.18 (1, 1)	IP: 9.0 WLS: W BF: 36 H: 5 R: 1 ER: 1 SO: 6 BB: 3 IBB: 1 HBP: 1 BLK: 0 WP: 0 HR: 0 S: 43 P: 60 ERA: 1.00 WHIP: 0.889															PITCHER IP: 9.0 WLS: W BF: 36 H: 5 R: 1 ER: 1 SO: 6 BB: 3 IBB: 1 HBP: 1 BLK: 0 WP: 0 HR: 0 S: 43 P: 60 ERA: 1.00 WHIP: 0.889					

AB 31
R 1
H 5
RBI 1
BB 4
SO 6
LOB 17



Batter	1	2	3	4	5	6	7	8	9	AB	R	H	RBI	BB	SO	LOB	BOTTOM				
Pete Rose, S OBP: 0.388, SLG: 0.525 (1, 4)										5	1	5	2	0	0	0	New York Mets @ Cincinnati Reds Crosley Field, Cincinnati, OH Fri Apr 30 1965, 7:05 PM EDT Att: 5,216 - Unknown				
Tommy Harper, R OBP: 0.469, SLG: 0.451 (1, 7)										5	1	0	0	0	1	4					
Vada Pinson, L OBP: 0.277, SLG: 0.317 (1, 8)										5	0	0	0	0	1	3					
Frank Robinson, R OBP: 0.469, SLG: 0.680 (1, 9)										4	0	1	0	0	0	2					
Deron Johnson, R OBP: 0.339, SLG: 0.563 (1, 5)										4	1	0	0	0	0	2					
Tony Perez, R OBP: 0.500, SLG: 0.944 (1, 3)										4	1	3	2	0	1	0					
Johnny Edwards, L OBP: 0.324, SLG: 0.567 (1, 2)										3	1	1	1	1	1	1					
Leo Cardenas, R OBP: 0.328, SLG: 0.264 (1, 6)										4	1	2	0	0	0	3					
John Tsitouris, R OBP: 0.222, SLG: 0.125 (1, 1)										4	0	0	0	0	2	2					
Inning Stats	R: 0 E: 0 K: 1 S: 7	H: 2 LOB: 2 BB: 0 P: 7	R: 0 E: 0 K: 2 S: 8	H: 1 LOB: 1 BB: 0 P: 8	R: 0 E: 0 K: 0 S: 4	H: 1 LOB: 1 BB: 0 P: 4	R: 0 E: 0 K: 0 S: 4	H: 1 LOB: 1 BB: 0 P: 4	R: 1 E: 1 K: 0 S: 5	H: 1 LOB: 1 BB: 0 P: 5	R: 5 E: 1 K: 2 S: 12	H: 4 LOB: 0 BB: 0 P: 12	R: 0 E: 0 K: 0 S: 4	H: 1 LOB: 2 BB: 1 P: 8	R: 0 E: 0 K: 1 S: 6	H: 1 LOB: 1 BB: 0 P: 6		1B: 7 2B: 2 3B: 0 HR: 3	SF: 0 SAC: 0 DP: 0 HBP: 0	WP: 0 PB: 0 SB: 1 CS: 0	PA: 39
PITCHER Warren Spahn, L ERA: 3.16 (1, 1)	IP: 5.1 WLS: L BF: 28 H: 10 R: 6 ER: 4 SO: 4 BB: 0 IBB: 0 HBP: 0 BLK: 0 WP: 0 HR: 3 S: 36 P: 36 ERA: 6.75 WHIP: 1.875															PITCHER IP: 0.2 WLS: L BF: 2 H: 0 R: 0 ER: 0 SO: 1 BB: 0 IBB: 0 HBP: 0 BLK: 0 WP: 0 HR: 0 S: 4 P: 4 ERA: 0.00 WHIP: 0.000					
Tom Parsons, R ERA: 3.55 (6, 1)	IP: 0.2 WLS: L BF: 2 H: 0 R: 0 ER: 0 SO: 1 BB: 0 IBB: 0 HBP: 0 BLK: 0 WP: 0 HR: 0 S: 4 P: 4 ERA: 0.00 WHIP: 0.000															PITCHER IP: 2.0 WLS: L BF: 9 H: 2 R: 0 ER: 0 SO: 1 BB: 1 IBB: 0 HBP: 0 BLK: 0 WP: 0 HR: 10 S: 14 P: 14 ERA: 0.00 WHIP: 1.000					
Jim Bethke, R ERA: 2.16 (7, 1)	IP: 2.0 WLS: L BF: 9 H: 2 R: 0 ER: 0 SO: 1 BB: 1 IBB: 0 HBP: 0 BLK: 0 WP: 0 HR: 10 S: 14 P: 14 ERA: 0.00 WHIP: 1.000															PITCHER IP: 7.1 WLS: L BF: 30 H: 12 R: 6 ER: 3 SO: 6 BB: 1 IBB: 0 HBP: 0 BLK: 0 WP: 0 HR: 6 S: 36 P: 36 ERA: 1.875 WHIP: 1.875					


AB 38
R 6
H 12
RBI 5
BB 1
SO 6
LOB 17



Batter	1	2	3	4	5	6	7	8	9	AB	R	H	RBI	BB	SO	LOB	TOP		
Johnny Lewis, L OBP: 0.373, SLG: 0.368 (1, 9)	0-0 4-3		0-0 4-3		0-0 F7		0-0 G3		0-0 F7	5	0	0	0	0	0	1			
Ron Hunt, R OBP: 0.625, SLG: 0.400 (1, 4)	0-0 2B		0-0 F9		4-0 FC4-6 BB		1-0 HBP			2	0	1	0	1	0	0			
Ed Kranepool, L OBP: 0.439, SLG: 0.695 (1, 3)	0-0 1-3 2B		0-0 E1		0-0 FC4-6 1-2 2-3		0-0 F7			4	0	1	0	0	0	3			
Joe Christopher, R OBP: 0.301, SLG: 0.288 (1, 7)	0-3 K		0-0 P5		0-0 F9				0-0 1B	4	0	1	0	0	1	5			
Ron Swoboda, R OBP: 0.343, SLG: 0.824 (1, 8)	0-0 P4			0-0 HR		0-3 K		0-0 F9	0-0 F7	4	1	1	1	0	1	3			
Roy McMillan, R OBP: 0.210, SLG: 0.175 (1, 6)		0-0 P7		0-0 6-3		0-0 F9		0-0 F7		4	0	0	0	0	0	1			
Chris Cannizzaro, R OBP: 0.205, SLG: 0.162 Larry Bearnarth, R OBP: 0.276, SLG: 0.138 Cleon Jones, R OBP: 0.205, SLG: 0.138 Jim Bethe, R OBP: 0.205, SLG: 0.138 Yogi Berra, L OBP: 0.205, SLG: 0.138 Carl Willey, R OBP: 0.205, SLG: 0.138 (1, 2) (5, 1) (6, PH) (6, 1) (6, PH) (8, 1)		0-0 6-3		0-3 K		0-0 4-3		0-0 G3		2	0	0	0	0	1	0	AB 34		
Bobby Klaus, R OBP: 0.270, SLG: 0.255 Danny Napoleon, R OBP: 0.333, SLG: 0.667 (1, 5) (9, PH)		4-0 BB		0-0 6-3			0-0 F8		0-0 5-3	2	0	0	0	1	0	0	R 2		
Gary Kroll, R OBP: 0.400, SLG: 0.400 Al Jackson, L (4, 1) Jesse Conder, L OBP: 0.286, SLG: 0.571 (5, PH) (5, 2)		0-0 P6			0-0 FC4-6 BB 1B		0-0 HR		0-0 4-3	1	0	0	0	0	0	1	H 6		
Inning Stats	R: 0 E: 0 K: 1 S: 7	H: 2 LOB: 2 BB: 0 P: 7	R: 0 E: 0 K: 0 S: 3	H: 0 LOB: 1 BB: 1 P: 7	R: 0 E: 1 K: 0 S: 4	H: 0 LOB: 1 BB: 0 P: 4	R: 1 E: 0 K: 1 S: 6	H: 1 LOB: 2 BB: 0 P: 6	R: 0 E: 0 K: 0 S: 4	H: 0 LOB: 0 BB: 0 P: 5	R: 1 E: 0 K: 0 S: 4	H: 1 LOB: 1 BB: 0 P: 5	R: 0 E: 0 K: 0 S: 4	H: 1 LOB: 1 BB: 0 P: 4	R: 0 E: 0 K: 0 S: 3	H: 0 LOB: 0 BB: 0 P: 3	1B: 3 2B: 1 3B: 0 HR: 2	SF: 0 SAC: 0 DP: 0 HBP: 1	WP: 0 PA: 37 PB: 0 SB: 0 CS: 0
PITCHER Sammy Ellis, R ERA: 2.67 (1, 1)	IP: 9.0 WLS: W BF: 37 H: 6 R: 2 ER: 2 SO: 3 BB: 2 IBB: 0 HBP: 1 BLK: 0 WP: 0 HR: 2 S: 40 P: 49 ERA: 2.00 WHIP: 0.889															PITCHER IP: WLS: BF: H: R: ER: SO: BB: IBB: HBP: BLK: WP: HR: S: P: ERA: WHIP			

New York Mets @ Cincinnati Reds
Crosley Field, Cincinnati, OH
Sat May 01 1965, 3:33 AM EDT
Att: 3,961 - Sunny


AB	34
R	2
H	6
RBI	2
BB	2
SO	3
LOB	15



Batter	1	2	3	4	5	6	7	8	9	AB	R	H	RBI	BB	SO	LOB	BOTTOM		
Pete Rose, S OBP: 0.389, SLG: 0.530 (1, 4)	0-0 1B		0-0 FC4-6		0-0 4-3		0-0 4-3			5	1	2	1	0	0	2			
Tommy Harper, R OBP: 0.464, SLG: 0.436 (1, 7)	0-0 B3		0-0 5-3		0-3 K		4-0 1B			4	1	1	0	1	1	4			
Vada Pinson, L OBP: 0.300, SLG: 0.385 (1, 8)	0-0 BB		0-0 F7		0-0 HR		0-0 G3			5	1	3	4	0	0	1			
Frank Robinson, R OBP: 0.478, SLG: 0.667 (1, 9)	0-0 FC5-2-5 BB		0-0 6-3		0-0 1B		1-0 1B		1-0 1B	4	2	2	1	0	0	2			
Gordy Coleman, L OBP: 0.383, SLG: 0.535 (1, 3)	4-0 BB		0-0 2B		0-0 1B		0-0 4-3		0-0 1B	4	0	3	1	1	0	2			
Deron Johnson, R OBP: 0.328, SLG: 0.538 (1, 5)	0-0 P5		0-0 F9		0-0 1B		0-0 6-3		0-0 SF8	4	0	1	1	0	0	4			
Johnny Edwards, L OBP: 0.308, SLG: 0.514 (1, 2)		0-0 F9		0-0 1B		0-0 4-3		0-0 F7		5	1	1	0	0	0	3	AB 39		
Leo Cardenas, R OBP: 0.348, SLG: 0.362 (1, 6)		0-0 HR		0-0 F7		0-0 6-3		0-0 1B		5	2	3	1	0	0	1	R 9		
Sammy Ellis, L OBP: 0.125, SLG: 0.067 (1, 1)		4-0 FC4-6 BB		0-0 SH		0-0 F8		0-3 K		3	1	0	0	1	2	3	H 16		
Inning Stats	R: 0 E: 0 K: 0 S: 5	H: 2 LOB: 3 BB: 1 P: 9	R: 1 E: 0 K: 0 S: 4	H: 1 LOB: 1 BB: 1 P: 8	R: 0 E: 0 K: 0 S: 4	H: 1 LOB: 0 BB: 0 P: 4	R: 5 E: 0 K: 1 S: 12	H: 6 LOB: 2 BB: 0 P: 12	R: 2 E: 0 K: 0 S: 6	H: 3 LOB: 2 BB: 1 P: 10	R: 0 E: 0 K: 0 S: 3	H: 0 LOB: 0 BB: 0 P: 3	R: 0 E: 0 K: 1 S: 6	H: 1 LOB: 1 BB: 0 P: 6	R: 1 E: 0 K: 1 S: 7	H: 2 LOB: 2 BB: 0 P: 8	1B: 11 2B: 3 3B: 0 HR: 2	SF: 1 SAC: 1 DP: 0 HBP: 1	WP: 0 PA: 45 PB: 0 SB: 1 CS: 0
PITCHER Gary Kroll, R ERA: 7.8 Al Jackson, L ERA: 7.71 Larry Bearnarth, R ERA: 4.91 Jim Bethe, R ERA: 1.74 Carl Willey, R ERA: 4.66 (1, 1) (4, 1) (5, 1) (6, 1) (8, 1)	IP: 3.2 WLS: L BF: 22 H: 8 R: 6 ER: 6 SO: 1 BB: 2 IBB: 0 HBP: 0 BLK: 0 WP: 0 HR: 2 S: 30 P: 30 ERA: 14.73 WHIP: 2.727															PITCHER IP: WLS: BF: H: R: ER: SO: BB: IBB: HBP: BLK: WP: HR: S: P: ERA: WHIP			

New York Mets @ Cincinnati Reds
Crosley Field, Cincinnati, OH
Sat May 01 1965, 3:33 AM EDT
Att: 3,961 - Sunny

AB	39
R	9
H	16
RBI	9
BB	3
SO	3
LOB	22



Batter	1	2	3	4	5	6	7	8	9	AB	R	H	RBI	BB	SO	LOB	TOP			
Bobby Klaus, R OBP: 0.269, SLG: 0.254 (1, 5)										4	0	1	0	0	1	1	New York Mets @ Cincinnati Reds Crosley Field, Cincinnati, OH Sun May 02 1965, 3:33 AM EDT Unknown			
Johnny Lewis, L OBP: 0.380, SLG: 0.417 (1, 9)										3	2	1	2	1	0	1				
Ron Hunt, R OBP: 0.667, SLG: 0.667 (1, 4)										4	1	3	0	0	0	0				
Ed Kranepool, L OBP: 0.429, SLG: 0.710 (1, 3)										3	0	1	2	0	0	1				
Joe Christopher, R OBP: 0.299, SLG: 0.286 (1, 7)										4	0	1	0	0	1	1				
Ron Swoboda, R OBP: 0.308, SLG: 0.737 (1, 8)										4	0	0	0	0	3	2				
Roy McMillan, R OBP: 0.196, SLG: 0.169 Danny Napoleon, R OBP: 0.375, SLG: 0.571 (7, PH) (7, 5)										2	0	0	0	0	0	0				
Chris Cannizzaro, R OBP: 0.196, SLG: 0.163 Hawk Taylor, R OBP: 0.250, SLG: 0.250 (6, PH) (6, 2)										1	0	0	0	0	0	0				
Jack Fisher, R Tom Parsons, R Larry Bearmarth, R Jesse Gonder, L Carl Willey, R Jim Hickman, R OBP: 0.128, SLG: 0.121 (1, 1) (5, 1) (5, 1) (6, PH) (8, 1) (8, PH)										1	0	0	0	0	1	0				
Inning Stats	R: 1 E: 0 K: 0 S: 3	H: 1 LOB: 0 BB: 1 P: 7	R: 0 E: 0 K: 2 S: 7	H: 0 LOB: 0 BB: 0 P: 7	R: 0 E: 0 K: 1 S: 5	H: 0 LOB: 0 BB: 0 P: 5	R: 0 E: 0 K: 0 S: 3	H: 0 LOB: 0 BB: 0 P: 3	R: 0 E: 0 K: 1 S: 5	H: 1 LOB: 1 BB: 0 P: 6	R: 1 E: 0 K: 0 S: 5	H: 2 LOB: 1 BB: 0 P: 5	R: 2 E: 0 K: 2 S: 10	H: 3 LOB: 1 BB: 0 P: 10	R: 0 E: 0 K: 2 S: 8	H: 1 LOB: 2 BB: 1 P: 12		1B: 5 2B: 1 3B: 1 HR: 1	SF: 1 SAC: 0 DP: 0 HBP: 0	WP: 0 PB: 0 SB: 0 CS: 1
PITCHER Jim Maloney, R ERA: 2.59 (1, 1)	IP: 9.0 WLS: W BF: 36 H: 8 R: 4 ER: 4 SO: 9 BB: 2 IBB: 0 HBP: 0 BLK: 0 WP: 0 HR: 1 S: 52 P: 60 ERA: 4.00 WHIP: 1.111															PITCHER IP: WLS: BF: H: R: ER: SO: BB: IBB: HBP: BLK: WP: HR: S: P: ERA: WHIP:				

AB	33
R	4
H	8
RBI	4
BB	2
SO	9
LOB	12




Batter	1	2	3	4	5	6	7	8	9	AB	R	H	RBI	BB	SO	LOB	BOTTOM			
Pete Rose, S OBP: 0.390, SLG: 0.514 (1, 4)										4	1	1	0	0	0	2	New York Mets @ Cincinnati Reds Crosley Field, Cincinnati, OH Sun May 02 1965, 3:33 AM EDT Unknown			
Tommy Harper, R OBP: 0.455, SLG: 0.441 (1, 7)										4	1	1	1	1	2	2				
Vada Pinson, L OBP: 0.307, SLG: 0.386 (1, 8)										5	1	2	2	0	1	2				
Frank Robinson, R OBP: 0.465, SLG: 0.643 Art Shamsky, L OBP: 0.505, SLG: 0.857 (6, PH) (6, 9)										2	0	0	0	0	0	2				
Gordy Coleman, L OBP: 0.412, SLG: 0.574 (1, 3)										4	1	3	0	0	0	0				
Deron Johnson, R OBP: 0.338, SLG: 0.527 (1, 5)										3	1	1	1	1	1	1				
Johnny Edwards, L OBP: 0.302, SLG: 0.487 Don Pavletich, R OBP: 0.375, SLG: 0.286 (1, 2) (9, 2)										4	1	1	1	0	0	3				
Leo Cardenas, R OBP: 0.357, SLG: 0.403 (1, 6)										4	1	2	2	0	0	0				
Jim Maloney, L OBP: 0.273, SLG: 0.111 (1, 1)										3	1	0	0	1	1	1				
Inning Stats	R: 0 E: 0 K: 0 S: 3	H: 0 LOB: 1 BB: 1 P: 7	R: 0 E: 0 K: 1 S: 5	H: 0 LOB: 0 BB: 0 P: 5	R: 0 E: 0 K: 0 S: 4	H: 1 LOB: 1 BB: 0 P: 4	R: 0 E: 0 K: 0 S: 4	H: 2 LOB: 1 BB: 0 P: 4	R: 8 E: 0 K: 0 S: 11	H: 8 LOB: 1 BB: 1 P: 15	R: 1 E: 0 K: 2 S: 8	H: 1 LOB: 3 BB: 2 P: 17	R: 0 E: 0 K: 1 S: 5	H: 0 LOB: 0 BB: 0 P: 5	R: 0 E: 0 K: 1 S: 5	H: 0 LOB: 0 BB: 0 P: 5		1B: 7 2B: 4 3B: 0 HR: 1	SF: 0 SAC: 0 DP: 0 HBP: 1	WP: 0 PB: 0 SB: 1 CS: 0
PITCHER Jack Fisher, R ERA: 3.23 Tom Parsons, R ERA: 6.39 Larry Bearmarth, R ERA: 4.5 Carl Willey, R ERA: 4.22 (1, 1) (5, 1) (5, 1) (8, 1)	IP: 4.2 WLS: L BF: 21 H: 6 R: 4 ER: 4 SO: 1 BB: 2 IBB: 0 HBP: 0 BLK: 0 WP: 0 HR: 0 S: 21 P: 29 ERA: 7.71 WHIP: 1.714															PITCHER IP: WLS: BF: H: R: ER: SO: BB: IBB: HBP: BLK: WP: HR: S: P: ERA: WHIP:				

AB	35
R	9
H	12
RBI	9
BB	4
SO	5
LOB	13



Batter	1	2	3	4	5	6	7	8	9	AB	R	H	RBI	BB	SO	LOB	TOP																					
Cleon Jones, R OBP: 0.156, SLG: 0.156 Johnny Lewis, L OBP: 0.397, SLG: 0.426 (6, PH)	F7			FC6-4						3	0	1	2	0	0	2	New York Mets @ Cincinnati Reds Crosley Field, Cincinnati, OH Sun May 02 1965, 3:38 AM EDT Att: 17,242 - Unknown																					
Bobby Klaus, R OBP: 0.284, SLG: 0.266	5-3	F8				K				5	1	1	0	0	1	5																						
Ron Hunt, R OBP: 0.625, SLG: 0.692			6-3							4	0	2	1	0	0	0																						
Joe Christopher, R OBP: 0.280, SLG: 0.270	P3			K						4	0	0	1	0	1	2																						
Ron Swoboda, R OBP: 0.326, SLG: 0.707 Billy Cowan, R OBP: 0.250, SLG: 0.267		1B	6-3							3	2	1	0	1	0	1																						
Ed Kranepool, L OBP: 0.413, SLG: 0.672										5	1	1	0	0	2	1																						
Hawk Taylor, R OBP: 0.333, SLG: 0.667										5	1	2	3	0	1	1																						
Roy McMillan, R OBP: 0.250, SLG: 0.222 Jim Hickman, R OBP: 0.135, SLG: 0.118										4	2	4	0	0	0	0																						
Galen Cisco, R OBP: 0.200, SLG: 0.500 Tom Parsons, R OBP: 0.444, SLG: 0.625 Danny Napoleon, R OBP: 0.285, SLG: 0.625 Dennis Ribant, R OBP: 0.193, SLG: 0.193 Jack Fisher, R OBP: 0.366, SLG: 0.400 Gary Kroil, R OBP: 0.333, SLG: 0.300										1	0	1	0	0	0	0																						
Inning Stats	R: 0 E: 0 K: 0 S: 4	H: 1 LOB: 1 BB: 0 P: 4	R: 2 E: 0 K: 2 S: 11	H: 4 LOB: 2 BB: 0 P: 11	R: 0 E: 0 K: 1 S: 5	H: 0 LOB: 0 BB: 0 P: 5	R: 0 E: 0 K: 0 S: 5	H: 2 LOB: 2 BB: 0 P: 5	R: 0 E: 0 K: 1 S: 5	H: 1 LOB: 0 BB: 0 P: 5	R: 6 E: 1 K: 1 S: 11	H: 5 LOB: 1 BB: 1 P: 15	R: 0 E: 0 K: 1 S: 7	H: 2 LOB: 3 BB: 1 P: 11	R: 0 E: 0 K: 0 S: 5	H: 0 LOB: 0 BB: 0 P: 5		R: 0 E: 0 K: 0 S: 3	H: 0 LOB: 0 BB: 0 P: 3	1B: 12 2B: 2 3B: 0 HR: 1	SF: 1 SAC: 1 DP: 1 HBP: 0	WP: 1 PB: 0 SB: 0 CS: 0	PA: 44															
PITCHER	IP	WLS	BF	H	R	ER	SO	BB	IBB	HBP	BLK	WP	HR	S	P	ERA	WHIP	PITCHER				IP	WLS	BF	H	R	ER	SO	BB	IBB	HBP	BLK	WP	HR	S	P	ERA	WHIP
Joe Nuxhall, L ERA: 5.87	5.0		25	10	5	5	4	1	0	0	0	0	1	32	36	9.00	2.200	Warren Spahn, L ERA: 3.34				8.1	1.0	4	1	1	0	0	0	0	0	0	0	0	0	0	9.00	1.000
Roger Craig, R ERA: 3.8	1.0	W	7	3	3	2	1	0	0	0	0	1	0	9	9	18.00	3.000	Warren Spahn, L ERA: 3.34				8.1	1.0	4	1	1	0	0	0	0	0	0	0	0	0	0	9.00	1.000
Bill Henry, L ERA:	1.0	S	6	2	0	0	1	1	0	0	0	0	0	7	11	0.00	3.000	Warren Spahn, L ERA: 3.34				8.1	1.0	4	1	1	0	0	0	0	0	0	0	0	0	0	9.00	1.000
Billy McCool, L ERA: 1.29	2.0		6	0	0	0	1	0	0	0	0	0	0	8	8	0.00	0.000	Warren Spahn, L ERA: 3.34				8.1	1.0	4	1	1	0	0	0	0	0	0	0	0	0	9.00	1.000	

AB	40
R	8
H	15
RBI	8
BB	2
SO	7
LOB	15



Batter	1	2	3	4	5	6	7	8	9	AB	R	H	RBI	BB	SO	LOB	BOTTOM																					
Pete Rose, S OBP: 0.390, SLG: 0.493				L7						3	2	0	0	2	0	2	New York Mets @ Cincinnati Reds Crosley Field, Cincinnati, OH Sun May 02 1965, 3:38 AM EDT Att: 17,242 - Unknown																					
Tommy Harper, R OBP: 0.446, SLG: 0.419	SH3-4			5-3						3	0	0	0	1	0	2																						
Vada Pinson, L OBP: 0.313, SLG: 0.378										4	1	1	1	1	0	0																						
Frank Robinson, R OBP: 0.453, SLG: 0.610										3	1	0	0	1	0	4																						
Gordy Coleman, L OBP: 0.418, SLG: 0.647										4	2	2	4	0	0	0																						
Deron Johnson, R OBP: 0.348, SLG: 0.542										4	1	2	1	0	0	0																						
Don Pavletich, R OBP: 0.407, SLG: 0.500 Giraldo Ruiz, S OBP: 0.193, SLG: 0.193 Bill Henry, L OBP: 0.556, SLG: 0.875 Billy McCool, R OBP: 0.338, SLG: 0.379										3	1	2	2	0	0	1																						
Leo Cardenas, R OBP: 0.338, SLG: 0.379										4	0	0	0	0	0	2																						
Joe Nuxhall, L OBP: 0.500, SLG: 0.500 Roger Craig, R OBP: 0.333, SLG: 0.634										2	0	1	0	0	0	0																						
Johnny Edwards, L OBP: 0.333, SLG: 0.634										2	1	2	2	0	0	0																						
Inning Stats	R: 3 E: 0 K: 0 S: 5	H: 2 LOB: 1 BB: 2 P: 13	R: 1 E: 0 K: 0 S: 4	H: 2 LOB: 2 BB: 2 P: 12	R: 2 E: 0 K: 0 S: 5	H: 2 LOB: 0 BB: 0 P: 5	R: 0 E: 0 K: 0 S: 3	H: 0 LOB: 0 BB: 0 P: 3	R: 0 E: 0 K: 0 S: 3	H: 0 LOB: 0 BB: 0 P: 3	R: 1 E: 0 K: 0 S: 5	H: 2 LOB: 2 BB: 0 P: 5	R: 2 E: 0 K: 0 S: 5	H: 2 LOB: 1 BB: 1 P: 9	R: 1 E: 0 K: 0 S: 4	H: 1 LOB: 0 BB: 0 P: 4	1B: 4 2B: 3 3B: 1 HR: 3	SF: 0 SAC: 1 DP: 0 HBP: 0	WP: 2 PB: 0 SB: 0 CS: 0	PA: 39																		
PITCHER	IP	WLS	BF	H	R	ER	SO	BB	IBB	HBP	BLK	WP	HR	S	P	ERA	WHIP	PITCHER				IP	WLS	BF	H	R	ER	SO	BB	IBB	HBP	BLK	WP	HR	S	P	ERA	WHIP
Galen Cisco, R ERA: 10.13	1.2		12	4	4	4	0	4	0	0	0	0	1	6	24	21.60	4.800	Warren Spahn, L ERA: 3.34				8.1	1.0	4	1	1	0	0	0	0	0	0	0	0	9.00	1.000		
Tom Parsons, R ERA: 7.07	1.1		6	2	2	2	0	0	0	0	0	0	1	6	6	13.50	1.500	Warren Spahn, L ERA: 3.34				8.1	1.0	4	1	1	0	0	0	0	0	0	0	0	9.00	1.000		
Dennis Ribant, R ERA: 1.93	2.1	L	9	2	1	1	0	0	0	0	0	0	0	9	9	3.86	0.857	Warren Spahn, L ERA: 3.34				8.1	1.0	4	1	1	0	0	0	0	0	0	0	0	9.00	1.000		
Jack Fisher, R ERA: 3.86	1.1		7	2	2	2	0	1	0	0	0	0	1	6	10	13.50	2.250	Warren Spahn, L ERA: 3.34				8.1	1.0	4	1	1	0	0	0	0	0	0	0	0	9.00	1.000		
Gary Kroil, R ERA: 7.63	0.1		1	0	0	0	0	0	0	0	0	0	0	1	1	0.00	0.000	Warren Spahn, L ERA: 3.34				8.1	1.0	4	1	1	0	0	0	0	0	0	0	0	9.00	1.000		


AB	33
R	10
H	11
RBI	10
BB	5
SO	0
LOB	11



Batter	1	2	3	4	5	6	7	8	9	AB	R	H	RBI	BB	SO	LOB	TOP								
Maury Wills, S (1, 6) OBP: 0.377, SLG: 0.382	1-0 E 2B S HBP	0-0 CS 1B		0-0 4-3		0-0 1-2 1B			4-0 BB 1B BB	3	2	2	0	1	0	1									
Wes Parker, S (1, 3) OBP: 0.382, SLG: 0.412	4-0 2B G3 BB	0-3 K		4-0 BB		0-0 F8			4-0 1B SF9 BB	2	2	0	0	3	1	3									
Willie Davis, L (1, 8) OBP: 0.328, SLG: 0.530	0-0 G3 1B 2B		0-0 HR		0-0 F9				0-0 SF9 SH5-3 1B	5	2	3	3	0	0	2									
Ron Fairly, L (1, 9) OBP: 0.391, SLG: 0.464	4-0 G3 1B BB		4-0 1B BB		0-0 5-3				0-0 SH5-3	2	1	0	0	2	0	0									
John Roseboro, L (1, 2) OBP: 0.262, SLG: 0.232	0-3 K		0-0 1B BB		0-3 K				0-0 SF9	4	0	1	1	0	2	3									
Jim Lefebvre, S (1, 4) OBP: 0.397, SLG: 0.491	0-0 G3		0-3 K		0-0 G3				0-3 K	5	1	1	2	0	2	4									
John Kennedy, R (9, 5) OBP: 0.290, SLG: 0.333	1-2 2-3 3-H								HR	0	0	0	0	0	0	0									
Al Ferrara, R (1, 7) OBP: 0.333, SLG: 0.400	0-0 1B		0-3 K		4-0 1B BB				0-3 K	3	0	1	2	1	2	1									
Dick Tracewski, R (1, 5) OBP: 0.444, SLG: 0.469	0-0 4-3				0-0 F9				0-0 P3	4	0	0	0	0	0	2									
Don Drysdale, R (1, 1) OBP: 0.333, SLG: 0.462			0-3 K		4-0 4-3 BB				0-0 F7	1	0	0	0	1	1	0									
Derrell Griffith, L (6, PH)										1	0	0	0	0	0	1									
Jim Brewer, L (6, 1)										1	0	0	0	0	0	0									
Inning Stats	R: 4 E: 0 K: 1 S: 7	H: 2 LOB: 1 BB: 2 P: 16	R: 0 E: 0 K: 2 S: 7	H: 1 LOB: 0 BB: 0 P: 7	R: 1 E: 0 K: 2 S: 8	H: 2 LOB: 1 BB: 1 P: 12	R: 0 E: 0 K: 0 S: 3	H: 0 LOB: 2 BB: 2 P: 11	R: 0 E: 0 K: 1 S: 5	H: 0 LOB: 0 BB: 0 P: 5	R: 0 E: 0 K: 0 S: 4	H: 1 LOB: 2 BB: 1 P: 8	R: 0 E: 0 K: 0 S: 3	H: 0 LOB: 0 BB: 0 P: 3	R: 1 E: 0 K: 1 S: 6	H: 1 LOB: 0 BB: 0 P: 6	R: 2 E: 0 K: 1 S: 6	H: 1 LOB: 1 BB: 2 P: 14	1B: 5 2B: 1 3B: 0 HR: 2	SF: 1 SAC: 1 DP: 0 HBP: 1	WP: 0 PB: 0 SB: 1 CS: 1	PA: 42			
PITCHER	IP	WLS	BF	H	R	ER	SO	BB	IBB	HBP	BLK	WP	HR	S	P	ERA	WHIP								
Joey Jay, R (1, 1) ERA: 4.2	8.0	L	38	7	8	8	7	8	0	1	0	0	2	43	76	9.00	1.875								
Billy McCool, L (9, 1) ERA: 1.13	1.0		4	1	0	0	1	0	0	0	0	0	0	6	6	0.00	1.000								

Los Angeles Dodgers @ Cincinnati Reds
 Crosley Field, Cincinnati, OH
 Tue May 04 1965, 7:05 PM EDT
 Att: 9,676 - Unknown


AB	31
R	8
H	8
RBI	8
BB	8
SO	8
LOB	17





Batter	1	2	3	4	5	6	7	8	9	AB	R	H	RBI	BB	SO	LOB	BOTTOM								
Pete Rose, S (1, 4) OBP: 0.379, SLG: 0.474	0-0 G3		0-0 1B HR		0-0 4-3				0-0 F9	5	1	1	0	0	0	0									
Tommy Harper, R (1, 7) OBP: 0.451, SLG: 0.470	0-0 5-3		0-0 1-2 HR		0-0 HR				0-0 6-3	4	2	2	1	0	0	0									
Vada Pinson, L (1, 8) OBP: 0.321, SLG: 0.416	1-0 HR HBP		0-0 1-H 2-H HR		0-0 4-3				0-0 4-3	3	2	1	3	0	0	0									
Gordy Coleman, L (1, 3) OBP: 0.431, SLG: 0.704	0-0 HR		0-0 4-3		0-0 4-3				0-0 6-3	3	1	2	2	0	0	0									
Tony Perez, R (8, PH) OBP: 0.476, SLG: 0.895	1-H HR		0-0 4-3		0-0 1B				0-0 1B	1	0	0	0	0	0	0									
Art Shamsky, L (1, 9) OBP: 0.538, SLG: 0.750	0-0 1B		0-0 4-3		0-0 F9				0-0 1B	4	0	2	0	0	0	1									
Deron Johnson, R (1, 5) OBP: 0.342, SLG: 0.524	0-3 K		0-0 5-3		0-0 FC1-6 1B				0-0 F2	4	0	1	0	0	1	2									
Johnny Edwards, L (1, 2) OBP: 0.306, SLG: 0.578			0-3 K		0-0 4-3				0-3 K	4	0	0	0	0	2	2									
Leo Cardenas, R (1, 6) OBP: 0.321, SLG: 0.357			0-0 P3		0-3 K				0-0 4-3	4	0	0	0	0	2	1									
Joey Jay, S (1, 1)			0-0 4-3		0-3 K				0-0 L8	3	0	0	0	0	1	1									
Billy McCool, R (9, 1)										0	0	0	0	0	0	0									
Charlie James, R (9, PH)										1	0	0	0	0	0	0									
Inning Stats	R: 2 E: 0 K: 1 S: 7	H: 2 LOB: 1 BB: 0 P: 8	R: 0 E: 0 K: 1 S: 5	H: 0 LOB: 0 BB: 0 P: 5	R: 3 E: 0 K: 0 S: 6	H: 3 LOB: 0 BB: 0 P: 6	R: 0 E: 0 K: 2 S: 7	H: 0 LOB: 0 BB: 0 P: 7	R: 1 E: 0 K: 0 S: 5	H: 2 LOB: 1 BB: 0 P: 5	R: 0 E: 0 K: 1 S: 6	H: 1 LOB: 1 BB: 0 P: 6	R: 0 E: 0 K: 0 S: 3	H: 0 LOB: 0 BB: 0 P: 3	R: 0 E: 0 K: 1 S: 6	H: 1 LOB: 1 BB: 0 P: 6	R: 0 E: 0 K: 0 S: 3	H: 0 LOB: 0 BB: 0 P: 3	1B: 6 2B: 0 3B: 0 HR: 3	SF: 0 SAC: 0 DP: 0 HBP: 1	WP: 0 PB: 0 SB: 0 CS: 0	PA: 37			
PITCHER	IP	WLS	BF	H	R	ER	SO	BB	IBB	HBP	BLK	WP	HR	S	P	ERA	WHIP								
Don Drysdale, R (1, 1) ERA: 3.92	5.0		23	7	6	6	4	0	0	1	0	0	3	30	31	10.80	1.400								
Jim Brewer, L (6, 1)	4.0	W	14	2	0	0	2	0	0	0	0	0	0	18	18	0.00	0.500								

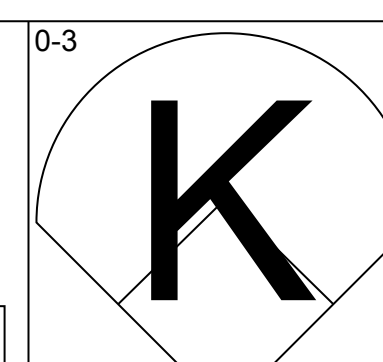
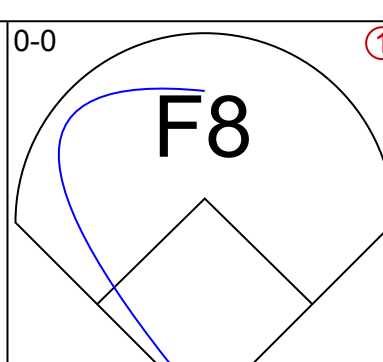
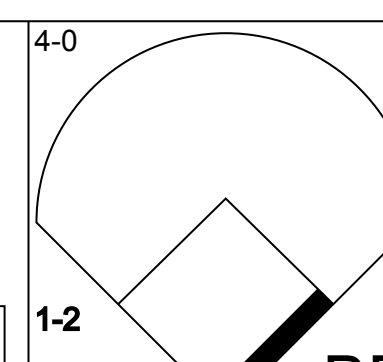
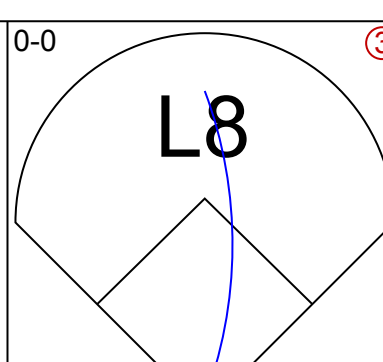
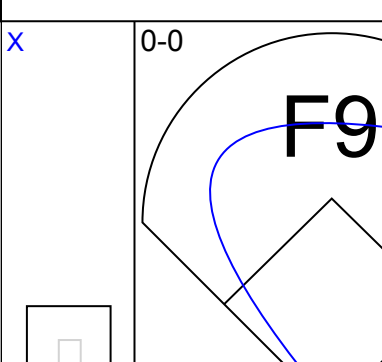
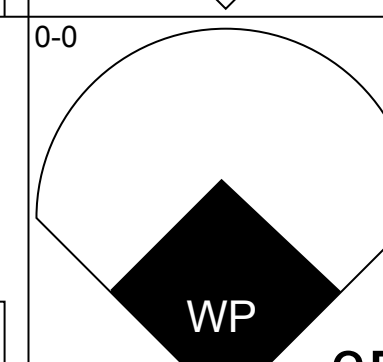
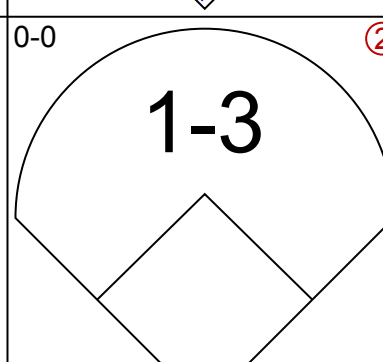
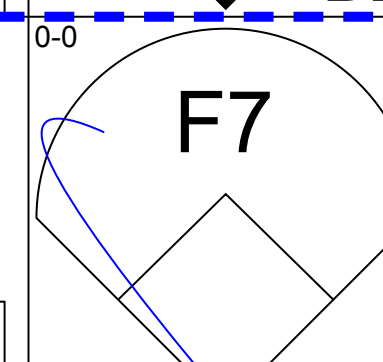
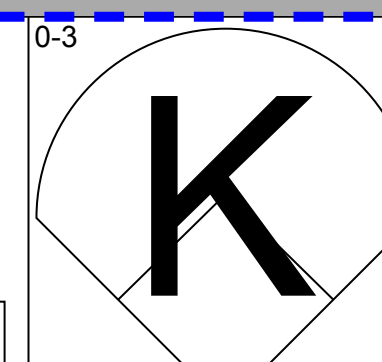
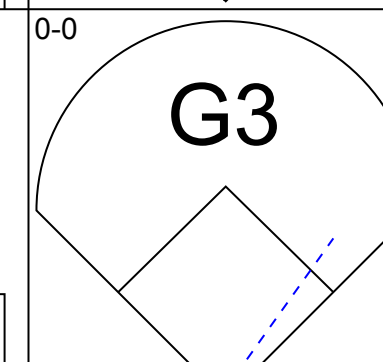
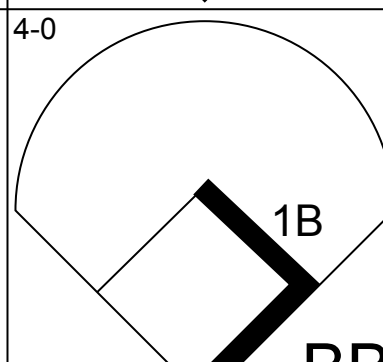
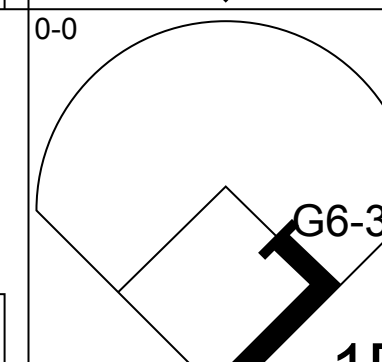
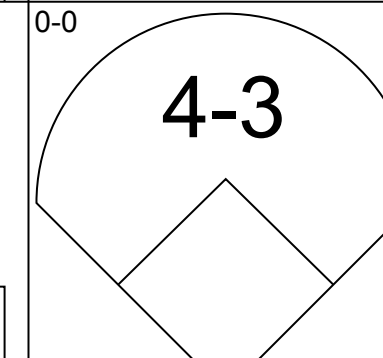
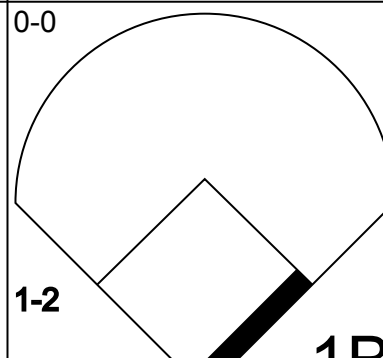
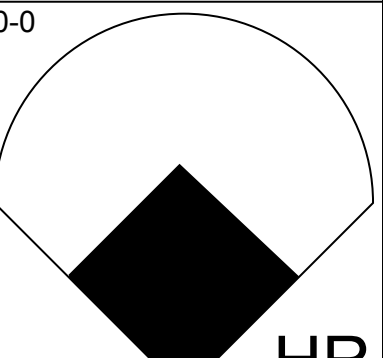
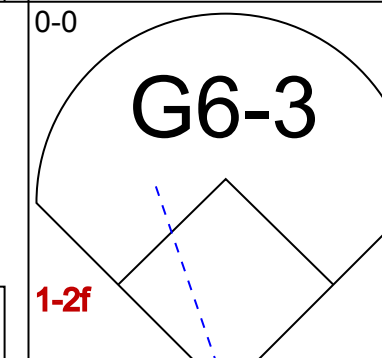
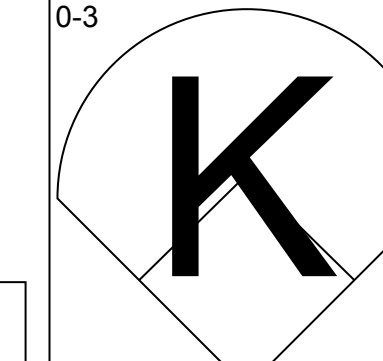
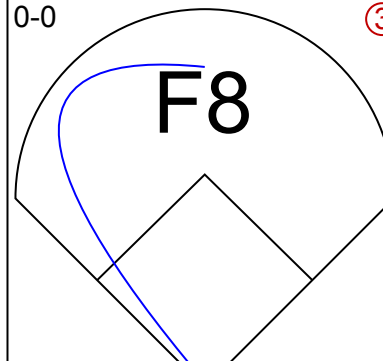
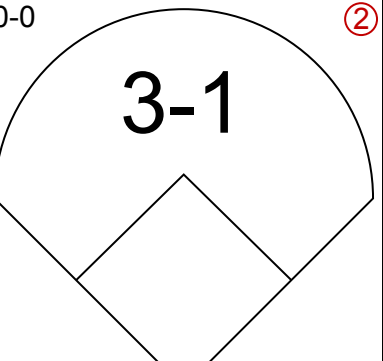
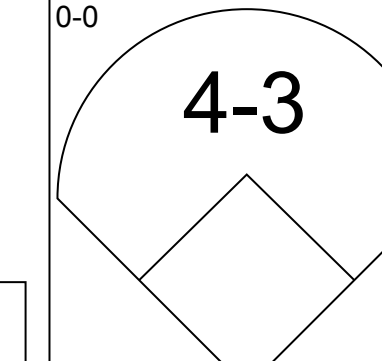
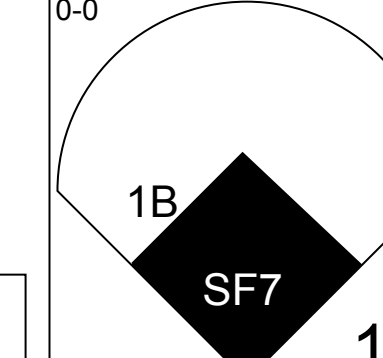
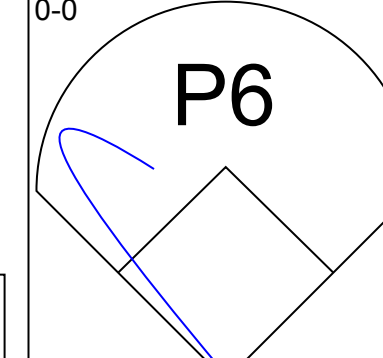
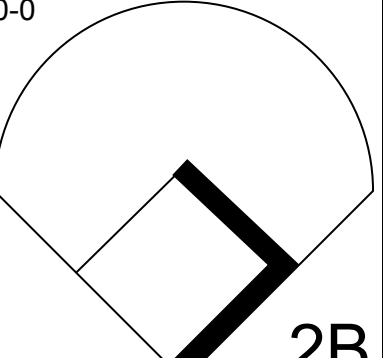
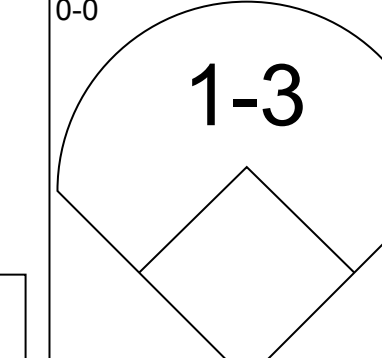
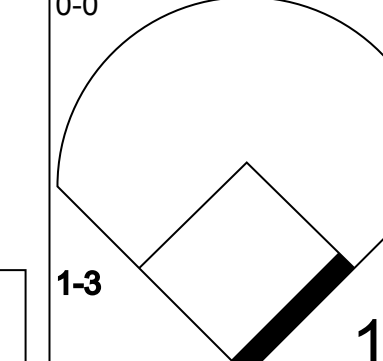
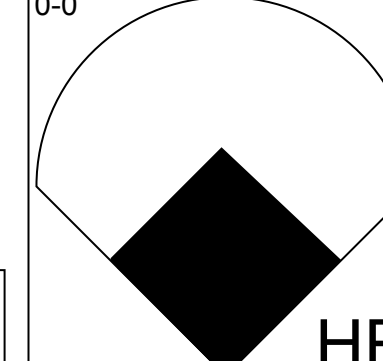
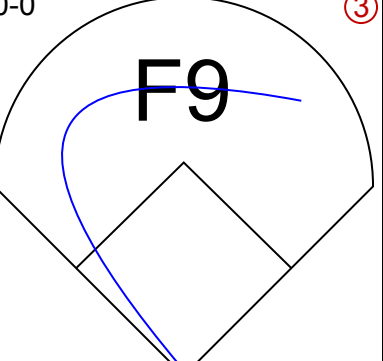
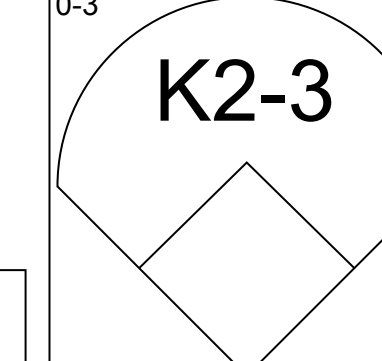
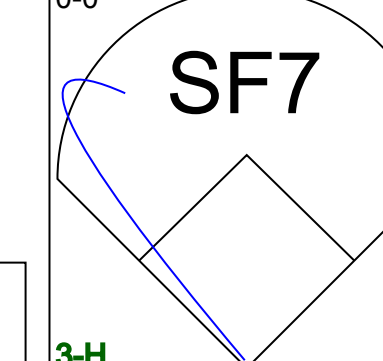
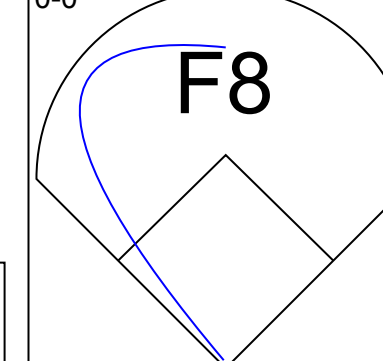
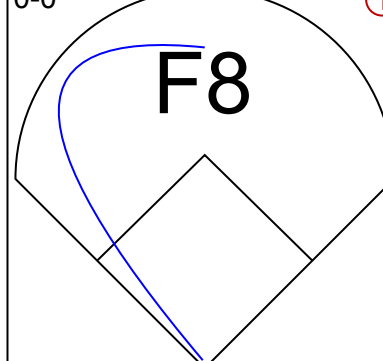
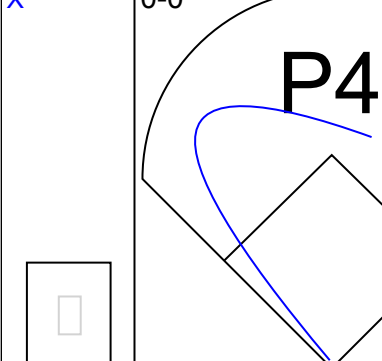
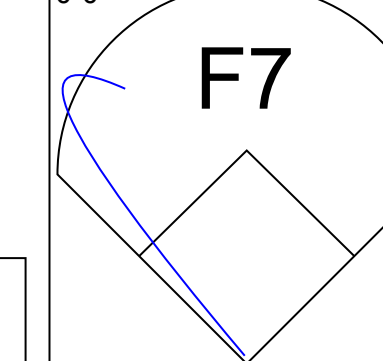
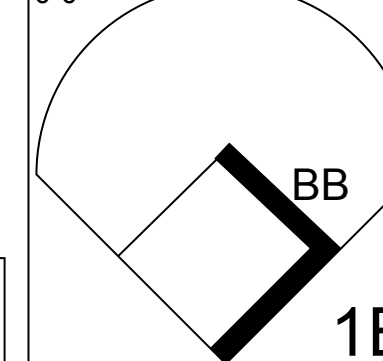

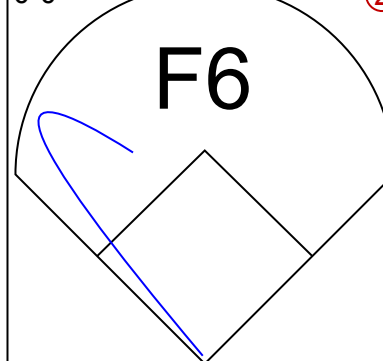
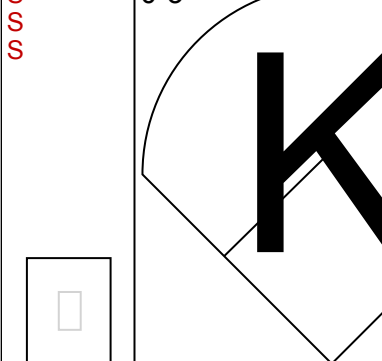
Los Angeles Dodgers @ Cincinnati Reds
 Crosley Field, Cincinnati, OH
 Tue May 04 1965, 7:05 PM EDT
 Att: 9,676 - Unknown

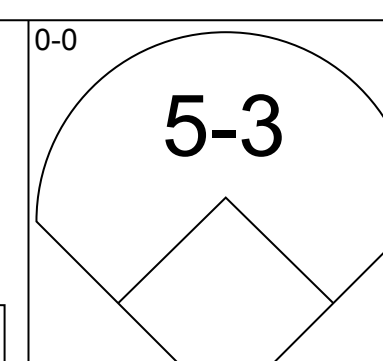
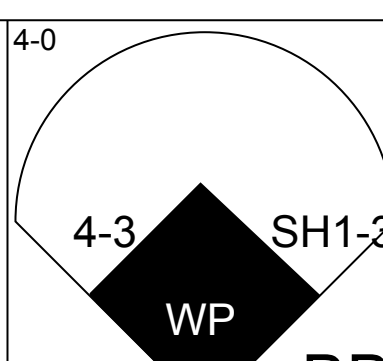

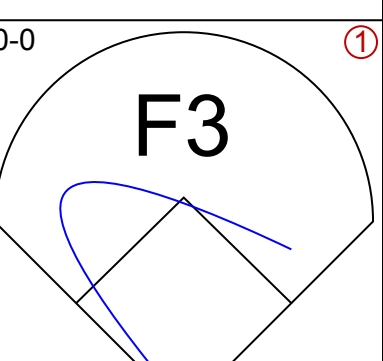
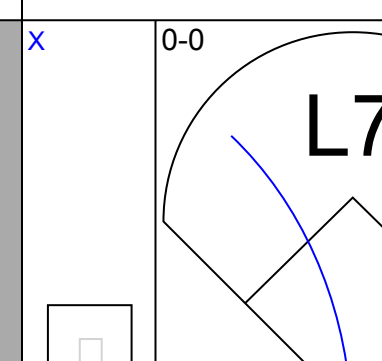
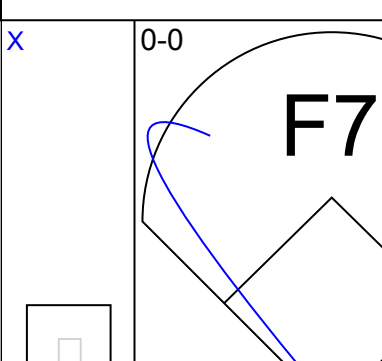
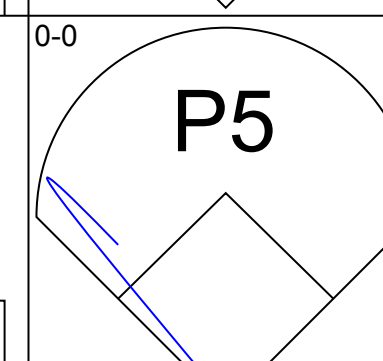
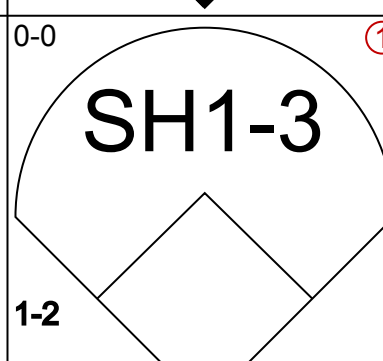
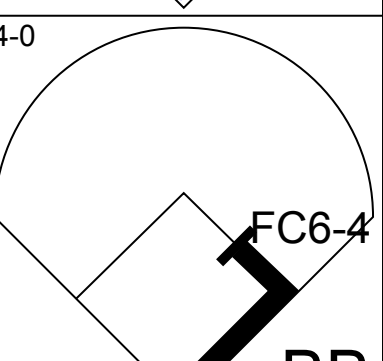
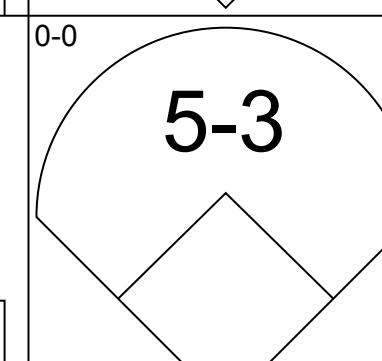
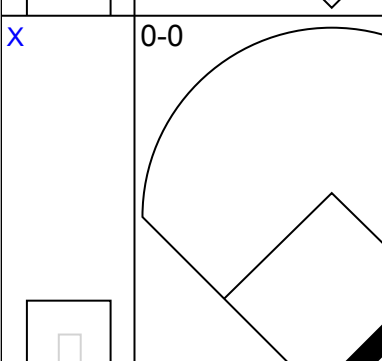
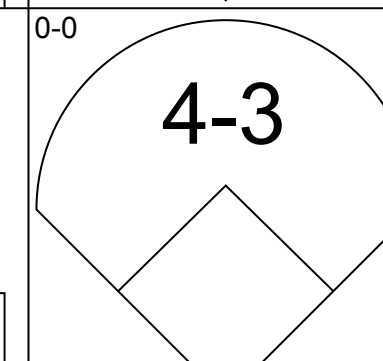
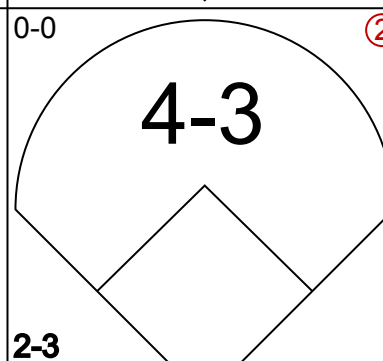
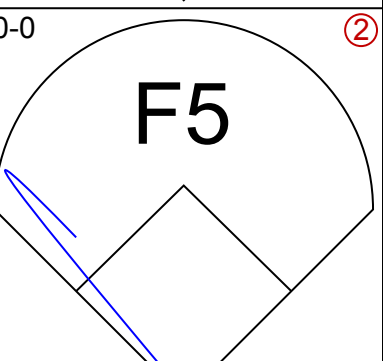
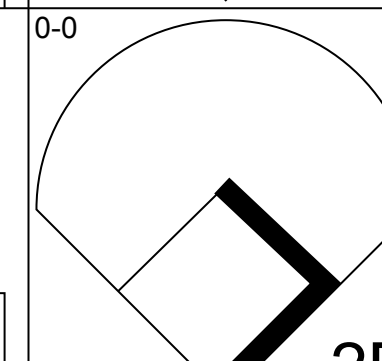
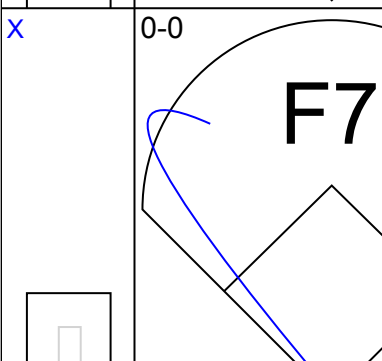
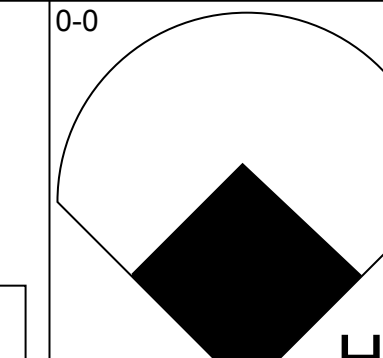
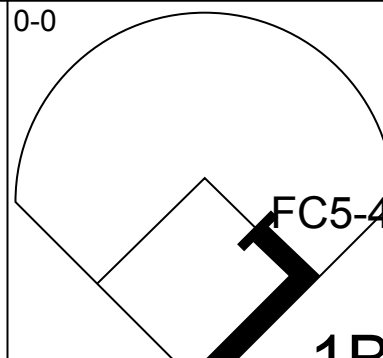

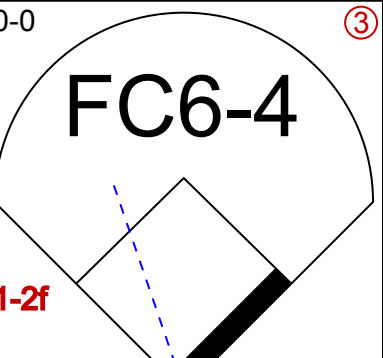
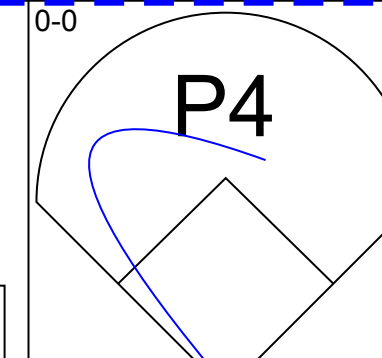
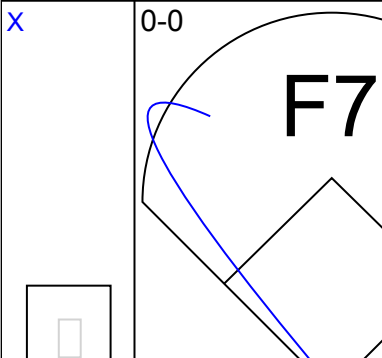
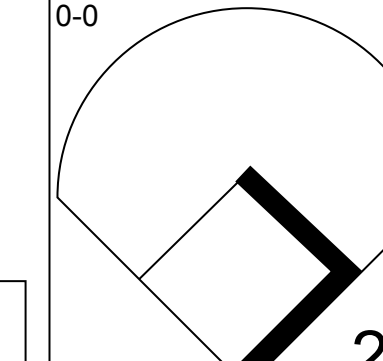
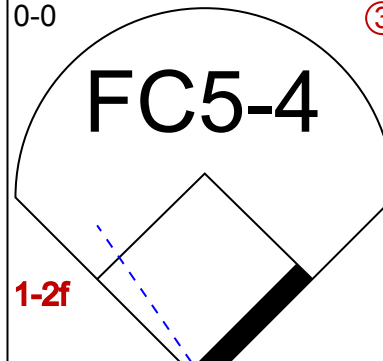
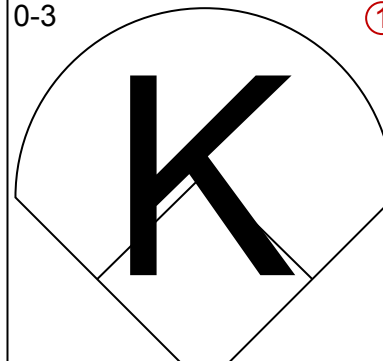
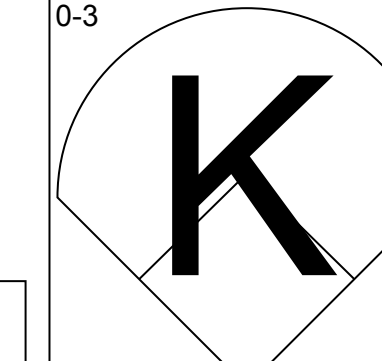
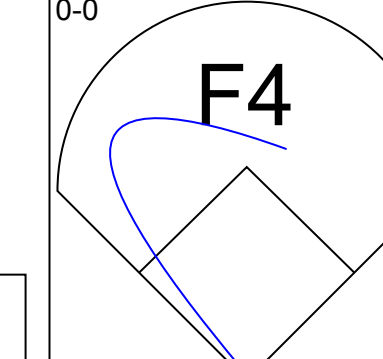
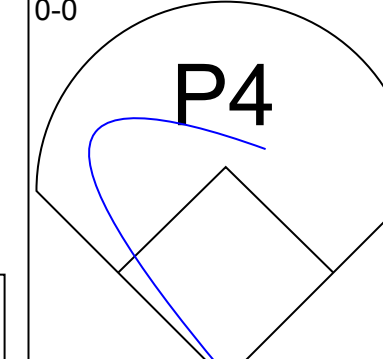
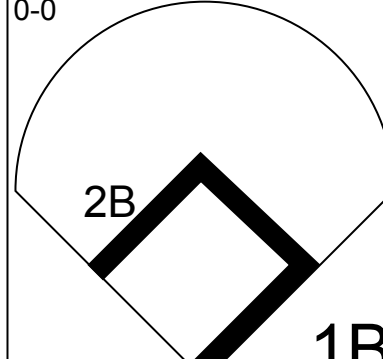
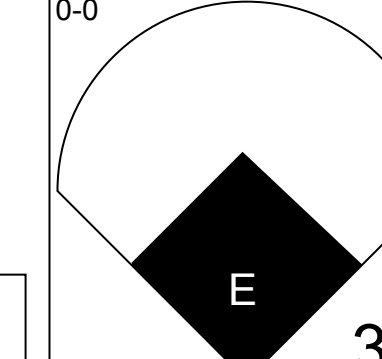

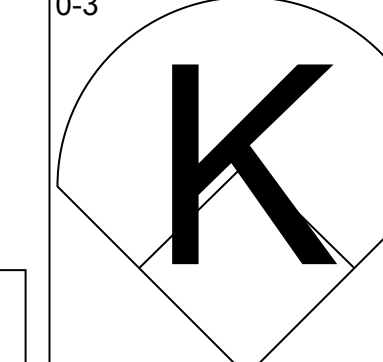
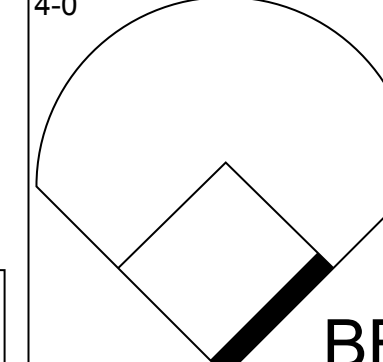
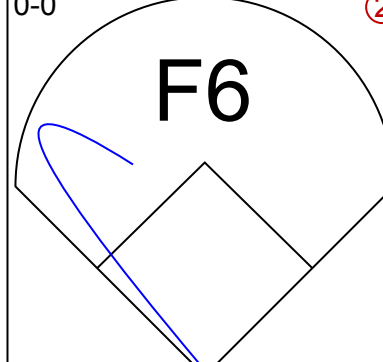
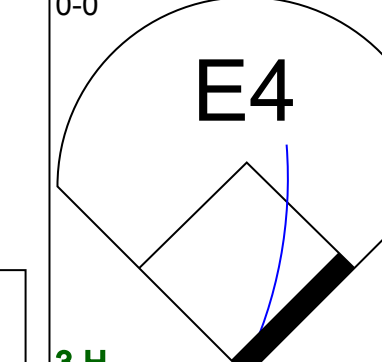
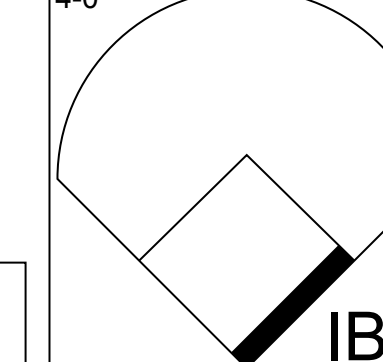
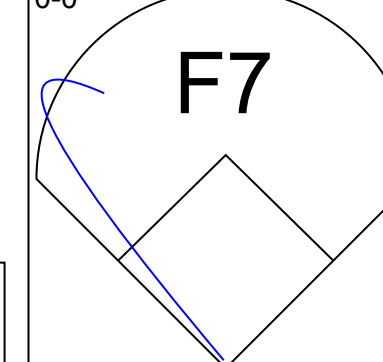
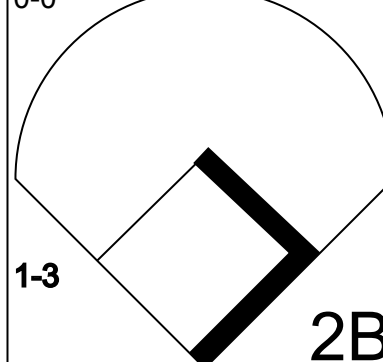
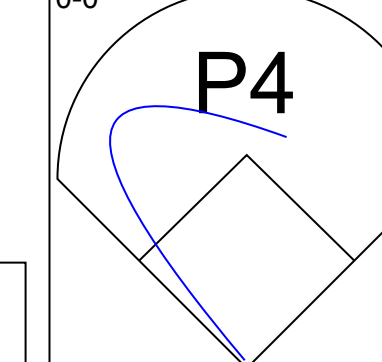
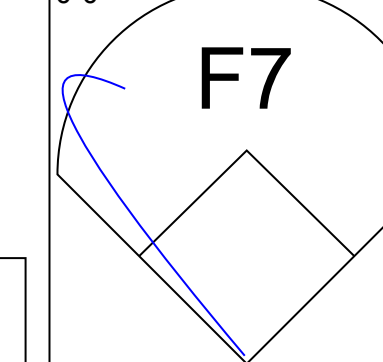
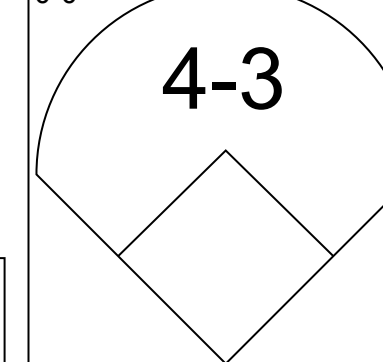
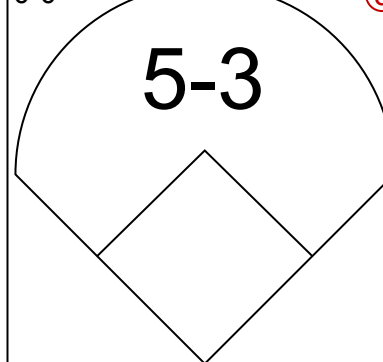
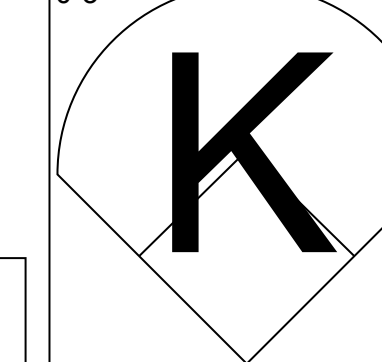
AB	36
R	6
H	9
RBI	6
BB	0
SO	6
LOB	7



Batter	1	2	3	4	5	6	7	8	9	AB	R	H	RBI	BB	SO	LOB	TOP								
Maury Wills, S OBP: 0.378, SLG: 0.375 (1, 6)	0-3 K ①		4-0 BB ①		0-0 S S 1B ①		0-0 6-3 ①		0-0 5-3 ①	4	0	1	0	1	1	0	Los Angeles Dodgers @ Cincinnati Reds Crosley Field, Cincinnati, OH Wed May 05 1965, 7:05 PM EDT Att: 9,753 - Unknown AB 34 R 4 H 8 RBI 4 BB 4 SO 13 LOB 14 								
Wes Parker, S OBP: 0.383, SLG: 0.394 (1, 3)	0-0 F4 ②		0-0 L8 ③		4-0 S BB ②		0-0 F6 ②		1-0 G4-3 HBP ②	3	0	0	0	1	0	1									
Willie Davis, L OBP: 0.319, SLG: 0.521 (1, 8)	0-0 F7 ③				0-3 K ②		0-0 1B 2B ②		0-0 G4-3 1-2 ③	5	1	1	0	0	1	3									
Al Ferrara, R Lou Johnson, R (1, 7) (9, 7)		0-3 K ①		0-3 K ②	4-0 BB ③		0-0 1B ③			3	0	1	1	1	2	0									
Jim Lefebvre, S OBP: 0.389, SLG: 0.475 (1, 4)	0-0 1B ②		0-3 K ③	0-3 K ③			0-0 F8 ③			4	0	1	0	0	2	4									
Ron Fairly, L OBP: 0.397, SLG: 0.508 (1, 9)	0-0 F5 ②				0-0 IHR ①	4-0 4-3 BB ①		0-3 K ②		3	1	1	1	1	1	1									
John Roseboro, L OBP: 0.262, SLG: 0.233 (1, 2)	0-0 F9 ③				0-0 HR 1B ①	0-3 K ①		0-3 K ②		4	1	1	0	0	2	2									
Dick Tracewski, R OBP: 0.450, SLG: 0.556 (1, 5)			0-0 3-1 ①		0-0 1-2 HR ①	0-0 4-3 ②		0-0 1B ③		4	1	2	2	0	0	1									
Sandy Koufax, R OBP: 0.067, SLG: 0.067 (1, 1)			0-3 K ②		0-3 K ①	0-3 K ③		0-3 K ③		4	0	0	0	0	4	2									
Inning Stats	R: 0 E: 0 K: 1 S: 5	H: 0 LOB: 0 BB: 0 P: 5	R: 0 E: 0 K: 1 S: 6	H: 1 LOB: 1 BB: 0 P: 6	R: 0 E: 0 K: 1 S: 5	H: 0 LOB: 1 BB: 1 P: 9	R: 0 E: 0 K: 2 S: 7	H: 0 LOB: 0 BB: 0 P: 7	R: 3 E: 0 K: 3 S: 13	H: 4 LOB: 3 BB: 2 P: 21	R: 0 E: 0 K: 2 S: 7	H: 0 LOB: 1 BB: 1 P: 11	R: 1 E: 0 K: 0 S: 5	H: 2 LOB: 1 BB: 0 P: 5	R: 0 E: 0 K: 3 S: 10	H: 1 LOB: 1 BB: 0 P: 10	R: 0 E: 0 K: 0 S: 2	H: 0 LOB: 0 BB: 0 P: 3	1B: 5 2B: 1 3B: 0 HR: 2	SF: 0 SAC: 0 DP: 1 HBP: 1	WP: 0 PB: 0 SB: 3 CS: 0	PA: 39			
PITCHER	IP WLS BF H R ER SO BB IBB HBP BLK WP HR S P ERA WHIP	IP WLS BF H R ER SO BB IBB HBP BLK WP HR S P ERA WHIP	IP WLS BF H R ER SO BB IBB HBP BLK WP HR S P ERA WHIP	IP WLS BF H R ER SO BB IBB HBP BLK WP HR S P ERA WHIP	IP WLS BF H R ER SO BB IBB HBP BLK WP HR S P ERA WHIP	IP WLS BF H R ER SO BB IBB HBP BLK WP HR S P ERA WHIP	IP WLS BF H R ER SO BB IBB HBP BLK WP HR S P ERA WHIP	IP WLS BF H R ER SO BB IBB HBP BLK WP HR S P ERA WHIP	IP WLS BF H R ER SO BB IBB HBP BLK WP HR S P ERA WHIP	IP WLS BF H R ER SO BB IBB HBP BLK WP HR S P ERA WHIP	IP WLS BF H R ER SO BB IBB HBP BLK WP HR S P ERA WHIP	IP WLS BF H R ER SO BB IBB HBP BLK WP HR S P ERA WHIP	IP WLS BF H R ER SO BB IBB HBP BLK WP HR S P ERA WHIP	IP WLS BF H R ER SO BB IBB HBP BLK WP HR S P ERA WHIP	IP WLS BF H R ER SO BB IBB HBP BLK WP HR S P ERA WHIP	IP WLS BF H R ER SO BB IBB HBP BLK WP HR S P ERA WHIP	IP WLS BF H R ER SO BB IBB HBP BLK WP HR S P ERA WHIP	IP WLS BF H R ER SO BB IBB HBP BLK WP HR S P ERA WHIP	IP WLS BF H R ER SO BB IBB HBP BLK WP HR S P ERA WHIP	IP WLS BF H R ER SO BB IBB HBP BLK WP HR S P ERA WHIP	IP WLS BF H R ER SO BB IBB HBP BLK WP HR S P ERA WHIP	IP WLS BF H R ER SO BB IBB HBP BLK WP HR S P ERA WHIP	IP WLS BF H R ER SO BB IBB HBP BLK WP HR S P ERA WHIP	IP WLS BF H R ER SO BB IBB HBP BLK WP HR S P ERA WHIP	IP WLS BF H R ER SO BB IBB HBP BLK WP HR S P ERA WHIP
Jim O'Toole, L ERA: 5.0 (1, 1)	4.1 L	19 5	3 3	6 3	1 0	0 0	0 0	0 0	0 0	0 0	1 30	34 25	6.23 0.00	1.385 1.800											
Jim Duffalo, R ERA: 4.5 (5, 1)	1.2 8	0 0	0 0	4 4	3 0	0 0	0 0	0 0	0 0	0 0	13 5	5 5	9.00 2.000	2.000											
Joe Nuxhall, L ERA: 6.23 (7, 1)	1.0 5	2 1	1 0	0 3	0 0	0 1	0 0	0 0	0 0	0 0	12 13	13 13	0.00 0.500	0.500											
Gerry Arrigo, L ERA: 3.38 (8, 1)	2.0 7	1 0	0 0	0 3	0 0	0 1	0 0	0 0	0 0	0 0	12 13	13 13	0.00 0.500	0.500											

Batter	1	2	3	4	5	6	7	8	9	AB	R	H	RBI	BB	SO	LOB	BOTTOM								
Pete Rose, S OBP: 0.370, SLG: 0.458 (1, 4)	0-0 F9 ①		0-0 6-3 ③			0-0 1B HBP 1B ①	0-0 L4-6 2-3 ②		0-0 FC4-6 1-2 ③	5	1	1	0	0	0	3	Los Angeles Dodgers @ Cincinnati Reds Crosley Field, Cincinnati, OH Wed May 05 1965, 7:05 PM EDT Att: 9,753 - Unknown AB 35 R 2 H 9 RBI 2 BB 1 SO 8 LOB 17 								
Tommy Harper, R OBP: 0.465, SLG: 0.500 (1, 7)	0-0 2B ②			0-0 F8 ①		0-0 HBP 1B ①		0-0 G5-3 E 1B ①		4	0	3	0	0	0	0									
Vada Pinson, L OBP: 0.318, SLG: 0.407 (1, 8)	0-0 F7 ②			0-3 K ②		0-0 HBP 1B ②		0-0 E7 G5-3 1B ②		4	1	1	0	0	1	2									
Frank Robinson, R OBP: 0.443, SLG: 0.581 (1, 9)	0-0 F4 ③			0-0 6-3 ③		0-0 HBP ③		0-0 G5-3 ②		3	0	0	1	0	0	3									
Deron Johnson, R OBP: 0.338, SLG: 0.507 (1, 5)		0-0 F3 ①			0-0 F8 ①	0-3 K ②		0-0 2H 1B ②		4	0	1	1	0	1	3									
Tony Perez, R OBP: 0.440, SLG: 0.783 (1, 3)		0-0 F9 ②			0-0 G3 1B ②	0-3 K ③		0-0 F8 ③		4	0	1	0	0	1	4									
Johnny Edwards, L OBP: 0.283, SLG: 0.531 (1, 2)		0-0 F5 ③			0-0 G3 ②		0-0 4-3 ①		0-3 K ①	4	0	0	0	0	1	1									
Leo Cardenas, R OBP: 0.317, SLG: 0.342 (1, 6)			0-3 K ①		0-3 K ③	4-0 L4-6 1B BB ①		0-3 K ②		3	0	0	0	1	3	1									
Jim O'Toole, S Jim Duffalo, R Tommy Helms, R Joe Nuxhall, L Don Pavletich, R Giraldo Ruiz, S Gerry Arrigo, L Charlie James, R (1, 1) (5, 1) (6, PH) (7, 1) (7, PH) (7, PH) (8, 1) (8, PH)			0-0 4-3 ②			0-3 K ①	0-0 1B ①		0-0 FC4-6 1B ①	1	0	0	0	0	0	0									
Inning Stats	R: 0 E: 0 K: 0 S: 4	H: 1 LOB: 1 BB: 0 P: 4	R: 0 E: 0 K: 0 S: 3	H: 0 LOB: 0 BB: 0 P: 3	R: 0 E: 0 K: 1 S: 5	H: 0 LOB: 0 BB: 0 P: 5	R: 0 E: 0 K: 1 S: 5	H: 0 LOB: 0 BB: 0 P: 5	R: 1 E: 0 K: 3 S: 12	H: 3 LOB: 3 BB: 0 P: 13	R: 0 E: 0 K: 0 S: 3	H: 1 LOB: 1 BB: 1 P: 7	R: 1 E: 1 K: 0 S: 5	H: 2 LOB: 1 BB: 0 P: 5	R: 0 E: 0 K: 2 S: 8	H: 1 LOB: 1 BB: 0 P: 8	1B: 8 2B: 2 3B: 0 HR: 0	SF: 0 SAC: 0 DP: 2 HBP: 1	WP: 0 PB: 0 SB: 0 CS: 0	PA: 37					
PITCHER	IP WLS BF H R ER SO BB IBB HBP BLK WP HR S P ERA WHIP	IP WLS BF H R ER SO BB IBB HBP BLK WP HR S P ERA WHIP	IP WLS BF H R ER SO BB IBB HBP BLK WP HR S P ERA WHIP	IP WLS BF H R ER SO BB IBB HBP BLK WP HR S P ERA WHIP	IP WLS BF H R ER SO BB IBB HBP BLK WP HR S P ERA WHIP	IP WLS BF H R ER SO BB IBB HBP BLK WP HR S P ERA WHIP	IP WLS BF H R ER SO BB IBB HBP BLK WP HR S P ERA WHIP	IP WLS BF H R ER SO BB IBB HBP BLK WP HR S P ERA WHIP	IP WLS BF H R ER SO BB IBB HBP BLK WP HR S P ERA WHIP	IP WLS BF H R ER SO BB IBB HBP BLK WP HR S P ERA WHIP	IP WLS BF H R ER SO BB IBB HBP BLK WP HR S P ERA WHIP	IP WLS BF H R ER SO BB IBB HBP BLK WP HR S P ERA WHIP	IP WLS BF H R ER SO BB IBB HBP BLK WP HR S P ERA WHIP	IP WLS BF H R ER SO BB IBB HBP BLK WP HR S P ERA WHIP	IP WLS BF H R ER SO BB IBB HBP BLK WP HR S P ERA WHIP	IP WLS BF H R ER SO BB IBB HBP BLK WP HR S P ERA WHIP	IP WLS BF H R ER SO BB IBB HBP BLK WP HR S P ERA WHIP	IP WLS BF H R ER SO BB IBB HBP BLK WP HR S P ERA WHIP	IP WLS BF H R ER SO BB IBB HBP BLK WP HR S P ERA WHIP	IP WLS BF H R ER SO BB IBB HBP BLK WP HR S P ERA WHIP	IP WLS BF H R ER SO BB IBB HBP BLK WP HR S P ERA WHIP	IP WLS BF H R ER SO BB IBB HBP BLK WP HR S P ERA WHIP	IP WLS BF H R ER SO BB IBB HBP BLK WP HR S P ERA WHIP	IP WLS BF H R ER SO BB IBB HBP BLK WP HR S P ERA WHIP	IP WLS BF H R ER SO BB IBB HBP BLK WP HR S P ERA WHIP
Sandy Koufax, L ERA: 1.89 (1, 1)	9.0 W	37 9	2 2	1 1	8 8	1 0	0 1	0 0	0 0	0 0	51 56	56 56	1.00 1.111	1.111											

Batter	1	2	3	4	5	6	7	8	9	AB	R	H	RBI	BB	SO	LOB	TOP										
Maury Wills, S OBP: 0.368, SLG: 0.355 (1, 6)										4	0	0	0	1	1	0	Los Angeles Dodgers @ Cincinnati Reds Crosley Field, Cincinnati, OH Thu May 06 1965, 7:05 PM EDT Att: 7,821 - Unknown livebaseballscorecards.com										
Wes Parker, S OBP: 0.376, SLG: 0.413 (1, 3)										4	1	1	0	0	1	2											
Willie Davis, L OBP: 0.329, SLG: 0.514 (1, 8)										3	0	1	0	1	1	0											
Ron Fairly, L OBP: 0.403, SLG: 0.556 (1, 9)										4	1	2	1	0	0	1											
John Roseboro, L OBP: 0.246, SLG: 0.219 (1, 2)										4	0	0	0	0	1	2											
Jim Lefebvre, S OBP: 0.395, SLG: 0.492 (1, 4)										4	1	2	0	0	0	0											
Derrell Griffith, L OBP: 0.400, SLG: 1.000 Lou Johnson, R (8, 7)										4	1	2	1	0	1	1											
Dick Tracewski, R OBP: 0.409, SLG: 0.513 (1, 5)										3	0	0	1	0	0	0											
Johnny Podres, L OBP: 0.100, SLG: 0.100 Bob Miller, R (7, 1)										3	0	1	0	0	0	1											
Inning Stats	R: 1 E: 0 K: 1 S: 6	H: 1 LOB: 0 BB: 0 P: 6	R: 1 E: 0 K: 1 S: 7	H: 2 LOB: 1 BB: 0 P: 7	R: 0 E: 0 K: 0 S: 4	H: 1 LOB: 2 BB: 1 P: 8	R: 1 E: 0 K: 0 S: 5	H: 2 LOB: 2 BB: 1 P: 9	R: 1 E: 0 K: 1 S: 7	H: 2 LOB: 1 BB: 0 P: 7	R: 0 E: 0 K: 0 S: 3	H: 0 LOB: 0 BB: 0 P: 3	R: 0 E: 0 K: 1 S: 5	H: 1 LOB: 0 BB: 0 P: 5	R: 0 E: 0 K: 1 S: 5	H: 0 LOB: 0 BB: 0 P: 5	R: 0 E: 0 K: 1 S: 5	H: 0 LOB: 0 BB: 0 P: 5	R: 0 E: 0 K: 1 S: 5	H: 0 LOB: 0 BB: 0 P: 5	1B: 5 2B: 1 3B: 1 HR: 2	SF: 1 SAC: 0 DP: 1 HBP: 0	WP: 1 PB: 0 SB: 0 CS: 0	PA: 37			
PITCHER	IP	WLS	BF	H	R	ER	SO	BB	IBB	HBP	BLK	WP	HR	S	P	ERA	WHIP										
John Tsitouris, R ERA: 3.76 (1, 1)	3.2	L	19	6	3	3	2	2	0	0	0	1	1	21	29	7.36	2.182										
Joe Nuxhall, L ERA: 5.73 (4, 1)	2.1	9	2	1	1	1	1	0	0	0	0	0	1	11	11	3.86	0.857										
Roger Craig, R ERA: 2.57 (7, 1)	2.0	6	1	0	0	2	0	0	0	0	0	0	0	10	10	0.00	0.500										
Billy McCool, L ERA: 1.0 (9, 1)	1.0	3	0	0	0	1	0	0	0	0	0	0	0	5	5	0.00	0.000										

Batter	1	2	3	4	5	6	7	8	9	AB	R	H	RBI	BB	SO	LOB	BOTTOM										
Pete Rose, S OBP: 0.361, SLG: 0.437 (1, 4)										4	1	0	0	1	0	0	Los Angeles Dodgers @ Cincinnati Reds Crosley Field, Cincinnati, OH Thu May 06 1965, 7:05 PM EDT Att: 7,821 - Unknown livebaseballscorecards.com										
Tommy Harper, R OBP: 0.467, SLG: 0.493 (1, 7)										3	0	1	0	1	0	0											
Vada Pinson, L OBP: 0.312, SLG: 0.407 (1, 8)										5	0	1	0	0	0	3											
Frank Robinson, R OBP: 0.451, SLG: 0.631 Art Shamsky, L OBP: 0.467, SLG: 0.643 (7, PH) (8, 9)										3	1	2	1	0	0	1											
Deron Johnson, R OBP: 0.333, SLG: 0.507 (1, 5)										4	0	1	0	0	2	1											
Tony Perez, R OBP: 0.448, SLG: 0.815 (1, 3)										4	1	2	0	0	0	1											
Johnny Edwards, L OBP: 0.281, SLG: 0.500 (1, 2)										3	0	0	1	1	1	2											
Leo Cardenas, R OBP: 0.326, SLG: 0.355 (1, 6)										3	0	1	0	1	0	2											
John Tsitouris, R OBP: 0.200, SLG: 0.111 Joe Nuxhall, L OBP: 0.333, SLG: 0.333 Don Fairbrother, R OBP: 0.444, SLG: 0.500 Roger Craig, R OBP: 0.400, SLG: 0.500 Gordy Coleman, L OBP: 0.200, SLG: 0.200 Billy McCool, R (9, 1)										1	0	0	0	0	0	2											
Inning Stats	R: 0 E: 0 K: 0 S: 3	H: 0 LOB: 0 BB: 0 P: 3	R: 1 E: 0 K: 1 S: 7	H: 2 LOB: 2 BB: 1 P: 11	R: 1 E: 0 K: 0 S: 4	H: 1 LOB: 1 BB: 1 P: 8	R: 0 E: 0 K: 0 S: 3	H: 0 LOB: 1 BB: 1 P: 7	R: 0 E: 0 K: 1 S: 7	H: 2 LOB: 2 BB: 0 P: 7	R: 0 E: 0 K: 1 S: 4	H: 1 LOB: 1 BB: 0 P: 4	R: 1 E: 1 K: 2 S: 9	H: 1 LOB: 1 BB: 0 P: 9	R: 0 E: 0 K: 0 S: 4	H: 1 LOB: 1 BB: 0 P: 4	R: 0 E: 0 K: 1 S: 4	H: 1 LOB: 1 BB: 0 P: 4	R: 0 E: 0 K: 1 S: 4	H: 1 LOB: 1 BB: 0 P: 4	1B: 3 2B: 3 3B: 1 HR: 1	SF: 0 SAC: 1 DP: 0 HBP: 0	WP: 1 PB: 0 SB: 0 CS: 0	PA: 40			
PITCHER	IP	WLS	BF	H	R	ER	SO	BB	IBB	HBP	BLK	WP	HR	S	P	ERA	WHIP										
Johnny Podres, L ERA: 1.61 (1, 1)	6.2	W	30	6	2	2	2	3	1	0	0	0	1	30	46	2.70	1.350										
Bob Miller, R ERA: 3.39 (7, 1)	2.1	S	10	2	1	1	2	0	0	0	0	0	0	14	14	3.86	0.857										

Batter	1	2	3	4	5	6	7	8	9	AB	R	H	RBI	BB	SO	LOB	TOP										
Pete Rose, S OBP: 0.373, SLG: 0.440 (1, 4)										4	1	2	0	0	0	0	Cincinnati Reds @ Pittsburgh Pirates Forbes Field, Pittsburgh, PA Fri May 07 1965, 7:05 PM EDT Att: 9,052 - Unknown										
Tommy Harper, R OBP: 0.442, SLG: 0.468 (1, 7)										4	0	0	1	0	2	3											
Vada Pinson, L OBP: 0.327, SLG: 0.411 (1, 8)										4	1	2	0	1	1	1											
Gordy Coleman, L OBP: 0.413, SLG: 0.661 (1, 3)										4	0	1	0	0	0	3											
Deron Johnson, R OBP: 0.318, SLG: 0.480 (1, 5)										4	0	0	0	0	0	5											
Frank Robinson, R OBP: 0.442, SLG: 0.603 (1, 9)										3	1	0	0	1	1	1											
Johnny Edwards, L OBP: 0.279, SLG: 0.473 (1, 2)										3	0	0	0	1	0	0											
Leo Cardenas, R OBP: 0.333, SLG: 0.388 (1, 6)										4	1	2	2	0	2	0											
Sammy Ellis, L OBP: 0.158, SLG: 0.111 (1, 1)										3	0	1	1	0	0	0	REDS										
Billy McCool, R (7, 1)										1	0	0	0	0	1	2											
Roger Craig, R (9, 1)										0	0	0	0	0	0	0											
Inning Stats	R: 1 E: 1 K: 0 S: 5	H: 2 LOB: 1 BB: 0 P: 5	R: 0 E: 0 K: 1 S: 5	H: 0 LOB: 0 BB: 0 P: 5	R: 0 E: 0 K: 0 S: 3	H: 1 LOB: 1 BB: 0 P: 4	R: 0 E: 0 K: 1 S: 4	H: 0 LOB: 0 BB: 0 P: 5	R: 0 E: 0 K: 1 S: 6	H: 1 LOB: 2 BB: 0 P: 7	R: 1 E: 0 K: 1 S: 8	H: 3 LOB: 3 BB: 0 P: 8	R: 2 E: 0 K: 1 S: 6	H: 1 LOB: 2 BB: 3 P: 18	R: 0 E: 0 K: 2 S: 7	H: 0 LOB: 0 BB: 0 P: 7	1B: 7 2B: 0 3B: 1 HR: 0	SF: 1 SAC: 0 DP: 0 HBP: 1	WP: 1 PA: 39 PB: 0 SB: 1 CS: 0								
PITCHER	IP	WLS	BF	H	R	ER	SO	BB	IBB	HBP	BLK	WP	HR	S	P	ERA	WHIP										
Bob Friend, R ERA: 2.97 (1, 1)	7.0		29	7	2	1	4	0	0	1	0	0	0	36	37	1.29	1.000										
Tommie Sisk, R ERA: 4.26 (8, 1)	2.0	W	10	1	2	2	3	2	1	0	0	1	0	13	25	9.00	1.500										

Batter	1	2	3	4	5	6	7	8	9	AB	R	H	RBI	BB	SO	LOB	BOTTOM										
Dick Schofield, S OBP: 0.279, SLG: 0.253 (1, 6)										4	2	1	0	1	1	1	Cincinnati Reds @ Pittsburgh Pirates Forbes Field, Pittsburgh, PA Fri May 07 1965, 7:05 PM EDT Att: 9,052 - Unknown										
Bill Virdon, L OBP: 0.342, SLG: 0.365 (1, 8)										3	0	1	0	1	0	1											
Gene Freese, R OBP: 0.429, SLG: 0.417 (9, PH)										1	1	1	1	0	0	0											
Donn Clendenon, R OBP: 0.349, SLG: 0.338 (1, 3)										4	0	2	1	0	0	1											
Willie Stargell, L OBP: 0.297, SLG: 0.444 (7, PH)										2	0	0	0	1	0	1											
Roberto Clemente, R OBP: 0.284, SLG: 0.286 (8, 9)										1	0	0	1	0	0	2											
Jerry Lynch, L OBP: 0.441, SLG: 0.688 (1, 7)										3	0	1	0	0	2	3											
Manny Mota, R OBP: 0.133, SLG: 0.167 (8, PH)										2	0	1	1	0	0	0											
Bob Bailey, R OBP: 0.344, SLG: 0.372 (1, 5)										3	0	0	0	1	2	4											
Jim Pagliaroni, R OBP: 0.324, SLG: 0.426 (1, 2)										4	0	0	0	0	1	5											
Gene Alley, R OBP: 0.257, SLG: 0.262 (1, 4)										2	2	1	0	2	0	0											
Bob Friend, R (1, 1)										2	0	0	0	0	2	2											
Ozzie Virgil, R OBP: 0.353, SLG: 0.438 (7, PH)										1	0	0	0	0	0	1											
Tommie Sisk, R (8, 1)										0	0	0	0	0	0	0											
Bill Mazerowski, R (9, PH)										1	0	0	0	0	0	1											
Inning Stats	R: 0 E: 1 K: 0 S: 4	H: 0 LOB: 1 BB: 0 P: 4	R: 0 E: 0 K: 1 S: 6	H: 2 LOB: 1 BB: 1 P: 10	R: 0 E: 0 K: 0 S: 3	H: 0 LOB: 0 BB: 0 P: 3	R: 0 E: 0 K: 2 S: 7	H: 0 LOB: 0 BB: 0 P: 7	R: 0 E: 0 K: 1 S: 5	H: 0 LOB: 0 BB: 0 P: 5	R: 1 E: 1 K: 2 S: 8	H: 0 LOB: 3 BB: 3 P: 20	R: 1 E: 0 K: 1 S: 7	H: 2 LOB: 2 BB: 1 P: 11	R: 0 E: 1 K: 1 S: 5	H: 0 LOB: 1 BB: 0 P: 5	R: 3 E: 0 K: 0 S: 6	H: 4 LOB: 2 BB: 1 P: 10	1B: 8 2B: 1 3B: 0 HR: 0	SF: 1 SAC: 1 DP: 1 HBP: 0	WP: 0 PA: 41 PB: 0 SB: 0 CS: 2						
PITCHER	IP	WLS	BF	H	R	ER	SO	BB	IBB	HBP	BLK	WP	HR	S	P	ERA	WHIP										
Sammy Ellis, R ERA: 2.68 (1, 1)	6.2		30	4	2	2	7	5	0	0	0	0	0	39	59	2.70	1.350										
Billy McCool, L ERA: 2.53 (7, 1)	1.2		7	1	2	2	1	1	0	0	0	0	0	8	12	10.80	1.200										
Roger Craig, R ERA: 3.68 (9, 1)	0.1	L	4	3	1	1	0	0	0	0	0	0	0	4	4	27.00	9.000										

Batter	1	2	3	4	5	6	7	8	9	AB	R	H	RBI	BB	SO	LOB	TOP								
Pete Rose, S (1, 4) OBP: 0.383, SLG: 0.463	F9			3B		4-3		1-2 3-H 1B		4	1	2	1	1	0	0	Cincinnati Reds @ Pittsburgh Pirates Forbes Field, Pittsburgh, PA Sat May 08 1965, 3:33 AM EDT Att: 5,790 - Unknown								
Tommy Harper, R (1, 7) OBP: 0.430, SLG: 0.451	F8			1B		F9		F5		5	1	1	1	0	1	5									
Vada Pinson, L (1, 8) OBP: 0.340, SLG: 0.453	F7			1B	1B			F8		5	3	3	0	0	0	2									
Tony Perez, R (1, 3) OBP: 0.441, SLG: 0.750		K		1B	2B			4-3		5	2	2	2	0	1	2									
Deron Johnson, R (1, 5) OBP: 0.333, SLG: 0.550 Steve Boros, R (9, 5)	F4			1B	1B					5	2	3	3	0	0	1									
Charlie James, R (1, 9) OBP: 0.429, SLG: 0.429	K			1B	1B					0	0	0	0	0	0	0									
Johnny Edwards, L (1, 2) OBP: 0.258, SLG: 0.433				1B	1B					5	0	2	1	0	1	2									
Leo Cardenas, R (1, 6) OBP: 0.337, SLG: 0.400				1B	1B					5	0	0	0	0	0	4									
Jim Maloney, L (1, 1) OBP: 0.286, SLG: 0.167				1B						3	0	1	0	0	0	0									
Inning Stats	R: 0 E: 0 K: 0 S: 3	H: 0 LOB: 0 BB: 0 P: 3	R: 0 E: 0 K: 2 S: 7	H: 0 LOB: 0 BB: 0 P: 7	R: 0 E: 0 K: 1 S: 5	H: 0 LOB: 0 BB: 0 P: 5	R: 5 E: 0 K: 1 S: 12	H: 7 LOB: 3 BB: 1 P: 16	R: 3 E: 0 K: 0 S: 6	H: 4 LOB: 0 BB: 0 P: 6	R: 0 E: 0 K: 0 S: 3	H: 0 LOB: 0 BB: 0 P: 3	R: 1 E: 1 K: 0 S: 5	H: 1 LOB: 1 BB: 0 P: 5	R: 1 E: 0 K: 0 S: 6	H: 3 LOB: 2 BB: 0 P: 6	R: 0 E: 0 K: 0 S: 4	H: 1 LOB: 1 BB: 0 P: 4	1B: 10 2B: 2 3B: 3 HR: 1	SF: 0 SAC: 1 DP: 1 HBP: 0	WP: 0 PB: 0 SB: 0 CS: 0	PA: 44			
PITCHER	IP	WLS	BF	H	R	ER	SO	BB	IBB	HBP	BLK	WP	HR	S	P	ERA	WHIP								
Bob Veale, L (1, 1) ERA: 3.2	3.1	L	17	7	5	5	3	0	0	0	0	0	1	23	23	13.50	2.100								
Don Schwalt, R (4, 1) ERA: 9.45	0.2		7	4	3	3	1	0	1	0	0	0	0	8	12	40.50	6.000								
Wilbur Wood, L (5, 1) ERA: 1.42	1.0		2	0	0	0	0	0	0	0	0	0	0	2	2	0.00	0.000								
Tommie Sisk, R (6, 1) ERA: 4.32	2.0		8	1	1	1	0	0	0	0	0	0	0	8	8	4.50	0.500								
Don Cardwell, R (8, 1) ERA: 3.42	2.0		10	4	1	1	0	0	0	0	0	0	0	10	10	4.50	2.000								



Batter	1	2	3	4	5	6	7	8	9	AB	R	H	RBI	BB	SO	LOB	BOTTOM								
Dick Schofield, S (1, 6) OBP: 0.278, SLG: 0.244	G4-6-3 BB		F8		K		F7			3	0	0	0	1	1	0	Cincinnati Reds @ Pittsburgh Pirates Forbes Field, Pittsburgh, PA Sat May 08 1965, 3:33 AM EDT Att: 5,790 - Unknown								
Bill Virdon, L (1, 8) OBP: 0.349, SLG: 0.364	G4-6-3 1-2		FC5-4 1B		BB		F7			3	0	1	0	1	0	1									
Donn Clendenon, R (1, 3) OBP: 0.344, SLG: 0.333			FC5-4 1B		BB		F6			4	1	1	0	0	0	2									
Willie Stargell, L (1, 9) OBP: 0.259, SLG: 0.474			K		2B		4-3			4	0	2	1	0	1	1									
Jerry Lynch, L (1, 7) OBP: 0.421, SLG: 0.639	F8		1-3		F6		F6			4	0	1	0	0	0	2									
Gene Freese, R (1, 5) OBP: 0.389, SLG: 0.375			E5 1B		F7		F4			4	0	1	0	0	0	2									
Jim Pagliaroni, R (1, 2) OBP: 0.329, SLG: 0.429 Del Crandall, R (5, 2) OBP: 0.313, SLG: 0.214	F5		G6-3 1B		F6		F7			2	0	1	0	0	0	1									
Gene Alley, R (1, 4) OBP: 0.260, SLG: 0.265 Don Cardwell, R (8, 1) OBP: 0.300, SLG: 0.333 Bob Bailey, R (9, PH) OBP: 0.341, SLG: 0.367			G6-3 1B		F9		FC5-4			3	0	1	0	0	0	2									
Bob Veale, S (1, 1) Don Schwalt, R (4, 1) Wilbur Wood, R (5, 1) Manny Mota, R (5, PH) Tommie Sisk, R (6, 1) Bill Mazerowski, R (7, PH) (8, 4)			K		F8		4-3			1	0	0	0	0	0	1									
Inning Stats	R: 1 E: 0 K: 0 S: 4	H: 2 LOB: 1 BB: 1 P: 8	R: 0 E: 0 K: 1 S: 6	H: 2 LOB: 1 BB: 0 P: 6	R: 0 E: 0 K: 1 S: 4	H: 1 LOB: 1 BB: 0 P: 4	R: 0 E: 0 K: 0 S: 5	H: 0 LOB: 1 BB: 1 P: 9	R: 0 E: 0 K: 0 S: 4	H: 1 LOB: 1 BB: 0 P: 4	R: 0 E: 0 K: 0 S: 3	H: 0 LOB: 0 BB: 0 P: 3	R: 0 E: 0 K: 0 S: 3	H: 0 LOB: 0 BB: 0 P: 3	R: 0 E: 0 K: 0 S: 4	H: 1 LOB: 1 BB: 0 P: 4	1B: 6 2B: 2 3B: 0 HR: 0	SF: 0 SAC: 0 DP: 2 HBP: 0	WP: 1 PB: 0 SB: 0 CS: 1	PA: 35					
PITCHER	IP	WLS	BF	H	R	ER	SO	BB	IBB	HBP	BLK	WP	HR	S	P	ERA	WHIP								
Jim Maloney, R (1, 1) ERA: 2.16	9.0	W	35	8	1	1	3	2	0	0	0	1	0	39	47	1.00	1.111								



Batter	1	2	3	4	5	6	7	8	9	AB	R	H	RBI	BB	SO	LOB	TOP								
Pete Rose, S OBP: 0.393, SLG: 0.476 (1,4)	4-3			1-3 2B 1B	1-2 2-H 1B			2B 1B	2B	5	2	4	1	0	0	0	Cincinnati Reds @ Philadelphia Phillies Connie Mack Stadium, Philadelphia, PA Tue May 11 1965, 7:05 PM EDT Att: 12,438 - Unknown AB 38 R 9 H 13 RBI 9 BB 1 SO 6 LOB 13								
Tommy Harper, R OBP: 0.404, SLG: 0.418 (1,7)	P4		1-3	1-3	K			F8	6-3	5	0	0	0	0	1	5									
Vada Pinson, L OBP: 0.339, SLG: 0.462 (1,8)	CS 1B			2B			4-3	1B 2B	K	5	1	3	1	0	1	1									
Frank Robinson, R OBP: 0.451, SLG: 0.639 (9, PH)	CS	E3 CS		F9			HR	1B 1B	K	3	2	1	1	1	0	1									
Art Shamsky, L OBP: 0.412, SLG: 0.563 (9,9)	1-2							1B 1B	K	1	0	0	0	0	1	1									
Deron Johnson, R OBP: 0.347, SLG: 0.540 (1,5)		6-3		F9			1-3	1B 2B		4	1	1	2	0	0	2									
Tony Perez, R OBP: 0.390, SLG: 0.641 (1,3)							1-3	2B SF9		4	1	1	1	0	1	0									
Don Pavletich, R OBP: 0.371, SLG: 0.531 (1,2)								1B 2B		3	0	0	0	0	1	1									
Johnny Edwards, L OBP: 0.279, SLG: 0.468 (7,2)				K	F9			1-3 2-H	1B 2B	1	1	1	1	0	0	0									
Leo Cardenas, R OBP: 0.350, SLG: 0.400 (1,6)				K				F9	SF9	3	1	1	1	0	1	0									
John Tsitouris, R OBP: 0.154, SLG: 0.083 (1,1)										3	0	0	0	0	0	2									
Gerry Arrigo, L OBP: 1.000, SLG: 1.000 (7,1)				P3	FC1-5			6-3	2-H	1	0	1	1	0	0	0									
Inning Stats	R: 0 E: 0 K: 0 S: 3	H: 1 LOB: 0 BB: 0 P: 3	R: 0 E: 1 K: 0 S: 3	H: 0 LOB: 0 BB: 0 P: 3	R: 0 E: 0 K: 2 S: 7	H: 0 LOB: 0 BB: 0 P: 7	R: 1 E: 0 K: 0 S: 5	H: 2 LOB: 1 BB: 0 P: 5	R: 1 E: 0 K: 2 S: 10	H: 2 LOB: 2 BB: 0 P: 10	R: 1 E: 0 K: 0 S: 4	H: 1 LOB: 0 BB: 0 P: 4	R: 0 E: 0 K: 0 S: 3	H: 0 LOB: 0 BB: 0 P: 3	R: 6 E: 0 K: 0 S: 8	H: 6 LOB: 1 BB: 1 P: 12	R: 0 E: 0 K: 2 S: 8	H: 1 LOB: 1 BB: 0 P: 8	1B: 8 2B: 4 3B: 0 HR: 1	SF: 1 SAC: 0 DP: 0 HBP: 0	WP: 0 PB: 1 SB: 0 CS: 2	PA: 41			
PITCHER	IP	WLS	BF	H	R	ER	SO	BB	IBB	HBP	BLK	WP	HR	S	P	ERA	WHIP								
Chris Short, L ERA: 1.96 (1,1)	7.0	L	27	6	3	2	4	0	0	0	0	0	1	35	35	2.57	0.857								
Gary Wagner, R ERA: 4.32 (8,1)	0.1		4	2	3	3	0	0	1	0	0	0	0	3	7	81.00	6.000								
Ed Roebuck, R ERA: 3.86 (8,1)	0.0		3	3	1	1	0	0	0	0	0	0	0	3	3	∞	∞								
Ryne Duren, R ERA: 3.18 (8,1)	1.2		6	2	2	2	2	0	0	0	0	0	0	10	10	10.80	1.200								

Batter	1	2	3	4	5	6	7	8	9	AB	R	H	RBI	BB	SO	LOB	BOTTOM								
Tony Gonzalez, L OBP: 0.294, SLG: 0.319 (1,8)	K									4	0	1	0	0	2	5	Cincinnati Reds @ Philadelphia Phillies Connie Mack Stadium, Philadelphia, PA Tue May 11 1965, 7:05 PM EDT Att: 12,438 - Unknown AB 32 R 1 H 8 RBI 1 BB 3 SO 11 LOB 22								
Gary Wagner, R (8,1)		F8							G4-3	0	0	0	0	0	0	0									
Ed Roebuck, R (8,1)	K									0	0	0	0	0	0	0									
Ryne Duren, R (8,1)										0	0	0	0	0	0	0									
Frank Thomas, R OBP: 0.158, SLG: 0.167 (9, PH)					WP 2B					1	0	0	0	0	0	1									
Dick Allen, R OBP: 0.437, SLG: 0.630 (1,5)	CS 1B				K					4	0	1	0	0	3	3									
Johnny Callison, L OBP: 0.295, SLG: 0.479 (1,9)	K				G3					3	0	0	0	1	1	3									
Wes Covington, L OBP: 0.281, SLG: 0.588 (1,7)										3	1	1	0	1	0	1									
Dick Stuart, R OBP: 0.318, SLG: 0.378 (1,3)										3	0	0	0	1	1	2									
Clay Dalrymple, L OBP: 0.305, SLG: 0.396 (1,2)										4	0	2	0	0	2	1									
Tony Taylor, R OBP: 0.311, SLG: 0.301 (1,4)										3	0	0	0	0	0	3									
Ruben Amaro, R OBP: 0.309, SLG: 0.265 (1,6)										3	0	1	1	0	1	0									
Chris Short, R OBP: 0.053, SLG: 0.053 (1,1)										2	0	0	0	0	1	3									
John Hermstein, L (7, PH)										0	0	0	0	0	0	0									
Alex Johnson, R OBP: 0.381, SLG: 0.342 (8,8)										2	0	2	0	0	0	0									
Inning Stats	R: 0 E: 0 K: 2 S: 7	H: 1 LOB: 1 BB: 0 P: 7	R: 1 E: 1 K: 2 S: 10	H: 2 LOB: 3 BB: 0 P: 11	R: 0 E: 0 K: 1 S: 5	H: 0 LOB: 0 BB: 0 P: 5	R: 0 E: 0 K: 1 S: 5	H: 0 LOB: 0 BB: 0 P: 5	R: 0 E: 0 K: 1 S: 6	H: 1 LOB: 1 BB: 0 P: 6	R: 0 E: 0 K: 0 S: 3	H: 1 LOB: 2 BB: 2 P: 11	R: 0 E: 0 K: 2 S: 9	H: 2 LOB: 2 BB: 0 P: 9	R: 0 E: 0 K: 1 S: 5	H: 0 LOB: 0 BB: 1 P: 9	R: 0 E: 0 K: 1 S: 5	H: 1 LOB: 0 BB: 0 P: 5	1B: 7 2B: 3 3B: 0 HR: 0	SF: 1 SAC: 0 DP: 3 HBP: 1	WP: 1 PB: 0 SB: 0 CS: 1	PA: 37			
PITCHER	IP	WLS	BF	H	R	ER	SO	BB	IBB	HBP	BLK	WP	HR	S	P	ERA	WHIP								
John Tsitouris, R ERA: 3.34 (1,1)	6.0	W	26	6	1	1	7	2	0	1	0	0	0	37	46	1.50	1.333								
Gerry Arrigo, L ERA: 2.06 (7,1)	3.0	S	11	2	0	0	4	1	0	0	0	0	0	18	22	0.00	1.000								

Batter	1	2	3	4	5	6	7	8	9	AB	R	H	RBI	BB	SO	LOB	TOP				
Pete Rose, S OBP: 0.385, SLG: 0.459 (1,4)	F7		F7	3-1		4-3		1B BB		4	0	0	0	1	0	4	Cincinnati Reds @ Philadelphia Phillies Connie Mack Stadium, Philadelphia, PA Wed May 12 1965, 7:05 PM EDT Att: 12,237 - Unknown				
Tommy Harper, R OBP: 0.412, SLG: 0.453 (1,7)	1B BB		6-3		G3 SF8 2B		SF8 3B	K2-6-2		4	2	2	0	1	1	2					
Vada Pinson, L OBP: 0.333, SLG: 0.450 (1,8)	F8		E4		G3		K	1B		5	0	1	0	0	1	3					
Frank Robinson, R OBP: 0.448, SLG: 0.627 (1,9)	1B		4-3		SF8		2B BB	F8		3	1	1	1	1	0	3					
Gordy Coleman, L OBP: 0.420, SLG: 0.651 (1,3)	1-3				L8		SF8			4	1	2	1	0	0	2					
Marty Keough, L (9, PR) (9, 3)				1B 2B 1B				2B FC6-2 1B		0	0	0	0	0	0	0					
Deron Johnson, R OBP: 0.369, SLG: 0.571 (1,5)				2B G5-2-3 1B		6-3		FC6-2 CS 2B		4	0	3	1	1	0	0					
Johnny Edwards, L OBP: 0.315, SLG: 0.492 (1,2)	F7			G5-2-3 1B 2B		SH5-4 1B		CS FC6-2 IBB		3	0	2	1	2	0	1					
Leo Cardenas, R OBP: 0.352, SLG: 0.394 (1,6)	P6			G5-2-3 IBB		SH5-4 1B		FC6-2 CS		4	0	1	0	1	0	6					
Sammy Ellis, L OBP: 0.136, SLG: 0.095 (1,1)	FC6-4			G5-2-3		SH5-4		E4 K2-6-2 BB		3	0	0	0	0	0	4					
Jim O'Toole, S (8, 1)				1-2 2-3 3-H		1-2 2-3		1-2 2-3 3-H		1	0	0	0	0	1	3					
Inning Stats	R: 0 E: 0 K: 0 S: 4	H: 1 LOB: 2 BB: 1 P: 8	R: 0 E: 0 K: 0 S: 3	H: 0 LOB: 1 BB: 1 P: 7	R: 0 E: 1 K: 0 S: 4	H: 0 LOB: 1 BB: 1 P: 4	R: 1 E: 0 K: 0 S: 5	H: 1 LOB: 0 BB: 0 P: 4	R: 0 E: 0 K: 1 S: 5	H: 2 LOB: 2 BB: 0 P: 5	R: 2 E: 0 K: 1 S: 7	H: 2 LOB: 2 BB: 2 P: 15	R: 0 E: 1 K: 1 S: 6	H: 1 LOB: 2 BB: 1 P: 10	R: 0 E: 0 K: 1 S: 6	H: 2 LOB: 3 BB: 1 P: 10	1B: 7 2B: 5 3B: 1 HR: 0	SF: 2 SAC: 1 DP: 2 HBP: 0	WP: 0 PB: 0 SB: 0 CS: 3	PA: 45	
PITCHER	IP	WLS	BF	H	R	ER	SO	BB	IBB	HBP	BLK	WP	HR	S	P	ERA	WHIP				
Ray Herbert, R ERA: 3.19 (1, 1)	5.0		23	5	2	2	0	2	1	0	0	0	0	20	32	3.60	1.400				
Ray Culp, R ERA: 8.39 (6, 1)	2.0	L	12	4	2	2	1	1	1	0	0	0	0	12	20	9.00	2.500				
Jack Baldschun, R ERA: 3.57 (8, 1)	2.0		10	3	0	0	2	1	1	0	0	0	0	12	20	0.00	2.000				

Batter	1	2	3	4	5	6	7	8	9	AB	R	H	RBI	BB	SO	LOB	BOTTOM					
Tony Gonzalez, L OBP: 0.286, SLG: 0.308 (1,8)	2B 1B		P6		K			K	K	5	0	1	0	0	3	3	Cincinnati Reds @ Philadelphia Phillies Connie Mack Stadium, Philadelphia, PA Wed May 12 1965, 7:05 PM EDT Att: 12,237 - Unknown					
Dick Allen, R OBP: 0.426, SLG: 0.639 (1,5)	K		5-3		HR			6-3	FC5	5	1	1	1	0	1	4						
Johnny Callison, L OBP: 0.303, SLG: 0.500 (1,9)	1-3 2B		F9		K			2B		4	0	2	0	0	1	0						
Wes Covington, L OBP: 0.295, SLG: 0.611 (1,7)	4-0 IBB			1B 3B		F9		P6		3	1	1	0	1	0	1						
Clay Dalrymple, L OBP: 0.290, SLG: 0.375 (1,2)	K			4-3		4-1			1B 2B 1B	3	0	0	0	0	1	4						
Gus Triandos, R OBP: 0.139, SLG: 0.118 (9, PH)	K			4-3		4-1				1	0	1	0	0	0	0						
John Hermstein, L (9, PR)	K									0	1	0	0	0	0	0						
Dick Stuart, R OBP: 0.315, SLG: 0.372 (1,3)	K			K		P4		2B 1B		4	0	1	0	0	2	4						
Bo Belinsky, L OBP: 0.375, SLG: 0.375 (9, PR)	K							2B 1B		0	0	0	0	0	0	0						
Tony Taylor, R OBP: 0.318, SLG: 0.320 (1,4)			K		FC6-4 1B			K	FC5 2B	4	0	2	2	0	2	0						
Ruben Amaro, R OBP: 0.301, SLG: 0.257 (1,6)										2	0	0	0	0	0	1						
Alex Johnson, R OBP: 0.372, SLG: 0.333 (7, PH)	4-3				FC6-4			F4	K	1	0	0	0	0	0	0						
Jack Baldschun, R (8, 1)										0	0	0	0	0	0	0						
John Briggs, L OBP: 0.389, SLG: 0.625 (9, PH)					1-2					1	0	0	0	0	1	3						
Ray Herbert, R OBP: 0.400, SLG: 0.500 (1,1)										1	0	0	0	0	0	0						
Frank Thomas, R OBP: 0.150, SLG: 0.158 (5, PH)	G3									1	0	0	0	0	0	0						
Ray Culp, R (6, 1)										0	0	0	0	0	0	0						
Cookie Rojas, R OBP: 0.354, SLG: 0.362 (7, PH) (8, 6)									IBB	1	0	0	0	1	0	0						
Inning Stats	R: 0 E: 0 K: 3 S: 11	H: 2 LOB: 3 BB: 1 P: 15	R: 0 E: 0 K: 1 S: 5	H: 0 LOB: 0 BB: 0 P: 5	R: 0 E: 0 K: 0 S: 3	H: 0 LOB: 0 BB: 0 P: 3	R: 1 E: 0 K: 1 S: 7	H: 2 LOB: 1 BB: 0 P: 7	R: 1 E: 0 K: 2 S: 8	H: 1 LOB: 0 BB: 0 P: 8	R: 0 E: 0 K: 0 S: 3	H: 0 LOB: 0 BB: 0 P: 3	R: 0 E: 0 K: 1 S: 5	H: 0 LOB: 0 BB: 0 P: 5	R: 0 E: 0 K: 1 S: 6	H: 1 LOB: 1 BB: 0 P: 6	R: 1 E: 0 K: 2 S: 10	H: 3 LOB: 3 BB: 1 P: 14	1B: 4 2B: 3 3B: 1 HR: 1	SF: 0 SAC: 0 DP: 0 HBP: 0	WP: 0 PB: 0 SB: 0 CS: 0	PA: 38
PITCHER	IP	WLS	BF	H	R	ER	SO	BB	IBB	HBP	BLK	WP	HR	S	P	ERA	WHIP					
Sammy Ellis, R ERA: 2.63 (1, 1)	7.2		30	6	2	2	9	0	1	0	0	0	0	47	51	2.35	0.783					
Jim O'Toole, L ERA: 5.09 (8, 1)	1.1	S	8	3	1	1	2	0	1	0	0	0	0	11	15	6.75	2.250					

Batter	1	2	3	4	5	6	7	8	9	AB	R	H	RBI	BB	SO	LOB	TOP			
Pete Rose, S OBP: 0.380, SLG: 0.452 (1, 4)										6	4	4	1	0	0	0				
Tommy Harper, R OBP: 0.426, SLG: 0.509 (1, 7)										4	2	1	1	2	0	3				
Vada Pinson, L OBP: 0.356, SLG: 0.488 (1, 8)										6	3	4	2	0	0	2				
Frank Robinson, R OBP: 0.405, SLG: 0.578 (1, 9)										6	0	1	1	0	1	5				
Gordy Coleman, L OBP: 0.427, SLG: 0.642 (1, 3)										4	1	2	1	1	0	2				
Deron Johnson, R OBP: 0.388, SLG: 0.612 (1, 5)										5	1	3	5	0	1	3				
Johnny Edwards, L OBP: 0.321, SLG: 0.493 (1, 2)										4	0	1	1	1	0	3				
Leo Cardenas, R OBP: 0.355, SLG: 0.381 (1, 6)										3	1	1	0	2	0	2				
Jim O'Toole, S (1, 1)										3	0	0	0	0	2	5				
Jim Duffalo, R (5, 1)										0	0	0	0	0	0	0				
Billy McCool, R (5, 1)										2	0	0	0	0	2	1				
Inning Stats	R: 4 E: 0 K: 0 S: 7	H: 4 LOB: 2 BB: 2 P: 15	R: 0 E: 0 K: 0 S: 2	H: 0 LOB: 0 BB: 1 P: 6	R: 0 E: 0 K: 1 S: 7	H: 2 LOB: 3 BB: 1 P: 11	R: 3 E: 1 K: 1 S: 9	H: 3 LOB: 2 BB: 1 P: 13	R: 0 E: 0 K: 1 S: 5	H: 1 LOB: 1 BB: 0 P: 9	R: 3 E: 0 K: 1 S: 10	H: 5 LOB: 2 BB: 0 P: 10	R: 0 E: 0 K: 1 S: 5	H: 0 LOB: 0 BB: 0 P: 5	R: 2 E: 0 K: 0 S: 5	H: 2 LOB: 0 BB: 0 P: 5	1B: 11 2B: 3 3B: 3 HR: 0	SF: 1 SAC: 0 DP: 1 HBP: 0	WP: 1 PB: 1 CS: 0	PA: 50
PITCHER	IP WLS BF H R ER SO BB IBB HBP BLK WP HR S P ERA WHIP																			
Galen Cisco, R ERA: 9.22 (1, 1)	3.0 L 18 6 4 4 1 3 3 1 0 0 0 0 0 16 32 12.00 3.000																			
Tug McGraw, L ERA: 4.05 (4, 1)	2.0 12 3 3 0 2 2 0 0 0 0 0 0 0 14 22 0.00 2.500																			
Tom Parsons, R ERA: 6.75 (6, 1)	3.0 15 6 3 3 3 0 0 0 0 0 0 0 0 21 21 9.00 2.000																			
Jim Bethke, R ERA: 2.7 (9, 1)	1.0 5 2 2 2 0 0 0 0 0 0 1 0 5 5 18.00 2.000																			

Cincinnati Reds @ New York Mets
Shea Stadium, Flushing, NY
Sat May 15 1965, 3:33 AM EDT
Att: 21,592 - Sunny

AB 43
R 12
H 17
RBI 12
BB 6
SO 6
LOB 26

Batter	1	2	3	4	5	6	7	8	9	AB	R	H	RBI	BB	SO	LOB	BOTTOM					
Bobby Klaus, R OBP: 0.301, SLG: 0.308 (1, 4)										4	1	1	0	1	1	1						
Roy McMillan, R OBP: 0.278, SLG: 0.275 (1, 6)										5	1	3	2	0	1	1						
Joe Christopher, R OBP: 0.311, SLG: 0.327 (1, 7)										4	1	1	2	0	2	2						
Charley Smith, R OBP: 0.219, SLG: 0.279 (1, 5)										5	0	1	0	0	0	3						
Ron Swoboda, R OBP: 0.364, SLG: 0.623 (1, 8)										4	0	3	1	1	0	2						
Ed Kranepool, L OBP: 0.393, SLG: 0.554 (1, 3)										5	1	3	0	0	1	4						
Hawk Taylor, R OBP: 0.308, SLG: 0.769 (1, 2)										4	1	1	1	0	2	5						
Jim Hickman, R OBP: 0.167, SLG: 0.159 (1, 9)										3	1	1	0	1	1	0						
Galen Cisco, R OBP: 0.500, SLG: 0.600 (1, 1)										0	0	0	0	0	0	0						
Danny Nicoleson, R OBP: 0.375, SLG: 0.467 (4, 1)										1	0	0	0	0	0	1						
Tug McGraw, R OBP: 0.375, SLG: 0.467 (4, 1)										0	0	0	0	0	0	0						
Billy Cowan, R OBP: 0.356, SLG: 0.368 (5, PH)										1	1	1	1	0	0	0						
Tom Parsons, R OBP: 0.300, SLG: 0.362 (6, PH)										1	0	0	0	0	1	0						
Chris Cannizzaro, R OBP: 0.200, SLG: 0.182 (8, PH)										1	0	0	0	0	1	0						
Jim Bethke, R (9, 1)										0	0	0	0	0	0	0						
Inning Stats	R: 0 E: 0 K: 2 S: 6	H: 0 LOB: 1 BB: 1 P: 10	R: 0 E: 0 K: 0 S: 4	H: 2 LOB: 1 BB: 0 P: 4	R: 0 E: 0 K: 0 S: 2	H: 0 LOB: 0 BB: 1 P: 6	R: 0 E: 0 K: 0 S: 3	H: 1 LOB: 1 BB: 0 P: 4	R: 0 E: 0 K: 2 S: 15	H: 8 LOB: 2 BB: 0 P: 15	R: 0 E: 0 K: 3 S: 9	H: 0 LOB: 0 BB: 0 P: 9	R: 0 E: 0 K: 2 S: 9	H: 2 LOB: 2 BB: 0 P: 9	R: 1 E: 0 K: 1 S: 6	H: 1 LOB: 0 BB: 0 P: 6	R: 0 E: 0 K: 0 S: 4	H: 1 LOB: 2 BB: 1 P: 8	1B: 13 2B: 2 3B: 0 HR: 1	SF: 0 SAC: 0 DP: 4 HBP: 1	WP: 0 PB: 1 CS: 1	PA: 42
PITCHER	IP WLS BF H R ER SO BB IBB HBP BLK WP HR S P ERA WHIP																					
Jim O'Toole, L ERA: 6.06 (1, 1)	4.1 21 9 6 6 3 2 0 0 0 0 0 0 3 3 12.46 2.538																					
Jim Duffalo, R ERA: 2.7 (5, 1)	0.1 3 2 0 0 0 0 0 0 0 0 0 0 3 3 0.00 6.000																					
Billy McCool, L ERA: 2.7 (5, 1)	4.1 W 18 4 1 1 7 1 0 0 0 0 0 1 31 35 2.08 1.154																					

Cincinnati Reds @ New York Mets
Shea Stadium, Flushing, NY
Sat May 15 1965, 3:33 AM EDT
Att: 21,592 - Sunny

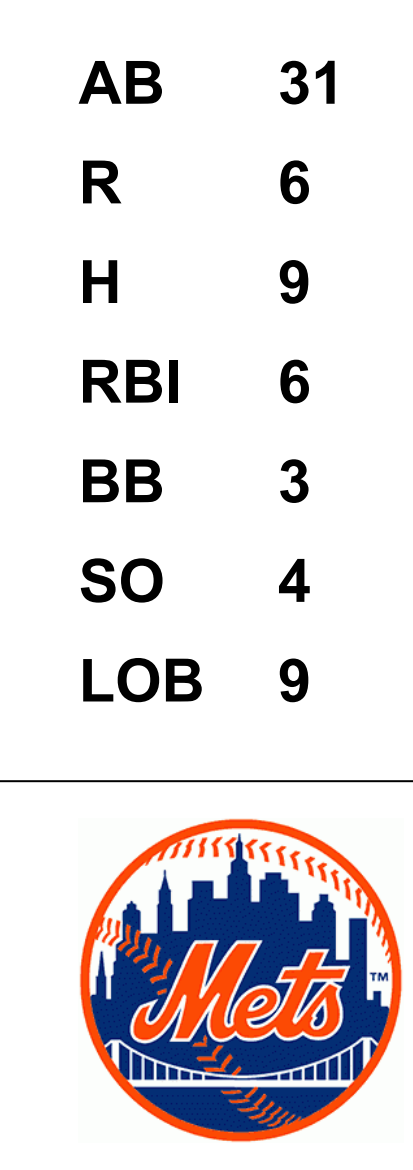
AB 38
R 7
H 15
RBI 7
BB 3
SO 10
LOB 19

Batter	1	2	3	4	5	6	7	8	9	AB	R	H	RBI	BB	SO	LOB	TOP										
Pete Rose, S OBP: 0.376, SLG: 0.445 (1,4)	B1-3		4-3			FC5-2 1B			F7	4	0	1	0	0	0	0	Cincinnati Reds @ New York Mets Shea Stadium, Flushing, NY Sun May 16 1965, 3:33 AM EDT Unknown										
Tommy Harper, R OBP: 0.421, SLG: 0.495 (1,7)	5-3			5-3		FC5-2			HR BB	3	1	0	0	1	0	2											
Vada Pinson, L OBP: 0.360, SLG: 0.512 (1,8)	1B			F9		K			HR	4	1	2	2	0	1	2											
Frank Robinson, R OBP: 0.400, SLG: 0.564 (1,9)	F2			P3			5-3		1B	4	0	1	0	0	0	1											
Gordy Coleman, L OBP: 0.430, SLG: 0.634 (1,3)		F8			K				1B	4	0	2	0	0	1	0											
Deron Johnson, R OBP: 0.375, SLG: 0.589 (1,5)	6-3			F2		G4-6-3 1B			G4-6-3 1B	4	0	0	0	0	0	3											
Johnny Edwards, L OBP: 0.309, SLG: 0.472 (1,2)	4-3			F7					P4	3	0	0	0	0	0	0											
Leo Cardenas, R OBP: 0.355, SLG: 0.380 (1,6)			K			FC2-6 1B			K	3	0	1	0	0	2	0											
John Taitouris, R OBP: 0.147, SLG: 0.077 (3,1)										1	0	0	0	0	0	1											
Joe Nuxhall, L OBP: 0.236, SLG: 0.250 (5, PH)										0	0	0	0	0	0	0											
Mary Keneigh, L (6, PH)										0	0	0	0	0	0	0											
Roger Craig, R (6, PH)										0	0	0	0	0	0	0											
Jim Duffalo, R (6, PH)										0	0	0	0	0	0	0											
Art Shamsky, L OBP: 0.367, SLG: 0.529 (8, PH)										1	0	0	0	0	1	0											
Joey Jay, S (8, PH)										0	0	0	0	0	0	0											
Inning Stats	R: 0 E: 0 K: 0 S: 4	H: 1 LOB: 1 BB: 0 P: 4	R: 0 E: 0 K: 0 S: 3	H: 0 LOB: 0 BB: 0 P: 3	R: 0 E: 0 K: 2 S: 7	H: 0 LOB: 0 BB: 0 P: 7	R: 0 E: 0 K: 0 S: 3	H: 0 LOB: 0 BB: 0 P: 3	R: 0 E: 0 K: 1 S: 5	H: 2 LOB: 2 BB: 0 P: 7	R: 0 E: 0 K: 0 S: 3	H: 1 LOB: 0 BB: 0 P: 3	R: 0 E: 0 K: 2 S: 7	H: 0 LOB: 0 BB: 0 P: 7	R: 2 E: 0 K: 0 S: 5	H: 3 LOB: 1 BB: 1 P: 9	1B: 6 2B: 0 3B: 0 HR: 1	SF: 0 SAC: 0 DP: 2 HBP: 0	WP: 0 PB: 0 SB: 0 CS: 0	PA: 33							
PITCHER	IP	WLS	BF	H	R	ER	SO	BB	IBB	HBP	BLK	WP	HR	S	P	ERA	WHIP										
Jack Fisher, R ERA: 2.86 (1,1)	8.1	W	32	7	2	2	6	1	0	0	0	0	1	43	47	2.16	0.960										
Dennis Ribant, R ERA: 1.5 (9,1)	0.2	S	1	0	0	0	0	0	0	0	0	0	0	1	1	0.00	0.000										

AB	32
R	2
H	7
RBI	2
BB	1
SO	6
LOB	9




Batter	1	2	3	4	5	6	7	8	9	AB	R	H	RBI	BB	SO	LOB	BOTTOM										
Bobby Klaus, R OBP: 0.299, SLG: 0.305 (1,4)	5-3	4-3				CS 1B			K	4	0	1	0	0	1	1	Cincinnati Reds @ New York Mets Shea Stadium, Flushing, NY Sun May 16 1965, 3:33 AM EDT Unknown										
Roy McMillan, R OBP: 0.287, SLG: 0.326 (1,6)	HR 2B		L5			1-2 HR			P4	4	2	2	1	0	0	0											
Johnny Lewis, L OBP: 0.400, SLG: 0.455 (1,9)	2H HR					K			6-3	3	1	1	2	1	1	0											
Ed Kranepool, L OBP: 0.397, SLG: 0.548 (1,3)	CS BB					K			F2	3	1	1	0	1	1	1											
Joe Christopher, R OBP: 0.309, SLG: 0.318 (1,7)	1-3								F3	3	0	0	0	1	0	3											
Jim Hickman, R OBP: 0.167, SLG: 0.159 (9,7)	1-2		P6						FC6-4 BB	0	0	0	0	0	0	0											
Charley Smith, R OBP: 0.221, SLG: 0.319 (1,5)		F8			6-3				F8	4	1	1	2	0	0	1											
Ron Swoboda, R OBP: 0.363, SLG: 0.611 (1,8)		F8			F8				FC6-4	3	0	1	0	0	0	0											
Billy Cowan, R OBP: 0.286, SLG: 0.350 (8,8)		F8			F8				1B	1	0	0	0	0	0	1											
Chris Cannizzaro, R OBP: 0.210, SLG: 0.175 (1,2)					6-3				K	3	1	1	0	0	1	1											
Jack Fisher, R OBP: 0.100, SLG: 0.150 (1,1)									L9	3	0	1	1	0	0	1											
Dennis Ribant, R (9,1)									5-3	0	0	0	0	0	0	0											
Inning Stats	R: 2 E: 0 K: 0 S: 4	H: 2 LOB: 1 BB: 0 P: 8	R: 1 E: 0 K: 0 S: 5	H: 2 LOB: 1 BB: 0 P: 5	R: 0 E: 0 K: 1 S: 5	H: 0 LOB: 1 BB: 1 P: 9	R: 0 E: 0 K: 0 S: 3	H: 0 LOB: 0 BB: 0 P: 3	R: 1 E: 0 K: 1 S: 6	H: 2 LOB: 0 BB: 0 P: 6	R: 2 E: 0 K: 1 S: 8	H: 3 LOB: 1 BB: 0 P: 8	R: 0 E: 0 K: 0 S: 5	H: 0 LOB: 0 BB: 0 P: 5	R: 0 E: 0 K: 0 S: 3	H: 0 LOB: 1 BB: 1 P: 7	1B: 4 2B: 2 3B: 0 HR: 3	SF: 0 SAC: 0 DP: 0 HBP: 0	WP: 0 PB: 0 SB: 0 CS: 2	PA: 34							
PITCHER	IP	WLS	BF	H	R	ER	SO	BB	IBB	HBP	BLK	WP	HR	S	P	ERA	WHIP										
John Taitouris, R ERA: 3.89 (1,1)	2.1	L	11	4	3	3	0	1	0	0	0	0	1	10	14	11.57	2.143										
Joe Nuxhall, L ERA: 4.42 (3,1)	2.2		10	2	1	1	2	1	0	0	0	0	1	13	17	3.38	1.125										
Roger Craig, R ERA: 6.97 (6,1)	0.1		4	3	2	2	0	0	0	0	0	0	1	4	4	54.00	9.000										
Jim Duffalo, R ERA: 1.8 (6,1)	1.2		5	0	0	0	2	0	0	0	0	0	0	9	9	0.00	0.000										
Joey Jay, R ERA: 4.7 (8,1)	1.0		4	0	0	0	0	1	0	0	0	0	0	3	7	0.00	1.000										



Batter	1	2	3	4	5	6	7	8	9	AB	R	H	RBI	BB	SO	LOB	TOP								
Pete Rose, S OBP: 0.390, SLG: 0.474 (1, 4)	0-0 FC1-6 1B	0-0 6-3			0-0 1B 1B	0-0 SF8 3B		0-0 G5-4-3 1B		5	2	4	0	0	0	0									
Tommy Harper, R OBP: 0.415, SLG: 0.487 (1, 7)	0-0 FC1-6 E S 1-2		0-0 1B 1B		0-0 P6 1B	0-0 SF8 3H 0-0		0-0 G5-4-3 1-2		4	0	1	1	0	0	3									
Vada Pinson, L OBP: 0.355, SLG: 0.500 (1, 8)	0-0 F9		0-3 K		0-0 BB 1B 1-3 FC5-6-4 1B	0-0 4-1			0-0 G3	5	1	1	0	0	1	2									
Frank Robinson, R OBP: 0.417, SLG: 0.582 (1, 9)	4-0 E BB 1-2		0-0 1B 1-2		0-0 FC5-6-4 BB 1-2 3H 4-0 1B		0-0 S 2B 2B		0-3 K	4	1	3	1	1	1	0									
Deron Johnson, R OBP: 0.376, SLG: 0.577 (1, 5)	0-0 E4 1-2 2-3		0-0 P7 1B		0-0 FC5-6-4 BB 1-2 2-3 BB	0-0 5-3			0-0 1B	4	0	1	0	1	0	5									
Tony Perez, R OBP: 0.302, SLG: 0.490 Gordy Coleman, L OBP: 0.425, SLG: 0.625 (9, PH)	0-3 K		0-0 F7		0-0 FC5-6-4 BB 1-2 2-3 3H 4-0 BB	0-0 L3			0-0 G3	4	0	0	1	0	1	8									
Don Pavletich, R OBP: 0.426, SLG: 0.600 (1, 2)					0-0 F8 BB BB 1-2 FC6-4 BB		0-0 3H 2B			3	1	2	2	1	0	0									
Leo Cardenas, R OBP: 0.344, SLG: 0.366 (1, 6)		0-0 6-3		0-0 L8	0-0 FC6-4 1-2		0-0 5-3			4	0	0	0	0	0	4									
Sammy Ellis, L OBP: 0.136, SLG: 0.095 John Tsitouris, R OBP: 0.125, SLG: 0.087 Jimmie Coakley, R OBP: 0.100, SLG: 0.000 Jim Duffalo, R OBP: 0.100, SLG: 0.000 Art Shamsky, L OBP: 0.300, SLG: 0.500 Gerry Arrigo, L OBP: 1.000, SLG: 1.000 (8, 1)	0-0 F3		0-0 4-3		0-3 K			0-0 F5		0	0	0	0	0	0	0									
Inning Stats	R: 0 E: 1 K: 1 S: 7	H: 1 LOB: 3 BB: 1 P: 11	R: 1 E: 0 K: 0 S: 4	H: 1 LOB: 0 BB: 0 P: 4	R: 0 E: 0 K: 1 S: 7	H: 2 LOB: 2 BB: 0 P: 7	R: 0 E: 0 K: 0 S: 3	H: 0 LOB: 0 BB: 0 P: 3	R: 2 E: 0 K: 0 S: 6	H: 3 LOB: 3 BB: 2 P: 14	R: 1 E: 0 K: 1 S: 6	H: 1 LOB: 0 BB: 0 P: 6	R: 1 E: 0 K: 0 S: 5	H: 2 LOB: 1 BB: 0 P: 5	R: 0 E: 0 K: 0 S: 3	H: 1 LOB: 0 BB: 0 P: 3	R: 0 E: 0 K: 1 S: 6	H: 1 LOB: 1 BB: 0 P: 6	1B: 8 2B: 2 3B: 1 HR: 1	SF: 1 SAC: 0 DP: 1 HBP: 0	WP: 0 PB: 0 SB: 2 CS: 0	PA: 42			
PITCHER	IP	WLS	BF	H	R	ER	SO	BB	IBB	HBP	BLK	WP	HR	S	P	ERA	WHIP								
Warren Spahn, L ERA: 3.51	7.0	W	35	10	5	5	3	3	0	0	0	0	1	38	50	6.43	1.857								
Frank Lary, R ERA: 2.0	2.0	S	7	2	0	0	1	0	0	0	0	0	0	9	9	0.00	1.000								

Cincinnati Reds @ New York Mets
Shea Stadium, Flushing, NY
Sun May 16 1965, 3:38 AM EDT
Att: 48,536 - Unknown


AB	38
R	5
H	12
RBI	5
BB	3
SO	4
LOB	23



Batter	1	2	3	4	5	6	7	8	9	AB	R	H	RBI	BB	SO	LOB	BOTTOM								
Bobby Klaus, R OBP: 0.304, SLG: 0.303 (1, 4)	0-0 1B BB		0-0 FC3-6 1-2		0-0 F9			0-0 6-3		4	1	1	0	1	0	1									
Roy McMillan, R OBP: 0.283, SLG: 0.320 (1, 6)	0-0 1-3		0-0 F9		0-0 F8		0-0 G1-6-3 1B	0-0 F9		5	0	1	0	0	0	4									
Johnny Lewis, L OBP: 0.404, SLG: 0.451 (1, 9)	0-0 2B 1B 2H	4-0 BB E BB	0-0 L5		0-0 F7		0-0 G1-6-3 1-2			3	2	1	1	1	0	2									
Ed Kranepool, L OBP: 0.400, SLG: 0.556 (1, 3)	0-0 1B 2B 1-3	0-0 F7		0-0 G4-6-3 1B		0-0 G1-6-3 1-2				4	1	2	0	0	0	2									
Jesse Gonder, L OBP: 0.389, SLG: 0.545 Billy Cowan, R OBP: 0.286, SLG: 0.350 (7, PR)	0-0 1B 2H 3H	4-0 E BB		0-0 G4-6-3 1-2		0-0 2B				3	1	2	2	1	0	1									
Joe Christopher, R OBP: 0.315, SLG: 0.319 Jim Hickman, R OBP: 0.167, SLG: 0.159 (9, 7)	4-0 1B 1B 1-2	0-0 E9 1B		0-0 L7		0-0 5-3				3	0	1	1	1	0	1									
Charley Smith, R OBP: 0.259, SLG: 0.378 (1, 5)	0-0 HR 1-3 2H 1B	4-0 G6-4-3 BB			0-0 HR		1-0 G6-4-3 HBP			2	2	2	2	1	0	0									
Ron Swoboda, R OBP: 0.357, SLG: 0.632 Frank Lary, R OBP: 0.500, SLG: 0.500 (8, 1)	0-0 HR 1-3 1B	0-0 G6-4-3			0-3 K		0-0 G6-4-3 1-2			4	1	1	2	0	1	5									
Warren Spahn, L OBP: 0.429, SLG: 0.214 Chris Cannizzaro, R OBP: 0.200, SLG: 0.172 (8, 2)	1-0 HBP 1B		4-0 FC3-6 BB		0-0 4-3		0-0 L9			1	0	0	0	1	0	0									
Inning Stats	R: 6 E: 0 K: 0 S: 8	H: 6 LOB: 2 BB: 2 P: 17	R: 1 E: 1 K: 0 S: 3	H: 1 LOB: 2 BB: 3 P: 15	R: 0 E: 0 K: 0 S: 3	H: 0 LOB: 1 BB: 1 P: 7	R: 0 E: 0 K: 0 S: 3	H: 1 LOB: 0 BB: 0 P: 3	R: 1 E: 0 K: 1 S: 6	H: 1 LOB: 0 BB: 0 P: 6	R: 0 E: 0 K: 0 S: 3	H: 1 LOB: 0 BB: 0 P: 3	R: 0 E: 0 K: 0 S: 3	H: 1 LOB: 1 BB: 0 P: 4	R: 0 E: 0 K: 0 S: 3	H: 0 LOB: 0 BB: 0 P: 3	R: 0 E: 0 K: 0 S: 3	H: 0 LOB: 0 BB: 0 P: 3	1B: 7 2B: 2 3B: 0 HR: 2	SF: 0 SAC: 0 DP: 4 HBP: 2	WP: 0 PB: 0 SB: 0 CS: 0	PA: 38			
PITCHER	IP	WLS	BF	H	R	ER	SO	BB	IBB	HBP	BLK	WP	HR	S	P	ERA	WHIP								
Sammy Ellis, R ERA: 3.7	0.2	L	8	5	6	6	0	2	0	0	0	0	1	6	14	81.00	10.500								
John Tsitouris, R ERA: 3.92	4.1		20	4	2	2	1	4	0	1	0	0	1	17	34	4.15	1.846								
Jim Duffalo, R ERA: 1.29	2.0		7	2	0	0	0	0	0	1	0	0	0	6	7	0.00	1.000								
Gerry Arrigo, L ERA: 2.25	1.0		3	0	0	0	0	0	0	0	0	0	0	3	3	0.00	0.000								

Cincinnati Reds @ New York Mets
Shea Stadium, Flushing, NY
Sun May 16 1965, 3:38 AM EDT
Att: 48,536 - Unknown

AB	30
R	8
H	11
RBI	8
BB	6
SO	1
LOB	16



Batter	1	2	3	4	5	6	7	8	9	AB	R	H	RBI	BB	SO	LOB	TOP					
Bob Bailey, R (1.5) OBP: 0.358, SLG: 0.359	F7		F8		6-3			SH1-4 1B		4	0	1	0	0	0	1						
Bill Virdon, L (1.8) OBP: 0.361, SLG: 0.396	WP BB		K			F2		SH1-4		2	0	0	0	1	1	0						
Roberto Clemente, R (1.9) OBP: 0.281, SLG: 0.287	K			6-3		F8			IBB	3	0	0	0	1	1	1						
Willie Stargell, L (1.7) OBP: 0.250, SLG: 0.460	K			3-1		F8		K		4	0	0	0	0	2	3						
Donn Clendenon, R (1.3) OBP: 0.357, SLG: 0.389								1B G6-4-3	1-3	3	1	2	0	1	0	2						
Bill Mazerowski, R (1.4) OBP: 0.125, SLG: 0.125	FC6-4				F4			G6-4-3 1B	F4	4	0	1	0	0	0	2						
Gene Alley, R (1.6) OBP: 0.290, SLG: 0.340	K							G6-4-3 1B	F9	4	0	1	0	0	1	2						
Jim Pagliaroni, R (1.2) OBP: 0.308, SLG: 0.373	F6					K		WP 1B	F7	4	0	1	0	0	1	2						
Joe Gibbon, R (1.1) OBP: 0.214, SLG: 0.154			1-3			K		K		3	0	0	0	0	2	2						
Inning Stats	R: 0 E: 0 K: 2 S: 7	H: 0 LOB: 1 BB: 1 P: 11	R: 0 E: 0 K: 1 S: 6	H: 1 LOB: 1 BB: 0 P: 6	R: 0 E: 0 K: 1 S: 5	H: 0 LOB: 0 BB: 0 P: 5	R: 0 E: 0 K: 0 S: 3	H: 0 LOB: 1 BB: 1 P: 7	R: 0 E: 0 K: 2 S: 8	H: 1 LOB: 1 BB: 0 P: 8	R: 0 E: 0 K: 0 S: 3	H: 0 LOB: 0 BB: 0 P: 3	R: 1 E: 0 K: 1 S: 7	H: 3 LOB: 1 BB: 0 P: 7	R: 0 E: 0 K: 1 S: 6	H: 1 LOB: 2 BB: 1 P: 10	R: 0 E: 0 K: 0 S: 3	H: 0 LOB: 0 BB: 0 P: 3	1B: 6 2B: 0 3B: 0 HR: 0	SF: 0 SAC: 1 DP: 1 HBP: 0	WP: 2 PB: 0 SB: 0 CS: 0	PA: 35
PITCHER	IP	WLS	BF	H	R	ER	SO	BB	IBB	HBP	BLK	WP	HR	S	P	ERA	WHIP					
Jim Maloney, R (1.1) ERA: 2.17	7.0		27	5	1	1	7	2	0	0	0	2	0	39	47	1.29	1.000					
Billy McCool, L (8.1) ERA: 2.41	2.0	W	8	1	0	0	1	0	1	0	0	0	0	9	13	0.00	0.500					

Pittsburgh Pirates @ Cincinnati Reds
Crosley Field, Cincinnati, OH
Wed May 19 1965, 7:05 PM EDT
Att. 6,743 - Unknown - 71 F

AB 31
R 1
H 6
RBI 0
BB 3
SO 8
LOB 15



Batter	1	2	3	4	5	6	7	8	9	AB	R	H	RBI	BB	SO	LOB	BOTTOM					
Pete Rose, S (1.4) OBP: 0.380, SLG: 0.460	F9			4-3		6-3		F4		4	0	0	0	0	0	0						
Tommy Harper, R (1.7) OBP: 0.411, SLG: 0.483	F8			4-3 1B			F8			3	0	1	0	0	0	0						
Vada Pinson, L (1.8) OBP: 0.347, SLG: 0.489	5-3			4-3			F7			3	0	0	0	0	0	1						
Frank Robinson, R (1.9) OBP: 0.407, SLG: 0.564			5-3		6-3		F8			3	0	0	0	0	0	1						
Deron Johnson, R (1.5) OBP: 0.375, SLG: 0.596		5-3			K			HR		3	1	1	1	0	1	0						
Tony Perez, R (1.3) OBP: 0.304, SLG: 0.481		F9			F9			HR 1B		3	1	1	0	0	0	0						
Don Pavletich, R (1.2) OBP: 0.420, SLG: 0.651			K		F4			HR		3	1	1	2	0	1	0						
Leo Cardenas, R (1.6) OBP: 0.336, SLG: 0.357			F9			F8		6-3		3	0	0	0	0	0	0						
Jim Maloney, L (1.1) OBP: 0.235, SLG: 0.133			K			1-3		4-3		2	0	0	0	0	1	0						
Billy McCool, R (8.1)										1	0	0	0	0	0	0						
Inning Stats	R: 0 E: 0 K: 0 S: 3	H: 0 LOB: 0 BB: 0 P: 3	R: 0 E: 0 K: 0 S: 3	H: 0 LOB: 0 BB: 0 P: 3	R: 0 E: 0 K: 2 S: 7	H: 0 LOB: 0 BB: 0 P: 7	R: 0 E: 0 K: 0 S: 4	H: 1 LOB: 1 BB: 0 P: 4	R: 0 E: 0 K: 1 S: 5	H: 0 LOB: 0 BB: 0 P: 5	R: 0 E: 0 K: 0 S: 3	H: 0 LOB: 0 BB: 0 P: 3	R: 0 E: 0 K: 0 S: 3	H: 0 LOB: 0 BB: 0 P: 3	R: 3 E: 0 K: 0 S: 6	H: 3 LOB: 0 BB: 0 P: 6	R: 0 E: 0 K: 0 S: 6	H: 0 LOB: 0 BB: 0 P: 6	1B: 2 2B: 0 3B: 0 HR: 2	SF: 0 SAC: 0 DP: 0 HBP: 0	WP: 0 PB: 0 SB: 0 CS: 0	PA: 28
PITCHER	IP	WLS	BF	H	R	ER	SO	BB	IBB	HBP	BLK	WP	HR	S	P	ERA	WHIP					
Joe Gibbon, L (1.1) ERA: 4.5	8.0	L	28	4	3	3	3	0	0	0	0	0	2	34	34	3.38	0.500					

Pittsburgh Pirates @ Cincinnati Reds
Crosley Field, Cincinnati, OH
Wed May 19 1965, 7:05 PM EDT
Att. 6,743 - Unknown - 71 F

AB 28
R 3
H 4
RBI 3
BB 0
SO 3
LOB 2



Batter	1	2	3	4	5	6	7	8	9	AB	R	H	RBI	BB	SO	LOB	TOP																	
Cookie Rojas, R OBP: 0.381, SLG: 0.437 (1, 8)	1-3	2B		F8		1B		L9		4	0	2	0	1	0	0	Philadelphia Phillies @ Cincinnati Reds Crosley Field, Cincinnati, OH Fri May 21 1965, 7:05 PM EDT Att: 14,263 - Unknown livebaseballscores.com																	
Johnny Callison, L OBP: 0.331, SLG: 0.522 (1, 9)	F7	F2		F8		4-3			K	5	0	0	0	0	1	4																		
Dick Allen, R OBP: 0.427, SLG: 0.627 (1, 5)	1B	2B		BB					K	4	2	3	2	1	1	0																		
Dick Stuart, R OBP: 0.364, SLG: 0.441 Ruben Amaro, R OBP: 0.306, SLG: 0.264 (1, 3)	1B	2B		BB		P3			HR	3	1	1	0	2	0	2																		
Alex Johnson, R OBP: 0.429, SLG: 0.569 (1, 7)	1B	K							2B	0	0	0	0	0	0	0																		
Tony Taylor, R OBP: 0.322, SLG: 0.348 (1, 4)	1B								2B	5	1	3	2	0	1	3																		
Gus Triandos, R OBP: 0.193, SLG: 0.135 Wes Covington, L OBP: 0.282, SLG: 0.500 Clay Dalrymple, L OBP: 0.280, SLG: 0.338 (1, 2)	FC6-4								1B	5	0	2	1	0	1	2																		
Bobby Wine, R OBP: 0.256, SLG: 0.229 John Briggs, L OBP: 0.409, SLG: 0.556 (1, 6)		1-3		G4-6-3					6-3	2	0	0	0	1	0	2																		
Art Mahaffey, R OBP: 0.083, SLG: 0.083 Ed Roebuck, R (6, 1)										2	0	0	0	0	0	1																		
Chris Short, R OBP: 0.087, SLG: 0.087 Tony Gonzalez, L OBP: 0.292, SLG: 0.388 Jack Baldschun, R (8, 1)		2B								3	0	0	0	0	0	1																		
Inning Stats	R: 2 E: 0 K: 0 S: 6	H: 3 LOB: 2 BB: 1 P: 10	R: 1 E: 0 K: 1 S: 7	H: 2 LOB: 3 BB: 2 P: 15	R: 0 E: 0 K: 0 S: 2	H: 0 LOB: 0 BB: 1 P: 6	R: 0 E: 0 K: 1 S: 6	H: 1 LOB: 2 BB: 1 P: 10	R: 0 E: 0 K: 0 S: 4	H: 1 LOB: 1 BB: 0 P: 4	R: 1 E: 0 K: 1 S: 7	H: 2 LOB: 1 BB: 0 P: 7	R: 0 E: 0 K: 0 S: 2	H: 0 LOB: 0 BB: 1 P: 6	R: 1 E: 0 K: 1 S: 7	H: 3 LOB: 2 BB: 0 P: 7		1B: 7 2B: 3 3B: 0 HR: 2	SF: 0 SAC: 0 DP: 2 HBP: 0	WP: 0 PB: 0 SB: 0 CS: 0	PA: 42													
PITCHER	IP WLS BF H R ER SO BB IBB HBP BLK WP HR S P ERA WHIP																																	
Jim O'Toole, L ERA: 6.48 Jim Duffalo, R ERA: 1.59 Joey Jay, R ERA: 4.68 (1, 1)	0.2	6	3	2	2	0	1	0	0	0	0	0	0	5	9	27.00		6.000																
(1, 1)	4.1	19	3	1	1	3	3	1	0	0	0	0	0	21	37	2.08		1.385																
(6, 1)	4.0	W 17	6	2	2	2	1	0	0	0	0	0	2	20	24	4.50		1.750																

Batter	1	2	3	4	5	6	7	8	9	AB	R	H	RBI	BB	SO	LOB	BOTTOM																
Pete Rose, S OBP: 0.388, SLG: 0.455 (1, 4)	G4-6-3		4-1							3	1	1	0	1	0	0	Philadelphia Phillies @ Cincinnati Reds Crosley Field, Cincinnati, OH Fri May 21 1965, 7:05 PM EDT Att: 14,263 - Unknown livebaseballscores.com																
Tommy Harper, R OBP: 0.416, SLG: 0.476 (1, 7)	F9								SH3-4	3	1	1	0	0	0	1																	
Vada Pinson, L OBP: 0.366, SLG: 0.549 (1, 8)	G4-6-3								1B	4	1	3	3	0	0	1																	
Frank Robinson, R OBP: 0.417, SLG: 0.578 (1, 9)		F2							6-3	3	1	1	0	1	0	1																	
Gordy Coleman, L OBP: 0.432, SLG: 0.613 Charlie James, R OBP: 0.273, SLG: 0.273 Marty Keough, L (1, 3)		K								3	0	0	0	0	2	3																	
Deron Johnson, R OBP: 0.358, SLG: 0.590 (1, 5)		HR							1-3	4	1	1	1	0	2	3																	
Johnny Edwards, L OBP: 0.311, SLG: 0.500 (1, 2)	1-3								6-3	4	1	1	1	0	0	3																	
Leo Cardenas, R OBP: 0.350, SLG: 0.380 (1, 6)									6-3	3	0	1	0	1	0	0																	
Jim O'Toole, S Jim Duffalo, R Tony Perez, R OBP: 0.298, SLG: 0.473 Joey Jay, S (1, 1)		F2								0	0	0	0	0	0	0																	
(1, 1)										1	0	0	0	0	0	0																	
(5, PH)										1	0	0	0	0	0	1																	
(6, 1)										1	0	0	0	0	1	1																	
Inning Stats	R: 0 E: 0 K: 0 S: 2	H: 0 LOB: 0 BB: 1 P: 6	R: 1 E: 0 K: 1 S: 6	H: 1 LOB: 0 BB: 0 P: 6	R: 0 E: 0 K: 0 S: 3	H: 0 LOB: 0 BB: 0 P: 3	R: 0 E: 1 K: 1 S: 7	H: 1 LOB: 3 BB: 1 P: 11	R: 0 E: 0 K: 0 S: 2	H: 0 LOB: 0 BB: 1 P: 6	R: 4 E: 0 K: 3 S: 14	H: 5 LOB: 1 BB: 0 P: 14	R: 1 E: 0 K: 0 S: 5	H: 2 LOB: 1 BB: 0 P: 5	R: 0 E: 0 K: 0 S: 3	H: 0 LOB: 0 BB: 0 P: 3		1B: 2 2B: 3 3B: 1 HR: 3	SF: 0 SAC: 1 DP: 2 HBP: 0	WP: 0 PB: 0 SB: 2 CS: 0	PA: 35												
PITCHER	IP WLS BF H R ER SO BB IBB HBP BLK WP HR S P ERA WHIP																																
Art Mahaffey, R ERA: 4.26 Ed Roebuck, R ERA: 4.59 Chris Short, L ERA: 3.13 Jack Baldschun, R ERA: 4.5 (1, 1)	5.2	L 25	6	5	5	4	3	0	0	0	0	0	0	8	8	9.00		3.000															
(6, 1)	1.0	6	3	1	1	1	0	0	0	0	0	0	0	8	8	9.00	3.000																
(7, 1)	0.1	1	0	0	0	0	0	0	0	0	0	0	0	1	1	0.00	0.000																
(8, 1)	1.0	3	0	0	0	0	0	0	0	0	0	0	0	3	3	0.00	0.000																

Batter	1	2	3	4	5	6	7	8	9	AB	R	H	RBI	BB	SO	LOB	TOP										
Pete Rose, S OBP: 0.394, SLG: 0.448 (1, 4)	K	G6-3		WP 2B			1-3		G3	5	0	1	0	0	1	2											
Tommy Harper, R OBP: 0.405, SLG: 0.444 (1, 7)	K		P3	F8			BB			3	0	0	0	1	1												
Vada Pinson, L OBP: 0.367, SLG: 0.548 (1, 8)	P3		K E 1B		P6		F8			4	0	1	0	0	0	1											
Frank Robinson, R OBP: 0.400, SLG: 0.537 (1, 9)		F7	E7		K		F3			4	0	0	0	0	1	2											
Gordy Coleman, L OBP: 0.442, SLG: 0.609 (1, 3)																											
Tony Perez, R OBP: 0.317, SLG: 0.525 (8, PH)			K		4-3				6-3	3	1	1	0	0	1	2											
Deron Johnson, R OBP: 0.348, SLG: 0.579 (1, 5)					1-3				4-3	1	0	0	0	0	0	0											
Johnny Edwards, L OBP: 0.327, SLG: 0.517 (1, 2)							F6		4-3	4	2	2	1	0	0	1											
Leo Cardenas, R OBP: 0.338, SLG: 0.364 (1, 6)							F8		5-3	4	1	2	2	0	0	1											
Jim Maloney, L OBP: 0.300, SLG: 0.278 (1, 1)									1-4-3	3	0	2	1	0	0	1											
Joey Jay, S (8, 1)							G1			1	0	0	0	0	0	0											
Inning Stats	R: 0 E: 0 K: 2 S: 7	H: 0 LOB: 0 BB: 0 P: 7	R: 3 E: 0 K: 0 S: 7	H: 5 LOB: 1 BB: 0 P: 7	R: 0 E: 1 K: 1 S: 6	H: 1 LOB: 2 BB: 0 P: 6	R: 2 E: 0 K: 0 S: 6	H: 4 LOB: 1 BB: 0 P: 6	R: 0 E: 0 K: 0 S: 5	H: 0 LOB: 0 BB: 0 P: 5	R: 0 E: 0 K: 0 S: 4	H: 1 LOB: 1 BB: 0 P: 4	R: 0 E: 0 K: 0 S: 3	H: 0 LOB: 1 BB: 1 P: 7	R: 0 E: 0 K: 0 S: 3	H: 0 LOB: 0 BB: 0 P: 3	R: 0 E: 0 K: 0 S: 3	H: 0 LOB: 0 BB: 0 P: 3	1B: 6 2B: 4 3B: 1 HR: 0	SF: 0 SAC: 0 DP: 1 HBP: 0	WP: 1 PB: 0 SB: 0 CS: 0	PA: 37					
PITCHER	IP	WLS	BF	H	R	ER	SO	BB	IBB	HBP	BLK	WP	HR	S	P	ERA	WHIP										
Dave Giusti, R ERA: 3.14 (1, 1)	1.1	L	9	5	3	3	2	0	0	0	0	0	0	13	13	20.25	3.750										
Larry Dierker, R ERA: 4.55 (2, 1)	5.2		22	6	2	2	2	1	0	0	0	1	0	25	29	3.18	1.235										
Hal Woodeshick, L ERA: 2.22 (8, 1)	1.0		3	0	0	0	0	0	0	0	0	0	0	3	3	0.00	0.000										
Jim Owens, R ERA: 2.52 (9, 1)	1.0		3	0	0	0	0	0	0	0	0	0	0	3	3	0.00	0.000										

Cincinnati Reds @ Houston Astros
Astrodome, Houston, TX
Mon May 24, 1965, 8:05 PM EDT
Att. 15,496 - Dome

AB 36
R 5
H 11
RBI 5
BB 1
SO 4
LOB 11



Batter	1	2	3	4	5	6	7	8	9	AB	R	H	RBI	BB	SO	LOB	BOTTOM										
Nellie Fox, L OBP: 0.333, SLG: 0.500 (1, 5)	4-3	P5			4-3			G3		4	0	0	0	0	0	1											
Joe Morgan, L OBP: 0.339, SLG: 0.364 (1, 4)	E 1B BB		F8			G3 1B		L3		3	2	1	0	1	0	0											
Lee Maye, L OBP: 0.333, SLG: 0.429 (1, 7)	E6 1B		6-3			G3		2B BB		3	0	0	0	1	0	2											
Walt Bond, L OBP: 0.310, SLG: 0.349 (1, 3)			G3			F7				4	0	2	1	0	0	1											
Rusty Staub, L OBP: 0.305, SLG: 0.358 (1, 9)	K				F3			3-1		4	0	1	1	0	1	4											
Jimmy Wynn, R OBP: 0.369, SLG: 0.442 (1, 8)	L8				F9		K		F7	4	0	0	0	0	1	3											
John Bateman, R OBP: 0.280, SLG: 0.474 (1, 2)			5-3		K		K		P4	4	0	0	0	0	2	0											
Eddie Kasko, R OBP: 0.304, SLG: 0.321 (1, 6)			SH5-3 1B			4-3		F9		4	0	2	0	0	0	0											
Dave Giusti, R OBP: 0.133, SLG: 0.200 (1, 1)										0	0	0	0	0	0	0											
Larry Dierker, R (2, 1)										1	0	0	0	0	0	0											
Al Spangler, L OBP: 0.266, SLG: 0.259 (7, PH)										0	0	0	0	0	0	0											
Hal Woodeshick, R OBP: 0.299, SLG: 0.200 (8, 1)										0	0	0	0	0	0	0											
Jim Owens, R (9, 1)										0	0	0	0	0	0	0											
Joe Gaines, R OBP: 0.321, SLG: 0.511 (9, PH)										1	0	0	0	0	0	1											
Inning Stats	R: 1 E: 1 K: 1 S: 7	H: 1 LOB: 2 BB: 1 P: 11	R: 0 E: 0 K: 0 S: 4	H: 1 LOB: 1 BB: 0 P: 4	R: 0 E: 0 K: 0 S: 3	H: 0 LOB: 0 BB: 0 P: 3	R: 0 E: 0 K: 1 S: 5	H: 0 LOB: 0 BB: 0 P: 5	R: 0 E: 0 K: 1 S: 7	H: 2 LOB: 1 BB: 0 P: 7	R: 0 E: 0 K: 1 S: 5	H: 0 LOB: 0 BB: 0 P: 5	R: 0 E: 0 K: 0 S: 4	H: 1 LOB: 2 BB: 1 P: 8	R: 0 E: 0 K: 0 S: 4	H: 1 LOB: 1 BB: 0 P: 4	R: 0 E: 0 K: 0 S: 4	H: 1 LOB: 1 BB: 0 P: 4	1B: 4 2B: 2 3B: 0 HR: 0	SF: 0 SAC: 1 DP: 0 HBP: 0	WP: 1 PB: 0 SB: 0 CS: 0	PA: 36					
PITCHER	IP	WLS	BF	H	R	ER	SO	BB	IBB	HBP	BLK	WP	HR	S	P	ERA	WHIP										
Jim Maloney, R ERA: 2.05 (1, 1)	7.0	W	27	4	2	1	4	1	0	0	0	1	0	8	12	0.00	1.500										
Joey Jay, R ERA: 4.47 (8, 1)	2.0	S	9	2	0	0	0	1	0	0	0	1	0	8	12	0.00	1.500										

Cincinnati Reds @ Houston Astros
Astrodome, Houston, TX
Mon May 24, 1965, 8:05 PM EDT
Att. 15,496 - Dome

AB 33
R 2
H 6
RBI 2
BB 2
SO 4
LOB 12



Batter	1	2	3	4	5	6	7	8	9	AB	R	H	RBI	BB	SO	LOB	TOP							
Pete Rose, S OBP: 0.394, SLG: 0.443 (1, 4)	0-0 1B		0-0 4-3		4-0 FC4-6 BB		0-0 6-3	0-0 F8		4	0	1	0	1	0	1								
Art Shamsky, L OBP: 0.375, SLG: 0.455 Tommy Harper, R OBP: 0.409, SLG: 0.456 (7, 7)	0-3 K		0-0 G3		0-0 FC4-6 HR		4-0 S 1B BB		0-0 F7 HR	3	1	0	0	1	1	3								
Vada Pinson, L OBP: 0.386, SLG: 0.579 (1, 8)	0-0 S 1B			0-0 6-3 1B	0-0 1B	0-0 1-H 3-H HR	0-0 1B		4-0 F7 HR	4	2	4	3	1	0	0								
Frank Robinson, R OBP: 0.400, SLG: 0.532 (1, 9)	0-3 K			0-0 6-3 1B	0-0 1-2 1B	0-0 F7	0-0 1-2 S 1B		0-0 F7	5	0	2	1	0	1	4								
Gordy Coleman, L OBP: 0.429, SLG: 0.589 Tony Perez, R OBP: 0.323, SLG: 0.571 (7, 3)	0-0 4-3			0-3 K		0-0 F9	0-3 K		0-0 HR	3	0	0	0	0	1	4								
Deron Johnson, R OBP: 0.344, SLG: 0.572 (1, 5)		0-0 1-3		0-0 6-3	0-0 1-2 2-3	0-0 4-3 2B	0-3 K		0-0 4-3	5	0	1	0	0	1	5								
Johnny Edwards, L OBP: 0.320, SLG: 0.495 (1, 2)		0-0 4-3		0-0 F8		4-0 4-3 IBB	0-3 K		0-0 4-3	4	0	0	0	1	1	2								
Leo Cardenas, R OBP: 0.329, SLG: 0.353 (1, 6)		0-0 5-3			0-0 E5 FC4-6 SH1-3 HR	0-0 4-3	0-3 K			4	1	0	0	0	1	2								
Sammy Ellis, L OBP: 0.167, SLG: 0.207 (1, 1)			0-0 4-3		0-0 SH1-3	0-0 5-3	0-0 E8 2B			3	0	1	0	0	0	2								
Inning Stats	R: 0 E: 0 K: 2 S: 9	H: 2 LOB: 2 BB: 0 P: 9	R: 0 E: 0 K: 0 S: 3	H: 0 LOB: 0 BB: 0 P: 3	R: 0 E: 0 K: 0 S: 3	H: 0 LOB: 0 BB: 0 P: 3	R: 0 E: 0 K: 1 S: 7	H: 2 LOB: 2 BB: 0 P: 7	R: 3 E: 1 K: 0 S: 5	H: 1 LOB: 0 BB: 1 P: 9	R: 0 E: 0 K: 0 S: 4	H: 1 LOB: 2 BB: 1 P: 8	R: 1 E: 0 K: 2 S: 9	H: 2 LOB: 3 BB: 1 P: 13	R: 0 E: 1 K: 2 S: 8	H: 1 LOB: 1 BB: 0 P: 8	R: 3 E: 0 K: 0 S: 5	H: 2 LOB: 0 BB: 1 P: 9	1B: 6 2B: 3 3B: 0 HR: 2	SF: 0 SAC: 1 DP: 0 HBP: 0	WP: 0 PB: 0 SB: 3 CS: 0	PA: 43		
PITCHER	IP	WLS	BF	H	R	ER	SO	BB	IBB	HBP	BLK	WP	HR	S	P	ERA	WHIP							
Don Nottebart, R ERA: 4.47 (1, 1)	6.1		29	6	4	1	3	2	1	0	0	0	1	32	44	1.42	1.263							
Hal Woodeshick, L ERA: 2.22 (7, 1)	0.0		2	2	0	0	0	0	0	0	0	0	0	2	2	∞	∞							
Jim Owens, R ERA: 3.25 (7, 1)	2.2	L	12	3	3	3	4	0	1	0	0	0	1	19	23	10.12	1.125							

Cincinnati Reds @ Houston Astros
Astrodome, Houston, TX
Tue May 25 1965, 8:05 PM EDT
Att. 15,148 - Dome

AB 38
R 7
H 11
RBI 7
BB 4
SO 7
LOB 25



Batter	1	2	3	4	5	6	7	8	9	AB	R	H	RBI	BB	SO	LOB	BOTTOM							
Eddie Kasko, R OBP: 0.301, SLG: 0.309 (1, 6)	1-0 2B SF8 HBP		0-0 F7		0-0 P4		0-0 F8			3	1	0	0	0	0	0								
Joe Morgan, L OBP: 0.337, SLG: 0.357 (1, 4)	0-3 K		4-0 CS BB		0-3 K		0-0 F2			3	0	0	0	1	2	1								
Lee Maye, L OBP: 0.328, SLG: 0.433 (1, 7)	0-0 1-3 2B		0-0 4-3		0-0 L8		0-0 1-3			4	1	1	0	0	0	1								
Walt Bond, L OBP: 0.302, SLG: 0.342 (1, 3)	0-0 SF8		0-0 3-4-1		0-0 4-1		0-0 P5			3	0	0	1	0	0	0								
Bob Aspromonte, R OBP: 0.369, SLG: 0.441 (1, 5)	0-0 BB 2B		0-0 F9		0-0 2B 1B		0-0 6-3 1B			4	1	3	1	0	0	0								
Jimmy Wynn, R OBP: 0.377, SLG: 0.449 (1, 8)	4-0 BB BB		4-0 E S BB		0-0 FC6-4 2B		0-0 6-3			2	1	1	0	2	0	1								
Rusty Staub, L OBP: 0.310, SLG: 0.353 (1, 9)	4-0 1-2 2-3 BB		0-0 P6		4-0 FC6-4 IBB		0-0 F7			2	0	0	0	2	0	1								
Ron Brand, R OBP: 0.227, SLG: 0.213 (1, 2)	4-0 1-2 2-3 BB		0-0 1-3		0-0 FC6-4		0-3 K			3	0	0	2	1	1	1								
Don Nottebart, R OBP: 0.077, SLG: 0.077 Hal Woodeshick, R OBP: 0.200, SLG: 0.200 Jim Owens, R Al Spangler, L OBP: 0.296, SLG: 0.236 (8, PH)	0-3 K		0-0 1-3		0-0 K		0-3 K			3	0	0	0	0	2	4								
Inning Stats	R: 3 E: 0 K: 2 S: 9	H: 2 LOB: 3 BB: 3 P: 22	R: 0 E: 0 K: 0 S: 2	H: 0 LOB: 1 BB: 1 P: 6	R: 0 E: 0 K: 0 S: 3	H: 0 LOB: 1 BB: 1 P: 7	R: 0 E: 0 K: 0 S: 3	H: 0 LOB: 0 BB: 0 P: 3	R: 0 E: 0 K: 0 S: 3	H: 1 LOB: 1 BB: 0 P: 3	R: 0 E: 0 K: 2 S: 7	H: 0 LOB: 0 BB: 0 P: 7	R: 0 E: 0 K: 0 S: 3	H: 1 LOB: 0 BB: 0 P: 3	R: 0 E: 0 K: 2 S: 5	H: 0 LOB: 0 BB: 0 P: 7	1B: 2 2B: 3 3B: 0 HR: 0	SF: 1 SAC: 0 DP: 0 HBP: 1	WP: 0 PB: 0 SB: 1 CS: 1	PA: 36				
PITCHER	IP	WLS	BF	H	R	ER	SO	BB	IBB	HBP	BLK	WP	HR	S	P	ERA	WHIP							
Sammy Ellis, R ERA: 3.85 (1, 1)	9.0	W	36	5	4	4	6	5	1	1	0	0	0	41	66	4.00	1.111							

Cincinnati Reds @ Houston Astros
Astrodome, Houston, TX
Tue May 25 1965, 8:05 PM EDT
Att. 15,148 - Dome

AB 28
R 4
H 5
RBI 4
BB 6
SO 6
LOB 9



Batter	1	2	3	4	5	6	7	8	9	AB	R	H	RBI	BB	SO	LOB	TOP										
Pete Rose, S OBP: 0.395, SLG: 0.438 (1,4)	4-0 BB 1B BB		0-3 K		0-0 WP 1B		0-0 L8		0-3 K	4	2	1	0	1	2	0	Cincinnati Reds @ Houston Astros Astrodome, Houston, TX Wed May 26 1965, 4:33 AM EDT Att: 9,247 - Dome										
Art Shamsky, L OBP: 0.357, SLG: 0.400 (1,7)	4-0 1B S BB		0-3 K		0-3 K		0-0 F7			3	1	0	0	1	2	1											
Vada Pinson, L OBP: 0.389, SLG: 0.577 (1,8)	0-0 S 1-3 2-H 1B		0-0 G3		0-0 FC1-6 1-H HBP 1B		0-0 F8			4	0	2	2	0	0	0											
Frank Robinson, R OBP: 0.396, SLG: 0.519 (1,9)	0-3 K			0-0 F2	1-0 FC1-6 HBP			0-3 K		3	0	0	0	0	2	1											
Gordy Coleman, L OBP: 0.412, SLG: 0.564 (1,3)	0-3 K			0-0 E4 1B	0-0 FC1-6			0-0 4-3		4	0	0	0	0	1	3											
Deron Johnson, R OBP: 0.342, SLG: 0.560 (1,5)	0-3 K			0-0 F7	0-0 F8			4-0 BB		3	0	0	0	1	1	4											
Johnny Edwards, L OBP: 0.318, SLG: 0.484 (1,2)		0-0 4-3		0-0 1B		0-3 K		0-0 F8		4	0	1	0	0	1	1											
Leo Cardenas, R OBP: 0.327, SLG: 0.350 (1,6)		0-0 F9		0-0 1B		0-3 K		0-0 5-3		4	0	1	0	0	1	0											
Billy McCool, R OBP: 0.250, SLG: 0.250 (6, PH)		0-0 4-3		0-3 K		0-3 K		0-3 K		1	0	0	0	0	0	0											
Jim Duffalo, R OBP: 0.425, SLG: 0.200 (6, PH)										1	0	0	0	0	1	3											
Charlie James, R OBP: 0.250, SLG: 0.250 (6, PH)										1	0	0	0	0	1	0											
Roger Craig, R OBP: 0.425, SLG: 0.200 (6, PH)										0	0	0	0	0	0	0											
Marty Keough, L OBP: 0.200 (9, PH)										1	0	0	0	0	1	0											
Inning Stats	R: 2 E: 0 K: 3 S: 10	H: 1 LOB: 1 BB: 2 P: 18	R: 0 E: 0 K: 0 S: 3	H: 0 LOB: 0 BB: 0 P: 3	R: 0 E: 0 K: 2 S: 7	H: 0 LOB: 0 BB: 0 P: 7	R: 0 E: 1 K: 1 S: 8	H: 2 LOB: 2 BB: 0 P: 8	R: 1 E: 0 K: 3 S: 9	H: 2 LOB: 2 BB: 0 P: 8	R: 0 E: 0 K: 0 S: 3	H: 0 LOB: 0 BB: 0 P: 3	R: 0 E: 0 K: 1 S: 5	H: 0 LOB: 1 BB: 1 P: 9	R: 0 E: 0 K: 2 S: 7	H: 0 LOB: 0 BB: 0 P: 7	1B: 5 2B: 0 3B: 0 HR: 0	SF: 0 SAC: 0 DP: 0 HBP: 1	WP: 1 PB: 0 SB: 2 CS: 0	PA: 37							
PITCHER	IP 9.0	WLS W	BF 37	H 5	R 3	ER 3	SO 13	BB 3	IBB 0	HBP 1	BLK 0	WP 1	HR 0	S 59	P 72	ERA 3.00	WHIP 0.889										

Batter	1	2	3	4	5	6	7	8	9	AB	R	H	RBI	BB	SO	LOB	BOTTOM										
Bob Lillis, R OBP: 0.298, SLG: 0.274 (1,4)	0-0 1B 1B		1-0 1B 3B HBP	0-0 1-3		0-0 E7 1B		0-0 1B		4	3	2	0	0	0	0	Cincinnati Reds @ Houston Astros Astrodome, Houston, TX Wed May 26 1965, 4:33 AM EDT Att: 9,247 - Dome										
Lee Maye, L OBP: 0.348, SLG: 0.446 (1,7)	0-0 1B E 1B		0-0 3B 1B	0-0 F7		0-0 FC5-4 1B		0-0 1-3		5	2	3	1	0	0	1											
Jimmy Wynn, R OBP: 0.385, SLG: 0.488 (1,8)	0-0 L3-4 1-H 3-H 1B		0-0 1B 3B		0-0 HR	0-0 FC5-4 S 1-2		0-0 P4		4	2	3	4	0	0	1											
Walt Bond, L OBP: 0.301, SLG: 0.336 (1,3)	0-0 F7		4-0 BB 1B BB		0-0 F8	0-0 P4 1-2				3	0	0	0	1	0	2											
Bob Aspromonte, R OBP: 0.366, SLG: 0.435 (1,5)	0-0 L3-4 2-3		0-3 K		0-0 1B		0-0 5-3			4	0	1	0	0	1	3											
Joe Gaines, R OBP: 0.333, SLG: 0.500 (1,9)		0-3 K	0-0 BB 1B		0-3 K		1-0 CS HBP			3	0	1	1	0	2	1											
Eddie Kasko, R OBP: 0.299, SLG: 0.298 (1,6)	0-0 6-3		4-0 1-2 2-3 BB		0-0 P4		0-0 F7			3	0	0	0	1	0	2											
Ron Brand, R OBP: 0.229, SLG: 0.203 (1,2)	0-0 L6		0-0 P6		1-0 1B E HBP		0-0 CS	0-0 5-3		3	1	0	0	0	0	3											
Bob Bruce, R OBP: 0.043, SLG: 0.087 (1,1)			0-3 K	0-3 K		0-0 F8		0-0 6-3		4	0	0	0	0	2	1											
Inning Stats	R: 2 E: 2 K: 0 S: 5	H: 2 LOB: 0 BB: 0 P: 5	R: 0 E: 0 K: 1 S: 5	H: 0 LOB: 0 BB: 0 P: 5	R: 3 E: 0 K: 2 S: 10	H: 3 LOB: 3 BB: 2 P: 19	R: 0 E: 0 K: 1 S: 5	H: 0 LOB: 0 BB: 0 P: 5	R: 1 E: 0 K: 1 S: 7	H: 2 LOB: 1 BB: 0 P: 7	R: 2 E: 1 K: 0 S: 5	H: 2 LOB: 1 BB: 0 P: 6	R: 0 E: 0 K: 0 S: 2	H: 0 LOB: 0 BB: 0 P: 3	R: 0 E: 0 K: 0 S: 4	H: 1 LOB: 1 BB: 0 P: 4		1B: 8 2B: 1 3B: 1 HR: 1	SF: 0 SAC: 0 DP: 1 HBP: 3	WP: 0 PB: 0 SB: 1 CS: 1	PA: 39						
PITCHER	IP 2.2	WLS L	BF 15	H 5	R 5	ER 3	SO 3	BB 1	IBB 0	HBP 1	BLK 0	WP 0	HR 0	S 19	P 24	ERA 10.12	WHIP 2.250										
Billy McCool, L ERA: 3.22																											
Jim Duffalo, R ERA: 1.98	2.1	10	2	1	1	2	1	0	0	0	0	0	1	13	17	3.86	1.286										
Roger Craig, R ERA: 6.08	3.0	13	3	2	1	0	0	0	0	2	0	0	0	11	13	3.00	1.000										

AB 33
R 3
H 5
RBI 2
BB 3
SO 13
LOB 13



AB 33
R 8
H 10
RBI 6
BB 2
SO 5
LOB 14



Batter	1	2	3	4	5	6	7	8	9	AB	R	H	RBI	BB	SO	LOB	TOP			
Pete Rose, S OBP: 0.392, SLG: 0.430 (1,4)	6-3		F7				K			3	0	0	0	1	1	1	Cincinnati Reds @ San Francisco Giants Candlestick Park, San Francisco, CA Thu May 27 1965, 6:33 AM EDT Att: 7,588 - Unknown			
Tommy Harper, R OBP: 0.405, SLG: 0.450 (1,7)	6-3		K					K		4	0	1	1	0	2	1				
Vada Pinson, L OBP: 0.385, SLG: 0.569 (1,8)	3-1		F7							4	0	1	0	0	0	3				
Frank Robinson, R OBP: 0.392, SLG: 0.508 (1,9)		FC4-6 WP BB		5-3			K			3	1	0	0	1	1	1				
Gordy Coleman, L OBP: 0.404, SLG: 0.552 (1,3)		FC		F8			K			2	0	0	0	0	0	1				
Jim O'Toole, S (5,1)		FC4-6									0	0	0	0	0	0				
Roger Craig, R (5,1)											1	0	0	0	1	0				
Art Shamsky, L OBP: 0.345, SLG: 0.385 (9,PH)											1	0	0	0	0	0				
Johnny Edwards, L OBP: 0.315, SLG: 0.475 (1,2)		FC4-6 WP		1-3							4	0	1	0	0	2				
Leo Cardenas, R OBP: 0.319, SLG: 0.340 (1,6)																				
Giraldo Ruiz, S OBP: 0.083, SLG: 0.083 (1,5)							G3				4	0	0	0	0	2				
Joe Nuxhall, L OBP: 0.250, SLG: 0.143 (1,1)											1	0	0	0	0	0				
Joey Jay, S (4,1)											0	0	0	0	0	0				
Marty Keough, L OBP: 0.444, SLG: 0.167 (5,PH)			E3 PB				BB 1B BB				1	1	0	0	1	0				
Inning Stats	R: 0 E: 0 K: 0 S: 3	H: 0 LOB: 0 BB: 0 P: 3	R: 1 E: 0 K: 0 S: 4	H: 0 LOB: 1 BB: 1 P: 8	R: 0 E: 1 K: 1 S: 6	H: 0 LOB: 0 BB: 0 P: 6	R: 0 E: 0 K: 0 S: 3	H: 0 LOB: 0 BB: 0 P: 3	R: 1 E: 0 K: 1 S: 6	H: 1 LOB: 2 BB: 2 P: 14	R: 0 E: 0 K: 2 S: 8	H: 1 LOB: 0 BB: 0 P: 8	R: 0 E: 0 K: 1 S: 5	H: 0 LOB: 0 BB: 0 P: 5	R: 0 E: 0 K: 0 S: 4	H: 0 LOB: 1 BB: 0 P: 4	1B: 3 2B: 0 3B: 0 HR: 0	SF: 0 SAC: 0 DP: 1 HBP: 0	WP: 1 PB: 1 SB: 0 CS: 0	PA: 35
PITCHER Gaylord Perry, R ERA: 3.84 (1,1)	IP: 9.0 WLS: W BF: 35 H: 3 R: 2 ER: 2 SO: 6 BB: 3 IBB: 0 HBP: 0 BLK: 0 WP: 1 HR: 0 S: 44 P: 56 ERA: 2.00 WHIP: 0.667															PITCHER IP: WLS: BF: H: R: ER: SO: BB: IBB: HBP: BLK: WP: HR: S: P: ERA: WHIP:				

Batter	1	2	3	4	5	6	7	8	9	AB	R	H	RBI	BB	SO	LOB	BOTTOM			
Dick Schofield, S OBP: 0.340, SLG: 0.315 (1,6)	F3		1B BB	S 1B	4-3		G3 2B			4	1	2	3	1	0	2	Cincinnati Reds @ San Francisco Giants Candlestick Park, San Francisco, CA Thu May 27 1965, 6:33 AM EDT Att: 7,588 - Unknown			
Jesus Alou, R OBP: 0.333, SLG: 0.469 (1,9)			1B 1-2	4-3			G3 1B			5	1	3	1	0	0	2				
Willie McCovey, L OBP: 0.419, SLG: 0.569 (1,3)										4	1	2	1	1	1	1				
Willie Mays, R OBP: 0.440, SLG: 0.781 (1,8)										4	1	1	0	1	0	4				
Jim Ray Hart, R OBP: 0.304, SLG: 0.457 (1,5)										5	0	1	0	0	0	4				
Cap Peterson, R OBP: 0.385, SLG: 0.647 (1,7)										5	2	2	3	0	0	3				
Matty Alou, L OBP: 0.279, SLG: 0.341 (9,7)										0	0	0	0	0	0	0				
Hal Lanier, R OBP: 0.270, SLG: 0.306 (1,4)										5	1	3	0	0	0	3				
Tom Haller, L OBP: 0.361, SLG: 0.350 (1,2)										4	1	2	1	1	0	2				
Gaylord Perry, R OBP: 0.161, SLG: 0.133 (1,1)										5	1	0	0	0	1	7				
Inning Stats	R: 1 E: 0 K: 1 S: 6	H: 1 LOB: 0 BB: 0 P: 6	R: 0 E: 0 K: 0 S: 3	H: 0 LOB: 0 BB: 0 P: 3	R: 1 E: 0 K: 1 S: 7	H: 2 LOB: 2 BB: 1 P: 11	R: 3 E: 0 K: 0 S: 7	H: 4 LOB: 1 BB: 0 P: 7	R: 3 E: 0 K: 0 S: 7	H: 4 LOB: 2 BB: 1 P: 11	R: 0 E: 1 K: 0 S: 5	H: 1 LOB: 3 BB: 1 P: 9	R: 1 E: 0 K: 0 S: 5	H: 2 LOB: 1 BB: 1 P: 9	R: 0 E: 0 K: 0 S: 5	H: 2 LOB: 2 BB: 0 P: 5	1B: 12 2B: 2 3B: 0 HR: 2	SF: 0 SAC: 0 DP: 0 HBP: 0	WP: 0 PB: 0 SB: 2 CS: 0	PA: 45
PITCHER Joe Nuxhall, L ERA: 5.65 (1,1)	IP: 3.1 WLS: L BF: 17 H: 6 R: 5 ER: 5 SO: 2 BB: 1 IBB: 0 HBP: 0 BLK: 0 WP: 0 HR: 1 S: 20 P: 24 ERA: 13.50 WHIP: 2.100															PITCHER IP: WLS: BF: H: R: ER: SO: BB: IBB: HBP: BLK: WP: HR: S: P: ERA: WHIP:				
Joey Jay, R ERA: 4.4 (4,1)	0.2	3	1	0	0	0	0	0	0	0	0	3	3	0.00	1.500					
Jim O'Toole, L ERA: 7.22 (5,1)	0.1	6	4	3	3	0	1	0	0	0	1	5	9	81.00	15.000					
Roger Craig, R ERA: 5.29 (5,1)	3.2	19	5	1	1	0	1	1	0	0	0	17	25	2.46	1.636					



Batter	1	2	3	4	5	6	7	8	9	AB	R	H	RBI	BB	SO	LOB	TOP					
Pete Rose, S OBP: 0.397, SLG: 0.435 (1.4)	WP 2B WP 1B		1B BB FC5-2 1B	6-3			F5		1-2 HR 1B	5	2	3	0	0	0	0	Cincinnati Reds @ San Francisco Giants Candlestick Park, San Francisco, CA Fri May 28 1965, 10:05 PM EDT Att: 17,219 - Unknown livebaseballscorecards.com					
Tommy Harper, R OBP: 0.405, SLG: 0.465 (1.7)	F8		FC5-2 1B E BB			K	K		1-H 2-H HR	4	2	1	3	1	2	1						
Vada Pinson, L OBP: 0.386, SLG: 0.564 (1.8)	L4		FC5-2 E 1B			1B 1B	F9		G3	5	1	2	0	0	0	1						
Frank Robinson, R OBP: 0.389, SLG: 0.507 (1.9)	2H 2B		FC5-2 E 1-2 2-3 3-H			F4			K	4	0	1	1	0	1	4						
Deron Johnson, R OBP: 0.340, SLG: 0.552 (1.5)	K		E5 1-3 2-H 3-H			FC6-4 1B			F2	4	0	1	1	0	1	2						
Tony Perez, R OBP: 0.304, SLG: 0.537 (1.3)		6-3	K			FC6-4 1-2			K	4	0	0	0	0	2	4						
Johnny Edwards, L OBP: 0.322, SLG: 0.505 (1.2)		HR	F9			4-3			1B HR 1B	4	2	2	1	0	0	2						
Leo Cardenas, R OBP: 0.311, SLG: 0.331 (1.6)		K				5-3			F5	4	0	0	0	0	2	1						
John Tsitouris, R OBP: 0.095, SLG: 0.050 (1.1) Jim Duffalo, R OBP: 0.333, SLG: 0.370 (9, PH)	3-1		1-3			K			K	3	0	0	0	0	1	0						
Inning Stats	R: 1 E: 0 K: 1 S: 7	H: 2 LOB: 1 BB: 0 P: 7	R: 1 E: 0 K: 1 S: 6	H: 1 LOB: 0 BB: 0 P: 6	R: 2 E: 1 K: 1 S: 8	H: 2 LOB: 2 BB: 1 P: 12	R: 0 E: 0 K: 0 S: 3	H: 0 LOB: 0 BB: 0 P: 3	R: 0 E: 0 K: 1 S: 7	H: 2 LOB: 2 BB: 0 P: 7	R: 0 E: 0 K: 1 S: 5	H: 0 LOB: 0 BB: 0 P: 5	R: 0 E: 0 K: 2 S: 7	H: 0 LOB: 0 BB: 0 P: 7	R: 0 E: 0 K: 2 S: 7	H: 0 LOB: 0 BB: 0 P: 7	R: 3 E: 0 K: 1 S: 8	H: 3 LOB: 0 BB: 0 P: 8	1B: 7 2B: 1 3B: 0 HR: 2	SF: 0 SAC: 0 DP: 0 HBP: 0	WP: 2 PB: 0 SB: 0 CS: 0	PA: 39
PITCHER Bob Shaw, R ERA: 2.78 (1.1)	IP: 9.0 WLS: W BF: 39 H: 10 R: 7 ER: 6 SO: 10 BB: 1 IBB: 0 HBP: 0 BLK: 0 WP: 2 HR: 2 S: 58 P: 62 ERA: 6.00 WHIP: 1.222															PITCHER						

Batter	1	2	3	4	5	6	7	8	9	AB	R	H	RBI	BB	SO	LOB	BOTTOM			
Dick Schofield, S OBP: 0.346, SLG: 0.336 (1.6)	HR		F9	BB FC6-2 BB		1B BB			K	4	2	1	1	2	1	1	Cincinnati Reds @ San Francisco Giants Candlestick Park, San Francisco, CA Fri May 28 1965, 10:05 PM EDT Att: 17,219 - Unknown livebaseballscorecards.com			
Jesus Alou, R OBP: 0.335, SLG: 0.464 (1.9)	6-3		1B BB	FC6-2 BB		1B FC5-4 1B	1-3			4	1	1	0	1	0	3				
Willie McCovey, L OBP: 0.430, SLG: 0.574 (1.3)	F5		1B	1-2 2-3 3-H		FC5-4 1B	HBP SF8 1B			4	1	3	2	1	0	0				
Willie Mays, R OBP: 0.430, SLG: 0.761 (6, PR) Matty Alou, L OBP: 0.295, SLG: 0.341 (7, 7)	K		K	K		FC5-4 BB 1B	HBP BB			4	0	0	1	0	3	6				
Jim Ray Hart, R OBP: 0.313, SLG: 0.477 (7, PR) Jim Davenport, R OBP: 0.329, SLG: 0.392 (8, 5)		HR	F9			BB BB 1B 1B	1-2 2-3 HBP			0	0	0	0	0	0	0				
Cap Peterson, R OBP: 0.381, SLG: 0.600 (6, PR) Ken Henderson, S (7, 8)	F8		FC6-4 1B 1B			1B BB	SF8			3	1	1	0	1	0	0				
Tom Haller, L OBP: 0.379, SLG: 0.352 (1.2)		BB	FC6-4 1B			1B E BB	F9			2	1	1	1	3	0	2				
Hal Lanier, R OBP: 0.268, SLG: 0.302 (1.4)	F6		FC6-4 BB 1B FC6-2			1-2 2-3 3-H E 1B	1-3		1-3	5	1	1	2	0	0	4				
Bob Shaw, R OBP: 0.143, SLG: 0.143 (1.1)	F7		FC6-2 BB 1B			F9 E3	F1			5	1	1	1	0	0	2				
Inning Stats	R: 1 E: 0 K: 1 S: 6	H: 1 LOB: 0 BB: 0 P: 6	R: 1 E: 0 K: 0 S: 4	H: 1 LOB: 1 BB: 1 P: 8	R: 0 E: 0 K: 1 S: 6	H: 1 LOB: 2 BB: 1 P: 10	R: 2 E: 0 K: 1 S: 8	H: 3 LOB: 3 BB: 2 P: 16	R: 0 E: 0 K: 0 S: 3	H: 0 LOB: 1 BB: 1 P: 7	R: 7 E: 1 K: 0 S: 8	H: 4 LOB: 1 BB: 3 P: 20	R: 1 E: 0 K: 0 S: 4	H: 1 LOB: 2 BB: 1 P: 9	R: 0 E: 0 K: 1 S: 5	H: 0 LOB: 0 BB: 0 P: 5	1B: 9 2B: 0 3B: 0 HR: 2	SF: 1 SAC: 0 DP: 0 HBP: 1	WP: 0 PB: 0 SB: 0 CS: 0	PA: 46
PITCHER John Tsitouris, R ERA: 4.27 (6.1) Jim Duffalo, R ERA: 2.61	IP: 5.2 WLS: L BF: 32 H: 9 R: 8 ER: 8 SO: 3 BB: 6 IBB: 0 HBP: 0 BLK: 0 WP: 0 HR: 2 S: 12 P: 25 ERA: 9.53 WHIP: 2.647															PITCHER				

Batter	1	2	3	4	5	6	7	8	9	AB	R	H	RBI	BB	SO	LOB	TOP		
Pete Rose, S OBP: 0.386, SLG: 0.427 (1,4)	L7		K		6-3		5-3			4	0	0	0	0	1	1	Cincinnati Reds @ Los Angeles Dodgers Dodger Stadium, Los Angeles, CA Sun May 30 1965, 3:33 AM PDT Att: 36,309 - Unknown		
Tommy Harper, R OBP: 0.397, SLG: 0.441 (1,7)	5-3		K			E4 1B 2B	K			4	1	0	0	0	2	0			
Vada Pinson, L OBP: 0.375, SLG: 0.544 (1,8)	K			K		2B 1-3 FC 1B	K			4	1	1	0	0	3	0			
Frank Robinson, R OBP: 0.382, SLG: 0.500 (1,9)		6-3 1B 1B		P6		5-3 1-3 3B 2B		K		4	2	2	1	0	1	0			
Deron Johnson, R OBP: 0.329, SLG: 0.526 (1,5)	F9			BB		FC 5-3 3B		K		3	1	0	1	1	1	2			
Tony Perez, R OBP: 0.299, SLG: 0.520 (1,3)	6-3			K		F4		F9		4	0	0	0	0	1	4			
Don Pavletich, R OBP: 0.414, SLG: 0.620 (1,2)		FC5-4 2H 1B		WP BB		5-3 1-2 2-3		5-3		3	0	1	1	1	0	2			
Leo Cardenas, R OBP: 0.310, SLG: 0.342 (1,6)	FC5-4 1-2			F8		F8 1-2 2H 3H 3B		F9		4	0	1	2	0	0	2			
Sammy Ellis, L OBP: 0.161, SLG: 0.200 (3,1) Jim O'Toole, S (3,1) Roger Craig, R (6,PH) Jimmie Coker, R (6,PH) Jim Duffalo, R (6,PH) Charlie James, R OBP: 0.201, SLG: 0.231 (6,PH)	K		K		K	K2-3		K		1	0	0	0	0	1	0	REDS		
Inning Stats	R: 0 E: 0 K: 1 S: 5	H: 0 LOB: 0 BB: 0 P: 5	R: 1 E: 0 K: 0 S: 5	H: 2 LOB: 1 BB: 0 P: 5	R: 0 E: 0 K: 3 S: 9	H: 0 LOB: 0 BB: 0 P: 9	R: 0 E: 0 K: 2 S: 7	H: 0 LOB: 1 BB: 1 P: 11	R: 0 E: 0 K: 1 S: 5	H: 0 LOB: 1 BB: 0 P: 9	R: 4 E: 1 K: 1 S: 10	H: 3 LOB: 1 BB: 0 P: 10	R: 0 E: 0 K: 2 S: 7	H: 0 LOB: 0 BB: 0 P: 7	R: 0 E: 0 K: 1 S: 5	H: 0 LOB: 0 BB: 0 P: 5		1B: 3 2B: 1 3B: 1 HR: 0	SF: 0 SAC: 0 DP: 0 HBP: 0
PITCHER Sandy Koufax, L ERA: 2.09 (1,1)	IP 9.0	WLS W	BF 36	H 5	R 5	ER 2	SO 13	BB 2	IBB 0	HBP 0	BLK 0	WP 1	HR 0	S 60	P 68	ERA 2.00	WHIP 0.778	PITCHER IP WLS BF H R ER SO BB IBB HBP BLK WP HR S P ERA WHIP	

Batter	1	2	3	4	5	6	7	8	9	AB	R	H	RBI	BB	SO	LOB	BOTTOM		
Maury Wills, S OBP: 0.319, SLG: 0.287 (1,6)	K		1B 2B		F8	P5		3B HBP		5	2	2	2	0	1	2	Cincinnati Reds @ Los Angeles Dodgers Dodger Stadium, Los Angeles, CA Sun May 30 1965, 3:33 AM PDT Att: 36,309 - Unknown		
Wes Parker, S OBP: 0.362, SLG: 0.394 (1,3)	1B 2B 1B		4-3		E 1B 1B		P3	3B		5	3	3	2	1	0	2			
Willie Davis, L OBP: 0.266, SLG: 0.369 (1,8) Al Ferrara, R OBP: 0.375, SLG: 0.500 (4,PR) (5,7) Wally Moon, L OBP: 0.435, SLG: 0.278 (6,7)	2B E 1B		G3	F9 1B 2B	E6 1B		F6			3	1	2	0	0	0	2			
Ron Fairly, L OBP: 0.379, SLG: 0.455 (1,9)	E7 1H 3H 2B		1B FC5-2 IBB	F9 2-3	1B 1B		BB			1	1	0	0	0	0	0			
John Roseboro, L OBP: 0.307, SLG: 0.268 (1,2)	P6		FC5-2 1B 1B	E 1B	F4		BB			5	1	3	3	0	0	3			
Lou Johnson, R OBP: 0.389, SLG: 0.508 (1,7) (5,8)	F7		1B FC5-2 IBB	F8		P2		F9		4	1	0	0	1	0	5			
Jim Lefebvre, S OBP: 0.365, SLG: 0.391 (1,4)		F2	FC5-2 BB 1B 2B	E3		E BB		1-3		4	1	0	0	1	0	5			
Dick Tracewski, R OBP: 0.331, SLG: 0.306 (1,5)	K		BB 2B 1B	K		E6		5-3 3B BB		4	2	1	2	1	2	3			
Sandy Koufax, R OBP: 0.167, SLG: 0.143 (1,1)	K		2B BB		K	K		5-3		4	0	0	0	1	3	3	Dodgers		
Inning Stats	R: 2 E: 1 K: 1 S: 8	H: 3 LOB: 1 BB: 0 P: 8	R: 0 E: 0 K: 2 S: 7	H: 0 LOB: 0 BB: 0 P: 7	R: 6 E: 0 K: 0 S: 7	H: 4 LOB: 2 BB: 4 P: 23	R: 1 E: 1 K: 1 S: 8	H: 2 LOB: 2 BB: 0 P: 8	R: 1 E: 1 K: 1 S: 8	H: 2 LOB: 2 BB: 0 P: 8	R: 0 E: 1 K: 1 S: 6	H: 0 LOB: 2 BB: 1 P: 10	R: 0 E: 0 K: 0 S: 4	H: 1 LOB: 2 BB: 1 P: 8	R: 2 E: 0 K: 0 S: 3	H: 1 LOB: 1 BB: 1 P: 8		1B: 9 2B: 3 3B: 1 HR: 0	SF: 0 SAC: 0 DP: 0 HBP: 1
PITCHER Sammy Ellis, R ERA: 4.3 Jim O'Toole, L ERA: 7.41 Roger Craig, R ERA: 5.12 Jim Duffalo, R ERA: 3.32	IP 2.1	WLS L	BF 15	H 5	R 7	ER 6	SO 3	BB 1	IBB 0	HBP 0	BLK 0	WP 0	HR 0	S 18	P 30	ERA 23.14	WHIP 2.571	PITCHER IP WLS BF H R ER SO BB IBB HBP BLK WP HR S P ERA WHIP	

Batter	1	2	3	4	5	6	7	8	9	AB	R	H	RBI	BB	SO	LOB	TOP				
Pete Rose, S OBP: 0.391, SLG: 0.437 (1, 4)	5-3	FC6-4 1B				L7 2B			SH1-4 1B	5	0	3	2	0	0	2	Cincinnati Reds @ Los Angeles Dodgers Dodger Stadium, Los Angeles, CA Mon May 31 1965, 3:33 AM PDT Unknown				
Tommy Harper, R OBP: 0.376, SLG: 0.429 (1, 7)	F7	FC6-4 1-2			K		F8	SH1-4 1-2	4	0	0	0	0	1	3						
Vada Pinson, L OBP: 0.376, SLG: 0.549 (1, 8)			4-3				P5	2-3	4	0	1	0	1	0	1						
Frank Robinson, R OBP: 0.383, SLG: 0.490 (1, 9)	5-3		5-3		F2		CS HBP	IBB	3	0	0	0	1	0	4						
Deron Johnson, R OBP: 0.320, SLG: 0.510 (1, 5)		P5	F9		F4		CS 1-2	4-3	5	0	0	0	0	0	5						
Tony Perez, R OBP: 0.296, SLG: 0.506 (1, 3)		6-3		K		K		1B	4	0	1	0	0	2	0						
Don Pavletich, R OBP: 0.419, SLG: 0.611 (1, 2)		E5 BB 1B WP		K		SH1-3 1B		1-2 1B	4	1	2	0	0	1	0						
Leo Cardenas, R OBP: 0.311, SLG: 0.342 (1, 6)		WP 1B BB 1B		5-3		SH1-3		K	3	1	1	0	0	1	2						
Jim Maloney, L OBP: 0.375, SLG: 0.300 (1, 1)		1-2 2-3 1B BB			2B 1B			6-3	2	1	1	0	2	0	2						
Inning Stats	R: 0 E: 0 K: 0 S: 4	H: 1 LOB: 1 BB: 0 P: 4	R: 3 E: 1 K: 0 S: 6	H: 2 LOB: 1 BB: 1 P: 10	R: 0 E: 0 K: 0 S: 3	H: 0 LOB: 0 BB: 0 P: 3	R: 0 E: 0 K: 2 S: 7	H: 0 LOB: 0 BB: 0 P: 7	R: 0 E: 0 K: 1 S: 6	H: 1 LOB: 2 BB: 1 P: 10	R: 0 E: 0 K: 0 S: 2	H: 0 LOB: 0 BB: 0 P: 3	R: 0 E: 0 K: 1 S: 7	H: 2 LOB: 2 BB: 0 P: 7	R: 0 E: 0 K: 0 S: 4	H: 1 LOB: 2 BB: 1 P: 8	1B: 7 2B: 1 3B: 1 HR: 0	SF: 0 SAC: 2 DP: 0 HBP: 1	WP: 1 PB: 0 SB: 0 CS: 1	PA: 42	
PITCHER	IP	WLS	BF	H	R	ER	SO	BB	IBB	HBP	BLK	WP	HR	S	P	ERA	WHIP				
Johnny Podres, L ERA: 1.55 (1, 1)	2.0		11	3	3	0	0	1	0	0	0	1	0	10	14	0.00	2.000				
Howie Reed, R ERA: 0.73 (3, 1)	5.1		22	4	0	0	4	2	0	1	0	0	0	27	36	0.00	1.125				
Ron Perranoski, L ERA: 3.65 (8, 1)	1.2	W	8	2	0	0	1	0	1	0	0	0	0	9	13	0.00	1.200				

Batter	1	2	3	4	5	6	7	8	9	AB	R	H	RBI	BB	SO	LOB	BOTTOM				
Maury Wills, S OBP: 0.332, SLG: 0.302 (1, 6)	4-3				S 1B		1B		1-2 2-3 3-H 1B	5	1	4	2	0	0	0	Cincinnati Reds @ Los Angeles Dodgers Dodger Stadium, Los Angeles, CA Mon May 31 1965, 3:33 AM PDT Unknown				
Wes Parker, S OBP: 0.360, SLG: 0.388 (1, 3)	P4	K			E F9 BB		K		3	0	0	0	1	2	3						
Wally Moon, L OBP: 0.407, SLG: 0.273 (1, 9)	K				K			4-3	4	0	1	0	0	2	2						
Ron Fairly, L OBP: 0.382, SLG: 0.456 (1, 8)		2B HBP 1B			F9		2-3 3-H 1B	P6	4	1	2	1	0	0	1						
John Roseboro, L OBP: 0.299, SLG: 0.261 (1, 2)		L7	FC3-6 1-2		F9			4-3	4	0	0	0	0	0	4						
Lou Johnson, R OBP: 0.382, SLG: 0.507 (1, 7)		HBP 1B 2B			2-3		5-3	6-3	4	1	1	0	0	0	1						
Jim Lefebvre, S OBP: 0.368, SLG: 0.390 (1, 4)		1B HBP BB			1-3		4-3	BB 1B	3	1	1	0	1	0	0						
Dick Tracewski, R OBP: 0.336, SLG: 0.306 (1, 5)					K			0	0	0	1	0	0	0	0						
Howie Reed, R (3, 1)					K			2	0	0	0	0	2	0	0						
Ron Perranoski, L (8, 1)		1B HBP			K			0	0	0	0	1	0	0	0						
Johnny Podres, L OBP: 0.095, SLG: 0.095 (1, 1)		1-2 2-3 3-H HBP			P6			0	0	0	0	0	0	0	0						
Jim Gilliam, S (2, PH) (3, 5)		F8					F8	1B BB	3	0	0	0	1	0	3						
Inning Stats	R: 0 E: 0 K: 1 S: 5	H: 0 LOB: 0 BB: 0 P: 5	R: 2 E: 0 K: 1 S: 8	H: 3 LOB: 3 BB: 1 P: 13	R: 0 E: 0 K: 0 S: 4	H: 1 LOB: 1 BB: 0 P: 4	R: 0 E: 0 K: 1 S: 5	H: 0 LOB: 0 BB: 0 P: 5	R: 0 E: 0 K: 1 S: 5	H: 1 LOB: 0 BB: 0 P: 5	R: 0 E: 0 K: 0 S: 3	H: 0 LOB: 0 BB: 0 P: 3	R: 0 E: 0 K: 0 S: 3	H: 0 LOB: 0 BB: 0 P: 3	R: 1 E: 0 K: 0 S: 3	H: 2 LOB: 2 BB: 2 P: 11	1B: 8 2B: 1 3B: 0 HR: 0	SF: 0 SAC: 0 DP: 0 HBP: 1	WP: 0 PB: 0 SB: 3 CS: 0	PA: 37	
PITCHER	IP	WLS	BF	H	R	ER	SO	BB	IBB	HBP	BLK	WP	HR	S	P	ERA	WHIP				
Jim Maloney, R ERA: 2.36 (1, 1)	8.1	L	37	9	4	4	6	4	0	1	0	0	0	44	61	4.32	1.560				

Batter	1	2	3	4	5	6	7	8	9	AB	R	H	RBI	BB	SO	LOB	TOP					
Pete Rose, S OBP: 0.397, SLG: 0.431 (1,4)	6-3		K				L8		F9	5	0	1	1	0	1	1	Cincinnati Reds @ Los Angeles Dodgers Dodger Stadium, Los Angeles, CA Mon May 31 1965, 3:38 AM PDT Att: 50,997 - Unknown					
Tommy Harper, R OBP: 0.375, SLG: 0.425 (1,7)	G3 1B		P3				F4		G6-3 BB	4	0	1	0	1	0	2						
Vada Pinson, L OBP: 0.366, SLG: 0.534 (1,8)	G3 1-2			4-3			4-3		K2-3 G6-3 1-2	5	0	0	0	0	1	2						
Frank Robinson, R OBP: 0.391, SLG: 0.520 (1,9)	6-3			HR			1B 2B		2B BB	3	3	2	1	1	0	1						
Deron Johnson, R OBP: 0.324, SLG: 0.516 (1,5)		6-3		6-3			1B		2B 2B	4	1	2	2	0	0	0						
Tony Perez, R OBP: 0.306, SLG: 0.500 (1,3)		FC6-4 1B		6-3			F8		2B IBB	3	1	1	0	1	0	1						
Jimmie Coker, R OBP: 0.100, SLG: 0.200 (1,2)		P4				K	K		2B	4	0	1	2	0	2	2						
Leo Cardenas, R OBP: 0.320, SLG: 0.358 (1,6)		FC6-4 1-2				1B 2B			1B	4	1	3	0	0	0	1						
Joey Jay, S (1,1)			K			K			SH1-4 K	3	0	0	0	0	3	2						
Inning Stats	R: 0 E: 0 K: 0 S: 4	H: 1 LOB: 1 BB: 0 P: 4	R: 0 E: 0 K: 0 S: 4	H: 1 LOB: 1 BB: 0 P: 4	R: 0 E: 0 K: 2 S: 7	H: 0 LOB: 0 BB: 0 P: 7	R: 1 E: 0 K: 0 S: 4	H: 1 LOB: 0 BB: 0 P: 4	R: 1 E: 0 K: 2 S: 9	H: 2 LOB: 1 BB: 0 P: 9	R: 1 E: 0 K: 1 S: 7	H: 2 LOB: 1 BB: 0 P: 7	R: 0 E: 0 K: 0 S: 4	H: 1 LOB: 1 BB: 0 P: 4	R: 3 E: 0 K: 2 S: 9	H: 3 LOB: 1 BB: 2 P: 17		R: 0 E: 0 K: 0 S: 2	H: 0 LOB: 0 BB: 1 P: 6	1B: 6 2B: 4 3B: 0 HR: 1	SF: 0 SAC: 1 DP: 1 HBP: 0	WP: 0 PB: 0 SB: 0 CS: 0
PITCHER	IP	WLS	BF	H	R	ER	SO	BB	IBB	HBP	BLK	WP	HR	S	P	ERA	WHIP					
Claude Osteen, L ERA: 3.0 (1,1)	6.0	L	25	7	3	3	5	0	0	0	0	0	1	35	35	4.50	1.167					
Jim Brewer, L ERA: 1.71 (7,1)	3.0		14	4	3	3	2	2	1	0	0	0	0	15	27	9.00	2.000					

AB	35
R	6
H	11
RBI	6
BB	3
SO	7
LOB	12



Batter	1	2	3	4	5	6	7	8	9	AB	R	H	RBI	BB	SO	LOB	BOTTOM					
Maury Wills, S OBP: 0.330, SLG: 0.301 (1,6)	4-3		B1-3				1-3		S 1B	4	0	1	0	0	0	1	Cincinnati Reds @ Los Angeles Dodgers Dodger Stadium, Los Angeles, CA Mon May 31 1965, 3:38 AM PDT Att: 50,997 - Unknown					
Wes Parker, S OBP: 0.353, SLG: 0.381 (1,3)	L7						F2		SF9	3	0	0	1	0	0	0						
Wally Moon, L OBP: 0.355, SLG: 0.231 (1,9)	K						4-3		K	4	0	0	0	0	2	1						
Ron Fairly, L OBP: 0.376, SLG: 0.448 (1,8)		6-3					G3		P6	3	0	0	0	0	0	0						
Lou Johnson, R OBP: 0.367, SLG: 0.486 (1,7)		6-3				K			K	3	0	0	0	0	2	0						
Jim Lefebvre, S OBP: 0.362, SLG: 0.382 (1,4)		6-3				K			F2	3	0	0	0	0	1	0						
Jim Gilliam, S OBP: 0.250, SLG: 0.286 (1,5)						K			F9	3	0	1	0	0	1	0						
Jeff Torborg, R OBP: 0.325, SLG: 0.459 (1,2)							6-3		1B SF9 1B	3	1	1	0	0	0	1						
Claude Osteen, L OBP: 0.103, SLG: 0.103 (1,1)									F5	1	0	0	0	0	1	1						
Willie Crawford, L (6,PH)										1	0	0	0	0	1	0						
Jim Brewer, L (7,1)										0	0	0	0	0	0	0						
John Roseboro, L OBP: 0.297, SLG: 0.259 (8,PH)										1	0	0	0	0	0	1						
Inning Stats	R: 0 E: 0 K: 1 S: 5	H: 0 LOB: 0 BB: 0 P: 5	R: 0 E: 0 K: 0 S: 3	H: 0 LOB: 0 BB: 0 P: 3	R: 0 E: 0 K: 1 S: 6	H: 1 LOB: 1 BB: 0 P: 6	R: 0 E: 0 K: 0 S: 3	H: 0 LOB: 0 BB: 0 P: 3	R: 0 E: 0 K: 3 S: 9	H: 0 LOB: 0 BB: 0 P: 9	R: 0 E: 0 K: 1 S: 5	H: 0 LOB: 0 BB: 0 P: 5	R: 0 E: 0 K: 0 S: 3	H: 0 LOB: 0 BB: 0 P: 3	R: 0 E: 0 K: 1 S: 5	H: 0 LOB: 1 BB: 0 P: 5	R: 1 E: 0 K: 1 S: 7	H: 2 LOB: 1 BB: 0 P: 7	1B: 2 2B: 1 3B: 0 HR: 0	SF: 1 SAC: 0 DP: 0 HBP: 0	WP: 1 PB: 0 SB: 1 CS: 0	PA: 30
PITCHER	IP	WLS	BF	H	R	ER	SO	BB	IBB	HBP	BLK	WP	HR	S	P	ERA	WHIP					
Joey Jay, R ERA: 3.83 (1,1)	9.0	W	30	3	1	1	8	0	0	0	0	1	0	46	46	1.00	0.333					



Batter	1	2	3	4	5	6	7	8	9	AB	R	H	RBI	BB	SO	LOB	TOP				
Nellie Fox, L OBP: 0.294, SLG: 0.412 (1,3)	F8		F5		E6 1B					3	0	1	0	0	0	1					
Joe Morgan, L OBP: 0.338, SLG: 0.358 (1,4)	F7		F8		K					3	0	0	0	0	1	2					
Rusty Staub, L OBP: 0.303, SLG: 0.322 (1,8)	BB BB		F2		4-3					2	0	0	0	1	0	2					
Walt Bond, L OBP: 0.321, SLG: 0.358 (1,7)	BB BB			1B E BB	F7					1	1	0	0	2	0	1					
Bob Aspromonte, R OBP: 0.363, SLG: 0.434 (1,5)	K			L1		P4				3	0	0	0	0	1	3					
Joe Gaines, R OBP: 0.333, SLG: 0.476 (1,9)		6-3		FC5-4 1B						3	0	2	0	0	0	0					
Ron Brand, R OBP: 0.268, SLG: 0.212 (1,2)	P4			FC5-4 1B	F7					3	1	0	0	0	0	2	AB 22				
Bob Lillis, R OBP: 0.297, SLG: 0.272 (1,6)	F7			1B	F4					3	0	1	1	0	0	1	R 2				
Dave Giusti, R OBP: 0.211, SLG: 0.176 (1,1)				G3 BB						1	0	0	0	1	0	1	H 4				
Inning Stats	R: 0 E: 0 K: 1 S: 5	H: 0 LOB: 2 BB: 2 P: 13	R: 0 E: 0 K: 0 S: 3	H: 0 LOB: 0 BB: 0 P: 3	R: 0 E: 0 K: 0 S: 3	H: 0 LOB: 1 BB: 1 P: 7	R: 2 E: 1 K: 0 S: 5	H: 2 LOB: 1 BB: 1 P: 9	R: 0 E: 1 K: 1 S: 6	H: 1 LOB: 1 BB: 0 P: 4	R: 0 E: 0 K: 0 S: 4	H: 1 LOB: 1 BB: 0 P: 4						1B: 4 2B: 0 3B: 0 HR: 0	SF: 0 SAC: 0 DP: 0 HBP: 0	WP: 0 PB: 0 SB: 0 CS: 0	PA: 26
PITCHER Sammy Ellis, R ERA: 4.08 (1,1)	IP: 6.0 WLS: W BF: 26 H: 4 R: 2 ER: 1 SO: 2 BB: 4 IBB: 0 HBP: 0 BLK: 0 WP: 0 HR: 0 S: 26 P: 42 ERA: 1.50 WHIP: 1.333															PITCHER	IP: WLS: BF: H: R: ER: SO: BB: IBB: HBP: BLK: WP: HR: S: P: ERA: WHIP:				

Houston Astros @ Cincinnati Reds
Crosley Field, Cincinnati, OH
Wed Jun 02 1965, 7:05 PM EDT
Att: 5,592 - Cloudy - 78 F

AB 22
R 2
H 4
RBI 1
BB 4
SO 2
LOB 13



Batter	1	2	3	4	5	6	7	8	9	AB	R	H	RBI	BB	SO	LOB	BOTTOM				
Tommy Harper, R OBP: 0.378, SLG: 0.429 (1,7)	1-3	E8 2B			6-3					3	0	1	3	0	0	0					
Pete Rose, S OBP: 0.381, SLG: 0.424 (1,4)	K	4-3			4-3					3	0	0	0	0	1	1					
Vada Pinson, L OBP: 0.371, SLG: 0.534 (1,8)	1B	K			WP BB					2	0	1	0	1	1	1					
Frank Robinson, R OBP: 0.385, SLG: 0.510 (1,9)	K		F9		K					3	0	0	0	0	2	2					
Gordy Coleman, L OBP: 0.411, SLG: 0.582 (1,3)		HR	G5-4-3 BB		P4					2	1	1	1	1	0	0					
Deron Johnson, R OBP: 0.324, SLG: 0.518 (1,5)	1B E 2B	G5-4-3			1-3					3	1	1	0	0	0	1					
Johnny Edwards, L OBP: 0.344, SLG: 0.542 (1,2)		1B E BB		4-3		HR				2	2	1	1	1	0	0	AB 23				
Leo Cardenas, R OBP: 0.321, SLG: 0.358 (1,6)		1B E		K	F9					3	1	1	0	0	1	0	R 5				
Sammy Ellis, L OBP: 0.152, SLG: 0.188 (1,1)	K			K						2	0	0	0	0	2	3	H 6				
Inning Stats	R: 0 E: 0 K: 2 S: 8	H: 1 LOB: 1 BB: 0 P: 8	R: 4 E: 1 K: 2 S: 11	H: 4 LOB: 1 BB: 1 P: 15	R: 0 E: 0 K: 0 S: 2	H: 0 LOB: 0 BB: 1 P: 6	R: 0 E: 0 K: 2 S: 7	H: 0 LOB: 0 BB: 0 P: 7	R: 0 E: 0 K: 1 S: 5	H: 0 LOB: 1 BB: 1 P: 9	R: 1 E: 0 K: 0 S: 4	H: 1 LOB: 0 BB: 0 P: 4						1B: 2 2B: 2 3B: 0 HR: 2	SF: 0 SAC: 0 DP: 1 HBP: 0	WP: 1 PB: 0 SB: 0 CS: 0	PA: 26
PITCHER Dave Giusti, R ERA: 3.5 (1,1)	IP: 6.0 WLS: L BF: 26 H: 6 R: 5 ER: 5 SO: 7 BB: 3 IBB: 0 HBP: 0 BLK: 0 WP: 1 HR: 2 S: 37 P: 49 ERA: 7.50 WHIP: 1.500															PITCHER	IP: WLS: BF: H: R: ER: SO: BB: IBB: HBP: BLK: WP: HR: S: P: ERA: WHIP:				

Houston Astros @ Cincinnati Reds
Crosley Field, Cincinnati, OH
Wed Jun 02 1965, 7:05 PM EDT
Att: 5,592 - Cloudy - 78 F

AB 23
R 5
H 6
RBI 5
BB 3
SO 7
LOB 8



Batter	1	2	3	4	5	6	7	8	9	AB	R	H	RBI	BB	SO	LOB	TOP				
Dick Schofield, S (1, 6) OBP: 0.346, SLG: 0.320	K			BB		F9		2B 1B		3	0	1	0	1	1	0	San Francisco Giants @ Cincinnati Reds Crosley Field, Cincinnati, OH Fri Jun 04 1965, 7:05 PM EDT Att: 15,668 - Unknown				
Jesus Alou, R (1, 9) OBP: 0.327, SLG: 0.451	K				F7		HR 1B	1-3 2B		4	1	2	0	0	1	1					
Willie McCovey, L (1, 3) OBP: 0.432, SLG: 0.627	4-3				F8		HR	K		4	1	1	2	0	1	3					
Willie Mays, R (1, 8) OBP: 0.407, SLG: 0.705		F7			4-3		6-3	F9		4	0	0	0	0	0	3					
Jim Ray Hart, R (1, 5) OBP: 0.299, SLG: 0.441	K				F4		6-3	K		4	0	0	0	0	2	0					
Cap Peterson, R (1, 7) OBP: 0.382, SLG: 0.467	6-3				1B 1B		4-3	K		4	0	1	0	0	1	0					
Tom Haller, L (1, 2) OBP: 0.373, SLG: 0.342			F9		1B 1B		F4	K		2	0	1	0	0	0	0					
Jack Hiatt, R (7, PH) OBP: 0.355, SLG: 0.444					1-2 1B					2	0	0	0	0	1	0					
Hal Lanier, R (1, 4) OBP: 0.270, SLG: 0.296			K		1-2 2H 1B		5-3			3	0	1	0	0	1	0					
Gaylord Perry, R (1, 1) OBP: 0.139, SLG: 0.114			5-3		K			4-3		2	0	0	0	0	1	2					
Jim Davenport, R (8, PH) OBP: 0.321, SLG: 0.382										1	0	0	0	0	0	0					
Frank Linzy, R (8, 1)										0	0	0	0	0	0	0					
Inning Stats	R: 0 E: 0 K: 2 S: 7	H: 0 LOB: 0 BB: 0 P: 7	R: 0 E: 0 K: 1 S: 5	H: 0 LOB: 0 BB: 0 P: 5	R: 0 E: 0 K: 1 S: 5	H: 0 LOB: 0 BB: 0 P: 5	R: 0 E: 0 K: 0 S: 3	H: 0 LOB: 1 BB: 1 P: 7	R: 0 E: 0 K: 1 S: 7	H: 3 LOB: 2 BB: 0 P: 7	R: 2 E: 0 K: 0 S: 5	H: 2 LOB: 0 BB: 0 P: 5	R: 0 E: 0 K: 0 S: 3	H: 0 LOB: 0 BB: 0 P: 3	R: 0 E: 0 K: 1 S: 7	H: 2 LOB: 2 BB: 0 P: 7	R: 0 E: 0 K: 3 S: 9	H: 0 LOB: 0 BB: 0 P: 9	1B: 5 2B: 1 3B: 0 HR: 1	SF: 0 SAC: 0 DP: 0 HBP: 0	WP: 0 PA: 34 PB: 0 SB: 0 CS: 0
PITCHER	IP	WLS	BF	H	R	ER	SO	BB	IBB	HBP	BLK	WP	HR	S	P	ERA	WHIP				
Joey Jay, R (1, 1) ERA: 3.51	5.0	W	18	3	0	0	5	1	0	0	0	0	0	27	31	0.00	0.800				
Joe Nuxhall, L (6, 1) ERA: 5.81	2.1		11	4	2	2	0	0	0	0	0	0	1	11	11	7.71	1.714				
Billy McCool, L (8, 1) ERA: 3.76	1.2	S	5	0	0	0	4	0	0	0	0	0	0	13	13	0.00	0.000				

Batter	1	2	3	4	5	6	7	8	9	AB	R	H	RBI	BB	SO	LOB	BOTTOM				
Tommy Harper, R (1, 7) OBP: 0.371, SLG: 0.415	K		F8		F8		1B			4	0	1	0	0	1	0	San Francisco Giants @ Cincinnati Reds Crosley Field, Cincinnati, OH Fri Jun 04 1965, 7:05 PM EDT Att: 15,668 - Unknown				
Pete Rose, S (1, 4) OBP: 0.372, SLG: 0.412	G3		F9		K		K			4	0	0	0	0	2	2					
Vada Pinson, L (1, 8) OBP: 0.371, SLG: 0.525	PO 1B		K			K	K			4	0	1	0	0	3	2					
Frank Robinson, R (1, 9) OBP: 0.389, SLG: 0.522	PO 1-2	1B HR 2B			2B		S 1B	F9		4	1	3	0	0	0	0					
Gordy Coleman, L (1, 3) OBP: 0.409, SLG: 0.585		6-3			6-3		F5	PB 1B		4	0	1	0	0	0	3					
Marty Keough, L (8, PR) OBP: 0.400, SLG: 0.143										0	0	0	0	0	0	0					
Deron Johnson, R (1, 5) OBP: 0.321, SLG: 0.523		HR 1B			F7		K	5-3		4	1	1	0	0	1	3					
Johnny Edwards, L (1, 2) OBP: 0.369, SLG: 0.568		HR			IBB		K	IBB		2	1	1	3	2	1	0					
Leo Cardenas, R (1, 6) OBP: 0.313, SLG: 0.347		K			F6		E4 SH	4-3		4	1	0	0	0	1	4					
Joey Jay, S (1, 1) Gerry Arrigo, L (5, PH) OBP: 0.333, SLG: 0.833		K					SH 1B			1	0	0	0	0	1	0					
Joe Nuxhall, L (6, 1) OBP: 0.250, SLG: 0.143					K					0	0	0	0	0	0	0					
Billy McCool, R (8, 1)										0	0	0	0	0	0	0					
Inning Stats	R: 0 E: 0 K: 1 S: 5	H: 1 LOB: 0 BB: 0 P: 5	R: 3 E: 0 K: 2 S: 10	H: 3 LOB: 0 BB: 0 P: 10	R: 0 E: 0 K: 1 S: 5	H: 0 LOB: 0 BB: 0 P: 5	R: 0 E: 0 K: 0 S: 4	H: 1 LOB: 2 BB: 1 P: 8	R: 0 E: 0 K: 2 S: 7	H: 0 LOB: 0 BB: 0 P: 7	R: 0 E: 0 K: 2 S: 8	H: 1 LOB: 1 BB: 0 P: 8	R: 1 E: 2 K: 3 S: 12	H: 1 LOB: 2 BB: 0 P: 12	R: 0 E: 0 K: 0 S: 4	H: 1 LOB: 2 BB: 1 P: 8	1B: 5 2B: 2 3B: 0 HR: 1	SF: 0 SAC: 1 DP: 0 HBP: 0	WP: 0 PA: 36 PB: 1 SB: 1 CS: 0		
PITCHER	IP	WLS	BF	H	R	ER	SO	BB	IBB	HBP	BLK	WP	HR	S	P	ERA	WHIP				
Gaylord Perry, R (1, 1) ERA: 3.55	7.0	L	30	7	4	3	10	0	0	0	0	0	1	51	55	3.86	1.000				
Frank Linzy, R (8, 1) ERA: 1.69	1.0		5	1	0	0	0	0	1	0	0	0	0	4	8	0.00	1.000				

Batter	1	2	3	4	5	6	7	8	9	AB	R	H	RBI	BB	SO	LOB	TOP					
Dick Schofield, S OBP: 0.350, SLG: 0.325 (1, 6)										4	0	2	0	0	1	1	San Francisco Giants @ Cincinnati Reds Crosley Field, Cincinnati, OH Sat Jun 05 1965, 7:05 PM EDT Att: 25,262 - Unknown livebaseballscorecards.com					
Matty Alou, L OBP: 0.277, SLG: 0.317 (1, 7)										4	0	1	0	0	2	1						
Willie McCovey, L OBP: 0.428, SLG: 0.616 (1, 3)										3	0	0	0	1	0	1						
Willie Mays, R OBP: 0.399, SLG: 0.689 (1, 8)										4	0	0	0	1	4							
Jim Ray Hart, R OBP: 0.293, SLG: 0.431 (1, 5)										4	0	0	0	1	3							
Jesus Alou, R OBP: 0.335, SLG: 0.459 (1, 9)										3	1	2	0	1	0	3						
Tom Haller, L OBP: 0.362, SLG: 0.331 (1, 2)										4	0	0	0	0	0	3						
Hal Lanier, R OBP: 0.267, SLG: 0.292 (7, PH)										2	0	0	0	0	1	1						
Jim Davenport, R OBP: 0.317, SLG: 0.382 (7, 4)										0	0	0	1	0	0	0						
Juan Marichal, R OBP: 0.222, SLG: 0.206 (1, 1)										3	0	1	0	0	2	0						
Inning Stats	R: 0 E: 0 K: 1 S: 7	H: 2 LOB: 3 BB: 1 P: 11	R: 0 E: 0 K: 1 S: 5	H: 0 LOB: 0 BB: 0 P: 5	R: 0 E: 0 K: 1 S: 6	H: 1 LOB: 1 BB: 0 P: 6	R: 0 E: 0 K: 1 S: 5	H: 0 LOB: 1 BB: 0 P: 9	R: 0 E: 0 K: 0 S: 3	H: 0 LOB: 0 BB: 0 P: 3	R: 0 E: 0 K: 1 S: 5	H: 0 LOB: 0 BB: 0 P: 5	R: 1 E: 0 K: 1 S: 6	H: 1 LOB: 0 BB: 0 P: 6	R: 0 E: 0 K: 2 S: 7	H: 0 LOB: 0 BB: 0 P: 7	R: 0 E: 0 K: 0 S: 4	H: 1 LOB: 1 BB: 0 P: 4	1B: 5 2B: 1 3B: 0 HR: 0	SF: 1 SAC: 0 DP: 1 HBP: 0	WP: 0 PB: 0 SB: 0 CS: 0	PA: 34
PITCHER	IP WLS BF H R ER SO BB IBB HBP BLK WP HR S P ERA WHIP	8.0 L 30 5 1 1 8 2 0 0 0 0 0 44 52 1.12 0.875	1.0 4 1 0 0 0 0 0 0 0 0 0 4 4 0.00 1.000																			

Batter	1	2	3	4	5	6	7	8	9	AB	R	H	RBI	BB	SO	LOB	BOTTOM			
Tommy Harper, R OBP: 0.366, SLG: 0.411 (1, 7)										4	0	1	0	0	0	1	San Francisco Giants @ Cincinnati Reds Crosley Field, Cincinnati, OH Sat Jun 05 1965, 7:05 PM EDT Att: 25,262 - Unknown livebaseballscorecards.com			
Pete Rose, S OBP: 0.366, SLG: 0.404 (1, 4)										4	0	0	0	0	1	2				
Vada Pinson, L OBP: 0.369, SLG: 0.530 (1, 8)										4	0	1	0	0	0	0				
Frank Robinson, R OBP: 0.381, SLG: 0.509 (1, 9)										4	0	0	0	0	1	1				
Gordy Coleman, L OBP: 0.395, SLG: 0.564 (1, 3)										4	0	0	0	0	3	0				
Deron Johnson, R OBP: 0.321, SLG: 0.520 (1, 5)										3	0	1	0	0	0	0				
Don Pavletich, R OBP: 0.415, SLG: 0.596 (1, 2)										3	0	1	0	0	1	1				
Leo Cardenas, R OBP: 0.313, SLG: 0.347 (1, 6)										3	0	1	0	0	1	1				
Jim Maloney, L OBP: 0.346, SLG: 0.273 (1, 1)										2	0	0	0	0	1	2				
Marty Keough, L OBP: 0.364, SLG: 0.125 (8, PH)										1	0	0	0	0	1	0				
Gerry Arrigo, L OBP: 0.333, SLG: 0.833 (9, 1)										0	0	0	0	0	0	0				
Inning Stats	R: 0 E: 0 K: 1 S: 6	H: 1 LOB: 1 BB: 0 P: 6	R: 0 E: 0 K: 2 S: 7	H: 0 LOB: 0 BB: 0 P: 7	R: 0 E: 0 K: 0 S: 4	H: 1 LOB: 1 BB: 0 P: 4	R: 0 E: 0 K: 2 S: 7	H: 0 LOB: 0 BB: 0 P: 7	R: 0 E: 0 K: 0 S: 3	H: 0 LOB: 0 BB: 0 P: 3	R: 0 E: 0 K: 0 S: 4	H: 1 LOB: 1 BB: 0 P: 4	R: 0 E: 0 K: 2 S: 8	H: 1 LOB: 0 BB: 0 P: 8	R: 0 E: 0 K: 1 S: 5	H: 0 LOB: 0 BB: 0 P: 5	1B: 4 2B: 0 3B: 1 HR: 0	SF: 0 SAC: 0 DP: 0 HBP: 0	WP: 0 PB: 0 SB: 0 CS: 0	PA: 32
PITCHER	IP WLS BF H R ER SO BB IBB HBP BLK WP HR S P ERA WHIP	9.0 W 32 5 0 0 9 0 0 0 0 0 50 50 0.00 0.556																		

Batter	1	2	3	4	5	6	7	8	9	AB	R	H	RBI	BB	SO	LOB	TOP			
Dick Schofield, S OBP: 0.348, SLG: 0.323										4	0	1	0	0	0	2				
Matty Alou, L OBP: 0.283, SLG: 0.318										3	0	1	0	1	1	0				
Willie McCovey, L OBP: 0.429, SLG: 0.611										3	0	1	0	1	0	2				
Willie Mays, R OBP: 0.396, SLG: 0.678										3	0	0	0	1	1	5				
Jim Ray Hart, R OBP: 0.297, SLG: 0.432										4	0	2	0	0	0	3				
Jesus Alou, R OBP: 0.329, SLG: 0.451										4	0	0	0	0	1	7				
Tom Haller, L OBP: 0.359, SLG: 0.322										3	0	0	0	1	0	0				
Jim Davenport, R OBP: 0.314, SLG: 0.367										3	0	0	0	1	0	1				
Bill Hands, R Bobby Bolin, R Ron Herbel, R Len Gabrielson, L Bill Henry, L Cap Peterson, R										1	0	0	0	0	0	1				
Inning Stats	R: 0 E: 0 K: 1 S: 8	H: 3 LOB: 3 BB: 0 P: 8	R: 0 E: 0 K: 0 S: 3	H: 0 LOB: 1 BB: 1 P: 7	R: 0 E: 0 K: 0 S: 3	H: 0 LOB: 0 BB: 1 P: 7	R: 0 E: 0 K: 1 S: 5	H: 0 LOB: 0 BB: 0 P: 5	R: 0 E: 0 K: 0 S: 4	H: 2 LOB: 1 BB: 0 P: 4	R: 0 E: 0 K: 0 S: 3	H: 0 LOB: 1 BB: 1 P: 7	R: 0 E: 0 K: 0 S: 3	H: 0 LOB: 2 BB: 2 P: 11	R: 0 E: 0 K: 0 S: 3	H: 0 LOB: 0 BB: 0 P: 3	1B: 5 2B: 0 3B: 0 HR: 0	SF: 0 SAC: 0 DP: 1 HBP: 0	WP: 0 PB: 0 SB: 0 CS: 0	PA: 36
PITCHER Sammy Ellis, R ERA: 3.64	IP: 9.0 WLS: W BF: 36 H: 5 R: 0 ER: 0 SO: 4 BB: 5 IBB: 0 HBP: 0 BLK: 0 WP: 0 HR: 0 S: 39 P: 59 ERA: 0.00 WHIP: 1.111															PITCHER				

San Francisco Giants @ Cincinnati Reds
Crosley Field, Cincinnati, OH
Sun Jun 06 1965, 3:33 AM EDT
Att: 16,899 - Unknown

AB 31
R 0
H 5
RBI 0
BB 5
SO 4
LOB 22



Batter	1	2	3	4	5	6	7	8	9	AB	R	H	RBI	BB	SO	LOB	BOTTOM	
Tommy Harper, R OBP: 0.370, SLG: 0.417										5	1	2	1	0	1	2		
Pete Rose, S OBP: 0.366, SLG: 0.404										5	1	2	1	0	0	1		
Vada Pinson, L OBP: 0.369, SLG: 0.529										4	1	1	0	1	0	1		
Frank Robinson, R OBP: 0.379, SLG: 0.503										4	0	1	0	0	1	3		
Gordy Coleman, L OBP: 0.410, SLG: 0.571 Tony Perez, R OBP: 0.302, SLG: 0.494										2	1	2	1	1	0	0		
Deron Johnson, R OBP: 0.320, SLG: 0.520										4	1	1	1	0	1	2		
Don Pavletich, R OBP: 0.435, SLG: 0.593										2	0	1	2	2	0	0		
Leo Cardenas, R OBP: 0.317, SLG: 0.346										3	1	1	0	1	2	4		
Sammy Ellis, L OBP: 0.162, SLG: 0.194										4	0	1	0	0	0	6		
Inning Stats	R: 1 E: 0 K: 1 S: 6	H: 2 LOB: 2 BB: 1 P: 10	R: 0 E: 0 K: 2 S: 8	H: 1 LOB: 2 BB: 1 P: 12	R: 3 E: 0 K: 0 S: 6	H: 3 LOB: 2 BB: 2 P: 14	R: 0 E: 0 K: 1 S: 5	H: 0 LOB: 0 BB: 0 P: 5	R: 0 E: 0 K: 0 S: 3	H: 1 LOB: 0 BB: 0 P: 3	R: 0 E: 0 K: 0 S: 3	H: 0 LOB: 0 BB: 0 P: 3	R: 0 E: 0 K: 0 S: 6	H: 3 LOB: 1 BB: 0 P: 6	1B: 9 2B: 3 3B: 0 HR: 0	SF: 0 SAC: 0 DP: 0 HBP: 0	WP: 0 PB: 0 SB: 0 CS: 1	PA: 39
PITCHER Bill Hands, R ERA: 7.71 Bobby Bolin, R ERA: 1.88 Ron Herbel, R ERA: 3.7 Bill Henry, L ERA: 2.81	IP: 2.2 WLS: L BF: 17 H: 6 R: 4 ER: 4 SO: 3 BB: 2 IBB: 0 HBP: 0 BLK: 0 WP: 0 HR: 0 S: 19 P: 35 ERA: 13.50 WHIP: 3.000															PITCHER		

San Francisco Giants @ Cincinnati Reds
Crosley Field, Cincinnati, OH
Sun Jun 06 1965, 3:33 AM EDT
Att: 16,899 - Unknown

AB 34
R 6
H 12
RBI 6
BB 5
SO 5
LOB 19



Batter	1	2	3	4	5	6	7	8	9	AB	R	H	RBI	BB	SO	LOB	TOP		
Tommy Harper, R OBP: 0.372, SLG: 0.415 (1,7)										3	0	1	0	1	0	2			
Pete Rose, S OBP: 0.363, SLG: 0.399 (1,4)										5	0	1	0	0	0	4			
Vada Pinson, L OBP: 0.370, SLG: 0.529 (1,8)										4	1	1	0	1	0	3			
Frank Robinson, R OBP: 0.376, SLG: 0.497 (1,9)										4	0	1	1	0	0	3			
Gordy Coleman, L OBP: 0.397, SLG: 0.552 (1,3)										4	0	0	0	0	0	3			
Deron Johnson, R OBP: 0.328, SLG: 0.536 (1,5)										2	1	1	1	2	0	0			
Don Pavletich, R OBP: 0.436, SLG: 0.581 (1,2)										3	1	1	0	1	0	3			
Leo Cardenas, R OBP: 0.315, SLG: 0.361 (1,6)										4	1	1	2	0	2	1			
Gerry Arrigo, L OBP: 0.250, SLG: 0.625 (6, PH)										2	0	0	0	0	0	1			
Art Shamsky, L OBP: 0.375, SLG: 0.517 (6, PH)										1	1	1	1	0	0	0			
Joe Nuxhall, L OBP: 0.333, SLG: 0.250 (6, 1)										1	0	1	0	0	0	0			
Inning Stats	R: 0 E: 0 K: 0 S: 5	H: 2 LOB: 2 BB: 0 P: 5	R: 1 E: 1 K: 1 S: 8	H: 2 LOB: 2 BB: 0 P: 8	R: 1 E: 0 K: 0 S: 4	H: 2 LOB: 1 BB: 1 P: 8	R: 0 E: 0 K: 0 S: 3	H: 0 LOB: 0 BB: 1 P: 7	R: 0 E: 0 K: 0 S: 2	H: 0 LOB: 0 BB: 1 P: 6	R: 3 E: 0 K: 0 S: 5	H: 2 LOB: 0 BB: 1 P: 9	R: 0 E: 0 K: 1 S: 4	H: 0 LOB: 0 BB: 0 P: 8	R: 0 E: 0 K: 1 S: 4	H: 1 LOB: 1 BB: 0 P: 4	1B: 5 2B: 2 3B: 0 HR: 3	SF: 0 SAC: 1 DP: 3 HBP: 0	WP: 0 PA: 39 PB: 0 SB: 1 CS: 0
PITCHER Bob Gibson, R ERA: 2.7 (1,1)	IP: 9.0 WLS: L BF: 39 H: 9 R: 5 ER: 5 SO: 2 BB: 5 IBB: 0 HBP: 0 BLK: 0 WP: 0 HR: 3 S: 38 P: 58 ERA: 5.00 WHIP: 1.556																		

Cincinnati Reds @ St. Louis Cardinals
Sportsman's Park, St. Louis, MO
Tue Jun 08 1965, 8:05 PM EDT
Att: 12,109 - Unknown

AB 33
R 5
H 9
RBI 5
BB 5
SO 2
LOB 20



Batter	1	2	3	4	5	6	7	8	9	AB	R	H	RBI	BB	SO	LOB	BOTTOM				
Phil Gagliano, R OBP: 0.299, SLG: 0.358 (9,4)										3	0	0	0	2	2	2					
Lou Brock, L OBP: 0.346, SLG: 0.431 (1,7)										5	1	1	0	0	2	3					
Curt Flood, R OBP: 0.363, SLG: 0.468 (1,8)										4	1	3	1	0	0	0					
Ken Boyer, R OBP: 0.324, SLG: 0.394 (1,5)										4	1	1	0	0	0	2					
Dick Groat, R OBP: 0.306, SLG: 0.305 (1,6)										3	1	1	1	0	0	1					
Bill White, L OBP: 0.376, SLG: 0.404 (1,3)										4	0	1	0	0	1	2					
Bob Uecker, R OBP: 0.434, SLG: 0.390 (1,2)										3	0	0	0	1	0	0					
Dal Maxvill, R OBP: 0.071, SLG: 0.214 (1,4)										3	0	0	0	0	2	3					
Mike Shannon, R OBP: 0.224, SLG: 0.151 (9,9)										1	0	0	0	0	0	0					
Bob Gibson, R OBP: 0.268, SLG: 0.343 (1,1)										2	0	0	1	1	0	2					
Carl Warwick, R OBP: 0.182, SLG: 0.161 (9, PH)										1	0	0	0	0	0	0					
Inning Stats	R: 0 E: 0 K: 1 S: 6	H: 1 LOB: 1 BB: 0 P: 6	R: 1 E: 0 K: 2 S: 9	H: 2 LOB: 2 BB: 1 P: 13	R: 1 E: 0 K: 0 S: 5	H: 2 LOB: 1 BB: 0 P: 5	R: 0 E: 0 K: 1 S: 5	H: 0 LOB: 2 BB: 2 P: 13	R: 2 E: 0 K: 0 S: 5	H: 2 LOB: 0 BB: 0 P: 5	R: 0 E: 0 K: 1 S: 5	H: 0 LOB: 1 BB: 1 P: 9	R: 0 E: 0 K: 0 S: 3	H: 0 LOB: 0 BB: 0 P: 3	R: 0 E: 0 K: 1 S: 5	H: 0 LOB: 0 BB: 0 P: 5	R: 0 E: 0 K: 1 S: 5	H: 0 LOB: 0 BB: 0 P: 5	1B: 7 2B: 0 3B: 0 HR: 0	SF: 1 SAC: 0 DP: 0 HBP: 0	WP: 3 PA: 38 PB: 0 SB: 2 CS: 0
PITCHER Gerry Arrigo, L ERA: 4.54 (1,1)	IP: 5.0 WLS: W BF: 25 H: 7 R: 4 ER: 4 SO: 4 BB: 3 IBB: 0 HBP: 0 BLK: 0 WP: 3 HR: 0 S: 30 P: 42 ERA: 7.20 WHIP: 2.000																				
PITCHER Joe Nuxhall, L ERA: 5.14 (6,1)	IP: 4.0 WLS: S BF: 13 H: 0 R: 0 ER: 0 SO: 3 BB: 1 IBB: 0 HBP: 0 BLK: 0 WP: 0 HR: 0 S: 18 P: 22 ERA: 0.00 WHIP: 0.250																				

Cincinnati Reds @ St. Louis Cardinals
Sportsman's Park, St. Louis, MO
Tue Jun 08 1965, 8:05 PM EDT
Att: 12,109 - Unknown

AB 33
R 4
H 7
RBI 3
BB 4
SO 7
LOB 15



Batter	1	2	3	4	5	6	7	8	9	AB	R	H	RBI	BB	SO	LOB	TOP											
Tommy Harper, R OBP: 0.374, SLG: 0.414	F3		5-3 BB			L5		SH1-3	1B	3	0	1	0	1	0	0	Cincinnati Reds @ St. Louis Cardinals Sportsman's Park, St. Louis, MO Wed Jun 09 1965, 8:05 PM EDT Att: 16,126 - Unknown											
Pete Rose, S OBP: 0.360, SLG: 0.394	K		5-3			F8		1B	K	5	0	1	1	0	2	5												
Vada Pinson, L OBP: 0.368, SLG: 0.523	4-3		F9			4-3		1B		4	0	1	1	0	0	2												
Frank Robinson, R OBP: 0.369, SLG: 0.486		F4		F7			K	G4-6-3		4	0	0	0	0	1	2												
Deron Johnson, R OBP: 0.332, SLG: 0.551		CS 1B		K			F8		HR	4	1	2	1	0	1	0												
Tony Perez, R OBP: 0.303, SLG: 0.488										3	0	1	0	0	2	1												
Gordy Coleman, L OBP: 0.394, SLG: 0.547	K			K					K	1	0	0	0	0	1	0												
Don Pavletich, R OBP: 0.442, SLG: 0.621			HR				F9		1B	4	1	2	1	0	1	1												
Jim Maloney, L OBP: 0.346, SLG: 0.273					K				1B	0	0	0	0	0	0	0												
Leo Cardenas, R OBP: 0.320, SLG: 0.366					5-3			SH1-3 BB	L9	3	0	2	0	0	0	0												
Giraldo Ruiz, S OBP: 0.077, SLG: 0.077			SH1-4 1B					1B		1	1	0	0	0	0	1												
Joey Jay, S										0	0	0	0	0	0	0												
Roger Craig, R										1	0	0	0	0	0	0												
Charlie James, R OBP: 0.267, SLG: 0.214			SH1-4							0	1	0	0	1	0	0												
Jim Duffalo, R										0	0	0	0	0	0	0												
Art Shamsky, L OBP: 0.394, SLG: 0.533			1-2					1B SH1-3 BB	1B	1	0	1	0	0	0	0												
Inning Stats	R: 0 E: 0 K: 1 S: 5	H: 0 LOB: 0 BB: 0 P: 5	R: 0 E: 0 K: 1 S: 5	H: 1 LOB: 1 BB: 0 P: 5	R: 1 E: 0 K: 0 S: 5	H: 2 LOB: 2 BB: 1 P: 9	R: 0 E: 0 K: 2 S: 7	H: 0 LOB: 0 BB: 0 P: 7	R: 0 E: 0 K: 1 S: 5	H: 0 LOB: 0 BB: 0 P: 5	R: 0 E: 0 K: 0 S: 3	H: 1 LOB: 1 BB: 0 P: 6	R: 2 E: 0 K: 0 S: 5	H: 3 LOB: 2 BB: 1 P: 9	R: 1 E: 0 K: 2 S: 11	H: 4 LOB: 3 BB: 0 P: 11	1B: 9 2B: 1 3B: 0 HR: 2	SF: 0 SAC: 2 DP: 2 HBP: 0	WP: 0 PA: 38 PB: 0 SB: 0 CS: 1									
PITCHER	IP	WLS	BF	H	R	ER	SO	BB	IBB	HBP	BLK	WP	HR	S	P	ERA	WHIP											
Curt Simmons, L ERA: 2.95	(1, 1)	7.1	W	30	7	3	3	6	2	0	0	0	0	1	40	48	3.68	1.227										
Tracy Stallard, R ERA: 2.95	(8, 1)	1.1		6	3	1	1	1	0	0	0	0	0	1	8	8	6.75	2.250										
Barney Schultz, R ERA: 3.38	(9, 1)	0.1	S	2	1	0	0	1	0	0	0	0	0	0	4	4	0.00	3.000										

Batter	1	2	3	4	5	6	7	8	9	AB	R	H	RBI	BB	SO	LOB	BOTTOM										
Lou Brock, L OBP: 0.340, SLG: 0.422	F5		L8	K			G3			4	0	0	0	0	1	2	Cincinnati Reds @ St. Louis Cardinals Sportsman's Park, St. Louis, MO Wed Jun 09 1965, 8:05 PM EDT Att: 16,126 - Unknown										
Dick Groat, R OBP: 0.305, SLG: 0.304	6-3			1B			E5 BB			4	1	1	0	0	0	2											
Curt Flood, R OBP: 0.365, SLG: 0.466	5-3			HR 1B	1-3		1-2 BB			3	1	1	0	1	0	0											
Bill White, L OBP: 0.376, SLG: 0.418		L3		HR 1B		K	F7			4	1	1	3	0	1	2											
Ken Boyer, R OBP: 0.332, SLG: 0.414				HR		F9		F8 BB		3	2	2	1	1	0	0											
Tim McCarver, L OBP: 0.305, SLG: 0.420		F5		1B BB			G6-3 1B	F8		3	1	1	0	1	0	2											
Carl Warwick, R OBP: 0.189, SLG: 0.171		F8		1B BB			G6-3	F8		4	0	1	0	0	0	2											
Dal Maxvill, R OBP: 0.167, SLG: 0.235			F4	FC5 1B			5-3			3	0	1	1	1	0	0											
Curt Simmons, L OBP: 0.038, SLG: 0.038										3	0	0	0	0	1	2											
Tracy Stallard, R OBP: 0.154, SLG: 0.154			K	FC5						1	0	1	0	0	0	0											
Barney Schultz, R										0	0	0	0	0	0	0											
Inning Stats	R: 0 E: 0 K: 0 S: 3	H: 0 LOB: 0 BB: 0 P: 3	R: 1 E: 0 K: 0 S: 4	H: 1 LOB: 0 BB: 0 P: 4	R: 0 E: 0 K: 1 S: 5	H: 0 LOB: 0 BB: 0 P: 5	R: 5 E: 0 K: 1 S: 11	H: 6 LOB: 2 BB: 1 P: 15	R: 0 E: 0 K: 0 S: 5	H: 0 LOB: 0 BB: 0 P: 5	R: 0 E: 0 K: 0 S: 3	H: 1 LOB: 0 BB: 0 P: 3	R: 0 E: 0 K: 0 S: 4	H: 0 LOB: 2 BB: 1 P: 8	R: 0 E: 0 K: 0 S: 3	H: 1 LOB: 2 BB: 2 P: 11	1B: 7 2B: 0 3B: 0 HR: 2	SF: 0 SAC: 0 DP: 1 HBP: 0	WP: 0 PA: 36 PB: 0 SB: 1 CS: 0								
PITCHER	IP	WLS	BF	H	R	ER	SO	BB	IBB	HBP	BLK	WP	HR	S	P	ERA	WHIP										
Joey Jay, R ERA: 4.06	(1, 1)		16	6	6	5	1	1	0	0	0	0	0	18	21	0.00	2.333										
Roger Craig, R ERA: 3.91	(4, 1)	4.0		2	0	0	2	1	0	0	0	0	0	18	22	0.00	0.750										
Jim Duffalo, R ERA: 2.86	(8, 1)	1.0		5	1	0	0	1	1	0	0	0	0	3	11	0.00	2.000										



Batter	1	2	3	4	5	6	7	8	9	AB	R	H	RBI	BB	SO	LOB	TOP				
Tommy Harper, R OBP: 0.386, SLG: 0.435 (1, 7)	4-0 SH5-3 2B BB		0-0 5-3			0-0 6-3		0-0 P4		3	1	0	0	1	0	1					
Pete Rose, S OBP: 0.364, SLG: 0.398 (1, 4)	0-0 SH5-3 1-2		0-0 FC6-4 1B			0-0 1B		0-0 1-3		3	0	2	0	0	0	0					
Vada Pinson, L OBP: 0.367, SLG: 0.514 (1, 8)	0-0 4-3 2-3		0-0 FC6-4 1-2 CS			0-0 4-3-6-3 1-2		0-0 HR 1B		4	1	1	0	0	0	3					
Gordy Coleman, L OBP: 0.397, SLG: 0.579 Marty Keough, L OBP: 0.364, SLG: 0.125 (1, 3) (9, 3)	0-0 2B		0-0 CS	0-0 F9		0-0 4-3		0-0 HR 1B		4	1	2	3	0	0	0					
Frank Robinson, R OBP: 0.372, SLG: 0.495 (1, 9)	0-0 1-3			4-0 CS BB		0-0 F8		0-0 CS 1B		3	0	1	0	1	0	1					
Deron Johnson, R OBP: 0.318, SLG: 0.528 (1, 5)		0-3 K		0-0 F9		0-0 F9		0-3 K		4	0	0	0	0	2	2					
Don Pavletich, R OBP: 0.447, SLG: 0.639 Giraldo Ruiz, S OBP: 0.077, SLG: 0.077 Jimmie Coker, R OBP: 0.100, SLG: 0.200 (1, 2) (8, PR) (8, 2)		0-0 HR		0-0 CS	0-0 5-3			0-0 FC5-4 1B		3	1	2	1	0	0	0					
Leo Cardenas, R OBP: 0.327, SLG: 0.378 (1, 6)		0-3 K		0-3 K				0-0 FC5-4 1-2		3	0	0	0	0	2	1					
Sammy Ellis, L OBP: 0.154, SLG: 0.184 Joe Nuxhall, L OBP: 0.333, SLG: 0.250 Art Shamsky, L OBP: 0.371, SLG: 0.500 Billy McCool, R (1, 1) (6, 1) (8, PH) (8, 1)		0-0 1-3		0-0 5-3				0-3 K		2	0	0	0	0	0	0					
Inning Stats	R: 1 E: 0 K: 0 S: 4	H: 1 LOB: 1 BB: 1 P: 8	R: 1 E: 0 K: 2 S: 8	H: 1 LOB: 0 BB: 0 P: 8	R: 0 E: 0 K: 0 S: 3	H: 1 LOB: 0 BB: 1 P: 3	R: 0 E: 0 K: 0 S: 2	H: 0 LOB: 0 BB: 1 P: 6	R: 0 E: 0 K: 1 S: 5	H: 0 LOB: 0 BB: 0 P: 5	R: 0 E: 0 K: 0 S: 3	H: 0 LOB: 0 BB: 0 P: 3	R: 0 E: 0 K: 1 S: 6	H: 1 LOB: 1 BB: 0 P: 6	R: 2 E: 0 K: 1 S: 7	H: 3 LOB: 0 BB: 0 P: 7	1B: 5 2B: 2 3B: 0 HR: 2	SF: 0 SAC: 1 DP: 1 HBP: 0	WP: 0 PB: 0 SB: 0 CS: 3	PA: 35	
PITCHER	IP	WLS	BF	H	R	ER	SO	BB	IBB	HBP	BLK	WP	HR	S	P	ERA	WHIP				
Bob Buhl, R ERA: 3.22 Ted Abernathy, R ERA: 2.06 (1, 1) (9, 1)	8.1	L	32	8	4	4	4	2	0	0	0	0	2	38	46	4.32	1.200				

Cincinnati Reds @ Chicago Cubs
Wrigley Field, Chicago, IL
Fri Jun 11 1965, 3:33 AM CDT
Att: 4,529 - Sunny

AB	30
R	4
H	8
RBI	4
BB	2
SO	5
LOB	9

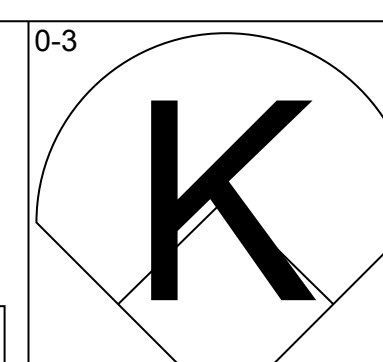
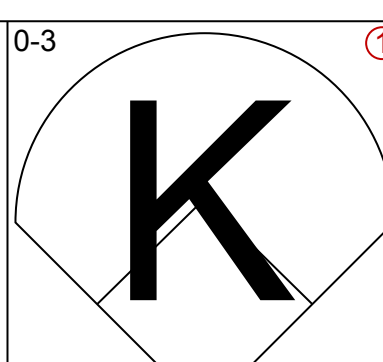
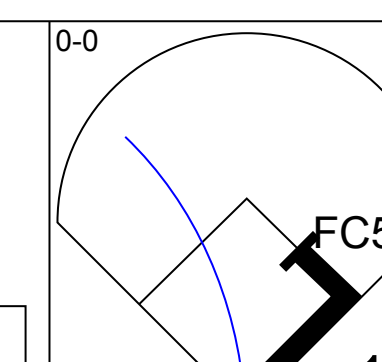
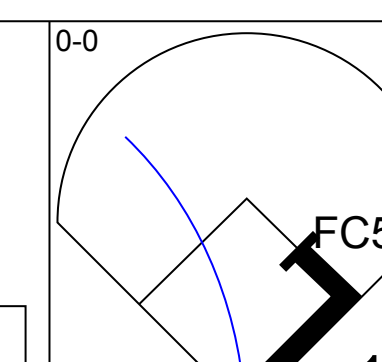
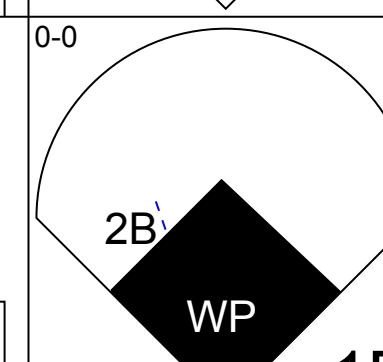
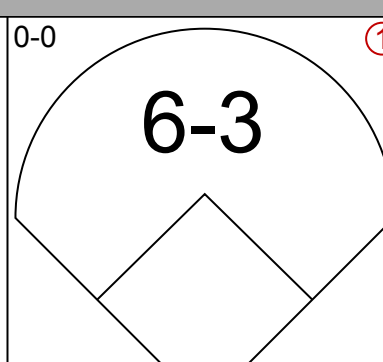
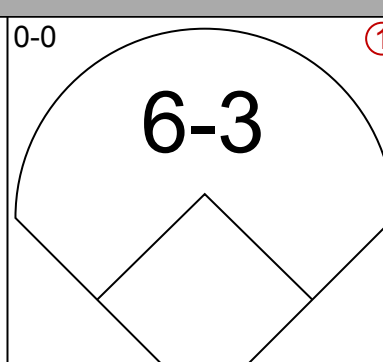
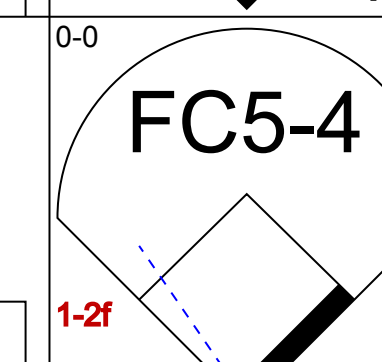
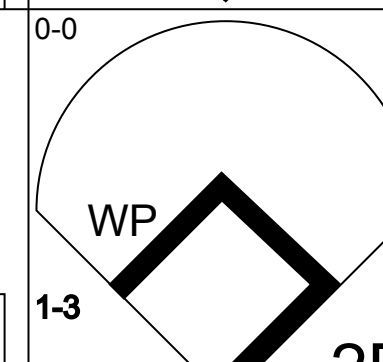
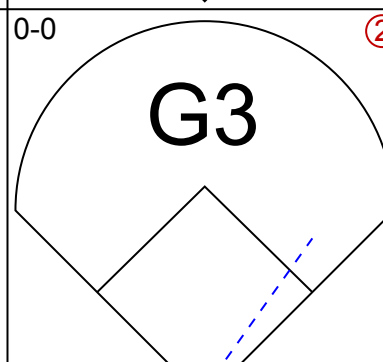
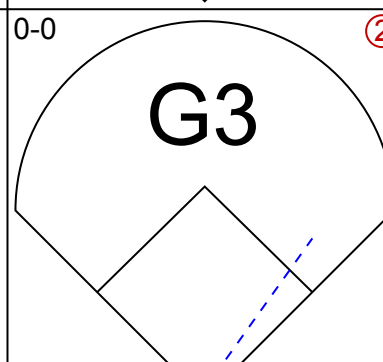
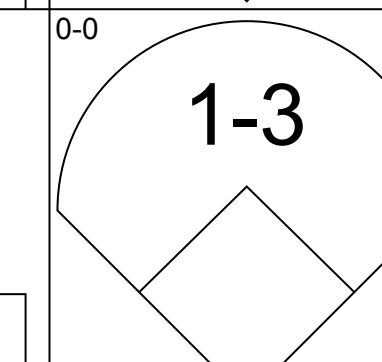
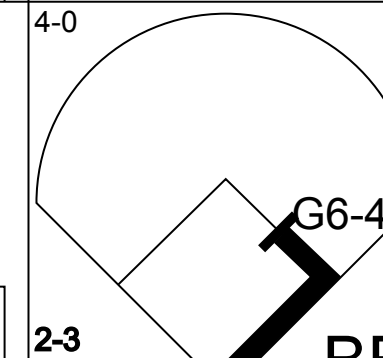
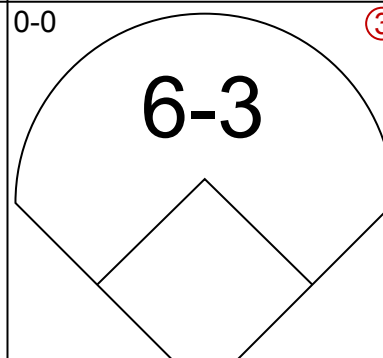
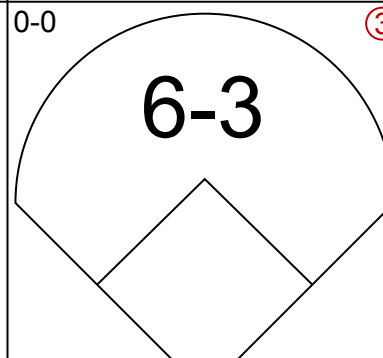
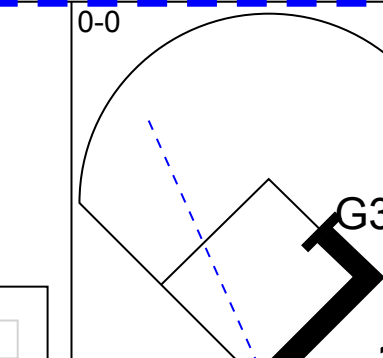
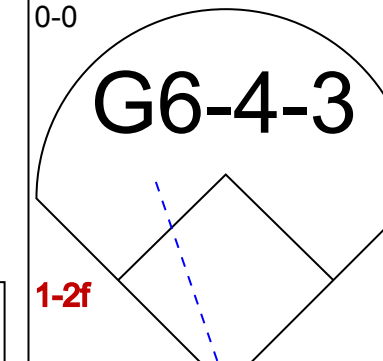
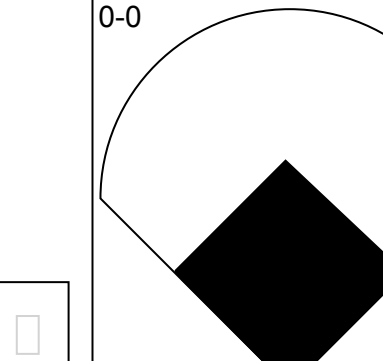
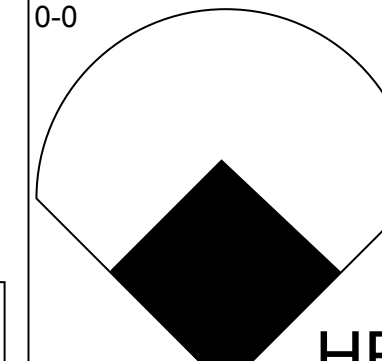
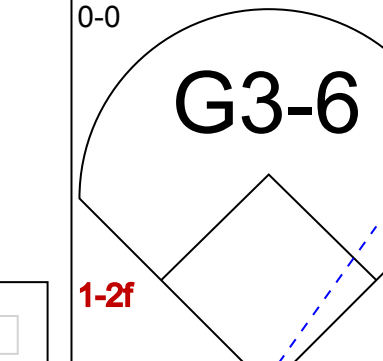
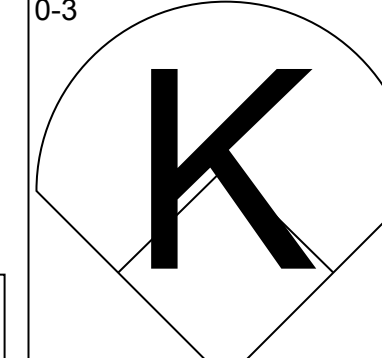
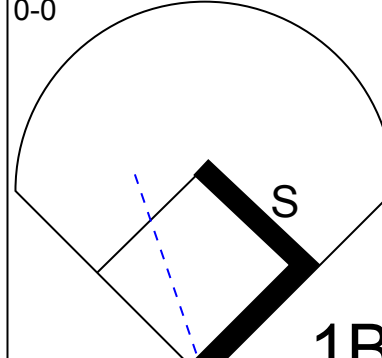
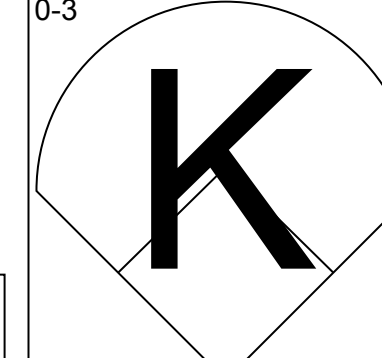
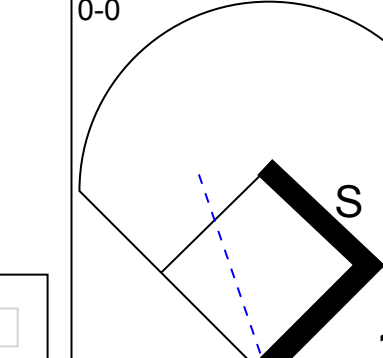
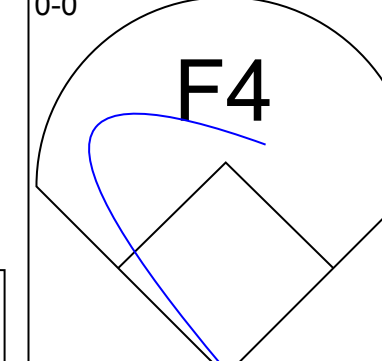
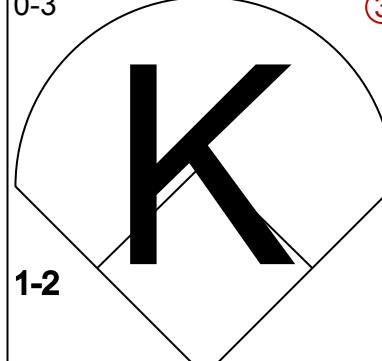
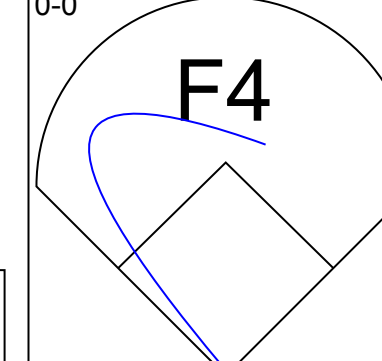
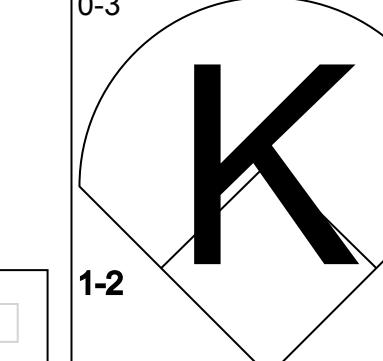
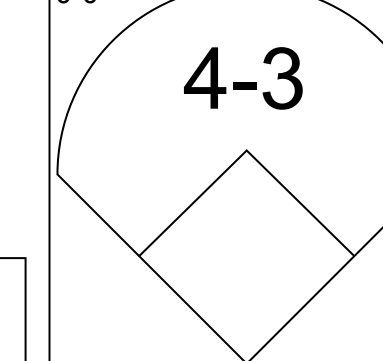
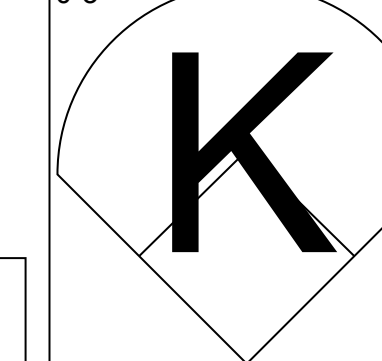
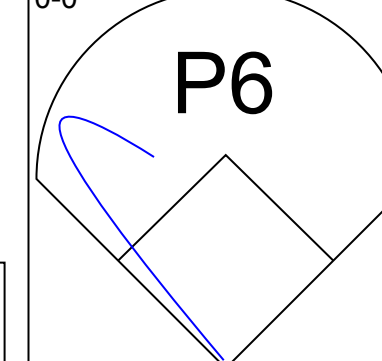


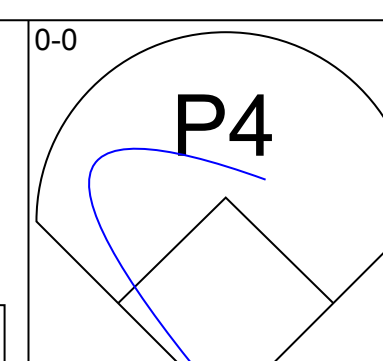
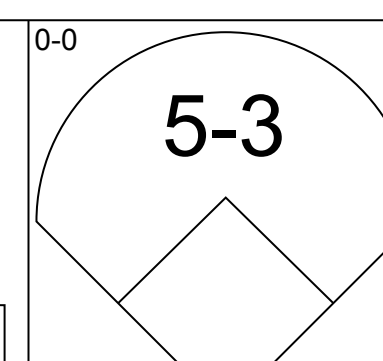
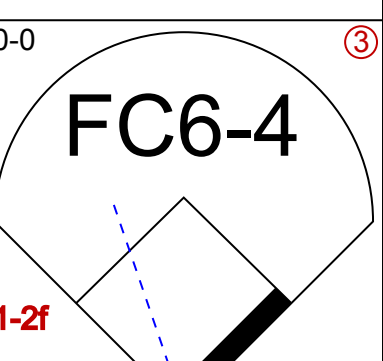
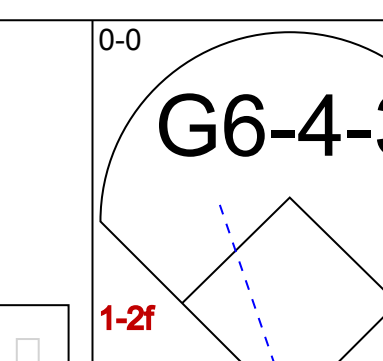
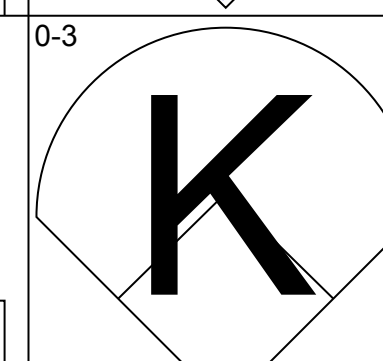
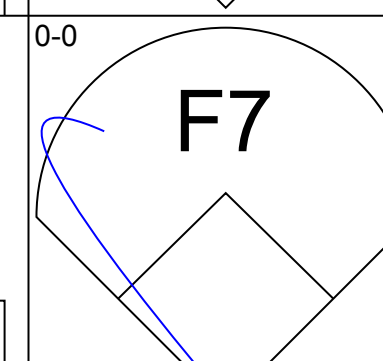
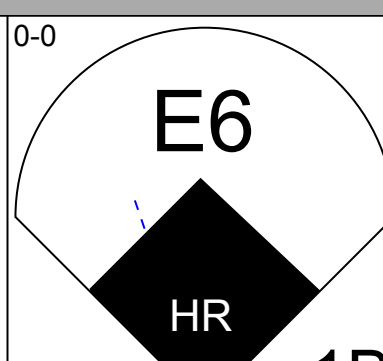
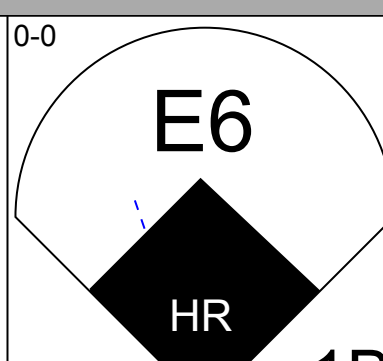
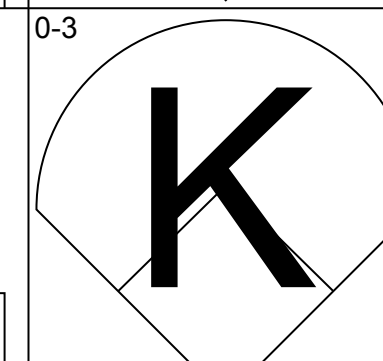
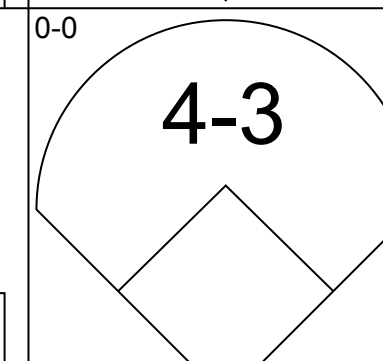
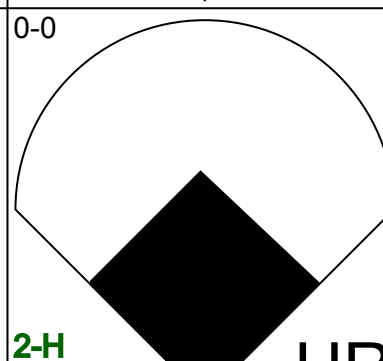
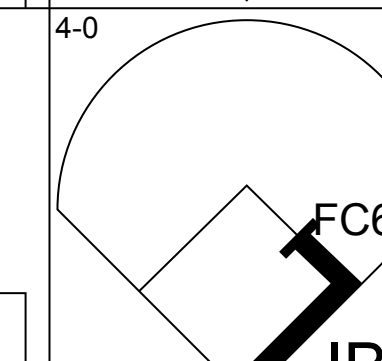
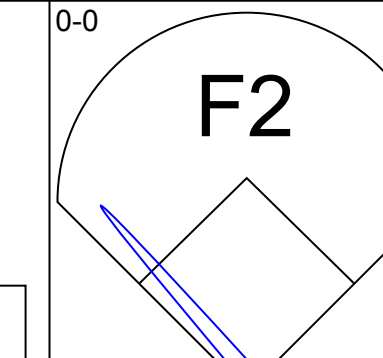
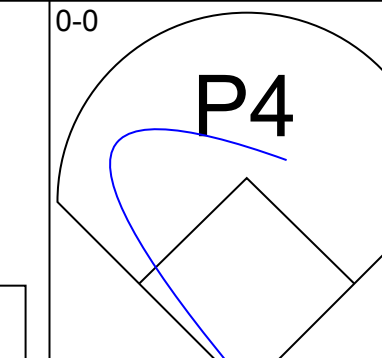
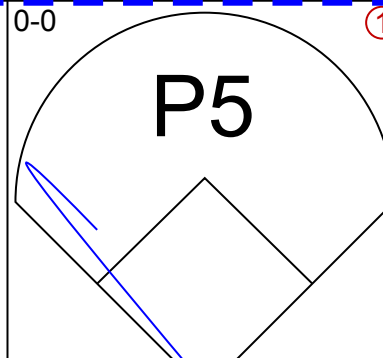
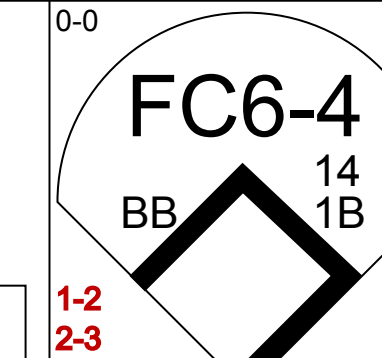
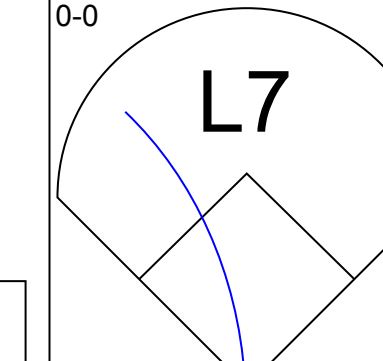
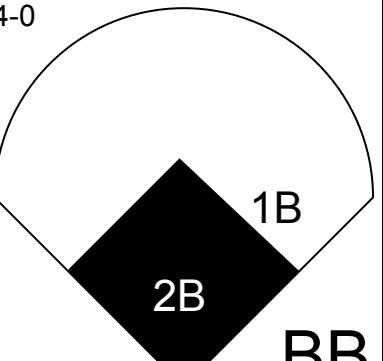
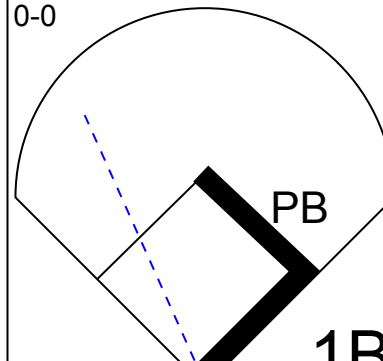
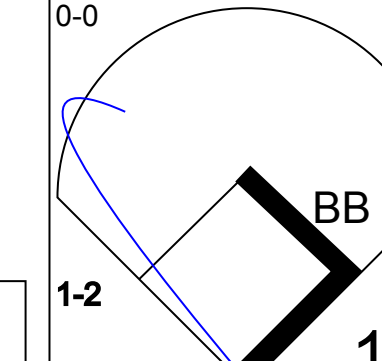
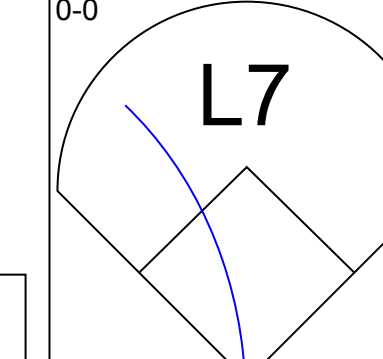
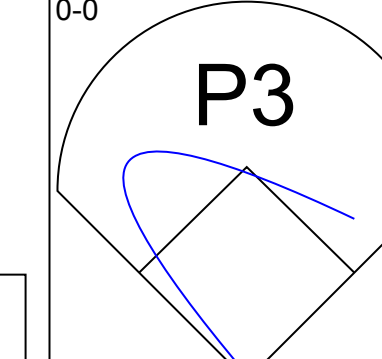
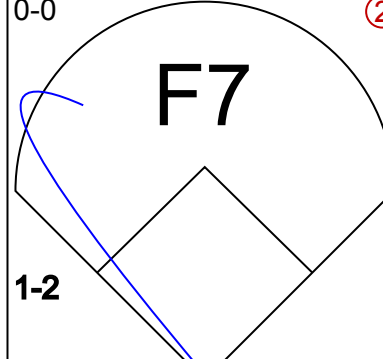
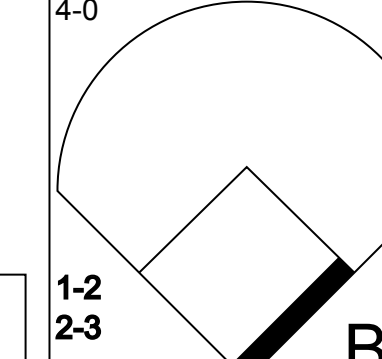
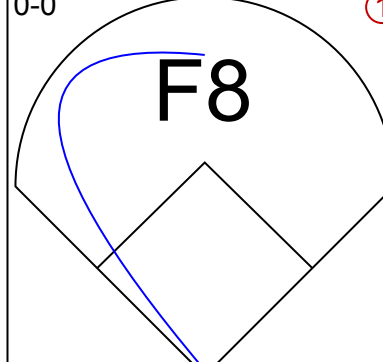
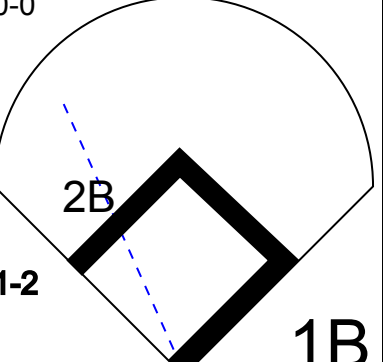
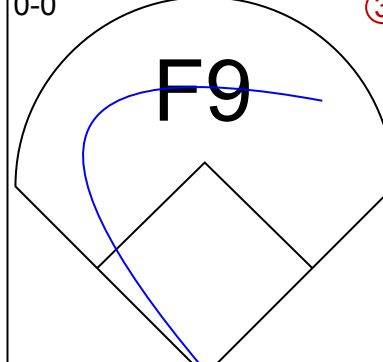
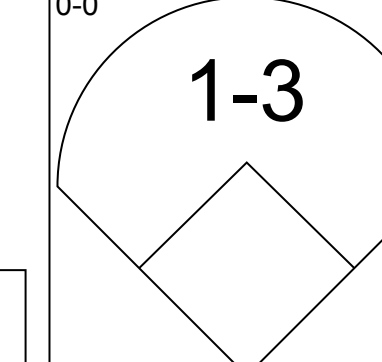
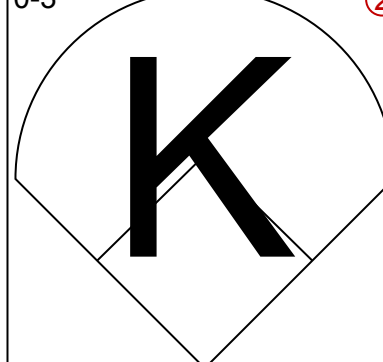
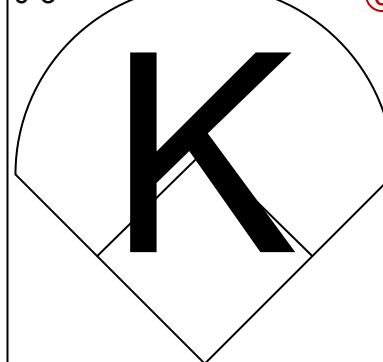
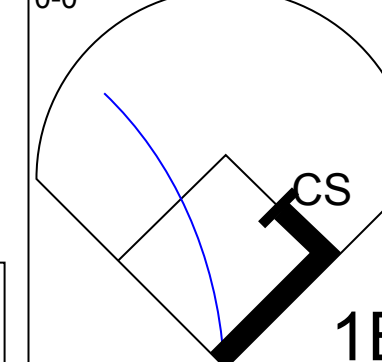
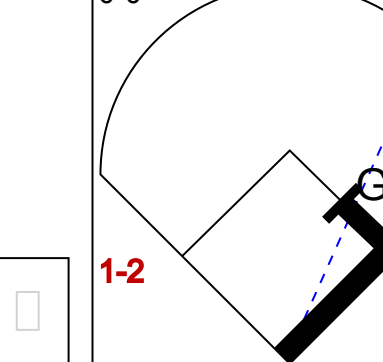
Batter	1	2	3	4	5	6	7	8	9	AB	R	H	RBI	BB	SO	LOB	BOTTOM					
Don Landrum, L OBP: 0.313, SLG: 0.392 Joey Amalfitano, R OBP: 0.300, SLG: 0.192 Don Kessinger, S (1, 8) (9, PH) (9, PR)	0-3 K		4-0 S BB BB		0-0 4-3		0-0 F7		4-0 BB	3	0	0	0	1	1	0						
Jimmy Stewart, S OBP: 0.382, SLG: 0.311 (1, 6)	0-0 1-3		0-0 P5			0-0 1B 2B		0-0 1-3 4-3		5	1	1	0	0	0	2						
Billy Williams, L OBP: 0.346, SLG: 0.471 (1, 7)	4-0 BB		4-0 S BB			0-0 F9 14 2B 1B		0-3 K		2	1	1	1	2	1	0						
Ron Santo, R OBP: 0.361, SLG: 0.512 (1, 5)	0-0 F8		0-0 5-3 1-2 2-3			0-0 F9		0-0 BB 2B		4	0	1	0	0	0	4						
14 Ernie Banks, R OBP: 0.377, SLG: 0.517 (1, 3)		0-0 P4		0-0 L7		0-0 1B 2B		4-0 BB IBB		3	1	1	1	1	0	0						
Doug Clemens, L OBP: 0.311, SLG: 0.310 Harvey Kuenn, R OBP: 0.357, SLG: 0.228 (1, 9) (8, PH) (9, 9)		4-0 5-3 BB		0-0 F2		0-0 CS 1B		4-0 1-2 2-3 BB		2	0	1	1	1	0	0						
Chris Krug, R OBP: 0.192, SLG: 0.167 (1, 2)	0-0 5-3		0-0 5-3		0-0 5-3		0-0 F3		0-3 K	4	0	0	0	0	1	5						
Glenn Beckert, R OBP: 0.264, SLG: 0.293 (1, 4)	0-0 5-3				0-0 P5		0-0 CS 2B		0-0 6-3	4	0	1	0	0	0	1						
Bob Buhl, R OBP: 0.094, SLG: 0.033 Ted Abernathy, R Harry Bright, R OBP: 0.318, SLG: 0.381 (1, 1) (9, 1) (9, PH)			0-3 K		0-3 K		0-3 K		0-0 P6	3	0	0	0	0	3	1						
Inning Stats	R: 0 E: 0 K: 1 S: 5	H: 0 LOB: 1 BB: 1 P: 9	R: 0 E: 0 K: 0 S: 3	H: 0 LOB: 1 BB: 1 P: 7	R: 0 E: 0 K: 1 S: 5	H: 0 LOB: 2 BB: 2 P: 13	R: 0 E: 0 K: 0 S: 3	H: 0 LOB: 0 BB: 0 P: 3	R: 0 E: 0 K: 0 S: 5	H: 0 LOB: 0 BB: 0 P: 5	R: 3 E: 0 K: 0 S: 6	H: 4 LOB: 0 BB: 0 P: 6	R: 0 E: 0 K: 1 S: 5	H: 1 LOB: 0 BB: 0 P: 5	R: 0 E: 0 K: 2 S: 8	H: 1 LOB: 3 BB: 2 P: 16	R: 0 E: 0 K: 0 S: 3	H: 0 LOB: 1 BB: 1 P: 7	1B: 2 2B: 4 3B: 0 HR: 0	SF: 0 SAC: 0 DP: 0 HBP: 0	WP: 0 PB: 0 SB: 3 CS: 2	PA: 38
PITCHER	IP	WLS	BF	H	R	ER	SO	BB	IBB	HBP	BLK	WP	HR	S	P	ERA	WHIP					
Sammy Ellis, R ERA: 3.73 Joe Nuxhall, L ERA: 4.5 Billy McCool, L ERA: 3.38 (1, 1) (6, 1) (8, 1)	5.1		24	4	3	3	3	4	0	0	0	0	0	26	42	5.06	1.500					

Cincinnati Reds @ Chicago Cubs
Wrigley Field, Chicago, IL
Fri Jun 11 1965, 3:33 AM CDT
Att: 4,529 - Sunny

AB	31
R	3
H	6
RBI	3
BB	7
SO	6
LOB	13



Batter	1	2	3	4	5	6	7	8	9	AB	R	H	RBI	BB	SO	LOB	TOP				
Tommy Harper, R (1, 7) OBP: 0.384, SLG: 0.431										4	0	1	0	0	2	1	Cincinnati Reds @ Chicago Cubs Wrigley Field, Chicago, IL Sat Jun 12 1965, 3:33 AM CDT Att: 3,672 - Sunny				
Pete Rose, S (1, 4) OBP: 0.362, SLG: 0.396										4	1	1	0	0	1	1					
Vada Pinson, L (1, 8) OBP: 0.365, SLG: 0.513										4	0	1	0	0	0	1					
Deron Johnson, R (1, 5) OBP: 0.321, SLG: 0.526										3	0	1	0	1	0	0					
Frank Robinson, R (1, 9) OBP: 0.374, SLG: 0.511										4	1	2	1	0	0	3					
Tony Perez, R (1, 3) OBP: 0.309, SLG: 0.495										3	0	0	0	0	2	1					
Gordy Coleman, L (9, PH) OBP: 0.402, SLG: 0.582										1	0	1	0	0	0	0					
Giraldo Ruiz, S (9, PR) OBP: 0.077, SLG: 0.077										0	0	0	0	0	0	0					
Don Pavletich, R (1, 2) OBP: 0.427, SLG: 0.605										4	0	0	0	0	1	1					
Leo Cardenas, R (1, 6) OBP: 0.332, SLG: 0.383										3	0	2	0	0	0	0					
Jim O'Toole, S (1, 1) John Tsitouris, R (6, 1) Charlie James, R (6, PH) Roger Craig, R (8, 1)										2	0	0	0	0	1	2					
Inning Stats	R: 1 E: 0 K: 1 S: 6	H: 2 LOB: 1 BB: 1 P: 10	R: 0 E: 0 K: 0 S: 4	H: 1 LOB: 1 BB: 0 P: 4	R: 0 E: 0 K: 2 S: 7	H: 0 LOB: 0 BB: 0 P: 7	R: 0 E: 0 K: 1 S: 5	H: 1 LOB: 1 BB: 0 P: 6	R: 0 E: 0 K: 0 S: 3	H: 0 LOB: 0 BB: 0 P: 3	R: 1 E: 0 K: 1 S: 6	H: 1 LOB: 0 BB: 0 P: 6	R: 0 E: 0 K: 0 S: 4	H: 1 LOB: 2 BB: 0 P: 4	R: 0 E: 0 K: 1 S: 6	H: 2 LOB: 2 BB: 0 P: 6	1B: 7 2B: 2 3B: 0 HR: 1	SF: 0 SAC: 0 DP: 3 HBP: 0	WP: 1 PB: 0 SB: 1 CS: 1	PA: 34	
PITCHER	IP WLS BF H R ER SO BB IBB HBP BLK WP HR S P ERA WHIP	8.0 W 30 7 2 2 6 1 0 0 0 1 1 41 45 2.25 1.000	1.0 S 4 2 0 0 1 0 0 0 0 0 0 0 6 6 0.00 2.000																		

Batter	1	2	3	4	5	6	7	8	9	AB	R	H	RBI	BB	SO	LOB	BOTTOM			
Harvey Kuenn, R (1, 9) OBP: 0.343, SLG: 0.217										4	0	0	0	0	0	4	Cincinnati Reds @ Chicago Cubs Wrigley Field, Chicago, IL Sat Jun 12 1965, 3:33 AM CDT Att: 3,672 - Sunny			
Don Landrum, L (9, 8) OBP: 0.313, SLG: 0.392										0	0	0	0	0	0	0				
Jimmy Stewart, S (1, 7) OBP: 0.388, SLG: 0.338										4	1	2	0	0	1	0				
Ted Abernathy, R (9, 1)										0	0	0	0	0	0	0				
Billy Williams, L (1, 8) OBP: 0.348, SLG: 0.482										3	1	1	2	1	1	0				
Ron Santo, R (1, 5) OBP: 0.355, SLG: 0.502									4	0	0	0	0	0	2					
14 Ernie Banks, R (1, 3) OBP: 0.383, SLG: 0.519									3	1	2	0	1	0	0					
Chris Krug, R (1, 2) OBP: 0.172, SLG: 0.148									3	0	0	0	0	0	2					
Ed Bailey, L (8, PH) OBP: 0.263, SLG: 0.170										0	0	0	0	1	0	0				
Glenn Beckert, R (1, 4) OBP: 0.264, SLG: 0.292									4	0	1	0	0	0	4					
Don Kessinger, S (1, 6) OBP: 0.667, SLG: 1.000									3	0	2	1	0	1	0					
Dick Ellsworth, L (1, 1) OBP: 0.185, SLG: 0.154									2	0	1	0	1	1	0					
Doug Clemens, L (9, 9) OBP: 0.311, SLG: 0.310									0	0	0	0	0	0	0					
Inning Stats	R: 0 E: 0 K: 2 S: 7	H: 0 LOB: 0 BB: 0 P: 7	R: 0 E: 0 K: 0 S: 3	H: 0 LOB: 0 BB: 0 P: 3	R: 0 E: 0 K: 0 S: 3	H: 0 LOB: 0 BB: 0 P: 3	R: 1 E: 0 K: 0 S: 5	H: 2 LOB: 3 BB: 2 P: 13	R: 2 E: 1 K: 0 S: 6	H: 3 LOB: 1 BB: 0 P: 6	R: 0 E: 0 K: 0 S: 3	H: 2 LOB: 3 BB: 2 P: 3	R: 0 E: 0 K: 0 S: 4	H: 2 LOB: 3 BB: 2 P: 12	R: 0 E: 0 K: 0 S: 4	H: 2 LOB: 3 BB: 2 P: 12	1B: 6 2B: 3 3B: 0 HR: 1	SF: 0 SAC: 0 DP: 2 HBP: 0	WP: 0 PB: 1 SB: 0 CS: 1	PA: 34
PITCHER	IP WLS BF H R ER SO BB IBB HBP BLK WP HR S P ERA WHIP	5.0 L 21 4 3 3 4 0 0 0 0 0 0 7 7 0.00 1.500	2.0 7 3 0 0 0 0 0 0 0 0 0 0 7 7 0.00 1.500	1.0 6 2 0 0 0 0 1 1 0 0 0 0 4 12 0.00 3.000																

AB	33
R	2
H	9
RBI	1
BB	1
SO	7
LOB	10



Batter	1	2	3	4	5	6	7	8	9	AB	R	H	RBI	BB	SO	LOB	TOP						
Tommy Harper, R (1,7) OBP: 0.380, SLG: 0.426	F9		5-3		1-3		K		1B 2B	5	1	1	0	0	1	0	Cincinnati Reds @ Chicago Cubs Wrigley Field, Chicago, IL Sun Jun 13 1965, 3:33 AM CDT Sunny						
Pete Rose, S (1,4) OBP: 0.367, SLG: 0.402	4-3		1B 2B		F8		BB		2B 6-3	4	1	2	1	1	0	0							
Vada Pinson, L (1,8) OBP: 0.373, SLG: 0.524	1B		2-3 1B		4-3		1B 3B		6-3 E	5	2	4	1	0	0	1							
Gordy Coleman, L (1,3) OBP: 0.387, SLG: 0.559	4-3		P3		F8		4-3		6-3	5	0	0	1	0	0	5							
Frank Robinson, R (1,9) OBP: 0.379, SLG: 0.513		2B 1B	K		6-3		1-2 3B 1B		E6	5	2	3	0	0	1	2							
Deron Johnson, R (1,5) OBP: 0.318, SLG: 0.522		WP 1-H 2B			6-3		P6		P4 K	5	0	1	1	0	1	4							
Johnny Edwards, L (1,2) OBP: 0.366, SLG: 0.574		K			F7		1-H 2-H 3B		4-3	4	0	1	2	0	1	2							
Leo Cardenas, R (1,6) OBP: 0.330, SLG: 0.377		K			6-3		K		1B BB	3	1	0	0	1	2	2							
Gerry Arrigo, L (1,1) OBP: 0.222, SLG: 0.556		K			K		F8		F9	1	0	0	0	0	1	1							
Jim Duffalo, R (2,1) Marty Keough, L (7,PH) Roger Craig, R (7,1) Art Shamsky, L (9,PH)										1	0	0	0	0	1	0							
Inning Stats	R: 0 E: 0 K: 0 S: 4	H: 1 LOB: 1 BB: 0 P: 4	R: 1 E: 0 K: 3 S: 11	H: 2 LOB: 1 BB: 0 P: 11	R: 0 E: 0 K: 1 S: 7	H: 2 LOB: 2 BB: 0 P: 7	R: 0 E: 0 K: 0 S: 3	H: 0 LOB: 0 BB: 0 P: 3	R: 0 E: 0 K: 1 S: 5	H: 3 LOB: 1 BB: 0 P: 8	R: 0 E: 0 K: 1 S: 5	H: 0 LOB: 1 BB: 1 P: 9	R: 0 E: 0 K: 0 S: 4	H: 1 LOB: 1 BB: 0 P: 4	R: 4 E: 1 K: 1 S: 9	H: 3 LOB: 1 BB: 1 P: 13	1B: 8 2B: 3 3B: 1 HR: 0	SF: 0 SAC: 0 DP: 0 HBP: 0	WP: 1 PB: 0 SB: 0 CS: 0	PA: 42			
PITCHER	IP WLS BF H R ER SO BB IBB HBP BLK WP HR S P ERA WHIP	8.1 W 39 12 7 6 7 2 0 0 0 0 1 0 51 59 6.48 1.680	0.2 S 3 0 0 0 1 0 0 0 0 0 0 0 5 5 0.00 0.000																				

Batter	1	2	3	4	5	6	7	8	9	AB	R	H	RBI	BB	SO	LOB	BOTTOM					
Harvey Kuenn, R (1,9) OBP: 0.346, SLG: 0.221	P5	1B HR	SF7		6-3					3	1	1	1	1	0	0	Cincinnati Reds @ Chicago Cubs Wrigley Field, Chicago, IL Sun Jun 13 1965, 3:33 AM CDT Sunny					
Jimmy Stewart, S (1,7) Don Landrum, L (9,8)	K	P5	4-3		P5			BB	G3	5	0	0	0	0	1	3						
Billy Williams, L (1,8) OBP: 0.359, SLG: 0.502	2B BB	1-3 HR			HR		WP 1B			3	3	3	1	1	0	0						
Ron Santo, R (1,5) OBP: 0.357, SLG: 0.520	1-H HR	1-H 3-H HR			P8		F5			4	2	2	4	0	0	1						
14 Ernie Banks, R (1,3) OBP: 0.381, SLG: 0.512	HR	K			F8		6-3			3	1	0	0	1	1	0						
Chris Krug, R (1,2) OBP: 0.182, SLG: 0.258	1-H 2-H HR	F7			1-3		P2			4	1	1	3	0	0	0						
Glenn Beckert, R (1,4) OBP: 0.268, SLG: 0.293	1B		1B SF7		F9		K			3	1	1	0	1	1	0						
Don Kessinger, S (1,6) OBP: 0.571, SLG: 0.714	1-3		SH3-4 1B		P6		1-3		1-3	4	0	2	0	0	0	0						
Cal Koonce, R (1,1) Ted Abernathy, R (9,1)	5-3		SH3-4		4-3		5-3			3	0	0	0	0	0	2						
Inning Stats	R: 4 E: 0 K: 1 S: 9	H: 4 LOB: 2 BB: 2 P: 17	R: 3 E: 0 K: 1 S: 8	H: 3 LOB: 0 BB: 0 P: 8	R: 1 E: 0 K: 0 S: 4	H: 1 LOB: 1 BB: 1 P: 8	R: 1 E: 0 K: 0 S: 4	H: 1 LOB: 0 BB: 0 P: 4	R: 0 E: 0 K: 0 S: 3	H: 0 LOB: 0 BB: 0 P: 3	R: 0 E: 0 K: 0 S: 4	H: 1 LOB: 1 BB: 0 P: 4	R: 0 E: 0 K: 1 S: 5	H: 0 LOB: 0 BB: 0 P: 5	R: 0 E: 0 K: 0 S: 3	H: 0 LOB: 1 BB: 1 P: 7		1B: 6 2B: 1 3B: 0 HR: 3	SF: 1 SAC: 1 DP: 0 HBP: 0	WP: 1 PB: 0 SB: 0 CS: 0	PA: 38	
PITCHER	IP WLS BF H R ER SO BB IBB HBP BLK WP HR S P ERA WHIP	1.1 L 12 6 6 6 1 1 0 0 0 1 2 20 24 5.79 1.071	4.2 19 4 3 3 1 1 0 0 0 0 0 8 12 0.00 0.500																			

AB 40
R 7
H 12
RBI 6
BB 2
SO 8
LOB 18



AB 32
R 9
H 10
RBI 9
BB 4
SO 3
LOB 6



Batter	1	2	3	4	5	6	7	8	9	AB	R	H	RBI	BB	SO	LOB	TOP					
Tommy Harper, R OBP: 0.372, SLG: 0.415 (1, 7)										5	1	0	0	0	0	0	Cincinnati Reds @ Chicago Cubs Wrigley Field, Chicago, IL Sun Jun 13 1965, 3:38 AM CDT Att: 18,132 - Sunny					
Pete Rose, S OBP: 0.371, SLG: 0.398 (1, 4)										2	2	0	0	3	1	0						
Vada Pinson, L OBP: 0.370, SLG: 0.515 (1, 8)										4	1	0	0	1	0	3						
Frank Robinson, R OBP: 0.382, SLG: 0.518 (1, 9)										4	2	2	3	0	0	1						
Deron Johnson, R OBP: 0.322, SLG: 0.520 (1, 5)										3	1	1	1	1	0	1						
Tony Perez, R OBP: 0.297, SLG: 0.474 (1, 3)										4	0	0	1	0	1	3						
Don Pavletich, R OBP: 0.419, SLG: 0.588 (1, 2)										4	0	1	2	0	0	1						
Leo Cardenas, R OBP: 0.329, SLG: 0.374 (1, 6)										4	0	1	0	0	0	1						
Joey Jay, S (1, 1)										4	0	0	0	0	1	2						
Inning Stats	R: 0 E: 0 K: 0 S: 3	H: 0 LOB: 1 BB: 1 P: 7	R: 0 E: 0 K: 1 S: 5	H: 0 LOB: 0 BB: 0 P: 5	R: 0 E: 0 K: 1 S: 5	H: 1 LOB: 1 BB: 2 P: 13	R: 0 E: 0 K: 0 S: 3	H: 0 LOB: 1 BB: 1 P: 7	R: 0 E: 0 K: 0 S: 3	H: 0 LOB: 0 BB: 0 P: 3	R: 0 E: 0 K: 0 S: 3	H: 0 LOB: 1 BB: 1 P: 7	R: 0 E: 0 K: 0 S: 3	H: 0 LOB: 0 BB: 0 P: 3	R: 4 E: 1 K: 0 S: 8	H: 4 LOB: 2 BB: 1 P: 12		R: 0 E: 0 K: 1 S: 5	H: 0 LOB: 0 BB: 0 P: 5	1B: 4 2B: 1 3B: 0 HR: 0	SF: 0 SAC: 0 DP: 0 HBP: 0	WP: 0 PB: 0 SB: 1 CS: 0
PITCHER	IP WLS BF H R ER SO BB IBB HBP BLK WP HR S P ERA WHIP																					
Bob Hendley, L ERA: 11.57 (1, 1)	5.0 L 20 1 3 3 2 3 0 0 0 0 0 0 6 10 5.40 0.800																					
Lindy McDaniel, R ERA: 2.24 (6, 1)	2.0 7 0 0 0 0 1 0 0 0 0 0 0 6 10 0.00 0.500																					
Ernie Broglio, R ERA: 5.12 (8, 1)	0.1 5 2 4 1 0 1 0 0 0 0 0 0 4 8 27.00 9.000																					
Bob Humphreys, R ERA: 2.45 (8, 1)	1.2 7 2 0 0 1 0 0 0 0 0 0 0 9 9 0.00 1.200																					

Batter	1	2	3	4	5	6	7	8	9	AB	R	H	RBI	BB	SO	LOB	BOTTOM					
Don Landrum, L OBP: 0.319, SLG: 0.396 (1, 8)										4	0	2	0	0	2	0	Cincinnati Reds @ Chicago Cubs Wrigley Field, Chicago, IL Sun Jun 13 1965, 3:38 AM CDT Att: 18,132 - Sunny					
Doug Clemens, L OBP: 0.305, SLG: 0.304 (1, 9)										3	0	0	0	1	2	3						
Billy Williams, L OBP: 0.357, SLG: 0.496 (1, 7)										3	0	0	0	1	0	1						
Ron Santo, R OBP: 0.363, SLG: 0.520 (1, 5)										2	0	1	0	2	0	2						
14 Ernie Banks, R OBP: 0.379, SLG: 0.516 (1, 3)										4	0	1	0	0	0	4						
Ed Bailey, L OBP: 0.246, SLG: 0.157 (1, 2)										4	0	0	0	0	1	2						
Glenn Beckert, R OBP: 0.264, SLG: 0.288 (1, 4)										4	0	0	0	0	0	1						
Don Kessinger, S OBP: 0.364, SLG: 0.455 (1, 6)										4	0	0	0	0	0	1						
Bob Hendley, R ERA: 11.57 (5, 1)										1	0	0	0	0	1	0						
Jimmy Stewart, S ERA: 0.00 (5, 1)										1	0	0	0	0	0	0						
Lindy McDaniel, R ERA: 2.24 (6, 1)										0	0	0	0	0	0	0						
George Altman, L ERA: 15.00 (7, 1)										0	0	0	0	0	0	0						
Larry Jackson, R ERA: 0.00 (8, 1)										0	0	0	0	0	0	0						
Ernie Broglio, R ERA: 5.12 (8, 1)										0	0	0	0	0	0	0						
Bob Humphreys, R ERA: 2.45 (8, 1)										0	0	0	0	0	0	0						
Inning Stats	R: 0 E: 0 K: 1 S: 5	H: 0 LOB: 2 BB: 2 P: 13	R: 0 E: 0 K: 0 S: 3	H: 0 LOB: 0 BB: 0 P: 3	R: 0 E: 0 K: 2 S: 8	H: 1 LOB: 2 BB: 1 P: 12	R: 0 E: 0 K: 1 S: 6	H: 1 LOB: 1 BB: 0 P: 6	R: 0 E: 0 K: 1 S: 5	H: 0 LOB: 0 BB: 0 P: 5	R: 0 E: 0 K: 0 S: 3	H: 0 LOB: 1 BB: 1 P: 7	R: 0 E: 0 K: 1 S: 7	H: 2 LOB: 2 BB: 0 P: 7	R: 0 E: 0 K: 0 S: 3	H: 1 LOB: 0 BB: 0 P: 3	R: 0 E: 0 K: 0 S: 3	H: 0 LOB: 0 BB: 0 P: 3	1B: 4 2B: 0 3B: 1 HR: 0	SF: 0 SAC: 0 DP: 1 HBP: 0	WP: 1 PB: 0 SB: 2 CS: 0	PA: 35
PITCHER	IP WLS BF H R ER SO BB IBB HBP BLK WP HR S P ERA WHIP																					
Joey Jay, R ERA: 3.55 (1, 1)	9.0 W 35 5 0 0 6 4 0 0 0 1 0 43 59 0.00 1.000																					

AB	34
R	7
H	5
RBI	7
BB	5
SO	3
LOB	12



Batter	1	2	3	4	5	6	7	8	9	10	11	AB	R	H	RBI	BB	SO	LOB	TOP	
Billy Cowan, R OBP: 0.215, SLG: 0.254 (1, 8)												4	0	0	0	0	3	0		
Chuck Hiller, L OBP: 0.292, SLG: 0.292 Jim Hickman, R OBP: 0.189, SLG: 0.270 (1, 4) (11, 7)												4	0	0	0	0	0	0		
Charley Smith, R OBP: 0.288, SLG: 0.451 (1, 5)												4	0	0	0	0	3	0		
Ed Kranepool, L OBP: 0.361, SLG: 0.472 (1, 3)												3	0	0	0	1	1	1		
Johnny Lewis, L OBP: 0.343, SLG: 0.426 (1, 9)												4	1	1	1	0	3	1		
Ron Swoboda, R OBP: 0.335, SLG: 0.571 Bobby Klaus, R OBP: 0.296, SLG: 0.265 (1, 7) (11, 4)												4	0	0	0	0	3	1		
Roy McMillan, R OBP: 0.272, SLG: 0.301 (1, 6)												4	0	1	0	0	2	1		
Chris Cannizzaro, R OBP: 0.257, SLG: 0.214 Jesse Gonder, L OBP: 0.318, SLG: 0.425 (9, PH) (9, 2)												2	0	0	0	0	1	0		
Frank Lary, R OBP: 0.167, SLG: 0.167 Joe Christopher, R OBP: 0.323, SLG: 0.330 Larry Bearmarth, R OBP: 0.200, SLG: 0.400 (1, 1) (9, PH) (9, 1)												2	0	0	0	0	1	0		
Inning Stats	R: 0 E: 0 K: 1 S: 5	H: 0 LOB: 0 BB: 0 P: 5	R: 0 E: 0 K: 2 S: 7	H: 0 LOB: 1 BB: 1 P: 11	R: 0 E: 0 K: 3 S: 9	H: 0 LOB: 0 BB: 0 P: 9	R: 0 E: 0 K: 1 S: 5	H: 0 LOB: 0 BB: 0 P: 5	R: 0 E: 0 K: 2 S: 7	H: 0 LOB: 0 BB: 0 P: 7	R: 0 E: 0 K: 3 S: 9	H: 0 LOB: 0 BB: 0 P: 9	R: 0 E: 0 K: 2 S: 7	H: 0 LOB: 0 BB: 0 P: 7	R: 1 E: 0 K: 1 S: 6	H: 2 LOB: 0 BB: 0 P: 6	1B: 1 2B: 0 3B: 0 HR: 1	SF: 0 SAC: 0 DP: 2 HBP: 0	WP: 1 PB: 0 SB: 0 CS: 0	PA: 35
PITCHER Jim Maloney, R ERA: 2.44 (1, 1)	IP 11.0	WLS L	BF 35	H 2	R 1	ER 1	SO 18	BB 1	IBB 0	HBP 0	BLK 0	WP 1	HR 1	S 70	P 74	ERA 0.82	WHIP 0.273			

New York Mets @ Cincinnati Reds
Crosley Field, Cincinnati, OH
Mon Jun 14 1965, 7:05 PM EDT
Att: 5,989 - Unknown

livebaseballscorecards.com

AB 34
R 1
H 2
RBI 1
BB 1
SO 18
LOB 5

Batter	1	2	3	4	5	6	7	8	9	10	11	AB	R	H	RBI	BB	SO	LOB	BOTTOM			
Tommy Harper, R OBP: 0.372, SLG: 0.412 (1, 7)												4	0	1	0	0	0	3				
Pete Rose, S OBP: 0.369, SLG: 0.392 (1, 4)												4	0	0	0	1	0	2				
Vada Pinson, L OBP: 0.367, SLG: 0.508 (1, 8)												5	0	1	0	0	1	1				
Frank Robinson, R OBP: 0.382, SLG: 0.512 (1, 9)												4	0	1	0	1	0	1				
Gordy Coleman, L OBP: 0.380, SLG: 0.545 (1, 3)												5	0	1	0	0	0	3				
Deron Johnson, R OBP: 0.316, SLG: 0.510 (1, 5)												4	0	0	0	0	1	2				
Johnny Edwards, L OBP: 0.370, SLG: 0.571 Giraldo Ruiz, S OBP: 0.077, SLG: 0.077 Don Pavletich, R OBP: 0.419, SLG: 0.588 (1, 2) (10, PR) (11, 2)												4	0	2	0	0	0	1				
Leo Cardenas, R OBP: 0.330, SLG: 0.376 (1, 6)												2	0	1	0	0	0	0				
Jim Maloney, L OBP: 0.303, SLG: 0.214 (1, 1)												4	0	0	0	0	1	4				
Inning Stats	R: 0 E: 0 K: 0 S: 2	H: 0 LOB: 0 BB: 1 P: 6	R: 0 E: 0 K: 0 S: 3	H: 0 LOB: 0 BB: 0 P: 3	R: 0 E: 0 K: 1 S: 6	H: 1 LOB: 1 BB: 0 P: 6	R: 0 E: 0 K: 0 S: 6	H: 1 LOB: 1 BB: 0 P: 6	R: 0 E: 0 K: 1 S: 6	H: 1 LOB: 1 BB: 0 P: 6	R: 0 E: 0 K: 0 S: 3	H: 0 LOB: 0 BB: 0 P: 4	R: 0 E: 0 K: 0 S: 3	H: 0 LOB: 1 BB: 1 P: 7	R: 0 E: 0 K: 0 S: 4	H: 1 LOB: 2 BB: 0 P: 4	R: 0 E: 0 K: 1 S: 6	H: 1 LOB: 1 BB: 0 P: 6	1B: 7 2B: 1 3B: 0 HR: 0	SF: 0 SAC: 2 DP: 1 HBP: 1	WP: 0 PB: 1 SB: 1 CS: 2	PA: 41
PITCHER Frank Lary, R ERA: 2.52 (1, 1)	IP 8.0	WLS 3	BF 29	H 5	R 0	ER 0	SO 3	BB 1	IBB 0	HBP 1	BLK 0	WP 0	HR 0	S 33	P 38	ERA 0.00	WHIP 0.750					
PITCHER Larry Bearmarth, R ERA: 3.27 (9, 1)	IP 3.0	WLS W	BF 12	H 2	R 0	ER 0	SO 1	BB 1	IBB 0	HBP 0	BLK 0	WP 0	HR 0	S 13	P 17	ERA 0.00	WHIP 1.000					

New York Mets @ Cincinnati Reds
Crosley Field, Cincinnati, OH
Mon Jun 14 1965, 7:05 PM EDT
Att: 5,989 - Unknown

livebaseballscorecards.com

AB 36
R 0
H 7
RBI 0
BB 2
SO 3
LOB 17

Batter	1	2	3	4	5	6	7	8	9	AB	R	H	RBI	BB	SO	LOB	TOP			
Billy Cowan, R OBP: 0.217, SLG: 0.284 (1, 8)										4	1	1	0	0	0	0				
Chuck Hiller, L OBP: 0.222, SLG: 0.288 (1, 4)										4	0	1	1	0	0	0				
Charley Smith, R OBP: 0.282, SLG: 0.441 (1, 5)										4	0	0	0	0	1	1				
Ed Kranepool, L OBP: 0.356, SLG: 0.465 (1, 3)										3	0	0	0	0	0	1				
Johnny Lewis, L OBP: 0.338, SLG: 0.419 (1, 9)										3	0	0	0	0	2	0				
Ron Swoboda, R OBP: 0.330, SLG: 0.560 (1, 7)										3	0	0	0	0	1	0				
Roy McMillan, R OBP: 0.273, SLG: 0.306 (1, 6)										3	0	1	0	0	0	0				
Chris Cannizzaro, R OBP: 0.252, SLG: 0.210 (8, PH)										2	0	0	0	0	1	1				
Joe Christopher, R OBP: 0.326, SLG: 0.333 (8, 1)										1	0	1	0	0	0	0				
Larry Miller, L (8, 1)										0	0	0	0	0	0	0				
Gary Kroll, R OBP: 0.167, SLG: 0.222 (8, 1)										0	0	0	0	0	0	0				
Warren Spahn, L OBP: 0.306, SLG: 0.172 (8, PH)										2	0	0	0	0	0	0				
Jesse Gonder, L OBP: 0.315, SLG: 0.420 (8, 2)										1	0	0	0	0	0	1				
Inning Stats	R: 1 E: 0 K: 0 S: 4	H: 2 LOB: 0 BB: 4 P: 4	R: 0 E: 0 K: 2 S: 8	H: 1 LOB: 1 BB: 0 P: 8	R: 0 E: 0 K: 0 S: 3	H: 0 LOB: 0 BB: 0 P: 3	R: 0 E: 0 K: 2 S: 7	H: 0 LOB: 0 BB: 0 P: 7	R: 0 E: 0 K: 1 S: 5	H: 0 LOB: 0 BB: 0 P: 5	R: 0 E: 0 K: 0 S: 3	H: 0 LOB: 0 BB: 0 P: 3	R: 0 E: 0 K: 0 S: 4	H: 1 LOB: 1 BB: 0 P: 4	R: 0 E: 0 K: 0 S: 3	H: 0 LOB: 0 BB: 0 P: 3	1B: 2 2B: 1 3B: 1 HR: 0	SF: 0 SAC: 0 DP: 1 HBP: 0	WP: 0 PB: 0 SB: 0 CS: 0	PA: 30
PITCHER Sammy Ellis, R ERA: 3.48 (1, 1)	IP: 9.0 WLS: W BF: 30 H: 4 R: 1 ER: 1 SO: 5 BB: 0 IBB: 0 HBP: 0 BLK: 0 WP: 0 HR: 0 S: 40 P: 40 ERA: 1.00 WHIP: 0.444																			

New York Mets @ Cincinnati Reds
Crosley Field, Cincinnati, OH
Tue Jun 15 1965, 7:05 PM EDT
Att: 8,620 - Unknown

livebaseballscorecards.com

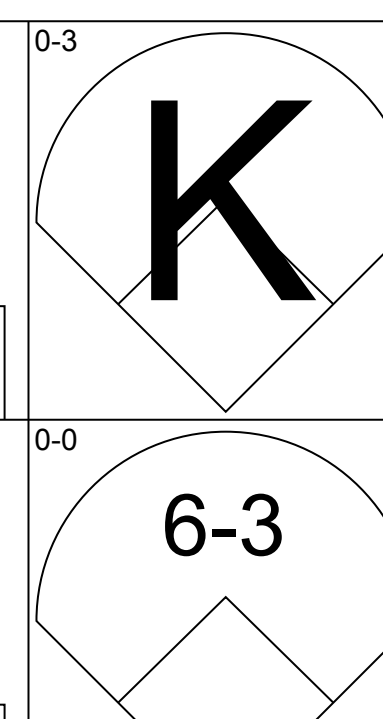
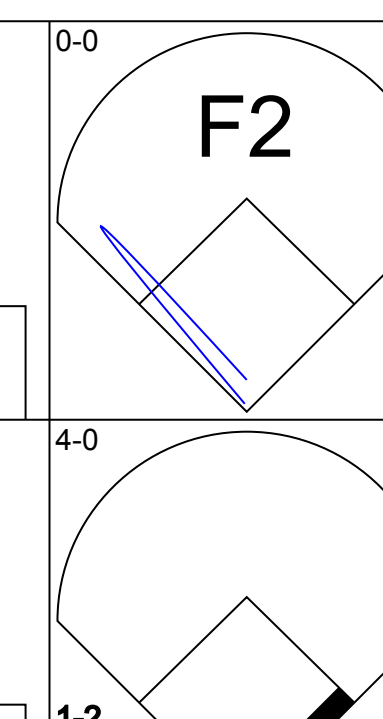
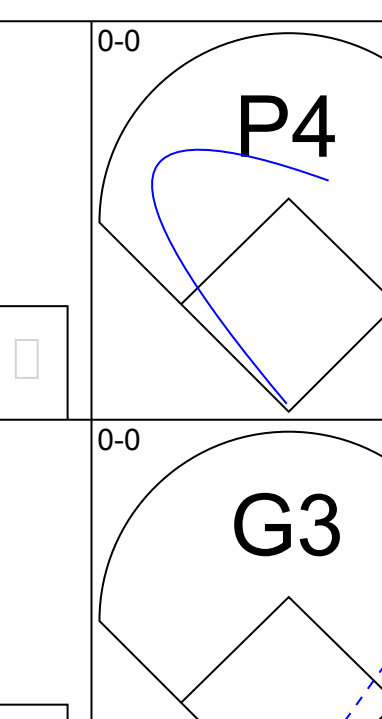
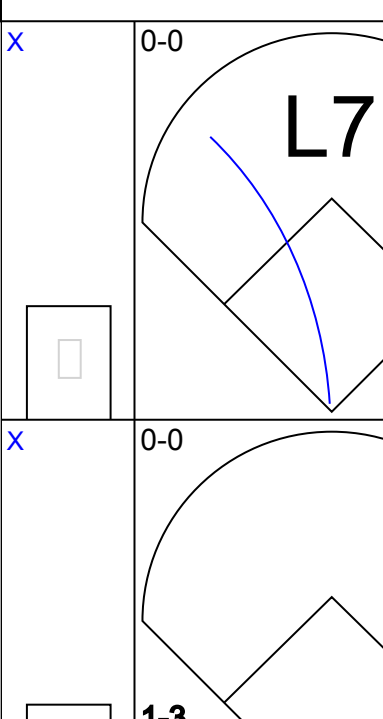
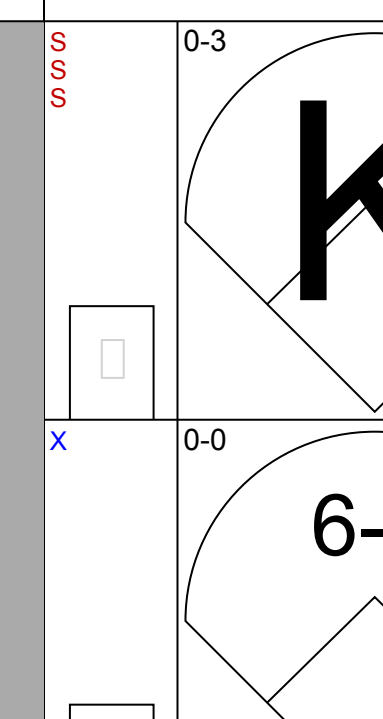
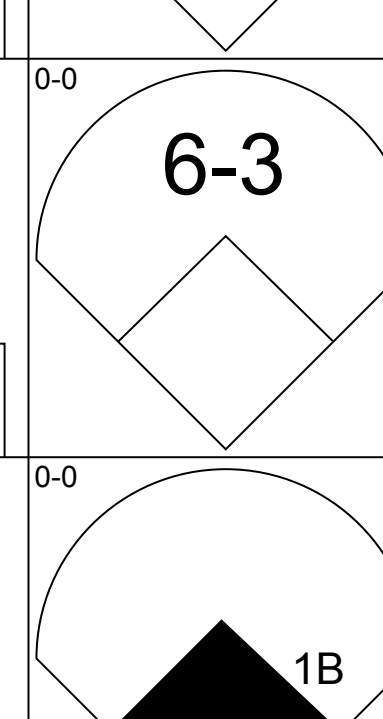
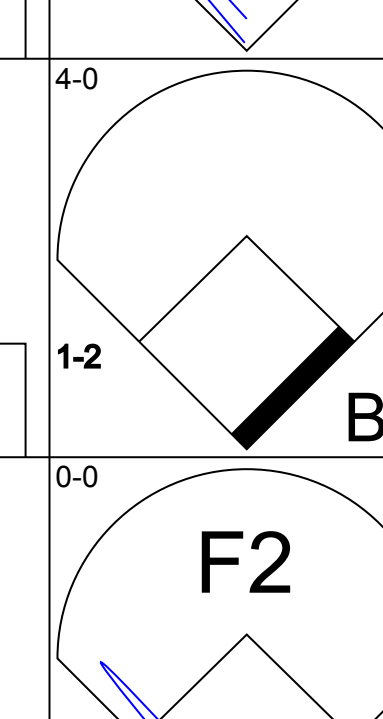
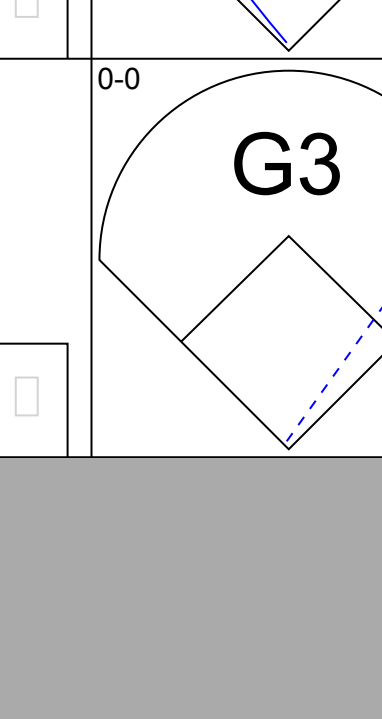
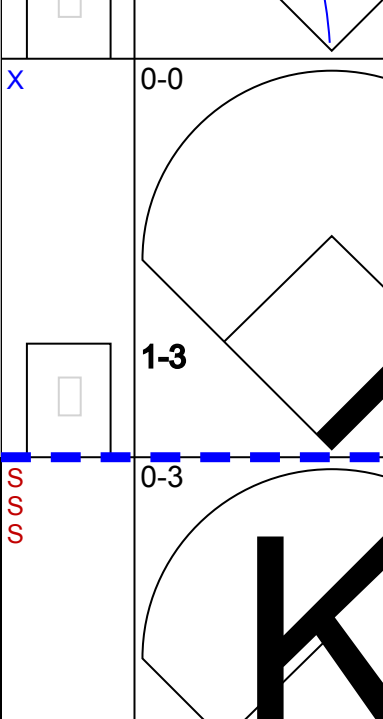
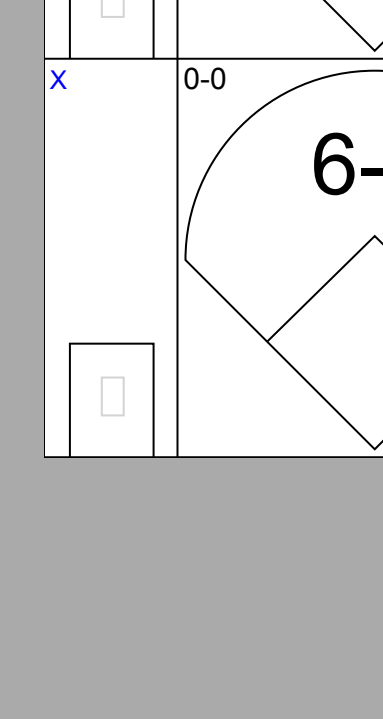
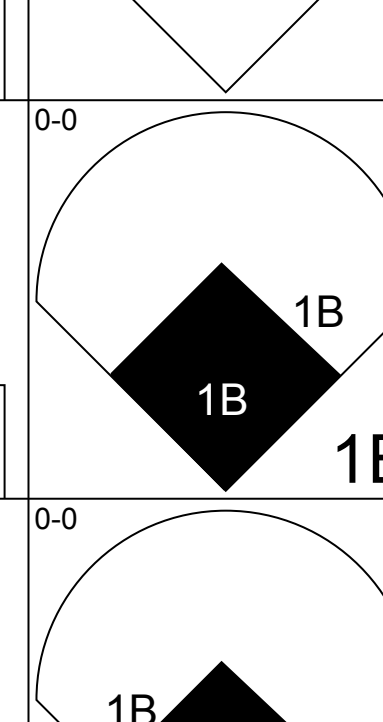
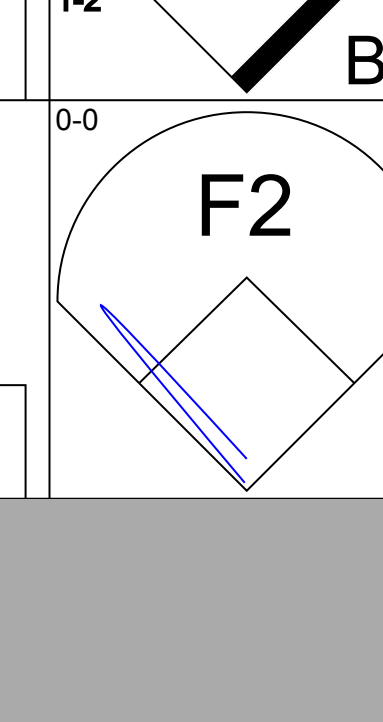
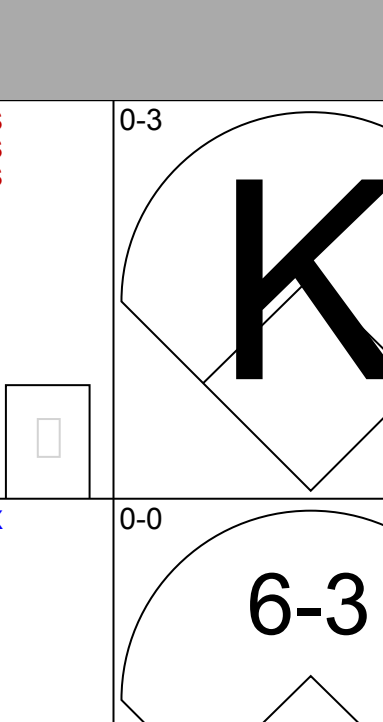
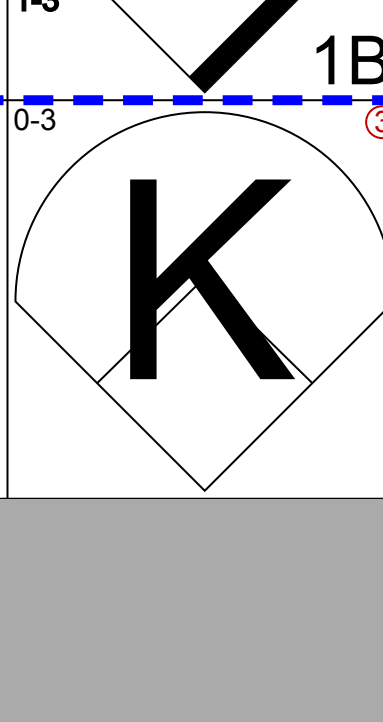
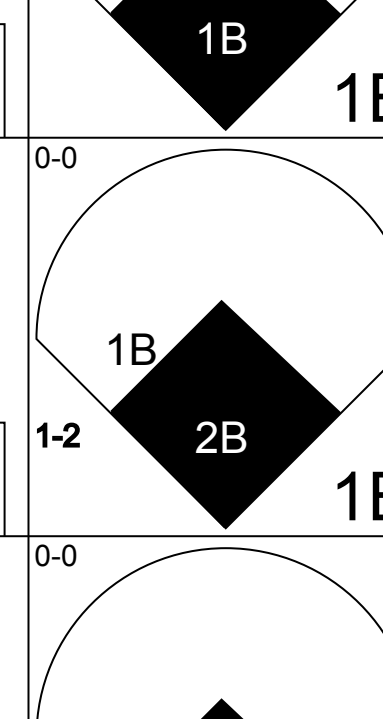
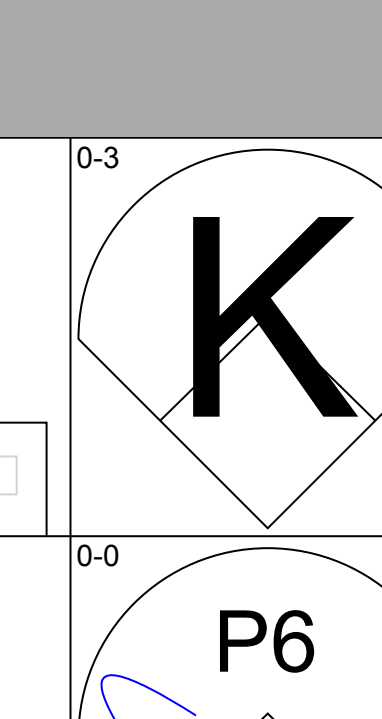
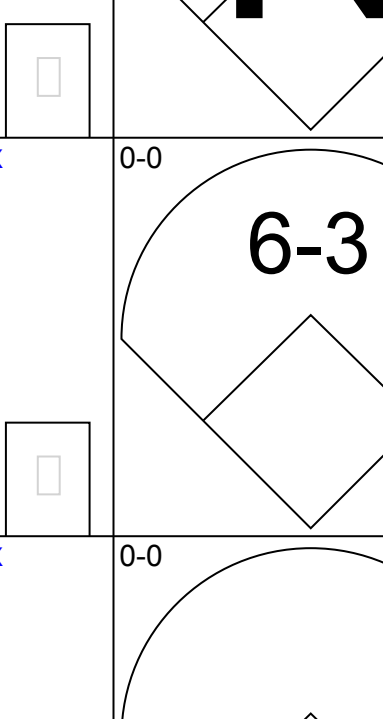
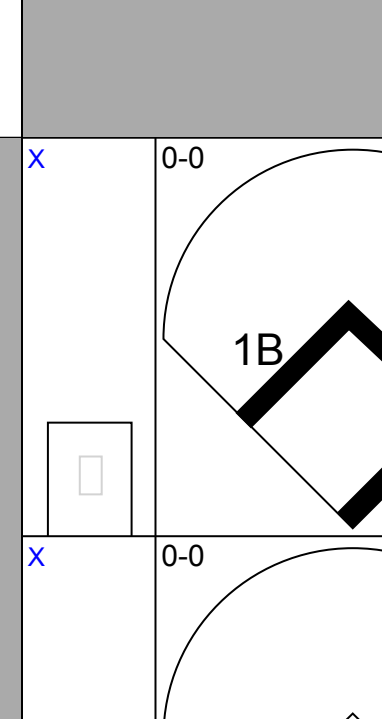
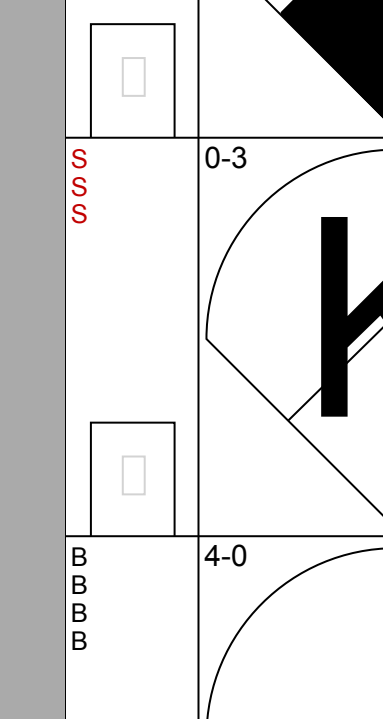
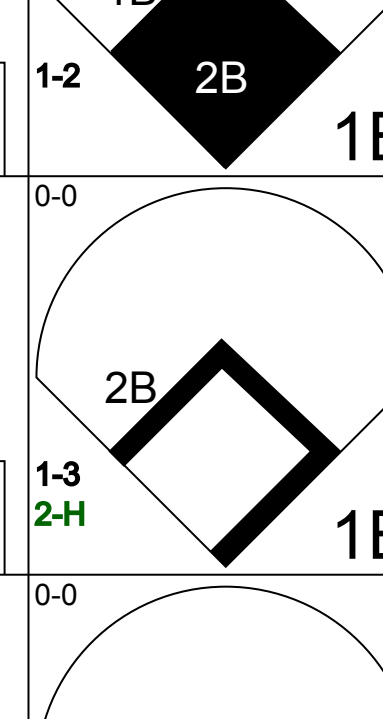
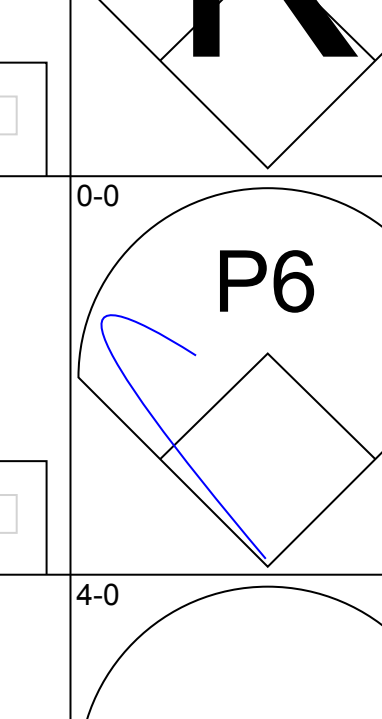
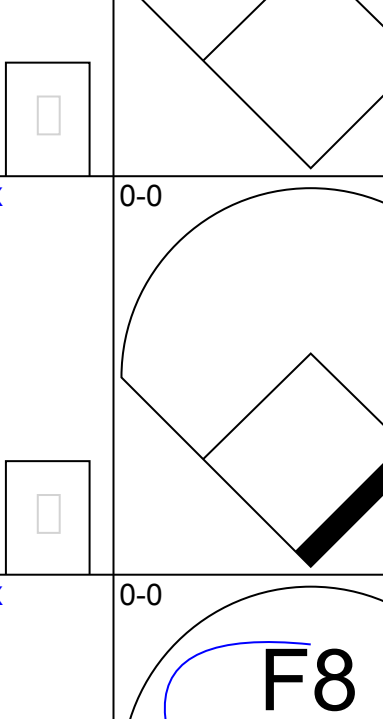
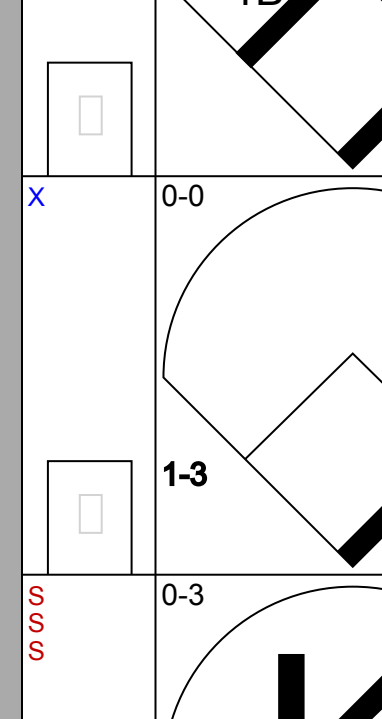
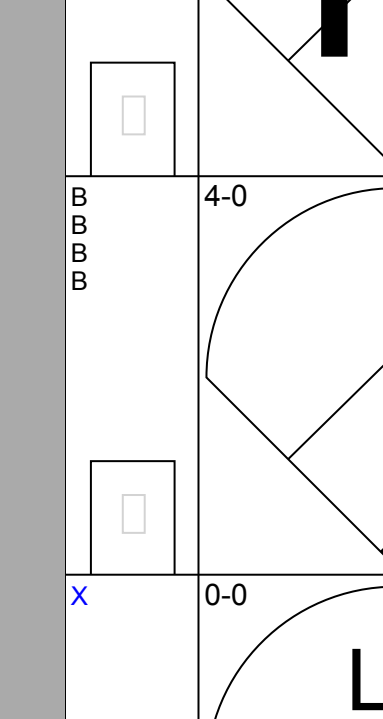
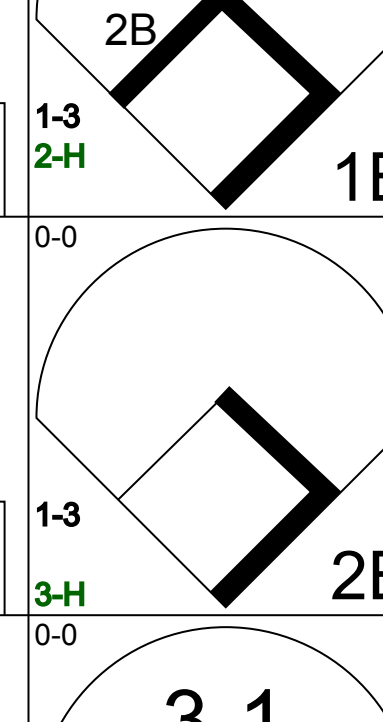
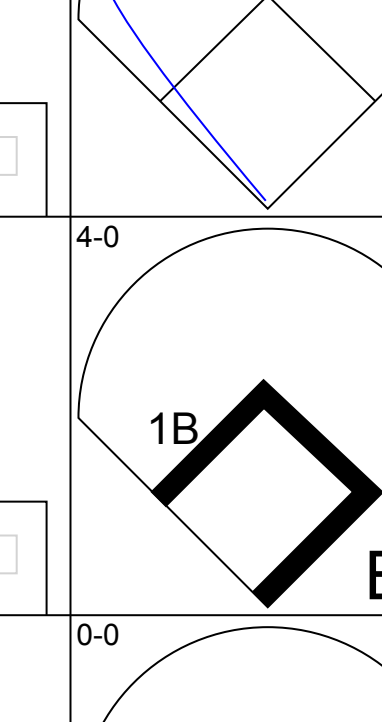
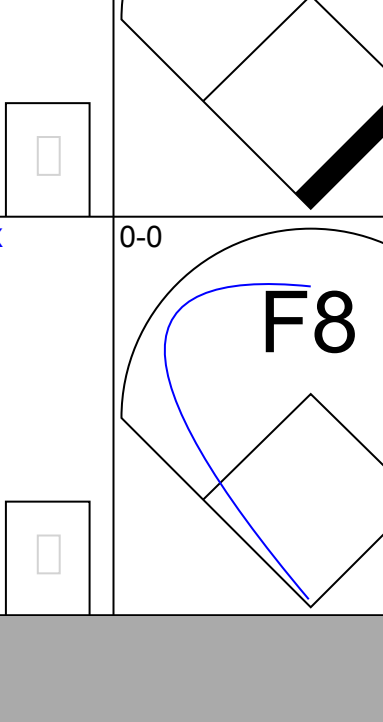
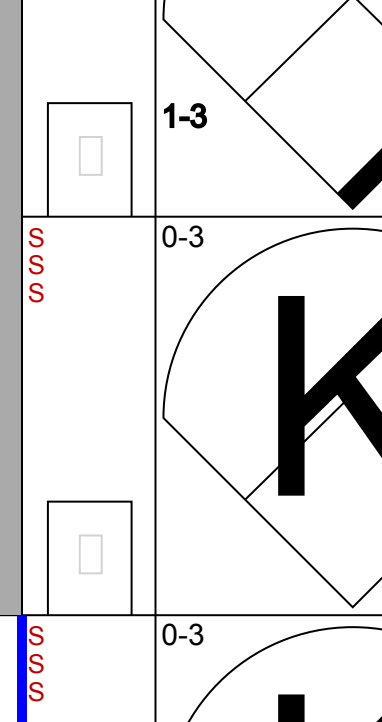
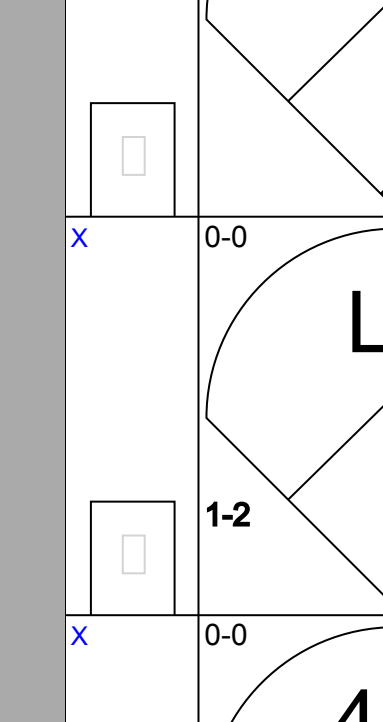
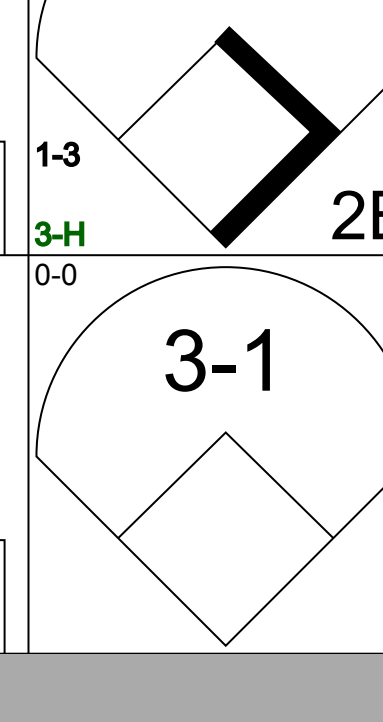
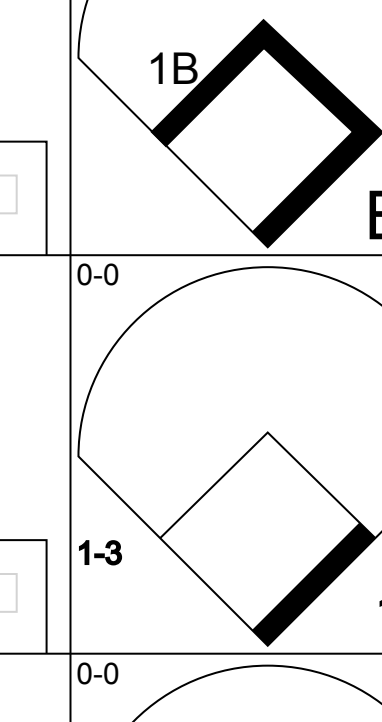
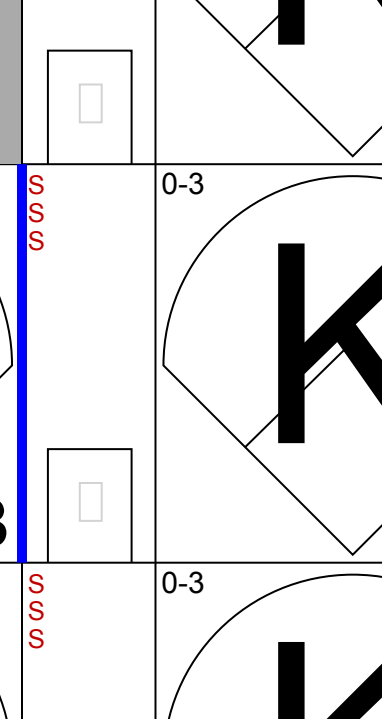

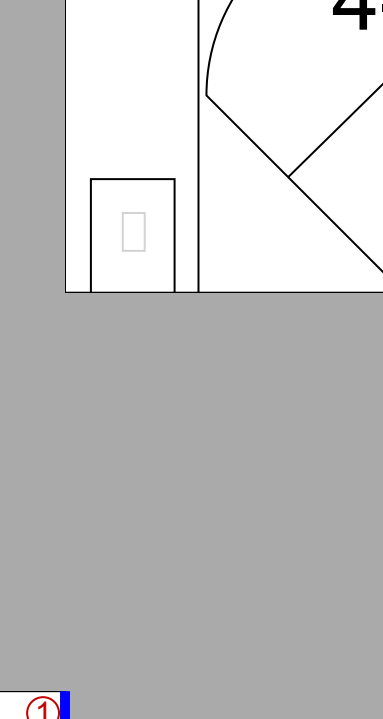
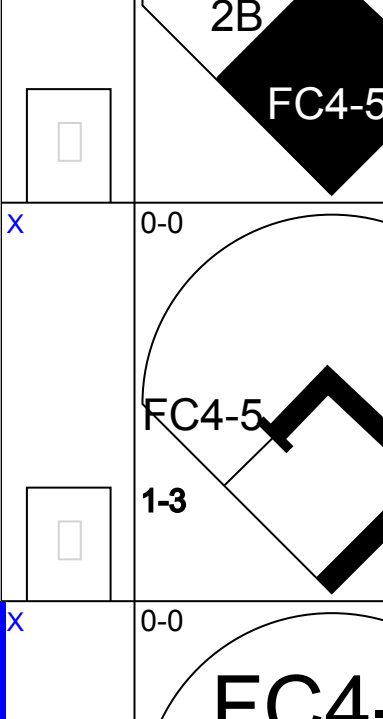
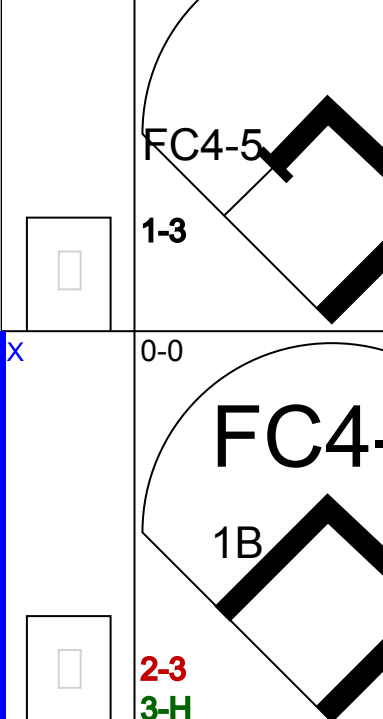
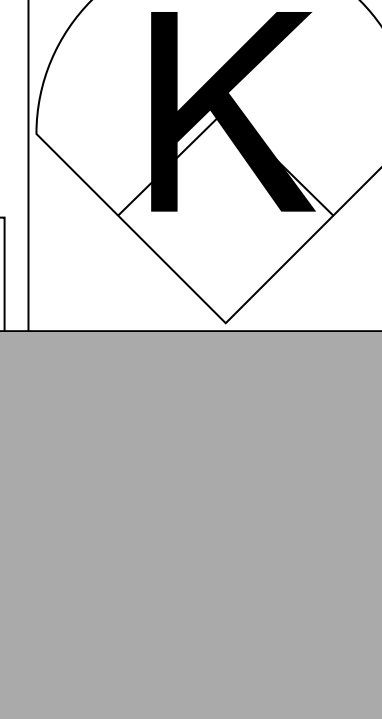
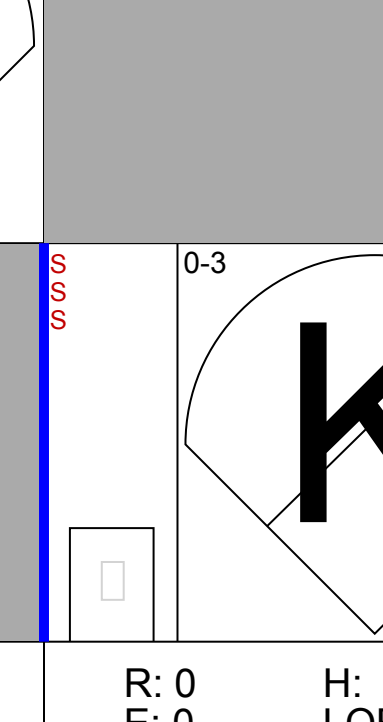
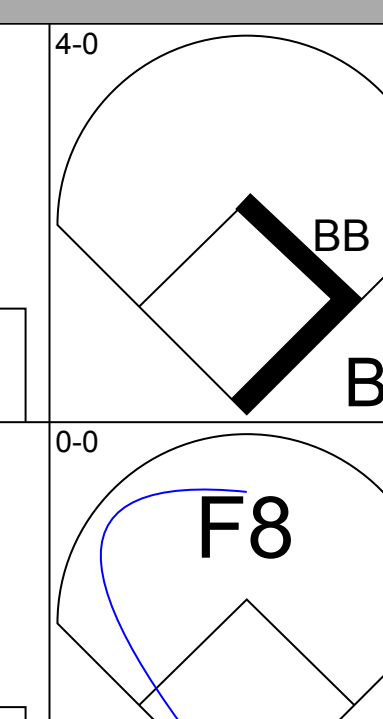
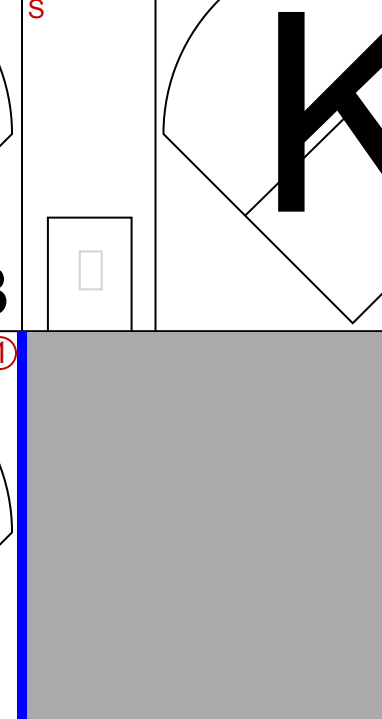
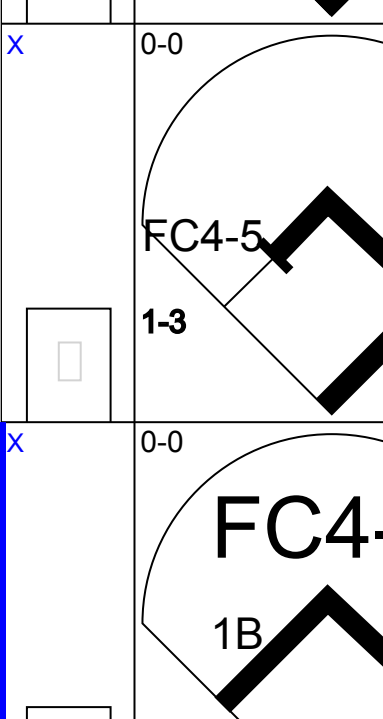
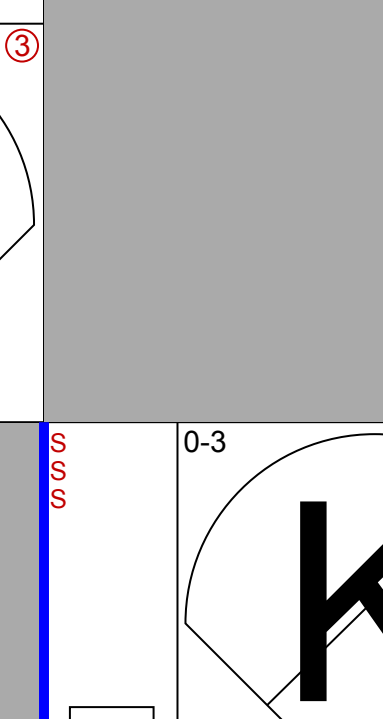
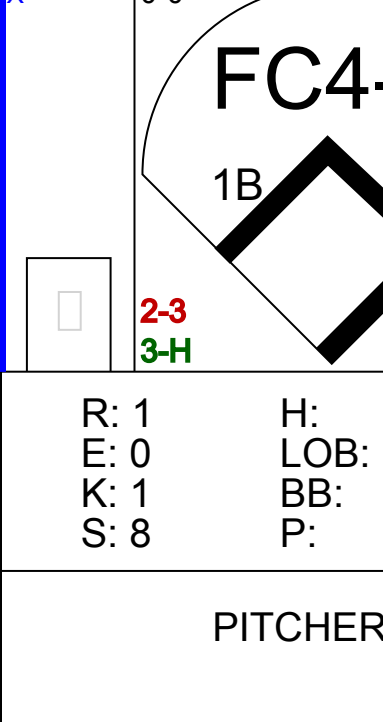
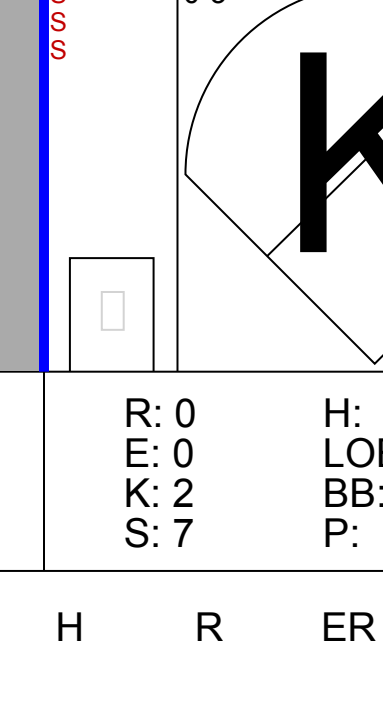
AB 30
R 1
H 4
RBI 1
BB 0
SO 5
LOB 4

Batter	1	2	3	4	5	6	7	8	9	AB	R	H	RBI	BB	SO	LOB	BOTTOM			
Tommy Harper, R OBP: 0.375, SLG: 0.408 (1, 7)										2	1	0	0	2	1	2				
Pete Rose, S OBP: 0.370, SLG: 0.395 (1, 4)										3	1	1	2	1	0	1				
Vada Pinson, L OBP: 0.373, SLG: 0.510 (1, 8)										3	1	2	1	1	1	2				
Frank Robinson, R OBP: 0.380, SLG: 0.505 (1, 9)										3	1	0	0	1	0	2				
Deron Johnson, R OBP: 0.315, SLG: 0.509 (1, 5)										4	0	1	2	0	0	0				
Tony Perez, R OBP: 0.286, SLG: 0.455 (1, 3)										4	0	0	0	0	1	1				
Don Pavletich, R OBP: 0.412, SLG: 0.571 (1, 2)										4	0	1	0	0	0	1				
Leo Cardenas, R OBP: 0.326, SLG: 0.370 (1, 6)										3	0	0	0	0	0	1				
Sammy Ellis, L OBP: 0.195, SLG: 0.225 (1, 1)										2	1	2	0	0	0	0				
Inning Stats	R: 0 E: 0 K: 0 S: 3	H: 1 LOB: 1 BB: 1 P: 7	R: 0 E: 0 K: 0 S: 3	H: 0 LOB: 0 BB: 0 P: 3	R: 3 E: 0 K: 0 S: 5	H: 3 LOB: 0 BB: 1 P: 9	R: 0 E: 0 K: 0 S: 3	H: 0 LOB: 0 BB: 0 P: 3	R: 0 E: 0 K: 2 S: 8	H: 1 LOB: 2 BB: 1 P: 12	R: 0 E: 0 K: 0 S: 3	H: 0 LOB: 0 BB: 0 P: 3	R: 0 E: 0 K: 0 S: 4	H: 1 LOB: 1 BB: 0 P: 4	R: 2 E: 0 K: 1 S: 6	H: 1 LOB: 1 BB: 2 P: 14	1B: 5 2B: 2 3B: 0 HR: 0	SF: 0 SAC: 1 DP: 2 HBP: 0	WP: 0 PB: 0 SB: 1 CS: 0	PA: 34
PITCHER Warren Spahn, L ERA: 3.72 (1, 1)	IP: 7.0 WLS: L BF: 28 H: 6 R: 3 ER: 3 SO: 2 BB: 3 IBB: 3 HBP: 0 BLK: 0 WP: 0 HR: 0 S: 29 P: 41 ERA: 3.86 WHIP: 1.286																			
Larry Miller, L ERA: 7.0 (8, 1)	0.1	4	1	2	2	0	2	0	0	0	0	0	0	2	10	54.00	9.000			
Gary Kroll, R ERA: 5.18 (8, 1)	0.2	2	0	0	0	1	0	0	0	0	0	0	0	4	4	0.00	0.000			

New York Mets @ Cincinnati Reds
Crosley Field, Cincinnati, OH
Tue Jun 15 1965, 7:05 PM EDT
Att: 8,620 - Unknown

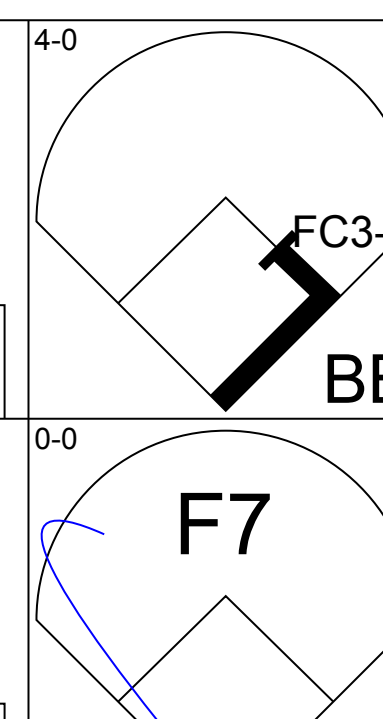
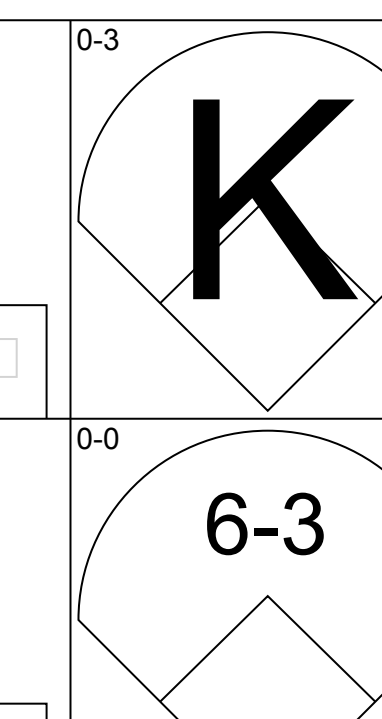
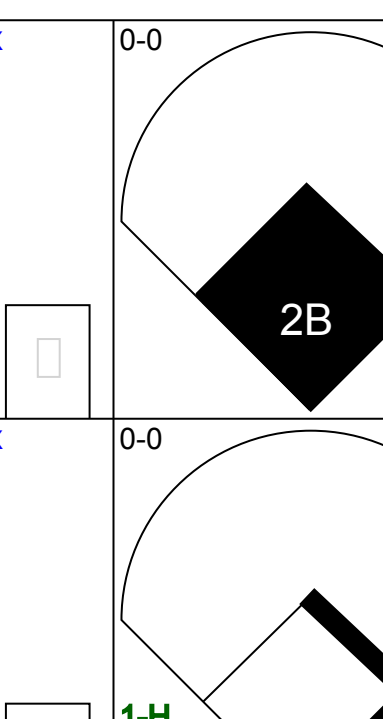
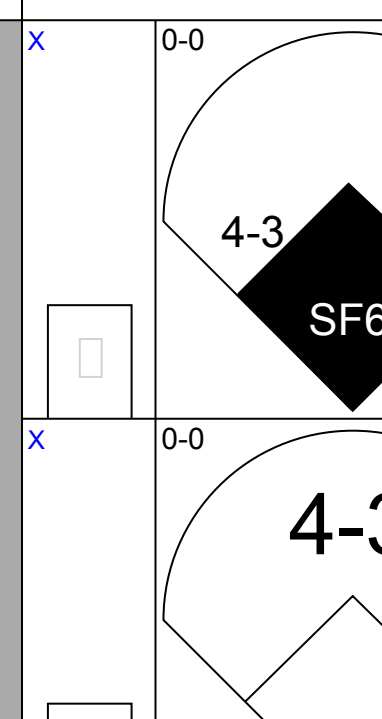
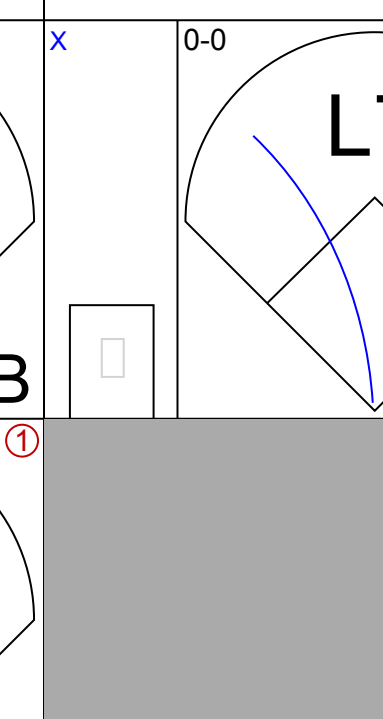
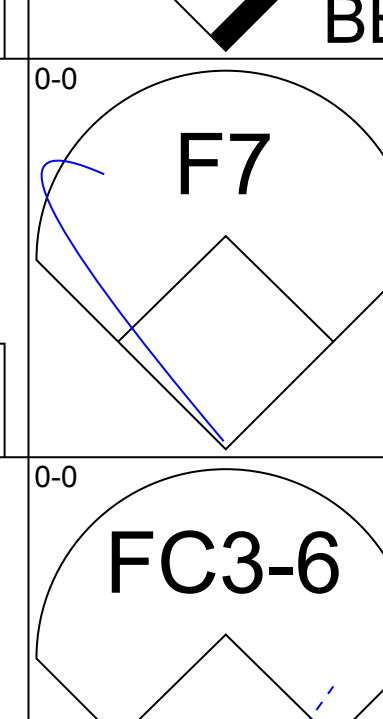
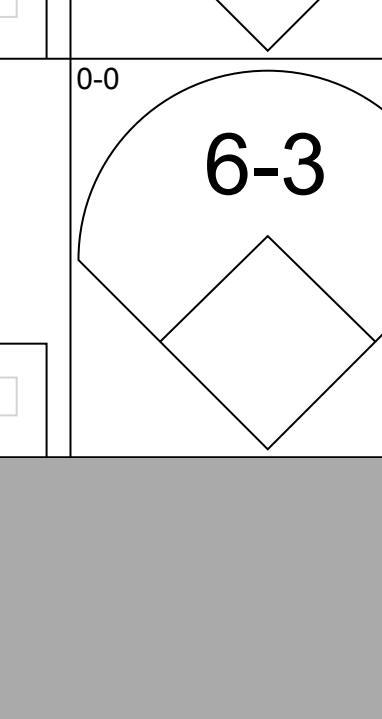
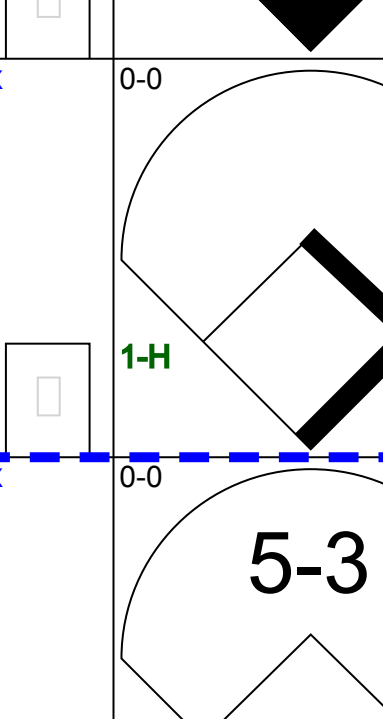
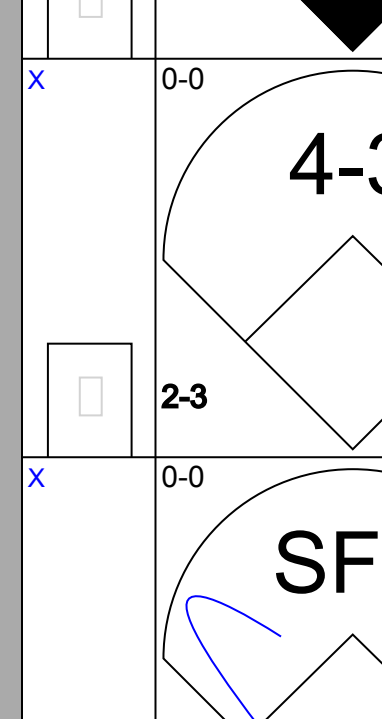
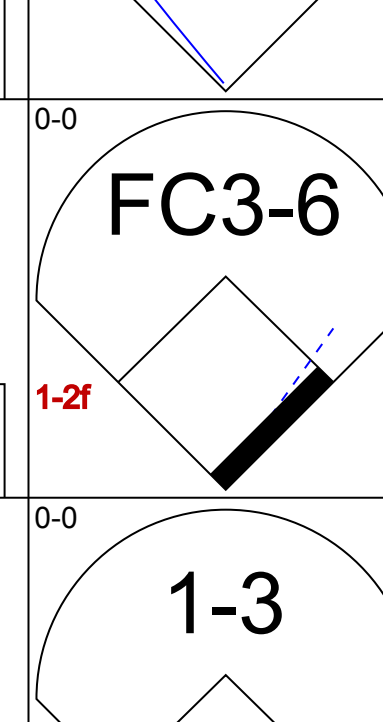
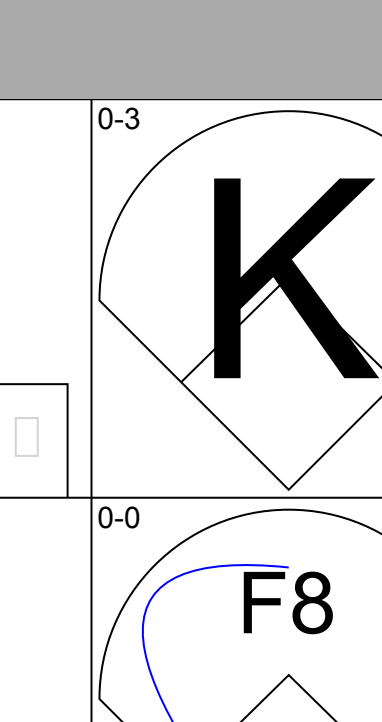
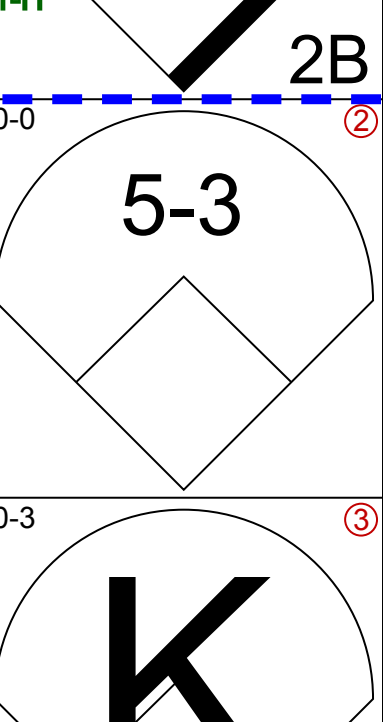
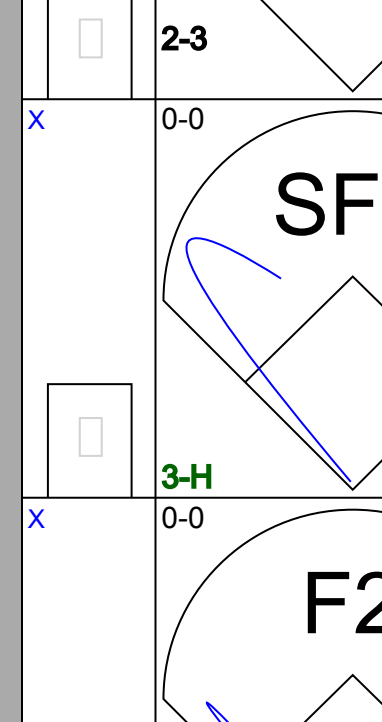
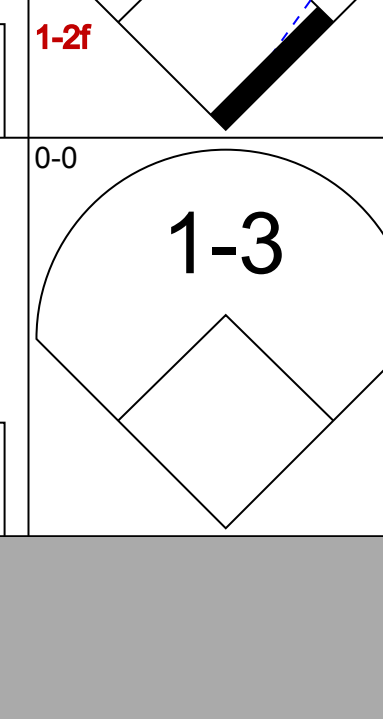
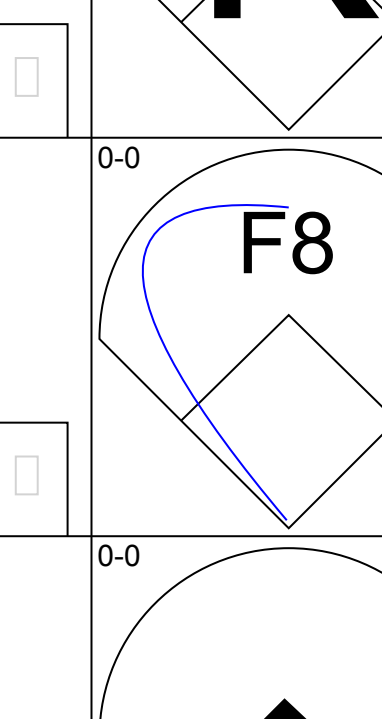
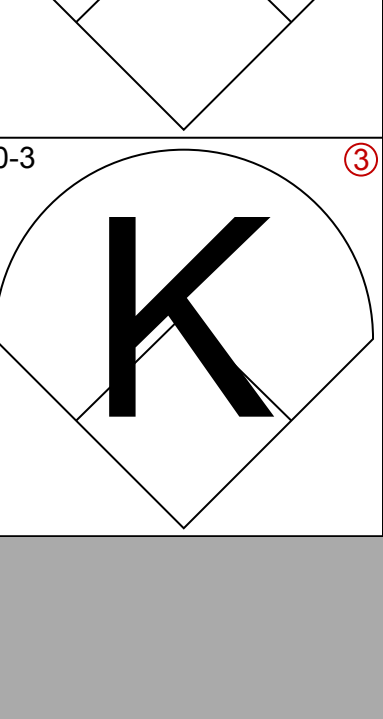
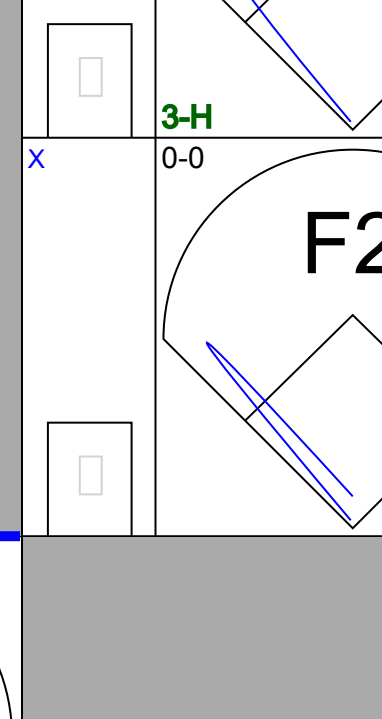
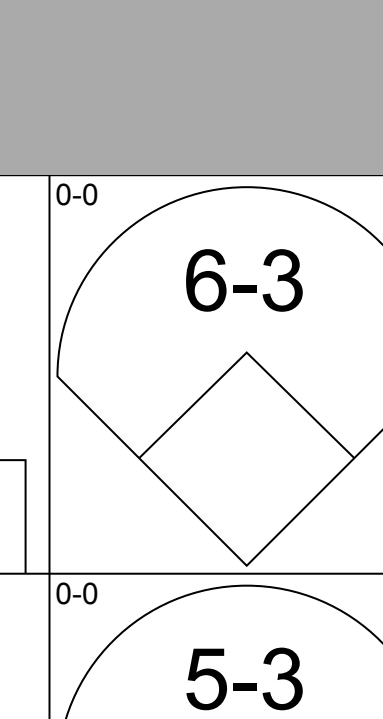
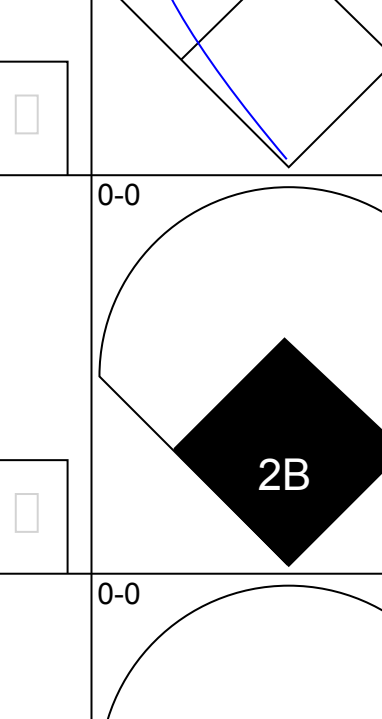


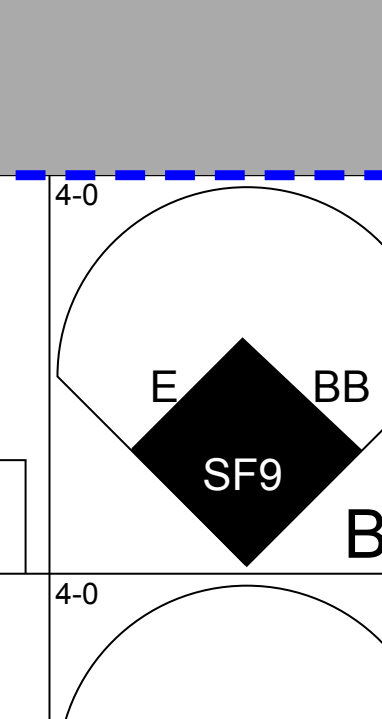
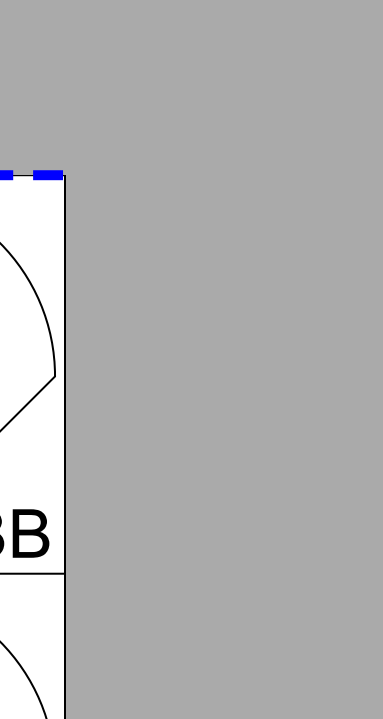
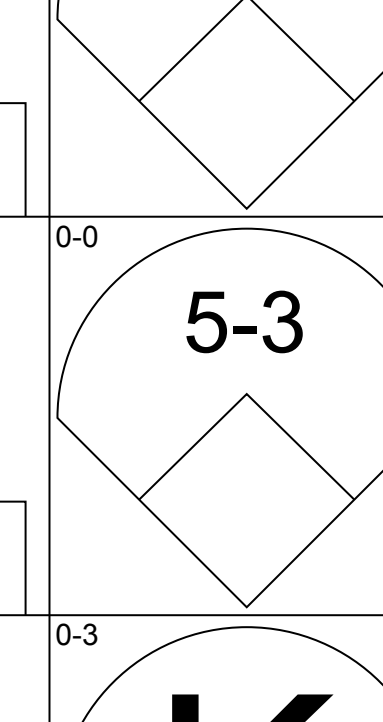
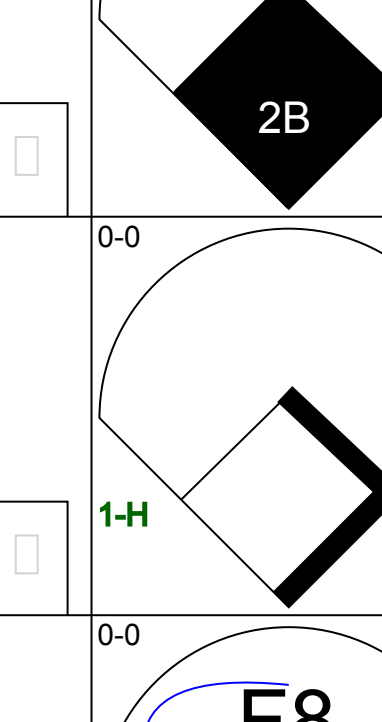


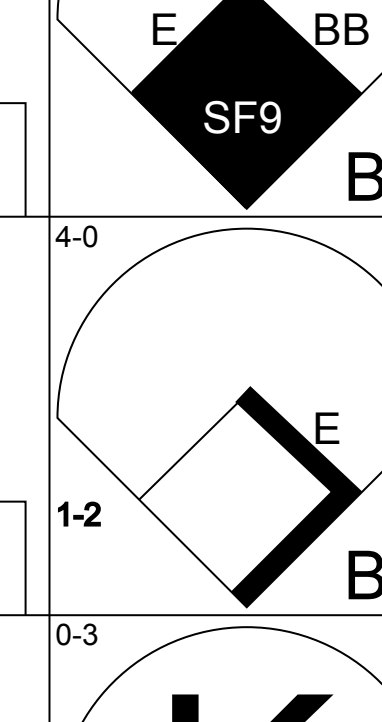
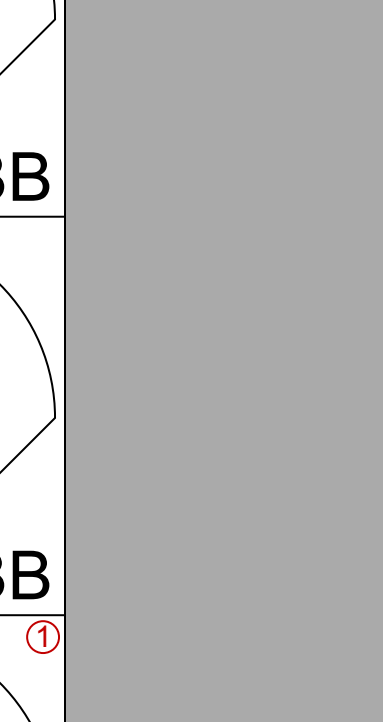
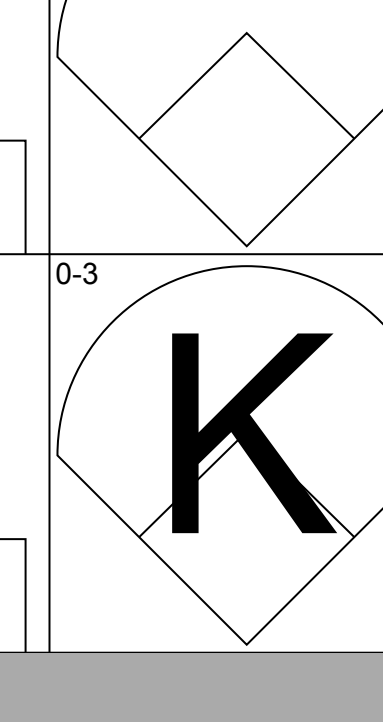
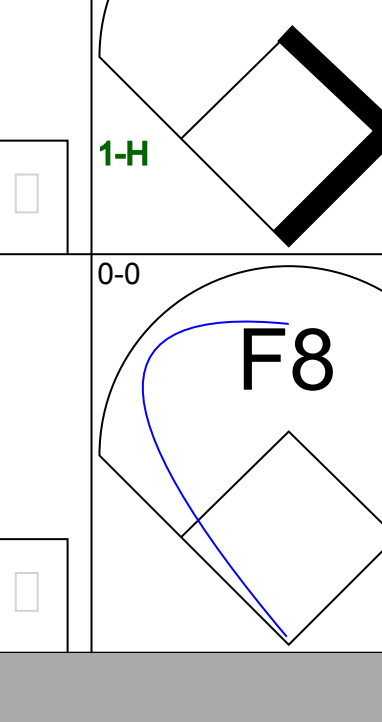
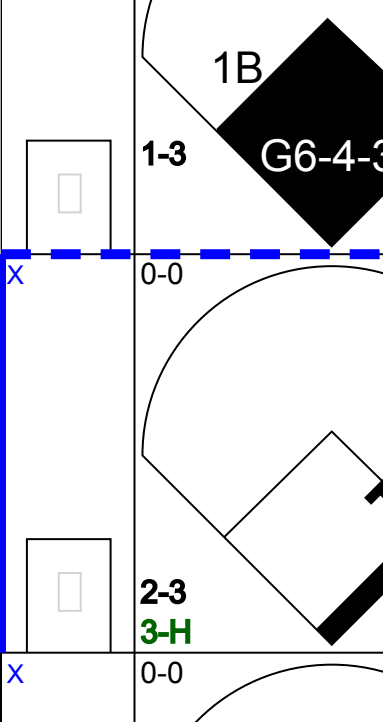
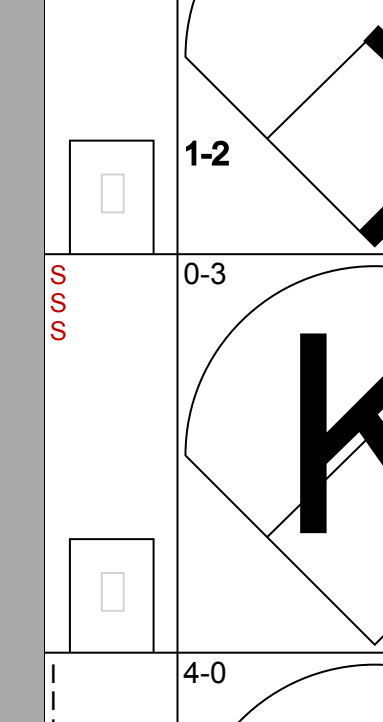
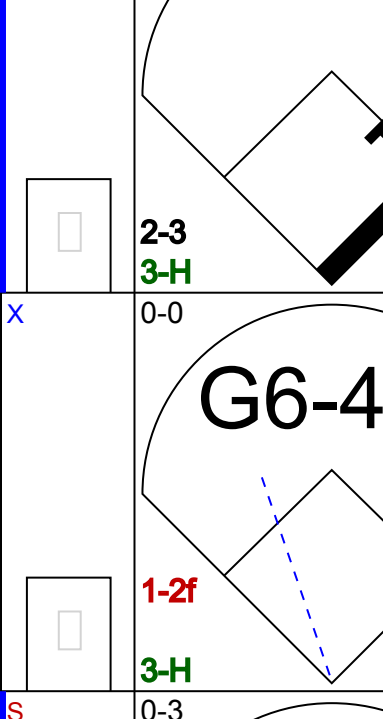
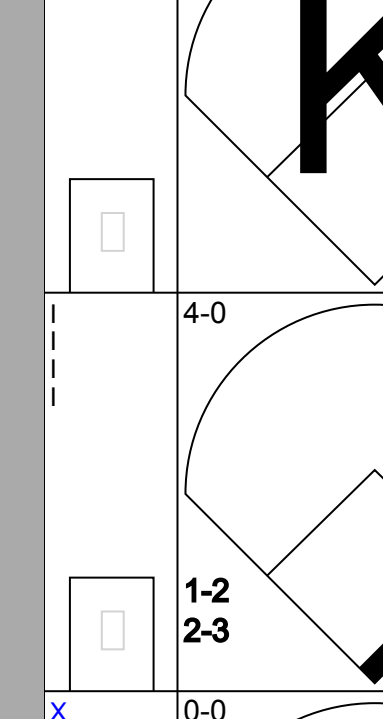
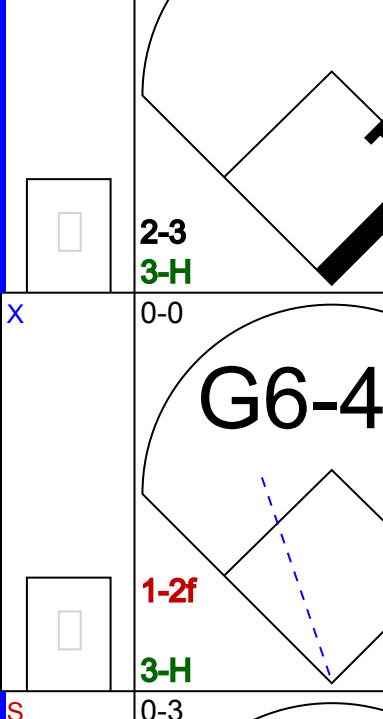
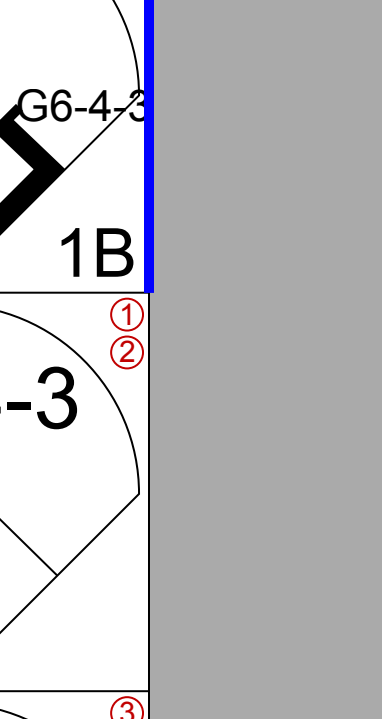
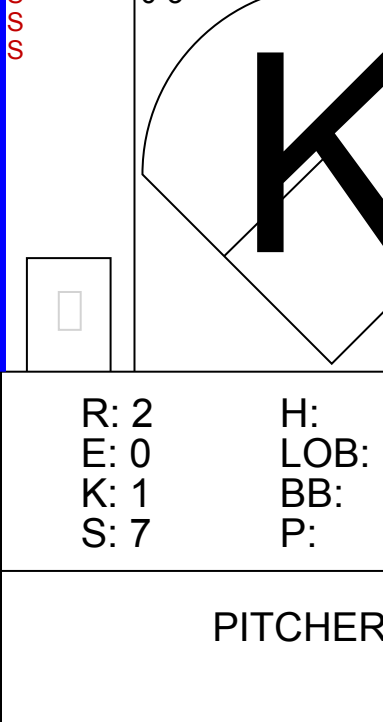
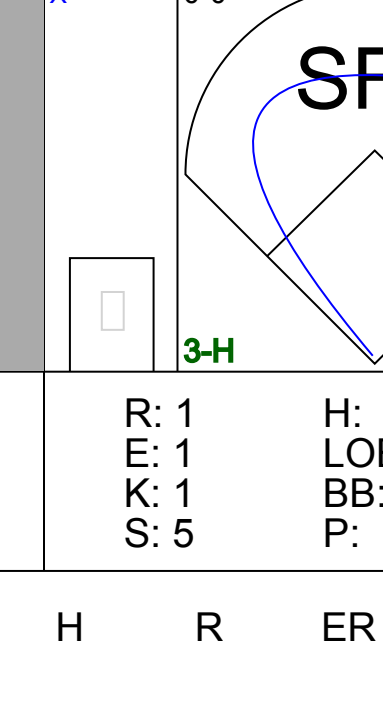
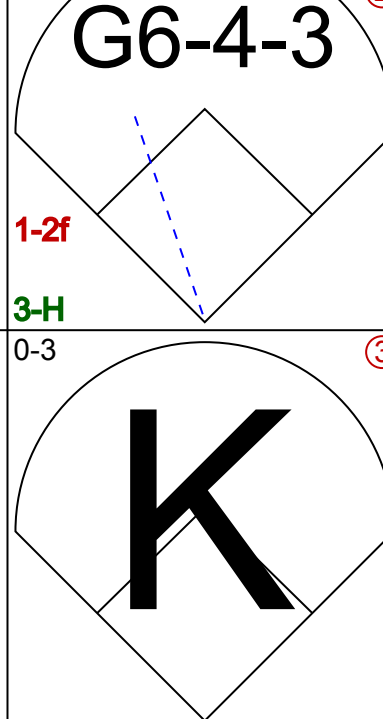
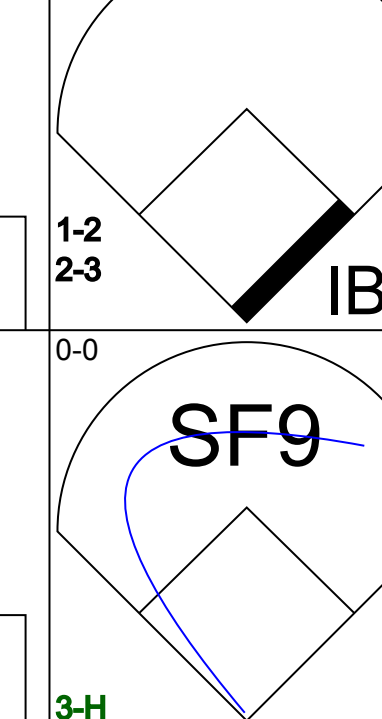
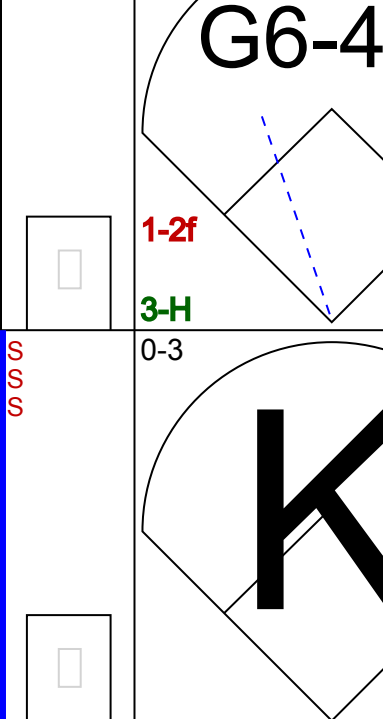

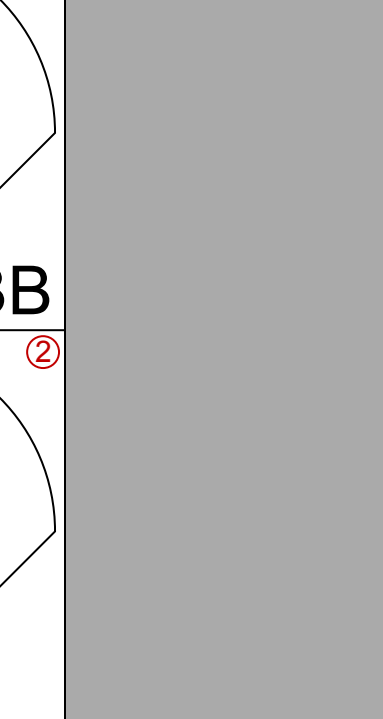
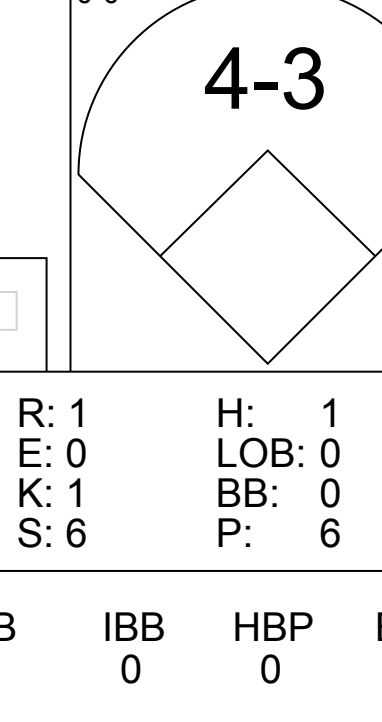
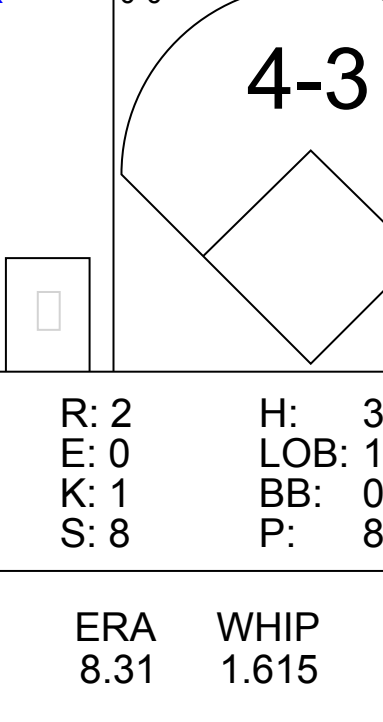
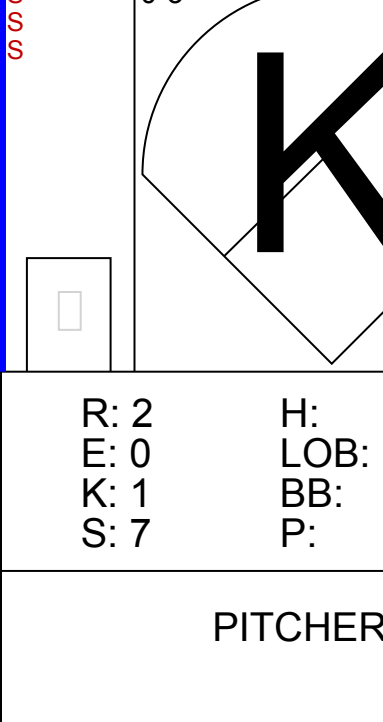
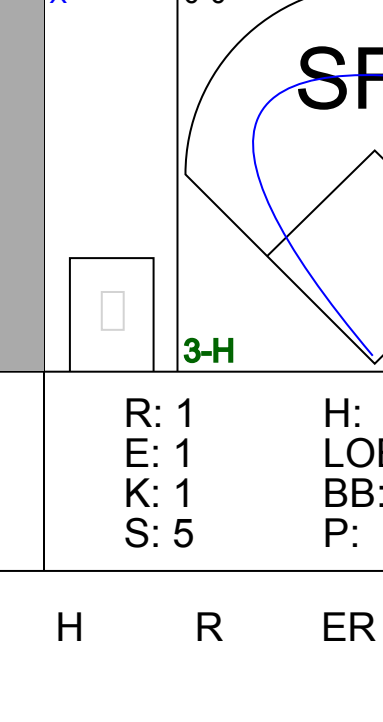
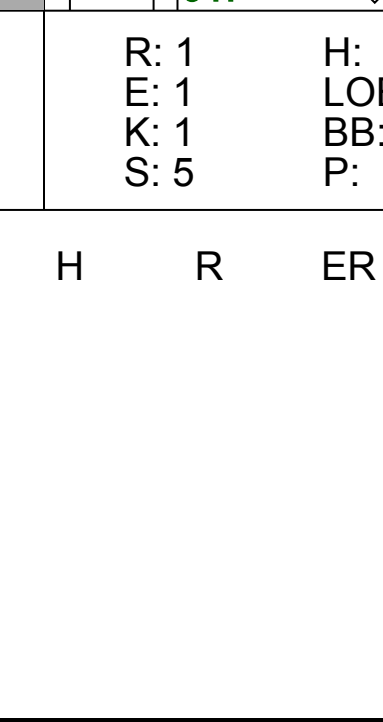
livebaseballscorecards.com

AB 28
R 5
H 7
RBI 5
BB 5
SO 3
LOB 10

Batter	1	2	3	4	5	6	7	8	9	AB	R	H	RBI	BB	SO	LOB	TOP
Billy Cowan, R OBP: 0.203, SLG: 0.264 (1, 8)										5	0	0	0	0	2	2	New York Mets @ Cincinnati Reds Crosley Field, Cincinnati, OH Wed Jun 16 1965, 7:05 PM EDT Att: 7,641 - Unknown
Roy McMillan, R OBP: 0.275, SLG: 0.305 (1, 6)										4	0	1	0	1	0	0	
Charley Smith, R OBP: 0.285, SLG: 0.457 (1, 5)										5	2	2	1	0	2	4	
Ron Swoboda, R OBP: 0.331, SLG: 0.555 (1, 7)										5	1	2	0	0	2	0	
Joe Christopher, R OBP: 0.336, SLG: 0.341 (1, 9)										4	0	3	1	1	0	0	
Jim Hickman, R OBP: 0.198, SLG: 0.280 (1, 3)										3	0	1	1	1	1	3	
Chuck Hiller, L OBP: 0.218, SLG: 0.283 (7, 4)										1	0	0	0	0	0	1	
Bobby Klaus, R OBP: 0.271 (7, PH)										3	1	2	0	0	0	2	
Ed Kranepool, L OBP: 0.353, SLG: 0.460 (7, 3)										2	0	0	0	0	1	3	
Chris Cannizzaro, R OBP: 0.261, SLG: 0.222 (1, 2)										3	0	1	0	1	1	4	
Al Jackson, L OBP: 0.136, SLG: 0.182 (5, 1)										2	0	0	0	0	0	1	
Larry Bearnarth, R OBP: 0.200, SLG: 0.000 (8, PH)										0	0	0	0	0	0	0	
Johnny Lewis, L OBP: 0.338, SLG: 0.417 (8, 1)										0	0	0	0	0	0	0	
Tug McGraw, R (8, 1)										0	0	0	0	0	0	0	
Inning Stats	R: 2 E: 0 K: 1 S: 9	H: 4 LOB: 2 BB: 0 P: 9	R: 0 E: 0 K: 0 S: 3	H: 0 LOB: 2 BB: 2 P: 11	R: 0 E: 0 K: 1 S: 6	H: 1 LOB: 2 BB: 1 P: 10	R: 0 E: 0 K: 0 S: 3	H: 0 LOB: 0 BB: 0 P: 3	R: 0 E: 0 K: 3 S: 11	H: 2 LOB: 2 BB: 0 P: 11	R: 0 E: 0 K: 2 S: 7	H: 0 LOB: 0 BB: 0 P: 7	R: 1 E: 0 K: 1 S: 6	H: 1 LOB: 1 BB: 1 P: 10	1B: 9 2B: 2 3B: 0 HR: 1	SF: 0 SAC: 0 DP: 0 HBP: 0	WP: 1 PA: 43 PB: 0 SB: 0 CS: 0
PITCHER	IP WLS BF H R ER SO BB IBB HBP BLK WP HR S P ERA WHIP																
Jim O'Toole, L ERA: 6.85 (1, 1)	5.2 W 29 9 3 3 3 3 0 0 0 0 0 0 32 44 4.76 2.118																
John Tsitouris, R ERA: 4.25 (6, 1)	3.1 S 14 3 1 1 7 1 0 0 1 1 1 27 31 2.70 1.200																

AB 39
R 4
H 12
RBI 4
BB 4
SO 10
LOB 21



Batter	1	2	3	4	5	6	7	8	9	AB	R	H	RBI	BB	SO	LOB	BOTTOM		
Tommy Harper, R OBP: 0.375, SLG: 0.415 (1, 7)										4	2	2	0	1	1	2	New York Mets @ Cincinnati Reds Crosley Field, Cincinnati, OH Wed Jun 16 1965, 7:05 PM EDT Att: 7,641 - Unknown		
Pete Rose, S OBP: 0.368, SLG: 0.397 (1, 4)										4	0	1	1	0	0	2			
Vada Pinson, L OBP: 0.367, SLG: 0.504 (1, 8)										3	0	0	1	0	1	2			
Frank Robinson, R OBP: 0.373, SLG: 0.495 (1, 9)										4	0	0	0	0	1	2			
Deron Johnson, R OBP: 0.322, SLG: 0.512 (1, 5)										3	3	2	0	1	0	0			
Don Pavletich, R OBP: 0.426, SLG: 0.598 (1, 2)										3	1	2	1	1	0	0			
Tony Perez, R OBP: 0.280, SLG: 0.447 (1, 3)										2	0	0	0	0	1	1			
Gordy Coleman, L OBP: 0.385, SLG: 0.549 (6, PH)										1	0	1	1	0	0	0			
Jim Maloney, L OBP: 0.303, SLG: 0.214 (6, PR)										0	0	0	0	0	0	0			
Marty Keough, L OBP: 0.308, SLG: 0.100 (7, 3)										1	0	0	0	0	1	2			
Leo Cardenas, R OBP: 0.333, SLG: 0.403 (1, 6)										3	2	2	2	1	0	1			
Jim O'Toole, S (1, 1)										2	0	0	0	0	0	0			
John Tsitouris, R OBP: 0.083, SLG: 0.045 (6, 1)										1	0	0	1	0	1	1			
Inning Stats	R: 0 E: 0 K: 0 S: 3	H: 0 LOB: 1 BB: 1 P: 7	R: 0 E: 0 K: 1 S: 5	H: 0 LOB: 0 BB: 0 P: 5	R: 1 E: 0 K: 1 S: 6	H: 1 LOB: 0 BB: 0 P: 6	R: 1 E: 0 K: 1 S: 7	H: 2 LOB: 1 BB: 0 P: 7	R: 2 E: 0 K: 1 S: 8	H: 3 LOB: 1 BB: 0 P: 8	R: 2 E: 0 K: 1 S: 7	H: 3 LOB: 1 BB: 0 P: 7	R: 1 E: 0 K: 0 S: 4	H: 1 LOB: 0 BB: 0 P: 4	R: 1 E: 1 K: 1 S: 5	H: 0 LOB: 2 BB: 3 P: 17	1B: 4 2B: 4 3B: 0 HR: 2	SF: 2 SAC: 0 DP: 1 HBP: 0	WP: 0 PA: 37 PB: 0 SB: 0 CS: 0
PITCHER	IP WLS BF H R ER SO BB IBB HBP BLK WP HR S P ERA WHIP																		
Al Jackson, L ERA: 5.82 (1, 1)	4.1 L 20 6 4 4 3 1 0 0 0 0 0 0 4 4 0.00 0.000																		
Gary Kroll, R ERA: 5.11 (5, 1)	0.2 2 0 0 0 1 0 0 0 0 0 0 0 4 4 0.00 0.000																		
Jim Bethke, R ERA: 2.96 (6, 1)	0.0 2 2 2 2 0 0 0 0 0 0 0 0 2 2 ∞ ∞																		
Larry Bearnarth, R ERA: 3.34 (6, 1)	2.0 7 2 1 1 1 0 0 0 0 0 0 0 9 9 4.50 1.000																		
Tug McGraw, L ERA: 4.99 (8, 1)	1.0 6 0 1 1 1 2 1 0 0 0 0 0 5 17 9.00 2.000																		

AB 31
R 8
H 10
RBI 7
BB 4
SO 6
LOB 13



Batter	1	2	3	4	5	6	7	8	9	AB	R	H	RBI	BB	SO	LOB	TOP							
Glenn Beckert, R OBP: 0.285, SLG: 0.295 (1, 4)	0-0 1-3		0-0 F8			0-0 WP 1B		0-3 K		4	0	1	0	0	1	2								
Don Landrum, L OBP: 0.336, SLG: 0.413 (1, 8)	0-3 K		2-3	0-0 2B 14 4-3 1B		0-0 1-3		4-0 BB		3	1	1	0	1	1	1								
Billy Williams, L OBP: 0.346, SLG: 0.469 (1, 9)	0-0 3-1		0-0 F7			0-0 P4		0-3 K		4	0	0	0	0	1	3								
Ron Santo, R OBP: 0.362, SLG: 0.512 (1, 5)		0-0 P6		0-0 14 4-3 1B		0-0 L4		0-3 K		4	0	1	0	0	1	2								
14 Ernie Banks, R OBP: 0.365, SLG: 0.494 (1, 3)	0-3 K		0-0 4-3			0-0 BB 1B		0-0 F2		4	0	1	1	0	1	1								
George Altman, L OBP: 0.344, SLG: 0.435 Chris Krug, R OBP: 0.178, SLG: 0.214 (7, 2)	0-3 K		0-0 2-3 3-H 4-3			4-0 BB 1B		0-3 K		2	0	0	0	1	1	1								
Vic Roznovsky, L OBP: 0.333, SLG: 0.412 Jimmy Stewart, S OBP: 0.352, SLG: 0.293 (7, PH)			0-0 F9			0-0 5-3		0-3 K		2	0	0	0	0	0	0								
Don Kessinger, S OBP: 0.295, SLG: 0.250 Harvey Kuenn, R OBP: 0.343, SLG: 0.218 (7, PH)			4-0 F8 HBP BB			0-0 6-3		0-0 F3		1	0	0	0	1	0	0								
Cal Koonce, R OBP: 0.125, SLG: 0.067 Harry Bright, R OBP: 0.304, SLG: 0.364 Bob Humphreys, R (7, PH)			1-0 1-2 HBP			0-0 4-3		0-0 F9		1	0	0	0	0	0	0								
Inning Stats	R: 0 E: 0 K: 1 S: 5	H: 0 LOB: 0 BB: 0 P: 5	R: 0 E: 0 K: 2 S: 7	H: 0 LOB: 0 BB: 0 P: 7	R: 0 E: 0 K: 0 S: 2	H: 0 LOB: 1 BB: 1 P: 7	R: 1 E: 0 K: 0 S: 5	H: 2 LOB: 1 BB: 0 P: 5	R: 0 E: 0 K: 0 S: 4	H: 1 LOB: 2 BB: 1 P: 4	R: 0 E: 0 K: 1 S: 6	H: 1 LOB: 1 BB: 1 P: 10	R: 0 E: 0 K: 3 S: 9	H: 0 LOB: 1 BB: 1 P: 13	R: 0 E: 0 K: 1 S: 5	H: 0 LOB: 0 BB: 0 P: 5	1B: 3 2B: 1 3B: 0 HR: 0	SF: 0 SAC: 0 DP: 0 HBP: 1	WP: 1 PB: 0 SB: 0 CS: 0	PA: 34				
PITCHER	IP WLS BF H R ER SO BB IBB HBP BLK WP HR S P ERA WHIP	IP WLS BF H R ER SO BB IBB HBP BLK WP HR S P ERA WHIP	IP WLS BF H R ER SO BB IBB HBP BLK WP HR S P ERA WHIP	IP WLS BF H R ER SO BB IBB HBP BLK WP HR S P ERA WHIP	IP WLS BF H R ER SO BB IBB HBP BLK WP HR S P ERA WHIP	IP WLS BF H R ER SO BB IBB HBP BLK WP HR S P ERA WHIP	IP WLS BF H R ER SO BB IBB HBP BLK WP HR S P ERA WHIP	IP WLS BF H R ER SO BB IBB HBP BLK WP HR S P ERA WHIP	IP WLS BF H R ER SO BB IBB HBP BLK WP HR S P ERA WHIP	IP WLS BF H R ER SO BB IBB HBP BLK WP HR S P ERA WHIP	IP WLS BF H R ER SO BB IBB HBP BLK WP HR S P ERA WHIP	IP WLS BF H R ER SO BB IBB HBP BLK WP HR S P ERA WHIP	IP WLS BF H R ER SO BB IBB HBP BLK WP HR S P ERA WHIP	IP WLS BF H R ER SO BB IBB HBP BLK WP HR S P ERA WHIP	IP WLS BF H R ER SO BB IBB HBP BLK WP HR S P ERA WHIP	IP WLS BF H R ER SO BB IBB HBP BLK WP HR S P ERA WHIP	IP WLS BF H R ER SO BB IBB HBP BLK WP HR S P ERA WHIP	IP WLS BF H R ER SO BB IBB HBP BLK WP HR S P ERA WHIP	IP WLS BF H R ER SO BB IBB HBP BLK WP HR S P ERA WHIP	IP WLS BF H R ER SO BB IBB HBP BLK WP HR S P ERA WHIP	IP WLS BF H R ER SO BB IBB HBP BLK WP HR S P ERA WHIP			
Joey Jay, R ERA: 3.39 Billy McCool, L ERA: 3.06 (7, 1)	6.0 W 24 4 1 1 3 2 0 1 0 1 0 0 27 36 1.50 1.000	3.0 S 10 0 0 0 5 1 0 0 0 0 0 0 19 23 0.00 0.333																						

Chicago Cubs @ Cincinnati Reds
Crosley Field, Cincinnati, OH
Fri Jun 18 1965, 7:05 PM EDT
Att. 12,959 - Cloudy

AB	30
R	1
H	4
RBI	1
BB	3
SO	8
LOB	16



Batter	1	2	3	4	5	6	7	8	9	AB	R	H	RBI	BB	SO	LOB	BOTTOM							
Tommy Harper, R OBP: 0.381, SLG: 0.430 (1, 7)	0-0 6-3		0-0 HR			0-0 FC5-4 1B		0-0 F8		4	1	2	2	0	0	0								
Pete Rose, S OBP: 0.364, SLG: 0.392 (1, 4)	0-0 1-3		0-0 F7			0-0 FC5-4 2B				3	1	0	0	0	0	1								
Vada Pinson, L OBP: 0.367, SLG: 0.506 (1, 8)	0-3 K		0-0 4-3			0-0 1-H 2B				3	0	1	1	0	1	0								
Frank Robinson, R OBP: 0.369, SLG: 0.488 (1, 9)		0-0 5-3		0-0 F8		0-0 6-3				3	0	0	0	0	0	1								
Deron Johnson, R OBP: 0.322, SLG: 0.509 (1, 5)		0-0 3-1		0-0 F8			0-0 F7-3 1B			3	0	1	0	0	0	0								
Johnny Edwards, L OBP: 0.362, SLG: 0.557 (1, 2)		0-0 F8			0-0 F7		0-3 K			3	0	0	0	0	1	1								
Marty Keough, L OBP: 0.250, SLG: 0.077 (1, 3)			0-0 F8		0-0 4-3		0-0 F7-3			3	0	0	0	0	0	1								
Leo Cardenas, R OBP: 0.333, SLG: 0.411 (1, 6)			0-0 HR 3B		0-0 1-3		0-3 K			3	1	1	0	0	1	0								
Joey Jay, S Billy McCool, R (7, 1)		0-3 K			0-0 6-3		0-0 G3			2	0	0	0	0	1	1								
Inning Stats	R: 0 E: 0 K: 1 S: 5	H: 0 LOB: 0 BB: 0 P: 5	R: 0 E: 0 K: 0 S: 3	H: 0 LOB: 0 BB: 0 P: 3	R: 2 E: 0 K: 1 S: 7	H: 2 LOB: 0 BB: 0 P: 7	R: 0 E: 0 K: 0 S: 3	H: 0 LOB: 0 BB: 0 P: 3	R: 1 E: 0 K: 0 S: 5	H: 2 LOB: 1 BB: 0 P: 5	R: 0 E: 0 K: 1 S: 5	H: 1 LOB: 0 BB: 0 P: 5	R: 0 E: 0 K: 1 S: 5	H: 0 LOB: 0 BB: 0 P: 5	R: 0 E: 0 K: 1 S: 5	H: 0 LOB: 0 BB: 0 P: 5	1B: 2 2B: 2 3B: 1 HR: 1	SF: 0 SAC: 0 DP: 1 HBP: 0	WP: 0 PB: 0 SB: 0 CS: 0	PA: 28				
PITCHER	IP WLS BF H R ER SO BB IBB HBP BLK WP HR S P ERA WHIP	IP WLS BF H R ER SO BB IBB HBP BLK WP HR S P ERA WHIP	IP WLS BF H R ER SO BB IBB HBP BLK WP HR S P ERA WHIP	IP WLS BF H R ER SO BB IBB HBP BLK WP HR S P ERA WHIP	IP WLS BF H R ER SO BB IBB HBP BLK WP HR S P ERA WHIP	IP WLS BF H R ER SO BB IBB HBP BLK WP HR S P ERA WHIP	IP WLS BF H R ER SO BB IBB HBP BLK WP HR S P ERA WHIP	IP WLS BF H R ER SO BB IBB HBP BLK WP HR S P ERA WHIP	IP WLS BF H R ER SO BB IBB HBP BLK WP HR S P ERA WHIP	IP WLS BF H R ER SO BB IBB HBP BLK WP HR S P ERA WHIP	IP WLS BF H R ER SO BB IBB HBP BLK WP HR S P ERA WHIP	IP WLS BF H R ER SO BB IBB HBP BLK WP HR S P ERA WHIP	IP WLS BF H R ER SO BB IBB HBP BLK WP HR S P ERA WHIP	IP WLS BF H R ER SO BB IBB HBP BLK WP HR S P ERA WHIP	IP WLS BF H R ER SO BB IBB HBP BLK WP HR S P ERA WHIP	IP WLS BF H R ER SO BB IBB HBP BLK WP HR S P ERA WHIP	IP WLS BF H R ER SO BB IBB HBP BLK WP HR S P ERA WHIP	IP WLS BF H R ER SO BB IBB HBP BLK WP HR S P ERA WHIP	IP WLS BF H R ER SO BB IBB HBP BLK WP HR S P ERA WHIP	IP WLS BF H R ER SO BB IBB HBP BLK WP HR S P ERA WHIP	IP WLS BF H R ER SO BB IBB HBP BLK WP HR S P ERA WHIP	IP WLS BF H R ER SO BB IBB HBP BLK WP HR S P ERA WHIP		
Cal Koonce, R ERA: 4.07 Bob Humphreys, R ERA: 2.42 (7, 1)	6.0 L 22 4 3 3 2 0 0 0 0 0 0 10 26 4.50 0.667	2.0 6 1 0 0 2 0 0 0 0 0 0 0 10 10 0.00 0.500																						

Chicago Cubs @ Cincinnati Reds
Crosley Field, Cincinnati, OH
Fri Jun 18 1965, 7:05 PM EDT
Att. 12,959 - Cloudy


AB	28
R	3
H	5
RBI	3
BB	0
SO	4
LOB	5



Batter	1	2	3	4	5	6	7	8	9	AB	R	H	RBI	BB	SO	LOB	TOP										
Glenn Beckert, R OBP: 0.260, SLG: 0.289 (1, 4)	0-0 6-3			0-0 P4		0-0 F7	0-0 6-3		0-0 F8	5	0	0	0	0	0	4											
Don Landrum, L OBP: 0.338, SLG: 0.414 Jimmy Stewart, S OBP: 0.351, SLG: 0.295 (1, 8) (4, FR) (4, 7)	0-3 K			0-0 1B		0-0 L4		0-0 BB 1B	0-0 F9	2	0	1	0	0	1	0											
Billy Williams, L OBP: 0.342, SLG: 0.462 (1, 9)	0-0 L8			0-0 L9			0-0 3-1	0-0 F7		4	0	0	0	0	0	2											
Ron Santo, R OBP: 0.364, SLG: 0.522 (1, 5)		0-3 K		0-3 K2-3			0-0 HR	4-0 1-2 BB		3	1	1	1	1	2	1											
14 Ernie Banks, R OBP: 0.367, SLG: 0.506 (1, 3)	0-0 6-3				0-0 HR		0-0 FC3-6 1B	0-3 K		4	1	2	1	0	1	2											
Doug Clemens, L OBP: 0.317, SLG: 0.311 (1, 7) (4, 8)	0-3 K				0-0 P7		0-0 FC3-6 1B	0-3 K		4	1	0	0	0	2	3											
Vic Roznovsky, L OBP: 0.333, SLG: 0.400 Chris Krug, R OBP: 0.174, SLG: 0.209 (1, 2) (9, PH)			0-3 K		0-3 K		4-0 1-2 BB 1B		0-0 F7	2	1	0	0	1	2	0											
Don Kessinger, S OBP: 0.286, SLG: 0.258 (1, 6)			0-0 4-3		0-0 6-3		4-0 1-2 2-3 BB		0-0 1B	3	0	1	0	1	0	0											
Larry Jackson, R OBP: 0.285, SLG: 0.367 Harvey Kuipert, S OBP: 0.339, SLG: 0.216 Jack Warner, R George Altman, L OBP: 0.352, SLG: 0.440 Ernie Broglio, R Joey Amalfitano, R OBP: 0.323, SLG: 0.222 (1, 1) (5, PH) (5, 1) (7, PH) (7, 1) (9, PH)				0-0 F2		0-0 1-3	0-0 1-2 2-H 3-H 1B		0-0 1-2 1B	1	0	0	0	0	0	0											
Inning Stats	R: 0 E: 0 K: 1 S: 5	H: 0 LOB: 0 BB: 0 P: 5	R: 0 E: 0 K: 2 S: 7	H: 0 LOB: 0 BB: 0 P: 7	R: 0 E: 0 K: 1 S: 5	H: 0 LOB: 0 BB: 0 P: 5	R: 0 E: 0 K: 1 S: 6	H: 1 LOB: 1 BB: 0 P: 6	R: 1 E: 0 K: 1 S: 6	H: 1 LOB: 0 BB: 0 P: 6	R: 0 E: 0 K: 0 S: 3	H: 0 LOB: 0 BB: 0 P: 3	R: 3 E: 0 K: 0 S: 6	H: 3 LOB: 2 BB: 2 P: 14	R: 0 E: 0 K: 2 S: 8	H: 1 LOB: 2 BB: 1 P: 12	R: 0 E: 0 K: 0 S: 5	H: 2 LOB: 2 BB: 0 P: 5	1B: 6 2B: 0 3B: 0 HR: 2	SF: 0 SAC: 0 DP: 0 HBP: 0	WP: 0 PB: 0 SB: 0 CS: 0	PA: 38					
PITCHER	IP	WLS	BF	H	R	ER	SO	BB	IBB	HBP	BLK	WP	HR	S	P	ERA	WHIP										
Jim Maloney, R ERA: 2.66 Joe Nuxhall, L ERA: 4.62	(1, 1) (7, 1)	6.2 S	27 11	5 3	4 0	4 0	6 2	0 1	0 0	0 0	0 0	0 0	2 0	37 14	45 18	5.40 0.00	1.050 1.714										

Chicago Cubs @ Cincinnati Reds
Crosley Field, Cincinnati, OH
Sat Jun 19 1965, 7:05 PM EDT
Att: 6,976 - Sunny - 80 F


AB 35
R 4
H 8
RBI 4
BB 3
SO 8
LOB 14



Batter	1	2	3	4	5	6	7	8	9	AB	R	H	RBI	BB	SO	LOB	BOTTOM										
Tommy Harper, R OBP: 0.386, SLG: 0.438 (1, 7)	0-0 1B S E 1B	0-0 6-3			1-0 S E HBP	0-0 2B				3	2	2	0	0	0	0											
Pete Rose, S OBP: 0.370, SLG: 0.393 (1, 4)	4-0 E 1B BB	0-0 3-1			0-0 E4 1B 1-H	4-0 BB				2	2	1	1	2	0	0											
Vada Pinson, L OBP: 0.365, SLG: 0.502 (1, 8)	0-0 E 1-2 2-3 1B		0-0 F7		0-3 K	0-0 F9				4	1	1	0	0	1	3											
Frank Robinson, R OBP: 0.367, SLG: 0.481 (1, 9)	0-0 E6 SF8		0-0 5-3		4-0 1B HR BB		0-3 K			3	2	0	0	1	1	0											
Deron Johnson, R OBP: 0.321, SLG: 0.507 (1, 5)	0-0 SF8		0-0 6-3		0-0 HR 1B		0-0 6-3			3	1	1	2	0	0	0											
Johnny Edwards, L OBP: 0.366, SLG: 0.579 (1, 2)	0-0 FC4-6 1B			0-0 1-3	0-0 HR		0-0 F5			4	1	2	3	0	0	0											
Marty Keough, L OBP: 0.200, SLG: 0.059 (1, 3)	0-0 FC4-6 1-2 1B		0-3 K		0-3 K	4-3		0-0 F5		4	0	0	0	0	1	1											
Leo Cardenas, R OBP: 0.332, SLG: 0.413 (1, 6)	0-3 K			0-0 L7		0-0 F7		0-0 F8 2B		4	0	1	0	0	1	1											
Jim Maloney, L OBP: 0.278, SLG: 0.194 Joe Nuxhall, L OBP: 0.300, SLG: 0.222 (1, 1) (7, 1)		0-3 K			0-0 G1	0-0 P7		0-0 F8 2-3		3	0	0	0	0	1	0											
Inning Stats	R: 4 E: 1 K: 1 S: 9	H: 3 LOB: 1 BB: 1 P: 13	R: 0 E: 0 K: 1 S: 5	H: 0 LOB: 0 BB: 0 P: 5	R: 0 E: 0 K: 0 S: 3	H: 0 LOB: 0 BB: 0 P: 3	R: 0 E: 0 K: 1 S: 5	H: 0 LOB: 0 BB: 0 P: 5	R: 5 E: 1 K: 1 S: 8	H: 3 LOB: 1 BB: 1 P: 13	R: 0 E: 0 K: 0 S: 4	H: 1 LOB: 2 BB: 1 P: 8	R: 0 E: 0 K: 1 S: 5	H: 0 LOB: 0 BB: 0 P: 5	R: 0 E: 0 K: 0 S: 3	H: 1 LOB: 1 BB: 0 P: 3	1B: 5 2B: 2 3B: 0 HR: 1	SF: 1 SAC: 0 DP: 0 HBP: 1	WP: 0 PB: 0 SB: 2 CS: 0	PA: 36							
PITCHER	IP	WLS	BF	H	R	ER	SO	BB	IBB	HBP	BLK	WP	HR	S	P	ERA	WHIP										
Larry Jackson, R ERA: 5.44 Jack Warner, R ERA: 8.75 Ernie Broglio, R ERA: 4.67	(1, 1) (6, 1) (7, 1)	5.0 L	25 5	6 1	9 0	7 0	4 0	2 1	0 0	0 0	0 0	0 0	1 0	4 8	8 8	0.00 0.00	2.000 0.500										

Chicago Cubs @ Cincinnati Reds
Crosley Field, Cincinnati, OH
Sat Jun 19 1965, 7:05 PM EDT
Att: 6,976 - Sunny - 80 F

AB 31
R 9
H 8
RBI 6
BB 3
SO 5
LOB 6



Batter	1	2	3	4	5	6	7	8	9	AB R H RBI BB SO LOB	TOP											
Glenn Beckert, R (1.4) OBP: 0.263, SLG: 0.291										5 2 2 1 0 0 1	Chicago Cubs @ Cincinnati Reds Crosley Field, Cincinnati, OH Sun Jun 20 1965, 3:33 AM EDT Cloudy											
Doug Clemens, L (1.8) OBP: 0.325, SLG: 0.320										4 2 3 0 0 1 0												
Billy Williams, L (1.9) OBP: 0.343, SLG: 0.473										4 1 2 3 0 0 4												
Ron Santo, R (1.5) OBP: 0.368, SLG: 0.534										4 1 2 4 1 0 2												
14 Ernie Banks, R (1.3) OBP: 0.364, SLG: 0.500										5 0 1 0 0 0 4												
George Altman, L (1.7) OBP: 0.356, SLG: 0.447										5 0 3 0 0 1 2												
Ed Bailey, L (1.2) Chris Krug, R (5, PH) OBP: 0.148, SLG: 0.196										2 0 0 0 0 0 2 3 0 0 0 0 0 4												
Don Kessinger, S (1.6) OBP: 0.256, SLG: 0.229									4 0 0 0 0 2 1													
Bob Buhl, R (1.1) Joey Amalfitano, R (6, PH) Lindy McDaniel, R (6.1) Ted Abernathy, R (9.1) OBP: 0.108, SLG: 0.029										1 1 0 0 1 0 1 1 1 1 0 0 0 0 1 0 0 0 0 0 0 0 0 0 0 0 0 0												
Inning Stats	R: 1 E: 1 K: 0 S: 5	H: 1 LOB: 1 BB: 0 P: 5	R: 0 E: 0 K: 0 S: 3	H: 1 LOB: 0 BB: 0 P: 3	R: 3 E: 0 K: 0 S: 5	H: 2 LOB: 0 BB: 1 P: 9	R: 0 E: 0 K: 1 S: 6	H: 1 LOB: 1 BB: 0 P: 6	R: 2 E: 0 K: 0 S: 6	H: 3 LOB: 2 BB: 1 P: 10		R: 2 E: 0 K: 2 S: 7	H: 4 LOB: 2 BB: 0 P: 7	R: 0 E: 0 K: 2 S: 7	H: 0 LOB: 0 BB: 0 P: 7	R: 0 E: 0 K: 1 S: 5	H: 0 LOB: 0 BB: 0 P: 5	R: 0 E: 0 K: 0 S: 5	H: 2 LOB: 2 BB: 0 P: 5	1B: 11 2B: 1 3B: 0 HR: 2	SF: 1 SAC: 1 DP: 1 HBP: 0	WP: 0 PB: 0 SB: 0 CS: 0
PITCHER	IP WLS BF H R ER SO BB IBB HBP BLK WP HR S P ERA WHIP											IP WLS BF H R ER SO BB IBB HBP BLK WP HR S P ERA WHIP										
Sammy Ellis, R (1.1) ERA: 3.77	4.1 L 22 7 6 5 1 2 0 0 0 0 2 22 30 10.38 2.077																					
Gerry Arrigo, L (5.1) ERA: 6.19	1.1 9 5 2 2 0 0 0 0 0 0 0 9 9 13.50 3.750																					
Jim Duffalo, R (6.1) ERA: 3.21	1.1 4 0 0 0 2 0 0 0 0 0 0 8 8 0.00 0.000																					
Roger Craig, R (8.1) ERA: 3.26	2.0 8 2 0 0 1 0 0 0 0 0 0 10 10 0.00 1.000																					

Batter	1	2	3	4	5	6	7	8	9	AB R H RBI BB SO LOB	BOTTOM											
Tommy Harper, R (1.7) OBP: 0.387, SLG: 0.450										5 1 2 1 0 2 1	Chicago Cubs @ Cincinnati Reds Crosley Field, Cincinnati, OH Sun Jun 20 1965, 3:33 AM EDT Cloudy											
Pete Rose, S (1.4) OBP: 0.363, SLG: 0.385									5 0 0 0 0 0 2													
Vada Pinson, L (1.8) OBP: 0.363, SLG: 0.498									4 0 1 0 0 0 0													
Frank Robinson, R (1.9) OBP: 0.369, SLG: 0.493									3 1 1 1 1 0 2													
Gordy Coleman, L (1.3) Marty Keough, L (8, PR) OBP: 0.374, SLG: 0.533									4 0 0 0 0 0 1 0 1 0 0 0 0 0													
Deron Johnson, R (1.5) OBP: 0.324, SLG: 0.507									4 1 2 1 0 0 0													
Johnny Edwards, L (1.2) OBP: 0.369, SLG: 0.608									4 1 2 2 0 1 3													
Leo Cardenas, R (1.6) OBP: 0.327, SLG: 0.405									4 0 0 0 0 0 2													
Sammy Ellis, L (1.1) Gerry Arrigo, L (5.1) Jim Duffalo, R (6.1) Geraldo Ruiz, S (7, PH) Roger Craig, R (8.1) Art Shamsky, L (9, PH) OBP: 0.106, SLG: 0.220									1 0 0 0 0 0 0 1 0 0 0 0 0 1 0 0 0 0 0 0 0 1 0 0 0 0 1 0 0 0 0 0 0 0 0 0 0 0 0 1 0 0													
Inning Stats	R: 0 E: 0 K: 1 S: 5	H: 0 LOB: 0 BB: 0 P: 5	R: 1 E: 0 K: 0 S: 5	H: 2 LOB: 1 BB: 0 P: 5	R: 1 E: 0 K: 0 S: 4	H: 1 LOB: 0 BB: 0 P: 4	R: 2 E: 0 K: 0 S: 5	H: 2 LOB: 0 BB: 0 P: 5	R: 0 E: 0 K: 1 S: 7	H: 2 LOB: 2 BB: 0 P: 7		R: 0 E: 0 K: 0 S: 4	H: 0 LOB: 1 BB: 0 P: 4	R: 0 E: 0 K: 1 S: 5	H: 0 LOB: 0 BB: 0 P: 5	R: 1 E: 1 K: 1 S: 6	H: 1 LOB: 2 BB: 1 P: 10	R: 0 E: 0 K: 1 S: 5	H: 0 LOB: 1 BB: 1 P: 9	1B: 4 2B: 1 3B: 0 HR: 3	SF: 0 SAC: 0 DP: 0 HBP: 0	WP: 0 PB: 0 SB: 0 CS: 0
PITCHER	IP WLS BF H R ER SO BB IBB HBP BLK WP HR S P ERA WHIP											IP WLS BF H R ER SO BB IBB HBP BLK WP HR S P ERA WHIP										
Bob Buhl, R (1.1) ERA: 3.16	5.0 W 22 7 4 4 2 1 0 0 0 0 0 26 26 7.20 1.400																					
Lindy McDaniel, R (6.1) ERA: 2.29	3.0 12 1 1 0 2 1 0 0 0 0 0 15 19 0.00 0.667																					
Ted Abernathy, R (9.1) ERA: 1.75	1.0 S 4 0 0 0 1 1 0 0 0 0 0 5 9 0.00 1.000																					

Batter	1	2	3	4	5	6	7	8	9	AB	R	H	RBI	BB	SO	LOB	TOP					
Harvey Kuenn, R OBP: 0.345, SLG: 0.228 Ted Abernathy, R OBP: 0.143, SLG: 0.143										4	0	2	0	0	1	0						
Glenn Beckert, R OBP: 0.262, SLG: 0.289									5	1	1	0	0	0	3							
Billy Williams, L OBP: 0.347, SLG: 0.474									4	2	2	0	1	0	2							
Ron Santo, R OBP: 0.372, SLG: 0.543									3	3	1	3	2	0	3							
14 Ernie Banks, R OBP: 0.366, SLG: 0.516									4	2	2	3	0	0	0							
Doug Clemens, L OBP: 0.316, SLG: 0.314									4	0	0	1	0	0	1							
Chris Krug, R OBP: 0.170, SLG: 0.200									4	0	1	1	0	0	0							
Don Kessinger, S OBP: 0.233, SLG: 0.205									4	0	0	0	0	0	1							
Dick Ellsworth, L OBP: 0.156, SLG: 0.129 Lindy McDaniel, R OBP: 0.341 Bob Humphreys, R OBP: 0.333, SLG: 0.276 Joey Amalfitano, R OBP: 0.347, SLG: 0.291										2	0	0	0	0	0	0						
Inning Stats	R: 0 E: 0 K: 0 S: 4	H: 1 LOB: 1 BB: 0 P: 4	R: 0 E: 0 K: 0 S: 3	H: 0 LOB: 0 BB: 0 P: 3	R: 0 E: 0 K: 0 S: 3	H: 0 LOB: 0 BB: 0 P: 3	R: 3 E: 0 K: 0 S: 6	H: 3 LOB: 0 BB: 0 P: 6	R: 0 E: 0 K: 1 S: 5	H: 0 LOB: 0 BB: 0 P: 5	R: 3 E: 0 K: 0 S: 6	H: 3 LOB: 1 BB: 1 P: 10	R: 0 E: 0 K: 1 S: 6	H: 1 LOB: 1 BB: 0 P: 6	R: 2 E: 0 K: 0 S: 4	H: 1 LOB: 0 BB: 1 P: 8	R: 0 E: 0 K: 0 S: 4	H: 1 LOB: 2 BB: 1 P: 8	1B: 7 2B: 1 3B: 0 HR: 2	SF: 0 SAC: 0 DP: 0 HBP: 0	WP: 1 PB: 0 SB: 0 CS: 0	PA: 40
PITCHER	IP WLS BF H R ER SO BB IBB HBP BLK WP HR S P ERA WHIP																					
Jim O'Toole, L ERA: 7.11	(1, 1) 6.0 26 7 6 6 1 1 0 0 0 0 0 1 27 31 9.00 1.333																					
Billy McCool, L ERA: 3.41	(7, 1) 2.0 9 2 2 2 1 1 0 0 0 0 0 1 10 14 9.00 1.500																					
Roger Craig, R ERA: 3.19	(9, 1) 0.2 4 1 0 0 0 1 0 0 0 0 1 0 3 7 0.00 3.000																					
Sammy Ellis, R ERA: 3.76	(9, 1) 0.1 W 1 0 0 0 0 0 0 0 0 0 0 0 1 1 0.00 0.000																					

Chicago Cubs @ Cincinnati Reds
Crosley Field, Cincinnati, OH
Sun Jun 20 1965, 3:38 AM EDT
Att. 22,640 - Cloudy

AB	37
R	8
H	10
RBI	8
BB	3
SO	2
LOB	10



Batter	1	2	3	4	5	6	7	8	9	AB	R	H	RBI	BB	SO	LOB	BOTTOM					
Tommy Harper, R OBP: 0.387, SLG: 0.457										5	2	2	0	0	2	3						
Pete Rose, S OBP: 0.387, SLG: 0.387										4	1	2	0	1	0	1						
Vada Pinson, L OBP: 0.367, SLG: 0.498										4	1	2	0	1	0	2						
Frank Robinson, R OBP: 0.370, SLG: 0.505										5	2	2	3	0	0	5						
Deron Johnson, R OBP: 0.329, SLG: 0.504										3	1	1	2	2	0	2						
Don Pavletich, R OBP: 0.417, SLG: 0.584 Johnny Edwards, L OBP: 0.371, SLG: 0.606										2	0	0	0	0	0	4						
Tony Perez, R OBP: 0.286, SLG: 0.434										3	0	0	0	2	1	0						
Leo Cardenas, R OBP: 0.332, SLG: 0.423										5	1	3	3	0	1	0						
Jim O'Toole, S ERA: 3.59 Art Shamsky, L OBP: 0.347, SLG: 0.471 Roger Craig, R OBP: 0.347, SLG: 0.291 Sammy Ellis, L OBP: 0.347, SLG: 0.291 Gordy Coleman, L OBP: 0.376, SLG: 0.526										3	0	1	0	0	0	2						
Inning Stats	R: 1 E: 0 K: 0 S: 5	H: 2 LOB: 2 BB: 1 P: 9	R: 1 E: 0 K: 1 S: 6	H: 2 LOB: 0 BB: 0 P: 6	R: 0 E: 0 K: 0 S: 4	H: 1 LOB: 2 BB: 1 P: 8	R: 0 E: 0 K: 0 S: 3	H: 0 LOB: 0 BB: 0 P: 3	R: 5 E: 1 K: 1 S: 11	H: 5 LOB: 2 BB: 1 P: 15	R: 0 E: 0 K: 0 S: 2	H: 0 LOB: 1 BB: 2 P: 10	R: 0 E: 0 K: 2 S: 7	H: 0 LOB: 0 BB: 0 P: 7	R: 0 E: 0 K: 2 S: 8	H: 1 LOB: 1 BB: 0 P: 8	R: 2 E: 0 K: 0 S: 5	H: 4 LOB: 3 BB: 1 P: 9	1B: 12 2B: 0 3B: 1 HR: 2	SF: 0 SAC: 1 DP: 2 HBP: 0	WP: 0 PB: 0 SB: 0 CS: 0	PA: 45
PITCHER	IP WLS BF H R ER SO BB IBB HBP BLK WP HR S P ERA WHIP																					
Dick Ellsworth, L ERA: 3.59	(1, 1) 4.0 21 5 5 5 1 2 0 0 0 0 0 1 21 29 11.25 2.500																					
Lindy McDaniel, R ERA: 2.4	(5, 1) 0.1 5 2 2 1 0 0 1 0 0 0 0 0 4 8 27.00 6.000																					
Bob Humphreys, R ERA: 2.25	(5, 1) 1.2 6 0 0 0 0 1 2 0 0 0 0 0 6 14 0.00 1.200																					
Ted Abernathy, R ERA: 1.97	(7, 1) 2.1 L 13 5 2 2 4 1 0 0 0 0 0 1 20 24 7.71 2.571																					

Chicago Cubs @ Cincinnati Reds
Crosley Field, Cincinnati, OH
Sun Jun 20 1965, 3:38 AM EDT
Att. 22,640 - Cloudy

AB	38
R	9
H	15
RBI	9
BB	6
SO	6
LOB	19



Batter	1	2	3	4	5	6	7	8	9	AB	R	H	RBI	BB	SO	LOB	TOP			
Phil Gagliano, R (1, 9) OBP: 0.345, SLG: 0.419	0-0 F7 1B SF9 1B		0-0 5-3		0-0 1-3		0-0 4-3 2H 2B		0-0 BB 1B	5	1	3	1	0	0	0				
Dick Groat, R (1, 6) OBP: 0.326, SLG: 0.331	0-0 1-2 1B		0-0 1B			0-3 K	0-0 4-3		4-0 BB 1B	4	0	2	0	1	1	1				
Lou Brock, L (1, 7) OBP: 0.327, SLG: 0.420	0-0 F7 2-3		0-0 F9			0-0 F6	0-0 1-3		0-0 4-3	5	0	0	0	0	0	6				
Bill White, L (1, 3) OBP: 0.370, SLG: 0.455	0-0 SF9		0-3 K			0-0 1B			0-0 1B	3	0	2	1	0	1	1				
Ken Boyer, R (1, 5) OBP: 0.323, SLG: 0.401	0-3 K			0-0 4-3		0-0 F3			0-0 F9	4	0	0	0	0	1	3				
Tim McCarver, L (1, 2) OBP: 0.324, SLG: 0.439		0-0 F7		0-0 4-3			0-0 HR		0-0 F6	4	1	1	1	0	0	1				
Jerry Buchek, R (1, 4) OBP: 0.267, SLG: 0.341		0-0 1B		0-0 5-3			0-3 K		0-3 K	4	0	1	0	0	2	1				
Mike Shannon, R (1, 8) OBP: 0.261, SLG: 0.250		0-0 F8			0-0 F3		0-0 2B 2B		0-3 K	4	1	1	0	0	1	1				
Bob Gibson, R (1, 1) OBP: 0.234, SLG: 0.293		0-3 K			0-3 K		0-0 2B 2B		0-3 K	2	0	0	0	0	2	1				
Bob Skinner, L (7, PH) OBP: 0.314, SLG: 0.520										1	1	1	1	0	0	0				
Hal Woodeshick, R (7, 1) OBP: 0.143, SLG: 0.143										1	0	0	0	0	1	0				
Inning Stats	R: 1 E: 0 K: 1 S: 7	H: 2 LOB: 1 BB: 0 P: 7	R: 0 E: 0 K: 1 S: 6	H: 1 LOB: 1 BB: 0 P: 6	R: 0 E: 0 K: 1 S: 6	H: 1 LOB: 1 BB: 0 P: 6	R: 0 E: 0 K: 0 S: 3	H: 0 LOB: 0 BB: 0 P: 3	R: 0 E: 0 K: 1 S: 5	H: 1 LOB: 1 BB: 0 P: 6	R: 3 E: 0 K: 1 S: 9	H: 4 LOB: 1 BB: 0 P: 9	R: 0 E: 0 K: 1 S: 6	H: 1 LOB: 1 BB: 0 P: 6	R: 0 E: 0 K: 2 S: 8	H: 1 LOB: 2 BB: 1 P: 12	1B: 7 2B: 3 3B: 0 HR: 1	SF: 1 SAC: 0 DP: 0 HBP: 0	WP: 0 PB: 0 SB: 0 CS: 0	PA: 39
PITCHER	IP WLS BF H R ER SO BB IBB HBP BLK WP HR S P ERA WHIP	IP WLS BF H R ER SO BB IBB HBP BLK WP HR S P ERA WHIP																		
Joey Jay, R (1, 1) ERA: 3.56	6.1	28	9	4	4	6	0	0	0	0	0	0	0	1	40	40	5.68	1.421		
Billy McCool, L (7, 1) ERA: 3.16	2.2	11	2	0	0	3	1	0	0	0	0	0	0	0	16	20	0.00	1.125		

St. Louis Cardinals @ Cincinnati Reds
Crosley Field, Cincinnati, OH
Tue Jun 22 1965, 7:05 PM EDT
Unknown

AB 37
R 4
H 11
RBI 4
BB 1
SO 9
LOB 15



Batter	1	2	3	4	5	6	7	8	9	AB	R	H	RBI	BB	SO	LOB	BOTTOM			
Tommy Harper, R (1, 7) OBP: 0.381, SLG: 0.450	0-3 K			0-3 K	0-3 K		0-0 L5			4	0	0	0	0	3	3				
Pete Rose, S (1, 4) OBP: 0.366, SLG: 0.383	0-0 4-3			0-0 F7		4-0 G6-3 BB		0-0 6-3		3	0	0	0	1	0	0				
Vada Pinson, L (1, 8) OBP: 0.369, SLG: 0.508	0-0 F8			0-0 HR		0-0 G6-3 1-2		4-0 BB BB		3	1	1	1	1	0	1				
Frank Robinson, R (1, 9) OBP: 0.372, SLG: 0.516		0-0 F9		0-0 L1		0-0 HR		4-0 1-2 BB		3	1	1	1	1	0	0				
Gordy Coleman, L (1, 3) OBP: 0.371, SLG: 0.525		0-0 F6			0-0 E3 HR		0-0 F8		0-3 K	3	1	0	0	0	0	0				
Marty Keough, L (7, 3) OBP: 0.190, SLG: 0.056										1	0	0	0	0	1	1				
Deron Johnson, R (1, 5) OBP: 0.336, SLG: 0.530		0-0 F8			0-0 HR		0-0 FC1-6 1B		0-0 1B 3B	4	2	3	2	0	0	0				
Johnny Edwards, L (1, 2) OBP: 0.368, SLG: 0.593			0-0 F7		0-3 K		0-0 FC1-6 2B FC5		4-0 1B IBB BB	3	0	0	0	1	1	1				
Leo Cardenas, R (1, 6) OBP: 0.339, SLG: 0.428			0-0 F7		4-0 BB		0-0 2B		4-0 1B IBB	2	0	1	0	2	0	0				
Joey Jay, S (1, 1) OBP: 0.294, SLG: 0.250			0-0 6-3		0-3 K		0-0 FC5		0-0 1B	2	0	0	0	0	1	1				
Charlie James, R (9, PH) ERA: 2.93										1	0	1	1	0	0	0				
Inning Stats	R: 0 E: 0 K: 1 S: 5	H: 0 LOB: 0 BB: 0 P: 5	R: 0 E: 0 K: 0 S: 3	H: 0 LOB: 0 BB: 0 P: 3	R: 0 E: 0 K: 0 S: 3	H: 0 LOB: 0 BB: 0 P: 3	R: 1 E: 0 K: 1 S: 6	H: 1 LOB: 0 BB: 0 P: 6	R: 2 E: 1 K: 3 S: 11	H: 1 LOB: 1 BB: 1 P: 15	R: 1 E: 0 K: 0 S: 3	H: 1 LOB: 0 BB: 1 P: 7	R: 0 E: 0 K: 1 S: 4	H: 0 LOB: 1 BB: 2 P: 12	R: 0 E: 0 K: 0 S: 2	H: 2 LOB: 3 BB: 2 P: 10	1B: 2 2B: 1 3B: 1 HR: 3	SF: 0 SAC: 0 DP: 1 HBP: 0	WP: 0 PB: 0 SB: 0 CS: 0	PA: 36
PITCHER	IP WLS BF H R ER SO BB IBB HBP BLK WP HR S P ERA WHIP	IP WLS BF H R ER SO BB IBB HBP BLK WP HR S P ERA WHIP																		
Bob Gibson, R (1, 1) ERA: 2.93	6.0	23	3	4	3	5	2	0	0	0	0	0	0	0	31	39	4.50	0.833		
Hal Woodeshick, L (7, 1) ERA: 3.66	2.0	13	4	1	1	1	3	1	0	0	0	0	0	11	27	4.50	3.500			

St. Louis Cardinals @ Cincinnati Reds
Crosley Field, Cincinnati, OH
Tue Jun 22 1965, 7:05 PM EDT
Unknown

AB 30
R 5
H 7
RBI 5
BB 6
SO 6
LOB 9



Batter	1	2	3	4	5	6	7	8	9	AB	R	H	RBI	BB	SO	LOB	TOP		
Phil Gagliano, R (1, 4) OBP: 0.347, SLG: 0.432	1-3			K				K		4	0	1	0	0	2	0	St. Louis Cardinals @ Cincinnati Reds Crosley Field, Cincinnati, OH Wed Jun 23 1965, 7:05 PM EDT Att: 11,479 - Unknown		
Dick Groat, R (1, 6) OBP: 0.326, SLG: 0.329	K			K				6-3		3	0	0	0	1	2	0			
Lou Brock, L (1, 9) OBP: 0.321, SLG: 0.409	F8			F7						3	0	0	0	1	0	2			
Bill White, L (1, 3) OBP: 0.371, SLG: 0.447		K			F8					3	0	1	0	1	1	0			
Tim McCarver, L (1, 2) OBP: 0.316, SLG: 0.425		F8			F8					4	1	0	0	0	0	3			
Ken Boyer, R (1, 5) OBP: 0.325, SLG: 0.397		K								4	0	2	0	0	2	1			
Bob Skinner, L (1, 7) OBP: 0.322, SLG: 0.526			L3		4-3					4	1	1	0	0	0	2			
Mike Shannon, R (1, 8) OBP: 0.250, SLG: 0.238				K						2	0	0	0	0	2	0			
Tito Francona, L (7, PH) OBP: 0.299, SLG: 0.379						K				1	0	1	2	0	0	0			
Nelson Briles, R (7, 1) OBP: 0.390, SLG: 0.349										0	0	0	0	0	0	0			
Bob Uecker, R (9, PH) OBP: 0.390, SLG: 0.349										1	0	0	0	0	1	0			
Curt Simmons, L (1, 1) OBP: 0.029, SLG: 0.029										2	0	0	0	0	1	0			
Don Dennis, R (6, 1) OBP: 0.203, SLG: 0.213										0	0	0	0	0	0	0			
Carl Warwick, R (7, PH) OBP: 0.203, SLG: 0.213										1	0	0	0	0	0	1			
Inning Stats	R: 0 E: 0 K: 1 S: 5	H: 0 LOB: 0 BB: 0 P: 5	R: 0 E: 0 K: 2 S: 7	H: 0 LOB: 0 BB: 0 P: 7	R: 0 E: 0 K: 2 S: 7	H: 0 LOB: 0 BB: 0 P: 7	R: 0 E: 0 K: 0 S: 4	H: 1 LOB: 1 BB: 0 P: 4	R: 0 E: 0 K: 1 S: 6	H: 1 LOB: 2 BB: 1 P: 10	R: 2 E: 0 K: 1 S: 8	H: 3 LOB: 1 BB: 0 P: 8	R: 0 E: 0 K: 1 S: 5	H: 0 LOB: 2 BB: 2 P: 13	R: 0 E: 0 K: 1 S: 5	H: 1 LOB: 0 BB: 0 P: 5	1B: 4 2B: 2 3B: 0 HR: 0	SF: 0 SAC: 0 DP: 1 HBP: 0	WP: 0 PA: 35 PB: 0 SB: 0 CS: 0
PITCHER Jim Maloney, R (1, 1) ERA: 2.6	IP: 9.0 WLS: W BF: 35 H: 6 R: 2 ER: 2 SO: 11 BB: 3 IBB: 0 HBP: 0 BLK: 0 WP: 0 HR: 0 S: 54 P: 66 ERA: 2.00 WHIP: 1.000																		

Batter	1	2	3	4	5	6	7	8	9	AB	R	H	RBI	BB	SO	LOB	BOTTOM		
Tommy Harper, R (1, 7) OBP: 0.383, SLG: 0.466	6-3		F8					6-3		5	0	2	1	0	0	0	St. Louis Cardinals @ Cincinnati Reds Crosley Field, Cincinnati, OH Wed Jun 23 1965, 7:05 PM EDT Att: 11,479 - Unknown		
Pete Rose, S (1, 4) OBP: 0.366, SLG: 0.386				F4						4	0	1	0	0	1	4			
Vada Pinson, L (1, 8) OBP: 0.369, SLG: 0.513										4	1	1	1	0	0	3			
Frank Robinson, R (1, 9) OBP: 0.372, SLG: 0.522										3	3	2	0	1	0	0			
Deron Johnson, R (1, 5) OBP: 0.338, SLG: 0.531										4	1	3	1	0	0	1			
Don Pavletich, R (1, 2) OBP: 0.436, SLG: 0.600										3	1	2	1	1	0	1			
Tony Perez, R (1, 3) OBP: 0.281, SLG: 0.426										2	0	0	0	0	0	2			
Gordy Coleman, L (6, PH) OBP: 0.359, SLG: 0.510										1	0	0	1	0	0	2			
Leo Cardenas, R (1, 6) OBP: 0.341, SLG: 0.428										4	0	2	1	0	2	0			
Jim Maloney, L (1, 1) OBP: 0.250, SLG: 0.171										4	0	0	0	0	1	3			
Inning Stats	R: 0 E: 0 K: 0 S: 3	H: 1 LOB: 0 BB: 0 P: 3	R: 1 E: 0 K: 0 S: 4	H: 2 LOB: 0 BB: 0 P: 4	R: 0 E: 0 K: 1 S: 5	H: 0 LOB: 0 BB: 0 P: 5	R: 2 E: 0 K: 0 S: 6	H: 3 LOB: 1 BB: 0 P: 6	R: 0 E: 0 K: 1 S: 7	H: 2 LOB: 2 BB: 0 P: 7	R: 3 E: 0 K: 1 S: 8	H: 3 LOB: 2 BB: 2 P: 16	R: 0 E: 0 K: 0 S: 5	H: 2 LOB: 2 BB: 0 P: 5	R: 0 E: 0 K: 1 S: 5	H: 0 LOB: 0 BB: 0 P: 5	1B: 9 2B: 2 3B: 1 HR: 1	SF: 1 SAC: 0 DP: 2 HBP: 0	WP: 0 PA: 37 PB: 0 SB: 0 CS: 0
PITCHER Curt Simmons, L (1, 1) ERA: 3.3	IP: 5.0 WLS: L BF: 23 H: 9 R: 5 ER: 5 SO: 2 BB: 1 IBB: 0 HBP: 0 BLK: 0 WP: 0 HR: 1 S: 26 P: 30 ERA: 9.00 WHIP: 2.000																		
Don Dennis, R (6, 1) ERA: 10.13	1.0 6 2 1 1 1 0 1 0 0 0 0 7 11 9.00 2.000																		
Nelson Briles, R (7, 1) ERA: 5.17	2.0 8 2 0 0 1 0 0 0 0 0 0 10 10 0.00 1.000																		

Batter	1	2	3	4	5	6	7	8	9	AB	R	H	RBI	BB	SO	LOB	TOP								
Lou Brock, L OBP: 0.321, SLG: 0.405 (1, 7)	0-0 4-3	0-0 F7		0-0 F6		4-0 BB SF7 BB	0-0 BB 1B		0-0 F4	5	1	2	1	0	5		St. Louis Cardinals @ Cincinnati Reds Crosley Field, Cincinnati, OH Thu Jun 24 1965, 7:05 PM EDT Att: 10,986 - Unknown								
Dick Groat, R OBP: 0.326, SLG: 0.327 (1, 6)	0-0 1-3		0-3 K	0-0 HR 1B		4-0 BB BB	0-0 F7		0-0 F8	5	1	1	1	1	2										
Phil Gagliano, R OBP: 0.362, SLG: 0.455 (1, 9)	0-0 5-3		4-0 2B BB	0-0 HR		4-0 BB BB	4-0 FC6 BB			2	2	1	3	3	0	0									
Ken Boyer, R OBP: 0.322, SLG: 0.395 (1, 5)		0-0 2B 1B	0-0 5-3	0-0 F9		0-0 SF7	0-0 FC6			4	1	1	1	0	0	3									
Bill White, L OBP: 0.378, SLG: 0.461 (1, 3)		0-0 1B 2B	0-0 2B		0-0 F8 1B	0-0 F8		4-0 L3 BB		4	1	3	1	1	0	2									
Jerry Buchek, R OBP: 0.290, SLG: 0.319 Bob Skinner, L OBP: 0.323, SLG: 0.517 (5, PH)	0-3 K	0-3 6-3			0-0 F8		0-0 BB 1B		0-0 L3	2	0	0	0	0	1	3									
Bob Uecker, R OBP: 0.402, SLG: 0.348 (1, 2)		0-0 FC3-5 1B		4-0 FC1-6 BB	0-3 K	4-0 2B 1B	0-3 K			3	1	1	2	2	2	1									
Mike Shannon, R OBP: 0.256, SLG: 0.255 (1, 8)		0-0 FC3-5 1B		0-0 FC1-6 SH 1B	0-0 6-3		0-0 1B 2B		0-0 4-3	5	2	2	1	0	0	2									
Tracy Stallard, R OBP: 0.133, SLG: 0.133 Don Dennis, R OBP: 1.000, SLG: 1.000 (8, 1)	0-0 FC3-5			0-0 SH 1B		0-0 6-3	0-0 4-3		0-0 1B	3	1	0	0	0	0	4									
Inning Stats	R: 0 E: 0 K: 0 S: 3	H: 0 LOB: 0 BB: 0 P: 3	R: 2 E: 0 K: 1 S: 9	H: 4 LOB: 2 BB: 0 P: 9	R: 1 E: 0 K: 1 S: 6	H: 1 LOB: 1 BB: 1 P: 10	R: 4 E: 0 K: 0 S: 6	H: 2 LOB: 0 BB: 1 P: 10	R: 0 E: 0 K: 1 S: 6	H: 1 LOB: 1 BB: 0 P: 6	R: 1 E: 0 K: 0 S: 3	H: 0 LOB: 2 BB: 3 P: 15	R: 3 E: 0 K: 0 S: 6	H: 3 LOB: 2 BB: 2 P: 14	R: 0 E: 0 K: 1 S: 4	H: 0 LOB: 0 BB: 1 P: 8		R: 0 E: 0 K: 0 S: 4	H: 1 LOB: 1 BB: 0 P: 4	1B: 8 2B: 4 3B: 0 HR: 1	SF: 1 SAC: 1 DP: 1 HBP: 0	WP: 0 PB: 0 SB: 1 CS: 0	PA: 47		
PITCHER	IP	WLS	BF	H	R	ER	SO	BB	IBB	HBP	BLK	WP	HR	S	P	ERA	WHIP								
Jim O'Toole, L ERA: 7.62	3.2	L	20	6	6	6	2	2	0	0	0	0	0	22	30	14.73	2.182								
Roger Craig, R ERA: 3.34	1.1		6	2	1	1	1	0	0	0	0	0	1	8	8	6.75	1.500								
Gerry Arrigo, L ERA: 6.81	2.0		14	3	4	4	0	5	0	0	0	0	0	9	29	18.00	4.000								
Jim Duffalo, R ERA: 3.0	2.0		7	1	0	0	1	1	0	0	0	0	0	8	12	0.00	1.000								

Batter	1	2	3	4	5	6	7	8	9	AB	R	H	RBI	BB	SO	LOB	BOTTOM								
Tommy Harper, R OBP: 0.380, SLG: 0.458 (1, 7)	0-0 6-3		0-0 FC6-4		4-0 1B BB		0-0 F8		0-0 L1	4	0	0	0	1	0	1	St. Louis Cardinals @ Cincinnati Reds Crosley Field, Cincinnati, OH Thu Jun 24 1965, 7:05 PM EDT Att: 10,986 - Unknown								
Pete Rose, S OBP: 0.370, SLG: 0.385 (1, 4)	4-0 BB		0-0 L1		0-0 1B		0-0 F8		4-0 BB	3	0	1	0	2	0	1									
Vada Pinson, L OBP: 0.367, SLG: 0.518 (1, 8)	0-0 F8			0-0 4-3	0-3 K			0-0 HR	0-0 F8	5	1	1	1	0	1	5									
Frank Robinson, R OBP: 0.370, SLG: 0.515 (1, 9)	0-0 F7			0-0 F5		0-0 F9		4-0 WP 1B BB		3	1	0	0	1	0	1									
Gordy Coleman, L OBP: 0.352, SLG: 0.500 Don Pavletich, R OBP: 0.432, SLG: 0.594 (8, 3)	0-0 1-3			0-0 4-3		0-0 F4		0-0 F4		3	0	0	0	0	0	0									
Deron Johnson, R OBP: 0.337, SLG: 0.527 (1, 5)	0-3 K			0-0 E4 FC6-4 SF7		0-0 F7		0-0 1B		4	1	1	1	0	1	0									
Johnny Edwards, L OBP: 0.371, SLG: 0.612 (8, 1)	0-3 K			0-0 E6 FC6-4			0-0 HR	0-0 FC5-4 1B		4	1	2	1	0	1	1									
Leo Cardenas, R OBP: 0.340, SLG: 0.425 (1, 6)			0-0 FC6-4 1B		0-0 FC6-4 1B BB		0-0 4-3	0-0 FC5-4		4	0	1	0	0	0	4									
Jim O'Toole, S OBP: 0.095, SLG: 0.050 Roger Craig, R OBP: 0.276, SLG: 0.500 Tony Perez, R OBP: 0.428 Gerry Arrigo, L OBP: 0.397, SLG: 0.657 Art Shamsky, L OBP: 0.397, SLG: 0.657 Jim Duffalo, R OBP: 0.167, SLG: 0.253 (5, PH)	0-0 F5			0-0 SF7		0-0 1-3			0-3 K	1	0	0	0	0	0	1									
Inning Stats	R: 0 E: 0 K: 0 S: 3	H: 0 LOB: 1 BB: 1 P: 7	R: 0 E: 0 K: 2 S: 7	H: 0 LOB: 0 BB: 0 P: 7	R: 0 E: 0 K: 0 S: 4	H: 1 LOB: 1 BB: 0 P: 4	R: 0 E: 0 K: 0 S: 3	H: 0 LOB: 0 BB: 0 P: 3	R: 1 E: 0 K: 0 S: 4	H: 1 LOB: 0 BB: 0 P: 4	R: 2 E: 0 K: 0 S: 6	H: 3 LOB: 2 BB: 1 P: 10	R: 0 E: 0 K: 1 S: 5	H: 0 LOB: 1 BB: 1 P: 9	1B: 4 2B: 0 3B: 0 HR: 2	SF: 1 SAC: 0 DP: 0 HBP: 0		WP: 1 PB: 0 SB: 0 CS: 0	PA: 39						
PITCHER	IP	WLS	BF	H	R	ER	SO	BB	IBB	HBP	BLK	WP	HR	S	P	ERA	WHIP								
Tracy Stallard, R ERA: 3.27	7.2	W	34	6	4	3	3	3	0	0	0	0	2	37	49	3.52	1.174								
Don Dennis, R ERA: 6.75	1.1	S	5	0	0	0	1	1	0	0	0	0	0	6	10	0.00	0.750								

AB 37
R 11
H 12
RBI 11
BB 8
SO 4
LOB 24

AB 34
R 4
H 6
RBI 4
BB 4
SO 4
LOB 15



Batter	1	2	3	4	5	6	7	8	9	10	11	AB	R	H	RBI	BB	SO	LOB	TOP			
Tommy Harper, R OBP: 0.377, SLG: 0.451 (1, 7)												4	0	0	0	1	1	1				
Pete Rose, S OBP: 0.364, SLG: 0.379 (1, 4)												5	1	0	0	0	2	1				
Vada Pinson, L OBP: 0.364, SLG: 0.511 (1, 8)												4	0	0	0	1	1	1				
Frank Robinson, R OBP: 0.374, SLG: 0.515 (1, 9)												4	0	2	0	1	1	2				
Deron Johnson, R OBP: 0.335, SLG: 0.520 (1, 5)												5	1	1	1	0	0	4				
Don Pavletich, R OBP: 0.431, SLG: 0.614 (1, 2)												5	1	2	2	0	0	2				
Tony Perez, R OBP: 0.283, SLG: 0.429 (1, 3)												4	0	1	0	1	0	0				
Leo Cardenas, R OBP: 0.338, SLG: 0.420 (1, 6)												3	0	0	0	1	0	1				
Sammy Ellis, L OBP: 0.174, SLG: 0.200 (1, 1)												4	0	0	0	0	1	4				
Inning Stats	R: 1 E: 0 K: 0 S: 4	H: 1 LOB: 2 BB: 2 P: 12	R: 0 E: 0 K: 1 S: 5	H: 0 LOB: 0 BB: 0 P: 5	R: 0 E: 0 K: 0 S: 3	H: 0 LOB: 0 BB: 0 P: 3	R: 0 E: 0 K: 0 S: 3	H: 1 LOB: 0 BB: 0 P: 3	R: 0 E: 0 K: 2 S: 7	H: 0 LOB: 0 BB: 0 P: 7	R: 0 E: 0 K: 1 S: 6	H: 0 LOB: 2 BB: 1 P: 10	R: 0 E: 0 K: 0 S: 3	H: 0 LOB: 0 BB: 0 P: 3	R: 0 E: 0 K: 2 S: 7	H: 0 LOB: 0 BB: 0 P: 7	R: 2 E: 0 K: 0 S: 5	H: 2 LOB: 0 BB: 0 P: 5	1B: 4 2B: 1 3B: 0 HR: 1	SF: 0 SAC: 0 DP: 2 HBP: 0	WP: 0 PB: 1 SB: 1 CS: 0	PA: 43
PITCHER	IP 9.0	WLS L	BF 8	H 2	R 2	ER 2	SO 2	BB 0	IBB 0	HBP 0	BLK 0	WP 0	HR 1	S 12	P 12	ERA 9.00	WHIP 1.000					
Dick Kelley, L ERA: 2.6 (1, 1)																						
Billy O'Dell, L ERA: 2.65 (10, 1)																						

Cincinnati Reds @ Milwaukee Braves
Milwaukee County Stadium, Milwaukee, WI
Fri Jun 25 1965, 8:05 PM EDT
Att: 6,347 - Unknown

AB 38
R 3
H 6
RBI 3
BB 5
SO 6
LOB 16



Batter	1	2	3	4	5	6	7	8	9	10	11	AB	R	H	RBI	BB	SO	LOB	BOTTOM					
Mack Jones, L OBP: 0.324, SLG: 0.524 (1, 8)												5	0	1	0	0	3	1						
Frank Bolling, R OBP: 0.333, SLG: 0.390 (1, 4)												5	0	1	0	0	0	1						
Hank Aaron, R OBP: 0.402, SLG: 0.590 (1, 9)												5	0	2	0	0	0	1						
Joe Torre, R OBP: 0.396, SLG: 0.593 (1, 2)												5	1	1	1	0	0	4						
Eddie Mathews, L OBP: 0.336, SLG: 0.445 (1, 5)												4	0	0	0	1	0	3						
Gene Oliver, R OBP: 0.356, SLG: 0.411 (1, 3)												4	0	1	0	1	1	4						
Rico Carty, R OBP: 0.348, SLG: 0.467 (1, 7)												4	0	2	0	1	0	1						
Woody Woodward, R OBP: 0.223, SLG: 0.239 Miguel de la Hoz, R OBP: 0.267, SLG: 0.236 (11, PH)												3	0	0	0	1	1	5						
Dick Kelley, R (1, 1)												3	0	0	0	0	3	4						
Ty Cline, L OBP: 0.275, SLG: 0.223 (9, PH)												1	0	0	0	0	1	1						
Billy O'Dell, S OBP: 0.230, SLG: 0.333 (10, 1)												0	0	0	0	0	0	0						
Lou Klimchuck, L OBP: 0.094, SLG: 0.067 (11, PH)												1	0	0	0	0	1	0						
Inning Stats	R: 0 E: 0 K: 0 S: 4	H: 1 LOB: 1 BB: 0 P: 4	R: 0 E: 0 K: 1 S: 6	H: 1 LOB: 2 BB: 1 P: 10	R: 0 E: 0 K: 0 S: 3	H: 0 LOB: 0 BB: 0 P: 3	R: 1 E: 0 K: 2 S: 9	H: 2 LOB: 2 BB: 1 P: 13	R: 0 E: 0 K: 1 S: 5	H: 0 LOB: 0 BB: 0 P: 5	R: 0 E: 0 K: 2 S: 7	H: 0 LOB: 2 BB: 0 P: 7	R: 0 E: 0 K: 0 S: 4	H: 1 LOB: 1 BB: 0 P: 4	R: 0 E: 0 K: 2 S: 8	H: 1 LOB: 1 BB: 0 P: 8	R: 0 E: 0 K: 0 S: 5	H: 2 LOB: 2 BB: 0 P: 5	R: 0 E: 0 K: 1 S: 5	H: 0 LOB: 0 BB: 0 P: 5	1B: 7 2B: 0 3B: 0 HR: 1	SF: 0 SAC: 0 DP: 0 HBP: 0	WP: 0 PB: 0 SB: 1 CS: 0	PA: 45
PITCHER	IP 11.0	WLS W	BF 45	H 8	R 1	ER 1	SO 10	BB 4	IBB 0	HBP 0	BLK 0	WP 0	HR 1	S 61	P 77	ERA 0.82	WHIP 1.091							
Sammy Ellis, R ERA: 3.47 (1, 1)																								

Cincinnati Reds @ Milwaukee Braves
Milwaukee County Stadium, Milwaukee, WI
Fri Jun 25 1965, 8:05 PM EDT
Att: 6,347 - Unknown

AB 41
R 1
H 8
RBI 1
BB 4
SO 10
LOB 25



Batter	1	2	3	4	5	6	7	8	9	AB	R	H	RBI	BB	SO	LOB	TOP			
Tommy Harper, R OBP: 0.375, SLG: 0.446 (1, 7)										3	1	0	0	1	1	1	Cincinnati Reds @ Milwaukee Braves Milwaukee County Stadium, Milwaukee, WI Sat Jun 26 1965, 4:33 AM EDT Att: 5,002 - Sunny - 67 F			
Pete Rose, S OBP: 0.363, SLG: 0.377 (1, 4)										4	0	1	0	0	0	1				
Vada Pinson, L OBP: 0.359, SLG: 0.504 (1, 8)										4	0	0	0	0	0	2				
Frank Robinson, R OBP: 0.376, SLG: 0.527 (1, 9)										4	0	2	1	0	0	0				
Gordy Coleman, L OBP: 0.352, SLG: 0.497 (1, 3)										3	0	1	0	0	0	1				
Deron Johnson, R OBP: 0.335, SLG: 0.518 (1, 5)										3	0	1	0	0	0	1				
Johnny Edwards, L OBP: 0.364, SLG: 0.599 (1, 2)										3	0	0	0	0	0	1				
Leo Cardenas, R OBP: 0.338, SLG: 0.419 (1, 6)										3	0	1	0	0	1	1				
Joey Jay, S (1, 1)										2	0	0	0	0	1	1				
Billy McCool, R (7, 1)										0	0	0	0	0	0	0				
Art Shamsky, L OBP: 0.350, SLG: 0.444 (8, PH)										1	0	0	0	0	0	1				
Joe Nuxhall, L OBP: 0.300, SLG: 0.222 (8, 1)										0	0	0	0	0	0	0				
Inning Stats	R: 1 E: 0 K: 0 S: 4	H: 1 LOB: 1 BB: 1 P: 8	R: 0 E: 0 K: 1 S: 6	H: 1 LOB: 1 BB: 0 P: 6	R: 0 E: 0 K: 0 S: 3	H: 0 LOB: 0 BB: 0 P: 3	R: 0 E: 0 K: 0 S: 3	H: 0 LOB: 0 BB: 0 P: 3	R: 0 E: 0 K: 1 S: 5	H: 1 LOB: 0 BB: 0 P: 5	R: 0 E: 0 K: 0 S: 3	H: 2 LOB: 0 BB: 0 P: 3	R: 0 E: 0 K: 0 S: 4	H: 1 LOB: 1 BB: 0 P: 4	R: 0 E: 0 K: 0 S: 3	H: 0 LOB: 0 BB: 0 P: 3	1B: 4 2B: 1 3B: 1 HR: 0	SF: 0 SAC: 0 DP: 1 HBP: 0	WP: 0 PB: 0 SB: 1 CS: 1	PA: 31
PITCHER Ken Johnson, R ERA: 3.41 (1, 1)	IP: 9.0 WLS: W BF: 31	H: 6 R: 1 ER: 1 SO: 3	BB: 1 IBB: 0 HBP: 0 BLK: 0	WP: 0 HR: 0 S: 36 P: 40	ERA: 1.00 WHIP: 0.778											ERA: 1.00 WHIP: 0.778				

AB	30
R	1
H	6
RBI	1
BB	1
SO	3
LOB	10



Batter	1	2	3	4	5	6	7	8	9	AB	R	H	RBI	BB	SO	LOB	BOTTOM			
Rico Carty, R OBP: 0.345, SLG: 0.455 (1, 7)										3	0	0	0	1	0	0	Cincinnati Reds @ Milwaukee Braves Milwaukee County Stadium, Milwaukee, WI Sat Jun 26 1965, 4:33 AM EDT Att: 5,002 - Sunny - 67 F			
Ty Cline, L OBP: 0.275, SLG: 0.223 (8, 8)										0	0	0	0	0	0	0				
Frank Bolling, R OBP: 0.336, SLG: 0.389 (1, 4)										3	1	1	0	1	0	2				
Hank Aaron, R OBP: 0.408, SLG: 0.597 (1, 9)										4	1	3	0	0	0	1				
Joe Torre, R OBP: 0.403, SLG: 0.592 (1, 2)										2	0	1	1	2	0	1				
Mack Jones, L OBP: 0.322, SLG: 0.518 (1, 8) (8, 7)										4	0	1	0	0	1	5				
Gene Oliver, R OBP: 0.354, SLG: 0.407 (1, 3)										4	0	1	0	0	1	5				
Eddie Mathews, L OBP: 0.331, SLG: 0.437 (1, 5)										4	0	0	0	0	2	1				
Woody Woodward, R OBP: 0.247, SLG: 0.254 (1, 6)										4	0	2	0	0	0	1				
Ken Johnson, R OBP: 0.147, SLG: 0.176 (1, 1)										3	0	0	0	0	1	2				
Inning Stats	R: 0 E: 0 K: 0 S: 4	H: 1 LOB: 2 BB: 1 P: 8	R: 0 E: 0 K: 2 S: 8	H: 1 LOB: 1 BB: 0 P: 8	R: 1 E: 1 K: 0 S: 6	H: 3 LOB: 2 BB: 0 P: 6	R: 0 E: 0 K: 0 S: 4	H: 1 LOB: 2 BB: 1 P: 8	R: 0 E: 0 K: 1 S: 6	H: 1 LOB: 1 BB: 0 P: 6	R: 0 E: 0 K: 0 S: 3	H: 0 LOB: 0 BB: 0 P: 3	R: 1 E: 0 K: 1 S: 6	H: 1 LOB: 2 BB: 2 P: 14	R: 0 E: 0 K: 1 S: 5	H: 1 LOB: 1 BB: 0 P: 5	1B: 8 2B: 1 3B: 0 HR: 0	SF: 0 SAC: 1 DP: 0 HBP: 0	WP: 1 PB: 0 SB: 1 CS: 0	PA: 36
PITCHER Joey Jay, R ERA: 3.43 (1, 1)	IP: 6.0 WLS: L BF: 27	H: 7 R: 1 ER: 1 SO: 3	BB: 2 IBB: 0 HBP: 0 BLK: 0	WP: 1 HR: 0 S: 31 P: 39	ERA: 1.50 WHIP: 1.500											ERA: 1.50 WHIP: 1.500				
Billy McCool, L ERA: 3.32 (7, 1)	IP: 1.0 WLS: L BF: 6	H: 1 R: 1 ER: 1 SO: 1	BB: 2 IBB: 0 HBP: 0 BLK: 0	WP: 0 HR: 0 S: 6 P: 14	ERA: 9.00 WHIP: 3.000											ERA: 9.00 WHIP: 3.000				
Joe Nuxhall, L ERA: 4.5 (8, 1)	IP: 1.0 WLS: L BF: 3	H: 1 R: 0 ER: 0 SO: 1	BB: 0 IBB: 0 HBP: 0 BLK: 0	WP: 0 HR: 0 S: 5 P: 5	ERA: 0.00 WHIP: 1.000											ERA: 0.00 WHIP: 1.000				

AB	31
R	2
H	9
RBI	1
BB	4
SO	5
LOB	18



Batter	1	2	3	4	5	6	7	8	9	AB	R	H	RBI	BB	SO	LOB	TOP					
Tommy Harper, R OBP: 0.375, SLG: 0.454 (1, 7)	L6-3	K		FC5 HR	F7	K				6	1	1	0	0	2	7	Cincinnati Reds @ Milwaukee Braves Milwaukee County Stadium, Milwaukee, WI Sun Jun 27 1965, 4:38 AM EDT Att: 13,918 - Unknown					
Pete Rose, S OBP: 0.369, SLG: 0.379 (1, 4)	BB 1B		L1-3	HR BB	E4			L4-3		5	3	2	0	1	0	2						
Vada Pinson, L OBP: 0.366, SLG: 0.512 (1, 8)	BB 1B		BB 2B	HR	F9				K	4	2	2	4	2	1	2						
Frank Robinson, R OBP: 0.382, SLG: 0.553 (1, 9)	K		L3 1-H 2B	HR		E BB 1B			K	6	2	4	3	0	2	2						
Gordy Coleman, L OBP: 0.355, SLG: 0.503 (1, 3)																						
Marty Keough, L OBP: 0.167, SLG: 0.048 (6, 3)			L3			K			L4-3	4	1	2	1	0	1	2						
Tony Perez, R OBP: 0.280, SLG: 0.444 (9, 3)	1-2 2-H 1B		2-3 1B	2B		K				2	0	0	0	0	1	2						
Deron Johnson, R OBP: 0.340, SLG: 0.525 (1, 5)	L6-3		F5			BB E 1B				0	0	2	1	0	0	5						
Johnny Edwards, L OBP: 0.357, SLG: 0.578 (1, 2)			F6			K			L6-3	4	0	0	0	1	1	5						
Leo Cardenas, R OBP: 0.344, SLG: 0.417 (1, 6)			F7	BB FC5 HR 1B	E 1B	BB BB			F8	4	1	2	0	1	0	0						
Jim Maloney, L OBP: 0.267, SLG: 0.231 (1, 1)				K		K			K	4	0	1	1	1	3	3						
Inning Stats	R: 1 E: 0 K: 1 S: 7	H: 2 LOB: 2 BB: 1 P: 11	R: 0 E: 0 K: 1 S: 6	H: 1 LOB: 1 BB: 0 P: 6	R: 1 E: 0 K: 0 S: 4	H: 1 LOB: 1 BB: 1 P: 8	R: 6 E: 0 K: 1 S: 10	H: 5 LOB: 1 BB: 2 P: 18	R: 0 E: 1 K: 1 S: 7	H: 1 LOB: 2 BB: 0 P: 7	R: 1 E: 1 K: 3 S: 11	H: 2 LOB: 3 BB: 2 P: 19	R: 1 E: 0 K: 1 S: 8	H: 3 LOB: 2 BB: 0 P: 8	R: 0 E: 0 K: 2 S: 6	H: 1 LOB: 1 BB: 0 P: 6	R: 0 E: 0 K: 2 S: 7	H: 0 LOB: 0 BB: 0 P: 7	1B: 11 2B: 2 3B: 1 HR: 2	SF: 0 SAC: 0 DP: 0 HBP: 0	WP: 1 PB: 0 SB: 0 CS: 0	PA: 50
PITCHER	IP WLS BF	H R ER SO	BB IBB HBP BLK	WP HR S P	ERA WHIP	PITCHER	IP WLS BF	H R ER SO	BB IBB HBP BLK	WP HR S P	ERA WHIP											
Bob Sadowski, R ERA: 4.78 (1, 1)	3.2 L 22	7 7 7 3	4 0 0 0	0 2 24 40	17.18 3.000																	
Dan Osinski, R ERA: 4.69 (4, 1)	0.1 3	2 1 1 0	0 0 0 0	0 0 3 3	27.00 6.000																	
Dave Eilers, R ERA: 9.0 (5, 1)	1.0 5	1 0 0 1	0 0 0 0	0 7 7 40	0.00 1.000																	
Phil Niekro, R ERA: 2.53 (6, 1)	4.0 20	6 2 2 7	2 0 0 0	1 0 32 40	4.50 2.000																	

AB 44
R 10
H 16
RBI 10
BB 6
SO 11
LOB 30



Batter	1	2	3	4	5	6	7	8	9	AB	R	H	RBI	BB	SO	LOB	BOTTOM			
Rico Carty, R OBP: 0.341, SLG: 0.444 (1, 7)	F4		4-3		1-3			BB 1B	E3	5	0	1	0	0	0	1	Cincinnati Reds @ Milwaukee Braves Milwaukee County Stadium, Milwaukee, WI Sun Jun 27 1965, 4:38 AM EDT Att: 13,918 - Unknown			
Eddie Mathews, L OBP: 0.331, SLG: 0.432 (1, 5)	F9		G6-4-3 BB			F2		BB 1B	F2	4	0	1	0	1	0	2				
Hank Aaron, R OBP: 0.409, SLG: 0.588 (1, 9)			G6-4-3			BB		BB 1B		3	0	2	0	1	0	1				
Joe Torre, R OBP: 0.400, SLG: 0.592 (1, 2)	F9				F2			K		4	0	0	0	0	1	5				
Mack Jones, L OBP: 0.318, SLG: 0.505 (1, 8)		3-1			E4			K		4	0	0	0	0	2	4				
Frank Bolling, R OBP: 0.336, SLG: 0.398 (1, 4)		L3 1B			G5-4-3			F7		3	1	1	0	1	0	4				
Ty Cline, L OBP: 0.273, SLG: 0.238 (1, 3)		L3			3-1 3B				L1-3	4	1	1	0	0	0	2				
Woody Woodward, R OBP: 0.256, SLG: 0.263 (1, 6)					F2			K		4	0	1	1	0	1	2				
Bob Sadowski, R OBP: 0.266, SLG: 0.152 (4, 1)					3-1					1	0	0	0	0	1	1				
Dan Osinski, R (5, 1)										0	0	0	0	0	0	0				
Lou Klimchuck, L OBP: 0.260, SLG: 0.366 (6, 1)										1	0	0	1	0	0	0				
Phil Niekro, R OBP: 0.250, SLG: 0.250 (6, 1)										1	0	0	0	0	1	0				
Miguel de la Hoz, R OBP: 0.277, SLG: 0.324 (6, 1)										0	0	0	0	1	0	0				
Inning Stats	R: 0 E: 0 K: 0 S: 4	H: 1 LOB: 1 BB: 0 P: 4	R: 1 E: 0 K: 1 S: 7	H: 2 LOB: 1 BB: 0 P: 7	R: 0 E: 0 K: 0 S: 2	H: 0 LOB: 0 BB: 1 P: 6	R: 0 E: 0 K: 0 S: 3	H: 0 LOB: 0 BB: 0 P: 3	R: 1 E: 0 K: 0 S: 4	H: 1 LOB: 0 BB: 0 P: 4	R: 0 E: 0 K: 1 S: 5	H: 0 LOB: 1 BB: 1 P: 9	R: 0 E: 0 K: 2 S: 10	H: 3 LOB: 3 BB: 0 P: 10	R: 0 E: 1 K: 1 S: 6	H: 0 LOB: 2 BB: 1 P: 10	1B: 6 2B: 0 3B: 1 HR: 0	SF: 0 SAC: 0 DP: 2 HBP: 0	WP: 0 PB: 0 SB: 0 CS: 0	PA: 38
PITCHER	IP WLS BF	H R ER SO	BB IBB HBP BLK	WP HR S P	ERA WHIP	PITCHER	IP WLS BF	H R ER SO	BB IBB HBP BLK	WP HR S P	ERA WHIP									
Jim Maloney, R ERA: 2.55 (1, 1)	9.0 W 38	7 2 2 5	4 0 0 0	0 0 44 60	2.00 1.222															



Batter	1	2	3	4	5	6	7	8	9	AB	R	H	RBI	BB	SO	LOB	TOP
Tommy Harper, R OBP: 0.373, SLG: 0.454 (1, 7)	0-0 6-3 2B		0-0 6-3			0-0 5-3		0-0 F9		4	0	1	0	0	0	2	Cincinnati Reds @ Pittsburgh Pirates Forbes Field, Pittsburgh, PA Mon Jun 28 1965, 7:05 PM EDT Att: 15,302 - Unknown
Pete Rose, S OBP: 0.367, SLG: 0.377 (1, 4)	0-0 6-3 2-3		0-0 3-1			0-0 1-3			0-0 BB 1B BB	4	1	1	0	0	0	2	
Vada Pinson, L OBP: 0.361, SLG: 0.505 (1, 8)	0-0 4-3			0-0 4-3		0-0 F7			0-0 F7	4	0	0	0	0	0	2	
Frank Robinson, R OBP: 0.380, SLG: 0.549 (1, 9)	0-0 F7			0-0 F3			0-0 F7		0-0 BB 2B 1B	4	1	1	0	0	0	1	
Deron Johnson, R OBP: 0.336, SLG: 0.517 (1, 5)		0-3 K		0-0 F4			0-0 1-3		0-0 F9	4	0	0	0	0	1	2	
Johnny Edwards, L OBP: 0.355, SLG: 0.567 (1, 2)		0-0 4-3			0-0 6-3		0-0 4-3		4-0 BB 2B BB	3	1	0	0	1	0	0	
Marty Keough, L OBP: 0.179, SLG: 0.042 (1, 3)		0-0 4-3			0-0 4-3			0-0 F6	4-0 BB 2B BB	3	1	0	1	1	0	0	
Leo Cardenas, R OBP: 0.344, SLG: 0.420 (1, 6)			0-0 SH5-4 2B		0-0 E6			0-0 5-3	0-0 BB 2B	3	0	1	0	0	0	0	
Gordy Coleman, L OBP: 0.359, SLG: 0.513 (9, PH)				0-0 SH5-4		0-0 FC5-4			1-2 2-3 3-H	1	0	1	3	0	0	0	
Giraldo Ruiz, S OBP: 0.071, SLG: 0.071 (9, PH)				0-0 SH5-4		0-0 FC5-4			1-2 2-3 3-H	0	0	0	0	0	0	0	
Jim O'Toole, S OBP: 0.091, SLG: 0.048 (1, 1)					0-0 FC5-4			0-0 2B	0-0 4-3	1	0	0	0	0	0	1	
Art Shamsky, L OBP: 0.366, SLG: 0.486 (8, PH)					1-2					1	0	1	0	0	0	0	
Roger Craig, R OBP: 0.278, SLG: 0.441 (9, PH)										1	0	0	0	0	0	1	
Inning Stats	R: 0 E: 0 K: 0 S: 4	H: 1 LOB: 1 BB: 0 P: 4	R: 0 E: 0 K: 1 S: 5	H: 0 LOB: 0 BB: 0 P: 5	R: 0 E: 0 K: 0 S: 4	H: 1 LOB: 1 BB: 0 P: 4	R: 0 E: 0 K: 0 S: 3	H: 0 LOB: 0 BB: 0 P: 3	R: 0 E: 0 K: 0 S: 3	H: 0 LOB: 0 BB: 0 P: 3	R: 0 E: 0 K: 0 S: 4	H: 1 LOB: 1 BB: 0 P: 4	R: 4 E: 0 K: 0 S: 6	H: 3 LOB: 1 BB: 2 P: 14	1B: 2 2B: 4 3B: 0 HR: 0	SF: 0 SAC: 1 DP: 0 HBP: 0	WP: 0 PA: 36 PB: 0 SB: 0 CS: 0
PITCHER	IP WLS BF H R ER SO BB IBB HBP BLK WP HR S P ERA WHIP	8.2 W 34 5 4 4 1 2 0 0 0 0 0 0 34 42 4.15 0.808	0.1 S 2 1 0 0 0 0 0 0 0 0 0 0 2 2 0.00 3.000														

AB	33
R	4
H	6
RBI	4
BB	2
SO	1
LOB	11




Batter	1	2	3	4	5	6	7	8	9	AB	R	H	RBI	BB	SO	LOB	BOTTOM		
Bob Bailey, R OBP: 0.339, SLG: 0.364 (1, 5)	4-0 CS 1B BB		0-0 6-3	0-0 FC6-4			0-0 SH 1B			2	1	0	0	1	0	2	Cincinnati Reds @ Pittsburgh Pirates Forbes Field, Pittsburgh, PA Mon Jun 28 1965, 7:05 PM EDT Att: 15,302 - Unknown		
Manny Mota, R OBP: 0.266, SLG: 0.256 (1, 8)	0-0 1-H 1B		0-3 K		0-0 F9		0-0 G5-2-3 1B			4	0	1	0	0	1	3			
Roberto Clemente, R OBP: 0.359, SLG: 0.430 (1, 9)	0-0 F4		0-0 F8		0-0 6-3		0-0 2-H 3-H 1B			4	0	1	2	0	0	1			
Donn Clendenon, R OBP: 0.369, SLG: 0.483 (1, 3)	0-0 F3			0-0 1B 1B		0-0 F9		0-0 F9		4	1	1	0	0	0	2			
Bill Mazerowski, R OBP: 0.320, SLG: 0.388 (1, 4)		0-0 FC4 1B		0-0 BB SF7 1B		0-0 6-3		0-0 F3		4	1	2	0	0	0	0			
Willie Stargell, L OBP: 0.344, SLG: 0.621 (1, 7)		0-3 K		0-0 FC6-4 BB 1B		0-3 K		0-0 FC6-4 1B		4	0	2	1	0	2	1			
Gene Alley, R OBP: 0.301, SLG: 0.358 (1, 6)		0-3 K		4-0 FC6-4 BB		0-0 1-6-3		0-3 K		3	0	0	0	1	2	2			
Jim Pagliaroni, R OBP: 0.332, SLG: 0.446 (1, 2)		0-0 FC4		0-0 SF7			0-0 SH G5-2-3 1B	0-0 FC6-4		3	0	1	1	0	0	2			
Don Cardwell, R OBP: 0.161, SLG: 0.267 (1, 1)			0-0 HR		0-0 FC6-4		0-0 SH G5-2-3 1B			2	2	1	1	0	0	2			
Al McBean, R OBP: 0.200, SLG: 0.200 (9, 1)					1-2 2-3					0	0	0	0	0	0	0			
Inning Stats	R: 0 E: 0 K: 0 S: 3	H: 1 LOB: 1 BB: 1 P: 7	R: 0 E: 0 K: 2 S: 8	H: 1 LOB: 0 BB: 0 P: 8	R: 1 E: 0 K: 1 S: 6	H: 1 LOB: 0 BB: 0 P: 6	R: 2 E: 0 K: 0 S: 6	H: 3 LOB: 2 BB: 1 P: 10	R: 0 E: 0 K: 1 S: 5	H: 0 LOB: 0 BB: 0 P: 3	R: 0 E: 0 K: 1 S: 5	H: 0 LOB: 0 BB: 0 P: 5	R: 2 E: 1 K: 0 S: 6	H: 2 LOB: 1 BB: 0 P: 6	R: 0 E: 0 K: 1 S: 6	H: 1 LOB: 1 BB: 0 P: 6	1B: 8 2B: 0 3B: 0 HR: 1	SF: 1 SAC: 2 DP: 1 HBP: 0	WP: 0 PA: 35 PB: 0 SB: 0 CS: 1
PITCHER	IP WLS BF H R ER SO BB IBB HBP BLK WP HR S P ERA WHIP	7.0 L 31 8 5 4 4 2 0 0 0 0 0 0 37 45 5.14 1.429	1.0 4 1 0 0 1 0 0 0 0 0 0 0 0 6 6 0.00 1.000																



Batter	1	2	3	4	5	6	7	8	9	10	11	12	13	14	15	16	AB	R	H	RBI	BB	SO	LOB	TOP				
Tommy Harner R (1.7) OBP: 0.372, SLG: 0.450	K			F6		F8			5-3 1B		4-3		WP 1B		F8		7	0	2	0	0	1	1					
Pete Rose S (1.4) OBP: 0.368, SLG: 0.378	6-3			F 1B		G4-6-3 1B			5-3			K	WP 1B			6-3	7	0	3	1	0	1	1					
Vada Pinson L (1.8) OBP: 0.353, SLG: 0.493	4-3			E3		G4-6-3 1-2			6-3			F8	F9			F5	7	0	0	0	0	0	5					
Frank Robinson R (1.9) OBP: 0.378, SLG: 0.542		F4		F2					F9			WP 1B		2-3		WP S 1B	7	0	2	0	0	0	3					
Deron Johnson R (1.5) OBP: 0.334, SLG: 0.509		5-3		F8				G6-4-3 1B		F4		1-2 IBB		K		K	6	0	1	0	1	2	3					
Don Pavletich R (1.3) Gordy Coleman L (12. PH) Marty Keough L (12.3) OBP: 0.423, SLG: 0.602 OBP: 0.357, SLG: 0.510 OBP: 0.172, SLG: 0.040		F8			6-3			G6-4-3 1-2		F9			F6			4-3	4	0	0	0	0	0	1					
Johnny Edwards L (1.2) OBP: 0.348, SLG: 0.551			6-3							3-1						F7	6	0	1	0	0	0	0					
Leo Cardenas R (1.6) OBP: 0.344, SLG: 0.426			L6-4 2B			F8				F9			G3			F7	6	0	2	0	0	0	1					
Sammy Ellis L (1.1) Art Shamsky L (15. PH) Billy McCool R (15.1) OBP: 0.178, SLG: 0.184 OBP: 0.397, SLG: 0.474 OBP: 0.172, SLG: 0.040			L6-4 2-3			K				K			1-3			4-3	4	1	0	0	1	2	2					
Inning Stats	R: 0 E: 0 K: 1 S: 5	H: 0 LOB: 0 BB: 0 P: 5	R: 0 E: 0 K: 3 S: 3	H: 0 LOB: 0 BB: 0 P: 3	R: 0 E: 0 K: 0 S: 3	H: 1 LOB: 0 BB: 0 P: 3	R: 0 E: 0 K: 0 S: 3	H: 1 LOB: 0 BB: 0 P: 3	R: 0 E: 0 K: 1 S: 5	H: 0 LOB: 0 BB: 0 P: 5	R: 0 E: 0 K: 0 S: 4	H: 0 LOB: 0 BB: 0 P: 3	R: 0 E: 0 K: 1 S: 6	H: 1 LOB: 2 BB: 1 P: 10	R: 0 E: 0 K: 1 S: 5	H: 2 LOB: 1 BB: 0 P: 9	R: 0 E: 0 K: 1 S: 6	H: 0 LOB: 0 BB: 0 P: 5	R: 0 E: 0 K: 1 S: 6	H: 1 LOB: 1 BB: 0 P: 6	1B: 9 2B: 3 3B: 0 HR: 0	SF: 0 SAC: 0 DP: 3 HBP: 0	WP: 3 PB: 0 SB: 1 CS: 0	PA: 59				
PITCHER	IP 10.0	WLS 34	BF 6	H 6	R 0	ER 0	SO 3	BB 0	IBB 0	HBP 0	BLK 0	WP 0	HR 0	S 40	P 40	ERA 0.00	WHIP 0.600											
Bob Friend R (1.1) ERA: 3.58	2.2	13	3	1	1	1	1	1	1	0	0	0	1	0	13	21	3.38	1.500										
Al McBean R (11.1) ERA: 2.16	0.1	1	0	0	0	0	0	0	0	0	0	0	1	0	1	0.00	0.000											
Frank Cargin L (13.1) ERA: 1.98	3.0	W	11	2	0	0	2	0	0	0	0	0	1	0	15	15	0.00	0.667										
Don Schwalt R (14.1) ERA: 3.95																												

Cincinnati Reds @ Pittsburgh Pirates
 Forbes Field, Pittsburgh, PA
 Tue Jun 29 1965, 7:05 PM EDT
 Unknown


AB 57
 R 11
 H 11
 RBI 1
 BB 2
 SO 6
 LOB 20



Batter	1	2	3	4	5	6	7	8	9	10	11	12	13	14	15	16	AB	R	H	RBI	BB	SO	LOB	BOTTOM								
Bob Bailey R (1.6) OBP: 0.348, SLG: 0.369	K			S BB		FC1-6 BB					F5					FC4-2 1B	5	1	3	1	2	1	0									
Bill Virdon L (1.8) OBP: 0.344, SLG: 0.385	F8					FC1-6 1-2		F6			K		CS 1B		G3	FC4-2 1B	6	0	0	0	1	1	4									
Roberto Clemente R (1.9) OBP: 0.392, SLG: 0.422	4-3					F6		6-3			G3				6-3		7	0	1	1	0	0	3									
Willie Stargell L (1.7) OBP: 0.336, SLG: 0.605		G3		K		F7							F3		K		6	0	0	0	0	2	1									
Don Clendenen R (1.3) OBP: 0.365, SLG: 0.474		1-3				G6-4-3 BB										5-3	5	0	0	0	1	2	0									
Bill Mazaroski R (1.4) OBP: 0.320, SLG: 0.388						G6-4-3 1-2							F7			F9	5	0	1	0	1	0	1									
Gene Alley R (1.6) OBP: 0.302, SLG: 0.355				K							5-3					SH3-4 1B	5	1	1	0	1	1	1									
Del Crandall R (1.2) Jerry Lynch (7. PH) Jim Pappalardo R (9.2) Dwight Gooden (10. PH) Manny Mota R (16. PH) OBP: 0.178, SLG: 0.280 OBP: 0.355, SLG: 0.383 OBP: 0.220, SLG: 0.200 OBP: 0.172, SLG: 0.040						1-3										SH3-4 1B	2	0	0	0	0	1	0									
Bob Friend R (1.1) Al McBean R (11.1) Frank Cargin L (13.1) Andre Rodgers (13. PH) Don Schwalt R (14.1) OBP: 0.178, SLG: 0.184 OBP: 0.397, SLG: 0.474 OBP: 0.172, SLG: 0.040																FC4-2 BB	3	0	0	0	0	1	2									
Sammy Ellis R (1.1) Billy McCool L (15.1) ERA: 3.14	1.2	L	8	2	1	1	1	1	1	0	0	9	13	5.40	1.800																	
Inning Stats	R: 0 E: 0 K: 1 S: 5	H: 0 LOB: 0 BB: 0 P: 5	R: 0 E: 0 K: 1 S: 5	H: 0 LOB: 1 BB: 1 P: 9	R: 0 E: 0 K: 0 S: 3	H: 0 LOB: 2 BB: 2 P: 11	R: 0 E: 0 K: 0 S: 3	H: 0 LOB: 0 BB: 0 P: 7	R: 0 E: 0 K: 2 S: 8	H: 1 LOB: 2 BB: 1 P: 12	R: 0 E: 0 K: 0 S: 3	H: 1 LOB: 1 BB: 0 P: 3	R: 0 E: 0 K: 0 S: 3	H: 0 LOB: 0 BB: 0 P: 5	R: 0 E: 0 K: 1 S: 5	H: 0 LOB: 0 BB: 0 P: 5	R: 0 E: 0 K: 1 S: 6	H: 0 LOB: 0 BB: 0 P: 5	R: 0 E: 0 K: 0 S: 3	H: 0 LOB: 0 BB: 0 P: 3	R: 1 E: 0 K: 0 S: 4	H: 2 LOB: 0 BB: 0 P: 4	R: 0 E: 0 K: 1 S: 5	H: 0 LOB: 0 BB: 0 P: 5	R: 0 E: 0 K: 0 S: 3	H: 0 LOB: 0 BB: 0 P: 3	R: 1 E: 0 K: 1 S: 6	H: 2 LOB: 2 BB: 1 P: 10	1B: 5 2B: 1 3B: 0 HR: 0	SF: 0 SAC: 1 DP: 2 HBP: 0	WP: 0 PB: 0 SB: 1 CS: 2	PA: 58
PITCHER	IP 14.0	WLS 49	BF 4	H 4	R 1	ER 1	SO 10	BB 7	IBB 0	HBP 0	BLK 0	WP 0	HR 0	S 62	P 90	ERA 0.64	WHIP 0.786															
Sammy Ellis R (1.1) ERA: 3.14	1.2	L	8	2	1	1	1	1	1	0	0	9	13	5.40	1.800																	

Cincinnati Reds @ Pittsburgh Pirates
 Forbes Field, Pittsburgh, PA
 Tue Jun 29 1965, 7:05 PM EDT
 Unknown

AB 48
 R 8
 H 6
 RBI 2
 BB 8
 SO 11
 LOB 17





Batter	1	2	3	4	5	6	7	8	9	AB R H RBI BB SO LOB	TOP									
Tommy Harper, R OBP: 0.372, SLG: 0.451 (1, 7)	0-0 2B		4-0 3B BB	5-3			5-3		0-0 F9	4 1 1 0 1 0 2	Cincinnati Reds @ Pittsburgh Pirates Forbes Field, Pittsburgh, PA Tue Jun 29 1965, 7:05 PM EDT Att: 28,589 - Unknown									
Pete Ross, S OBP: 0.372, SLG: 0.386 (1, 4)	0-3 K		0-0 3B	0-0 1B			6-3		4-0 BB	4 0 2 3 1 1 1										
Vada Pinson, L OBP: 0.351, SLG: 0.487 (1, 8)	4-0 BB		0-0 F9	0-0 F9			K		0-0 6-3	4 0 0 0 1 1 3										
Frank Robinson, R OBP: 0.380, SLG: 0.541 (1, 9)	0-0 G6-4-3			0-0 1B SF8					0-0 6-3 2-3	4 2 2 0 0 1 2										
Deron Johnson, R OBP: 0.333, SLG: 0.505 (1, 5)		0-3 K		0-0 2B 1B					0-0 2-3	4 1 1 0 0 2 1										
Don Pavletich, R OBP: 0.409, SLG: 0.586 (1, 2)		0-0 4-3		0-0 SF8					0-0 6-3	3 0 0 1 0 0 1										
Tony Perez, R OBP: 0.277, SLG: 0.443 (1, 3)		0-0 F9		0-0 1B			0-0 F7		0-0 E5	4 1 1 0 0 0 0										
Leo Cardenas, R OBP: 0.342, SLG: 0.421 (1, 6)			0-0 F7	4-0 5-3 1B			0-3 K		0-0 5-3	3 1 0 0 1 1 1										
Joe Nuxhall, L OBP: 0.308, SLG: 0.250 Roger Craig, R (7, 1)			0-0 4-3	0-0 1B			0-0 4-3		0-0 F9	3 1 1 2 0 0 0 1 0 0 0 0 0 0	AB 34 R 7 H 8 RBI 6 BB 4 SO 6 LOB 11									
Inning Stats	R: 0 E: 0 K: 1 S: 5	H: 1 LOB: 1 BB: 1 P: 9	R: 0 E: 0 K: 1 S: 5	H: 0 LOB: 0 BB: 0 P: 5	R: 1 E: 0 K: 0 S: 4	H: 1 LOB: 1 BB: 1 P: 8	R: 5 E: 0 K: 0 S: 8	H: 5 LOB: 1 BB: 1 P: 12	R: 0 E: 0 K: 2 S: 7	H: 0 LOB: 0 BB: 0 P: 7	R: 0 E: 0 K: 1 S: 5	H: 0 LOB: 0 BB: 0 P: 5	R: 0 E: 1 K: 0 S: 5	H: 1 LOB: 1 BB: 0 P: 5	R: 0 E: 0 K: 0 S: 3	H: 0 LOB: 1 BB: 1 P: 7	1B: 5 2B: 2 3B: 1 HR: 0	SF: 1 SAC: 0 DP: 1 HBP: 0	WP: 0 PB: 0 SB: 0 CS: 0	PA: 39
PITCHER	IP WLS BF H R ER SO BB IBB HBP BLK WP HR S P ERA WHIP																			
Joe Gibbon, L ERA: 5.61 (1, 1)	3.1 L 18 6 6 6 2 2 1 0 0 0 0 0 19 31 16.20 2.400																			
Tommie Sisk, R ERA: 4.01 (4, 1)	1.2 6 1 0 0 2 0 0 0 0 0 0 0 10 10 0.00 0.600																			
Wilbur Wood, L ERA: 1.23 (6, 1)	2.0 6 0 0 0 2 0 0 0 0 0 0 0 10 10 0.00 0.000																			
Don Schwall, R ERA: 3.81 (8, 1)	1.0 5 1 1 0 0 0 0 0 0 0 0 0 5 5 0.00 1.000																			
Al McBean, R ERA: 2.12 (9, 1)	1.0 4 0 0 0 0 1 0 0 0 0 0 0 3 7 0.00 1.000																			

Batter	1	2	3	4	5	6	7	8	9	AB R H RBI BB SO LOB	BOTTOM											
Bob Bailey, R OBP: 0.346, SLG: 0.365 (1, 7)	0-3 K		0-0 G6-4-3				0-0 F7		0-3 K	5 1 1 0 0 2 2	Cincinnati Reds @ Pittsburgh Pirates Forbes Field, Pittsburgh, PA Tue Jun 29 1965, 7:05 PM EDT Att: 28,589 - Unknown											
Manny Mota, R OBP: 0.276, SLG: 0.262 (1, 8)	0-0 F9			0-0 3B 1B			0-3 K		0-0 F2	5 1 2 0 0 1 1												
Roberto Clemente, R OBP: 0.397, SLG: 0.431 (1, 9)	0-0 F7			0-0 1B 3B			0-0 6-3		0-0 1B	4 1 2 1 1 0 0												
Donn Clendenon, R OBP: 0.372, SLG: 0.476 (1, 3)		0-0 F8		0-0 1B			4-0 2B 1B		0-0 1B	3 1 2 2 2 0 0												
Bill Mazerolski, R OBP: 0.316, SLG: 0.389 (1, 4)		0-0 F3		0-3 K			0-0 K		0-0 F9	5 1 1 0 0 1 6												
Gene Freese, R OBP: 0.358, SLG: 0.371 Willie Stargell, L (8, FH) OBP: 0.339, SLG: 0.607 (9, 7)		4-0 BB		0-3 K			0-3 K		0-0 G6-3	2 0 0 0 1 2 3 1 0 1 0 0 0 0												
Gene Alley, R OBP: 0.301, SLG: 0.353 (1, 6)		0-0 F3		0-0 F9			0-0 K		0-0 G6-3	4 0 1 2 0 0 3												
Jim Pagliaroni, R OBP: 0.340, SLG: 0.446 Del Crandall, R OBP: 0.307, SLG: 0.263 (7, 2)			4-0 BB				0-0 F4		4-0 FC4-6	2 0 1 0 1 0 1 0 0 0 0 1 0 0												
Joe Gibbon, R OBP: 0.358, SLG: 0.111 (4, 1)			0-0 F3				0-3 K		0-0 FC4-6	1 0 0 0 0 0 1 0 0 0 0 0 0 0 1 0 0 0 0 0 1 0 0 0 0 0 0 0 1 0 0 0 0 0 1 0 0 0 0 0 0 0												
Joe Pagan, R OBP: 0.267, SLG: 0.295 (8, 1)										1 0 0 0 0 0 0												
Wilbur Wood, L ERA: 1.23 (6, 1)										0 0 0 0 0 0 0												
Andre Rodgers, R OBP: 0.357, SLG: 0.449 Don Schwall, R ERA: 3.81 (8, 1)										1 0 0 0 0 0 1												
Jerry Lynch, R OBP: 0.306, SLG: 0.524 Al McBean, R ERA: 2.12 (9, 1)										1 0 0 0 0 0 1												
Inning Stats	R: 0 E: 0 K: 1 S: 5	H: 0 LOB: 0 BB: 0 P: 5	R: 0 E: 0 K: 0 S: 3	H: 0 LOB: 1 BB: 1 P: 7	R: 0 E: 0 K: 0 S: 2	H: 0 LOB: 0 BB: 1 P: 6	R: 2 E: 0 K: 2 S: 10	H: 3 LOB: 1 BB: 0 P: 10	R: 0 E: 0 K: 2 S: 8	H: 1 LOB: 1 BB: 0 P: 8	R: 2 E: 0 K: 1 S: 7	H: 2 LOB: 1 BB: 1 P: 11	R: 1 E: 0 K: 1 S: 6	H: 2 LOB: 2 BB: 2 P: 14	R: 0 E: 0 K: 0 S: 3	H: 1 LOB: 1 BB: 1 P: 7	R: 0 E: 0 K: 1 S: 7	H: 2 LOB: 2 BB: 0 P: 7	1B: 9 2B: 1 3B: 1 HR: 0	SF: 0 SAC: 0 DP: 3 HBP: 0	WP: 0 PB: 0 SB: 0 CS: 0	PA: 41
PITCHER	IP WLS BF H R ER SO BB IBB HBP BLK WP HR S P ERA WHIP																					
Joe Nuxhall, L ERA: 4.86 Roger Craig, R ERA: 3.0 (7, 1)	6.1 W 29 3 0 0 1 3 0 0 0 0 0 0 11 23 0.00 2.250																					

Batter	1	2	3	4	5	6	7	8	9	AB	R	H	RBI	BB	SO	LOB	TOP			
Tommy Harper, R OBP: 0.370, SLG: 0.448 (1, 7)	F3		K				F8			4	0	1	0	0	1	0	Cincinnati Reds @ New York Mets Shea Stadium, Flushing, NY Wed Jun 30 1965, 7:05 PM EDT Att: 20,946 - Unknown AB 31 R 3 H 5 RBI 3 BB 3 SO 8 LOB 6			
Pete Rose, S OBP: 0.366, SLG: 0.381 (1, 4)	K			1-3	F7			4-3		4	0	0	0	0	1					
Vada Pinson, L OBP: 0.353, SLG: 0.490 (1, 8)				P6		CS		G3		4	0	2	0	0	0					
Frank Robinson, R OBP: 0.381, SLG: 0.537 (1, 9)	P4			1B HR		CS		K		2	1	0	0	2	1					
Art Shamsky, L OBP: 0.348, SLG: 0.452 (1, 3)		P6		1-2 HR	1B		F5		F9	4	1	1	0	0	2					
Deron Johnson, R OBP: 0.336, SLG: 0.514 (1, 5)	P6			1-H 2-H HR				F8		3	1	1	3	1	0	0				
Johnny Edwards, L OBP: 0.341, SLG: 0.538 (1, 2)	4-3			4-3				F8		4	0	0	0	0	1	2				
Leo Cardenas, R OBP: 0.339, SLG: 0.416 (1, 6)			K		K		K			3	0	0	0	0	3	0				
John Tsitouris, R OBP: 0.069, SLG: 0.037 Gerry Arrigo, L OBP: 0.182, SLG: 0.455 Roger Craig, R (6, 1) Marty Keough, L OBP: 0.167, SLG: 0.038 (7, PH) Jim Duffalo, R (7, 1)	K		K		4-1		F8			1	0	0	0	0	1	0				
										1	0	0	0	0	0	0				
										0	0	0	0	0	0	0				
										0	0	0	0	0	0	0				
Inning Stats	R: 0 E: 0 K: 1 S: 6	H: 1 LOB: 1 BB: 0 P: 6	R: 0 E: 0 K: 0 S: 3	H: 0 LOB: 0 BB: 0 P: 3	R: 0 E: 0 K: 3 S: 9	H: 0 LOB: 0 BB: 0 P: 9	R: 3 E: 0 K: 0 S: 5	H: 2 LOB: 0 BB: 1 P: 9	R: 0 E: 0 K: 1 S: 6	H: 1 LOB: 1 BB: 0 P: 6	R: 0 E: 0 K: 1 S: 5	H: 0 LOB: 0 BB: 0 P: 5	R: 0 E: 0 K: 1 S: 5	H: 0 LOB: 0 BB: 0 P: 5	R: 0 E: 0 K: 0 S: 3	H: 0 LOB: 0 BB: 0 P: 3	1B: 3 2B: 1 3B: 0 HR: 1	SF: 0 SAC: 0 DP: 0 HBP: 0	WP: 0 PB: 0 SB: 0 CS: 2	PA: 34
PITCHER	IP WLS BF H R ER SO BB IBB HBP BLK WP HR S P ERA WHIP	IP WLS BF H R ER SO BB IBB HBP BLK WP HR S P ERA WHIP																		
Tom Parsons, R ERA: 4.6 (1, 1)	4.0	16	3	3	3	4	1	0	0	0	0	0	0	0	23	27	6.75	1.000		
Gary Kroll, R ERA: 3.9 (5, 1)	5.0	18	2	0	0	4	2	0	0	0	0	0	0	24	32	0.00	0.800			

Batter	1	2	3	4	5	6	7	8	9	AB	R	H	RBI	BB	SO	LOB	BOTTOM			
Chuck Hiller, L OBP: 0.300, SLG: 0.330 (1, 4)	WP 1B 2B	K		1-3 2-H 1B		1B WP SF8 1B	4-3			5	3	3	1	0	1	3	Cincinnati Reds @ New York Mets Shea Stadium, Flushing, NY Wed Jun 30 1965, 7:05 PM EDT Att: 20,946 - Unknown AB 34 R 6 H 12 RBI 6 BB 4 SO 9 LOB 25			
Roy McMillan, R OBP: 0.268, SLG: 0.300 (1, 6)	5-3 2-H 1B		4-3	2B 1-2 3-H 1B		6-3 1B 1-3 1B		BB HBP		4	0	3	2	0	0	0				
Ed Kranepool, L OBP: 0.337, SLG: 0.448 (1, 3)	K		HR	1-3 2-H 2B		SF8		K		4	1	2	3	0	2	2				
Johnny Lewis, L OBP: 0.330, SLG: 0.399 (1, 9)	5-3 1-2		CS BB	K		6-3 1B		F8		4	0	1	0	1	1	4				
Charley Smith, R OBP: 0.285, SLG: 0.439 Bobby Klaus, R OBP: 0.297, SLG: 0.258 (1, 5) (6, 5)	K		K		F2	6-3				3	0	0	0	0	2	2				
			1-2			1-2 2-3		BB		1	0	0	0	1	0	2				
Jim Hickman, R OBP: 0.227, SLG: 0.355 (1, 7)		P6		L8		5-3		F8		5	0	1	0	0	0	4				
					F9 1B															
Billy Cowan, R OBP: 0.248, SLG: 0.386 (1, 8)		E1		1B 2B		SH1-4 HBP				3	1	2	0	0	0	0				
Chris Cannizzaro, R OBP: 0.280, SLG: 0.252 (1, 2)	K			1B 1B BB		K		K		3	1	0	0	1	2	4				
					F9															
Tom Parsons, R (1, 1)					F8					0	0	0	0	1	0	0				
Jesse Gonder, L OBP: 0.311, SLG: 0.387 (4, PH) Gary Kroll, R OBP: 0.143, SLG: 0.190 (5, 1)						SH1-4				1	0	0	0	0	0	2				
										1	0	0	0	0	1	2				
Inning Stats	R: 1 E: 0 K: 2 S: 9	H: 2 LOB: 1 BB: 0 P: 9	R: 0 E: 1 K: 2 S: 8	H: 0 LOB: 2 BB: 1 P: 12	R: 1 E: 0 K: 1 S: 5	H: 1 LOB: 0 BB: 1 P: 9	R: 3 E: 0 K: 1 S: 9	H: 4 LOB: 2 BB: 1 P: 13	R: 0 E: 0 K: 1 S: 7	H: 2 LOB: 2 BB: 0 P: 7	R: 1 E: 0 K: 0 S: 6	H: 3 LOB: 2 BB: 0 P: 6	R: 0 E: 0 K: 1 S: 5	H: 0 LOB: 1 BB: 0 P: 6	R: 0 E: 0 K: 1 S: 5	H: 0 LOB: 2 BB: 1 P: 10	1B: 8 2B: 3 3B: 0 HR: 1	SF: 1 SAC: 1 DP: 0 HBP: 2	WP: 2 PB: 0 SB: 1 CS: 1	PA: 42
PITCHER	IP WLS BF H R ER SO BB IBB HBP BLK WP HR S P ERA WHIP	IP WLS BF H R ER SO BB IBB HBP BLK WP HR S P ERA WHIP																		
John Tsitouris, R ERA: 4.41 (1, 1)	3.2	20	6	5	5	5	3	0	0	0	0	0	0	1	0	15	15	5.40	3.600	
Gerry Arrigo, L ERA: 6.75 (4, 1)	1.2	11	6	1	1	2	0	0	0	0	0	0	0	0	2	2	0.00	0.000		
Roger Craig, R ERA: 2.95 (6, 1)	0.2	2	0	0	0	0	0	0	0	0	0	0	0	0	2	2	0.00	0.000		
Jim Duffalo, R ERA: 2.81 (7, 1)	2.0	9	0	0	0	2	1	0	2	0	0	0	0	10	16	0.00	0.500			

Batter	1	2	3	4	5	6	7	8	9	AB	R	H	RBI	BB	SO	LOB	TOP			
Tommy Harper, R OBP: 0.366, SLG: 0.443 (1,7)	6-3		1B BB					F8		3	1	0	0	1	0	0	Cincinnati Reds @ New York Mets Shea Stadium, Flushing, NY Thu Jul 01 1965, 3:33 AM EDT Att: 14,738 - Unknown AB 31 R 1 H 7 RBI 1 BB 4 SO 4 LOB 17 			
Pete Rose, S OBP: 0.366, SLG: 0.380 (1,4)	5-3		G3 1B					P4		4	0	1	0	0	0	0				
Vada Pinson, L OBP: 0.355, SLG: 0.491 (1,8)			1B					F7		4	0	2	1	0	0	0				
Frank Robinson, R OBP: 0.380, SLG: 0.536 (1,9)	L9		G3					F8		4	0	1	0	0	0	3				
Deron Johnson, R OBP: 0.338, SLG: 0.516 (1,5)			G6-3 BB					K		3	0	1	0	1	1	1				
Don Pavletich, R OBP: 0.397, SLG: 0.565 (1,2)	P6		G6-3					F7		4	0	0	0	0	0	5				
Tony Perez, R OBP: 0.291, SLG: 0.464 (1,3)	K							L3 1B		3	0	2	0	1	1	1				
Leo Cardenas, R OBP: 0.338, SLG: 0.412 (1,6)								L3		3	0	0	0	1	0	4				
Jim Maloney, L OBP: 0.255, SLG: 0.220 (1,1)	F8							K2-3		2	0	0	0	0	1	3				
Charlie James, R OBP: 0.278, SLG: 0.235 (7,PH)										1	0	0	0	0	1	0				
Billy McCool, R OBP: 0.319, SLG: 0.526 (7,1)										0	0	0	0	0	0	0				
Roger Craig, R OBP: 0.319, SLG: 0.526 (8,1)										0	0	0	0	0	0	0				
Inning Stats	R: 0 E: 0 K: 0 S: 4	H: 1 LOB: 1 BB: 0 P: 4	R: 0 E: 0 K: 1 S: 6	H: 1 LOB: 2 BB: 1 P: 10	R: 1 E: 0 K: 0 S: 4	H: 2 LOB: 2 BB: 2 P: 12	R: 0 E: 0 K: 1 S: 5	H: 1 LOB: 0 BB: 0 P: 5	R: 0 E: 0 K: 1 S: 5	H: 0 LOB: 0 BB: 0 P: 5	R: 0 E: 0 K: 1 S: 5	H: 1 LOB: 0 BB: 0 P: 5	R: 0 E: 0 K: 0 S: 3	H: 0 LOB: 0 BB: 0 P: 3	R: 0 E: 0 K: 0 S: 4	H: 1 LOB: 2 BB: 1 P: 8	1B: 4 2B: 4 3B: 1 HR: 0	SF: 0 SAC: 0 DP: 3 HBP: 0	WP: 0 PB: 0 SB: 0 CS: 1	PA: 35
PITCHER	IP WLS BF H R ER SO BB IBB HBP BLK WP HR S P ERA WHIP																			
Al Jackson, L ERA: 4.61 (1,1)	9.0 W 35 7 1 1 4 4 0 0 0 0 0 0 39 55 1.00 1.222																			

Batter	1	2	3	4	5	6	7	8	9	AB	R	H	RBI	BB	SO	LOB	BOTTOM			
Chuck Hiller, L OBP: 0.295, SLG: 0.333 (1,4)	6-3							3-1		5	0	1	1	0	2	1	Cincinnati Reds @ New York Mets Shea Stadium, Flushing, NY Thu Jul 01 1965, 3:33 AM EDT Att: 14,738 - Unknown AB 33 R 5 H 9 RBI 5 BB 3 SO 10 LOB 14 			
Roy McMillan, R OBP: 0.272, SLG: 0.300 (1,6)	HR							F9		3	1	1	0	1	0	1				
Ed Kranepool, L OBP: 0.336, SLG: 0.457 (1,3)	1H							K		4	1	1	2	0	2	2				
Johnny Lewis, L OBP: 0.336, SLG: 0.407 (1,9)	PB							4-3 2B		3	1	2	0	1	0	0				
Jim Hickman, R OBP: 0.234, SLG: 0.359 (1,8)	L1							5-3		4	1	2	0	0	0	2				
Danny Napoleon, R OBP: 0.242, SLG: 0.200 (1,7)								4-3		1	0	0	0	0	1	1				
Ron Swoboda, R OBP: 0.319, SLG: 0.526 (5,7)								4-3		2	0	1	2	0	0	1				
Bobby Klaus, R OBP: 0.292, SLG: 0.254 (1,5)	P6							5-3		4	0	0	0	0	1	4				
Chris Cannizzaro, R OBP: 0.286, SLG: 0.261 (1,2)								F8		3	1	1	0	1	0	0				
Al Jackson, L OBP: 0.100, SLG: 0.133 (1,1)								K		4	0	0	0	0	4	2				
Inning Stats	R: 2 E: 0 K: 0 S: 5	H: 2 LOB: 2 BB: 1 P: 10	R: 0 E: 0 K: 2 S: 8	H: 1 LOB: 1 BB: 0 P: 8	R: 0 E: 0 K: 1 S: 6	H: 1 LOB: 1 BB: 0 P: 6	R: 1 E: 0 K: 2 S: 8	H: 1 LOB: 2 BB: 2 P: 16	R: 0 E: 0 K: 0 S: 4	H: 0 LOB: 0 BB: 0 P: 4	R: 0 E: 0 K: 2 S: 7	H: 0 LOB: 0 BB: 0 P: 7	R: 2 E: 0 K: 2 S: 10	H: 3 LOB: 1 BB: 0 P: 10	R: 0 E: 0 K: 1 S: 5	H: 0 LOB: 0 BB: 0 P: 5	1B: 4 2B: 3 3B: 1 HR: 1	SF: 0 SAC: 0 DP: 0 HBP: 1	WP: 0 PB: 1 SB: 0 CS: 0	PA: 37
PITCHER	IP WLS BF H R ER SO BB IBB HBP BLK WP HR S P ERA WHIP																			
Jim Maloney, R ERA: 2.65 (1,1)	6.0 L 28 6 3 3 7 3 0 0 0 0 0 0 10 10 4.50 1.500																			
Billy McCool, L ERA: 3.49 (7,1)	1.0 6 3 2 2 2 0 0 0 0 0 0 0 10 10 18.00 3.000																			
Roger Craig, R ERA: 2.87 (8,1)	1.0 3 0 0 0 1 0 0 0 0 0 0 0 5 5 0.00 0.000																			

Batter	1	2	3	4	5	6	7	8	9	AB	R	H	RBI	BB	SO	LOB	TOP											
Tommy Harper, R OBP: 0.370, SLG: 0.439										3	1	0	0	2	1	1	Cincinnati Reds @ Philadelphia Phillies Connie Mack Stadium, Philadelphia, PA Fri Jul 02, 1965, 7:05 PM EDT Att: 22,516 - Unknown											
Pete Rose, S OBP: 0.365, SLG: 0.378										4	0	1	0	0	0	1												
Vada Pinson, L OBP: 0.353, SLG: 0.488										4	0	1	1	0	2	1												
Frank Robinson, R OBP: 0.384, SLG: 0.538										3	0	2	0	0	1	1												
Deron Johnson, R OBP: 0.333, SLG: 0.509										4	0	0	0	0	1	5												
Don Pavletich, R OBP: 0.393, SLG: 0.555										4	1	1	0	0	1	4												
Johnny Edwards, L OBP: 0.341, SLG: 0.538										0	0	0	0	0	0	0												
Tony Perez, R OBP: 0.290, SLG: 0.481										4	1	1	2	0	1	2												
Leo Cardenas, R OBP: 0.340, SLG: 0.411										3	0	1	0	1	1	0												
Jim O'Toole, S OBP: 0.083, SLG: 0.043										2	0	0	0	0	2	3												
Roger Craig, R OBP: 0.182, SLG: 0.455										0	0	0	0	0	0	0												
Gerry Arrigo, L OBP: 0.340, SLG: 0.442										1	0	0	0	0	1	0												
Art Shamsky, L OBP: 0.340, SLG: 0.442										0	0	0	0	0	0	0												
Inning Stats	R: 1 E: 1 K: 0 S: 4	H: 1 LOB: 2 BB: 1 P: 9	R: 0 E: 0 K: 2 S: 7	H: 0 LOB: 0 BB: 0 P: 7	R: 0 E: 0 K: 2 S: 7	H: 0 LOB: 0 BB: 0 P: 7	R: 0 E: 1 K: 1 S: 7	H: 1 LOB: 3 BB: 1 P: 11	R: 0 E: 0 K: 2 S: 8	H: 1 LOB: 1 BB: 0 P: 8	R: 2 E: 0 K: 0 S: 6	H: 3 LOB: 1 BB: 0 P: 6	R: 0 E: 0 K: 1 S: 6	H: 1 LOB: 0 BB: 0 P: 6	R: 0 E: 0 K: 2 S: 7	H: 0 LOB: 0 BB: 0 P: 7	R: 0 E: 0 K: 1 S: 4	H: 0 LOB: 0 BB: 1 P: 8	R: 0 E: 0 K: 1 S: 4	H: 0 LOB: 0 BB: 1 P: 8	1B: 6 2B: 0 3B: 0 HR: 1	SF: 0 SAC: 2 DP: 2 HBP: 1	WP: 0 PB: 0 SB: 0 CS: 0	PA: 38				
PITCHER	IP	WLS	BF	H	R	ER	SO	BB	IBB	HBP	BLK	WP	HR	S	P	ERA	WHIP											
Chris Short, L ERA: 3.45	(1, 1)	7.0	32	7	3	3	8	1	1	1	0	0	1	45	54	3.86	1.143											
Jack Baldschun, R ERA: 3.55	(8, 1)	2.0	W	6	0	0	0	3	1	0	0	0	0	0	11	15	0.00	0.500										

AB	32
R	3
H	7
RBI	3
BB	3
SO	11
LOB	18



Batter	1	2	3	4	5	6	7	8	9	AB	R	H	RBI	BB	SO	LOB	BOTTOM										
Tony Taylor, R OBP: 0.320, SLG: 0.354										3	1	2	0	0	0	0	Cincinnati Reds @ Philadelphia Phillies Connie Mack Stadium, Philadelphia, PA Fri Jul 02, 1965, 7:05 PM EDT Att: 22,516 - Unknown										
Wes Covington, L OBP: 0.312, SLG: 0.526										0	0	0	0	0	0	0											
Frank Thomas, R OBP: 0.280, SLG: 0.303										1	0	0	0	0	1	2											
Clay Dalrymple, L OBP: 0.279, SLG: 0.297										0	0	0	0	0	0	0											
Cookie Rojas, R OBP: 0.387, SLG: 0.421										3	0	2	0	1	1	0											
Johnny Callison, L OBP: 0.325, SLG: 0.547										4	0	0	0	0	0	6											
Dick Allen, R OBP: 0.421, SLG: 0.553										3	1	1	0	1	0	1											
Dick Stuart, R OBP: 0.318, SLG: 0.449										4	1	1	2	0	0	4											
Ruben Amaro, R OBP: 0.299, SLG: 0.218										0	0	0	0	0	0	0											
Alex Johnson, R OBP: 0.331, SLG: 0.440										4	1	1	0	0	0	0											
Bobby Wine, R OBP: 0.289, SLG: 0.213										3	0	1	0	1	1	1											
Pat Corrales, R OBP: 0.356, SLG: 0.375										2	0	0	0	0	0	1											
John Briggs, L OBP: 0.358, SLG: 0.290										2	0	0	1	0	0	2											
Chris Short, R OBP: 0.111, SLG: 0.111										2	0	0	0	0	0	1											
Tony Gonzalez, L OBP: 0.358, SLG: 0.520										0	0	0	0	1	0	0											
Jack Baldschun, R ERA: 2.84										1	0	0	0	0	1	1											
Inning Stats	R: 1 E: 1 K: 0 S: 5	H: 2 LOB: 1 BB: 0 P: 5	R: 0 E: 0 K: 0 S: 4	H: 1 LOB: 1 BB: 0 P: 4	R: 0 E: 0 K: 1 S: 5	H: 0 LOB: 0 BB: 0 P: 5	R: 0 E: 0 K: 0 S: 3	H: 0 LOB: 0 BB: 0 P: 3	R: 0 E: 0 K: 1 S: 5	H: 0 LOB: 0 BB: 0 P: 5	R: 0 E: 1 K: 0 S: 4	H: 2 LOB: 2 BB: 1 P: 8	R: 1 E: 1 K: 1 S: 6	H: 0 LOB: 3 BB: 3 P: 18	R: 2 E: 0 K: 1 S: 8	H: 3 LOB: 1 BB: 0 P: 8	1B: 6 2B: 2 3B: 0 HR: 1	SF: 0 SAC: 0 DP: 1 HBP: 0	WP: 1 PB: 1 SB: 1 CS: 0	PA: 36							
PITCHER	IP	WLS	BF	H	R	ER	SO	BB	IBB	HBP	BLK	WP	HR	S	P	ERA	WHIP										
Jim O'Toole, L ERA: 6.88	(1, 1)	6.0	25	5	2	0	2	2	0	0	0	0	0	27	35	0.00	1.167										
Roger Craig, R ERA: 2.84	(7, 1)	0.1	2	0	0	0	0	1	0	0	0	0	0	1	5	0.00	3.000										
Gerry Arrigo, L ERA: 6.91	(7, 1)	1.2	L	9	3	2	2	2	1	0	0	0	1	1	12	10.80	2.400										

AB	32
R	4
H	8
RBI	3
BB	4
SO	4
LOB	19



Batter	1	2	3	4	5	6	7	8	9	AB	R	H	RBI	BB	SO	LOB	TOP				
Tommy Harper, R OBP: 0.370, SLG: 0.448 (1, 7)										5	2	2	1	0	0	2	Cincinnati Reds @ Philadelphia Phillies Connie Mack Stadium, Philadelphia, PA Sat Jul 03 1965, 7:05 PM EDT Att: 25,152 - Unknown				
Pete Rose, S OBP: 0.366, SLG: 0.383 (1, 4)										4	2	2	0	0	0	0					
Vada Pinson, L OBP: 0.354, SLG: 0.489 (1, 8)										5	2	2	1	0	0	1					
Frank Robinson, R OBP: 0.391, SLG: 0.553 (1, 9)										5	3	4	4	0	1	0					
Gordy Coleman, L OBP: 0.355, SLG: 0.509 Marty Keough, L OBP: 0.194, SLG: 0.074 (1, 3) (8, PR) (8, 3)										4	0	1	2	0	0	1					
Deron Johnson, R OBP: 0.334, SLG: 0.507 (1, 5)										5	0	2	1	0	0	1					
Johnny Edwards, L OBP: 0.337, SLG: 0.524 (1, 2)										4	0	0	0	1	0	3					
Leo Cardenas, R OBP: 0.339, SLG: 0.408 (1, 6)										2	0	0	1	1	1	1					
Sammy Ellis, L OBP: 0.192, SLG: 0.200 Jim Duffalo, R (3, 1) Billy McCool, R (7, 1) Roger Craig, R (9, 1)										1	0	1	0	0	0	0					
Inning Stats	R: 1 E: 0 K: 0 S: 5	H: 2 LOB: 1 BB: 0 P: 5	R: 0 E: 0 K: 0 S: 3	H: 0 LOB: 0 BB: 0 P: 3	R: 0 E: 0 K: 1 S: 5	H: 0 LOB: 0 BB: 0 P: 5	R: 0 E: 0 K: 1 S: 6	H: 1 LOB: 1 BB: 0 P: 6	R: 3 E: 0 K: 0 S: 6	H: 3 LOB: 0 BB: 0 P: 6	R: 0 E: 0 K: 1 S: 5	H: 0 LOB: 1 BB: 1 P: 9	R: 4 E: 1 K: 0 S: 7	H: 4 LOB: 2 BB: 0 P: 11	R: 2 E: 0 K: 0 S: 7	H: 4 LOB: 2 BB: 0 P: 7		1B: 10 2B: 3 3B: 0 HR: 2	SF: 1 SAC: 1 DP: 1 HBP: 0	WP: 0 PB: 0 SB: 0 CS: 0	PA: 43
PITCHER	IP WLS BF H R ER SO BB IBB HBP BLK WP HR S P ERA WHIP																				
Ray Herbert, R ERA: 3.18 Gary Wagner, R ERA: 2.5 Jack Baldschun, R ERA: 4.14 Ed Roebuck, R ERA: 4.76	(1, 1) (6, 1) (8, 1) (8, 1)	5.2 1.1 0.0 2.0	L 5 4 L	23 0 4 11	7 0 4 4	4 0 4 2	2 1 3 0	0 1 0 0	0 0 0 1	0 0 0 0	0 0 0 0	0 0 0 0	0 0 0 0	2 6 4 10	27 10 6 14	10 0 4 14	6.35 0.00 ∞ 9.00	1.235 0.750 ∞ 2.000			

Batter	1	2	3	4	5	6	7	8	9	AB	R	H	RBI	BB	SO	LOB	BOTTOM					
John Briggs, L OBP: 0.349, SLG: 0.308 Frank Thomas, R OBP: 0.289, SLG: 0.351 (1, 8) (8, PH) (9, 7)										3	2	2	0	1	0	1	Cincinnati Reds @ Philadelphia Phillies Connie Mack Stadium, Philadelphia, PA Sat Jul 03 1965, 7:05 PM EDT Att: 25,152 - Unknown					
Cookie Rojas, R OBP: 0.388, SLG: 0.418 (1, 4) (8, 7)										4	1	1	0	1	1	4						
John Hermstein, L OBP: 0.231, SLG: 0.240 (8, PR) (9, 8)										0	0	0	0	0	0	0						
Johnny Callison, L OBP: 0.320, SLG: 0.537 (1, 9)										5	1	0	0	0	2	4						
Dick Allen, R OBP: 0.426, SLG: 0.570 (1, 5)										4	1	3	4	1	1	0						
Tony Gonzalez, L OBP: 0.358, SLG: 0.516 Alex Johnson, R OBP: 0.328, SLG: 0.437 Jack Baldschun, R (8, 1) Ed Roebuck, R (8, 1) Clay Dalrymple, L OBP: 0.277, SLG: 0.295 (9, PH) Dick Stuart, R OBP: 0.320, SLG: 0.458 (1, 3)										3	0	1	1	0	2	1						
Bobby Wine, R OBP: 0.257, SLG: 0.202 (1, 6)										4	1	1	1	1	0	2						
Pat Corrales, R OBP: 0.347, SLG: 0.364 (1, 2)										4	0	1	0	0	2	0						
Ray Herbert, R OBP: 0.348, SLG: 0.391 Gary Wagner, R (1, 1) (6, 1) Wes Covington, L OBP: 0.316, SLG: 0.529 (7, PH) Tony Taylor, R OBP: 0.319, SLG: 0.352 (7, PR) (8, 4)										1	0	1	0	0	0	0						
Inning Stats	R: 1 E: 0 K: 2 S: 9	H: 2 LOB: 1 BB: 0 P: 9	R: 1 E: 0 K: 0 S: 6	H: 3 LOB: 2 BB: 0 P: 6	R: 1 E: 0 K: 0 S: 5	H: 2 LOB: 1 BB: 0 P: 5	R: 0 E: 0 K: 1 S: 6	H: 1 LOB: 1 BB: 0 P: 6	R: 0 E: 0 K: 2 S: 7	H: 0 LOB: 0 BB: 0 P: 7	R: 0 E: 0 K: 2 S: 7	H: 0 LOB: 0 BB: 0 P: 7	R: 4 E: 1 K: 1 S: 8	H: 3 LOB: 3 BB: 2 P: 16	R: 1 E: 0 K: 3 S: 10	H: 1 LOB: 1 BB: 1 P: 14		R: 0 E: 0 K: 0 S: 3	H: 0 LOB: 1 BB: 1 P: 7	1B: 8 2B: 0 3B: 2 HR: 2	SF: 0 SAC: 1 DP: 0 HBP: 0	WP: 1 PB: 0 SB: 0 CS: 0
PITCHER	IP WLS BF H R ER SO BB IBB HBP BLK WP HR S P ERA WHIP																					
Sammy Ellis, R ERA: 3.31 Jim Duffalo, R ERA: 3.03 Billy McCool, L ERA: 3.72 Roger Craig, R ERA: 2.77	(1, 1) (3, 1) (7, 1) (9, 1)	2.1 3.2 2.0 1.0	L W S	14 11 11 4	7 3 2 0	3 3 2 0	3 5 4 0	2 1 4 0	0 1 1 0	0 0 0 0	0 0 0 0	0 0 0 0	0 1 16 0	3 24 24 7	18 28 24 7	18 28 24 7	11.57 7.36 4.50 0.00	3.000 1.091 1.500 1.000				


Batter	1	2	3	4	5	6	7	8	9	AB	R	H	RBI	BB	SO	LOB	TOP										
Tommy Harper, R OBP: 0.371, SLG: 0.457 (1, 7)	0-3 K		4-0 2B BB		0-0 2H HR			0-0 6-3		3	2	1	2	1	1	0	Cincinnati Reds @ Philadelphia Phillies Sun Jul 04 1965, 3:33 AM EDT Att: 14,749 - Unknown Connie Mack Stadium, Philadelphia, PA livebaseballscorecards.com										
Pete Rose, S OBP: 0.365, SLG: 0.384 (1, 4)	0-0 6-3		0-0 1H 2H 2B		0-0 6-3			0-3 K		4	0	1	2	0	1	0											
Vada Pinson, L OBP: 0.350, SLG: 0.483 (1, 8)	0-0 1-3		0-0 G3					0-0 3-1		4	0	0	0	0	0	1											
Frank Robinson, R OBP: 0.389, SLG: 0.552 (1, 9)		0-0 F8		0-3 K				0-0 P6		4	0	1	0	0	1	0											
Deron Johnson, R OBP: 0.330, SLG: 0.500 (1, 5)		0-0 L6		0-0 5-3				0-3 K		4	0	0	0	0	1	1											
Don Pavletich, R OBP: 0.381, SLG: 0.537 (1, 2)		0-0 6-3		0-0 F9				0-0 L8		4	0	0	0	0	0	1											
Tony Perez, R OBP: 0.296, SLG: 0.477 (1, 3)			0-0 5-3		0-0 F9			1-0 1B HBP		3	0	1	0	0	0	0											
Leo Cardenas, R OBP: 0.345, SLG: 0.412 (1, 6)			4-0 WP 2B BB		0-0 SH1-4 1B			0-0 G1-6-3 1B		2	2	2	0	1	0	0											
Joe Nuxhall, L OBP: 0.267, SLG: 0.214 (1, 1)			0-0 1-3		0-0 SH1-4			0-0 G1-6-3		2	0	0	0	0	0	3											
Inning Stats	R: 0 E: 0 K: 1 S: 5	H: 0 LOB: 0 BB: 0 P: 5	R: 0 E: 0 K: 0 S: 3	H: 0 LOB: 0 BB: 0 P: 3	R: 2 E: 0 K: 0 S: 4	H: 1 LOB: 1 BB: 2 P: 12	R: 0 E: 0 K: 1 S: 5	H: 0 LOB: 0 BB: 0 P: 5	R: 2 E: 0 K: 0 S: 5	H: 2 LOB: 0 BB: 0 P: 5	R: 0 E: 0 K: 1 S: 3	H: 1 LOB: 1 BB: 0 P: 4	R: 0 E: 0 K: 0 S: 5	H: 0 LOB: 0 BB: 0 P: 5	R: 0 E: 0 K: 0 S: 4	H: 2 LOB: 2 BB: 0 P: 4	1B: 3 2B: 2 3B: 0 HR: 1	SF: 0 SAC: 1 DP: 1 HBP: 1	WP: 1 PB: 0 SB: 0 CS: 0	PA: 34							
PITCHER	IP	WLS	BF	H	R	ER	SO	BB	IBB	HBP	BLK	WP	HR	S	P	ERA	WHIP										
Bo Belinsky, L ERA: 5.21 (1, 1)	5.1	L	21	3	4	4	2	2	0	0	0	1	1	23	31	6.75	0.938										
Lew Burdette, R ERA: 5.62 (6, 1)	3.2		13	3	0	0	2	0	0	1	0	0	0	16	17	0.00	0.818										

Batter	1	2	3	4	5	6	7	8	9	AB	R	H	RBI	BB	SO	LOB	BOTTOM										
Cookie Rojas, R OBP: 0.389, SLG: 0.417 (1, 7)	4-0 FC6-4 BB		0-0 BB 1B		0-0 5-3			0-0 6-3		3	0	1	0	1	0	0	Cincinnati Reds @ Philadelphia Phillies Sun Jul 04 1965, 3:33 AM EDT Att: 14,749 - Unknown Connie Mack Stadium, Philadelphia, PA livebaseballscorecards.com										
Johnny Callison, L OBP: 0.316, SLG: 0.530 (1, 9)	0-0 FC6-4 1-2		0-0 P9		0-3 K			0-0 E4 G6-3		4	0	0	0	0	1	2											
Dick Allen, R OBP: 0.424, SLG: 0.564 (1, 5)	0-3 K		4-0 1-2 BB		0-3 K			0-0 G6-3 1-2		3	0	0	0	1	2	2											
Dick Stuart, R OBP: 0.315, SLG: 0.450 (1, 3)	0-0 F2		0-3 K					0-3 K		4	0	0	0	0	3	3											
Alex Johnson, R OBP: 0.333, SLG: 0.450 (1, 8)		0-0 L7		0-0 1B 3B				0-0 5-3		3	1	1	0	1	0	0											
Ruben Amaro, R OBP: 0.304, SLG: 0.226 (1, 4)		0-0 5-3		0-0 1B				0-3 K		4	0	2	1	0	1	0											
Bobby Wine, R OBP: 0.257, SLG: 0.204 (1, 6)		0-0 1B		0-0 F8				0-0 6-3		4	0	1	0	0	0	3											
Pat Corrales, R OBP: 0.327, SLG: 0.340 (1, 2)		0-3 K		0-0 P4				0-0 F7		3	0	0	0	0	1	2											
Bo Belinsky, L OBP: 0.259, SLG: 0.231 (1, 1)			0-0 F9		0-3 K			0-0 L3		2	0	0	0	0	1	1											
Lew Burdette, R OBP: 0.417, SLG: 0.500 (6, 1)										1	0	0	0	0	0	0											
Inning Stats	R: 0 E: 0 K: 1 S: 5	H: 0 LOB: 1 BB: 1 P: 9	R: 0 E: 0 K: 1 S: 6	H: 1 LOB: 1 BB: 0 P: 6	R: 0 E: 0 K: 1 S: 6	H: 1 LOB: 2 BB: 1 P: 10	R: 1 E: 0 K: 1 S: 7	H: 2 LOB: 1 BB: 0 P: 7	R: 0 E: 0 K: 2 S: 7	H: 0 LOB: 0 BB: 0 P: 7	R: 0 E: 0 K: 2 S: 7	H: 0 LOB: 0 BB: 0 P: 7	R: 0 E: 0 K: 0 S: 3	H: 0 LOB: 0 BB: 0 P: 3	R: 0 E: 1 K: 0 S: 3	H: 0 LOB: 0 BB: 0 P: 3	R: 0 E: 0 K: 1 S: 5	H: 1 LOB: 1 BB: 1 P: 9	1B: 4 2B: 0 3B: 1 HR: 0	SF: 0 SAC: 0 DP: 2 HBP: 0	WP: 0 PB: 0 SB: 0 CS: 0	PA: 34					
PITCHER	IP	WLS	BF	H	R	ER	SO	BB	IBB	HBP	BLK	WP	HR	S	P	ERA	WHIP										
Joe Nuxhall, L ERA: 4.23 (1, 1)	9.0	W	34	5	1	1	9	3	0	0	0	0	0	49	61	1.00	0.889										

Batter	1	2	3	4	5	6	7	8	9	AB	R	H	RBI	BB	SO	LOB	TOP					
Maury Wills, S OBP: 0.317, SLG: 0.292	0-0 B1-3	0-0 F2		4-0 BB			0-0 F7		4-0 FC5-4 BB	3	0	0	0	2	0	1						
Jim Gilliam, S OBP: 0.396, SLG: 0.455	0-0 L8		0-0 P5	0-3 K			0-0 F8		0-0 FC5-4	5	0	0	0	0	1	4						
Willie Davis, L OBP: 0.270, SLG: 0.351	0-3 K		0-0 6-3				0-0 F3			4	0	0	0	0	1	0						
Ron Fairly, L OBP: 0.367, SLG: 0.428		0-0 1B 2B 1B					0-3 K			4	1	2	0	0	1	0						
John Roseboro, L OBP: 0.281, SLG: 0.312		0-0 P6	0-0 F4				0-0 F6			4	0	0	0	0	0	2						
Wes Parker, S OBP: 0.332, SLG: 0.365		0-0 BB 2B 1B		0-0 L1		0-3 K				4	1	1	0	0	2	0						
Lou Johnson, R OBP: 0.351, SLG: 0.443		4-0 2B BB		0-0 HR		0-0 S K 1B			0-3 K	3	2	2	1	1	1	0	AB 32					
Jim Lefebvre, S OBP: 0.306, SLG: 0.313		0-0 F4		0-3 K		4-0 K S BB			0-3 K	3	0	0	0	1	2	3	R 4					
Nick Willhite, L OBP: 0.625, SLG: 0.600		0-0		4-0 BB		0-3 K			4-0 BB	1	0	1	3	1	0	0	H 6					
Bob Miller, R (4, 1)										1	0	0	0	0	1	2	RBI 4					
Wally Moon, L OBP: 0.352, SLG: 0.320				BB		1-3 2-H				0	0	0	0	1	0	0	BB 6					
Willie Crawford, L OBP: 0.143, SLG: 0.100				BB		1-3 2-H				0	0	0	0	0	0	0	SO 9					
LOB 12																						
Inning Stats	R: 0 E: 0 K: 1 S: 5	H: 0 LOB: 0 BB: 0 P: 5	R: 3 E: 0 K: 0 S: 6	H: 3 LOB: 1 BB: 1 P: 10	R: 0 E: 0 K: 0 S: 4	H: 1 LOB: 1 BB: 0 P: 4	R: 1 E: 0 K: 2 S: 8	H: 1 LOB: 2 BB: 2 P: 16	R: 0 E: 0 K: 1 S: 5	H: 0 LOB: 0 BB: 0 P: 5	R: 0 E: 0 K: 2 S: 7	H: 1 LOB: 1 BB: 1 P: 11	R: 0 E: 0 K: 0 S: 3	H: 0 LOB: 0 BB: 0 P: 3	R: 0 E: 0 K: 1 S: 5	H: 0 LOB: 0 BB: 0 P: 5	R: 0 E: 0 K: 2 S: 7	H: 0 LOB: 2 BB: 2 P: 15	1B: 4 2B: 1 3B: 0 HR: 1	SF: 0 SAC: 0 DP: 0 HBP: 0	WP: 0 PB: 0 SB: 3 CS: 0	PA: 38
PITCHER	IP WLS BF H R ER SO BB IBB HBP BLK WP HR S P ERA WHIP																					
Jim Maloney, R ERA: 2.76	(1, 1) 8.2 W 37 6 4 4 9 6 0 0 0 0 0 1 49 73 4.15 1.385																					
Billy McCool, L ERA: 3.69	(9, 1) 0.1 S 1 0 0 0 0 0 0 0 0 0 0 0 1 1 0.00 0.000																					

Los Angeles Dodgers @ Cincinnati Reds
Crosley Field, Cincinnati, OH
Mon Jul 05 1965, 7:05 PM EDT
Att: 29,047 - Unknown


livebaseballscorecards.com



Batter	1	2	3	4	5	6	7	8	9	AB	R	H	RBI	BB	SO	LOB	BOTTOM					
Tommy Harper, R OBP: 0.368, SLG: 0.452	0-0 F4	0-0 F4		0-0 6-3			0-0 SH E			3	1	0	0	0	0	2						
Pete Rose, S OBP: 0.364, SLG: 0.384	0-0 FC6-4 1B		0-3 K		0-0 4-3		0-0 SF8			3	0	1	1	0	1	0						
Vada Pinson, L OBP: 0.346, SLG: 0.477	0-3 K		0-0 L4		0-0 F7		0-0 F8			4	0	0	0	0	1	1						
Frank Robinson, R OBP: 0.384, SLG: 0.545	0-0 FC6-4		0-0 F9		0-0 6-3		0-3 K			4	0	0	0	0	1	1						
Deron Johnson, R OBP: 0.332, SLG: 0.508		0-0 HR		4-0 WP 1B BB		0-0 6-3			0-0 5-3	3	2	1	1	1	0	0						
Don Pavletich, R OBP: 0.385, SLG: 0.528		0-0 6-3		4-0 WP 1B BB		4-0 CS BB			0-0 F7	2	1	0	0	2	0	0						
Tony Perez, R OBP: 0.295, SLG: 0.478		0-0 1B 3B 2B		0-3 K		0-3 K			0-0 6-3	4	0	1	0	0	2	3	AB 27					
Leo Cardenas, R OBP: 0.351, SLG: 0.418		0-0 3B 1B		0-0 SH1-3 1B					0-0 SH 1B	3	2	3	2	0	0	0	R 7					
Jim Maloney, L OBP: 0.271, SLG: 0.286		0-0 3B 1B		0-0 SH1-3					0-0 SH 1B	1	1	1	1	0	0	0	H 7					
Billy McCool, R ERA: 2.67		1-H 3-H		1-2					1-2 SF8	0	0	0	0	0	0	0	RBI 5					
LOB 7																						
Inning Stats	R: 0 E: 0 K: 1 S: 6	H: 1 LOB: 1 BB: 0 P: 6	R: 2 E: 0 K: 0 S: 6	H: 4 LOB: 1 BB: 0 P: 6	R: 0 E: 0 K: 1 S: 5	H: 0 LOB: 0 BB: 0 P: 5	R: 2 E: 0 K: 1 S: 6	H: 1 LOB: 1 BB: 2 P: 14	R: 0 E: 0 K: 0 S: 3	H: 0 LOB: 0 BB: 0 P: 3	R: 0 E: 0 K: 1 S: 4	H: 0 LOB: 1 BB: 1 P: 8	R: 3 E: 2 K: 1 S: 8	H: 1 LOB: 0 BB: 0 P: 8	R: 0 E: 0 K: 0 S: 3	H: 0 LOB: 0 BB: 0 P: 3	R: 0 E: 0 K: 0 S: 3	H: 0 LOB: 0 BB: 0 P: 3	1B: 4 2B: 2 3B: 1 HR: 1	SF: 1 SAC: 3 DP: 1 HBP: 0	WP: 1 PB: 0 SB: 0 CS: 1	PA: 34
PITCHER	IP WLS BF H R ER SO BB IBB HBP BLK WP HR S P ERA WHIP																					
Nick Willhite, L ERA: 5.92	(1, 1) 3.2 L 18 1 3 2 2 1 0 0 0 0 0 0 19 23 4.15 0.462																					
Bob Miller, R ERA: 2.67	(4, 1) 4.1 L 16 1 3 2 2 1 0 0 0 0 0 0 19 23 4.15 0.462																					

Los Angeles Dodgers @ Cincinnati Reds
Crosley Field, Cincinnati, OH
Mon Jul 05 1965, 7:05 PM EDT
Att: 29,047 - Unknown

livebaseballscorecards.com



Batter	1	2	3	4	5	6	7	8	9	AB	R	H	RBI	BB	SO	LOB	TOP					
Maury Wills, S OBP: 0.322, SLG: 0.304	F7		FC6-4 1B		FC6-4 1B		S PB 2B	1-4-3		5	1	3	0	0	0	0						
Jim Gilliam, S OBP: 0.377, SLG: 0.424	K		FC6-4 1-2		F7		F9		F8	5	0	0	0	0	1	4						
Willie Davis, L OBP: 0.271, SLG: 0.346	6-3		P3		FC6-4 1-2		2B 2H BB		F2	4	0	0	0	1	0	3						
Ron Fairly, L OBP: 0.371, SLG: 0.435		K		4-3 BB		1B 2B 1B	L3-6 1-3 2B		K	4	1	2	0	1	2	0						
John Roseboro, L OBP: 0.279, SLG: 0.310	F4			F5		2B 1B 1B	L3-6 2-3			4	1	1	0	0	0	3						
Lou Johnson, R OBP: 0.361, SLG: 0.458		BB BB		4-3 1-2		K		HR 1B		3	1	1	0	1	1	3						
Wes Parker, S OBP: 0.335, SLG: 0.371				F8		1B 3H 2B		F9		3	1	1	1	1	0	2						
Jim Lefebvre, S OBP: 0.309, SLG: 0.326	K				4-3	G5-4-3 1B		HR		4	1	2	4	0	1	2						
Sandy Koufax, R OBP: 0.238, SLG: 0.220 Howie Reed, R OBP: 0.142, SLG: 0.190 Willie Crawford, L OBP: 0.253, SLG: 0.297 Don Drysdale, R OBP: 0.253, SLG: 0.297 Ron Perranoski, L OBP: 0.253, SLG: 0.297 Bob Miller, R OBP: 0.253, SLG: 0.297			F4			2H 3H 1B		F8		1	0	0	0	1	0	0						
Inning Stats	R: 0 E: 0 K: 1 S: 5	H: 0 LOB: 0 BB: 0 P: 5	R: 0 E: 0 K: 2 S: 7	H: 0 LOB: 2 BB: 2 P: 15	R: 0 E: 0 K: 0 S: 4	H: 1 LOB: 1 BB: 0 P: 4	R: 0 E: 0 K: 0 S: 3	H: 0 LOB: 1 BB: 1 P: 7	R: 0 E: 0 K: 0 S: 4	H: 1 LOB: 2 BB: 1 P: 8	R: 3 E: 0 K: 1 S: 8	H: 4 LOB: 0 BB: 0 P: 8	R: 1 E: 0 K: 0 S: 4	H: 2 LOB: 1 BB: 1 P: 8	R: 2 E: 0 K: 0 S: 5	H: 2 LOB: 2 BB: 0 P: 5	R: 0 E: 0 K: 1 S: 5	H: 0 LOB: 0 BB: 0 P: 5	1B: 6 2B: 4 3B: 0 HR: 1	SF: 0 SAC: 0 DP: 2 HBP: 0	WP: 0 PB: 1 SB: 1 CS: 0	PA: 40
PITCHER	IP	WLS	BF	H	R	ER	SO	BB	IBB	HBP	BLK	WP	HR	S	P	ERA	WHIP					
Sammy Ellis, R ERA: 3.38	5.1		26	6	3	3	4	4	0	0	0	0	0	30	46	5.06	1.875					
Billy McCool, L ERA: 3.8	1.0		5	2	1	1	0	1	0	0	0	0	0	4	8	9.00	3.000					
Joe Nuxhall, L ERA: 4.34	2.2	W	9	2	2	2	1	0	0	0	0	0	1	11	11	6.75	0.750					

Los Angeles Dodgers @ Cincinnati Reds
Crosley Field, Cincinnati, OH
Wed Jul 07 1965, 7:05 PM EDT
Att: 25,785 - Unknown

AB 35
R 6
H 10
RBI 5
BB 5
SO 5
LOB 18



Batter	1	2	3	4	5	6	7	8	9	AB	R	H	RBI	BB	SO	LOB	BOTTOM				
Tommy Harper, R OBP: 0.366, SLG: 0.455	K	1-H 2B 2B		1-2 BB		1-3		2B 1B		4	1	2	2	1	1	0					
Pete Rose, S OBP: 0.370, SLG: 0.394	HR 1B	2H 2B		F6		1B		1B		5	1	4	1	0	0	2					
Vada Pinson, L OBP: 0.342, SLG: 0.469	F7	F7			CS 1B	1-2 1B		F8		5	0	2	0	0	0	4					
Frank Robinson, R OBP: 0.388, SLG: 0.565	1-H HR			4-3		K		F5		4	1	1	2	1	1	3					
Deron Johnson, R OBP: 0.337, SLG: 0.526	P6			K		BB 1B 1B		HR		5	1	2	1	0	1	3					
Don Pavletich, R OBP: 0.381, SLG: 0.519 Johnny Edwards, L OBP: 0.337, SLG: 0.515		K	K			FC5-4 1B		5-3		4	0	1	0	0	2	0					
Tony Perez, R OBP: 0.305, SLG: 0.475 Gordy Coleman, L OBP: 0.362, SLG: 0.530		FC5-4 1B 2B BB		P4		1-2 2-3 BB		6-3		2	1	0	0	2	0	0					
Leo Cardenas, R OBP: 0.359, SLG: 0.434		FC5-4 1B		BB 1B		FC5		F9		5	1	3	1	0	0	3					
Sammy Ellis, L OBP: 0.185, SLG: 0.192 Billy McCool, R OBP: 0.185, SLG: 0.192 Joe Nuxhall, L OBP: 0.250, SLG: 0.200		FC5-4 2B		K		1-3		K		2	1	0	0	0	1	0					
Inning Stats	R: 2 E: 0 K: 1 S: 7	H: 2 LOB: 0 BB: 0 P: 7	R: 3 E: 0 K: 1 S: 8	H: 3 LOB: 1 BB: 1 P: 12	R: 0 E: 0 K: 2 S: 7	H: 0 LOB: 0 BB: 0 P: 7	R: 0 E: 0 K: 1 S: 6	H: 1 LOB: 2 BB: 1 P: 10	R: 0 E: 0 K: 0 S: 5	H: 2 LOB: 2 BB: 0 P: 5	R: 1 E: 0 K: 0 S: 4	H: 1 LOB: 0 BB: 0 P: 4	R: 0 E: 0 K: 1 S: 7	H: 2 LOB: 3 BB: 1 P: 11	R: 1 E: 0 K: 1 S: 5	H: 1 LOB: 0 BB: 0 P: 5	1B: 9 2B: 4 3B: 0 HR: 3	SF: 0 SAC: 0 DP: 1 HBP: 0	WP: 1 PB: 0 SB: 0 CS: 1	PA: 44	
PITCHER	IP	WLS	BF	H	R	ER	SO	BB	IBB	HBP	BLK	WP	HR	S	P	ERA	WHIP				
Sandy Koufax, L ERA: 2.14	4.2		25	9	5	5	6	3	0	0	0	0	0	34	46	9.64	2.571				
Howie Reed, R ERA: 3.2	0.1		1	0	0	0	0	0	0	0	0	0	0	1	1	0.00	0.000				
Ron Perranoski, L ERA: 4.05	2.2		13	5	1	1	1	0	0	0	0	0	1	15	15	3.38	1.875				
Bob Miller, R ERA: 2.77	1.0	L	5	1	1	1	1	0	1	0	0	0	1	6	10	9.00	1.000				

Los Angeles Dodgers @ Cincinnati Reds
Crosley Field, Cincinnati, OH
Wed Jul 07 1965, 7:05 PM EDT
Att: 25,785 - Unknown

AB 40
R 7
H 15
RBI 7
BB 4
SO 8
LOB 18



Batter	1	2	3	4	5	6	7	8	9	AB	R	H	RBI	BB	SO	LOB	TOP			
Felipe Alou, R OBP: 0.332, SLG: 0.500 (1, 3)										5	0	1	0	0	1	4	Milwaukee Braves @ Cincinnati Reds Crosley Field, Cincinnati, OH Fri Jul 09 1965, 7:05 PM EDT Att: 15,972 - Unknown - 73 F AB 33 R 2 H 9 RBI 2 BB 3 SO 7 LOB 22			
Frank Bolling, R OBP: 0.318, SLG: 0.385 (1, 4)										4	0	1	0	0	0	1				
Hank Aaron, R OBP: 0.388, SLG: 0.573 (1, 9)										3	0	1	0	1	2	1				
Joe Torre, R OBP: 0.395, SLG: 0.553 (1, 2)										3	0	1	0	1	0	3				
Mack Jones, L OBP: 0.320, SLG: 0.521 (1, 8)										4	0	0	0	0	2	5				
Rico Carty, R OBP: 0.363, SLG: 0.494 (1, 7)										3	1	1	0	1	0	2				
Eddie Mathews, L OBP: 0.334, SLG: 0.444 (1, 5)										4	1	3	2	0	0	0				
Denis Menke, R OBP: 0.315, SLG: 0.476 (9, PH)										3	0	0	0	0	0	3				
Miguel de la Hoz, R OBP: 0.328, SLG: 0.398 (9, PH)										1	0	1	0	0	0	0				
Hank Fischer, R OBP: 0.231, SLG: 0.231 (6, 1)										2	0	0	0	0	2	2				
Billy O'Dell, S OBP: 0.231, SLG: 0.308 (8, 1)										0	0	0	0	0	0	0				
Dan Osinski, R OBP: 0.325, SLG: 0.382 (9, PH)										1	0	0	0	0	0	1				
Inning Stats	R: 0 E: 0 K: 2 S: 8	H: 1 LOB: 2 BB: 1 P: 12	R: 2 E: 0 K: 2 S: 9	H: 2 LOB: 0 BB: 0 P: 9	R: 0 E: 0 K: 0 S: 4	H: 1 LOB: 2 BB: 0 P: 8	R: 0 E: 0 K: 0 S: 4	H: 1 LOB: 1 BB: 0 P: 4	R: 0 E: 0 K: 2 S: 6	H: 1 LOB: 2 BB: 1 P: 10	R: 0 E: 0 K: 0 S: 3	H: 1 LOB: 0 BB: 0 P: 3	R: 0 E: 0 K: 0 S: 3	H: 0 LOB: 2 BB: 0 P: 3	R: 0 E: 0 K: 0 S: 4	H: 1 LOB: 1 BB: 0 P: 4	1B: 7 2B: 1 3B: 0 HR: 1	SF: 0 SAC: 2 DP: 1 HBP: 0	WP: 1 PB: 0 SB: 0 CS: 0	PA: 38
PITCHER Jim Maloney, R ERA: 2.71 (1, 1)	IP: 9.0 WLS: W BF: 38	H: 9 R: 2 ER: 2 SO: 7	BB: 3 IBB: 0 HBP: 0 BLK: 0	WP: 1 HR: 1 S: 49 P: 61	ERA: 2.00 WHIP: 1.333	PITCHER										IP: 9.0 WLS: W BF: 38	H: 9 R: 2 ER: 2 SO: 7	BB: 3 IBB: 0 HBP: 0 BLK: 0	WP: 1 HR: 1 S: 49 P: 61	ERA: 2.00 WHIP: 1.333

Batter	1	2	3	4	5	6	7	8	9	AB	R	H	RBI	BB	SO	LOB	BOTTOM			
Tommy Harper, R OBP: 0.371, SLG: 0.459 (1, 7)										4	1	2	0	0	1	3	Milwaukee Braves @ Cincinnati Reds Crosley Field, Cincinnati, OH Fri Jul 09 1965, 7:05 PM EDT Att: 15,972 - Unknown - 73 F AB 34 R 6 H 12 RBI 6 BB 5 SO 5 LOB 20			
Pete Rose, S OBP: 0.368, SLG: 0.391 (1, 4)										5	1	1	0	0	2	4				
Vada Pinson, L OBP: 0.347, SLG: 0.477 (1, 8)										3	1	2	3	1	0	0				
Frank Robinson, R OBP: 0.388, SLG: 0.560 (1, 9)										3	0	0	0	2	0	3				
Gordy Coleman, L OBP: 0.367, SLG: 0.530 (7, PH)										2	1	1	0	1	0	0				
Tony Perez, R OBP: 0.307, SLG: 0.475 (8, 3)										2	0	1	1	0	0	2				
Deron Johnson, R OBP: 0.335, SLG: 0.519 (1, 5)										4	0	0	0	1	1	5				
Johnny Edwards, L OBP: 0.337, SLG: 0.512 (7, PH)										3	0	1	1	0	0	0				
Don Pavletich, R OBP: 0.378, SLG: 0.515 (8, 2)										1	0	0	0	0	0	3				
Leo Cardenas, R OBP: 0.361, SLG: 0.439 (1, 6)										4	1	2	0	0	1	0				
Jim Maloney, L OBP: 0.294, SLG: 0.333 (1, 1)										3	1	2	1	0	0	0				
Inning Stats	R: 1 E: 0 K: 1 S: 7	H: 2 LOB: 2 BB: 1 P: 11	R: 1 E: 0 K: 2 S: 9	H: 2 LOB: 1 BB: 0 P: 9	R: 0 E: 0 K: 0 S: 3	H: 0 LOB: 0 BB: 0 P: 3	R: 0 E: 0 K: 1 S: 5	H: 0 LOB: 0 BB: 0 P: 5	R: 0 E: 0 K: 0 S: 6	H: 1 LOB: 2 BB: 1 P: 10	R: 1 E: 0 K: 0 S: 6	H: 3 LOB: 2 BB: 0 P: 6	R: 0 E: 0 K: 0 S: 4	H: 1 LOB: 3 BB: 2 P: 12	R: 3 E: 1 K: 0 S: 7	H: 3 LOB: 2 BB: 1 P: 11	1B: 8 2B: 3 3B: 1 HR: 0	SF: 0 SAC: 3 DP: 0 HBP: 0	WP: 0 PB: 0 SB: 1 CS: 0	PA: 42
PITCHER Hank Fischer, R ERA: 4.5 (1, 1)	IP: 5.1 WLS: L BF: 26	H: 8 R: 3 ER: 3 SO: 3	BB: 2 IBB: 0 HBP: 0 BLK: 0	WP: 0 HR: 0 S: 34 P: 42	ERA: 5.06 WHIP: 1.875	PITCHER										IP: 5.1 WLS: L BF: 26	H: 8 R: 3 ER: 3 SO: 3	BB: 2 IBB: 0 HBP: 0 BLK: 0	WP: 0 HR: 0 S: 34 P: 42	ERA: 5.06 WHIP: 1.875
Billy O'Dell, L ERA: 2.52 (6, 1)	IP: 2.1 WLS: L BF: 14	H: 3 R: 3 ER: 0 SO: 0	BB: 1 IBB: 2 HBP: 0 BLK: 0	WP: 0 HR: 0 S: 11 P: 23	ERA: 0.00 WHIP: 1.714	PITCHER										IP: 2.1 WLS: L BF: 14	H: 3 R: 3 ER: 0 SO: 0	BB: 1 IBB: 2 HBP: 0 BLK: 0	WP: 0 HR: 0 S: 11 P: 23	ERA: 0.00 WHIP: 1.714
Dan Osinski, R ERA: 3.86 (8, 1)	IP: 0.1 WLS: L BF: 2	H: 1 R: 0 ER: 0 SO: 0	BB: 0 IBB: 0 HBP: 0 BLK: 0	WP: 0 HR: 0 S: 2 P: 2	ERA: 0.00 WHIP: 3.000	PITCHER										IP: 0.1 WLS: L BF: 2	H: 1 R: 0 ER: 0 SO: 0	BB: 0 IBB: 0 HBP: 0 BLK: 0	WP: 0 HR: 0 S: 2 P: 2	ERA: 0.00 WHIP: 3.000

Batter	1	2	3	4	5	6	7	8	9	AB	R	H	RBI	BB	SO	LOB	TOP										
Felipe Alou, R OBP: 0.330, SLG: 0.506 (1, 8)	0-0 5-3		0-0 HR		0-3 K			0-0 F8	0-3 K	5	1	1	1	0	2	2											
Frank Bolling, R OBP: 0.317, SLG: 0.383 (1, 4)	0-3 K		0-0 F7		0-0 G3			0-0 2B		4	1	1	0	0	1	1											
Hank Aaron, R OBP: 0.387, SLG: 0.572 (1, 9)	0-0 F8		0-3 K		0-0 6-3			0-0 1B		4	1	1	2	0	1	0											
Joe Torre, R OBP: 0.393, SLG: 0.548 (1, 3)		0-3 K	0-0 F7		0-0 6-3			0-0 2B		4	1	1	1	0	1	0											
Gene Oliver, R OBP: 0.327, SLG: 0.379 Mack Jones, L OBP: 0.322, SLG: 0.534 (1, 2) (4, 8)		1-0 E HBP		0-3 K				0-0 1B		1	1	0	0	0	1	0											
Rico Carty, R OBP: 0.360, SLG: 0.494 (1, 7)		0-0 E2 1B 2B		0-0 6-3				0-0 HR		2	1	1	2	0	0	0											
Miguel de la Hoz, R OBP: 0.313, SLG: 0.380 (1, 5)		0-3 K		0-0 4-3				0-0 5-3	0-0 6-3	4	0	0	0	0	1	1											
Denis Menke, R OBP: 0.325, SLG: 0.476 Dan Osinski, R OBP: 0.333, SLG: 0.443 (1, 6) (7, 1) (9, PH)		0-0 1B		0-0 BB				0-0 F6	0-3 K	2	0	1	1	1	0	0											
Wade Blasingame, L OBP: 0.255, SLG: 0.348 Bob Sadowski, R OBP: 0.214, SLG: 0.154 Ty Cline, L OBP: 0.252, SLG: 0.215 Phil Niekro, R OBP: 0.200, SLG: 0.200 Woody Woodward, R OBP: 0.226, SLG: 0.262 (1, 1) (4, 1) (5, PH) (5, 1) (7, 6)		0-3 K		0-3 K				0-0 2B	0-0 4-3	1	0	0	0	0	1	1											
Inning Stats	R: 0 E: 0 K: 1 S: 5	H: 0 LOB: 0 BB: 0 P: 5	R: 2 E: 1 K: 3 S: 11	H: 2 LOB: 1 BB: 0 P: 12	R: 1 E: 0 K: 1 S: 6	H: 1 LOB: 0 BB: 0 P: 6	R: 0 E: 0 K: 1 S: 5	H: 0 LOB: 2 BB: 0 P: 5	R: 0 E: 0 K: 2 S: 3	H: 0 LOB: 1 BB: 0 P: 3	R: 0 E: 0 K: 0 S: 3	H: 0 LOB: 0 BB: 0 P: 3	R: 0 E: 0 K: 0 S: 3	H: 0 LOB: 0 BB: 0 P: 3	R: 5 E: 0 K: 0 S: 8	H: 5 LOB: 0 BB: 0 P: 8	R: 0 E: 0 K: 2 S: 7	H: 0 LOB: 0 BB: 0 P: 7	1B: 4 2B: 2 3B: 0 HR: 2	SF: 0 SAC: 0 DP: 0 HBP: 1	WP: 0 PB: 0 SB: 0 CS: 0	PA: 37					
PITCHER	IP	WLS	BF	H	R	ER	SO	BB	IBB	HBP	BLK	WP	HR	S	P	ERA	WHIP										
Joe Nuxhall, L ERA: 4.82 Billy McCool, L ERA: 3.86 (1, 1) (8, 1)	7.1	W	31	7	7	7	8	1	0	1	0	0	1	45	50	8.59	1.091										

Milwaukee Braves @ Cincinnati Reds
Crosley Field, Cincinnati, OH

AB 35
R 8
H 8
RBI 8
BB 1
SO 10
LOB 6



Sat Jul 10 1965, 7:05 PM EDT
Att: 25,413 - Unknown - 74 F

Batter	1	2	3	4	5	6	7	8	9	AB	R	H	RBI	BB	SO	LOB	BOTTOM										
Tommy Harper, R OBP: 0.374, SLG: 0.460 (1, 7)	0-0 1B 1B WP	4-0 1B BB		0-0 G3 1B	0-0 F9		0-0 F2			4	2	2	2	1	0	1											
Pete Rose, S OBP: 0.371, SLG: 0.394 (1, 4)	0-0 WP 1B	0-0 1B		0-0 G3		0-0 5-3 1B	0-0 F8			5	1	3	1	0	0	2											
Vada Pinson, L OBP: 0.347, SLG: 0.476 (1, 8)	0-0 WP 1B	0-0 G3		0-3 K		0-0 5-3 1B		0-0 4-3		5	1	2	0	0	1	4											
Frank Robinson, R OBP: 0.385, SLG: 0.552 (1, 9)	0-3 K		0-0 5-3	4-0 1B IBB		0-0 5-3		0-3 K		4	0	0	0	1	2	4											
Deron Johnson, R OBP: 0.333, SLG: 0.514 (1, 5)	0-0 F3		0-0 F5	0-0 1B		0-0 5-3		0-0 F9		5	0	1	3	0	0	3											
Don Pavletich, R OBP: 0.375, SLG: 0.507 (1, 2)	0-0 6-3		0-3 K	0-0 F8		0-0 2B		0-0 1B		4	1	1	1	0	1	4											
Tony Perez, R OBP: 0.312, SLG: 0.483 (1, 3)		0-0 F8		0-0 1B BB	0-0 6-3		0-0 2B			4	1	2	1	0	0	0											
Leo Cardenas, R OBP: 0.359, SLG: 0.434 (1, 6)		0-0 6-3		4-0 1B BB	0-0 6-3		0-0 G3			3	1	0	0	1	0	1											
Joe Nuxhall, L OBP: 0.350, SLG: 0.278 Billy McCool, R (1, 1) (8, 1)		0-0 BB 1B		0-0 G3 1B	4-0 BB		0-3 K			3	2	2	0	1	1	0											
Inning Stats	R: 1 E: 0 K: 1 S: 8	H: 3 LOB: 2 BB: 0 P: 8	R: 1 E: 0 K: 0 S: 5	H: 2 LOB: 2 BB: 1 P: 9	R: 0 E: 0 K: 1 S: 5	H: 0 LOB: 0 BB: 0 P: 5	R: 4 E: 0 K: 1 S: 9	H: 4 LOB: 2 BB: 2 P: 17	R: 0 E: 0 K: 0 S: 3	H: 0 LOB: 1 BB: 1 P: 7	R: 3 E: 0 K: 0 S: 7	H: 4 LOB: 0 BB: 0 P: 7	R: 0 E: 0 K: 1 S: 5	H: 0 LOB: 0 BB: 0 P: 5	R: 0 E: 0 K: 1 S: 5	H: 0 LOB: 0 BB: 0 P: 5	1B: 12 2B: 1 3B: 0 HR: 0	SF: 0 SAC: 0 DP: 0 HBP: 0	WP: 1 PB: 0 SB: 0 CS: 0	PA: 41							
PITCHER	IP	WLS	BF	H	R	ER	SO	BB	IBB	HBP	BLK	WP	HR	S	P	ERA	WHIP										
Wade Blasingame, L ERA: 3.45 Bob Sadowski, R ERA: 5.47 Phil Niekro, R ERA: 3.73 Dan Osinski, R ERA: 3.67 (1, 1) (4, 1) (5, 1) (7, 1)	3.0	L	18	7	5	5	2	2	0	0	0	0	0	7	11	9.00	2.000										

Milwaukee Braves @ Cincinnati Reds
Crosley Field, Cincinnati, OH

AB 37
R 9
H 13
RBI 8
BB 4
SO 5
LOB 19



Sat Jul 10 1965, 7:05 PM EDT
Att: 25,413 - Unknown - 74 F

Batter	1	2	3	4	5	6	7	8	9	AB	R	H	RBI	BB	SO	LOB	TOP										
Felipe Alou, R OBP: 0.329, SLG: 0.502 (1, 3)										4	0	1	0	0	1	0											
Frank Bolling, R OBP: 0.316, SLG: 0.381 (1, 4)										4	1	1	0	0	0	1											
Hank Aaron, R OBP: 0.385, SLG: 0.578 (1, 9)										4	1	1	2	0	1	1											
Joe Torre, R OBP: 0.388, SLG: 0.540 (1, 2)										4	0	0	0	0	0	1											
Eddie Mathews, L OBP: 0.330, SLG: 0.438 (1, 5)										3	0	0	0	0	0	0											
Rico Carty, R OBP: 0.354, SLG: 0.485 (1, 7)										3	0	0	0	0	0	0											
Mack Jones, L OBP: 0.320, SLG: 0.532 (1, 8)										1	0	0	0	0	1	0											
Ty Cline, L OBP: 0.248, SLG: 0.211 (2, 8)										2	0	0	0	0	0	1											
Denis Menke, R OBP: 0.316, SLG: 0.463 (1, 6)										3	0	0	0	0	1	0											
Woody Woodward, R OBP: 0.256, SLG: 0.282 (8, 6)										0	0	0	0	0	0	0											
Ken Johnson, R OBP: 0.116, SLG: 0.140 (1, 1)										3	0	0	0	0	1	0											
Tony Cloninger, R OBP: 0.180, SLG: 0.260 (9, 1)										0	0	0	0	0	0	0											
Inning Stats	R: 0 E: 0 K: 1 S: 6	H: 1 LOB: 1 BB: 0 P: 6	R: 0 E: 0 K: 1 S: 5	H: 0 LOB: 0 BB: 0 P: 5	R: 0 E: 0 K: 1 S: 5	H: 0 LOB: 0 BB: 0 P: 5	R: 0 E: 0 K: 0 S: 3	H: 0 LOB: 0 BB: 0 P: 3	R: 0 E: 0 K: 1 S: 5	H: 0 LOB: 0 BB: 0 P: 5	R: 2 E: 1 K: 0 S: 6	H: 2 LOB: 1 BB: 0 P: 6	R: 0 E: 0 K: 1 S: 5	H: 0 LOB: 0 BB: 0 P: 5	R: 0 E: 0 K: 0 S: 3	H: 0 LOB: 0 BB: 0 P: 3	1B: 2 2B: 0 3B: 0 HR: 1	SF: 0 SAC: 0 DP: 0 HBP: 0	WP: 0 PB: 0 CS: 0	PA: 31							
PITCHER	IP	WLS	BF	H	R	ER	SO	BB	IBB	HBP	BLK	WP	HR	S	P	ERA	WHIP										
Sammy Ellis, R ERA: 3.32 (1, 1)	8.0	L	28	3	2	2	5	0	0	0	0	0	1	38	38	2.25	0.375										
John Tsitouris, R ERA: 4.36 (9, 1)	1.0	S	3	0	0	0	0	0	0	0	0	0	0	3	3	0.00	0.000										

Milwaukee Braves @ Cincinnati Reds
Crosley Field, Cincinnati, OH
Sun Jul 11 1965, 3:33 AM EDT
Att: 24,692 - Unknown

AB 31
R 2
H 3
RBI 2
BB 0
SO 5
LOB 4



Batter	1	2	3	4	5	6	7	8	9	AB	R	H	RBI	BB	SO	LOB	BOTTOM										
Tommy Harper, R OBP: 0.375, SLG: 0.460 (1, 7)										4	0	2	0	0	0	0											
Pete Rose, S OBP: 0.370, SLG: 0.393 (1, 4)										4	0	1	0	0	0	3											
Vada Pinson, L OBP: 0.346, SLG: 0.473 (1, 8)										4	0	1	1	0	0	2											
Frank Robinson, R OBP: 0.381, SLG: 0.545 (1, 9)										4	0	0	0	0	0	4											
Gordy Coleman, L OBP: 0.364, SLG: 0.529 (1, 3)										4	0	1	0	0	0	0											
Marty Keough, L OBP: 0.186, SLG: 0.071 (9, PR)										4	0	0	0	0	2	1											
Deron Johnson, R OBP: 0.330, SLG: 0.508 (1, 5)										4	0	0	0	0	2	1											
Johnny Edwards, L OBP: 0.340, SLG: 0.514 (1, 2)										3	0	1	0	1	0	0											
Leo Cardenas, R OBP: 0.355, SLG: 0.429 (1, 6)										4	0	0	0	0	0	4											
Sammy Ellis, L OBP: 0.179, SLG: 0.185 (1, 1)										2	0	0	0	0	0	2											
Art Shamsky, L OBP: 0.354, SLG: 0.455 (8, PH)										1	0	1	0	0	0	0											
Giraldo Ruiz, S OBP: 0.071, SLG: 0.071 (8, PR)										0	1	0	0	0	0	0											
John Tsitouris, R OBP: 0.069, SLG: 0.037 (9, 1)										0	0	0	0	0	0	0											
Tony Perez, R OBP: 0.310, SLG: 0.479 (9, PH)										1	0	0	0	0	1	2											
Inning Stats	R: 0 E: 0 K: 0 S: 4	H: 1 LOB: 1 BB: 0 P: 4	R: 0 E: 1 K: 0 S: 5	H: 1 LOB: 2 BB: 0 P: 5	R: 0 E: 0 K: 0 S: 3	H: 0 LOB: 0 BB: 0 P: 3	R: 0 E: 0 K: 0 S: 3	H: 0 LOB: 0 BB: 0 P: 3	R: 0 E: 0 K: 0 S: 4	H: 1 LOB: 1 BB: 0 P: 4	R: 0 E: 0 K: 1 S: 5	H: 0 LOB: 0 BB: 0 P: 5	R: 0 E: 0 K: 0 S: 6	H: 3 LOB: 3 BB: 0 P: 6	R: 0 E: 0 K: 2 S: 8	H: 1 LOB: 2 BB: 1 P: 12	1B: 5 2B: 2 3B: 0 HR: 0	SF: 0 SAC: 0 DP: 0 HBP: 0	WP: 1 PB: 0 CS: 0	PA: 36							
PITCHER	IP	WLS	BF	H	R	ER	SO	BB	IBB	HBP	BLK	WP	HR	S	P	ERA	WHIP										
Ken Johnson, R ERA: 3.26 (1, 1)	8.0	W	32	7	1	1	1	0	0	0	0	1	0	7	11	0.00	1.000										
Tony Cloninger, R ERA: 4.04 (9, 1)	1.0	S	4	0	0	0	2	1	0	0	0	1	0	7	11	0.00	1.000										

Milwaukee Braves @ Cincinnati Reds
Crosley Field, Cincinnati, OH
Sun Jul 11 1965, 3:33 AM EDT
Att: 24,692 - Unknown

AB 35
R 1
H 7
RBI 1
BB 1
SO 3
LOB 18



Batter	1	2	3	4	5	6	7	8	9	AB	R	H	RBI	BB	SO	LOB	TOP					
John Briggs, L OBP: 0.333, SLG: 0.319 (1, 8)	0-0 4-1			0-3 K		0-0 F9		0-0 F8		4	0	0	0	0	1	2						
Cookie Rojas, R OBP: 0.371, SLG: 0.391 (1, 4)	0-0 6-3			0-0 4-3			0-0 FC6-4 1B		0-0 L8	4	0	1	0	0	0	0						
Johnny Callison, L OBP: 0.313, SLG: 0.532 (1, 9)	0-3 K			0-0 F5			0-0 FC6-4 1B		0-0 HR	4	1	2	1	0	1	0						
Dick Allen, R OBP: 0.405, SLG: 0.545 (1, 5)		0-3 K			0-0 1-3		0-0 FC6-4		0-0 F9	4	0	0	0	0	1	2						
Tony Gonzalez, L OBP: 0.346, SLG: 0.500 (1, 7)		0-0 2B			0-0 4-3		0-0 K		0-0 6-3	4	0	1	0	0	1	2						
Dick Stuart, R OBP: 0.306, SLG: 0.454 (1, 3)		0-3 K2-4-5-3-2			0-0 F2		0-3 K			3	0	0	0	0	2	3						
Bobby Wine, R OBP: 0.233, SLG: 0.187 (1, 6)					0-0 L8		0-0 5-3		0-3 K	3	0	0	0	0	1	0						
Pat Corrales, R OBP: 0.371, SLG: 0.361 (1, 2)					0-0 1-3		0-0 F9		4-0 BB	2	0	0	0	1	0	0						
Jim Bunning, R OBP: 0.235, SLG: 0.294 (1, 1)					0-0 5-3				0-0 F7	2	0	1	0	0	0	0						
Jack Baldschun, R (7, 1)										0	0	0	0	0	0	0						
Wes Covington, L OBP: 0.306, SLG: 0.511 (8, PH)										1	0	0	0	0	0	1						
Gary Wagner, R (8, 1)										0	0	0	0	0	0	0						
Inning Stats	R: 0 E: 0 K: 1 S: 5	H: 0 LOB: 0 BB: 0 P: 5	R: 0 E: 0 K: 2 S: 7	H: 1 LOB: 1 BB: 0 P: 7	R: 0 E: 0 K: 0 S: 3	H: 0 LOB: 0 BB: 0 P: 3	R: 0 E: 0 K: 1 S: 5	H: 0 LOB: 0 BB: 0 P: 5	R: 0 E: 0 K: 0 S: 3	H: 0 LOB: 0 BB: 0 P: 3	R: 0 E: 0 K: 0 S: 4	H: 1 LOB: 1 BB: 0 P: 4	R: 0 E: 0 K: 2 S: 9	H: 2 LOB: 2 BB: 0 P: 9	R: 0 E: 0 K: 1 S: 5	H: 0 LOB: 1 BB: 1 P: 9	R: 1 E: 0 K: 0 S: 4	H: 1 LOB: 0 BB: 0 P: 4	1B: 3 2B: 2 3B: 0 HR: 1	SF: 0 SAC: 0 DP: 1 HBP: 0	WP: 0 PB: 0 SB: 0 CS: 0	PA: 32
PITCHER Sammy Ellis, R ERA: 3.18 (1, 1)	IP: 9.0 WLS: W BF: 32 H: 5 R: 1 ER: 1 SO: 7 BB: 1 IBB: 0 HBP: 0 BLK: 0 WP: 0 HR: 1 S: 45 P: 49 ERA: 1.00 WHIP: 0.667															PITCHER						

Philadelphia Phillies @ Cincinnati Reds
Crosley Field, Cincinnati, OH
Fri Jul 16 1965, 7:05 PM EDT
Att: 18,584 - Unknown

AB	31
R	1
H	5
RBI	1
BB	1
SO	7
LOB	10



Batter	1	2	3	4	5	6	7	8	9	AB	R	H	RBI	BB	SO	LOB	BOTTOM			
Tommy Harper, R OBP: 0.375, SLG: 0.462 (1, 7)	4-0 FC4-6 BB				0-0 2B		4-0 1B 2B BB			1	0	1	0	1	0	0				
Art Shamsky, L OBP: 0.380, SLG: 0.489 (4, 7)		0-0 CS 1B								1	1	1	0	1	0	0				
Pete Rose, S OBP: 0.366, SLG: 0.390 (1, 4)	0-0 FC4-6 1B E	0-0 CS	0-0 6-3		0-0 4-3		0-0 SF8			3	1	0	1	0	0	2				
Vada Pinson, L OBP: 0.351, SLG: 0.478 (1, 8)	0-0 1-3 E 1B		0-0 4-3			0-0 5-3	0-0 2B 1B			4	1	2	1	0	0	0				
Frank Robinson, R OBP: 0.374, SLG: 0.536 (1, 9)	0-3 K		0-0 F8			0-0 6-3	0-0 2B			4	0	1	1	0	1	2				
Gordy Coleman, L OBP: 0.362, SLG: 0.520 (1, 3)	0-0 E3 1B				0-0 F9		4-0 4-3			3	0	0	0	1	0	2				
Marty Keough, L OBP: 0.186, SLG: 0.071 (8, 3)	2-H 3-H						BB			0	0	0	0	0	0	0				
Deron Johnson, R OBP: 0.331, SLG: 0.511 (1, 5)	0-0 1B				0-0 P4		0-3 K		0-0 6-3	4	0	1	0	0	1	1				
Johnny Edwards, L OBP: 0.343, SLG: 0.514 (1, 2)	0-0 P3				0-0 4-3				0-0 SH3 1B SF8 1B	4	1	2	0	0	2					
Leo Cardenas, R OBP: 0.358, SLG: 0.437 (1, 6)		0-3 K			0-0 1-3		0-0 SH3 1B 1B		0-0 G6-3	4	1	1	0	0	1	1				
Sammy Ellis, L OBP: 0.172, SLG: 0.179 (1, 1)		0-0 P6			0-3 K		0-0 SH3			2	0	0	0	0	1	0				
Inning Stats	R: 2 E: 1 K: 1 S: 8	H: 2 LOB: 2 BB: 1 P: 12	R: 0 E: 0 K: 1 S: 5	H: 1 LOB: 0 BB: 0 P: 5	R: 0 E: 0 K: 0 S: 3	H: 0 LOB: 0 BB: 0 P: 3	R: 0 E: 0 K: 0 S: 3	H: 0 LOB: 0 BB: 0 P: 3	R: 0 E: 0 K: 1 S: 6	H: 1 LOB: 1 BB: 0 P: 6	R: 0 E: 0 K: 1 S: 5	H: 0 LOB: 1 BB: 1 P: 9	R: 3 E: 0 K: 0 S: 7	H: 4 LOB: 2 BB: 1 P: 11	R: 0 E: 0 K: 0 S: 3	H: 1 LOB: 0 BB: 0 P: 3	1B: 7 2B: 2 3B: 0 HR: 0	SF: 1 SAC: 1 DP: 1 HBP: 0	WP: 0 PB: 0 SB: 1 CS: 1	PA: 36
PITCHER Jim Bunning, R ERA: 2.94 (1, 1)	IP: 6.2 WLS: L BF: 31 H: 8 R: 5 ER: 3 SO: 4 BB: 3 IBB: 0 HBP: 0 BLK: 0 WP: 0 HR: 0 S: 36 P: 48 ERA: 4.05 WHIP: 1.650															PITCHER				
Jack Baldschun, R ERA: 4.18 (7, 1)	0.1 WLS: 1 BF: 1 H: 0 R: 0 ER: 0 SO: 0 BB: 0 IBB: 0 HBP: 0 BLK: 0 WP: 0 HR: 1 S: 1 P: 1 ERA: 0.00 WHIP: 0.000																			
Gary Wagner, R ERA: 2.34 (8, 1)	1.0 WLS: 3 BF: 1 H: 0 R: 0 ER: 0 SO: 0 BB: 0 IBB: 0 HBP: 0 BLK: 0 WP: 0 HR: 3 S: 3 P: 3 ERA: 0.00 WHIP: 1.000																			

Philadelphia Phillies @ Cincinnati Reds
Crosley Field, Cincinnati, OH
Fri Jul 16 1965, 7:05 PM EDT
Att: 18,584 - Unknown

AB	30
R	5
H	9
RBI	3
BB	3
SO	4
LOB	10



Batter	1	2	3	4	5	6	7	8	9	AB	R	H	RBI	BB	SO	LOB	TOP			
John Briggs, L (1.8) OBP: 0.342, SLG: 0.365	F8		HR	HR	SF9	1B		5-3		5	2	3	5	0	0	2	Philadelphia Phillies @ Cincinnati Reds Crosley Field, Cincinnati, OH Sat Jul 17 1965, 3:33 AM EDT Att: 8,225 - Unknown			
Cookie Rojas, R (1.4) OBP: 0.377, SLG: 0.399	1B		SF8	HR	BB			5-3		5	2	3	1	1	0	3				
Johnny Callison, L (1.9) OBP: 0.314, SLG: 0.536	K		L9	HR	BB			G3		5	1	1	4	1	2	4				
Dick Allen, R (1.5) OBP: 0.403, SLG: 0.543	K		SF8	1B						3	0	1	1	0	2	4				
Tony Taylor, R (5.5) OBP: 0.311, SLG: 0.342	K		SF8	1B				P4		2	0	0	0	0	0	0				
Alex Johnson, R (1.7) OBP: 0.353, SLG: 0.465			F5	1B				5-3		5	0	2	0	1	1	3				
John Herrnstein, L (1.3) OBP: 0.308, SLG: 0.421				HR				F7		6	2	3	1	0	1	3				
Bobby Wine, R (1.6) OBP: 0.250, SLG: 0.201	L9							1B		5	2	3	0	1	0	4				
Pat Corrales, R (1.2) OBP: 0.408, SLG: 0.394	K							1B		5	3	4	1	1	1	2				
Ray Culp, R (1.1) OBP: 0.172, SLG: 0.111	PO							SH5-4		2	2	1	0	0	0	2				
Gary Wagner, R (4.1) OBP: 0.143, SLG: 0.286										2	0	1	0	0	1	1				
Ed Roebuck, R (6.1)										1	0	0	0	0	1	2				
Inning Stats	R: 0 E: 0 K: 2 S: 8	H: 1 LOB: 1 BB: 0 P: 8	R: 0 E: 0 K: 1 S: 6	H: 2 LOB: 1 BB: 0 P: 6	R: 3 E: 0 K: 0 S: 6	H: 3 LOB: 0 BB: 0 P: 6	R: 6 E: 1 K: 1 S: 13	H: 7 LOB: 2 BB: 0 P: 13	R: 1 E: 0 K: 2 S: 8	H: 1 LOB: 3 BB: 3 P: 20	R: 2 E: 0 K: 1 S: 8	H: 3 LOB: 1 BB: 0 P: 8	R: 0 E: 0 K: 0 S: 3	H: 0 LOB: 1 BB: 1 P: 7	R: 1 E: 0 K: 1 S: 7	H: 2 LOB: 2 BB: 1 P: 11	1B: 17 2B: 2 3B: 0 HR: 3	SF: 2 SAC: 1 DP: 0 HBP: 0	WP: 1 PB: 0 CS: 0 SB: 0	PA: 55
PITCHER	IP WLS BF H R ER SO BB IBB HBP BLK WP HR S P ERA WHIP																			
John Tsitouris, R (1.1) ERA: 4.57	2.0 L 11 6 3 3 3 0 0 0 0 0 1 17 17 13.50 3.000																			
Jim O'Toole, L (3.1) ERA: 7.46	1.1 10 5 6 5 0 0 0 0 0 0 2 10 10 33.75 3.750																			
Jim Duffalo, R (4.1) ERA: 3.89	2.2 17 6 3 3 4 3 0 0 0 0 1 0 22 34 10.12 3.375																			
Gerry Arrigo, L (7.1) ERA: 6.6	2.0 10 3 1 1 1 1 0 0 0 0 0 0 11 15 4.50 2.000																			
Billy McCool, L (9.1) ERA: 3.99	1.0 6 2 1 1 1 1 0 0 0 0 0 0 7 11 9.00 3.000																			

Batter	1	2	3	4	5	6	7	8	9	AB	R	H	RBI	BB	SO	LOB	BOTTOM					
Tommy Harper, R (1.7) OBP: 0.379, SLG: 0.458	K		5-3		BB	BB		G6-4-3		3	2	0	0	2	1	1	Philadelphia Phillies @ Cincinnati Reds Crosley Field, Cincinnati, OH Sat Jul 17 1965, 3:33 AM EDT Att: 8,225 - Unknown					
Pete Rose, S (1.4) OBP: 0.372, SLG: 0.402	G3				BB					4	1	3	2	1	0	0						
Vada Pinson, L (1.8) OBP: 0.347, SLG: 0.472	K				BB					5	0	0	0	0	1	4						
Frank Robinson, R (1.9) OBP: 0.375, SLG: 0.537	K				BB					5	1	2	1	0	2	0						
Gordy Coleman, L (1.3) OBP: 0.365, SLG: 0.525	1B				BB					4	1	2	0	0	0	3						
Deron Johnson, R (1.5) OBP: 0.330, SLG: 0.508	P6				BB					4	0	1	1	0	0	2						
Johnny Edwards, L (1.2) OBP: 0.351, SLG: 0.530					BB					4	1	3	1	0	0	1						
Leo Cardenas, R (1.6) OBP: 0.357, SLG: 0.435					BB					4	0	1	0	0	0	3						
John Tsitouris, R (1.1) OBP: 0.069, SLG: 0.037					BB					0	0	0	0	0	0	0						
Jim O'Toole, S (3.1) OBP: 0.089, SLG: 0.042					BB					1	0	0	0	0	0	0						
Jim Duffalo, R (4.1) OBP: 0.089, SLG: 0.042					BB					1	0	0	0	0	0	0						
Marty Keough, L (6.1) OBP: 0.122, SLG: 0.103					BB					1	1	1	1	0	0	0						
Gerry Arrigo, L (7.1) OBP: 0.122, SLG: 0.103					BB					0	0	0	0	0	0	0						
Art Shamsky, L (8.1) OBP: 0.122, SLG: 0.103					BB					1	0	0	0	0	1	1						
Billy McCool, R (9.1) OBP: 0.122, SLG: 0.103					BB					0	0	0	0	0	0	0						
Inning Stats	R: 0 E: 0 K: 2 S: 7	H: 0 LOB: 0 BB: 0 P: 7	R: 1 E: 0 K: 1 S: 6	H: 2 LOB: 1 BB: 0 P: 6	R: 0 E: 0 K: 0 S: 3	H: 0 LOB: 0 BB: 0 P: 3	R: 2 E: 0 K: 0 S: 7	H: 4 LOB: 2 BB: 0 P: 7	R: 1 E: 0 K: 0 S: 6	H: 1 LOB: 2 BB: 2 P: 14	R: 3 E: 0 K: 0 S: 6	H: 3 LOB: 1 BB: 1 P: 10	R: 0 E: 0 K: 0 S: 4	H: 1 LOB: 1 BB: 0 P: 4	R: 0 E: 0 K: 1 S: 5	H: 1 LOB: 0 BB: 0 P: 5	R: 0 E: 0 K: 1 S: 5	H: 1 LOB: 0 BB: 0 P: 5	1B: 7 2B: 5 3B: 1 HR: 0	SF: 0 SAC: 0 DP: 2 HBP: 0	WP: 1 PB: 0 CS: 0 SB: 0	PA: 40
PITCHER	IP WLS BF H R ER SO BB IBB HBP BLK WP HR S P ERA WHIP																					
Ray Culp, R (1.1) ERA: 3.05	3.2 16 6 3 3 3 0 0 0 0 0 0 22 22 7.36 1.636																					
Gary Wagner, R (4.1) ERA: 2.94	2.0 13 4 4 4 1 3 0 0 0 0 0 0 12 24 18.00 3.500																					
Ed Roebuck, R (6.1) ERA: 3.68	3.1 W 11 3 0 0 2 0 0 0 0 0 0 0 15 15 0.00 0.900																					

Batter	1	2	3	4	5	6	7	8	9	AB	R	H	RBI	BB	SO	LOB	TOP					
Andre Rodgers, R (1, 6) <small>OBP: 0.389, SLG: 0.443</small> Gene Alley, R (8, 6) <small>OBP: 0.281, SLG: 0.325</small>	 <small>4-0</small>		 <small>0-0</small>			 <small>0-0</small>		 <small>4-0</small>	 <small>0-0</small>								2 0 1 1 2 0 0 0 0 0 0 0 0 0					
Bill Virdon, L (1, 8) <small>OBP: 0.350, SLG: 0.396</small> Bob Bailey, R (8, PH) <small>OBP: 0.332, SLG: 0.364</small>	 <small>0-0</small>		 <small>0-3</small>				 <small>0-0</small>	 <small>0-0</small>	 <small>0-0</small>									4 1 1 0 0 1 4 1 0 0 0 0 0 3				
Willie Stargell, L (1, 9) <small>OBP: 0.346, SLG: 0.588</small>	 <small>0-0</small>		 <small>0-0</small>				 <small>0-0</small>	 <small>0-0</small>	 <small>0-0</small>									5 2 3 2 0 0 2				
Jerry Lynch, L (1, 7) <small>OBP: 0.364, SLG: 0.495</small> Jose Pagan, R (8, 5) <small>OBP: 0.296, SLG: 0.257</small>	 <small>0-0</small>			 <small>0-0</small>			 <small>0-3</small>	 <small>0-0</small>	 <small>0-0</small>									4 1 1 0 0 1 2 1 0 1 0 0 0 0				
Donn Clendenon, R (1, 3) <small>OBP: 0.379, SLG: 0.484</small>		 <small>0-3</small>		 <small>0-0</small>			 <small>0-0</small>	 <small>0-0</small>	 <small>1-0</small>									4 1 2 1 0 1 0				
Bill Mazerowski, R (1, 4) <small>OBP: 0.308, SLG: 0.358</small>	 <small>0-3</small>			 <small>4-0</small>			 <small>1-0</small>	 <small>0-0</small>	 <small>0-0</small>									3 0 0 0 1 1 4				
Gene Freese, R (1, 5) Don Schwall, R (8, 1)	 <small>0-0</small>			 <small>0-0</small>			 <small>0-3</small>	 <small>4-0</small>										3 1 0 0 1 1 3 0 0 0 0 0 0 0				
Del Crandall, R (1, 2) <small>OBP: 0.298, SLG: 0.253</small> Manny Mota, R (7, PH) <small>OBP: 0.300, SLG: 0.323</small> Al McBean, R (7, 1) <small>OBP: 0.290, SLG: 0.200</small> Roberto Clemente, R (8, PH) <small>OBP: 0.366, SLG: 0.457</small>			 <small>0-0</small>			 <small>0-3</small>	 <small>0-0</small>	 <small>0-0</small>										2 0 1 0 0 1 0 1 0 0 0 0 0 0 0 0 0 0 0 0 0 1 0 1 2 0 0 0				
Bob Friend, R (1, 1) Jim Pagliaroni, R (7, PH) <small>OBP: 0.364, SLG: 0.458</small>			 <small>0-0</small>			 <small>0-0</small>	 <small>0-0</small>	 <small>4-0</small>											1 0 0 0 0 0 0 1 0 0 0 1 0 0			
Inning Stats	R: 0 E: 0 K: 0 S: 3	H: 1 LOB: 1 BB: 1 P: 7	R: 0 E: 0 K: 2 S: 7	H: 0 LOB: 0 BB: 0 P: 7	R: 0 E: 0 K: 1 S: 7	H: 1 LOB: 2 BB: 0 P: 7	R: 0 E: 0 K: 0 S: 3	H: 0 LOB: 1 BB: 1 P: 7	R: 0 E: 0 K: 2 S: 5	H: 0 LOB: 0 BB: 0 P: 5	R: 2 E: 0 K: 2 S: 9	H: 3 LOB: 2 BB: 0 P: 10	R: 0 E: 0 K: 0 S: 3	H: 0 LOB: 1 BB: 1 P: 7	R: 4 E: 0 K: 0 S: 7	H: 5 LOB: 2 BB: 2 P: 15	R: 0 E: 0 K: 0 S: 3	H: 1 LOB: 1 BB: 0 P: 4	1B: 8 2B: 4 3B: 0 HR: 1	SF: 0 SAC: 2 DP: 4 HBP: 2	WP: 0 PB: 0 SB: 0 CS: 1	PA: 42
PITCHER	IP	WLS	BF	H	R	ER	SO	BB	IBB	HBP	BLK	WP	HR	S	P	ERA	WHIP					
Jim Maloney, R (1, 1) <small>ERA: 2.73</small> John Tsitouris, R (8, 1) <small>ERA: 4.79</small> Roger Craig, R (8, 1) <small>ERA: 3.12</small> Gerry Arrigo, L (8, 1) <small>ERA: 6.36</small>	5.1		24	5	2	2	5	2	0	1	0	0	1	31	40	3.38	1.312					

Pittsburgh Pirates @ Cincinnati Reds
Crosley Field, Cincinnati, OH
Sun Jul 18 1965, 3:33 AM EDT
Unknown

AB	33
R	6
H	11
RBI	6
BB	5
SO	6
LOB	18



Batter	1	2	3	4	5	6	7	8	9	AB	R	H	RBI	BB	SO	LOB	BOTTOM					
Tommy Harper, R (1, 7) <small>OBP: 0.377, SLG: 0.454</small>	 <small>0-0</small>		 <small>0-0</small>			 <small>0-3</small>		 <small>0-0</small>	 <small>0-0</small>									5 2 1 0 0 1 1				
Pete Rose, S (1, 4) <small>OBP: 0.370, SLG: 0.407</small>	 <small>0-0</small>		 <small>0-0</small>			 <small>0-3</small>		 <small>0-0</small>	 <small>0-3</small>									5 1 1 2 0 2 1				
Vada Pinson, L (1, 8) <small>OBP: 0.351, SLG: 0.483</small>	 <small>0-0</small>		 <small>0-0</small>			 <small>0-0</small>		 <small>0-0</small>										4 1 3 1 0 0 1				
Frank Robinson, R (1, 9) <small>OBP: 0.376, SLG: 0.543</small>	 <small>0-0</small>		 <small>0-0</small>			 <small>0-0</small>	 <small>0-0</small>	 <small>0-0</small>										4 1 2 1 0 0 1				
Gordy Coleman, L (1, 3) <small>OBP: 0.362, SLG: 0.525</small> Marty Keough, L (8, 3) <small>OBP: 0.212, SLG: 0.103</small>		 <small>0-0</small>	 <small>0-0</small>			 <small>0-0</small>	 <small>0-0</small>	 <small>0-0</small>										4 0 1 0 0 0 2 0 0 0 0 0 0 0				
Deron Johnson, R (1, 5) <small>OBP: 0.332, SLG: 0.506</small> Giraldo Ruiz, S (8, FR) <small>OBP: 0.071, SLG: 0.071</small>		 <small>4-0</small>	 <small>0-0</small>			 <small>0-0</small>		 <small>0-0</small>										3 0 1 0 1 0 2 0 0 0 0 0 0 0				
Johnny Edwards, L (1, 2) <small>OBP: 0.351, SLG: 0.532</small>		 <small>0-3</small>		 <small>0-0</small>		 <small>0-0</small>		 <small>0-0</small>										3 0 1 1 0 1 1				
Leo Cardenas, R (1, 6) <small>OBP: 0.356, SLG: 0.430</small>		 <small>0-0</small>		 <small>0-0</small>		 <small>0-0</small>		 <small>0-0</small>										3 0 0 0 1 0 3				
Jim Maloney, L (1, 1) <small>OBP: 0.302, SLG: 0.340</small> John Tsitouris, R (8, 1) <small>OBP: 0.087, SLG: 0.036</small> Roger Craig, R (8, 1) <small>OBP: 0.182, SLG: 0.455</small> Art Shamsky, L (8, PH) <small>OBP: 0.365, SLG: 0.468</small>			 <small>0-0</small>	 <small>0-0</small>		 <small>0-0</small>		 <small>0-3</small>										2 0 1 0 0 0 0 1 0 0 0 0 0 2 0 0 0 0 0 0 0 0 0 0 0 0 0 0 1 0 0 0 0 1 0				
Inning Stats	R: 0 E: 0 K: 0 S: 4	H: 1 LOB: 1 BB: 0 P: 4	R: 0 E: 0 K: 1 S: 5	H: 0 LOB: 1 BB: 1 P: 9	R: 3 E: 0 K: 0 S: 7	H: 4 LOB: 1 BB: 0 P: 7	R: 0 E: 0 K: 0 S: 3	H: 0 LOB: 0 BB: 0 P: 3	R: 0 E: 0 K: 2 S: 7	H: 1 LOB: 0 BB: 0 P: 7	R: 1 E: 1 K: 0 S: 5	H: 2 LOB: 1 BB: 1 P: 9	R: 1 E: 0 K: 0 S: 5	H: 2 LOB: 1 BB: 0 P: 5	R: 0 E: 0 K: 0 S: 3	H: 1 LOB: 1 BB: 0 P: 3	R: 0 E: 0 K: 2 S: 7	H: 0 LOB: 0 BB: 0 P: 7	1B: 6 2B: 3 3B: 1 HR: 2	SF: 0 SAC: 1 DP: 1 HBP: 0	WP: 0 PB: 0 SB: 0 CS: 1	PA: 39
PITCHER	IP	WLS	BF	H	R	ER	SO	BB	IBB	HBP	BLK	WP	HR	S	P	ERA	WHIP					
Bob Friend, R (1, 1) <small>ERA: 3.61</small> Al McBean, R (7, 1) <small>ERA: 2.42</small> Don Schwall, R (8, 1) <small>ERA: 3.38</small>	6.0		27	8	4	4	3	1	1	0	0	0	2	31	39	6.00	1.500					

Pittsburgh Pirates @ Cincinnati Reds
Crosley Field, Cincinnati, OH
Sun Jul 18 1965, 3:33 AM EDT
Unknown

AB	35
R	5
H	11
RBI	5
BB	2
SO	5
LOB	14



Batter	1	2	3	4	5	6	7	8	9	AB	R	H	RBI	BB	SO	LOB	TOP								
Bob Bailey, R (1, 5) OBP: 0.330, SLG: 0.365	F2			FC3-6 2B		SF9 2H	F4		F2	4	0	1	1	0	0	3	Pittsburgh Pirates @ Cincinnati Reds Crosley Field, Cincinnati, OH Sun Jul 18 1965, 3:38 AM EDT Att: 25,637 - Unknown								
Bill Virdon, L (1, 8) OBP: 0.352, SLG: 0.399 Gene Alley, R (9, PH) OBP: 0.280, SLG: 0.324	4-3			FC3-6 BB		K		1B 2B	K	3	1	1	0	1	1	0									
Roberto Clemente, R (1, 9) OBP: 0.369, SLG: 0.458	F4			K				2B 4-3 1B		4	1	2	0	0	1	2									
Jerry Lynch, L (1, 7) OBP: 0.350, SLG: 0.474		F7		FC3-6 1-2 2-3		F7		K		4	0	0	0	0	1	5									
Donn Clendenon, R (1, 3) OBP: 0.378, SLG: 0.484		F8		K			F5	4-3 1-3 2B		4	0	1	1	0	1	2									
Bill Mazerowski, R (1, 4) OBP: 0.307, SLG: 0.361					F8		1B 2B	4-3		4	1	1	1	0	1	1									
Andre Rodgers, R (1, 6) OBP: 0.375, SLG: 0.426					F9		F9	2-3 3-H K		4	0	0	0	0	1	2									
Jim Pagliaroni, R (1, 2) OBP: 0.363, SLG: 0.456 Vern Law, R (7, PR) OBP: 0.283, SLG: 0.348 Del Crandall, R (7, 2) OBP: 0.305, SLG: 0.253 Tommy Sisk, R (9, PR) OBP: 0.333, SLG: 0.200			F9		6-3		BB 1B		BB	3	0	1	1	0	0	0									
Joe Gibbon, R (1, 1) OBP: 0.136, SLG: 0.095 Don Schwall, R (5, 1) Manny Mota, R (6, PH) OBP: 0.356, SLG: 0.533 Wilbur Wood, R (6, 1) Gene Fresse, R (7, PH) OBP: 0.329, SLG: 0.303 Frank Carpin, L (7, 1) Jose Pagan, R (9, PH) OBP: 0.266, SLG: 0.254				K			PB SF9 2B	1-2 BB	K	1	0	0	0	0	1	0									
Inning Stats	R: 0 E: 0 K: 0 S: 3	H: 0 LOB: 0 BB: 0 P: 3	R: 0 E: 0 K: 1 S: 5	H: 0 LOB: 0 BB: 0 P: 5	R: 0 E: 0 K: 1 S: 5	H: 0 LOB: 2 BB: 1 P: 5	R: 0 E: 0 K: 2 S: 8	H: 1 LOB: 2 BB: 1 P: 12	R: 0 E: 0 K: 0 S: 3	H: 0 LOB: 0 BB: 0 P: 3	R: 1 E: 0 K: 1 S: 7	H: 2 LOB: 1 BB: 0 P: 7	R: 1 E: 0 K: 0 S: 5	H: 2 LOB: 2 BB: 1 P: 9	R: 2 E: 0 K: 2 S: 10	H: 3 LOB: 1 BB: 0 P: 10		R: 0 E: 0 K: 2 S: 7	H: 0 LOB: 1 BB: 1 P: 11	1B: 3 2B: 5 3B: 0 HR: 0	SF: 1 SAC: 0 DP: 0 HBP: 0	WP: 0 PB: 1 SB: 0 CS: 0	PA: 38		
PITCHER	IP WLS BF H R ER SO BB IBB HBP BLK WP HR S P ERA WHIP	7.0 W 30 7 4 3 5 2 0 0 0 0 0 0 38 46 3.86 1.286	2.0 S 8 1 0 0 4 1 0 0 0 0 0 0 15 19 0.00 1.000											ERA WHIP											
Joey Jay, R (1, 1) ERA: 3.46																									
Billy McCool, L (8, 1) ERA: 3.81																									

AB	34
R	4
H	8
RBI	4
BB	3
SO	9
LOB	17



Batter	1	2	3	4	5	6	7	8	9	AB	R	H	RBI	BB	SO	LOB	BOTTOM										
Tommy Harper, R (1, 7) OBP: 0.375, SLG: 0.458	F8		4-0 2B BB		4-3 FC 2B	K		E 1B		4	2	2	0	1	1	1	Pittsburgh Pirates @ Cincinnati Reds Crosley Field, Cincinnati, OH Sun Jul 18 1965, 3:38 AM EDT Att: 25,637 - Unknown										
Pete Rose, S (1, 4) OBP: 0.372, SLG: 0.412	K		1-2 2B		4-3 2-3 1B	E7 1B		E7 1B		5	1	3	2	0	1	1											
Vada Pinson, L (1, 8) OBP: 0.349, SLG: 0.479	4-3		4-3		FC F8 2B S	2B 3-H 1B		K		5	1	1	3	0	1	3											
Frank Robinson, R (1, 9) OBP: 0.374, SLG: 0.536		6-3		F4	2B BB	K		F8		4	1	0	0	1	1	3											
Deron Johnson, R (1, 5) OBP: 0.333, SLG: 0.506		F3		BB 2B 1B	F8			1B		4	1	2	0	0	0	2											
Tony Perez, R (1, 3) OBP: 0.313, SLG: 0.477		6-3		2B BB	2B 1-2 BB	F8		F8		3	0	1	2	1	0	1											
Jimmie Coker, R (1, 2) OBP: 0.222, SLG: 0.500			6-3		2B 1-3 2-H	F7		F8		4	0	1	1	0	0	2											
Leo Cardenas, R (1, 6) OBP: 0.358, SLG: 0.429			BB 2B 1B	G4-6-3 IBB		G3		F7		3	1	1	0	1	0	1											
Joey Jay, S (1, 1) Billy McCool, R (8, 1)			K	G4-6-3		E 1B BB		K		2	1	0	0	1	1	4											
Inning Stats	R: 0 E: 0 K: 1 S: 5	H: 0 LOB: 0 BB: 0 P: 5	R: 2 E: 0 K: 1 S: 7	H: 2 LOB: 1 BB: 1 P: 11	R: 1 E: 0 K: 0 S: 4	H: 2 LOB: 2 BB: 2 P: 12	R: 3 E: 0 K: 2 S: 6	H: 2 LOB: 1 BB: 1 P: 10	R: 2 E: 1 K: 2 S: 9	H: 2 LOB: 1 BB: 1 P: 13	R: 0 E: 0 K: 0 S: 4	H: 1 LOB: 1 BB: 0 P: 4	R: 0 E: 1 K: 2 S: 9	H: 2 LOB: 2 BB: 0 P: 9	1B: 7 2B: 4 3B: 0 HR: 0	SF: 0 SAC: 0 DP: 1 HBP: 0		WP: 0 PB: 1 SB: 1 CS: 0	PA: 40								
PITCHER	IP WLS BF H R ER SO BB IBB HBP BLK WP HR S P ERA WHIP	4.1 L 22 5 6 6 2 3 1 0 0 0 0 0 3 3 0.00 1.500	0.2 L 3 1 0 0 0 0 0 0 0 0 0 0 3 3 0.00 1.500	1.0 L 6 2 2 1 2 1 0 0 0 0 0 0 9 13 9.00 3.000	2.0 L 9 3 0 0 2 0 0 0 0 0 0 0 0 13 13 0.00 1.500											ERA WHIP											
Joe Gibbon, L (1, 1) ERA: 5.81																											
Don Schwall, R (5, 1) ERA: 3.32																											
Wilbur Wood, L (6, 1) ERA: 2.54																											
Frank Carpin, L (7, 1) ERA: 3.55																											



Batter	1	2	3	4	5	6	7	8	9	AB	R	H	RBI	BB	SO	LOB	TOP	
Bob Bailey, R OBP: 0.331, SLG: 0.369 (1, 5)	F9		4-3 1-H		2B		6-3		F9	5	0	2	0	0	0	0		
Manny Mota, R OBP: 0.309, SLG: 0.344 (1, 8)	2B		4-3		2B			F7		4	1	2	0	0	0	1		
Roberto Clemente, R OBP: 0.369, SLG: 0.461 (1, 9)	1-H		4-3		4-3			1B	1B	4	1	2	1	0	0	3		
Donn Clendenon, R OBP: 0.379, SLG: 0.493 (1, 3)	F6			HR				1B	1B	4	1	2	1	0	0	3		
Bill Mazerowski, R OBP: 0.310, SLG: 0.363 (1, 4)	F3				FC3-6 1B		F2	1B	1B	4	0	2	1	0	0	1		
Willie Stargell, L OBP: 0.343, SLG: 0.580 (1, 7)		K		FC3-6 FC5-4 1-2		K		F9		4	0	0	0	0	2	3		
Gene Alley, R OBP: 0.276, SLG: 0.319 (1, 6)		K		FC5-4 1-2		F8		F8		4	0	0	0	0	1	3		
Jim Pagliaroni, R OBP: 0.357, SLG: 0.447 (1, 2)		4-3		1-3			K		5-3	4	0	0	0	0	1	1		
Vern Law, R OBP: 0.300, SLG: 0.360 (1, 1)				2B	1B		2-3		K	4	0	2	0	0	1	0		
Inning Stats	R: 1 E: 0 K: 0 S: 5	H: 2 LOB: 1 BB: 0 P: 5	R: 0 E: 0 K: 2 S: 7	H: 0 LOB: 0 BB: 0 P: 7	R: 0 E: 0 K: 0 S: 4	H: 2 LOB: 1 BB: 0 P: 4	R: 1 E: 0 K: 0 S: 5	H: 2 LOB: 2 BB: 0 P: 5	R: 0 E: 0 K: 1 S: 5	H: 1 LOB: 0 BB: 0 P: 5	R: 1 E: 0 K: 0 S: 6	H: 3 LOB: 2 BB: 0 P: 6	R: 0 E: 0 K: 1 S: 5	H: 0 LOB: 0 BB: 0 P: 5	1B: 8 2B: 3 3B: 0 HR: 1	SF: 0 SAC: 0 DP: 0 HBP: 0	WP: 0 PA: 37 PB: 0 SB: 0 CS: 0	
PITCHER	IP	WLS	BF	H	R	ER	SO	BB	IBB	HBP	BLK	WP	HR	S	P	ERA	WHIP	
Joe Nuxhall, L ERA: 4.26 (1, 1)	8.0	L	34	12	3	3	4	0	0	0	0	0	1	42	42	3.38	1.500	
Billy McCool, L ERA: 3.74 (9, 1)	1.0		3	0	0	0	1	0	0	0	0	0	0	5	5	0.00	0.000	

Pittsburgh Pirates @ Cincinnati Reds
Crosley Field, Cincinnati, OH
Mon Jul 19 1965, 7:05 PM EDT
Att: 11,096 - Unknown

AB 37
R 3
H 12
RBI 3
BB 0
SO 5
LOB 15



Batter	1	2	3	4	5	6	7	8	9	AB	R	H	RBI	BB	SO	LOB	BOTTOM	
Tommy Harper, R OBP: 0.378, SLG: 0.464 (1, 7)	HR		F4			K			F9	4	1	1	1	0	1	0		
Pete Rose, S OBP: 0.371, SLG: 0.413 (1, 4)	G3			F8		2B			3-1	4	0	1	0	0	0	0		
Vada Pinson, L OBP: 0.345, SLG: 0.474 (1, 8)	1-3			F7		F3			E4 1B	4	0	0	0	0	0	1		
Frank Robinson, R OBP: 0.372, SLG: 0.533 (1, 9)	K			4-3		6-3			1B	4	0	1	0	0	1	0		
Deron Johnson, R OBP: 0.332, SLG: 0.503 (1, 5)		F8			G6-4-3 1B	5-3			6-3	4	0	1	0	0	0	2		
Tony Perez, R OBP: 0.308, SLG: 0.468 (1, 3)		K			G6-4-3 1-2	6-3				3	0	0	0	0	1	1		
Johnny Edwards, L OBP: 0.350, SLG: 0.529 (1, 2)		F6						G3		3	0	1	0	0	0	0		
Leo Cardenas, R OBP: 0.357, SLG: 0.429 (1, 6)			F8		K			G4-6-3 1B		3	0	1	0	0	1	1		
Joe Nuxhall, L OBP: 0.320, SLG: 0.304 (1, 1)						F6				2	0	0	0	0	0	0		
Marty Keough, L OBP: 0.206, SLG: 0.100 (8, PH)								G4-6-3		1	0	0	0	0	0	1		
Billy McCool, R (9, 1)										0	0	0	0	0	0	0		
Inning Stats	R: 1 E: 0 K: 1 S: 6	H: 1 LOB: 0 BB: 0 P: 6	R: 0 E: 0 K: 1 S: 5	H: 0 LOB: 0 BB: 0 P: 5	R: 0 E: 0 K: 0 S: 3	H: 0 LOB: 0 BB: 0 P: 3	R: 0 E: 0 K: 1 S: 6	H: 2 LOB: 1 BB: 0 P: 6	R: 0 E: 0 K: 0 S: 3	H: 1 LOB: 0 BB: 0 P: 3	R: 0 E: 0 K: 0 S: 3	H: 1 LOB: 2 BB: 0 P: 5	R: 0 E: 1 K: 0 S: 5	H: 1 LOB: 2 BB: 0 P: 5	1B: 4 2B: 1 3B: 0 HR: 1	SF: 0 SAC: 0 DP: 2 HBP: 0	WP: 0 PA: 32 PB: 0 SB: 0 CS: 0	
PITCHER	IP	WLS	BF	H	R	ER	SO	BB	IBB	HBP	BLK	WP	HR	S	P	ERA	WHIP	
Vern Law, R ERA: 1.91 (1, 1)	9.0	W	32	6	1	1	4	0	0	0	0	0	1	40	40	1.00	0.667	

Pittsburgh Pirates @ Cincinnati Reds
Crosley Field, Cincinnati, OH
Mon Jul 19 1965, 7:05 PM EDT
Att: 11,096 - Unknown

AB 32
R 1
H 6
RBI 1
BB 0
SO 4
LOB 6



Batter	1	2	3	4	5	6	7	8	9	AB	R	H	RBI	BB	SO	LOB	TOP										
Bob Bailey, R OBP: 0.334, SLG: 0.381 (1, 5)	F9			G4-6-3 1B	HR		1B 1B		F7	5	2	3	5	0	0	0											
Bill Virdon, L OBP: 0.350, SLG: 0.396 (1, 8)	G3			F4	F8		1B		6-3	5	0	1	0	0	0	1											
Roberto Clemente, R OBP: 0.370, SLG: 0.471 (1, 9)	K			G4-6-3 1-2		HR	1B			4	1	2	2	0	1	1											
Willie Stargell, L OBP: 0.339, SLG: 0.572 (1, 7)		F3			K	2-3			K	4	0	0	0	0	2	2											
Donn Clendenon, R OBP: 0.378, SLG: 0.490 (1, 3)		K			1B 2B	1B	5-3		F2	4	1	1	0	0	1	0											
Bill Mazaroski, R OBP: 0.309, SLG: 0.361 (1, 4)		F4			2B HR	1B	F7		F6	4	1	1	0	0	0	0											
Jim Pagliaroni, R OBP: 0.360, SLG: 0.450 (1, 2)			F9		HR	2B	6-3			3	1	1	1	1	0	0											
Gene Alley, R OBP: 0.279, SLG: 0.319 (1, 6)			K		HR	BB			F8	3	2	1	0	1	1	1											
Bob Veale, S OBP: 0.117, SLG: 0.070 Al McBean, R OBP: 0.200, SLG: 0.200 (9, 1)			F8		K		B5		K	4	0	0	0	0	2	4											
										0	0	0	0	0	0	0											
Inning Stats	R: 0 E: 0 K: 1 S: 5	H: 0 LOB: 0 BB: 0 P: 5	R: 0 E: 0 K: 1 S: 5	H: 0 LOB: 0 BB: 0 P: 5	R: 0 E: 0 K: 1 S: 5	H: 0 LOB: 0 BB: 0 P: 5	R: 0 E: 0 K: 0 S: 3	H: 1 LOB: 0 BB: 0 P: 3	R: 5 E: 0 K: 2 S: 11	H: 4 LOB: 0 BB: 1 P: 15	R: 1 E: 0 K: 0 S: 4	H: 1 LOB: 0 BB: 0 P: 4	R: 2 E: 0 K: 1 S: 9	H: 4 LOB: 2 BB: 0 P: 9	R: 0 E: 0 K: 0 S: 3	H: 0 LOB: 1 BB: 1 P: 7	R: 0 E: 0 K: 1 S: 5	H: 0 LOB: 0 BB: 0 P: 5	1B: 7 2B: 1 3B: 0 HR: 2	SF: 0 SAC: 0 DP: 1 HBP: 0	WP: 0 PA: 38 PB: 0 SB: 1 CS: 0						
PITCHER	IP	WLS	BF	H	R	ER	SO	BB	IBB	HBP	BLK	WP	HR	S	P	ERA	WHIP										
Sammy Ellis, R ERA: 3.42 (1, 1)	5.0	L	21	6	6	6	5	1	0	0	0	0	2	30	34	10.80	1.400										
Jim O'Toole, L ERA: 7.5 (6, 1)	2.0		10	4	2	2	1	0	0	0	0	0	0	12	12	9.00	2.000										
Jim Duffalo, R ERA: 3.8 (8, 1)	1.0		4	0	0	0	0	1	0	0	0	0	0	3	7	0.00	1.000										
Billy McCool, L ERA: 3.67 (9, 1)	1.0		3	0	0	0	1	0	0	0	0	0	0	5	5	0.00	0.000										

Pittsburgh Pirates @ Cincinnati Reds
Crosley Field, Cincinnati, OH
Tue Jul 20 1965, 3:33 AM EDT
Att: 9,669 - Unknown

AB 36
R 8
H 10
RBI 8
BB 2
SO 7
LOB 9



Batter	1	2	3	4	5	6	7	8	9	AB	R	H	RBI	BB	SO	LOB	BOTTOM										
Tommy Harper, R OBP: 0.380, SLG: 0.463 (1, 7)	BB BB BB	K			F3	1B		1B	6-3	5	1	2	1	1	1	2											
Pete Rose, S OBP: 0.374, SLG: 0.414 (1, 4)	BB BB BB	5-3			WP 1B	6-3		1B		4	1	2	0	1	0	2											
Vada Pinson, L OBP: 0.346, SLG: 0.474 (1, 8)	BB BB BB	1B 2-3			K		6-3		K	4	1	1	0	1	2	3											
Frank Robinson, R OBP: 0.375, SLG: 0.530 (1, 9)	BB BB BB	1B			F3	1B		BB	F3	2	0	0	1	3	0	1											
Deron Johnson, R OBP: 0.331, SLG: 0.500 (1, 5)	BB BB BB	SF8			K	5-3		BB	F7	4	1	1	1	0	1	4											
Tony Perez, R OBP: 0.322, SLG: 0.472 (1, 3)	BB BB BB	3H			K		1B WP BB	1B	1B	3	2	2	1	2	1	1											
Jimmie Coker, R OBP: 0.174, SLG: 0.391 (1, 2)	BB BB BB	K			4-3		F8	F3	F9	5	0	0	0	0	1	7											
Leo Cardenas, R OBP: 0.358, SLG: 0.426 (1, 6)	BB BB BB	4-3			6-3		6-3	G6-4-3 BB	2B 1B	4	0	1	1	1	0	3											
Sammy Ellis, L OBP: 0.167, SLG: 0.172 Jim O'Toole, S OBP: 0.115, SLG: 0.080 Jim Duffalo, R OBP: 0.200, SLG: 0.200 Charlie James, R OBP: 0.115, SLG: 0.211 Billy McCool, R OBP: 0.133, SLG: 0.200 (1, 1) (6, 1) (8, 1) (9, 1) (9, 1)		K			K		1B	G6-4-3 1-2	1B 2B	2	0	0	0	0	2	0											
										1	0	1	0	0	0	0											
										0	0	0	0	0	0	0											
										0	0	0	0	0	0	0											
										1	0	1	0	0	0	0											
Inning Stats	R: 3 E: 0 K: 1 S: 6	H: 1 LOB: 2 BB: 4 P: 22	R: 0 E: 0 K: 2 S: 7	H: 0 LOB: 0 BB: 0 P: 7	R: 0 E: 0 K: 2 S: 8	H: 1 LOB: 1 BB: 0 P: 8	R: 0 E: 0 K: 1 S: 5	H: 0 LOB: 0 BB: 0 P: 5	R: 0 E: 0 K: 1 S: 6	H: 1 LOB: 2 BB: 1 P: 10	R: 1 E: 0 K: 0 S: 5	H: 2 LOB: 2 BB: 1 P: 9	R: 0 E: 0 K: 0 S: 3	H: 0 LOB: 2 BB: 2 P: 11	R: 0 E: 0 K: 1 S: 6	H: 2 LOB: 2 BB: 1 P: 10	R: 2 E: 0 K: 0 S: 7	H: 4 LOB: 2 BB: 0 P: 7	1B: 9 2B: 2 3B: 0 HR: 0	SF: 1 SAC: 0 DP: 1 HBP: 0	WP: 2 PA: 46 PB: 0 SB: 0 CS: 0						
PITCHER	IP	WLS	BF	H	R	ER	SO	BB	IBB	HBP	BLK	WP	HR	S	P	ERA	WHIP										
Bob Veale, L ERA: 3.07 (1, 1)	8.2		45	11	6	6	8	9	0	0	0	0	0	52	88	6.23	2.308										
Al McBean, R ERA: 2.41 (9, 1)	0.1	S	1	0	0	0	0	0	0	0	0	0	0	1	1	0.00	0.000										

Pittsburgh Pirates @ Cincinnati Reds
Crosley Field, Cincinnati, OH
Tue Jul 20 1965, 3:33 AM EDT
Att: 9,669 - Unknown


AB 36
R 6
H 11
RBI 6
BB 9
SO 8
LOB 24



Batter	1	2	3	4	5	6	7	8	9	AB	R	H	RBI	BB	SO	LOB	TOP								
Tommy Harper, R OBP: 0.374, SLG: 0.452 (1, 7)	0-0 5-3		0-3 K			0-0 5-3		0-0 SH1-3	0-0 6-3	4	0	0	0	0	1	2									
Pete Rose, S OBP: 0.380, SLG: 0.433 (1, 4)	4-0 BB			0-3 K		0-0 3B		0-0 1B	0-0 1B	4	2	3	3	1	1	0									
Vada Pinson, L OBP: 0.348, SLG: 0.469 (1, 8)	0-0 4-3			0-3 K			0-0 1B	0-0 1B	0-3 K	5	2	2	1	0	2	2									
Frank Robinson, R OBP: 0.381, SLG: 0.531 (1, 9)		0-0 FC3-6 1B		0-0 P4			0-0 1B	0-0 BB 1B	0-0 2B 1B	5	1	4	1	0	0	0									
Gordy Coleman, L OBP: 0.355, SLG: 0.508 Tony Perez, R OBP: 0.337, SLG: 0.503 (8, 3)		0-0 FC3-6		0-0 3-1			0-0 L8	0-0 BB 1B	0-0 1B 2B	3	0	0	0	0	0	3									
Deron Johnson, R OBP: 0.331, SLG: 0.506 (1, 5)		0-0 P6		0-3 K			0-0 G6-3 1B	0-0 F8	0-0 1B	5	0	2	2	0	1	3									
Johnny Edwards, L OBP: 0.339, SLG: 0.502 (1, 2)		0-0 F8		0-0 4-3			0-0 G6-3 1B	4-0 FC6-4 BB	0-0 F5	4	0	0	0	1	0	5									
Leo Cardenas, R OBP: 0.359, SLG: 0.425 (1, 6)			0-0 6-3			0-0 5-3 3B 1B				4	2	2	0	0	0	3									
Joey Jay, S OBP: 0.086, SLG: 0.061 (1, 1)			0-0 4-3			0-3 K		4-0 1B SH1-3 BB	0-0 2B	3	2	1	0	1	1	1									
Inning Stats	R: 0 E: 0 K: 0 S: 2	H: 0 LOB: 0 BB: 1 P: 6	R: 0 E: 0 K: 0 S: 4	H: 1 LOB: 1 BB: 0 P: 4	R: 0 E: 0 K: 1 S: 5	H: 0 LOB: 0 BB: 0 P: 5	R: 0 E: 0 K: 2 S: 7	H: 0 LOB: 0 BB: 0 P: 7	R: 0 E: 0 K: 1 S: 5	H: 0 LOB: 0 BB: 0 P: 5	R: 1 E: 0 K: 0 S: 6	H: 2 LOB: 1 BB: 0 P: 6	R: 1 E: 0 K: 0 S: 5	H: 3 LOB: 1 BB: 0 P: 5	R: 4 E: 0 K: 0 S: 8	H: 5 LOB: 2 BB: 2 P: 16	R: 3 E: 0 K: 1 S: 10	H: 5 LOB: 2 BB: 0 P: 10	1B: 12 2B: 4 3B: 1 HR: 0	SF: 0 SAC: 1 DP: 2 HBP: 0	WP: 1 PB: 0 SB: 0 CS: 0	PA: 43			
PITCHER	IP	WLS	BF	H	R	ER	SO	BB	IBB	HBP	BLK	WP	HR	S	P	ERA	WHIP								
Claude Raymond, R ERA: 2.45 (1, 1)	6.1	L	24	6	2	2	5	1	0	0	0	0	0	33	37	2.84	1.105								
Ron Taylor, R ERA: 4.14 (7, 1)	1.0		5	2	3	3	0	1	0	0	0	0	0	4	8	27.00	3.000								
Ken MacKenzie, L ERA: 3.31 (8, 1)	0.0		3	1	1	0	0	0	0	0	0	1	0	3	3	∞	∞								
Danny Coombs, L ERA: 4.35 (8, 1)	0.2		3	0	0	0	0	1	0	0	0	0	0	2	6	0.00	1.500								
Dave Giusti, R ERA: 4.6 (9, 1)	1.0		8	5	3	3	1	0	0	0	0	0	0	10	10	27.00	5.000								

Cincinnati Reds @ Houston Astros
Astrodome, Houston, TX
Fri Jul 23 1965, 8:05 PM EDT
Att: 31,595 - Dome


AB 39
R 9
H 16
RBI 8
BB 3
SO 6
LOB 19



Batter	1	2	3	4	5	6	7	8	9	AB	R	H	RBI	BB	SO	LOB	BOTTOM								
Joe Morgan, L OBP: 0.379, SLG: 0.455 (1, 4)	0-0 1B 2B		0-0 F9			0-0 G3		4-0 BB		3	1	1	0	1	0	0									
Lee Maye, L OBP: 0.302, SLG: 0.386 (1, 7)	0-0 G5-4-3 2H 1B		0-0 1-4-3			0-0 F8		0-0 F2		4	0	1	1	0	0	1									
Jimmy Wynn, R OBP: 0.365, SLG: 0.483 (1, 8)	0-0 G5-4-3		0-3 K			0-0 F7			0-0 F9	4	0	0	0	0	1	1									
Walt Bond, L OBP: 0.324, SLG: 0.359 (1, 9)	4-0 BB			0-0 2-3			0-0 P5		4-0 BB	2	0	0	0	2	0	0									
Jim Gentile, L OBP: 0.324, SLG: 0.450 (1, 3)	0-0 4-3			0-0 F8			4-0 BB		0-0 2-3	3	0	0	0	1	0	2									
Bob Aspromonte, R OBP: 0.299, SLG: 0.331 (1, 5)		0-0 P3		0-0 3-1			0-0 P4		0-0 L6	4	0	0	0	0	0	2									
Ron Brand, R OBP: 0.259, SLG: 0.250 (1, 2)		4-0 WP S BB			0-0 CS 1B		0-0 F8			2	0	1	0	1	0	1									
Bob Lillis, R OBP: 0.269, SLG: 0.239 (1, 6)		0-0 F7			0-0 L7			0-0 F7		3	0	0	0	0	0	2									
Claude Raymond, R OBP: 0.154, SLG: 0.120 (7, 1) Ron Taylor, R OBP: 0.222, SLG: 0.320 (8, 1) Ken MacKenzie, R OBP: 0.300, SLG: 0.350 (8, 1) Danny Coombs, R OBP: 0.299, SLG: 0.403 (9, 1) Dave Giusti, R OBP: 0.222, SLG: 0.320 (9, 1)		0-3 K		0-3 K				0-3 K		2	0	0	0	0	2	2									
Inning Stats	R: 1 E: 0 K: 0 S: 4	H: 2 LOB: 1 BB: 1 P: 8	R: 0 E: 0 K: 1 S: 5	H: 0 LOB: 1 BB: 1 P: 9	R: 0 E: 0 K: 1 S: 5	H: 0 LOB: 0 BB: 0 P: 5	R: 0 E: 0 K: 0 S: 3	H: 0 LOB: 0 BB: 0 P: 3	R: 0 E: 0 K: 0 S: 3	H: 0 LOB: 1 BB: 1 P: 7	R: 0 E: 0 K: 1 S: 5	H: 0 LOB: 1 BB: 1 P: 9	R: 0 E: 0 K: 0 S: 3	H: 0 LOB: 1 BB: 1 P: 7	1B: 2 2B: 1 3B: 0 HR: 0	SF: 0 SAC: 0 DP: 1 HBP: 0	WP: 1 PB: 0 SB: 1 CS: 1	PA: 33							
PITCHER	IP	WLS	BF	H	R	ER	SO	BB	IBB	HBP	BLK	WP	HR	S	P	ERA	WHIP								
Joey Jay, R ERA: 3.25 (1, 1)	9.0	W	33	3	1	1	4	5	0	0	0	1	0	36	56	1.00	0.889								

Cincinnati Reds @ Houston Astros
Astrodome, Houston, TX
Fri Jul 23 1965, 8:05 PM EDT
Att: 31,595 - Dome

AB 28
R 1
H 3
RBI 1
BB 5
SO 4
LOB 11



Batter	1	2	3	4	5	6	7	8	9	AB	R	H	RBI	BB	SO	LOB	TOP			
Tommy Harper, R OBP: 0.371, SLG: 0.448 (1, 7)	E6 4-3		K			F9			SF9	3	0	0	1	0	1	0				
Pete Rose, S OBP: 0.379, SLG: 0.436 (1, 4)	4-3				F8				K	4	1	1	0	0	1	1				
Vada Pinson, L OBP: 0.345, SLG: 0.464 (1, 8)	L9			G3					L7	4	0	0	0	0	0	2				
Frank Robinson, R OBP: 0.381, SLG: 0.530 (1, 9)	K			F3						3	0	1	1	0	1	1				
Gordy Coleman, L OBP: 0.350, SLG: 0.500 (1, 3)		F7				G3				3	0	0	0	0	0	1				
Deron Johnson, R OBP: 0.328, SLG: 0.501 (1, 5)		6-3				P6			5-3	3	0	0	0	0	0	0				
Johnny Edwards, L OBP: 0.335, SLG: 0.495 (1, 2)		F6				P4			1-3	3	0	0	0	0	0	0				
Leo Cardenas, R OBP: 0.356, SLG: 0.421 (1, 6)			K			F7			5-3	3	0	0	0	0	1	0				
Sammy Ellis, L OBP: 0.161, SLG: 0.167 Jim Duffalo, R (6, 1)			1-3			4-3				2	0	0	0	0	0	0				
Ted Davidson, R Art Shamsky, L (9, FH) OBP: 0.377, SLG: 0.521									SF9 3B	1	1	1	0	0	0	0				
Inning Stats	R: 0 E: 1 K: 1 S: 6	H: 0 LOB: 1 BB: 0 P: 6	R: 0 E: 0 K: 0 S: 3	H: 0 LOB: 0 BB: 0 P: 3	R: 0 E: 0 K: 2 S: 7	H: 0 LOB: 0 BB: 0 P: 7	R: 0 E: 0 K: 0 S: 3	H: 0 LOB: 0 BB: 0 P: 3	R: 0 E: 0 K: 0 S: 3	H: 0 LOB: 0 BB: 0 P: 3	R: 1 E: 0 K: 0 S: 4	H: 2 LOB: 0 BB: 0 P: 4	R: 0 E: 0 K: 0 S: 3	H: 0 LOB: 0 BB: 0 P: 3	R: 1 E: 0 K: 1 S: 6	H: 1 LOB: 0 BB: 0 P: 6	1B: 1 2B: 1 3B: 2 HR: 0	SF: 1 SAC: 0 DP: 1 HBP: 0	WP: 0 PB: 0 SB: 0 CS: 0	PA: 30
PITCHER Don Nottebart, R ERA: 4.42 (1, 1)	IP: 9.0 WLS: W BF: 30 H: 3 R: 2 ER: 2 SO: 4 BB: 0 IBB: 0 HBP: 0 BLK: 0 WP: 0 HR: 0 S: 38 P: 38 ERA: 2.00 WHIP: 0.333																			

Cincinnati Reds @ Houston Astros
Astrodome, Houston, TX
Sat Jul 24 1965, 4:33 AM EDT
Att: 30,738 - Dome

AB 29
R 2
H 3
RBI 2
BB 0
SO 4
LOB 5



Batter	1	2	3	4	5	6	7	8	9	AB	R	H	RBI	BB	SO	LOB	BOTTOM			
Joe Morgan, L OBP: 0.378, SLG: 0.458 (1, 4)	F8		F8			G5-2-3				4	0	1	1	0	0	3				
Lee Maye, L OBP: 0.301, SLG: 0.383 (1, 7)	F8					F7			6-3	4	0	1	0	0	0	1				
Jimmy Wynn, R OBP: 0.366, SLG: 0.484 (1, 8)				6-3						3	1	1	0	1	1	1				
Walt Bond, L OBP: 0.323, SLG: 0.358 (1, 9)	L9			5-3						4	1	1	1	0	1	2				
Jim Gentile, L OBP: 0.331, SLG: 0.451 (1, 3)		3-1								2	1	1	0	2	0	0				
Bob Aspromonte, R OBP: 0.299, SLG: 0.330 (1, 5)		K								4	0	1	1	0	2	3				
Ron Brand, R OBP: 0.263, SLG: 0.248 (1, 2)		K								2	0	0	0	2	1	2				
Bob Lillis, R OBP: 0.269, SLG: 0.237 (1, 6)			L6							3	0	0	0	1	0	3				
Don Nottebart, R OBP: 0.156, SLG: 0.069 (1, 1)			K							2	1	0	1	2	2	2				
Inning Stats	R: 0 E: 0 K: 0 S: 4	H: 1 LOB: 1 BB: 0 P: 4	R: 0 E: 0 K: 2 S: 7	H: 0 LOB: 0 BB: 0 P: 7	R: 0 E: 0 K: 1 S: 5	H: 0 LOB: 0 BB: 0 P: 5	R: 0 E: 0 K: 0 S: 4	H: 1 LOB: 2 BB: 1 P: 8	R: 1 E: 0 K: 0 S: 3	H: 1 LOB: 1 BB: 2 P: 11	R: 3 E: 0 K: 0 S: 5	H: 3 LOB: 2 BB: 3 P: 17	R: 0 E: 0 K: 2 S: 7	H: 0 LOB: 0 BB: 0 P: 7	R: 0 E: 0 K: 2 S: 7	H: 0 LOB: 2 BB: 2 P: 15	1B: 4 2B: 1 3B: 1 HR: 0	SF: 0 SAC: 0 DP: 2 HBP: 0	WP: 1 PB: 0 SB: 1 CS: 0	PA: 36
PITCHER Sammy Ellis, R ERA: 3.54 Jim Duffalo, R ERA: 3.77 Ted Davidson, L ERA:	IP: 5.0 WLS: L BF: 24 H: 6 R: 4 ER: 4 SO: 3 BB: 4 IBB: 0 HBP: 0 BLK: 0 WP: 0 HR: 0 S: 26 P: 42 ERA: 7.20 WHIP: 2.000																			

Cincinnati Reds @ Houston Astros
Astrodome, Houston, TX
Sat Jul 24 1965, 4:33 AM EDT
Att: 30,738 - Dome

AB 28
R 4
H 6
RBI 4
BB 8
SO 7
LOB 17



Batter	1	2	3	4	5	6	7	8	9	AB	R	H	RBI	BB	SO	LOB	TOP					
Tommy Harper, R OBP: 0.370, SLG: 0.446 (1, 7)	0-0 6-3		0-0 F7			0-0 F8		0-0 2-3 3B 1B		4	1	1	0	0	0	0	Cincinnati Reds @ Houston Astros Astrodome, Houston, TX Sat Jul 24 1965, 8:05 PM EDT Att. 42,595 - Dome					
Pete Rose, S OBP: 0.378, SLG: 0.439 (1, 4)	0-0 1-3		0-0 4-3			0-0 4-3		0-0 1-H 3-H 3B		4	0	1	2	0	0	0						
Vada Pinson, L OBP: 0.342, SLG: 0.459 (1, 8)	0-0 P4		0-3 K			0-0 F2		0-0 4-3		4	0	0	0	0	1	1						
Frank Robinson, R OBP: 0.382, SLG: 0.529 (1, 9)		0-0 E 1B 1B		0-0 CS 1B			0-0 P4		0-0 P4	4	0	2	0	0	0	0						
Gordy Coleman, L OBP: 0.352, SLG: 0.497 Marty Keough, L OBP: 0.200, SLG: 0.097 (9, PR) (9, 3)		0-0 E3 BB 1B		0-3 K			0-0 F9		4-0 BB BB BB BB	3	0	1	0	1	1	1						
Deron Johnson, R OBP: 0.325, SLG: 0.496 (1, 5)		0-0 P5		0-3 K			0-0 F8		0-3 BB	4	0	0	0	0	2	4						
Johnny Edwards, L OBP: 0.333, SLG: 0.488 (1, 2)		4-0 BB 1-2 BB				0-0 F9		0-0 F7	0-0 P6	3	0	0	0	1	0	1						
Leo Cardenas, R OBP: 0.356, SLG: 0.420 (1, 6)		0-3 K				0-0 5-3		0-0 1B SH1-4 3B 1B		3	1	1	0	0	1	3						
Joe Nuxhall, L OBP: 0.296, SLG: 0.280 (1, 1)		0-0 P6				0-0 P6		0-0 SH1-4 1-2		2	0	0	0	0	0	3						
Inning Stats	R: 0 E: 0 K: 0 S: 3	H: 0 LOB: 0 BB: 0 P: 3	R: 0 E: 1 K: 1 S: 7	H: 2 LOB: 3 BB: 1 P: 11	R: 0 E: 0 K: 1 S: 5	H: 0 LOB: 0 BB: 0 P: 5	R: 0 E: 0 K: 2 S: 7	H: 1 LOB: 0 BB: 0 P: 7	R: 0 E: 0 K: 0 S: 3	H: 0 LOB: 0 BB: 0 P: 3	R: 0 E: 0 K: 0 S: 3	H: 0 LOB: 0 BB: 0 P: 3	R: 0 E: 0 K: 0 S: 3	H: 0 LOB: 0 BB: 0 P: 3	R: 2 E: 0 K: 0 S: 6	H: 3 LOB: 1 BB: 0 P: 6	R: 0 E: 0 K: 1 S: 5	H: 0 LOB: 1 BB: 1 P: 9	1B: 5 2B: 0 3B: 1 HR: 0	SF: 0 SAC: 1 DP: 0 HBP: 0	WP: 0 PB: 0 SB: 0 CS: 1	PA: 34
PITCHER	IP WLS BF H R ER SO BB IBB HBP BLK WP HR S P ERA WHIP	IP WLS BF H R ER SO BB IBB HBP BLK WP HR S P ERA WHIP																				
Turk Farrell, R ERA: 2.39 Jim Owens, R ERA: 2.58 (1, 1) (9, 1)	8.0 L 30 6 2 2 4	1.0 4 0 0 0 1																				

AB	31
R	2
H	6
RBI	2
BB	2
SO	5
LOB	13



Batter	1	2	3	4	5	6	7	8	9	AB	R	H	RBI	BB	SO	LOB	BOTTOM					
Joe Morgan, L OBP: 0.377, SLG: 0.455 (1, 4)	0-0 G3		0-0 4-3			4-0 BB		0-0 F8		3	0	0	0	1	0	2	Cincinnati Reds @ Houston Astros Astrodome, Houston, TX Sat Jul 24 1965, 8:05 PM EDT Att. 42,595 - Dome					
Lee Maye, L OBP: 0.296, SLG: 0.377 (1, 7)	0-0 P6				0-0 F9		0-0 1-3		0-0 6-3	4	0	0	0	0	0	1						
Jimmy Wynn, R OBP: 0.365, SLG: 0.480 (1, 8)	1-0 HBP				0-3 K		0-0 P4		0-0 F7	3	0	0	0	0	1	0						
Frank Thomas, R OBP: 0.272, SLG: 0.337 (1, 3)	0-3 K				0-3 K		0-3 K		0-3 K	4	0	0	0	0	4	1						
Bob Aspromonte, R OBP: 0.296, SLG: 0.327 (1, 5)		0-0 F7			0-3 K		0-0 F4			3	0	0	0	0	1	0						
Joe Gaines, R OBP: 0.299, SLG: 0.397 (1, 9)		0-3 K			0-3 K			4-0 1B BB		2	0	0	0	1	2	0						
Gus Triandos, R OBP: 0.234, SLG: 0.207 (1, 2)		0-0 P6			0-3 K			0-0 P6		3	0	0	0	0	1	1						
Bob Lillis, R OBP: 0.270, SLG: 0.238 (1, 6)			0-0 5-3			0-0 P4		0-0 1-3 1B		3	0	1	0	0	0	0						
Turk Farrell, R OBP: 0.184, SLG: 0.188 Walt Bond, L OBP: 0.322, SLG: 0.357 Jim Owens, R (8, PH) (9, 1)	0-0 5-3				0-0 5-3		0-3 K		0-3 K	2	0	0	0	0	1	0						
Inning Stats	R: 0 E: 0 K: 1 S: 5	H: 0 LOB: 1 BB: 0 P: 6	R: 0 E: 0 K: 1 S: 5	H: 0 LOB: 0 BB: 0 P: 5	R: 0 E: 0 K: 0 S: 3	H: 0 LOB: 0 BB: 0 P: 3	R: 0 E: 0 K: 2 S: 7	H: 0 LOB: 0 BB: 0 P: 7	R: 0 E: 0 K: 3 S: 9	H: 0 LOB: 0 BB: 0 P: 9	R: 0 E: 0 K: 1 S: 5	H: 0 LOB: 1 BB: 1 P: 9	R: 0 E: 0 K: 1 S: 5	H: 0 LOB: 0 BB: 0 P: 5	R: 0 E: 0 K: 1 S: 6	H: 1 LOB: 2 BB: 1 P: 10	R: 0 E: 0 K: 1 S: 5	H: 0 LOB: 0 BB: 0 P: 5	1B: 1 2B: 0 3B: 0 HR: 0	SF: 0 SAC: 0 DP: 0 HBP: 1	WP: 0 PB: 0 SB: 0 CS: 0	PA: 31
PITCHER	IP WLS BF H R ER SO BB IBB HBP BLK WP HR S P ERA WHIP	IP WLS BF H R ER SO BB IBB HBP BLK WP HR S P ERA WHIP																				
Joe Nuxhall, L ERA: 3.84 (1, 1)	9.0 W 31 1 0 0 11																					



Batter	1	2	3	4	5	6	7	8	9	AB	R	H	RBI	BB	SO	LOB	TOP								
Tommy Harper, R OBP: 0.369, SLG: 0.442 (1, 7)										3	2	1	0	1	0	1	Cincinnati Reds @ Los Angeles Dodgers Dodger Stadium, Los Angeles, CA Mon Jul 26 1965, 7:05 PM PDT Att: 39,978 - Unknown								
Pete Rose, S OBP: 0.380, SLG: 0.440 (1, 4)										4	0	2	1	0	1	0									
Vada Pinson, L OBP: 0.336, SLG: 0.451 (1, 8)										4	0	0	1	0	2	3									
Frank Robinson, R OBP: 0.382, SLG: 0.529 (1, 9)										2	0	1	1	1	1	0									
Deron Johnson, R OBP: 0.326, SLG: 0.495 (1, 5)										3	0	1	0	1	1	0									
Tony Perez, R OBP: 0.333, SLG: 0.491 (1, 3)										4	0	1	0	0	0	5									
Johnny Edwards, L OBP: 0.331, SLG: 0.479 (1, 2)										4	0	0	0	0	0	3									
Leo Cardenas, R OBP: 0.359, SLG: 0.432 (1, 6)										4	1	2	1	0	0	0									
Jim Maloney, L OBP: 0.271, SLG: 0.302 (1, 1)										2	0	0	0	0	1	1									
Gordy Coleman, L OBP: 0.355, SLG: 0.500 (8, PH)										1	0	1	0	0	0	0									
Giraldo Ruiz, S OBP: 0.133, SLG: 0.200 (8, PR)										0	1	0	0	0	0	0									
Ted Davidson, R (8, 1)										0	0	0	0	0	0	0									
Charlie James, R OBP: 0.233, SLG: 0.200 (9, PH)										1	0	0	0	0	1	0									
Inning Stats	R: 1 E: 0 K: 1 S: 6	H: 2 LOB: 0 BB: 0 P: 6	R: 0 E: 0 K: 1 S: 5	H: 0 LOB: 0 BB: 0 P: 5	R: 1 E: 0 K: 2 S: 8	H: 1 LOB: 0 BB: 0 P: 8	R: 0 E: 0 K: 0 S: 5	H: 2 LOB: 2 BB: 0 P: 5	R: 0 E: 0 K: 0 S: 3	H: 0 LOB: 0 BB: 0 P: 7	R: 0 E: 0 K: 0 S: 3	H: 1 LOB: 0 BB: 0 P: 3	R: 0 E: 0 K: 2 S: 7	H: 0 LOB: 0 BB: 0 P: 7	R: 0 E: 0 K: 0 S: 3	H: 1 LOB: 0 BB: 0 P: 3	R: 2 E: 0 K: 0 S: 5	H: 2 LOB: 3 BB: 3 P: 17	R: 0 E: 0 K: 1 S: 5	H: 0 LOB: 0 BB: 0 P: 5	1B: 8 2B: 0 3B: 0 HR: 1	SF: 1 SAC: 0 DP: 1 HBP: 0	WP: 1 PB: 0 SB: 1 CS: 2	PA: 37	
PITCHER	IP	WLS	BF	H	R	ER	SO	BB	IBB	HBP	BLK	WP	HR	S	P	ERA	WHIP								
Johnny Podres, L ERA: 3.14 (1, 1)	5.0	W	19	6	2	2	4	0	0	0	0	0	1	27	27	3.60	1.200								
Bob Miller, R ERA: 3.24 (6, 1)	2.1		10	3	2	2	2	1	0	0	0	0	0	13	17	7.71	1.714								
Ron Perranoski, L ERA: 3.66 (8, 1)	1.2	S	7	0	0	0	1	1	1	0	0	1	0	7	15	0.00	0.600								

AB	32
R	4
H	9
RBI	4
BB	3
SO	7
LOB	13



Batter	1	2	3	4	5	6	7	8	9	AB	R	H	RBI	BB	SO	LOB	BOTTOM								
Maury Wills, S OBP: 0.350, SLG: 0.351 (1, 6)										2	2	1	0	2	1	0	Cincinnati Reds @ Los Angeles Dodgers Dodger Stadium, Los Angeles, CA Mon Jul 26 1965, 7:05 PM PDT Att: 39,978 - Unknown								
Jim Gilliam, S OBP: 0.379, SLG: 0.398 (1, 5)										3	0	0	0	1	1	2									
John Kennedy, R OBP: 0.262, SLG: 0.250 (8, 5)										0	0	0	0	0	0	0									
Willie Davis, L OBP: 0.280, SLG: 0.359 (1, 8)										4	1	1	2	0	2	1									
Ron Fairly, L OBP: 0.382, SLG: 0.441 (1, 9)										4	0	1	0	0	1	0									
John Roseboro, L OBP: 0.258, SLG: 0.281 (1, 2)										3	0	0	0	0	0	0									
Lou Johnson, R OBP: 0.320, SLG: 0.394 (1, 7)										3	0	1	0	0	0	0									
Jim Lefebvre, S OBP: 0.319, SLG: 0.337 (1, 4)										1	1	0	0	2	1	2									
Wes Parker, S OBP: 0.324, SLG: 0.351 (1, 3)										3	1	1	2	0	1	3									
Johnny Podres, L OBP: 0.114, SLG: 0.114 (1, 1)										2	0	0	0	0	1	1									
Bob Miller, R (6, 1)										1	0	0	0	0	1	0									
Ron Perranoski, L (8, 1)										0	0	0	0	0	0	0									
Inning Stats	R: 2 E: 1 K: 2 S: 9	H: 2 LOB: 0 BB: 0 P: 9	R: 3 E: 0 K: 2 S: 8	H: 1 LOB: 1 BB: 3 P: 20	R: 0 E: 0 K: 0 S: 3	H: 0 LOB: 0 BB: 0 P: 3	R: 0 E: 0 K: 1 S: 4	H: 0 LOB: 0 BB: 1 P: 8	R: 0 E: 0 K: 1 S: 5	H: 0 LOB: 0 BB: 0 P: 5	R: 0 E: 0 K: 1 S: 7	H: 2 LOB: 2 BB: 0 P: 7	R: 0 E: 0 K: 1 S: 4	H: 0 LOB: 0 BB: 1 P: 8	R: 0 E: 0 K: 1 S: 5	H: 0 LOB: 0 BB: 0 P: 5	1B: 3 2B: 1 3B: 0 HR: 2	SF: 0 SAC: 1 DP: 1 HBP: 0	WP: 0 PB: 0 SB: 4 CS: 1	PA: 32					
PITCHER	IP	WLS	BF	H	R	ER	SO	BB	IBB	HBP	BLK	WP	HR	S	P	ERA	WHIP								
Jim Maloney, R ERA: 2.93 (1, 1)	7.0	L	29	5	5	4	8	5	0	0	0	0	2	40	60	5.14	1.429								
Ted Davidson, L ERA: (8, 1)	1.0		3	0	0	0	1	0	0	0	0	0	0	5	5	0.00	0.000								

AB	26
R	5
H	5
RBI	4
BB	5
SO	9
LOB	9



Batter	1	2	3	4	5	6	7	8	9	AB	R	H	RBI	BB	SO	LOB	TOP										
Tommy Harper, R OBP: 0.371, SLG: 0.440 (1, 7)										4	3	1	1	2	0	2	Cincinnati Reds @ Los Angeles Dodgers Dodger Stadium, Los Angeles, CA Tue Jul 27 1965, 7:05 PM PDT Att: 46,537 - Unknown										
Pete Rose, S OBP: 0.382, SLG: 0.440 (1, 4)										3	1	1	1	2	0	1											
Vada Pinson, L OBP: 0.338, SLG: 0.456 (1, 8)										4	0	2	1	1	1	5											
Frank Robinson, R OBP: 0.377, SLG: 0.522 (1, 9)										5	0	0	0	0	1	6											
Gordy Coleman, L OBP: 0.358, SLG: 0.497 Tony Perez, R OBP: 0.337, SLG: 0.491 (8, PH) (8, 3)										3	1	1	0	1	0	0											
Deron Johnson, R OBP: 0.325, SLG: 0.499 (1, 5)										5	1	1	2	0	2	5											
Johnny Edwards, L OBP: 0.328, SLG: 0.470 (1, 2)										4	0	0	0	1	0	3											
Leo Cardenas, R OBP: 0.362, SLG: 0.440 (1, 6)										5	1	3	0	0	0	0											
Joey Jay, S OBP: 0.343, SLG: 0.559 Jim Duffalo, R OBP: 0.346, SLG: 0.594 Marty Keough, L OBP: 0.320, SLG: 0.510 Billy McCool, R OBP: 0.306, SLG: 0.290 Art Shamsky, L OBP: 0.306, SLG: 0.290 Joe Nuxhall, L OBP: 0.276, SLG: 0.238 Charlie James, R OBP: 0.276, SLG: 0.238 (1, 1) (2, 1) (3, PH) (3, 1) (7, PH) (7, 1) (9, PH)										1	0	0	0	0	0	0											
Inning Stats	R: 1 E: 1 K: 1 S: 7	H: 1 LOB: 3 BB: 2 P: 15	R: 2 E: 1 K: 0 S: 6	H: 2 LOB: 1 BB: 0 P: 6	R: 2 E: 0 K: 0 S: 6	H: 3 LOB: 3 BB: 2 P: 14	R: 0 E: 0 K: 0 S: 3	H: 0 LOB: 0 BB: 0 P: 3	R: 1 E: 0 K: 0 S: 4	H: 1 LOB: 1 BB: 1 P: 8	R: 0 E: 0 K: 0 S: 3	H: 1 LOB: 1 BB: 0 P: 3	R: 0 E: 0 K: 1 S: 6	H: 0 LOB: 2 BB: 3 P: 19	R: 1 E: 0 K: 2 S: 7	H: 0 LOB: 2 BB: 0 P: 4			1B: 7 2B: 0 3B: 2 HR: 1	SF: 0 SAC: 0 DP: 1 HBP: 0	WP: 4 PB: 1 SB: 2 CS: 0	PA: 46					
PITCHER	IP	WLS	BF	H	R	ER	SO	BB	IBB	HBP	BLK	WP	HR	S	P	ERA	WHIP	PITCHER									
Don Drysdale, R ERA: 2.75 (1, 1)	2.1		17	6	5	2	1	1	1	0	0	1	1	17	25	7.71	3.000										
Howie Reed, R ERA: 2.95 (3, 1)	0.1		3	0	0	0	0	2	0	0	0	1	0	1	9	0.00	6.000										
Jim Brewer, L ERA: 1.97 (3, 1)	2.1		9	1	1	1	0	1	0	0	0	1	0	8	12	3.86	0.857										
Bob Miller, R ERA: 3.28 (6, 1)	2.0		9	2	1	1	1	2	0	0	0	0	0	9	17	4.50	2.000										
Ron Perranoski, L ERA: 3.51 (8, 1)	2.0	W	8	1	0	0	2	1	0	0	0	1	0	11	15	0.00	1.000										
Batter	1	2	3	4	5	6	7	8	9	AB	R	H	RBI	BB	SO	LOB	BOTTOM										
Maury Wills, S OBP: 0.351, SLG: 0.352 (1, 6)										5	2	2	1	0	2	3	Cincinnati Reds @ Los Angeles Dodgers Dodger Stadium, Los Angeles, CA Tue Jul 27 1965, 7:05 PM PDT Att: 46,537 - Unknown										
Jim Gilliam, S OBP: 0.394, SLG: 0.429 John Kennedy, R OBP: 0.262, SLG: 0.250 (1, 5) (8, 5)										3	1	3	4	2	0	0											
Willie Davis, L OBP: 0.276, SLG: 0.354 (1, 8)										5	0	0	0	0	0	7											
Ron Fairly, L OBP: 0.380, SLG: 0.436 (1, 9)										4	0	0	0	1	1	0											
John Roseboro, L OBP: 0.260, SLG: 0.280 (1, 2)										4	1	1	0	1	0	2											
Lou Johnson, R OBP: 0.326, SLG: 0.396 (1, 7)										4	2	2	0	1	1	1											
Jim Lefebvre, S OBP: 0.319, SLG: 0.335 (1, 4)										2	0	0	0	1	2	1											
Wes Parker, S OBP: 0.326, SLG: 0.353 (1, 3)										4	2	2	2	0	1	2											
Don Drysdale, R ERA: 3.54, SLG: 0.605 Howie Reed, R ERA: 2.95 Jim Brewer, L ERA: 1.97 Don LeJohn, R OBP: 0.344, SLG: 0.304 Bob Miller, R ERA: 3.28 Ron Perranoski, L ERA: 3.51 (1, 1) (3, 1) (3, 1) (5, PH) (8, 1) (8, 1)										1	1	1	1	0	0	0											
Inning Stats	R: 1 E: 0 K: 1 S: 6	H: 1 LOB: 0 BB: 0 P: 6	R: 5 E: 0 K: 0 S: 8	H: 5 LOB: 2 BB: 2 P: 16	R: 1 E: 0 K: 2 S: 8	H: 1 LOB: 3 BB: 2 P: 17	R: 0 E: 0 K: 1 S: 6	H: 1 LOB: 1 BB: 0 P: 6	R: 1 E: 0 K: 0 S: 5	H: 2 LOB: 1 BB: 0 P: 5	R: 0 E: 0 K: 0 S: 2	H: 0 LOB: 0 BB: 1 P: 6	R: 1 E: 0 K: 1 S: 6	H: 1 LOB: 2 BB: 1 P: 11	R: 0 E: 0 K: 2 S: 7	H: 0 LOB: 0 BB: 0 P: 7			1B: 9 2B: 1 3B: 0 HR: 1	SF: 0 SAC: 1 DP: 0 HBP: 2	WP: 1 PB: 0 SB: 4 CS: 1	PA: 43					
PITCHER	IP	WLS	BF	H	R	ER	SO	BB	IBB	HBP	BLK	WP	HR	S	P	ERA	WHIP	PITCHER									
Joey Jay, R ERA: 3.71 (1, 1)	1.1	L	11	6	6	6	1	1	0	0	0	0	0	2	6	0.00	1.500										
Jim Duffalo, R ERA: 3.11 (2, 1)	0.2		3	0	0	0	0	1	0	0	0	0	0	2	6	0.00	1.500										
Billy McCool, L ERA: 3.73 (3, 1)	4.0		19	4	2	2	3	2	1	1	0	1	0	21	34	4.50	1.500										
Joe Nuxhall, L ERA: 3.86 (7, 1)	2.0		9	1	1	1	3	0	1	1	0	0	0	13	18	4.50	0.500										

Batter	1	2	3	4	5	6	7	8	9	AB	R	H	RBI	BB	SO	LOB	TOP				
Tommy Harper, R OBP: 0.370, SLG: 0.437 (1, 8)	F7		1B		P4			K		3	1	0	0	1	1	0	Cincinnati Reds @ Los Angeles Dodgers Dodger Stadium, Los Angeles, CA Wed Jul 28 1965, 7:05 PM PDT Att: 53,604 - Unknown				
Pete Rose, S OBP: 0.381, SLG: 0.438 (1, 4)	F9		1B		1-3			K		4	0	1	1	0	1	0					
Frank Robinson, R OBP: 0.374, SLG: 0.516 (1, 9)	F8		F3		P4			P4		4	0	0	0	0	0	1					
Deron Johnson, R OBP: 0.324, SLG: 0.496 (1, 5)		F8		FC6-4 1B				K		4	0	1	0	0	2	0					
Tony Perez, R OBP: 0.330, SLG: 0.480 (1, 3)	L9		FC6-4 1B		K			K		4	1	0	0	0	1	1					
Charlie James, R OBP: 0.285, SLG: 0.240 (1, 7)	P6		E9 1B		5-3					4	1	1	0	0	1	0					
Leo Cardenas, R OBP: 0.362, SLG: 0.447 (1, 6)			HR		6-3			F9		3	1	1	1	0	0	1					
Jimmie Coker, R OBP: 0.179, SLG: 0.357 (1, 2)			K		P6			P6		3	0	1	1	0	1	0					
Sammy Ellis, L OBP: 0.154, SLG: 0.159 (1, 1)			K		K			K		3	0	0	0	0	3	1					
Inning Stats	R: 0 E: 0 K: 0 S: 3	H: 0 LOB: 0 BB: 0 P: 3	R: 0 E: 0 K: 0 S: 3	H: 0 LOB: 0 BB: 0 P: 3	R: 2 E: 0 K: 2 S: 9	H: 2 LOB: 1 BB: 1 P: 13	R: 2 E: 1 K: 1 S: 8	H: 3 LOB: 1 BB: 0 P: 8	R: 0 E: 0 K: 0 S: 7	H: 0 LOB: 0 BB: 0 P: 7	R: 0 E: 0 K: 1 S: 5	H: 0 LOB: 0 BB: 0 P: 5	R: 0 E: 0 K: 2 S: 7	H: 0 LOB: 0 BB: 0 P: 7	R: 0 E: 0 K: 2 S: 7	H: 0 LOB: 0 BB: 0 P: 7	1B: 4 2B: 0 3B: 0 HR: 1	SF: 0 SAC: 0 DP: 0 HBP: 0	WP: 0 PB: 0 SB: 1 CS: 0	PA: 33	
PITCHER	IP	WLS	BF	H	R	ER	SO	BB	IBB	HBP	BLK	WP	HR	S	P	ERA	WHIP				
Sandy Koufax, L ERA: 2.07 (1, 1)	8.0	L	30	5	4	3	8	1	0	0	0	0	1	45	49	3.38	0.750				
Bob Miller, R ERA: 3.24 (9, 1)	1.0		3	0	0	0	2	0	0	0	0	0	0	7	7	0.00	0.000				

Batter	1	2	3	4	5	6	7	8	9	AB	R	H	RBI	BB	SO	LOB	BOTTOM					
Maury Wills, S OBP: 0.348, SLG: 0.348 (1, 6)	K		5-3		F7			P6		4	0	0	0	0	1	3	Cincinnati Reds @ Los Angeles Dodgers Dodger Stadium, Los Angeles, CA Wed Jul 28 1965, 7:05 PM PDT Att: 53,604 - Unknown					
Jim Gilliam, S OBP: 0.391, SLG: 0.422 (1, 5)	CS BB				F9			F8		3	0	0	0	1	1	0						
Lou Johnson, R OBP: 0.321, SLG: 0.389 (1, 7)	K				F8			K		4	0	0	0	0	3	1						
Ron Fairly, L OBP: 0.376, SLG: 0.431 (1, 9)			K		K			4-3		4	0	0	0	0	2	0						
Jim Lefebvre, S OBP: 0.321, SLG: 0.335 (1, 4)			K					4-3		3	1	1	0	1	1	0						
Wes Parker, S OBP: 0.323, SLG: 0.350 (1, 3)			K		B6			K		3	0	0	0	0	2	2						
Willie Davis, L OBP: 0.276, SLG: 0.354 (1, 8)					3-1 1B			P4		3	0	1	0	0	0	2						
Jeff Torborg, R OBP: 0.313, SLG: 0.430 (1, 2)			K		1B			FC6-4		3	0	1	1	0	1	2						
Sandy Koufax, R OBP: 0.300, SLG: 0.270 (1, 1)					1B			FC6-4		2	0	1	0	0	1	1						
Wally Moon, L OBP: 0.337, SLG: 0.304 (8, PH)					1B					1	0	0	0	0	0	0						
Bob Miller, R (9, 1)					1-3 1B			4-3		0	0	0	0	0	0	0						
Inning Stats	R: 0 E: 0 K: 2 S: 6	H: 0 LOB: 1 BB: 1 P: 10	R: 0 E: 0 K: 3 S: 9	H: 0 LOB: 0 BB: 0 P: 9	R: 0 E: 0 K: 2 S: 8	H: 1 LOB: 1 BB: 0 P: 8	R: 0 E: 0 K: 1 S: 5	H: 0 LOB: 0 BB: 0 P: 5	R: 1 E: 0 K: 0 S: 6	H: 3 LOB: 2 BB: 0 P: 6	R: 0 E: 0 K: 1 S: 5	H: 0 LOB: 0 BB: 0 P: 5	R: 0 E: 0 K: 1 S: 5	H: 0 LOB: 0 BB: 1 P: 9	R: 0 E: 0 K: 1 S: 5	H: 0 LOB: 0 BB: 0 P: 5	R: 0 E: 0 K: 1 S: 5	H: 0 LOB: 0 BB: 0 P: 5	1B: 4 2B: 1 3B: 0 HR: 0	SF: 0 SAC: 0 DP: 1 HBP: 0	WP: 0 PB: 0 SB: 1 CS: 1	PA: 32
PITCHER	IP	WLS	BF	H	R	ER	SO	BB	IBB	HBP	BLK	WP	HR	S	P	ERA	WHIP					
Sammy Ellis, R ERA: 3.41 (1, 1)	9.0	W	32	4	1	1	12	2	0	0	0	0	0	54	62	1.00	0.667					



Batter	1	2	3	4	5	6	7	8	9	AB	R	H	RBI	BB	SO	LOB	TOP			
Eddie Kasko, R OBP: 0.278, SLG: 0.279	L7		5-3		K			P4		4	0	0	0	0	1	0	Houston Astros @ Cincinnati Reds Crosley Field, Cincinnati, OH Fri Jul 30 1965, 7:05 PM EDT Att: 18,646 - Cloudy - 73 F			
Joe Morgan, L OBP: 0.377, SLG: 0.453	K		1B		3-1			G3		4	0	1	0	0	1	0				
Jimmy Wynn, R OBP: 0.361, SLG: 0.464	1B		F7		K			K		4	0	1	0	0	2	1				
Bob Aspromonte, R OBP: 0.300, SLG: 0.328	1B		K		F8			WP		4	0	2	0	0	1	1				
Frank Thomas, R OBP: 0.245, SLG: 0.302	F2				L8			F8		4	0	0	0	0	0	3				
Joe Gaines, R OBP: 0.318, SLG: 0.433					1B					4	1	3	1	0	1	1				
Walt Bond, L OBP: 0.320, SLG: 0.356					1B			L3-6		3	0	1	0	0	1	1				
Gus Triandos, R OBP: 0.235, SLG: 0.203					1B			L3-6		3	0	0	0	0	0	2				
Don Nottebart, R OBP: 0.147, SLG: 0.065					G5-4-3			F8		2	0	0	0	0	1	0				
Ken MacKenzie, R OBP: 0.300, SLG: 0.300					6-3			F9		0	0	0	0	0	0	0				
Lee Mayer, L OBP: 0.287, SLG: 0.362										1	0	0	0	0	0	0				
Danny Coombs, R OBP: 0.287, SLG: 0.362										0	0	0	0	0	0	0				
Inning Stats	R: 0 E: 0 K: 1 S: 7	H: 2 LOB: 2 BB: 0 P: 7	R: 1 E: 0 K: 1 S: 6	H: 1 LOB: 0 BB: 0 P: 6	R: 0 E: 0 K: 1 S: 6	H: 1 LOB: 1 BB: 0 P: 6	R: 0 E: 0 K: 0 S: 4	H: 2 LOB: 1 BB: 0 P: 4	R: 0 E: 0 K: 2 S: 7	H: 0 LOB: 0 BB: 0 P: 7	R: 0 E: 0 K: 1 S: 5	H: 0 LOB: 0 BB: 0 P: 5	R: 0 E: 0 K: 0 S: 3	H: 1 LOB: 0 BB: 0 P: 3	R: 0 E: 0 K: 2 S: 8	H: 1 LOB: 1 BB: 0 P: 8	1B: 7 2B: 1 3B: 0 HR: 1	SF: 0 SAC: 0 DP: 2 HBP: 0	WP: 1 PB: 0 SB: 0 CS: 0	PA: 33
PITCHER Joe Nuxhall, L ERA: 3.61	IP: 9.0 WLS: W BF: 33 H: 8 R: 1 ER: 1 SO: 8 BB: 0 IBB: 0 HBP: 0 BLK: 0 WP: 1 HR: 1 S: 49 P: 49 ERA: 1.00 WHIP: 0.889																			

Batter	1	2	3	4	5	6	7	8	9	AB	R	H	RBI	BB	SO	LOB	BOTTOM			
Tommy Harper, R OBP: 0.366, SLG: 0.435	K				K					4	0	1	0	0	3	1	Houston Astros @ Cincinnati Reds Crosley Field, Cincinnati, OH Fri Jul 30 1965, 7:05 PM EDT Att: 18,646 - Cloudy - 73 F			
Pete Rose, S OBP: 0.380, SLG: 0.436	F7				F7					4	1	1	0	0	0	0				
Vada Pinson, L OBP: 0.338, SLG: 0.456	E4				K					4	2	1	0	0	1	1				
Gordy Coleman, L OBP: 0.362, SLG: 0.500	1B				2B					3	2	2	1	0	0	0				
Tony Perez, R OBP: 0.333, SLG: 0.500	1B				1B					1	1	1	2	0	0	0				
Art Shamsky, L OBP: 0.379, SLG: 0.509	1B				2B					4	1	2	1	0	0	0				
Deron Johnson, R OBP: 0.328, SLG: 0.500	1B				1B					3	0	2	3	1	0	0				
Johnny Edwards, L OBP: 0.327, SLG: 0.466	4-3				1B					4	0	1	0	0	1	3				
Leo Cardenas, R OBP: 0.360, SLG: 0.445					K					4	0	1	0	0	2	2				
Joe Nuxhall, L OBP: 0.258, SLG: 0.241	4-3				4-3					4	0	0	0	0	1	3				
Inning Stats	R: 2 E: 1 K: 1 S: 9	H: 3 LOB: 2 BB: 0 P: 9	R: 0 E: 0 K: 1 S: 5	H: 1 LOB: 0 BB: 0 P: 5	R: 0 E: 0 K: 1 S: 5	H: 0 LOB: 0 BB: 0 P: 5	R: 0 E: 0 K: 1 S: 6	H: 1 LOB: 2 BB: 1 P: 10	R: 3 E: 0 K: 1 S: 9	H: 4 LOB: 1 BB: 0 P: 9	R: 0 E: 0 K: 2 S: 7	H: 1 LOB: 0 BB: 0 P: 7	R: 2 E: 0 K: 0 S: 5	H: 2 LOB: 0 BB: 0 P: 5	R: 0 E: 0 K: 1 S: 5	H: 0 LOB: 0 BB: 0 P: 5	1B: 9 2B: 2 3B: 0 HR: 1	SF: 0 SAC: 0 DP: 0 HBP: 0	WP: 0 PB: 0 SB: 0 CS: 2	PA: 37
PITCHER Don Nottebart, R ERA: 4.49 Ken MacKenzie, L ERA: 3.5 Danny Coombs, L ERA: 4.15	IP: 4.2 WLS: L BF: 24 H: 9 R: 5 ER: 3 SO: 3 BB: 1 IBB: 0 HBP: 0 BLK: 0 WP: 0 HR: 0 S: 33 P: 37 ERA: 5.79 WHIP: 2.143																			

Batter	1	2	3	4	5	6	7	8	9	AB	R	H	RBI	BB	SO	LOB	TOP					
Joe Morgan, L (1.4) OBP: 0.377, SLG: 0.452										5	1	2	0	0	1	1	Houston Astros @ Cincinnati Reds Crosley Field, Cincinnati, OH Sat Jul 31 1965, 3:33 AM EDT Att: 6,778 - Cloudy - 77 F					
Lee Maye, L (1.7) OBP: 0.289, SLG: 0.363										5	0	2	1	0	0	3						
Jim Gentile, L (1.3) OBP: 0.333, SLG: 0.452										5	1	2	1	0	1	2						
Walt Bond, L (1.9) OBP: 0.323, SLG: 0.359										5	0	3	0	0	1	1						
Bob Aspromonte, R (1.5) OBP: 0.297, SLG: 0.324										4	0	0	0	0	3	6						
Jimmy Wynn, R (1.8) OBP: 0.362, SLG: 0.462										3	0	1	1	1	1	1						
Eddie Kasko, R (1.6) OBP: 0.268, SLG: 0.269										4	0	0	0	0	0	4						
Ron Brand, R (1.2) OBP: 0.270, SLG: 0.250										3	1	2	0	1	1	0						
Bob Bruce, R (1.1) OBP: 0.100, SLG: 0.122										1	1	1	1	0	0	0						
Ron Taylor, R (4.1) OBP: 0.200, SLG: 0.300										0	0	0	0	0	0	0						
Danny Coombs, R (4.1)										1	0	0	0	0	1	1						
Joe Gaines, R (7, PH) OBP: 0.316, SLG: 0.430										1	0	0	0	0	0	0						
Ken MacKenzie, R (7.1) OBP: 0.273, SLG: 0.273										1	0	0	0	0	1	2						
Inning Stats	R: 0 E: 0 K: 1 S: 5	H: 1 LOB: 0 BB: 0 P: 5	R: 0 E: 0 K: 3 S: 9	H: 0 LOB: 0 BB: 0 P: 9	R: 2 E: 0 K: 0 S: 6	H: 3 LOB: 1 BB: 0 P: 6	R: 0 E: 0 K: 1 S: 6	H: 1 LOB: 1 BB: 0 P: 6	R: 0 E: 0 K: 1 S: 6	H: 1 LOB: 1 BB: 0 P: 6	R: 1 E: 0 K: 0 S: 5	H: 3 LOB: 1 BB: 0 P: 5	R: 1 E: 0 K: 2 S: 11	H: 3 LOB: 3 BB: 0 P: 11	R: 0 E: 0 K: 1 S: 4	H: 0 LOB: 1 BB: 2 P: 12	R: 0 E: 0 K: 1 S: 6	H: 1 LOB: 1 BB: 0 P: 6	1B: 12 2B: 1 3B: 0 HR: 0	SF: 0 SAC: 0 DP: 1 HBP: 0	WP: 1 PB: 0 SB: 1 CS: 1	PA: 40
PITCHER	IP WLS BF H R ER SO BB IBB HBP BLK WP HR S P ERA WHIP																					
Jim Maloney, R (1.1) ERA: 2.97	7.0 W 33 12 4 3 8 1 0 0 0 0 0 0 48 52 3.86 1.857																					
Sammy Ellis, R (8.1) ERA: 3.37	2.0 S 7 1 0 0 2 1 0 0 0 1 0 10 14 0.00 1.000																					

Batter	1	2	3	4	5	6	7	8	9	AB	R	H	RBI	BB	SO	LOB	BOTTOM			
Tommy Harper, R (1.7) OBP: 0.373, SLG: 0.435										4	2	2	0	2	1	1	Houston Astros @ Cincinnati Reds Crosley Field, Cincinnati, OH Sat Jul 31 1965, 3:33 AM EDT Att: 6,778 - Cloudy - 77 F			
Pete Rose, S (1.4) OBP: 0.382, SLG: 0.437										4	1	2	2	1	0	2				
Vada Pinson, L (1.8) OBP: 0.341, SLG: 0.470										5	0	3	3	0	0	2				
Gordy Coleman, L (1.3) OBP: 0.362, SLG: 0.512										3	1	1	1	0	1	3				
Tony Perez, R (6, PH) OBP: 0.335, SLG: 0.500										2	1	1	0	0	0	1				
Art Shamsky, L (1.9) OBP: 0.381, SLG: 0.534										5	2	2	1	0	2	3				
Deron Johnson, R (1.5) OBP: 0.331, SLG: 0.517										5	2	3	4	0	1	1				
Johnny Edwards, L (1.2) OBP: 0.332, SLG: 0.466										4	0	2	0	1	0	0				
Leo Cardenas, R (1.6) OBP: 0.363, SLG: 0.444										3	1	1	0	2	1	3				
Jim Maloney, L (1.1) OBP: 0.274, SLG: 0.304										3	1	1	0	0	0	3				
Sammy Ellis, L (8.1) OBP: 0.152, SLG: 0.156										1	0	0	0	0	1	1				
Inning Stats	R: 0 E: 0 K: 0 S: 4	H: 1 LOB: 1 BB: 0 P: 4	R: 0 E: 0 K: 1 S: 5	H: 0 LOB: 0 BB: 0 P: 5	R: 0 E: 0 K: 2 S: 14	H: 1 LOB: 2 BB: 1 P: 18	R: 1 E: 0 K: 0 S: 4	H: 1 LOB: 2 BB: 2 P: 12	R: 2 E: 0 K: 0 S: 7	H: 4 LOB: 0 BB: 0 P: 7	R: 2 E: 0 K: 1 S: 8	H: 3 LOB: 1 BB: 0 P: 8	R: 0 E: 0 K: 3 S: 9	H: 0 LOB: 1 BB: 1 P: 13	R: 0 E: 0 K: 3 S: 9	H: 0 LOB: 1 BB: 1 P: 13	1B: 11 2B: 1 3B: 3 HR: 3	SF: 0 SAC: 1 DP: 1 HBP: 0	WP: 1 PB: 0 SB: 1 CS: 0	PA: 46
PITCHER	IP WLS BF H R ER SO BB IBB HBP BLK WP HR S P ERA WHIP																			
Bob Bruce, R (1.1) ERA: 3.56	3.0 L 16 6 4 4 1 2 0 0 0 0 2 16 24 12.00 2.667																			
Ron Taylor, R (4.1) ERA: 4.54	0.1 5 4 2 2 0 1 0 0 0 0 0 4 8 54.00 15.000																			
Danny Coombs, L (4.1) ERA: 4.81	2.2 15 5 3 3 2 2 0 0 0 0 1 17 25 10.12 2.625																			
Ken MacKenzie, L (7.1) ERA: 3.89	2.0 10 3 2 2 4 1 0 0 0 0 0 17 21 9.00 2.000																			

Batter	1	2	3	4	5	6	7	8	9	AB	R	H	RBI	BB	SO	LOB	TOP											
Lee Mays, L OBP: 0.294, SLG: 0.367 Jim Owens, R (7, 1)	0-0 WP 2B	0-0 F5			0-0 6-3		0-0 1B		0-0 SH5-3	4	1	2	1	0	0	1												
Turk Farrell, R OBP: 0.176, SLG: 0.180	0-0 2B	0-0 CS			0-0 F7		0-0 F7		4-0 FC5-2 IBB	4	0	0	0	1	1	2												
Joe Morgan, L OBP: 0.378, SLG: 0.457	0-3 K	0-0 CS	0-0 F7		0-0 K		0-0 K		0-0 L5	3	1	1	1	0	2	0												
Jim Gentile, L OBP: 0.300, SLG: 0.449 Frank Thomas, R OBP: 0.248, SLG: 0.296	0-0 2B		0-3 K		0-0 K				0-0 FC5-2	1	0	0	0	0	0	0												
Rusty Staub, L OBP: 0.330, SLG: 0.352 Eddie Kasko, R OBP: 0.271, SLG: 0.281	0-0 2B		0-0 6-3		0-0 K				1-2 2-3 3-H	4	0	0	0	1	2	4												
Walt Bond, L OBP: 0.323, SLG: 0.354	0-3 K		0-0 6-3		0-0 K			4-0 BB	0-0 F5	4	2	2	1	0	1	1												
Bob Aspromonte, R OBP: 0.305, SLG: 0.335	0-0 1B		0-0 F7		0-0 2B				0-3 K	4	2	2	1	0	1	1												
Jimmy Wynn, R OBP: 0.366, SLG: 0.466	0-0 1B		0-0 P4		0-0 2B				0-0 F8	4	1	2	1	0	0	1												
Bob Lillis, R OBP: 0.272, SLG: 0.244	0-0 F9		0-0 F8		0-0 2B				0-0 1B	4	1	2	2	0	0	1												
Ron Brand, R OBP: 0.277, SLG: 0.258		0-0 CS			0-0 5-3				0-0 F9	4	0	2	0	0	0	1												
Dave Giusti, R OBP: 0.194, SLG: 0.276 Joe Gaines, R OBP: 0.321, SLG: 0.432	0-0 F9		0-0 F9		0-0 4-3				0-0 FC5-2	2	0	0	0	0	0	1												
									0-0 SH5-3	2	1	2	1	0	0	0												
									1-2 2-H	2	1	2	1	0	0	0												
Inning Stats	R: 3 E: 0 K: 2 S: 11	H: 4 LOB: 1 BB: 0 P: 11	R: 0 E: 0 K: 0 S: 3	H: 1 LOB: 0 BB: 0 P: 3	R: 0 E: 0 K: 1 S: 5	H: 0 LOB: 0 BB: 0 P: 5	R: 0 E: 0 K: 0 S: 3	H: 0 LOB: 0 BB: 0 P: 3	R: 0 E: 0 K: 0 S: 7	H: 0 LOB: 0 BB: 0 P: 7	R: 3 E: 0 K: 0 S: 7	H: 5 LOB: 1 BB: 0 P: 7	R: 0 E: 0 K: 1 S: 5	H: 0 LOB: 0 BB: 1 P: 9	R: 1 E: 0 K: 0 S: 6	H: 3 LOB: 3 BB: 1 P: 10	1B: 8 2B: 5 3B: 0 HR: 0	SF: 0 SAC: 1 DP: 0 HBP: 0	WP: 1 PB: 1 SB: 0 CS: 1	PA: 41								
PITCHER	IP	WLS	BF	H	R	ER	SO	BB	IBB	HBP	BLK	WP	HR	S	P	ERA	WHIP											
John Tsitouris, R ERA: 4.5	(1, 1)	6.0	L	25	8	6	6	5	0	0	0	0	1	0	35	35	9.00	1.333										
Billy McCool, L ERA: 3.86	(7, 1)	2.0	L	10	4	1	1	1	1	0	0	0	0	0	11	15	4.50	2.500										
Bobby Locke, R ERA: 3.86	(9, 1)	0.1	S	3	1	0	0	0	0	1	0	0	0	0	2	6	0.00	3.000										
Jim O'Toole, L ERA: 7.43	(9, 1)	0.2	S	2	0	0	0	0	0	0	0	0	0	0	2	2	0.00	0.000										

Houston Astros @ Cincinnati Reds
Crosley Field, Cincinnati, OH
Sun Aug 01 1965, 3:38 AM EDT
Att: 16,286 - Unknown

AB 37
R 7
H 13
RBI 7
BB 2
SO 6
LOB 15



Batter	1	2	3	4	5	6	7	8	9	AB	R	H	RBI	BB	SO	LOB	BOTTOM											
Tommy Harper, R OBP: 0.375, SLG: 0.436	0-0 S 1B	4-0 4-3 BB		0-0 1B		0-0 G6-3		0-0 F9		4	1	3	0	1	0	1												
Pete Rose, S OBP: 0.384, SLG: 0.441	4-0 1B	0-0 4-3		0-0 F8		0-0 G6-3		0-0 G4-6-3		4	1	0	0	1	0	5												
Vada Pinson, L OBP: 0.340, SLG: 0.476	0-0 F8		0-0 HR	0-0 1B		0-0 F8		0-0 2B		5	1	3	1	0	0	2												
Frank Robinson, R OBP: 0.378, SLG: 0.526	0-0 4-3 WP 1B		0-0 F8	0-0 F7		0-0 HR		0-0 5-3		5	2	2	2	0	0	3												
Gordy Coleman, L OBP: 0.367, SLG: 0.517 Giraldo Ruiz, S OBP: 0.133, SLG: 0.200	0-0 4-3		0-0 1B		0-3 K		0-0 BB		4-0 BB	4	1	2	1	1	1	1												
Deron Johnson, R OBP: 0.333, SLG: 0.514	0-0 1B		0-0 SF9	0-0 1B		0-0 1-3		4-0 G5-3	0-3 K	4	0	2	1	1	1	2												
Johnny Edwards, L OBP: 0.333, SLG: 0.465	0-0 1B		0-0 SF9	0-0 P4		0-0 BB		4-0 BB	0-0 4-3	3	0	1	1	1	0	2												
Leo Cardenas, R OBP: 0.361, SLG: 0.440	0-0 1-3		0-0 FC6-4		0-0 5-3		0-0 G5-3			4	0	0	0	0	0	6												
John Tsitouris, R OBP: 0.100, SLG: 0.054 Billy McCool, R Bobby Locke, R Jim O'Toole, S OBP: 0.115, SLG: 0.080		0-3 K		0-0 4-3		4-0 1B		0-0 E3		2	0	0	0	1	1	0												
										1	0	0	0	0	0	0												
										0	0	0	0	0	0	0												
										0	0	0	0	0	0	0												
Inning Stats	R: 3 E: 0 K: 0 S: 7	H: 4 LOB: 2 BB: 1 P: 11	R: 0 E: 0 K: 1 S: 4	H: 0 LOB: 1 BB: 1 P: 8	R: 2 E: 0 K: 0 S: 6	H: 3 LOB: 1 BB: 0 P: 6	R: 0 E: 0 K: 0 S: 5	H: 2 LOB: 2 BB: 0 P: 5	R: 0 E: 0 K: 1 S: 5	H: 0 LOB: 0 BB: 0 P: 5	R: 0 E: 0 K: 0 S: 3	H: 1 LOB: 1 BB: 1 P: 7	R: 1 E: 0 K: 0 S: 4	H: 2 LOB: 2 BB: 2 P: 12	R: 0 E: 1 K: 0 S: 3	H: 0 LOB: 0 BB: 0 P: 3	R: 0 E: 0 K: 1 S: 6	H: 1 LOB: 2 BB: 1 P: 10	1B: 9 2B: 2 3B: 0 HR: 2	SF: 1 SAC: 0 DP: 3 HBP: 0	WP: 1 PB: 0 SB: 2 CS: 0	PA: 43						
PITCHER	IP	WLS	BF	H	R	ER	SO	BB	IBB	HBP	BLK	WP	HR	S	P	ERA	WHIP											
Dave Giusti, R ERA: 4.52	(1, 1)	6.0	L	29	10	5	5	2	3	0	0	0	0	1	30	42	7.50	2.167										
Jim Owens, R ERA: 2.5	(7, 1)	2.1	W	12	3	1	1	0	2	1	0	0	0	1	9	21	3.86	2.143										
Turk Farrell, R ERA: 2.6	(9, 1)	0.2	S	2	0	0	0	1	0	0	0	0	0	0	4	4	0.00	0.000										

Houston Astros @ Cincinnati Reds
Crosley Field, Cincinnati, OH
Sun Aug 01 1965, 3:38 AM EDT
Att: 16,286 - Unknown

AB 36
R 6
H 13
RBI 6
BB 6
SO 3
LOB 22



Batter	1	2	3	4	5	6	7	8	9	10	11	AB	R	H	RBI	BB	SO	LOB	TOP		
Dick Schofield, S OBP: 0.292, SLG: 0.273	F8		4-3		3-1			F8			K	6	0	1	0	0	1	5			
Jesus Alou, R OBP: 0.315, SLG: 0.408	1-3		1-3			F4		4-3			FC1-6 1B E	5	1	0	0	0	0	2			
Willie Mays, R OBP: 0.584, SLG: 0.595	K				F7	F7		6-3			E 1B	5	1	1	0	0	1	0			
Willie McCovey, L OBP: 0.395, SLG: 0.552		HR		K		2B BB				4-3	E 1B IBB	3	3	1	1	2	1	0			
Jim Ray Hart, R OBP: 0.331, SLG: 0.431	4-3									K	E6 1B WP	5	1	2	1	0	1	1			
Len Gabrielson, L OBP: 0.367, SLG: 0.403	K				K					K	WP 1B FC1-2 IBB	4	0	0	0	1	3	2			
Tom Haller, L OBP: 0.317, SLG: 0.348	F9				6-3			F7		1-3	FC1-2 WP 1B	5	0	1	1	0	0	0			
Hal Lanier, R OBP: 0.271, SLG: 0.279			5-3							6-3	1-2 2-3 3-H IBB	4	0	0	0	0	2	0			
Jim Davenport, R OBP: 0.300, SLG: 0.361					K			K			FC1-2 IBB	0	0	0	0	1	0	0			
Bob Shaw, R OBP: 0.163, SLG: 0.146								F8			FC1-2	2	0	1	0	1	0	0			
Frank Linzy, R OBP: 0.163, SLG: 0.455											1-2 2-3 3-H	2	0	0	0	0	0	3			
Masanori Murakami, L OBP: 0.143, SLG: 0.143			4-3 WP							F9	FC1-2	0	0	0	0	0	0	0			
Bobby Bolin, R OBP: 0.130, SLG: 0.130											1-2 2-3 3-H	0	0	0	0	0	0	0			
Inning Stats	R: 0 E: 0 K: 1 S: 5	H: 0 LOB: 0 BB: 0 P: 5	R: 1 E: 0 K: 1 S: 6	H: 1 LOB: 0 BB: 0 P: 6	R: 0 E: 0 K: 0 S: 3	H: 0 LOB: 1 BB: 1 P: 7	R: 0 E: 0 K: 2 S: 8	H: 1 LOB: 1 BB: 0 P: 8	R: 0 E: 0 K: 1 S: 5	H: 0 LOB: 0 BB: 0 P: 5	R: 0 E: 0 K: 0 S: 3	H: 0 LOB: 0 BB: 0 P: 3	R: 0 E: 0 K: 0 S: 7	H: 0 LOB: 0 BB: 0 P: 7	R: 0 E: 0 K: 0 S: 3	H: 0 LOB: 3 BB: 3 P: 21	1B: 4 2B: 2 3B: 0 HR: 1	SF: 0 SAC: 0 DP: 0 HBP: 0	WP: 2 PB: 0 SB: 0 CS: 0	PA: 46	
PITCHER	IP: 8.0 WLS: 3.0 BF: 30 H: 4 R: 2 ER: 0 SO: 6 BB: 2 IBB: 0 HBP: 0 BLK: 0 WP: 1 HR: 1 S: 40 P: 48 ERA: 2.25 WHIP: 0.750	IP: 1.0 WLS: 3.0 BF: 3 H: 0 R: 0 ER: 0 SO: 0 BB: 0 IBB: 0 HBP: 0 BLK: 0 WP: 0 HR: 0 S: 7 P: 7 ERA: 0.00 WHIP: 0.000	IP: 1.0 WLS: 3.0 BF: 3 H: 0 R: 0 ER: 0 SO: 0 BB: 0 IBB: 0 HBP: 0 BLK: 0 WP: 0 HR: 0 S: 3 P: 3 ERA: 0.00 WHIP: 0.000	IP: 1.0 WLS: 10 BF: 10 H: 3 R: 4 ER: 3 SO: 1 BB: 0 IBB: 3 HBP: 0 BLK: 0 WP: 1 HR: 0 S: 9 P: 21 ERA: 27.00 WHIP: 3.000																	

San Francisco Giants @ Cincinnati Reds
Crosley Field, Cincinnati, OH
Tue Aug 03 1965, 7:05 PM EDT
Att: 17,318 - Unknown

AB 41
R 6
H 7
RBI 3
BB 5
SO 9
LOB 13



Batter	1	2	3	4	5	6	7	8	9	10	11	AB	R	H	RBI	BB	SO	LOB	BOTTOM			
Tommy Harper, R OBP: 0.375, SLG: 0.434	E5 SH1-3 1B		F7		1-3			HR 1B		F4	1B	6	1	2	0	0	0	0				
Pete Rose, S OBP: 0.365, SLG: 0.449	SH1-3 1B		F8		K			HR		1-3	1B	6	1	3	3	0	1	0				
Vada Pinson, L OBP: 0.341, SLG: 0.480	SH1-3		6-3			L3		2B		1B	K	5	0	2	0	0	1	3				
Frank Robinson, R OBP: 0.377, SLG: 0.521	L3 IBB				K			F3		1B IBB	K	4	0	0	0	2	3	4				
Gordy Coleman, L OBP: 0.147, SLG: 0.512	L3				1B			G3		FC6-4 1B		4	0	1	0	0	0	4				
Marty Keough, L OBP: 0.216, SLG: 0.121												1	0	1	0	0	0	0				
Bobby Locke, R OBP: 0.330, SLG: 0.505												0	0	0	0	0	0	0				
Deron Johnson, R OBP: 0.338, SLG: 0.517		F6 BB 1B			1B			5-3		4-3 2B	FC6-4 1B	5	0	3	0	0	0	3				
Johnny Edwards, L OBP: 0.338, SLG: 0.465								F2		4-3	1B 1B 1B	4	1	2	0	1	0	1				
Leo Cardenas, R OBP: 0.359, SLG: 0.437					K			1-3		1-3	1B 1B 1B	5	0	1	0	0	2	5				
Sammy Ellis, L OBP: 0.375, SLG: 0.152								F8		6-3	F9	2	0	0	0	0	0	2				
Art Shamsky, L OBP: 0.375, SLG: 0.525												1	0	0	0	0	0	0				
Billy McCool, R OBP: 0.375, SLG: 0.525												0	0	0	0	0	0	0				
Tony Perez, R OBP: 0.330, SLG: 0.505												2	0	0	0	0	0	3				
Inning Stats	R: 0 E: 1 K: 0 S: 4	H: 1 LOB: 2 BB: 1 P: 8	R: 0 E: 0 K: 1 S: 5	H: 1 LOB: 1 BB: 1 P: 9	R: 0 E: 0 K: 0 S: 3	H: 0 LOB: 0 BB: 0 P: 3	R: 0 E: 0 K: 2 S: 9	H: 3 LOB: 2 BB: 0 P: 9	R: 0 E: 0 K: 1 S: 5	H: 0 LOB: 0 BB: 0 P: 5	R: 0 E: 0 K: 0 S: 3	H: 0 LOB: 1 BB: 1 P: 6	R: 0 E: 0 K: 0 S: 4	H: 1 LOB: 1 BB: 0 P: 4	R: 0 E: 0 K: 0 S: 5	H: 2 LOB: 3 BB: 1 P: 9	R: 1 E: 0 K: 2 S: 11	H: 4 LOB: 3 BB: 0 P: 11	1B: 11 2B: 4 3B: 0 HR: 1	SF: 0 SAC: 1 DP: 1 HBP: 0	WP: 0 PB: 0 SB: 0 CS: 0	PA: 49
PITCHER	IP: 8.0 WLS: 14 BF: 33 H: 9 R: 2 ER: 2 SO: 5 BB: 1 IBB: 1 HBP: 0 BLK: 0 WP: 0 HR: 1 S: 41 P: 49 ERA: 2.25 WHIP: 1.250	IP: 2.1 WLS: 14 BF: 6 H: 1 R: 1 ER: 0 SO: 0 BB: 0 IBB: 0 HBP: 0 BLK: 0 WP: 0 HR: 0 S: 13 P: 17 ERA: 3.86 WHIP: 2.571	IP: 0.1 WLS: 1 BF: 0 H: 0 R: 0 ER: 0 SO: 1 BB: 0 IBB: 0 HBP: 0 BLK: 0 WP: 0 HR: 0 S: 3 P: 3 ERA: 0.00 WHIP: 0.000	IP: 0.1 WLS: 1 BF: 0 H: 0 R: 0 ER: 0 SO: 1 BB: 0 IBB: 0 HBP: 0 BLK: 0 WP: 0 HR: 0 S: 3 P: 3 ERA: 0.00 WHIP: 0.000																		

San Francisco Giants @ Cincinnati Reds
Crosley Field, Cincinnati, OH
Tue Aug 03 1965, 7:05 PM EDT
Att: 17,318 - Unknown

AB 45
R 3
H 15
RBI 3
BB 3
SO 7
LOB 25



Batter	1	2	3	4	5	6	7	8	9	10	AB	R	H	RBI	BB	SO	LOB	TOP
Dick Schofield, S OBP: 0.293, SLG: 0.271 (1, 6)	F4	4-3			6-3		BB		BB		3	0	0	0	2	0	1	San Francisco Giants @ Cincinnati Reds Crosley Field, Cincinnati, OH Wed Aug 04 1966, 7:05 PM EDT Att. 16,370 - Unknown
Jesus Alou, R OBP: 0.311, SLG: 0.403 (1, 9)	6-3		6-3		F8		F9		F6		5	0	0	0	0	0	2	
Willie Mays, R OBP: 0.384, SLG: 0.593 (1, 8)	WP 1B		6-3		1B 1B		F6			5-3	5	1	2	0	0	0	1	
Jim Ray Hart, R OBP: 0.332, SLG: 0.433 (1, 5)	F4		F9		1B 1B		F9			1B 2B	5	1	2	0	0	0	2	
Willie McCovey, L OBP: 0.399, SLG: 0.552 (1, 3)			FC5-4 1B		2B G1-2-3 BB		1-3 2-H 1B		F5	K	4	0	2	1	1	1	1	
Cap Peterson, R OBP: 0.326, SLG: 0.435 Matty Alou, L OBP: 0.284, SLG: 0.304 (1, 7)	FC5-4 3B				2B		FC5-4 1B			1B IBB	4	1	2	0	1	0	3	
Hal Lanier, R OBP: 0.272, SLG: 0.287 (1, 4)			1B 3B		L4		6-3		G6-3 1B		5	1	2	2	0	0	3	
Dick Bertell, R OBP: 0.283, SLG: 0.223 (1, 2)			FC6-4 1B				6-3		F9	FC5-4 IBB	3	0	1	1	2	0	0	
Juan Marichal, R OBP: 0.181, SLG: 0.171 (1, 1)	FC6-4 WP		G1-2-3 3-H				1-4-3		K2-3	FC5-4 1-2	5	0	0	0	0	1	7	
Inning Stats	R: 0 E: 0 K: 0 S: 4	H: 1 LOB: 1 BB: 0 P: 4	R: 2 E: 0 K: 0 S: 6	H: 3 LOB: 1 BB: 0 P: 6	R: 0 E: 0 K: 0 S: 3	H: 0 LOB: 0 BB: 2 P: 3	R: 0 E: 0 K: 0 S: 3	H: 0 LOB: 0 BB: 0 P: 3	R: 0 E: 0 K: 0 S: 3	H: 0 LOB: 1 BB: 1 P: 7	R: 0 E: 0 K: 1 S: 5	H: 0 LOB: 1 BB: 1 P: 9	R: 1 E: 0 K: 1 S: 7	H: 2 LOB: 3 BB: 2 P: 15	1B: 8 2B: 2 3B: 1 HR: 0	SF: 0 SAC: 0 DP: 2 HBP: 0	WP: 2 PB: 0 SB: 0 CS: 0	
PITCHER	IP WLS BF H R ER SO BB IBB HBP BLK WP HR S P ERA WHIP	7.0 L 13 3 1 1 2 1 2 0 0 0 0 14 26 3.38 1.500	0.1 1 0 0 0 0 0 0 0 0 0 0 0 1 1 0.00 0.000	PITCHER														



Batter	1	2	3	4	5	6	7	8	9	10	AB	R	H	RBI	BB	SO	LOB	BOTTOM				
Tommy Harper, R OBP: 0.375, SLG: 0.432 (1, 7)	K		2B BB		K		F9		S 1B		4	1	1	0	1	2	0	San Francisco Giants @ Cincinnati Reds Crosley Field, Cincinnati, OH Wed Aug 04 1966, 7:05 PM EDT Att. 16,370 - Unknown				
Pete Rose, S OBP: 0.389, SLG: 0.456 (1, 4)	6-3		1B 2B		2B 1B				2B		4	1	3	2	1	0	0					
Vada Pinson, L OBP: 0.342, SLG: 0.481 (1, 8)	G3		1B		1B				K		5	0	2	0	0	2	3					
Gordy Coleman, L OBP: 0.362, SLG: 0.505 (1, 3)			1B		K				K		5	0	1	1	0	3	3					
Deron Johnson, R OBP: 0.335, SLG: 0.512 (1, 5)			1B		F3		4-3		K		4	0	0	0	1	1	4					
Frank Robinson, R OBP: 0.377, SLG: 0.519 (1, 9)			G6-4-3 BB		CS 1B				F3		5	0	2	0	0	1	1					
Johnny Edwards, L OBP: 0.337, SLG: 0.462 (1, 2)			4-3		K				K		4	0	1	0	0	2	1					
Leo Cardenas, R OBP: 0.361, SLG: 0.438 (1, 6)			2B 1B		1B				K		4	1	2	0	0	1	2					
Jim O'Toole, S OBP: 0.103, SLG: 0.071 Ted Davidson, R (8, 1) Roger Craig, R (10, 1)			K		6-3				K		3	0	0	0	0	1	3					
Inning Stats	R: 0 E: 0 K: 1 S: 5	H: 0 LOB: 0 BB: 0 P: 5	R: 0 E: 0 K: 1 S: 4	H: 0 LOB: 0 BB: 1 P: 8	R: 3 E: 0 K: 1 S: 9	H: 4 LOB: 2 BB: 1 P: 13	R: 0 E: 0 K: 1 S: 6	H: 2 LOB: 1 BB: 0 P: 6	R: 0 E: 0 K: 2 S: 9	H: 2 LOB: 2 BB: 0 P: 9	R: 0 E: 0 K: 4 S: 4	H: 1 LOB: 1 BB: 0 P: 8	R: 0 E: 0 K: 2 S: 7	H: 0 LOB: 0 BB: 0 P: 7	R: 0 E: 0 K: 3 S: 10	H: 1 LOB: 2 BB: 1 P: 14	R: 0 E: 0 K: 1 S: 5		H: 0 LOB: 0 BB: 0 P: 5	1B: 9 2B: 3 3B: 0 HR: 0	SF: 0 SAC: 0 DP: 2 HBP: 0	WP: 0 PB: 0 SB: 1 CS: 1
PITCHER	IP WLS BF H R ER SO BB IBB HBP BLK WP HR S P ERA WHIP	10.0 W 42 12 3 3 14 2 1 0 0 0 0 67 79 2.70 1.400	PITCHER																			



Batter	1	2	3	4	5	6	7	8	9	AB	R	H	RBI	BB	SO	LOB	TOP				
Dick Schofield, S OBP: 0.291, SLG: 0.269 (1, 6)	0-0 BB HR 1B	0-0 6-3	0-0 1-3		0-0 4-3	0-0 F7		0-0 F8		6	1	1	0	0	0	5	San Francisco Giants @ Cincinnati Reds Crosley Field, Cincinnati, OH Thu Aug 05 1965, 7:05 PM EDT Att: 14,669 - Unknown				
Jesus Alou, R OBP: 0.319, SLG: 0.408 (1, 9)	4-0 HR BB	0-0 F3		0-0 CS 1B	0-0 2-3 3H 1B	0-0 2H 3H 1B		0-0 G3-6-1 1B		5	1	4	3	1	0	0					
Willie Mays, R OBP: 0.365, SLG: 0.607 Bob Burda, L OBP: 0.091, SLG: 0.095 (1, 8) (7, 3)	0-0 HR	0-0 HR		0-0 F4	0-0 F7	0-0 F3		0-0 G3-6-1 1-2		5	2	2	4	0	0	4					
Willie McCovey, L OBP: 0.400, SLG: 0.553 Masanori Murakami, L OBP: 0.125, SLG: 0.125 (1, 3) (7, 1)	4-0 1B BB	0-0 2B		0-3 K 1-2		4-0 HR BB		0-3 K		3	2	1	0	2	2	1					
Jim Ray Hart, R OBP: 0.337, SLG: 0.446 (1, 5)	4-0 1B E BB	0-0 5-3		0-0 E5 HR 1B	0-0 1-H HR	0-0 1B 2B		0-0 F8		5	4	3	2	1	0	1					
Len Gabrielson, L OBP: 0.378, SLG: 0.433 (1, 7)	0-0 E7 1-H 2-H 1B		0-0 1B FC6-4 1B		0-0 2-H HR	0-3 K HR 1B		0-3 K		6	3	4	4	0	2	0					
Tom Haller, L OBP: 0.322, SLG: 0.362 (1, 2)	0-0 F2		0-0 F7		0-0 FC4 1B	4-0 WP 1B BB		0-0 1-H HR		4	2	2	2	1	0	2					
Hal Lanier, R OBP: 0.271, SLG: 0.285 (1, 4)	0-3 K		0-0 FC6-4 1B		0-0 FC4 4-3 1B 1-2	0-0 E5 E 1B 1B		0-0 4-3		5	2	1	0	0	1	3					
Ron Herbel, R OBP: 0.077, SLG: 0.040 Bobby Bolin, R OBP: 0.192, SLG: 0.160 Ken Henderson, S OBP: 0.263, SLG: 0.188 (1, 1) (2, 1) (7, PH) (7, 8)	0-0 3-1		0-0 FC6-4		1-0 1B 4-3 HBP	0-0 E7 1B 1B		0-0 4-3		1	0	0	0	0	0	1					
										2	1	1	2	0	0	1					
										1	0	0	0	0	0	0					
Inning Stats	R: 5 E: 1 K: 1 S: 8	H: 3 LOB: 1 BB: 3 P: 20	R: 1 E: 0 K: 0 S: 5	H: 2 LOB: 1 BB: 0 P: 5	R: 1 E: 0 K: 0 S: 5	H: 2 LOB: 1 BB: 0 P: 5	R: 0 E: 0 K: 1 S: 5	H: 1 LOB: 1 BB: 0 P: 5	R: 3 E: 1 K: 0 S: 7	H: 4 LOB: 2 BB: 0 P: 8	R: 5 E: 2 K: 1 S: 9	H: 3 LOB: 1 BB: 2 P: 17	R: 3 E: 0 K: 1 S: 8	H: 3 LOB: 0 BB: 0 P: 8	R: 0 E: 0 K: 0 S: 3	H: 1 LOB: 0 BB: 0 P: 3	R: 0 E: 0 K: 2 S: 7	H: 0 LOB: 0 BB: 0 P: 7	1B: 12 2B: 3 3B: 0 HR: 5	SF: 0 SAC: 0 DP: 2 HBP: 1	WP: 3 PA: 51 PB: 0 SB: 0 CS: 1
PITCHER	IP WLS BF H R ER SO BB IBB HBP BLK WP HR S P ERA WHIP	IP WLS BF H R ER SO BB IBB HBP BLK WP HR S P ERA WHIP															IP WLS BF H R ER SO BB IBB HBP BLK WP HR S P ERA WHIP				
John Tsitouris, R ERA: 4.83 (1, 1)	0.0 L 6 3 5 4 0 3 0 0 0 0 1 1 3 15 ∞ ∞	4.0 (1, 1)	2.0 (5, 1)	1.0 (7, 1)	2.0 (8, 1)															18.00 3.500 27.00 3.000 0.00 0.500	
Bobby Locke, R ERA: 11.81 (1, 1)	4.0	18	7	4	4	2	0	0	0	0	0	0	2	22	22	9.00	1.750				
Roger Craig, R ERA: 3.77 (5, 1)	2.0	15	5	6	4	1	2	0	1	0	0	2	1	14	23	18.00	3.500				
Billy McCool, L ERA: 4.15 (7, 1)	1.0	6	3	3	3	1	0	0	0	0	0	0	1	8	8	27.00	3.000				
Ted Davidson, L ERA: 1.13 (8, 1)	2.0	6	1	0	0	2	0	0	0	0	0	0	0	10	10	0.00	0.500				
Batter	1	2	3	4	5	6	7	8	9	AB	R	H	RBI	BB	SO	LOB	BOTTOM				
Tommy Harper, R OBP: 0.371, SLG: 0.427 (1, 7)	0-3 K	0-3 K		0-0 FC5 2-3f			0-0 F3		0-0 F4	5	0	0	0	0	2	4	San Francisco Giants @ Cincinnati Reds Crosley Field, Cincinnati, OH Thu Aug 05 1965, 7:05 PM EDT Att: 14,669 - Unknown				
Pete Rose, S OBP: 0.391, SLG: 0.463 (1, 4)	0-0 1B		0-0 F8		4-0 HR BB		0-3 K		0-0 1-H HR	4	2	2	2	1	1	0					
Vada Pinson, L OBP: 0.340, SLG: 0.478 (1, 8)	0-0 F7		0-3 K		0-0 F7		0-0 1B		0-3 K	5	0	1	0	0	2	2					
Gordy Coleman, L OBP: 0.364, SLG: 0.532 (1, 3)	0-3 K		0-0 HR		0-0 1-H HR		0-3 K			4	2	2	3	0	2	2					
Frank Robinson, R OBP: 0.376, SLG: 0.515 Charlie James, R OBP: 0.269, SLG: 0.240 (1, 9) (8, PH) (9, 9)		4-0 HR BB	0-3 K		0-0 F9		0-3 K		0-3 K	2	1	0	0	1	1	0					
Deron Johnson, R OBP: 0.334, SLG: 0.517 (1, 5)		0-0 1-H HR		0-0 F8		0-0 F2		0-0 F8		4	1	1	2	0	0	0					
Johnny Edwards, L OBP: 0.343, SLG: 0.462 (1, 2)		0-0 P5 BB 1B		4-0 FC5 PB BB		4-0 G6-4-3 BB		0-0 F9		2	0	1	0	2	0	0					
Leo Cardenas, R OBP: 0.362, SLG: 0.435 (1, 6)		4-0 1-2 BB		0-3 K		0-0 G6-4-3 1-2		4-0 HR BB		2	1	0	0	2	1	2					
John Tsitouris, R OBP: 0.391, SLG: 0.532 Bobby Locke, R ERA: 11.81 Roger Craig, R ERA: 3.77 Marty Keough, L OBP: 0.192, SLG: 0.160 Billy McCool, R Ken Henderson, S OBP: 0.263, SLG: 0.188 Ted Davidson, L ERA: 1.13 (1, 1) (1, 1) (5, 1) (6, PH) (7, 1) (8, 1) (9, PH)		0-0 P5		4-0 1-2 BB		4-0 F8		0-3 K		0	0	0	0	0	0	0					
										1	0	0	0	0	0	0					
										0	0	0	0	0	0	0					
										1	0	0	0	0	0	0					
										0	0	0	0	0	0	0					
										0	0	0	0	0	0	0					
										0	0	0	0	0	0	0					
										1	0	0	0	0	0	1					
Inning Stats	R: 0 E: 0 K: 2 S: 8	H: 1 LOB: 1 BB: 0 P: 8	R: 2 E: 0 K: 1 S: 6	H: 2 LOB: 1 BB: 2 P: 14	R: 1 E: 0 K: 2 S: 8	H: 1 LOB: 0 BB: 0 P: 8	R: 0 E: 0 K: 1 S: 5	H: 0 LOB: 2 BB: 2 P: 13	R: 2 E: 0 K: 0 S: 4	H: 1 LOB: 0 BB: 1 P: 8	R: 0 E: 0 K: 0 S: 2	H: 0 LOB: 0 BB: 1 P: 6	R: 0 E: 0 K: 2 S: 8	H: 1 LOB: 1 BB: 0 P: 8	R: 0 E: 0 K: 1 S: 5	H: 0 LOB: 0 BB: 0 P: 5	R: 2 E: 0 K: 2 S: 8	H: 1 LOB: 0 BB: 1 P: 12	1B: 3 2B: 1 3B: 0 HR: 4	SF: 0 SAC: 0 DP: 2 HBP: 0	WP: 0 PA: 39 PB: 1 SB: 0 CS: 0
PITCHER	IP WLS BF H R ER SO BB IBB HBP BLK WP HR S P ERA WHIP	IP WLS BF H R ER SO BB IBB HBP BLK WP HR S P ERA WHIP															IP WLS BF H R ER SO BB IBB HBP BLK WP HR S P ERA WHIP				
Ron Herbel, R ERA: 3.92 (1, 1)	1.0	8	2	2	2	2	2	0	0	0	0	0	0	2	23	39	5.40	1.200			
Bobby Bolin, R ERA: 2.45 (2, 1)	5.0	W	19	2	3	3	4	4	0	0	0	0	2	23	39	5.40	1.200				
Masanori Murakami, L ERA: 4.26 (7, 1)	3.0	S	12	2	2	2	5	1	0	0	0	0	1	21	25	6.00	1.000				

Batter	1	2	3	4	5	6	7	8	9	AB	R	H	RBI	BB	SO	LOB	TOP			
Maury Wills, S OBP: 0.343, SLG: 0.339	0-0 CS 1B	0-0 6-3		0-0 L4-3			0-0 4-3		0-0 DI 1B	5	0	2	1	0	0	1	Los Angeles Dodgers @ Cincinnati Reds Crosley Field, Cincinnati, OH Sat Aug 07 1965, 7:05 PM EDT Att: 27,844 - Unknown			
Wes Parker, S OBP: 0.330, SLG: 0.350	4-0 BB 1-2 BB	0-0 5-3			0-0 FC4-6 1B		0-3 K		0-3 K	4	1	1	0	1	2	1				
Jim Lefebvre, S OBP: 0.325, SLG: 0.355	4-0 BB 1-2 BB	0-0 4-3			0-3 K			0-3 K		3	1	0	0	1	2	1				
Ron Fairly, L OBP: 0.369, SLG: 0.420	4-0 BB 1-2 BB		0-0 F8		0-0 FC4-6			0-0 4-3		3	1	0	0	1	0	1				
Lou Johnson, R OBP: 0.318, SLG: 0.403	4-0 BB 1-2 BB		0-0 4-3		0-3 K			0-0 1B		3	1	1	1	1	1	1				
Don LeJohn, R OBP: 0.400, SLG: 0.366	0-0 1B		0-0 1B		0-0 5-3			0-0 F4		4	0	2	2	0	0	1				
Ron Perranoski, L OBP: 0.429, SLG: 0.200	1-3 2-H 3-H 1B		0-0 1B		0-3 K			0-0 F9		4	0	0	0	0	3	3				
Willie Davis, L OBP: 0.267, SLG: 0.337	0-3 K		0-3 K		0-3 K			0-0 F3		4	0	1	1	0	1	0				
John Roseboro, L OBP: 0.266, SLG: 0.289	0-0 1-3 3-H 1B		0-0 6-3		0-0 6-3			0-0 F3		4	0	1	1	0	1	0				
Howie Reed, R John Kennedy, R OBP: 0.264, SLG: 0.266	0-3 K		4-0 L4-3 BB		0-3 K		0-3 K	0-0 1B 2B		2	0	0	0	1	2	2				
Inning Stats	R: 4 E: 0 K: 2 S: 9	H: 3 LOB: 2 BB: 4 P: 25	R: 0 E: 0 K: 0 S: 3	H: 0 LOB: 0 BB: 0 P: 3	R: 0 E: 0 K: 1 S: 6	H: 1 LOB: 1 BB: 0 P: 6	R: 0 E: 0 K: 0 S: 2	H: 0 LOB: 0 BB: 1 P: 6	R: 0 E: 0 K: 2 S: 8	H: 0 LOB: 0 BB: 0 P: 7	R: 0 E: 0 K: 2 S: 7	H: 0 LOB: 0 BB: 0 P: 7	R: 0 E: 0 K: 1 S: 6	H: 1 LOB: 1 BB: 0 P: 6	R: 1 E: 0 K: 1 S: 7	H: 2 LOB: 1 BB: 0 P: 7	1B: 7 2B: 2 3B: 0 HR: 0	SF: 0 SAC: 0 DP: 1 HBP: 0	WP: 0 PB: 0 SB: 0 CS: 1	PA: 38
PITCHER	IP WLS BF H R ER SO BB IBB HBP BLK WP HR S P ERA WHIP	IP WLS BF H R ER SO BB IBB HBP BLK WP HR S P ERA WHIP																		
Sammy Ellis, R ERA: 3.51	(1, 1) 0.1 L 6 2 4 4 0 4 0 0 0 0 0 2 18 108.00 18.000	(1, 1) 5.2 20 3 0 0 7 1 0 0 0 0 0 33 37 0.00 0.706	(7, 1) 1.0 3 0 0 0 2 0 0 0 0 0 0 7 7 0.00 0.000	(8, 1) 2.0 9 3 1 1 2 0 0 0 0 0 0 13 13 4.50 1.500																


Batter	1	2	3	4	5	6	7	8	9	AB	R	H	RBI	BB	SO	LOB	BOTTOM					
Tommy Harper, R OBP: 0.368, SLG: 0.430	0-0 5-3	0-0 FC5-2 WP		0-0 F9			0-0 F8			4	0	0	0	0	0	3	Los Angeles Dodgers @ Cincinnati Reds Crosley Field, Cincinnati, OH Sat Aug 07 1965, 7:05 PM EDT Att: 27,844 - Unknown					
Pete Rose, S OBP: 0.388, SLG: 0.465	0-3 K	0-0 P6			0-0 6-3		0-3 K			4	0	0	0	0	2	2						
Vada Pinson, L OBP: 0.342, SLG: 0.480	0-0 HR		0-0 3-1		0-0 P5			1-0 SH3-4 HBP		3	1	1	1	0	0	0						
Gordy Coleman, L OBP: 0.372, SLG: 0.549	0-0 1B		0-0 HR		4-0 BB			0-0 SH3-4		2	1	2	1	1	0	0						
Tony Perez, R OBP: 0.321, SLG: 0.490	0-0 1B		0-0 HR		0-0 BB			1-2 SH3-4		0	0	0	0	0	0	0						
Deron Johnson, R OBP: 0.330, SLG: 0.516	0-3 K		0-0 6-3		0-3 K			0-0 6-3		4	0	0	0	0	2	3						
Art Shamsky, L OBP: 0.373, SLG: 0.532		0-0 2B		0-3 K		0-0 L3		0-0 L9		3	1	1	0	0	1	0						
Don Pavletich, R OBP: 0.385, SLG: 0.535		0-0 2B		0-0 K		0-0 F7		0-0 F9		3	0	0	0	1	0	0						
Marty Keough, L OBP: 0.211, SLG: 0.118		0-0 2B		0-0 K		0-0 F7		0-0 F9		3	0	0	0	1	0	0						
Johnny Edwards, L OBP: 0.342, SLG: 0.456		4-0 2B FC5-2 BB		0-0 F7		0-0 F7		0-0 F9		3	0	0	0	1	0	0						
Leo Cardenas, R OBP: 0.364, SLG: 0.437		0-0 FC5-2 2B		0-0 SH3 1B		0-0 F8		0-0 F8		4	0	2	1	0	0	0						
Sammy Ellis, L OBP: 0.447, SLG: 0.152	(1, 1)	0-0 4-3		0-0 SH3		0-0 SH3		0-3 K		0	0	0	0	0	0	0						
Ted Davidson, R OBP: 0.176, SLG: 0.176	(1, 1)			0-0 SH3		0-0 SH3		0-3 K		1	0	0	0	0	0	2						
Bobby Locke, R OBP: 0.294, SLG: 0.241	(7, 1)			0-0 SH3		0-0 SH3		0-3 K		0	0	0	0	0	0	0						
Geraldo Ruiz, S OBP: 0.176, SLG: 0.176	(7, PH)			0-0 SH3		0-0 SH3		0-3 K		1	0	0	0	0	1	0						
Joe Nuxhall, L OBP: 0.294, SLG: 0.241	(8, 1)			0-0 SH3		0-0 SH3		0-3 K		0	0	0	0	0	0	0						
Jimmie Coker, R OBP: 0.206, SLG: 0.333	(8, PH)			0-0 SH3		0-0 SH3		0-3 K		1	0	0	0	0	1	0						
Inning Stats	R: 1 E: 0 K: 2 S: 9	H: 2 LOB: 1 BB: 0 P: 9	R: 1 E: 0 K: 0 S: 5	H: 2 LOB: 2 BB: 1 P: 9	R: 1 E: 0 K: 1 S: 6	H: 1 LOB: 0 BB: 0 P: 6	R: 0 E: 0 K: 0 S: 4	H: 1 LOB: 1 BB: 0 P: 4	R: 0 E: 0 K: 1 S: 5	H: 0 LOB: 1 BB: 1 P: 9	R: 0 E: 0 K: 0 S: 3	H: 0 LOB: 0 BB: 0 P: 3	R: 0 E: 0 K: 2 S: 7	H: 0 LOB: 0 BB: 0 P: 7	R: 0 E: 0 K: 0 S: 3	H: 0 LOB: 0 BB: 0 P: 4	R: 0 E: 0 K: 1 S: 5	H: 0 LOB: 0 BB: 0 P: 5	1B: 2 2B: 2 3B: 0 HR: 2	SF: 0 SAC: 2 DP: 0 HBP: 1	WP: 1 PB: 0 SB: 0 CS: 0	PA: 36
PITCHER	IP WLS BF H R ER SO BB IBB HBP BLK WP HR S P ERA WHIP	IP WLS BF H R ER SO BB IBB HBP BLK WP HR S P ERA WHIP																				
Howie Reed, R ERA: 2.78	(1, 1) 7.0 W 29 6 3 3 6 2 0 0 0 0 2 39 3.86 1.143	(8, 1) 2.0 S 7 0 0 0 1 0 0 1 0 0 0 8 9 0.00 0.000																				


AB 33
R 5
H 8
RBI 5
BB 5
SO 11
LOB 11



AB 31
R 3
H 6
RBI 3
BB 2
SO 7
LOB 11



Batter	1	2	3	4	5	6	7	8	9	AB	R	H	RBI	BB	SO	LOB	TOP					
Maury Wills, S OBP: 0.340, SLG: 0.336 (1, 6)	0-0 4-3		0-0 1-3		0-0 F9			0-0 G1		4	0	0	0	0	0	2	Los Angeles Dodgers @ Cincinnati Reds Crosley Field, Cincinnati, OH Sun Aug 08 1965, 3:33 AM EDT Att: 28,335 - Unknown AB 30 R 0 H 4 RBI 0 BB 4 SO 4 LOB 11 					
Jim Gilliam, S OBP: 0.379, SLG: 0.406 Willie Davis, L OBP: 0.265, SLG: 0.335 (6, PH) (6, 8)	0-0 6-3			0-0 F8		0-3 K		0-0 F8		2	0	0	0	0	0	0						
Jim Lefebvre, S OBP: 0.324, SLG: 0.354 (1, 4)	0-0 F7			0-0 P6				0-0 F4		4	0	1	0	0	0	0						
Ron Fairly, L OBP: 0.368, SLG: 0.417 (1, 9)		0-0 4-3		4-0 1B BB				0-0 F7		3	0	0	0	1	0	1						
Lou Johnson, R OBP: 0.317, SLG: 0.401 (1, 8) (6, 7)		0-0 F6		0-0 1-2 1B				0-3 K		4	0	1	0	0	1	1						
Don LeJohn, R OBP: 0.388, SLG: 0.356 (1, 5)		0-0 1-3		0-3 K				0-0 1B		4	0	1	0	0	1	2						
Wes Parker, S OBP: 0.332, SLG: 0.355 (1, 3)			0-0 3B		0-3 K			0-0 F3		3	0	1	0	1	1	1						
John Roseboro, L OBP: 0.267, SLG: 0.287 (1, 2)			0-0 P4		0-0 P5			4-0 G4-6-3 BB		2	0	0	0	1	0	1						
Don Drysdale, R OBP: 0.344, SLG: 0.553 Jim Brewer, L OBP: 0.182, SLG: 0.100 Willie Crawford, L OBP: 0.195, SLG: 0.371 Nick Wilhite, L OBP: 0.150, SLG: 0.371 John Purdin, R OBP: 0.150, SLG: 0.371 Wally Moon, L OBP: 0.200, SLG: 0.296 Mike Kekich, R OBP: 0.150, SLG: 0.371 (1, 1) (3, 1) (5, PH) (5, 1) (6, 1) (7, PH) (7, 1)			0-0 F2		4-0 BB			0-0 G4-6-3 1-2		1	0	0	0	0	0	1						
Inning Stats	R: 0 E: 0 K: 0 S: 3	H: 0 LOB: 0 BB: 0 P: 3	R: 0 E: 0 K: 0 S: 3	H: 0 LOB: 0 BB: 0 P: 3	R: 0 E: 0 K: 0 S: 4	H: 1 LOB: 1 BB: 0 P: 4	R: 0 E: 0 K: 1 S: 6	H: 1 LOB: 2 BB: 1 P: 10	R: 0 E: 0 K: 1 S: 5	H: 0 LOB: 1 BB: 1 P: 9	R: 0 E: 0 K: 1 S: 6	H: 1 LOB: 1 BB: 0 P: 6	R: 0 E: 0 K: 0 S: 2	H: 0 LOB: 1 BB: 2 P: 10	R: 0 E: 0 K: 0 S: 3	H: 0 LOB: 0 BB: 0 P: 3		R: 0 E: 0 K: 1 S: 6	H: 1 LOB: 1 BB: 0 P: 6	1B: 3 2B: 0 3B: 1 HR: 0	SF: 0 SAC: 0 DP: 1 HBP: 0	WP: 0 PB: 0 SB: 0 CS: 0
PITCHER Jim Maloney, R ERA: 2.81 (1, 1)	IP: 9.0 WLS: W BF: 34 H: 4 R: 0 ER: 0 SO: 4 BB: 4 IBB: 0 HBP: 0 BLK: 0 WP: 0 HR: 0 S: 38 P: 54 ERA: 0.00 WHIP: 0.889															PITCHER						

Batter	1	2	3	4	5	6	7	8	9	AB	R	H	RBI	BB	SO	LOB	BOTTOM			
Tommy Harper, R OBP: 0.374, SLG: 0.440 (1, 7)	0-0 2B 1B	1-0 2B HBP	0-0 1-3 3-H 1B		0-0 G6-4-3 1-2 2-3 3-H		4-0 FC6-4 BB	0-0 HR		4	3	3	3	1	0	2	Los Angeles Dodgers @ Cincinnati Reds Crosley Field, Cincinnati, OH Sun Aug 08 1965, 3:33 AM EDT Att: 28,335 - Unknown AB 42 R 18 H 20 RBI 17 BB 5 SO 6 LOB 21 			
Pete Rose, S OBP: 0.390, SLG: 0.473 (1, 4)	0-0 E SF7 2B	0-0 F3	0-3 K		0-0 HR		0-0 FC6-4 BB	4-0 FC6-4 BB		5	2	2	3	1	1	4				
Vada Pinson, L OBP: 0.342, SLG: 0.487 (1, 8)	0-3 K	0-0 1-H 1B 2B		0-0 4-3	0-0 HR		0-0 P6	0-0 FC6-4 1B		6	2	2	2	0	1	3				
Gordy Coleman, L OBP: 0.379, SLG: 0.550 (1, 3)	4-0 E 2B BB	0-0 2-H 1B		0-0 G6-4-3 1B	0-3 K		0-0 F2	0-0 PO 1B		5	1	3	1	1	1	1				
Frank Robinson, R OBP: 0.376, SLG: 0.516 (1, 9)	0-0 E6 2B	0-3 K		0-0 G6-4-3 1-2		0-0 2B 2B		0-0 PO 1B		5	3	2	0	0	1	4				
Deron Johnson, R OBP: 0.333, SLG: 0.519 (1, 5)	0-0 SF7		0-3 K		4-0 1B 2B BB		0-0 2B 2B	0-0 E 2B 1B		3	2	2	2	1	1	0				
Johnny Edwards, L OBP: 0.343, SLG: 0.459 (1, 2)	0-0 1-H 2-H 2B		0-0 4-3		0-0 2B BB 2B		0-0 F8	0-0 E4 2B 1B		5	2	2	2	0	0	3				
Leo Cardenas, R OBP: 0.366, SLG: 0.444 Giraldo Ruiz, S OBP: 0.116, SLG: 0.176 (1, 6) (9, 6)	0-0 F7		0-0 1B 1B 1B		0-0 G6-4-3 HR 2B		0-3 K	0-0 F9 HR 2B		5	3	3	4	0	1	2				
Jim Maloney, L OBP: 0.284, SLG: 0.300 (1, 1)		0-0 F2	0-0 1B 1B 1B		0-0 G6-4-3 BB		0-0 F8	0-0 F9		4	0	1	0	1	0	2				
Inning Stats	R: 4 E: 1 K: 1 S: 9	H: 3 LOB: 1 BB: 1 P: 13	R: 2 E: 0 K: 1 S: 7	H: 2 LOB: 1 BB: 0 P: 8	R: 1 E: 0 K: 2 S: 10	H: 3 LOB: 2 BB: 0 P: 10	R: 0 E: 0 K: 0 S: 3	H: 1 LOB: 0 BB: 0 P: 3	R: 5 E: 0 K: 1 S: 8	H: 4 LOB: 0 BB: 2 P: 16	R: 1 E: 0 K: 1 S: 7	H: 2 LOB: 1 BB: 0 P: 7	R: 0 E: 0 K: 0 S: 3	H: 0 LOB: 1 BB: 1 P: 7	R: 5 E: 1 K: 0 S: 8	H: 5 LOB: 1 BB: 1 P: 12		1B: 10 2B: 7 3B: 0 HR: 3	SF: 1 SAC: 0 DP: 2 HBP: 1	WP: 0 PB: 0 SB: 0 CS: 0
PITCHER Don Drysdale, R ERA: 2.88 Jim Brewer, L ERA: 2.12 Nick Wilhite, L ERA: 6.37 John Purdin, R ERA: 7.02 Mike Kekich, L ERA: 9.82 (1, 1) (3, 1) (5, 1) (6, 1) (7, 1)	IP: 2.0 WLS: L BF: 14 H: 5 R: 6 ER: 3 SO: 2 BB: 1 IBB: 0 HBP: 0 BLK: 0 WP: 0 HR: 0 S: 16 P: 21 ERA: 13.50 WHIP: 3.000															PITCHER				

Batter	1	2	3	4	5	6	7	8	9	AB	R	H	RBI	BB	SO	LOB	TOP						
Jimmy Stewart, S (1, 7) <small>OBP: 0.327, SLG: 0.311</small> Bob Humphreys, R (5, 1)	4-3		K				K			3	0	1	0	0	1	0	Chicago Cubs @ Cincinnati Reds Crosley Field, Cincinnati, OH Tue Aug 10 1965, 3:33 AM EDT Att. 11,924 - Cloudy						
Ellis Burton, S (7, PH) <small>OBP: 0.200, SLG: 0.182</small> Lindy McDaniel, R (7, 1)								BB	BB	0	0	0	0	0	0	0							
George Altman, L (9, PH) <small>OBP: 0.317, SLG: 0.371</small>	G3-6-3							BB	BB	1	0	0	0	1	2	0							
Don Landrum, L (1, 8) <small>OBP: 0.326, SLG: 0.371</small>			4-3				FC4-6			3	0	1	0	2	0	2							
Billy Williams, L (1, 9) <small>OBP: 0.357, SLG: 0.505</small>	G3-6-3		4-3				L6			5	1	1	0	0	0	5							
14 Ernie Banks, R (1, 3) <small>OBP: 0.343, SLG: 0.455</small>			F3							3	0	0	0	1	0	2							
Ron Santo, R (1, 5) <small>OBP: 0.373, SLG: 0.505</small>										4	0	2	0	0	0	0							
Vic Roznovsky, L (1, 2) <small>OBP: 0.307, SLG: 0.325</small>										3	0	1	1	0	1	2							
Glenn Beckert, R (1, 4) <small>OBP: 0.264, SLG: 0.291</small>										4	0	0	0	0	1	4							
Don Kessinger, S (1, 6) <small>OBP: 0.254, SLG: 0.218</small> Joey Amalfitano, R (5, PH) <small>OBP: 0.356, SLG: 0.370</small>										0	0	0	0	1	0	0							
Dick Ellsworth, L (1, 1) <small>OBP: 0.121, SLG: 0.125</small> Doug Clemens, L (5, PH) <small>OBP: 0.339, SLG: 0.343</small>										3	1	1	0	0	1	0							
Inning Stats	R: 0 E: 0 K: 0 S: 2	H: 0 LOB: 0 BB: 1 P: 6	R: 0 E: 0 K: 2 S: 8	H: 1 LOB: 3 BB: 2 P: 16	R: 0 E: 0 K: 1 S: 6	H: 1 LOB: 1 BB: 0 P: 6	R: 0 E: 0 K: 0 S: 3	H: 0 LOB: 0 BB: 0 P: 3	R: 0 E: 0 K: 1 S: 6	H: 1 LOB: 1 BB: 0 P: 6	R: 1 E: 0 K: 0 S: 5	H: 2 LOB: 1 BB: 0 P: 5	R: 1 E: 1 K: 1 S: 6	H: 1 LOB: 1 BB: 1 P: 10	R: 0 E: 0 K: 0 S: 4	H: 1 LOB: 1 BB: 0 P: 4		R: 0 E: 0 K: 1 S: 6	H: 1 LOB: 2 BB: 1 P: 10	1B: 7 2B: 1 3B: 0 HR: 0	SF: 1 SAC: 0 DP: 1 HBP: 0	WP: 0 PB: 0 SB: 0 CS: 0	PA: 39
PITCHER Sammy Ellis, R (1, 1) <small>ERA: 3.39</small>	IP: 9.0 WLS: W BF: 39 H: 8 R: 2 ER: 1 SO: 6 BB: 5 IBB: 0 HBP: 0 BLK: 0 WP: 0 HR: 0 S: 46 P: 66 ERA: 1.00 WHIP: 1.444															PITCHER IP: WLS: BF: H: R: ER: SO: BB: IBB: HBP: BLK: WP: HR: S: P: ERA: WHIP:							

AB 33
R 2
H 8
RBI 1
BB 5
SO 6
LOB 20



Batter	1	2	3	4	5	6	7	8	9	AB	R	H	RBI	BB	SO	LOB	BOTTOM				
Tommy Harper, R (1, 7) <small>OBP: 0.370, SLG: 0.435</small>	E6									5	1	0	0	0	1	4	Chicago Cubs @ Cincinnati Reds Crosley Field, Cincinnati, OH Tue Aug 10 1965, 3:33 AM EDT Att. 11,924 - Cloudy				
Pete Rose, S (1, 4) <small>OBP: 0.388, SLG: 0.471</small>										4	1	1	0	0	1	1					
Vada Pinson, L (1, 8) <small>OBP: 0.343, SLG: 0.496</small>										4	2	2	1	0	1	2					
Frank Robinson, R (1, 9) <small>OBP: 0.377, SLG: 0.517</small>										3	1	1	2	1	1	1					
Deron Johnson, R (1, 5) <small>OBP: 0.332, SLG: 0.516</small>										4	0	1	1	0	1	2					
Don Pavletich, R (1, 2) <small>OBP: 0.394, SLG: 0.538</small>										3	1	2	1	1	0	1					
Tony Perez, R (1, 3) <small>OBP: 0.315, SLG: 0.480</small>										4	0	0	0	0	1	5					
Leo Cardenas, R (1, 6) <small>OBP: 0.370, SLG: 0.444</small>										2	0	1	0	2	0	0					
Sammy Ellis, L (1, 1) <small>OBP: 0.153, SLG: 0.157</small>										4	0	1	1	0	2	2					
Inning Stats	R: 3 E: 1 K: 1 S: 9	H: 3 LOB: 1 BB: 0 P: 9	R: 0 E: 0 K: 2 S: 7	H: 1 LOB: 0 BB: 0 P: 7	R: 1 E: 0 K: 0 S: 5	H: 2 LOB: 2 BB: 1 P: 9	R: 0 E: 0 K: 0 S: 3	H: 0 LOB: 1 BB: 1 P: 7	R: 1 E: 0 K: 1 S: 6	H: 1 LOB: 1 BB: 1 P: 10	R: 0 E: 0 K: 1 S: 5	H: 0 LOB: 0 BB: 0 P: 5	R: 0 E: 0 K: 3 S: 9	H: 0 LOB: 0 BB: 0 P: 9	R: 1 E: 1 K: 0 S: 5	H: 2 LOB: 2 BB: 1 P: 9		1B: 6 2B: 3 3B: 0 HR: 1	SF: 0 SAC: 0 DP: 1 HBP: 0	WP: 3 PB: 0 SB: 3 CS: 1	PA: 37
PITCHER Dick Ellsworth, L (1, 1) <small>ERA: 3.54</small> Bob Humphreys, R (5, 1) <small>ERA: 3.31</small> Lindy McDaniel, R (7, 1) <small>ERA: 2.5</small>	IP: 4.0 WLS: L BF: 20 H: 6 R: 4 ER: 2 SO: 3 BB: 4 IBB: 2 HBP: 0 BLK: 0 WP: 0 HR: 1 S: 24 P: 32 ERA: 4.50 WHIP: 1.750															PITCHER IP: WLS: BF: H: R: ER: SO: BB: IBB: HBP: BLK: WP: HR: S: P: ERA: WHIP:					

AB 33
R 6
H 9
RBI 6
BB 4
SO 8
LOB 18



Batter	1	2	3	4	5	6	7	8	9	AB	R	H	RBI	BB	SO	LOB	TOP																					
Ellis Burton, S OBP: 0.207, SLG: 0.192 (1, 8)	F9	K		SH5-4		1B		L4		4	1	1	0	0	1	2	Chicago Cubs @ Cincinnati Reds Crosley Field, Cincinnati, OH Wed Aug 11 1965, 7:05 PM EDT Att: 11,790 - Unknown																					
Harvey Kuenn, R OBP: 0.344, SLG: 0.226 (1, 7)	P6		F9	E6		1B		F9		5	2	2	0	0	0	0																						
Billy Williams, L OBP: 0.359, SLG: 0.506 (1, 9)	FC5-4		F9	1B		1B		3-1		5	1	3	1	0	0	1																						
14 Ernie Banks, R OBP: 0.340, SLG: 0.450 (1, 3)	FC5-4		6-3	K		L5			6-3	5	0	0	0	0	1	6																						
Ron Santo, R OBP: 0.375, SLG: 0.503 (1, 5)		E	1B	1B		G6-4-3			6-3	3	1	1	2	2	0	2																						
Chris Krug, R OBP: 0.286, SLG: 0.336 (1, 2)	FC5		1B	K					F7	5	0	2	1	0	1	2																						
Glenn Beckert, R OBP: 0.262, SLG: 0.289 (1, 4)	K		F9							4	0	0	0	0	1	5																						
Don Kessinger, S OBP: 0.255, SLG: 0.223 (1, 6)				SH5-4		L6				4	1	2	1	0	0	1																						
Larry Jackson, R OBP: 0.152, SLG: 0.234 (1, 1)	K		FC5	K		FC4-6				4	1	0	0	0	2	4																						
Inning Stats	R: 0 E: 0 K: 0 S: 4	H: 1 LOB: 1 BB: 0 P: 4	R: 1 E: 1 K: 3 S: 11	H: 1 LOB: 2 BB: 1 P: 15	R: 1 E: 0 K: 0 S: 5	H: 2 LOB: 2 BB: 1 P: 9	R: 4 E: 1 K: 2 S: 12	H: 3 LOB: 1 BB: 0 P: 12	R: 0 E: 0 K: 1 S: 5	H: 0 LOB: 0 BB: 0 P: 5	R: 1 E: 0 K: 0 S: 5	H: 3 LOB: 1 BB: 0 P: 5	R: 0 E: 0 K: 0 S: 4	H: 1 LOB: 1 BB: 0 P: 4	R: 0 E: 0 K: 0 S: 3	H: 0 LOB: 0 BB: 0 P: 3	R: 0 E: 0 K: 0 S: 3	H: 0 LOB: 0 BB: 0 P: 3	1B: 10 2B: 1 3B: 0 HR: 0	SF: 0 SAC: 1 DP: 1 HBP: 0	WP: 0 PB: 0 SB: 1 CS: 0	PA: 42																
PITCHER	IP	WLS	BF	H	R	ER	SO	BB	IBB	HBP	BLK	WP	HR	S	P	ERA	WHIP	PITCHER				IP	WLS	BF	H	R	ER	SO	BB	IBB	HBP	BLK	WP	HR	S	P	ERA	WHIP
Jim O'Toole, L ERA: 7.16 (1, 1)	3.1	L	21	6	6	3	3	1	1	0	0	0	0	25	33	8.10	2.100																					
Joey Jay, R ERA: 3.89 (4, 1)	2.2		11	4	1	1	3	0	0	0	0	0	0	17	17	3.38	1.500																					
Bobby Locke, R ERA: 7.56 (7, 1)	2.0		7	1	0	0	0	0	0	0	0	0	0	7	7	0.00	0.500																					
Roger Craig, R ERA: 3.89 (9, 1)	1.0		3	0	0	0	0	0	0	0	0	0	0	3	3	0.00	0.000																					

AB	39
R	7
H	11
RBI	5
BB	2
SO	6
LOB	23



Batter	1	2	3	4	5	6	7	8	9	AB	R	H	RBI	BB	SO	LOB	BOTTOM																					
Tommy Harper, R OBP: 0.367, SLG: 0.431 (1, 7)	6-3		K			6-3			5-3	4	0	0	0	0	1	1	Chicago Cubs @ Cincinnati Reds Crosley Field, Cincinnati, OH Wed Aug 11 1965, 7:05 PM EDT Att: 11,790 - Unknown																					
Pete Rose, S OBP: 0.387, SLG: 0.469 (1, 4)	G4-6-3			B5-3		4-3			F7	4	0	1	0	0	0	0																						
Vada Pinson, L OBP: 0.341, SLG: 0.492 (1, 8)	G4-6-3			P6					1-6-3	4	0	0	0	0	0	1																						
Gordy Coleman, L OBP: 0.375, SLG: 0.543 (1, 3)		K		K						3	0	0	0	0	2	0																						
Frank Robinson, R OBP: 0.379, SLG: 0.533 (1, 9)		L5				HR			HR	3	2	2	2	0	0	0																						
Deron Johnson, R OBP: 0.330, SLG: 0.513 (1, 5)		5-3				6-3			6-3	3	0	0	0	0	0	0																						
Johnny Edwards, L OBP: 0.346, SLG: 0.462 (1, 2)				G1-6-3		G6-4-3			F8	3	0	2	0	0	0	0																						
Leo Cardenas, R OBP: 0.367, SLG: 0.441 (1, 6)				G1-6-3		G6-4-3			6-3	3	0	0	0	0	0	2																						
Jim O'Toole, S OBP: 0.133, SLG: 0.103 (4, 1)										1	0	1	0	0	0	0																						
Joey Jay, S OBP: 0.079, SLG: 0.056 (6, PH)										0	0	0	0	0	0	0																						
Mary Keough, L OBP: 0.026, SLG: 0.014 (7, 1)										0	0	0	0	0	0	0																						
Bobby Locke, R OBP: 0.367, SLG: 0.524 (8, PH)										1	0	0	0	0	0	0																						
Art Shamsky, L OBP: 0.367, SLG: 0.524 (9, 1)										0	0	0	0	0	0	0																						
Inning Stats	R: 0 E: 0 K: 0 S: 3	H: 1 LOB: 0 BB: 0 P: 3	R: 0 E: 0 K: 1 S: 5	H: 0 LOB: 0 BB: 0 P: 5	R: 0 E: 0 K: 1 S: 6	H: 2 LOB: 1 BB: 0 P: 6	R: 0 E: 0 K: 1 S: 5	H: 0 LOB: 0 BB: 0 P: 5	R: 1 E: 0 K: 0 S: 4	H: 2 LOB: 0 BB: 0 P: 4	R: 0 E: 0 K: 0 S: 3	H: 0 LOB: 0 BB: 0 P: 3	R: 1 E: 0 K: 0 S: 4	H: 1 LOB: 0 BB: 0 P: 4	R: 0 E: 0 K: 0 S: 3	H: 0 LOB: 0 BB: 0 P: 3	R: 0 E: 0 K: 0 S: 3	H: 0 LOB: 0 BB: 0 P: 3	1B: 4 2B: 0 3B: 0 HR: 2	SF: 0 SAC: 0 DP: 3 HBP: 0	WP: 0 PB: 0 SB: 0 CS: 0	PA: 30																
PITCHER	IP	WLS	BF	H	R	ER	SO	BB	IBB	HBP	BLK	WP	HR	S	P	ERA	WHIP	PITCHER				IP	WLS	BF	H	R	ER	SO	BB	IBB	HBP	BLK	WP	HR	S	P	ERA	WHIP
Larry Jackson, R ERA: 4.12 (1, 1)	9.0	W	30	6	2	2	3	0	0	0	0	0	2	36	36	2.00	0.667																					

AB	30
R	2
H	6
RBI	2
BB	0
SO	3
LOB	4



Batter	1	2	3	4	5	6	7	8	9	AB	R	H	RBI	BB	SO	LOB	TOP								
Tommy Harper, R OBP: 0.370, SLG: 0.433 (1, 7)	0-0 S 1B		0-0 1-3		0-0 1-3		0-0 6-3 1B		0-0 1B	5	1	3	0	0	0	0	Cincinnati Reds @ St. Louis Cardinals Sportsman's Park, St. Louis, MO Fri Aug 13 1965, 8:05 PM EDT Att: 21,272 - Unknown								
Pete Rose, S OBP: 0.386, SLG: 0.466 (1, 4)	0-0 6-3		0-0 1B		0-0 5-3		0-0 6-3		0-0 F7	5	0	1	0	0	0	3									
Vada Pinson, L OBP: 0.342, SLG: 0.491 (1, 8)	4-0 BB		0-0 F8		0-0 F7		0-0 E S 2-H 1B			3	0	1	1	1	0	1									
Frank Robinson, R OBP: 0.378, SLG: 0.529 (1, 9)	0-3 K		0-0 L7			4-0 1B FC6-4 BB	0-3 K			3	1	0	0	1	2	4									
Deron Johnson, R OBP: 0.327, SLG: 0.508 (1, 5)	0-3 K			0-0 E5 FC4-6		0-0 F9		0-0 6-3		4	0	0	0	0	1	3									
Don Pavletich, R OBP: 0.396, SLG: 0.544 (1, 2)		0-0 1-3 2B		0-0 F3		0-0 FC6-4 1B		0-0 4-3		4	0	2	0	0	0	1									
Tony Perez, R OBP: 0.309, SLG: 0.470 (1, 3)		0-0 6-3		0-0 FC4-6 2B		0-0 FC6-4 1-2 3-H		0-0 F8		4	0	0	1	0	0	3									
Leo Cardenas, R OBP: 0.366, SLG: 0.441 (1, 6)		0-0 1-3 2-3		0-0 1-3 2B		0-0 G3		0-3 K		4	0	1	0	0	1	2									
Jim Maloney, L OBP: 0.271, SLG: 0.286 (1, 1)		0-3 K		0-3 K			0-0 F7		0-0 F7	3	0	0	0	0	2	3									
Ted Davidson, R (7, 1)										0	0	0	0	0	0	0									
Joey Jay, S OBP: 0.079, SLG: 0.056 (8, 1)										0	0	0	0	0	0	0									
Gordy Coleman, L OBP: 0.373, SLG: 0.541 (9, PH)										1	0	0	0	0	0	0									
Inning Stats	R: 0 E: 0 K: 2 S: 8	H: 1 LOB: 2 BB: 1 P: 12	R: 0 E: 0 K: 1 S: 6	H: 1 LOB: 1 BB: 0 P: 6	R: 0 E: 0 K: 0 S: 4	H: 1 LOB: 1 BB: 0 P: 4	R: 0 E: 1 K: 1 S: 7	H: 2 LOB: 2 BB: 0 P: 7	R: 0 E: 0 K: 0 S: 3	H: 0 LOB: 0 BB: 0 P: 3	R: 1 E: 0 K: 0 S: 4	H: 1 LOB: 1 BB: 1 P: 8	R: 1 E: 0 K: 1 S: 7	H: 2 LOB: 0 BB: 0 P: 7	R: 0 E: 0 K: 0 S: 3	H: 0 LOB: 0 BB: 0 P: 3	R: 0 E: 0 K: 1 S: 6	H: 1 LOB: 1 BB: 0 P: 6	1B: 6 2B: 2 3B: 0 HR: 0	SF: 0 SAC: 0 DP: 0 HBP: 0	WP: 0 PB: 0 SB: 2 CS: 0	PA: 38			
PITCHER	IP WLS BF H R ER SO BB IBB HBP BLK WP HR S P ERA WHIP	7.0 W 31 7 2 2 5 2 0 0 0 0 0 0 39 47 2.57 1.286	2.0 S 7 1 0 0 1 0 0 0 0 0 0 0 9 9 0.00 0.500																						

AB	36
R	2
H	8
RBI	2
BB	2
SO	6
LOB	20



Batter	1	2	3	4	5	6	7	8	9	AB	R	H	RBI	BB	SO	LOB	BOTTOM							
Lou Brock, L OBP: 0.344, SLG: 0.443 (1, 7)	0-3 K		4-0 PB SF9 BB	0-3 K			0-0 SH1-4	0-0 HR 2B		3	2	1	1	1	2	2	Cincinnati Reds @ St. Louis Cardinals Sportsman's Park, St. Louis, MO Fri Aug 13 1965, 8:05 PM EDT Att: 21,272 - Unknown							
Dick Groat, R OBP: 0.322, SLG: 0.329 (1, 6)	0-0 F7		0-0 SF9 1-H		0-0 4-3		4-0 1B	0-3 K		3	0	0	1	1	1	3								
Curt Flood, R OBP: 0.357, SLG: 0.416 (1, 8)	0-0 F9		0-0 F3		0-0 F4		0-0 BB	0-0 HR		5	1	2	4	0	0	0								
Bill White, L OBP: 0.365, SLG: 0.450 (1, 3)		4-0 PB WP BB	0-0 1B		0-0 G3		4-0 1-2 BB	0-3 K		3	1	1	0	2	1	1								
Ken Boyer, R OBP: 0.329, SLG: 0.384 (1, 5)	0-3 K		0-0 1-3			0-0 6-3	0-3 K			4	0	0	0	0	2	5								
Bob Skinner, L OBP: 0.345, SLG: 0.438 (1, 9)		0-3 K		0-0 1B		0-0 1B		0-0 6-3		4	0	2	0	0	1	4								
Nelson Briles, R (8, 1)										0	0	0	0	0	0	0								
Phil Gagliano, R OBP: 0.330, SLG: 0.395 (1, 4)		4-0 1B BB		0-0 F9		0-3 K		0-0 SH5-4 2B 1B		3	0	1	0	1	1	2								
Dal Maxvill, R OBP: 0.128, SLG: 0.135 (6, PR) (9, 4)		1-H 1B BB		0-0 F9		0-0 K		0-0 SH5-4 1B		0	1	0	0	0	0	0								
Dave Ricketts, S OBP: 0.304, SLG: 0.273 (1, 2)		0-0 1-2 1B		0-0 1B		0-0 4-3		0-0 SH5-4		3	0	2	0	0	0	1								
Curt Simmons, L OBP: 0.037, SLG: 0.056 (1, 1)		0-3 1B		0-3 K			4-0 WP SH1-4 1B BB	0-0 2B HR 1B		2	0	0	0	0	2	4								
Tito Francona, L OBP: 0.322, SLG: 0.407 (7, PH)										0	0	0	0	1	0	0								
Julian Javier, R OBP: 0.261, SLG: 0.342 (7, PR)										0	1	0	0	0	0	0								
Mike Shannon, R OBP: 0.292, SLG: 0.380 (8, 9)										1	1	1	0	0	0	0								
Inning Stats	R: 0 E: 0 K: 1 S: 5	H: 0 LOB: 0 BB: 0 P: 5	R: 1 E: 0 K: 3 S: 10	H: 1 LOB: 2 BB: 2 P: 18	R: 1 E: 0 K: 0 S: 4	H: 1 LOB: 1 BB: 1 P: 8	R: 0 E: 0 K: 2 S: 9	H: 2 LOB: 2 BB: 0 P: 9	R: 0 E: 0 K: 0 S: 3	H: 0 LOB: 0 BB: 0 P: 3	R: 0 E: 0 K: 1 S: 6	H: 1 LOB: 1 BB: 0 P: 6	R: 1 E: 0 K: 1 S: 6	H: 1 LOB: 3 BB: 3 P: 18	R: 4 E: 0 K: 2 S: 11	H: 4 LOB: 1 BB: 0 P: 11	1B: 8 2B: 1 3B: 0 HR: 1	SF: 1 SAC: 2 DP: 0 HBP: 0	WP: 3 PB: 2 SB: 1 CS: 0	PA: 40				
PITCHER	IP WLS BF H R ER SO BB IBB HBP BLK WP HR S P ERA WHIP	6.1 L 30 6 3 3 7 5 0 0 0 0 0 0 39 59 4.26 1.737	1.0 7 3 4 4 1 1 0 0 0 0 0 0 8 12 36.00 4.000	0.2 3 1 0 0 2 0 0 0 0 0 0 1 7 7 0.00 1.500																				

AB	31
R	7
H	10
RBI	6
BB	6
SO	10
LOB	22



Batter	1	2	3	4	5	6	7	8	9	AB	R	H	RBI	BB	SO	LOB	TOP								
Pete Rose, S OBP: 0.385, SLG: 0.466 (1,4)	F8			4-3				3-1		5	0	2	2	0	0	0	Cincinnati Reds @ St. Louis Cardinals Sportsman's Park, St. Louis, MO Sun Aug 15 1965, 4:33 AM EDT Att: 19,547 - Unknown								
Art Shamsky, L OBP: 0.342, SLG: 0.485 (1,9)	K	K				K	K	G3		5	0	0	0	0	4	4									
Vada Pinson, L OBP: 0.342, SLG: 0.493 (1,8)	F2							F2		4	1	1	1	1	0	0									
Gordy Coleman, L OBP: 0.370, SLG: 0.538 (9, PH)		G3								4	1	1	0	0	2	1									
Charlie James, R OBP: 0.226, SLG: 0.200 (9, PH)										1	0	0	0	0	0	0									
Frank Robinson, R OBP: 0.374, SLG: 0.522 (1,7)										4	1	1	0	0	0	2									
Marty Keough, L OBP: 0.205, SLG: 0.114 (7,7)										0	0	0	0	0	0	0									
Tony Perez, R OBP: 0.306, SLG: 0.463 (9, PH)		BB	HBP							1	0	0	0	0	0	0									
Deron Johnson, R OBP: 0.333, SLG: 0.517 (1,5)										4	2	2	2	0	0	0									
Johnny Edwards, L OBP: 0.352, SLG: 0.474 (1,2)										2	2	1	1	2	0	0									
Leo Cardenas, R OBP: 0.369, SLG: 0.440 (1,6)										3	0	2	1	1	0	0									
Sammy Ellis, L OBP: 0.145, SLG: 0.149 (1,1)										4	0	0	0	0	3	7									
John Tsitouris, R OBP: 0.098, SLG: 0.053 (8,1)										0	0	0	0	0	0	0									
Billy McCool, R OBP: 0.079, SLG: 0.056 (8,1)										0	0	0	0	0	0	0									
Joey Jay, S OBP: 0.079, SLG: 0.056 (8,1)										0	0	0	0	0	0	0									
Inning Stats	R: 0 E: 0 K: 1 S: 5	H: 0 LOB: 0 BB: 0 P: 5	R: 3 E: 0 K: 2 S: 10	H: 3 LOB: 2 BB: 1 P: 15	R: 2 E: 0 K: 0 S: 5	H: 2 LOB: 0 BB: 0 P: 5	R: 0 E: 0 K: 1 S: 5	H: 0 LOB: 0 BB: 0 P: 5	R: 0 E: 0 K: 2 S: 7	H: 2 LOB: 1 BB: 1 P: 11	R: 1 E: 0 K: 1 S: 7	H: 2 LOB: 2 BB: 1 P: 11	R: 1 E: 0 K: 2 S: 10	H: 3 LOB: 3 BB: 1 P: 14	R: 0 E: 0 K: 0 S: 3	H: 0 LOB: 0 BB: 0 P: 3	R: 0 E: 0 K: 0 S: 3	H: 0 LOB: 0 BB: 0 P: 3	1B: 4 2B: 3 3B: 0 HR: 3	SF: 0 SAC: 0 DP: 0 HBP: 1	WP: 0 PB: 0 SB: 0 CS: 0	PA: 42			
PITCHER	IP	WLS	BF	H	R	ER	SO	BB	IBB	HBP	BLK	WP	HR	S	P	ERA	WHIP								
Bob Gibson, R ERA: 3.08	7.0		36	10	7	7	9	3	1	1	0	0	3	49	66	9.00	1.857								
Ray Washburn, R ERA: 3.52	1.0	W	3	0	0	0	0	0	0	0	0	0	0	3	3	0.00	0.000								
Hal Woodeshick, L ERA: 2.5	1.0	S	3	0	0	0	0	0	0	0	0	0	0	3	3	0.00	0.000								

Batter	1	2	3	4	5	6	7	8	9	AB	R	H	RBI	BB	SO	LOB	BOTTOM								
Lou Brock, L OBP: 0.342, SLG: 0.438 (1,7)	4-3									5	1	2	1	0	2	1	Cincinnati Reds @ St. Louis Cardinals Sportsman's Park, St. Louis, MO Sun Aug 15 1965, 4:33 AM EDT Att: 19,547 - Unknown								
Dick Groat, R OBP: 0.323, SLG: 0.322 (1,6)	4-3									5	0	0	0	0	0	4									
Curt Flood, R OBP: 0.354, SLG: 0.411 (1,8)	F8									4	1	1	0	1	0	1									
Bill White, L OBP: 0.366, SLG: 0.456 (1,3)										4	2	2	1	1	0	2									
Ken Boyer, R OBP: 0.329, SLG: 0.381 (1,5)										5	1	2	2	0	1	1									
Bob Skinner, L OBP: 0.361, SLG: 0.495 (1,9)										5	2	4	3	0	1	0									
Dal Maxwell, R OBP: 0.128, SLG: 0.135 (9,4)										0	0	0	0	0	0	0									
Phil Gagliano, R OBP: 0.328, SLG: 0.411 (1,4)										5	1	1	0	0	0	4									
Hal Woodeshick, R OBP: 0.167, SLG: 0.091 (9,1)										0	0	0	0	0	0	0									
Tim McCarver, L OBP: 0.335, SLG: 0.438 (1,2)										4	2	3	1	0	0	1									
Bob Gibson, R OBP: 0.235, SLG: 0.360 (1,1)										2	1	1	3	0	1	1									
Tito Francona, L OBP: 0.326, SLG: 0.411 (7, PH)										1	0	1	0	0	0	0									
Ray Washburn, R OBP: 0.233, SLG: 0.214 (8,1)										0	0	0	0	0	0	0									
Ted Savage, R OBP: 0.157, SLG: 0.224 (8, PH)										0	1	0	0	1	0	0									
Inning Stats	R: 0 E: 0 K: 0 S: 3	H: 0 LOB: 0 BB: 0 P: 3	R: 4 E: 0 K: 1 S: 9	H: 4 LOB: 0 BB: 0 P: 9	R: 0 E: 0 K: 0 S: 4	H: 1 LOB: 1 BB: 0 P: 4	R: 0 E: 0 K: 2 S: 8	H: 1 LOB: 1 BB: 0 P: 8	R: 0 E: 0 K: 1 S: 6	H: 1 LOB: 1 BB: 0 P: 6	R: 0 E: 0 K: 1 S: 6	H: 1 LOB: 1 BB: 0 P: 6	R: 0 E: 1 K: 0 S: 10	H: 7 LOB: 2 BB: 3 P: 22	R: 8 E: 1 K: 0 S: 10	H: 7 LOB: 2 BB: 3 P: 22	1B: 12 2B: 1 3B: 1 HR: 3	SF: 0 SAC: 0 DP: 1 HBP: 0	WP: 2 PB: 0 SB: 0 CS: 0	PA: 43					
PITCHER	IP	WLS	BF	H	R	ER	SO	BB	IBB	HBP	BLK	WP	HR	S	P	ERA	WHIP								
Sammy Ellis, R ERA: 3.55	1.1																								
John Tsitouris, R ERA: 4.65	0.1	L	3	2	1	1	0	0	0	0	0	0	0	3	3	27.00	6.000								
Billy McCool, L ERA: 4.35	0.1		7	3	5	5	0	1	2	0	0	2	0	4	16	135.00	12.000								
Joey Jay, R ERA: 3.9	0.1		1	0	0	0	0	0	0	0	0	0	0	1	1	0.00	0.000								



Batter	1	2	3	4	5	6	7	8	9	AB	R	H	RBI	BB	SO	LOB	TOP							
Tommy Harper, R (1, 7) OBP: 0.366, SLG: 0.428	F8		F9		K		G3		4-3	5	0	1	0	0	1	0								
Pete Rose, S (1, 4) OBP: 0.385, SLG: 0.468	6-3			6-3			G3		G1-6-3	4	0	1	0	1	0	1								
Vada Pinson, L (1, 8) OBP: 0.340, SLG: 0.492	K			WP	4-3		4-3		G1-6-3	5	1	1	0	0	1	3								
Frank Robinson, R (1, 9) OBP: 0.377, SLG: 0.530		HR		1B		K2-3			FC4-6	3	1	2	1	1	1	0								
Deron Johnson, R (1, 5) OBP: 0.335, SLG: 0.524	1-3			1B		HR			F8	4	1	2	2	0	0	1								
Don Pavletich, R (1, 2) OBP: 0.400, SLG: 0.542	K2-3			1B		HR			FC4-6	1	1	0	0	2	1	0								
Johnny Edwards, L (8, PH) OBP: 0.351, SLG: 0.472				IBB		WP			BB	1	1	0	0	0	0	1								
Tony Perez, R (1, 3) OBP: 0.310, SLG: 0.462	K			K			G4-3		2B	3	1	1	1	1	2	3								
Leo Cardenas, R (1, 6) OBP: 0.368, SLG: 0.440			K	F9		G4-3			2B	4	0	1	2	0	1	4								
Ted Davidson, R (1, 1) OBP: 0.200, SLG: 0.111	4-3				K		K		K	2	0	0	0	0	1	0								
Marty Keough, L (7, PH) OBP: 0.200, SLG: 0.111										1	0	0	0	0	1	0								
Billy McCool, R (7, 1) OBP: 0.145, SLG: 0.149										1	0	0	0	0	1	1								
Sammy Ellis, L (9, 1) OBP: 0.145, SLG: 0.149										0	0	0	0	0	0	0								
Inning Stats	R: 0 E: 0 K: 1 S: 5	H: 0 LOB: 0 BB: 0 P: 5	R: 1 E: 0 K: 2 S: 8	H: 1 LOB: 0 BB: 0 P: 8	R: 0 E: 0 K: 1 S: 5	H: 0 LOB: 0 BB: 0 P: 5	R: 1 E: 0 K: 2 S: 7	H: 2 LOB: 3 BB: 2 P: 15	R: 0 E: 0 K: 2 S: 8	H: 1 LOB: 1 BB: 0 P: 8	R: 2 E: 0 K: 1 S: 6	H: 2 LOB: 1 BB: 1 P: 10	R: 0 E: 0 K: 1 S: 6	H: 1 LOB: 1 BB: 0 P: 6	R: 2 E: 0 K: 1 S: 7	H: 2 LOB: 1 BB: 1 P: 11	R: 0 E: 0 K: 0 S: 2	H: 0 LOB: 0 BB: 1 P: 6	1B: 4 2B: 2 3B: 1 HR: 2	SF: 0 SAC: 0 DP: 2 HBP: 0	WP: 2 PB: 0 SB: 1 CS: 0	PA: 39		
PITCHER	IP	WLS	BF	H	R	ER	SO	BB	IBB	HBP	BLK	WP	HR	S	P	ERA	WHIP							
Dick Ellsworth, L (1, 1) ERA: 3.64	5.1	L	25	6	4	4	8	2	1	0	0	2	2	38	50	6.75	1.500							
Lindy McDaniel, R (6, 1) ERA: 2.62	1.2		5	1	0	0	1	0	0	0	0	0	0	7	7	0.00	0.600							
Ted Abernathy, R (8, 1) ERA: 1.99	2.0		9	2	2	2	1	2	0	0	0	0	0	9	17	9.00	2.000							

Cincinnati Reds @ Chicago Cubs
Wrigley Field, Chicago, IL
Tue Aug 17 1965, 3:33 AM CDT
Att: 7,780 - Cloudy

AB	34
R	6
H	9
RBI	6
BB	5
SO	10
LOB	14

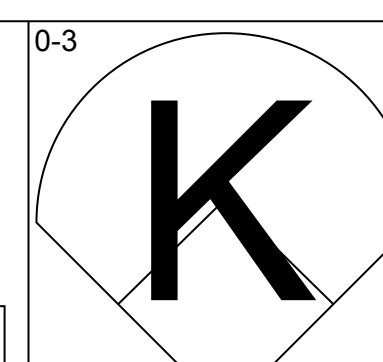
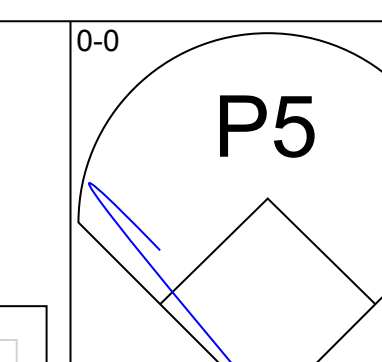
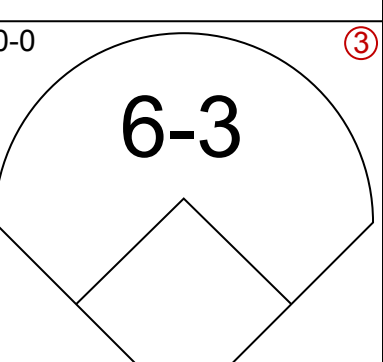
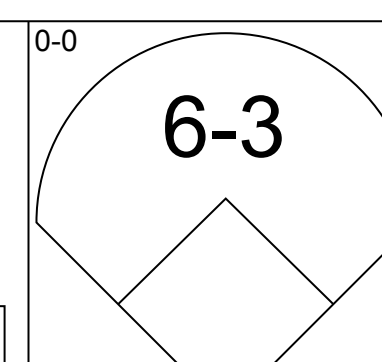
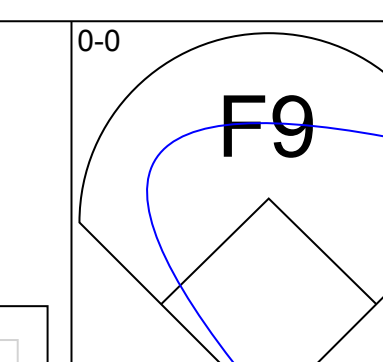
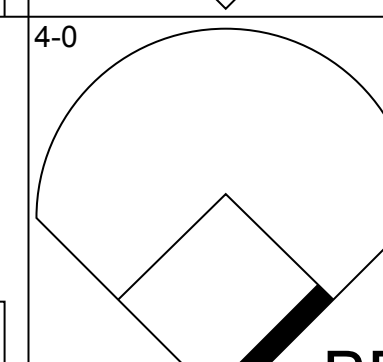
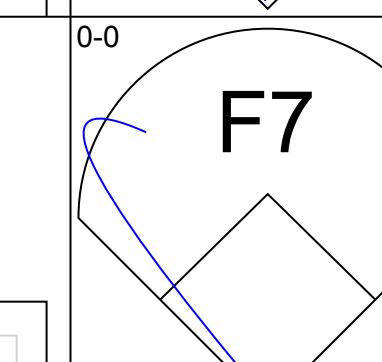
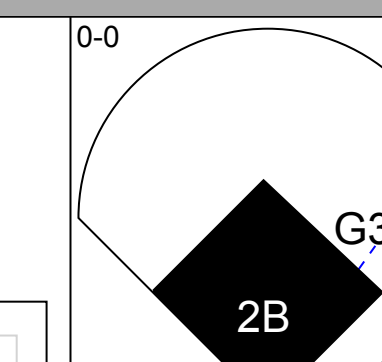
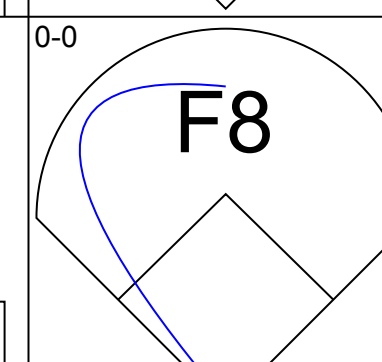
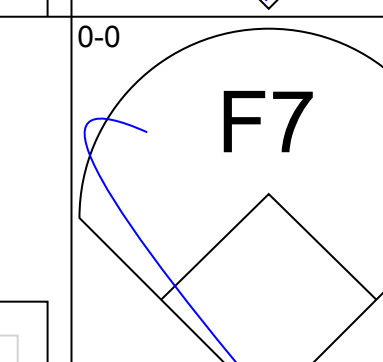
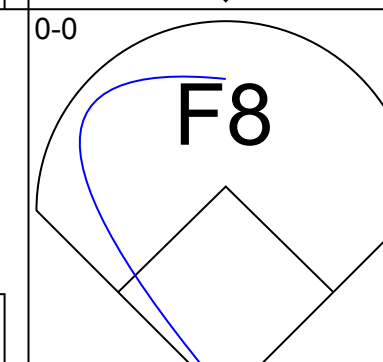
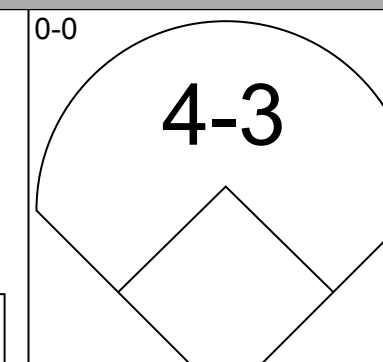
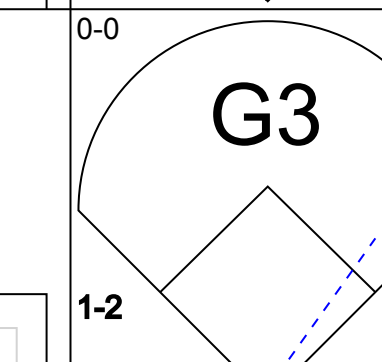
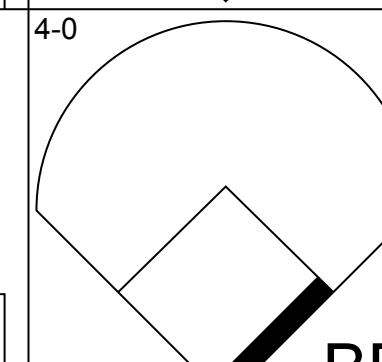
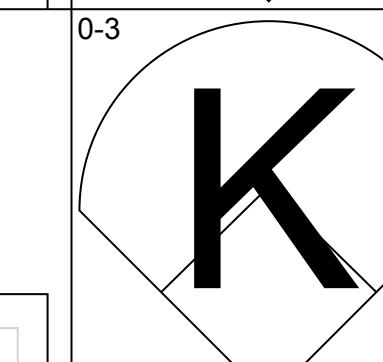
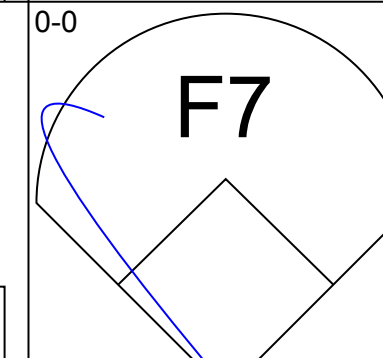
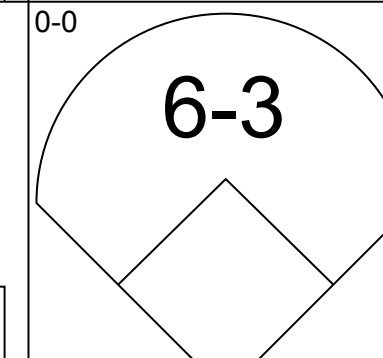
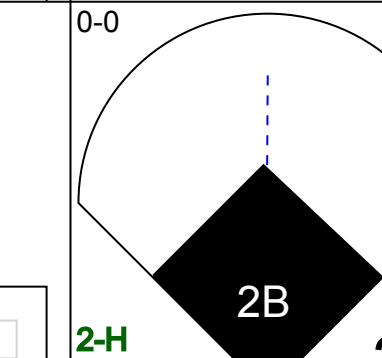
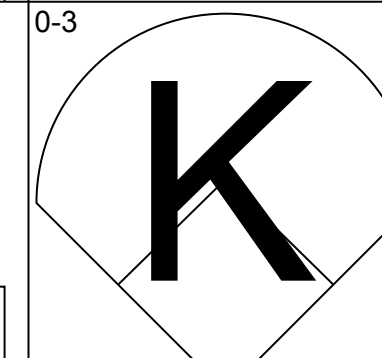
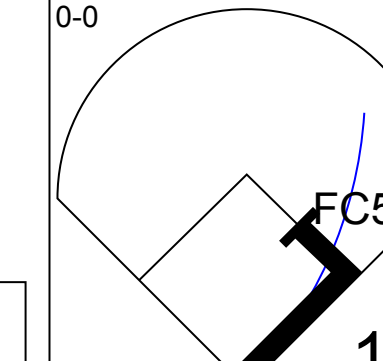
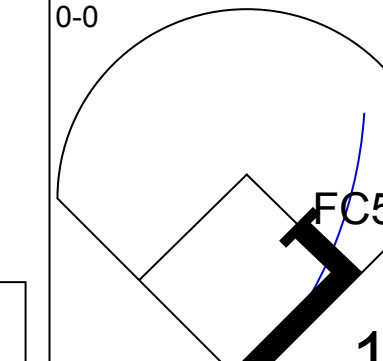
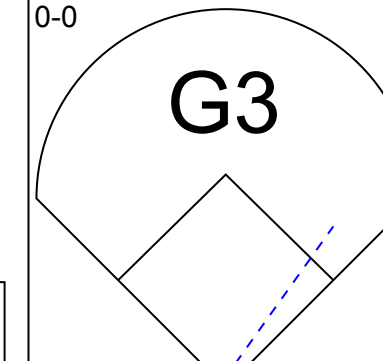
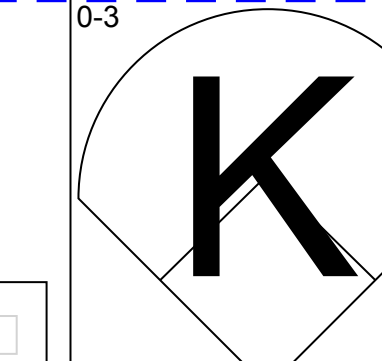
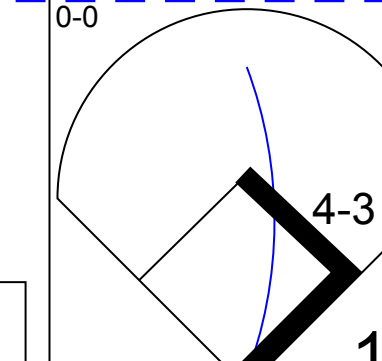
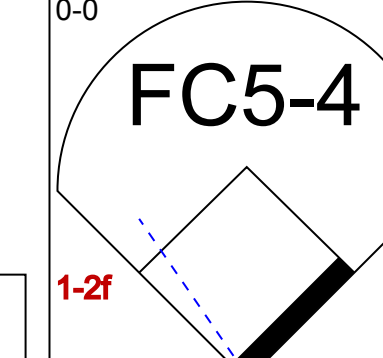
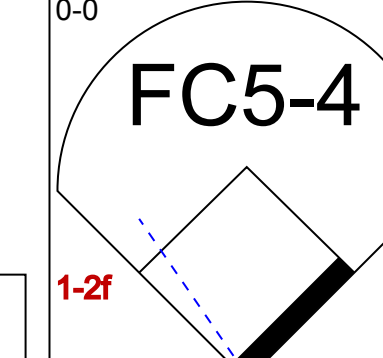
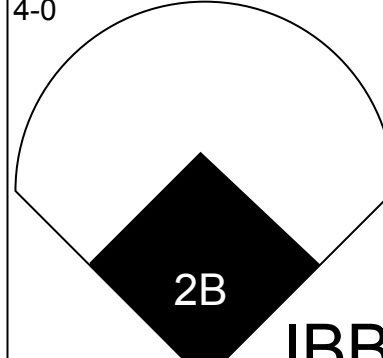
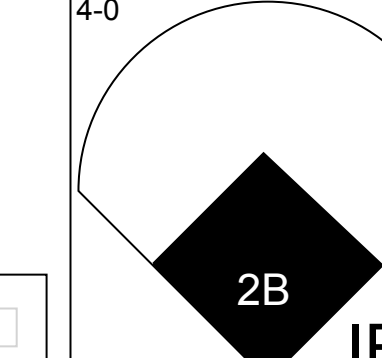
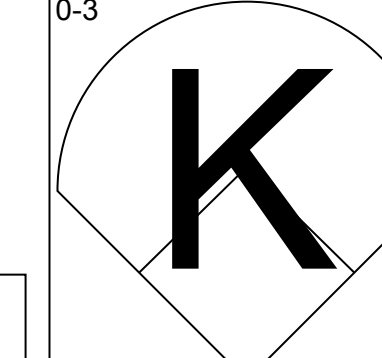
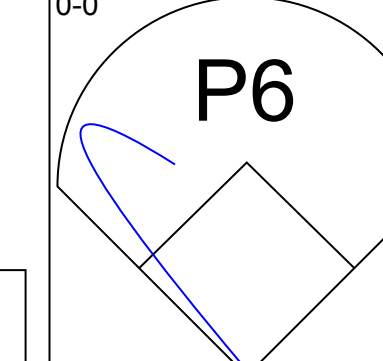
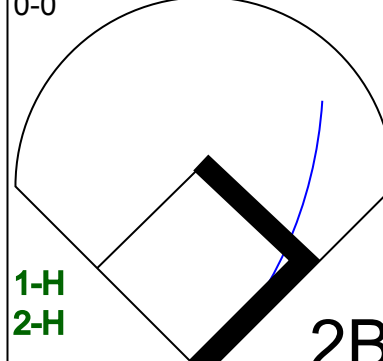
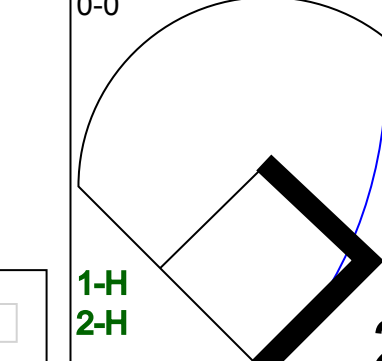
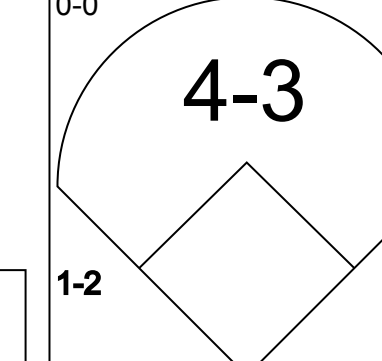
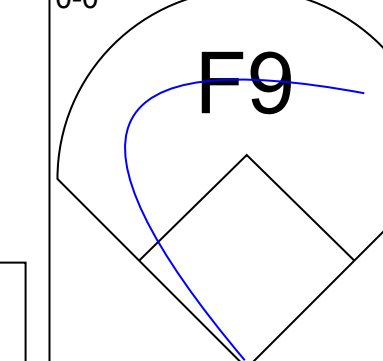
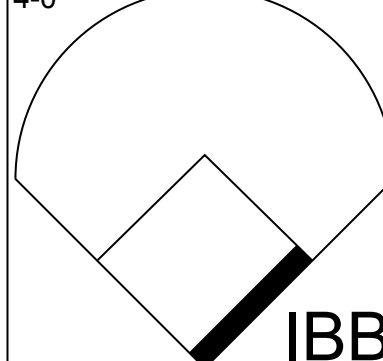
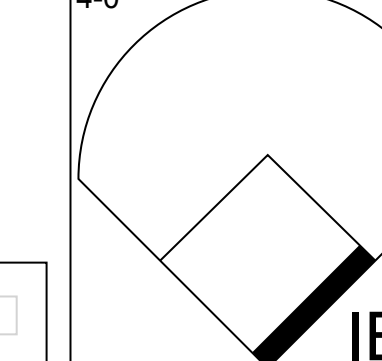
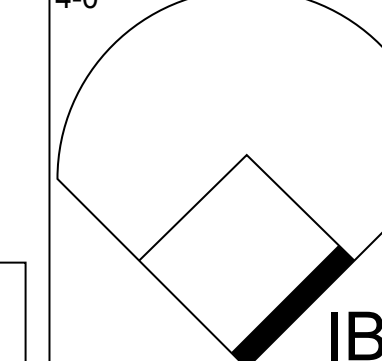
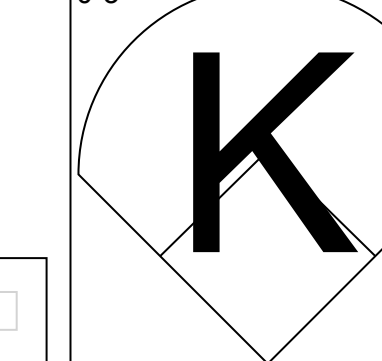

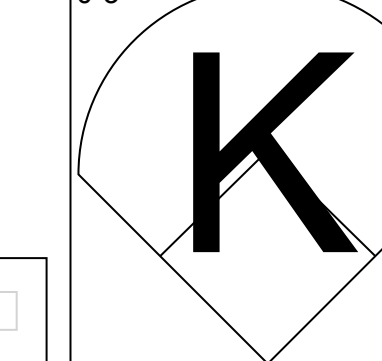
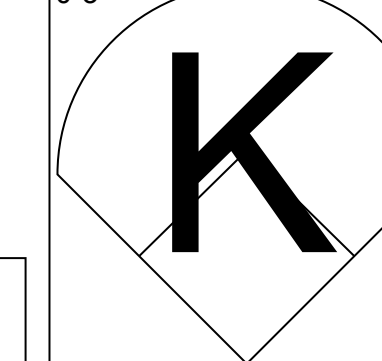


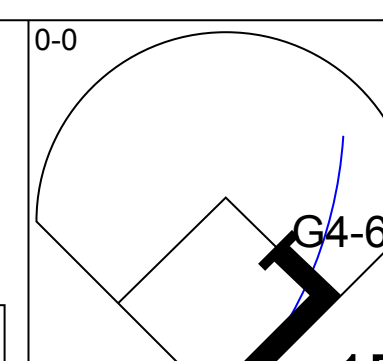
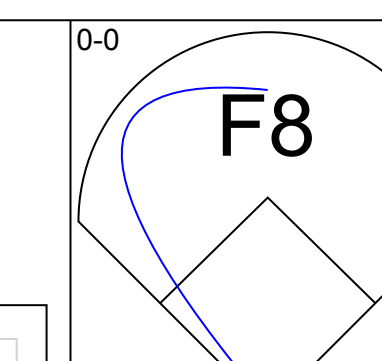
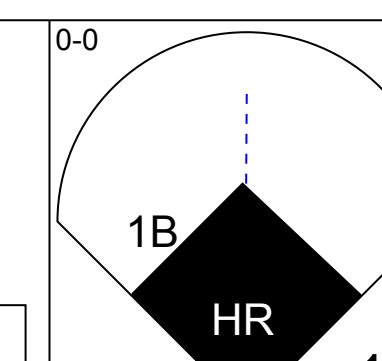
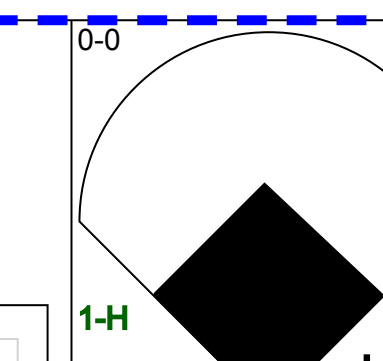
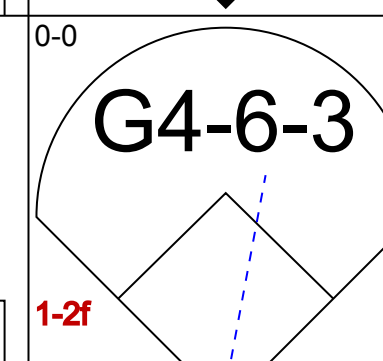
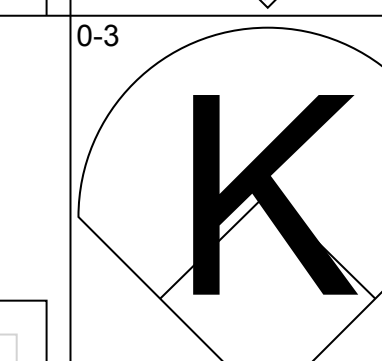
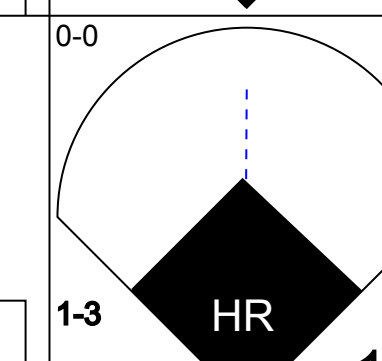
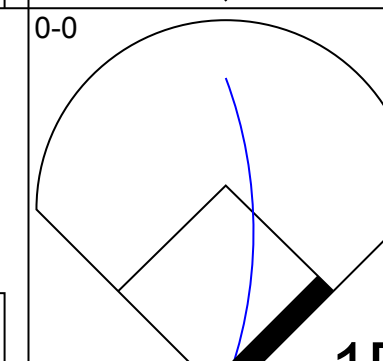
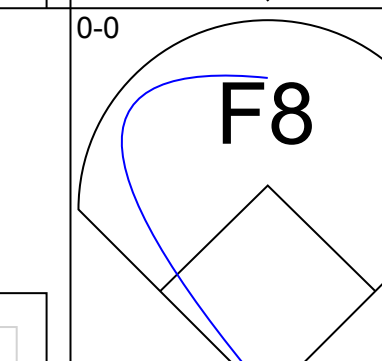
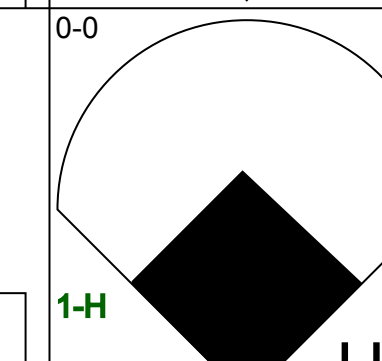
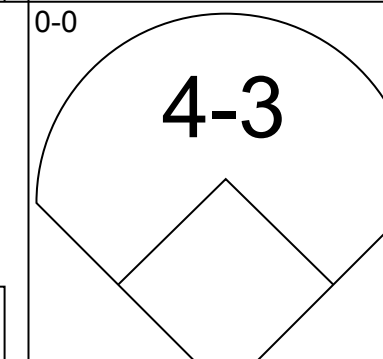
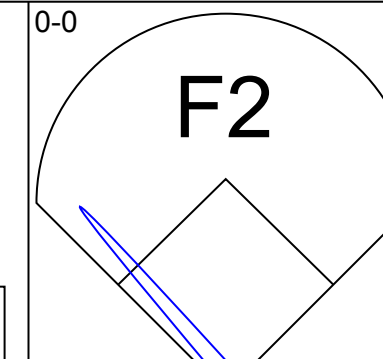
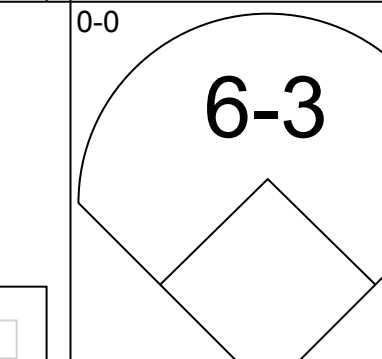
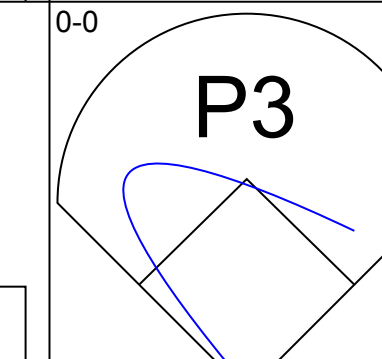
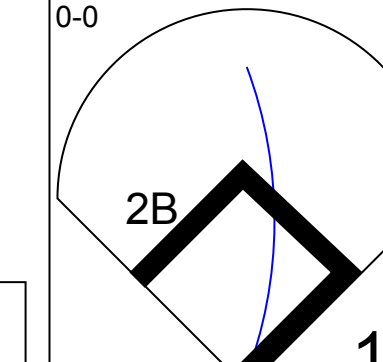
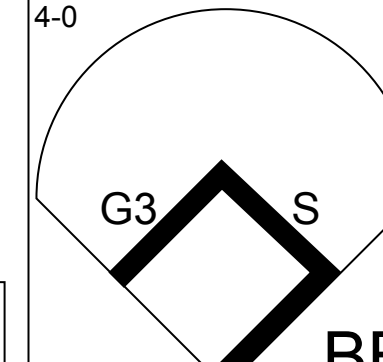
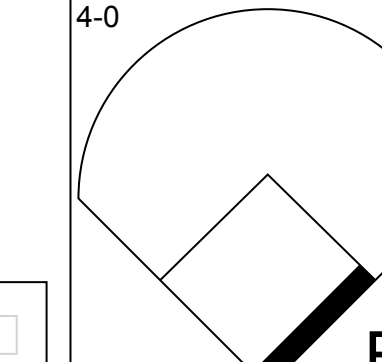
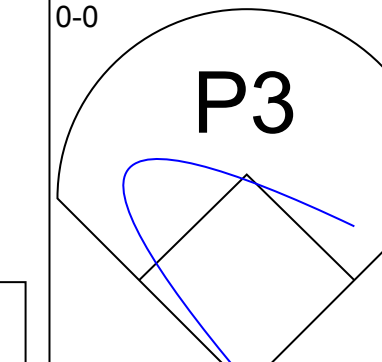
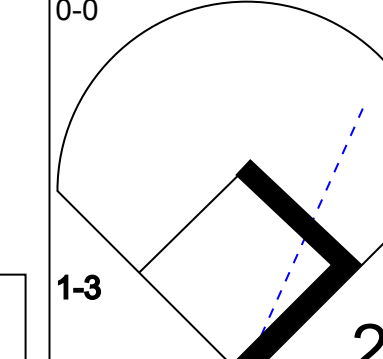
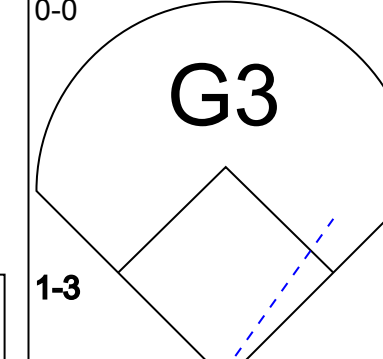
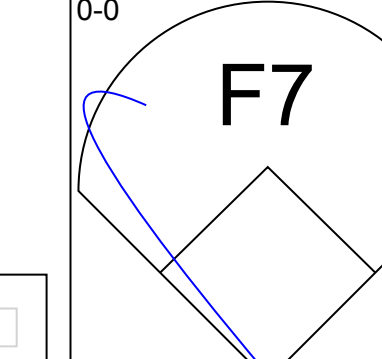
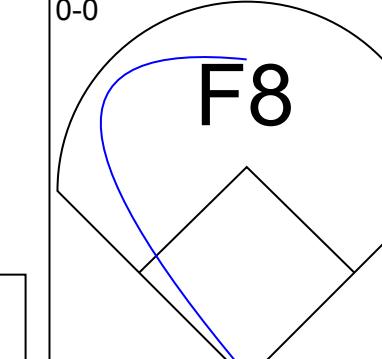
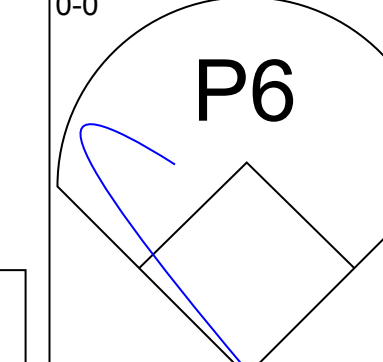
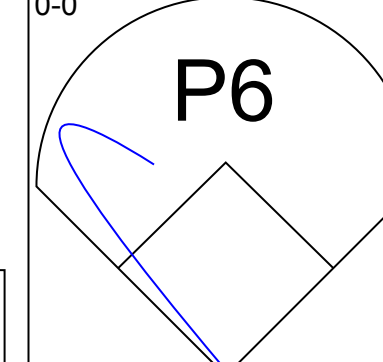
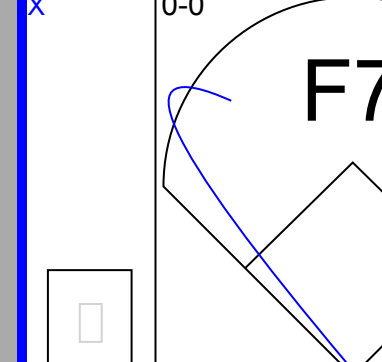
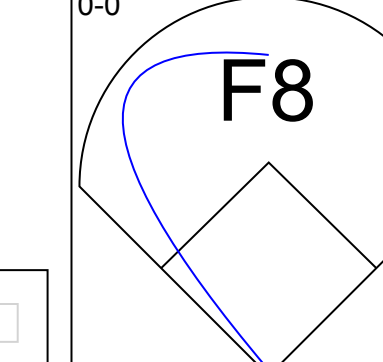
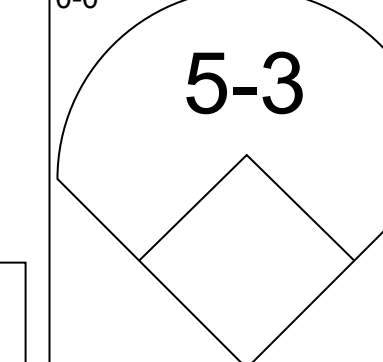
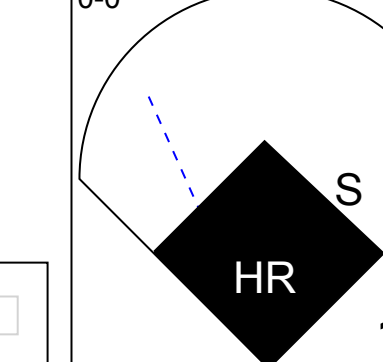
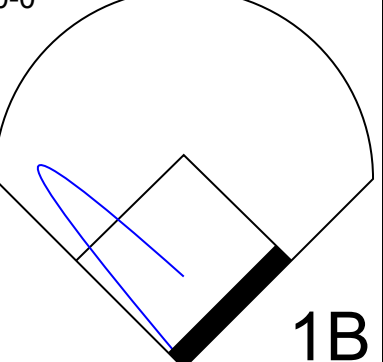
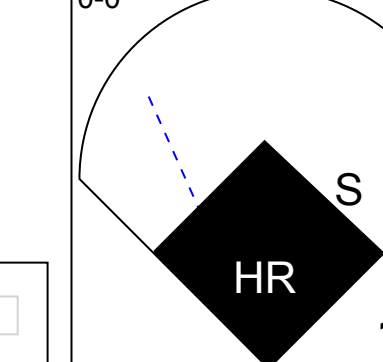
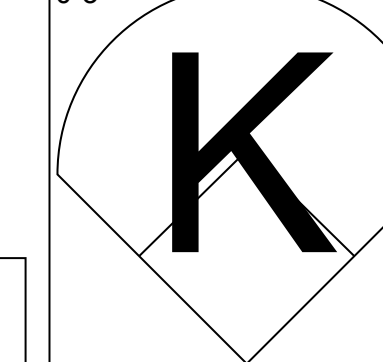
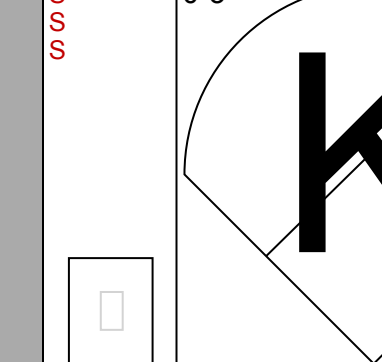
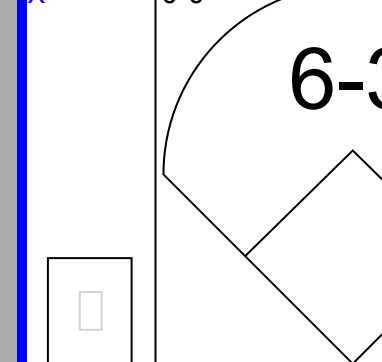
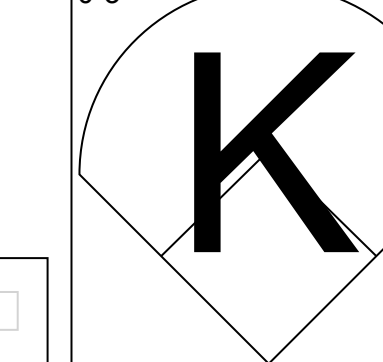
Batter	1	2	3	4	5	6	7	8	9	AB	R	H	RBI	BB	SO	LOB	BOTTOM							
Don Landrum, L (1, 8) OBP: 0.327, SLG: 0.370	1B		14		P6		4-3		6-3	4	2	1	0	1	0	2								
Harvey Kuenn, R (1, 7) OBP: 0.337, SLG: 0.220	BB		2B		6-3		P4		F8	4	0	1	0	0	0	1								
Ted Abernathy, R (8, 1) OBP: 0.154, SLG: 0.083	1B		6-3		6-3					0	0	0	0	0	0	0								
Ed Bailey, L (9, PH) OBP: 0.384, SLG: 0.379	1B									1	0	0	0	0	0	2								
Billy Williams, L (1, 9) OBP: 0.356, SLG: 0.502	G6-3		F7		HR		4-3		4-3	4	1	1	1	0	0	2								
14 Ernie Banks, R (1, 3) OBP: 0.345, SLG: 0.460	5-3		1B		6-3		5-3		5-3	4	0	1	1	0	0	0								
Ron Santo, R (1, 5) OBP: 0.370, SLG: 0.491		K	P4		L7		F9		F9	4	0	0	0	0	1	1								
Chris Krug, R (1, 2) OBP: 0.294, SLG: 0.369	1B				P5		6-3		2B	4	1	2	0	0	0	0								
Glenn Beckert, R (1, 4) OBP: 0.263, SLG: 0.291	1B				1-3		1B		2B	4	0	3	1	0	0	0								
Don Kessinger, S (1, 6) OBP: 0.268, SLG: 0.225	P6				1B		P4		6-3	3	0	1	0	0	0	3								
Doug Clemens, L (9, PH) OBP: 0.339, SLG: 0.341									BB	0	0	0	0	1	0	0								
Dick Ellsworth, L (1, 1) OBP: 0.117, SLG: 0.121	K				F8		K		K	2	0	0	0	0	1	3								
Lindy McDaniel, R (6, 1) OBP: 0.321, SLG: 0.300										0	0	0	0	0	0	0								
Sammy Ellis, R (7, PH) ERA: 3.53										2	0	0	0	0	2	2								
Inning Stats	R: 1 E: 0 K: 0 S: 3	H: 1 LOB: 1 BB: 1 P: 7	R: 0 E: 0 K: 2 S: 9	H: 2 LOB: 2 BB: 0 P: 9	R: 1 E: 0 K: 0 S: 5	H: 2 LOB: 1 BB: 0 P: 5	R: 0 E: 0 K: 0 S: 4	H: 1 LOB: 1 BB: 0 P: 4	R: 1 E: 0 K: 0 S: 4	H: 1 LOB: 0 BB: 0 P: 4	R: 0 E: 0 K: 1 S: 5	H: 0 LOB: 0 BB: 0 P: 5	R: 0 E: 0 K: 0 S: 3	H: 0 LOB: 0 BB: 0 P: 3	R: 1 E: 0 K: 1 S: 7	H: 2 LOB: 2 BB: 1 P: 11	1B: 6 2B: 3 3B: 0 HR: 1	SF: 0 SAC: 0 DP: 1 HBP: 0	WP: 0 PB: 0 SB: 0 CS: 0	PA: 38				
PITCHER	IP	WLS	BF	H	R	ER	SO	BB	IBB	HBP	BLK	WP	HR	S	P	ERA	WHIP							
Ted Davidson, L (1, 1) ERA: 2.51	6.0	W	26	8	3	3	2	1	0	0	0	0	0	29	33	4.50	1.500							
Billy McCool, L (7, 1) ERA: 4.35	2.0		8	2	1	1	1	0	0	0	0	0	0	10	10	4.50	1.000							
Sammy Ellis, R (9, 1) ERA: 3.53	1.0	S	4	0	0	0	1	1	0	0	0	0	0	5	9	0.00	1.000							

Cincinnati Reds @ Chicago Cubs
Wrigley Field, Chicago, IL
Tue Aug 17 1965, 3:33 AM CDT
Att: 7,780 - Cloudy

AB	36
R	4
H	10
RBI	3
BB	2
SO	4
LOB	16



Batter	1	2	3	4	5	6	7	8	9	AB	R	H	RBI	BB	SO	LOB	TOP				
Tommy Harper, R OBP: 0.361, SLG: 0.421 (1, 7)										5	0	0	0	0	1	1	Cincinnati Reds @ Chicago Cubs Wrigley Field, Chicago, IL Thu Aug 19 1965, 3:38 AM CDT Att: 11,342 - Unknown				
Pete Rose, S OBP: 0.383, SLG: 0.464 (1, 4)										4	1	1	0	1	0	0					
Vada Pinson, L OBP: 0.341, SLG: 0.489 (1, 8)										4	0	0	0	1	1	2					
Frank Robinson, R OBP: 0.377, SLG: 0.534 (1, 9)										4	1	1	1	0	1	2					
Gordy Coleman, L OBP: 0.365, SLG: 0.529 Tony Perez, R (6, PH) OBP: 0.311, SLG: 0.462 (6, 3)										2	0	1	0	0	0	0					
Deron Johnson, R OBP: 0.333, SLG: 0.520 (1, 5)										3	2	1	0	1	1	2					
Johnny Edwards, L OBP: 0.348, SLG: 0.473 (1, 2)										4	0	2	3	0	0	2					
Leo Cardenas, R OBP: 0.368, SLG: 0.443 (1, 6)										2	0	0	0	2	0	2					
Joey Jay, S OBP: 0.071, SLG: 0.050 Billy McCool, R (9, 1)										4	0	0	0	0	3	5					
Inning Stats	R: 0 E: 0 K: 1 S: 5	H: 0 LOB: 1 BB: 1 P: 9	R: 0 E: 0 K: 0 S: 4	H: 1 LOB: 1 BB: 0 P: 4	R: 0 E: 0 K: 1 S: 5	H: 0 LOB: 0 BB: 0 P: 5	R: 0 E: 0 K: 0 S: 3	H: 0 LOB: 0 BB: 0 P: 3	R: 1 E: 0 K: 0 S: 5	H: 2 LOB: 1 BB: 1 P: 5	R: 3 E: 0 K: 2 S: 10	H: 3 LOB: 2 BB: 2 P: 18	R: 0 E: 0 K: 1 S: 5	H: 0 LOB: 1 BB: 1 P: 9	R: 0 E: 0 K: 2 S: 8	H: 1 LOB: 2 BB: 1 P: 12		R: 0 E: 0 K: 1 S: 5	H: 0 LOB: 0 BB: 0 P: 5	1B: 3 2B: 4 3B: 0 HR: 0	SF: 0 SAC: 0 DP: 0 HBP: 0
PITCHER	IP	WLS	BF	H	R	ER	SO	BB	IBB	HBP	BLK	WP	HR	S	P	ERA	WHIP				
Cal Koonce, R ERA: 4.04 Billy Hoelt, L ERA: 1.57 Lindy McDaniel, R ERA: 2.57	(1, 1)	5.1	22	5	3	3	2	1	0	0	0	0	0	25	29	5.06	1.125				
	(6, 1)	1.2	9	1	1	1	3	1	2	0	0	0	0	12	24	5.40	1.200				
	(8, 1)	2.0	W	8	1	0	0	3	0	1	0	0	0	13	17	0.00	0.500				

Batter	1	2	3	4	5	6	7	8	9	AB	R	H	RBI	BB	SO	LOB	BOTTOM				
Don Landrum, L OBP: 0.327, SLG: 0.379 (1, 8)										5	2	3	2	0	0	1	Cincinnati Reds @ Chicago Cubs Wrigley Field, Chicago, IL Thu Aug 19 1965, 3:38 AM CDT Att: 11,342 - Unknown				
Doug Clemens, L OBP: 0.336, SLG: 0.336 (1, 7)										4	1	1	0	0	1	2					
Billy Williams, L OBP: 0.356, SLG: 0.504 (1, 9)										4	1	2	3	0	0	0					
14 Ernie Banks, R OBP: 0.340, SLG: 0.452 (1, 3)										4	0	0	0	0	0	1					
Ron Santo, R OBP: 0.372, SLG: 0.488 (1, 5)										2	0	1	0	2	0	0					
Ed Bailey, L OBP: 0.383, SLG: 0.377 (1, 2)										4	0	1	0	0	0	2					
Glenn Beckert, R OBP: 0.283, SLG: 0.288 Jimmy Stewart, S OBP: 0.316, SLG: 0.296 (8, 6)										2	0	0	0	0	0	3					
Don Kessinger, S OBP: 0.261, SLG: 0.225 George Altman, L OBP: 0.316, SLG: 0.360 Lindy McDaniel, R (8, 1)										2	0	1	0	0	0	2					
Harvey Kuenn, R OBP: 0.244, SLG: 0.225 Ellis Burton, S OBP: 0.194, SLG: 0.182 (9, PH)										1	0	0	0	0	0	0					
Cal Koonce, R OBP: 0.180, SLG: 0.111 Billy Hoelt, L OBP: 0.167, SLG: 0.167 Joey Amalfitano, R OBP: 0.369, SLG: 0.373 (8, 4)										2	0	0	0	0	0	1					
Inning Stats	R: 0 E: 0 K: 0 S: 4	H: 2 LOB: 1 BB: 0 P: 4	R: 0 E: 0 K: 1 S: 7	H: 2 LOB: 2 BB: 0 P: 7	R: 0 E: 0 K: 1 S: 5	H: 0 LOB: 0 BB: 0 P: 5	R: 0 E: 0 K: 0 S: 3	H: 0 LOB: 1 BB: 1 P: 7	R: 0 E: 0 K: 0 S: 3	H: 0 LOB: 0 BB: 0 P: 3	R: 3 E: 0 K: 0 S: 6	H: 3 LOB: 0 BB: 0 P: 6	R: 2 E: 0 K: 1 S: 6	H: 2 LOB: 1 BB: 0 P: 6	R: 0 E: 0 K: 1 S: 6	H: 0 LOB: 0 BB: 0 P: 6	1B: 7 2B: 1 3B: 0 HR: 2	SF: 0 SAC: 0 DP: 1 HBP: 0	WP: 0 PA: 37 PB: 0 SB: 2 CS: 0		
PITCHER	IP	WLS	BF	H	R	ER	SO	BB	IBB	HBP	BLK	WP	HR	S	P	ERA	WHIP				
Joey Jay, R ERA: 3.92 Billy McCool, L ERA: 4.49	(1, 1)	8.2	L	36	9	4	4	4	0	0	0	0	0	42	50	4.15	1.269				
	(9, 1)	0.0	L	1	1	1	1	0	0	0	0	0	1	1	1	∞	∞				

Batter	1	2	3	4	5	6	7	8	9	10	AB	R	H	RBI	BB	SO	LOB	TOP						
Tommy Harper, R OBP: 0.360, SLG: 0.418 (1, 7)	F8	5-3		K			L9											5 0 1 0 0 1 4						
Pete Rose, S OBP: 0.387, SLG: 0.466 (1, 4)	FC3-6 1B		L8															4 0 3 0 1 0 0						
Frank Robinson, R OBP: 0.373, SLG: 0.528 (1, 9)	FC3-6 1B		F7				F8											5 1 0 0 0 2 5						
Deron Johnson, R OBP: 0.332, SLG: 0.516 (1, 5)			6-3				F9											5 0 1 0 0 0 1						
Don Pavletich, R OBP: 0.406, SLG: 0.557 (1, 2) (6, 3)							6-3											5 1 3 1 0 1 1						
Tony Perez, R OBP: 0.307, SLG: 0.455 Jimmie Coker, R OBP: 0.222, SLG: 0.441 (1, 3) (6, 2)	K						F9											3 0 0 0 0 1 3 1 1 1 2 0 0 0						
Vada Pinson, L OBP: 0.340, SLG: 0.486 (1, 8)			F9															5 0 1 0 0 1 0						
Leo Cardenas, R OBP: 0.367, SLG: 0.442 (1, 6)																		4 0 1 0 0 2 2						
Sammy Ellis, L OBP: 0.152, SLG: 0.145 (1, 1)			FC															3 0 0 0 1 2 1						
Inning Stats	R: 1 E: 0 K: 1 S: 8	H: 3 LOB: 2 BB: 0 P: 8	R: 0 E: 1 K: 0 S: 4	H: 1 LOB: 1 BB: 0 P: 4	R: 0 E: 0 K: 0 S: 3	H: 0 LOB: 0 BB: 0 P: 3	R: 0 E: 0 K: 2 S: 9	H: 2 LOB: 3 BB: 1 P: 13	R: 0 E: 0 K: 1 S: 6	H: 1 LOB: 1 BB: 0 P: 5	R: 0 E: 0 K: 1 S: 6	H: 1 LOB: 1 BB: 0 P: 6	R: 1 E: 0 K: 1 S: 8	H: 1 LOB: 0 BB: 0 P: 6	R: 0 E: 0 K: 2 S: 8	H: 1 LOB: 2 BB: 1 P: 12	R: 1 E: 0 K: 1 S: 6	H: 1 LOB: 0 BB: 0 P: 6	1B: 9 2B: 0 3B: 1 HR: 1	SF: 1 SAC: 1 DP: 0 HBP: 0	WP: 0 PB: 0 SB: 2 CS: 0	PA: 43		
PITCHER	IP	WLS	BF	H	R	ER	SO	BB	IBB	HBP	BLK	WP	HR	S	P	ERA	WHIP							
Chris Short, L ERA: 2.94 Gary Wagner, R ERA: 2.57 (1, 1) (9, 1)	8.0	L	34	9	2	2	7	7	1	0	0	0	0	14	51	4.50	1.500							

Cincinnati Reds @ Philadelphia Phillies
 Connie Mack Stadium, Philadelphia, PA
 Fri Aug 20 1965, 7:05 PM EDT
 Att: 28,709 - Unknown

AB	40
R	3
H	11
RBI	3
BB	2
SO	10
LOB	17



Batter	1	2	3	4	5	6	7	8	9	10	AB	R	H	RBI	BB	SO	LOB	BOTTOM					
John Briggs, L OBP: 0.368, SLG: 0.431 (1, 8)	K																	4 1 2 1 0 1 0					
Cookie Rojas, R OBP: 0.341, SLG: 0.363 (1, 4)																		4 0 2 0 0 0 2					
Johnny Callison, L OBP: 0.334, SLG: 0.543 (1, 9)																		4 1 1 0 0 2 2					
Dick Allen, R OBP: 0.392, SLG: 0.513 (1, 5)																		3 0 0 0 1 0 1					
Tony Gonzalez, L OBP: 0.338, SLG: 0.471 (1, 7)																		4 0 0 0 0 0 2					
Dick Stuart, R OBP: 0.295, SLG: 0.428 (1, 3)																		4 0 0 0 0 3 0					
Clay Dalrymple, L OBP: 0.278, SLG: 0.275 Adolfo Phillips, R OBP: 0.256, SLG: 0.282 (1, 2) (10, PR)																		3 0 0 0 1 0 0 0 0 0 0 0 0 0					
Bobby Wine, R OBP: 0.283, SLG: 0.264 Wes Covington, L OBP: 0.318, SLG: 0.505 Ruben Amaro, R OBP: 0.309, SLG: 0.253 Alex Johnson, R OBP: 0.345, SLG: 0.435 (1, 6) (8, PH) (9, 6) (10, PH)																		2 0 0 0 0 0 0 1 0 0 0 0 0 0 0 0 0 0 0 0 0 1 0 0 0 0 1 1					
Chris Short, R OBP: 0.135, SLG: 0.135 John Herrnstein, L OBP: 0.246, SLG: 0.313 Gary Wagner, R OBP: 0.091, SLG: 0.182 (1, 1) (8, PH) (9, 1)																		2 0 1 0 0 0 0 1 0 0 0 0 1 0 0 0 0 0 0 0 0					
Inning Stats	R: 0 E: 0 K: 1 S: 5	H: 1 LOB: 0 BB: 0 P: 5	R: 0 E: 0 K: 0 S: 3	H: 0 LOB: 0 BB: 0 P: 3	R: 0 E: 0 K: 0 S: 5	H: 2 LOB: 2 BB: 0 P: 5	R: 1 E: 0 K: 1 S: 5	H: 1 LOB: 0 BB: 1 P: 9	R: 0 E: 0 K: 0 S: 3	H: 0 LOB: 0 BB: 0 P: 3	R: 0 E: 0 K: 1 S: 5	H: 0 LOB: 0 BB: 0 P: 5	R: 0 E: 0 K: 1 S: 5	H: 0 LOB: 0 BB: 0 P: 5	R: 1 E: 0 K: 1 S: 7	H: 2 LOB: 1 BB: 0 P: 7	R: 0 E: 0 K: 2 S: 6	H: 0 LOB: 1 BB: 1 P: 10	1B: 4 2B: 1 3B: 0 HR: 1	SF: 0 SAC: 0 DP: 1 HBP: 0	WP: 1 PB: 0 SB: 0 CS: 2	PA: 36	
PITCHER	IP	WLS	BF	H	R	ER	SO	BB	IBB	HBP	BLK	WP	HR	S	P	ERA	WHIP						
Sammy Ellis, R ERA: 3.44 (1, 1)	10.0	W	35	6	2	2	8	2	0	0	0	1	1	49	57	1.80	0.800						

Cincinnati Reds @ Philadelphia Phillies
 Connie Mack Stadium, Philadelphia, PA
 Fri Aug 20 1965, 7:05 PM EDT
 Att: 28,709 - Unknown

AB	33
R	2
H	6
RBI	1
BB	2
SO	8
LOB	8



Batter	1	2	3	4	5	6	7	8	9	10	11	AB	R	H	RBI	BB	SO	LOB	TOP					
Tommy Harper, R OBP: 0.358, SLG: 0.414	5-3	G6-4-3			P6		P4		F9		BB BB	5	0	0	0	1	0	3						
Pete Rose, S OBP: 0.392, SLG: 0.470	1-3		S 1B							1B BB	BB BB BB	4	0	3	1	2	0	0						
Vada Pinson, L OBP: 0.341, SLG: 0.485	BB 1B 1B		F7		F7						BB BB BB	5	0	2	0	1	0	5						
Frank Robinson, R OBP: 0.371, SLG: 0.524	BB 1B		F7			5-3	5-3					5	0	1	0	0	1	5						
Gordy Coleman, L OBP: 0.263, SLG: 0.522	BB BB BB		F9					P6				3	0	0	0	1	0	1						
Marty Keough, L OBP: 0.195, SLG: 0.108	1-2 2-3 BB											1	0	0	0	0	1	2						
Deron Johnson, R OBP: 0.331, SLG: 0.513	F7				6-3			6-3				5	0	1	0	0	1	5						
Johnny Edwards, L OBP: 0.349, SLG: 0.473					4-3							4	0	1	0	1	0	1						
Giraldo Ruiz, S OBP: 0.118, SLG: 0.176												0	1	0	0	0	0	0						
Billy McCool, R OBP: 0.176											BB 2B	0	0	0	0	0	0	0						
Leo Cardenas, R OBP: 0.367, SLG: 0.446		F3									BB BB BB	5	1	2	1	0	2	1						
Joe Nuxhall, L OBP: 0.270, SLG: 0.257											BB BB BB	4	0	1	0	0	1	1						
Art Shamsky, L OBP: 0.342, SLG: 0.485											BB BB BB	0	0	0	0	0	0	0						
Don Pavletich, R OBP: 0.403, SLG: 0.553	1-2 G6-4-3 1B				4-3						BB BB BB	1	0	0	0	0	0	1						
Inning Stats	R: 0 E: 0 K: 0 S: 5	H: 2 LOB: 3 BB: 1 P: 9	R: 0 E: 0 K: 0 S: 3	H: 1 LOB: 1 BB: 1 P: 7	R: 0 E: 0 K: 0 S: 4	H: 1 LOB: 1 BB: 0 P: 4	R: 0 E: 0 K: 1 S: 5	H: 0 LOB: 0 BB: 0 P: 5	R: 0 E: 0 K: 0 S: 4	H: 1 LOB: 1 BB: 0 P: 4	R: 1 E: 0 K: 1 S: 7	H: 2 LOB: 2 BB: 1 P: 11	R: 0 E: 0 K: 0 S: 3	H: 0 LOB: 0 BB: 0 P: 3	R: 0 E: 0 K: 1 S: 5	H: 0 LOB: 0 BB: 0 P: 5	R: 0 E: 0 K: 3 S: 10	H: 1 LOB: 2 BB: 1 P: 14	R: 1 E: 0 K: 0 S: 4	H: 2 LOB: 2 BB: 2 P: 12	1B: 8 2B: 2 3B: 1 HR: 0	SF: 0 SAC: 0 DP: 2 HBP: 0	WP: 0 PB: 0 SB: 1 CS: 0	PA: 48
PITCHER	IP 8.0	WLS L	BF 10	H 3	R 1	ER 1	SO 4	BB 1	IBB 0	HBP 0	BLK 0	WP 0	HR 0	S 17	P 21	ERA 4.50	WHIP 2.000							
Ray Culp, R ERA: 2.97																								
Jack Baldschun, R ERA: 3.87																								
Bo Belinsky, L ERA: 4.72																								

Cincinnati Reds @ Philadelphia Phillies
 Connie Mack Stadium, Philadelphia, PA
 Sat Aug 21 1965, 3:33 AM EDT
 Att: 10,000 - Unknown

livebaseballscores.com

AB 42
 R 2
 H 11
 RBI 2
 BB 6
 SO 6
 LOB 25

REDS

Batter	1	2	3	4	5	6	7	8	9	10	11	AB	R	H	RBI	BB	SO	LOB	BOTTOM					
Cookie Rojas, R OBP: 0.338, SLG: 0.359	L9		E4			6-3			6-3		F4	5	0	0	0	0	0	1						
Johnny Callison, L OBP: 0.333, SLG: 0.539	CS BB		3-1									4	0	0	0	1	3	2						
Dick Allen, R OBP: 0.390, SLG: 0.518	K				5-3							4	1	1	1	0	1	1						
Dick Stuart, R OBP: 0.295, SLG: 0.425												3	0	0	0	1	2	0						
Alex Johnson, R OBP: 0.344, SLG: 0.432												4	0	1	0	0	0	1						
Adolfo Phillips, R OBP: 0.256, SLG: 0.279												4	0	1	0	0	1	1						
Pat Corrales, R OBP: 0.376, SLG: 0.348												4	0	0	0	0	3	2						
Bobby Wine, R OBP: 0.286, SLG: 0.267												4	0	2	0	0	0	2						
Ray Culp, R ERA: 2.97												2	0	0	0	0	1	1						
Tony Taylor, R OBP: 0.297, SLG: 0.318												1	0	0	0	0	1	1						
Jack Baldschun, R ERA: 3.87												0	0	0	0	0	0	0						
Bo Belinsky, L ERA: 4.72												0	0	0	0	0	0	0						
Ruben Amaro, R OBP: 0.309, SLG: 0.251												1	0	0	0	0	0	0						
Inning Stats	R: 0 E: 0 K: 1 S: 4	H: 0 LOB: 1 BB: 1 P: 8	R: 0 E: 0 K: 1 S: 5	H: 0 LOB: 0 BB: 0 P: 5	R: 0 E: 1 K: 2 S: 9	H: 1 LOB: 2 BB: 0 P: 9	R: 0 E: 0 K: 0 S: 3	H: 0 LOB: 0 BB: 0 P: 3	R: 0 E: 0 K: 1 S: 5	H: 1 LOB: 1 BB: 0 P: 5	R: 0 E: 0 K: 1 S: 6	H: 0 LOB: 0 BB: 0 P: 6	R: 0 E: 0 K: 2 S: 8	H: 1 LOB: 0 BB: 0 P: 8	R: 0 E: 0 K: 2 S: 8	H: 1 LOB: 1 BB: 0 P: 8	R: 0 E: 0 K: 2 S: 8	H: 1 LOB: 0 BB: 0 P: 8	R: 0 E: 0 K: 1 S: 5	H: 0 LOB: 0 BB: 0 P: 5	1B: 4 2B: 1 3B: 0 HR: 1	SF: 0 SAC: 0 DP: 2 HBP: 0	WP: 0 PB: 0 SB: 1 CS: 2	PA: 38
PITCHER	IP 10.0	WLS W	BF 35	H 5	R 1	ER 1	SO 11	BB 2	IBB 0	HBP 0	BLK 0	WP 0	HR 1	S 55	P 63	ERA 0.90	WHIP 0.700							
Joe Nuxhall, L ERA: 3.37																								
Billy McCool, L ERA: 4.42																								

Cincinnati Reds @ Philadelphia Phillies
 Connie Mack Stadium, Philadelphia, PA
 Sat Aug 21 1965, 3:33 AM EDT
 Att: 10,000 - Unknown

livebaseballscores.com

AB 36
 R 1
 H 5
 RBI 1
 BB 2
 SO 12
 LOB 12

Phillies

Batter	1	2	3	4	5	6	7	8	9	AB	R	H	RBI	BB	SO	LOB	TOP					
Tommy Harper, R OBP: 0.358, SLG: 0.414										5	1	2	0	0	2	1	Cincinnati Reds @ Philadelphia Phillies Sun Aug 22 1965, 3:33 AM EDT Att: 8,431 - Unknown Connie Mack Stadium, Philadelphia, PA livebaseballscorecards.com					
Pete Rose, S OBP: 0.392, SLG: 0.469										4	1	1	0	1	1	1						
Vada Pinson, L OBP: 0.340, SLG: 0.483										4	0	1	1	0	0	1						
Frank Robinson, R OBP: 0.370, SLG: 0.519										4	0	0	0	0	3	3						
Gordy Coleman, L OBP: 0.368, SLG: 0.534										4	1	2	2	1	1	0						
Deron Johnson, R OBP: 0.334, SLG: 0.513										2	1	1	0	2	0	2						
Johnny Edwards, L OBP: 0.348, SLG: 0.470										4	1	1	0	0	1	4						
Leo Cardenas, R OBP: 0.366, SLG: 0.444										4	0	1	0	0	2	0						
John Tsitouris, R OBP: 0.098, SLG: 0.053										0	0	0	0	0	0	0						
Ted Davidson, R OBP: 0.351, SLG: 0.493										2	0	0	0	0	1	0						
Art Shamsky, L OBP: 0.143, SLG: 0.143										1	0	1	2	0	0	0						
Roger Craig, R OBP: 0.143, SLG: 0.143										1	0	1	0	0	0	0						
Inning Stats	R: 3 E: 0 K: 1 S: 8	H: 3 LOB: 1 BB: 1 P: 12	R: 0 E: 0 K: 1 S: 5	H: 0 LOB: 0 BB: 0 P: 5	R: 0 E: 0 K: 0 S: 4	H: 1 LOB: 2 BB: 1 P: 8	R: 0 E: 0 K: 2 S: 7	H: 0 LOB: 0 BB: 0 P: 7	R: 0 E: 0 K: 1 S: 6	H: 1 LOB: 1 BB: 0 P: 6	R: 2 E: 0 K: 1 S: 8	H: 4 LOB: 1 BB: 0 P: 8	R: 0 E: 0 K: 1 S: 5	H: 0 LOB: 3 BB: 2 P: 14	R: 0 E: 0 K: 2 S: 8	H: 2 LOB: 1 BB: 0 P: 8	R: 0 E: 0 K: 2 S: 7	H: 0 LOB: 0 BB: 0 P: 7	1B: 10 2B: 0 3B: 0 HR: 1	SF: 1 SAC: 0 DP: 0 HBP: 1	WP: 0 PB: 1 SB: 2 CS: 0	PA: 41
PITCHER	IP	WLS	BF	H	R	ER	SO	BB	IBB	HBP	BLK	WP	HR	S	P	ERA	WHIP					
Jim Bunning, R ERA: 2.7	8.1	W	39	11	5	5	9	4	0	1	0	0	1	52	69	5.40	1.800					
Gary Wagner, R ERA: 2.55	0.2	S	2	0	0	0	2	0	0	0	0	0	0	6	6	0.00	0.000					

Batter	1	2	3	4	5	6	7	8	9	AB	R	H	RBI	BB	SO	LOB	BOTTOM				
John Briggs, L OBP: 0.371, SLG: 0.426										2	1	0	0	2	0	0	Cincinnati Reds @ Philadelphia Phillies Sun Aug 22 1965, 3:33 AM EDT Att: 8,431 - Unknown Connie Mack Stadium, Philadelphia, PA livebaseballscorecards.com				
Cookie Rojas, R OBP: 0.340, SLG: 0.361										3	1	2	0	0	0	0					
Johnny Callison, L OBP: 0.336, SLG: 0.539										2	1	1	0	2	0	1					
Dick Allen, R OBP: 0.389, SLG: 0.514										3	1	0	1	1	0	4					
Tony Gonzalez, L OBP: 0.333, SLG: 0.466										3	0	0	1	0	0	3					
Dick Stuart, R OBP: 0.297, SLG: 0.431										3	2	1	1	1	1	1					
Ruben Amaro, R OBP: 0.308, SLG: 0.251										0	0	0	0	0	0	0					
Clay Dalrymple, L OBP: 0.278, SLG: 0.275										0	0	0	0	0	0	0					
Tony Taylor, R OBP: 0.299, SLG: 0.318										0	0	0	1	0	0	0					
Pat Corrales, R OBP: 0.368, SLG: 0.339										3	0	0	0	0	1	0					
Bobby Wine, R OBP: 0.289, SLG: 0.275										4	0	2	2	0	1	1					
Jim Bunning, R OBP: 0.240, SLG: 0.293										3	0	0	0	0	1	2					
Gary Wagner, R OBP: 0.091, SLG: 0.162										0	0	0	0	0	0	0					
Inning Stats	R: 5 E: 0 K: 0 S: 4	H: 2 LOB: 1 BB: 4 P: 21	R: 0 E: 0 K: 0 S: 4	H: 1 LOB: 0 BB: 0 P: 4	R: 0 E: 1 K: 1 S: 6	H: 0 LOB: 1 BB: 0 P: 6	R: 0 E: 0 K: 0 S: 3	H: 0 LOB: 0 BB: 0 P: 3	R: 0 E: 0 K: 3 S: 9	H: 0 LOB: 0 BB: 0 P: 9	R: 0 E: 0 K: 0 S: 3	H: 0 LOB: 2 BB: 2 P: 11	R: 0 E: 0 K: 0 S: 4	H: 0 LOB: 0 BB: 0 P: 4	R: 1 E: 0 K: 0 S: 4	H: 2 LOB: 0 BB: 0 P: 4	1B: 4 2B: 2 3B: 0 HR: 1	SF: 1 SAC: 2 DP: 1 HBP: 1	WP: 0 PB: 0 SB: 0 CS: 0	PA: 36	
PITCHER	IP	WLS	BF	H	R	ER	SO	BB	IBB	HBP	BLK	WP	HR	S	P	ERA	WHIP				
John Tsitouris, R ERA: 5.17	0.0	4	4	4	4	4	0	3	0	0	0	0	0	1	13	∞	∞				
Ted Davidson, L ERA: 2.41	5.0	20	3	1	1	1	1	1	0	1	0	0	0	20	25	1.80	0.800				
Roger Craig, R ERA: 3.65	3.0	L	12	2	1	1	3	1	1	0	0	0	1	16	24	3.00	1.000				

Batter	1	2	3	4	5	6	7	8	9	AB	R	H	RBI	BB	SO	LOB	TOP					
Tommy Harper, R OBP: 0.362, SLG: 0.423 (1, 7)										4	2	3	1	1	0	0	Cincinnati Reds @ Milwaukee Braves Milwaukee County Stadium, Milwaukee, WI Mon Aug 23 1965, 8:05 PM EDT Att: 12,565 - Unknown					
Pete Rose, S OBP: 0.390, SLG: 0.470 (1, 4)										5	1	1	2	0	0	2						
Vada Pinson, L OBP: 0.339, SLG: 0.480 (1, 8)										4	0	0	1	1	0	0						
Gordy Coleman, L OBP: 0.364, SLG: 0.528 (7, PH)										3	0	0	0	0	0	2						
Don Pavletich, R OBP: 0.404, SLG: 0.553 (7, 3)										2	0	1	0	0	0	0						
Deron Johnson, R OBP: 0.335, SLG: 0.513 (1, 5)										4	0	2	0	0	0	2						
Art Shamsky, L OBP: 0.351, SLG: 0.486 (7, PH)										3	1	1	0	0	1	1						
Frank Robinson, R OBP: 0.371, SLG: 0.519 (7, 9)										0	0	0	0	0	0	0						
Johnny Edwards, L OBP: 0.346, SLG: 0.478 (1, 2)										4	1	1	2	0	1	4						
Leo Cardenas, R OBP: 0.365, SLG: 0.442 (1, 6)										4	0	1	0	0	2	0						
Joey Jay, S OBP: 0.266, SLG: 0.048 (5, 1)										2	0	0	0	0	0	1						
Bobby Lockie, R OBP: 0.247, SLG: 0.132 (7, PH)										1	1	1	0	0	0	0						
Marty Keough, L OBP: 0.244, SLG: 0.132 (7, 1)										0	0	0	0	0	0	0						
Roger Craig, R OBP: 0.219, SLG: 0.143 (8, PH)										0	0	0	0	0	0	0						
Charlie James, R OBP: 0.199, SLG: 0.134 (8, PH)										1	0	0	0	0	0	0						
Billy McCool, R OBP: 0.199, SLG: 0.134 (8, 1)										0	0	0	0	0	0	0						
Inning Stats	R: 1 E: 0 K: 0 S: 4	H: 1 LOB: 0 BB: 0 P: 4	R: 0 E: 0 K: 1 S: 5	H: 1 LOB: 1 BB: 0 P: 5	R: 0 E: 0 K: 2 S: 8	H: 1 LOB: 1 BB: 0 P: 8	R: 0 E: 0 K: 0 S: 3	H: 0 LOB: 0 BB: 0 P: 3	R: 0 E: 0 K: 1 S: 6	H: 1 LOB: 1 BB: 0 P: 6	R: 0 E: 0 K: 0 S: 3	H: 0 LOB: 0 BB: 2 P: 11	R: 5 E: 0 K: 0 S: 10	H: 7 LOB: 3 BB: 0 P: 11	R: 0 E: 0 K: 1 S: 5	H: 0 LOB: 0 BB: 0 P: 5	R: 0 E: 0 K: 0 S: 3	H: 0 LOB: 0 BB: 0 P: 3	1B: 8 2B: 1 3B: 1 HR: 2	SF: 0 SAC: 0 DP: 1 HBP: 1	WP: 0 PB: 0 SB: 1 CS: 1	PA: 40
PITCHER	IP WLS BF H R ER SO BB IBB HBP BLK WP HR S P ERA WHIP																					
Ken Johnson, R ERA: 3.32 (1, 1)	6.1 W 28 8 5 5 4 2 0 0 0 0 2 34 42 7.11 1.579																					
Billy O'Dell, L ERA: 1.95 (7, 1)	2.2 S 12 3 1 1 1 0 0 1 0 0 0 13 14 3.38 1.125																					

AB	37
R	6
H	11
RBI	6
BB	2
SO	5
LOB	12



Batter	1	2	3	4	5	6	7	8	9	AB	R	H	RBI	BB	SO	LOB	BOTTOM			
Felipe Alou, R OBP: 0.340, SLG: 0.504 (1, 7)										5	0	1	2	0	1	3	Cincinnati Reds @ Milwaukee Braves Milwaukee County Stadium, Milwaukee, WI Mon Aug 23 1965, 8:05 PM EDT Att: 12,565 - Unknown			
Mack Jones, L OBP: 0.320, SLG: 0.529 (1, 8)										5	0	1	1	0	0	0				
Hank Aaron, R OBP: 0.394, SLG: 0.585 (1, 9)										3	1	0	0	2	1	1				
Eddie Mathews, L OBP: 0.355, SLG: 0.498 (1, 5)										4	0	1	0	0	1	2				
Joe Torre, R OBP: 0.383, SLG: 0.519 (1, 3)										3	2	1	0	1	1	3				
Gene Oliver, R OBP: 0.340, SLG: 0.503 (1, 2)										4	1	2	2	0	1	2				
Miguel de la Hoz, R OBP: 0.323, SLG: 0.358 (1, 4)										4	1	2	0	0	0	3				
Woody Woodward, R OBP: 0.209, SLG: 0.224 (8, 4)										0	0	0	0	0	0	0				
Denis Menke, R OBP: 0.315, SLG: 0.423 (1, 6)										3	1	2	1	1	0	1				
Ken Johnson, R OBP: 0.121, SLG: 0.152 (1, 1)										3	1	0	0	0	2	5				
Billy O'Dell, S OBP: 0.200, SLG: 0.211 (7, 1)										1	0	0	0	0	1	1				
Inning Stats	R: 0 E: 0 K: 1 S: 5	H: 0 LOB: 1 BB: 1 P: 9	R: 1 E: 0 K: 2 S: 9	H: 2 LOB: 2 BB: 1 P: 13	R: 1 E: 1 K: 1 S: 7	H: 1 LOB: 2 BB: 1 P: 11	R: 1 E: 0 K: 1 S: 7	H: 2 LOB: 1 BB: 0 P: 7	R: 4 E: 0 K: 1 S: 8	H: 4 LOB: 1 BB: 1 P: 12	R: 0 E: 1 K: 0 S: 4	H: 0 LOB: 1 BB: 0 P: 4	R: 0 E: 0 K: 1 S: 6	H: 1 LOB: 1 BB: 0 P: 6	R: 0 E: 0 K: 1 S: 5	H: 0 LOB: 0 BB: 0 P: 5	1B: 9 2B: 0 3B: 0 HR: 1	SF: 0 SAC: 0 DP: 0 HBP: 0	WP: 3 PB: 1 SB: 1 CS: 0	PA: 39
PITCHER	IP WLS BF H R ER SO BB IBB HBP BLK WP HR S P ERA WHIP																			
Joey Jay, R ERA: 4.14 (1, 1)	4.1 L 25 8 6 6 5 0 3 0 0 0 0 0 32 44 10.38 2.538																			
Bobby Locke, R ERA: 6.3 (5, 1)	1.2 7 1 1 0 1 1 0 0 0 0 0 8 12 0.00 1.200																			
Roger Craig, R ERA: 3.58 (7, 1)	1.0 4 1 0 0 1 0 0 0 0 0 1 6 6 0.00 1.000																			
Billy McCool, L ERA: 4.36 (8, 1)	1.0 3 0 0 0 1 0 0 0 0 0 0 5 5 0.00 0.000																			



Batter	1	2	3	4	5	6	7	8	9	AB	R	H	RBI	BB	SO	LOB	TOP				
Tommy Harper, R OBP: 0.363, SLG: 0.427	6-3		BB				G6-4-3		HR	4	1	1	2	1	1	2	Cincinnati Reds @ Milwaukee Braves Milwaukee County Stadium, Milwaukee, WI Tue Aug 24 1965, 8:05 PM EDT Att: 12,413 - Unknown - 67 F AB 29 R 3 H 6 RBI 3 BB 8 SO 6 LOB 14				
Pete Rose, S OBP: 0.390, SLG: 0.467	K		BB					4-3	K	3	0	0	0	2	2	0					
Vada Pinson, L OBP: 0.340, SLG: 0.480	1B		L1-5				FC5-6	BB	1B	4	0	2	0	0	0	4					
Frank Robinson, R OBP: 0.372, SLG: 0.517	5-3						BB	1B	BB	2	1	0	0	2	0	1					
Deron Johnson, R OBP: 0.335, SLG: 0.510		F8					BB	BB	K	3	0	0	0	1	1	2					
Don Pavletich, R OBP: 0.403, SLG: 0.549							BB	BB		3	0	1	1	0	0	0					
Gordy Coleman, L OBP: 0.364, SLG: 0.528	5-3									3	0	0	0	0	0	0					
Charlie James, R OBP: 0.272, SLG: 0.188							FC			1	0	0	0	0	0	2					
Marty Keough, L OBP: 0.214, SLG: 0.132							1B			0	0	0	0	0	0	0					
Leo Cardenas, R OBP: 0.362, SLG: 0.438	6-3						K	FC	K	4	0	0	0	0	2	2					
Jimmie Coker, R OBP: 0.250, SLG: 0.432			6-3				SH1		HR	3	1	1	0	1	0	0					
Jim Maloney, L OBP: 0.303, SLG: 0.324							SH1		G3	1	0	1	0	1	0	0					
Giraldo Ruiz, S OBP: 0.111, SLG: 0.167			BB						G3	1	0	0	0	0	0	1					
Billy McCool, R OBP: 0.202			L1-5				BB			0	0	0	0	0	0	0					
Inning Stats	R: 0 E: 0 K: 1 S: 6	H: 1 LOB: 1 BB: 0 P: 6	R: 0 E: 0 K: 0 S: 3	H: 0 LOB: 0 BB: 0 P: 3	R: 0 E: 0 K: 0 S: 3	H: 1 LOB: 2 BB: 2 P: 11	R: 0 E: 0 K: 0 S: 3	H: 0 LOB: 0 BB: 0 P: 3	R: 0 E: 0 K: 2 S: 7	H: 0 LOB: 1 BB: 1 P: 11	R: 1 E: 0 K: 0 S: 3	H: 1 LOB: 2 BB: 3 P: 15	R: 0 E: 0 K: 0 S: 2	H: 0 LOB: 0 BB: 1 P: 6	R: 0 E: 0 K: 1 S: 6	H: 1 LOB: 2 BB: 0 P: 10	R: 2 E: 0 K: 2 S: 9	H: 2 LOB: 0 BB: 0 P: 9	1B: 4 2B: 2 3B: 0 HR: 1	SF: 0 SAC: 1 DP: 2 HBP: 0	WP: 0 PA: 38 CS: 0
PITCHER	IP WLS BF H R ER SO BB IBB HBP BLK WP HR S P ERA WHIP																				
Wade Blasingame, L ERA: 3.49	(1, 1) 7.1 31 4 1 1 3 8 0 0 0 0 0 0 29 61 1.23 1.636																				
Dan Osinski, R ERA: 2.79	(8, 1) 0.1 1 0 0 0 1 0 0 0 0 0 0 3 3 0.00 0.000																				
Billy O'Dell, L ERA: 2.02	(8, 1) 1.1 L 6 2 2 2 2 0 0 0 0 0 0 1 10 10 13.50 1.500																				

Batter	1	2	3	4	5	6	7	8	9	AB	R	H	RBI	BB	SO	LOB	BOTTOM		
Felipe Alou, R OBP: 0.339, SLG: 0.501	K		F7					F8		3	0	0	0	1	1	1	Cincinnati Reds @ Milwaukee Braves Milwaukee County Stadium, Milwaukee, WI Tue Aug 24 1965, 8:05 PM EDT Att: 12,413 - Unknown - 67 F AB 31 R 2 H 5 RBI 2 BB 3 SO 8 LOB 12		
Mack Jones, L OBP: 0.317, SLG: 0.523	E3		K				F7	F8		4	0	0	0	0	1	3			
Hank Aaron, R OBP: 0.391, SLG: 0.580	G4-6-3						K	5-3	F9	4	0	0	0	0	1	1			
Eddie Mathews, L OBP: 0.356, SLG: 0.505		1B					HR	1-3	K	4	1	2	1	0	1	0			
Joe Torre, R OBP: 0.380, SLG: 0.514		F7					5-3	K	K	4	0	0	0	0	2	1			
Gene Oliver, R OBP: 0.342, SLG: 0.502		F9					F9			3	1	1	0	1	0	1			
Ty Cline, L OBP: 0.260, SLG: 0.260								1B	BB	0	0	0	0	0	0	0			
Miguel de la Hoz, R OBP: 0.323, SLG: 0.358							F8			3	0	1	0	0	1	1			
Woody Woodward, R OBP: 0.209, SLG: 0.224								FC4-6	BB	0	0	0	0	0	0	0			
Billy Cowan, R OBP: 0.204, SLG: 0.309								1B		1	0	0	0	0	1	1			
Denis Menke, R OBP: 0.315, SLG: 0.418			F8				WP	FC4-6	CS	2	0	0	1	1	0	1			
Wade Blasingame, L OBP: 0.216, SLG: 0.292							1-3	BB		3	0	1	0	0	0	2			
Dan Osinski, R OBP: 0.250, SLG: 0.250							1-3			0	0	0	0	0	0	0			
Billy O'Dell, S OBP: 0.200, SLG: 0.211							1B			0	0	0	0	0	0	0			
Inning Stats	R: 0 E: 1 K: 1 S: 5	H: 0 LOB: 0 BB: 0 P: 5	R: 0 E: 0 K: 1 S: 6	H: 1 LOB: 1 BB: 0 P: 6	R: 0 E: 0 K: 1 S: 6	H: 1 LOB: 1 BB: 0 P: 6	R: 1 E: 0 K: 1 S: 6	H: 1 LOB: 0 BB: 0 P: 6	R: 0 E: 0 K: 0 S: 5	H: 0 LOB: 0 BB: 0 P: 5	R: 1 E: 0 K: 0 S: 3	H: 1 LOB: 0 BB: 1 P: 7	R: 0 E: 0 K: 0 S: 3	H: 0 LOB: 0 BB: 0 P: 3	R: 0 E: 0 K: 3 S: 10	H: 1 LOB: 1 BB: 0 P: 10	1B: 4 2B: 0 3B: 0 HR: 1	SF: 0 SAC: 0 DP: 1 HBP: 0	WP: 1 PA: 34 CS: 1
PITCHER	IP WLS BF H R ER SO BB IBB HBP BLK WP HR S P ERA WHIP																		
Jim Maloney, R ERA: 2.69	(1, 1) 8.0 W 30 4 2 2 5 3 0 0 0 0 0 0 1 37 49 2.25 0.875																		
Billy McCool, L ERA: 4.3	(9, 1) 1.0 S 4 1 0 0 3 0 0 0 0 0 0 0 10 10 0.00 1.000																		

Batter	1	2	3	4	5	6	7	8	9	AB	R	H	RBI	BB	SO	LOB	TOP					
Tommy Harper, R OBP: 0.355, SLG: 0.422 (1, 7)										6	0	0	0	0	1	5	Cincinnati Reds @ Milwaukee Braves Milwaukee County Stadium, Milwaukee, WI Wed Aug 25 1965, 8:05 PM EDT Alt: 7,773 - Unknown - 68 F					
Pete Rosa, S OBP: 0.390, SLG: 0.467 (1, 4)										4	0	1	0	1	0	0						
Vada Pinson, L OBP: 0.339, SLG: 0.477 (1, 8)										5	1	1	0	0	2	3						
Frank Robinson, R OBP: 0.372, SLG: 0.522 (1, 9)										5	2	2	2	0	1	3						
Deron Johnson, R OBP: 0.335, SLG: 0.507 (9, PR)										4	0	1	0	1	1	0						
Marty Keough, L OBP: 0.214, SLG: 0.132 (9, 7)										0	0	0	0	0	0	0						
Don Pavletich, R OBP: 0.405, SLG: 0.545 (1, 3)										3	1	1	0	1	0	1						
Leo Cardenas, R OBP: 0.363, SLG: 0.437 (1, 6)										4	0	1	0	1	0	5						
Jimmie Coker, R OBP: 0.279, SLG: 0.421 (7, PH)										1	0	0	0	2	0	1						
Johnny Edwards, L OBP: 0.347, SLG: 0.476 (7, 2)										1	1	0	0	1	1	3						
Sammy Ellis, L OBP: 0.157, SLG: 0.150 (9, PH)										4	0	1	1	0	2	3						
Gordy Coleman, L OBP: 0.364, SLG: 0.528 (9, PH)										0	0	0	0	0	0	0						
Tony Perez, R OBP: 0.310, SLG: 0.472 (9, PH)										1	1	1	3	0	0	0						
Billy McCool, R (9, 1)										0	0	0	0	0	0	0						
Inning Stats	R: 0 E: 0 K: 1 S: 6	H: 1 LOB: 1 BB: 0 P: 6	R: 0 E: 2 K: 1 S: 6	H: 0 LOB: 2 BB: 1 P: 10	R: 2 E: 0 K: 0 S: 5	H: 2 LOB: 0 BB: 0 P: 5	R: 0 E: 0 K: 1 S: 5	H: 0 LOB: 1 BB: 1 P: 9	R: 0 E: 0 K: 1 S: 5	H: 0 LOB: 0 BB: 0 P: 5	R: 1 E: 0 K: 1 S: 8	H: 3 LOB: 3 BB: 1 P: 12	R: 1 E: 1 K: 1 S: 7	H: 1 LOB: 3 BB: 2 P: 15	R: 0 E: 1 K: 2 S: 8	H: 0 LOB: 2 BB: 1 P: 12	R: 3 E: 0 K: 0 S: 5	H: 2 LOB: 1 BB: 1 P: 9	1B: 6 2B: 1 3B: 0 HR: 2	SF: 0 SAC: 0 DP: 0 HBP: 0	WP: 1 PB: 0 SB: 0 CS: 0	PA: 46
PITCHER	IP WLS BF H R ER SO BB IBB HBP BLK WP HR S P ERA WHIP																					
Denny Lemaster, L ERA: 4.89	(1, 1) 5.2 27 6 3 3 5 2 1 0 0 0 1 34 46 4.76 1.412																					
Bob Sadowski, R ERA: 5.09	(6, 1) 1.1 8 1 1 0 1 1 1 0 0 1 0 8 16 0.00 1.500																					
Dan Osinski, R ERA: 3.0	(8, 1) 1.2 L 9 1 2 2 2 1 1 0 0 0 0 0 11 19 10.80 1.200																					
Billy O'Dell, L ERA: 2.11	(9, 1) 0.1 2 1 1 1 0 0 0 0 0 0 0 1 2 2 27.00 3.000																					

AB	38
R	7
H	9
RBI	6
BB	7
SO	8
LOB	24



Batter	1	2	3	4	5	6	7	8	9	AB	R	H	RBI	BB	SO	LOB	BOTTOM					
Felipe Alou, R OBP: 0.339, SLG: 0.499 (1, 7)										4	1	1	0	0	0	1	Cincinnati Reds @ Milwaukee Braves Milwaukee County Stadium, Milwaukee, WI Wed Aug 25 1965, 8:05 PM EDT Alt: 7,773 - Unknown - 68 F					
Mack Jones, L OBP: 0.319, SLG: 0.534 (1, 8)										4	1	2	3	0	1	0						
Hank Aaron, R OBP: 0.390, SLG: 0.577 (1, 9)										4	1	1	0	0	1	1						
Eddie Mathews, L OBP: 0.357, SLG: 0.505 (1, 5)										4	0	2	1	0	1	0						
Joe Torre, R OBP: 0.379, SLG: 0.510 (1, 3)										3	0	0	0	1	0	2						
Gene Oliver, R OBP: 0.341, SLG: 0.498 (1, 2)										4	0	1	0	0	1	2						
Frank Bolling, R OBP: 0.293, SLG: 0.352 (1, 4)										4	0	0	0	0	1	2						
Denis Menke, R OBP: 0.314, SLG: 0.411 (1, 6)										3	1	0	0	1	2	0						
Denny Lemaster, R OBP: 0.154, SLG: 0.135 (6, 1)										2	0	0	0	0	1	1						
Bob Sadowski, R OBP: 0.136, SLG: 0.095 (7, PH)										0	0	0	0	0	0	0						
Don Dillard, L OBP: 0.167, SLG: 0.417 (8, 1)										1	0	0	0	0	1	0						
Dan Osinski, R OBP: 0.250, SLG: 0.250 (9, 1)										0	0	0	0	0	0	0						
Billy O'Dell, S OBP: 0.200, SLG: 0.211 (9, 1)										0	0	0	0	0	0	0						
Inning Stats	R: 0 E: 0 K: 2 S: 7	H: 0 LOB: 0 BB: 0 P: 7	R: 0 E: 0 K: 0 S: 4	H: 1 LOB: 1 BB: 0 P: 4	R: 1 E: 0 K: 1 S: 6	H: 1 LOB: 1 BB: 1 P: 10	R: 0 E: 0 K: 1 S: 5	H: 0 LOB: 1 BB: 1 P: 9	R: 2 E: 0 K: 1 S: 7	H: 2 LOB: 0 BB: 0 P: 7	R: 0 E: 0 K: 0 S: 3	H: 1 LOB: 0 BB: 0 P: 3	R: 0 E: 0 K: 1 S: 5	H: 0 LOB: 0 BB: 0 P: 5	R: 1 E: 0 K: 0 S: 5	H: 2 LOB: 1 BB: 0 P: 5	R: 0 E: 0 K: 3 S: 9	H: 0 LOB: 0 BB: 0 P: 9	1B: 5 2B: 1 3B: 0 HR: 1	SF: 0 SAC: 0 DP: 1 HBP: 0	WP: 1 PB: 0 SB: 1 CS: 0	PA: 35
PITCHER	IP WLS BF H R ER SO BB IBB HBP BLK WP HR S P ERA WHIP																					
Sammy Ellis, R ERA: 3.48	(1, 1) 8.0 W 32 7 4 4 6 2 0 0 0 0 0 0 9 9 0.00 0.000																					
Billy McCool, L ERA: 4.24	(9, 1) 1.0 S 3 0 0 0 3 0 0 0 0 0 0 0 9 9 0.00 0.000																					



Batter	1	2	3	4	5	6	7	8	9	AB	R	H	RBI	BB	SO	LOB	TOP			
Tommy Harper, R (1, 7) OBP: 0.356, SLG: 0.418	F9		1-3		6-3		F8		K	5	0	0	0	0	1	0	Cincinnati Reds @ Milwaukee Braves Milwaukee County Stadium, Milwaukee, WI Thu Aug 26 1965, 8:05 PM EDT Alt: 8,266 - Unknown - 72 F			
Pete Rose, S (1, 4) OBP: 0.390, SLG: 0.469	P6		K		2B		4-3		1B	5	0	2	0	0	1	0				
Vada Pinson, L (1, 8) OBP: 0.336, SLG: 0.472	K		4-3		F9		F8		4-3	5	0	0	0	0	1	2				
Gordy Coleman, L (1, 3) OBP: 0.373, SLG: 0.545										3	2	3	1	1	0	0				
Marty Keough, L (8, PR) OBP: 0.214, SLG: 0.132										0	0	0	0	0	0	0				
Frank Robinson, R (1, 9) OBP: 0.371, SLG: 0.519										3	0	0	0	1	2	2				
Deron Johnson, R (1, 5) OBP: 0.336, SLG: 0.514										4	1	2	2	0	0	2				
Johnny Edwards, L (1, 2) OBP: 0.349, SLG: 0.478										3	0	1	0	1	1	2				
Leo Cardenas, R (1, 6) OBP: 0.364, SLG: 0.438										3	0	1	0	1	1	3				
Joe Nuxhall, L (1, 1) OBP: 0.263, SLG: 0.250										1	0	0	0	0	0	1				
Ted Davidson, R (4, 1)										3	0	0	0	0	2	3				
Inning Stats	R: 0 E: 0 K: 1 S: 5	H: 0 LOB: 0 BB: 0 P: 5	R: 2 E: 0 K: 2 S: 10	H: 3 LOB: 1 BB: 0 P: 10	R: 0 E: 0 K: 1 S: 5	H: 0 LOB: 0 BB: 0 P: 5	R: 1 E: 0 K: 2 S: 9	H: 2 LOB: 1 BB: 0 P: 9	R: 0 E: 0 K: 1 S: 6	H: 1 LOB: 3 BB: 2 P: 6	R: 0 E: 0 K: 0 S: 3	H: 0 LOB: 0 BB: 0 P: 3	R: 0 E: 0 K: 0 S: 3	H: 1 LOB: 2 BB: 2 P: 11	R: 0 E: 0 K: 2 S: 8	H: 1 LOB: 1 BB: 0 P: 8	1B: 4 2B: 3 3B: 0 HR: 2	SF: 0 SAC: 0 DP: 1 HBP: 0	WP: 0 PB: 0 SB: 0 CS: 0	PA: 39
PITCHER	IP WLS BF H R ER SO BB IBB HBP BLK WP HR S P ERA WHIP																			
Tony Cloninger, R (1, 1) ERA: 3.59	7.0 L 30 7 3 3 7 2 0 0 0 0 2 42 50 3.86 1.286																			
Dan Osinski, R (8, 1) ERA: 2.91	2.0 9 2 0 0 2 1 1 0 0 0 0 11 19 0.00 1.500																			

AB	35
R	3
H	9
RBI	3
BB	4
SO	9
LOB	15




Batter	1	2	3	4	5	6	7	8	9	AB	R	H	RBI	BB	SO	LOB	BOTTOM					
Felipe Alou, R (1, 7) OBP: 0.336, SLG: 0.495	P3									4	0	0	0	0	2	2	Cincinnati Reds @ Milwaukee Braves Milwaukee County Stadium, Milwaukee, WI Thu Aug 26 1965, 8:05 PM EDT Alt: 8,266 - Unknown - 72 F					
Mack Jones, L (1, 8) OBP: 0.318, SLG: 0.529	F8									3	0	0	0	1	2	0						
Hank Aaron, R (1, 9) OBP: 0.391, SLG: 0.575										3	0	1	0	1	0	0						
Gene Oliver, R (1, 2) OBP: 0.337, SLG: 0.492	F7									4	0	0	0	0	1	3						
Joe Torre, R (1, 3) OBP: 0.380, SLG: 0.516										3	1	1	1	1	1	0						
Eddie Mathews, L (1, 5) OBP: 0.356, SLG: 0.501										3	0	0	0	1	0	1						
Frank Bolling, R (1, 4) OBP: 0.295, SLG: 0.354										4	0	2	0	0	0	1						
Woody Woodward, R (1, 6) OBP: 0.268, SLG: 0.223										1	0	0	0	0	0	2						
Miguel de la Hoz, R (4, PH) OBP: 0.316, SLG: 0.349										3	0	0	0	0	0	2						
Tony Cloninger, R (1, 1) OBP: 0.141, SLG: 0.212										2	0	0	0	0	0	2						
Billy Cowan, R (7, PH) OBP: 0.202, SLG: 0.307										1	0	0	0	0	0	0						
Dan Osinski, R (8, 1) OBP: 0.250, SLG: 0.250										0	0	0	0	0	0	0						
Inning Stats	R: 0 E: 0 K: 0 S: 4	H: 1 LOB: 1 BB: 0 P: 4	R: 1 E: 0 K: 1 S: 7	H: 2 LOB: 2 BB: 1 P: 11	R: 0 E: 0 K: 2 S: 7	H: 0 LOB: 0 BB: 0 P: 7	R: 0 E: 0 K: 0 S: 3	H: 0 LOB: 1 BB: 1 P: 7	R: 0 E: 0 K: 0 S: 3	H: 0 LOB: 2 BB: 2 P: 11	R: 0 E: 0 K: 0 S: 4	H: 1 LOB: 1 BB: 0 P: 4	R: 0 E: 0 K: 2 S: 7	H: 0 LOB: 0 BB: 0 P: 7	R: 0 E: 0 K: 1 S: 5	H: 0 LOB: 0 BB: 0 P: 5	R: 0 E: 0 K: 0 S: 3	H: 0 LOB: 0 BB: 0 P: 3	1B: 3 2B: 0 3B: 0 HR: 1	SF: 0 SAC: 0 DP: 0 HBP: 0	WP: 0 PB: 0 SB: 0 CS: 0	PA: 35
PITCHER	IP WLS BF H R ER SO BB IBB HBP BLK WP HR S P ERA WHIP																					
Joe Nuxhall, L (1, 1) ERA: 3.36	3.0 14 1 0 0 3 2 0 0 0 0 0 25 33 0.00 0.500																					
Ted Davidson, L (4, 1) ERA: 2.04	6.0 W 21 1 0 0 3 2 0 0 0 0 0 0 25 33 0.00 0.500																					



Batter	1	2	3	4	5	6	7	8	9	10	11	12	13	14	AB	R	H	RBI	BB	SO	LOB	TOP					
Lou Brock, L OBP: 0.350, SLG: 0.456 (1, 9)	4-3		1B	CS		CS	F8		K			K		BB	6	2	2	1	1	2	0						
Curt Flood, R OBP: 0.360, SLG: 0.414 (1, 8)	S		1B	CS	L9		FC4-6		K			K		BB	6	2	3	0	1	2	0						
Bob Skinner, L OBP: 0.350, SLG: 0.477 Mike Shannon, R OBP: 0.288, SLG: 0.354 (7, 9)	F8		1B		F8		FC4-6				K				4	0	1	1	0	0	2						
Ken Boyer, R OBP: 0.329, SLG: 0.392 (1, 5)	FC4-6		1B	F8	E4		F4				6-3		F2		7	1	3	2	0	0	4						
Bill White, L OBP: 0.371, SLG: 0.469 Tito Francona, L OBP: 0.321, SLG: 0.402 (14, 3)	FC4-6		SF9												6	0	1	2	0	1	3						
Tim McCarver, L OBP: 0.328, SLG: 0.426 (1, 2)		F7	F7		K										6	0	1	0	0	1	2						
Julian Javier, R OBP: 0.263, SLG: 0.359 (1, 4)		1-3		F7		5-3						F1			6	0	2	0	0	0	1						
Dal Maxvill, R OBP: 0.169, SLG: 0.197 Dick Groat, R OBP: 0.319, SLG: 0.320 (11, PH)				4-3		K			FC5-4			FC5-4			4	1	2	0	0	1	1						
Tracy Stallard, R OBP: 0.319, SLG: 0.320 Ted Savage, R OBP: 0.229, SLG: 0.289 Neesham Shrivastava, R OBP: 0.137, SLG: 0.177 Phil Gagliano, R OBP: 0.137, SLG: 0.177 Hal Woodeshick, R OBP: 0.288, SLG: 0.354 Bob Gibson, R OBP: 0.319, SLG: 0.320 (14, 1)			6-3	4-3											2	0	0	0	0	0	2						
Inning Stats	R: 1 E: 0 K: 0 S: 5	H: 2 LOB: 1 BB: 0 P: 5	R: 0 E: 0 K: 0 S: 4	H: 1 LOB: 1 BB: 0 P: 4	R: 2 E: 0 K: 0 S: 6	H: 3 LOB: 1 BB: 0 P: 6	R: 1 E: 0 K: 0 S: 4	H: 2 LOB: 0 BB: 0 P: 4	R: 1 E: 0 K: 1 S: 7	H: 1 LOB: 1 BB: 0 P: 4	R: 0 E: 0 K: 2 S: 7	H: 0 LOB: 0 BB: 0 P: 7	R: 0 E: 0 K: 2 S: 7	H: 0 LOB: 1 BB: 0 P: 11	R: 0 E: 0 K: 1 S: 6	H: 1 LOB: 1 BB: 0 P: 6	R: 0 E: 0 K: 1 S: 6	H: 1 LOB: 1 BB: 0 P: 6	R: 1 E: 0 K: 1 S: 6	H: 1 LOB: 2 BB: 2 P: 14	1B: 13 2B: 1 3B: 1 HR: 0	SF: 1 SAC: 0 DP: 0 HBP: 0	WP: 0 PB: 0 SB: 1 CS: 2	PA: 61			
PITCHER	IP	WLS	BF	H	R	ER	SO	BB	IBB	HBP	BLK	WP	HR	S	P	ERA	WHIP										
Joey Jay, R ERA: 4.3 (4, 1)	3.2		19	8	4	0	0	0	0	0	0	0	0	19	19	9.82	2.182										
Jim O'Toole, L ERA: 6.56 (12, 1)	7.1		26	5	1	0	7	1	0	0	0	0	0	39	43	0.00	0.818										
Billy McCool, L ERA: 4.2 (12, 1)	3.0	L	14	2	1	1	4	3	0	0	0	0	0	19	31	3.00	1.667										

St. Louis Cardinals @ Cincinnati Reds
Crosley Field, Cincinnati, OH
Fri Aug 27 1965, 7:05 PM EDT
Att. 23,595 - Unknown


AB: 54
R: 6
H: 15
RBI: 6
BB: 4
SO: 11
LOB: 20



Batter	1	2	3	4	5	6	7	8	9	10	11	12	13	14	AB	R	H	RBI	BB	SO	LOB	BOTTOM								
Tommy Harper, R OBP: 0.352, SLG: 0.415 (1, 7)	K		L6		1B		S		K		FC1-6	FC6-4			6	2	1	0	1	2	3									
Pete Rose, S OBP: 0.388, SLG: 0.464 (1, 4)	K		G3		F7		K		E6		E8		6-3		7	0	1	0	0	2	2									
Vada Pinson, L OBP: 0.340, SLG: 0.476 (1, 8)					1B		1B		FC4-6				4-3		5	2	3	0	2	0	1									
Gordy Coleman, L OBP: 0.373, SLG: 0.546 Don Pavletich, R OBP: 0.496, SLG: 0.544 (11, PH)	4-3				1B		1B		F9		F3		2B	1B	5	1	2	2	0	0	4									
Frank Robinson, R OBP: 0.372, SLG: 0.520 (1, 9)			F9		F8		1B		K		K			2B	7	0	3	2	0	2	4									
Deron Johnson, R OBP: 0.338, SLG: 0.510 (1, 5)					1B		1B		G1-4-3		K			1B	5	0	1	0	2	2	4									
Johnny Edwards, L OBP: 0.348, SLG: 0.473 Jimmie Coker, R OBP: 0.273, SLG: 0.410 (14, PH)	F7				FC1-2		BB		F7		F6			K	5	0	1	1	0	1	2									
Leo Cardenas, R OBP: 0.361, SLG: 0.434 (1, 6)	4-3				FC1-2				K		5-3			K	7	0	1	0	0	3	5									
Joey Jay, S OBP: 0.319, SLG: 0.412 Jim O'Toole, L ERA: 3.97 Tommy Harper, R OBP: 0.352, SLG: 0.415 Billy McCool, L ERA: 4.2 Tony Perez, R OBP: 0.319, SLG: 0.410 Art Shamsky, L OBP: 0.247, SLG: 0.347 (14, PH)			5-3		1-6-3				5-3					F3	1	0	0	0	0	0	0									
Inning Stats	R: 0 E: 0 K: 2 S: 8	H: 1 LOB: 1 BB: 0 P: 8	R: 0 E: 0 K: 0 S: 3	H: 0 LOB: 1 BB: 1 P: 7	R: 0 E: 0 K: 0 S: 3	H: 0 LOB: 0 BB: 0 P: 3	R: 2 E: 0 K: 0 S: 6	H: 3 LOB: 2 BB: 1 P: 10	R: 1 E: 0 K: 1 S: 8	H: 3 LOB: 2 BB: 0 P: 8	R: 0 E: 0 K: 1 S: 6	H: 0 LOB: 0 BB: 0 P: 5	R: 2 E: 0 K: 1 S: 6	H: 2 LOB: 1 BB: 2 P: 14	R: 0 E: 0 K: 2 S: 7	H: 0 LOB: 1 BB: 0 P: 6	R: 0 E: 0 K: 2 S: 7	H: 0 LOB: 1 BB: 0 P: 8	R: 0 E: 0 K: 1 S: 7	H: 2 LOB: 3 BB: 1 P: 11	R: 0 E: 0 K: 2 S: 9	H: 2 LOB: 2 BB: 0 P: 9	R: 0 E: 0 K: 0 S: 4	H: 2 LOB: 2 BB: 0 P: 4	R: 0 E: 0 K: 0 S: 4	H: 1 LOB: 1 BB: 0 P: 4	1B: 13 2B: 3 3B: 0 HR: 0	SF: 0 SAC: 0 DP: 1 HBP: 1	WP: 0 PB: 1 SB: 1 CS: 0	PA: 63
PITCHER	IP	WLS	BF	H	R	ER	SO	BB	IBB	HBP	BLK	WP	HR	S	P	ERA	WHIP													
Tracy Stallard, R ERA: 3.59 (6, 1)	5.0		24	7	3	3	3	2	0	1	0	0	0	31	40	3.60	0.800													
Neilson Brites, L ERA: 3.97 (11, 1)	5.0		20	2	2	2	7	2	0	0	0	0	0	23	27	0.00	2.182													
Hal Woodeshick, L ERA: 2.48 (14, 1)	3.2	W	18	7	0	0	3	1	0	0	0	0	0	1	1	0.00	0.000													
Bob Gibson, R ERA: 3.13 (14, 1)	0.1	S	1	0	0	0	0	0	0	0	0	0	0	1	1	0.00	0.000													

St. Louis Cardinals @ Cincinnati Reds
Crosley Field, Cincinnati, OH
Fri Aug 27 1965, 7:05 PM EDT
Att. 23,595 - Unknown

AB: 57
R: 5
H: 16
RBI: 5
BB: 5
SO: 13
LOB: 31



Batter	1	2	3	4	5	6	7	8	9	AB	R	H	RBI	BB	SO	LOB	TOP										
Lou Brock, L OBP: 0.350, SLG: 0.454 (1, 9)										4	1	1	0	0	1	1	St. Louis Cardinals @ Cincinnati Reds Crosley Field, Cincinnati, OH Sat Aug 28 1965, 7:05 PM EDT Att: 25,825 - Unknown										
Curt Flood, R OBP: 0.361, SLG: 0.415 (1, 8)										4	0	2	0	0	1	1											
Bob Skinner, L OBP: 0.361, SLG: 0.485 (1, 7)										4	1	3	1	0	0	1											
Ken Boyer, R OBP: 0.328, SLG: 0.391 (1, 5)										4	0	1	0	0	2	4											
Bill White, L OBP: 0.370, SLG: 0.466 (1, 3)																3											
Tim McCarver, L OBP: 0.324, SLG: 0.421 (1, 2)																4											
Julian Javier, R OBP: 0.257, SLG: 0.351 (1, 4)																4											
Dal Maxvill, R OBP: 0.176, SLG: 0.203 (1, 6)										3	0	1	0	0	1	0											
Curt Simmons, L OBP: 0.048, SLG: 0.065 (7, PH)										2	0	0	0	0	1	1											
Phil Gagliano, R OBP: 0.323, SLG: 0.377 (7, 1)										1	0	0	0	0	0	0											
Steve Carlton, L (7, 1)										0	0	0	0	0	0	0											
Inning Stats	R: 1 E: 0 K: 1 S: 8	H: 3 LOB: 2 BB: 0 P: 8	R: 0 E: 0 K: 2 S: 7	H: 0 LOB: 0 BB: 0 P: 7	R: 0 E: 0 K: 1 S: 6	H: 1 LOB: 1 BB: 0 P: 6	R: 0 E: 0 K: 1 S: 5	H: 0 LOB: 0 BB: 0 P: 5	R: 0 E: 0 K: 0 S: 4	H: 1 LOB: 1 BB: 0 P: 4	R: 1 E: 0 K: 2 S: 9	H: 2 LOB: 1 BB: 0 P: 9	R: 0 E: 0 K: 1 S: 7	H: 0 LOB: 0 BB: 0 P: 7	R: 0 E: 0 K: 1 S: 5	H: 1 LOB: 0 BB: 1 P: 5	R: 0 E: 0 K: 0 S: 2	H: 0 LOB: 0 BB: 1 P: 6	1B: 8 2B: 0 3B: 0 HR: 0	SF: 0 SAC: 0 DP: 2 HBP: 0	WP: 2 PB: 0 SB: 1 CS: 0	PA: 34					
PITCHER	IP	WLS	BF	H	R	ER	SO	BB	IBB	HBP	BLK	WP	HR	S	P	ERA	WHIP										
Jim Maloney, R ERA: 2.71 (1, 1)	5.1	W	23	7	2	2	5	0	0	0	0	2	0	33	33	3.38	1.312										
Ted Davidson, L ERA: 1.67 (6, 1)	3.2	S	11	1	0	0	5	1	0	0	0	0	0	20	24	0.00	0.545										

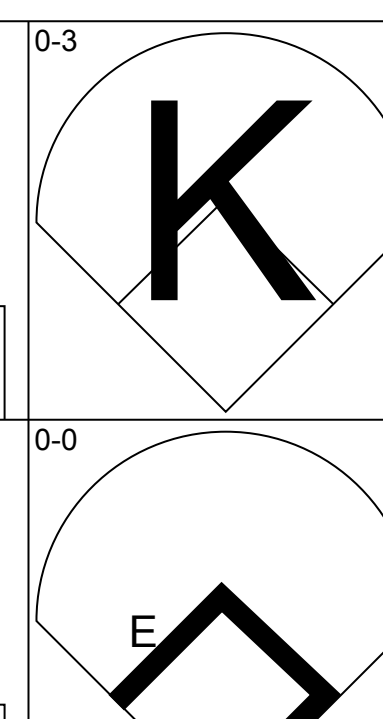
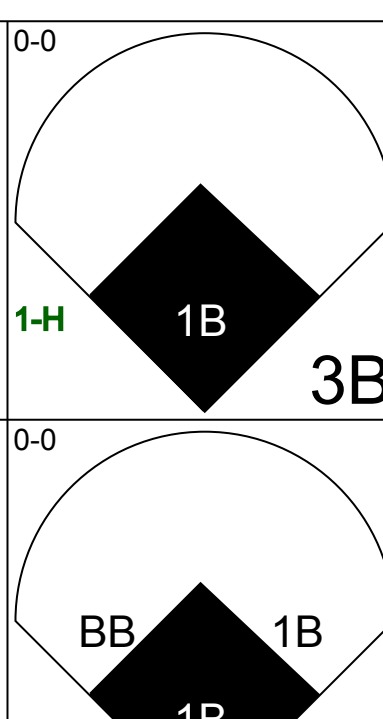
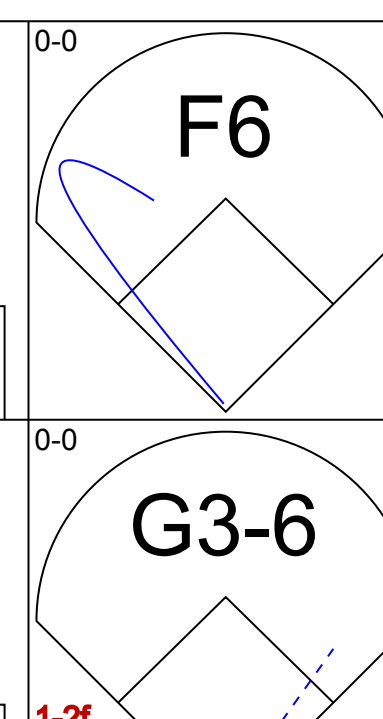
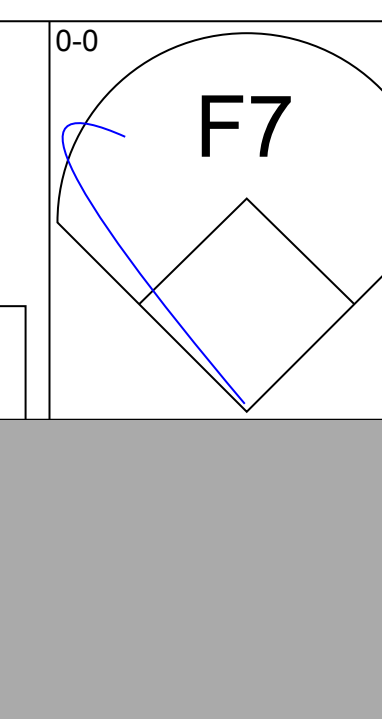
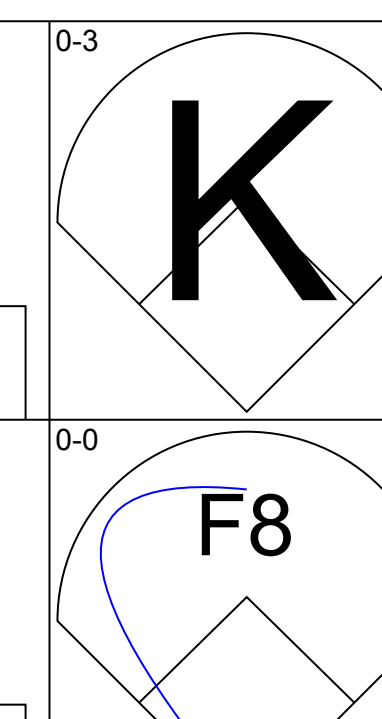
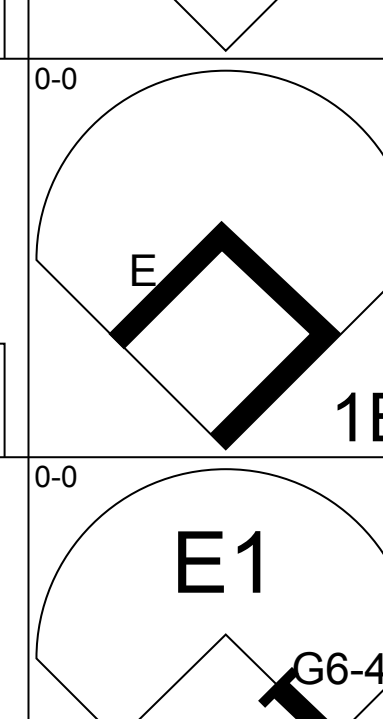
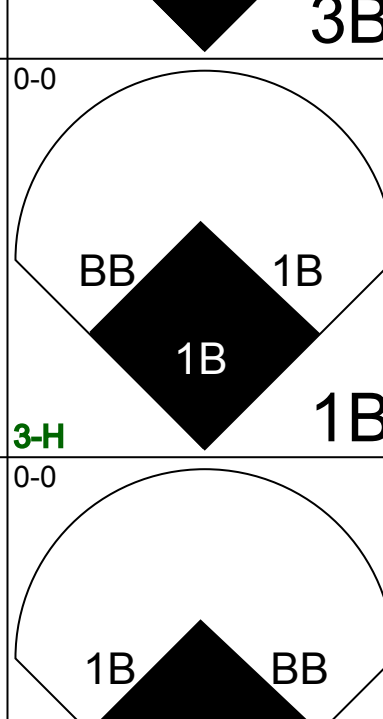
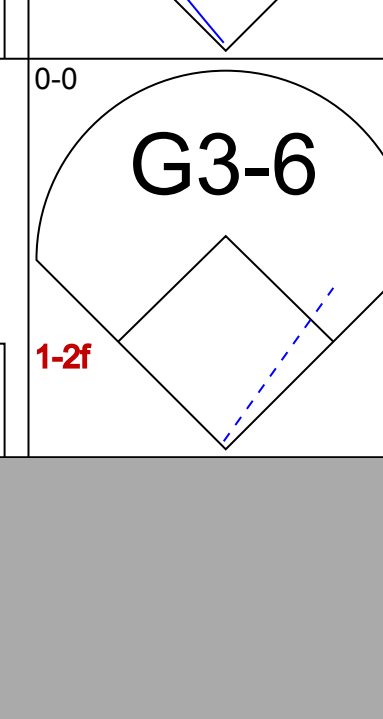
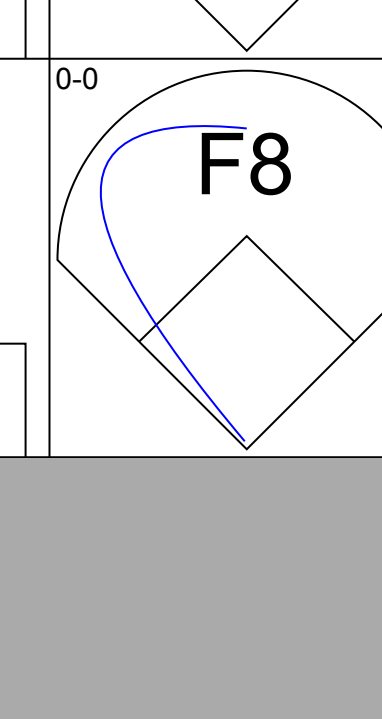
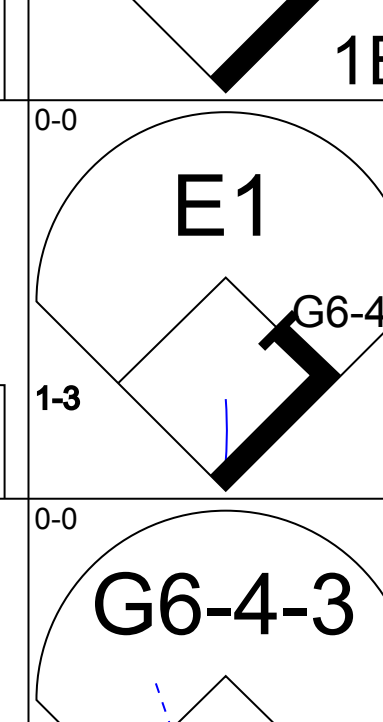
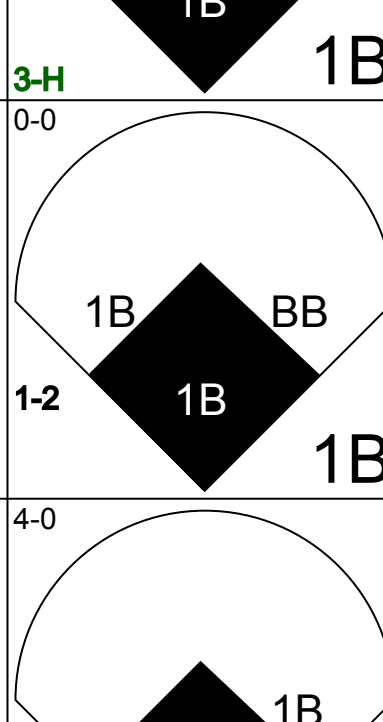
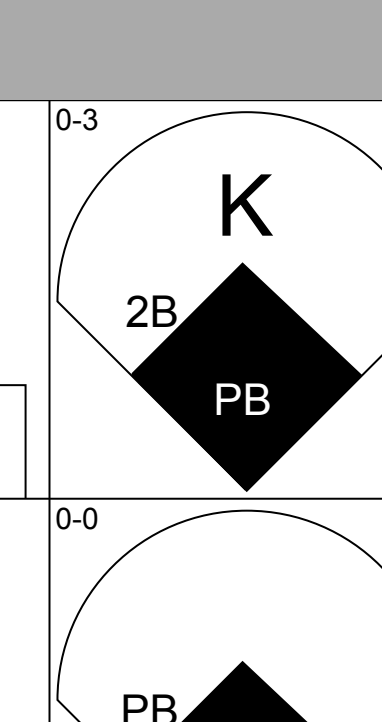

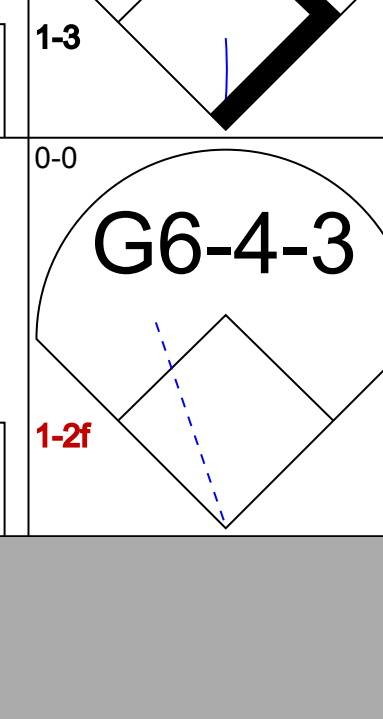
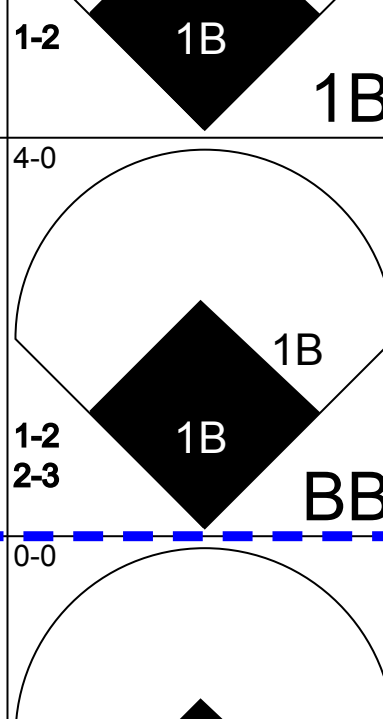
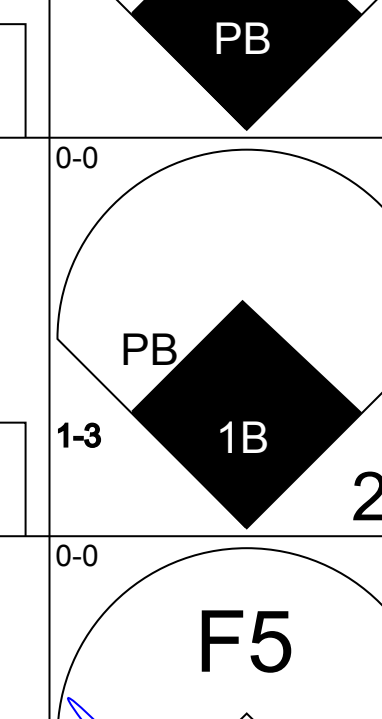

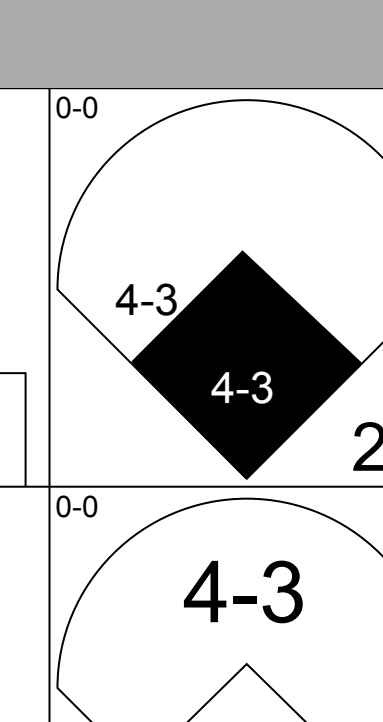
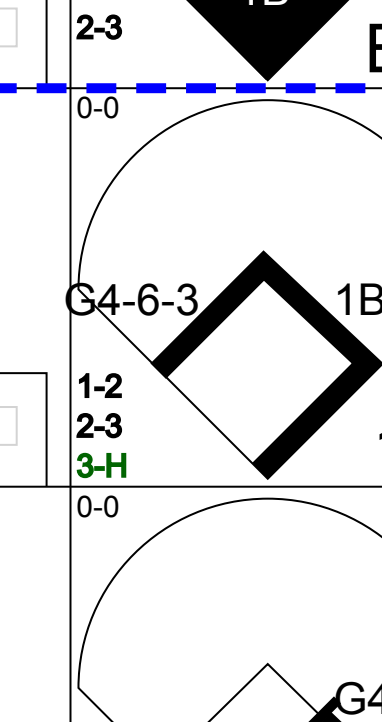
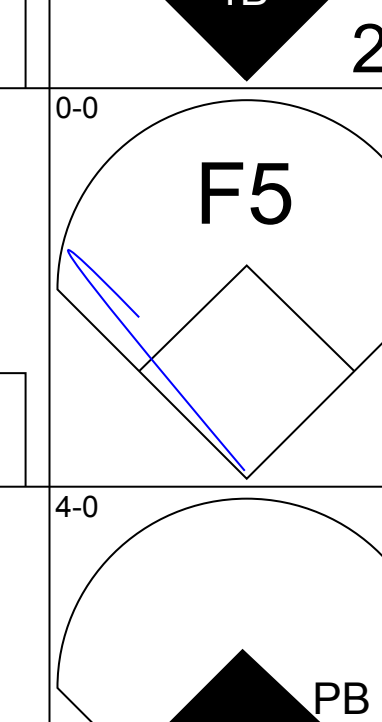

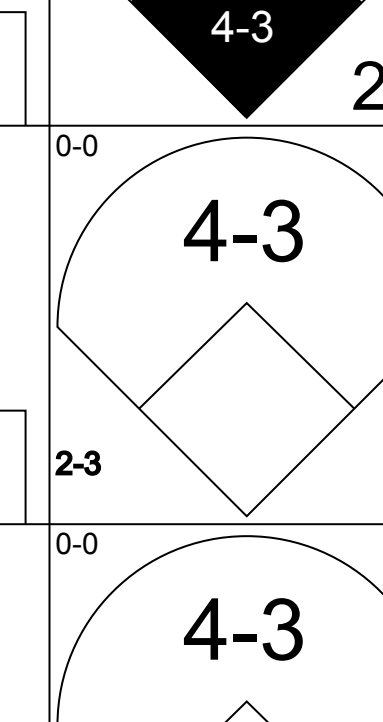
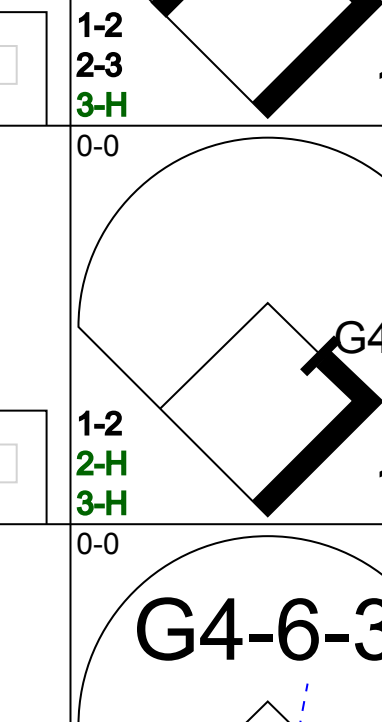
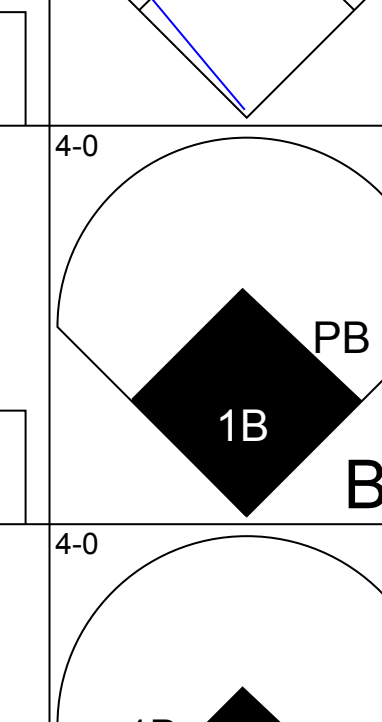

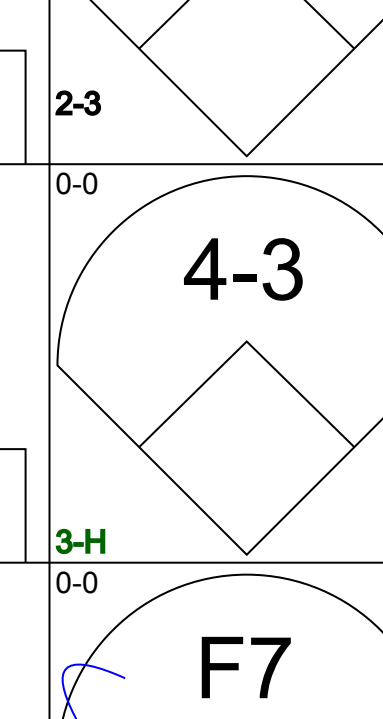
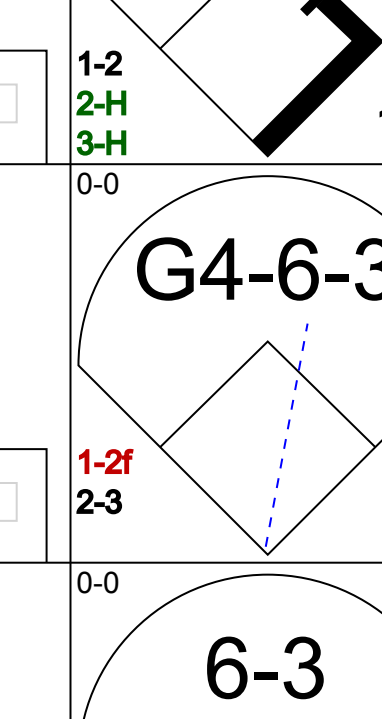
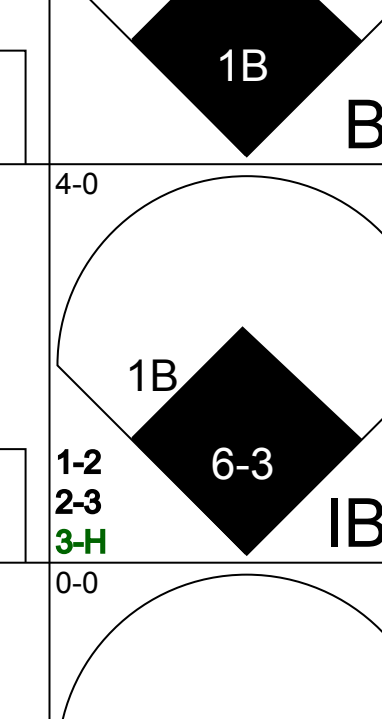

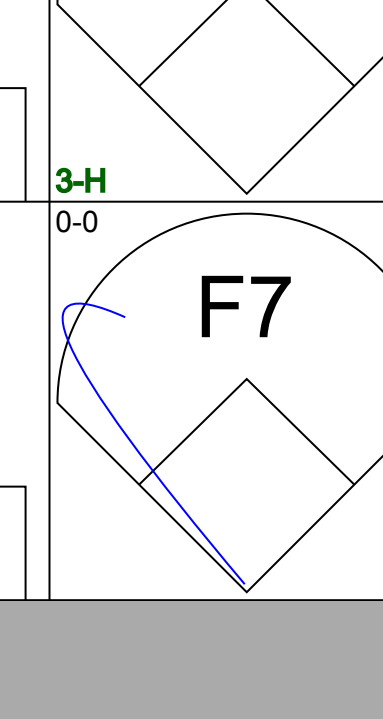
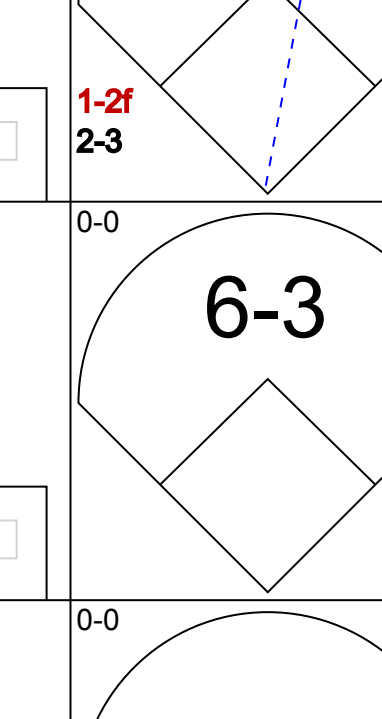
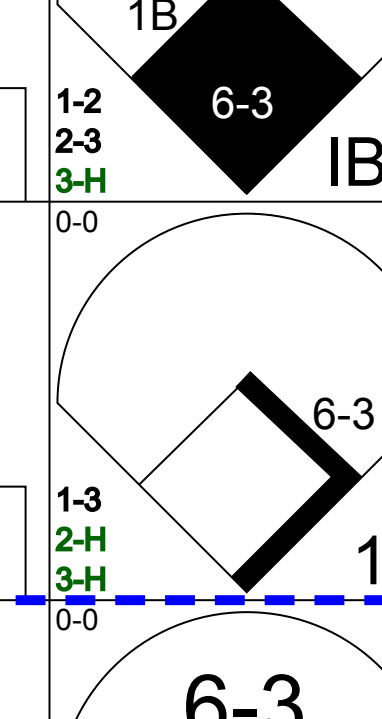
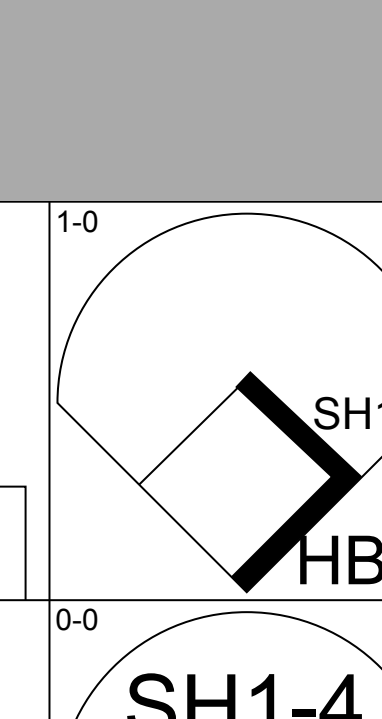
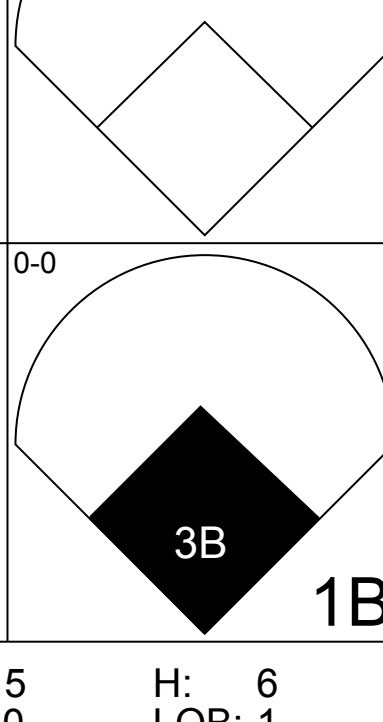
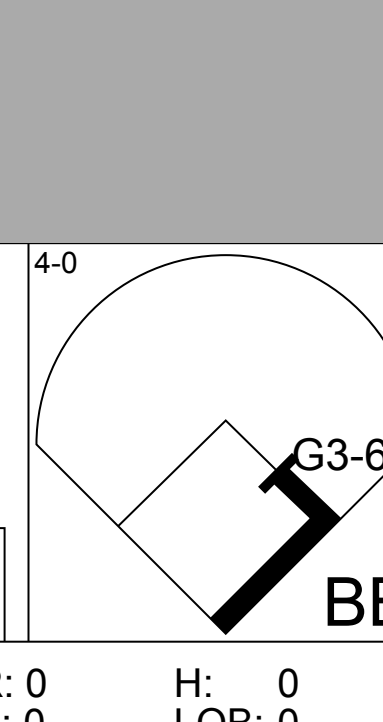
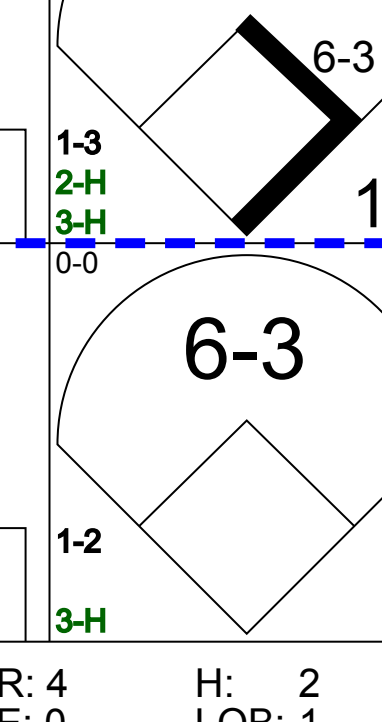
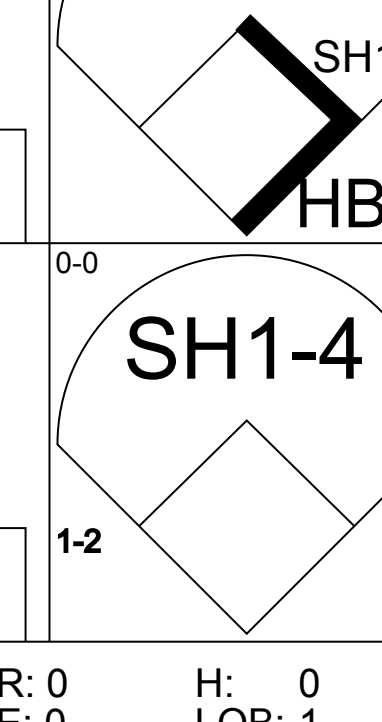
AB 33
R 2
H 8
RBI 2
BB 1
SO 10
LOB 16



Batter	1	2	3	4	5	6	7	8	9	AB	R	H	RBI	BB	SO	LOB	BOTTOM										
Tommy Harper, R OBP: 0.355, SLG: 0.421 (1, 7)										5	2	2	2	0	2	3	St. Louis Cardinals @ Cincinnati Reds Crosley Field, Cincinnati, OH Sat Aug 28 1965, 7:05 PM EDT Att: 25,825 - Unknown										
Pete Rose, S OBP: 0.387, SLG: 0.464 (1, 4)										3	1	1	0	0	1	1											
Vada Pinson, L OBP: 0.340, SLG: 0.476 (1, 8)										4	0	1	1	0	2	2											
Frank Robinson, R OBP: 0.371, SLG: 0.516 (1, 9)										3	1	0	0	1	0	1											
Deron Johnson, R OBP: 0.339, SLG: 0.514 (1, 5)										4	1	2	3	0	0	1											
Don Pavletich, R OBP: 0.403, SLG: 0.543 (1, 3)										4	0	1	1	0	0	1											
Leo Cardenas, R OBP: 0.360, SLG: 0.434 (1, 6)										4	1	1	0	0	1	1											
Jimmie Coker, R OBP: 0.292, SLG: 0.419 (1, 2)										4	0	2	1	0	0	0											
Jim Maloney, L OBP: 0.321, SLG: 0.343 (1, 1)										2	2	2	0	0	0	0											
Ted Davidson, R (6, 1)										1	0	0	0	0	0	1											
Inning Stats	R: 1 E: 0 K: 0 S: 5	H: 2 LOB: 1 BB: 0 P: 5	R: 0 E: 0 K: 0 S: 3	H: 0 LOB: 0 BB: 0 P: 3	R: 4 E: 0 K: 0 S: 7	H: 4 LOB: 1 BB: 1 P: 11	R: 2 E: 0 K: 2 S: 9	H: 2 LOB: 0 BB: 0 P: 9	R: 0 E: 0 K: 0 S: 3	H: 0 LOB: 0 BB: 0 P: 3	R: 1 E: 0 K: 1 S: 7	H: 2 LOB: 1 BB: 0 P: 7	R: 0 E: 0 K: 1 S: 6	H: 1 LOB: 1 BB: 0 P: 6	R: 0 E: 0 K: 2 S: 8	H: 1 LOB: 1 BB: 0 P: 8	1B: 6 2B: 5 3B: 0 HR: 1	SF: 0 SAC: 2 DP: 0 HBP: 0	WP: 1 PB: 0 SB: 0 CS: 0	PA: 37							
PITCHER	IP	WLS	BF	H	R	ER	SO	BB	IBB	HBP	BLK	WP	HR	S	P	ERA	WHIP										
Curt Simmons, L ERA: 3.82 (1, 1)	6.0	L	29	10	8	8	3	1	0	0	0	1	0	34	38	12.00	1.833										
Steve Carlton, L ERA: 2.74 (7, 1)	2.0		8	2	0	0	3	0	0	0	0	1	0	14	14	0.00	1.000										

AB 34
R 8
H 12
RBI 8
BB 1
SO 6
LOB 11

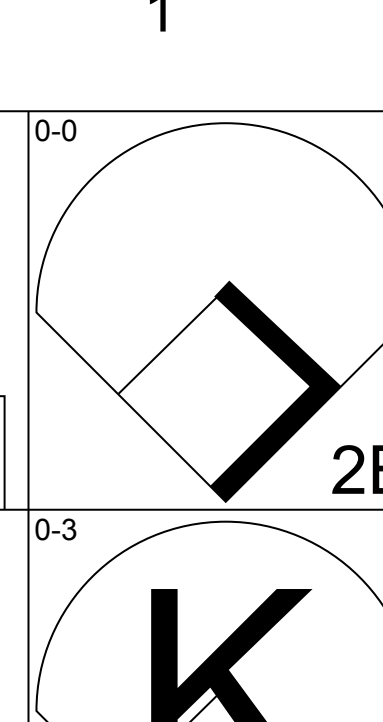
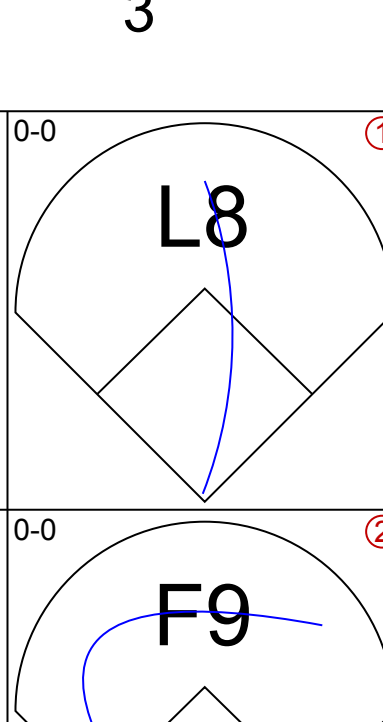
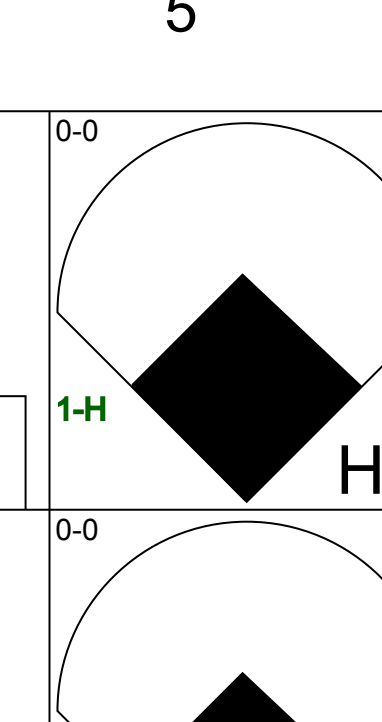
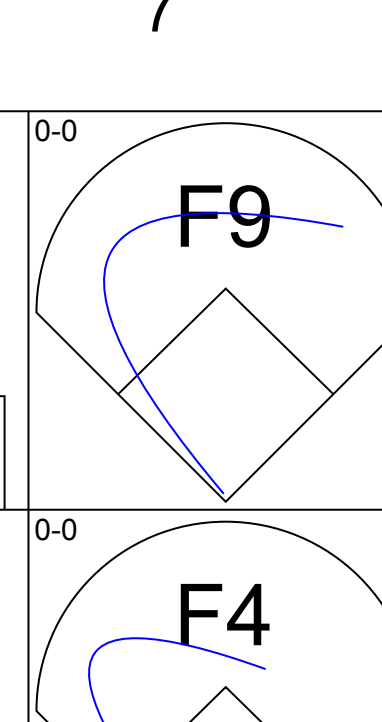

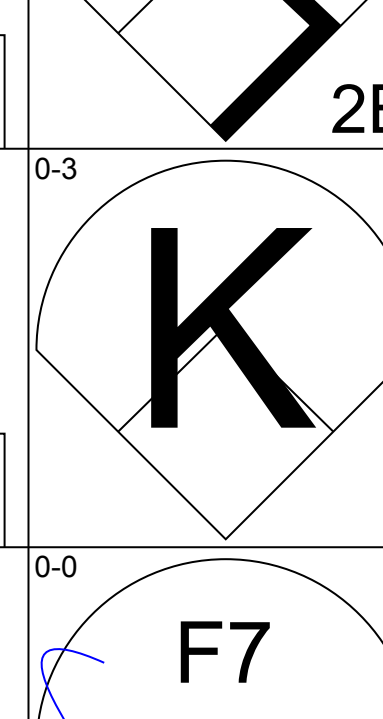
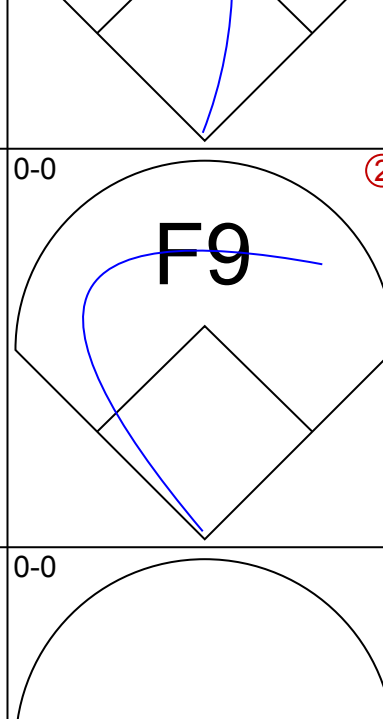
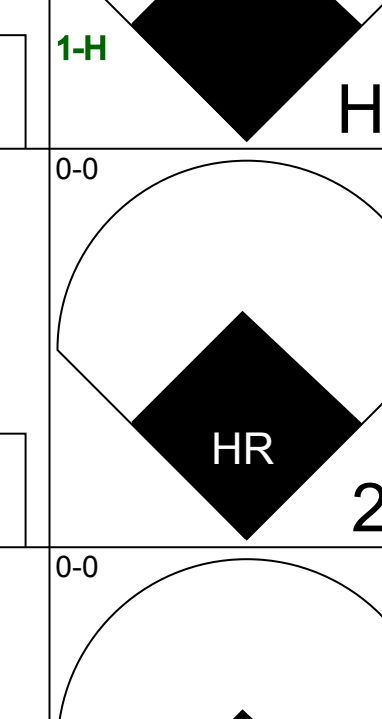
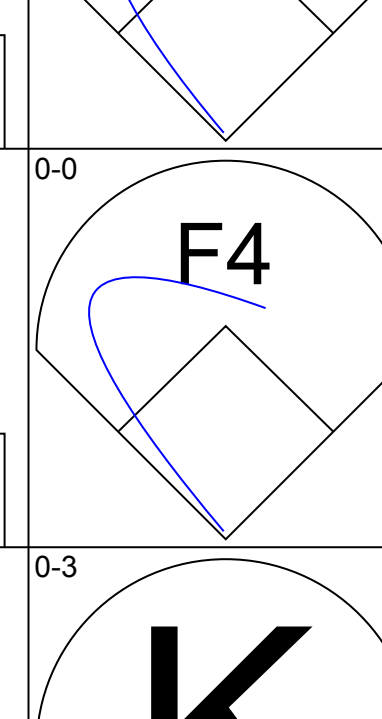
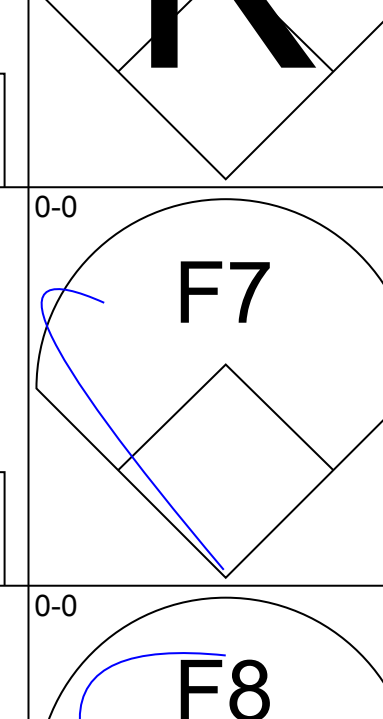
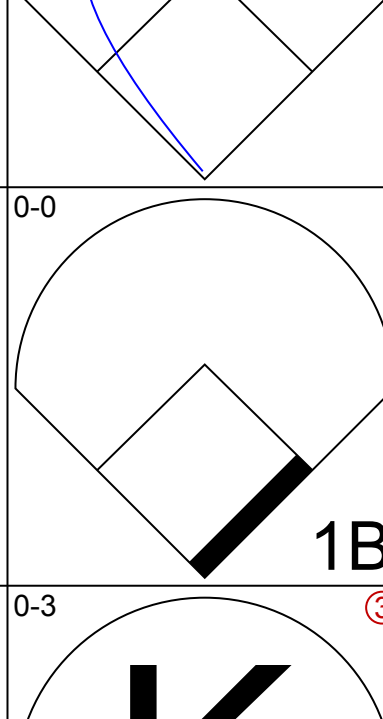
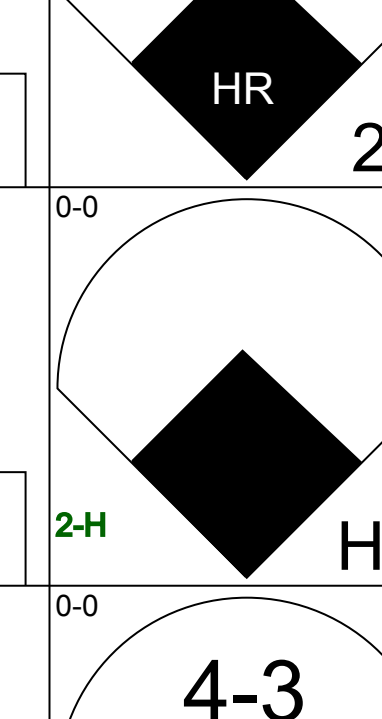
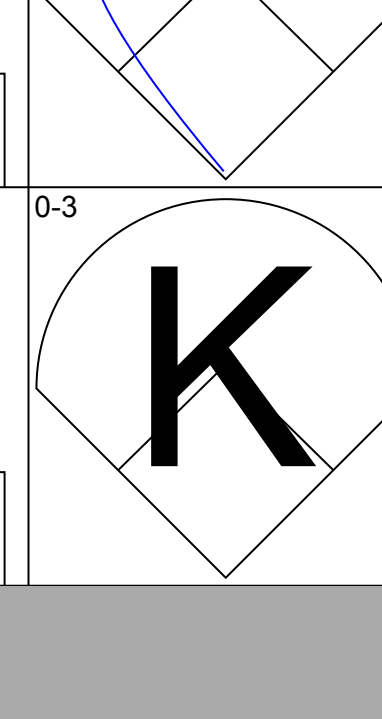
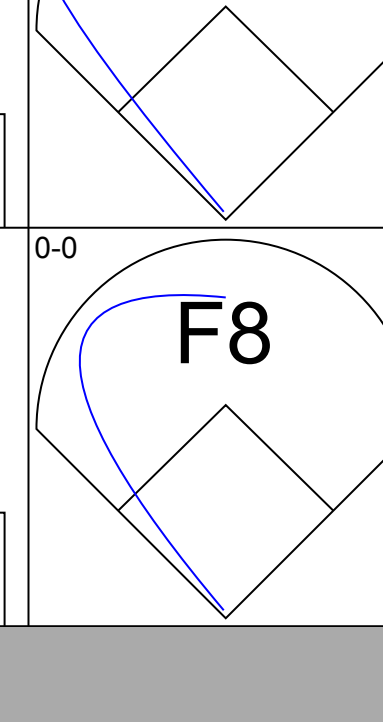
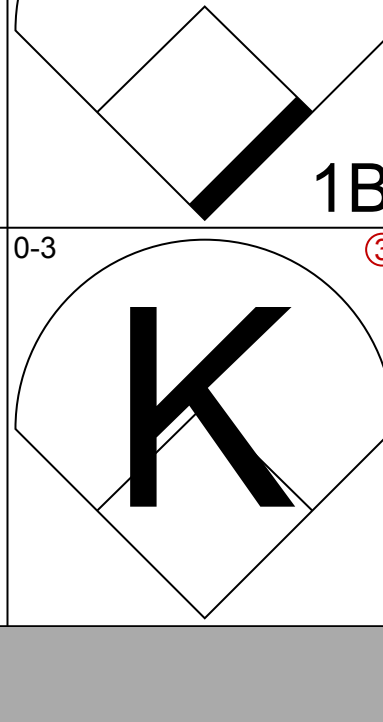
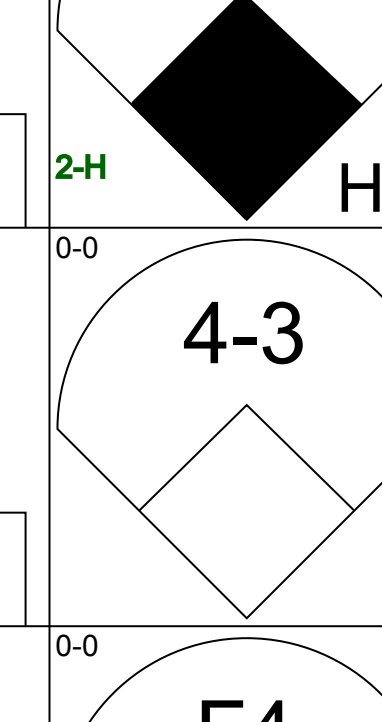
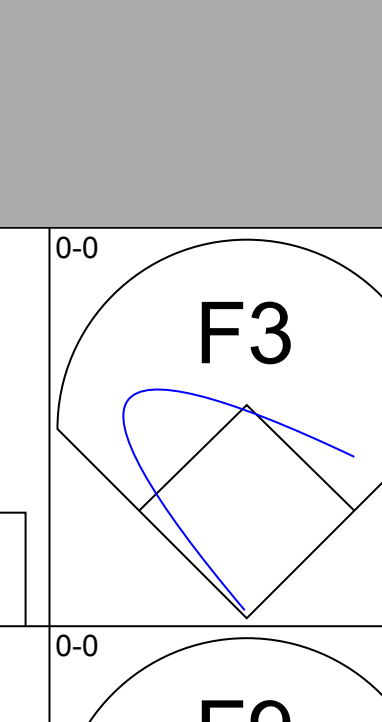
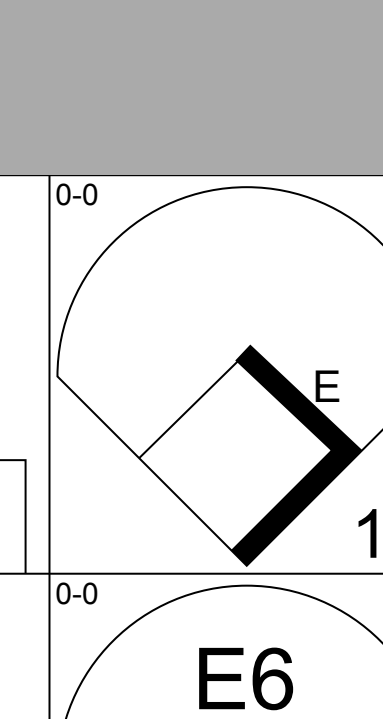
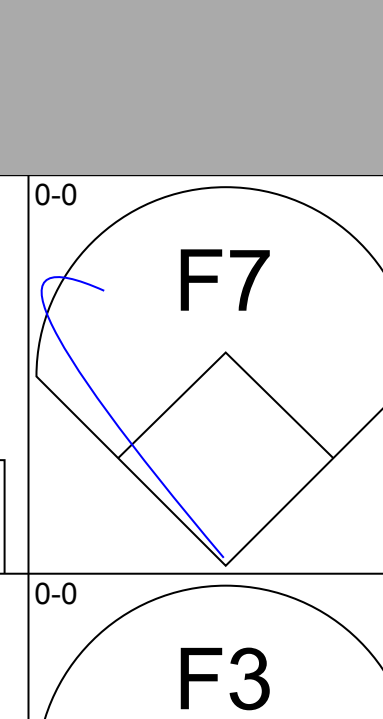
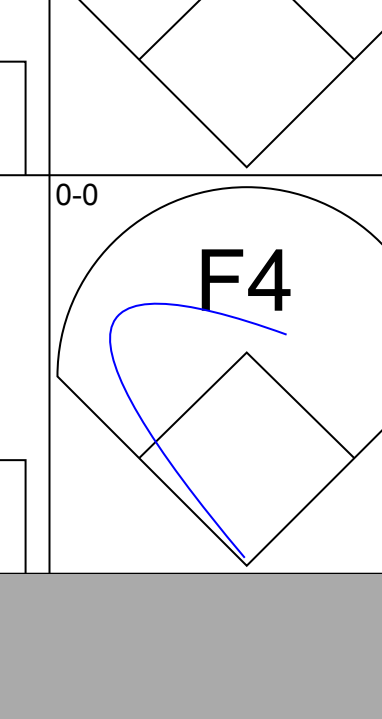
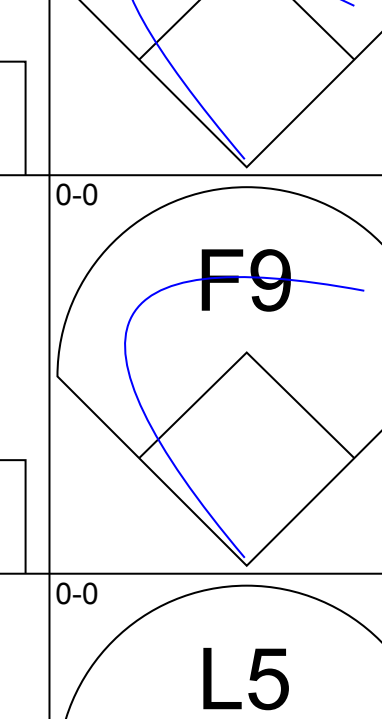
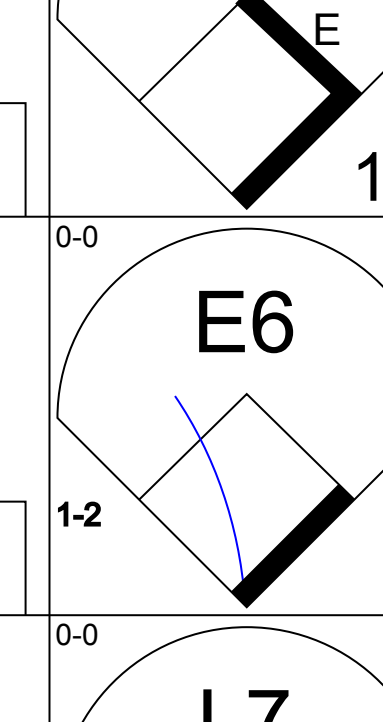
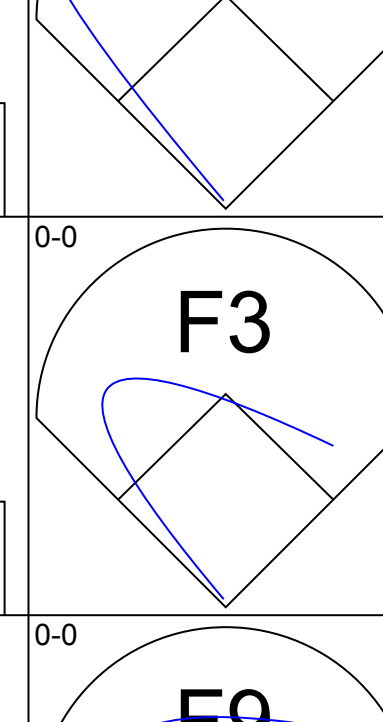
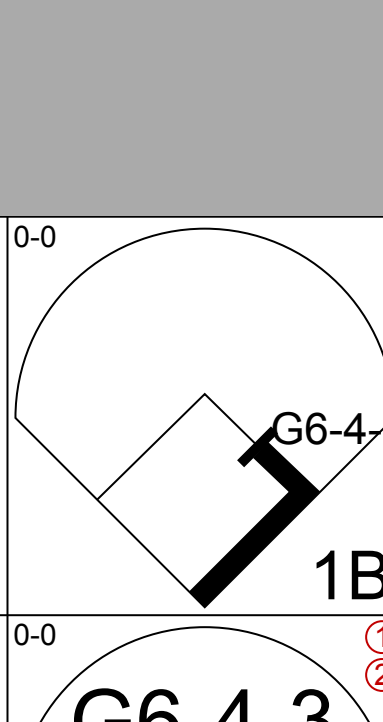
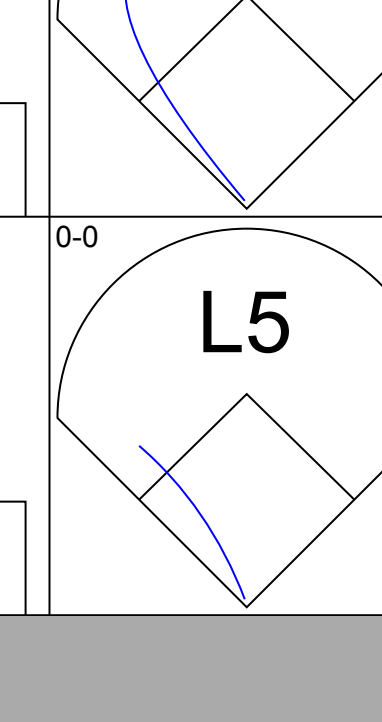
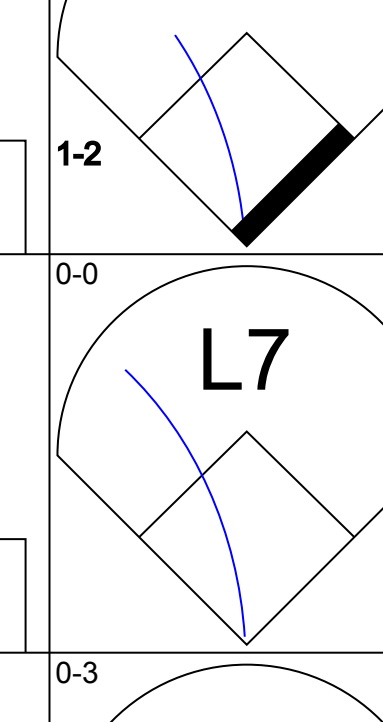
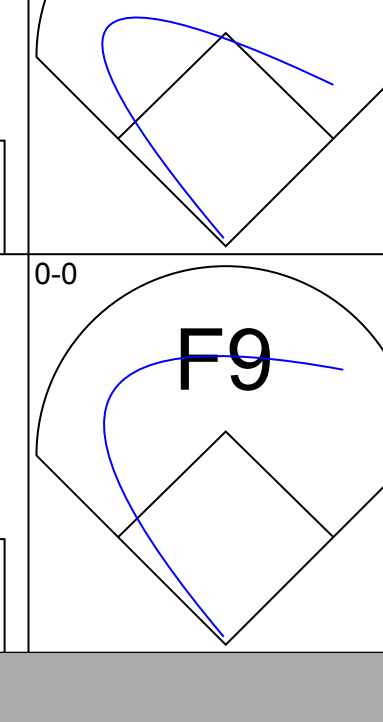
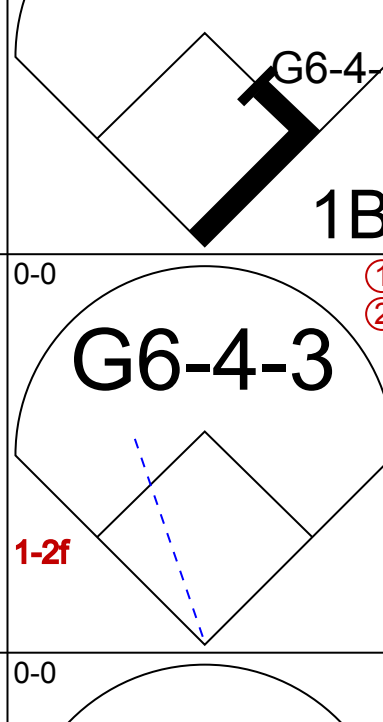
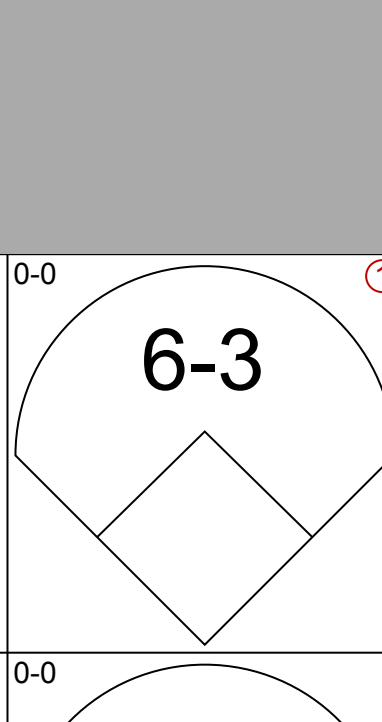
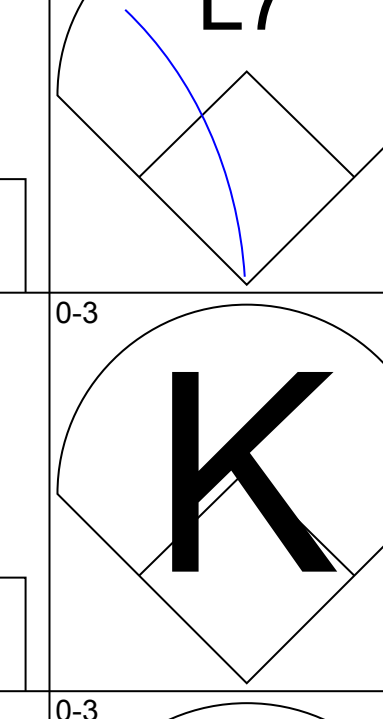
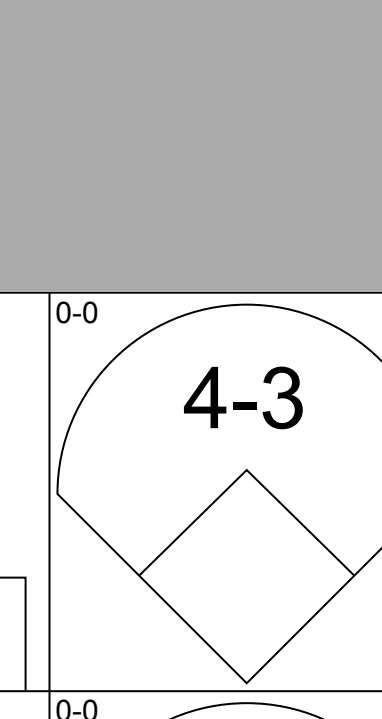
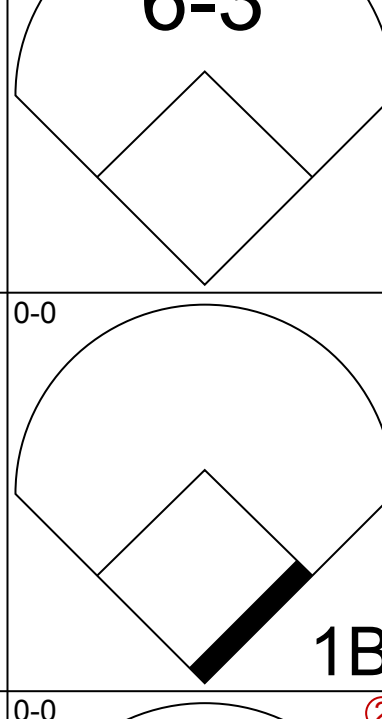
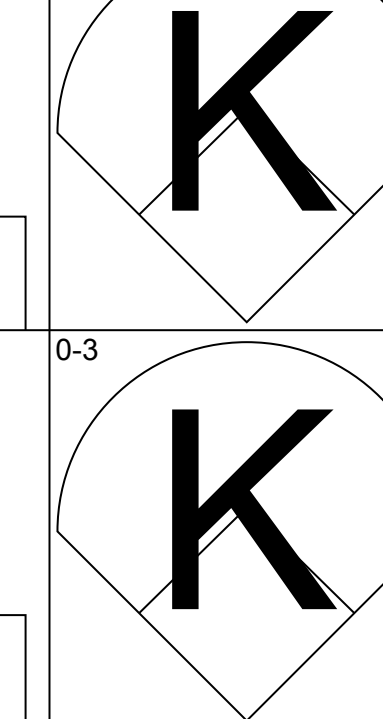
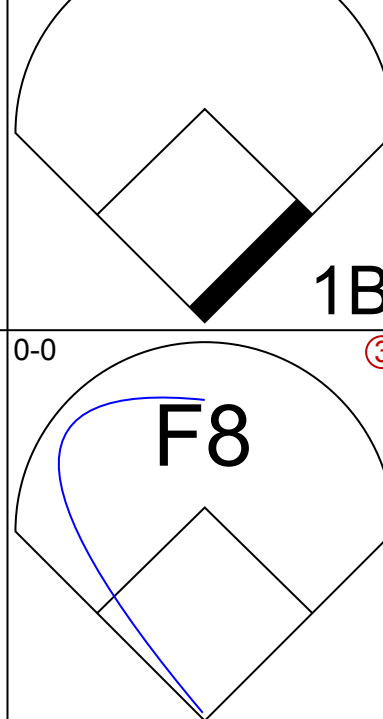
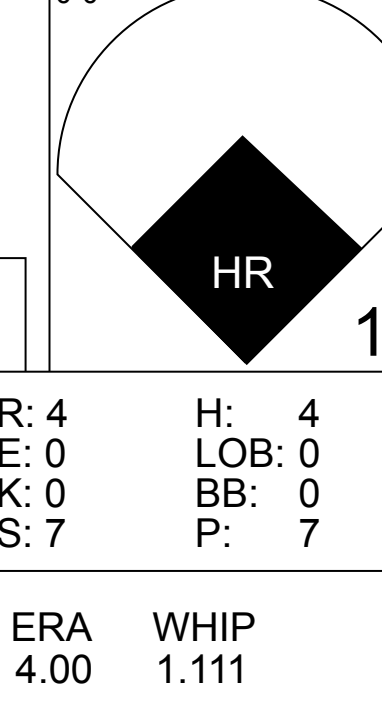



Batter	1	2	3	4	5	6	7	8	9	AB	R	H	RBI	BB	SO	LOB	TOP					
Lou Brock, L OBP: 0.348, SLG: 0.455 (1, 9)										5	1	1	1	0	2	3						
Curt Flood, R OBP: 0.364, SLG: 0.417 (1, 8)										5	1	3	1	0	0	2						
Bob Skinner, L OBP: 0.358, SLG: 0.479 Mike Shannon, R OBP: 0.291, SLG: 0.362 (1, 7) (6, 9)										4	2	1	0	0	1	2						
Ken Boyer, R OBP: 0.329, SLG: 0.391 (1, 5)										4	2	1	0	1	1	3						
Bill White, L OBP: 0.370, SLG: 0.467 (1, 3)										5	1	2	1	0	1	3						
Dick Groat, R OBP: 0.320, SLG: 0.320 Dal Maxvill, R OBP: 0.174, SLG: 0.200 (1, 6) (7, 6)										3	1	1	2	1	1	1						
Tim McCarver, L OBP: 0.323, SLG: 0.418 (1, 2)										3	1	0	1	1	0	2						
Julian Javier, R OBP: 0.262, SLG: 0.350 (1, 4)										3	0	1	2	0	0	1						
Ray Sadecki, L OBP: 0.214, SLG: 0.268 (1, 1)										2	1	1	1	1	0	1						
Inning Stats	R: 0 E: 1 K: 1 S: 6	H: 1 LOB: 1 BB: 0 P: 6	R: 1 E: 0 K: 0 S: 4	H: 1 LOB: 0 BB: 0 P: 4	R: 5 E: 0 K: 0 S: 8	H: 6 LOB: 1 BB: 1 P: 12	R: 0 E: 0 K: 0 S: 2	H: 0 LOB: 0 BB: 1 P: 6	R: 4 E: 0 K: 1 S: 8	H: 2 LOB: 1 BB: 2 P: 16	R: 0 E: 0 K: 1 S: 5	H: 1 LOB: 0 BB: 0 P: 5	R: 0 E: 0 K: 1 S: 5	H: 0 LOB: 0 BB: 0 P: 5	R: 0 E: 0 K: 1 S: 5	H: 0 LOB: 1 BB: 0 P: 6	R: 0 E: 0 K: 1 S: 6	H: 1 LOB: 1 BB: 0 P: 6	1B: 8 2B: 3 3B: 1 HR: 0	SF: 0 SAC: 1 DP: 4 HBP: 1	WP: 0 PB: 2 SB: 0 CS: 0	PA: 42
PITCHER	IP	WLS	BF	H	R	ER	SO	BB	IBB	HBP	BLK	WP	HR	S	P	ERA	WHIP					
Sammy Ellis, R ERA: 3.7 (1, 1)	2.0	L	13	6	6	6	1	1	0	0	0	0	0	14	18	27.00	3.500					
Bobby Locke, R ERA: 6.57 (3, 1)	2.1		13	4	4	2	1	2	1	0	0	0	0	12	24	7.71	2.571					
John Tsitouris, R ERA: 4.96 (5, 1)	4.2		16	2	0	0	4	0	0	1	0	0	0	23	24	0.00	0.429					

St. Louis Cardinals @ Cincinnati Reds
Crosley Field, Cincinnati, OH
Sun Aug 29 1965, 3:33 AM EDT
Att: 22,596 - Unknown

AB 36
R 10
H 12
RBI 9
BB 4
SO 6
LOB 19



Batter	1	2	3	4	5	6	7	8	9	AB	R	H	RBI	BB	SO	LOB	BOTTOM					
Tommy Harper, R OBP: 0.355, SLG: 0.428 (1, 7)										5	1	2	2	0	1	1						
Pete Rose, S OBP: 0.386, SLG: 0.464 (1, 4)										4	1	1	0	0	1	1						
Vada Pinson, L OBP: 0.341, SLG: 0.481 (1, 8)										4	1	2	2	0	1	1						
Frank Robinson, R OBP: 0.368, SLG: 0.512 (1, 9)										4	0	0	0	0	1	2						
Deron Johnson, R OBP: 0.338, SLG: 0.512 (1, 5)										4	0	1	0	0	0	0						
Don Pavletich, R OBP: 0.400, SLG: 0.537 (1, 3)										4	0	1	0	0	0	1						
Leo Cardenas, R OBP: 0.357, SLG: 0.430 (1, 6)										4	0	0	0	0	0	3						
Jimmie Coker, R OBP: 0.308, SLG: 0.426 (1, 2)										4	0	2	0	0	1	2						
Sammy Ellis, L OBP: 0.155, SLG: 0.148 Bobby Locke, R (1, 1) (3, 1)										1	0	0	0	0	1	2						
John Tsitouris, R OBP: 0.116, SLG: 0.075 Tony Perez, R (9, PH) OBP: 0.309, SLG: 0.470 (5, 1)										2	1	1	0	0	0	1						
Inning Stats	R: 0 E: 0 K: 1 S: 6	H: 1 LOB: 1 BB: 0 P: 6	R: 0 E: 1 K: 2 S: 9	H: 1 LOB: 2 BB: 0 P: 9	R: 0 E: 0 K: 1 S: 6	H: 1 LOB: 1 BB: 0 P: 6	R: 0 E: 0 K: 0 S: 3	H: 0 LOB: 0 BB: 0 P: 3	R: 4 E: 0 K: 0 S: 7	H: 4 LOB: 0 BB: 0 P: 7	R: 0 E: 0 K: 0 S: 4	H: 2 LOB: 1 BB: 0 P: 4	R: 0 E: 0 K: 1 S: 5	H: 0 LOB: 0 BB: 0 P: 5	R: 0 E: 0 K: 0 S: 3	H: 0 LOB: 0 BB: 0 P: 3	R: 0 E: 0 K: 1 S: 6	H: 1 LOB: 1 BB: 0 P: 6	1B: 6 2B: 2 3B: 0 HR: 2	SF: 0 SAC: 0 DP: 1 HBP: 0	WP: 0 PB: 0 SB: 0 CS: 0	PA: 37
PITCHER	IP	WLS	BF	H	R	ER	SO	BB	IBB	HBP	BLK	WP	HR	S	P	ERA	WHIP					
Ray Sadecki, L ERA: 5.8 (1, 1)	9.0	W	37	10	4	4	6	0	0	0	0	0	2	49	49	4.00	1.111					

St. Louis Cardinals @ Cincinnati Reds
Crosley Field, Cincinnati, OH
Sun Aug 29 1965, 3:33 AM EDT
Att: 22,596 - Unknown

AB 37
R 4
H 10
RBI 4
BB 0
SO 6
LOB 15



Batter	1	2	3	4	5	6	7	8	9	AB R H RBI BB SO LOB	TOP									
Felipe Alou, R OBP: 0.337, SLG: 0.495 (1, 7)	4-0 1B BB	0-3 K					0-0 FC6-4 1B	0-3 K	0-0 F9	4 0 1 0 1 2 1	Milwaukee Braves @ Cincinnati Reds Crosley Field, Cincinnati, OH Tue Aug 31 1965, 7:05 PM EDT Att: 19,645 - Unknown - 73 F									
Mack Jones, L OBP: 0.315, SLG: 0.527 (1, 8)	0-0 BB 1-3 1B		0-0 F2		0-0 FC6-4 1B 2B	0-3 K	0-3 K	0-3 K	5 1 1 0 0 2 1											
Hank Aaron, R OBP: 0.390, SLG: 0.574 (1, 9)	0-0 F2		0-0 HR		0-0 1-3 2B 1B	0-0 5-3			4 1 2 1 0 0 2											
Eddie Mathews, L OBP: 0.353, SLG: 0.497 (1, 5)	4-0 1-2 BB		0-3 K		0-3 K			0-0 HR	3 1 1 1 1 2 2											
Joe Torre, R OBP: 0.378, SLG: 0.510 (1, 3)	0-3 K		0-0 F9		0-0 1-3 2B			0-0 G4-6-3 1B	4 0 2 1 0 1 3											
Gene Oliver, R OBP: 0.335, SLG: 0.494 (1, 2)	0-0 4-3			0-0 HR		0-0 4-3		0-0 G4-6-3 1B	4 1 1 1 0 0 4											
Frank Bolling, R OBP: 0.299, SLG: 0.364 (1, 4)		0-0 FC1-6 1B		0-0 F6		0-0 F9		0-0 6-3	4 0 1 0 0 0 0											
Woody Woodward, R OBP: 0.209, SLG: 0.243 (1, 6)		0-0 FC1-6 FC4-6 1-2		0-0 F8		0-0 3B		0-0 WP 3B	4 1 2 0 0 0 1											
Tony Cloninger, R OBP: 0.136, SLG: 0.205 Bob Sadowski, R OBP: 0.125, SLG: 0.087 (6, 1)		0-0 FC4-6 1-2		0-0 6-3		0-3 K		0-3 K 3-H	3 0 0 0 0 1 2 1 0 0 0 0 1 0											
Inning Stats	R: 0 E: 0 K: 1 S: 6	H: 1 LOB: 3 BB: 2 P: 14	R: 0 E: 0 K: 1 S: 6	H: 1 LOB: 0 BB: 0 P: 6	R: 1 E: 0 K: 1 S: 6	H: 1 LOB: 0 BB: 0 P: 6	R: 1 E: 0 K: 0 S: 4	H: 3 LOB: 2 BB: 0 P: 7	R: 0 E: 0 K: 1 S: 6	H: 1 LOB: 1 BB: 0 P: 6	R: 0 E: 0 K: 2 S: 7	H: 0 LOB: 0 BB: 0 P: 7	R: 1 E: 0 K: 0 S: 4	H: 2 LOB: 0 BB: 0 P: 4	R: 1 E: 0 K: 2 S: 8	H: 1 LOB: 0 BB: 0 P: 8	1B: 5 2B: 1 3B: 2 HR: 3	SF: 0 SAC: 0 DP: 1 HBP: 0	WP: 1 PB: 0 CS: 0	PA: 38
PITCHER	IP WLS BF H R ER SO BB IBB HBP BLK WP HR S P ERA WHIP											PITCHER	IP WLS BF H R ER SO BB IBB HBP BLK WP HR S P ERA WHIP							
Joey Jay, R ERA: 4.36 (1, 1)	4.1 L 21 6 3 3 3 2 0 0 0 0 0 2 25 33 6.23 1.846																			
Ted Davidson, L ERA: 1.75 (5, 1)	2.2 9 2 0 0 4 0 0 0 0 0 0 0 17 17 0.00 0.750																			
Roger Craig, R ERA: 3.68 (8, 1)	1.0 4 2 1 1 0 0 0 0 0 0 0 1 4 4 9.00 2.000																			
Billy McCool, L ERA: 4.26 (9, 1)	1.0 4 1 1 1 2 0 0 0 0 0 1 0 8 8 9.00 1.000																			

AB 36
R 5
H 11
RBI 4
BB 2
SO 9
LOB 16



Batter	1	2	3	4	5	6	7	8	9	AB R H RBI BB SO LOB	BOTTOM											
Tommy Harper, R OBP: 0.356, SLG: 0.432 (1, 7)	0-0 2B 2B	0-0 2B		0-0 G3			0-3 K		0-0 5-3	5 1 2 0 0 1 2	Milwaukee Braves @ Cincinnati Reds Crosley Field, Cincinnati, OH Tue Aug 31 1965, 7:05 PM EDT Att: 19,645 - Unknown - 73 F											
Pete Rose, S OBP: 0.383, SLG: 0.460 (1, 4)	0-0 F7	0-0 4-3			0-0 4-3		0-3 K		0-3 K	5 0 0 0 0 2 3												
Vada Pinson, L OBP: 0.343, SLG: 0.488 (1, 8)	0-0 4-3 2-H 2B		0-0 2B		0-0 4-3		0-0 F3		0-0 2B	5 0 3 1 0 0 1												
Gordy Coleman, L OBP: 0.372, SLG: 0.540 Marty Keough, L OBP: 0.205, SLG: 0.128 (8, PR) (9, 3)	0-0 4-3 2-3		0-0 5-3		0-0 F7			4-0 3B BB	0-0 F8	3 0 0 0 1 0 2 1 1 0 0 0 0 1												
Deron Johnson, R OBP: 0.339, SLG: 0.515 (1, 5)	4-0 BB BB		0-0 5-3			0-3 K		0-0 1-H 1B 3B		3 1 1 1 1 1 1												
Frank Robinson, R OBP: 0.365, SLG: 0.511 (1, 9)	4-0 1-2 BB		0-0 5-3			0-0 FC6-4 1B		0-0 1-3		3 0 1 0 1 0 3												
Johnny Edwards, L OBP: 0.348, SLG: 0.468 (1, 2)	0-3 K			4-0 SH5-3 BB		0-0 F8		0-0 F3		3 0 0 0 1 1 6												
Leo Cardenas, R OBP: 0.357, SLG: 0.430 (1, 6)		0-0 F9		0-0 SH5-3		0-0 FC6-4			0-0 1B	3 0 1 1 0 0 1												
Joey Jay, S OBP: 0.264, SLG: 0.044 (5, 1) Art Shamsky, L OBP: 0.285, SLG: 0.479 Roger Craig, R OBP: 0.183, SLG: 0.143 Tony Perez, R OBP: 0.458 Billy McCool, R OBP: 0.200, SLG: 0.290 (1, 1) (5, 1) (7, PR) (8, 1) (8, PR) (9, 1)	0-3 K		0-3 K		4-0 BB		4-0 BB	0-3 3-H 1B	0-3 K	2 0 0 0 0 2 1 0 0 0 0 0 0 0 0 0 0 0 0 1 0 0 0 0 0 0 0 0 0 1 0 0 0 0 0 1 1 0 0 0 0 0 0 0 0												
Inning Stats	R: 1 E: 0 K: 1 S: 7	H: 2 LOB: 3 BB: 2 P: 15	R: 0 E: 0 K: 1 S: 6	H: 1 LOB: 1 BB: 0 P: 6	R: 0 E: 0 K: 0 S: 4	H: 1 LOB: 1 BB: 0 P: 4	R: 0 E: 0 K: 1 S: 5	H: 0 LOB: 1 BB: 1 P: 9	R: 0 E: 0 K: 0 S: 3	H: 0 LOB: 0 BB: 0 P: 3	R: 0 E: 0 K: 1 S: 6	H: 1 LOB: 1 BB: 0 P: 6	R: 0 E: 0 K: 2 S: 7	H: 1 LOB: 1 BB: 1 P: 11	R: 2 E: 0 K: 1 S: 7	H: 2 LOB: 1 BB: 1 P: 11	R: 0 E: 0 K: 1 S: 6	H: 1 LOB: 1 BB: 0 P: 6	1B: 2 2B: 5 3B: 1 HR: 0	SF: 0 SAC: 1 DP: 0 HBP: 0	WP: 0 PB: 0 CS: 0	PA: 40
PITCHER	IP WLS BF H R ER SO BB IBB HBP BLK WP HR S P ERA WHIP											PITCHER	IP WLS BF H R ER SO BB IBB HBP BLK WP HR S P ERA WHIP									
Tony Cloninger, R ERA: 3.54 (1, 1)	5.1 W 24 5 1 1 4 3 0 0 0 0 0 0 29 41 1.69 1.500																					
Bob Sadowski, R ERA: 4.89 (6, 1)	3.2 S 16 3 2 2 4 2 0 0 0 0 0 0 22 30 4.91 1.364																					



Batter	1	2	3	4	5	6	7	8	9	AB	R	H	RBI	BB	SO	LOB	TOP								
Felipe Alou, R OBP: 0.333, SLG: 0.491 (1, 7)										4	1	0	1	0	2	2	Milwaukee Braves @ Cincinnati Reds Crosley Field, Cincinnati, OH Wed Sep 01 1965, 7:05 PM EDT Unknown								
Mack Jones, L OBP: 0.317, SLG: 0.533 (1, 8)										3	2	1	2	1	2	0									
Hank Aaron, R OBP: 0.391, SLG: 0.573 (1, 9)										4	0	2	2	0	2	0									
Eddie Mathews, L OBP: 0.352, SLG: 0.494 (1, 5)										4	0	1	1	0	1	2									
Joe Torre, R OBP: 0.375, SLG: 0.506 (1, 3)										4	0	0	0	0	1	2									
Gene Oliver, R OBP: 0.337, SLG: 0.495 (1, 2)										3	0	1	0	1	1	0									
Frank Bolling, R OBP: 0.300, SLG: 0.363 (1, 4)										3	1	1	0	0	0	2									
Woody Woodward, R OBP: 0.212, SLG: 0.246 (1, 6)										1	1	1	0	0	0	0									
Rico Carley, R OBP: 0.586, SLG: 0.510 (5, PH)										1	0	1	0	0	0	0									
Sandy Alomar Sr., S OBP: 0.262, SLG: 0.265 (5, PR)										2	1	0	0	0	2	1									
Wade Blasingame, L OBP: 0.211, SLG: 0.284 (3, 1)										1	0	0	0	0	0	2									
Clay Carroll, R OBP: 0.316, SLG: 0.495 (5, PH)										0	0	0	0	0	0	0									
Jesse Gonder, L OBP: 0.316, SLG: 0.495 (5, PR)										0	0	0	0	0	1	0									
Billy Cowan, R OBP: 0.316, SLG: 0.495 (5, PR)										0	0	0	0	0	0	0									
Bob Sadowski, R OBP: 0.316, SLG: 0.495 (5, 1)										2	0	0	0	0	2	0									
Billy O'Dell, L OBP: 0.200, SLG: 0.211 (9, 1)										0	0	0	0	0	0	0									
Dan Osinski, R OBP: 0.250, SLG: 0.250 (9, 1)										0	0	0	0	0	0	0									
Inning Stats	R: 0 E: 0 K: 3 S: 9	H: 0 LOB: 0 BB: 0 P: 9	R: 0 E: 0 K: 1 S: 5	H: 0 LOB: 0 BB: 0 P: 5	R: 3 E: 0 K: 0 S: 7	H: 4 LOB: 1 BB: 0 P: 7	R: 0 E: 0 K: 1 S: 5	H: 0 LOB: 0 BB: 0 P: 5	R: 3 E: 0 K: 1 S: 7	H: 2 LOB: 1 BB: 2 P: 15	R: 0 E: 0 K: 1 S: 5	H: 1 LOB: 1 BB: 0 P: 5	R: 0 E: 0 K: 2 S: 7	H: 0 LOB: 0 BB: 0 P: 7	R: 0 E: 0 K: 1 S: 6	H: 1 LOB: 2 BB: 1 P: 10	R: 0 E: 0 K: 3 S: 9	H: 0 LOB: 0 BB: 0 P: 9	1B: 6 2B: 2 3B: 0 HR: 1	SF: 1 SAC: 1 DP: 1 HBP: 0	WP: 0 PA: 37 PB: 0 SB: 1 CS: 0				
PITCHER	IP	WLS	BF	H	R	ER	SO	BB	IBB	HBP	BLK	WP	HR	S	P	ERA	WHIP	PITCHER							
Sammy Ellis, R ERA: 3.87 (1, 1)	4.1		21	6	6	6	5	2	0	0	0	0	1	29	37	12.46	1.846								
Ted Davidson, L ERA: 1.95 (5, 1)	2.2	W	8	1	0	0	4	0	0	0	0	0	0	16	16	0.00	0.375								
Billy McCool, L ERA: 4.15 (8, 1)	2.0		8	1	0	0	4	0	1	0	0	0	0	15	19	0.00	0.500								

AB	32
R	6
H	8
RBI	6
BB	3
SO	13
LOB	11



Batter	1	2	3	4	5	6	7	8	9	AB	R	H	RBI	BB	SO	LOB	BOTTOM								
Tommy Harper, R OBP: 0.355, SLG: 0.430 (1, 7)										5	0	1	1	0	0	2	Milwaukee Braves @ Cincinnati Reds Crosley Field, Cincinnati, OH Wed Sep 01 1965, 7:05 PM EDT Unknown								
Pete Rose, S OBP: 0.384, SLG: 0.458 (1, 4)										2	1	0	0	2	0	2									
Vada Pinson, L OBP: 0.341, SLG: 0.485 (1, 8)										4	1	0	0	0	0	1									
Deron Johnson, R OBP: 0.341, SLG: 0.527 (1, 5)										4	2	2	3	0	1	0									
Frank Robinson, R OBP: 0.369, SLG: 0.507 (1, 9)										3	0	0	0	1	2	0									
Don Pavletich, R OBP: 0.400, SLG: 0.537 (2, PH)										0	0	0	0	0	0	0									
Jimmie Coker, R OBP: 0.304, SLG: 0.412 (3, 2)										4	0	1	0	0	1	1									
Tony Perez, R OBP: 0.308, SLG: 0.470 (1, 3)										3	0	1	0	0	0	1									
Marty Keough, L OBP: 0.205, SLG: 0.125 (7, PR)										1	2	0	0	0	0	1									
Leo Cardenas, R OBP: 0.357, SLG: 0.428 (9, PH)										2	0	0	0	1	2	1									
Gordy Coleman, L OBP: 0.372, SLG: 0.540 (9, PH)										0	0	0	0	0	0	0									
Lee May, R (9, PH)										1	0	0	0	0	0	1									
Sammy Ellis, L OBP: 0.151, SLG: 0.145 (5, 1)										2	0	0	0	0	1	2									
Art Shamsky, L OBP: 0.363, SLG: 0.486 (7, PH)										0	0	0	0	0	0	0									
Billy McCool, R OBP: 0.050, SLG: 0.050 (8, 1)										1	0	1	1	0	0	0									
Tommy Helms, R OBP: 0.500, SLG: 1.000 (9, PH)										1	1	1	1	0	0	0									
Inning Stats	R: 0 E: 0 K: 0 S: 2	H: 0 LOB: 1 BB: 1 P: 6	R: 1 E: 0 K: 1 S: 6	H: 1 LOB: 2 BB: 2 P: 14	R: 3 E: 1 K: 2 S: 9	H: 1 LOB: 0 BB: 1 P: 13	R: 0 E: 0 K: 1 S: 5	H: 0 LOB: 0 BB: 0 P: 5	R: 0 E: 0 K: 1 S: 5	H: 0 LOB: 0 BB: 0 P: 5	R: 1 E: 0 K: 1 S: 7	H: 2 LOB: 2 BB: 0 P: 7	R: 0 E: 0 K: 1 S: 5	H: 0 LOB: 0 BB: 0 P: 5	R: 2 E: 0 K: 0 S: 5	H: 3 LOB: 1 BB: 0 P: 5	1B: 3 2B: 1 3B: 1 HR: 2	SF: 0 SAC: 0 DP: 1 HBP: 0	WP: 2 PA: 37 PB: 0 SB: 0 CS: 0						
PITCHER	IP	WLS	BF	H	R	ER	SO	BB	IBB	HBP	BLK	WP	HR	S	P	ERA	WHIP	PITCHER							
Wade Blasingame, L ERA: 3.54 (3, 1)	1.2		6	1	1	0	3	0	0	0	0	0	1	12	12	0.00	0.600								
Clay Carroll, R ERA: 4.88 (5, 1)	4.1		16	3	2	2	3	0	0	0	0	0	0	22	22	4.15	0.692								
Bob Sadowski, R ERA: 4.85 (9, 1)	0.1	L	2	1	0	0	0	0	0	0	0	0	0	2	2	0.00	3.000								
Billy O'Dell, L ERA: 2.24 (9, 1)	0.0		1	1	1	1	0	0	0	0	0	0	0	1	1	∞	∞								

AB	33
R	7
H	7
RBI	6
BB	4
SO	7
LOB	12



Batter	1	2	3	4	5	6	7	8	9	AB	R	H	RBI	BB	SO	LOB	TOP					
Felipe Alou, R OBP: 0.331, SLG: 0.487 (1, 7)	F6		K			F9		G6-4-3		4	0	0	0	0	1	2						
Mack Jones, L OBP: 0.316, SLG: 0.532 (1, 8)	K			K		K			K	1	0	0	0	0	1	0						
Ty Cline, L OBP: 0.255, SLG: 0.256 (1, 8)	K			K		K			K	3	0	0	0	0	3	0						
Hank Aaron, R OBP: 0.390, SLG: 0.573 (1, 9)	2B			4-3		K			B1-3	4	0	1	0	0	1	0						
Eddie Mathews, L OBP: 0.351, SLG: 0.492 (1, 5)	K			K			F9		1B	4	0	1	0	0	2	1						
Joe Torre, R OBP: 0.372, SLG: 0.501 (1, 3)		6-3				F4			1-3	4	0	0	0	0	0	1						
Gene Oliver, R OBP: 0.337, SLG: 0.492 (1, 2)	F3					1B				2	0	0	0	1	1	0						
Frank Bolling, R OBP: 0.302, SLG: 0.365 (1, 4)	F8					1-2				3	0	2	0	0	0	0						
Woody Woodward, R OBP: 0.211, SLG: 0.245 (1, 6)										1	0	0	0	0	1	0						
Jesse Gonder, L OBP: 0.314, SLG: 0.402 (5, PH)										1	0	0	0	0	0	2						
Miguel de la Hoz, R OBP: 0.310, SLG: 0.344 (5, 6)										1	0	0	0	0	0	1						
Denny Lemaster, R OBP: 0.199, SLG: 0.132 (4, 1)										1	0	0	0	0	1	0						
Phil Niekro, R OBP: 0.187, SLG: 0.167 (4, 1)										0	0	0	0	0	0	0						
Frank Thomas, R OBP: 0.261, SLG: 0.353 (5, PH)										1	0	0	0	0	1	2						
Dan Osinski, R OBP: 0.261, SLG: 0.299 (5, 1)										0	0	0	0	0	0	0						
Rico Carty, R OBP: 0.252, SLG: 0.252 (8, PH)										1	0	1	0	0	0	0						
Sandy Alomar Sr., S OBP: 0.202, SLG: 0.299 (8, PH)										0	0	0	0	0	0	0						
Chi-Chi Olivo, R (8, 1)										0	0	0	0	0	0	0						
Inning Stats	R: 0 E: 0 K: 2 S: 8	H: 1 LOB: 1 BB: 0 P: 8	R: 0 E: 0 K: 0 S: 3	H: 0 LOB: 0 BB: 0 P: 3	R: 0 E: 0 K: 3 S: 9	H: 0 LOB: 0 BB: 0 P: 9	R: 0 E: 0 K: 2 S: 7	H: 0 LOB: 0 BB: 0 P: 7	R: 0 E: 0 K: 1 S: 6	H: 1 LOB: 2 BB: 1 P: 10	R: 0 E: 0 K: 2 S: 7	H: 0 LOB: 0 BB: 0 P: 7	R: 0 E: 0 K: 1 S: 5	H: 0 LOB: 0 BB: 0 P: 5	R: 0 E: 0 K: 0 S: 4	H: 2 LOB: 2 BB: 0 P: 4	R: 0 E: 0 K: 1 S: 6	H: 1 LOB: 1 BB: 0 P: 6	1B: 4 2B: 1 3B: 0 HR: 0	SF: 0 SAC: 0 DP: 1 HBP: 0	WP: 0 PB: 0 SB: 0 CS: 0	PA: 32
PITCHER Jim Maloney, R ERA: 2.59 (1, 1)	IP: 9.0 WLS: W BF: 32 H: 5 R: 0 ER: 0 SO: 12 BB: 1 IBB: 0 HBP: 0 BLK: 0 WP: 0 HR: 0 S: 55 P: 59 ERA: 0.00 WHIP: 0.667															PITCHER						

Milwaukee Braves @ Cincinnati Reds
Crosley Field, Cincinnati, OH
Wed Sep 01 1965, 7:05 PM EDT
Att: 13,809 - Unknown

AB 31
R 0
H 5
RBI 0
BB 1
SO 12
LOB 9



Batter	1	2	3	4	5	6	7	8	9	AB	R	H	RBI	BB	SO	LOB	BOTTOM			
Tommy Harper, R OBP: 0.354, SLG: 0.427 (1, 7)	F4		1B		L8		6-3			3	1	0	0	1	0	0				
Pete Rose, S OBP: 0.383, SLG: 0.456 (1, 4)	6-3		1-3		L8		F7			4	0	1	0	0	0	0				
Vada Pinson, L OBP: 0.342, SLG: 0.486 (1, 8)	1B		SF7		E9		S			3	0	2	1	0	0	0				
Deron Johnson, R OBP: 0.338, SLG: 0.523 (1, 5)	PO		L8		K		K			4	0	0	0	0	2	3				
Frank Robinson, R OBP: 0.368, SLG: 0.505 (1, 9)						F7		F6		4	0	1	0	0	0	0				
Tony Perez, R OBP: 0.311, SLG: 0.482 (1, 3)						F6		F7		3	1	1	1	1	0	0				
Tommy Helms, R OBP: 0.750, SLG: 1.429 (1, 6)										3	0	3	0	1	0	0				
Jimmie Coker, R OBP: 0.300, SLG: 0.389 (1, 2)										3	0	0	0	1	1	5				
Jim Maloney, L OBP: 0.309, SLG: 0.329 (1, 1)										3	0	0	0	0	1	4				
Inning Stats	R: 0 E: 0 K: 0 S: 3	H: 1 LOB: 0 BB: 0 P: 3	R: 1 E: 0 K: 0 S: 5	H: 2 LOB: 1 BB: 0 P: 5	R: 1 E: 0 K: 1 S: 6	H: 1 LOB: 1 BB: 1 P: 10	R: 0 E: 0 K: 0 S: 3	H: 1 LOB: 2 BB: 2 P: 11	R: 0 E: 1 K: 1 S: 6	H: 0 LOB: 1 BB: 0 P: 6	R: 0 E: 0 K: 0 S: 4	H: 1 LOB: 2 BB: 1 P: 8	R: 0 E: 0 K: 1 S: 6	H: 1 LOB: 1 BB: 0 P: 6	R: 0 E: 0 K: 1 S: 6	H: 1 LOB: 1 BB: 0 P: 6	1B: 5 2B: 1 3B: 1 HR: 1	SF: 1 SAC: 0 DP: 1 HBP: 0	WP: 0 PB: 0 SB: 2 CS: 0	PA: 36
PITCHER Denny Lemaster, L ERA: 4.92 (1, 1)	IP: 3.0 WLS: L BF: 16 H: 5 R: 2 ER: 2 SO: 2 BB: 3 IBB: 0 HBP: 0 BLK: 0 WP: 0 HR: 1 S: 15 P: 27 ERA: 6.00 WHIP: 2.667															PITCHER				
Phil Niekro, R ERA: 3.78 (4, 1)	1.0 2 0 0 0 0 0 0 0 0 0 0 2 2 0.00 0.000																			
Dan Osinski, R ERA: 3.09 (5, 1)	3.0 13 2 0 0 2 1 0 0 0 0 0 16 20 0.00 1.000																			
Chi-Chi Olivo, R ERA: 1.8 (8, 1)	1.0 4 1 0 0 1 0 0 0 0 0 0 6 6 0.00 1.000																			

Milwaukee Braves @ Cincinnati Reds
Crosley Field, Cincinnati, OH
Wed Sep 01 1965, 7:05 PM EDT
Att: 13,809 - Unknown

AB 30
R 2
H 8
RBI 2
BB 4
SO 4
LOB 12



Batter	1	2	3	4	5	6	7	8	9	10	11	AB	R	H	RBI	BB	SO	LOB	TOP			
Felipe Alou, R OBP: 0.331, SLG: 0.483 (1, 8) (6, 3)	F3		BB 1B	F8		G5-4-3 BB			K		F6	4	1	0	0	2	1	2				
Rico Carty, R OBP: 0.369, SLG: 0.507 (1, 7)	4-3		BB 1B	FC5 BB		G5-4-3 1-2r			F8			4	1	1	0	1	0	1				
Hank Aaron, R OBP: 0.388, SLG: 0.571 (1, 9)	1B 2B		F7	FC5				K			6-3	5	1	1	0	0	1	4				
Joe Torre, R OBP: 0.372, SLG: 0.499 (1, 2)	1B		1B BB					K			F7	4	0	1	1	1	1	0				
Gene Oliver, R OBP: 0.337, SLG: 0.491 Mack Jones, L OBP: 0.315, SLG: 0.529 (6, 8)	6-3		1B					6-3			K	3	0	1	2	0	0	1				
Eddie Mathews, L OBP: 0.353, SLG: 0.492 (1, 5)			K						F5		SH SF8 1B	4	1	2	0	1	1	2				
Frank Bolling, R OBP: 0.301, SLG: 0.364 (1, 4)	F4		F9					F4			SH SF8	4	0	1	0	0	0	3				
Denis Menke, R OBP: 0.310, SLG: 0.449 Woody Woodward, R OBP: 0.340, SLG: 0.540 Frank Thomas, R OBP: 0.330, SLG: 0.530 Billy Costello, R OBP: 0.299, SLG: 0.299 Phil Niekro, R OBP: 0.299, SLG: 0.303 Phil Niekro, R OBP: 0.167, SLG: 0.167 (7, 6) (7, 6) (8, PH) (8, 6) (11, PH) (11, 1)	K		FC3-6 BB	FC6-4				6-3			F3	2	0	0	0	1	1	3				
Hank Fischer, R OBP: 0.107, SLG: 0.107 Miguel de la Hoz, R OBP: 0.308, SLG: 0.344 (11, 1) (11, PH) (11, 6)	K		FC3-6 FC5 BB	F6				5-3			SF8	4	0	0	0	0	1	2				
Inning Stats	R: 1 E: 0 K: 0 S: 5	H: 2 LOB: 1 BB: 0 P: 5	R: 0 E: 0 K: 2 S: 7	H: 0 LOB: 1 BB: 1 P: 11	R: 2 E: 0 K: 1 S: 7	H: 2 LOB: 2 BB: 2 P: 15	R: 0 E: 0 K: 0 S: 3	H: 0 LOB: 2 BB: 2 P: 11	R: 0 E: 0 K: 2 S: 7	H: 0 LOB: 0 BB: 0 P: 7	R: 0 E: 0 K: 0 S: 3	H: 0 LOB: 0 BB: 0 P: 3	R: 0 E: 0 K: 1 S: 5	H: 0 LOB: 0 BB: 0 P: 5	R: 0 E: 0 K: 1 S: 5	H: 0 LOB: 0 BB: 0 P: 5	R: 1 E: 1 K: 0 S: 5	H: 1 LOB: 1 BB: 0 P: 5	1B: 6 2B: 1 3B: 0 HR: 0	SF: 1 SAC: 1 DP: 1 HBP: 0	WP: 0 PB: 0 SB: 0 CS: 0	PA: 46
PITCHER	IP ERA WLS BF H R ER SO BB IBB HBP BLK WP HR S P ERA WHIP	3.0 6.48 2.0 9 2 0 0 0 1 0 0 0 0 0 0 8 19 35 0.00 2.667	4.0 1.54 2.0 6 0 0 0 2 1 0 0 0 0 0 0 9 13 0.00 0.500	8.0 1.54 4.0 14 1 1 0 2 0 0 0 0 0 0 0 18 18 0.00 0.250	PITCHER										IP WLS BF H R ER SO BB IBB HBP BLK WP HR S P ERA WHIP	10.0 4.24 1.0 3 0 0 0 0 0 0 0 0 0 0 3 3 0.00 0.000						

Milwaukee Braves @ Cincinnati Reds
Crosley Field, Cincinnati, OH
Thu Sep 02 1965, 7:05 PM EDT
Att: 11,049 - Unknown

AB 38
R 4
H 7
RBI 4
BB 6
SO 7
LOB 20



Batter	1	2	3	4	5	6	7	8	9	10	11	AB	R	H	RBI	BB	SO	LOB	BOTTOM			
Tommy Harper, R OBP: 0.353, SLG: 0.424 (1, 7)	K			K	G1				6-3		SH5-4 BB	4	0	0	1	1	2	4				
Pete Rose, S OBP: 0.362, SLG: 0.454 (1, 4)	3-1			BB	F7				4-3		SH5-4	3	0	0	0	1	0	4				
Vada Pinson, L OBP: 0.341, SLG: 0.482 (1, 8)	F7			F5					F8		4-3	4	0	0	0	1	0	1				
Gordy Coleman, L OBP: 0.365, SLG: 0.530 (1, 3)				5-3					3-1		F3	5	0	0	0	0	0	3				
Deron Johnson, R OBP: 0.337, SLG: 0.520 (1, 5)				F2	1B BB				6-3		F8	5	1	1	0	0	1	2				
Frank Robinson, R OBP: 0.370, SLG: 0.511 (1, 9)				K	BB G1 1B				HR		FC1-6 BB	4	2	2	1	1	1	0				
Johnny Edwards, L OBP: 0.345, SLG: 0.463 (1, 2)				K	F7				6-3 1B		FC1-6	5	0	1	0	0	1	3				
Tommy Helms, R OBP: 0.615, SLG: 1.000 (1, 6)				F8	G1 BB 1B				6-3 1B		F6	5	0	2	0	0	0	1				
Gerry Arrigo, L OBP: 0.247, SLG: 0.417 Darrell Osteen, R OBP: 0.270, SLG: 0.486 Art Shamsky, L OBP: 0.228, SLG: 0.143 Roger Craig, R OBP: 0.128, SLG: 0.143 Lee May, R OBP: 0.128, SLG: 0.143 Ted Davidson, R OBP: 0.128, SLG: 0.143 (1, 1) (4, 1) (8, PH) (8, 1) (7, PH) (8, 1)	5-3			5-3	G1 BB				F5		K	1	0	0	0	0	0	0				
Inning Stats	R: 0 E: 0 K: 1 S: 5	H: 0 LOB: 0 BB: 0 P: 5	R: 0 E: 0 K: 1 S: 5	H: 0 LOB: 0 BB: 0 P: 5	R: 0 E: 0 K: 1 S: 5	H: 0 LOB: 0 BB: 0 P: 5	R: 0 E: 0 K: 0 S: 3	H: 0 LOB: 1 BB: 1 P: 9	R: 2 E: 0 K: 0 S: 6	H: 3 LOB: 2 BB: 0 P: 6	R: 0 E: 0 K: 0 S: 3	H: 0 LOB: 0 BB: 0 P: 3	R: 0 E: 0 K: 1 S: 5	H: 0 LOB: 1 BB: 1 P: 9	R: 0 E: 0 K: 1 S: 5	H: 0 LOB: 2 BB: 2 P: 13	R: 0 E: 0 K: 0 S: 3	H: 0 LOB: 0 BB: 0 P: 3	1B: 5 2B: 0 3B: 0 HR: 1	SF: 0 SAC: 1 DP: 0 HBP: 0	WP: 0 PB: 0 SB: 0 CS: 0	PA: 44
PITCHER	IP ERA WLS BF H R ER SO BB IBB HBP BLK WP HR S P ERA WHIP	10.0 4.24 1.0 3 0 0 0 0 0 0 0 0 0 0 3 3 0.00 0.000	PITCHER										IP WLS BF H R ER SO BB IBB HBP BLK WP HR S P ERA WHIP	10.0 4.24 1.0 3 0 0 0 0 0 0 0 0 0 0 3 3 0.00 0.000								

Milwaukee Braves @ Cincinnati Reds
Crosley Field, Cincinnati, OH
Thu Sep 02 1965, 7:05 PM EDT
Att: 11,049 - Unknown

AB 38
R 3
H 6
RBI 3
BB 5
SO 6
LOB 21



Batter	1	2	3	4	5	6	7	8	9	AB	R	H	RBI	BB	SO	LOB	TOP				
John Briggs, L (1.8) OBP: 0.363, SLG: 0.405	0-0 FC6-4 1B		0-0 P4	0-0 L8		0-0 6-3		0-3 K		5	0	1	0	0	1	0	Philadelphia Phillies @ Cincinnati Reds Crosley Field, Cincinnati, OH Sat Sep 04 1965, 7:05 PM EDT Att: 17,469 - Unknown				
Cookie Rojas, R (1.4) OBP: 0.350, SLG: 0.378	0-0 FC6-4 BB 1-2		0-0 1B	0-0 2B		0-0 2B		0-3 K		5	1	3	0	0	1	1					
Johnny Callison, L (1.9) OBP: 0.329, SLG: 0.533	4-0 BB 1-2		0-0 1B	0-0 F8		0-0 F8		0-0 G3		4	1	1	0	1	0	2					
Dick Allen, R (1.5) OBP: 0.388, SLG: 0.520	0-3 K		0-3 K		0-0 F8		0-0 HR		0-3 K	5	1	1	1	0	3	4					
Tony Gonzalez, L (1.7) OBP: 0.345, SLG: 0.490	4-0 BB		4-0 BB 1B		0-0 2B		0-0 HR		0-0 L7	1	0	1	0	2	0	0					
Alex Johnson, R (7.7) OBP: 0.353, SLG: 0.480	1-2 2-3 BB		0-0 BB 1B		0-3 2B		0-3 HR		0-0 L7	2	1	1	1	0	0	0					
Dick Stuart, R (1.3) OBP: 0.296, SLG: 0.430	0-3 K		0-0 1B		0-3 K		0-3 K		0-0 6-3	5	0	1	2	0	3	4					
Ruben Amaro, R (9.3) OBP: 0.310, SLG: 0.250			1-2 2-H 3-H 1B		0-0 K		0-3 K			0	0	0	0	0	0	0					
Clay Dalrymple, L (1.2) OBP: 0.295, SLG: 0.289		0-0 F3	0-0 FC4-6 BB 1-2 2-3		4-0 BB		0-3 K			2	0	0	0	2	1	0					
Bobby Wine, R (1.6) OBP: 0.292, SLG: 0.307	0-3 K		0-0 FC4-6		0-0 L7		0-0 FC5-4 1B			4	0	1	0	0	1	5					
Jim Bunning, R (1.1) OBP: 0.214, SLG: 0.262	0-3 K			0-0 4-3		0-0 1-3		0-0 FC5-4		4	0	0	0	0	1	1					
Chris Short, R (9.1) OBP: 0.143, SLG: 0.143										0	0	0	0	0	0	0					
Inning Stats	R: 0 E: 0 K: 2 S: 8	H: 1 LOB: 3 BB: 2 P: 16	R: 0 E: 0 K: 2 S: 7	H: 0 LOB: 0 BB: 0 P: 7	R: 2 E: 0 K: 1 S: 8	H: 3 LOB: 3 BB: 2 P: 16	R: 0 E: 0 K: 0 S: 4	H: 1 LOB: 1 BB: 0 P: 4	R: 0 E: 0 K: 1 S: 6	H: 1 LOB: 2 BB: 1 P: 10	R: 2 E: 0 K: 2 S: 10	H: 3 LOB: 1 BB: 0 P: 10	R: 0 E: 0 K: 2 S: 7	H: 0 LOB: 0 BB: 0 P: 7	R: 0 E: 0 K: 1 S: 5	H: 0 LOB: 0 BB: 0 P: 5	1B: 5 2B: 3 3B: 0 HR: 2	SF: 0 SAC: 0 DP: 0 HBP: 0	WP: 0 PB: 0 SB: 1 CS: 0	PA: 42	
PITCHER	IP WLS BF H R ER SO BB IBB HBP BLK WP HR S P ERA WHIP	IP WLS BF H R ER SO BB IBB HBP BLK WP HR S P ERA WHIP	IP WLS BF H R ER SO BB IBB HBP BLK WP HR S P ERA WHIP	IP WLS BF H R ER SO BB IBB HBP BLK WP HR S P ERA WHIP	IP WLS BF H R ER SO BB IBB HBP BLK WP HR S P ERA WHIP	IP WLS BF H R ER SO BB IBB HBP BLK WP HR S P ERA WHIP	IP WLS BF H R ER SO BB IBB HBP BLK WP HR S P ERA WHIP	IP WLS BF H R ER SO BB IBB HBP BLK WP HR S P ERA WHIP	IP WLS BF H R ER SO BB IBB HBP BLK WP HR S P ERA WHIP	IP WLS BF H R ER SO BB IBB HBP BLK WP HR S P ERA WHIP	IP WLS BF H R ER SO BB IBB HBP BLK WP HR S P ERA WHIP	IP WLS BF H R ER SO BB IBB HBP BLK WP HR S P ERA WHIP	IP WLS BF H R ER SO BB IBB HBP BLK WP HR S P ERA WHIP	IP WLS BF H R ER SO BB IBB HBP BLK WP HR S P ERA WHIP	IP WLS BF H R ER SO BB IBB HBP BLK WP HR S P ERA WHIP	IP WLS BF H R ER SO BB IBB HBP BLK WP HR S P ERA WHIP	IP WLS BF H R ER SO BB IBB HBP BLK WP HR S P ERA WHIP	IP WLS BF H R ER SO BB IBB HBP BLK WP HR S P ERA WHIP	IP WLS BF H R ER SO BB IBB HBP BLK WP HR S P ERA WHIP	IP WLS BF H R ER SO BB IBB HBP BLK WP HR S P ERA WHIP	IP WLS BF H R ER SO BB IBB HBP BLK WP HR S P ERA WHIP
John Tsitouris, R (1.1) ERA: 5.0	2.2	16	4	2	2	5	4	0	0	0	0	0	0	0	0	0	6.75	3.000			
Dom Zanni, R (3.1) ERA:	3.1	14	3	0	0	1	1	0	0	0	0	0	0	0	0	0	0.00	1.200			
Ted Davidson, L (7.1) ERA: 1.84	1.0	6	3	2	2	2	0	0	0	0	0	2	10	19	18.00	3.000					
Joey Jay, R (8.1) ERA: 4.29	2.0	W 6	0	0	0	3	0	0	0	0	0	0	0	12	12	0.00	0.000				

AB	37
R	4
H	10
RBI	4
BB	5
SO	11
LOB	17




Batter	1	2	3	4	5	6	7	8	9	AB	R	H	RBI	BB	SO	LOB	BOTTOM			
Tommy Harper, R (1.7) OBP: 0.353, SLG: 0.424	0-3 K			0-3 K		0-0 E 2B 1B	0-3 K		0-0 SH3-4	4	1	1	0	0	3	3	Philadelphia Phillies @ Cincinnati Reds Crosley Field, Cincinnati, OH Sat Sep 04 1965, 7:05 PM EDT Att: 17,469 - Unknown			
Pete Rose, S (1.4) OBP: 0.387, SLG: 0.462	0-0 4-3			0-0 F8		0-0 E9 2B 1B	0-0 P5		0-0 1B	5	2	2	1	0	0	3				
Vada Pinson, L (1.8) OBP: 0.341, SLG: 0.480	0-0 F8			0-0 1-3		0-0 2B	0-0 L8		0-0 FC6 1B	5	0	1	2	0	0	6				
Deron Johnson, R (1.5) OBP: 0.340, SLG: 0.520		0-0 L8			4-0 FC4 BB	0-0 F2		0-0 1B	0-0 1B	4	0	2	2	1	0	1				
Frank Robinson, R (1.9) OBP: 0.371, SLG: 0.513	0-3 K			0-0 F8		4-0 IBB		0-3 K		3	0	0	0	1	2	2				
Tony Perez, R (1.3) OBP: 0.310, SLG: 0.474	0-3 K			0-0 FC4 BB 1-2		0-3 K		0-3 K		4	0	0	0	0	3	4				
Johnny Edwards, L (1.2) OBP: 0.348, SLG: 0.463			0-0 L3		4-0 BB		0-0 SH 1B	0-0 F8		3	0	1	0	1	0	1				
Tommy Helms, R (1.6) OBP: 0.591, SLG: 0.850			0-3 K		0-0 5-3		0-0 SH 1B		0-0 SH3-4 1B 1B	4	1	2	0	0	1	2				
John Tsitouris, R (1.1) OBP: 0.116, SLG: 0.075										0	0	0	0	0	0	0				
Art Shamsky, L (6.9) OBP: 0.366, SLG: 0.480										1	0	0	0	0	0	0				
Ted Davidson, R (7.1) OBP: 0.366, SLG: 0.480										1	0	0	0	0	0	0				
Marty Keough, L (7.9) OBP: 0.366, SLG: 0.480										0	0	0	0	0	0	0				
Joey Jay, S (8.1) OBP: 0.366, SLG: 0.480										0	0	0	0	0	0	0				
Gordy Coleman, R (9.9) OBP: 0.366, SLG: 0.480										1	0	1	0	0	0	0				
Lee May, R (9.9) OBP: 0.366, SLG: 0.480										0	1	0	0	0	0	0				
Inning Stats	R: 0 E: 1 K: 1 S: 5	H: 0 LOB: 0 BB: 0 P: 5	R: 0 E: 0 K: 2 S: 7	H: 0 LOB: 0 BB: 0 P: 7	R: 0 E: 0 K: 1 S: 5	H: 0 LOB: 0 BB: 0 P: 5	R: 0 E: 0 K: 1 S: 3	H: 0 LOB: 2 BB: 2 P: 11	R: 2 E: 1 K: 1 S: 8	H: 3 LOB: 2 BB: 1 P: 12	R: 0 E: 0 K: 1 S: 8	H: 2 LOB: 3 BB: 0 P: 8	R: 0 E: 0 K: 2 S: 8	H: 1 LOB: 1 BB: 0 P: 8	R: 3 E: 0 K: 0 S: 6	H: 4 LOB: 2 BB: 0 P: 6	1B: 9 2B: 1 3B: 0 HR: 0	SF: 0 SAC: 2 DP: 0 HBP: 0	WP: 0 PB: 0 SB: 0 CS: 0	PA: 40
PITCHER	IP WLS BF H R ER SO BB IBB HBP BLK WP HR S P ERA WHIP	IP WLS BF H R ER SO BB IBB HBP BLK WP HR S P ERA WHIP	IP WLS BF H R ER SO BB IBB HBP BLK WP HR S P ERA WHIP	IP WLS BF H R ER SO BB IBB HBP BLK WP HR S P ERA WHIP	IP WLS BF H R ER SO BB IBB HBP BLK WP HR S P ERA WHIP	IP WLS BF H R ER SO BB IBB HBP BLK WP HR S P ERA WHIP	IP WLS BF H R ER SO BB IBB HBP BLK WP HR S P ERA WHIP	IP WLS BF H R ER SO BB IBB HBP BLK WP HR S P ERA WHIP	IP WLS BF H R ER SO BB IBB HBP BLK WP HR S P ERA WHIP	IP WLS BF H R ER SO BB IBB HBP BLK WP HR S P ERA WHIP	IP WLS BF H R ER SO BB IBB HBP BLK WP HR S P ERA WHIP	IP WLS BF H R ER SO BB IBB HBP BLK WP HR S P ERA WHIP	IP WLS BF H R ER SO BB IBB HBP BLK WP HR S P ERA WHIP	IP WLS BF H R ER SO BB IBB HBP BLK WP HR S P ERA WHIP	IP WLS BF H R ER SO BB IBB HBP BLK WP HR S P ERA WHIP	IP WLS BF H R ER SO BB IBB HBP BLK WP HR S P ERA WHIP	IP WLS BF H R ER SO BB IBB HBP BLK WP HR S P ERA WHIP	IP WLS BF H R ER SO BB IBB HBP BLK WP HR S P ERA WHIP	IP WLS BF H R ER SO BB IBB HBP BLK WP HR S P ERA WHIP	IP WLS BF H R ER SO BB IBB HBP BLK WP HR S P ERA WHIP
Jim Bunning, R (1.1) ERA: 2.75	8.1	38	9	5	4	9	2	1	0	0	0	0	0	0	0	0	4.32	1.320		
Chris Short, L (9.1) ERA: 3.19	0.0	2	1	0	0	0	0	0	0	0	0	2	2							




Batter	1	2	3	4	5	6	7	8	9	AB	R	H	RBI	BB	SO	LOB	TOP																	
Cookie Rojas, R OBP: 0.352, SLG: 0.381										5	2	3	0	0	0	1	Philadelphia Phillies @ Cincinnati Reds Crosley Field, Cincinnati, OH Sun Sep 05 1965, 3:33 AM EDT Att: 18,119 - Unknown																	
Dick Allen, R OBP: 0.365, SLG: 0.515										5	1	0	0	0	2	4																		
Johnny Callison, L OBP: 0.328, SLG: 0.530										5	1	1	0	0	1	2																		
Wes Covington, L Alex Johnson, R OBP: 0.317, SLG: 0.485 OBP: 0.355, SLG: 0.476										3	1	1	2	0	1	1																		
Tony Gonzalez, L Adolfo Phillips, R OBP: 0.351, SLG: 0.493 OBP: 0.255, SLG: 0.260										2	1	2	1	1	0	0																		
Dick Stuart, R OBP: 0.297, SLG: 0.444										4	2	2	6	0	0	3																		
Bobby Wine, R OBP: 0.292, SLG: 0.304										3	0	0	0	1	1	0																		
Pat Corrales, R OBP: 0.352, SLG: 0.348										3	0	0	0	1	2	2																		
Lew Burdette, R Art Mahaffey, R Tony Taylor, R Jack Baldschun, R OBP: 0.320, SLG: 0.360 OBP: 0.095, SLG: 0.095 OBP: 0.294, SLG: 0.319 OBP: 0.294, SLG: 0.319										0	0	0	0	0	0	0																		
Inning Stats	R: 4 E: 1 K: 1 S: 8	H: 2 LOB: 0 BB: 1 P: 12	R: 0 E: 0 K: 0 S: 3	H: 0 LOB: 1 BB: 1 P: 7	R: 0 E: 0 K: 1 S: 6	H: 1 LOB: 1 BB: 0 P: 6	R: 0 E: 0 K: 2 S: 7	H: 0 LOB: 0 BB: 0 P: 7	R: 3 E: 1 K: 1 S: 9	H: 4 LOB: 2 BB: 1 P: 13	R: 0 E: 0 K: 1 S: 6	H: 1 LOB: 1 BB: 0 P: 6	R: 2 E: 0 K: 0 S: 5	H: 2 LOB: 0 BB: 0 P: 5	R: 0 E: 0 K: 2 S: 7	H: 0 LOB: 0 BB: 0 P: 7		R: 0 E: 0 K: 3 S: 9	H: 0 LOB: 0 BB: 0 P: 9	1B: 8 2B: 0 3B: 0 HR: 2	SF: 0 SAC: 1 DP: 1 HBP: 0	WP: 0 PB: 0 SB: 1 CS: 0	PA: 41											
PITCHER	IP WLS BF H R ER SO BB IBB HBP BLK WP HR S P ERA WHIP	IP WLS BF H R ER SO BB IBB HBP BLK WP HR S P ERA WHIP																																
Sammy Ellis, R ERA: 3.85	1.0	7	2	4	0	1	1	0	0	0	0	0	0	1	8	12	0.00	3.000																
Roger Craig, R ERA: 3.56	3.0	16	5	3	2	3	1	0	0	0	0	0	0	0	21	25	6.00	2.000																
Darrell Osteen, R ERA:	1.0	3	0	0	0	1	1	0	0	0	0	0	0	0	4	8	0.00	1.000																
Ted Davidson, L ERA: 2.1	2.0	9	3	2	2	1	0	0	0	0	0	1	11	11	9.00	1.500																		
Billy McCool, L ERA: 4.09	2.0	W	6	0	0	0	0	0	0	0	0	0	0	16	16	0.00	0.000																	

Batter	1	2	3	4	5	6	7	8	9	AB	R	H	RBI	BB	SO	LOB	BOTTOM															
Tommy Harper, R OBP: 0.354, SLG: 0.424										4	2	1	1	1	0	0	Philadelphia Phillies @ Cincinnati Reds Crosley Field, Cincinnati, OH Sun Sep 05 1965, 3:33 AM EDT Att: 18,119 - Unknown															
Pete Rose, S OBP: 0.388, SLG: 0.464										4	2	2	1	0	1	0																
Vada Pinson, L OBP: 0.340, SLG: 0.482										5	2	1	2	0	0	3																
Deron Johnson, R OBP: 0.344, SLG: 0.525										5	1	4	2	0	1	0																
Frank Robinson, R OBP: 0.375, SLG: 0.515										2	0	1	2	1	0	1																
Tony Perez, R OBP: 0.313, SLG: 0.481										3	1	1	0	1	0	3																
Johnny Edwards, L OBP: 0.352, SLG: 0.471										3	1	1	1	2	0	2																
Tommy Helms, R OBP: 0.556, SLG: 0.750										4	1	1	1	0	1	5																
Sammy Ellis, L Rogee Craig, R Darrell Osteen, R Art Shamsky, L Ted Davidson, R Marty Keough, L Billy McCool, R OBP: 0.151, SLG: 0.145 OBP: 0.182, SLG: 0.182 OBP: 0.397, SLG: 0.474 OBP: 0.207, SLG: 0.122 OBP: 0.290, SLG: 0.260										0	0	0	0	0	0	0																
Inning Stats	R: 2 E: 0 K: 0 S: 5	H: 2 LOB: 1 BB: 0 P: 6	R: 4 E: 0 K: 1 S: 8	H: 3 LOB: 0 BB: 0 P: 9	R: 0 E: 0 K: 0 S: 3	H: 0 LOB: 2 BB: 1 P: 8	R: 0 E: 0 K: 1 S: 5	H: 0 LOB: 0 BB: 0 P: 5	R: 0 E: 0 K: 2 S: 8	H: 1 LOB: 3 BB: 1 P: 13	R: 2 E: 0 K: 0 S: 4	H: 2 LOB: 1 BB: 2 P: 12	R: 1 E: 0 K: 1 S: 6	H: 1 LOB: 0 BB: 0 P: 6	R: 0 E: 0 K: 0 S: 4	H: 1 LOB: 1 BB: 0 P: 4		R: 1 E: 0 K: 0 S: 2	H: 2 LOB: 2 BB: 1 P: 6	1B: 5 2B: 4 3B: 1 HR: 2	SF: 0 SAC: 2 DP: 1 HBP: 4	WP: 0 PB: 0 SB: 0 CS: 0	PA: 44									
PITCHER	IP WLS BF H R ER SO BB IBB HBP BLK WP HR S P ERA WHIP	IP WLS BF H R ER SO BB IBB HBP BLK WP HR S P ERA WHIP																														
Lew Burdette, R ERA: 5.27	1.2	12	5	6	6	0	0	0	0	0	0	1	10	12	32.40	3.000																
Art Mahaffey, R ERA: 6.35	5.1	25	4	3	3	5	2	2	2	0	0	1	29	47	5.06	1.125																
Jack Baldschun, R ERA: 4.04	1.0	L	7	3	1	1	0	0	1	0	0	0	6	10	9.00	3.000																



Batter	1	2	3	4	5	6	7	8	9	AB	R	H	RBI	BB	SO	LOB	TOP			
Bob Bailey, R OBP: 0.327, SLG: 0.376 (1, 5)	1-3		F5		F4			1B 2B		4	1	1	0	0	0	2	Pittsburgh Pirates @ Cincinnati Reds Crosley Field, Cincinnati, OH Mon Sep 06 1965, 3:33AM EDT Unknown - 73 F			
Bill Virdon, L OBP: 0.324, SLG: 0.378 (1, 8)	F7		F8			F7		FC3-6 BB 2H 1B		4	0	1	1	0	0	0				
Roberto Clemente, R OBP: 0.391, SLG: 0.484 (1, 9)	HR			1-3		4-3		FC3-6 BB 1-2		3	1	1	1	1	0	0				
Willie Stargell, L OBP: 0.316, SLG: 0.497 (1, 7)	K			F5		F4		FC3-6 BB G6-4-3 1-2 2-3		4	0	0	0	0	1	2				
Donn Clendenon, R OBP: 0.352, SLG: 0.484 (1, 3)		K		F9			K	G6-4-3 1-2		4	0	0	0	0	2	2				
Bill Mazerolski, R OBP: 0.295, SLG: 0.344 (1, 4)		1B				1B		4-3		4	1	2	0	0	0	0				
Jim Pagliaroni, R OBP: 0.344, SLG: 0.429 (1, 2)		F5			F7		F3	5-3		4	0	0	0	0	0	3				
Gene Alley, R OBP: 0.306, SLG: 0.350 (1, 6)		F9			F8		1-H 2B	F6		4	0	1	1	0	0	2				
Bob Veale, S OBP: 0.118, SLG: 0.085 (1, 1)			4-3			1-2 1B		K		3	0	1	0	0	1	1				
Inning Stats	R: 1 E: 0 K: 1 S: 6	H: 1 LOB: 0 BB: 0 P: 6	R: 0 E: 0 K: 1 S: 6	H: 1 LOB: 1 BB: 0 P: 6	R: 0 E: 0 K: 0 S: 3	H: 0 LOB: 0 BB: 0 P: 3	R: 0 E: 0 K: 0 S: 3	H: 2 LOB: 2 BB: 0 P: 5	R: 0 E: 0 K: 0 S: 3	H: 0 LOB: 0 BB: 0 P: 3	R: 1 E: 1 K: 2 S: 9	H: 1 LOB: 1 BB: 0 P: 9	R: 1 E: 0 K: 0 S: 4	H: 2 LOB: 1 BB: 1 P: 8	R: 0 E: 0 K: 0 S: 3	H: 0 LOB: 0 BB: 0 P: 3	1B: 4 2B: 2 3B: 0 HR: 1	SF: 0 SAC: 0 DP: 1 HBP: 0	WP: 0 PB: 0 SB: 0 CS: 0	PA: 35
PITCHER	IP WLS BF H R ER SO BB IBB HBP BLK WP HR S P ERA WHIP	7.0 L 29 7 3 2 4 0 0 0 0 0 1 37 37 2.57 1.000	2.0 6 0 0 0 0 1 0 0 0 0 0 5 9 0.00 0.500																	

Batter	1	2	3	4	5	6	7	8	9	AB	R	H	RBI	BB	SO	LOB	BOTTOM			
Tommy Harper, R OBP: 0.354, SLG: 0.424 (1, 8)	K		FC6-4 1B		6-3		1B		K	5	0	2	0	0	2	0	Pittsburgh Pirates @ Cincinnati Reds Crosley Field, Cincinnati, OH Mon Sep 06 1965, 3:33AM EDT Unknown - 73 F			
Pete Rose, S OBP: 0.387, SLG: 0.462 (1, 4)	K		K		1B		K		6-3	5	0	1	0	0	3	2				
Frank Robinson, R OBP: 0.376, SLG: 0.514 (1, 9)	FC5-4 BB		F9		G4-6-3 1B		F9			3	0	1	0	1	0	2				
Deron Johnson, R OBP: 0.341, SLG: 0.521 (1, 5)	FC5-4 1-2		FC6-4 1-2		G4-6-3 1-2		K			4	0	0	0	0	1	5				
Tony Perez, R OBP: 0.316, SLG: 0.479 (1, 3)		1B 1B		WP E HBP		K		F9		3	1	1	0	0	1	0				
Charlie James, R OBP: 0.216, SLG: 0.194 (1, 7)		F4		K 1-2		BB 1B 1B		1-3		4	0	1	0	0	1	2				
Tommy Helms, R OBP: 0.548, SLG: 0.704 (1, 6)		F9		E7 2H 1B		K		BB		3	0	1	1	1	1	2				
Jimmie Coker, R OBP: 0.313, SLG: 0.386 (1, 2)		1B		K		1B BB		F9		3	0	1	0	1	1	2				
Joey Jay, S OBP: 0.080, SLG: 0.063 Dom Zanni, R OBP: 0.356, SLG: 0.427 (9, PH)		K		K		1-2 2H 1B		F2		3	0	1	0	0	2	3				
Inning Stats	R: 0 E: 0 K: 2 S: 7	H: 0 LOB: 1 BB: 1 P: 11	R: 0 E: 0 K: 1 S: 7	H: 2 LOB: 2 BB: 0 P: 7	R: 0 E: 0 K: 1 S: 6	H: 1 LOB: 1 BB: 0 P: 6	R: 1 E: 1 K: 3 S: 10	H: 1 LOB: 1 BB: 0 P: 11	R: 0 E: 0 K: 0 S: 4	H: 2 LOB: 1 BB: 0 P: 4	R: 0 E: 0 K: 2 S: 8	H: 2 LOB: 2 BB: 1 P: 12	R: 0 E: 0 K: 0 S: 3	H: 1 LOB: 1 BB: 1 P: 7	R: 0 E: 0 K: 1 S: 5	H: 0 LOB: 0 BB: 1 P: 5	1B: 9 2B: 0 3B: 0 HR: 0	SF: 0 SAC: 0 DP: 1 HBP: 1	WP: 1 PB: 0 SB: 0 CS: 0	PA: 38
PITCHER	IP WLS BF H R ER SO BB IBB HBP BLK WP HR S P ERA WHIP	9.0 W 38 9 1 1 12 3 0 1 0 1 58 71 1.00 1.333																		

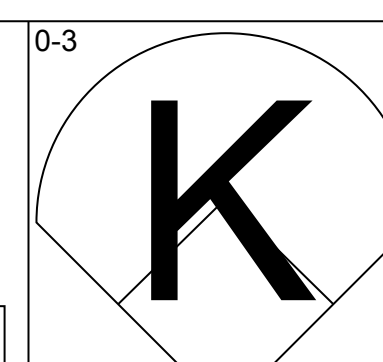
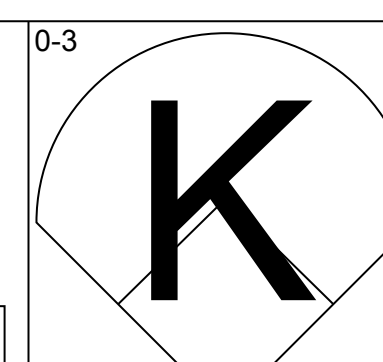
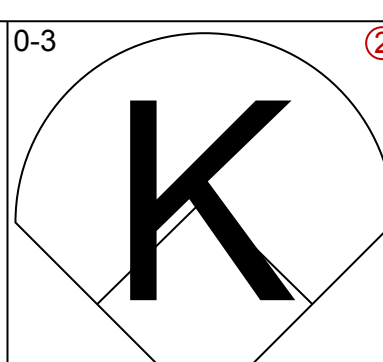
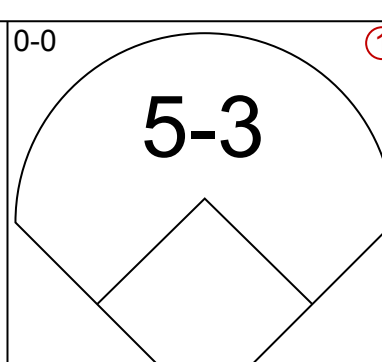
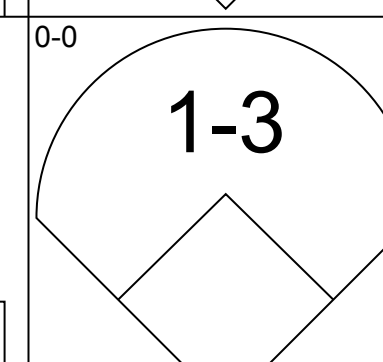
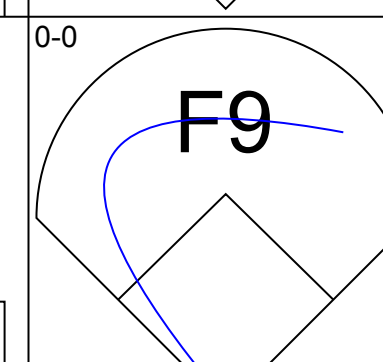
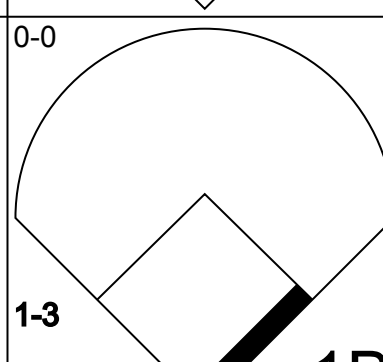
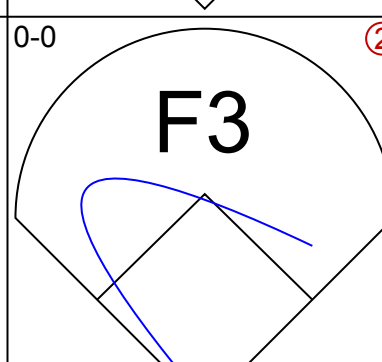
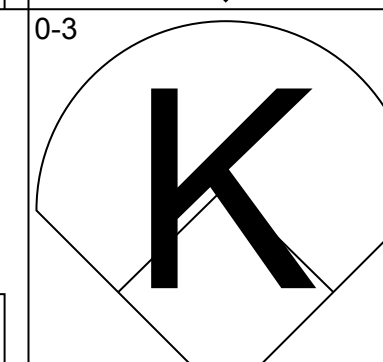
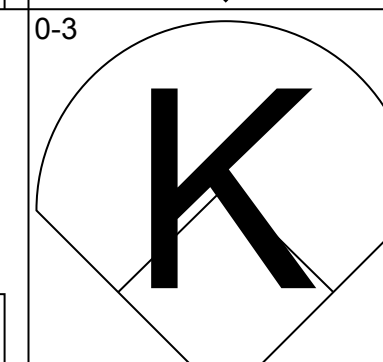
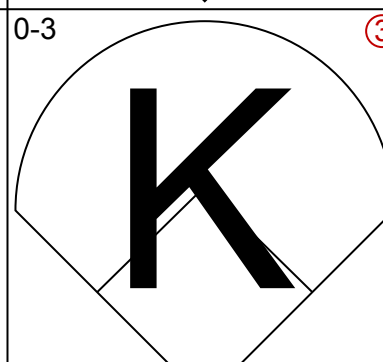
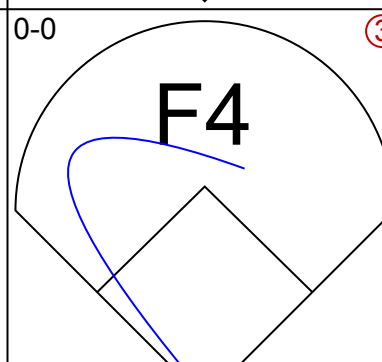
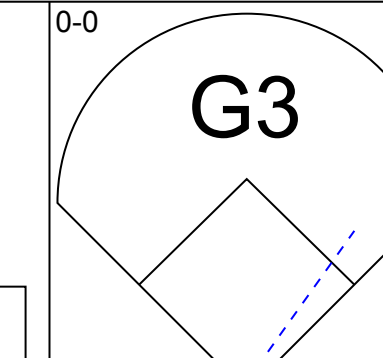
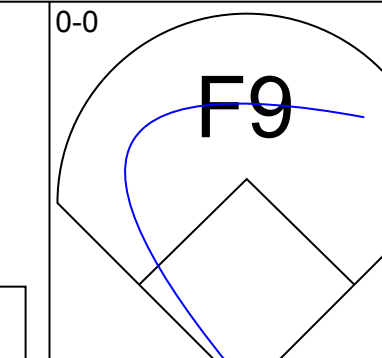
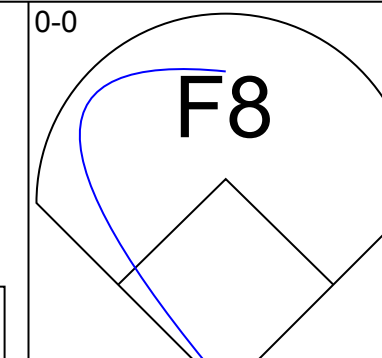
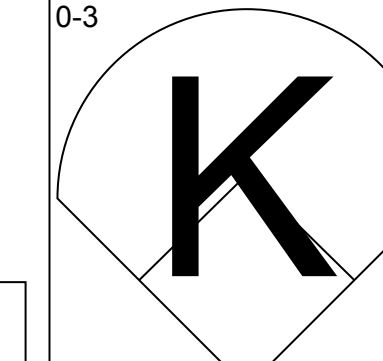
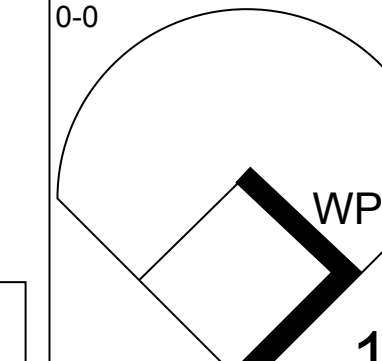
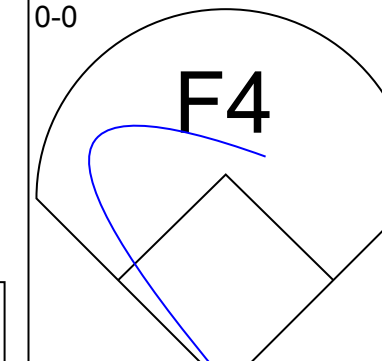
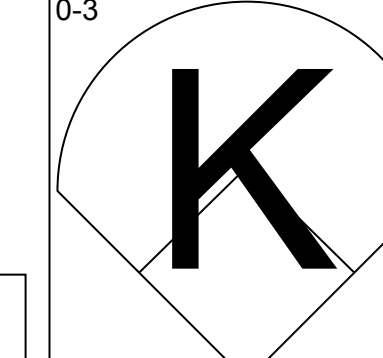
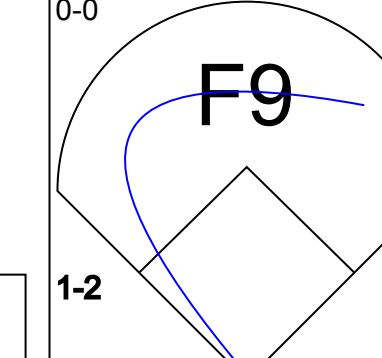
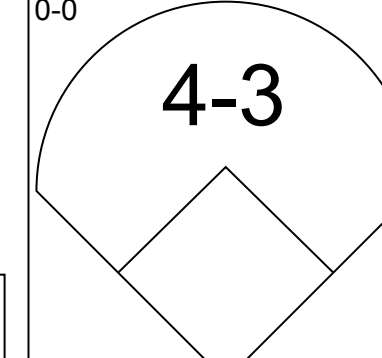
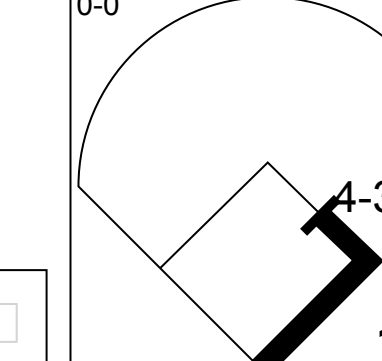
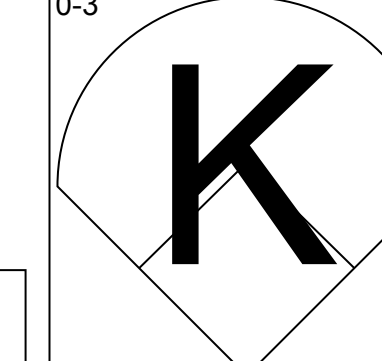
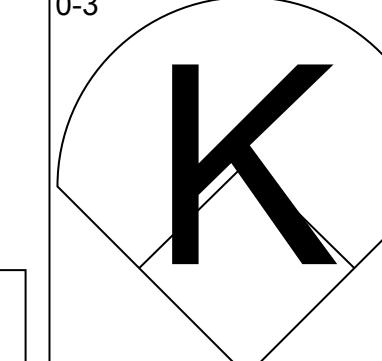
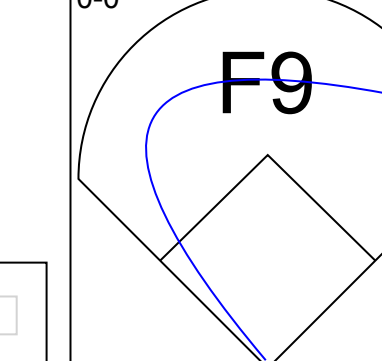
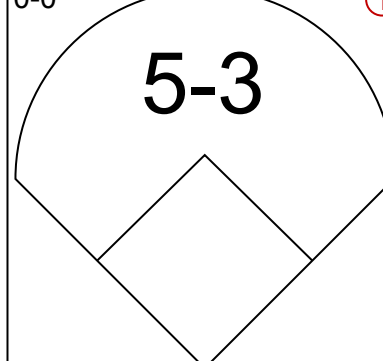
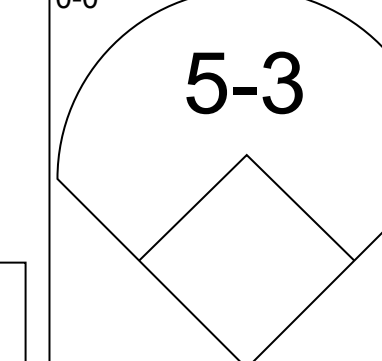
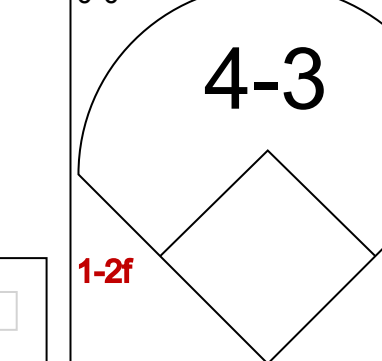
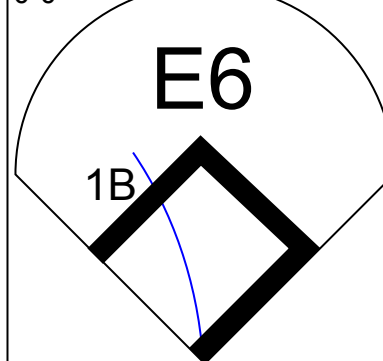
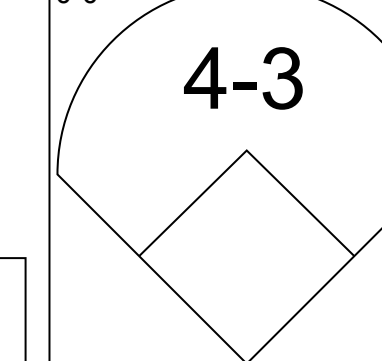
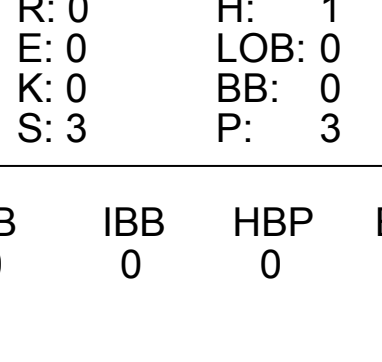
Batter	1	2	3	4	5	6	7	8	9	AB	R	H	RBI	BB	SO	LOB	TOP																						
Bob Bailey, R OBP: 0.331, SLG: 0.376 (1, 5)										2	1	1	0	3	0	0	Pittsburgh Pirates @ Cincinnati Reds Crosley Field, Cincinnati, OH Mon Sep 06 1965, 3:38 AM EDT Att: 16,323 - Unknown																						
Manny Mota, R OBP: 0.328, SLG: 0.395 (1, 8)										3	1	0	1	2	0	4																							
Roberto Clemente, R OBP: 0.391, SLG: 0.483 (1, 9)										4	1	1	0	1	1	4																							
Willie Stargell, L OBP: 0.319, SLG: 0.499 (1, 7)										4	0	2	3	1	1	1																							
Donn Clendenon, R OBP: 0.350, SLG: 0.481 Andre Rodgers, R OBP: 0.350, SLG: 0.397 (7, 3)										4	0	0	0	0	2	3																							
Bill Mazerowski, R OBP: 0.293, SLG: 0.342 (1, 4)										5	0	1	0	0	0	1																							
Jim Pagliaroni, R OBP: 0.343, SLG: 0.427 (1, 2)										4	0	1	0	0	2	1																							
Gene Alley, R OBP: 0.308, SLG: 0.348 (1, 6)										2	1	0	0	2	1	1																							
Joe Gibbon, R OBP: 0.179, SLG: 0.115 Bill Virdon, L OBP: 0.325, SLG: 0.378 (4, PH) Al McBean, R OBP: 0.250, SLG: 0.259 (4, 1)										1	0	0	0	0	0	2																							
Inning Stats	R: 0 E: 0 K: 1 S: 5	H: 0 LOB: 1 BB: 1 P: 9	R: 0 E: 0 K: 0 S: 4	H: 1 LOB: 2 BB: 1 P: 8	R: 0 E: 0 K: 0 S: 4	H: 1 LOB: 2 BB: 1 P: 8	R: 0 E: 0 K: 1 S: 6	H: 0 LOB: 0 BB: 0 P: 14	R: 0 E: 0 K: 1 S: 7	H: 0 LOB: 0 BB: 0 P: 7	R: 0 E: 0 K: 1 S: 5	H: 0 LOB: 0 BB: 0 P: 5	R: 3 E: 0 K: 2 S: 9	H: 2 LOB: 1 BB: 2 P: 17	R: 1 E: 0 K: 1 S: 4	H: 0 LOB: 2 BB: 4 P: 20	R: 0 E: 0 K: 0 S: 3	H: 1 LOB: 0 BB: 0 P: 3	1B: 5 2B: 1 3B: 0 HR: 0	SF: 0 SAC: 0 DP: 2 HBP: 0	WP: 0 PB: 0 SB: 2 CS: 0	PA: 42																	
PITCHER	IP	WLS	BF	H	R	ER	SO	BB	IBB	HBP	BLK	WP	HR	S	P	ERA	WHIP	PITCHER				IP	WLS	BF	H	R	ER	SO	BB	IBB	HBP	BLK	WP	HR	S	P	ERA	WHIP	
Jim Maloney, R ERA: 2.63 (1, 1)	7.0	L	33	5	3	3	7	7	0	0	0	0	0	0	40	68	3.86	1.714																					
Dom Zanni, R ERA: 1.59 (8, 1)	0.1		3	0	1	1	1	2	0	0	0	0	0	0	3	11	27.00	6.000																					
Darrell Osteen, R ERA: (8, 1)	0.0		2	0	0	0	0	2	0	0	0	0	0	0	0	8	∞	∞																					
Bobby Locke, R ERA: 5.79 (8, 1)	1.2		4	1	0	0	0	0	0	0	0	0	0	4	4	0.00	0.600																						

AB	31
R	4
H	6
RBI	4
BB	11
SO	8
LOB	18



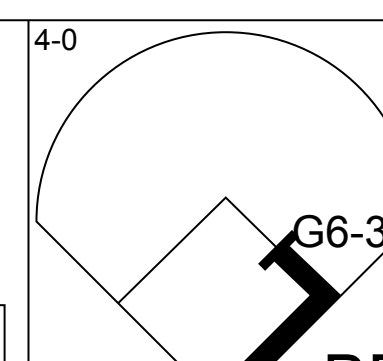
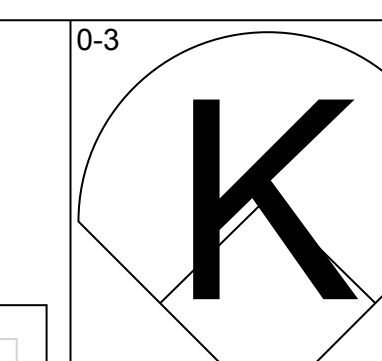
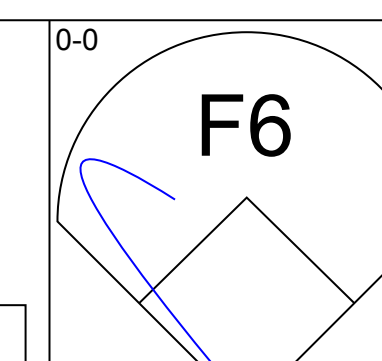
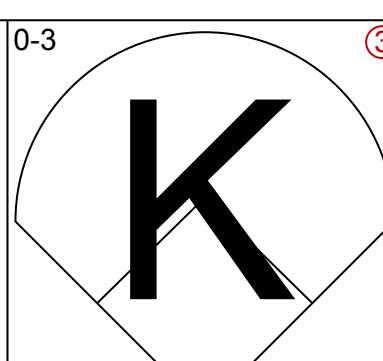
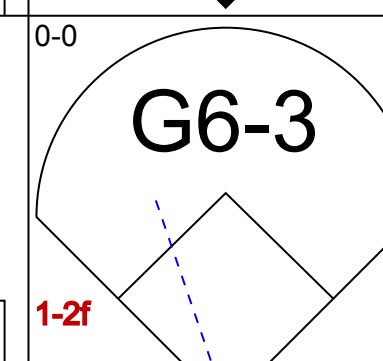
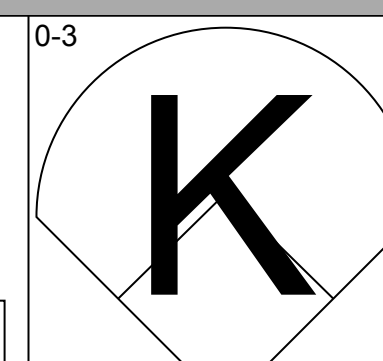
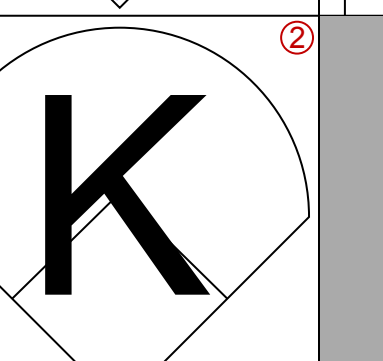
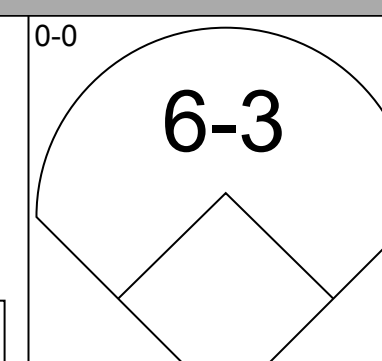
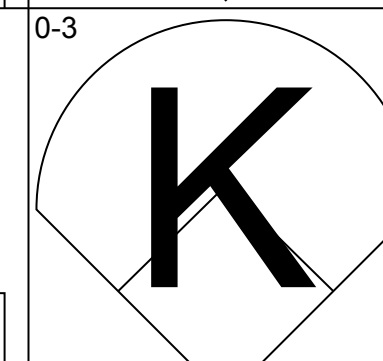
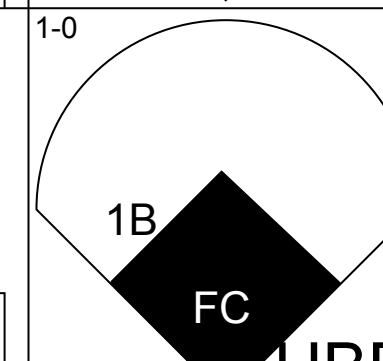
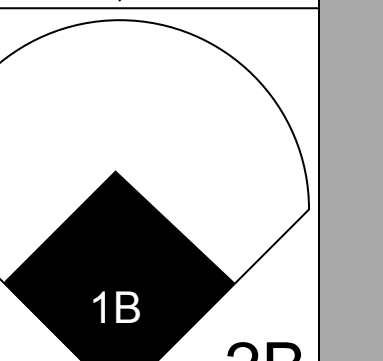
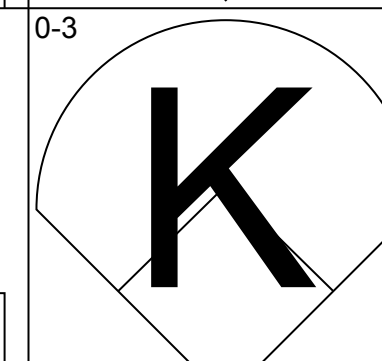

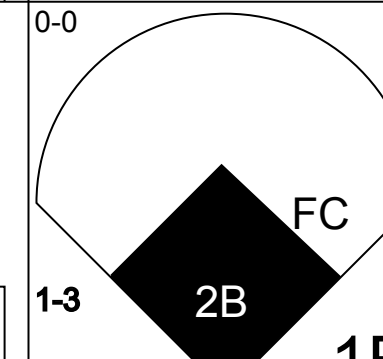
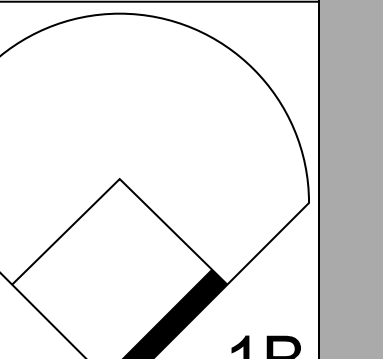
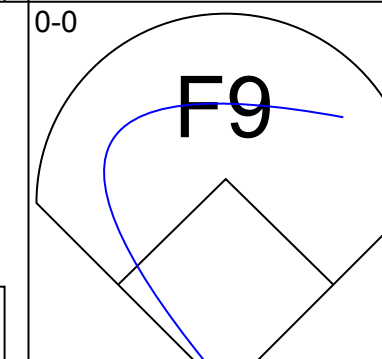
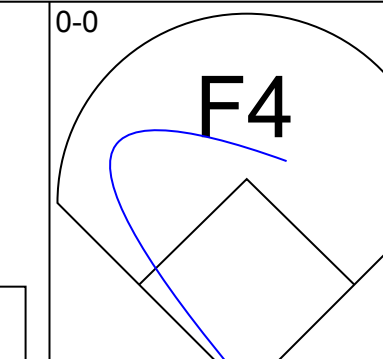
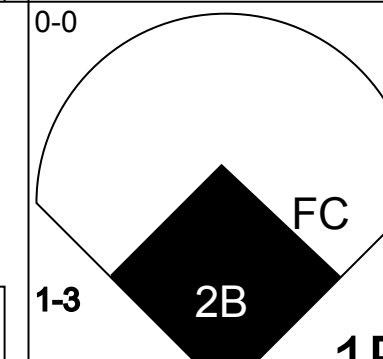
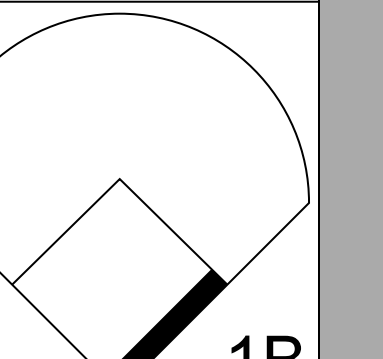
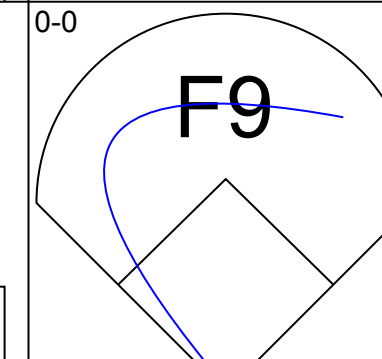
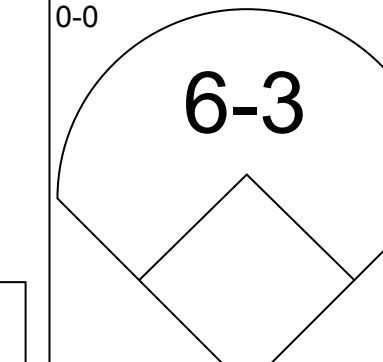
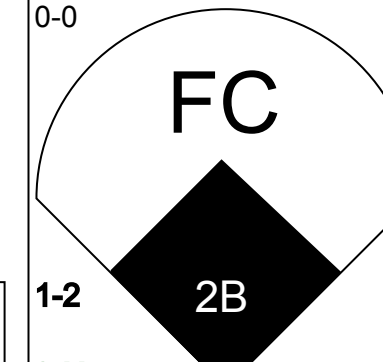
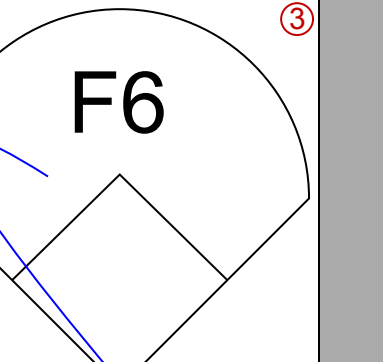

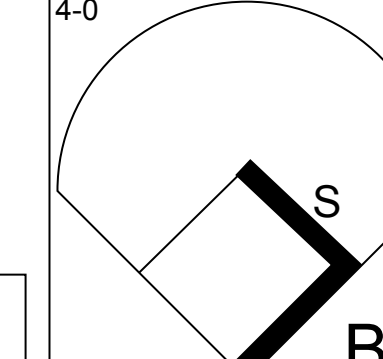
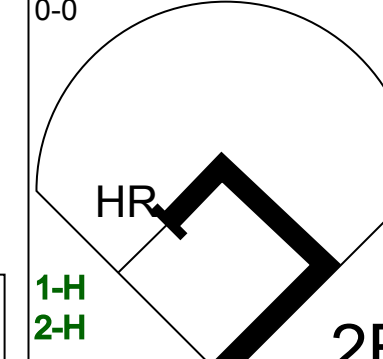

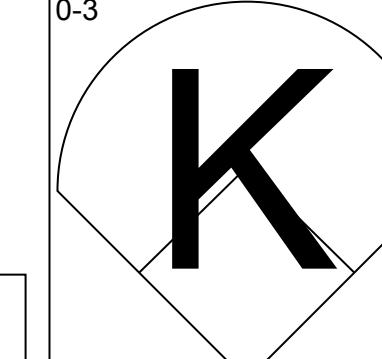
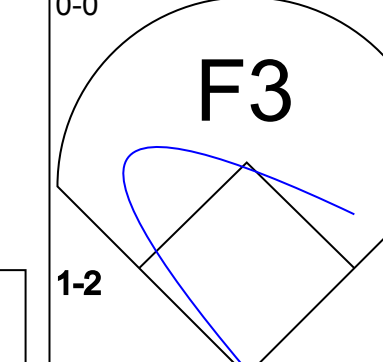
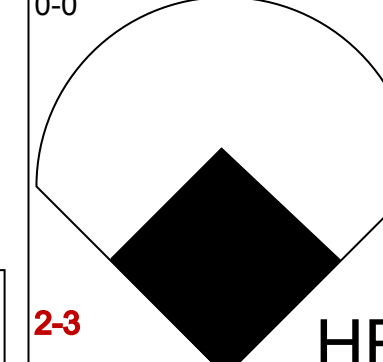

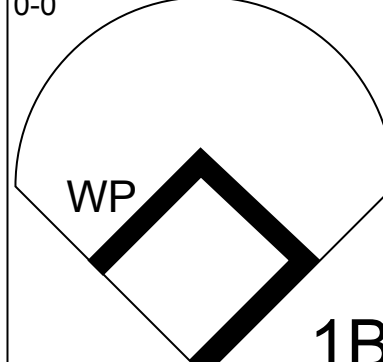
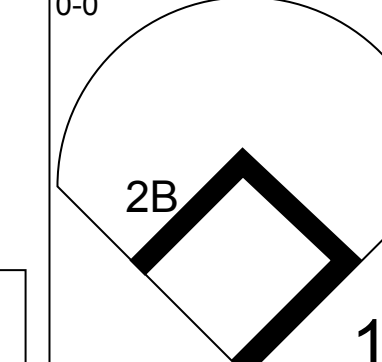

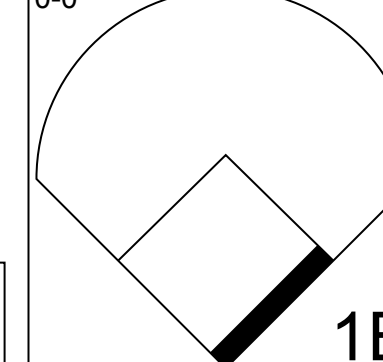

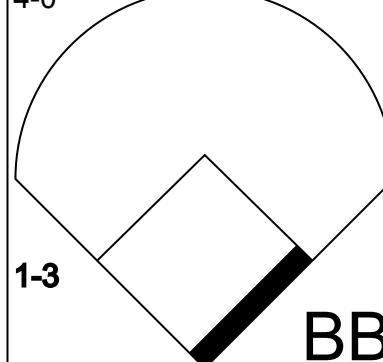
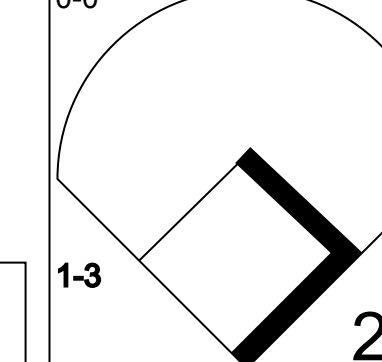
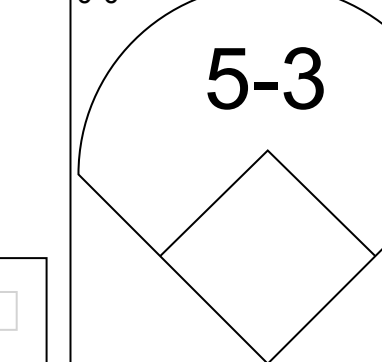
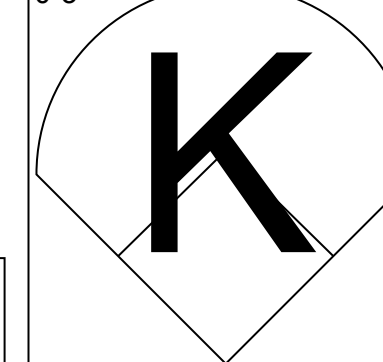
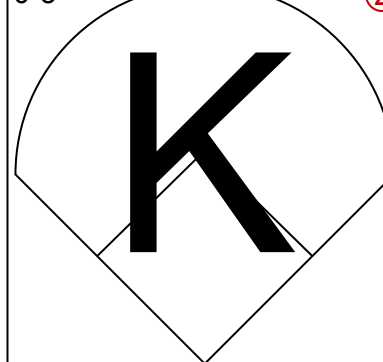
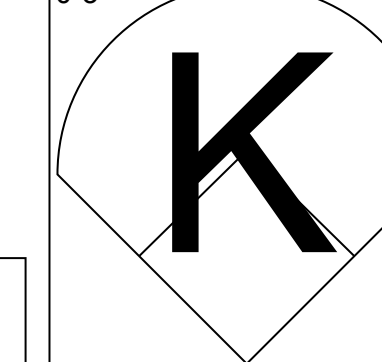
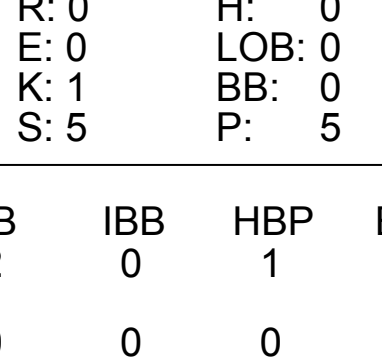
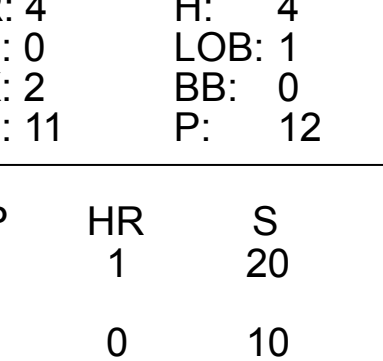
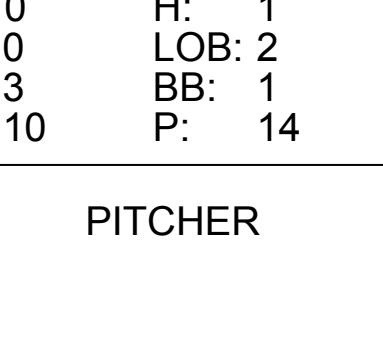
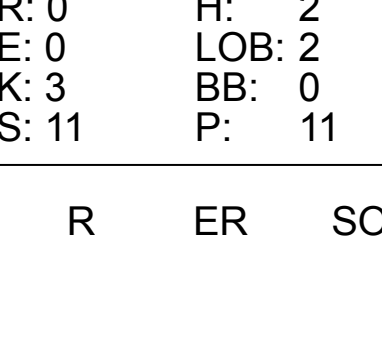
Batter	1	2	3	4	5	6	7	8	9	AB	R	H	RBI	BB	SO	LOB	BOTTOM																					
Tommy Harper, R OBP: 0.353, SLG: 0.422 (1, 8)										3	0	0	0	1	0	1	Pittsburgh Pirates @ Cincinnati Reds Crosley Field, Cincinnati, OH Mon Sep 06 1965, 3:38 AM EDT Att: 16,323 - Unknown																					
Pete Rose, S OBP: 0.386, SLG: 0.460 (1, 4)										4	0	1	0	0	0	2																						
Frank Robinson, R OBP: 0.375, SLG: 0.512 (5, 7)										4	0	1	0	0	0	1																						
Deron Johnson, R OBP: 0.342, SLG: 0.520 (1, 5)										3	1	1	0	1	0	1																						
Tony Perez, R OBP: 0.323, SLG: 0.483 (1, 3)										4	0	3	0	0	1	1																						
Charlie James, R OBP: 0.211, SLG: 0.189 Art Shamsky, L OBP: 0.360, SLG: 0.494 (4, PH) (5, 9)										1	0	0	0	0	0	1																						
Tommy Helms, R OBP: 0.543, SLG: 0.677 (1, 6)										4	0	2	1	0	0	0																						
Jimmie Coker, R OBP: 0.303, SLG: 0.373 Johnny Edwards, L OBP: 0.350, SLG: 0.468 (7, PH) (8, 2)										2	0	0	0	0	1	1																						
Jim Maloney, L OBP: 0.326, SLG: 0.324 (7, PH) Mary Koenig, L OBP: 0.199, SLG: 0.119 (8, 1) Dom Cammi, R (8, 1) Darrell Osteen, R (8, 1) Bobby Locke, R (8, 1) Gordy Coleman, L OBP: 0.307, SLG: 0.329 (8, PH)										1	0	0	0	0	0	0																						
Inning Stats	R: 0 E: 0 K: 0 S: 3	H: 0 LOB: 0 BB: 0 P: 3	R: 0 E: 0 K: 0 S: 3	H: 1 LOB: 0 BB: 0 P: 3	R: 0 E: 0 K: 0 S: 4	H: 1 LOB: 1 BB: 0 P: 4	R: 0 E: 0 K: 0 S: 5	H: 3 LOB: 2 BB: 0 P: 5	R: 0 E: 1 K: 1 S: 6	H: 0 LOB: 2 BB: 1 P: 10	R: 1 E: 0 K: 0 S: 4	H: 2 LOB: 2 BB: 1 P: 8	R: 0 E: 0 K: 2 S: 7	H: 0 LOB: 0 BB: 0 P: 7	R: 0 E: 0 K: 1 S: 6	H: 1 LOB: 1 BB: 0 P: 6	R: 1 E: 1 K: 0 S: 4	H: 1 LOB: 0 BB: 0 P: 4	1B: 8 2B: 0 3B: 1 HR: 0	SF: 0 SAC: 1 DP: 2 HBP: 0	WP: 0 PB: 0 SB: 0 CS: 0	PA: 36																
PITCHER	IP	WLS	BF	H	R	ER	SO	BB	IBB	HBP	BLK	WP	HR	S	P	ERA	WHIP	PITCHER				IP	WLS	BF	H	R	ER	SO	BB	IBB	HBP	BLK	WP	HR	S	P	ERA	WHIP
Joe Gibbon, L ERA: 4.65 (1, 1)	3.0		10	2	0	0	0	0	0	0	0	0	0	10	10	0.00	0.667																					
Al McBean, R ERA: 2.37 (4, 1)	6.0	W	26	7	2	2	4	2	0	0	0	0	0	32	40	3.00	1.500																					



Batter	1	2	3	4	5	6	7	8	9	AB	R	H	RBI	BB	SO	LOB	TOP		
Bob Bailey, R OBP: 0.328, SLG: 0.374 (1, 5)										4	0	0	0	0	3	1	Pittsburgh Pirates @ Cincinnati Reds Crosley Field, Cincinnati, OH Tue Sep 07 1965, 7:05 PM EDT Att: 7,153 - Unknown		
Bill Virdon, L OBP: 0.325, SLG: 0.376 (1, 8)										4	0	1	0	0	0	0			
Roberto Clemente, R OBP: 0.389, SLG: 0.479 (1, 9)										4	0	0	0	0	3	2			
Willie Stargell, L OBP: 0.317, SLG: 0.496 (1, 7)										3	0	0	0	0	0	0			
Donn Clendenon, R OBP: 0.350, SLG: 0.480 (1, 3)										3	0	1	0	0	1	0			
Bill Mazaroski, R OBP: 0.291, SLG: 0.340 (1, 4)										3	0	0	0	0	1	1			
Jim Pagliaroni, R OBP: 0.343, SLG: 0.427 (1, 2)										3	0	1	0	0	2	1			
Gene Alley, R OBP: 0.306, SLG: 0.346 (1, 6)										3	0	0	0	0	0	1			
Don Cardwell, R OBP: 0.235, SLG: 0.302 (4, 1)										1	0	0	0	0	0	1			
Wilbur Wood, R OBP: 0.341, SLG: 0.394 (4, 1)										0	0	0	0	0	0	0			
Manny Mota, R OBP: 0.327, SLG: 0.394 (6, PH)										0	0	0	0	0	0	0			
Luke Walker, L OBP: 0.338, SLG: 0.429 (6, 1)										0	0	0	0	0	0	0			
Jerry Lynch, L OBP: 0.338, SLG: 0.429 (8, PH)										0	0	0	0	0	0	0			
Roy Face, R OBP: 0.338, SLG: 0.429 (8, 1)										0	0	0	0	0	0	0			
Inning Stats	R: 0 H: 0 E: 0 K: 2 S: 7	H: 0 LOB: 0 BB: 0 P: 7	R: 0 H: 0 E: 0 K: 2 S: 7	H: 0 LOB: 0 BB: 0 P: 7	R: 0 H: 1 E: 0 K: 0 S: 3	H: 1 LOB: 0 BB: 0 P: 3	R: 0 H: 0 E: 0 K: 2 S: 7	H: 0 LOB: 0 BB: 0 P: 7	R: 0 H: 1 E: 0 K: 1 S: 6	H: 1 LOB: 1 BB: 0 P: 6	R: 0 H: 0 E: 0 K: 0 S: 3	H: 0 LOB: 0 BB: 0 P: 3	R: 0 H: 0 E: 0 K: 1 S: 5	H: 0 LOB: 0 BB: 0 P: 5	R: 0 H: 0 E: 0 K: 0 S: 3	H: 0 LOB: 0 BB: 0 P: 3	1B: 3 2B: 1 3B: 0 HR: 0	SF: 0 SAC: 0 DP: 1 HBP: 0	WP: 1 PA: 30 PB: 0 SB: 0 CS: 0
PITCHER Sammy Ellis, R ERA: 3.7 (1, 1)	IP: 9.0 WLS: W BF: 30 H: 3 R: 0 ER: 0 SO: 10 BB: 0 IBB: 0 HBP: 0 BLK: 0 WP: 1 HR: 0 S: 50 P: 50 ERA: 0.00 WHIP: 0.333															PITCHER IP: WLS: BF: H: R: ER: SO: BB: IBB: HBP: BLK: WP: HR: S: P: ERA: WHIP			

AB	30
R	0
H	3
RBI	0
BB	0
SO	10
LOB	7




Batter	1	2	3	4	5	6	7	8	9	AB	R	H	RBI	BB	SO	LOB	BOTTOM		
Tommy Harper, R OBP: 0.353, SLG: 0.419 (1, 7)										3	0	0	0	1	2	2	Pittsburgh Pirates @ Cincinnati Reds Crosley Field, Cincinnati, OH Tue Sep 07 1965, 7:05 PM EDT Att: 7,153 - Unknown		
Pete Rose, S OBP: 0.384, SLG: 0.457 (1, 4)										4	0	0	0	0	2	1			
Vada Pinson, L OBP: 0.341, SLG: 0.483 (1, 8)										3	2	1	0	0	2	0			
Marty Keough, L OBP: 0.196, SLG: 0.119 (6, 7)										0	0	0	0	0	0	0			
Gordy Coleman, L OBP: 0.370, SLG: 0.531 (1, 3)										3	1	2	1	0	0	0			
Tony Perez, R OBP: 0.322, SLG: 0.481 (7, PH)										1	0	0	0	0	0	0			
Deron Johnson, R OBP: 0.340, SLG: 0.516 (1, 5)										4	1	0	1	0	1	2			
Frank Robinson, R OBP: 0.376, SLG: 0.513 (1, 9)										3	0	1	2	1	2	0			
Johnny Edwards, L OBP: 0.354, SLG: 0.482 (1, 2)										4	1	3	1	0	0	1			
Leo Cardenas, R OBP: 0.359, SLG: 0.431 (1, 6)										3	0	2	0	1	0	0			
Sammy Ellis, L OBP: 0.144, SLG: 0.138 (1, 1)										4	0	0	0	0	3	5			
Inning Stats	R: 0 H: 0 E: 0 K: 1 S: 4	H: 0 LOB: 1 BB: 1 P: 8	R: 0 H: 0 E: 0 K: 0 S: 3	H: 0 LOB: 1 BB: 1 P: 7	R: 0 H: 0 E: 0 K: 1 S: 5	H: 0 LOB: 0 BB: 0 P: 5	R: 4 H: 4 E: 0 K: 2 S: 11	H: 4 LOB: 1 BB: 0 P: 12	R: 1 H: 2 E: 0 K: 1 S: 7	H: 2 LOB: 1 BB: 0 P: 7	R: 0 H: 1 E: 0 K: 3 S: 10	H: 1 LOB: 1 BB: 1 P: 14	R: 0 H: 0 E: 0 K: 1 S: 5	H: 0 LOB: 0 BB: 0 P: 5	R: 0 H: 2 E: 0 K: 3 S: 11	H: 2 LOB: 2 BB: 0 P: 11	1B: 5 2B: 3 3B: 0 HR: 1	SF: 0 SAC: 0 DP: 1 HBP: 1	WP: 2 PA: 36 PB: 0 SB: 1 CS: 0
PITCHER Don Cardwell, R ERA: 3.42 (1, 1)	IP: 3.2 WLS: L BF: 17 H: 4 R: 4 ER: 4 SO: 3 BB: 2 IBB: 0 HBP: 0 BLK: 0 WP: 0 HR: 1 S: 20 P: 29 ERA: 9.82 WHIP: 1.636															PITCHER IP: WLS: BF: H: R: ER: SO: BB: IBB: HBP: BLK: WP: HR: S: P: ERA: WHIP			
Wilbur Wood, L ERA: 2.63 (4, 1)	1.1	6	2	1	1	2	0	0	0	0	0	10	10	6.75	1.500				
Luke Walker, L ERA: (6, 1)	2.0	8	1	0	0	4	1	0	0	0	1	0	15	19	0.00	1.000			
Roy Face, R ERA: 4.35 (8, 1)	1.0	5	2	0	0	3	0	0	0	0	0	0	11	11	0.00	2.000			



Batter	1	2	3	4	5	6	7	8	9	AB	R	H	RBI	BB	SO	LOB	TOP					
Bobby Klaus, R OBP: 0.306, SLG: 0.257 (1, 6)										3	0	1	0	1	0	0						
Ron Hunt, R OBP: 0.316, SLG: 0.299 (1, 4)										4	0	0	0	0	0	3						
Joe Christopher, R OBP: 0.310, SLG: 0.352 (1, 9)										3	0	1	1	0	0	0						
Charley Smith, R OBP: 0.278, SLG: 0.420 (1, 5)										4	0	0	0	0	1	2						
Jim Hickman, R OBP: 0.275, SLG: 0.393 (1, 3)										3	1	1	0	1	0	0						
Ron Swoboda, R OBP: 0.287, SLG: 0.435 (1, 7)										4	0	1	0	0	1	2						
Cleon Jones, R OBP: 0.133, SLG: 0.133 (1, 8)										4	0	0	1	0	0	3						
Chris Cannizzaro, R OBP: 0.264, SLG: 0.221 (1, 2)										0	0	0	0	0	0	0						
Jimmie Schaffer, R OBP: 0.221, SLG: 0.281 (3, PH) (3, 2)										3	0	0	0	0	2	1						
Carl Wiley, R Darrell Sutherland, R Gordie Richardson, L Bob Moorhead, R Jim Betts, R Ed Kranepool, L Dennis Ribant, R										0	0	0	0	0	0	0						
Inning Stats	R: 0 E: 0 K: 0 S: 3	H: 0 LOB: 0 BB: 0 P: 3	R: 0 E: 0 K: 1 S: 5	H: 0 LOB: 0 BB: 0 P: 5	R: 0 E: 0 K: 2 S: 7	H: 0 LOB: 0 BB: 0 P: 7	R: 0 E: 0 K: 0 S: 3	H: 0 LOB: 0 BB: 0 P: 3	R: 1 E: 0 K: 1 S: 6	H: 1 LOB: 1 BB: 2 P: 10	R: 1 E: 0 K: 0 S: 5	H: 0 LOB: 1 BB: 2 P: 13	R: 0 E: 0 K: 0 S: 3	H: 0 LOB: 0 BB: 0 P: 3	R: 0 E: 0 K: 0 S: 4	H: 1 LOB: 1 BB: 0 P: 4	R: 0 E: 0 K: 0 S: 5	H: 2 LOB: 2 BB: 0 P: 5	1B: 2 2B: 2 3B: 0 HR: 0	SF: 1 SAC: 0 DP: 0 HBP: 0	WP: 1 PB: 0 SB: 0 CS: 0	PA: 34
PITCHER Jim O'Toole, L ERA: 6.4 (1, 1)	IP: 9.0 WLS: W BF: 34 H: 4 R: 2 ER: 2 SO: 5 BB: 3 IBB: 0 HBP: 0 BLK: 0 WP: 1 HR: 0 S: 41 P: 53 ERA: 2.00 WHIP: 0.778															PITCHER						

New York Mets @ Cincinnati Reds
Crosley Field, Cincinnati, OH
Wed Sep 08 1965, 7:05 PM EDT
Att: 6,458 - Unknown


AB	30
R	2
H	4
RBI	2
BB	3
SO	5
LOB	11



Batter	1	2	3	4	5	6	7	8	9	AB	R	H	RBI	BB	SO	LOB	BOTTOM			
Tommy Harper, R OBP: 0.353, SLG: 0.418 (1, 7)										4	1	1	0	1	1	3				
Pete Rose, S OBP: 0.384, SLG: 0.456 (1, 4)										5	2	2	1	0	0	1				
Vada Pinson, L OBP: 0.343, SLG: 0.484 (1, 8)										5	2	3	0	0	1	1				
Gordie Coleman, L OBP: 0.367, SLG: 0.523 (1, 3)										4	0	0	0	1	0	4				
Marty Keough, L OBP: 0.195, SLG: 0.119 (8, PR) (9, 3)										0	1	0	0	0	0	0				
Deron Johnson, R OBP: 0.344, SLG: 0.522 (1, 5)										3	3	2	4	1	0	0				
Frank Robinson, R OBP: 0.379, SLG: 0.523 (1, 9)										4	1	3	4	0	0	1				
Johnny Edwards, L OBP: 0.358, SLG: 0.494 (1, 2)										5	0	3	1	0	0	3				
Leo Cardenas, R OBP: 0.358, SLG: 0.427 (1, 6)										4	0	0	0	1	0	3				
Jim O'Toole, S OBP: 0.154, SLG: 0.083 (1, 1)										2	1	0	0	1	1	0				
Inning Stats	R: 4 E: 0 K: 0 S: 6	H: 3 LOB: 3 BB: 3 P: 19	R: 2 E: 0 K: 0 S: 6	H: 4 LOB: 2 BB: 0 P: 6	R: 2 E: 0 K: 0 S: 5	H: 3 LOB: 1 BB: 1 P: 9	R: 0 E: 0 K: 0 S: 4	H: 1 LOB: 1 BB: 0 P: 4	R: 0 E: 0 K: 1 S: 5	H: 0 LOB: 0 BB: 0 P: 7	R: 0 E: 0 K: 2 S: 7	H: 0 LOB: 0 BB: 0 P: 7	R: 0 E: 0 K: 0 S: 6	H: 3 LOB: 2 BB: 1 P: 10	R: 3 E: 0 K: 0 S: 6	H: 3 LOB: 2 BB: 1 P: 10	1B: 8 2B: 4 3B: 0 HR: 2	SF: 0 SAC: 0 DP: 0 HBP: 3	WP: 2 PB: 0 SB: 0 CS: 0	PA: 44
PITCHER Carl Wiley, R ERA: 7.04 Darrell Sutherland, R ERA: 3.62 Gordie Richardson, L ERA: 0.96 Bob Moorhead, R ERA: 4.76 Jim Betts, R ERA: 3.69	IP: 0.2 WLS: L BF: 7 H: 3 R: 4 ER: 4 SO: 4 BB: 2 IBB: 0 HBP: 0 BLK: 0 WP: 0 HR: 1 S: 13 P: 13 ERA: 54.00 WHIP: 7.500															PITCHER Dennis Ribant, R ERA: 6.2 (8, 1)				

New York Mets @ Cincinnati Reds
Crosley Field, Cincinnati, OH
Wed Sep 08 1965, 7:05 PM EDT
Att: 6,458 - Unknown

AB	36
R	11
H	14
RBI	10
BB	5
SO	3
LOB	16



Batter	1	2	3	4	5	6	7	8	9	AB	R	H	RBI	BB	SO	LOB	TOP								
Chuck Hiller, L (1.4) Greg Goossen, R (8, PH) Tom Parsons, R (8, 1) Gordie Richardson, R (8, 1)	3-1			1B		E4		1-3		3	0	1	0	0	0	0	New York Mets @ Cincinnati Reds Crosley Field, Cincinnati, OH Thu Sep 09 1965, 7:05 PM EDT Att: 6,519 - Unknown livebaseballscorecards.com								
Roy McMillan, R (1.6)	K		F7		K		E2		4	0	1	2	0	2	2										
Ed Kranepool, L (1.3)	F8		F8		4-3		F8		4	0	0	0	0	0	3										
Johnny Lewis, L (1.8) Jim Hickman, R (7, PH)	L6						F8		2	0	1	0	0	0	0										
Al Jackson, L (9, PR) Jimmie Schaffer, R (9, 2)				1B				HBP	0	0	0	0	0	0	0										
Joe Christopher, R (1.9)	P6		F2				6-3		3	0	0	0	0	0	2										
John Stephenson, L (1.2) Danny Napolson, R (7, PH) Chris Cannizzaro, R (7, 2) Cleon Jones, R (9, PH)	P6				F9		L4		2	0	0	0	0	0	0										
Charley Smith, R (1.5)			P6		K			L8	4	1	1	0	0	1	2										
Gary Kolb, L (1.7) Ron Hunt, R (8, PH)	F2		F2		4-3			6-3	2	0	0	0	0	0	0										
Tug McGraw, R (1.1) Ron Swoboda, R (8, PH)	K					P4			2	0	0	0	0	1	0										
Inning Stats	R: 0 E: 0 K: 1 S: 5	H: 0 LOB: 0 BB: 0 P: 5	R: 0 E: 0 K: 0 S: 3	H: 0 LOB: 0 BB: 0 P: 3	R: 0 E: 0 K: 1 S: 5	H: 2 LOB: 2 BB: 0 P: 5	R: 0 E: 0 K: 0 S: 5	H: 0 LOB: 0 BB: 0 P: 5	R: 0 E: 1 K: 1 S: 6	H: 0 LOB: 1 BB: 0 P: 6	R: 0 E: 0 K: 0 S: 3	H: 0 LOB: 0 BB: 0 P: 3	R: 2 E: 1 K: 1 S: 8	H: 3 LOB: 1 BB: 0 P: 8	R: 0 E: 0 K: 1 S: 6	H: 1 LOB: 2 BB: 0 P: 7	1B: 6 2B: 0 3B: 0 HR: 0	SF: 0 SAC: 0 DP: 0 HBP: 1	WP: 0 PB: 0 SB: 0 CS: 0	PA: 35					
PITCHER	IP	WLS	BF	H	R	ER	SO	BB	IBB	HBP	BLK	WP	HR	S	P	ERA	WHIP								
John Tsitouris, R (1.1) ERA: 4.77	6.0		21	2	0	0	4	0	0	0	0	0	0	29	29	0.00	0.333								
Billy McCool, L (7.1) ERA: 4.17	2.0		10	4	2	2	1	0	0	0	0	0	0	12	12	9.00	2.000								
Sammy Ellis, R (9.1) ERA: 3.69	1.0	W	4	0	0	0	1	0	0	1	0	0	0	5	6	0.00	0.000								

Batter	1	2	3	4	5	6	7	8	9	AB	R	H	RBI	BB	SO	LOB	BOTTOM								
Tommy Harper, R (1.7)	5-3		F9		F8			L7		4	0	0	0	0	0	2	New York Mets @ Cincinnati Reds Crosley Field, Cincinnati, OH Thu Sep 09 1965, 7:05 PM EDT Att: 6,519 - Unknown livebaseballscorecards.com								
Pete Rose, S (1.4)	K			4-3 WP HR		6-3		FC6-4 1B		4	1	2	0	0	1	0									
Vada Pinson, L (1.8)	FC5-4 1B			4-3		F8		FC6-4		4	0	1	0	0	0	3									
Deron Johnson, R (1.5)	FC5-4 1-2			1-3		F7				4	1	1	2	0	0	1									
Frank Robinson, R (1.9)		K2-3					CS BB			3	0	0	0	1	2	0									
Tony Perez, R (1.3)	K			L9			5-3			4	1	1	1	0	1	1									
Johnny Edwards, L (1.2)	F8				WP 1B					3	0	1	0	0	1	0									
Leo Cardenas, R (1.6)			L9			6-3		1B 1B		3	0	1	0	0	0	1									
John Tsitouris, R (1.1) Billy McCool, R (7.1) Sammy Ellis, L (9.1)				F3				K		2	0	0	0	0	0	1									
										1	0	0	0	0	1	1									
										0	0	0	0	0	0	0									
Inning Stats	R: 0 E: 0 K: 1 S: 6	H: 1 LOB: 1 BB: 0 P: 6	R: 0 E: 0 K: 2 S: 7	H: 0 LOB: 0 BB: 0 P: 7	R: 0 E: 0 K: 0 S: 3	H: 0 LOB: 0 BB: 0 P: 3	R: 2 E: 0 K: 1 S: 7	H: 2 LOB: 0 BB: 0 P: 7	R: 0 E: 0 K: 0 S: 4	H: 1 LOB: 1 BB: 0 P: 4	R: 0 E: 0 K: 0 S: 3	H: 0 LOB: 0 BB: 0 P: 3	R: 0 E: 0 K: 1 S: 4	H: 0 LOB: 0 BB: 1 P: 8	R: 0 E: 0 K: 1 S: 7	H: 2 LOB: 2 BB: 0 P: 7	R: 1 E: 0 K: 0 S: 3	H: 1 LOB: 0 BB: 0 P: 3	1B: 5 2B: 0 3B: 0 HR: 2	SF: 0 SAC: 0 DP: 0 HBP: 0	WP: 2 PB: 0 SB: 0 CS: 1	PA: 33			
PITCHER	IP	WLS	BF	H	R	ER	SO	BB	IBB	HBP	BLK	WP	HR	S	P	ERA	WHIP								
Tug McGraw, L (1.1) ERA: 2.74	7.0		25	4	2	2	5	1	0	0	0	0	0	34	38	2.57	0.714								
Tom Parsons, R (8.1) ERA: 4.67	0.2		4	2	0	0	1	0	0	0	0	0	0	6	6	0.00	3.000								
Gordie Richardson, L (8.1) ERA: 9.97	1.0	L	4	1	1	1	0	0	0	0	0	0	1	4	4	9.00	1.000								

Batter	1	2	3	4	5	6	7	8	9	AB	R	H	RBI	BB	SO	LOB	TOP			
Tommy Harper, R OBP: 0.353, SLG: 0.417 (1, 7)	0-0 1-3		0-0 FC6-4 1B		0-0 1B	0-3 K		0-0 1B	0-0 FC1-6-3 1B	5	0	3	0	0	1	2	Cincinnati Reds @ Pittsburgh Pirates Forbes Field, Pittsburgh, PA Fri Sep 10 1965, 7:05 PM EDT Att: 20,694 - Unknown livebaseballscores.com			
Pete Rose, S OBP: 0.383, SLG: 0.455 (1, 4)	0-0 1B		0-0 F8		0-3 K		0-0 1-3	0-0 F8	5	0	1	0	0	1	3					
Vada Pinson, L OBP: 0.343, SLG: 0.482 (1, 8)	0-0 1B		0-3 K		0-0 1-2 1B		0-3 K	0-0 FC1-6-3 1-2	5	0	2	0	0	2	2					
Deron Johnson, R OBP: 0.341, SLG: 0.521 (1, 5)	0-0 F8		0-0 FC6-4 1-2		0-0 F2		0-0 F8	0-0 F5	5	0	0	0	0	0	6					
Frank Robinson, R OBP: 0.378, SLG: 0.517 (1, 9)	0-0 F8			0-0 6-3		0-3 K		4-0 BB BB	3	0	0	0	1	1	4					
Tony Pérez, R OBP: 0.320, SLG: 0.486 (1, 3)		0-0 6-3		0-0 BB 1B		0-0 5-3		0-0 F8	4	0	1	0	0	0	1					
Leo Cardenas, R OBP: 0.357, SLG: 0.424 (1, 6)		0-3 K		0-0 F4		0-0 4-3		4-0 1-2 BB	3	0	0	0	1	1	1					
Jimmie Coker, R OBP: 0.329, SLG: 0.377 (1, 2)		0-0 1B		4-0 1-2 BB		4-0 1B BB		0-0 F7	2	0	1	0	2	0	2					
Joey Jay, S OBP: 0.279, SLG: 0.091 (2, 1)		0-3 K		0-3 K		0-0 1-2 1B		0-0 F6	1	0	0	0	0	1	1					
Dom Zanni, R ERA: 1.29 (2, 1)									0	0	0	0	0	0	0					
Lee May, R ERA: 6.23 (4, 1)									0	0	0	0	0	1	2					
Gerry Arrigo, L ERA: 6.23 (4, 1)									0	0	0	0	0	0	0					
Charlie James, R OBP: 0.321, SLG: 0.231 (6, 1)									0	0	0	0	0	0	0					
Bobby Locke, R ERA: 6.19 (6, 1)									0	0	0	0	0	0	0					
Tommy Helms, R ERA: 3.63 (8, 1)									1	0	0	0	0	0	2					
Jim Duffalo, R ERA: 3.63 (8, 1)									0	0	0	0	0	0	0					
Inning Stats	R: 0 E: 0 K: 0 S: 5	H: 2 LOB: 2 BB: 0 P: 5	R: 0 E: 0 K: 2 S: 8	H: 1 LOB: 1 BB: 0 P: 8	R: 0 E: 0 K: 1 S: 6	H: 1 LOB: 1 BB: 0 P: 6	R: 0 E: 0 K: 1 S: 6	H: 1 LOB: 2 BB: 1 P: 10	R: 0 E: 0 K: 1 S: 6	H: 1 LOB: 2 BB: 1 P: 10	R: 0 E: 0 K: 1 S: 5	H: 0 LOB: 0 BB: 0 P: 5	R: 0 E: 0 K: 0 S: 3	H: 0 LOB: 2 BB: 2 P: 11	R: 0 E: 0 K: 0 S: 4	H: 1 LOB: 1 BB: 0 P: 4	1B: 9 2B: 0 3B: 0 HR: 0	SF: 0 SAC: 0 DP: 0 HBP: 0	WP: 0 PB: 0 SB: 0 CS: 0	PA: 40
PITCHER Bob Veale, L ERA: 2.86 (1, 1)	IP: 9.0 WLS: W BF: 40 H: 9 R: 0 ER: 0 SO: 8 BB: 4 IBB: 0 HBP: 0 BLK: 0 WP: 0 HR: 0 S: 52 P: 68 ERA: 0.00 WHIP: 1.444																			

Batter	1	2	3	4	5	6	7	8	9	AB	R	H	RBI	BB	SO	LOB	BOTTOM			
Bob Bailey, R OBP: 0.330, SLG: 0.374 (1, 5)	4-0 BB FC6-4 BB	4-0 1B HR BB		0-0 2B		0-0 6-3		0-3 K		3	2	1	0	2	1	1	Cincinnati Reds @ Pittsburgh Pirates Forbes Field, Pittsburgh, PA Fri Sep 10 1965, 7:05 PM EDT Att: 20,694 - Unknown livebaseballscores.com			
Bill Virdon, L OBP: 0.326, SLG: 0.376 (1, 8)	4-0 FC6-4 1-2 BB	0-0 1-3 2-H HR 1B		0-0 F2		0-0 4-3		4-0 FC5-4 1-2 BB	3	1	1	1	2	0	1					
Roberto Clemente, R OBP: 0.383, SLG: 0.472 (1, 9)	0-3 K	0-3 K		0-0 F8		0-0 6-3		0-0 F7	4	0	0	0	0	2	5					
Bob Oliver, R (8, 7)									1	0	0	0	0	0	2					
Willie Stargell, L OBP: 0.319, SLG: 0.501 (1, 7)	4-0 BB FC6-4 BB	0-0 1-H 3-H HR		0-0 F8		0-0 F8		0-0 FC5-4 1-2	1	1	1	3	1	0	0					
Manny Mota, R OBP: 0.326, SLG: 0.398 (3, 7)	1-2 2-3 BB	0-0 5-3		0-0 F8		0-0 F8		0-0 FC5-4 1-2	3	1	1	0	0	0	3					
Donn Clendenon, R OBP: 0.352, SLG: 0.487 (1, 3)	0-0 FC6-4 1-2 2-3 BB	0-0 5-3		0-0 F8		0-0 F8		0-0 FC5-4 1-2	4	1	2	2	0	0	2					
Bill Mazaroski, R OBP: 0.291, SLG: 0.337 (1, 4)	4-0 1-2 BB		0-0 4-3		0-0 1-3		0-0 SF8	2	0	0	1	1	0	0	1					
Gene Alley, R OBP: 0.305, SLG: 0.344 (1, 6)	0-0 F8		0-0 1B		0-3 K		0-0 6-3		4	0	1	0	0	1	4					
Del Crandall, R OBP: 0.295, SLG: 0.278 (1, 2)		0-0 E6 SH3-4 1B		0-0 F2		4-0 S IBB		0-0 6-3	3	1	0	0	1	0	1					
Bob Veale, S OBP: 0.125, SLG: 0.094 (1, 1)		0-0 SH3-4 1-2		0-3 K		0-3 K		0-0 BB 1B	3	0	1	0	0	2	3					
Inning Stats	R: 1 E: 0 K: 1 S: 5	H: 0 LOB: 3 BB: 4 P: 21	R: 4 E: 1 K: 1 S: 8	H: 2 LOB: 0 BB: 1 P: 12	R: 0 E: 0 K: 1 S: 6	H: 1 LOB: 1 BB: 0 P: 6	R: 0 E: 0 K: 0 S: 4	H: 1 LOB: 1 BB: 0 P: 4	R: 0 E: 0 K: 2 S: 8	H: 1 LOB: 2 BB: 1 P: 12	R: 0 E: 0 K: 0 S: 3	H: 0 LOB: 0 BB: 0 P: 3	R: 2 E: 0 K: 0 S: 5	H: 2 LOB: 0 BB: 0 P: 5	R: 0 E: 0 K: 1 S: 6	H: 1 LOB: 2 BB: 1 P: 10	1B: 4 2B: 1 3B: 2 HR: 1	SF: 1 SAC: 1 DP: 0 HBP: 0	WP: 0 PB: 0 SB: 1 CS: 0	PA: 40
PITCHER Joey Jay, R ERA: 4.22 (1, 1)	IP: 1.2 WLS: L BF: 13 H: 2 R: 5 ER: 1 SO: 1 BB: 5 IBB: 0 HBP: 0 BLK: 0 WP: 0 HR: 1 S: 12 P: 32 ERA: 5.40 WHIP: 4.200																			
Dom Zanni, R ERA: 1.29 (2, 1)	1.1	5	1	0	0	1	0	0	0	0	7	7	0.00	0.750						
Gerry Arrigo, L ERA: 6.23 (4, 1)	2.0	9	2	0	0	2	0	1	0	0	12	16	0.00	1.000						
Bobby Locke, R ERA: 6.19 (6, 1)	2.0	8	2	2	2	0	0	0	0	0	8	8	9.00	1.000						
Jim Duffalo, R ERA: 3.63 (8, 1)	1.0	5	1	0	0	1	1	0	0	0	6	10	0.00	2.000						

Batter	1	2	3	4	5	6	7	8	9	AB	R	H	RBI	BB	SO	LOB	TOP										
Tommy Harper, R OBP: 0.352, SLG: 0.415 (1, 7)	0-0 3-1 K		0-3 K		0-0 1B	0-0 4-3		0-3 K		5	0	1	0	0	2	3	Cincinnati Reds @ Pittsburgh Pirates Forbes Field, Pittsburgh, PA Sat Sep 11 1965, 3:33 AM EDT Att: 9,570 - Unknown										
Pete Rose, S OBP: 0.380, SLG: 0.451 (1, 4)	0-3 K		0-0 F7		0-0 6-3		0-0 4-3		0-0 1-3	5	0	0	0	0	1	2											
Vada Pinson, L OBP: 0.344, SLG: 0.481 (1, 8)	0-0 2B 1B		0-0 4-3		4-0 FC3-6 BB		0-0 F9			3	0	1	0	1	0	0											
Gordy Coleman, L OBP: 0.366, SLG: 0.523 Marty Keough, L OBP: 0.196, SLG: 0.119 (1, 3) (8, 3)	0-0 1-3 2B		0-0 6-3		0-0 FC3-6 1B 1-2 1B		0-0 2-3			4	1	1	0	0	0	1											
Frank Robinson, R OBP: 0.380, SLG: 0.518 (1, 9)	4-0 FC6-4 BB		0-0 6-3		0-0 5-3 1B 1-2 1B		0-0 L1-3 1B			3	1	2	0	1	0	0											
Deron Johnson, R OBP: 0.340, SLG: 0.519 (1, 5)	0-0 FC6-4 1-2 1B		0-0 6-3		0-0 5-3 1-2 2-3 1B		0-0 L1-3 1-2 1B			4	0	1	0	0	0	6											
Johnny Edwards, L OBP: 0.356, SLG: 0.487 (1, 2)		0-0 G3		0-0 F5		4-0 1B BB		0-0 F9		3	1	0	0	1	0	1											
Leo Cardenas, R OBP: 0.356, SLG: 0.423 (1, 6)	0-3 K		0-0 6-3		0-0 1B 1B		4-0 BB			3	0	1	2	1	1	0											
Jim Maloney, L OBP: 0.302, SLG: 0.321 (1, 1)	0-0 4-3		0-0 G3		0-0 E7 1-3 2-H 1B		0-0 F9			4	0	1	1	0	0	1											
Inning Stats	R: 0 E: 0 K: 1 S: 7	H: 2 LOB: 3 BB: 1 P: 11	R: 0 E: 0 K: 1 S: 5	H: 0 LOB: 0 BB: 0 P: 5	R: 0 E: 0 K: 1 S: 5	H: 0 LOB: 0 BB: 0 P: 5	R: 0 E: 0 K: 0 S: 4	H: 1 LOB: 1 BB: 0 P: 4	R: 0 E: 0 K: 0 S: 3	H: 0 LOB: 0 BB: 0 P: 3	R: 0 E: 0 K: 0 S: 3	H: 1 LOB: 0 BB: 0 P: 3	R: 0 E: 0 K: 1 S: 5	H: 0 LOB: 1 BB: 1 P: 9	1B: 7 2B: 2 3B: 0 HR: 0	SF: 0 SAC: 0 DP: 1 HBP: 0	WP: 0 PA: 38 PB: 0 SB: 0 CS: 0										
PITCHER	IP	WLS	BF	H	R	ER	SO	BB	IBB	HBP	BLK	WP	HR	S	P	ERA	WHIP										
Tommie Sisk, R ERA: 4.37 (1, 1)	5.2	L	26	6	3	3	3	3	0	0	0	0	0	29	41	4.76	1.588										
Joe Gibbon, L ERA: 4.85 (6, 1)	0.0		1	1	0	0	0	0	0	0	0	0	0	1	1	∞	∞										
Don Cardwell, R ERA: 3.4 (6, 1)	1.1		4	0	0	0	0	0	0	0	0	0	0	4	4	0.00	0.000										
Don Schwall, R ERA: 3.19 (8, 1)	2.0		7	1	0	0	1	1	0	0	0	0	0	8	12	0.00	1.000										

Batter	1	2	3	4	5	6	7	8	9	AB	R	H	RBI	BB	SO	LOB	BOTTOM										
Bob Bailey, R OBP: 0.330, SLG: 0.372 (1, 5)	0-3 K		4-0 2B 1B BB		0-0 6-3		0-0 F2			3	1	0	0	1	1	0	Cincinnati Reds @ Pittsburgh Pirates Forbes Field, Pittsburgh, PA Sat Sep 11 1965, 3:33 AM EDT Att: 9,570 - Unknown										
Bill Virdon, L OBP: 0.331, SLG: 0.382 (1, 8)	0-0 2B 1B		0-0 1-3 1B 2B		0-3 K		0-0 FC 1B			4	1	3	0	0	1	0											
Roberto Clemente, R OBP: 0.382, SLG: 0.472 (1, 9)	0-0 1-3 2B		0-3 K		0-0 4-3		0-0 FC		1-2 1B	4	0	1	0	0	1	3											
Willie Stargell, L OBP: 0.319, SLG: 0.499 (1, 7)	0-0 F6		0-0 2-H 3-H 1B		0-3 K		0-0 F7			4	0	1	2	0	1	4											
Don Clendenon, R OBP: 0.353, SLG: 0.486 (1, 3)	4-0 BB		4-0 BB		0-0 6-3		0-0 F3			2	0	0	0	2	0	2											
Bill Mazeroski, R OBP: 0.288, SLG: 0.334 (1, 4)	0-3 K		0-3 K		0-0 F4		0-0 1-3			4	0	0	0	0	2	7											
Gene Alley, R OBP: 0.303, SLG: 0.341 (1, 6)		0-3 K		0-0 6-3		0-3 K		0-0 5-3		4	0	0	0	0	2	2											
Del Crandall, R OBP: 0.291, SLG: 0.274 Manny Mota, R OBP: 0.325, SLG: 0.397 Don Schwall, R (7, PH) (8, 1)	0-0 F8		0-0 6-3		0-0 6-3		0-0 F9		0-0 6-3	2	0	0	0	0	0	0											
Jerry Lynch, L OBP: 0.333, SLG: 0.425 (9, PH)										1	0	0	0	0	0	0											
Tommie Sisk, R OBP: 0.125, SLG: 0.087 Joe Gibbon, R OBP: 0.179, SLG: 0.115 Don Cardwell, R OBP: 0.235, SLG: 0.302 Ozzie Virgil, R OBP: 0.319, SLG: 0.400 (7, PH) (8, 2)	0-3 K		0-0 4-3		0-0 F9		0-0 6-3		0-0 6-3	2	0	0	0	0	1	0											
Inning Stats	R: 0 E: 0 K: 2 S: 9	H: 2 LOB: 3 BB: 1 P: 13	R: 0 E: 0 K: 2 S: 7	H: 0 LOB: 0 BB: 0 P: 7	R: 2 E: 0 K: 2 S: 9	H: 2 LOB: 2 BB: 2 P: 17	R: 0 E: 0 K: 0 S: 3	H: 0 LOB: 0 BB: 0 P: 3	R: 0 E: 0 K: 1 S: 5	H: 0 LOB: 0 BB: 0 P: 5	R: 0 E: 0 K: 0 S: 3	H: 0 LOB: 0 BB: 0 P: 3	R: 0 E: 0 K: 0 S: 5	H: 1 LOB: 2 BB: 0 P: 5	R: 0 E: 0 K: 0 S: 3	H: 0 LOB: 0 BB: 0 P: 3	1B: 3 2B: 2 3B: 0 HR: 0	SF: 0 SAC: 0 DP: 0 HBP: 0	WP: 0 PA: 36 PB: 0 SB: 0 CS: 0								
PITCHER	IP	WLS	BF	H	R	ER	SO	BB	IBB	HBP	BLK	WP	HR	S	P	ERA	WHIP										
Jim Maloney, R ERA: 2.61 (1, 1)	9.0	W	36	5	2	2	9	3	0	0	0	0	0	51	63	2.00	0.889										

AB	34
R	3
H	8
RBI	3
BB	4
SO	4
LOB	14



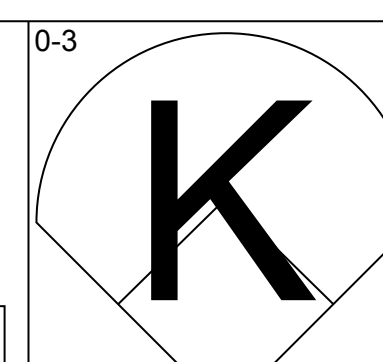
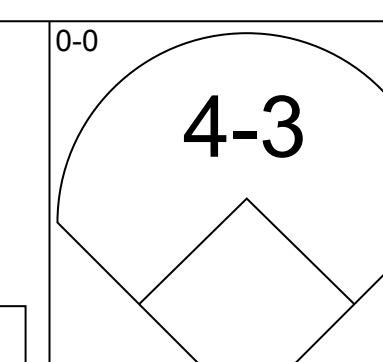
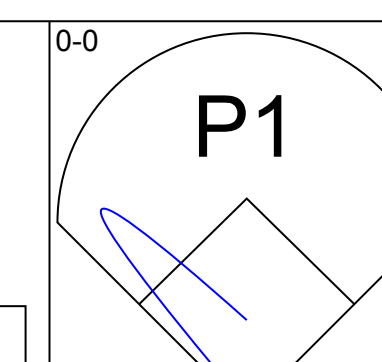
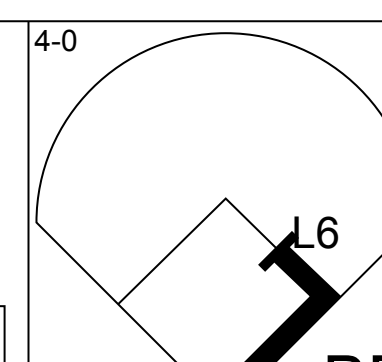
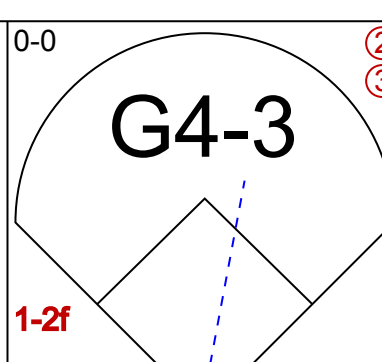
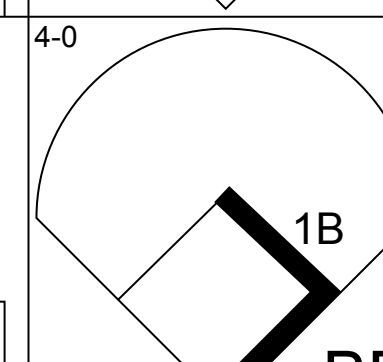
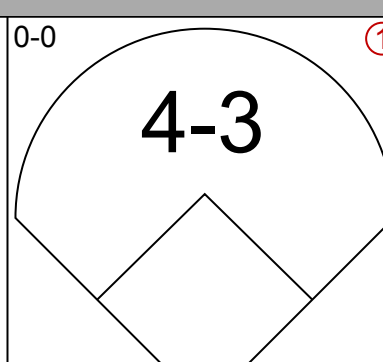
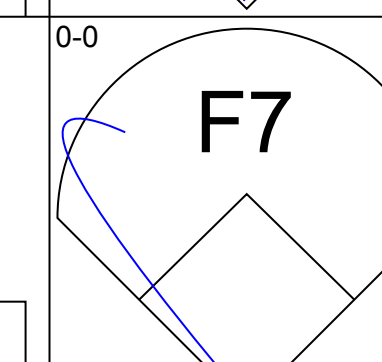
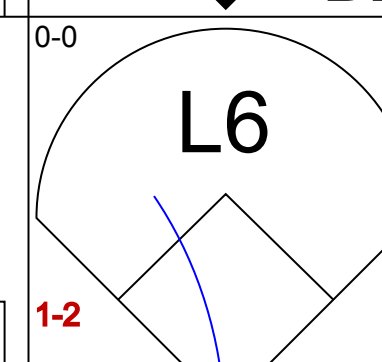
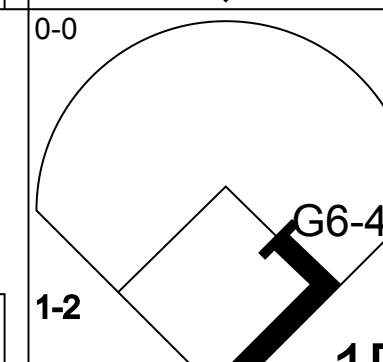
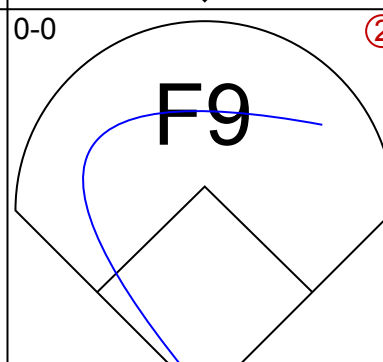
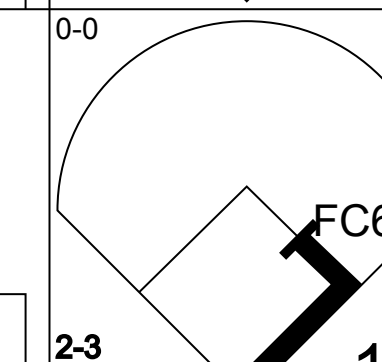
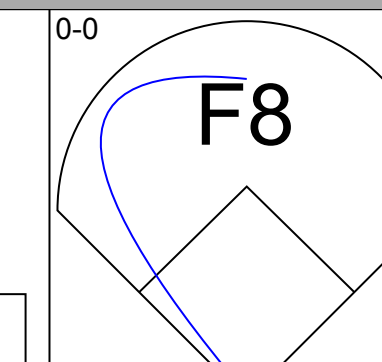
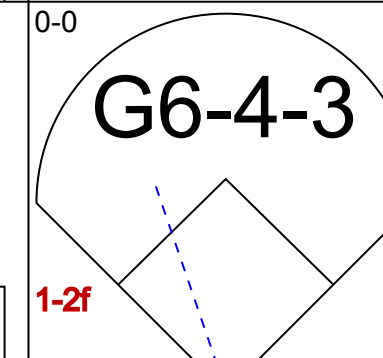
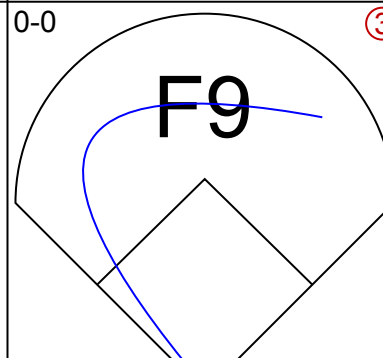
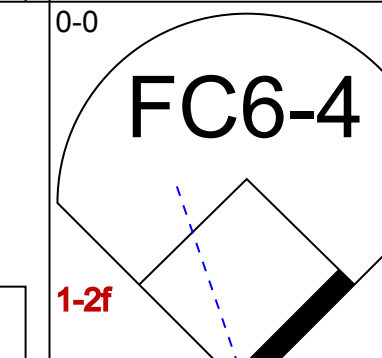
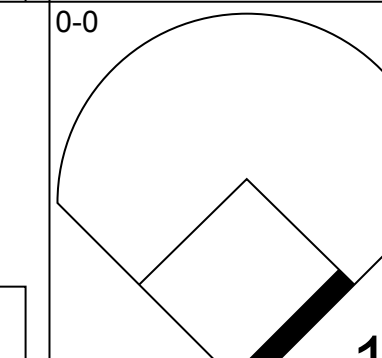
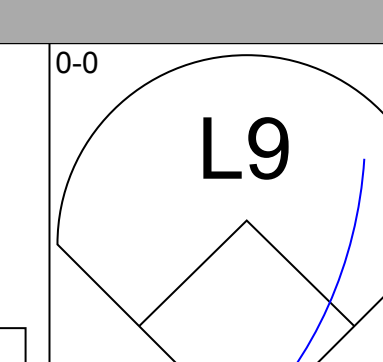
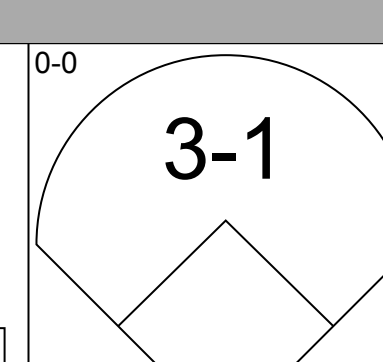
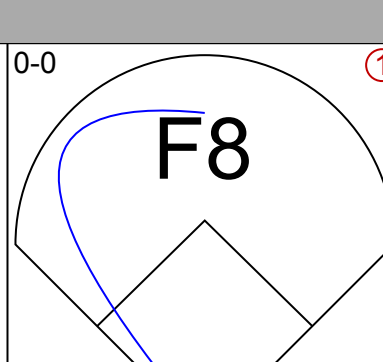
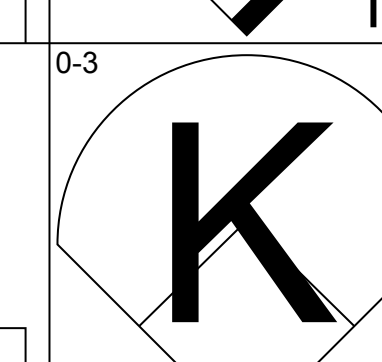
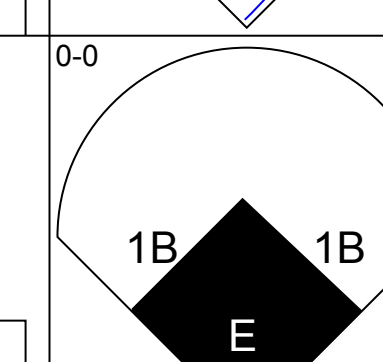
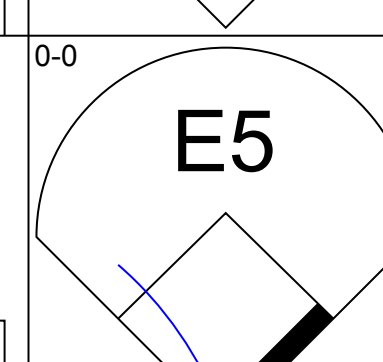
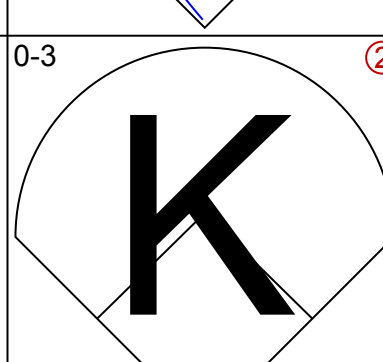
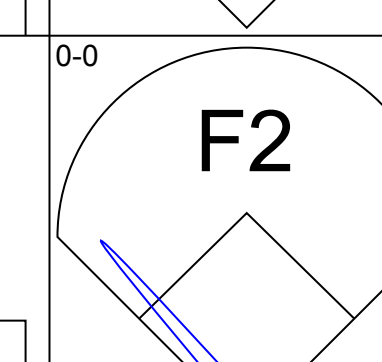
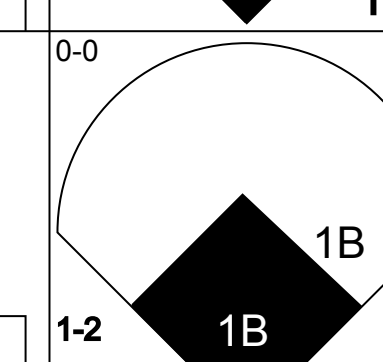
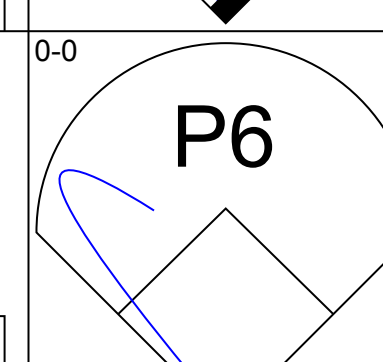
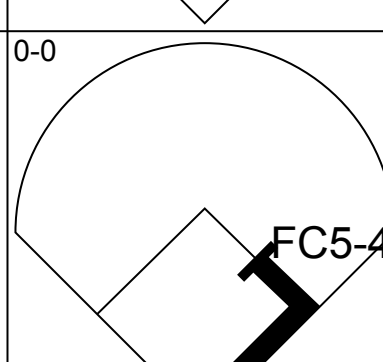

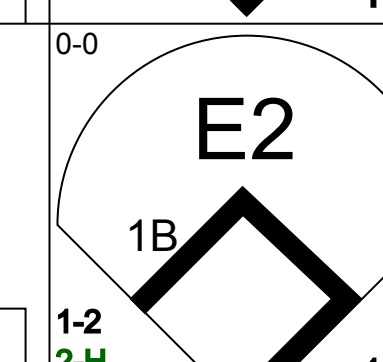
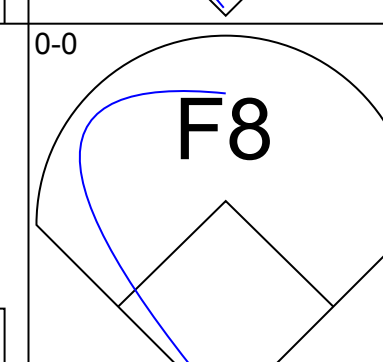
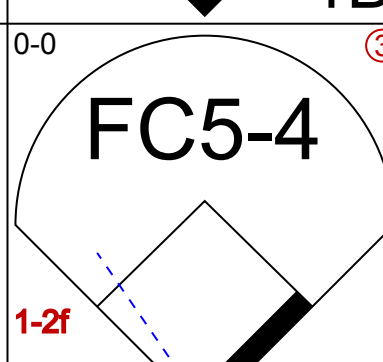

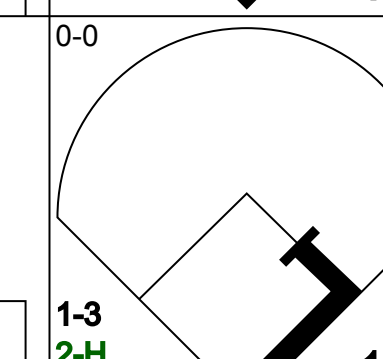
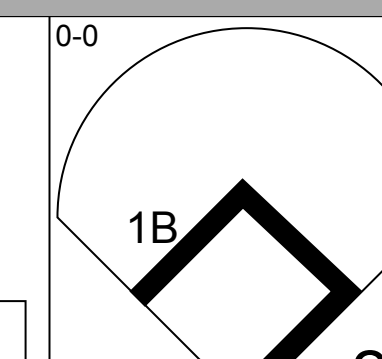
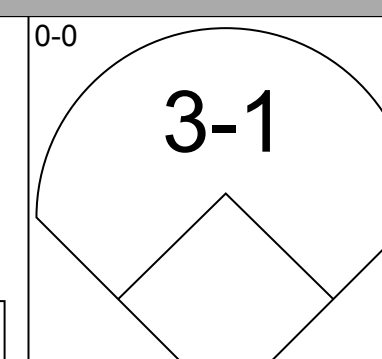
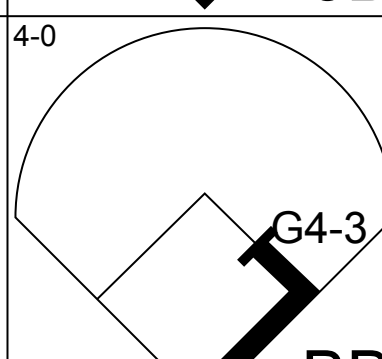
AB	33
R	2
H	5
RBI	2
BB	3
SO	9
LOB	18

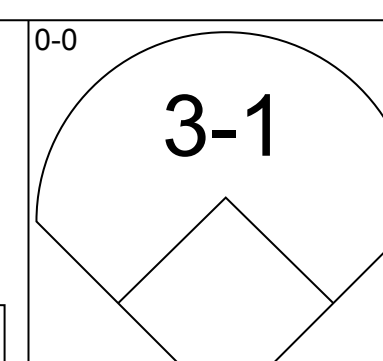
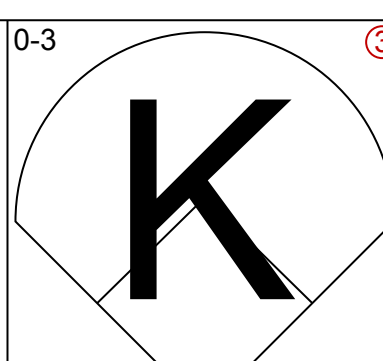
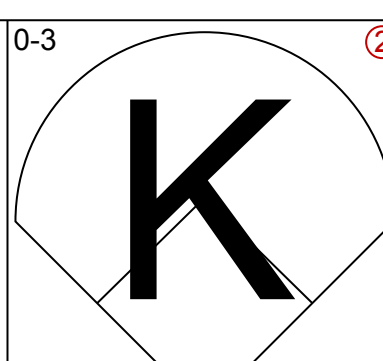
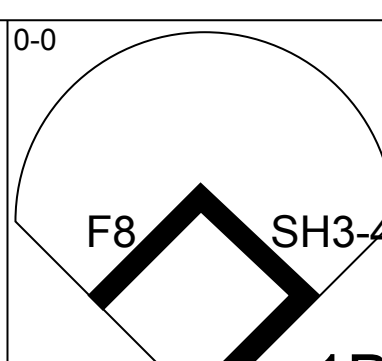
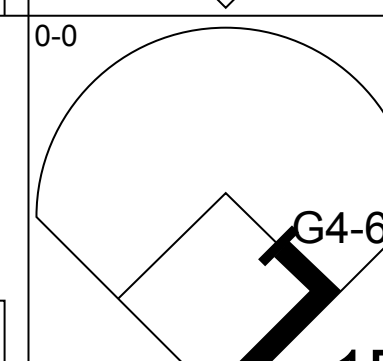
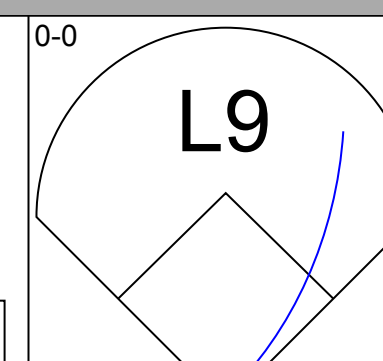
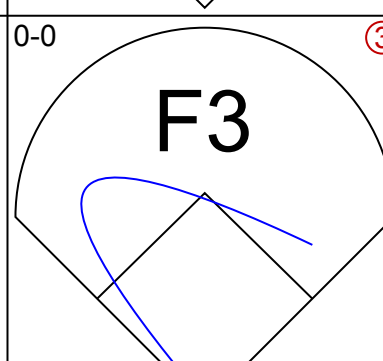
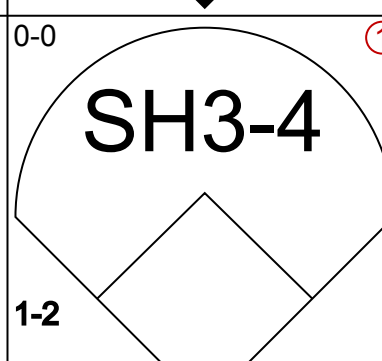
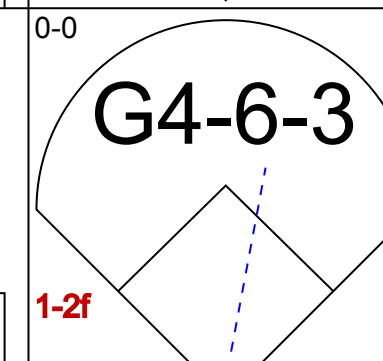
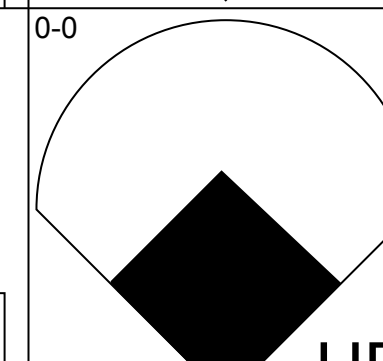


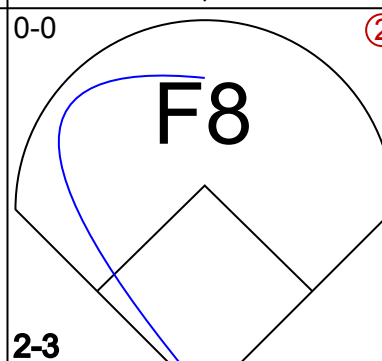
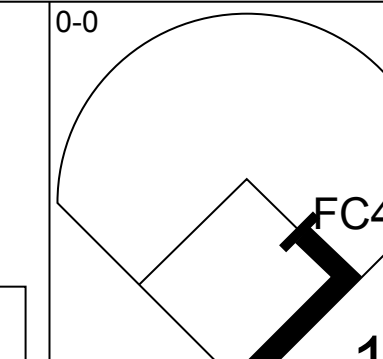
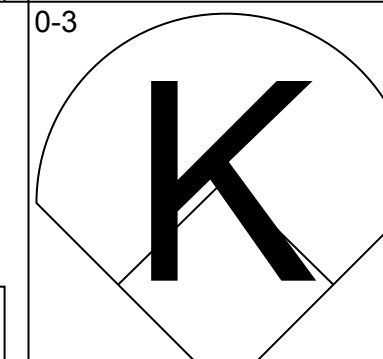


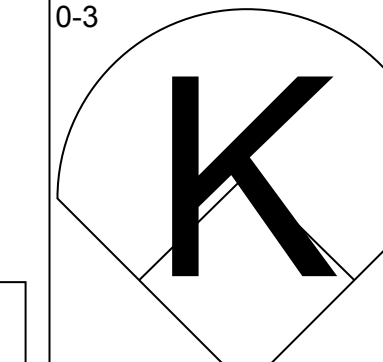
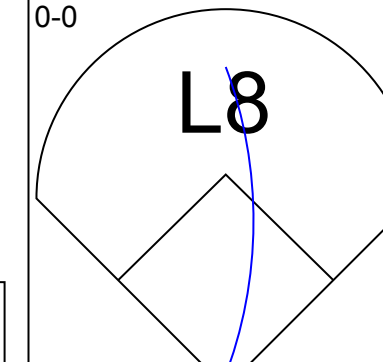


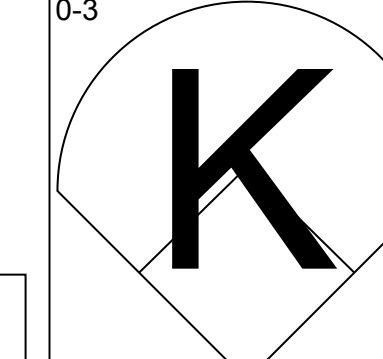
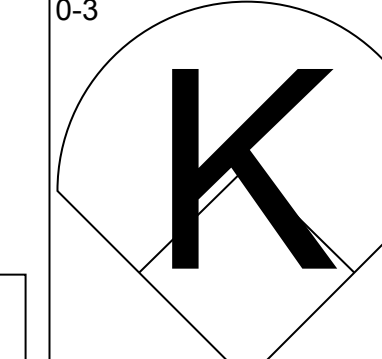

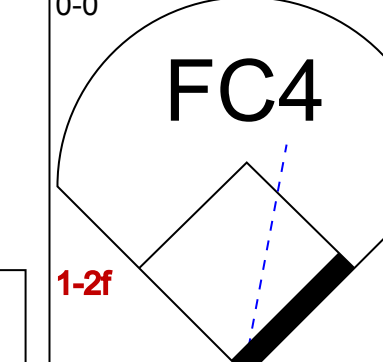
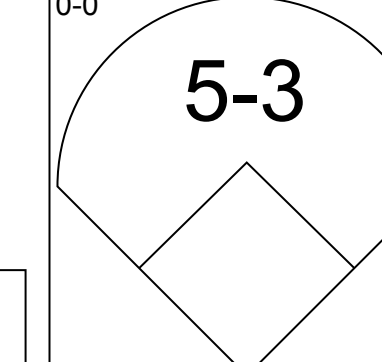

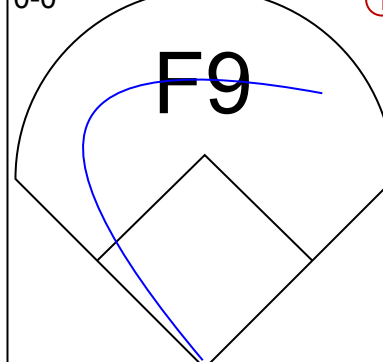
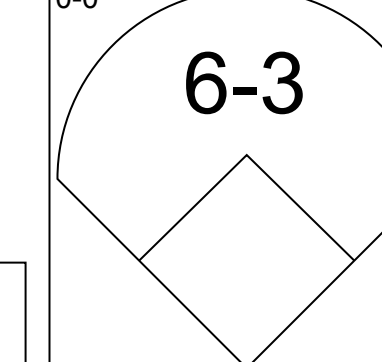


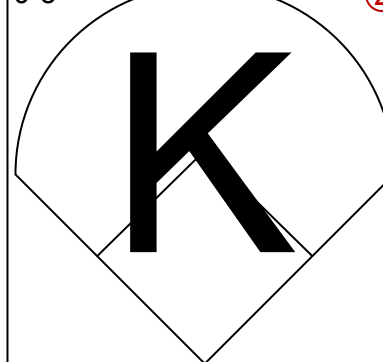
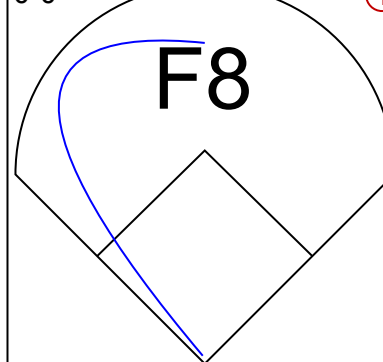


Batter	1	2	3	4	5	6	7	8	9	AB	R	H	RBI	BB	SO	LOB	TOP		
Tommy Harper, R OBP: 0.391, SLG: 0.413 (1, 7)	4-0 3-1 1B BB	0-0 6-3			0-0 F8			0-0 1-3		3	1	0	0	1	0	0	Cincinnati Reds @ Pittsburgh Pirates Forbes Field, Pittsburgh, PA Mon Sep 13 1965, 3:33 AM EDT Att: 1,299 - Unknown		
Pete Rose, S OBP: 0.378, SLG: 0.448 (1, 4)	0-0 F8		0-0 F3		0-3 K			0-0 F5		4	0	0	0	0	1	1			
Vada Pinson, L OBP: 0.343, SLG: 0.480 (1, 8)	0-0 3-1 1-2		0-0 F9		0-0 F8			0-0 G4-6-3 1B		4	0	1	0	0	0	1			
Gordy Coleman, L OBP: 0.364, SLG: 0.519 (1, 3)	0-0 2B 1B		0-0 F7		0-0 F2			0-0 G4-6-3 1-2		4	1	1	1	0	0	1			
Frank Robinson, R OBP: 0.381, SLG: 0.519 (1, 9)	0-0 1-H HR 2B			0-3 K				0-0 F6		4	1	2	1	0	1	0			
Deron Johnson, R OBP: 0.339, SLG: 0.523 (1, 5)	0-0 2-H HR			0-0 F8				0-0 F8		4	1	1	2	0	0	1			
Johnny Edwards, L OBP: 0.356, SLG: 0.486 (1, 2)	0-0 F8				0-0 1B			0-0 F7		3	0	1	0	0	0	0			
Leo Cardenas, R OBP: 0.356, SLG: 0.421 (1, 6)		0-0 4-3		0-0 6-3				0-3 K		3	0	0	0	0	1	1			
Sammy Ellis, L OBP: 0.143, SLG: 0.136 (2, 1)		0-0 4-3						0-0 F6		1	0	0	0	0	0	0			
Ted Davidson, R OBP: 0.102, SLG: 0.102 (4, 1)								0-0 F9		0	0	0	0	0	0	0			
Bobby Locke, R OBP: 0.102, SLG: 0.102 (5, PH)										0	0	0	0	0	0	0			
Mel Queen, L OBP: 0.102, SLG: 0.102 (5, PH)										0	0	0	0	0	0	0			
Roger Craig, R OBP: 0.102, SLG: 0.102 (5, PH)										0	0	0	0	0	0	0			
Art Shamsky, L OBP: 0.102, SLG: 0.102 (5, PH)										0	0	0	0	0	0	0			
Gerry Arrigo, L OBP: 0.102, SLG: 0.102 (8, 1)										0	0	0	0	0	0	0			
Inning Stats	R: 4 E: 0 K: 0 S: 6	H: 3 LOB: 0 BB: 1 P: 10	R: 0 E: 0 K: 0 S: 3	H: 0 LOB: 0 BB: 0 P: 3	R: 0 E: 0 K: 0 S: 3	H: 0 LOB: 0 BB: 0 P: 3	R: 0 E: 0 K: 1 S: 6	H: 1 LOB: 1 BB: 0 P: 6	R: 0 E: 0 K: 0 S: 5	H: 0 LOB: 0 BB: 0 P: 3	R: 0 E: 0 K: 1 S: 5	H: 0 LOB: 0 BB: 0 P: 5	R: 0 E: 0 K: 0 S: 3	H: 0 LOB: 0 BB: 0 P: 3	R: 0 E: 0 K: 0 S: 4	H: 2 LOB: 1 BB: 0 P: 4	1B: 4 2B: 1 3B: 0 HR: 1	SF: 0 SAC: 0 DP: 1 HBP: 0	WP: 0 PA: 33 PB: 0 SB: 0 CS: 0
PITCHER Vern Law, R ERA: 2.15 (1, 1)	IP: 9.0 WLS: W BF: 33 H: 6 R: 4 ER: 4 SO: 3 BB: 1 IBB: 0 HBP: 0 BLK: 0 WP: 0 HR: 1 S: 38 P: 42 ERA: 4.00 WHIP: 0.778																		

Batter	1	2	3	4	5	6	7	8	9	AB	R	H	RBI	BB	SO	LOB	BOTTOM		
Bob Bailey, R OBP: 0.333, SLG: 0.375 (1, 5)	4-0 FC4-6 BB	0-0 2B SF7 1B		0-0 E5 SH1-4 1B		0-0 G3-6-3 1B		0-0 WP 1B		4	2	3	1	1	0	0	Cincinnati Reds @ Pittsburgh Pirates Forbes Field, Pittsburgh, PA Mon Sep 13 1965, 3:33 AM EDT Att: 1,299 - Unknown		
Bill Virdon, L OBP: 0.330, SLG: 0.383 (1, 8)	0-0 FC4-6 HBP 2B	0-0 3-H 1-3 2B		0-0 SH1-4 1-2		0-0 F9		0-0 F5		4	1	1	0	0	3				
Roberto Clemente, R OBP: 0.394, SLG: 0.471 (1, 9)	1-0 2B HBP	4-0 FC6-4 IBB		0-0 FC6-4 1B		0-0 G3-6-3 1-2		0-3 K		3	1	1	1	1	2				
Willie Stargell, L OBP: 0.318, SLG: 0.499 (1, 7)	0-0 2B 2B	0-0 SF7 3-H		0-0 FC6-4 BB		0-0 6-3		0-0 4-3		4	1	1	3	0	2				
Donn Clendenon, R OBP: 0.354, SLG: 0.487 (1, 3)	0-0 2B	0-0 FC6-4 1-2		4-0 FC4-6 BB		0-3 K				3	0	1	1	1	2				
Bill Mazeroski, R OBP: 0.288, SLG: 0.336 (1, 4)	0-0 F7		0-0 F8		0-0 FC4-6 1-2		0-0 1B 2B			4	1	1	0	0	3				
Jim Pagliaroni, R OBP: 0.340, SLG: 0.422 (1, 2)	0-0 F9		0-3 K		0-0 5-3		0-0 2B 1B			4	0	1	1	0	1				
Gene Alley, R OBP: 0.306, SLG: 0.353 (1, 6)		0-0 4-3 1B 2B		0-0 HR		0-0 F7		0-0 1-2 1B		4	2	3	1	0	0				
Vern Law, R OBP: 0.244, SLG: 0.280 (1, 1)		0-0 4-3 2-3		0-0 L6-4		0-0 F7		0-0 F7		4	0	0	0	0	3				
Inning Stats	R: 3 E: 0 K: 0 S: 5	H: 2 LOB: 1 BB: 1 P: 10	R: 2 E: 0 K: 0 S: 6	H: 3 LOB: 2 BB: 1 P: 10	R: 1 E: 0 K: 1 S: 6	H: 1 LOB: 0 BB: 0 P: 6	R: 1 E: 1 K: 0 S: 5	H: 1 LOB: 2 BB: 1 P: 9	R: 0 E: 0 K: 0 S: 3	H: 0 LOB: 0 BB: 0 P: 3	R: 0 E: 0 K: 0 S: 3	H: 1 LOB: 0 BB: 0 P: 3	R: 1 E: 0 K: 1 S: 8	H: 3 LOB: 2 BB: 0 P: 8	R: 0 E: 0 K: 1 S: 6	H: 1 LOB: 1 BB: 0 P: 6		1B: 6 2B: 5 3B: 0 HR: 1	SF: 1 SAC: 1 DP: 1 HBP: 1
PITCHER Sammy Ellis, R ERA: 3.86 (1, 1)	IP: 1.1 WLS: L BF: 10 H: 4 R: 5 ER: 5 SO: 0 BB: 1 IBB: 0 HBP: 0 BLK: 0 WP: 0 HR: 0 S: 8 P: 13 ERA: 33.75 WHIP: 3.750																		
Ted Davidson, L ERA: 2.17 (2, 1)	2.1 13 3 2 1 1 1 1 0 0 0 0 1 13 21 3.86 1.714																		
Bobby Locke, R ERA: 6.06 (4, 1)	0.1 1 0 0 0 0 0 0 0 0 0 0 0 1 1 0.00 0.000																		
Roger Craig, R ERA: 3.53 (5, 1)	3.0 12 4 1 1 1 0 0 0 0 0 0 0 14 14 3.00 1.333																		
Gerry Arrigo, L ERA: 6.11 (8, 1)	1.0 4 1 0 0 1 0 0 0 0 0 1 0 6 6 0.00 1.000																		



Batter	1	2	3	4	5	6	7	8	9	AB	R	H	RBI	BB	SO	LOB	TOP				
Tommy Harper, R (1, 7) OBP: 0.351, SLG: 0.411										4	0	0	0	1	1	4	Cincinnati Reds @ New York Mets Shea Stadium, Flushing, NY Wed Sep 15 1965, 7:05 PM EDT Att: 8,837 - Unknown				
Pete Rose, S (1, 4) OBP: 0.381, SLG: 0.448										3	0	0	0	1	0	2					
Vada Pinson, L (1, 8) OBP: 0.346, SLG: 0.480										4	0	2	0	0	0	0					
Frank Robinson, R (1, 9) OBP: 0.383, SLG: 0.532										4	0	1	0	0	0	4					
Gordy Coleman, L (1, 3) OBP: 0.360, SLG: 0.512										4	0	0	0	0	1	1					
Marty Keough, L (8, 3) OBP: 0.196, SLG: 0.119										0	0	0	0	0	0	0					
Deron Johnson, R (1, 5) OBP: 0.340, SLG: 0.519										4	1	1	0	0	1	1					
Johnny Edwards, L (1, 2) OBP: 0.361, SLG: 0.486										4	1	2	0	0	0	1					
Leo Cardenas, R (1, 6) OBP: 0.357, SLG: 0.429										4	0	2	0	0	0	2					
Jim Maloney, L (1, 1) OBP: 0.322, SLG: 0.346										3	0	2	1	1	0	0					
Inning Stats	R: 0 E: 0 K: 1 S: 5	H: 1 LOB: 1 BB: 1 P: 9	R: 2 E: 1 K: 0 S: 6	H: 4 LOB: 1 BB: 0 P: 6	R: 0 E: 0 K: 0 S: 3	H: 0 LOB: 0 BB: 0 P: 3	R: 0 E: 1 K: 0 S: 4	H: 0 LOB: 1 BB: 0 P: 4	R: 0 E: 0 K: 1 S: 5	H: 2 LOB: 2 BB: 0 P: 5	R: 0 E: 0 K: 1 S: 6	H: 1 LOB: 1 BB: 0 P: 6	R: 0 E: 0 K: 0 S: 2	H: 0 LOB: 0 BB: 1 P: 6	R: 0 E: 0 K: 1 S: 6	H: 1 LOB: 1 BB: 0 P: 6	R: 0 E: 0 K: 0 S: 3	H: 1 LOB: 1 BB: 1 P: 7	1B: 8 2B: 1 3B: 1 HR: 0	SF: 0 SAC: 0 DP: 2 HBP: 0	WP: 0 PA: 37 PB: 0 SB: 0 CS: 0
PITCHER	IP	WLS	BF	H	R	ER	SO	BB	IBB	HBP	BLK	WP	HR	S	P	ERA	WHIP				
Jack Fisher, R (1, 1) ERA: 3.9	8.0	L	33	9	2	1	3	2	0	0	0	0	0	37	45	1.12	1.375				
Gordie Richardson, L (8, 1) ERA: 3.97	1.0		4	1	0	0	0	1	0	0	0	0	0	3	7	0.00	2.000				

Batter	1	2	3	4	5	6	7	8	9	AB	R	H	RBI	BB	SO	LOB	BOTTOM				
Johnny Lewis, L (1, 8) OBP: 0.330, SLG: 0.386										4	0	1	0	0	2	0	Cincinnati Reds @ New York Mets Shea Stadium, Flushing, NY Wed Sep 15 1965, 7:05 PM EDT Att: 8,837 - Unknown				
Ron Hunt, R (1, 4) OBP: 0.297, SLG: 0.281										3	0	1	0	0	0	0					
Ed Kranepool, L (1, 3) OBP: 0.308, SLG: 0.390										4	1	1	1	0	0	2					
Charley Smith, R (1, 5) OBP: 0.277, SLG: 0.412										3	0	1	0	1	1	0					
John Stephenson, L (1, 2) OBP: 0.245, SLG: 0.283										4	0	0	0	0	1	3					
Joe Christopher, R (1, 9) OBP: 0.303, SLG: 0.337										3	0	0	0	0	3	1					
Jim Hickman, R (1, 7) OBP: 0.277, SLG: 0.396										3	0	0	0	0	0	1					
Roy McMillan, R (1, 6) OBP: 0.284, SLG: 0.298										3	0	0	0	0	0	1					
Jack Fisher, R (1, 1) OBP: 0.187, SLG: 0.192										2	0	0	0	0	1	0					
Chuck Hiller, L (8, PH) OBP: 0.277, SLG: 0.349										1	0	0	0	0	0	1					
Gordie Richardson, R (8, 1) ERA: 3.97										0	0	0	0	0	0	0					
Inning Stats	R: 0 E: 0 K: 0 S: 3	H: 1 LOB: 0 BB: 0 P: 3	R: 0 E: 0 K: 2 S: 8	H: 1 LOB: 1 BB: 0 P: 8	R: 0 E: 0 K: 2 S: 7	H: 0 LOB: 0 BB: 0 P: 7	R: 1 E: 0 K: 1 S: 6	H: 1 LOB: 0 BB: 0 P: 6	R: 0 E: 0 K: 1 S: 5	H: 0 LOB: 0 BB: 0 P: 5	R: 0 E: 0 K: 1 S: 3	H: 0 LOB: 0 BB: 0 P: 3	R: 0 E: 1 K: 1 S: 6	H: 0 LOB: 1 BB: 0 P: 6	R: 0 E: 0 K: 0 S: 4	H: 1 LOB: 2 BB: 1 P: 8	1B: 3 2B: 0 3B: 0 HR: 1	SF: 0 SAC: 1 DP: 1 HBP: 0	WP: 0 PA: 32 PB: 0 SB: 0 CS: 0		
PITCHER	IP	WLS	BF	H	R	ER	SO	BB	IBB	HBP	BLK	WP	HR	S	P	ERA	WHIP				
Jim Maloney, R (1, 1) ERA: 2.55	9.0	W	32	4	1	1	8	1	0	0	0	0	1	47	51	1.00	0.556				

Batter	1	2	3	4	5	6	7	8	9	AB	R	H	RBI	BB	SO	LOB	TOP			
Tommy Harper, R OBP: 0.351, SLG: 0.410 (1, 7)										4	0	1	0	0	0	0	Cincinnati Reds @ New York Mets Shea Stadium, Flushing, NY Thu Sep 16 1965, 3:33 AM EDT Att: 4,965 - Unknown			
Pete Rose, S OBP: 0.382, SLG: 0.449 (1, 4)										4	1	2	0	0	0	0				
Vada Pinson, L OBP: 0.345, SLG: 0.479 (1, 8)										4	1	1	0	0	0	2				
Frank Robinson, R OBP: 0.382, SLG: 0.529 (1, 9)										3	0	0	0	1	0	4				
Deron Johnson, R OBP: 0.341, SLG: 0.523 (1, 5)										3	1	1	3	1	0	1				
Tony Perez, R OBP: 0.317, SLG: 0.482 (1, 3)										4	0	1	0	0	0	3				
Johnny Edwards, L OBP: 0.362, SLG: 0.485 Marty Keough, L OBP: 0.196, SLG: 0.119 (0, PR)										3	0	1	0	1	0	0		AB 33 R 3 H 8 RBI 3 BB 3 SO 0 LOB 15		
Leo Cardenas, R OBP: 0.356, SLG: 0.430 (1, 6)									4	0	1	0	0	0	3					
John Taitouris, R OBP: 0.109, SLG: 0.070 Ted Davidson, R OBP: 0.154, SLG: 0.036 Lee May, R OBP: 0.075, SLG: 0.093 Joe Nuxhall, L OBP: 0.107, SLG: 0.147 Tommy Helms, R OBP: 0.154, SLG: 0.036 Joey Jay, S OBP: 0.107, SLG: 0.147 Gerry Arrigo, L OBP: 0.107, SLG: 0.147 Gordy Coleman, L OBP: 0.107, SLG: 0.147 (1, 1)									1	0	0	0	0	0	0	0				
Inning Stats	R: 0 E: 0 K: 0 S: 5	H: 2 LOB: 3 BB: 1 P: 9	R: 0 E: 0 K: 0 S: 3	H: 0 LOB: 0 BB: 0 P: 3	R: 0 E: 0 K: 0 S: 3	H: 0 LOB: 0 BB: 0 P: 3	R: 0 E: 0 K: 0 S: 4	H: 1 LOB: 2 BB: 1 P: 8	R: 0 E: 0 K: 0 S: 2	H: 0 LOB: 0 BB: 0 P: 6	R: 0 E: 0 K: 0 S: 4	H: 1 LOB: 1 BB: 0 P: 4	R: 3 E: 0 K: 0 S: 6	H: 3 LOB: 0 BB: 0 P: 6	R: 0 E: 0 K: 0 S: 3	H: 1 LOB: 1 BB: 0 P: 3			1B: 5 2B: 1 3B: 1 HR: 1	SF: 0 SAC: 0 DP: 2 HBP: 0
PITCHER	IP WLS BF H R ER SO BB IBB HBP BLK WP HR S P ERA WHIP	8.0 W 34 8 3 3 0 3 0 0 0 0 1 31 43 3.38 1.375	1.0 S 2 0 0 0 0 0 0 0 0 0 0 2 2 0.00 0.000																	
Al Jackson, L ERA: 4.38 Dave Eilers, R ERA: 4.8																				

Batter	1	2	3	4	5	6	7	8	9	AB	R	H	RBI	BB	SO	LOB	BOTTOM						
Johnny Lewis, L OBP: 0.327, SLG: 0.381 (1, 8)										5	0	0	0	0	0	5	Cincinnati Reds @ New York Mets Shea Stadium, Flushing, NY Thu Sep 16 1965, 3:33 AM EDT Att: 4,965 - Unknown						
Ron Hunt, R OBP: 0.302, SLG: 0.302 (1, 4)										3	1	1	1	1	0	0							
Ed Kranepool, L OBP: 0.311, SLG: 0.392 (1, 3)										3	1	2	0	1	0	0							
Charley Smith, R OBP: 0.275, SLG: 0.410 (1, 5)										3	0	0	0	0	2	2							
Joe Christopher, R OBP: 0.303, SLG: 0.336 (1, 9)										4	2	1	0	0	1	4							
John Stephenson, L OBP: 0.285, SLG: 0.365 (1, 2)										4	3	3	4	0	0	0							
Jim Hickman, R OBP: 0.276, SLG: 0.394 (1, 7)										4	0	1	0	0	0	2							
Roy McMillan, R OBP: 0.285, SLG: 0.299 (1, 6)										4	0	2	1	0	0	1							
Al Jackson, L OBP: 0.123, SLG: 0.125 Dave Eilers, R ERA: 4.8 (1, 1)										2	0	1	1	0	1	0		AB 32 R 7 H 11 RBI 7 BB 2 SO 4 LOB 14					
Inning Stats	R: 1 E: 0 K: 1 S: 6	H: 1 LOB: 1 BB: 1 P: 10	R: 0 E: 0 K: 0 S: 5	H: 2 LOB: 0 BB: 0 P: 5	R: 3 E: 0 K: 0 S: 5	H: 2 LOB: 0 BB: 1 P: 9	R: 0 E: 0 K: 1 S: 5	H: 0 LOB: 0 BB: 0 P: 5	R: 0 E: 0 K: 1 S: 6	H: 3 LOB: 1 BB: 0 P: 6	R: 0 E: 0 K: 1 S: 6	H: 1 LOB: 1 BB: 0 P: 6	R: 1 E: 0 K: 0 S: 5	H: 2 LOB: 1 BB: 0 P: 5	1B: 8 2B: 0 3B: 0 HR: 3	SF: 0 SAC: 3 DP: 1 HBP: 0			WP: 1 PB: 0 SB: 1 CS: 0	PA: 37			
PITCHER	IP WLS BF H R ER SO BB IBB HBP BLK WP HR S P ERA WHIP	2.2 L 15 4 0 0 0 1 0 0 0 0 0 6 6 0.00 0.000	1.1 4 0 0 0 1 0 0 0 0 0 0 6 6 0.00 0.000	2.0 9 3 2 2 1 0 0 0 0 0 11 11 9.00 1.500	1.0 4 1 0 0 1 0 0 0 0 1 0 6 6 0.00 1.000	1.0 5 2 1 1 0 0 0 0 0 0 1 5 5 9.00 2.000																	
John Taitouris, R ERA: 4.95 Ted Davidson, L ERA: 2.12 Joe Nuxhall, L ERA: 3.45 Joey Jay, R ERA: 4.2 Gerry Arrigo, L ERA: 6.17																							

Batter	1	2	3	4	5	6	7	8	9	AB	R	H	RBI	BB	SO	LOB	TOP								
Lee Maye, L OBP: 0.292, SLG: 0.360 (1,7)	4-0 WP BB BB		0-0 4-3		0-0 F5		4-0 BB		4-0 1B BB	2	0	0	0	3	0	0	Houston Astros @ Cincinnati Reds Crosley Field, Cincinnati, OH Fri Sep 17 1965, 7:05 PM EDT Att: 10,431 - Cloudy - 80 F								
Joe Morgan, L OBP: 0.367, SLG: 0.411 (1,4)	0-0 F9		0-0 G1		0-3 K		0-0 F9		0-0 1B 1-2 2-H	5	0	1	1	0	1	3									
Rusty Staub, L OBP: 0.349, SLG: 0.414 (1,9)	4-0 WP 1-2 BB		0-0 1B		4-0 FC5-4 BB		0-0 L4		0-0 F5	3	0	1	0	2	0	4									
Chuck Harrison, R OBP: 0.500, SLG: 0.250 (1,3)	4-0 1-2 2-3 BB		0-3 K		0-0 P6		0-0 G6-4-3 1B			3	0	1	0	1	1	2									
Jimmy Wynn, R OBP: 0.369, SLG: 0.477 (1,8)	0-3 K		0-0 F7		0-0 FC5-4 1B 1-2		0-3 K			4	1	0	0	0	2	5									
Bob Aspromonte, R OBP: 0.312, SLG: 0.331 (1,5)	0-0 F8		0-0 4-3		0-0 1B 1-H		0-0 G6-4-3			4	0	1	1	0	0	4									
Sonny Jackson, L Eddie Kasko, R (9, PH) OBP: 0.111, SLG: 0.111 OBP: 0.284, SLG: 0.297 (9, PH)	0-0 4-3		0-0 1B		0-0 F8		0-0 1B BB			3	0	1	0	0	0	1									
John Bateman, R OBP: 0.279, SLG: 0.435 (1,2)	0-0 F9		0-0 F7		0-0 SH1-4 1B		0-3 K			4	0	1	0	0	1	2									
Larry Dierker, R OBP: 0.125, SLG: 0.170 (1,1)	0-0 5-3		0-0 F3		0-0 SH1-4 1-2		0-3 K			2	0	0	0	0	0	0									
Dave Giusti, R OBP: 0.216, SLG: 0.286 (8,1)										0	0	0	0	0	0	0									
Dave Adlesh, R OBP: 0.226, SLG: 0.207 (9, PH)										1	0	0	0	0	1	1									
Inning Stats	R: 0 E: 0 K: 1 S: 5	H: 0 LOB: 3 BB: 3 P: 17	R: 0 E: 0 K: 0 S: 3	H: 0 LOB: 0 BB: 0 P: 3	R: 0 E: 0 K: 1 S: 6	H: 1 LOB: 1 BB: 0 P: 6	R: 0 E: 0 K: 0 S: 4	H: 1 LOB: 1 BB: 0 P: 4	R: 0 E: 0 K: 1 S: 5	H: 0 LOB: 0 BB: 0 P: 5	R: 1 E: 0 K: 0 S: 4	H: 1 LOB: 1 BB: 1 P: 8	R: 0 E: 0 K: 0 S: 4	H: 1 LOB: 2 BB: 1 P: 8	R: 0 E: 0 K: 1 S: 5	H: 1 LOB: 0 BB: 1 P: 5	R: 1 E: 0 K: 2 S: 9	H: 2 LOB: 2 BB: 1 P: 13	1B: 7 2B: 0 3B: 0 HR: 0	SF: 0 SAC: 1 DP: 1 HBP: 0	WP: 1 PB: 0 SB: 1 CS: 0	PA: 39			
PITCHER	IP WLS BF H R ER SO BB IBB HBP BLK WP HR S P ERA WHIP	7.0 W 31 5 1 1 3 5 0 0 0 1 0 32 52 1.29 1.429	2.0 S 8 2 1 1 3 1 0 0 0 0 0 13 17 4.50 1.500																						

AB	32
R	2
H	7
RBI	2
BB	6
SO	6
LOB	22



Batter	1	2	3	4	5	6	7	8	9	AB	R	H	RBI	BB	SO	LOB	BOTTOM								
Tommy Harper, R OBP: 0.350, SLG: 0.409 (1,7)	0-0 5-3		0-3 K		0-0 5-3		0-0 E 1B 1B			4	1	1	0	0	1	0	Houston Astros @ Cincinnati Reds Crosley Field, Cincinnati, OH Fri Sep 17 1965, 7:05 PM EDT Att: 10,431 - Cloudy - 80 F								
Pete Rose, S OBP: 0.380, SLG: 0.446 (1,4)	0-0 3-1		0-3 K		0-0 P6		0-0 F8			4	0	0	0	0	1	1									
Vada Pinson, L OBP: 0.347, SLG: 0.480 (1,8)	0-0 1B		0-3 K		0-0 PO HBP 1B		0-0 2B 1B 3-H			4	1	3	1	0	1	0									
Frank Robinson, R OBP: 0.384, SLG: 0.531 (1,9)	0-0 F9		0-0 CS 1B		1-0 HBP		0-0 1-H 2B			3	0	2	1	0	0	1									
Gordy Coleman, L OBP: 0.358, SLG: 0.512 (1,3)	0-0 F9		0-3 K		0-0 PO		0-0 F5			3	0	1	0	0	1	1									
Marty Keough, L OBP: 0.191, SLG: 0.116 (7, PR) (8,3)			1-2 K		0-0 SF9 2B					1	1	0	0	0	0	1									
Deron Johnson, R OBP: 0.341, SLG: 0.524 (1,5)	0-0 1B 2B		0-0 2-3		0-0 4-3		0-0 SF9			3	1	1	0	0	0	1									
Johnny Edwards, L OBP: 0.350, SLG: 0.482 (1,2)	0-0 F5		0-0 4-3		0-0 SF9					2	0	0	1	0	0	1									
Leo Cardenas, R OBP: 0.356, SLG: 0.429 (1,6)	0-0 2-H 1B		0-0 F9		0-0 P3					3	0	1	1	0	0	1									
Sammy Ellis, L OBP: 0.140, SLG: 0.133 (1,1)	0-3 K		0-3 K		0-0 L9					2	0	0	0	0	2	1									
Billy McCool, R OBP: 0.043, SLG: 0.043 (8,1)										1	0	0	0	0	0	0									
Inning Stats	R: 0 E: 0 K: 0 S: 4	H: 1 LOB: 1 BB: 0 P: 4	R: 1 E: 0 K: 1 S: 7	H: 2 LOB: 1 BB: 0 P: 7	R: 0 E: 0 K: 3 S: 9	H: 0 LOB: 0 BB: 0 P: 9	R: 0 E: 0 K: 1 S: 5	H: 1 LOB: 0 BB: 0 P: 5	R: 0 E: 0 K: 1 S: 5	H: 0 LOB: 0 BB: 0 P: 5	R: 0 E: 0 K: 0 S: 3	H: 1 LOB: 1 BB: 0 P: 4	R: 1 E: 0 K: 0 S: 4	H: 1 LOB: 1 BB: 0 P: 4	R: 2 E: 1 K: 0 S: 6	H: 3 LOB: 1 BB: 0 P: 6	1B: 6 2B: 4 3B: 0 HR: 0	SF: 1 SAC: 0 DP: 1 HBP: 1	WP: 0 PB: 0 SB: 0 CS: 1	PA: 33					
PITCHER	IP WLS BF H R ER SO BB IBB HBP BLK WP HR S P ERA WHIP	7.0 L 26 6 2 2 6 6 2 2 0 0 0 6 6 18.00 3.000																							

AB	30
R	4
H	9
RBI	4
BB	0
SO	6
LOB	8



Batter	1	2	3	4	5	6	7	8	9	AB	R	H	RBI	BB	SO	LOB	TOP																					
Lee Maye, L OBP: 0.293, SLG: 0.360 (1,7)	1-3		4-3		1-2 HR 1B		SH1-3 1B	6-3		5	1	2	0	0	0	0																						
Joe Morgan, L OBP: 0.365, SLG: 0.408 (1,4)	1-6-3		4-3		F7		SH1-3		P4	4	0	0	0	0	0	2																						
Rusty Staub, L OBP: 0.352, SLG: 0.423 (1,9)			K		1-H 2-H HR		F9			4	1	2	3	1	1	1																						
Walt Bond, L OBP: 0.337, SLG: 0.368 (1,3)	G3			1B BB	F9			E4 FC6-4	F8	4	0	0	0	1	0	2																						
Jimmy Wynn, R OBP: 0.366, SLG: 0.472 (1,8)		E6 1B S SF8		F8	K			FC6-4 1B	P5	5	2	0	0	0	1	3																						
Bob Aspromonte, R OBP: 0.314, SLG: 0.332 (1,5)		FC1-6 1B		K		K		1B HR 1B		4	1	2	0	0	2	1																						
Ron Brand, R OBP: 0.284, SLG: 0.285 (1,2)		SF8			1B	5-3		1B HR 1B		3	1	2	2	0	0	0																						
Sonny Jackson, L OBP: 0.083, SLG: 0.083 (8, PH)		FC1-6		4-3		6-3		1B HR		3	0	0	0	0	0	3																						
Jim Gentile, L OBP: 0.342, SLG: 0.451 (8, PH)		1-2						1-H 2-H HR		1	1	1	3	0	0	0																						
Eddie Kasko, R OBP: 0.284, SLG: 0.297 (8,6)		1-2								0	0	0	0	0	0	0																						
Bob Bruce, R OBP: 0.110, SLG: 0.127 (1,1)		K						F6		2	1	1	0	0	1	1																						
Ron Taylor, R OBP: 0.116, SLG: 0.176 (6,1)					1B HR 1B					0	0	0	0	0	0	0																						
Chuck Harrison, R OBP: 0.429, SLG: 0.200 (7, PH)										1	0	0	0	0	1	0																						
Claude Raymond, R OBP: 0.148, SLG: 0.115 (7,1)										1	0	0	0	0	0	0																						
Inning Stats	R: 0 E: 0 K: 0 S: 4	H: 1 LOB: 0 BB: 0 P: 4	R: 1 E: 1 K: 1 S: 7	H: 1 LOB: 1 BB: 7 P: 7	R: 0 E: 0 K: 1 S: 5	H: 0 LOB: 0 BB: 0 P: 5	R: 0 E: 0 K: 1 S: 6	H: 1 LOB: 2 BB: 1 P: 10	R: 3 E: 0 K: 1 S: 8	H: 3 LOB: 0 BB: 0 P: 8	R: 0 E: 0 K: 1 S: 5	H: 0 LOB: 0 BB: 0 P: 5	R: 0 E: 0 K: 1 S: 6	H: 1 LOB: 1 BB: 0 P: 6	R: 4 E: 1 K: 0 S: 7	H: 3 LOB: 0 BB: 0 P: 7	R: 0 E: 0 K: 0 S: 3	H: 0 LOB: 1 BB: 1 P: 7	1B: 8 2B: 0 3B: 0 HR: 2	SF: 1 SAC: 1 DP: 0 HBP: 0	WP: 0 PB: 0 SB: 1 CS: 0	PA: 41																
PITCHER	IP WLS BF H R ER SO BB IBB HBP BLK WP HR S P ERA WHIP																																					
Joey Jay, R ERA: 4.25 (1,1)	4.1		21	6	4	3	3	1	0	0	0	0	0	0	1	26	30	6.23	1.615																			
Ted Davidson, L ERA: 2.31 (5,1)	3.0	L	13	3	3	2	3	0	0	0	0	0	0	0	0	19	19	6.00	1.000																			
Roger Craig, R ERA: 3.64 (8,1)	0.2		3	1	1	1	0	0	0	0	0	0	0	0	1	3	3	13.50	1.500																			
Billy McCool, L ERA: 4.15 (9,1)	1.0		4	0	0	0	0	1	0	0	0	0	0	0	0	3	7	0.00	1.000																			

Houston Astros @ Cincinnati Reds
Crosley Field, Cincinnati, OH
Sun Sep 19 1965, 3:33 AM EDT
Cloudy - 86 F

AB 37
R 8
H 10
RBI 8
BB 2
SO 6
LOB 13



Batter	1	2	3	4	5	6	7	8	9	AB	R	H	RBI	BB	SO	LOB	BOTTOM																					
Tommy Harper, R OBP: 0.348, SLG: 0.405 (1,7)	1-3		5-3		K				F9	5	0	0	0	0	2	2																						
Pete Rose, S OBP: 0.383, SLG: 0.450 (1,4)	4-3					E HR 1B	1B			5	2	4	1	0	0	0																						
Vada Pinson, L OBP: 0.348, SLG: 0.480 (1,8)	4-3				P6		E9 HR 1B	2B		5	1	2	1	0	0	1																						
Frank Robinson, R OBP: 0.384, SLG: 0.535 (1,9)		5-3			HBP		F7		P6	4	1	1	3	0	0	2																						
Gordy Coleman, L OBP: 0.357, SLG: 0.507 (1,3)		4-3				2-H 3-H HR				3	0	0	0	1	1	1																						
Tony Perez, R OBP: 0.317, SLG: 0.482 (8,3)		4-3			K		P5			0	0	0	0	0	0	0																						
Deron Johnson, R OBP: 0.340, SLG: 0.521 (1,5)								1-2 BB		3	0	0	0	0	1	1																						
Tommy Helms, R OBP: 0.500, SLG: 0.618 (7, PH)		F8			K		F7		K	1	0	0	0	0	1	2																						
Johnny Edwards, L OBP: 0.361, SLG: 0.489 (1,2)							G3		F7	3	1	1	1	1	0	0																						
Leo Cardenas, R OBP: 0.359, SLG: 0.429 (1,6)										2	1	1	0	2	0	0																						
Joey Jay, S OBP: 0.078, SLG: 0.061 (1,1)										0	0	0	0	0	0	0																						
Ted Davidson, R OBP: 0.182, SLG: 0.182 (5,1)										2	0	0	0	0	2	3																						
Roger Craig, R OBP: 0.317, SLG: 0.482 (8,1)										0	0	0	0	0	0	0																						
Art Shamsky, L OBP: 0.352, SLG: 0.481 (8, PH)										1	0	0	0	0	0	0																						
Billy McCool, R OBP: 0.043, SLG: 0.043 (9,1)										0	0	0	0	0	0	0																						
Inning Stats	R: 0 E: 0 K: 0 S: 3	H: 0 LOB: 0 BB: 0 P: 3	R: 0 E: 0 K: 0 S: 3	H: 0 LOB: 0 BB: 0 P: 3	R: 2 E: 0 K: 0 S: 5	H: 3 LOB: 1 BB: 0 P: 5	R: 0 E: 0 K: 2 S: 7	H: 0 LOB: 1 BB: 0 P: 8	R: 0 E: 0 K: 2 S: 7	H: 0 LOB: 1 BB: 1 P: 11	R: 3 E: 1 K: 1 S: 8	H: 3 LOB: 2 BB: 2 P: 16	R: 1 E: 0 K: 2 S: 9	H: 2 LOB: 2 BB: 1 P: 13	R: 0 E: 0 K: 0 S: 3	H: 0 LOB: 0 BB: 0 P: 3	R: 0 E: 0 K: 0 S: 4	H: 1 LOB: 1 BB: 0 P: 4	1B: 6 2B: 1 3B: 0 HR: 2	SF: 0 SAC: 1 DP: 0 HBP: 1	WP: 1 PB: 0 SB: 0 CS: 0	PA: 40																
PITCHER	IP WLS BF H R ER SO BB IBB HBP BLK WP HR S P ERA WHIP																																					
Bob Bruce, R ERA: 3.78 (1,1)	5.0		22	6	5	5	4	1	0	1	0	0	0	1	0	5	13	0.00	1.000																			
Ron Taylor, R ERA: 5.16 (6,1)	1.0		5	0	0	0	1	1	1	0	0	0	0	0	0	5	13	0.00	1.000																			
Claude Raymond, R ERA: 3.01 (7,1)	3.0	W	13	3	1	1	2	1	0	0	0	0	0	0	16	20	3.00	1.333																				

Houston Astros @ Cincinnati Reds
Crosley Field, Cincinnati, OH
Sun Sep 19 1965, 3:33 AM EDT
Cloudy - 86 F

AB 34
R 6
H 9
RBI 6
BB 4
SO 7
LOB 12



Batter	1	2	3	4	5	6	7	8	9	AB	R	H	RBI	BB	SO	LOB	TOP				
Eddie Kasko, R (1,6) OBP: 0.292, SLG: 0.301 Norm Miller, L (9, FR) OBP: 0.250, SLG: 0.250	0-0 BB 1B	0-3 K		0-0 4-3			0-0 2B 1B		1-0 FC1-6 HBP	4	2	2	0	0	1	1					
Lee Mays, L (1,7) OBP: 0.295, SLG: 0.363	0-0 F8		0-0 5-3			0-0 PB 1B		0-0 FC1-6 G3-6-3	5	0	2	1	0	0	2						
Rusty Staub, L (1,9) OBP: 0.353, SLG: 0.430	4-0 BB 1B 1-2 BB		0-0 HR			0-0 P6 1-2		0-3 K	4	1	1	1	1	1	3						
Chuck Harrison, R (1,3) OBP: 0.364, SLG: 0.222	0-0 BB 1B 1-2 2H		0-3 K			0-0 5-3		0-0 F8	4	0	1	1	0	1	2						
Jimmy Wynn, R (1,8) OBP: 0.365, SLG: 0.473	0-3 K		0-0 2B			0-0 P4		0-0 F2	4	0	1	0	0	1	4						
Bob Aspromonte, R (1,5) OBP: 0.315, SLG: 0.332 Sonny Jackson, L (8, FR) OBP: 0.083, SLG: 0.083	4-0 BB 1-2 2-3 BB		0-0 5-3			0-0 4-3		0-0 FC6-4 1B	3	0	1	0	1	0	1						
John Bateman, R (1,2) OBP: 0.278, SLG: 0.429	0-0 F2					0-0 F7		0-3 K 1B	4	0	1	0	0	1	4						
Bob Lillis, R (1,4) OBP: 0.271, SLG: 0.259		0-0 F7		0-3 K		0-0 F8		0-0 FC6-4 1-2	4	0	0	0	0	1	2						
Jack Lamabe, R (1,1) OBP: 0.143, SLG: 0.143 Joe Gaines, R (8, PH) OBP: 0.292, SLG: 0.352 Dave Giusti, R (8, 1) OBP: 0.216, SLG: 0.286		0-0 5-3				0-0 K 1B		0-3 K	3	0	1	0	0	1	1						
Inning Stats	R: 1 E: 0 K: 1 S: 7	H: 2 LOB: 3 BB: 2 P: 15	R: 0 E: 0 K: 1 S: 5	H: 0 LOB: 0 BB: 0 P: 5	R: 1 E: 0 K: 1 S: 7	H: 2 LOB: 1 BB: 0 P: 7	R: 0 E: 0 K: 1 S: 6	H: 1 LOB: 1 BB: 0 P: 6	R: 0 E: 0 K: 1 S: 4	H: 1 LOB: 1 BB: 0 P: 4	R: 0 E: 0 K: 1 S: 7	H: 2 LOB: 1 BB: 0 P: 7	R: 0 E: 0 K: 2 S: 8	H: 1 LOB: 1 BB: 0 P: 8	R: 0 E: 0 K: 0 S: 2	H: 0 LOB: 1 BB: 0 P: 3	1B: 7 2B: 2 3B: 0 HR: 1	SF: 0 SAC: 0 DP: 1 HBP: 1	WP: 0 PB: 1 SB: 0 CS: 0	PA: 39	
PITCHER	IP WLS BF H R ER SO BB IBB HBP BLK WP HR S P ERA WHIP	7.0 W 32 9 3 3 6 2 0 0 0 0 1 42 50 3.86 1.571	2.0 S 7 1 0 0 2 0 0 1 0 0 0 10 11 0.00 0.500																		

Houston Astros @ Cincinnati Reds
Crosley Field, Cincinnati, OH
Sun Sep 19 1965, 3:38 AM EDT
Att: 19,907 - Unknown

AB	36
R	3
H	10
RBI	3
BB	2
SO	8
LOB	21



Batter	1	2	3	4	5	6	7	8	9	AB	R	H	RBI	BB	SO	LOB	BOTTOM				
Tommy Harper, R (1,5) OBP: 0.348, SLG: 0.411	0-0 WP 1B 1B		0-3 K	0-0 F3			0-0 HR			4	2	2	1	0	1	2					
Pete Rose, S (1,4) OBP: 0.382, SLG: 0.449	0-0 L1 1-2		0-0 1B 1B			0-0 F9		0-0 4-3	4	1	1	0	0	0	1						
Vada Pinson, L (1,8) OBP: 0.349, SLG: 0.481	0-0 F7		0-0 1B 1-2 1B			0-0 2B		0-0 6-3	4	0	2	0	0	0	1						
Frank Robinson, R (1,7) OBP: 0.385, SLG: 0.534	0-0 2H 1B		0-0 G4-6-3 1-2 2H 1B			0-0 F7		0-0 4-3	4	0	2	2	0	0	1						
Gordy Coleman, L (1,3) OBP: 0.353, SLG: 0.500 Tony Perez, R (9, 3) OBP: 0.317, SLG: 0.482	0-0 4-3		0-0 G4-6-3 1-2			0-0 G3		0-0 3-1	4	0	0	0	0	0	4						
Art Shamsky, L (1,9) OBP: 0.395, SLG: 0.488 Tommy Helms, R (8, FR) OBP: 0.500, SLG: 0.618		0-3 K		0-0 3-1 2B		0-0 F9		4-0 1B BB	3	0	1	0	1	1	0						
Johnny Edwards, L (1,2) OBP: 0.360, SLG: 0.487		0-0 G3		0-0 3-1 2-3		0-0 F9		0-0 1B	4	0	1	0	0	0	1						
Leo Cardenas, R (1,6) OBP: 0.362, SLG: 0.437		0-0 1B		4-0 BB		0-0 HR		0-0 P3	3	1	2	1	1	0	2						
Joe Nuxhall, L (1,1) OBP: 0.244, SLG: 0.231 Billy McCool, R (8, 1) OBP: 0.042, SLG: 0.042	0-0 1-3		0-3 K			0-0 4-3		0-3 K	3	0	0	0	0	1	3						
Inning Stats	R: 1 E: 0 K: 0 S: 5	H: 2 LOB: 1 BB: 0 P: 5	R: 0 E: 0 K: 1 S: 6	H: 1 LOB: 1 BB: 0 P: 6	R: 1 E: 0 K: 1 S: 7	H: 3 LOB: 1 BB: 0 P: 7	R: 0 E: 0 K: 1 S: 6	H: 1 LOB: 2 BB: 1 P: 10	R: 0 E: 0 K: 0 S: 4	H: 1 LOB: 0 BB: 0 P: 4	R: 1 E: 0 K: 0 S: 4	H: 1 LOB: 0 BB: 0 P: 4	R: 0 E: 0 K: 1 S: 6	H: 1 LOB: 2 BB: 1 P: 10	R: 0 E: 0 K: 1 S: 6	H: 1 LOB: 1 BB: 1 P: 10	1B: 7 2B: 2 3B: 0 HR: 2	SF: 0 SAC: 0 DP: 1 HBP: 0	WP: 1 PB: 0 SB: 0 CS: 0	PA: 36	
PITCHER	IP WLS BF H R ER SO BB IBB HBP BLK WP HR S P ERA WHIP	7.0 L 31 10 4 4 3 1 0 0 0 0 2 36 40 5.14 1.571	1.0 5 1 0 0 1 1 0 0 0 0 0 0 6 10 0.00 2.000																		

Houston Astros @ Cincinnati Reds
Crosley Field, Cincinnati, OH
Sun Sep 19 1965, 3:38 AM EDT
Att: 19,907 - Unknown

AB	34
R	4
H	11
RBI	4
BB	2
SO	4
LOB	17



Batter	1	2	3	4	5	6	7	8	9	AB	R	H	RBI	BB	SO	LOB	TOP								
Dick Schofield, S OBP: 0.290, SLG: 0.266 (1, 6)	F5		K		K		1B		K	5	0	1	0	0	3	2	San Francisco Giants @ Cincinnati Reds Crosley Field, Cincinnati, OH Mon Sep 20 1965, 7:05 PM EDT Att: 14,070 - Unknown livebaseballscorecards.com								
Jesus Alou, R OBP: 0.320, SLG: 0.405 (1, 9)	F8			4-3		F4		G4-3	5	0	1	0	0	0	1										
Willie Mays, R OBP: 0.397, SLG: 0.654 (1, 8)				F8		S WP 4-3 BB			2	1	0	0	2	1	2										
Willie McCovey, L OBP: 0.390, SLG: 0.551 (1, 3)	K			K		WP 4-3 BB		K	3	0	0	0	1	3	1										
Jim Ray Hart, R OBP: 0.343, SLG: 0.477 (1, 5)					E3 2B WP	4-3		1B	4	2	1	1	0	1	1										
Len Gabrielson, L OBP: 0.388, SLG: 0.428 (1, 7)						1-2 3-H		2B	2	1	1	0	1	0	0										
Matty Alou, L OBP: 0.280, SLG: 0.306 (6, 7)	4-3					4-0		1B	0	0	0	0	0	0	0										
Orlando Cepeda, R OBP: 0.226, SLG: 0.154 (6, PH)					WP 1B			1B	0	0	0	0	1	0	0										
Bob Schroder, L OBP: 0.300, SLG: 0.222 (6, PR)					1-3			IBB	0	0	0	0	0	0	0										
Ken Henderson, S OBP: 0.263, SLG: 0.225 (6, 7)					2-3			IBB	0	0	0	0	0	0	0										
Tom Haller, L OBP: 0.330, SLG: 0.369 (1, 2)	3-1				SH3			G6-3	4	0	2	2	0	1	2										
Hal Lanier, R OBP: 0.257, SLG: 0.286 (1, 4)			K		SH3			1B	3	0	0	0	0	1	2										
Bobby Bolin, R OBP: 0.204, SLG: 0.234 (1, 1)									2	0	0	0	0	2	1										
Masanori Murakami, L OBP: 0.154, SLG: 0.154 (6, 1)			K		K			G4-3	2	0	1	0	0	1	0										
Inning Stats	R: 0 E: 0 K: 1 S: 5	H: 0 LOB: 1 BB: 1 P: 9	R: 0 E: 0 K: 1 S: 5	H: 0 LOB: 0 BB: 0 P: 5	R: 0 E: 0 K: 3 S: 9	H: 0 LOB: 0 BB: 0 P: 9	R: 0 E: 0 K: 1 S: 5	H: 0 LOB: 0 BB: 0 P: 5	R: 2 E: 1 K: 2 S: 10	H: 2 LOB: 1 BB: 0 P: 10	R: 1 E: 0 K: 1 S: 5	H: 0 LOB: 2 BB: 3 P: 17	R: 0 E: 0 K: 2 S: 9	H: 2 LOB: 2 BB: 0 P: 9	R: 1 E: 0 K: 1 S: 6	H: 2 LOB: 2 BB: 1 P: 10	R: 0 E: 0 K: 1 S: 5	H: 1 LOB: 0 BB: 0 P: 5	1B: 5 2B: 2 3B: 0 HR: 0	SF: 0 SAC: 1 DP: 2 HBP: 0	WP: 3 PB: 0 SB: 1 CS: 0	PA: 38			
PITCHER	IP	WLS	BF	H	R	ER	SO	BB	IBB	HBP	BLK	WP	HR	S	P	ERA	WHIP								
Jim Maloney, R ERA: 2.55 (1, 1)	7.0	L	30	4	3	2	11	3	1	0	0	3	0	48	64	2.57	1.000								
Ted Davidson, L ERA: 2.35 (8, 1)	2.0		8	3	1	1	2	0	1	0	0	0	0	11	15	4.50	1.500								

Batter	1	2	3	4	5	6	7	8	9	AB	R	H	RBI	BB	SO	LOB	BOTTOM								
Tommy Harper, R OBP: 0.348, SLG: 0.409 (1, 7)	6-3		F9		BB		5-3			3	0	0	0	1	0	0	San Francisco Giants @ Cincinnati Reds Crosley Field, Cincinnati, OH Mon Sep 20 1965, 7:05 PM EDT Att: 14,070 - Unknown livebaseballscorecards.com								
Pete Rose, S OBP: 0.381, SLG: 0.448 (1, 4)	1B		6-3		4-3			6-3	4	0	1	0	0	0	1										
Vada Pinson, L OBP: 0.350, SLG: 0.481 (1, 8)	K		4-3			4-0 BB BB		1B	3	0	1	0	1	1	1										
Frank Robinson, R OBP: 0.386, SLG: 0.533 (1, 9)				G3		4-0 BB BB		K	3	0	1	0	1	1	1										
Gordy Coleman, L OBP: 0.353, SLG: 0.498 (1, 3)					4-0				1	0	0	0	1	1	2										
Tony Perez, R OBP: 0.314, SLG: 0.479 (6, PH) (7, 3)	K				BB		F5		2	0	0	0	0	1	3										
Deron Johnson, R OBP: 0.338, SLG: 0.517 (1, 5)							F9		4	0	0	0	0	0	3										
Johnny Edwards, L OBP: 0.360, SLG: 0.485 (1, 2)									3	0	1	0	0	0	3										
Don Pavletich, R OBP: 0.398, SLG: 0.534 (6, PH)	B5-6 1B						5-3		1	0	0	0	0	0	0										
Leo Cardenas, R OBP: 0.361, SLG: 0.435 (1, 6)								5-3	4	0	1	0	0	1	0										
Jim Maloney, L OBP: 0.315, SLG: 0.337 (1, 1)									2	0	0	0	0	1	2										
Tommy Helms, R OBP: 0.487, SLG: 0.600 (7, PH)	B5-6								1	0	0	0	0	1	0										
Ted Davidson, R ERA: 3.58 (6, 1)									0	0	0	0	0	0	0										
Inning Stats	R: 0 E: 0 K: 2 S: 9	H: 2 LOB: 2 BB: 0 P: 9	R: 0 E: 0 K: 0 S: 4	H: 2 LOB: 1 BB: 0 P: 4	R: 0 E: 0 K: 0 S: 3	H: 0 LOB: 0 BB: 0 P: 3	R: 0 E: 0 K: 0 S: 3	H: 0 LOB: 1 BB: 1 P: 7	R: 0 E: 0 K: 1 S: 5	H: 0 LOB: 1 BB: 1 P: 9	R: 0 E: 0 K: 0 S: 3	H: 0 LOB: 2 BB: 2 P: 11	R: 0 E: 0 K: 2 S: 7	H: 0 LOB: 0 BB: 0 P: 7	R: 0 E: 0 K: 2 S: 8	H: 1 LOB: 1 BB: 0 P: 8	R: 0 E: 0 K: 0 S: 3	H: 0 LOB: 0 BB: 0 P: 3	1B: 5 2B: 1 3B: 0 HR: 0	SF: 0 SAC: 0 DP: 1 HBP: 0	WP: 0 PB: 0 SB: 0 CS: 0	PA: 35			
PITCHER	IP	WLS	BF	H	R	ER	SO	BB	IBB	HBP	BLK	WP	HR	S	P	ERA	WHIP								
Bobby Bolin, R ERA: 2.44 (1, 1)	5.0	W	22	4	0	0	3	4	0	0	0	0	0	24	40	0.00	1.600								
Masanori Murakami, L ERA: 3.58 (6, 1)	4.0	S	13	1	0	0	4	0	0	0	0	0	0	21	21	0.00	0.250								

Batter	1	2	3	4	5	6	7	8	9	AB	R	H	RBI	BB	SO	LOB	TOP			
Dick Schofield, S OBP: 0.289, SLG: 0.264 (1, 6)										3	0	0	0	1	2	1	San Francisco Giants @ Cincinnati Reds Crosley Field, Cincinnati, OH Tue Sep 21 1965, 7:05 PM EDT Att: 14,840 - Unknown			
Willie McCovey, L OBP: 0.398, SLG: 0.546 (1, 3)										4	0	0	0	0	2	1				
Willie Mays, R OBP: 0.398, SLG: 0.652 (1, 8)										2	1	0	0	2	2	0				
Jim Ray Hart, R OBP: 0.344, SLG: 0.476 (1, 7)										3	1	1	0	1	1	1				
Jesus Alou, R OBP: 0.322, SLG: 0.406 (1, 9)										4	1	2	1	0	0	2				
Jim Davenport, R OBP: 0.311, SLG: 0.380 (1, 5)										4	1	3	3	0	0	1				
Hal Lanier, R OBP: 0.257, SLG: 0.287 (1, 4)										3	0	1	0	0	0	2				
Gaylord Perry, R OBP: 0.194, SLG: 0.156 (6, PH)										0	0	0	0	0	0	0				
Jack Hiatt, R OBP: 0.395, SLG: 0.391 (9, PH)										1	0	0	0	0	0	1				
Tom Haller, L OBP: 0.330, SLG: 0.370 (1, 2)										2	0	1	0	0	0	1				
Orlando Cepeda, R OBP: 0.219, SLG: 0.148 (7, PH)										1	0	0	0	0	1	0				
Dick Bertell, R OBP: 0.298, SLG: 0.227 (9, PH)										0	0	0	0	0	0	0				
Cap Peterson, R OBP: 0.316, SLG: 0.408 (9, PH)										1	0	0	0	0	0	1				
Bob Shaw, R OBP: 0.117, SLG: 0.132 (1, 1)										2	0	0	0	0	1	1				
Bill Henry, L OBP: 0.200, SLG: 0.200 (6, 1)										0	0	0	0	0	0	0				
Frank Linzy, R OBP: 0.176, SLG: 0.353 (6, 1)										0	0	0	0	0	0	0				
Tito Fuentes, S OBP: 0.286, SLG: 0.254 (6, 4)										1	0	0	0	0	1	0				
Ollie Brown, R OBP: 0.167, SLG: 0.333 (9, PH)										1	0	0	0	0	1	1				
Inning Stats	R: 0 E: 0 K: 2 S: 7	H: 0 LOB: 0 BB: 0 P: 7	R: 0 E: 0 K: 0 S: 2	H: 0 LOB: 0 BB: 1 P: 6	R: 0 E: 0 K: 0 S: 4	H: 1 LOB: 1 BB: 0 P: 4	R: 4 E: 0 K: 0 S: 6	H: 4 LOB: 0 BB: 1 P: 10	R: 0 E: 0 K: 3 S: 9	H: 2 LOB: 2 BB: 0 P: 7	R: 0 E: 0 K: 3 S: 9	H: 0 LOB: 1 BB: 1 P: 13	R: 0 E: 0 K: 1 S: 4	H: 0 LOB: 0 BB: 1 P: 8	R: 0 E: 0 K: 1 S: 6	H: 1 LOB: 1 BB: 0 P: 6	1B: 7 2B: 1 3B: 0 HR: 1	SF: 0 SAC: 0 DP: 2 HBP: 0	WP: 0 PB: 0 SB: 0 CS: 1	PA: 36
PITCHER	IP WLS BF H R ER SO BB IBB HBP BLK WP HR S P ERA WHIP																			
Jim O'Toole, L ERA: 6.3 (1, 1)	3.1	16	5	4	4	2	2	0	0	0	0	0	0	1	18	26	10.80	2.100		
Dom Zanni, R ERA: 1.04 (4, 1)	1.2	4	0	0	0	3	0	0	0	0	0	0	0	10	10	0.00	0.000			
Ted Davidson, L ERA: 2.34 (6, 1)	1.0	W	5	2	0	1	0	0	0	0	0	0	0	7	7	0.00	2.000			
Billy McCool, L ERA: 3.94 (7, 1)	3.0	S	11	1	0	5	2	0	0	0	0	0	0	19	27	0.00	1.000			

Batter	1	2	3	4	5	6	7	8	9	AB	R	H	RBI	BB	SO	LOB	BOTTOM			
Tommy Harper, R OBP: 0.347, SLG: 0.409 (1, 7)										5	1	1	0	0	1	2	San Francisco Giants @ Cincinnati Reds Crosley Field, Cincinnati, OH Tue Sep 21 1965, 7:05 PM EDT Att: 14,840 - Unknown			
Pete Rose, S OBP: 0.380, SLG: 0.446 (1, 4)										4	0	1	1	0	0	0				
Vada Pinson, L OBP: 0.351, SLG: 0.481 (1, 8)										4	1	2	2	0	0	0				
Frank Robinson, R OBP: 0.388, SLG: 0.540 (1, 9)										4	2	3	1	0	0	2				
Gordy Coleman, L OBP: 0.354, SLG: 0.497 (1, 3)										1	0	0	0	1	0	0				
Tony Perez, R OBP: 0.316, SLG: 0.479 (6, PH)										2	1	1	1	0	0	0				
Deron Johnson, R OBP: 0.335, SLG: 0.514 (1, 5)										4	0	0	0	0	0	4				
Johnny Edwards, L OBP: 0.359, SLG: 0.485 (1, 2)										4	1	1	0	0	1	0				
Leo Cardenas, R OBP: 0.362, SLG: 0.435 (1, 6)										3	1	1	0	0	1	0				
Jim O'Toole, S OBP: 0.145, SLG: 0.075 (1, 1)										1	0	0	0	0	1	1				
Dom Zanni, R ERA: 3.07 (4, 1)										0	0	0	0	0	0	0				
Mel Queen, L (5, PH)										1	0	0	0	0	1	0				
Ted Davidson, R (6, 1)										0	0	0	0	0	0	0				
Art Shamsky, L OBP: 0.305, SLG: 0.482 (5, PH)										1	0	0	0	0	1	3				
Billy McCool, R OBP: 0.240, SLG: 0.240 (7, 1)										1	0	0	0	0	1	0				
Inning Stats	R: 0 E: 1 K: 1 S: 7	H: 1 LOB: 3 BB: 1 P: 11	R: 0 E: 0 K: 1 S: 6	H: 2 LOB: 2 BB: 0 P: 6	R: 1 E: 0 K: 0 S: 4	H: 1 LOB: 0 BB: 0 P: 4	R: 0 E: 0 K: 0 S: 3	H: 0 LOB: 0 BB: 0 P: 3	R: 0 E: 0 K: 1 S: 5	H: 0 LOB: 0 BB: 0 P: 5	R: 6 E: 1 K: 1 S: 12	H: 6 LOB: 2 BB: 0 P: 13	R: 0 E: 0 K: 1 S: 5	H: 0 LOB: 0 BB: 0 P: 5	R: 0 E: 0 K: 2 S: 7	H: 0 LOB: 0 BB: 0 P: 7	1B: 7 2B: 2 3B: 0 HR: 1	SF: 0 SAC: 0 DP: 0 HBP: 1	WP: 1 PB: 0 SB: 0 CS: 0	PA: 37
PITCHER	IP WLS BF H R ER SO BB IBB HBP BLK WP HR S P ERA WHIP																			
Bob Shaw, R ERA: 2.56 (1, 1)	5.0	22	6	3	3	3	1	0	0	0	0	0	0	1	27	31	5.40	1.400		
Bill Henry, L ERA: 3.07 (6, 1)	0.0	1	1	0	0	0	0	0	0	0	1	0	1	1	1	∞	∞			
Frank Linzy, R ERA: 1.55 (6, 1)	0.2	L	7	3	4	0	0	0	1	0	0	0	8	9	0.00	4.500				
Gaylord Perry, R ERA: 4.13 (6, 1)	2.1	7	0	0	0	3	0	0	0	0	0	0	13	13	0.00	0.000				

Batter	1	2	3	4	5	6	7	8	9	AB	R	H	RBI	BB	SO	LOB	TOP			
Dick Schofield, S OBP: 0.287, SLG: 0.262 (1, 6)										5	0	0	0	0	1	3				
Jesus Aloy, R OBP: 0.319, SLG: 0.402 (1, 9)										4	0	0	0	0	0	2				
Willie McCovey, L OBP: 0.389, SLG: 0.546 (1, 3)										4	0	2	0	0	0	0				
Willie Mays, R OBP: 0.397, SLG: 0.649 (1, 8)										4	0	1	0	0	0	1				
Jim Ray Hart, R OBP: 0.345, SLG: 0.477 (1, 5)										3	1	1	0	1	0	2				
Len Gabrielson, L OBP: 0.387, SLG: 0.424 (1, 7)										3	0	0	0	1	2	3				
Tom Haller, L OBP: 0.332, SLG: 0.369 (1, 2)										3	0	1	0	0	1	2				
Hal Lanier, R OBP: 0.258, SLG: 0.287 (9, PH)										3	0	1	0	0	1	4				
Bob Burda, L OBP: 0.207, SLG: 0.120 (9, PR)										0	0	0	0	1	0	0				
Bob Schroder, L OBP: 0.300, SLG: 0.222 (9, PR)										0	0	0	0	0	0	0				
Juan Marichal, R OBP: 0.158, SLG: 0.172 (6, 1)										2	0	0	0	0	1	1				
Warren Spahn, L OBP: 0.262, SLG: 0.148 (7, PH)										0	0	0	0	0	0	0				
Matty Alou, L OBP: 0.279, SLG: 0.305 (7, PH)										1	0	0	0	0	0	1				
Gaylord Perry, R OBP: 0.194, SLG: 0.156 (9, PH)										0	0	0	0	0	0	0				
Orlando Cepeda, R OBP: 0.212, SLG: 0.148 (9, PH)										0	0	0	1	0	0	0				
Inning Stats	R: 0 E: 0 K: 1 S: 5	H: 0 LOB: 0 BB: 0 P: 5	R: 0 E: 0 K: 0 S: 2	H: 0 LOB: 0 BB: 1 P: 6	R: 0 E: 1 K: 2 S: 9	H: 1 LOB: 2 BB: 0 P: 9	R: 0 E: 0 K: 1 S: 7	H: 2 LOB: 3 BB: 0 P: 8	R: 0 E: 0 K: 0 S: 3	H: 0 LOB: 0 BB: 0 P: 3	R: 0 E: 0 K: 0 S: 6	H: 1 LOB: 1 BB: 0 P: 6	R: 0 E: 0 K: 0 S: 4	H: 1 LOB: 1 BB: 0 P: 4	R: 0 E: 0 K: 0 S: 6	H: 1 LOB: 2 BB: 2 P: 14	1B: 5 2B: 1 3B: 0 HR: 0	SF: 1 SAC: 0 DP: 1 HBP: 1	WP: 1 PB: 0 CS: 0	PA: 37
PITCHER Sammy Ellis, R ERA: 3.75 (1, 1)	IP: 9.0 WLS: W BF: 37 H: 6 R: 1 ER: 1 SO: 6 BB: 3 IBB: 0 HBP: 1 BLK: 0 WP: 1 HR: 0 S: 45 P: 58 ERA: 1.00 WHIP: 1.000																			

San Francisco Giants @ Cincinnati Reds
Crosley Field, Cincinnati, OH
Wed Sep 22 1965, 7:05 PM EDT
Att: 18,387 - Unknown

AB 32
R 1
H 6
RBI 1
BB 3
SO 6
LOB 19



Batter	1	2	3	4	5	6	7	8	9	AB	R	H	RBI	BB	SO	LOB	BOTTOM			
Tommy Harper, R OBP: 0.346, SLG: 0.407 (1, 7) (9, 8)										3	1	0	0	1	0	1				
Pete Rose, S OBP: 0.380, SLG: 0.445 (1, 4)										4	1	1	0	0	2	2				
Vada Pinson, L OBP: 0.350, SLG: 0.479 (1, 8) (9, 9)										4	1	1	0	0	0	0				
Frank Robinson, R OBP: 0.389, SLG: 0.545 (1, 9) (9, 7)										3	1	1	3	1	1	0				
Gordy Coleman, L OBP: 0.352, SLG: 0.494 (1, 3) (6, PH) (7, 3)										2	0	0	0	0	1	0				
Tony Perez, R OBP: 0.313, SLG: 0.475 (6, PH) (7, 3)										2	0	0	0	0	0	1				
Deron Johnson, R OBP: 0.335, SLG: 0.513 (1, 5)										3	1	1	0	0	1	0				
Johnny Edwards, L OBP: 0.358, SLG: 0.493 (1, 2)										3	1	1	2	0	0	0				
Leo Cardenas, R OBP: 0.362, SLG: 0.440 (1, 6)										3	1	1	1	0	0	0				
Sammy Ellis, L OBP: 0.146, SLG: 0.130 (1, 1)										2	0	0	0	1	2	0				
Inning Stats	R: 0 E: 0 K: 1 S: 5	H: 0 LOB: 0 BB: 0 P: 5	R: 0 E: 0 K: 2 S: 7	H: 0 LOB: 0 BB: 0 P: 7	R: 0 E: 0 K: 1 S: 5	H: 0 LOB: 0 BB: 0 P: 5	R: 1 E: 1 K: 2 S: 7	H: 0 LOB: 0 BB: 1 P: 11	R: 3 E: 0 K: 1 S: 8	H: 3 LOB: 0 BB: 0 P: 8	R: 3 E: 0 K: 0 S: 6	H: 3 LOB: 0 BB: 0 P: 6	R: 0 E: 0 K: 0 S: 3	H: 0 LOB: 1 BB: 1 P: 7	R: 0 E: 0 K: 0 S: 2	H: 0 LOB: 0 BB: 1 P: 6	1B: 3 2B: 0 3B: 0 HR: 3	SF: 0 SAC: 0 DP: 1 HBP: 0	WP: 0 PB: 0 SB: 1 CS: 0	PA: 32
PITCHER Juan Marichal, R ERA: 2.08 Warren Spahn, L ERA: 3.96 Gaylord Perry, R ERA: 4.09	IP: 5.0 WLS: L BF: 22 H: 6 R: 7 ER: 6 SO: 7 BB: 1 IBB: 0 HBP: 0 BLK: 0 WP: 0 HR: 3 S: 35 P: 39 ERA: 10.80 WHIP: 1.400																			

San Francisco Giants @ Cincinnati Reds
Crosley Field, Cincinnati, OH
Wed Sep 22 1965, 7:05 PM EDT
Att: 18,387 - Unknown

AB 29
R 7
H 6
RBI 6
BB 3
SO 7
LOB 4



Batter	1	2	3	4	5	6	7	8	9	AB	R	H	RBI	BB	SO	LOB	TOP
Tommy Harper, R (1, 7) OBP: 0.346, SLG: 0.405	0-3 K		0-0 L6			0-0 F8		4-0 SH5-3 BB BB		3	0	0	0	1	1	0	Cincinnati Reds @ Houston Astros Astrodome, Houston, TX Sat Sep 25 1965, 8:05 PM EDT Att: 24,443 - Dome
Pete Rose, S (1, 4) OBP: 0.382, SLG: 0.446	0-0 1B		0-0 6-3			0-0 3B 1B		4-0 SH5-3 1-2 BB		3	1	2	0	1	0	0	
Vada Pinson, L (1, 8) OBP: 0.350, SLG: 0.482	0-0 F7			0-0 F7		0-0 3B 1-H		0-0 SH5-3 1-2 2-3		3	0	1	1	0	0	1	
Frank Robinson, R (1, 9) OBP: 0.388, SLG: 0.542	0-0 L7			0-0 5-3		0-0 F9		4-0 IBB		3	0	0	0	1	0	2	
Gordy Coleman, L (1, 3) OBP: 0.352, SLG: 0.492		0-0 FC6-4 1B		0-0 1-3			0-0 F2	0-3 K		3	0	1	0	0	0	0	
Tony Perez, R (7, 3) OBP: 0.312, SLG: 0.473										1	0	0	0	0	1	3	
Deron Johnson, R (1, 5) OBP: 0.336, SLG: 0.513		0-0 FC6-4 1B		0-0 1-3			0-0 4-3 1B	0-0 L8		4	0	2	0	0	0	3	
Johnny Edwards, L (1, 2) OBP: 0.355, SLG: 0.487		0-0 FC6-4 G5-4-3		0-0 4-3			0-0 4-3 1-2	0-0 F8		4	0	0	0	0	0	3	
Leo Cardenas, R (1, 6) OBP: 0.361, SLG: 0.437		0-0 G5-4-3		0-0 F7			4-0 IBB	0-0 F3		3	0	0	0	1	0	2	
Jim Maloney, L (1, 1) OBP: 0.302, SLG: 0.322			0-3 K			0-0 F8	0-0 F9	0-0 F2		4	0	0	0	0	1	2	
Inning Stats	R: 0 E: 0 K: 1 S: 6	H: 1 LOB: 1 BB: 0 P: 6	R: 0 E: 0 K: 0 S: 4	H: 2 LOB: 1 BB: 0 P: 4	R: 0 E: 0 K: 1 S: 5	H: 0 LOB: 0 BB: 0 P: 5	R: 0 E: 0 K: 0 S: 3	H: 0 LOB: 0 BB: 0 P: 3	R: 0 E: 0 K: 0 S: 4	H: 1 LOB: 2 BB: 1 P: 8	R: 0 E: 0 K: 1 S: 5	H: 0 LOB: 3 BB: 3 P: 17	R: 0 E: 0 K: 0 S: 3	H: 0 LOB: 0 BB: 0 P: 3	1B: 5 2B: 0 3B: 1 HR: 0	SF: 0 SAC: 1 DP: 1 HBP: 0	WP: 0 PA: 36 PB: 0 SB: 0 CS: 0
PITCHER	IP WLS BF H R ER SO BB IBB HBP BLK WP HR S P ERA WHIP																
Robin Roberts, R (1, 1) ERA: 2.79	5.0	L 17	3	0	0	2	0	0	0	0	0	0	21	21	0.00	0.600	
Dave Giusti, R (6, 1) ERA: 4.09	3.0	L 16	3	1	1	1	2	2	0	0	0	0	14	30	3.00	1.667	
Claude Raymond, R (9, 1) ERA: 2.98	1.0	3	0	0	0	0	0	0	0	0	0	0	3	3	0.00	0.000	

AB	31
R	1
H	6
RBI	1
BB	4
SO	3
LOB	16



Batter	1	2	3	4	5	6	7	8	9	AB	R	H	RBI	BB	SO	LOB	BOTTOM				
Lee Maye, L (1, 7) OBP: 0.292, SLG: 0.361	0-0 G4-6-3 2B		0-0 G3		0-3 K			0-0 L6		4	0	1	0	0	1	2	Cincinnati Reds @ Houston Astros Astrodome, Houston, TX Sat Sep 25 1965, 8:05 PM EDT Att: 24,443 - Dome				
Joe Morgan, L (1, 4) OBP: 0.364, SLG: 0.406	4-0 G4-6-3 BB		0-0 5-3			0-3 K		0-0 L9		3	0	0	0	1	1	1					
Rusty Staub, L (1, 9) OBP: 0.346, SLG: 0.417	0-0 G4-6-3			0-0 6-3		0-0 F9		0-0 6-3		4	0	0	0	0	0	2					
Chuck Harrison, R (1, 3) OBP: 0.304, SLG: 0.211	0-0 6-3			4-0 BB		0-3 K		0-0 F7		3	0	0	0	1	1	1					
Jimmy Wynn, R (1, 8) OBP: 0.367, SLG: 0.471		0-3 K		0-0 L8			0-0 P6			3	0	0	0	0	1	1					
Bob Aspromonte, R (1, 5) OBP: 0.314, SLG: 0.330		0-0 3-1		0-3 K			0-0 F2			3	0	0	0	0	1	1					
John Bateman, R (1, 2) OBP: 0.286, SLG: 0.437		0-0 F7			0-0 SH3-4 1B		0-3 K2-3			3	0	1	0	0	1	0					
Sonny Jackson, L (1, 6) OBP: 0.091, SLG: 0.091			0-0 6-3		0-0 F7			0-0 4-3		3	0	0	0	0	0	1					
Robin Roberts, S (1, 1) OBP: 0.267, SLG: 0.278				4-0 SH3-4				0-0 6-3		0	0	0	0	1	0	0					
Dave Giusti, R (6, 1) OBP: 0.216, SLG: 0.286										0	0	0	0	0	0	0					
Jim Gentile, L (6, PH) OBP: 0.341, SLG: 0.450										1	0	0	0	0	0	0					
Claude Raymond, R (9, 1) OBP: 0.148, SLG: 0.115										0	0	0	0	0	0	0					
Inning Stats	R: 0 E: 0 K: 0 S: 3	H: 1 LOB: 1 BB: 1 P: 7	R: 0 E: 0 K: 1 S: 5	H: 0 LOB: 0 BB: 0 P: 5	R: 0 E: 0 K: 1 S: 5	H: 0 LOB: 1 BB: 1 P: 7	R: 0 E: 0 K: 1 S: 5	H: 0 LOB: 1 BB: 1 P: 9	R: 0 E: 0 K: 1 S: 6	H: 1 LOB: 1 BB: 0 P: 6	R: 0 E: 0 K: 2 S: 7	H: 0 LOB: 0 BB: 0 P: 7	R: 0 E: 0 K: 1 S: 5	H: 0 LOB: 0 BB: 0 P: 5	R: 0 E: 0 K: 0 S: 3	H: 0 LOB: 0 BB: 0 P: 3	R: 0 E: 0 K: 0 S: 3	H: 0 LOB: 0 BB: 0 P: 3	1B: 1 2B: 1 3B: 0 HR: 0	SF: 0 SAC: 1 DP: 1 HBP: 0	WP: 0 PA: 31 PB: 0 SB: 0 CS: 0
PITCHER	IP WLS BF H R ER SO BB IBB HBP BLK WP HR S P ERA WHIP																				
Jim Maloney, R (1, 1) ERA: 2.45	9.0	W 31	2	0	0	6	3	0	0	0	0	0	40	52	0.00	0.556					



Batter	1	2	3	4	5	6	7	8	9	AB	R	H	RBI	BB	SO	LOB	TOP								
Tommy Harper, R (1, 7) OBP: 0.346, SLG: 0.404	0-3 K		0-0 FC4 S 1B		0-0 6-3		4-0 S 1B BB		0-0 F9	4	1	1	0	1	1	0									
Pete Rose, S (1, 4) OBP: 0.382, SLG: 0.445	0-0 4-3		1-0 FC4 HBP		0-3 K		0-0 1B		0-0 4-3	4	0	1	1	0	1	0									
Vada Pinson, L (1, 8) OBP: 0.351, SLG: 0.482	0-0 1B		0-0 FC4 1-2 2-3		0-0 1B		0-0 BB 1B		0-0 1-3	4	1	2	0	0	0	3									
Frank Robinson, R (1, 9) OBP: 0.386, SLG: 0.538	0-0 F8		0-0 4-3		0-0 F7		0-0 1B BB		0-3 K	4	0	0	0	0	1	4									
Gordy Coleman, L (1, 3) OBP: 0.351, SLG: 0.487		0-0 F8		0-0 F7		4-0 1B BB		0-0 5-3	3	0	0	0	0	1	0	0									
Tony Perez, R (8, 3) OBP: 0.312, SLG: 0.473						1-2 BB			0	0	0	0	0	0	0	0									
Deron Johnson, R (1, 5) OBP: 0.339, SLG: 0.514		0-0 5-3		0-0 E 1B		0-0 G4-6-3 1B		0-0 1B	4	0	3	1	0	0	0										
Johnny Edwards, L (1, 2) OBP: 0.356, SLG: 0.487			0-0 1B	0-0 E3 G6-4-3 1B		0-0 G4-6-3 1B		0-0 1B	4	0	2	0	0	0	3										
Leo Cardenas, R (1, 6) OBP: 0.359, SLG: 0.434	0-3 K		0-0 G6-4-3 1B		0-0 5-3		0-0 P4		0-0 P6	4	0	0	0	0	1	5									
Joe Nuxhall, L (1, 1) OBP: 0.227, SLG: 0.214			0-0 F9		0-3 K				0-0 P6	3	0	0	0	0	2	0									
Art Shamsky, L (9, PH) OBP: 0.351, SLG: 0.477										1	0	0	0	0	0	0									
Billy McCool, R (9, 1) OBP: 0.040, SLG: 0.040										0	0	0	0	0	0	0									
Inning Stats	R: 0 E: 0 K: 1 S: 6	H: 1 LOB: 1 BB: 0 P: 6	R: 0 E: 0 K: 1 S: 6	H: 1 LOB: 1 BB: 0 P: 6	R: 0 E: 0 K: 0 S: 4	H: 1 LOB: 2 BB: 0 P: 5	R: 0 E: 1 K: 0 S: 4	H: 1 LOB: 0 BB: 0 P: 4	R: 0 E: 0 K: 2 S: 7	H: 0 LOB: 0 BB: 0 P: 7	R: 1 E: 0 K: 0 S: 4	H: 2 LOB: 1 BB: 1 P: 8	R: 1 E: 0 K: 1 S: 6	H: 1 LOB: 1 BB: 1 P: 10	R: 0 E: 0 K: 1 S: 7	H: 2 LOB: 2 BB: 0 P: 7	R: 0 E: 0 K: 0 S: 3	H: 0 LOB: 0 BB: 0 P: 3	1B: 9 2B: 0 3B: 0 HR: 0	SF: 0 SAC: 0 DP: 2 HBP: 1	WP: 0 PB: 0 SB: 2 CS: 0	PA: 38			
PITCHER	IP	WLS	BF	H	R	ER	SO	BB	IBB	HBP	BLK	WP	HR	S	P	ERA	WHIP								
Bob Bruce, R (1, 1) ERA: 3.72	8.0		35	9	2	2	6	2	0	1	0	0	0	44	53	2.25	1.375								
Turk Farrell, R (9, 1) ERA: 3.4	1.0	W	3	0	0	0	0	0	0	0	0	0	0	3	3	0.00	0.000								

Cincinnati Reds @ Houston Astros
Astrodome, Houston, TX
Sun Sep 26 1965, 4:33 AM EDT
Att: 15,540 - Dome

AB	35
R	2
H	9
RBI	2
BB	2
SO	6
LOB	15



Batter	1	2	3	4	5	6	7	8	9	AB	R	H	RBI	BB	SO	LOB	BOTTOM								
Joe Morgan, L (1, 4) OBP: 0.366, SLG: 0.407	0-0 4-3			4-0 FC5 1B BB		0-0 G3			0-0 FC3-6 1B	4	0	2	0	1	0	1									
Lee Maye, L (1, 7) OBP: 0.293, SLG: 0.361	0-0 BB 1B		0-0 F9	0-0 1-2 2-3 3-H 0-0 1B		0-0 4-3			0-0 FC3-6 BB HR	5	1	2	1	0	0	1									
Jimmy Wynn, R (1, 8) OBP: 0.367, SLG: 0.470	0-0 1-2 BB 1B		0-0 L5	0-0 FC5 2-3f		0-0 P2			4-0 1-2 BB HR	4	1	1	0	1	0	3									
Chuck Harrison, R (1, 3) OBP: 0.321, SLG: 0.348	0-3 K		4-0 BB		0-0 5-3		0-3 K		0-0 HR	4	1	1	3	1	2	2									
Bob Aspromonte, R (1, 5) OBP: 0.314, SLG: 0.328	4-0 1-2 2-3 BB		0-0 P4		0-0 5-3				0-0 1-3	3	0	0	0	1	0	1									
John Bateman, R (1, 2) OBP: 0.285, SLG: 0.431	0-3 K		0-0 6-3		0-0 4-3				0-0 E 1B	4	0	1	0	0	1	3									
Norm Miller, L (8, FR) OBP: 0.250, SLG: 0.143										0	0	0	0	0	0	0									
Dave Adlesh, R (9, 2) OBP: 0.206, SLG: 0.188										0	0	0	0	0	0	0									
Rusty Staub, L (1, 9) OBP: 0.345, SLG: 0.416		0-0 4-3		0-0 P3		0-0 6-3 1B 1B			0-0 P5	4	0	1	0	0	0	1									
Sonny Jackson, L (1, 6) OBP: 0.167, SLG: 0.130				4-0 WP 1B BB		0-0 6-3			0-0 E4	1	1	1	0	1	0	0									
Bob Lillis, R (6, PH) OBP: 0.297, SLG: 0.255						1-2 1B			1-2 1B	2	0	0	0	0	0	2									
Bob Bruce, R (1, 1) OBP: 0.132, SLG: 0.149		0-0 P4		0-0 1B BB		0-0 1B BB			0-3 K	3	0	2	0	0	0	1									
Walt Bond, L (8, PH) OBP: 0.338, SLG: 0.367				1-2 1B						1	0	0	0	0	1	2									
Turk Farrell, R (9, 1) OBP: 0.149, SLG: 0.151						2-H 1B				0	0	0	0	0	0	0									
Inning Stats	R: 0 E: 0 K: 2 S: 9	H: 2 LOB: 3 BB: 1 P: 13	R: 0 E: 0 K: 0 S: 4	H: 2 LOB: 2 BB: 0 P: 4	R: 0 E: 0 K: 0 S: 3	H: 0 LOB: 1 BB: 1 P: 7	R: 1 E: 0 K: 0 S: 5	H: 2 LOB: 3 BB: 2 P: 13	R: 0 E: 0 K: 0 S: 3	H: 0 LOB: 0 BB: 0 P: 3	R: 0 E: 0 K: 0 S: 4	H: 2 LOB: 1 BB: 0 P: 4	R: 0 E: 0 K: 1 S: 5	H: 0 LOB: 0 BB: 0 P: 5	R: 0 E: 1 K: 1 S: 7	H: 1 LOB: 2 BB: 0 P: 7	R: 3 E: 0 K: 0 S: 3	H: 2 LOB: 0 BB: 1 P: 7	1B: 10 2B: 0 3B: 0 HR: 1	SF: 0 SAC: 0 DP: 0 HBP: 0	WP: 1 PB: 0 SB: 1 CS: 0	PA: 40			
PITCHER	IP	WLS	BF	H	R	ER	SO	BB	IBB	HBP	BLK	WP	HR	S	P	ERA	WHIP								
Joe Nuxhall, L (1, 1) ERA: 3.33	8.0		36	9	1	1	4	4	0	0	0	0	0	40	56	1.12	1.625								
Billy McCool, L (9, 1) ERA: 4.2	0.1	L	4	2	3	3	0	1	0	0	0	0	1	3	7	81.00	9.000								

Cincinnati Reds @ Houston Astros
Astrodome, Houston, TX
Sun Sep 26 1965, 4:33 AM EDT
Att: 15,540 - Dome

AB	35
R	4
H	11
RBI	4
BB	5
SO	4
LOB	17



Batter	1	2	3	4	5	6	7	8	9	AB	R	H	RBI	BB	SO	LOB	TOP			
Tommy Harper, R OBP: 0.344, SLG: 0.399 (1, 7)	F8		P6						K	4	0	0	0	0	2	0	Cincinnati Reds @ Los Angeles Dodgers Dodger Stadium, Los Angeles, CA Wed Sep 29 1965, 7:05 PM PDT Att: 52,312 - Unknown livebaseballscorecards.com			
Pete Rose, S OBP: 0.381, SLG: 0.444 (1, 4)	K			6-3					K	4	0	0	0	0	2	0				
Vada Pinson, L OBP: 0.349, SLG: 0.479 (1, 8)	F7			1B					4-3	4	0	1	0	0	0	0				
Frank Robinson, R OBP: 0.385, SLG: 0.535 (1, 9)		K		K					5-3	3	0	0	0	0	2	1				
Deron Johnson, R OBP: 0.337, SLG: 0.508 (1, 5)		BB		1-3					1B	2	0	1	0	1	0	1				
Don Pavletich, R OBP: 0.390, SLG: 0.516 (1, 2)	L8				F8				K	3	0	0	0	0	1	2				
Tony Perez, R OBP: 0.313, SLG: 0.467 (1, 3)	K				K				K	3	0	0	0	0	3	1				
Leo Cardenas, R OBP: 0.355, SLG: 0.428 (1, 6)			K		K				F9	3	0	0	0	0	2	0				
Jim Maloney, L OBP: 0.296, SLG: 0.315 Ted Davidson, R (7, 1)	L9					K			5-3	2	0	0	0	0	1	0				
Tommy Helms, R OBP: 0.476, SLG: 0.579 Bobby Locke, R (8, 1)										0	0	0	0	0	0	0				
Inning Stats	R: 0 E: 0 K: 1 S: 5	H: 0 LOB: 0 BB: 0 P: 5	R: 0 E: 0 K: 2 S: 7	H: 0 LOB: 1 BB: 1 P: 11	R: 0 E: 0 K: 1 S: 5	H: 0 LOB: 0 BB: 0 P: 5	R: 0 E: 0 K: 1 S: 6	H: 1 LOB: 1 BB: 0 P: 6	R: 0 E: 0 K: 3 S: 9	H: 0 LOB: 0 BB: 0 P: 9	R: 0 E: 0 K: 1 S: 6	H: 1 LOB: 1 BB: 0 P: 6	R: 0 E: 0 K: 1 S: 5	H: 0 LOB: 0 BB: 0 P: 5	R: 0 E: 0 K: 1 S: 5	H: 0 LOB: 0 BB: 0 P: 5	1B: 2 2B: 0 3B: 0 HR: 0	SF: 0 SAC: 0 DP: 0 HBP: 0	WP: 0 PB: 0 SB: 1 CS: 0	PA: 30
PITCHER Sandy Koufax, L ERA: 2.07 (1, 1)	IP: 9.0 WLS: W BF: 30 H: 2 R: 0 ER: 0 SO: 13 BB: 1 IBB: 0 HBP: 0 BLK: 0 WP: 0 HR: 0 S: 55 P: 59 ERA: 0.00 WHIP: 0.333															PITCHER IP: WLS: BF: H: R: ER: SO: BB: IBB: HBP: BLK: WP: HR: S: P: ERA: WHIP:				

Batter	1	2	3	4	5	6	7	8	9	AB	R	H	RBI	BB	SO	LOB	BOTTOM			
Maury Wills, S OBP: 0.333, SLG: 0.333 (1, 6)	BB		P5						1B	3	1	1	3	1	0	3	Cincinnati Reds @ Los Angeles Dodgers Dodger Stadium, Los Angeles, CA Wed Sep 29 1965, 7:05 PM PDT Att: 52,312 - Unknown livebaseballscorecards.com			
Jim Gilliam, S OBP: 0.378, SLG: 0.393 John Kennedy, R OBP: 0.241, SLG: 0.225 (7, PR)	L4-6			3-1		1B	G3		FC1-6	3	1	2	1	1	0	0				
Willie Davis, L OBP: 0.268, SLG: 0.353 (1, 8)	L4-6			L4		G3	FC1-6		1B	4	0	0	0	0	0	3				
Ron Fairly, L OBP: 0.359, SLG: 0.377 (1, 9)		5-3		FC6-4		1B	F7		1B	2	0	0	0	2	0	1				
Lou Johnson, R OBP: 0.312, SLG: 0.390 (1, 7)		K		FC6-4		E9	1-3		1-3	4	0	1	0	0	1	2				
Jim Lefebvre, S OBP: 0.336, SLG: 0.371 (1, 4)		4-3			WP	FC4-2	1B		1-3	4	0	1	0	0	0	1				
Wes Parker, S OBP: 0.336, SLG: 0.357 (1, 3)			4-3		S	FC4-2	BB		K	2	1	0	0	2	1	0				
John Roseboro, L OBP: 0.284, SLG: 0.310 (1, 2)			F7		FC4-2	BB	BB		6-3	4	1	1	0	0	0	2				
Sandy Koufax, R OBP: 0.240, SLG: 0.198 (1, 1)			1B		K	BB	BB			2	1	1	0	1	1	2				
Inning Stats	R: 0 E: 0 K: 0 S: 2	H: 1 LOB: 0 BB: 1 P: 6	R: 0 E: 0 K: 1 S: 5	H: 0 LOB: 0 BB: 0 P: 5	R: 0 E: 0 K: 0 S: 4	H: 1 LOB: 1 BB: 0 P: 4	R: 0 E: 0 K: 0 S: 3	H: 0 LOB: 1 BB: 1 P: 7	R: 0 E: 0 K: 1 S: 6	H: 1 LOB: 2 BB: 1 P: 10	R: 1 E: 1 K: 0 S: 3	H: 1 LOB: 1 BB: 2 P: 11	R: 4 E: 0 K: 0 S: 6	H: 3 LOB: 1 BB: 2 P: 14	R: 0 E: 0 K: 1 S: 5	H: 0 LOB: 0 BB: 0 P: 5		1B: 5 2B: 2 3B: 1 HR: 0	SF: 0 SAC: 0 DP: 1 HBP: 0	WP: 1 PB: 0 SB: 3 CS: 1
PITCHER Jim Maloney, R ERA: 2.54 Ted Davidson, L ERA: 2.26 Bobby Locke, R ERA: 5.71 (1, 1)	IP: 6.0 WLS: L BF: 28 H: 6 R: 5 ER: 4 SO: 2 BB: 6 IBB: 1 HBP: 0 BLK: 0 WP: 1 HR: 0 S: 25 P: 53 ERA: 6.00 WHIP: 2.000															PITCHER IP: WLS: BF: H: R: ER: SO: BB: IBB: HBP: BLK: WP: HR: S: P: ERA: WHIP:				

Batter	1	2	3	4	5	6	7	8	9	AB	R	H	RBI	BB	SO	LOB	TOP				
Tommy Harper, R OBP: 0.343, SLG: 0.396 (1, 7)	0-3 K		0-0 F4		0-0 F8		0-0 F3			4	0	0	0	0	1	1	Cincinnati Reds @ San Francisco Giants Candlestick Park, San Francisco, CA Thu Sep 30 1965, 6:33 AM EDT Att: 14,502 - Unknown				
Pete Rose, S OBP: 0.380, SLG: 0.442 (1, 4)	0-0 F4		0-0 G3		4-0 BB		0-0 3-1			3	0	0	0	1	0	1					
Vada Pinson, L OBP: 0.349, SLG: 0.482 (1, 8)	4-0 E S BB			0-0 HR	0-3 K			0-0 F5		3	1	1	1	1	1	1					
Frank Robinson, R OBP: 0.384, SLG: 0.538 (1, 9)	0-3 K			0-0 F7		0-0 F3		0-0 HR		4	1	1	1	0	1	1					
Gordy Coleman, L OBP: 0.351, SLG: 0.486 Tony Perez, R OBP: 0.312, SLG: 0.465 (8, 3)		0-0 FC1-6 1B		0-0 6-3		0-0 4-3		0-0 F4		3	0	1	0	0	0	0					
Deron Johnson, R OBP: 0.338, SLG: 0.513 (1, 5)		0-0 F2		0-0 1B		0-0 HR		0-3 K		4	1	2	1	0	1	1					
Johnny Edwards, L OBP: 0.355, SLG: 0.482 Don Pavletich, R OBP: 0.389, SLG: 0.513 (9, 2)		0-0 FC1-6		0-0 1B		0-0 3-1		0-0 F4		3	0	1	0	0	0	1					
Leo Cardenas, R OBP: 0.354, SLG: 0.427 (1, 6)		0-0 F8		0-0 5-3			0-0 SH1-4 1B	0-0 F5		4	0	1	0	0	0	3					
Joe Nuxhall, L OBP: 0.213, SLG: 0.200 (1, 1)			0-0 4-3		0-3 K		0-0 SH1-4	0-0 F5		3	0	0	0	0	1	0					
Inning Stats	R: 0 E: 0 K: 2 S: 7	H: 0 LOB: 1 BB: 1 P: 11	R: 0 E: 0 K: 0 S: 4	H: 1 LOB: 1 BB: 0 P: 4	R: 0 E: 0 K: 0 S: 3	H: 0 LOB: 0 BB: 0 P: 3	R: 1 E: 0 K: 0 S: 6	H: 3 LOB: 2 BB: 0 P: 6	R: 0 E: 0 K: 0 S: 4	H: 0 LOB: 1 BB: 0 P: 4	R: 0 E: 0 K: 0 S: 4	H: 1 LOB: 1 BB: 0 P: 4	R: 1 E: 0 K: 1 S: 6	H: 1 LOB: 0 BB: 0 P: 6	R: 0 E: 0 K: 0 S: 3	H: 0 LOB: 0 BB: 0 P: 3		1B: 4 2B: 0 3B: 0 HR: 3	SF: 0 SAC: 1 DP: 0 HBP: 0	WP: 0 PB: 0 SB: 1 CS: 0	PA: 36
PITCHER	IP	WLS	BF	H	R	ER	SO	BB	IBB	HBP	BLK	WP	HR	S	P	ERA	WHIP				
Juan Marichal, R ERA: 2.13 Masanori Murakami, L ERA: 3.56	(1, 1)	7.0	29	6	2	2	4	2	0	0	0	0	2	35	43	2.57	1.143				

Batter	1	2	3	4	5	6	7	8	9	AB	R	H	RBI	BB	SO	LOB	BOTTOM					
Tito Fuentes, S OBP: 0.279, SLG: 0.250 (1, 6)	0-0 E SF8 1B		0-0 F9		0-0 6-3		0-0 F7			4	1	1	0	0	0	1	Cincinnati Reds @ San Francisco Giants Candlestick Park, San Francisco, CA Thu Sep 30 1965, 6:33 AM EDT Att: 14,502 - Unknown					
Willie McCovey, L OBP: 0.397, SLG: 0.548 (1, 3)	0-0 E5 SF8 1B		0-0 F4		0-0 1B			0-0 F3		4	0	2	0	0	0	0						
Willie Mays, R OBP: 0.398, SLG: 0.645 (1, 8)	0-0 SF8		0-0 5-3		0-0 F4			0-0 F8		3	0	0	1	0	0	1						
Jim Ray Hart, R OBP: 0.347, SLG: 0.479 (1, 7)	0-0 F3			0-0 HR		0-0 F6		0-0 1B 2B		4	2	2	1	0	0	1						
Jesus Alou, R OBP: 0.319, SLG: 0.401 (1, 9)	0-0 F7			0-0 F7		0-0 6-3		0-0 1B		4	0	1	1	0	0	1						
Jim Davenport, R OBP: 0.305, SLG: 0.375 (1, 5)		0-0 F9		0-0 F7		0-0 F8		0-0 F9		4	0	0	0	0	0	1						
Hal Lanier, R OBP: 0.257, SLG: 0.288 (1, 4)		0-0 2B		0-0 2B		0-0 6-3		0-0 FC1-6 1B		4	0	3	0	0	0	0						
Tom Haller, L OBP: 0.338, SLG: 0.386 (1, 2)		0-0 F5		0-0 F8		0-0 F8		0-0 FC1-6 HR		4	1	0	0	0	0	3						
Juan Marichal, R OBP: 0.180, SLG: 0.204 Bob Schroder, L OBP: 0.300, SLG: 0.222 Masanori Murakami, L OBP: 0.194, SLG: 0.154 Orlando Cepeda, R OBP: 0.237, SLG: 0.313 (8, 1)		0-0 F6		0-0 F5		0-0 2B		0-0 HR		3	0	1	0	0	0	1						
Inning Stats	R: 1 E: 1 K: 0 S: 5	H: 2 LOB: 1 BB: 0 P: 5	R: 0 E: 0 K: 0 S: 4	H: 1 LOB: 0 BB: 0 P: 4	R: 0 E: 0 K: 0 S: 3	H: 0 LOB: 0 BB: 0 P: 3	R: 1 E: 0 K: 0 S: 5	H: 2 LOB: 1 BB: 0 P: 5	R: 0 E: 0 K: 0 S: 4	H: 1 LOB: 1 BB: 0 P: 4	R: 0 E: 0 K: 0 S: 3	H: 0 LOB: 0 BB: 0 P: 3	R: 0 E: 0 K: 0 S: 4	H: 1 LOB: 1 BB: 0 P: 4	R: 1 E: 0 K: 0 S: 5	H: 2 LOB: 0 BB: 0 P: 5		R: 2 E: 0 K: 0 S: 3	H: 2 LOB: 0 BB: 0 P: 3	1B: 5 2B: 4 3B: 0 HR: 2	SF: 1 SAC: 0 DP: 0 HBP: 0	WP: 0 PB: 0 SB: 0 CS: 0
PITCHER	IP	WLS	BF	H	R	ER	SO	BB	IBB	HBP	BLK	WP	HR	S	P	ERA	WHIP					
Joe Nuxhall, L ERA: 3.45	(1, 1)	8.1	L	36	11	5	5	0	0	0	0	0	2	36	36	5.40	1.320					

AB 33
R 3
H 7
RBI 3
BB 2
SO 5
LOB 9



AB 35
R 5
H 11
RBI 5
SO 0
LOB 9



Batter	1	2	3	4	5	6	7	8	9	AB	R	H	RBI	BB	SO	LOB	TOP				
Pete Rose, S OBP: 0.382, SLG: 0.447 (1, 4)	0-0 1-3		0-0 G3-6-3		0-0 5-3			0-0 1B 1-3 1B	0-0 4-3	5	1	1	0	0	0	3					
Art Shamsky, L OBP: 0.337, SLG: 0.436 (1, 9)	4-0		4-0			0-0 4-3		0-3 K		1	0	0	0	2	0	0					
Tony Perez, R OBP: 0.316, SLG: 0.471 (8, PH)	BB		BB							1	0	0	0	0	1	2					
Vada Pinson, L OBP: 0.351, SLG: 0.486 (1, 8)	0-0 1-2 G6-4-3 1B		0-0 1-3 2B		0-0 5-3			0-0 E 1-3 1B 1B		4	0	3	1	0	0	0					
Frank Robinson, R OBP: 0.384, SLG: 0.541 (1, 7)	0-0 G6-4-3 1-2 1B		0-0 F4		0-0 F7			0-0 E6 1-3 1B		4	0	1	1	0	0	4					
Gordy Coleman, L OBP: 0.348, SLG: 0.489 (1, 3)		0-0 4-3		0-0 1-3			0-0 F2	0-0 4-3		4	0	0	0	0	0	2					
Tommy Harper, R OBP: 0.343, SLG: 0.396 (8, 7)										0	0	0	0	0	0	0					
Deron Johnson, R OBP: 0.339, SLG: 0.516 (1, 5)		0-0 F7		0-0 1-3		0-3 K			0-0 6-3	4	0	0	0	0	1	0					
Johnny Edwards, L OBP: 0.351, SLG: 0.473 (1, 2)		0-0 E3		0-0 G3		0-0 6-3			0-0 G1	4	0	0	0	0	0	0					
Leo Cardenas, R OBP: 0.355, SLG: 0.426 (1, 6)		0-0 4-3			0-3 K			0-0 1B 1B	0-0 1B	4	1	2	0	0	1	1					
Jim O'Toole, S OBP: 0.146, SLG: 0.089 (5, 1)			0-0		0-0 1-3			0-0 F8	0-0 1-3 1B	2	0	1	0	0	0	0					
Don Zanni, R (8, PH)										0	0	0	0	0	0	0					
Mel Queen, L (8, PH)										1	0	0	0	0	0	1					
Joey Jay, S OBP: 0.329, SLG: 0.501 (8, 1)										0	0	0	0	0	0	0					
Don Pavletich, R OBP: 0.329, SLG: 0.516 (8, PH)										1	0	1	0	0	0	0					
Tommy Helms, R OBP: 0.476, SLG: 0.579 (8, PH)										0	0	0	0	0	0	0					
Inning Stats	R: 0 E: 0 K: 0 S: 3	H: 1 LOB: 1 BB: 1 P: 7	R: 0 E: 1 K: 0 S: 4	H: 0 LOB: 1 BB: 0 P: 4	R: 0 E: 0 K: 0 S: 4	H: 2 LOB: 2 BB: 1 P: 8	R: 0 E: 0 K: 0 S: 3	H: 0 LOB: 0 BB: 0 P: 3	R: 0 E: 0 K: 1 S: 5	H: 0 LOB: 0 BB: 0 P: 5	R: 0 E: 0 K: 1 S: 5	H: 0 LOB: 0 BB: 0 P: 5	R: 0 E: 1 K: 1 S: 9	H: 4 LOB: 2 BB: 0 P: 9	R: 0 E: 0 K: 0 S: 5	H: 2 LOB: 2 BB: 0 P: 5	1B: 8 2B: 1 3B: 0 HR: 0	SF: 0 SAC: 0 DP: 2 HBP: 0	WP: 0 PB: 0 SB: 0 CS: 0	PA: 37	
PITCHER	IP	WLS	BF	H	R	ER	SO	BB	IBB	HBP	BLK	WP	HR	S	P	ERA	WHIP				
Ron Herbel, R ERA: 3.85 (1, 1)	7.1	W	28	5	2	2	2	2	0	0	0	0	0	30	38	2.46	0.955				
Bill Henry, L ERA: 3.25 (8, 1)	0.0		0	0	0	0	0	0	0	0	0	0	0	0	0	∞	∞				
Frank Linzy, R ERA: 1.43 (8, 1)	1.1	S	7	3	0	0	0	0	0	0	0	0	0	7	7	0.00	2.250				

Cincinnati Reds @ San Francisco Giants
Candlestick Park, San Francisco, CA
Sat Oct 02 1965, 6:33 AM EDT
Att: 28,052 - Unknown

AB	35
R	2
H	9
RBI	2
BB	2
SO	3
LOB	13



Batter	1	2	3	4	5	6	7	8	9	AB	R	H	RBI	BB	SO	LOB	BOTTOM				
Tito Fuentes, S OBP: 0.274, SLG: 0.235 (1, 6)	0-3 K		0-0 6-3			4-0 SH1-3 1B BB		0-0 6-3		3	1	0	0	1	1	0					
Willie McCovey, L OBP: 0.383, SLG: 0.541 (1, 3)	0-0 E3		0-0 4-3			0-0 SH1-3		0-0 3-1		3	0	0	0	0	0	0					
Willie Mays, R OBP: 0.397, SLG: 0.640 (1, 8)	0-0 F4			0-0 F2		0-0 2H 3B 1B		0-0 4-3		4	1	1	1	0	0	1					
Jim Ray Hart, R OBP: 0.347, SLG: 0.480 (1, 7)	0-0 F4			0-0 F8		0-0 1H SF7 3B				3	1	1	1	0	0	1					
Matty Alou, L OBP: 0.276, SLG: 0.301 (7, 7)										0	0	0	0	0	0	0					
Jesus Alou, R OBP: 0.315, SLG: 0.397 (1, 9)		0-0 6-3		0-0 5-3		0-0 SF7		0-0 SF7		2	0	0	1	0	0	0					
Jim Davenport, R OBP: 0.308, SLG: 0.375 (1, 5)		0-0 1B			0-0 F8	0-3 K				3	0	1	0	0	1	0					
Hal Lanier, R OBP: 0.256, SLG: 0.286 (1, 4)		0-0 F9			0-0 F9			0-0 F8		3	0	0	0	0	0	1					
Tom Haller, L OBP: 0.335, SLG: 0.389 (1, 2)		0-0 5-3			0-0 E5			0-3 K		3	0	0	0	0	1	1					
Ron Herbel, R OBP: 0.040, SLG: 0.020 (1, 1)			0-3 K		0-3 K			0-0 3-1		3	0	0	0	0	2	1					
Bill Henry, L OBP: 0.200, SLG: 0.200 (8, 1)										0	0	0	0	0	0	0					
Frank Linzy, R OBP: 0.222, SLG: 0.389 (8, 1)										0	0	0	0	0	0	0					
Inning Stats	R: 0 E: 1 K: 1 S: 6	H: 0 LOB: 1 BB: 0 P: 6	R: 0 E: 0 K: 0 S: 4	H: 1 LOB: 1 BB: 0 P: 4	R: 0 E: 0 K: 1 S: 5	H: 0 LOB: 0 BB: 0 P: 5	R: 0 E: 0 K: 0 S: 3	H: 0 LOB: 0 BB: 0 P: 3	R: 0 E: 0 K: 1 S: 5	H: 0 LOB: 0 BB: 0 P: 5	R: 3 E: 0 K: 1 S: 7	H: 2 LOB: 1 BB: 1 P: 11	R: 0 E: 0 K: 1 S: 5	H: 0 LOB: 0 BB: 0 P: 5	R: 0 E: 0 K: 0 S: 3	H: 0 LOB: 0 BB: 0 P: 3	1B: 2 2B: 0 3B: 1 HR: 0	SF: 1 SAC: 1 DP: 0 HBP: 0	WP: 0 PB: 0 SB: 0 CS: 0	PA: 30	
PITCHER	IP	WLS	BF	H	R	ER	SO	BB	IBB	HBP	BLK	WP	HR	S	P	ERA	WHIP				
Jim O'Toole, L ERA: 5.92 (1, 1)	5.1	L	22	3	3	3	3	1	0	0	0	0	0	27	31	5.06	0.750				
Don Zanni, R ERA: 1.46 (6, 1)	1.2		5	0	0	0	2	0	0	0	0	0	0	9	9	0.00	0.000				
Joey Jay, R ERA: 4.22 (8, 1)	1.0		3	0	0	0	0	0	0	0	0	0	0	3	3	0.00	0.000				

Cincinnati Reds @ San Francisco Giants
Candlestick Park, San Francisco, CA
Sat Oct 02 1965, 6:33 AM EDT
Att: 28,052 - Unknown

AB	27
R	3
H	3
RBI	3
BB	1
SO	5
LOB	5



Batter	1	2	3	4	5	6	7	8	9	AB	R	H	RBI	BB	SO	LOB	TOP																				
Tommy Harper, R OBP: 0.340, SLG: 0.393 (1, 7)	1-3	F7		E6 WP 6-3 1B		K		K		5	1	0	0	0	2	4																					
Pete Rose, S OBP: 0.382, SLG: 0.446 Tommy Helms, R OBP: 0.435, SLG: 0.524 (1, 4)	4-3		P3	6-3		E6		F9		1	0	0	0	0	0	0																					
Vada Pinson, L OBP: 0.352, SLG: 0.484 (1, 8)	4-3		1B	1B		1-3		P4		4	0	1	0	1	0	1																					
Frank Robinson, R OBP: 0.386, SLG: 0.540 (1, 9)		BB	F8	1B		K		FC6-4 BB		3	0	1	1	2	1	1																					
Deron Johnson, R OBP: 0.340, SLG: 0.515 (1, 5)	1B	BB	1B	F9		5-3		FC6-4 BB		4	1	1	0	1	0	3																					
Don Pavletich, R OBP: 0.394, SLG: 0.513 (1, 2)	BB	1B	BB	F6		K				3	0	1	0	1	1	0																					
Tony Perez, R OBP: 0.315, SLG: 0.466 (1, 3)	BB	1B	P4	K		K		K		3	0	0	0	1	2	3																					
Leo Cardenas, R OBP: 0.355, SLG: 0.431 Art Shamsky, L OBP: 0.335, SLG: 0.427 (1, 6)	SF9			E		K		K		1	1	1	1	0	0	0																					
Billy McCool, R OBP: 0.071, SLG: 0.037 Dom Zanni, R (7, 1)	3-H	1B	1B	1-3		K				2	0	0	0	1	1	1																					
Johnny Edwards, L OBP: 0.353, SLG: 0.474 Ted Davidson, R (8, 1)	1-2	BB	1-3	1-3		K		1B		0	0	0	0	0	0	0																					
Inning Stats	R: 0 E: 0 K: 0 S: 3	H: 0 LOB: 0 BB: 0 P: 3	R: 1 E: 0 K: 0 S: 3	H: 1 LOB: 3 BB: 4 P: 19	R: 0 E: 0 K: 0 S: 5	H: 2 LOB: 3 BB: 1 P: 9	R: 2 E: 1 K: 0 S: 6	H: 2 LOB: 2 BB: 1 P: 10	R: 0 E: 0 K: 2 S: 7	H: 0 LOB: 0 BB: 0 P: 7	R: 0 E: 1 K: 2 S: 8	H: 0 LOB: 1 BB: 0 P: 8	R: 0 E: 0 K: 3 S: 10	H: 1 LOB: 1 BB: 0 P: 10	R: 0 E: 0 K: 0 S: 3	H: 0 LOB: 1 BB: 1 P: 7	1B: 5 2B: 0 3B: 1 HR: 0	SF: 1 SAC: 0 DP: 0 HBP: 0	WP: 1 PB: 0 SB: 0 CS: 0	PA: 41																	
PITCHER	IP	WLS	BF	H	R	ER	SO	BB	IBB	HBP	BLK	WP	HR	S	P	ERA	WHIP	PITCHER			IP	WLS	BF	H	R	ER	SO	BB	IBB	HBP	BLK	WP	HR	S	P	ERA	WHIP
Dick Estelle, L ERA: 3.97 Bobby Bolin, R ERA: 2.76 (1, 1)	3.2		22	5	3	2	0	5	1	0	0	1	0	16	40	4.91	2.727																				
(4, 1)	5.1	W	19	1	0	0	9	1	0	0	0	0	0	36	40	0.00	0.375																				

Cincinnati Reds @ San Francisco Giants
Candlestick Park, San Francisco, CA
Sun Oct 03 1965, 6:33 AM EDT
Att: 39,489 - Unknown

AB 33
R 3
H 6
RBI 2
BB 7
SO 9
LOB 14



Batter	1	2	3	4	5	6	7	8	9	AB	R	H	RBI	BB	SO	LOB	BOTTOM																				
Tito Fuentes, S OBP: 0.269, SLG: 0.222 (1, 6)	5-3		6-3		K		E	FC5-4		4	1	0	0	1	1	1																					
Willie McCovey, L OBP: 0.381, SLG: 0.539 Orlando Cepeda, R OBP: 0.225, SLG: 0.294 Bob Burda, L OBP: 0.235, SLG: 0.111 (1, 3)	P6		F8		K		E5			2	0	0	0	0	0	0																					
Willie Mays, R OBP: 0.398, SLG: 0.645 Ken Henderson, S OBP: 0.277, SLG: 0.233 (1, 8)	F8			HR		K				2	1	1	1	0	0	0																					
Jim Ray Hart, R OBP: 0.349, SLG: 0.487 (1, 7)		1B	3B	1B	FC1-4	1B	2B			4	2	3	0	0	0	2																					
Jesus Alou, R OBP: 0.317, SLG: 0.398 Matty Alou, L OBP: 0.274, SLG: 0.299 (4, PR)	G4-6-3	1B		FC1-4	HBP	L1	K			1	0	1	0	0	0	0																					
Jim Davenport, R OBP: 0.304, SLG: 0.369 (1, 5)	G4-6-3	1B		K		L6	5-3			4	0	0	0	0	1	7																					
Hal Lanier, R OBP: 0.256, SLG: 0.289 (1, 4)		3B		FC1-4	1B	6-3		F6		4	0	1	1	0	0	3																					
Bob Barton, R OBP: 0.571, SLG: 0.571 (1, 2)	1-3			1B				BB	1B	4	1	3	1	0	0	1																					
Dick Estelle, S Bobby Bolin, R OBP: 0.196, SLG: 0.222 (1, 1)			F9	1-3				E	BB	1	0	0	0	0	0	0																					
(4, 1)				1-3				1B	1B	3	1	1	0	0	0	3																					
Inning Stats	R: 0 E: 0 K: 0 S: 3	H: 0 LOB: 0 BB: 0 P: 3	R: 1 E: 0 K: 0 S: 5	H: 3 LOB: 1 BB: 0 P: 5	R: 0 E: 0 K: 1 S: 3	H: 0 LOB: 0 BB: 0 P: 3	R: 2 E: 0 K: 1 S: 8	H: 3 LOB: 2 BB: 0 P: 9	R: 0 E: 0 K: 3 S: 9	H: 0 LOB: 0 BB: 0 P: 9	R: 0 E: 0 K: 0 S: 4	H: 1 LOB: 1 BB: 0 P: 4	R: 3 E: 1 K: 1 S: 9	H: 3 LOB: 2 BB: 1 P: 13	R: 0 E: 0 K: 0 S: 4	H: 1 LOB: 1 BB: 0 P: 4	1B: 7 2B: 1 3B: 2 HR: 1	SF: 0 SAC: 0 DP: 1 HBP: 1	WP: 0 PB: 0 SB: 0 CS: 0	PA: 37																	
PITCHER	IP	WLS	BF	H	R	ER	SO	BB	IBB	HBP	BLK	WP	HR	S	P	ERA	WHIP	PITCHER			IP	WLS	BF	H	R	ER	SO	BB	IBB	HBP	BLK	WP	HR	S	P	ERA	WHIP
Billy McCool, L ERA: 4.27 Dom Zanni, R ERA: 1.35 Ted Davidson, L ERA: 2.23 (1, 1)	6.0	L	30	10	6	5	4	1	0	1	0	0	1	36	41	7.50	1.833																				
(7, 1)	1.0		3	0	0	0	1	0	0	0	0	0	0	5	5	0.00	0.000																				
(8, 1)	1.0		4	1	0	0	0	0	0	0	0	0	0	4	4	0.00	1.000																				

Cincinnati Reds @ San Francisco Giants
Candlestick Park, San Francisco, CA
Sun Oct 03 1965, 6:33 AM EDT
Att: 39,489 - Unknown

AB 35
R 6
H 11
RBI 5
BB 1
SO 5
LOB 22

