

Cincinnati Reds - 1966

| Batter | 1 | 2 | 3 | 4 | 5 | 6 | 7 | 8 | 9 | AB R H RBI BB SO LOB | TOP |
|---|---|---|---|---|---|---|--|---|---|--|---|
| Tommy Harper, R (1, 8) X | 0-0 6-3 | | 0-0 F8 | | 0-3 K | | 0-3 K | | 0-3 K | 5 0 0 0 0 3 2 | |
| Pete Rose, S (1, 5) X OBP: 0.500, SLG: 0.500 | 0-0 2B 4-3 1B | | 0-0 1B | | | 0-0 F8 | 0-0 4-3 | | | 4 1 2 0 0 0 2 | |
| Vada Pinson, L (1, 9) X OBP: 0.500, SLG: 0.750 | 0-0 4-3 1-3 2B | | 0-0 F9 | | | 0-0 1B | | 0-0 F7 | | 4 0 2 0 0 0 1 | |
| Gordy Coleman, L (1, 3) X Mel Queen, L (8, 7) | 0-0 4-3 | | 0-3 K | | | 0-3 K | | 0-0 4-3 | | 4 0 0 1 0 2 3 0 0 0 0 0 0 0 | |
| Deron Johnson, R (1, 7) S S S (8, 3) | 0-3 K | | | 0-3 K | | 0-0 P6 | | 0-0 1B | | 4 0 1 0 0 2 2 | |
| Don Pavletich, R (1, 2) X OBP: 0.250, SLG: 0.500 | | 0-0 FC6-5 2B | | 0-0 F8 | | | 0-3 K | 0-3 K | | 4 0 1 0 0 2 1 | |
| Leo Cardenas, R (1, 6) X OBP: 0.500, SLG: 1.750 | | 0-0 F7 | | 0-3 K | | | 0-0 1B 3B | | 0-0 HR | 4 2 2 1 0 1 1 | |
| Tommy Helms, R (1, 4) X | | 0-0 FC6-5 2-3 | | | 0-0 5-3 | | 4-0 1B BB | | 0-0 F8 | 3 0 0 0 1 0 1 | |
| Sammy Ellis, L (1, 1) X OBP: 0.333, SLG: 0.333 Art Shamsky, L (9, PH) Jack Baldschun, R (9, 1) | | 0-0 4-3 | | | 0-3 K | | 0-0 1-2 3-H 1B | | 0-0 3-1 | 3 0 1 1 0 1 1 1 0 0 0 0 0 0 0 0 0 0 0 0 0 | |
| Inning Stats | R: 1 H: 2 E: 0 LOB: 1 K: 1 BB: 0 S: 7 P: 7 | R: 0 H: 1 E: 0 LOB: 1 K: 0 BB: 0 S: 4 P: 4 | R: 0 H: 1 E: 0 LOB: 1 K: 1 BB: 0 S: 6 P: 6 | R: 0 H: 0 E: 0 LOB: 0 K: 2 BB: 0 S: 7 P: 7 | R: 0 H: 0 E: 0 LOB: 0 K: 2 BB: 0 S: 7 P: 7 | R: 0 H: 1 E: 0 LOB: 1 K: 1 BB: 0 S: 6 P: 6 | R: 1 H: 2 E: 0 LOB: 2 K: 2 BB: 1 S: 9 P: 13 | R: 0 H: 1 E: 0 LOB: 1 K: 1 BB: 0 S: 6 P: 6 | R: 1 H: 1 E: 0 LOB: 0 K: 1 BB: 0 S: 6 P: 6 | 1B: 5 SF: 0 2B: 2 SAC: 0 3B: 1 DP: 0 HR: 1 HBP: 0 | WP: 0 PA: 37 PB: 0 SB: 0 CS: 0 |
| PITCHER Jim Bunning, R (1, 1) ERA: 2.57 Roger Craig, R (8, 1) ERA: 2.7 | IP WLS BF H R ER SO BB IBB HBP BLK WP HR S P ERA WHIP | | | | | | | | | | |
| | 7.0 29 7 2 2 9 1 0 0 0 0 0 0 46 50 2.57 1.143 | | | | | | | | | | |
| | 2.0 8 2 1 1 2 0 0 0 0 0 0 1 12 12 4.50 1.000 | | | | | | | | | | |

Cincinnati Reds @ Philadelphia Phillies
 Connie Mack Stadium, Philadelphia, PA
 Fri Apr 15 1966, 6:05 PM EST
 Att. 29,007 - Unknown

livebaseballscorecards.com

| | |
|-----|----|
| AB | 36 |
| R | 3 |
| H | 9 |
| RBI | 3 |
| BB | 1 |
| SO | 11 |
| LOB | 14 |



| Batter | 1 | 2 | 3 | 4 | 5 | 6 | 7 | 8 | 9 | AB | R | H | RBI | BB | SO | LOB |
|---|---------|-----------|------------|---------|---------|------------|---------|---------------|----------------|----|---|---|-----|----|----|-----|
| John Briggs, L (1, 8) OBP: 0.667, SLG: 0.750 | 0-0 G3 | | 4-0 FC4 BB | | | 0-0 1B 2B | | 4-0 1B SF8 BB | 0-0 1-2 2-H 1B | 3 | 2 | 2 | 1 | 2 | 0 | 0 |
| Dick Allen, R (1, 5) OBP: 0.429, SLG: 0.692 | 0-3 K | | 0-0 FC4 | | | 0-0 F2 | | 0-0 1-3 1B | | 4 | 0 | 1 | 0 | 0 | 1 | 2 |
| Bill White, L (1, 3) OBP: 0.429, SLG: 0.125 | 4-0 BB | | | 0-0 P3 | | 0-0 2-H 1B | | 0-0 SF8 | | 2 | 0 | 1 | 2 | 1 | 0 | 0 |
| Johnny Callison, L (1, 9) OBP: 0.357, SLG: 0.357 | 0-0 4-3 | | | 0-0 4-3 | | 0-0 F5 | | 0-0 F4 | | 4 | 0 | 0 | 0 | 0 | 0 | 3 |
| John Herrnstein, L (1, 7) OBP: 0.200, SLG: 0.200 | | 0-3 K | | 0-0 P3 | | 0-3 K | | 0-3 K | | 4 | 0 | 0 | 0 | 0 | 3 | 2 |
| Dick Groat, R (1, 6) OBP: 0.286, SLG: 0.286 | | 0-0 F8 | | | 0-0 5-3 | | 0-0 1-3 | | 0-0 5-3 | 4 | 0 | 0 | 0 | 0 | 0 | 0 |
| Cookie Rojas, R (1, 4) OBP: 0.308, SLG: 0.250 | | 0-0 E5 CS | | | 0-0 L8 | | | 0-0 1B | | 4 | 1 | 2 | 0 | 0 | 0 | 0 |
| Clay Dalrymple, L (1, 2) Adolfo Phillips, R (9, PR) | | 0-0 CS | 0-0 F9 | | 4-0 BB | | 0-0 P5 | | 0-0 1-2 1B | 3 | 0 | 1 | 1 | 1 | 0 | 1 |
| Jim Bunning, R (1, 1) Doug Clemens, L (7, PH) Roger Craig, R (8, 1) Tony Gonzalez, L (9, PH) | | | 0-0 4-3 | | 0-0 F2 | | 0-3 K | | 4-0 1B IBB | 2 | 0 | 0 | 0 | 0 | 0 | 1 |
| | | | | | | | | | | 1 | 0 | 0 | 0 | 0 | 1 | 1 |
| | | | | | | | | | | 0 | 0 | 0 | 0 | 0 | 0 | 0 |
| | | | | | | | | | | 0 | 0 | 0 | 0 | 1 | 0 | 0 |

| Inning Stats | R: 0 | H: 0 | E: 0 | K: 1 | S: 5 | R: 0 | H: 0 | E: 1 | K: 1 | S: 5 | R: 0 | H: 0 | E: 0 | K: 0 | S: 3 | R: 0 | H: 0 | E: 0 | K: 0 | S: 3 | R: 0 | H: 0 | E: 0 | K: 0 | S: 3 | R: 1 | H: 2 | E: 0 | K: 1 | S: 7 | R: 0 | H: 1 | E: 0 | K: 1 | S: 6 | R: 1 | H: 1 | E: 0 | K: 1 | S: 6 | R: 2 | H: 3 | E: 0 | K: 0 | S: 4 | 1B: 6 | SF: 1 | 2B: 1 | 3B: 0 | HR: 0 | WP: 1 | PB: 0 | SB: 1 | CS: 1 | PA: 38 | | | | | | | | | |
|---------------------------------------|------|------|------|------|------|------|------|------|------|------|------|------|------|------|------|-------|-------|------|------|------|------|------|------|------|------|------|------|------|------|------|------|------|------|------|------|------|------|------|------|------|------|------|------|------|------|-------|-------|-------|-------|-------|-------|-------|-------|-------|--------|----|--|--|--|--|--|--|--|--|
| | 0 | 0 | 0 | 1 | 9 | 0 | 0 | 1 | 1 | 5 | 0 | 0 | 0 | 0 | 3 | 0 | 0 | 0 | 0 | 0 | 3 | 0 | 0 | 0 | 0 | 3 | 1 | 2 | 0 | 1 | 7 | 0 | 1 | 6 | 0 | 1 | 1 | 1 | 10 | 6 | 1 | 0 | 8 | 1 | 2 | 0 | 1 | 8 | 2 | 1 | 0 | 0 | 1 | 0 | 1 | 38 | | | | | | | | |
| PITCHER | IP | WLS | BF | H | R | ER | SO | BB | IBB | HBP | BLK | WP | HR | S | P | ERA | WHIP | | | | | | | | | | | | | | | | | | | IP | WLS | BF | H | R | ER | SO | BB | IBB | HBP | BLK | WP | HR | S | P | ERA | WHIP | | | | | | | | | | | | |
| Sammy Ellis, R (1, 1) ERA: 2.25 | 8.0 | | 32 | 4 | 2 | 2 | 5 | 4 | 0 | 0 | 0 | 0 | 0 | 38 | 54 | 2.25 | 1.000 | | | | | | | | | | | | | | | | | | | | | | | | | | | | | | | | | | | | | | | | | | | | | | | |
| Jack Baldschun, R (9, 1) ERA: 54.0 | 0.1 | L | 5 | 3 | 2 | 2 | 0 | 0 | 1 | 0 | 0 | 1 | 0 | 4 | 8 | 54.00 | 9.000 | | | | | | | | | | | | | | | | | | | | | | | | | | | | | | | | | | | | | | | | | | | | | | | |

BOTTOM

Cincinnati Reds @ Philadelphia Phillies

Connie Mack Stadium, Philadelphia, PA

Fri Apr 15 1966, 6:05 PM EST
Att. 29,007 - Unknown

livebaseballscorecards.com

| | |
|-----|----|
| AB | 31 |
| R | 4 |
| H | 7 |
| RBI | 4 |
| BB | 5 |
| SO | 5 |
| LOB | 10 |



| Batter | 1 | 2 | 3 | 4 | 5 | 6 | 7 | 8 | 9 | AB R H RBI BB SO LOB | TOP | | | | | | | | | | | |
|---|---|---------------------------------|------------------------------|---------------------------------|------------------------------|---------------------------------|------------------------------|---------------------------------|------------------------------|---|------------------------------|---------------------------------|------------------------------|---------------------------------|------------------------------|---------------------------------|------------------------------|---------------------------------|----------------------------------|------------------------------------|----------------------------------|--------|
| Tommy Harper, R OBP: 0.100, SLG: 0.100 (1, 8) (8, 7) | 0-0 P5 | | 0-0 P3 | | 0-0 1B 1B | | 0-0 5-3 | | 0-0 FC5-2-5 | 5 1 1 0 0 0 2 | | | | | | | | | | | | |
| Pete Rose, S OBP: 0.444, SLG: 0.444 (1, 5) | 0-0 3B 1B | | 0-3 K | | 0-0 1B 1B | | | 0-0 1-3 | 0-0 F8 | 5 1 2 1 0 1 2 | | | | | | | | | | | | |
| Vada Pinson, L OBP: 0.750, SLG: 1.375 (1, 9) (8, 8) | 0-0 3B FC4-2-5 | | | 0-0 3-1 1B | 0-0 1B | | | 0-0 3B | | 4 0 4 2 0 0 0 | | | | | | | | | | | | |
| Gordy Coleman, L Lee May, R Mel Queen, L (1, 3) (8, PH) (8, 9) | 0-0 FC4-2-5 | | | 0-0 3-1 1-2 | 0-0 P6 | | | 0-0 L9 | | 3 0 0 0 0 0 4 1 0 0 0 0 0 1 0 0 0 0 0 0 0 | | | | | | | | | | | | |
| Deron Johnson, R OBP: 0.125, SLG: 0.125 (1, 7) (8, 3) | 0-3 K | | | 0-0 P3 | | 0-0 P6 | | 0-0 6-3 | | 4 0 0 0 0 1 3 | | | | | | | | | | | | |
| Don Pavletich, R OBP: 0.250, SLG: 0.375 (1, 2) | | 0-3 K | | 0-0 F2 | | 0-3 K | | | 0-0 1B SF8 1B | 4 1 1 0 0 2 1 | | | | | | | | | | | | |
| Leo Cardenas, R OBP: 0.375, SLG: 1.000 (1, 6) | | | 0-0 L8 | | 0-0 F8 | 0-0 1-3 | | | 0-0 1B FC5-2-5 1B | 4 0 1 0 0 0 0 | | | | | | | | | | | | |
| Tommy Helms, R OBP: 0.250, SLG: 0.167 (1, 4) | | | 0-0 5-3 | | 0-0 1B 1B | | 0-0 F7 | | 0-0 SF8 | 3 1 1 1 0 0 0 | | | | | | | | | | | | |
| Jim Maloney, L OBP: 0.250, SLG: 0.250 (1, 1) | | | 0-3 K | | 0-3 K | | 0-0 G3 | | 0-0 1B FC5-2-5 | 4 0 1 0 0 2 1 | | | | | | | | | | | | |
| Inning Stats | R: 1 E: 0 K: 1 S: 7 | H: 2 LOB: 1 BB: 0 P: 7 | R: 0 E: 0 K: 1 S: 5 | H: 0 LOB: 0 BB: 0 P: 5 | R: 0 E: 0 K: 2 S: 7 | H: 0 LOB: 0 BB: 0 P: 7 | R: 0 E: 0 K: 0 S: 4 | H: 1 LOB: 1 BB: 0 P: 4 | R: 2 E: 0 K: 1 S: 9 | H: 4 LOB: 2 BB: 0 P: 9 | R: 0 E: 0 K: 1 S: 5 | H: 0 LOB: 0 BB: 0 P: 5 | R: 0 E: 0 K: 0 S: 3 | H: 0 LOB: 0 BB: 0 P: 3 | R: 0 E: 0 K: 0 S: 4 | H: 1 LOB: 1 BB: 0 P: 4 | R: 1 E: 0 K: 0 S: 6 | H: 3 LOB: 2 BB: 0 P: 6 | 1B: 9 2B: 0 3B: 2 HR: 0 | SF: 1 SAC: 0 DP: 0 HBP: 0 | WP: 0 PB: 0 SB: 0 CS: 0 | PA: 38 |
| PITCHER | IP WLS BF H R ER SO BB IBB HBP BLK WP HR S P ERA WHIP | | | | | | | | | | | | | | | | | | | | | |
| Ray Culp, R ERA: 3.38 (1, 1) | 7.0 L 28 7 3 3 6 0 0 0 0 0 0 0 40 40 3.86 1.000 | | | | | | | | | | | | | | | | | | | | | |
| Grant Jackson, L ERA: (8, 1) | 1.0 4 1 0 0 0 0 0 0 0 0 0 0 4 4 0.00 1.000 | | | | | | | | | | | | | | | | | | | | | |
| Steve Ridzik, R ERA: 9.0 (9, 1) | 1.0 6 3 1 1 0 0 0 0 0 0 0 0 6 6 9.00 3.000 | | | | | | | | | | | | | | | | | | | | | |

Cincinnati Reds @ Philadelphia Phillies
 Connie Mack Stadium, Philadelphia, PA
 Sat Apr 16 1966, 3:33 AM EST
 Att. 6,298 - Unknown

livebaseballscorecards.com

| | |
|-----|----|
| AB | 37 |
| R | 4 |
| H | 11 |
| RBI | 4 |
| BB | 0 |
| SO | 6 |
| LOB | 14 |



| Batter | 1 | 2 | 3 | 4 | 5 | 6 | 7 | 8 | 9 | AB | R | H | RBI | BB | SO | LOB | BOTTOM |
|---|--|---|--|---|---|---|---|---|---|--|---|---|-----|----|----|-----|---|
| John Briggs, L (1, 8) OBP: 0.500, SLG: 0.429 | 0-0 P4 | | 4-0 BB | | 0-0 E3 | | 0-0 P3 | | | 3 | 0 | 0 | 0 | 1 | 0 | 1 | Cincinnati Reds @ Philadelphia Phillies Connie Mack Stadium, Philadelphia, PA Sat Apr 16 1966, 3:33 AM EST Att. 6,298 - Unknown |
| Dick Allen, R (1, 5) OBP: 0.389, SLG: 0.706 | 0-0 3B | | 0-3 K | | 0-0 FC1-6 | | | 0-0 5-3 | | 4 | 0 | 1 | 0 | 0 | 1 | 2 | |
| Bill White, L (1, 3) OBP: 0.333, SLG: 0.083 | 0-3 K | | 0-3 K | | 0-0 F7 | | | 0-0 G3 | | 4 | 0 | 0 | 0 | 0 | 2 | 3 | |
| Johnny Callison, L (1, 9) OBP: 0.333, SLG: 0.333 | 0-0 4-3 | | | 0-0 1B | | 0-0 L8 | | 0-0 P4 | | 4 | 0 | 1 | 0 | 0 | 0 | 1 | |
| John Herrnstein, L (1, 7) OBP: 0.111, SLG: 0.111 | | 0-3 K | | 0-3 K | | 0-3 K | | | 0-3 K | 4 | 0 | 0 | 0 | 0 | 4 | 1 | |
| Clay Dalrymple, L (1, 2) OBP: 0.300, SLG: 0.222 | | 0-0 F8 | | 0-3 K | | 0-0 L3 | | | 0-0 1B | 4 | 0 | 1 | 0 | 0 | 1 | 1 | |
| Cookie Rojas, R (1, 4) OBP: 0.353, SLG: 0.313 | | 0-0 FC6-4 | | 0-0 1B | | 0-0 1B | | 0-0 6-3 | | 4 | 0 | 2 | 0 | 0 | 1 | 0 | |
| Bobby Wine, R (1, 6) | | 0-0 FC6-4 | | 0-3 K | | | 0-3 K | | | 3 | 0 | 0 | 0 | 0 | 2 | 3 | |
| Ray Culp, R (1, 1) | | | 0-3 K | | 0-3 K | | | 4-0 BB | | 2 | 0 | 0 | 0 | 0 | 2 | 0 | |
| Tony Gonzalez, L (7, PH) | | | | | | | | | | 0 | 0 | 0 | 0 | 1 | 0 | 0 | |
| Grant Jackson, S (8, 1) | | | | | | | | | | 0 | 0 | 0 | 0 | 0 | 0 | 0 | |
| Steve Ridzik, R (9, 1) | | | | | | | | | | 0 | 0 | 0 | 0 | 0 | 0 | 0 | |
| Inning Stats | R: 0 H: 1 E: 0 LOB: 1 K: 1 BB: 0 S: 6 P: 6 | R: 0 H: 1 E: 0 LOB: 1 K: 1 BB: 0 S: 6 P: 6 | R: 0 H: 0 E: 0 LOB: 1 K: 3 BB: 1 S: 9 P: 13 | R: 0 H: 2 E: 0 LOB: 2 K: 3 BB: 0 S: 11 P: 11 | R: 0 H: 0 E: 1 LOB: 1 K: 1 BB: 0 S: 6 P: 6 | R: 0 H: 0 E: 0 LOB: 0 K: 1 BB: 0 S: 5 P: 5 | R: 0 H: 0 E: 0 LOB: 1 K: 1 BB: 1 S: 5 P: 9 | R: 0 H: 0 E: 0 LOB: 0 K: 0 BB: 0 S: 3 P: 3 | R: 0 H: 1 E: 0 LOB: 0 K: 2 BB: 0 S: 7 P: 7 | 1B: 4 SF: 0 2B: 0 SAC: 0 3B: 1 DP: 0 HR: 0 HBP: 0 | WP: 0 PA: 34 PB: 0 SB: 1 CS: 0 | | | | | | |
| PITCHER Jim Maloney, R (1, 1) ERA: | IP 9.0 WLS W BF 34 H 5 R 0 ER 0 SO 13 BB 2 IBB 0 HBP 0 BLK 0 WP 0 HR 0 S 58 P 66 ERA 0.00 WHIP 0.778 | | | | | | | | | | | | | | | | |
| PITCHER | IP WLS BF H R ER SO BB IBB HBP BLK WP HR S P ERA WHIP | | | | | | | | | | | | | | | | |

livebaseballscorecards.com

| | |
|-----|----|
| AB | 32 |
| R | 0 |
| H | 5 |
| RBI | 0 |
| BB | 2 |
| SO | 13 |
| LOB | 12 |



| Batter | 1 | 2 | 3 | 4 | 5 | 6 | 7 | 8 | 9 | AB R H RBI BB SO LOB | TOP | | | | | | | | | | | |
|---|------------------------------|---------------------------------|------------------------------|---------------------------------|------------------------------|---------------------------------|------------------------------|----------------------------------|------------------------------|--|------------------------------|---------------------------------|------------------------------|---------------------------------|------------------------------|---------------------------------|------------------------------|---------------------------------|----------------------------------|------------------------------------|----------------------------------|--------|
| Tommy Harper, R (1, 8) OBP: 0.071, SLG: 0.071 | 0-0 5-3 | 0-0 L5 | | 0-0 P4 | | | 0-3 K | | 0-0 SH1-3 | 4 0 0 0 0 1 3 | | | | | | | | | | | | |
| Pete Rose, S (1, 5) OBP: 0.357, SLG: 0.357 | 0-0 2B 1B | | 0-0 1-3 | | 0-0 F9 | | 0-0 5-3 | | 0-0 L9 | 5 1 1 0 0 0 1 | | | | | | | | | | | | |
| Vada Pinson, L (1, 9) OBP: 0.583, SLG: 1.083 | 0-0 L8 | | 0-0 F5 | | 0-0 1-3 | | 0-0 2B | | | 4 0 1 0 0 0 1 | | | | | | | | | | | | |
| Don Pavletich, R (1, 2) OBP: 0.333, SLG: 0.583 | 0-0 1-H 2B | | 0-0 2B | | 0-0 F7 | | 0-0 6-3 | | | 4 0 2 1 0 0 1 | | | | | | | | | | | | |
| Deron Johnson, R (1, 7) OBP: 0.167, SLG: 0.091 | 4-0 FC6-4 BB | | 0-0 F9 | | | 0-0 P4 | | 0-0 5-3 | | 3 0 0 0 1 0 1 | | | | | | | | | | | | |
| Tony Perez, R (1, 3) OBP: 0.500, SLG: 0.333 | 0-0 FC6-4 1-2f | | | 4-0 E 1B BB | | 0-3 K | | 0-0 G6-4-3 1B | | 3 0 1 0 1 1 2 | | | | | | | | | | | | |
| Leo Cardenas, R (1, 6) OBP: 0.417, SLG: 0.833 | | 0-3 K | | 0-0 1-2 E 1B | | 0-0 1B 1B | | 0-0 G6-4-3 1-2f | | 4 0 2 0 0 1 1 | | | | | | | | | | | | |
| Tommy Helms, R (1, 4) OBP: 0.333, SLG: 0.300 | | 0-0 FC3-6 1B | | 0-0 F9 | | 0-0 1B 1B | | 0-0 6-3 | | 4 0 2 0 0 0 2 | | | | | | | | | | | | |
| Joe Nuxhall, L (1, 1) Lee May, R (6, PH) Don Nottebart, R (6, 1) Dick Simpson, R (9, PH) OBP: 1.000, SLG: 1.000 | | 0-0 FC3-6 1-2f | | 0-3 K 1-2 2-3 | | 0-0 P4 | | 0-0 SH1-3 1B | | 2 0 0 0 0 1 3 1 0 0 0 0 0 2 0 0 0 0 0 0 0 1 0 1 0 0 0 0 | | | | | | | | | | | | |
| Inning Stats | R: 1 E: 0 K: 0 S: 5 | H: 2 LOB: 2 BB: 1 P: 9 | R: 0 E: 0 K: 1 S: 6 | H: 1 LOB: 1 BB: 0 P: 6 | R: 0 E: 0 K: 0 S: 4 | H: 1 LOB: 1 BB: 0 P: 4 | R: 0 E: 1 K: 1 S: 6 | H: 1 LOB: 2 BB: 1 P: 10 | R: 0 E: 0 K: 1 S: 3 | H: 0 LOB: 0 BB: 0 P: 3 | R: 0 E: 0 K: 1 S: 7 | H: 2 LOB: 2 BB: 0 P: 7 | R: 0 E: 0 K: 1 S: 6 | H: 1 LOB: 1 BB: 0 P: 6 | R: 0 E: 0 K: 0 S: 3 | H: 1 LOB: 0 BB: 0 P: 3 | R: 0 E: 0 K: 0 S: 4 | H: 1 LOB: 1 BB: 0 P: 4 | 1B: 7 2B: 3 3B: 0 HR: 0 | SF: 0 SAC: 1 DP: 1 HBP: 0 | WP: 0 PB: 0 SB: 0 CS: 0 | PA: 38 |
| PITCHER Chris Short, L (1, 1) ERA: 1.45 | IP 9.0 | WLS W | BF 38 | H 10 | R 1 | ER 1 | SO 4 | BB 2 | IBB 0 | HBP 0 | BLK 0 | WP 0 | HR 0 | S 44 | P 52 | ERA 1.00 | WHIP 1.333 | | | | | |

Cincinnati Reds @ Philadelphia Phillies
 Connie Mack Stadium, Philadelphia, PA

Sun Apr 17 1966, 3:33 AM EST
 Att. 13,852 - Unknown

| | |
|-----|----|
| AB | 35 |
| R | 1 |
| H | 10 |
| RBI | 1 |
| BB | 2 |
| SO | 4 |
| LOB | 17 |



| Batter | 1 | 2 | 3 | 4 | 5 | 6 | 7 | 8 | 9 |
|--|-----------|------------------------|-----------|--------------------|--------------|----------------------------|------------------|---|----------|
| Matty Alou, L OBP: 0.280, SLG: 0.625 (1, 8) | 0-0 F5 | | 0-0 F9 | | 0-0 SH1-3 | 0-0 4-3 | | | |
| Gene Alley, R OBP: 0.370, SLG: 0.440 (1, 6) | 0-0 1B | | 4-0 BB | | 0-0 F9 | 0-3 K | | | |
| Roberto Clemente, R OBP: 0.259, SLG: 0.370 (1, 9) | 0-3 K | | 0-0 F8 | | 0-0 1B | | 0-0 6-3 | | |
| Willie Stargell, L OBP: 0.462, SLG: 0.636 (1, 7) | 0-0 F6 | | 0-3 K | | 0-0 5-3 | | 4-0 BB | | |
| Donn Clendenon, R OBP: 0.333, SLG: 0.318 (1, 3) | | 0-0 F4 | | 0-0 FC5-4 1B | | 4-0 FC6-4 BB | 0-0 F6 | | |
| Bill Mazaroski, R OBP: 0.269, SLG: 0.250 (1, 4) | | 0-0 PB 5-3 1B | | 0-0 F9 | | 0-0 FC6-4 1B BB | 0-0 F9 | | |
| Bob Bailey, R OBP: 0.174, SLG: 0.227 (1, 5) | | 0-0 5-3 | | 0-0 FC5-4 | | 4-0 E 1B 2B BB | 0-3 K | | |
| Jim Pagliaroni, R OBP: 0.400, SLG: 0.579 (1, 2) | | 4-0 BB | | 0-3 K | | 0-0 E9 2B 1B | 0-0 CS 1B | | |
| Jesse Gonder, L OBP: 0.250, SLG: 0.250 (3, 2) | | | | | | | | | |
| Manny Mota, R OBP: 0.667, SLG: 1.333 (8, PH) | | 2-3 BB | | | | | | | |
| Jerry May, R (9, 2) | | | | | | | | | |
| Luke Walker, L (1, 1) | | 0-3 K | | | | 0-0 F9 SH1-3 1B | 0-0 4-3 2B | | 0-3 K |
| Pete Mikkelsen, R (3, 1) | | | | | | | | | |
| Dave Roberts, L (5, PH) | | | | | | | | | |
| Al McBean, R (8, 1) | | | | | | | | | |
| Jose Pagan, R (6, PH) | | | | | | | | | |
| Bob Purkey, R (7, 1) | | | | | | | | | |
| Woodie Fryman, R (8, 1) | | | | | | | | | |
| Roy Face, R (9, 1) | | | | | | | | | |

| AB | R | H | RBI | BB | SO | LOB |
|----|---|---|-----|----|----|-----|
| 3 | 0 | 0 | 0 | 0 | 0 | 1 |
| 3 | 0 | 1 | 0 | 1 | 1 | 2 |
| 4 | 0 | 1 | 1 | 0 | 1 | 2 |
| 3 | 0 | 0 | 0 | 1 | 1 | 3 |
| 3 | 0 | 1 | 0 | 1 | 0 | 1 |
| 4 | 1 | 1 | 0 | 0 | 0 | 3 |
| 3 | 1 | 0 | 0 | 1 | 1 | 2 |
| 0 | 0 | 0 | 0 | 1 | 0 | 0 |
| 2 | 1 | 1 | 1 | 0 | 1 | 1 |
| 1 | 0 | 1 | 0 | 0 | 0 | 0 |
| 0 | 0 | 0 | 0 | 0 | 0 | 0 |
| 1 | 0 | 0 | 0 | 0 | 1 | 2 |
| 0 | 0 | 0 | 0 | 0 | 0 | 0 |
| 0 | 0 | 0 | 0 | 0 | 0 | 0 |
| 1 | 0 | 1 | 2 | 0 | 0 | 0 |
| 0 | 0 | 0 | 0 | 0 | 0 | 0 |
| 1 | 0 | 0 | 0 | 0 | 1 | 1 |
| 0 | 0 | 0 | 0 | 0 | 0 | 0 |

| WP | PA |
|----|----|
| 36 | |

| Inning Stats | R | H | E | K | S | P | BB | IBB | HBP | BLK | WP | HR | S | P | ERA | WHIP |
|--------------|---|---|---|---|---|----|----|-----|-----|-----|----|----|----|----|------|-------|
| | 0 | 1 | 0 | 1 | 6 | 47 | 4 | 0 | 0 | 0 | 0 | 0 | 31 | 47 | 6.75 | 2.062 |
| | 0 | 1 | 0 | 1 | 6 | 18 | 1 | 0 | 0 | 0 | 0 | 0 | 14 | 18 | 0.00 | 0.750 |

Cincinnati Reds @ Pittsburgh Pirates
 Forbes Field, Pittsburgh, PA
 Mon Apr 18 1966, 6:05 PM EST
 Att. 7,527 - Unknown

| AB | 30 |
|-----|----|
| R | 4 |
| H | 8 |
| RBI | 4 |
| BB | 5 |
| SO | 7 |
| LOB | 18 |



| Batter | 1 | 2 | 3 | 4 | 5 | 6 | 7 | 8 | 9 | AB R H RBI BB SO LOB | TOP | | | | | | | | | | | |
|---|--|---------------------------------|------------------------------|---------------------------------|------------------------------|---------------------------------|------------------------------|---------------------------------|------------------------------|---------------------------------|---|---------------------------------|--|---------------------------------|------------------------------|---------------------------------|------------------------------|---------------------------------|----------------------------------|------------------------------------|----------------------------------|--------|
| Tommy Harper, R (1, 8) OBP: 0.304, SLG: 0.273 | 0-0 G1-6-3 1B | | 0-0 5-3 | | 0-0 1-3 1B | | | 0-0 4-3 1B | | 4 1 3 0 0 0 1 | <p>Cincinnati Reds @ Pittsburgh Pirates</p> <p>Forbes Field, Pittsburgh, PA</p> <p>Tue Apr 19 1966, 6:05 PM EST</p> <p>Att. 3,750 - Unknown</p> | | | | | | | | | | | |
| Pete Rose, S (1, 5) OBP: 0.261, SLG: 0.261 | 0-0 G1-6-3 1-2f | | 0-0 FC5-4 | | 0-0 FC6-4-2 WP | | | 0-0 G3 | | 4 0 0 0 0 0 5 | | | | | | | | | | | | |
| Vada Pinson, L (1, 9) OBP: 0.476, SLG: 0.750 | 0-3 K | | 0-0 F7 | | 0-0 4-3 | | | 0-0 4-3 | | 4 0 0 0 0 1 3 | | | | | | | | | | | | |
| Gordy Coleman, L (1, 3) OBP: 0.167, SLG: 0.167 | | 0-0 HR 1B | | 0-0 4-3 | | | | 0-0 4-3 | | 4 1 2 1 0 0 0 | | | | | | | | | | | | |
| Deron Johnson, R (1, 7) OBP: 0.150, SLG: 0.056 | | 0-0 F8 | | 0-0 4-3 | | | | 0-0 F8 | | 4 0 0 0 0 0 2 | | | | | | | | | | | | |
| Leo Cardenas, R (1, 6) OBP: 0.350, SLG: 0.579 | | 0-0 F9 | | 4-0 1B BB | | | | 0-0 F9 | | 3 0 0 0 1 0 1 | | | | | | | | | | | | |
| Tommy Helms, R (1, 4) OBP: 0.400, SLG: 0.556 | | 0-0 1-H HR | | 0-0 1-3 1B | | | 0-0 F9 | | 0-0 F4 | 4 1 2 2 0 0 0 | | | | | | | | | | | | |
| Johnny Edwards, L (1, 2) | | 0-0 4-3 | | 0-0 F3 | | | 0-0 4-3 | | 0-0 F8 | 4 0 0 0 0 0 2 | | | | | | | | | | | | |
| Sammy Ellis, L (1, 1) OBP: 0.400, SLG: 0.250 | | | 4-0 FC5-4 5-3 BB | | 0-0 E1 1B WP | | 0-3 K | | | 1 0 0 0 1 0 0 | | | | | | | | | | | | |
| John Tsitouris, R (6, 1) | | | | | | | | | | 0 0 0 0 0 0 0 | | | | | | | | | | | | |
| Mel Queen, L (7, PH) | | | | | | | | | | 1 0 0 0 0 1 0 | | | | | | | | | | | | |
| Billy McCool, R (7, 1) | | | | | | | | | | 0 0 0 0 0 0 0 | | | | | | | | | | | | |
| Inning Stats | R: 0 E: 0 K: 1 S: 5 | H: 1 LOB: 0 BB: 0 P: 5 | R: 2 E: 0 K: 0 S: 5 | H: 2 LOB: 0 BB: 0 P: 5 | R: 0 E: 0 K: 0 S: 3 | H: 0 LOB: 1 BB: 1 P: 7 | R: 0 E: 0 K: 0 S: 4 | H: 1 LOB: 2 BB: 1 P: 8 | R: 0 E: 1 K: 0 S: 4 | H: 1 LOB: 1 BB: 0 P: 4 | R: 0 E: 0 K: 0 S: 3 | H: 0 LOB: 0 BB: 0 P: 3 | R: 0 E: 0 K: 1 S: 5 | H: 0 LOB: 0 BB: 0 P: 5 | R: 1 E: 0 K: 0 S: 5 | H: 2 LOB: 1 BB: 0 P: 5 | R: 0 E: 0 K: 0 S: 3 | H: 0 LOB: 0 BB: 0 P: 3 | 1B: 6 2B: 1 3B: 0 HR: 1 | SF: 0 SAC: 0 DP: 2 HBP: 0 | WP: 2 PB: 0 SB: 0 CS: 0 | PA: 35 |
| PITCHER Steve Blass, R (1, 1) ERA: 3.0 | IP: 9.0 WLS: W BF: 35 H: 7 R: 3 ER: 3 SO: 2 BB: 2 IBB: 0 HBP: 0 BLK: 0 WP: 2 HR: 1 S: 37 P: 45 ERA: 3.00 WHIP: 1.000 | | | | | | | | | | | PITCHER | IP: 9.0 WLS: W BF: 35 H: 7 R: 3 ER: 3 SO: 2 BB: 2 IBB: 0 HBP: 0 BLK: 0 WP: 2 HR: 1 S: 37 P: 45 ERA: 3.00 WHIP: 1.000 | | | | | | | | | |

livebaseballscorecards.com

| | |
|-----|----|
| AB | 33 |
| R | 3 |
| H | 7 |
| RBI | 3 |
| BB | 2 |
| SO | 2 |
| LOB | 14 |



| Batter | 1 | 2 | 3 | 4 | 5 | 6 | 7 | 8 | 9 | AB | R | H | RBI | BB | SO | LOB |
|--|------------------|-------------------|------------------|----------------|-----------------|---------------------|---------------|----------------------|---|----|---|---|-----|----|----|-----|
| Matty Alou, L OBP: 0.400, SLG: 0.667 (1, 8) | 0-0 SH1-3 1B | | 0-0 3B 1B | 4-0 WP BB | | 4-0 1B SH3 1B BB | 0-0 1-2 1B | | | 3 | 2 | 3 | 0 | 2 | 0 | 0 |
| Gene Alley, R OBP: 0.367, SLG: 0.500 (1, 6) | 0-0 SH1-3 1-2 | | 0-0 3B 1-H 3B | 0-0 6-3 1-2 | | 0-0 SH3 1-2 | 0-3 K | | | 3 | 1 | 1 | 1 | 0 | 1 | 3 |
| Roberto Clemente, R OBP: 0.313, SLG: 0.452 (1, 9) | 4-0 BB | | 0-0 1B 3-H 3B | 0-0 4-3 | | 0-0 1B 2-3 1B | | 0-3 K | | 4 | 2 | 2 | 1 | 1 | 1 | 1 |
| Willie Stargell, L OBP: 0.484, SLG: 0.667 (1, 7) | 0-0 F7 | | 0-0 F6 | | 0-0 2B | 0-0 G5-3 1-3 1B | | 0-0 1B 1B | | 5 | 1 | 3 | 1 | 0 | 0 | 3 |
| Donn Clendenon, R OBP: 0.406, SLG: 0.407 (1, 3) | 0-0 F7 | | 0-0 1B 3-H 1B | | 0-0 G3 2B 1B | 0-0 1-2 3-H 1B | | 0-0 1B 1-2 1B | | 5 | 1 | 4 | 2 | 0 | 0 | 2 |
| Bill Mazeroski, R OBP: 0.290, SLG: 0.276 (1, 4) | | 0-0 FC5-4 1B | 0-0 F9 | | 0-0 G3 1-2 | 0-0 G5-3 2-3f | | 0-0 BB 1-3 2-H 1B | | 5 | 0 | 2 | 1 | 0 | 0 | 4 |
| Bob Bailey, R OBP: 0.250, SLG: 0.308 (1, 5) | | 0-0 FC5-4 1-2f | 0-0 1B 1-2 | | 0-0 2B | | 0-0 F8 | 4-0 BB 1-2 | | 4 | 0 | 2 | 1 | 1 | 0 | 1 |
| Jesse Gonder, L OBP: 0.286, SLG: 0.167 (1, 2) | | 0-0 F7 | 0-3 K | | 4-0 IBB | | 0-0 E5 1B | 0-0 F2 | | 2 | 0 | 0 | 0 | 1 | 1 | 3 |
| Jerry May, R (7, PH) | | | | | | | | | | 2 | 0 | 0 | 0 | 0 | 0 | 3 |
| (8, 2) | | | | | | | | | | | | | | | | |
| Steve Blass, R (1, 1) | | 0-0 F8 | | 0-3 K | 0-0 4-3 | | 0-3 K | 0-3 K | | 5 | 0 | 0 | 0 | 0 | 3 | 7 |

| Inning Stats | R: 0 | H: 1 | R: 0 | H: 1 | R: 3 | H: 5 | R: 0 | H: 0 | R: 1 | H: 3 | R: 2 | H: 3 | R: 0 | H: 1 | R: 1 | H: 3 |
|--------------|------|--------|------|--------|-------|--------|------|--------|------|--------|------|--------|------|--------|-------|--------|
| | E: 0 | LOB: 2 | E: 0 | LOB: 1 | E: 0 | LOB: 2 | E: 0 | LOB: 1 | E: 0 | LOB: 2 | E: 0 | LOB: 1 | E: 1 | LOB: 2 | E: 0 | LOB: 3 |
| | K: 0 | BB: 1 | K: 0 | BB: 0 | K: 1 | BB: 0 | K: 1 | BB: 1 | K: 0 | BB: 1 | K: 0 | BB: 1 | K: 2 | BB: 0 | K: 2 | BB: 1 |
| | S: 4 | P: 8 | S: 4 | P: 4 | S: 10 | P: 10 | S: 5 | P: 9 | S: 5 | P: 9 | S: 5 | P: 9 | S: 9 | P: 9 | S: 10 | P: 14 |

| PITCHER | IP | WLS | BF | H | R | ER | SO | BB | IBB | HBP | BLK | WP | HR | S | P | ERA | WHIP |
|---------------------------------------|-----|-----|----|----|---|----|----|----|-----|-----|-----|----|----|----|----|-------|-------|
| Sammy Ellis, R ERA: 4.15 (1, 1) | 5.0 | L | 27 | 10 | 4 | 4 | 2 | 2 | 1 | 0 | 0 | 1 | 0 | 28 | 40 | 7.20 | 2.400 |
| John Tsitouris, R ERA: 18.0 (6, 1) | 1.0 | | 6 | 3 | 2 | 2 | 0 | 1 | 0 | 0 | 0 | 0 | 0 | 5 | 9 | 18.00 | 4.000 |
| Billy McCool, L ERA: 4.5 (7, 1) | 2.0 | | 12 | 4 | 1 | 1 | 4 | 1 | 0 | 0 | 0 | 0 | 0 | 19 | 23 | 4.50 | 2.500 |

BOTTOM

Cincinnati Reds @ Pittsburgh Pirates
Forbes Field, Pittsburgh, PA
 Tue Apr 19 1966, 6:05 PM EST
 Att. 3,750 - Unknown

| | |
|-----|----|
| AB | 38 |
| R | 7 |
| H | 17 |
| RBI | 7 |
| BB | 5 |
| SO | 6 |
| LOB | 27 |



| 1B | 2B | 3B | HR | SF | SAC | DP | HBP | WP | PA |
|----|----|----|----|----|-----|----|-----|----|----|
| 13 | 2 | 2 | 0 | 0 | 2 | 1 | 0 | 1 | 45 |

| Batter | 1 | 2 | 3 | 4 | 5 | 6 | 7 | 8 | 9 | AB R H RBI BB SO LOB | TOP | | | | | | | | |
|---|------------------------------|---------------------------------|------------------------------|---------------------------------|------------------------------|---------------------------------|------------------------------|---------------------------------|------------------------------|--|------------------------------|---------------------------------|------------------------------|---------------------------------|----------------------------------|------------------------------------|----------------------------------|--------|--|
| Tommy Harper, R OBP: 0.296, SLG: 0.269 (1, 8) (9, 7) | 0-0 5-3 | | | 0-0 3-1 | | 0-0 FC4-3-6 1-2f | | | 0-0 3B 1B | 4 1 1 0 0 0 1 | | | | | | | | | |
| Pete Rose, S OBP: 0.259, SLG: 0.333 (1, 5) | 0-0 6-3 | | | 0-0 4-3 | | 0-0 1-3 | | | 0-0 1-H 3B | 4 0 1 1 0 0 1 | | | | | | | | | |
| Vada Pinson, L OBP: 0.400, SLG: 0.625 (1, 9) (9, 8) | 0-0 1-3 | | | 0-0 6-3 | | | 0-0 3-1 | | 0-0 4-3 | 4 0 0 0 0 0 1 | | | | | | | | | |
| Gordy Coleman, L OBP: 0.125, SLG: 0.125 Mel Queen, L (1, 3) (9, 9) | | 0-0 F7 | | 0-3 K | | | 0-0 2-3 | | 0-3 K | 4 0 0 0 0 2 1 0 0 0 0 0 0 0 | | | | | | | | | |
| Deron Johnson, R OBP: 0.208, SLG: 0.273 (1, 7) (9, 3) | | 0-0 6-3 | | 0-0 G1 1B | | | 0-0 HR | | 0-3 K | 4 1 2 1 0 1 1 | | | | | | | | | |
| Leo Cardenas, R OBP: 0.304, SLG: 0.500 (1, 6) | | 0-0 5-3 | | 0-0 G1 1-2 | | | 0-0 F8 | | | 3 0 0 0 0 0 1 | | | | | | | | | |
| Tommy Helms, R OBP: 0.348, SLG: 0.476 (1, 4) | | | 0-0 6-3 | | 0-0 F7 | | | 0-0 F8 | | 3 0 0 0 0 0 1 | | | | | | | | | |
| Johnny Edwards, L (1, 2) | | | 0-0 4-3 | | | 0-0 F8 | | 0-0 1-3 | | 3 0 0 0 0 0 0 | | | | | | | | | |
| Jim Maloney, L OBP: 0.333, SLG: 0.333 Art Shamsky, L (8, PH) Jack Baldschun, R (8, 1) Ted Davidson, R (9, 1) | | | 0-0 1-3 | | | 0-0 FC4-3-6 1B | | 0-0 F9 | | 2 0 1 0 0 0 0 1 0 | | | | | | | | | |
| Inning Stats | R: 0 E: 0 K: 0 S: 3 | H: 0 LOB: 0 BB: 0 P: 3 | R: 0 E: 0 K: 0 S: 3 | H: 0 LOB: 0 BB: 0 P: 3 | R: 0 E: 0 K: 0 S: 3 | H: 0 LOB: 0 BB: 0 P: 3 | R: 0 E: 0 K: 1 S: 6 | H: 1 LOB: 1 BB: 0 P: 6 | R: 1 E: 0 K: 0 S: 4 | H: 1 LOB: 0 BB: 0 P: 4 | R: 0 E: 0 K: 0 S: 3 | H: 0 LOB: 0 BB: 0 P: 3 | R: 1 E: 0 K: 2 S: 9 | H: 2 LOB: 1 BB: 0 P: 9 | 1B: 3 2B: 0 3B: 1 HR: 1 | SF: 0 SAC: 0 DP: 0 HBP: 0 | WP: 0 PB: 0 SB: 0 CS: 0 | PA: 32 | |
| PITCHER Don Cardwell, R ERA: 5.11 Roy Face, R ERA: | IP 8.0 1.0 | WLS 28 W | BF 28 4 | H 4 1 | R 2 0 | ER 2 0 | SO 1 2 | BB 0 0 | IBB 0 0 | HBP 0 0 | BLK 0 0 | WP 0 0 | HR 1 0 | S 30 8 | P 30 8 | ERA 2.25 0.00 | WHIP 0.500 1.000 | | |

Cincinnati Reds @ Pittsburgh Pirates
 Forbes Field, Pittsburgh, PA
 Wed Apr 20 1966, 6:05 PM EST
 Att. 8,654 - Unknown

livebaseballscorecards.com

| | |
|-----|----|
| AB | 32 |
| R | 2 |
| H | 5 |
| RBI | 2 |
| BB | 0 |
| SO | 3 |
| LOB | 7 |



| Batter | 1 | 2 | 3 | 4 | 5 | 6 | 7 | 8 | 9 | AB R H RBI BB SO LOB | TOP | |
|--|---|---|---|--|---|---|--|---|---|---|--|--|
| Tommy Harper, R (1, 8) OBP: 0.323, SLG: 0.276 | 0-0 E S 1B 1B | | 0-3 K | | 0-0 5-3 | | 4-0 BB 1-2 BB | | | 3 1 1 0 1 1 0 | Cincinnati Reds @ Pittsburgh Pirates Forbes Field, Pittsburgh, PA Thu Apr 21 1966, 6:05 PM EST Att. 5,727 - Unknown | |
| Pete Rose, S (1, 5) OBP: 0.226, SLG: 0.290 | 0-0 1-3 1-3 | | 0-0 1-3 | | 0-0 5-3 | | 0-0 F9 | | | 4 0 0 0 0 0 3 | | |
| Vada Pinson, L (1, 9) OBP: 0.345, SLG: 0.536 | 0-0 F8 | | 0-3 K | | 0-3 K | | | 0-0 F9 | | 4 0 0 0 0 2 1 | | |
| Tony Perez, R (1, 3) OBP: 0.545, SLG: 0.375 | 0-0 1B 3-H | | | 0-0 5-3 | | 0-0 G1-4-3 1B | | 0-0 F7 | | 4 0 2 1 0 0 0 | | |
| Deron Johnson, R (1, 7) OBP: 0.250, SLG: 0.280 | 0-0 F8 | | | 0-0 2B 1B | | 0-0 G1-4-3 1-2f | | 4-0 BB | | 3 0 1 0 1 0 2 | | |
| Leo Cardenas, R (1, 6) OBP: 0.296, SLG: 0.500 | | 0-0 F8 | | 0-0 1-3 2B | | 0-0 6-3 | | 0-0 6-3 | | 4 0 1 0 0 0 1 | | |
| Tommy Helms, R (1, 4) OBP: 0.370, SLG: 0.458 | | | | 0-0 E9 1B IBB | | 0-0 E5 S | | 0-0 5-3 | | 3 0 1 0 1 0 0 | | |
| Johnny Edwards, L (1, 2) Lee May, R (7, PH) Jimmie Coker, R (7, 2) | | 0-3 K | | 0-3 K | | 0-3 K | | 0-0 F9 | | 2 0 0 0 0 2 4 1 0 0 0 0 1 1 1 0 0 0 0 0 0 | | |
| Milt Pappas, R (1, 1) Dick Simpson, R (7, PH) Don Nottebart, R (7, 1) Billy McCool, R (8, 1) Giraldo Ruiz, S (9, PH) | | 0-3 K | | 0-3 K | | 0-3 K | | 0-0 2-3 | | 2 0 0 0 0 2 4 1 0 0 0 0 1 1 0 0 0 0 0 0 0 0 0 0 0 0 0 0 1 0 0 0 0 0 0 | | |
| Inning Stats | R: 1 H: 2 E: 0 LOB: 1 K: 0 BB: 0 S: 5 P: 5 | R: 0 H: 1 E: 1 LOB: 1 K: 2 BB: 0 S: 8 P: 8 | R: 0 H: 0 E: 0 LOB: 0 K: 2 BB: 0 S: 7 P: 7 | R: 0 H: 2 E: 0 LOB: 3 K: 2 BB: 1 S: 9 P: 13 | R: 0 H: 0 E: 0 LOB: 0 K: 1 BB: 0 S: 5 P: 5 | R: 0 H: 1 E: 0 LOB: 0 K: 0 BB: 0 S: 3 P: 3 | R: 0 H: 0 E: 1 LOB: 2 K: 2 BB: 1 S: 8 P: 12 | R: 0 H: 0 E: 0 LOB: 1 K: 0 BB: 1 S: 3 P: 7 | R: 0 H: 0 E: 0 LOB: 0 K: 0 BB: 0 S: 3 P: 3 | 1B: 5 SF: 0 2B: 1 SAC: 0 3B: 0 DP: 1 HR: 0 HBP: 0 | WP: 0 PA: 36 PB: 0 SB: 2 CS: 0 | |
| PITCHER Bob Veale, L (1, 1) ERA: 2.63 | IP WLS BF H R ER SO BB IBB HBP BLK WP HR S P ERA WHIP | 9.0 W 36 6 1 1 9 2 1 0 0 0 0 0 51 63 1.00 0.889 | | | | | | | | | | |

livebaseballscorecards.com

| | |
|------------|-----------|
| AB | 33 |
| R | 1 |
| H | 6 |
| RBI | 1 |
| BB | 3 |
| SO | 9 |
| LOB | 17 |



| Batter | 1 | 2 | 3 | 4 | 5 | 6 | 7 | 8 | 9 | AB R H RBI BB SO LOB | TOP | | | | | | | | | | | | | | | | | | | | | | | | | |
|---|---|---------------------------------|------------------------------|----------------------------------|------------------------------|---------------------------------|------------------------------|----------------------------------|------------------------------|--|------------------------------|---------------------------------|------------------------------|----------------------------------|------------------------------|---------------------------------|-----------------------------------|------------------------------------|----------------------------------|--------|--|--|--|--|--|--|--|--|--|--|--|--|--|--|--|--|
| Tony Taylor, R OBP: 0.192, SLG: 0.167 (1, 4) | 0-0 1B 2B | | 0-0 6-3 | 0-0 4-3 | | | 0-0 1B 1B | 0-0 G1-6-3 | | 5 2 2 0 0 0 4 | | | | | | | | | | | | | | | | | | | | | | | | | | |
| Johnny Callison, L OBP: 0.282, SLG: 0.359 (1, 9) | 0-0 1B 2-H | | 0-0 4-3 | | 0-0 F7 | | 0-0 1B 1B 3-H | | 0-0 1B 3B | 5 1 3 2 0 0 0 | | | | | | | | | | | | | | | | | | | | | | | | | | |
| Dick Groat, R OBP: 0.323, SLG: 0.345 (1, 6) | 0-0 G6-4-3 | | | 0-0 4-3 | 0-0 5-3 | | 0-0 1B 3-H | | 0-0 P4 | 5 0 1 1 0 0 2 0 0 0 0 0 0 0 | | | | | | | | | | | | | | | | | | | | | | | | | | |
| Dick Allen, R OBP: 0.436, SLG: 0.694 (1, 5) | 0-0 2B | | | 0-0 HR 2B | 0-3 K | | 0-0 F8 | | 0-0 CS 1B 3-H | 5 1 3 1 0 1 1 | | | | | | | | | | | | | | | | | | | | | | | | | | |
| Bill White, L OBP: 0.270, SLG: 0.207 (1, 3) | 0-3 K | | | 0-0 HR | | 0-0 5-3 | | 4-0 2B WP BB | 0-0 F5 | 4 2 1 2 1 1 2 | | | | | | | | | | | | | | | | | | | | | | | | | | |
| Cookie Rojas, R OBP: 0.378, SLG: 0.444 (1, 7) | | 0-0 P6 | | 0-0 1B 1B | | 0-0 G4-6-3 1B | | 0-0 WP 1B 2B 1-3 | 0-0 CS | 4 2 3 0 0 0 0 | | | | | | | | | | | | | | | | | | | | | | | | | | |
| Jackie Brandt, R OBP: 0.294, SLG: 0.250 (1, 8) | | 0-0 F9 | | 0-0 FC1-5 1B 1-3 | | 0-0 G4-6-3 1-2f | | 0-0 BB 1B 2-H 3-H | | 2 0 1 0 0 0 0 2 0 1 1 0 0 1 | | | | | | | | | | | | | | | | | | | | | | | | | | |
| Bob Uecker, R OBP: 0.214, SLG: 0.091 (1, 2) | | 0-3 K | | 0-0 FC1-5 1B 1-2 3-H | | 0-0 1B 1B | | 4-0 1B BB 1-2 G1-6-3 | | 1 0 0 0 0 1 0 1 0 1 1 0 0 0 1 1 1 0 1 0 0 | | | | | | | | | | | | | | | | | | | | | | | | | | |
| John Boozer, R (1, 1) | | | 0-3 K | 0-0 FC1-5 | | 0-3 K | | 0-3 K | 0-3 K | 2 0 0 0 0 1 2 0 0 0 0 0 0 0 1 0 0 0 0 1 1 1 0 0 0 0 1 2 0 0 0 0 0 0 0 0 0 0 0 0 0 0 | | | | | | | | | | | | | | | | | | | | | | | | | | |
| Darold Knowles, L (4, 1) | | | | | | | | | | | | | | | | | | | | | | | | | | | | | | | | | | | | |
| Tony Gonzalez, L (7, PH) | | | | | | | | | | | | | | | | | | | | | | | | | | | | | | | | | | | | |
| Roger Craig, R (7, 1) | | | | | | | | | | | | | | | | | | | | | | | | | | | | | | | | | | | | |
| Bo Belinsky, L (8, 1) | | | | | | | | | | | | | | | | | | | | | | | | | | | | | | | | | | | | |
| Bobby Wine, R (8, 6) | | | | | | | | | | | | | | | | | | | | | | | | | | | | | | | | | | | | |
| Inning Stats | R: 1 E: 0 K: 1 S: 7 | H: 3 LOB: 1 BB: 0 P: 7 | R: 0 E: 0 K: 1 S: 5 | H: 0 LOB: 0 BB: 0 P: 5 | R: 0 E: 0 K: 1 S: 5 | H: 0 LOB: 0 BB: 0 P: 5 | R: 3 E: 0 K: 0 S: 8 | H: 5 LOB: 2 BB: 0 P: 8 | R: 0 E: 0 K: 1 S: 5 | H: 1 LOB: 0 BB: 0 P: 3 | R: 2 E: 0 K: 1 S: 8 | H: 4 LOB: 1 BB: 0 P: 8 | R: 2 E: 0 K: 1 S: 6 | H: 2 LOB: 1 BB: 2 P: 14 | R: 1 E: 0 K: 0 S: 4 | H: 2 LOB: 0 BB: 0 P: 4 | 1B: 11 2B: 4 3B: 1 HR: 1 | SF: 0 SAC: 0 DP: 3 HBP: 0 | WP: 1 PB: 0 SB: 0 CS: 1 | PA: 42 | | | | | | | | | | | | | | | | |
| PITCHER | IP WLS BF H R ER SO BB IBB HBP BLK WP HR S P ERA WHIP | | | | | | | | | | | | | | | | | | | | | | | | | | | | | | | | | | | |
| Joe Nuxhall, L (1, 1) ERA: 7.56 | 3.1 | | 16 | 7 | 4 | 4 | 3 | 0 | 0 | 0 | 0 | 0 | 1 | 22 | 22 | 10.80 | 2.100 | | | | | | | | | | | | | | | | | | | |
| Don Nottebart, R (4, 1) ERA: 2.35 | 3.0 | L | 12 | 4 | 2 | 2 | 2 | 0 | 0 | 0 | 0 | 0 | 0 | 16 | 16 | 6.00 | 1.333 | | | | | | | | | | | | | | | | | | | |
| Ted Davidson, L (7, 1) ERA: 4.91 | 0.2 | | 6 | 4 | 2 | 2 | 0 | 1 | 0 | 0 | 0 | 1 | 0 | 5 | 9 | 27.00 | 7.500 | | | | | | | | | | | | | | | | | | | |
| Jack Baldschun, R (8, 1) ERA: 11.57 | 1.0 | | 3 | 0 | 0 | 0 | 1 | 1 | 0 | 0 | 0 | 0 | 0 | 4 | 8 | 0.00 | 1.000 | | | | | | | | | | | | | | | | | | | |
| Billy McCool, L (9, 1) ERA: 5.4 | 1.0 | | 4 | 2 | 1 | 1 | 0 | 0 | 0 | 0 | 0 | 0 | 0 | 4 | 4 | 9.00 | 2.000 | | | | | | | | | | | | | | | | | | | |

Philadelphia Phillies @ Cincinnati Reds
Crosley Field, Cincinnati, OH
Fri Apr 22 1966, 6:05 PM EST
Att. 10,266 - Unknown

| | |
|-----|----|
| AB | 39 |
| R | 9 |
| H | 17 |
| RBI | 8 |
| BB | 2 |
| SO | 6 |
| LOB | 15 |



| Batter | 1 | 2 | 3 | 4 | 5 | 6 | 7 | 8 | 9 | AB | R | H | RBI | BB | SO | LOB |
|---|--------|-----------|---------|-----------------|------------|-----------|--------|---------------|---------|----|---|---|-----|----|----|-----|
| Tommy Harper, R (1, 8) OBP: 0.333, SLG: 0.273 | 0-3 K | | 0-0 6-3 | | 1-0 1B HBP | 0-3 K | | 0-0 1B | | 4 | 1 | 1 | 0 | 0 | 2 | 2 |
| Pete Rose, S (1, 5) OBP: 0.222, SLG: 0.257 | 0-3 K | | 0-0 L8 | | 0-3 K | | 0-0 G3 | 4-0 BB | | 4 | 0 | 0 | 0 | 1 | 2 | 1 |
| Vada Pinson, L (1, 9) OBP: 0.324, SLG: 0.485 | 0-0 F8 | | 0-0 1B | | 0-3 K | | 0-0 P6 | 0-0 FC4-6 | | 5 | 0 | 1 | 0 | 0 | 1 | 4 |
| Gordy Coleman, L (1, 3) OBP: 0.176, SLG: 0.176 | | 0-0 1B HR | 0-3 K | | 0-0 1B | | 0-0 L4 | | 0-0 5-3 | 1 | 1 | 1 | 0 | 0 | 0 | 0 |
| Tony Perez, R (3, PH) OBP: 0.467, SLG: 0.333 | | | | | | | | | | 4 | 0 | 1 | 1 | 0 | 1 | 1 |
| Deron Johnson, R (1, 7) OBP: 0.273, SLG: 0.310 | | 0-3 K | | 4-0 1B SH1-3 BB | 0-0 5-3 | | | 0-0 1B SF8 | 0-3 K | 4 | 2 | 1 | 0 | 1 | 2 | 2 |
| Leo Cardenas, R (1, 6) OBP: 0.387, SLG: 0.552 | | 0-0 1B HR | | 0-0 SH1-3 | | 0-0 1B E | | 0-0 1B SF8 G3 | 4-0 BB | 3 | 2 | 3 | 0 | 1 | 0 | 0 |
| Tommy Helms, R (1, 4) OBP: 0.344, SLG: 0.429 | | 0-0 F7 | | 0-0 1B FC1-6-4 | | 0-0 1B E1 | | 0-0 1B SF8 | 0-0 L6 | 4 | 0 | 1 | 2 | 0 | 0 | 4 |
| Johnny Edwards, L (1, 2) OBP: 0.063, SLG: 0.250 | | 0-0 1B HR | | 0-0 1B FC1-6-4 | | 0-3 K | | 0-0 1B G3 | | 4 | 1 | 1 | 4 | 0 | 1 | 3 |
| Joe Nuxhall, L (1, 1) Don Nottebart, R (4, 1) Ted Davidson, R (7, 1) Jack Baldschun, R (8, 1) Don Pavletich, R (8, PH) Giraldo Ruiz, S (8, PR) Billy McCool, R (9, 1) | | 0-3 K | | 0-0 1B FC6 | | 0-3 K | | 0-0 1B BB | | 1 | 0 | 0 | 0 | 0 | 1 | 0 |

| Inning Stats | R: 0 | H: 0 | E: 0 | K: 2 | S: 7 | LOB: 0 | BB: 0 | P: 7 | R: 3 | H: 3 | E: 0 | K: 2 | S: 10 | LOB: 0 | BB: 0 | P: 10 | R: 0 | H: 1 | E: 0 | K: 1 | S: 6 | LOB: 1 | BB: 0 | P: 6 | R: 1 | H: 1 | E: 0 | K: 0 | S: 4 | LOB: 1 | BB: 1 | P: 8 | R: 1 | H: 1 | E: 1 | K: 3 | S: 11 | LOB: 2 | BB: 0 | P: 11 | R: 0 | H: 0 | E: 0 | K: 0 | S: 3 | LOB: 0 | BB: 0 | P: 3 | R: 2 | H: 4 | E: 0 | K: 0 | S: 7 | LOB: 3 | BB: 1 | P: 11 | R: 0 | H: 0 | E: 0 | K: 1 | S: 5 | LOB: 1 | BB: 1 | P: 9 | 1B: 9 | SF: 1 | 3B: 0 | HR: 1 | SAC: 1 | DP: 0 | HBP: 1 | WP: 0 | PA: 43 |
|--------------|------|------|------|------|------|--------|-------|------|------|------|------|------|-------|--------|-------|-------|------|------|------|------|------|--------|-------|------|------|------|------|------|------|--------|-------|------|------|------|------|------|-------|--------|-------|-------|------|------|------|------|------|--------|-------|------|------|------|------|------|------|--------|-------|-------|------|------|------|------|------|--------|-------|------|-------|-------|-------|-------|--------|-------|--------|-------|--------|
|--------------|------|------|------|------|------|--------|-------|------|------|------|------|------|-------|--------|-------|-------|------|------|------|------|------|--------|-------|------|------|------|------|------|------|--------|-------|------|------|------|------|------|-------|--------|-------|-------|------|------|------|------|------|--------|-------|------|------|------|------|------|------|--------|-------|-------|------|------|------|------|------|--------|-------|------|-------|-------|-------|-------|--------|-------|--------|-------|--------|


| PITCHER | IP | WLS | BF | H | R | ER | SO | BB | IBB | HBP | BLK | WP | HR | S | P | ERA | WHIP |
|---------------------------------------|-----|-----|----|---|---|----|----|----|-----|-----|-----|----|----|----|----|-------|-------|
| John Boozer, R (1, 1) ERA: 10.8 | 3.1 | | 16 | 5 | 4 | 4 | 5 | 1 | 0 | 0 | 0 | 0 | 1 | 25 | 29 | 10.80 | 1.800 |
| Darold Knowles, L (4, 1) ERA: 2.79 | 2.2 | W | 12 | 2 | 1 | 1 | 5 | 0 | 0 | 1 | 0 | 0 | 0 | 21 | 22 | 3.38 | 0.750 |
| Roger Craig, R (7, 1) ERA: 5.4 | 1.2 | | 9 | 4 | 2 | 2 | 0 | 0 | 0 | 0 | 0 | 0 | 0 | 9 | 9 | 10.80 | 2.400 |
| Bo Belinsky, L (8, 1) ERA: 3.86 | 0.1 | | 2 | 0 | 0 | 0 | 0 | 1 | 0 | 0 | 0 | 0 | 0 | 1 | 5 | 0.00 | 3.000 |
| Bob Buhl, R (9, 1) ERA: 10.8 | 1.0 | S | 4 | 0 | 0 | 0 | 1 | 1 | 0 | 0 | 0 | 0 | 0 | 5 | 9 | 0.00 | 1.000 |

BOTTOM

Philadelphia Phillies @ Cincinnati Reds
Crosley Field, Cincinnati, OH

Fri Apr 22 1966, 6:05 PM EST
Att. 10,266 - Unknown

AB 37
R 7
H 11
RBI 7
BB 3
SO 11
LOB 20



| PITCHER | IP | WLS | BF | H | R | ER | SO | BB | IBB | HBP | BLK | WP | HR | S | P | ERA | WHIP |
|---------------------------------------|-----|-----|----|---|---|----|----|----|-----|-----|-----|----|----|----|----|-------|-------|
| John Boozer, R (1, 1) ERA: 10.8 | 3.1 | | 16 | 5 | 4 | 4 | 5 | 1 | 0 | 0 | 0 | 0 | 1 | 25 | 29 | 10.80 | 1.800 |
| Darold Knowles, L (4, 1) ERA: 2.79 | 2.2 | W | 12 | 2 | 1 | 1 | 5 | 0 | 0 | 1 | 0 | 0 | 0 | 21 | 22 | 3.38 | 0.750 |
| Roger Craig, R (7, 1) ERA: 5.4 | 1.2 | | 9 | 4 | 2 | 2 | 0 | 0 | 0 | 0 | 0 | 0 | 0 | 9 | 9 | 10.80 | 2.400 |
| Bo Belinsky, L (8, 1) ERA: 3.86 | 0.1 | | 2 | 0 | 0 | 0 | 0 | 1 | 0 | 0 | 0 | 0 | 0 | 1 | 5 | 0.00 | 3.000 |
| Bob Buhl, R (9, 1) ERA: 10.8 | 1.0 | S | 4 | 0 | 0 | 0 | 1 | 1 | 0 | 0 | 0 | 0 | 0 | 5 | 9 | 0.00 | 1.000 |

| Batter | 1 | 2 | 3 | 4 | 5 | 6 | 7 | 8 | 9 | AB R H RBI BB SO LOB | TOP | |
|--|---|---|---|---|---|---|---|---|---|--|--|---|
| John Briggs, L (1, 8) OBP: 0.348, SLG: 0.600 | 0-0 HR | | 0-0 5-3 | | | 0-0 HR | | | | 3 2 2 2 0 0 0 | Philadelphia Phillies @ Cincinnati Reds Crosley Field, Cincinnati, OH Sun Apr 24 1966, 3:33 AM EDT Att. 7,248 - Cloudy | |
| Dick Allen, R (1, 5) OBP: 0.405, SLG: 0.641 | 0-0 F8 | | | | 0-3 K | 0-3 K | | | | 3 0 0 0 0 2 0 | | |
| Bill White, L (1, 3) OBP: 0.250, SLG: 0.188 | 0-0 4-3 | | | | 0-0 F7 | 0-0 G1 | | | | 3 0 0 0 0 0 0 | | |
| Johnny Callison, L (1, 9) OBP: 0.262, SLG: 0.333 | 0-0 4-3 | | | | 0-0 F8 | 0-0 4-3 | | | | 3 0 0 0 0 0 0 | | |
| Doug Clemens, L (1, 7) OBP: 0.375, SLG: 0.286 | | 0-0 4-3 | | | | 0-0 4-3 1B | | | | 2 0 1 0 0 0 0 | | |
| Dick Groat, R (1, 6) OBP: 0.303, SLG: 0.323 | | 0-0 F9 | | | | 0-0 4-3 1-2 | | | | 2 0 0 0 0 0 1 | | |
| Cookie Rojas, R (1, 4) OBP: 0.385, SLG: 0.432 | | 0-0 F2 | | | | 4-0 BB | | | | 1 0 0 0 1 0 0 | | |
| Clay Dalrymple, L (1, 2) OBP: 0.421, SLG: 0.313 | | | 0-0 F9 | | | 0-0 F8 | | | | 2 0 0 0 0 0 2 | | |
| Ray Culp, R (1, 1) Darold Knowles, L (4, 1) OBP: 0.333, SLG: 0.333 | | | 0-3 K | | | 0-0 L7 | | | | 1 0 0 0 0 1 0 1 0 0 0 0 0 2 | | |
| Inning Stats | R: 1 H: 1 E: 0 LOB: 0 K: 0 BB: 0 S: 4 P: 4 | R: 0 H: 0 E: 0 LOB: 0 K: 0 BB: 0 S: 3 P: 3 | R: 0 H: 0 E: 0 LOB: 0 K: 1 BB: 0 S: 5 P: 5 | R: 0 H: 0 E: 0 LOB: 0 K: 1 BB: 0 S: 5 P: 5 | R: 0 H: 1 E: 0 LOB: 2 K: 0 BB: 1 S: 4 P: 8 | R: 1 H: 1 E: 0 LOB: 0 K: 1 BB: 0 S: 6 P: 6 | | | | 1B: 1 SF: 0 2B: 0 SAC: 0 3B: 0 DP: 0 HR: 2 HBP: 0 | | WP: 0 PA: 22 PB: 0 SB: 0 CS: 0 |
| PITCHER Sammy Ellis, R (1, 1) ERA: 3.79 | IP WLS BF H R ER SO BB IBB HBP BLK WP HR S P ERA WHIP | | | | | | | | | | | PITCHER IP WLS BF H R ER SO BB IBB HBP BLK WP HR S P ERA WHIP |

livebaseballscorecards.com

| | |
|------------|----|
| AB | 21 |
| R | 2 |
| H | 3 |
| RBI | 2 |
| BB | 1 |
| SO | 3 |
| LOB | 5 |



| Batter | 1 | 2 | 3 | 4 | 5 | 6 | 7 | 8 | 9 | AB | R | H | RBI | BB | SO | LOB |
|--|------------|------------|------------|------------------|------------|-----------|---|---|---|----|---|---|-----|----|----|-----|
| Tommy Harper, R (1, 7) OBP: 0.308, SLG: 0.250 | 0-0 6-3 | | 0-3 K | | 0-0 6-3 | | | | | 3 | 0 | 0 | 0 | 0 | 1 | 0 |
| Tommy Helms, R (1, 4) OBP: 0.314, SLG: 0.387 | 0-0 F9 | | 0-0 5-3 | | 0-0 6-3 | | | | | 3 | 0 | 0 | 0 | 0 | 0 | 0 |
| Pete Rose, S (1, 5) OBP: 0.231, SLG: 0.289 | 0-0 4-3 | | | 0-0 G3 | | 0-0 2B | | | | 3 | 0 | 1 | 0 | 0 | 0 | 0 |
| Vada Pinson, L (1, 8) OBP: 0.351, SLG: 0.611 | | 0-0 4-3 | | 0-0 HR | | 0-0 2B | | | | 3 | 1 | 2 | 1 | 0 | 0 | 0 |
| Tony Perez, R (1, 3) OBP: 0.444, SLG: 0.467 | | 0-0 P4 | | 0-0 SF8 3B | | 0-3 K | | | | 3 | 1 | 1 | 0 | 0 | 1 | 2 |
| Mel Queen, L (1, 9) | | 4-0 BB | | 0-0 SF8 | | | | | | 0 | 0 | 0 | 1 | 1 | 0 | 0 |
| Leo Cardenas, R (1, 6) OBP: 0.394, SLG: 0.548 | | 0-0 1-3 | | 0-0 1B | | | | | | 2 | 0 | 1 | 0 | 0 | 0 | 1 |
| Johnny Edwards, L (1, 2) OBP: 0.111, SLG: 0.444 | | | 0-0 HR | | 0-0 6-3 | | | | | 2 | 1 | 1 | 1 | 0 | 0 | 1 |
| Sammy Ellis, L (1, 1) OBP: 0.286, SLG: 0.167 | | | 0-0 4-3 | | 0-3 K | | | | | 2 | 0 | 0 | 0 | 0 | 1 | 0 |

| Inning Stats | R: 0 | H: 0 | E: 0 | LOB: 0 | K: 0 | BB: 0 | S: 3 | P: 3 | R: 0 | H: 0 | E: 0 | LOB: 1 | K: 0 | BB: 1 | S: 3 | P: 7 | R: 1 | H: 1 | E: 0 | LOB: 0 | K: 1 | BB: 0 | S: 6 | P: 6 | R: 2 | H: 3 | E: 0 | LOB: 1 | K: 0 | BB: 0 | S: 6 | P: 6 | R: 0 | H: 0 | E: 0 | LOB: 0 | K: 1 | BB: 0 | S: 5 | P: 5 | R: 0 | H: 2 | E: 0 | LOB: 2 | K: 1 | BB: 0 | S: 5 | P: 5 |
|--------------|-------|-------|--------|--------|-------|-------|--------|-------|--------|------|------|--------|------|-------|------|------|------|------|------|--------|------|-------|------|------|------|------|------|--------|------|-------|------|------|------|------|------|--------|------|-------|------|------|------|------|------|--------|------|-------|------|------|
| 1B: 1 | SF: 1 | 2B: 2 | SAC: 0 | 3B: 1 | DP: 0 | HR: 2 | HBP: 0 | WP: 0 | PA: 23 | | | | | | | | | | | | | | | | | | | | | | | | | | | | | | | | | | | | | | | |

| PITCHER | IP | WLS | BF | H | R | ER | SO | BB | IBB | HBP | BLK | WP | HR | S | P | ERA | WHIP |
|---------------------------------------|-----|-----|----|---|---|----|----|----|-----|-----|-----|----|----|----|----|------|-------|
| Ray Culp, R (1, 1) ERA: 6.75 | 3.2 | L | 16 | 4 | 3 | 3 | 1 | 1 | 0 | 0 | 0 | 0 | 2 | 17 | 21 | 7.36 | 1.364 |
| Darold Knowles, L (4, 1) ERA: 2.38 | 1.2 | | 7 | 2 | 0 | 0 | 2 | 0 | 0 | 0 | 0 | 0 | 0 | 11 | 11 | 0.00 | 1.200 |

BOTTOM

Philadelphia Phillies @ Cincinnati Reds
Crosley Field, Cincinnati, OH
 Sun Apr 24 1966, 3:33 AM EDT
 Att. 7,248 - Cloudy

livebaseballscorecards.com

| | |
|------------|-----------|
| AB | 21 |
| R | 3 |
| H | 6 |
| RBI | 3 |
| BB | 1 |
| SO | 3 |
| LOB | 4 |




| Batter | 1 | 2 | 3 | 4 | 5 | 6 | 7 | 8 | 9 | AB R H RBI BB SO LOB | TOP | | | | | | | | | | | | | | | | | | | | | |
|---|------------------------------|---------------------------------|------------------------------|---------------------------------|------------------------------|---------------------------------|------------------------------|---------------------------------|------------------------------|---------------------------------|------------------------------|---------------------------------|------------------------------|---------------------------------|------------------------------|---------------------------------|------------------------------|---------------------------------|----------------------------------|------------------------------------|--|-----|----|----|---|---|-----|------|--|--|--|--|
| Tommy Harper, R (1, 8) OBP: 0.279, SLG: 0.225 | 0-0 F9 | | 0-0 L4 | | 0-3 K | | | 0-3 K | | 4 0 0 0 0 2 2 | | | | | | | | | | | | | | | | | | | | | | |
| Tommy Helms, R (1, 4) OBP: 0.308, SLG: 0.371 | 0-0 E6 | | | 0-0 6-3 | | 0-0 L4-6 BLK 1B | | 0-0 L7 | | 4 0 1 0 0 0 0 | | | | | | | | | | | | | | | | | | | | | | |
| Vada Pinson, L (1, 9) OBP: 0.341, SLG: 0.575 | 0-0 G3-6-1 | | | 0-0 F9 | | 0-0 L4-6 | | | 0-0 FC5-4 1B | 4 0 1 0 0 0 2 | | | | | | | | | | | | | | | | | | | | | | |
| Deron Johnson, R (1, 7) OBP: 0.243, SLG: 0.273 | | 0-3 K | | 0-3 K | | 0-0 E5 | | | 0-0 FC5-4 L4-3 | 4 0 0 0 0 2 1 | | | | | | | | | | | | | | | | | | | | | | |
| Tony Perez, R (1, 3) OBP: 0.409, SLG: 0.421 | | | | | 0-0 E6 1B | 0-3 K | | | 0-0 L4-3 | 4 1 1 0 0 1 2 | | | | | | | | | | | | | | | | | | | | | | |
| Pete Rose, S (1, 5) OBP: 0.214, SLG: 0.268 | | 0-3 K | | | 0-0 F7 | | | | | 3 0 0 0 0 2 2 | | | | | | | | | | | | | | | | | | | | | | |
| Leo Cardenas, R (1, 6) OBP: 0.389, SLG: 0.529 | | | 0-0 P6 | | 0-0 SH5-4 1B | | 0-0 2-3 | | | 3 0 1 0 0 0 1 | | | | | | | | | | | | | | | | | | | | | | |
| Johnny Edwards, L (1, 2) OBP: 0.143, SLG: 0.429 | | | 0-0 F9 | | 0-0 SH5-4 1B | | 0-3 K | | | 3 0 1 1 0 1 0 | | | | | | | | | | | | | | | | | | | | | | |
| Jim Maloney, L (1, 1) OBP: 0.286, SLG: 0.286 | | | 0-0 L6 | | 0-0 SH5-4 | | | 0-0 F3 | | 1 0 0 0 0 0 0 | | | | | | | | | | | | | | | | | | | | | | |
| Joey Jay, S (3, 1) | | | | | | | | | | 0 0 0 0 0 0 0 | | | | | | | | | | | | | | | | | | | | | | |
| Don Pavletich, R (8, PH) OBP: 0.357, SLG: 0.571 | | | | | | | | | | 1 0 0 0 0 0 0 | | | | | | | | | | | | | | | | | | | | | | |
| Billy McCool, R (8, 1) | | | | | | | | | | 0 0 0 0 0 0 0 | | | | | | | | | | | | | | | | | | | | | | |
| Jack Baldschun, R (8, 1) | | | | | | | | | | 0 0 0 0 0 0 0 | | | | | | | | | | | | | | | | | | | | | | |
| Inning Stats | R: 0 E: 1 K: 0 S: 3 | H: 0 LOB: 0 BB: 0 P: 3 | R: 0 E: 0 K: 2 S: 8 | H: 1 LOB: 1 BB: 0 P: 8 | R: 0 E: 0 K: 0 S: 3 | H: 0 LOB: 0 BB: 0 P: 3 | R: 0 E: 0 K: 1 S: 5 | H: 0 LOB: 0 BB: 0 P: 5 | R: 1 E: 1 K: 1 S: 8 | H: 2 LOB: 2 BB: 0 P: 8 | R: 0 E: 1 K: 1 S: 6 | H: 1 LOB: 1 BB: 0 P: 6 | R: 0 E: 0 K: 2 S: 7 | H: 0 LOB: 0 BB: 0 P: 7 | R: 0 E: 0 K: 1 S: 5 | H: 0 LOB: 0 BB: 0 P: 5 | R: 0 E: 0 K: 0 S: 3 | H: 1 LOB: 0 BB: 0 P: 3 | 1B: 5 2B: 2 3B: 0 HR: 0 | SF: 0 SAC: 1 DP: 3 HBP: 0 | WP: 0 PA: 32 PB: 0 SB: 0 CS: 0 | | | | | | | | | | | |
| PITCHER Mike Cuellar, L (1, 1) ERA: 0.46 | IP 9.0 | WLS W | BF 32 | H 5 | R 1 | ER 0 | SO 8 | BB 0 | IBB 0 | HBP 0 | BLK 1 | WP 0 | HR 0 | S 48 | P 48 | ERA 0.00 | WHIP 0.556 | | | | | | | | | | | | | | | |
| | | | | | | | | | | | PITCHER | IP | WLS | BF | H | R | ER | SO | BB | IBB | HBP | BLK | WP | HR | S | P | ERA | WHIP | | | | |

Cincinnati Reds @ Houston Astros
Astrodome, Houston, TX
Mon Apr 25 1966, 4:33 AM EDT
Att. 10,378 - Dome

livebaseballscorecards.com

| | |
|-----|----|
| AB | 31 |
| R | 1 |
| H | 5 |
| RBI | 1 |
| BB | 0 |
| SO | 8 |
| LOB | 10 |



| Batter | 1 | 2 | 3 | 4 | 5 | 6 | 7 | 8 | 9 | AB R H RBI BB SO LOB | TOP | | | | | | | | | | | | | | | | | | | | | | | | | | | |
|---|---|---------------------------------|------------------------------|---------------------------------|------------------------------|---------------------------------|------------------------------|---------------------------------|-------------------------------|--|--|---------------------------------|------------------------------|----------------------------------|------------------------------|---------------------------------|------------------------------|---------------------------------|-----------------------------------|------------------------------------|----------------------------------|----------------|---|--|--|--|--|--|--|--|--|--|--|--|--|--|--|--|
| Tommy Helms, R (1, 4) OBP: 0.318, SLG: 0.375 | 0-0 2B 1B | | 0-0 6-3 | | 0-0 1B 1B | 0-0 5-3 | | 0-0 FC6-4 | | 5 2 2 1 0 0 1 | | | | | | | | | | | | | | | | | | | | | | | | | | | | |
| Pete Rose, S (1, 5) OBP: 0.191, SLG: 0.239 | 0-3 K | | 0-3 K | | 0-3 K | | 0-3 K | 0-0 1-3 | | 5 0 0 0 0 4 4 | | | | | | | | | | | | | | | | | | | | | | | | | | | | |
| Vada Pinson, L (1, 9) OBP: 0.413, SLG: 0.682 | 0-0 2B | | | 0-0 1B 1B | 0-0 1B 1B | | 4-0 BB BB | | 0-0 SF7 3B | 4 3 4 2 1 0 0 | | | | | | | | | | | | | | | | | | | | | | | | | | | | |
| Gordy Coleman, L (1, 3) OBP: 0.200, SLG: 0.200 Dick Simpson, R (5, PR) OBP: 0.500, SLG: 0.500 Mel Queen, L (5, 9) | 0-0 F7 | | | 0-0 4-3 | 0-0 1B 1B | | 4-0 BB BB | | 0-0 SF7 | 3 0 1 1 0 0 2 0 1 0 0 0 0 0 0 0 0 1 1 0 0 | | | | | | | | | | | | | | | | | | | | | | | | | | | | |
| Deron Johnson, R (1, 7) OBP: 0.238, SLG: 0.263 | 0-0 5-3 | | | 0-0 6-3 | 0-0 1B 1B | | 0-0 F8 | | 0-0 5-3 | 5 0 1 1 0 0 4 | | | | | | | | | | | | | | | | | | | | | | | | | | | | |
| Johnny Edwards, L (1, 2) OBP: 0.192, SLG: 0.423 | | 0-0 F6 | | 0-0 1B 1B | 0-0 1B 1B | | 0-3 K | | 0-0 6-3 | 5 0 2 2 0 1 2 | | | | | | | | | | | | | | | | | | | | | | | | | | | | |
| Tommy Harper, R (1, 8) OBP: 0.277, SLG: 0.209 | | 0-0 6-3 | | 0-0 F8 | 0-0 G3 | | | 4-0 1B SH5-4 FC6-4 BB | | 3 1 0 0 1 0 3 | AB 37 R 8 H 12 RBI 8 BB 3 SO 5 LOB 17 | | | | | | | | | | | | | | | | | | | | | | | | | | | |
| Leo Cardenas, R (1, 6) OBP: 0.385, SLG: 0.514 | | 0-0 F3 | | | 0-0 1B 1B | 0-0 F6 | | 0-0 SH5-4 | | 3 0 1 0 0 0 0 | | | | | | | | | | | | | | | | | | | | | | | | | | | | |
| Milt Pappas, R (1, 1) Don Nottebart, R (5, 1) Jack Baldschun, R (7, 1) Don Pavletich, R (8, PH) Giraldo Ruiz, S (8, PR) Ted Davidson, R (8, 1) | | | 0-0 F2 | | 0-0 FC1-6 1B | 0-0 4-3 | | 0-0 FC6-4 1B | | 2 1 0 0 0 0 1 1 0 0 0 0 0 0 0 0 0 0 0 0 0 1 0 1 0 0 0 0 0 0 0 0 0 0 0 0 0 0 0 0 0 0 |  | | | | | | | | | | | | | | | | | | | | | | | | | | | |
| Inning Stats | R: 1 E: 0 K: 1 S: 7 | H: 2 LOB: 1 BB: 0 P: 7 | R: 0 E: 0 K: 0 S: 3 | H: 0 LOB: 0 BB: 0 P: 3 | R: 0 E: 0 K: 1 S: 5 | H: 0 LOB: 0 BB: 0 P: 5 | R: 1 E: 0 K: 0 S: 5 | H: 2 LOB: 1 BB: 0 P: 5 | R: 4 E: 0 K: 1 S: 11 | H: 6 LOB: 2 BB: 0 P: 11 | R: 0 E: 0 K: 0 S: 3 | H: 0 LOB: 0 BB: 0 P: 3 | R: 0 E: 0 K: 2 S: 7 | H: 0 LOB: 2 BB: 2 P: 15 | R: 1 E: 0 K: 0 S: 4 | H: 1 LOB: 1 BB: 1 P: 8 | R: 1 E: 0 K: 0 S: 4 | H: 1 LOB: 0 BB: 0 P: 4 | 1B: 10 2B: 1 3B: 1 HR: 0 | SF: 1 SAC: 1 DP: 0 HBP: 0 | WP: 0 PB: 0 SB: 0 CS: 0 | PA: 42 | | | | | | | | | | | | | | | | |
| PITCHER | IP WLS BF H R ER SO BB IBB HBP BLK WP HR S P ERA WHIP | | | | | | | | | | | | | | | | | | | | | PITCHER | IP WLS BF H R ER SO BB IBB HBP BLK WP HR S P ERA WHIP | | | | | | | | | | | | | | | |
| Gaylord Perry, R (1, 1) ERA: 3.86 | 4.2 | | 23 | 9 | 6 | 6 | 3 | 0 | 0 | 0 | 0 | 0 | 0 | 29 | 29 | 11.57 | 1.929 | | | | | | | | | | | | | | | | | | | | | |
| Joe Gibbon, L (5, 1) ERA: | 0.1 | | 2 | 1 | 0 | 0 | 0 | 0 | 0 | 0 | 0 | 0 | 0 | 2 | 2 | 0.00 | 3.000 | | | | | | | | | | | | | | | | | | | | | |
| Frank Linzy, R (6, 1) ERA: 5.11 | 4.0 | L | 17 | 2 | 2 | 2 | 2 | 3 | 0 | 0 | 0 | 0 | 0 | 18 | 30 | 4.50 | 1.250 | | | | | | | | | | | | | | | | | | | | | |

Cincinnati Reds @ San Francisco Giants
 Candlestick Park, San Francisco, CA
 Wed Apr 27 1966, 6:33 AM EDT
 Att. 7,847 - Unknown

livebaseballscorecards.com

| Batter | 1 | 2 | 3 | 4 | 5 | 6 | 7 | 8 | 9 | AB | R | H | RBI | BB | SO | LOB |
|---|------------------|------------|--------------------|------------|------------------------------|-------------------------|-----------------|-----------|---------------------|----|---|---|-----|----|----|-----|
| Jim Davenport, R (1, 6) OBP: 0.360, SLG: 0.409 | 0-0 5-3 | | 0-0 5-3 | | 4-0 HR BB | 0-0 1B | | 0-0 F8 | | 4 | 1 | 1 | 1 | 1 | 0 | 1 |
| Tom Haller, L (1, 2) OBP: 0.386, SLG: 0.479 Jack Hiatt, R (8, PH) OBP: 0.500, SLG: 1.000 Don Mason, L (8, PR) Bob Barton, R (9, 2) | 4-0 FC6 BB | | 0-0 F2 | | 1-0 HR HBP | 0-0 F5 | | 0-0 2B | | 2 | 1 | 0 | 0 | 1 | 0 | 2 |
| Willie Mays, R (1, 8) OBP: 0.367, SLG: 0.709 Don Landrum, L (7, 8) OBP: 0.100, SLG: 0.200 Jesus Alou, R (8, PH) OBP: 0.232, SLG: 0.345 | 0-0 FC6 | | | 0-0 1-3 | 0-0 L6 | 0-0 F5 | | 0-0 F6 | | 4 | 0 | 0 | 0 | 0 | 0 | 5 |
| Willie McCovey, L (1, 3) OBP: 0.410, SLG: 0.431 | 0-0 F5 | | | 0-0 1B | 0-0 HR | | 0-0 F9 2B | | 0-3 K | 5 | 1 | 3 | 4 | 0 | 1 | 1 |
| Jim Ray Hart, R (1, 5) OBP: 0.433, SLG: 0.556 | | 0-0 F4 | | 0-3 K | 4-0 1B BB | | 0-0 F9 | | 0-0 G5-4-3 1B | 4 | 0 | 1 | 0 | 1 | 1 | 2 |
| Orlando Cepeda, R (1, 7) OBP: 0.333, SLG: 0.400 Dick Schofield, S (5, PR) Frank Linzy, R (6, 1) OBP: 0.333, SLG: 1.000 Tito Fuentes, S (9, PH) OBP: 0.250, SLG: 0.259 | | 0-0 F4 | | 0-3 K | 0-0 1B | | 0-3 K | | 0-0 G5-4-3 | 3 | 0 | 1 | 0 | 0 | 1 | 1 |
| Ollie Brown, R (1, 9) OBP: 0.421, SLG: 0.467 | | 0-0 4-3 | | | HR | | 1-0 HBP | | | 3 | 1 | 1 | 1 | 0 | 0 | 2 |
| Hal Lanier, R (1, 4) OBP: 0.211, SLG: 0.255 | | | 0-0 SH3-4 1B | | 0-0 6-3 | 0-3 K SH1-4 1B | 0-0 F5 | | | 4 | 1 | 1 | 0 | 0 | 1 | 2 |
| Gaylord Perry, R (1, 1) Joe Gibbon, R (5, 1) Len Gabrielson, L (5, PH) OBP: 0.333, SLG: 0.318 Cap Peterson, R (8, PH) (9, 7) | | | 0-0 SH3-4 | | 0-0 HBP WP HR 1B | 0-0 SH1-4 | | 0-0 F8 | | 0 | 0 | 0 | 0 | 0 | 0 | 0 |

| Inning Stats | R: 0 | H: 0 | E: 0 | K: 0 | S: 3 | LOB: 1 | BB: 1 | P: 7 | R: 0 | H: 0 | E: 0 | K: 0 | S: 3 | LOB: 0 | BB: 0 | P: 3 | R: 0 | H: 1 | E: 0 | K: 0 | S: 4 | LOB: 1 | BB: 0 | P: 4 | R: 0 | H: 1 | E: 0 | K: 2 | S: 8 | LOB: 1 | BB: 0 | P: 8 | R: 5 | H: 4 | E: 0 | K: 0 | S: 7 | LOB: 2 | BB: 2 | P: 16 | R: 1 | H: 1 | E: 0 | K: 1 | S: 7 | LOB: 1 | BB: 0 | P: 7 | R: 0 | H: 1 | E: 0 | K: 1 | S: 6 | LOB: 2 | BB: 0 | P: 7 | R: 0 | H: 1 | E: 0 | K: 0 | S: 4 | LOB: 1 | BB: 0 | P: 4 | R: 0 | H: 1 | E: 0 | K: 1 | S: 5 | LOB: 0 | BB: 0 | P: 5 | 1B: 6 | SF: 0 | 2B: 2 | SAC: 2 | 3B: 0 | DP: 1 | HR: 2 | HBP: 2 | WP: 1 | PA: 42 |
|--------------|------|------|------|------|------|--------|-------|------|------|------|------|------|------|--------|-------|------|------|------|------|------|------|--------|-------|------|------|------|------|------|------|--------|-------|------|------|------|------|------|------|--------|-------|-------|------|------|------|------|------|--------|-------|------|------|------|------|------|------|--------|-------|------|------|------|------|------|------|--------|-------|------|------|------|------|------|------|--------|-------|------|-------|-------|-------|--------|-------|-------|-------|--------|-------|--------|
|--------------|------|------|------|------|------|--------|-------|------|------|------|------|------|------|--------|-------|------|------|------|------|------|------|--------|-------|------|------|------|------|------|------|--------|-------|------|------|------|------|------|------|--------|-------|-------|------|------|------|------|------|--------|-------|------|------|------|------|------|------|--------|-------|------|------|------|------|------|------|--------|-------|------|------|------|------|------|------|--------|-------|------|-------|-------|-------|--------|-------|-------|-------|--------|-------|--------|

| PITCHER | IP | WLS | BF | H | R | ER | SO | BB | IBB | HBP | BLK | WP | HR | S | P | ERA | WHIP |
|---------------------------------------|-----|-----|----|---|---|----|----|----|-----|-----|-----|----|----|----|----|------|-------|
| Milt Pappas, R (1, 1) ERA: 5.91 | 4.2 | | 22 | 5 | 5 | 5 | 2 | 2 | 0 | 1 | 0 | 1 | 2 | 23 | 32 | 9.64 | 1.500 |
| Don Nottebart, R (5, 1) ERA: 1.93 | 1.2 | | 10 | 3 | 1 | 0 | 1 | 1 | 0 | 0 | 0 | 0 | 0 | 11 | 15 | 0.00 | 2.400 |
| Jack Baldschun, R (7, 1) ERA: 6.75 | 0.2 | W | 3 | 0 | 0 | 0 | 1 | 0 | 0 | 1 | 0 | 0 | 0 | 4 | 5 | 0.00 | 0.000 |
| Ted Davidson, L (8, 1) ERA: 3.18 | 2.0 | S | 7 | 2 | 0 | 0 | 1 | 0 | 0 | 0 | 0 | 0 | 0 | 9 | 9 | 0.00 | 1.000 |


BOTTOM

Cincinnati Reds @ San Francisco Giants
Candlestick Park, San Francisco, CA
Wed Apr 27 1966, 6:33 AM EDT
Att. 7,847 - Unknown

| | |
|-----|----|
| AB | 35 |
| R | 6 |
| H | 10 |
| RBI | 6 |
| BB | 3 |
| SO | 5 |
| LOB | 19 |



| | |
|-------|--------|
| WP: 1 | PA: 42 |
| PB: 1 | |
| SB: 1 | |
| CS: 0 | |

| Batter | 1 | 2 | 3 | 4 | 5 | 6 | 7 | 8 | 9 | AB R H RBI BB SO LOB | TOP | | | | | | | | | | | | | | |
|---|--|---------------------------------|------------------------------|---------------------------------|------------------------------|---------------------------------|------------------------------|---------------------------------|------------------------------|---------------------------------|--|---------------------------------|------------------------------|---------------------------------|------------------------------|---------------------------------|----------------------------------|------------------------------------|----------------------------------|--------|---|----|---|-----|----|
| Tommy Helms, R (1, 4) OBP: 0.292, SLG: 0.341 | 0-0 5-3 | | | 0-0 5-3 | | 0-0 F8 | | | 0-0 5-3 | 4 0 0 0 0 0 1 | <p>Cincinnati Reds @ San Francisco Giants Candlestick Park, San Francisco, CA</p> <p>Thu Apr 28 1966, 6:33 AM EDT Att. 7,073 - Unknown</p> <p>livebaseballscorecards.com</p> <table border="1"> <tr><td>AB</td><td>30</td></tr> <tr><td>R</td><td>0</td></tr> <tr><td>H</td><td>4</td></tr> <tr><td>RBI</td><td>0</td></tr> <tr><td>BB</td><td>0</td></tr> <tr><td>SO</td><td>4</td></tr> <tr><td>LOB</td><td>10</td></tr> </table>  | AB | 30 | R | 0 | H | 4 | RBI | 0 | BB | 0 | SO | 4 | LOB | 10 |
| AB | 30 | | | | | | | | | | | | | | | | | | | | | | | | |
| R | 0 | | | | | | | | | | | | | | | | | | | | | | | | |
| H | 4 | | | | | | | | | | | | | | | | | | | | | | | | |
| RBI | 0 | | | | | | | | | | | | | | | | | | | | | | | | |
| BB | 0 | | | | | | | | | | | | | | | | | | | | | | | | |
| SO | 4 | | | | | | | | | | | | | | | | | | | | | | | | |
| LOB | 10 | | | | | | | | | | | | | | | | | | | | | | | | |
| Pete Rose, S (1, 5) OBP: 0.196, SLG: 0.240 | 0-3 K | | | 0-0 L3 | | | 0-0 1B | | 0-0 F8 | 4 0 1 0 0 1 0 | | | | | | | | | | | | | | | |
| Vada Pinson, L (1, 9) OBP: 0.400, SLG: 0.646 | 0-3 K | | | 0-0 4-3 | | | 0-0 1B | | 0-0 F9 | 4 0 1 0 0 1 0 | | | | | | | | | | | | | | | |
| Gordy Coleman, L (1, 3) OBP: 0.174, SLG: 0.174 | | 0-0 G1 | | | 0-0 F9 | | 0-0 FC1-6 | | | 3 0 0 0 0 0 2 | | | | | | | | | | | | | | | |
| Deron Johnson, R (1, 7) OBP: 0.222, SLG: 0.244 | | 0-0 6-3 | | | 0-0 F9 | | 0-0 F2 | | | 3 0 0 0 0 0 2 | | | | | | | | | | | | | | | |
| Don Pavletich, R (1, 2) OBP: 0.333, SLG: 0.500 | | 0-0 F8 | | | 0-0 F7 | | 0-0 FC6 | | | 3 0 0 0 0 0 2 | | | | | | | | | | | | | | | |
| Tommy Harper, R (1, 8) OBP: 0.280, SLG: 0.217 | | | 0-3 K | | | 0-3 K | | 0-0 1B | | 3 0 1 0 0 2 0 | | | | | | | | | | | | | | | |
| Leo Cardenas, R (1, 6) OBP: 0.381, SLG: 0.500 | | | 0-0 F5 | | | 0-0 1B | | 0-0 F9 | | 3 0 1 0 0 0 1 | | | | | | | | | | | | | | | |
| Sammy Ellis, L (1, 1) OBP: 0.250, SLG: 0.143 | | | 0-0 1-3 | | | 0-0 F5 | | 0-0 G6-3 | | 1 0 0 0 0 0 0 | | | | | | | | | | | | | | | |
| Art Shamsky, L (6, PH) | | | | | | | | | | 1 0 0 0 0 0 1 | | | | | | | | | | | | | | | |
| Gerry Arrigo, L (6, 1) | | | | | | | | | | 0 0 0 0 0 0 0 | | | | | | | | | | | | | | | |
| Mel Queen, L (8, PH) | | | | | | | | | | 1 0 0 0 0 0 1 | | | | | | | | | | | | | | | |
| Billy McCool, R (8, 1) | | | | | | | | | | 0 0 0 0 0 0 0 | | | | | | | | | | | | | | | |
| Inning Stats | R: 0 E: 0 K: 2 S: 7 | H: 0 LOB: 0 BB: 0 P: 7 | R: 0 E: 0 K: 0 S: 3 | H: 0 LOB: 0 BB: 0 P: 3 | R: 0 E: 0 K: 1 S: 5 | H: 0 LOB: 0 BB: 0 P: 5 | R: 0 E: 0 K: 0 S: 3 | H: 0 LOB: 0 BB: 0 P: 3 | R: 0 E: 0 K: 0 S: 3 | H: 1 LOB: 1 BB: 0 P: 6 | R: 0 E: 0 K: 0 S: 5 | H: 2 LOB: 2 BB: 0 P: 5 | R: 0 E: 0 K: 0 S: 3 | H: 1 LOB: 0 BB: 0 P: 3 | R: 0 E: 0 K: 0 S: 3 | H: 0 LOB: 0 BB: 0 P: 3 | 1B: 4 2B: 0 3B: 0 HR: 0 | SF: 0 SAC: 0 DP: 1 HBP: 0 | WP: 0 PB: 0 SB: 0 CS: 0 | PA: 30 | | | | | |
| PITCHER Juan Marichal, R (1, 1) ERA: 0.5 | IP: 9.0 WLS: W BF: 30 H: 4 R: 0 ER: 0 SO: 4 BB: 0 IBB: 0 HBP: 0 BLK: 0 WP: 0 HR: 0 S: 38 P: 38 ERA: 0.00 WHIP: 0.444 | | | | | | | | | | | | | | | | | | | | | | | | |

| Batter | 1 | 2 | 3 | 4 | 5 | 6 | 7 | 8 | 9 |
|--|----------------|------------------|----------------------------|------------------|-----------------|-----------------|-----------------|-----------------|---|
| Don Landrum, L OBP: 0.071, SLG: 0.143 (1, 8) | 0-3 K ① | | 0-0 G4-6-3 1-2f ② | | 0-0 F8 ③ | | | 0-0 1-3 ① | |
| Jim Davenport, R OBP: 0.379, SLG: 0.520 (1, 6) (9, 5) | 0-0 F8 ② | | 0-3 K ③ | | | 0-0 HR | | 4-0 BB | |
| Willie McCovey, L OBP: 0.400, SLG: 0.418 (1, 3) | 0-3 K ③ | | | 0-0 F9 ① | | 0-0 G3 1B | | 0-0 F5 ② | |
| Jim Ray Hart, R OBP: 0.438, SLG: 0.569 Dick Schofield, S (1, 5) (9, 6) | | 0-0 1B 2B | | 0-0 3B 1B | | 0-0 F9 ① | | 0-0 F2 ③ | |
| Tom Haller, L OBP: 0.383, SLG: 0.510 (1, 2) | | 0-0 F5 ① | | 0-0 1-H 3B | | 0-0 G3 ② | | | |
| Ollie Brown, R OBP: 0.409, SLG: 0.444 (1, 9) | | 0-0 2-H 1B | | 0-0 1-3 ② | | 0-0 6-3 ③ | | | |
| Len Gabrielson, L OBP: 0.300, SLG: 0.280 (1, 7) | | 0-0 F5 ② | | 0-0 F5 ③ | | | 0-0 4-3 ① | | |
| Hal Lanier, R OBP: 0.200, SLG: 0.241 (1, 4) | | 0-0 F3 ③ | | | 0-0 5-3 ① | | 0-0 4-3 ② | | |
| Juan Marichal, R OBP: 0.357, SLG: 0.429 (1, 1) | | | 0-0 G4-6-3 1B | | 0-0 F4 ② | | 0-0 5-3 ③ | | |

| Inning Stats | R: 0 E: 0 K: 2 S: 7 | H: 0 LOB: 0 BB: 0 P: 7 | R: 1 E: 0 K: 0 S: 5 | H: 2 LOB: 1 BB: 0 P: 5 | R: 0 E: 0 K: 1 S: 5 | H: 1 LOB: 0 BB: 0 P: 5 | R: 1 E: 0 K: 0 S: 5 | H: 2 LOB: 1 BB: 0 P: 5 | R: 0 E: 0 K: 0 S: 3 | H: 0 LOB: 0 BB: 0 P: 3 | R: 1 E: 0 K: 0 S: 5 | H: 2 LOB: 1 BB: 0 P: 5 | R: 0 E: 0 K: 0 S: 3 | H: 0 LOB: 0 BB: 0 P: 3 | R: 0 E: 0 K: 0 S: 3 | H: 0 LOB: 1 BB: 1 P: 7 |
|----------------------------------|------------------------------------|----------------------------------|------------------------------|---------------------------------|------------------------------|---------------------------------|------------------------------|---------------------------------|------------------------------|---------------------------------|------------------------------|---------------------------------|------------------------------|---------------------------------|------------------------------|---------------------------------|
| 1B: 4 2B: 1 3B: 1 HR: 1 | SF: 0 SAC: 0 DP: 1 HBP: 0 | WP: 0 PB: 0 SB: 0 CS: 0 | | | | | | | | | | | | | | |

| PITCHER | IP | WLS | BF | H | R | ER | SO | BB | IBB | HBP | BLK | WP | HR | S | P | ERA | WHIP |
|--|-----|-----|----|---|---|----|----|----|-----|-----|-----|----|----|----|----|------|-------|
| Sammy Ellis, R ERA: 3.75 (1, 1) | 5.0 | L | 19 | 5 | 2 | 2 | 3 | 0 | 0 | 0 | 0 | 0 | 0 | 25 | 25 | 3.60 | 1.000 |
| Gerry Arrigo, L ERA: 4.5 (6, 1) | 2.0 | | 8 | 2 | 1 | 1 | 0 | 0 | 0 | 0 | 0 | 0 | 1 | 8 | 8 | 4.50 | 1.000 |
| Billy McCool, L ERA: 4.15 (8, 1) | 1.0 | | 4 | 0 | 0 | 0 | 0 | 1 | 0 | 0 | 0 | 0 | 0 | 3 | 7 | 0.00 | 1.000 |

BOTTOM

Cincinnati Reds @ San Francisco Giants
Candlestick Park, San Francisco, CA

Thu Apr 28 1966, 6:33 AM EDT
Att. 7,073 - Unknown

| | |
|-----|----|
| AB | 30 |
| R | 3 |
| H | 7 |
| RBI | 3 |
| BB | 1 |
| SO | 3 |
| LOB | 11 |



| WP | HR | S | P | ERA | WHIP |
|----|----|---|---|-----|------|
| 0 | 0 | 0 | 0 | 0 | 0 |

| Batter | 1 | 2 | 3 | 4 | 5 | 6 | 7 | 8 | 9 | AB R H RBI BB SO LOB | TOP | | | | | | | | | | | |
|--|--|---------------------------------|------------------------------|---------------------------------|------------------------------|---------------------------------|------------------------------|---------------------------------|------------------------------|---------------------------------|------------------------------|---------------------------------|--|---------------------------------|------------------------------|----------------------------------|------------------------------|---------------------------------|----------------------------------|------------------------------------|----------------------------------|--------|
| Tommy Helms, R (1, 4) OBP: 0.288, SLG: 0.333 | 0-0 CS 1B | | 0-0 L1 | | | 0-0 F7 | | | 0-0 F8 | 4 0 1 0 0 0 0 | | | | | | | | | | | | |
| Pete Rose, S (1, 5) OBP: 0.200, SLG: 0.226 | 0-3 K 1-2 | | | 0-3 K | | 0-0 4-3 | | | 4-0 5-3 1B BB | 3 1 0 0 1 2 1 | | | | | | | | | | | | |
| Vada Pinson, L (1, 9) OBP: 0.389, SLG: 0.615 | 0-0 L7 | | | 0-3 K | | | 0-0 L6 | | 0-0 5-3 1B | 4 1 1 0 0 1 0 | | | | | | | | | | | | |
| Don Pavletich, R (1, 2) OBP: 0.273, SLG: 0.409 | | 0-0 1-3 | | 0-0 6-3 | | | 0-3 K | | 0-0 5-3 | 4 0 0 0 0 1 2 | | | | | | | | | | | | |
| Tony Perez, R (1, 3) OBP: 0.385, SLG: 0.391 | | 0-0 4-3 | | | 0-0 4-3 | | 0-0 5-3 | | 0-0 1B | 4 0 1 2 0 0 0 | | | | | | | | | | | | |
| Mel Queen, L (9, 7) | | | | | | | | | 2-H 3-H 1B | 0 0 0 0 0 0 0 | | | | | | | | | | | | |
| Deron Johnson, R (1, 7) OBP: 0.245, SLG: 0.250 | | 4-0 FC6-4 BB | | | 0-0 FC5-4 1B | | | 0-0 1-3 | 0-0 F9 | 3 0 1 0 1 0 1 | | | | | | | | | | | | |
| Tommy Harper, R (1, 8) OBP: 0.264, SLG: 0.204 | | 0-0 FC6-4 1-2f | | | 0-0 FC5-4 1-2f | | | 0-3 K | | 3 0 0 0 0 1 2 | | | | | | | | | | | | |
| Leo Cardenas, R (1, 6) OBP: 0.378, SLG: 0.476 | | | 0-0 4-3 | | 0-0 F9 | | | 4-0 BB | | 2 0 0 0 1 0 1 | | | | | | | | | | | | |
| Jim O'Toole, S (1, 1) | | | 0-3 K | | | 0-0 6-3 | | 0-3 K | | 2 0 0 0 0 1 0 | | | | | | | | | | | | |
| Lee May, R (8, PH) | | | | | | | | | | 1 0 0 0 0 1 1 | | | | | | | | | | | | |
| Jack Baldschun, R (8, 1) | | | | | | | | | | 0 0 0 0 0 0 0 | | | | | | | | | | | | |
| Inning Stats | R: 0 E: 0 K: 1 S: 5 | H: 1 LOB: 0 BB: 0 P: 5 | R: 0 E: 0 K: 0 S: 3 | H: 0 LOB: 1 BB: 1 P: 7 | R: 0 E: 0 K: 1 S: 5 | H: 0 LOB: 0 BB: 0 P: 5 | R: 0 E: 0 K: 2 S: 7 | H: 0 LOB: 0 BB: 0 P: 7 | R: 0 E: 0 K: 0 S: 4 | H: 1 LOB: 1 BB: 0 P: 4 | R: 0 E: 0 K: 0 S: 3 | H: 0 LOB: 0 BB: 0 P: 3 | R: 0 E: 0 K: 1 S: 5 | H: 0 LOB: 0 BB: 0 P: 5 | R: 0 E: 0 K: 2 S: 7 | H: 0 LOB: 1 BB: 1 P: 11 | R: 2 E: 0 K: 0 S: 5 | H: 2 LOB: 1 BB: 1 P: 9 | 1B: 4 2B: 1 3B: 0 HR: 0 | SF: 0 SAC: 0 DP: 1 HBP: 0 | WP: 0 PB: 0 SB: 0 CS: 1 | PA: 33 |
| PITCHER Claude Osteen, L (1, 1) ERA: 1.64 | IP: 9.0 WLS: W BF: 33 H: 4 R: 2 ER: 2 SO: 7 BB: 3 IBB: 0 HBP: 0 BLK: 0 WP: 0 HR: 0 S: 44 P: 56 ERA: 2.00 WHIP: 0.778 | | | | | | | | | | | PITCHER | IP: 9.0 WLS: W BF: 33 H: 4 R: 2 ER: 2 SO: 7 BB: 3 IBB: 0 HBP: 0 BLK: 0 WP: 0 HR: 0 S: 44 P: 56 ERA: 2.00 WHIP: 0.778 | | | | | | | | | |

Cincinnati Reds @ Los Angeles Dodgers
 Dodger Stadium, Los Angeles, CA
 Fri Apr 29 1966, 7:05 PM PDT
 Att: 28,281 - Unknown

| | |
|-----|----|
| AB | 30 |
| R | 2 |
| H | 4 |
| RBI | 2 |
| BB | 3 |
| SO | 7 |
| LOB | 8 |



| Batter | 1 | 2 | 3 | 4 | 5 | 6 | 7 | 8 | 9 | AB R H RBI BB SO LOB |
|--|-------------------------|------------|------------|-------------------------------|------------|------------|---------------------|------------|--------------------------|---|
| Maury Wills, S OBP: 0.356, SLG: 0.296 (1, 6) | 0-0 G3 S HR 1B | | 0-0 1-3 | 0-3 K | | | 0-0 SH1-4 1B | | 0-0 FC1-5 1B BB | 5 1 2 0 0 1 5 |
| Wes Parker, S OBP: 0.333, SLG: 0.429 (1, 3) | 0-0 G3 1-3 | | 0-0 5-3 | | 0-0 5-3 | | 0-0 SH1-4 1-2 | | 4-0 1B BB | 3 0 0 0 1 0 1 |
| Lou Johnson, R OBP: 0.324, SLG: 0.462 (1, 9) (7, 7) | 0-0 HR 3-H | | 0-0 2B | | 0-0 6-3 | | 0-0 F9 | | 0-0 P6 | 5 1 2 2 0 0 4 |
| Tommy Davis, R OBP: 0.375, SLG: 0.333 (1, 7) Ron Fairly, L OBP: 0.290, SLG: 0.241 (7, 9) | 4-0 BB | | 0-0 1-3 | | 0-3 K | | 0-0 F8 | | 0-0 1B | 2 0 0 0 1 1 1 2 0 1 1 0 0 1 |
| Jim Lefebvre, S OBP: 0.385, SLG: 0.610 (1, 5) John Kennedy, R OBP: 0.313, SLG: 0.438 (9, 5) | 0-0 P4 | | | 0-0 1B 1B 1B | | 0-0 P6 | | 0-0 6-3 | | 4 0 1 0 0 0 1 0 0 0 0 0 0 0 |
| Willie Davis, L OBP: 0.362, SLG: 0.435 (1, 8) | 0-0 4-3 | | | 0-0 1B 1-2 1B | | 0-0 E3 | | 0-0 G3 | | 4 0 1 0 0 0 1 |
| Jeff Torborg, R OBP: 0.433, SLG: 0.407 (1, 2) | | 0-0 P4 | | 0-0 1B 1-2 2-3 1B | | 0-3 K | | 0-0 G3 | | 4 0 1 0 0 1 1 |
| Nate Oliver, R OBP: 0.393, SLG: 0.308 (1, 4) | | 0-0 1-3 | | 0-0 F8 | | 4-0 IBB | | | 0-0 FC1-5 2B | 3 0 1 0 1 0 3 |
| Claude Osteen, L OBP: 0.133, SLG: 0.071 (1, 1) Jim Gilliam, S (9, PH) Derrell Griffith, L (9, PR) | | 0-0 P4 | | 0-3 K | | 0-0 F9 | | | 4-0 BB FC1-5 1B BB | 3 0 0 0 0 1 5 0 0 0 0 1 0 0 0 1 0 0 0 0 0 |

| Inning Stats | R: 2 | H: 2 | E: 0 | K: 0 | S: 5 | LOB: 1 | BB: 1 | P: 9 | R: 0 | H: 0 | E: 0 | K: 0 | S: 3 | LOB: 0 | BB: 0 | P: 3 | R: 0 | H: 1 | E: 0 | K: 0 | S: 4 | LOB: 0 | BB: 0 | P: 4 | R: 0 | H: 0 | E: 0 | K: 1 | S: 5 | LOB: 0 | BB: 0 | P: 5 | R: 0 | H: 0 | E: 1 | K: 1 | S: 6 | LOB: 2 | BB: 1 | P: 10 | R: 0 | H: 1 | E: 0 | K: 0 | S: 4 | LOB: 1 | BB: 0 | P: 4 | R: 0 | H: 0 | E: 0 | K: 0 | S: 3 | LOB: 0 | BB: 0 | P: 3 | R: 1 | H: 2 | E: 0 | K: 0 | S: 4 | LOB: 3 | BB: 2 | P: 12 | 1B: 6 | SF: 0 | 2B: 2 | SAC: 1 | 3B: 0 | DP: 0 | HR: 1 | HBP: 0 | WP: 0 | PA: 40 |
|--------------|------|------|------|------|------|--------|-------|------|------|------|------|------|------|--------|-------|------|------|------|------|------|------|--------|-------|------|------|------|------|------|------|--------|-------|------|------|------|------|------|------|--------|-------|-------|------|------|------|------|------|--------|-------|------|------|------|------|------|------|--------|-------|------|------|------|------|------|------|--------|-------|-------|-------|-------|-------|--------|-------|-------|-------|--------|-------|--------|
|--------------|------|------|------|------|------|--------|-------|------|------|------|------|------|------|--------|-------|------|------|------|------|------|------|--------|-------|------|------|------|------|------|------|--------|-------|------|------|------|------|------|------|--------|-------|-------|------|------|------|------|------|--------|-------|------|------|------|------|------|------|--------|-------|------|------|------|------|------|------|--------|-------|-------|-------|-------|-------|--------|-------|-------|-------|--------|-------|--------|

| PITCHER | IP | WLS | BF | H | R | ER | SO | BB | IBB | HBP | BLK | WP | HR | S | P | ERA | WHIP |
|---------------------------------------|-----|-----|----|---|---|----|----|----|-----|-----|-----|----|----|----|----|------|-------|
| Jim O'Toole, L ERA: 2.57 (1, 1) | 7.0 | | 31 | 7 | 2 | 2 | 4 | 1 | 1 | 0 | 0 | 0 | 1 | 37 | 45 | 2.57 | 1.143 |
| Jack Baldschun, R ERA: 6.35 (8, 1) | 1.2 | L | 9 | 2 | 1 | 1 | 0 | 2 | 0 | 0 | 0 | 0 | 0 | 7 | 15 | 5.40 | 2.400 |

BOTTOM

Cincinnati Reds @ Los Angeles Dodgers
 Dodger Stadium, Los Angeles, CA

Fri Apr 29 1966, 7:05 PM PDT
 Att. 28,281 - Unknown

| | |
|-----|----|
| AB | 35 |
| R | 3 |
| H | 9 |
| RBI | 3 |
| BB | 4 |
| SO | 4 |
| LOB | 23 |



| PITCHER | IP | WLS | BF | H | R | ER | SO | BB | IBB | HBP | BLK | WP | HR | S | P | ERA | WHIP |
|---------|----|-----|----|---|---|----|----|----|-----|-----|-----|----|----|---|---|-----|------|
|---------|----|-----|----|---|---|----|----|----|-----|-----|-----|----|----|---|---|-----|------|

| Batter | 1 | 2 | 3 | 4 | 5 | 6 | 7 | 8 | 9 | AB R H RBI BB SO LOB | TOP | | | | | | | | | | | | | | | | | | | | |
|---|------------------------------|---------------------------------|------------------------------|---------------------------------|------------------------------|---------------------------------|------------------------------|--------------------------------------|------------------------------|---|--|------------------------------|---------------------------------|------------------------------|---------------------------------|------------------------------|----------------------------------|------------------------------|---------------------------------|----------------------------------|------------------------------------|----------------------------------|--------|----|---|---|-----|------|--|--|--|
| Tommy Helms, R (1, 4) OBP: 0.286, SLG: 0.327 | 0-3 K | | 0-0 F4 | | | 0-0 P6 | | 0-0 1B 2-H 3-H | | 4 0 1 2 0 1 0 | Cincinnati Reds @ Los Angeles Dodgers Dodger Stadium, Los Angeles, CA Sat Apr 30 1966, 7:05 PM PDT Att. 44,594 - Unknown | | | | | | | | | | | | | | | | | | | | |
| Pete Rose, S (1, 5) OBP: 0.203, SLG: 0.228 | 0-3 K | | 0-0 F3 | | | 0-3 K | | 0-0 1B 1-2 | | 4 0 1 0 0 2 0 | | | | | | | | | | | | | | | | | | | | | |
| Vada Pinson, L (1, 9) OBP: 0.379, SLG: 0.589 (8, 8) | 0-0 F9 | | | | 0-0 P4 | | 0-0 P4 | 0-0 FC6-4 1B 1-2 2-3 | | 4 0 1 0 0 0 0 | | | | | | | | | | | | | | | | | | | | | |
| Deron Johnson, R (1, 7) OBP: 0.245, SLG: 0.250 (8, 3) | | 0-0 1B 1B | | | 0-0 F9 | | 0-0 F2 | 0-0 FC6-4 1B 1-2f | | 4 0 1 0 0 0 3 | | | | | | | | | | | | | | | | | | | | | |
| Don Pavletich, R (1, 2) OBP: 0.269, SLG: 0.385 | | 0-0 1B 1-3 | | | 0-3 K | | 0-0 F3 | | 0-0 F5 | 4 0 1 0 0 1 0 | | | | | | | | | | | | | | | | | | | | | |
| Tony Perez, R (1, 3) OBP: 0.379, SLG: 0.360 Giraldo Ruiz, S (8, PR) Billy McCool, R (8, 1) | | 0-0 F5 | | | 0-0 F8 | | | 4-0 5-3 1B BB BB | 0-3 K | 2 0 0 0 1 0 2 0 1 0 0 0 0 0 1 0 0 0 0 1 0 | | | | | | | | | | | | | | | | | | | | | |
| Leo Cardenas, R (1, 6) OBP: 0.367, SLG: 0.522 | | 0-3 K | | | 0-0 F3 | | | 0-3 K | 0-0 HR | 4 1 1 1 0 2 3 | | | | | | | | | | | | | | | | | | | | | |
| Tommy Harper, R (1, 8) OBP: 0.263, SLG: 0.192 (8, 7) | | 0-0 6-3 | | | 0-0 F8 | | | 4-0 1B 5-3 BB 1-2 | 0-0 4-3 | 3 1 0 0 1 0 2 | | | | | | | | | | | | | | | | | | | | | |
| Joey Jay, S (1, 1) Lee May, R (8, PH) Mel Queen, L (8, 9) | | | 0-3 K | | | 0-3 K | | 0-0 5-3 1B BB 1-2 2-3 | | 2 0 0 0 0 2 0 1 0 0 0 0 0 2 0 0 0 0 0 0 0 | | | | | | | | | | | | | | | | | | | | | |
| Inning Stats | R: 0 E: 0 K: 2 S: 7 | H: 0 LOB: 0 BB: 0 P: 7 | R: 0 E: 0 K: 1 S: 7 | H: 2 LOB: 2 BB: 0 P: 7 | R: 0 E: 0 K: 1 S: 5 | H: 0 LOB: 0 BB: 0 P: 5 | R: 0 E: 0 K: 1 S: 5 | H: 0 LOB: 0 BB: 0 P: 5 | R: 0 E: 0 K: 0 S: 3 | H: 0 LOB: 0 BB: 0 P: 3 | | R: 0 E: 0 K: 2 S: 7 | H: 0 LOB: 0 BB: 0 P: 7 | R: 0 E: 0 K: 0 S: 3 | H: 0 LOB: 0 BB: 0 P: 3 | R: 2 E: 0 K: 1 S: 8 | H: 3 LOB: 3 BB: 2 P: 16 | R: 1 E: 0 K: 1 S: 6 | H: 1 LOB: 0 BB: 0 P: 6 | 1B: 5 2B: 0 3B: 0 HR: 1 | SF: 0 SAC: 0 DP: 0 HBP: 0 | WP: 0 PB: 0 SB: 0 CS: 0 | PA: 35 | | | | | | | | |
| PITCHER Sandy Koufax, L (1, 1) ERA: 1.75 | IP 9.0 | WLS L | BF 35 | H 6 | R 3 | ER 3 | SO 9 | BB 2 | IBB 0 | HBP 0 | BLK 0 | WP 0 | HR 1 | S 51 | P 59 | ERA 3.00 | WHIP 0.889 | | | | | | | | | | | | | | |
| | | | | | | | | | | | PITCHER | IP | WLS | BF | H | R | ER | SO | BB | IBB | HBP | BLK | WP | HR | S | P | ERA | WHIP | | | |

livebaseballscorecards.com

| | |
|------------|-----------|
| AB | 33 |
| R | 3 |
| H | 6 |
| RBI | 3 |
| BB | 2 |
| SO | 9 |
| LOB | 12 |



| Batter | 1 | 2 | 3 | 4 | 5 | 6 | 7 | 8 | 9 | AB | R | H | RBI | BB | SO | LOB |
|---|-------------|-------------|---------------|-----------------|------------------|---------------|------------|--------------|------------|----|---|---|-----|----|----|-----|
| Maury Wills, S OBP: 0.349, SLG: 0.281 (1, 6) | 0-0 G3 | | 4-0 1B BB | | 0-0 B2-3 | | 0-0 G3 | | | 3 | 1 | 0 | 0 | 1 | 0 | 0 |
| Wes Parker, S OBP: 0.342, SLG: 0.424 (1, 3) | 0-0 F8 | | 0-3 K | | 4-0 CS BB | | | 0-0 1B 1B | | 3 | 0 | 1 | 0 | 1 | 1 | 1 |
| Willie Davis, L OBP: 0.373, SLG: 0.440 (1, 8) | 0-0 S 1B | | 0-0 2-H 1B | | 0-0 CS | 0-0 4-3 | | 0-0 F8 | | 4 | 0 | 2 | 1 | 0 | 0 | 1 |
| Ron Fairly, L OBP: 0.303, SLG: 0.246 (1, 9) | 0-0 P6 | | 0-0 G3 | | 4-0 FC4 1B BB | | | 0-0 1B | | 3 | 0 | 1 | 0 | 1 | 0 | 2 |
| Lou Johnson, R OBP: 0.319, SLG: 0.449 (1, 7) | | 0-0 1-3 | | 0-3 K | | 0-0 FC4 1B | | 0-0 L4 | | 4 | 0 | 1 | 0 | 0 | 1 | 2 |
| Jim Lefebvre, S OBP: 0.391, SLG: 0.590 (1, 5) | | 4-0 E BB | | 4-0 FC6-4 BB | | 0-0 FC4 | | 0-3 K | | 2 | 0 | 0 | 0 | 2 | 1 | 4 |
| John Roseboro, L OBP: 0.238, SLG: 0.350 (1, 2) | | 0-3 K | | 0-0 F9 | | 0-0 F8 | | | 0-3 K | 3 | 0 | 0 | 0 | 0 | 1 | 4 |
| Jim Gilliam, S (9, PH) | | 1-2 K | | 1-2 K | | | | | | 1 | 0 | 0 | 0 | 0 | 1 | 0 |
| Nate Oliver, R OBP: 0.375, SLG: 0.291 (1, 4) | | 0-3 K | | 0-0 FC6-4 | | | 0-0 5-3 | | 0-0 F3 | 3 | 0 | 0 | 0 | 0 | 1 | 2 |
| Al Ferrara, R OBP: 0.304, SLG: 0.476 (9, PH) | | | | 1-2f | | | | | | 1 | 0 | 0 | 0 | 0 | 0 | 0 |
| Sandy Koufax, R (1, 1) | | | 0-3 K | | 0-3 K | | | | 0-0 1-3 | 3 | 0 | 0 | 0 | 0 | 2 | 0 |
| Tommy Davis, R OBP: 0.353, SLG: 0.313 (9, PH) | | | | | | | | | | 1 | 0 | 0 | 0 | 0 | 0 | 0 |

| Inning Stats | R: 0 | H: 1 | E: 0 | K: 0 | S: 4 | R: 0 | H: 0 | E: 1 | K: 2 | S: 7 | R: 1 | H: 1 | E: 0 | K: 2 | S: 8 | R: 0 | H: 0 | E: 0 | K: 1 | S: 5 | R: 0 | H: 1 | E: 0 | K: 0 | S: 4 | R: 0 | H: 0 | E: 0 | K: 0 | S: 3 | R: 0 | H: 2 | E: 0 | K: 1 | S: 7 | R: 0 | H: 0 | E: 0 | K: 1 | S: 5 | 1B: 5 | 2B: 0 | 3B: 0 | HR: 0 | SF: 0 | SAC: 0 | DP: 0 | HBP: 0 | WP: 0 | PB: 0 | SB: 2 | CS: 1 | PA: 37 |
|--------------|------|------|------|------|------|------|------|------|------|------|------|------|------|------|------|------|------|------|------|------|------|------|------|------|------|------|------|------|------|------|------|------|------|------|------|------|------|------|------|------|-------|-------|-------|-------|-------|--------|-------|--------|-------|-------|-------|-------|--------|
|--------------|------|------|------|------|------|------|------|------|------|------|------|------|------|------|------|------|------|------|------|------|------|------|------|------|------|------|------|------|------|------|------|------|------|------|------|------|------|------|------|------|-------|-------|-------|-------|-------|--------|-------|--------|-------|-------|-------|-------|--------|

| PITCHER | IP | WLS | BF | H | R | ER | SO | BB | IBB | HBP | BLK | WP | HR | S | P | ERA | WHIP |
|-------------------------------------|-----|-----|----|---|---|----|----|----|-----|-----|-----|----|----|----|----|------|-------|
| Joey Jay, R ERA: 3.78 (1, 1) | 7.0 | W | 28 | 3 | 1 | 1 | 6 | 5 | 0 | 0 | 0 | 0 | 0 | 35 | 55 | 1.29 | 1.143 |
| Billy McCool, L ERA: 2.84 (8, 1) | 2.0 | S | 8 | 2 | 0 | 0 | 2 | 0 | 0 | 0 | 0 | 0 | 0 | 12 | 12 | 0.00 | 1.000 |

BOTTOM

Cincinnati Reds @ Los Angeles Dodgers
Dodger Stadium, Los Angeles, CA
 Sat Apr 30 1966, 7:05 PM PDT
 Att. 44,594 - Unknown


livebaseballscores.com

| | |
|------------|-----------|
| AB | 31 |
| R | 1 |
| H | 5 |
| RBI | 1 |
| BB | 5 |
| SO | 8 |
| LOB | 16 |



| Batter | 1 | 2 | 3 | 4 | 5 | 6 | 7 | 8 | 9 | AB R H RBI BB SO LOB | TOP | | | | | | | | | | | |
|---|------------------------------|---------------------------------|------------------------------|---------------------------------|------------------------------|---------------------------------|------------------------------|---------------------------------|------------------------------|---|---|---------------------------------|------------------------------|---------------------------------|------------------------------|---------------------------------|------------------------------|----------------------------------|----------------------------------|------------------------------------|----------------------------------|--------|
| Pete Rose, S (1, 5) OBP: 0.238, SLG: 0.250 | 0-0 F7 | | 0-0 FC6-4 1B | | | 4-0 FC5-4 BB | | 0-0 FC5-4 1B | | 3 0 2 0 1 0 0 | Cincinnati Reds @ Los Angeles Dodgers Dodger Stadium, Los Angeles, CA Sun May 01 1966, 3:33 AM PDT Att. 32,586 - Unknown | | | | | | | | | | | |
| Tommy Helms, R (1, 4) OBP: 0.267, SLG: 0.304 | 0-0 5-3 | | 0-0 FC6-4 1-2f | | | 0-0 FC5-4 | | 0-0 FC5-4 1-2f | | 4 0 0 0 0 0 4 | | | | | | | | | | | | |
| Vada Pinson, L (1, 8) OBP: 0.371, SLG: 0.583 | 0-0 F8 | | | | | 0-3 K | | | | 4 0 1 0 0 1 1 | | | | | | | | | | | | |
| Gordy Coleman, L (1, 3) OBP: 0.154, SLG: 0.154 Don Pavletich, R (9, PH) OBP: 0.259, SLG: 0.370 | | 0-3 K | | | | 0-0 F8 | | | | 3 0 0 0 0 1 1 1 0 0 0 0 0 1 | | | | | | | | | | | | |
| Deron Johnson, R (1, 7) OBP: 0.246, SLG: 0.250 | | 0-0 F5 | | | | 0-0 F8 1B | | | | 4 0 1 0 0 0 1 | | | | | | | | | | | | |
| Johnny Edwards, L (1, 2) OBP: 0.172, SLG: 0.379 Tony Perez, R (9, PH) OBP: 0.400, SLG: 0.360 | | 0-3 K | | | | 0-0 F8 | | | | 3 0 0 0 0 1 1 0 0 0 0 1 0 0 | | | | | | | | | | | | |
| Leo Cardenas, R (1, 6) OBP: 0.358, SLG: 0.500 | | | 0-0 1B SH1-4 1B | | | 0-0 6-3 | | | | 4 0 1 0 0 1 2 | | | | | | | | | | | | |
| Mel Queen, L (1, 9) | | | 0-0 L6 | | | 0-0 3-1 | | | | 3 0 0 0 0 0 1 | | | | | | | | | | | | |
| Milt Pappas, R (1, 1) Art Shamsky, L (8, PH) Ted Davidson, R (8, 1) | | | 0-0 SH1-4 1-2 | | | 0-3 K | | | | 1 0 0 0 0 1 0 1 0 0 0 0 0 0 0 0 0 0 0 0 0 | | | | | | | | | | | | |
| Inning Stats | R: 0 E: 0 K: 0 S: 3 | H: 0 LOB: 0 BB: 0 P: 3 | R: 0 E: 0 K: 2 S: 7 | H: 0 LOB: 0 BB: 0 P: 7 | R: 0 E: 0 K: 0 S: 5 | H: 2 LOB: 2 BB: 0 P: 5 | R: 0 E: 0 K: 0 S: 4 | H: 1 LOB: 1 BB: 0 P: 4 | R: 0 E: 0 K: 1 S: 5 | H: 0 LOB: 0 BB: 0 P: 5 | R: 0 E: 0 K: 1 S: 5 | H: 0 LOB: 1 BB: 1 P: 9 | R: 0 E: 0 K: 0 S: 3 | H: 0 LOB: 0 BB: 0 P: 3 | R: 0 E: 0 K: 0 S: 4 | H: 1 LOB: 1 BB: 0 P: 4 | R: 0 E: 0 K: 1 S: 6 | H: 1 LOB: 2 BB: 1 P: 10 | 1B: 4 2B: 1 3B: 0 HR: 0 | SF: 0 SAC: 1 DP: 0 HBP: 0 | WP: 1 PB: 0 SB: 0 CS: 0 | PA: 34 |
| PITCHER Don Sutton, R (1, 1) ERA: 1.85 Ron Perranoski, L (9, 1) ERA: 3.0 | IP | WLS | BF | H | R | ER | SO | BB | IBB | HBP | BLK | WP | HR | S | P | ERA | WHIP | | | | | |
| | 8.0 | W | 30 | 5 | 0 | 0 | 4 | 1 | 0 | 0 | 0 | 0 | 0 | 37 | 41 | 0.00 | 0.750 | | | | | |
| | 1.0 | S | 4 | 0 | 0 | 0 | 1 | 1 | 0 | 0 | 0 | 1 | 0 | 5 | 9 | 0.00 | 1.000 | | | | | |

| | |
|------------|----|
| AB | 31 |
| R | 0 |
| H | 5 |
| RBI | 0 |
| BB | 2 |
| SO | 5 |
| LOB | 12 |



| Batter | 1 | 2 | 3 | 4 | 5 | 6 | 7 | 8 | 9 | 10 | 11 | 12 | AB R H RBI BB SO LOB | TOP | | | | | | | | |
|---|------------------------------|---------------------------------|------------------------------|---------------------------------|------------------------------|---------------------------------|------------------------------|---------------------------------|------------------------------|---------------------------------|------------------------------|---------------------------------|--|---------------------------------|------------------------------|---------------------------------|------------------------------|---------------------------------|----------------------------------|------------------------------------|----------------------------------|--------|
| Matty Alou, L OBP: 0.358, SLG: 0.603 (1, 8) | 0-0 SF9 3B | | 0-0 F8 | | | 0-0 G3 | | 0-0 SH5-3 | | | 0-3 K2-3 | | 4 1 1 0 0 1 1 | | | | | | | | | |
| Jose Pagan, R OBP: 0.308, SLG: 0.472 (1, 6) (12, 5) | 0-0 SF9 | | 0-3 K | | | 0-3 K | | 0-0 F5 | | | 0-0 1-3 | | 4 0 0 1 0 2 2 | | | | | | | | | |
| Roberto Clemente, R OBP: 0.354, SLG: 0.446 (1, 9) | 0-0 F9 | | | | 0-3 K | | 0-3 K | | 0-0 F9 | | 0-0 4-3 | | 5 0 0 0 0 2 0 | | | | | | | | | |
| Willie Stargell, L OBP: 0.433, SLG: 0.577 (1, 7) | 0-0 1-3 | | | | 0-3 K | | 0-0 4-3 | | 0-0 1B | | 0-0 4-3 | | 5 0 1 0 0 1 0 | | | | | | | | | |
| Jim Pagliaroni, R OBP: 0.375, SLG: 0.511 Gene Alley, R OBP: 0.368, SLG: 0.441 (12, PR) (12, 6) | | | 0-3 K | | 0-0 F9 | | 0-0 F6 | | 0-0 F6 | | 0-0 HR 1B | | 5 0 1 0 0 1 1 0 1 0 0 0 0 0 | | | | | | | | | |
| Bill Mazerowski, R OBP: 0.264, SLG: 0.288 (1, 4) | | | | | | | | | 0-0 HR 1B | | 0-0 F8 | | 4 1 1 0 1 1 2 | | | | | | | | | |
| Donn Clendenon, R OBP: 0.343, SLG: 0.435 (1, 3) | | | | | | | | | 0-0 HR | | 0-0 5-3 | | 5 2 2 4 0 1 1 | | | | | | | | | |
| Bob Bailey, R OBP: 0.324, SLG: 0.417 Jerry May, R (12, 2) | | | | | | | | | 0-0 SH1-4 1B | | 0-0 F8 | | 5 0 2 0 0 0 1 0 0 0 0 0 0 0 | | | | | | | | | |
| Tommie Sisk, R OBP: 0.429, SLG: 0.333 Luke Walker, L Bob Purkey, R Dave Roberts, L Pete Mikkelsen, R Roy Face, R (1, 1) (5, 1) (5, 1) (6, PH) (6, 1) (8, 1) | | | | | | | | | 0-0 SH1-4 1B | | 0-3 K | | 0 1 0 0 0 0 0 1 0 1 0 0 0 0 0 0 1 1 0 0 0 0 0 1 0 | | | | | | | | | |
| Inning Stats | R: 1 E: 0 K: 0 S: 4 | H: 1 LOB: 0 BB: 0 P: 4 | R: 0 E: 0 K: 1 S: 4 | H: 0 LOB: 0 BB: 1 P: 8 | R: 0 E: 0 K: 1 S: 6 | H: 1 LOB: 1 BB: 0 P: 6 | R: 0 E: 0 K: 2 S: 7 | H: 0 LOB: 0 BB: 0 P: 7 | R: 0 E: 0 K: 1 S: 5 | H: 0 LOB: 0 BB: 0 P: 5 | R: 2 E: 0 K: 0 S: 6 | H: 3 LOB: 1 BB: 0 P: 6 | R: 0 E: 0 K: 1 S: 6 | H: 1 LOB: 1 BB: 0 P: 6 | R: 0 E: 0 K: 1 S: 5 | H: 0 LOB: 0 BB: 0 P: 5 | R: 2 E: 0 K: 0 S: 5 | H: 2 LOB: 1 BB: 0 P: 5 | 1B: 5 2B: 0 3B: 1 HR: 2 | SF: 1 SAC: 2 DP: 1 HBP: 0 | WP: 0 PB: 0 SB: 0 CS: 0 | PA: 44 |
| PITCHER Sammy Ellis, R ERA: 3.75 (1, 1) | IP 12.0 | WLS L | BF 44 | H 8 | R 5 | ER 5 | SO 11 | BB 1 | IBB 0 | HBP 0 | BLK 0 | WP 0 | HR 2 | S 65 | P 69 | ERA 3.75 | WHIP 0.750 | | | | | |

Pittsburgh Pirates @ Cincinnati Reds
Crosley Field, Cincinnati, OH
Tue May 03 1966, 7:05 PM EDT
Att: 4,669 - Unknown

livebaseballscorecards.com

| | |
|-----|----|
| AB | 40 |
| R | 5 |
| H | 8 |
| RBI | 5 |
| BB | 1 |
| SO | 11 |
| LOB | 9 |



| Batter | 1 | 2 | 3 | 4 | 5 | 6 | 7 | 8 | 9 | 10 | 11 | 12 | AB R H RBI BB SO LOB |
|---|-------------------|-----------|-------------------|--------------------|-------------------------|------------|------------|-------------------------------|-----------|------------|------------|-----------------------------|---|
| Pete Rose, S OBP: 0.261, SLG: 0.238 (1, 4) BB CS BB | 4-0 CS BB | | 0-0 F8 | | 1-0 1B 1-2 HBP | | 0-3 K | | 0-3 K | | | 4-0 1-2 BB | 3 0 0 0 2 2 1 |
| Leo Cardenas, R OBP: 0.356, SLG: 0.473 (1, 6) BB BB | 4-0 1-3 BB | | 0-0 F9-3 | | 0-0 BB 1B | | 0-0 4-3 | | 0-0 F3 | | | 0-0 F6 | 5 0 1 1 1 0 3 |
| Vada Pinson, L OBP: 0.353, SLG: 0.569 (1, 8) X | 0-0 1-3 1-2 | | | 0-0 1-3 | 0-0 F8 | | | 0-0 F9 FC6-2-5 2B | | 0-0 F6 | | 0-0 SF8 | 5 0 1 1 0 0 3 |
| Gordy Coleman, L OBP: 0.179, SLG: 0.148 Don Pavletich, R OBP: 0.258, SLG: 0.333 (1, 3) (5, PH) (6, 3) (9, 2) | 0-0 G3 | | | 4-0 1B BB | 4-0 BB 1-2 BB | | | 0-0 F9 2-3 | | 0-0 F7 | | 0-0 F9 | 1 0 0 0 1 0 1 3 0 0 0 1 0 2 |
| Deron Johnson, R OBP: 0.230, SLG: 0.232 Giraldo Ruiz, S (1, 5) (8, PR) (9, 5) | | 0-0 F3 | | 0-0 F9 | 4-3 | | | 0-0 FC6-2-5 BB 1B | | 0-0 4-3 | | | 4 0 0 0 0 0 5 1 1 0 0 0 0 0 |
| Johnny Edwards, L OBP: 0.212, SLG: 0.375 Dick Simpson, R OBP: 0.500, SLG: 0.500 Tony Perez, R OBP: 0.387, SLG: 0.346 (1, 2) (8, PR) (9, 3) | | 0-0 F9 | | 0-0 FC6-4 1B | | 0-0 4-3 | | 3-H 4-0 1B 1-2 BB | | | 0-3 K | | 3 0 1 0 1 0 0 0 0 0 0 0 0 0 1 0 0 0 0 1 0 |
| Mel Queen, L OBP: 0.214, SLG: 0.100 (1, 9) | | 0-0 F7 | | 0-0 FC6-4 | | 0-0 3-1 | | 0-0 FC4-6 1B | | | 0-0 6-3 | | 5 0 1 1 0 0 2 |
| Art Shamsky, L OBP: 0.100, SLG: 0.400 (1, 7) | | | 0-0 HR | | 0-3 K | 0-0 1-3 | | 0-0 FC4-6 | | | 0-0 1-3 | | 5 1 1 1 0 1 2 |
| Sammy Ellis, L OBP: 0.333, SLG: 0.200 Tommy Helms, R OBP: 0.279, SLG: 0.316 (1, 1) (12, PH) | | | 4-0 F9-3 BB | | 0-0 HBP 1B 1B | | 0-0 F8 | | 0-3 K | | | 0-0 E BB SF8 1B | 3 1 1 0 1 1 0 1 1 1 0 0 0 0 |

| Inning Stats | R: 0 | H: 0 | E: 0 | K: 0 | S: 2 | LOB: 1 | BB: 2 | P: 10 | R: 0 | H: 0 | E: 0 | K: 0 | S: 3 | LOB: 0 | BB: 0 | P: 3 | R: 1 | H: 1 | E: 0 | K: 0 | S: 3 | LOB: 1 | BB: 1 | P: 7 | R: 0 | H: 1 | E: 0 | K: 0 | S: 4 | LOB: 2 | BB: 1 | P: 8 | R: 1 | H: 2 | E: 0 | K: 1 | S: 7 | LOB: 3 | BB: 1 | P: 12 | R: 0 | H: 0 | E: 0 | K: 0 | S: 3 | LOB: 0 | BB: 0 | P: 3 | R: 0 | H: 0 | E: 0 | K: 1 | S: 5 | LOB: 0 | BB: 0 | P: 5 | R: 1 | H: 2 | E: 0 | K: 0 | S: 5 | LOB: 2 | BB: 1 | P: 9 | R: 0 | H: 0 | E: 0 | K: 2 | S: 7 | LOB: 0 | BB: 0 | P: 7 | R: 0 | H: 0 | E: 0 | K: 0 | S: 3 | LOB: 0 | BB: 0 | P: 3 | R: 0 | H: 0 | E: 0 | K: 1 | S: 5 | LOB: 0 | BB: 0 | P: 5 | R: 1 | H: 1 | E: 1 | K: 0 | S: 4 | LOB: 1 | BB: 1 | P: 8 | 1B: 5 | SF: 1 | 2B: 2 | SAC: 0 | 3B: 0 | DP: 1 | HR: 1 | HBP: 1 | WP: 0 | PA: 49 |
|--------------|------|------|------|------|------|--------|-------|-------|------|------|------|------|------|--------|-------|------|------|------|------|------|------|--------|-------|------|------|------|------|------|------|--------|-------|------|------|------|------|------|------|--------|-------|-------|------|------|------|------|------|--------|-------|------|------|------|------|------|------|--------|-------|------|------|------|------|------|------|--------|-------|------|------|------|------|------|------|--------|-------|------|------|------|------|------|------|--------|-------|------|------|------|------|------|------|--------|-------|------|------|------|------|------|------|--------|-------|------|-------|-------|-------|--------|-------|-------|-------|--------|-------|--------|
|--------------|------|------|------|------|------|--------|-------|-------|------|------|------|------|------|--------|-------|------|------|------|------|------|------|--------|-------|------|------|------|------|------|------|--------|-------|------|------|------|------|------|------|--------|-------|-------|------|------|------|------|------|--------|-------|------|------|------|------|------|------|--------|-------|------|------|------|------|------|------|--------|-------|------|------|------|------|------|------|--------|-------|------|------|------|------|------|------|--------|-------|------|------|------|------|------|------|--------|-------|------|------|------|------|------|------|--------|-------|------|-------|-------|-------|--------|-------|-------|-------|--------|-------|--------|

| PITCHER | IP | WLS | BF | H | R | ER | SO | BB | IBB | HBP | BLK | WP | HR | S | P | ERA | WHIP |
|---|-----|-----|----|---|---|----|----|----|-----|-----|-----|----|----|----|----|------|-------|
| Tommie Sisk, R ERA: 5.21 (1, 1) | 4.1 | | 20 | 4 | 2 | 2 | 1 | 4 | 0 | 1 | 0 | 0 | 1 | 17 | 34 | 4.15 | 1.846 |
| Luke Walker, L ERA: 6.14 (5, 1) | 0.1 | | 2 | 0 | 0 | 0 | 0 | 1 | 0 | 0 | 0 | 0 | 0 | 1 | 5 | 0.00 | 3.000 |
| Bob Purkey, R ERA: 1.0 (5, 1) | 0.1 | | 1 | 0 | 0 | 0 | 0 | 0 | 0 | 0 | 0 | 0 | 0 | 1 | 1 | 0.00 | 0.000 |
| Pete Mikkelsen, R ERA: 4.09 (6, 1) | 2.2 | | 11 | 2 | 1 | 1 | 1 | 1 | 0 | 0 | 0 | 0 | 0 | 12 | 16 | 3.38 | 1.125 |
| Roy Face, R ERA: 1.54 (8, 1) | 4.1 | W | 15 | 1 | 1 | 0 | 3 | 1 | 0 | 0 | 0 | 0 | 0 | 20 | 24 | 0.00 | 0.462 |


BOTTOM

Pittsburgh Pirates @ Cincinnati Reds
Crosley Field, Cincinnati, OH

Tue May 03 1966, 7:05 PM EDT
Att. 4,669 - Unknown

livebaseballscorecards.com

| | |
|------------|----|
| AB | 40 |
| R | 4 |
| H | 7 |
| RBI | 4 |
| BB | 7 |
| SO | 5 |
| LOB | 19 |



| Batter | 1 | 2 | 3 | 4 | 5 | 6 | 7 | 8 | 9 | AB R H RBI BB SO LOB | TOP |
|--------|---|---|---|---|---|---|---|---|---|----------------------|-----|
|--------|---|---|---|---|---|---|---|---|---|----------------------|-----|

| | | | | | | | | | | |
|---|------------|---------------------|----------------------|-----------------|---------------------|------------|-----------------|-----------|-----------------------------|---|
| Manny Mota, R OBP: 0.333, SLG: 0.423 (1, 8) (8, 7) | 0-3 K | | 0-3 K | 0-0 E5 1B | | 0-0 G3 | | | 0-0 1-3 | 5 0 0 0 0 2 1 |
| Jose Pagan, R OBP: 0.341, SLG: 0.512 (1, 7) (8, 6) | 0-0 6-3 | | 0-0 2B | 0-0 1B | | 0-0 6-3 | | | 0-0 FC6-4 1B | 5 0 3 1 0 0 0 |
| Roberto Clemente, R OBP: 0.345, SLG: 0.423 (1, 9) | 0-0 F9 | | 4-0 FC5-4 BB | 0-0 5-3 | | | 0-0 1-3 | | 0-0 FC6-4 E S 1-2f | 4 0 0 0 1 0 3 |
| Jim Pagliaroni, R OBP: 0.377, SLG: 0.490 (1, 2) | | 0-0 1B 1B | 0-0 FC5-4 1-2f | | 1-0 BB HBP | | 0-0 F9 | | 0-0 F5 1-3 | 4 0 1 0 0 0 3 |
| Donn Clendenon, R OBP: 0.351, SLG: 0.431 (1, 3) | | 0-0 F4 | | 4-0 BB | 0-0 F9 | | 0-0 CS 1B | | | 3 0 1 0 1 0 2 |
| Bill Mazaroski, R OBP: 0.263, SLG: 0.286 (1, 4) | | 0-0 1B | | 0-0 BB | 0-0 G6-4-3 BB | 0-0 F3 | | 0-0 CS | 0-0 F6 | 4 0 1 0 0 0 2 |
| Andre Rodgers, R OBP: 0.308, SLG: 0.182 Matty Alou, L OBP: 0.358, SLG: 0.603 (1, 6) (8, 8) | | 0-0 G5-4-3 1B | | 0-0 BB | 4-0 BB | | | 0-0 F7 | | 3 1 1 0 1 0 2 0 0 0 0 0 0 0 |
| Bob Bailey, R OBP: 0.333, SLG: 0.469 (1, 5) | | | 0-0 HR | 0-0 E5 1B | 0-3 K | | | 0-0 1B | | 4 2 2 1 0 1 3 |
| Steve Blass, R OBP: 0.231, SLG: 0.231 Woodie Fryman, R Bob Purkey, R (1, 1) (7, 1) (7, 1) | | | 0-3 K | 0-0 E 1B | | 0-0 5-3 | | 0-0 F7 | | 3 1 1 1 0 1 0 0 0 0 0 0 0 0 1 0 0 0 0 0 1 |

| Inning Stats | R: 0 E: 0 K: 1 S: 5 | H: 0 LOB: 0 BB: 0 P: 5 | R: 0 E: 0 K: 0 S: 4 | H: 2 LOB: 1 BB: 0 P: 4 | R: 1 E: 0 K: 2 S: 9 | H: 2 LOB: 2 BB: 1 P: 13 | R: 3 E: 2 K: 0 S: 7 | H: 3 LOB: 2 BB: 1 P: 11 | R: 0 E: 0 K: 1 S: 5 | H: 0 LOB: 2 BB: 1 P: 10 | R: 0 E: 0 K: 0 S: 3 | H: 0 LOB: 0 BB: 0 P: 3 | R: 0 E: 0 K: 0 S: 3 | H: 1 LOB: 0 BB: 0 P: 3 | R: 0 E: 0 K: 0 S: 4 | H: 1 LOB: 1 BB: 0 P: 4 | R: 0 E: 0 K: 0 S: 4 | H: 1 LOB: 1 BB: 0 P: 4 | 1B: 8 2B: 1 3B: 0 HR: 1 | SF: 0 SAC: 0 DP: 2 HBP: 1 | WP: 0 PB: 0 SB: 1 CS: 1 | PA: 41 |
|--------------|------------------------------|---------------------------------|------------------------------|---------------------------------|------------------------------|----------------------------------|------------------------------|----------------------------------|------------------------------|----------------------------------|------------------------------|---------------------------------|------------------------------|---------------------------------|------------------------------|---------------------------------|------------------------------|---------------------------------|----------------------------------|------------------------------------|----------------------------------|--------|
|--------------|------------------------------|---------------------------------|------------------------------|---------------------------------|------------------------------|----------------------------------|------------------------------|----------------------------------|------------------------------|----------------------------------|------------------------------|---------------------------------|------------------------------|---------------------------------|------------------------------|---------------------------------|------------------------------|---------------------------------|----------------------------------|------------------------------------|----------------------------------|--------|

| PITCHER | IP | WLS | BF | H | R | ER | SO | BB | IBB | HBP | BLK | WP | HR | S | P | ERA | WHIP |
|---|-----|-----|----|---|---|----|----|----|-----|-----|-----|----|----|----|----|------|-------|
| Jim O'Toole, L ERA: 1.93 (1, 1) | 7.0 | L | 32 | 8 | 4 | 1 | 4 | 3 | 0 | 1 | 0 | 0 | 1 | 36 | 49 | 1.29 | 1.571 |
| Ted Davidson, L ERA: 2.35 (8, 1) | 1.0 | | 4 | 1 | 0 | 0 | 0 | 0 | 0 | 0 | 0 | 0 | 0 | 4 | 4 | 0.00 | 1.000 |
| Jack Baldschun, R ERA: 5.4 (9, 1) | 1.0 | | 4 | 1 | 0 | 0 | 0 | 0 | 0 | 0 | 0 | 0 | 0 | 4 | 4 | 0.00 | 1.000 |

Pittsburgh Pirates @ Cincinnati Reds
Crosley Field, Cincinnati, OH

Wed May 04 1966, 7:05 PM EDT
Att: 4,019 - Unknown - 54 F

| | |
|-----|----|
| AB | 36 |
| R | 4 |
| H | 10 |
| RBI | 3 |
| BB | 3 |
| SO | 4 |
| LOB | 17 |

livebaseballscorecards.com

BOTTOM

Pittsburgh Pirates @ Cincinnati Reds
Crosley Field, Cincinnati, OH
Wed May 04 1966, 7:05 PM EDT
Att. 4,019 - Unknown - 54 F

livebaseballscorecards.com

AB 37
R 3
H 12
RBI 2
BB 4
SO 6
LOB 27



WP: 2 PA: 42
PB: 0
SB: 0
CS: 0

AB R H RBI BB SO LOB

4 0 2 1 1 1 2

4 0 1 0 1 0 6

5 0 0 0 0 2 4

4 0 2 0 1 1 0

3 0 0 0 0 0 4
2 0 1 0 0 0 3
0 0 0 0 0 0 0

5 1 1 0 0 0 4

4 0 2 0 0 1 1

2 1 1 1 1 0 0

1B: 12 SF: 0
2B: 0 SAC: 1
3B: 0 DP: 2
HR: 0 HBP: 0

| Batter | 1 | 2 | 3 | 4 | 5 | 6 | 7 | 8 | 9 |
|---|------------------|-----------------------|-------------|------------------|----------------------------|------------|--------------------------------|----------------------|------------|
| Pete Rose, S OBP: 0.284, SLG: 0.254 (1, 5) | 0-3 K | 0-0 G4-6-3 1B | | 0-0 F7 | | | 0-0 WP E 1B | 4-0 FC6-4 BB | |
| Tommy Helms, R OBP: 0.288, SLG: 0.311 (1, 4) | 0-0 1B | 0-0 G4-6-3 1-2f | | | 4-0 1B BB | | 0-0 E6 WP 1B | 0-0 FC6-4 1-2f | |
| Vada Pinson, L OBP: 0.329, SLG: 0.529 (1, 8) | 0-3 K | | 0-0 1-3 | | 0-0 F7 | | 0-0 F6 1-2 2-3 3-H | | 0-3 K |
| Tony Perez, R OBP: 0.417, SLG: 0.367 (1, 3) | 0-0 1-2 1B | | 0-3 K2-3 | | 0-0 1-2 G4-6-3 1B | | 4-0 1BB | | 0-0 F9 |
| Johnny Edwards, L OBP: 0.194, SLG: 0.343 Don Pavletich, R OBP: 0.273, SLG: 0.344 (7, PH) Giraldo Ruiz, S (9, PR) | 0-0 4-3 | | 0-0 F9 | | 0-0 G4-6-3 1-2f | | 0-0 F4 | | 0-0 1B |
| Leo Cardenas, R OBP: 0.344, SLG: 0.450 (1, 6) | | 0-0 WP 1B | | 0-0 F9 | | 0-0 F8 | 0-0 1-3 | | 0-0 1-3 |
| Mel Queen, L OBP: 0.278, SLG: 0.214 (1, 9) | | 0-3 K | | 0-0 BB 1B | | 0-0 4-3 | | 0-0 SH1-4 1B | |
| Art Shamsky, L OBP: 0.231, SLG: 0.417 (1, 7) | | 0-0 1B 1B | | 4-0 1-2 BB | | 0-0 1-3 | | 0-0 SH1-4 1-2 | |
| Jim O'Toole, S OBP: 0.250, SLG: 0.250 Gordy Coleman, L OBP: 0.207, SLG: 0.179 Dick Simpson, R OBP: 0.500, SLG: 0.500 Ted Davidson, R (8, 1) Deron Johnson, R OBP: 0.229, SLG: 0.228 Jack Baldschun, R (9, 1) | | 0-0 1B 1B | | 0-3 K | | | 0-0 E 1B WP 1B | 0-0 1-3 | |

| Inning Stats | R: 0 | H: 2 | E: 0 | K: 2 | S: 9 | LOB: 2 | BB: 0 | P: 9 |
|--------------|------|------|------|------|------|--------|-------|-------|
| | R: 2 | H: 4 | E: 0 | K: 1 | S: 8 | LOB: 1 | BB: 0 | P: 8 |
| | R: 0 | H: 0 | E: 0 | K: 1 | S: 5 | LOB: 0 | BB: 0 | P: 5 |
| | R: 0 | H: 1 | E: 0 | K: 1 | S: 6 | LOB: 2 | BB: 1 | P: 10 |
| | R: 0 | H: 1 | E: 0 | K: 0 | S: 3 | LOB: 1 | BB: 1 | P: 7 |
| | R: 0 | H: 0 | E: 0 | K: 0 | S: 3 | LOB: 0 | BB: 0 | P: 3 |
| | R: 1 | H: 2 | E: 1 | K: 0 | S: 6 | LOB: 3 | BB: 1 | P: 10 |
| | R: 0 | H: 1 | E: 0 | K: 0 | S: 4 | LOB: 2 | BB: 1 | P: 8 |
| | R: 0 | H: 1 | E: 0 | K: 1 | S: 6 | LOB: 1 | BB: 0 | P: 6 |

| PITCHER | IP | WLS | BF | H | R | ER | SO | BB | IBB | HBP | BLK | WP | HR | S | P | ERA | WHIP |
|---------------------------------------|-----|-----|----|----|---|----|----|----|-----|-----|-----|----|----|----|----|------|-------|
| Steve Blass, R ERA: 3.18 (1, 1) | 6.0 | W | 29 | 10 | 3 | 2 | 5 | 2 | 0 | 0 | 0 | 1 | 0 | 37 | 45 | 3.00 | 2.000 |
| Woodie Fryman, L ERA: (7, 1) | 0.1 | | 2 | 0 | 0 | 0 | 0 | 0 | 1 | 0 | 0 | 1 | 0 | 1 | 5 | 0.00 | 0.000 |
| Bob Purkey, R ERA: 0.77 (7, 1) | 2.2 | S | 11 | 2 | 0 | 0 | 1 | 1 | 0 | 0 | 0 | 0 | 0 | 12 | 16 | 0.00 | 1.125 |

| Batter | 1 | 2 | 3 | 4 | 5 | 6 | 7 | 8 | 9 | AB R H RBI BB SO LOB | TOP | | | | | | | | | |
|--|---|---------------------------------|------------------------------|---------------------------------|------------------------------|---------------------------------|------------------------------|----------------------------------|------------------------------|---|------------------------------|---------------------------------|------------------------------|---------------------------------|------------------------------|---------------------------------|----------------------------------|------------------------------------|----------------------------------|--------|
| Matty Alou, L (1, 8) OBP: 0.366, SLG: 0.612 Manny Mota, R (9, PH) OBP: 0.321, SLG: 0.407 | 0-0 CS 2B | | 0-0 F6 | | 0-0 2-3 1B | | | 0-0 F9 | 0-0 F8 | 4 0 2 0 0 0 0 1 0 0 0 0 0 1 | | | | | | | | | | |
| Jose Pagan, R (1, 6) OBP: 0.313, SLG: 0.467 | 0-0 F9 | | 0-0 F4 | | 0-0 F9 | | | 0-0 5-3 | | 4 0 0 0 0 0 3 | | | | | | | | | | |
| Roberto Clemente, R (1, 9) OBP: 0.352, SLG: 0.463 | 0-0 2-3 HR | | 0-0 6-3 | | | | | 0-0 1B | | 4 1 2 1 0 0 0 | | | | | | | | | | |
| Willie Stargell, L (1, 7) OBP: 0.438, SLG: 0.571 | 0-0 HR 1B | | | 0-0 CS 1B | | | | 0-0 F7 | | 4 1 2 0 0 1 1 | | | | | | | | | | |
| Jim Pagliaroni, R (1, 2) OBP: 0.386, SLG: 0.566 Gene Alley, R (9, PR) OBP: 0.368, SLG: 0.441 | 0-0 1-H HR | | | 0-3 K | | | | | 0-0 HR 2B | 4 1 2 2 0 2 1 0 1 0 0 0 0 0 | | | | | | | | | | |
| Donn Clendenon, R (1, 3) OBP: 0.346, SLG: 0.420 | 0-3 K | | | 0-0 F2 1-2 | | | | | 0-0 F9 | 4 0 1 0 0 1 2 | | | | | | | | | | |
| Bill Mazerowski, R (1, 4) OBP: 0.250, SLG: 0.270 | | 0-0 5-3 | | | 0-0 4-3 | | | 0-0 F8 | | 4 0 0 0 0 0 2 | | | | | | | | | | |
| Bob Bailey, R (1, 5) OBP: 0.347, SLG: 0.485 Jerry Lynch, L (9, PH) | | 0-0 5-3 | | | 0-0 1B 2B | | | 4-0 BB 1-2 G4-6-3 BB | 4-0 BB HR BB | 2 0 1 0 1 0 0 0 1 0 0 1 0 0 | | | | | | | | | | |
| Bob Veale, S (1, 1) OBP: 0.143, SLG: 0.143 Al McBean, R (1, 1) Dave Roberts, L (7, PH) OBP: 0.200, SLG: 0.300 Pete Mikkelsen, R (7, 1) Jesse Gonder, L (9, PH) OBP: 0.190, SLG: 0.450 | | 0-0 6-3 | | | 0-3 K | | | 0-0 G4-6-3 1-2f | 0-0 1-H 2-H HR | 0 0 0 0 0 0 0 2 0 0 0 0 1 1 1 0 0 0 0 0 2 0 0 0 0 0 0 0 1 1 1 3 0 0 0 | | | | | | | | | | |
| Inning Stats | R: 3 E: 0 K: 1 S: 8 | H: 4 LOB: 0 BB: 0 P: 8 | R: 0 E: 0 K: 0 S: 3 | H: 0 LOB: 0 BB: 0 P: 3 | R: 0 E: 0 K: 0 S: 3 | H: 1 LOB: 0 BB: 0 P: 5 | R: 0 E: 0 K: 1 S: 5 | H: 2 LOB: 2 BB: 0 P: 7 | R: 0 E: 0 K: 2 S: 7 | H: 0 LOB: 0 BB: 0 P: 7 | R: 0 E: 0 K: 0 S: 3 | H: 1 LOB: 1 BB: 1 P: 7 | R: 0 E: 0 K: 0 S: 4 | H: 1 LOB: 1 BB: 0 P: 4 | R: 3 E: 0 K: 0 S: 5 | H: 2 LOB: 1 BB: 1 P: 9 | 1B: 5 2B: 3 3B: 0 HR: 3 | SF: 0 SAC: 0 DP: 1 HBP: 0 | WP: 0 PB: 0 SB: 0 CS: 2 | PA: 37 |
| PITCHER | IP WLS BF H R ER SO BB IBB HBP BLK WP HR S P ERA WHIP | | | | | | | | | | | | | | | | | | | |
| Joey Jay, R (1, 1) ERA: 4.62 | 8.2 W 36 11 6 6 5 2 0 0 0 0 0 3 44 52 6.23 1.500 | | | | | | | | | | | | | | | | | | | |
| Billy McCool, L (9, 1) ERA: 2.7 | 0.1 S 1 0 0 0 0 0 0 0 0 0 0 0 0 1 1 0.00 0.000 | | | | | | | | | | | | | | | | | | | |

Pittsburgh Pirates @ Cincinnati Reds
 Crosley Field, Cincinnati, OH
 Thu May 05 1966, 7:05 PM EDT
 Att: 3,735 - Unknown - 71 F

livebaseballscorecards.com

AB 35
R 6
H 11
RBI 6
BB 2
SO 5
LOB 13



| Batter | 1 | 2 | 3 | 4 | 5 | 6 | 7 | 8 | 9 | AB | R | H | RBI | BB | SO | LOB |
|--|--|------------|------------|------------|--|------------------|------------------------|-------------------------|---|----|---|---|-----|----|----|-----|
| Pete Rose, S OBP: 0.291, SLG: 0.306 (1, 4) | 0-0 PB 1B 1B | 0-0 6-3 | | 0-0 1-3 | | 0-0 1-3 | | 0-0 1-H 2-H HR | | 5 | 2 | 2 | 3 | 0 | 0 | 1 |
| Tommy Helms, R OBP: 0.310, SLG: 0.333 (1, 5) | 0-0 1-2 PB 1B | 0-0 F3 | | | 0-0 1B FC6-2 1B | 0-0 2-H 1B | | 0-0 5-3 | | 5 | 1 | 3 | 1 | 0 | 0 | 0 |
| Vada Pinson, L OBP: 0.325, SLG: 0.514 (1, 9) (7, 8) | 0-0 F8 | 0-0 3-1 | | | 0-0 1-2 FC6-2 FC4-6 1B | | 0-0 F7 | | | 4 | 1 | 1 | 0 | 0 | 0 | 2 |
| Tony Perez, R OBP: 0.400, SLG: 0.353 (1, 3) | 0-3 1-2 2-3 K | | 0-0 6-3 | | 0-0 1-2 2-3 E FC6-2 1B | | 0-0 F9 | | | 4 | 1 | 1 | 0 | 0 | 1 | 2 |
| Don Pavletich, R OBP: 0.297, SLG: 0.429 (1, 2) | 4-0 1B BB BB | | 0-0 HR | | 0-0 1-2 2-3 3-H FC6-2 FC4-6 | | 0-0 F3 | | | 3 | 2 | 1 | 1 | 1 | 0 | 3 |
| Leo Cardenas, R OBP: 0.338, SLG: 0.438 (1, 6) | 0-0 1-3 2-H 3-H BB BB 1B | | 0-3 K | | 0-0 1-2 2-3 3-H FC4-6 | | 0-3 K | | | 4 | 0 | 1 | 3 | 0 | 2 | 1 |
| Deron Johnson, R OBP: 0.231, SLG: 0.220 Mel Queen, L OBP: 0.263, SLG: 0.200 (1, 7) (7, 9) | 4-0 1-2 BB BB | | 0-0 F4 | | 0-3 K | | 0-0 6-3 | | | 2 | 0 | 0 | 0 | 1 | 1 | 1 |
| Tommy Harper, R OBP: 0.279, SLG: 0.200 (1, 8) (7, 7) | 4-0 1-2 2-3 3-H BB | | 0-0 4-3 | | 0-0 F8 | | 0-0 BB HR 1B | | | 3 | 1 | 1 | 1 | 1 | 0 | 0 |
| Joey Jay, S Billy McCool, R (1, 1) (9, 1) | 0-0 6-3 | | 0-3 K | | 0-0 E6 1B 1-3 | | 4-0 1-2 HR BB | | | 3 | 2 | 0 | 0 | 1 | 1 | 3 |
| | | | | | | | | | | 0 | 0 | 0 | 0 | 0 | 0 | 0 |

| Inning Stats | R: 3 | H: 3 | E: 0 | LOB: 3 | K: 1 | P: 20 | R: 0 | H: 0 | E: 0 | LOB: 0 | K: 0 | P: 3 | R: 1 | H: 1 | E: 0 | LOB: 0 | K: 1 | P: 6 | R: 0 | H: 0 | E: 0 | LOB: 0 | K: 1 | P: 5 | R: 2 | H: 3 | E: 1 | LOB: 1 | K: 1 | P: 8 | R: 1 | H: 1 | E: 1 | LOB: 1 | K: 0 | P: 4 | R: 0 | H: 0 | E: 0 | LOB: 0 | K: 0 | P: 3 | R: 3 | H: 2 | E: 0 | LOB: 0 | K: 1 | P: 11 | | |
|--------------|------|-------|------|--------|------|-------|------|------|------|--------|------|------|------|------|------|--------|------|------|------|------|------|--------|------|------|------|------|------|--------|------|------|------|------|------|--------|------|------|------|------|------|--------|------|------|------|------|------|--------|------|-------|------|------|
| | S: 8 | BB: 3 | S: 3 | BB: 3 | S: 6 | S: 3 | S: 5 | S: 8 | S: 4 | S: 7 | S: 3 | S: 7 | S: 8 | S: 3 | S: 7 | S: 11 | S: 3 | S: 0 | S: 0 | S: 0 | S: 0 | S: 0 | S: 0 | S: 0 | S: 0 | S: 0 | S: 0 | S: 0 | S: 0 | S: 0 | S: 0 | S: 0 | S: 0 | S: 0 | S: 0 | S: 0 | S: 0 | S: 0 | S: 0 | S: 0 | S: 0 | S: 0 | S: 0 | S: 0 | S: 0 | S: 0 | S: 0 | S: 0 | S: 0 | S: 0 |

| PITCHER | IP | WLS | BF | H | R | ER | SO | BB | IBB | HBP | BLK | WP | HR | S | P | ERA | WHIP |
|---|-----|-----|----|---|---|----|----|----|-----|-----|-----|----|----|----|----|-------|-------|
| Bob Veale, L ERA: 3.49 (1, 1) | 0.2 | | 8 | 3 | 3 | 3 | 1 | 3 | 0 | 0 | 0 | 0 | 0 | 7 | 19 | 40.50 | 9.000 |
| Al McBean, R ERA: 3.29 (1, 1) | 5.1 | L | 21 | 5 | 4 | 2 | 3 | 0 | 0 | 0 | 0 | 0 | 1 | 27 | 27 | 3.38 | 0.938 |
| Pete Mikkelsen, R ERA: 5.54 (7, 1) | 2.0 | | 9 | 2 | 3 | 3 | 1 | 1 | 0 | 0 | 0 | 0 | 1 | 10 | 14 | 13.50 | 1.500 |


BOTTOM

Pittsburgh Pirates @ Cincinnati Reds
Crosley Field, Cincinnati, OH

Thu May 05 1966, 7:05 PM EDT
Att. 3,735 - Unknown - 71 F

livebaseballscorecards.com

| | |
|------------|-----------|
| AB | 34 |
| R | 10 |
| H | 10 |
| RBI | 9 |
| BB | 4 |
| SO | 5 |
| LOB | 13 |



| | |
|-------|--------|
| WP: 0 | PA: 38 |
| PB: 1 | SB: 0 |
| CS: 0 | |

| Batter | 1 | 2 | 3 | 4 | 5 | 6 | 7 | 8 | 9 | AB R H RBI BB SO LOB | TOP |
|--|---|---|---|---|---|---|---|---|---|--|---|
| Maury Wills, S (1, 6) OBP: 0.360, SLG: 0.304 | 0-0 K 1B | | 0-0 1B 1B | | 0-0 1B | | 0-0 F8 | | | 4 0 3 0 0 0 0 | |
| Wes Parker, S (1, 3) OBP: 0.320, SLG: 0.407 | 0-3 K 1-2 | | 0-0 1B | | 0-0 F7 | | | 0-0 5-3 | | 4 0 1 0 0 1 2 | |
| Willie Davis, L (1, 8) OBP: 0.296, SLG: 0.343 | 0-0 F8 | | 0-0 G3 | | | 0-0 1B FC1-2-5-1 | | 0-0 3-1 | | 4 0 1 0 0 0 2 | |
| Ron Fairly, L (1, 9) OBP: 0.306, SLG: 0.274 | | 0-0 1B | | 0-0 6-3 | | 0-0 1B FC1-2-5-1 FC6-5-4 | | 0-3 K | | 4 1 2 0 0 1 0 | |
| Lou Johnson, R (1, 7) OBP: 0.319, SLG: 0.471 | | 0-3 K | | 0-0 2B | | 0-0 FC1-2-5-1 FC6-5-4 | | 0-3 K | | 4 0 1 0 0 2 3 | |
| Jim Lefebvre, S (1, 5) OBP: 0.379, SLG: 0.553 | | 0-0 F9 | | 0-0 P3 | | 0-0 FC6-5-4 | | 0-0 4-3 | | 4 0 0 1 0 0 3 | |
| John Roseboro, L (1, 2) OBP: 0.224, SLG: 0.321 | | 0-0 P6 | | 0-0 3-1 | | 0-0 L8 | | 0-0 F8 | | 4 0 0 0 0 0 3 | |
| Nate Oliver, R (1, 4) OBP: 0.333, SLG: 0.261 | | | 0-3 K | | 0-0 F9 | | 0-0 F7 | | | 3 0 0 0 0 1 0 | |
| Don Sutton, R (1, 1) OBP: 0.389, SLG: 0.389 Derrell Griffith, L (7, PH) Nick Willhite, L (7, 1) | | | 0-0 G3 | | 0-0 B2-3 | | 0-0 5-3 | | | 2 0 0 0 0 0 0 1 0 0 0 0 0 0 0 0 0 0 0 0 0 | |
| Inning Stats | R: 0 H: 1 E: 0 LOB: 0 K: 1 BB: 0 S: 5 P: 5 | R: 0 H: 1 E: 0 LOB: 1 K: 1 BB: 0 S: 6 P: 6 | R: 0 H: 2 E: 0 LOB: 2 K: 1 BB: 0 S: 7 P: 7 | R: 0 H: 1 E: 0 LOB: 1 K: 0 BB: 0 S: 4 P: 4 | R: 0 H: 1 E: 0 LOB: 1 K: 0 BB: 0 S: 4 P: 4 | R: 1 H: 2 E: 0 LOB: 1 K: 0 BB: 0 S: 5 P: 5 | R: 0 H: 0 E: 0 LOB: 0 K: 0 BB: 0 S: 3 P: 3 | R: 0 H: 0 E: 0 LOB: 0 K: 1 BB: 0 S: 5 P: 5 | R: 0 H: 0 E: 0 LOB: 0 K: 1 BB: 0 S: 5 P: 5 | 1B: 7 SF: 0 2B: 1 SAC: 0 3B: 0 DP: 0 HR: 0 HBP: 0 | WP: 0 PA: 34 PB: 0 SB: 0 CS: 0 |
| PITCHER Milt Pappas, R (1, 1) ERA: 3.71 | IP WLS BF H R ER SO BB IBB HBP BLK WP HR S P ERA WHIP | | | | | | | | | | |
| | 9.0 W 34 8 1 1 5 0 0 0 0 0 0 0 44 44 1.00 0.889 | | | | | | | | | | |

Los Angeles Dodgers @ Cincinnati Reds
Crosley Field, Cincinnati, OH
Fri May 06 1966, 7:05 PM EDT
Att. 12,039 - Unknown

| | |
|-----|----|
| AB | 34 |
| R | 1 |
| H | 8 |
| RBI | 1 |
| BB | 0 |
| SO | 5 |
| LOB | 13 |



| Batter | 1 | 2 | 3 | 4 | 5 | 6 | 7 | 8 | 9 |
|---|-----------------------|----------------------|----------------------|------------|------------|--------------------------------|-----------------|----------------------|---|
| Pete Rose, S OBP: 0.286, SLG: 0.299 (1, 4) | 0-0 1B E 1B | 0-0 FC3-6 1-2f | | 0-0 4-3 | | 0-0 F8 | | 0-3 K | |
| Tommy Helms, R OBP: 0.307, SLG: 0.329 (1, 5) | 0-0 E8 HR 1B | 0-0 F9 | | | 0-0 4-3 | | 0-0 5-3 | | |
| Vada Pinson, L OBP: 0.321, SLG: 0.494 (1, 8) | 0-0 6-3 | 0-0 L8 | | | 0-0 F9 | | 4-0 CS BB | | |
| Tony Perez, R OBP: 0.386, SLG: 0.421 (1, 3) | 0-0 HR | | 0-3 K | | 0-3 K | | 0-3 K 1-2 | | |
| Johnny Edwards, L OBP: 0.225, SLG: 0.359 (1, 2) | 0-0 BB 1B | | 0-0 G3 | | | 0-0 WP SH2-4 HR 1B | | 0-0 1-3 | |
| Leo Cardenas, R OBP: 0.352, SLG: 0.439 (1, 6) | 0-3 K | | 0-0 FC6-4 1B | | | 0-0 SH2-4 1-2 | | 4-0 S 1B BB | |
| Mel Queen, L OBP: 0.304, SLG: 0.176 (1, 9) | 4-0 BB | | 0-0 FC6-4 1-2f | | | 4-0 WP HR IBB | | 0-3 K 1-2 | |
| Art Shamsky, L OBP: 0.250, SLG: 0.600 (1, 7) | 0-0 4-3 | | | 0-0 F8 | | 0-0 HR | | 0-0 1B 1B | |
| Tommy Harper, R OBP: 0.290, SLG: 0.214 (7, 7) | | | | | | 1-H 2-H | | 2-H | |
| Milt Pappas, R OBP: 0.222, SLG: 0.222 (1, 1) | | 0-0 FC3-6 1B | | 0-3 K | | 0-3 K | | 0-0 1B | |

| AB | R | H | RBI | BB | SO | LOB |
|----|---|---|-----|----|----|-----|
| 5 | 1 | 1 | 0 | 0 | 1 | 3 |
| 4 | 1 | 1 | 0 | 0 | 0 | 1 |
| 3 | 0 | 0 | 0 | 1 | 0 | 2 |
| 4 | 1 | 1 | 2 | 0 | 3 | 1 |
| 4 | 1 | 2 | 0 | 0 | 0 | 0 |
| 2 | 1 | 1 | 0 | 1 | 1 | 1 |
| 2 | 1 | 0 | 0 | 2 | 1 | 2 |
| 3 | 1 | 1 | 3 | 0 | 0 | 2 |
| 1 | 0 | 1 | 1 | 0 | 0 | 0 |
| 4 | 0 | 2 | 0 | 0 | 2 | 0 |

BOTTOM

Los Angeles Dodgers @ Cincinnati Reds
Crosley Field, Cincinnati, OH
Fri May 06 1966, 7:05 PM EDT
Att. 12,039 - Unknown

livebaseballscorecards.com

| | |
|------------|-----------|
| AB | 32 |
| R | 7 |
| H | 10 |
| RBI | 6 |
| BB | 4 |
| SO | 8 |
| LOB | 12 |



| Inning Stats | R | H | E | K | S | LOB | BB | IBB | HBP | BLK | WP | HR | S | P | ERA | WHIP |
|--------------|---|---|---|---|---|-----|----|-----|-----|-----|----|----|----|----|------|-------|
| 1 | 3 | 4 | 1 | 1 | 9 | 2 | 1 | 1 | 0 | 0 | 1 | 2 | 36 | 44 | 9.00 | 1.500 |
| 2 | 0 | 1 | 0 | 0 | 4 | 1 | 0 | 0 | 0 | 0 | 0 | 0 | 13 | 21 | 4.50 | 2.000 |

| PITCHER | IP | WLS | BF | H | R | ER | SO | BB | IBB | HBP | BLK | WP | HR | S | P | ERA | WHIP |
|--|-----|-----|----|---|---|----|----|----|-----|-----|-----|----|----|----|----|------|-------|
| Don Sutton, R ERA: 2.8 (1, 1) | 6.0 | L | 28 | 8 | 6 | 6 | 5 | 1 | 1 | 0 | 0 | 1 | 2 | 36 | 44 | 9.00 | 1.500 |
| Nick Willhite, L ERA: 2.7 (7, 1) | 2.0 | | 9 | 2 | 1 | 1 | 3 | 2 | 0 | 0 | 0 | 0 | 0 | 13 | 21 | 4.50 | 2.000 |

| Batter | 1 | 2 | 3 | 4 | 5 | 6 | 7 | 8 | 9 | AB R H RBI BB SO LOB | TOP | | | | | | | | | | | | | | | | | | | | | | | | | | | | | | | |
|--|------------------------------|----------------------------------|------------------------------|---------------------------------|------------------------------|---------------------------------|------------------------------|---------------------------------|------------------------------|---------------------------------|------------------------------|---------------------------------|------------------------------|---------------------------------|------------------------------|---------------------------------|------------------------------|---------------------------------|----------------------------------|------------------------------------|----------------------------------|--------|--|--|--|----|-----|----|---|---|----|----|----|-----|-----|-----|----|----|---|---|-----|------|
| Maury Wills, S OBP: 0.358, SLG: 0.311 (1, 6) X | 0-0 4-3 ① X | 0-0 FC1-5-4 2B X | 0-0 F9 ② | | 0-0 L6 ③ | | | 4-0 1B 1B BB X | 0-0 F8 ② | 5 1 1 0 1 0 4 | | | | | | | | | | | | | | | | | | | | | | | | | | | | | | | | |
| Jim Gilliam, S OBP: 0.154, SLG: 0.083 (1, 5) X | 0-0 F8 ② X | 0-0 FC1-5-4 2B 2-3 X | 0-0 4-3 ③ | | | 0-0 P4 ① X | | 0-0 1-3 1B 1B X | 0-0 4-3 ③ | 6 2 1 0 0 0 5 | | | | | | | | | | | | | | | | | | | | | | | | | | | | | | | | |
| Willie Davis, L Al Ferrara, R OBP: 0.315, SLG: 0.366 OBP: 0.333, SLG: 0.600 (1, 8) B B B B (2, 9) B B | 4-0 HR BB BB X | 0-0 S E 2B 2-H X | | 0-0 5-3 ① X | | 0-0 HR X | | 0-0 1-H 3-H 1B X | | 1 2 1 1 1 0 0 3 1 2 3 0 0 0 | | | | | | | | | | | | | | | | | | | | | | | | | | | | | | | | |
| Ron Fairly, L OBP: 0.333, SLG: 0.289 (1, 9) B B B B (2, 8) B B | 4-0 HR BB 1-2 X | 0-0 PB 1B 1B 2-H X | | 0-0 HR 1B X | | 4-0 G6-3 BB X | | 0-0 F9 ② X | | 3 2 2 0 2 0 1 | | | | | | | | | | | | | | | | | | | | | | | | | | | | | | | | |
| Lou Johnson, R OBP: 0.323, SLG: 0.500 (1, 7) X | 0-0 HR 1-H 2-H X | 0-0 PB 1B 1-2 X | | 0-0 F8 ② X | | 0-0 G6-3 ② ③ 1-2f X | | 0-0 5-3 ③ X | | 5 1 2 3 0 0 3 | | | | | | | | | | | | | | | | | | | | | | | | | | | | | | | | |
| Jim Lefebvre, S Nate Oliver, R OBP: 0.391, SLG: 0.630 OBP: 0.333, SLG: 0.261 (1, 4) X (9, PR) (9, 4) | 0-0 HR X | 0-0 P3 1-2 2-3 ③ X | | 0-0 HR 1-H X | | | 0-0 5-3 ① X | | 0-0 2B SF9 1B X | 5 2 3 3 0 0 2 0 1 0 0 0 0 0 | | | | | | | | | | | | | | | | | | | | | | | | | | | | | | | | |
| Wes Parker, S OBP: 0.324, SLG: 0.411 (1, 3) X | 0-0 4-3 ③ X | | 4-0 SH5-4 1B BB X | | 0-0 F9 ③ X | | 0-0 1-3 ② X | | 0-0 1-3 2B 2B X | 4 1 1 0 1 0 0 | | | | | | | | | | | | | | | | | | | | | | | | | | | | | | | | |
| John Roseboro, L OBP: 0.222, SLG: 0.317 (1, 2) X | | 0-0 F8 ① X | 0-0 SH5-4 1B 1-2 X | | 0-0 L6 ① X | | 0-0 F7 ③ X | | 0-0 SF9 ① X | 4 0 1 1 0 0 0 | | | | | | | | | | | | | | | | | | | | | | | | | | | | | | | | |
| Don Drysdale, R Ron Perranoski, L OBP: 0.200, SLG: 0.357 OBP: 1.000, SLG: 2.000 (1, 1) (8, 1) | | 0-0 HR 1-2 2-3 X | 0-0 SH5-4 ① X | | 0-3 K ② X | | | 0-0 F8 ① X | 0-0 2-H 2B X | 3 1 1 1 0 1 0 1 0 1 1 0 0 0 | | | | | | | | | | | | | | | | | | | | | | | | | | | | | | | | |
| Inning Stats | R: 4 E: 0 K: 0 S: 5 | H: 2 LOB: 0 BB: 2 P: 13 | R: 3 E: 0 K: 0 S: 8 | H: 5 LOB: 2 BB: 0 P: 8 | R: 0 E: 0 K: 0 S: 4 | H: 1 LOB: 2 BB: 1 P: 8 | R: 2 E: 0 K: 0 S: 5 | H: 2 LOB: 0 BB: 0 P: 5 | R: 0 E: 0 K: 1 S: 5 | H: 0 LOB: 0 BB: 0 P: 5 | R: 1 E: 0 K: 0 S: 3 | H: 1 LOB: 0 BB: 1 P: 7 | R: 0 E: 0 K: 0 S: 3 | H: 0 LOB: 0 BB: 0 P: 3 | R: 2 E: 0 K: 0 S: 5 | H: 2 LOB: 1 BB: 1 P: 9 | R: 2 E: 0 K: 0 S: 6 | H: 3 LOB: 2 BB: 0 P: 6 | 1B: 7 2B: 4 3B: 0 HR: 5 | SF: 1 SAC: 1 DP: 1 HBP: 0 | WP: 0 PB: 1 SB: 2 CS: 0 | PA: 47 | | | | | | | | | | | | | | | | | | | | |
| PITCHER | IP | WLS | BF | H | R | ER | SO | BB | IBB | HBP | BLK | WP | HR | S | P | ERA | WHIP | PITCHER | | | | | | | | IP | WLS | BF | H | R | ER | SO | BB | IBB | HBP | BLK | WP | HR | S | P | ERA | WHIP |
| Sammy Ellis, R ERA: 5.26 (1, 1) | 1.2 | L | 12 | 5 | 7 | 7 | 0 | 2 | 0 | 0 | 0 | 0 | 3 | 10 | 18 | 37.80 | 4.200 | | | | | | | | | | | | | | | | | | | | | | | | | |
| Gerry Arrigo, L ERA: 5.06 (2, 1) | 3.1 | | 16 | 5 | 2 | 2 | 1 | 1 | 0 | 0 | 0 | 0 | 1 | 17 | 21 | 5.40 | 1.800 | | | | | | | | | | | | | | | | | | | | | | | | | |
| Ted Davidson, L ERA: 4.22 (6, 1) | 3.0 | | 13 | 3 | 3 | 3 | 0 | 2 | 0 | 0 | 0 | 0 | 1 | 11 | 19 | 9.00 | 1.667 | | | | | | | | | | | | | | | | | | | | | | | | | |
| Jack Baldschun, R ERA: 7.04 (9, 1) | 1.0 | | 6 | 3 | 2 | 2 | 0 | 0 | 0 | 0 | 0 | 0 | 0 | 6 | 6 | 18.00 | 3.000 | | | | | | | | | | | | | | | | | | | | | | | | | |

Los Angeles Dodgers @ Cincinnati Reds
Crosley Field, Cincinnati, OH
Sat May 07 1966, 3:33 AM EDT
Att. 5,950 - Unknown

| | |
|-----|----|
| AB | 40 |
| R | 14 |
| H | 16 |
| RBI | 13 |
| BB | 5 |
| SO | 1 |
| LOB | 15 |



livebaseballscorecards.com

| Batter | 1 | 2 | 3 | 4 | 5 | 6 | 7 | 8 | 9 | AB | R | H | RBI | BB | SO | LOB |
|---|-----------|-----------|----------------------|-----------------------|------------------------|-----------|---------------------|------------------|------------|----|---|---|-----|----|----|-----|
| Pete Rose, S (1, 4) OBP: 0.273, SLG: 0.284 | 0-3 K | | 0-0 1-3 | | | 0-0 F7 | | 0-0 6-3 | | 4 | 0 | 0 | 0 | 0 | 1 | 2 |
| Tommy Helms, R (1, 5) OBP: 0.291, SLG: 0.311 | 0-3 K | | | 0-0 F2 | | 0-0 P4 | | 0-0 6-3 | | 4 | 0 | 0 | 0 | 0 | 1 | 0 |
| Vada Pinson, L (1, 8) OBP: 0.329, SLG: 0.488 | 0-0 F2 | | | 4-0 G4-6-3 BB | | 0-0 F7 | | 0-0 4-3 1B | | 3 | 0 | 1 | 0 | 1 | 0 | 0 |
| Tony Perez, R (1, 3) OBP: 0.354, SLG: 0.381 | | 0-0 F9 | | 0-0 G4-6-3 1-2f | | 0-3 K | | 0-0 4-3 | | 4 | 0 | 0 | 0 | 0 | 1 | 2 |
| Johnny Edwards, L (1, 2) OBP: 0.227, SLG: 0.349 | | 0-0 F8 | | | 0-0 4-3 HR 1B | | 0-0 F8 | | 0-0 4-3 | 4 | 1 | 1 | 0 | 0 | 0 | 1 |
| Leo Cardenas, R (1, 6) OBP: 0.338, SLG: 0.420 | | 0-0 F9 | | | 0-0 4-3 1-2 | | 0-0 L3 | | | 3 | 0 | 0 | 0 | 0 | 0 | 1 |
| Mel Queen, L (1, 9) OBP: 0.308, SLG: 0.158 | | | 0-0 F9 | | 0-0 L5 | | 4-0 SH1-3 BB | | | 2 | 0 | 0 | 0 | 1 | 0 | 1 |
| Art Shamsky, L (1, 7) OBP: 0.333, SLG: 0.824 | | | 0-0 FC5-6 1B | | 0-0 2-H HR | | 0-0 SH1-3 1-2 | | | 2 | 1 | 2 | 2 | 0 | 0 | 0 |
| Tommy Harper, R (8, PH) OBP: 0.290, SLG: 0.214 (9, 7) | | | 0-0 FC5-6 1-2f | | 0-0 3-1 | | 0-0 6-3 | | | 0 | 0 | 0 | 0 | 0 | 0 | 0 |
| Sammy Ellis, L (1, 1) OBP: 0.333, SLG: 0.200 | | | | | | | | | | 1 | 0 | 0 | 0 | 0 | 0 | 1 |
| Gerry Arigo, L (2, 1) | | | | | | | | | | 1 | 0 | 0 | 0 | 0 | 0 | 0 |
| Lee May, R (5, PH) | | | | | | | | | | 0 | 0 | 0 | 0 | 0 | 0 | 0 |
| Ted Davidson, R (6, 1) | | | | | | | | | | 0 | 0 | 0 | 0 | 0 | 0 | 0 |
| Deron Johnson, R (8, PH) | | | | | | | | | | 1 | 0 | 0 | 0 | 0 | 0 | 1 |
| Jack Baldschun, R (9, 1) | | | | | | | | | | 0 | 0 | 0 | 0 | 0 | 0 | 0 |

| Inning Stats | R: 0 | H: 0 | E: 0 | LOB: 0 | K: 2 | BB: 0 | S: 7 | P: 7 | R: 0 | H: 0 | E: 0 | LOB: 0 | K: 0 | BB: 0 | S: 3 | P: 3 | R: 0 | H: 1 | E: 0 | LOB: 1 | K: 0 | BB: 0 | S: 4 | P: 4 | R: 0 | H: 0 | E: 0 | LOB: 0 | K: 0 | BB: 1 | S: 2 | P: 6 | R: 2 | H: 2 | E: 0 | LOB: 0 | K: 0 | BB: 0 | S: 5 | P: 5 | R: 0 | H: 0 | E: 0 | LOB: 0 | K: 0 | BB: 0 | S: 3 | P: 3 | R: 0 | H: 0 | E: 0 | LOB: 0 | K: 1 | BB: 0 | S: 5 | P: 5 | R: 0 | H: 0 | E: 0 | LOB: 1 | K: 0 | BB: 1 | S: 3 | P: 7 | R: 0 | H: 1 | E: 0 | LOB: 1 | K: 0 | BB: 0 | S: 4 | P: 4 | 1B: 3 | SF: 0 | 2B: 0 | SAC: 1 | 3B: 0 | DP: 1 | HR: 1 | HBP: 0 | WP: 0 | PA: 32 |
|--|------|------|------|--------|------|-------|------|------|------|------|------|--------|------|-------|------|------|-------|------|------|--------|------|-------|------|------|------|------|------|--------|------|-------|------|------|------|------|------|--------|------|-------|------|------|------|------|------|--------|------|-------|------|------|------|------|------|--------|------|-------|------|------|------|------|------|--------|------|-------|------|------|------|------|------|--------|------|-------|------|------|-------|-------|-------|--------|-------|-------|-------|--------|-------|--------|
| PITCHER | IP | WLS | BF | H | R | ER | SO | BB | IBB | HBP | BLK | WP | HR | S | P | ERA | WHIP | | | | | | | | | | | | | | | | | | | | | | | | | | | | | | | | | | | | | | | | | | | | | | | | | | | | | | | | | | | | | | | | | |
| Don Drysdale, R (1, 1) ERA: 3.76 | 7.0 | W | 24 | 3 | 2 | 2 | 3 | 1 | 0 | 0 | 0 | 0 | 1 | 29 | 33 | 2.57 | 0.571 | | | | | | | | | | | | | | | | | | | | | | | | | | | | | | | | | | | | | | | | | | | | | | | | | | | | | | | | | | | | | | | | | |
| Ron Perranoski, L (8, 1) ERA: 1.86 | 2.0 | S | 8 | 1 | 0 | 0 | 0 | 1 | 0 | 0 | 0 | 0 | 0 | 7 | 11 | 0.00 | 1.000 | | | | | | | | | | | | | | | | | | | | | | | | | | | | | | | | | | | | | | | | | | | | | | | | | | | | | | | | | | | | | | | | | |

BOTTOM

Los Angeles Dodgers @ Cincinnati Reds
Crosley Field, Cincinnati, OH
Sat May 07 1966, 3:33 AM EDT
Att. 5,950 - Unknown

livebaseballscores.com

| | |
|------------|-----------|
| AB | 29 |
| R | 2 |
| H | 4 |
| RBI | 2 |
| BB | 2 |
| SO | 3 |
| LOB | 9 |



| Batter | 1 | 2 | 3 | 4 | 5 | 6 | 7 | 8 | 9 | AB R H RBI BB SO LOB | TOP | | | | | | | | | |
|---|---|----------------------------------|------------------------------|---------------------------------|------------------------------|---------------------------------|------------------------------|---------------------------------|------------------------------|---------------------------------|------------------------------|----------------------------------|------------------------------|---------------------------------|------------------------------|---------------------------------|----------------------------------|------------------------------------|----------------------------------|--------|
| Maury Wills, S OBP: 0.341, SLG: 0.295 (1, 6) | 0-0 5-3 | | 0-0 L4 | | 0-0 6-3 | | 0-0 F8 | | | 4 0 0 0 0 0 2 | | | | | | | | | | |
| Jim Gilliam, S OBP: 0.176, SLG: 0.067 (1, 5) | 4-0 HBP WP BB | | 0-0 F7 | | | 0-0 6-3 | 0-0 F9 | | | 3 0 0 0 1 0 2 | | | | | | | | | | |
| Lou Johnson, R OBP: 0.310, SLG: 0.479 (1, 7) | 0-0 L8 | | 0-0 F8 | | | 0-0 L7 | | 0-0 L8 | | 4 0 0 0 0 0 1 | | | | | | | | | | |
| Al Ferrara, R OBP: 0.355, SLG: 0.571 (1, 9) | 4-0 HBP BB | | | 0-0 4-3 | | 0-0 1B | | 0-0 4-3 | | 3 0 1 0 1 0 0 | | | | | | | | | | |
| Jim Lefebvre, S OBP: 0.396, SLG: 0.619 (1, 4) | 1-0 | | | 0-3 K | | 0-3 K | | 0-0 1B | | 3 0 1 0 0 2 1 | | | | | | | | | | |
| Nate Oliver, R OBP: 0.333, SLG: 0.261 (8, PR) | 1-2 2-3 HBP | | | | | | | | | 0 0 0 0 0 0 0 | | | | | | | | | | |
| Ron Fairly, L OBP: 0.340, SLG: 0.300 (1, 8) | 0-0 F8 | | | 0-0 1B | | | 0-0 BB E 1B | 0-0 4-3 | | 4 1 2 0 0 0 4 | | | | | | | | | | |
| Wes Parker, S OBP: 0.321, SLG: 0.398 (1, 3) | | 0-0 F9 | | 0-0 4-3 | | | 4-0 BB E 1B | | 0-0 P3 | 3 0 0 0 1 0 1 | AB 32 | | | | | | | | | |
| Jeff Torborg, R OBP: 0.351, SLG: 0.324 (1, 2) | | 0-0 P6 | | | 0-0 P4 | | 0-3 K | | 0-0 L9 | 4 0 0 0 0 1 2 | R 1 | | | | | | | | | |
| Claude Osteen, L OBP: 0.111, SLG: 0.059 (1, 1) | | 0-3 K | | | 0-0 4-3 | | 0-0 E5 | | 0-3 K | 2 0 0 0 0 1 0 | H 4 | | | | | | | | | |
| Tommy Davis, R OBP: 0.316, SLG: 0.278 (7, PH) | | | | | | | 1-2 2-H | | | 1 0 0 0 0 0 1 | RBI 0 | | | | | | | | | |
| Bart Shirley, R OBP: 0.333, SLG: 0.333 (7, PR) | | | | | | | | | | 0 0 0 0 0 0 0 | BB 3 | | | | | | | | | |
| Phil Regan, R (7, 1) | | | | | | | | | | 0 0 0 0 0 0 0 | SO 5 | | | | | | | | | |
| Don Drysdale, R OBP: 0.188, SLG: 0.333 (9, PH) | | | | | | | | | | 1 0 0 0 0 1 0 | LOB 14 | | | | | | | | | |
| Inning Stats | R: 0 E: 0 K: 0 S: 3 | H: 0 LOB: 3 BB: 2 P: 12 | R: 0 E: 0 K: 1 S: 5 | H: 0 LOB: 0 BB: 0 P: 5 | R: 0 E: 0 K: 0 S: 3 | H: 1 LOB: 1 BB: 0 P: 6 | R: 0 E: 0 K: 1 S: 6 | H: 0 LOB: 0 BB: 0 P: 3 | R: 0 E: 0 K: 1 S: 6 | H: 1 LOB: 1 BB: 0 P: 6 | R: 1 E: 1 K: 1 S: 7 | H: 1 LOB: 2 BB: 1 P: 11 | R: 0 E: 0 K: 0 S: 4 | H: 1 LOB: 1 BB: 0 P: 4 | R: 0 E: 0 K: 1 S: 5 | H: 0 LOB: 0 BB: 0 P: 5 | 1B: 4 2B: 0 3B: 0 HR: 0 | SF: 0 SAC: 0 DP: 0 HBP: 1 | WP: 1 PB: 0 SB: 0 CS: 0 | PA: 36 |
| PITCHER | IP WLS BF H R ER SO BB IBB HBP BLK WP HR S P ERA WHIP | | | | | | | | | | | | | | | | | | | |
| Jim O'Toole, L ERA: 1.29 (1, 1) | 7.0 W 29 3 1 0 4 3 0 1 0 1 0 33 46 0.00 0.857 | | | | | | | | | | | | | | | | | | | |
| Billy McCool, L ERA: 2.08 (8, 1) | 2.0 S 7 1 0 0 1 0 0 0 0 0 0 0 9 9 0.00 0.500 | | | | | | | | | | | | | | | | | | | |

Los Angeles Dodgers @ Cincinnati Reds
Crosley Field, Cincinnati, OH
Sun May 08 1966, 3:33 AM EDT
Att. 12,093 - Unknown

livebaseballscorecards.com



| Batter | 1 | 2 | 3 | 4 | 5 | 6 | 7 | 8 | 9 | AB | R | H | RBI | BB | SO | LOB |
|---|------------|----------------|------------|------------------------|------------|------------------|------------|-----------|---|----|---|---|-----|----|----|-----|
| Pete Rose, S OBP: 0.261, SLG: 0.271 (1, 4) | 0-0 6-3 | | 0-0 6-3 | 0-0 5-3 | | | 0-0 G3 | | | 4 | 0 | 0 | 0 | 0 | 0 | 2 |
| Tommy Helms, R OBP: 0.277, SLG: 0.295 (1, 5) | 0-0 L8 | | 0-0 F9 | | 0-0 5-3 | | 0-0 3-1 | | | 4 | 0 | 0 | 0 | 0 | 0 | 0 |
| Vada Pinson, L OBP: 0.326, SLG: 0.476 (1, 9) (8, 8) | 0-0 1B | | 0-0 1-3 | | 0-0 4-3 | | 0-0 F7 | | | 4 | 0 | 1 | 0 | 0 | 0 | 0 |
| Deron Johnson, R OBP: 0.229, SLG: 0.206 (1, 7) (8, 3) | 0-0 1-3 | | | 4-0 1B SF9 BB | 0-0 F9 | | | 0-0 L6 | | 3 | 1 | 0 | 0 | 1 | 0 | 1 |
| Don Pavletich, R OBP: 0.317, SLG: 0.462 (1, 2) | | 0-3 K | | 0-0 1B 1B | | 0-0 FC5 2B | | 0-3 K | | 4 | 1 | 2 | 0 | 0 | 2 | 0 |
| Tony Perez, R OBP: 0.353, SLG: 0.386 (1, 3) Mel Queen, L OBP: 0.296, SLG: 0.150 (8, 9) | | 0-0 E 1B | | 0-0 SF9 | | 0-0 L4 | | 0-0 F9 | | 2 | 0 | 1 | 1 | 0 | 0 | 1 |
| Leo Cardenas, R OBP: 0.338, SLG: 0.417 (1, 6) | | 0-0 F7 | | 0-0 3-H 1B 1B | | 0-0 5-3 | | | | 3 | 0 | 1 | 0 | 0 | 0 | 2 |
| Tommy Harper, R OBP: 0.292, SLG: 0.207 (1, 8) (8, 7) | | 0-0 E6 | | 0-3 K | | 4-0 IBB | | | | 2 | 0 | 0 | 0 | 1 | 1 | 3 |
| Jim O'Toole, S OBP: 0.286, SLG: 0.286 (1, 1) Billy McCool, R (8, 1) | | 0-0 6-3 | | 0-0 1B | | 0-0 FC5 | | | | 3 | 0 | 1 | 1 | 0 | 0 | 4 |
| | | | | 1-3 2-H | | 2-3f | | | | 0 | 0 | 0 | 0 | 0 | 0 | 0 |

| Inning Stats | | R: 0 | H: 1 | R: 0 | H: 1 | R: 0 | H: 0 | R: 2 | H: 3 | R: 0 | H: 0 | R: 0 | H: 1 | R: 0 | H: 0 | R: 0 | H: 0 |
|--------------|--|------|--------|------|--------|------|--------|------|--------|------|--------|------|--------|------|--------|------|--------|
| | | E: 0 | LOB: 1 | E: 1 | LOB: 2 | E: 0 | LOB: 0 | E: 0 | LOB: 2 | E: 0 | LOB: 0 | E: 0 | LOB: 2 | E: 0 | LOB: 0 | E: 0 | LOB: 0 |
| | | K: 0 | BB: 0 | K: 1 | BB: 0 | K: 0 | BB: 0 | K: 1 | BB: 1 | K: 0 | BB: 0 | K: 0 | BB: 1 | K: 1 | BB: 0 | K: 0 | BB: 0 |
| | | S: 4 | P: 4 | S: 7 | P: 7 | S: 3 | P: 3 | S: 8 | P: 12 | S: 3 | P: 3 | S: 4 | P: 8 | S: 3 | P: 3 | S: 5 | P: 5 |


| PITCHER | IP | WLS | BF | H | R | ER | SO | BB | IBB | HBP | BLK | WP | HR | S | P | ERA | WHIP |
|--------------------------------------|-----|-----|----|---|---|----|----|----|-----|-----|-----|----|----|----|----|------|-------|
| Claude Osteen, L ERA: 2.14 (1, 1) | 6.0 | L | 27 | 6 | 2 | 2 | 2 | 1 | 1 | 0 | 0 | 0 | 0 | 29 | 37 | 3.00 | 1.167 |
| Phil Regan, R ERA: 1.06 (7, 1) | 2.0 | | 6 | 0 | 0 | 0 | 1 | 0 | 0 | 0 | 0 | 0 | 0 | 8 | 8 | 0.00 | 0.000 |

| PITCHER | IP | WLS | BF | H | R | ER | SO | BB | IBB | HBP | BLK | WP | HR | S | P | ERA | WHIP |
|---------|----|-----|----|---|---|----|----|----|-----|-----|-----|----|----|---|---|-----|------|
| | | | | | | | | | | | | | | | | | |

Los Angeles Dodgers @ Cincinnati Reds
Crosley Field, Cincinnati, OH

Sun May 08 1966, 3:33 AM EDT
Att. 12,093 - Unknown

| | |
|------------|-----------|
| AB | 30 |
| R | 2 |
| H | 6 |
| RBI | 2 |
| BB | 2 |
| SO | 3 |
| LOB | 13 |



| WP | PA | 3B | DP | HR | HBP | CS |
|----|----|----|----|----|-----|----|
| 0 | 33 | 0 | 0 | 0 | 0 | 0 |

| Batter | 1 | 2 | 3 | 4 | 5 | 6 | 7 | 8 | 9 | AB R H RBI BB SO LOB | TOP |
|---|---|---|---|---|---|---|---|---|---|--|---|
| Tommy Helms, R (1, 5) OBP: 0.273, SLG: 0.289 | 0-0 F3 | | 0-0 E1 HR | 0-0 P4 | | | 0-0 F9 1B | | 0-0 L9 | 5 1 1 0 0 0 0 | Cincinnati Reds @ Atlanta Braves Atlanta Stadium, Atlanta, GA Mon May 09 1966, 7:05 PM EDT Att. 9,718 - Unknown |
| Pete Rose, S (1, 4) OBP: 0.289, SLG: 0.344 | 0-0 F5 | | 0-0 HR | | 0-0 1B 1B | | 0-0 BB 1B | 0-0 1B 2B | 5 3 4 2 0 0 0 | | |
| Vada Pinson, L (1, 8) OBP: 0.330, SLG: 0.483 | 0-0 F8 | | 0-0 HR | | 0-0 1B 1B | | 0-3 K | 0-0 P4 | 5 1 2 0 0 1 3 | | |
| Art Shamsky, L (1, 7) Tommy Harper, R (6, 7) OBP: 0.381, SLG: 0.950 OBP: 0.299, SLG: 0.217 | | 0-0 1B 1B | 0-0 HR | | 0-3 K | | 0-0 F9 | 0-0 S 1B | 3 2 2 2 0 1 2 2 0 1 1 0 0 2 | | |
| Tony Perez, R (1, 3) OBP: 0.393, SLG: 0.391 | 0-0 F7 | | 1-0 HBP | | 0-0 L9-3 1B | | 4-0 BB BB | 1-0 HBP | 2 0 1 1 1 0 1 | | |
| Johnny Edwards, L (1, 2) OBP: 0.224, SLG: 0.333 | 0-0 CS 1B 1B | | 1-3 | | 0-0 L9-3 | | 0-0 F5 | 0-0 L6 | 5 0 1 0 0 0 8 | | |
| Leo Cardenas, R (1, 6) OBP: 0.333, SLG: 0.408 | 0-0 1-2 3-H 1B | | 0-0 L7 | | 0-3 K | | 0-3 K | | 4 0 1 1 0 2 1 | | |
| Mel Queen, L (1, 9) OBP: 0.258, SLG: 0.125 | 0-3 K | | | 0-0 3-1 | | 0-0 P4 | | 0-0 6-3 | 4 0 0 0 0 1 2 | | |
| Joey Jay, S (1, 1) Don Nottebart, R (6, 1) Billy McCool, R (8, 1) | | | 0-0 1-4-3 | 0-3 K | | 0-3 K | | 0-3 K | 3 0 0 0 0 2 0 1 0 0 0 0 1 0 0 0 0 0 0 0 0 | | |
| Inning Stats | R: 0 E: 0 K: 0 S: 3 H: 0 LOB: 0 P: 3 | R: 1 E: 0 K: 1 S: 7 H: 3 LOB: 2 BB: 0 P: 7 | R: 4 E: 1 K: 0 S: 7 H: 3 LOB: 1 BB: 0 P: 8 | R: 0 E: 0 K: 1 S: 5 H: 0 LOB: 0 BB: 0 P: 5 | R: 1 E: 0 K: 1 S: 7 H: 3 LOB: 1 BB: 0 P: 7 | R: 0 E: 0 K: 2 S: 7 H: 0 LOB: 0 BB: 0 P: 7 | R: 0 E: 0 K: 1 S: 7 H: 2 LOB: 3 BB: 1 P: 11 | R: 0 E: 0 K: 2 S: 7 H: 0 LOB: 0 BB: 0 P: 7 | R: 1 E: 0 K: 0 S: 5 H: 2 LOB: 2 BB: 0 P: 6 | 1B: 9 2B: 4 3B: 0 HR: 2 SF: 0 SAC: 0 DP: 2 HBP: 2 | WP: 0 PB: 0 SB: 1 CS: 1 PA: 42 |
| PITCHER | IP WLS BF H R ER SO BB IBB HBP BLK WP HR S P ERA WHIP | IP WLS BF H R ER SO BB IBB HBP BLK WP HR S P ERA WHIP | IP WLS BF H R ER SO BB IBB HBP BLK WP HR S P ERA WHIP | IP WLS BF H R ER SO BB IBB HBP BLK WP HR S P ERA WHIP | IP WLS BF H R ER SO BB IBB HBP BLK WP HR S P ERA WHIP | IP WLS BF H R ER SO BB IBB HBP BLK WP HR S P ERA WHIP | IP WLS BF H R ER SO BB IBB HBP BLK WP HR S P ERA WHIP | IP WLS BF H R ER SO BB IBB HBP BLK WP HR S P ERA WHIP | IP WLS BF H R ER SO BB IBB HBP BLK WP HR S P ERA WHIP | | |
| Tony Cloninger, R (1, 1) ERA: 4.43 | 3.0 L | 1.1 | 0.2 | 2.0 | 1.0 | 1.0 | 1.0 | 1.0 | 1.0 | | |
| Arnold Umbach, R (4, 1) ERA: 7.2 | 1.1 | 1.1 | 0.2 | 2.0 | 1.0 | 1.0 | 1.0 | 1.0 | 1.0 | | |
| Chi-Chi Olivo, R (5, 1) ERA: 2.65 | 0.2 | 1.1 | 0.2 | 2.0 | 1.0 | 1.0 | 1.0 | 1.0 | 1.0 | | |
| Wade Blasingame, L (6, 1) ERA: 6.27 | 2.0 | 1.1 | 0.2 | 2.0 | 1.0 | 1.0 | 1.0 | 1.0 | 1.0 | | |
| Phil Niekro, R (8, 1) ERA: 1.88 | 1.0 | 1.1 | 0.2 | 2.0 | 1.0 | 1.0 | 1.0 | 1.0 | 1.0 | | |
| Billy O'Dell, L (9, 1) ERA: 1.77 | 1.0 | 1.1 | 0.2 | 2.0 | 1.0 | 1.0 | 1.0 | 1.0 | 1.0 | | |

livebaseballscorecards.com

| | |
|------------|----|
| AB | 39 |
| R | 7 |
| H | 13 |
| RBI | 7 |
| BB | 1 |
| SO | 8 |
| LOB | 19 |



BOTTOM

Cincinnati Reds @ Atlanta Braves
Atlanta Stadium, Atlanta, GA
Mon May 09 1966, 7:05 PM EDT
Att. 9,718 - Unknown

livebaseballscorecards.com

| | |
|-----|----|
| AB | 35 |
| R | 4 |
| H | 9 |
| RBI | 4 |
| BB | 2 |
| SO | 2 |
| LOB | 14 |



| | | | |
|-----|---|-----|----|
| WP: | 0 | PA: | 37 |
| PB: | 0 | | |
| SB: | 0 | | |
| CS: | 0 | | |

AB R H RBI BB SO LOB

| | | | | | | |
|---|---|---|---|---|---|---|
| 5 | 0 | 1 | 1 | 0 | 0 | 2 |
| 3 | 1 | 1 | 0 | 1 | 0 | 1 |
| 4 | 0 | 0 | 0 | 0 | 0 | 4 |
| 4 | 0 | 0 | 0 | 0 | 0 | 1 |
| 4 | 0 | 2 | 1 | 0 | 0 | 0 |
| 3 | 1 | 1 | 1 | 1 | 0 | 1 |
| 3 | 1 | 1 | 1 | 0 | 1 | 2 |
| 0 | 0 | 0 | 0 | 0 | 0 | 0 |
| 0 | 0 | 0 | 0 | 0 | 0 | 0 |
| 1 | 0 | 0 | 0 | 0 | 0 | 1 |
| 0 | 0 | 0 | 0 | 0 | 0 | 0 |
| 0 | 0 | 0 | 0 | 0 | 0 | 0 |
| 1 | 0 | 0 | 0 | 0 | 0 | 1 |
| 0 | 0 | 0 | 0 | 0 | 0 | 0 |
| 2 | 0 | 1 | 0 | 0 | 0 | 0 |

| Batter | 1 | 2 | 3 | 4 | 5 | 6 | 7 | 8 | 9 |
|---|----------------|-----------------|--------------------------------|-----------------|---------------------------------|------------------------|---------------------------|-----------------|-----------------|
| Felipe Alou, R OBP: 0.325, SLG: 0.487 (1, 7) (8, 9) | 0-0 F3 ① | | 0-0 FC5-4 2-H 1B ② | | 0-0 G4-6-3 1-2f ② ③ | | 0-0 P3 ② | | 0-0 P3 ③ |
| Gary Geiger, L OBP: 0.372, SLG: 0.459 (1, 8) | 0-0 F8 ② | | 0-0 F8 ② | | | 0-0 1B 2B | 4-0 FC4-6 1-2 BB | | |
| Hank Aaron, R OBP: 0.325, SLG: 0.564 (1, 9) (8, 4) | 0-0 F3 ③ | | 0-0 FC5-4 1-2f ③ | | | 0-0 6-3 ① | 0-0 FC4-6 1-2f ③ | | |
| Lee Thomas, L OBP: 0.275, SLG: 0.432 (1, 3) | | 0-0 4-3 ① | | 0-0 6-3 ① | | 0-0 6-3 ② | | 0-0 1-3 ① | |
| Gene Oliver, R OBP: 0.167, SLG: 0.167 (1, 2) | | 0-0 6-3 ② | | 0-0 1-3 ② | | 0-0 BB 1B 2-H | | 0-0 1B | |
| Eddie Mathews, L OBP: 0.275, SLG: 0.253 (1, 5) | | 0-0 F3 ③ | | 0-0 HR | | 4-0 1-2 BB | | 0-0 F7 ② | |
| Denis Menke, R OBP: 0.398, SLG: 0.474 Sandy Alomar Sr., S OBP: 0.150, SLG: 0.105 Phil Niekro, R (8, 1) Joe Torre, R OBP: 0.394, SLG: 0.586 Billy O'Dell, S (9, 1) | | | 0-0 HR | 0-0 F3 ③ | | 0-3 K ③ | | 0-3 K ③ | |
| Woody Woodward, R OBP: 0.385, SLG: 0.318 (1, 4) (7, 6) | | | 0-0 1B 2B | | 0-0 G4-6-3 1B | | 0-0 1-3 ① | | 0-0 P3 ① |
| Tony Cloninger, R OBP: 0.188, SLG: 0.290 Miguel de la Hoz, R OBP: 0.063, SLG: 0.063 Arnold Umbach, R (4, 1) Chi-Chi Ojivo, R (5, 1) Marty Keough, L OBP: 0.143, SLG: 0.077 Wade Blasingame, L OBP: 0.500, SLG: 0.500 Rico Carty, R OBP: 0.333, SLG: 0.356 (7, 7) | | | 0-0 5-3 ① | | 0-0 P5 ① | | 0-0 BB 1B | | 0-0 6-3 ② |

| Inning Stats | R: 0 | H: 0 | E: 0 | LOB: 0 | K: 0 | BB: 0 | S: 3 | P: 3 |
|--------------|------|------|------|--------|------|-------|------|-------|
| | R: 0 | H: 0 | E: 0 | LOB: 0 | K: 0 | BB: 0 | S: 3 | P: 3 |
| | R: 2 | H: 3 | E: 0 | LOB: 1 | K: 0 | BB: 0 | S: 6 | P: 6 |
| | R: 1 | H: 1 | E: 0 | LOB: 0 | K: 0 | BB: 0 | S: 4 | P: 4 |
| | R: 0 | H: 1 | E: 0 | LOB: 0 | K: 0 | BB: 0 | S: 3 | P: 3 |
| | R: 1 | H: 2 | E: 0 | LOB: 2 | K: 1 | BB: 1 | S: 7 | P: 11 |
| | R: 0 | H: 1 | E: 0 | LOB: 2 | K: 0 | BB: 1 | S: 4 | P: 8 |
| | R: 0 | H: 1 | E: 0 | LOB: 1 | K: 1 | BB: 0 | S: 6 | P: 6 |
| | R: 0 | H: 0 | E: 0 | LOB: 0 | K: 0 | BB: 0 | S: 3 | P: 3 |

| PITCHER | IP | WLS | BF | H | R | ER | SO | BB | IBB | HBP | BLK | WP | HR | S | P | ERA | WHIP |
|--|-----|-----|----|---|---|----|----|----|-----|-----|-----|----|----|----|----|------|-------|
| Joey Jay, R ERA: 4.94 (1, 1) | 5.2 | W | 24 | 7 | 4 | 4 | 0 | 0 | 1 | 0 | 0 | 0 | 2 | 23 | 27 | 6.35 | 1.412 |
| Don Nottebart, R ERA: 1.64 (6, 1) | 1.2 | | 8 | 2 | 0 | 0 | 1 | 1 | 0 | 0 | 0 | 0 | 0 | 9 | 13 | 0.00 | 1.800 |
| Billy McCool, L ERA: 1.74 (8, 1) | 1.2 | S | 5 | 0 | 0 | 0 | 1 | 0 | 0 | 0 | 0 | 0 | 0 | 7 | 7 | 0.00 | 0.000 |

| Batter | 1 | 2 | 3 | 4 | 5 | 6 | 7 | 8 | 9 | AB R H RBI BB SO LOB | TOP | | | | | | | | | | | |
|---|---|---------------------------------|------------------------------|---------------------------------|--------------------------------|---------------------------------|------------------------------|----------------------------------|------------------------------|---------------------------------|------------------------------|---------------------------------|------------------------------|---------------------------------|------------------------------|---------------------------------|------------------------------|---------------------------------|-----------------------------------|------------------------------------|----------------------------------|---|
| Tommy Helms, R OBP: 0.272, SLG: 0.287 (1, 5) X | 0-0 1B 1B | | 0-0 F9 | | 0-0 SH5-4 1-2 2-3 | | 0-0 E6 4-3 2B | 0-0 G6-4-3 1-2f | | 4 1 1 0 0 0 1 | | | | | | | | | | | | |
| Pete Rose, S OBP: 0.304, SLG: 0.351 (1, 4) X | 0-0 1-2 1B | | 0-0 6-3 | | 0-0 1B SF7 2-H 3-H | | 0-0 4-3 | 4-0 BB | | 4 1 2 2 1 0 1 | | | | | | | | | | | | |
| Vada Pinson, L OBP: 0.343, SLG: 0.511 (1, 9) S (8, 8) S | 0-3 K | | | 0-0 2B | 0-0 1B SF7 1-3 | | 0-0 1B 2B 3-H | 0-0 4-3 | | 5 1 3 1 0 1 3 | | | | | | | | | | | | |
| Tony Perez, R OBP: 0.367, SLG: 0.367 Mel Queen, L OBP: 0.250, SLG: 0.120 (1, 3) X (8, 9) | 0-0 F8 | | 0-0 F8 | 0-0 F8 1-2 3-H | 0-0 SF7 1-2 3-H | | 0-0 6-3 | | 0-0 3-1 | 3 0 0 1 0 0 4 1 0 0 0 0 0 0 | | | | | | | | | | | | |
| Don Pavletich, R OBP: 0.348, SLG: 0.465 (1, 2) X | 0-0 P3 | | | 4-0 BB | 0-0 F2 | | 0-0 HR 2-H | 1B | 0-0 G5-4-3 1B | 4 1 2 1 1 0 3 | | | | | | | | | | | | |
| Deron Johnson, R OBP: 0.227, SLG: 0.250 (1, 7) S (8, 3) S | | 0-0 F8 | | 0-3 K | | 0-0 6-3 | 0-0 HR 1-H | | 0-0 G5-4-3 1-2f | 5 1 1 2 0 1 3 | | | | | | | | | | | | |
| Leo Cardenas, R OBP: 0.329, SLG: 0.400 (1, 6) X | | 0-0 6-3 | | 0-0 F9 | | 0-0 1B | 0-0 5-3 | | | 4 0 1 0 0 0 2 | | | | | | | | | | | | |
| Tommy Harper, R OBP: 0.310, SLG: 0.266 (1, 8) S (8, 7) S | | 0-3 K | | | 0-0 SH5-4 1B 1B | 0-0 F9 | | 0-0 1B 3B | | 4 2 2 0 0 1 1 | | | | | | | | | | | | |
| Jim Maloney, L OBP: 0.364, SLG: 0.364 Don Nottebart, R (1, 1) S (8, 1) S | | | 0-3 K | | 0-0 SH5-4 1B 1-2 | 0-0 4-3 | | 0-0 1B 3-H | | 4 1 2 1 0 1 1 0 0 0 0 0 0 0 | | | | | | | | | | | | |
| Inning Stats | R: 0 E: 0 K: 1 S: 7 | H: 2 LOB: 2 BB: 0 P: 7 | R: 0 E: 0 K: 1 S: 5 | H: 0 LOB: 0 BB: 0 P: 5 | R: 0 E: 0 K: 1 S: 5 | H: 0 LOB: 0 BB: 0 P: 5 | R: 0 E: 0 K: 1 S: 6 | H: 1 LOB: 2 BB: 1 P: 10 | R: 3 E: 0 K: 0 S: 7 | H: 4 LOB: 1 BB: 0 P: 7 | R: 0 E: 0 K: 0 S: 4 | H: 1 LOB: 1 BB: 0 P: 4 | R: 4 E: 1 K: 0 S: 7 | H: 3 LOB: 0 BB: 0 P: 7 | R: 1 E: 0 K: 0 S: 4 | H: 2 LOB: 1 BB: 1 P: 8 | R: 0 E: 0 K: 0 S: 3 | H: 1 LOB: 0 BB: 0 P: 3 | 1B: 10 2B: 2 3B: 1 HR: 1 | SF: 1 SAC: 1 DP: 2 HBP: 0 | WP: 0 PB: 0 SB: 0 CS: 0 | PA: 42 |
| PITCHER | IP WLS BF H R ER SO BB IBB HBP BLK WP HR S P ERA WHIP | | | | | | | | | | | | | | | | | | | | PITCHER | IP WLS BF H R ER SO BB IBB HBP BLK WP HR S P ERA WHIP |
| Denny Lemaster, L ERA: 2.57 (1, 1) | 5.0 L 23 7 3 3 4 1 0 0 0 0 0 30 34 5.40 1.600 | | | | | | | | | | | | | | | | | | | | | |
| Phil Niekro, R ERA: 2.2 (6, 1) | 2.0 13 6 5 1 0 0 0 0 0 0 0 1 13 13 4.50 3.000 | | | | | | | | | | | | | | | | | | | | | |
| Arnold Umbach, R ERA: 6.0 (8, 1) | 1.0 3 0 0 0 0 0 1 0 0 0 0 0 2 6 0.00 1.000 | | | | | | | | | | | | | | | | | | | | | |
| Clay Carroll, R ERA: 1.44 (9, 1) | 0.1 2 1 0 0 0 0 0 0 0 0 0 0 2 2 0.00 3.000 | | | | | | | | | | | | | | | | | | | | | |
| Chi-Chi Olivo, R ERA: 2.55 (9, 1) | 0.2 1 0 0 0 0 0 0 0 0 0 0 0 1 1 0.00 0.000 | | | | | | | | | | | | | | | | | | | | | |

Cincinnati Reds @ Atlanta Braves
Atlanta Stadium, Atlanta, GA
Tue May 10 1966, 7:05 PM EDT
Unknown

livebaseballscorecards.com

| | |
|-----|----|
| AB | 38 |
| R | 8 |
| H | 14 |
| RBI | 8 |
| BB | 2 |
| SO | 4 |
| LOB | 19 |



| Batter | 1 | 2 | 3 | 4 | 5 | 6 | 7 | 8 | 9 | AB R H RBI BB SO LOB |
|---|------------------|-----------|------------------------|------------|------------|-----------|---------------------|------------|---|---|
| Felipe Alou, R OBP: 0.331, SLG: 0.513 (1, 7) | 0-0 HR | | 0-0 5-3 SH2-4 1B | | 0-0 5-3 | | | 0-0 P4 | | 4 1 2 1 0 0 0 |
| Gary Geiger, L OBP: 0.348, SLG: 0.425 (1, 8) | 0-3 K | | 0-0 SH2-4 1-2 | | | 0-0 P4 | | 0-0 5-3 | | 3 0 0 0 0 1 0 |
| Hank Aaron, R OBP: 0.322, SLG: 0.548 (1, 9) | 4-0 1B BB | | 0-0 5-3 2-3 | | | 0-3 K | | 0-3 K | | 3 1 0 0 1 2 1 |
| Lee Thomas, L OBP: 0.264, SLG: 0.414 (1, 3) | 0-0 F9 1-2 | | 0-0 F7 | | | 0-0 F2 | | 0-0 F7 | | 4 0 0 0 0 0 2 |
| Joe Torre, R OBP: 0.402, SLG: 0.584 (1, 2) | 0-0 1B | | | 0-0 6-3 | | | 4-0 G6-3 BB | | | 2 0 1 1 1 0 0 |
| Eddie Mathews, L OBP: 0.266, SLG: 0.244 (1, 5) | 0-0 4-3 | | | 0-0 5-3 | | | 0-0 G6-3 1-2f | | | 3 0 0 0 0 0 2 |
| Woody Woodward, R OBP: 0.364, SLG: 0.298 (1, 6) | | 0-0 F7 | | 0-0 5-3 | | | 0-3 K | | | 3 0 0 0 0 1 0 |
| Sandy Alomar Sr., S OBP: 0.130, SLG: 0.091 (1, 4) | | 0-0 P6 | | | 0-3 K | | | 0-0 F9 | | 3 0 0 0 0 1 0 |
| Denny Lemaster, R OBP: 0.077, SLG: 0.077 (5, PH) Rico Cariv, R OBP: 0.329, SLG: 0.351 (6, 1) Phi Nietro, R OBP: 0.071, SLG: 0.071 (8, PH) Marty Keough, L OBP: 0.137, SLG: 0.071 (9, 1) Clay Carroll, R OBP: 0.071, SLG: 0.071 (9, 1) Chi-Chi Olivo, R OBP: 0.071, SLG: 0.071 (9, 1) | | 0-0 P4 | | | 0-3 K | | | 0-3 K | | 1 0 0 0 0 0 0 1 0 0 0 0 0 1 0 0 0 0 0 0 0 0 0 0 0 0 0 0 0 0 0 1 0 0 0 0 0 1 0 0 0 0 0 0 0 0 0 0 0 0 0 0 0 0 0 |

| Inning Stats | R: 2 | H: 2 | E: 0 | LOB: 1 | K: 1 | P: 11 | R: 0 | H: 0 | E: 0 | LOB: 0 | K: 0 | P: 3 | R: 0 | H: 1 | E: 0 | LOB: 1 | K: 0 | P: 4 | R: 0 | H: 0 | E: 0 | LOB: 0 | K: 0 | P: 3 | R: 0 | H: 0 | E: 0 | LOB: 0 | K: 2 | P: 7 | R: 0 | H: 0 | E: 0 | LOB: 0 | K: 1 | P: 5 | R: 0 | H: 0 | E: 0 | LOB: 0 | K: 1 | P: 5 | R: 0 | H: 0 | E: 0 | LOB: 0 | K: 1 | P: 5 | R: 0 | H: 0 | E: 0 | LOB: 0 | K: 1 | P: 5 |
|--------------------------------------|------|------|------|--------|------|-------|------|------|------|--------|------|------|------|------|------|--------|------|-------|------|------|------|--------|------|------|------|------|------|--------|------|------|------|------|------|--------|------|------|------|------|------|--------|------|------|------|------|------|--------|------|------|------|------|------|--------|------|------|
| PITCHER | IP | WLS | BF | H | R | ER | SO | BB | IBB | HBP | BLK | WP | HR | S | P | ERA | WHIP | | | | | | | | | | | | | | | | | | | | | | | | | | | | | | | | | | | | | |
| Jim Maloney, R ERA: 1.4 (1, 1) | 7.0 | W | 25 | 3 | 2 | 2 | 5 | 2 | 0 | 0 | 0 | 0 | 0 | 1 | 33 | 41 | 2.57 | 0.714 | | | | | | | | | | | | | | | | | | | | | | | | | | | | | | | | | | | | |
| Don Nottebart, R ERA: 1.38 (8, 1) | 2.0 | S | 6 | 0 | 0 | 0 | 2 | 0 | 0 | 0 | 0 | 0 | 0 | 0 | 10 | 10 | 0.00 | 0.000 | | | | | | | | | | | | | | | | | | | | | | | | | | | | | | | | | | | | |

BOTTOM


Cincinnati Reds @ Atlanta Braves
Atlanta Stadium, Atlanta, GA

Tue May 10 1966, 7:05 PM EDT
Unknown

| | |
|------------|-----------|
| AB | 28 |
| R | 2 |
| H | 3 |
| RBI | 2 |
| BB | 2 |
| SO | 7 |
| LOB | 5 |

livebaseballscorecards.com

| | |
|-------|--------|
| WP: 0 | PA: 31 |
| PB: 0 | |
| SB: 1 | |
| CS: 0 | |



| Batter | 1 | 2 | 3 | 4 | 5 | 6 | 7 | 8 | 9 | AB R H RBI BB SO LOB | TOP | | | | | | | | | | | |
|--|---|---|------------------------------|----------------------------------|------------------------------|---------------------------------|---|---------------------------------|------------------------------|---------------------------------|------------------------------|---------------------------------|------------------------------|----------------------------------|------------------------------|---------------------------------|------------------------------|---------------------------------|----------------------------------|------------------------------------|----------------------------------|--------|
| Tommy Helms, R (1, 5) OBP: 0.278, SLG: 0.293 | 0-0 G4-6-3 1B | 0-0 6-3 | | 0-0 FC1-6 1B | | 0-0 L6 | 0-0 F3 | | | 5 1 2 1 0 0 4 | | | | | | | | | | | | |
| Pete Rose, S (1, 4) OBP: 0.318, SLG: 0.374 | 0-0 G4-6-3 1B | 0-0 CS 1B | | 0-0 FC1-6 1B | | | 0-0 WP 2B | 0-0 F7 | | 5 1 3 1 0 0 1 | | | | | | | | | | | | |
| Vada Pinson, L (1, 8) OBP: 0.346, SLG: 0.500 | 0-0 G4-6-3 1-2f 3-H | 0-0 CS 1-2 | 0-0 1B | 0-0 F9 | | | H 1-0 WP 2B HBP | 0-0 F5 | | 4 1 1 0 0 0 2 | | | | | | | | | | | | |
| Art Shamsky, L (1, 9) OBP: 0.500, SLG: 0.955 | 4-0 BB | | 0-0 1-3 1B | | 0-0 G6-4-3 1B | | B 4-0 2B 1-2 2-3 1B BB | B 4-0 BB | | 2 1 2 0 3 0 0 | | | | | | | | | | | | |
| Tony Perez, R (1, 3) OBP: 0.354, SLG: 0.370 | 0-3 K | | 0-0 P6 | | 0-0 G6-4-3 1-2f | | X 0-0 1B 1-3 2-H 3-H 2B | 0-3 K | | 5 0 1 2 0 2 5 | | | | | | | | | | | | |
| Johnny Edwards, L (1, 2) OBP: 0.259, SLG: 0.320 | | B 4-0 BB 1B BB | 0-0 F5 | | B 4-0 BB | | X 0-0 P6 | B 4-0 BB | | 2 1 0 0 3 0 4 | | | | | | | | | | | | |
| Deron Johnson, R (1, 7) OBP: 0.238, SLG: 0.239 | | B 4-0 BB 1B 1-2 E BB | 0-3 K | | S 0-3 K | | B 4-0 BB 1B BB | S 0-3 K | | 3 1 0 0 2 3 4 | | | | | | | | | | | | |
| Leo Cardenas, R (1, 6) OBP: 0.333, SLG: 0.400 | | X 0-0 E5 6-3 1-H 2-H 1B | | S 0-3 K | | X 0-0 6-3 | X 0-0 1-2 2-3 3-H 1B | X 0-0 F9 | | 5 1 2 2 0 1 1 | | | | | | | | | | | | |
| Milt Pappas, R (1, 1) OBP: 0.214, SLG: 0.357 | | X 0-0 B1 | | X 0-0 1B 3B | | X 0-0 F5 | X 0-0 F8 | X 0-0 F5 | | 5 1 1 0 0 0 5 | | | | | | | | | | | | |
| Inning Stats | R: 1 E: 0 K: 1 S: 6 | H: 2 LOB: 1 BB: 1 P: 10 | R: 3 E: 1 K: 0 S: 4 | H: 2 LOB: 0 BB: 2 P: 12 | R: 0 E: 0 K: 1 S: 7 | H: 2 LOB: 2 BB: 0 P: 7 | R: 1 E: 0 K: 1 S: 7 | H: 2 LOB: 1 BB: 0 P: 7 | R: 0 E: 0 K: 1 S: 5 | H: 1 LOB: 1 BB: 1 P: 9 | R: 0 E: 0 K: 0 S: 3 | H: 0 LOB: 0 BB: 0 P: 3 | R: 3 E: 0 K: 0 S: 6 | H: 3 LOB: 3 BB: 2 P: 15 | R: 0 E: 0 K: 1 S: 5 | H: 0 LOB: 1 BB: 1 P: 9 | R: 0 E: 0 K: 1 S: 5 | H: 0 LOB: 1 BB: 1 P: 9 | 1B: 9 2B: 2 3B: 1 HR: 0 | SF: 0 SAC: 0 DP: 2 HBP: 1 | WP: 1 PB: 0 SB: 0 CS: 1 | PA: 46 |
| PITCHER | IP WLS BF H R ER SO BB IBB HBP BLK WP HR S P ERA WHIP | | | | | | | | | | | | | | | | | | | | | |
| Hank Fischer, R (1, 1) ERA: 3.68 | 2.0 L 13 6 4 3 1 3 0 0 0 0 0 0 12 24 13.50 4.500 | | | | | | | | | | | | | | | | | | | | | |
| Chi-Chi Olivo, R (3, 1) ERA: 2.61 | 3.0 12 3 1 1 3 1 0 0 0 0 0 0 17 21 3.00 1.333 | | | | | | | | | | | | | | | | | | | | | |
| Phil Niekro, R (6, 1) ERA: 3.44 | 2.0 12 3 3 3 0 2 0 1 0 1 0 9 18 13.50 2.500 | | | | | | | | | | | | | | | | | | | | | |
| Arnold Umbach, R (8, 1) ERA: 4.5 | 2.0 8 0 0 0 2 2 0 0 0 0 0 0 10 18 0.00 1.000 | | | | | | | | | | | | | | | | | | | | | |

Cincinnati Reds @ Atlanta Braves
 Atlanta Stadium, Atlanta, GA
 Tue May 10 1966, 7:05 PM EDT
 Att. 14,119 - Unknown

livebaseballscorecards.com

| | |
|-----|----|
| AB | 36 |
| R | 8 |
| H | 12 |
| RBI | 6 |
| BB | 8 |
| SO | 6 |
| LOB | 26 |



| Batter | 1 | 2 | 3 | 4 | 5 | 6 | 7 | 8 | 9 | AB | R | H | RBI | BB | SO | LOB |
|---|------------|------------|------------|-----------|--------------|------------|-----------|------------|-----------|----|---|---|-----|----|----|-----|
| Felipe Alou, R OBP: 0.320, SLG: 0.496 (1, 7) | 0-0 F8 | | | 0-0 P5 | | 0-0 P6 | | 0-0 6-3 | | 4 | 0 | 0 | 0 | 0 | 0 | 0 |
| Gary Geiger, L OBP: 0.340, SLG: 0.409 (1, 8) | 0-0 F2 | | | 0-0 1B | | 0-0 4-3 | | | 0-0 F3 | 4 | 0 | 1 | 0 | 0 | 0 | 0 |
| Hank Aaron, R OBP: 0.311, SLG: 0.528 (1, 9) | 0-0 6-3 | | | 0-0 P6 | | 0-0 6-3 | | | 0-3 K | 4 | 0 | 0 | 0 | 0 | 1 | 1 |
| Lee Thomas, L OBP: 0.255, SLG: 0.398 (1, 3) | | 0-0 4-3 | | 0-0 F8 | | | 0-0 P4 | | 0-0 F9 | 4 | 0 | 0 | 0 | 0 | 0 | 1 |
| Gene Oliver, R OBP: 0.143, SLG: 0.143 (1, 2) | | 0-3 K | | | 0-3 K | | 0-0 F7 | | | 3 | 0 | 0 | 0 | 0 | 2 | 0 |
| Eddie Mathews, L OBP: 0.268, SLG: 0.247 (1, 5) | | 0-3 K | | | 0-0 G3 | | 0-0 1B | | | 3 | 0 | 1 | 0 | 0 | 1 | 0 |
| Woody Woodward, R OBP: 0.362, SLG: 0.300 Arnold Umbach, R (8, 1) | | | 0-0 5-3 | | 0-0 1B | | 0-0 F9 | | | 3 | 0 | 1 | 0 | 0 | 0 | 1 |
| Sandy Alomar Sr., S OBP: 0.154, SLG: 0.120 (8, 6) | | | 0-0 F3 | | 0-0 1B | | | 0-0 4-3 | | 3 | 0 | 1 | 0 | 0 | 0 | 0 |
| Hank Fischer, R (1, 1) Chi-Chi Olivo, R (3, 1) Rico Carty, R (5, PH) Phil Niekro, R (6, 1) Miguel de la Hoz, R (8, 4) | | | 0-0 1-3 | | 0-0 FC5-4 | | 0-0 F9 | | | 0 | 0 | 0 | 0 | 0 | 0 | 0 |

| Inning Stats | R: 0 | H: 0 | R: 0 | H: 0 | R: 0 | H: 0 | R: 0 | H: 2 | R: 0 | H: 0 | R: 0 | H: 1 | R: 0 | H: 0 | R: 0 | H: 0 | R: 0 | H: 0 | R: 0 | H: 0 | R: 0 | H: 0 | 1B: 4 | SF: 0 | WP: 0 | PA: 31 |
|--------------|--------|------|--------|------|--------|------|--------|------|--------|------|--------|------|--------|------|--------|------|--------|------|--------|------|--------|------|--------|-------|--------|--------|
| E: 0 | LOB: 0 | E: 0 | LOB: 0 | E: 0 | LOB: 0 | E: 0 | LOB: 2 | E: 0 | LOB: 0 | E: 0 | LOB: 1 | E: 0 | LOB: 1 | E: 0 | LOB: 0 | E: 0 | LOB: 0 | E: 0 | LOB: 0 | E: 0 | LOB: 0 | E: 0 | LOB: 0 | 2B: 0 | SAC: 0 | PB: 0 |
| K: 0 | BB: 0 | K: 2 | BB: 0 | K: 0 | BB: 0 | K: 1 | BB: 0 | K: 0 | BB: 0 | K: 0 | BB: 0 | K: 0 | BB: 0 | K: 1 | BB: 0 | K: 0 | BB: 0 | K: 0 | BB: 0 | K: 0 | BB: 0 | K: 0 | BB: 0 | 3B: 0 | DP: 0 | SB: 0 |
| S: 3 | P: 3 | S: 7 | P: 7 | S: 3 | P: 3 | S: 7 | P: 7 | S: 3 | P: 3 | S: 3 | P: 4 | S: 4 | P: 4 | S: 5 | P: 5 | S: 3 | P: 3 | S: 3 | P: 3 | S: 3 | P: 3 | S: 3 | P: 3 | HR: 0 | HBP: 0 | CS: 0 |

| PITCHER | IP | WLS | BF | H | R | ER | SO | BB | IBB | HBP | BLK | WP | HR | S | P | ERA | WHIP |
|------------------------------------|-----|-----|----|---|---|----|----|----|-----|-----|-----|----|----|----|----|------|-------|
| Milt Pappas, R ERA: 2.78 (1, 1) | 9.0 | W | 31 | 4 | 0 | 0 | 4 | 0 | 0 | 0 | 0 | 0 | 0 | 39 | 39 | 0.00 | 0.444 |


BOTTOM

Cincinnati Reds @ Atlanta Braves
Atlanta Stadium, Atlanta, GA

Tue May 10 1966, 7:05 PM EDT
Att. 14,119 - Unknown

livebaseballscorecards.com

| | |
|-----|----|
| AB | 31 |
| R | 0 |
| H | 4 |
| RBI | 0 |
| BB | 0 |
| SO | 4 |
| LOB | 5 |



| Batter | 1 | 2 | 3 | 4 | 5 | 6 | 7 | 8 | 9 | AB R H RBI BB SO LOB | TOP | | |
|--|---|---|--|---|---|---|---|---|---|--|---|----------------|---|
| Tommy Helms, R (1, 5) OBP: 0.287, SLG: 0.302 | 0-0 3-1 1B | | 0-0 P4 | | 0-0 F8 | | 0-0 1-2 1B | | | 4 0 2 0 0 0 0 | <p>Cincinnati Reds @ Atlanta Braves</p> <p>Atlanta Stadium, Atlanta, GA</p> <p>Wed May 11 1966, 7:05 PM EDT</p> <p>Att. 8,140 - Unknown</p> <p>livebaseballscorecards.com</p> | | |
| Pete Rose, S (1, 4) OBP: 0.315, SLG: 0.363 | 0-0 3-1 1-2 | | 4-0 1B BB | | 0-0 F7 | | 0-0 F6 | | | 3 0 0 0 1 0 3 | | | |
| Vada Pinson, L (1, 8) OBP: 0.361, SLG: 0.505 | 4-0 BB | | 0-0 1-3 1B | | 0-0 3-1 | | 0-0 1B | | | 3 0 2 0 1 0 0 | | | |
| Art Shamsky, L (1, 9) OBP: 0.467, SLG: 0.962 | 0-0 F2 | | 0-3 K | | 0-0 HR | | 0-0 P5 | | | 4 1 1 1 0 1 5 | | | |
| Tony Perez, R (1, 3) OBP: 0.333, SLG: 0.345 | 0-0 F9 | | 0-3 K | | 0-0 L8 | | 0-0 F3 | | | 4 0 0 0 0 1 5 | | | |
| Johnny Edwards, L (1, 2) OBP: 0.241, SLG: 0.296 | | 0-0 F2 | | 0-0 4-3 | | 0-0 4-3 | | 0-0 L4 | | 4 0 0 0 0 0 1 | | | |
| Deron Johnson, R (1, 7) OBP: 0.226, SLG: 0.227 | | 0-3 K | | 0-0 P4 | | 0-0 5-3 | | 0-0 5-3 | | 4 0 0 0 0 1 0 | | | |
| Leo Cardenas, R (1, 6) OBP: 0.330, SLG: 0.393 | | 0-0 1B | | 0-0 F9 | | 0-0 1-3 | | 0-0 5-3 | | 4 0 1 0 0 0 0 | | | |
| Sammy Ellis, L (1, 1) OBP: 0.286, SLG: 0.167 Ted Davidson, R (5, 1) Gordy Coleman, L (7, PH) Dick Simpson, R (7, PR) Gerry Arrigo, L (7, 1) Don Pavletich, R (9, PH) OBP: 0.340, SLG: 0.455 | | 0-3 K | | 0-0 1-3 | | 0-0 1B 1B | | 0-0 G3 | | 2 0 0 0 0 0 1 1 0 0 0 0 0 0 0 0 1 0 1 0 1 0 0 0 0 0 0 0 | | | |
| Inning Stats | R: 0 H: 1 E: 0 LOB: 2 K: 0 BB: 1 S: 4 P: 8 | R: 0 H: 1 E: 0 LOB: 1 K: 2 BB: 0 S: 8 P: 8 | R: 0 H: 1 E: 0 LOB: 2 K: 2 BB: 1 S: 8 P: 12 | R: 0 H: 0 E: 0 LOB: 0 K: 0 BB: 0 S: 3 P: 3 | R: 0 H: 0 E: 0 LOB: 0 K: 0 BB: 0 S: 3 P: 3 | R: 1 H: 1 E: 0 LOB: 0 K: 0 BB: 0 S: 4 P: 4 | R: 0 H: 2 E: 0 LOB: 2 K: 0 BB: 0 S: 5 P: 5 | R: 0 H: 1 E: 0 LOB: 1 K: 0 BB: 0 S: 4 P: 4 | R: 0 H: 0 E: 0 LOB: 0 K: 0 BB: 0 S: 3 P: 3 | 1B: 6 SF: 0 2B: 0 SAC: 0 3B: 0 DP: 0 HR: 1 HBP: 0 | WP: 0 PA: 36 PB: 0 SB: 0 CS: 0 | | |
| PITCHER | IP WLS BF H R ER SO BB IBB HBP BLK WP HR S P ERA WHIP | | | | | | | | | | | PITCHER | IP WLS BF H R ER SO BB IBB HBP BLK WP HR S P ERA WHIP |
| Tony Cloninger, R (1, 1) ERA: 3.99 | 7.0 W 29 6 1 1 4 2 0 0 0 0 0 1 35 43 1.29 1.143 | | | | | | | | | | | | |
| Chi-Chi Olivo, R (8, 1) ERA: 2.38 | 2.0 S 7 1 0 0 0 0 0 0 0 0 0 0 7 7 0.00 0.500 | | | | | | | | | | | | |

| Batter | 1 | 2 | 3 | 4 | 5 | 6 | 7 | 8 | 9 |
|---|---------------------------|------------|-----------|------------|-------------------------|------------------------|--------------------------|----------|---|
| Felipe Alou, R OBP: 0.316, SLG: 0.484 (1, 7) | 0-0 6-3 | 0-0 5-3 | | | 0-0 E6 1B HR | 0-0 FC 1-2 1B | | 0-3 K | |
| Gary Geiger, L OBP: 0.352, SLG: 0.404 (1, 8) | 4-0 HR BB | | 0-0 F8 | | 0-0 HR 1B | 0-0 FC 1-2f | | | |
| Hank Aaron, R OBP: 0.317, SLG: 0.580 (1, 9) | 0-0 1-H HR | | 0-0 F6 | | 0-0 1-H 3-H HR | | 0-0 L8 | | |
| Joe Torre, R OBP: 0.396, SLG: 0.602 (1, 2) | 0-0 F2 | | 0-0 HR | | 0-0 F2 | | 0-3 K | | |
| Lee Thomas, L OBP: 0.263, SLG: 0.406 (1, 3) | 0-0 1B 2B | | 4-0 BB | | 0-0 G3 | | 0-0 4-3 | | |
| Eddie Mathews, L OBP: 0.277, SLG: 0.250 (1, 5) | 0-0 FC6-4 2-H 1B | | 0-3 K | | 0-3 K | | 4-0 WP 4-3 BB | | |
| Frank Bolling, R OBP: 0.146, SLG: 0.125 (1, 4) | 0-0 FC6-4 1-2f | | | 0-0 1-3 | | 0-0 F7 | 0-0 F9 | | |
| Woody Woodward, R OBP: 0.355, SLG: 0.283 (1, 6) | | 0-0 6-3 | | 0-0 P4 | | 0-3 K | 4-0 1-3 4-3 BB | | |
| Tony Cloninger, R OBP: 0.211, SLG: 0.222 (1, 1) | | 0-3 K | | 0-3 K | | 0-0 1B 1B | 0-0 4-3 1-2 3-H | | |
| Chi-Chi Olivo, R (8, 1) | | | | | | | | | |

| Inning Stats | R: 3 | H: 3 | LOB: 1 | K: 0 | S: 6 | P: 10 | R: 0 | H: 0 | LOB: 0 | K: 1 | S: 5 | R: 0 | H: 1 | LOB: 1 | K: 1 | S: 10 | R: 0 | H: 0 | LOB: 0 | K: 1 | S: 5 | R: 3 | H: 2 | LOB: 0 | K: 1 | S: 8 | R: 0 | H: 2 | LOB: 2 | K: 1 | S: 7 | R: 0 | H: 0 | LOB: 0 | K: 1 | S: 5 | R: 1 | H: 0 | LOB: 1 | K: 1 | S: 13 |
|--------------|------|------|--------|------|------|-------|------|------|--------|------|------|------|------|--------|------|-------|------|------|--------|------|------|------|------|--------|------|------|------|------|--------|------|------|------|------|--------|------|------|------|------|--------|------|-------|
|--------------|------|------|--------|------|------|-------|------|------|--------|------|------|------|------|--------|------|-------|------|------|--------|------|------|------|------|--------|------|------|------|------|--------|------|------|------|------|--------|------|------|------|------|--------|------|-------|

| PITCHER | IP | WLS | BF | H | R | ER | SO | BB | IBB | HBP | BLK | WP | HR | S | P | ERA | WHIP |
|--|-----|-----|----|---|---|----|----|----|-----|-----|-----|----|----|----|----|-------|-------|
| Sammy Ellis, R ERA: 6.05 (1, 1) | 4.0 | L | 21 | 6 | 7 | 6 | 3 | 2 | 0 | 0 | 0 | 0 | 3 | 25 | 33 | 13.50 | 2.000 |
| Ted Davidson, L ERA: 3.55 (5, 1) | 2.0 | | 8 | 2 | 0 | 0 | 2 | 0 | 0 | 0 | 0 | 0 | 0 | 12 | 12 | 0.00 | 1.000 |
| Gerry Arrigo, L ERA: 4.91 (7, 1) | 2.0 | | 8 | 0 | 1 | 1 | 2 | 2 | 0 | 0 | 0 | 1 | 0 | 10 | 18 | 4.50 | 1.000 |

BOTTOM

Cincinnati Reds @ Atlanta Braves
Atlanta Stadium, Atlanta, GA

Wed May 11 1966, 7:05 PM EDT
Att. 8,140 - Unknown

| AB | R | H | RBI | BB | SO | LOB |
|----|---|---|-----|----|----|-----|
| 5 | 1 | 1 | 0 | 0 | 1 | 1 |
| 3 | 2 | 1 | 0 | 1 | 0 | 2 |
| 4 | 2 | 2 | 5 | 0 | 0 | 0 |
| 4 | 1 | 1 | 1 | 0 | 1 | 0 |
| 3 | 1 | 1 | 0 | 1 | 0 | 0 |
| 3 | 1 | 1 | 1 | 1 | 2 | 1 |
| 4 | 0 | 0 | 0 | 0 | 0 | 2 |
| 3 | 0 | 0 | 0 | 1 | 1 | 0 |
| 3 | 0 | 1 | 0 | 0 | 2 | 0 |
| 1 | 0 | 0 | 1 | 0 | 0 | 1 |

| AB | 33 |
|-----|----|
| R | 8 |
| H | 8 |
| RBI | 8 |
| BB | 4 |
| SO | 7 |
| LOB | 7 |

WP: 2 PA: 37
PB: 0
SB: 0
CS: 0



| PITCHER | IP | WLS | BF | H | R | ER | SO | BB | IBB | HBP | BLK | WP | HR | S | P | ERA | WHIP |
|---------|----|-----|----|---|---|----|----|----|-----|-----|-----|----|----|---|---|-----|------|
|---------|----|-----|----|---|---|----|----|----|-----|-----|-----|----|----|---|---|-----|------|

| Batter | 1 | 2 | 3 | 4 | 5 | 6 | 7 | 8 | 9 | AB R H RBI BB SO LOB | TOP |
|---|---|---|--|---|--|--|--|--|--|---|--------------------------------|
| Tommy Helms, R OBP: 0.277, SLG: 0.292 (1, 5) X | 0-0 F7 | 0-0 4-3 | | 4-0 2B BB | | 0-0 3-1 1B 2B | | 0-0 F7 | | 4 2 1 0 1 0 2 | |
| Pete Rose, S OBP: 0.320, SLG: 0.372 (1, 4) X | 0-0 1B | | 0-0 G1-5-3 1B | 0-0 1B E 2B | | 0-0 3-1 | | 0-0 4-3 | | 5 1 3 3 0 0 1 | |
| Vada Pinson, L OBP: 0.371, SLG: 0.505 (1, 9) S S S | 0-3 K | | 0-0 G1-5-3 1B | 0-0 E 1B | | 0-0 F5 | | 0-0 F8 | | 3 0 2 0 0 1 1 | |
| Mel Queen, L OBP: 0.222, SLG: 0.103 (4, PR) (4, 9) | | | 1-2 1B | 2-3 1B | | | | | | 2 0 0 0 0 0 1 | |
| Don Pavletich, R OBP: 0.345, SLG: 0.500 (1, 2) X | 0-0 F8 | | 0-0 G1-5-3 | 0-0 E6 | | 0-0 FC5-4 1B | | | | 5 1 2 2 0 0 4 | |
| Deron Johnson, R OBP: 0.221, SLG: 0.256 (1, 3) X | | 0-0 HR | 0-3 K | 0-0 F1 | | 0-0 FC5-4 | | | | 5 1 1 1 0 1 4 | |
| Leo Cardenas, R OBP: 0.327, SLG: 0.398 (1, 6) S S S | | 0-3 K | | 0-0 SH5-4 FC5-2 2B | 1-0 FC5-4 HBP | | 0-0 F8 | | | 4 0 1 0 0 1 0 | |
| Tommy Harper, R OBP: 0.325, SLG: 0.268 (1, 8) X | | 0-0 F9 | | 4-0 FC5-2 SH5-4 2B BB | 0-0 FC5-4 1-2f | | 0-0 1B | | | 3 2 1 0 2 0 1 | |
| Art Shamsky, L OBP: 0.471, SLG: 1.000 (1, 7) B B B B | | 4-0 WP 1B BB | | 0-0 SH5-4 | 0-0 F8 | | 0-0 F8 | | | 3 1 1 2 1 0 2 | |
| Milt Pappas, R OBP: 0.211, SLG: 0.316 (1, 1) X | | 0-0 WP 1B | | 0-0 FC5-2 BB 2B | 0-0 G3 | | 0-3 K | | | 5 1 1 0 0 1 4 | |
| Inning Stats | R: 0 H: 1 E: 0 LOB: 1 K: 1 BB: 0 S: 6 P: 6 | R: 1 H: 2 E: 0 LOB: 2 K: 1 BB: 1 S: 7 P: 11 | R: 0 H: 2 E: 0 LOB: 1 K: 1 BB: 0 S: 6 P: 6 | R: 4 H: 3 E: 1 LOB: 2 K: 0 BB: 2 S: 7 P: 15 | R: 0 H: 0 E: 0 LOB: 1 K: 0 BB: 0 S: 3 P: 4 | R: 1 H: 2 E: 0 LOB: 1 K: 0 BB: 0 S: 5 P: 5 | R: 0 H: 1 E: 0 LOB: 1 K: 1 BB: 0 S: 6 P: 6 | R: 0 H: 0 E: 0 LOB: 0 K: 0 BB: 0 S: 3 P: 3 | R: 3 H: 2 E: 0 LOB: 0 K: 0 BB: 1 S: 5 P: 9 | 1B: 7 SF: 0 2B: 3 SAC: 1 3B: 0 DP: 1 HR: 3 HBP: 1 | WP: 1 PA: 45 PB: 0 SB: 0 CS: 0 |
| PITCHER | IP WLS BF H R ER SO BB IBB HBP BLK WP HR S P ERA WHIP | | | | | | | | | | |
| Ken Holtzman, L ERA: 4.56 (1, 1) | 3.2 L 21 8 5 4 3 3 0 0 0 1 1 24 36 9.82 3.000 | | | | | | | | | | |
| Fergie Jenkins, R ERA: 3.12 (4, 1) | 5.1 24 5 4 4 1 1 0 1 0 0 2 24 29 6.75 1.125 | | | | | | | | | | |

Cincinnati Reds @ Chicago Cubs
Wrigley Field, Chicago, IL
Sun May 15 1966, 3:33 AM CDT
Att. 8,394 - Unknown

livebaseballscorecards.com

| | |
|-----|----|
| AB | 39 |
| R | 9 |
| H | 13 |
| RBI | 8 |
| BB | 4 |
| SO | 4 |
| LOB | 20 |



| Batter | 1 | 2 | 3 | 4 | 5 | 6 | 7 | 8 | 9 | AB | R | H | RBI | BB | SO | LOB |
|--|-----------|-----------------------|--------------------|-----------|-----------|------------|-----------------------|------------------------------|------------|----|---|---|-----|----|----|-----|
| Jimmy Stewart, S OBP: 0.143, SLG: 0.200 (1, 8) | 0-3 K | | 0-0 F7 | | 0-0 F8 | | | 4-0 F9 1B BB | | 3 | 1 | 0 | 0 | 1 | 1 | 2 |
| Glenn Beckert, R OBP: 0.274, SLG: 0.294 (1, 4) | 0-0 F3 | | 0-0 FC6-4 | | 0-0 1B | | | 0-0 1B 1-2 | | 4 | 0 | 2 | 0 | 0 | 0 | 1 |
| Billy Williams, L OBP: 0.232, SLG: 0.229 (1, 9) | 4-0 BB | | | 0-0 F9 | 0-0 G3 | | | 0-0 F9 2-3 | | 3 | 0 | 0 | 0 | 1 | 0 | 4 |
| Ron Santo, R OBP: 0.414, SLG: 0.500 (1, 5) | 0-0 F2 | | | 0-0 HR | | 0-3 K | | 0-0 14 FC6-4 1B 1-2 | | 4 | 1 | 2 | 2 | 0 | 1 | 1 |
| George Altman, L OBP: 0.231, SLG: 0.316 (1, 7) | | 0-3 K | | 0-0 2B | | 0-0 F7 | | 0-0 K 3-H | | 4 | 0 | 1 | 0 | 0 | 2 | 2 |
| 14 Ernie Banks, R OBP: 0.239, SLG: 0.227 (1, 3) | | 0-0 G6-4-3 1B | | 0-3 K | | 0-0 6-3 | | 0-0 FC6-4 1-2f | | 4 | 0 | 1 | 0 | 0 | 1 | 3 |
| Chris Krug, R OBP: 0.188, SLG: 0.133 (1, 2) | | 0-0 G6-4-3 1-2f | | 0-3 K | | | 0-0 G6-4-3 1B | | 0-0 1-3 | 4 | 0 | 1 | 0 | 0 | 1 | 2 |
| Don Kessinger, S OBP: 0.299, SLG: 0.324 (1, 6) | | | 0-0 F3 | | 0-0 F4 | | 0-0 G6-4-3 1-2f | | 0-0 4-3 | 4 | 0 | 0 | 0 | 0 | 0 | 1 |
| Ken Holtzman, R OBP: 0.143, SLG: 0.143 (1, 1) | | | 0-0 FC6-4 1B | | 0-0 1B | | 0-0 F8 | | 0-3 K | 1 | 0 | 1 | 0 | 0 | 0 | 0 |
| Fergie Jenkins, R OBP: 0.444, SLG: 0.750 (4, 1) | | | | | | | | | | 2 | 0 | 1 | 0 | 0 | 0 | 0 |
| John Herrnstein, L OBP: 0.241, SLG: 0.154 (9, PH) | | | | | | | | | | 1 | 0 | 0 | 0 | 0 | 1 | 0 |


| Inning Stats | R: 0 | H: 0 | E: 0 | K: 1 | S: 5 | R: 0 | H: 1 | E: 0 | K: 1 | S: 5 | R: 0 | H: 1 | E: 0 | K: 0 | S: 4 | R: 1 | H: 2 | E: 0 | K: 2 | S: 9 | R: 0 | H: 2 | E: 0 | K: 0 | S: 5 | R: 0 | H: 0 | E: 0 | K: 1 | S: 5 | R: 0 | H: 1 | E: 0 | K: 0 | S: 3 | R: 1 | H: 2 | E: 0 | K: 1 | S: 7 | R: 0 | H: 0 | E: 0 | K: 1 | S: 5 | R: 0 | H: 0 | E: 0 | K: 1 | S: 5 | 1B: 7 | 2B: 1 | 3B: 0 | HR: 1 | SF: 0 | SAC: 0 | DP: 2 | HBP: 0 | WP: 0 | PA: 36 |
|---|------|------|------|------|------|------|------|------|------|------|------|------|------|------|------|------|------|------|------|------|------|------|------|------|------|------|------|------|------|------|------|------|------|------|------|------|------|------|------|------|------|------|------|------|------|------|------|------|------|------|-------|-------|-------|-------|-------|--------|-------|--------|-------|--------|
| PITCHER Milt Pappas, R ERA: 2.62 (1, 1) | IP | WLS | BF | H | R | ER | SO | BB | IBB | HBP | BLK | WP | HR | S | P | ERA | WHIP | IP | WLS | BF | H | R | ER | SO | BB | IBB | HBP | BLK | WP | HR | S | P | ERA | WHIP | IP | WLS | BF | H | R | ER | SO | BB | IBB | HBP | BLK | WP | HR | S | P | ERA | WHIP | | | | | | | | | |

BOTTOM

Cincinnati Reds @ Chicago Cubs
 Wrigley Field, Chicago, IL
 Sun May 15 1966, 3:33 AM CDT
 Att. 8,394 - Unknown

livebaseballscorecards.com

| | |
|-----|----|
| AB | 34 |
| R | 2 |
| H | 9 |
| RBI | 2 |
| BB | 2 |
| SO | 7 |
| LOB | 16 |



| Batter | 1 | 2 | 3 | 4 | 5 | 6 | 7 | 8 | 9 | AB R H RBI BB SO LOB | TOP | | | | | | | | | | | |
|--|---|---------------------------------|------------------------------|----------------------------------|------------------------------|---------------------------------|------------------------------|---------------------------------|------------------------------|---------------------------------|------------------------------|----------------------------------|------------------------------|---------------------------------|------------------------------|---------------------------------|------------------------------|---------------------------------|----------------------------------|------------------------------------|----------------------------------|--------|
| Tommy Helms, R (1, 5) OBP: 0.276, SLG: 0.284 | 0-0 F7 | 0-0 P4 | | | 0-0 SH1-3 | | | | 0-0 G6-4-3 | 3 1 0 0 1 0 3 | | | | | | | | | | | | |
| Pete Rose, S (1, 4) OBP: 0.325, SLG: 0.385 | 0-0 2B | | 0-0 1-3 | | 0-3 K | | | | | 4 1 2 0 0 1 1 | | | | | | | | | | | | |
| Vada Pinson, L (1, 9) OBP: 0.367, SLG: 0.496 (8, 8) | 0-3 K | | 0-3 K | | 0-0 CS | | | | | 4 0 1 2 0 2 2 | | | | | | | | | | | | |
| Don Pavletich, R (1, 3) OBP: 0.371, SLG: 0.579 | 0-0 2B | | 0-0 HR | | 0-0 CS | 4-0 1B | | | | 3 1 2 2 1 0 1 | | | | | | | | | | | | |
| Deron Johnson, R (1, 7) OBP: 0.222, SLG: 0.256 Mel Queen, L (8, 9) OBP: 0.222, SLG: 0.103 | 0-0 5-3 | | 0-0 1-3 | | | 0-0 1B | | | | 4 0 1 0 0 0 1 0 0 0 0 0 0 0 | | | | | | | | | | | | |
| Leo Cardenas, R (1, 6) OBP: 0.333, SLG: 0.396 | | 4-0 1B | | 0-0 6-3 | | 0-0 1B | | | | 3 0 1 0 1 0 0 | | | | | | | | | | | | |
| Tommy Harper, R (1, 8) OBP: 0.333, SLG: 0.270 (8, 7) | | 0-0 1B | | 4-0 CS | | 0-3 K | | | | 3 0 1 0 1 1 3 | | | | | | | | | | | | |
| Johnny Edwards, L (1, 2) OBP: 0.242, SLG: 0.293 | | 0-0 P3 | | 0-3 K | | 0-0 G1-2-3 | | | | 4 0 1 0 0 1 6 | | | | | | | | | | | | |
| Jim Maloney, L (1, 1) OBP: 0.333, SLG: 0.333 | | 0-3 K | | | 0-0 SH1-3 | | | | | 4 1 1 0 0 1 3 | | | | | | | | | | | | |
| Inning Stats | R: 1 E: 0 K: 1 S: 7 | H: 2 LOB: 1 BB: 0 P: 7 | R: 0 E: 0 K: 1 S: 6 | H: 1 LOB: 2 BB: 1 P: 10 | R: 1 E: 0 K: 1 S: 6 | H: 1 LOB: 0 BB: 0 P: 6 | R: 0 E: 0 K: 1 S: 4 | H: 0 LOB: 0 BB: 1 P: 8 | R: 1 E: 0 K: 1 S: 6 | H: 2 LOB: 0 BB: 0 P: 6 | R: 0 E: 0 K: 1 S: 6 | H: 2 LOB: 2 BB: 1 P: 10 | R: 1 E: 0 K: 0 S: 4 | H: 1 LOB: 1 BB: 1 P: 8 | R: 0 E: 0 K: 0 S: 3 | H: 0 LOB: 0 BB: 0 P: 3 | R: 0 E: 0 K: 0 S: 3 | H: 1 LOB: 0 BB: 0 P: 3 | 1B: 7 2B: 2 3B: 0 HR: 1 | SF: 0 SAC: 1 DP: 2 HBP: 0 | WP: 0 PB: 0 SB: 0 CS: 2 | PA: 38 |
| PITCHER | IP WLS BF H R ER SO BB IBB HBP BLK WP HR S P ERA WHIP | | | | | | | | | | | | | | | | | | | | | |
| Tug McGraw, L (1, 1) ERA: 5.33 | 3.1 L 15 4 2 2 3 1 0 0 0 0 0 1 20 24 5.40 1.500 | | | | | | | | | | | | | | | | | | | | | |
| Dick Selma, R (4, 1) ERA: 2.89 | 2.0 10 4 1 1 3 2 0 0 0 0 0 0 14 22 4.50 3.000 | | | | | | | | | | | | | | | | | | | | | |
| Bill Hepler, L (6, 1) ERA: | 0.2 1 0 0 0 0 0 0 0 0 0 0 0 1 1 0.00 0.000 | | | | | | | | | | | | | | | | | | | | | |
| Dave Eilers, R (7, 1) ERA: 2.08 | 3.0 11 2 1 1 0 1 0 0 0 0 0 0 10 14 3.00 1.000 | | | | | | | | | | | | | | | | | | | | | |

Cincinnati Reds @ New York Mets
 Shea Stadium, Flushing, NY
 Tue May 17 1966, 7:05 PM EDT
 Att. 17,760 - Unknown

livebaseballscorecards.com

| | |
|-----|----|
| AB | 32 |
| R | 4 |
| H | 10 |
| RBI | 4 |
| BB | 4 |
| SO | 6 |
| LOB | 20 |



| Batter | 1 | 2 | 3 | 4 | 5 | 6 | 7 | 8 | 9 | AB R H RBI BB SO LOB |
|---|------------------|-----------------------|------------|------------|-----------|------------|------------|------------|-----------|--|
| Ron Hunt, R OBP: 0.381, SLG: 0.409 (1, 4) | 0-0 BB 1B | | 0-3 K | | | 0-0 1-3 | | | 0-0 F8 | 4 0 1 0 0 1 0 |
| Eddie Bressoud, R OBP: 0.244, SLG: 0.350 (1, 5) | 0-3 K | | 0-0 F8 | | | 0-3 K | | | 0-3 K | 4 0 0 0 0 3 1 |
| Johnny Lewis, L OBP: 0.345, SLG: 0.360 (1, 9) | 4-0 1-2 BB | | | 0-0 4-3 | | | 0-0 L9 | | | 2 0 0 0 1 0 0 |
| Cleon Jones, R OBP: 0.342, SLG: 0.464 (1, 8) | 0-0 P4 | | | 0-0 P6 | | | 0-0 6-3 | | | 3 0 0 0 0 0 2 |
| Ed Kranepool, L OBP: 0.302, SLG: 0.373 (1, 3) | 0-0 F7 | | | 0-0 L7 | | | 0-0 4-3 | | | 3 0 0 0 0 0 2 |
| John Stephenson, L OBP: 0.333, SLG: 0.500 (1, 2) | | 0-3 K | | | 0-3 K | | | 0-0 1-3 | | 3 0 0 0 0 2 0 |
| Ron Swoboda, R OBP: 0.242, SLG: 0.268 (1, 7) | | 0-0 G4-6-3 1B | | | 0-3 K | | | 0-0 F9 | | 3 0 1 0 0 1 0 |
| Roy McMillan, R OBP: 0.211, SLG: 0.171 (1, 6) | | 0-0 G4-6-3 1-2f | | | 0-0 F8 | | | 0-0 L4 | | 3 0 0 0 0 0 1 |
| Tug McGraw, R OBP: 0.375, SLG: 0.286 (1, 1) Dick Selma, R (4, 1) Bill Hepler, L (6, 1) Al Luplow, L (6, PH) Dave Eilers, R (7, 1) Chuck Hiller, L (9, PH) | | | 0-0 5-3 | | | 0-3 K | | | 0-0 F8 | 1 0 1 0 0 0 0 1 0 0 0 0 0 0 0 0 1 0 0 0 0 0 0 |

| Inning Stats | R: 0 E: 0 K: 1 S: 6 | H: 1 LOB: 2 BB: 1 P: 10 | R: 0 E: 0 K: 1 S: 5 | H: 1 LOB: 0 BB: 0 P: 5 | R: 0 E: 0 K: 1 S: 5 | H: 0 LOB: 0 BB: 0 P: 5 | R: 0 E: 0 K: 0 S: 3 | H: 0 LOB: 0 BB: 0 P: 3 | R: 0 E: 0 K: 2 S: 7 | H: 0 LOB: 0 BB: 0 P: 7 | R: 0 E: 0 K: 0 S: 3 | H: 0 LOB: 0 BB: 0 P: 3 | R: 0 E: 0 K: 0 S: 3 | H: 0 LOB: 0 BB: 0 P: 3 | R: 0 E: 0 K: 1 S: 5 | H: 0 LOB: 0 BB: 0 P: 5 | 1B: 2 2B: 0 3B: 0 HR: 0 | SF: 0 SAC: 0 DP: 1 HBP: 0 | WP: 0 PB: 0 SB: 0 CS: 0 | PA: 29 |
|---|---|----------------------------------|------------------------------|---------------------------------|------------------------------|---------------------------------|------------------------------|---------------------------------|------------------------------|---------------------------------|------------------------------|---------------------------------|------------------------------|---------------------------------|------------------------------|---------------------------------|----------------------------------|------------------------------------|----------------------------------|--------|
| PITCHER Jim Maloney, R ERA: 1.04 (1, 1) | IP 9.0 WLS W BF 29 H 2 R 0 ER 0 SO 8 BB 1 IBB 0 HBP 0 BLK 0 WP 0 HR 0 S 44 P 48 ERA 0.00 WHIP 0.333 | | | | | | | | | | | | | | | | | | | |

BOTTOM

Cincinnati Reds @ New York Mets
Shea Stadium, Flushing, NY
Tue May 17 1966, 7:05 PM EDT
Att. 17,760 - Unknown

livebaseballscores.com

| | |
|-----|----|
| AB | 28 |
| R | 0 |
| H | 2 |
| RBI | 0 |
| BB | 1 |
| SO | 8 |
| LOB | 6 |



| Batter | 1 | 2 | 3 | 4 | 5 | 6 | 7 | 8 | 9 | AB R H RBI BB SO LOB | TOP | | | | | | | | | | | |
|---|---|----------------------------------|------------------------------|---------------------------------|------------------------------|---------------------------------|------------------------------|----------------------------------|------------------------------|----------------------------------|------------------------------|---------------------------------|------------------------------|---------------------------------|------------------------------|---------------------------------|------------------------------|---------------------------------|----------------------------------|------------------------------------|----------------------------------|--------|
| Tommy Helms, R (1, 5) OBP: 0.273, SLG: 0.281 | 0-0 5-3 | 0-0 F8 | | 0-0 FC5-2 | 0-0 1B | | 0-0 P4 | | | 5 0 1 1 0 0 3 | | | | | | | | | | | | |
| Pete Rose, S (1, 4) OBP: 0.328, SLG: 0.380 | 4-0 1B BB | | 0-0 G3 | 0-3 K | 0-0 F7 | | | 0-0 5-3 1B | | 4 1 1 0 1 1 6 | | | | | | | | | | | | |
| Vada Pinson, L (1, 8) OBP: 0.376, SLG: 0.491 | 0-0 L7 | | 4-0 BB | | 4-0 HBP 2B BB | | | 0-0 F8 1B | | 3 1 1 0 2 0 2 | | | | | | | | | | | | |
| Don Pavletich, R (1, 3) OBP: 0.373, SLG: 0.557 | 0-0 BB BB 1B | | 0-3 K | | 1-0 2B BB HBP | | 0-0 F8 | 0-0 5-3 | | 4 1 1 0 0 1 3 | | | | | | | | | | | | |
| Art Shamsky, L (1, 9) OBP: 0.462, SLG: 0.906 Mel Queen, L (9, 9) OBP: 0.222, SLG: 0.103 | 4-0 1-2 BB BB | | 0-0 F7 | | 0-0 L7 | | 4-0 1-2 F8 BB | 0-0 F8 | | 3 0 0 0 2 0 4 0 0 0 0 0 0 0 | | | | | | | | | | | | |
| Deron Johnson, R (1, 7) OBP: 0.240, SLG: 0.277 Tommy Harper, R (9, 7) OBP: 0.333, SLG: 0.270 | 4-0 1-2 2-3 3-H BB | | | 0-0 FC5-4 1B | 0-0 BB 1B 2B | | 0-0 F8 | | 0-0 1-3 | 4 1 2 2 1 0 2 0 0 0 0 0 0 0 | | | | | | | | | | | | |
| Leo Cardenas, R (1, 6) OBP: 0.327, SLG: 0.381 | 0-0 P6 | | | 0-0 FC5-4 SH BB 1-2 FC5-2 | 4-0 1B BB IBB | | 0-0 F9 | | 0-3 K | 4 0 0 0 1 1 6 | | | | | | | | | | | | |
| Johnny Edwards, L (1, 2) OBP: 0.269, SLG: 0.295 | | 0-0 B1-6-4 1B | | 4-0 FC5-2 SH BB 1-2 BB | 4-0 1B BB | | 0-0 P6 | | 0-0 4-3 | 3 0 1 1 2 0 0 | | | | | | | | | | | | |
| Sammy Ellis, L (1, 1) OBP: 0.235, SLG: 0.133 | | 0-0 B1-6-4 | | 0-0 SH FC5-2 1-2 2-3 3-H | 0-3 K | | 0-0 6-3 | | | 3 0 0 0 0 1 4 | | | | | | | | | | | | |
| Inning Stats | R: 1 E: 0 K: 0 S: 4 | H: 1 LOB: 3 BB: 3 P: 16 | R: 0 E: 0 K: 0 S: 3 | H: 1 LOB: 0 BB: 0 P: 3 | R: 0 E: 0 K: 1 S: 5 | H: 0 LOB: 1 BB: 1 P: 9 | R: 0 E: 1 K: 1 S: 7 | H: 1 LOB: 3 BB: 1 P: 11 | R: 3 E: 0 K: 1 S: 7 | H: 2 LOB: 3 BB: 3 P: 20 | R: 0 E: 0 K: 0 S: 4 | H: 1 LOB: 2 BB: 1 P: 8 | R: 0 E: 0 K: 0 S: 3 | H: 0 LOB: 0 BB: 0 P: 3 | R: 0 E: 0 K: 0 S: 4 | H: 1 LOB: 1 BB: 0 P: 4 | R: 0 E: 0 K: 1 S: 5 | H: 0 LOB: 0 BB: 0 P: 5 | 1B: 6 2B: 1 3B: 0 HR: 0 | SF: 0 SAC: 1 DP: 1 HBP: 1 | WP: 0 PB: 0 SB: 0 CS: 0 | PA: 44 |
| PITCHER | IP WLS BF H R ER SO BB IBB HBP BLK WP HR S P ERA WHIP | | | | | | | | | | | | | | | | | | | | | |
| Jack Hamilton, R (1, 1) ERA: 3.09 | 4.1 L 24 4 4 4 2 6 0 1 0 0 0 0 21 46 8.31 2.308 | | | | | | | | | | | | | | | | | | | | | |
| Gordie Richardson, L (5, 1) ERA: 4.35 | 0.0 2 0 0 0 0 1 1 0 0 0 0 0 8 ∞ ∞ | | | | | | | | | | | | | | | | | | | | | |
| Dennis Ribant, R (5, 1) ERA: 1.66 | 2.2 11 2 0 0 1 1 0 0 0 0 0 0 12 16 0.00 1.125 | | | | | | | | | | | | | | | | | | | | | |
| Larry Bearnarth, R (8, 1) ERA: 4.26 | 2.0 7 1 0 0 1 0 0 0 0 0 0 0 9 9 0.00 0.500 | | | | | | | | | | | | | | | | | | | | | |

Cincinnati Reds @ New York Mets
 Shea Stadium, Flushing, NY
 Wed May 18 1966, 7:05 PM EDT
 Att. 14,640 - Unknown

livebaseballscorecards.com

| | |
|-----|----|
| AB | 33 |
| R | 4 |
| H | 7 |
| RBI | 4 |
| BB | 9 |
| SO | 4 |
| LOB | 30 |



| Batter | 1 | 2 | 3 | 4 | 5 | 6 | 7 | 8 | 9 | AB | R | H | RBI | BB | SO | LOB |
|---|------------|-----------------------|------------|------------------------|------------------|---|---|----------------------------|---|----|---|---|-----|----|----|-----|
| Ron Hunt, R OBP: 0.366, SLG: 0.391 (1, 4) | 0-0 F9 | | | 0-0 P3 | 0-0 F8 | | | 0-0 F8 | | 4 | 0 | 0 | 0 | 0 | 0 | 2 |
| Eddie Bressoud, R OBP: 0.245, SLG: 0.341 (1, 5) (8, 6) | 0-0 6-3 | | | 0-0 E 1B | 0-3 K | | | 0-3 K | | 4 | 1 | 1 | 0 | 0 | 2 | 2 |
| Johnny Lewis, L OBP: 0.355, SLG: 0.396 (1, 9) | 0-3 K | | | 0-0 E9 1-H 3B | | | | 0-0 F9 FC4-6 BB | | 3 | 1 | 1 | 1 | 1 | 1 | 0 |
| Dick Stuart, R OBP: 0.250, SLG: 0.280 (1, 3) | | 0-0 L9 | | 4-0 BB | | | | 0-0 FC4-6 1-2f 1B | | 3 | 0 | 1 | 0 | 1 | 0 | 1 |
| Ed Kranepool, L OBP: 0.300, SLG: 0.359 (1, 7) | | 4-0 G6-4-3 BB | | 0-3 K | | | | 0-0 F7 | | 3 | 0 | 0 | 0 | 1 | 1 | 2 |
| Cleon Jones, R OBP: 0.325, SLG: 0.438 (1, 8) | | 0-0 G6-4-3 1-2f | | 0-0 F8 | | | | 0-0 P6 | | 4 | 0 | 0 | 0 | 0 | 1 | 3 |
| Roy McMillan, R OBP: 0.215, SLG: 0.178 Larry Bearmarth, R Al Luplow, L OBP: 0.290, SLG: 0.276 (1, 6) (8, 1) (9, PH) | | | 0-0 4-3 | | 0-0 HBP 1B | | | 0-0 5-3 | | 3 | 0 | 1 | 0 | 0 | 0 | 0 |
| Jerry Grote, R OBP: 0.397, SLG: 0.298 Chuck Hiller, L OBP: 0.467, SLG: 0.429 (1, 2) (7, PH) (8, 5) | | | 0-0 4-3 | | 1-0 HBP 1B | | | 0-0 F2 | | 1 | 0 | 0 | 0 | 0 | 0 | 0 |
| Jack Hamilton, R OBP: 0.188, SLG: 0.133 Gordie Richardson, R Dennis Ribant, R John Stephenson, L OBP: 0.316, SLG: 0.474 (1, 1) (5, 1) (5, 1) (7, PH) (8, 2) | | | 0-3 K | | 0-3 K | | | 0-0 P5 | | 1 | 0 | 0 | 0 | 0 | 1 | 0 |
| | | | | | | | | | | 0 | 0 | 0 | 0 | 0 | 0 | 0 |
| | | | | | | | | | | 1 | 0 | 0 | 0 | 0 | 1 | 2 |
| | | | | | | | | | | 1 | 0 | 0 | 0 | 0 | 0 | 0 |

| Inning Stats | R: 0 | H: 0 | R: 0 | H: 0 | R: 0 | H: 0 | R: 2 | H: 2 | R: 0 | H: 1 | R: 0 | H: 0 | R: 0 | H: 0 | R: 0 | H: 0 | R: 0 | H: 0 | R: 0 | H: 0 | 1B: 3 | SF: 0 | WP: 0 | PA: 34 |
|--------------|------|--------|------|--------|------|--------|------|--------|------|--------|------|--------|------|--------|------|--------|------|--------|------|--------|-------|--------|-------|--------|
| | E: 0 | LOB: 0 | E: 0 | LOB: 0 | E: 0 | LOB: 0 | E: 1 | LOB: 1 | E: 0 | LOB: 2 | E: 0 | LOB: 0 | E: 0 | LOB: 1 | E: 0 | LOB: 0 | E: 0 | LOB: 1 | E: 0 | LOB: 0 | 2B: 0 | SAC: 0 | PB: 0 | |
| | K: 1 | BB: 0 | K: 0 | BB: 1 | K: 1 | BB: 0 | K: 1 | BB: 1 | K: 2 | BB: 0 | K: 0 | BB: 0 | K: 1 | BB: 1 | K: 1 | BB: 1 | K: 1 | BB: 1 | K: 1 | BB: 0 | 3B: 1 | DP: 1 | SB: 0 | |
| | S: 5 | P: 5 | S: 2 | P: 6 | S: 5 | P: 5 | S: 7 | P: 11 | S: 8 | P: 9 | S: 3 | P: 3 | S: 5 | P: 9 | S: 5 | P: 5 | S: 5 | P: 9 | S: 5 | P: 5 | HR: 0 | HBP: 1 | CS: 0 | |

| PITCHER | IP | WLS | BF | H | R | ER | SO | BB | IBB | HBP | BLK | WP | HR | S | P | ERA | WHIP | PITCHER | IP | WLS | BF | H | R | ER | SO | BB | IBB | HBP | BLK | WP | HR | S | P | ERA | WHIP | |
|---------------------------------------|-----|-----|----|---|---|----|----|----|-----|-----|-----|----|----|----|----|------|-------|---------|----|-----|----|---|---|----|----|----|-----|-----|-----|----|----|---|---|-----|------|--|
| Sammy Ellis, R ERA: 5.15 (1, 1) | 9.0 | W | 34 | 4 | 2 | 1 | 7 | 3 | 0 | 1 | 0 | 0 | 0 | 44 | 57 | 1.00 | 0.778 | | | | | | | | | | | | | | | | | | | |

BOTTOM

Cincinnati Reds @ New York Mets
Shea Stadium, Flushing, NY
Wed May 18 1966, 7:05 PM EDT
Att. 14,640 - Unknown

livebaseballscorecards.com

| | |
|-----|----|
| AB | 30 |
| R | 2 |
| H | 4 |
| RBI | 1 |
| BB | 3 |
| SO | 7 |
| LOB | 12 |



| Batter | 1 | 2 | 3 | 4 | 5 | 6 | 7 | 8 | 9 | AB R H RBI BB SO LOB | TOP | | |
|---|---|---|---|---|---|---|---|---|---|--|---|----------------|---|
| Lou Brock, L (1, 7) X OBP: 0.289, SLG: 0.352 | 0-0 G3 | | 0-3 K | | 0-0 G6-3 | | | 0-0 1B | 0-0 1-3 | 5 1 1 0 0 1 2 | | | |
| Bobby Tolan, L (1, 9) X | 0-0 4-3 | | 0-3 K | | | 0-3 K | | 0-0 F2 | | 4 0 0 0 0 2 1 | | | |
| Curt Flood, R (1, 8) X | 0-0 1B | | | 0-0 6-3 | | 0-0 1B | | 0-0 1B | | 4 1 3 1 0 0 0 | | | |
| Orlando Cepeda, R (1, 3) X | 0-0 F4 | | | 0-3 K | | 0-0 F7 | | 1-0 1B | | 3 1 0 0 0 1 2 | | | |
| Tim McCarver, L (1, 2) | | 0-0 1B | | 0-0 1B | | 0-0 6-3 | | 4-0 1B | | 3 0 2 0 1 0 1 | | | |
| Charley Smith, R (1, 5) | | 0-3 K | | 0-3 K | | | 0-3 K | 0-0 1B | | 4 0 1 2 0 3 2 | | | |
| Jerry Buchek, R (1, 6) | | 0-3 K | | | 0-0 E5 | | 0-3 K | 0-3 K | | 4 0 0 0 0 3 3 | | | |
| Julian Javier, R (1, 4) | | 0-0 F8 | | | 0-3 K | | 0-0 F9 | | 0-0 6-3 | 4 0 0 0 0 1 2 | | | |
| Ray Washburn, R (1, 1) Hal Woodeshick, R (6, 1) Bob Skinner, L (8, PH) Tracy Stallard, R (8, 1) Don Dennis, R (8, 1) Mike Shannon, R (9, PH) | | | 0-3 K | | 0-0 SH | | | 0-3 K | 0-3 K | 1 0 0 0 0 1 0 0 0 0 0 0 0 0 1 0 0 0 0 1 0 0 0 0 0 0 0 0 0 0 0 0 0 0 0 1 0 0 0 0 1 0 | | | |
| Inning Stats | R: 0 H: 1 E: 0 LOB: 1 K: 0 BB: 0 S: 4 P: 4 | R: 0 H: 1 E: 0 LOB: 1 K: 2 BB: 0 S: 8 P: 8 | R: 0 H: 0 E: 0 LOB: 0 K: 3 BB: 0 S: 9 P: 9 | R: 0 H: 1 E: 0 LOB: 1 K: 2 BB: 0 S: 8 P: 8 | R: 0 H: 0 E: 1 LOB: 1 K: 1 BB: 0 S: 6 P: 6 | R: 0 H: 1 E: 0 LOB: 1 K: 1 BB: 0 S: 6 P: 6 | R: 0 H: 0 E: 0 LOB: 0 K: 2 BB: 0 S: 7 P: 7 | R: 3 H: 3 E: 0 LOB: 2 K: 2 BB: 1 S: 10 P: 15 | R: 0 H: 0 E: 0 LOB: 0 K: 1 BB: 0 S: 5 P: 5 | 1B: 7 SF: 0 2B: 0 SAC: 1 3B: 0 DP: 1 HR: 0 HBP: 1 | WP: 0 PA: 37 PB: 0 SB: 3 CS: 0 | | |
| PITCHER | IP WLS BF H R ER SO BB IBB HBP BLK WP HR S P ERA WHIP | | | | | | | | | | | PITCHER | IP WLS BF H R ER SO BB IBB HBP BLK WP HR S P ERA WHIP |
| Joey Jay, R (1, 1) ERA: 4.66 | 7.2 W 33 7 3 3 12 1 0 1 0 0 0 55 60 3.52 1.043 | | | | | | | | | | | | |
| Billy McCool, L (8, 1) ERA: 1.08 | 1.1 S 4 0 0 0 2 0 0 0 0 0 0 8 8 0.00 0.000 | | | | | | | | | | | | |

St. Louis Cardinals @ Cincinnati Reds
Crosley Field, Cincinnati, OH
Fri May 20 1966, 7:05 PM EDT
Att. 12,850 - Unknown

livebaseballscorecards.com

AB 34
R 3
H 7
RBI 3
BB 1
SO 14
LOB 13



| Batter | 1 | 2 | 3 | 4 | 5 | 6 | 7 | 8 | 9 | AB | R | H | RBI | BB | SO | LOB |
|--|-----------------|----------------------------|-----------------|-----------------|------------------------------|-----------------|-----------------|---------------------------------------|---|----|---|---|-----|----|----|-----|
| Tommy Helms, R OBP: 0.272, SLG: 0.305 (1, 5) | 0-0 6-3 ① | | 0-0 F9 ② | | 0-0 HR ② | | 0-0 6-3 ② | | | 4 | 1 | 1 | 1 | 0 | 0 | 1 |
| Pete Rose, S OBP: 0.326, SLG: 0.376 (1, 4) | 0-0 F8 ② | | 0-0 1-3 ③ | | 0-0 5-3 ② | | 0-0 1B ③ | | | 4 | 0 | 1 | 0 | 0 | 0 | 1 |
| Vada Pinson, L OBP: 0.372, SLG: 0.479 (1, 8) | 4-0 BB ③ | | | 0-0 4-3 ① | 0-0 F8 ③ | | 0-0 F8 ③ | | | 3 | 0 | 0 | 0 | 1 | 0 | 1 |
| Don Pavletich, R OBP: 0.366, SLG: 0.554 Tommy Harper, R OBP: 0.333, SLG: 0.270 (1, 3) (8, PR) (9, 7) | 0-0 6-3 ③ | | | 0-3 K ② | | 0-0 F6 ① | | 0-0 SH3 FC1-2-5-1-2 2B ① | | 4 | 0 | 1 | 0 | 0 | 1 | 1 |
| Art Shamsky, L OBP: 0.452, SLG: 0.857 Mel Queen, L OBP: 0.222, SLG: 0.103 (1, 9) (7, 9) | | 0-0 G6-4-3 1B ① | | 0-3 K ③ | | 0-0 6-3 ② | | 0-0 SH3 ① | | 3 | 0 | 1 | 0 | 0 | 1 | 0 |
| Deron Johnson, R OBP: 0.259, SLG: 0.313 (1, 7) (9, 3) | | 0-0 G6-4-3 1-2f ② | | | 4-0 1B HR BB ② | 0-0 HR ② | | 4-0 IBB FC1-2-5-1-2 ② | | 2 | 2 | 1 | 1 | 2 | 0 | 1 |
| Leo Cardenas, R OBP: 0.333, SLG: 0.385 (1, 6) | | 0-3 K ③ | | | 0-0 1-2 HR 1B ② | 0-0 1B ② | | 0-0 FC1-2-5-1-2 1-3 3-H ② | | 4 | 1 | 2 | 0 | 0 | 1 | 3 |
| Johnny Edwards, L OBP: 0.282, SLG: 0.344 (1, 2) | | | 0-0 1-3 ① | | 0-0 1-H 2-H HR ① | 0-0 4-3 ③ | | 4-0 IBB ③ | | 3 | 1 | 1 | 3 | 1 | 0 | 1 |
| Joey Jay, S OBP: 0.133, SLG: 0.071 Billy McCool, R (8, 1) | | | 0-0 1B ③ | | 0-0 1-3 ① | | 0-3 K ① | 0-3 K ③ | | 3 | 0 | 1 | 0 | 0 | 1 | 0 |
| | | | | | | | | | | 1 | 0 | 0 | 0 | 0 | 1 | 3 |

| Inning Stats | R: 0 | H: 0 | E: 0 | K: 3 | S: 3 | R: 0 | H: 1 | E: 0 | K: 1 | S: 5 | R: 0 | H: 1 | E: 0 | K: 0 | S: 4 | R: 4 | H: 3 | E: 0 | K: 0 | S: 6 | R: 1 | H: 2 | E: 0 | K: 1 | S: 5 | R: 0 | H: 1 | E: 0 | K: 1 | S: 6 | R: 0 | H: 1 | E: 0 | K: 1 | S: 6 | | |
|--------------|--------|-------|------|--------|-------|------|--------|-------|------|--------|-------|--------|-------|------|--------|-------|-------|--------|-------|------|--------|-------|------|--------|-------|-------|--------|-------|-------|-------|-------|-------|--------|-------|-------|-------|--------|
| | LOB: 1 | BB: 1 | P: 7 | LOB: 0 | BB: 0 | P: 5 | LOB: 1 | BB: 0 | P: 4 | LOB: 0 | BB: 0 | LOB: 0 | BB: 0 | P: 7 | LOB: 0 | BB: 1 | P: 10 | LOB: 1 | BB: 0 | P: 5 | LOB: 1 | BB: 0 | P: 6 | LOB: 3 | BB: 2 | P: 14 | LOB: 3 | BB: 2 | P: 14 | 1B: 5 | SF: 0 | 2B: 1 | SAC: 1 | 3B: 0 | DP: 1 | HR: 3 | HBP: 0 |


BOTTOM

St. Louis Cardinals @ Cincinnati Reds
Crosley Field, Cincinnati, OH

Fri May 20 1966, 7:05 PM EDT
Att. 12,850 - Unknown

| | |
|-----|----|
| AB | 31 |
| R | 5 |
| H | 9 |
| RBI | 5 |
| BB | 4 |
| SO | 5 |
| LOB | 12 |

livebaseballscorecards.com



| PITCHER | IP | WLS | BF | H | R | ER | SO | BB | IBB | HBP | BLK | WP | HR | S | P | ERA | WHIP |
|--|-----|-----|----|---|---|----|----|----|-----|-----|-----|----|----|----|----|------|-------|
| Ray Washburn, R ERA: 4.86 (1, 1) | 5.2 | L | 25 | 7 | 5 | 5 | 3 | 2 | 0 | 0 | 0 | 0 | 3 | 29 | 37 | 7.94 | 1.588 |
| Hal Woodeshick, L ERA: 1.64 (6, 1) | 1.1 | | 5 | 1 | 0 | 0 | 1 | 0 | 0 | 0 | 0 | 0 | 0 | 7 | 7 | 0.00 | 0.750 |
| Tracy Stallard, R ERA: 5.91 (8, 1) | 0.1 | | 3 | 1 | 0 | 0 | 0 | 0 | 1 | 0 | 0 | 0 | 0 | 2 | 6 | 0.00 | 3.000 |
| Don Dennis, R ERA: 1.93 (8, 1) | 0.2 | | 3 | 0 | 0 | 0 | 1 | 0 | 1 | 0 | 0 | 0 | 0 | 4 | 8 | 0.00 | 0.000 |

| Batter | 1 | 2 | 3 | 4 | 5 | 6 | 7 | 8 | 9 | AB R H RBI BB SO LOB | TOP |
|---|---|---|---|---|---|---|---|---|---|--|--|
| Bobby Tolan, L (1, 7) 0.0 0.0 0.0 | 0-3 K2-3 | | 0-0 F7 | | 0-3 K2-3 | | | 0-0 F7 | | 4 0 0 0 0 2 1 | St. Louis Cardinals @ Cincinnati Reds Crosley Field, Cincinnati, OH Sat May 21 1966, 7:05 PM EDT Att. 15,060 - Unknown livebaseballscorecards.com |
| Mike Shannon, R (1, 9) OBP: 0.275, SLG: 0.500 0.0 0.0 0.0 | 0-3 K | | | 0-3 K | | 0-0 F9 | | 0-0 F7 | | 4 0 0 0 0 2 0 | |
| Curt Flood, R (1, 8) OBP: 0.343, SLG: 0.424 X | 0-0 1B | | | 0-0 FC4-6 1B | | 0-0 2-3 | | 0-0 6-3 | | 4 0 2 0 0 0 0 | |
| Orlando Cepeda, R (1, 3) OBP: 0.337, SLG: 0.541 X | 0-0 F9 | | | 0-0 FC4-6 FC5 1B 1-2f | | 0-0 HR | | 0-0 F2 | | 4 1 1 1 0 0 2 | |
| Tim McCarver, L (1, 2) OBP: 0.276, SLG: 0.398 X | | 0-0 F8 | | 0-0 1-2 1B | | 0-0 1B | | 0-0 F8 | | 4 0 2 0 0 0 0 | |
| Charley Smith, R (1, 5) OBP: 0.344, SLG: 0.471 0.0 0.0 0.0 | | 0-3 K | | 0-0 FC5 2-3f | | 0-3 K | | 0-0 4-3 | | 4 0 0 0 0 2 3 | |
| Jerry Buchek, R (1, 6) OBP: 0.337, SLG: 0.395 X | | 0-0 6-3 | | | 0-3 K | | 0-0 F9 | | | 3 0 0 0 0 1 0 | |
| Julian Javier, R (1, 4) OBP: 0.264, SLG: 0.268 Tito Francona, L (7, PH) OBP: 0.259, SLG: 0.200 Nelson Briles, R (7, 1) 0.0 0.0 0.0 | | | 0-3 K | | 0-0 2B | | 0-3 K | | | 2 0 1 0 0 1 0 1 0 0 0 0 1 0 0 0 0 0 0 0 0 | |
| Art Mahaffey, R (1, 1) Bob Skinner, L (7, PH) OBP: 0.200, SLG: 0.316 Dal Maxvill, R (7, 4) OBP: 0.241, SLG: 0.286 X | | 0-0 1-3 | | 0-3 K | | 0-3 K | | 0-3 K | | 2 0 0 0 0 1 1 1 0 0 0 0 1 0 0 0 0 0 0 0 0 | |
| Inning Stats | R: 0 E: 0 K: 2 S: 8 H: 1 LOB: 1 BB: 0 P: 8 | R: 0 E: 0 K: 1 S: 5 H: 0 LOB: 0 BB: 0 P: 5 | R: 0 E: 0 K: 1 S: 5 H: 0 LOB: 0 BB: 0 P: 5 | R: 0 E: 0 K: 1 S: 7 H: 2 LOB: 2 BB: 0 P: 7 | R: 0 E: 0 K: 3 S: 10 H: 1 LOB: 1 BB: 0 P: 10 | R: 1 E: 0 K: 1 S: 7 H: 2 LOB: 1 BB: 0 P: 7 | R: 0 E: 0 K: 2 S: 7 H: 0 LOB: 0 BB: 0 P: 7 | R: 0 E: 0 K: 0 S: 3 H: 0 LOB: 0 BB: 0 P: 3 | R: 0 E: 0 K: 0 S: 3 H: 0 LOB: 0 BB: 0 P: 3 | 1B: 4 2B: 1 3B: 0 HR: 1 SF: 0 SAC: 0 DP: 0 HBP: 0 | |
| PITCHER Jim Maloney, R (1, 1) ERA: 1.03 | IP: 9.0 WLS: W BF: 33 H: 6 R: 1 ER: 1 SO: 11 BB: 0 IBB: 0 HBP: 0 BLK: 0 WP: 0 HR: 1 S: 55 P: 55 ERA: 1.00 WHIP: 0.667 | PITCHER IP WLS BF H R ER SO BB IBB HBP BLK WP HR S P ERA WHIP | | | | | | | | | |



| Batter | 1 | 2 | 3 | 4 | 5 | 6 | 7 | 8 | 9 | AB | R | H | RBI | BB | SO | LOB |
|---|------------------|------------------|-----------|-------------------------------|------------------------|--------------------|------------|----------------------|---|----|---|---|-----|----|----|-----|
| Tommy Helms, R OBP: 0.271, SLG: 0.303 (1, 5) | 0-0 1-3 1B | | 0-3 K | 0-0 F6 | | 0-0 FC6-4 | | | | 4 | 0 | 1 | 0 | 0 | 1 | 4 |
| Pete Rose, S OBP: 0.317, SLG: 0.364 (1, 4) | 0-0 1-3 | | 0-0 L7 | | 0-3 K | | 0-0 F7 | | | 4 | 0 | 0 | 0 | 0 | 1 | 1 |
| Vada Pinson, L OBP: 0.368, SLG: 0.467 (1, 8) | 0-0 F8 | | | 0-0 F8 | 4-0 CS WP BB | | 0-0 6-3 | | | 3 | 0 | 0 | 0 | 1 | 0 | 0 |
| Don Pavletich, R OBP: 0.387, SLG: 0.552 Tommy Harper, R OBP: 0.333, SLG: 0.270 (1, 3) (8, 7) | | 0-0 BB 1B | | 4-0 1B BB | 4-0 BB 1-3 BB | | 0-0 5-3 | | | 2 | 1 | 1 | 0 | 2 | 0 | 0 |
| Art Shamsky, L OBP: 0.435, SLG: 0.872 Mel Queen, L OBP: 0.222, SLG: 0.103 (1, 9) (9, 9) | | 0-0 F8 | | 0-0 F8 | 0-0 F7 | | 0-0 HR | | | 4 | 1 | 1 | 1 | 0 | 0 | 3 |
| Deron Johnson, R OBP: 0.268, SLG: 0.350 (1, 7) (8, 3) | | 0-0 F8 | | 0-0 1-2 2B 1B | | 0-0 HR | | 0-0 F9 | | 4 | 2 | 2 | 1 | 0 | 0 | 1 |
| Leo Cardenas, R OBP: 0.347, SLG: 0.411 (1, 6) | | 4-0 1-2 BB | | 0-0 BB 1-H 2-H 2B | | 0-0 5-3 | | 0-0 2B | | 3 | 0 | 2 | 2 | 1 | 0 | 0 |
| Johnny Edwards, L OBP: 0.307, SLG: 0.338 (1, 2) | | 0-0 F8 | | 4-0 BB IBB | | 4-0 FC6-4 BB | | 4-0 G6-4-3 IBB | | 1 | 0 | 0 | 0 | 3 | 0 | 2 |
| Jim Maloney, L OBP: 0.316, SLG: 0.278 (1, 1) | | | 0-0 F4 | 4-0 1-2 2-3 BB | | 0-0 F4 | | 0-0 G6-4-3 | | 3 | 0 | 0 | 0 | 1 | 0 | 3 |

| Inning Stats | R: 0 | H: 1 | E: 0 | LOB: 0 | K: 0 | BB: 0 | S: 3 | P: 3 | R: 0 | H: 1 | E: 0 | LOB: 2 | K: 0 | BB: 1 | S: 4 | P: 8 | R: 0 | H: 0 | E: 0 | LOB: 1 | K: 1 | BB: 2 | S: 4 | P: 12 | R: 1 | H: 1 | E: 0 | LOB: 1 | K: 0 | BB: 1 | S: 4 | P: 8 | R: 0 | H: 0 | E: 0 | LOB: 0 | K: 0 | BB: 0 | S: 3 | P: 3 | R: 1 | H: 2 | E: 0 | LOB: 1 | K: 0 | BB: 1 | S: 4 | P: 8 | | | | | | | |
|---|------|------|------|--------|------|-------|------|------|------|------|------|--------|------|-------|------|------|------|------|------|--------|------|-------|------|-------|------|------|------|--------|------|-------|------|------|------|------|------|--------|------|-------|------|------|------|------|------|--------|------|-------|------|------|--|--|--|--|--|--|--|
| Art Mahaffey, R ERA: 6.62 (1, 1) | 6.0 | WLS | L | 28 | 5 | 3 | 3 | 2 | 6 | 1 | 0 | 0 | 0 | 1 | 0 | 0 | 1 | 1 | 25 | 53 | 4.50 | 1.833 | | | | | | | | | | | | | | | | | | | | | | | | | | | | | | | | | |
| Nelson Briles, R ERA: 4.21 (7, 1) | 2.0 | | | 8 | 2 | 1 | 1 | 0 | 0 | 1 | 0 | 0 | 0 | 0 | 0 | 0 | 0 | 1 | 7 | 11 | 4.50 | 1.000 | | | | | | | | | | | | | | | | | | | | | | | | | | | | | | | | | |


BOTTOM

St. Louis Cardinals @ Cincinnati Reds
Crosley Field, Cincinnati, OH

Sat May 21 1966, 7:05 PM EDT
Att. 15,060 - Unknown

livebaseballscorecards.com

| | |
|-----|----|
| AB | 28 |
| R | 4 |
| H | 7 |
| RBI | 4 |
| BB | 8 |
| SO | 2 |
| LOB | 14 |



| | |
|-------|--------|
| WP: 1 | PA: 36 |
| PB: 0 | |
| SB: 0 | |
| CS: 1 | |

| Batter | 1 | 2 | 3 | 4 | 5 | 6 | 7 | 8 | 9 | AB R H RBI BB SO LOB | TOP | | | | | | | | | | | |
|--|--|---|--|--|---|---|---|---|---|--|--|---|--|--|--|--|--|--|--|--|--|--|
| Julian Javier, R OBP: 0.269, SLG: 0.282 (1, 4) X | 0-0 F9 | | 0-0 S 1B | 0-0 FC6-4 1-2f | | | 0-0 2B | | 0-3 K | 5 0 2 0 0 1 2 | | | | | | | | | | | | |
| Mike Shannon, R OBP: 0.268, SLG: 0.473 (1, 9) X | 0-0 5-3 | | 0-3 K 1-2 | | 0-3 K | | 0-0 6-3 | | 0-0 1B 1B | 5 1 1 0 0 2 2 | | | | | | | | | | | | |
| Curt Flood, R OBP: 0.345, SLG: 0.419 (1, 8) X | 0-0 F8 | | 4-0 BB | | 0-0 5-3 | | 0-3 K | | 0-0 1B E 1B | 4 1 1 0 0 1 1 | | | | | | | | | | | | |
| Orlando Cepeda, R OBP: 0.350, SLG: 0.578 (1, 3) X | | 0-0 1B 1B | 0-0 F9 | | 0-0 HR | | 0-0 P5 | | 0-0 E6 1B | 5 1 3 2 0 0 3 | | | | | | | | | | | | |
| Charley Smith, R OBP: 0.338, SLG: 0.455 (1, 5) X | | 0-0 P5 | | 4-0 BB SF7 BB | 0-3 K | | 0-3 K | 0-3 K | 0-3 K | 4 1 0 0 1 3 2 | | | | | | | | | | | | |
| Tim McCarver, L OBP: 0.294, SLG: 0.412 (1, 2) X | | 0-0 1B | | 0-0 BB 1B | | 0-0 4-3 | | 0-0 1B | | 4 0 3 0 0 0 0 | | | | | | | | | | | | |
| Jerry Buchek, R OBP: 0.333, SLG: 0.380 (1, 6) X | | 0-3 K | | 4-0 BB FC6-4 1-2 2-3 | | 0-0 L6 | | 0-0 F8 | | 3 0 0 0 1 1 3 | | | | | | | | | | | | |
| Bobby Tolan, L OBP: 0.067, SLG: 0.133 Phil Gagliano, R OBP: 0.222, SLG: 0.167 (8, PH) (8, 7) X | 0-0 F8 | | 0-0 P6 | | 0-0 2B | | 0-0 1-4-3 | | 0-0 1-4-3 | 3 0 1 0 0 0 5 1 0 0 0 0 0 1 | | | | | | | | | | | | |
| Bob Gibson, R OBP: 0.242, SLG: 0.344 (1, 1) X | | | 0-0 P4 | 0-0 SF7 3-H | | 0-0 4-3 | | 0-0 F8 | | 3 0 0 1 0 0 1 | | | | | | | | | | | | |
| Inning Stats | R: 0 E: 0 K: 0 S: 3 H: 0 LOB: 0 BB: 0 P: 3 | R: 0 E: 0 K: 1 S: 7 H: 2 LOB: 2 BB: 0 P: 7 | R: 0 E: 0 K: 1 S: 6 H: 1 LOB: 2 BB: 1 P: 10 | R: 1 E: 0 K: 0 S: 4 H: 1 LOB: 2 BB: 2 P: 12 | R: 1 E: 0 K: 2 S: 8 H: 1 LOB: 0 BB: 0 P: 8 | R: 0 E: 0 K: 0 S: 4 H: 1 LOB: 1 BB: 0 P: 4 | R: 0 E: 0 K: 1 S: 6 H: 1 LOB: 1 BB: 0 P: 6 | R: 0 E: 0 K: 1 S: 6 H: 1 LOB: 1 BB: 0 P: 6 | R: 2 E: 1 K: 2 S: 10 H: 3 LOB: 1 BB: 0 P: 10 | 1B: 8 2B: 2 3B: 0 HR: 1 SF: 1 SAC: 0 DP: 0 HBP: 0 | WP: 0 PB: 0 SB: 1 CS: 0 PA: 41 | | | | | | | | | | | |
| PITCHER Jim O'Toole, L ERA: 1.57 Don Nottebart, R ERA: 1.15 Billy McCool, L ERA: 1.45 | IP 6.1 WLS 2 BF 29 H 7 R 2 ER 2 SO 4 BB 3 IBB 0 HBP 0 BLK 0 WP 0 HR 1 S 34 P 46 ERA 2.84 WHIP 1.579 | | | | | | | | | | | PITCHER IP 0.2 WLS 0 BF 2 H 0 R 0 ER 0 SO 1 BB 0 IBB 0 HBP 0 BLK 0 WP 0 HR 0 S 4 P 4 ERA 0.00 WHIP 0.000 | | | | | | | | | | |
| | IP 2.0 WLS L BF 10 H 4 R 2 ER 1 SO 3 BB 0 IBB 0 HBP 0 BLK 0 WP 0 HR 0 S 16 P 16 ERA 4.50 WHIP 2.000 | | | | | | | | | | | PITCHER IP 0.0 WLS 0 BF 0 H 0 R 0 ER 0 SO 0 BB 0 IBB 0 HBP 0 BLK 0 WP 0 HR 0 S 0 P 0 ERA 0.00 WHIP 0.000 | | | | | | | | | | |

St. Louis Cardinals @ Cincinnati Reds
Crosley Field, Cincinnati, OH
Sun May 22 1966, 3:33 AM EDT
Att: 11,731 - Unknown

livebaseballscorecards.com

| | |
|-----|----|
| AB | 37 |
| R | 4 |
| H | 11 |
| RBI | 3 |
| BB | 3 |
| SO | 8 |
| LOB | 20 |



| Batter | 1 | 2 | 3 | 4 | 5 | 6 | 7 | 8 | 9 | AB R H RBI BB SO LOB |
|---|----------------|----------------|------------------|-----------------|-----------------|---------------------|--|---------------------------|-----------------|--|
| Tommy Helms, R OBP: 0.276, SLG: 0.307 (1, 5) | 0-0 F8 ① | | 0-0 1B 1B | | | 0-0 SH2-4 1B | 0-0 F9 ② | | 0-0 6-3 ③ | 5 0 2 0 0 0 2 |
| Pete Rose, S OBP: 0.317, SLG: 0.364 (1, 4) | 0-0 F7 ② | | 0-0 1-3 1B | | | 0-0 SH2-4 1-2 | 0-0 4-3 ③ | | | 3 0 1 0 0 0 2 |
| Vada Pinson, L OBP: 0.372, SLG: 0.488 (1, 8) | 0-0 HR | | 0-0 F7 ③ | | | 0-3 K | | 4-0 WP BB | | 3 1 1 1 1 1 3 |
| Don Pavletich, R OBP: 0.372, SLG: 0.529 Mel Queen, L OBP: 0.216, SLG: 0.100 (1, 3) (8, 9) | 0-3 K ③ | | | 0-0 1-3 ① | | 0-3 K ③ | | 0-0 B3 ① | | 3 0 0 0 0 2 1 1 0 0 0 0 0 1 |
| Art Shamsky, L OBP: 0.429, SLG: 0.829 Tommy Harper, R OBP: 0.341, SLG: 0.270 (1, 9) (8, 7) | | 0-0 F8 ① | | 0-0 4-3 ② | | | 4-0 E FC6-4 BB | 1-0 FC6-4 HBP | | 2 1 0 0 1 0 0 0 0 0 0 0 0 0 |
| Deron Johnson, R OBP: 0.259, SLG: 0.337 (1, 7) (8, 3) | | 0-0 F9 ② | | 0-3 K ③ | | | 0-0 E6 FC6-4 | 0-0 P6 ② | | 4 0 0 0 0 1 3 |
| Leo Cardenas, R OBP: 0.336, SLG: 0.397 (1, 6) | | 0-0 F8 ③ | | | 0-0 6-3 ① | | 0-0 FC6-4 1B FC3 1-2f 3-H | 0-0 FC6-4 1-2f ③ | | 4 1 0 1 0 0 3 |
| Johnny Edwards, L OBP: 0.304, SLG: 0.333 (1, 2) | | | 0-3 K ① | | 0-3 K ② | | 0-0 FC3 1B 1-3 | | 0-3 K ① | 4 0 1 0 0 3 0 |
| Jim O'Toole, S OBP: 0.182, SLG: 0.182 Don Nottbart, R (7, 1) Gordy Coleman, L OBP: 0.226, SLG: 0.200 Dick Simpson, R OBP: 0.353, SLG: 0.333 Billy McCool, R (8, 1) Tony Perez, R OBP: 0.342, SLG: 0.355 (9, PH) | | | 0-3 K ② | | 0-3 K ③ | | 0-0 FC3 1-2 3-H | | 0-3 K ② | 2 0 0 0 0 2 0 0 0 0 0 0 0 0 1 0 0 1 0 0 1 0 0 0 0 0 0 0 0 0 0 0 0 0 0 1 0 0 0 0 1 0 |

| Inning Stats | R: 1 | H: 1 | E: 0 | K: 1 | S: 6 | LOB: 0 | BB: 0 | P: 6 | R: 0 | H: 0 | E: 0 | K: 0 | S: 3 | LOB: 0 | BB: 0 | P: 3 | R: 0 | H: 2 | E: 0 | K: 2 | S: 9 | LOB: 2 | BB: 0 | P: 9 | R: 0 | H: 0 | E: 0 | K: 1 | S: 5 | LOB: 0 | BB: 0 | P: 5 | R: 0 | H: 0 | E: 0 | K: 2 | S: 7 | LOB: 0 | BB: 0 | P: 7 | R: 0 | H: 1 | E: 1 | K: 0 | S: 6 | LOB: 1 | BB: 0 | P: 8 | R: 2 | H: 1 | E: 1 | K: 0 | S: 6 | LOB: 2 | BB: 1 | P: 10 | R: 0 | H: 0 | E: 0 | K: 0 | S: 3 | LOB: 2 | BB: 1 | P: 8 | R: 0 | H: 0 | E: 0 | K: 2 | S: 7 | LOB: 0 | BB: 0 | P: 7 | 1B: 4 | 2B: 0 | 3B: 0 | HR: 1 | SF: 0 | SAC: 1 | DP: 0 | HBP: 1 | WP: 1 | PA: 37 |
|---|------|------|------|------|------|--------|-------|------|------|------|------|------|------|--------|-------|------|------|------|------|------|------|--------|-------|------|------|------|------|------|------|--------|-------|------|------|------|------|------|------|--------|-------|------|------|------|------|------|------|--------|-------|------|------|------|------|------|------|--------|-------|-------|------|------|------|------|------|--------|-------|------|------|------|------|------|------|--------|-------|------|-------|-------|-------|-------|-------|--------|-------|--------|-------|--------|
| PITCHER Bob Gibson, R ERA: 2.27 (1, 1) | IP | WLS | BF | H | R | ER | SO | BB | IBB | HBP | BLK | WP | HR | S | P | ERA | WHIP | IP | WLS | BF | H | R | ER | SO | BB | IBB | HBP | BLK | WP | HR | S | P | ERA | WHIP | IP | WLS | BF | H | R | ER | SO | BB | IBB | HBP | BLK | WP | HR | S | P | ERA | WHIP | | | | | | | | | | | | | | | | | | | | | | | | | | | | | | | |


BOTTOM

St. Louis Cardinals @ Cincinnati Reds
Crosley Field, Cincinnati, OH

Sun May 22 1966, 3:33 AM EDT
Att. 11,731 - Unknown

livebaseballscorecards.com

| | |
|-----|----|
| AB | 33 |
| R | 3 |
| H | 5 |
| RBI | 3 |
| BB | 2 |
| SO | 10 |
| LOB | 16 |



| Batter | 1 | 2 | 3 | 4 | 5 | 6 | 7 | 8 | 9 | AB R H RBI BB SO LOB | TOP | | | | | | | | | | | |
|--|---|---------------------------------|------------------------------|---------------------------------|------------------------------|---------------------------------|------------------------------|---------------------------------|------------------------------|---------------------------------|---|----------------------------------|------------------------------|---|------------------------------|---------------------------------|------------------------------|---------------------------------|----------------------------------|------------------------------------|----------------------------------|--------|
| Felipe Alou, R (1, 7) OBP: 0.303, SLG: 0.480 | 0-0 4-3 | | | 0-0 6-3 | | 0-0 HBP BB 1B | 0-0 F2 | | 0-0 6-3 | 5 1 1 0 0 0 0 | Atlanta Braves @ Cincinnati Reds Crosley Field, Cincinnati, OH Mon May 23 1966, 7:05 PM EDT Att: 5,482 - Unknown - 81 F | | | | | | | | | | | |
| Mack Jones, L (1, 8) OBP: 0.435, SLG: 0.762 | 0-3 K | | | 0-0 | | 0-0 BB HBP | 0-0 WP 1B | | 0-0 | 4 2 3 0 0 1 0 | | | | | | | | | | | | |
| Clay Carroll, R (7, 1) Billy O'Dell, S (7, 1) OBP: 0.250, SLG: 0.250 | | | | 2B | | 1-2 2B 1B | 1B | | 1B | 0 0 0 0 0 0 0 1 0 1 0 0 0 0 | | | | | | | | | | | | |
| Hank Aaron, R (1, 9) OBP: 0.365, SLG: 0.636 | 0-3 K | | | 0-3 K | | 1-0 BB | 0-0 1B | | 0-0 | 4 1 2 1 0 2 1 | | | | | | | | | | | | |
| Eddie Mathews, L (1, 5) OBP: 0.289, SLG: 0.280 | | | | 0-0 1-3 | | 4-0 2B SF9 | 0-0 1B | | 0-0 F4 | 4 1 1 1 1 0 3 | | | | | | | | | | | | |
| Joe Torre, R (1, 3) OBP: 0.389, SLG: 0.585 | | | | | | 0-0 HR | 0-0 SF9 2B | | 0-0 G4-6-3 | 4 1 2 3 0 0 2 | | | | | | | | | | | | |
| Denis Menke, R (1, 6) OBP: 0.391, SLG: 0.457 | | | | | | 0-0 HR | 0-0 SF9 2B | | 0-0 F5 | 3 0 0 1 0 0 0 | | | | | | | | | | | | |
| Gene Oliver, R (1, 2) OBP: 0.200, SLG: 0.212 | | | | 0-0 6-3 | | 0-0 4-3 | 0-3 K | | 0-3 K | 4 0 0 0 0 2 1 | | | | | | | | | | | | |
| Woody Woodward, R (1, 4) OBP: 0.379, SLG: 0.367 | | | | 0-3 K | | 0-0 1B | 4-0 IBB | | 0-0 5-3 | 3 0 1 0 1 1 0 | | | | | | | | | | | | |
| Hank Fischer, R (1, 1) Gary Geiger, L (7, 8) OBP: 0.313, SLG: 0.342 | | | | 0-0 4-3 | | 0-3 K | 0-3 K | | 0-3 K | 3 0 0 0 0 2 3 1 0 0 0 0 1 0 | | | | | | | | | | | | |
| Inning Stats | R: 0 E: 0 K: 2 S: 7 | H: 0 LOB: 0 BB: 0 P: 7 | R: 0 E: 0 K: 0 S: 3 | H: 0 LOB: 0 BB: 0 P: 3 | R: 0 E: 0 K: 1 S: 5 | H: 0 LOB: 0 BB: 0 P: 5 | R: 0 E: 0 K: 1 S: 6 | H: 1 LOB: 1 BB: 0 P: 6 | R: 1 E: 0 K: 1 S: 7 | H: 2 LOB: 1 BB: 0 P: 7 | R: 4 E: 0 K: 2 S: 10 | H: 3 LOB: 2 BB: 2 P: 19 | R: 1 E: 0 K: 0 S: 5 | H: 3 LOB: 1 BB: 0 P: 5 | R: 0 E: 0 K: 1 S: 5 | H: 0 LOB: 0 BB: 0 P: 5 | R: 0 E: 0 K: 1 S: 7 | H: 2 LOB: 2 BB: 0 P: 7 | 1B: 8 2B: 2 3B: 0 HR: 1 | SF: 1 SAC: 0 DP: 1 HBP: 1 | WP: 2 PB: 0 SB: 0 CS: 0 | PA: 40 |
| PITCHER | IP WLS BF H R ER SO BB IBB HBP BLK WP HR S P ERA WHIP | | | | | | | | | | | | PITCHER | IP WLS BF H R ER SO BB IBB HBP BLK WP HR S P ERA WHIP | | | | | | | | |
| Sammy Ellis, R (1, 1) ERA: 5.5 | 5.0 L 22 5 5 5 5 1 0 1 0 0 0 1 30 35 9.00 1.200 | | | | | | | | | | | | | | | | | | | | | |
| Don Nottebart, R (6, 1) ERA: 1.53 | 2.0 10 4 1 1 2 0 1 0 0 1 0 13 17 4.50 2.000 | | | | | | | | | | | | | | | | | | | | | |
| Jack Baldschun, R (8, 1) ERA: 5.59 | 2.0 8 2 0 0 2 0 0 0 0 0 0 12 12 0.00 1.000 | | | | | | | | | | | | | | | | | | | | | |

livebaseballscorecards.com

| | |
|-----|----|
| AB | 36 |
| R | 6 |
| H | 11 |
| RBI | 6 |
| BB | 2 |
| SO | 9 |
| LOB | 10 |



BOTTOM

Atlanta Braves @ Cincinnati Reds
 Crosley Field, Cincinnati, OH
 Mon May 23 1966, 7:05 PM EDT
 Att. 5,482 - Unknown - 81 F

livebaseballscorecards.com

| | |
|------------|-----------|
| AB | 32 |
| R | 4 |
| H | 6 |
| RBI | 3 |
| BB | 2 |
| SO | 5 |
| LOB | 11 |



| | |
|-------|--------|
| WP: 0 | PA: 34 |
| PB: 0 | |
| SB: 0 | |
| CS: 0 | |

| AB | R | H | RBI | BB | SO | LOB |
|----|---|---|-----|----|----|-----|
| 4 | 1 | 2 | 3 | 0 | 0 | 1 |
| 4 | 0 | 1 | 0 | 0 | 1 | 2 |
| 4 | 0 | 0 | 0 | 0 | 1 | 1 |
| 4 | 0 | 0 | 0 | 0 | 2 | 1 |
| 4 | 0 | 0 | 0 | 0 | 1 | 1 |
| 4 | 1 | 1 | 0 | 0 | 0 | 1 |
| 4 | 0 | 1 | 0 | 0 | 0 | 1 |
| 2 | 1 | 1 | 0 | 1 | 0 | 0 |
| 1 | 1 | 0 | 0 | 1 | 0 | 1 |
| 0 | 0 | 0 | 0 | 0 | 0 | 0 |
| 0 | 0 | 0 | 0 | 0 | 0 | 0 |
| 1 | 0 | 0 | 0 | 0 | 0 | 2 |
| 0 | 0 | 0 | 0 | 0 | 0 | 0 |

| Batter | 1 | 2 | 3 | 4 | 5 | 6 | 7 | 8 | 9 |
|--|----------|----------|------------------|-----------|-------------------|-----------------|------------------------------|-----------------|-----------|
| Tommy Helms, R OBP: 0.283, SLG: 0.336 (1, 5) X | 0-0 F8 ① | | 0-0 FC6-4 1B 1-2 | | 0-0 HR 1-H 3-H | | 0-0 F9 ③ | | |
| Pete Rose, S OBP: 0.315, SLG: 0.360 (1, 4) S S S | 0-3 K ② | | 0-0 FC6-4 1-2f | | 0-0 4-3 | | | 0-0 G6-4-3 1B | |
| Vada Pinson, L OBP: 0.362, SLG: 0.473 (1, 8) S S S | 0-3 K ③ | | | 0-0 F5 ① | 0-0 F8 ③ | | | 0-0 F7 ① | |
| Don Pavletich, R OBP: 0.354, SLG: 0.500 (1, 3) S S S | | 0-3 K ① | | 0-3 K ② | | 0-0 E6 G6-4-3 | | 0-0 G6-4-3 1-2f | |
| Art Shamsky, L OBP: 0.396, SLG: 0.756 (1, 9) X | | 0-0 F8 ② | | 0-0 6-3 ③ | | 0-3 K S S S | | | 0-0 6-3 ① |
| Deron Johnson, R OBP: 0.258, SLG: 0.333 (1, 7) X | | 0-0 F7 ③ | | | 0-0 2B E 1B | 0-0 G6-4-3 1-2f | | | 0-0 F8 ② |
| Leo Cardenas, R OBP: 0.333, SLG: 0.392 (1, 6) X | | | 0-0 6-3 ① | | 0-0 F9 ① | | 0-0 G1-6-4-3 BB 1B | | 0-0 4-3 ③ |
| Johnny Edwards, L OBP: 0.317, SLG: 0.352 (1, 2) X | | | 0-0 F7 ② | | 0-0 E HR 1-3 2B | | 4-0 BB BB BB 1-2 G1-6-4-3 BB | | |
| Sammy Ellis, L OBP: 0.263, SLG: 0.125 Don Nottebart, R (6, 1) B B B B | | | 4-0 1B BB | | 0-0 E6 HR 2-3 3-H | | 0-0 G1-6-4-3 1-2f 2-3 | | |

| Inning Stats | R: 0 | H: 0 | E: 0 | LOB: 0 | K: 2 | BB: 0 | S: 7 | R: 0 | H: 0 | E: 0 | LOB: 0 | K: 1 | BB: 0 | S: 5 | R: 0 | H: 1 | E: 0 | LOB: 2 | K: 0 | BB: 1 | S: 4 | R: 0 | H: 0 | E: 0 | LOB: 0 | K: 1 | BB: 0 | S: 5 | R: 4 | H: 3 | E: 1 | LOB: 0 | K: 0 | BB: 0 | S: 7 | R: 0 | H: 0 | E: 1 | LOB: 0 | K: 1 | BB: 0 | S: 5 | R: 0 | H: 1 | E: 0 | LOB: 1 | K: 0 | BB: 1 | S: 3 | R: 0 | H: 1 | E: 0 | LOB: 0 | K: 0 | BB: 0 | S: 3 | R: 0 | H: 0 | E: 0 | LOB: 0 | K: 0 | BB: 0 | S: 3 | R: 0 | H: 0 | E: 0 | LOB: 0 | K: 0 | BB: 0 | S: 3 | 1B: 4 | SF: 0 | 2B: 1 | SAC: 0 | 3B: 0 | DP: 3 | HR: 1 | HBP: 0 | WP: 0 | PA: 34 |
|--------------|------|------|------|--------|------|-------|------|------|------|------|--------|------|-------|------|------|------|------|--------|------|-------|------|------|------|------|--------|------|-------|------|------|------|------|--------|------|-------|------|------|------|------|--------|------|-------|------|------|------|------|--------|------|-------|------|------|------|------|--------|------|-------|------|------|------|------|--------|------|-------|------|------|------|------|--------|------|-------|------|-------|-------|-------|--------|-------|-------|-------|--------|-------|--------|
|--------------|------|------|------|--------|------|-------|------|------|------|------|--------|------|-------|------|------|------|------|--------|------|-------|------|------|------|------|--------|------|-------|------|------|------|------|--------|------|-------|------|------|------|------|--------|------|-------|------|------|------|------|--------|------|-------|------|------|------|------|--------|------|-------|------|------|------|------|--------|------|-------|------|------|------|------|--------|------|-------|------|-------|-------|-------|--------|-------|-------|-------|--------|-------|--------|

| PITCHER | IP | WLS | BF | H | R | ER | SO | BB | IBB | HBP | BLK | WP | HR | S | P | ERA | WHIP |
|---|-----|-----|----|---|---|----|----|----|-----|-----|-----|----|----|----|----|------|-------|
| Hank Fischer, R ERA: 4.06 (1, 1) | 6.0 | W | 24 | 4 | 4 | 3 | 5 | 1 | 0 | 0 | 0 | 0 | 1 | 33 | 37 | 4.50 | 0.833 |
| Clay Carroll, R ERA: 1.23 (7, 1) | 0.0 | | 2 | 1 | 0 | 0 | 0 | 1 | 0 | 0 | 0 | 0 | 0 | 1 | 5 | ∞ | ∞ |
| Billy O'Dell, L ERA: 1.75 (7, 1) | 3.0 | S | 8 | 1 | 0 | 0 | 0 | 0 | 0 | 0 | 0 | 0 | 0 | 8 | 8 | 0.00 | 0.333 |

| Batter | 1 | 2 | 3 | 4 | 5 | 6 | 7 | 8 | 9 | AB R H RBI BB SO LOB | TOP |
|--|---|--|---|---|---|---|---|---|---|---|---|
| Felipe Alou, R <small>(1, 7) OBP: 0.311, SLG: 0.503</small> <small>(1, 9)</small> <small>(6, 7)</small> | 0-3 | | 0-0 | | | 0-0 | | 0-0 | | 4 1 1 0 0 1 1 | |
| Mack Jones, L <small>(1, 8) OBP: 0.357, SLG: 0.615</small> <small>(1, 7)</small> Gary Geiger, L <small>(6, 8) OBP: 0.310, SLG: 0.338</small> | 0-0 | | 0-3 | | | 0-0 | | 0-0 | | 3 0 0 0 0 1 1 1 0 0 0 0 0 1 | |
| Hank Aaron, R <small>(1, 9) OBP: 0.354, SLG: 0.610</small> <small>(1, 8)</small> <small>(6, 9)</small> | 0-3 | | 0-0 | | | 0-0 | | 0-0 | | 4 0 1 1 0 1 0 | |
| Eddie Mathews, L <small>(1, 5) OBP: 0.287, SLG: 0.272</small> | | 0-0 | | 0-0 | | 0-0 | | 0-0 | | 4 0 1 0 0 0 1 | |
| Joe Torre, R <small>(1, 3) OBP: 0.376, SLG: 0.555</small> | | 0-0 | | 0-0 | | 0-0 | 0-0 | 0-0 | | 4 0 0 0 0 0 1 | |
| Denis Menke, R <small>(1, 6) OBP: 0.382, SLG: 0.434</small> | | 4-0 | | 0-0 | | 0-0 | | 0-3 | | 3 1 0 0 1 1 1 | |
| Gene Oliver, R <small>(1, 2) OBP: 0.214, SLG: 0.225</small> | | 0-0 | | 0-0 | | 0-0 | | | | 3 0 1 0 0 0 0 | |
| Woody Woodward, R <small>(1, 4) OBP: 0.380, SLG: 0.368</small> Lee Thomas, L <small>(8, PH) OBP: 0.261, SLG: 0.365</small> Sandy Alomar Sr., S <small>(8, 4) OBP: 0.108, SLG: 0.083</small> | | 0-0 | | 0-0 | | 4-0 | | | | 2 0 1 1 0 0 0 0 0 0 0 1 0 0 0 0 0 0 0 0 0 | |
| Tony Cloninger, R <small>(1, 1) OBP: 0.160, SLG: 0.167</small> Rico Carty, R <small>(8, PH) OBP: 0.325, SLG: 0.310</small> Chi-Chi Olivo, R <small>(8, 1)</small> Billy O'Dell, S <small>(8, 1) OBP: 0.250, SLG: 0.250</small> Clay Carroll, R <small>(8, 1)</small> | | 0-3 | | 0-3 | | 0-3 | | 0-3 | | 2 0 0 0 0 2 2 1 0 0 0 0 1 1 0 | |
| Inning Stats | R: 0 H: 0 E: 0 LOB: 0 K: 2 BB: 0 S: 7 P: 7 | R: 1 H: 2 E: 0 LOB: 2 K: 1 BB: 1 S: 7 P: 11 | R: 0 H: 0 E: 0 LOB: 0 K: 1 BB: 0 S: 5 P: 5 | R: 0 H: 0 E: 0 LOB: 0 K: 0 BB: 0 S: 3 P: 3 | R: 0 H: 0 E: 0 LOB: 0 K: 1 BB: 0 S: 5 P: 5 | R: 1 H: 2 E: 0 LOB: 0 K: 0 BB: 0 S: 4 P: 4 | R: 0 H: 0 E: 0 LOB: 0 K: 0 BB: 0 S: 3 P: 3 | R: 0 H: 0 E: 0 LOB: 1 K: 1 BB: 1 S: 5 P: 9 | R: 0 H: 1 E: 0 LOB: 1 K: 1 BB: 0 S: 6 P: 6 | 1B: 4 SF: 0 2B: 1 SAC: 0 3B: 0 DP: 0 HR: 0 HBP: 0 | WP: 0 PA: 34 PB: 0 SB: 0 CS: 1 |
| PITCHER Milt Pappas, R <small>(1, 1) ERA: 2.52</small> | IP 9.0 WLS W BF 33 H 5 R 2 ER 2 SO 7 BB 2 IBB 0 HBP 0 BLK 0 WP 0 HR 0 S 45 P 53 ERA 2.00 WHIP 0.778 | | | | | PITCHER | | | | | |

Atlanta Braves @ Cincinnati Reds
 Crosley Field, Cincinnati, OH
 Wed May 25 1966, 7:05 PM EDT
 Att. 6,909 - Unknown

livebaseballscorecards.com


AB 31
 R 2
 H 5
 RBI 2
 BB 2
 SO 7
 LOB 9



| Batter | 1 | 2 | 3 | 4 | 5 | 6 | 7 | 8 | 9 | AB | R | H | RBI | BB | SO | LOB |
|--|----------------|---|----------------|---|-----------------|----------------------------------|---|-------------------------|---|----|---|---|-----|----|----|-----|
| Tommy Helms, R OBP: 0.311, SLG: 0.371 (1, 5) | F8 | | E 1-H 1B | | F7 | E BB | | 2B | | 4 | 2 | 2 | 1 | 1 | 0 | 0 |
| Pete Rose, S OBP: 0.314, SLG: 0.347 (1, 4) | 5-3 | | E4 1-3 | | 1-3 | E4 1-3 2-H | | 2B SF9 BB | | 4 | 1 | 0 | 0 | 1 | 0 | 2 |
| Vada Pinson, L OBP: 0.384, SLG: 0.489 (1, 8) | 1B | | FC5-4 IBB | | WP S 1B | E IBB | | SF9 1-3 2-H 2B | | 3 | 0 | 3 | 1 | 2 | 0 | 0 |
| Gordy Coleman, L OBP: 0.229, SLG: 0.182 Dick Simpson, R OBP: 0.200, SLG: 0.200 Mel Queen, L OBP: 0.200, SLG: 0.094 (1, 3) (6, PR) (7, 9) | F8 | | F5 | | WP BB 1-2 | E4 FC6-4 1-2 2-3 3-H | | G3 | | 3 | 0 | 0 | 0 | 1 | 0 | 6 |
| Deron Johnson, R OBP: 0.264, SLG: 0.345 (1, 7) (7, 3) | F4 | | FC5-4 1-2f | | K 1-2 2-3 | FC6-4 1-2f | | SF9 2-3 3-H | | 4 | 0 | 0 | 1 | 0 | 1 | 8 |
| Art Shamsky, L OBP: 0.397, SLG: 0.708 (1, 9) (7, 7) | G5-4-3 BB | | | | K 1-2 2-3 | SH3-4 1B SF8 BB | | F5 | | 2 | 1 | 0 | 0 | 2 | 1 | 0 |
| Tommy Harper, R OBP: 0.333, SLG: 0.263 (8, 7) | | | | | | | | K | | 1 | 0 | 0 | 0 | 0 | 1 | 1 |
| Leo Cardenas, R OBP: 0.336, SLG: 0.398 (1, 6) | G5-4-3 1-2f | | | | 6-3 | SH3-4 E 1B | | F8 | | 4 | 1 | 1 | 0 | 0 | 0 | 1 |
| Johnny Edwards, L OBP: 0.348, SLG: 0.373 (1, 2) | | | PB 1B BB | | 1B | SH3-4 1-2 2-3 | | | | 1 | 1 | 1 | 0 | 2 | 0 | 0 |
| Milt Pappas, R OBP: 0.174, SLG: 0.273 (1, 1) | | | K | | K | SF8 3-H | | K | | 3 | 0 | 0 | 1 | 0 | 3 | 3 |

| Inning Stats | R: 0 | H: 1 | E: 0 | K: 0 | S: 4 | LOB: 1 | BB: 0 | P: 4 | R: 0 | H: 0 | E: 0 | K: 0 | S: 2 | LOB: 0 | BB: 1 | P: 6 | R: 1 | H: 1 | E: 1 | K: 1 | S: 7 | LOB: 3 | BB: 2 | P: 15 | R: 0 | H: 1 | E: 0 | K: 2 | S: 8 | LOB: 1 | BB: 0 | P: 8 | R: 0 | H: 1 | E: 0 | K: 1 | S: 6 | LOB: 2 | BB: 1 | P: 10 | R: 3 | H: 1 | E: 2 | K: 0 | S: 6 | LOB: 3 | BB: 3 | P: 18 | R: 0 | H: 0 | E: 0 | K: 1 | S: 5 | LOB: 1 | BB: 1 | P: 9 | R: 2 | H: 2 | E: 0 | K: 1 | S: 7 | LOB: 1 | BB: 1 | P: 11 | | | |
|--------------|------|------|------|------|------|--------|-------|------|------|------|------|------|------|--------|-------|------|------------|------|------|------|------|--------|-------|-------|------|------|------|------|------|--------|-------|------|------|-----------|------|------|------|--------|-------|-------|------|------|------|------|------|--------|-------|-------|------|------|-----------|------|------|--------|-------|------|------|------|------|------|------|--------|-------|-------|--|--|--|
| AB | 30 | | | | | | | | | | | | | | | | WP | 1 | | | | | | | | | | | | | | | | PA | 42 | | | | | | | | | | | | | | | | | | | | | | | | | | | | | | | | |
| R | 6 | | | | | | | | | | | | | | | | PB | 2 | | | | | | | | | | | | | | | | SB | 1 | | | | | | | | | | | | | | | | CS | 0 | | | | | | | | | | | | | | | |
| H | 7 | | | | | | | | | | | | | | | | 3B | 0 | | | | | | | | | | | | | | | | HR | 0 | | | | | | | | | | | | | | | | | | | | | | | | | | | | | | | | |
| RBI | 4 | | | | | | | | | | | | | | | | DP | 1 | | | | | | | | | | | | | | | | | | | | | | | | | | | | | | | | | | | | | | | | | | | | | | | | | |
| BB | 9 | | | | | | | | | | | | | | | | HBP | 0 | | | | | | | | | | | | | | | | | | | | | | | | | | | | | | | | | | | | | | | | | | | | | | | | | |
| SO | 6 | | | | | | | | | | | | | | | | | | | | | | | | | | | | | | | | | | | | | | | | | | | | | | | | | | | | | | | | | | | | | | | | | | |
| LOB | 23 | | | | | | | | | | | | | | | | | | | | | | | | | | | | | | | | | | | | | | | | | | | | | | | | | | | | | | | | | | | | | | | | | | |

Atlanta Braves @ Cincinnati Reds
Crosley Field, Cincinnati, OH
Wed May 25 1966, 7:05 PM EDT
Att. 6,909 - Unknown



| PITCHER | IP | WLS | BF | H | R | ER | SO | BB | IBB | HBP | BLK | WP | HR | S | P | ERA | WHIP |
|--|-----|-----|----|---|---|----|----|----|-----|-----|-----|----|----|----|----|------|-------|
| Tony Cloninger, R ERA: 4.34 (1, 1) | 7.0 | L | 36 | 5 | 4 | 1 | 5 | 6 | 2 | 0 | 0 | 1 | 0 | 38 | 70 | 1.29 | 1.571 |
| Chi-Chi Olivo, R ERA: 3.26 (8, 1) | 0.0 | | 2 | 1 | 2 | 2 | 0 | 1 | 0 | 0 | 0 | 0 | 0 | 1 | 5 | ∞ | ∞ |
| Billy O'Dell, L ERA: 1.73 (8, 1) | 0.1 | | 2 | 1 | 0 | 0 | 0 | 0 | 0 | 0 | 0 | 0 | 0 | 2 | 2 | 0.00 | 3.000 |
| Clay Carroll, R ERA: 1.16 (8, 1) | 0.2 | | 2 | 0 | 0 | 0 | 1 | 0 | 0 | 0 | 0 | 0 | 0 | 4 | 4 | 0.00 | 0.000 |

| Batter | 1 | 2 | 3 | 4 | 5 | 6 | 7 | 8 | 9 | AB R H RBI BB SO LOB | TOP | | | | | | | | | | | |
|---|---|---------------------------------|------------------------------|---------------------------------|------------------------------|---------------------------------|------------------------------|---------------------------------|------------------------------|---------------------------------|------------------------------|---------------------------------|------------------------------|---------------------------------|------------------------------|----------------------------------|------------------------------|---------------------------------|----------------------------------|------------------------------------|----------------------------------|--------|
| Tommy Helms, R (1, 5) OBP: 0.307, SLG: 0.386 | 0-0 F8 | | 0-0 HR | 0-0 F8 | | | 0-0 F7 | | 0-0 G4-3 | 5 1 1 1 0 0 4 | | | | | | | | | | | | |
| Pete Rose, S (1, 4) OBP: 0.313, SLG: 0.345 | 0-0 4-3 | | 0-0 4-3 | | | | 0-0 1B | | | 4 0 1 1 0 1 0 | | | | | | | | | | | | |
| Vada Pinson, L (1, 8) OBP: 0.387, SLG: 0.532 | 0-0 HR | | | 0-0 HR | | | | 0-0 2-3 | | 4 2 2 2 0 0 0 | | | | | | | | | | | | |
| Gordy Coleman, L (1, 3) Mel Queen, L (7, 9) OBP: 0.237, SLG: 0.194 OBP: 0.195, SLG: 0.091 | 0-0 F9 | | | 0-0 SH 1B SF7 1B | | | 0-0 K | 0-0 G3 | | 3 1 1 0 0 1 0 1 0 0 0 0 0 0 | | | | | | | | | | | | |
| Deron Johnson, R (1, 7) (7, 3) OBP: 0.271, SLG: 0.345 | | | | 0-0 SH 1B 1-2 1B | | | 0-3 K | 4-0 BB BB | | 3 1 1 0 1 2 0 | | | | | | | | | | | | |
| Art Shamsky, L (1, 9) Tommy Harper, R (7, 7) OBP: 0.383, SLG: 0.680 OBP: 0.341, SLG: 0.263 | | | | 0-0 SH 1B 1-2 2-3 | | | 0-3 K | 4-0 BB 1-2 BB | | 2 0 0 0 0 1 0 0 0 0 0 1 0 0 | | | | | | | | | | | | |
| Leo Cardenas, R (1, 6) OBP: 0.326, SLG: 0.386 | | | | 0-0 P5 | | | 0-0 F3 | 0-0 F8 | | 4 0 0 0 0 0 5 | | | | | | | | | | | | |
| Johnny Edwards, L (1, 2) OBP: 0.344, SLG: 0.372 | | | | 0-0 F8 | | | 0-0 SH3-4 1B | | 0-0 4-3 | 3 1 1 1 0 0 0 | | | | | | | | | | | | |
| Jim Maloney, L (1, 1) Billy McCool, R (7, 1) OBP: 0.333, SLG: 0.300 OBP: 0.400, SLG: 0.250 | | | | 0-0 3-1 | | | 0-0 SH3-4 | | 4-0 BB G4-3 | 2 0 1 1 0 0 0 0 0 0 0 1 0 0 | | | | | | | | | | | | |
| Inning Stats | R: 1 E: 0 K: 0 S: 4 | H: 1 LOB: 0 BB: 0 P: 4 | R: 0 E: 0 K: 1 S: 5 | H: 0 LOB: 0 BB: 0 P: 5 | R: 1 E: 0 K: 0 S: 4 | H: 1 LOB: 0 BB: 0 P: 4 | R: 3 E: 1 K: 0 S: 8 | H: 4 LOB: 2 BB: 0 P: 8 | R: 0 E: 0 K: 2 S: 7 | H: 0 LOB: 0 BB: 0 P: 7 | R: 0 E: 0 K: 2 S: 7 | H: 0 LOB: 0 BB: 0 P: 7 | R: 1 E: 0 K: 0 S: 4 | H: 2 LOB: 1 BB: 0 P: 4 | R: 0 E: 0 K: 0 S: 3 | H: 0 LOB: 2 BB: 2 P: 11 | R: 0 E: 0 K: 0 S: 2 | H: 0 LOB: 0 BB: 1 P: 6 | 1B: 5 2B: 0 3B: 0 HR: 3 | SF: 1 SAC: 2 DP: 1 HBP: 0 | WP: 0 PB: 0 SB: 0 CS: 0 | PA: 37 |
| PITCHER | IP WLS BF H R ER SO BB IBB HBP BLK WP HR S P ERA WHIP | | | | | | | | | | | | | | | | | | | | | |
| Art Mahaffey, R (1, 1) ERA: 6.97 | 3.0 L 14 5 5 3 1 0 0 0 0 0 0 3 16 16 9.00 1.667 | | | | | | | | | | | | | | | | | | | | | |
| Curt Simmons, L (4, 1) ERA: 4.3 | 2.0 8 1 0 0 2 0 0 0 0 0 0 0 12 12 0.00 0.500 | | | | | | | | | | | | | | | | | | | | | |
| Tracy Stallard, R (6, 1) ERA: 5.68 | 2.0 7 2 1 1 2 0 0 0 0 0 0 0 11 11 4.50 1.000 | | | | | | | | | | | | | | | | | | | | | |
| Hal Woodeshick, L (8, 1) ERA: 1.38 | 2.0 8 0 0 0 0 3 0 0 0 0 0 0 5 17 0.00 1.500 | | | | | | | | | | | | | | | | | | | | | |

Cincinnati Reds @ St. Louis Cardinals
 Busch Stadium, St. Louis, MO
 Fri May 27 1966, 7:05 PM CDT
 Att. 44,246 - Unknown

livebaseballscorecards.com

| | |
|-----|----|
| AB | 31 |
| R | 6 |
| H | 8 |
| RBI | 6 |
| BB | 3 |
| SO | 5 |
| LOB | 9 |



| Batter | 1 | 2 | 3 | 4 | 5 | 6 | 7 | 8 | 9 | AB | R | H | RBI | BB | SO | LOB |
|---|---------|--------------|--------|----------------|--------------|--------|------------|--------------|-----------|----|---|---|-----|----|----|-----|
| Bobby Tolan, L (1, 7) OBP: 0.207, SLG: 0.231 Bob Gibson, R (8, PH) OBP: 0.243, SLG: 0.361 Dal Maxvill, R (9, 7) OBP: 0.241, SLG: 0.286 | 0-0 P5 | | 4-0 BB | | 4-0 1B BB | | 0-0 2B 1B | 0-3 K | | 2 | 1 | 1 | 0 | 2 | 0 | 0 |
| Mike Shannon, R (1, 9) OBP: 0.260, SLG: 0.414 | 0-0 F9 | | 0-3 K | | 0-3 K | | 4-0 2B BB | 0-3 K | | 4 | 1 | 0 | 0 | 0 | 1 | 3 |
| Curt Flood, R (1, 8) OBP: 0.333, SLG: 0.425 | 0-0 6-3 | | | 0-0 6-3 | 0-0 1B | | 0-0 SF7 2B | | 0-0 L6 | 5 | 1 | 2 | 4 | 0 | 0 | 0 |
| Orlando Cepeda, R (1, 3) OBP: 0.359, SLG: 0.538 Al Jackson, L (9, PR) OBP: 0.333, SLG: 0.625 | | 0-0 F8 | | 0-0 FC4-6 1B | 0-3 K | | 4-0 BB BB | | 4-0 BB | 3 | 0 | 1 | 0 | 2 | 1 | 2 |
| Tim McCarver, L (1, 2) OBP: 0.294, SLG: 0.425 | | 0-0 FC6-3 3B | | 0-0 FC4-6 1B | | 0-0 2B | 0-0 SF7 | | 0-0 F9 | 4 | 0 | 2 | 1 | 0 | 0 | 2 |
| Phil Gagliano, R (1, 5) OBP: 0.282, SLG: 0.156 Hal Woodeshick, R (8, 1) OBP: 1.000, SLG: 2.000 Lou Brock, L (9, PH) OBP: 0.287, SLG: 0.350 | | 0-0 FC6-3 | | 0-0 FC6-4 1-2f | | 0-0 F8 | 4-0 BB BB | | 0-3 K | 3 | 0 | 0 | 0 | 1 | 0 | 3 |
| Jerry Buchek, R (1, 6) OBP: 0.337, SLG: 0.409 | | 0-3 K | | | 0-0 BB BB 1B | 0-0 F8 | 0-3 K | | | 4 | 1 | 1 | 0 | 0 | 2 | 4 |
| Julian Javier, R (1, 4) OBP: 0.292, SLG: 0.297 | | | 0-0 F8 | | 4-0 BB BB 1B | 0-0 P4 | | 0-0 SH1-3 2B | | 3 | 1 | 1 | 0 | 1 | 0 | 1 |
| Art Mahaffey, R (1, 1) Curt Simmons, L (4, 1) Bob Skinner, L (5, PH) Tracy Stallard, R (8, 1) Tito Francona, L (7, PH) Charley Smith, R (8, 5) | | | 0-3 K | | 0-0 P6 | | 0-3 K | | 0-0 SH1-3 | 1 | 0 | 0 | 0 | 0 | 1 | 0 |

| Inning Stats | R: 0 | H: 0 | E: 0 | K: 0 | S: 3 | R: 0 | H: 1 | E: 0 | K: 1 | S: 6 | R: 0 | H: 0 | E: 0 | K: 2 | S: 7 | R: 0 | H: 1 | E: 0 | K: 0 | S: 4 | R: 2 | H: 2 | E: 0 | K: 2 | S: 9 | R: 0 | H: 1 | E: 0 | K: 0 | S: 4 | R: 3 | H: 2 | E: 0 | K: 2 | S: 9 | R: 0 | H: 1 | E: 0 | K: 2 | S: 8 | R: 0 | H: 0 | E: 0 | K: 1 | S: 5 | 1B: 4 | 2B: 3 | 3B: 1 | HR: 0 | SF: 1 | SAC: 1 | DP: 0 | HBP: 0 | WP: 0 | PA: 42 |
|--------------|------|------|------|------|------|------|------|------|------|------|------|------|------|------|------|------|------|------|------|------|------|------|------|------|------|------|------|------|------|------|------|------|------|------|------|------|------|------|------|------|------|------|------|------|------|-------|-------|-------|-------|-------|--------|-------|--------|-------|--------|
|--------------|------|------|------|------|------|------|------|------|------|------|------|------|------|------|------|------|------|------|------|------|------|------|------|------|------|------|------|------|------|------|------|------|------|------|------|------|------|------|------|------|------|------|------|------|------|-------|-------|-------|-------|-------|--------|-------|--------|-------|--------|

| PITCHER | IP | WLS | BF | H | R | ER | SO | BB | IBB | HBP | BLK | WP | HR | S | P | ERA | WHIP |
|--|-----|-----|----|---|---|----|----|----|-----|-----|-----|----|----|----|----|------|-------|
| Jim Maloney, R (1, 1) ERA: 1.8 | 6.1 | W | 30 | 7 | 5 | 5 | 6 | 4 | 0 | 0 | 0 | 0 | 0 | 38 | 54 | 7.11 | 1.737 |
| Billy McCool, L (7, 1) ERA: 1.11 | 2.2 | S | 12 | 1 | 0 | 0 | 4 | 3 | 0 | 0 | 0 | 0 | 0 | 17 | 29 | 0.00 | 1.500 |

BOTTOM

Cincinnati Reds @ St. Louis Cardinals
 Busch Stadium, St. Louis, MO
 Fri May 27 1966, 7:05 PM CDT
 Att. 44,246 - Unknown

| | |
|------------|-----------|
| AB | 33 |
| R | 5 |
| H | 8 |
| RBI | 5 |
| BB | 7 |
| SO | 10 |
| LOB | 21 |



| WP | PA |
|----|----|
| 0 | 42 |

| Batter | 1 | 2 | 3 | 4 | 5 | 6 | 7 | 8 | 9 | AB R H RBI BB SO LOB | TOP | | | | | | | | | | |
|--|--|---------------------------------|------------------------------|---------------------------------|------------------------------|---------------------------------|------------------------------|---------------------------------|------------------------------|---|------------------------------|---------------------------------|------------------------------|---------------------------------|------------------------------|---------------------------------|----------------------------------|------------------------------------|----------------------------------|----------------|--|
| Tommy Helms, R (1, 5) OBP: 0.299, SLG: 0.376 | 0-0 F7 | | 0-3 K | | 0-0 6-3 | | | 0-0 F9 | | 4 0 0 0 0 1 1 | | | | | | | | | | | |
| Pete Rose, S (1, 4) OBP: 0.305, SLG: 0.336 | 0-0 L4 | | 0-0 L4 | | | 0-0 6-3 | | | 0-0 6-3 | 4 0 0 0 0 0 1 | | | | | | | | | | | |
| Vada Pinson, L (1, 9) OBP: 0.390, SLG: 0.531 | 0-0 1B | | | 0-0 F2 | | 0-0 G3 | | | 0-0 1B | 4 0 2 0 0 0 0 | | | | | | | | | | | |
| Don Pavletich, R (1, 2) OBP: 0.344, SLG: 0.476 Giraldo Ruiz, S (9, PR) | 0-0 1-3 | | | 0-0 6-3 | | 0-0 6-3 | | | 0-0 1B | 4 0 1 0 0 0 1 0 0 0 0 0 0 0 | | | | | | | | | | | |
| Tony Perez, R (1, 3) OBP: 0.338, SLG: 0.338 | | 0-3 K | | 4-0 FC4-6 BB | | | 0-0 5-3 | | 0-0 G6-4-3 | 3 0 0 0 1 1 2 | | | | | | | | | | | |
| Deron Johnson, R (1, 7) OBP: 0.265, SLG: 0.336 | | 0-0 F7 | | 0-0 FC4-6 | | | 0-3 K | | | 3 0 0 0 0 1 1 | | | | | | | | | | | |
| Leo Cardenas, R (1, 6) OBP: 0.319, SLG: 0.378 | | 0-0 1-3 | | | 0-0 6-3 | | 0-0 P6 | | | 3 0 0 0 0 0 0 | | | | | | | | | | | |
| Tommy Harper, R (1, 8) OBP: 0.352, SLG: 0.329 | | | 0-0 2B | | 0-0 HR | | | 0-0 G3 | | 3 1 2 1 0 0 0 | | | | | | | | | | | |
| Jim O'Toole, S (1, 1) OBP: 0.154, SLG: 0.154 Dick Simpson, R (8, PH) OBP: 0.167, SLG: 0.167 Jack Baldschun, R (8, 1) | | 0-3 K | | 0-0 5-3 | | | | 0-0 5-3 | | 2 0 0 0 0 1 1 1 0 0 0 0 0 0 0 0 0 0 0 0 0 | | | | | | | | | | | |
| Inning Stats | R: 0 E: 0 K: 0 S: 4 | H: 1 LOB: 1 BB: 0 P: 4 | R: 0 E: 0 K: 1 S: 5 | H: 0 LOB: 0 BB: 0 P: 5 | R: 0 E: 0 K: 2 S: 8 | H: 1 LOB: 1 BB: 0 P: 8 | R: 0 E: 0 K: 0 S: 3 | H: 0 LOB: 1 BB: 1 P: 7 | R: 1 E: 0 K: 0 S: 4 | H: 1 LOB: 0 BB: 0 P: 4 | R: 0 E: 0 K: 1 S: 5 | H: 0 LOB: 0 BB: 0 P: 5 | R: 0 E: 0 K: 0 S: 3 | H: 0 LOB: 0 BB: 0 P: 3 | R: 0 E: 0 K: 0 S: 4 | H: 2 LOB: 2 BB: 0 P: 4 | 1B: 3 2B: 1 3B: 0 HR: 1 | SF: 0 SAC: 0 DP: 1 HBP: 0 | WP: 0 PB: 0 SB: 0 CS: 0 | PA: 32 | |
| PITCHER Al Jackson, L (1, 1) ERA: 0.85 | IP: 9.0 WLS: W BF: 32 H: 5 R: 1 ER: 1 SO: 4 BB: 1 IBB: 0 HBP: 0 BLK: 0 WP: 0 HR: 1 S: 39 P: 43 ERA: 1.00 WHIP: 0.667 | | | | | | | | | | | | | | | | | | | PITCHER | IP: WLS: BF: H: R: ER: SO: BB: IBB: HBP: BLK: WP: HR: S: P: ERA: WHIP: |

Cincinnati Reds @ St. Louis Cardinals
 Busch Stadium, St. Louis, MO
 Sat May 28 1966, 7:05 PM CDT
 Att: 26,930 - Unknown

livebaseballscorecards.com

| | |
|-----|----|
| AB | 31 |
| R | 1 |
| H | 5 |
| RBI | 1 |
| BB | 1 |
| SO | 4 |
| LOB | 7 |



| Batter | 1 | 2 | 3 | 4 | 5 | 6 | 7 | 8 | 9 | AB | R | H | RBI | BB | SO | LOB |
|--|----------|-------------|---------|---------|-----------|---------|---------|--------|---|----|---|---|-----|----|----|-----|
| Julian Javier, R OBP: 0.286, SLG: 0.290 (1, 4) | 0-0 P4 | 0-0 F2 | | | 0-0 SH | | 0-0 P3 | | | 3 | 0 | 0 | 0 | 0 | 0 | 2 |
| Mike Shannon, R OBP: 0.263, SLG: 0.403 (1, 9) | 4-0 S BB | | 0-3 K | | 0-0 SH2-4 | | 0-3 K | | | 2 | 0 | 0 | 0 | 1 | 2 | 1 |
| Curt Flood, R OBP: 0.331, SLG: 0.433 (1, 8) | 0-3 K | | 0-0 SF9 | | 0-0 9-2 | | 0-0 6-3 | | | 4 | 1 | 1 | 0 | 0 | 1 | 4 |
| Orlando Cepeda, R OBP: 0.355, SLG: 0.542 (1, 3) | 0-0 6-3 | | 0-0 SF9 | | 0-0 3-H | | 0-0 G3 | | | 3 | 0 | 1 | 1 | 0 | 0 | 1 |
| Charley Smith, R OBP: 0.333, SLG: 0.434 (1, 5) | | 4-0 3B BB | 0-0 5-3 | | 0-0 2B | | 0-0 L7 | | | 3 | 1 | 0 | 0 | 1 | 1 | 1 |
| Tim McCarver, L OBP: 0.301, SLG: 0.444 (1, 2) | | 0-0 FC1-2-5 | | 0-0 F8 | | 0-0 F8 | | 0-0 1B | | 4 | 0 | 2 | 1 | 0 | 0 | 1 |
| Jerry Buchek, R OBP: 0.333, SLG: 0.396 (1, 6) | | 0-0 P4 | | 0-3 K | | 4-0 IBB | | 0-3 K | | 3 | 0 | 0 | 0 | 1 | 2 | 2 |
| Bobby Tolan, L OBP: 0.188, SLG: 0.207 (1, 7) | | 0-0 FC1-2-5 | | 0-0 1-3 | | 0-0 L4 | | | | 3 | 1 | 0 | 0 | 0 | 0 | 3 |
| Al Jackson, L OBP: 0.500, SLG: 0.800 (1, 1) | | 0-0 2B | | | 4-0 SH2-4 | | 0-0 WP | | | 2 | 0 | 2 | 1 | 1 | 0 | 0 |

| Inning Stats | R: 0 | H: 0 | E: 0 | K: 1 | S: 5 | R: 2 | H: 2 | E: 0 | K: 0 | S: 5 | R: 1 | H: 1 | E: 0 | K: 1 | S: 6 | R: 0 | H: 0 | E: 0 | K: 1 | S: 5 | R: 0 | H: 1 | E: 0 | K: 1 | S: 6 | R: 0 | H: 1 | E: 0 | K: 1 | S: 6 | R: 0 | H: 1 | E: 0 | K: 1 | S: 6 | R: 0 | H: 1 | E: 0 | K: 1 | S: 6 | | | | | | | | | |
|---------------------------------------|--------|-------|------|--------|-------|------|--------|-------|------|--------|-------|------|--------|-------|------|--------|-------|-------|--------|-------|------|--------|-------|------|--------|-------|------|--------|-------|------|--------|-------|------|--------|-------|------|--------|-------|------|------|----|----|---|---|-----|------|--|--|--|
| | LOB: 1 | BB: 1 | P: 9 | LOB: 1 | BB: 1 | P: 9 | LOB: 0 | BB: 0 | P: 6 | LOB: 0 | BB: 0 | P: 5 | LOB: 1 | BB: 1 | P: 7 | LOB: 2 | BB: 1 | P: 10 | LOB: 1 | BB: 0 | P: 6 | LOB: 1 | BB: 0 | P: 6 | LOB: 1 | BB: 0 | P: 6 | LOB: 1 | BB: 0 | P: 6 | LOB: 1 | BB: 0 | P: 6 | LOB: 1 | BB: 0 | P: 6 | LOB: 1 | BB: 0 | P: 6 | | | | | | | | | | |
| PITCHER | IP | WLS | BF | H | R | ER | SO | BB | IBB | HBP | BLK | WP | HR | S | P | ERA | WHIP | | | | | | | | | | | | | IP | WLS | BF | H | R | ER | SO | BB | IBB | HBP | BLK | WP | HR | S | P | ERA | WHIP | | | |
| Jim O'Toole, L ERA: 1.96 (1, 1) | 7.0 | L | 30 | 5 | 3 | 3 | 5 | 3 | 1 | 0 | 0 | 1 | 0 | 36 | 52 | 3.86 | 1.143 | | | | | | | | | | | | | | | | | | | | | | | | | | | | | | | | |
| Jack Baldschun, R ERA: 5.06 (8, 1) | 1.0 | | 4 | 1 | 0 | 0 | 1 | 0 | 0 | 0 | 0 | 0 | 0 | 6 | 6 | 0.00 | 1.000 | | | | | | | | | | | | | | | | | | | | | | | | | | | | | | | | |

BOTTOM

Cincinnati Reds @ St. Louis Cardinals
 Busch Stadium, St. Louis, MO
 Sat May 28 1966, 7:05 PM CDT
 Att. 26,930 - Unknown

| | |
|-----|----|
| AB | 27 |
| R | 3 |
| H | 6 |
| RBI | 3 |
| BB | 4 |
| SO | 6 |
| LOB | 15 |



| | | | |
|-------|--------|-------|--------|
| 1B: 2 | SF: 1 | WP: 1 | PA: 34 |
| 2B: 3 | SAC: 2 | PB: 0 | |
| 3B: 2 | DP: 1 | SB: 2 | |
| HR: 0 | HBP: 0 | CS: 0 | |

| Batter | 1 | 2 | 3 | 4 | 5 | 6 | 7 | 8 | 9 | 10 | AB R H RBI BB SO LOB | TOP | | | | | | | | | | | | |
|--|---|---------------------------------|------------------------------|---------------------------------|------------------------------|----------------------------------|------------------------------|---------------------------------|------------------------------|---------------------------------|------------------------------|---|---|---------------------------------|------------------------------|---------------------------------|------------------------------|---------------------------------|----------------------------------|------------------------------------|----------------------------------|--------|--|--|
| Tommy Helms, R (1, 5) OBP: 0.296, SLG: 0.370 | 0-0 F2 | | 0-3 K | | | 0-0 F8 | | 0-0 F8 | | 0-0 1B | 5 0 1 0 0 1 2 | Cincinnati Reds @ St. Louis Cardinals Busch Stadium, St. Louis, MO Sun May 29 1966, 3:33 AM CDT Att. 26,483 - Unknown | | | | | | | | | | | | |
| Pete Rose, S (1, 4) OBP: 0.296, SLG: 0.325 | 0-3 K | | | 0-0 F8 | | 0-0 1-3 | | 0-0 4-3 | | 0-0 6-3 | 5 0 0 0 0 1 2 | | | | | | | | | | | | | |
| Vada Pinson, L (1, 8) OBP: 0.380, SLG: 0.517 | 0-3 K | | | 0-0 4-3 | | | 0-0 F7 | 0-3 K | | | 4 0 0 0 0 2 0 | | | | | | | | | | | | | |
| Gordy Coleman, L (1, 3) OBP: 0.244, SLG: 0.231 | | 0-0 F7 | | 0-0 P6 | | | 0-0 1B | | 0-3 K | | 3 0 1 0 0 0 0 | | | | | | | | | | | | | |
| Tommy Harper, R (7, PR) OBP: 0.348, SLG: 0.325 | | | | | | | 2B | | | | 1 1 0 0 0 1 0 | | | | | | | | | | | | | |
| Art Shamsky, L (1, 9) OBP: 0.381, SLG: 0.660 | 0-0 F8 | | | 0-3 K | | | 0-0 2B | | 0-0 F2 | | 3 0 1 1 0 1 0 | | | | | | | | | | | | | |
| Dick Simpson, R (7, PR) OBP: 0.167, SLG: 0.167 | | | | | | | SF9 | | | | 0 1 0 0 0 0 0 | | | | | | | | | | | | | |
| Mel Queen, L (7, 9) OBP: 0.190, SLG: 0.088 | | | | | | | 1B | | | | 1 0 0 0 0 0 0 | | | | | | | | | | | | | |
| Deron Johnson, R (1, 7) OBP: 0.271, SLG: 0.344 | 0-0 6-3 | | | 0-0 F7 | | | SF9 | | 4-0 BB | | 3 0 1 0 1 0 0 | | | | | | | | | | | | | |
| Leo Cardenas, R (1, 6) OBP: 0.318, SLG: 0.372 | | | 4-0 BB | 0-0 1-3 | | | SF9 | | 0-0 1-3 | | 2 0 0 1 1 0 1 | | | | | | | | | | | | | |
| Johnny Edwards, L (1, 2) OBP: 0.351, SLG: 0.363 | | | 0-0 G1-6-3 | 0-0 1-2f | | 4-0 BB | 4-0 IBB | | | 0-3 K | 2 0 0 0 2 1 1 | | | | | | | | | | | | | |
| Joey Jay, S (1, 1) OBP: 0.200, SLG: 0.111 | | | 4-0 BB | | | 0-0 FC1-6 | 0-3 K | | | 0-3 K | 2 0 0 0 1 1 4 | | | | | | | | | | | | | |
| Billy McCool, R (8, 1) OBP: 0.400, SLG: 0.250 | | | | | | | | | | | 0 0 0 0 0 0 0 | | | | | | | | | | | | | |
| Tony Perez, R (10, PH) OBP: 0.333, SLG: 0.333 | | | | | | | | | | | 1 0 0 0 0 1 0 | | | | | | | | | | | | | |
| Ted Davidson, R (10, 1) | | | | | | | | | | | 0 0 0 0 0 0 0 | | | | | | | | | | | | | |
| Inning Stats | R: 0 E: 0 K: 2 S: 7 | H: 0 LOB: 0 BB: 0 P: 7 | R: 0 E: 0 K: 0 S: 3 | H: 0 LOB: 0 BB: 0 P: 3 | R: 0 E: 0 K: 1 S: 4 | H: 0 LOB: 1 BB: 2 P: 12 | R: 0 E: 0 K: 0 S: 3 | H: 0 LOB: 0 BB: 0 P: 3 | R: 0 E: 0 K: 1 S: 5 | H: 0 LOB: 0 BB: 0 P: 5 | R: 0 E: 0 K: 1 S: 5 | H: 3 LOB: 3 BB: 1 P: 12 | R: 0 E: 0 K: 1 S: 5 | H: 0 LOB: 0 BB: 0 P: 5 | R: 0 E: 0 K: 1 S: 5 | H: 0 LOB: 1 BB: 1 P: 9 | R: 0 E: 0 K: 2 S: 8 | H: 1 LOB: 1 BB: 0 P: 8 | 1B: 2 2B: 2 3B: 0 HR: 0 | SF: 1 SAC: 0 DP: 1 HBP: 0 | WP: 0 PB: 0 SB: 0 CS: 0 | PA: 38 | | |
| PITCHER | IP WLS BF H R ER SO BB IBB HBP BLK WP HR S P ERA WHIP | | | | | | | | | | | | IP WLS BF H R ER SO BB IBB HBP BLK WP HR S P ERA WHIP | | | | | | | | | | | |
| Nelson Briles, R (1, 1) ERA: 3.4 | 7.0 | | | | | | | | | | | | | | | | | | | | | | | |
| Joe Hoerner, L (8, 1) ERA: 0.73 | 3.0 | W | 11 | 1 | 0 | 0 | 4 | 1 | 0 | 0 | 0 | 0 | 0 | 0 | 0 | 18 | 22 | 0.00 | 0.667 | | | | | |

livebaseballscorecards.com

| | |
|-----|----|
| AB | 32 |
| R | 2 |
| H | 4 |
| RBI | 2 |
| BB | 5 |
| SO | 9 |
| LOB | 10 |



| Batter | 1 | 2 | 3 | 4 | 5 | 6 | 7 | 8 | 9 | 10 | AB R H RBI BB SO LOB |
|---|--------------------------|---|-----------|---|-----------------------|---|-------------------------|---|------------------|----|----------------------|
| Lou Brock, L (1, 9) OBP: 0.299, SLG: 0.370 | 0-0 5-3 S 1B | | 0-0 P4 | | 0-0 1-H 3B | | 4-0 1B BB | | 0-3 K | | 4 0 2 1 1 1 0 |
| Bobby Tolan, L (1, 7) OBP: 0.243, SLG: 0.219 | 1-0 5-3 1-2 HBP | | 0-0 G3 | | 0-0 F7 | | 0-0 1-3 2-H 1B | | 4-0 SH BB | | 3 1 1 1 1 0 1 |
| Curt Flood, R (1, 8) OBP: 0.323, SLG: 0.422 | 0-0 5-3 1-2 2-3 | | 0-0 F8 | | 0-0 6-3 | | 0-0 L7 | | 0-0 SH 1-H | | 4 0 0 0 0 0 5 |
| Orlando Cepeda, R (1, 3) OBP: 0.368, SLG: 0.559 | 0-3 K | | | | 0-0 G4-6-3 1B | | 0-0 2B | | 0-0 1B | | 4 0 3 0 0 1 2 |
| Jimmy Williams, R (8, PR) OBP: 0.500, SLG: 0.429 | | | | | | | | | | | 0 0 0 0 0 0 0 |
| Tito Francona, L (9, 3) OBP: 0.241, SLG: 0.185 | | | | | | | | | | | 0 0 0 0 0 0 0 |
| Tim McCarver, L (1, 2) OBP: 0.299, SLG: 0.433 | 4-0 IBB | | | | 0-0 G4-6-3 1-2f | | 0-0 6-3 | | 0-3 K | | 3 0 0 0 1 1 3 |
| Charley Smith, R (1, 5) OBP: 0.331, SLG: 0.424 | 0-0 F8 | | | | 4-0 CS BB | | 0-0 P6 | | 0-3 K | | 3 0 0 0 1 1 5 |
| Jerry Buchek, R (1, 6) OBP: 0.330, SLG: 0.390 | | | | | 0-0 CS 1-2 | | 0-0 5-3 | | 0-0 F3 P4 | | 4 0 1 0 0 0 1 |
| Julian Javier, R (1, 4) OBP: 0.278, SLG: 0.281 | | | | | | | 0-0 F8 | | 0-0 F7 | | 4 0 0 0 0 0 1 |
| Nelson Briles, R (1, 1) OBP: 0.200, SLG: 0.111 | | | | | | | 0-0 E2 1B | | 0-3 K | | 2 1 1 0 0 0 0 |
| Bob Skinner, L (7, PH) OBP: 0.250, SLG: 0.348 | | | | | | | | | | | 1 0 1 0 0 0 0 |
| Al Jackson, L (7, PR) OBP: 0.500, SLG: 0.800 | | | | | | | | | | | 0 1 0 0 0 0 0 |
| Joe Hoerner, R (8, 1) | | | | | | | | | | | 1 0 0 0 0 1 0 |

| Inning Stats | R: 0 | H: 1 | E: 0 | K: 1 | S: 6 | P: 11 | R: 0 | H: 1 | E: 0 | K: 0 | S: 3 | P: 3 | R: 0 | H: 0 | E: 0 | K: 0 | S: 3 | P: 3 | R: 0 | H: 1 | E: 0 | K: 0 | S: 2 | P: 6 | R: 1 | H: 2 | E: 0 | K: 0 | S: 5 | P: 5 | R: 0 | H: 1 | E: 0 | K: 0 | S: 4 | P: 4 | R: 1 | H: 2 | E: 1 | K: 0 | S: 5 | P: 9 | R: 0 | H: 1 | E: 0 | K: 2 | S: 8 | P: 8 | R: 0 | H: 0 | E: 0 | K: 2 | S: 7 | P: 7 | R: 1 | H: 0 | E: 1 | K: 0 | S: 1 | P: 5 | 1B: 7 | 2B: 1 | 3B: 1 | HR: 0 | SF: 0 | SAC: 1 | DP: 2 | HBP: 1 | WP: 0 | PA: 40 |
|--------------|------|------|------|------|------|-------|------|------|------|------|------|------|------|------|------|------|------|------|------|------|------|------|------|------|------|------|------|------|------|------|------|------|------|------|------|------|------|------|------|------|------|------|------|------|------|------|------|------|------|------|------|------|------|------|------|------|------|------|------|------|-------|-------|-------|-------|-------|--------|-------|--------|-------|--------|
|--------------|------|------|------|------|------|-------|------|------|------|------|------|------|------|------|------|------|------|------|------|------|------|------|------|------|------|------|------|------|------|------|------|------|------|------|------|------|------|------|------|------|------|------|------|------|------|------|------|------|------|------|------|------|------|------|------|------|------|------|------|------|-------|-------|-------|-------|-------|--------|-------|--------|-------|--------|


| PITCHER | IP | WLS | BF | H | R | ER | SO | BB | IBB | HBP | BLK | WP | HR | S | P | ERA | WHIP |
|--------------------------------------|-----|-----|----|---|---|----|----|----|-----|-----|-----|----|----|----|----|------|-------|
| Joey Jay, R (1, 1) ERA: 4.01 | 7.0 | | 31 | 9 | 2 | 2 | 1 | 2 | 1 | 1 | 0 | 0 | 0 | 29 | 42 | 2.57 | 1.571 |
| Billy McCool, L (8, 1) ERA: 1.03 | 2.0 | | 6 | 0 | 0 | 0 | 4 | 0 | 0 | 0 | 0 | 0 | 0 | 14 | 14 | 0.00 | 0.000 |
| Ted Davidson, L (10, 1) ERA: 3.55 | 0.0 | L | 2 | 0 | 1 | 0 | 0 | 1 | 0 | 0 | 0 | 0 | 0 | 1 | 5 | ∞ | ∞ |

BOTTOM

Cincinnati Reds @ St. Louis Cardinals
 Busch Stadium, St. Louis, MO
 Sun May 29 1966, 3:33 AM CDT
 Att: 26,483 - Unknown

livebaseballscorecards.com

| | |
|------------|-----------|
| AB | 33 |
| R | 3 |
| H | 9 |
| RBI | 2 |
| BB | 4 |
| SO | 5 |
| LOB | 18 |



| Batter | 1 | 2 | 3 | 4 | 5 | 6 | 7 | 8 | 9 | AB R H RBI BB SO LOB | TOP | |
|--|---|---|---|--|---|---|---|---|---|--|--|--|
| Tito Fuentes, S OBP: 0.328, SLG: 0.393 (1, 4) X | 0-0 6-3 | | 0-0 SH1-3 1B 2B | 0-0 F3 | | 0-0 CS 1B | | | 0-0 6-3 | 5 1 2 0 0 0 2 | | |
| Jim Davenport, R OBP: 0.344, SLG: 0.417 (1, 6) X | 0-0 F3 | | 0-0 SH1-3 | 0-0 1B | | 0-0 1B | | | 0-0 5-3 | 4 0 2 2 0 0 0 | | |
| Willie Mays, R OBP: 0.331, SLG: 0.523 (1, 8) X | 0-0 6-3 | | 0-0 FC6-4 1B | 0-0 1B | | 0-0 F3 | | | 0-3 K | 5 0 2 2 0 1 1 | | |
| Willie McCovey, L OBP: 0.400, SLG: 0.602 (1, 3) X | | 0-0 HR | 0-0 F4 | 0-0 3-1 | | | | | 0-3 K | 4 1 1 1 0 1 3 | | |
| Jim Ray Hart, R OBP: 0.397, SLG: 0.583 (1, 5) X | | 0-0 F8 | 0-0 FC6-4 | | 0-0 F6 | | | | 4-0 L5-3 BB | 3 0 0 0 1 0 1 | | |
| Cap Peterson, R OBP: 0.273, SLG: 0.268 (1, 7) X | | 0-0 HR 1B | | 0-0 F5 | | 0-0 K | | | 0-0 L5-3 | 4 1 1 0 0 1 1 | | |
| Don Landrum, L OBP: 0.219, SLG: 0.172 (9, 7) X | | | | | | | | | 1-2 K | 0 0 0 0 0 0 0 | | |
| Tom Haller, L OBP: 0.320, SLG: 0.430 (1, 2) X | | 0-0 HR | | 4-0 1B BB | | 0-3 K | | | 0-3 K | 3 2 1 2 1 2 0 | | |
| Ollie Brown, R OBP: 0.302, SLG: 0.288 (1, 9) X | | 0-3 K | | 0-0 1B 1B | | 0-0 1B SH1-4 1B | | | 0-0 5-3 | 4 2 2 0 0 1 0 | | |
| Ray Sadecki, L OBP: 0.308, SLG: 0.538 (1, 1) X | | 0-0 4-3 | | 0-0 1B 1B | | 0-0 SH1-4 | | | 0-3 K | 3 1 1 1 0 1 0 | | |
| Inning Stats | R: 0 E: 0 K: 0 S: 3 H: 0 LOB: 0 BB: 0 P: 3 | R: 3 E: 0 K: 1 S: 8 H: 3 LOB: 0 BB: 0 P: 8 | R: 1 E: 0 K: 0 S: 5 H: 2 LOB: 1 BB: 0 P: 5 | R: 3 E: 0 K: 0 S: 7 H: 4 LOB: 2 BB: 1 P: 11 | R: 0 E: 0 K: 2 S: 7 H: 0 LOB: 0 BB: 0 P: 7 | R: 1 E: 0 K: 0 S: 5 H: 3 LOB: 1 BB: 0 P: 5 | R: 0 E: 0 K: 1 S: 4 H: 0 LOB: 0 BB: 1 P: 8 | R: 0 E: 0 K: 2 S: 7 H: 0 LOB: 0 BB: 0 P: 7 | R: 0 E: 0 K: 1 S: 5 H: 0 LOB: 0 BB: 0 P: 5 | 1B: 9 2B: 2 3B: 0 HR: 2 SF: 0 SAC: 2 DP: 1 HBP: 0 | WP: 0 PB: 0 SB: 0 CS: 1 PA: 39 | |
| PITCHER | IP WLS BF H R ER SO BB IBB HBP BLK WP HR S P ERA WHIP | | | | | | | | | | | |
| Milt Pappas, R ERA: 3.47 (1, 1) | 3.1 L 18 7 7 7 1 1 0 0 0 0 0 2 19 23 18.90 2.400 | | | | | | | | | | | |
| Don Nottebart, R ERA: 1.4 (4, 1) | 1.2 7 2 0 0 2 0 0 0 0 0 0 0 11 11 0.00 1.200 | | | | | | | | | | | |
| Joe Nuxhall, L ERA: 6.97 (6, 1) | 2.0 8 3 1 1 1 1 0 0 0 0 0 9 13 4.50 2.000 | | | | | | | | | | | |
| Ted Davidson, L ERA: 3.07 (8, 1) | 2.0 6 0 0 0 0 3 0 0 0 0 0 0 12 12 0.00 0.000 | | | | | | | | | | | |

San Francisco Giants @ Cincinnati Reds
Crosley Field, Cincinnati, OH
Mon May 30 1966, 7:05 PM EDT
Att. 10,955 - Unknown

| | |
|-----|----|
| AB | 35 |
| R | 8 |
| H | 12 |
| RBI | 8 |
| BB | 2 |
| SO | 7 |
| LOB | 8 |



livebaseballscorecards.com

| Batter | 1 | 2 | 3 | 4 | 5 | 6 | 7 | 8 | 9 | AB | R | H | RBI | BB | SO | LOB |
|--|-----------|----------|----------------------------|----------|----------|-----------|-----------|-------------|--------------|----|---|---|-----|----|----|-----|
| Tommy Helms, R (1, 5) OBP: 0.301, SLG: 0.369 | 0-0 F9 ① | | 4-0 BB BB BB 1B BB 1-2 2-3 | | 0-3 K ③ | | | 0-0 1B | | 3 | 0 | 1 | 0 | 1 | 1 | 0 |
| Pete Rose, S (1, 4) OBP: 0.295, SLG: 0.323 | 0-0 F9 ② | | 0-0 FC6-4 1B 1-2 2-H 3-H | | | 0-0 F8 ① | | 0-0 F9 ① | | 4 | 0 | 1 | 2 | 0 | 0 | 1 |
| Vada Pinson, L (1, 9) OBP: 0.371, SLG: 0.503 | 0-0 4-3 ③ | | 0-0 F9 ② | | | 0-0 4-3 ② | | 0-3 K ② | | 4 | 0 | 0 | 0 | 0 | 1 | 3 |
| Don Pavletich, R (1, 3) OBP: 0.330, SLG: 0.453 | | 0-3 K ① | 0-0 FC6-4 ③ | | | 0-0 5-3 ③ | | 0-0 F7 ③ | | 4 | 0 | 0 | 0 | 0 | 1 | 3 |
| Deron Johnson, R (1, 7) OBP: 0.271, SLG: 0.341 | | 0-0 F9 ② | | 0-0 F4 ① | | | 0-0 F9 ① | | 0-0 WP 1B 1B | 4 | 1 | 1 | 0 | 0 | 0 | 0 |
| Leo Cardenas, R (1, 6) OBP: 0.309, SLG: 0.362 | | 0-3 K ③ | | 0-0 F7 ② | | | 0-0 1-3 ② | | 0-3 K ① | 4 | 0 | 0 | 0 | 0 | 2 | 1 |
| Tommy Harper, R (1, 8) OBP: 0.365, SLG: 0.373 | | | 4-0 BB BB BB 1B BB | | 0-0 F8 ③ | | | 0-0 HR | | 3 | 2 | 2 | 2 | 1 | 0 | 0 |
| Johnny Edwards, L (1, 2) OBP: 0.360, SLG: 0.358 | | | 4-0 BB BB BB 1B BB 1-2 | | 0-3 K ① | | | 0-0 F9 ② | | 1 | 1 | 0 | 0 | 2 | 1 | 0 |
| Jimmie Coker, R (9, PH) | | | | | | | | 0-0 F9 ③ | | 1 | 0 | 0 | 0 | 0 | 0 | 1 |
| Milt Pappas, R (1, 1) OBP: 0.187, SLG: 0.261 | | | 0-3 K ① | | 0-0 F8 ② | | | 0-0 FC6-4 ③ | | 1 | 0 | 0 | 0 | 0 | 1 | 2 |
| Don Nottbart, R (4, 1) | | | | | | | | | | 0 | 0 | 0 | 0 | 0 | 0 | 0 |
| Dick Simpson, R (5, PH) OBP: 0.143, SLG: 0.143 | | | | | | | | | | 1 | 0 | 0 | 0 | 0 | 0 | 0 |
| Joe Nuxhall, L (6, 1) | | | | | | | | | | 0 | 0 | 0 | 0 | 0 | 0 | 0 |
| Tony Perez, R (7, PH) OBP: 0.329, SLG: 0.328 | | | | | | | | | | 1 | 0 | 0 | 0 | 0 | 0 | 1 |
| Ted Davidson, R (8, 1) | | | | | | | | | | 0 | 0 | 0 | 0 | 0 | 0 | 0 |
| Giraldo Ruiz, S (9, PH) | | | | | | | | | | 1 | 0 | 0 | 0 | 0 | 0 | 1 |

| Inning Stats | R: 0 | H: 0 | E: 0 | LOB: 0 | K: 0 | BB: 0 | S: 3 | P: 3 | R: 0 | H: 0 | E: 0 | LOB: 0 | K: 0 | BB: 0 | S: 3 | P: 3 | R: 0 | H: 0 | E: 0 | LOB: 0 | K: 2 | BB: 0 | S: 7 | P: 7 | R: 2 | H: 1 | E: 0 | LOB: 2 | K: 1 | BB: 3 | S: 6 | P: 18 | R: 0 | H: 0 | E: 0 | LOB: 0 | K: 0 | BB: 0 | S: 3 | P: 3 | R: 0 | H: 0 | E: 0 | LOB: 0 | K: 2 | BB: 0 | S: 7 | P: 7 | R: 1 | H: 1 | E: 0 | LOB: 1 | K: 0 | BB: 1 | S: 4 | P: 8 | R: 0 | H: 1 | E: 0 | LOB: 1 | K: 1 | BB: 0 | S: 6 | P: 6 | R: 1 | H: 2 | E: 0 | LOB: 1 | K: 1 | BB: 0 | S: 7 | P: 7 | 1B: 4 | SF: 0 | 2B: 0 | SAC: 0 | 3B: 0 | DP: 0 | HR: 1 | HBP: 0 | WP: 1 | PA: 36 |
|---|------|------|------|--------|------|-------|------|------|------|------|------|--------|------|-------|------|------|------|------|------|--------|------|-------|------|------|------|------|------|--------|------|-------|------|-------|------|------|------|--------|------|-------|------|------|------|------|------|--------|------|-------|------|------|------|------|------|--------|------|-------|------|------|------|------|------|--------|------|-------|------|------|------|------|------|--------|------|-------|------|------|-------|-------|-------|--------|-------|-------|-------|--------|-------|--------|
| PITCHER Ray Sadecki, L (1, 1) ERA: 4.05 | IP | WLS | BF | H | R | ER | SO | BB | IBB | HBP | BLK | WP | HR | S | P | ERA | WHIP | IP | WLS | BF | H | R | ER | SO | BB | IBB | HBP | BLK | WP | HR | S | P | ERA | WHIP | IP | WLS | BF | H | R | ER | SO | BB | IBB | HBP | BLK | WP | HR | S | P | ERA | WHIP | | | | | | | | | | | | | | | | | | | | | | | | | | | | | | | |


BOTTOM

San Francisco Giants @ Cincinnati Reds
Crosley Field, Cincinnati, OH

Mon May 30 1966, 7:05 PM EDT
Att. 10,955 - Unknown

livebaseballscorecards.com

| | |
|-----|----|
| AB | 32 |
| R | 4 |
| H | 5 |
| RBI | 4 |
| BB | 4 |
| SO | 7 |
| LOB | 13 |



| Batter | 1 | 2 | 3 | 4 | 5 | 6 | 7 | 8 | 9 | AB R H RBI BB SO LOB | TOP | | | | | | | | | | | |
|--|---|---------------------------------|------------------------------|---------------------------------|-------------------------------|---------------------------------|------------------------------|---------------------------------|------------------------------|----------------------------------|--|---------------------------------|------------------------------|---------------------------------|------------------------------|---------------------------------|------------------------------|----------------------------------|----------------------------------|------------------------------------|----------------------------------|--------|
| Tito Fuentes, S (1, 4) OBP: 0.333, SLG: 0.397 | 0-0 6-3 | | | 0-0 SH3-4 1B | 0-0 2-H 1B | | | 0-0 5-3 | | 4 0 2 1 0 0 0 | San Francisco Giants @ Cincinnati Reds Crosley Field, Cincinnati, OH Tue May 31 1966, 7:05 PM EDT Att. 8,612 - Unknown livebaseballscorecards.com | | | | | | | | | | | |
| Jim Davenport, R (1, 6) OBP: 0.333, SLG: 0.402 | 0-3 K | | | 0-0 SH3-4 1-2 | | | 0-0 F4 | 0-3 K | | 3 0 0 0 0 2 0 | | | | | | | | | | | | |
| Willie Mays, R (1, 8) OBP: 0.330, SLG: 0.516 | 0-0 6-3 | | | 0-0 F8 | | | 0-0 1-3 | | 0-0 BB 1B | 4 1 1 0 0 0 1 | | | | | | | | | | | | |
| Willie McCovey, L (1, 3) OBP: 0.396, SLG: 0.587 | | 0-0 4-3 | | 0-3 K | | | 0-0 F8 | | 4-0 BB 1B 1-2 BB | 3 0 0 0 1 1 1 | | | | | | | | | | | | |
| Jim Ray Hart, R (1, 5) OBP: 0.394, SLG: 0.593 | | 0-0 F9 | | | 0-0 G3 | | 0-0 HR | | 0-3 K | 4 1 1 1 0 1 2 | | | | | | | | | | | | |
| Cap Peterson, R (1, 7) OBP: 0.277, SLG: 0.295 | | 0-3 K | | | 0-0 2B | | 0-0 F2 | | 0-0 1-3 2-H 1B | 3 1 1 0 0 1 0 1 0 1 1 0 0 0 | | | | | | | | | | | | |
| Don Landrum, L (7, 7) OBP: 0.231, SLG: 0.186 | | | | | 0-3 K | | 0-0 F6 | | 0-0 F6 | 4 0 0 0 0 1 2 | | | | | | | | | | | | |
| Tom Haller, L (1, 2) OBP: 0.312, SLG: 0.417 | | | 0-0 F4 | | 0-3 K | | 0-0 F6 | | 0-0 F6 | 2 1 0 0 1 1 0 | | | | | | | | | | | | |
| Ollie Brown, R (1, 9) OBP: 0.303, SLG: 0.283 | | | 0-3 K | | 4-0 2B IBB | | 0-0 F1 | | | 3 1 1 2 0 1 0 | | | | | | | | | | | | |
| Juan Marichal, R (1, 1) OBP: 0.325, SLG: 0.400 | | | 0-3 K | | 0-0 1-H 2-H 1B 2B | | | 0-0 5-3 | | | | | | | | | | | | | | |
| Inning Stats | R: 0 E: 0 K: 1 S: 5 | H: 0 LOB: 0 BB: 0 P: 5 | R: 0 E: 0 K: 1 S: 5 | H: 0 LOB: 0 BB: 0 P: 5 | R: 0 E: 0 K: 2 S: 7 | H: 0 LOB: 0 BB: 0 P: 7 | R: 0 E: 0 K: 1 S: 6 | H: 1 LOB: 1 BB: 0 P: 6 | R: 3 E: 0 K: 1 S: 7 | H: 3 LOB: 1 BB: 1 P: 11 | R: 0 E: 0 K: 0 S: 3 | H: 0 LOB: 0 BB: 0 P: 3 | R: 1 E: 0 K: 0 S: 4 | H: 1 LOB: 0 BB: 0 P: 4 | R: 0 E: 0 K: 1 S: 5 | H: 0 LOB: 0 BB: 0 P: 5 | R: 1 E: 0 K: 1 S: 6 | H: 2 LOB: 1 BB: 1 P: 10 | 1B: 4 2B: 2 3B: 0 HR: 1 | SF: 0 SAC: 1 DP: 0 HBP: 0 | WP: 0 PB: 0 SB: 0 CS: 0 | PA: 34 |
| PITCHER | IP WLS BF H R ER SO BB IBB HBP BLK WP HR S P ERA WHIP | | | | | | | | | | | | | | | | | | | | | |
| Sammy Ellis, R (1, 1) ERA: 5.46 | 7.0 L 26 5 4 4 6 0 1 0 0 0 0 1 37 41 5.14 0.714 | | | | | | | | | | | | | | | | | | | | | |
| Jack Baldschun, R (8, 1) ERA: 5.11 | 1.2 7 2 1 1 2 1 0 0 0 0 0 0 10 14 5.40 1.800 | | | | | | | | | | | | | | | | | | | | | |
| Ted Davidson, L (9, 1) ERA: 3.0 | 0.1 1 0 0 0 0 0 0 0 0 0 0 0 1 1 0.00 0.000 | | | | | | | | | | | | | | | | | | | | | |



| Batter | 1 | 2 | 3 | 4 | 5 | 6 | 7 | 8 | 9 | AB R H RBI BB SO LOB | TOP | | | | | | | | | |
|---|--|---------------------------------|------------------------------|---------------------------------|------------------------------|---------------------------------|------------------------------|---------------------------------|------------------------------|---------------------------------|------------------------------|---------------------------------|------------------------------|---------------------------------|------------------------------|---------------------------------|----------------------------------|------------------------------------|----------------------------------|--------|
| Joe Morgan, L (1, 4) OBP: 0.435, SLG: 0.442 | 0-0 F9 1B | | 0-0 L9 1B | | | 4-0 SH5-3 BB | | 0-0 1-3 2B | | 3 0 1 0 1 0 0 | | | | | | | | | | |
| Sonny Jackson, L (1, 6) OBP: 0.293, SLG: 0.277 | 0-0 1B | | 0-0 1-3 | | | 0-0 SH5-3 1-2 | | 0-0 L6 | | 3 1 1 0 0 0 2 | | | | | | | | | | |
| Jimmy Wynn, R (1, 8) OBP: 0.286, SLG: 0.398 | 0-0 1B | | | 0-0 F9 | | 0-0 6-3 | | 0-0 6-3 | | 4 0 1 1 0 0 3 | | | | | | | | | | |
| Jim Gentile, L (1, 3) OBP: 0.333, SLG: 0.464 | 0-3 K | | | 0-0 F7 | | | 0-3 K | | 0-0 F7 | 4 0 0 0 0 2 1 | | | | | | | | | | |
| Rusty Staub, L (1, 9) OBP: 0.315, SLG: 0.396 | 0-0 F5 | | | 0-0 F9 | | | 0-0 HR | | 0-0 1B | 4 1 2 1 0 0 1 | | | | | | | | | | |
| Felix Mantilla, R (1, 5) OBP: 0.200, SLG: 0.282 | | 0-0 F6 | | | 0-0 L5 | | 0-0 4-3 | | 0-0 F8 | 4 0 0 0 0 0 1 | | | | | | | | | | |
| Lee Maye, L (1, 7) OBP: 0.259, SLG: 0.380 | | 0-0 F8 | | | 0-0 6-3 | | 0-0 F8 | | 0-0 F7 | 4 0 0 0 0 0 1 | | | | | | | | | | |
| Ron Brand, R (1, 2) OBP: 0.462, SLG: 0.364 | | 0-0 F8 | | | 0-3 K | | | 0-0 FC1-6 1B | | 3 0 1 0 0 1 0 | | | | | | | | | | |
| Dave Giusti, R (1, 1) OBP: 0.238, SLG: 0.286 Claude Raymond, R (8, 1) | | | 0-3 K | | | 0-3 K | | 0-0 FC1-6 2B | | 3 0 0 0 0 2 1 0 0 0 0 0 0 0 | | | | | | | | | | |
| Inning Stats | R: 1 E: 0 K: 1 S: 7 | H: 2 LOB: 1 BB: 0 P: 7 | R: 0 E: 0 K: 0 S: 3 | H: 0 LOB: 0 BB: 0 P: 3 | R: 0 E: 0 K: 1 S: 5 | H: 0 LOB: 0 BB: 0 P: 5 | R: 0 E: 0 K: 1 S: 5 | H: 0 LOB: 0 BB: 0 P: 5 | R: 0 E: 0 K: 1 S: 5 | H: 0 LOB: 1 BB: 1 P: 9 | R: 1 E: 0 K: 1 S: 6 | H: 1 LOB: 0 BB: 0 P: 6 | R: 0 E: 0 K: 0 S: 5 | H: 2 LOB: 2 BB: 0 P: 5 | R: 0 E: 0 K: 0 S: 4 | H: 1 LOB: 1 BB: 0 P: 4 | 1B: 4 2B: 1 3B: 0 HR: 1 | SF: 0 SAC: 1 DP: 0 HBP: 0 | WP: 0 PB: 0 SB: 1 CS: 0 | PA: 34 |
| PITCHER Jim Maloney, R (1, 1) ERA: 1.83 | IP: 9.0 WLS: L BF: 34 H: 6 R: 2 ER: 2 SO: 5 BB: 1 IBB: 0 HBP: 0 BLK: 0 WP: 0 HR: 1 S: 43 P: 47 ERA: 2.00 WHIP: 0.778 | | | | | | | | | | | | | | | | | | | |
| PITCHER | IP: 9.0 WLS: L BF: 34 H: 6 R: 2 ER: 2 SO: 5 BB: 1 IBB: 0 HBP: 0 BLK: 0 WP: 0 HR: 1 S: 43 P: 47 ERA: 2.00 WHIP: 0.778 | | | | | | | | | | | | | | | | | | | |

Houston Astros @ Cincinnati Reds
 Crosley Field, Cincinnati, OH
 Wed Jun 01 1966, 7:05 PM EDT
 Att. 5,106 - Unknown - 64 F

livebaseballscorecards.com

| | |
|-----|----|
| AB | 32 |
| R | 2 |
| H | 6 |
| RBI | 2 |
| BB | 1 |
| SO | 5 |
| LOB | 10 |



| Batter | 1 | 2 | 3 | 4 | 5 | 6 | 7 | 8 | 9 | AB R H RBI BB SO LOB |
|--|-----------|------------|------------------|-----------|-----------------|------------------------|------------|------------|---|---|
| Tommy Helms, R OBP: 0.303, SLG: 0.367 (1, 5) | 0-0 F9 | | 0-0 2B 1B | | 0-0 6-3 | | 0-0 5-3 | | | 4 0 1 0 0 0 0 |
| Pete Rose, S OBP: 0.291, SLG: 0.324 (1, 4) | 0-0 1B | | 0-0 1-3 2B | | 0-0 F7 | | 0-0 L8 | | | 4 0 2 0 0 0 0 |
| Vada Pinson, L OBP: 0.366, SLG: 0.488 (1, 8) | 0-3 K | | 4-0 BB | | 0-0 F5 | | 0-0 6-3 | | | 3 0 0 0 1 1 1 |
| Gordy Coleman, L OBP: 0.250, SLG: 0.222 Dick Simpson, R OBP: 0.143, SLG: 0.143 Deron Johnson, R OBP: 0.269, SLG: 0.338 (1, 3) (6, PR) (7, 3) | 0-0 P6 | | 0-3 K | | 4-0 1B BB | | 0-0 6-3 | | | 2 0 0 0 1 1 4 0 0 0 0 0 0 0 1 0 0 0 0 0 0 |
| Art Shamsky, L OBP: 0.352, SLG: 0.583 (1, 9) | | 0-0 4-3 | 0-3 K | | 0-0 F8 | | 0-0 F5 | | | 4 0 0 0 0 1 4 |
| Leo Cardenas, R OBP: 0.325, SLG: 0.412 (1, 6) | | 0-0 1B | | 0-0 F3 | | 0-0 BB 1-3 1B | | 0-0 4-3 | | 4 0 2 0 0 0 0 |
| Tommy Harper, R OBP: 0.365, SLG: 0.371 (1, 7) | | 0-0 F8 | | 0-0 P5 | | 4-0 1-2 BB | | 0-3 K | | 3 0 0 0 1 1 1 |
| Johnny Edwards, L OBP: 0.333, SLG: 0.326 (1, 2) | | 0-0 F5 | | 0-3 K | | 0-0 F2 | | 0-0 F2 | | 4 0 0 0 0 1 4 |
| Jim Maloney, L OBP: 0.292, SLG: 0.261 (1, 1) | | | 0-0 4-3 | | 0-0 F7 | | 0-0 L6 | | | 3 0 0 0 0 0 0 |

| Inning Stats | R: 0 E: 0 K: 1 S: 6 | H: 1 LOB: 1 BB: 0 P: 6 | R: 0 E: 0 K: 0 S: 4 | H: 1 LOB: 1 BB: 0 P: 4 | R: 0 E: 0 K: 2 S: 9 | H: 2 LOB: 3 BB: 1 P: 13 | R: 0 E: 0 K: 1 S: 5 | H: 0 LOB: 0 BB: 0 P: 5 | R: 0 E: 0 K: 0 S: 3 | H: 0 LOB: 0 BB: 0 P: 3 | R: 0 E: 0 K: 0 S: 4 | H: 1 LOB: 3 BB: 2 P: 12 | R: 0 E: 0 K: 0 S: 3 | H: 0 LOB: 0 BB: 0 P: 3 | R: 0 E: 0 K: 0 S: 3 | H: 0 LOB: 0 BB: 0 P: 3 | R: 0 E: 0 K: 1 S: 5 | H: 0 LOB: 0 BB: 0 P: 5 | 1B: 4 2B: 1 3B: 0 HR: 0 | SF: 0 SAC: 0 DP: 0 HBP: 0 | WP: 0 PB: 0 SB: 0 CS: 0 | PA: 35 | |
|--|------------------------------|---------------------------------|------------------------------|---------------------------------|------------------------------|----------------------------------|------------------------------|---------------------------------|------------------------------|---------------------------------|------------------------------|----------------------------------|------------------------------|---------------------------------|------------------------------|---------------------------------|------------------------------|---------------------------------|----------------------------------|------------------------------------|----------------------------------|--------|--|
| PITCHER | IP | WLS | BF | H | R | ER | SO | BB | IBB | HBP | BLK | WP | HR | S | P | ERA | WHIP | | | | | | |
| Dave Giusti, R ERA: 2.17 (1, 1) | 7.0 | W | 29 | 5 | 0 | 0 | 4 | 3 | 0 | 0 | 0 | 0 | 0 | 34 | 46 | 0.00 | 1.143 | | | | | | |
| Claude Raymond, R ERA: 1.41 (8, 1) | 2.0 | S | 6 | 0 | 0 | 0 | 1 | 0 | 0 | 0 | 0 | 0 | 0 | 8 | 8 | 0.00 | 0.000 | | | | | | |

BOTTOM

Houston Astros @ Cincinnati Reds
Crosley Field, Cincinnati, OH

Wed Jun 01 1966, 7:05 PM EDT
Att. 5,106 - Unknown - 64 F

| | |
|-----|----|
| AB | 32 |
| R | 0 |
| H | 5 |
| RBI | 0 |
| BB | 3 |
| SO | 5 |
| LOB | 14 |



| | |
|-------|--------|
| WP: 0 | PA: 35 |
| ERA | WHIP |

| Batter | 1 | 2 | 3 | 4 | 5 | 6 | 7 | 8 | 9 | 10 | 11 | 12 | AB R H RBI BB SO LOB | TOP | | | | | | | | | | | |
|---|---|---|------------------------------|----------------------------------|------------------------------|---------------------------------|------------------------------|----------------------------------|------------------------------|---------------------------------|------------------------------|---------------------------------|--|----------------------------------|------------------------------|----------------------------------|---|----------------------------------|-----------------------------------|------------------------------------|----------------------------------|--------|---|---|-------|
| Joe Morgan, L OBP: 0.449, SLG: 0.443 (1, 4) | 0-3 K | 4-0 BB | | 4-0 1B BB | | 4-0 BB | | 4-0 BB | 4-0 1B BB | | 4-0 SH1-4 BB | 0-0 1B 1B | 2 1 1 0 5 1 0 | | | | | | | | | | | | |
| Sonny Jackson, L OBP: 0.304, SLG: 0.290 (1, 6) | 0-0 1B 1B | 0-3 K | | 0-0 1-3 1B | | 0-0 F7 | | 0-0 F7 | 0-0 1-3 1B | | 0-0 SH1-4 | 0-0 1B 1B | 6 2 4 1 0 1 3 | | | | | | | | | | | | |
| Jimmy Wynn, R OBP: 0.291, SLG: 0.404 (1, 8) | 0-0 1-3 1B | | 0-0 HR | 0-0 P4 | | 0-0 F2 | | 0-0 F2 | 0-3 K | | 0-0 6-3 | 0-0 1B 1B | 7 2 3 2 0 1 5 | | | | | | | | | | | | |
| Dave Nicholson, R OBP: 0.444, SLG: 0.531 (1, 9) | 0-3 K | | 0-0 2B HR | 0-3 K | | 4-0 1B BB | | 4-0 1B BB | 0-3 K | | 4-0 BB | 0-0 G5-3 HBP 1B | 5 1 2 4 2 3 6 | | | | | | | | | | | | |
| Felix Mantilla, R OBP: 0.255, SLG: 0.311 (1, 3) | 0-0 1-2 3-H 1B | | 0-0 G3 S 1B | | 0-3 K | | 0-0 1-2 G6-3 1B | | 0-0 F7 | | 0-3 K | 1-0 1B HBP | 6 1 3 1 0 2 4 | | | | | | | | | | | | |
| Bob Aspromonte, R OBP: 0.258, SLG: 0.276 Bob Lillis, R OBP: 0.200, SLG: 0.077 (12, PR) (12, 5) | 0-3 K | | 0-0 P6 | | 4-0 G4-6-3 BB | | 0-0 G6-3 | | | | | 0-0 1B 1B | 5 0 1 0 1 2 5 1 1 0 0 0 0 2 | | | | | | | | | | | | |
| Rusty Staub, L OBP: 0.314, SLG: 0.398 (1, 7) | | 0-0 F2 | 0-0 G3 | | 0-0 G4-6-3 | | 0-0 F5 | | | 0-3 K | | 0-0 1B 2B | 7 1 2 1 0 1 2 | | | | | | | | | | | | |
| Ron Brand, R OBP: 0.450, SLG: 0.389 (1, 2) | | 0-0 FC1-6 1B | 0-0 P4 | | 0-3 K | | 0-0 6-3 | | | 0-0 1B | | 0-0 1B 1B | 7 1 3 0 0 1 2 | | | | | | | | | | | | |
| Mike Cuellar, L OBP: 0.105, SLG: 0.105 Lee Maye, L OBP: 0.157, SLG: 0.376 Ron Taylor, R OBP: 0.113 Jim Owens, R OBP: 0.113 John Bateman, R OBP: 0.331, SLG: 0.514 Claude Raymond, R OBP: 0.113 Jim Gentile, L OBP: 0.336, SLG: 0.488 Aurelio Monteagudo, R OBP: 0.113 (1, 1) (8, PH) (8, 1) (9, 1) (10, PH) (10, 1) (12, PH) (12, 1) | | 0-0 FC1-6 BB | | 0-3 K | | 0-3 K | | 0-0 1-3 | | 0-3 K | | 0-0 1B 1B 1B | 3 0 0 0 0 0 2 1 1 0 1 0 0 0 0 0 1 1 0 0 0 0 0 0 0 0 1 1 1 2 0 0 0 0 0 0 0 0 0 0 0 0 | | | | | | | | | | | | |
| Inning Stats | R: 1 E: 0 K: 3 S: 12 | H: 3 LOB: 2 BB: 0 P: 12 | R: 0 E: 0 K: 1 S: 6 | H: 1 LOB: 2 BB: 1 P: 10 | R: 2 E: 0 K: 0 S: 6 | H: 3 LOB: 1 BB: 0 P: 6 | R: 0 E: 0 K: 2 S: 8 | H: 1 LOB: 2 BB: 1 P: 12 | R: 0 E: 0 K: 1 S: 4 | H: 0 LOB: 1 BB: 1 P: 8 | R: 0 E: 0 K: 0 S: 3 | H: 1 LOB: 0 BB: 1 P: 7 | R: 0 E: 0 K: 3 S: 10 | H: 1 LOB: 1 BB: 0 P: 10 | R: 0 E: 0 K: 1 S: 5 | H: 0 LOB: 2 BB: 2 P: 13 | R: 8 E: 0 K: 0 S: 11 | H: 9 LOB: 1 BB: 0 P: 12 | 1B: 17 2B: 2 3B: 0 HR: 1 | SF: 0 SAC: 1 DP: 3 HBP: 1 | WP: 0 PB: 0 SB: 1 CS: 0 | PA: 62 | | | |
| PITCHER | IP WLS BF H R ER SO BB IBB HBP BLK WP HR S P ERA WHIP | IP WLS BF H R ER SO BB IBB HBP BLK WP HR S P ERA WHIP | | | | | | | | | | | | | | | IP WLS BF H R ER SO BB IBB HBP BLK WP HR S P ERA WHIP | | | | | | | | |
| Jim O'Toole, L ERA: 2.42 (1, 1) | 3.1 | | | | | | | | | | | | | | | | | | | | | | | | |
| Don Nottebart, R ERA: 1.13 (4, 1) | 4.2 | 16 | 1 | 0 | 0 | 4 | 3 | 0 | 0 | 0 | 0 | 0 | 0 | 0 | 0 | 0 | 0 | 0 | 0 | 0 | 0 | 0 | 0 | 0 | 0.857 |
| Ted Davidson, L ERA: 3.0 (9, 1) | 0.0 | 0 | 0 | 0 | 0 | 0 | 0 | 0 | 0 | 0 | 0 | 0 | 0 | 0 | 0 | 0 | 0 | 0 | 0 | 0 | 0 | 0 | 0 | 0 | ∞ |
| Billy McCool, L ERA: 0.92 (9, 1) | 3.0 | 14 | 2 | 0 | 0 | 6 | 3 | 0 | 0 | 0 | 0 | 0 | 0 | 0 | 0 | 0 | 0 | 0 | 0 | 0 | 0 | 0 | 0 | 0 | 1.667 |
| Jack Baldschun, R ERA: 10.13 (12, 1) | 1.0 | L 12 | 9 | 8 | 8 | 0 | 0 | 0 | 1 | 0 | 0 | 0 | 0 | 0 | 0 | 0 | 0 | 0 | 0 | 0 | 0 | 0 | 0 | 0 | 72.00 |

Houston Astros @ Cincinnati Reds
Crosley Field, Cincinnati, OH
Thu Jun 02 1966, 7:05 PM EDT
Att: 5,152 - Unknown - 72 F

livebaseballscorecards.com

| | |
|-----|----|
| AB | 52 |
| R | 11 |
| H | 20 |
| RBI | 11 |
| BB | 8 |
| SO | 15 |
| LOB | 31 |



| Batter | 1 | 2 | 3 | 4 | 5 | 6 | 7 | 8 | 9 | AB R H RBI BB SO LOB | TOP | | | | | | | | | | | | | | | | |
|---|---|---------------------------------|------------------------------|---------------------------------|------------------------------|---------------------------------|------------------------------|---------------------------------|------------------------------|---------------------------------|-------------------------------|----------------------------------|------------------------------|---------------------------------|------------------------------|---------------------------------|------------------------------|----------------------------------|----------------------------------|------------------------------------|----------------------------------|--------|--|--|--|--|--|
| Adolfo Phillips, R (1, 8) OBP: 0.376, SLG: 0.496 | 0-3 K | | | 0-0 P4 | | 0-0 1B 2B | 0-0 F8 CS 1B | | | 4 1 2 0 0 1 0 | | | | | | | | | | | | | | | | | |
| Joey Amalfitano, R (1, 4) OBP: 0.179, SLG: 0.130 | 0-0 L8 | | | 0-0 P1 | | 0-0 1-3 | 0-0 F8 | | | 4 0 0 0 0 0 3 | | | | | | | | | | | | | | | | | |
| Billy Williams, L (1, 9) OBP: 0.278, SLG: 0.324 | 0-0 4-3 | | | 0-0 1B | | 0-0 14 2B 1B | 0-0 CS | 0-0 3-1 | | 4 1 2 2 0 0 0 | | | | | | | | | | | | | | | | | |
| Ron Santo, R (1, 6) OBP: 0.406, SLG: 0.494 | | 0-0 1-3 | | 0-0 P4 | | 0-0 14 2B 1B | | 0-3 K | | 4 1 1 0 0 1 1 | | | | | | | | | | | | | | | | | |
| Lee Thomas, L (1, 3) OBP: 0.262, SLG: 0.342 | | 0-0 F5 | | | 0-0 1B | 0-3 K | | 0-0 6-3 | | 4 0 1 0 0 1 2 | | | | | | | | | | | | | | | | | |
| 14 Ernie Banks, R (1, 5) OBP: 0.224, SLG: 0.294 | | 0-0 5-3 | | | 0-0 F9 | 0-0 HR 2B | | 0-0 F9 | | 4 1 1 2 0 0 1 | | | | | | | | | | | | | | | | | |
| Byron Browne, R (1, 7) OBP: 0.289, SLG: 0.455 | | | 0-0 6-3 | | 0-0 F8 | 0-0 HR | | 0-3 K | | 4 1 1 2 0 1 1 | | | | | | | | | | | | | | | | | |
| Randy Hundley, R (1, 2) OBP: 0.289, SLG: 0.391 | | | 0-3 K | | 0-0 F8 | 0-0 5-3 | | 4-0 BB | | 3 0 0 0 1 1 1 | | | | | | | | | | | | | | | | | |
| Dick Ellsworth, L (1, 1) OBP: 0.143, SLG: 0.111 | | | 0-0 6-3 | | | 0-0 2B 1B | 0-0 F9 | | 0-3 K | 3 1 1 0 0 0 0 | | | | | | | | | | | | | | | | | |
| Chuck Estrada, R (8, 1) | | | | | | | | | | 0 0 0 0 0 0 0 | | | | | | | | | | | | | | | | | |
| Carl Warwick, R (9, PH) OBP: 0.158, SLG: 0.158 | | | | | | | | | | 1 0 0 0 0 1 1 | | | | | | | | | | | | | | | | | |
| Inning Stats | R: 0 E: 0 K: 1 S: 5 | H: 0 LOB: 0 BB: 0 P: 5 | R: 0 E: 0 K: 0 S: 3 | H: 0 LOB: 0 BB: 0 P: 3 | R: 0 E: 0 K: 1 S: 5 | H: 0 LOB: 0 BB: 0 P: 5 | R: 0 E: 0 K: 0 S: 4 | H: 1 LOB: 1 BB: 0 P: 4 | R: 0 E: 0 K: 0 S: 4 | H: 1 LOB: 1 BB: 0 P: 4 | R: 6 E: 0 K: 1 S: 11 | H: 6 LOB: 0 BB: 0 P: 11 | R: 0 E: 0 K: 0 S: 3 | H: 1 LOB: 0 BB: 0 P: 3 | R: 0 E: 0 K: 1 S: 5 | H: 0 LOB: 0 BB: 0 P: 5 | R: 0 E: 0 K: 2 S: 7 | H: 0 LOB: 1 BB: 1 P: 11 | 1B: 6 2B: 2 3B: 0 HR: 1 | SF: 0 SAC: 0 DP: 0 HBP: 0 | WP: 0 PB: 0 SB: 1 CS: 1 | PA: 37 | | | | | |
| PITCHER | IP WLS BF H R ER SO BB IBB HBP BLK WP HR S P ERA WHIP | | | | | | | | | | | | | | | | | | | | | | | | | | |
| Milt Pappas, R (1, 1) ERA: 3.88 | 5.2 | | 24 | 7 | 5 | 5 | 3 | 0 | 0 | 0 | 0 | 0 | 0 | 30 | 30 | 7.94 | 1.235 | | | | | | | | | | |
| Joey Jay, R (6, 1) ERA: 4.08 | 1.1 | | 5 | 2 | 1 | 1 | 0 | 0 | 0 | 0 | 0 | 1 | 5 | 5 | 6.75 | 1.500 | | | | | | | | | | | |
| Joe Nuxhall, L (8, 1) ERA: 5.84 | 2.0 | W | 7 | 0 | 0 | 0 | 3 | 1 | 0 | 0 | 0 | 0 | 0 | 12 | 16 | 0.00 | 0.500 | | | | | | | | | | |

Chicago Cubs @ Cincinnati Reds
Crosley Field, Cincinnati, OH
Fri Jun 03 1966, 7:05 PM EDT
Att: 8,189 - Unknown - 75 F

livebaseballscorecards.com

| | |
|-----|----|
| AB | 35 |
| R | 6 |
| H | 9 |
| RBI | 6 |
| BB | 1 |
| SO | 6 |
| LOB | 10 |



| Batter | 1 | 2 | 3 | 4 | 5 | 6 | 7 | 8 | 9 |
|---|-----------------|-----------------------|------------------------|----------------------|----------------------------|-----------------|----------------|--|---|
| Tommy Harper, R OBP: 0.365, SLG: 0.384 (1, 9) (9, 7) | 0-0 6-3 ① | | 0-0 2B 2-H | | 0-0 5-3 ② | | 0-3 K ③ | 0-0 F7 ③ | |
| Tommy Helms, R OBP: 0.324, SLG: 0.400 (1, 5) | 0-0 L8 ② | | 0-0 1B | | 0-0 3B | | | 0-0 SH 1B 2B | |
| Vada Pinson, L OBP: 0.355, SLG: 0.467 (1, 8) | 0-0 F9 ③ | | 0-0 F7 ② | | 0-3 K ③ | | | 0-0 SH FC1-5 1B 2-3 | |
| Tony Perez, R OBP: 0.318, SLG: 0.315 (1, 3) | | 0-3 K ① | 0-0 G3 ③ | | 0-0 P4 ① | | | 0-0 SH FC1-5 1B 1B 1-2 3-H | |
| Pete Rose, S OBP: 0.289, SLG: 0.316 (1, 4) | | 4-0 BB G6-4-3 | | 0-0 1B 1B | | 0-0 5-3 ② | | 0-0 FC1-5 1B 2B 1-2 2-3f | |
| Leo Cardenas, R OBP: 0.325, SLG: 0.400 (1, 6) | | 0-0 G6-4-3 1-2f | | 0-3 K 1-3 ① | | 0-0 6-3 ③ | | 0-0 SH 2B 1B 1-3 2-H | |
| Deron Johnson, R OBP: 0.273, SLG: 0.341 Johnny Edwards, L OBP: 0.327, SLG: 0.319 (1, 7) (9, 2) | | | 0-0 1B 2B | | 0-0 1B G6-4-3 3-H | | 0-0 1-3 | 0-0 P3 1-2 | |
| Don Pavletich, R OBP: 0.340, SLG: 0.467 Dick Simpson, R OBP: 0.111, SLG: 0.111 (1, 2) (8, PR) (9, 9) | | | 0-0 2B 1B 2-H | | 0-0 G6-4-3 1-2f | | 0-0 1B | 0-0 1B 2B 2-H 3-H | |
| Milt Pappas, R OBP: 0.154, SLG: 0.240 Joey Jay, S OBP: 0.200, SLG: 0.111 Giraldo Ruiz, S (7, PH) Joe Nuxhall, L OBP: 0.250, SLG: 0.250 (8, 1) | | | 0-3 K ① | | 0-3 K ① | | 0-0 B1 ② | 0-0 1B 2-H | |

| Inning Stats | R: 0 E: 0 K: 0 S: 3 | H: 0 LOB: 0 BB: 0 P: 3 | R: 0 E: 0 K: 1 S: 4 | H: 0 LOB: 0 BB: 1 P: 8 | R: 2 E: 0 K: 1 S: 9 | H: 4 LOB: 2 BB: 0 P: 9 | R: 1 E: 0 K: 1 S: 6 | H: 2 LOB: 0 BB: 0 P: 6 | R: 0 E: 0 K: 2 S: 8 | H: 1 LOB: 1 BB: 0 P: 8 | R: 0 E: 0 K: 0 S: 3 | H: 0 LOB: 0 BB: 0 P: 3 | R: 0 E: 0 K: 1 S: 6 | H: 1 LOB: 1 BB: 0 P: 6 | R: 5 E: 1 K: 0 S: 9 | H: 5 LOB: 2 BB: 0 P: 9 |
|----------------------------------|------------------------------------|---------------------------------|------------------------------|---------------------------------|------------------------------|---------------------------------|------------------------------|---------------------------------|------------------------------|---------------------------------|------------------------------|---------------------------------|------------------------------|---------------------------------|------------------------------|---------------------------------|
| 1B: 8 2B: 4 3B: 1 HR: 0 | SF: 0 SAC: 1 DP: 2 HBP: 0 | WP: 0 PA: 37 | | | | | | | | | | | | | | |

| PITCHER | IP | WLS | BF | H | R | ER | SO | BB | IBB | HBP | BLK | WP | HR | S | P | ERA | WHIP |
|--|-----|-----|----|----|---|----|----|----|-----|-----|-----|----|----|----|----|------|-------|
| Dick Ellsworth, L ERA: 2.39 (1, 1) | 7.1 | L | 33 | 11 | 7 | 4 | 6 | 1 | 0 | 0 | 0 | 0 | 0 | 44 | 48 | 4.91 | 1.636 |
| Chuck Estrada, R ERA: (8, 1) | 0.2 | | 4 | 2 | 1 | 0 | 0 | 0 | 0 | 0 | 0 | 0 | 0 | 4 | 4 | 0.00 | 3.000 |


BOTTOM

Chicago Cubs @ Cincinnati Reds
Crosley Field, Cincinnati, OH

Fri Jun 03 1966, 7:05 PM EDT
Att. 8,189 - Unknown - 75 F

livebaseballscorecards.com

| | |
|-----|----|
| AB | 35 |
| R | 8 |
| H | 13 |
| RBI | 8 |
| BB | 1 |
| SO | 6 |
| LOB | 17 |



| Batter | 1 | 2 | 3 | 4 | 5 | 6 | 7 | 8 | 9 | AB R H RBI BB SO LOB | TOP | | | | | | | | | | | |
|---|---|---------------------------------|------------------------------|---------------------------------|------------------------------|---------------------------------|------------------------------|----------------------------------|------------------------------|---------------------------------|------------------------------|---------------------------------|------------------------------|---------------------------------|------------------------------|---------------------------------|------------------------------|----------------------------------|----------------------------------|------------------------------------|----------------------------------|--------|
| Adolfo Phillips, R (1, 8) OBP: 0.379, SLG: 0.492 | 0-0 1B | | | 4-0 SF8 BB | | 0-3 K | | 0-0 P4 | | 3 1 1 0 1 1 0 | | | | | | | | | | | | |
| Glenn Beckert, R (1, 4) OBP: 0.306, SLG: 0.325 | 0-0 1B | | | 0-3 K | | 0-0 4-3 | | 0-0 P4 | | 4 0 1 0 0 1 1 | | | | | | | | | | | | |
| Billy Williams, L (1, 9) OBP: 0.277, SLG: 0.330 | 0-0 G4-6-3 1-2f | | | 0-0 SF8 | | 0-0 HR 2B | | | 0-0 P6 | 3 1 1 1 0 0 1 | | | | | | | | | | | | |
| Ron Santo, R (1, 5) OBP: 0.413, SLG: 0.536 | | | 0-0 L7 | 0-0 HR | | 0-0 HR | | | 0-0 14 E 14 S 1B | 4 3 3 3 0 0 0 | | | | | | | | | | | | |
| 14 Ernie Banks, R (1, 3) OBP: 0.225, SLG: 0.292 | | | 0-0 F8 | 0-0 6-3 | | 0-0 P3 | | | 0-0 BB 1B | 4 0 1 1 0 0 0 | | | | | | | | | | | | |
| Byron Browne, R (1, 7) OBP: 0.295, SLG: 0.448 | | | 0-0 4-3 | | 4-0 6-3 S BB | | 0-3 K | | 4-0 BB | 2 0 0 0 2 1 0 | | | | | | | | | | | | |
| Randy Hundley, R (1, 2) OBP: 0.281, SLG: 0.380 | | | 0-0 5-3 | | 0-3 K | | 0-3 K | | 0-0 F9 | 4 0 0 0 0 2 3 | | | | | | | | | | | | |
| Don Kessinger, S (1, 6) OBP: 0.250, SLG: 0.250 | | | 0-0 5-3 | | 0-0 6-3 | | 0-0 4-3 | | 0-3 K | 4 0 0 0 0 1 3 | | | | | | | | | | | | |
| Ken Holtzman, R (1, 1) OBP: 0.063, SLG: 0.063 | | | 0-3 K | | 0-0 F2 | | | 0-0 3-1 | | 3 0 0 0 0 1 1 | | | | | | | | | | | | |
| Fergie Jenkins, R (8, 1) OBP: 0.412, SLG: 0.563 | | | | | | | | | | 0 0 0 0 0 0 0 | | | | | | | | | | | | |
| Billy Hoft, L (9, 1) OBP: 1.000, SLG: 1.000 | | | | | | | | | | 0 0 0 0 0 0 0 | | | | | | | | | | | | |
| Inning Stats | R: 0 E: 0 K: 0 S: 3 | H: 2 LOB: 0 BB: 0 P: 3 | R: 0 E: 0 K: 0 S: 3 | H: 0 LOB: 0 BB: 0 P: 3 | R: 0 E: 0 K: 1 S: 5 | H: 0 LOB: 0 BB: 0 P: 5 | R: 2 E: 0 K: 1 S: 6 | H: 1 LOB: 0 BB: 1 P: 10 | R: 0 E: 0 K: 1 S: 5 | H: 0 LOB: 1 BB: 1 P: 9 | R: 2 E: 0 K: 1 S: 7 | H: 2 LOB: 0 BB: 0 P: 7 | R: 0 E: 0 K: 2 S: 7 | H: 0 LOB: 0 BB: 0 P: 7 | R: 0 E: 0 K: 0 S: 3 | H: 0 LOB: 0 BB: 0 P: 3 | R: 1 E: 0 K: 1 S: 7 | H: 2 LOB: 2 BB: 1 P: 11 | 1B: 4 2B: 1 3B: 0 HR: 2 | SF: 1 SAC: 0 DP: 1 HBP: 0 | WP: 0 PB: 0 SB: 4 CS: 0 | PA: 35 |
| PITCHER | IP WLS BF H R ER SO BB IBB HBP BLK WP HR S P ERA WHIP | | | | | | | | | | | | | | | | | | | | | |
| Sammy Ellis, R (1, 1) ERA: 5.43 | 7.0 L 26 5 4 4 6 2 0 0 0 0 0 2 36 44 5.14 1.000 | | | | | | | | | | | | | | | | | | | | | |
| Don Nottebart, R (8, 1) ERA: 1.04 | 2.0 9 2 1 0 1 1 0 0 0 0 0 0 10 14 0.00 1.500 | | | | | | | | | | | | | | | | | | | | | |

Chicago Cubs @ Cincinnati Reds
 Crosley Field, Cincinnati, OH
 Sat Jun 04 1966, 3:33 AM EDT
 Att: 4,012 - Unknown - 85 F

livebaseballscorecards.com

AB 31
 R 5
 H 7
 RBI 5
 BB 3
 SO 7
 LOB 9



BOTTOM

Chicago Cubs @ Cincinnati Reds
Crosley Field, Cincinnati, OH

Sat Jun 04 1966, 3:33 AM EDT
Att. 4,012 - Unknown - 85 F

livebaseballscorecards.com

| | |
|-----|----|
| AB | 34 |
| R | 3 |
| H | 10 |
| RBI | 3 |
| BB | 1 |
| SO | 3 |
| LOB | 15 |



| | | | |
|-----|---|-----|----|
| WP: | 0 | PA: | 36 |
| PB: | 0 | SB: | 0 |
| CS: | 0 | | |

AB R H RBI BB SO LOB

| | | | | | | |
|---|---|---|---|---|---|---|
| 4 | 0 | 1 | 0 | 0 | 0 | 3 |
| 4 | 1 | 1 | 0 | 0 | 0 | 0 |
| 4 | 0 | 1 | 0 | 0 | 0 | 2 |
| 3 | 0 | 0 | 1 | 0 | 0 | 1 |
| 4 | 1 | 3 | 1 | 0 | 1 | 0 |
| 4 | 0 | 0 | 0 | 0 | 0 | 3 |
| 4 | 0 | 3 | 0 | 0 | 0 | 0 |
| 3 | 1 | 1 | 1 | 1 | 0 | 2 |
| 2 | 0 | 0 | 0 | 0 | 0 | 0 |
| 1 | 0 | 0 | 0 | 0 | 0 | 1 |
| 0 | 0 | 0 | 0 | 0 | 0 | 0 |
| 1 | 0 | 0 | 0 | 0 | 1 | 1 |

Batter 1 2 3 4 5 6 7 8 9

| | | | | | | | | | |
|--|------------|------------|-----------------------|--|-----------|-----------------|------------------|-----------------------|-----------|
| Tommy Harper, R OBP: 0.361, SLG: 0.388 (1, 9) | 0-0 F8 | | | 0-0 1B 2B | 0-0 L8 | | 0-0 4-3 | | |
| Tommy Helms, R OBP: 0.323, SLG: 0.397 (1, 5) | 0-0 6-3 | | | 0-0 SF7 1B | | 0-0 F8 | | 0-0 F8 | |
| Vada Pinson, L OBP: 0.353, SLG: 0.462 (1, 8) | 0-0 G3 | | | 0-0 FC3-2-5-2-5-1 1B 1-3 3-H | | 0-0 F8 | | 0-0 G6-4-3 1B | |
| Tony Perez, R OBP: 0.303, SLG: 0.303 (1, 3) | | 0-0 F9 | | 0-0 SF7 | | 0-0 F9 | | 0-0 G6-4-3 1-2f | |
| Pete Rose, S OBP: 0.299, SLG: 0.343 (1, 4) | | 0-3 K | | 0-0 2-3 1B | | 0-0 1B 1B | | 0-0 HR | |
| Don Pavletich, R OBP: 0.327, SLG: 0.448 (1, 2) | | 0-0 5-3 | | 0-0 L5 | | 0-0 P3 | | 0-0 P6 | |
| Deron Johnson, R OBP: 0.285, SLG: 0.352 (1, 7) | | | 0-0 G6-4-3 1B | | 0-0 P4 | | 0-0 1-3 1B | | 0-0 1B |
| Leo Cardenas, R OBP: 0.329, SLG: 0.418 (1, 6) | | | 0-0 G6-4-3 1-2f | | 0-0 HR | | 4-0 IBB | | 0-0 F7 |
| Sammy Ellis, L OBP: 0.217, SLG: 0.100 Giraldo Ruiz, S (7, PH) | | | 0-0 L6 | | 0-0 L7 | | 0-3 K | | 0-3 K |
| Don Nottebart, R (8, 1) | | | | | | | | | |
| Art Shamsky, L OBP: 0.351, SLG: 0.619 (9, PH) | | | | | | | | | |
| Dick Simpson, R OBP: 0.100, SLG: 0.100 (9, PH) | | | | | | | | | |

| | | | | | | | | | | | | | | | | | | | | |
|--------------|------------------------------|---------------------------------|------------------------------|---------------------------------|------------------------------|---------------------------------|------------------------------|---------------------------------|------------------------------|---------------------------------|------------------------------|---------------------------------|------------------------------|----------------------------------|------------------------------|---------------------------------|------------------------------|---------------------------------|----------------------------------|------------------------------------|
| Inning Stats | R: 0 E: 0 K: 0 S: 3 | H: 0 LOB: 0 BB: 0 P: 3 | R: 0 E: 0 K: 1 S: 5 | H: 0 LOB: 0 BB: 0 P: 5 | R: 0 E: 0 K: 0 S: 3 | H: 1 LOB: 0 BB: 0 P: 3 | R: 1 E: 0 K: 0 S: 6 | H: 3 LOB: 2 BB: 0 P: 6 | R: 1 E: 0 K: 0 S: 4 | H: 1 LOB: 0 BB: 0 P: 4 | R: 0 E: 0 K: 0 S: 3 | H: 0 LOB: 0 BB: 0 P: 3 | R: 0 E: 0 K: 1 S: 7 | H: 2 LOB: 3 BB: 1 P: 11 | R: 0 E: 0 K: 0 S: 3 | H: 1 LOB: 0 BB: 0 P: 3 | R: 1 E: 0 K: 1 S: 7 | H: 2 LOB: 1 BB: 0 P: 7 | 1B: 7 2B: 1 3B: 0 HR: 2 | SF: 1 SAC: 0 DP: 2 HBP: 0 |
|--------------|------------------------------|---------------------------------|------------------------------|---------------------------------|------------------------------|---------------------------------|------------------------------|---------------------------------|------------------------------|---------------------------------|------------------------------|---------------------------------|------------------------------|----------------------------------|------------------------------|---------------------------------|------------------------------|---------------------------------|----------------------------------|------------------------------------|

| | | | | | | | | | | | | | | | | | |
|--|-----|-----|----|---|---|----|----|----|-----|-----|-----|----|----|----|----|------|-------|
| PITCHER | IP | WLS | BF | H | R | ER | SO | BB | IBB | HBP | BLK | WP | HR | S | P | ERA | WHIP |
| Ken Holtzman, L ERA: 4.63 (1, 1) | 7.1 | W | 30 | 8 | 2 | 2 | 2 | 0 | 0 | 0 | 0 | 0 | 1 | 33 | 37 | 2.46 | 1.091 |
| Fergie Jenkins, R ERA: 3.78 (8, 1) | 1.1 | | 5 | 2 | 1 | 1 | 0 | 0 | 0 | 0 | 0 | 0 | 1 | 5 | 5 | 6.75 | 1.500 |
| Billy Hoefl, L ERA: 3.68 (9, 1) | 0.1 | S | 1 | 0 | 0 | 0 | 1 | 0 | 0 | 0 | 0 | 0 | 0 | 3 | 3 | 0.00 | 0.000 |

| | | | |
|-----|---|-----|----|
| WP: | 0 | PA: | 36 |
| PB: | 0 | SB: | 0 |
| CS: | 0 | | |

| Batter | 1 | 2 | 3 | 4 | 5 | 6 | 7 | 8 | 9 | AB R H RBI BB SO LOB | TOP | | | | | | | | | |
|--|---|---------------------------------|------------------------------|---------------------------------|------------------------------|---------------------------------|------------------------------|---------------------------------|------------------------------|---------------------------------|------------------------------|---------------------------------|------------------------------|----------------------------------|------------------------------|---------------------------------|----------------------------------|------------------------------------|----------------------------------|--------|
| Adolfo Phillips, R (1, 8) OBP: 0.380, SLG: 0.493 | 4-0 FC6-5 S BB | | 0-3 K | | 0-0 E5 FC6-4 | | 0-0 P3 | | 0-0 2B | 4 0 1 0 1 1 2 | | | | | | | | | | |
| Glenn Beckert, R (1, 4) OBP: 0.303, SLG: 0.321 | 0-0 FC6-5 FC4-6 1-3 | | 0-0 F7 | | 0-0 FC6-4 1-2f | | | 0-0 HR 1B | 0-0 5-3 | 5 1 1 0 0 0 5 | | | | | | | | | | |
| Billy Williams, L (1, 9) OBP: 0.275, SLG: 0.332 | 0-0 FC4-6 1B 1-2f | | 0-0 4-3 | | | 0-0 2B | | 0-0 P4 | 0-0 P6 | 5 0 1 0 0 0 5 | | | | | | | | | | |
| Ron Santo, R (1, 5) OBP: 0.420, SLG: 0.556 | 0-0 14 CS 1B | | 0-0 4-3 | | 4-0 G6-4-3 BB | | | 0-0 HR 1-H | | 3 1 2 2 1 0 0 | | | | | | | | | | |
| 14 Ernie Banks, R (1, 3) OBP: 0.225, SLG: 0.291 | 0-0 CS 1-2 | 0-0 F9 | | 0-0 1B | 0-0 F9 | | | 0-0 6-3 | | 4 0 1 0 0 0 2 | | | | | | | | | | |
| Byron Browne, R (1, 7) OBP: 0.293, SLG: 0.449 | | 0-3 K | | 0-3 K | 0-0 G6-4-3 1-2f | | | 0-0 2B | | 4 0 1 0 0 2 3 | | | | | | | | | | |
| Randy Hundley, R (1, 2) OBP: 0.287, SLG: 0.400 | | 0-0 6-3 | | 0-0 F9 | | | 0-0 HR | 4-0 BB | | 3 1 1 1 1 0 1 | | | | | | | | | | |
| Don Kessinger, S (1, 6) OBP: 0.252, SLG: 0.259 | | | 0-0 2B | | 0-0 6-3 | | 0-0 6-3 | 0-0 P6 | | 3 0 1 0 0 0 0 | | | | | | | | | | |
| Carl Warwick, R (8, PH) OBP: 0.150, SLG: 0.150 | | | | | | | | | | 1 0 0 0 0 0 2 | | | | | | | | | | |
| Joey Amalfitano, R (8, 6) OBP: 0.179, SLG: 0.130 | | | | | | | | | | 0 0 0 0 0 0 0 | | | | | | | | | | |
| Bill Hands, R (1, 1) OBP: 0.158, SLG: 0.118 | | | 4-0 BB | | 0-0 F8 | | 0-0 5-3 | | 0-3 K | 0 0 0 0 1 0 0 | | | | | | | | | | |
| George Altman, L (5, PH) OBP: 0.264, SLG: 0.426 | | | | | | | | | | 1 0 0 0 0 0 0 | | | | | | | | | | |
| Bill Connors, R (5, 1) | | | | | | | | | | 0 0 0 0 0 0 0 | | | | | | | | | | |
| Jimmy Stewart, S (7, PH) OBP: 0.186, SLG: 0.244 | | | | | | | | | | 1 0 0 0 0 0 0 | | | | | | | | | | |
| Billy Hoelt, L (7, 1) OBP: 1.000, SLG: 1.000 | | | | | | | | | | 0 0 0 0 0 0 0 | | | | | | | | | | |
| Chris Krug, R (8, PH) OBP: 0.222, SLG: 0.231 | | | | | | | | | | 1 0 0 0 0 1 0 | | | | | | | | | | |
| Inning Stats | R: 0 E: 0 K: 0 S: 3 | H: 1 LOB: 1 BB: 1 P: 7 | R: 0 E: 0 K: 1 S: 5 | H: 0 LOB: 0 BB: 0 P: 5 | R: 0 E: 0 K: 1 S: 6 | H: 1 LOB: 1 BB: 0 P: 6 | R: 0 E: 1 K: 0 S: 4 | H: 0 LOB: 1 BB: 0 P: 4 | R: 0 E: 0 K: 0 S: 3 | H: 1 LOB: 1 BB: 1 P: 7 | R: 1 E: 0 K: 0 S: 4 | H: 1 LOB: 0 BB: 0 P: 4 | R: 2 E: 0 K: 0 S: 6 | H: 3 LOB: 2 BB: 1 P: 10 | R: 0 E: 0 K: 1 S: 6 | H: 1 LOB: 1 BB: 0 P: 6 | 1B: 3 2B: 4 3B: 0 HR: 2 | SF: 0 SAC: 0 DP: 1 HBP: 0 | WP: 0 PB: 0 SB: 1 CS: 1 | PA: 40 |
| PITCHER | IP WLS BF H R ER SO BB IBB HBP BLK WP HR S P ERA WHIP | | | | | | | | | | | | | | | | | | | |
| Jim Maloney, R (1, 1) ERA: 2.03 | 7.2 W 34 8 3 3 3 4 0 0 0 0 0 2 36 52 3.52 1.565 | | | | | | | | | | | | | | | | | | | |
| Billy McCool, L (8, 1) ERA: 0.88 | 1.1 S 5 1 0 0 1 0 0 0 0 0 0 0 7 7 0.00 0.750 | | | | | | | | | | | | | | | | | | | |

Chicago Cubs @ Cincinnati Reds
Crosley Field, Cincinnati, OH
Sun Jun 05 1966, 3:33 AM EDT
Unknown - 87 F

livebaseballscorecards.com

| | |
|-----|----|
| AB | 35 |
| R | 3 |
| H | 9 |
| RBI | 3 |
| BB | 4 |
| SO | 4 |
| LOB | 20 |



| Batter | 1 | 2 | 3 | 4 | 5 | 6 | 7 | 8 | 9 | AB | R | H | RBI | BB | SO | LOB |
|--|-----------------|---------------|---------|--------------|--------------------|---------|-----------------|--------------|---|----|---|---|-----|----|----|-----|
| Tommy Harper, R (1, 9) OBP: 0.363, SLG: 0.389 | 0-0 4-3 | 0-0 CS 1B | | | 0-0 SH3-4 2B 1B | 0-0 6-3 | 0-0 F7 | | | 5 | 1 | 2 | 0 | 0 | 0 | 4 |
| Tommy Helms, R (1, 5) OBP: 0.321, SLG: 0.399 | 0-0 G3 1B 2B | 0-0 CS 1-2 | 0-0 P4 | | 0-0 SH3-4 1-2 | 0-0 P4 | | 0-0 P4 | | 4 | 1 | 1 | 0 | 0 | 0 | 1 |
| Vada Pinson, L (1, 8) OBP: 0.344, SLG: 0.449 | 0-0 G3 2-3 | | 0-0 1-3 | | 0-0 F8 | | 0-0 F9 | 0-0 G3 | | 5 | 0 | 0 | 0 | 0 | 0 | 2 |
| Gordy Coleman, L (1, 3) OBP: 0.269, SLG: 0.229 | 0-0 BB 1B | | 0-0 4-3 | | 4-0 2B BB | | 0-0 1B 1B | 0-0 3B | | 2 | 0 | 1 | 1 | 1 | 0 | 0 |
| Tony Perez, R (7, PH) OBP: 0.319, SLG: 0.346 | 3-H 1B | | | | | | | | | 2 | 1 | 2 | 0 | 0 | 0 | 0 |
| Pete Rose, S (1, 4) OBP: 0.307, SLG: 0.351 | 4-0 1-2 BB | | | 0-3 K | 0-0 1-3 2-H 2B | | 0-0 1B 1B | 0-0 5-3 | | 4 | 1 | 2 | 1 | 1 | 1 | 1 |
| Deron Johnson, R (1, 7) OBP: 0.284, SLG: 0.345 | 0-3 K | | | 4-0 HR BB | 0-0 6-3 | | 0-0 E6 BB 1B | | | 3 | 1 | 0 | 0 | 1 | 1 | 6 |
| Dick Simpson, R (7, PR) OBP: 0.100, SLG: 0.100 | K | | | | | | 1-2 2-3 | | | 0 | 0 | 0 | 0 | 0 | 0 | 0 |
| Leo Cardenas, R (1, 6) OBP: 0.339, SLG: 0.463 | | 0-0 HR | | | 0-0 1-H HR | | 0-0 F9 | 0-0 BB 1B | | 4 | 2 | 3 | 5 | 0 | 0 | 0 |
| Johnny Edwards, L (1, 2) OBP: 0.333, SLG: 0.330 | | 0-0 G3 | | | 0-0 F2 | | 0-0 1B 2B | 0-0 BB | | 3 | 1 | 1 | 0 | 1 | 0 | 0 |
| Jim Maloney, L (1, 1) OBP: 0.286, SLG: 0.259 | | 0-0 1-3 | | | 0-0 G3 | | 0-0 2-H 1B | 0-3 K | | 4 | 0 | 1 | 1 | 0 | 1 | 3 |
| Billy McCool, R (8, 1) OBP: 0.333, SLG: 0.200 | | | | | | | | | | 0 | 0 | 0 | 0 | 0 | 0 | 0 |

| Inning Stats | R: 1 | H: 2 | E: 0 | K: 1 | S: 7 | H: 2 | LOB: 2 | BB: 1 | P: 11 | R: 1 | H: 2 | E: 0 | K: 0 | S: 4 | H: 2 | LOB: 0 | BB: 0 | P: 4 | R: 0 | H: 0 | E: 0 | K: 0 | S: 3 | R: 2 | H: 1 | E: 0 | K: 1 | S: 6 | H: 2 | LOB: 2 | BB: 1 | P: 9 | R: 1 | H: 2 | E: 0 | K: 0 | S: 5 | H: 2 | LOB: 1 | BB: 0 | P: 5 | R: 2 | H: 3 | E: 1 | K: 1 | S: 9 | H: 1 | LOB: 1 | BB: 0 | P: 4 | R: 0 | H: 1 | E: 0 | K: 0 | S: 4 |
|--------------|------|------|------|------|------|------|--------|-------|-------|------|------|------|------|------|------|--------|-------|------|------|------|------|------|------|------|------|------|------|------|------|--------|-------|------|------|------|------|------|------|------|--------|-------|------|------|------|------|------|------|------|--------|-------|------|------|------|------|------|------|
|--------------|------|------|------|------|------|------|--------|-------|-------|------|------|------|------|------|------|--------|-------|------|------|------|------|------|------|------|------|------|------|------|------|--------|-------|------|------|------|------|------|------|------|--------|-------|------|------|------|------|------|------|------|--------|-------|------|------|------|------|------|------|


| PITCHER | IP | WLS | BF | H | R | ER | SO | BB | IBB | HBP | BLK | WP | HR | S | P | ERA | WHIP |
|-------------------------------------|-----|-----|----|---|---|----|----|----|-----|-----|-----|----|----|----|----|------|-------|
| Bill Hands, R (1, 1) ERA: 3.06 | 4.0 | L | 18 | 5 | 4 | 4 | 2 | 2 | 0 | 0 | 0 | 0 | 2 | 20 | 28 | 9.00 | 1.750 |
| Bill Connors, R (5, 1) ERA: 6.59 | 2.0 | | 11 | 4 | 2 | 2 | 0 | 1 | 0 | 0 | 0 | 0 | 0 | 10 | 14 | 9.00 | 2.500 |
| Billy Hoelt, L (7, 1) ERA: 3.75 | 2.0 | | 12 | 4 | 2 | 1 | 1 | 1 | 0 | 0 | 0 | 0 | 0 | 13 | 17 | 4.50 | 2.500 |

BOTTOM

Chicago Cubs @ Cincinnati Reds
Crosley Field, Cincinnati, OH

Sun Jun 05 1966, 3:33 AM EDT
Unknown - 87 F

| | |
|-----|----|
| AB | 36 |
| R | 8 |
| H | 13 |
| RBI | 8 |
| BB | 4 |
| SO | 3 |
| LOB | 17 |



| WP | HR | S | P | ERA | WHIP |
|----|----|---|----|-----|------|
| 0 | 0 | 0 | 42 | | |

Chicago Cubs @ Cincinnati Reds
Crosley Field, Cincinnati, OH

Sun Jun 05 1966, 3:38 AM EDT
Att: 11,974 - Unknown

livebaseballscorecards.com

| | |
|-----|----|
| AB | 40 |
| R | 9 |
| H | 15 |
| RBI | 9 |
| BB | 2 |
| SO | 6 |
| LOB | 16 |



| Batter | 1 | 2 | 3 | 4 | 5 | 6 | 7 | 8 | 9 | AB R H RBI BB SO LOB |
|--|---------------|----------------|-----------------|-------------|-----------------|-------------------|-------------|--------------|---------------------|----------------------|
| Adolfo Phillips, R OBP: 0.380, SLG: 0.511 (1, 8) X | 0-0 P4 1-H | | 0-0 HR 1-H | | 0-0 1B S | | 0-0 F5 1 | | 0-3 K 1 | 5 2 2 2 0 1 2 |
| Glenn Beckert, R OBP: 0.306, SLG: 0.325 (1, 4) X | 0-0 L9 2 | | 0-0 14 1B 2B | | 0-0 L8 1-2 | | 0-3 K 2 | | 4-0 1B 14 1B BB | 4 2 1 0 1 1 1 |
| Billy Williams, L OBP: 0.283, SLG: 0.338 (1, 9) X | 0-0 1B | | 0-0 P4 1 | | 0-0 F2 2 | | 0-0 1B | | 0-0 HBP 14 1B 1B | 5 1 3 2 0 0 2 |
| Ron Santo, R OBP: 0.414, SLG: 0.546 (1, 5) X (9, 6) | 0-0 F8 3 | | 0-3 K 2 | | 0-0 14 FC 1B | | 0-0 F9 3 | | 0-0 P3 2 | 5 0 1 1 0 1 5 |
| 14 Ernie Banks, R OBP: 0.231, SLG: 0.295 (1, 3) X | | 0-0 F5 1 | 0-0 1B 2-H | | 0-0 FC 1-2 | | | 0-0 6-3 1 | 0-0 HBP 1B | 5 1 2 2 0 0 1 |
| Byron Browne, R OBP: 0.303, SLG: 0.451 (1, 7) X | | 0-0 1B 1B 3 | 0-0 F9 3 | | | 0-0 E FC4-2 1B | | 0-3 K 2 | 0-0 1B HBP 1B | 4 0 2 0 0 1 1 |
| Chris Krug, R OBP: 0.241, SLG: 0.250 (1, 2) X | | 0-0 1B 2 | | 0-0 F9 1 | | 0-3 K 1 | | 0-3 K 3 | 0-0 1B 3 | 2 0 1 0 0 0 0 |
| George Altman, L OBP: 0.260, SLG: 0.420 (6, PH) | | | | | | | | | | 1 0 0 0 0 1 1 |
| Randy Hundley, R OBP: 0.289, SLG: 0.401 (6, 2) X | | | | | | | | | | 2 0 1 2 0 1 0 |
| Don Kessinger, S OBP: 0.247, SLG: 0.254 (1, 6) X | | | | | | | | | | 3 0 0 0 0 0 2 |
| Jimmy Stewart, S OBP: 0.205, SLG: 0.244 (9, PH) | | | | | | | | | | 0 1 0 0 1 0 0 |
| Joey Amalfitano, R OBP: 0.179, SLG: 0.130 (9, 5) X | | 4-3 | | | | | | | | 0 0 0 0 0 0 0 |
| Ernie Broglio, R OBP: 0.421, SLG: 0.412 (1, 1) X | | | | | | | | | | 2 1 1 0 0 0 0 |
| Chuck Estrada, R (4, 1) X | | | | | | | | | | 1 0 0 0 0 0 1 |
| Bob Hendley, R (7, 1) X | | | | | | | | | | 0 0 0 0 0 0 0 |
| Marty Keough, L OBP: 0.190, SLG: 0.105 (9, PH) X | | | | | | | | | | 0 0 0 0 0 0 0 |
| Carl Warwick, R OBP: 0.190, SLG: 0.190 (9, PH) X | | | | | | | | | | 1 1 1 0 0 0 0 |
| Fergie Jenkins, R OBP: 0.412, SLG: 0.563 (9, 1) X | | | HR 1B | | | | | | | 0 0 0 0 0 0 0 |

| Inning Stats | R: 0 | H: 1 | R: 0 | H: 2 | R: 3 | H: 4 | R: 0 | H: 0 | R: 1 | H: 2 | R: 0 | H: 1 | R: 0 | H: 1 | R: 0 | H: 0 | R: 5 | H: 4 | 1B: 13 | SF: 0 | WP: 0 | PA: 43 |
|--------------|------|--------|------|--------|------|--------|------|--------|------|--------|------|--------|------|--------|------|--------|------|--------|--------|--------|-------|--------|
| | E: 0 | LOB: 1 | E: 0 | LOB: 1 | E: 0 | LOB: 1 | E: 0 | LOB: 0 | E: 0 | LOB: 1 | E: 0 | LOB: 1 | E: 0 | LOB: 0 | E: 0 | LOB: 0 | E: 0 | LOB: 2 | 2B: 1 | SAC: 0 | PB: 0 | |
| | K: 0 | BB: 0 | K: 0 | BB: 0 | K: 1 | BB: 0 | K: 0 | BB: 0 | K: 0 | BB: 0 | K: 1 | BB: 0 | K: 1 | BB: 0 | K: 2 | BB: 0 | K: 1 | BB: 2 | 3B: 0 | DP: 0 | SB: 1 | |
| | S: 4 | P: 4 | S: 4 | P: 4 | S: 9 | P: 9 | S: 3 | P: 3 | S: 5 | P: 5 | S: 6 | P: 6 | S: 6 | P: 6 | S: 7 | P: 7 | S: 8 | P: 17 | HR: 1 | HBP: 1 | CS: 0 | |

| PITCHER | IP | WLS | BF | H | R | ER | SO | BB | IBB | HBP | BLK | WP | HR | S | P | ERA | WHIP |
|--|-----|-----|----|---|---|----|----|----|-----|-----|-----|----|----|----|----|-------|-------|
| Joey Jay, R ERA: 4.37 (1, 1) | 4.2 | | 22 | 9 | 4 | 4 | 1 | 0 | 0 | 0 | 0 | 0 | 1 | 24 | 24 | 7.71 | 1.929 |
| Don Nottebart, R ERA: 1.23 (5, 1) | 3.1 | | 13 | 2 | 1 | 1 | 4 | 1 | 0 | 0 | 0 | 0 | 0 | 20 | 24 | 2.70 | 0.900 |
| Billy McCool, L ERA: 2.01 (9, 1) | 0.2 | L | 6 | 3 | 2 | 2 | 1 | 1 | 0 | 0 | 0 | 0 | 0 | 7 | 11 | 27.00 | 6.000 |
| Jack Baldschun, R ERA: 9.88 (9, 1) | 0.1 | | 2 | 1 | 2 | 2 | 0 | 0 | 0 | 1 | 0 | 0 | 0 | 1 | 2 | 54.00 | 3.000 |

| Batter | 1 | 2 | 3 | 4 | 5 | 6 | 7 | 8 | 9 | AB R H RBI BB SO LOB | TOP |
|--|---|---|---|---|---|---|---|---|---|--|--|
| Tommy Harper, R (1, 9) OBP: 0.346, SLG: 0.379 | 0-0 E7 | | 0-0 F8 | | | 0-0 F7 | | 0-3 K | | 4 0 0 0 0 1 0 | Cincinnati Reds @ Philadelphia Phillies Connie Mack Stadium, Philadelphia, PA Tue Jun 07 1966, 7:05 PM EDT Att. 12,422 - Unknown livebaseballscorecards.com |
| Tommy Helms, R (1, 5) OBP: 0.317, SLG: 0.387 | 0-0 P9 | | 0-3 K | | | 0-0 P9 | | 0-0 P7 | 4 0 0 0 0 1 1 | | |
| Vada Pinson, L (1, 8) OBP: 0.348, SLG: 0.457 | 0-3 K | | | | 0-0 L3 | 0-0 1B | | 0-3 K | 4 0 1 0 0 2 1 | | |
| Gordy Coleman, L (1, 3) OBP: 0.259, SLG: 0.208 | 0-3 K | | | | 0-0 F8 | 0-3 K | | 0-0 F8 | 4 0 0 0 0 2 2 | | |
| Pete Rose, S (1, 4) OBP: 0.300, SLG: 0.358 | | 0-0 F8 | | | 0-0 F7 | | 0-0 4-3 | | 3 0 0 0 0 0 0 | | |
| Deron Johnson, R (1, 7) OBP: 0.290, SLG: 0.355 | | 0-0 1B | | | 0-3 K | | 0-3 K | | 3 0 1 0 0 2 0 | | |
| Leo Cardenas, R (1, 6) OBP: 0.348, SLG: 0.527 | | 0-3 K | | | 0-0 HR | | 0-3 K | | 3 1 1 1 0 2 1 | | |
| Johnny Edwards, L (1, 2) OBP: 0.331, SLG: 0.313 | | 0-0 F7 | | | 0-0 P4 | | 0-3 K | | 3 0 0 0 0 1 1 | | |
| Milt Pappas, R (1, 1) OBP: 0.143, SLG: 0.222 | | | 0-3 K | | | 0-3 K | | 0-3 K | 2 0 0 0 0 2 0 | | |
| Art Shamsky, L (8, PH) OBP: 0.342, SLG: 0.600 | | | | | | | | | 1 0 0 0 0 1 0 | | |
| Jim O'Toole, S (8, 1) OBP: 0.143, SLG: 0.143 | | | | | | | | | 0 0 0 0 0 0 0 | | |
| Inning Stats | R: 0 H: 0 E: 1 LOB: 1 K: 2 BB: 0 S: 8 P: 8 | R: 0 H: 1 E: 0 LOB: 1 K: 1 BB: 0 S: 6 P: 6 | R: 0 H: 0 E: 0 LOB: 0 K: 2 BB: 0 S: 7 P: 7 | R: 0 H: 0 E: 0 LOB: 0 K: 0 BB: 0 S: 3 P: 3 | R: 1 H: 1 E: 0 LOB: 0 K: 2 BB: 0 S: 8 P: 8 | R: 0 H: 1 E: 0 LOB: 1 K: 1 BB: 0 S: 6 P: 6 | R: 0 H: 0 E: 0 LOB: 0 K: 2 BB: 0 S: 7 P: 7 | R: 0 H: 0 E: 0 LOB: 0 K: 3 BB: 0 S: 9 P: 9 | R: 0 H: 0 E: 0 LOB: 0 K: 1 BB: 0 S: 5 P: 5 | 1B: 2 SF: 0 2B: 0 SAC: 0 3B: 0 DP: 0 HR: 1 HBP: 0 | WP: 0 PA: 31 PB: 0 SB: 0 CS: 0 |
| PITCHER Jim Bunning, R (1, 1) ERA: 1.61 | IP WLS BF H R ER SO BB IBB HBP BLK WP HR S P ERA WHIP | | | | | | | | | | |
| | 9.0 W 31 3 1 1 14 0 0 0 0 0 1 59 59 1.00 0.333 | | | | | | | | | | |

Cincinnati Reds @ Philadelphia Phillies
 Connie Mack Stadium, Philadelphia, PA
 Tue Jun 07 1966, 7:05 PM EDT
 Att. 12,422 - Unknown

| | |
|-----|----|
| AB | 31 |
| R | 1 |
| H | 3 |
| RBI | 1 |
| BB | 0 |
| SO | 14 |
| LOB | 6 |



| Batter | 1 | 2 | 3 | 4 | 5 | 6 | 7 | 8 | 9 | AB R H RBI BB SO LOB | TOP | |
|---|---|---|---|---|---|---|---|---|---|---|---|--|
| Tommy Harper, R (1, 9) OBP: 0.341, SLG: 0.372 | 0-0 FC6-4 1B | | 0-0 F8 | | 0-0 L7 | | 0-0 P3 | | 0-0 L8 | 5 0 1 0 0 0 0 | | |
| Tommy Helms, R (1, 5) OBP: 0.309, SLG: 0.378 | 0-0 F3 | | 0-0 F7 | | 0-0 6-3 | | | 0-0 6-3 | 0-0 5-3 | 5 0 0 0 0 0 1 | | |
| Pete Rose, S (1, 4) OBP: 0.297, SLG: 0.354 | 0-0 FC6-4 1-2f | | | 0-0 L8 | | 0-0 P4 | | 0-0 1B 1B | 0-0 6-3 | 5 1 1 0 0 0 1 | | |
| Deron Johnson, R (1, 7) OBP: 0.301, SLG: 0.385 | 0-0 1-3 | | | 0-0 HR | | 0-0 1B | | 0-0 1B 1-2 5-3 1B | | 4 2 3 1 0 0 1 | | |
| Tony Perez, R (1, 3) OBP: 0.323, SLG: 0.349 | | 0-0 F3 | | 0-0 1B 1B | | 0-0 L8 | | 0-0 1-3 2-H HR 1B | | 4 1 2 1 0 0 1 | | |
| Leo Cardenas, R (1, 6) OBP: 0.340, SLG: 0.514 | | 0-0 F8 | | 0-3 K | | 0-3 K | | 0-0 5-3 | | 4 0 0 1 0 2 3 | | |
| Vada Pinson, L (1, 8) OBP: 0.355, SLG: 0.462 Dick Simpson, R (5, 8) OBP: 0.167, SLG: 0.417 | | 0-0 1B | | 0-0 1-2 1B | | | 0-0 6-3 | 0-0 2-H HR | | 2 0 2 0 0 0 0 2 1 1 2 0 0 0 | | |
| Jimmie Coker, R (1, 2) OBP: 0.222, SLG: 0.667 | | 0-0 L8 | | 0-0 P4 | | | 0-0 HR | 0-0 FC5 2B | | 4 1 2 1 0 0 3 | | |
| Sammy Ellis, L (1, 1) OBP: 0.217, SLG: 0.100 Joe Nuxhall, L (2, 1) OBP: 0.200, SLG: 0.200 Ted Davidson, R (4, 1) Giraldo Ruiz, S (7, PH) Jack Baldschun, R (7, 1) Don Pavletich, R (8, PH) Billy McCool, R (8, 1) OBP: 0.324, SLG: 0.443 OBP: 0.333, SLG: 0.200 | | | 0-3 K | | 0-3 K | | 0-0 4-3 | 0-0 FC5 2-3 | | 0 0 0 0 0 0 0 1 0 0 0 0 0 1 0 1 0 0 0 0 0 1 0 1 0 0 0 0 0 0 0 0 0 0 0 0 0 0 0 1 0 0 0 0 0 0 1 0 0 0 0 0 0 0 0 | | |
| Inning Stats | R: 0 H: 1 E: 0 LOB: 1 K: 0 BB: 0 S: 4 P: 4 | R: 0 H: 1 E: 0 LOB: 1 K: 0 BB: 0 S: 4 P: 4 | R: 0 H: 0 E: 0 LOB: 0 K: 1 BB: 0 S: 5 P: 5 | R: 1 H: 3 E: 0 LOB: 2 K: 1 BB: 0 S: 8 P: 8 | R: 0 H: 0 E: 0 LOB: 0 K: 1 BB: 0 S: 5 P: 5 | R: 0 H: 1 E: 0 LOB: 1 K: 1 BB: 0 S: 6 P: 6 | R: 1 H: 1 E: 0 LOB: 0 K: 0 BB: 0 S: 4 P: 4 | R: 4 H: 5 E: 0 LOB: 1 K: 0 BB: 0 S: 8 P: 8 | R: 0 H: 0 E: 0 LOB: 0 K: 0 BB: 0 S: 3 P: 3 | 1B: 8 SF: 0 2B: 1 SAC: 0 3B: 0 DP: 0 HR: 3 HBP: 0 | WP: 0 PA: 39 PB: 0 SB: 0 CS: 0 | |
| PITCHER | IP WLS BF H R ER SO BB IBB HBP BLK WP HR S P ERA WHIP | | | | | | | | | | | |
| Chris Short, L (1, 1) ERA: 2.66 | 7.2 W 34 11 6 6 4 0 0 0 0 0 0 3 42 42 7.04 1.435 | | | | | | | | | | | |
| Darold Knowles, L (8, 1) ERA: 2.06 | 1.1 S 5 1 0 0 0 0 0 0 0 0 0 0 5 5 0.00 0.750 | | | | | | | | | | | |

Cincinnati Reds @ Philadelphia Phillies
 Connie Mack Stadium, Philadelphia, PA
 Wed Jun 08 1966, 7:05 PM EDT
 Att. 14,637 - Unknown

livebaseballscorecards.com

| | |
|-----|----|
| AB | 39 |
| R | 6 |
| H | 12 |
| RBI | 6 |
| BB | 0 |
| SO | 4 |
| LOB | 11 |



| Batter | 1 | 2 | 3 | 4 | 5 | 6 | 7 | 8 | 9 | AB | R | H | RBI | BB | SO | LOB |
|---|-------------------------------|------------|------------|---------------------------------------|-----------------|-----------|------------------------------|-----------|---|----|---|---|-----|----|----|-----|
| Cookie Rojas, R OBP: 0.324, SLG: 0.382 (1, 4) | 0-0 BB 1B | 0-0 4-3 | | 0-0 1-2 3-H G4-3 1B | 0-0 5-3 | | | 0-0 G3 | | 5 | 1 | 2 | 1 | 0 | 0 | 2 |
| Johnny Callison, L OBP: 0.311, SLG: 0.356 (1, 9) | 4-0 1B 1-2 HR BB | 0-0 G3 | | 0-0 G4-3 1-2f 2-3 | | 0-3 K | | 0-0 P6 | | 4 | 1 | 0 | 0 | 1 | 1 | 2 |
| Dick Allen, R OBP: 0.427, SLG: 0.738 (1, 7) | 0-3 K | | 0-0 1-3 | 0-0 HR | | 0-0 F4 | | | | 4 | 1 | 1 | 2 | 0 | 1 | 2 |
| Jackie Brandt, R OBP: 0.289, SLG: 0.203 (7, 7) | | | | | | | | | | 0 | 0 | 0 | 0 | 0 | 0 | 0 |
| Bill White, L OBP: 0.323, SLG: 0.413 (1, 3) | 0-0 1-3 2-H HR 1B | | 0-0 F8 | 0-3 K | | 0-0 P4 | | | | 4 | 1 | 1 | 1 | 0 | 1 | 0 |
| Tony Gonzalez, L OBP: 0.321, SLG: 0.413 (1, 8) | 0-0 1-H 3-H HR | | 0-3 K | | 0-0 1-3 | | 0-0 G4-6-3 1B 1B | | | 4 | 1 | 2 | 3 | 0 | 1 | 0 |
| Dick Groat, R OBP: 0.308, SLG: 0.347 (1, 6) | 0-0 1B | | | 0-0 SH 2B 1B | 0-0 6-3 | | 0-0 G4-6-3 1-2 1B | | | 2 | 1 | 2 | 0 | 0 | 0 | 0 |
| Bobby Wine, R OBP: 0.293, SLG: 0.302 (5, 6) | | | | | | | | | | 2 | 0 | 1 | 0 | 0 | 0 | 0 |
| Clay Dalrymple, L OBP: 0.352, SLG: 0.324 (1, 2) | 0-0 G4-6-3 1-3 1B | | | 0-0 SH 2B 1B | 0-0 HR | | 0-0 G4-6-3 1-2f 2-3 | | | 3 | 2 | 2 | 1 | 0 | 0 | 2 |
| Phil Linz, R OBP: 0.350, SLG: 0.368 (1, 5) | 0-0 G4-6-3 1-2f | | | 0-0 1B 1-3 2-H 2B | 0-0 1B BB | 0-0 K | | 0-3 K | | 3 | 1 | 1 | 1 | 1 | 1 | 3 |
| Chris Short, R OBP: 0.237, SLG: 0.237 (1, 1) | | | 0-0 L9 | 0-0 G4-3 2-3 3-H HR 1B | 0-0 1B | | | 0-3 K | | 3 | 1 | 2 | 1 | 0 | 0 | 0 |
| Darold Knowles, L OBP: 0.111, SLG: 0.111 (8, 1) | | | | | | | | | | 1 | 0 | 0 | 0 | 0 | 1 | 0 |

| Inning Stats | R: 4 | H: 5 | E: 0 | K: 1 | S: 9 | LOB: 1 | BB: 1 | P: 13 | R: 0 | H: 0 | E: 0 | K: 0 | S: 3 | LOB: 0 | BB: 0 | P: 3 | R: 0 | H: 0 | E: 0 | K: 1 | S: 5 | LOB: 0 | BB: 0 | P: 5 | R: 5 | H: 5 | E: 1 | K: 1 | S: 10 | LOB: 0 | BB: 0 | P: 10 | R: 1 | H: 2 | E: 0 | K: 0 | S: 5 | LOB: 2 | BB: 1 | P: 9 | R: 0 | H: 0 | E: 0 | K: 1 | S: 5 | LOB: 0 | BB: 0 | P: 5 | R: 0 | H: 2 | E: 0 | K: 1 | S: 6 | LOB: 1 | BB: 0 | P: 6 | R: 0 | H: 0 | E: 0 | K: 1 | S: 5 | LOB: 0 | BB: 0 | P: 5 |
|--------------|------|------|------|------|------|--------|-------|-------|------|------|------|------|------|--------|-------|------|------|------|------|------|------|--------|-------|------|------|------|------|------|-------|--------|-------|-------|------|------|------|------|------|--------|-------|------|------|------|------|------|------|--------|-------|------|------|------|------|------|------|--------|-------|------|------|------|------|------|------|--------|-------|------|
|--------------|------|------|------|------|------|--------|-------|-------|------|------|------|------|------|--------|-------|------|------|------|------|------|------|--------|-------|------|------|------|------|------|-------|--------|-------|-------|------|------|------|------|------|--------|-------|------|------|------|------|------|------|--------|-------|------|------|------|------|------|------|--------|-------|------|------|------|------|------|------|--------|-------|------|

| PITCHER | IP | WLS | BF | H | R | ER | SO | BB | IBB | HBP | BLK | WP | HR | S | P | ERA | WHIP |
|--------------------------------------|-----|-----|----|---|---|----|----|----|-----|-----|-----|----|----|----|----|-------|-------|
| Sammy Ellis, R ERA: 5.86 (1, 1) | 1.0 | L | 8 | 5 | 4 | 4 | 1 | 1 | 0 | 0 | 0 | 0 | 0 | 9 | 13 | 36.00 | 6.000 |
| Joe Nuxhall, L ERA: 6.28 (2, 1) | 2.0 | | 11 | 4 | 5 | 2 | 1 | 0 | 0 | 0 | 0 | 0 | 0 | 13 | 13 | 9.00 | 2.000 |
| Ted Davidson, L ERA: 3.0 (4, 1) | 3.0 | | 12 | 3 | 1 | 1 | 2 | 1 | 0 | 0 | 0 | 0 | 2 | 15 | 19 | 3.00 | 1.333 |
| Jack Baldschun, R ERA: 9.2 (7, 1) | 1.0 | | 4 | 2 | 0 | 0 | 1 | 0 | 0 | 0 | 0 | 0 | 0 | 6 | 6 | 0.00 | 2.000 |
| Billy McCool, L ERA: 1.95 (8, 1) | 1.0 | | 3 | 0 | 0 | 0 | 1 | 0 | 0 | 0 | 0 | 0 | 0 | 5 | 5 | 0.00 | 0.000 |

BOTTOM

Cincinnati Reds @ Philadelphia Phillies
Connie Mack Stadium, Philadelphia, PA

Wed Jun 08 1966, 7:05 PM EDT
 Att. 14,637 - Unknown

| | |
|-----|----|
| AB | 35 |
| R | 10 |
| H | 14 |
| RBI | 10 |
| BB | 2 |
| SO | 6 |
| LOB | 11 |



| 1B | 2B | 3B | HR | SF | SAC | DP | HBP | WP | PA |
|----|----|----|----|----|-----|----|-----|----|----|
| 10 | 1 | 0 | 3 | 0 | 3 | 0 | 0 | 0 | 38 |

| Batter | 1 | 2 | 3 | 4 | 5 | 6 | 7 | 8 | 9 | AB R H RBI BB SO LOB | TOP | | | | | | | | | |
|---|---|---------------------------------|------------------------------|---------------------------------|------------------------------|---------------------------------|------------------------------|---------------------------------|------------------------------|---------------------------------|---|------------------------------|---------------------------------|------------------------------|---------------------------------|------------------------------|---------------------------------|----------------------------------|------------------------------------|----------------------------------|
| Tommy Harper, R OBP: 0.343, SLG: 0.381 (1, 9) (8, 7) | 0-0 6-3 | | 0-0 2B | | 0-0 1B | | 0-0 F7 | | 0-0 4-3 | 5 0 2 0 0 0 1 | Cincinnati Reds @ Philadelphia Phillies Connie Mack Stadium, Philadelphia, PA Thu Jun 09 1966, 7:05 PM EDT Att. 13,566 - Unknown livebaseballscorecards.com | | | | | | | | | |
| Pete Rose, S OBP: 0.290, SLG: 0.345 (1, 4) | 0-0 3-1 | | 0-3 K | | 0-0 F8 | | 0-3 K | | 0-0 F7 | 5 0 0 0 0 2 3 | | | | | | | | | | |
| Vada Pinson, L OBP: 0.353, SLG: 0.458 (1, 8) | 0-0 1B | | 0-0 1-3 | | 0-0 F7 | | | | 0-0 F9 | 4 0 1 0 0 0 2 | | | | | | | | | | |
| Deron Johnson, R OBP: 0.294, SLG: 0.375 (1, 7) (8, 3) | 0-3 K | | 0-0 F3 | | 0-0 F9 | | | | 0-0 F9 | 4 0 0 0 0 1 3 | | | | | | | | | | |
| Tony Perez, R OBP: 0.320, SLG: 0.345 Dick Simpson, R OBP: 0.167, SLG: 0.417 (8, PR) (8, 9) | | 0-0 L8 | | 0-0 6-3 | | 0-0 F7 | | | 0-0 1B 1B | 4 0 1 0 0 0 0 0 1 0 0 0 0 0 | | | | | | | | | | |
| Tommy Helms, R OBP: 0.322, SLG: 0.395 Giraldo Ruiz, S (8, PR) (8, 5) | | 0-0 6-3 1B | | 0-0 2B | | 0-0 G5-4-3 1B | | | 0-0 1B 1B | 4 0 4 0 0 0 0 0 0 0 0 0 0 0 | | | | | | | | | | |
| Leo Cardenas, R OBP: 0.339, SLG: 0.508 (1, 6) | | 0-0 6-3 1-2 | | 0-0 L7 | | 0-0 G5-4-3 1-2 | | | 0-0 1-3 3-H 1B | 4 0 1 1 0 0 3 | | | | | | | | | | |
| Johnny Edwards, L OBP: 0.344, SLG: 0.317 (1, 2) | | 4-0 IBB | | 4-0 IBB | | | | | 0-0 SH3-4 1B | 2 0 1 0 2 1 3 | | | | | | | | | | |
| Joey Jay, S OBP: 0.200, SLG: 0.130 (1, 1) | | 0-0 3-1 | | 0-0 6-3 | | | | | 0-0 SH3-4 1-2 | 3 0 0 0 0 0 4 | | | | | | | | | | |
| Inning Stats | R: 0 E: 0 K: 1 S: 6 | H: 1 LOB: 1 BB: 0 P: 6 | R: 0 E: 0 K: 0 S: 4 | H: 1 LOB: 2 BB: 1 P: 8 | R: 0 E: 0 K: 1 S: 6 | H: 1 LOB: 1 BB: 0 P: 6 | R: 0 E: 0 K: 0 S: 4 | H: 1 LOB: 2 BB: 1 P: 8 | R: 0 E: 0 K: 0 S: 3 | H: 1 LOB: 0 BB: 0 P: 3 | | R: 0 E: 0 K: 1 S: 6 | H: 1 LOB: 1 BB: 0 P: 6 | R: 1 E: 0 K: 1 S: 8 | H: 3 LOB: 3 BB: 0 P: 8 | R: 0 E: 0 K: 0 S: 3 | H: 0 LOB: 0 BB: 0 P: 3 | 1B: 8 2B: 2 3B: 0 HR: 0 | SF: 0 SAC: 1 DP: 1 HBP: 0 | WP: 0 PB: 0 SB: 0 CS: 0 |
| PITCHER | IP WLS BF H R ER SO BB IBB HBP BLK WP HR S P ERA WHIP | | | | | | | | | | | | | | | | | | | |
| Bob Buhl, R ERA: 3.81 (1, 1) | 7.2 L 34 10 1 1 3 0 2 0 0 0 0 0 38 46 1.17 1.304 | | | | | | | | | | | | | | | | | | | |
| Darold Knowles, L ERA: 2.04 (8, 1) | 0.1 1 0 0 0 1 0 0 0 0 0 0 0 3 3 0.00 0.000 | | | | | | | | | | | | | | | | | | | |
| Terry Fox, R ERA: 5.31 (9, 1) | 1.0 3 0 0 0 0 0 0 0 0 0 0 0 3 3 0.00 0.000 | | | | | | | | | | | | | | | | | | | |



| Batter | 1 | 2 | 3 | 4 | 5 | 6 | 7 | 8 | 9 | AB | R | H | RBI | BB | SO | LOB |
|---|------------|-----------|-----------------|----------------|---|---------------------|-----------------------|--------------------|---------------------|----|---|---|-----|----|----|-----|
| Cookie Rojas, R OBP: 0.318, SLG: 0.375 (1, 4) | 0-0 5-3 | | 0-0 L4 | | | 0-0 5-3 | | 0-0 F9 | | 4 | 0 | 0 | 0 | 0 | 0 | 1 |
| Johnny Callison, L OBP: 0.315, SLG: 0.369 (1, 9) | 0-0 3B | | 0-0 CS 1B | | | 0-0 L9 | | 0-0 E3 FC6-4 | | 4 | 0 | 2 | 0 | 0 | 0 | 1 |
| Dick Allen, R OBP: 0.421, SLG: 0.717 (1, 7) | 0-0 P6 | | 0-0 CS | 4-0 S BB | | 0-0 6-3 | | 0-0 FC6-4 | | 3 | 0 | 0 | 0 | 1 | 0 | 3 |
| Bobby Wine, R OBP: 0.293, SLG: 0.302 (9, 6) | | | 1-2 | | | | | 1-2f | | 0 | 0 | 0 | 0 | 0 | 0 | 0 |
| Bill White, L OBP: 0.321, SLG: 0.410 (1, 3) | 0-0 F2 | | | 0-3 K | | | 0-0 G3 | | 0-0 G6-4-3 1B | 4 | 0 | 1 | 0 | 0 | 1 | 2 |
| Tony Gonzalez, L OBP: 0.319, SLG: 0.403 (1, 8) | | 0-3 K | | 0-3 K | | | 1-0 F8 S HBP | | 0-0 B1 | 3 | 0 | 0 | 0 | 0 | 2 | 2 |
| Dick Groat, R OBP: 0.303, SLG: 0.340 (1, 6) | | 0-0 F9 | | 0-0 P3 | | | 0-0 F8 | | 0-0 G6-4-3 | 4 | 0 | 0 | 0 | 0 | 0 | 3 |
| Clay Dalrymple, L OBP: 0.359, SLG: 0.327 (1, 2) | | 4-0 BB | | | | 0-0 G6-4-3 1B | | 0-0 6-3 | | 2 | 0 | 1 | 0 | 1 | 0 | 1 |
| Phil Linz, R OBP: 0.318, SLG: 0.333 (1, 5) | | 0-0 F9 | | | | 0-0 G6-4-3 | | 0-0 FC3-6 1B | | 2 | 0 | 0 | 0 | 0 | 0 | 2 |
| Doug Clemens, L OBP: 0.367, SLG: 0.343 (8, PH) | | | | | | 1-2f | | 1-2f | | 1 | 0 | 1 | 0 | 0 | 0 | 0 |
| Bob Buhl, R OBP: 0.200, SLG: 0.077 (1, 1) | | | 0-3 K | | | 0-3 K | | 0-0 FC3-6 E | | 2 | 0 | 0 | 0 | 0 | 2 | 0 |
| Darold Knowles, L OBP: 0.111, SLG: 0.111 (8, 1) | | | | | | | | 1-2f | | 0 | 0 | 0 | 0 | 0 | 0 | 0 |
| Harvey Kuenn, R OBP: 0.289, SLG: 0.409 (8, PH) | | | | | | | | | | 1 | 0 | 0 | 0 | 0 | 0 | 1 |
| Terry Fox, R (9, 1) | | | | | | | | | | 0 | 0 | 0 | 0 | 0 | 0 | 0 |

| Inning Stats | R: 0 | H: 1 | R: 0 | H: 0 | R: 0 | H: 1 | R: 0 | H: 0 | R: 0 | H: 1 | R: 0 | H: 0 | R: 0 | H: 0 | R: 0 | H: 1 | R: 0 | H: 1 | R: 0 | H: 1 | 1B: 4 | SF: 0 | WP: 0 | PA: 34 |
|--------------|--------|------|--------|------|--------|------|--------|------|--------|------|--------|------|--------|------|--------|------|--------|------|--------|------|--------|-------|--------|--------|
| E: 0 | LOB: 1 | E: 0 | LOB: 1 | E: 0 | LOB: 0 | E: 0 | LOB: 1 | E: 0 | LOB: 0 | E: 1 | LOB: 2 | E: 0 | LOB: 0 | E: 0 | LOB: 0 | E: 0 | LOB: 0 | E: 0 | LOB: 0 | E: 0 | LOB: 0 | 2B: 0 | SAC: 0 | PB: 0 |
| K: 0 | BB: 0 | K: 1 | BB: 1 | K: 1 | BB: 0 | K: 2 | BB: 1 | K: 0 | BB: 0 | K: 0 | BB: 0 | K: 0 | BB: 0 | K: 0 | BB: 0 | K: 0 | BB: 0 | K: 0 | BB: 0 | K: 0 | BB: 0 | 3B: 1 | DP: 2 | SB: 2 |
| S: 4 | P: 4 | S: 5 | P: 9 | S: 5 | P: 5 | S: 7 | P: 11 | S: 3 | P: 3 | S: 5 | P: 5 | S: 3 | P: 3 | S: 3 | P: 3 | S: 5 | P: 5 | S: 3 | P: 3 | S: 5 | P: 5 | HR: 0 | HBP: 1 | CS: 1 |

| PITCHER | IP | WLS | BF | H | R | ER | SO | BB | IBB | HBP | BLK | WP | HR | S | P | ERA | WHIP | PITCHER | IP | WLS | BF | H | R | ER | SO | BB | IBB | HBP | BLK | WP | HR | S | P | ERA | WHIP | |
|---------------------------------|-----|-----|----|---|---|----|----|----|-----|-----|-----|----|----|----|----|------|-------|---------|----|-----|----|---|---|----|----|----|-----|-----|-----|----|----|---|---|-----|------|--|
| Joey Jay, R ERA: 3.78 (1, 1) | 9.0 | W | 33 | 5 | 0 | 0 | 5 | 2 | 0 | 1 | 0 | 0 | 0 | 40 | 49 | 0.00 | 0.778 | | | | | | | | | | | | | | | | | | | |

BOTTOM

Cincinnati Reds @ Philadelphia Phillies
Connie Mack Stadium, Philadelphia, PA

Thu Jun 09 1966, 7:05 PM EDT
 Att. 13,566 - Unknown

| | |
|------------|-----------|
| AB | 30 |
| R | 0 |
| H | 5 |
| RBI | 0 |
| BB | 2 |
| SO | 5 |
| LOB | 16 |



| WP | PA |
|----|----|
| 0 | 34 |

| Batter | 1 | 2 | 3 | 4 | 5 | 6 | 7 | 8 | 9 | AB R H RBI BB SO LOB | TOP | | | | | | | | | | | | |
|---|------------------------------|---------------------------------|------------------------------|---------------------------------|------------------------------|---------------------------------|------------------------------|---------------------------------|------------------------------|---|------------------------------|---------------------------------|------------------------------|---------------------------------|------------------------------|---------------------------------|------------------------------|---------------------------------|----------------------------------|------------------------------------|----------------------------------|--------|---|
| Tommy Harper, R OBP: 0.340, SLG: 0.377 (1, 9) X | 0-0 F8 ① | | 0-0 F8 ③ | | | 0-0 1B | | 0-0 FC6 1-2f ③ | | 4 0 1 0 0 0 1 | | | | | | | | | | | | | |
| Pete Rose, S OBP: 0.290, SLG: 0.340 (1, 4) B B B | 4-0 FC6-4 BB | | | 0-0 5-3 ① | | 0-0 F9 ② | | 0-0 P4 ① | | 3 0 0 0 1 0 1 | | | | | | | | | | | | | |
| Vada Pinson, L OBP: 0.346, SLG: 0.448 (1, 8) X | 0-0 F5 ② | | | 0-0 B1-3 ② | | 0-0 F9 ③ | | 0-0 P6 ② | | 4 0 0 0 0 0 2 | | | | | | | | | | | | | |
| Deron Johnson, R OBP: 0.287, SLG: 0.366 (1, 7) X | 0-0 FC6-4 1-2f ③ | | | 0-3 K ③ | | | 0-0 5-3 ① | | 0-0 F7 ③ | 4 0 0 0 0 1 1 | | | | | | | | | | | | | |
| Tony Perez, R OBP: 0.320, SLG: 0.344 (1, 3) X | | 0-0 F8 ① | | | 0-0 G4-3 1B | | 0-0 4-3 ② | | | 3 0 1 0 0 0 0 | | | | | | | | | | | | | |
| Leo Cardenas, R OBP: 0.333, SLG: 0.500 (1, 6) X | | 0-0 F9 ② | | | 0-0 G4-3 1-2f ① ② | | 0-0 6-3 ③ | | | 3 0 0 0 0 0 1 | | | | | | | | | | | | | |
| Giraldo Ruiz, S OBP: 0.083, SLG: 0.083 (1, 5) X | | 0-0 P4 ③ | | | 0-0 1B | | | 0-3 K ① | | 3 0 1 0 0 1 0 | | | | | | | | | | | | | |
| Jimmie Coker, R OBP: 0.167, SLG: 0.500 (1, 2) S S S | | | 0-3 K ① | | 0-0 P4 ③ | | | 0-0 6-3 ② | | 3 0 0 0 0 1 1 | | | | | | | | | | | | | |
| Jim Maloney, L OBP: 0.267, SLG: 0.241 Don Pavletich, R OBP: 0.330, SLG: 0.449 Jack Baldschun, R (8, 1) | | | 0-3 K ② | | | 0-0 4-3 ① | | 0-0 FC6 1B | | 2 0 0 0 0 1 0 1 0 1 0 0 0 0 0 0 0 0 0 0 0 | | | | | | | | | | | | | |
| Inning Stats | R: 0 E: 0 K: 0 S: 3 | H: 0 LOB: 1 BB: 1 P: 7 | R: 0 E: 0 K: 0 S: 3 | H: 0 LOB: 0 BB: 0 P: 3 | R: 0 E: 0 K: 2 S: 7 | H: 0 LOB: 0 BB: 0 P: 7 | R: 0 E: 0 K: 1 S: 5 | H: 0 LOB: 0 BB: 0 P: 5 | R: 0 E: 0 K: 0 S: 4 | H: 2 LOB: 1 BB: 0 P: 4 | R: 0 E: 0 K: 0 S: 4 | H: 1 LOB: 1 BB: 0 P: 4 | R: 0 E: 0 K: 0 S: 3 | H: 0 LOB: 0 BB: 0 P: 3 | R: 0 E: 0 K: 1 S: 6 | H: 1 LOB: 1 BB: 0 P: 6 | R: 0 E: 0 K: 0 S: 3 | H: 0 LOB: 0 BB: 0 P: 3 | 1B: 4 2B: 0 3B: 0 HR: 0 | SF: 0 SAC: 0 DP: 1 HBP: 0 | WP: 0 PB: 0 SB: 0 CS: 0 | PA: 31 | |
| PITCHER Dick Rusteck, L ERA: (1, 1) | IP 9.0 | WLS W | BF 31 | H 4 | R 0 | ER 0 | SO 4 | BB 1 | IBB 0 | HBP 0 | BLK 0 | WP 0 | HR 0 | S 38 | P 42 | ERA 0.00 | WHIP 0.556 | | | | | | PITCHER IP WLS BF H R ER SO BB IBB HBP BLK WP HR S P ERA WHIP |

Cincinnati Reds @ New York Mets
Shea Stadium, Flushing, NY
Fri Jun 10 1966, 7:05 PM EDT
Att. 33,977 - Unknown

livebaseballscorecards.com

| | |
|-----|----|
| AB | 30 |
| R | 0 |
| H | 4 |
| RBI | 0 |
| BB | 1 |
| SO | 4 |
| LOB | 7 |



| Batter | 1 | 2 | 3 | 4 | 5 | 6 | 7 | 8 | 9 | AB | R | H | RBI | BB | SO | LOB |
|--|--------------------------|-------------------------|---|------------|--------------------|------------------|------------------|-----------|---|----|---|---|-----|----|----|-----|
| Johnny Lewis, L OBP: 0.286, SLG: 0.337 (1, 8) | 4-0 5-3 HBP BB | 0-3 K | | 0-0 4-3 | | 0-0 1-3 1B | | | | 3 | 0 | 1 | 0 | 1 | 1 | 0 |
| Ron Hunt, R OBP: 0.371, SLG: 0.396 (1, 4) | 1-0 5-3 HBP 1-2 | 0-0 2B | | 0-3 K | | 0-0 F9 | | | | 3 | 0 | 1 | 0 | 0 | 1 | 2 |
| Al Luplow, L OBP: 0.344, SLG: 0.291 (1, 9) | 0-0 F3 | 0-3 K | | 0-0 4-3 | | | 0-0 1-3 | | | 4 | 0 | 0 | 0 | 0 | 1 | 3 |
| Ken Boyer, R OBP: 0.329, SLG: 0.461 (1, 5) | 0-0 5-3 1-2 2-3 | | 0-0 1B 1B | | 0-0 F9 | | 0-0 5-3 | | | 4 | 1 | 1 | 0 | 0 | 0 | 2 |
| Ed Kranepool, L OBP: 0.303, SLG: 0.318 (1, 3) | 0-3 K | | 0-0 1B 1-2 FC6-2-5 1B | | 0-3 K2-3 | | 4-0 CS BB | | | 3 | 0 | 1 | 0 | 1 | 2 | 2 |
| John Stephenson, L OBP: 0.288, SLG: 0.320 (1, 2) | | 0-0 HBP HR 1B | 0-0 1-3 2-H 1B | | 0-0 3-1 | | 0-0 CS 1-2 | 0-0 P5 | | 4 | 1 | 2 | 1 | 0 | 0 | 0 |
| Ron Swoboda, R OBP: 0.325, SLG: 0.333 (1, 7) | | 1-0 HR HBP 1-2 | 0-0 FC6-2-5 FC6-4 1-2 3-H 1B | | 0-0 FC4-6 1B | | 0-0 F7 | | | 3 | 1 | 1 | 0 | 0 | 0 | 2 |
| Eddie Bressoud, R OBP: 0.291, SLG: 0.465 (1, 6) | | 0-0 1-H 2-H HR | 0-3 K | | 0-0 FC4-6 1B | | 0-0 HR | | | 4 | 2 | 2 | 4 | 0 | 1 | 3 |
| Dick Rusteck, R (1, 1) | | 0-0 5-3 | 0-0 FC6-4 1-2f | | 0-3 K | | 0-3 K | | | 4 | 0 | 0 | 0 | 0 | 2 | 3 |


| Inning Stats | R: 0 | H: 0 | E: 0 | K: 1 | S: 5 | LOB: 2 | BB: 1 | P: 10 | R: 3 | H: 3 | E: 0 | K: 2 | S: 10 | LOB: 1 | BB: 0 | P: 11 | R: 1 | H: 3 | E: 0 | K: 1 | S: 8 | LOB: 2 | BB: 0 | P: 8 | R: 0 | H: 0 | E: 0 | K: 1 | S: 5 | LOB: 0 | BB: 0 | P: 5 | R: 0 | H: 2 | E: 0 | K: 1 | S: 7 | LOB: 2 | BB: 0 | P: 7 | R: 0 | H: 0 | E: 0 | K: 0 | S: 2 | LOB: 0 | BB: 1 | P: 6 | R: 1 | H: 1 | E: 0 | K: 1 | S: 6 | LOB: 0 | BB: 0 | P: 6 |
|--|------|------|------|------|------|--------|-------|-------|------|------|------|------|-------|--------|-------|-------|-------|------|------|------|------|--------|-------|------|------|------|------|------|------|--------|-------|------|------|------|------|------|------|--------|-------|------|------|------|------|------|------|--------|-------|------|------|------|------|------|------|--------|-------|------|
| PITCHER | IP | WLS | BF | H | R | ER | SO | BB | IBB | HBP | BLK | WP | HR | S | P | ERA | WHIP | | | | | | | | | | | | | | | | | | | | | | | | | | | | | | | | | | | | | | | |
| Jim Maloney, R ERA: 2.32 (1, 1) | 7.0 | L | 32 | 8 | 4 | 4 | 7 | 2 | 0 | 2 | 0 | 0 | 1 | 42 | 52 | 5.14 | 1.429 | | | | | | | | | | | | | | | | | | | | | | | | | | | | | | | | | | | | | | | |
| Jack Baldschun, R ERA: 9.19 (8, 1) | 1.0 | | 4 | 1 | 1 | 1 | 1 | 0 | 0 | 0 | 0 | 0 | 1 | 6 | 6 | 9.00 | 1.000 | | | | | | | | | | | | | | | | | | | | | | | | | | | | | | | | | | | | | | | |

BOTTOM

Cincinnati Reds @ New York Mets
Shea Stadium, Flushing, NY
Fri Jun 10 1966, 7:05 PM EDT
Att. 33,977 - Unknown

| | |
|-----|----|
| AB | 32 |
| R | 5 |
| H | 9 |
| RBI | 5 |
| BB | 2 |
| SO | 8 |
| LOB | 17 |

livebaseballscores.com



| | |
|-------|--------|
| WP: 0 | PA: 37 |
| PB: 0 | SB: 0 |
| CS: 1 | |

| Batter | 1 | 2 | 3 | 4 | 5 | 6 | 7 | 8 | 9 | AB R H RBI BB SO LOB | TOP | | | | | | | | | | | | | | | | | | | | |
|---|------------------------------|---------------------------------|------------------------------|----------------------------------|------------------------------|---------------------------------|------------------------------|---------------------------------|------------------------------|---|---|---------------------------------|------------------------------|---------------------------------|------------------------------|---------------------------------|------------------------------|---------------------------------|----------------------------------|------------------------------------|----------------------------------|--------|----|----|---|---|-----|------|--|--|--|
| Tommy Harper, R (1, 9) OBP: 0.338, SLG: 0.373 | 0-0 6-3 | | 0-0 G4-6-3 1B | | 0-0 5-3 | | | 0-0 F2 | | 4 0 1 0 0 0 1 | <p>Cincinnati Reds @ New York Mets</p> <p>Shea Stadium, Flushing, NY</p> <p>Sat Jun 11 1966, 7:05 PM EDT</p> <p>Unknown</p> | | | | | | | | | | | | | | | | | | | | |
| Pete Rose, S (1, 4) OBP: 0.293, SLG: 0.340 | 0-0 4-3 | | 0-0 F7 | | | 4-0 FC4-6 BB | | 0-0 FC4-6 1B | | 3 0 1 0 1 0 1 | | | | | | | | | | | | | | | | | | | | | |
| Vada Pinson, L (1, 8) OBP: 0.340, SLG: 0.439 | 0-0 4-3 | | 0-0 G4-6-3 1-2f | | | 0-0 FC4-6 1-2f | | 0-0 FC4-6 1-2f | | 4 0 0 0 0 0 3 | | | | | | | | | | | | | | | | | | | | | |
| Gordy Coleman, L (1, 3) OBP: 0.258, SLG: 0.211 | | 0-0 SH1-3 WP 1B | | 0-0 P6 | | 0-3 K | | 0-3 K | | 4 0 1 0 0 2 2 | | | | | | | | | | | | | | | | | | | | | |
| Deron Johnson, R (1, 7) OBP: 0.286, SLG: 0.359 | | 4-0 SH1-3 1-2 BB | | 0-0 6-3 | | 0-0 6-3 | | 0-3 K | | 3 0 0 0 1 1 1 | | | | | | | | | | | | | | | | | | | | | |
| Tommy Helms, R (1, 5) OBP: 0.316, SLG: 0.387 | | 0-0 F4 | | 0-0 L1 | | 0-0 L7 | | 0-0 F3 | | 4 0 0 0 0 0 2 | | | | | | | | | | | | | | | | | | | | | |
| Leo Cardenas, R (1, 6) OBP: 0.328, SLG: 0.492 | | 0-0 SH1-3 1-2 2-3 | | 0-3 K | | 0-0 6-3 | | 0-0 F3 | | 3 0 0 0 0 1 0 | | | | | | | | | | | | | | | | | | | | | |
| Johnny Edwards, L (1, 2) OBP: 0.359, SLG: 0.340 | | 4-0 IBB | | 0-0 2B | | 0-0 1B | | | | 2 0 2 0 1 0 0 | | | | | | | | | | | | | | | | | | | | | |
| Milt Pappas, R (1, 1) OBP: 0.133, SLG: 0.207 Art Shamsky, L (7, PH) OBP: 0.338, SLG: 0.591 Ted Davidson, R (7, 1) | | 0-0 4-3 | | 0-0 L5 | | 0-0 G3 | | | | 2 0 0 0 0 0 4 1 0 0 0 0 0 1 0 0 0 0 0 0 0 | | | | | | | | | | | | | | | | | | | | | |
| Inning Stats | R: 0 E: 0 K: 0 S: 3 | H: 0 LOB: 0 BB: 0 P: 3 | R: 0 E: 0 K: 0 S: 4 | H: 1 LOB: 3 BB: 2 P: 12 | R: 0 E: 0 K: 0 S: 3 | H: 1 LOB: 0 BB: 0 P: 3 | R: 0 E: 0 K: 0 S: 3 | H: 0 LOB: 0 BB: 0 P: 3 | R: 0 E: 0 K: 1 S: 6 | H: 1 LOB: 1 BB: 0 P: 6 | R: 0 E: 0 K: 1 S: 5 | H: 0 LOB: 1 BB: 1 P: 9 | R: 0 E: 0 K: 0 S: 4 | H: 1 LOB: 1 BB: 0 P: 4 | R: 0 E: 0 K: 1 S: 6 | H: 1 LOB: 1 BB: 0 P: 6 | R: 0 E: 0 K: 1 S: 5 | H: 0 LOB: 0 BB: 0 P: 5 | 1B: 4 2B: 1 3B: 0 HR: 0 | SF: 0 SAC: 1 DP: 1 HBP: 0 | WP: 1 PB: 0 SB: 0 CS: 0 | PA: 34 | | | | | | | | | |
| PITCHER Dennis Ribant, R (1, 1) ERA: 1.66 | IP 9.0 | WLS W | BF 34 | H 5 | R 0 | ER 0 | SO 4 | BB 2 | IBB 1 | HBP 0 | BLK 0 | WP 1 | HR 0 | S 39 | P 51 | ERA 0.00 | WHIP 0.778 | | | | | | | | | | | | | | |
| | | | | | | | | | | | PITCHER | IP | WLS | BF | H | R | ER | SO | BB | IBB | HBP | BLK | WP | HR | S | P | ERA | WHIP | | | |

livebaseballscorecards.com

| | |
|-----|----|
| AB | 30 |
| R | 0 |
| H | 5 |
| RBI | 0 |
| BB | 3 |
| SO | 4 |
| LOB | 15 |



| Batter | 1 | 2 | 3 | 4 | 5 | 6 | 7 | 8 | 9 |
|---|------------------|------------|----------------------|------------------------------|---------------------|------------|----------------------------|---|---|
| Johnny Lewis, L OBP: 0.303, SLG: 0.385 (1, 8) | 0-0 E S 1B | | 0-0 L6 | | 0-0 SH1-4 1B | | 0-0 HR | | |
| Ron Hunt, R OBP: 0.365, SLG: 0.390 (1, 4) | 0-3 K 1-2 | | 0-0 F9 | | 0-0 SH1-4 1-2 | | 0-0 F2 | | |
| Al Luplow, L OBP: 0.338, SLG: 0.288 (1, 9) | 0-0 F8 | | 0-0 F9 | | 0-0 2-H 1B | | 0-3 K | | |
| Ken Boyer, R OBP: 0.322, SLG: 0.449 (1, 5) | 0-0 E4 2-3 | | 0-0 F8 | | 0-0 L8 | | 0-0 E5 FC3-6 | | |
| Ed Kranepool, L OBP: 0.301, SLG: 0.316 (1, 3) | 0-3 K | | 0-0 1B E 1B | | 0-3 K | | 0-0 FC3-6 CS 1-2f | | |
| John Stephenson, L OBP: 0.286, SLG: 0.315 (1, 2) | | 0-0 L7 | | 0-0 E5 1-H 1B 1B | | 0-3 K | 0-3 K 1-2 | | |
| Ron Swoboda, R OBP: 0.325, SLG: 0.333 (1, 7) | | 0-0 6-3 | | 0-0 3-1 2-H 1B | | 0-3 K | | | |
| Eddie Bressoud, R OBP: 0.293, SLG: 0.459 (1, 6) | | 0-0 1B | | 0-0 3-1 1-2 | | 0-0 5-3 | | | |
| Dennis Ribant, R OBP: 0.091, SLG: 0.091 (1, 1) | | 0-0 L7 | | 0-0 F8 | | 0-0 F8 | | | |

| Inning Stats | R: 0 | H: 1 | E: 1 | LOB: 2 | K: 2 | BB: 0 | S: 9 | P: 9 |
|--------------|------|------|------|--------|------|-------|------|------|
| | R: 0 | H: 1 | E: 0 | LOB: 1 | K: 0 | BB: 0 | S: 4 | P: 4 |
| | R: 0 | H: 0 | E: 0 | LOB: 0 | K: 0 | BB: 0 | S: 3 | P: 3 |
| | R: 2 | H: 3 | E: 1 | LOB: 1 | K: 0 | BB: 0 | S: 6 | P: 6 |
| | R: 1 | H: 2 | E: 0 | LOB: 1 | K: 1 | BB: 0 | S: 7 | P: 7 |
| | R: 0 | H: 0 | E: 0 | LOB: 0 | K: 2 | BB: 0 | S: 7 | P: 7 |
| | R: 1 | H: 1 | E: 0 | LOB: 0 | K: 1 | BB: 0 | S: 6 | P: 6 |
| | R: 0 | H: 0 | E: 1 | LOB: 1 | K: 1 | BB: 0 | S: 5 | P: 5 |

| PITCHER | IP | WLS | BF | H | R | ER | SO | BB | IBB | HBP | BLK | WP | HR | S | P | ERA | WHIP |
|-------------------------------------|-----|-----|----|---|---|----|----|----|-----|-----|-----|----|----|----|----|------|-------|
| Milt Pappas, R ERA: 4.04 (1, 1) | 6.0 | L | 26 | 7 | 3 | 2 | 5 | 0 | 0 | 0 | 0 | 0 | 0 | 36 | 36 | 3.00 | 1.167 |
| Ted Davidson, L ERA: 3.15 (7, 1) | 2.0 | | 7 | 1 | 1 | 1 | 2 | 0 | 0 | 0 | 0 | 0 | 1 | 11 | 11 | 4.50 | 0.500 |

BOTTOM

Cincinnati Reds @ New York Mets
 Shea Stadium, Flushing, NY
 Sat Jun 11 1966, 7:05 PM EDT
 Unknown

| | |
|-----|----|
| AB | 32 |
| R | 4 |
| H | 8 |
| RBI | 3 |
| BB | 0 |
| SO | 7 |
| LOB | 12 |



| 1B: | 2B: | 3B: | HR: | SF: | SAC: | DP: | HBP: | WP: | PA: |
|-----|-----|-----|-----|-----|------|-----|------|-----|-----|
| 7 | 1 | 0 | 1 | 0 | 1 | 1 | 0 | 0 | 33 |

| WP: | HR: | S: | P: | ERA: | WHIP: |
|-----|-----|----|----|------|-------|
| 0 | 0 | 0 | 0 | 0 | 0 |

Cincinnati Reds @ New York Mets
 Shea Stadium, Flushing, NY
 Sat Jun 11 1966, 7:05 PM EDT
 Att. 40,997 - Unknown

livebaseballscorecards.com

| | |
|-----|----|
| AB | 40 |
| R | 5 |
| H | 12 |
| RBI | 4 |
| BB | 6 |
| SO | 6 |
| LOB | 18 |



| | | | |
|----|---|----|----|
| WP | 1 | PA | 46 |
| PB | 0 | | |
| SB | 1 | | |
| CS | 0 | | |

| Batter | 1 | 2 | 3 | 4 | 5 | 6 | 7 | 8 | 9 | 10 | AB | R | H | RBI | BB | SO | LOB |
|--|--------------|------------|--------------|------------|-----------|--------------|------------|---------------|------------|------------|----|---|---|-----|----|----|-----|
| Tommy Harper, R OBP: 0.331, SLG: 0.364 (1, 8) (9, 7) | 0-0 6-3 | | 0-0 FC5-4 | | 0-0 P4 | | 0-0 1-3 | | 0-0 1B | 0-0 6-3 | 6 | 0 | 1 | 1 | 0 | 0 | 4 |
| Giraldo Ruiz, S OBP: 0.188, SLG: 0.133 Vada Pinson, L OBP: 0.343, SLG: 0.442 (1, 5) (9, PH) (9, 8) | 4-0 BB | | 0-0 F9 | | | 0-3 K | | 0-0 1B | 0-0 1B | | 3 | 0 | 1 | 0 | 1 | 1 | 1 |
| Pete Rose, S OBP: 0.296, SLG: 0.338 (1, 4) (9, 8) | 4-0 FC6-4 | | | 0-0 5-3 | | 0-0 FC4-6 | | 0-0 F9 | 0-0 1-3 | | 4 | 0 | 1 | 0 | 1 | 0 | 3 |
| Tony Perez, R OBP: 0.315, SLG: 0.337 (1, 3) | 0-0 FC6-4 | | | 0-0 1-3 | | 0-0 L8 | | 0-0 G6-4-3 | | 0-0 L7 | 5 | 0 | 1 | 0 | 0 | 0 | 2 |
| Deron Johnson, R OBP: 0.289, SLG: 0.357 (1, 7) (9, 5) | | 0-3 K | | 4-0 1B | | 0-0 FC4-6 | | 0-0 G6-4-3 | | 0-0 1B | 4 | 1 | 1 | 0 | 1 | 1 | 3 |
| Leo Cardenas, R OBP: 0.330, SLG: 0.489 (1, 6) | | 0-0 5-3 | | 0-0 1B | | | 0-0 5-3 | | 0-0 F8 | 0-0 1B | 5 | 1 | 2 | 0 | 0 | 0 | 0 |
| Dick Simpson, R OBP: 0.188, SLG: 0.333 Art Shamsky, L OBP: 0.346, SLG: 0.591 (1, 9) (10, PH) (10, 9) | | 0-3 K | | 0-3 K | | | 4-0 1B | | 0-0 L5 | 4-0 1B | 3 | 0 | 0 | 0 | 1 | 2 | 2 |
| Jimmie Coker, R OBP: 0.250, SLG: 0.467 Gordy Coleman, L OBP: 0.270, SLG: 0.224 Johnny Edwards, L OBP: 0.359, SLG: 0.340 (1, 2) (10, PH) (10, 2) | | | 0-0 1-3 | | 0-0 F9 | | 0-0 1B | | 4-0 1B | 0-0 WP | 3 | 1 | 1 | 0 | 1 | 0 | 0 |
| Jim O'Toole, S OBP: 0.188, SLG: 0.188 Don Pavletich, R OBP: 0.327, SLG: 0.444 Sammy Ellis, L OBP: 0.217, SLG: 0.100 Tommy Helms, R OBP: 0.319, SLG: 0.390 Jim Maloney, L OBP: 0.267, SLG: 0.241 Billy McCool, R OBP: 0.286, SLG: 0.167 (1, 1) (7, PH) (7, 1) (9, PH) (9, PR) (9, 1) | | | 0-0 FC5-4 | | 0-3 K | | 0-0 P5 | | 0-0 1B | 0-3 K | 2 | 0 | 1 | 0 | 0 | 1 | 0 |

| Inning Stats | R: 0 | H: 0 | LOB: 1 | R: 0 | H: 0 | LOB: 0 | R: 0 | H: 1 | LOB: 1 | R: 0 | H: 0 | LOB: 0 | R: 0 | H: 2 | LOB: 1 | R: 2 | H: 3 | LOB: 2 | R: 3 | H: 3 | LOB: 1 | 1B: 12 | SF: 0 | WP: 1 | PA: 46 |
|--------------|------|-------|--------|------|-------|--------|------|-------|--------|------|-------|--------|------|-------|--------|------|-------|--------|------|-------|--------|--------|--------|-------|--------|
| | E: 0 | BB: 2 | P: 10 | E: 0 | BB: 0 | P: 7 | E: 0 | BB: 1 | P: 4 | E: 0 | BB: 0 | P: 5 | E: 0 | BB: 0 | P: 6 | E: 0 | BB: 1 | P: 10 | E: 0 | BB: 1 | P: 12 | 2B: 0 | SAC: 0 | PB: 0 | |
| | K: 0 | | | K: 2 | | | K: 1 | | | K: 1 | | | K: 0 | | | K: 0 | | | K: 1 | | | 3B: 0 | DP: 1 | SB: 1 | |
| | S: 2 | | | S: 7 | | | S: 4 | | | S: 5 | | | S: 6 | | | S: 6 | | | S: 8 | | | HR: 0 | HBP: 0 | CS: 0 | |

| PITCHER | IP | WLS | BF | H | R | ER | SO | BB | IBB | HBP | BLK | WP | HR | S | P | ERA | WHIP |
|---|-----|-----|----|---|---|----|----|----|-----|-----|-----|----|----|----|----|-------|-------|
| Rob Gardner, L ERA: 3.54 (1, 1) | 8.2 | | 36 | 7 | 2 | 2 | 5 | 5 | 0 | 0 | 0 | 0 | 0 | 41 | 61 | 2.08 | 1.385 |
| Larry Beamrath, R ERA: 4.5 (9, 1) | 0.2 | L | 6 | 4 | 2 | 2 | 0 | 0 | 0 | 0 | 0 | 0 | 0 | 6 | 6 | 27.00 | 6.000 |
| Dick Selma, R ERA: 4.4 (10, 1) | 0.2 | | 4 | 1 | 1 | 1 | 1 | 1 | 0 | 0 | 0 | 1 | 0 | 5 | 9 | 13.50 | 3.000 |

BOTTOM

Cincinnati Reds @ New York Mets
 Shea Stadium, Flushing, NY
 Sat Jun 11 1966, 7:05 PM EDT
 Att: 40,997 - Unknown

livebaseballscorecards.com

| | |
|------------|-----------|
| AB | 34 |
| R | 2 |
| H | 6 |
| RBI | 2 |
| BB | 3 |
| SO | 8 |
| LOB | 15 |



| | |
|-------|--------|
| WP: 0 | PA: 39 |
| PB: 0 | |
| SB: 0 | |
| CS: 1 | |

AB R H RBI BB SO LOB

| | | | | | | |
|---|---|---|---|---|---|---|
| 3 | 1 | 1 | 0 | 1 | 0 | 0 |
| 3 | 0 | 0 | 0 | 1 | 2 | 1 |
| 1 | 0 | 0 | 0 | 0 | 0 | 1 |
| 5 | 1 | 2 | 2 | 0 | 2 | 4 |
| 4 | 0 | 0 | 0 | 0 | 1 | 4 |
| 4 | 0 | 2 | 0 | 0 | 0 | 0 |
| 4 | 0 | 0 | 0 | 0 | 0 | 2 |
| 3 | 0 | 0 | 0 | 1 | 1 | 1 |
| 4 | 0 | 1 | 0 | 0 | 1 | 2 |
| 2 | 0 | 0 | 0 | 0 | 0 | 0 |
| 0 | 0 | 0 | 0 | 0 | 0 | 0 |
| 1 | 0 | 0 | 0 | 0 | 1 | 0 |
| 2 | 0 | 0 | 0 | 0 | 0 | 0 |
| 0 | 0 | 0 | 0 | 0 | 0 | 0 |
| 1 | 0 | 0 | 0 | 0 | 1 | 0 |

| | |
|-------|--------|
| 1B: 4 | SF: 0 |
| 2B: 1 | SAC: 2 |
| 3B: 0 | DP: 0 |
| HR: 1 | HBP: 0 |

| Batter | 1 | 2 | 3 | 4 | 5 | 6 | 7 | 8 | 9 | 10 |
|---|----|---|-----------|---|----|-------|----|-------------|---|--------|
| Ron Hunt, R (1, 4) OBP: 0.368, SLG: 0.389 | F8 | | 4-1 HR 1B | | F7 | | | SH5-3 | | 4-0 BB |
| Al Luplow, L (1, 9) OBP: 0.333, SLG: 0.274 | K | | 4-1 | | | K | | | | F5 |
| Dick Stuart, R (10, PH) OBP: 0.298, SLG: 0.365 | | | 1-2 | | | | | BB | | |
| Ken Boyer, R (1, 5) OBP: 0.324, SLG: 0.466 | | | | | | F8 | | K | | K |
| Ron Swoboda, R (1, 7) OBP: 0.315, SLG: 0.321 | K | | 6-3 | | | F2 | | FC5 | | |
| Hawk Taylor, R (1, 2) OBP: 0.211, SLG: 0.316 | | | | | | | L8 | | | F3 |
| Eddie Bressoud, R (1, 6) OBP: 0.279, SLG: 0.436 | | | 6-3 | | | F8 | | 6-3 | | 5-3 |
| Ed Kranepool, L (1, 3) OBP: 0.300, SLG: 0.309 | | | | | | 1-4-3 | | L4 | | |
| Billy Murphy, R (1, 8) OBP: 0.250, SLG: 0.300 | | | | | | | F7 | SH5-3 SH 1B | | K |
| Rob Gardner, R (1, 1) OBP: 0.148, SLG: 0.185 | | | | | | | | | | |
| Larry Bearmarth, R (9, 1) OBP: 0.143, SLG: 0.286 | | | | | | | | SH | | K |
| Dick Selma, R (10, 1) OBP: 0.217, SLG: 0.186 | | | | | | | | FC5 SH5-3 | | |

| Inning Stats | R: 0 | H: 1 | E: 0 | K: 2 | S: 8 | R: 0 | H: 1 | E: 0 | K: 1 | S: 6 | R: 2 | H: 2 | E: 0 | K: 0 | S: 5 | R: 0 | H: 1 | E: 0 | K: 0 | S: 3 | R: 0 | H: 0 | E: 0 | K: 1 | S: 3 | R: 0 | H: 0 | E: 0 | K: 0 | S: 3 | R: 0 | H: 0 | E: 0 | K: 1 | S: 3 | R: 0 | H: 1 | E: 0 | K: 1 | S: 7 | R: 0 | H: 0 | E: 0 | K: 1 | S: 5 | R: 0 | H: 0 | E: 0 | K: 2 | S: 7 | R: 0 | H: 0 | E: 0 | K: 2 | S: 7 | 1B: 4 | 2B: 1 | 3B: 0 | HR: 1 | SF: 0 | SAC: 2 | DP: 0 | HBP: 0 | WP: 0 | PA: 39 |
|--------------|------|------|------|------|------|------|------|------|------|------|------|------|------|------|------|------|------|------|------|------|------|------|------|------|------|------|------|------|------|------|------|------|------|------|------|------|------|------|------|------|------|------|------|------|------|------|------|------|------|------|------|------|------|------|------|-------|-------|-------|-------|-------|--------|-------|--------|-------|--------|
|--------------|------|------|------|------|------|------|------|------|------|------|------|------|------|------|------|------|------|------|------|------|------|------|------|------|------|------|------|------|------|------|------|------|------|------|------|------|------|------|------|------|------|------|------|------|------|------|------|------|------|------|------|------|------|------|------|-------|-------|-------|-------|-------|--------|-------|--------|-------|--------|

| PITCHER | IP | WLS | BF | H | R | ER | SO | BB | IBB | HBP | BLK | WP | HR | S | P | ERA | WHIP |
|-------------------------------------|-----|-----|----|---|---|----|----|----|-----|-----|-----|----|----|----|----|------|-------|
| Jim O'Toole, L (1, 1) ERA: 2.44 | 6.0 | | 22 | 5 | 2 | 2 | 4 | 0 | 0 | 0 | 0 | 0 | 1 | 30 | 30 | 3.00 | 0.833 |
| Sammy Ellis, R (7, 1) ERA: 5.7 | 2.0 | | 9 | 1 | 0 | 0 | 1 | 1 | 0 | 0 | 0 | 0 | 0 | 10 | 14 | 0.00 | 1.000 |
| Billy McCool, L (9, 1) ERA: 1.83 | 2.0 | W | 8 | 0 | 0 | 0 | 3 | 2 | 0 | 0 | 0 | 0 | 0 | 12 | 20 | 0.00 | 1.000 |

| PITCHER | IP | WLS | BF | H | R | ER | SO | BB | IBB | HBP | BLK | WP | HR | S | P | ERA | WHIP |
|-------------------------------------|-----|-----|----|---|---|----|----|----|-----|-----|-----|----|----|----|----|------|-------|
| Jim O'Toole, L (1, 1) ERA: 2.44 | 6.0 | | 22 | 5 | 2 | 2 | 4 | 0 | 0 | 0 | 0 | 0 | 1 | 30 | 30 | 3.00 | 0.833 |
| Sammy Ellis, R (7, 1) ERA: 5.7 | 2.0 | | 9 | 1 | 0 | 0 | 1 | 1 | 0 | 0 | 0 | 0 | 0 | 10 | 14 | 0.00 | 1.000 |
| Billy McCool, L (9, 1) ERA: 1.83 | 2.0 | W | 8 | 0 | 0 | 0 | 3 | 2 | 0 | 0 | 0 | 0 | 0 | 12 | 20 | 0.00 | 1.000 |

| Batter | 1 | 2 | 3 | 4 | 5 | 6 | 7 | 8 | 9 | 10 | 11 | AB R H RBI BB SO LOB | TOP | | | | |
|--|---|---------------------------|--------------------------|--------------------------|--------------------------|--------------------------|--------------------------|--------------------------|--------------------------|--------------------------|--------------------------|-------------------------|---|--------------|---|------|-------|
| Tommy Harper, R (1, 9) OBP: 0.329, SLG: 0.361 | 0-3 K ① | | X 0-0 FC3-6 1B | | 0-3 K ② | | 0-3 K ③ | | | X 0-0 SH2-4 ① | | 4 0 1 0 0 3 1 | <p>Cincinnati Reds @ New York Mets</p> <p>Shea Stadium, Flushing, NY</p> <p>Sun Jun 12 1966, 3:33 AM EDT</p> <p>Att. 28,741 - Unknown</p> | | | | |
| Pete Rose, S (1, 4) OBP: 0.298, SLG: 0.336 | X 0-0 1-3 ② | | X 0-0 FC3-6 ① | | X 0-0 6-3 ③ | | | B 4-0 SH1-3 BB | | X 0-0 G1-6-3 ① | | 4 0 1 0 1 0 1 | | | | | |
| Vada Pinson, L (1, 8) OBP: 0.341, SLG: 0.436 | X 0-0 4-3 ③ | | 0-3 K ② | | | B 4-0 FC1-5 E BB | | X 0-0 SH1-3 ① | | X 0-0 G1-6-3 ② ③ | | 3 0 0 0 1 1 3 | | | | | |
| Tony Perez, R (1, 3) OBP: 0.310, SLG: 0.330 | | X 0-0 FC1-5 1B ① | X 0-0 FC6-4 ③ | | X 0-0 E6 ① | | | X 0-0 L7 ② | | | X 0-0 P4 ① | 5 0 1 0 0 0 3 | | | | | |
| Deron Johnson, R (1, 5) OBP: 0.287, SLG: 0.352 | | X 0-0 FC1-5 2B 1B ① | | 0-3 K ① | | X 0-0 FC1-5 ① | | 0-3 K ③ | | | X 0-0 5-3 ② | 5 1 1 0 0 2 3 | | | | | |
| Art Shamsky, L (1, 7) OBP: 0.337, SLG: 0.606 | | X 0-0 FC1-5 2B ① | | X 0-0 HR ② | | X 0-0 G6-4-3 ② ③ | | | 0-3 K ① | | X 0-0 L7 ③ | 5 1 1 1 0 1 4 | | | | | |
| Leo Cardenas, R (1, 6) OBP: 0.329, SLG: 0.484 | | 0-3 K ② | | X 0-0 6-3 ② | | | X 0-0 6-3 ① | | X 0-0 G4-6-3 1B | | | 4 0 1 0 0 1 2 | | | | | |
| Johnny Edwards, L (1, 2) OBP: 0.364, SLG: 0.364 | | X 0-0 1-3 2-H 2B ① | | 0-3 K ③ | | | X 0-0 2B ② | | X 0-0 G4-6-3 ② ③ | | | 4 0 2 1 0 1 1 | | | | | |
| Don Nottebart, R (1, 1) OBP: 0.111, SLG: 0.111 | | 0-3 K ③ | | | X 0-0 4-3 ① | | | | | X 0-0 1B SH2-4 1B | | 2 0 0 0 0 1 2 | | | | | |
| Ted Davidson, R (5, 1) | | | | | | | X 0-0 6-3 ② | | | | | 0 0 0 0 0 0 0 | | | | | |
| Gordy Coleman, L (7, PH) OBP: 0.266, SLG: 0.220 | | | | | | | | | | | | 1 0 0 0 0 0 1 | | | | | |
| Joe Nuxhall, L (7, 1) OBP: 0.200, SLG: 0.200 | | | | | | | | | | | | 0 0 0 0 0 0 0 | | | | | |
| Sammy Ellis, L (9, 1) OBP: 0.250, SLG: 0.143 | | | | | | | | | | | | 1 0 1 0 0 0 0 | | | | | |
| Inning Stats | R: 0 H: 0 E: 0 K: 1 S: 5 | R: 1 H: 3 E: 0 K: 2 S: 10 | R: 0 H: 1 E: 0 K: 1 S: 6 | R: 1 H: 1 E: 0 K: 2 S: 8 | R: 0 H: 0 E: 0 K: 1 S: 5 | R: 0 H: 0 E: 1 K: 0 S: 3 | R: 0 H: 1 E: 0 K: 1 S: 6 | R: 0 H: 0 E: 0 K: 1 S: 5 | R: 0 H: 1 E: 0 K: 1 S: 5 | R: 0 H: 2 E: 0 K: 0 S: 4 | R: 0 H: 0 E: 0 K: 0 S: 3 | 1B: 6 2B: 2 3B: 0 HR: 1 | SF: 0 SAC: 2 DP: 3 HBP: 0 | WP: 0 PA: 42 | | | |
| PITCHER | IP WLS BF H R ER SO BB IBB HBP BLK WP HR S P ERA WHIP | | | | | | | | | | | | | | | | |
| Jack Fisher, R (1, 1) ERA: 4.15 | 9.0 | 35 | 7 | 2 | 2 | 10 | 2 | 0 | 0 | 0 | 0 | 0 | 0 | 0 | 0 | 2.00 | 1.000 |
| Dave Eilers, R (10, 1) ERA: 3.33 | 2.0 | 7 | 2 | 0 | 0 | 0 | 0 | 0 | 0 | 0 | 0 | 0 | 0 | 0 | 7 | 0.00 | 1.000 |

livebaseballscorecards.com

| | |
|-----|----|
| AB | 38 |
| R | 2 |
| H | 9 |
| RBI | 2 |
| BB | 2 |
| SO | 10 |
| LOB | 21 |



| Batter | 1 | 2 | 3 | 4 | 5 | 6 | 7 | 8 | 9 |
|---|------------------|--------------------------|--------------------------|-----------|-----------------------|---|---|-----------------|---|
| Matty Alou, L OBP: 0.351, SLG: 0.470 (1, 8) | 0-0 BB 1B | 0-0 6-3 1-2 3-H | | | 0-0 F3 | | | 4-0 HR BB | |
| Gene Alley, R OBP: 0.330, SLG: 0.409 (1, 6) | 0-0 F8 | | 0-0 1B WP 1B | | 0-0 G4-6-3 1B | | | 0-0 HR 1B | |
| Roberto Clemente, R OBP: 0.368, SLG: 0.537 (1, 9) | 4-0 1-2 BB | | 0-0 F6 | | 0-0 G4-6-3 1-2f | | | 0-0 HR | |
| Willie Stargell, L OBP: 0.399, SLG: 0.585 (1, 7) | 0-3 K | | 0-0 FC6-5 WP 1B | | 0-0 1-3 | | | 0-0 4-3 | |
| Manny Mota, R OBP: 0.359, SLG: 0.463 (8, PH) (9, 7) | | | | | | | | | |
| Donn Clendenon, R OBP: 0.325, SLG: 0.368 (1, 3) | 0-3 K | | 0-0 FC6-5 | | 0-0 G5-4-3 BB | | | 0-3 K | |
| Jose Pagan, R OBP: 0.283, SLG: 0.402 (1, 5) | | 0-0 F9 | 0-0 1-3 | | 0-0 G5-4-3 1-2f | | | 0-0 G3 | |
| Bill Mazaroski, R OBP: 0.266, SLG: 0.332 (1, 4) | | 0-0 1B WP 1B | | 0-0 F7 | | | | 0-0 F2 | |
| Jerry May, R OBP: 0.235, SLG: 0.250 (1, 2) | | 0-0 WP 1B | | 0-0 F8 | | | | 0-3 K | |
| Vern Law, R OBP: 0.333, SLG: 0.533 (1, 1) | | 0-0 F6 | | 0-3 K | | | | 0-0 3-1 | |
| Al McBean, R (4, 1) | | | | | | | | | |
| Jerry Lynch, L OBP: 0.333, SLG: 0.238 (7, PH) | | | | | | | | | |
| Pete Mikkelsen, R OBP: 0.125, SLG: 0.125 (8, 1) | | | | | | | | | |

| AB | R | H | RBI | BB | SO | LOB |
|----|---|---|-----|----|----|-----|
| 3 | 1 | 1 | 0 | 1 | 0 | 1 |
| 4 | 2 | 3 | 0 | 0 | 0 | 1 |
| 3 | 1 | 1 | 3 | 1 | 0 | 2 |
| 3 | 0 | 1 | 0 | 0 | 1 | 2 |
| 1 | 0 | 0 | 0 | 0 | 0 | 0 |
| 3 | 0 | 0 | 0 | 1 | 2 | 3 |
| 4 | 0 | 0 | 0 | 0 | 0 | 2 |
| 3 | 1 | 1 | 0 | 0 | 0 | 0 |
| 3 | 0 | 1 | 0 | 0 | 1 | 0 |
| 1 | 0 | 0 | 0 | 0 | 0 | 2 |
| 1 | 0 | 0 | 0 | 0 | 1 | 0 |
| 1 | 0 | 0 | 0 | 0 | 0 | 0 |
| 0 | 0 | 0 | 0 | 0 | 0 | 0 |

BOTTOM

Cincinnati Reds @ Pittsburgh Pirates
Forbes Field, Pittsburgh, PA
 Mon Jun 13 1966, 7:05 PM EDT
 Att. 10,862 - Unknown

| | |
|-----|----|
| AB | 30 |
| R | 5 |
| H | 8 |
| RBI | 3 |
| BB | 3 |
| SO | 5 |
| LOB | 13 |




| | | | |
|-----|---|------|---|
| 1B: | 7 | SF: | 0 |
| 2B: | 0 | SAC: | 0 |
| 3B: | 0 | DP: | 2 |
| HR: | 1 | HBP: | 0 |

| | | | |
|-----|---|-----|----|
| WP: | 2 | PA: | 33 |
| PB: | 0 | | |
| SB: | 0 | | |
| CS: | 0 | | |

| Inning | R | H | E | K | S | P | BB | IBB | HBP | BLK | WP | HR | S | P | ERA | WHIP |
|--------|---|---|---|---|----|----|----|-----|-----|-----|----|----|----|----|------|-------|
| 1 | 0 | 1 | 0 | 2 | 12 | 29 | 1 | 0 | 0 | 0 | 0 | 0 | 34 | 46 | 5.14 | 1.429 |
| 2 | 1 | 2 | 0 | 5 | 12 | 29 | 2 | 0 | 0 | 0 | 0 | 1 | 6 | 6 | 9.00 | 1.000 |

| PITCHER | IP | WLS | BF | H | R | ER | SO | BB | IBB | HBP | BLK | WP | HR | S | P | ERA | WHIP |
|-------------------------------------|-----|-----|----|---|---|----|----|----|-----|-----|-----|----|----|----|----|------|-------|
| Joey Jay, R ERA: 3.91 (1, 1) | 7.0 | | 29 | 7 | 4 | 4 | 4 | 3 | 0 | 0 | 0 | 2 | 0 | 34 | 46 | 5.14 | 1.429 |
| Billy McCool, L ERA: 2.04 (8, 1) | 1.0 | L | 4 | 1 | 1 | 1 | 1 | 0 | 0 | 0 | 0 | 0 | 1 | 6 | 6 | 9.00 | 1.000 |

| Batter | 1 | 2 | 3 | 4 | 5 | 6 | 7 | 8 | 9 | AB R H RBI BB SO LOB | TOP | |
|---|---|---|---|---|---|---|---|---|---|--|---|--|
| Tommy Harper, R OBP: 0.335, SLG: 0.366 (1, 9) (7, 7) | 0-0 G6-4-3 1B | | 0-0 F8 | | | 0-0 F8 | | 0-0 FC6-4 | | 4 0 1 0 0 0 2 | | |
| Pete Rose, S OBP: 0.303, SLG: 0.338 (1, 4) | 0-0 G6-4-3 1-2f | | | 0-0 2B 1B | | 0-0 4-3 | | | 0-0 6-3 | 4 1 1 0 0 0 1 | | |
| Vada Pinson, L OBP: 0.342, SLG: 0.452 (1, 8) | 0-3 K | | | 0-0 1-3 1B 2B | | 0-0 1-3 | | | 0-0 1-3 | 4 0 1 0 0 1 0 | | |
| Tony Perez, R OBP: 0.322, SLG: 0.343 (1, 3) | | 0-0 G6-4-3 1B | | 0-0 2-H 3-H 1B | | 0-0 F9 | | | 0-0 HR 1B | 4 1 3 1 0 0 0 | | |
| Deron Johnson, R OBP: 0.283, SLG: 0.346 Dick Simpson, R OBP: 0.235, SLG: 0.563 (1, 7) (7, 9) | | 0-0 G6-4-3 1-2f | | 0-0 F8 | | 0-0 4-3 | | | 0-0 HR 1-H | 3 0 0 0 0 0 2 1 1 1 2 0 0 0 | | |
| Tommy Helms, R OBP: 0.313, SLG: 0.380 (1, 5) | | 0-0 5-3 | | 0-0 F9 | | 0-0 F8 | | | 0-0 F7 | 4 0 0 0 0 0 1 | | |
| Leo Cardenas, R OBP: 0.322, SLG: 0.482 (1, 6) | | | 0-0 F2 | | 0-0 5-3 | | | 0-0 1-3 | | 3 0 0 0 0 0 0 | AB 33 R 3 H 9 RBI 3 BB 0 SO 2 LOB 7 | |
| Jimmie Coker, R OBP: 0.263, SLG: 0.444 (1, 2) | | | 0-0 6-3 | | 0-0 F9 | | | 0-0 FC6-4 1B | | 3 0 1 0 0 0 0 | | |
| Jim Maloney, L OBP: 0.273, SLG: 0.250 (1, 1) | | | 0-0 1B | | 0-3 K | | | 0-0 FC6-4 1-2f | | 3 0 1 0 0 1 1 |  | |
| Inning Stats | R: 0 H: 1 E: 0 LOB: 0 K: 1 BB: 0 S: 5 P: 5 | R: 0 H: 1 E: 0 LOB: 0 K: 0 BB: 0 S: 3 P: 3 | R: 0 H: 1 E: 0 LOB: 1 K: 0 BB: 0 S: 4 P: 4 | R: 1 H: 3 E: 0 LOB: 1 K: 0 BB: 0 S: 5 P: 5 | R: 0 H: 0 E: 0 LOB: 0 K: 1 BB: 0 S: 5 P: 5 | R: 0 H: 0 E: 0 LOB: 0 K: 0 BB: 0 S: 3 P: 3 | R: 0 H: 0 E: 0 LOB: 0 K: 0 BB: 0 S: 3 P: 3 | R: 0 H: 1 E: 0 LOB: 1 K: 0 BB: 0 S: 4 P: 4 | R: 2 H: 2 E: 0 LOB: 0 K: 0 BB: 0 S: 5 P: 5 | 1B: 7 SF: 0 2B: 1 SAC: 0 3B: 0 DP: 2 HR: 1 HBP: 0 | WP: 0 PA: 33 PB: 0 SB: 0 CS: 0 | |
| PITCHER Woodie Fryman, L ERA: 2.7 (1, 1) | IP WLS BF H R ER SO BB IBB HBP BLK WP HR S P ERA WHIP | | | | | | | | | | | PITCHER IP WLS BF H R ER SO BB IBB HBP BLK WP HR S P ERA WHIP |

Cincinnati Reds @ Pittsburgh Pirates
 Forbes Field, Pittsburgh, PA
 Tue Jun 14 1966, 7:05 PM EDT
 Att: 11,655 - Unknown

livebaseballscorecards.com

| Batter | 1 | 2 | 3 | 4 | 5 | 6 | 7 | 8 | 9 | AB R H RBI BB SO LOB |
|--------|---|---|---|---|---|---|---|---|---|----------------------|
|--------|---|---|---|---|---|---|---|---|---|----------------------|

| | | | | | | | | | | |
|--|------------|------------|-----------------|------------|------------|------------|------------|--|------------|---------------|
| Matty Alou, L OBP: 0.343, SLG: 0.460 (1, 8) | 0-0 F5 | | | 0-0 F8 | | 0-0 2-3 | | | 0-0 F5 | 4 0 0 0 0 0 0 |
| Gene Alley, R OBP: 0.323, SLG: 0.400 (1, 6) | 0-0 5-3 | | | 0-0 4-3 | | | 0-3 K | | 0-0 4-3 | 4 0 0 0 0 1 0 |
| Roberto Clemente, R OBP: 0.367, SLG: 0.534 (1, 9) | 0-0 5-3 | | | 0-0 1B | | | 0-0 3-1 | | | 3 0 1 0 0 0 0 |
| Willie Stargell, L OBP: 0.398, SLG: 0.581 (1, 7) | | 0-0 6-3 | | 0-0 5-3 | | | 0-0 1B | | | 3 0 1 0 0 0 1 |
| Jose Pagan, R OBP: 0.274, SLG: 0.389 (1, 5) | | 0-0 5-3 | | | 0-0 6-3 | | 0-3 K | | | 3 0 0 0 0 1 1 |
| Donn Clendenon, R OBP: 0.320, SLG: 0.362 (1, 3) | | 0-0 4-3 | | | 0-0 F9 | | 0-3 K | | | 3 0 0 0 0 1 0 |
| Bill Mazaroski, R OBP: 0.267, SLG: 0.332 (1, 4) | | | 0-0 CS 1B | | 0-3 K | | 0-0 5-3 | | | 3 0 1 0 0 1 0 |
| Jerry May, R OBP: 0.211, SLG: 0.222 (1, 2) | | | 0-3 K2-3 | | 0-3 K | | 0-0 5-3 | | | 2 0 0 0 0 2 1 |
| Jim Pagliaroni, R OBP: 0.298, SLG: 0.391 (8, PH) (9, 2) | | | 1-2 | | | | | | | 1 0 0 0 0 0 0 |
| Woodie Fryman, R OBP: 0.105, SLG: 0.105 (1, 1) | | | 0-0 1-3 | | 0-3 K | | | | 0-0 F7 | 2 0 0 0 0 1 0 |
| Jerry Lynch, L OBP: 0.320, SLG: 0.227 (9, PH) | | | | | | | | | | 1 0 0 0 0 0 0 |

| Inning Stats | R: 0 | H: 0 | E: 0 | K: 0 | S: 3 | R: 0 | H: 0 | E: 0 | K: 0 | S: 3 | R: 0 | H: 1 | E: 0 | K: 1 | S: 5 | R: 0 | H: 1 | E: 0 | K: 0 | S: 4 | R: 0 | H: 0 | E: 0 | K: 1 | S: 5 | R: 0 | H: 0 | E: 0 | K: 2 | S: 7 | R: 0 | H: 1 | E: 0 | K: 2 | S: 8 | R: 0 | H: 0 | E: 0 | K: 1 | S: 5 | R: 0 | H: 0 | E: 0 | K: 0 | S: 3 | 1B: 3 | SF: 0 | 2B: 0 | 3B: 0 | HR: 0 | SAC: 0 | DP: 0 | HBP: 0 | WP: 0 | PB: 0 | SB: 0 | CS: 1 | PA: 29 |
|--------------|------|------|------|------|------|------|------|------|------|------|------|------|------|------|------|------|------|------|------|------|------|------|------|------|------|------|------|------|------|------|------|------|------|------|------|------|------|------|------|------|------|------|------|------|------|-------|-------|-------|-------|-------|--------|-------|--------|-------|-------|-------|-------|--------|
|--------------|------|------|------|------|------|------|------|------|------|------|------|------|------|------|------|------|------|------|------|------|------|------|------|------|------|------|------|------|------|------|------|------|------|------|------|------|------|------|------|------|------|------|------|------|------|-------|-------|-------|-------|-------|--------|-------|--------|-------|-------|-------|-------|--------|

| PITCHER | IP | WLS | BF | H | R | ER | SO | BB | IBB | HBP | BLK | WP | HR | S | P | ERA | WHIP |
|---------------------------------------|-----|-----|----|---|---|----|----|----|-----|-----|-----|----|----|----|----|------|-------|
| Jim Maloney, R ERA: 2.07 (1, 1) | 9.0 | W | 29 | 3 | 0 | 0 | 7 | 0 | 0 | 0 | 0 | 0 | 0 | 43 | 43 | 0.00 | 0.333 |

BOTTOM

Cincinnati Reds @ Pittsburgh Pirates
Forbes Field, Pittsburgh, PA
 Tue Jun 14 1966, 7:05 PM EDT
 Att. 11,655 - Unknown

| | |
|-----|----|
| AB | 29 |
| R | 0 |
| H | 3 |
| RBI | 0 |
| BB | 0 |
| SO | 7 |
| LOB | 3 |



| WP | HR | S | P | ERA | WHIP |
|----|----|---|---|------|-------|
| 0 | 0 | 0 | 0 | 0.00 | 0.333 |

| Batter | 1 | 2 | 3 | 4 | 5 | 6 | 7 | 8 | 9 | AB R H RBI BB SO LOB | TOP | | | | | | | | | | | | | | | | | | | | | | | | | | |
|--|---|---------------------------------|------------------------------|-------------------------------------|------------------------------|---------------------------------|-------------------------------|----------------------------------|------------------------------|---------------------------------|------------------------------|---------------------------------|------------------------------|---------------------------------|------------------------------|---------------------------------|------------------------------|----------------------------------|----------------------------------|------------------------------------|----------------------------------|---|--|--|--|--|--|--|--|--|--|--|--|--|--|--|--|
| Cookie Rojas, R OBP: 0.325, SLG: 0.373 (1, 4) | 0-0 F9 | | 0-0 L9 | 0-0 2-H 1B | | | 0-0 F7 | | | 4 0 1 1 0 0 0 | | | | | | | | | | | | | | | | | | | | | | | | | | | |
| Johnny Callison, L OBP: 0.322, SLG: 0.367 (1, 9) | 0-0 F7 | | | 1B 1B | | | 0-3 K | | | 4 1 1 0 0 1 1 | | | | | | | | | | | | | | | | | | | | | | | | | | | |
| Dick Allen, R OBP: 0.407, SLG: 0.674 (1, 7) | 0-3 K | | | 0-0 E 1B 1-2 2B 1B | 0-0 F3 | | | 0-0 L9 | | 4 1 1 0 0 1 0 | | | | | | | | | | | | | | | | | | | | | | | | | | | |
| Bill White, L OBP: 0.329, SLG: 0.407 (1, 3) | | 0-0 4-3 | | 0-0 1-2 2-H 2B 1B | 0-0 F2 | | | 0-3 K | | 4 1 1 1 0 1 0 | | | | | | | | | | | | | | | | | | | | | | | | | | | |
| Tony Gonzalez, L OBP: 0.323, SLG: 0.387 (1, 8) | | 0-0 | | 0-0 E4 2B 1-2 2-3 2B | 0-0 4-3 | | | 0-3 K | | 3 1 1 0 0 0 2 | | | | | | | | | | | | | | | | | | | | | | | | | | | |
| Jackie Brandt, R OBP: 0.289, SLG: 0.282 (8, 8) | | FC4-6 1B | | | | | | | | 1 0 0 0 0 1 0 | | | | | | | | | | | | | | | | | | | | | | | | | | | |
| Clay Dalrymple, L OBP: 0.377, SLG: 0.408 (1, 2) | | 0-0 FC4-6 | | 0-0 1-3 2-H 3-H 2B | | 0-0 L9 | | | 0-3 K | 3 1 1 2 0 0 1 | | | | | | | | | | | | | | | | | | | | | | | | | | | |
| Harvey Kuenn, R OBP: 0.298, SLG: 0.370 (9, PH) | | 1-2 | | | | | | | | 1 0 0 0 0 1 0 | | | | | | | | | | | | | | | | | | | | | | | | | | | |
| Ed Roebuck, R (9, 1) | | 0-0 1-2 | | | | | | | | 0 0 0 0 0 0 0 | | | | | | | | | | | | | | | | | | | | | | | | | | | |
| Dick Groat, R OBP: 0.282, SLG: 0.314 (1, 6) | | 0-0 P4 | | 0-0 P6 | | 0-3 K | | | 0-0 5-3 | 4 0 0 0 0 1 3 | | | | | | | | | | | | | | | | | | | | | | | | | | | |
| Phil Linz, R OBP: 0.304, SLG: 0.356 (1, 5) | | | 0-0 6-3 | 0-0 1B 2B | | 0-0 L8 | | | 4-0 BB | 3 1 1 2 0 0 0 | | | | | | | | | | | | | | | | | | | | | | | | | | | |
| Darold Knowles, L OBP: 0.111, SLG: 0.111 (6, 1) | | | | 2-H 3-H 2B | | | | | | 0 0 0 0 0 0 0 | | | | | | | | | | | | | | | | | | | | | | | | | | | |
| Bob Uecker, R OBP: 0.342, SLG: 0.486 (9, PH) | | | | | | | | | | 0 0 0 0 1 0 0 | | | | | | | | | | | | | | | | | | | | | | | | | | | |
| Jim Bunning, R OBP: 0.217, SLG: 0.182 (1, 1) | | | 0-0 F9 | 0-0 F9 | | | | | 0-3 K | 2 0 0 0 0 0 1 | | | | | | | | | | | | | | | | | | | | | | | | | | | |
| Tony Taylor, R OBP: 0.307, SLG: 0.433 (6, 5) | | | | | | | | | 0-3 K | 2 0 0 0 0 2 1 | | | | | | | | | | | | | | | | | | | | | | | | | | | |
| Inning Stats | R: 0 E: 0 K: 1 S: 5 | H: 0 LOB: 0 BB: 0 P: 5 | R: 0 E: 0 K: 0 S: 4 | H: 1 LOB: 1 BB: 0 P: 4 | R: 0 E: 0 K: 0 S: 3 | H: 0 LOB: 0 BB: 0 P: 3 | R: 6 E: 1 K: 0 S: 10 | H: 6 LOB: 1 BB: 0 P: 10 | R: 0 E: 0 K: 0 S: 3 | H: 0 LOB: 0 BB: 0 P: 3 | R: 0 E: 0 K: 1 S: 5 | H: 0 LOB: 0 BB: 0 P: 5 | R: 0 E: 0 K: 2 S: 7 | H: 0 LOB: 0 BB: 0 P: 7 | R: 0 E: 0 K: 2 S: 7 | H: 0 LOB: 0 BB: 0 P: 7 | R: 0 E: 0 K: 2 S: 7 | H: 0 LOB: 1 BB: 1 P: 11 | 1B: 5 2B: 2 3B: 0 HR: 0 | SF: 0 SAC: 0 DP: 0 HBP: 0 | WP: 0 PB: 0 SB: 0 CS: 0 | PA: 36 | | | | | | | | | | | | | | | |
| PITCHER | IP WLS BF H R ER SO BB IBB HBP BLK WP HR S P ERA WHIP | | | | | | | | | | | | | | | | | | | | PITCHER | IP WLS BF H R ER SO BB IBB HBP BLK WP HR S P ERA WHIP | | | | | | | | | | | | | | | |
| Milt Pappas, R ERA: 4.33 (1, 1) | 3.1 | | 17 | 6 | 6 | 4 | 1 | 0 | 0 | 0 | 0 | 0 | 0 | 19 | 19 | 10.80 | 1.800 | | | | | | | | | | | | | | | | | | | | |
| Ted Davidson, L ERA: 2.74 (4, 1) | 1.2 | | 6 | 1 | 0 | 0 | 0 | 0 | 0 | 0 | 0 | 0 | 0 | 6 | 6 | 0.00 | 0.600 | | | | | | | | | | | | | | | | | | | | |
| Billy McCool, L ERA: 1.83 (6, 1) | 4.0 | W | 13 | 0 | 0 | 0 | 7 | 1 | 0 | 0 | 0 | 0 | 0 | 26 | 30 | 0.00 | 0.250 | | | | | | | | | | | | | | | | | | | | |

Philadelphia Phillies @ Cincinnati Reds
Crosley Field, Cincinnati, OH
Wed Jun 15 1966, 7:05 PM EDT
Unknown

livebaseballscorecards.com

| | |
|-----|----|
| AB | 35 |
| R | 6 |
| H | 7 |
| RBI | 6 |
| BB | 1 |
| SO | 8 |
| LOB | 9 |



| Batter | 1 | 2 | 3 | 4 | 5 | 6 | 7 | 8 | 9 | AB R H RBI BB SO LOB |
|---|------------------------|------------|------------|-----------------|-----------------------|-----------------|------------------|------------------|--|----------------------|
| Tommy Harper, R OBP: 0.331, SLG: 0.361 (1, 9) (9, 7) | 0-0 4-3 2B 1B | | 0-0 F9 | | 0-0 6-3 | | 0-0 5-3 | | 0-3 K | 5 1 1 0 0 1 0 |
| Pete Rose, S OBP: 0.301, SLG: 0.332 (1, 4) | 0-0 4-3 1-2 | | 0-0 5-3 | | 0-0 F7 | | 0-3 K | 4-0 3B BB | 4 1 0 0 1 1 1 | |
| Vada Pinson, L OBP: 0.348, SLG: 0.470 (1, 8) | 0-0 1B 2B | | | 0-0 F7 | | 0-0 P4 | 0-0 PO 1B | 0-0 3B 1-H | 5 1 3 2 0 0 0 | |
| Gordy Coleman, L OBP: 0.284, SLG: 0.242 Don Pavletich, R OBP: 0.330, SLG: 0.475 (1, 3) (6, PH) (7, 3) | 0-0 L3 1B | | | 0-0 HR 1B | | 0-0 HR | 0-0 PO 1-2 | 0-3 K | 2 1 2 1 0 0 0 2 1 1 1 0 1 0 | |
| Art Shamsky, L OBP: 0.333, SLG: 0.577 Dick Simpson, R OBP: 0.222, SLG: 0.529 (1, 7) (8, PH) (9, 9) | 0-0 L3 1-2 | | | 0-3 K | | 0-0 4-3 | | 0-0 5-3 | 3 0 0 0 0 1 2 1 0 0 0 0 0 0 | |
| Tommy Helms, R OBP: 0.320, SLG: 0.401 (1, 5) | | 0-0 F9 | | 0-0 HR | | 0-0 BB 1B | | 0-0 1B 1B | 4 1 3 2 0 0 0 | |
| Leo Cardenas, R OBP: 0.326, SLG: 0.480 (1, 6) | | 0-0 5-3 | | 0-0 1-3 | | 4-0 BB BB | | 0-0 1B 1B | 3 0 1 0 1 0 0 | |
| Johnny Edwards, L OBP: 0.360, SLG: 0.348 Deron Johnson, R OBP: 0.281, SLG: 0.344 Jimmie Coker, R OBP: 0.263, SLG: 0.444 (1, 2) (8, PH) (9, 2) | | 0-0 F9 | | | 0-0 E1 1B WP | 4-0 BB BB | 1-2 2-3 BB | 0-0 4-3 | 2 1 0 0 1 0 0 1 0 0 0 0 0 2 0 0 0 0 0 0 0 | |
| Milt Pappas, R OBP: 0.129, SLG: 0.200 Ted Davidson, R (4, 1) | | | 0-3 K | | 0-0 1B | 0-3 K | | 0-3 K | 1 0 0 0 0 1 0 0 0 0 0 0 0 0 1 0 1 1 0 0 0 2 0 0 0 0 2 3 | |

| Inning Stats | R: 2 E: 0 K: 0 S: 5 | H: 3 LOB: 0 BB: 0 P: 5 | R: 0 E: 0 K: 0 S: 3 | H: 0 LOB: 0 BB: 0 P: 3 | R: 0 E: 0 K: 1 S: 5 | H: 0 LOB: 0 BB: 0 P: 5 | R: 2 E: 0 K: 1 S: 7 | H: 2 LOB: 0 BB: 0 P: 7 | R: 1 E: 1 K: 0 S: 4 | H: 1 LOB: 0 BB: 0 P: 4 | R: 1 E: 0 K: 1 S: 7 | H: 2 LOB: 3 BB: 2 P: 15 | R: 0 E: 0 K: 1 S: 5 | H: 1 LOB: 0 BB: 0 P: 5 | R: 0 E: 0 K: 1 S: 7 | H: 2 LOB: 2 BB: 0 P: 7 | R: 1 E: 0 K: 2 S: 7 | H: 1 LOB: 1 BB: 1 P: 11 | 1B: 8 2B: 2 3B: 1 HR: 2 | SF: 0 SAC: 0 DP: 1 HBP: 0 |
|--------------|------------------------------|---------------------------------|------------------------------|---------------------------------|------------------------------|---------------------------------|------------------------------|---------------------------------|------------------------------|---------------------------------|------------------------------|----------------------------------|------------------------------|---------------------------------|------------------------------|---------------------------------|------------------------------|----------------------------------|----------------------------------|------------------------------------|
|--------------|------------------------------|---------------------------------|------------------------------|---------------------------------|------------------------------|---------------------------------|------------------------------|---------------------------------|------------------------------|---------------------------------|------------------------------|----------------------------------|------------------------------|---------------------------------|------------------------------|---------------------------------|------------------------------|----------------------------------|----------------------------------|------------------------------------|

| PITCHER | IP | WLS | BF | H | R | ER | SO | BB | IBB | HBP | BLK | WP | HR | S | P | ERA | WHIP |
|--|-----|-----|----|---|---|----|----|----|-----|-----|-----|----|----|----|----|-------|-------|
| Jim Bunning, R ERA: 1.9 (1, 1) | 5.0 | | 20 | 6 | 5 | 4 | 2 | 0 | 0 | 0 | 0 | 1 | 1 | 24 | 24 | 7.20 | 1.200 |
| Darold Knowles, L ERA: 2.77 (6, 1) | 3.0 | | 15 | 5 | 1 | 1 | 3 | 2 | 0 | 0 | 0 | 0 | 1 | 19 | 27 | 3.00 | 2.333 |
| Ed Roebuck, R ERA: 4.5 (9, 1) | 0.2 | L | 4 | 1 | 1 | 1 | 2 | 1 | 0 | 0 | 0 | 0 | 0 | 7 | 11 | 13.50 | 3.000 |

BOTTOM

Philadelphia Phillies @ Cincinnati Reds
Crosley Field, Cincinnati, OH

Wed Jun 15 1966, 7:05 PM EDT
Unknown

| | |
|-----|----|
| AB | 36 |
| R | 7 |
| H | 12 |
| RBI | 7 |
| BB | 3 |
| SO | 7 |
| LOB | 8 |

WP: 1 PA: 40
PB: 0
SB: 0
CS: 0



| PITCHER | IP | WLS | BF | H | R | ER | SO | BB | IBB | HBP | BLK | WP | HR | S | P | ERA | WHIP |
|---------|----|-----|----|---|---|----|----|----|-----|-----|-----|----|----|---|---|-----|------|
|---------|----|-----|----|---|---|----|----|----|-----|-----|-----|----|----|---|---|-----|------|

| Batter | 1 | 2 | 3 | 4 | 5 | 6 | 7 | 8 | 9 | AB R H RBI BB SO LOB | TOP | | | | | | | | | | | | | | | | |
|---|---|----------------------------------|------------------------------|---------------------------------|------------------------------|---------------------------------|------------------------------|---------------------------------|------------------------------|--|------------------------------|---------------------------------|------------------------------|---------------------------------|------------------------------|---------------------------------|------------------------------|---------------------------------|----------------------------------|------------------------------------|----------------------------------|--------|--|--|--|--|--|
| Cookie Rojas, R OBP: 0.322, SLG: 0.383 (1, 4) | 0-0 F9 | 0-0 HR | | 0-0 5-3 | | 0-0 F9 | | | 0-0 6-3 | 5 1 1 1 0 0 2 | | | | | | | | | | | | | | | | | |
| Bill White, L OBP: 0.328, SLG: 0.409 (1, 3) | 0-0 E3 2B | 0-0 4-3 | | 0-0 2B | | | | 0-0 6-3 | | 4 1 1 1 0 0 0 | | | | | | | | | | | | | | | | | |
| Dick Allen, R OBP: 0.409, SLG: 0.689 (1, 7) | 4-0 2B 1-2 BLK BB | | 0-0 HR | 0-0 F8 | | | | 0-0 L8 | | 3 2 1 1 1 0 1 | | | | | | | | | | | | | | | | | |
| Johnny Callison, L OBP: 0.325, SLG: 0.387 (1, 9) | 0-0 BLK 1-3 2-H 2B | | 0-0 HR | | 0-0 4-3 | | | 0-0 F9 | | 4 1 2 2 0 0 0 | | | | | | | | | | | | | | | | | |
| Jackie Brandt, R OBP: 0.279, SLG: 0.270 Tony Gonzalez, L OBP: 0.321, SLG: 0.385 (1, 8) (8, PH) (8, 8) | 0-3 K | | 0-0 F9 | | 0-0 P4 | | | 0-0 F5 | | 3 0 0 0 0 1 2 1 0 0 0 0 0 0 | | | | | | | | | | | | | | | | | |
| Bob Uecker, R OBP: 0.337, SLG: 0.466 (1, 2) | 4-0 2-3 3-H BB | | 0-0 5-3 | | 0-0 P6 | | | 0-3 K | | 3 0 0 0 1 1 0 | | | | | | | | | | | | | | | | | |
| Phil Linz, R OBP: 0.280, SLG: 0.327 (1, 5) | 0-0 L7 | | 0-0 F7 | | 0-3 K | | | 0-0 P4 | | 4 0 0 0 0 1 2 | | | | | | | | | | | | | | | | | |
| Bobby Wine, R OBP: 0.306, SLG: 0.303 Clay Dalrymple, L OBP: 0.375, SLG: 0.405 (1, 6) (9, PH) | | 0-0 P4 | | 0-0 SH2-4 2B 1B | | 0-0 5-3 | | 0-0 L9 | | 3 1 1 0 0 0 0 1 0 0 0 0 0 0 | | | | | | | | | | | | | | | | | |
| Ray Culp, R Terry Fox, R Ed Roebuck, R Darold Knowles, L Ray Herbert, R Doug Clemens, L OBP: 0.366, SLG: 0.333 (1, 1) (4, 1) (7, 1) (8, 1) (8, 1) (9, PH) | | 0-0 P3 | | 0-0 SH2-4 1-2 BB | | 4-0 BB | | 0-0 3-1 | | 1 0 0 0 0 0 0 0 0 0 0 0 1 0 1 0 0 0 0 0 0 0 | | | | | | | | | | | | | | | | | |
| Inning Stats | R: 2 E: 1 K: 1 S: 7 | H: 1 LOB: 2 BB: 2 P: 15 | R: 1 E: 0 K: 0 S: 4 | H: 1 LOB: 0 BB: 0 P: 4 | R: 2 E: 0 K: 0 S: 5 | H: 2 LOB: 0 BB: 0 P: 5 | R: 1 E: 0 K: 0 S: 5 | H: 2 LOB: 1 BB: 0 P: 5 | R: 0 E: 0 K: 0 S: 3 | H: 0 LOB: 0 BB: 0 P: 3 | R: 0 E: 0 K: 1 S: 5 | H: 0 LOB: 1 BB: 1 P: 9 | R: 0 E: 0 K: 0 S: 3 | H: 0 LOB: 0 BB: 0 P: 3 | R: 0 E: 0 K: 1 S: 5 | H: 0 LOB: 0 BB: 0 P: 5 | R: 0 E: 0 K: 0 S: 3 | H: 0 LOB: 0 BB: 0 P: 3 | 1B: 1 2B: 2 3B: 0 HR: 3 | SF: 0 SAC: 1 DP: 0 HBP: 0 | WP: 0 PB: 0 SB: 0 CS: 0 | PA: 37 | | | | | |
| PITCHER | IP WLS BF H R ER SO BB IBB HBP BLK WP HR S P ERA WHIP | | | | | | | | | | | | | | | | | | | | | | | | | | |
| Jim O'Toole, L ERA: 2.85 (1, 1) | 2.0 | | 13 | 4 | 5 | 3 | 1 | 2 | 0 | 0 | 1 | 0 | 3 | 13 | 21 | 13.50 | 3.000 | | | | | | | | | | |
| Jack Baldschun, R ERA: 8.66 (3, 1) | 2.0 | | 8 | 2 | 1 | 1 | 0 | 0 | 0 | 0 | 0 | 0 | 0 | 8 | 8 | 4.50 | 1.000 | | | | | | | | | | |
| Ted Davidson, L ERA: 2.52 (5, 1) | 2.0 | | 7 | 0 | 0 | 0 | 1 | 1 | 0 | 0 | 0 | 0 | 0 | 8 | 12 | 0.00 | 0.500 | | | | | | | | | | |
| Don Nottebart, R ERA: 0.97 (7, 1) | 3.0 | W | 9 | 0 | 0 | 0 | 1 | 0 | 0 | 0 | 0 | 0 | 0 | 11 | 11 | 0.00 | 0.000 | | | | | | | | | | |

Philadelphia Phillies @ Cincinnati Reds
Crosley Field, Cincinnati, OH
Wed Jun 15 1966, 7:05 PM EDT
Att. 9,538 - Unknown

livebaseballscorecards.com

| | |
|-----|----|
| AB | 33 |
| R | 6 |
| H | 6 |
| RBI | 5 |
| BB | 3 |
| SO | 3 |
| LOB | 7 |



| Batter | 1 | 2 | 3 | 4 | 5 | 6 | 7 | 8 | 9 | AB | R | H | RBI | BB | SO | LOB |
|--|-----------------------|-----------|------------|------------|------------|-----------------------|-----------|----------|------------------------|----|---|---|-----|----|----|-----|
| Tommy Harper, R OBP: 0.326, SLG: 0.355 (1, 9) | 0-0 2B 1B | 0-0 F7 | | | 0-0 6-3 | | | 0-3 K | | 4 | 1 | 1 | 0 | 0 | 1 | 1 |
| Pete Rose, S OBP: 0.310, SLG: 0.366 (1, 4) | 0-0 1B 2B | | 0-0 6-3 | | | 0-0 G6-4-3 1B | | | 0-0 1B 3B | 4 | 2 | 3 | 1 | 0 | 0 | 0 |
| Vada Pinson, L OBP: 0.351, SLG: 0.473 (1, 8) | 4-0 1B BB | | 0-0 L3 | | | 0-0 F5 | | | 0-0 2B SF8 1B | 3 | 1 | 1 | 1 | 1 | 0 | 1 |
| Tony Perez, R OBP: 0.323, SLG: 0.351 (1, 3) | 0-3 K | | 0-0 P5 | | | 0-0 G6-4-3 1-2f | | | 0-0 SF8 1B 2B | 4 | 1 | 1 | 0 | 0 | 1 | 3 |
| Deron Johnson, R OBP: 0.279, SLG: 0.342 (1, 7) | 0-0 1B | | | 0-0 P3 | | | 0-0 F3 | | 0-0 SF8 | 3 | 0 | 1 | 2 | 0 | 0 | 0 |
| Tommy Helms, R OBP: 0.319, SLG: 0.399 Giraldo Ruiz, S OBP: 0.222, SLG: 0.176 (1, 5) (5, 5) | 0-0 G4-6-3 1-2f | | | 0-0 6-3 | | | 0-0 P6 | | 0-0 G6-4-3 1B | 2 | 0 | 0 | 0 | 0 | 0 | 2 |
| Leo Cardenas, R OBP: 0.327, SLG: 0.478 (1, 6) | | | | | 0-0 F7 | | | 0-3 K | 0-0 G6-4-3 1-2f | 4 | 0 | 1 | 0 | 0 | 1 | 1 |
| Jimmie Coker, R OBP: 0.261, SLG: 0.381 (1, 2) | | | | | 0-0 6-3 | | | 0-3 K | | 3 | 0 | 0 | 0 | 0 | 1 | 1 |
| Sammy Ellis, L OBP: 0.240, SLG: 0.136 Ted Davidson, R OBP: 0.211, SLG: 0.500 Dick Simpson, R OBP: 0.211, SLG: 0.500 Jack Baldschun, R (8, PH) (9, 1) | | | | | | | | 0-3 K | 0-3 K | 1 | 0 | 0 | 0 | 0 | 1 | 1 |

| Inning Stats | R: 2 | H: 3 | E: 0 | K: 1 | S: 7 | LOB: 1 | BB: 1 | P: 11 | R: 0 | H: 1 | E: 0 | K: 1 | S: 6 | LOB: 1 | BB: 0 | P: 6 | R: 0 | H: 0 | E: 0 | K: 0 | S: 3 | LOB: 0 | BB: 0 | P: 3 | R: 0 | H: 0 | E: 0 | K: 1 | S: 5 | LOB: 0 | BB: 0 | P: 5 | R: 0 | H: 1 | E: 0 | K: 0 | S: 3 | LOB: 0 | BB: 0 | P: 3 | R: 0 | H: 0 | E: 0 | K: 1 | S: 5 | LOB: 0 | BB: 0 | P: 5 | R: 0 | H: 0 | E: 0 | K: 3 | S: 9 | LOB: 0 | BB: 0 | P: 9 | R: 0 | H: 0 | E: 0 | K: 3 | S: 9 | LOB: 0 | BB: 0 | P: 9 | R: 3 | H: 4 | E: 0 | K: 0 | S: 6 | LOB: 0 | BB: 0 | P: 6 | 1B: 5 | 2B: 3 | 3B: 1 | HR: 0 | SF: 1 | SAC: 0 | DP: 3 | HBP: 0 | WP: 0 | PA: 34 |
|--|------|------|------|------|------|--------|-------|-------|------|------|------|------|------|--------|-------|------|------|------|------|------|------|--------|-------|------|------|------|------|------|------|--------|-------|------|------|------|------|------|------|--------|-------|------|------|------|------|------|------|--------|-------|------|------|------|------|------|------|--------|-------|------|------|------|------|------|------|--------|-------|------|------|------|------|------|------|--------|-------|------|-------|-------|-------|-------|-------|--------|-------|--------|-------|--------|
| PITCHER Chris Short, L ERA: 2.87 (1, 1) | IP | WLS | BF | H | R | ER | SO | BB | IBB | HBP | BLK | WP | HR | S | P | ERA | WHIP | IP | WLS | BF | H | R | ER | SO | BB | IBB | HBP | BLK | WP | HR | S | P | ERA | WHIP | IP | WLS | BF | H | R | ER | SO | BB | IBB | HBP | BLK | WP | HR | S | P | ERA | WHIP | | | | | | | | | | | | | | | | | | | | | | | | | | | | | | | |


BOTTOM

Philadelphia Phillies @ Cincinnati Reds
Crosley Field, Cincinnati, OH

Thu Jun 16 1966, 7:05 PM EDT
Att. 6,359 - Unknown

livebaseballscorecards.com

| | |
|-----|----|
| AB | 32 |
| R | 5 |
| H | 9 |
| RBI | 5 |
| BB | 1 |
| SO | 7 |
| LOB | 10 |



New York Mets @ Cincinnati Reds
 Crosley Field, Cincinnati, OH
 Fri Jun 17 1966, 7:05 PM EDT
 Unknown

livebaseballscorecards.com

| | |
|------------|-----------|
| AB | 37 |
| R | 6 |
| H | 11 |
| RBI | 6 |
| BB | 3 |
| SO | 3 |
| LOB | 18 |



| | |
|-------|--------|
| WP: 0 | PA: 41 |
| PB: 0 | |
| SB: 0 | |
| CS: 0 | |

| Batter | 1 | 2 | 3 | 4 | 5 | 6 | 7 | 8 | 9 | AB | R | H | RBI | BB | SO | LOB | TOP | | | | | | | | |
|--|------------------------------|---------------------------------|------------------------------|---------------------------------|------------------------------|---------------------------------|------------------------------|---------------------------------|------------------------------|---------------------------------|------------------------------|---------------------------------|------------------------------|---------------------------------|-------------------------------|----------------------------------|------------------------------|---------------------------------|----------------------------------|------------------------------------|----------------------------------|--------|--|--|--|
| Ron Hunt, R OBP: 0.363, SLG: 0.383 (1, 4) | F7 | | P4 | | HR | | F7 | 2B | | 4 | 1 | 1 | 2 | 1 | 0 | 2 | | | | | | | | | |
| Eddie Bressoud, R OBP: 0.312, SLG: 0.469 (1, 6) (8, 3) | L7 | | FC6-4 | | HR | | 1B | K | | 4 | 1 | 1 | 3 | 1 | 1 | 4 | | | | | | | | | |
| Cleon Jones, R OBP: 0.306, SLG: 0.351 (1, 9) (8, 8) | P4 | | | F3 | 5-3 | | 1B | | F9 | 5 | 0 | 1 | 0 | 0 | 0 | 0 | | | | | | | | | |
| Ken Boyer, R OBP: 0.320, SLG: 0.481 (1, 5) | | F7 | | 5-3 | | HR | | | F8 | 5 | 1 | 2 | 1 | 0 | 0 | 0 | | | | | | | | | |
| Ron Swoboda, R OBP: 0.306, SLG: 0.290 (1, 7) (8, 9) | | K | | FC5-4 | | 6-3 | FC6-4 | | 1-3 | 5 | 0 | 1 | 0 | 0 | 1 | 3 | | | | | | | | | |
| Billy Murphy, R OBP: 0.304, SLG: 0.451 (1, 8) Al Luplow, L OBP: 0.357, SLG: 0.277 (8, PH) Johnny Lewis, L OBP: 0.301, SLG: 0.376 (8, PR) (8, 7) | | P4 | | FC5-4 | | | | SH1-4 | | 3 | 0 | 1 | 0 | 0 | 0 | 1 | | | | | | | | | |
| Jerry Grote, R OBP: 0.380, SLG: 0.337 (1, 2) Chuck Hiller, L OBP: 0.408, SLG: 0.435 (8, PH) Jack Hamilton, R OBP: 0.154, SLG: 0.120 (8, 1) | | | E7 | | HR | | P4 | 2B | | 3 | 1 | 2 | 0 | 0 | 0 | 1 | | | | | | | | | |
| Ed Kranepool, L OBP: 0.299, SLG: 0.329 (1, 3) Roy McMillan, R OBP: 0.208, SLG: 0.173 (8, PH) (8, 6) | | | F7 | | F2 | | F8 | | | 3 | 0 | 0 | 0 | 0 | 0 | 3 | | | | | | | | | |
| Bob Shaw, R OBP: 0.250, SLG: 0.182 (1, 1) Hawk Taylor, R OBP: 0.222, SLG: 0.361 (8, PH) (8, 2) | | | | 5-3 | | | 6-3 | K | | 2 | 0 | 0 | 0 | 1 | 0 | 1 | | | | | | | | | |
| Inning Stats | R: 0 E: 0 K: 0 S: 3 | H: 0 LOB: 0 BB: 0 P: 3 | R: 0 E: 0 K: 1 S: 5 | H: 0 LOB: 0 BB: 0 P: 5 | R: 0 E: 1 K: 0 S: 4 | H: 1 LOB: 2 BB: 1 P: 8 | R: 0 E: 0 K: 0 S: 4 | H: 1 LOB: 1 BB: 0 P: 4 | R: 3 E: 0 K: 0 S: 5 | H: 2 LOB: 0 BB: 1 P: 9 | R: 1 E: 0 K: 0 S: 5 | H: 2 LOB: 1 BB: 0 P: 5 | R: 0 E: 0 K: 0 S: 5 | H: 2 LOB: 3 BB: 1 P: 9 | R: 2 E: 0 K: 2 S: 10 | H: 3 LOB: 2 BB: 0 P: 10 | R: 0 E: 0 K: 0 S: 3 | H: 0 LOB: 0 BB: 0 P: 3 | 1B: 7 2B: 2 3B: 0 HR: 2 | SF: 0 SAC: 1 DP: 0 HBP: 0 | WP: 0 PB: 0 SB: 0 CS: 0 | PA: 41 | | | |
| PITCHER | IP | WLS | BF | H | R | ER | SO | BB | IBB | HBP | BLK | WP | HR | S | P | ERA | WHIP | | | | | | | | |
| Joe Nuxhall, L ERA: 5.48 (1, 1) | 6.0 | | 26 | 6 | 4 | 4 | 1 | 2 | 0 | 0 | 0 | 0 | 2 | 26 | 34 | 6.00 | 1.333 | | | | | | | | |
| Don Nottebart, R ERA: 1.42 (7, 1) | 1.0 | L | 8 | 4 | 2 | 2 | 0 | 1 | 0 | 0 | 0 | 0 | 0 | 7 | 11 | 18.00 | 5.000 | | | | | | | | |
| Billy McCool, L ERA: 1.74 (8, 1) | 2.0 | | 7 | 1 | 0 | 0 | 2 | 0 | 0 | 0 | 0 | 0 | 0 | 11 | 11 | 0.00 | 0.500 | | | | | | | | |

New York Mets @ Cincinnati Reds
 Crosley Field, Cincinnati, OH

Fri Jun 17 1966, 7:05 PM EDT
 Att. 8,948 - Unknown

livebaseballscorecards.com



| | |
|-----|----|
| AB | 31 |
| R | 2 |
| H | 6 |
| RBI | 2 |
| BB | 4 |
| SO | 6 |
| LOB | 16 |

| Batter | 1 | 2 | 3 | 4 | 5 | 6 | 7 | 8 | 9 | AB | R | H | RBI | BB | SO | LOB |
|---|-----|-----|-----|-----------------------------------|----|---|---|----------|---|----|---|---|-----|----|----|-----|
| Johnny Lewis, L (1, 7) OBP: 0.291, SLG: 0.363 | F7 | | | G3 | F7 | | K | | | 4 | 0 | 0 | 0 | 0 | 1 | 3 |
| Chuck Hiller, L (1, 4) OBP: 0.415, SLG: 0.440 | 1-3 | | | F7 HBP 1B | | | K | | | 4 | 0 | 2 | 0 | 0 | 1 | 2 |
| Cleon Jones, R (1, 8) (7, 9) OBP: 0.310, SLG: 0.351 | F2 | | | BB HBP 1-2 | | | | CS 1B | | 3 | 0 | 1 | 0 | 0 | 0 | 1 |
| Ken Boyer, R (1, 5) OBP: 0.314, SLG: 0.472 | | F7 | | F7 | | | | F3 | | 4 | 0 | 0 | 0 | 0 | 0 | 4 |
| Ed Kranepool, L (1, 3) OBP: 0.303, SLG: 0.329 | | 4-3 | | BB BB BB BB 1-2 BB | | | 1B BB 1B | 4-3 | | 3 | 1 | 1 | 0 | 1 | 0 | 0 |
| John Stephenson, L (1, 2) OBP: 0.257, SLG: 0.258 | | 6-3 | | 4-3 | | | BB BB BB BB 1-2 1B BB | 4-3 | | 3 | 1 | 0 | 0 | 1 | 0 | 3 |
| Ron Swoboda, R (1, 9) OBP: 0.302, SLG: 0.286 | | | 6-3 | | F8 | | 1B 1B | | | 2 | 0 | 0 | 0 | 0 | 0 | 0 |
| Roy McMillan, R (7, PH) OBP: 0.213, SLG: 0.179 | | | | | | | 1-2 2-3 | | | 1 | 0 | 1 | 0 | 0 | 0 | 0 |
| Billy Murphy, R (7, PR) (7, 8) OBP: 0.298, SLG: 0.442 | | | | | | | | | | 1 | 0 | 0 | 0 | 0 | 0 | 0 |
| Eddie Bressoud, R (1, 6) OBP: 0.319, SLG: 0.465 | | | | | F2 | | 1-2 2-H 3-H 1B | | | 3 | 0 | 1 | 2 | 1 | 1 | 0 |
| Jack Fisher, R (1, 1) OBP: 0.179, SLG: 0.120 | | | | | | | BB BB BB BB 4-0 BB | K | | 3 | 0 | 0 | 0 | 1 | 3 | 3 |

| Inning Stats | R: 0 | H: 0 | E: 0 | K: 0 | S: 3 | P: 3 | R: 0 | H: 0 | E: 0 | K: 0 | S: 3 | P: 3 | R: 0 | H: 0 | E: 0 | K: 2 | S: 7 | P: 7 | R: 0 | H: 1 | E: 0 | K: 0 | S: 4 | P: 9 | R: 0 | H: 0 | E: 0 | K: 0 | S: 3 | P: 7 | R: 0 | H: 1 | E: 0 | K: 0 | S: 3 | P: 3 | R: 2 | H: 3 | E: 0 | K: 3 | S: 12 | P: 16 | R: 0 | H: 1 | E: 0 | K: 0 | S: 3 | P: 3 | R: 0 | H: 0 | E: 0 | K: 1 | S: 5 | P: 9 | 1B: 6 | 2B: 1 | 3B: 0 | HR: 0 | SF: 0 | SAC: 0 | DP: 1 | HBP: 1 | WP: 0 | PA: 36 |
|--------------|------|------|------|------|------|------|------|------|------|------|------|------|------|------|------|------|------|------|------|------|------|------|------|------|------|------|------|------|------|------|------|------|------|------|------|------|------|------|------|------|-------|-------|------|------|------|------|------|------|------|------|------|------|------|------|-------|-------|-------|-------|-------|--------|-------|--------|-------|--------|
|--------------|------|------|------|------|------|------|------|------|------|------|------|------|------|------|------|------|------|------|------|------|------|------|------|------|------|------|------|------|------|------|------|------|------|------|------|------|------|------|------|------|-------|-------|------|------|------|------|------|------|------|------|------|------|------|------|-------|-------|-------|-------|-------|--------|-------|--------|-------|--------|

| PITCHER | IP | WLS | BF | H | R | ER | SO | BB | IBB | HBP | BLK | WP | HR | S | P | ERA | WHIP |
|--------------------------------------|-----|-----|----|---|---|----|----|----|-----|-----|-----|----|----|----|----|------|-------|
| Hank Fischer, R (1, 1) ERA: 3.81 | 6.0 | L | 26 | 5 | 2 | 2 | 2 | 3 | 0 | 1 | 0 | 0 | 0 | 26 | 39 | 3.00 | 1.333 |
| Billy McCool, L (7, 1) ERA: 1.66 | 2.0 | | 6 | 1 | 0 | 0 | 3 | 0 | 0 | 0 | 0 | 0 | 0 | 12 | 12 | 0.00 | 0.500 |
| Don Nottebart, R (9, 1) ERA: 1.38 | 1.0 | | 4 | 0 | 0 | 0 | 1 | 1 | 0 | 0 | 0 | 0 | 0 | 5 | 9 | 0.00 | 1.000 |

| Batter | 1 | 2 | 3 | 4 | 5 | 6 | 7 | 8 | 9 | AB | R | H | RBI | BB | SO | LOB |
|---|----------------------------|------------|------------|---|-------------------------|--------------------|---|------------|-----------------------------|----|---|---|-----|----|----|-----|
| Tommy Harper, R OBP: 0.326, SLG: 0.354 (1, 9) | 0-3 K | | 0-0 F8 | | | 0-0 G3 WP 1B | | 0-0 5-3 | | 4 | 0 | 1 | 0 | 0 | 1 | 0 |
| Pete Rose, S OBP: 0.320, SLG: 0.374 (1, 4) | 0-0 FC4-6 1B | | 0-0 4-3 | | | 0-0 6-3 1-2 | | | 0-0 FC6-4 SH1-4 1B | 4 | 0 | 2 | 0 | 0 | 0 | 1 |
| Vada Pinson, L OBP: 0.357, SLG: 0.474 (1, 8) | 0-0 FC4-6 1B 1-2f | | | | 0-0 E S 3-4 1B | 0-0 G3 2-3 | | | 0-0 SH1-4 1-2 | 3 | 1 | 1 | 0 | 0 | 0 | 2 |
| Gordy Coleman, L OBP: 0.316, SLG: 0.264 (1, 3) | 0-0 | | | | 0-0 P6 1-3 | 0-0 3-1 | | | 4-0 FC6-4 BB | 3 | 0 | 1 | 0 | 1 | 0 | 2 |
| Giraldo Ruiz, S OBP: 0.182, SLG: 0.143 (9, PR) | 1-3 1B | | | | 1-3 | | | | | 0 | 0 | 0 | 0 | 0 | 0 | 0 |
| Art Shamsky, L OBP: 0.324, SLG: 0.523 (1, 7) | 0-0 4-3 | | | | 0-0 3-4 | | | | 0-0 FC6-4 1-2f 2-3 | 4 | 0 | 0 | 1 | 0 | 0 | 4 |
| Dick Simpson, R OBP: 0.211, SLG: 0.500 (9, PR) | | | | | 3-H 0-3 K | | | | | 0 | 0 | 0 | 0 | 0 | 0 | 0 |
| Deron Johnson, R OBP: 0.274, SLG: 0.335 (1, 5) | | 0-0 F2 | | | 0-3 K | | | 0-0 6-3 | 0-0 F8 | 4 | 0 | 0 | 0 | 0 | 1 | 2 |
| Leo Cardenas, R OBP: 0.318, SLG: 0.463 (1, 6) | | 0-3 K | | | | 0-0 1-6-3 | | 0-0 F9 | | 3 | 0 | 0 | 0 | 0 | 1 | 0 |
| Johnny Edwards, L OBP: 0.360, SLG: 0.352 (1, 2) | | 0-0 1-3 | | | | 0-0 P5 | | | 0-0 F8 | 3 | 0 | 0 | 0 | 0 | 0 | 0 |
| Hank Fischer, R (1, 1) | | | 0-3 K | | | 0-0 L8 | | | 0-0 F9 | 2 | 0 | 0 | 0 | 0 | 1 | 0 |
| Billy McCool, R OBP: 0.222, SLG: 0.125 (7, 1) | | | | | | | | | | 0 | 0 | 0 | 0 | 0 | 0 | 0 |
| Tony Perez, R OBP: 0.318, SLG: 0.345 (8, PH) | | | | | | | | | | 1 | 0 | 0 | 0 | 0 | 0 | 0 |
| Don Nottebart, R OBP: 0.100, SLG: 0.100 (9, 1) | | | | | | | | | | 0 | 0 | 0 | 0 | 0 | 0 | 0 |


| Inning Stats | R: 0 | H: 2 | E: 0 | K: 1 | S: 7 | R: 0 | H: 0 | E: 0 | K: 1 | S: 5 | R: 0 | H: 0 | E: 0 | K: 1 | S: 5 | R: 1 | H: 1 | E: 0 | K: 1 | S: 6 | R: 0 | H: 0 | E: 0 | K: 0 | S: 3 | R: 0 | H: 1 | E: 0 | K: 0 | S: 4 | R: 0 | H: 0 | E: 0 | K: 0 | S: 3 | R: 0 | H: 0 | E: 0 | K: 0 | S: 3 | R: 0 | H: 1 | E: 0 | K: 0 | S: 4 | R: 0 | H: 0 | E: 0 | K: 0 | S: 3 | R: 0 | H: 1 | E: 0 | K: 0 | S: 4 | 1B: 5 | 2B: 0 | 3B: 0 | HR: 0 | SF: 0 | SAC: 1 | DP: 0 | HBP: 0 | WP: 1 | PA: 33 |
|--|------|------|------|------|------|------|------|------|------|------|------|------|------|------|------|------|------|------|------|------|------|------|------|------|------|------|------|------|------|------|------|------|------|------|------|------|------|------|------|------|------|------|------|------|------|------|------|------|------|------|------|------|------|------|------|-------|-------|-------|-------|-------|--------|-------|--------|-------|--------|
| PITCHER Jack Fisher, R ERA: 3.68 (1, 1) | IP | WLS | BF | H | R | ER | SO | BB | IBB | HBP | BLK | WP | HR | S | P | ERA | WHIP | | | | | | | | | | | | | | | | | | | IP | WLS | BF | H | R | ER | SO | BB | IBB | HBP | BLK | WP | HR | S | P | ERA | WHIP | | | | | | | | | | | | | |

BOTTOM

New York Mets @ Cincinnati Reds
Crosley Field, Cincinnati, OH

Fri Jun 17 1966, 7:05 PM EDT
Att. 8,948 - Unknown

| | |
|-----|----|
| AB | 31 |
| R | 1 |
| H | 5 |
| RBI | 1 |
| BB | 1 |
| SO | 4 |
| LOB | 11 |



livebaseballscorecards.com

| Batter | 1 | 2 | 3 | 4 | 5 | 6 | 7 | 8 | 9 | AB R H RBI BB SO LOB | TOP | |
|--|---|---|---|---|---|--|---|---|---|--|---|--|
| Johnny Lewis, L (1, 7) OBP: 0.295, SLG: 0.385 | 0-0 1-3 | | 0-0 G2 | | 0-0 HR | | 0-3 K | | 4-0 WP 1B SF8 BB | 4 2 1 1 1 1 0 | | |
| Ron Hunt, R (1, 4) OBP: 0.368, SLG: 0.389 | 0-0 FC5-4 1B 1B | | 0-0 1-3 | | 0-3 K | | 0-0 2B 1B | | 0-0 SF8 WP 1-2 1B | 5 1 3 0 0 1 0 | | |
| Cleon Jones, R (1, 8) OBP: 0.312, SLG: 0.354 | 0-0 FC5-4 1-2 1B | | 0-3 K | | 0-0 BB 1B SF9 1B | | 0-0 F9 | | 0-0 SF8 1-3 2-H | 4 1 2 1 0 1 1 | | |
| Ken Boyer, R (1, 5) OBP: 0.321, SLG: 0.485 | 0-0 FC5-4 1-2f 2-3 | | | 0-0 2B | | 0-0 SF9 BB 1-2 1B | | 0-0 1-H 2B | 0-0 6-3 | 5 0 3 1 0 0 3 | | |
| Ed Kranepool, L (1, 3) OBP: 0.297, SLG: 0.321 | 0-3 K | | | 0-0 P6 | | 0-0 F8 | | 0-0 4-3 | | 4 0 0 0 0 1 6 | | |
| Eddie Bressoud, R (1, 6) OBP: 0.316, SLG: 0.451 | | 0-3 K | | 0-0 1-3 | | 4-0 1-2 2-3 SF9 BB | | 0-0 P6 | | 3 0 0 0 1 1 1 | | |
| Ron Swoboda, R (1, 9) OBP: 0.294, SLG: 0.280 | | 0-0 F9 | | 0-0 P6 | | 0-0 1-2 2-3 3-H SF9 | | 0-0 F8 | | 3 0 0 1 0 0 1 | | |
| Jerry Grote, R (1, 2) OBP: 0.385, SLG: 0.360 | | 0-0 3B | | | 0-3 K | 4-0 IBB | | 0-0 F9 | | 3 0 1 0 1 1 0 | | |
| Bob Friend, R (1, 1) Bill Hegler, L (5, 1) Jack Hamilton, R (5, 1) Dick Selma, R (8, 1) Dave Eilers, R (8, 1) Chuck Hiller, L (9, PH) OBP: 0.407, SLG: 0.431 | | 0-3 K | | | 0-3 K | 0-3 K | | 0-0 F7 | | 2 0 0 0 0 0 2 1 0 0 0 0 0 0 0 0 1 0 0 0 0 0 1 3 0 0 0 0 0 0 0 0 0 0 0 0 0 0 0 0 1 0 0 0 0 0 0 0 | | |
| Inning Stats | R: 0 H: 2 E: 0 LOB: 2 K: 1 BB: 0 S: 7 P: 7 | R: 0 H: 1 E: 0 LOB: 1 K: 2 BB: 0 S: 8 P: 8 | R: 0 H: 0 E: 0 LOB: 0 K: 1 BB: 0 S: 5 P: 5 | R: 0 H: 1 E: 0 LOB: 1 K: 0 BB: 0 S: 4 P: 4 | R: 1 H: 1 E: 0 LOB: 0 K: 3 BB: 0 S: 10 P: 10 | R: 1 H: 2 E: 0 LOB: 3 K: 1 BB: 2 S: 7 P: 15 | R: 1 H: 2 E: 0 LOB: 1 K: 1 BB: 0 S: 7 P: 7 | R: 0 H: 0 E: 0 LOB: 0 K: 0 BB: 0 S: 3 P: 3 | R: 1 H: 1 E: 0 LOB: 1 K: 0 BB: 1 S: 4 P: 8 | 1B: 6 SF: 2 2B: 2 SAC: 0 3B: 1 DP: 0 HR: 1 HBP: 0 | WP: 1 PA: 40 PB: 0 SB: 0 CS: 0 | |
| PITCHER | IP WLS BF H R ER SO BB IBB HBP BLK WP HR S P ERA WHIP | | | | | | | | | | | |
| Jim Maloney, R (1, 1) ERA: 2.27 | 8.2 W 39 10 4 4 9 2 1 0 0 1 1 54 66 4.15 1.385 | | | | | | | | | | | |
| Don Nottebart, R (9, 1) ERA: 1.37 | 0.1 S 1 0 0 0 0 0 0 0 0 0 0 0 1 1 0.00 0.000 | | | | | | | | | | | |

New York Mets @ Cincinnati Reds
 Crosley Field, Cincinnati, OH
 Sat Jun 18 1966, 3:33 AM EDT
 Att. 4,059 - Unknown

livebaseballscorecards.com

AB 35
R 4
H 10
RBI 4
BB 3
SO 9
LOB 16



BOTTOM

New York Mets @ Cincinnati Reds
Crosley Field, Cincinnati, OH

Sat Jun 18 1966, 3:33 AM EDT
Att. 4,059 - Unknown

livebaseballscorecards.com

| | |
|-----|----|
| AB | 33 |
| R | 5 |
| H | 10 |
| RBI | 5 |
| BB | 6 |
| SO | 2 |
| LOB | 18 |



| | | | |
|----|---|----|----|
| WP | 0 | PA | 40 |
| PB | 0 | | |
| SB | 0 | | |
| CS | 1 | | |

| AB | R | H | RBI | BB | SO | LOB |
|----|---|---|-----|----|----|-----|
| 3 | 0 | 1 | 1 | 2 | 0 | 0 |
| 4 | 0 | 1 | 2 | 1 | 0 | 1 |
| 4 | 0 | 1 | 0 | 1 | 0 | 4 |
| 2 | 1 | 1 | 0 | 0 | 0 | 1 |
| 2 | 0 | 0 | 0 | 0 | 0 | 3 |
| 4 | 0 | 0 | 0 | 0 | 1 | 4 |
| 0 | 0 | 0 | 0 | 0 | 0 | 0 |
| 4 | 1 | 2 | 1 | 0 | 1 | 0 |
| 0 | 0 | 0 | 0 | 0 | 0 | 0 |
| 4 | 0 | 2 | 1 | 0 | 0 | 0 |
| 0 | 1 | 0 | 0 | 0 | 0 | 0 |
| 3 | 1 | 1 | 0 | 1 | 0 | 2 |
| 3 | 1 | 1 | 0 | 1 | 0 | 3 |
| 0 | 0 | 0 | 0 | 0 | 0 | 0 |

| Batter | 1 | 2 | 3 | 4 | 5 | 6 | 7 | 8 | 9 |
|---|-----------------------|-----------------------|------------------|------------|-----------------------|-----------------|------------------|--------------------------------|---|
| Tommy Harper, R OBP: 0.333, SLG: 0.354 (1, 9) (9, 7) | 0-0 G4-6-3 1B | | 0-0 P4 | | 4-0 1B BB | | 0-0 5-3 | 4-0 BB BB | |
| Pete Rose, S OBP: 0.321, SLG: 0.372 (1, 4) | 0-0 F7 | | 0-0 F9 | | 0-0 BB 1B | | 0-0 F2 | 4-0 1-2 2-3 3-H BB | |
| Vada Pinson, L OBP: 0.358, SLG: 0.470 (1, 8) | 0-0 G4-6-3 1-2f | | 0-0 E1 BLK | | 4-0 1-2 BB | | 0-0 CS 1B | 0-0 4-3 | |
| Gordy Coleman, L OBP: 0.321, SLG: 0.270 Tony Perez, R OBP: 0.313, SLG: 0.339 (1, 3) (5, PH) (6, 3) | | 0-0 1B 1B | 0-0 P4 2-3 | | 0-0 F9 | | 0-0 CS 1-2 | 0-0 6-3 | |
| Art Shamsky, L OBP: 0.311, SLG: 0.500 Giraldo Ruiz, S OBP: 0.182, SLG: 0.143 (1, 7) (9, 5) | | 0-3 K | | 0-0 P6 | 0-0 4-3 | | | 0-0 P4 | |
| Deron Johnson, R OBP: 0.278, SLG: 0.354 Jimmie Coker, R OBP: 0.261, SLG: 0.381 (1, 5) (9, 2) | | 0-0 G3 1B 1B | | 0-3 K | | 0-0 5-3 | | 0-0 HR | |
| Johnny Edwards, L OBP: 0.364, SLG: 0.357 Dick Simpson, R OBP: 0.211, SLG: 0.500 (1, 2) (8, PR) (9, 9) | | 0-0 G3 1B | | 0-0 4-3 | | 0-0 3-1 | | 0-0 BB BB 1B 1B | |
| Leo Cardenas, R OBP: 0.321, SLG: 0.461 (1, 6) | | 0-0 G3 | | | 0-0 F9 | 4-0 BB BB | | 0-0 BB BB 1B | |
| Jim Maloney, L OBP: 0.297, SLG: 0.257 Don Nottebart, R OBP: 0.100, SLG: 0.100 (1, 1) (9, 1) | | 0-0 3-1 | | | 0-0 BB 1B 1B | | 0-0 F7 | 4-0 BB BB BB | |

| Inning Stats | R: 0 | H: 1 | E: 0 | K: 0 | S: 3 | LOB: 0 | BB: 0 | P: 3 |
|--------------|------|------|------|------|------|--------|-------|-------|
| | R: 1 | H: 3 | E: 0 | K: 1 | S: 8 | LOB: 2 | BB: 0 | P: 8 |
| | R: 0 | H: 0 | E: 1 | K: 0 | S: 4 | LOB: 1 | BB: 0 | P: 4 |
| | R: 0 | H: 0 | E: 0 | K: 1 | S: 5 | LOB: 0 | BB: 0 | P: 5 |
| | R: 1 | H: 2 | E: 0 | K: 0 | S: 5 | LOB: 3 | BB: 2 | P: 13 |
| | R: 0 | H: 0 | E: 0 | K: 0 | S: 3 | LOB: 1 | BB: 1 | P: 7 |
| | R: 0 | H: 1 | E: 0 | K: 0 | S: 3 | LOB: 0 | BB: 0 | P: 3 |
| | R: 3 | H: 3 | E: 0 | K: 0 | S: 6 | LOB: 3 | BB: 3 | P: 18 |

| PITCHER | IP | WLS | BF | H | R | ER | SO | BB | IBB | HBP | BLK | WP | HR | S | P | ERA | WHIP |
|---|-----|-----|----|---|---|----|----|----|-----|-----|-----|----|----|----|----|------|-------|
| Bob Friend, R ERA: 4.78 (1, 1) | 4.1 | | 20 | 6 | 2 | 2 | 2 | 1 | 0 | 0 | 1 | 0 | 0 | 23 | 27 | 4.15 | 1.615 |
| Bill Hepler, L ERA: 2.5 (5, 1) | 0.0 | | 1 | 0 | 0 | 0 | 0 | 1 | 0 | 0 | 0 | 0 | 0 | 0 | 4 | ∞ | ∞ |
| Jack Hamilton, R ERA: 3.87 (5, 1) | 3.1 | L | 14 | 4 | 3 | 3 | 0 | 1 | 0 | 0 | 0 | 0 | 1 | 13 | 17 | 8.10 | 1.500 |
| Dick Selma, R ERA: 4.67 (8, 1) | 0.0 | | 2 | 0 | 0 | 0 | 0 | 2 | 0 | 0 | 0 | 0 | 0 | 0 | 8 | ∞ | ∞ |
| Dave Eilers, R ERA: 4.88 (8, 1) | 0.1 | | 2 | 0 | 0 | 0 | 0 | 1 | 0 | 0 | 0 | 0 | 0 | 1 | 5 | 0.00 | 3.000 |

| 1B | 2B | 3B | HR | SF | SAC | DP | HBP |
|----|----|----|----|----|-----|----|-----|
| 9 | 0 | 0 | 1 | 0 | 0 | 1 | 0 |

| WP | HR | S | P | ERA | WHIP |
|----|----|---|---|-----|------|
| 0 | 0 | 0 | 0 | 0 | 0 |

| Batter | 1 | 2 | 3 | 4 | 5 | 6 | 7 | 8 | 9 | AB R H RBI BB SO LOB | TOP | |
|---|--|---|---|---|---|---|---|---|---|--|---|---|
| Chuck Hiller, L (1, 7) <small>OBP: 0.397, SLG: 0.418</small> | 0-0 F7 | | 0-0 FC6-4 1B | | 0-0 F8 | | 0-0 L4 | | | 4 0 1 0 0 0 0 | | |
| Ron Hunt, R (1, 4) <small>OBP: 0.362, SLG: 0.381</small> | 0-0 6-3 | | 0-3 K | | 0-0 F2 | | 0-0 P3 | | | 4 0 0 0 0 1 1 | | |
| Al Luplow, L (1, 9) <small>OBP: 0.353, SLG: 0.276</small> | 0-0 1B | | 0-0 FC6-4 FC6-4 1-2f | | 0-3 K | | 0-0 P6 | | | 4 0 1 0 0 1 1 | | |
| Ken Boyer, R (1, 5) <small>OBP: 0.315, SLG: 0.475</small> | 0-0 F7 | | 0-0 FC6-4 1-2f | | 0-0 F7 | | 0-0 6-3 | | | 4 0 0 0 0 0 2 | | |
| Cleon Jones, R (1, 8) <small>OBP: 0.314, SLG: 0.356</small> Johnny Lewis, L (6, PH) <small>OBP: 0.299, SLG: 0.395</small> (6, 8) | | 0-0 F2 | | 0-0 1B 1B | | 0-0 2B | | 0-0 4-3 | | 2 0 1 0 0 0 0 2 0 1 0 0 0 0 | | |
| Ed Kranepool, L (1, 3) <small>OBP: 0.296, SLG: 0.320</small> | | 0-0 1B 1B | | 0-0 F8 | | 0-0 L9 | | 0-0 6-3 | | 4 0 1 0 0 0 2 | | |
| Eddie Bressoud, R (1, 6) <small>OBP: 0.314, SLG: 0.443</small> | | 0-0 1-2 1B | | 0-0 P6 | | 0-0 6-3 | | 0-0 5-3 | | 4 0 1 0 0 0 2 | | |
| Jerry Grote, R (1, 2) <small>OBP: 0.383, SLG: 0.359</small> Larry Bearnarth, R (7, 1) <small>OBP: 0.125, SLG: 0.250</small> | | 0-3 K | | 0-0 1-2 1B | | 0-0 F2 | | | | 3 0 1 0 0 1 2 0 0 0 0 0 0 0 | | |
| Rob Gardner, R (1, 1) <small>OBP: 0.133, SLG: 0.167</small> John Stephenson, L (7, PH) <small>OBP: 0.254, SLG: 0.254</small> (7, 2) | | 0-3 K | | 0-3 K | | 0-0 F9 | | | | 2 0 0 0 0 2 4 1 0 0 0 0 0 0 | | |
| Inning Stats | R: 0 H: 1 E: 0 LOB: 1 K: 0 BB: 0 S: 4 P: 4 | R: 0 H: 2 E: 0 LOB: 2 K: 2 BB: 0 S: 9 P: 9 | R: 0 H: 1 E: 0 LOB: 1 K: 1 BB: 0 S: 6 P: 6 | R: 0 H: 2 E: 0 LOB: 2 K: 1 BB: 0 S: 7 P: 7 | R: 0 H: 0 E: 0 LOB: 0 K: 1 BB: 0 S: 5 P: 5 | R: 0 H: 1 E: 0 LOB: 1 K: 0 BB: 0 S: 4 P: 4 | R: 0 H: 0 E: 0 LOB: 0 K: 0 BB: 0 S: 3 P: 3 | R: 0 H: 0 E: 0 LOB: 0 K: 0 BB: 0 S: 3 P: 3 | R: 0 H: 0 E: 0 LOB: 0 K: 0 BB: 0 S: 3 P: 3 | 1B: 6 SF: 0 2B: 1 SAC: 0 3B: 0 DP: 0 HR: 0 HBP: 0 | WP: 0 PA: 34 PB: 0 SB: 0 CS: 0 | |
| PITCHER Milt Pappas, R (1, 1) <small>ERA: 3.89</small> | IP: 9.0 WLS: W BF: 34 H: 7 R: 0 ER: 0 SO: 5 BB: 0 IBB: 0 HBP: 0 BLK: 0 WP: 0 HR: 0 S: 44 P: 44 ERA: 0.00 WHIP: 0.778 | | | | | | | | | | | PITCHER IP: WLS: BF: H: R: ER: SO: BB: IBB: HBP: BLK: WP: HR: S: P: ERA: WHIP |

New York Mets @ Cincinnati Reds
 Crosley Field, Cincinnati, OH
 Sun Jun 19 1966, 3:33 AM EDT
 Unknown

livebaseballscorecards.com

| | |
|------------|-----------|
| AB | 34 |
| R | 0 |
| H | 7 |
| RBI | 0 |
| BB | 0 |
| SO | 5 |
| LOB | 14 |



| Batter | 1 | 2 | 3 | 4 | 5 | 6 | 7 | 8 | 9 | AB | R | H | RBI | BB | SO | LOB |
|---|------------------|----------------------|------------------|-----------|--------------------------|-----------|------------|------------|---|----|---|---|-----|----|----|-----|
| Tommy Harper, R OBP: 0.337, SLG: 0.357 (1, 7) | 0-0 S 1B | | 0-0 2-3 1B | | 0-0 2-3 1B | | 0-0 F8 | | | 4 | 1 | 2 | 0 | 0 | 0 | 1 |
| Pete Rose, S OBP: 0.320, SLG: 0.370 (1, 4) | 0-0 F8 1-2 | | 0-0 F8 | | 0-0 3B 1B | | 0-3 K | | | 4 | 1 | 1 | 1 | 0 | 1 | 2 |
| Vada Pinson, L OBP: 0.357, SLG: 0.466 (1, 8) | 0-0 F7 | | 0-0 2-3 | | 0-0 3B 1B | | 0-0 6-3 | | | 4 | 1 | 1 | 0 | 0 | 0 | 2 |
| Tony Perez, R OBP: 0.319, SLG: 0.361 (1, 3) | 0-0 1B | | 0-0 6-3 | | 0-0 1B 3B | | | 0-0 4-3 | | 4 | 1 | 2 | 3 | 0 | 0 | 1 |
| Don Pavletich, R OBP: 0.333, SLG: 0.481 (1, 2) | 0-0 F8 | | | 0-0 F8 | | | | 0-0 2B | | 4 | 0 | 2 | 1 | 0 | 0 | 1 |
| Deron Johnson, R OBP: 0.278, SLG: 0.352 (1, 5) | | 0-0 FC5-4 1B | | 0-0 F5 | | 0-0 F7 | | 0-0 1-3 | | 4 | 0 | 1 | 0 | 0 | 0 | 2 |
| Dick Simpson, R OBP: 0.174, SLG: 0.409 (1, 9) | | 0-3 K | | 0-3 K | | | | 0-3 K | | 4 | 0 | 0 | 0 | 0 | 4 | 2 |
| Leo Cardenas, R OBP: 0.321, SLG: 0.459 (1, 6) | | 0-0 FC5-4 1-2f | | | 0-0 WP SH5-4 1B | | 0-0 4-3 | | | 3 | 1 | 1 | 0 | 0 | 0 | 1 |
| Milt Pappas, R OBP: 0.121, SLG: 0.188 (1, 1) | | 0-3 K | | | 0-0 SH5-4 1-2 | | 0-0 P3 | | | 2 | 0 | 0 | 0 | 0 | 1 | 1 |

| Inning Stats | R: 1 | H: 2 | E: 0 | K: 5 | S: 5 | LOB: 1 | BB: 0 | P: 5 | R: 0 | H: 1 | E: 0 | K: 2 | S: 8 | LOB: 1 | BB: 0 | P: 8 | R: 0 | H: 1 | E: 0 | K: 0 | S: 4 | LOB: 1 | BB: 0 | P: 4 | R: 0 | H: 0 | E: 0 | K: 1 | S: 5 | LOB: 0 | BB: 0 | P: 5 | R: 4 | H: 5 | E: 0 | K: 0 | S: 8 | LOB: 1 | BB: 0 | P: 8 | R: 0 | H: 0 | E: 0 | K: 1 | S: 5 | LOB: 0 | BB: 0 | P: 5 | R: 0 | H: 0 | E: 0 | K: 1 | S: 5 | LOB: 0 | BB: 0 | P: 5 | R: 0 | H: 0 | E: 0 | K: 1 | S: 6 | LOB: 1 | BB: 0 | P: 6 |
|--|------|------|------|------|------|--------|-------|------|------|------|------|------|------|--------|-------|------|-------|------|------|------|------|--------|-------|------|------|------|------|------|------|--------|-------|------|------|------|------|------|------|--------|-------|------|------|------|------|------|------|--------|-------|------|------|------|------|------|------|--------|-------|------|------|------|------|------|------|--------|-------|------|
| PITCHER | IP | WLS | BF | H | R | ER | SO | BB | IBB | HBP | BLK | WP | HR | S | P | ERA | WHIP | | | | | | | | | | | | | | | | | | | | | | | | | | | | | | | | | | | | | | | | | | | | | | | |
| Rob Gardner, L ERA: 4.38 (1, 1) | 6.0 | L | 27 | 9 | 5 | 5 | 4 | 0 | 0 | 0 | 0 | 1 | 0 | 35 | 35 | 7.50 | 1.500 | | | | | | | | | | | | | | | | | | | | | | | | | | | | | | | | | | | | | | | | | | | | | | | |
| Larry Bearnarth, R ERA: 4.91 (7, 1) | 2.0 | | 7 | 1 | 0 | 0 | 2 | 0 | 0 | 0 | 0 | 0 | 0 | 11 | 11 | 0.00 | 0.500 | | | | | | | | | | | | | | | | | | | | | | | | | | | | | | | | | | | | | | | | | | | | | | | |

BOTTOM


New York Mets @ Cincinnati Reds
Crosley Field, Cincinnati, OH

Sun Jun 19 1966, 3:33 AM EDT
Unknown

livebaseballscorecards.com

| | |
|-----|----|
| AB | 33 |
| R | 5 |
| H | 10 |
| RBI | 5 |
| BB | 0 |
| SO | 6 |
| LOB | 13 |

WP: 1 PA: 34
 PB: 0
 SB: 1
 CS: 0



| Batter | 1 | 2 | 3 | 4 | 5 | 6 | 7 | 8 | 9 | AB R H RBI BB SO LOB | TOP | | |
|---|---|---|---|---|---|---|---|---|---|--|---|----------------|---|
| Chuck Hiller, L (1, 7) <small>OBP: 0.387, SLG: 0.407</small> | 0-0 4-3 | | 0-0 F9 | | 0-0 E4 | | 0-0 1B | | | 4 0 1 0 0 0 2 | | | |
| Ron Hunt, R (1, 4) <small>OBP: 0.360, SLG: 0.376</small> | 4-0 | | 0-0 F9 | | 0-0 1-3 | | 0-0 F9 | | | 3 0 0 0 1 0 5 | | | |
| Ken Boyer, R (1, 5) <small>OBP: 0.318, SLG: 0.476</small> | 0-0 F9 | | | 0-0 L5 | | 0-0 1B | | 0-0 1B | | 4 0 2 0 0 0 1 | | | |
| Johnny Lewis, L (1, 8) <small>OBP: 0.292, SLG: 0.385</small> Eddie Bressoud, R (8, PH) <small>OBP: 0.311, SLG: 0.439</small> | 0-0 P6 | | | 0-0 F8 | | 0-3 K | | 0-3 K | | 3 0 0 0 0 1 2 1 0 0 0 0 1 1 | | | |
| John Stephenson, L (1, 2) <small>OBP: 0.243, SLG: 0.243</small> Hawk Taylor, R (8, PH) <small>OBP: 0.216, SLG: 0.351</small> | | | 0-0 G3 | | 0-3 K | | 0-0 G3-6 | | 0-0 G5-4-3 | | 3 0 0 0 0 1 1 1 0 0 0 0 0 1 | | |
| Ron Swoboda, R (1, 9) <small>OBP: 0.287, SLG: 0.272</small> | | | 0-0 P4 | | 0-0 F7 | | 0-0 5-3 | | 0-0 5-3 | | 4 0 0 0 0 0 0 | | |
| Ed Kranepool, L (1, 3) <small>OBP: 0.302, SLG: 0.343</small> Billy Murphy, R (8, 8) <small>OBP: 0.293, SLG: 0.434</small> | | | 0-0 F9 | | 0-0 1B | | 0-0 HR | | 0-3 K | | 3 1 2 1 0 0 0 1 0 0 0 0 1 0 | | |
| Roy McMillan, R (1, 6) <small>OBP: 0.221, SLG: 0.182</small> | | | | 4-0 BB | | 0-0 1B | | 0-0 5-3 | | 3 1 1 0 1 0 0 | | | |
| Dennis Ribant, R (1, 1) <small>OBP: 0.118, SLG: 0.118</small> Dave Eilers, R (7, 1) | | | 0-0 FC3-6 | | 0-0 FC5-2 | | 0-0 E5 | | | 3 0 0 0 0 0 3 0 0 0 0 0 0 0 | | | |
| Inning Stats | R: 0 H: 0 E: 0 LOB: 1 K: 0 BB: 1 S: 3 P: 7 | R: 0 H: 0 E: 0 LOB: 0 K: 0 BB: 0 S: 3 P: 3 | R: 0 H: 0 E: 0 LOB: 1 K: 0 BB: 1 S: 3 P: 7 | R: 0 H: 0 E: 0 LOB: 0 K: 1 BB: 0 S: 5 P: 5 | R: 1 H: 2 E: 1 LOB: 2 K: 0 BB: 0 S: 6 P: 6 | R: 0 H: 1 E: 0 LOB: 0 K: 1 BB: 0 S: 5 P: 5 | R: 1 H: 2 E: 1 LOB: 2 K: 0 BB: 0 S: 6 P: 6 | R: 0 H: 1 E: 0 LOB: 0 K: 1 BB: 0 S: 5 P: 5 | R: 0 H: 0 E: 0 LOB: 0 K: 1 BB: 0 S: 5 P: 5 | 1B: 5 SF: 0 2B: 0 SAC: 0 3B: 0 DP: 2 HR: 1 HBP: 0 | WP: 0 PA: 35 PB: 0 SB: 1 CS: 0 | | |
| PITCHER | IP WLS BF H R ER SO BB IBB HBP BLK WP HR S P ERA WHIP | | | | | | | | | | | PITCHER | IP WLS BF H R ER SO BB IBB HBP BLK WP HR S P ERA WHIP |
| Sammy Ellis, R (1, 1) <small>ERA: 5.59</small> Billy McCool, L (8, 1) <small>ERA: 1.59</small> | 7.0 W 29 5 2 1 2 2 2 0 0 0 0 0 1 31 39 1.29 1.000 | | | | | | | | | | | | |

New York Mets @ Cincinnati Reds
 Crosley Field, Cincinnati, OH
 Sun Jun 19 1966, 3:38 AM EDT
 Att: 11,878 - Unknown

livebaseballscorecards.com

| | |
|------------|-----------|
| AB | 33 |
| R | 2 |
| H | 6 |
| RBI | 1 |
| BB | 2 |
| SO | 4 |
| LOB | 16 |



BOTTOM

New York Mets @ Cincinnati Reds
Crosley Field, Cincinnati, OH
Sun Jun 19 1966, 3:38 AM EDT
Att. 11,878 - Unknown

livebaseballscorecards.com

| | |
|-----|----|
| AB | 30 |
| R | 4 |
| H | 7 |
| RBI | 3 |
| BB | 1 |
| SO | 2 |
| LOB | 14 |



| | | | |
|----|---|----|----|
| WP | 0 | PA | 34 |
| PB | 0 | | |
| SB | 1 | | |
| CS | 0 | | |

AB R H RBI BB SO LOB

3 1 2 0 1 0 0

3 2 1 0 0 0 3

4 0 2 1 0 0 4

3 0 0 1 0 0 2

0 0 0 0 0 0 0

3 0 1 1 0 1 1

3 0 0 0 0 0 2

4 0 0 0 0 0 2

4 0 1 0 0 0 1

3 1 0 0 0 0 1

2 0 0 0 0 1 0

1 0 0 0 0 0 0

0 0 0 0 0 0 0

1B: 5 SF: 2

2B: 2 SAC: 0

3B: 0 DP: 1

HR: 0 HBP: 0

WP: 0 PA: 34

PB: 0

SB: 1

CS: 0

1B: 5 SF: 2

2B: 2 SAC: 0

3B: 0 DP: 1

HR: 0 HBP: 0

WP: 0 PA: 34

PB: 0

SB: 1

CS: 0

1B: 5 SF: 2

2B: 2 SAC: 0

3B: 0 DP: 1

HR: 0 HBP: 0

WP: 0 PA: 34

PB: 0

SB: 1

CS: 0

1B: 5 SF: 2

2B: 2 SAC: 0

3B: 0 DP: 1

HR: 0 HBP: 0

WP: 0 PA: 34

PB: 0

SB: 1

CS: 0

1B: 5 SF: 2

2B: 2 SAC: 0

3B: 0 DP: 1

HR: 0 HBP: 0

WP: 0 PA: 34

PB: 0

SB: 1

CS: 0

1B: 5 SF: 2

2B: 2 SAC: 0

3B: 0 DP: 1

HR: 0 HBP: 0

WP: 0 PA: 34

PB: 0

SB: 1

CS: 0

1B: 5 SF: 2

2B: 2 SAC: 0

3B: 0 DP: 1

HR: 0 HBP: 0

WP: 0 PA: 34

PB: 0

SB: 1

CS: 0

1B: 5 SF: 2

2B: 2 SAC: 0

3B: 0 DP: 1

HR: 0 HBP: 0

WP: 0 PA: 34

PB: 0

SB: 1

CS: 0

1B: 5 SF: 2

2B: 2 SAC: 0

3B: 0 DP: 1

HR: 0 HBP: 0

WP: 0 PA: 34

PB: 0

SB: 1

CS: 0

1B: 5 SF: 2

2B: 2 SAC: 0

3B: 0 DP: 1

HR: 0 HBP: 0

WP: 0 PA: 34

PB: 0

SB: 1

CS: 0

1B: 5 SF: 2

2B: 2 SAC: 0

3B: 0 DP: 1

HR: 0 HBP: 0

WP: 0 PA: 34

PB: 0

SB: 1

CS: 0

1B: 5 SF: 2

2B: 2 SAC: 0

3B: 0 DP: 1

HR: 0 HBP: 0

WP: 0 PA: 34

PB: 0

SB: 1

CS: 0

1B: 5 SF: 2

2B: 2 SAC: 0

3B: 0 DP: 1

HR: 0 HBP: 0

WP: 0 PA: 34

PB: 0

SB: 1

CS: 0

1B: 5 SF: 2

2B: 2 SAC: 0

3B: 0 DP: 1

HR: 0 HBP: 0

WP: 0 PA: 34

PB: 0

SB: 1

CS: 0

1B: 5 SF: 2

2B: 2 SAC: 0

3B: 0 DP: 1

HR: 0 HBP: 0

WP: 0 PA: 34

PB: 0

SB: 1

CS: 0

1B: 5 SF: 2

2B: 2 SAC: 0

3B: 0 DP: 1

HR: 0 HBP: 0

WP: 0 PA: 34

PB: 0

SB: 1

CS: 0

1B: 5 SF: 2

2B: 2 SAC: 0

3B: 0 DP: 1

HR: 0 HBP: 0

WP: 0 PA: 34

PB: 0

SB: 1

CS: 0

1B: 5 SF: 2

2B: 2 SAC: 0

3B: 0 DP: 1

HR: 0 HBP: 0

WP: 0 PA: 34

PB: 0

SB: 1

CS: 0

1B: 5 SF: 2

2B: 2 SAC: 0

3B: 0 DP: 1

HR: 0 HBP: 0

WP: 0 PA: 34

PB: 0

SB: 1

CS: 0

1B: 5 SF: 2

2B: 2 SAC: 0

3B: 0 DP: 1

HR: 0 HBP: 0

WP: 0 PA: 34

PB: 0

SB: 1

CS: 0

1B: 5 SF: 2

2B: 2 SAC: 0

3B: 0 DP: 1

HR: 0 HBP: 0

WP: 0 PA: 34

PB: 0

SB: 1

CS: 0

1B: 5 SF: 2

2B: 2 SAC: 0

3B: 0 DP: 1

HR: 0 HBP: 0

WP: 0 PA: 34

PB: 0

SB: 1

CS: 0

1B: 5 SF: 2

2B: 2 SAC: 0

3B: 0 DP: 1

HR: 0 HBP: 0

WP: 0 PA: 34

PB: 0

SB: 1

CS: 0

1B: 5 SF: 2

2B: 2 SAC: 0

3B: 0 DP: 1

HR: 0 HBP: 0

WP: 0 PA: 34

PB: 0

SB: 1

CS: 0

1B: 5 SF: 2

2B: 2 SAC: 0

3B: 0 DP: 1

HR: 0 HBP: 0

WP: 0 PA: 34

PB: 0

SB: 1

CS: 0

1B: 5 SF: 2

2B: 2 SAC: 0

3B: 0 DP: 1

HR: 0 HBP: 0

WP: 0 PA: 34

PB: 0

SB: 1

CS: 0

1B: 5 SF: 2

2B: 2 SAC: 0

3B: 0 DP: 1

HR: 0 HBP: 0

WP: 0 PA: 34

PB: 0

SB: 1

CS: 0

1B: 5 SF: 2

2B: 2 SAC: 0

3B: 0 DP: 1

HR: 0 HBP: 0

WP: 0 PA: 34

PB: 0

SB: 1

CS: 0

1B: 5 SF: 2

2B: 2 SAC: 0

3B: 0 DP: 1

HR: 0 HBP: 0

WP: 0 PA: 34

PB: 0

SB: 1

CS: 0

1B: 5 SF: 2

2B: 2 SAC: 0

3B: 0 DP: 1

HR: 0 HBP: 0

WP: 0 PA: 34

PB: 0

SB: 1

CS: 0

1B: 5 SF: 2

2B: 2 SAC: 0

3B: 0 DP: 1

HR: 0 HBP: 0

WP: 0 PA: 34

PB: 0

SB: 1

CS: 0

1B: 5 SF: 2

2B: 2 SAC: 0

3B: 0 DP: 1

HR: 0 HBP: 0

WP: 0 PA: 34

PB: 0

SB: 1

CS: 0

1B: 5 SF: 2

2B: 2 SAC: 0

3B: 0 DP: 1

HR: 0 HBP: 0

Pittsburgh Pirates @ Cincinnati Reds
 Crosley Field, Cincinnati, OH
 Tue Jun 21 1966, 7:05 PM EDT
 Att. 7,665 - Unknown

livebaseballscorecards.com

| | |
|-----|----|
| AB | 40 |
| R | 8 |
| H | 13 |
| RBI | 8 |
| BB | 5 |
| SO | 11 |
| LOB | 22 |



| | | | |
|-----|---|-----|----|
| WP: | 0 | PA: | 45 |
| PB: | 0 | | |
| SB: | 1 | | |
| CS: | 0 | | |

| Batter | 1 | 2 | 3 | 4 | 5 | 6 | 7 | 8 | 9 | AB | R | H | RBI | BB | SO | LOB |
|--|--------------------------------|-----------|-----------|------------|--------------------|------------|-------------------------|-----------|-----------|----|---|---|-----|----|----|-----|
| Matty Alou, L (1, 8) OBP: 0.348, SLG: 0.457 | 0-0 E S 1B | 0-3 K | | 0-0 F7 | | 0-0 4-3 | 0-0 F3 | | | 5 | 1 | 1 | 0 | 0 | 1 | 4 |
| Gene Alley, R (1, 6) OBP: 0.318, SLG: 0.380 | 0-0 BB BB 1B | 0-0 F4 | | 0-0 2B | | 0-0 4-3 | | 0-0 F3 | | 5 | 2 | 2 | 1 | 0 | 0 | 1 |
| Roberto Clemente, R (1, 9) OBP: 0.355, SLG: 0.504 | 0-3 K | 0-3 K | | 0-0 F4 | | 0-0 1B | | 0-3 K | | 5 | 0 | 1 | 0 | 0 | 3 | 4 |
| Willie Stargell, L (1, 7) OBP: 0.399, SLG: 0.599 | 4-0 BB 1-2 1B | | 0-3 K | 0-0 2B | | 0-0 F2 | | 0-0 HR | | 4 | 2 | 2 | 3 | 1 | 1 | 1 |
| Jim Pagliaroni, R (1, 2) OBP: 0.313, SLG: 0.383 | 4-0 BB 1-2 2-3 1B | | 0-3 K | 0-0 6-3 | | | 4-0 BB 1B | 0-3 K | | 3 | 1 | 0 | 0 | 2 | 2 | 1 |
| Jose Pagan, R (1, 5) OBP: 0.254, SLG: 0.350 | 0-0 1-2 2-H 3-H 1B | | 0-0 1B | | 0-0 5-3 | | 0-0 F3 | | 0-3 K | 5 | 0 | 2 | 2 | 0 | 1 | 1 |
| Bill Mazerowski, R (1, 4) OBP: 0.280, SLG: 0.331 | 0-0 F2 | | 0-3 K | | 0-0 F8 | | 0-0 1-2 1B | 0-0 1B | | 5 | 0 | 2 | 0 | 0 | 1 | 3 |
| Donn Clendenon, R (1, 3) OBP: 0.316, SLG: 0.372 | 0-3 K | | | 0-0 HR | 4-0 BB FC6-4 | | 0-0 F9 | | 0-3 K | 4 | 1 | 1 | 1 | 1 | 2 | 5 |
| Woodie Fryman, R (1, 1) OBP: 0.105, SLG: 0.105 | | 4-0 BB | | 0-0 2B | 0-0 FC6-4 | | 0-0 1-2 2-H 1B | | 0-0 F7 | 0 | 0 | 0 | 0 | 0 | 0 | 0 |
| Tommie Sisk, R (1, 1) OBP: 0.333, SLG: 0.200 | | | | 0-0 2B | | | | | | 0 | 0 | 0 | 0 | 1 | 0 | 0 |
| Al McBean, R (2, 1) OBP: 0.250, SLG: 0.250 | | | | | | | | | | 1 | 1 | 1 | 0 | 0 | 0 | 0 |
| Bob Bailey, R (5, PH) OBP: 0.339, SLG: 0.388 | | | | | | | | | | 1 | 0 | 0 | 0 | 0 | 0 | 1 |
| Billy O'Dell, S (5, 1) OBP: 0.250, SLG: 0.250 | | | | | | | | | | 0 | 0 | 0 | 0 | 0 | 0 | 0 |
| Jerry Lynch, L (7, PH) OBP: 0.333, SLG: 0.250 | | | | | | | | | | 1 | 0 | 1 | 1 | 0 | 0 | 0 |
| Pete Wilkerson, R (7, 1) OBP: 0.125, SLG: 0.125 | | | | | | | | | | 0 | 0 | 0 | 0 | 0 | 0 | 0 |
| Manny Mota, R (9, PH) OBP: 0.360, SLG: 0.457 | | | | | | | | | | 1 | 0 | 0 | 0 | 0 | 0 | 1 |

| Inning Stats | R: 3 | H: 3 | E: 0 | K: 2 | S: 10 | P: 18 | R: 0 | H: 0 | E: 0 | K: 2 | S: 7 | P: 11 | R: 0 | H: 1 | E: 0 | K: 3 | S: 10 | P: 10 | R: 3 | H: 4 | E: 0 | K: 0 | S: 7 | P: 7 | R: 0 | H: 0 | E: 0 | K: 0 | S: 3 | P: 7 | R: 0 | H: 1 | E: 0 | K: 0 | S: 4 | P: 4 | R: 1 | H: 2 | E: 0 | K: 0 | S: 5 | P: 9 | R: 1 | H: 1 | E: 0 | K: 2 | S: 8 | P: 8 | R: 0 | H: 1 | E: 0 | K: 2 | S: 8 | P: 8 | 1B: 9 | 2B: 2 | 3B: 0 | HR: 2 | SF: 0 | SAC: 0 | DP: 0 | HBP: 0 | WP: 0 | PB: 0 | SB: 1 | CS: 0 | PA: 45 |
|--------------|------|------|------|------|-------|-------|------|------|------|------|------|-------|------|------|------|------|-------|-------|------|------|------|------|------|------|------|------|------|------|------|------|------|------|------|------|------|------|------|------|------|------|------|------|------|------|------|------|------|------|------|------|------|------|------|------|-------|-------|-------|-------|-------|--------|-------|--------|-------|-------|-------|-------|--------|
|--------------|------|------|------|------|-------|-------|------|------|------|------|------|-------|------|------|------|------|-------|-------|------|------|------|------|------|------|------|------|------|------|------|------|------|------|------|------|------|------|------|------|------|------|------|------|------|------|------|------|------|------|------|------|------|------|------|------|-------|-------|-------|-------|-------|--------|-------|--------|-------|-------|-------|-------|--------|

| PITCHER | IP | WLS | BF | H | R | ER | SO | BB | IBB | HBP | BLK | WP | HR | S | P | ERA | WHIP |
|--------------------------------------|-----|-----|----|---|---|----|----|----|-----|-----|-----|----|----|----|----|-------|--------|
| Hank Fischer, R (1, 1) ERA: 4.28 | 0.1 | | 6 | 3 | 3 | 3 | 1 | 2 | 0 | 0 | 0 | 0 | 0 | 6 | 14 | 81.00 | 15.000 |
| Darrell Osteen, R (1, 1) ERA: 8.1 | 3.1 | | 16 | 5 | 3 | 3 | 6 | 1 | 0 | 0 | 0 | 0 | 1 | 27 | 31 | 8.10 | 1.800 |
| Don Nottebart, R (4, 1) ERA: 1.48 | 3.1 | W | 15 | 3 | 1 | 1 | 0 | 2 | 0 | 0 | 0 | 0 | 0 | 13 | 21 | 2.70 | 1.500 |
| Billy McCool, L (8, 1) ERA: 1.71 | 2.0 | S | 8 | 2 | 1 | 1 | 4 | 0 | 0 | 0 | 0 | 0 | 1 | 16 | 16 | 4.50 | 1.000 |

BOTTOM

Pittsburgh Pirates @ Cincinnati Reds
Crosley Field, Cincinnati, OH
Tue Jun 21 1966, 7:05 PM EDT
Att. 7,665 - Unknown

| | |
|-----|----|
| AB | 39 |
| R | 11 |
| H | 15 |
| RBI | 9 |
| BB | 3 |
| SO | 9 |
| LOB | 18 |



| | | | |
|----|---|----|----|
| WP | 3 | PA | 42 |
| PB | 0 | | |
| SB | 0 | | |
| CS | 1 | | |

| AB | R | H | RBI | BB | SO | LOB |
|-----|---|------|-----|----|----|-----|
| 5 | 1 | 1 | 0 | 0 | 1 | 2 |
| 5 | 2 | 3 | 1 | 0 | 1 | 1 |
| 4 | 2 | 2 | 0 | 1 | 0 | 2 |
| 4 | 1 | 1 | 1 | 0 | 3 | 2 |
| 0 | 0 | 0 | 0 | 1 | 0 | 0 |
| 0 | 0 | 0 | 0 | 0 | 0 | 0 |
| 5 | 2 | 2 | 2 | 0 | 1 | 5 |
| 0 | 0 | 0 | 0 | 0 | 0 | 0 |
| 5 | 2 | 2 | 3 | 0 | 2 | 3 |
| 4 | 0 | 1 | 2 | 0 | 0 | 0 |
| 3 | 0 | 1 | 0 | 1 | 0 | 0 |
| 0 | 0 | 0 | 0 | 0 | 0 | 0 |
| 2 | 0 | 1 | 0 | 0 | 1 | 2 |
| 1 | 0 | 0 | 0 | 0 | 0 | 1 |
| 1 | 1 | 1 | 0 | 0 | 0 | 0 |
| 1B: | 8 | SF: | 0 | | | |
| 2B: | 5 | SAC: | 0 | | | |
| 3B: | 0 | DP: | 0 | | | |
| HR: | 2 | HBP: | 0 | | | |

| Batter | 1 | 2 | 3 | 4 | 5 | 6 | 7 | 8 | 9 |
|--|-------------------------------|------------------------------------|----------------------|-----------------|-----------------|-------------------------------|------------|------------------------|---|
| Tommy Harper, R OBP: 0.341, SLG: 0.363 (1, 9) (9, 7) | 0-0 F9 1B | 0-0 1B 2B | 0-0 FC5-3 1-2f | | | 0-0 F5 1B | | 0-3 K 1B | |
| Pete Rose, S OBP: 0.325, SLG: 0.382 (1, 4) | 0-0 2B WP 1B | 0-0 E FC1 2B 1B 2-H | 0-3 K 1-2f | | | 0-0 F9 1B | | 0-0 WP 1-3 2B | |
| Vada Pinson, L OBP: 0.363, SLG: 0.471 (1, 8) | 0-0 WP 1-3 1B 2B | 0-0 FC1 2B HR 1-3 | 0-0 4-3 | | | 0-0 1B | | 4-0 WP IBB | |
| Tony Perez, R OBP: 0.314, SLG: 0.362 (1, 3) | 0-3 K 2-3 3-H | 0-0 HR 2B 1-3 | | 0-3 K 1-3 | | 0-3 K 1-2 2-3 3-H | | 4-0 BB | |
| Gordy Coleman, L OBP: 0.314, SLG: 0.260 (8, PH) | | | | | | | | | |
| Dick Simpson, R OBP: 0.174, SLG: 0.409 (8, PR) (9, 9) | | | | | | | | | |
| Don Pavletich, R OBP: 0.336, SLG: 0.505 (1, 2) | 0-0 2B 1B 3-H | 0-0 6-3 | | 0-0 F9 | | | 0-0 HR | 0-3 K | |
| Jimmie Coker, R OBP: 0.261, SLG: 0.381 (9, 2) | | | | | | | | | |
| Deron Johnson, R OBP: 0.280, SLG: 0.377 (1, 7) (9, 3) | 0-0 1-3 1B 2B 3-H | 0-0 HR 2-H 3-H | | 0-0 6-3 | | | 0-3 K | 0-3 K | |
| Tommy Helms, R OBP: 0.318, SLG: 0.396 (1, 5) | 0-0 WP 1B 2-H 3-H | 0-0 4-3 | | | 0-0 4-3 | | 0-0 6-3 | | |
| Leo Cardenas, R OBP: 0.320, SLG: 0.452 (1, 6) | 4-0 1-2 IBB | 0-0 F9 | | | 0-0 CS 1B | | 0-0 4-3 | | |
| Hank Fischer, R (1, 1) | 0-3 K | | 0-0 FC5-3 1B | | | 0-0 5-3 1-2 | | 0-0 2B WP 1B | |
| Darrell Osteen, R OBP: 0.500, SLG: 0.500 (1, 1) | | | | | | | | | |
| Don Nottebart, R OBP: 0.091, SLG: 0.091 (4, 1) | | | | | | | | | |
| Billy McCool, R OBP: 0.300, SLG: 0.222 (8, 1) | | | | | | | | | |

| Inning Stats | R | H | E | K | S | LOB | BB | P | R | H | E | K | S | LOB | BB | P |
|--------------|---|---|---|---|----|-----|----|----|---|---|---|---|---|-----|----|---|
| 1 | 4 | 5 | 0 | 2 | 12 | 2 | 1 | 16 | 5 | 4 | 1 | 1 | 8 | 0 | 0 | 8 |
| 2 | 5 | 4 | 1 | 0 | 8 | 0 | 0 | 8 | 0 | 0 | 0 | 0 | 0 | 0 | 0 | 8 |
| 3 | 0 | 1 | 0 | 1 | 6 | 1 | 0 | 6 | 0 | 0 | 0 | 0 | 0 | 0 | 0 | 6 |
| 4 | 0 | 0 | 0 | 0 | 5 | 0 | 0 | 5 | 0 | 0 | 0 | 0 | 0 | 0 | 0 | 5 |
| 5 | 0 | 1 | 0 | 0 | 3 | 0 | 0 | 3 | 0 | 0 | 0 | 0 | 0 | 0 | 0 | 3 |
| 6 | 0 | 1 | 0 | 1 | 6 | 1 | 0 | 6 | 1 | 1 | 0 | 1 | 6 | 0 | 0 | 6 |
| 7 | 1 | 1 | 0 | 1 | 6 | 0 | 0 | 6 | 1 | 1 | 0 | 1 | 6 | 0 | 0 | 6 |
| 8 | 1 | 2 | 0 | 3 | 11 | 3 | 2 | 19 | 1 | 0 | 0 | 1 | 6 | 0 | 0 | 6 |

| PITCHER | IP | WLS | BF | H | R | ER | SO | BB | IBB | HBP | BLK | WP | HR | S | P | ERA | WHIP |
|--|-----|-----|----|---|---|----|----|----|-----|-----|-----|----|----|----|----|-------|-------|
| Woodie Fryman, L ERA: 3.26 (1, 1) | 0.2 | L | 6 | 4 | 4 | 4 | 1 | 0 | 0 | 0 | 0 | 1 | 0 | 8 | 8 | 54.00 | 6.000 |
| Tommie Sisk, R ERA: 5.2 (1, 1) | 0.1 | | 5 | 3 | 2 | 2 | 1 | 0 | 1 | 0 | 0 | 1 | 0 | 6 | 10 | 54.00 | 9.000 |
| Al McBean, R ERA: 3.72 (2, 1) | 3.0 | | 13 | 3 | 3 | 2 | 2 | 0 | 0 | 0 | 0 | 0 | 1 | 17 | 17 | 6.00 | 1.000 |
| Billy O'Dell, L ERA: 2.28 (5, 1) | 2.0 | | 7 | 2 | 0 | 0 | 1 | 0 | 0 | 0 | 0 | 0 | 0 | 9 | 9 | 0.00 | 1.000 |
| Pete Mikkelsen, R ERA: 3.35 (7, 1) | 2.0 | | 11 | 3 | 2 | 2 | 4 | 1 | 1 | 0 | 0 | 1 | 1 | 17 | 25 | 9.00 | 2.000 |

livebaseballscores.com

| Batter | 1 | 2 | 3 | 4 | 5 | 6 | 7 | 8 | 9 | AB R H RBI BB SO LOB | TOP | |
|---|---|---|--|---|---|---|---|---|---|--|---|--|
| Matty Alou, L (1, 8) OBP: 0.347, SLG: 0.453 | 0-0 CS 1B | | 0-0 G3 1-2 | | 0-0 6-3 | | 0-0 6-3 | | | 4 0 1 0 0 0 2 | | |
| Gene Alley, R (1, 6) OBP: 0.320, SLG: 0.379 Bob Bailey, R (3, PR) OBP: 0.335, SLG: 0.383 (3, 5) | 0-3 K | | 1-0 WP 1B HBP | | 0-3 K | | | 0-0 F8 | | 1 0 0 0 0 1 1 2 0 0 0 0 1 1 | | |
| Roberto Clemente, R (1, 9) OBP: 0.361, SLG: 0.518 | 4-0 WP 1-2 BB | | 0-0 WP 1B 1-2 2-H | | 0-0 F8 | | | 0-0 HR | | 3 1 2 2 1 0 0 | | |
| Willie Stargell, L (1, 7) OBP: 0.397, SLG: 0.597 | 0-0 3-1 1-2 | | 0-3 K 1-2 2-3 | | 0-0 2B | | | 0-0 F7 | | 4 0 1 0 0 1 3 | | |
| Jim Pagliaroni, R (1, 2) OBP: 0.311, SLG: 0.380 | | 0-3 K | | 0-0 CS 1B | | 0-0 1-3 | | 0-0 F8 | | 4 0 1 0 0 1 1 | | |
| Jose Pagan, R (1, 5) OBP: 0.254, SLG: 0.347 (3, 6) | | 0-0 F8 | | 0-0 G1-6-3 1-2 1B | | 0-0 F8 | | | 0-0 6-3 | 4 0 1 0 0 0 1 | | |
| Bill Mazerowski, R (1, 4) OBP: 0.276, SLG: 0.325 | | 0-0 6-3 | | 0-0 G1-6-3 1-2 | | | 0-3 K | | 0-3 K | 4 0 0 0 0 2 1 | | |
| Donn Clendenon, R (1, 3) OBP: 0.323, SLG: 0.390 | | | 0-0 G3 1B 1B | | 4-0 SH1-4 BB | | 0-0 HR | | 0-3 K | 3 2 2 1 1 1 0 | | |
| Steve Blass, R (1, 1) OBP: 0.161, SLG: 0.194 Pete Mikkelsen, R (8, 1) OBP: 0.125, SLG: 0.125 Billy O'Dell, S (9, 1) OBP: 0.250, SLG: 0.250 | | | 0-3 K | | 0-0 SH1-4 1-2 | | 0-0 6-3 | | | 2 0 0 0 0 1 1 0 0 0 0 0 0 0 0 0 0 0 0 0 0 | | |
| Inning Stats | R: 0 H: 1 E: 0 LOB: 1 K: 1 BB: 1 S: 5 P: 9 | R: 0 H: 0 E: 0 LOB: 0 K: 1 BB: 0 S: 5 P: 5 | R: 1 H: 2 E: 0 LOB: 3 K: 2 BB: 0 S: 9 P: 10 | R: 0 H: 2 E: 0 LOB: 0 K: 0 BB: 0 S: 3 P: 3 | R: 0 H: 0 E: 0 LOB: 1 K: 1 BB: 1 S: 5 P: 9 | R: 0 H: 1 E: 0 LOB: 1 K: 0 BB: 0 S: 4 P: 4 | R: 1 H: 1 E: 0 LOB: 0 K: 1 BB: 0 S: 6 P: 6 | R: 1 H: 1 E: 0 LOB: 0 K: 0 BB: 0 S: 4 P: 4 | R: 0 H: 0 E: 0 LOB: 0 K: 2 BB: 0 S: 7 P: 7 | 1B: 5 SF: 0 2B: 1 SAC: 1 3B: 0 DP: 1 HR: 2 HBP: 1 | WP: 2 PA: 35 PB: 0 SB: 0 CS: 2 | |
| PITCHER Jim Maloney, R (1, 1) ERA: 2.33 | IP WLS BF H R ER SO BB IBB HBP BLK WP HR S P ERA WHIP | 9.0 W 35 8 3 3 8 2 0 1 0 2 2 48 57 3.00 1.111 | | | | | | | | | | |
| PITCHER | IP WLS BF H R ER SO BB IBB HBP BLK WP HR S P ERA WHIP | | | | | | | | | | | |

Pittsburgh Pirates @ Cincinnati Reds
Crosley Field, Cincinnati, OH
Wed Jun 22 1966, 7:05 PM EDT
Att. 7,843 - Unknown

livebaseballscorecards.com

| | |
|-----|----|
| AB | 31 |
| R | 3 |
| H | 8 |
| RBI | 3 |
| BB | 2 |
| SO | 8 |
| LOB | 11 |



| Batter | 1 | 2 | 3 | 4 | 5 | 6 | 7 | 8 | 9 | AB | R | H | RBI | BB | SO | LOB |
|---|-----------------------|------------|------------|------------|------------------------|-----------------|------------|----------------------|-----------------------------|----|---|---|-----|----|----|-----|
| Tommy Harper, R OBP: 0.343, SLG: 0.358 (1, 9) BB (9, 7) | 4-0 G4-6-3 BB | | 0-0 6-3 | | 0-0 F3 | | 0-0 6-3 | | 4-0 FC6-4 BB 1-2 | 3 | 0 | 0 | 0 | 2 | 0 | 2 |
| Pete Rose, S OBP: 0.319, SLG: 0.375 (1, 4) X | 0-0 G4-6-3 1-2f | | | 0-0 G3 | 0-0 1-3 | | | 0-0 F7 | 0-0 FC6-4 1-2f 2-H | 5 | 0 | 0 | 0 | 0 | 0 | 4 |
| Vada Pinson, L OBP: 0.362, SLG: 0.468 (1, 8) X | 0-0 1B | | | 0-0 6-3 | | 0-0 6-3 | | 0-0 4-3 | | 4 | 0 | 1 | 0 | 0 | 0 | 0 |
| Gordy Coleman, L OBP: 0.322, SLG: 0.284 Dick Simpson, R OBP: 0.174, SLG: 0.409 (1, 3) (8, PR) (9, 9) X | 0-0 F7 | | | 0-0 1B | | 0-0 4-3 | | 0-0 HR 2B | | 4 | 0 | 2 | 0 | 0 | 0 | 1 |
| Deron Johnson, R OBP: 0.284, SLG: 0.391 (1, 7) (9, 3) X | | 0-0 6-3 | | 0-0 F5 | | 4-0 1B BB | | 0-0 HR 2-H | | 3 | 1 | 1 | 2 | 1 | 0 | 1 |
| Tommy Helms, R OBP: 0.325, SLG: 0.403 (1, 5) X | | 0-0 F6 | | | 0-0 1B 1B | 0-0 1B | | 0-0 FC6-4 1B | | 4 | 1 | 3 | 0 | 0 | 0 | 0 |
| Johnny Edwards, L OBP: 0.346, SLG: 0.336 (1, 2) X | | 0-0 F6 | | | 0-0 1-3 1-2 | 0-0 G3 | | 0-0 FC6-4 1-2f | | 4 | 0 | 0 | 0 | 0 | 0 | 5 |
| Leo Cardenas, R OBP: 0.319, SLG: 0.448 (1, 6) X | | | 0-0 6-3 | | 0-0 WP 2-H 1B | | 0-0 6-3 | | 0-0 F6 | 4 | 0 | 1 | 1 | 0 | 0 | 0 |
| Jim Maloney, L OBP: 0.317, SLG: 0.263 (1, 1) X | | | 0-0 F6 | | 4-0 BB 2-3 | | 0-0 4-3 | | 0-0 BB E 1B | 3 | 1 | 1 | 0 | 1 | 0 | 0 |

| Inning Stats | R: 0 | H: 1 | E: 0 | LOB: 1 | K: 0 | BB: 1 | S: 3 | R: 0 | H: 0 | E: 0 | LOB: 0 | K: 0 | BB: 0 | S: 3 | R: 0 | H: 1 | E: 0 | LOB: 1 | K: 0 | BB: 0 | S: 4 | R: 1 | H: 2 | E: 0 | LOB: 2 | K: 0 | BB: 1 | S: 5 | R: 0 | H: 1 | E: 0 | LOB: 2 | K: 0 | BB: 1 | S: 4 | R: 0 | H: 0 | E: 0 | LOB: 0 | K: 0 | BB: 0 | S: 3 | R: 2 | H: 3 | E: 0 | LOB: 2 | K: 0 | BB: 0 | S: 6 | R: 1 | H: 1 | E: 1 | LOB: 2 | K: 0 | BB: 1 | S: 3 | 1B: 7 | SF: 0 | 2B: 1 | SAC: 0 | 3B: 0 | DP: 1 | HR: 1 | HBP: 0 | WP: 1 | PA: 38 |
|--------------|------|------|------|--------|------|-------|------|------|------|------|--------|------|-------|------|------|------|------|--------|------|-------|------|------|------|------|--------|------|-------|------|------|------|------|--------|------|-------|------|------|------|------|--------|------|-------|------|------|------|------|--------|------|-------|------|------|------|------|--------|------|-------|------|-------|-------|-------|--------|-------|-------|-------|--------|-------|--------|
|--------------|------|------|------|--------|------|-------|------|------|------|------|--------|------|-------|------|------|------|------|--------|------|-------|------|------|------|------|--------|------|-------|------|------|------|------|--------|------|-------|------|------|------|------|--------|------|-------|------|------|------|------|--------|------|-------|------|------|------|------|--------|------|-------|------|-------|-------|-------|--------|-------|-------|-------|--------|-------|--------|

| PITCHER | IP | WLS | BF | H | R | ER | SO | BB | IBB | HBP | BLK | WP | HR | S | P | ERA | WHIP |
|--|-----|-----|----|---|---|----|----|----|-----|-----|-----|----|----|----|----|------|-------|
| Steve Blass, R ERA: 3.32 (1, 1) | 7.2 | | 33 | 8 | 3 | 3 | 0 | 3 | 0 | 0 | 0 | 1 | 1 | 30 | 42 | 3.52 | 1.435 |
| Pete Mikkelsen, R ERA: 3.31 (8, 1) | 0.2 | L | 4 | 1 | 1 | 0 | 0 | 1 | 0 | 0 | 0 | 0 | 0 | 3 | 7 | 0.00 | 3.000 |
| Billy O'Dell, L ERA: 2.27 (9, 1) | 0.1 | | 1 | 0 | 0 | 0 | 0 | 0 | 0 | 0 | 0 | 0 | 0 | 1 | 1 | 0.00 | 0.000 |

BOTTOM

Pittsburgh Pirates @ Cincinnati Reds
Crosley Field, Cincinnati, OH
Wed Jun 22 1966, 7:05 PM EDT
Att. 7,843 - Unknown

livebaseballscorecards.com

| | |
|-----|----|
| AB | 34 |
| R | 4 |
| H | 9 |
| RBI | 3 |
| BB | 4 |
| SO | 0 |
| LOB | 13 |



| Batter | 1 | 2 | 3 | 4 | 5 | 6 | 7 | 8 | 9 | AB R H RBI BB SO LOB | TOP | |
|--|---|--|---|---|---|---|---|---|---|--|---|--|
| Matty Alou, L (1, 8) OBP: 0.348, SLG: 0.450 | 0-0 F2 | 4-0 IBB | | | 0-0 1-3 | | 0-0 FC4-6 | | 0-0 1B | 4 0 1 0 1 0 2 | | |
| Jose Pagan, R (1, 6) OBP: 0.252, SLG: 0.368 | 0-3 K | 0-3 K | | | 0-0 HR | | 0-0 SF9 | | 0-0 F7 | 4 1 1 2 0 2 4 | | |
| Roberto Clemente, R (1, 9) OBP: 0.359, SLG: 0.514 | 0-0 1B | | 0-3 K | | 0-3 K | | 0-0 G3 | | | 4 0 1 0 0 2 1 | | |
| Willie Stargell, L (1, 7) OBP: 0.394, SLG: 0.589 | 0-3 K2-3 | | 0-0 4-3 | | | 0-0 F7 | | 4-0 FC1-6 BB | | 3 0 0 0 1 1 1 | | |
| Donn Clendenon, R (1, 3) OBP: 0.326, SLG: 0.402 | | 0-0 1B 2B | 0-3 K | | | 0-0 2B | | 0-0 F4 | | 4 1 2 0 0 1 1 | | |
| Jim Pagliaroni, R (1, 2) OBP: 0.310, SLG: 0.377 | | 0-0 2B 1B | | 0-3 K | | 0-3 K | | 0-0 FC1-6 FC4 | | 4 0 1 1 0 2 2 | | |
| Bill Mazaroski, R (1, 4) OBP: 0.279, SLG: 0.332 | | 0-0 1B | | 0-0 G6-4-3 1B | | 0-0 F6 | | 0-0 FC4 | | 4 0 2 0 0 0 2 | | |
| Bob Bailey, R (1, 5) OBP: 0.333, SLG: 0.380 | | 0-0 F4 | | 0-0 G6-4-3 | | | 0-0 FC4-6 1B SF9 1B | | 0-0 6-3 | 4 1 1 0 0 0 3 | | |
| Don Cardwell, R (1, 1) OBP: 0.130, SLG: 0.048 | | 0-0 F5 | | | 0-3 K | | 0-0 FC4-6 1B | | 0-3 K | 2 0 0 0 0 1 2 | | |
| Jesse Gonder, L (7, PH) OBP: 0.179, SLG: 0.395 | | | | | | | | | | 1 0 1 0 0 0 0 | | |
| Tommie Sisk, R (7, 1) OBP: 0.333, SLG: 0.200 | | | | | | | | | | 0 0 0 0 0 0 0 | | |
| Jerry Lynch, L (9, PH) OBP: 0.321, SLG: 0.240 | | | | | | | | | | 1 0 0 0 0 1 0 | | |
| Inning Stats | R: 0 H: 1 E: 0 LOB: 1 K: 2 BB: 0 S: 8 P: 8 | R: 1 H: 3 E: 0 LOB: 3 K: 1 BB: 1 S: 8 P: 12 | R: 0 H: 0 E: 0 LOB: 0 K: 2 BB: 0 S: 7 P: 7 | R: 0 H: 1 E: 0 LOB: 0 K: 1 BB: 0 S: 5 P: 5 | R: 1 H: 1 E: 0 LOB: 0 K: 2 BB: 0 S: 8 P: 8 | R: 0 H: 1 E: 0 LOB: 1 K: 1 BB: 0 S: 6 P: 6 | R: 1 H: 2 E: 0 LOB: 1 K: 0 BB: 0 S: 5 P: 5 | R: 0 H: 0 E: 0 LOB: 1 K: 0 BB: 1 S: 3 P: 7 | R: 0 H: 1 E: 0 LOB: 1 K: 1 BB: 0 S: 6 P: 6 | 1B: 6 SF: 1 2B: 3 SAC: 0 3B: 0 DP: 1 HR: 1 HBP: 0 | WP: 0 PA: 38 PB: 0 SB: 0 CS: 0 | |
| PITCHER | IP WLS BF H R ER SO BB IBB HBP BLK WP HR S P ERA WHIP | | | | | | | | | | | |
| Milt Pappas, R (1, 1) ERA: 3.88 | 7.0 W 30 9 3 3 9 0 1 0 0 0 1 47 51 3.86 1.286 | | | | | | | | | | | |
| Don Nottebart, R (8, 1) ERA: 1.41 | 2.0 S 8 1 0 0 1 1 0 0 0 0 0 9 13 0.00 1.000 | | | | | | | | | | | |

Pittsburgh Pirates @ Cincinnati Reds
 Crosley Field, Cincinnati, OH
 Thu Jun 23 1966, 7:05 PM EDT
 Att. 6,039 - Unknown

livebaseballscorecards.com

| | |
|-----|----|
| AB | 35 |
| R | 3 |
| H | 10 |
| RBI | 3 |
| BB | 2 |
| SO | 10 |
| LOB | 18 |



| Batter | 1 | 2 | 3 | 4 | 5 | 6 | 7 | 8 | 9 | AB R H RBI BB SO LOB | TOP | | | | | | | | | | | |
|---|---|---------------------------------|------------------------------|----------------------------------|------------------------------|---------------------------------|------------------------------|---------------------------------|------------------------------|--|---|------------------------------|---------------------------------|------------------------------|---------------------------------|------------------------------|---------------------------------|------------------------------|---------------------------------|----------------------------------|------------------------------------|----------------------------------|
| Jim Davenport, R (1, 6) <small>OBP: 0.340, SLG: 0.418</small> Don Mason, L (6, 4) <small>OBP: 0.133, SLG: 0.333</small> | 0-3 K | | 0-0 F4 | | 0-3 K | | | 0-0 HR | | 3 0 0 0 0 2 0 1 1 1 1 0 0 0 | San Francisco Giants @ Cincinnati Reds Crosley Field, Cincinnati, OH Fri Jun 24 1966, 7:05 PM EDT Att. 19,155 - Unknown | | | | | | | | | | | |
| Tom Haller, L (1, 2) <small>OBP: 0.308, SLG: 0.478</small> | 0-0 1B | | 0-0 G3 | | 0-3 K | | | 0-3 K | | 4 0 1 0 0 2 0 | | | | | | | | | | | | |
| Willie Mays, R (1, 8) <small>OBP: 0.358, SLG: 0.557</small> Dick Dietz, R (6, 2) | 0-3 K | | 0-0 1B | | 0-0 6-3 | | | 0-3 K | | 3 0 1 0 0 1 1 1 0 0 0 0 1 0 | | | | | | | | | | | | |
| Willie McCovey, L (1, 3) <small>OBP: 0.365, SLG: 0.534</small> Ozzie Virgil, R (6, 9) <small>OBP: 0.273, SLG: 0.545</small> | 0-0 F6 | | 0-0 G3 | | 0-0 F3 | | | 0-0 6-3 | | 3 0 0 0 0 0 2 1 0 0 0 0 0 0 | | | | | | | | | | | | |
| Jim Ray Hart, R (1, 5) <small>OBP: 0.383, SLG: 0.556</small> | | 4-0 1B BB | | 0-0 FC4 1B | | 0-0 6-3 | | 0-0 6-3 | | 3 0 1 0 1 0 0 | | | | | | | | | | | | |
| Cap Peterson, R (1, 7) <small>OBP: 0.287, SLG: 0.261</small> | | 0-0 1-2 1B | | 0-0 FC4 1B 1-2f | | 0-0 6-3 | | 0-0 F4 | | 4 0 1 0 0 0 1 | | | | | | | | | | | | |
| Ollie Brown, R (1, 9) <small>OBP: 0.272, SLG: 0.266</small> | | 0-0 F3 | | 0-0 1-2 1B | | 0-0 F2 | | 0-0 F9 | | 4 0 1 0 0 0 2 | | | | | | | | | | | | |
| Hal Lanier, R (1, 4) <small>OBP: 0.240, SLG: 0.286</small> | | 0-3 K | | 0-0 F9 | | 0-0 1-3 | | | | 3 0 0 0 0 1 4 | | | | | | | | | | | | |
| Bobby Bolin, R (1, 1) <small>OBP: 0.219, SLG: 0.179</small> Len Gabrielson, L (2, PH) <small>OBP: 0.256, SLG: 0.284</small> Joe Gibbon, R (2, 1) <small>OBP: 0.222, SLG: 0.125</small> Don Landrum, L (4, PH) <small>OBP: 0.259, SLG: 0.233</small> Bob Priddy, R (4, 1) <small>OBP: 0.288, SLG: 0.167</small> Ray Sadecki, L (5, 1) <small>OBP: 0.263, SLG: 0.421</small> | 0-3 K | | 0-3 K | | | | | 0-3 K | | 0 0 0 0 0 0 0 1 0 0 0 0 1 2 0 0 0 0 0 0 0 1 0 0 0 0 1 2 0 0 0 0 0 0 0 1 0 0 0 0 1 0 | | | | | | | | | | | | |
| Inning Stats | R: 0 E: 0 K: 2 S: 8 | H: 1 LOB: 1 BB: 0 P: 8 | R: 0 E: 0 K: 2 S: 8 | H: 1 LOB: 2 BB: 1 P: 12 | R: 0 E: 0 K: 1 S: 4 | H: 1 LOB: 1 BB: 0 P: 4 | R: 0 E: 0 K: 1 S: 7 | H: 2 LOB: 2 BB: 0 P: 7 | R: 0 E: 0 K: 2 S: 7 | H: 0 LOB: 0 BB: 0 P: 7 | | R: 0 E: 0 K: 0 S: 3 | H: 0 LOB: 0 BB: 0 P: 3 | R: 0 E: 0 K: 1 S: 5 | H: 0 LOB: 0 BB: 0 P: 5 | R: 1 E: 0 K: 2 S: 8 | H: 1 LOB: 0 BB: 0 P: 8 | R: 0 E: 0 K: 0 S: 3 | H: 0 LOB: 0 BB: 0 P: 3 | 1B: 5 2B: 0 3B: 0 HR: 1 | SF: 0 SAC: 0 DP: 0 HBP: 0 | WP: 0 PB: 0 SB: 0 CS: 0 |
| PITCHER Sammy Ellis, R (1, 1) <small>ERA: 5.15</small> | IP: 9.0 WLS: W BF: 34 H: 6 R: 1 ER: 1 SO: 10 BB: 1 IBB: 0 HBP: 0 BLK: 0 WP: 0 HR: 1 S: 53 P: 57 ERA: 1.00 WHIP: 0.778 | | | | | | | | | | | | | | | | | | | | | |

livebaseballscorecards.com

| | |
|------------|-----------|
| AB | 33 |
| R | 1 |
| H | 6 |
| RBI | 1 |
| BB | 1 |
| SO | 10 |
| LOB | 14 |



BOTTOM

San Francisco Giants @ Cincinnati Reds
Crosley Field, Cincinnati, OH

Fri Jun 24 1966, 7:05 PM EDT
Att. 19,155 - Unknown

livebaseballscorecards.com

| | |
|-----|----|
| AB | 38 |
| R | 12 |
| H | 14 |
| RBI | 11 |
| BB | 4 |
| SO | 5 |
| LOB | 22 |



| | | | |
|----|---|----|----|
| WP | 0 | PA | 45 |
| PB | 0 | SB | 0 |
| CS | 0 | | |

| AB | R | H | RBI | BB | SO | LOB |
|----|----|-----|-----|----|----|-----|
| 5 | 2 | 2 | 2 | 0 | 0 | 2 |
| 5 | 2 | 3 | 0 | 0 | 0 | 1 |
| 5 | 3 | 2 | 1 | 0 | 0 | 2 |
| 2 | 1 | 1 | 0 | 1 | 0 | 2 |
| 0 | 1 | 0 | 0 | 1 | 0 | 0 |
| 4 | 1 | 1 | 3 | 0 | 2 | 5 |
| 5 | 0 | 2 | 4 | 0 | 0 | 4 |
| 4 | 1 | 1 | 0 | 1 | 0 | 2 |
| 4 | 1 | 2 | 1 | 1 | 0 | 0 |
| 4 | 0 | 0 | 0 | 0 | 3 | 4 |
| 1B | 10 | SF | 1 | | | |
| 2B | 2 | SAC | 1 | | | |
| 3B | 2 | DP | 0 | | | |
| HR | 0 | HBP | 1 | | | |

| Batter | 1 | 2 | 3 | 4 | 5 | 6 | 7 | 8 | 9 | | | | | | |
|--|-------------------------------|---------------------------------|------------------------------|---------------------------------|--------------------------------------|---------------------------------|------------------------------|---------------------------------|------------------------------|----------------------------------|------------------------------|---------------------------------|-----------------------------------|------------------------------------|-----------------|
| Tommy Harper, R OBP: 0.347, SLG: 0.371 (1, 9) (7, 7) | 0-0 1B 1B | 0-0 1-3 | | | E6 1B 1B | | 0-0 FC5-2-5 3B | | | | | | | | |
| Pete Rose, S OBP: 0.323, SLG: 0.382 (1, 4) | 0-0 1B 1B | | 0-0 6-3 | | 0-0 1-2 2B 1B | 0-0 3B | 0-0 FC5-2-5 3B | | | | | | | | |
| Vada Pinson, L OBP: 0.361, SLG: 0.475 (1, 8) | 0-0 1-3 3-H 1B 1B | | 0-0 E6 1B SF8 | | 0-0 1-3 2-H 2B 1B | 0-0 F6 | 0-0 4-3 | | | | | | | | |
| Gordy Coleman, L OBP: 0.340, SLG: 0.310 Dick Simpson, R OBP: 0.240, SLG: 0.409 (1, 3) (6, PH) (7, 9) | 0-0 1-3 1-2 | | 0-0 1-3 1B | | 4-0 2B 1B IBB | 1-0 HBP | | 4-0 1B 1B BB | | | | | | | |
| Deron Johnson, R OBP: 0.282, SLG: 0.388 (1, 7) (7, 3) | 0-3 K | | 0-0 SF8 | | 0-0 1-3 2-H 3-H 1B 2B | 0-3 K | | 0-0 F3 | | | | | | | |
| Johnny Edwards, L OBP: 0.345, SLG: 0.336 (1, 2) | 0-0 2-H 3-H 1B | | 0-0 5-3 | | 0-0 2B 1B | 0-0 F8 | | 0-0 F5 | | | | | | | |
| Giraldo Ruiz, S OBP: 0.226, SLG: 0.172 (1, 5) | 0-0 6-3 | | | 0-0 4-3 | 0-0 F8 | | 4-0 SH5-4 3B BB | 0-0 1B 1B | | | | | | | |
| Leo Cardenas, R OBP: 0.320, SLG: 0.448 (1, 6) | | 0-0 5-3 | | 0-0 F3 | 0-0 1-3 2B | | 4-0 SH5-4 3B BB | 0-0 FC4 1B | | | | | | | |
| Sammy Ellis, L OBP: 0.194, SLG: 0.107 (1, 1) | | 0-3 K | | 0-3 K | 0-3 K | | 0-0 SH5-4 | 0-0 FC4 | | | | | | | |
| Inning Stats | R: 3 E: 0 K: 1 S: 9 | H: 4 LOB: 1 BB: 0 P: 9 | R: 0 E: 0 K: 1 S: 5 | H: 0 LOB: 0 BB: 0 P: 5 | R: 1 E: 1 K: 0 S: 5 | H: 1 LOB: 1 BB: 0 P: 5 | R: 0 E: 0 K: 1 S: 6 | H: 1 LOB: 2 BB: 0 P: 7 | R: 2 E: 0 K: 0 S: 4 | H: 1 LOB: 1 BB: 2 P: 12 | R: 1 E: 0 K: 0 S: 5 | H: 2 LOB: 2 BB: 1 P: 9 | 1B: 10 2B: 2 3B: 2 HR: 0 | SF: 1 SAC: 1 DP: 0 HBP: 1 | WP: 0 PA: 45 |

| PITCHER | IP | WLS | BF | H | R | ER | SO | BB | IBB | HBP | BLK | WP | HR | S | P | ERA | WHIP |
|---------------------------------------|-----|-----|----|---|---|----|----|----|-----|-----|-----|----|----|----|----|-------|-------|
| Bobby Bolin, R ERA: 3.29 (1, 1) | 1.0 | L | 7 | 4 | 3 | 3 | 1 | 0 | 0 | 0 | 0 | 0 | 0 | 9 | 9 | 27.00 | 4.000 |
| Joe Gibbon, L ERA: 2.16 (2, 1) | 2.0 | | 8 | 1 | 1 | 0 | 1 | 0 | 0 | 0 | 0 | 0 | 0 | 10 | 10 | 0.00 | 0.500 |
| Bob Priddy, R ERA: 2.4 (4, 1) | 1.0 | | 8 | 3 | 5 | 4 | 1 | 0 | 1 | 0 | 0 | 0 | 0 | 9 | 13 | 36.00 | 3.000 |
| Ray Sadecki, L ERA: 4.73 (5, 1) | 4.0 | | 22 | 6 | 3 | 3 | 2 | 3 | 0 | 1 | 0 | 0 | 0 | 22 | 35 | 6.75 | 2.250 |
| PITCHER | IP | WLS | BF | H | R | ER | SO | BB | IBB | HBP | BLK | WP | HR | S | P | ERA | WHIP |

| Batter | 1 | 2 | 3 | 4 | 5 | 6 | 7 | 8 | 9 | 10 | AB | R | H | RBI | BB | SO | LOB | TOP | | | | | | |
|---|------------------------------|----------------------------------|------------------------------|---------------------------------|-------------------------------|--------------------------------------|------------------------------|---------------------------------|------------------------------|---------------------------------|------------------------------|---------------------------------|------------------------------|---------------------------------|------------------------------|---------------------------------|------------------------------|---|------------------------------|---------------------------------|----------------------------------|------------------------------------|----------------------------------|--------|
| Jim Davenport, R (1, 6) OBP: 0.329, SLG: 0.404 | 0-3 K | | x 0-0 6-3 | | x 0-0 F8 | | x 0-0 F4 | | | x 0-0 P3 | 5 | 0 | 0 | 0 | 0 | 1 | 2 | San Francisco Giants @ Cincinnati Reds Crosley Field, Cincinnati, OH Sat Jun 25 1966, 7:05 PM EDT Att. 27,864 - Unknown livebaseballscorecards.com | | | | | | |
| Tom Haller, L (1, 2) OBP: 0.316, SLG: 0.488 Dick Dietz, R (10, PH) Frank Linzy, R (10, 1) OBP: 0.200, SLG: 0.400 | 0-0 WP 2B | | x 0-0 F8 | | | x 0-0 FC1-5 WP 1B | | x 0-0 1B | | x 0-0 FC5-4 1-2f | 4 | 0 | 3 | 0 | 0 | 0 | 0 | | 1 | | | | | |
| Willie Mays, R (1, 8) OBP: 0.352, SLG: 0.545 | 0-0 6-3 | | | 0-3 K | | x 0-0 FC1-5-4 1B 1-3 SF8 | | x 0-0 F7 | | x 0-3 K | 5 | 1 | 0 | 0 | 0 | 2 | 4 | | | | | | | |
| Willie McCovey, L (1, 3) OBP: 0.367, SLG: 0.531 | 4-0 BB 2-3 BB | | | x 0-0 F6 | | x 0-0 1B 1-3 1B | | x 0-3 K | | | 3 | 0 | 1 | 0 | 1 | 1 | 1 | | | | | | | |
| Jim Ray Hart, R (1, 5) OBP: 0.378, SLG: 0.550 | 0-0 F7 | | | x 0-0 5-3 | | x 0-0 SF8 3-H | | x 0-0 F7 | | | 3 | 0 | 0 | 1 | 0 | 0 | 3 | | | | | | | |
| Len Gabrielson, L (1, 7) OBP: 0.265, SLG: 0.294 Cap Peterson, R (9, PH) OBP: 0.284, SLG: 0.258 (9, 7) | | x 0-0 G6-3 1B | | | x 0-3 K | | x 0-0 1-3 1B | | x 0-0 5-3 | | 3 | 0 | 2 | 0 | 0 | 1 | 0 | | | | | | | |
| Ollie Brown, R (1, 9) OBP: 0.272, SLG: 0.265 | | 0-3 K | | | x 0-0 1B FC6-4 1B | | x 0-3 K | | x 0-0 5-3 | | 4 | 1 | 1 | 0 | 0 | 2 | 3 | | | | | | | |
| Hal Lanier, R (1, 4) OBP: 0.241, SLG: 0.286 | | x 0-0 G6-3 1-2f | | | x 0-0 FC6-4 1B | | x 0-0 F2 | | x 0-3 K | | 4 | 0 | 1 | 0 | 0 | 1 | 1 | | | | | | | |
| Juan Marichal, R (1, 1) OBP: 0.276, SLG: 0.328 Don Mason, L (10, PR) OBP: 0.133, SLG: 0.333 Bob Barton, R (10, 2) OBP: 0.222, SLG: 0.207 | | | x 0-0 F4 | | x 0-0 FC6-4 1-2f 3-H | | x 0-3 K | | | x 0-0 FC5-4 1B | 4 | 0 | 1 | 1 | 0 | 1 | 1 | | | | | | | |
| | | | | | | | | | | | 0 | 0 | 0 | 0 | 0 | 0 | 0 | | | | | | | |
| | | | | | | | | | | | 0 | 0 | 0 | 0 | 0 | 0 | 0 | | | | | | | |
| Inning Stats | R: 0 E: 0 K: 1 S: 6 | H: 1 LOB: 2 BB: 1 P: 10 | R: 0 E: 0 K: 1 S: 5 | H: 1 LOB: 0 BB: 0 P: 5 | R: 0 E: 0 K: 0 S: 3 | H: 0 LOB: 0 BB: 0 P: 3 | R: 0 E: 0 K: 1 S: 5 | H: 0 LOB: 0 BB: 0 P: 5 | R: 1 E: 1 K: 1 S: 7 | H: 2 LOB: 1 BB: 0 P: 7 | R: 1 E: 0 K: 1 S: 8 | H: 3 LOB: 2 BB: 0 P: 8 | R: 0 E: 0 K: 1 S: 5 | H: 0 LOB: 0 BB: 0 P: 5 | R: 0 E: 0 K: 1 S: 6 | H: 1 LOB: 1 BB: 0 P: 6 | R: 0 E: 0 K: 1 S: 5 | H: 0 LOB: 0 BB: 0 P: 5 | R: 0 E: 0 K: 1 S: 6 | H: 1 LOB: 1 BB: 0 P: 6 | 1B: 8 2B: 1 3B: 0 HR: 0 | SF: 1 SAC: 0 DP: 1 HBP: 0 | WP: 2 PB: 0 SB: 0 CS: 0 | PA: 39 |
| PITCHER Hank Fischer, R (1, 1) ERA: 4.06 Billy McCool, L (8, 1) ERA: 1.62 | IP 7.1 | WLS W | BF 30 | H 8 | R 2 | ER 2 | SO 6 | BB 1 | IBB 0 | HBP 0 | BLK 0 | WP 2 | HR 0 | S 41 | P 45 | ERA 2.46 | WHIP 1.227 | | | | | | | |
| | 2.2 | | 9 | 1 | 0 | 0 | 3 | 0 | 0 | 0 | 0 | 0 | 0 | 15 | 15 | 0.00 | 0.375 | | | | | | | |



San Francisco Giants @ Cincinnati Reds
 Crosley Field, Cincinnati, OH

Sat Jun 25 1966, 7:05 PM EDT
 Att: 27,864 - Unknown

livebaseballscorecards.com

| | |
|-----|----|
| AB | 35 |
| R | 3 |
| H | 6 |
| RBI | 2 |
| BB | 1 |
| SO | 5 |
| LOB | 7 |



| | | | |
|-----|---|-----|----|
| WP: | 0 | PA: | 37 |
| PB: | 1 | | |
| SB: | 0 | | |
| CS: | 1 | | |

| Batter | 1 | 2 | 3 | 4 | 5 | 6 | 7 | 8 | 9 | 10 | AB | R | H | RBI | BB | SO | LOB | | | | | | | | |
|---|------------------------------|---------------------------------|------------------------------|---------------------------------|------------------------------|---------------------------------|------------------------------|---------------------------------|------------------------------|----------------------------------|------------------------------|---------------------------------|------------------------------|---------------------------------|------------------------------|---------------------------------|------------------------------|---------------------------------|------------------------------|---------------------------------|----------------------------------|------------------------------------|----------------------------------|--------|--|
| Tommy Harper, R (1, 9) OBP: 0.349, SLG: 0.393 | 0-0 4-3 L4-5 2B | | 0-0 F8 | | | 0-0 HR | | 0-0 6-3 | | | 4 | 1 | 2 | 1 | 0 | 0 | 0 | | | | | | | | |
| Pete Rose, S (1, 4) OBP: 0.319, SLG: 0.376 | 0-0 4-3 2-3 | | | 0-0 4-3 | | 0-0 3-1 | | | 0-0 F8 | | 4 | 0 | 0 | 0 | 0 | 0 | 1 | | | | | | | | |
| Vada Pinson, L (1, 8) OBP: 0.356, SLG: 0.467 | 0-0 L4-5 3-H | | | 0-3 K2-3 | | 0-0 4-3 | | | 0-0 F8 | | 4 | 0 | 0 | 0 | 0 | 1 | 1 | | | | | | | | |
| Gordy Coleman, L (1, 3) OBP: 0.327, SLG: 0.297 | | 0-0 6-3 | | 0-0 F6 | | 0-0 4-3 | | | 0-0 F9 | | 4 | 0 | 0 | 0 | 0 | 0 | 0 | | | | | | | | |
| Deron Johnson, R (1, 7) OBP: 0.281, SLG: 0.390 | | 0-3 K | | | 0-0 4-3 PB 2B | | | 0-3 K | | 0-0 F8 | 4 | 1 | 1 | 0 | 0 | 2 | 0 | | | | | | | | |
| Johnny Edwards, L (1, 2) OBP: 0.343, SLG: 0.333 Dick Simpson, R (10, PR) OBP: 0.240, SLG: 0.409 | | 0-0 E1 FC6 | | 0-3 K | | 0-0 1-3 | | | 0-0 FC4-6 1B | | 4 | 0 | 1 | 0 | 0 | 1 | 1 | | | | | | | | |
| Giraldo Ruiz, S (1, 5) OBP: 0.200, SLG: 0.152 | | 0-0 FC6 1-2f | | 0-0 4-3 | | 0-0 E4 CS | | | 0-0 FC4-6 1B | | 4 | 1 | 0 | 0 | 0 | 0 | 3 | | | | | | | | |
| Leo Cardenas, R (1, 6) OBP: 0.323, SLG: 0.446 | | | 0-0 6-3 | | 4-0 PB IBB | | 0-0 CS 1-2 | 0-3 K | | 0-0 1B | 3 | 0 | 1 | 0 | 1 | 1 | 0 | | | | | | | | |
| Hank Fischer, R (1, 1) Billy McCool, R (8, 1) OBP: 0.273, SLG: 0.200 Tony Perez, R (10, PH) OBP: 0.324, SLG: 0.372 | | | 0-0 6-3 | | 0-0 1-3 | | 0-0 1-3 | | 0-0 1-3 | | 2 | 0 | 0 | 0 | 0 | 0 | 1 | | | | | | | | |
| Inning Stats | R: 0 E: 0 K: 0 S: 3 | H: 1 LOB: 0 BB: 0 P: 3 | R: 0 E: 1 K: 1 S: 6 | H: 0 LOB: 1 BB: 0 P: 6 | R: 0 E: 0 K: 0 S: 3 | H: 0 LOB: 0 BB: 0 P: 3 | R: 0 E: 0 K: 1 S: 5 | H: 0 LOB: 0 BB: 0 P: 5 | R: 1 E: 0 K: 1 S: 6 | H: 1 LOB: 1 BB: 1 P: 10 | R: 1 E: 0 K: 0 S: 4 | H: 1 LOB: 0 BB: 0 P: 4 | R: 0 E: 1 K: 1 S: 5 | H: 0 LOB: 0 BB: 0 P: 5 | R: 0 E: 0 K: 1 S: 5 | H: 0 LOB: 0 BB: 0 P: 5 | R: 0 E: 0 K: 0 S: 3 | H: 0 LOB: 0 BB: 0 P: 3 | R: 1 E: 0 K: 0 S: 5 | H: 3 LOB: 2 BB: 0 P: 5 | 1B: 3 2B: 3 3B: 0 HR: 1 | SF: 0 SAC: 0 DP: 1 HBP: 0 | WP: 0 PB: 1 SB: 0 CS: 1 | PA: 37 | |
| PITCHER | IP | WLS | BF | H | R | ER | SO | BB | IBB | HBP | BLK | WP | HR | S | P | ERA | WHIP | | | | | | | | |
| Juan Marichal, R (1, 1) ERA: 1.9 | 9.0 | | 31 | 3 | 2 | 1 | 5 | 0 | 1 | 0 | 0 | 0 | 1 | 40 | 44 | 1.00 | 0.333 | | | | | | | | |
| Frank Linzy, R (10, 1) ERA: 3.02 | 0.2 | L | 5 | 3 | 1 | 1 | 0 | 0 | 0 | 0 | 0 | 0 | 0 | 5 | 5 | 13.50 | 4.500 | | | | | | | | |

| | | | |
|-----|---|-----|----|
| WP: | 0 | PA: | 37 |
| PB: | 1 | | |
| SB: | 0 | | |
| CS: | 1 | | |

| Batter | 1 | 2 | 3 | 4 | 5 | 6 | 7 | 8 | 9 | AB | R | H | RBI | BB | SO | LOB | TOP | | | | | | | | | | |
|--|------------------------------|---------------------------------|------------------------------|---------------------------------|------------------------------|---------------------------------|------------------------------|---------------------------------|------------------------------|---------------------------------|------------------------------|---------------------------------|------------------------------|---------------------------------|------------------------------|---------------------------------|----------------------------------|------------------------------------|----------------------------------|--------|--|--|--|--|--|--|--|
| Don Landrum, L (1, 9) OBP: 0.271, SLG: 0.286 | 0-0 3-1 | 0-0 HR 1B | | 4-0 FC5-2 BB | | 0-0 HR | | 0-0 F6 | | 4 | 2 | 2 | 2 | 1 | 0 | 0 | | | | | | | | | | | |
| Tom Haller, L (1, 2) OBP: 0.326, SLG: 0.521 | 0-0 HR | 0-0 HR | | 4-0 FC5-2 BB | | 0-3 K | | 0-0 2B 4-3 1B | | 4 | 3 | 3 | 3 | 1 | 1 | 0 | | | | | | | | | | | |
| Willie Mays, R (1, 8) OBP: 0.347, SLG: 0.537 | 0-0 F4 | 0-0 6-3 | | 0-0 FC5-2 | | 0-0 F4 | | 0-0 4-3 2B | | 4 | 0 | 0 | 0 | 0 | 0 | 3 | | | | | | | | | | | |
| Ollie Brown, R (7, 8) OBP: 0.275, SLG: 0.274 | | | | 1-2 2-3 3-H | | | | 1-3 2B | | 1 | 0 | 1 | 0 | 0 | 0 | 0 | | | | | | | | | | | |
| Willie McCovey, L (1, 3) OBP: 0.364, SLG: 0.524 | 0-0 4-3 | | 0-0 F8 | 0-3 K | | | 0-0 HR 1B | 0-0 4-3 | | 5 | 1 | 1 | 1 | 0 | 1 | 4 | | | | | | | | | | | |
| Jim Ray Hart, R (1, 5) OBP: 0.378, SLG: 0.562 | | 0-0 G3 HR 2B | 0-0 5-3 | | 0-0 F4 | | 0-0 HR | 0-0 5-3 | | 5 | 2 | 2 | 2 | 0 | 0 | 1 | | | | | | | | | | | |
| Ozzie Virgil, R (9, 5) OBP: 0.273, SLG: 0.545 | | | | | | | | | | 0 | 0 | 0 | 0 | 0 | 0 | 0 | | | | | | | | | | | |
| Len Gabrielson, L (1, 7) OBP: 0.263, SLG: 0.290 | | 0-0 G3 | 0-0 1B | | 0-0 F4 | | 0-0 F8 | | 0-0 F2 | 5 | 0 | 1 | 0 | 0 | 0 | 1 | | | | | | | | | | | |
| Jim Davenport, R (1, 6) OBP: 0.333, SLG: 0.426 | | 0-0 HR | 0-0 F9 | | 0-0 1B | | 0-0 F8 | | 0-0 1-3 | 4 | 1 | 2 | 2 | 0 | 0 | 1 | | | | | | | | | | | |
| Don Mason, L (8, 4) OBP: 0.125, SLG: 0.313 | | 3-H HR | | | | | | | | 1 | 0 | 0 | 0 | 0 | 0 | 0 | | | | | | | | | | | |
| Hal Lanier, R (1, 4) OBP: 0.244, SLG: 0.288 | | 0-0 SH3-4 1B | | 0-0 F2 | 0-0 1-3 | | 0-0 1B | | 0-3 K | 5 | 1 | 2 | 0 | 0 | 1 | 1 | | | | | | | | | | | |
| Gaylord Perry, R (1, 1) OBP: 0.226, SLG: 0.258 | | 0-0 SH3-4 | | 0-0 BB FC5-2 1B | | 0-0 6-3 | 0-3 K | | | 3 | 0 | 1 | 0 | 0 | 1 | 1 | | | | | | | | | | | |
| Inning Stats | R: 1 E: 0 K: 0 S: 4 | H: 1 LOB: 0 BB: 0 P: 4 | R: 5 E: 0 K: 0 S: 8 | H: 5 LOB: 0 BB: 0 P: 8 | R: 0 E: 0 K: 0 S: 4 | H: 1 LOB: 1 BB: 0 P: 4 | R: 0 E: 0 K: 1 S: 6 | H: 1 LOB: 1 BB: 0 P: 4 | R: 1 E: 0 K: 1 S: 6 | H: 1 LOB: 0 BB: 0 P: 6 | R: 2 E: 0 K: 1 S: 8 | H: 3 LOB: 1 BB: 0 P: 8 | R: 1 E: 0 K: 0 S: 5 | H: 2 LOB: 1 BB: 0 P: 5 | R: 0 E: 0 K: 1 S: 5 | H: 0 LOB: 0 BB: 0 P: 5 | 1B: 8 2B: 2 3B: 0 HR: 5 | SF: 0 SAC: 1 DP: 0 HBP: 0 | WP: 0 PB: 0 SB: 0 CS: 0 | PA: 44 | | | | | | | |
| PITCHER | IP | WLS | BF | H | R | ER | SO | BB | IBB | HBP | BLK | WP | HR | S | P | ERA | WHIP | | | | | | | | | | |
| Jim Maloney, R (1, 1) ERA: 2.74 | 1.2 | L | 10 | 5 | 5 | 5 | 0 | 0 | 0 | 0 | 0 | 0 | 2 | 10 | 10 | 27.00 | 3.000 | | | | | | | | | | |
| Ted Davidson, L (2, 1) ERA: 3.74 | 4.1 | | 20 | 5 | 2 | 2 | 2 | 2 | 0 | 0 | 0 | 0 | 2 | 22 | 30 | 4.15 | 1.615 | | | | | | | | | | |
| Joe Nuxhall, L (7, 1) ERA: 6.12 | 2.0 | | 11 | 5 | 3 | 3 | 1 | 0 | 0 | 0 | 0 | 0 | 1 | 13 | 13 | 13.50 | 2.500 | | | | | | | | | | |
| Jack Baldschun, R (9, 1) ERA: 8.24 | 1.0 | | 3 | 0 | 0 | 0 | 1 | 0 | 0 | 0 | 0 | 0 | 0 | 5 | 5 | 0.00 | 0.000 | | | | | | | | | | |

San Francisco Giants @ Cincinnati Reds
Crosley Field, Cincinnati, OH
Sun Jun 26 1966, 3:33 AM EDT
Att. 21,246 - Unknown

livebaseballscorecards.com

| | |
|-----|----|
| AB | 41 |
| R | 10 |
| H | 15 |
| RBI | 10 |
| BB | 2 |
| SO | 4 |
| LOB | 12 |



| Batter | 1 | 2 | 3 | 4 | 5 | 6 | 7 | 8 | 9 | AB R H RBI BB SO LOB | TOP | |
|--|---|---|--|---|---|---|---|---|---|--|---|--|
| Maury Wills, S OBP: 0.347, SLG: 0.352 (1, 6) X | 0-0 G3 2B | | 0-3 K | | 0-0 1B 1B | | | 0-0 F9 | | 4 1 2 0 0 1 0 | | |
| Jim Gilliam, S OBP: 0.267, SLG: 0.241 (1, 5) X | 0-0 G3 2-3 | | 4-0 1B BB | | 0-0 1-2 1B | | | 0-0 WP 1B | | 3 0 2 0 1 0 1 | | |
| Willie Davis, L OBP: 0.291, SLG: 0.360 (1, 8) X | 0-0 WP 2B | | 0-0 FC6-4 1-2 1B | | 0-0 G3 | | | 0-3 K 1-2 | | 4 0 2 1 0 1 3 | | |
| Tommy Davis, R OBP: 0.304, SLG: 0.357 (1, 7) X | 0-0 P4 2-3 | | 0-0 FC6-4 1-2f | | | | 0-0 F9 | | 0-0 6-3 | 4 0 0 0 0 0 4 | | |
| Lou Johnson, R OBP: 0.323, SLG: 0.432 (1, 9) X | 0-0 4-3 | | | 0-0 6-3 | | | 0-0 P4 | | 0-3 K | 4 0 0 0 0 1 1 | | |
| Jim Lefebvre, S OBP: 0.343, SLG: 0.500 (1, 4) X | | 0-0 F8 | | 0-0 F2 | | | 0-0 4-3 | | 0-0 6-3 | 4 0 0 0 0 0 0 | | |
| John Roseboro, L OBP: 0.350, SLG: 0.429 (1, 2) X | | 0-0 4-3 | | 0-0 F9 | | | | 0-0 G6-3 1B | | 0 0 0 0 0 0 0 | | |
| Jeff Torborg, R OBP: 0.289, SLG: 0.289 (2, PH) (2, 2) | | | | | | | | | 0-0 1B | 4 0 2 0 0 0 0 | | |
| Wes Parker, S OBP: 0.347, SLG: 0.427 (1, 3) X | | 0-0 F5 | | | 0-0 G3-6 1B | | | 0-0 G6-3 1-2f | | 4 0 1 0 0 0 2 | | |
| Joe Moeller, R OBP: 0.333, SLG: 0.333 (1, 1) X | | | 0-3 K | | 0-0 G3-6-1 1-2f | | | 0-0 L4 | | 1 0 0 0 0 1 0 | | |
| Wes Covington, L OBP: 0.179, SLG: 0.042 (5, PH) | | | | | | | | | | 1 0 0 0 0 0 1 | | |
| Jim Brewer, L OBP: 0.255, SLG: 0.318 (7, PH) | | | | | | | | | | 0 0 0 0 0 0 0 | | |
| Don Drysdale, R OBP: 0.255, SLG: 0.318 (7, PH) | | | | | | | | | | 1 0 0 0 0 0 0 | | |
| Ron Perranoski, L OBP: 0.333, SLG: 0.667 (7, 1) | | | | | | | | | | 0 0 0 0 0 0 0 | | |
| Inning Stats | R: 1 H: 2 E: 0 LOB: 1 K: 0 BB: 0 S: 5 P: 5 | R: 0 H: 0 E: 0 LOB: 0 K: 0 BB: 0 S: 3 P: 3 | R: 0 H: 1 E: 0 LOB: 2 K: 2 BB: 1 S: 8 P: 12 | R: 0 H: 0 E: 0 LOB: 0 K: 0 BB: 0 S: 3 P: 3 | R: 0 H: 3 E: 0 LOB: 2 K: 0 BB: 0 S: 5 P: 5 | R: 0 H: 0 E: 0 LOB: 0 K: 0 BB: 0 S: 3 P: 3 | R: 0 H: 1 E: 0 LOB: 0 K: 0 BB: 0 S: 3 P: 3 | R: 0 H: 1 E: 0 LOB: 1 K: 1 BB: 0 S: 6 P: 6 | R: 0 H: 1 E: 0 LOB: 1 K: 1 BB: 0 S: 6 P: 6 | 1B: 7 SF: 0 2B: 2 SAC: 0 3B: 0 DP: 2 HR: 0 HBP: 0 | WP: 2 PA: 35 PB: 0 SB: 0 CS: 0 | |
| PITCHER | IP WLS BF H R ER SO BB IBB HBP BLK WP HR S P ERA WHIP | | | | | | | | | | | |
| Milt Pappas, R ERA: 3.69 (1, 1) | 7.1 W 29 8 1 1 2 1 0 0 0 1 0 32 36 1.23 1.227 | | | | | | | | | | | |
| Billy McCool, L ERA: 1.57 (8, 1) | 1.2 S 6 1 0 0 2 0 0 0 0 1 0 10 10 0.00 0.600 | | | | | | | | | | | |

Los Angeles Dodgers @ Cincinnati Reds
 Crosley Field, Cincinnati, OH
 Mon Jun 27 1966, 7:05 PM EDT
 Att. 10,534 - Unknown

| | |
|-----|----|
| AB | 34 |
| R | 1 |
| H | 9 |
| RBI | 1 |
| BB | 1 |
| SO | 4 |
| LOB | 12 |



| | |
|-------|--------|
| WP: 2 | PA: 35 |
| PB: 0 | |
| SB: 0 | |
| CS: 0 | |

| | |
|-----|------|
| ERA | WHIP |
| | |

| Batter | 1 | 2 | 3 | 4 | 5 | 6 | 7 | 8 | 9 | AB | R | H | RBI | BB | SO | LOB |
|---|-----------------------|------------|-----------------------|---|------------|---|--|---|------------|----|---|---|-----|----|----|-----|
| Tommy Harper, R OBP: 0.346, SLG: 0.388 (1, 9) (8, 7) | 0-0 S 2B 1B | | 0-0 1B 1B | | 0-3 K | | 0-0 6-3 | | | 4 | 1 | 2 | 0 | 0 | 1 | 0 |
| Pete Rose, S OBP: 0.320, SLG: 0.380 (1, 4) | 0-0 1B 2B | | 0-0 G1-6-3 1B | | 0-0 L6 | | 0-0 FC5 BB 1B | | | 4 | 1 | 3 | 1 | 0 | 0 | 0 |
| Vada Pinson, L OBP: 0.356, SLG: 0.463 (1, 8) | 0-0 G6-4-3 1B | | 0-0 F2 | | 0-0 4-3 | | 4-0 BB BB BB BB 1-2 BB | | | 3 | 0 | 1 | 1 | 1 | 0 | 2 |
| Tony Perez, R OBP: 0.315, SLG: 0.361 Dick Simpson, R OBP: 0.231, SLG: 0.391 (1, 3) (8, 9) | 0-0 G6-4-3 1-2f | | 0-0 G1-6-3 1-2f | | 0-0 F9 | | 0-0 FC5 2-3f | | | 4 | 0 | 0 | 0 | 0 | 0 | 5 |
| Deron Johnson, R OBP: 0.281, SLG: 0.384 (1, 7) (8, 3) | 0-3 K | | | | 0-0 F9 | | 0-0 1B 1B | | 0-0 5-3 | 4 | 0 | 1 | 0 | 0 | 1 | 0 |
| Johnny Edwards, L OBP: 0.341, SLG: 0.351 (1, 2) | | 0-0 HR | | | 0-3 K | | 0-0 1-2 1B | | 0-0 5-3 | 4 | 1 | 2 | 1 | 0 | 1 | 0 |
| Giraldo Ruiz, S OBP: 0.238, SLG: 0.225 (1, 5) | | 0-0 4-3 | | | 0-0 2B | | 0-3 K | | 0-0 1B | 4 | 0 | 2 | 0 | 0 | 1 | 2 |
| Leo Cardenas, R OBP: 0.319, SLG: 0.435 (1, 6) | | 0-0 F8 | | | 4-0 IBB | | 0-0 F9 | | 0-3 K | 3 | 0 | 0 | 0 | 1 | 1 | 3 |
| Milt Pappas, R OBP: 0.132, SLG: 0.270 Billy McCool, R OBP: 0.273, SLG: 0.200 (1, 1) (8, 1) | | 0-3 K | | | 0-3 K | | 0-3 K | | | 3 | 0 | 0 | 0 | 0 | 3 | 2 |
| | | | | | | | | | | 0 | 0 | 0 | 0 | 0 | 0 | 0 |

| Inning Stats | R: 2 | H: 3 | E: 0 | K: 1 | S: 7 | H: 3 | LOB: 0 | BB: 0 | P: 7 | R: 1 | H: 1 | E: 0 | K: 1 | S: 6 | H: 1 | LOB: 0 | BB: 0 | P: 6 | R: 0 | H: 2 | E: 0 | K: 0 | S: 4 | R: 0 | H: 1 | E: 0 | K: 2 | S: 8 | R: 0 | H: 0 | E: 0 | K: 1 | S: 5 | H: 2 | LOB: 2 | BB: 0 | P: 7 | R: 0 | H: 2 | E: 0 | K: 1 | S: 6 | H: 1 | LOB: 2 | BB: 1 | P: 10 | R: 0 | H: 1 | E: 0 | K: 1 | S: 6 | H: 1 | LOB: 1 | BB: 0 | P: 6 |
|--------------|------|------|------|------|------|------|--------|-------|------|------|------|------|------|------|------|--------|-------|------|------|------|------|------|------|------|------|------|------|------|------|------|------|------|------|------|--------|-------|------|------|------|------|------|------|------|--------|-------|-------|------|------|------|------|------|------|--------|-------|------|
|--------------|------|------|------|------|------|------|--------|-------|------|------|------|------|------|------|------|--------|-------|------|------|------|------|------|------|------|------|------|------|------|------|------|------|------|------|------|--------|-------|------|------|------|------|------|------|------|--------|-------|-------|------|------|------|------|------|------|--------|-------|------|

| PITCHER | IP | WLS | BF | H | R | ER | SO | BB | IBB | HBP | BLK | WP | HR | S | P | ERA | WHIP |
|--|-----|-----|----|---|---|----|----|----|-----|-----|-----|----|----|----|----|------|-------|
| Joe Moeller, R ERA: 2.22 (1, 1) | 4.0 | L | 18 | 7 | 3 | 3 | 4 | 0 | 0 | 0 | 0 | 0 | 1 | 25 | 29 | 6.75 | 1.750 |
| Jim Brewer, L ERA: 3.0 (5, 1) | 2.0 | | 8 | 2 | 0 | 0 | 2 | 0 | 0 | 0 | 0 | 0 | 0 | 12 | 12 | 0.00 | 1.000 |
| Ron Perranoski, L ERA: 2.45 (7, 1) | 2.0 | | 9 | 2 | 0 | 0 | 2 | 1 | 0 | 0 | 0 | 0 | 0 | 12 | 16 | 0.00 | 1.500 |

BOTTOM

Los Angeles Dodgers @ Cincinnati Reds
Crosley Field, Cincinnati, OH

Mon Jun 27 1966, 7:05 PM EDT
Att. 10,534 - Unknown

| | |
|-----|----|
| AB | 33 |
| R | 3 |
| H | 11 |
| RBI | 3 |
| BB | 2 |
| SO | 8 |
| LOB | 14 |



| WP | HR | S | P | ERA | WHIP |
|----|----|---|---|------|-------|
| 0 | 0 | 2 | 3 | 0.00 | 1.000 |
| 0 | 0 | 2 | 3 | 0.00 | 1.500 |

| Batter | 1 | 2 | 3 | 4 | 5 | 6 | 7 | 8 | 9 | AB R H RBI BB SO LOB | TOP |
|---|---|---|---|---|---|---|---|---|---|--|---|
| Maury Wills, S OBP: 0.349, SLG: 0.351 (1, 6) X | 0-0 G3 SF8 1B | | 0-0 P8 | | 4-0 BB | | | 0-0 P4 | | 3 1 1 0 1 0 1 | |
| Jim Gilliam, S OBP: 0.266, SLG: 0.241 (1, 5) X | 0-0 G3 | | 0-0 4-3 | | 0-0 FC1-4-6 | | | 0-0 L4-3 1B | | 4 0 1 0 0 0 5 | |
| Willie Davis, L OBP: 0.290, SLG: 0.360 (1, 8) X | 0-0 SF8 | | | 0-0 G3 | | | | 0-0 L4-3 | | 3 0 1 1 0 0 1 | |
| Lou Johnson, R OBP: 0.318, SLG: 0.425 (1, 7) X | 0-0 L6 | | | 0-0 P5 | | | | 0-0 G6-4-3 1B | | 4 0 0 0 0 0 1 | |
| Jim Lefebvre, S OBP: 0.342, SLG: 0.494 (1, 4) X | | 0-0 P6 | | 0-0 F9 | | | | 0-0 K | | 3 0 0 0 1 1 0 | |
| Ron Fairly, L OBP: 0.381, SLG: 0.412 (1, 3) X | | 0-3 K | | | 0-0 P6 | | | 0-0 E3 | | 4 0 0 0 0 1 1 | |
| Derrell Griffith, L OBP: 0.176, SLG: 0.067 (9, PR) X | | | | | | 0-0 F9 | | | | 0 0 0 0 0 0 0 | |
| Wes Parker, S OBP: 0.345, SLG: 0.425 (1, 9) X | | 0-0 L3 | | | 0-0 1B | | | 0-0 G3 | | 4 0 1 0 0 0 1 | |
| Jeff Torborg, R OBP: 0.280, SLG: 0.279 (1, 2) X | | | 0-0 6-3 | | 0-0 F9 | | | 0-0 F8 | | 3 0 0 0 0 0 1 | |
| Claude Osteen, L OBP: 0.244, SLG: 0.349 (1, 1) X | | | 0-0 E1 | | 0-0 BB | | | 0-3 K | | 3 0 1 0 0 1 0 | |
| Inning Stats | R: 1 H: 1 E: 0 LOB: 0 K: 0 BB: 0 S: 4 P: 4 | R: 0 H: 0 E: 0 LOB: 0 K: 1 BB: 0 S: 5 P: 5 | R: 0 H: 0 E: 1 LOB: 1 K: 0 BB: 0 S: 4 P: 4 | R: 0 H: 0 E: 0 LOB: 0 K: 0 BB: 0 S: 3 P: 3 | R: 0 H: 2 E: 0 LOB: 3 K: 0 BB: 1 S: 5 P: 9 | R: 0 H: 1 E: 0 LOB: 1 K: 0 BB: 1 S: 3 P: 7 | R: 0 H: 0 E: 0 LOB: 0 K: 1 BB: 0 S: 5 P: 5 | R: 0 H: 1 E: 0 LOB: 0 K: 0 BB: 0 S: 3 P: 3 | R: 0 H: 0 E: 1 LOB: 1 K: 1 BB: 0 S: 6 P: 6 | 1B: 5 SF: 1 2B: 1 SAC: 0 3B: 0 DP: 2 HR: 0 HBP: 0 | WP: 0 PA: 34 PB: 0 SB: 1 CS: 0 |
| PITCHER Sammy Ellis, R (1, 1) ERA: 4.79 | IP WLS BF H R ER SO BB IBB HBP BLK WP HR S P ERA WHIP | | | | | | | | | | |
| | 9.0 W 34 5 1 1 3 2 0 0 0 0 0 0 38 46 1.00 0.778 | | | | | | | | | | |

Los Angeles Dodgers @ Cincinnati Reds
Crosley Field, Cincinnati, OH
Tue Jun 28 1966, 7:05 PM EDT
Att. 12,371 - Unknown

livebaseballscorecards.com

| | |
|-----|----|
| AB | 31 |
| R | 1 |
| H | 5 |
| RBI | 1 |
| BB | 2 |
| SO | 3 |
| LOB | 11 |



| Batter | 1 | 2 | 3 | 4 | 5 | 6 | 7 | 8 | 9 | AB | R | H | RBI | BB | SO | LOB | | | | |
|---|--------------------------------|---------------------------------|------------------------------|---------------------------------|------------------------------|---------------------------------|------------------------------|----------------------------------|------------------------------|---------------------------------|------------------------------|---------------------------------|------------------------------|---------------------------------|------------------------------|---------------------------------|----------------------------------|------------------------------------|----------------------------------|--------|
| Tommy Harper, R OBP: 0.353, SLG: 0.408 (1, 9) (9, 7) | 0-0 4-3 2B 1B | 0-0 4-3 | | | | | 0-0 1B 1B | | 0-0 HR | | | | | | | | 4 2 3 1 0 0 1 | | | |
| Pete Rose, S OBP: 0.316, SLG: 0.375 (1, 4) | 0-0 4-3 1-2 | | 0-0 P3 | | | 0-0 F9 | | 0-0 1-3 | | | | | | | | | 4 0 0 0 0 0 2 | | | |
| Vada Pinson, L OBP: 0.358, SLG: 0.461 (1, 8) B B B | 4-0 2B SF8 BB | | 0-0 F7 | | | 0-0 P6 | | 0-0 FC6-4 1B | | | | | | | | | 3 1 1 0 1 0 1 | | | |
| Tony Perez, R OBP: 0.320, SLG: 0.372 (1, 3) | 0-0 SF8 1-3 2-H 2B | | 0-0 6-3 | | | 0-0 1-3 1B | | 0-3 K | | | | | | | | | 4 0 2 1 0 1 1 | | | |
| Deron Johnson, R OBP: 0.277, SLG: 0.379 Dick Simpson, R OBP: 0.231, SLG: 0.391 (1, 7) (9, 9) | 0-0 SF8 2-3 3-H | | | 0-0 4-3 | | 0-3 K | | 0-0 FC6-4 1-2f | | | | | | | | | 3 0 0 1 0 1 3 0 0 0 0 0 0 0 | | | |
| Don Pavletich, R OBP: 0.341, SLG: 0.500 (1, 2) | 0-0 F7 | | | 4-0 4-3 BB | | 0-0 FC6-4 1B | | 0-0 5-3 | | | | | | | | | 3 0 1 0 1 0 1 | | | |
| Giraldo Ruiz, S OBP: 0.217, SLG: 0.205 (1, 5) | | 0-3 K | | 0-0 4-3 1-2 | | 0-0 F8 | | 0-0 5-3 | | | | | | | | | 4 0 0 0 0 1 2 | | | |
| Leo Cardenas, R OBP: 0.325, SLG: 0.442 (1, 6) | | 0-0 SH3 2B | | 4-0 IBB | | 0-0 L9 | | 0-0 1B | | | | | | | | | 3 0 2 0 1 0 1 | | | |
| Sammy Ellis, L OBP: 0.176, SLG: 0.097 (1, 1) | | 0-0 SH3 | | 0-3 K | | 0-0 FC6-4 1-2f | | 0-0 1-3 | | | | | | | | | 3 0 0 0 0 1 4 | | | |
| Inning Stats | R: 2 E: 0 K: 5 S: 5 | H: 2 LOB: 1 BB: 1 P: 9 | R: 0 E: 0 K: 1 S: 6 | H: 1 LOB: 1 BB: 0 P: 6 | R: 0 E: 0 K: 0 S: 3 | H: 0 LOB: 0 BB: 0 P: 3 | R: 0 E: 0 K: 1 S: 5 | H: 0 LOB: 2 BB: 2 P: 13 | R: 0 E: 0 K: 1 S: 7 | H: 2 LOB: 2 BB: 0 P: 7 | R: 1 E: 0 K: 1 S: 7 | H: 2 LOB: 1 BB: 0 P: 7 | R: 0 E: 0 K: 0 S: 4 | H: 1 LOB: 1 BB: 0 P: 4 | R: 0 E: 0 K: 0 S: 4 | H: 1 LOB: 1 BB: 0 P: 4 | 1B: 6 2B: 2 3B: 0 HR: 1 | SF: 1 SAC: 1 DP: 0 HBP: 0 | WP: 0 PB: 0 SB: 0 CS: 0 | PA: 36 |

BOTTOM

Los Angeles Dodgers @ Cincinnati Reds

Crosley Field, Cincinnati, OH

Tue Jun 28 1966, 7:05 PM EDT
Att. 12,371 - Unknown

livebaseballscorecards.com

| | |
|------------|-----------|
| AB | 31 |
| R | 3 |
| H | 9 |
| RBI | 3 |
| BB | 3 |
| SO | 4 |
| LOB | 16 |



| PITCHER | IP | WLS | BF | H | R | ER | SO | BB | IBB | HBP | BLK | WP | HR | S | P | ERA | WHIP |
|---|-----|-----|----|---|---|----|----|----|-----|-----|-----|----|----|----|----|------|-------|
| Claude Osteen, L ERA: 2.33 (1, 1) | 8.0 | L | 36 | 9 | 3 | 3 | 4 | 2 | 1 | 0 | 0 | 0 | 1 | 41 | 53 | 3.38 | 1.375 |

BOTTOM

Los Angeles Dodgers @ Cincinnati Reds
Crosley Field, Cincinnati, OH
Wed Jun 29 1966, 7:05 PM EDT
Att. 17,473 - Unknown

livebaseballscorecards.com

AB 40
R 5
H 15
RBI 5
BB 0
SO 4
LOB 15



WP: 0 PA: 40
PB: 0
SB: 0
CS: 0

AB R H RBI BB SO LOB

5 0 2 1 0 0 3

5 0 3 1 0 0 3

5 1 2 0 0 1 2

5 1 1 2 0 1 3

4 1 1 0 0 1 0

4 0 0 0 0 1 1

4 0 2 1 0 0 0

4 1 1 0 0 0 2

0 0 0 0 0 0 0
0 0 0 0 0 0 0
1 1 1 0 0 0 0
1 0 1 0 0 0 0
0 0 0 0 0 0 0
1 0 0 0 0 0 1
0 0 0 0 0 0 0
1 0 1 0 0 0 0

1B: 12 SF: 0
2B: 2 SAC: 0
3B: 0 DP: 2
HR: 1 HBP: 0

| Batter | 1 | 2 | 3 | 4 | 5 | 6 | 7 | 8 | 9 |
|---|-----------------------|------------|------------------------|-----------------|-----------------------|-----------|------------------|------------------|-------------------------|
| Tommy Harper, R (1, 9) OBP: 0.354, SLG: 0.408 | 0-0 G6-4-3 1B | | 0-0 5-3 | | 0-0 G6-4-3 1-2f | | 0-0 1-2 1B | | 0-0 FC4-6 1B |
| Pete Rose, S (1, 4) OBP: 0.321, SLG: 0.378 | 0-0 G6-4-3 1-2f | | 0-0 3-H 1B | | 0-0 1B | | 0-0 4-3 | | 0-0 1-2 1B |
| Vada Pinson, L (1, 8) OBP: 0.359, SLG: 0.460 | 0-0 F7 | | 0-3 K | | 0-0 L9 | | | 0-0 HR 1B | 0-0 1-2 2-3 1B |
| Tony Perez, R (1, 3) OBP: 0.316, SLG: 0.387 | | 0-0 5-3 | | 0-0 P4 | | 0-0 F7 | | 0-0 1-H HR | 0-3 K |
| Deron Johnson, R (1, 7) OBP: 0.276, SLG: 0.381 | | 0-3 K | | 0-0 1B 2B | | 0-0 L9 | | 0-0 L5 | |
| Johnny Edwards, L (1, 2) OBP: 0.333, SLG: 0.342 | | 0-0 3-1 | | 0-3 K | | 0-0 F8 | | 0-0 P7 | |
| Giraldo Ruiz, S (1, 5) OBP: 0.240, SLG: 0.229 | | | 0-0 L4 | | 0-0 FC5-4 1B | | 0-0 1B 1B | 0-0 6-3 | |
| Leo Cardenas, R (1, 6) OBP: 0.324, SLG: 0.439 | | | 0-0 2B 5-3 1B | | 0-0 FC5-4 1-2f | | 0-0 F9 | | 0-0 P6 |
| Hank Fischer, R (1, 1) Ted Davidson, R (3, 1) Joe Nuxhall, L (3, 1) Art Shamsky, L (5, PH) Darrell Osteen, R (6, 1) Don Pavletich, R (7, PH) Jack Baldschun, R (8, 1) Tommy Helms, R (9, PH) | | | 0-0 1B 2B | | 0-0 G6-4-3 1B | | 0-0 F9 | | 0-0 FC4-6 1B |

| Inning Stats | R: 0 E: 0 K: 0 S: 3 | H: 1 LOB: 0 BB: 0 P: 3 | R: 0 E: 0 K: 1 S: 5 | H: 0 LOB: 0 BB: 0 P: 5 | R: 2 E: 0 K: 1 S: 8 | H: 3 LOB: 1 BB: 0 P: 8 | R: 1 E: 0 K: 1 S: 7 | H: 2 LOB: 1 BB: 0 P: 7 | R: 0 E: 0 K: 0 S: 4 | H: 0 LOB: 0 BB: 0 P: 3 | R: 0 E: 0 K: 0 S: 3 | H: 2 LOB: 1 BB: 0 P: 4 | R: 0 E: 0 K: 0 S: 3 | H: 0 LOB: 0 BB: 0 P: 3 | R: 0 E: 0 K: 0 S: 5 | H: 2 LOB: 2 BB: 0 P: 5 | R: 2 E: 0 K: 0 S: 5 | H: 2 LOB: 0 BB: 0 P: 5 | R: 0 E: 0 K: 1 S: 8 | H: 3 LOB: 3 BB: 0 P: 8 | 1B: 12 2B: 2 3B: 0 HR: 1 | SF: 0 SAC: 0 DP: 2 HBP: 0 |
|--------------|------------------------------|---------------------------------|------------------------------|---------------------------------|------------------------------|---------------------------------|------------------------------|---------------------------------|------------------------------|---------------------------------|------------------------------|---------------------------------|------------------------------|---------------------------------|------------------------------|---------------------------------|------------------------------|---------------------------------|------------------------------|---------------------------------|-----------------------------------|------------------------------------|
|--------------|------------------------------|---------------------------------|------------------------------|---------------------------------|------------------------------|---------------------------------|------------------------------|---------------------------------|------------------------------|---------------------------------|------------------------------|---------------------------------|------------------------------|---------------------------------|------------------------------|---------------------------------|------------------------------|---------------------------------|------------------------------|---------------------------------|-----------------------------------|------------------------------------|

| PITCHER | IP | WLS | BF | H | R | ER | SO | BB | IBB | HBP | BLK | WP | HR | S | P | ERA | WHIP |
|-------------------------------------|-----|-----|----|---|---|----|----|----|-----|-----|-----|----|----|----|----|------|-------|
| Don Drysdale, R (1, 1) ERA: 4.48 | 6.0 | W | 25 | 9 | 3 | 3 | 3 | 0 | 0 | 0 | 0 | 0 | 0 | 31 | 31 | 4.50 | 1.500 |
| Phil Regan, R (7, 1) ERA: 1.65 | 3.0 | S | 15 | 6 | 2 | 2 | 1 | 0 | 0 | 0 | 0 | 0 | 1 | 17 | 17 | 6.00 | 2.000 |

| PITCHER | IP | WLS | BF | H | R | ER | SO | BB | IBB | HBP | BLK | WP | HR | S | P | ERA | WHIP |
|---------|----|-----|----|---|---|----|----|----|-----|-----|-----|----|----|---|---|-----|------|
|---------|----|-----|----|---|---|----|----|----|-----|-----|-----|----|----|---|---|-----|------|

| Batter | 1 | 2 | 3 | 4 | 5 | 6 | 7 | 8 | 9 | 10 | 11 | 12 | AB | R | H | RBI | BB | SO | LOB |
|---|------------------------|------------|-----------|-----------------|-----------|------------|----------|------------|-----------|-----------------------|-----------------|------------------|----|---|---|-----|----|----|-----|
| Lee Maye, L (1, 7) Claude Raymond, R (12, 1) OBP: 0.253, SLG: 0.347 | 0-0 4-3 | | 0-0 F7 | | | 0-0 4-3 | | 0-0 5-3 | | | 4-0 BB | | 4 | 0 | 0 | 0 | 1 | 0 | 1 |
| Sonny Jackson, L (1, 6) OBP: 0.335, SLG: 0.347 | 4-0 5-3 2B BB | | 0-0 F7 | | | 0-0 4-3 | | | 0-0 F8 | | 0-0 P1 | | 4 | 1 | 0 | 0 | 1 | 0 | 3 |
| Jimmy Wynn, R (1, 8) OBP: 0.314, SLG: 0.437 | 0-0 5-3 1-2 | | | 0-3 K | | 0-3 K | | | 0-3 K | | 0-3 K | | 5 | 0 | 0 | 0 | 0 | 4 | 4 |
| Rusty Staub, L (1, 9) (12, 7) OBP: 0.334, SLG: 0.425 | 0-0 2B | | | 0-0 CS 1B | | 0-0 1B | | | 0-0 G3 | | 0-0 L7 | | 5 | 0 | 3 | 1 | 0 | 0 | 3 |
| Chuck Harrison, R (1, 3) OBP: 0.286, SLG: 0.314 | 0-0 6-3 | | | 0-3 K 1-2 | | 0-3 K | | | 0-3 K | | | 0-0 F3 | 5 | 0 | 0 | 0 | 0 | 3 | 3 |
| Ron Brand, R (1, 2) OBP: 0.350, SLG: 0.286 | | 0-0 F9 | | | 0-0 F7 | | 0-3 K | | | 0-0 G6-4-3 1B | | 1-0 CS HBP | 4 | 0 | 1 | 0 | 0 | 1 | 1 |
| Bob Aspromonte, R (1, 5) OBP: 0.270, SLG: 0.285 | | 0-0 5-3 | | | 0-3 K | | | 0-0 L9 | | 0-0 G6-4-3 1-2f | | 0-0 2B 1B | 5 | 1 | 1 | 0 | 0 | 1 | 1 |
| Bob Lillis, R (1, 4) OBP: 0.268, SLG: 0.250 | | 0-0 L8 | | | 0-0 F2 | | | 0-0 6-3 | | | 0-0 E8 1B | 0-0 2B | 5 | 0 | 2 | 1 | 0 | 0 | 0 |
| Mike Cuellar, L (1, 1) Dave Nicholson, R (11, PH) (12, 9) OBP: 0.097, SLG: 0.097 OBP: 0.402, SLG: 0.461 | | | 0-3 K | | | 0-0 F7 | | | 0-0 1B | | 4-0 BB BB | | 3 | 0 | 1 | 0 | 0 | 1 | 0 |
| | | | | | | | | | | | | | 0 | 0 | 0 | 0 | 1 | 0 | 0 |

| Inning Stats | R: 1 | H: 1 | E: 0 | LOB: 1 | K: 0 | P: 8 | R: 0 | H: 0 | E: 0 | LOB: 0 | K: 0 | P: 3 | R: 0 | H: 0 | E: 0 | LOB: 0 | K: 1 | P: 5 | R: 0 | H: 1 | E: 0 | LOB: 1 | K: 3 | P: 10 | R: 0 | H: 1 | E: 0 | LOB: 1 | K: 0 | P: 4 | R: 0 | H: 0 | E: 0 | LOB: 0 | K: 1 | P: 5 | R: 0 | H: 1 | E: 0 | LOB: 0 | K: 1 | P: 5 | R: 0 | H: 1 | E: 1 | LOB: 3 | K: 1 | P: 14 | R: 1 | H: 2 | E: 0 | LOB: 1 | K: 0 | P: 4 | 1B: 6 | SF: 0 | 2B: 3 | SAC: 0 | 3B: 0 | DP: 2 | HR: 0 | HBP: 1 | WP: 0 | PA: 44 |
|--------------|------|------|------|--------|------|------|------|------|------|--------|------|------|------|------|------|--------|------|------|------|------|------|--------|------|-------|------|------|------|--------|------|------|------|------|------|--------|------|------|------|------|------|--------|------|------|------|------|------|--------|------|-------|------|------|------|--------|------|------|-------|-------|-------|--------|-------|-------|-------|--------|-------|--------|
|--------------|------|------|------|--------|------|------|------|------|------|--------|------|------|------|------|------|--------|------|------|------|------|------|--------|------|-------|------|------|------|--------|------|------|------|------|------|--------|------|------|------|------|------|--------|------|------|------|------|------|--------|------|-------|------|------|------|--------|------|------|-------|-------|-------|--------|-------|-------|-------|--------|-------|--------|

| PITCHER | IP | WLS | BF | H | R | ER | SO | BB | IBB | HBP | BLK | WP | HR | S | P | ERA | WHIP |
|--------------------------------------|-----|-----|----|---|---|----|----|----|-----|-----|-----|----|----|----|----|------|-------|
| Jim Maloney, R (1, 1) ERA: 2.64 | 7.0 | | 24 | 3 | 1 | 1 | 7 | 1 | 0 | 0 | 0 | 0 | 0 | 37 | 41 | 1.29 | 0.571 |
| Don Nottebart, R (8, 1) ERA: 1.32 | 3.0 | | 12 | 3 | 0 | 0 | 2 | 1 | 0 | 0 | 0 | 0 | 0 | 15 | 19 | 0.00 | 1.333 |
| Billy McCool, L (11, 1) ERA: 1.69 | 1.2 | L | 8 | 2 | 1 | 1 | 1 | 1 | 0 | 1 | 0 | 0 | 0 | 8 | 13 | 5.40 | 1.800 |

BOTTOM

Cincinnati Reds @ Houston Astros
Astrodome, Houston, TX
Fri Jul 01 1966, 8:05 PM EDT
Att: 19,063 - Dome

livebaseballscorecards.com

| | |
|-----|----|
| AB | 40 |
| R | 2 |
| H | 8 |
| RBI | 2 |
| BB | 3 |
| SO | 10 |
| LOB | 16 |



| Batter | 1 | 2 | 3 | 4 | 5 | 6 | 7 | 8 | 9 | AB R H RBI BB SO LOB |
|--------|---|---|---|---|---|---|---|---|---|----------------------|
|--------|---|---|---|---|---|---|---|---|---|----------------------|

| | | | | | | | | | | |
|--|----------------------------|-----------|-----------|-----------|------------------|------------------|-----------------|-------------------------|------------------|--|
| Tommy Harper, R (1, 9) OBP: 0.352, SLG: 0.403 | 0-0 SH1-3 E 1B | | 0-0 P6 | | 0-0 1-2 1B | | 0-0 HR 1B | 0-0 F9 | | 5 1 3 0 0 0 2 |
| Pete Rose, S (1, 4) OBP: 0.317, SLG: 0.373 | 0-0 E5 SH1-3 1-2 | | 0-0 F7 | | 0-0 P6 | | 0-0 HR 1B | | 0-3 K | 5 1 1 0 0 1 3 |
| Vada Pinson, L (1, 8) OBP: 0.352, SLG: 0.460 | 0-0 SH1-3 1-2 2-3 | | 0-3 K | | | | 0-0 P6 | 0-0 1-H 2-H HR | 0-0 F7 | 4 1 1 3 0 1 0 |
| Tony Perez, R (1, 3) OBP: 0.297, SLG: 0.362 | 0-3 K | | | 0-0 F8 | | 0-0 F9 | 0-0 P3 | | 0-3 K | 5 0 0 0 0 2 2 |
| Deron Johnson, R (1, 7) OBP: 0.274, SLG: 0.375 | 0-3 K | | | 0-0 P4 | | 0-0 1B 1B | | 0-0 1B SF9 1B | | 4 1 2 0 0 1 2 |
| Tommy Helms, R (1, 5) OBP: 0.325, SLG: 0.412 | | 0-0 HR | | 0-0 P4 | | 0-0 1-2 1B | | 0-0 1B 1B | | 4 1 3 1 0 0 0 0 0 0 0 0 0 0 |
| Giraldo Ruiz, S (8, PR) OBP: 0.240, SLG: 0.229 | | | | | | | | | | |
| Johnny Edwards, L (1, 2) OBP: 0.326, SLG: 0.335 | | 0-0 F8 | | | 0-0 F2 | | 0-0 F9 | | 0-0 SF9 | 3 0 0 1 0 0 2 |
| Leo Cardenas, R (1, 6) OBP: 0.322, SLG: 0.437 | | 0-3 K | | | 0-0 6-3 | | 0-0 F5 | | 0-0 1-2 1B | 4 0 1 0 0 1 0 |
| Milt Pappas, R (1, 1) OBP: 0.150, SLG: 0.263 | | 0-3 K | | | 4-0 1B BB | | 0-3 K | | 0-3 K | 1 0 0 0 0 1 1 0 1 0 0 0 0 0 1 0 0 0 0 0 0 0 0 0 0 0 0 0 0 0 0 0 1 0 0 0 0 0 1 2 0 0 0 0 0 0 0 0 |
| Art Shamsky, L (7, PH) OBP: 0.312, SLG: 0.495 | | | | | | | | | | |
| Darrell Osteen, R (7, 1) OBP: 0.500, SLG: 0.500 | | | | | | | | | | |
| Joe Nuxhall, L (7, 1) OBP: 0.250, SLG: 0.375 | | | | | | | | | | |
| Don Pavletich, R (8, PH) OBP: 0.333, SLG: 0.483 | | | | | | | | | | |
| Ted Davidson, R (8, 1) OBP: 0.333, SLG: 0.483 | | | | | | | | | | |

TOP

Cincinnati Reds @ Houston Astros
Astrodome, Houston, TX
Sat Jul 02 1966, 4:33 AM EDT
Att. 13,782 - Dome

livebaseballscorecards.com

| | |
|-----|----|
| AB | 37 |
| R | 5 |
| H | 11 |
| RBI | 5 |
| BB | 1 |
| SO | 9 |
| LOB | 13 |



| Inning Stats | R: 0 | H: 1 | E: 1 | K: 2 | S: 9 | P: 9 | R: 1 | H: 1 | E: 0 | K: 2 | S: 8 | P: 8 | R: 0 | H: 0 | E: 0 | K: 1 | S: 5 | R: 0 | H: 0 | E: 0 | K: 0 | S: 3 | P: 3 | R: 0 | H: 1 | E: 0 | K: 0 | S: 4 | P: 8 | R: 0 | H: 2 | E: 0 | K: 0 | S: 5 | P: 5 | R: 3 | H: 3 | E: 0 | K: 1 | S: 8 | P: 8 | R: 1 | H: 3 | E: 0 | K: 1 | S: 8 | P: 8 | R: 0 | H: 0 | E: 0 | K: 2 | S: 7 | P: 7 | 1B: 9 | SF: 1 | 2B: 0 | SAC: 1 | 3B: 0 | DP: 0 | HR: 2 | HBP: 0 | WP: 0 | PA: 40 |
|--------------|------|------|------|------|------|------|------|------|------|------|------|------|------|------|------|------|------|------|------|------|------|------|------|------|------|------|------|------|------|------|------|------|------|------|------|------|------|------|------|------|------|------|------|------|------|------|------|------|------|------|------|------|------|-------|-------|-------|--------|-------|-------|-------|--------|-------|--------|
|--------------|------|------|------|------|------|------|------|------|------|------|------|------|------|------|------|------|------|------|------|------|------|------|------|------|------|------|------|------|------|------|------|------|------|------|------|------|------|------|------|------|------|------|------|------|------|------|------|------|------|------|------|------|------|-------|-------|-------|--------|-------|-------|-------|--------|-------|--------|

| PITCHER | IP | WLS | BF | H | R | ER | SO | BB | IBB | HBP | BLK | WP | HR | S | P | ERA | WHIP |
|--------------------------------------|-----|-----|----|----|---|----|----|----|-----|-----|-----|----|----|----|----|------|-------|
| Turk Farrell, R (1, 1) ERA: 4.48 | 7.1 | W | 35 | 11 | 5 | 5 | 6 | 1 | 0 | 0 | 0 | 0 | 2 | 46 | 50 | 6.14 | 1.636 |
| Claude Raymond, R (8, 1) ERA: 1.5 | 1.2 | S | 5 | 0 | 0 | 0 | 3 | 0 | 0 | 0 | 0 | 0 | 0 | 11 | 11 | 0.00 | 0.000 |

| PITCHER | IP | WLS | BF | H | R | ER | SO | BB | IBB | HBP | BLK | WP | HR | S | P | ERA | WHIP |
|---------|----|-----|----|---|---|----|----|----|-----|-----|-----|----|----|---|---|-----|------|
|---------|----|-----|----|---|---|----|----|----|-----|-----|-----|----|----|---|---|-----|------|

| Batter | 1 | 2 | 3 | 4 | 5 | 6 | 7 | 8 | 9 |
|--|--------|---------|--------|--------|---------------|---------|--------------|---------|---|
| Lee Maye, L (1, 7) OBP: 0.258, SLG: 0.383 | 0-0 F7 | | 0-0 HR | | 0-0 1-3 | | 0-0 1B | 0-3 K | |
| Sonny Jackson, L (1, 6) OBP: 0.333, SLG: 0.344 | 0-0 F8 | | 0-0 G1 | | 0-0 4-3 | | 0-0 FC4-6 1B | 0-0 F7 | |
| Jimmy Wynn, R (1, 8) OBP: 0.313, SLG: 0.433 | 0-3 K | | | 0-0 P3 | | 0-0 1B | 0-0 FC4-6 1B | 0-0 1-3 | |
| Rusty Staub, L (1, 9) OBP: 0.337, SLG: 0.424 | | 0-0 F5 | | 0-0 F7 | | 0-0 1B | 4-0 1B | | |
| Chuck Harrison, R (1, 3) OBP: 0.284, SLG: 0.305 | | 0-0 5-3 | | 0-3 K | | 0-0 E6 | 1-0 1B | | |
| Ron Brand, R (1, 2) OBP: 0.364, SLG: 0.333 | | 0-0 F8 | | | 0-0 1B | 0-0 1-3 | 0-0 1B | | |
| Bob Aspromonte, R (1, 5) OBP: 0.273, SLG: 0.286 | | | 0-3 K | | 0-0 FC1-5 1B | 4-0 1B | 0-3 K | | |
| Felix Mantilla, R (8, 5) OBP: 0.233, SLG: 0.296 | | | | | 2-H 1B | IBB | | | |
| Bob Lillis, R (1, 4) OBP: 0.300, SLG: 0.286 | | | 0-0 HR | | 1-3 FC1-5 1B | 0-0 F3 | 0-0 1B | | |
| Turk Farrell, R (1, 1) OBP: 0.034, SLG: 0.034 | | | 0-0 F2 | | 0-0 FC1-5 1-3 | 0-3 K | 0-0 6-3 | | |
| Claude Raymond, R (8, 1) OBP: 0.233, SLG: 0.296 | | | | | 1-2 2-3f | | | | |

| AB | R | H | RBI | BB | SO | LOB |
|----|---|---|-----|----|----|-----|
| 5 | 2 | 2 | 2 | 0 | 1 | 2 |
| 5 | 0 | 1 | 1 | 0 | 0 | 2 |
| 5 | 2 | 1 | 0 | 0 | 1 | 1 |
| 3 | 1 | 1 | 0 | 1 | 0 | 0 |
| 3 | 1 | 0 | 0 | 0 | 1 | 1 |
| 4 | 1 | 2 | 1 | 0 | 0 | 2 |
| 3 | 0 | 1 | 1 | 1 | 2 | 3 |
| 0 | 0 | 0 | 0 | 0 | 0 | 0 |
| 4 | 1 | 3 | 2 | 0 | 0 | 3 |
| 4 | 0 | 0 | 0 | 0 | 1 | 8 |
| 0 | 0 | 0 | 0 | 0 | 0 | 0 |

BOTTOM

Cincinnati Reds @ Houston Astros
Astrodome, Houston, TX
Sat Jul 02 1966, 4:33 AM EDT
Att. 13,782 - Dome

livebaseballscorecards.com

| | |
|------------|-----------|
| AB | 36 |
| R | 8 |
| H | 11 |
| RBI | 7 |
| BB | 2 |
| SO | 6 |
| LOB | 22 |



| | |
|-------|--------|
| 1B: 8 | SF: 0 |
| 2B: 1 | SAC: 0 |
| 3B: 1 | DP: 0 |
| HR: 1 | HBP: 1 |

| | |
|-------|--------|
| WP: 0 | PA: 39 |
| PB: 0 | |
| SB: 3 | |
| CS: 0 | |

| Inning Stats | Pitcher | | | | | | | | | | | | | | | | | | | | | |
|---------------------------------------|---------|---|---|---|---|---|-----|----|----|---|---|---|---|---|---|-----|----|---|-----|------|-------|-------|
| | R | H | E | K | S | H | LOB | BB | P | R | H | E | K | S | H | LOB | BB | P | ERA | WHIP | | |
| Milt Pappas, R (1, 1) ERA: 3.74 | 0 | 0 | 0 | 1 | 5 | 0 | 0 | 0 | 27 | 7 | 4 | 3 | 4 | 0 | 0 | 0 | 0 | 0 | 0 | 0 | 4.50 | 1.167 |
| Darrell Osteen, R (7, 1) ERA: 7.94 | 0 | 0 | 0 | 0 | 0 | 0 | 0 | 0 | 3 | 2 | 2 | 2 | 0 | 0 | 0 | 0 | 0 | 0 | 0 | 0 | 54.00 | 6.000 |
| Joe Nuxhall, L (7, 1) ERA: 6.04 | 0 | 0 | 0 | 0 | 0 | 0 | 0 | 0 | 6 | 2 | 2 | 2 | 1 | 1 | 0 | 1 | 0 | 0 | 0 | 0 | 27.00 | 4.500 |
| Ted Davidson, L (8, 1) ERA: 4.15 | 0 | 0 | 0 | 0 | 0 | 0 | 0 | 0 | 5 | 0 | 0 | 0 | 0 | 0 | 0 | 0 | 0 | 0 | 0 | 0 | 0.00 | 0.000 |

| Batter | 1 | 2 | 3 | 4 | 5 | 6 | 7 | 8 | 9 | AB R H RBI BB SO LOB | TOP | | | | | | | | | | | | | | | | | | | | | | | | | |
|--|---|---------------------------------|------------------------------|---------------------------------|------------------------------|---------------------------------|------------------------------|---------------------------------|------------------------------|---------------------------------|------------------------------|----------------------------------|------------------------------|---------------------------------|------------------------------|---------------------------------|------------------------------|---------------------------------|----------------------------------|------------------------------------|----------------------------------|--------|--|--|--|--|--|--|--|--|--|--|--|--|--|--|
| Tommy Harper, R (1, 9) OBP: 0.358, SLG: 0.404 | 4-0 FC1-6 BB | | 0-0 1B | | | 4-0 E S 1B BB | 0-0 F8 | | | 2 1 1 0 2 0 0 | | | | | | | | | | | | | | | | | | | | | | | | | | |
| Pete Rose, S (1, 4) OBP: 0.316, SLG: 0.371 | 0-0 FC1-6 CS 1-2f | | 0-0 4-3 | | | 0-0 F9 | | 0-0 SH1-3 1B | | 4 0 1 0 0 0 3 | | | | | | | | | | | | | | | | | | | | | | | | | | |
| Vada Pinson, L (1, 8) OBP: 0.351, SLG: 0.456 | 0-0 F9 | | | 4-0 G6-4-3 BB | | 0-0 E3 1B SF9 | | 0-0 SH1-3 1-2 | | 2 1 0 0 1 0 2 | | | | | | | | | | | | | | | | | | | | | | | | | | |
| Tony Perez, R (1, 3) OBP: 0.296, SLG: 0.359 | 0-0 CS 1-2 | 0-0 F4 | | 0-0 G6-4-3 1-2f | | 0-0 1B 1B | | 0-3 K | | 4 0 1 1 0 1 2 | | | | | | | | | | | | | | | | | | | | | | | | | | |
| Deron Johnson, R (1, 7) OBP: 0.278, SLG: 0.388 | | 4-0 FC4-6 BB | | 0-0 HR | | 0-0 SF9 | | 0-0 6-3 | | 2 1 1 2 1 0 1 | | | | | | | | | | | | | | | | | | | | | | | | | | |
| Johnny Edwards, L (1, 2) OBP: 0.323, SLG: 0.331 | | 0-0 FC4-6 1-2f | | 0-3 K | | 0-0 1B | | 0-0 F4 | | 2 0 0 0 0 1 1 | | | | | | | | | | | | | | | | | | | | | | | | | | |
| Don Pavletich, R (5, 2) OBP: 0.336, SLG: 0.484 | | | | | | | | | | 2 0 1 0 0 0 0 | | | | | | | | | | | | | | | | | | | | | | | | | | |
| Giraldo Ruiz, S (1, 5) OBP: 0.222, SLG: 0.212 | | 0-0 G3 | | | | 0-0 F4 | 0-0 4-3 | | 0-0 L8 | 4 0 0 0 0 0 3 | | | | | | | | | | | | | | | | | | | | | | | | | | |
| Leo Cardenas, R (1, 6) OBP: 0.317, SLG: 0.431 | | | 0-0 1-3 | | 0-3 K | | | 0-0 F8 | 0-0 5-3 | 4 0 0 0 0 1 0 | | | | | | | | | | | | | | | | | | | | | | | | | | |
| Sammy Ellis, L (1, 1) OBP: 0.162, SLG: 0.088 | | | 0-0 G3 | | 0-3 K | | | 0-0 6-3 | | 3 0 0 0 0 1 0 | | | | | | | | | | | | | | | | | | | | | | | | | | |
| Ted Davidson, R (8, 1) | | | | | | | | | | 0 0 0 0 0 0 0 | | | | | | | | | | | | | | | | | | | | | | | | | | |
| Don Nottebart, R (8, 1) | | | | | | | | | | 0 0 0 0 0 0 0 | | | | | | | | | | | | | | | | | | | | | | | | | | |
| Inning Stats | R: 0 E: 0 K: 0 S: 2 | H: 0 LOB: 0 BB: 1 P: 6 | R: 0 E: 0 K: 0 S: 3 | H: 0 LOB: 1 BB: 1 P: 7 | R: 0 E: 0 K: 0 S: 4 | H: 1 LOB: 1 BB: 0 P: 4 | R: 1 E: 0 K: 1 S: 5 | H: 1 LOB: 0 BB: 1 P: 9 | R: 0 E: 0 K: 2 S: 7 | H: 0 LOB: 0 BB: 0 P: 7 | R: 2 E: 1 K: 0 S: 6 | H: 2 LOB: 2 BB: 1 P: 10 | R: 0 E: 0 K: 0 S: 3 | H: 0 LOB: 0 BB: 0 P: 3 | R: 0 E: 0 K: 1 S: 6 | H: 1 LOB: 1 BB: 0 P: 6 | R: 0 E: 0 K: 0 S: 3 | H: 0 LOB: 0 BB: 0 P: 3 | 1B: 4 2B: 0 3B: 0 HR: 1 | SF: 1 SAC: 1 DP: 1 HBP: 0 | WP: 0 PB: 0 SB: 1 CS: 1 | PA: 36 | | | | | | | | | | | | | | |
| PITCHER | IP WLS BF H R ER SO BB IBB HBP BLK WP HR S P ERA WHIP | | | | | | | | | | | | | | | | | | | | | | | | | | | | | | | | | | | |
| Bob Bruce, R (1, 1) ERA: 5.98 | 5.2 | 24 | 4 | 3 | 2 | 3 | 4 | 0 | 0 | 0 | 0 | 0 | 1 | 26 | 42 | 3.18 | 1.412 | | | | | | | | | | | | | | | | | | | |
| Ron Taylor, R (6, 1) ERA: 4.0 | 3.1 | W | 11 | 1 | 0 | 0 | 1 | 0 | 0 | 0 | 0 | 0 | 0 | 13 | 13 | 0.00 | 0.300 | | | | | | | | | | | | | | | | | | | |

Cincinnati Reds @ Houston Astros
Astrodome, Houston, TX
Sat Jul 02 1966, 8:05 PM EDT
Att. 30,930 - Dome

livebaseballscorecards.com

| | |
|-----|----|
| AB | 29 |
| R | 3 |
| H | 5 |
| RBI | 3 |
| BB | 4 |
| SO | 4 |
| LOB | 12 |



| Batter | 1 | 2 | 3 | 4 | 5 | 6 | 7 | 8 | 9 |
|--|---------|-----------|---------|---------|---------|---------|----------------|-----------------|---|
| Lee Maye, L OBP: 0.252, SLG: 0.373 (1, 7) | 0-0 F7 | 0-0 F8 | | | 0-0 F7 | | 0-0 4-3 | | |
| Sonny Jackson, L OBP: 0.332, SLG: 0.343 (1, 6) | 0-0 L7 | | 0-0 F8 | | 0-0 1-3 | | | 0-0 FC4-2 1B | |
| Jimmy Wynn, R OBP: 0.312, SLG: 0.431 (1, 8) | 0-0 5-3 | | 0-3 K | | 0-0 F7 | | | 0-0 FC4-2 HR 1B | |
| Rusty Staub, L OBP: 0.335, SLG: 0.425 (1, 9) | | 0-0 1B 2B | 0-0 1-3 | | 0-0 4-3 | | | 0-0 FC4-2 HR | |
| Felix Mantilla, R OBP: 0.233, SLG: 0.329 (1, 5) | | 0-0 5-3 | | 0-0 6-3 | | 0-0 6-3 | | 0-0 HR | |
| Bill Heath, L OBP: 0.333, SLG: 0.368 (1, 2) | | 4-0 1B BB | | 0-0 1B | | | 0-0 SH3 SF8 2B | 0-0 6-3 | |
| Chuck Harrison, R OBP: 0.286, SLG: 0.306 (1, 3) | | 0-0 1B 1B | | 0-3 K | | | 0-0 SH3 | 0-0 4-3 | |
| Bob Lillis, R OBP: 0.286, SLG: 0.276 (1, 4) | | 0-0 F9 | | 0-0 F8 | | | 0-0 SF8 | | |
| Bob Bruce, R OBP: 0.091, SLG: 0.091 (1, 1) | | 0-0 | | | 0-0 F8 | | | | |
| Ron Taylor, R OBP: 0.500, SLG: 1.000 (6, 1) | | 0-0 1B | | | | | | 0-0 2B | |

| Inning Stats | R: 0 | H: 0 | E: 0 | K: 0 | S: 3 | R: 2 | H: 3 | E: 0 | K: 0 | S: 6 | R: 0 | H: 0 | E: 0 | K: 1 | S: 5 | R: 0 | H: 1 | E: 0 | K: 1 | S: 6 | R: 0 | H: 0 | E: 0 | K: 0 | S: 3 | R: 0 | H: 0 | E: 0 | K: 0 | S: 3 | R: 1 | H: 2 | E: 0 | K: 0 | S: 5 | R: 3 | H: 3 | E: 0 | K: 0 | S: 6 |
|--------------|--------|-------|------|--------|-------|-------|--------|-------|------|--------|-------|------|--------|-------|------|--------|-------|------|--------|-------|------|--------|-------|------|--------|-------|------|--------|-------|------|--------|-------|------|--------|-------|------|------|------|------|------|
| | LOB: 0 | BB: 0 | P: 3 | LOB: 2 | BB: 1 | P: 10 | LOB: 0 | BB: 0 | P: 5 | LOB: 1 | BB: 0 | P: 6 | LOB: 0 | BB: 0 | P: 3 | LOB: 0 | BB: 0 | P: 3 | LOB: 1 | BB: 0 | P: 3 | LOB: 1 | BB: 0 | P: 5 | LOB: 0 | BB: 0 | P: 6 | LOB: 1 | BB: 0 | P: 5 | LOB: 0 | BB: 0 | P: 6 | LOB: 0 | BB: 0 | P: 6 | | | | |

| PITCHER | IP | WLS | BF | H | R | ER | SO | BB | IBB | HBP | BLK | WP | HR | S | P | ERA | WHIP |
|--------------------------------------|-----|-----|----|---|---|----|----|----|-----|-----|-----|----|----|----|----|-------|-------|
| Sammy Ellis, R ERA: 4.89 (1, 1) | 7.0 | L | 30 | 8 | 5 | 5 | 2 | 1 | 0 | 0 | 0 | 0 | 0 | 33 | 37 | 6.43 | 1.286 |
| Ted Davidson, L ERA: 4.11 (8, 1) | 0.1 | | 1 | 0 | 0 | 0 | 0 | 0 | 0 | 0 | 0 | 0 | 0 | 1 | 1 | 0.00 | 0.000 |
| Don Nottebart, R ERA: 1.49 (8, 1) | 0.2 | | 3 | 1 | 1 | 1 | 0 | 0 | 0 | 0 | 0 | 0 | 1 | 3 | 3 | 13.50 | 1.500 |

BOTTOM

Cincinnati Reds @ Houston Astros
Astrodome, Houston, TX

Sat Jul 02 1966, 8:05 PM EDT
Att. 30,930 - Dome

| | |
|-----|----|
| AB | 31 |
| R | 6 |
| H | 9 |
| RBI | 6 |
| BB | 1 |
| SO | 2 |
| LOB | 10 |



| 1B | 2B | 3B | HR | SF | SAC | DP | HBP | WP | PA |
|----|----|----|----|----|-----|----|-----|----|----|
| 5 | 3 | 0 | 1 | 1 | 0 | 0 | 0 | 0 | 34 |

| Batter | 1 | 2 | 3 | 4 | 5 | 6 | 7 | 8 | 9 | AB R H RBI BB SO LOB | TOP | | | | | | | | | | | | | |
|--|--|---------------------------------|------------------------------|---------------------------------|------------------------------|---------------------------------|------------------------------|---------------------------------|------------------------------|---|---|---------------------------------|--|---------------------------------|------------------------------|---------------------------------|------------------------------|---------------------------------|------------------------------|---------------------------------|----------------------------------|------------------------------------|----------------------------------|--------|
| Tommy Harper, R (1, 9) OBP: 0.356, SLG: 0.402 | 0-0 F7 | | 0-0 5-3 | | 0-0 4-3 1B | | | 0-0 1-3 | | 4 0 1 0 0 0 0 | Cincinnati Reds @ Houston Astros Astrodome, Houston, TX Sun Jul 03 1966, 4:33 AM EDT Att. 32,670 - Dome | | | | | | | | | | | | | |
| Pete Rose, S (1, 4) OBP: 0.315, SLG: 0.369 | 0-0 E 8-2 1B | | 0-0 1-3 | | 0-0 4-3 1-2 | | | 0-0 4-3 | | 4 0 1 0 0 0 1 | | | | | | | | | | | | | | |
| Vada Pinson, L (1, 8) OBP: 0.350, SLG: 0.454 | 0-0 E9 1-3 1B | | 0-0 F9 | | 0-0 4-3 | | | 0-0 6-3 | | 4 0 1 0 0 0 1 | | | | | | | | | | | | | | |
| Gordy Coleman, L (1, 3) OBP: 0.324, SLG: 0.299 | 4-0 IBB | | | 0-0 FC1-5-6 2B | | 0-0 3-1 | | 0-0 F7 | | 3 0 1 0 1 0 0 | | | | | | | | | | | | | | |
| Deron Johnson, R (1, 7) OBP: 0.274, SLG: 0.382 | 0-0 8-2 3-Hf | | | 0-0 FC1-5-6 2-3 | | 0-0 F9 | | 0-0 6-3 | | 4 0 0 0 0 0 4 | | | | | | | | | | | | | | |
| Don Pavletich, R (1, 2) OBP: 0.333, SLG: 0.500 | | 0-0 HR | | 0-0 F7 | | 0-3 K | | 0-0 6-3 | | 4 1 1 1 0 1 1 | | | | | | | | | | | | | | |
| Giraldo Ruiz, S (1, 5) OBP: 0.228, SLG: 0.204 | | | | 4-0 FC6-4 IBB | | 0-0 4-3 | | | | 2 0 0 0 1 0 0 | | | | | | | | | | | | | | |
| Leo Cardenas, R (1, 6) OBP: 0.314, SLG: 0.426 | | | | 0-0 FC6-4 1-2f | | 0-0 5-3 | | | | 3 0 0 0 0 1 2 | | | | | | | | | | | | | | |
| Hank Fischer, R (1, 1) Art Shamsky, L (7, PH) Jack Baldschun, R (7, 1) | | | | 0-0 F6 | | 0-0 3-1 | | | | 2 0 0 0 0 1 0 1 0 0 0 0 0 0 0 0 0 0 0 0 0 | | | | | | | | | | | | | | |
| Inning Stats | R: 0 E: 1 K: 0 S: 4 | H: 2 LOB: 2 BB: 1 P: 8 | R: 1 E: 0 K: 2 S: 8 | H: 1 LOB: 0 BB: 0 P: 8 | R: 0 E: 0 K: 0 S: 3 | H: 0 LOB: 0 BB: 0 P: 3 | R: 0 E: 0 K: 0 S: 4 | H: 1 LOB: 2 BB: 1 P: 8 | R: 0 E: 0 K: 1 S: 5 | H: 0 LOB: 0 BB: 0 P: 5 | R: 0 E: 0 K: 0 S: 3 | H: 0 LOB: 0 BB: 0 P: 3 | R: 0 E: 0 K: 0 S: 3 | H: 0 LOB: 0 BB: 0 P: 3 | R: 0 E: 0 K: 0 S: 3 | H: 0 LOB: 0 BB: 0 P: 3 | R: 0 E: 0 K: 0 S: 3 | H: 0 LOB: 0 BB: 0 P: 3 | R: 0 E: 0 K: 0 S: 3 | H: 0 LOB: 0 BB: 0 P: 3 | 1B: 3 2B: 2 3B: 0 HR: 1 | SF: 0 SAC: 0 DP: 1 HBP: 0 | WP: 0 PB: 0 SB: 0 CS: 0 | PA: 33 |
| PITCHER Larry Dierker, R (1, 1) ERA: 3.24 | IP: 9.0 WLS: W BF: 33 H: 5 R: 1 ER: 1 SO: 3 BB: 0 IBB: 2 HBP: 0 BLK: 0 WP: 0 HR: 1 S: 37 P: 45 ERA: 1.00 WHIP: 0.556 | | | | | | | | | | | PITCHER | IP: WLS: BF: H: R: ER: SO: BB: IBB: HBP: BLK: WP: HR: S: P: ERA: WHIP: | | | | | | | | | | | |

livebaseballscorecards.com

| | |
|------------|----|
| AB | 31 |
| R | 1 |
| H | 5 |
| RBI | 1 |
| BB | 2 |
| SO | 3 |
| LOB | 9 |



| Batter | 1 | 2 | 3 | 4 | 5 | 6 | 7 | 8 | 9 | AB | R | H | RBI | BB | SO | LOB |
|--|-----------------|----------------|-----------------|------------------------------|-----------------|---------------|------------------------|----------------------------|---|----|---|---|-----|----|----|-----|
| Lee Maye, L OBP: 0.257, SLG: 0.376 (1, 7) | 0-0 4-3 ① | | 0-0 1B | | 0-0 F7 ② | | | 0-0 CS 1B | | 4 | 0 | 2 | 0 | 0 | 0 | 0 |
| Sonny Jackson, L OBP: 0.328, SLG: 0.339 (1, 6) | 0-0 6-3 ② | | 0-0 6-3 ③ | | 0-0 F6 ③ | | | 0-0 F7 ① | | 4 | 0 | 0 | 0 | 0 | 0 | 2 |
| Jimmy Wynn, R OBP: 0.311, SLG: 0.429 (1, 8) | 0-0 1-3 ③ | | | 0-0 1B HR 1B | | | | 0-0 F7 ② ③ 1-2 | | 4 | 1 | 1 | 0 | 0 | 0 | 1 |
| Rusty Staub, L OBP: 0.335, SLG: 0.424 (1, 9) | | 0-0 1B | | 0-0 F6 ① | | 0-3 K ② | | | | 3 | 0 | 1 | 0 | 0 | 1 | 1 |
| Felix Mantilla, R OBP: 0.237, SLG: 0.330 (1, 5) | | 0-0 L5 ① | | 0-0 1-3 HR 1B | | 0-3 K ③ | | | | 3 | 1 | 1 | 0 | 0 | 1 | 1 |
| John Bateman, R OBP: 0.328, SLG: 0.504 (1, 2) | | 0-3 K ② | | 0-0 F4 ② | | | 0-0 SH 7-2 1B | | | 3 | 0 | 1 | 0 | 0 | 1 | 3 |
| Chuck Harrison, R OBP: 0.289, SLG: 0.336 (1, 3) | | 0-3 K ③ | | 0-0 1-H 3-H HR ③ | | | 0-0 SH WP 1-3 | | | 2 | 1 | 1 | 3 | 0 | 1 | 1 |
| Bob Lillis, R OBP: 0.273, SLG: 0.262 (1, 4) | | | 0-0 L7 ① | 0-0 F8 ③ | | | 0-0 7-2 ① ② | | | 3 | 0 | 0 | 0 | 0 | 0 | 2 |
| Larry Dierker, R OBP: 0.154, SLG: 0.231 (1, 1) | | | 0-3 K ② | | 0-0 6-3 ① | | 0-3 K ③ 2-3 | | | 3 | 0 | 0 | 0 | 0 | 2 | 1 |

| Inning Stats | R: 0 | H: 0 | E: 0 | K: 0 | S: 3 | LOB: 0 | BB: 0 | P: 3 | R: 0 | H: 1 | E: 0 | K: 2 | S: 8 | LOB: 1 | BB: 0 | P: 8 | R: 0 | H: 1 | E: 0 | K: 1 | S: 6 | LOB: 1 | BB: 0 | P: 6 | R: 3 | H: 3 | E: 0 | K: 0 | S: 6 | LOB: 0 | BB: 0 | P: 6 | R: 0 | H: 0 | E: 0 | K: 2 | S: 7 | LOB: 0 | BB: 0 | P: 7 | R: 0 | H: 1 | E: 1 | K: 1 | S: 6 | LOB: 1 | BB: 0 | P: 6 | R: 0 | H: 1 | E: 0 | K: 0 | S: 3 | LOB: 0 | BB: 0 | P: 3 |
|---------------------------------------|------|------|------|------|------|--------|-------|------|------|------|------|------|------|--------|-------|------|-------|------|------|------|------|--------|-------|------|------|------|------|------|------|--------|-------|------|------|------|------|------|------|--------|-------|------|------|------|------|------|------|--------|-------|------|------|------|------|------|------|--------|-------|------|
| PITCHER | IP | WLS | BF | H | R | ER | SO | BB | IBB | HBP | BLK | WP | HR | S | P | ERA | WHIP | | | | | | | | | | | | | | | | | | | | | | | | | | | | | | | | | | | | | | | |
| Hank Fischer, R ERA: 4.61 (1, 1) | 6.0 | L | 23 | 5 | 3 | 3 | 5 | 0 | 0 | 0 | 0 | 0 | 1 | 33 | 33 | 4.50 | 0.833 | | | | | | | | | | | | | | | | | | | | | | | | | | | | | | | | | | | | | | | |
| Jack Baldschun, R ERA: 7.23 (7, 1) | 2.0 | | 7 | 2 | 0 | 0 | 1 | 0 | 0 | 0 | 0 | 1 | 0 | 9 | 9 | 0.00 | 1.000 | | | | | | | | | | | | | | | | | | | | | | | | | | | | | | | | | | | | | | | |

BOTTOM

Cincinnati Reds @ Houston Astros
Astrodome, Houston, TX

Sun Jul 03 1966, 4:33 AM EDT
Att. 32,670 - Dome

livebaseballscorecards.com

| | |
|------------|-----------|
| AB | 29 |
| R | 3 |
| H | 7 |
| RBI | 3 |
| BB | 0 |
| SO | 6 |
| LOB | 12 |



| | |
|-------|--------|
| WP: 1 | PA: 30 |
| PB: 0 | |
| SB: 0 | |
| CS: 1 | |

| Batter | 1 | 2 | 3 | 4 | 5 | 6 | 7 | 8 | 9 | AB R H RBI BB SO LOB | TOP | | | | | | | | | | | |
|---|------------------------------|---------------------------------|------------------------------|---------------------------------|------------------------------|---------------------------------|------------------------------|---------------------------------|-------------------------------|---|--|---------------------------------|------------------------------|---------------------------------|------------------------------|---------------------------------|------------------------------|---------------------------------|----------------------------------|------------------------------------|----------------------------------|--------|
| Tommy Harper, R (1, 9) OBP: 0.358, SLG: 0.403 | 0-3 K | | | 0-0 L5 | | 0-0 4-3 1B | | 0-0 G3-6-3 1B | | 4 0 2 0 0 1 0 | Cincinnati Reds @ Los Angeles Dodgers Dodger Stadium, Los Angeles, CA Mon Jul 04 1966, 3:33 AM PDT Att. 22,699 - Unknown livebaseballscorecards.com | | | | | | | | | | | |
| Pete Rose, S (1, 4) OBP: 0.312, SLG: 0.365 | 0-0 2-3 | | | 0-3 K | | 0-0 4-3 1-2 | | 0-0 G3-6-3 1-2f | | 4 0 0 0 0 1 2 | | | | | | | | | | | | |
| Vada Pinson, L (1, 8) OBP: 0.346, SLG: 0.447 | 0-0 F9 | | | 0-0 F8 | | 0-3 K | | | | 4 0 0 0 0 2 1 | | | | | | | | | | | | |
| Gordy Coleman, L (1, 3) OBP: 0.313, SLG: 0.287 | | | 0-0 F7 | | 0-0 L6 | 0-0 G3 | | | | 4 0 0 0 0 1 1 | | | | | | | | | | | | |
| Tommy Helms, R (1, 5) OBP: 0.324, SLG: 0.409 | | | 0-0 L7 | | 0-0 1B 1B | | 0-0 5-3 | | | 4 1 1 0 0 0 0 | | | | | | | | | | | | |
| Deron Johnson, R (1, 7) OBP: 0.278, SLG: 0.383 | | | 0-3 K | | 0-0 1B 1-2 1B | | 4-0 4-3 BB | | | 2 0 1 0 1 1 0 | | | | | | | | | | | | |
| Leo Cardenas, R (1, 6) OBP: 0.311, SLG: 0.421 | | | 0-3 K | | 0-3 K | | 0-0 4-3 1-2 | | | 3 0 0 0 0 2 3 | | | | | | | | | | | | |
| Johnny Edwards, L (1, 2) OBP: 0.323, SLG: 0.331 | | | 0-0 F9 | | 0-0 1-3 2-H 1B | | 0-0 4-3 | | | 3 0 1 1 0 0 1 | | | | | | | | | | | | |
| Jim O'Toole, S (1, 1) OBP: 0.158, SLG: 0.158 Don Pavletich, R (8, PH) OBP: 0.331, SLG: 0.496 Ted Davidson, R (8, 1) | | | 0-3 K | | 0-3 K | | | 0-0 F7 | | 2 0 0 0 0 2 2 1 0 0 0 0 0 0 0 0 0 0 0 0 0 | | | | | | | | | | | | |
| Inning Stats | R: 0 E: 0 K: 1 S: 5 | H: 0 LOB: 0 BB: 0 P: 5 | R: 0 E: 0 K: 1 S: 5 | H: 0 LOB: 0 BB: 0 P: 5 | R: 0 E: 0 K: 2 S: 7 | H: 0 LOB: 0 BB: 0 P: 7 | R: 0 E: 0 K: 1 S: 5 | H: 0 LOB: 0 BB: 0 P: 5 | R: 1 E: 0 K: 2 S: 10 | H: 3 LOB: 2 BB: 0 P: 10 | R: 0 E: 0 K: 1 S: 6 | H: 1 LOB: 1 BB: 0 P: 6 | R: 0 E: 0 K: 0 S: 3 | H: 0 LOB: 1 BB: 1 P: 7 | R: 0 E: 0 K: 0 S: 3 | H: 1 LOB: 0 BB: 0 P: 3 | R: 0 E: 0 K: 2 S: 7 | H: 0 LOB: 0 BB: 0 P: 7 | 1B: 5 2B: 0 3B: 0 HR: 0 | SF: 0 SAC: 0 DP: 1 HBP: 0 | WP: 0 PB: 0 SB: 0 CS: 0 | PA: 32 |
| PITCHER Don Sutton, R (1, 1) ERA: 3.16 | IP 9.0 | WLS W | BF 32 | H 5 | R 1 | ER 1 | SO 10 | BB 1 | IBB 0 | HBP 0 | BLK 0 | WP 0 | HR 0 | S 51 | P 55 | ERA 1.00 | WHIP 0.667 | | | | | |



| Batter | 1 | 2 | 3 | 4 | 5 | 6 | 7 | 8 | 9 | AB | R | H | RBI | BB | SO | LOB |
|---|---------|--------|--------|---|---|---|-----------|---|---|----|---|---|-----|----|----|-----|
| Maury Wills, S OBP: 0.345, SLG: 0.348 (1, 6) X | 0-0 P3 | | 0-3 K | | | | 0-0 6-3 | | | 4 | 0 | 1 | 0 | 0 | 1 | 0 |
| Wes Parker, S OBP: 0.342, SLG: 0.413 (1, 3) X | 0-0 F8 | | 0-0 1B | | | | 0-0 F8 | | | 4 | 1 | 1 | 0 | 0 | 1 | 1 |
| Willie Davis, L OBP: 0.297, SLG: 0.374 (1, 8) X | 0-0 HBP | | 0-0 1B | | | | 0-0 K | | | 4 | 0 | 3 | 0 | 0 | 1 | 1 |
| Lou Johnson, R OBP: 0.324, SLG: 0.416 (1, 7) H | 1-0 1B | | 0-0 1B | | | | 0-3 K | | | 2 | 0 | 1 | 1 | 1 | 1 | 1 |
| Ron Fairly, L OBP: 0.362, SLG: 0.396 (1, 9) X | 0-0 F3 | | 0-0 L7 | | | | 0-0 E9 | | | 4 | 1 | 1 | 0 | 0 | 0 | 6 |
| Jim Lefebvre, S OBP: 0.345, SLG: 0.486 (1, 4) X | | 0-0 P4 | | | | | 0-3 K | | | 3 | 0 | 1 | 0 | 1 | 1 | 1 |
| Nate Oliver, R OBP: 0.290, SLG: 0.237 (8, PR) (9, 4) | | | | | | | | | | 0 | 0 | 0 | 0 | 0 | 0 | 0 |
| John Roseboro, L OBP: 0.358, SLG: 0.439 (1, 2) X | | 0-3 K | | | | | 0-0 P4 | | | 3 | 0 | 1 | 1 | 0 | 1 | 1 |
| John Kennedy, R OBP: 0.226, SLG: 0.255 (1, 5) X | | | | | | | 0-3 K | | | 4 | 0 | 0 | 0 | 0 | 1 | 4 |
| Don Sutton, R OBP: 0.271, SLG: 0.313 (1, 1) X | | | 0-3 K | | | | 0-0 FC6-4 | | | 4 | 0 | 0 | 0 | 0 | 3 | 4 |

| Inning Stats | | R: 0 | H: 1 | R: 0 | H: 0 | R: 1 | H: 3 | R: 0 | H: 1 | R: 0 | H: 1 | R: 1 | H: 2 | R: 0 | H: 1 | R: 0 | H: 0 |
|--------------|--|------|--------|------|--------|-------|--------|------|--------|------|--------|------|--------|------|--------|------|--------|
| | | E: 0 | LOB: 2 | E: 0 | LOB: 0 | E: 0 | LOB: 2 | E: 0 | LOB: 1 | E: 0 | LOB: 1 | E: 1 | LOB: 1 | E: 0 | LOB: 2 | E: 0 | LOB: 2 |
| | | K: 0 | BB: 0 | K: 1 | BB: 0 | K: 2 | BB: 0 | K: 1 | BB: 0 | K: 2 | BB: 0 | K: 2 | BB: 0 | K: 1 | BB: 1 | K: 1 | BB: 1 |
| | | S: 4 | P: 5 | S: 5 | P: 5 | S: 10 | P: 10 | S: 6 | P: 6 | S: 8 | P: 8 | S: 9 | P: 9 | S: 6 | P: 10 | S: 5 | P: 9 |

| PITCHER | | | | | | | | | | | | | | | | |
|---------|-----|----|---|---|----|----|----|-----|-----|-----|----|----|----|----|------|-------|
| IP | WLS | BF | H | R | ER | SO | BB | IBB | HBP | BLK | WP | HR | S | P | ERA | WHIP |
| 7.0 | L | 32 | 9 | 2 | 2 | 9 | 0 | 1 | 1 | 0 | 0 | 0 | 48 | 53 | 2.57 | 1.286 |
| 1.0 | | 4 | 0 | 0 | 0 | 1 | 1 | 0 | 0 | 0 | 0 | 0 | 5 | 9 | 0.00 | 1.000 |

BOTTOM

Cincinnati Reds @ Los Angeles Dodgers
 Dodger Stadium, Los Angeles, CA

Mon Jul 04 1966, 3:33 AM PDT
 Att. 22,699 - Unknown

| | |
|-----|----|
| AB | 32 |
| R | 2 |
| H | 9 |
| RBI | 2 |
| BB | 2 |
| SO | 10 |
| LOB | 19 |

livebaseballscorecards.com

Dodgers

| | |
|-------|--------|
| WP: 0 | PA: 36 |
| PB: 0 | |
| SB: 0 | |
| CS: 0 | |

| Batter | 1 | 2 | 3 | 4 | 5 | 6 | 7 | 8 | 9 | AB R H RBI BB SO LOB | TOP | | | | | | | | | | | |
|---|---|---------------------------------|------------------------------|---------------------------------|------------------------------|---------------------------------|------------------------------|---------------------------------|------------------------------|---------------------------------|--|---------------------------------|------------------------------|---------------------------------|------------------------------|---------------------------------|------------------------------|---------------------------------|----------------------------------|------------------------------------|----------------------------------|--------|
| Tommy Harper, R (1, 9) OBP: 0.353, SLG: 0.397 | 0-0 6-3 | | 0-0 F9 | | 0-0 F3 | | 0-3 K | | | 4 0 0 0 0 1 1 | Cincinnati Reds @ Los Angeles Dodgers Dodger Stadium, Los Angeles, CA Tue Jul 05 1966, 7:05 PM PDT Att. 32,937 - Unknown | | | | | | | | | | | |
| Pete Rose, S (1, 4) OBP: 0.311, SLG: 0.363 | 0-0 F9 | | 0-0 1B | | 0-0 5-3 | | | 0-0 B5-3 | | 4 0 1 0 0 0 0 | | | | | | | | | | | | |
| Vada Pinson, L (1, 8) OBP: 0.348, SLG: 0.452 | 0-0 2B | | 0-0 1B | | | 0-0 F7 | | 0-0 F7 | | 4 0 2 0 0 0 0 | | | | | | | | | | | | |
| Tony Perez, R (1, 3) OBP: 0.301, SLG: 0.363 | | 0-0 1B | 0-0 F3 | | | 0-0 F7 | | 0-0 1B | | 4 0 2 0 0 0 2 | | | | | | | | | | | | |
| Giraldo Ruiz, S (8, PR) OBP: 0.228, SLG: 0.204 | | | | | | | | | | 0 0 0 0 0 0 0 | | | | | | | | | | | | |
| Art Shamsky, L (8, 7) OBP: 0.309, SLG: 0.490 | | | | | | | | | | 0 0 0 0 0 0 0 | | | | | | | | | | | | |
| Don Pavletich, R (1, 2) OBP: 0.329, SLG: 0.485 | | 0-0 F7 | | 0-0 P4 | | 4-0 BB | | 0-3 K | | 3 0 0 0 1 1 2 | | | | | | | | | | | | |
| Tommy Helms, R (1, 5) OBP: 0.327, SLG: 0.410 | | 0-0 1B | | 0-0 F9 | | 0-3 K | | | | 4 0 2 0 0 1 1 | | | | | | | | | | | | |
| Darrell Osteen, R (9, PR) OBP: 0.500, SLG: 0.500 | | 1-2 1B | | | | | | | | 0 0 0 0 0 0 0 | | | | | | | | | | | | |
| Deron Johnson, R (1, 7) OBP: 0.278, SLG: 0.381 | | 0-0 F3 | | 0-0 1B | | | 0-0 L9 | | 0-0 G6-4-3 | 4 0 1 0 0 0 3 | | | | | | | | | | | | |
| Leo Cardenas, R (1, 6) OBP: 0.313, SLG: 0.422 | | 0-3 K | | 0-0 5-3 | | | 0-0 1B | | 0-0 1B | 4 0 2 0 0 1 3 | | | | | | | | | | | | |
| Jim Maloney, L (1, 1) OBP: 0.289, SLG: 0.238 | | | 0-3 K | | 0-3 K | | 0-3 K | | 0-3 K | 2 0 0 0 0 2 0 | | | | | | | | | | | | |
| Jimmie Coker, R (7, PH) OBP: 0.280, SLG: 0.391 | | | | | | | | | | 1 0 0 0 0 1 1 | | | | | | | | | | | | |
| Billy McCool, R (7, 1) OBP: 0.273, SLG: 0.200 | | | | | | | | | | 0 0 0 0 0 0 0 | | | | | | | | | | | | |
| Dick Simpson, R (9, PH) OBP: 0.222, SLG: 0.375 | | | | | | | | | | 1 0 0 0 0 1 1 | | | | | | | | | | | | |
| Inning Stats | R: 0 E: 0 K: 0 S: 3 | H: 1 LOB: 1 BB: 0 P: 3 | R: 0 E: 0 K: 1 S: 7 | H: 2 LOB: 2 BB: 0 P: 7 | R: 0 E: 0 K: 1 S: 7 | H: 2 LOB: 2 BB: 0 P: 7 | R: 0 E: 0 K: 0 S: 4 | H: 1 LOB: 1 BB: 0 P: 4 | R: 0 E: 0 K: 1 S: 5 | H: 0 LOB: 0 BB: 0 P: 5 | R: 0 E: 0 K: 1 S: 5 | H: 0 LOB: 1 BB: 1 P: 9 | R: 0 E: 0 K: 2 S: 8 | H: 1 LOB: 1 BB: 0 P: 8 | R: 0 E: 0 K: 1 S: 6 | H: 1 LOB: 1 BB: 0 P: 6 | R: 0 E: 0 K: 1 S: 6 | H: 2 LOB: 1 BB: 0 P: 6 | 1B: 9 2B: 1 3B: 0 HR: 0 | SF: 0 SAC: 0 DP: 1 HBP: 0 | WP: 0 PB: 0 SB: 0 CS: 0 | PA: 36 |
| PITCHER Sandy Koufax, L (1, 1) ERA: 1.51 | IP: 9.0 WLS: W BF: 36 H: 10 R: 0 ER: 0 SO: 8 BB: 1 IBB: 0 HBP: 0 BLK: 0 WP: 0 HR: 0 S: 51 P: 55 ERA: 0.00 WHIP: 1.222 | | | | | | | | | | | | | | | | | | | | | |

livebaseballscorecards.com

| | |
|------------|----|
| AB | 35 |
| R | 0 |
| H | 10 |
| RBI | 0 |
| BB | 1 |
| SO | 8 |
| LOB | 14 |



| Batter | 1 | 2 | 3 | 4 | 5 | 6 | 7 | 8 | 9 | AB | R | H | RBI | BB | SO | LOB |
|--|--------------------|--------------|---------|-------------|--------|---------|---|-----------------|---|----|---|---|-----|----|----|-----|
| Maury Wills, S OBP: 0.347, SLG: 0.348 (1, 6) | 0-0 SH 1B | 0-0 F7 | | | 0-0 F8 | | | 4-0 BB 1-2 | | 3 | 0 | 1 | 0 | 1 | 0 | 2 |
| Wes Parker, S OBP: 0.338, SLG: 0.408 (1, 3) | 0-0 SH 1-2 L4-3 | | 0-0 P6 | | 0-0 F7 | | | 0-3 K | | 3 | 0 | 0 | 0 | 0 | 1 | 2 |
| Willie Davis, L OBP: 0.297, SLG: 0.376 (1, 8) | 0-0 L4-3 1-2 | | 0-0 F8 | | | 0-0 2B | | 0-0 F7 | | 4 | 0 | 1 | 0 | 0 | 0 | 4 |
| Ron Fairly, L OBP: 0.360, SLG: 0.399 (1, 9) | 0-0 L3 | | 0-0 1-3 | | | 0-0 F7 | | 0-0 FC2-5 2B | | 4 | 0 | 1 | 0 | 0 | 0 | 2 |
| Jim Lefebvre, S OBP: 0.344, SLG: 0.480 (1, 4) | | 4-0 BB 1B | | 0-3 K | | 0-3 K | | 0-0 FC2-5 2B | | 3 | 1 | 0 | 0 | 1 | 2 | 2 |
| Nate Oliver, R OBP: 0.290, SLG: 0.237 (8, PR) (9, 4) | | | | | | | | 2-3 FC2-5 | | 0 | 0 | 0 | 0 | 0 | 0 | 0 |
| John Roseboro, L OBP: 0.361, SLG: 0.437 (1, 2) | | 0-0 BB 1B | | 0-0 4-3 | | 4-0 IBB | | 0-3 K | | 3 | 0 | 1 | 0 | 1 | 1 | 1 |
| Jim Barbieri, L OBP: 0.323, SLG: 0.414 (1, 7) (8, 7) | | 0-0 L7 | | 4-0 S BB | | 0-3 K | | 0-0 P4 | | 2 | 0 | 0 | 0 | 1 | 1 | 4 |
| John Kennedy, R OBP: 0.229, SLG: 0.257 (1, 5) | | 0-0 BB 1B | | 0-0 P6 | | | | 0-0 6-3 | | 1 | 0 | 0 | 0 | 0 | 0 | 1 |
| Sandy Koufax, R OBP: 0.065, SLG: 0.050 (1, 1) | | 0-3 K | | 0-0 1-3 | | | | 0-0 E5 BB | | 3 | 0 | 0 | 0 | 0 | 1 | 2 |

| Inning Stats | R: 0 | H: 1 | E: 1 | LOB: 1 | K: 0 | S: 4 | R: 1 | H: 2 | E: 0 | LOB: 2 | K: 1 | S: 7 | R: 0 | H: 0 | E: 0 | LOB: 0 | K: 0 | S: 3 | R: 0 | H: 0 | E: 0 | LOB: 1 | K: 1 | S: 5 | R: 0 | H: 0 | E: 0 | LOB: 0 | K: 0 | S: 3 | R: 0 | H: 1 | E: 0 | LOB: 2 | K: 2 | S: 8 | R: 0 | H: 0 | E: 1 | LOB: 2 | K: 1 | S: 6 | R: 0 | H: 1 | E: 0 | LOB: 1 | K: 1 | S: 6 | | |
|--------------|------|------|------|--------|------|------|------|------|------|--------|------|------|------|------|------|--------|------|------|------|------|------|--------|------|------|------|------|------|--------|------|------|------|------|------|--------|------|------|------|------|------|--------|------|------|------|------|------|--------|------|------|--|--|
| | | | | | | | | | | | | | | | | | | | | | | | | | | | | | | | | | | | | | | | | | | | | | | | | | | |

| PITCHER | IP | WLS | BF | H | R | ER | SO | BB | IBB | HBP | BLK | WP | HR | S | P | ERA | WHIP |
|-------------------------------------|-----|-----|----|---|---|----|----|----|-----|-----|-----|----|----|----|----|------|-------|
| Jim Maloney, R ERA: 2.58 (1, 1) | 6.0 | L | 25 | 4 | 1 | 1 | 4 | 2 | 1 | 0 | 0 | 0 | 0 | 30 | 42 | 1.50 | 1.000 |
| Billy McCool, L ERA: 1.63 (7, 1) | 2.0 | | 9 | 1 | 0 | 0 | 2 | 1 | 0 | 0 | 0 | 0 | 0 | 12 | 16 | 0.00 | 1.000 |

| PITCHER | IP | WLS | BF | H | R | ER | SO | BB | IBB | HBP | BLK | WP | HR | S | P | ERA | WHIP |
|---------|----|-----|----|---|---|----|----|----|-----|-----|-----|----|----|---|---|-----|------|
| | | | | | | | | | | | | | | | | | |

Cincinnati Reds @ Los Angeles Dodgers
 Dodger Stadium, Los Angeles, CA
 Tue Jul 05 1966, 7:05 PM PDT
 Att. 32,937 - Unknown

| | |
|------------|-----------|
| AB | 29 |
| R | 1 |
| H | 5 |
| RBI | 1 |
| BB | 4 |
| SO | 6 |
| LOB | 21 |



| | |
|-------|--------|
| WP: 0 | PA: 34 |
| PB: 0 | |
| SB: 1 | |
| CS: 0 | |

| Batter | 1 | 2 | 3 | 4 | 5 | 6 | 7 | 8 | 9 | AB R H RBI BB SO LOB | TOP |
|---|--|---|---|---|---|---|---|---|---|--|--|
| Tommy Harper, R (1, 9) OBP: 0.348, SLG: 0.390 | 0-0 F8 | | 0-0 5-3 | | | 0-3 K | | | 0-0 6-3 | 4 0 0 0 0 1 0 | Cincinnati Reds @ Los Angeles Dodgers Dodger Stadium, Los Angeles, CA Wed Jul 06 1966, 7:05 PM PDT Att: 22,308 - Unknown livebaseballscorecards.com |
| Pete Rose, S (1, 4) OBP: 0.310, SLG: 0.362 | 0-0 6-3 | | | 0-0 6-3 | | | 0-0 FC5-2 E 1B | | 0-0 6-3 | 4 0 1 0 0 0 0 | |
| Vada Pinson, L (1, 8) OBP: 0.350, SLG: 0.452 | 0-0 F7 | | | 0-0 CS 1B | | | 0-0 E4 FC5-2 1-3 1-2 | | 0-0 1B | 4 0 2 0 0 0 1 | |
| Tony Perez, R (1, 3) OBP: 0.294, SLG: 0.354 | | 0-0 4-3 | | 0-0 F8 1-2 | | | 0-0 1-3 1-2 2-3 | | 0-0 5-3 | 4 0 0 0 0 0 4 | |
| Don Pavletich, R (1, 2) OBP: 0.329, SLG: 0.477 | | 0-0 6-3 | | | 0-0 P5 | | 4-0 IBB | | | 2 0 0 0 1 0 0 | |
| Deron Johnson, R (1, 7) OBP: 0.278, SLG: 0.380 | | 0-0 1B | | | 0-0 6-3 | | 0-0 FC5-2 2-3 3-H | | | 3 0 1 0 0 0 3 | |
| Leo Cardenas, R (1, 6) OBP: 0.310, SLG: 0.418 | 0-0 F8 | | | | 0-0 F7 | | | 0-3 K | | 3 0 0 0 0 1 1 | |
| Giraldo Ruiz, S (1, 5) OBP: 0.217, SLG: 0.193 | | | 0-0 B1-3 | | | 0-0 4-3 | | 0-0 6-3 | | 3 0 0 0 0 0 0 | |
| Milt Pappas, R (1, 1) OBP: 0.140, SLG: 0.244 | | | 0-3 K | | | 0-3 K | | 0-3 K | | 3 0 0 0 0 3 0 | |
| Billy McCool, R (8, 1) OBP: 0.273, SLG: 0.200 | | | | | | | | | | 0 0 0 0 0 0 0 | |
| Inning Stats | R: 0 E: 0 K: 0 S: 3 H: 0 LOB: 0 BB: 0 P: 3 | R: 0 E: 0 K: 0 S: 4 H: 1 LOB: 1 BB: 0 P: 4 | R: 0 E: 0 K: 1 S: 5 H: 0 LOB: 0 BB: 0 P: 5 | R: 0 E: 0 K: 0 S: 3 H: 1 LOB: 0 BB: 0 P: 3 | R: 0 E: 0 K: 0 S: 3 H: 0 LOB: 0 BB: 0 P: 3 | R: 0 E: 0 K: 2 S: 7 H: 0 LOB: 0 BB: 0 P: 7 | R: 0 E: 1 K: 0 S: 4 H: 1 LOB: 1 BB: 1 P: 8 | R: 0 E: 0 K: 2 S: 7 H: 0 LOB: 0 BB: 0 P: 7 | R: 0 E: 0 K: 0 S: 4 H: 1 LOB: 1 BB: 0 P: 4 | 1B: 4 2B: 0 3B: 0 HR: 0 SF: 0 SAC: 0 DP: 1 HBP: 0 | WP: 0 PB: 0 SB: 0 CS: 1 PA: 31 |
| PITCHER Claude Osteen, L (1, 1) ERA: 2.2 | IP: 9.0 WLS: W BF: 31 H: 4 R: 0 ER: 0 SO: 5 BB: 0 IBB: 1 HBP: 0 BLK: 0 WP: 0 HR: 0 S: 40 P: 44 ERA: 0.00 WHIP: 0.444 | | | | | | | | | | |



| Batter | 1 | 2 | 3 | 4 | 5 | 6 | 7 | 8 | 9 |
|--|------------------------------|-------------------|-------------------------|------------------------------|----------------------------|--------------------|---------------------------|------------------------|---|
| Jim Barbieri, L (1, 7) <small>OBP: 0.333, SLG: 0.200</small> Lou Johnson, R (8, PH) <small>OBP: 0.322, SLG: 0.412</small> (9, 7) | 0-0 1B | | 0-0 G3 1-2 | | 0-0 4-3 | | | 0-3 K 1-2 | |
| Maury Wills, S (1, 6) <small>OBP: 0.346, SLG: 0.347</small> | 0-0 1-2 1B | | 0-0 5-3 | | | 0-0 B1-3 | | 0-3 K | |
| Willie Davis, L (1, 8) <small>OBP: 0.293, SLG: 0.371</small> | 0-0 L7 | | | 0-0 F7 | | 0-0 F7 | | 0-0 F8 | |
| Ron Fairly, L (1, 9) <small>OBP: 0.359, SLG: 0.397</small> | 0-0 G4-6-3 1-2f | | | 0-0 1B | | 0-0 F5 | | | |
| John Roseboro, L (1, 2) <small>OBP: 0.361, SLG: 0.435</small> | | 0-0 4-3 | | 0-0 1-3 1B | | 0-3 K | | | |
| Wes Parker, S (1, 3) <small>OBP: 0.338, SLG: 0.408</small> | | 0-0 1-3 | | 0-0 G4-6-3 1-2f | | 0-0 1B | | | |
| Jim Lefebvre, S (1, 4) <small>OBP: 0.340, SLG: 0.475</small> Nate Oliver, R (9, 4) <small>OBP: 0.290, SLG: 0.237</small> | | 0-0 F9 | | | 0-0 6-3 | | 0-0 L6-3 1-2 | | |
| John Kennedy, R (1, 5) <small>OBP: 0.241, SLG: 0.278</small> | | | 0-3 K | | 0-0 1B | | | 0-0 1B 2B | |
| Claude Osteen, L (1, 1) <small>OBP: 0.292, SLG: 0.391</small> | | | 0-0 1B | | 0-0 SH2-4 1-2 | | | 0-0 2-H 1B | |

| Inning Stats | R: 0 | H: 2 | E: 0 | LOB: 1 | K: 0 | BB: 0 | S: 4 | P: 4 | R: 0 | H: 0 | E: 0 | LOB: 0 | K: 0 | BB: 0 | S: 3 | P: 3 | R: 0 | H: 1 | E: 0 | LOB: 1 | K: 1 | BB: 0 | S: 6 | P: 6 | R: 0 | H: 2 | E: 0 | LOB: 1 | K: 0 | BB: 0 | S: 4 | P: 4 | R: 0 | H: 1 | E: 0 | LOB: 1 | K: 0 | BB: 0 | S: 4 | P: 4 | R: 0 | H: 0 | E: 0 | LOB: 0 | K: 0 | BB: 0 | S: 3 | P: 3 | R: 0 | H: 1 | E: 0 | LOB: 0 | K: 1 | BB: 0 | S: 5 | P: 5 | R: 1 | H: 2 | E: 0 | LOB: 1 | K: 2 | BB: 0 | S: 9 | P: 9 |
|--------------|------|------|------|--------|------|-------|------|------|------|------|------|--------|------|-------|------|------|------|------|------|--------|------|-------|------|------|------|------|------|--------|------|-------|------|------|------|------|------|--------|------|-------|------|------|------|------|------|--------|------|-------|------|------|------|------|------|--------|------|-------|------|------|------|------|------|--------|------|-------|------|------|
|--------------|------|------|------|--------|------|-------|------|------|------|------|------|--------|------|-------|------|------|------|------|------|--------|------|-------|------|------|------|------|------|--------|------|-------|------|------|------|------|------|--------|------|-------|------|------|------|------|------|--------|------|-------|------|------|------|------|------|--------|------|-------|------|------|------|------|------|--------|------|-------|------|------|

| PITCHER | IP | WLS | BF | H | R | ER | SO | BB | IBB | HBP | BLK | WP | HR | S | P | ERA | WHIP |
|--|-----|-----|----|---|---|----|----|----|-----|-----|-----|----|----|----|----|------|-------|
| Milt Pappas, R (1, 1) <small>ERA: 3.59</small> | 7.0 | L | 27 | 9 | 1 | 1 | 2 | 0 | 0 | 0 | 0 | 0 | 0 | 31 | 31 | 1.29 | 1.286 |
| Billy McCool, L (8, 1) <small>ERA: 1.6</small> | 1.0 | | 3 | 0 | 0 | 0 | 2 | 0 | 0 | 0 | 0 | 0 | 0 | 7 | 7 | 0.00 | 0.000 |

BOTTOM

| | | | | | | |
|----|---|---|-----|----|----|-----|
| AB | R | H | RBI | BB | SO | LOB |
| 3 | 0 | 1 | 0 | 0 | 0 | 2 |
| 1 | 0 | 0 | 0 | 0 | 1 | 1 |
| 4 | 0 | 1 | 0 | 0 | 1 | 2 |
| 4 | 0 | 0 | 0 | 0 | 0 | 3 |
| 3 | 0 | 1 | 0 | 0 | 0 | 2 |
| 3 | 0 | 1 | 0 | 0 | 1 | 0 |
| 3 | 0 | 1 | 0 | 0 | 0 | 2 |
| 3 | 0 | 0 | 0 | 0 | 0 | 1 |
| 0 | 0 | 0 | 0 | 0 | 0 | 0 |
| 3 | 1 | 2 | 0 | 0 | 1 | 0 |
| 2 | 0 | 2 | 1 | 0 | 0 | 0 |

AB 29
R 1
H 9
RBI 1
BB 0
SO 4
LOB 13

WP: 0 **PA: 30**
PB: 0
SB: 1
CS: 0

Cincinnati Reds @ Los Angeles Dodgers
 Dodger Stadium, Los Angeles, CA
 Wed Jul 06 1966, 7:05 PM PDT
 Att. 22,308 - Unknown

livebaseballscores.com

| Batter | 1 | 2 | 3 | 4 | 5 | 6 | 7 | 8 | 9 | AB R H RBI BB SO LOB | TOP | | | | | | | | | | | |
|---|--|----------------------------------|------------------------------|---------------------------------|-------------------------------|----------------------------------|------------------------------|---------------------------------|------------------------------|---------------------------------|---|---------------------------------|---|---------------------------------|------------------------------|---------------------------------|------------------------------|---------------------------------|----------------------------------|------------------------------------|----------------------------------|--------|
| Tommy Harper, R (1, 9) OBP: 0.342, SLG: 0.383 | 0-0 F8 | 0-0 F4 | | 0-0 F6 | | 0-0 F7 | | | 0-0 F7 | 5 0 0 0 0 0 0 | Cincinnati Reds @ San Francisco Giants Candlestick Park, San Francisco, CA Thu Jul 07 1966, 6:33 AM EDT Att: 10,831 - Unknown livebaseballscorecards.com | | | | | | | | | | | |
| Pete Rose, S (1, 4) OBP: 0.314, SLG: 0.366 | 0-0 E 2B 1B | 0-0 F9 | | 0-0 1B | | 0-0 5-3 | | | 0-0 FC6-4 1B | 5 1 3 0 0 0 0 | | | | | | | | | | | | |
| Vada Pinson, L (1, 8) OBP: 0.347, SLG: 0.448 | 0-0 E3 1-2 2B | | 0-0 CS 1B | 0-0 F4 | | | 0-0 4-3 | | 0-0 F9 | 5 1 1 0 0 0 3 | | | | | | | | | | | | |
| Tony Perez, R (1, 3) OBP: 0.286, SLG: 0.343 | 0-0 F7 | | 0-3 FC 1-2 1B HR | 0-0 F6 | | | 0-0 F8 | | 0-0 FC6-4 1-2f | 5 1 0 0 0 0 5 | | | | | | | | | | | | |
| Don Pavletich, R (1, 2) OBP: 0.340, SLG: 0.493 | 0-0 1B 1-H 2-H 2B | | 0-0 1-2 HR 1B | | 0-0 1B | | 0-3 K | | | 4 1 3 2 0 1 0 | | | | | | | | | | | | |
| Deron Johnson, R (1, 5) OBP: 0.278, SLG: 0.376 | 4-0 1B BB | | 0-0 F6 1B | | 0-3 K | | | 0-0 6-3 | | 3 0 0 0 1 1 3 | | | | | | | | | | | | |
| Leo Cardenas, R (1, 6) OBP: 0.316, SLG: 0.433 | 0-0 FC6-4 1-2 2-3 1B | | 0-0 1-H 2-H HR | | 0-0 F8 | | | 0-0 FC5-4 1B | | 4 1 3 3 0 0 1 | | | | | | | | | | | | |
| Dick Simpson, R (1, 7) OBP: 0.226, SLG: 0.333 | 0-0 FC6-4 1-2f | | 4-0 BB 1B | | 0-3 K | | | 0-3 K | | 3 0 0 0 1 2 5 | | | | | | | | | | | | |
| Sammy Ellis, L (1, 1) OBP: 0.154, SLG: 0.083 | | 0-0 F6 | 0-3 K | | 0-0 F8 | | | 0-0 FC5-4 1-2f | | 2 0 0 0 0 1 1 | | | | | | | | | | | | |
| Don Nottebart, R (5, 1) OBP: 0.071, SLG: 0.071 | | | | | | | | | | 1 0 0 0 0 0 0 | | | | | | | | | | | | |
| Jimmie Coker, R (8, PH) OBP: 0.269, SLG: 0.375 | | | | | | | | | | 1 0 0 0 0 0 1 | | | | | | | | | | | | |
| Jack Baldschun, R (8, 1) | | | | | | | | | | 0 0 0 0 0 0 0 | | | | | | | | | | | | |
| Inning Stats | R: 2 E: 1 K: 0 S: 7 | H: 3 LOB: 3 BB: 1 P: 11 | R: 0 E: 0 K: 0 S: 3 | H: 0 LOB: 0 BB: 0 P: 3 | R: 3 E: 0 K: 1 S: 10 | H: 3 LOB: 1 BB: 1 P: 14 | R: 0 E: 0 K: 0 S: 4 | H: 1 LOB: 1 BB: 0 P: 4 | R: 0 E: 0 K: 2 S: 8 | H: 1 LOB: 1 BB: 0 P: 8 | R: 0 E: 0 K: 0 S: 3 | H: 0 LOB: 0 BB: 0 P: 3 | R: 0 E: 0 K: 1 S: 5 | H: 0 LOB: 0 BB: 0 P: 5 | R: 0 E: 0 K: 1 S: 6 | H: 1 LOB: 1 BB: 0 P: 6 | R: 0 E: 0 K: 0 S: 4 | H: 1 LOB: 1 BB: 0 P: 4 | 1B: 8 2B: 1 3B: 0 HR: 1 | SF: 0 SAC: 0 DP: 0 HBP: 0 | WP: 0 PB: 1 SB: 0 CS: 1 | PA: 40 |
| PITCHER Ray Sadecki, L (1, 1) ERA: 4.39 | IP 9.0 WLS W BF 40 H 10 R 5 ER 0 SO 6 BB 2 IBB 0 HBP 0 BLK 0 WP 0 HR 1 S 50 P 58 ERA 0.00 WHIP 1.333 | | | | | | | | | | | PITCHER | IP WLS BF H R ER SO BB IBB HBP BLK WP HR S P ERA WHIP | | | | | | | | | |



| Batter | 1 | 2 | 3 | 4 | 5 | 6 | 7 | 8 | 9 |
|--|-----------|----------------------|----------------------|------------|------------------|---------------------------|------------|------------|---|
| Tito Fuentes, S OBP: 0.288, SLG: 0.350 (1, 4) | 0-0 E6 | | 0-0 2-H HR | | 0-0 HR 1B | 0-0 5-3 | | 0-0 4-3 | |
| Tom Haller, L OBP: 0.327, SLG: 0.514 (1, 2) | 0-3 K | | 4-0 FC5-4 BB | | 0-3 K | | 0-0 HR | | |
| Willie Mays, R OBP: 0.345, SLG: 0.545 (1, 8) | 0-0 F5 | | 0-0 FC5-4 1-2f | | 0-0 1-H HR | | 0-0 F9 | | |
| Willie McCovey, L OBP: 0.361, SLG: 0.506 (1, 3) | 0-0 F8 | | 0-0 F8 | | 0-0 HR 1B | | 0-3 K | | |
| Cap Peterson, R OBP: 0.317, SLG: 0.342 (1, 7) | | 0-0 6-3 | 0-0 1-3 | | 0-0 1-H HR | | 0-0 1B | | |
| Don Landrum, L OBP: 0.271, SLG: 0.276 (7, PR) (8, 7) | | | | | | | | | |
| Jesus Alou, R OBP: 0.256, SLG: 0.285 (1, 9) | | 0-0 6-3 | | 0-0 F9 | 0-0 F9 | | 0-0 1-3 | | |
| Ozzie Virgil, R OBP: 0.273, SLG: 0.409 (1, 5) | | 0-0 FC4-6 1B | | 0-0 F7 | | 0-0 5-3 SH1-4 1B | | 0-0 F9 | |
| Hal Lanier, R OBP: 0.238, SLG: 0.267 (1, 6) | | 0-0 FC4-6 1-2f | | 0-0 5-3 | | 0-0 SH1-4 | | 0-3 K | |
| Ray Sadecki, L OBP: 0.308, SLG: 0.560 (1, 1) | | | 0-0 HR 2B | | 0-3 K | 0-0 5-3 | | 4-0 BB | |

| Inning Stats | R: 0 | H: 0 | E: 1 | K: 1 | S: 6 | LOB: 1 | BB: 0 | P: 6 |
|--------------|------|------|------|------|-------|--------|-------|-------|
| | R: 0 | H: 1 | E: 0 | K: 0 | S: 4 | LOB: 1 | BB: 0 | P: 4 |
| | R: 2 | H: 2 | E: 0 | K: 0 | S: 5 | LOB: 1 | BB: 1 | P: 9 |
| | R: 0 | H: 0 | E: 0 | K: 0 | S: 3 | LOB: 0 | BB: 0 | P: 3 |
| | R: 4 | H: 4 | E: 0 | K: 2 | S: 11 | LOB: 0 | BB: 0 | P: 11 |
| | R: 0 | H: 1 | E: 0 | K: 0 | S: 4 | LOB: 1 | BB: 0 | P: 4 |
| | R: 1 | H: 2 | E: 0 | K: 1 | S: 7 | LOB: 1 | BB: 0 | P: 7 |
| | R: 0 | H: 0 | E: 0 | K: 1 | S: 5 | LOB: 1 | BB: 1 | P: 9 |

| PITCHER | IP | WLS | BF | H | R | ER | SO | BB | IBB | HBP | BLK | WP | HR | S | P | ERA | WHIP |
|---------------------------------------|-----|-----|----|---|---|----|----|----|-----|-----|-----|----|----|----|----|-------|-------|
| Sammy Ellis, R ERA: 5.17 (1, 1) | 4.2 | L | 23 | 7 | 6 | 6 | 3 | 1 | 0 | 0 | 0 | 0 | 3 | 28 | 32 | 11.57 | 1.714 |
| Don Nottebart, R ERA: 1.6 (5, 1) | 2.1 | | 10 | 3 | 1 | 1 | 1 | 0 | 0 | 0 | 0 | 0 | 1 | 12 | 12 | 3.86 | 1.286 |
| Jack Baldschun, R ERA: 6.93 (8, 1) | 1.0 | | 4 | 0 | 0 | 0 | 1 | 1 | 0 | 0 | 0 | 0 | 0 | 5 | 9 | 0.00 | 1.000 |

BOTTOM

Cincinnati Reds @ San Francisco Giants
Candlestick Park, San Francisco, CA

Thu Jul 07 1966, 6:33 AM EDT
Att. 10,831 - Unknown

| AB | R | H | RBI | BB | SO | LOB |
|----|---|---|-----|----|----|-----|
| 5 | 2 | 2 | 2 | 0 | 0 | 2 |
| 3 | 1 | 1 | 1 | 1 | 2 | 2 |
| 4 | 1 | 1 | 2 | 0 | 0 | 2 |
| 4 | 1 | 1 | 0 | 0 | 1 | 2 |
| 4 | 1 | 2 | 2 | 0 | 0 | 1 |
| 0 | 0 | 0 | 0 | 0 | 0 | 0 |
| 4 | 0 | 0 | 0 | 0 | 0 | 1 |
| 4 | 0 | 2 | 0 | 0 | 0 | 0 |
| 3 | 0 | 0 | 0 | 0 | 1 | 1 |
| 3 | 1 | 1 | 0 | 1 | 1 | 1 |

| AB | 34 |
|-----|----|
| R | 7 |
| H | 10 |
| RBI | 7 |
| BB | 2 |
| SO | 5 |
| LOB | 12 |

WP: 0 PA: 37
PB: 0
SB: 0
CS: 0

1B: 5 SF: 0
2B: 1 SAC: 1
3B: 0 DP: 0
HR: 4 HBP: 0



| Batter | 1 | 2 | 3 | 4 | 5 | 6 | 7 | 8 | 9 | AB R H RBI BB SO LOB | TOP | | | | | | | | | | |
|---|------------------------------|---------------------------------|------------------------------|---------------------------------|------------------------------|---------------------------------|------------------------------|----------------------------------|------------------------------|---------------------------------|--|---------------------------------|------------------------------|---------------------------------|------------------------------|---------------------------------|----------------------------------|------------------------------------|----------------------------------|--------|--|
| Giraldo Ruiz, S OBP: 0.219, SLG: 0.197 (1, 5) X | 0-0 4-3 | | 0-0 E9 1B | | 0-0 F6 | | | 0-0 4-3 | | 4 1 1 0 0 0 0 | Cincinnati Reds @ San Francisco Giants Candlestick Park, San Francisco, CA Fri Jul 08 1966, 10:05 PM EDT Att: 21,347 - Unknown livebaseballscorecards.com | | | | | | | | | | |
| Pete Rose, S OBP: 0.314, SLG: 0.364 (1, 4) X | 0-0 4-3 | | 0-0 1B | | 0-3 K | | | 0-0 F8 | | 4 0 1 1 0 1 0 | | | | | | | | | | | |
| Vada Pinson, L OBP: 0.346, SLG: 0.446 (1, 8) S S S | 0-3 K | | 0-0 F8 | | | | | 0-0 F6 | | 4 0 1 0 0 1 1 | | | | | | | | | | | |
| Gordy Coleman, L OBP: 0.310, SLG: 0.279 (1, 3) X | | 0-0 F8 | | 4-0 BB BB | | | | 0-3 K | | 3 0 0 0 1 1 1 | | | | | | | | | | | |
| Art Shamsky, L OBP: 0.307, SLG: 0.475 (1, 9) X | | 0-0 F9 | | 4-0 BB BB | | | | 0-0 3-1 | | 3 0 0 0 1 1 1 | | | | | | | | | | | |
| Deron Johnson, R OBP: 0.274, SLG: 0.370 (1, 7) S S S | | 0-3 K | | 0-3 K | | | | 0-0 1-3 | | 4 0 0 0 0 2 3 | | | | | | | | | | | |
| Johnny Edwards, L OBP: 0.318, SLG: 0.325 (1, 2) X | | | 0-0 G3 | | 0-0 F6 | | | 0-0 4-3 | | 3 0 0 0 0 0 2 | | | | | | | | | | | |
| Leo Cardenas, R OBP: 0.313, SLG: 0.429 (1, 6) S S S | | | 0-3 K | | 0-0 5-3 | | | 0-0 5-3 | | 3 0 0 0 0 1 2 | | | | | | | | | | | |
| Hank Fischer, R (1, 1) X | | | 0-0 E4 1B | | 0-0 6-3 | | | 0-0 F9 | | 2 1 0 0 0 0 0 | | | | | | | | | | | |
| Ted Davidson, R (5, 1) | | | | | | | | | | 0 0 0 0 0 0 0 | | | | | | | | | | | |
| Tony Perez, R (7, PH) X | | | | | | | | | | 1 0 0 0 0 0 0 | | | | | | | | | | | |
| Jack Baldschun, R (7, 1) X | | | | | | | | | | 0 0 0 0 0 0 0 | | | | | | | | | | | |
| Inning Stats | R: 0 E: 0 K: 1 S: 5 | H: 0 LOB: 0 BB: 0 P: 5 | R: 0 E: 0 K: 1 S: 5 | H: 0 LOB: 0 BB: 0 P: 5 | R: 2 E: 2 K: 1 S: 8 | H: 2 LOB: 1 BB: 0 P: 8 | R: 0 E: 0 K: 1 S: 5 | H: 0 LOB: 2 BB: 2 P: 13 | R: 0 E: 0 K: 1 S: 5 | H: 0 LOB: 0 BB: 0 P: 5 | R: 0 E: 0 K: 1 S: 6 | H: 1 LOB: 1 BB: 0 P: 6 | R: 0 E: 0 K: 0 S: 3 | H: 0 LOB: 0 BB: 0 P: 3 | R: 0 E: 0 K: 1 S: 5 | H: 0 LOB: 0 BB: 0 P: 5 | 1B: 3 2B: 0 3B: 0 HR: 0 | SF: 0 SAC: 0 DP: 0 HBP: 0 | WP: 0 PB: 0 SB: 1 CS: 0 | PA: 33 | |
| PITCHER Juan Marichal, R (1, 1) ERA: 2.04 | IP 9.0 | WLS W | BF 33 | H 3 | R 2 | ER 0 | SO 7 | BB 2 | IBB 0 | HBP 0 | BLK 0 | WP 0 | HR 0 | S 45 | P 53 | ERA 0.00 | WHIP 0.556 | | | | |
| PITCHER | IP | WLS | BF | H | R | ER | SO | BB | IBB | HBP | BLK | WP | HR | S | P | ERA | WHIP | | | | |



| Batter | 1 | 2 | 3 | 4 | 5 | 6 | 7 | 8 | 9 | AB | R | H | RBI | BB | SO | LOB |
|--|-----------------|------------|-----------|------------|-----------------------|-------------------------|---|----------------------|---|----|---|---|-----|----|----|-----|
| Tito Fuentes, S OBP: 0.294, SLG: 0.357 (1, 4) | 0-0 F5 | | 0-0 F4 | | 0-0 2B | 0-0 E5 | | 4-0 BB | | 4 | 0 | 2 | 1 | 1 | 0 | 0 |
| Tom Haller, L OBP: 0.325, SLG: 0.519 (1, 2) | 0-0 HR | | 0-0 F6 | | 0-3 K | 0-0 F9 | | 0-0 G3 | | 5 | 1 | 1 | 1 | 0 | 1 | 4 |
| Willie Mays, R OBP: 0.340, SLG: 0.538 (1, 8) | 0-0 6-3 | | | 0-3 K | 0-3 K | | | 0-0 F6 | | 4 | 0 | 0 | 0 | 0 | 2 | 1 |
| Willie McCovey, L OBP: 0.370, SLG: 0.518 (1, 3) | 0-0 PB 2B | | | 0-0 2B | | 4-0 2B HR BB | | 4-0 F9 S BB | | 2 | 1 | 2 | 0 | 2 | 0 | 0 |
| Cap Peterson, R OBP: 0.317, SLG: 0.351 (1, 7) | 0-0 4-3 | | | 0-0 6-3 | | 0-0 HR 2B | | 0-0 F9 | | 3 | 1 | 1 | 0 | 0 | 0 | 2 |
| Don Landrum, L OBP: 0.268, SLG: 0.273 (7, 7) | 2-3 | | | | | 1-3 HR 2B | | 1-3 F9 | | 1 | 0 | 0 | 0 | 0 | 0 | 1 |
| Jesus Alou, R OBP: 0.250, SLG: 0.278 (1, 9) | | 0-0 F8 | | 0-0 4-3 | | 0-0 F4 | | 0-3 K | | 4 | 0 | 0 | 0 | 0 | 1 | 4 |
| Ozzie Virgil, R OBP: 0.346, SLG: 0.480 (1, 5) | | 0-0 5-3 | | | 0-0 1B 2B | 4-0 HR IBB | | 0-0 SH1-4 1B | | 3 | 2 | 2 | 0 | 1 | 0 | 0 |
| Bob Schroder, L OBP: 0.500, SLG: 0.500 (1, 6) | | 0-3 K | | | 0-0 FC 1B | 0-0 HR | | 0-0 F8 | | 2 | 0 | 1 | 1 | 0 | 1 | 0 |
| Jim Davenport, R OBP: 0.323, SLG: 0.414 (6, PH) | | | | | 2-H 1B | 1-H 2-H 3-H HR | | | | 1 | 1 | 1 | 4 | 0 | 0 | 0 |
| Hal Lanier, R OBP: 0.237, SLG: 0.266 (7, 6) | | | | | | | | | | 1 | 0 | 0 | 0 | 0 | 0 | 1 |
| Juan Marichal, R OBP: 0.258, SLG: 0.303 (1, 1) | | | 0-0 F5 | | 0-3 FC WP 2B | 0-3 K | | 0-0 SH1-4 | | 3 | 1 | 0 | 0 | 0 | 1 | 1 |

| Inning Stats | R: 1 | H: 2 | E: 0 | K: 0 | S: 5 | LOB: 1 | BB: 0 | P: 5 | R: 0 | H: 0 | E: 0 | K: 1 | S: 5 | LOB: 0 | BB: 0 | P: 5 | R: 0 | H: 0 | E: 0 | K: 0 | S: 3 | LOB: 0 | BB: 0 | P: 3 | R: 0 | H: 1 | E: 0 | K: 1 | S: 6 | LOB: 1 | BB: 0 | P: 6 | R: 2 | H: 3 | E: 0 | K: 2 | S: 12 | LOB: 1 | BB: 0 | P: 12 | R: 4 | H: 3 | E: 1 | K: 1 | S: 8 | LOB: 1 | BB: 2 | P: 16 | R: 0 | H: 0 | E: 0 | K: 1 | S: 5 | LOB: 1 | BB: 1 | P: 9 | R: 0 | H: 1 | E: 0 | K: 0 | S: 4 | LOB: 2 | BB: 1 | P: 8 |
|--------------|-------|-------|-------|-------|--------|--------|--------|-------|-------|-------|-------|--------|------|--------|-------|------|------|------|------|------|------|--------|-------|------|------|------|------|------|------|--------|-------|------|------|------|------|------|-------|--------|-------|-------|------|------|------|------|------|--------|-------|-------|------|------|------|------|------|--------|-------|------|------|------|------|------|------|--------|-------|------|
| 1B: 3 | 2B: 5 | 3B: 0 | HR: 2 | SF: 0 | SAC: 1 | DP: 0 | HBP: 0 | WP: 3 | PB: 1 | SB: 1 | CS: 0 | PA: 38 | | | | | | | | | | | | | | | | | | | | | | | | | | | | | | | | | | | | | | | | | | | | | | | | | | | | |


| PITCHER | IP | WLS | BF | H | R | ER | SO | BB | IBB | HBP | BLK | WP | HR | S | P | ERA | WHIP |
|---------------------------------------|-----|-----|----|---|---|----|----|----|-----|-----|-----|----|----|----|----|-------|-------|
| Hank Fischer, R ERA: 4.7 (1, 1) | 4.1 | L | 19 | 6 | 3 | 3 | 3 | 0 | 0 | 0 | 0 | 2 | 1 | 25 | 25 | 6.23 | 1.385 |
| Ted Davidson, L ERA: 4.78 (5, 1) | 1.2 | | 10 | 3 | 4 | 4 | 3 | 1 | 1 | 0 | 0 | 0 | 1 | 14 | 22 | 21.60 | 2.400 |
| Jack Baldschun, R ERA: 6.41 (7, 1) | 2.0 | | 9 | 1 | 0 | 0 | 1 | 2 | 0 | 0 | 0 | 0 | 0 | 9 | 17 | 0.00 | 1.500 |

BOTTOM

Cincinnati Reds @ San Francisco Giants
Candlestick Park, San Francisco, CA

Fri Jul 08 1966, 10:05 PM EDT
Att. 21,347 - Unknown

| | |
|------------|-----------|
| AB | 33 |
| R | 7 |
| H | 10 |
| RBI | 7 |
| BB | 4 |
| SO | 6 |
| LOB | 14 |



| Batter | 1 | 2 | 3 | 4 | 5 | 6 | 7 | 8 | 9 | 10 | 11 | 12 | AB | R | H | RBI | BB | SO | LOB | TOP | | | | | |
|--|------------------------------|---------------------------------|------------------------------|---------------------------------|------------------------------|----------------------------------|------------------------------|---------------------------------|------------------------------|---------------------------------|------------------------------|-------------------------------------|------------------------------|---------------------------------|------------------------------|---------------------------------|------------------------------|---------------------------------|------------------------------|---------------------------------|-----------------------------------|------------------------------------|----------------------------------|--------|--|
| Tommy Harper, R OBP: 0.341, SLG: 0.383 (1, 7) | 0-0 1-3 1B | | 0-0 1B BB | | 0-0 1B 2B | 0-0 4-3 | | 0-0 F5 | | | 0-0 F8 | | 5 | 2 | 1 | 0 | 1 | 0 | 2 | | | | | | |
| Pete Rose, S OBP: 0.314, SLG: 0.367 (1, 4) | 0-0 FC4-6 1B | | 0-0 F7 | | 0-0 5-3 | | 0-0 1B 2B | | 0-0 4-3 | | | 0-0 F5 | 6 | 1 | 2 | 0 | 0 | 0 | 3 | | | | | | |
| Vada Pinson, L OBP: 0.349, SLG: 0.447 (1, 8) | 0-0 F8 | | 0-0 1B 1B | | 0-0 1B | | 0-0 P1 | | 0-3 K | | | 0-0 1B E 1B | 6 | 1 | 3 | 1 | 0 | 1 | 2 | | | | | | |
| Gordy Coleman, L OBP: 0.311, SLG: 0.280 Tony Perez, R OBP: 0.285, SLG: 0.341 (1, 3) (7, PH) (7, 3) | 0-0 FC4-6 1-2f | | 0-0 1B | | 0-0 G3 | | 0-0 5-3 | | 0-0 6-3 | | | 0-0 E 1B 1B | 3 | 0 | 1 | 2 | 0 | 0 | 2 | | | | | | |
| Art Shamsky, L OBP: 0.308, SLG: 0.500 Don Pavletich, R OBP: 0.345, SLG: 0.496 Dick Simpson, R OBP: 0.212, SLG: 0.310 (1, 9) (7, PH) (7, 9) | | 0-3 K | 0-0 F5 | | 0-0 HR | | 0-0 2H WP 1B | | 0-0 F9 | | | 0-3 K | 3 | 1 | 1 | 1 | 0 | 1 | 2 | | | | | | |
| Leo Cardenas, R OBP: 0.313, SLG: 0.427 (1, 6) | 0-0 F4 | | | 0-0 5-3 | | 0-0 FC5-4 1B | | 0-0 5-3 | | 0-3 K | | 0-0 1-2 2-3 3-H E 1B | 6 | 0 | 2 | 0 | 0 | 1 | 1 | | | | | | |
| Deron Johnson, R OBP: 0.272, SLG: 0.369 Giraldo Ruiz, S OBP: 0.219, SLG: 0.197 (1, 5) (12, PR) (12, 5) | 0-3 K | | | 0-0 5-3 | | 0-0 FC5-4 1-2f 1B | | 0-0 2B | | 0-0 6-3 | | 0-0 FC6 FC4-6 | 6 | 1 | 1 | 0 | 0 | 1 | 3 | | | | | | |
| Johnny Edwards, L OBP: 0.314, SLG: 0.320 (1, 2) | | | 0-0 1B BB 1B | | 0-3 K | | 0-0 1-3 | | 0-0 F7 | | | 0-0 2-3 | 6 | 1 | 1 | 0 | 0 | 1 | 5 | | | | | | |
| Jim Maloney, L OBP: 0.292, SLG: 0.244 Billy McCool, R OBP: 0.250, SLG: 0.182 Don Nottebart, R OBP: 0.071, SLG: 0.071 Joe Nuxhall, L OBP: 0.222, SLG: 0.333 (1, 1) (7, 1) (9, 1) (10, 1) | | | 0-0 F8 | | 0-0 F8 | | 0-0 2-H 1B | | 0-3 K | | | 0-0 4-3 | 3 | 0 | 1 | 1 | 0 | 0 | 1 | | | | | | |
| Inning Stats | R: 0 E: 0 K: 0 S: 4 | H: 1 LOB: 1 BB: 0 P: 4 | R: 0 E: 0 K: 2 S: 7 | H: 0 LOB: 0 BB: 0 P: 7 | R: 2 E: 0 K: 0 S: 6 | H: 3 LOB: 1 BB: 1 P: 10 | R: 0 E: 0 K: 1 S: 5 | H: 0 LOB: 0 BB: 0 P: 5 | R: 1 E: 0 K: 0 S: 5 | H: 2 LOB: 1 BB: 0 P: 5 | R: 0 E: 0 K: 1 S: 6 | H: 1 LOB: 1 BB: 0 P: 6 | R: 0 E: 0 K: 1 S: 5 | H: 0 LOB: 0 BB: 0 P: 5 | R: 0 E: 0 K: 1 S: 5 | H: 0 LOB: 0 BB: 0 P: 5 | R: 0 E: 0 K: 0 S: 3 | H: 0 LOB: 0 BB: 0 P: 3 | R: 1 E: 1 K: 1 S: 9 | H: 3 LOB: 3 BB: 0 P: 9 | 1B: 11 2B: 3 3B: 0 HR: 1 | SF: 0 SAC: 0 DP: 0 HBP: 0 | WP: 1 PB: 0 SB: 0 CS: 0 | PA: 53 | |
| PITCHER | IP | WLS | BF | H | R | ER | SO | BB | IBB | HBP | BLK | WP | HR | S | P | ERA | WHIP | | | | | | | | |
| Gaylord Perry, R ERA: 2.51 (1, 1) | 5.2 | | 27 | 9 | 5 | 5 | 3 | 1 | 0 | 0 | 0 | 0 | 0 | 32 | 36 | 7.94 | 1.765 | | | | | | | | |
| Lindy McDaniel, R ERA: 3.23 (6, 1) | 0.1 | | 1 | 0 | 0 | 0 | 0 | 0 | 0 | 0 | 0 | 0 | 0 | 1 | 1 | 0.00 | 0.000 | | | | | | | | |
| Joe Gibbon, L ERA: 3.1 (7, 1) | 0.2 | | 4 | 2 | 1 | 1 | 0 | 0 | 0 | 0 | 0 | 0 | 0 | 4 | 4 | 13.50 | 3.000 | | | | | | | | |
| Bob Priddy, R ERA: 2.76 (7, 1) | 1.1 | | 5 | 1 | 0 | 0 | 1 | 0 | 0 | 0 | 0 | 1 | 0 | 7 | 7 | 0.00 | 0.750 | | | | | | | | |
| Frank Linzy, R ERA: 2.79 (9, 1) | 4.0 | W | 16 | 3 | 1 | 0 | 3 | 0 | 0 | 0 | 0 | 0 | 0 | 22 | 22 | 0.00 | 0.750 | | | | | | | | |

Cincinnati Reds @ San Francisco Giants
Candlestick Park, San Francisco, CA
Sat Jul 09 1966, 6:33 AM EDT
Att. 22,104 - Unknown

| | |
|-----|----|
| AB | 52 |
| R | 7 |
| H | 15 |
| RBI | 6 |
| BB | 1 |
| SO | 7 |
| LOB | 25 |



livebaseballscorecards.com

| Batter | 1 | 2 | 3 | 4 | 5 | 6 | 7 | 8 | 9 | 10 | 11 | 12 | AB | R | H | RBI | BB | SO | LOB | | | | | | | | | |
|--|------------------------------|---------------------------------|------------------------------|---------------------------------|------------------------------|---------------------------------|------------------------------|---------------------------------|------------------------------|----------------------------------|------------------------------|---------------------------------|------------------------------|---------------------------------|------------------------------|---------------------------------|------------------------------|---------------------------------|------------------------------|---------------------------------|------------------------------|---------------------------------|------------------------------|---------------------------------|-----------------------------------|--------------------------|----------------------------------|--------|
| Tito Fuentes, S OBP: 0.291, SLG: 0.352 (1, 4) | F8 | F8 | | | E1 BB 2B | K | | F4 | | SH3-4 | | E1 HR 1B | 6 | 2 | 1 | 0 | 0 | 1 | 4 | | | | | | | | | |
| Tom Haller, L OBP: 0.324, SLG: 0.525 (1, 2) | FC5-4 1B | | 4-3 | | F9 | | G3 | F7 | | F2 | | HR 2-H | 7 | 1 | 2 | 2 | 0 | 0 | 4 | | | | | | | | | |
| Willie Mays, R OBP: 0.346, SLG: 0.541 (1, 8) | FC5-4 HR | | 4-3 | | 2B 1-2 BB | | 1B 2B | | HR 1B | IBB | | | 4 | 3 | 2 | 0 | 2 | 0 | 1 | | | | | | | | | |
| Willie McCovey, L OBP: 0.380, SLG: 0.551 (1, 3) | HR | | FC4-6 BB | | 1-3 2-H 2B | | PB 1B | | HR | F8 | | | 5 | 2 | 4 | 6 | 1 | 0 | 2 | | | | | | | | | |
| Cap Peterson, R OBP: 0.303, SLG: 0.333 (1, 7) | F8 | | FC4-6 | | F4 | | K | | F7 | | | 6-3 | 6 | 0 | 0 | 0 | 0 | 1 | 4 | | | | | | | | | |
| Len Gabrielson, L OBP: 0.277, SLG: 0.307 (1, 9) | | 1B | | | F5 | | F4 | | F8 | | | 6-3 | 2 | 0 | 1 | 0 | 1 | 0 | 0 | | | | | | | | | |
| Jim Davenport, R OBP: 0.319, SLG: 0.408 (7, PH) | | 1B | | | | | | | | | | | 3 | 0 | 0 | 0 | 0 | 0 | 1 | | | | | | | | | |
| Ozzie Virgil, R OBP: 0.344, SLG: 0.433 (1, 5) | | K | | | F9 | | 1-3 | | 1B | | | 6-3 | 5 | 0 | 1 | 0 | 1 | 1 | 4 | | | | | | | | | |
| Bob Schroder, L OBP: 0.400, SLG: 0.400 (1, 6) | | F2 | | | | | F9 | | F8 | | | K | 3 | 0 | 1 | 0 | 0 | 0 | 1 | | | | | | | | | |
| Dick Dietz, R (8, PH) | | | | | | | | | 1-3 | | | | 1 | 0 | 0 | 0 | 0 | 0 | 1 | | | | | | | | | |
| Frank Linzy, R OBP: 0.250, SLG: 0.417 (9, 1) | | | | | | | | | | | | | 1 | 0 | 0 | 0 | 0 | 0 | 1 | | | | | | | | | |
| Hal Lanier, R OBP: 0.236, SLG: 0.265 (12, PH) | | | | | 1B | | | | | | | | 1 | 0 | 0 | 0 | 0 | 1 | 0 | | | | | | | | | |
| Gaylord Perry, R OBP: 0.382, SLG: 0.308 (1, 1) | | | | | | | | | | | | | 2 | 0 | 1 | 0 | 0 | 0 | 1 | | | | | | | | | |
| Lindy McDaniel, R OBP: 0.111, SLG: 0.111 (6, 1) | | | | | | | | | | | | | 0 | 0 | 0 | 0 | 0 | 0 | 0 | | | | | | | | | |
| Don Nottebart, R OBP: 0.285, SLG: 0.270 (8, PH) | | | | | | | | | | | | | 1 | 0 | 0 | 0 | 0 | 0 | 0 | | | | | | | | | |
| Joe Chisholm, R OBP: 0.222, SLG: 0.125 (7, 1) | | | | | | | | | | | | | 0 | 0 | 0 | 0 | 0 | 0 | 0 | | | | | | | | | |
| Bob Priddy, R OBP: 0.288, SLG: 0.167 (7, 1) | | | | | | | | | | | | | 0 | 0 | 0 | 0 | 0 | 0 | 0 | | | | | | | | | |
| Jesus Alou, R OBP: 0.257, SLG: 0.285 (8, PH) | | | | | | | | | | | | | 3 | 0 | 2 | 0 | 0 | 0 | 0 | | | | | | | | | |
| Jesús Alou, R OBP: 0.257, SLG: 0.285 (9, 9) | | | | | | | | | | | | | 0 | 0 | 0 | 0 | 0 | 0 | 0 | | | | | | | | | |
| Inning Stats | R: 2 E: 0 K: 0 S: 5 | H: 2 LOB: 0 BB: 0 P: 5 | R: 0 E: 0 K: 1 S: 7 | H: 2 LOB: 2 BB: 0 P: 7 | R: 0 E: 0 K: 0 S: 3 | H: 0 LOB: 1 BB: 1 P: 7 | R: 0 E: 0 K: 0 S: 4 | H: 1 LOB: 1 BB: 0 P: 4 | R: 1 E: 1 K: 0 S: 5 | H: 1 LOB: 3 BB: 2 P: 13 | R: 0 E: 0 K: 1 S: 5 | H: 0 LOB: 0 BB: 0 P: 5 | R: 1 E: 0 K: 1 S: 7 | H: 2 LOB: 1 BB: 0 P: 7 | R: 0 E: 0 K: 0 S: 5 | H: 2 LOB: 2 BB: 0 P: 5 | R: 2 E: 0 K: 0 S: 5 | H: 2 LOB: 1 BB: 1 P: 9 | R: 0 E: 0 K: 0 S: 4 | H: 1 LOB: 2 BB: 1 P: 8 | R: 0 E: 0 K: 0 S: 3 | H: 0 LOB: 0 BB: 0 P: 3 | R: 2 E: 1 K: 1 S: 6 | H: 2 LOB: 0 BB: 0 P: 6 | 1B: 10 2B: 2 3B: 0 HR: 3 | SF: 0 DP: 0 HBP: 0 | WP: 0 PB: 1 SB: 0 CS: 0 | PA: 56 |

BOTTOM

Cincinnati Reds @ San Francisco Giants
Candlestick Park, San Francisco, CA

Sat Jul 09 1966, 6:33 AM EDT
Att: 22,104 - Unknown

livebaseballscorecards.com

| | |
|-----|----|
| AB | 50 |
| R | 8 |
| H | 15 |
| RBI | 8 |
| BB | 5 |
| SO | 4 |
| LOB | 24 |



| PITCHER | IP | WLS | BF | H | R | ER | SO | BB | IBB | HBP | BLK | WP | HR | S | P | ERA | WHIP |
|--------------------------------------|-----|-----|----|---|---|----|----|----|-----|-----|-----|----|----|----|----|-------|-------|
| Jim Maloney, R ERA: 2.67 (1, 1) | 6.1 | | 31 | 8 | 4 | 3 | 2 | 2 | 1 | 0 | 0 | 0 | 1 | 32 | 44 | 4.26 | 1.579 |
| Billy McCool, L ERA: 1.86 (7, 1) | 1.2 | | 9 | 4 | 2 | 2 | 1 | 0 | 0 | 0 | 0 | 0 | 1 | 11 | 11 | 10.80 | 2.400 |
| Don Nottebart, R ERA: 1.56 (9, 1) | 1.1 | | 6 | 1 | 0 | 0 | 0 | 1 | 0 | 0 | 0 | 0 | 0 | 5 | 9 | 0.00 | 1.500 |
| Joe Nuxhall, L ERA: 6.16 (10, 1) | 2.1 | L | 10 | 2 | 2 | 2 | 1 | 0 | 1 | 0 | 0 | 0 | 1 | 11 | 15 | 7.71 | 0.857 |

| Batter | 1 | 2 | 3 | 4 | 5 | 6 | 7 | 8 | 9 | AB R H RBI BB SO LOB | TOP | |
|---|---|---|---|---|---|---|---|---|---|--|---|--|
| Tommy Harper, R (1, 7) OBP: 0.344, SLG: 0.386 | 0-0 4-3 1B 2B | | 0-0 F2 | | | 0-0 F8 | | | 4-0 PB SH1-4 FC3-2-5-2 BB | 3 1 1 0 1 0 1 | | |
| Pete Rose, S (1, 4) OBP: 0.314, SLG: 0.366 | 0-0 4-3 | | 0-0 1-3 1B | | | 0-0 6-3 | | | 0-0 SH1-4 | 3 0 1 0 0 0 1 | | |
| Vada Pinson, L (1, 8) OBP: 0.348, SLG: 0.444 | 0-0 F7-4 1B | | 0-0 F7 | | | 0-0 3-1 | | | 0-0 FC3-2-5-2 1B | 4 1 1 1 0 0 3 | | |
| Gordy Coleman, L (1, 3) OBP: 0.303, SLG: 0.273 Tony Perez, R (9, PH) OBP: 0.289, SLG: 0.345 (9, 3) | 0-0 F7-4 1-2 | | | 0-3 K | | | | | 0-0 1-3 | 3 0 0 0 0 1 1 1 0 1 1 0 0 0 | | |
| Don Pavletich, R (1, 2) OBP: 0.342, SLG: 0.489 | | 0-0 1-4-3 | | 0-0 G4-3 1B | | | | | 0-0 6-3 | 4 0 1 0 0 0 1 | | |
| Art Shamsky, L (1, 9) OBP: 0.300, SLG: 0.486 Dick Simpson, R (8, 9) OBP: 0.212, SLG: 0.310 | | 0-0 F7 | | 0-0 G4-3 1-2f | | | | | 0-3 K | 3 0 0 0 0 1 1 0 0 0 0 0 0 0 | | |
| Leo Cardenas, R (1, 6) OBP: 0.310, SLG: 0.422 | | 0-0 6-3 | | | | | | | 0-0 5-3 | 3 0 0 0 0 0 0 | | |
| Deron Johnson, R (1, 5) OBP: 0.289, SLG: 0.365 Giraldo Ruiz, S (8, 5) OBP: 0.219, SLG: 0.197 | | | 0-0 F3 | | | 0-0 F7 | | | 0-3 K | 3 0 0 0 0 1 0 0 0 0 0 0 0 0 | | |
| Milt Pappas, R (1, 1) OBP: 0.152, SLG: 0.250 | | | 0-0 1B 1B | | | 0-0 5-3 | | | 0-0 F7 | 3 0 1 0 0 0 0 | | |
| Inning Stats | R: 1 H: 2 E: 0 LOB: 0 K: 0 BB: 0 S: 4 P: 4 | R: 0 H: 0 E: 0 LOB: 0 K: 0 BB: 0 S: 3 P: 3 | R: 0 H: 2 E: 0 LOB: 2 K: 0 BB: 0 S: 5 P: 5 | R: 0 H: 1 E: 0 LOB: 0 K: 1 BB: 0 S: 5 P: 5 | R: 0 H: 0 E: 0 LOB: 0 K: 0 BB: 0 S: 3 P: 3 | R: 0 H: 0 E: 0 LOB: 0 K: 0 BB: 0 S: 3 P: 3 | R: 0 H: 0 E: 0 LOB: 0 K: 1 BB: 0 S: 5 P: 5 | R: 0 H: 0 E: 0 LOB: 0 K: 1 BB: 0 S: 5 P: 5 | R: 1 H: 1 E: 0 LOB: 1 K: 0 BB: 1 S: 4 P: 8 | 1B: 5 SF: 0 2B: 2 SAC: 1 3B: 0 DP: 2 HR: 0 HBP: 0 | WP: 0 PA: 32 PB: 1 SB: 0 CS: 0 | |
| PITCHER | IP WLS BF H R ER SO BB IBB HBP BLK WP HR S P ERA WHIP | | | | | | | | | | | |
| Ron Herbel, R (1, 1) ERA: 3.79 | 7.0 L 24 5 1 1 2 0 0 0 0 0 0 0 28 28 1.29 0.714 | | | | | | | | | | | |
| Lindy McDaniel, R (8, 1) ERA: 3.32 | 1.1 5 0 1 1 1 1 0 0 0 0 0 0 6 10 6.75 0.750 | | | | | | | | | | | |
| Bill Henry, L (9, 1) ERA: 1.17 | 0.2 3 1 0 0 0 0 0 0 0 0 0 0 3 3 0.00 1.500 | | | | | | | | | | | |

Cincinnati Reds @ San Francisco Giants
 Candlestick Park, San Francisco, CA
 Sun Jul 10 1966, 6:33 AM EDT
 Att: 31,903 - Unknown

| | |
|-----|----|
| AB | 30 |
| R | 2 |
| H | 6 |
| RBI | 2 |
| BB | 1 |
| SO | 3 |
| LOB | 8 |



livebaseballscorecards.com

| Batter | 1 | 2 | 3 | 4 | 5 | 6 | 7 | 8 | 9 | AB | R | H | RBI | BB | SO | LOB |
|--|---------|-----------|---------|--------------|------------|-----------|--------------|---------|--------|----|---|---|-----|----|----|-----|
| Tito Fuentes, S (1, 4) OBP: 0.286, SLG: 0.346 Jim Ray Hart, R (9, PH) OBP: 0.363, SLG: 0.526 | 0-0 F5 | | 0-0 6-3 | | 0-0 F7-6-4 | | 0-0 4-3 | | 0-0 F2 | 4 | 0 | 0 | 0 | 0 | 0 | 2 |
| Tom Haller, L (1, 2) OBP: 0.320, SLG: 0.517 | 0-0 G3 | | 0-0 4-3 | | | 0-0 E3 | | 0-3 K | | 4 | 0 | 0 | 0 | 0 | 1 | 0 |
| Willie Mays, R (1, 8) OBP: 0.348, SLG: 0.547 | 0-0 1B | | 0-0 F4 | | | 0-0 F8 | | 0-0 3B | | 4 | 0 | 2 | 0 | 0 | 0 | 1 |
| Willie McCovey, L (1, 3) OBP: 0.375, SLG: 0.542 | 0-0 4-3 | | | 0-0 4-3 | | 0-0 F2 | | 0-0 E6 | | 4 | 0 | 0 | 0 | 0 | 0 | 3 |
| Cap Peterson, R (1, 7) OBP: 0.309, SLG: 0.347 | | 0-0 6-3 | | 0-0 2B | | 0-0 1B | | 0-3 K | | 4 | 0 | 2 | 0 | 0 | 1 | 2 |
| Len Gabrielson, L (1, 9) OBP: 0.276, SLG: 0.305 | | 0-0 G3 1B | | 0-0 F7 | | 0-3 K | | 0-0 F7 | | 4 | 0 | 1 | 0 | 0 | 1 | 5 |
| Ozzie Virgil, R (1, 5) OBP: 0.361, SLG: 0.559 | | 0-0 E4 | | 0-0 F2 | | | 0-0 SH5-4 2B | | 0-0 HR | 4 | 1 | 2 | 1 | 0 | 0 | 2 |
| Bob Schroder, L (1, 6) OBP: 0.375, SLG: 0.375 | | 0-0 G3 | | 0-0 FC3-6 1B | | 0-0 SH5-4 | | 0-0 6-3 | | 3 | 0 | 1 | 0 | 0 | 0 | 2 |
| Ron Herbel, R (1, 1) OBP: 0.069, SLG: 0.036 Bob Burda, L (7, PH) | | 0-3 K | | 0-0 FC3-6 1B | | 0-0 G3 | | 0-0 F7 | | 2 | 0 | 0 | 0 | 0 | 1 | 3 |
| Lindy McDaniel, R (8, 1) OBP: 0.111, SLG: 0.111 Bill Henry, L (9, 1) Don Landrum, L (9, PH) OBP: 0.263, SLG: 0.267 | | | | 0-0 F7-6-4 | | | | | | 1 | 0 | 0 | 0 | 0 | 0 | 1 |
| | | | | | | | | | | 0 | 0 | 0 | 0 | 0 | 0 | 0 |
| | | | | | | | | | | 1 | 0 | 0 | 0 | 0 | 0 | 0 |

| Inning Stats | R: 0 | H: 1 | E: 0 | LOB: 1 | K: 0 | BB: 0 | S: 4 | R: 0 | H: 1 | E: 1 | LOB: 2 | K: 1 | BB: 0 | S: 7 | R: 0 | H: 0 | E: 0 | LOB: 0 | K: 0 | BB: 0 | S: 3 | R: 0 | H: 1 | E: 0 | LOB: 1 | K: 0 | BB: 0 | S: 4 | R: 0 | H: 1 | E: 1 | LOB: 2 | K: 1 | BB: 0 | S: 7 | R: 0 | H: 1 | E: 0 | LOB: 1 | K: 0 | BB: 0 | S: 4 | R: 0 | H: 1 | E: 1 | LOB: 2 | K: 2 | BB: 0 | S: 9 | R: 1 | H: 1 | E: 0 | LOB: 0 | K: 0 | BB: 0 | S: 4 | 1B: 4 | SF: 0 | 2B: 3 | SAC: 1 | 3B: 1 | DP: 1 | HR: 1 | HBP: 0 | WP: 0 | PA: 37 |
|--|------|------|------|--------|------|-------|------|------|------|------|--------|------|-------|------|------|------|------|--------|------|-------|------|------|------|------|--------|------|-------|------|------|------|------|--------|------|-------|------|------|------|------|--------|------|-------|------|------|------|------|--------|------|-------|------|------|------|------|--------|------|-------|------|-------|-------|-------|--------|-------|-------|-------|--------|-------|--------|
| PITCHER Milt Pappas, R (1, 1) ERA: 3.4 | IP | WLS | BF | H | R | ER | SO | BB | IBB | HBP | BLK | WP | HR | S | P | ERA | WHIP | | | | | | | | | | | | | | | | | | IP | WLS | BF | H | R | ER | SO | BB | IBB | HBP | BLK | WP | HR | S | P | ERA | WHIP | | | | | | | | | | | | | | | |

BOTTOM

Cincinnati Reds @ San Francisco Giants
Candlestick Park, San Francisco, CA
Sun Jul 10 1966, 6:33 AM EDT
Att. 31,903 - Unknown

livebaseballscores.com

| | |
|-----|----|
| AB | 36 |
| R | 1 |
| H | 8 |
| RBI | 1 |
| BB | 0 |
| SO | 4 |
| LOB | 21 |



| Batter | 1 | 2 | 3 | 4 | 5 | 6 | 7 | 8 | 9 | AB R H RBI BB SO LOB | TOP | | | | | | | | | | | |
|---|---|---------------------------------|------------------------------|---------------------------------|------------------------------|---------------------------------|------------------------------|---------------------------------|------------------------------|---------------------------------|------------------------------|----------------------------------|---|---------------------------------|------------------------------|----------------------------------|------------------------------|---------------------------------|----------------------------------|------------------------------------|----------------------------------|--------|
| Lou Brock, L (1, 7) OBP: 0.293, SLG: 0.397 | 0-0 FC5-4 SF8 1B | | 0-0 4-3 S 1B | | 0-0 F6 | | | 4-0 S 1B BB | | 3 2 2 0 1 0 0 | | | | | | | | | | | | |
| Jerry Buchek, R (1, 4) OBP: 0.308, SLG: 0.360 | 4-0 FC5-4 1-2 BB | | 0-0 4-3 1-3 | | | 0-3 K | | 0-0 1-H 1B 1B | | 3 0 1 1 1 1 1 | | | | | | | | | | | | |
| Curt Flood, R (1, 8) OBP: 0.308, SLG: 0.368 | 0-0 FC5-4 1-2f 2-3 | | 0-0 6-3 | | | 4-0 BB | | 0-0 F7 | | 3 0 0 0 1 0 4 | | | | | | | | | | | | |
| Orlando Cepeda, R (1, 3) OBP: 0.362, SLG: 0.526 | 0-0 SF8 3-H | | | 0-3 K | | 0-3 K | | 0-0 1-2 1B | | 3 0 1 1 0 2 1 | | | | | | | | | | | | |
| Tim McCarver, L (1, 2) OBP: 0.303, SLG: 0.421 | 0-0 F8 | | | 0-0 F2 | | 0-0 G3 | | 0-0 L5 | | 3 0 0 0 0 0 2 | | | | | | | | | | | | |
| Pat Corrales, R (6, 2) OBP: 0.193, SLG: 0.170 | | | | | | | | | | 1 0 0 0 0 0 2 | | | | | | | | | | | | |
| Mike Shannon, R (1, 9) OBP: 0.307, SLG: 0.464 | | 0-3 K | | 4-0 BB | | 0-0 F6 | | 0-3 K | | 3 0 0 0 1 2 2 | | | | | | | | | | | | |
| Charley Smith, R (1, 5) OBP: 0.318, SLG: 0.389 | | 0-3 K | | 0-0 F3 | | 4-0 BB | | 0-3 K | | 3 0 0 0 1 2 1 | | | | | | | | | | | | |
| Dal Maxvill, R (1, 6) OBP: 0.312, SLG: 0.308 | | 0-3 K | | | 0-0 F7 | | 0-0 F5 | | 0-3 K | 2 0 0 0 0 1 0 | | | | | | | | | | | | |
| Art Mahaffey, R (5, 1) | | | | | | | | | | 0 0 0 0 0 0 0 | | | | | | | | | | | | |
| Tito Francona, L (7, PH) OBP: 0.286, SLG: 0.358 | | | | | | | | | | 1 0 0 0 0 0 1 | | | | | | | | | | | | |
| Don Dennis, R (7, 1) | | | | | | | | | | 0 0 0 0 0 0 0 | | | | | | | | | | | | |
| Bob Skinner, L (9, PH) OBP: 0.237, SLG: 0.306 | | | | | | | | | | 1 0 0 0 0 1 0 | | | | | | | | | | | | |
| Nelson Briles, R (1, 1) OBP: 0.074, SLG: 0.038 | | | 0-0 F6 | | 0-3 K | | 0-0 F9 | | 0-3 K | 0 0 0 0 0 0 0 | | | | | | | | | | | | |
| Hal Woodeshick, R (2, 1) OBP: 0.333, SLG: 0.667 | | | | | | | | | | 0 0 0 0 0 0 0 | | | | | | | | | | | | |
| Bobby Tolan, L (3, PH) OBP: 0.226, SLG: 0.275 | | | | | | | | | | 1 0 0 0 0 0 0 | | | | | | | | | | | | |
| Larry Jaster, L (3, 1) OBP: 0.333, SLG: 0.273 | | | | | | | | | | 0 0 0 0 0 0 0 | | | | | | | | | | | | |
| Jimmy Williams, R (5, PH) OBP: 0.333, SLG: 0.273 | | | | | | | | | | 3 0 0 0 0 2 1 | | | | | | | | | | | | |
| Inning Stats | R: 1 E: 0 K: 0 S: 4 | H: 1 LOB: 1 BB: 1 P: 8 | R: 0 E: 0 K: 3 S: 9 | H: 0 LOB: 0 BB: 0 P: 9 | R: 0 E: 0 K: 0 S: 4 | H: 1 LOB: 1 BB: 0 P: 4 | R: 0 E: 0 K: 1 S: 5 | H: 0 LOB: 1 BB: 1 P: 9 | R: 0 E: 0 K: 1 S: 5 | H: 0 LOB: 0 BB: 0 P: 5 | R: 0 E: 0 K: 2 S: 7 | H: 0 LOB: 1 BB: 1 P: 11 | R: 0 E: 0 K: 0 S: 3 | H: 0 LOB: 1 BB: 1 P: 7 | R: 1 E: 0 K: 1 S: 7 | H: 2 LOB: 2 BB: 1 P: 11 | R: 0 E: 0 K: 3 S: 9 | H: 0 LOB: 0 BB: 0 P: 9 | 1B: 4 2B: 0 3B: 0 HR: 0 | SF: 1 SAC: 0 DP: 0 HBP: 0 | WP: 0 PB: 0 SB: 3 CS: 0 | PA: 36 |
| PITCHER | IP WLS BF H R ER SO BB IBB HBP BLK WP HR S P ERA WHIP | | | | | | | | | | | | IP WLS BF H R ER SO BB IBB HBP BLK WP HR S P ERA WHIP | | | | | | | | | |
| Jim Maloney, R (1, 1) ERA: 2.66 | 7.1 W 31 4 2 2 7 5 0 0 0 0 0 0 40 60 2.46 1.227 | | | | | | | | | | | | | | | | | | | | | |
| Don Nottebart, R (8, 1) ERA: 1.51 | 1.2 S 5 0 0 0 4 0 0 0 0 0 0 0 13 13 0.00 0.000 | | | | | | | | | | | | | | | | | | | | | |

St. Louis Cardinals @ Cincinnati Reds
Crosley Field, Cincinnati, OH
Thu Jul 14 1966, 7:05 PM EDT
Unknown

livebaseballscorecards.com

| | |
|-----|----|
| AB | 30 |
| R | 2 |
| H | 4 |
| RBI | 2 |
| BB | 5 |
| SO | 11 |
| LOB | 15 |



| Batter | 1 | 2 | 3 | 4 | 5 | 6 | 7 | 8 | 9 | AB R H RBI BB SO LOB | TOP | | | | | | | | | | | |
|---|---|----------------------------------|------------------------------|---------------------------------|------------------------------|----------------------------------|------------------------------|---------------------------------|------------------------------|---------------------------------|------------------------------|---------------------------------|------------------------------|---------------------------------|------------------------------|---------------------------------|------------------------------|---------------------------------|----------------------------------|------------------------------------|----------------------------------|--------|
| Julian Javier, R (1, 4) OBP: 0.254, SLG: 0.267 | 0-0 F9 | 0-3 K | 0-0 5-3 | | | 0-0 B1-3 | | 0-0 L4-3 | | 5 0 0 0 0 1 3 | | | | | | | | | | | | |
| Lou Brock, L (1, 7) OBP: 0.294, SLG: 0.410 | 0-0 F7 | 0-0 L3 | | | 0-0 5-3 2B | 0-0 HR | | 0-3 K | | 5 1 2 2 0 1 0 | | | | | | | | | | | | |
| Curt Flood, R (1, 8) OBP: 0.307, SLG: 0.365 | 0-0 1B | 0-0 6-3 | | | 0-0 5-3 | 0-0 F3 | | | 0-0 F8 | 5 1 1 0 0 0 1 | | | | | | | | | | | | |
| Orlando Cepeda, R (1, 3) OBP: 0.363, SLG: 0.523 | 0-0 BB | | 0-0 4-3 | | 0-3 K | 0-0 S | | 0-0 5-3 | | 5 1 2 0 0 1 1 | | | | | | | | | | | | |
| Tim McCarver, L (1, 2) OBP: 0.308, SLG: 0.426 | 4-0 1B | | 0-0 2B | | 0-0 6-3 | 0-0 6-3 | | | 0-0 2B | 4 2 2 0 1 0 2 | | | | | | | | | | | | |
| Mike Shannon, R (1, 9) OBP: 0.315, SLG: 0.471 | 0-0 1B | | 0-0 2B | | 4-0 BB | | 0-3 K | | 0-0 1-3 | 4 2 2 2 1 1 1 | | | | | | | | | | | | |
| Charley Smith, R (1, 5) OBP: 0.322, SLG: 0.388 | 0-0 1B | | 4-0 2B | | 0-0 F7 | | 0-0 F6 | | | 3 1 1 1 1 0 1 | | | | | | | | | | | | |
| Dal Maxvill, R (1, 6) OBP: 0.317, SLG: 0.321 | 0-0 1B | | 0-0 2B | | 0-0 G4-6-3 | | 0-0 6-3 | | | 4 0 2 4 0 0 1 | | | | | | | | | | | | |
| Tracy Stallard, R (1, 1) Nelson Briles, R (5, 1) Jerry Buchek, R (6, PH) Larry Jaster, L (6, 1) Joe Hoerner, R (9, 1) | 0-3 K | | 0-3 K | | | 0-0 HR | | 4-0 L4-3 | | 2 0 0 0 0 2 3 | | | | | | | | | | | | |
| Inning Stats | R: 4 E: 0 K: 1 S: 10 | H: 5 LOB: 2 BB: 1 P: 14 | R: 0 E: 0 K: 1 S: 5 | H: 0 LOB: 0 BB: 0 P: 5 | R: 3 E: 0 K: 1 S: 8 | H: 3 LOB: 1 BB: 1 P: 12 | R: 0 E: 0 K: 1 S: 6 | H: 1 LOB: 1 BB: 0 P: 6 | R: 0 E: 0 K: 0 S: 2 | H: 0 LOB: 0 BB: 1 P: 6 | R: 2 E: 0 K: 0 S: 6 | H: 3 LOB: 1 BB: 0 P: 6 | R: 0 E: 0 K: 1 S: 5 | H: 0 LOB: 0 BB: 0 P: 5 | R: 0 E: 0 K: 1 S: 4 | H: 0 LOB: 0 BB: 1 P: 8 | R: 0 E: 0 K: 0 S: 4 | H: 1 LOB: 1 BB: 0 P: 4 | 1B: 7 2B: 6 3B: 0 HR: 1 | SF: 0 SAC: 0 DP: 2 HBP: 0 | WP: 0 PB: 0 SB: 1 CS: 0 | PA: 42 |
| PITCHER | IP WLS BF H R ER SO BB IBB HBP BLK WP HR S P ERA WHIP | | | | | | | | | | | | | | | | | | | | | |
| Milt Pappas, R (1, 1) ERA: 3.84 | 2.1 L 17 8 7 7 2 1 1 0 0 0 0 0 19 27 27.00 3.857 | | | | | | | | | | | | | | | | | | | | | |
| Darrell Osteen, R (3, 1) ERA: 7.11 | 0.2 2 0 0 0 1 0 0 0 0 0 0 0 4 4 0.00 0.000 | | | | | | | | | | | | | | | | | | | | | |
| Joe Nuxhall, L (4, 1) ERA: 5.79 | 2.0 7 1 0 0 1 1 0 0 0 0 0 0 8 12 0.00 1.000 | | | | | | | | | | | | | | | | | | | | | |
| Ted Davidson, L (6, 1) ERA: 5.21 | 0.1 3 2 2 2 0 0 0 0 0 0 0 1 3 3 54.00 6.000 | | | | | | | | | | | | | | | | | | | | | |
| Hank Fischer, R (6, 1) ERA: 4.54 | 2.2 9 1 0 0 2 1 0 0 0 0 0 0 12 16 0.00 0.750 | | | | | | | | | | | | | | | | | | | | | |
| PITCHER | IP WLS BF H R ER SO BB IBB HBP BLK WP HR S P ERA WHIP | | | | | | | | | | | | | | | | | | | | | |
| Don Nottebart, R (9, 1) ERA: 1.48 | 1.0 4 1 0 0 0 0 0 0 0 0 0 0 4 4 0.00 1.000 | | | | | | | | | | | | | | | | | | | | | |

St. Louis Cardinals @ Cincinnati Reds
 Crosley Field, Cincinnati, OH
 Thu Jul 14 1966, 7:05 PM EDT
 Att. 12,638 - Unknown

| | |
|-----|----|
| AB | 38 |
| R | 9 |
| H | 13 |
| RBI | 9 |
| BB | 4 |
| SO | 6 |
| LOB | 13 |



| | |
|-------|--------|
| WP: 0 | PA: 42 |
| PB: 0 | |
| SB: 1 | |
| CS: 0 | |

| | |
|-------|--------|
| 1B: 7 | SF: 0 |
| 2B: 6 | SAC: 0 |
| 3B: 0 | DP: 2 |
| HR: 1 | HBP: 0 |

BOTTOM

St. Louis Cardinals @ Cincinnati Reds
Crosley Field, Cincinnati, OH
Thu Jul 14 1966, 7:05 PM EDT
Att. 12,638 - Unknown

livebaseballscorecards.com

AB 38
R 7
H 12
RBI 7
BB 3
SO 6
LOB 12



WP: 2 PA: 42
PB: 0
SB: 0
CS: 0

AB R H RBI BB SO LOB

5 1 2 0 0 0 0

4 2 2 0 0 0 0

5 1 2 2 0 1 1

3 1 1 3 0 1 1

2 0 1 0 0 0 0

2 1 1 1 1 0 1

2 0 1 0 0 1 1

4 0 0 0 1 1 3

4 0 1 0 0 0 2

3 1 1 1 1 0 0

0 0 0 0 0 0 0
0 0 0 0 0 0 0
0 0 0 0 0 0 0
1 0 0 0 0 0 0
0 0 0 0 0 0 0
2 0 0 0 0 0 1 3
0 0 0 0 0 0 0 0
0 0 0 0 0 0 0 0
1 0 0 0 0 0 0 0
0 0 0 0 0 0 0 0
1 0 0 0 0 0 1 0
0 0 0 0 0 0 0 0

1B: 5 SF: 0
2B: 4 SAC: 1
3B: 0 DP: 0
HR: 3 HBP: 0

| Batter | 1 | 2 | 3 | 4 | 5 | 6 | 7 | 8 | 9 |
|---|------------|--------|---------------|-----------|----------------|---------|-----------|---------|---|
| Tommy Harper, R (1, 9) OBP: 0.349, SLG: 0.392 | 0-0 F9 | | 0-0 SH5-3 2B | | 0-0 1B 2B 1B | 0-0 F4 | | 0-0 F7 | |
| Pete Rose, S (1, 4) OBP: 0.325, SLG: 0.382 | 0-0 2B 1B | | 0-0 SH5-3 2-3 | | 0-0 2B 1B HR | 0-0 F4 | | 0-0 3-1 | |
| Vada Pinson, L (1, 8) OBP: 0.355, SLG: 0.458 | 0-0 1-H 2B | | 0-0 3-1 | | 0-0 1-3 HR 2B | 0-0 4-3 | | 0-3 K | |
| Gordy Coleman, L (1, 3) OBP: 0.308, SLG: 0.305 | 0-3 K | | | 0-0 F4 | 0-0 2-H 3-H HR | | 0-0 5-3 | 0-0 1B | |
| Jimmie Coker, R (7, 7) OBP: 0.286, SLG: 0.385 | | | | 4-0 WP BB | 0-0 HR | | 0-0 WP 2B | 0-3 K | |
| Art Shamsky, L (1, 7) OBP: 0.320, SLG: 0.559 | 0-0 F5 | | | 0-0 F9 | 4-0 1B BB | | 0-0 F3 | 0-0 F9 | |
| Tony Perez, R (7, 3) OBP: 0.291, SLG: 0.352 | | | | 1-2 | 0-0 BB | | 2-3 | | |
| Don Pavletich, R (1, 2) OBP: 0.338, SLG: 0.476 | | 0-3 K | | 0-0 F9 | 4-0 1B BB | | 0-0 F3 | | |
| Deron Johnson, R (1, 5) OBP: 0.265, SLG: 0.358 | | 0-0 F6 | | 0-0 6-3 | 0-0 BB 1B | | 0-0 F3 | | |
| Leo Cardenas, R (1, 6) OBP: 0.309, SLG: 0.426 | | 0-0 F8 | | | 0-0 F8 | | | 0-0 HR | |
| Milt Pappas, R Darrell Costen, R Dick Simpson, R Joe Niekirk, R Girardo Diaz, S Ted Davidson, R Hank Fischer, R Tommy Helms, R Don Nettleton, R | | | 0-0 F5 | | 0-3 K2-3 | | | 0-3 K | |
| | | | | | | 0-0 F7 | | | |

| Inning Stats | R: 1 | H: 2 | E: 0 | K: 1 | S: 7 | LOB: 1 | BB: 0 | P: 7 | R: 0 | H: 0 | E: 0 | K: 1 | S: 5 | LOB: 0 | BB: 0 | P: 5 | R: 0 | H: 1 | E: 0 | K: 0 | S: 4 | LOB: 1 | BB: 0 | P: 4 | R: 0 | H: 0 | E: 0 | K: 0 | S: 3 | LOB: 1 | BB: 1 | P: 7 | R: 5 | H: 6 | E: 0 | K: 1 | S: 11 | LOB: 3 | BB: 2 | P: 19 | R: 0 | H: 0 | E: 0 | K: 0 | S: 3 | LOB: 0 | BB: 0 | P: 3 | R: 0 | H: 1 | E: 0 | K: 0 | S: 4 | LOB: 1 | BB: 0 | P: 4 | R: 1 | H: 1 | E: 0 | K: 1 | S: 6 | LOB: 0 | BB: 0 | P: 6 | R: 0 | H: 1 | E: 0 | K: 2 | S: 8 | LOB: 1 | BB: 0 | P: 8 |
|--------------|------|------|------|------|------|--------|-------|------|------|------|------|------|------|--------|-------|------|------|------|------|------|------|--------|-------|------|------|------|------|------|------|--------|-------|------|------|------|------|------|-------|--------|-------|-------|------|------|------|------|------|--------|-------|------|------|------|------|------|------|--------|-------|------|------|------|------|------|------|--------|-------|------|------|------|------|------|------|--------|-------|------|
|--------------|------|------|------|------|------|--------|-------|------|------|------|------|------|------|--------|-------|------|------|------|------|------|------|--------|-------|------|------|------|------|------|------|--------|-------|------|------|------|------|------|-------|--------|-------|-------|------|------|------|------|------|--------|-------|------|------|------|------|------|------|--------|-------|------|------|------|------|------|------|--------|-------|------|------|------|------|------|------|--------|-------|------|

| PITCHER | IP | WLS | BF | H | R | ER | SO | BB | IBB | HBP | BLK | WP | HR | S | P | ERA | WHIP |
|---------------------------------------|-----|-----|----|---|---|----|----|----|-----|-----|-----|----|----|----|----|-------|-------|
| Tracy Stallard, R (1, 1) ERA: 4.94 | 4.2 | | 24 | 8 | 6 | 6 | 3 | 2 | 0 | 0 | 0 | 1 | 2 | 28 | 36 | 11.57 | 2.143 |
| Nelson Briles, R (5, 1) ERA: 3.4 | 0.1 | | 3 | 1 | 0 | 0 | 0 | 1 | 0 | 0 | 0 | 0 | 0 | 2 | 6 | 0.00 | 6.000 |
| Larry Jaster, L (6, 1) ERA: 3.51 | 3.1 | W | 13 | 3 | 1 | 1 | 2 | 0 | 0 | 0 | 0 | 1 | 1 | 17 | 17 | 2.70 | 0.900 |
| Joe Hoerner, L (9, 1) ERA: 0.88 | 0.2 | S | 2 | 0 | 0 | 0 | 1 | 0 | 0 | 0 | 0 | 0 | 0 | 4 | 4 | 0.00 | 0.000 |

| Batter | 1 | 2 | 3 | 4 | 5 | 6 | 7 | 8 | 9 | AB R H RBI BB SO LOB | TOP | | | |
|---|---|---|---|--|---|---|---|---|---|---|--|--|----------------|---|
| Curt Flood, R OBP: 0.314, SLG: 0.375 (1, 8) X | 0-0 1B 1B | | 0-0 F9 | | 0-0 HR 1B | 0-0 4-3 2B | | 0-0 1B 1B | | 5 3 4 1 0 0 0 | | | | |
| Lou Brock, L OBP: 0.290, SLG: 0.404 (1, 7) X | 0-0 F7 | | 0-0 4-3 | | 0-3 K 1B | 0-0 4-3 2-3 | | 0-3 K 1-2 | | 5 0 0 0 0 2 4 | | | | |
| Tim McCarver, L OBP: 0.310, SLG: 0.425 (1, 2) X | 0-0 1B 1-2 1B | | 0-0 F3 | | 0-0 F7 | 0-0 3-1 | | 0-0 1B 1B | | 5 0 2 1 0 0 2 | | | | |
| Orlando Cepeda, R OBP: 0.365, SLG: 0.550 (1, 3) S S S | 0-3 K | | | 0-0 HR | 0-0 HR 1-H | | 0-0 3-1 | 0-0 1-2 1B | | 4 2 2 3 0 1 2 1 0 1 0 0 0 0 | | | | |
| Tito Francona, L OBP: 0.292, SLG: 0.364 (7, 3) | | | | | | | | | | | | | | |
| Mike Shannon, R OBP: 0.328, SLG: 0.486 (1, 9) X | 0-0 1-3 2-H 1B | | | 0-0 S SH1-3 1B | 0-0 1B 2B | | 0-0 4-3 1B 1B | 0-3 K | | 5 3 4 1 0 1 2 | | | | |
| Charley Smith, R OBP: 0.319, SLG: 0.383 (1, 5) X | 0-0 F7 | | | 0-3 K 1-3 | 0-0 1B | | 0-0 4-3 | | 0-0 2-3 | 5 0 1 1 0 1 4 | | | | |
| Dal Maxvill, R OBP: 0.320, SLG: 0.319 (1, 6) X | | 0-0 6-3 | | 4-0 SH1-3 BB | 0-3 K | | 0-0 2-H 1B | | 0-3 K | 4 0 1 1 1 2 1 | | | | |
| Julian Javier, R OBP: 0.250, SLG: 0.263 (1, 4) S S S | | 0-3 K2-3 | | 0-0 SH1-3 1-2 3-H | | 0-0 E8 SH3-4 2B | 0-0 F7 | | 0-3 K | 4 1 0 1 0 2 1 | | | | |
| Ray Washburn, R OBP: 0.107, SLG: 0.077 (1, 1) | | | | | | | | | | | | | | |
| Hal Woodeshick, R OBP: 0.250, SLG: 0.500 (6, 1) S S S | | 0-3 K | | 0-3 K | | 0-0 SH3-4 2-3 | | 0-3 K | | 2 0 0 0 0 2 1 1 0 0 0 0 1 0 | | | | |
| Inning Stats | R: 1 E: 0 K: 1 S: 8 H: 3 LOB: 2 BB: 0 P: 8 | R: 0 E: 0 K: 2 S: 7 H: 0 LOB: 0 BB: 0 P: 7 | R: 0 E: 0 K: 0 S: 3 H: 0 LOB: 0 BB: 0 P: 3 | R: 2 E: 0 K: 2 S: 9 H: 2 LOB: 1 BB: 1 P: 13 | R: 3 E: 0 K: 2 S: 11 H: 4 LOB: 1 BB: 0 P: 11 | R: 1 E: 1 K: 0 S: 5 H: 1 LOB: 1 BB: 0 P: 5 | R: 1 E: 0 K: 0 S: 5 H: 2 LOB: 1 BB: 0 P: 5 | R: 1 E: 0 K: 3 S: 12 H: 3 LOB: 2 BB: 0 P: 12 | R: 0 E: 0 K: 2 S: 7 H: 0 LOB: 0 BB: 0 P: 7 | 1B: 11 2B: 2 3B: 0 HR: 2 SF: 0 SAC: 2 DP: 0 HBP: 0 | WP: 0 PB: 0 SB: 3 CS: 0 PA: 44 | | | |
| PITCHER | IP WLS BF H R ER SO BB IBB HBP BLK WP HR S P ERA WHIP | | | | | | | | | | | | PITCHER | IP WLS BF H R ER SO BB IBB HBP BLK WP HR S P ERA WHIP |
| Sammy Ellis, R ERA: 5.42 (1, 1) | 4.2 L 23 8 6 6 6 1 0 0 0 0 0 2 34 38 11.57 1.929 | | | | | | | | | | | | | |
| Jack Baldschun, R ERA: 6.33 (5, 1) | 0.1 2 1 0 0 1 0 0 0 0 0 0 0 4 4 0.00 3.000 | | | | | | | | | | | | | |
| Joe Nuxhall, L ERA: 5.71 (6, 1) | 2.0 10 3 2 1 0 0 0 0 0 0 0 0 10 10 4.50 1.500 | | | | | | | | | | | | | |
| Ted Davidson, L ERA: 5.31 (8, 1) | 1.0 6 3 1 1 3 0 0 0 0 0 0 0 12 12 9.00 3.000 | | | | | | | | | | | | | |
| Mel Queen, R ERA: (9, 1) | 1.0 3 0 0 0 2 0 0 0 0 0 0 0 7 7 0.00 0.000 | | | | | | | | | | | | | |

St. Louis Cardinals @ Cincinnati Reds
Crosley Field, Cincinnati, OH
Fri Jul 15 1966, 7:05 PM EDT
Att. 13,834 - Unknown

livebaseballscorecards.com

AB 41
R 9
H 15
RBI 9
BB 1
SO 12
LOB 17



BOTTOM

St. Louis Cardinals @ Cincinnati Reds
Crosley Field, Cincinnati, OH

Fri Jul 15 1966, 7:05 PM EDT
Att. 13,834 - Unknown

livebaseballscorecards.com

| | |
|-----|----|
| AB | 35 |
| R | 2 |
| H | 9 |
| RBI | 2 |
| BB | 3 |
| SO | 2 |
| LOB | 27 |



| | | | |
|-----|---|-----|----|
| WP: | 0 | PA: | 39 |
| PB: | 0 | | |
| SB: | 2 | | |
| CS: | 0 | | |

AB R H RBI BB SO LOB

| | | | | | | |
|---|---|---|---|---|---|---|
| 4 | 1 | 2 | 0 | 1 | 0 | 2 |
| 5 | 0 | 0 | 0 | 0 | 0 | 6 |
| 4 | 0 | 0 | 1 | 0 | 1 | 3 |
| 3 | 0 | 1 | 0 | 0 | 0 | 0 |
| 1 | 0 | 0 | 0 | 0 | 0 | 3 |
| 3 | 0 | 2 | 0 | 0 | 0 | 0 |
| 1 | 0 | 1 | 0 | 0 | 0 | 0 |
| 2 | 0 | 0 | 0 | 0 | 0 | 1 |
| 1 | 0 | 0 | 0 | 1 | 0 | 2 |
| 3 | 1 | 0 | 0 | 1 | 0 | 5 |
| 4 | 0 | 2 | 0 | 0 | 1 | 2 |
| 1 | 0 | 0 | 0 | 0 | 0 | 0 |
| 0 | 0 | 0 | 0 | 0 | 0 | 0 |
| 1 | 0 | 1 | 1 | 0 | 0 | 0 |
| 0 | 0 | 0 | 0 | 0 | 0 | 0 |
| 0 | 0 | 0 | 0 | 0 | 0 | 0 |
| 1 | 0 | 0 | 0 | 0 | 0 | 1 |
| 0 | 0 | 0 | 0 | 0 | 0 | 0 |
| 1 | 0 | 0 | 0 | 0 | 0 | 2 |
| 0 | 0 | 0 | 0 | 0 | 0 | 2 |

| | | | |
|-----|---|------|---|
| 1B: | 9 | SF: | 1 |
| 2B: | 0 | SAC: | 0 |
| 3B: | 0 | DP: | 1 |
| HR: | 0 | HBP: | 0 |

| | | | |
|-----|---|-----|----|
| WP: | 0 | PA: | 39 |
| PB: | 0 | | |
| SB: | 2 | | |
| CS: | 0 | | |

| Batter | 1 | 2 | 3 | 4 | 5 | 6 | 7 | 8 | 9 |
|--|-----------------------|------------------------------|-------------------|-----------|-----------------------------|-----------------------|---------------------------|-------------------------|------------|
| Tommy Harper, R (1, 9) OBP: 0.353, SLG: 0.394 | 4-0 F8 S SF9 BB | | 0-0 S 1B | | 0-0 FC6-4 1-2f 2-3 | | 0-0 FC5 E 1-2 1B | | 0-0 5-3 |
| Pete Rose, S (1, 4) OBP: 0.321, SLG: 0.376 | 0-0 F8 1-3 | | 0-0 4-3 1-2 | | 0-0 G3 | | 0-0 E6 1-2 2-3 | | 0-0 6-3 |
| Vada Pinson, L (1, 8) OBP: 0.350, SLG: 0.452 | 0-0 SF9 3-H | | | 0-0 G3 | | 0-0 4-3 S S | 0-3 K | | 0-0 4-3 |
| Gordy Coleman, L (1, 3) OBP: 0.308, SLG: 0.306 | 0-0 F8 | | | 0-0 F8 | | 0-0 1B 1B | 0-0 FC5 2-3f | | |
| Tony Perez, R (7, PH) OBP: 0.289, SLG: 0.350 | 0-0 F8 | | | 0-0 F8 | | 0-0 1B 1B | 0-0 FC5 | | |
| Art Shamsky, L (1, 7) OBP: 0.328, SLG: 0.561 | | 0-0 FC4-6 1B | | 0-0 F7 | | 0-0 1B 1B | | 0-0 6-3 BB 1B | |
| Jimmie Coker, R (8, PH) OBP: 0.310, SLG: 0.407 | | 0-0 FC4-6 G6-3 1-2f | | 0-0 F8 | | 0-0 F8 | | 4-0 6-3 1-2 BB | |
| Johnny Edwards, L (1, 2) OBP: 0.303, SLG: 0.308 | | 0-0 FC4-6 G6-3 1-2f | | 0-0 F8 | | 0-0 F8 | | 4-0 6-3 1-2 BB | |
| Don Pavletich, R (6, PH) OBP: 0.340, SLG: 0.473 | | 0-0 FC4-6 G6-3 1-2f | | 0-0 F8 | | 0-0 F8 | | 4-0 6-3 1-2 BB | |
| Deron Johnson, R (1, 5) OBP: 0.265, SLG: 0.355 | | 0-0 G6-3 1-2f | | 0-0 F8 | | 4-0 1B 1B BB | 0-0 6-3 | 0-0 F8 | |
| Leo Cardenas, R (1, 6) OBP: 0.311, SLG: 0.427 | | 0-0 G6-3 1-2f | | 0-0 F8 | | 4-0 1B 1B BB | 0-0 6-3 | 0-0 F8 | |
| Sammy Ellis, L (1, 1) OBP: 0.150, SLG: 0.081 | | 0-0 G6-3 1-2f | | 0-0 F8 | | 4-0 1B 1B BB | 0-0 6-3 | 0-0 F8 | |
| Jack Baleschun, R (5, 1) OBP: 0.224, SLG: 0.203 | | 0-0 G6-3 1-2f | | 0-0 F8 | | 4-0 1B 1B BB | 0-0 6-3 | 0-0 F8 | |
| Giraldo Ruiz, S (5, PH) OBP: 0.224, SLG: 0.203 | | 0-0 G6-3 1-2f | | 0-0 F8 | | 4-0 1B 1B BB | 0-0 6-3 | 0-0 F8 | |
| Joe Nuxhall, L (6, 1) OBP: 0.222, SLG: 0.333 | | 0-0 G6-3 1-2f | | 0-0 F8 | | 4-0 1B 1B BB | 0-0 6-3 | 0-0 F8 | |
| Dick Simpson, R (7, PH) OBP: 0.220, SLG: 0.290 | | 0-0 G6-3 1-2f | | 0-0 F8 | | 4-0 1B 1B BB | 0-0 6-3 | 0-0 F8 | |
| Ted Davidson, R (8, 1) OBP: 0.220, SLG: 0.290 | | 0-0 G6-3 1-2f | | 0-0 F8 | | 4-0 1B 1B BB | 0-0 6-3 | 0-0 F8 | |
| Tommy Helms, R (8, PH) OBP: 0.325, SLG: 0.407 | | 0-0 G6-3 1-2f | | 0-0 F8 | | 4-0 1B 1B BB | 0-0 6-3 | 0-0 F8 | |
| Mel Queen, L (9, 1) OBP: 0.190, SLG: 0.088 | | 0-0 G6-3 1-2f | | 0-0 F8 | | 4-0 1B 1B BB | 0-0 6-3 | 0-0 F8 | |

| Inning Stats | R: 1 | H: 0 | E: 0 | K: 0 | S: 3 | H: 0 | LOB: 0 | BB: 1 | P: 7 | R: 0 | H: 1 | E: 0 | K: 0 | S: 3 | H: 1 | LOB: 0 | BB: 0 | P: 3 | R: 0 | H: 1 | E: 0 | K: 1 | S: 6 | H: 1 | LOB: 1 | BB: 0 | P: 6 | R: 0 | H: 0 | E: 0 | K: 0 | S: 3 | R: 1 | H: 2 | E: 0 | K: 0 | S: 5 | H: 2 | LOB: 2 | BB: 1 | P: 9 | R: 0 | H: 2 | E: 0 | K: 0 | S: 5 | H: 2 | LOB: 2 | BB: 0 | P: 5 | R: 0 | H: 2 | E: 1 | K: 1 | S: 8 | H: 2 | LOB: 3 | BB: 0 | P: 8 | R: 0 | H: 1 | E: 0 | K: 0 | S: 4 | H: 1 | LOB: 2 | BB: 1 | P: 8 | R: 0 | H: 0 | E: 0 | K: 0 | S: 3 | H: 0 | LOB: 0 | BB: 0 | P: 3 | 1B: 9 | SF: 1 | 2B: 0 | 3B: 0 | HR: 0 | SAC: 0 | DP: 1 | HBP: 0 | WP: 0 | PA: 39 |
|--------------|------|------|------|------|------|------|--------|-------|------|------|------|------|------|------|------|--------|-------|------|------|------|------|------|------|------|--------|-------|------|------|------|------|------|------|------|------|------|------|------|------|--------|-------|------|------|------|------|------|------|------|--------|-------|------|------|------|------|------|------|------|--------|-------|------|------|------|------|------|------|------|--------|-------|------|------|------|------|------|------|------|--------|-------|------|-------|-------|-------|-------|-------|--------|-------|--------|-------|--------|
|--------------|------|------|------|------|------|------|--------|-------|------|------|------|------|------|------|------|--------|-------|------|------|------|------|------|------|------|--------|-------|------|------|------|------|------|------|------|------|------|------|------|------|--------|-------|------|------|------|------|------|------|------|--------|-------|------|------|------|------|------|------|------|--------|-------|------|------|------|------|------|------|------|--------|-------|------|------|------|------|------|------|------|--------|-------|------|-------|-------|-------|-------|-------|--------|-------|--------|-------|--------|

| PITCHER | IP | WLS | BF | H | R | ER | SO | BB | IBB | HBP | BLK | WP | HR | S | P | ERA | WHIP |
|---------------------------------------|-----|-----|----|---|---|----|----|----|-----|-----|-----|----|----|----|----|------|-------|
| Ray Washburn, R (1, 1) ERA: 2.62 | 5.1 | W | 23 | 6 | 2 | 2 | 1 | 2 | 0 | 0 | 0 | 0 | 0 | 23 | 31 | 3.38 | 1.500 |
| Hal Woodeshick, L (6, 1) ERA: 2.16 | 3.2 | S | 16 | 3 | 0 | 0 | 1 | 1 | 0 | 0 | 0 | 0 | 0 | 17 | 21 | 0.00 | 1.091 |

| PITCHER | IP | WLS | BF | H | R | ER | SO | BB | IBB | HBP | BLK | WP | HR | S | P | ERA | WHIP |
|---------|----|-----|----|---|---|----|----|----|-----|-----|-----|----|----|---|---|-----|------|
|---------|----|-----|----|---|---|----|----|----|-----|-----|-----|----|----|---|---|-----|------|

| Batter | 1 | 2 | 3 | 4 | 5 | 6 | 7 | 8 | 9 | AB R H RBI BB SO LOB | TOP | | | | | | | | | | | | | | | | |
|---|---|---------------------------------|------------------------------|---------------------------------|------------------------------|----------------------------------|------------------------------|---------------------------------|------------------------------|---------------------------------|------------------------------|---------------------------------|------------------------------|----------------------------------|------------------------------|---------------------------------|------------------------------|---------------------------------|----------------------------------|------------------------------------|----------------------------------|--------|--|--|--|--|--|
| Curt Flood, R OBP: 0.309, SLG: 0.369 (1, 8) X | 0-0 5-3 | | 0-0 F6 | | 0-3 K | | 0-0 E6 1B FC4-2 | | 0-0 6-3 | 5 0 0 0 0 1 1 | | | | | | | | | | | | | | | | | |
| Lou Brock, L OBP: 0.295, SLG: 0.410 (1, 7) X | 0-0 4-3 | | 0-0 S 1B | | 0-0 F6 | | 0-0 WP S 1B | | 0-0 2B | 5 1 3 1 0 0 0 | | | | | | | | | | | | | | | | | |
| Tim McCarver, L OBP: 0.308, SLG: 0.421 (1, 2) X | 0-0 F8 | | 0-0 E S 1B 1-H | | 0-0 4-3 | | 0-0 FC4-2 WP | | 0-0 F8 | 5 0 1 1 0 0 3 | | | | | | | | | | | | | | | | | |
| Orlando Cepeda, R OBP: 0.367, SLG: 0.545 (1, 3) | | 0-0 5-3 | 4-0 1-3 BB | | 0-0 5-3 | | 4-0 1-2 2-3 IBB | | | 2 0 0 0 2 0 0 | | | | | | | | | | | | | | | | | |
| Mike Shannon, R OBP: 0.326, SLG: 0.480 (1, 9) | | 0-0 2B 1B | 0-0 5-3 | | 0-0 F8 | | 0-0 G3 | | | 4 1 1 0 0 0 5 | | | | | | | | | | | | | | | | | |
| Charley Smith, R OBP: 0.322, SLG: 0.391 (1, 5) | | 0-0 1-H 2B | | 0-0 F3 | | 0-0 1B | | 0-3 K | | 4 0 2 1 0 1 0 | | | | | | | | | | | | | | | | | |
| Julian Javier, R OBP: 0.254, SLG: 0.266 (1, 4) | | 0-0 F3 | | 0-0 5-3 1B | | 0-0 F3 | | 0-0 G5-4-3 1B | | 4 0 2 0 0 0 2 | | | | | | | | | | | | | | | | | |
| Dal Maxvill, R OBP: 0.318, SLG: 0.317 (1, 6) | | 0-0 F3 | | 0-0 5-3 1-2 | | 0-0 E SH1-4 1B | | 0-0 G5-4-3 1-2f | | 4 1 1 0 0 0 3 | | | | | | | | | | | | | | | | | |
| Al Jackson, L OBP: 0.238, SLG: 0.243 (1, 1) | | | 0-3 K | | 0-3 K | | 0-0 SH1-4 | | 0-0 4-3 | 2 0 0 0 0 2 1 | | | | | | | | | | | | | | | | | |
| Joe Hoerner, R (7, 1) | | | | | | | | | | 0 0 0 0 0 0 0 | | | | | | | | | | | | | | | | | |
| Phil Gagliano, R OBP: 0.339, SLG: 0.325 (9, PH) | | | | | | | | | | 1 0 0 0 0 0 0 | | | | | | | | | | | | | | | | | |
| Inning Stats | R: 0 E: 0 K: 0 S: 3 | H: 0 LOB: 0 BB: 0 P: 3 | R: 1 E: 0 K: 1 S: 5 | H: 2 LOB: 1 BB: 0 P: 5 | R: 1 E: 0 K: 1 S: 7 | H: 2 LOB: 2 BB: 1 P: 11 | R: 0 E: 0 K: 1 S: 6 | H: 1 LOB: 1 BB: 0 P: 6 | R: 0 E: 0 K: 1 S: 5 | H: 0 LOB: 0 BB: 0 P: 5 | R: 0 E: 0 K: 0 S: 4 | H: 1 LOB: 1 BB: 0 P: 4 | R: 1 E: 1 K: 0 S: 6 | H: 2 LOB: 3 BB: 1 P: 10 | R: 0 E: 0 K: 1 S: 5 | H: 1 LOB: 0 BB: 0 P: 5 | R: 0 E: 0 K: 0 S: 4 | H: 1 LOB: 1 BB: 0 P: 4 | 1B: 8 2B: 2 3B: 0 HR: 0 | SF: 0 SAC: 1 DP: 1 HBP: 0 | WP: 1 PB: 0 SB: 3 CS: 0 | PA: 39 | | | | | |
| PITCHER | IP WLS BF H R ER SO BB IBB HBP BLK WP HR S P ERA WHIP | | | | | | | | | | | | | | | | | | | | | | | | | | |
| Jim O'Toole, L ERA: 2.96 (1, 1) | 6.1 | | 27 | 7 | 3 | 3 | 3 | 1 | 0 | 0 | 0 | 0 | 0 | 32 | 36 | 4.26 | 1.263 | | | | | | | | | | |
| Billy McCool, L ERA: 1.78 (7, 1) | 2.2 | W | 12 | 3 | 0 | 0 | 1 | 0 | 1 | 0 | 0 | 1 | 0 | 13 | 17 | 0.00 | 1.125 | | | | | | | | | | |

St. Louis Cardinals @ Cincinnati Reds
Crosley Field, Cincinnati, OH
Sat Jul 16 1966, 3:33 AM EDT
Att. 5,844 - Unknown

livebaseballscorecards.com

| | |
|------------|----|
| AB | 36 |
| R | 3 |
| H | 10 |
| RBI | 3 |
| BB | 2 |
| SO | 4 |
| LOB | 15 |



| Batter | 1 | 2 | 3 | 4 | 5 | 6 | 7 | 8 | 9 | AB R H RBI BB SO LOB | TOP | | | | | | | | | | | |
|--|------------------------------|---------------------------------|------------------------------|---------------------------------|------------------------------|---------------------------------|-------------------------------|----------------------------------|------------------------------|---------------------------------|--|---------------------------------|------------------------------|---------------------------------|------------------------------|---------------------------------|------------------------------|---------------------------------|----------------------------------|------------------------------------|----------------------------------|--------|
| Tommy Harper, R (1, 9) OBP: 0.352, SLG: 0.387 | 0-0 5-3 | | 0-3 K | | 0-0 F2 | | 0-0 G6-4-3 | | 0-0 1B | 5 0 1 1 0 1 1 | <p>Cincinnati Reds @ Atlanta Braves</p> <p>Atlanta Stadium, Atlanta, GA</p> <p>Sun Jul 17 1966, 3:33 AM EDT</p> <p>Att: 36,522 - Unknown</p> | | | | | | | | | | | |
| Vada Pinson, L (1, 8) OBP: 0.341, SLG: 0.441 | 0-0 F6 | | 0-0 F4 | | 0-0 F8 | | | 0-0 5-3 | 0-0 F8 | 5 0 0 0 0 0 1 | | | | | | | | | | | | |
| Pete Rose, S (1, 4) OBP: 0.325, SLG: 0.398 | 0-0 HR | | | 0-0 HR | 0-0 2B | | | 0-0 F8 | | 4 2 3 2 0 0 0 | | | | | | | | | | | | |
| Tony Perez, R (1, 3) OBP: 0.293, SLG: 0.362 | 0-3 K | | | 0-3 K | 0-3 K | | | 0-0 E | 0-0 2B | 4 1 1 0 0 3 1 | | | | | | | | | | | | |
| Don Pavletich, R (1, 2) OBP: 0.347, SLG: 0.494 | | 0-0 F8 | | 0-0 HR | | 0-0 G5-4-3 | | 0-0 E5 | 0-0 1B | 4 1 3 1 0 0 0 | | | | | | | | | | | | |
| Jim Maloney, L (8, PR) OBP: 0.288, SLG: 0.229 | | | | 4-0 1B | WP | 0-0 F5 | | 0-3 K | | 0 0 0 0 0 0 0 | | | | | | | | | | | | |
| Johnny Edwards, L (8, 2) OBP: 0.303, SLG: 0.308 | | | | BB | BB | | | | | 0 0 0 0 0 0 0 | | | | | | | | | | | | |
| Tommy Helms, R (1, 5) OBP: 0.330, SLG: 0.412 | | 0-0 1B | | | | 0-0 F5 | | 0-3 K | | 3 1 1 0 1 1 2 | | | | | | | | | | | | |
| Deron Johnson, R (1, 7) OBP: 0.266, SLG: 0.353 | | 0-3 K | | 0-0 1B | | 0-0 G5-4-3 | | 0-3 K | | 4 0 1 1 0 2 2 | | | | | | | | | | | | |
| Leo Cardenas, R (1, 6) OBP: 0.307, SLG: 0.422 | 0-0 F9 | | | 0-3 K | 0-3 K | | 0-0 F3 | | 0-0 1B | 4 1 1 0 0 1 2 | | | | | | | | | | | | |
| Hank Fischer, R Jack Baldschun, R Milt Pappas, R Joe Nuxhall, L Gerardo Ruiz, S Don Nippel, R Ted Davidson, R Mel Queen, L Jimmie Coker, R | | | 0-3 K | 0-3 K | | 0-0 G6-4-3 | | 0-0 F7 | | 0 0 0 0 0 0 0 | | | | | | | | | | | | |
| Inning Stats | R: 1 E: 0 K: 1 S: 6 | H: 1 LOB: 0 BB: 0 P: 6 | R: 0 E: 0 K: 1 S: 6 | H: 1 LOB: 1 BB: 0 P: 6 | R: 0 E: 0 K: 2 S: 7 | H: 0 LOB: 0 BB: 0 P: 7 | R: 3 E: 0 K: 3 S: 12 | H: 3 LOB: 1 BB: 1 P: 16 | R: 0 E: 0 K: 1 S: 6 | H: 1 LOB: 1 BB: 0 P: 6 | R: 0 E: 0 K: 0 S: 3 | H: 1 LOB: 0 BB: 0 P: 3 | R: 0 E: 0 K: 0 S: 3 | H: 1 LOB: 0 BB: 0 P: 3 | R: 1 E: 1 K: 1 S: 7 | H: 2 LOB: 1 BB: 0 P: 7 | R: 1 E: 0 K: 1 S: 7 | H: 2 LOB: 1 BB: 0 P: 7 | 1B: 6 2B: 3 3B: 0 HR: 3 | SF: 0 SAC: 0 DP: 2 HBP: 0 | WP: 1 PB: 0 SB: 0 CS: 0 | PA: 38 |
| PITCHER Denny Lemaster, L (1, 1) ERA: 3.72 | IP 9.0 | WLS W | BF 38 | H 12 | R 6 | ER 5 | SO 10 | BB 1 | IBB 0 | HBP 0 | BLK 0 | WP 1 | HR 3 | S 57 | P 61 | ERA 5.00 | WHIP 1.444 | | | | | |
| | | | | | | | | | | | <p>PITCHER</p> <p>IP WLS BF H R ER SO BB IBB HBP BLK WP HR S P ERA WHIP</p> | | | | | | | | | | | |

livebaseballscorecards.com

| | |
|-----|----|
| AB | 37 |
| R | 6 |
| H | 12 |
| RBI | 5 |
| BB | 1 |
| SO | 10 |
| LOB | 11 |



| Batter | 1 | 2 | 3 | 4 | 5 | 6 | 7 | 8 | 9 | AB | R | H | RBI | BB | SO | LOB |
|---|--------------------------------------|------------|---------------------------|------------|-----------------------|---------------------|----------|---------------------|---|----|---|---|-----|----|----|-----|
| Felipe Alou, R OBP: 0.330, SLG: 0.511 (1, 3) (8, 7) | 0-0 F8 | 0-3 K | | 0-0 HR | 0-0 FC5-6 | | | 0-0 SH | | 4 | 1 | 1 | 2 | 0 | 1 | 1 |
| Eddie Mathews, L OBP: 0.317, SLG: 0.368 (1, 5) | 0-0 WP BB BB 1B | | 0-0 1B 1B SF9 1B | 0-0 F1 | 0-0 F7 | | | 0-0 G6-4-3 1B | | 5 | 2 | 3 | 1 | 0 | 0 | 1 |
| Hank Aaron, R OBP: 0.370, SLG: 0.580 (1, 9) | 4-0 BB WP 1-2 BB | | 0-0 F6 | 0-0 6-3 | | 0-0 G5-4-3 1B | | 0-3 K | | 4 | 0 | 1 | 0 | 1 | 1 | 3 |
| Joe Torre, R OBP: 0.375, SLG: 0.549 (1, 2) | 4-0 BB 1-2 2-3 BB | | 0-0 SF9 1B 1B | | 0-0 HR 1B | 0-0 G5-4-3 | | 0-0 G6-4-3 | | 4 | 1 | 2 | 0 | 1 | 0 | 3 |
| Mack Jones, L OBP: 0.330, SLG: 0.511 (1, 8) | 0-3 K | | 0-0 1-2 2-3 1B | | 0-0 HR 1B | 0-0 CS 1B | | | | 4 | 1 | 3 | 2 | 0 | 1 | 3 |
| Gary Geiger, L OBP: 0.325, SLG: 0.394 (1, 7) | 4-0 BB 1-2 2-3 3-H BB | | 0-0 SF9 | | 4-0 2B 1B BB | 0-0 CS | 0-3 K | | | 0 | 1 | 0 | 2 | 2 | 0 | 0 |
| Gene Oliver, R OBP: 0.250, SLG: 0.303 (7, PH) | | | | | | | | | | 1 | 0 | 0 | 0 | 0 | 1 | 0 |
| Denis Menke, R OBP: 0.364, SLG: 0.415 (8, 3) | | | | | | | | | | 0 | 0 | 0 | 0 | 0 | 0 | 0 |
| Frank Bolling, R OBP: 0.197, SLG: 0.220 (1, 4) | 0-0 FC6-4 1-2f | | 0-0 F5 | | 0-0 1B 2B | | | 0-0 6-3 | | 4 | 1 | 1 | 0 | 0 | 0 | 5 |
| Woody Woodward, R OBP: 0.328, SLG: 0.321 (1, 6) | | 0-0 6-3 | | 0-0 F7 | 0-3 K | | | 0-0 F9 | | 4 | 0 | 0 | 0 | 0 | 1 | 2 |
| Don Schwall, R OBP: 0.133, SLG: 0.071 (1, 1) | | | | | | | | | | 1 | 0 | 0 | 0 | 0 | 1 | 0 |
| Dan Schneider, L OBP: 0.750, SLG: 0.750 (3, 1) | | | | | | | | | | 2 | 1 | 2 | 2 | 0 | 0 | 0 |
| Ted Abernathy, R OBP: 0.300, SLG: 0.222 (6, 1) | | | | | | | | | | 0 | 0 | 0 | 0 | 0 | 0 | 0 |
| Chi-Chi Ojivo, R OBP: 0.270, SLG: 0.508 (8, PH) | | | | | | | | | | 0 | 0 | 0 | 0 | 0 | 0 | 0 |
| Tony Cloninger, R OBP: 0.270, SLG: 0.508 (8, PR) | | | | | | | | | | 0 | 0 | 0 | 0 | 0 | 0 | 0 |
| Felix Millan, R OBP: 0.250, SLG: 0.342 (8, PR) | | | | | | | | | | 0 | 1 | 0 | 0 | 0 | 0 | 0 |
| Clay Carroll, R (9, 1) | | | | | | | | | | 0 | 0 | 0 | 0 | 0 | 0 | 0 |

| Inning Stats | R: 1 | H: 1 | E: 0 | K: 1 | S: 6 | LOB: 3 | BB: 3 | P: 18 | R: 0 | H: 0 | E: 0 | K: 2 | S: 7 | LOB: 0 | BB: 0 | P: 7 | R: 1 | H: 3 | E: 0 | K: 0 | S: 6 | LOB: 2 | BB: 0 | P: 6 | R: 2 | H: 2 | E: 0 | K: 0 | S: 5 | LOB: 0 | BB: 0 | P: 5 | R: 4 | H: 4 | E: 0 | K: 1 | S: 9 | LOB: 1 | BB: 1 | P: 13 | R: 0 | H: 2 | E: 0 | K: 0 | S: 3 | LOB: 0 | BB: 0 | P: 3 | R: 0 | H: 0 | E: 0 | K: 1 | S: 5 | LOB: 0 | BB: 0 | P: 5 | R: 1 | H: 1 | E: 0 | K: 1 | S: 6 | LOB: 2 | BB: 0 | P: 7 |
|--------------|------|------|------|------|------|--------|-------|-------|------|------|------|------|------|--------|-------|------|------|------|------|------|------|--------|-------|------|------|------|------|------|------|--------|-------|------|------|------|------|------|------|--------|-------|-------|------|------|------|------|------|--------|-------|------|------|------|------|------|------|--------|-------|------|------|------|------|------|------|--------|-------|------|
|--------------|------|------|------|------|------|--------|-------|-------|------|------|------|------|------|--------|-------|------|------|------|------|------|------|--------|-------|------|------|------|------|------|------|--------|-------|------|------|------|------|------|------|--------|-------|-------|------|------|------|------|------|--------|-------|------|------|------|------|------|------|--------|-------|------|------|------|------|------|------|--------|-------|------|

| PITCHER | IP | WLS | BF | H | R | ER | SO | BB | IBB | HBP | BLK | WP | HR | S | P | ERA | WHIP |
|--|-----|-----|----|---|---|----|----|----|-----|-----|-----|----|----|----|----|-------|-------|
| Milt Pappas, R ERA: 4.13 (1, 1) | 4.0 | | 23 | 8 | 6 | 6 | 3 | 3 | 0 | 0 | 0 | 1 | 2 | 26 | 38 | 13.50 | 2.750 |
| Don Nottebart, R ERA: 2.06 (5, 1) | 2.0 | | 9 | 4 | 2 | 2 | 1 | 1 | 0 | 0 | 0 | 0 | 0 | 10 | 14 | 9.00 | 2.500 |
| Billy McCool, L ERA: 1.87 (7, 1) | 2.0 | L | 8 | 1 | 1 | 1 | 2 | 0 | 0 | 1 | 0 | 0 | 0 | 11 | 12 | 4.50 | 0.500 |

BOTTOM

Cincinnati Reds @ Atlanta Braves
Atlanta Stadium, Atlanta, GA

Mon Jul 18 1966, 3:33 AM EDT
Att. 12,131 - Unknown

AB 33
R 9
H 13
RBI 9
BB 4
SO 6
LOB 18

WP: 1 PA: 41
PB: 0
SB: 0
CS: 1



| 1B | 2B | 3B | HR | SF | SAC | DP | HBP | WP | HR | S | P | ERA | WHIP |
|----|----|----|----|----|-----|----|-----|----|----|---|---|-----|------|
| 10 | 1 | 0 | 2 | 1 | 2 | 2 | 1 | 1 | 0 | 0 | 0 | | |


| Batter | 1 | 2 | 3 | 4 | 5 | 6 | 7 | 8 | 9 | 10 | 11 | 12 | 13 | 14 | 15 | 16 | 17 | 18 | AB | R | H | RBI | BB | SO | LOB |
|--|-----|----------|-----------------|-----|----|-------------|---|------------|---|----|-------|----|-------|----|----|----------|----|-------|----|---|---|-----|----|----|-----|
| Glenn Beckert, R OBP: 0.321, SLG: 0.364 (1, 4) | P3 | | HBP 14 BB BB 1B | 5-3 | | BB BB BB BB | | 2-H 1B | | | SH1-4 | | FC1-6 | | | P3 | | 4-3 | 7 | 1 | 2 | 1 | 1 | 0 | 3 |
| Lee Thomas, L OBP: 0.278, SLG: 0.328 (1, 7) | 4-3 | | K | K | | BB BB BB BB | | 5-3 | | | F7 | | 4-3 | | | P5 | | K | 8 | 0 | 0 | 0 | 1 | 3 | 6 |
| Billy Williams, L OBP: 0.359, SLG: 0.486 (1, 9) | F7 | | 14 BB HBP BB | | P3 | 3-1 | | | | P5 | | | | | | E4 FC1-6 | | 1B 1B | 6 | 0 | 1 | 0 | 2 | 0 | 3 |
| Ron Santo, R OBP: 0.409, SLG: 0.549 (1, 5) | | 14 BB 1B | 14 BB HBP | | L8 | | | 14 BB G4-3 | | F8 | | | | | | FC1-6 | | 1B 1B | 6 | 0 | 2 | 0 | 1 | 0 | 3 |
| 14 Ernie Banks, R Adolfo Phillips, R John Boccabella, R | | | | | | | | | | | | | | | | | | | 3 | 0 | 2 | 1 | 2 | 0 | 1 |
| Byron Browne, R OBP: 0.326, SLG: 0.490 (1, 8) | | 1B | BB BB BB BB | | | | | | | | | | | | | | | | 0 | 0 | 0 | 0 | 0 | 0 | 0 |
| Randy Hundley, R OBP: 0.284, SLG: 0.401 (1, 2) | | | | | | | | | | | | | | | | | | | 3 | 0 | 0 | 0 | 0 | 0 | 3 |
| Don Kessinger, S OBP: 0.270, SLG: 0.269 (1, 6) | | | | | | | | | | | | | | | | | | | 8 | 0 | 0 | 0 | 0 | 5 | 7 |
| Robin Roberts, S Joey Amalfitano, R Bob Hendley, R Fergie Jenkins, R Don Bryant, R | | | | | | | | | | | | | | | | | | | 5 | 1 | 0 | 0 | 2 | 2 | 2 |
| Don Kessinger, S OBP: 0.270, SLG: 0.269 (1, 6) | | | | | | | | | | | | | | | | | | | 7 | 0 | 3 | 0 | 0 | 1 | 3 |
| Robin Roberts, S Joey Amalfitano, R Bob Hendley, R Fergie Jenkins, R Don Bryant, R | | | | | | | | | | | | | | | | | | | 2 | 0 | 0 | 0 | 0 | 2 | 1 |
| Don Kessinger, S OBP: 0.270, SLG: 0.269 (1, 6) | | | | | | | | | | | | | | | | | | | 0 | 0 | 0 | 0 | 1 | 0 | 0 |
| Don Kessinger, S OBP: 0.270, SLG: 0.269 (1, 6) | | | | | | | | | | | | | | | | | | | 1 | 0 | 0 | 0 | 0 | 0 | 0 |
| Don Kessinger, S OBP: 0.270, SLG: 0.269 (1, 6) | | | | | | | | | | | | | | | | | | | 1 | 0 | 0 | 0 | 0 | 1 | 1 |
| Don Kessinger, S OBP: 0.270, SLG: 0.269 (1, 6) | | | | | | | | | | | | | | | | | | | 1 | 0 | 0 | 0 | 0 | 1 | 0 |

| Inning Stats | R: 0 | H: 0 | E: 0 | K: 0 | S: 3 | P: 3 | R: 0 | H: 2 | E: 0 | K: 2 | S: 9 | P: 9 | R: 1 | H: 1 | E: 0 | K: 3 | S: 10 | P: 19 | R: 0 | H: 1 | E: 0 | K: 1 | S: 6 | P: 10 | R: 0 | H: 1 | E: 0 | K: 1 | S: 6 | P: 6 | R: 0 | H: 1 | E: 0 | K: 1 | S: 6 | P: 14 | R: 0 | H: 0 | E: 0 | K: 1 | S: 4 | P: 8 | R: 1 | H: 1 | E: 0 | K: 1 | S: 6 | P: 7 | R: 0 | H: 0 | E: 0 | K: 0 | S: 2 | P: 6 | R: 0 | H: 0 | E: 0 | K: 2 | S: 6 | P: 10 | R: 0 | H: 0 | E: 0 | K: 0 | S: 3 | P: 11 | R: 0 | H: 0 | E: 0 | K: 0 | S: 3 | P: 3 | R: 0 | H: 1 | E: 0 | K: 0 | S: 4 | P: 4 | R: 0 | H: 0 | E: 0 | K: 0 | S: 4 | P: 4 | R: 0 | H: 1 | E: 0 | K: 1 | S: 5 | P: 5 | R: 0 | H: 2 | E: 0 | K: 0 | S: 5 | P: 5 | R: 0 | H: 0 | E: 0 | K: 0 | S: 3 | P: 3 | R: 0 | H: 0 | E: 0 | K: 2 | S: 7 | P: 7 | R: 0 | H: 0 | E: 0 | K: 2 | S: 7 | P: 7 |
|--------------------------------------|------|------|------|------|------|------|------|------|------|------|------|------|------|------|------|------|-------|-------|------|------|------|------|------|-------|------|------|------|------|------|------|------|------|------|------|------|-------|------|------|------|------|------|------|------|------|------|------|------|------|------|------|------|------|------|------|------|------|------|------|------|-------|------|------|------|------|------|-------|------|------|------|------|------|------|------|------|------|------|------|------|------|------|------|------|------|------|------|------|------|------|------|------|------|------|------|------|------|------|------|------|------|------|------|------|------|------|------|------|------|------|------|------|------|------|------|------|
| PITCHER | IP | WLS | BF | H | R | ER | SO | BB | IBB | HBP | BLK | WP | HR | S | P | ERA | WHIP | | | | | | | | | | | | | | | | | | | | | | | | | | | | | | | | | | | | | | | | | | | | | | | | | | | | | | | | | | | | | | | | | | | | | | | | | | | | | | | | | | | | | | | | | | | | | | | | | |
| Jim Maloney, R ERA: 2.6 (1, 1) | 10.0 | | 44 | 7 | 2 | 2 | 12 | 8 | 0 | 2 | 0 | 0 | 0 | 58 | 92 | 1.80 | 1.500 | | | | | | | | | | | | | | | | | | | | | | | | | | | | | | | | | | | | | | | | | | | | | | | | | | | | | | | | | | | | | | | | | | | | | | | | | | | | | | | | | | | | | | | | | | | | | | | | | |
| Billy McCool, L ERA: 1.73 (11, 1) | 5.0 | | 19 | 2 | 0 | 0 | 1 | 2 | 0 | 0 | 0 | 0 | 0 | 19 | 27 | 0.00 | 0.800 | | | | | | | | | | | | | | | | | | | | | | | | | | | | | | | | | | | | | | | | | | | | | | | | | | | | | | | | | | | | | | | | | | | | | | | | | | | | | | | | | | | | | | | | | | | | | | | | | |
| Joe Nuxhall, L ERA: 4.75 (16, 1) | 3.0 | W | 11 | 2 | 0 | 0 | 2 | 0 | 0 | 0 | 0 | 0 | 0 | 15 | 15 | 0.00 | 0.667 | | | | | | | | | | | | | | | | | | | | | | | | | | | | | | | | | | | | | | | | | | | | | | | | | | | | | | | | | | | | | | | | | | | | | | | | | | | | | | | | | | | | | | | | | | | | | | | | | |

BOTTOM

Cincinnati Reds @ Chicago Cubs
Wrigley Field, Chicago, IL
Tue Jul 19 1966, 3:33 AM CDT
Att. 6,941 - Unknown

| | |
|-----|----|
| AB | 58 |
| R | 2 |
| H | 11 |
| RBI | 2 |
| BB | 10 |
| SO | 15 |
| LOB | 33 |



WP: 0 PA: 75
PB: 0
SB: 0
CS: 2

| Batter | 1 | 2 | 3 | 4 | 5 | 6 | 7 | 8 | 9 | AB R H RBI BB SO LOB |
|--|---------------------------|-----------|------------------|---|-----------|---|------------|-------------------------------|----------|--|
| Adolfo Phillips, R OBP: 0.361, SLG: 0.487 (1, 8) | 0-0 5-3 S SF8 1B | | 0-0 F5 | | 0-3 K | | | 0-0 5-3 | 0-3 K | 5 1 1 0 0 2 1 |
| Glenn Beckert, R OBP: 0.323, SLG: 0.368 (1, 4) | 0-0 5-3 1-3 | | 0-0 BB 1B | | 0-0 P6 | | | 0-0 14 2B 2B | | 4 1 2 0 0 0 1 |
| Billy Williams, L OBP: 0.360, SLG: 0.485 (1, 9) | 0-0 SF8 3-H | | 4-0 1-2 BB | | 0-0 | | 0-0 4-3 | 4-0 14 2B 1B IBB | | 1 1 0 1 2 0 0 |
| Ron Santo, R OBP: 0.407, SLG: 0.543 (1, 5) | 4-0 BB | | 0-0 F8 | | 0-0 | | 0-0 5-3 | 0-0 F7 | | 3 0 0 0 1 0 4 |
| 14 Ernie Banks, R OBP: 0.280, SLG: 0.366 (1, 3) | 0-0 4-3 | | 0-0 F7 | | 0-0 | | 4-0 BB | 0-0 1-3 2-H 1B 2B | | 3 1 1 1 1 0 1 |
| Byron Browne, R OBP: 0.325, SLG: 0.487 (1, 7) | | 0-3 K | 0-3 K | | 0-3 K | | 0-3 K | 0-0 2-H 3-H 1B | | 4 0 1 2 0 3 1 |
| Randy Hundley, R OBP: 0.284, SLG: 0.397 (1, 2) | | 0-3 K | 4-0 BB | | 0-3 K | | 0-3 K | 0-3 K | | 3 0 0 0 1 3 0 |
| Don Kessinger, S OBP: 0.267, SLG: 0.266 Marty Keough, L OBP: 0.263, SLG: 0.182 (9, PH) | | 0-0 F7 | 0-3 K | | 0-3 K | | 0-0 1-3 | 0-3 K | | 3 0 0 0 0 1 1 1 0 0 0 0 1 0 |
| Cal Koonce, R OBP: 1.000, SLG: 1.000 Don Lee, R OBP: 0.250, SLG: 0.250 Billy Hoefl, L OBP: 0.275, SLG: 0.396 George Altman, L (9, PH) | | | 0-3 K | | 0-3 K | | 0-0 F9 | 0-0 1B | | 3 0 0 0 0 2 0 0 0 0 0 0 0 0 0 0 0 0 0 0 0 1 0 1 0 0 0 0 |

| Inning Stats | R: 1 | H: 1 | E: 0 | K: 0 | S: 4 | R: 0 | H: 0 | E: 0 | K: 2 | S: 7 | R: 0 | H: 1 | E: 0 | K: 1 | S: 6 | R: 0 | H: 0 | E: 0 | K: 2 | S: 7 | R: 0 | H: 0 | E: 0 | K: 1 | S: 7 | R: 0 | H: 0 | E: 0 | K: 1 | S: 5 | R: 0 | H: 0 | E: 0 | K: 1 | S: 5 | R: 3 | H: 3 | E: 0 | K: 0 | S: 5 | R: 0 | H: 1 | E: 0 | K: 3 | S: 10 | 1B: 4 | 2B: 2 | 3B: 0 | HR: 0 | SF: 1 | SAC: 0 | DP: 0 | HBP: 0 | WP: 0 | PA: 37 |
|--------------|------|------|------|------|------|------|------|------|------|------|------|------|------|------|------|------|------|------|------|------|------|------|------|------|------|------|------|------|------|------|------|------|------|------|------|------|------|------|------|------|------|------|------|------|-------|-------|-------|-------|-------|-------|--------|-------|--------|-------|--------|
|--------------|------|------|------|------|------|------|------|------|------|------|------|------|------|------|------|------|------|------|------|------|------|------|------|------|------|------|------|------|------|------|------|------|------|------|------|------|------|------|------|------|------|------|------|------|-------|-------|-------|-------|-------|-------|--------|-------|--------|-------|--------|


| PITCHER | IP | WLS | BF | H | R | ER | SO | BB | IBB | HBP | BLK | WP | HR | S | P | ERA | WHIP |
|---------------------------------------|-----|-----|----|---|---|----|----|----|-----|-----|-----|----|----|----|----|------|-------|
| Sammy Ellis, R ERA: 5.36 (1, 1) | 8.0 | W | 33 | 5 | 4 | 4 | 9 | 4 | 1 | 0 | 0 | 0 | 0 | 46 | 66 | 4.50 | 1.125 |
| Mel Queen, R ERA: (9, 1) | 1.0 | S | 4 | 1 | 0 | 0 | 3 | 0 | 0 | 0 | 0 | 0 | 0 | 10 | 10 | 0.00 | 1.000 |

BOTTOM

Cincinnati Reds @ Chicago Cubs
 Wrigley Field, Chicago, IL
 Wed Jul 20 1966, 3:33 AM CDT
 Unknown

livebaseballscorecards.com

| | |
|-----|----|
| AB | 31 |
| R | 4 |
| H | 6 |
| RBI | 4 |
| BB | 5 |
| SO | 12 |
| LOB | 9 |



| Batter | 1 | 2 | 3 | 4 | 5 | 6 | 7 | 8 | 9 | AB R H RBI BB SO LOB | TOP | |
|--|---|---|---|---|---|--|--|---|---|--|---|---|
| Tommy Harper, R OBP: 0.354, SLG: 0.393 (1, 8) X | 0-0 4-3 | | 0-0 5-3 | | 0-0 FC1-5 1B FC6-2 | | 0-0 SH 2B 1B | | | 4 1 1 0 0 0 2 | | |
| Dick Simpson, R OBP: 0.293, SLG: 0.371 (1, 9) B B B | 4-0 1B FC6-4 BB | | 4-0 BB | | 0-0 FC6-2 1B | | 0-0 SH 2B | | | 1 2 1 1 2 0 0 | | |
| Pete Rose, S OBP: 0.314, SLG: 0.383 (1, 4) X | 0-0 FC6-4 1B | | 0-0 P6 | | 0-0 FC6-2 | | 0-0 5-3 | | | 4 0 1 0 0 0 5 | | |
| Tony Perez, R OBP: 0.289, SLG: 0.353 (1, 3) X | 0-0 FC6-4 1-2f 3-H | | | 0-0 P4 | 0-0 F9 | | 4-0 2B IBB | | | 3 0 0 1 1 0 3 | | |
| Don Pavletich, R OBP: 0.343, SLG: 0.519 Jimmie Coker, R OBP: 0.294, SLG: 0.406 (1, 2) X (7, PH) (7, 2) | 0-0 1-3 | | | 0-0 HR | | 0-0 F9 | 0-0 2B | | | 3 1 1 1 0 0 1 1 0 1 2 0 0 0 | | |
| Tommy Helms, R OBP: 0.329, SLG: 0.409 (1, 5) X | | 0-0 F8 | | 0-3 K | | 0-3 K | 0-3 K | | | 4 0 0 0 0 3 2 | | |
| Deron Johnson, R OBP: 0.268, SLG: 0.355 Giraldo Ruiz, S OBP: 0.243, SLG: 0.224 (1, 7) X (6, PR) (6, 7) | | 0-0 6-3 | | 0-0 CS 1B | | 0-0 2B | 0-0 4-3 | | | 3 0 2 0 0 0 0 1 0 0 0 0 0 2 | | |
| Leo Cardenas, R OBP: 0.316, SLG: 0.423 (1, 6) X | | 0-3 K | | 0-0 CS | 0-0 FC1-5 BB 1B | | 4-0 IBB | | | 2 0 1 0 1 1 0 | | |
| Jim O'Toole, S OBP: 0.167, SLG: 0.130 (1, 1) X | | | 0-3 K | | 4-0 FC1-5 1B BB | | 0-0 F8 | | | 2 1 0 0 1 1 2 | | |
| Inning Stats | R: 1 E: 0 K: 0 S: 4 H: 1 LOB: 1 BB: 1 P: 8 | R: 0 E: 0 K: 1 S: 5 H: 0 LOB: 0 BB: 0 P: 5 | R: 0 E: 0 K: 1 S: 5 H: 0 LOB: 1 BB: 1 P: 9 | R: 1 E: 0 K: 1 S: 6 H: 2 LOB: 0 BB: 0 P: 6 | R: 1 E: 0 K: 0 S: 5 H: 2 LOB: 2 BB: 1 P: 9 | R: 0 E: 0 K: 1 S: 6 H: 1 LOB: 2 BB: 1 P: 10 | R: 2 E: 1 K: 1 S: 8 H: 2 LOB: 2 BB: 1 P: 12 | | | 1B: 5 SF: 0 2B: 2 SAC: 1 3B: 0 DP: 0 HR: 1 HBP: 0 | WP: 0 PA: 35 PB: 0 SB: 0 CS: 1 | |
| PITCHER Ken Holtzman, L ERA: 4.11 Don Lee, R ERA: 4.66 (1, 1) (7, 1) | IP WLS BF H R ER SO BB IBB HBP BLK WP HR S P ERA WHIP | | | | | | | | | | | PITCHER IP WLS BF H R ER SO BB IBB HBP BLK WP HR S P ERA WHIP |
| | 6.1 L 32 8 5 4 4 3 2 0 0 0 1 35 55 5.68 1.737 | | | | | | | | | | | |

Cincinnati Reds @ Chicago Cubs
Wrigley Field, Chicago, IL
Wed Jul 20 1966, 3:38 AM CDT
Att. 12,238 - Unknown

livebaseballscorecards.com

AB 28
R 5
H 8
RBI 5
BB 5
SO 5
LOB 17



| Batter | 1 | 2 | 3 | 4 | 5 | 6 | 7 | 8 | 9 | AB R H RBI BB SO LOB | TOP | | | | | | | | | | | |
|---|--|---------------------------------|------------------------------|---------------------------------|------------------------------|---------------------------------|------------------------------|---------------------------------|------------------------------|---------------------------------|------------------------------|---------------------------------|--|---------------------------------|------------------------------|---------------------------------|------------------------------|---------------------------------|----------------------------------|------------------------------------|----------------------------------|--------|
| Tommy Harper, R (1, 9) OBP: 0.356, SLG: 0.392 | 0-0 P2 | | 0-0 1B | | | 4-0 FC6-4 BB | | 0-0 F9 | | 3 0 1 0 1 0 1 | | | | | | | | | | | | |
| Vada Pinson, L (1, 8) OBP: 0.332, SLG: 0.424 | 0-0 3-1 | | 0-3 K | | | 0-0 P2 | | 0-0 FC3-6 1B 1-2f | | 4 0 0 0 0 1 4 | | | | | | | | | | | | |
| Pete Rose, S (1, 4) OBP: 0.313, SLG: 0.381 | 0-0 6-3 | | 0-0 4-3 | | | 0-0 L9 | | 0-0 1B 1-3 | | 4 0 1 0 0 0 3 | | | | | | | | | | | | |
| Tony Perez, R (1, 3) OBP: 0.284, SLG: 0.345 | | 0-0 F8 | | 0-0 L9 | | 0-0 FC6-4 1-2f | | 0-0 1-3 | | 4 0 0 0 0 0 3 | | | | | | | | | | | | |
| Billy McCool, R (8, 1) OBP: 0.286, SLG: 0.231 | | | | | | | | | | 0 0 0 0 0 0 0 | | | | | | | | | | | | |
| Tommy Helms, R (1, 5) OBP: 0.324, SLG: 0.404 | | 0-0 F9 | | 0-0 P4 | | | 0-0 P6 | | 0-0 P4 | 4 0 0 0 0 0 0 | | | | | | | | | | | | |
| Deron Johnson, R (1, 7) OBP: 0.268, SLG: 0.351 | | 0-0 P5 | | 0-0 1-3 | | | 4-0 FC5-4 BB | | 0-0 6-3 | 3 0 0 0 1 0 0 | | | | | | | | | | | | |
| Jimmie Coker, R (1, 2) OBP: 0.263, SLG: 0.361 | | | 0-0 E6 FC4-6 | | 0-0 F8 | | 0-0 FC5-4 1-2f | | 0-0 F9 | 4 0 0 0 0 0 1 | | | | | | | | | | | | |
| Leo Cardenas, R (1, 6) OBP: 0.316, SLG: 0.420 | | | 0-0 FC4-6 1B 1-2f | | 4-0 G6-4-3 BB | | 0-0 1-3 | | | 2 1 0 0 1 0 2 | | | | | | | | | | | | |
| Hank Fischer, R (1, 1) OBP: 0.043, SLG: 0.043 | | | 0-0 1B | | 0-0 G6-4-3 1-2f | | | 4-0 FC3-6 BB | | 2 0 1 1 0 0 1 | | | | | | | | | | | | |
| Jack Baldschun, R (5, 1) | | | 2-H 1B | | | | | | | 0 0 0 0 0 0 0 | | | | | | | | | | | | |
| Giraldo Ruiz, S (8, PH) OBP: 0.254, SLG: 0.224 | | | | | | | | | | 0 0 0 0 1 0 0 | | | | | | | | | | | | |
| Inning Stats | R: 0 E: 0 K: 0 S: 3 | H: 0 LOB: 0 BB: 0 P: 3 | R: 0 E: 0 K: 0 S: 3 | H: 0 LOB: 0 BB: 0 P: 3 | R: 1 E: 2 K: 1 S: 8 | H: 2 LOB: 2 BB: 0 P: 8 | R: 0 E: 0 K: 0 S: 3 | H: 0 LOB: 0 BB: 0 P: 3 | R: 0 E: 0 K: 0 S: 2 | H: 0 LOB: 0 BB: 1 P: 6 | R: 0 E: 0 K: 0 S: 3 | H: 0 LOB: 1 BB: 1 P: 7 | R: 0 E: 0 K: 0 S: 3 | H: 0 LOB: 1 BB: 1 P: 7 | R: 0 E: 0 K: 0 S: 4 | H: 1 LOB: 2 BB: 1 P: 8 | R: 0 E: 0 K: 0 S: 3 | H: 0 LOB: 0 BB: 0 P: 3 | 1B: 3 2B: 0 3B: 0 HR: 0 | SF: 0 SAC: 0 DP: 1 HBP: 0 | WP: 0 PB: 0 SB: 0 CS: 0 | PA: 34 |
| PITCHER Curt Simmons, L (1, 1) ERA: 3.74 | IP: 9.0 WLS: W BF: 34 H: 3 R: 1 ER: 0 SO: 1 BB: 4 IBB: 0 HBP: 0 BLK: 0 WP: 0 HR: 0 S: 32 P: 48 ERA: 0.00 WHIP: 0.778 | | | | | | | | | | | PITCHER | IP: 9.0 WLS: W BF: 34 H: 3 R: 1 ER: 0 SO: 1 BB: 4 IBB: 0 HBP: 0 BLK: 0 WP: 0 HR: 0 S: 32 P: 48 ERA: 0.00 WHIP: 0.778 | | | | | | | | | |

Cincinnati Reds @ Chicago Cubs
Wrigley Field, Chicago, IL
Thu Jul 21 1966, 3:33 AM CDT
Att. 7,533 - Unknown

livebaseballscorecards.com

AB 30
R 1
H 3
RBI 1
BB 4
SO 1
LOB 15



| Batter | 1 | 2 | 3 | 4 | 5 | 6 | 7 | 8 | 9 | AB | R | H | RBI | BB | SO | LOB |
|--|----------------|---------|-----------|----------------------|------------------|--------|-----------------|-----------------------|---|----|---|---|-----|----|----|-----|
| Adolfo Phillips, R OBP: 0.366, SLG: 0.492 (1, 8) | 0-0 P5 | | 4-0 CS BB | | 0-0 FC3-2 1B | | 0-3 K | | | 3 | 0 | 1 | 0 | 1 | 1 | 0 |
| Glenn Beckert, R OBP: 0.327, SLG: 0.368 (1, 4) | 4-0 1B BB | | 0-0 5-3 | | 0-0 L9 | | 0-0 5-3 | | | 3 | 1 | 0 | 0 | 1 | 0 | 2 |
| Billy Williams, L OBP: 0.359, SLG: 0.481 (1, 9) | 0-0 1B 1-2 1B | | 0-0 F7 | | 0-0 FC3-2 HBP 1B | | 0-0 1-3 | | | 4 | 0 | 2 | 0 | 0 | 0 | 0 |
| Ron Santo, R OBP: 0.405, SLG: 0.536 (1, 5) | 0-0 F9 | | | 0-0 14 3B 1B | 1-0 FC3-2 HBP | | 0-0 6-3 | | | 3 | 1 | 1 | 0 | 0 | 0 | 2 |
| George Altman, L OBP: 0.292, SLG: 0.410 (1, 7) | 0-0 1-2 2-H 1B | | | 0-0 14 3B 1B | 0-0 FC3-2 | | 0-0 14 2B 3B 1B | | | 4 | 2 | 3 | 1 | 0 | 0 | 3 |
| 14 Ernie Banks, R OBP: 0.280, SLG: 0.375 (1, 3) | 0-3 K | | | 0-0 1-H 2-H FC1-2 3B | 0-0 6-3 | | 0-0 1-3 3B 2B | | | 4 | 1 | 2 | 2 | 0 | 1 | 5 |
| Randy Hundley, R OBP: 0.283, SLG: 0.393 (1, 2) | | 0-0 1-3 | | 0-0 L6 | | 0-0 P5 | | 4-0 3B IBB | | 3 | 1 | 0 | 0 | 1 | 0 | 1 |
| Don Kessinger, S OBP: 0.265, SLG: 0.271 (1, 6) | | 0-3 K | | 0-0 FC1-2 | | 0-0 F7 | | 0-0 1-H 2-H 3-H CS 3B | | 4 | 0 | 1 | 3 | 0 | 1 | 1 |
| Curt Simmons, L OBP: 0.143, SLG: 0.150 (1, 1) | | 0-0 4-3 | | 0-0 F9 | | 0-3 K | | 0-0 1-3 | | 4 | 0 | 0 | 0 | 0 | 1 | 2 |


| Inning Stats | R: 1 | H: 2 | E: 0 | K: 1 | S: 7 | L: 22 | R: 0 | H: 0 | E: 0 | K: 1 | S: 5 | R: 0 | H: 0 | E: 0 | K: 0 | S: 2 | R: 2 | H: 3 | E: 0 | K: 0 | S: 6 | R: 0 | H: 2 | E: 0 | K: 1 | S: 5 | R: 0 | H: 0 | E: 0 | K: 1 | S: 5 | R: 3 | H: 3 | E: 0 | K: 0 | S: 5 |
|--------------|--------|-------|-------|--------|-------|-------|--------|-------|------|--------|-------|--------|-------|------|--------|-------|--------|-------|-------|------|--------|-------|--------|-------|------|--------|-------|------|-------|--------|-------|--------|-------|-------|-------|-------|
| | LOB: 2 | BB: 1 | P: 11 | LOB: 0 | BB: 0 | P: 5 | LOB: 0 | BB: 0 | P: 5 | LOB: 1 | BB: 0 | LOB: 3 | BB: 0 | P: 6 | LOB: 0 | BB: 0 | LOB: 0 | BB: 1 | BB: 0 | P: 5 | LOB: 0 | BB: 0 | LOB: 0 | BB: 0 | P: 9 | LOB: 0 | BB: 1 | P: 9 | SF: 0 | SAC: 0 | DP: 0 | HBP: 1 | 1B: 7 | 2B: 1 | 3B: 2 | HR: 0 |

| PITCHER | IP | WLS | BF | H | R | ER | SO | BB | IBB | HBP | BLK | WP | HR | S | P | ERA | WHIP |
|--|-----|-----|----|---|---|----|----|----|-----|-----|-----|----|----|----|----|-------|-------|
| Hank Fischer, R ERA: 4.99 (1, 1) | 4.1 | L | 22 | 7 | 3 | 3 | 2 | 2 | 0 | 1 | 0 | 0 | 0 | 23 | 32 | 6.23 | 2.077 |
| Jack Baldschun, R ERA: 5.64 (5, 1) | 2.2 | | 8 | 0 | 0 | 0 | 2 | 0 | 0 | 0 | 0 | 0 | 0 | 12 | 12 | 0.00 | 0.000 |
| Billy McCool, L ERA: 2.1 (8, 1) | 1.0 | | 6 | 3 | 3 | 3 | 0 | 0 | 1 | 0 | 0 | 0 | 0 | 5 | 9 | 27.00 | 3.000 |

BOTTOM

Cincinnati Reds @ Chicago Cubs
Wrigley Field, Chicago, IL
Thu Jul 21 1966, 3:33 AM CDT
Att. 7,533 - Unknown

| | |
|------------|-----------|
| AB | 32 |
| R | 6 |
| H | 10 |
| RBI | 6 |
| BB | 3 |
| SO | 4 |
| LOB | 16 |



| WP | HR | S | P | ERA | WHIP |
|----|----|---|---|-----|------|
| 0 | 0 | 0 | 0 | 0 | 0 |

| Batter | 1 | 2 | 3 | 4 | 5 | 6 | 7 | 8 | 9 | AB R H RBI BB SO LOB | TOP | | | | | | | | | | | | | | | | | | | | | | |
|--|------------------------------|---------------------------------|------------------------------|---------------------------------|------------------------------|---------------------------------|------------------------------|---------------------------------|------------------------------|---|------------------------------|---------------------------------|------------------------------|---------------------------------|------------------------------|----------------------------------|------------------------------|---------------------------------|----------------------------------|------------------------------------|----------------------------------|--------|----|----|---|---|-----|------|--|--|--|--|--|
| Felipe Alou, R OBP: 0.341, SLG: 0.519 (1, 7) (6, 3) | 0-0 F8 | | 0-0 CS 1B | | | 0-0 4-3 | | 0-0 F7 FC5-2 2B | | 4 0 2 0 0 0 0 | | | | | | | | | | | | | | | | | | | | | | | |
| Frank Bolling, R OBP: 0.215, SLG: 0.247 (1, 4) | 0-0 HR | | 0-3 K 1-2 | | | 0-0 1B SF7 1B | | 0-0 F7 2-3 | | 4 2 2 1 0 1 2 | | | | | | | | | | | | | | | | | | | | | | | |
| Hank Aaron, R OBP: 0.371, SLG: 0.577 (1, 9) | 0-3 K | | | 0-0 F9 | | 0-0 FC6-4 1B | | 4-0 BB FC5-2 BB | | 3 0 1 0 1 1 0 | | | | | | | | | | | | | | | | | | | | | | | |
| Joe Torre, R OBP: 0.371, SLG: 0.554 (1, 3) (6, 2) | 0-0 1B | | | 0-0 F3 | | 0-0 SF7 | | 0-0 FC5-2 BB | | 3 0 1 1 0 0 2 | | | | | | | | | | | | | | | | | | | | | | | |
| Gene Oliver, R OBP: 0.244, SLG: 0.308 Rico Carty, R OBP: 0.391, SLG: 0.409 (1, 2) (6, PH) (6, 7) | 0-0 F7 | | | 0-0 F9 | | 0-0 FC6-4 1-2f | | 4-0 BB 1-2 2-3 BB | | 2 0 0 0 0 0 1 1 0 0 0 1 0 1 | | | | | | | | | | | | | | | | | | | | | | | |
| Miguel de la Hoz, R OBP: 0.248, SLG: 0.286 (1, 5) | | 0-0 5-3 | | | 0-0 F9 | | 0-0 F9 | 0-3 K | | 4 0 0 0 0 1 3 | | | | | | | | | | | | | | | | | | | | | | | |
| Mack Jones, L OBP: 0.321, SLG: 0.488 (1, 8) | | 0-0 F6 | | | 0-3 K | | 0-0 6-3 | | 0-0 F4 | 4 0 0 0 0 1 0 | | | | | | | | | | | | | | | | | | | | | | | |
| Felix Millan, R OBP: 0.298, SLG: 0.341 (1, 6) | | 0-0 6-3 | | | 0-0 E4 | | 0-0 1B | | 0-0 F7 | 4 0 1 0 0 0 0 | | | | | | | | | | | | | | | | | | | | | | | |
| Don Schwall, R OBP: 0.118, SLG: 0.063 Dick Kelley, R Clay Carroll, R Tony Cloninger, R OBP: 0.277, SLG: 0.492 Dan Schneider, L OBP: 0.600, SLG: 0.600 (1, 1) (6, 1) (6, 1) (7, PH) (7, 1) | | | 0-3 K | | 0-3 K | | 0-0 4-3 | | 0-0 F4 | 2 0 0 0 0 2 1 0 0 0 0 0 0 0 0 0 0 0 0 0 0 1 0 0 0 0 0 1 1 0 0 0 0 0 0 | | | | | | | | | | | | | | | | | | | | | | | |
| Inning Stats | R: 1 E: 0 K: 1 S: 7 | H: 2 LOB: 1 BB: 0 P: 7 | R: 0 E: 0 K: 2 S: 3 | H: 0 LOB: 0 BB: 0 P: 3 | R: 0 E: 0 K: 2 S: 7 | H: 1 LOB: 1 BB: 0 P: 7 | R: 0 E: 0 K: 0 S: 3 | H: 0 LOB: 0 BB: 0 P: 3 | R: 0 E: 1 K: 2 S: 8 | H: 0 LOB: 1 BB: 0 P: 8 | R: 1 E: 0 K: 0 S: 5 | H: 2 LOB: 1 BB: 0 P: 5 | R: 0 E: 0 K: 0 S: 4 | H: 1 LOB: 1 BB: 0 P: 4 | R: 0 E: 0 K: 1 S: 6 | H: 1 LOB: 3 BB: 2 P: 14 | R: 0 E: 0 K: 0 S: 3 | H: 0 LOB: 0 BB: 0 P: 3 | 1B: 5 2B: 2 3B: 0 HR: 1 | SF: 1 SAC: 0 DP: 1 HBP: 0 | WP: 0 PB: 0 SB: 0 CS: 1 | PA: 36 | | | | | | | | | | | |
| PITCHER Joe Nuxhall, L ERA: 4.41 Don Nottebart, R ERA: 2.01 (1, 1) (8, 1) | IP 7.1 | WLS W | BF 30 | H 7 | R 2 | ER 2 | SO 5 | BB 1 | IBB 0 | HBP 0 | BLK 0 | WP 0 | HR 1 | S 39 | P 43 | ERA 2.46 | WHIP 1.091 | | | | | | | | | | | | | | | | |
| | | | | | | | | | | | PITCHER | IP | WLS | BF | H | R | ER | SO | BB | IBB | HBP | BLK | WP | HR | S | P | ERA | WHIP | | | | | |

Atlanta Braves @ Cincinnati Reds
Crosley Field, Cincinnati, OH
Fri Jul 22 1966, 7:05 PM EDT
Att. 11,266 - Unknown

livebaseballscorecards.com

| | |
|------------|----|
| AB | 33 |
| R | 2 |
| H | 7 |
| RBI | 2 |
| BB | 2 |
| SO | 6 |
| LOB | 11 |



BOTTOM

Atlanta Braves @ Cincinnati Reds
Crosley Field, Cincinnati, OH

Fri Jul 22 1966, 7:05 PM EDT
Att. 11,266 - Unknown

livebaseballscorecards.com

| | |
|-----|----|
| AB | 36 |
| R | 8 |
| H | 13 |
| RBI | 7 |
| BB | 4 |
| SO | 5 |
| LOB | 23 |



| | | | |
|-----|---|-----|----|
| WP: | 1 | PA: | 40 |
| PB: | 1 | | |
| SB: | 1 | | |
| CS: | 1 | | |

AB R H RBI BB SO LOB

| | | | | | | |
|---|---|---|---|---|---|---|
| 3 | 2 | 3 | 0 | 2 | 0 | 0 |
| 5 | 0 | 2 | 2 | 0 | 0 | 4 |
| 5 | 0 | 1 | 1 | 0 | 0 | 5 |
| 5 | 1 | 1 | 0 | 0 | 1 | 3 |
| 3 | 1 | 2 | 0 | 1 | 0 | 0 |
| 4 | 1 | 2 | 0 | 0 | 0 | 1 |
| 3 | 1 | 0 | 0 | 1 | 3 | 6 |
| 4 | 1 | 2 | 3 | 0 | 1 | 2 |
| 3 | 1 | 0 | 1 | 0 | 0 | 2 |
| 1 | 0 | 0 | 0 | 0 | 0 | 0 |

| | | | |
|-----|---|------|---|
| 1B: | 9 | SF: | 0 |
| 2B: | 5 | SAC: | 0 |
| 3B: | 0 | DP: | 1 |
| HR: | 0 | HBP: | 0 |

| Batter | 1 | 2 | 3 | 4 | 5 | 6 | 7 | 8 | 9 |
|--|----------------------|------------------|--------------------|------------|------------------------|--------------------------------------|-----------------|-------------------------|---|
| Tommy Harper, R OBP: 0.365, SLG: 0.398 (1, 9) | 0-0 L1-6 G3 1B | | 0-0 G3 PB 1B | | 4-0 S BB | 0-0 2B 1B | | 4-0 1B 1B BB | |
| Pete Rose, S OBP: 0.314, SLG: 0.384 (1, 4) | 0-0 G3 1-2 | | 0-0 G3 1-3 | | 0-0 F6 1-2 | 0-0 2B 1-2 1-H 2-H | | 0-0 1B 1B 1-3 | |
| Vada Pinson, L OBP: 0.330, SLG: 0.421 (1, 8) | 0-0 L1-6 2-3 | | 0-0 4-3 | | 0-0 3-1 | 0-0 F2 | | 0-0 1B 1-3 3-H | |
| Gordy Coleman, L OBP: 0.320, SLG: 0.317 (1, 3) | | 0-3 K | | 0-0 F8 | | 0-0 1B 1B 4-3 | | 0-0 G3 | |
| Art Shamsky, L OBP: 0.322, SLG: 0.516 (1, 7) | | 0-0 2B 1B | | 0-0 4-3 | | 0-0 1B 1B 1-2 | 4-0 CS BB | | |
| Tommy Helms, R OBP: 0.327, SLG: 0.408 (1, 5) | | 0-0 1-3 2B | | 0-0 F7 | | 0-0 2B 1B 1-2 2-3 | 0-0 F7 | | |
| Johnny Edwards, L OBP: 0.305, SLG: 0.305 (1, 2) | | 0-3 K | | | 4-0 2B WP BB | 0-3 K | 0-3 K 1-2 | | |
| Leo Cardenas, R OBP: 0.318, SLG: 0.427 (1, 6) | | 0-3 K | | | 0-0 WP 2B 1-3 | 0-0 FC 2B 1-H 2-H 3-H | | 0-0 F7 | |
| Joe Nuxhall, L OBP: 0.133, SLG: 0.200 Don Nottebart, R OBP: 0.067, SLG: 0.067 (1, 1) (8, 1) | | | 0-0 G3 | | 0-0 F7 | 0-0 FC 1B 2B 3-H | | 0-0 4-3 | |

| Inning Stats | R: 0 | H: 1 | E: 0 | LOB: 0 | K: 0 | S: 3 | P: 3 | R: 0 | H: 2 | E: 0 | LOB: 2 | K: 3 | S: 11 | P: 11 | R: 0 | H: 1 | E: 0 | LOB: 1 | K: 0 | S: 4 | P: 4 | R: 0 | H: 0 | E: 0 | LOB: 0 | K: 0 | S: 3 | P: 3 | R: 1 | H: 1 | E: 0 | LOB: 2 | K: 0 | S: 4 | P: 12 | R: 6 | H: 6 | E: 0 | LOB: 1 | K: 1 | S: 12 | P: 12 | R: 0 | H: 0 | E: 0 | LOB: 0 | K: 1 | S: 4 | P: 8 | R: 1 | H: 2 | E: 0 | LOB: 2 | K: 0 | S: 5 | P: 9 |
|--------------|------|------|------|--------|------|------|------|------|------|------|--------|------|-------|-------|------|------|------|--------|------|------|------|------|------|------|--------|------|------|------|------|------|------|--------|------|------|-------|------|------|------|--------|------|-------|-------|------|------|------|--------|------|------|------|------|------|------|--------|------|------|------|
|--------------|------|------|------|--------|------|------|------|------|------|------|--------|------|-------|-------|------|------|------|--------|------|------|------|------|------|------|--------|------|------|------|------|------|------|--------|------|------|-------|------|------|------|--------|------|-------|-------|------|------|------|--------|------|------|------|------|------|------|--------|------|------|------|

| PITCHER | IP | WLS | BF | H | R | ER | SO | BB | IBB | HBP | BLK | WP | HR | S | P | ERA | WHIP |
|---|-----|-----|----|---|---|----|----|----|-----|-----|-----|----|----|----|----|-------|-------|
| Don Schwall, R ERA: 3.36 (1, 1) | 5.0 | L | 24 | 8 | 4 | 4 | 3 | 2 | 0 | 0 | 0 | 1 | 0 | 28 | 36 | 7.20 | 2.000 |
| Dick Kelley, L ERA: 81.0 (6, 1) | 0.1 | | 4 | 2 | 1 | 1 | 1 | 0 | 0 | 0 | 0 | 0 | 0 | 6 | 6 | 27.00 | 6.000 |
| Clay Carroll, R ERA: 2.35 (6, 1) | 0.2 | | 3 | 1 | 2 | 2 | 0 | 0 | 0 | 0 | 0 | 0 | 0 | 3 | 3 | 27.00 | 1.500 |
| Dan Schneider, L ERA: 2.42 (7, 1) | 2.0 | | 9 | 2 | 1 | 1 | 1 | 2 | 0 | 0 | 0 | 0 | 0 | 9 | 17 | 4.50 | 2.000 |

| PITCHER | IP | WLS | BF | H | R | ER | SO | BB | IBB | HBP | BLK | WP | HR | S | P | ERA | WHIP |
|---------|----|-----|----|---|---|----|----|----|-----|-----|-----|----|----|---|---|-----|------|
|---------|----|-----|----|---|---|----|----|----|-----|-----|-----|----|----|---|---|-----|------|

BOTTOM

Atlanta Braves @ Cincinnati Reds
Crosley Field, Cincinnati, OH
Sun Jul 24 1966, 3:38 AM EDT
Att. 22,379 - Unknown

livebaseballscorecards.com

AB 40
R 4
H 13
RBI 4
BB 3
SO 7
LOB 21



WP: 2 PA: 46
PB: 0
SB: 0
CS: 2

AB R H RBI BB SO LOB

4 1 1 0 1 3 1

5 0 1 0 0 1 4

4 1 1 0 1 2 5

3 1 3 2 0 0 0

2 0 1 0 0 0 0

3 0 1 1 0 0 3

2 1 1 0 0 0 1

4 0 1 1 1 0 2

4 0 1 0 0 0 4

1 0 0 0 0 0 0

5 0 1 0 0 1 1

2 0 1 0 0 0 0

1 0 0 0 0 0 0

1B: 9 SF: 0
2B: 4 SAC: 1
3B: 0 DP: 0
HR: 0 HBP: 0

| Batter | 1 | 2 | 3 | 4 | 5 | 6 | 7 | 8 | 9 | 10 |
|---|------------------------|--------------------|---|---|-----------------------|------------------|------------------|------------|--------------------|-----------|
| Tommy Harper, R (1, 9) OBP: 0.369, SLG: 0.399 | 0-3 K | 4-0 BB | | | 0-0 F9 1B 2B | 0-3 K | | 0-3 K | | |
| Pete Rose, S (1, 4) OBP: 0.309, SLG: 0.377 | 0-0 4-3 | 0-3 K | | | 0-0 F9 2-3 | 0-0 1-3 1B | | 0-0 4-3 | | |
| Vada Pinson, L (1, 8) OBP: 0.332, SLG: 0.426 | 0-0 2B 1B | 0-0 F9 | | | 4-0 1B BB | 0-3 K | | 0-3 K | | |
| Gordy Coleman, L (1, 3) OBP: 0.325, SLG: 0.329 | 0-0 1-H 2B 2B | | | | 0-0 BB 1B | | 0-0 F3 | | 0-0 FC3-6 1B | |
| Tony Perez, R (7, PH) OBP: 0.286, SLG: 0.347 | | | | | 1-3 3-H 1B | | | | | |
| Art Shamsky, L (1, 7) OBP: 0.321, SLG: 0.507 | 0-0 2-H 2B | | | | 0-0 F3 | | 0-0 WP 1B | | 0-0 FC3-6 CS | |
| Giraldo Ruiz, S (7, PH) OBP: 0.260, SLG: 0.232 | | | | | 0-0 F3 | | | | 0-0 CS | |
| Tommy Helms, R (1, 5) OBP: 0.330, SLG: 0.411 | 0-0 F9 | | | | 4-0 1-2 BB | | 0-0 1-H 1B | | 0-0 CS | 0-0 F9 |
| Jimmie Coker, R (1, 2) OBP: 0.262, SLG: 0.375 | | 0-0 1B 2B | | | 0-0 CS | | 0-0 F2 | | | 0-0 G3 |
| Mel Queen, L (10, PH) OBP: 0.234, SLG: 0.135 | | | | | 1-2 | | | | | |
| Leo Cardenas, R (1, 6) OBP: 0.313, SLG: 0.419 | | 0-0 SH1-3 1B | | | 0-3 K | | 0-0 F6 | 0-0 4-3 | | 0-0 F8 |
| Sammy Ellis, L (1, 1) OBP: 0.178, SLG: 0.098 | | 0-0 SH1-3 | | | | | 0-0 1B | | | |
| Billy McCool, R (7, 1) OBP: 0.267, SLG: 0.214 | | 0-0 SH1-3 | | | 0-0 1-4-3 | | 0-0 1B | | 0-0 F9 | |

| Inning Stats | R: 2 | H: 3 | E: 0 | K: 1 | S: 8 | R: 0 | H: 2 | E: 0 | K: 1 | S: 7 | R: 0 | H: 1 | E: 0 | K: 0 | S: 3 | R: 0 | H: 0 | E: 0 | K: 1 | S: 5 | R: 1 | H: 2 | E: 0 | K: 0 | S: 5 | R: 0 | H: 2 | E: 0 | K: 2 | S: 9 | R: 1 | H: 2 | E: 0 | K: 0 | S: 5 | R: 0 | H: 0 | E: 0 | K: 1 | S: 5 | R: 0 | H: 1 | E: 0 | K: 1 | S: 5 | R: 0 | H: 0 | E: 0 | K: 0 | S: 3 | 1B: 9 | 2B: 4 | 3B: 0 | HR: 0 | SF: 0 | SAC: 1 | DP: 0 | HBP: 0 | WP: 2 | PA: 46 |
|--------------|------|------|------|------|------|------|------|------|------|------|------|------|------|------|------|------|------|------|------|------|------|------|------|------|------|------|------|------|------|------|------|------|------|------|------|------|------|------|------|------|------|------|------|------|------|------|------|------|------|------|-------|-------|-------|-------|-------|--------|-------|--------|-------|--------|
|--------------|------|------|------|------|------|------|------|------|------|------|------|------|------|------|------|------|------|------|------|------|------|------|------|------|------|------|------|------|------|------|------|------|------|------|------|------|------|------|------|------|------|------|------|------|------|------|------|------|------|------|-------|-------|-------|-------|-------|--------|-------|--------|-------|--------|

| PITCHER | IP | WLS | BF | H | R | ER | SO | BB | IBB | HBP | BLK | WP | HR | S | P | ERA | WHIP |
|--------------------------------------|-----|-----|----|----|---|----|----|----|-----|-----|-----|----|----|----|----|-------|-------|
| Ken Johnson, R (1, 1) ERA: 2.96 | 5.2 | | 29 | 10 | 3 | 3 | 4 | 3 | 0 | 0 | 0 | 0 | 0 | 34 | 46 | 4.76 | 2.294 |
| Dan Schneider, L (6, 1) ERA: 2.74 | 0.2 | | 3 | 1 | 1 | 1 | 1 | 0 | 0 | 0 | 0 | 0 | 0 | 5 | 5 | 13.50 | 1.500 |
| Clay Carroll, R (7, 1) ERA: 2.33 | 0.2 | | 3 | 1 | 0 | 0 | 0 | 0 | 0 | 0 | 0 | 1 | 0 | 3 | 3 | 0.00 | 1.500 |
| Chi-Chi Olivo, R (8, 1) ERA: 3.84 | 1.0 | | 3 | 0 | 0 | 0 | 1 | 0 | 0 | 0 | 0 | 0 | 0 | 5 | 5 | 0.00 | 0.000 |
| Ted Abernathy, R (9, 1) ERA: 4.76 | 2.0 | W | 6 | 1 | 0 | 0 | 1 | 0 | 0 | 0 | 0 | 0 | 0 | 8 | 8 | 0.00 | 0.500 |

| Batter | 1 | 2 | 3 | 4 | 5 | 6 | 7 | 8 | 9 | AB R H RBI BB SO LOB | TOP | | | | | | | | | | | | | | | | |
|--|------------------------------|---------------------------------|------------------------------|---------------------------------|------------------------------|---------------------------------|------------------------------|---------------------------------|------------------------------|---------------------------------|--|----------------------------------|------------------------------|----------------------------------|------------------------------|---------------------------------|------------------------------|---------------------------------|----------------------------------|------------------------------------|----------------------------------|--------|--|--|--|--|--|
| Adolfo Phillips, R (1, 8) OBP: 0.370, SLG: 0.504 | 0-0 5-3 | | 0-3 K | | 0-0 5-3 | | 0-3 K | | 0-0 F2 | 5 0 0 0 0 2 1 | Chicago Cubs @ Cincinnati Reds Crosley Field, Cincinnati, OH Tue Jul 26 1966, 7:05 PM EDT Att. 6,452 - Unknown | | | | | | | | | | | | | | | | |
| Glenn Beckert, R (1, 4) OBP: 0.323, SLG: 0.360 | 1-0 HR HBP | | 0-3 K | | 0-0 L9 | | 0-0 P5 | | 0-3 K | 4 1 0 0 0 2 1 | | | | | | | | | | | | | | | | | |
| Billy Williams, L (1, 9) OBP: 0.369, SLG: 0.505 | 0-0 HR | | 0-0 1B | | 0-0 HR | | 4-0 WP 1B BB | | 0-0 L5 | 4 3 3 3 1 0 1 | | | | | | | | | | | | | | | | | |
| Ron Santo, R (1, 5) OBP: 0.409, SLG: 0.534 | 0-3 K | | 0-0 4-3 | | 0-0 6-3 | | 0-0 1-H S 1B | | | 4 0 1 1 0 1 1 | | | | | | | | | | | | | | | | | |
| George Altman, L (1, 7) OBP: 0.287, SLG: 0.417 | 0-0 F2 | | | 0-0 F7 | | 0-0 4-3 | 0-0 6-3 | | | 4 0 0 0 0 0 1 | | | | | | | | | | | | | | | | | |
| 14 Ernie Banks, R (1, 3) OBP: 0.288, SLG: 0.382 | | 0-0 F8 | | 0-0 2B SF8 1B | | 0-0 2B | | 0-3 K | | 4 1 2 0 0 1 0 | | | | | | | | | | | | | | | | | |
| John Boccabella, R (8, 3) OBP: 0.261, SLG: 0.373 | | | | | | | | | | 0 0 0 0 0 0 0 | | | | | | | | | | | | | | | | | |
| Randy Hundley, R (1, 2) OBP: 0.288, SLG: 0.403 | | 0-0 HR | | 0-0 1-3 2B | | 0-3 K | | 0-0 F9 | | 4 1 2 1 0 1 1 | | | | | | | | | | | | | | | | | |
| Don Kessinger, S (1, 6) OBP: 0.258, SLG: 0.262 | | 0-0 F7 | | 0-0 SF8 | | 4-0 IBB | | 0-0 5-3 | | 2 0 0 1 1 0 0 | | | | | | | | | | | | | | | | | |
| Dick Ellsworth, L (1, 1) OBP: 0.169, SLG: 0.175 | | 0-0 4-3 | | 0-0 G3 | | 0-3 K | | 4-0 BB | | 3 0 0 0 0 1 3 | | | | | | | | | | | | | | | | | |
| Fergie Jenkins, R (8, 1) OBP: 0.333, SLG: 0.375 | | | | | | | | | | 0 0 0 0 0 0 0 | | | | | | | | | | | | | | | | | |
| Lee Thomas, L (9, PH) OBP: 0.279, SLG: 0.325 | | | | | | | | | | 0 0 0 0 1 0 0 | | | | | | | | | | | | | | | | | |
| Inning Stats | R: 2 E: 0 K: 1 S: 6 | H: 1 LOB: 0 BB: 0 P: 7 | R: 1 E: 0 K: 0 S: 4 | H: 1 LOB: 0 BB: 0 P: 4 | R: 0 E: 0 K: 2 S: 8 | H: 1 LOB: 1 BB: 0 P: 8 | R: 1 E: 0 K: 0 S: 5 | H: 2 LOB: 1 BB: 0 P: 5 | R: 1 E: 0 K: 0 S: 4 | H: 1 LOB: 0 BB: 0 P: 4 | R: 0 E: 0 K: 2 S: 8 | H: 1 LOB: 2 BB: 1 P: 12 | R: 1 E: 0 K: 1 S: 6 | H: 1 LOB: 1 BB: 1 P: 10 | R: 0 E: 0 K: 1 S: 5 | H: 0 LOB: 0 BB: 0 P: 5 | R: 0 E: 0 K: 1 S: 5 | H: 0 LOB: 1 BB: 1 P: 9 | 1B: 3 2B: 2 3B: 0 HR: 3 | SF: 1 SAC: 0 DP: 0 HBP: 1 | WP: 1 PB: 0 SB: 1 CS: 0 | PA: 39 | | | | | |
| PITCHER | IP | WLS | BF | H | R | ER | SO | BB | IBB | HBP | BLK | WP | HR | S | P | ERA | WHIP | | | | | | | | | | |
| Milt Pappas, R (1, 1) ERA: 4.31 | 5.0 | | 22 | 6 | 5 | 5 | 3 | 0 | 0 | 1 | 0 | 0 | 3 | 27 | 28 | 9.00 | 1.200 | | | | | | | | | | |
| Jack Baldschun, R (6, 1) ERA: 5.57 | 2.0 | | 10 | 2 | 1 | 1 | 3 | 1 | 1 | 0 | 0 | 1 | 0 | 14 | 22 | 4.50 | 1.500 | | | | | | | | | | |
| Don Nottebart, R (8, 1) ERA: 1.86 | 2.0 | W | 7 | 0 | 0 | 0 | 2 | 1 | 0 | 0 | 0 | 0 | 0 | 10 | 14 | 0.00 | 0.500 | | | | | | | | | | |

livebaseballscorecards.com

| | |
|------------|----|
| AB | 34 |
| R | 6 |
| H | 8 |
| RBI | 6 |
| BB | 3 |
| SO | 8 |
| LOB | 9 |



| Batter | 1 | 2 | 3 | 4 | 5 | 6 | 7 | 8 | 9 | AB | R | H | RBI | BB | SO | LOB |
|--|-------------------|------------------|-----------------|------------|-----------------------|-----------|--------------------------|-----------|---|----|---|---|-----|----|----|-----|
| Tommy Harper, R (1, 9) OBP: 0.368, SLG: 0.403 | 0-0 1B 3B | | 0-0 F8 | 0-0 5-3 | 0-0 FC1-6-5 FC5 | | 0-0 F8 | | | 5 | 1 | 1 | 0 | 0 | 0 | 2 |
| Pete Rose, S (1, 4) OBP: 0.315, SLG: 0.388 | 0-0 L6-3 1B | | 0-0 1B E | | 0-0 FC5 | | 4-0 1B 2B BB | | | 4 | 3 | 3 | 2 | 1 | 0 | 1 |
| Vada Pinson, L (1, 8) OBP: 0.334, SLG: 0.429 | 0-0 F2 | | 0-0 1B E | | | 0-3 K | 0-0 2B 1B | | | 5 | 2 | 3 | 1 | 0 | 1 | 1 |
| Gordy Coleman, L (1, 3) OBP: 0.319, SLG: 0.322 | 0-0 L6-3 | | 0-3 K | | | 0-0 1B | 0-0 2B | | | 3 | 0 | 0 | 0 | 0 | 1 | 4 |
| Deron Johnson, R (6, PH) OBP: 0.272, SLG: 0.367 | 1-2 | | 1-2 | | | 0-0 1B | 2-H 3-H 2B | | | 2 | 0 | 2 | 2 | 0 | 0 | 0 |
| Art Shamsky, L (1, 7) OBP: 0.323, SLG: 0.500 | | 0-0 P7 | 4-0 E BB | | 0-0 SH BB 1B | | 0-0 F8 | 0-0 F9 | | 4 | 1 | 1 | 0 | 1 | 0 | 2 |
| Tommy Helms, R (1, 5) OBP: 0.343, SLG: 0.423 | | 0-0 2B | 0-0 E7 1B | | 4-0 SH 1B BB | | 0-0 1B | 0-0 1B | | 4 | 1 | 4 | 2 | 1 | 0 | 0 |
| Johnny Edwards, L (1, 2) OBP: 0.298, SLG: 0.313 | | 0-0 F7 | 0-0 F9 | | 0-0 SH 1B | | 0-3 K | 0-3 K | | 4 | 1 | 0 | 0 | 0 | 2 | 6 |
| Leo Cardenas, R (1, 6) OBP: 0.317, SLG: 0.431 | | 4-0 FC6 BB | | | 0-0 HR | | 0-0 E4 SH1-4 1B | 0-0 F8 | | 3 | 2 | 2 | 3 | 1 | 0 | 0 |
| Giraldo Ruiz, S (8, 6) OBP: 0.257, SLG: 0.229 | | | | | 2-H 3-H 1B | | | | | 1 | 0 | 0 | 0 | 0 | 0 | 1 |
| Jim O'Toole, S (1, 1) OBP: 0.143, SLG: 0.111 | | 0-0 FC6 | | | 0-0 F9 | | 0-0 SH1-4 | 0-0 P9 | | 4 | 0 | 0 | 0 | 0 | 0 | 4 |

| Inning Stats | R: 1 | H: 2 | E: 0 | K: 0 | S: 4 | R: 0 | H: 1 | E: 0 | K: 0 | S: 4 | R: 2 | H: 3 | E: 1 | K: 1 | S: 8 | R: 3 | H: 2 | E: 1 | K: 0 | S: 6 | R: 0 | H: 2 | E: 0 | K: 2 | S: 9 | R: 3 | H: 2 | E: 1 | K: 0 | S: 6 | R: 0 | H: 1 | E: 0 | K: 1 | S: 6 |
|--------------|--------|-------|------|--------|-------|------|--------|-------|-------|--------|-------|-------|--------|-------|------|--------|-------|------|--------|-------|------|--------|-------|------|--------|-------|------|-------|--------|-------|--------|--------|-------|-------|-------|
| | LOB: 0 | BB: 0 | P: 4 | LOB: 2 | BB: 1 | P: 8 | LOB: 2 | BB: 1 | P: 12 | LOB: 1 | BB: 1 | P: 10 | LOB: 2 | BB: 0 | P: 9 | LOB: 1 | BB: 1 | P: 6 | LOB: 1 | BB: 0 | P: 6 | LOB: 1 | BB: 0 | P: 6 | LOB: 1 | BB: 0 | P: 6 | SF: 0 | SAC: 2 | DP: 1 | HBP: 0 | 1B: 10 | 2B: 4 | 3B: 1 | HR: 2 |


| PITCHER | IP | WLS | BF | H | R | ER | SO | BB | IBB | HBP | BLK | WP | HR | S | P | ERA | WHIP |
|--------------------------------------|-----|-----|----|---|---|----|----|----|-----|-----|-----|----|----|----|----|-------|-------|
| Robin Roberts, R (1, 1) ERA: 3.67 | 4.0 | L | 22 | 9 | 5 | 5 | 1 | 2 | 0 | 0 | 0 | 0 | 2 | 22 | 30 | 11.25 | 2.750 |
| Bob Hendley, L (5, 1) ERA: 4.69 | 2.0 | | 12 | 4 | 3 | 2 | 2 | 1 | 0 | 0 | 0 | 0 | 0 | 15 | 19 | 9.00 | 2.500 |
| Don Lee, R (7, 1) ERA: 4.22 | 2.0 | | 11 | 3 | 3 | 0 | 1 | 1 | 0 | 0 | 0 | 0 | 0 | 12 | 16 | 0.00 | 2.000 |

BOTTOM

Chicago Cubs @ Cincinnati Reds
Crosley Field, Cincinnati, OH

Wed Jul 27 1966, 7:05 PM EDT
Att. 8,069 - Unknown

| | |
|-----|----|
| AB | 39 |
| R | 11 |
| H | 16 |
| RBI | 10 |
| BB | 4 |
| SO | 4 |
| LOB | 21 |



| WP | PA | ERA | WHIP |
|----|----|-----|------|
| 0 | 45 | | |

| Batter | 1 | 2 | 3 | 4 | 5 | 6 | 7 | 8 | 9 | AB R H RBI BB SO LOB | TOP | | | | | | | | | |
|--|---|----------------------------------|------------------------------|---------------------------------|------------------------------|---------------------------------|------------------------------|---------------------------------|------------------------------|---------------------------------|------------------------------|---------------------------------|------------------------------|----------------------------------|------------------------------|---------------------------------|----------------------------------|------------------------------------|----------------------------------|--------|
| Adolfo Phillips, R (1, 8) OBP: 0.363, SLG: 0.494 | 0-0 6-3 2B | | 0-0 1-3 | | 0-0 P2 | | 0-3 K | 0-3 K | | 5 0 1 0 0 2 4 | | | | | | | | | | |
| Glenn Beckert, R (1, 4) OBP: 0.316, SLG: 0.352 | 0-0 6-3 2-3 | | 0-0 F8 | | 0-0 F2 | | 0-0 G1-6-3 | | 0-0 L8 | 5 0 0 0 0 0 2 | | | | | | | | | | |
| Billy Williams, L (1, 9) OBP: 0.369, SLG: 0.503 | 0-0 5-3 | | 0-0 1B 2B | | 0-0 P5 | | 0-0 4-3 | 0-0 4-3 BB | 4-0 14 HR BB | 4 2 1 0 1 0 1 | | | | | | | | | | |
| Ron Santo, R (1, 5) OBP: 0.415, SLG: 0.548 | 4-0 BB | | 0-0 1B | | 0-0 BB 2B | | 0-0 14 2B 1B | 0-0 F8 | 0-0 F8 | 4 1 3 1 1 0 1 | | | | | | | | | | |
| 14 Ernie Banks, R (1, 3) OBP: 0.293, SLG: 0.395 | 0-3 K | | 0-0 F8 | | 0-0 F3 | | 0-0 1B BB 2B | 0-0 1B BB HR | 0-0 HR | 5 2 2 2 0 1 4 | | | | | | | | | | |
| Randy Hundley, R (1, 2) OBP: 0.289, SLG: 0.399 | | 0-0 5-3 | | 0-0 P6 | | 1-0 BB HBP | 0-0 BB BB 1B | 0-0 BB BB 1B | 0-0 P6 | 4 0 1 1 0 0 0 | | | | | | | | | | |
| Byron Browne, R (1, 7) OBP: 0.327, SLG: 0.478 | | 0-0 1B 1B | | 0-3 K | | 4-0 1-2 2-3 BB | 4-0 1-2 BB | 4-0 1-2 BB | | 2 0 1 0 1 1 0 | | | | | | | | | | |
| George Altman, L (8, PH) (8, 7) | | 0-0 1B 1B | | 0-0 F7 | | 0-0 5-3 | | 4-0 1-2 2-3 3-H BB | | 0 0 0 0 1 0 0 | | | | | | | | | | |
| Don Kessinger, S (1, 6) OBP: 0.262, SLG: 0.264 | | 0-0 1-3 1B | | 0-0 F7 | | 0-0 5-3 | | 4-0 1-2 2-3 3-H BB | | 3 0 1 1 1 0 3 | | | | | | | | | | |
| Curt Simmons, L (1, 1) OBP: 0.136, SLG: 0.143 | | 0-3 K | | 0-3 K | | 0-3 K | | 0-0 G1-6-3 1B | 0-0 P4 | 1 0 0 0 0 1 1 | | | | | | | | | | |
| Joey Amalfitano, R (5, PH) OBP: 0.250, SLG: 0.200 | | | | | | | | | | 1 0 0 0 0 1 0 | | | | | | | | | | |
| Cal Koonce, R (5, 1) | | | | | | | | | | 0 0 0 0 0 0 0 | | | | | | | | | | |
| John Boccabella, R (7, PH) OBP: 0.294, SLG: 0.375 | | | | | | | | | | 1 0 1 0 0 0 0 | | | | | | | | | | |
| Don Lee, R (7, 1) OBP: 1.000, SLG: 1.000 | | | | | | | | | | 0 0 0 0 0 0 0 | | | | | | | | | | |
| Lee Thomas, L (8, PH) OBP: 0.278, SLG: 0.323 | | | | | | | | | | 1 0 0 0 0 0 3 | | | | | | | | | | |
| Bob Hendley, R (8, 1) OBP: 0.400, SLG: 0.375 | | | | | | | | | | 0 0 0 0 0 0 0 | | | | | | | | | | |
| Inning Stats | R: 0 E: 0 K: 1 S: 6 | H: 1 LOB: 2 BB: 1 P: 10 | R: 0 E: 0 K: 1 S: 6 | H: 2 LOB: 1 BB: 0 P: 6 | R: 1 E: 0 K: 0 S: 5 | H: 2 LOB: 1 BB: 0 P: 5 | R: 0 E: 0 K: 1 S: 5 | H: 0 LOB: 0 BB: 0 P: 5 | R: 0 E: 0 K: 1 S: 4 | H: 1 LOB: 3 BB: 1 P: 9 | R: 0 E: 0 K: 1 S: 5 | H: 1 LOB: 0 BB: 0 P: 5 | R: 2 E: 0 K: 1 S: 8 | H: 3 LOB: 3 BB: 2 P: 16 | R: 2 E: 0 K: 0 S: 4 | H: 1 LOB: 0 BB: 1 P: 8 | 1B: 6 2B: 4 3B: 0 HR: 1 | SF: 0 SAC: 0 DP: 1 HBP: 1 | WP: 0 PB: 0 SB: 0 CS: 0 | PA: 42 |
| PITCHER | IP WLS BF H R ER SO BB IBB HBP BLK WP HR S P ERA WHIP | | | | | | | | | | | | | | | | | | | |
| Joe Nuxhall, L (1, 1) ERA: 4.31 | 7.1 W 33 10 3 3 5 2 0 1 0 0 0 40 49 3.68 1.636 | | | | | | | | | | | | | | | | | | | |
| Mel Queen, R (8, 1) ERA: | 0.0 2 0 0 0 0 2 0 0 0 0 0 0 8 ∞ ∞ | | | | | | | | | | | | | | | | | | | |
| Don Nottebart, R (8, 1) ERA: 2.09 | 1.2 S 7 1 2 2 1 1 0 0 0 0 1 8 12 10.80 1.200 | | | | | | | | | | | | | | | | | | | |

Chicago Cubs @ Cincinnati Reds
Crosley Field, Cincinnati, OH
Thu Jul 28 1966, 7:05 PM EDT
Att. 6,041 - Cloudy

livebaseballscorecards.com

AB 36
R 5
H 11
RBI 5
BB 5
SO 6
LOB 19



| Batter | 1 | 2 | 3 | 4 | 5 | 6 | 7 | 8 | 9 |
|--|--------------------------------|-----------|------------------|------------|------------|---|------------|----------|---|
| Tommy Harper, R OBP: 0.367, SLG: 0.401 (1, 9) | 0-0 1B S | 0-0 P4 | | 0-3 K | | | 0-0 6-3 | | |
| Vada Pinson, L OBP: 0.333, SLG: 0.427 (1, 8) | 0-0 P5 | 0-0 1B | | | 0-0 L3 | | | 0-3 K | |
| Pete Rose, S OBP: 0.312, SLG: 0.384 (1, 4) | 0-0 F8 1-2 | | 0-0 4-3 | | 0-0 6-3 | | 0-0 F9 | | |
| Tony Perez, R OBP: 0.294, SLG: 0.365 Giraldo Ruiz, S OBP: 0.257, SLG: 0.229 (1, 3) (9, 7) | 0-0 BB HR 1B 2-H | | 0-0 4-3 | | 0-3 K | | 0-0 6-3 | | |
| Tommy Helms, R OBP: 0.346, SLG: 0.426 (1, 5) | 0-0 HR BB 1B 1-2 | | 0-0 HR 1B | | 0-3 K | | | | |
| Deron Johnson, R OBP: 0.276, SLG: 0.378 (1, 7) (9, 3) | 4-0 HR BB 1-2 2-3 | | 0-0 HR 1-H | | 0-3 K | | | | |
| Jimmie Coker, R OBP: 0.265, SLG: 0.489 (1, 2) | 0-0 HR 1-H 2-H 3-H | | 0-0 P6 | | 0-0 6-3 | | | | |
| Leo Cardenas, R OBP: 0.314, SLG: 0.427 (1, 6) | 0-0 F9 | | | 0-0 F8 | | | 0-3 K | | |
| Joe Nuxhall, L OBP: 0.111, SLG: 0.167 Mel Queen, L OBP: 0.234, SLG: 0.135 Don Nottebart, R OBP: 0.118, SLG: 0.063 (1, 1) (8, 1) (8, 1) | | 0-0 F7 | | 0-0 4-3 | | | 0-0 4-3 | | |

| Inning Stats | R: 5 E: 0 K: 0 S: 7 | H: 4 LOB: 0 BB: 1 P: 11 | R: 0 E: 0 K: 0 S: 3 | H: 1 LOB: 1 BB: 0 P: 3 | R: 2 E: 0 K: 0 S: 5 | H: 2 LOB: 0 BB: 0 P: 5 | R: 0 E: 0 K: 1 S: 5 | H: 0 LOB: 0 BB: 0 P: 5 | R: 0 E: 0 K: 2 S: 7 | H: 0 LOB: 0 BB: 0 P: 7 | R: 0 E: 0 K: 1 S: 5 | H: 0 LOB: 0 BB: 0 P: 5 | R: 0 E: 0 K: 1 S: 5 | H: 0 LOB: 0 BB: 0 P: 5 |
|--------------|------------------------------|----------------------------------|------------------------------|---------------------------------|------------------------------|---------------------------------|------------------------------|---------------------------------|------------------------------|---------------------------------|------------------------------|---------------------------------|------------------------------|---------------------------------|
|--------------|------------------------------|----------------------------------|------------------------------|---------------------------------|------------------------------|---------------------------------|------------------------------|---------------------------------|------------------------------|---------------------------------|------------------------------|---------------------------------|------------------------------|---------------------------------|


| PITCHER | IP | WLS | BF | H | R | ER | SO | BB | IBB | HBP | BLK | WP | HR | S | P | ERA | WHIP |
|--|-----|-----|----|---|---|----|----|----|-----|-----|-----|----|----|----|----|-------|-------|
| Curt Simmons, L ERA: 4.42 (1, 1) | 4.0 | L | 19 | 7 | 7 | 7 | 1 | 1 | 0 | 0 | 0 | 0 | 2 | 20 | 24 | 15.75 | 2.000 |
| Cal Koonce, R ERA: 5.25 (5, 1) | 2.0 | | 6 | 0 | 0 | 0 | 3 | 0 | 0 | 0 | 0 | 0 | 0 | 12 | 12 | 0.00 | 0.000 |
| Don Lee, R ERA: 4.09 (7, 1) | 1.0 | | 3 | 0 | 0 | 0 | 1 | 0 | 0 | 0 | 0 | 0 | 0 | 5 | 5 | 0.00 | 0.000 |
| Bob Hendley, L ERA: 4.61 (8, 1) | 1.0 | | 3 | 0 | 0 | 0 | 1 | 0 | 0 | 0 | 0 | 0 | 0 | 5 | 5 | 0.00 | 0.000 |

BOTTOM

| AB | R | H | RBI | BB | SO | LOB |
|----|---|---|-----|----|----|-----|
| 4 | 1 | 1 | 0 | 0 | 1 | 0 |
| 4 | 0 | 1 | 0 | 0 | 1 | 1 |
| 4 | 0 | 0 | 0 | 0 | 0 | 1 |
| 4 | 1 | 1 | 1 | 0 | 1 | 0 |
| 0 | 0 | 0 | 0 | 0 | 0 | 0 |
| 3 | 2 | 2 | 0 | 0 | 1 | 0 |
| 2 | 2 | 1 | 2 | 1 | 1 | 0 |
| 3 | 1 | 1 | 4 | 0 | 0 | 0 |
| 3 | 0 | 0 | 0 | 0 | 1 | 0 |
| 3 | 0 | 0 | 0 | 0 | 0 | 0 |
| 0 | 0 | 0 | 0 | 0 | 0 | 0 |
| 0 | 0 | 0 | 0 | 0 | 0 | 0 |

AB 30
R 7
H 7
RBI 7
BB 1
SO 6
LOB 2

livebaseballscorecards.com



Chicago Cubs @ Cincinnati Reds
Crosley Field, Cincinnati, OH


Thu Jul 28 1966, 7:05 PM EDT
Att. 6,041 - Cloudy

| WP | HR | S | P | ERA | WHIP |
|----|----|---|----|-----|------|
| 0 | 0 | 0 | 31 | | |

| Batter | 1 | 2 | 3 | 4 | 5 | 6 | 7 | 8 | 9 | AB R H RBI BB SO LOB | TOP | | | | | | | | | |
|---|---|---------------------------------|------------------------------|---------------------------------|------------------------------|---------------------------------|------------------------------|----------------------------------|--------------------------------|---------------------------------|---|----------------------------------|--|---------------------------------|------------------------------|---------------------------------|----------------------------------|------------------------------------|----------------------------------|--------|
| Jimmy Wynn, R (1, 8) OBP: 0.317, SLG: 0.428 | 0-0 F8 | | | 0-3 K | | 0-0 F7 | | | 0-3 K | 4 0 0 0 0 2 0 | Houston Astros @ Cincinnati Reds Crosley Field, Cincinnati, OH Fri Jul 29 1966, 7:05 PM EDT Att. 12,654 - Cloudy - 77 F | | | | | | | | | |
| Sonny Jackson, L (1, 6) OBP: 0.327, SLG: 0.329 | 0-0 F5 | | | 0-3 K | | | 0-3 K | 0-0 1B 2B | 4 1 1 0 0 2 0 | | | | | | | | | | | |
| Rusty Staub, L (1, 9) OBP: 0.351, SLG: 0.436 | 0-3 K | | | 4-0 BB | | | 0-0 1B 2B | 0-0 1-2 4-3 1B | 3 2 2 0 1 1 0 | | | | | | | | | | | |
| Chuck Harrison, R (1, 3) OBP: 0.316, SLG: 0.333 | | 0-3 K | | 0-3 K | | | 0-3 K | 0-0 4-3 1-3 2-H 2B | 4 0 1 1 0 3 2 | | | | | | | | | | | |
| Lee Maye, L (1, 7) OBP: 0.300, SLG: 0.411 | | 0-0 4-3 | | | 0-0 CS 1B | | 0-0 2-H 1B | 0-0 4-3 | 4 0 2 2 0 0 1 | | | | | | | | | | | |
| John Bateman, R (1, 2) OBP: 0.312, SLG: 0.472 | | 0-0 5-3 | | | 0-0 F9 | | 0-3 K | 0-0 5-3 | 4 0 0 0 0 1 3 | | | | | | | | | | | |
| Bob Aspromonte, R (1, 5) OBP: 0.294, SLG: 0.309 | | | 0-0 G4-3 1B | | 0-3 K | | | 0-0 F8 | 3 0 1 0 0 1 1 | | | | | | | | | | | |
| Bob Lillis, R (1, 4) OBP: 0.260, SLG: 0.277 | | | 0-0 G4-3 1-2f | | 0-0 CS 1-2 | 0-0 4-3 | | 0-0 6-3 | 3 0 0 0 0 0 1 | | | | | | | | | | | |
| Bob Bruce, R (1, 1) OBP: 0.136, SLG: 0.095 Ron Taylor, R (5, 1) OBP: 0.200, SLG: 0.400 | | | 0-3 K | | 0-3 K | | | 0-3 K | 1 0 0 0 0 1 0 2 0 0 0 0 2 0 | | | | | | | | | | | |
| Inning Stats | R: 0 E: 0 K: 1 S: 5 | H: 0 LOB: 0 BB: 0 P: 5 | R: 0 E: 0 K: 1 S: 5 | H: 0 LOB: 0 BB: 0 P: 5 | R: 0 E: 0 K: 1 S: 5 | H: 1 LOB: 0 BB: 0 P: 5 | R: 0 E: 0 K: 3 S: 9 | H: 0 LOB: 1 BB: 1 P: 13 | R: 0 E: 0 K: 1 S: 5 | H: 0 LOB: 0 BB: 0 P: 5 | R: 1 E: 0 K: 3 S: 11 | H: 2 LOB: 1 BB: 0 P: 11 | R: 0 E: 0 K: 1 S: 5 | H: 0 LOB: 0 BB: 0 P: 5 | R: 2 E: 0 K: 1 S: 8 | H: 3 LOB: 1 BB: 0 P: 8 | 1B: 5 2B: 2 3B: 0 HR: 0 | SF: 0 SAC: 0 DP: 1 HBP: 0 | WP: 0 PB: 0 SB: 0 CS: 1 | PA: 34 |
| PITCHER Jim Maloney, R (1, 1) ERA: 2.69 | IP: 9.0 WLS: W BF: 33 H: 7 R: 3 ER: 3 SO: 13 BB: 1 IBB: 0 HBP: 0 BLK: 0 WP: 0 HR: 0 S: 58 P: 62 ERA: 3.00 WHIP: 0.889 | | | | | | | | | | | PITCHER | IP: WLS: BF: H: R: ER: SO: BB: IBB: HBP: BLK: WP: HR: S: P: ERA: WHIP: | | | | | | | |

| | |
|------------|----|
| AB | 32 |
| R | 3 |
| H | 7 |
| RBI | 3 |
| BB | 1 |
| SO | 13 |
| LOB | 8 |



| Batter | 1 | 2 | 3 | 4 | 5 | 6 | 7 | 8 | 9 | AB R H RBI BB SO LOB | TOP |
|---|---|---|---|--|--|--|---|---|---|--|---|
| Jimmy Wynn, R (1, 8) OBP: 0.316, SLG: 0.424 | 0-0 G3 | | 0-0 L7 | | 4-0 WP E BB | | 0-3 K | | | 3 1 0 0 1 1 0 | |
| Sonny Jackson, L (1, 6) OBP: 0.329, SLG: 0.331 | 0-0 S 1B | | 0-0 6-3 | | 0-0 E8 1-H 1B | | 0-0 F9 | | | 4 0 2 1 0 0 0 | |
| Rusty Staub, L (1, 9) OBP: 0.348, SLG: 0.432 | 0-0 F7 1-2 | | | 0-0 F7 | 0-0 4-3 | | 0-0 L8 | | | 4 0 0 0 0 0 2 | |
| Chuck Harrison, R (1, 3) OBP: 0.319, SLG: 0.333 | 4-0 BB BB | | | 0-0 BB 1B | | 0-0 F2 | | 0-3 K | | 3 0 1 0 1 1 0 | |
| Lee Maye, L (1, 7) OBP: 0.299, SLG: 0.408 | 0-0 4-3 | | | 0-0 F8 | | 0-0 FC1-6 1B | | 0-0 4-3 | | 4 0 1 0 0 0 3 | |
| Bill Heath, L (1, 2) OBP: 0.244, SLG: 0.237 | | 0-0 P6 | | 4-0 1-2 BB | | 0-0 FC1-6 BB 1B 1-2f | | 0-0 F9 | | 3 0 0 0 1 0 1 | |
| Bob Aspromonte, R (1, 5) OBP: 0.296, SLG: 0.311 | | | 0-0 CS WP 1B | | 0-3 K | | 0-0 BB 1B 1-2 | | 0-0 L6 | 4 0 2 0 0 1 2 | AB 32 R 1 H 6 RBI 1 BB 4 SO 5 LOB 12 |
| Bob Lillis, R (1, 4) OBP: 0.260, SLG: 0.268 | | | 0-0 4-3 1-3 | | | 0-0 F9 | | 4-0 BB BB 1-2 2-3 BB | 0-0 L9 | 3 0 0 0 1 0 1 | |
| Mike Cuellar, L (1, 1) OBP: 0.095, SLG: 0.073 Claude Raymond, R (8, 1) OBP: 0.111, SLG: 0.111 Felix Mantilla, R (9, PH) OBP: 0.252, SLG: 0.347 | | | 0-0 4-3 | | | 0-3 K | | 0-3 K | 0-0 F8 | 3 0 0 0 0 2 3 0 0 0 0 0 0 0 1 0 0 0 0 0 0 |  |
| Inning Stats | R: 0 E: 0 K: 0 S: 4 H: 1 LOB: 2 BB: 1 P: 8 | R: 0 E: 0 K: 0 S: 3 H: 1 LOB: 0 BB: 0 P: 3 | R: 0 E: 0 K: 0 S: 3 H: 0 LOB: 0 BB: 0 P: 3 | R: 0 E: 0 K: 1 S: 6 H: 1 LOB: 2 BB: 1 P: 10 | R: 1 E: 1 K: 1 S: 6 H: 1 LOB: 1 BB: 1 P: 10 | R: 0 E: 0 K: 1 S: 7 H: 2 LOB: 3 BB: 1 P: 11 | R: 0 E: 0 K: 1 S: 5 H: 0 LOB: 0 BB: 0 P: 5 | R: 0 E: 0 K: 1 S: 5 H: 0 LOB: 0 BB: 0 P: 5 | R: 0 E: 0 K: 0 S: 3 H: 0 LOB: 0 BB: 0 P: 3 | 1B: 6 2B: 0 3B: 0 HR: 0 SF: 0 SAC: 0 DP: 0 HBP: 0 | WP: 2 PB: 0 SB: 1 CS: 1 PA: 36 |
| PITCHER Sammy Ellis, R (1, 1) ERA: 5.09 | IP 9.0 WLS W BF 36 H 6 R 1 ER 1 SO 5 BB 4 IBB 0 HBP 0 BLK 0 WP 2 HR 0 S 42 P 58 ERA 1.00 WHIP 1.111 | | | | | | | | | | |
| | | | | | | | | | | | |

Houston Astros @ Cincinnati Reds
Crosley Field, Cincinnati, OH
Sat Jul 30 1966, 3:33 AM EDT
Att: 4,824 - Unknown - 80 F

livebaseballscorecards.com

| Batter | 1 | 2 | 3 | 4 | 5 | 6 | 7 | 8 | 9 | AB | R | H | RBI | BB | SO | LOB |
|--|------------|------------|------------|------------------|------------------|-----------|------------------------------------|-------------------------|---|----|---|---|-----|----|----|-----|
| Tommy Harper, R OBP: 0.367, SLG: 0.402 (1, 9) (9, 7) | 0-0 P4 | | | 0-0 HR 1B | 0-3 K | | 4-0 IBB | | | 3 | 1 | 1 | 0 | 1 | 1 | 2 |
| Vada Pinson, L OBP: 0.334, SLG: 0.434 (1, 8) (9, 7) | 0-0 4-3 | | | 0-0 1-H HR | | 0-0 G3 | 0-0 F8 | | | 4 | 1 | 1 | 2 | 0 | 0 | 3 |
| Pete Rose, S OBP: 0.313, SLG: 0.384 (1, 4) S S S | 0-3 K | | | 0-0 5-3 | | 0-0 F3 | | 0-0 1B HR 1B | | 4 | 1 | 1 | 0 | 0 | 1 | 0 |
| Tony Perez, R OBP: 0.293, SLG: 0.372 Dick Simpson, R OBP: 0.286, SLG: 0.361 (1, 3) (9, 9) | | 0-0 5-3 | | 0-0 4-3 | | 0-0 3B | | 0-0 F2 | | 4 | 0 | 1 | 0 | 0 | 0 | 1 |
| Tommy Helms, R OBP: 0.344, SLG: 0.421 (1, 5) (9, 3) | | 0-0 F7 | | 0-0 5-3 | | 0-0 F9 | | 0-0 1B HR 1B | | 4 | 1 | 1 | 0 | 0 | 0 | 1 |
| Deron Johnson, R OBP: 0.275, SLG: 0.386 (1, 7) (9, 3) | | 0-0 F8 | | | 0-0 F9 | | 0-0 E4 FC2-6 | 0-0 1-H 2-H HR | | 4 | 1 | 1 | 3 | 0 | 0 | 0 |
| Jimmie Coker, R OBP: 0.245, SLG: 0.451 (1, 2) (9, 3) | | | 0-0 5-3 | | 0-0 5-3 | | 0-0 FC2-6 SH5-3 1B 1-2 | 0-0 F3 | | 4 | 0 | 0 | 0 | 0 | 0 | 1 |
| Leo Cardenas, R OBP: 0.319, SLG: 0.428 (1, 6) (9, 3) | | | 0-0 F7 | | 0-0 1B 1B | | 0-0 SH5-3 1B 1-2 | 0-0 1B | | 4 | 0 | 3 | 0 | 0 | 0 | 0 |
| Sammy Ellis, L OBP: 0.188, SLG: 0.114 (1, 1) S S S | | | 0-3 K | | 0-0 1B 1-2 | | 0-0 SH5-3 1-2 2-3 | 0-3 K | | 3 | 0 | 1 | 0 | 0 | 2 | 1 |

| Inning Stats | R: 0 | H: 0 | E: 0 | LOB: 0 | K: 1 | BB: 0 | S: 5 | P: 5 | R: 0 | H: 0 | E: 0 | LOB: 0 | K: 0 | BB: 0 | S: 3 | P: 3 | R: 0 | H: 0 | E: 0 | LOB: 0 | K: 1 | BB: 0 | S: 5 | P: 5 | R: 2 | H: 2 | E: 0 | LOB: 0 | K: 0 | BB: 0 | S: 5 | P: 5 | R: 0 | H: 2 | E: 0 | LOB: 2 | K: 1 | BB: 0 | S: 7 | P: 7 | R: 0 | H: 1 | E: 0 | LOB: 1 | K: 0 | BB: 0 | S: 4 | P: 4 | R: 0 | H: 1 | E: 1 | LOB: 3 | K: 0 | BB: 1 | S: 5 | P: 9 | R: 3 | H: 4 | E: 0 | LOB: 1 | K: 1 | BB: 0 | S: 9 | P: 9 |
|--------------|------|------|------|--------|------|-------|------|------|------|------|------|--------|------|-------|------|------|------|------|------|--------|------|-------|------|------|------|------|------|--------|------|-------|------|------|------|------|------|--------|------|-------|------|------|------|------|------|--------|------|-------|------|------|------|------|------|--------|------|-------|------|------|------|------|------|--------|------|-------|------|------|
|--------------|------|------|------|--------|------|-------|------|------|------|------|------|--------|------|-------|------|------|------|------|------|--------|------|-------|------|------|------|------|------|--------|------|-------|------|------|------|------|------|--------|------|-------|------|------|------|------|------|--------|------|-------|------|------|------|------|------|--------|------|-------|------|------|------|------|------|--------|------|-------|------|------|


| PITCHER | IP | WLS | BF | H | R | ER | SO | BB | IBB | HBP | BLK | WP | HR | S | P | ERA | WHIP |
|--|-----|-----|----|---|---|----|----|----|-----|-----|-----|----|----|----|----|-------|-------|
| Mike Cuellar, L ERA: 2.4 (1, 1) | 7.1 | L | 32 | 8 | 4 | 4 | 3 | 0 | 0 | 0 | 0 | 0 | 1 | 37 | 41 | 4.91 | 1.091 |
| Claude Raymond, R ERA: 2.16 (8, 1) | 0.2 | | 4 | 2 | 1 | 1 | 1 | 0 | 0 | 0 | 0 | 0 | 1 | 6 | 6 | 13.50 | 3.000 |

BOTTOM

Houston Astros @ Cincinnati Reds
Crosley Field, Cincinnati, OH

Sat Jul 30 1966, 3:33 AM EDT
Att. 4,824 - Unknown - 80 F

| | |
|-----|----|
| AB | 34 |
| R | 5 |
| H | 10 |
| RBI | 5 |
| BB | 1 |
| SO | 4 |
| LOB | 9 |



| WP | PA | ERA | WHIP |
|----|----|-----|------|
| 0 | 36 | 0 | 0 |

| Batter | 1 | 2 | 3 | 4 | 5 | 6 | 7 | 8 | 9 | AB R H RBI BB SO LOB | TOP | | | | | | | | | | | |
|--|---|---------------------------------|------------------------------|---------------------------------|------------------------------|---------------------------------|------------------------------|---------------------------------|------------------------------|---------------------------------|------------------------------|---------------------------------|------------------------------|---------------------------------|------------------------------|---------------------------------|------------------------------|---------------------------------|----------------------------------|------------------------------------|----------------------------------|--------|
| Jimmy Wynn, R (1, 8) OBP: 0.319, SLG: 0.429 | 0-0 SH1-3 SF7 2B | | 0-0 S G1 1B | | 0-3 K | | 0-0 P6 | | 0-0 FC1-5 1B | 5 3 3 1 0 1 1 | | | | | | | | | | | | |
| Sonny Jackson, L (1, 6) OBP: 0.328, SLG: 0.328 | 0-0 SH1-3 2-3 | | 4-0 G1 1-2 BB | | | 0-0 L7 | 0-0 F7 | | 0-0 FC1-5 1B 2B | 3 1 0 0 1 0 3 | | | | | | | | | | | | |
| Rusty Staub, L (1, 9) OBP: 0.349, SLG: 0.435 | 0-0 SF7 3-H | | 0-0 G1 1-3 2-H | | | 0-0 4-3 | | 0-0 WP 2B | 0-0 2B SF8 1B | 4 1 2 3 0 0 1 | | | | | | | | | | | | |
| Chuck Harrison, R (1, 3) OBP: 0.317, SLG: 0.335 | 0-3 K | | 0-0 F8 | | | 0-0 E5 1B | | 0-0 P4 2-3 | 0-0 2B | 5 0 1 1 0 1 2 | | | | | | | | | | | | |
| Lee Maye, L (1, 7) OBP: 0.305, SLG: 0.411 | | 0-0 E S 1B | | 0-3 K | | 0-0 1-2 1B | | 4-0 IBB | 0-0 SF8 3-H | 3 0 2 1 1 1 0 | | | | | | | | | | | | |
| Felix Mantilla, R (1, 4) OBP: 0.246, SLG: 0.339 | | 0-3 K | | 0-0 6-3 | | 0-0 1-3 | | 0-0 P6 | 0-0 4-3 | 3 0 0 0 0 1 3 | | | | | | | | | | | | |
| Bob Lillis, R (7, 4) OBP: 0.255, SLG: 0.263 | | 1-3 K | | | | | | | | 2 0 0 0 0 0 3 | | | | | | | | | | | | |
| Bob Aspromonte, R (1, 5) OBP: 0.296, SLG: 0.309 | | 0-0 F9 | | 0-3 K | | | 4-0 SH1-3 1B BB | 0-0 P6 | | 3 1 0 0 1 1 3 | | | | | | | | | | | | |
| Ron Brand, R (1, 2) OBP: 0.292, SLG: 0.263 | | 0-0 5-3 | | | | 0-0 F9 | 0-0 SH1-3 | | 0-0 1B 2B | 3 1 1 0 0 0 1 | | | | | | | | | | | | |
| Dave Giusti, R (1, 1) OBP: 0.265, SLG: 0.313 | | | 0-0 L9 | | 0-0 5-3 | | 0-0 2-H 1B | | 0-0 FC1-5 1B 2-3 | 4 0 2 1 0 0 0 | | | | | | | | | | | | |
| Inning Stats | R: 1 E: 0 K: 1 S: 6 | H: 1 LOB: 0 BB: 0 P: 6 | R: 0 E: 0 K: 1 S: 6 | H: 1 LOB: 1 BB: 0 P: 6 | R: 1 E: 0 K: 0 S: 4 | H: 1 LOB: 1 BB: 1 P: 8 | R: 0 E: 0 K: 2 S: 7 | H: 0 LOB: 0 BB: 0 P: 7 | R: 0 E: 0 K: 1 S: 5 | H: 0 LOB: 0 BB: 0 P: 5 | R: 0 E: 1 K: 0 S: 5 | H: 1 LOB: 2 BB: 0 P: 5 | R: 1 E: 0 K: 0 S: 4 | H: 1 LOB: 1 BB: 1 P: 8 | R: 0 E: 0 K: 0 S: 4 | H: 1 LOB: 2 BB: 1 P: 8 | R: 4 E: 0 K: 0 S: 8 | H: 5 LOB: 1 BB: 0 P: 8 | 1B: 7 2B: 4 3B: 0 HR: 0 | SF: 2 SAC: 2 DP: 0 HBP: 0 | WP: 1 PB: 0 SB: 4 CS: 0 | PA: 42 |
| PITCHER | IP WLS BF H R ER SO BB IBB HBP BLK WP HR S P ERA WHIP | | | | | | | | | | | | | | | | | | | | | |
| Milt Pappas, R (1, 1) ERA: 4.29 | 7.0 L 30 6 3 3 5 2 0 0 0 0 0 0 38 46 3.86 1.143 | | | | | | | | | | | | | | | | | | | | | |
| Jack Baldschun, R (8, 1) ERA: 5.4 | 1.0 4 0 0 0 0 0 1 0 0 1 0 3 7 0.00 0.000 | | | | | | | | | | | | | | | | | | | | | |
| Mel Queen, R (9, 1) ERA: 12.0 | 0.1 5 4 4 4 0 0 0 0 0 0 0 5 5 108.00 12.000 | | | | | | | | | | | | | | | | | | | | | |
| Ted Davidson, L (9, 1) ERA: 5.49 | 0.2 3 1 0 0 0 0 0 0 0 0 0 3 3 0.00 1.500 | | | | | | | | | | | | | | | | | | | | | |

Houston Astros @ Cincinnati Reds
Crosley Field, Cincinnati, OH
Sun Jul 31 1966, 3:33 AM EDT
Unknown - 82 F

livebaseballscorecards.com

| | |
|-----|----|
| AB | 35 |
| R | 7 |
| H | 11 |
| RBI | 7 |
| BB | 3 |
| SO | 5 |
| LOB | 17 |



| Batter | 1 | 2 | 3 | 4 | 5 | 6 | 7 | 8 | 9 | AB R H RBI BB SO LOB |
|--|-----------------|-----------|------------|------------|------------|-----------|------------|------------|------------|----------------------|
| Tommy Harper, R OBP: 0.368, SLG: 0.403 (1, 9) | 0-0 1B | | 0-0 6-3 | | | 0-0 1B | | | 0-0 F8 | 4 0 2 0 0 0 0 |
| Pete Rose, S OBP: 0.310, SLG: 0.380 (1, 4) | 0-3 1-2 K | | 0-0 F8 | | | 0-0 F8 | | | 0-0 F7 | 4 0 0 0 0 1 2 |
| Vada Pinson, L OBP: 0.331, SLG: 0.430 (1, 8) | 0-3 K | | | 0-0 P4 | | 0-0 F9 | | | 0-0 4-3 | 4 0 0 0 0 1 2 |
| Gordy Coleman, L OBP: 0.312, SLG: 0.314 (1, 3) | 0-3 K | | | 0-3 K | | | 0-0 4-3 | | | 3 0 0 0 0 2 1 |
| Tommy Helms, R OBP: 0.340, SLG: 0.417 (1, 5) | | 0-0 P4 | | 0-0 6-3 | | | 0-0 6-3 | | | 3 0 0 0 0 0 0 |
| Deron Johnson, R OBP: 0.273, SLG: 0.382 (1, 7) | | 0-0 F7 | | | 0-0 F9 | | 0-0 F9 | | | 3 0 0 0 0 0 0 |
| Johnny Edwards, L OBP: 0.299, SLG: 0.319 (1, 2) | | 0-0 1B | | | 0-0 F8 | | | 0-0 3-1 | | 3 0 1 0 0 0 0 |
| Leo Cardenas, R OBP: 0.316, SLG: 0.425 (1, 6) | | 0-3 K | | | 0-0 1-3 | | | 0-0 P4 | | 3 0 0 0 0 1 1 |
| Milt Pappas, R OBP: 0.135, SLG: 0.220 Jack Baldschun, R (8, 1) | | | 0-3 K | | | 0-0 P4 | | 0-0 P4 | | 2 0 0 0 0 1 0 |
| Giraldo Ruiz, S OBP: 0.253, SLG: 0.225 Mel Queen, L OBP: 0.234, SLG: 0.135 Ted Davidson, R (9, 1) | | | | | | | | | | 0 0 0 0 0 0 0 |

| Inning Stats | R: 0 E: 0 K: 3 S: 10 | H: 1 LOB: 1 BB: 0 P: 10 | R: 0 E: 0 K: 1 S: 6 | H: 1 LOB: 1 BB: 0 P: 6 | R: 0 E: 0 K: 1 S: 5 | H: 0 LOB: 0 BB: 0 P: 5 | R: 0 E: 0 K: 1 S: 5 | H: 0 LOB: 0 BB: 0 P: 5 | R: 0 E: 0 K: 0 S: 3 | H: 0 LOB: 0 BB: 0 P: 3 | R: 0 E: 0 K: 0 S: 4 | H: 1 LOB: 1 BB: 0 P: 4 | R: 0 E: 0 K: 0 S: 3 | H: 0 LOB: 0 BB: 0 P: 3 | R: 0 E: 0 K: 0 S: 3 | H: 0 LOB: 0 BB: 0 P: 3 | R: 0 E: 0 K: 0 S: 3 | H: 0 LOB: 0 BB: 0 P: 3 | 1B: 3 2B: 0 3B: 0 HR: 0 | SF: 0 SAC: 0 DP: 0 HBP: 0 | WP: 0 PB: 0 SB: 1 CS: 0 | PA: 30 |
|--|---|----------------------------------|------------------------------|---------------------------------|------------------------------|---------------------------------|------------------------------|---------------------------------|------------------------------|---------------------------------|------------------------------|---------------------------------|------------------------------|---------------------------------|------------------------------|---------------------------------|------------------------------|---------------------------------|----------------------------------|------------------------------------|----------------------------------|--------|
| PITCHER Dave Giusti, R ERA: 3.42 (1, 1) | IP 9.0 WLS W BF 30 H 3 R 0 ER 0 SO 6 BB 0 IBB 0 HBP 0 BLK 0 WP 0 HR 0 S 42 P 42 ERA 0.00 WHIP 0.333 | | | | | | | | | | | | | | | | | | | | | |

BOTTOM

Houston Astros @ Cincinnati Reds
Crosley Field, Cincinnati, OH

Sun Jul 31 1966, 3:33 AM EDT
Unknown - 82 F

| | |
|-----|----|
| AB | 30 |
| R | 0 |
| H | 3 |
| RBI | 0 |
| BB | 0 |
| SO | 6 |
| LOB | 6 |



| Batter | 1 | 2 | 3 | 4 | 5 | 6 | 7 | 8 | 9 | AB R H RBI BB SO LOB | TOP | | | | | | | | | | | | | | | | | | | | | | | | | | | |
|--|---|----------------------------------|------------------------------|---------------------------------|------------------------------|---------------------------------|------------------------------|----------------------------------|------------------------------|---------------------------------|------------------------------|---------------------------------|------------------------------|---------------------------------|------------------------------|---------------------------------|------------------------------|---------------------------------|----------------------------------|------------------------------------|----------------------------------|----------------|---|--|--|--|--|--|--|--|--|--|--|--|--|--|--|--|
| Jimmy Wynn, R (1, 8) OBP: 0.320, SLG: 0.431 | 0-0 F8 | 0-0 G1-6-3 1B | | 0-0 HR 2B | | 0-0 F8 | | 0-0 E5 FC4 | | 5 1 2 0 0 0 1 | | | | | | | | | | | | | | | | | | | | | | | | | | | | |
| Sonny Jackson, L (1, 6) OBP: 0.331, SLG: 0.332 | 0-0 HR 1B | 0-0 G1-6-3 1B | | 0-0 F9 | | 0-0 1B | | 0-0 FC4 | | 5 1 3 0 0 0 3 | | | | | | | | | | | | | | | | | | | | | | | | | | | | |
| Rusty Staub, L (1, 9) OBP: 0.349, SLG: 0.441 | 0-0 HR | 0-0 G1-6-3 | | 4-0 HR IBB | | 0-3 K | | | 0-0 4-3 | 4 2 1 2 1 1 3 | | | | | | | | | | | | | | | | | | | | | | | | | | | | |
| Chuck Harrison, R (1, 3) OBP: 0.323, SLG: 0.359 | 4-0 BB CI 1B BB | 0-0 F9 | | 0-0 HR | | | 0-0 5-3 | | 0-0 2B | 4 2 2 3 1 0 1 | | | | | | | | | | | | | | | | | | | | | | | | | | | | |
| Lee Maye, L (1, 7) OBP: 0.301, SLG: 0.406 | 0-0 F8 | | 0-0 P6 | 0-0 4-3 | | | 0-0 6-3 | | 0-3 K | 3 0 0 0 0 0 1 | | | | | | | | | | | | | | | | | | | | | | | | | | | | |
| Dave Nicholson, R (6, 7) OBP: 0.374, SLG: 0.446 | | | | | | | | | | 2 0 0 0 0 1 1 | | | | | | | | | | | | | | | | | | | | | | | | | | | | |
| Bob Aspromonte, R (1, 5) OBP: 0.295, SLG: 0.307 | 0-0 CI BB 1-2 1B | | 0-0 F7 | | | | 0-0 6-3 | | 0-0 1-3 | 5 0 1 0 0 0 1 | | | | | | | | | | | | | | | | | | | | | | | | | | | | |
| Bill Heath, L (1, 2) OBP: 0.295, SLG: 0.275 | 4-0 CI BB 1-2 2-3 | | 0-0 1B | | | | | | | 2 0 2 0 1 0 0 | | | | | | | | | | | | | | | | | | | | | | | | | | | | |
| Ron Brand, R (8, PH) OBP: 0.289, SLG: 0.259 | | | | | | | | | | 1 0 0 0 0 0 0 | | | | | | | | | | | | | | | | | | | | | | | | | | | | |
| Felix Mantilla, R (1, 4) OBP: 0.242, SLG: 0.333 | 0-1 CI | | 0-0 6-3 | | | | | | | 2 0 0 0 0 0 2 | | | | | | | | | | | | | | | | | | | | | | | | | | | | |
| Bob Lillis, R (6, 4) OBP: 0.252, SLG: 0.260 | 1-2 2-3 3-H | | | | | | | | | 1 0 0 0 0 0 0 | | | | | | | | | | | | | | | | | | | | | | | | | | | | |
| Turk Farrell, R (1, 1) OBP: 0.100, SLG: 0.175 | 0-0 F9 | | | 0-3 K | | | | | | 2 0 0 0 0 1 3 | | | | | | | | | | | | | | | | | | | | | | | | | | | | |
| Jim Owens, R (5, 1) | | | | | | | | | | 0 0 0 0 0 0 0 | | | | | | | | | | | | | | | | | | | | | | | | | | | | |
| Nate Colbert, R (6, PH) | | | | | | | | | | 1 0 0 0 0 1 0 | | | | | | | | | | | | | | | | | | | | | | | | | | | | |
| Carroll Sembera, R (6, 1) | | | | | | | | | | 0 0 0 0 0 0 0 | | | | | | | | | | | | | | | | | | | | | | | | | | | | |
| Gene Freese, R (8, PH) OBP: 0.279, SLG: 0.305 | | | | | | | | | | 1 0 1 0 0 0 0 | | | | | | | | | | | | | | | | | | | | | | | | | | | | |
| Claude Raymond, R (8, 1) OBP: 0.111, SLG: 0.111 | | | | | | | | | | 0 0 0 0 0 0 0 | | | | | | | | | | | | | | | | | | | | | | | | | | | | |
| Inning Stats | R: 3 E: 1 K: 0 S: 7 | H: 3 LOB: 3 BB: 2 P: 15 | R: 0 E: 0 K: 0 S: 4 | H: 2 LOB: 1 BB: 0 P: 4 | R: 0 E: 0 K: 0 S: 4 | H: 1 LOB: 1 BB: 0 P: 4 | R: 3 E: 0 K: 1 S: 7 | H: 2 LOB: 0 BB: 1 P: 11 | R: 0 E: 0 K: 0 S: 3 | H: 1 LOB: 0 BB: 0 P: 3 | R: 0 E: 0 K: 2 S: 8 | H: 1 LOB: 1 BB: 0 P: 8 | R: 0 E: 0 K: 0 S: 3 | H: 0 LOB: 0 BB: 0 P: 3 | R: 0 E: 1 K: 0 S: 5 | H: 1 LOB: 2 BB: 0 P: 5 | R: 0 E: 0 K: 1 S: 6 | H: 1 LOB: 1 BB: 0 P: 6 | 1B: 8 2B: 2 3B: 0 HR: 2 | SF: 0 SAC: 0 DP: 2 HBP: 0 | WP: 0 PB: 0 SB: 1 CS: 0 | PA: 42 | | | | | | | | | | | | | | | | |
| PITCHER | IP WLS BF H R ER SO BB IBB HBP BLK WP HR S P ERA WHIP | | | | | | | | | | | | | | | | | | | | | PITCHER | IP WLS BF H R ER SO BB IBB HBP BLK WP HR S P ERA WHIP | | | | | | | | | | | | | | | |
| Hank Fischer, R (1, 1) ERA: 5.14 | 1.0 | | 11 | 5 | 3 | 2 | 0 | 2 | 0 | 0 | 0 | 0 | 1 | 9 | 17 | 18.00 | 7.000 | | | | | | | | | | | | | | | | | | | | | |
| Jack Baldschun, R (2, 1) ERA: 5.7 | 3.0 | | 12 | 3 | 3 | 3 | 1 | 0 | 1 | 0 | 0 | 0 | 1 | 13 | 17 | 9.00 | 1.000 | | | | | | | | | | | | | | | | | | | | | |
| Ted Davidson, L (5, 1) ERA: 4.96 | 4.1 | W | 17 | 4 | 0 | 0 | 2 | 0 | 0 | 0 | 0 | 0 | 0 | 21 | 21 | 0.00 | 0.923 | | | | | | | | | | | | | | | | | | | | | |
| Don Nottebart, R (9, 1) ERA: 2.07 | 0.2 | S | 2 | 0 | 0 | 0 | 1 | 0 | 0 | 0 | 0 | 0 | 0 | 4 | 4 | 0.00 | 0.000 | | | | | | | | | | | | | | | | | | | | | |

Houston Astros @ Cincinnati Reds
Crosley Field, Cincinnati, OH
Sun Jul 31 1966, 3:38 AM EDT
Att. 16,559 - Unknown - 82 F

livebaseballscorecards.com

| | |
|-----|----|
| AB | 38 |
| R | 6 |
| H | 12 |
| RBI | 5 |
| BB | 3 |
| SO | 4 |
| LOB | 16 |



BOTTOM

Houston Astros @ Cincinnati Reds
Crosley Field, Cincinnati, OH
Sun Jul 31 1966, 3:38 AM EDT
Att: 16,559 - Unknown - 82 F

livebaseballscorecards.com

AB 39
R 10
H 16
RBI 8
BB 4
SO 9
LOB 21



WP: 0 PA: 43
PB: 0
SB: 2
CS: 1

AB R H RBI BB SO LOB

4 2 3 0 1 1 0

5 2 4 2 0 0 1

4 2 2 0 1 2 2

5 1 1 0 0 2 8

0 0 0 0 0 0 0

5 1 2 1 0 0 3

5 1 2 1 0 0 3

4 0 0 0 0 0 4

1B: 10 SF: 0
2B: 5 SAC: 0
3B: 0 DP: 0
HR: 1 HBP: 0

| Batter | 1 | 2 | 3 | 4 | 5 | 6 | 7 | 8 | 9 |
|--|-------------------------|------------------|------------|-----------|------------------------------|-----------------------|--------------------|--------------------------------|---|
| Tommy Harper, R OBP: 0.374, SLG: 0.407 (1, 9) | 0-0 HR 1B | 0-0 1B 1B | | 0-0 1B | | 0-3 K | | 4-0 2B 2B BB | |
| Pete Rose, S OBP: 0.316, SLG: 0.394 (1, 4) | 0-0 1-H HR 1B | 0-0 1-2 1B | | 0-0 G3 | | 0-0 1B 1B | | 0-0 1-3 2B 2B | |
| Vada Pinson, L OBP: 0.334, SLG: 0.433 (1, 8) | 0-3 K | 0-3 K | | | 0-0 2B 2B | 0-0 1-3 S 1B | | 4-0 2B IBB | |
| Gordy Coleman, L OBP: 0.309, SLG: 0.317 Dick Simpson, R OBP: 0.286, SLG: 0.361 (1, 3) (9, 7) | 0-0 1B 2B | 0-0 F9 | | | 0-3 K | 0-3 K | | 0-0 P6 | |
| Tommy Helms, R OBP: 0.341, SLG: 0.423 (1, 5) | 0-0 6-3 | | 0-3 K | | 0-0 2-H 1B 2B | 0-0 6-3 | | 0-0 1-H 2-H 3-H 2B | |
| Deron Johnson, R OBP: 0.280, SLG: 0.385 (1, 7) (9, 3) | 4-0 1B BB | | 0-3 K | | 0-0 2-H E 1B | | 0-0 FC2-6 1B | 4-0 BB | |
| Leo Cardenas, R OBP: 0.318, SLG: 0.424 (1, 6) | 0-0 1-2 2-H 1B | | 0-0 6-3 | | 0-0 4-3 1-H S 1B | | 0-0 FC2-6 CS | 0-0 F8 | |
| Jimmie Coker, R OBP: 0.228, SLG: 0.418 (1, 2) | 0-0 F8 | | | 0-0 F8 | 0-0 4-3 | | 0-0 F3 | | |
| Hank Fischer, R OBP: 0.043, SLG: 0.043 Jack Baldschun, R (2, 1) Giraldo Ruiz, S OBP: 0.250, SLG: 0.222 Ted Davidson, R (5, 1) Don Nottebart, R OBP: 0.118, SLG: 0.063 (9, 1) | | 0-3 K | | 0-0 F8 | 0-0 P5 | | | 0-3 K | |

| Inning Stats | R: 3 | H: 4 | E: 0 | LOB: 2 | K: 1 | P: 13 | R: 0 | H: 2 | E: 0 | LOB: 2 | K: 2 | P: 9 | R: 0 | H: 0 | E: 0 | LOB: 0 | K: 2 | P: 7 | R: 0 | H: 1 | E: 0 | LOB: 1 | K: 0 | P: 4 | R: 4 | H: 4 | E: 1 | LOB: 0 | K: 1 | P: 9 | R: 0 | H: 2 | E: 0 | LOB: 2 | K: 2 | P: 9 | R: 0 | H: 1 | E: 0 | LOB: 0 | K: 0 | P: 3 | R: 3 | H: 2 | E: 0 | LOB: 2 | K: 1 | P: 19 |
|--------------|------|------|------|--------|------|-------|------|------|------|--------|------|------|------|------|------|--------|------|------|------|------|------|--------|------|------|------|------|------|--------|------|------|------|------|------|--------|------|------|------|------|------|--------|------|------|------|------|------|--------|------|-------|
|--------------|------|------|------|--------|------|-------|------|------|------|--------|------|------|------|------|------|--------|------|------|------|------|------|--------|------|------|------|------|------|--------|------|------|------|------|------|--------|------|------|------|------|------|--------|------|------|------|------|------|--------|------|-------|

| PITCHER | IP | WLS | BF | H | R | ER | SO | BB | IBB | HBP | BLK | WP | HR | S | P | ERA | WHIP |
|---|-----|-----|----|----|---|----|----|----|-----|-----|-----|----|----|----|----|-------|-------|
| Turk Farrell, R ERA: 4.79 (1, 1) | 4.1 | | 24 | 10 | 6 | 5 | 6 | 1 | 0 | 0 | 0 | 0 | 1 | 35 | 39 | 10.38 | 2.538 |
| Jim Owens, R ERA: 3.73 (5, 1) | 0.2 | L | 3 | 1 | 1 | 0 | 0 | 0 | 0 | 0 | 0 | 0 | 0 | 3 | 3 | 0.00 | 1.500 |
| Carroll Sembera, R ERA: 1.42 (6, 1) | 2.0 | | 8 | 3 | 0 | 0 | 2 | 0 | 0 | 0 | 0 | 0 | 0 | 12 | 12 | 0.00 | 1.500 |
| Claude Raymond, R ERA: 2.53 (8, 1) | 1.0 | | 8 | 2 | 3 | 3 | 1 | 2 | 1 | 0 | 0 | 0 | 0 | 7 | 19 | 27.00 | 4.000 |

| Batter | 1 | 2 | 3 | 4 | 5 | 6 | 7 | 8 | 9 | AB R H RBI BB SO LOB | TOP | |
|---|---|---|---|---|---|---|---|---|---|---|---|--|
| Tommy Harper, R (1, 9) OBP: 0.375, SLG: 0.408 | 0-3 K | | 0-0 3B 1B | | 0-0 6-3 | | 0-0 1-2 2-3 1B | | | 4 1 2 0 0 1 0 | | |
| Pete Rose, S (1, 4) OBP: 0.315, SLG: 0.398 | 0-0 F7 | | 0-0 1-H FC1-2-5-2-6 3B | | 0-0 F8 | | 0-0 F8 | | | 4 0 1 1 0 0 3 | | |
| Vada Pinson, L (1, 8) OBP: 0.333, SLG: 0.431 | 0-0 1B | | 0-0 FC1-2-5-2-6 3-H | | 0-0 F7 | | 0-0 4-3 | | | 4 0 1 0 0 0 1 | | |
| Gordy Coleman, L (1, 3) OBP: 0.309, SLG: 0.335 Don Pavletich, R (8, PH) OBP: 0.345, SLG: 0.518 Dick Simpson, R (8, 7) OBP: 0.286, SLG: 0.361 | 0-0 F7 | | | 0-0 HR | | 0-0 G3 | | 0-0 5-3 | | 3 1 1 1 0 0 1 1 0 0 0 0 0 0 0 0 0 0 0 0 0 | | |
| Tommy Helms, R (1, 5) OBP: 0.337, SLG: 0.418 | | 0-0 F8 | | 0-0 5-3 | | 0-0 1-3 | | 0-0 F9 | | 4 0 0 0 0 0 0 | | |
| Deron Johnson, R (1, 7) OBP: 0.283, SLG: 0.386 (8, 3) | | 0-0 G3 1B | | 0-0 4-3 1B 1B | | 0-0 6-3 | | 0-0 6-3 | | 4 1 2 0 0 0 0 | | |
| Johnny Edwards, L (1, 2) OBP: 0.298, SLG: 0.322 | | 0-0 G3 | | 0-0 4-3 | | 0-0 1B 2B | | 0-0 4-3 | | 4 0 1 0 0 0 2 | | |
| Leo Cardenas, R (1, 6) OBP: 0.319, SLG: 0.424 | 0-0 K | | 0-0 2-H 1B | | 0-0 1B | | 4-0 1B IBB | | 0-0 6-3 | 3 0 1 1 1 1 1 | | |
| Jim O'Toole, S (1, 1) OBP: 0.133, SLG: 0.103 Jack Baldschun, R (6, 1) Ted Davidson, R (6, 1) Giraldo Ruiz, S (7, PH) OBP: 0.247, SLG: 0.219 Don Nottebart, R (7, 1) OBP: 0.118, SLG: 0.063 | | 0-0 K | | 0-0 F9 | | 0-0 F9 | | | | 2 0 0 0 0 1 0 0 0 0 0 0 0 0 0 0 0 0 0 0 0 1 0 0 0 0 0 2 0 0 0 0 0 0 0 | | |
| Inning Stats | R: 0 H: 1 E: 0 LOB: 1 K: 1 BB: 0 S: 6 P: 6 | R: 0 H: 1 E: 0 LOB: 1 K: 1 BB: 0 S: 6 P: 6 | R: 1 H: 2 E: 0 LOB: 0 K: 1 BB: 0 S: 6 P: 6 | R: 2 H: 3 E: 0 LOB: 1 K: 0 BB: 0 S: 5 P: 5 | R: 0 H: 0 E: 0 LOB: 0 K: 0 BB: 0 S: 3 P: 3 | R: 0 H: 0 E: 0 LOB: 0 K: 0 BB: 0 S: 3 P: 3 | R: 0 H: 2 E: 0 LOB: 3 K: 0 BB: 1 S: 5 P: 9 | R: 0 H: 0 E: 0 LOB: 0 K: 0 BB: 0 S: 3 P: 3 | R: 0 H: 0 E: 0 LOB: 0 K: 0 BB: 0 S: 3 P: 3 | 1B: 6 SF: 0 2B: 2 SAC: 0 3B: 1 DP: 1 HR: 1 HBP: 0 | WP: 0 PA: 35 PB: 0 SB: 0 CS: 0 | |
| PITCHER | IP WLS BF H R ER SO BB IBB HBP BLK WP HR S P ERA WHIP | | | | | | | | | | | |
| Ray Washburn, R (1, 1) ERA: 3.05 | 7.0 L 29 9 3 3 3 0 1 0 0 0 0 1 34 38 3.86 1.286 | | | | | | | | | | | |
| Hal Woodeshick, L (8, 1) ERA: 2.52 | 2.0 6 0 0 0 0 0 0 0 0 0 0 0 6 6 0.00 0.000 | | | | | | | | | | | |

Cincinnati Reds @ St. Louis Cardinals
 Busch Stadium, St. Louis, MO
 Mon Aug 01 1966, 7:05 PM CDT
 Att: 21,555 - Unknown

livebaseballscorecards.com

AB 34
 R 3
 H 9
 RBI 3
 BB 1
 SO 3
 LOB 10



| Batter | 1 | 2 | 3 | 4 | 5 | 6 | 7 | 8 | 9 | AB | R | H | RBI | BB | SO | LOB |
|--|------------|-------------|------------|-----------|------------|------------|-----------|------------|--------------|----|---|---|-----|----|----|-----|
| Lou Brock, L (1, 7) OBP: 0.314, SLG: 0.458 | 0-0 2B | | 4-0 BB | | | 0-0 F7 | 0-0 L4 | | | 3 | 0 | 1 | 0 | 1 | 0 | 0 |
| Julian Javier, R (1, 4) OBP: 0.269, SLG: 0.306 | 0-0 6-3 | | 4-0 BB | | | 0-0 1B | 0-0 F5 | | | 3 | 1 | 1 | 0 | 1 | 0 | 1 |
| Curt Flood, R (1, 8) OBP: 0.303, SLG: 0.386 | 0-0 L7 | | 0-0 1-3 | | | 0-0 BB | | 0-0 5-3 | | 4 | 1 | 1 | 1 | 0 | 0 | 3 |
| Orlando Cepeda, R (1, 3) OBP: 0.373, SLG: 0.566 | 0-0 6-3 | | | 0-0 F8 | | 0-3 K | | 0-0 6-3 | | 4 | 0 | 0 | 0 | 0 | 1 | 2 |
| Mike Shannon, R (1, 9) OBP: 0.352, SLG: 0.519 | | 0-0 F5 | | 0-0 F9 | | 4-0 BB | | 0-3 K | | 3 | 0 | 0 | 0 | 1 | 1 | 0 |
| Tim McCarver, L (1, 2) OBP: 0.315, SLG: 0.441 | | 0-0 B2-3 | | 0-0 F8 | | 4-0 BB | | | 0-0 4-3 | 3 | 0 | 1 | 0 | 1 | 0 | 0 |
| Charley Smith, R (1, 5) OBP: 0.312, SLG: 0.392 | | 0-0 F8 | | | 0-3 K | 4-0 BB | | | 0-0 SH1-4 | 2 | 0 | 0 | 1 | 1 | 1 | 0 |
| Dal Maxvill, R (1, 6) OBP: 0.307, SLG: 0.302 | | | 0-0 F9 | | 0-0 4-3 | 0-0 5-3 | | | 0-0 4-3 | 3 | 0 | 0 | 0 | 0 | 0 | 3 |
| Bob Skinner, L (9, PH) OBP: 0.220, SLG: 0.282 | | | | | | | | | 0-0 L8 | 1 | 0 | 0 | 0 | 0 | 0 | 1 |
| Ray Washburn, R (1, 1) OBP: 0.167, SLG: 0.265 | | | 0-3 K | | 0-0 4-3 | | | | | 2 | 0 | 0 | 0 | 0 | 1 | 0 |
| Tito Francona, L (7, PH) OBP: 0.277, SLG: 0.345 | | | | | | | | | | 1 | 0 | 0 | 0 | 0 | 1 | 0 |
| Hal Woodeshick, R (8, 1) OBP: 0.250, SLG: 0.500 | | | | | | | | | | 0 | 0 | 0 | 0 | 0 | 0 | 0 |
| Phil Gagliano, R (9, PH) OBP: 0.337, SLG: 0.330 | | | | | | | | | | 1 | 0 | 0 | 0 | 0 | 0 | 1 |


| Inning Stats | R: 0 | H: 1 | R: 0 | H: 0 | R: 0 | H: 0 | R: 0 | H: 0 | R: 2 | H: 2 | R: 0 | H: 0 | R: 0 | H: 0 | R: 0 | H: 1 | 1B: 2 | SF: 0 | WP: 0 | PA: 36 |
|--------------|------|--------|------|--------|------|--------|------|--------|------|--------|------|--------|------|--------|------|--------|-------|--------|-----------------|--------|
| | E: 0 | LOB: 1 | E: 0 | LOB: 0 | E: 0 | LOB: 0 | E: 0 | LOB: 0 | E: 0 | LOB: 3 | E: 0 | LOB: 0 | E: 0 | LOB: 0 | E: 0 | LOB: 1 | 2B: 1 | SAC: 1 | PB: 0 <td></td> | |
| | K: 0 | BB: 0 | K: 0 | BB: 0 | K: 1 | BB: 2 | K: 0 | BB: 0 | K: 1 | BB: 3 | K: 1 | BB: 0 | K: 1 | BB: 0 | K: 0 | BB: 0 | 3B: 1 | DP: 0 | SB: 0 | |
| | S: 4 | P: 4 | S: 3 | P: 3 | S: 5 | P: 13 | S: 3 | P: 3 | S: 7 | P: 19 | S: 5 | P: 5 | S: 5 | P: 5 | S: 4 | P: 4 | HR: 0 | HBP: 0 | CS: 0 | |

| PITCHER | IP | WLS | BF | H | R | ER | SO | BB | IBB | HBP | BLK | WP | HR | S | P | ERA | WHIP |
|--------------------------------------|-----|-----|----|---|---|----|----|----|-----|-----|-----|----|----|----|----|------|-------|
| Jim O'Toole, L (1, 1) ERA: 2.64 | 5.2 | W | 23 | 3 | 2 | 2 | 3 | 3 | 0 | 0 | 0 | 0 | 0 | 26 | 38 | 3.18 | 1.059 |
| Jack Baldschun, R (6, 1) ERA: 5.7 | 0.0 | | 2 | 0 | 0 | 0 | 0 | 2 | 0 | 0 | 0 | 0 | 0 | 0 | 8 | ∞ | ∞ |
| Ted Davidson, L (6, 1) ERA: 4.93 | 0.1 | | 1 | 0 | 0 | 0 | 0 | 0 | 0 | 0 | 0 | 0 | 0 | 1 | 1 | 0.00 | 0.000 |
| Don Nottebart, R (7, 1) ERA: 1.98 | 3.0 | S | 10 | 1 | 0 | 0 | 2 | 0 | 0 | 0 | 0 | 0 | 0 | 14 | 14 | 0.00 | 0.333 |

BOTTOM

Cincinnati Reds @ St. Louis Cardinals
 Busch Stadium, St. Louis, MO
 Mon Aug 01 1966, 7:05 PM CDT
 Att. 21,555 - Unknown

| | |
|------------|-----------|
| AB | 30 |
| R | 2 |
| H | 4 |
| RBI | 2 |
| BB | 5 |
| SO | 5 |
| LOB | 11 |



| Batter | 1 | 2 | 3 | 4 | 5 | 6 | 7 | 8 | 9 | AB R H RBI BB SO LOB | TOP | | | | | | | | | | | | | | | | | |
|--|---|---------------------------------|------------------------------|---------------------------------|------------------------------|---------------------------------|------------------------------|---------------------------------|------------------------------|---|------------------------------|----------------------------------|------------------------------|---------------------------------|------------------------------|---------------------------------|------------------------------|---------------------------------|----------------------------------|------------------------------------|----------------------------------|--------|--|--|--|--|--|--|
| Tommy Harper, R OBP: 0.373, SLG: 0.405 (1, 9) (6, 7) | 0-0 F4 | | 0-0 CS 1B | | 0-0 3-1 | | 0-0 1-3 | | 0-0 F9 | 5 0 1 0 0 0 0 | | | | | | | | | | | | | | | | | | |
| Pete Rose, S OBP: 0.314, SLG: 0.398 (1, 4) | 0-0 4-3 | | 0-0 1-2 HR 2B | | 0-0 3-1 | | 0-0 F4 | | 0-3 K | 5 1 1 0 0 1 0 | | | | | | | | | | | | | | | | | | |
| Vada Pinson, L OBP: 0.335, SLG: 0.442 (1, 8) | 0-0 2B | | 0-0 2-H HR | | 0-0 F6 | | | 0-0 4-3 | | 4 1 2 2 0 0 0 | | | | | | | | | | | | | | | | | | |
| Gordy Coleman, L OBP: 0.304, SLG: 0.329 Dick Simpson, R OBP: 0.279, SLG: 0.351 (1, 3) (6, 9) | 0-0 F3 | | 0-0 F5 | | 0-0 F8 | | | 0-0 E6 1B HR | | 3 0 0 0 0 0 1 1 1 0 0 0 0 0 | | | | | | | | | | | | | | | | | | |
| Tommy Helms, R OBP: 0.342, SLG: 0.420 (1, 5) | | 0-0 F6 | | 0-0 S 1B 1B | | 4-0 1B BB | | 0-0 1-3 HR 1B | | 3 2 2 0 1 0 0 | | | | | | | | | | | | | | | | | | |
| Deron Johnson, R OBP: 0.285, SLG: 0.397 (1, 7) (6, 3) | | 0-0 F2 | | 0-3 1-2 K | | 0-0 1-2 1B | | 0-0 1-H 3-H HR | | 4 1 2 3 0 1 1 | | | | | | | | | | | | | | | | | | |
| Johnny Edwards, L OBP: 0.298, SLG: 0.318 (1, 2) | | 4-0 BB | | 0-3 K | | 0-0 F9 | | 0-3 K | | 3 0 0 0 1 2 3 | | | | | | | | | | | | | | | | | | |
| Leo Cardenas, R OBP: 0.319, SLG: 0.422 (1, 6) | | 0-0 F7 | | 0-0 2-H 1B | | 0-3 K | | 0-0 6-3 | | 4 0 1 1 0 1 3 | | | | | | | | | | | | | | | | | | |
| Joe Nuxhall, L OBP: 0.100, SLG: 0.150 Ted Davidson, R (6, 1) Mel Queen, L OBP: 0.229, SLG: 0.132 (7, PH) Sammy Ellis, L OBP: 0.188, SLG: 0.114 Don Nottebart, R OBP: 0.111, SLG: 0.059 (7, 1) | | | 0-0 F9 | | 0-0 F6 | | 0-0 F9 | | 0-0 F7 | 2 0 0 0 0 0 1 0 0 0 0 0 0 0 1 0 0 0 0 0 0 0 0 0 0 0 0 0 1 0 0 0 0 0 0 | | | | | | | | | | | | | | | | | | |
| Inning Stats | R: 0 E: 0 K: 0 S: 4 | H: 1 LOB: 1 BB: 0 P: 4 | R: 0 E: 0 K: 0 S: 3 | H: 0 LOB: 1 BB: 1 P: 7 | R: 2 E: 0 K: 0 S: 5 | H: 3 LOB: 0 BB: 0 P: 5 | R: 1 E: 0 K: 2 S: 9 | H: 2 LOB: 1 BB: 0 P: 9 | R: 0 E: 0 K: 0 S: 3 | H: 0 LOB: 0 BB: 0 P: 3 | R: 0 E: 0 K: 1 S: 6 | H: 1 LOB: 2 BB: 1 P: 10 | R: 0 E: 0 K: 0 S: 3 | H: 0 LOB: 0 BB: 0 P: 3 | R: 3 E: 1 K: 1 S: 8 | H: 2 LOB: 0 BB: 0 P: 8 | R: 0 E: 0 K: 1 S: 5 | H: 0 LOB: 0 BB: 0 P: 5 | 1B: 5 2B: 2 3B: 0 HR: 2 | SF: 0 SAC: 0 DP: 0 HBP: 0 | WP: 0 PB: 0 SB: 1 CS: 1 | PA: 38 | | | | | | |
| PITCHER | IP WLS BF H R ER SO BB IBB HBP BLK WP HR S P ERA WHIP | | | | | | | | | | | | | | | | | | | | | | | | | | | |
| Bob Gibson, R ERA: 2.23 (1, 1) | 7.0 | | 29 | 7 | 3 | 3 | 3 | 2 | 0 | 0 | 0 | 0 | 0 | 1 | 33 | 41 | 3.86 | 1.286 | | | | | | | | | | |
| Ron Piche, R ERA: 3.72 (8, 1) | 2.0 | L | 9 | 2 | 3 | 2 | 2 | 0 | 0 | 0 | 0 | 0 | 1 | 13 | 13 | 9.00 | 1.000 | | | | | | | | | | | |

Cincinnati Reds @ St. Louis Cardinals
 Busch Stadium, St. Louis, MO
 Tue Aug 02 1966, 7:05 PM CDT
 Att: 23,157 - Unknown

livebaseballscorecards.com

| | |
|-----|----|
| AB | 36 |
| R | 6 |
| H | 9 |
| RBI | 6 |
| BB | 2 |
| SO | 5 |
| LOB | 9 |



BOTTOM

Cincinnati Reds @ St. Louis Cardinals
Busch Stadium, St. Louis, MO
Tue Aug 02 1966, 7:05 PM CDT
Att. 23,157 - Unknown

livebaseballscorecards.com

AB 37
R 3
H 11
RBI 3
BB 5
SO 6
LOB 27



WP: 0 PA: 44
PB: 0
SB: 1
CS: 0

AB R H RBI BB SO LOB

4 0 2 1 1 1 3

5 1 3 0 0 0 3

5 0 1 1 0 1 4

5 0 0 0 0 1 5

5 1 2 0 0 1 0

3 0 1 0 1 0 2

2 0 1 0 1 0 2

2 0 0 0 0 1 4

2 0 1 1 0 0 0

2 1 0 0 1 1 1

1 0 0 0 0 0 3

0 0 0 0 0 0 0

1B: 9 SF: 0
2B: 2 SAC: 1
3B: 0 DP: 0
HR: 0 HBP: 1

1B: 9 SF: 0
2B: 2 SAC: 1
3B: 0 DP: 0
HR: 0 HBP: 1

1B: 9 SF: 0
2B: 2 SAC: 1
3B: 0 DP: 0
HR: 0 HBP: 1

1B: 9 SF: 0
2B: 2 SAC: 1
3B: 0 DP: 0
HR: 0 HBP: 1

| Batter | 1 | 2 | 3 | 4 | 5 | 6 | 7 | 8 | 9 |
|--|--------|---------|--------|---------|--------------|---------------|--------------|---------|---------|
| Lou Brock, L (1, 7) OBP: 0.317, SLG: 0.459 | 0-3 K | | 0-0 1B | 0-0 L9 | | 0-0 FC6-4 1B | 4-0 IBB | | |
| Julian Javier, R (1, 4) OBP: 0.274, SLG: 0.314 | 0-0 F8 | | 0-0 1B | | 0-0 1B | 0-0 FC6-4 1B | 0-0 F8 | | |
| Curt Flood, R (1, 8) OBP: 0.302, SLG: 0.383 | 0-0 F9 | | 0-0 F9 | | 0-0 FC5-4 1B | 0-0 FC6-4 | | 0-3 K | |
| Orlando Cepeda, R (1, 3) OBP: 0.367, SLG: 0.556 | | 0-0 5-3 | 0-3 K | | 0-0 FC5-4 1B | 0-0 4-3 | | 0-0 6-3 | |
| Mike Shannon, R (1, 9) OBP: 0.353, SLG: 0.516 | | 0-3 K | | 0-0 5-3 | 0-0 1-3 1B | | 0-0 SH2-4 1B | 0-0 F2 | |
| Charley Smith, R (1, 5) OBP: 0.315, SLG: 0.391 | | 4-0 BB | | 0-0 2B | 0-0 1-3 | | 0-0 SH2-4 | | 0-0 6-3 |
| Dal Maxvill, R (1, 6) OBP: 0.312, SLG: 0.309 | | 4-0 BB | | 0-0 BB | 0-0 F7 | | 4-0 E 1B | | 0-0 1-3 |
| Tito Francona, L (7, PH) OBP: 0.283, SLG: 0.345 | | 1-2 BB | | 1-3 2B | | | | | 0-0 BB |
| Al Jackson, L (7, PR) OBP: 0.255, SLG: 0.283 | | | | | | | | | |
| Ron Piche, R (8, 1) | | | | | | | | | |
| Phil Gagliano, R (9, PH) OBP: 0.335, SLG: 0.328 | | | | | | | | | |
| Pat Corrales, R (1, 2) OBP: 0.203, SLG: 0.200 | | 0-0 F3 | | 0-3 K | | 1-0 FC3-6 HBP | 0-0 E8 | | 0-0 4-3 |
| Tim McCarver, L (6, PH) OBP: 0.318, SLG: 0.441 | | | | | | | 1-3 2-H 1B | | |
| Bob Gibson, R (1, 1) OBP: 0.250, SLG: 0.319 | | | 0-3 K | 4-0 BB | | 0-0 FC3-6 1B | 0-0 F3 | | |
| Bob Skinner, L (7, PH) OBP: 0.214, SLG: 0.275 | | | | | | | | | |
| Jerry Buchek, R (8, 6) OBP: 0.306, SLG: 0.356 | | | | | | | | | |

| Inning Stats | R: 0 | H: 0 | E: 0 | K: 1 | S: 5 | H: 0 | LOB: 0 | BB: 0 | P: 5 | R: 0 | H: 0 | E: 0 | K: 1 | S: 5 | H: 2 | LOB: 2 | BB: 2 | P: 13 | R: 0 | H: 2 | E: 0 | K: 2 | S: 9 | H: 2 | LOB: 3 | BB: 1 | P: 11 | R: 1 | H: 3 | E: 0 | K: 0 | S: 6 | H: 2 | LOB: 2 | BB: 0 | P: 6 | R: 1 | H: 2 | E: 0 | K: 0 | S: 5 | H: 2 | LOB: 3 | BB: 2 | P: 13 | R: 0 | H: 0 | E: 0 | K: 1 | S: 5 | H: 0 | LOB: 0 | BB: 0 | P: 5 | R: 0 | H: 0 | E: 0 | K: 0 | S: 3 | H: 0 | LOB: 0 | BB: 0 | P: 3 | 1B: 9 | SF: 0 | 2B: 2 | SAC: 1 | 3B: 0 | DP: 0 | HR: 0 | HBP: 1 | WP: 0 | PA: 44 |
|--------------|------|------|------|------|------|------|--------|-------|------|------|------|------|------|------|------|--------|-------|-------|------|------|------|------|------|------|--------|-------|-------|------|------|------|------|------|------|--------|-------|------|------|------|------|------|------|------|--------|-------|-------|------|------|------|------|------|------|--------|-------|------|------|------|------|------|------|------|--------|-------|------|-------|-------|-------|--------|-------|-------|-------|--------|-------|--------|
|--------------|------|------|------|------|------|------|--------|-------|------|------|------|------|------|------|------|--------|-------|-------|------|------|------|------|------|------|--------|-------|-------|------|------|------|------|------|------|--------|-------|------|------|------|------|------|------|------|--------|-------|-------|------|------|------|------|------|------|--------|-------|------|------|------|------|------|------|------|--------|-------|------|-------|-------|-------|--------|-------|-------|-------|--------|-------|--------|

| PITCHER | IP | WLS | BF | H | R | ER | SO | BB | IBB | HBP | BLK | WP | HR | S | P | ERA | WHIP |
|-------------------------------------|-----|-----|----|---|---|----|----|----|-----|-----|-----|----|----|----|----|-------|-------|
| Joe Nuxhall, L (1, 1) ERA: 4.23 | 5.1 | | 28 | 8 | 2 | 2 | 5 | 3 | 0 | 1 | 0 | 0 | 0 | 34 | 47 | 3.38 | 2.062 |
| Ted Davidson, L (6, 1) ERA: 4.86 | 0.2 | | 3 | 1 | 0 | 0 | 0 | 0 | 0 | 0 | 0 | 0 | 0 | 3 | 3 | 0.00 | 1.500 |
| Sammy Ellis, R (7, 1) ERA: 5.14 | 0.1 | | 4 | 2 | 1 | 1 | 0 | 1 | 0 | 0 | 0 | 0 | 0 | 3 | 7 | 27.00 | 9.000 |
| Don Nottebart, R (7, 1) ERA: 1.9 | 2.2 | W | 9 | 0 | 0 | 0 | 1 | 0 | 1 | 0 | 0 | 0 | 0 | 10 | 14 | 0.00 | 0.000 |

| Batter | 1 | 2 | 3 | 4 | 5 | 6 | 7 | 8 | 9 | 10 | 11 | 12 | 13 | 14 | 15 | 16 | AB | R | H | RBI | BB | SO | LOB | BOTTOM | | | | | | | | |
|---|------------------------------|----------------------------------|------------------------------|---------------------------------|------------------------------|---------------------------------|------------------------------|---------------------------------|------------------------------|---------------------------------|------------------------------|---------------------------------|------------------------------|---------------------------------|------------------------------|---------------------------------|------------------------------|---------------------------------|------------------------------|----------------------------------|------------------------------|---------------------------------|------------------------------|---------------------------------|------------------------------|---------------------------------|------------------------------|---------------------------------|----------------------------------|------------------------------------|----------------------------------|--------|
| Curt Flood, R OBP: 0.301, SLG: 0.378 (1, 8) | 4-0 PB 1B 4-3 BB | | 0-0 F5 | | 0-0 FC5-4 1B 1-2 | | 4-0 1-2 BB | | 0-0 F8 | | 0-0 F6 | | | 0-3 K | | 0-0 6-3 | 6 | 1 | 0 | 0 | 2 | 1 | 7 | | | | | | | | | |
| Lou Brock, L OBP: 0.317, SLG: 0.456 (1, 7) | 0-0 4-3 S 1-2 1B | | 0-0 F8 | | 0-0 1-3 1B | | 0-0 3-1 | | 0-3 K | | 0-3 K | | | 0-0 F9 | | | 7 | 0 | 2 | 0 | 0 | 2 | 3 | | | | | | | | | |
| Tim McCarver, L OBP: 0.318, SLG: 0.438 (1, 2) | 0-0 4-3 1-3 2-H | | 0-0 WP 1-2 1B | | 0-0 F2 | | 0-0 F4 | | 0-0 L3 | | 0-0 CS 1B | | | 0-3 K | | | 7 | 0 | 2 | 1 | 0 | 1 | 3 | | | | | | | | | |
| Orlando Cepeda, R OBP: 0.365, SLG: 0.547 (1, 3) | 0-0 F1 | | 0-0 F6 1-2 2-S | | | 0-0 5-3 | | 0-0 F8 | | 4-0 S BB | | 0-3 K 1-2 | | 4-0 BB | | | 5 | 0 | 0 | 0 | 2 | 1 | 4 | | | | | | | | | |
| Mike Shannon, R OBP: 0.348, SLG: 0.504 (1, 9) | 0-3 K | | 0-0 F6 | | | 0-3 K2-3 | | 4-0 BB | | 0-0 F7 1-2 | | | 0-3 K | | 0-0 F4 | | 6 | 0 | 0 | 0 | 1 | 3 | 3 | | | | | | | | | |
| Charley Smith, R OBP: 0.310, SLG: 0.384 (1, 5) | | 0-0 F5 | | 0-0 F8 | | 0-3 K | | 0-3 K | | 0-0 F8 | | | 0-0 F4 | | | 0-0 1B 1B | 7 | 0 | 1 | 0 | 0 | 2 | 1 | | | | | | | | | |
| Bob Gibson, R OBP: 0.250, SLG: 0.319 (16, PR) | | | | | | | | | | | | | | | | 0 | 0 | 0 | 0 | 0 | 0 | 0 | 0 | | | | | | | | | |
| Julian Javier, R OBP: 0.275, SLG: 0.313 (1, 4) | | 0-0 5-3 | | 0-0 4-3 | | | 0-0 6-3 | | 0-0 SH3-4 1B | | 0-3 K | | 0-0 F8 | | | 0-0 1-2 1B | 7 | 0 | 2 | 0 | 0 | 1 | 0 | | | | | | | | | |
| Dal Maxvill, R OBP: 0.308, SLG: 0.301 (1, 6) | | 0-0 1-3 | | | | | 0-0 F8 | | 0-0 SH3-4 1-2 | | 0-0 SH3-4 1B | | 4-0 BB BB | | 0-0 F8 | | 0-0 F9 | 5 | 0 | 0 | 0 | 1 | 0 | 2 | | | | | | | | |
| Al Jackson, L OBP: 0.276, SLG: 0.308 (9, PH) | | | 0-3 K | | | | 0-0 FC5-4 1B | | 0-3 K | | 4-0 BB BB | | 4-0 BB | | 0-0 F9 | | 3 | 0 | 2 | 0 | 0 | 1 | 0 | | | | | | | | | |
| Tito Francona, L OBP: 0.291, SLG: 0.342 (10, 1) | | | | | | | | | | | | | | | | | 1 | 0 | 0 | 0 | 0 | 1 | 1 | | | | | | | | | |
| Nelson Briles, R OBP: 0.188, SLG: 0.086 (16, 1) | | | | | | | | | | | | | | | | | 0 | 0 | 0 | 0 | 1 | 0 | 0 | | | | | | | | | |
| Joe Hoerner, R OBP: 0.226, SLG: 0.100 (16, 1) | | | | | | | | | | | | | | | | | 0 | 0 | 0 | 0 | 0 | 0 | 0 | | | | | | | | | |
| Don Dennis, R OBP: 0.111, SLG: 0.111 (16, PH) | | | | | | | | | | | | | | | | | 0 | 0 | 0 | 0 | 0 | 0 | 0 | | | | | | | | | |
| Phil Gagliano, R OBP: 0.333, SLG: 0.338 (16, PH) | | | | | | | | | | | | | | | | | 1 | 0 | 0 | 0 | 0 | 1 | 2 | | | | | | | | | |
| Inning Stats | R: 1 E: 0 K: 1 S: 6 | H: 1 LOB: 1 BB: 1 P: 10 | R: 0 E: 0 K: 0 S: 3 | H: 0 LOB: 0 BB: 0 P: 3 | R: 0 E: 0 K: 1 S: 7 | H: 1 LOB: 2 BB: 0 P: 7 | R: 0 E: 0 K: 0 S: 3 | H: 0 LOB: 0 BB: 0 P: 3 | R: 0 E: 0 K: 0 S: 5 | H: 2 LOB: 2 BB: 0 P: 5 | R: 0 E: 0 K: 2 S: 7 | H: 0 LOB: 0 BB: 0 P: 7 | R: 0 E: 0 K: 0 S: 4 | H: 1 LOB: 2 BB: 1 P: 8 | R: 0 E: 0 K: 1 S: 5 | H: 0 LOB: 1 BB: 1 P: 9 | R: 0 E: 0 K: 1 S: 6 | H: 1 LOB: 1 BB: 0 P: 6 | R: 0 E: 0 K: 1 S: 5 | H: 0 LOB: 1 BB: 2 P: 13 | R: 0 E: 0 K: 2 S: 7 | H: 1 LOB: 0 BB: 0 P: 7 | R: 0 E: 0 K: 1 S: 5 | H: 0 LOB: 0 BB: 0 P: 5 | R: 0 E: 0 K: 1 S: 5 | H: 0 LOB: 1 BB: 1 P: 9 | R: 0 E: 0 K: 1 S: 7 | H: 0 LOB: 2 BB: 0 P: 7 | 1B: 9 2B: 0 3B: 0 HR: 0 | SF: 0 SAC: 1 DP: 0 HBP: 0 | WP: 2 PB: 1 SB: 2 CS: 1 | PA: 64 |
| PITCHER | IP | WLS | BF | H | R | ER | SO | BB | IBB | HBP | BLK | WP | HR | S | P | ERA | WHIP | | | | | | | | | | | | | | | |
| Jim Maloney, R ERA: 2.51 (1, 1) | 10.2 | | 45 | 6 | 1 | 0 | 8 | 6 | 0 | 0 | 0 | 2 | 0 | 55 | 79 | 0.00 | 1.125 | | | | | | | | | | | | | | | |
| Billy McCool, L ERA: 1.98 (11, 1) | 4.1 | W | 14 | 1 | 0 | 0 | 5 | 1 | 0 | 0 | 0 | 0 | 0 | 23 | 27 | 0.00 | 0.462 | | | | | | | | | | | | | | | |
| Ted Davidson, L ERA: 4.86 (16, 1) | 0.0 | | 2 | 2 | 0 | 0 | 0 | 0 | 0 | 0 | 0 | 0 | 0 | 2 | 2 | ∞ | ∞ | | | | | | | | | | | | | | | |
| Don Nottebart, R ERA: 1.88 (16, 1) | 1.0 | S | 3 | 0 | 0 | 0 | 1 | 0 | 0 | 0 | 0 | 0 | 0 | 5 | 5 | 0.00 | 0.000 | | | | | | | | | | | | | | | |

Cincinnati Reds @ St. Louis Cardinals
 Busch Stadium, St. Louis, MO
 Wed Aug 03 1966, 7:05 PM CDT
 Att: 19,793 - Unknown

livebaseballscores.com

| | |
|------------|----|
| AB | 56 |
| R | 1 |
| H | 9 |
| RBI | 1 |
| BB | 7 |
| SO | 14 |
| LOB | 26 |



| Batter | 1 | 2 | 3 | 4 | 5 | 6 | 7 | 8 | 9 | AB R H RBI BB SO LOB | TOP | | | | | | | | | |
|---|--|---------------------------------|------------------------------|---------------------------------|------------------------------|---------------------------------|------------------------------|---------------------------------|------------------------------|---------------------------------|------------------------------|---------------------------------|------------------------------|---------------------------------|-------------------------------|----------------------------------|----------------------------------|------------------------------------|----------------------------------|--------|
| Tommy Harper, R OBP: 0.369, SLG: 0.403 (1, 9) (7, 7) | 0-0 L6 | | 0-0 5-3 | | 0-0 F4 | | | 0-0 4-3 1B | 0-0 2B | 5 1 2 1 0 0 1 | | | | | | | | | | |
| Pete Rose, S OBP: 0.314, SLG: 0.404 (1, 4) | 0-0 F8 | | 0-0 1B 2B | | | 0-0 2B 2B | | 0-0 B5 | 0-3 K | 5 2 2 1 0 1 2 | | | | | | | | | | |
| Tommy Helms, R OBP: 0.337, SLG: 0.421 (1, 5) | 0-0 F8 | | 0-0 PO 1B | | | 0-0 F4 | | 0-0 4-3 | | 4 0 1 1 0 0 2 | | | | | | | | | | |
| Deron Johnson, R OBP: 0.283, SLG: 0.391 (1, 7) (7, 3) | | 0-0 6-3 | 0-0 PO | 0-0 6-3 | | 0-0 L9 | | 0-0 1B | | 4 0 1 1 0 0 1 | | | | | | | | | | |
| Tony Perez, R OBP: 0.289, SLG: 0.371 Art Shamsky, L OBP: 0.319, SLG: 0.497 (1, 3) (7, 9) | | 0-0 F9 | | 0-0 F8 | | 0-0 2B | | 0-0 4-3 | | 3 0 1 1 0 0 0 1 0 0 0 0 0 1 | | | | | | | | | | |
| Dick Simpson, R OBP: 0.314, SLG: 0.432 (1, 8) | | 0-0 HR | | 4-0 BB | | 0-3 K | | 0-3 K | | 3 1 1 1 1 2 1 | | | | | | | | | | |
| Leo Cardenas, R OBP: 0.313, SLG: 0.416 (1, 6) | | 0-3 K | | 0-0 F4 | | | 0-0 F8 | | 0-0 1B 2B | 4 1 1 0 0 1 1 | | | | | | | | | | |
| Jimmie Coker, R OBP: 0.262, SLG: 0.429 (1, 2) | | | 0-0 SH3-4 2B 1B | | 0-0 F9 | | 0-0 F7 | | 0-0 SH1-4 2B 1B | 4 2 2 1 0 0 0 | | | | | | | | | | |
| Sammy Ellis, L OBP: 0.180, SLG: 0.109 (1, 1) | | | 0-0 SH3-4 | | 0-0 F8 | | 0-0 F7 | | 0-0 SH1-4 | 2 0 0 0 0 0 0 | | | | | | | | | | |
| Inning Stats | R: 0 E: 0 K: 0 S: 3 | H: 0 LOB: 0 BB: 0 P: 3 | R: 1 E: 0 K: 1 S: 6 | H: 1 LOB: 0 BB: 0 P: 6 | R: 2 E: 0 K: 0 S: 5 | H: 3 LOB: 0 BB: 0 P: 5 | R: 0 E: 0 K: 0 S: 3 | H: 0 LOB: 1 BB: 1 P: 7 | R: 0 E: 0 K: 1 S: 7 | H: 2 LOB: 1 BB: 0 P: 7 | R: 0 E: 0 K: 0 S: 3 | H: 0 LOB: 0 BB: 0 P: 3 | R: 1 E: 0 K: 1 S: 5 | H: 2 LOB: 1 BB: 0 P: 5 | R: 2 E: 0 K: 2 S: 10 | H: 3 LOB: 1 BB: 0 P: 10 | 1B: 5 2B: 5 3B: 0 HR: 1 | SF: 0 SAC: 2 DP: 0 HBP: 0 | WP: 0 PB: 0 SB: 1 CS: 0 | PA: 39 |
| PITCHER | IP WLS BF H R ER SO BB IBB HBP BLK WP HR S P ERA WHIP | | | | | | | | | | | | | | | | | | | |
| Larry Jaster, L ERA: 3.69 Don Dennis, R ERA: 6.1 | (1, 1) 7.0 L 27 6 4 4 2 1 0 0 0 0 0 1 30 34 5.14 1.000 | | | | | | | | | | | | | | | | | | | |
| | (8, 1) 2.0 11 5 3 3 2 0 0 0 0 0 0 15 15 13.50 2.500 | | | | | | | | | | | | | | | | | | | |

Cincinnati Reds @ St. Louis Cardinals
 Busch Stadium, St. Louis, MO
 Thu Aug 04 1966, 7:05 PM CDT
 Att: 19,656 - Unknown

livebaseballscorecards.com

AB 35
 R 7
 H 11
 RBI 7
 BB 1
 SO 4
 LOB 9



| Batter | 1 | 2 | 3 | 4 | 5 | 6 | 7 | 8 | 9 | AB | R | H | RBI | BB | SO | LOB |
|--|------------------|------------------|------------------------|------------|----------------------|---------------------|-----------|------------|---|----|---|---|-----|----|----|-----|
| Lou Brock, L (1, 7) OBP: 0.316, SLG: 0.454 | 0-0 S 1B | | 0-0 4-3 | | 0-0 F8 | | 0-0 F8 | | | 4 | 0 | 1 | 0 | 0 | 0 | 0 |
| Julian Javier, R (1, 4) OBP: 0.274, SLG: 0.313 | 0-0 F9 1-2 | | 0-0 6-3 | | 0-0 FC3-6 1B | | | 0-0 6-3 | | 4 | 0 | 1 | 0 | 0 | 0 | 1 |
| Tim McCarver, L (1, 2) OBP: 0.317, SLG: 0.436 | 0-0 F4 | | 0-0 2B 1B | | 0-0 FC3-6 1-2f | | | 0-0 G3 | | 4 | 1 | 1 | 0 | 0 | 0 | 2 |
| Orlando Cepeda, R (1, 3) OBP: 0.364, SLG: 0.546 | 0-0 6-3 | | 0-0 WP 1-H 2B | | 0-0 F8 | | | 0-0 F2 | | 4 | 0 | 1 | 1 | 0 | 0 | 2 |
| Mike Shannon, R (1, 9) OBP: 0.350, SLG: 0.504 | | 0-0 1B 1B | 0-0 F4 2-3 | | 0-0 G6-3 1B | | | 0-0 L8 | | 4 | 0 | 2 | 0 | 0 | 0 | 1 |
| Curt Flood, R (1, 8) OBP: 0.299, SLG: 0.374 | | 0-0 F8 | | 0-0 F8 | | 0-0 G6-3 1-2f | | 0-0 5-3 | | 4 | 0 | 0 | 0 | 0 | 0 | 2 |
| Charley Smith, R (1, 5) OBP: 0.310, SLG: 0.382 | | 0-3 K | | 0-0 1B | | 0-0 6-3 | | 0-0 F5 | | 4 | 0 | 1 | 0 | 0 | 1 | 1 |
| Dal Maxvill, R (1, 6) OBP: 0.309, SLG: 0.302 | | 0-0 1-3 1B | | 0-3 K | | 0-0 F9 | | | | 3 | 0 | 1 | 0 | 0 | 1 | 1 |
| Larry Jaster, L (1, 1) OBP: 0.304, SLG: 0.238 | | 0-3 K | | 0-0 3-1 | | 0-3 K | | | | 2 | 0 | 0 | 0 | 0 | 1 | 3 |
| Bob Skinner, L (7, PH) OBP: 0.209, SLG: 0.268 | | | | | | | | | | 1 | 0 | 0 | 0 | 0 | 1 | 0 |
| Don Dennis, R (8, 1) OBP: 0.111, SLG: 0.111 | | | | | | | | | | 0 | 0 | 0 | 0 | 0 | 0 | 0 |

| Inning Stats | R: 0 | H: 1 | E: 0 | LOB: 1 | K: 0 | BB: 0 | S: 4 | P: 4 | R: 0 | H: 2 | E: 0 | LOB: 2 | K: 2 | BB: 0 | S: 9 | P: 9 | R: 1 | H: 2 | E: 0 | LOB: 1 | K: 0 | BB: 0 | S: 5 | P: 5 | R: 0 | H: 1 | E: 0 | LOB: 1 | K: 1 | BB: 0 | S: 6 | P: 6 | R: 0 | H: 1 | E: 0 | LOB: 0 | K: 0 | BB: 0 | S: 3 | P: 3 | R: 0 | H: 0 | E: 0 | LOB: 0 | K: 1 | BB: 0 | S: 5 | P: 5 | R: 0 | H: 0 | E: 0 | LOB: 0 | K: 0 | BB: 0 | S: 3 | P: 3 | R: 0 | H: 0 | E: 0 | LOB: 0 | K: 0 | BB: 0 | S: 3 | P: 3 | R: 0 | H: 0 | E: 0 | LOB: 0 | K: 0 | BB: 0 | S: 3 | P: 3 |
|---|------|------|------|--------|------|-------|------|------|------|------|------|--------|------|-------|------|------|-------|------|------|--------|------|-------|------|------|------|------|------|--------|------|-------|------|------|------|------|------|--------|------|-------|------|------|------|------|------|--------|------|-------|------|------|------|------|------|--------|------|-------|------|------|------|------|------|--------|------|-------|------|------|------|------|------|--------|------|-------|------|------|
| PITCHER Sammy Ellis, R (1, 1) ERA: 4.89 | IP | WLS | BF | H | R | ER | SO | BB | IBB | HBP | BLK | WP | HR | S | P | ERA | WHIP | | | | | | | | | | | | | | | | | | | | | | | | | | | | | | | | | | | | | | | | | | | | | | | | | | | | | | | |
| | 9.0 | W | 34 | 8 | 1 | 1 | 4 | 0 | 0 | 0 | 0 | 1 | 0 | 42 | 42 | 1.00 | 0.889 | | | | | | | | | | | | | | | | | | | | | | | | | | | | | | | | | | | | | | | | | | | | | | | | | | | | | | | |

BOTTOM

Cincinnati Reds @ St. Louis Cardinals
 Busch Stadium, St. Louis, MO
 Thu Aug 04 1966, 7:05 PM CDT
 Att. 19,656 - Unknown

| | |
|-----|----|
| AB | 34 |
| R | 1 |
| H | 8 |
| RBI | 1 |
| BB | 0 |
| SO | 4 |
| LOB | 13 |



| WP | HR | S | P | ERA | WHIP |
|----|----|---|----|-----|------|
| 1 | 0 | 1 | 34 | | |

| Batter | 1 | 2 | 3 | 4 | 5 | 6 | 7 | 8 | 9 | AB R H RBI BB SO LOB | TOP | | | | | | | | | | | | | | | | |
|---|---|---------------------------------|------------------------------|----------------------------------|------------------------------|---------------------------------|------------------------------|----------------------------------|------------------------------|---------------------------------|------------------------------|---------------------------------|------------------------------|---------------------------------|------------------------------|---------------------------------|------------------------------|----------------------------------|----------------------------------|------------------------------------|----------------------------------|--------|--|--|--|--|--|
| Tommy Harper, R OBP: 0.371, SLG: 0.402 (1, 9) (6, 7) | 0-0 FC1-6 1B | | | 4-0 2B BB | 0-0 4-3 | | 0-0 G6-4-3 1-2f | | | 3 1 1 0 1 0 1 | | | | | | | | | | | | | | | | | |
| Pete Rose, S OBP: 0.314, SLG: 0.404 (1, 4) | 0-0 FC1-6 1-2f G4-6-3 | | | 0-0 1B 1-H G4-6-3 2B | 0-0 F5 | | | 0-0 G3 | | 4 1 1 1 0 0 1 | | | | | | | | | | | | | | | | | |
| Vada Pinson, L OBP: 0.336, SLG: 0.438 (1, 8) (6, 9) | 0-0 G4-6-3 1-2f | | | 0-0 1B 2-3 G4-6-3 | | 0-3 K | | 0-0 4-3 | | 4 0 1 0 0 1 1 | | | | | | | | | | | | | | | | | |
| Gordy Coleman, L OBP: 0.308, SLG: 0.351 Dick Simpson, R OBP: 0.308, SLG: 0.422 (1, 3) (6, 8) | | | 0-0 1-3 | 0-0 G4-6-3 1-2f 3-H | | 0-0 HR | | 0-3 K | | 3 1 1 1 0 0 1 1 0 0 0 0 1 0 | | | | | | | | | | | | | | | | | |
| Tommy Helms, R OBP: 0.342, SLG: 0.425 (1, 5) | | | 0-0 F8 | 0-0 1B 1B | | 0-0 FC4-6 1B | | 0-0 SH1-4 1B | | 4 1 3 0 0 0 0 | | | | | | | | | | | | | | | | | |
| Deron Johnson, R OBP: 0.283, SLG: 0.391 (1, 7) (6, 3) | | | 0-0 5-3 | 0-0 1B 1-3 1B | | 0-0 FC4-6 1-2f | | 0-0 SH1-4 1-2 | | 3 0 1 0 0 0 1 | | | | | | | | | | | | | | | | | |
| Johnny Edwards, L OBP: 0.296, SLG: 0.315 (1, 2) | | | 0-0 F9 | 0-0 1-2 3-H 1B | | 0-0 G3 | | 0-3 K | | 4 0 1 1 0 1 2 | | | | | | | | | | | | | | | | | |
| Leo Cardenas, R OBP: 0.313, SLG: 0.413 (1, 6) | | | 0-0 F7 | 0-0 F6 | | | 0-0 4-3 | | 4-0 IBB | 3 0 0 0 1 0 2 | | | | | | | | | | | | | | | | | |
| Milt Pappas, R OBP: 0.127, SLG: 0.208 Billy McCool, R OBP: 0.235, SLG: 0.188 (1, 1) (8, 1) | | | 0-0 F6 | | 0-3 K | | 0-0 E5 G6-4-3 | | 0-0 1-3 | 3 0 0 0 0 1 0 1 0 0 0 0 0 2 | | | | | | | | | | | | | | | | | |
| Inning Stats | R: 0 E: 0 K: 0 S: 3 | H: 1 LOB: 0 BB: 0 P: 3 | R: 0 E: 0 K: 0 S: 3 | H: 0 LOB: 0 BB: 0 P: 3 | R: 0 E: 0 K: 0 S: 3 | H: 0 LOB: 0 BB: 0 P: 3 | R: 3 E: 0 K: 0 S: 7 | H: 5 LOB: 2 BB: 1 P: 11 | R: 0 E: 0 K: 1 S: 5 | H: 0 LOB: 0 BB: 0 P: 5 | R: 1 E: 0 K: 1 S: 7 | H: 2 LOB: 1 BB: 0 P: 7 | R: 0 E: 1 K: 0 S: 3 | H: 0 LOB: 0 BB: 0 P: 3 | R: 0 E: 0 K: 1 S: 5 | H: 0 LOB: 0 BB: 0 P: 5 | R: 0 E: 0 K: 1 S: 6 | H: 1 LOB: 2 BB: 1 P: 10 | 1B: 7 2B: 1 3B: 0 HR: 1 | SF: 0 SAC: 1 DP: 3 HBP: 0 | WP: 0 PB: 0 SB: 0 CS: 0 | PA: 36 | | | | | |
| PITCHER | IP WLS BF H R ER SO BB IBB HBP BLK WP HR S P ERA WHIP | | | | | | | | | | | | | | | | | | | | | | | | | | |
| Steve Blass, R ERA: 3.69 (1, 1) | 1.1 | | 4 | 1 | 0 | 0 | 0 | 0 | 0 | 0 | 0 | 0 | 0 | 4 | 4 | 0.00 | 0.750 | | | | | | | | | | |
| Billy O'Dell, L ERA: 3.03 (2, 1) | 2.1 | | 12 | 5 | 3 | 3 | 0 | 1 | 0 | 0 | 0 | 0 | 0 | 11 | 15 | 11.57 | 2.571 | | | | | | | | | | |
| Pete Mikkelsen, R ERA: 3.12 (4, 1) | 4.1 | L | 15 | 2 | 1 | 1 | 3 | 0 | 0 | 0 | 0 | 0 | 1 | 21 | 21 | 2.08 | 0.462 | | | | | | | | | | |
| Roy Face, R ERA: 2.7 (9, 1) | 1.0 | | 5 | 1 | 0 | 0 | 1 | 0 | 1 | 0 | 0 | 0 | 0 | 6 | 10 | 0.00 | 1.000 | | | | | | | | | | |

Cincinnati Reds @ Pittsburgh Pirates
 Forbes Field, Pittsburgh, PA
 Fri Aug 05 1966, 7:05 PM EDT
 Att: 20,064 - Unknown

| | |
|-----|----|
| AB | 33 |
| R | 4 |
| H | 9 |
| RBI | 3 |
| BB | 2 |
| SO | 4 |
| LOB | 11 |



livebaseballscorecards.com

| Batter | 1 | 2 | 3 | 4 | 5 | 6 | 7 | 8 | 9 | AB R H RBI BB SO LOB | TOP | | | | | | | | | | | |
|--|--|---------------------------------|------------------------------|----------------------------------|-------------------------------|---------------------------------|------------------------------|---------------------------------|------------------------------|---|--|---------------------------------|--|---------------------------------|------------------------------|---------------------------------|------------------------------|---------------------------------|----------------------------------|------------------------------------|----------------------------------|--------|
| Tommy Harper, R (1, 9) OBP: 0.370, SLG: 0.401 Ted Davidson, R (8, 1) | 0-0 F8 | | 0-0 S 1B | | 0-0 FC5 2B | | 0-0 F6 | | | 4 1 1 0 0 0 3 0 0 0 0 0 0 0 | <p>Cincinnati Reds @ Pittsburgh Pirates</p> <p>Forbes Field, Pittsburgh, PA</p> <p>Sat Aug 06 1966, 3:33 AM EDT</p> <p>Att: 11,401 - Unknown</p> | | | | | | | | | | | |
| Pete Rose, S (1, 4) OBP: 0.315, SLG: 0.407 | 0-0 4-3 1B | | 0-3 K | | 0-0 1-H 2-H 2B | | | 0-0 F8 | | 4 1 2 2 0 1 1 | | | | | | | | | | | | |
| Vada Pinson, L (1, 8) OBP: 0.333, SLG: 0.434 Dick Simpson, R (8, 8) OBP: 0.308, SLG: 0.422 | 0-0 4-3 1-2 | | 0-0 F8 1-2 | | 0-0 F9 | | | 0-0 4-3 | | 4 0 0 0 0 0 3 0 0 0 0 0 0 0 | | | | | | | | | | | | |
| Gordy Coleman, L (1, 3) OBP: 0.307, SLG: 0.349 | 0-0 2-H 1B | | | 0-0 F9 | | 0-0 F5 | | 0-0 F2 | | 4 0 1 1 0 0 0 | | | | | | | | | | | | |
| Tommy Helms, R (1, 5) OBP: 0.338, SLG: 0.420 | 0-0 F2 | | | 0-0 5-3 | | 0-0 F4 | | | 0-0 6-3 | 4 0 0 0 0 0 1 | | | | | | | | | | | | |
| Deron Johnson, R (1, 7) OBP: 0.286, SLG: 0.396 | | 4-0 S BB | | 0-0 F9 | | 0-0 5-3 | | | 0-0 3B | 3 0 1 0 1 0 0 | | | | | | | | | | | | |
| Johnny Edwards, L (1, 2) OBP: 0.291, SLG: 0.309 | | 0-3 K 1-3 | | | 0-0 F7 | | 0-0 G3 | | 0-0 F7 | 4 0 0 0 0 1 2 | | | | | | | | | | | | |
| Leo Cardenas, R (1, 6) OBP: 0.315, SLG: 0.413 Giraldo Ruiz, S (7, 6) OBP: 0.253, SLG: 0.227 | | 0-3 K | | | 0-0 FC5 1B 1B | | 4-0 BB BB | | 0-0 1-3 | 2 0 1 0 1 1 0 1 0 0 0 0 0 1 | | | | | | | | | | | | |
| Jim O'Toole, S (1, 1) OBP: 0.133, SLG: 0.103 Jack Baldschun, R (2, 1) Hank Fischer, R (2, 1) OBP: 0.042, SLG: 0.042 Mel Queen, L (5, PH) OBP: 0.240, SLG: 0.150 Art Shamsky, L (8, 9) OBP: 0.319, SLG: 0.497 | | | 0-3 K | | 0-0 1-2 FC5 2B 1B | | 0-3 K | | | 0 0 0 0 0 0 0 0 0 0 0 0 0 0 1 0 0 0 0 1 0 2 1 1 0 0 1 1 0 0 0 0 0 0 0 | | | | | | | | | | | | |
| Inning Stats | R: 1 E: 0 K: 0 S: 5 | H: 2 LOB: 1 BB: 0 P: 5 | R: 0 E: 0 K: 2 S: 6 | H: 0 LOB: 0 BB: 1 P: 10 | R: 0 E: 0 K: 2 S: 8 | H: 1 LOB: 1 BB: 0 P: 8 | R: 0 E: 0 K: 0 S: 3 | H: 0 LOB: 0 BB: 0 P: 3 | R: 2 E: 0 K: 1 S: 6 | H: 3 LOB: 1 BB: 0 P: 6 | R: 0 E: 0 K: 0 S: 3 | H: 0 LOB: 0 BB: 0 P: 3 | R: 0 E: 0 K: 1 S: 5 | H: 0 LOB: 1 BB: 1 P: 9 | R: 0 E: 0 K: 0 S: 3 | H: 0 LOB: 0 BB: 0 P: 3 | R: 0 E: 0 K: 0 S: 4 | H: 1 LOB: 1 BB: 0 P: 4 | 1B: 5 2B: 2 3B: 1 HR: 0 | SF: 0 SAC: 0 DP: 1 HBP: 0 | WP: 0 PB: 0 SB: 3 CS: 0 | PA: 35 |
| PITCHER Tommy Sisk, R (1, 1) ERA: 4.43 | IP: 9.0 WLS: W BF: 35 H: 7 R: 3 ER: 3 SO: 5 BB: 2 IBB: 0 HBP: 0 BLK: 0 WP: 0 HR: 0 S: 43 P: 51 ERA: 3.00 WHIP: 1.000 | | | | | | | | | | | PITCHER | IP: WLS: BF: H: R: ER: SO: BB: IBB: HBP: BLK: WP: HR: S: P: ERA: WHIP: | | | | | | | | | |

livebaseballscorecards.com

| | |
|-----|----|
| AB | 33 |
| R | 3 |
| H | 7 |
| RBI | 3 |
| BB | 2 |
| SO | 5 |
| LOB | 12 |



| Batter | 1 | 2 | 3 | 4 | 5 | 6 | 7 | 8 | 9 | AB R H RBI BB SO LOB | TOP | | | | | | | | | |
|--|---|----------------------------------|------------------------------|---------------------------------|------------------------------|---------------------------------|------------------------------|---------------------------------|------------------------------|----------------------------------|------------------------------|---------------------------------|------------------------------|---------------------------------|------------------------------|---------------------------------|-----------------------------------|------------------------------------|----------------------------------|--------|
| Tommy Harper, R (1, 9) OBP: 0.375, SLG: 0.404 | 0-0 SH5-4 BB 1B | | 4-0 BB BB | 0-0 6-3 | | 0-0 BB 2B 1B | | 0-0 SH1-3 1B | | 4 1 3 0 1 0 1 | | | | | | | | | | |
| Pete Rose, S (1, 4) OBP: 0.317, SLG: 0.413 | 4-0 SH5-4 BB 1-2 | | 0-0 F8 | | 0-0 HR | 0-3 K | | 0-0 SH1-3 1-2 | | 3 1 1 1 1 1 3 | | | | | | | | | | |
| Tommy Helms, R (1, 5) OBP: 0.340, SLG: 0.420 | 0-0 SH5-4 1-2 2-3 | | 0-0 F4 | | 0-0 2B 1B | 4-0 2B BB | | 0-0 F9 | | 3 2 1 0 1 0 2 | | | | | | | | | | |
| Deron Johnson, R (1, 7) OBP: 0.292, SLG: 0.406 | 4-0 G4-6-3 IBB | | | 0-0 2B 1B | 0-0 1B 2B | 0-0 1-H 2-H 3-H | | 0-3 K | | 4 2 3 4 1 1 1 | | | | | | | | | | |
| Tony Perez, R (1, 3) OBP: 0.291, SLG: 0.377 | 0-0 G4-6-3 | | | 0-0 1B 4-3 2B | 0-0 F4 | 0-0 F3 | | 0-0 SH1-3 1B 1B | | 2 1 1 1 0 0 3 | | | | | | | | | | |
| Gordy Coleman, L (5, PH) OBP: 0.305, SLG: 0.347 | 1-2f | | | 1-H | | | | | | 1 0 0 0 0 0 1 | | | | | | | | | | |
| Giraldo Ruiz, S (6, PH) OBP: 0.259, SLG: 0.234 | | | | | | | | | | 2 0 1 0 0 0 1 | | | | | | | | | | |
| Dick Simpson, R (1, 8) OBP: 0.357, SLG: 0.458 | | 0-0 G4-6-3 1B | | 0-0 4-3 1B | 0-0 L3 1B | | 4-0 BB | 0-0 SH1-3 1-2 | | 3 1 3 1 1 0 0 | | | | | | | | | | |
| Leo Cardenas, R (1, 6) OBP: 0.312, SLG: 0.408 | | 0-0 G4-6-3 1-2f | | 0-0 4-3 1-2 3-H | 0-0 L3 | | 0-0 F7 | 0-0 5-3 | | 5 0 0 1 0 0 5 | | | | | | | | | | |
| Jimmie Coker, R (1, 2) OBP: 0.271, SLG: 0.426 | | 0-0 6-3 | | 0-0 1B 2-H | | 0-0 4-3 | 0-0 F9 | 0-0 1B | | 5 0 2 1 0 0 1 | | | | | | | | | | |
| Billy McCool, R (9, 1) OBP: 0.235, SLG: 0.188 | | | | | | | | 2-H | | 0 0 0 0 0 0 0 | | | | | | | | | | |
| Joe Nuxhall, L (1, 1) OBP: 0.136, SLG: 0.182 | | | 0-3 K | | 0-0 1B | | 0-0 BB 1B 2B 1B | 0-3 K | | 2 0 1 0 0 1 0 | | | | | | | | | | |
| Don Nottebart, R (5, 1) OBP: 0.150, SLG: 0.105 | | | | | | | | | | 2 1 1 0 0 1 1 | | | | | | | | | | |
| Johnny Edwards, L (9, 2) OBP: 0.291, SLG: 0.309 | | | | | | | | | | 0 0 0 0 0 0 0 | | | | | | | | | | |
| Inning Stats | R: 0 E: 0 K: 0 S: 3 | H: 1 LOB: 2 BB: 2 P: 11 | R: 0 E: 0 K: 0 S: 3 | H: 1 LOB: 0 BB: 0 P: 3 | R: 0 E: 0 K: 1 S: 5 | H: 0 LOB: 1 BB: 1 P: 9 | R: 3 E: 0 K: 0 S: 7 | H: 5 LOB: 1 BB: 0 P: 7 | R: 3 E: 0 K: 1 S: 8 | H: 3 LOB: 1 BB: 1 P: 12 | R: 0 E: 0 K: 1 S: 5 | H: 0 LOB: 1 BB: 1 P: 9 | R: 0 E: 0 K: 1 S: 6 | H: 1 LOB: 1 BB: 0 P: 6 | R: 0 E: 0 K: 0 S: 4 | H: 2 LOB: 2 BB: 0 P: 4 | 1B: 13 2B: 4 3B: 0 HR: 1 | SF: 0 SAC: 3 DP: 3 HBP: 0 | WP: 0 PB: 0 SB: 0 CS: 0 | PA: 44 |
| PITCHER | IP WLS BF H R ER SO BB IBB HBP BLK WP HR S P ERA WHIP | | | | | | | | | | | | | | | | | | | |
| Bob Veale, L (1, 1) ERA: 2.89 | 4.0 L 22 10 6 6 1 2 1 0 0 0 1 21 33 13.50 3.000 | | | | | | | | | | | | | | | | | | | |
| Al McBean, R (5, 1) ERA: 3.08 | 1.0 3 1 0 0 0 0 0 0 0 0 0 3 3 0.00 1.000 | | | | | | | | | | | | | | | | | | | |
| Don Cardwell, R (6, 1) ERA: 4.54 | 0.2 6 3 3 3 1 1 0 0 0 0 0 7 11 40.50 6.000 | | | | | | | | | | | | | | | | | | | |
| Billy O'Dell, L (6, 1) ERA: 2.97 | 1.1 5 0 0 0 1 1 0 0 0 0 0 6 10 0.00 0.750 | | | | | | | | | | | | | | | | | | | |
| Roy Face, R (8, 1) ERA: 2.59 | 2.0 8 3 0 0 1 0 0 0 0 0 0 10 10 0.00 1.500 | | | | | | | | | | | | | | | | | | | |

Cincinnati Reds @ Pittsburgh Pirates
 Forbes Field, Pittsburgh, PA
 Sun Aug 07 1966, 3:33 AM EDT
 Att: 18,470 - Unknown

livebaseballscorecards.com

| | |
|-----|----|
| AB | 36 |
| R | 9 |
| H | 17 |
| RBI | 9 |
| BB | 5 |
| SO | 4 |
| LOB | 19 |



BOTTOM

Cincinnati Reds @ Pittsburgh Pirates
Forbes Field, Pittsburgh, PA
Sun Aug 07 1966, 3:33 AM EDT
Att. 18,470 - Unknown

livebaseballscorecards.com

AB 37
R 7
H 12
RBI 7
BB 2
SO 6
LOB 13



WP: 1 PA: 39
PB: 0
SB: 0
CS: 1

AB R H RBI BB SO LOB

4 2 3 1 1 1 0

5 2 2 0 0 1 4

5 2 4 5 0 0 2

4 0 0 1 0 2 2

4 0 1 0 0 0 0

3 0 0 0 1 0 0

2 0 0 0 0 0 3

2 0 0 0 0 0 0

2 1 1 0 0 0 0

1 0 0 0 0 0 0

1 0 0 0 0 0 0

1B

1B

1B

1B

1B

1B

1B

1B

1B

1B

1B

1B

FC6-4

FC6-4

F8

FC6-4

F3

F5

5-3

6-3

FC6-4

F7

K

K

HR

HR

HR

HR

WP

IBB

G4-6-3

6-3

FC6-4

F7

F9

F9

1B

1B

1B

1B

1B

1B

1B

1B

1B

1B

1B

1B

HR

HR

HR

HR

WP

IBB

G4-6-3

6-3

FC6-4

F7

F9

F9

1B

1B

1B

1B

1B

1B

1B

1B

1B

1B

1B

1B

HR

HR

HR

HR

WP

IBB

G4-6-3

6-3

FC6-4

F7

F9

F9

1B

1B

1B

1B

1B

1B

1B

1B

1B

1B

1B

1B

HR

HR

HR

HR

WP

IBB

G4-6-3

6-3

FC6-4

F7

F9

F9

1B

1B

1B

1B

1B

1B

1B

1B

1B

1B

1B

1B

HR

HR

HR

HR

WP

IBB

G4-6-3

6-3

FC6-4

F7

F9

F9

1B

1B

1B

1B

1B

1B

1B

1B

1B

1B

1B

1B

HR

HR

HR

HR

WP

IBB

G4-6-3

6-3

FC6-4

F7

F9

F9

1B

1B

1B

1B

1B

1B

1B

1B

1B

1B

1B

1B

HR

HR

HR

HR

WP

IBB

G4-6-3

6-3

FC6-4

F7

F9

F9

1B

1B

1B

1B

1B

1B

1B

1B

1B

1B

1B

1B

HR

HR

HR

HR

WP

IBB

G4-6-3

6-3

FC6-4

F7

F9

F9

1B

1B

1B

1B

1B

1B

1B

1B

1B

1B

1B

1B

HR

HR

HR

HR

WP

IBB

G4-6-3

6-3

FC6-4

F7

F9

F9

1B

1B

1B

1B

1B

1B

1B

1B

1B

1B

1B

1B

HR

HR

HR

HR

WP

IBB

G4-6-3

6-3

FC6-4

F7

F9

F9

1B

1B

1B

1B

1B

1B

1B

1B

1B

1B

1B

1B

HR

HR

HR

HR

WP

IBB

G4-6-3

6-3

FC6-4

F7

F9

F9

1B

1B

1B

1B

1B

1B

1B

1B

1B

1B

1B

1B

HR

HR

HR

HR

WP

IBB

G4-6-3

6-3

FC6-4

F7

F9

F9

1B

1B

1B

1B

1B

1B

1B

1B

1B

1B

1B

1B

HR

HR

HR

HR

WP

IBB

G4-6-3

| Batter | 1 | 2 | 3 | 4 | 5 | 6 | 7 | 8 | 9 | AB R H RBI BB SO LOB | TOP |
|---|---|---|---|---|---|--|---|---|---|--|---|
| Tito Fuentes, S (1, 6) OBP: 0.286, SLG: 0.343 | 0-0 F7 | | 0-0 F7 | | 0-0 F7 | 0-3 K | | | 0-0 S 2B | 5 0 1 0 0 1 4 | San Francisco Giants @ Cincinnati Reds Crosley Field, Cincinnati, OH Mon Aug 08 1966, 7:05 PM EDT Unknown |
| Len Gabrielson, L (1, 7) OBP: 0.287, SLG: 0.314 Jim Davenport, R (6, PH) OBP: 0.306, SLG: 0.389 (6, 5) | 0-0 L3 | | 0-0 4-3 | | 0-0 HR | 0-0 F9 | | | 0-0 F3 | 3 1 1 1 0 0 1 2 0 0 0 0 0 4 | |
| Willie Mays, R (1, 8) OBP: 0.369, SLG: 0.561 | 0-0 HR | | | 0-0 HR 1B | 0-0 F8 | | | | 0-0 G5-4-3 1B | 5 2 3 1 0 0 1 | |
| Willie McCovey, L (1, 3) OBP: 0.384, SLG: 0.565 | 0-3 K | | | 0-0 1-H HR | 0-0 6-3 | | | | 0-0 K | 4 1 1 2 0 2 1 | |
| Jim Ray Hart, R (1, 5) OBP: 0.353, SLG: 0.520 (6, 7) | | | | 0-0 FC4-6 1B | 0-0 F8 | | | | 0-0 HR G5-4-3 1-2f | 4 1 2 1 0 0 1 | |
| Tom Haller, L (1, 2) OBP: 0.310, SLG: 0.485 Ozzie Virgil, R (7, 2) OBP: 0.288, SLG: 0.397 | | | | 0-0 FC4-6 CS 1-2f | 0-0 2B 1B | | | | 0-0 F3 | 3 1 2 0 0 0 1 1 0 0 0 0 0 0 | |
| Jesus Alou, R (1, 9) OBP: 0.254, SLG: 0.271 | | | | 0-0 F7 | 0-0 F7 | | | | 0-0 L1 | 3 0 0 0 1 0 2 | |
| Hal Lanier, R (1, 4) OBP: 0.256, SLG: 0.280 | | | | 0-0 CS 1-2 | 0-0 SH1-4 1B | 0-0 1-H 2B | | | 0-0 FC1-5 BB 1-2 2-3f | 4 0 2 1 0 0 2 | |
| Ray Sadecki, L (1, 1) OBP: 0.333, SLG: 0.688 Ron Herbel, R (4, 1) OBP: 0.057, SLG: 0.029 Cap Peterson, R (6, PH) OBP: 0.329, SLG: 0.367 Don Mason, L (6, PR) OBP: 0.125, SLG: 0.250 Bob Priddy, R (6, 1) OBP: 0.267, SLG: 0.214 Dick Dietz, R (9, PH) OBP: 0.045, SLG: 0.045 | | | | 0-0 SH1-4 1-2 | 0-0 3-1 | | | | 0-0 1-3 | 1 0 0 0 0 0 0 1 0 0 0 0 0 0 0 0 0 0 0 0 0 1 0 0 0 0 0 0 0 0 0 0 0 0 0 0 0 0 0 0 1 0 0 0 0 0 0 0 | |
| Inning Stats | R: 1 H: 1 E: 0 LOB: 0 K: 1 BB: 0 S: 6 P: 6 | R: 0 H: 1 E: 0 LOB: 0 K: 0 BB: 0 S: 3 P: 3 | R: 0 H: 1 E: 0 LOB: 1 K: 0 BB: 0 S: 4 P: 4 | R: 3 H: 4 E: 0 LOB: 1 K: 0 BB: 0 S: 7 P: 7 | R: 1 H: 1 E: 0 LOB: 0 K: 0 BB: 0 S: 4 P: 4 | R: 1 H: 2 E: 0 LOB: 3 K: 1 BB: 2 S: 7 P: 15 | R: 0 H: 1 E: 0 LOB: 0 K: 1 BB: 0 S: 5 P: 5 | R: 0 H: 0 E: 0 LOB: 0 K: 0 BB: 0 S: 3 P: 3 | R: 0 H: 1 E: 0 LOB: 1 K: 0 BB: 0 S: 4 P: 4 | 1B: 5 SF: 0 2B: 3 SAC: 1 3B: 0 DP: 1 HR: 4 HBP: 0 | |
| PITCHER Jim Maloney, R (1, 1) ERA: 2.71 Ted Davidson, L (6, 1) ERA: 4.38 | IP WLS BF H R ER SO BB IBB HBP BLK WP HR S P ERA WHIP | | | | | | | | | | |
| | 5.0 W 25 10 6 5 1 1 0 0 0 0 4 26 30 9.00 2.200 | | | | | | | | | | |
| | 4.0 S 14 2 0 0 2 1 0 0 0 0 0 0 17 21 0.00 0.750 | | | | | | | | | | |

livebaseballscorecards.com

| | |
|------------|----|
| AB | 36 |
| R | 6 |
| H | 12 |
| RBI | 6 |
| BB | 2 |
| SO | 3 |
| LOB | 18 |



| Batter | 1 | 2 | 3 | 4 | 5 | 6 | 7 | 8 | 9 |
|--|--------------------|------------------------------|---------|------------------------|-------------------------------|---------------|---------|---------|---|
| Tommy Harper, R (1, 9) OBP: 0.373, SLG: 0.402 | 0-0 L5 | | 0-0 6-3 | | 0-0 FC5-4 1B | 0-0 F4 | | 0-0 5-3 | |
| Pete Rose, S (1, 4) OBP: 0.318, SLG: 0.416 | 0-0 G6-4-3 1B | | 0-0 F9 | | 0-0 F7 | 0-0 HR 2B | | | |
| Tommy Helms, R (1, 5) OBP: 0.339, SLG: 0.426 | 0-0 G6-4-3 1-2f | | 0-0 F9 | | 0-0 FC5-4 1B 1-2f 2B | 0-0 HR 2-H | | | |
| Deron Johnson, R (1, 7) OBP: 0.297, SLG: 0.413 (6, 3) | | 0-0 1B 2B | | 0-0 HR 1B | 0-0 2B E 1-3 1B | 0-0 5-3 | | | |
| Tony Perez, R (1, 3) OBP: 0.297, SLG: 0.396 | | 0-0 1B 1B 2-H 1B | | 0-0 HR 1-H | 0-0 E HR 1-3 2B | | 0-0 F8 | | |
| Art Shamsky, L (5, PH) OBP: 0.321, SLG: 0.503 (6, 7) | | | | 0-0 HR 1-H | 0-0 E HR 1-3 2B | | | | |
| Dick Simpson, R (1, 8) OBP: 0.367, SLG: 0.462 | | 0-0 1B 1-2 1B | | 0-0 FC6-4 1B | 0-0 E6 HR 2-3 3-H | | 0-3 K | | |
| Leo Cardenas, R (1, 6) OBP: 0.311, SLG: 0.414 | | 0-0 P3 | | 0-0 FC6-4 1-2f S | 0-0 HR 1-H 3-H | | 0-3 K | | |
| Jimmie Coker, R (1, 2) OBP: 0.274, SLG: 0.423 | | 0-0 L4-6 1-2 2-3 1B | | 0-0 P3 1-2 | 0-0 F7 | | 0-0 4-3 | | |
| Jim Maloney, L (1, 1) OBP: 0.258, SLG: 0.226 | | 0-0 L4-6 | | 0-3 K | | | 0-3 K | | |
| Ted Davidson, R (6, 1) | | | | | | | | | |
| Johnny Edwards, L (6, 2) OBP: 0.289, SLG: 0.306 | | 0-0 1-2 | | | | | | 0-0 4-3 | |

| Inning Stats | R: 0 | H: 1 | E: 0 | K: 0 | S: 3 | LOB: 0 | BB: 0 | P: 3 |
|--------------|------|------|------|------|------|--------|-------|------|
| | R: 1 | H: 4 | E: 0 | K: 0 | S: 6 | LOB: 2 | BB: 0 | P: 6 |
| | R: 0 | H: 0 | E: 0 | K: 0 | S: 3 | LOB: 0 | BB: 0 | P: 3 |
| | R: 2 | H: 3 | E: 0 | K: 1 | S: 8 | LOB: 1 | BB: 0 | P: 8 |
| | R: 5 | H: 4 | E: 1 | K: 0 | S: 8 | LOB: 0 | BB: 0 | P: 8 |
| | R: 2 | H: 2 | E: 0 | K: 1 | S: 7 | LOB: 0 | BB: 0 | P: 7 |
| | R: 0 | H: 0 | E: 0 | K: 2 | S: 7 | LOB: 0 | BB: 0 | P: 7 |
| | R: 0 | H: 0 | E: 0 | K: 0 | S: 3 | LOB: 0 | BB: 0 | P: 3 |

| PITCHER | IP | WLS | BF | H | R | ER | SO | BB | IBB | HBP | BLK | WP | HR | S | P | ERA | WHIP |
|-----------------------------------|-----|-----|----|---|---|----|----|----|-----|-----|-----|----|----|----|----|------|-------|
| Ray Sadecki, L (1, 1) ERA: 5.0 | 3.0 | | 15 | 8 | 3 | 3 | 0 | 0 | 0 | 0 | 0 | 0 | 1 | 15 | 15 | 9.00 | 2.667 |
| Ron Herbel, R (4, 1) ERA: 4.28 | 2.0 | L | 11 | 4 | 5 | 1 | 1 | 0 | 0 | 0 | 0 | 0 | 1 | 13 | 13 | 4.50 | 2.000 |
| Bob Priddy, R (6, 1) ERA: 4.17 | 3.0 | | 11 | 2 | 2 | 2 | 3 | 0 | 0 | 0 | 0 | 0 | 1 | 17 | 17 | 6.00 | 0.667 |

BOTTOM

San Francisco Giants @ Cincinnati Reds
Crosley Field, Cincinnati, OH

Mon Aug 08 1966, 7:05 PM EDT
Unknown

| | |
|-----|----|
| AB | 37 |
| R | 10 |
| H | 14 |
| RBI | 9 |
| BB | 0 |
| SO | 4 |
| LOB | 12 |



| | | | |
|-------|--------|-------|--------|
| 1B: 8 | SF: 0 | WP: 0 | PA: 37 |
| 2B: 4 | SAC: 0 | PB: 0 | |
| 3B: 0 | DP: 2 | SB: 1 | |
| HR: 3 | HBP: 0 | CS: 0 | |

| | |
|-------|--------|
| WP: 0 | PA: 37 |
| PB: 0 | |
| SB: 1 | |
| CS: 0 | |

| Batter | 1 | 2 | 3 | 4 | 5 | 6 | 7 | 8 | 9 | AB | R | H | RBI | BB | SO | LOB |
|---|------------------|------------|--------------------|------------------|------------|------------|---|---|--------------------|----|---|---|-----|----|----|-----|
| Tommy Harper, R OBP: 0.371, SLG: 0.397 (1, 9) (6, 8) | 0-0 6-3 | | 0-3 K | 4-0 1B BB | | 0-0 5-3 | | | 0-0 F4 | 4 | 0 | 0 | 0 | 1 | 1 | 1 |
| Pete Rose, S OBP: 0.319, SLG: 0.416 (1, 4) (6, 8) | 0-0 2B 6-3 1B | | 0-0 F9 | 0-0 1B | | 0-0 F8 | | | 0-3 K2-3 | 5 | 1 | 2 | 1 | 0 | 1 | 1 |
| Tommy Helms, R OBP: 0.340, SLG: 0.429 (1, 5) (6, 8) | 0-0 1-3 2B | | 0-0 2-3 2B 1B | 0-0 5-3 | | | | | 0-0 F8 | 5 | 1 | 2 | 0 | 0 | 1 | 2 |
| Deron Johnson, R OBP: 0.299, SLG: 0.416 (1, 7) (8, 3) | 0-0 6-3 | | 0-0 1-H 3-H 2B | | 0-0 4-3 | | | | 0-0 G4-6-3 1B | 4 | 0 | 2 | 3 | 0 | 0 | 1 |
| Tony Perez, R OBP: 0.297, SLG: 0.398 Don Nottebart, R OBP: 0.150, SLG: 0.105 (1, 3) (8, 1) | 0-0 F9 | | 0-0 P3 | | 0-0 2B | | | | 0-0 G4-6-3 1-2f | 4 | 0 | 1 | 0 | 0 | 0 | 3 |
| Dick Simpson, R OBP: 0.355, SLG: 0.444 Art Shamsky, L OBP: 0.318, SLG: 0.497 (1, 8) (5, PH) (6, 9) | | 0-3 K | | 0-3 K | 0-3 K | | | | 0-3 K | 2 | 0 | 0 | 0 | 0 | 2 | 0 |
| Leo Cardenas, R OBP: 0.313, SLG: 0.418 (1, 6) | | 0-0 F7 | | 0-3 K | 4-0 BB | | | | 0-0 3B | 3 | 0 | 1 | 0 | 1 | 1 | 0 |
| Jimmie Coker, R OBP: 0.276, SLG: 0.419 Vada Pinson, L OBP: 0.332, SLG: 0.433 Johnny Edwards, L OBP: 0.289, SLG: 0.306 (1, 2) (8, PH) (9, 2) | | 0-0 6-3 | | 0-0 WP 1B 1B | 0-0 F9 | | | | 0-3 K | 3 | 1 | 1 | 0 | 0 | 0 | 2 |
| Sammy Ellis, L OBP: 0.180, SLG: 0.109 Joe Nuxhall, L OBP: 0.136, SLG: 0.182 Milt Pappas, R OBP: 0.143, SLG: 0.208 Jack Baldschun, R OBP: 0.333, SLG: 0.333 Giraldo Ruiz, S OBP: 0.256, SLG: 0.231 (1, 1) (2, 1) (3, PH) (4, 1) (8, 7) | | | 4-0 1B WP 2B BB | 0-0 1-H 1B 1B | | 0-3 K | | | 0-0 5-3 | 0 | 0 | 0 | 0 | 0 | 0 | 0 |

| Inning Stats | R: 1 | H: 2 | E: 0 | LOB: 1 | K: 0 | P: 5 | R: 0 | H: 0 | E: 0 | LOB: 0 | K: 1 | P: 5 | R: 2 | H: 2 | E: 0 | LOB: 1 | K: 1 | P: 11 | R: 2 | H: 3 | E: 0 | LOB: 2 | K: 2 | P: 14 | R: 0 | H: 1 | E: 0 | LOB: 0 | K: 1 | P: 5 | R: 0 | H: 1 | E: 0 | LOB: 0 | K: 1 | P: 5 | R: 0 | H: 1 | E: 0 | LOB: 1 | K: 2 | P: 8 | R: 0 | H: 0 | E: 0 | LOB: 0 | K: 1 | P: 5 | R: 0 | H: 0 | E: 0 | LOB: 0 | K: 1 | P: 5 | 1B: 6 | SF: 0 | 2B: 3 | SAC: 0 | 3B: 1 | DP: 1 | HR: 0 | HBP: 0 |
|--------------|------|------|------|--------|------|------|------|------|------|--------|------|------|------|------|------|--------|------|-------|------|------|------|--------|------|-------|------|------|------|--------|------|------|------|------|------|--------|------|------|------|------|------|--------|------|------|------|------|------|--------|------|------|------|------|------|--------|------|------|-------|-------|-------|--------|-------|-------|-------|--------|
|--------------|------|------|------|--------|------|------|------|------|------|--------|------|------|------|------|------|--------|------|-------|------|------|------|--------|------|-------|------|------|------|--------|------|------|------|------|------|--------|------|------|------|------|------|--------|------|------|------|------|------|--------|------|------|------|------|------|--------|------|------|-------|-------|-------|--------|-------|-------|-------|--------|

| PITCHER | IP | WLS | BF | H | R | ER | SO | BB | IBB | HBP | BLK | WP | HR | S | P | ERA | WHIP |
|--|-----|-----|----|---|---|----|----|----|-----|-----|-----|----|----|----|----|-------|-------|
| Joe Gibbon, L ERA: 4.12 (1, 1) | 3.2 | | 20 | 7 | 5 | 5 | 4 | 2 | 0 | 0 | 0 | 2 | 0 | 26 | 34 | 12.27 | 2.455 |
| Lindy McDaniel, R ERA: 3.35 (4, 1) | 3.2 | W | 14 | 3 | 0 | 0 | 4 | 1 | 0 | 0 | 0 | 0 | 0 | 21 | 25 | 0.00 | 1.091 |
| Bill Henry, L ERA: 1.89 (8, 1) | 0.2 | | 2 | 0 | 0 | 0 | 1 | 0 | 0 | 0 | 0 | 0 | 0 | 4 | 4 | 0.00 | 0.000 |
| Frank Linzy, R ERA: 2.85 (9, 1) | 1.0 | S | 3 | 0 | 0 | 0 | 1 | 0 | 0 | 0 | 0 | 0 | 0 | 5 | 5 | 0.00 | 0.000 |

BOTTOM


San Francisco Giants @ Cincinnati Reds
Crosley Field, Cincinnati, OH

Mon Aug 08 1966, 7:05 PM EDT
Att. 32,552 - Unknown

livebaseballscorecards.com

| | |
|------------|-----------|
| AB | 36 |
| R | 5 |
| H | 10 |
| RBI | 5 |
| BB | 3 |
| SO | 10 |
| LOB | 13 |

WP: 2 PA: 39
PB: 0
SB: 0
CS: 0



| Batter | 1 | 2 | 3 | 4 | 5 | 6 | 7 | 8 | 9 | AB R H RBI BB SO LOB | TOP |
|--|--|---|---|---|---|--|---|---|---|--|--|
| Tito Fuentes, S OBP: 0.290, SLG: 0.349 (1, 6) X | 0-0 2B | | 0-0 1-3 | | | 0-0 BB 1B BB 1B | 0-0 1-2 1B | | | 4 1 3 0 0 0 0 | |
| Len Gabrielson, L OBP: 0.284, SLG: 0.306 (1, 7) X | 0-0 F8 | | | 0-0 4-3 | | 0-0 BB BB 1-2 1B | 0-0 F8 | | | 4 0 1 0 0 0 2 | |
| Willie Mays, R OBP: 0.368, SLG: 0.555 (1, 8) X | 0-0 1B | | | 0-0 F4 | | 4-0 BB BB 1-2 2-3 | | 0-3 K | | 3 0 1 0 1 1 0 | |
| Willie McCovey, L OBP: 0.393, SLG: 0.575 (1, 3) X | 0-0 G3 | | | 0-0 F6 | | 4-0 BB 1-2 2-3 3-H | | 4-0 FC6 BB | | 2 0 0 1 2 0 1 | |
| Jim Ray Hart, R OBP: 0.351, SLG: 0.517 (1, 5) X | | 0-0 F4 | | | 0-0 4-3 SF9 2B | 0-3 K | | 0-0 F3 | | 4 1 1 0 0 1 4 | |
| Ozzie Virgil, R OBP: 0.271, SLG: 0.373 (1, 2) X | | 0-0 5-3 | | | 0-0 4-3 2-3 | 0-0 2-3 | | 0-0 FC6 1-2f | | 4 0 0 0 0 0 5 | |
| Jesus Alou, R OBP: 0.251, SLG: 0.269 (1, 9) X | | 0-0 3-1 | | | 0-0 SF9 | | 0-0 F6 | | 0-0 F8 | 2 0 0 1 0 0 0 1 0 0 0 0 0 0 | |
| Tom Haller, L OBP: 0.310, SLG: 0.482 (9, PH) X | | | | | | | | | | | |
| Hal Lanier, R OBP: 0.259, SLG: 0.287 (1, 4) X | | | 0-0 F9 | | | | | | 0-0 F2 | 3 0 1 0 0 1 0 1 0 0 0 0 0 0 | |
| Bob Burda, L OBP: 0.222, SLG: 0.235 (9, PH) X | | | | | | | | | | | |
| Bobby Bolin, R OBP: 0.245, SLG: 0.191 (1, 1) X | | | 0-0 F2 | | | | 0-3 K | 0-3 K | 0-3 K | 3 0 0 0 0 2 1 1 0 0 0 0 1 0 | |
| Cap Peterson, R OBP: 0.327, SLG: 0.364 (9, PH) X | | | | | | | | | | | |
| Inning Stats | R: 0 E: 0 K: 0 S: 4 H: 2 LOB: 1 BB: 0 P: 4 | R: 0 E: 0 K: 0 S: 3 H: 0 LOB: 0 BB: 0 P: 3 | R: 0 E: 0 K: 0 S: 3 H: 0 LOB: 0 BB: 0 P: 3 | R: 0 E: 0 K: 0 S: 3 H: 0 LOB: 0 BB: 0 P: 3 | R: 1 E: 0 K: 1 S: 6 H: 1 LOB: 0 BB: 0 P: 6 | R: 1 E: 0 K: 2 S: 9 H: 2 LOB: 3 BB: 2 P: 17 | R: 0 E: 0 K: 1 S: 7 H: 2 LOB: 2 BB: 0 P: 7 | R: 0 E: 0 K: 1 S: 5 H: 0 LOB: 1 BB: 1 P: 9 | R: 0 E: 0 K: 1 S: 5 H: 0 LOB: 0 BB: 0 P: 5 | 1B: 5 2B: 2 3B: 0 HR: 0 SF: 1 SAC: 0 DP: 0 HBP: 0 | WP: 0 PB: 0 SB: 0 CS: 0 PA: 36 |
| PITCHER Milt Pappas, R ERA: 4.24 (1, 1) | IP: 5.1 WLS: 2 BF: 20 H: 5 R: 2 ER: 2 SO: 2 BB: 0 IBB: 0 HBP: 0 BLK: 0 WP: 0 HR: 0 S: 24 P: 24 ERA: 3.38 WHIP: 0.938 | | | | | | | | | | |
| Sammy Ellis, R ERA: 5.02 (6, 1) | IP: 3.2 WLS: 1 BF: 16 H: 2 R: 0 ER: 0 SO: 4 BB: 3 IBB: 0 HBP: 0 BLK: 0 WP: 0 HR: 0 S: 21 P: 33 ERA: 0.00 WHIP: 1.364 | | | | | | | | | | |

San Francisco Giants @ Cincinnati Reds
Crosley Field, Cincinnati, OH
Tue Aug 09 1966, 7:05 PM EDT
Att: 16,631 - Unknown

livebaseballscorecards.com

| | |
|-----|----|
| AB | 32 |
| R | 2 |
| H | 7 |
| RBI | 2 |
| BB | 3 |
| SO | 6 |
| LOB | 13 |




| Batter | 1 | 2 | 3 | 4 | 5 | 6 | 7 | 8 | 9 | 10 | 11 | 12 | 13 | AB R H RBI BB SO LOB |
|--|------------------|-----------|-----------|-----------------------|------------------|---------------------------------|------------------------|--------------------|----------|--------------------------|-----------------|------------|-----------------------|--|
| Tommy Harper, R OBP: 0.370, SLG: 0.393 | 0-0 F3 | | 0-0 F8 | | 0-0 HR 1B | 0-0 2-H 1B | | 0-3 K | | 4-0 IBB 1B BB | 0-3 K | | | 6 1 2 1 1 2 1 |
| Vada Pinson, L OBP: 0.335, SLG: 0.436 | 0-3 K | | 0-0 1B | | 0-0 F9 | 0-0 F4 | | 0-0 2B | | 0-0 IBB 1B | | 0-0 4-3 | | 7 0 3 0 0 1 2 |
| Pete Rose, S OBP: 0.324, SLG: 0.422 | 4-0 HR BB | | 0-0 F9 | | 0-0 1-H HR | | 0-0 E8 6-3 1B | 4-0 IBB | | 4-0 1-2 2-3 IBB | | 0-0 F6 | | 4 2 2 2 3 0 1 |
| Deron Johnson, R OBP: 0.299, SLG: 0.419 | 0-0 1-H HR | | 0-0 F4 | | 0-0 F9 | | 0-0 F9 | 0-0 F9 | | 0-0 F7 | | 0-0 F3 | | 7 1 1 2 0 0 7 |
| Tony Perez, R Gorby Coleman, L Don Nottebart, R Mel Quisenberry, L Billy McCool, R Jack Baldschun, R Girardo Ruiz, S | 0-0 6-3 | | | 0-0 F8 | 0-3 K | | 0-0 6-3 | | 0-3 K | 0-3 K | | | 0-0 G4-6-3 1B | 3 0 0 0 0 1 0 1 0 0 0 0 0 1 1 0 0 0 0 0 1 0 0 0 0 0 0 0 0 0 0 0 0 0 0 0 1 0 1 0 0 0 0 |
| Tommy Helms, R OBP: 0.335, SLG: 0.420 | | 0-0 F9 | | 0-0 5-3 | | 0-0 SH5-4 1B SF9 1B | 0-0 F9 | | 0-3 K | | 0-0 6-3 | | 0-3 K | 7 1 1 0 0 2 2 |
| Leo Cardenas, R OBP: 0.314, SLG: 0.415 | | 0-3 K | | 4-0 PB BB BB | | 0-0 1-2 1B 1B | | 0-0 FC1-6 1B | 0-3 K | | 0-0 F9 | | 0-0 G4-6-3 1-2f | 6 1 2 0 1 2 1 |
| Jimmie Coker, R Dick Simpson, R Johnny Edwards, L | | 0-0 1B | | 4-0 1-2 BB | | 0-0 1-2 2-3 | | 0-0 1-2f HR | | 0-3 K | 4-0 HR BB | | | 2 0 1 0 1 0 1 0 1 0 0 0 0 0 1 1 0 0 1 1 0 |
| Sammy Ellis, L Don Pavletich, R Joe Nuxhall, L Art Shamsky, L | | 0-0 F7 | | 0-3 K | | 0-0 3-H SF9 | | 0-0 1-H HR | | 0-0 HR | 0-0 HR | | 0-0 HR | 2 0 0 0 0 1 3 0 0 0 1 0 0 0 0 0 0 0 0 0 0 3 3 3 5 0 0 0 |

| Inning Stats | R: 2 | H: 1 | E: 0 | LOB: 0 | K: 1 | S: 6 | P: 10 | R: 0 | H: 1 | E: 0 | LOB: 1 | K: 1 | S: 6 | P: 6 | R: 0 | H: 1 | E: 0 | LOB: 1 | K: 0 | S: 4 | P: 4 | R: 0 | H: 2 | E: 0 | LOB: 2 | K: 1 | S: 7 | P: 7 | R: 2 | H: 3 | E: 0 | LOB: 1 | K: 0 | S: 6 | P: 6 | R: 0 | H: 1 | E: 1 | LOB: 1 | K: 0 | S: 4 | P: 4 | R: 2 | H: 3 | E: 0 | LOB: 2 | K: 1 | S: 8 | P: 12 | R: 0 | H: 0 | E: 0 | LOB: 0 | K: 3 | S: 9 | P: 9 | R: 1 | H: 2 | E: 0 | LOB: 3 | K: 2 | S: 9 | P: 17 | R: 2 | H: 1 | E: 0 | LOB: 0 | K: 1 | S: 6 | P: 10 | R: 0 | H: 0 | E: 0 | LOB: 0 | K: 0 | S: 3 | P: 3 | R: 0 | H: 1 | E: 0 | LOB: 0 | K: 1 | S: 5 | P: 5 | R: 0 | H: 1 | E: 0 | LOB: 0 | K: 1 | S: 5 | P: 5 | 1B: 10 | SF: 1 | 2B: 1 | SAC: 1 | 3B: 0 | DP: 1 | HR: 5 | HBP: 0 | WP: 0 | PA: 61 |
|-------------------|---------|------|------|--------|------|------|-------|------|------|------|--------|------|------|------|------|------|-------|--------|------|------|------|------|------|------|--------|------|------|------|------|------|------|--------|------|------|------|----------------|---------|------|--------|------|------|------|------|------|------|--------|------|------|-------|------|------|------|--------|------|------|------|------|------|------|--------|------|------|-------|------|------|------|--------|------|------|-------|------|------|------|--------|------|------|------|------|------|------|--------|------|------|------|------|------|------|--------|------|------|------|--------|-------|-------|--------|-------|-------|-------|--------|-------|--------|
| PITCHER | IP | WLS | BF | H | R | ER | SO | BB | IBB | HBP | BLK | WP | HR | S | P | ERA | WHIP | | | | | | | | | | | | | | | | | | | PITCHER | IP | WLS | BF | H | R | ER | SO | BB | IBB | HBP | BLK | WP | HR | S | P | ERA | WHIP | | | | | | | | | | | | | | | | | | | | | | | | | | | | | | | | | | | | | | | | | | | | | | | | |
| Bob Veale, L | (1, 1) | 6.0 | 29 | 8 | 6 | 6 | 4 | 3 | 0 | 0 | 0 | 0 | 2 | 34 | 46 | 9.00 | 1.833 | | | | | | | | | | | | | | | | | | | Tommie Sisk, R | (12, 1) | 2.0 | W | 6 | 1 | 0 | 0 | 1 | 0 | 0 | 0 | 0 | 0 | 8 | 8 | 0.00 | 0.500 | | | | | | | | | | | | | | | | | | | | | | | | | | | | | | | | | | | | | | | | | | | | | | | | |
| Al McBean, R | (7, 1) | 2.0 | 11 | 4 | 2 | 2 | 1 | 0 | 1 | 0 | 0 | 0 | 1 | 12 | 16 | 9.00 | 2.000 | | | | | | | | | | | | | | | | | | | | | | | | | | | | | | | | | | | | | | | | | | | | | | | | | | | | | | | | | | | | | | | | | | | | | | | | | | | | | | | | | | | | |
| Roy Face, R | (9, 1) | 2.2 | 13 | 2 | 2 | 2 | 5 | 2 | 1 | 0 | 0 | 0 | 1 | 20 | 32 | 6.75 | 1.500 | | | | | | | | | | | | | | | | | | | | | | | | | | | | | | | | | | | | | | | | | | | | | | | | | | | | | | | | | | | | | | | | | | | | | | | | | | | | | | | | | | | | |
| Billy O'Dell, L | (11, 1) | 0.0 | 1 | 1 | 1 | 1 | 0 | 0 | 0 | 0 | 0 | 0 | 1 | 1 | 1 | ∞ | ∞ | | | | | | | | | | | | | | | | | | | | | | | | | | | | | | | | | | | | | | | | | | | | | | | | | | | | | | | | | | | | | | | | | | | | | | | | | | | | | | | | | | | | |
| Pete Mikkelsen, R | (11, 1) | 0.1 | 1 | 0 | 0 | 0 | 1 | 0 | 0 | 0 | 0 | 0 | 0 | 3 | 3 | 0.00 | 0.000 | | | | | | | | | | | | | | | | | | | | | | | | | | | | | | | | | | | | | | | | | | | | | | | | | | | | | | | | | | | | | | | | | | | | | | | | | | | | | | | | | | | | |

Pittsburgh Pirates @ Cincinnati Reds
 Crosley Field, Cincinnati, OH
 Fri Aug 12 1966, 7:05 PM EDT
 Att: 25,477 - Unknown - 73 F

livebaseballscorecards.com

| | |
|-----|----|
| AB | 52 |
| R | 11 |
| H | 16 |
| RBI | 11 |
| BB | 7 |
| SO | 12 |
| LOB | 22 |



| Batter | 1 | 2 | 3 | 4 | 5 | 6 | 7 | 8 | 9 | AB R H RBI BB SO LOB |
|---|----------------------|------------------|-------------------------------|------------|---|---|---|---|---|--------------------------------|
| Tommy Harper, R OBP: 0.372, SLG: 0.393 (1, 9) (6, 7) | 0-0 6-3 | | 0-0 FC5-6 1B | 0-0 6-3 | 4-0 1B 2B IBB | | | | | 3 1 1 0 1 0 0 |
| Vada Pinson, L OBP: 0.338, SLG: 0.439 (1, 8) | 0-0 FC6-4 1B | | 0-0 FC5-6 1B | 0-0 4-3 | 0-0 1-3 2-H 3-H 2B 1B | | | | | 4 2 3 2 0 0 0 |
| Pete Rose, S OBP: 0.324, SLG: 0.422 (1, 4) | 0-0 FC6-4 1-2f | | 0-0 FC5-6 1B | | F4 1B 2B | | | | | 4 2 1 2 0 0 3 |
| Deron Johnson, R OBP: 0.303, SLG: 0.425 (1, 7) (6, 3) | 0-0 F9 | | 0-0 FC1-5 1B | | 1B 2B 1B | | | | | 4 1 3 2 0 0 1 |
| Tony Perez, R OBP: 0.302, SLG: 0.401 Dick Simpson, R OBP: 0.355, SLG: 0.444 (5, PR) (6, 9) | | 0-0 3B 1B | 0-0 BB FC1-5 1B | | 2B 1B 1B | | | | | 3 1 3 1 0 0 0 0 1 0 0 0 0 0 |
| Tommy Helms, R OBP: 0.335, SLG: 0.422 (1, 5) | | 0-0 F8 | 0-0 FC1-5 BB | | 1-3 3-H 1B 2B | | | | | 3 1 1 1 0 0 3 |
| Don Pavletich, R OBP: 0.354, SLG: 0.533 (1, 2) | | 0-0 1-H 3B | 4-0 BB 1-2 2-3 BB | | 4-0 SH5-3 1B IBB | | | | | 1 1 1 1 2 0 0 |
| Leo Cardenas, R OBP: 0.314, SLG: 0.415 (1, 6) | | 0-0 6-3 | 0-0 F9 | | 0-0 1-2 2-H 3-H SH5-3 1B | | | | | 3 1 1 2 0 0 4 |
| Jim Maloney, L OBP: 0.250, SLG: 0.219 (1, 1) | | 0-0 F8 | | 0-3 K | 0-0 SH5-3 | | | | | 2 0 0 0 0 1 1 |

| Inning Stats | R: 0 | H: 1 | E: 0 | LOB: 1 | K: 0 | BB: 0 | S: 4 | P: 4 | R: 1 | H: 2 | E: 0 | LOB: 1 | K: 0 | BB: 0 | S: 5 | P: 5 | R: 2 | H: 4 | E: 0 | LOB: 3 | K: 0 | BB: 1 | S: 7 | P: 11 | R: 0 | H: 0 | E: 0 | LOB: 0 | K: 1 | BB: 0 | S: 5 | P: 5 | R: 8 | H: 7 | E: 0 | LOB: 1 | K: 0 | BB: 2 | S: 9 | P: 17 |
|--------------|------|------|------|--------|------|-------|------|------|------|------|------|--------|------|-------|------|------|------|------|------|--------|------|-------|------|-------|------|------|------|--------|------|-------|------|------|------|------|------|--------|------|-------|------|-------|
|--------------|------|------|------|--------|------|-------|------|------|------|------|------|--------|------|-------|------|------|------|------|------|--------|------|-------|------|-------|------|------|------|--------|------|-------|------|------|------|------|------|--------|------|-------|------|-------|

| PITCHER | IP | WLS | BF | H | R | ER | SO | BB | IBB | HBP | BLK | WP | HR | S | P | ERA | WHIP |
|--|-----|-----|----|----|----|----|----|----|-----|-----|-----|----|----|----|----|-------|-------|
| Woody Fryman, L ERA: 3.36 (1, 1) | 4.2 | L | 29 | 12 | 10 | 9 | 1 | 1 | 2 | 0 | 0 | 0 | 0 | 28 | 40 | 17.36 | 2.786 |
| Don Cardwell, R ERA: 4.52 (5, 1) | 0.1 | | 2 | 2 | 1 | 1 | 0 | 0 | 0 | 0 | 0 | 0 | 0 | 2 | 2 | 27.00 | 6.000 |


BOTTOM

Pittsburgh Pirates @ Cincinnati Reds
Crosley Field, Cincinnati, OH

Sat Aug 13 1966, 3:33 AM EDT
Att. 9,003 - Unknown

livebaseballscorecards.com

| | |
|------------|-----------|
| AB | 27 |
| R | 11 |
| H | 14 |
| RBI | 11 |
| BB | 3 |
| SO | 1 |
| LOB | 12 |



| | |
|---------------|----------------|
| WP : 0 | PA : 31 |
| PB : 0 | |
| SB : 0 | |
| CS : 0 | |

| Batter | 1 | 2 | 3 | 4 | 5 | 6 | 7 | 8 | 9 | AB R H RBI BB SO LOB | TOP | | | | | | | | | | | | | | | | |
|--|---|---------------------------------|------------------------------|---------------------------------|------------------------------|---------------------------------|------------------------------|---------------------------------|------------------------------|----------------------------------|---|---------------------------------|------------------------------|---------------------------------|------------------------------|---------------------------------|------------------------------|---------------------------------|-----------------------------------|------------------------------------|----------------------------------|--------|--|--|--|--|--|
| Gene Alley, R (1, 6) OBP: 0.317, SLG: 0.410 | 0-0 FC4-6 1B | | 0-0 F2 | | 0-3 K | | 0-0 2B 1-2 1B | | 4-0 HR BB | 4 1 2 0 1 1 1 | | | | | | | | | | | | | | | | | |
| Manny Mota, R (1, 8) OBP: 0.408, SLG: 0.547 | 0-0 FC4-6 1-2f G4-6-3 | | 0-0 1B | | 0-0 F9 | | 0-0 1-3 2-H 2B | | 0-0 1-H HR | 5 1 3 3 0 0 2 | | | | | | | | | | | | | | | | | |
| Roberto Clemente, R (1, 9) OBP: 0.371, SLG: 0.551 | 0-0 G4-6-3 1-2f | | 0-3 K | | 0-0 6-3 | | 0-0 L6 | | 0-0 FC4-6 1B | 5 0 1 0 0 1 4 | | | | | | | | | | | | | | | | | |
| Willie Stargell, L (1, 7) OBP: 0.391, SLG: 0.609 | | 0-0 1B 1B | | 0-0 WP 1B | | 0-0 P4 | | 4-0 1B SF8 BB | 0-0 FC4-6 1-2f | 4 1 2 0 1 0 1 | | | | | | | | | | | | | | | | | |
| Donn Clendenon, R (1, 3) OBP: 0.365, SLG: 0.514 | | 0-3 K | | 0-3 K | | 4-0 S BB | | 0-0 1B 1B | 0-0 F3 | 4 0 1 0 1 2 3 | | | | | | | | | | | | | | | | | |
| Bill Mazaroski, R (1, 4) OBP: 0.298, SLG: 0.362 | | 0-0 1-2 1B | | 0-3 K | | 0-0 1-2 F8 | | 0-0 F8 | 0-0 P4 | 5 0 1 0 0 1 5 | | | | | | | | | | | | | | | | | |
| Bob Bailey, R (1, 5) OBP: 0.347, SLG: 0.442 | | 0-0 F8 | | 0-0 6-3 | | 0-0 FC1-6 1B | | 0-0 SF8 | | 3 0 1 1 0 0 3 | | | | | | | | | | | | | | | | | |
| Jose Pagan, R (9, 5) OBP: 0.304, SLG: 0.398 | | | | | | | | | | 0 0 0 0 0 0 0 | AB 37 R 4 H 12 RBI 4 BB 4 SO 8 LOB 26 | | | | | | | | | | | | | | | | |
| Jesse Gonder, L (1, 2) OBP: 0.237, SLG: 0.356 | | 0-3 K | | 4-0 BB | | 0-0 FC1-6 1-2f 2B | | 0-0 1-2 1B | | 3 1 1 0 1 1 3 | | | | | | | | | | | | | | | | | |
| Vern Law, R (1, 1) OBP: 0.313, SLG: 0.404 | | | 0-0 L3 | | 0-3 K | | 0-3 K | | 0-0 6-3 | 3 0 0 0 0 2 2 | | | | | | | | | | | | | | | | | |
| Andre Rodgers, R (8, PH) OBP: 0.349, SLG: 0.257 | | | | | | | | | | 1 0 0 0 0 0 2 | | | | | | | | | | | | | | | | | |
| Pete Mikkelsen, R (8, 1) OBP: 0.231, SLG: 0.167 | | | | | | | | | | 0 0 0 0 0 0 0 | | | | | | | | | | | | | | | | | |
| Inning Stats | R: 0 E: 0 K: 0 S: 3 | H: 1 LOB: 0 BB: 0 P: 3 | R: 0 E: 0 K: 2 S: 9 | H: 2 LOB: 2 BB: 0 P: 9 | R: 0 E: 0 K: 1 S: 6 | H: 1 LOB: 1 BB: 0 P: 6 | R: 0 E: 0 K: 2 S: 8 | H: 1 LOB: 1 BB: 0 P: 8 | R: 0 E: 0 K: 2 S: 7 | H: 0 LOB: 1 BB: 1 P: 11 | R: 0 E: 0 K: 0 S: 3 | H: 0 LOB: 1 BB: 1 P: 7 | R: 1 E: 0 K: 1 S: 8 | H: 3 LOB: 2 BB: 0 P: 8 | R: 1 E: 0 K: 0 S: 5 | H: 2 LOB: 2 BB: 1 P: 9 | R: 2 E: 0 K: 0 S: 5 | H: 2 LOB: 1 BB: 1 P: 9 | 1B: 10 2B: 1 3B: 0 HR: 1 | SF: 1 SAC: 0 DP: 1 HBP: 0 | WP: 1 PB: 0 SB: 1 CS: 0 | PA: 42 | | | | | |
| PITCHER | IP WLS BF H R ER SO BB IBB HBP BLK WP HR S P ERA WHIP | | | | | | | | | | | | | | | | | | | | | | | | | | |
| Milt Pappas, R (1, 1) ERA: 4.11 | 7.0 | | 30 | 8 | 1 | 1 | 8 | 2 | 0 | 0 | 0 | 1 | 0 | 44 | 52 | 1.29 | 1.429 | | | | | | | | | | |
| Don Nottebart, R (8, 1) ERA: 2.43 | 1.0 | L | 7 | 2 | 2 | 2 | 0 | 2 | 0 | 0 | 0 | 0 | 0 | 5 | 13 | 18.00 | 4.000 | | | | | | | | | | |
| Sammy Ellis, R (9, 1) ERA: 5.17 | 0.0 | | 2 | 2 | 1 | 1 | 0 | 0 | 0 | 0 | 0 | 0 | 1 | 2 | 2 | ∞ | ∞ | | | | | | | | | | |
| Joe Nuxhall, L (9, 1) ERA: 4.54 | 0.1 | | 1 | 0 | 0 | 0 | 0 | 0 | 0 | 0 | 0 | 0 | 0 | 1 | 1 | 0.00 | 0.000 | | | | | | | | | | |
| Jack Baldschun, R (9, 1) ERA: 5.48 | 0.2 | | 2 | 0 | 0 | 0 | 0 | 0 | 0 | 0 | 0 | 0 | 0 | 2 | 2 | 0.00 | 0.000 | | | | | | | | | | |

Pittsburgh Pirates @ Cincinnati Reds
Crosley Field, Cincinnati, OH
Sun Aug 14 1966, 7:05 PM EDT
Att: 19,767 - Unknown

livebaseballscorecards.com



| Batter | 1 | 2 | 3 | 4 | 5 | 6 | 7 | 8 | 9 | AB R H RBI BB SO LOB | TOP | |
|---|---|---|---|---|---|---|---|---|---|---|---|--|
| Tommy Harper, R (1, 9) OBP: 0.364, SLG: 0.384 | 0-0 4-3 | | 0-3 K | | 0-0 G6-3 | | 0-0 F3 | | 0-0 P4 | 5 0 0 0 0 1 3 | | |
| Vada Pinson, L (1, 8) OBP: 0.340, SLG: 0.439 | 0-0 FC6-4 1B | | 0-0 4-3 | | 0-0 FC6-4 1B | | 0-0 2-H 1B | | 0-0 1B 1-2 1B | 5 0 4 1 0 0 0 | | |
| Pete Rose, S (1, 4) OBP: 0.328, SLG: 0.425 | 0-0 FC6-4 1-2f | | 0-0 CS 1B | | 0-0 FC6-4 1-2f | | 0-0 1-2 1B | | 0-0 1-3 2-H 1B | 5 0 3 1 0 0 2 | | |
| Deron Johnson, R (1, 7) OBP: 0.296, SLG: 0.415 (8, 3) | 0-0 F9 | | 0-0 CS 1-2 | 0-0 5-3 | | 0-0 F8 | 0-0 F9 | | 0-3 K | 5 0 0 0 0 1 5 | | |
| Tony Perez, R (1, 3) OBP: 0.302, SLG: 0.400 Art Shamsky, L (8, PH) OBP: 0.337, SLG: 0.592 (8, 7) | | 0-0 5-3 | | 0-0 1B 1B | | 0-0 P6 | | 0-0 G4-6-3 1B | | 3 0 1 0 0 0 0 1 0 1 0 0 0 0 | | |
| Tommy Helms, R (1, 5) OBP: 0.334, SLG: 0.419 | | 0-0 5-3 | | 0-0 1-2 1B | | 0-0 F8 | | 0-0 G4-6-3 1-2f | | 4 0 1 0 0 0 1 | | |
| Don Pavletich, R (1, 2) OBP: 0.355, SLG: 0.529 | | 0-0 WP 1B | | 0-0 P3 | | 0-0 2B 4-3 1B | | 0-3 K | | 4 1 2 0 0 1 2 | | |
| Leo Cardenas, R (1, 6) OBP: 0.315, SLG: 0.415 | | 4-0 1-2 IBB | | 0-0 4-3 | | 0-0 1B 2B | | 0-3 K | | 3 1 1 0 1 1 2 | | |
| Jim O'Toole, S (1, 1) OBP: 0.129, SLG: 0.100 Ted Davidson, R (4, 1) Mel Queen, L (5, PH) OBP: 0.259, SLG: 0.167 Jack Baldschun, R (5, 1) OBP: 0.353, SLG: 0.333 Giraldo Ruiz, S (7, PH) OBP: 0.259, SLG: 0.235 Don Nottebart, R (7, 1) OBP: 0.143, SLG: 0.100 Gordy Coleman, L (9, PH) OBP: 0.317, SLG: 0.353 | | 0-0 4-3 | | 0-0 G6-3 1B | | 0-0 4-3 | | 0-0 1B 1B | | 1 0 0 0 0 0 0 2 0 0 0 0 0 0 0 0 1 0 0 1 0 0 0 0 0 0 0 0 0 0 0 0 1 0 0 1 0 0 0 1 0 0 0 0 0 0 0 0 1 1 1 0 0 0 0 0 | | |
| Inning Stats | R: 0 H: 1 E: 0 LOB: 1 K: 0 BB: 0 S: 4 P: 4 | R: 0 H: 1 E: 0 LOB: 2 K: 0 BB: 1 S: 4 P: 8 | R: 0 H: 1 E: 0 LOB: 0 K: 1 BB: 0 S: 5 P: 5 | R: 0 H: 2 E: 0 LOB: 2 K: 0 BB: 0 S: 5 P: 5 | R: 0 H: 2 E: 0 LOB: 1 K: 0 BB: 0 S: 4 P: 4 | R: 0 H: 0 E: 0 LOB: 0 K: 0 BB: 0 S: 3 P: 3 | R: 2 H: 4 E: 0 LOB: 2 K: 0 BB: 0 S: 7 P: 7 | R: 0 H: 1 E: 0 LOB: 0 K: 1 BB: 0 S: 5 P: 5 | R: 1 H: 3 E: 0 LOB: 2 K: 2 BB: 0 S: 10 P: 10 | 1B: 14 SF: 0 2B: 1 SAC: 0 3B: 0 DP: 2 HR: 0 HBP: 0 | WP: 1 PA: 41 PB: 0 SB: 0 CS: 1 | |
| PITCHER | IP WLS BF H R ER SO BB IBB HBP BLK WP HR S P ERA WHIP | | | | | | | | | | | |
| Claude Osteen, L (1, 1) ERA: 2.52 | 6.2 W 30 11 2 2 1 0 1 0 0 1 0 31 35 2.70 1.650 | | | | | | | | | | | |
| Bob Miller, R (7, 1) ERA: 3.35 | 2.0 9 4 1 1 2 0 0 0 0 0 0 13 13 4.50 2.000 | | | | | | | | | | | |
| Phil Regan, R (9, 1) ERA: 1.79 | 0.1 S 1 0 0 0 1 0 0 0 0 0 0 3 3 0.00 0.000 | | | | | | | | | | | |

Cincinnati Reds @ Los Angeles Dodgers
Dodger Stadium, Los Angeles, CA
Mon Aug 15 1966, 7:05 PM PDT
Att: 29,397 - Unknown

livebaseballscorecards.com

| | |
|-----|----|
| AB | 39 |
| R | 3 |
| H | 15 |
| RBI | 3 |
| BB | 1 |
| SO | 4 |
| LOB | 18 |



| Batter | 1 | 2 | 3 | 4 | 5 | 6 | 7 | 8 | 9 |
|---|----------|--------|--------|------------------|-----------|---------|---------|---------|---|
| Willie Davis, L (1, 8) OBP: 0.293, SLG: 0.372 | 0-0 G3 | | 0-3 K | | 0-0 L8 | | 0-3 K | | |
| Jim Gilliam, S (1, 5) OBP: 0.294, SLG: 0.272 | 0-0 F8 | | | 0-0 HR 1B | 4-0 1B BB | | 0-0 4-3 | | |
| Lou Johnson, R (1, 9) (9, 7) OBP: 0.327, SLG: 0.410 | 0-0 B1-3 | | | 0-0 HR 1B | 0-0 1B | | 0-0 4-3 | | |
| Tommy Davis, R (1, 7) OBP: 0.343, SLG: 0.392 Ron Fairly, L (9, 9) OBP: 0.352, SLG: 0.397 | | 0-0 L9 | | 0-0 S E 1B | 0-0 F2 | | 0-0 F7 | | |
| Jim Lefebvre, S (1, 4) OBP: 0.339, SLG: 0.492 | | 0-0 1B | | 0-0 F8 1-2 | 0-0 1-3 | | 0-0 1B | | |
| Wes Parker, S (1, 3) OBP: 0.336, SLG: 0.385 | | 0-3 K | | 0-0 E8 1B 1B 2-H | | 0-0 4-3 | | 0-0 1-3 | |
| John Roseboro, L (1, 2) OBP: 0.365, SLG: 0.458 | | 0-0 F7 | | 0-0 1B 3-H | | 0-0 4-3 | | | |
| John Kennedy, R (1, 6) OBP: 0.241, SLG: 0.271 | | | 0-0 P4 | 0-0 P4 | | 0-0 F8 | | | |
| Claude Osteen, L (1, 1) OBP: 0.267, SLG: 0.333 Bob Miller, R (7, 1) Phil Regan, R (9, 1) OBP: 0.250, SLG: 0.167 | | | 0-0 P6 | 0-0 F8 | | | 0-0 F9 | | |

| Inning Stats | R: 0 E: 0 K: 0 S: 3 | H: 0 LOB: 0 BB: 0 P: 3 | R: 0 E: 0 K: 1 S: 6 | H: 1 LOB: 1 BB: 0 P: 6 | R: 0 E: 0 K: 1 S: 5 | H: 0 LOB: 0 BB: 0 P: 5 | R: 4 E: 1 K: 0 S: 8 | H: 5 LOB: 1 BB: 0 P: 8 | R: 0 E: 0 K: 0 S: 4 | H: 0 LOB: 0 BB: 0 P: 3 | R: 0 E: 0 K: 1 S: 5 | H: 0 LOB: 0 BB: 0 P: 5 | R: 0 E: 0 K: 0 S: 4 | H: 1 LOB: 1 BB: 0 P: 4 |
|--------------|------------------------------|---------------------------------|------------------------------|---------------------------------|------------------------------|---------------------------------|------------------------------|---------------------------------|------------------------------|---------------------------------|------------------------------|---------------------------------|------------------------------|---------------------------------|
|--------------|------------------------------|---------------------------------|------------------------------|---------------------------------|------------------------------|---------------------------------|------------------------------|---------------------------------|------------------------------|---------------------------------|------------------------------|---------------------------------|------------------------------|---------------------------------|

| PITCHER | | | | | | | | | | | | | | | PITCHER | | | | | | | | | | | | | | | | | | |
|---------------------------------------|-----|----|----|---|----|----|----|-----|-----|-----|----|----|----|----|---------|-------|----|-----|----|---|---|----|----|----|-----|-----|-----|----|----|---|---|-----|------|
| IP | WLS | BF | H | R | ER | SO | BB | IBB | HBP | BLK | WP | HR | S | P | ERA | WHIP | IP | WLS | BF | H | R | ER | SO | BB | IBB | HBP | BLK | WP | HR | S | P | ERA | WHIP |
| Jim O'Toole, L (1, 1) ERA: 3.19 | 3.1 | L | 16 | 6 | 4 | 3 | 2 | 0 | 0 | 0 | 0 | 1 | 20 | 20 | 8.10 | 1.800 | | | | | | | | | | | | | | | | | |
| Ted Davidson, L (4, 1) ERA: 4.33 | 0.2 | | 2 | 0 | 0 | 0 | 0 | 0 | 0 | 0 | 0 | 0 | 2 | 2 | 0.00 | 0.000 | | | | | | | | | | | | | | | | | |
| Jack Baldschun, R (5, 1) ERA: 5.24 | 2.0 | | 8 | 1 | 0 | 0 | 1 | 0 | 0 | 0 | 0 | 0 | 7 | 11 | 0.00 | 1.000 | | | | | | | | | | | | | | | | | |
| Don Nottebart, R (7, 1) ERA: 2.38 | 2.0 | | 7 | 1 | 0 | 0 | 1 | 0 | 0 | 0 | 0 | 0 | 9 | 9 | 0.00 | 0.500 | | | | | | | | | | | | | | | | | |

BOTTOM

Cincinnati Reds @ Los Angeles Dodgers
Dodger Stadium, Los Angeles, CA
 Mon Aug 15 1966, 7:05 PM PDT
 Att. 29,397 - Unknown

| | | | | | | |
|----|---|---|-----|----|----|-----|
| AB | R | H | RBI | BB | SO | LOB |
| 4 | 0 | 0 | 0 | 0 | 2 | 0 |
| 3 | 1 | 1 | 0 | 1 | 0 | 0 |
| 4 | 1 | 2 | 2 | 0 | 0 | 0 |
| 4 | 1 | 1 | 0 | 0 | 0 | 2 |
| 0 | 0 | 0 | 0 | 0 | 0 | 0 |
| 4 | 0 | 2 | 0 | 0 | 0 | 3 |
| 4 | 1 | 1 | 1 | 0 | 1 | 2 |
| 3 | 0 | 1 | 1 | 0 | 0 | 1 |
| 3 | 0 | 0 | 0 | 0 | 0 | 1 |
| 2 | 0 | 0 | 0 | 0 | 0 | 1 |
| 1 | 0 | 0 | 0 | 0 | 0 | 0 |
| 0 | 0 | 0 | 0 | 0 | 0 | 0 |

| | |
|-----|----|
| AB | 32 |
| R | 4 |
| H | 8 |
| RBI | 4 |
| BB | 1 |
| SO | 3 |
| LOB | 10 |

WP: 0 PA: 33
 PB: 0
 SB: 1
 CS: 0



| Batter | 1 | 2 | 3 | 4 | 5 | 6 | 7 | 8 | 9 | AB R H RBI BB SO LOB | TOP | |
|---|---|---|---|---|---|---|---|---|---|--|---|--|
| Giraldo Ruiz, S OBP: 0.247, SLG: 0.224 (1, 5) X | 0-0 F9 ① | | | X 0-0 L3 ① | | X 0-0 4-3 ② | | X 0-0 4-3 ① | 4 0 0 0 0 0 1 | | | |
| Pete Rose, S OBP: 0.327, SLG: 0.422 (1, 4) X | 0-0 3-1 ② | | | 4-0 BB ② | | X 0-0 4-3 ③ | | 0-3 K ② | 3 0 0 0 1 1 1 | | | |
| Vada Pinson, L OBP: 0.337, SLG: 0.435 (1, 8) X | 0-0 4-3 ③ | | | X 0-0 F9 ② | | 0-3 K ① | | 0-3 K ③ | 4 0 0 0 0 2 1 | | | |
| Gordy Coleman, L OBP: 0.312, SLG: 0.348 (1, 3) | | X 0-0 F7 ① | | 0-3 K ③ | | 0-3 K ② | | | 3 0 0 0 0 2 1 | | | |
| Art Shamsky, L OBP: 0.331, SLG: 0.581 (1, 9) | | 0-3 K ② | | | X 0-0 G3 ① | | X 0-0 F8 ③ | | 3 0 0 0 0 1 0 | | | |
| Deron Johnson, R OBP: 0.294, SLG: 0.412 (1, 7) | | 0-3 K ③ | | | X 0-0 F2 ② | | 0-3 K ① | | 3 0 0 0 0 2 0 | | | |
| Leo Cardenas, R OBP: 0.315, SLG: 0.417 (1, 6) | | | X 0-0 B3 ① | | X 0-0 6-3 ③ | | X 0-0 2B ② | | 3 0 1 0 0 0 0 | | | |
| Johnny Edwards, L OBP: 0.284, SLG: 0.297 (1, 2) | | | X 0-0 F7 ② | | X 0-0 4-3 SH1-3 1B ② | | X 0-0 F2 ② | | 3 0 1 0 0 0 1 | | | |
| Joe Nuxhall, L OBP: 0.130, SLG: 0.174 (1, 1) | | | X 0-0 3-1 ③ | | X 0-0 SH1-3 ① | | X 0-0 F9 ③ | | 1 0 0 0 0 0 0 | | | |
| Mel Queen, L OBP: 0.245, SLG: 0.163 (8, PH) | | | | | | | | | 1 0 0 0 0 0 1 | | | |
| Billy McCool, R OBP: 0.235, SLG: 0.188 (8, 1) | | | | | | | | | 0 0 0 0 0 0 0 | | | |
| Inning Stats | R: 0 H: 0 E: 0 LOB: 0 K: 0 BB: 0 S: 3 P: 3 | R: 0 H: 0 E: 0 LOB: 0 K: 2 BB: 0 S: 7 P: 7 | R: 0 H: 0 E: 0 LOB: 0 K: 0 BB: 0 S: 3 P: 3 | R: 0 H: 0 E: 0 LOB: 1 K: 1 BB: 1 S: 5 P: 9 | R: 0 H: 0 E: 0 LOB: 0 K: 0 BB: 0 S: 3 P: 3 | R: 0 H: 1 E: 0 LOB: 1 K: 0 BB: 0 S: 4 P: 4 | R: 0 H: 0 E: 0 LOB: 0 K: 2 BB: 0 S: 7 P: 7 | R: 0 H: 1 E: 0 LOB: 1 K: 1 BB: 0 S: 6 P: 6 | R: 0 H: 0 E: 0 LOB: 0 K: 2 BB: 0 S: 7 P: 7 | 1B: 1 SF: 0 2B: 1 SAC: 1 3B: 0 DP: 0 HR: 0 HBP: 0 | WP: 0 PA: 30 PB: 0 SB: 0 CS: 0 | |
| PITCHER Don Sutton, R ERA: 3.38 (1, 1) | IP WLS BF H R ER SO BB IBB HBP BLK WP HR S P ERA WHIP | 9.0 W 30 2 0 0 8 1 0 0 0 0 0 0 45 49 0.00 0.333 | | | | | | | | | | |

Cincinnati Reds @ Los Angeles Dodgers
 Dodger Stadium, Los Angeles, CA
 Tue Aug 16 1966, 7:05 PM PDT
 Att: 30,294 - Unknown

| | |
|-----|----|
| AB | 28 |
| R | 0 |
| H | 2 |
| RBI | 0 |
| BB | 1 |
| SO | 8 |
| LOB | 6 |



| Batter | 1 | 2 | 3 | 4 | 5 | 6 | 7 | 8 | 9 | AB R H RBI BB SO LOB |
|--|-------------------------------|------------|--------------------|-----------|-----------|------------|-----------|---------------------|---|--------------------------------|
| Willie Davis, L OBP: 0.295, SLG: 0.376 (1, 8) | 0-0 1B 3B | | 0-0 F2 | | 0-0 F8 | | | 4-0 G5-3 BB | | 3 1 1 0 1 0 0 |
| Jim Gilliam, S OBP: 0.298, SLG: 0.273 (1, 5) Nate Oliver, R OBP: 0.282, SLG: 0.216 (9, 4) | 4-0 1B BB | | 0-0 FC4 1B | | | 0-0 5-3 | | 0-0 E5 1-2 | | 3 1 1 0 1 0 1 0 0 0 0 0 0 0 |
| Lou Johnson, R OBP: 0.323, SLG: 0.406 (1, 9) | 0-0 P4 | | 0-0 FC4 1-2f | | | 0-0 1-3 | | 0-0 G5-3 2-3f | | 4 0 0 0 0 0 5 |
| Tommy Davis, R OBP: 0.343, SLG: 0.392 (1, 7) | 0-0 CS 1B 1-H 3-H | | 0-0 F9 | | | 0-0 F3 | | | | 3 0 1 2 0 0 1 |
| Jim Lefebvre, S OBP: 0.337, SLG: 0.488 (1, 4) (9, 5) | 0-3 K 1-2 | | | 0-3 K | | | 0-0 P6 | | | 3 0 0 0 0 2 1 |
| Wes Parker, S OBP: 0.336, SLG: 0.385 (1, 3) | | 0-0 4-3 | | 0-0 P4 | | | 0-0 1B | | | 3 0 1 0 0 0 0 |
| John Roseboro, L OBP: 0.364, SLG: 0.455 (1, 2) | | 4-0 BB | | 0-0 L8 | | | 0-0 F8 | | | 2 0 0 0 1 0 1 |
| John Kennedy, R OBP: 0.238, SLG: 0.268 (1, 6) | | 0-0 P3 | | | 0-0 P4 | | 0-0 P6 | | | 3 0 0 0 0 0 2 |
| Don Sutton, R OBP: 0.200, SLG: 0.217 (1, 1) | | 0-3 K | | | 0-3 K | | | 0-3 K | | 3 0 0 0 0 3 1 |

| Inning Stats | R: 2 E: 0 K: 1 S: 6 | H: 2 LOB: 0 BB: 1 P: 10 | R: 0 E: 0 K: 1 S: 5 | H: 0 LOB: 1 BB: 1 P: 9 | R: 0 E: 0 K: 0 S: 4 | H: 1 LOB: 1 BB: 0 P: 4 | R: 0 E: 0 K: 1 S: 5 | H: 0 LOB: 0 BB: 0 P: 5 | R: 0 E: 0 K: 1 S: 5 | H: 0 LOB: 0 BB: 0 P: 5 | R: 0 E: 0 K: 0 S: 3 | H: 0 LOB: 0 BB: 0 P: 3 | R: 0 E: 1 K: 1 S: 5 | H: 0 LOB: 1 BB: 1 P: 9 | 1B: 3 2B: 0 3B: 1 HR: 0 | SF: 0 SAC: 0 DP: 1 HBP: 0 | WP: 0 PB: 0 SB: 0 CS: 1 | PA: 30 |
|--------------|------------------------------|----------------------------------|------------------------------|---------------------------------|------------------------------|---------------------------------|------------------------------|---------------------------------|------------------------------|---------------------------------|------------------------------|---------------------------------|------------------------------|---------------------------------|----------------------------------|------------------------------------|----------------------------------|--------|
|--------------|------------------------------|----------------------------------|------------------------------|---------------------------------|------------------------------|---------------------------------|------------------------------|---------------------------------|------------------------------|---------------------------------|------------------------------|---------------------------------|------------------------------|---------------------------------|----------------------------------|------------------------------------|----------------------------------|--------|

| PITCHER | IP | WLS | BF | H | R | ER | SO | BB | IBB | HBP | BLK | WP | HR | S | P | ERA | WHIP |
|-------------------------------------|-----|-----|----|---|---|----|----|----|-----|-----|-----|----|----|----|----|------|-------|
| Joe Nuxhall, L ERA: 4.36 (1, 1) | 7.0 | L | 26 | 4 | 2 | 2 | 4 | 2 | 0 | 0 | 0 | 0 | 0 | 32 | 40 | 2.57 | 0.857 |
| Billy McCool, L ERA: 2.27 (8, 1) | 1.0 | | 4 | 0 | 0 | 0 | 1 | 1 | 0 | 0 | 0 | 0 | 0 | 5 | 9 | 0.00 | 1.000 |

BOTTOM

Cincinnati Reds @ Los Angeles Dodgers
Dodger Stadium, Los Angeles, CA
 Tue Aug 16 1966, 7:05 PM PDT
 Att. 30,294 - Unknown

| | |
|------------|-----------|
| AB | 27 |
| R | 2 |
| H | 4 |
| RBI | 2 |
| BB | 3 |
| SO | 5 |
| LOB | 12 |



| Batter | 1 | 2 | 3 | 4 | 5 | 6 | 7 | 8 | 9 | AB R H RBI BB SO LOB | TOP | | | |
|---|---|---|---|--|---|---|---|--|---|--|--|--|----------------|---|
| Tommy Harper, R OBP: 0.360, SLG: 0.380 (1, 9) (6, 7) | 0-0 P4 | | 0-0 F9 | 0-0 F9 | | | 0-0 F5 | | 0-0 1-3 | 5 0 0 0 0 0 2 | | | | |
| Vada Pinson, L OBP: 0.336, SLG: 0.433 (1, 8) | 0-0 5-3 1B | | 0-3 K | | 0-0 L9 | | 0-0 G3 | | 0-0 4-3 | 5 0 1 0 0 1 1 | | | | |
| Pete Rose, S OBP: 0.331, SLG: 0.426 (1, 4) | 0-0 5-3 1-2 | | 0-0 CS 1B | | 0-0 G6-4-3 1B | | | 0-0 WP 3B 1B | | 5 1 4 0 0 0 1 | | | | |
| Deron Johnson, R OBP: 0.296, SLG: 0.415 (1, 7) (6, 3) | 0-0 6-3 | | 0-0 CS | 4-0 SH5-4 2B WP BB | 0-0 G6-4-3 | | | 0-0 5-3 3B | | 4 2 1 1 1 0 3 | | | | |
| Tony Perez, R OBP: 0.302, SLG: 0.397 Dick Simpson, R OBP: 0.349, SLG: 0.436 (1, 3) (6, 9) | | 0-3 K | | 4-0 SH5-4 2B BB | | 0-0 6-3 | | 0-3 K | | 2 1 0 0 1 1 0 1 0 0 0 0 1 1 | | | | |
| Tommy Helms, R OBP: 0.334, SLG: 0.421 (1, 5) | | 0-0 2B | | 0-0 SH5-4 | | 0-0 6-3 | | 0-0 5-3 | | 3 0 1 1 0 0 0 | | | | |
| Don Pavletich, R OBP: 0.358, SLG: 0.526 (1, 2) | | 0-3 K | | 4-0 2B BB | | 0-0 4-3 | | 0-0 S 1B | | 3 1 1 0 1 1 1 | | | | |
| Leo Cardenas, R OBP: 0.321, SLG: 0.421 (1, 6) | | 4-0 BB | | 0-0 2B | | 4-0 SH1-4 BB | | 4-0 FC6 IBB | | 1 0 1 3 3 0 0 | | | | |
| Sammy Ellis, L OBP: 0.179, SLG: 0.115 Billy McCool, R OBP: 0.235, SLG: 0.188 (1, 1) (8, 1) | | 0-3 K | | 0-0 F7 | | 0-0 SH1-4 | | 0-0 FC6 | | 3 0 0 0 0 1 5 0 0 0 0 0 0 0 | | | | |
| Inning Stats | R: 0 E: 0 K: 0 S: 4 H: 1 LOB: 1 BB: 0 P: 4 | R: 0 E: 0 K: 3 S: 10 H: 1 LOB: 2 BB: 1 P: 14 | R: 0 E: 0 K: 1 S: 5 H: 1 LOB: 0 BB: 0 P: 5 | R: 3 E: 0 K: 0 S: 4 H: 1 LOB: 1 BB: 3 P: 16 | R: 0 E: 0 K: 0 S: 3 H: 1 LOB: 0 BB: 0 P: 3 | R: 0 E: 0 K: 0 S: 3 H: 0 LOB: 0 BB: 0 P: 3 | R: 0 E: 0 K: 0 S: 3 H: 0 LOB: 1 BB: 1 P: 7 | R: 2 E: 0 K: 1 S: 8 H: 3 LOB: 2 BB: 1 P: 12 | R: 0 E: 0 K: 0 S: 4 H: 1 LOB: 1 BB: 0 P: 4 | 1B: 6 2B: 2 3B: 1 HR: 0 SF: 0 SAC: 2 DP: 1 HBP: 0 | WP: 3 PB: 0 SB: 1 CS: 1 PA: 41 | | | |
| PITCHER | IP WLS BF H R ER SO BB IBB HBP BLK WP HR S P ERA WHIP | | | | | | | | | | | | PITCHER | IP WLS BF H R ER SO BB IBB HBP BLK WP HR S P ERA WHIP |
| Sandy Koufax, L ERA: 1.71 (1, 1) | 4.1 L 21 5 3 3 4 4 0 0 0 0 1 0 25 41 6.23 2.077 | | | | | | | | | | | | | |
| Bob Miller, R ERA: 3.21 (5, 1) | 1.2 4 0 0 0 0 0 0 0 0 0 0 0 4 4 0.00 0.000 | | | | | | | | | | | | | |
| Jim Brewer, L ERA: 4.26 (7, 1) | 1.0 6 2 2 2 0 1 0 0 0 0 1 0 5 9 18.00 3.000 | | | | | | | | | | | | | |
| Joe Moeller, R ERA: 2.82 (8, 1) | 1.0 5 1 0 0 1 0 1 0 0 0 0 0 6 10 0.00 1.000 | | | | | | | | | | | | | |
| Ron Perranoski, L ERA: 2.26 (9, 1) | 1.0 4 1 0 0 0 0 0 0 0 0 0 0 4 4 0.00 1.000 | | | | | | | | | | | | | |

Cincinnati Reds @ Los Angeles Dodgers
Dodger Stadium, Los Angeles, CA
Wed Aug 17 1966, 7:05 PM PDT
Att: 43,778 - Unknown

| | |
|-----|----|
| AB | 32 |
| R | 5 |
| H | 9 |
| RBI | 5 |
| BB | 6 |
| SO | 5 |
| LOB | 14 |



livebaseballscorecards.com

BOTTOM

Cincinnati Reds @ Los Angeles Dodgers
Dodger Stadium, Los Angeles, CA
Wed Aug 17 1966, 7:05 PM PDT
Att. 43,778 - Unknown

livebaseballscores.com

AB 31
R 1
H 6
RBI 1
BB 2
SO 4
LOB 12



WP: 0 PA: 34
PB: 0
SB: 1
CS: 0

AB R H RBI BB SO LOB

4 0 2 0 0 0 0

3 0 1 1 0 0 1

2 0 0 0 1 0 1
1 0 0 0 0 0 2
0 0 0 0 0 0 0

4 0 0 0 0 1 4

4 0 0 0 0 1 2

4 0 2 0 0 0 0

4 0 0 0 0 0 2

2 0 0 0 0 1 0
1 1 1 0 0 0 0

1 0 0 0 0 1 0
0 0 0 0 0 0 0
1 0 0 0 0 0 0
0 0 0 0 0 0 0
0 0 0 0 0 0 0
0 0 0 0 1 0 0
0 0 0 0 0 0 0

1B: 6 SF: 1
2B: 0 SAC: 0
3B: 0 DP: 1
HR: 0 HBP: 0

| Batter | 1 | 2 | 3 | 4 | 5 | 6 | 7 | 8 | 9 |
|--|------------------|------------|------------|------------|-----------------------|-----------|-----------|-------------------------------|---|
| Lou Johnson, R OBP: 0.325, SLG: 0.407 (1, 9) | 0-0 F9 | | 0-0 6-3 | | | 0-0 1B | | 0-0 1B | |
| Willie Davis, L OBP: 0.295, SLG: 0.376 (1, 8) | 0-0 1B | | 0-0 3-1 | | | 0-0 F8 | | 0-0 SF9 | |
| Ron Fairly, L OBP: 0.352, SLG: 0.393 Dick Stuart, R OBP: 0.307, SLG: 0.367 Ron Perranoski, L OBP: 0.200, SLG: 0.400 (1, 3) (8, PH) (9, 1) | 4-0 1-2 BB | | | 0-0 P4 | | 0-0 P5 | | 0-0 F7 | |
| Tommy Davis, R OBP: 0.337, SLG: 0.385 (1, 7) | 0-0 F4 | | | 0-0 P4 | | | 0-0 F8 | 0-3 K | |
| Jim Lefebvre, S OBP: 0.333, SLG: 0.483 (1, 4) | 0-0 F9 | | | 0-0 1-3 | | | 0-0 F8 | 0-3 K | |
| John Roseboro, L OBP: 0.366, SLG: 0.456 (1, 2) | | 0-0 4-3 | | | 0-0 G1-6-3 1B | | 0-0 1B | 0-0 1-3 | |
| Jim Gilliam, S OBP: 0.292, SLG: 0.267 (1, 5) | | 0-0 L8 | | | 0-0 G1-6-3 1-2f | | 0-0 P6 | 0-0 P6 | |
| John Kennedy, R OBP: 0.236, SLG: 0.265 Wes Parker, S OBP: 0.338, SLG: 0.386 (1, 6) (8, PH) (9, 3) | | 0-0 F8 | | | 0-3 K | | | 0-0 1B BB SF9 1B | |
| Sandy Koufax, R OBP: 0.099, SLG: 0.091 Bob Miller, R OBP: 0.355, SLG: 0.371 Jim Barbieri, L OBP: 0.300, SLG: 0.125 Wes Covington, L OBP: 0.258, SLG: 0.178 Nate Oliver, R OBP: 0.282, SLG: 0.216 (1, 1) (5, 1) (6, PH) (7, 1) (8, 1) (8, PH) (8, PR) (9, 6) | | | 0-3 K | | | 0-0 P4 | | 4-0 SF9 1B 1-2 BB | |

| Inning Stats | R: 0 | H: 1 | E: 0 | K: 0 | S: 4 | R: 0 | H: 0 | E: 0 | K: 0 | S: 3 | R: 0 | H: 0 | E: 0 | K: 1 | S: 5 | R: 0 | H: 0 | E: 0 | K: 0 | S: 3 | R: 0 | H: 1 | E: 0 | K: 1 | S: 5 | R: 0 | H: 1 | E: 0 | K: 0 | S: 4 | R: 1 | H: 2 | E: 0 | K: 1 | S: 7 | R: 0 | H: 0 | E: 0 | K: 1 | S: 5 |
|--------------|------|------|------|------|------|------|------|------|------|------|------|------|------|------|------|------|------|------|------|------|------|------|------|------|------|------|------|------|------|------|------|------|------|------|------|------|------|------|------|------|
| | 0 | 1 | 0 | 0 | 8 | 0 | 0 | 0 | 0 | 3 | 0 | 0 | 0 | 0 | 5 | 0 | 0 | 0 | 0 | 3 | 0 | 0 | 0 | 1 | 0 | 5 | 0 | 1 | 0 | 0 | 4 | 1 | 2 | 0 | 1 | 11 | 0 | 0 | 0 | 5 |

| PITCHER | IP | WLS | BF | H | R | ER | SO | BB | IBB | HBP | BLK | WP | HR | S | P | ERA | WHIP |
|--|-----|-----|----|---|---|----|----|----|-----|-----|-----|----|----|----|----|------|-------|
| Sammy Ellis, R ERA: 5.01 (1, 1) | 7.0 | W | 28 | 6 | 1 | 1 | 2 | 2 | 0 | 0 | 0 | 0 | 0 | 30 | 38 | 1.29 | 1.143 |
| Billy McCool, L ERA: 2.21 (8, 1) | 2.0 | S | 6 | 0 | 0 | 0 | 2 | 0 | 0 | 0 | 0 | 0 | 0 | 10 | 10 | 0.00 | 0.000 |

| Batter | 1 | 2 | 3 | 4 | 5 | 6 | 7 | 8 | 9 | AB R H RBI BB SO LOB | TOP | | | | | | | | | | | | | | | | |
|---|---|---------------------------------|------------------------------|---------------------------------|------------------------------|---------------------------------|------------------------------|---------------------------------|------------------------------|---|------------------------------|---------------------------------|------------------------------|---------------------------------|------------------------------|---------------------------------|------------------------------|---------------------------------|----------------------------------|------------------------------------|----------------------------------|--------|--|--|--|--|--|
| Tommy Harper, R OBP: 0.359, SLG: 0.377 (1, 9) (8, 7) | 0-3 K | | 0-0 P1 | | 0-0 F2 | | 4-0 CS BB | | | 3 0 0 0 1 1 1 | | | | | | | | | | | | | | | | | |
| Pete Rose, S OBP: 0.335, SLG: 0.431 (1, 4) | 0-0 3-1 1B 2B | | 0-0 F7 | | 0-0 S 1B | | 0-0 CS 1B | | | 4 1 3 1 0 0 0 | | | | | | | | | | | | | | | | | |
| Vada Pinson, L OBP: 0.335, SLG: 0.431 (1, 8) | 0-0 3-1 2-3 | | | 0-0 F8 | 0-0 L4 | | 0-0 CS 1-2 | 0-0 4-3 WP L6-5 1B | | 4 0 1 0 0 0 2 | | | | | | | | | | | | | | | | | |
| Deron Johnson, R OBP: 0.295, SLG: 0.413 (1, 7) (8, 3) | 0-0 1B 3-H | | | 0-0 6-3 | | 0-0 F5 | | 0-0 4-3 1-3 | | 4 0 1 1 0 0 1 | | | | | | | | | | | | | | | | | |
| Gordy Coleman, L OBP: 0.307, SLG: 0.342 Dick Simpson, R OBP: 0.344, SLG: 0.429 (1, 3) (8, PH) (8, 9) | 0-0 3-1 | | | 0-0 4-3 | | 0-3 K | | 0-0 L6-5 3-H | | 3 0 0 0 0 1 1 1 0 0 0 0 0 1 | | | | | | | | | | | | | | | | | |
| Tommy Helms, R OBP: 0.333, SLG: 0.419 (1, 5) | | 0-0 F7 | | | 0-0 E5 FC5-4 | 0-0 1B 1B | | | 0-0 P4 | 4 0 1 0 0 0 0 | | | | | | | | | | | | | | | | | |
| Leo Cardenas, R OBP: 0.323, SLG: 0.424 (1, 6) | | 0-3 K | | | 0-0 FC5-4 HR 1-2f | 0-0 1B 1B | | | 0-0 2B | 4 1 2 0 0 1 1 | | | | | | | | | | | | | | | | | |
| Johnny Edwards, L OBP: 0.285, SLG: 0.311 Art Shamsky, L OBP: 0.330, SLG: 0.577 (1, 2) (9, PH) | | 0-0 4-3 | | | 0-0 HR 1-H | 0-0 F9 | | | 0-3 K | 3 1 1 2 0 0 2 1 0 0 0 0 1 1 | | | | | | | | | | | | | | | | | |
| Jim Maloney, L OBP: 0.254, SLG: 0.239 Don Nottebart, R OBP: 0.143, SLG: 0.100 Mel Queen, L OBP: 0.241, SLG: 0.159 (1, 1) (7, 1) (9, PH) | | | 0-0 6-3 | | 0-0 E9 1B 2B | | 0-0 4-3 | | 0-0 3-1 | 3 1 1 0 0 0 0 0 0 0 0 0 0 0 1 0 0 0 0 0 1 | | | | | | | | | | | | | | | | | |
| Inning Stats | R: 1 E: 0 K: 1 S: 7 | H: 2 LOB: 1 BB: 0 P: 7 | R: 0 E: 0 K: 1 S: 5 | H: 0 LOB: 0 BB: 0 P: 5 | R: 0 E: 0 K: 0 S: 3 | H: 0 LOB: 0 BB: 0 P: 3 | R: 0 E: 0 K: 0 S: 3 | H: 0 LOB: 0 BB: 0 P: 3 | R: 3 E: 2 K: 0 S: 7 | H: 3 LOB: 1 BB: 0 P: 7 | R: 0 E: 0 K: 1 S: 7 | H: 2 LOB: 2 BB: 0 P: 7 | R: 0 E: 0 K: 0 S: 2 | H: 1 LOB: 0 BB: 1 P: 6 | R: 0 E: 0 K: 0 S: 3 | H: 1 LOB: 0 BB: 0 P: 3 | R: 0 E: 0 K: 1 S: 6 | H: 1 LOB: 1 BB: 0 P: 6 | 1B: 6 2B: 4 3B: 0 HR: 1 | SF: 0 SAC: 0 DP: 1 HBP: 0 | WP: 1 PB: 0 SB: 1 CS: 2 | PA: 37 | | | | | |
| PITCHER | IP WLS BF H R ER SO BB IBB HBP BLK WP HR S P ERA WHIP | | | | | | | | | | | | | | | | | | | | | | | | | | |
| Bob Bruce, R ERA: 5.85 (1, 1) | 4.2 | | 20 | 5 | 4 | 2 | 2 | 0 | 0 | 0 | 0 | 0 | 1 | 24 | 24 | 3.86 | 1.071 | | | | | | | | | | |
| Ron Taylor, R ERA: 6.06 (5, 1) | 0.1 | | 1 | 0 | 0 | 0 | 0 | 0 | 0 | 0 | 0 | 0 | 1 | 1 | 0.00 | 0.000 | | | | | | | | | | | |
| Barry Latman, R ERA: 2.79 (6, 1) | 0.1 | | 1 | 0 | 0 | 0 | 0 | 0 | 0 | 0 | 0 | 0 | 1 | 1 | 0.00 | 0.000 | | | | | | | | | | | |
| Carroll Sembera, R ERA: 2.55 (6, 1) | 1.2 | | 7 | 3 | 0 | 0 | 1 | 1 | 0 | 0 | 0 | 0 | 8 | 12 | 0.00 | 2.400 | | | | | | | | | | | |
| Turk Farrell, R ERA: 4.77 (8, 1) | 2.0 | W | 7 | 2 | 0 | 0 | 1 | 0 | 0 | 0 | 0 | 1 | 0 | 9 | 9 | 0.00 | 1.000 | | | | | | | | | | |

Cincinnati Reds @ Houston Astros
Astrodome, Houston, TX
Thu Aug 18 1966, 8:05 PM EDT
Att: 15,290 - Unknown

livebaseballscorecards.com

| | |
|-----|----|
| AB | 35 |
| R | 4 |
| H | 10 |
| RBI | 4 |
| BB | 1 |
| SO | 4 |
| LOB | 11 |



| Batter | 1 | 2 | 3 | 4 | 5 | 6 | 7 | 8 | 9 | AB | R | H | RBI | BB | SO | LOB |
|--|----------------------------|---------|------------------------|---------------------|----------------------|---------|-----------------|------------------------------|---|----|---|---|-----|----|----|-----|
| Ron Davis, R OBP: 0.274, SLG: 0.339 (1, 8) | 0-0 F7 | 0-0 5-3 | | BB 1B 1-2 BB | 0-0 FC5 | | | 0-0 SH1-4 E FC6-4 1B | | 4 | 1 | 1 | 0 | 1 | 0 | 3 |
| Sonny Jackson, L OBP: 0.327, SLG: 0.323 (1, 6) | 4-0 E S 1B BB | 0-0 6-3 | | BB 1B 1-2 2-H | | 0-3 K | | 0-0 FC5 SH1-4 1-2 E | | 4 | 2 | 1 | 1 | 1 | 1 | 1 |
| Joe Morgan, L OBP: 0.429, SLG: 0.431 (1, 4) | 0-0 E6 1B 1-3 1B | | 0-0 G4-6-3 1B 1B | BB 1B 1-2 2-3 BB | | 0-0 F9 | | 0-0 SH1-4 | | 3 | 1 | 1 | 0 | 1 | 0 | 1 |
| Rusty Staub, L OBP: 0.353, SLG: 0.443 (1, 9) | 0-0 BB 1B 1-2 1B 3-H | | 0-0 G4-6-3 1B 1B | 0-0 4-3 | | 0-0 4-3 | | 4-0 FC6-4 IBB | | 4 | 0 | 2 | 1 | 1 | 0 | 3 |
| Bob Aspromonte, R OBP: 0.296, SLG: 0.344 (1, 5) | 0-0 F9 | | 0-0 G4-6-3 1-2f 2-3 | | 0-0 BB 1B 1B | | 4-0 SH1-4 BB | 0-0 FC6-4 1-2f 2-H 3-H | | 4 | 0 | 1 | 1 | 1 | 0 | 5 |
| Lee Maye, L OBP: 0.315, SLG: 0.423 (1, 7) | 0-0 BB 1-2 2-H 1B | | 0-0 6-3 | | 0-0 FC5 BB 1-2 1B | | 0-0 SH1-4 | 4-0 IBB | | 3 | 0 | 2 | 1 | 1 | 0 | 1 |
| Chuck Harrison, R OBP: 0.299, SLG: 0.355 (1, 3) | 4-0 BB 1-2 2-3 BB | | | BB 1B BB | 0-3 K | | 0-3 K | 0-0 5-3 | | 3 | 1 | 0 | 0 | 2 | 2 | 5 |
| Bill Heath, L OBP: 0.306, SLG: 0.292 (1, 2) | 0-0 F8 | | | 0-0 F8 | 0-3 K | | 4-0 BB | | | 3 | 0 | 0 | 0 | 1 | 1 | 6 |
| Bob Bruce, R OBP: 0.180, SLG: 0.069 (1, 1) | | 0-0 F3 | | 0-3 K | 4-0 BB | | 0-3 K | | | 2 | 0 | 0 | 0 | 0 | 1 | 1 |
| Ron Taylor, R OBP: 0.280, SLG: 0.375 (5, 1) | | | | | | | | | | 0 | 0 | 0 | 0 | 0 | 0 | 0 |
| Felix Mantilla, R OBP: 0.267, SLG: 0.338 (5, PH) | | | | | | | | | | 0 | 0 | 0 | 0 | 1 | 0 | 0 |
| Barry Laiman, R OBP: 0.214, SLG: 0.154 (6, 1) | | | | | | | | | | 0 | 0 | 0 | 0 | 0 | 0 | 0 |
| Carroll Sembera, R OBP: 0.310, SLG: 0.472 (7, PH) | | | | | | | | | | 1 | 0 | 0 | 0 | 0 | 1 | 2 |
| Turk Farrell, R OBP: 0.119, SLG: 0.190 (8, 1) | | | | | | | | | | 0 | 0 | 0 | 0 | 0 | 0 | 0 |

| Inning Stats | R: 2 | H: 2 | E: 1 | LOB: 3 | K: 0 | BB: 2 | S: 6 | P: 14 | R: 0 | H: 0 | E: 0 | LOB: 0 | K: 0 | BB: 0 | S: 3 | P: 3 | R: 0 | H: 2 | E: 0 | LOB: 1 | K: 0 | BB: 0 | S: 4 | P: 4 | R: 1 | H: 1 | E: 0 | LOB: 3 | K: 1 | BB: 3 | S: 6 | P: 18 | R: 0 | H: 2 | E: 0 | LOB: 3 | K: 2 | BB: 1 | S: 9 | P: 13 | R: 0 | H: 0 | E: 0 | LOB: 0 | K: 1 | BB: 0 | S: 5 | P: 5 | R: 0 | H: 0 | E: 0 | LOB: 2 | K: 2 | BB: 2 | S: 7 | P: 15 | R: 2 | H: 1 | E: 2 | LOB: 2 | K: 0 | BB: 2 | S: 5 | P: 13 |
|--------------------------------------|------|------|------|--------|------|-------|------|-------|------|------|------|--------|------|-------|------|------|-------|------|------|--------|------|-------|------|------|------|------|------|--------|------|-------|------|-------|------|------|------|--------|------|-------|------|-------|------|------|------|--------|------|-------|------|------|------|------|------|--------|------|-------|------|-------|------|------|------|--------|------|-------|------|-------|
| PITCHER | IP | WLS | BF | H | R | ER | SO | BB | IBB | HBP | BLK | WP | HR | S | P | ERA | WHIP | | | | | | | | | | | | | | | | | | | | | | | | | | | | | | | | | | | | | | | | | | | | | | | |
| Jim Maloney, R ERA: 2.63 (1, 1) | 6.2 | | 35 | 7 | 3 | 2 | 5 | 8 | 0 | 0 | 0 | 0 | 0 | 37 | 69 | 2.70 | 2.250 | | | | | | | | | | | | | | | | | | | | | | | | | | | | | | | | | | | | | | | | | | | | | | | |
| Don Nottebart, R ERA: 2.34 (7, 1) | 1.1 | L | 8 | 1 | 2 | 0 | 1 | 0 | 2 | 0 | 0 | 0 | 0 | 8 | 16 | 0.00 | 0.750 | | | | | | | | | | | | | | | | | | | | | | | | | | | | | | | | | | | | | | | | | | | | | | | |

BOTTOM

Cincinnati Reds @ Houston Astros
Astrodome, Houston, TX

Thu Aug 18 1966, 8:05 PM EDT
Att. 15,290 - Unknown

| | |
|-----|----|
| AB | 31 |
| R | 5 |
| H | 8 |
| RBI | 4 |
| BB | 10 |
| SO | 6 |
| LOB | 28 |



| | | | |
|-------|--------|-------|--------|
| 1B: 8 | SF: 0 | WP: 0 | PA: 43 |
| 2B: 0 | SAC: 2 | PB: 0 | |
| 3B: 0 | DP: 1 | SB: 1 | |
| HR: 0 | HBP: 0 | CS: 0 | |

| Batter | 1 | 2 | 3 | 4 | 5 | 6 | 7 | 8 | 9 | AB R H RBI BB SO LOB | TOP | | | | | | | | | | | | | | | | | |
|---|---|---------------------------------|------------------------------|---------------------------------|------------------------------|---------------------------------|------------------------------|---------------------------------|------------------------------|---------------------------------|------------------------------|---------------------------------|------------------------------|---------------------------------|------------------------------|----------------------------------|------------------------------|----------------------------------|----------------------------------|------------------------------------|----------------------------------|--------|--|--|--|--|--|--|
| Pete Rose, S (1, 4) OBP: 0.335, SLG: 0.432 | 0-0 4-3 | | 0-0 E6 2B SF7 | | 0-0 E4 | | | 0-0 1B 2B | 0-0 2B 1B | 5 3 2 0 0 0 0 | | | | | | | | | | | | | | | | | | |
| Tommy Helms, R (1, 5) OBP: 0.339, SLG: 0.428 | 0-0 1B | | 0-0 2B | | 0-0 6-3 | | | 4-0 BB 1B BB | 0-0 BB 2B 1-H | 4 0 3 1 1 0 1 | | | | | | | | | | | | | | | | | | |
| Vada Pinson, L (1, 8) OBP: 0.334, SLG: 0.428 | 0-3 K | | 0-0 SF7 | | 0-3 K | | | 0-3 K | 4-0 BB BB | 3 0 0 1 1 3 3 | | | | | | | | | | | | | | | | | | |
| Deron Johnson, R (1, 7) OBP: 0.296, SLG: 0.412 | 0-3 K | | 0-0 6-3 | | 0-0 F3 | | | 0-0 BB 1B | 4-0 BB BB | 4 0 1 1 1 1 2 | | | | | | | | | | | | | | | | | | |
| Gordy Coleman, L (1, 3) OBP: 0.303, SLG: 0.337 | | 0-3 K | | 0-3 K | | 0-3 K | | 4-0 BB | 0-0 F7 | 3 0 0 0 0 3 0 | | | | | | | | | | | | | | | | | | |
| Tony Perez, R (8, PH) OBP: 0.305, SLG: 0.397 | | | | | | | | | | 0 0 0 0 1 0 0 | | | | | | | | | | | | | | | | | | |
| Dick Simpson, R (8, PR) OBP: 0.338, SLG: 0.421 | | | | | | | | | | 1 0 0 0 0 0 3 | | | | | | | | | | | | | | | | | | |
| Art Shamsky, L (1, 9) OBP: 0.330, SLG: 0.570 | | 4-0 BB | | 0-3 K | | 0-0 P6 | | 0-0 F9 | | 2 0 0 0 1 1 0 | | | | | | | | | | | | | | | | | | |
| Don Pavletich, R (8, PH) OBP: 0.356, SLG: 0.523 | | | | | | | | | | 1 0 0 0 0 0 3 | | | | | | | | | | | | | | | | | | |
| Tommy Harper, R (8, 7) OBP: 0.359, SLG: 0.377 | | | | | | | | | | 0 0 0 0 0 0 0 | | | | | | | | | | | | | | | | | | |
| Leo Cardenas, R (1, 6) OBP: 0.322, SLG: 0.422 | | 0-0 FC6-4 | | 0-0 P6 | | 0-0 FC3-6 1B | | 0-3 K | | 4 0 1 0 0 1 4 | | | | | | | | | | | | | | | | | | |
| Johnny Edwards, L (1, 2) OBP: 0.280, SLG: 0.305 | | 0-0 F7 | | 0-0 F8 | | 0-0 FC3-6 | | 0-0 F7 | | 4 0 0 0 0 0 2 | | | | | | | | | | | | | | | | | | |
| Milt Pappas, R (1, 1) OBP: 0.145, SLG: 0.190 | | | 0-3 K | | 0-3 K | | 0-3 K | | 0-3 K | 2 0 0 0 0 2 0 | | | | | | | | | | | | | | | | | | |
| Mel Queen, L (7, PH) OBP: 0.236, SLG: 0.156 | | | | | | | | | | 1 0 0 0 0 1 1 | | | | | | | | | | | | | | | | | | |
| Ted Davidson, R (7, 1) | | | | | | | | | | 0 0 0 0 0 0 0 | | | | | | | | | | | | | | | | | | |
| Giraldo Ruiz, S (9, PH) OBP: 0.244, SLG: 0.221 | | | | | | | | | | 1 0 0 0 0 1 0 | | | | | | | | | | | | | | | | | | |
| Billy McCool, R (9, 1) OBP: 0.235, SLG: 0.188 | | | | | | | | | | 0 0 0 0 0 0 0 | | | | | | | | | | | | | | | | | | |
| Inning Stats | R: 0 E: 0 K: 2 S: 8 | H: 1 LOB: 1 BB: 0 P: 8 | R: 0 E: 0 K: 1 S: 5 | H: 0 LOB: 1 BB: 1 P: 9 | R: 1 E: 1 K: 1 S: 7 | H: 1 LOB: 1 BB: 0 P: 7 | R: 0 E: 0 K: 2 S: 7 | H: 0 LOB: 0 BB: 0 P: 7 | R: 0 E: 1 K: 1 S: 6 | H: 0 LOB: 1 BB: 0 P: 6 | R: 0 E: 0 K: 2 S: 7 | H: 0 LOB: 0 BB: 0 P: 7 | R: 0 E: 0 K: 1 S: 6 | H: 1 LOB: 1 BB: 0 P: 6 | R: 1 E: 0 K: 2 S: 9 | H: 2 LOB: 3 BB: 2 P: 17 | R: 1 E: 0 K: 1 S: 7 | H: 2 LOB: 3 BB: 2 P: 15 | 1B: 4 2B: 3 3B: 0 HR: 0 | SF: 1 SAC: 0 DP: 0 HBP: 0 | WP: 0 PB: 0 SB: 0 CS: 0 | PA: 41 | | | | | | |
| PITCHER | IP WLS BF H R ER SO BB IBB HBP BLK WP HR S P ERA WHIP | | | | | | | | | | | | | | | | | | | | | | | | | | | |
| Larry Dierker, R (1, 1) ERA: 3.37 | 7.1 | | 31 | 5 | 2 | 1 | 11 | 2 | 0 | 0 | 0 | 0 | 0 | 0 | 51 | 59 | 1.23 | 0.955 | | | | | | | | | | |
| Frank Carpin, L (8, 1) ERA: 11.57 | 0.0 | | 1 | 0 | 0 | 0 | 0 | 1 | 0 | 0 | 0 | 0 | 0 | 0 | 4 | ∞ | ∞ | | | | | | | | | | | |
| Claude Raymond, R (8, 1) ERA: 3.17 | 1.2 | W | 9 | 2 | 1 | 1 | 2 | 2 | 0 | 0 | 0 | 0 | 0 | 11 | 19 | 5.40 | 2.400 | | | | | | | | | | | |

Cincinnati Reds @ Houston Astros
Astrodome, Houston, TX
Fri Aug 19 1966, 8:05 PM EDT
Att. 17,348 - Unknown

livebaseballscorecards.com

| | |
|-----|----|
| AB | 35 |
| R | 3 |
| H | 7 |
| RBI | 3 |
| BB | 5 |
| SO | 13 |
| LOB | 19 |



| Batter | 1 | 2 | 3 | 4 | 5 | 6 | 7 | 8 | 9 | AB | R | H | RBI | BB | SO | LOB |
|---|-----------------------|------------|--------------------------|------------|------------------|------------|------------------|----------------------|------------------|----|---|---|-----|----|----|-----|
| Ron Davis, R (1, 8) OBP: 0.273, SLG: 0.323 | 1-0 IHR HBP | | 0-0 SH2-4 1-2 | | 0-0 6-3 | | 0-3 K | | 0-0 5-3 | 3 | 1 | 0 | 0 | 0 | 1 | 0 |
| Sonny Jackson, L (1, 6) OBP: 0.332, SLG: 0.335 | 0-0 IHR | | 0-0 1B 2-3 | | 0-0 F7 | | 0-0 S 1B | | 0-0 1B 1B | 5 | 2 | 4 | 2 | 0 | 0 | 0 |
| Joe Morgan, L (1, 4) OBP: 0.434, SLG: 0.433 | 0-0 G1-6-3 1B | | 0-0 F7 | | 4-0 WP BB | | 4-0 1-2 BB | | 0-0 1B 1B | 3 | 0 | 2 | 0 | 2 | 0 | 2 |
| Rusty Staub, L (1, 9) OBP: 0.354, SLG: 0.443 | 0-0 G1-6-3 1-2f | | 0-0 1-3 1B | | 0-0 F7 1-2 | | 0-0 4-3 | | 0-0 1-2 1B | 5 | 0 | 2 | 2 | 0 | 0 | 4 |
| Bob Aspromonte, R (1, 5) OBP: 0.294, SLG: 0.341 | 0-0 F7 | | 0-3 K | | | | | | | 4 | 0 | 0 | 0 | 0 | 1 | 2 |
| Bob Lillis, R (9, 5) OBP: 0.268, SLG: 0.284 | | | | | | | | | | 0 | 0 | 0 | 0 | 0 | 0 | 0 |
| Lee Maye, L (1, 7) OBP: 0.314, SLG: 0.420 | | 0-0 F7 | | 0-0 4-3 | | 0-0 6-3 | | 0-0 FC6-4 1B | | 4 | 0 | 1 | 0 | 0 | 0 | 0 |
| Bill Heath, L (1, 2) OBP: 0.303, SLG: 0.290 | | 0-0 5-3 | | 0-0 F7 | | 0-0 1B | | 0-0 F7 | | 4 | 0 | 1 | 0 | 0 | 0 | 1 |
| Chuck Harrison, R (1, 3) OBP: 0.295, SLG: 0.350 | | 0-0 1-3 | | 0-0 E1 | | 0-0 F5 | | 0-0 FC6-4 1-2f | | 4 | 0 | 0 | 0 | 0 | 0 | 2 |
| Larry Dierker, R (1, 1) OBP: 0.180, SLG: 0.260 | | | 0-0 1B SH2-4 1B | | 0-0 1-3 | | 0-3 K | | 0-0 F3 | 3 | 1 | 1 | 0 | 0 | 1 | 1 |
| Frank Carpin, L (8, 1) | | | | | | | | | | 0 | 0 | 0 | 0 | 0 | 0 | 0 |
| Claude Raymond, R (8, 1) OBP: 0.111, SLG: 0.111 | | | | | | | | | | 0 | 0 | 0 | 0 | 0 | 0 | 0 |
| Dave Nicholson, R (9, PH) OBP: 0.361, SLG: 0.440 | | | | | | | | | | 1 | 0 | 0 | 0 | 0 | 0 | 0 |

| Inning Stats | R: 2 | H: 2 | E: 0 | K: 0 | S: 4 | H: 2 | LOB: 0 | BB: 0 | P: 5 | R: 0 | H: 0 | E: 0 | K: 0 | S: 3 | R: 0 | H: 0 | E: 1 | K: 0 | S: 4 | R: 0 | H: 0 | E: 0 | K: 0 | S: 3 | R: 0 | H: 1 | E: 0 | K: 2 | S: 8 | R: 0 | H: 1 | E: 0 | K: 0 | S: 4 | R: 0 | H: 3 | E: 0 | K: 0 | S: 5 | 1B: 10 | SF: 0 | 2B: 0 | SAC: 1 | 3B: 0 | DP: 1 | HR: 1 | WP: 1 | PA: 40 |
|--------------|------|------|------|------|------|------|--------|-------|------|------|------|------|------|------|------|------|------|------|------|------|------|------|------|------|------|------|------|------|------|------|------|------|------|------|------|------|------|------|------|--------|-------|-------|--------|-------|-------|-------|-------|--------|
|--------------|------|------|------|------|------|------|--------|-------|------|------|------|------|------|------|------|------|------|------|------|------|------|------|------|------|------|------|------|------|------|------|------|------|------|------|------|------|------|------|------|--------|-------|-------|--------|-------|-------|-------|-------|--------|

| PITCHER | IP | WLS | BF | H | R | ER | SO | BB | IBB | HBP | BLK | WP | HR | S | P | ERA | WHIP |
|-------------------------------------|-----|-----|----|---|---|----|----|----|-----|-----|-----|----|----|----|----|-------|-------|
| Milt Pappas, R (1, 1) ERA: 4.13 | 6.0 | | 26 | 6 | 3 | 3 | 1 | 1 | 0 | 1 | 0 | 1 | 0 | 26 | 31 | 4.50 | 1.167 |
| Ted Davidson, L (7, 1) ERA: 4.17 | 2.0 | | 9 | 2 | 0 | 0 | 2 | 1 | 0 | 0 | 0 | 0 | 0 | 12 | 16 | 0.00 | 1.500 |
| Billy McCool, L (9, 1) ERA: 2.3 | 0.2 | L | 5 | 3 | 1 | 1 | 0 | 0 | 0 | 0 | 0 | 0 | 0 | 5 | 5 | 13.50 | 4.500 |

BOTTOM

Cincinnati Reds @ Houston Astros
Astrodome, Houston, TX
Fri Aug 19 1966, 8:05 PM EDT
Att. 17,348 - Unknown

livebaseballscores.com

| | |
|-----|----|
| AB | 36 |
| R | 4 |
| H | 11 |
| RBI | 4 |
| BB | 2 |
| SO | 3 |
| LOB | 12 |



| Batter | 1 | 2 | 3 | 4 | 5 | 6 | 7 | 8 | 9 | AB R H RBI BB SO LOB | TOP |
|---|--|---|---|---|---|---|---|---|---|--|--|
| Pete Rose, S (1, 4) OBP: 0.336, SLG: 0.433 | 0-0 4-3 | | 0-0 F6 | | 0-0 SF7 2B 1B | | | 0-0 E7 L3-6 1B | | 4 1 2 0 0 0 1 | Cincinnati Reds @ Houston Astros Astrodome, Houston, TX Sat Aug 20 1966, 8:05 PM EDT Att: 40,765 - Dome - 70 F livebaseballscorecards.com |
| Vada Pinson, L (1, 9) OBP: 0.333, SLG: 0.429 | 0-0 G3 | | 0-0 F8 | | 0-0 CS 1-3 2B | | | 0-0 L3-6 2-3 | | 4 0 1 0 0 0 2 | |
| Tommy Helms, R (1, 5) OBP: 0.336, SLG: 0.425 | 0-0 F8 | | 0-0 F3 | | 0-0 SF7 3-H | | | 0-0 5-3 | | 3 0 0 1 0 0 1 | |
| Deron Johnson, R (1, 7) OBP: 0.298, SLG: 0.415 | | 0-0 1B 2B | | 0-0 E9 1B 1B | | 0-0 CS 2-3 | | 0-0 P6 | | 4 1 2 0 0 0 0 | |
| Tony Perez, R (1, 3) OBP: 0.304, SLG: 0.394 | | 0-0 2-3 1B | | 0-0 L9 | | 0-0 6-3 | | 0-3 L5 S S S | | 4 0 1 0 0 1 1 | |
| Don Pavletich, R (1, 2) OBP: 0.354, SLG: 0.517 | | 0-3 K S S S | | 0-0 K 2-H 1B | | 0-3 K S S S | | 0-0 K | | 4 0 1 1 0 2 2 | |
| Dick Simpson, R (1, 8) OBP: 0.338, SLG: 0.417 | | 0-3 K S S S | | 0-0 K 1B | | 0-0 6-3 | | 0-0 6-3 | | 3 0 1 0 0 1 2 | |
| Leo Cardenas, R (1, 6) OBP: 0.320, SLG: 0.419 | | 0-3 K S S S | | 0-0 F9 | | 0-0 F9 | | 0-0 F9 | | 3 0 0 0 0 1 3 | |
| Jim O'Toole, S (1, 1) OBP: 0.147, SLG: 0.152 Don Nottebart, R (8, 1) OBP: 0.143, SLG: 0.100 Ted Davidson, R (8, 1) | | | 0-0 2B | | 0-0 P4 | | 0-0 P3 | | | 3 0 1 0 0 0 0 0 0 0 0 0 0 0 0 0 0 0 0 0 0 | |
| Inning Stats | R: 0 E: 0 K: 0 S: 3 H: 0 LOB: 0 BB: 0 P: 3 | R: 0 E: 0 K: 3 S: 11 H: 2 LOB: 2 BB: 0 P: 11 | R: 0 E: 0 K: 0 S: 4 H: 1 LOB: 1 BB: 0 P: 4 | R: 1 E: 1 K: 0 S: 5 H: 3 LOB: 1 BB: 0 P: 5 | R: 1 E: 0 K: 0 S: 4 H: 2 LOB: 0 BB: 0 P: 4 | R: 0 E: 0 K: 1 S: 5 H: 0 LOB: 0 BB: 0 P: 5 | R: 0 E: 0 K: 0 S: 3 H: 0 LOB: 0 BB: 0 P: 3 | R: 0 E: 1 K: 0 S: 3 H: 1 LOB: 0 BB: 0 P: 3 | R: 0 E: 0 K: 1 S: 5 H: 0 LOB: 0 BB: 0 P: 5 | 1B: 6 2B: 4 3B: 0 HR: 0 SF: 1 SAC: 0 DP: 1 HBP: 0 | WP: 0 PB: 0 SB: 0 CS: 1 PA: 34 |
| PITCHER Mike Cuellar, L (1, 1) ERA: 2.38 | IP: 9.0 WLS: W BF: 33 H: 9 R: 2 ER: 2 SO: 5 BB: 0 IBB: 0 HBP: 0 BLK: 0 WP: 0 HR: 0 S: 43 P: 43 ERA: 2.00 WHIP: 1.000 | | | | | | | | | | |



| Batter | 1 | 2 | 3 | 4 | 5 | 6 | 7 | 8 | 9 | AB R H RBI BB SO LOB | TOP | | | | | | | |
|---|--|---------------------------------|------------------------------|---------------------------------|------------------------------|---------------------------------|------------------------------|---------------------------------|------------------------------|---------------------------------|------------------------------|--|------------------------------|---------------------------------|----------------------------------|------------------------------------|----------------------------------|--------|
| Pete Rose, S (1, 4) OBP: 0.338, SLG: 0.435 | 0-0 FC4-6 1B | | 0-0 P5 | | 0-0 2B | | | 0-0 P6 | | 4 0 2 0 0 0 0 | | | | | | | | |
| Vada Pinson, L (1, 8) OBP: 0.331, SLG: 0.425 | 0-0 FC4-6 1B | | 0-0 4-3 | | 0-0 F8 | | | 0-0 4-3 | | 4 0 0 0 0 0 2 | | | | | | | | |
| Tommy Harper, R (8, 8) OBP: 0.359, SLG: 0.377 | 0-0 FC6-5 1B | | 0-0 4-3 | | | | | 0-0 5-3 | | 0 0 0 0 0 0 0 | | | | | | | | |
| Tommy Helms, R (1, 5) OBP: 0.335, SLG: 0.423 | 0-0 FC6-5 1B | | 0-0 4-3 | | | | | 0-0 5-3 | | 4 0 1 0 0 0 0 | | | | | | | | |
| Deron Johnson, R (1, 7) OBP: 0.298, SLG: 0.416 | 0-0 FC6-5 1-2 2-3f | | | | 0-0 P4 | | | 0-0 2B | | 4 0 1 0 0 1 2 | | | | | | | | |
| Gordy Coleman, L (1, 3) OBP: 0.302, SLG: 0.335 | 0-3 K | | | | 0-0 WP 1B | | | 0-0 P5 | | 4 0 1 0 0 1 3 | | | | | | | | |
| Art Shamsky, L (1, 9) OBP: 0.330, SLG: 0.565 | | | | | 0-0 F7 1-2 | | | 0-0 F9 | | 3 0 1 0 0 0 2 | | | | | | | | |
| Leo Cardenas, R (1, 6) OBP: 0.318, SLG: 0.416 | | | | | 0-0 F7 | | | | | 3 0 0 0 0 0 2 | | | | | | | | |
| Giraldo Ruiz, S (7, 6) OBP: 0.244, SLG: 0.221 | | | | | | | | 0-0 6-3 | | 0 0 0 0 0 0 0 | | | | | | | | |
| Johnny Edwards, L (1, 2) OBP: 0.277, SLG: 0.302 | | | | | | | | 0-0 P3 | | 3 0 0 0 0 0 1 | | | | | | | | |
| Joe Nuxhall, L (1, 1) OBP: 0.125, SLG: 0.167 | | | | | | | | 0-0 F3 | | 1 0 0 0 0 0 1 | | | | | | | | |
| Ted Davidson, R (4, 1) OBP: 0.232, SLG: 0.152 | | | | | | | | 0-0 P3 | | 0 0 0 0 0 0 0 | | | | | | | | |
| Mel Queen, L (5, PH) OBP: 0.590, SLG: 0.590 | | | | | | | | | | 1 0 0 0 0 0 0 | | | | | | | | |
| Darrell Osteen, R (5, 1) OBP: 0.333, SLG: 0.333 | | | | | | | | | | 0 0 0 0 0 0 0 | | | | | | | | |
| Jack Baldschun, R (6, 1) OBP: 0.333, SLG: 0.410 | | | | | | | | | | 0 0 0 0 0 0 0 | | | | | | | | |
| Dick Simpson, R (6, 9) OBP: 0.333, SLG: 0.410 | | | | | | | | | | 1 0 0 0 0 0 0 | | | | | | | | |
| Jimmie Ooker, R (9, PH) OBP: 0.288, SLG: 0.416 | | | | | | | | | | 1 0 0 0 0 0 0 | | | | | | | | |
| Inning Stats | R: 0 E: 0 K: 1 S: 7 | H: 2 LOB: 2 BB: 0 P: 7 | R: 0 E: 0 K: 0 S: 4 | H: 1 LOB: 1 BB: 0 P: 4 | R: 0 E: 0 K: 0 S: 3 | H: 0 LOB: 0 BB: 0 P: 3 | R: 0 E: 0 K: 0 S: 4 | H: 1 LOB: 1 BB: 0 P: 4 | R: 0 E: 0 K: 0 S: 4 | H: 1 LOB: 1 BB: 0 P: 4 | R: 0 E: 0 K: 0 S: 3 | H: 0 LOB: 0 BB: 0 P: 3 | R: 0 E: 0 K: 1 S: 5 | H: 0 LOB: 0 BB: 0 P: 5 | 1B: 4 2B: 2 3B: 0 HR: 0 | SF: 0 SAC: 0 DP: 0 HBP: 0 | WP: 1 PB: 0 SB: 0 CS: 0 | PA: 33 |
| PITCHER Dave Giusti, R (1, 1) ERA: 3.49 | IP: 9.0 WLS: W BF: 33 H: 6 R: 0 ER: 0 SO: 2 BB: 0 IBB: 0 HBP: 0 BLK: 0 WP: 1 HR: 0 S: 37 P: 37 ERA: 0.00 WHIP: 0.667 | | | | | | | | | | | PITCHER IP: WLS: BF: H: R: ER: SO: BB: IBB: HBP: BLK: WP: HR: S: P: ERA: WHIP: | | | | | | |

Cincinnati Reds @ Houston Astros
Astrodome, Houston, TX
Sun Aug 21 1966, 8:05 PM EDT
Att. 21,589 - Dome

livebaseballscorecards.com

AB 33
R 0
H 6
RBI 0
BB 0
SO 2
LOB 13



| Batter | 1 | 2 | 3 | 4 | 5 | 6 | 7 | 8 | 9 |
|--|-------------------|-----------|-----------------------|----------------------|-----------------------|-----------------------|------------|------------|---|
| Ron Davis, R OBP: 0.267, SLG: 0.290 (1, 8) | 1-0 4-3 HBP | | 0-0 6-3 | 4-0 HBP BB | 0-3 K | | 0-3 K | | |
| Sonny Jackson, L OBP: 0.331, SLG: 0.333 (1, 6) | 0-0 4-3 | | 0-0 CS 1B | 1-0 HBP BB | | 0-0 2B 1B | 0-0 4-3 | | |
| Bob Lillis, R OBP: 0.271, SLG: 0.287 (5, 6) | 1-2 | | | 1-2 2-3 HBP | | | | | |
| Joe Morgan, L OBP: 0.429, SLG: 0.430 (1, 4) | 0-3 K | | 0-0 CS | F9 G3 | | 0-0 WP 1B 2B | | 0-0 3-1 | |
| Chuck Harrison, R OBP: 0.303, SLG: 0.359 (1, 3) | 0-0 P4 | | | 0-0 P5 | 0-0 BB E 2B | 4-0 WP 1B BB | | 4-0 BB | |
| Dave Nicholson, R OBP: 0.371, SLG: 0.444 (1, 7) | | 0-0 2B | | 4-0 1B E BB | 0-0 6-3 | 0-0 L6-3 1B | | 0-3 K | |
| Rusty Staub, L OBP: 0.353, SLG: 0.438 (1, 9) | 0-0 F3 | | 0-0 E 2B 1B | 0-0 E 2B 1B | 4-0 E 2B IBB | 0-0 L6-3 | | 0-3 K | |
| Bob Aspromonte, R OBP: 0.300, SLG: 0.348 (1, 5) | 0-0 5-3 | | 0-0 E7 2B 1B | 4-0 E 2B BB | 0-0 E 2B BB | | | | |
| Ron Brand, R OBP: 0.310, SLG: 0.269 (1, 2) | 0-3 K | | 4-0 2B BB | 0-0 E3 2B | 0-0 F7 | | | | |
| Dave Giusti, R OBP: 0.262, SLG: 0.350 (1, 1) | | | 0-0 F4 | 0-0 HBP 2B | 0-0 2B | | 0-0 F6 | | |

| Inning Stats | R: 0 E: 0 K: 1 S: 5 | H: 0 LOB: 1 BB: 0 P: 6 | R: 0 E: 0 K: 1 S: 6 | H: 1 LOB: 1 BB: 0 P: 6 | R: 0 E: 0 K: 0 S: 3 | H: 1 LOB: 0 BB: 0 P: 3 | R: 4 E: 1 K: 0 S: 6 | H: 3 LOB: 3 BB: 3 P: 19 | R: 4 E: 1 K: 1 S: 7 | H: 2 LOB: 0 BB: 2 P: 15 | R: 3 E: 0 K: 0 S: 6 | H: 4 LOB: 1 BB: 1 P: 10 | R: 0 E: 0 K: 1 S: 5 | H: 0 LOB: 0 BB: 0 P: 5 | R: 0 E: 0 K: 2 S: 7 | H: 0 LOB: 1 BB: 1 P: 11 |
|--------------|------------------------------|---------------------------------|------------------------------|---------------------------------|------------------------------|---------------------------------|------------------------------|----------------------------------|------------------------------|----------------------------------|------------------------------|----------------------------------|------------------------------|---------------------------------|------------------------------|----------------------------------|
|--------------|------------------------------|---------------------------------|------------------------------|---------------------------------|------------------------------|---------------------------------|------------------------------|----------------------------------|------------------------------|----------------------------------|------------------------------|----------------------------------|------------------------------|---------------------------------|------------------------------|----------------------------------|

| PITCHER | IP | WLS | BF | H | R | ER | SO | BB | IBB | HBP | BLK | WP | HR | S | P | ERA | WHIP |
|---------------------------------------|-----|-----|----|---|---|----|----|----|-----|-----|-----|----|----|----|----|-------|-------|
| Joe Nuxhall, L ERA: 4.61 (1, 1) | 3.2 | L | 20 | 5 | 4 | 4 | 2 | 3 | 0 | 2 | 0 | 0 | 0 | 19 | 33 | 9.82 | 2.182 |
| Ted Davidson, L ERA: 4.12 (4, 1) | 0.1 | | 1 | 0 | 0 | 0 | 0 | 0 | 0 | 0 | 0 | 0 | 0 | 1 | 1 | 0.00 | 0.000 |
| Darrell Osteen, R ERA: 13.5 (5, 1) | 1.0 | | 10 | 4 | 7 | 6 | 1 | 2 | 1 | 0 | 0 | 1 | 0 | 9 | 21 | 54.00 | 6.000 |
| Jack Baldschun, R ERA: 4.91 (6, 1) | 3.0 | | 11 | 2 | 0 | 0 | 3 | 1 | 0 | 0 | 0 | 1 | 0 | 16 | 20 | 0.00 | 1.000 |

BOTTOM

| AB | R | H | RBI | BB | SO | LOB |
|----|---|---|-----|----|----|-----|
| 3 | 0 | 0 | 0 | 1 | 2 | 0 |
| 2 | 0 | 1 | 0 | 0 | 0 | 1 |
| 2 | 1 | 1 | 0 | 0 | 0 | 0 |
| 5 | 1 | 1 | 1 | 0 | 1 | 4 |
| 3 | 2 | 1 | 0 | 2 | 0 | 1 |
| 4 | 1 | 2 | 2 | 1 | 1 | 2 |
| 4 | 2 | 1 | 0 | 1 | 1 | 3 |
| 3 | 2 | 2 | 1 | 1 | 0 | 1 |
| 3 | 2 | 0 | 1 | 1 | 1 | 4 |
| 4 | 0 | 2 | 6 | 0 | 0 | 0 |


| | |
|------------|-----------|
| AB | 33 |
| R | 11 |
| H | 11 |
| RBI | 11 |
| BB | 7 |
| SO | 6 |
| LOB | 16 |




| WP | HR | S | P | ERA | WHIP |
|----|----|---|----|-----|------|
| 2 | 0 | 0 | 43 | | |
| 0 | 0 | 0 | | | |
| 0 | 0 | 0 | | | |
| 0 | 0 | 0 | | | |

Cincinnati Reds @ Houston Astros
Astrodome, Houston, TX
 Sun Aug 21 1966, 8:05 PM EDT
 Att. 21,589 - Dome

livebaseballscorecards.com

| Batter | 1 | 2 | 3 | 4 | 5 | 6 | 7 | 8 | 9 | AB R H RBI BB SO LOB | TOP | | | | | | | | | | | | | | |
|--|---|---------------------------------|-----------------------------------|---------------------------------|------------------------------|---------------------------------|-------------------------------|----------------------------------|------------------------------|--|---|---------------------------------|------------------------------|----------------------------------|------------------------------|---------------------------------|------------------------------|---------------------------------|----------------------------------|------------------------------------|--|---|----------|------------|-----------|
| Tommy Harper, R OBP: 0.357, SLG: 0.374 (1, 9) (8, 7) | 0-0 6-3 | | 0-0 SH1-3 1-2 2-3 | | 0-0 F8 | | 0-0 SH1-4 1-2 | | 0-0 6-3 1-2 | 3 0 0 0 0 0 1 | <p>Cincinnati Reds @ San Francisco Giants Candlestick Park, San Francisco, CA</p> <p>Mon Aug 22 1966, 6:33 AM EDT Att: 11,446 - Unknown</p> <p>livebaseballscorecards.com</p> <table border="0"> <tr><td>AB</td><td>35</td></tr> <tr><td>R</td><td>2</td></tr> <tr><td>H</td><td>8</td></tr> <tr><td>RBI</td><td>2</td></tr> <tr><td>BB</td><td>2</td></tr> <tr><td>SO</td><td>5</td></tr> <tr><td>LOB</td><td>23</td></tr> </table>  | AB | 35 | R | 2 | H | 8 | RBI | 2 | BB | 2 | SO | 5 | LOB | 23 |
| AB | 35 | | | | | | | | | | | | | | | | | | | | | | | | |
| R | 2 | | | | | | | | | | | | | | | | | | | | | | | | |
| H | 8 | | | | | | | | | | | | | | | | | | | | | | | | |
| RBI | 2 | | | | | | | | | | | | | | | | | | | | | | | | |
| BB | 2 | | | | | | | | | | | | | | | | | | | | | | | | |
| SO | 5 | | | | | | | | | | | | | | | | | | | | | | | | |
| LOB | 23 | | | | | | | | | | | | | | | | | | | | | | | | |
| Vada Pinson, L OBP: 0.329, SLG: 0.423 (1, 8) | 0-0 F9 | | 0-0 G4-6-3 1B 2-3 3-H | | 0-0 F8 | | 0-3 K | | 0-0 F8 | 5 0 1 1 0 1 3 | | | | | | | | | | | | | | | |
| Pete Rose, S OBP: 0.336, SLG: 0.432 (1, 4) | 0-0 F8 | | 0-0 G4-6-3 1-2f | | 0-0 4-3 | | 4-0 E BB | | 0-3 K | 4 0 0 0 1 1 4 | | | | | | | | | | | | | | | |
| Deron Johnson, R OBP: 0.300, SLG: 0.417 (1, 7) (8, 3) | | 0-0 FC6-4 1B | | 0-3 K | | 0-0 FC1-6 1B | | 0-0 E5 1-2 2-3 | | 4 0 2 0 0 1 2 | | | | | | | | | | | | | | | |
| Tommy Helms, R OBP: 0.332, SLG: 0.419 (1, 5) | | 0-0 FC6-4 FC5-4 1-2f | | 0-0 F6 | | 0-0 FC1-6 1B 1-2f | | 0-0 F4 | | 4 0 0 0 0 0 5 | | | | | | | | | | | | | | | |
| Tony Perez, R OBP: 0.301, SLG: 0.389 Mel Queen, L OBP: 0.228, SLG: 0.149 (1, 3) (8, PH) (8, 9) | | 0-0 FC5-4 S 1-2f | | 0-0 E6 1B 1B | | 0-3 K | | 0-0 4-3 | | 3 1 0 0 0 1 2 1 0 0 0 0 0 0 | | | | | | | | | | | | | | | |
| Jimmie Coker, R OBP: 0.301, SLG: 0.425 Art Shamsky, L OBP: 0.328, SLG: 0.562 Johnny Edwards, L OBP: 0.277, SLG: 0.302 (1, 2) (8, PH) (8, 2) | | 0-0 6-3 1-2 | | 0-0 1B 1B | | 0-0 1B 1-2 1B | | 0-0 F6 | | 3 0 2 0 0 0 1 1 0 0 0 0 0 0 0 0 0 0 0 0 0 | | | | | | | | | | | | | | | |
| Leo Cardenas, R OBP: 0.320, SLG: 0.416 (1, 6) | | | 4-0 SH1-3 E 1B BB | | 0-0 1-2 1B 3-H | | 0-0 F4 | | 0-0 6-3 | 3 1 1 1 1 0 2 | | | | | | | | | | | | | | | |
| Sammy Ellis, L OBP: 0.172, SLG: 0.111 Giraldo Ruiz, S OBP: 0.253, SLG: 0.230 Billy McCool, R OBP: 0.235, SLG: 0.188 Don Nottebart, R OBP: 0.143, SLG: 0.100 Gordy Coleman, L OBP: 0.305, SLG: 0.338 Darrell Osbert, R OBP: 0.500, SLG: 0.500 (1, 1) (7, PH) (7, 1) (8, 1) (9, PH) (9, PR) | | | 0-0 E1 1B SH1-3 1-2 | | 0-3 K | | 0-0 E SH1-4 1B | | 0-0 6-3 1B | 2 0 0 0 0 1 3 1 0 1 0 0 0 0 0 0 0 0 0 0 0 0 0 0 0 0 0 0 1 0 1 0 0 0 0 0 0 0 0 0 0 0 | | | | | | | | | | | | | | | |
| Inning Stats | R: 0 E: 0 K: 0 S: 3 | H: 0 LOB: 0 BB: 0 P: 3 | R: 0 E: 0 K: 0 S: 4 | H: 1 LOB: 1 BB: 0 P: 4 | R: 1 E: 1 K: 0 S: 4 | H: 1 LOB: 1 BB: 1 P: 8 | R: 1 E: 1 K: 2 S: 10 | H: 2 LOB: 2 BB: 0 P: 10 | R: 0 E: 0 K: 0 S: 3 | H: 0 LOB: 0 BB: 0 P: 3 | R: 0 E: 0 K: 1 S: 7 | H: 2 LOB: 2 BB: 0 P: 7 | R: 0 E: 1 K: 1 S: 7 | H: 1 LOB: 3 BB: 1 P: 11 | R: 0 E: 0 K: 0 S: 3 | H: 0 LOB: 0 BB: 0 P: 3 | R: 0 E: 0 K: 1 S: 6 | H: 1 LOB: 2 BB: 0 P: 6 | 1B: 8 2B: 0 3B: 0 HR: 0 | SF: 0 SAC: 2 DP: 1 HBP: 0 | WP: 0 PB: 0 SB: 1 CS: 0 | PA: 39 | | | |
| PITCHER | IP WLS BF H R ER SO BB IBB HBP BLK WP HR S P ERA WHIP | | | | | | | | | | | | | | | | | | | | PITCHER | IP WLS BF H R ER SO BB IBB HBP BLK WP HR S P ERA WHIP | | | |
| Joe Gibbon, L ERA: 3.72 (1, 1) | 5.0 W 21 4 2 0 2 1 0 0 0 0 0 24 28 0.00 1.000 | | | | | | | | | | | | | | | | | | | | Lindy McDaniel, R ERA: 2.93 (6, 1) | 4.0 S 18 4 0 0 3 1 0 0 0 0 0 23 27 0.00 1.250 | | | |

| Batter | 1 | 2 | 3 | 4 | 5 | 6 | 7 | 8 | 9 | AB R H RBI BB SO LOB | TOP | | | | | | | | | | | | | | |
|--|------------------------------|---------------------------------|------------------------------|---------------------------------|------------------------------|---------------------------------|------------------------------|---------------------------------|------------------------------|---------------------------------|--|---------------------------------|------------------------------|---------------------------------|------------------------------|---------------------------------|------------------------------|---------------------------------|----------------------------------|------------------------------------|----------------------------------|--------|---|-----|----|
| Tommy Harper, R OBP: 0.356, SLG: 0.375 (1, 9) X | 0-0 6-3 | | 0-0 1-3 2B | | 0-0 1-3 | | 0-0 F9 | | | 4 0 1 0 0 0 1 | <p>Cincinnati Reds @ San Francisco Giants Candlestick Park, San Francisco, CA</p> <p>Tue Aug 23 1966, 10:05 PM EDT Att: 18,020 - Unknown</p> <p>livebaseballscorecards.com</p> <table border="1"> <tr><td>AB</td><td>35</td></tr> <tr><td>R</td><td>3</td></tr> <tr><td>H</td><td>8</td></tr> <tr><td>RBI</td><td>3</td></tr> <tr><td>BB</td><td>0</td></tr> <tr><td>SO</td><td>6</td></tr> <tr><td>LOB</td><td>13</td></tr> </table>  | AB | 35 | R | 3 | H | 8 | RBI | 3 | BB | 0 | SO | 6 | LOB | 13 |
| AB | 35 | | | | | | | | | | | | | | | | | | | | | | | | |
| R | 3 | | | | | | | | | | | | | | | | | | | | | | | | |
| H | 8 | | | | | | | | | | | | | | | | | | | | | | | | |
| RBI | 3 | | | | | | | | | | | | | | | | | | | | | | | | |
| BB | 0 | | | | | | | | | | | | | | | | | | | | | | | | |
| SO | 6 | | | | | | | | | | | | | | | | | | | | | | | | |
| LOB | 13 | | | | | | | | | | | | | | | | | | | | | | | | |
| Pete Rose, S OBP: 0.334, SLG: 0.429 (1, 4) X | 0-0 4-3 | | 0-0 F7 | | 0-0 F7 | | 0-3 K | | | 4 0 0 0 0 1 3 | | | | | | | | | | | | | | | |
| Vada Pinson, L OBP: 0.327, SLG: 0.419 (1, 8) X | 0-0 F3 | | 0-0 F7 | | 0-0 F7 | | | 0-0 G3 | | 4 0 0 0 0 0 2 | | | | | | | | | | | | | | | |
| Deron Johnson, R OBP: 0.304, SLG: 0.430 (1, 3) X | | 0-0 HR | | 0-0 1-5-3 HR 2B | | 0-0 1B | | 0-0 F3 | | 4 2 3 1 0 0 0 | | | | | | | | | | | | | | | |
| Tommy Helms, R OBP: 0.329, SLG: 0.414 (1, 5) X | | 0-0 F8 | | 0-0 1-5-3 2-3 | | 0-0 F6 | | 0-0 6-3 | | 4 0 0 0 0 0 2 | | | | | | | | | | | | | | | |
| Art Shamsky, L OBP: 0.321, SLG: 0.548 (1, 7) SSS | | 0-3 K | | 0-3 K | | 0-0 F8 | | 0-3 K | | 4 0 0 0 0 3 2 | | | | | | | | | | | | | | | |
| Leo Cardenas, R OBP: 0.319, SLG: 0.421 (1, 6) X | | 0-0 F3 | | 0-0 HR 3-H | | 0-3 K | | 0-0 F7 | | 4 1 1 2 0 1 1 | | | | | | | | | | | | | | | |
| Jimmie Coker, R OBP: 0.310, SLG: 0.429 (1, 2) X | | | 0-0 2B 1B | | 0-0 1B | | 0-0 F2 | | 0-0 5-3 | 4 0 2 0 0 0 0 | | | | | | | | | | | | | | | |
| Milt Pappas, R OBP: 0.141, SLG: 0.183 (1, 1) SSS | | | 0-3 K | | 0-0 F9 | | 0-0 1B | | | 2 0 0 0 0 1 2 | | | | | | | | | | | | | | | |
| Ted Davidson, R (5, 1) | | | | | | | | | | 0 0 0 0 0 0 0 | | | | | | | | | | | | | | | |
| Giraldo Ruiz, S (7, PH) | | | | | | | | | | 1 0 1 0 0 0 0 | | | | | | | | | | | | | | | |
| Jack Baldschun, R (7, 1) | | | | | | | | | | 0 0 0 0 0 0 0 | | | | | | | | | | | | | | | |
| Inning Stats | R: 0 E: 0 K: 0 S: 3 | H: 0 LOB: 0 BB: 0 P: 3 | R: 1 E: 0 K: 1 S: 6 | H: 1 LOB: 0 BB: 0 P: 6 | R: 0 E: 0 K: 1 S: 7 | H: 2 LOB: 2 BB: 0 P: 7 | R: 2 E: 0 K: 1 S: 8 | H: 3 LOB: 1 BB: 0 P: 8 | R: 0 E: 0 K: 0 S: 3 | H: 0 LOB: 0 BB: 0 P: 3 | R: 0 E: 0 K: 1 S: 6 | H: 1 LOB: 1 BB: 0 P: 6 | R: 0 E: 0 K: 1 S: 6 | H: 1 LOB: 1 BB: 0 P: 6 | R: 0 E: 0 K: 0 S: 3 | H: 0 LOB: 0 BB: 0 P: 3 | R: 0 E: 0 K: 1 S: 5 | H: 0 LOB: 0 BB: 0 P: 5 | 1B: 4 2B: 2 3B: 0 HR: 2 | SF: 0 SAC: 0 DP: 0 HBP: 0 | WP: 0 PB: 0 SB: 0 CS: 0 | PA: 35 | | | |
| PITCHER Juan Marichal, R (1, 1) ERA: 2.18 | IP 9.0 | WLS W | BF 35 | H 8 | R 3 | ER 3 | SO 6 | BB 0 | IBB 0 | HBP 0 | BLK 0 | WP 0 | HR 2 | S 47 | P 47 | ERA 3.00 | WHIP 0.889 | | | | | | | | |

| Batter | 1 | 2 | 3 | 4 | 5 | 6 | 7 | 8 | 9 | AB | R | H | RBI | BB | SO | LOB |
|--|-----------------|-------------------|------------|-----------------------|-----------------------|-----------------|------------|------------------|---|----|---|---|-----|----|----|-----|
| Tito Fuentes, S OBP: 0.280, SLG: 0.341 (1, 6) | 0-0 HR 1B | | 0-0 F3 | 0-0 F7 | | | 0-0 6-3 | | | 4 | 1 | 1 | 0 | 0 | 0 | 1 |
| Len Gabrielson, L OBP: 0.276, SLG: 0.300 (1, 7) | 0-0 F6 | | 0-0 3-1 | | | 0-0 BB 1B | 0-3 K | | | 4 | 0 | 1 | 0 | 0 | 1 | 1 |
| Jim Ray Hart, R OBP: 0.345, SLG: 0.512 (1, 5) | 0-3 K 1-2 | | | 0-3 K | 0-0 F4 | | 0-3 K | | | 4 | 0 | 0 | 0 | 0 | 3 | 2 |
| Willie McCovey, L OBP: 0.398, SLG: 0.573 (1, 3) | 0-0 | | | 4-0 BB 1B BB | 4-0 | | | 0-0 | | 1 | 2 | 1 | 2 | 2 | 0 | 0 |
| Bob Burda, L OBP: 0.261, SLG: 0.318 (8, 3) | 2-H HR | | | BB BB BB BB | 1-2 BB | | | | | 1 | 1 | 1 | 0 | 0 | 0 | 0 |
| Tom Haller, L OBP: 0.316, SLG: 0.474 (1, 2) | 0-0 4-3 | | | BB BB BB BB | 4-0 1B HR BB | 0-0 F5 | | 0-0 F7 | | 3 | 1 | 0 | 0 | 1 | 0 | 3 |
| Jesus Alou, R OBP: 0.274, SLG: 0.296 (1, 9) | | 0-0 G6-3 1B | | 0-0 HR 1B | 0-0 F8 | | | 0-0 CS 2B | | 4 | 1 | 3 | 2 | 0 | 0 | 2 |
| Ollie Brown, R OBP: 0.291, SLG: 0.307 (1, 8) | | 0-0 G6-3 | | 0-0 HR | | 0-0 E6 CS | | 4-0 CS IBB | | 3 | 1 | 1 | 3 | 1 | 0 | 1 |
| Hal Lanier, R OBP: 0.263, SLG: 0.294 (1, 4) | | 0-0 1-2f | | 1-H 2-H HR | | 0-0 E6 CS | 0-0 4-3 | 0-3 K IBB | | 4 | 0 | 0 | 0 | 0 | 2 | 3 |
| Juan Marichal, R OBP: 0.238, SLG: 0.286 (1, 1) | | | 0-0 6-3 | 0-3 K | | 0-0 F5 | | 1-2 2-3 K | | 3 | 0 | 0 | 0 | 0 | 0 | 0 |
| | | | 0-0 F9 | 0-0 E4 | | | | | | | | | | | | |

| Inning Stats | R: 2 | H: 2 | E: 0 | K: 1 | S: 7 | LOB: 0 | BB: 0 | P: 7 | R: 0 | H: 1 | E: 0 | K: 0 | S: 3 | LOB: 0 | BB: 0 | P: 3 | R: 0 | H: 0 | E: 0 | K: 0 | S: 3 | LOB: 0 | BB: 0 | P: 3 | R: 4 | H: 2 | E: 1 | K: 2 | S: 10 | LOB: 1 | BB: 2 | P: 18 | R: 0 | H: 1 | E: 0 | K: 0 | S: 4 | LOB: 2 | BB: 1 | P: 8 | R: 0 | H: 0 | E: 1 | K: 0 | S: 3 | LOB: 0 | BB: 0 | P: 3 | R: 0 | H: 0 | E: 0 | K: 2 | S: 7 | LOB: 0 | BB: 0 | P: 7 | R: 1 | H: 2 | E: 0 | K: 1 | S: 6 | LOB: 1 | BB: 1 | P: 10 |
|--------------|------|------|------|------|------|--------|-------|------|------|------|------|------|------|--------|-------|------|------|------|------|------|------|--------|-------|------|------|------|------|------|-------|--------|-------|-------|------|------|------|------|------|--------|-------|------|------|------|------|------|------|--------|-------|------|------|------|------|------|------|--------|-------|------|------|------|------|------|------|--------|-------|-------|
|--------------|------|------|------|------|------|--------|-------|------|------|------|------|------|------|--------|-------|------|------|------|------|------|------|--------|-------|------|------|------|------|------|-------|--------|-------|-------|------|------|------|------|------|--------|-------|------|------|------|------|------|------|--------|-------|------|------|------|------|------|------|--------|-------|------|------|------|------|------|------|--------|-------|-------|

| PITCHER | IP | WLS | BF | H | R | ER | SO | BB | IBB | HBP | BLK | WP | HR | S | P | ERA | WHIP |
|---------------------------------------|-----|-----|----|---|---|----|----|----|-----|-----|-----|----|----|----|----|-------|-------|
| Milt Pappas, R ERA: 4.33 (1, 1) | 4.1 | L | 21 | 6 | 6 | 6 | 3 | 2 | 0 | 0 | 0 | 0 | 2 | 25 | 33 | 12.46 | 1.846 |
| Ted Davidson, L ERA: 3.99 (5, 1) | 1.2 | | 6 | 0 | 0 | 0 | 0 | 1 | 0 | 0 | 0 | 0 | 0 | 5 | 9 | 0.00 | 0.600 |
| Jack Baldschun, R ERA: 4.89 (7, 1) | 2.0 | | 8 | 2 | 1 | 1 | 3 | 0 | 1 | 0 | 0 | 0 | 0 | 13 | 17 | 4.50 | 1.000 |

BOTTOM

Cincinnati Reds @ San Francisco Giants
Candlestick Park, San Francisco, CA


Tue Aug 23 1966, 10:05 PM EDT
Att. 18,020 - Unknown

| | |
|-----|----|
| AB | 31 |
| R | 7 |
| H | 8 |
| RBI | 7 |
| BB | 4 |
| SO | 6 |
| LOB | 13 |

WP: 0 PA: 35
PB: 0 SB: 1
CS: 3



| PITCHER | IP | WLS | BF | H | R | ER | SO | BB | IBB | HBP | BLK | WP | HR | S | P | ERA | WHIP |
|---------|----|-----|----|---|---|----|----|----|-----|-----|-----|----|----|---|---|-----|------|
|---------|----|-----|----|---|---|----|----|----|-----|-----|-----|----|----|---|---|-----|------|

| Batter | 1 | 2 | 3 | 4 | 5 | 6 | 7 | 8 | 9 | AB R H RBI BB SO LOB | TOP | | | | | | | | | | | | | | |
|--|---|---|---|---|--|---|---|---|---|--|--|----|----------------|---|---|---|----|-----|---|----|---|----|---|-----|----|
| Tommy Harper, R OBP: 0.359, SLG: 0.380 (1, 9) X | 0-0 4-3 WP 2B | | 0-0 1B 2B 1B | | 0-0 1B E 1B | 0-0 F8 | | 0-0 FC5-4 S 1-2f | | 5 3 3 0 0 0 1 | <p>Cincinnati Reds @ San Francisco Giants Candlestick Park, San Francisco, CA</p> <p>Wed Aug 24 1966, 6:33 AM EDT Att: 18,587 - Unknown</p> <p>livebaseballscorecards.com</p> <table border="1"> <tr><td>AB</td><td>40</td></tr> <tr><td>R</td><td>9</td></tr> <tr><td>H</td><td>14</td></tr> <tr><td>RBI</td><td>8</td></tr> <tr><td>BB</td><td>2</td></tr> <tr><td>SO</td><td>6</td></tr> <tr><td>LOB</td><td>20</td></tr> </table>  | AB | 40 | R | 9 | H | 14 | RBI | 8 | BB | 2 | SO | 6 | LOB | 20 |
| AB | 40 | | | | | | | | | | | | | | | | | | | | | | | | |
| R | 9 | | | | | | | | | | | | | | | | | | | | | | | | |
| H | 14 | | | | | | | | | | | | | | | | | | | | | | | | |
| RBI | 8 | | | | | | | | | | | | | | | | | | | | | | | | |
| BB | 2 | | | | | | | | | | | | | | | | | | | | | | | | |
| SO | 6 | | | | | | | | | | | | | | | | | | | | | | | | |
| LOB | 20 | | | | | | | | | | | | | | | | | | | | | | | | |
| Tommy Helms, R OBP: 0.329, SLG: 0.414 (1, 5) X | 0-0 4-3 2-3 | | 0-0 2B 4-3 1B | | 0-0 E 1B 1B HR | 0-0 F3 | | 0-0 F3 1-2 | | 5 2 2 0 0 0 2 | | | | | | | | | | | | | | | |
| Pete Rose, S OBP: 0.336, SLG: 0.434 (1, 4) X | 0-0 5-3 3-H | | 0-0 4-3 1-3 2B | | 0-0 E 1B 1-2 HR | | | 0-0 FC3-6 2B | | 5 1 3 1 0 1 0 | | | | | | | | | | | | | | | |
| Deron Johnson, R OBP: 0.302, SLG: 0.426 (1, 3) S S S | 0-3 K | | 0-0 4-3 2-3 3-H | | 0-0 FC4 HR | | | 0-0 FC3-6 BB | | 4 1 0 2 1 1 3 | | | | | | | | | | | | | | | |
| Vada Pinson, L OBP: 0.330, SLG: 0.431 (1, 8) X | | 0-0 4-3 2B | 0-0 F4 | | 0-0 HR | | | 0-0 FC3-6 1-2f 2-3 | | 5 1 3 4 0 0 3 | | | | | | | | | | | | | | | |
| Art Shamsky, L OBP: 0.325, SLG: 0.544 Dick Simpson, R OBP: 0.329, SLG: 0.403 (1, 7) (8, 7) X | 0-0 4-3 2-3 | | | 0-0 G4-6-3 1B | 0-0 G4-6-3 BB | | | 0-0 F5 | | 3 0 1 0 1 0 3 1 0 0 0 0 0 1 | | | | | | | | | | | | | | | |
| Leo Cardenas, R OBP: 0.316, SLG: 0.417 (1, 6) X | 0-0 L3 | | 0-0 G4-6-3 1-2f | 0-0 G4-6-3 1-2f | | | | 0-0 F2 | | 4 0 0 0 0 0 5 | | | | | | | | | | | | | | | |
| Jimmie Coker, R OBP: 0.319, SLG: 0.466 (1, 2) S S S | 0-3 K | | 0-0 HR | 0-0 F9 | | | | 0-0 FC5-4 1B | | 4 1 2 1 0 1 1 | | | | | | | | | | | | | | | |
| Joe Nuxhall, L OBP: 0.107, SLG: 0.143 (1, 1) S S S | | | 0-3 K | 0-3 K | | 0-0 F8 | | 0-3 K | | 4 0 0 0 0 3 1 | | | | | | | | | | | | | | | |
| Inning Stats | R: 1 E: 0 K: 1 S: 6 H: 1 LOB: 0 BB: 0 P: 6 | R: 0 E: 0 K: 1 S: 6 H: 1 LOB: 1 BB: 0 P: 6 | R: 2 E: 0 K: 1 S: 8 H: 3 LOB: 1 BB: 0 P: 8 | R: 1 E: 0 K: 1 S: 6 H: 2 LOB: 0 BB: 0 P: 6 | R: 5 E: 1 K: 0 S: 7 H: 4 LOB: 0 BB: 1 P: 11 | R: 0 E: 0 K: 0 S: 3 H: 0 LOB: 0 BB: 0 P: 3 | R: 0 E: 0 K: 0 S: 4 H: 1 LOB: 2 BB: 1 P: 8 | R: 0 E: 0 K: 1 S: 6 H: 1 LOB: 1 BB: 0 P: 6 | R: 0 E: 0 K: 1 S: 6 H: 1 LOB: 1 BB: 0 P: 6 | 1B: 7 2B: 5 3B: 0 HR: 2 SF: 0 SAC: 0 DP: 2 HBP: 0 | WP: 1 PB: 0 SB: 1 CS: 0 PA: 42 | | | | | | | | | | | | | | |
| PITCHER | IP WLS BF H R ER SO BB IBB HBP BLK WP HR S P ERA WHIP | | | | | | | | | | | | PITCHER | IP WLS BF H R ER SO BB IBB HBP BLK WP HR S P ERA WHIP | | | | | | | | | | | |
| Gaylord Perry, R ERA: 2.8 (1, 1) | 4.0 L 22 10 8 8 4 0 0 0 0 0 1 1 30 30 18.00 2.500 | | | | | | | | | | | | | | | | | | | | | | | | |
| Bill Henry, L ERA: 2.37 (5, 1) | 0.0 2 1 1 0 0 1 0 0 0 0 0 1 1 5 ∞ ∞ | | | | | | | | | | | | | | | | | | | | | | | | |
| Bob Priddy, R ERA: 3.95 (5, 1) | 3.0 10 1 0 0 0 1 0 0 0 0 0 0 9 13 0.00 0.667 | | | | | | | | | | | | | | | | | | | | | | | | |
| Ray Sadecki, L ERA: 4.9 (8, 1) | 2.0 8 2 0 0 2 0 0 0 0 0 0 0 12 12 0.00 1.000 | | | | | | | | | | | | | | | | | | | | | | | | |

| Batter | 1 | 2 | 3 | 4 | 5 | 6 | 7 | 8 | 9 | AB | R | H | RBI | BB | SO | LOB |
|---|------------|------------------|------------------|------------|------------|-----------|---------------------|------------------------|-----------|----|---|---|-----|----|----|-----|
| Tito Fuentes, S OBP: 0.280, SLG: 0.340 (1, 6) | 0-0 6-3 | | 0-0 HR 1B | 0-0 F5 | | | 0-0 5-3 | | | 4 | 1 | 1 | 0 | 0 | 0 | 0 |
| Willie McCovey, L OBP: 0.399, SLG: 0.580 (1, 3) | 0-0 E3 | | 0-0 1-H HR | | 0-0 F4 | | | 0-0 G6-4-3 1B | | 4 | 1 | 2 | 2 | 0 | 0 | 0 |
| Willie Mays, R OBP: 0.367, SLG: 0.577 Len Gabrielson, L OBP: 0.276, SLG: 0.300 (1, 8) (9, 7) | 0-0 F9 | | 4-0 1B BB | | 0-0 6-3 | | | 0-0 G6-4-3 1-2f | | 3 | 0 | 0 | 0 | 1 | 0 | 2 |
| Jim Ray Hart, R OBP: 0.344, SLG: 0.511 Jim Davenport, R OBP: 0.305, SLG: 0.384 (1, 5) (3, PH) (4, 5) | 0-0 F8 | | 0-3 K | | 0-0 5-3 | | | 0-0 1B E 1B | | 1 | 0 | 0 | 0 | 0 | 0 | 1 |
| Jesus Alou, R OBP: 0.273, SLG: 0.296 (1, 7) (9, 9) | | 0-0 F8 | 0-0 F3 | | | 0-0 F9 | | 0-0 E8 1-H 1B | | 4 | 0 | 1 | 0 | 0 | 0 | 1 |
| Ollie Brown, R OBP: 0.291, SLG: 0.307 (1, 9) (9, 8) | | 0-0 F6 | 0-0 1-3 1B | | 0-3 K | | | 0-0 F5 | | 4 | 0 | 1 | 0 | 0 | 1 | 1 |
| Tom Haller, L OBP: 0.316, SLG: 0.470 (1, 2) | | 4-0 2B BB | 0-0 3-4-3 | | 0-0 F7 | | | | 0-0 F5 | 3 | 1 | 0 | 0 | 1 | 0 | 2 |
| Hal Lanier, R OBP: 0.266, SLG: 0.299 (1, 4) | | 0-0 1-H 2B | | 0-3 K | | | 0-0 G5-4-3 1B | | 0-0 F8 | 4 | 0 | 2 | 1 | 0 | 1 | 0 |
| Gaylord Perry, R OBP: 0.214, SLG: 0.217 Bill Henry, L OBP: 0.267, SLG: 0.214 Bob Priddy, R OBP: 0.043, SLG: 0.043 Dick Dietz, R OBP: 0.233, SLG: 0.688 Ray Sadecki, L OBP: 0.286, SLG: 0.328 (1, 1) (5, 1) (5, 1) (7, PH) (8, 1) (9, PH) | | 0-3 K | | 0-0 5-3 | | | 0-0 G5-4-3 | | 0-0 F8 | 2 | 0 | 0 | 0 | 0 | 1 | 1 |

| Inning Stats | R: 0 | H: 0 | E: 1 | K: 0 | S: 4 | H: 0 | LOB: 1 | BB: 0 | P: 4 | R: 1 | H: 1 | E: 0 | K: 1 | S: 6 | H: 3 | LOB: 2 | BB: 1 | P: 10 | R: 2 | H: 3 | E: 0 | K: 1 | S: 8 | R: 0 | H: 0 | E: 0 | K: 0 | S: 3 | H: 0 | LOB: 0 | BB: 0 | P: 3 | R: 0 | H: 0 | E: 0 | K: 1 | S: 5 | H: 0 | LOB: 0 | BB: 0 | P: 5 | R: 0 | H: 1 | E: 0 | K: 0 | S: 3 | H: 3 | LOB: 1 | BB: 0 | P: 5 | R: 0 | H: 0 | E: 0 | K: 0 | S: 3 | H: 0 | LOB: 0 | BB: 0 | P: 3 | R: 1 | H: 3 | E: 1 | K: 0 | S: 5 | H: 3 | LOB: 1 | BB: 0 | P: 5 | R: 0 | H: 0 | E: 0 | K: 0 | S: 3 | H: 0 | LOB: 0 | BB: 0 | P: 3 | 1B: 6 | SF: 0 | 2B: 1 | 3B: 0 | HR: 1 | SAC: 0 | DP: 2 | HBP: 0 | WP: 0 | PA: 36 |
|--------------|------|------|------|------|------|------|--------|-------|------|------|------|------|------|------|------|--------|-------|-------|------|------|------|------|------|------|------|------|------|------|------|--------|-------|------|------|------|------|------|------|------|--------|-------|------|------|------|------|------|------|------|--------|-------|------|------|------|------|------|------|------|--------|-------|------|------|------|------|------|------|------|--------|-------|------|------|------|------|------|------|------|--------|-------|------|-------|-------|-------|-------|-------|--------|-------|--------|-------|--------|
|--------------|------|------|------|------|------|------|--------|-------|------|------|------|------|------|------|------|--------|-------|-------|------|------|------|------|------|------|------|------|------|------|------|--------|-------|------|------|------|------|------|------|------|--------|-------|------|------|------|------|------|------|------|--------|-------|------|------|------|------|------|------|------|--------|-------|------|------|------|------|------|------|------|--------|-------|------|------|------|------|------|------|------|--------|-------|------|-------|-------|-------|-------|-------|--------|-------|--------|-------|--------|

| PITCHER | IP | WLS | BF | H | R | ER | SO | BB | IBB | HBP | BLK | WP | HR | S | P | ERA | WHIP |
|---------------------------------------|-----|-----|----|---|---|----|----|----|-----|-----|-----|----|----|----|----|------|-------|
| Joe Nuxhall, L ERA: 4.45 (1, 1) | 9.0 | W | 36 | 8 | 4 | 3 | 4 | 2 | 0 | 0 | 0 | 0 | 1 | 42 | 50 | 3.00 | 1.111 |

BOTTOM

Cincinnati Reds @ San Francisco Giants
Candlestick Park, San Francisco, CA

Wed Aug 24 1966, 6:33 AM EDT
Att. 18,587 - Unknown

| | |
|------------|-----------|
| AB | 34 |
| R | 4 |
| H | 8 |
| RBI | 3 |
| BB | 2 |
| SO | 4 |
| LOB | 10 |

| Batter | 1 | 2 | 3 | 4 | 5 | 6 | 7 | 8 | 9 | AB R H RBI BB SO LOB | TOP | |
|--|---|---|---|---|---|---|--|--|---|--|--|--|
| Cookie Rojas, R (1, 7) OBP: 0.315, SLG: 0.345 | 0-0 F9 | | 0-0 P4 | | | 0-0 FC1-6 1B | | 0-3 K | | 4 0 1 0 0 1 1 | | |
| Johnny Callison, L (1, 9) OBP: 0.346, SLG: 0.425 | 0-0 CS 1B | | 0-0 6-3 | | | 0-0 FC1-6 G5-3 1B 1-2f | | 0-3 K | | 4 0 1 0 0 1 2 | | |
| Dick Groat, R (1, 6) OBP: 0.305, SLG: 0.319 | 4-0 1-2 BB | | | 0-0 L8 | | 0-0 1-2 1B | | 4-0 BB | | 2 0 1 0 2 0 0 | | |
| Dick Allen, R (1, 5) OBP: 0.382, SLG: 0.618 | 0-3 K | | | 0-0 6-3 | | 0-0 G5-3 2-3f | | 0-3 K | | 4 0 0 0 0 2 4 | | |
| Tony Taylor, R (1, 4) OBP: 0.294, SLG: 0.366 | | 0-0 6-3 | | 0-0 6-3 | | | 0-0 BB 1B | | 4-0 FC6-4 BB | 3 0 1 0 1 0 0 | | |
| Jackie Brandt, R (1, 8) OBP: 0.311, SLG: 0.328 | | 0-0 4-3 | | | 0-0 F2 | | 0-0 F2 | | 0-0 FC6-4 1-2f | 4 0 0 0 0 0 2 | | |
| Bill White, L (1, 3) OBP: 0.360, SLG: 0.473 | | 0-3 K | | | 0-0 4-3 | | 4-0 1-2 BB | | 0-3 K | 3 0 0 0 1 2 1 | | |
| Bob Uecker, R (1, 2) OBP: 0.278, SLG: 0.358 | | | 0-0 2B | | 0-0 1B | | 0-0 F2 | | 0-0 F3 | 4 0 2 0 0 0 3 | | |
| Rick Wise, R (1, 1) Darold Knowles, L (6, 1) Harvey Kuenn, R (7, PH) Joe Verbanic, R (7, 1) | | | 0-3 K | | 0-3 K | | 0-3 K | | | 2 0 0 0 0 2 2 0 0 0 0 0 0 0 1 0 0 0 0 1 2 0 0 0 0 0 0 0 | | |
| Inning Stats | R: 0 E: 0 K: 1 S: 5 H: 1 LOB: 1 BB: 1 P: 9 | R: 0 E: 0 K: 1 S: 5 H: 0 LOB: 0 BB: 0 P: 5 | R: 0 E: 0 K: 1 S: 6 H: 1 LOB: 1 BB: 0 P: 6 | R: 0 E: 0 K: 0 S: 3 H: 0 LOB: 0 BB: 0 P: 3 | R: 0 E: 0 K: 1 S: 6 H: 1 LOB: 1 BB: 0 P: 6 | R: 0 E: 0 K: 0 S: 4 H: 2 LOB: 1 BB: 0 P: 4 | R: 0 E: 0 K: 1 S: 6 H: 1 LOB: 2 BB: 1 P: 10 | R: 0 E: 0 K: 3 S: 9 H: 0 LOB: 1 BB: 1 P: 13 | R: 0 E: 0 K: 1 S: 5 H: 0 LOB: 1 BB: 1 P: 9 | 1B: 5 2B: 1 3B: 0 HR: 0 SF: 0 SAC: 0 DP: 1 HBP: 0 | WP: 0 PB: 0 SB: 0 CS: 1 PA: 35 | |
| PITCHER | IP WLS BF H R ER SO BB IBB HBP BLK WP HR S P ERA WHIP | | | | | | | | | | | |
| Jim O'Toole, L (1, 1) ERA: 3.11 | 6.1 W 24 6 0 0 4 1 0 0 0 0 0 0 31 35 0.00 1.105 | | | | | | | | | | | |
| Billy McCool, L (7, 1) ERA: 2.4 | 2.2 S 11 0 0 0 5 3 0 0 0 0 0 0 18 30 0.00 1.125 | | | | | | | | | | | |

Philadelphia Phillies @ Cincinnati Reds
Crosley Field, Cincinnati, OH
Fri Aug 26 1966, 7:05 PM EDT
Att. 16,203 - Unknown

livebaseballscorecards.com

| | |
|-----|----|
| AB | 31 |
| R | 0 |
| H | 6 |
| RBI | 0 |
| BB | 4 |
| SO | 9 |
| LOB | 17 |



| Batter | 1 | 2 | 3 | 4 | 5 | 6 | 7 | 8 | 9 |
|---|-----------|------------|------------|------------------|------------|---------------------------|------------|----------------------|---|
| Tommy Harper, R OBP: 0.362, SLG: 0.382 (1, 9) (8, 7) | 0-0 1B | | 0-0 F8 | | | 0-0 1B | | 4-0 BB | |
| Pete Rose, S OBP: 0.336, SLG: 0.433 (1, 4) | 0-0 P6 | | | 0-0 1B SF8 | | 0-0 G4-3-6-3-6 1-2f | | 0-0 FC3-6 1-2f | |
| Tommy Helms, R OBP: 0.331, SLG: 0.417 (1, 5) | 0-3 K | | | 0-0 1B | | 0-0 E | | 0-0 F7 | |
| Deron Johnson, R OBP: 0.300, SLG: 0.423 (1, 3) | 0-3 K | | | 0-0 5-3 | | 0-0 E8 | | | |
| Vada Pinson, L OBP: 0.328, SLG: 0.430 (1, 8) | | 0-0 4-3 | | 0-0 SF8 | | 0-3 K | | | |
| Art Shamsky, L OBP: 0.320, SLG: 0.535 Dick Simpson, R OBP: 0.329, SLG: 0.403 (1, 7) (8, 9) | | 0-3 K | | 0-0 F7 | | | 0-0 4-3 | | |
| Leo Cardenas, R OBP: 0.315, SLG: 0.414 (1, 6) | | 0-3 K | | | 0-0 F2 | | 0-0 F2 | | |
| Jimmie Coker, R OBP: 0.309, SLG: 0.451 (1, 2) | | | 0-0 6-3 | | 0-0 P6 | | 0-0 F7 | | |
| Jim O'Toole, S OBP: 0.139, SLG: 0.143 Billy McCool, R OBP: 0.222, SLG: 0.176 (1, 1) (7, 1) | | | 0-3 K | | 0-0 5-3 | | | 0-3 K | |

| Inning Stats | R: 0 | H: 1 | E: 0 | K: 2 | S: 8 | R: 0 | H: 0 | E: 0 | K: 2 | S: 7 | R: 0 | H: 0 | E: 0 | K: 1 | S: 5 | R: 1 | H: 2 | E: 0 | K: 0 | S: 5 | R: 0 | H: 0 | E: 0 | K: 0 | S: 3 | R: 1 | H: 2 | E: 1 | K: 1 | S: 7 | R: 0 | H: 0 | E: 0 | K: 0 | S: 3 | R: 0 | H: 0 | E: 0 | K: 1 | S: 5 | R: 0 | H: 0 | E: 0 | K: 1 | S: 9 |
|--------------|------|------|------|------|------|------|------|------|------|------|------|------|------|------|------|------|------|------|------|------|------|------|------|------|------|------|------|------|------|------|------|------|------|------|------|------|------|------|------|------|------|------|------|------|------|
| | 0 | 1 | 0 | 2 | 8 | 0 | 0 | 0 | 2 | 7 | 0 | 0 | 0 | 1 | 5 | 0 | 2 | 0 | 0 | 5 | 0 | 0 | 0 | 0 | 3 | 0 | 2 | 1 | 2 | 0 | 0 | 0 | 0 | 3 | 0 | 0 | 0 | 0 | 0 | 0 | 0 | 1 | 9 | | |

| PITCHER | IP | WLS | BF | H | R | ER | SO | BB | IBB | HBP | BLK | WP | HR | S | P | ERA | WHIP |
|---|-----|-----|----|---|---|----|----|----|-----|-----|-----|----|----|----|----|------|-------|
| Rick Wise, R ERA: 3.36 (1, 1) | 5.2 | L | 22 | 5 | 2 | 1 | 5 | 0 | 0 | 0 | 0 | 0 | 0 | 32 | 32 | 1.59 | 0.882 |
| Darold Knowles, L ERA: 2.9 (6, 1) | 0.1 | | 1 | 0 | 0 | 0 | 1 | 0 | 0 | 0 | 0 | 0 | 0 | 3 | 3 | 0.00 | 0.000 |
| Joe Verbanic, R ERA: 2.89 (7, 1) | 2.0 | | 7 | 0 | 0 | 0 | 1 | 1 | 0 | 0 | 0 | 0 | 0 | 8 | 12 | 0.00 | 0.500 |

BOTTOM


Philadelphia Phillies @ Cincinnati Reds
Crosley Field, Cincinnati, OH

Fri Aug 26 1966, 7:05 PM EDT
Att. 16,203 - Unknown

| | | | | | | |
|----|---|---|-----|----|----|-----|
| AB | R | H | RBI | BB | SO | LOB |
| 3 | 0 | 2 | 0 | 1 | 0 | 0 |
| 4 | 1 | 1 | 0 | 0 | 0 | 3 |
| 4 | 1 | 2 | 0 | 0 | 1 | 2 |
| 3 | 0 | 0 | 0 | 0 | 1 | 3 |
| 2 | 0 | 0 | 1 | 0 | 1 | 1 |
| 3 | 0 | 0 | 0 | 0 | 1 | 1 |
| 0 | 0 | 0 | 0 | 0 | 0 | 0 |
| 3 | 0 | 0 | 0 | 0 | 1 | 0 |
| 3 | 0 | 0 | 0 | 0 | 0 | 0 |
| 2 | 0 | 0 | 0 | 0 | 1 | 0 |
| 1 | 0 | 0 | 0 | 0 | 1 | 0 |

livebaseballscorecards.com

| | |
|-----|----|
| AB | 28 |
| R | 2 |
| H | 5 |
| RBI | 1 |
| BB | 1 |
| SO | 7 |
| LOB | 10 |



| | |
|-------|--------|
| WP: 0 | PA: 30 |
| PB: 0 | |
| SB: 1 | |
| CS: 0 | |

| Batter | 1 | 2 | 3 | 4 | 5 | 6 | 7 | 8 | 9 | AB | R | H | RBI | BB | SO | LOB |
|---|------------------------|------------------------------------|------------------|------------------------------|-----------|---------------------|------------|------------------------|-----------|----|---|---|-----|----|----|-----|
| Tommy Harper, R OBP: 0.364, SLG: 0.385 (1, 9) (5, 7) | 0-0 HR 1B | 0-0 FC5-2-5 1B 1-2 3-H | | 0-0 6-3 1B | | 0-0 G4-6-3 1B | | 0-0 F7 | | 5 | 2 | 3 | 0 | 0 | 0 | 2 |
| Pete Rose, S OBP: 0.336, SLG: 0.438 (1, 4) | 0-0 HR 1B 1-H | 0-0 1B 1-2 2-H | | 0-0 6-3 | | 0-0 F2 | | 0-0 L3 | | 5 | 1 | 2 | 3 | 0 | 0 | 2 |
| Tommy Helms, R OBP: 0.332, SLG: 0.417 (1, 5) | 0-0 5-3 | 0-0 F9 | | 0-0 WP HR 1B 2-H | | 0-0 G4-6-3 | | 0-0 1B HR 1B | | 5 | 2 | 2 | 1 | 0 | 0 | 3 |
| Deron Johnson, R OBP: 0.306, SLG: 0.431 (1, 7) (5, 3) | 0-0 1B | | 0-0 SF9 3B | 0-0 F9 | | 0-0 F9 | | 0-0 HR 1B 1-2 | | 4 | 3 | 3 | 0 | 1 | 0 | 1 |
| Tony Perez, R OBP: 0.298, SLG: 0.386 Gordy Coleman, L OBP: 0.308, SLG: 0.357 Dick Simpson, R OBP: 0.333, SLG: 0.453 (1, 3) (4, PH) (5, 9) | 0-3 K | | 0-0 6-3 | 0-0 HR 1-H | | 0-0 HR | | 0-0 HR 1B 1-2 | | 2 | 0 | 0 | 0 | 0 | 1 | 2 |
| Don Pavletich, R OBP: 0.350, SLG: 0.527 (1, 2) | 0-0 5-3 | | 0-0 SF9 | 0-0 P4 | | 0-0 P4 | | 0-0 HR 1B 1-2 | | 4 | 1 | 1 | 2 | 0 | 0 | 3 |
| Vada Pinson, L OBP: 0.330, SLG: 0.440 (1, 8) | | 0-0 1B FC5-2-5 1B | 0-0 HR | | 0-0 F7 | | 0-0 F7 | | 0-0 F7 | | 5 | 1 | 3 | 3 | 0 | 0 |
| Leo Cardenas, R OBP: 0.316, SLG: 0.414 (1, 6) | | 0-0 1B FC5-2-5 1B 1-3 | 0-0 BB | 0-0 BB | 0-0 F5 | | 0-0 6-3 | | 0-0 2B | | 3 | 1 | 1 | 0 | 1 | 0 |
| Sammy Ellis, L OBP: 0.167, SLG: 0.107 Ted Davidson, R (5, 1) | | 0-3 K | 0-0 4-3 | 0-3 K | | 0-3 K | | 0-0 1-3 | | 2 | 0 | 0 | 0 | 0 | 1 | 3 |
| | | | | | | | | | | 2 | 0 | 0 | 0 | 0 | 1 | 1 |

| Inning Stats | R: 2 | H: 3 | E: 0 | K: 1 | S: 8 | LOB: 1 | BB: 0 | P: 8 | R: 1 | H: 3 | E: 0 | K: 1 | S: 8 | LOB: 2 | BB: 0 | P: 8 | R: 2 | H: 2 | E: 0 | K: 0 | S: 5 | LOB: 1 | BB: 1 | P: 9 | R: 3 | H: 3 | E: 0 | K: 0 | S: 6 | LOB: 0 | BB: 0 | P: 6 | R: 0 | H: 0 | E: 0 | K: 1 | S: 5 | LOB: 0 | BB: 0 | P: 5 | R: 0 | H: 1 | E: 0 | K: 0 | S: 3 | LOB: 0 | BB: 0 | P: 3 | R: 2 | H: 1 | E: 1 | K: 0 | S: 5 | LOB: 1 | BB: 1 | P: 9 | R: 4 | H: 4 | E: 0 | K: 0 | S: 7 | LOB: 0 | BB: 0 | P: 7 |
|--------------|------|------|------|------|------|--------|-------|------|------|------|------|------|------|--------|-------|------|------|------|------|------|------|--------|-------|------|------|------|------|------|------|--------|-------|------|------|------|------|------|------|--------|-------|------|------|------|------|------|------|--------|-------|------|------|------|------|------|------|--------|-------|------|------|------|------|------|------|--------|-------|------|
|--------------|------|------|------|------|------|--------|-------|------|------|------|------|------|------|--------|-------|------|------|------|------|------|------|--------|-------|------|------|------|------|------|------|--------|-------|------|------|------|------|------|------|--------|-------|------|------|------|------|------|------|--------|-------|------|------|------|------|------|------|--------|-------|------|------|------|------|------|------|--------|-------|------|

| PITCHER | IP | WLS | BF | H | R | ER | SO | BB | IBB | HBP | BLK | WP | HR | S | P | ERA | WHIP |
|--|-----|-----|----|---|---|----|----|----|-----|-----|-----|----|----|----|----|-------|-------|
| Chris Short, L ERA: 3.43 (1, 1) | 2.2 | L | 16 | 8 | 5 | 5 | 2 | 0 | 0 | 0 | 0 | 0 | 2 | 20 | 20 | 16.88 | 3.000 |
| Bob Buhl, R ERA: 5.07 (3, 1) | 1.1 | | 8 | 3 | 3 | 3 | 0 | 1 | 0 | 0 | 0 | 1 | 1 | 7 | 11 | 20.25 | 3.000 |
| Ray Herbert, R ERA: 4.08 (5, 1) | 1.0 | | 3 | 0 | 0 | 0 | 1 | 0 | 0 | 0 | 0 | 0 | 0 | 5 | 5 | 0.00 | 0.000 |
| Joe Verbanic, R ERA: 3.38 (6, 1) | 1.1 | | 6 | 1 | 2 | 1 | 0 | 1 | 0 | 0 | 0 | 0 | 0 | 5 | 9 | 6.75 | 1.500 |
| John Morris, L ERA: 1.42 (7, 1) | 0.0 | | 1 | 1 | 0 | 0 | 0 | 0 | 0 | 0 | 0 | 0 | 0 | 1 | 1 | ∞ | ∞ |

BOTTOM

Philadelphia Phillies @ Cincinnati Reds
Crosley Field, Cincinnati, OH

Sat Aug 27 1966, 3:33 AM EDT
Att. 3,528 - Unknown

| | |
|-----|----|
| AB | 40 |
| R | 14 |
| H | 17 |
| RBI | 14 |
| BB | 2 |
| SO | 3 |
| LOB | 19 |

livebaseballscorecards.com



| PITCHER | IP | WLS | BF | H | R | ER | SO | BB | IBB | HBP | BLK | WP | HR | S | P | ERA | WHIP |
|-------------------------------------|-----|-----|----|---|---|----|----|----|-----|-----|-----|----|----|---|---|-------|-------|
| Terry Fox, R ERA: 4.71 (7, 1) | 1.2 | | 9 | 4 | 4 | 4 | 0 | 0 | 0 | 0 | 0 | 0 | 2 | 9 | 9 | 21.60 | 2.400 |

| Batter | 1 | 2 | 3 | 4 | 5 | 6 | 7 | 8 | 9 | AB R H RBI BB SO LOB | TOP | | | | | | | | | | | | | | | | | | | | | | | | | | |
|---|---|---------------------------------|------------------------------|---------------------------------|------------------------------|---------------------------------|------------------------------|----------------------------------|------------------------------|---|------------------------------|---------------------------------|------------------------------|---------------------------------|------------------------------|---------------------------------|------------------------------|----------------------------------|----------------------------------|------------------------------------|----------------------------------|--------|--|--|--|--|--|--|--|--|--|--|--|--|--|--|--|
| John Briggs, L (1, 8) OBP: 0.397, SLG: 0.547 | 0-0 F3 | | 0-0 L9 | | 0-0 4-3 | | 0-0 4-3 | | 0-0 HR | 5 1 1 1 0 0 2 | | | | | | | | | | | | | | | | | | | | | | | | | | | |
| Cookie Rojas, R (1, 6) OBP: 0.316, SLG: 0.345 | 0-0 4-3 | | 4-0 BB | | 0-3 K | | 0-0 1-3 | | 0-0 6-3 | 4 0 0 0 1 1 1 | | | | | | | | | | | | | | | | | | | | | | | | | | | |
| Johnny Callison, L (1, 9) OBP: 0.344, SLG: 0.422 | 0-0 4-3 | | 0-0 L7 | | 0-0 5-3 | | | 0-0 E8 2B | 0-0 BB 1B | 5 2 2 0 0 0 2 | | | | | | | | | | | | | | | | | | | | | | | | | | | |
| Dick Allen, R (1, 5) OBP: 0.388, SLG: 0.635 | | 0-3 K | | 0-0 6-3 | | 0-0 6-3 | | 0-0 1B 2B | 4-0 1B BB | 4 1 1 1 1 1 0 | | | | | | | | | | | | | | | | | | | | | | | | | | | |
| Bill White, L (1, 3) OBP: 0.358, SLG: 0.476 | | 0-0 HR | | 0-0 4-3 | | 0-0 P4 | | 0-0 FC1-4 1B | 0-0 IBB 1B | 4 1 2 2 0 0 0 1 0 1 1 0 0 0 | | | | | | | | | | | | | | | | | | | | | | | | | | | |
| Dick Groat, R (9, PH) OBP: 0.306, SLG: 0.320 | | | | | | | | 0-0 FC1-4 1B | 0-0 IBB 1B | 4 2 3 1 0 0 1 0 0 0 0 1 0 0 | | | | | | | | | | | | | | | | | | | | | | | | | | | |
| Tony Gonzalez, L (1, 7) OBP: 0.332, SLG: 0.417 | | 0-0 CS 1B | | 0-0 HR | | 0-0 FC6 1B | | 0-0 FC1-4 1B | 4-0 1B | 4 2 3 1 0 0 1 0 0 0 0 1 0 0 | | | | | | | | | | | | | | | | | | | | | | | | | | | |
| Jackie Brandt, R (9, PH) OBP: 0.314, SLG: 0.326 | | | | | | | | 0-0 FC6 1B | 0-0 IBB | | | | | | | | | | | | | | | | | | | | | | | | | | | | |
| Clay Dalrymple, L (1, 2) OBP: 0.382, SLG: 0.353 | | 0-0 F9 | | 4-0 WP BB | | 0-0 FC6 | | 0-0 5-3 1B | 0-0 P6 | 3 0 1 0 1 0 2 0 0 0 0 0 0 0 1 0 0 0 0 0 3 | | | | | | | | | | | | | | | | | | | | | | | | | | | |
| Phil Linz, R (8, PR) OBP: 0.222, SLG: 0.243 | | | | | | | | 0-0 5-3 1B | 0-0 P6 | | | | | | | | | | | | | | | | | | | | | | | | | | | | |
| Ray Herbert, R (8, 1) OBP: 0.143, SLG: 0.077 | | | | | | | | 0-0 1B | 0-0 P6 | | | | | | | | | | | | | | | | | | | | | | | | | | | | |
| Tony Taylor, R (1, 4) OBP: 0.285, SLG: 0.363 | | 0-0 CS | 0-0 SH5-4 1B | 4-0 BB | | | 0-0 4-3 | 0-0 5-3 | 0-0 1-3 | 4 0 1 1 1 0 4 | | | | | | | | | | | | | | | | | | | | | | | | | | | |
| Ray Culp, R (1, 1) OBP: 0.053, SLG: 0.053 | | | 0-0 SH5-4 | 0-0 1-2 BB | | | 0-0 4-3 1B | 0-0 5-3 | | 1 0 0 0 0 0 2 0 0 0 0 0 0 0 1 0 0 1 0 0 0 0 0 0 0 0 0 0 1 0 0 0 0 0 0 0 0 0 0 0 0 2 0 0 0 0 0 0 0 | | | | | | | | | | | | | | | | | | | | | | | | | | | |
| Joe Verbanic, R (6, 1) OBP: 0.276, SLG: 0.312 | | | | | | | | | | | | | | | | | | | | | | | | | | | | | | | | | | | | | |
| Doug Clemens, L (7, PH) OBP: 0.250, SLG: 0.250 | | | | | | | | | | | | | | | | | | | | | | | | | | | | | | | | | | | | | |
| Darold Knowles, L (7, 1) OBP: 0.203, SLG: 0.342 | | | | | | | | | | | | | | | | | | | | | | | | | | | | | | | | | | | | | |
| Harvey Kuenn, R (8, PH) OBP: 0.277, SLG: 0.355 | | | | | | | | | | | | | | | | | | | | | | | | | | | | | | | | | | | | | |
| Bob Uecker, R (8, 2) OBP: 0.277, SLG: 0.355 | | | | | | | | | | | | | | | | | | | | | | | | | | | | | | | | | | | | | |
| Inning Stats | R: 0 E: 0 K: 0 S: 3 | H: 0 LOB: 0 BB: 0 P: 3 | R: 1 E: 0 K: 1 S: 6 | H: 2 LOB: 0 BB: 0 P: 6 | R: 0 E: 0 K: 0 S: 4 | H: 1 LOB: 2 BB: 1 P: 8 | R: 1 E: 0 K: 0 S: 4 | H: 1 LOB: 2 BB: 2 P: 12 | R: 0 E: 0 K: 1 S: 5 | H: 0 LOB: 0 BB: 0 P: 5 | R: 0 E: 0 K: 0 S: 4 | H: 1 LOB: 1 BB: 0 P: 4 | R: 0 E: 0 K: 0 S: 4 | H: 1 LOB: 1 BB: 0 P: 4 | R: 3 E: 1 K: 0 S: 7 | H: 4 LOB: 2 BB: 0 P: 7 | R: 2 E: 0 K: 0 S: 6 | H: 3 LOB: 3 BB: 2 P: 14 | 1B: 9 2B: 1 3B: 0 HR: 3 | SF: 0 SAC: 1 DP: 0 HBP: 0 | WP: 1 PB: 0 SB: 0 CS: 1 | PA: 45 | | | | | | | | | | | | | | | |
| PITCHER | IP WLS BF H R ER SO BB IBB HBP BLK WP HR S P ERA WHIP | | | | | | | | | | | | | | | | | | | | | | | | | | | | | | | | | | | | |
| Milt Pappas, R (1, 1) ERA: 4.42 | 7.0 | | 32 | 9 | 5 | 5 | 2 | 3 | 0 | 0 | 0 | 1 | 2 | 33 | 45 | 6.43 | 1.714 | | | | | | | | | | | | | | | | | | | | |
| Don Nottebart, R (8, 1) ERA: 2.49 | 1.1 | | 8 | 3 | 2 | 2 | 0 | 1 | 0 | 0 | 0 | 0 | 1 | 7 | 11 | 13.50 | 3.000 | | | | | | | | | | | | | | | | | | | | |
| Billy McCool, L (9, 1) ERA: 2.38 | 0.2 | W | 4 | 1 | 0 | 0 | 0 | 0 | 1 | 0 | 0 | 0 | 0 | 3 | 7 | 0.00 | 1.500 | | | | | | | | | | | | | | | | | | | | |

Philadelphia Phillies @ Cincinnati Reds
 Crosley Field, Cincinnati, OH
 Sat Aug 27 1966, 7:05 PM EDT
 Att: 17,966 - Unknown

| | |
|-----|----|
| AB | 38 |
| R | 7 |
| H | 13 |
| RBI | 7 |
| BB | 5 |
| SO | 2 |
| LOB | 19 |



BOTTOM

Philadelphia Phillies @ Cincinnati Reds
Crosley Field, Cincinnati, OH
Sat Aug 27 1966, 7:05 PM EDT
Att. 17,966 - Unknown

livebaseballscorecards.com

AB 37
R 8
H 15
RBI 8
BB 2
SO 7
LOB 19



WP: 1 PA: 41
PB: 0
SB: 2
CS: 0

AB R H RBI BB SO LOB

5 2 2 1 0 3 1

5 2 4 2 0 0 1

5 0 1 0 0 0 4

5 2 3 2 0 0 2

2 0 0 0 1 0 3

1 0 1 0 0 0 0

4 1 3 2 0 1 2

4 0 0 0 0 2 5

2 0 0 1 1 0 0

3 1 0 0 0 1 1

1 0 1 0 0 0 0

0 0 0 0 0 0 0

1B: 10 SF: 1
2B: 3 SAC: 0
3B: 0 DP: 0
HR: 2 HBP: 0

| Batter | 1 | 2 | 3 | 4 | 5 | 6 | 7 | 8 | 9 |
|---|-------------------------|------------|------------------|-----------|----------------------------------|----------------------|--------------------------|----------------------|---|
| Tommy Harper, R OBP: 0.365, SLG: 0.387 (1, 9) (6, 7) | 0-0 S 2B 1B | 0-3 K | | | 0-3 K | 0-0 1B 2B | | 0-3 K | |
| Pete Rose, S OBP: 0.340, SLG: 0.443 (1, 4) | 0-0 1-H 2B 2B | | 0-0 1B 1B | | 0-0 1B S FC6-4 1B | 0-0 2-H 1B | | 0-0 FC4-6 1-2f | |
| Tommy Helms, R OBP: 0.330, SLG: 0.415 (1, 5) | 0-0 F7 | | 0-0 P5 | | 0-0 1-3 FC6-4 1B | 0-0 1-2f FC6-4 | | 0-0 4-3 | |
| Deron Johnson, R OBP: 0.309, SLG: 0.440 (1, 7) (6, 3) | 0-0 F8 | | 0-0 1-3 1B | | 0-0 1-2f FC6-4 WP 1B | | 0-0 1B SF7 1B | 0-0 HR | |
| Gordy Coleman, L OBP: 0.309, SLG: 0.353 Dick Simpson, R OBP: 0.342, SLG: 0.462 (1, 3) (6, 9) | 4-0 2B BB | | 0-0 F8 | | 0-0 1-2 3-1 | | 0-0 1-2 SF7 1B | | |
| Vada Pinson, L OBP: 0.333, SLG: 0.450 (1, 8) | 0-0 1-3 2-H 2B | | 0-3 K | | | 0-0 HR | 0-0 1-2 2-3 1B | | |
| Leo Cardenas, R OBP: 0.313, SLG: 0.410 (1, 6) | 0-0 5-3 | | 0-3 K | | 0-0 L7 | 0-3 K | | 0-0 SF7 | |
| Jimmie Coker, R OBP: 0.306, SLG: 0.441 (1, 2) | | 0-0 G3 | | 0-0 F7 | | 4-0 FC1-6 BB | 0-0 2-3 3-H SF7 | | |
| Milt Pappas, R OBP: 0.134, SLG: 0.175 Don Nottebart, R OBP: 0.182, SLG: 0.143 Billy McCool, R OBP: 0.222, SLG: 0.176 (1, 1) (8, 1) (9, 1) | | 0-0 6-3 | | 0-3 K | | 0-0 FC1-6 2B | 0-0 1-2 PO | 0-0 FC4-6 1B | |

| Inning Stats | R: 2 | H: 3 | E: 0 | K: 0 | S: 6 | LOB: 2 | BB: 1 | P: 10 | R: 0 | H: 0 | E: 0 | K: 1 | S: 5 | LOB: 0 | BB: 0 | P: 5 | R: 0 | H: 2 | E: 0 | K: 1 | S: 7 | LOB: 2 | BB: 0 | P: 7 | R: 0 | H: 0 | E: 0 | K: 2 | S: 7 | LOB: 0 | BB: 0 | P: 7 | R: 1 | H: 2 | E: 0 | K: 1 | S: 7 | LOB: 1 | BB: 0 | P: 7 | R: 3 | H: 3 | E: 0 | K: 0 | S: 6 | LOB: 1 | BB: 1 | P: 10 | R: 1 | H: 3 | E: 0 | K: 1 | S: 7 | LOB: 1 | BB: 0 | P: 7 | R: 0 | H: 1 | E: 0 | K: 1 | S: 6 | LOB: 1 | BB: 0 | P: 6 | R: 1 | H: 1 | E: 0 | K: 0 | S: 1 | LOB: 0 | BB: 0 | P: 1 |
|--------------|------|------|------|------|------|--------|-------|-------|------|------|------|------|------|--------|-------|------|------|------|------|------|------|--------|-------|------|------|------|------|------|------|--------|-------|------|------|------|------|------|------|--------|-------|------|------|------|------|------|------|--------|-------|-------|------|------|------|------|------|--------|-------|------|------|------|------|------|------|--------|-------|------|------|------|------|------|------|--------|-------|------|
|--------------|------|------|------|------|------|--------|-------|-------|------|------|------|------|------|--------|-------|------|------|------|------|------|------|--------|-------|------|------|------|------|------|------|--------|-------|------|------|------|------|------|------|--------|-------|------|------|------|------|------|------|--------|-------|-------|------|------|------|------|------|--------|-------|------|------|------|------|------|------|--------|-------|------|------|------|------|------|------|--------|-------|------|

| PITCHER | IP | WLS | BF | H | R | ER | SO | BB | IBB | HBP | BLK | WP | HR | S | P | ERA | WHIP |
|--|-----|-----|----|---|---|----|----|----|-----|-----|-----|----|----|----|----|------|-------|
| Ray Culp, R ERA: 5.4 (1, 1) | 5.2 | | 28 | 9 | 6 | 6 | 5 | 2 | 0 | 0 | 0 | 1 | 1 | 36 | 44 | 9.53 | 1.941 |
| Joe Verbanic, R ERA: 3.27 (6, 1) | 0.1 | | 2 | 1 | 0 | 0 | 0 | 0 | 0 | 0 | 0 | 0 | 0 | 2 | 2 | 0.00 | 3.000 |
| Darold Knowles, L ERA: 2.97 (7, 1) | 1.0 | | 5 | 3 | 1 | 1 | 1 | 0 | 0 | 0 | 0 | 0 | 0 | 7 | 7 | 9.00 | 3.000 |
| Ray Herbert, R ERA: 4.18 (8, 1) | 1.0 | L | 5 | 2 | 1 | 1 | 1 | 0 | 0 | 0 | 0 | 0 | 1 | 7 | 7 | 9.00 | 2.000 |

| Batter | 1 | 2 | 3 | 4 | 5 | 6 | 7 | 8 | 9 | AB R H RBI BB SO LOB | TOP | | | | | | | | | | | |
|---|---|---------------------------------|------------------------------|---------------------------------|-------------------------------|----------------------------------|------------------------------|----------------------------------|------------------------------|--|------------------------------|---------------------------------|------------------------------|---------------------------------|------------------------------|---------------------------------|------------------------------|---------------------------------|----------------------------------|------------------------------------|----------------------------------|--------|
| John Briggs, L (1, 8) OBP: 0.397, SLG: 0.551 | 0-0 B1-3 | | 4-0 BB | | 0-3 K | | 0-3 K | | 0-0 3B | 4 0 1 1 1 2 0 | | | | | | | | | | | | |
| Cookie Rojas, R (1, 4) OBP: 0.317, SLG: 0.343 | 4-0 BB | | 0-3 K | | 0-0 F9 | | | 4-0 1B BB | 0-0 6-3 | 3 1 0 0 2 1 3 | | | | | | | | | | | | |
| Johnny Callison, L (1, 9) OBP: 0.341, SLG: 0.418 | 0-0 F5 | | 0-3 K | | 0-0 6-3 | | | 0-0 F7 | | 4 0 0 0 0 1 4 | | | | | | | | | | | | |
| Dick Allen, R (1, 5) OBP: 0.385, SLG: 0.629 | 0-3 K | | | 0-0 4-3 | | 0-3 K | | 0-0 4-3 | | 4 0 0 0 0 2 2 | | | | | | | | | | | | |
| Bill White, L (1, 3) OBP: 0.357, SLG: 0.474 | | 0-0 G3 | | 0-0 E4 1B BB | | 0-0 4-3 | | 0-0 1B | | 4 0 1 1 0 0 0 | | | | | | | | | | | | |
| Tony Gonzalez, L (1, 7) OBP: 0.334, SLG: 0.417 | | 0-0 3-1 | | 4-0 1B BB | | 0-0 1B | | 0-0 F8 | | 3 0 1 0 1 0 1 | | | | | | | | | | | | |
| Clay Dalrymple, L (1, 2) OBP: 0.378, SLG: 0.348 | | 0-0 F8 | | 0-0 F8 | | 0-0 F9 | | | 0-0 F8 | 4 0 0 0 0 0 3 | | | | | | | | | | | | |
| Dick Groat, R (1, 6) OBP: 0.310, SLG: 0.322 | | | 0-0 BB 1B | 0-0 1-2 2-3 1B | | | 0-0 1-3 | | 4-0 3B BB | 3 1 2 0 1 0 0 | | | | | | | | | | | | |
| Larry Jackson, R (1, 1) OBP: 0.149, SLG: 0.183 | | | 0-3 K | 0-3 K | | | 0-0 L9 | | 0-0 F4 | 1 0 0 0 0 0 1 1 1 0 0 0 0 0 1 3 0 0 0 0 0 0 0 0 1 0 0 0 0 0 0 0 0 0 0 0 0 0 0 0 1 0 0 0 0 0 0 1 | | | | | | | | | | | | |
| Doug Clemens, L (4, PH) OBP: 0.375, SLG: 0.309 | | | | | | | | | | | | | | | | | | | | | | |
| John Morris, R (4, 1) | | | | | | | | | | | | | | | | | | | | | | |
| Harvey Kuenn, R (7, PH) OBP: 0.391, SLG: 0.339 | | | | | | | | | | | | | | | | | | | | | | |
| Darold Knowles, L (7, 1) OBP: 0.250, SLG: 0.250 | | | | | | | | | | | | | | | | | | | | | | |
| Tony Taylor, R (8, PH) OBP: 0.294, SLG: 0.362 | | | | | | | | | | | | | | | | | | | | | | |
| Inning Stats | R: 0 E: 0 K: 1 S: 5 | H: 0 LOB: 1 BB: 1 P: 9 | R: 0 E: 0 K: 0 S: 3 | H: 0 LOB: 0 BB: 0 P: 3 | R: 0 E: 0 K: 3 S: 10 | H: 1 LOB: 2 BB: 1 P: 14 | R: 0 E: 1 K: 1 S: 7 | H: 1 LOB: 3 BB: 1 P: 11 | R: 0 E: 0 K: 1 S: 5 | H: 0 LOB: 0 BB: 0 P: 5 | R: 0 E: 0 K: 1 S: 6 | H: 1 LOB: 1 BB: 0 P: 6 | R: 0 E: 0 K: 1 S: 5 | H: 0 LOB: 0 BB: 0 P: 5 | R: 1 E: 0 K: 0 S: 4 | H: 1 LOB: 1 BB: 1 P: 8 | R: 1 E: 0 K: 0 S: 4 | H: 1 LOB: 1 BB: 1 P: 8 | 1B: 4 2B: 0 3B: 1 HR: 0 | SF: 0 SAC: 0 DP: 0 HBP: 0 | WP: 0 PB: 0 SB: 0 CS: 0 | PA: 38 |
| PITCHER | IP WLS BF H R ER SO BB IBB HBP BLK WP HR S P ERA WHIP | | | | | | | | | | | | | | | | | | | | | |
| Jim Maloney, R (1, 1) ERA: 2.55 | 6.0 W 25 3 0 0 7 3 0 0 0 0 0 0 36 48 0.00 1.000 | | | | | | | | | | | | | | | | | | | | | |
| Don Nottebart, R (7, 1) ERA: 2.61 | 3.0 S 13 2 2 2 1 2 0 0 0 0 0 0 13 21 6.00 1.333 | | | | | | | | | | | | | | | | | | | | | |

Philadelphia Phillies @ Cincinnati Reds
 Crosley Field, Cincinnati, OH
 Sun Aug 28 1966, 3:33 AM EDT
 Att: 12,698 - Unknown

livebaseballscorecards.com

AB 33
 R 2
 H 5
 RBI 2
 BB 5
 SO 8
 LOB 18



| Batter | 1 | 2 | 3 | 4 | 5 | 6 | 7 | 8 | 9 |
|---|--------------------------|----------------------|------------------|---|---------------------|--------------------------------------|-----------|-----------------------|---|
| Tommy Harper, R OBP: 0.365, SLG: 0.387 (1, 9) | 0-0 1-3 1B | 0-0 FC6-4 1B | 0-0 6-3 | | | 0-0 FC4-6 1B | | 0-0 G1-6-3 1-2f | |
| Pete Rose, S OBP: 0.341, SLG: 0.442 (1, 4) | 4-0 1B SF7 BB | 0-0 F7 | | | 0-0 G6-3 1B | 0-0 FC4-6 FC5-4 1-2f 2-3 | | | |
| Tommy Helms, R OBP: 0.330, SLG: 0.413 (1, 5) | 0-0 SF7 1B 1-3 | 0-0 F9 | | | 0-0 G6-3 1-2f | 0-0 FC5-4 1-2f | | | |
| Deron Johnson, R OBP: 0.309, SLG: 0.439 (1, 3) | 0-0 SF7 1-2 3-H | 0-0 FC6-4 1-2f | | | 0-0 F9 | | 0-0 1B | | |
| Art Shamsky, L OBP: 0.320, SLG: 0.531 Dick Simpson, R OBP: 0.338, SLG: 0.455 (7, PH) (8, 7) | 0-0 1B 1B 2-H | | 0-0 1-3 | | 0-0 L9 | | 0-3 K | | |
| Vada Pinson, L OBP: 0.335, SLG: 0.456 (1, 8) | 0-0 BB 1B 1-2 | | 0-0 HR | | 0-0 L5 | | 0-3 K | | |
| Leo Cardenas, R OBP: 0.315, SLG: 0.411 (1, 6) | 0-0 BB 1-2 2-H | | 0-0 5-3 | | 0-0 CS 1B | | 0-0 F7 | | |
| Jimmie Coker, R OBP: 0.324, SLG: 0.442 (1, 2) | 4-0 1-2 2-3 BB | | 4-0 2B BB | | 0-0 CS 1-2 | 0-0 FC4-6 1B 1B | | 0-0 F9 | |
| Jim Maloney, L OBP: 0.260, SLG: 0.261 Milt Pappas, R OBP: 0.132, SLG: 0.172 Don Nottebart, R OBP: 0.217, SLG: 0.182 (1, 1) (6, PH) (7, 1) | 0-0 3-1 | | 0-0 1-H 2B | | | 0-3 K | | 0-0 G1-6-3 1B | |

| Inning Stats | R: 3 E: 0 K: 0 S: 7 | H: 4 LOB: 3 BB: 2 P: 15 | R: 0 E: 0 K: 0 S: 4 | H: 1 LOB: 1 BB: 0 P: 4 | R: 2 E: 0 K: 0 S: 5 | H: 2 LOB: 1 BB: 1 P: 9 | R: 0 E: 0 K: 0 S: 3 | H: 1 LOB: 0 BB: 0 P: 3 | R: 0 E: 0 K: 1 S: 7 | H: 2 LOB: 2 BB: 0 P: 7 | R: 0 E: 0 K: 2 S: 8 | H: 1 LOB: 1 BB: 0 P: 8 | R: 0 E: 0 K: 0 S: 3 | H: 1 LOB: 0 BB: 0 P: 3 |
|--------------|------------------------------|----------------------------------|------------------------------|---------------------------------|------------------------------|---------------------------------|------------------------------|---------------------------------|------------------------------|---------------------------------|------------------------------|---------------------------------|------------------------------|---------------------------------|
|--------------|------------------------------|----------------------------------|------------------------------|---------------------------------|------------------------------|---------------------------------|------------------------------|---------------------------------|------------------------------|---------------------------------|------------------------------|---------------------------------|------------------------------|---------------------------------|

| PITCHER | IP | WLS | BF | H | R | ER | SO | BB | IBB | HBP | BLK | WP | HR | S | P | ERA | WHIP |
|---|-----|-----|----|---|---|----|----|----|-----|-----|-----|----|----|----|----|-------|-------|
| Larry Jackson, R ERA: 3.57 (1, 1) | 3.0 | L | 19 | 7 | 5 | 5 | 0 | 3 | 0 | 0 | 0 | 0 | 1 | 16 | 28 | 15.00 | 3.333 |
| John Morris, L ERA: 0.96 (4, 1) | 3.0 | | 11 | 4 | 0 | 0 | 1 | 0 | 0 | 0 | 0 | 0 | 0 | 13 | 13 | 0.00 | 1.333 |
| Darold Knowles, L ERA: 2.9 (7, 1) | 2.0 | | 7 | 2 | 0 | 0 | 2 | 0 | 0 | 0 | 0 | 0 | 0 | 11 | 11 | 0.00 | 1.000 |

BOTTOM

Philadelphia Phillies @ Cincinnati Reds
Crosley Field, Cincinnati, OH

Sun Aug 28 1966, 3:33 AM EDT
Att. 12,698 - Unknown

| AB | R | H | RBI | BB | SO | LOB |
|----|---|---|-----|----|----|-----|
| 5 | 0 | 2 | 0 | 0 | 0 | 2 |
| 3 | 1 | 1 | 0 | 1 | 0 | 3 |
| 4 | 1 | 1 | 0 | 0 | 0 | 4 |
| 3 | 0 | 1 | 1 | 0 | 0 | 1 |
| 3 | 1 | 1 | 1 | 0 | 0 | 0 |
| 1 | 0 | 0 | 0 | 0 | 1 | 1 |
| 4 | 1 | 2 | 1 | 0 | 1 | 1 |
| 4 | 0 | 2 | 1 | 0 | 0 | 1 |
| 2 | 1 | 1 | 0 | 2 | 0 | 0 |
| 2 | 0 | 1 | 1 | 0 | 0 | 3 |
| 1 | 0 | 0 | 0 | 0 | 1 | 1 |
| 1 | 0 | 1 | 0 | 0 | 0 | 0 |

| | | | |
|--------|--------|-------|--------|
| 1B: 11 | SF: 1 | WP: 0 | PA: 38 |
| 2B: 1 | SAC: 0 | PB: 0 | |
| 3B: 0 | DP: 2 | SB: 0 | |
| HR: 1 | HBP: 0 | CS: 1 | |

AB 33
R 5
H 13
RBI 5
BB 3
SO 3
LOB 17



| WP | PA | ERA | WHIP |
|----|----|-----|------|
| 0 | 38 | | |


| Batter | 1 | 2 | 3 | 4 | 5 | 6 | 7 | 8 | 9 | AB R H RBI BB SO LOB | TOP | | | | | | | | | | | |
|--|------------------------------|---------------------------------|------------------------------|---------------------------------|------------------------------|---------------------------------|------------------------------|---------------------------------|------------------------------|---------------------------------|------------------------------|---------------------------------|------------------------------|---------------------------------|------------------------------|---------------------------------|----------------------------------|------------------------------------|----------------------------------|--------|--|---|
| Julian Javier, R (1, 4) OBP: 0.270, SLG: 0.329 | 0-0 F5 | | 0-0 G3 | | 0-0 L4 | | | 0-0 F3 | | 4 0 0 0 0 0 1 | | | | | | | | | | | | |
| Lou Brock, L (1, 7) OBP: 0.339, SLG: 0.449 | 0-3 K | | 0-0 F7 | | | 0-3 K | | 0-0 F7 | 4 0 0 0 0 2 0 | | | | | | | | | | | | | |
| Ted Savage, R (1, 8) OBP: 0.250, SLG: 0.364 | 4-0 S BB | | | 0-0 F2 | | 0-0 5-3 | | 0-0 4-3 | 3 0 0 0 1 0 0 | | | | | | | | | | | | | |
| Orlando Cepeda, R (1, 3) OBP: 0.362, SLG: 0.497 | 0-0 F4 | | | 0-0 G3 | | 0-0 5-3 | | 0-0 3-1 | 4 0 0 0 0 0 1 | | | | | | | | | | | | | |
| Mike Shannon, R (1, 9) OBP: 0.337, SLG: 0.467 | | 4-0 BB BB BB | | 0-0 BB | | 0-3 K | | | 2 0 1 0 1 1 0 | | | | | | | | | | | | | |
| Tim McCarver, L (1, 2) OBP: 0.319, SLG: 0.425 | | 0-0 6-3 | | 0-0 G3 | | 0-0 6-3 | | | 3 0 0 0 0 0 2 | | | | | | | | | | | | | |
| Charley Smith, R (1, 5) OBP: 0.297, SLG: 0.381 | | 0-0 F3 | | | 0-0 F8 | | 0-0 F4 | | 3 0 0 0 0 0 1 | | | | | | | | | | | | | |
| Dal Maxvill, R (1, 6) OBP: 0.329, SLG: 0.324 | | 0-0 1B | | | 0-0 6-3 | | 0-0 F9 | | 3 0 1 0 0 0 0 | | | | | | | | | | | | | |
| Larry Jaster, L (1, 1) OBP: 0.273, SLG: 0.226 | | | 0-0 F8 | | | | 0-0 F8 | | 2 0 1 0 0 0 0 | | | | | | | | | | | | | |
| Phil Gagliano, R (8, PH) OBP: 0.326, SLG: 0.333 | | | | | | | | | 1 0 0 0 0 0 0 | | | | | | | | | | | | | |
| Nelson Briles, R (8, 1) OBP: 0.128, SLG: 0.081 | | | | | | | | | 0 0 0 0 0 0 0 | | | | | | | | | | | | | |
| Inning Stats | R: 0 E: 0 K: 1 S: 5 | H: 0 LOB: 1 BB: 1 P: 9 | R: 0 E: 0 K: 0 S: 3 | H: 1 LOB: 2 BB: 1 P: 7 | R: 0 E: 0 K: 0 S: 3 | H: 0 LOB: 0 BB: 0 P: 3 | R: 0 E: 0 K: 0 S: 4 | H: 1 LOB: 1 BB: 0 P: 4 | R: 0 E: 0 K: 1 S: 5 | H: 0 LOB: 0 BB: 0 P: 5 | R: 0 E: 0 K: 1 S: 5 | H: 0 LOB: 0 BB: 0 P: 5 | R: 0 E: 0 K: 0 S: 3 | H: 0 LOB: 0 BB: 0 P: 3 | R: 0 E: 0 K: 0 S: 3 | H: 0 LOB: 0 BB: 0 P: 3 | 1B: 2 2B: 1 3B: 0 HR: 0 | SF: 0 SAC: 0 DP: 0 HBP: 0 | WP: 0 PB: 0 SB: 1 CS: 0 | PA: 31 | | |
| PITCHER Joe Nuxhall, L (1, 1) ERA: 4.04 | IP 9.0 | WLS W | BF 31 | H 3 | R 0 | ER 0 | SO 3 | BB 2 | IBB 0 | HBP 0 | BLK 0 | WP 0 | HR 0 | S 35 | P 43 | ERA 0.00 | WHIP 0.556 | | | | | PITCHER IP WLS BF H R ER SO BB IBB HBP BLK WP HR S P ERA WHIP |

St. Louis Cardinals @ Cincinnati Reds
 Crosley Field, Cincinnati, OH
 Mon Aug 29 1966, 7:05 PM EDT
 Att: 10,009 - Unknown

livebaseballscorecards.com

AB 29
 R 0
 H 3
 RBI 0
 BB 2
 SO 3
 LOB 5



| Batter | 1 | 2 | 3 | 4 | 5 | 6 | 7 | 8 | 9 | AB R H RBI BB SO LOB | TOP | |
|--|---|---|---|---|---|---|---|---|--|---|---|--|
| Lou Brock, L OBP: 0.336, SLG: 0.445 (1, 9) (6, 7) | 0-0 F8 | | 0-0 F7 | | | 0-0 F6 | 0-3 K | | 0-3 K | 5 0 0 0 0 2 4 | | |
| Tim McCarver, L OBP: 0.318, SLG: 0.422 (1, 2) | 0-0 F8 | | 0-0 G3 | | | 0-0 4-3 1B | | 0-3 K | 0-0 4-3 | 5 0 1 0 0 1 2 | | |
| Tito Francona, L OBP: 0.257, SLG: 0.340 Ted Savage, R OBP: 0.280, SLG: 0.391 (1, 7) (6, 9) | 0-0 4-3 | | | 0-0 F7 | | 0-0 4-3 | | 0-0 E8 WP 1B | | 3 0 0 0 0 0 1 1 1 1 0 0 0 0 | | |
| Orlando Cepeda, R OBP: 0.358, SLG: 0.492 (1, 3) | | 0-0 F6 | | 0-0 F8 | | 0-0 6-3 | | 0-0 1-3 | | 4 0 0 0 0 0 1 | | |
| Mike Shannon, R OBP: 0.339, SLG: 0.467 (1, 8) | | 0-0 2B 1B | | 0-0 1B | | | 0-0 2-3 | 0-0 F9 | | 4 1 2 0 0 0 0 | | |
| Charley Smith, R OBP: 0.302, SLG: 0.397 (1, 5) | | 0-0 1-H 2B | | 0-0 F5 | | | 0-0 HR | | 0-0 BB WP 1B | 4 2 3 2 0 0 1 | | |
| Jerry Buchek, R OBP: 0.304, SLG: 0.355 (1, 4) | | 0-0 5-3 | | | | 0-3 K | 0-0 1B 1B | | 0-3 K | 4 0 1 0 0 2 2 | AB 36 R 4 H 9 RBI 2 BB 2 SO 9 LOB 14 | |
| Dal Maxvill, R OBP: 0.331, SLG: 0.324 (1, 6) | | 0-3 K | | | | 0-3 K | 0-0 1-3 1B | | 4-0 WP BB BB | 3 0 1 0 1 2 1 | | |
| Al Jackson, L OBP: 0.235, SLG: 0.286 Don Dennis, R OBP: 0.083, SLG: 0.083 Phil Gagliano, R OBP: 0.325, SLG: 0.332 Hal Woodeshick, R OBP: 0.200, SLG: 0.400 Curt Flood, R OBP: 0.300, SLG: 0.359 (1, 1) (4, 1) (7, PH) (7, 1) (9, PH) | | | 0-3 K | | | 0-3 K | 0-0 F2 | | 4-0 WP BB | 1 0 0 0 0 1 0 1 0 0 0 0 1 0 1 0 0 0 0 0 2 0 0 0 0 0 0 0 0 0 0 0 1 0 0 |  | |
| Inning Stats | R: 0 E: 0 K: 0 S: 3 H: 0 LOB: 0 BB: 0 P: 3 | R: 1 E: 0 K: 1 S: 7 H: 2 LOB: 1 BB: 0 P: 7 | R: 0 E: 0 K: 1 S: 5 H: 0 LOB: 0 BB: 0 P: 5 | R: 0 E: 0 K: 0 S: 4 H: 1 LOB: 1 BB: 0 P: 4 | R: 0 E: 0 K: 3 S: 9 H: 0 LOB: 0 BB: 0 P: 9 | R: 0 E: 0 K: 0 S: 4 H: 1 LOB: 1 BB: 0 P: 4 | R: 1 E: 0 K: 1 S: 8 H: 3 LOB: 2 BB: 0 P: 8 | R: 1 E: 1 K: 1 S: 6 H: 1 LOB: 0 BB: 0 P: 6 | R: 1 E: 0 K: 2 S: 8 H: 1 LOB: 2 BB: 2 P: 16 | 1B: 7 2B: 1 3B: 0 HR: 1 SF: 0 SAC: 0 DP: 0 HBP: 0 | WP: 2 PB: 0 SB: 1 CS: 0 PA: 38 | |
| PITCHER | IP WLS BF H R ER SO BB IBB HBP BLK WP HR S P ERA WHIP | | | | | | | | | | | |
| Sammy Ellis, R ERA: 5.09 Billy McCool, L ERA: 2.42 (1, 1) (7, 1) | 6.2 W 27 7 2 2 5 0 0 0 0 0 1 37 37 2.70 1.050 | | | | | | | | | | | |
| | 2.1 S 11 2 2 1 4 2 0 0 0 2 0 17 25 3.86 1.714 | | | | | | | | | | | |

St. Louis Cardinals @ Cincinnati Reds
Crosley Field, Cincinnati, OH
Tue Aug 30 1966, 7:05 PM EDT
Att: 12,942 - Unknown

livebaseballscorecards.com

| Batter | 1 | 2 | 3 | 4 | 5 | 6 | 7 | 8 | 9 | AB | R | H | RBI | BB | SO | LOB |
|---|--------------------|--------------------------|---------------------|-------------------------|----------------------|---------------------|---------------------|------------|---|----|---|---|-----|----|----|-----|
| Tommy Harper, R OBP: 0.365, SLG: 0.384 (1, 9) (7, 7) | 0-0 F9 | 0-0 HBP 1-2 1B | | 4-0 E 1B BB | 0-0 L4 | | | 0-0 6-3 | | 4 | 1 | 1 | 0 | 1 | 0 | 2 |
| Pete Rose, S OBP: 0.343, SLG: 0.453 (1, 4) | 0-0 HR | 0-0 F4 | | 0-0 E 1-1-H 1B | | 0-0 HR | | 0-0 1-3 | | 5 | 2 | 3 | 3 | 0 | 0 | 2 |
| Tommy Helms, R OBP: 0.333, SLG: 0.413 (1, 5) | 0-0 HR 1B | 1-0 HBP 1-2 2-3 | | 0-0 E6 1-2 | | 0-0 G4-6-3 1B | | | | 3 | 1 | 2 | 0 | 0 | 0 | 1 |
| Deron Johnson, R OBP: 0.310, SLG: 0.460 (1, 7) (7, 3) | 0-0 1-1-H HR | 0-3 K | | 0-0 F7 | | 0-0 F8 | | | | 4 | 1 | 1 | 2 | 0 | 1 | 6 |
| Tony Perez, R OBP: 0.306, SLG: 0.389 Dick Simpson, R OBP: 0.338, SLG: 0.455 (1, 3) (7, 9) | 0-0 1B | | 0-0 G5-4-3 1B | | 0-3 K | 0-0 G4-6-3 | | | | 4 | 0 | 2 | 0 | 0 | 1 | 1 |
| Vada Pinson, L OBP: 0.335, SLG: 0.455 (1, 8) | 0-0 F7 | | 0-0 L8 | | 0-0 S 3B 1B | | 0-0 G6-4-3 1B | | | 4 | 1 | 2 | 0 | 0 | 0 | 2 |
| Leo Cardenas, R OBP: 0.315, SLG: 0.412 (1, 6) | 0-0 F9 | | 0-0 G5-4-3 | | 0-0 1-1-H 3B | | 0-0 G6-4-3 | | | 4 | 0 | 1 | 1 | 0 | 0 | 3 |
| Jimmie Coker, R OBP: 0.312, SLG: 0.416 (1, 2) | | 0-0 5-3 | | 0-0 5-3 | 4-0 IBB | | 0-0 F7 | | | 3 | 0 | 0 | 0 | 1 | 0 | 0 |
| Sammy Ellis, L OBP: 0.175, SLG: 0.119 Billy McCool, R OBP: 0.211, SLG: 0.167 (1, 1) (7, 1) | | 0-0 HBP 1B 1B | | 0-0 1-3 | 0-0 B1 | | | 0-0 G3 | | 3 | 0 | 1 | 0 | 0 | 0 | 2 |
| | | | | | | | | | | 1 | 0 | 0 | 0 | 0 | 0 | 0 |

| Inning Stats | R: 3 | H: 4 | E: 0 | LOB: 1 | K: 0 | BB: 0 | S: 7 | P: 7 | R: 0 | H: 2 | E: 0 | LOB: 3 | K: 1 | BB: 0 | S: 7 | P: 8 | R: 0 | H: 1 | E: 0 | LOB: 0 | K: 0 | BB: 0 | S: 3 | P: 3 | R: 1 | H: 1 | E: 2 | LOB: 2 | K: 0 | BB: 1 | S: 5 | P: 9 | R: 1 | H: 2 | E: 0 | LOB: 2 | K: 1 | BB: 1 | S: 7 | P: 11 | R: 1 | H: 2 | E: 0 | LOB: 0 | K: 0 | BB: 0 | S: 4 | P: 4 | R: 0 | H: 1 | E: 0 | LOB: 0 | K: 0 | BB: 0 | S: 3 | P: 3 | R: 0 | H: 0 | E: 0 | LOB: 0 | K: 0 | BB: 0 | S: 3 | P: 3 |
|--------------|------|------|------|--------|------|-------|------|------|------|------|------|--------|------|-------|------|------|------|------|------|--------|------|-------|------|------|------|------|------|--------|------|-------|------|------|------|------|------|--------|------|-------|------|-------|------|------|------|--------|------|-------|------|------|------|------|------|--------|------|-------|------|------|------|------|------|--------|------|-------|------|------|
|--------------|------|------|------|--------|------|-------|------|------|------|------|------|--------|------|-------|------|------|------|------|------|--------|------|-------|------|------|------|------|------|--------|------|-------|------|------|------|------|------|--------|------|-------|------|-------|------|------|------|--------|------|-------|------|------|------|------|------|--------|------|-------|------|------|------|------|------|--------|------|-------|------|------|

| PITCHER | IP | WLS | BF | H | R | ER | SO | BB | IBB | HBP | BLK | WP | HR | S | P | ERA | WHIP |
|---|-----|-----|----|---|---|----|----|----|-----|-----|-----|----|----|----|----|------|-------|
| Al Jackson, L ERA: 2.48 (1, 1) | 3.2 | L | 21 | 8 | 4 | 3 | 1 | 1 | 0 | 1 | 0 | 0 | 2 | 21 | 26 | 7.36 | 2.455 |
| Don Dennis, R ERA: 5.0 (4, 1) | 2.1 | | 11 | 4 | 2 | 2 | 1 | 0 | 1 | 0 | 0 | 0 | 1 | 12 | 16 | 7.71 | 1.714 |
| Hal Woodeshick, L ERA: 2.2 (7, 1) | 2.0 | | 6 | 1 | 0 | 0 | 0 | 0 | 0 | 0 | 0 | 0 | 0 | 6 | 6 | 0.00 | 0.500 |


BOTTOM

St. Louis Cardinals @ Cincinnati Reds
Crosley Field, Cincinnati, OH

Tue Aug 30 1966, 7:05 PM EDT
Att. 12,942 - Unknown

livebaseballscorecards.com

| | |
|-----|----|
| AB | 35 |
| R | 6 |
| H | 13 |
| RBI | 6 |
| BB | 2 |
| SO | 2 |
| LOB | 19 |



| | |
|-------|--------|
| WP: 0 | PA: 38 |
| PB: 0 | |
| SB: 1 | |
| CS: 0 | |

Chicago Cubs @ Cincinnati Reds
Crosley Field, Cincinnati, OH

Wed Aug 31 1966, 7:05 PM EDT
Att: 6,919 - Unknown - 80 F

livebaseballscorecards.com



| Batter | 1 | 2 | 3 | 4 | 5 | 6 | 7 | 8 | 9 | AB R H RBI BB SO LOB | TOP | | | | | | | | | | | | | | | | |
|---|---|----------------------------------|------------------------------|---------------------------------|------------------------------|---------------------------------|------------------------------|---------------------------------|------------------------------|----------------------------------|------------------------------|----------------------------------|------------------------------|---------------------------------|------------------------------|---------------------------------|------------------------------|---------------------------------|----------------------------------|------------------------------------|----------------------------------|--------|--|--|--|--|--|
| Adolfo Phillips, R (1, 8) OBP: 0.336, SLG: 0.452 | 4-0 3B BB | 0-0 F8 | | | 0-3 K | 0-3 K | | | 0-0 1-3 | 4 1 0 0 1 2 1 | | | | | | | | | | | | | | | | | |
| Glenn Beckert, R (1, 4) OBP: 0.322, SLG: 0.352 | 0-3 K | 0-0 5-3 | | | 0-0 HR 1B | | | 0-0 F8 | 0-0 | 5 1 1 0 0 1 1 | | | | | | | | | | | | | | | | | |
| Billy Williams, L (1, 9) OBP: 0.347, SLG: 0.489 | 0-0 1B 3B | | | | 0-0 HR | | | 0-0 5-3 | | 4 2 2 3 0 0 0 | | | | | | | | | | | | | | | | | |
| Ron Santo, R (1, 5) OBP: 0.413, SLG: 0.558 | 0-0 14 2B 1B | | | | 4-0 BB | | | 4-0 BB | | 2 0 1 1 2 1 0 | | | | | | | | | | | | | | | | | |
| 14 Ernie Banks, R (1, 3) OBP: 0.316, SLG: 0.442 | 0-0 1-3 2B | | | | 0-0 L5 | | | 0-0 F8 | | 4 0 1 0 0 0 2 | | | | | | | | | | | | | | | | | |
| John Boccabella, R (1, 7) OBP: 0.272, SLG: 0.379 | 4-0 IBB | | | | 0-0 5-3 | | | 0-0 F3 | | 2 1 0 0 2 0 0 | | | | | | | | | | | | | | | | | |
| Randy Hundley, R (1, 2) OBP: 0.300, SLG: 0.437 | 0-0 F2 | | | | 0-0 G6-3 1B | | | 0-0 SH1-3 F8 | | 3 0 1 0 0 0 3 | | | | | | | | | | | | | | | | | |
| Don Kessinger, S (1, 6) OBP: 0.285, SLG: 0.284 | 0-0 5-3 | | | | 0-0 G6-3 1-2f | | | 0-0 5-3 | | 4 0 1 1 0 0 4 | | | | | | | | | | | | | | | | | |
| Bill Hands, R (1, 1) OBP: 0.102, SLG: 0.065 | | 0-0 5-3 | | | 0-0 F7 | | | | 0-0 P5 | 3 0 0 0 0 1 1 | | | | | | | | | | | | | | | | | |
| Curt Simmons, L (7, 1) OBP: 0.231, SLG: 0.174 | | | | | | | | | | 0 0 0 0 0 0 0 | | | | | | | | | | | | | | | | | |
| Len Church, S (8, 1) | | | | | | | | | | 0 0 0 0 0 0 0 | | | | | | | | | | | | | | | | | |
| Lee Thomas, L (9, PH) OBP: 0.276, SLG: 0.314 | | | | | | | | | | 1 0 0 0 0 0 0 | | | | | | | | | | | | | | | | | |
| Inning Stats | R: 2 E: 0 K: 1 S: 8 | H: 3 LOB: 3 BB: 2 P: 16 | R: 0 E: 0 K: 0 S: 3 | H: 0 LOB: 0 BB: 0 P: 3 | R: 0 E: 0 K: 1 S: 5 | H: 0 LOB: 0 BB: 0 P: 5 | R: 0 E: 0 K: 0 S: 3 | H: 1 LOB: 0 BB: 0 P: 3 | R: 2 E: 0 K: 1 S: 7 | H: 2 LOB: 1 BB: 1 P: 11 | R: 1 E: 0 K: 2 S: 8 | H: 1 LOB: 1 BB: 1 P: 12 | R: 0 E: 0 K: 0 S: 3 | H: 0 LOB: 1 BB: 1 P: 7 | R: 0 E: 0 K: 0 S: 3 | H: 0 LOB: 0 BB: 0 P: 3 | R: 0 E: 0 K: 0 S: 3 | H: 0 LOB: 0 BB: 0 P: 3 | 1B: 4 2B: 1 3B: 1 HR: 1 | SF: 0 SAC: 1 DP: 1 HBP: 0 | WP: 0 PB: 1 SB: 0 CS: 0 | PA: 38 | | | | | |
| PITCHER | IP WLS BF H R ER SO BB IBB HBP BLK WP HR S P ERA WHIP | | | | | | | | | | | | | | | | | | | | | | | | | | |
| Jim O'Toole, L (1, 1) ERA: 3.38 | 5.0 | | 24 | 6 | 5 | 5 | 3 | 3 | 1 | 0 | 0 | 0 | 1 | 26 | 42 | 9.00 | 1.800 | | | | | | | | | | |
| Jack Baldschun, R (6, 1) ERA: 4.8 | 1.0 | | 4 | 1 | 0 | 0 | 2 | 0 | 0 | 0 | 0 | 0 | 0 | 8 | 8 | 0.00 | 1.000 | | | | | | | | | | |
| Ted Davidson, L (7, 1) ERA: 3.69 | 2.0 | W | 7 | 0 | 0 | 0 | 0 | 1 | 0 | 0 | 0 | 0 | 0 | 6 | 10 | 0.00 | 0.500 | | | | | | | | | | |
| Don Nottebart, R (9, 1) ERA: 2.58 | 1.0 | S | 3 | 0 | 0 | 0 | 0 | 0 | 0 | 0 | 0 | 0 | 0 | 3 | 3 | 0.00 | 0.000 | | | | | | | | | | |

| Batter | 1 | 2 | 3 | 4 | 5 | 6 | 7 | 8 | 9 | AB | R | H | RBI | BB | SO | LOB | BOTTOM | | |
|--|---------------------------------------|---------------------------------------|---------------------------------------|---------------------------------------|---------------------------------------|---------------------------------------|---------------------------------------|---------------------------------------|---------------------------------------|---------------------------------------|---------------------------------------|---------------------------------------|---------------------------------------|---------------------------------------|---------------------------------------|---------------------------------------|---------------------------------------|---------------------------------------|---|
| Tommy Harper, R OBP: 0.362, SLG: 0.380 (1, 9) (9, 7) | 0-0 F7 ① | | 0-0 4-3 ③ | | | 0-0 FC6-4 ① G1-6-3 1-2f | | 0-0 1-4-3 ② | | 4 | 0 | 0 | 0 | 0 | 0 | 1 | | | |
| Pete Rose, S OBP: 0.342, SLG: 0.452 (1, 4) | 0-0 4-3 ② | | | 0-0 F7 ① | | 0-0 G1-6-3 ② ③ 1-2f | | 0-0 E 1B | | 4 | 1 | 1 | 0 | 0 | 0 | 1 | | | |
| Tommy Helms, R OBP: 0.334, SLG: 0.413 (1, 5) BB | 4-0 BB | | | 0-0 P4 ② | | | 0-0 1B HR 1B | 0-0 E8 HR 1-H | | 3 | 2 | 1 | 0 | 1 | 0 | 0 | | | |
| Deron Johnson, R OBP: 0.312, SLG: 0.459 (1, 7) (9, 3) | 0-3 K ③ | | | 0-3 K ③ | | | 0-0 1B HR 1B | 4-0 HR IBB | | 3 | 2 | 1 | 0 | 1 | 2 | 1 | | | |
| Gordy Coleman, L OBP: 0.314, SLG: 0.373 (1, 3) | | 0-0 4-3 ① | | | 0-0 G4-6-3 1B | | 0-0 1B HR 1-H 3-H | 0-0 HR 1-H 2-H | | 3 | 1 | 2 | 3 | 0 | 0 | 0 | | | |
| Tony Perez, R OBP: 0.306, SLG: 0.389 (8, PH) | | | | | | | | | | 0 | 0 | 0 | 0 | 0 | 0 | 0 | | | |
| Art Shamsky, L OBP: 0.323, SLG: 0.551 (8, PH) | | | | | | | | | | 1 | 1 | 1 | 3 | 0 | 0 | 0 | | | |
| Don Nottebart, R OBP: 0.217, SLG: 0.182 (9, 1) | | | | | | | | | | 0 | 0 | 0 | 0 | 0 | 0 | 0 | | | |
| Vada Pinson, L OBP: 0.332, SLG: 0.451 (1, 8) | 0-0 4-3 ② | | | | 0-0 G4-6-3 ① ② 1-2f | | 0-0 P4 ① | 0-0 F7 ③ | | 4 | 0 | 0 | 0 | 0 | 0 | 1 | | | |
| Don Pavletich, R OBP: 0.350, SLG: 0.530 (1, 2) | 0-0 5-3 ③ | | | | 0-0 2B ③ | | 0-0 F9 ② | | | 3 | 0 | 1 | 0 | 0 | 0 | 0 | | | |
| Leo Cardenas, R OBP: 0.313, SLG: 0.410 (1, 6) | | | 0-3 K ① | | 0-0 F8 ③ | | 0-0 F9 ③ | | | 3 | 0 | 0 | 0 | 0 | 1 | 1 | | | |
| Jim O'Toole, S OBP: 0.136, SLG: 0.139 (1, 1) | | | 0-3 K ② | | | 0-0 FC6-4 1B | | 0-0 5-3 ① | | 1 | 0 | 0 | 0 | 0 | 1 | 0 | | | |
| Jack Balteschun, R OBP: 0.333, SLG: 0.333 (6, PH) | | | | | | | | | | 0 | 0 | 0 | 0 | 0 | 0 | 0 | | | |
| Girardo Ruiz, S OBP: 0.269, SLG: 0.247 (7, 1) | | | | | | | | | | 1 | 0 | 1 | 0 | 0 | 0 | 0 | | | |
| Ted Davidson, R OBP: 0.353, SLG: 0.448 (8, PH) (9, 9) | | | | | | | | | | 0 | 0 | 0 | 0 | 0 | 0 | 0 | | | |
| Dick Simpson, R | | | | | | | | | | 1 | 0 | 0 | 0 | 0 | 0 | 0 | | | |
| Inning Stats | R: 0 E: 0 K: 1 S: 5 | H: 0 LOB: 1 BB: 1 P: 9 | R: 0 E: 0 K: 0 S: 3 | H: 0 LOB: 0 BB: 0 P: 3 | R: 0 E: 0 K: 2 S: 7 | H: 0 LOB: 0 BB: 0 P: 7 | R: 0 E: 0 K: 1 S: 5 | H: 2 LOB: 1 BB: 0 P: 4 | R: 0 E: 0 K: 0 S: 3 | H: 1 LOB: 0 BB: 0 P: 3 | R: 3 E: 0 K: 0 S: 6 | H: 3 LOB: 0 BB: 0 P: 6 | R: 4 E: 1 K: 0 S: 6 | H: 2 LOB: 0 BB: 1 P: 10 | 1B: 5 2B: 1 3B: 0 HR: 2 | SF: 0 SAC: 0 DP: 2 HBP: 0 | WP: 0 PB: 0 SB: 0 CS: 0 | PA: 33 | |
| PITCHER | IP WLS BF H R ER SO | IP WLS BF H R ER SO | IP WLS BF H R ER SO | IP WLS BF H R ER SO | IP WLS BF H R ER SO | IP WLS BF H R ER SO | IP WLS BF H R ER SO | IP WLS BF H R ER SO | IP WLS BF H R ER SO | IP WLS BF H R ER SO | IP WLS BF H R ER SO | IP WLS BF H R ER SO | IP WLS BF H R ER SO | IP WLS BF H R ER SO | IP WLS BF H R ER SO | IP WLS BF H R ER SO | IP WLS BF H R ER SO | IP WLS BF H R ER SO | |
| Bill Hands, R ERA: 4.7 (1, 1) | 6.0 | | | | | | | | | | | | | | | | | | |
| Curt Simmons, L ERA: 4.09 (7, 1) | 1.2 | L | 8 | 1 | 3 | 0 | 0 | 0 | 0 | 0 | 0 | 0 | 0 | 0 | 0 | 0 | 0 | 0 | 0 |
| Len Church, R ERA: 2.25 (8, 1) | 0.1 | | 2 | 1 | 1 | 0 | 0 | 0 | 0 | 0 | 0 | 0 | 0 | 0 | 0 | 0 | 0 | 0 | 0 |

Chicago Cubs @ Cincinnati Reds
Crosley Field, Cincinnati, OH
Wed Aug 31 1966, 7:05 PM EDT
Att. 6,919 - Unknown - 80 F

| | |
|-----|----|
| AB | 31 |
| R | 7 |
| H | 8 |
| RBI | 6 |
| BB | 2 |
| SO | 4 |
| LOB | 5 |



| | |
|-------|--------|
| WP: 0 | PA: 33 |
| ERA | WHIP |

livebaseballscorecards.com

| Batter | 1 | 2 | 3 | 4 | 5 | 6 | 7 | 8 | 9 | AB R H RBI BB SO LOB | TOP | |
|--|---|---|---|---|--|---|---|---|---|---|--|--|
| Don Kessinger, S OBP: 0.290, SLG: 0.292 (1, 6) X | 0-0 6-3 1B | 0-0 3-1 1B | | | 0-0 FC4-6 1B | 0-0 2B 1B | | 0-0 1B 3B 1B | 0-0 HBP 1-3 2-H 2B | 6 3 4 1 0 0 3 | | |
| Glenn Beckert, R OBP: 0.324, SLG: 0.354 (1, 4) X | 0-0 F8 | | 0-0 6-3 | | 0-0 FC4-6 1B | 0-0 1B 2B | | 0-0 5-3 1-2 | 4-0 HBP BB | 5 1 2 1 1 0 1 | | |
| Billy Williams, L OBP: 0.351, SLG: 0.489 (1, 9) B B B | 4-0 BB | | 0-0 4-3 | | 0-0 FC4-6 14 1B 1-2f 3-H | 0-0 S 1B | | 0-0 3B 1B | 1-0 1-2 2-3 3-H HBP | 4 2 2 4 1 0 1 | | |
| Ron Santo, R OBP: 0.412, SLG: 0.559 (1, 5) X | 0-0 P6 | | 0-3 K | | 4-0 14 1B 1-2 BB | 0-0 F8 1-2 | | 0-0 3B | 0-3 K | 5 1 1 2 1 2 5 | | |
| 14 Ernie Banks, R OBP: 0.319, SLG: 0.451 (1, 3) X | | 0-0 P6 | | 0-0 HR | 0-0 E8 PB 1B 1-H 2-H | | 0-0 SH5-4 1B | 0-0 F9 | | 5 1 3 2 0 0 1 | | |
| John Boccabella, R OBP: 0.277, SLG: 0.381 (1, 7) X | | 0-0 FC1-6 1B | | 0-0 5-3 | 0-0 6-3 | | 0-0 SH5-4 1-2 | 0-0 FC5 1B | | 4 0 2 0 0 0 1 | | |
| Randy Hundley, R OBP: 0.301, SLG: 0.435 (1, 2) X | | 0-0 FC1-6 BB 1B 1-2f | | 4-0 CS BB | | 0-0 6-3 | 0-0 4-3 | 0-0 FC5 2B 1B | | 4 1 1 0 1 0 2 | | |
| Byron Browne, R OBP: 0.321, SLG: 0.443 (1, 8) X | | 0-0 BB 1B 1-2 | | 0-3 K 1-2 | | 0-3 K | 0-3 K | 0-0 FC5 2B HBP 1-2 2-3f | | 5 1 1 0 0 3 4 | | |
| Cal Koonce, R OBP: 0.227, SLG: 0.158 Bob Hendley, R OBP: 0.263, SLG: 0.235 (1, 1) (8, 1) B B B | | 4-0 BB | | 0-3 K | 0-3 K | 0-0 1B 2B | | 0-3 K | 0-3 K | 3 1 1 0 1 2 0 1 0 0 0 0 1 2 | | |
| Inning Stats | R: 0 E: 0 K: 0 S: 3 H: 0 LOB: 1 BB: 1 P: 7 | R: 0 E: 0 K: 0 S: 5 H: 2 LOB: 3 BB: 1 P: 9 | R: 0 E: 0 K: 1 S: 5 H: 0 LOB: 0 BB: 0 P: 5 | R: 1 E: 0 K: 1 S: 5 H: 1 LOB: 1 BB: 1 P: 9 | R: 3 E: 1 K: 1 S: 8 H: 3 LOB: 1 BB: 1 P: 12 | R: 3 E: 0 K: 1 S: 9 H: 4 LOB: 1 BB: 0 P: 9 | R: 0 E: 0 K: 1 S: 6 H: 1 LOB: 1 BB: 0 P: 6 | R: 2 E: 0 K: 1 S: 8 H: 3 LOB: 1 BB: 0 P: 8 | R: 2 E: 0 K: 2 S: 10 H: 3 LOB: 3 BB: 1 P: 15 | 1B: 12 2B: 4 3B: 1 HR: 1 SF: 0 SAC: 1 DP: 1 HBP: 1 | WP: 1 PB: 1 SB: 2 CS: 1 PA: 49 | |
| PITCHER | IP WLS BF H R ER SO BB IBB HBP BLK WP HR S P ERA WHIP | | | | | | | | | | | |
| Milt Pappas, R ERA: 4.44 (1, 1) | 5.0 L 24 6 4 3 3 4 0 0 0 0 1 1 26 42 5.40 2.000 | | | | | | | | | | | |
| Jack Baldschun, R ERA: 5.13 (6, 1) | 2.0 11 5 3 3 2 0 0 0 0 0 0 0 15 15 13.50 2.500 | | | | | | | | | | | |
| Darrell Osteen, R ERA: 14.04 (8, 1) | 1.0 6 3 2 2 1 0 0 0 0 0 0 0 8 8 18.00 3.000 | | | | | | | | | | | |
| Ted Davidson, L ERA: 3.92 (9, 1) | 1.0 8 3 2 2 2 1 0 1 0 0 0 0 10 15 18.00 4.000 | | | | | | | | | | | |

Chicago Cubs @ Cincinnati Reds
Crosley Field, Cincinnati, OH
Thu Sep 01 1966, 7:05 PM EDT
Att: 5,898 - Unknown - 70 F

livebaseballscorecards.com

| | |
|-----|----|
| AB | 42 |
| R | 11 |
| H | 17 |
| RBI | 10 |
| BB | 5 |
| SO | 8 |
| LOB | 20 |



BOTTOM

Chicago Cubs @ Cincinnati Reds
Crosley Field, Cincinnati, OH
Thu Sep 01 1966, 7:05 PM EDT
Att. 5,898 - Unknown - 70 F

livebaseballscorecards.com

| | |
|-----|----|
| AB | 34 |
| R | 3 |
| H | 10 |
| RBI | 3 |
| BB | 4 |
| SO | 3 |
| LOB | 17 |



| | | | |
|-----|---|-----|----|
| WP: | 0 | PA: | 38 |
| PB: | 0 | | |
| SB: | 0 | | |
| CS: | 1 | | |

AB R H RBI BB SO LOB

| | | | | | | |
|---|---|---|---|---|---|---|
| 4 | 0 | 0 | 0 | 1 | 0 | 2 |
| 5 | 2 | 4 | 0 | 0 | 0 | 0 |
| 4 | 0 | 1 | 1 | 0 | 1 | 5 |
| 3 | 1 | 2 | 0 | 1 | 1 | 0 |
| 4 | 0 | 0 | 0 | 0 | 0 | 5 |
| 4 | 0 | 2 | 2 | 0 | 0 | 1 |
| 4 | 0 | 1 | 0 | 0 | 0 | 2 |
| 3 | 0 | 0 | 0 | 0 | 0 | 0 |
| 0 | 0 | 0 | 0 | 0 | 0 | 0 |
| 0 | 0 | 0 | 0 | 0 | 0 | 0 |
| 1 | 0 | 0 | 0 | 0 | 0 | 2 |
| 0 | 0 | 0 | 0 | 0 | 0 | 0 |
| 0 | 0 | 0 | 0 | 0 | 0 | 0 |
| 1 | 0 | 0 | 0 | 0 | 1 | 0 |
| 0 | 0 | 0 | 0 | 1 | 0 | 0 |
| 0 | 0 | 0 | 0 | 0 | 0 | 0 |
| 1 | 0 | 0 | 0 | 1 | 0 | 0 |

| | | | |
|-----|---|------|---|
| 1B: | 7 | SF: | 0 |
| 2B: | 3 | SAC: | 0 |
| 3B: | 1 | DP: | 3 |
| HR: | 0 | HBP: | 0 |

| | | | |
|-----|---|-----|----|
| WP: | 0 | PA: | 38 |
| PB: | 0 | | |
| SB: | 0 | | |
| CS: | 1 | | |

| | | | |
|------|------|-------|-------|
| WP: | 0 | PA: | 38 |
| ERA: | 4.13 | WHIP: | 1.826 |
| ERA: | 4.0 | WHIP: | 0.000 |

| Batter | 1 | 2 | 3 | 4 | 5 | 6 | 7 | 8 | 9 |
|--|--------------------------|-----------------|---------------------------|-----------------|----------------------------|-----------------|-----------------------|-------------------------------|-----------------|
| Tommy Harper, R OBP: 0.360, SLG: 0.377 (1, 9) X | 0-0 6-3 ① | | 4-0 1B BB | | 0-0 FC4-6 1B 1-2f | | 0-0 G5-4-3 1-2f | | 0-0 1-3 ② |
| Pete Rose, S OBP: 0.346, SLG: 0.455 (1, 4) X | 0-0 2B 1B | | 0-0 CS 1B 1-3 | | 0-0 FC6-4 1B 1-2 | | | 0-0 2B 1B 1B | 0-0 P6 ③ |
| Tommy Helms, R OBP: 0.333, SLG: 0.414 (1, 5) X | 0-0 G6-3 1-H 2B | | 0-3 K ② ③ 1-2 | | 0-0 FC6-4 1-2f | | | 0-0 F2 ① | |
| Deron Johnson, R OBP: 0.315, SLG: 0.462 (1, 7) B B B | 4-0 BB | | | 0-3 K ① | | 0-0 1B | | 0-0 1-3 1B 2B | |
| Gordy Coleman, L OBP: 0.308, SLG: 0.365 (1, 3) X | 0-0 G6-3 2-3f | | | 0-0 F9 ② | | 0-0 P4 ① | | 0-0 F8 ② | |
| Vada Pinson, L OBP: 0.333, SLG: 0.456 (1, 8) X | | 0-0 F8 ① | | 0-0 3B | | 0-0 F3 ② | | 0-0 1B 1B 2-H 3-H | |
| Don Pavletich, R OBP: 0.348, SLG: 0.524 (1, 2) X | | 0-0 L8 ② | | 0-0 5-3 ③ | | 0-0 1-3 ③ | | 0-0 1-3 1B | |
| Leo Cardenas, R OBP: 0.311, SLG: 0.407 Darrell Osteen, R OBP: 0.500, SLG: 0.500 Art Shamsky, L OBP: 0.323, SLG: 0.551 Tony Perez, R OBP: 0.305, SLG: 0.387 Ted Davidson, R (9, 1) | | 0-0 6-3 ③ | | | | 0-0 F9 ① | | 0-0 F2 ① X | 0-0 4-3 ③ |
| Milt Pappas, R OBP: 0.130, SLG: 0.169 Mel Queen, L OBP: 0.241, SLG: 0.149 Jack Baldschun, R OBP: 0.333, SLG: 0.333 Giraldo Ruiz, S OBP: 0.274, SLG: 0.244 (8, 6) | | | 0-3 K ① | | 4-0 FC4-6 BB | | 4-0 G5-4-3 BB | | 0-0 4-3 ① |

| Inning Stats | R: 1 E: 0 K: 0 S: 4 | H: 2 LOB: 1 BB: 1 P: 8 | R: 0 E: 0 K: 0 S: 3 | H: 0 LOB: 0 BB: 0 P: 3 | R: 0 E: 0 K: 2 S: 7 | H: 1 LOB: 2 BB: 1 P: 11 | R: 0 E: 0 K: 1 S: 6 | H: 1 LOB: 1 BB: 0 P: 6 | R: 0 E: 0 K: 0 S: 4 | H: 1 LOB: 2 BB: 1 P: 8 | R: 0 E: 0 K: 0 S: 4 | H: 1 LOB: 1 BB: 0 P: 4 | R: 0 E: 0 K: 0 S: 2 | H: 0 LOB: 0 BB: 1 P: 6 | R: 2 E: 0 K: 0 S: 7 | H: 4 LOB: 2 BB: 0 P: 7 | R: 0 E: 0 K: 0 S: 3 | H: 0 LOB: 0 BB: 0 P: 3 |
|--------------|------------------------------|---------------------------------|------------------------------|---------------------------------|------------------------------|----------------------------------|------------------------------|---------------------------------|------------------------------|---------------------------------|------------------------------|---------------------------------|------------------------------|---------------------------------|------------------------------|---------------------------------|------------------------------|---------------------------------|
|--------------|------------------------------|---------------------------------|------------------------------|---------------------------------|------------------------------|----------------------------------|------------------------------|---------------------------------|------------------------------|---------------------------------|------------------------------|---------------------------------|------------------------------|---------------------------------|------------------------------|---------------------------------|------------------------------|---------------------------------|

| PITCHER | IP | WLS | BF | H | R | ER | SO | BB | IBB | HBP | BLK | WP | HR | S | P | ERA | WHIP |
|--------------------------------------|-----|-----|----|----|---|----|----|----|-----|-----|-----|----|----|----|----|------|-------|
| Cal Koonce, R ERA: 4.13 (1, 1) | 7.2 | W | 34 | 10 | 3 | 3 | 3 | 4 | 0 | 0 | 0 | 0 | 0 | 36 | 52 | 3.52 | 1.826 |
| Bob Hendley, L ERA: 4.0 (8, 1) | 1.1 | S | 4 | 0 | 0 | 0 | 0 | 0 | 0 | 0 | 0 | 0 | 0 | 4 | 4 | 0.00 | 0.000 |

| Batter | 1 | 2 | 3 | 4 | 5 | 6 | 7 | 8 | 9 | AB R H RBI BB SO LOB | TOP | | | | | | | | | | | | | | |
|---|------------------------------|---------------------------------|------------------------------|---------------------------------|------------------------------|---------------------------------|------------------------------|---------------------------------|------------------------------|---------------------------------|------------------------------|---------------------------------|------------------------------|---------------------------------|------------------------------|---------------------------------|------------------------------|---------------------------------|----------------------------------|------------------------------------|----------------------------------|--------|--|--|--|
| Wes Parker, S OBP: 0.349, SLG: 0.408 (1, 3) | 0-3 K | 0-0 SF8 | | 0-0 F7 | | | 0-0 HR | | 0-0 E4 | 4 1 1 2 0 1 0 | | | | | | | | | | | | | | | |
| Jim Gilliam, S OBP: 0.309, SLG: 0.273 (1, 5) | 0-0 6-3 | 0-0 6-3 | | 4-0 BB | | | 0-0 SH5-3 6-3 2B | | 0-0 L3 | 4 1 1 0 1 0 3 | | | | | | | | | | | | | | | |
| Willie Davis, L OBP: 0.307, SLG: 0.404 (1, 8) | 0-0 HR 1B | | 0-0 F8 | 0-0 F9 | | | 0-0 SH5-3 2-3 | | | 3 1 1 0 0 0 1 | | | | | | | | | | | | | | | |
| Ron Fairly, L OBP: 0.348, SLG: 0.408 (1, 9) | 0-0 1-H HR | | 0-0 1B SF8 1B | | 0-0 4-3 | | 0-0 6-3 | | | 4 2 2 3 0 0 0 | | | | | | | | | | | | | | | |
| Jim Lefebvre, S OBP: 0.342, SLG: 0.484 (1, 4) | 0-3 K | | 0-0 HBP 1-3 1B | | 0-0 3-1 | | 0-0 P4 | | | 4 0 1 0 0 1 0 | | | | | | | | | | | | | | | |
| John Roseboro, L OBP: 0.353, SLG: 0.431 (1, 2) | | 0-0 HBP SF8 2B | 0-0 SF8 | | 0-0 6-3 | | | 0-0 G5-4-3 1B | | 3 1 2 1 0 0 0 | | | | | | | | | | | | | | | |
| Lou Johnson, R OBP: 0.309, SLG: 0.383 (1, 7) | | H 1-0 HBP HBP | H 1-0 HBP | | | 0-0 P4 | | 0-0 F9 | | 2 0 0 0 0 0 1 | | | | | | | | | | | | | | | |
| John Kennedy, R OBP: 0.235, SLG: 0.280 (1, 6) | | H 1-0 1-2 2-3 HBP | 0-3 K2-3 | | | 0-3 K | | 0-0 G5-4-3 | | 3 0 0 0 0 2 3 | | | | | | | | | | | | | | | |
| Claude Osteen, L OBP: 0.254, SLG: 0.302 Bob Miller, R (7, 1) | 0-3 K | | 0-3 K | | | 0-0 4-3 | | | 0-3 K | 3 0 0 0 0 2 3 1 0 0 0 0 1 0 | | | | | | | | | | | | | | | |
| Inning Stats | R: 2 E: 0 K: 2 S: 9 | H: 2 LOB: 0 BB: 0 P: 9 | R: 1 E: 0 K: 1 S: 6 | H: 1 LOB: 2 BB: 0 P: 8 | R: 1 E: 0 K: 1 S: 7 | H: 2 LOB: 2 BB: 0 P: 8 | R: 0 E: 0 K: 1 S: 5 | H: 0 LOB: 1 BB: 1 P: 9 | R: 0 E: 0 K: 0 S: 3 | H: 0 LOB: 0 BB: 0 P: 3 | R: 0 E: 0 K: 1 S: 5 | H: 0 LOB: 0 BB: 0 P: 5 | R: 2 E: 0 K: 0 S: 5 | H: 2 LOB: 0 BB: 0 P: 5 | R: 0 E: 0 K: 0 S: 3 | H: 1 LOB: 0 BB: 0 P: 3 | R: 0 E: 1 K: 1 S: 5 | H: 0 LOB: 0 BB: 0 P: 5 | 1B: 4 2B: 3 3B: 0 HR: 2 | SF: 2 SAC: 1 DP: 2 HBP: 3 | WP: 0 PB: 0 SB: 0 CS: 0 | PA: 38 | | | |
| PITCHER | IP | WLS | BF | H | R | ER | SO | BB | IBB | HBP | BLK | WP | HR | S | P | ERA | WHIP | | | | | | | | |
| Jim Maloney, R ERA: 2.65 (1, 1) | 6.0 | L | 27 | 5 | 4 | 4 | 6 | 1 | 0 | 3 | 0 | 0 | 1 | 35 | 42 | 6.00 | 1.000 | | | | | | | | |
| Billy McCool, L ERA: 2.56 (7, 1) | 2.0 | | 8 | 3 | 2 | 2 | 0 | 0 | 0 | 0 | 0 | 0 | 1 | 8 | 8 | 9.00 | 1.500 | | | | | | | | |
| Don Nottebart, R ERA: 2.55 (9, 1) | 1.0 | | 3 | 0 | 0 | 0 | 1 | 0 | 0 | 0 | 0 | 0 | 0 | 5 | 5 | 0.00 | 0.000 | | | | | | | | |

Los Angeles Dodgers @ Cincinnati Reds
Crosley Field, Cincinnati, OH
Fri Sep 02 1966, 7:05 PM EDT
Att. 17,311 - Unknown

| | |
|-----|----|
| AB | 31 |
| R | 6 |
| H | 8 |
| RBI | 6 |
| BB | 1 |
| SO | 7 |
| LOB | 11 |



| Batter | 1 | 2 | 3 | 4 | 5 | 6 | 7 | 8 | 9 | AB | R | H | RBI | BB | SO | LOB |
|--|-----------|------------|--------------------|-----------|-------------------|-----------|---|------------|------------|----|---|---|-----|----|----|-----|
| Tommy Harper, R OBP: 0.357, SLG: 0.374 (1, 9) | 0-3 K | | 0-0 F8 | | | 0-0 P4 | | 0-0 6-3 | | 4 | 0 | 0 | 0 | 0 | 1 | 2 |
| Pete Rose, S OBP: 0.346, SLG: 0.453 (1, 4) | 0-0 1B | | 0-0 F8 | | | 0-0 F9 | | | 0-3 K | 4 | 0 | 1 | 0 | 0 | 1 | 2 |
| Tommy Helms, R OBP: 0.333, SLG: 0.412 (1, 5) | 0-0 F8 | | | 0-0 F7 | | 0-0 1B | | | 0-0 1-3 | 4 | 0 | 1 | 1 | 0 | 0 | 1 |
| Deron Johnson, R OBP: 0.313, SLG: 0.458 (1, 7) | 0-0 F8 | | | 0-3 K | | 0-0 F3 | | | 0-0 6-3 | 4 | 0 | 0 | 0 | 0 | 1 | 2 |
| Tony Perez, R OBP: 0.301, SLG: 0.382 (1, 3) | | 0-0 1-3 | | 0-0 P4 | | | | 0-3 K | | 3 | 0 | 0 | 0 | 0 | 1 | 0 |
| Don Pavletich, R OBP: 0.348, SLG: 0.518 (1, 2) | | 0-0 F9 | | | 4-0 L5-3 BB | | | 0-0 4-3 | | 2 | 0 | 0 | 0 | 1 | 0 | 0 |
| Vada Pinson, L OBP: 0.332, SLG: 0.453 (1, 8) | | 0-0 1-3 | | | 0-0 P4 | | | 0-0 P5 | | 3 | 0 | 0 | 0 | 0 | 0 | 1 |
| Leo Cardenas, R OBP: 0.311, SLG: 0.405 (1, 6) | | | 4-0 SH1-3 BB | | 0-0 L5-3 | | | 0-3 K | | 2 | 0 | 0 | 0 | 1 | 1 | 1 |
| Jim Maloney, L OBP: 0.260, SLG: 0.261 (1, 1) | | | 0-0 SH1-3 | | | 0-0 1B | | 0-0 4-3 | | 0 | 0 | 0 | 0 | 0 | 0 | 0 |
| Giraldo Ruiz, S OBP: 0.281, SLG: 0.264 (6, PH) | | | | | | | | | | 1 | 1 | 1 | 0 | 0 | 0 | 0 |
| Billy McCool, R OBP: 0.211, SLG: 0.167 (7, 1) | | | | | | | | | | 0 | 0 | 0 | 0 | 0 | 0 | 0 |
| Art Shamsky, L OBP: 0.322, SLG: 0.548 (8, PH) | | | 1-2 | | | | | | | 1 | 0 | 0 | 0 | 0 | 0 | 0 |
| Don Nottebart, R OBP: 0.217, SLG: 0.182 (9, 1) | | | | | | | | | | 0 | 0 | 0 | 0 | 0 | 0 | 0 |

| Inning Stats | R: 0 | H: 1 | E: 0 | K: 1 | S: 6 | LOB: 1 | BB: 0 | P: 6 | R: 0 | H: 0 | E: 0 | K: 0 | S: 3 | LOB: 0 | BB: 0 | P: 3 | R: 0 | H: 0 | E: 0 | K: 1 | S: 5 | LOB: 0 | BB: 0 | P: 5 | R: 0 | H: 0 | E: 0 | K: 0 | S: 2 | LOB: 0 | BB: 1 | P: 6 | R: 1 | H: 2 | E: 0 | K: 1 | S: 5 | LOB: 1 | BB: 0 | P: 5 | R: 0 | H: 0 | E: 0 | K: 1 | S: 5 | LOB: 0 | BB: 0 | P: 5 | R: 0 | H: 0 | E: 0 | K: 1 | S: 5 | LOB: 0 | BB: 0 | P: 5 | R: 0 | H: 0 | E: 0 | K: 1 | S: 5 | LOB: 0 | BB: 0 | P: 5 |
|--------------|------|------|------|------|------|--------|-------|------|------|------|------|------|------|--------|-------|------|------|------|------|------|------|--------|-------|------|------|------|------|------|------|--------|-------|------|------|------|------|------|------|--------|-------|------|------|------|------|------|------|--------|-------|------|------|------|------|------|------|--------|-------|------|------|------|------|------|------|--------|-------|------|
|--------------|------|------|------|------|------|--------|-------|------|------|------|------|------|------|--------|-------|------|------|------|------|------|------|--------|-------|------|------|------|------|------|------|--------|-------|------|------|------|------|------|------|--------|-------|------|------|------|------|------|------|--------|-------|------|------|------|------|------|------|--------|-------|------|------|------|------|------|------|--------|-------|------|

| PITCHER | IP | WLS | BF | H | R | ER | SO | BB | IBB | HBP | BLK | WP | HR | S | P | ERA | WHIP |
|---|-----|-----|----|---|---|----|----|----|-----|-----|-----|----|----|----|----|------|-------|
| Claude Osteen, L ERA: 2.74 (1, 1) | 6.0 | W | 22 | 3 | 1 | 1 | 2 | 2 | 0 | 0 | 0 | 0 | 0 | 24 | 32 | 1.50 | 0.833 |
| Bob Miller, R ERA: 3.12 (7, 1) | 3.0 | S | 9 | 0 | 0 | 0 | 3 | 0 | 0 | 0 | 0 | 0 | 0 | 15 | 15 | 0.00 | 0.000 |

BOTTOM

Los Angeles Dodgers @ Cincinnati Reds
Crosley Field, Cincinnati, OH
Fri Sep 02 1966, 7:05 PM EDT
Att. 17,311 - Unknown

| AB | 28 |
|-----|----|
| R | 1 |
| H | 3 |
| RBI | 1 |
| BB | 2 |
| SO | 5 |
| LOB | 9 |



| WP | PA | 31 |
|----|----|----|
| PB | 0 | |
| SB | 0 | |
| CS | 0 | |

Los Angeles Dodgers @ Cincinnati Reds
 Crosley Field, Cincinnati, OH

Sat Sep 03 1966, 7:05 PM EDT
 Att: 26,888 - Unknown



| Batter | 1 | 2 | 3 | 4 | 5 | 6 | 7 | 8 | 9 | AB | R | H | RBI | BB | SO | LOB |
|---|------------------------------|------------|----------------------|-----------------------|----------------------------|-------------------------------------|------------|-----------------------|-----------|----|---|---|-----|----|----|-----|
| Wes Parker, S (1, 3) OBP: 0.347, SLG: 0.406 | 0-0 F4 | | 0-0 FC6-4 1B | | 0-0 G6-4-3 1-2f | 0-0 1-3 | | 0-0 F4 | | 5 | 0 | 1 | 0 | 0 | 0 | 6 |
| Jim Gilliam, S (1, 5) OBP: 0.311, SLG: 0.276 | 0-0 F7 | | 0-0 FC6-4 1-2f | | | 0-0 SH5-3 1B 2B | 0-0 5-3 | 0-0 1B | | 5 | 1 | 2 | 1 | 0 | 0 | 1 |
| Willie Davis, L (1, 8) OBP: 0.311, SLG: 0.411 | 0-0 1B 3B | | | 0-0 G5-4-3 1B | | 0-0 SH5-3 1B 2B | 4-0 BB | 0-0 6-3 | | 4 | 2 | 3 | 0 | 1 | 0 | 2 |
| Jim Lefebvre, S (1, 4) OBP: 0.341, SLG: 0.482 | 0-0 PO WP 1B 3-H | | | 0-0 G5-4-3 1-2f | | 0-0 SH5-3 1-2 2-3 | 0-0 P4 | | 0-0 F8 | 4 | 0 | 1 | 1 | 0 | 0 | 2 |
| Tommy Davis, R (1, 7) OBP: 0.336, SLG: 0.380 | 0-0 PO 1-3 | 0-0 2-3 | | 0-0 1B | | 4-0 2B E IBB | 0-0 F8 | | 0-3 K | 3 | 1 | 1 | 0 | 1 | 0 | 1 |
| Phil Regan, R (7, 1) OBP: 0.227, SLG: 0.150 | | | | | | | | | | 1 | 0 | 0 | 0 | 0 | 1 | 0 |
| Lou Johnson, R (1, 9) OBP: 0.310, SLG: 0.384 | | 0-0 5-3 | | 0-0 F9 | | 0-0 E 2B 1-3 2-H 3-H | | 1-0 S 2B HBP | 0-0 F8 | 4 | 2 | 1 | 2 | 0 | 0 | 1 |
| John Kennedy, R (1, 6) OBP: 0.236, SLG: 0.277 | | 0-3 K | | | | | 0-0 F8 | | 0-3 K | 3 | 0 | 0 | 0 | 1 | 2 | 1 |
| Jeff Torborg, R (1, 2) OBP: 0.300, SLG: 0.303 | | | 0-0 P3 | | 0-0 E 1B | 0-0 E5 1-3 2-H 3-H | | 0-0 1B 2B | | 4 | 1 | 2 | 2 | 0 | 0 | 1 |
| Sandy Koufax, R (1, 1) OBP: 0.098, SLG: 0.092 | | | 0-0 6-3 | | 0-0 E3 G6-4-3 1-2 | 0-3 K | | 4-0 1B BB | | 3 | 0 | 0 | 0 | 0 | 1 | 3 |
| Ron Fairly, L (7, 9) OBP: 0.350, SLG: 0.408 | | | | | | | | | | 0 | 0 | 0 | 0 | 1 | 0 | 0 |

| Inning Stats | R: 1 | H: 2 | R: 0 | H: 0 | R: 0 | H: 1 | R: 0 | H: 2 | R: 0 | H: 1 | R: 4 | H: 3 | R: 0 | H: 0 | R: 2 | H: 2 | R: 0 | H: 0 | R: 0 | H: 0 | 1B: 8 | SF: 0 | WP: 1 | PA: 43 |
|--------------|--------|------|--------|------|--------|------|--------|------|--------|------|--------|------|--------|------|--------|------|--------|------|--------|------|--------|-------|--------|--------|
| E: 0 | LOB: 0 | E: 0 | LOB: 0 | E: 0 | LOB: 1 | E: 1 | LOB: 1 | E: 0 | LOB: 1 | E: 0 | LOB: 1 | E: 0 | LOB: 2 | E: 0 | LOB: 2 | E: 0 | LOB: 0 | E: 0 | LOB: 0 | E: 0 | LOB: 0 | 2B: 2 | SAC: 1 | PB: 0 |
| K: 0 | BB: 0 | K: 1 | BB: 0 | K: 0 | BB: 0 | K: 0 | BB: 0 | K: 0 | BB: 0 | K: 0 | BB: 1 | K: 1 | BB: 2 | K: 0 | BB: 1 | K: 1 | BB: 0 | K: 1 | BB: 0 | K: 1 | BB: 0 | 3B: 1 | DP: 2 | SB: 1 |
| S: 4 | P: 4 | S: 5 | P: 5 | S: 4 | P: 4 | S: 4 | P: 4 | S: 4 | P: 4 | S: 9 | P: 17 | S: 3 | P: 7 | S: 7 | P: 12 | S: 5 | P: 5 | S: 5 | P: 5 | S: 5 | P: 5 | HR: 0 | HBP: 1 | CS: 0 |

| PITCHER | IP | WLS | BF | H | R | ER | SO | BB | IBB | HBP | BLK | WP | HR | S | P | ERA | WHIP |
|--|-----|-----|----|---|---|----|----|----|-----|-----|-----|----|----|----|----|------|-------|
| Joe Nuxhall, L (1, 1) ERA: 4.15 | 6.0 | L | 28 | 9 | 5 | 4 | 2 | 1 | 1 | 0 | 0 | 1 | 0 | 30 | 38 | 6.00 | 1.667 |
| Billy McCool, L (7, 1) ERA: 2.66 | 3.0 | | 14 | 2 | 2 | 2 | 2 | 2 | 0 | 1 | 0 | 0 | 0 | 15 | 24 | 6.00 | 1.333 |

| AB | R | H | RBI | BB | SO | LOB |
|----|---|----|-----|----|----|-----|
| 36 | 7 | 11 | 6 | 4 | 4 | 18 |

| Batter | 1 | 2 | 3 | 4 | 5 | 6 | 7 | 8 | 9 | AB | R | H | RBI | BB | SO | LOB |
|--|-----------------|-------------------------|------------------|-----------------|------------------------|------------------|----------------|-----------------|------------------|----|---|---|-----|----|----|-----|
| Tommy Harper, R OBP: 0.356, SLG: 0.374 (1, 9) | 0-0 F9 ① | | 0-0 HR 2B | | 0-0 5-3 | | 0-0 G3 | | 0-0 F7 ② | 5 | 1 | 1 | 0 | 0 | 0 | 1 |
| Pete Rose, S OBP: 0.346, SLG: 0.453 (1, 4) | 0-3 K ② | | 0-0 F8 ① | | 0-0 4-3 | | 0-0 1B | | 0-0 1-2 1B | 5 | 0 | 2 | 0 | 0 | 1 | 1 |
| Tommy Helms, R OBP: 0.331, SLG: 0.410 (1, 5) | 0-0 1-3 ③ | | 0-0 F7 ② | | 0-0 1B | | 0-3 K ② | | 0-0 F9 ③ | 5 | 0 | 1 | 0 | 0 | 1 | 4 |
| Deron Johnson, R OBP: 0.312, SLG: 0.463 (1, 7) (9, 3) | | 0-0 F7 ① | 0-0 HR 2-H | | 0-0 5-3 ③ | | 0-3 K ③ | | | 4 | 1 | 1 | 2 | 0 | 1 | 2 |
| Tony Perez, R OBP: 0.309, SLG: 0.387 Art Shamsky, L OBP: 0.320, SLG: 0.545 (1, 3) (8, PH) (9, 7) | | 4-0 1B E BB | 0-0 1B | | 0-0 2B SF7 1B | | 0-0 F5 ① | | | 2 | 1 | 2 | 0 | 1 | 0 | 0 |
| Don Pavletich, R OBP: 0.347, SLG: 0.521 Johnny Edwards, L OBP: 0.276, SLG: 0.300 (1, 2) (8, PH) (9, 2) | | 0-0 E6 1B 1-2 | 0-0 F7 ③ | | 0-0 1-3 1B 2B | | 0-0 F6 ② | | | 3 | 0 | 1 | 0 | 0 | 0 | 2 |
| Vada Pinson, L OBP: 0.331, SLG: 0.451 (1, 8) | | 0-0 1-2 2-3 1B | | 0-0 F9 ① | | 0-0 1-3 | | 0-3 K ③ | | 4 | 0 | 1 | 0 | 0 | 1 | 2 |
| Leo Cardenas, R OBP: 0.311, SLG: 0.405 (1, 6) | | 0-3 K ② | | 0-0 1-3 ② | | 0-0 SF7 ② | | 0-0 1B 1B | | 3 | 0 | 1 | 1 | 0 | 1 | 3 |
| Joe Nuxhall, L OBP: 0.091, SLG: 0.121 Giraldo Ruiz, S OBP: 0.289, SLG: 0.272 Billy McCool, R OBP: 0.211, SLG: 0.167 Gordy Coleman, L OBP: 0.307, SLG: 0.364 (1, 1) (6, PH) (7, 1) (9, PH) | | 0-3 K ③ | | 0-3 K ③ | | 0-0 2-H 1B | | 0-3 K ① | | 2 | 0 | 0 | 0 | 0 | 2 | 3 |

| Inning Stats | R: 0 | H: 0 | E: 0 | K: 1 | S: 5 | LOB: 0 | BB: 0 | P: 5 | R: 0 | H: 1 | E: 1 | K: 2 | S: 9 | LOB: 3 | BB: 1 | P: 13 | R: 2 | H: 3 | E: 0 | K: 0 | S: 6 | LOB: 1 | BB: 0 | P: 6 | R: 0 | H: 0 | E: 0 | K: 1 | S: 5 | LOB: 0 | BB: 0 | P: 5 | R: 0 | H: 1 | E: 0 | K: 0 | S: 4 | LOB: 1 | BB: 0 | P: 4 | R: 1 | H: 3 | E: 0 | K: 2 | S: 5 | LOB: 2 | BB: 0 | P: 5 | R: 0 | H: 1 | E: 0 | K: 2 | S: 8 | LOB: 1 | BB: 0 | P: 8 | R: 0 | H: 0 | E: 0 | K: 1 | S: 5 | LOB: 0 | BB: 0 | P: 5 | R: 0 | H: 2 | E: 0 | K: 1 | S: 7 | LOB: 2 | BB: 0 | P: 7 | 1B: 8 | SF: 1 | 2B: 2 | 3B: 0 | HR: 1 | SAC: 0 | DP: 0 | HBP: 0 | WP: 0 | PA: 39 |
|--------------|------|------|------|------|------|--------|-------|------|------|------|------|------|------|--------|-------|-------|------|------|------|------|------|--------|-------|------|------|------|------|------|------|--------|-------|------|------|------|------|------|------|--------|-------|------|------|------|------|------|------|--------|-------|------|------|------|------|------|------|--------|-------|------|------|------|------|------|------|--------|-------|------|------|------|------|------|------|--------|-------|------|-------|-------|-------|-------|-------|--------|-------|--------|-------|--------|
|--------------|------|------|------|------|------|--------|-------|------|------|------|------|------|------|--------|-------|-------|------|------|------|------|------|--------|-------|------|------|------|------|------|------|--------|-------|------|------|------|------|------|------|--------|-------|------|------|------|------|------|------|--------|-------|------|------|------|------|------|------|--------|-------|------|------|------|------|------|------|--------|-------|------|------|------|------|------|------|--------|-------|------|-------|-------|-------|-------|-------|--------|-------|--------|-------|--------|

| PITCHER | IP | WLS | BF | H | R | ER | SO | BB | IBB | HBP | BLK | WP | HR | S | P | ERA | WHIP |
|--|-----|-----|----|---|---|----|----|----|-----|-----|-----|----|----|----|----|------|-------|
| Sandy Koufax, L ERA: 1.85 (1, 1) | 6.0 | W | 27 | 8 | 3 | 3 | 4 | 1 | 0 | 0 | 0 | 0 | 1 | 34 | 38 | 4.50 | 1.500 |
| Phil Regan, R ERA: 1.79 (7, 1) | 3.0 | S | 12 | 3 | 0 | 0 | 4 | 0 | 0 | 0 | 0 | 0 | 0 | 20 | 20 | 0.00 | 1.000 |

BOTTOM

Los Angeles Dodgers @ Cincinnati Reds
Crosley Field, Cincinnati, OH
Sat Sep 03 1966, 7:05 PM EDT
Att. 26,888 - Unknown

| | |
|-----|----|
| AB | 37 |
| R | 3 |
| H | 11 |
| RBI | 3 |
| BB | 1 |
| SO | 8 |
| LOB | 19 |



| PITCHER | IP | WLS | BF | H | R | ER | SO | BB | IBB | HBP | BLK | WP | HR | S | P | ERA | WHIP |
|---------|----|-----|----|---|---|----|----|----|-----|-----|-----|----|----|---|---|-----|------|
|---------|----|-----|----|---|---|----|----|----|-----|-----|-----|----|----|---|---|-----|------|

| Batter | 1 | 2 | 3 | 4 | 5 | 6 | 7 | 8 | 9 | AB R H RBI BB SO LOB | TOP | | | | | | | | | | | |
|--|---|----------------------------------|------------------------------|----------------------------------|------------------------------|----------------------------------|------------------------------|---------------------------------|------------------------------|---------------------------------|------------------------------|---------------------------------|------------------------------|---------------------------------|------------------------------|---------------------------------|------------------------------|---------------------------------|----------------------------------|------------------------------------|----------------------------------|--------|
| Wes Parker, S OBP: 0.345, SLG: 0.401 (1, 3) X | 0-0 L4 | 4-0 1B BB | 0-3 K | | 0-3 K | | 0-3 K | | 0-0 F7 | 5 0 0 0 1 3 4 | | | | | | | | | | | | |
| Jim Gilliam, S OBP: 0.317, SLG: 0.285 (1, 5) X | 0-0 L7 | 0-0 1B | 4-0 FC4-6 BB | | 0-0 2B | | 0-3 K | | | 4 0 2 2 1 1 1 | | | | | | | | | | | | |
| Willie Davis, L OBP: 0.310, SLG: 0.411 (1, 8) X | 0-0 2B | 0-0 F8 | 0-0 FC4-6 | | 0-0 L7 | | | 0-0 F2 | | 5 1 1 0 0 0 6 | | | | | | | | | | | | |
| Ron Fairly, L OBP: 0.353, SLG: 0.413 (1, 9) X | 0-0 WP 2B | | 0-0 1B 2B | 0-0 3-1 | | 0-3 K2-3 | | 4-0 HR BB | | 4 2 2 1 1 1 0 | | | | | | | | | | | | |
| Jim Lefebvre, S OBP: 0.343, SLG: 0.489 (1, 4) B B B B | 4-0 2-3 BB | | 0-0 2B 1B | 0-3 K | | 0-0 4-3 | | 0-0 1-H HR | | 4 2 2 2 1 1 0 | | | | | | | | | | | | |
| John Roseboro, L OBP: 0.356, SLG: 0.429 (1, 2) S S S | 0-3 K | | 4-0 2B 1B BB | 4-0 FC5-4 BB | | 4-0 BB | | 0-0 4-3 | | 2 1 0 0 3 1 2 | | | | | | | | | | | | |
| Tommy Davis, R OBP: 0.333, SLG: 0.381 (1, 7) | | 0-3 K | 0-0 1B 2B | 0-0 FC5-4 | | 0-0 L4 | | 0-0 P5 | | 5 0 1 2 0 1 2 | | | | | | | | | | | | |
| Lou Johnson, R OBP: 0.310, SLG: 0.384 (8, 7) | | | 1-3 2-H 3-H | 1-2 | | | | | | 0 0 0 0 0 0 0 | | | | | | | | | | | | |
| John Kennedy, R OBP: 0.242, SLG: 0.283 (1, 6) X | | 0-0 F3 | 0-0 BB 1B | | 0-0 F9 | | 0-0 SH1-4 1B | | 0-0 G1-6-3 1B | 5 0 3 1 0 0 0 | | | | | | | | | | | | |
| Don Drysdale, R OBP: 0.244, SLG: 0.310 (1, 1) X | | 0-0 1B | 0-0 P5 | | 0-0 | | 0-0 SH1-4 | | 0-0 G1-6-3 | 1 1 1 0 0 0 0 | | | | | | | | | | | | |
| Jim Barbieri, L OBP: 0.360, SLG: 0.351 (3, PH) | | | | | | | | | | 1 0 0 0 0 0 2 | | | | | | | | | | | | |
| Ron Perranoski, L OBP: 0.333, SLG: 0.833 (3, 1) | | | | | | | | | | 1 1 1 0 0 0 0 | | | | | | | | | | | | |
| Bob Miller, R (5, 1) | | | | | | | | | | 1 0 0 0 0 0 1 | | | | | | | | | | | | |
| Phil Regan, R OBP: 0.227, SLG: 0.150 (9, 1) | | | | | | | | | | 0 0 0 0 0 0 0 | | | | | | | | | | | | |
| Inning Stats | R: 1 E: 0 K: 1 S: 7 | H: 2 LOB: 2 BB: 1 P: 11 | R: 1 E: 0 K: 1 S: 7 | H: 2 LOB: 2 BB: 1 P: 11 | R: 3 E: 0 K: 1 S: 9 | H: 4 LOB: 3 BB: 2 P: 17 | R: 0 E: 0 K: 1 S: 5 | H: 0 LOB: 1 BB: 1 P: 9 | R: 1 E: 0 K: 1 S: 7 | H: 2 LOB: 1 BB: 0 P: 7 | R: 0 E: 0 K: 1 S: 5 | H: 0 LOB: 1 BB: 1 P: 9 | R: 0 E: 0 K: 2 S: 8 | H: 1 LOB: 1 BB: 0 P: 8 | R: 2 E: 0 K: 0 S: 4 | H: 1 LOB: 0 BB: 1 P: 8 | R: 0 E: 0 K: 0 S: 3 | H: 1 LOB: 0 BB: 0 P: 3 | 1B: 7 2B: 4 3B: 1 HR: 1 | SF: 0 SAC: 1 DP: 1 HBP: 0 | WP: 1 PB: 0 SB: 0 CS: 0 | PA: 46 |
| PITCHER | IP WLS BF H R ER SO BB IBB HBP BLK WP HR S P ERA WHIP | | | | | | | | | | | | | | | | | | | | | |
| Sammy Ellis, R ERA: 5.28 (1, 1) | 2.0 L 15 6 5 5 2 3 0 0 0 0 1 0 16 28 22.50 4.500 | | | | | | | | | | | | | | | | | | | | | |
| Don Nottebart, R ERA: 2.57 (3, 1) | 3.0 15 4 1 1 3 2 0 0 0 0 0 0 19 27 3.00 2.000 | | | | | | | | | | | | | | | | | | | | | |
| Jack Baldschun, R ERA: 4.94 (6, 1) | 2.0 8 1 0 0 3 1 0 0 0 0 0 0 13 17 0.00 1.000 | | | | | | | | | | | | | | | | | | | | | |
| Joe Nuxhall, L ERA: 4.29 (8, 1) | 1.0 6 2 2 2 0 1 0 0 0 0 0 1 5 9 18.00 3.000 | | | | | | | | | | | | | | | | | | | | | |
| Billy McCool, L ERA: 2.64 (9, 1) | 1.0 2 0 0 0 0 0 0 0 0 0 0 0 2 2 0.00 0.000 | | | | | | | | | | | | | | | | | | | | | |

Los Angeles Dodgers @ Cincinnati Reds
 Crosley Field, Cincinnati, OH
 Sun Sep 04 1966, 3:33 AM EDT
 Att: 18,670 - Unknown

AB 38
R 8
H 13
RBI 8
BB 7
SO 8
LOB 18



WP: 1 PA: 46
 PB: 0
 SB: 0
 CS: 0

BOTTOM

Los Angeles Dodgers @ Cincinnati Reds

Crosley Field, Cincinnati, OH

Sun Sep 04 1966, 3:33 AM EDT

Att. 18,670 - Unknown

livebaseballscorecards.com

| | |
|-----|----|
| AB | 39 |
| R | 6 |
| H | 15 |
| RBI | 6 |
| BB | 1 |
| SO | 7 |
| LOB | 15 |



| | | | |
|----|---|----|----|
| WP | 1 | PA | 41 |
| PB | 0 | | |
| SB | 0 | | |
| CS | 0 | | |

AB R H RBI BB SO LOB

| | | | | | | |
|---|---|---|---|---|---|---|
| 5 | 1 | 3 | 0 | 0 | 0 | 1 |
| 4 | 0 | 0 | 0 | 0 | 1 | 2 |
| 0 | 0 | 0 | 0 | 0 | 0 | 0 |
| 0 | 0 | 0 | 0 | 0 | 0 | 0 |
| 0 | 0 | 0 | 0 | 0 | 0 | 0 |

5 0 2 0 0 1 3

4 2 2 2 1 0 3

| | | | | | | |
|---|---|---|---|---|---|---|
| 1 | 0 | 1 | 0 | 0 | 0 | 0 |
| 4 | 1 | 1 | 0 | 0 | 1 | 3 |

4 1 2 3 0 0 1

4 0 0 0 0 2 1

4 1 1 0 0 1 1

| | | | | | | |
|---|---|---|---|---|---|---|
| 1 | 0 | 0 | 0 | 0 | 1 | 0 |
| 0 | 0 | 0 | 0 | 0 | 0 | 0 |
| 1 | 0 | 1 | 1 | 0 | 0 | 0 |
| 0 | 0 | 0 | 0 | 0 | 0 | 0 |
| 0 | 0 | 0 | 0 | 0 | 0 | 0 |
| 2 | 0 | 2 | 0 | 0 | 0 | 0 |

| | | | |
|----|----|-----|---|
| 1B | 11 | SF | 0 |
| 2B | 2 | SAC | 1 |
| 3B | 0 | DP | 1 |
| HR | 2 | HBP | 0 |

| Batter | 1 | 2 | 3 | 4 | 5 | 6 | 7 | 8 | 9 |
|--|---------------------|------------|--------------------|---|------------------|-----------|-----------------------|-------------------------|--------------------|
| Pete Rose, S (1, 4) OBP: 0.348, SLG: 0.454 | 0-0 4-3 HR 1B | | 0-0 L6 | | 0-0 1B | | 0-0 G4-6-3 1-2f | | 0-0 SH1-4 1B |
| Tommy Helms, R (1, 5) OBP: 0.328, SLG: 0.406 | 0-0 4-3 | | 0-0 L5 | | 0-0 F2 | | 0-3 K | | 0-0 SH1-4 |
| Joe Nuxhall, L (8, 1) OBP: 0.091, SLG: 0.121 | 1-2 | | | | | | | | 1-2 2-3 |
| Tony Perez, R (9, 3) OBP: 0.309, SLG: 0.387 | | | | | | | | | |
| Billy McCool, R (9, 1) OBP: 0.211, SLG: 0.167 | | | | | | | | | |
| Vada Pinson, L (1, 8) OBP: 0.332, SLG: 0.451 | 0-0 4-3 | | 0-0 FC6-4 1B | | 0-0 1-3 1B | | | 0-0 4-3 | 0-3 K |
| Deron Johnson, R (1, 7) OBP: 0.315, SLG: 0.470 | 0-0 HR | | 0-0 FC6-4 | | 0-0 6-3 | | | 0-0 WP HR 1B | 4-0 IBB |
| Gordy Coleman, L (1, 3) OBP: 0.310, SLG: 0.367 | 0-0 1B | | | | 0-0 F9 | | 0-0 6-3 | 0-0 WP HR 1B | 0-3 K |
| Giraldo Ruiz, S (4, PH) OBP: 0.287, SLG: 0.271 | | | | | | | | | |
| Art Shamsky, L (1, 9) OBP: 0.324, SLG: 0.560 | 0-0 G3 | | | | 0-0 F9 | | 0-0 1B | 0-0 1-H 2-H HR | |
| Johnny Edwards, L (1, 2) OBP: 0.272, SLG: 0.296 | | 0-3 K | | | 0-0 G3 | | 0-3 K | | |
| Leo Cardenas, R (1, 6) OBP: 0.310, SLG: 0.406 | | 0-0 4-3 | | | | 0-0 2B | 0-0 P3 | | |
| Sammy Ellis, L (1, 1) OBP: 0.172, SLG: 0.117 | | 0-3 K | | | | 0-0 2B | | | |
| Don Nottebart, R (3, 1) OBP: 0.217, SLG: 0.182 | | | | | | | | | |
| Dick Simpson, R (5, PH) OBP: 0.342, SLG: 0.471 | | | | | | | | | |
| Jack Baldschun, R (6, 1) OBP: 0.333, SLG: 0.333 | | | | | | | | | |
| Tommy Harper, R (7, PH) OBP: 0.356, SLG: 0.377 | | | | | | | | | |

| Inning Stats | R: 2 | H: 3 | E: 0 | K: 0 | S: 6 | LOB: 1 | BB: 0 | P: 6 | R: 0 | H: 0 | E: 0 | K: 2 | S: 7 | LOB: 0 | BB: 0 | P: 7 | R: 0 | H: 1 | E: 0 | K: 0 | S: 4 | LOB: 1 | BB: 0 | P: 4 | R: 0 | H: 0 | E: 0 | K: 0 | S: 3 | LOB: 0 | BB: 0 | P: 3 | R: 1 | H: 4 | E: 0 | K: 0 | S: 6 | LOB: 2 | BB: 0 | P: 6 | R: 0 | H: 1 | E: 0 | K: 1 | S: 6 | LOB: 1 | BB: 0 | P: 6 | R: 0 | H: 1 | E: 0 | K: 1 | S: 5 | LOB: 0 | BB: 0 | P: 5 | R: 3 | H: 3 | E: 0 | K: 1 | S: 8 | LOB: 0 | BB: 0 | P: 8 | R: 0 | H: 2 | E: 0 | K: 2 | S: 9 | LOB: 3 | BB: 1 | P: 13 | 1B: 11 | 2B: 2 | 3B: 0 | HR: 2 | SF: 0 | SAC: 1 | DP: 1 | HBP: 0 | WP: 1 | PA: 41 |
|--------------|------|------|------|------|------|--------|-------|------|------|------|------|------|------|--------|-------|------|------|------|------|------|------|--------|-------|------|------|------|------|------|------|--------|-------|------|------|------|------|------|------|--------|-------|------|------|------|------|------|------|--------|-------|------|------|------|------|------|------|--------|-------|------|------|------|------|------|------|--------|-------|------|------|------|------|------|------|--------|-------|-------|--------|-------|-------|-------|-------|--------|-------|--------|-------|--------|
|--------------|------|------|------|------|------|--------|-------|------|------|------|------|------|------|--------|-------|------|------|------|------|------|------|--------|-------|------|------|------|------|------|------|--------|-------|------|------|------|------|------|------|--------|-------|------|------|------|------|------|------|--------|-------|------|------|------|------|------|------|--------|-------|------|------|------|------|------|------|--------|-------|------|------|------|------|------|------|--------|-------|-------|--------|-------|-------|-------|-------|--------|-------|--------|-------|--------|

| PITCHER | IP | WLS | BF | H | R | ER | SO | BB | IBB | HBP | BLK | WP | HR | S | P | ERA | WHIP |
|---------------------------------------|-----|-----|----|---|---|----|----|----|-----|-----|-----|----|----|----|----|------|-------|
| Don Drysdale, R (1, 1) ERA: 3.85 | 2.0 | | 9 | 3 | 2 | 2 | 2 | 0 | 0 | 0 | 0 | 0 | 1 | 13 | 13 | 9.00 | 1.500 |
| Ron Perranoski, L (3, 1) ERA: 2.54 | 2.2 | W | 12 | 5 | 1 | 1 | 0 | 0 | 0 | 0 | 0 | 0 | 0 | 12 | 12 | 3.38 | 1.875 |
| Bob Miller, R (5, 1) ERA: 3.39 | 3.1 | | 15 | 6 | 3 | 3 | 3 | 0 | 0 | 0 | 0 | 1 | 1 | 21 | 21 | 8.10 | 1.800 |
| Phil Regan, R (9, 1) ERA: 1.77 | 1.0 | S | 5 | 1 | 0 | 0 | 2 | 0 | 1 | 0 | 0 | 0 | 0 | 8 | 12 | 0.00 | 1.000 |

| Batter | 1 | 2 | 3 | 4 | 5 | 6 | 7 | 8 | 9 | AB R H RBI BB SO LOB | TOP | | | | | | | | | | | |
|--|---|----------------------------------|------------------------------|---------------------------------|---------------------------------|---------------------------------|----------------------------------|--|------------------------------|---------------------------------|------------------------------|---------------------------------|------------------------------|----------------------------------|------------------------------|---------------------------------|------------------------------|---------------------------------|----------------------------------|---|----------------------------------|--------|
| Tommy Harper, R (1, 7) OBP: 0.361, SLG: 0.376 | 4-0 FC1-5 S BB | 0-0 S 1B | | 0-3 K2-3 | | | 0-0 FC5-4 2B 1B 1-2f | 4-0 BB | | 3 1 1 0 2 1 1 | | | | | | | | | | | | |
| Pete Rose, S (1, 4) OBP: 0.350, SLG: 0.459 | 0-0 FC1-5 1B | 0-0 F7 | | | 0-0 E 2B | | 0-0 1B 2B | 0-0 4-3 | | 5 3 3 0 0 0 2 | | | | | | | | | | | | |
| Tommy Helms, R (1, 5) OBP: 0.331, SLG: 0.414 | 0-0 FC1-5 1B 1-2 2-3f | | 0-0 HR | | 0-0 E9 FC4-6 1B 2-H | | 4-0 BB 1B SF7 IBB | 0-0 P4 | | 4 2 2 1 1 0 2 | | | | | | | | | | | | |
| Deron Johnson, R (1, 3) OBP: 0.314, SLG: 0.467 | 0-3 K | | 0-0 F7 | | 0-0 FC4-6 G3-6-3 1-2f | | 0-0 BB 1B | 0-3 K2-3 | | 5 0 1 2 0 2 3 | | | | | | | | | | | | |
| Art Shamsky, L (1, 9) OBP: 0.327, SLG: 0.557 | 0-0 | | 0-0 3-1 | | 0-0 G3-6-3 1-2f | | 4-0 FC4-6 BB | 4-0 | | 3 0 1 1 1 0 1 | | | | | | | | | | | | |
| Dick Simpson, R (7, 9) OBP: 0.351, SLG: 0.471 | 1-2 2-H 1B | | | | | | 1-2 2-3 BB | BB BB BB BB BB BB BB | | 0 0 0 0 1 0 0 | | | | | | | | | | | | |
| Vada Pinson, L (1, 8) OBP: 0.330, SLG: 0.449 | 0-0 P4 | | 0-0 S 1B | | | 0-0 F2 | 0-0 SF7 | 0-0 L3 | | 4 1 1 1 0 0 3 | | | | | | | | | | | | |
| Johnny Edwards, L (1, 2) OBP: 0.272, SLG: 0.295 | | 0-0 G3 | 0-0 S 1B | | 0-0 4-3 | 0-0 F9 | 0-0 FC4-6 1-2f | 0-0 5-3 | | 4 0 1 1 0 0 2 | | | | | | | | | | | | |
| Leo Cardenas, R (1, 6) OBP: 0.310, SLG: 0.411 | | 0-0 HR | | 0-0 P6 | | 0-0 K | | 0-0 P6 | | 4 1 1 1 0 0 0 | | | | | | | | | | | | |
| Milt Pappas, R (1, 1) OBP: 0.137, SLG: 0.174 | | 0-0 F8 | | 0-3 K | | | 0-0 FC5-4 1B | | | 4 0 1 0 0 1 0 | | | | | | | | | | | | |
| Billy McCool, R (8, 1) OBP: 0.211, SLG: 0.167 | | | | | | | | | | 0 0 0 0 0 0 0 | | | | | | | | | | | | |
| Inning Stats | R: 1 E: 0 K: 1 S: 7 | H: 2 LOB: 2 BB: 1 P: 11 | R: 1 E: 0 K: 0 S: 5 | H: 2 LOB: 1 BB: 0 P: 5 | R: 2 E: 0 K: 0 S: 5 | H: 3 LOB: 1 BB: 0 P: 5 | R: 0 E: 0 K: 2 S: 7 | H: 0 LOB: 0 BB: 0 P: 7 | R: 1 E: 1 K: 0 S: 4 | H: 2 LOB: 0 BB: 0 P: 4 | R: 0 E: 0 K: 0 S: 3 | H: 0 LOB: 0 BB: 0 P: 3 | R: 3 E: 0 K: 0 S: 6 | H: 3 LOB: 2 BB: 2 P: 14 | R: 0 E: 0 K: 0 S: 3 | H: 0 LOB: 1 BB: 1 P: 7 | R: 0 E: 0 K: 1 S: 5 | H: 0 LOB: 1 BB: 1 P: 9 | 1B: 8 2B: 2 3B: 0 HR: 2 | SF: 1 SAC: 0 DP: 1 HBP: 0 | WP: 0 PB: 0 SB: 3 CS: 0 | PA: 42 |
| PITCHER | IP WLS BF H R ER SO BB IBB HBP BLK WP HR S P ERA WHIP | | | | | | | | | | | | | | | | | | | IP WLS BF H R ER SO BB IBB HBP BLK WP HR S P ERA WHIP | | |
| Jack Fisher, R (1, 1) ERA: 3.95 | 6.0 L 26 9 5 5 3 1 0 0 0 0 2 31 35 7.50 1.667 | | | | | | | | | | | | | | | | | | | | | |
| Rob Gardner, L (7, 1) ERA: 5.04 | 0.1 3 2 2 2 0 0 0 0 0 0 0 0 3 3 54.00 6.000 | | | | | | | | | | | | | | | | | | | | | |
| Darrell Sutherland, R (7, 1) ERA: 4.91 | 1.2 9 1 1 1 0 2 1 0 0 0 0 6 18 5.40 1.800 | | | | | | | | | | | | | | | | | | | | | |
| Ralph Terry, R (9, 1) ERA: 3.89 | 1.0 4 0 0 0 0 1 1 0 0 0 0 0 5 9 0.00 1.000 | | | | | | | | | | | | | | | | | | | | | |

Cincinnati Reds @ New York Mets
 Shea Stadium, Flushing, NY
 Mon Sep 05 1966, 3:33 AM EDT
 Unknown

livebaseballscorecards.com

| | |
|-----|----|
| AB | 36 |
| R | 8 |
| H | 12 |
| RBI | 7 |
| BB | 5 |
| SO | 4 |
| LOB | 14 |




| Batter | 1 | 2 | 3 | 4 | 5 | 6 | 7 | 8 | 9 | AB | R | H | RBI | BB | SO | LOB |
|---|------------|------------|-----------|----------------------|------------------------|------------------|------------|-------------------------|----------------|----|---|---|-----|----|----|-----|
| Chuck Hiller, L (1, 7) <small>OBP: 0.367, SLG: 0.388</small> Ralph Terry, R (9, 1) <small>OBP: 0.273, SLG: 0.250</small> | 0-0 5-3 | | | 0-0 FC6-4 1B | | 4-0 1-2 BB | | 0-0 2-H FC1 1B | | 3 | 0 | 2 | 1 | 1 | 0 | 0 |
| Ron Hunt, R (1, 4) <small>OBP: 0.357, SLG: 0.361</small> | 0-0 F8 | | | 0-0 FC6-4 1-2f | | 0-0 F8 | | 0-0 1-3 E9 1B | | 4 | 0 | 1 | 0 | 0 | 0 | 3 |
| Al Luplow, L (1, 8) <small>OBP: 0.330, SLG: 0.339</small> Cleon Jones, R (8, PH) <small>OBP: 0.315, SLG: 0.372</small> (9, 8) | 0-0 L7 | | | 0-3 K | | 0-3 K | | 0-0 3-H FC1 | | 3 | 0 | 0 | 0 | 0 | 2 | 3 |
| Ken Boyer, R (1, 5) <small>OBP: 0.307, SLG: 0.415</small> | | 0-0 6-3 | | 0-0 1-3 | | 0-0 P4 | | 0-0 P6 | | 4 | 0 | 0 | 0 | 0 | 0 | 5 |
| Larry Elliot, L (1, 9) <small>OBP: 0.312, SLG: 0.420</small> Billy Murphy, R (9, PH) <small>OBP: 0.271, SLG: 0.341</small> | | 0-0 P5 | | | 0-0 E8 F8 SF7 | | 0-3 K | | 0-3 K | 3 | 1 | 0 | 0 | 0 | 1 | 0 |
| Ed Kranepool, L (1, 3) <small>OBP: 0.316, SLG: 0.405</small> | | 0-0 6-3 | | | 0-0 F8 2-3 | | 0-0 L7 | | 0-3 K | 4 | 0 | 0 | 0 | 0 | 1 | 1 |
| Eddie Bressoud, R (1, 6) <small>OBP: 0.316, SLG: 0.384</small> | | | 0-0 L8 | | 0-0 SF7 3-H | | 0-0 6-3 | | 0-0 K 1B | 3 | 0 | 1 | 1 | 0 | 0 | 0 |
| John Stephenson, L (1, 2) <small>OBP: 0.259, SLG: 0.254</small> Jerry Grote, R (9, PH) <small>OBP: 0.329, SLG: 0.323</small> | | | 0-3 K | | 0-0 F8 | | | 0-0 4-3 1B | 3 | 1 | 1 | 0 | 0 | 1 | 0 | |
| Jack Fisher, R (1, 1) <small>OBP: 0.190, SLG: 0.140</small> Ron Swoboda, R (8, PH) <small>OBP: 0.297, SLG: 0.348</small> Rob Gardner, R (7, 1) <small>OBP: 0.171, SLG: 0.195</small> Darrell Sutherland, R (7, 1) <small>OBP: 0.667, SLG: 0.667</small> Jim Hickman, R (8, PH) <small>OBP: 0.304, SLG: 0.400</small> (9, 7) | | | 0-0 F7 | | | 0-0 BB 1B | | 0-0 1-2 4-3 | | 1 | 0 | 0 | 0 | 0 | 0 | 0 |

| Inning Stats | R: 0 | H: 0 | E: 0 | LOB: 0 | K: 0 | BB: 0 | S: 3 | P: 3 | R: 0 | H: 0 | E: 0 | LOB: 0 | K: 0 | BB: 0 | S: 3 | P: 3 | R: 0 | H: 1 | E: 0 | LOB: 1 | K: 1 | BB: 0 | S: 6 | P: 6 | R: 1 | H: 0 | E: 1 | LOB: 0 | K: 0 | BB: 0 | S: 4 | P: 4 | R: 0 | H: 1 | E: 0 | LOB: 2 | K: 1 | BB: 1 | S: 6 | P: 10 | R: 0 | H: 0 | E: 0 | LOB: 0 | K: 1 | BB: 0 | S: 5 | P: 5 | R: 1 | H: 3 | E: 1 | LOB: 2 | K: 0 | BB: 0 | S: 6 | P: 6 | R: 0 | H: 1 | E: 0 | LOB: 1 | K: 3 | BB: 0 | S: 10 | P: 10 | 1B: 6 | SF: 1 | 2B: 0 | SAC: 0 | 3B: 0 | DP: 0 | HR: 0 | HBP: 0 | WP: 0 | PA: 35 |
|---|------|------|------|--------|------|-------|------|------|------|------|------|--------|------|-------|------|------|-------|------|------|--------|------|-------|------|------|------|------|------|--------|------|-------|------|------|------|------|------|--------|------|-------|------|-------|------|------|------|--------|------|-------|------|------|------|------|------|--------|------|-------|------|------|------|------|------|--------|------|-------|-------|-------|-------|-------|-------|--------|-------|-------|-------|--------|-------|--------|
| PITCHER Milt Pappas, R (1, 1) <small>ERA: 4.32</small> Billy McCool, L (8, 1) <small>ERA: 2.59</small> | IP | WLS | BF | H | R | ER | SO | BB | IBB | HBP | BLK | WP | HR | S | P | ERA | WHIP | | | | | | | | | | | | | | | | | | | | | | | | | | | | | | | | | | | | | | | | | | | | | | | | | | | | | | | | | |
| | 7.1 | W | 29 | 5 | 2 | 1 | 4 | 1 | 0 | 0 | 0 | 0 | 0 | 36 | 40 | 1.23 | 0.818 | | | | | | | | | | | | | | | | | | | | | | | | | | | | | | | | | | | | | | | | | | | | | | | | | | | | | | | | | |
| | 1.2 | S | 6 | 1 | 0 | 0 | 3 | 0 | 0 | 0 | 0 | 0 | 0 | 12 | 12 | 0.00 | 0.600 | | | | | | | | | | | | | | | | | | | | | | | | | | | | | | | | | | | | | | | | | | | | | | | | | | | | | | | | | |

BOTTOM

Cincinnati Reds @ New York Mets
 Shea Stadium, Flushing, NY
 Mon Sep 05 1966, 3:33 AM EDT
 Unknown

| | |
|------------|-----------|
| AB | 33 |
| R | 2 |
| H | 6 |
| RBI | 2 |
| BB | 1 |
| SO | 7 |
| LOB | 16 |



livebaseballscorecards.com

| Batter | 1 | 2 | 3 | 4 | 5 | 6 | 7 | 8 | 9 | 10 | AB R H RBI BB SO LOB | TOP | | | | | | | | | | | | |
|--|------------------------------|---------------------------------|------------------------------|---------------------------------|------------------------------|---------------------------------|------------------------------|---------------------------------|------------------------------|---------------------------------|--|---------------------------------|------------------------------|---------------------------------|------------------------------|---------------------------------|-------------------------------|----------------------------------|----------------------------------|------------------------------------|----------------------------------|--------|--|--|
| Tommy Harper, R OBP: 0.358, SLG: 0.372 (1.7) B (10, 9) B | 4-0 CS BB | | 0-3 K | | 0-0 L8 | | 0-0 L8 | | 0-0 P3 | 0-3 K | 5 0 0 0 1 2 3 | | | | | | | | | | | | | |
| Pete Rose, S OBP: 0.352, SLG: 0.458 (1, 4) X | 0-0 PB 1B | | 4-0 BB | | 4-0 BB | | 0-0 F8 | | 0-0 1-6-3 | | 3 0 1 0 2 0 0 | | | | | | | | | | | | | |
| Tommy Helms, R OBP: 0.330, SLG: 0.411 (1, 5) X | 0-0 F9 | | 0-0 L7 | | 0-0 F9 | | 0-0 F7 | | 0-0 1B 1B | | 5 1 1 0 0 0 3 | | | | | | | | | | | | | |
| Deron Johnson, R OBP: 0.315, SLG: 0.466 (1, 3) S (10, 7) S | 0-3 K 1-2 | | 0-0 F8 | | 0-0 HR 1B | | 0-0 L9 | | 0-0 1B E 1B | | 5 2 2 0 0 1 2 | | | | | | | | | | | | | |
| Art Shamsky, L OBP: 0.321, SLG: 0.545 (1, 9) | | 0-0 P6 | | 0-0 P4 | | 0-0 P5 | | 0-0 4-3 | | 0-0 E 1B 1B | 4 0 0 0 0 0 1 0 0 0 0 0 0 0 1 1 1 1 0 0 0 0 0 0 0 0 0 0 | | | | | | | | | | | | | |
| Dick Simpson, R OBP: 0.351, SLG: 0.471 (8, 9) | | 0-0 HR 2B | | 0-0 F2 | | 0-0 HR 1-H | | 1-0 CS HBP | | 0-0 E4 1B 1B | 4 3 2 3 0 0 1 | | | | | | | | | | | | | |
| Gordy Coleman, L OBP: 0.313, SLG: 0.370 (10, PH) | | 0-0 5-3 | | 4-0 BB | | 0-0 P6 | | 0-0 CS | | 0-0 SH3-4 1B 1B | 2 0 0 0 1 0 1 1 0 1 0 0 0 0 1 0 1 1 0 0 0 | | | | | | | | | | | | | |
| Tony Perez, R OBP: 0.309, SLG: 0.387 (10, 3) | | 0-0 HR | | 0-0 1-3 | | 4-0 1B BB | | 0-0 SH3-4 | | 0-0 FC1-5 1B 1B | 3 1 2 3 1 0 1 | | | | | | | | | | | | | |
| Vada Pinson, L OBP: 0.333, SLG: 0.457 (1, 8) | | 0-3 K | | 0-3 K | | 0-0 1-3 1B | | 0-0 F4 | | 0-0 FC1-5 1-2 2-3f | 3 0 1 0 0 2 0 0 0 0 0 0 0 0 1 0 0 0 0 0 1 1 0 0 0 0 0 2 | | | | | | | | | | | | | |
| Jimmie Coker, R OBP: 0.313, SLG: 0.408 (1, 2) | | | | | | | | | | | | | | | | | | | | | | | | |
| Giraldo Ruiz, S OBP: 0.294, SLG: 0.278 (9, PH) | | | | | | | | | | | | | | | | | | | | | | | | |
| Johnny Edwards, L OBP: 0.275, SLG: 0.298 (9, 2) | | | | | | | | | | | | | | | | | | | | | | | | |
| Leo Cardenas, R OBP: 0.313, SLG: 0.418 (1, 6) | | | | | | | | | | | | | | | | | | | | | | | | |
| Jim O'Toole, S OBP: 0.150, SLG: 0.154 (1, 1) | | | | | | | | | | | | | | | | | | | | | | | | |
| Don Nottebart, R OBP: 0.217, SLG: 0.182 (7, 1) | | | | | | | | | | | | | | | | | | | | | | | | |
| Mel Queen, L OBP: 0.237, SLG: 0.146 (9, PH) | | | | | | | | | | | | | | | | | | | | | | | | |
| Ted Davidson, R (9, 1) | | | | | | | | | | | | | | | | | | | | | | | | |
| Inning Stats | R: 0 E: 0 K: 1 S: 5 | H: 1 LOB: 1 BB: 1 P: 9 | R: 2 E: 0 K: 1 S: 7 | H: 2 LOB: 0 BB: 0 P: 7 | R: 0 E: 0 K: 1 S: 5 | H: 0 LOB: 1 BB: 1 P: 9 | R: 0 E: 0 K: 0 S: 3 | H: 0 LOB: 1 BB: 1 P: 7 | R: 0 E: 0 K: 1 S: 5 | H: 0 LOB: 1 BB: 1 P: 9 | R: 2 E: 0 K: 0 S: 5 | H: 3 LOB: 2 BB: 1 P: 9 | R: 0 E: 0 K: 0 S: 3 | H: 0 LOB: 0 BB: 0 P: 3 | R: 0 E: 0 K: 0 S: 2 | H: 1 LOB: 1 BB: 0 P: 4 | R: 4 E: 1 K: 1 S: 11 | H: 5 LOB: 2 BB: 0 P: 11 | 1B: 9 2B: 1 3B: 0 HR: 2 | SF: 0 SAC: 1 DP: 0 HBP: 1 | WP: 0 PB: 1 SB: 0 CS: 2 | PA: 47 | | |
| PITCHER Dick Selma, R ERA: 4.74 Bob Friend, R ERA: 4.24 | IP 7.0 | WLS L | BF 30 | H 6 | R 4 | ER 4 | SO 4 | BB 5 | IBB 0 | HBP 0 | BLK 0 | WP 0 | HR 2 | S 33 | P 53 | ERA 5.14 | WHIP 1.571 | | | | | | | |

Cincinnati Reds @ New York Mets
Shea Stadium, Flushing, NY
Mon Sep 05 1966, 3:38 AM EDT
Att. 32,572 - Unknown

livebaseballscorecards.com

| | |
|-----|----|
| AB | 39 |
| R | 8 |
| H | 12 |
| RBI | 8 |
| BB | 5 |
| SO | 5 |
| LOB | 15 |



Cincinnati Reds @ New York Mets
 Shea Stadium, Flushing, NY
 Mon Sep 05 1966, 3:38 AM EDT
 Att: 32,572 - Unknown

livebaseballscorecards.com



WP: 1 PA: 42
 FB: 0
 SB: 0
 CS: 0

| Batter | 1 | 2 | 3 | 4 | 5 | 6 | 7 | 8 | 9 | 10 | AB | R | H | RBI | BB | SO | LOB |
|--|----|----|------|-----|-----|---|-----|-----|-----|-----|----|---|---|-----|----|----|-----|
| Ron Hunt, R (1, 4) OBP: 0.356, SLG: 0.361 | F8 | | 5-3 | | 5-3 | | F8 | | 2B | | 5 | 0 | 1 | 0 | 0 | 0 | 1 |
| Eddie Bressoud, R (1, 6) OBP: 0.312, SLG: 0.379 | F9 | | K | | K | | K | | 5-3 | | 5 | 0 | 0 | 0 | 0 | 3 | 2 |
| Ken Boyer, R (1, 5) OBP: 0.310, SLG: 0.424 | BB | | | 2B | HR | | | 4-3 | | 6-3 | 5 | 2 | 3 | 2 | 0 | 0 | 0 |
| Jim Hickman, R (1, 9) OBP: 0.300, SLG: 0.387 | BB | | | F8 | K | | | K | | F9 | 4 | 0 | 0 | 0 | 1 | 2 | 1 |
| Cleon Jones, R (1, 8) OBP: 0.318, SLG: 0.382 | K | | | 1-H | 2B | | | 1B | BB | HR | 4 | 2 | 2 | 2 | 1 | 2 | 2 |
| Ron Swoboda, R (1, 7) OBP: 0.295, SLG: 0.345 | | F3 | | K | | | K | | WP | F5 | 3 | 0 | 0 | 0 | 0 | 2 | 1 |
| Al Luplow, L (8, PH) OBP: 0.331, SLG: 0.340 | | | | | | | | | 1-3 | 1B | 2 | 0 | 1 | 0 | 0 | 0 | 0 |
| Jerry Grote, R (1, 2) OBP: 0.332, SLG: 0.328 | | | K2-3 | | | | | | K | | 2 | 0 | 1 | 0 | 1 | 1 | 0 |
| Larry Elliot, L (8, PH) OBP: 0.311, SLG: 0.417 | | | | BB | | | | | 1-2 | 2B | 1 | 0 | 0 | 0 | 0 | 1 | 1 |
| Hawk Taylor, R (9, 2) OBP: 0.207, SLG: 0.303 | | | | | | | | | 3-H | | 0 | 0 | 0 | 0 | 0 | 0 | 0 |
| Ed Kranepool, L (1, 3) OBP: 0.313, SLG: 0.401 | | P4 | | K | | | 4-3 | | | 4-3 | 4 | 0 | 0 | 0 | 0 | 1 | 3 |
| Dick Selma, R (1, 1) OBP: 0.267, SLG: 0.273 | | | P4 | | | | | | | | 2 | 1 | 1 | 0 | 0 | 0 | 0 |
| Billy Murphy, R (7, PH) OBP: 0.271, SLG: 0.341 | | | | | HR | | | | | K | 0 | 0 | 0 | 0 | 0 | 0 | 0 |
| Chuck Hiller, L (7, PH) OBP: 0.365, SLG: 0.386 | | | | | | | | | | | 1 | 0 | 0 | 0 | 0 | 0 | 0 |
| Bob Friend, R (8, 1) OBP: 0.026, SLG: 0.026 | | | | | 3B | | | | | | 1 | 0 | 0 | 0 | 0 | 1 | 0 |

| Inning Stats | R: 0 | H: 1 | E: 0 | K: 1 | S: 6 | R: 0 | H: 0 | E: 0 | K: 1 | S: 5 | R: 0 | H: 0 | E: 0 | K: 1 | S: 5 | R: 1 | H: 2 | E: 0 | K: 2 | S: 9 | R: 2 | H: 2 | E: 0 | K: 2 | S: 9 | R: 0 | H: 1 | E: 0 | K: 1 | S: 5 | R: 0 | H: 0 | E: 0 | K: 1 | S: 5 | R: 1 | H: 1 | E: 0 | K: 2 | S: 8 | R: 0 | H: 0 | E: 0 | K: 1 | S: 5 | R: 1 | H: 1 | E: 0 | K: 2 | S: 8 | R: 0 | H: 1 | E: 0 | K: 1 | S: 6 | R: 1 | H: 1 | E: 0 | K: 0 | S: 4 | R: 1 | H: 1 | E: 0 | K: 0 | S: 4 | 1B: 3 | SF: 0 | 2B: 3 | 3B: 1 | HR: 2 | WP: 1 | PA: 42 |
|--------------|------|------|------|------|------|------|------|------|------|------|------|------|------|------|------|------|------|------|------|------|------|------|------|------|------|------|------|------|------|------|------|------|------|------|------|------|------|------|------|------|------|------|------|------|------|------|------|------|------|------|------|------|------|------|------|------|------|------|------|------|------|------|------|------|------|-------|-------|-------|-------|-------|-------|--------|
|--------------|------|------|------|------|------|------|------|------|------|------|------|------|------|------|------|------|------|------|------|------|------|------|------|------|------|------|------|------|------|------|------|------|------|------|------|------|------|------|------|------|------|------|------|------|------|------|------|------|------|------|------|------|------|------|------|------|------|------|------|------|------|------|------|------|------|-------|-------|-------|-------|-------|-------|--------|

| PITCHER | IP | WLS | BF | H | R | ER | SO | BB | IBB | HBP | BLK | WP | HR | S | P | ERA | WHIP |
|--------------------------------------|-----|-----|----|---|---|----|----|----|-----|-----|-----|----|----|----|----|------|-------|
| Jim O'Toole, L (1, 1) ERA: 3.43 | 6.0 | | 26 | 6 | 3 | 3 | 9 | 2 | 0 | 0 | 0 | 0 | 1 | 42 | 50 | 4.50 | 1.333 |
| Don Nottebart, R (7, 1) ERA: 2.61 | 2.0 | | 8 | 1 | 1 | 1 | 3 | 1 | 0 | 0 | 0 | 1 | 0 | 13 | 17 | 4.50 | 1.000 |
| Ted Davidson, L (9, 1) ERA: 3.93 | 2.0 | W | 8 | 2 | 1 | 1 | 1 | 0 | 0 | 0 | 0 | 0 | 1 | 10 | 10 | 4.50 | 1.000 |

| Batter | 1 | 2 | 3 | 4 | 5 | 6 | 7 | 8 | 9 | AB R H RBI BB SO LOB | TOP | | | | | | | | | | | |
|--|--|---------------------------------|------------------------------|---------------------------------|------------------------------|---------------------------------|------------------------------|---------------------------------|------------------------------|---------------------------------|---|---------------------------------|------------------------------|---------------------------------|------------------------------|---------------------------------|------------------------------|---------------------------------|----------------------------------|------------------------------------|----------------------------------|--------|
| Tommy Harper, R (1, 7) OBP: 0.356, SLG: 0.369 | 0-0 6-3 | | | 0-0 6-3 | | 0-0 P6 | | 0-0 1-3 | | 4 0 0 0 0 0 2 | Cincinnati Reds @ New York Mets Shea Stadium, Flushing, NY Tue Sep 06 1966, 7:05 PM EDT Att: 14,879 - Unknown livebaseballscorecards.com | | | | | | | | | | | |
| Pete Rose, S (1, 4) OBP: 0.351, SLG: 0.456 | 0-0 4-3 | | | 0-0 4-3 | | 4-0 FC6-4 BB | | 0-0 4-3 | | 3 0 0 0 1 0 0 | | | | | | | | | | | | |
| Tommy Helms, R (1, 5) OBP: 0.327, SLG: 0.408 | 0-0 P6 | | | 0-0 5-3 | | 0-0 FC6-4 1-2f | | 0-0 F8 | | 4 0 0 0 0 0 3 | | | | | | | | | | | | |
| Deron Johnson, R (1, 3) OBP: 0.314, SLG: 0.471 | | 0-0 5-3 | | | 0-0 F9 | | 0-0 HR | | 0-0 5-3 | 4 1 1 1 0 0 0 | | | | | | | | | | | | |
| Art Shamsky, L (1, 9) OBP: 0.315, SLG: 0.534 | | 0-3 K | | | 0-0 4-3 | | 0-0 F8 | | 0-0 4-3 | 4 0 0 0 0 1 0 | | | | | | | | | | | | |
| Vada Pinson, L (1, 8) OBP: 0.334, SLG: 0.458 | | 0-3 K | | | 0-3 K | | 0-0 1B SF8 1B | | 0-0 1B | 4 1 2 0 0 2 0 | | | | | | | | | | | | |
| Johnny Edwards, L (1, 2) OBP: 0.279, SLG: 0.302 | | | 0-0 4-3 | | 0-0 2B WP 1B | | 0-0 1-3 1B | | 0-0 G3 | 3 0 2 0 0 0 0 | | | | | | | | | | | | |
| Dick Simpson, R (7, PR) OBP: 0.351, SLG: 0.471 | | | | | 0-0 2B | | 0-0 SF8 | | | 0 0 0 0 0 0 0 | | | | | | | | | | | | |
| Jimmie Coker, R (7, 2) OBP: 0.313, SLG: 0.408 | | | | | 0-0 F9 | | 0-0 G3 | | | 0 0 0 0 0 0 0 | | | | | | | | | | | | |
| Mel Queen, L (9, PH) OBP: 0.233, SLG: 0.143 | | | | | | | | | | 1 0 0 0 0 0 1 | | | | | | | | | | | | |
| Leo Cardenas, R (1, 6) OBP: 0.313, SLG: 0.421 | | | | | | | | | | 2 0 1 1 0 0 0 | | | | | | | | | | | | |
| Jim Maloney, L (1, 1) OBP: 0.253, SLG: 0.254 | | | | | | | | | | 2 0 0 0 0 0 2 | | | | | | | | | | | | |
| Gordy Coleman, L (7, PH) OBP: 0.311, SLG: 0.368 | | | | | | | | | | 1 0 0 0 0 0 1 | | | | | | | | | | | | |
| Billy McCool, R (7, 1) OBP: 0.211, SLG: 0.167 | | | | | | | | | | 0 0 0 0 0 0 0 | | | | | | | | | | | | |
| Inning Stats | R: 0 E: 0 K: 0 S: 3 | H: 0 LOB: 0 BB: 0 P: 3 | R: 0 E: 0 K: 2 S: 7 | H: 0 LOB: 0 BB: 0 P: 7 | R: 0 E: 0 K: 0 S: 3 | H: 0 LOB: 0 BB: 0 P: 3 | R: 0 E: 0 K: 0 S: 3 | H: 0 LOB: 0 BB: 0 P: 3 | R: 0 E: 0 K: 1 S: 5 | H: 0 LOB: 0 BB: 0 P: 5 | R: 0 E: 0 K: 0 S: 5 | H: 2 LOB: 3 BB: 1 P: 9 | R: 2 E: 0 K: 0 S: 6 | H: 3 LOB: 1 BB: 0 P: 6 | R: 0 E: 0 K: 0 S: 3 | H: 0 LOB: 0 BB: 0 P: 3 | R: 0 E: 0 K: 0 S: 4 | H: 1 LOB: 1 BB: 0 P: 4 | 1B: 4 2B: 1 3B: 0 HR: 1 | SF: 1 SAC: 0 DP: 0 HBP: 0 | WP: 1 PB: 0 SB: 0 CS: 0 | PA: 34 |
| PITCHER Dennis Ribant, R (1, 1) ERA: 2.67 | IP: 9.0 WLS: W BF: 34 H: 6 R: 2 ER: 2 SO: 3 BB: 1 IBB: 0 HBP: 0 BLK: 0 WP: 1 HR: 1 S: 39 P: 43 ERA: 2.00 WHIP: 0.778 | | | | | | | | | | | | | | | | | | | | | |



| Batter | 1 | 2 | 3 | 4 | 5 | 6 | 7 | 8 | 9 | AB | R | H | RBI | BB | SO | LOB |
|--------|---|---|---|---|---|---|---|---|---|----|---|---|-----|----|----|-----|
|--------|---|---|---|---|---|---|---|---|---|----|---|---|-----|----|----|-----|

| | | | | | | | | | | | | | | | | |
|---|---------|---------|---------|---------|---------|---------|---------|---------|--|---|---|---|---|---|---|---|
| Bud Harrelson, S (1, 6) OBP: 0.250, SLG: 0.219 | 4-0 | 0-0 | | 0-0 | | 0-3 | | | | 3 | 1 | 1 | 0 | 1 | 1 | 2 |
| Ron Hunt, R (1, 4) OBP: 0.357, SLG: 0.359 | 1-0 | 4-0 | | 0-0 | | 0-0 | | | | 2 | 1 | 0 | 0 | 1 | 0 | 2 |
| Johnny Lewis, L (1, 9) OBP: 0.269, SLG: 0.373 Jim Hickman, R (7, PH) OBP: 0.298, SLG: 0.383 (8, 9) | 0-3 | 0-0 | | | 0-0 | | 0-0 | | | 3 | 0 | 1 | 0 | 0 | 1 | 4 |
| Al Luplow, L (1, 8) OBP: 0.333, SLG: 0.338 | 4-0 | | 0-0 | | 4-0 | | 0-0 | | | 2 | 1 | 0 | 0 | 2 | 0 | 0 |
| Ken Boyer, R (1, 5) OBP: 0.310, SLG: 0.422 | 0-0 | | 0-0 | | 0-3 | | 0-0 | | | 4 | 0 | 1 | 2 | 0 | 1 | 2 |
| Larry Elliot, L (1, 7) OBP: 0.311, SLG: 0.412 Cleon Jones, R (8, PH) OBP: 0.318, SLG: 0.382 (9, 7) | 0-0 | | 4-0 | | 0-0 | | 0-0 | | | 2 | 0 | 0 | 0 | 1 | 0 | 3 |
| Ed Kranepool, L (1, 3) OBP: 0.312, SLG: 0.400 | 0-0 | | 0-0 | | 0-0 | | 0-0 | | | 4 | 0 | 1 | 0 | 0 | 0 | 4 |
| Jerry Grote, R (1, 2) OBP: 0.331, SLG: 0.324 | | 0-0 | | 4-0 | | 0-3 | | 0-0 | | 3 | 0 | 0 | 0 | 1 | 1 | 1 |
| Dennis Ribant, R (1, 1) OBP: 0.186, SLG: 0.190 | | 0-0 | | 0-3 | | 4-0 | | | | 2 | 0 | 0 | 0 | 1 | 1 | 1 |

| Inning Stats | R: 3 | H: 1 | E: 0 | LOB: 1 | K: 1 | P: 15 | R: 0 | H: 1 | E: 0 | LOB: 2 | K: 0 | P: 8 | R: 0 | H: 0 | E: 0 | LOB: 1 | K: 0 | P: 7 | R: 0 | H: 1 | E: 0 | LOB: 2 | K: 1 | P: 10 | R: 0 | H: 0 | E: 0 | LOB: 1 | K: 2 | P: 11 | R: 0 | H: 0 | E: 0 | LOB: 0 | K: 0 | P: 3 | R: 0 | H: 1 | E: 0 | LOB: 0 | K: 0 | P: 3 |
|--------------|------|------|------|--------|------|-------|------|------|------|--------|------|------|------|------|------|--------|------|------|------|------|------|--------|------|-------|------|------|------|--------|------|-------|------|------|------|--------|------|------|------|------|------|--------|------|------|
|--------------|------|------|------|--------|------|-------|------|------|------|--------|------|------|------|------|------|--------|------|------|------|------|------|--------|------|-------|------|------|------|--------|------|-------|------|------|------|--------|------|------|------|------|------|--------|------|------|

| PITCHER | IP | WLS | BF | H | R | ER | SO | BB | IBB | HBP | BLK | WP | HR | S | P | ERA | WHIP |
|--|-----|-----|----|---|---|----|----|----|-----|-----|-----|----|----|----|----|------|-------|
| Jim Maloney, R (1, 1) ERA: 2.71 | 6.0 | L | 29 | 3 | 3 | 3 | 5 | 7 | 0 | 1 | 0 | 1 | 0 | 31 | 60 | 4.50 | 1.667 |
| Billy McCool, L (7, 1) ERA: 2.54 | 2.0 | | 6 | 1 | 0 | 0 | 0 | 0 | 0 | 0 | 0 | 0 | 0 | 6 | 6 | 0.00 | 0.500 |

BOTTOM

| | | | | | | |
|---|---|---|---|---|---|---|
| 3 | 1 | 1 | 0 | 1 | 1 | 2 |
| 2 | 1 | 0 | 0 | 1 | 0 | 2 |
| 3 | 0 | 1 | 0 | 0 | 1 | 4 |
| 1 | 0 | 0 | 0 | 0 | 0 | 0 |
| 2 | 1 | 0 | 0 | 2 | 0 | 0 |
| 4 | 0 | 1 | 2 | 0 | 1 | 2 |
| 2 | 0 | 0 | 0 | 1 | 0 | 3 |
| 1 | 0 | 0 | 0 | 0 | 0 | 0 |
| 4 | 0 | 1 | 0 | 0 | 0 | 4 |
| 3 | 0 | 0 | 0 | 1 | 1 | 1 |
| 2 | 0 | 0 | 0 | 1 | 1 | 1 |

| | |
|------------|----|
| AB | 27 |
| R | 3 |
| H | 4 |
| RBI | 2 |
| BB | 7 |
| SO | 5 |
| LOB | 19 |



| WP | PA | 3B | SF | SAC | DP | HBP | CS |
|----|----|----|----|-----|----|-----|----|
| 1 | 35 | 0 | 0 | 0 | 1 | 1 | 0 |

Cincinnati Reds @ New York Mets
 Shea Stadium, Flushing, NY
 Tue Sep 06 1966, 7:05 PM EDT
 Att. 14,879 - Unknown

livebaseballscores.com

| Batter | 1 | 2 | 3 | 4 | 5 | 6 | 7 | 8 | 9 | AB R H RBI BB SO LOB | TOP | | | | | | | | | | | | |
|--|---|---------------------------------|--|---------------------------------|------------------------------|---------------------------------|------------------------------|---------------------------------|------------------------------|--|-------------------------------|----------------------------------|------------------------------|---------------------------------|------------------------------|---------------------------------|------------------------------|---------------------------------|----------------------------------|------------------------------------|----------------------------------|--------|--|
| Tommy Harper, R OBP: 0.352, SLG: 0.366 (1, 9) (8, 7) | 0-0 6-3 | | 0-0 6-3 | | 0-0 6-3 | | 0-0 5-3 | | 0-0 F2 | 5 0 0 0 0 0 1 | | | | | | | | | | | | | |
| Pete Rose, S OBP: 0.352, SLG: 0.458 (1, 4) | 0-0 F5 | | 0-0 1B | | | 0-0 1B 2B | 0-0 4-3 | | | 4 1 2 0 0 0 0 | | | | | | | | | | | | | |
| Tommy Helms, R OBP: 0.327, SLG: 0.406 (1, 5) | 0-0 F3 | | 0-0 L7 | | | 0-0 1B 1B | 0-0 F8 | | | 4 1 1 1 0 0 1 | | | | | | | | | | | | | |
| Deron Johnson, R OBP: 0.314, SLG: 0.468 (1, 7) (8, 3) | | 0-0 L6 | 0-0 F9 | | | 0-0 P4 | | 1-0 CS HBP | | 3 0 0 0 0 0 2 | | | | | | | | | | | | | |
| Gordy Coleman, L OBP: 0.306, SLG: 0.361 Dick Simpson, R OBP: 0.351, SLG: 0.471 (1, 3) (8, 9) | | 0-0 P5 | | 0-0 4-3 | | 0-3 K | | 0-3 K | | 4 0 0 0 0 2 2 0 0 0 0 0 0 0 | | | | | | | | | | | | | |
| Vada Pinson, L OBP: 0.335, SLG: 0.460 (1, 8) | | 0-0 HR 2B | | 0-0 P6 | | 0-0 1B 1B | | 0-0 F9 | | 4 2 2 0 0 0 1 | | | | | | | | | | | | | |
| Johnny Edwards, L OBP: 0.282, SLG: 0.302 (1, 2) | | 4-0 HR BB | | 0-0 4-3 | | 0-0 1B 1B | | 0-0 CS | 0-0 G1 | 3 1 1 1 1 0 0 | | | | | | | | | | | | | |
| Leo Cardenas, R OBP: 0.316, SLG: 0.429 (1, 6) | | 0-0 HR | | | 0-0 5-3 | 0-0 1B | | | 0-0 1B | 4 1 3 4 0 0 0 | | | | | | | | | | | | | |
| Joe Nuxhall, L OBP: 0.088, SLG: 0.118 Ted Davidson, R Lee May, R Milt Pappas, R Billy McCool, R Art Shansky, L OBP: 0.314, SLG: 0.531 (1, 1) (2, 1) (5, PH) (5, 1) (8, 1) (9, PH) | | 0-0 L9 | | 0-0 F8 | | 0-3 K | | | 0-0 L8 | 1 0 0 0 0 0 0 0 0 0 0 0 0 0 1 0 0 0 0 0 0 1 0 0 0 0 0 1 0 0 0 0 0 0 0 1 0 0 0 0 0 1 | | | | | | | | | | | | | |
| Inning Stats | R: 0 E: 0 K: 0 S: 3 | H: 0 LOB: 0 BB: 0 P: 3 | R: 3 E: 0 K: 0 S: 5 | H: 2 LOB: 0 BB: 1 P: 9 | R: 0 E: 0 K: 0 S: 4 | H: 1 LOB: 1 BB: 0 P: 4 | R: 0 E: 0 K: 0 S: 3 | H: 0 LOB: 0 BB: 0 P: 3 | R: 0 E: 0 K: 0 S: 3 | H: 0 LOB: 0 BB: 0 P: 3 | R: 3 E: 0 K: 2 S: 12 | H: 5 LOB: 2 BB: 0 P: 12 | R: 0 E: 0 K: 0 S: 3 | H: 0 LOB: 0 BB: 0 P: 3 | R: 0 E: 0 K: 1 S: 4 | H: 0 LOB: 0 BB: 0 P: 5 | R: 0 E: 0 K: 0 S: 4 | H: 1 LOB: 1 BB: 0 P: 4 | 1B: 6 2B: 2 3B: 0 HR: 1 | SF: 0 SAC: 0 DP: 0 HBP: 1 | WP: 0 PB: 0 SB: 0 CS: 1 | PA: 38 | |
| PITCHER | IP WLS BF H R ER SO BB IBB HBP BLK WP HR S P ERA WHIP | | | | | | | | | | | | | | | | | | | | | | |
| Rick Wise, R ERA: 3.79 Larry Jackson, R ERA: 3.43 | (1, 1) 5.2 | (6, 1) 3.1 | WLS BF H R ER SO BB IBB HBP BLK WP HR S P ERA WHIP | | | | | | | | | | | | | | | | | | | | |

Cincinnati Reds @ Philadelphia Phillies
 Connie Mack Stadium, Philadelphia, PA
 Fri Sep 09 1966, 7:05 PM EDT
 Att. 14,866 - Unknown

livebaseballscorecards.com

AB 35
 R 6
 H 9
 RBI 6
 BB 1
 SO 3
 LOB 10



| Batter | 1 | 2 | 3 | 4 | 5 | 6 | 7 | 8 | 9 | AB | R | H | RBI | BB | SO | LOB |
|---|-------------------------------------|-----------------|------------|---|-------------------------|----------------------|---|------------------------------|---|--------|--------|--------|--------|--------|--------|-----|
| Cookie Rojas, R OBP: 0.312, SLG: 0.336 (1, 8) (3, 7) | 5-3 | | P6 | | | P4 | | | | 4 | 0 | 0 | 0 | 0 | 0 | 4 |
| Johnny Callison, L OBP: 0.337, SLG: 0.424 (1, 9) | 4-0 1B BLK BB | 0-0 B5-3 | | | 0-0 4-3 | 0-0 G4-6-3 | | | | 3 | 1 | 0 | 0 | 1 | 0 | 2 |
| Dick Groat, R OBP: 0.316, SLG: 0.328 (1, 6) | 0-0 1B BLK 1-3 | 0-0 1B BB | | | 0-0 F8 | | | 0-0 4-3 | | 4 | 2 | 2 | 0 | 0 | 0 | 0 |
| Dick Allen, R OBP: 0.392, SLG: 0.656 (1, 5) | 4-0 1B 1-2 3-H | 4-0 1B BB | | | 0-0 F9 | | | 0-3 K | | 2 | 1 | 0 | 0 | 2 | 1 | 0 |
| Harvey Kuenn, R OBP: 0.304, SLG: 0.341 John Briggs, L OBP: 0.385, SLG: 0.523 (1, 7) (3, 8) | 0-0 1B 1B 1-3 2-H | 0-0 P6 | | | 0-0 E8 L4-6 1B | | | 0-0 P6 | | 2 2 | 1 0 | 1 1 | 1 0 | 0 0 | 0 2 | 0 |
| Tony Taylor, R OBP: 0.300, SLG: 0.361 (1, 4) | 0-0 1B 1B 1-2 3-H | 0-0 1B | | | 0-0 L4-6 2-3 | | | 0-0 E 2B | | 4 | 2 | 3 | 2 | 0 | 0 | 1 |
| Bill White, L OBP: 0.356, SLG: 0.461 (1, 3) | 0-0 E 1B 1-2 2-3 | 0-0 F7 | | | 0-0 F9 | | | 0-0 E9 CS 1B 2-H | | 4 | 0 | 2 | 1 | 0 | 0 | 2 |
| Bob Uecker, R OBP: 0.285, SLG: 0.355 Clay Dalrymple, L OBP: 0.382, SLG: 0.361 (1, 2) (6, PH) (7, 2) | 0-0 E 1B 1-2 2-H 3-H | | 0-0 P4 | | | 0-0 E 1B 1B | | 0-3 K | | 2 2 | 0 0 | 1 1 | 2 0 | 0 0 | 0 1 | 0 |
| Rick Wise, R Larry Jackson, R OBP: 0.171, SLG: 0.203 (1, 1) (6, 1) | 0-3 K 1-2 2-3 | | 0-0 6-3 | | | 0-0 G4-6-3 1B | | 0-3 K 2-3 | | 2 2 | 0 0 | 0 1 | 0 0 | 0 1 | 1 1 | 2 |

| Inning Stats | R: 5 | H: 5 | LOB: 2 | K: 1 | S: 10 | P: 18 | R: 1 | H: 2 | LOB: 2 | K: 0 | S: 5 | P: 9 | R: 0 | H: 0 | LOB: 0 | K: 0 | S: 3 | P: 3 | R: 0 | H: 0 | LOB: 0 | K: 0 | S: 3 | P: 3 | R: 0 | H: 1 | LOB: 0 | K: 0 | S: 3 | P: 3 | R: 0 | H: 2 | LOB: 1 | K: 0 | S: 4 | P: 4 | R: 0 | H: 0 | LOB: 0 | K: 1 | S: 5 | P: 5 | R: 1 | H: 2 | LOB: 0 | K: 2 | S: 8 | P: 8 |
|--------------|------|------|--------|------|-------|-------|------|------|--------|------|------|------|------|------|--------|------|------|------|------|------|--------|------|------|------|------|------|--------|------|------|------|------|------|--------|------|------|------|------|------|--------|------|------|------|------|------|--------|------|------|------|
|--------------|------|------|--------|------|-------|-------|------|------|--------|------|------|------|------|------|--------|------|------|------|------|------|--------|------|------|------|------|------|--------|------|------|------|------|------|--------|------|------|------|------|------|--------|------|------|------|------|------|--------|------|------|------|

| PITCHER | IP | WLS | BF | H | R | ER | SO | BB | IBB | HBP | BLK | WP | HR | S | P | ERA | WHIP |
|--|-----|-----|----|---|---|----|----|----|-----|-----|-----|----|----|----|----|-------|-------|
| Joe Nuxhall, L ERA: 4.73 (1, 1) | 1.2 | | 15 | 7 | 6 | 6 | 1 | 2 | 1 | 0 | 1 | 0 | 0 | 14 | 26 | 32.40 | 5.400 |
| Ted Davidson, L ERA: 3.8 (2, 1) | 2.1 | | 7 | 0 | 0 | 0 | 0 | 0 | 0 | 0 | 0 | 0 | 0 | 7 | 7 | 0.00 | 0.000 |
| Milt Pappas, R ERA: 4.3 (5, 1) | 3.0 | L | 11 | 4 | 1 | 1 | 1 | 0 | 0 | 0 | 0 | 0 | 0 | 13 | 13 | 3.00 | 1.333 |
| Billy McCool, L ERA: 2.52 (8, 1) | 1.0 | | 3 | 1 | 0 | 0 | 2 | 0 | 0 | 0 | 0 | 0 | 0 | 7 | 7 | 0.00 | 1.000 |

BOTTOM

Cincinnati Reds @ Philadelphia Phillies
Connie Mack Stadium, Philadelphia, PA
 Fri Sep 09 1966, 7:05 PM EDT
 Att. 14,866 - Unknown

livebaseballscorecards.com

| | |
|------------|-----------|
| AB | 33 |
| R | 7 |
| H | 12 |
| RBI | 6 |
| BB | 3 |
| SO | 4 |
| LOB | 15 |



| WP | PA | ERA | WHIP |
|----|----|-----|------|
| 0 | 36 | 0 | 0 |
| 0 | 0 | 0 | 0 |
| 0 | 0 | 0 | 0 |
| 0 | 0 | 0 | 0 |

| Batter | 1 | 2 | 3 | 4 | 5 | 6 | 7 | 8 | 9 | AB R H RBI BB SO LOB | TOP | | |
|--|---|---|---|---|---|---|---|---|---|--|--|----------------|---|
| Pete Rose, S (1, 4) OBP: 0.350, SLG: 0.455 | 0-0 F7 | | 0-0 4-3 | | 0-3 K | | | 0-0 F8 | | 4 0 0 0 0 1 0 | | | |
| Tommy Helms, R (1, 5) OBP: 0.326, SLG: 0.404 | 0-0 F7 | | 4-0 CS BB | | 0-0 F9 | | | 0-0 6-3 | | 3 0 0 0 1 0 0 | | | |
| Vada Pinson, L (1, 8) OBP: 0.336, SLG: 0.459 | 0-0 1B | | 0-0 CS 1-2 | 1-0 E S PB HBP | | 0-0 1-3 | | 0-3 K | | 3 1 1 0 0 1 0 | | | |
| Gordy Coleman, L (1, 3) OBP: 0.302, SLG: 0.356 Tony Perez, R (9, PH) OBP: 0.308, SLG: 0.386 | 0-0 F7 | | | 0-0 E5 1B PB FC3-2 | | 0-3 K | | 0-3 K | | 3 0 0 0 0 1 2 1 0 0 0 0 1 0 | | | |
| Art Shamsky, L (1, 7) OBP: 0.323, SLG: 0.551 Tommy Harper, R (9, PH) OBP: 0.352, SLG: 0.365 | | | | 0-0 FC3-2 BB 1-3 1B | | 4-0 FC6 BB | | 0-0 5-3 | | 2 1 2 1 1 0 0 1 0 0 0 0 0 0 | | | |
| Mel Queen, L (1, 9) OBP: 0.250, SLG: 0.137 | | | | 4-0 FC3-2 BB 1-2 | | 0-0 FC6 1-2f | | 4-0 BB | | 2 0 0 0 2 1 1 | | | |
| Johnny Edwards, L (1, 2) OBP: 0.278, SLG: 0.298 | | | | 0-0 FC3-2 G6-4-3 1-2 2-3 3-Hf | | | 0-0 L9 | | 0-0 P4 | 4 0 0 0 0 0 4 | | | |
| Leo Cardenas, R (1, 6) OBP: 0.315, SLG: 0.427 | | | | 0-0 G6-4-3 1-2f | | | 0-3 K | | | 3 0 0 0 0 1 3 | | | |
| Sammy Ellis, L (1, 1) OBP: 0.164, SLG: 0.111 Billy McCool, R (8, 1) OBP: 0.211, SLG: 0.167 | | | | 0-3 K | | 0-3 K | | 0-0 F7 | | 3 0 0 0 0 2 0 0 0 0 0 0 0 0 | | | |
| Inning Stats | R: 0 E: 0 K: 0 S: 4 H: 1 LOB: 1 BB: 0 P: 4 | R: 1 E: 0 K: 1 S: 6 H: 1 LOB: 0 BB: 0 P: 6 | R: 0 E: 0 K: 1 S: 4 H: 0 LOB: 0 BB: 1 P: 8 | R: 1 E: 1 K: 0 S: 4 H: 1 LOB: 2 BB: 1 P: 9 | R: 0 E: 0 K: 2 S: 7 H: 0 LOB: 0 BB: 0 P: 7 | R: 0 E: 0 K: 1 S: 5 H: 0 LOB: 1 BB: 1 P: 9 | R: 0 E: 0 K: 1 S: 5 H: 0 LOB: 0 BB: 0 P: 5 | R: 0 E: 0 K: 1 S: 5 H: 0 LOB: 0 BB: 0 P: 5 | R: 0 E: 0 K: 1 S: 5 H: 0 LOB: 1 BB: 1 P: 9 | 1B: 2 2B: 0 3B: 0 HR: 1 SF: 0 SAC: 0 DP: 1 HBP: 1 | WP: 0 PB: 1 SB: 1 CS: 1 PA: 35 | | |
| PITCHER | IP WLS BF H R ER SO BB IBB HBP BLK WP HR S P ERA WHIP | | | | | | | | | | | PITCHER | IP WLS BF H R ER SO BB IBB HBP BLK WP HR S P ERA WHIP |
| Jim Bunning, R (1, 1) ERA: 2.25 | 8.0 L 30 3 2 1 7 3 0 1 0 0 1 40 53 1.12 0.750 | | | | | | | | | | | | |
| Darold Knowles, L (9, 1) ERA: 2.99 | 1.0 4 0 0 0 1 1 0 0 0 0 0 5 9 0.00 1.000 | | | | | | | | | | | | |

Cincinnati Reds @ Philadelphia Phillies
 Connie Mack Stadium, Philadelphia, PA

| | |
|-----|----|
| AB | 29 |
| R | 2 |
| H | 3 |
| RBI | 1 |
| BB | 4 |
| SO | 8 |
| LOB | 10 |



Sat Sep 10 1966, 7:05 PM EDT
 Att: 14,819 - Unknown

livebaseballscorecards.com

| Batter | 1 | 2 | 3 | 4 | 5 | 6 | 7 | 8 | 9 | AB R H RBI BB SO LOB | TOP | | | | | | | | | |
|---|--|---------------------------------|------------------------------|---------------------------------|------------------------------|---------------------------------|------------------------------|---------------------------------|--|---------------------------------|------------------------------|---------------------------------|------------------------------|---------------------------------|------------------------------|----------------------------------|----------------------------------|------------------------------------|----------------------------------|--------|
| Tommy Harper, R (1, 7) OBP: 0.351, SLG: 0.364 | 0-0 4-3 1B | | 0-0 5-3 | | 0-0 5-3 | | | 0-3 K | | 4 0 1 0 0 1 2 | | | | | | | | | | |
| Pete Rose, S (1, 4) OBP: 0.350, SLG: 0.453 | 0-0 L8 | | 0-0 5-3 | | | 0-0 G6-4-3 1B | | 0-0 F7 | | 4 0 1 0 0 0 1 | | | | | | | | | | |
| Tommy Helms, R (1, 5) OBP: 0.323, SLG: 0.400 | 0-0 4-3 1-2 | | | 0-0 P4 | | 0-0 G6-4-3 1-2f | | 0-0 6-3 | | 4 0 0 0 0 0 2 | | | | | | | | | | |
| Don Pavletich, R (1, 2) OBP: 0.341, SLG: 0.510 | 0-3 K | | | 0-0 F7 | | 0-0 4-3 | | | 0-0 E5 2B 1B | 4 1 0 0 0 1 1 | | | | | | | | | | |
| Lee May, R (1, 3) OBP: 0.167, SLG: 0.333 | | 0-0 F3 | | 0-0 6-3 | | | 0-0 4-3 1B 2B | | 0-0 1-3 1B 2B | 4 2 2 0 0 0 0 | | | | | | | | | | |
| Vada Pinson, L (1, 8) OBP: 0.336, SLG: 0.458 | | 0-0 3-1 | | | 0-0 3-1 | | 0-0 4-3 2-3 | | 0-0 BB 1B | 4 0 1 2 0 0 1 | | | | | | | | | | |
| Dick Simpson, R (1, 9) OBP: 0.358, SLG: 0.465 | | 0-0 FC6-4 1B | | | 1-0 1B FC5-2-5 HBP | | 0-3 K | | 0-3 K | 3 0 1 0 0 2 2 | | | | | | | | | | |
| Leo Cardenas, R (1, 6) OBP: 0.318, SLG: 0.428 | | 0-0 FC6-4 1-2f | | | 0-0 FC5-2-5 1-3 1B | | 0-0 3-H 1B | | 4-0 BB BB BB 1-2 G6-4-3 BB | 3 0 2 1 1 0 1 | | | | | | | | | | |
| Jim Maloney, L (1, 1) OBP: 0.256, SLG: 0.250 | | | 0-0 G3 | | | 0-0 FC5-2-5 1-2 3-H | | 0-0 F7 | | 0-0 G6-4-3 | 1 0 0 0 0 0 0 | | | | | | | | | |
| Ted Davidson, R (4, 1) OBP: 0.231, SLG: 0.276 | | | | | | | | | | 0 0 0 0 0 0 0 | | | | | | | | | | |
| Giraldo Ruiz, S (5, PH) OBP: 0.086, SLG: 0.118 | | | | | | | | | | 1 0 0 0 0 0 2 | | | | | | | | | | |
| Joe Nuxhall, L (5, 1) OBP: 0.307, SLG: 0.384 | | | | | | | | | | 0 0 0 0 0 0 0 | | | | | | | | | | |
| Tony Perez, R (7, PH) OBP: 0.333, SLG: 0.333 | | | | | | | | | | 1 0 0 0 0 0 1 | | | | | | | | | | |
| Jack Saltschurn, R (7, 1) OBP: 0.217, SLG: 0.182 | | | | | | | | | | 0 0 0 0 0 0 0 | | | | | | | | | | |
| Don Nottlebart, R (7, 1) OBP: 0.217, SLG: 0.182 | | | | | | | | | | 0 0 0 0 0 0 0 | | | | | | | | | | |
| Jimmie Coker, R (9, PH) OBP: 0.310, SLG: 0.404 | | | | | | | | | | 1 0 0 0 0 0 2 | | | | | | | | | | |
| Inning Stats | R: 0 E: 0 K: 1 S: 6 | H: 1 LOB: 1 BB: 0 P: 6 | R: 0 E: 0 K: 0 S: 4 | H: 1 LOB: 1 BB: 0 P: 4 | R: 0 E: 0 K: 0 S: 3 | H: 0 LOB: 0 BB: 0 P: 3 | R: 0 E: 0 K: 0 S: 3 | H: 0 LOB: 0 BB: 0 P: 3 | R: 0 E: 0 K: 0 S: 3 | H: 1 LOB: 2 BB: 0 P: 5 | R: 1 E: 0 K: 1 S: 7 | H: 2 LOB: 1 BB: 0 P: 7 | R: 0 E: 0 K: 1 S: 5 | H: 0 LOB: 0 BB: 0 P: 5 | R: 2 E: 1 K: 1 S: 7 | H: 2 LOB: 1 BB: 1 P: 11 | 1B: 6 2B: 2 3B: 0 HR: 0 | SF: 0 SAC: 0 DP: 2 HBP: 1 | WP: 0 PB: 0 SB: 0 CS: 0 | PA: 36 |
| PITCHER Chris Short, L (1, 1) ERA: 3.3 | IP: 9.0 WLS: W BF: 36 H: 8 R: 3 ER: 2 SO: 4 BB: 1 IBB: 0 HBP: 1 BLK: 0 WP: 0 HR: 0 S: 42 P: 47 ERA: 2.00 WHIP: 1.000 | | | | | | | | | | | | | | | | | | | |

Cincinnati Reds @ Philadelphia Phillies
 Connie Mack Stadium, Philadelphia, PA
 Sun Sep 11 1966, 3:33 AM EDT
 Att. 9,363 - Unknown

livebaseballscorecards.com

| | |
|-----|----|
| AB | 34 |
| R | 3 |
| H | 8 |
| RBI | 3 |
| BB | 1 |
| SO | 4 |
| LOB | 15 |



| Batter | 1 | 2 | 3 | 4 | 5 | 6 | 7 | 8 | 9 | AB R H RBI BB SO LOB | TOP | | | | | | | | | | | |
|---|------------------------------|---------------------------------|------------------------------|---------------------------------|------------------------------|---------------------------------|------------------------------|---------------------------------|------------------------------|---|------------------------------|---------------------------------|------------------------------|---------------------------------|------------------------------|---------------------------------|----------------------------------|------------------------------------|----------------------------------|--------|--|--|
| Tommy Harper, R OBP: 0.350, SLG: 0.362 (1, 9) | 0-3 K | | | 4-0 1B SH3 2B BB | | 0-0 L7 | | | 0-3 K | 3 1 0 0 1 2 0 | | | | | | | | | | | | |
| Tommy Helms, R OBP: 0.321, SLG: 0.398 (1, 5) | 0-0 6-3 | | | 0-0 SH3 | | 0-0 6-3 | | | 0-0 1-3 | 3 0 0 0 0 0 0 | | | | | | | | | | | | |
| Pete Rose, S OBP: 0.350, SLG: 0.454 (1, 4) | 0-0 F9 | | | 0-0 2B 2-3 1B | | | | | 0-0 1B | 4 0 2 0 0 0 0 | | | | | | | | | | | | |
| Deron Johnson, R OBP: 0.315, SLG: 0.477 (1, 7) | | 0-3 K | | 0-0 2B | | | | | 0-3 K | 4 1 2 2 0 2 1 | | | | | | | | | | | | |
| Lee May, R OBP: 0.200, SLG: 0.333 Mel Queen, L OBP: 0.250, SLG: 0.137 (1, 3) (8, 9) | | 0-0 F8 | | 0-0 5-3 | | | | | | 3 0 1 0 0 0 1 0 0 0 0 0 0 0 | | | | | | | | | | | | |
| Vada Pinson, L OBP: 0.334, SLG: 0.455 (1, 8) | | 0-0 P6 | | | 0-3 K | | | | 0-0 G4-6-3 1B | 3 0 0 0 0 1 1 | | | | | | | | | | | | |
| Jimmie Coker, R OBP: 0.302, SLG: 0.393 (1, 2) | | | 0-0 6-3 | | 0-0 L4 | | | | 0-0 F8 | 3 0 0 0 0 0 0 | | | | | | | | | | | | |
| Leo Cardenas, R OBP: 0.316, SLG: 0.425 (1, 6) | | | 0-0 F5 | | 0-0 F8 | | | | 0-0 L7 | 3 0 0 0 0 0 0 | | | | | | | | | | | | |
| Jim O'Toole, S OBP: 0.143, SLG: 0.146 Ted Davidson, R Don Nottebart, R OBP: 0.217, SLG: 0.182 (1, 1) (7, 1) (8, 1) | | | 0-3 K | | 0-3 K | | | | 0-3 K | 2 0 0 0 0 2 0 1 0 0 0 0 1 0 0 0 0 0 0 0 0 | | | | | | | | | | | | |
| Inning Stats | R: 0 E: 0 K: 1 S: 5 | H: 0 LOB: 0 BB: 0 P: 5 | R: 0 E: 0 K: 1 S: 5 | H: 0 LOB: 0 BB: 0 P: 5 | R: 0 E: 0 K: 1 S: 5 | H: 0 LOB: 0 BB: 0 P: 5 | R: 1 E: 0 K: 0 S: 4 | H: 2 LOB: 1 BB: 1 P: 8 | R: 0 E: 0 K: 1 S: 5 | H: 0 LOB: 0 BB: 0 P: 5 | R: 1 E: 0 K: 0 S: 4 | H: 2 LOB: 0 BB: 0 P: 4 | R: 0 E: 0 K: 1 S: 5 | H: 0 LOB: 0 BB: 0 P: 5 | R: 0 E: 0 K: 2 S: 8 | H: 1 LOB: 1 BB: 0 P: 8 | 1B: 3 2B: 1 3B: 0 HR: 1 | SF: 0 SAC: 1 DP: 1 HBP: 0 | WP: 0 PB: 0 SB: 0 CS: 0 | PA: 31 | | |
| PITCHER Larry Jaster, L ERA: 3.42 Dick Hughes, R ERA: | IP 8.0 1.0 | WLS W S | BF 27 4 | H 4 1 | R 2 0 | ER 2 0 | SO 6 2 | BB 1 0 | IBB 0 0 | HBP 0 0 | BLK 0 0 | WP 0 0 | HR 1 0 | S 38 8 | P 42 8 | ERA 2.25 0.00 | WHIP 0.625 1.000 | | | | | |

Cincinnati Reds @ St. Louis Cardinals
 Busch Stadium, St. Louis, MO
 Tue Sep 13 1966, 7:05 PM CDT
 Att: 12,431 - Unknown

livebaseballscorecards.com

AB 29
 R 2
 H 5
 RBI 2
 BB 1
 SO 8
 LOB 3



| Batter | 1 | 2 | 3 | 4 | 5 | 6 | 7 | 8 | 9 |
|--|---------|-----------------|---------|--------|------------|-----------------------|--------|----------------------|---|
| Julian Javier, R (1, 4) OBP: 0.275, SLG: 0.331 | 0-0 F8 | | | 0-0 P5 | | 4-0 FC4-6 BB | | 0-0 FC4-6 1B | |
| Lou Brock, L (1, 7) OBP: 0.323, SLG: 0.429 | 0-0 6-3 | | | 0-0 F7 | | 0-0 FC4-6 L4-6 S 1-2f | | 0-0 FC4-6 E 1-2f 2-3 | |
| Curt Flood, R (1, 8) OBP: 0.296, SLG: 0.354 | 0-0 1-3 | | | 0-0 F8 | | 0-0 L4-6 1-3 | | 0-0 E2 1-H 3-H 2B | |
| Orlando Cepeda, R (1, 3) OBP: 0.363, SLG: 0.482 | | 0-0 G6-4-3 1B | | | 0-0 BB 1B | | 0-3 K | 0-0 F5 | |
| Mike Shannon, R (1, 9) OBP: 0.352, SLG: 0.465 | | 0-0 G6-4-3 1-2f | | | 4-0 BB 1B | | 0-0 | | |
| Tim McCarver, L (1, 2) OBP: 0.328, SLG: 0.432 | | 0-3 K | | | 0-0 L9 | | 0-0 F9 | | |
| Ed Spiezio, R (1, 5) OBP: 0.240, SLG: 0.400 | | | 0-0 2-3 | | 0-0 | | 0-0 F8 | | |
| Charley Smith, R (9, 5) OBP: 0.299, SLG: 0.395 | | | | | 1-2 2-H 1B | | | | |
| Dal Maxvill, R (1, 6) OBP: 0.330, SLG: 0.315 | | | 0-0 5-3 | | 0-0 F9 | | | 4-0 FC4-6 1B BB E | |
| Larry Jaster, L (1, 1) OBP: 0.225, SLG: 0.189 | | | 0-0 4-3 | | 0-3 K | | | 0-3 K | |
| Phil Gagliano, R (8, PH) OBP: 0.325, SLG: 0.333 | | | | | | | | | |
| Dick Hughes, R (9, 1) | | | | | | | | | |

| Inning Stats | R: 0 | H: 0 | E: 0 | K: 0 | S: 3 | R: 0 | H: 1 | E: 0 | K: 1 | S: 5 | R: 0 | H: 0 | E: 0 | K: 0 | S: 3 | R: 1 | H: 2 | E: 0 | K: 1 | S: 7 | R: 0 | H: 0 | E: 0 | K: 0 | S: 2 | R: 0 | H: 1 | E: 0 | K: 1 | S: 6 | R: 2 | H: 2 | E: 1 | K: 1 | S: 7 | R: 0 | H: 0 | E: 0 | K: 0 | S: 3 |
|--------------|------|------|------|------|------|------|------|------|------|------|------|------|------|------|------|------|------|------|------|------|------|------|------|------|------|------|------|------|------|------|------|------|------|------|------|------|------|------|------|------|
| | 0 | 0 | 0 | 0 | 3 | 0 | 1 | 0 | 1 | 5 | 0 | 0 | 0 | 0 | 3 | 1 | 2 | 0 | 1 | 7 | 0 | 0 | 0 | 0 | 2 | 0 | 1 | 0 | 1 | 6 | 2 | 2 | 1 | 7 | 0 | 0 | 0 | 0 | 3 | |

| PITCHER | | | | | | | | | | | | | | | PITCHER | | | | | | | | | | | | | | | | | | | | | | | |
|--------------------------------------|-----|----|----|---|----|----|----|-----|-----|-----|----|----|----|----|---------|-------|----|-----|----|---|---|----|----|----|-----|-----|-----|----|----|---|---|-----|------|--|--|--|--|--|
| IP | WLS | BF | H | R | ER | SO | BB | IBB | HBP | BLK | WP | HR | S | P | ERA | WHIP | IP | WLS | BF | H | R | ER | SO | BB | IBB | HBP | BLK | WP | HR | S | P | ERA | WHIP | | | | | |
| Jim O'Toole, L (1, 1) ERA: 3.33 | 6.1 | | 23 | 4 | 1 | 1 | 3 | 2 | 0 | 0 | 0 | 0 | 27 | 35 | 1.42 | 0.947 | | | | | | | | | | | | | | | | | | | | | | |
| Ted Davidson, L (7, 1) ERA: 3.97 | 1.1 | L | 6 | 1 | 2 | 1 | 1 | 0 | 0 | 0 | 0 | 0 | 7 | 11 | 13.50 | 1.500 | | | | | | | | | | | | | | | | | | | | | | |
| Don Nottebart, R (8, 1) ERA: 2.56 | 0.1 | | 2 | 1 | 0 | 0 | 0 | 0 | 0 | 0 | 0 | 0 | 2 | 2 | 0.00 | 3.000 | | | | | | | | | | | | | | | | | | | | | | |

AB R H RBI BB SO LOB

| | | | | | | |
|---|---|---|---|---|---|---|
| 3 | 0 | 1 | 0 | 1 | 0 | 0 |
| 4 | 1 | 0 | 0 | 0 | 0 | 3 |
| 4 | 0 | 1 | 2 | 0 | 0 | 1 |
| 4 | 1 | 2 | 0 | 0 | 1 | 1 |
| 2 | 0 | 1 | 0 | 1 | 0 | 1 |
| 3 | 0 | 0 | 0 | 0 | 1 | 3 |
| 3 | 0 | 1 | 1 | 0 | 0 | 1 |
| 0 | 0 | 0 | 0 | 0 | 0 | 0 |
| 2 | 1 | 0 | 0 | 1 | 0 | 2 |
| 2 | 0 | 0 | 0 | 0 | 1 | 2 |
| 1 | 0 | 0 | 0 | 0 | 1 | 1 |
| 0 | 0 | 0 | 0 | 0 | 0 | 0 |

| | | | |
|-------|--------|-------|--------|
| 1B: 5 | SF: 0 | WP: 0 | PA: 31 |
| 2B: 2 | SAC: 0 | PB: 0 | |
| 3B: 0 | DP: 2 | SB: 1 | |
| HR: 0 | HBP: 0 | CS: 0 | |

Cincinnati Reds @ St. Louis Cardinals
 Busch Stadium, St. Louis, MO
 Tue Sep 13 1966, 7:05 PM CDT
 Att. 12,431 - Unknown

livebaseballscorecards.com

| | |
|-----|----|
| AB | 28 |
| R | 3 |
| H | 6 |
| RBI | 3 |
| BB | 3 |
| SO | 4 |
| LOB | 15 |




| Batter | 1 | 2 | 3 | 4 | 5 | 6 | 7 | 8 | 9 | AB R H RBI BB SO LOB | TOP | |
|---|---|---|---|---|---|---|---|---|---|--|---|---|
| Giraldo Ruiz, S (1, 5) OBP: 0.299, SLG: 0.304 | 0-0 G4-6-3 1B | | 0-3 K | | | 0-0 1B 3B | | 0-0 L9 | | 4 1 2 1 0 1 1 | | |
| Pete Rose, S (1, 4) OBP: 0.350, SLG: 0.452 | 0-0 G4-6-3 1-2f | | | 0-0 F7 | | 0-0 FC4-6 1B | | 0-0 F8 | | 4 0 1 1 0 0 1 | | |
| Vada Pinson, L (1, 8) OBP: 0.332, SLG: 0.452 | 0-0 F8 | | | 0-0 3-1 | | 0-0 FC4-6 FC6-4 1-2f | | 0-0 F8 | | 4 0 0 0 0 0 1 | | |
| Deron Johnson, R (1, 3) OBP: 0.313, SLG: 0.473 | | 0-3 K | | 0-0 F7 | | 0-0 FC6-4 1-2f | | 0-0 4-3 | | 4 0 0 0 0 1 1 | | |
| Art Shamsky, L (1, 7) OBP: 0.319, SLG: 0.543 | | 0-0 F5 | | | 0-0 F9 | | 0-0 P6 | | | 3 0 0 0 0 0 0 | | |
| Mel Queen, L (1, 9) OBP: 0.254, SLG: 0.148 | | 0-3 K | | | 0-3 K | | 0-0 1B | | | 3 0 1 0 0 2 0 | | |
| Johnny Edwards, L (1, 2) OBP: 0.275, SLG: 0.294 | | | 0-0 F2 | | 0-0 4-3 | | 0-0 4-3 | | | 3 0 0 0 0 0 0 | | |
| Leo Cardenas, R (1, 6) OBP: 0.314, SLG: 0.423 | | | 0-0 4-3 | | | 0-0 F8 | | 0-0 6-3 | | 3 0 0 0 0 0 0 | | |
| Sammy Ellis, L (1, 1) OBP: 0.176, SLG: 0.141 Don Nottbart, R (3, 1) OBP: 0.217, SLG: 0.182 Lee May, R (6, PH) OBP: 0.250, SLG: 0.375 Dom Zanni, R (6, 1) Gordy Coleman, L (8, PH) OBP: 0.301, SLG: 0.355 Joe Nuxhall, L (8, 1) OBP: 0.088, SLG: 0.118 | | | 0-0 2B | | | 0-0 3B 1B | | 0-0 F7 | | 1 0 1 0 0 0 0 0 0 0 0 0 0 0 1 1 1 0 0 0 0 0 0 0 0 0 0 0 1 0 0 0 0 0 0 0 0 0 0 0 0 0 | | |
| Inning Stats | R: 0 H: 1 E: 0 LOB: 0 K: 0 BB: 0 S: 3 P: 3 | R: 0 H: 0 E: 0 LOB: 0 K: 2 BB: 0 S: 7 P: 7 | R: 0 H: 1 E: 0 LOB: 1 K: 1 BB: 0 S: 6 P: 6 | R: 0 H: 0 E: 0 LOB: 0 K: 0 BB: 0 S: 3 P: 3 | R: 0 H: 0 E: 0 LOB: 0 K: 1 BB: 0 S: 5 P: 5 | R: 2 H: 3 E: 0 LOB: 1 K: 0 BB: 0 S: 6 P: 6 | R: 0 H: 1 E: 0 LOB: 0 K: 0 BB: 0 S: 3 P: 3 | R: 0 H: 0 E: 0 LOB: 0 K: 0 BB: 0 S: 3 P: 3 | R: 0 H: 0 E: 0 LOB: 0 K: 0 BB: 0 S: 3 P: 3 | 1B: 4 SF: 0 2B: 1 SAC: 0 3B: 1 DP: 1 HR: 0 HBP: 0 | WP: 0 PA: 31 PB: 0 SB: 0 CS: 0 | |
| PITCHER Ray Washburn, R (1, 1) ERA: 3.68 | IP WLS BF H R ER SO BB IBB HBP BLK WP HR S P ERA WHIP | | | | | | | | | | | PITCHER IP WLS BF H R ER SO BB IBB HBP BLK WP HR S P ERA WHIP |

Cincinnati Reds @ St. Louis Cardinals
 Busch Stadium, St. Louis, MO
 Wed Sep 14 1966, 7:05 PM CDT
 Att. 9,961 - Unknown

livebaseballscorecards.com

AB 31
 R 2
 H 6
 RBI 2
 BB 0
 SO 4
 LOB 4



| Batter | 1 | 2 | 3 | 4 | 5 | 6 | 7 | 8 | 9 | AB R H RBI BB SO LOB | TOP | | | | | | | | | | | | | | | | | | | | | | | | |
|---|------------------------------|---------------------------------|------------------------------|---------------------------------|------------------------------|---------------------------------|------------------------------|---------------------------------|------------------------------|---------------------------------|--|---------------------------------|------------------------------|---------------------------------|------------------------------|---------------------------------|------------------------------|---------------------------------|----------------------------------|------------------------------------|----------------------------------|--------|---|-----|----|----|-----|-----|-----|----|----|---|---|-----|------|
| Tommy Harper, R (1, 7) OBP: 0.350, SLG: 0.361 | 0-3 K | | 0-0 S 1B | | | 0-3 K | | | 0-0 L9 | 4 0 1 0 0 2 0 | <p>Cincinnati Reds @ Atlanta Braves</p> <p>Atlanta Stadium, Atlanta, GA</p> <p>Fri Sep 16 1966, 7:05 PM EDT</p> <p>Att. 11,134 - Unknown</p> <p>livebaseballscorecards.com</p> <table border="1"> <tr><td>AB</td><td>30</td></tr> <tr><td>R</td><td>0</td></tr> <tr><td>H</td><td>4</td></tr> <tr><td>RBI</td><td>0</td></tr> <tr><td>BB</td><td>0</td></tr> <tr><td>SO</td><td>9</td></tr> <tr><td>LOB</td><td>4</td></tr> </table>  | AB | 30 | R | 0 | H | 4 | RBI | 0 | BB | 0 | SO | 9 | LOB | 4 | | | | | | | | | | |
| AB | 30 | | | | | | | | | | | | | | | | | | | | | | | | | | | | | | | | | | |
| R | 0 | | | | | | | | | | | | | | | | | | | | | | | | | | | | | | | | | | |
| H | 4 | | | | | | | | | | | | | | | | | | | | | | | | | | | | | | | | | | |
| RBI | 0 | | | | | | | | | | | | | | | | | | | | | | | | | | | | | | | | | | |
| BB | 0 | | | | | | | | | | | | | | | | | | | | | | | | | | | | | | | | | | |
| SO | 9 | | | | | | | | | | | | | | | | | | | | | | | | | | | | | | | | | | |
| LOB | 4 | | | | | | | | | | | | | | | | | | | | | | | | | | | | | | | | | | |
| Pete Rose, S (1, 4) OBP: 0.351, SLG: 0.453 | 0-0 G6-4-3 1B | | 0-0 F8 1-2 | | | 0-0 1B | | | 0-0 L9 | 4 0 2 0 0 0 1 | | | | | | | | | | | | | | | | | | | | | | | | | |
| Tommy Helms, R (1, 5) OBP: 0.319, SLG: 0.395 | 0-0 G6-4-3 1-2f | | | 0-0 L6 | | 0-0 F3 | | | 0-0 F8 | 4 0 0 0 0 0 2 | | | | | | | | | | | | | | | | | | | | | | | | | |
| Deron Johnson, R (1, 3) OBP: 0.311, SLG: 0.470 | | 0-3 K | | 0-3 K | | 0-3 K | | | 0-0 L9 | 3 0 0 0 0 3 0 | | | | | | | | | | | | | | | | | | | | | | | | | |
| Art Shamsky, L (1, 9) OBP: 0.314, SLG: 0.535 | | 0-0 F9 | | 0-0 F9 | | 0-0 G3 | | | 0-0 L9 | 3 0 0 0 0 0 0 | | | | | | | | | | | | | | | | | | | | | | | | | |
| Vada Pinson, L (1, 8) OBP: 0.332, SLG: 0.451 | | 0-0 PB 1B | | 0-3 K | | 0-0 4-3 | | | 0-0 F8 | 3 0 1 0 0 1 0 | | | | | | | | | | | | | | | | | | | | | | | | | |
| Johnny Edwards, L (1, 2) OBP: 0.272, SLG: 0.291 | | 0-3 K 1-2 | | 0-0 4-3 | | 0-0 L6 | | | 0-0 L6 | 3 0 0 0 0 1 1 | | | | | | | | | | | | | | | | | | | | | | | | | |
| Leo Cardenas, R (1, 6) OBP: 0.313, SLG: 0.421 | | | 0-0 5-3 | | 0-3 K | | | | 0-3 K | 3 0 0 0 0 2 0 | | | | | | | | | | | | | | | | | | | | | | | | | |
| Jim Maloney, L (1, 1) OBP: 0.247, SLG: 0.247 | | | 0-0 1-3 | | | 0-0 F3 | | | 0-0 G3 | 1 0 0 0 0 0 0 | | | | | | | | | | | | | | | | | | | | | | | | | |
| Dom Zanni, R (4, 1) OBP: 0.236, SLG: 0.301 | | | | | | | | | | 0 0 0 0 0 0 0 | | | | | | | | | | | | | | | | | | | | | | | | | |
| Giraldo Ruiz, S (6, PH) | | | | | | | | | | 1 0 0 0 0 0 0 | | | | | | | | | | | | | | | | | | | | | | | | | |
| Ted Davidson, R (6, 1) | | | | | | | | | | 0 0 0 0 0 0 0 | | | | | | | | | | | | | | | | | | | | | | | | | |
| Gordy Coleman, L (8, PH) | | | | | | | | | | 1 0 0 0 0 0 0 | | | | | | | | | | | | | | | | | | | | | | | | | |
| Darrell Osteen, R (8, 1) | | | | | | | | | | 0 0 0 0 0 0 0 | | | | | | | | | | | | | | | | | | | | | | | | | |
| Inning Stats | R: 0 E: 0 K: 1 S: 5 | H: 1 LOB: 0 BB: 0 P: 5 | R: 0 E: 0 K: 2 S: 8 | H: 1 LOB: 1 BB: 0 P: 8 | R: 0 E: 0 K: 0 S: 4 | H: 0 LOB: 0 BB: 0 P: 4 | R: 0 E: 0 K: 1 S: 5 | H: 0 LOB: 0 BB: 0 P: 5 | R: 0 E: 0 K: 2 S: 7 | H: 0 LOB: 0 BB: 0 P: 7 | R: 0 E: 0 K: 1 S: 6 | H: 1 LOB: 1 BB: 0 P: 6 | R: 0 E: 0 K: 1 S: 5 | H: 0 LOB: 0 BB: 0 P: 5 | R: 0 E: 0 K: 1 S: 5 | H: 0 LOB: 0 BB: 0 P: 5 | R: 0 E: 0 K: 0 S: 3 | H: 0 LOB: 0 BB: 0 P: 3 | 1B: 4 2B: 0 3B: 0 HR: 0 | SF: 0 SAC: 0 DP: 1 HBP: 0 | WP: 0 PB: 1 SB: 1 CS: 0 | PA: 30 | | | | | | | | | | | | | |
| PITCHER Pat Jarvis, R (1, 1) ERA: 2.05 | IP 9.0 | WLS W | BF 30 | H 4 | R 0 | ER 0 | SO 9 | BB 0 | IBB 0 | HBP 0 | BLK 0 | WP 0 | HR 0 | S 48 | P 48 | ERA 0.00 | WHIP 0.444 | PITCHER | IP | WLS | BF | H | R | ER | SO | BB | IBB | HBP | BLK | WP | HR | S | P | ERA | WHIP |

| Batter | 1 | 2 | 3 | 4 | 5 | 6 | 7 | 8 | 9 |
|--|-----------|----------------------|------------------|-----------------------|-----------|----------------------|----------------------------|-------------------------|---|
| Felipe Alou, R OBP: 0.364, SLG: 0.531 (1, 3) | 0-0 F8 | | 0-0 5-3 | 0-3 K | | 0-3 K | | 0-0 BB 1B | |
| Eddie Mathews, L OBP: 0.342, SLG: 0.420 (1, 5) | 0-0 F5 | | 0-0 G3 | 4-0 WP 1B BB | | 0-0 F5 | | 4-0 FC5 BB | |
| Lee Bales, S OBP: 0.100, SLG: 0.100 (8, PR) (9, 5) | | | | | | | | | |
| Hank Aaron, R OBP: 0.364, SLG: 0.541 (1, 9) | 0-3 K | | 0-0 1B 2B | 4-0 1B BB | | | 4-0 1B FC1-6-4 BB | 4-0 1-2 2-3 BB | |
| Ty Cline, L OBP: 0.340, SLG: 0.327 (7, PR) (8, 9) | | | | 1-3 2-H 3-H | | | | | |
| Joe Torre, R OBP: 0.377, SLG: 0.552 (1, 2) | | 0-0 F4 | 0-0 BB 1B | 0-0 1-2 1B | | 0-3 K | | 0-0 FC5 | |
| Rico Carty, R OBP: 0.392, SLG: 0.465 (1, 7) | | 0-0 1B 1B | 4-0 1-2 BB | 0-0 F4 | | 0-0 FC1-6-4 1B | | | |
| Mack Jones, L OBP: 0.331, SLG: 0.447 (1, 8) | | 0-0 1B E 1B | 0-0 F8 | | 0-0 F7 | | 0-0 FC1-6-4 | | |
| Denis Menke, R OBP: 0.353, SLG: 0.406 (1, 6) | | 0-0 E4 1B | | 4-0 1B WP BB | | 0-0 F8 | | 0-3 K | |
| Woody Woodward, R OBP: 0.326, SLG: 0.328 (1, 4) | | 0-0 F8 | | 0-0 WP S 1B | | 0-0 L6 | | 0-0 F8 | |
| Pat Jarvis, R (1, 1) | | 0-3 K | | 0-0 F2 | | 0-3 K | | 0-3 K | |

| Inning Stats | R: 0 | H: 0 | E: 0 | K: 1 | S: 5 | LOB: 0 | BB: 0 | P: 5 |
|--------------|------|------|------|------|------|--------|-------|-------|
| | R: 2 | H: 3 | E: 1 | K: 1 | S: 8 | LOB: 1 | BB: 0 | P: 8 |
| | R: 1 | H: 2 | E: 0 | K: 0 | S: 5 | LOB: 2 | BB: 1 | P: 9 |
| | R: 3 | H: 2 | E: 0 | K: 1 | S: 7 | LOB: 2 | BB: 3 | P: 19 |
| | R: 0 | H: 0 | E: 0 | K: 0 | S: 3 | LOB: 0 | BB: 0 | P: 3 |
| | R: 0 | H: 0 | E: 0 | K: 2 | S: 7 | LOB: 0 | BB: 0 | P: 7 |
| | R: 1 | H: 1 | E: 0 | K: 2 | S: 8 | LOB: 1 | BB: 1 | P: 12 |
| | R: 0 | H: 1 | E: 0 | K: 1 | S: 6 | LOB: 3 | BB: 2 | P: 14 |

| PITCHER | IP | WLS | BF | H | R | ER | SO | BB | IBB | HBP | BLK | WP | HR | S | P | ERA | WHIP |
|--|-----|-----|----|---|---|----|----|----|-----|-----|-----|----|----|----|----|-------|-------|
| Jim Maloney, R ERA: 3.0 (1, 1) | 3.2 | L | 22 | 7 | 6 | 6 | 3 | 4 | 0 | 0 | 0 | 1 | 0 | 24 | 40 | 14.73 | 3.000 |
| Dom Zanni, R ERA: (4, 1) | 1.1 | | 4 | 0 | 0 | 0 | 0 | 0 | 0 | 0 | 0 | 0 | 0 | 4 | 4 | 0.00 | 0.000 |
| Ted Davidson, L ERA: 3.98 (6, 1) | 2.0 | | 8 | 1 | 1 | 1 | 4 | 1 | 0 | 0 | 0 | 0 | 0 | 15 | 19 | 4.50 | 1.000 |
| Darrell Osteen, R ERA: 12.54 (8, 1) | 1.0 | | 6 | 1 | 0 | 0 | 1 | 2 | 0 | 0 | 0 | 0 | 0 | 6 | 14 | 0.00 | 3.000 |

BOTTOM

Cincinnati Reds @ Atlanta Braves
Atlanta Stadium, Atlanta, GA

Fri Sep 16 1966, 7:05 PM EDT
Att. 11,134 - Unknown

| AB | R | H | RBI | BB | SO | LOB |
|----|---|---|-----|----|----|-----|
| 5 | 0 | 1 | 0 | 0 | 2 | 2 |
| 3 | 1 | 0 | 0 | 2 | 0 | 0 |
| 0 | 0 | 0 | 0 | 0 | 0 | 0 |
| 2 | 1 | 1 | 1 | 2 | 1 | 0 |
| 0 | 1 | 0 | 0 | 1 | 0 | 0 |
| 5 | 0 | 2 | 2 | 0 | 1 | 4 |
| 3 | 1 | 2 | 0 | 1 | 0 | 2 |
| 4 | 1 | 1 | 1 | 0 | 0 | 3 |
| 3 | 1 | 1 | 1 | 1 | 1 | 1 |
| 4 | 1 | 1 | 0 | 0 | 0 | 1 |
| 4 | 0 | 0 | 0 | 0 | 3 | 3 |

| AB | 33 |
|-----|----|
| R | 7 |
| H | 9 |
| RBI | 5 |
| BB | 7 |
| SO | 8 |
| LOB | 16 |

livebaseballscorecards.com

| WP | PA |
|-------|----|
| 3 | 40 |
| PB: 0 | |
| SB: 1 | |
| CS: 0 | |



| Batter | 1 | 2 | 3 | 4 | 5 | 6 | 7 | 8 | 9 | AB R H RBI BB SO LOB | TOP | | | | | | | | | | | |
|---|------------------------------|---------------------------------|------------------------------|---------------------------------|------------------------------|---------------------------------|------------------------------|---------------------------------|------------------------------|----------------------------------|------------------------------|---------------------------------|------------------------------|---------------------------------|------------------------------|---------------------------------|----------------------------------|------------------------------------|----------------------------------|--------|--|--|
| Tommy Harper, R (1, 7) OBP: 0.347, SLG: 0.358 | 0-0 6-3 | | 0-0 4-3 | | 0-0 5-3 | | 0-3 K | | | 4 0 0 0 0 1 0 | | | | | | | | | | | | |
| Tommy Helms, R (1, 5) OBP: 0.320, SLG: 0.395 | 0-3 K | | 0-0 1B 1B | | 0-0 CS 1B | | | 0-0 1-3 | | 4 1 2 0 0 1 0 | | | | | | | | | | | | |
| Pete Rose, S (1, 4) OBP: 0.352, SLG: 0.455 | 0-0 F7 | | 0-0 1B 1B | | 0-0 CS 1-2 | | 0-0 2B | 0-3 K | | 4 0 2 0 0 1 0 | | | | | | | | | | | | |
| Lee May, R (1, 3) OBP: 0.250, SLG: 0.350 | | 0-0 3-1 | 0-0 1B 1-2 3-H | | | 0-3 K | | 0-0 5-3 | | 4 0 1 1 0 1 1 | | | | | | | | | | | | |
| Art Shamsky, L (1, 9) OBP: 0.309, SLG: 0.524 | | 0-0 L6 | 0-0 5-3 | | | 0-3 K | | | 0-0 F3 | 4 0 0 0 0 1 3 | | | | | | | | | | | | |
| Vada Pinson, L (1, 8) OBP: 0.333, SLG: 0.451 | | 0-0 1B 1B | | 0-0 F7 | | 4-0 IBB | | | 0-0 4-3 | 3 0 1 0 1 0 0 | | | | | | | | | | | | |
| Johnny Edwards, L (1, 2) OBP: 0.272, SLG: 0.290 | | 0-0 1B | | 0-0 4-3 | | 0-0 4-3 | | | 0-3 K | 4 0 1 0 0 1 2 | | | | | | | | | | | | |
| Leo Cardenas, R (1, 6) OBP: 0.311, SLG: 0.418 | | 0-0 5-3 | | 0-0 F3 | | | 0-0 6-3 | | | 3 0 0 0 0 0 2 | | | | | | | | | | | | |
| Joe Nuxhall, L (1, 1) OBP: 0.083, SLG: 0.111 | | | 0-0 L1 | | 0-0 4-3 | | 0-0 5-3 | | | 2 0 0 0 0 0 0 | | | | | | | | | | | | |
| Gordy Coleman, L (7, PH) OBP: 0.298, SLG: 0.351 | | | | | | | | | | 1 0 0 0 0 0 0 | | | | | | | | | | | | |
| Billy McCool, R (7, 1) OBP: 0.211, SLG: 0.167 | | | | | | | | | | 0 0 0 0 0 0 0 | | | | | | | | | | | | |
| Don Nottebart, R (7, 1) OBP: 0.217, SLG: 0.182 | | | | | | | | | | 0 0 0 0 0 0 0 | | | | | | | | | | | | |
| Inning Stats | R: 0 E: 0 K: 1 S: 5 | H: 0 LOB: 0 BB: 0 P: 5 | R: 0 E: 0 K: 0 S: 5 | H: 2 LOB: 2 BB: 0 P: 5 | R: 1 E: 0 K: 0 S: 6 | H: 3 LOB: 2 BB: 0 P: 6 | R: 0 E: 0 K: 0 S: 3 | H: 0 LOB: 0 BB: 0 P: 3 | R: 0 E: 0 K: 2 S: 8 | H: 1 LOB: 2 BB: 1 P: 12 | R: 0 E: 0 K: 1 S: 5 | H: 0 LOB: 0 BB: 0 P: 5 | R: 0 E: 0 K: 1 S: 5 | H: 0 LOB: 0 BB: 0 P: 5 | R: 0 E: 0 K: 1 S: 5 | H: 0 LOB: 0 BB: 0 P: 5 | 1B: 6 2B: 1 3B: 0 HR: 0 | SF: 0 SAC: 0 DP: 0 HBP: 0 | WP: 0 PB: 0 SB: 0 CS: 1 | PA: 35 | | |
| PITCHER Don Schwall, R (1, 1) ERA: 3.48 Clay Carroll, R (8, 1) ERA: 2.25 | IP 7.0 | WLS W | BF 28 | H 7 | R 1 | ER 1 | SO 4 | BB 0 | IBB 1 | HBP 0 | BLK 0 | WP 0 | HR 0 | S 35 | P 39 | ERA 1.29 | WHIP 1.000 | | | | | |
| PITCHER | IP | WLS | BF | H | R | ER | SO | BB | IBB | HBP | BLK | WP | HR | S | P | ERA | WHIP | | | | | |

Cincinnati Reds @ Atlanta Braves
Atlanta Stadium, Atlanta, GA
Sat Sep 17 1966, 7:05 PM EDT
Att: 11,467 - Unknown

livebaseballscorecards.com

| | |
|-----|----|
| AB | 33 |
| R | 1 |
| H | 7 |
| RBI | 1 |
| BB | 1 |
| SO | 6 |
| LOB | 8 |



| Batter | 1 | 2 | 3 | 4 | 5 | 6 | 7 | 8 | 9 |
|---|------------------|------------|------------|------------------|------------|-----------------|------------------------|-----------------|---|
| Felipe Alou, R OBP: 0.364, SLG: 0.537 (1, 8) X | 0-0 HR | | 0-0 6-3 | | | 0-0 2B 1B | 0-0 SF7 | | |
| Denis Menke, R OBP: 0.352, SLG: 0.403 (1, 6) H | 1-0 PB HBP | | 0-3 K | | | 0-0 F4 | 0-0 F4 | | |
| Hank Aaron, R OBP: 0.364, SLG: 0.538 (1, 9) S S S | 0-3 K 1-2 | | 0-0 L7 | | | 0-3 K | | 4-0 BB | |
| Joe Torre, R OBP: 0.376, SLG: 0.552 (1, 3) X | 0-0 F3 | | | 0-0 1-3 | | 0-0 2B | | 0-0 F6 | |
| Rico Carty, R OBP: 0.393, SLG: 0.463 (1, 7) X | 0-0 5-3 | | | 4-0 CS BB | | 4-0 IBB | | 0-3 K 1-2 | |
| Gene Oliver, R OBP: 0.246, SLG: 0.354 (1, 2) X | | 0-0 F4 | | 0-0 F8 1-2 | | 0-3 K | | 0-3 K | |
| Miguel de la Hoz, R OBP: 0.225, SLG: 0.229 (1, 5) X | | 0-0 F4 | | | 0-0 F3 | | 0-3 K | | |
| Woody Woodward, R OBP: 0.328, SLG: 0.333 (1, 4) X | | 0-0 2B | | | 0-0 F9 | | 0-0 1B SF7 1B | | |
| Don Schwall, R OBP: 0.100, SLG: 0.053 (1, 1) X | | 0-0 6-3 | | | 0-0 4-3 | | 0-0 1B | | |
| Mack Jones, L OBP: 0.333, SLG: 0.448 (7, PH) | | | | | | | | | |
| Clay Carroll, R OBP: 0.100, SLG: 0.100 (8, 1) X | | | | | | | | | |

| Inning Stats | R: 1 | H: 1 | E: 0 | K: 1 | S: 6 | LOB: 1 | BB: 0 | P: 7 | R: 0 | H: 1 | E: 0 | K: 0 | S: 4 | LOB: 1 | BB: 0 | P: 4 | R: 0 | H: 0 | E: 0 | K: 1 | S: 5 | LOB: 0 | BB: 0 | P: 5 | R: 0 | H: 0 | E: 0 | K: 0 | S: 2 | LOB: 0 | BB: 1 | P: 6 | R: 0 | H: 2 | E: 0 | K: 2 | S: 9 | LOB: 2 | BB: 1 | P: 13 | R: 1 | H: 2 | E: 0 | K: 1 | S: 7 | LOB: 1 | BB: 0 | P: 7 | R: 0 | H: 0 | E: 0 | K: 2 | S: 7 | LOB: 1 | BB: 1 | P: 11 |
|--------------|------|------|------|------|------|--------|-------|------|------|------|------|------|------|--------|-------|------|------|------|------|------|------|--------|-------|------|------|------|------|------|------|--------|-------|------|------|------|------|------|------|--------|-------|-------|------|------|------|------|------|--------|-------|------|------|------|------|------|------|--------|-------|-------|
|--------------|------|------|------|------|------|--------|-------|------|------|------|------|------|------|--------|-------|------|------|------|------|------|------|--------|-------|------|------|------|------|------|------|--------|-------|------|------|------|------|------|------|--------|-------|-------|------|------|------|------|------|--------|-------|------|------|------|------|------|------|--------|-------|-------|

| PITCHER | IP | WLS | BF | H | R | ER | SO | BB | IBB | HBP | BLK | WP | HR | S | P | ERA | WHIP |
|---|-----|-----|----|---|---|----|----|----|-----|-----|-----|----|----|----|----|------|-------|
| Joe Nuxhall, L ERA: 4.51 (1, 1) | 6.0 | L | 24 | 4 | 2 | 2 | 4 | 1 | 1 | 1 | 0 | 0 | 1 | 29 | 38 | 3.00 | 0.833 |
| Billy McCool, L ERA: 2.48 (7, 1) | 0.1 | | 1 | 0 | 0 | 0 | 1 | 0 | 0 | 0 | 0 | 0 | 0 | 3 | 3 | 0.00 | 0.000 |
| Don Nottebart, R ERA: 2.73 (7, 1) | 1.2 | | 8 | 2 | 1 | 1 | 2 | 1 | 0 | 0 | 0 | 0 | 0 | 11 | 15 | 5.40 | 1.800 |

BOTTOM

AB R H RBI BB SO LOB

3 2 2 2 0 0 0

3 0 0 0 0 1 2

3 0 0 0 1 2 2

4 0 1 1 0 0 2

2 0 0 0 2 1 2

4 0 0 0 0 2 4

3 0 0 0 0 1 0

3 1 2 0 0 0 0

2 0 0 0 0 0 1

1 0 1 0 0 0 0

0 0 0 0 0 0 0

1B: 3 SF: 1
2B: 2 SAC: 0
3B: 0 DP: 0
HR: 1 HBP: 1

WP: 0 PA: 33
PB: 1
SB: 1
CS: 1

Cincinnati Reds @ Atlanta Braves
Atlanta Stadium, Atlanta, GA

Sat Sep 17 1966, 7:05 PM EDT
Att. 11,467 - Unknown

livebaseballscorecards.com

AB 28
R 3
H 6
RBI 3
BB 3
SO 7
LOB 13



| Batter | 1 | 2 | 3 | 4 | 5 | 6 | 7 | 8 | 9 | AB R H RBI BB SO LOB | TOP | | | | | | | |
|--|---|---------------------------------|------------------------------|---------------------------------|------------------------------|---------------------------------|------------------------------|---------------------------------|------------------------------|---------------------------------|---|---------------------------------|------------------------------|---------------------------------|----------------------------------|------------------------------------|----------------------------------|--------|
| Tommy Harper, R (1, 7) OBP: 0.346, SLG: 0.363 | 0-0 F2 | | 0-0 HR | | 0-0 F9 | | | 0-0 F3 | | 4 1 1 2 0 0 0 | Cincinnati Reds @ Atlanta Braves Atlanta Stadium, Atlanta, GA Sun Sep 18 1966, 3:33 AM EDT Att. 7,768 - Unknown | | | | | | | |
| Tommy Helms, R (1, 5) OBP: 0.318, SLG: 0.392 | 0-0 5-3 | | 0-0 1-3 | | | 0-0 1-3 | | 0-0 4-3 | | 4 0 0 0 0 0 0 | | | | | | | | |
| Pete Rose, S (1, 4) OBP: 0.353, SLG: 0.457 | 0-0 4-3 | | 0-0 2B | | | 0-0 F7 | | 0-0 1B | | 4 0 2 0 0 0 0 | | | | | | | | |
| Lee May, R (1, 3) OBP: 0.208, SLG: 0.292 | | 0-0 F5 | 0-0 4-3 | | | 0-0 F3 | | 0-0 F7 | | 4 0 0 0 0 0 2 | | | | | | | | |
| Art Shamsky, L (1, 9) OBP: 0.308, SLG: 0.519 | | 0-3 K | | 0-3 K | | | 0-0 F7 | 0-0 E | | 4 0 1 0 0 2 0 | | | | | | | | |
| Vada Pinson, L (1, 8) OBP: 0.331, SLG: 0.447 | | 0-0 3-1 | | 0-0 6-3 | | | 0-0 F9 | 0-0 F9 | | 4 0 0 0 0 0 2 | | | | | | | | |
| Johnny Edwards, L (1, 2) OBP: 0.269, SLG: 0.286 | | | 0-0 F8 | 0-0 F9 | | | 0-0 F5 | 0-0 F9 | | 4 0 0 0 0 0 2 | | | | | | | | |
| Leo Cardenas, R (1, 6) OBP: 0.313, SLG: 0.427 | | | 0-0 HR | | 0-0 E6 | | 0-0 E9 | 0-0 E9 | | 3 2 2 1 0 0 0 | | | | | | | | |
| Sammy Ellis, L (1, 1) OBP: 0.176, SLG: 0.141 | | | 0-0 E6 | | 0-3 K | | 0-0 5-3 | 0-0 5-3 | | 0 0 0 0 0 0 0 | | | | | | | | |
| Dom Zanni, R (1, 1) OBP: 1.000, SLG: 1.000 | | | 0-0 HR | | 1-2 K | | 3-H | | | 1 1 1 0 0 0 0 | | | | | | | | |
| Ted Davidson, R (3, 1) | | | | | | | | | | 1 0 0 0 0 1 1 | | | | | | | | |
| Jack Baldschun, R (6, 1) | | | | | | | | | | 0 0 0 0 0 0 0 | | | | | | | | |
| Gordy Coleman, L (8, PH) | | | | | | | | | | 1 0 0 1 0 0 0 | | | | | | | | |
| Darrell Osterri, R (8, 1) | | | | | | | | | | 0 0 0 0 0 0 0 | | | | | | | | |
| Inning Stats | R: 0 E: 0 K: 0 S: 3 | H: 0 LOB: 0 BB: 0 P: 3 | R: 0 E: 0 K: 1 S: 5 | H: 0 LOB: 0 BB: 0 P: 5 | R: 3 E: 1 K: 0 S: 7 | H: 4 LOB: 1 BB: 0 P: 7 | R: 0 E: 0 K: 1 S: 5 | H: 0 LOB: 0 BB: 0 P: 5 | R: 0 E: 0 K: 0 S: 3 | H: 0 LOB: 0 BB: 0 P: 3 | R: 0 E: 1 K: 0 S: 4 | H: 1 LOB: 0 BB: 0 P: 4 | R: 0 E: 1 K: 0 S: 5 | H: 2 LOB: 2 BB: 0 P: 5 | 1B: 3 2B: 2 3B: 0 HR: 2 | SF: 0 SAC: 0 DP: 0 HBP: 0 | WP: 0 PB: 0 SB: 0 CS: 1 | PA: 34 |
| PITCHER | IP WLS BF H R ER SO BB IBB HBP BLK WP HR S P ERA WHIP | | | | | | | | | | | | | | | | | |
| Ken Johnson, R (1, 1) ERA: 3.3 | 8.1 W 32 7 4 3 3 0 0 0 0 0 0 2 38 38 3.24 0.840 | | | | | | | | | | | | | | | | | |
| Chi-Chi Olivo, R (9, 1) ERA: 3.79 | 0.2 S 2 0 0 0 0 0 0 0 0 0 0 0 2 2 0.00 0.000 | | | | | | | | | | | | | | | | | |

livebaseballscorecards.com

| | |
|------------|----|
| AB | 34 |
| R | 4 |
| H | 7 |
| RBI | 4 |
| BB | 0 |
| SO | 3 |
| LOB | 7 |



| Batter | 1 | 2 | 3 | 4 | 5 | 6 | 7 | 8 | 9 |
|---|---|---|---|---|---|---|---|---|---|
| Felipe Alou, R (1, 3) <small>OBP: 0.364, SLG: 0.535</small> George Kopacz, L (5, 3) | | | | | | | | | |
| Eddie Mathews, L (1, 5) <small>OBP: 0.345, SLG: 0.425</small> | | | | | | | | | |
| Hank Aaron, R (1, 9) <small>OBP: 0.362, SLG: 0.535</small> | | | | | | | | | |
| Joe Torre, R (1, 2) <small>OBP: 0.378, SLG: 0.558</small> | | | | | | | | | |
| Rico Carty, R (1, 7) <small>OBP: 0.394, SLG: 0.469</small> | | | | | | | | | |
| Mack Jones, L (1, 8) <small>OBP: 0.336, SLG: 0.449</small> | | | | | | | | | |
| Denis Menke, R (1, 6) <small>OBP: 0.355, SLG: 0.403</small> | | | | | | | | | |
| Woody Woodward, R (1, 4) <small>OBP: 0.329, SLG: 0.334</small> | | | | | | | | | |
| Ken Johnson, R (1, 1) <small>OBP: 0.155, SLG: 0.243</small> Chi-Chi Olivo, R (9, 1) | | | | | | | | | |

| AB | R | H | RBI | BB | SO | LOB |
|----|---|---|-----|----|----|-----|
| 2 | 1 | 0 | 0 | 0 | 0 | 1 |
| 1 | 1 | 0 | 0 | 1 | 0 | 1 |
| 4 | 0 | 3 | 1 | 0 | 1 | 1 |
| 5 | 2 | 1 | 2 | 0 | 0 | 3 |
| 5 | 3 | 3 | 1 | 0 | 0 | 1 |
| 5 | 1 | 3 | 1 | 0 | 2 | 2 |
| 4 | 0 | 2 | 1 | 0 | 0 | 3 |
| 3 | 0 | 1 | 1 | 2 | 1 | 3 |
| 5 | 0 | 2 | 2 | 0 | 0 | 4 |
| 5 | 1 | 2 | 0 | 0 | 2 | 4 |
| 0 | 0 | 0 | 0 | 0 | 0 | 0 |

| AB | R | H | RBI | BB | SO | LOB |
|----|---|----|-----|----|----|-----|
| 39 | 9 | 17 | 9 | 3 | 6 | 23 |

| WP | HR | S | P | ERA | WHIP |
|----|----|----|----|-------|-------|
| 1 | 1 | 13 | 45 | 12.00 | 3.000 |



Cincinnati Reds @ Atlanta Braves
 Atlanta Stadium, Atlanta, GA
 Sun Sep 18 1966, 3:33 AM EDT
 Att. 7,768 - Unknown

| Inning Stats | R | H | E | K | S | P | BB | IBB | HBP | BLK | WP | HR | S | P | ERA | WHIP |
|--|---|---|---|---|---|---|----|-----|-----|-----|----|----|----|----|-------|-------|
| Sammy Ellis, R (1, 1) <small>ERA: 5.3</small> | 3 | 4 | 0 | 1 | 6 | 0 | 0 | 0 | 0 | 0 | 0 | 0 | 8 | 9 | 40.50 | 6.000 |
| Dom Zanni, R (1, 1) <small>ERA:</small> | 0 | 0 | 0 | 0 | 0 | 0 | 0 | 0 | 0 | 0 | 0 | 0 | 9 | 9 | 0.00 | 1.200 |
| Ted Davidson, L (3, 1) <small>ERA: 4.3</small> | 0 | 0 | 0 | 0 | 0 | 0 | 0 | 0 | 0 | 0 | 0 | 0 | 10 | 11 | 5.40 | 2.400 |
| Jack Baldschun, R (6, 1) <small>ERA: 5.53</small> | 0 | 0 | 0 | 0 | 0 | 0 | 0 | 0 | 0 | 0 | 0 | 0 | 9 | 13 | 9.00 | 3.000 |
| Darrell Osteen, R (8, 1) <small>ERA: 12.19</small> | 0 | 0 | 0 | 0 | 0 | 0 | 0 | 0 | 0 | 0 | 0 | 0 | 9 | 13 | 9.00 | 3.000 |

| IP | WLS | BF | H | R | ER | SO | BB | IBB | HBP | BLK | WP | HR | S | P | ERA | WHIP |
|-----|-----|----|---|---|----|----|----|-----|-----|-----|----|----|----|----|-------|-------|
| 0.2 | | 7 | 4 | 3 | 3 | 1 | 0 | 0 | 0 | 0 | 0 | 0 | 8 | 9 | 40.50 | 6.000 |
| 1.2 | | 7 | 2 | 0 | 0 | 1 | 0 | 0 | 0 | 0 | 0 | 0 | 9 | 9 | 0.00 | 1.200 |
| 3.0 | L | 16 | 5 | 4 | 4 | 1 | 1 | 1 | 0 | 0 | 1 | 0 | 16 | 24 | 12.00 | 2.000 |
| 1.2 | | 9 | 4 | 1 | 1 | 1 | 0 | 0 | 1 | 0 | 0 | 0 | 10 | 11 | 5.40 | 2.400 |
| 1.0 | | 6 | 2 | 1 | 1 | 2 | 1 | 0 | 0 | 0 | 0 | 1 | 9 | 13 | 9.00 | 3.000 |

| Batter | 1 | 2 | 3 | 4 | 5 | 6 | 7 | 8 | 9 | AB | R | H | RBI | BB | SO | LOB |
|---|------------------|-----------|------------------------|------------|------------|---------------------------------|------------|------------------------------------|---|----|---|---|-----|----|----|-----|
| Don Kessinger, S (1, 6) OBP: 0.299, SLG: 0.302 | 0-0 S 1B | | 0-0 6-3 HR 1B | | 0-0 P5 | 0-0 1-2 2-H 3-H 1B | | 0-0 G5-4-3 1B | | 5 | 2 | 4 | 2 | 0 | 0 | 0 |
| Glenn Beckert, R (1, 4) OBP: 0.321, SLG: 0.349 | 0-0 P5 1-2 | | 0-0 6-3 1-2 | | 0-0 3-1 | 0-0 L4 | | 0-0 G5-4-3 1-2f 2-3 1B | | 5 | 0 | 0 | 0 | 0 | 0 | 6 |
| Billy Williams, L (1, 9) OBP: 0.349, SLG: 0.475 | 0-3 K | | 0-0 2-H HR | | 0-0 1B | | 0-0 4-3 | 4-0 BB BB | | 4 | 1 | 2 | 2 | 1 | 1 | 1 |
| Ron Santo, R (1, 5) OBP: 0.413, SLG: 0.540 | 0-0 2-H 1B | | 0-0 14 SF8 3B | | 0-0 F7 | | 0-0 L3 | 4-0 1-2 BB | | 4 | 1 | 2 | 1 | 1 | 0 | 1 |
| 14 Ernie Banks, R (1, 3) OBP: 0.323, SLG: 0.448 | 0-0 6-3 | | 0-0 SF8 | | | 4-0 SH3-4 1B BB | 0-0 1-3 | 0-3 K | | 3 | 1 | 0 | 1 | 1 | 1 | 4 |
| George Altman, L (1, 7) OBP: 0.283, SLG: 0.355 | | 0-0 1B | 0-0 3-1 | | | 4-0 1-2 SH3-4 1B BB | | 0-0 1B HR 1B | | 3 | 2 | 2 | 0 | 1 | 0 | 0 |
| Randy Hundley, R (1, 2) OBP: 0.292, SLG: 0.413 | | 0-0 F9 | | 0-0 4-3 | | 0-0 SH3-4 | | 0-0 1-2 HR 1B | | 3 | 1 | 1 | 0 | 0 | 0 | 1 |
| Adolfo Phillips, R (1, 8) OBP: 0.344, SLG: 0.455 | | 0-0 P4 | | 0-0 F7 | | 4-0 1B IBB | | 0-0 1-H 2-H HR | | 3 | 1 | 1 | 3 | 1 | 0 | 1 |
| Ken Holtzman, R (1, 1) OBP: 0.129, SLG: 0.130 | | 0-3 K | | 0-0 P3 | | 0-0 F8 | | 0-0 G5-4-3 1B | | 2 | 0 | 0 | 0 | 0 | 1 | 1 |
| Lee Thomas, L (6, PH) OBP: 0.283, SLG: 0.318 | | | | | | | | | | 1 | 0 | 0 | 0 | 0 | 0 | 3 |
| Cal Koonce, R (7, 1) OBP: 0.231, SLG: 0.174 | | | | | | | | | | 1 | 0 | 1 | 0 | 0 | 0 | 0 |

| Inning Stats | R: 1 | H: 2 | E: 0 | K: 1 | S: 7 | L: 1 | LOB: 1 | BB: 0 | P: 7 | R: 0 | H: 1 | E: 0 | K: 1 | S: 6 | R: 3 | H: 3 | E: 0 | K: 0 | S: 6 | R: 0 | H: 0 | E: 0 | K: 0 | S: 3 | R: 0 | H: 1 | E: 0 | K: 0 | S: 4 | R: 2 | H: 1 | E: 0 | K: 0 | S: 4 | R: 0 | H: 0 | E: 0 | K: 0 | S: 3 | R: 3 | H: 5 | E: 0 | K: 1 | S: 9 | L: 3 | LOB: 3 | BB: 2 | P: 17 | 1B: 10 | SF: 1 | 2B: 0 | SAC: 1 | 3B: 1 | DP: 1 | HR: 2 | HBP: 0 | WP: 0 | PA: 41 |
|--------------|------|------|------|------|------|------|--------|-------|------|------|------|------|------|------|------|------|------|------|------|------|------|------|------|------|------|------|------|------|------|------|------|------|------|------|------|------|------|------|------|------|------|------|------|------|------|--------|-------|-------|--------|-------|-------|--------|-------|-------|-------|--------|-------|--------|
|--------------|------|------|------|------|------|------|--------|-------|------|------|------|------|------|------|------|------|------|------|------|------|------|------|------|------|------|------|------|------|------|------|------|------|------|------|------|------|------|------|------|------|------|------|------|------|------|--------|-------|-------|--------|-------|-------|--------|-------|-------|-------|--------|-------|--------|

| PITCHER | IP | WLS | BF | H | R | ER | SO | BB | IBB | HBP | BLK | WP | HR | S | P | ERA | WHIP |
|---------------------------------------|-----|-----|----|---|---|----|----|----|-----|-----|-----|----|----|----|----|-------|-------|
| Sammy Ellis, R (1, 1) ERA: 5.42 | 5.2 | L | 28 | 8 | 6 | 6 | 2 | 2 | 1 | 0 | 0 | 0 | 1 | 29 | 41 | 9.53 | 1.765 |
| Jack Baldschun, R (6, 1) ERA: 5.49 | 0.1 | | 1 | 0 | 0 | 0 | 0 | 0 | 0 | 0 | 0 | 0 | 0 | 1 | 1 | 0.00 | 0.000 |
| Don Nottebart, R (7, 1) ERA: 2.83 | 1.0 | | 6 | 3 | 3 | 3 | 0 | 0 | 0 | 0 | 0 | 0 | 1 | 6 | 6 | 27.00 | 3.000 |
| Mel Queen, R (8, 1) ERA: 6.43 | 1.0 | | 6 | 2 | 0 | 0 | 1 | 2 | 0 | 0 | 0 | 0 | 0 | 6 | 14 | 0.00 | 4.000 |

BOTTOM

Cincinnati Reds @ Chicago Cubs
 Wrigley Field, Chicago, IL
 Wed Sep 21 1966, 3:33 AM CDT
 Att. 530 - Overcast

livebaseballscorecards.com

| | |
|-----|----|
| AB | 34 |
| R | 9 |
| H | 13 |
| RBI | 9 |
| BB | 5 |
| SO | 3 |
| LOB | 18 |



| Batter | 1 | 2 | 3 | 4 | 5 | 6 | 7 | 8 | 9 | AB R H RBI BB SO LOB | TOP | | | | | | | | | | | |
|--|---|---------------------------------|------------------------------|---------------------------------|------------------------------|---------------------------------|------------------------------|---------------------------------|------------------------------|---------------------------------|------------------------------|---------------------------------|------------------------------|---------------------------------|------------------------------|---------------------------------|------------------------------|---------------------------------|----------------------------------|------------------------------------|----------------------------------|--------|
| Tommy Harper, R (1, 7) OBP: 0.344, SLG: 0.356 | 0-0 6-3 1B | 0-0 FC6-4 1-2f | | | 0-0 1B | | 0-0 FC5-4 1-2f | | 0-0 F9 | 5 0 1 0 0 0 4 | | | | | | | | | | | | |
| Tommy Helms, R (1, 5) OBP: 0.316, SLG: 0.387 | 0-0 4-3 3B 1B | | 0-0 F9 | | 0-0 L6 | | 0-0 F9 | | | 4 1 1 0 0 0 2 | | | | | | | | | | | | |
| Pete Rose, S (1, 4) OBP: 0.356, SLG: 0.468 | 0-0 4-3 1-2 | | 0-0 5-3 | | 0-0 FC5-4 1-3 1B | | | 0-0 5-3 | | 4 0 1 0 0 0 1 | | | | | | | | | | | | |
| Don Pavletich, R (1, 2) OBP: 0.346, SLG: 0.526 | 0-0 1B 2-H | | 0-0 5-3 | | 0-0 FC5-4 1-2f | | | 0-0 FC5-4 1B | | 4 1 2 1 0 0 2 | | | | | | | | | | | | |
| Lee May, R (1, 3) OBP: 0.263, SLG: 0.342 | 0-0 1B 3-H | | | 0-0 3-1 1B | | 0-0 F9 | | 0-0 FC5-4 1-2f | | 4 0 2 1 0 0 1 | | | | | | | | | | | | |
| Dick Simpson, R (1, 9) OBP: 0.326, SLG: 0.418 | | 0-3 K | | 0-0 3-1 1-2 | | 0-0 5-3 | | 0-0 L7 | | 4 0 0 0 0 1 2 | | | | | | | | | | | | |
| Vada Pinson, L (1, 8) OBP: 0.326, SLG: 0.442 | | 0-0 E4 FC5-4 | | 0-0 P5 | | 0-3 K | | | 0-0 2B | 4 0 1 0 0 1 1 | | | | | | | | | | | | |
| Leo Cardenas, R (1, 6) OBP: 0.312, SLG: 0.425 | | 0-0 FC5-4 1-2f 1B | | 0-0 P6 | | | 0-0 FC5-4 1B | | 0-0 6-3 | 4 0 1 0 0 0 3 | | | | | | | | | | | | |
| Joe Nuxhall, L (1, 1) OBP: 0.105, SLG: 0.132 | | 0-0 1B | | | 0-3 K | | 0-0 F7 | | 0-0 6-3 | 2 0 1 0 0 1 0 | | | | | | | | | | | | |
| Tony Perez, R (7, PH) OBP: 0.305, SLG: 0.383 | | | | | | | | | | 1 0 0 0 0 0 1 | | | | | | | | | | | | |
| Darrell Osteen, R (7, 1) OBP: 0.500, SLG: 0.500 | | | | | | | | | | 0 0 0 0 0 0 0 | | | | | | | | | | | | |
| Ted Davidson, R (7, 1) | | | | | | | | | | 0 0 0 0 0 0 0 | | | | | | | | | | | | |
| Jimmie Coker, R (9, PH) OBP: 0.299, SLG: 0.389 | | | | | | | | | | 1 0 0 0 0 0 1 | | | | | | | | | | | | |
| Inning Stats | R: 2 E: 0 K: 0 S: 5 | H: 3 LOB: 1 BB: 0 P: 5 | R: 0 E: 1 K: 1 S: 7 | H: 1 LOB: 2 BB: 0 P: 7 | R: 0 E: 0 K: 0 S: 3 | H: 0 LOB: 0 BB: 0 P: 3 | R: 0 E: 0 K: 0 S: 4 | H: 1 LOB: 1 BB: 0 P: 4 | R: 0 E: 0 K: 1 S: 7 | H: 2 LOB: 2 BB: 0 P: 7 | R: 0 E: 0 K: 1 S: 5 | H: 0 LOB: 0 BB: 0 P: 5 | R: 0 E: 0 K: 0 S: 4 | H: 1 LOB: 1 BB: 0 P: 4 | R: 0 E: 0 K: 0 S: 4 | H: 1 LOB: 1 BB: 0 P: 4 | R: 0 E: 0 K: 0 S: 4 | H: 1 LOB: 1 BB: 0 P: 4 | 1B: 8 2B: 1 3B: 1 HR: 0 | SF: 0 SAC: 0 DP: 0 HBP: 0 | WP: 0 PB: 0 SB: 0 CS: 0 | PA: 37 |
| PITCHER Dave Dowling, L (1, 1) ERA: 2.0 | IP: 9.0 WLS: W BF: 37 H: 10 R: 2 ER: 2 SO: 3 BB: 0 IBB: 0 HBP: 0 BLK: 0 WP: 0 HR: 0 S: 43 P: 43 ERA: 2.00 WHIP: 1.111 | | | | | | | | | | | | | | | | | | | | | |

Cincinnati Reds @ Chicago Cubs
 Wrigley Field, Chicago, IL
 Thu Sep 22 1966, 3:33 AM CDT
 Att. 1,257 - Sunny - 60 F

livebaseballscorecards.com

| | |
|-----|----|
| AB | 37 |
| R | 2 |
| H | 10 |
| RBI | 2 |
| BB | 0 |
| SO | 3 |
| LOB | 18 |



| Batter | 1 | 2 | 3 | 4 | 5 | 6 | 7 | 8 | 9 | AB R H RBI BB SO LOB | TOP | |
|--|---|---|--|---|---|---|---|---|---|--|---|--|
| Bud Harrelson, S (1, 6) OBP: 0.280, SLG: 0.297 | 0-0 6-3 | | 4-0 BB | | | 0-3 K | | 0-3 K | | 3 0 0 0 1 2 0 | New York Mets @ Cincinnati Reds Crosley Field, Cincinnati, OH Fri Sep 23 1966, 7:05 PM EDT Att. 5,244 - Unknown | |
| Chuck Hiller, L (1, 4) OBP: 0.352, SLG: 0.377 | 4-0 SH1-3 BB | | 0-3 K | | | 0-0 1B | | 0-0 1B | | 3 0 2 0 1 1 1 | | |
| Al Luplow, L (1, 8) OBP: 0.332, SLG: 0.354 | 0-0 SH1-3 1-2 | | 0-0 5-3 | | | 0-3 K | | 0-0 L7 | | 3 0 0 0 0 1 3 | | |
| Ed Kranepool, L (1, 3) OBP: 0.317, SLG: 0.396 | 0-0 G3 | | | 0-0 G6-4-3 1B | | 0-0 P6 | | 0-0 4-3 | | 4 0 1 0 0 0 2 | | |
| Johnny Lewis, L (1, 9) OBP: 0.273, SLG: 0.331 | | 0-0 1-6-3 | | 0-3 K | | 0-3 K | | 4-0 G5-4-3 BB | | 3 0 0 0 1 2 1 | | |
| Greg Goossen, R (1, 2) OBP: 0.294, SLG: 0.563 | | 0-0 2B | | 0-0 G6-4-3 1-2f | | 0-3 K | | 0-0 G5-4-3 1-2f | | 4 0 1 0 0 1 2 | | |
| Danny Napoleon, R (1, 7) OBP: 0.214, SLG: 0.286 | | 0-3 K | | | 0-3 K | | 0-0 1B | | | 3 0 1 0 0 2 1 | | |
| Eddie Bressoud, R (1, 5) OBP: 0.307, SLG: 0.368 | | 0-3 K | | | 0-0 F9 | | 0-3 K | | | 3 0 0 0 0 2 2 | | |
| Dennis Ribant, R (1, 1) OBP: 0.197, SLG: 0.200 Darrell Sutherland, R (1, 1) OBP: 0.667, SLG: 0.667 John Stephenson, L (3, PH) OBP: 0.250, SLG: 0.251 Ralph Terry, R (3, 1) OBP: 0.273, SLG: 0.250 Shaun Fitzmaurice, R (5, PH) Dick Selma, R (5, 1) OBP: 0.250, SLG: 0.250 Larry Elliot, L (8, PH) OBP: 0.308, SLG: 0.418 Jack Hamilton, R (8, 1) OBP: 0.154, SLG: 0.132 | | | 0-3 K | | 0-3 K | | 0-0 1-3 | | | 0 0 0 0 0 0 0 0 0 0 0 0 0 0 0 0 1 0 0 0 0 0 1 0 0 0 0 0 0 0 0 0 1 0 0 0 0 0 1 0 0 0 0 0 0 0 0 0 1 0 0 0 0 0 0 0 0 0 0 0 0 0 0 0 | | |
| Inning Stats | R: 0 H: 0 E: 0 LOB: 1 K: 0 BB: 1 S: 3 P: 7 | R: 0 H: 1 E: 0 LOB: 1 K: 2 BB: 0 S: 8 P: 8 | R: 0 H: 0 E: 0 LOB: 1 K: 2 BB: 1 S: 7 P: 11 | R: 0 H: 1 E: 0 LOB: 0 K: 1 BB: 0 S: 5 P: 5 | R: 0 H: 0 E: 0 LOB: 0 K: 2 BB: 0 S: 7 P: 7 | R: 0 H: 1 E: 0 LOB: 1 K: 2 BB: 0 S: 8 P: 8 | R: 0 H: 1 E: 0 LOB: 1 K: 3 BB: 0 S: 10 P: 10 | R: 0 H: 1 E: 0 LOB: 1 K: 1 BB: 0 S: 6 P: 6 | R: 0 H: 0 E: 0 LOB: 0 K: 0 BB: 1 S: 2 P: 6 | 1B: 4 SF: 0 2B: 1 SAC: 1 3B: 0 DP: 2 HR: 0 HBP: 0 | WP: 0 PA: 33 PB: 0 SB: 0 CS: 0 | |
| PITCHER Jim Maloney, R (1, 1) ERA: 2.88 | IP WLS BF H R ER SO BB IBB HBP BLK WP HR S P ERA WHIP | 9.0 W 33 5 0 0 13 3 0 0 0 0 0 0 56 68 0.00 0.889 | | | | | | | | | | |

livebaseballscorecards.com

| | |
|-----|----|
| AB | 29 |
| R | 0 |
| H | 5 |
| RBI | 0 |
| BB | 3 |
| SO | 13 |
| LOB | 12 |



| Batter | 1 | 2 | 3 | 4 | 5 | 6 | 7 | 8 | 9 |
|--|---|---|---|---|---|---|---|---|---|
| Tommy Harper, R OBP: 0.344, SLG: 0.355 (1, 9) | | | | | | | | | |
| Tommy Helms, R OBP: 0.319, SLG: 0.391 (1, 4) | | | | | | | | | |
| Vada Pinson, L OBP: 0.327, SLG: 0.447 (1, 8) | | | | | | | | | |
| Deron Johnson, R OBP: 0.314, SLG: 0.471 (1, 5) | | | | | | | | | |
| Lee May, R OBP: 0.262, SLG: 0.381 (1, 3) | | | | | | | | | |
| Art Shamsky, L OBP: 0.310, SLG: 0.509 (1, 7) | | | | | | | | | |
| Don Pavletich, R OBP: 0.349, SLG: 0.523 (1, 2) | | | | | | | | | |
| Leo Cardenas, R OBP: 0.310, SLG: 0.423 (1, 6) | | | | | | | | | |
| Jim Maloney, L OBP: 0.259, SLG: 0.273 (1, 1) | | | | | | | | | |

| Inning Stats | R: 6 E: 1 K: 0 S: 10 | H: 7 LOB: 2 BB: 1 P: 14 | R: 0 E: 0 K: 2 S: 8 | H: 1 LOB: 1 BB: 0 P: 8 | R: 0 E: 0 K: 0 S: 4 | H: 1 LOB: 1 BB: 0 P: 4 | R: 0 E: 0 K: 0 S: 4 | H: 2 LOB: 1 BB: 0 P: 4 | R: 0 E: 0 K: 1 S: 5 | H: 0 LOB: 0 BB: 0 P: 5 | R: 0 E: 0 K: 1 S: 5 | H: 0 LOB: 0 BB: 0 P: 5 | R: 0 E: 0 K: 1 S: 6 | H: 1 LOB: 3 BB: 2 P: 14 | R: 1 E: 1 K: 0 S: 5 | H: 2 LOB: 1 BB: 0 P: 5 |
|--------------|-------------------------------|----------------------------------|------------------------------|---------------------------------|------------------------------|---------------------------------|------------------------------|---------------------------------|------------------------------|---------------------------------|------------------------------|---------------------------------|------------------------------|----------------------------------|------------------------------|---------------------------------|
|--------------|-------------------------------|----------------------------------|------------------------------|---------------------------------|------------------------------|---------------------------------|------------------------------|---------------------------------|------------------------------|---------------------------------|------------------------------|---------------------------------|------------------------------|----------------------------------|------------------------------|---------------------------------|

| PITCHER | | | | | | | | | | | | | | | | |
|--|-----|----|----|---|----|----|----|-----|-----|-----|----|----|----|----|------|-------|
| IP | WLS | BF | H | R | ER | SO | BB | IBB | HBP | BLK | WP | HR | S | P | ERA | WHIP |
| Dennis Ribant, R ERA: 3.14 (1, 1) | 0.0 | L | 5 | 4 | 5 | 5 | 0 | 1 | 0 | 0 | 0 | 1 | 4 | 8 | ∞ | ∞ |
| Darrell Sutherland, R ERA: 4.65 (1, 1) | 2.0 | | 10 | 4 | 1 | 2 | 0 | 0 | 0 | 0 | 0 | 0 | 14 | 14 | 4.50 | 2.000 |
| Ralph Terry, R ERA: 4.15 (3, 1) | 2.0 | | 8 | 3 | 0 | 0 | 0 | 0 | 0 | 0 | 0 | 0 | 8 | 8 | 0.00 | 1.500 |
| Dick Selma, R ERA: 4.3 (5, 1) | 3.0 | | 12 | 1 | 0 | 3 | 1 | 1 | 0 | 0 | 0 | 0 | 16 | 24 | 0.00 | 0.667 |
| Jack Hamilton, R ERA: 3.9 (8, 1) | 1.0 | | 5 | 2 | 1 | 0 | 0 | 0 | 0 | 0 | 0 | 0 | 5 | 5 | 0.00 | 2.000 |

BOTTOM

New York Mets @ Cincinnati Reds
Crosley Field, Cincinnati, OH


Fri Sep 23 1966, 7:05 PM EDT
Att. 5,244 - Unknown

| | | | | | | |
|----|---|---|-----|----|----|-----|
| AB | R | H | RBI | BB | SO | LOB |
| 4 | 2 | 1 | 0 | 1 | 0 | 3 |
| 5 | 1 | 3 | 1 | 0 | 1 | 2 |
| 5 | 1 | 2 | 3 | 0 | 1 | 1 |
| 5 | 1 | 3 | 0 | 0 | 0 | 3 |
| 4 | 1 | 1 | 1 | 0 | 1 | 4 |
| 3 | 1 | 1 | 1 | 1 | 0 | 1 |
| 3 | 0 | 1 | 0 | 1 | 1 | 0 |
| 3 | 0 | 0 | 1 | 0 | 1 | 3 |
| 4 | 0 | 2 | 0 | 0 | 0 | 0 |

| | |
|-----|----|
| AB | 36 |
| R | 7 |
| H | 14 |
| RBI | 7 |
| BB | 3 |
| SO | 5 |
| LOB | 17 |

livebaseballscorecards.com

| | | | | | | | |
|----|----|-----|---|----|---|----|----|
| 1B | 10 | SF | 1 | WP | 0 | PA | 40 |
| 2B | 2 | SAC | 0 | PB | 0 | | |
| 3B | 1 | DP | 1 | SB | 0 | | |
| HR | 1 | HBP | 0 | CS | 0 | | |



| Batter | 1 | 2 | 3 | 4 | 5 | 6 | 7 | 8 | 9 | AB R H RBI BB SO LOB | TOP | | | | | | | | | |
|---|---|---------------------------------|------------------------------|---------------------------------|------------------------------|---------------------------------|------------------------------|---------------------------------|------------------------------|---|------------------------------|---------------------------------|------------------------------|---------------------------------|------------------------------|---------------------------------|----------------------------------|------------------------------------|----------------------------------|--------|
| Bud Harrelson, S (1, 6) OBP: 0.279, SLG: 0.286 | 0-3 K | | 0-0 5-3 | | | 4-0 CS BB | | 0-0 L6-3 | | 3 0 0 0 1 1 2 | | | | | | | | | | |
| Chuck Hiller, L (1, 5) OBP: 0.346, SLG: 0.370 | 0-3 K | | | 0-3 K | | 0-0 L9 | | 0-0 4-3 | | 4 0 0 0 0 2 1 | | | | | | | | | | |
| Ron Hunt, R (1, 4) OBP: 0.354, SLG: 0.352 | 0-0 1B | | | 0-0 1-3 | | 0-0 1B | | | 0-0 1B 1B | 4 1 3 0 0 0 0 | | | | | | | | | | |
| Al Luplow, L (1, 9) OBP: 0.332, SLG: 0.353 | 0-0 P4 | | | 0-0 P4 | | 0-0 F7 | | | 0-0 WP 1B 1B | 4 0 1 0 0 0 2 | | | | | | | | | | |
| Cleon Jones, R (1, 8) OBP: 0.313, SLG: 0.374 | | 0-0 3-1 | | | 0-0 1B 3B | | 0-0 P4 | | 0-0 F7 | 4 1 1 0 0 0 2 | | | | | | | | | | |
| Ed Kranepool, L (1, 3) OBP: 0.317, SLG: 0.394 | | 0-0 P5 | | | 0-0 1B | | 0-0 F7 | | 0-0 F7 | 4 0 1 1 0 0 2 | | | | | | | | | | |
| Hawk Taylor, R (1, 2) OBP: 0.208, SLG: 0.284 Shaun Fitzmaurice, R (9, PR) | | 0-0 F9 | | | 0-3 K | | 0-0 6-3 | | 0-0 WP 1B | 4 0 1 1 0 1 1 0 0 0 0 0 0 0 | | | | | | | | | | |
| Danny Napoleon, R (1, 7) OBP: 0.294, SLG: 0.412 Larry Elliot, L (9, PH) OBP: 0.308, SLG: 0.418 Greg Goossen, R (9, PH) OBP: 0.278, SLG: 0.529 | | | 0-0 CS 1B | | 0-0 P3 | | | 0-0 1B 2B | 0-0 P4 | 3 1 2 0 0 0 1 0 0 0 0 0 0 0 1 0 0 0 0 0 2 | | | | | | | | | | |
| Bob Shaw, R (1, 1) OBP: 0.288, SLG: 0.241 Johnny Lewis, L (8, PH) OBP: 0.277, SLG: 0.335 Bob Friend, R (8, 1) OBP: 0.025, SLG: 0.025 | | | 0-3 K | | 0-0 L9 | | | 0-0 L6-3 1B | | 2 0 0 0 0 1 2 1 0 1 1 0 0 0 0 0 0 0 0 0 0 | | | | | | | | | | |
| Inning Stats | R: 0 E: 0 K: 2 S: 8 | H: 1 LOB: 1 BB: 0 P: 8 | R: 0 E: 0 K: 0 S: 3 | H: 0 LOB: 0 BB: 0 P: 3 | R: 0 E: 0 K: 1 S: 5 | H: 1 LOB: 0 BB: 0 P: 5 | R: 0 E: 0 K: 1 S: 5 | H: 0 LOB: 0 BB: 0 P: 5 | R: 1 E: 0 K: 1 S: 7 | H: 2 LOB: 1 BB: 0 P: 7 | R: 0 E: 0 K: 0 S: 3 | H: 0 LOB: 0 BB: 0 P: 3 | R: 1 E: 0 K: 0 S: 4 | H: 2 LOB: 0 BB: 0 P: 4 | R: 1 E: 0 K: 0 S: 6 | H: 3 LOB: 3 BB: 0 P: 6 | 1B: 8 2B: 2 3B: 1 HR: 0 | SF: 0 SAC: 0 DP: 1 HBP: 0 | WP: 1 PB: 0 SB: 0 CS: 2 | PA: 35 |
| PITCHER | IP WLS BF H R ER SO BB IBB HBP BLK WP HR S P ERA WHIP | | | | | | | | | | | | | | | | | | | |
| Milt Pappas, R (1, 1) ERA: 4.22 | 8.0 W 29 7 2 2 5 1 0 0 0 0 0 0 38 42 2.25 1.000 | | | | | | | | | | | | | | | | | | | |
| Don Nottebart, R (9, 1) ERA: 2.9 | 0.2 5 3 1 1 0 0 0 0 0 0 0 0 5 5 13.50 4.500 | | | | | | | | | | | | | | | | | | | |
| Ted Davidson, L (9, 1) ERA: 4.07 | 0.1 S 1 0 0 0 0 0 0 0 0 0 1 0 1 1 0.00 0.000 | | | | | | | | | | | | | | | | | | | |

New York Mets @ Cincinnati Reds
Crosley Field, Cincinnati, OH
 Sat Sep 24 1966, 7:05 PM EDT
 Att. 5,575 - Unknown

livebaseballscorecards.com

| | |
|------------|----|
| AB | 34 |
| R | 3 |
| H | 10 |
| RBI | 3 |
| BB | 1 |
| SO | 5 |
| LOB | 15 |



BOTTOM

New York Mets @ Cincinnati Reds
Crosley Field, Cincinnati, OH
Sat Sep 24 1966, 7:05 PM EDT
Att. 5,575 - Unknown

livebaseballscorecards.com

AB 28
R 4
H 7
RBI 4
BB 2
SO 3
LOB 9



WP: 0 PA: 32
PB: 0
SB: 3
CS: 1

| AB | R | H | RBI | BB | SO | LOB |
|-------|-------|-------|--------|-------|--------|-------|
| 4 | 0 | 2 | 2 | 0 | 0 | 0 |
| 4 | 0 | 0 | 0 | 0 | 1 | 3 |
| 3 | 0 | 0 | 0 | 1 | 0 | 1 |
| 4 | 0 | 0 | 0 | 0 | 0 | 3 |
| 3 | 1 | 1 | 1 | 0 | 1 | 0 |
| 3 | 0 | 1 | 0 | 0 | 0 | 0 |
| 3 | 0 | 1 | 0 | 0 | 1 | 1 |
| 0 | 1 | 0 | 0 | 0 | 0 | 0 |
| 0 | 0 | 0 | 0 | 0 | 0 | 0 |
| 2 | 1 | 2 | 1 | 0 | 0 | 0 |
| 2 | 0 | 0 | 0 | 0 | 0 | 1 |
| 0 | 0 | 0 | 0 | 1 | 0 | 0 |
| 0 | 1 | 0 | 0 | 0 | 0 | 0 |
| 0 | 0 | 0 | 0 | 0 | 0 | 0 |
| 0 | 0 | 0 | 0 | 0 | 0 | 0 |
| 1B: 4 | SF: 0 | WP: 0 | PA: 32 | 2B: 1 | SAC: 1 | PB: 0 |
| 3B: 0 | DP: 1 | SB: 3 | | HR: 2 | HBP: 0 | CS: 1 |

| Batter | 1 | 2 | 3 | 4 | 5 | 6 | 7 | 8 | 9 |
|--|-----------------------|------------|---------------------|------------|------------------|------------|------------|--------------------------------|---|
| Tommy Harper, R OBP: 0.345, SLG: 0.358 (1, 9) | 0-0 4-3 S 1B | | 0-0 F3 | | | 0-0 4-3 | | 0-0 2-H 1-2 2-H 2B | |
| Tommy Helms, R OBP: 0.317, SLG: 0.388 (1, 4) | 0-0 F8 1-2 | | | 0-0 5-3 | | 0-3 K | | 0-0 4-3 | |
| Vada Pinson, L OBP: 0.326, SLG: 0.444 (1, 8) | 0-0 4-3 2-3 | | | 0-0 B1 | | | 0-0 L6 | 4-0 IBB | |
| Deron Johnson, R OBP: 0.312, SLG: 0.467 (1, 5) | 0-0 5-3 | | | 0-0 5-3 | | | 0-0 F7 | 0-0 6-3 | |
| Lee May, R OBP: 0.267, SLG: 0.444 (1, 3) | | 0-0 L7 | | | 0-3 K | | 0-0 HR | | |
| Art Shamsky, L OBP: 0.310, SLG: 0.507 (1, 7) | | 0-0 5-3 | | | 0-0 CS 1B | | 0-0 3-1 | | |
| Don Pavletich, R OBP: 0.349, SLG: 0.521 (1, 2) | | 0-0 5-3 | | | 0-3 K | | | 0-0 S SH3 2B 1B | |
| Giraldo Ruiz, S OBP: 0.288, SLG: 0.292 (8, PR) | | | | | | | | | |
| Johnny Edwards, L OBP: 0.269, SLG: 0.286 (9, 2) | | | | | | | | | |
| Leo Cardenas, R OBP: 0.312, SLG: 0.431 (1, 6) | | | 0-0 B1-6-4 1B | | 0-0 CS 1-2 | 0-0 HR | | 0-0 SH3 1-2 | |
| Milt Pappas, R OBP: 0.132, SLG: 0.167 (1, 1) | | | 0-0 B1-6-4 | | | | | 4-0 2B IBB | |
| Gordy Coleman, L OBP: 0.303, SLG: 0.353 (8, PH) | | | | | | | | | |
| Darrell Osteen, R OBP: 0.500, SLG: 0.500 (8, PR) | | | | | | | | | |
| Don Nottebart, R OBP: 0.200, SLG: 0.167 (9, 1) | | | 0-0 1-2 | | | | | | |
| Ted Davidson, R (9, 1) | | | | | | | | | |

| Inning | R | H | E | K | S | H | LOB | BB | IBB | HBP | BLK | WP | HR | S | P | ERA | WHIP |
|--------|---|---|---|---|---|---|-----|----|-----|-----|-----|----|----|----|----|-------|-------|
| 1 | 0 | 1 | 0 | 0 | 4 | 0 | 1 | 0 | 0 | 0 | 0 | 0 | 2 | 30 | 30 | 2.57 | 0.714 |
| 2 | 0 | 0 | 0 | 0 | 3 | 0 | 0 | 0 | 0 | 0 | 0 | 0 | 0 | 5 | 13 | 18.00 | 2.000 |

| PITCHER | IP | WLS | BF | H | R | ER | SO | BB | IBB | HBP | BLK | WP | HR | S | P | ERA | WHIP |
|--------------------------------------|-----|-----|----|---|---|----|----|----|-----|-----|-----|----|----|----|----|-------|-------|
| Bob Shaw, R ERA: 4.31 (1, 1) | 7.0 | | 24 | 5 | 2 | 2 | 3 | 0 | 0 | 0 | 0 | 0 | 2 | 30 | 30 | 2.57 | 0.714 |
| Bob Friend, R ERA: 4.55 (8, 1) | 1.0 | L | 7 | 2 | 2 | 2 | 0 | 0 | 2 | 0 | 0 | 0 | 0 | 5 | 13 | 18.00 | 2.000 |

New York Mets @ Cincinnati Reds
 Crosley Field, Cincinnati, OH

Sun Sep 25 1966, 3:33 AM EDT
 Att. 4,414 - Unknown

livebaseballscorecards.com



| | |
|-----|----|
| AB | 38 |
| R | 8 |
| H | 13 |
| RBI | 8 |
| BB | 4 |
| SO | 5 |
| LOB | 22 |

AB R H RBI BB SO LOB

TOP

| Batter | 1 | 2 | 3 | 4 | 5 | 6 | 7 | 8 | 9 |
|--|------------|------------|------------|---------------|------------|---------------|-----------|---|------------|
| Bud Harrelson, S (1, 6) OBP: 0.308, SLG: 0.309 | 0-0 6-3 | | 4-0 BB | | | 0-0 1B | 0-0 1B | | 0-0 1B |
| Eddie Bressoud, R (1, 5) OBP: 0.306, SLG: 0.366 | 0-0 F7 | | 0-0 6-3 | | | 0-0 1B | 0-0 1B | | 0-0 F8 |
| Cleon Jones, R (1, 8) OBP: 0.317, SLG: 0.376 | 0-0 6-3 | | | 4-0 BB | | 0-0 1B | 0-0 1B | | 4-0 HBP |
| Jim Hickman, R (1, 3) OBP: 0.303, SLG: 0.368 | | 0-0 1B | | 0-0 F9 | | 0-0 1B | 0-0 1B | | 0-0 F7 |
| Greg Goossen, R (1, 2) OBP: 0.304, SLG: 0.500 | | 0-0 P4 | | 0-0 G4-6-3 | | 0-0 4-3 | 0-0 1B | | 0-0 HBP |
| Ron Swoboda, R (1, 9) Ed Kranepool, L (9, PR) OBP: 0.317, SLG: 0.394 | | 0-3 K | | | 0-0 2B | 0-0 1B | 0-3 K | | 1-0 HBP |
| Danny Napoleon, R (1, 7) OBP: 0.227, SLG: 0.318 | | 0-0 6-3 | | | 0-0 6-3 | 0-0 G4-6-3 | | | 0-0 6-3 |
| Chuck Hiller, L (1, 4) OBP: 0.345, SLG: 0.366 | | | 0-0 6-3 | | 0-0 F5 | | 4-0 1B | | 0-0 P5 |
| Jack Fisher, R (1, 1) Hawk Taylor, R (5, PH) Dick Selma, R (5, 1) OBP: 0.222, SLG: 0.214 | | | 0-0 6-3 | | 0-0 F8 | | 0-3 K | | 0-3 K |

| | | | | | | |
|---|---|---|---|---|---|---|
| 4 | 3 | 3 | 0 | 1 | 0 | 0 |
| 5 | 1 | 1 | 0 | 0 | 0 | 4 |
| 3 | 2 | 2 | 3 | 2 | 0 | 0 |
| 5 | 1 | 3 | 1 | 0 | 0 | 3 |
| 5 | 0 | 2 | 2 | 0 | 0 | 3 |
| 4 | 0 | 2 | 2 | 0 | 2 | 3 |
| 0 | 0 | 0 | 0 | 0 | 0 | 0 |
| 5 | 0 | 0 | 0 | 0 | 1 | 6 |
| 3 | 1 | 0 | 0 | 1 | 0 | 1 |
| 1 | 0 | 0 | 0 | 0 | 0 | 0 |
| 1 | 0 | 0 | 0 | 0 | 0 | 1 |
| 2 | 0 | 0 | 0 | 0 | 2 | 1 |

| Inning Stats | R: 0 | H: 0 | E: 0 | K: 0 | S: 3 | P: 3 | R: 0 | H: 1 | E: 0 | K: 1 | S: 6 | P: 6 | R: 0 | H: 0 | E: 0 | K: 0 | S: 3 | P: 7 | R: 0 | H: 0 | E: 0 | K: 0 | S: 2 | P: 6 | R: 0 | H: 1 | E: 0 | K: 0 | S: 4 | P: 4 | R: 4 | H: 5 | E: 0 | K: 0 | S: 7 | P: 7 | R: 3 | H: 4 | E: 0 | K: 2 | S: 11 | P: 15 | R: 0 | H: 0 | E: 0 | K: 2 | S: 7 | P: 7 | R: 1 | H: 2 | E: 0 | K: 0 | S: 5 | P: 10 | 1B: 11 | SF: 0 | 2B: 2 | SAC: 0 | 3B: 0 | DP: 2 | HR: 0 | HBP: 1 | WP: 1 | PA: 43 |
|--------------|------|------|------|------|------|------|------|------|------|------|------|------|------|------|------|------|------|------|------|------|------|------|------|------|------|------|------|------|------|------|------|------|------|------|------|------|------|------|------|------|-------|-------|------|------|------|------|------|------|------|------|------|------|------|-------|--------|-------|-------|--------|-------|-------|-------|--------|-------|--------|
|--------------|------|------|------|------|------|------|------|------|------|------|------|------|------|------|------|------|------|------|------|------|------|------|------|------|------|------|------|------|------|------|------|------|------|------|------|------|------|------|------|------|-------|-------|------|------|------|------|------|------|------|------|------|------|------|-------|--------|-------|-------|--------|-------|-------|-------|--------|-------|--------|

| PITCHER | IP | WLS | BF | H | R | ER | SO | BB | IBB | HBP | BLK | WP | HR | S | P | ERA | WHIP |
|---|-----|-----|----|---|---|----|----|----|-----|-----|-----|----|----|----|----|-------|-------|
| Jim O'Toole, L (1, 1) ERA: 3.56 | 5.0 | L | 22 | 6 | 4 | 4 | 1 | 2 | 0 | 0 | 0 | 0 | 0 | 22 | 30 | 7.20 | 1.600 |
| Don Nottebart, R (6, 1) ERA: 3.1 | 1.2 | | 9 | 4 | 3 | 3 | 1 | 1 | 0 | 0 | 0 | 0 | 0 | 10 | 14 | 16.20 | 3.000 |
| Darrell Osteen, R (7, 1) ERA: 12.41 | 0.1 | | 2 | 1 | 0 | 0 | 1 | 0 | 0 | 0 | 0 | 1 | 0 | 4 | 4 | 0.00 | 3.000 |
| Dom Zanni, R (8, 1) ERA: | 2.0 | | 10 | 2 | 1 | 0 | 2 | 1 | 0 | 1 | 0 | 0 | 0 | 12 | 17 | 0.00 | 1.500 |

| Batter | 1 | 2 | 3 | 4 | 5 | 6 | 7 | 8 | 9 | AB R H RBI BB SO LOB | TOP | | | | | | | | | |
|--|--|---------------------------------|------------------------------|---------------------------------|------------------------------|---------------------------------|------------------------------|---------------------------------|------------------------------|---------------------------------|------------------------------|--|------------------------------|---------------------------------|------------------------------|----------------------------------|----------------------------------|------------------------------------|----------------------------------|--------|
| Brock Davis, L (1, 8) OBP: 0.261, SLG: 0.158 | 0-0 1B | | 0-0 F8 | | 0-0 F7 | | | 0-0 F6 | 4-0 BB | 4 0 1 1 1 0 0 | | | | | | | | | | |
| Sonny Jackson, L (1, 6) OBP: 0.340, SLG: 0.331 | 0-3 K | | 4-0 FC3-6 BB | | | 4-0 1B S BB | | 0-0 1B | 0-0 5-3 | 3 0 1 0 2 1 4 | | | | | | | | | | |
| Joe Morgan, L (1, 4) OBP: 0.412, SLG: 0.397 | 0-0 P6 | | 0-0 FC3-6 1-2f | | | 0-3 K 1-2 | | 0-3 K | | 4 0 0 0 0 2 4 | | | | | | | | | | |
| Chuck Harrison, R (1, 3) OBP: 0.310, SLG: 0.371 | 0-0 F9 | | 0-0 P4 | | | 0-0 F9 | | 0-0 F7 | | 4 0 0 0 0 0 4 | | | | | | | | | | |
| Rusty Staub, L (1, 9) OBP: 0.346, SLG: 0.416 | | 0-0 F9 | | 0-0 F9 | | 0-0 1B | | | 0-0 F8 | 4 0 1 0 0 0 0 | | | | | | | | | | |
| Lee Maye, L (1, 7) OBP: 0.315, SLG: 0.410 | | 0-0 1B 1B | | 0-0 G3-6-1 1B | | 0-0 F7 | | | 0-0 BB 1B BB 1B | 4 1 3 0 0 0 2 | | | | | | | | | | |
| Bill Heath, L (1, 2) OBP: 0.362, SLG: 0.359 | | 0-3 K | | 0-0 G3-6-1 1-2f | | 0-0 F7 | | | 0-0 BB BB 1B | 4 0 1 0 0 1 2 | | | | | | | | | | |
| Bob Aspromonte, R (1, 5) OBP: 0.295, SLG: 0.333 | | 0-0 1-2 1B | | | 0-0 F8 | | 0-3 K | | 4-0 BB BB | 3 0 1 0 1 1 0 | | | | | | | | | | |
| Dave Giusti, R (1, 1) OBP: 0.260, SLG: 0.324 | | 0-3 K | | | 0-3 K | | 0-3 K | | 0-0 F9 | 0 0 0 0 0 0 0 | | | | | | | | | | |
| Joe Gaines, R (2, PH) | | | | | | | | | | 1 0 0 0 0 1 2 | | | | | | | | | | |
| Ron Taylor, R (2, 1) | | | | | | | | | | 1 0 0 0 0 1 0 | | | | | | | | | | |
| Dave Adlesh, R (7, PH) | | | | | | | | | | 1 0 0 0 0 1 0 | | | | | | | | | | |
| Carroll Sembera, R (7, 1) | | | | | | | | | | 0 0 0 0 0 0 0 | | | | | | | | | | |
| Felix Mantilla, R (9, PH) | | | | | | | | | | 1 0 0 0 0 0 3 | | | | | | | | | | |
| Inning Stats | R: 0 E: 0 K: 1 S: 6 | H: 1 LOB: 1 BB: 0 P: 6 | R: 0 E: 0 K: 2 S: 9 | H: 2 LOB: 2 BB: 0 P: 9 | R: 0 E: 0 K: 0 S: 3 | H: 0 LOB: 1 BB: 1 P: 7 | R: 0 E: 0 K: 0 S: 3 | H: 1 LOB: 0 BB: 0 P: 3 | R: 0 E: 0 K: 1 S: 5 | H: 0 LOB: 0 BB: 0 P: 5 | R: 0 E: 0 K: 2 S: 7 | H: 0 LOB: 0 BB: 0 P: 7 | R: 0 E: 0 K: 1 S: 6 | H: 1 LOB: 1 BB: 0 P: 6 | R: 1 E: 0 K: 0 S: 5 | H: 2 LOB: 3 BB: 2 P: 13 | 1B: 8 2B: 0 3B: 0 HR: 0 | SF: 0 SAC: 0 DP: 1 HBP: 0 | WP: 0 PB: 0 SB: 1 CS: 0 | PA: 38 |
| PITCHER Jim Maloney, R (1, 1) ERA: 2.8 | IP: 9.0 WLS: W BF: 38 H: 8 R: 1 ER: 1 SO: 8 BB: 4 IBB: 0 HBP: 0 BLK: 0 WP: 0 HR: 0 S: 50 P: 66 ERA: 1.00 WHIP: 1.333 | | | | | | | | | | | PITCHER IP: WLS: BF: H: R: ER: SO: BB: IBB: HBP: BLK: WP: HR: S: P: ERA: WHIP: | | | | | | | | |

Houston Astros @ Cincinnati Reds
Crosley Field, Cincinnati, OH
Wed Sep 28 1966, 7:05 PM EDT
Cloudy - 70 F

livebaseballscorecards.com

| | |
|-----|----|
| AB | 34 |
| R | 1 |
| H | 8 |
| RBI | 1 |
| BB | 4 |
| SO | 8 |
| LOB | 21 |



| Batter | 1 | 2 | 3 | 4 | 5 | 6 | 7 | 8 | 9 |
|---|--------------------------------|------------|----------------------|-------------------|------------------|-----------|-----------------------|------------------------|---|
| Tommy Harper, R OBP: 0.342, SLG: 0.354 (1, 9) | 0-0 6-3 | 0-0 P5 | | 0-0 5-3 | | 0-0 F2 | | 0-0 BB 1B | |
| Tommy Helms, R OBP: 0.319, SLG: 0.389 (1, 4) | 0-0 HBP 1B | 0-0 5-3 | | 0-0 E4 1B | | 0-0 F9 | | 4-0 BB 1-2 BB | |
| Vada Pinson, L OBP: 0.327, SLG: 0.442 (1, 8) | 1-0 1B 1-2 6-3 HBP | 0-0 F7 | | 0-0 G4-3 1B | | 0-0 1B | | 0-0 F9 | |
| Deron Johnson, R OBP: 0.312, SLG: 0.467 (1, 5) | 0-0 1-3 2-H HR 1B | | 0-0 6-3 | 0-0 G4-3 | | 0-3 K | | 0-0 6-3 | |
| Lee May, R OBP: 0.302, SLG: 0.472 (1, 3) | 0-0 6-3 | | 0-0 E 1B 1B | | 0-0 HR 1B | | 0-3 K | | |
| Art Shamsky, L OBP: 0.324, SLG: 0.527 (1, 7) | 4-0 HR BB | | 0-0 E 1B | | 0-0 1-H HR | | 4-0 FC6-4 BB | | |
| Don Pavletich, R OBP: 0.350, SLG: 0.529 (1, 2) | 0-0 1-H 2-H HR | | 0-0 L8 | | 0-0 P6 | | 0-0 FC6-4 FC6-4 | | |
| Leo Cardenas, R OBP: 0.310, SLG: 0.426 (1, 6) | 0-3 K | | 0-0 E5 | | 0-0 4-3 | | 0-0 FC6-4 | | |
| Jim Maloney, L OBP: 0.259, SLG: 0.284 (1, 1) | | 0-0 2B | 0-0 1-3 | | 0-0 4-3 | | | 0-0 1-3 | |

| Inning Stats | R: 5 E: 0 K: 1 S: 8 | H: 3 LOB: 0 BB: 1 P: 13 | R: 0 E: 0 K: 0 S: 4 | H: 1 LOB: 1 BB: 0 P: 4 | R: 0 E: 1 K: 0 S: 6 | H: 2 LOB: 3 BB: 0 P: 6 | R: 0 E: 1 K: 0 S: 4 | H: 1 LOB: 1 BB: 0 P: 4 | R: 2 E: 0 K: 0 S: 5 | H: 2 LOB: 0 BB: 0 P: 5 | R: 0 E: 0 K: 1 S: 6 | H: 1 LOB: 1 BB: 0 P: 6 | R: 0 E: 0 K: 1 S: 5 | H: 0 LOB: 1 BB: 1 P: 9 | R: 0 E: 0 K: 0 S: 4 | H: 1 LOB: 2 BB: 1 P: 8 |
|----------------------------------|------------------------------------|----------------------------------|------------------------------|---------------------------------|------------------------------|---------------------------------|------------------------------|---------------------------------|------------------------------|---------------------------------|------------------------------|---------------------------------|------------------------------|---------------------------------|------------------------------|---------------------------------|
| 1B: 8 2B: 1 3B: 0 HR: 2 | SF: 0 SAC: 0 DP: 1 HBP: 1 | WP: 0 PB: 0 SB: 0 CS: 0 | | | | | | | | | | | | | | |

| PITCHER | IP | WLS | BF | H | R | ER | SO | BB | IBB | HBP | BLK | WP | HR | S | P | ERA | WHIP |
|---------------------------------------|-----|-----|----|---|---|----|----|----|-----|-----|-----|----|----|----|----|-------|-------|
| Dave Giusti, R ERA: 4.28 (1, 1) | 1.0 | L | 8 | 3 | 5 | 5 | 1 | 1 | 0 | 0 | 0 | 0 | 1 | 8 | 13 | 45.00 | 4.000 |
| Ron Taylor, R ERA: 5.71 (2, 1) | 5.0 | | 23 | 7 | 2 | 2 | 1 | 0 | 0 | 0 | 0 | 0 | 1 | 25 | 25 | 3.60 | 1.400 |
| Carroll Sembera, R ERA: 3.0 (7, 1) | 2.0 | | 9 | 1 | 0 | 0 | 1 | 2 | 0 | 0 | 0 | 0 | 0 | 9 | 17 | 0.00 | 1.500 |

BOTTOM

Houston Astros @ Cincinnati Reds
Crosley Field, Cincinnati, OH

Wed Sep 28 1966, 7:05 PM EDT
Cloudy - 70 F

| AB | R | H | RBI | BB | SO | LOB |
|----|---|---|-----|----|----|-----|
| 5 | 0 | 1 | 0 | 0 | 0 | 1 |
| 4 | 1 | 1 | 0 | 1 | 0 | 1 |
| 4 | 1 | 2 | 0 | 0 | 0 | 3 |
| 5 | 1 | 1 | 1 | 0 | 1 | 5 |
| 4 | 1 | 2 | 1 | 0 | 1 | 1 |
| 2 | 2 | 2 | 2 | 2 | 0 | 0 |
| 4 | 1 | 1 | 3 | 0 | 0 | 3 |
| 4 | 0 | 0 | 0 | 0 | 1 | 3 |
| 4 | 0 | 1 | 0 | 0 | 0 | 3 |

| AB | 36 |
|-----|----|
| R | 7 |
| H | 11 |
| RBI | 7 |
| BB | 3 |
| SO | 3 |
| LOB | 20 |



| WP | HR | S | P | ERA | WHIP |
|----|----|---|---|------|-------|
| 0 | 1 | 1 | 1 | 3.60 | 1.400 |
| 0 | 0 | 1 | 1 | 0.00 | 1.500 |

| Batter | 1 | 2 | 3 | 4 | 5 | 6 | 7 | 8 | 9 | AB R H RBI BB SO LOB | TOP | | | | | | | | | | | |
|--|---|---------------------------------|------------------------------|---------------------------------|----------------------------------|---------------------------------|------------------------------|---------------------------------|------------------------------|---------------------------------|------------------------------|---------------------------------|------------------------------|---------------------------------|------------------------------|---------------------------------|------------------------------|---------------------------------|----------------------------------|------------------------------------|----------------------------------|--------|
| Ron Davis, R OBP: 0.306, SLG: 0.333 (1, 8) X | 0-0 6-3 | | | X 0-0 F3 | | X 0-0 F8 | X 0-0 F8 | | | 4 0 0 0 0 0 1 | | | | | | | | | | | | |
| Sonny Jackson, L OBP: 0.339, SLG: 0.329 (1, 6) X | 0-0 4-3 | | | X 0-0 5-3 | | X 0-0 SH1-3 HR 1B | | X 0-0 P6 | | 4 1 1 0 0 0 0 | | | | | | | | | | | | |
| Joe Morgan, L OBP: 0.410, SLG: 0.394 (1, 4) X | 0-0 4-3 | | | B B B B 4-0 FC6-4 BB | | X 0-0 SH1-3 1-2 | | X 0-0 1B | | 2 0 1 0 1 0 0 | | | | | | | | | | | | |
| Chuck Harrison, R OBP: 0.309, SLG: 0.376 (1, 3) X | | X 0-0 1-3 | | X 0-0 FC6-4 1-2f | | X 0-0 HR 2-H | | X 0-0 F9 | | 4 1 1 2 0 0 2 | | | | | | | | | | | | |
| John Bateman, R OBP: 0.315, SLG: 0.467 (1, 2) X | | X 0-0 1-3 | | | S S 0-3 K | X 0-0 5-3 | | X 0-0 F9 | | 4 0 0 0 0 1 1 | | | | | | | | | | | | |
| Rusty Staub, L OBP: 0.346, SLG: 0.414 (1, 9) X | | X 0-0 L8 | | | X 0-0 E7 1B FC3-2-5-1 | | X 0-0 L9 | X 0-0 F7 | | 4 0 0 0 0 0 0 | | | | | | | | | | | | |
| Bob Aspromonte, R OBP: 0.296, SLG: 0.334 (1, 5) X | | | X 0-0 CS 1B | | X 0-0 FC3-2-5-1 1-3 1B | | X 0-0 P4 | X 0-0 6-3 | | 4 0 2 0 0 0 0 | | | | | | | | | | | | |
| Aaron Pointer, R OBP: 0.481, SLG: 0.524 (1, 7) X | | | X 0-0 F9 | | X 0-0 FC3-2-5-1 1-2 3-H | | X 0-0 HR | S S S S 0-3 K | | 4 1 1 1 0 1 3 | | | | | | | | | | | | |
| Bob Bruce, R OBP: 0.100, SLG: 0.077 (1, 1) | | | S S S S 0-3 K | | X 0-0 L6 | | X 0-0 2B | | | 0 0 0 0 0 0 0 | | | | | | | | | | | | |
| Dave Adlesh, R (3, PH) | | | | | | | | | | 1 0 0 0 0 1 1 | | | | | | | | | | | | |
| Don Wilson, R OBP: 0.500, SLG: 1.000 (3, 1) | | | | | | | | | | 2 0 1 0 0 0 2 | | | | | | | | | | | | |
| Turk Farrell, R OBP: 0.146, SLG: 0.208 (9, 1) | | | | | | | | | | 0 0 0 0 0 0 0 | | | | | | | | | | | | |
| Inning Stats | R: 0 E: 0 K: 0 S: 3 | H: 0 LOB: 0 BB: 0 P: 3 | R: 0 E: 0 K: 0 S: 3 | H: 0 LOB: 0 BB: 0 P: 3 | R: 0 E: 0 K: 1 S: 5 | H: 1 LOB: 1 BB: 0 P: 5 | R: 0 E: 0 K: 0 S: 3 | H: 0 LOB: 1 BB: 1 P: 7 | R: 0 E: 1 K: 1 S: 7 | H: 1 LOB: 2 BB: 0 P: 7 | R: 2 E: 0 K: 0 S: 5 | H: 2 LOB: 0 BB: 0 P: 5 | R: 1 E: 0 K: 0 S: 5 | H: 2 LOB: 1 BB: 0 P: 5 | R: 0 E: 0 K: 0 S: 4 | H: 1 LOB: 1 BB: 0 P: 4 | R: 0 E: 0 K: 1 S: 5 | H: 0 LOB: 0 BB: 0 P: 5 | 1B: 4 2B: 2 3B: 0 HR: 2 | SF: 0 SAC: 1 DP: 1 HBP: 0 | WP: 0 PB: 0 SB: 0 CS: 1 | PA: 35 |
| PITCHER | IP WLS BF H R ER SO BB IBB HBP BLK WP HR S P ERA WHIP | | | | | | | | | | | | | | | | | | | | | |
| Joe Nuxhall, L ERA: 4.51 (1, 1) | 8.0 L 32 7 3 3 2 1 0 0 0 0 0 2 35 39 3.38 1.000 | | | | | | | | | | | | | | | | | | | | | |
| Darrell Osteen, R ERA: 11.48 (9, 1) | 1.0 3 0 0 0 1 0 0 0 0 0 0 0 5 5 0.00 0.000 | | | | | | | | | | | | | | | | | | | | | |

Houston Astros @ Cincinnati Reds
Crosley Field, Cincinnati, OH
Thu Sep 29 1966, 7:05 PM EDT
Att. 2,002 - Cloudy - 67 F

livebaseballscorecards.com

| | |
|-----|----|
| AB | 33 |
| R | 3 |
| H | 7 |
| RBI | 3 |
| BB | 1 |
| SO | 3 |
| LOB | 10 |



| Batter | 1 | 2 | 3 | 4 | 5 | 6 | 7 | 8 | 9 | AB R H RBI BB SO LOB | TOP | | | | | | | | | | | |
|--|---|----------------------------------|------------------------------|---------------------------------|------------------------------|---------------------------------|------------------------------|---------------------------------|------------------------------|--|------------------------------|---------------------------------|------------------------------|---------------------------------|-------------------------------|----------------------------------|------------------------------|---------------------------------|----------------------------------|------------------------------------|----------------------------------|--------|
| Felipe Alou, R OBP: 0.361, SLG: 0.532 (1, 3) X | 0-0 6-3 | | 0-3 K | | 0-0 FC4 | | | 0-0 1B 1B | 0-3 K2-3 | 5 1 1 0 0 2 1 | | | | | | | | | | | | |
| Eddie Mathews, L OBP: 0.341, SLG: 0.420 (1, 5) X | 0-0 1B 3B | | 0-3 K | | 0-3 K | | | 0-0 1B 1B | 0-0 F7 | 5 2 2 0 0 2 1 | | | | | | | | | | | | |
| Hank Aaron, R OBP: 0.355, SLG: 0.534 Ed Sadowski, R OBP: 1.000, SLG: 1.000 (1, 9) S (6, 2) S | 0-3 K | | 0-0 6-3 | | 0-0 F3 | | | 0-0 1B 1B | | 3 0 0 0 0 1 1 1 1 1 1 0 0 0 | | | | | | | | | | | | |
| Rico Carty, R OBP: 0.392, SLG: 0.471 (1, 2) B (6, 7) B | 4-0 1B BB | | 0-3 K | | 4-0 1B BB | | | 0-0 1B 1B | | 2 0 1 1 2 1 0 | | | | | | | | | | | | |
| Mack Jones, L OBP: 0.336, SLG: 0.465 (1, 8) X | 0-0 1-2 3-H 1B | | 0-0 6-3 | | 0-0 1-2 L4-6-3 1B | | | 0-0 1-2 3-H 1B | | 4 0 3 2 0 0 0 | | | | | | | | | | | | |
| Ty Cline, L OBP: 0.330, SLG: 0.289 (1, 7) S (6, 9) S | 0-3 K | | 0-0 L6 | | 0-0 L4-6-3 | | | 0-3 K | | 4 0 0 0 0 2 6 | | | | | | | | | | | | |
| Denis Menke, R OBP: 0.356, SLG: 0.416 Sandy Alomar Sr., S OBP: 0.122, SLG: 0.125 (1, 6) S (6, 6) S | | | 0-3 K | | 0-3 K | | | 0-3 K | | 2 0 0 0 0 2 0 2 0 0 0 0 2 2 | | | | | | | | | | | | |
| Woody Woodward, R OBP: 0.323, SLG: 0.329 Lee Bales, S OBP: 0.083, SLG: 0.083 (1, 4) X (6, 4) X | | | 0-0 F6 | | 0-0 1B 2B | | | 0-3 K | 0-0 5-3 | 2 1 1 0 0 0 0 2 0 0 0 0 1 2 | | | | | | | | | | | | |
| Dick Kelley, R OBP: 0.036, SLG: 0.036 Jay Ritchie, R OBP: 0.500, SLG: 0.500 Cecil Upshaw, R OBP: 1.000, SLG: 1.000 George Kopacz, L (7, PH) Phil Niekro, R (7, 1) Miguel de la Hoz, R OBP: 0.241, SLG: 0.285 (8, PH) | | | 0-0 F3 | | 0-0 2-H FC4 1B | | | 0-3 K | 0-0 F8 | 1 0 0 0 0 0 0 0 0 0 0 0 0 0 0 0 1 0 1 1 0 0 0 0 1 0 0 0 0 0 1 0 0 0 0 0 0 0 0 0 1 0 0 0 0 0 0 0 | | | | | | | | | | | | |
| Inning Stats | R: 1 E: 0 K: 2 S: 9 | H: 2 LOB: 2 BB: 1 P: 13 | R: 0 E: 0 K: 1 S: 5 | H: 0 LOB: 0 BB: 0 P: 5 | R: 0 E: 0 K: 2 S: 7 | H: 0 LOB: 0 BB: 0 P: 7 | R: 0 E: 0 K: 1 S: 5 | H: 0 LOB: 0 BB: 0 P: 5 | R: 1 E: 0 K: 2 S: 9 | H: 2 LOB: 1 BB: 0 P: 9 | R: 0 E: 0 K: 3 S: 9 | H: 1 LOB: 1 BB: 1 P: 7 | R: 0 E: 0 K: 3 S: 9 | H: 0 LOB: 0 BB: 0 P: 9 | R: 3 E: 0 K: 2 S: 12 | H: 5 LOB: 2 BB: 0 P: 12 | R: 0 E: 0 K: 1 S: 5 | H: 0 LOB: 0 BB: 0 P: 5 | 1B: 8 2B: 1 3B: 1 HR: 0 | SF: 0 SAC: 0 DP: 1 HBP: 0 | WP: 0 PB: 0 SB: 0 CS: 0 | PA: 38 |
| PITCHER | IP WLS BF H R ER SO BB IBB HBP BLK WP HR S P ERA WHIP | | | | | | | | | | | | | | | | | | | | | |
| Milt Pappas, R ERA: 4.29 (1, 1) | 7.0 W 31 9 5 5 11 2 0 0 0 0 0 0 51 59 6.43 1.571 | | | | | | | | | | | | | | | | | | | | | |
| Ted Davidson, L ERA: 4.0 (8, 1) | 2.0 S 7 1 0 0 3 0 0 0 0 0 0 0 13 13 0.00 0.500 | | | | | | | | | | | | | | | | | | | | | |

Atlanta Braves @ Cincinnati Reds
Crosley Field, Cincinnati, OH
Sat Oct 01 1966, 3:33 AM EDT
Unknown

livebaseballscorecards.com

AB 36
R 5
H 10
RBI 5
BB 2
SO 14
LOB 13



| Batter | 1 | 2 | 3 | 4 | 5 | 6 | 7 | 8 | 9 | AB | R | H | RBI | BB | SO | LOB |
|--|------------------------------|-------------------------|--------------------------|-------------------------|------------|-----------------------|----------------------------|------------------------|---|----|---|---|-----|----|----|-----|
| Tommy Harper, R OBP: 0.347, SLG: 0.363 (1, 7) | 0-0 CS 1B | 0-0 F6 | 0-0 1-2 2-H 1B | 4-0 BB | | | 0-0 FC5-4 1B | | | 4 | 0 | 3 | 1 | 1 | 0 | 2 |
| Tommy Helms, R OBP: 0.320, SLG: 0.386 (1, 5) | 4-0 1-2 HR BB 1B | 0-0 1-2 2-H 1B | 0-3 K | 0-0 F3 | | | 0-0 FC5-4 1-2f 1B | | | 4 | 1 | 1 | 1 | 1 | 1 | 5 |
| Pete Rose, S OBP: 0.352, SLG: 0.463 (1, 4) | 0-0 F3 | 0-0 F8 | | 0-0 2B | 0-0 5-3 | | 0-0 4-3 | | | 5 | 1 | 1 | 0 | 0 | 0 | 4 |
| Don Pavletich, R OBP: 0.346, SLG: 0.524 (1, 2) | 0-0 1-2 HR 1B | 0-3 K | | 0-0 2B | 0-0 4-3 | | | 0-0 6-3 | | 5 | 2 | 2 | 1 | 0 | 1 | 2 |
| Lee May, R OBP: 0.348, SLG: 0.545 (1, 3) | 0-0 1-H 2-H HR | | 0-0 SH1-3 1B 2B | 0-0 2B 1B | 0-3 K | | | 0-0 FC5 BB 1B | | 5 | 3 | 4 | 4 | 0 | 1 | 0 |
| Vada Pinson, L OBP: 0.325, SLG: 0.439 (1, 8) | 0-3 K E S 1B | | 0-3 K | 0-0 WP 4-3 2B | | 0-0 F8 | | 0-0 F8 | | 5 | 2 | 1 | 1 | 0 | 2 | 2 |
| Dick Simpson, R OBP: 0.333, SLG: 0.405 (1, 9) | 0-0 1-H CS 1B | | 0-0 SH1-3 | 0-3 K | | 4-0 BB BB BB | 4-0 G6-4-3 BB | 4-0 1-2 BB | | 2 | 0 | 1 | 1 | 2 | 1 | 1 |
| Leo Cardenas, R OBP: 0.310, SLG: 0.422 (1, 6) | 0-0 1-2 CS | 0-0 SH 1B 1B | 4-0 1B 1B IBB | 4-0 2-3 BB | | 0-0 G6-4-3 1-2f | 0-0 FC5 2-3f | | | 3 | 2 | 1 | 0 | 2 | 0 | 3 |
| Milt Pappas, R OBP: 0.139, SLG: 0.173 (8, 1) | | 0-0 SH 1B | 0-0 1B 1B | 0-0 1-2 3-H 1B | | | 0-3 K | | | 3 | 0 | 1 | 2 | 0 | 1 | 1 |
| Ted Davidson, R (8, 1) | | | | | | | | | | 0 | 0 | 0 | 0 | 0 | 0 | 0 |

| Inning Stats | R: 4 | H: 4 | E: 0 | K: 1 | S: 8 | LOB: 0 | BB: 1 | P: 12 | R: 1 | H: 2 | E: 0 | K: 1 | S: 8 | LOB: 2 | BB: 0 | P: 8 | R: 2 | H: 3 | E: 0 | K: 2 | S: 10 | LOB: 2 | BB: 1 | P: 14 | R: 4 | H: 4 | E: 0 | K: 1 | S: 9 | LOB: 2 | BB: 2 | P: 17 | R: 0 | H: 0 | E: 0 | K: 1 | S: 5 | LOB: 0 | BB: 0 | P: 5 | R: 0 | H: 0 | E: 0 | K: 0 | S: 2 | LOB: 0 | BB: 1 | P: 6 | R: 0 | H: 1 | E: 0 | K: 1 | S: 6 | LOB: 1 | BB: 0 | P: 6 | R: 0 | H: 1 | E: 0 | K: 0 | S: 4 | LOB: 2 | BB: 1 | P: 8 |
|--------------|------|------|------|------|------|--------|-------|-------|------|------|------|------|------|--------|-------|------|------|------|------|------|-------|--------|-------|-------|------|------|------|------|------|--------|-------|-------|------|------|------|------|------|--------|-------|------|------|------|------|------|------|--------|-------|------|------|------|------|------|------|--------|-------|------|------|------|------|------|------|--------|-------|------|
|--------------|------|------|------|------|------|--------|-------|-------|------|------|------|------|------|--------|-------|------|------|------|------|------|-------|--------|-------|-------|------|------|------|------|------|--------|-------|-------|------|------|------|------|------|--------|-------|------|------|------|------|------|------|--------|-------|------|------|------|------|------|------|--------|-------|------|------|------|------|------|------|--------|-------|------|

| PITCHER | IP | WLS | BF | H | R | ER | SO | BB | IBB | HBP | BLK | WP | HR | S | P | ERA | WHIP |
|---------------------------------------|-----|-----|----|---|---|----|----|----|-----|-----|-----|----|----|----|----|-------|-------|
| Dick Kelley, L ERA: 3.22 (1, 1) | 1.1 | L | 11 | 6 | 5 | 4 | 1 | 1 | 0 | 0 | 0 | 0 | 1 | 12 | 16 | 27.00 | 5.250 |
| Jay Ritchie, R ERA: 4.08 (2, 1) | 1.2 | | 13 | 7 | 6 | 6 | 3 | 0 | 1 | 0 | 0 | 0 | 0 | 18 | 22 | 32.40 | 4.200 |
| Cecil Upshaw, R ERA: (4, 1) | 3.0 | | 11 | 0 | 0 | 0 | 2 | 3 | 0 | 0 | 0 | 1 | 0 | 12 | 24 | 0.00 | 1.000 |
| Phil Niekro, R ERA: 4.11 (7, 1) | 2.0 | | 9 | 2 | 0 | 0 | 1 | 1 | 0 | 0 | 0 | 0 | 0 | 10 | 14 | 0.00 | 1.500 |

BOTTOM

Atlanta Braves @ Cincinnati Reds
Crosley Field, Cincinnati, OH
Sat Oct 01 1966, 3:33 AM EDT
Unknown

livebaseballscorecards.com

| | |
|------------|-----------|
| AB | 36 |
| R | 11 |
| H | 15 |
| RBI | 11 |
| BB | 6 |
| SO | 7 |
| LOB | 20 |



| | |
|-------|--------|
| WP: 1 | PA: 45 |
| PB: 1 | |
| SB: 1 | |
| CS: 2 | |

| Batter | 1 | 2 | 3 | 4 | 5 | 6 | 7 | 8 | 9 | 10 | 11 | 12 | AB | R | H | RBI | BB | SO | LOB | TOP | | | | | | | | |
|---|------------------------------|----------------------------------|------------------------------|---------------------------------|------------------------------|---------------------------------|------------------------------|---------------------------------|------------------------------|---------------------------------|------------------------------|---------------------------------|------------------------------|---------------------------------|------------------------------|---------------------------------|------------------------------|---------------------------------|------------------------------|---------------------------------|------------------------------|---------------------------------|------------------------------|---------------------------------|----------------------------------|------------------------------------|----------------------------------|--------|
| Felipe Alou, R OBP: 0.361, SLG: 0.533 (1, 3) | 0-0 F8 | | 0-3 K | | 0-3 K | | | 0-0 HR 1B | | 0-3 K | | 0-0 BLK 3B | 6 | 2 | 2 | 1 | 0 | 3 | 0 | | | | | | | | | |
| Woody Woodward, R OBP: 0.323, SLG: 0.327 (1, 4) | 4-0 5-3 1B BB | | 0-0 6-3 | | | | 0-0 4-3 | 0-0 F9 | | 0-0 5-3 | | 0-0 1B | 5 | 0 | 1 | 0 | 1 | 0 | 1 | | | | | | | | | |
| Hank Aaron, R OBP: 0.356, SLG: 0.539 (1, 9) | 0-0 5-3 1B | | | 0-0 G5-4-3 1B | | | 0-0 F7 | 0-0 HR | | | | 0-0 F9 | 6 | 1 | 3 | 2 | 0 | 0 | 1 | | | | | | | | | |
| Rico Carty, R OBP: 0.391, SLG: 0.468 (1, 7) | 0-0 5-3 | | | 0-0 G5-4-3 | | | 4-0 BB | 0-0 F9 | | | | 0-0 L7 | 3 | 0 | 0 | 0 | 1 | 0 | 3 | | | | | | | | | |
| Ty Cline, L OBP: 0.326, SLG: 0.286 (8, 7) | 1-2 2-3 | | | 1-2 | | | | | | | | | 1 | 0 | 0 | 0 | 0 | 0 | 0 | | | | | | | | | |
| Denis Menke, R OBP: 0.355, SLG: 0.412 (1, 6) | 0-3 K | | | 4-0 BB | | | 0-3 K | | | 0-0 5-3 | | 0-0 4-3 | 4 | 0 | 0 | 0 | 1 | 2 | 3 | | | | | | | | | |
| Mack Jones, L OBP: 0.334, SLG: 0.469 (1, 8) | | 0-0 4-3 | | 0-0 G3 | | | 0-0 F4 | | | 0-0 F7 | | 0-0 HR | 5 | 1 | 1 | 1 | 0 | 0 | 1 | | | | | | | | | |
| Miguel de la Hoz, R OBP: 0.239, SLG: 0.290 (1, 5) | | 0-0 F7 | | | 0-0 HR | | 0-3 K | | | 0-0 E5 | | 0-3 K | 5 | 1 | 1 | 1 | 0 | 2 | 0 | | | | | | | | | |
| Ed Sadowski, R OBP: 0.167, SLG: 0.167 (1, 2) | | 0-0 F2 | | | 0-0 F2 | | 0-0 F6 | | | 0-0 F3 | | 0-0 F3 | 5 | 0 | 0 | 0 | 0 | 0 | 1 | | | | | | | | | |
| Don Schwall, R OBP: 0.083, SLG: 0.043 (1, 1) | | | 0-0 1-3 | | 0-3 K | | | 0-0 5-3 | | 0-3 K | | 0-0 3B 1B | 3 | 0 | 0 | 0 | 0 | 1 | 0 | | | | | | | | | |
| Clay Carroll, R OBP: 0.100, SLG: 0.100 (8, 1) | | | | | | | | | | | | | 0 | 0 | 0 | 0 | 0 | 0 | 0 | | | | | | | | | |
| Ted Abernathy, R OBP: 0.231, SLG: 0.167 (8, 1) | | | | | | | | | | | | | 0 | 0 | 0 | 0 | 0 | 0 | 0 | | | | | | | | | |
| Felix Millan, R OBP: 0.286, SLG: 0.326 (10, PH) | | | | | | | | | | | | | 1 | 0 | 0 | 0 | 0 | 1 | 0 | | | | | | | | | |
| Chi-Chi Olivo, R OBP: 0.111, SLG: 0.111 (10, 1) | | | | | | | | | | | | | 1 | 1 | 1 | 0 | 0 | 0 | 0 | | | | | | | | | |
| Inning Stats | R: 0 E: 0 K: 1 S: 6 | H: 1 LOB: 2 BB: 1 P: 10 | R: 0 E: 0 K: 0 S: 3 | H: 0 LOB: 0 BB: 0 P: 3 | R: 0 E: 0 K: 1 S: 5 | H: 0 LOB: 0 BB: 0 P: 5 | R: 0 E: 0 K: 0 S: 3 | H: 1 LOB: 1 BB: 1 P: 7 | R: 1 E: 0 K: 2 S: 8 | H: 1 LOB: 0 BB: 0 P: 8 | R: 0 E: 0 K: 1 S: 5 | H: 0 LOB: 1 BB: 1 P: 9 | R: 0 E: 0 K: 0 S: 5 | H: 0 LOB: 1 BB: 0 P: 5 | R: 2 E: 0 K: 0 S: 5 | H: 2 LOB: 0 BB: 0 P: 5 | R: 0 E: 1 K: 0 S: 4 | H: 0 LOB: 1 BB: 0 P: 4 | R: 0 E: 0 K: 2 S: 7 | H: 0 LOB: 0 BB: 0 P: 7 | R: 0 E: 0 K: 0 S: 3 | H: 0 LOB: 0 BB: 0 P: 3 | R: 3 E: 0 K: 1 S: 9 | H: 4 LOB: 1 BB: 0 P: 9 | 1B: 5 2B: 0 3B: 1 HR: 3 | SF: 0 SAC: 0 DP: 1 HBP: 0 | WP: 0 PB: 0 SB: 0 CS: 0 | PA: 48 |
| PITCHER | IP | WLS | BF | H | R | ER | SO | BB | IBB | HBP | BLK | WP | HR | S | P | ERA | WHIP | | | | | | | | | | | |
| Jim O'Toole, L ERA: 3.55 (1, 1) | 8.0 | | 31 | 5 | 3 | 3 | 6 | 3 | 0 | 0 | 0 | 0 | 2 | 40 | 52 | 3.38 | 1.000 | | | | | | | | | | | |
| Ted Davidson, L ERA: 3.9 (9, 1) | 2.0 | | 7 | 0 | 0 | 0 | 2 | 0 | 0 | 0 | 0 | 0 | 0 | 11 | 11 | 0.00 | 0.000 | | | | | | | | | | | |
| Darrell Osteen, R ERA: 12.0 (11, 1) | 1.2 | L | 9 | 4 | 3 | 3 | 1 | 0 | 0 | 0 | 1 | 0 | 1 | 11 | 11 | 16.20 | 2.400 | | | | | | | | | | | |
| Dom Zanni, R ERA: (12, 1) | 0.1 | | 1 | 0 | 0 | 0 | 0 | 0 | 0 | 0 | 0 | 0 | 0 | 1 | 1 | 0.00 | 0.000 | | | | | | | | | | | |

Atlanta Braves @ Cincinnati Reds
 Crosley Field, Cincinnati, OH
 Sat Oct 01 1966, 3:38 AM EDT
 Att: 2,145 - Unknown

livebaseballscorecards.com

| | |
|-----|----|
| AB | 45 |
| R | 6 |
| H | 9 |
| RBI | 5 |
| BB | 3 |
| SO | 9 |
| LOB | 10 |



| Batter | 1 | 2 | 3 | 4 | 5 | 6 | 7 | 8 | 9 | 10 | 11 | 12 | AB | R | H | RBI | BB | SO | LOB | |
|--|------------|------------|------------|---------------------|------------|-----------------|------------|---------------------------|------------|------------|-----------|-----------------------|----|---|---|-----|----|----|-----|---|
| Tommy Harper, R OBP: 0.349, SLG: 0.364 (1, 9) X | 0-0 F2 | | | 4-0 BB | | 0-0 1B | | 0-0 E8 FC CS 1B | | | 0-0 L7 | | 4 | 0 | 2 | 1 | 1 | 0 | 0 | |
| Tommy Helms, R OBP: 0.317, SLG: 0.383 (1, 5) X | 0-0 5-3 | | | 0-0 G6-4-3 BB | | 0-0 F7 | | 0-0 FC | | | 0-0 F9 | | 5 | 0 | 0 | 0 | 0 | 0 | 5 | |
| Pete Rose, S OBP: 0.351, SLG: 0.460 (1, 4) X | 0-0 4-3 | | | 4-0 CS BB | | 0-0 F8 | | 0-0 3-1 | | | 0-3 K | | 4 | 0 | 0 | 0 | 1 | 1 | 3 | |
| Art Shamsky, L OBP: 0.322, SLG: 0.528 (1, 7) | | 0-3 K | | 0-0 CS 1-2 | 0-0 4-3 | | 0-0 4-3 | | 0-0 4-3 | | | 0-0 B1-3 | | 5 | 0 | 0 | 0 | 0 | 1 | 0 |
| Lee May, R OBP: 0.338, SLG: 0.521 (1, 3) | | 0-0 6-3 | | | 0-3 K | | 0-0 F8 | | 0-0 F3 | | | 0-0 E 1B 1B | | 5 | 0 | 1 | 0 | 0 | 1 | 0 |
| Vada Pinson, L OBP: 0.324, SLG: 0.437 (1, 8) | | 0-0 6-3 | | | 0-0 F8 | | | 0-0 E3 BB 1B | | 0-0 F8 | | 0-0 FC5 E 1B | | 5 | 1 | 1 | 0 | 0 | 0 | 0 |
| Johnny Edwards, L OBP: 0.289, SLG: 0.284 (1, 2) | | | 0-0 F8 | | | 0-0 4-3 | | 4-0 E BB 1B | | 0-0 6-3 | | 0-0 E5 | | 2 | 0 | 0 | 0 | 1 | 0 | 0 |
| Dick Simpson, R OBP: 0.333, SLG: 0.405 (8, PR) | | | | | | | | 1-2 E BB | | | | 1-2 2-3 E5 | | 0 | 1 | 0 | 0 | 0 | 0 | 0 |
| Don Pavletich, R OBP: 0.344, SLG: 0.519 (9, 2) | | | | | | | | 0-0 1B BB | | | | 0-3 K | | 2 | 0 | 0 | 0 | 0 | 0 | 2 |
| Sammy Ellis, L OBP: 0.167, SLG: 0.132 (12, PR) | | | | | | | | 1-2 2-H FC3-6 1B | | | | 0-3 K | | 5 | 0 | 2 | 1 | 0 | 1 | 3 |
| Leo Cardenas, R OBP: 0.311, SLG: 0.422 (1, 6) | | | 0-0 6-3 | | | 0-0 1B 1B | | 0-0 FC3-6 1B | | 0-0 B3 | | 0-0 K | | 0 | 0 | 0 | 0 | 0 | 0 | 0 |
| Jim O'Toole, S OBP: 0.146, SLG: 0.149 (8, PH) | | | | 0-0 4-3 | | 0-3 K | | 0-0 E | | 0-0 L7 | | 0-0 FC5 | | 2 | 0 | 0 | 0 | 0 | 1 | 1 |
| Gorby Coleman, L OBP: 0.299, SLG: 0.348 (8, PR) | | | | | | | | 1-2 2-H E | | | | 2-3f FC5 | | 1 | 0 | 0 | 0 | 0 | 0 | 1 |
| Girardo Ruiz, S OBP: 0.281, SLG: 0.284 (8, 1) | | | | | | | | | | | | | 0 | 0 | 0 | 0 | 0 | 0 | 0 | 0 |
| Ted Davidson, R OBP: 0.284, SLG: 0.284 (8, 1) | | | | | | | | | | | | | 0 | 0 | 0 | 0 | 0 | 0 | 0 | 0 |
| Mel Queen, L OBP: 0.150, SLG: 0.145 (10, PH) | | | | | | | | | | | | | 0 | 0 | 0 | 0 | 0 | 0 | 0 | 0 |
| Darrell Osteen, R OBP: 0.500, SLG: 0.500 (11, 1) | | | | | | | | | | | | | 0 | 0 | 0 | 0 | 0 | 0 | 0 | 0 |
| Don Zanni, R OBP: 1.000, SLG: 1.000 (12, 1) | | | | | | | | | | | | | 0 | 0 | 0 | 0 | 0 | 0 | 0 | 0 |
| Tony Perez, R OBP: 0.394, SLG: 0.381 (12, PH) | | | | | | | | | | | | | 1 | 0 | 0 | 0 | 0 | 0 | 0 | 3 |

| Inning Stats | R: 0 | H: 0 | E: 0 | K: 3 | S: 3 | R: 0 | H: 0 | E: 0 | K: 1 | S: 5 | R: 0 | H: 0 | E: 0 | K: 0 | S: 3 | R: 0 | H: 0 | E: 0 | K: 1 | S: 5 | R: 0 | H: 2 | E: 0 | K: 1 | S: 7 | R: 0 | H: 0 | E: 0 | K: 0 | S: 3 | R: 3 | H: 2 | E: 3 | K: 0 | S: 6 | R: 0 | H: 0 | E: 0 | K: 0 | S: 3 | R: 0 | H: 0 | E: 0 | K: 1 | S: 5 | R: 0 | H: 0 | E: 1 | K: 1 | S: 8 | R: 0 | H: 2 | E: 1 | K: 1 | S: 8 | 1B: 6 | 2B: 0 | 3B: 0 | HR: 0 | SF: 0 | SAC: 0 | DP: 1 | HBP: 0 | WP: 0 | PA: 46 |
|--------------|------|------|------|------|------|------|------|------|------|------|------|------|------|------|------|------|------|------|------|------|------|------|------|------|------|------|------|------|------|------|------|------|------|------|------|------|------|------|------|------|------|------|------|------|------|------|------|------|------|------|------|------|------|------|------|-------|-------|-------|-------|-------|--------|-------|--------|-------|--------|
|--------------|------|------|------|------|------|------|------|------|------|------|------|------|------|------|------|------|------|------|------|------|------|------|------|------|------|------|------|------|------|------|------|------|------|------|------|------|------|------|------|------|------|------|------|------|------|------|------|------|------|------|------|------|------|------|------|-------|-------|-------|-------|-------|--------|-------|--------|-------|--------|

| PITCHER | IP | WLS | BF | H | R | ER | SO | BB | IBB | HBP | BLK | WP | HR | S | P | ERA | WHIP |
|--|-----|-----|----|---|---|----|----|----|-----|-----|-----|----|----|----|----|------|-------|
| Don Schwall, R ERA: 3.31 (1, 1) | 7.0 | | 25 | 2 | 2 | 1 | 3 | 3 | 0 | 0 | 0 | 0 | 0 | 28 | 40 | 1.29 | 0.714 |
| Clay Carroll, R ERA: 2.37 (8, 1) | 0.1 | | 3 | 2 | 1 | 0 | 0 | 0 | 0 | 0 | 0 | 0 | 0 | 3 | 3 | 0.00 | 6.000 |
| Ted Abernathy, R ERA: 4.55 (8, 1) | 1.2 | | 5 | 0 | 0 | 0 | 0 | 0 | 0 | 0 | 0 | 0 | 0 | 5 | 5 | 0.00 | 0.000 |
| Chi-Chi Olivo, R ERA: 4.09 (10, 1) | 3.0 | W | 12 | 2 | 0 | 0 | 2 | 0 | 0 | 0 | 0 | 0 | 0 | 16 | 16 | 0.00 | 0.667 |

Atlanta Braves @ Cincinnati Reds
 Crosley Field, Cincinnati, OH
 Sat Oct 01 1966, 3:38 AM EDT
 Att: 2,145 - Unknown

livebaseballscorecards.com

| | |
|-----|----|
| AB | 42 |
| R | 3 |
| H | 6 |
| RBI | 2 |
| BB | 3 |
| SO | 5 |
| LOB | 18 |



| PITCHER | IP | WLS | BF | H | R | ER | SO | BB | IBB | HBP | BLK | WP | HR | S | P | ERA | WHIP |
|---------|----|-----|----|---|---|----|----|----|-----|-----|-----|----|----|---|---|-----|------|
|---------|----|-----|----|---|---|----|----|----|-----|-----|-----|----|----|---|---|-----|------|

| Batter | 1 | 2 | 3 | 4 | 5 | 6 | 7 | 8 | 9 | AB R H RBI BB SO LOB | TOP | | |
|--|---|---|---|---|---|---|---|--|---|--|--|----------------|---|
| Sandy Alomar Sr., S OBP: 0.111, SLG: 0.114 (1, 6) | 0-0 F2 | | 0-0 F5 | | | 0-0 F3 | | 0-0 5-3 | | 4 0 0 0 0 0 1 | | | |
| Ty Cline, L OBP: 0.312, SLG: 0.273 (1, 7) | 0-0 L7 | | | 0-0 L7 | | 0-0 L8 | | 0-0 L9 | | 4 0 0 0 0 0 1 | | | |
| Bill Robinson, R OBP: 0.273, SLG: 0.455 (1, 9) | 0-0 F8 | | | 0-0 WP 1B | | 0-0 6-3 | | 0-0 2B 3B | | 4 1 2 1 0 0 0 | | | |
| Mack Jones, L OBP: 0.335, SLG: 0.468 (1, 8) | | 0-3 K | | 0-0 F8 1-2 | | 0-0 1B WP 1B | | 4-0 2B S IBB | | 3 2 1 0 1 1 1 | | | |
| Miguel de la Hoz, R OBP: 0.280, SLG: 0.300 (1, 5) | | 0-0 | | 0-3 K | | 0-0 WP 1B 1-3 | | 0-0 1-H 2B | | 3 0 2 0 0 1 1 | | | |
| Joey Jay, S OBP: 0.167, SLG: 0.147 (7, 1) | | | | | | | | | | 1 0 1 2 0 0 0 | | | |
| George Kopacz, L (1, 3) | | 0-3 K | | | 0-0 4-3 | | 0-3 K | 0-0 F8 | | 4 0 0 0 0 2 4 | | | |
| Lee Bales, S OBP: 0.063, SLG: 0.063 (1, 4) | | 0-0 F4 | | | 0-0 B1-3 | | 0-0 5-3 | | 0-0 F3 | 4 0 0 0 0 0 2 | | | |
| Ed Sadowski, R OBP: 0.200, SLG: 0.111 (1, 2) | | | 0-3 K | | 4-0 BB | | 0-0 F4 | | 0-0 6-3 | 3 0 0 0 1 1 1 | | | |
| Ron Reed, R (1, 1) | | | 0-0 5-3 | | 0-3 K | | | 0-0 L9 3B 2B | | 2 0 0 0 0 1 1 | | | |
| Felix Millan, R OBP: 0.290, SLG: 0.341 (7, 5) | | | | | | | | | 0-0 F4 | 2 1 1 0 0 0 0 | | | |
| Inning Stats | R: 0 E: 0 K: 0 S: 3 H: 0 LOB: 0 BB: 0 P: 3 | R: 0 E: 0 K: 2 S: 8 H: 1 LOB: 1 BB: 0 P: 8 | R: 0 E: 0 K: 1 S: 5 H: 0 LOB: 0 BB: 0 P: 5 | R: 0 E: 0 K: 1 S: 6 H: 1 LOB: 1 BB: 0 P: 6 | R: 0 E: 0 K: 1 S: 5 H: 0 LOB: 1 BB: 1 P: 9 | R: 0 E: 0 K: 0 S: 3 H: 0 LOB: 0 BB: 0 P: 3 | R: 1 E: 0 K: 1 S: 7 H: 2 LOB: 1 BB: 0 P: 7 | R: 3 E: 0 K: 0 S: 6 H: 3 LOB: 1 BB: 1 P: 10 | R: 0 E: 0 K: 0 S: 3 H: 0 LOB: 0 BB: 0 P: 3 | 1B: 4 2B: 2 3B: 1 HR: 0 SF: 0 SAC: 0 DP: 0 HBP: 0 | WP: 3 PB: 0 SB: 1 CS: 0 PA: 36 | | |
| PITCHER | IP WLS BF H R ER SO BB IBB HBP BLK WP HR S P ERA WHIP | | | | | | | | | | | PITCHER | IP WLS BF H R ER SO BB IBB HBP BLK WP HR S P ERA WHIP |
| Sammy Ellis, R ERA: 5.29 (1, 1) | 7.2 L 32 7 4 4 6 1 1 0 0 2 0 42 50 4.70 1.043 | | | | | | | | | | | | |
| Joe Nuxhall, L ERA: 4.5 (8, 1) | 0.1 1 0 0 0 0 0 0 0 0 0 0 1 1 0.00 0.000 | | | | | | | | | | | | |
| Don Nottebart, R ERA: 3.07 (9, 1) | 1.0 3 0 0 0 0 0 0 0 0 0 0 3 3 0.00 0.000 | | | | | | | | | | | | |

Atlanta Braves @ Cincinnati Reds
Crosley Field, Cincinnati, OH
Sun Oct 02 1966, 3:33 AM EDT
Att. 7,276 - Unknown

livebaseballscorecards.com

| | |
|-----|----|
| AB | 34 |
| R | 4 |
| H | 7 |
| RBI | 3 |
| BB | 2 |
| SO | 6 |
| LOB | 12 |



| Batter | 1 | 2 | 3 | 4 | 5 | 6 | 7 | 8 | 9 | AB | R | H | RBI | BB | SO | LOB |
|---|----------|-----------|-----------|--------------|--------|----------|----------|----------|-----------|----|---|---|-----|----|----|-----|
| Tommy Harper, R OBP: 0.348, SLG: 0.363 (1, 9) X | 0-0 F8 ① | | 0-0 S 1B | | | 0-0 F8 ① | | 0-3 K ② | | 4 | 0 | 1 | 0 | 0 | 1 | 1 |
| Tommy Helms, R OBP: 0.315, SLG: 0.380 (1, 5) X | 0-0 L7 ② | | 0-3 K ③ | | | 0-0 F6 ② | | 0-0 F8 ③ | | 4 | 0 | 0 | 0 | 0 | 1 | 2 |
| Pete Rose, S OBP: 0.351, SLG: 0.460 (1, 4) X | 0-0 G3 ③ | | | 0-0 6-3 ① | | 0-0 2B | | | 0-0 4-3 ① | 4 | 0 | 1 | 0 | 0 | 0 | 0 |
| Art Shamsky, L OBP: 0.321, SLG: 0.521 (1, 7) X | | 0-0 4-3 ① | | 4-0 FC6-4 BB | | 0-3 K ③ | | | 0-3 K ② | 3 | 0 | 0 | 0 | 1 | 2 | 1 |
| Lee May, R OBP: 0.333, SLG: 0.507 (1, 3) X | | 0-3 K ② | | 0-0 FC6-4 CS | | | 0-0 F8 ① | | 0-0 2B 1B | 4 | 1 | 1 | 0 | 0 | 1 | 1 |
| Vada Pinson, L OBP: 0.326, SLG: 0.442 (1, 8) X | | 4-0 S BB | | 0-0 CS ③ | 0-0 2B | | 0-0 F8 ② | | 0-0 1B 2B | 3 | 1 | 2 | 0 | 1 | 0 | 0 |
| Johnny Edwards, L OBP: 0.269, SLG: 0.284 (1, 2) X | | 0-0 F5 ③ | | | | 0-0 L7 ① | | 0-0 G3 ③ | 0-0 1B | 4 | 0 | 1 | 2 | 0 | 0 | 2 |
| Leo Cardenas, R OBP: 0.309, SLG: 0.419 (1, 6) X | | | 0-0 4-3 ① | | | 0-0 F4 ② | | 0-3 K ① | 0-0 F6 ③ | 4 | 0 | 0 | 0 | 0 | 1 | 2 |
| Sammy Ellis, L OBP: 0.162, SLG: 0.129 (1, 1) X | | | 0-0 F8 ② | | | 0-3 K ③ | | | | 2 | 0 | 0 | 0 | 0 | 1 | 1 |
| Joe Nuxhall, L OBP: 0.100, SLG: 0.125 (8, 1) X | | | | | | | | | | 0 | 0 | 0 | 0 | 0 | 0 | 0 |
| Giraldo Ruiz, S OBP: 0.287, SLG: 0.291 (8, PH) X | | | | | | | | | | 1 | 0 | 1 | 0 | 0 | 0 | 0 |
| Don Nottebart, R OBP: 0.200, SLG: 0.167 (9, 1) X | | | | | | | | | 0-0 1B | 0 | 0 | 0 | 0 | 0 | 0 | 0 |

| Inning Stats | R: 0 | H: 0 | E: 0 | K: 0 | S: 3 | R: 0 | H: 0 | E: 0 | K: 1 | S: 5 | R: 0 | H: 1 | E: 0 | K: 1 | S: 6 | R: 0 | H: 0 | E: 0 | K: 0 | S: 2 | R: 0 | H: 1 | E: 0 | K: 1 | S: 6 | R: 0 | H: 1 | E: 0 | K: 1 | S: 6 | R: 0 | H: 0 | E: 0 | K: 0 | S: 3 | R: 0 | H: 1 | E: 0 | K: 2 | S: 8 | R: 2 | H: 3 | E: 0 | K: 1 | S: 8 |
|--------------|------|------|------|------|------|------|------|------|------|------|------|------|------|------|------|------|------|------|------|------|------|------|------|------|------|------|------|------|------|------|------|------|------|------|------|------|------|------|------|------|------|------|------|------|------|
| | 0 | 0 | 0 | 0 | 3 | 0 | 0 | 0 | 1 | 9 | 0 | 1 | 0 | 0 | 6 | 0 | 0 | 0 | 0 | 1 | 6 | 0 | 1 | 0 | 0 | 6 | 0 | 0 | 0 | 1 | 0 | 0 | 0 | 0 | 3 | 0 | 1 | 0 | 8 | 0 | 3 | 0 | 1 | 8 | |
| | 0 | 0 | 0 | 0 | 3 | 0 | 0 | 0 | 1 | 9 | 0 | 1 | 0 | 0 | 6 | 0 | 0 | 0 | 0 | 1 | 6 | 0 | 1 | 0 | 0 | 6 | 0 | 0 | 0 | 1 | 0 | 0 | 0 | 0 | 3 | 0 | 1 | 0 | 8 | 0 | 3 | 0 | 1 | 8 | |

BOTTOM

Atlanta Braves @ Cincinnati Reds
Crosley Field, Cincinnati, OH

Sun Oct 02 1966, 3:33 AM EDT
Att. 7,276 - Unknown

livebaseballscorecards.com

| | |
|-----|----|
| AB | 33 |
| R | 2 |
| H | 7 |
| RBI | 2 |
| BB | 2 |
| SO | 7 |
| LOB | 10 |



| | |
|-------|--------|
| WP: 0 | PA: 36 |
| PB: 0 | |
| SB: 2 | |
| CS: 1 | |