



Cincinnati Reds - 1967

Batter	1	2	3	4	5	6	7	8	9	AB	R	H	RBI	BB	SO	LOB	TOP					
Wes Parker, S (1,8)	F9		6-3			F8 6-3 BB		5-3		3	0	0	0	1	0	0	Los Angeles Dodgers @ Cincinnati Reds Crosley Field, Cincinnati, OH Mon Apr 10 1967, 3:33 AM EST Att: 28,422 - Unknown AB 32 R 1 H 6 RBI 1 BB 2 SO 5 LOB 15 					
Ron Hunt, R (1,4)	FC4-6 BB			5-3		6-3		5-3		3	0	0	0	1	0	1						
Lou Johnson, R (1,9) OBP: 0.250, SLG: 0.250	F7			G6-4-3 1B		F8			K	4	0	1	0	0	1	2						
Ron Fairly, L (1,3) OBP: 0.250, SLG: 0.250	FC4-6 1-2			G6-4-3 1-2		F3			PB 1B	4	0	1	0	0	0	3						
Jim Lefebvre, S (1,5)		6-3			F8		1-6-3		F7	4	0	0	0	0	0	1						
John Roseboro, L (1,2) OBP: 0.500, SLG: 0.750		4-3			1B 2B		FC5-4 1B		K	4	1	2	0	0	1	1						
Bob Bailey, R (1,7)		F7			K		FC5-4 1-2		K	4	0	0	0	0	2	4						
Gene Michael, S (1,6) OBP: 1.000, SLG: 1.000										2	0	2	1	0	0	0						
Jim Hickman, R (7,PH)										1	0	0	0	0	0	1						
Dick Schofield, S (7,6)				G4-3 1B						0	0	0	0	0	0	0						
Bob Miller, R (1,1)					2H 1B					1	0	0	0	0	0	1						
Al Ferrara, R (5,PH)				G4-3		F8			K	1	0	0	0	0	0	1						
Ron Perranoski, L (5,1)										0	0	0	0	0	0	0						
Johnny Werhas, R (8,PH)										1	0	0	0	0	1	0						
Phil Regan, R (8,1)										0	0	0	0	0	0	0						
Inning Stats	R: 0 E: 0 K: 0 S: 3	H: 0 LOB: 1 BB: 1 P: 7	R: 0 E: 0 K: 0 S: 3	H: 0 LOB: 0 BB: 0 P: 3	R: 0 E: 0 K: 0 S: 3	H: 1 LOB: 0 BB: 0 P: 3	R: 0 E: 0 K: 0 S: 3	H: 1 LOB: 0 BB: 0 P: 3	R: 1 E: 0 K: 1 S: 7	H: 2 LOB: 1 BB: 0 P: 7	R: 0 E: 0 K: 0 S: 3	H: 0 LOB: 1 BB: 1 P: 7	R: 0 E: 0 K: 0 S: 4	H: 1 LOB: 1 BB: 0 P: 4	R: 0 E: 0 K: 1 S: 5	H: 0 LOB: 0 BB: 0 P: 5		R: 0 E: 0 K: 3 S: 11	H: 1 LOB: 2 BB: 0 P: 11	1B: 5 2B: 1 3B: 0 HR: 0	SF: 0 SAC: 0 DP: 2 HBP: 0	WP: 0 PB: 1 CS: 0
PITCHER	IP WLS BF H R ER SO BB IBB HBP BLK WP HR S P ERA WHIP																					
Jim Maloney, R (1,1) ERA: 1.29	7.0 W 26 5 1 1 1 2 0 0 0 0 0 0 26 34 1.29 1.000																					
Ted Abernathy, R (8,1) ERA:	2.0 S 8 1 0 0 4 0 0 0 0 0 0 0 16 16 0.00 0.500																					

Batter	1	2	3	4	5	6	7	8	9	AB	R	H	RBI	BB	SO	LOB	BOTTOM						
Tommy Harper, R (1,9)	F9	SF8			6-3		S BB			2	0	0	1	1	0	0	Los Angeles Dodgers @ Cincinnati Reds Crosley Field, Cincinnati, OH Mon Apr 10 1967, 3:33 AM EST Att: 28,422 - Unknown AB 31 R 6 H 10 RBI 6 BB 3 SO 2 LOB 9 						
Vada Pinson, L (1,8) OBP: 0.250, SLG: 1.000	HR	F5			K		F9			4	1	1	1	0	1	2							
Pete Rose, S (1,7) OBP: 0.500, SLG: 0.333	6-3			G5-4-3 1B		4-3		1B SF8 BB		3	1	1	0	1	0	0							
Deron Johnson, R (1,5) OBP: 0.500, SLG: 1.250				G5-4-3 1-2		F9		2B 1B		4	2	2	1	0	0	1							
Tony Perez, R (1,3) OBP: 0.250, SLG: 0.333				6-3		F3		SF8		3	0	1	1	0	0	0							
Tommy Helms, R (1,4)	FC5-4 1-2				F8		6-3		F9	4	0	0	0	0	0	2							
Leo Cardenas, R (1,6) OBP: 0.500, SLG: 0.750		4-3			5-3 1B		K		2B	4	0	2	1	0	1	0							
Johnny Edwards, L (1,2) OBP: 0.500, SLG: 0.333		1B SF8 1B			5-3		4-3		IBB	3	1	1	0	1	0	1							
Jim Maloney, L (1,1) OBP: 0.500, SLG: 0.500					3-1				F9	2	0	1	0	0	0	1							
Dick Simpson, R (7,PH) ERA: 3.0										1	1	1	1	0	0	0							
Ted Abernathy, R (8,1) ERA: 18.0										1	0	0	0	0	0	2							
Inning Stats	R: 2 E: 0 K: 0 S: 6	H: 3 LOB: 1 BB: 0 P: 6	R: 1 E: 0 K: 0 S: 5	H: 2 LOB: 1 BB: 0 P: 5	R: 0 E: 0 K: 0 S: 3	H: 1 LOB: 0 BB: 0 P: 3	R: 0 E: 0 K: 0 S: 4	H: 1 LOB: 1 BB: 0 P: 4	R: 0 E: 0 K: 1 S: 5	H: 0 LOB: 0 BB: 0 P: 5	R: 0 E: 0 K: 0 S: 3	H: 0 LOB: 0 BB: 0 P: 3	R: 1 E: 0 K: 1 S: 6	H: 1 LOB: 1 BB: 1 P: 10	R: 2 E: 0 K: 0 S: 5	H: 2 LOB: 2 BB: 2 P: 13		R: 2 E: 0 K: 0 S: 5	H: 2 LOB: 2 BB: 2 P: 13	1B: 6 2B: 1 3B: 0 HR: 3	SF: 2 SAC: 0 DP: 1 HBP: 0	WP: 0 PB: 1 SB: 1 CS: 0	PA: 36
PITCHER	IP WLS BF H R ER SO BB IBB HBP BLK WP HR S P ERA WHIP																						
Bob Miller, R (1,1) ERA: 6.75	4.0 L 18 7 3 3 0 0 0 0 0 0 2 18 18 6.75 1.750																						
Ron Perranoski, L (5,1) ERA: 3.0	3.0 11 1 1 1 2 1 0 0 0 0 0 1 14 18 3.00 0.667																						
Phil Regan, R (8,1) ERA: 18.0	1.0 7 2 2 2 0 1 1 0 0 0 0 0 5 13 18.00 3.000																						

Batter	1	2	3	4	5	6	7	8	9	AB	R	H	RBI	BB	SO	LOB	TOP				
Ken Henderson, S (1, 8) OBP: 0.286, SLG: 0.333										5	0	1	0	0	2	3	San Francisco Giants @ Cincinnati Reds Crosley Field, Cincinnati, OH Sun Apr 16 1967, 3:33 AM EST Unknown				
Jesus Alou, R (1, 7) OBP: 0.200, SLG: 0.350										4	0	1	0	0	1	3					
Willie McCovey, L (1, 3) OBP: 0.200, SLG: 0.500										4	0	0	0	0	3	2					
Jim Davenport, R (1, 6) OBP: 0.333, SLG: 0.647										4	0	1	0	0	2	0					
Ollie Brown, R (1, 9) OBP: 0.364, SLG: 0.455										4	0	1	0	0	0	2					
Jim Ray Hart, R (1, 5) OBP: 0.105, SLG: 0.056										4	0	1	0	0	1	3					
Dick Dietz, R (1, 2) OBP: 0.500, SLG: 0.500										3	0	2	0	0	0	1					
Tom Haller, L (9, PH) OBP: 0.143, SLG: 0.286										1	0	0	0	0	1	0					
Tito Fuentes, S (1, 4) OBP: 0.500, SLG: 1.250										4	1	2	1	0	0	3					
Ron Herbel, R (1, 1) OBP: 0.667, SLG: 1.000										2	0	1	0	1	1	1					
Lindy McDaniel, R (7, 1)										0	0	0	0	0	0	0					
Frank Linzy, R (8, 1)										0	0	0	0	0	0	0					
Norm Siebern, L (9, PH)										1	0	0	0	0	0	1					
Inning Stats	R: 0 E: 0 K: 2 S: 7	H: 0 LOB: 0 BB: 0 P: 7	R: 0 E: 0 K: 1 S: 7	H: 2 LOB: 2 BB: 0 P: 7	R: 0 E: 0 K: 3 S: 9	H: 0 LOB: 1 BB: 1 P: 13	R: 0 E: 0 K: 0 S: 4	H: 1 LOB: 1 BB: 0 P: 4	R: 1 E: 0 K: 0 S: 5	H: 3 LOB: 1 BB: 0 P: 5	R: 0 E: 0 K: 1 S: 5	H: 1 LOB: 0 BB: 0 P: 5	R: 0 E: 0 K: 1 S: 7	H: 2 LOB: 2 BB: 0 P: 7	R: 0 E: 0 K: 2 S: 8	H: 0 LOB: 1 BB: 0 P: 8	R: 0 E: 0 K: 1 S: 6	H: 1 LOB: 1 BB: 0 P: 6	1B: 8 2B: 1 3B: 0 HR: 1	SF: 0 SAC: 0 DP: 1 HBP: 0	WP: 0 PA: 37 PB: 0 SB: 0 CS: 1
PITCHER	IP WLS BF H R ER SO BB IBB HBP BLK WP HR S P ERA WHIP																				
Billy McCool, L (1, 1) ERA: 1.13	8.0 W 33 9 1 1 10 1 0 0 0 0 1 52 56 1.12 1.250																				
Ted Abernathy, R (9, 1) ERA:	1.0 S 4 1 0 0 1 0 0 0 0 0 0 6 6 0.00 1.000																				

AB	36
R	1
H	10
RBI	1
BB	1
SO	11
LOB	19



Batter	1	2	3	4	5	6	7	8	9	AB	R	H	RBI	BB	SO	LOB	BOTTOM		
Tommy Harper, R (1, 9) OBP: 0.333, SLG: 0.500										3	1	0	0	1	1	0	San Francisco Giants @ Cincinnati Reds Crosley Field, Cincinnati, OH Sun Apr 16 1967, 3:33 AM EST Unknown		
Vada Pinson, L (1, 8) OBP: 0.381, SLG: 0.500										4	1	2	0	0	1	0			
Pete Rose, S (1, 7) OBP: 0.286, SLG: 0.450										4	1	0	0	0	0	2			
Deron Johnson, R (1, 5) OBP: 0.524, SLG: 1.095										4	0	3	1	0	0	0			
Tony Perez, R (1, 3) OBP: 0.450, SLG: 0.722										3	0	2	0	0	0	1			
Giraldo Ruiz, S (7, PR) ERA:										0	1	0	0	0	0	0			
Gordy Coleman, L (8, PH) OBP: 0.143, SLG: 0.286										0	0	0	0	1	0	0			
Ted Abernathy, R (9, 1) ERA:										0	0	0	0	0	0	0			
Tommy Helms, R (1, 4) OBP: 0.350, SLG: 0.556										3	0	2	2	0	0	2			
Leo Cardenas, R (1, 6) OBP: 0.381, SLG: 0.450										4	0	0	0	0	0	5			
Johnny Edwards, L (1, 2) OBP: 0.421, SLG: 0.313										3	0	0	0	0	0	1			
Billy McCool, R (1, 1) ERA: 1.42										2	0	0	0	0	2	0			
Floyd Robinson, L (8, PH) OBP: 0.143, SLG: 0.286										1	0	0	0	0	0	0			
Lee May, R (9, 3) ERA:										0	0	0	0	0	0	0			
Inning Stats	R: 0 E: 0 K: 1 S: 5	H: 0 LOB: 0 BB: 0 P: 5	R: 0 E: 0 K: 0 S: 4	H: 2 LOB: 1 BB: 0 P: 4	R: 0 E: 0 K: 2 S: 7	H: 0 LOB: 0 BB: 0 P: 7	R: 0 E: 0 K: 0 S: 5	H: 2 LOB: 2 BB: 0 P: 5	R: 0 E: 0 K: 1 S: 5	H: 0 LOB: 0 BB: 0 P: 5	R: 0 E: 0 K: 0 S: 3	H: 1 LOB: 0 BB: 0 P: 3	R: 1 E: 0 K: 0 S: 5	H: 2 LOB: 1 BB: 0 P: 5	R: 3 E: 2 K: 0 S: 6	H: 2 LOB: 2 BB: 2 P: 14	1B: 7 2B: 2 3B: 0 HR: 0	SF: 1 SAC: 0 DP: 2 HBP: 0	WP: 0 PA: 34 PB: 0 SB: 0 CS: 0
PITCHER	IP WLS BF H R ER SO BB IBB HBP BLK WP HR S P ERA WHIP																		
Ron Herbel, R (1, 1) ERA: 1.42	6.1 L 7 2 3 2 0 1 0 0 0 0 0 6 10 18.00 3.000																		
Lindy McDaniel, R (7, 1) ERA: 6.75	1.0 3 0 0 0 0 0 0 1 0 0 0 2 6 0.00 0.000																		
Frank Linzy, R (8, 1) ERA:	0.2 3 0 0 0 0 0 0 1 0 0 0 0 2 6 0.00 0.000																		

AB	31
R	4
H	9
RBI	3
BB	2
SO	4
LOB	11



Batter	1	2	3	4	5	6	7	8	9	AB	R	H	RBI	BB	SO	LOB	TOP			
Cesar Gutierrez, R (1,6)										2	0	0	0	1	0	0	San Francisco Giants @ Cincinnati Reds Crosley Field, Cincinnati, OH Sun Apr 16 1967, 3:38 AM EST Att: 23,133 - Unknown			
Tito Fuentes, S (1,4)										4	0	0	0	0	1	2				
Ollie Brown, R (1,9)										4	0	2	0	0	1	1				
Willie McCovey, L (1,3)										3	0	0	0	1	0	5				
Tom Haller, L (1,2)										4	0	0	0	0	1	3				
Jim Ray Hart, R (1,5)										4	0	1	0	0	0	1				
Jesus Alou, R (1,7)										4	0	2	0	0	1	1				
Ken Henderson, S (1,8)										4	0	1	0	0	2	2				
Mike McCormick, L (1,1)										2	0	0	0	0	1	1				
Ray Sadecki, L (6,1)										1	0	0	0	0	0	0				
Norm Siebern, L (9,PH)										1	0	0	0	0	1	0				
Inning Stats	R: 0 E: 0 K: 1 S: 6	H: 1 LOB: 2 BB: 0 P: 7	R: 0 E: 0 K: 0 S: 4	H: 2 LOB: 1 BB: 0 P: 4	R: 0 E: 0 K: 1 S: 5	H: 0 LOB: 1 BB: 1 P: 9	R: 0 E: 0 K: 2 S: 8	H: 1 LOB: 1 BB: 0 P: 8	R: 0 E: 0 K: 1 S: 7	H: 1 LOB: 2 BB: 0 P: 7	R: 0 E: 0 K: 0 S: 4	H: 0 LOB: 0 BB: 0 P: 4	R: 0 E: 0 K: 0 S: 3	H: 0 LOB: 1 BB: 1 P: 7	R: 0 E: 0 K: 3 S: 9	H: 0 LOB: 0 BB: 0 P: 9	1B: 5 2B: 1 3B: 0 HR: 0	SF: 0 SAC: 0 DP: 1 HBP: 1	WP: 2 PB: 0 SB: 0 CS: 0	PA: 36
PITCHER	IP: 9.0 WLS: W BF: 36 ERA: 2.7	H: 6 R: 0 ER: 0 SO: 8	BB: 2 IBB: 0 HBP: 1 BLK: 0	WP: 1 HR: 0 S: 49 P: 58	ERA: 0.00 WHIP: 0.889											IP: 9.0 WLS: W BF: 36 ERA: 2.7	H: 6 R: 0 ER: 0 SO: 8	BB: 2 IBB: 0 HBP: 1 BLK: 0	WP: 1 HR: 0 S: 49 P: 58	ERA: 0.00 WHIP: 0.889

AB 33
R 0
H 6
RBI 0
BB 2
SO 8
LOB 16



Batter	1	2	3	4	5	6	7	8	9	AB	R	H	RBI	BB	SO	LOB	BOTTOM			
Tommy Harper, R (1,9)										4	2	2	2	0	1	0	San Francisco Giants @ Cincinnati Reds Crosley Field, Cincinnati, OH Sun Apr 16 1967, 3:38 AM EST Att: 23,133 - Unknown			
Vada Pinson, L (1,8)										3	2	2	2	0	1	0				
Pete Rose, S (1,7)										4	0	1	2	0	0	1				
Deron Johnson, R (1,5)										4	0	0	0	0	1	1				
Lee May, R (1,3)										4	0	0	0	0	0	0				
Tommy Helms, R (1,4)										3	0	0	0	0	2	0				
Leo Cardenas, R (1,6)										3	0	1	0	0	0	0				
Don Pavletich, R (1,2)										3	2	3	0	0	0	0				
Mel Queen, L (1,1)										3	0	0	0	0	2	2				
Inning Stats	R: 0 E: 0 K: 1 S: 4	H: 0 LOB: 0 BB: 0 P: 5	R: 3 E: 0 K: 0 S: 6	H: 3 LOB: 0 BB: 0 P: 6	R: 0 E: 0 K: 0 S: 3	H: 0 LOB: 0 BB: 0 P: 3	R: 3 E: 0 K: 1 S: 9	H: 4 LOB: 1 BB: 0 P: 9	R: 0 E: 0 K: 1 S: 6	H: 2 LOB: 2 BB: 0 P: 6	R: 0 E: 0 K: 1 S: 5	H: 0 LOB: 0 BB: 0 P: 5	R: 0 E: 0 K: 0 S: 3	H: 0 LOB: 0 BB: 0 P: 3	1B: 3 2B: 3 3B: 2 HR: 1	SF: 0 SAC: 0 DP: 1 HBP: 1	WP: 0 PB: 0 SB: 0 CS: 0	PA: 32		
PITCHER	IP: 5.0 WLS: L BF: 22 ERA: 10.8	H: 7 R: 6 ER: 6 SO: 3	BB: 0 IBB: 0 HBP: 1 BLK: 0	WP: 0 HR: 1 S: 27 P: 28	ERA: 10.80 WHIP: 1.400											IP: 5.0 WLS: L BF: 22 ERA: 10.8	H: 7 R: 6 ER: 6 SO: 3	BB: 0 IBB: 0 HBP: 1 BLK: 0	WP: 0 HR: 1 S: 27 P: 28	ERA: 10.80 WHIP: 1.400

AB 31
R 6
H 9
RBI 6
BB 0
SO 5
LOB 4



Batter	1	2	3	4	5	6	7	8	9	AB	R	H	RBI	BB	SO	LOB	TOP							
Tommy Harper, R (1, 9) OBP: 0.379, SLG: 0.583	5-3		1B		P6		G4-3			4	0	2	0	0	0	0	Cincinnati Reds @ Los Angeles Dodgers Dodger Stadium, Los Angeles, CA Tue Apr 18 1967, 6:05 PM PST Att: 17,947 - Unknown							
Vada Pinson, L (1, 8) OBP: 0.414, SLG: 0.593	4-3		G6-4-3		K		G4-3			4	0	1	0	0	1	1								
Pete Rose, S (1, 7) OBP: 0.276, SLG: 0.429			G6-4-3		F9			4-3		4	0	1	0	0	2									
Deron Johnson, R (1, 5) OBP: 0.379, SLG: 0.793	K			6-3				K		4	0	0	0	2	1									
Tony Perez, R (1, 3) OBP: 0.417, SLG: 0.636		PB SH3-4 SF7		L4				F9		4	1	1	0	0	0									
Tommy Helms, R (1, 4) OBP: 0.346, SLG: 0.478		SH3-4		WP 1B			1B BB		K	2	1	1	0	1	1	0								
Leo Cardenas, R (1, 6) OBP: 0.393, SLG: 0.440		SF7		1B BB			1B		6-3	2	0	1	1	1	0	0								
Don Pavletich, R (1, 2) OBP: 0.714, SLG: 1.286 (9, PR)		6-3		FC5-4 1B			6-3			4	0	2	1	0	0	2								
Dick Simpson, R (9, PR) OBP: 1.000, SLG: 4.000				1-2 2H						0	0	0	0	0	0	0								
Milt Pappas, R (1, 1)				F7	FC5-4				K	2	0	0	0	0	0	2								
Giraldo Ruiz, S (7, PH)							4-3			1	0	0	0	0	0	0								
Ted Abernathy, R (7, 1)										0	0	0	0	0	0	0								
Don Nottebart, R (7, 1)										0	0	0	0	0	0	0								
Art Shamsky, L (9, PH)										1	0	0	0	0	1	1								
Inning Stats	R: 0 E: 0 K: 1 S: 6	H: 1 LOB: 1 P: 6	R: 1 E: 0 K: 0 S: 4	H: 1 LOB: 0 BB: 4 P: 4	R: 0 E: 0 K: 0 S: 4	H: 2 LOB: 1 BB: 0 P: 4	R: 1 E: 0 K: 0 S: 5	H: 2 LOB: 2 BB: 1 P: 9	R: 0 E: 0 K: 1 S: 5	H: 0 LOB: 0 BB: 0 P: 5	R: 0 E: 0 K: 0 S: 4	H: 1 LOB: 2 BB: 1 P: 8	R: 0 E: 0 K: 1 S: 3	H: 1 LOB: 0 BB: 0 P: 3	R: 0 E: 0 K: 2 S: 5	H: 0 LOB: 1 BB: 0 P: 5	R: 0 E: 0 K: 2 S: 8	H: 1 LOB: 1 BB: 0 P: 8	R: 0 E: 0 K: 1 S: 8	H: 1 LOB: 1 BB: 0 P: 8	1B: 9 2B: 0 3B: 0 HR: 0	SF: 1 SAC: 1 DP: 2 HBP: 0	WP: 1 PB: 1 SB: 0 CS: 0	PA: 36
PITCHER	IP WLS BF H R ER SO BB IBB HBP BLK WP HR S P ERA WHIP																							
Claude Osteen, L (1, 1) ERA: 5.59	7.0 W 29 8 2 1 2 2 0 0 0 0 1 0 31 39 1.29 1.429																							
Phil Regan, R (8, 1) ERA: 5.4	2.0 S 7 1 0 0 3 0 0 0 0 0 0 0 13 13 0.00 0.500																							

AB	32
R	2
H	9
RBI	2
BB	2
SO	5
LOB	9



Batter	1	2	3	4	5	6	7	8	9	AB	R	H	RBI	BB	SO	LOB	BOTTOM			
Wes Parker, S (1, 8) OBP: 0.368, SLG: 0.412	1-6-3	1-3			FC6-4	K	K			5	1	1	0	0	2	7	Cincinnati Reds @ Los Angeles Dodgers Dodger Stadium, Los Angeles, CA Tue Apr 18 1967, 6:05 PM PST Att: 17,947 - Unknown			
Ron Hunt, R (1, 4) OBP: 0.273, SLG: 0.111	1-6-3		F8		1B BB		3-1			3	0	0	0	2	0	1				
Lou Johnson, R (1, 9) OBP: 0.286, SLG: 0.211 (8, 7)	F9		1-3		1-2 2H	1B	5-3	F7		5	0	1	1	0	0	2				
Ron Fairly, L (1, 3) OBP: 0.381, SLG: 0.429	1-3		F8		F9		BB HBP BB	F7		5	1	1	0	0	0	4				
Jim Lefebvre, S (1, 5) OBP: 0.429, SLG: 0.444		1B 1B		F7		6-3	BB BB HBP	L7		4	2	1	0	0	0	1				
John Roseboro, L (1, 2) OBP: 0.596, SLG: 0.625		SH1-4 SF9		F5		BB 1B	BB 1B BB			3	2	2	0	1	0	0				
Bob Bailey, R (1, 7) OBP: 0.200, SLG: 0.158		SF9 SH1-4					BB 1B	BB BB		3	1	2	2	1	1	0				
Phil Regan, R (8, 1) ERA: 5.4		SF9 SH1-4		K			1-2 2-3 3H	1B BB		0	0	0	0	0	0	0				
Gene Michael, S (1, 6) OBP: 0.313, SLG: 0.214		SH1-4			5-3	F5	1-2 2-3 3H	1B BB		2	0	0	1	1	0	2				
Claude Osteen, L (1, 1) OBP: 0.750, SLG: 1.000		SF9			FC6-4		1-2 2-3			1	0	1	1	1	0	0				
Jim Hickman, R (7, PH) OBP: 0.250, SLG: 0.250 (8, 9)					1B	1-2 2-3	BB	1-2 2-3 3H		1	0	1	2	0	0	0				
Inning Stats	R: 0 E: 0 K: 0 S: 4	H: 1 LOB: 1 P: 4	R: 2 E: 0 K: 0 S: 6	H: 3 LOB: 1 BB: 0 P: 6	R: 0 E: 0 K: 0 S: 3	H: 0 LOB: 0 BB: 0 P: 3	R: 0 E: 0 K: 1 S: 5	H: 0 LOB: 0 BB: 0 P: 5	R: 1 E: 0 K: 0 S: 5	H: 2 LOB: 2 BB: 1 P: 9	R: 0 E: 0 K: 1 S: 7	H: 2 LOB: 3 BB: 1 P: 11	R: 4 E: 0 K: 1 S: 7	H: 2 LOB: 2 BB: 3 P: 20	R: 0 E: 0 K: 0 S: 3	H: 0 LOB: 1 BB: 1 P: 7	1B: 10 2B: 0 3B: 0 HR: 0	SF: 1 SAC: 1 DP: 0 HBP: 1	WP: 0 PB: 0 SB: 1 CS: 0	PA: 41
PITCHER	IP WLS BF H R ER SO BB IBB HBP BLK WP HR S P ERA WHIP																			
Milt Pappas, R (1, 1) ERA: 4.26	6.0 L 28 8 3 3 2 2 0 0 0 0 0 0 30 38 4.50 1.667																			
Ted Abernathy, R (7, 1) ERA: 5.14	0.2 7 1 4 4 0 3 0 1 0 0 0 0 3 16 54.00 6.000																			
Don Nottebart, R (7, 1) ERA: 5.4	1.1 6 1 0 0 1 1 0 0 0 0 0 0 7 11 0.00 1.500																			

AB	32
R	7
H	10
RBI	7
BB	6
SO	3
LOB	17



Batter	1	2	3	4	5	6	7	8	9	10	AB	R	H	RBI	BB	SO	LOB	TOP						
Tommy Harper, R OBP: 0.353, SLG: 0.621 (1, 9)	K		F3			HR		6-3		6-3	5	1	1	1	0	1	0							
Vada Pinson, L OBP: 0.364, SLG: 0.516 (1, 8)	K			F7		F8		F2			4	0	0	0	0	1	0							
Pete Rose, S OBP: 0.333, SLG: 0.433 (1, 7)	4-3			5-3		BB		1B			2	0	1	0	2	0	0							
Deron Johnson, R Giraldo Ruiz, S (1, 5) (6, 5)	K			5-3		FC5-4		1-3			3	0	0	0	0	1	2							
Tony Perez, R Dick Simpson, R Lee May, R (1, 3) (9, PR) (9, 3)	K			P4				K		FC1-6	4	0	1	0	0	2	1							
Tommy Helms, R OBP: 0.367, SLG: 0.481 (1, 4)	1B			5-3		1B		1B		FC1-6	4	1	2	0	0	0	1							
Leo Cardenas, R OBP: 0.344, SLG: 0.379 (1, 6)	F9			K		K		K		K	4	0	0	0	0	3	3							
Johnny Edwards, L Don Pavletich, R (1, 2) (9, 2)	K			P4		P4		1B		4-3	3	0	1	1	0	1	0							
Sammy Ellis, L (1, 1)	K					6-3		K		K	4	0	0	0	0	3	1							
Inning Stats	R: 0 E: 0 K: 2 S: 7	H: 0 LOB: 0 BB: 0 P: 7	R: 0 E: 0 K: 2 S: 8	H: 1 LOB: 1 BB: 0 P: 8	R: 0 E: 0 K: 2 S: 7	H: 0 LOB: 0 BB: 0 P: 7	R: 0 E: 0 K: 0 S: 3	H: 0 LOB: 1 BB: 1 P: 7	R: 0 E: 0 K: 1 S: 5	H: 0 LOB: 0 BB: 0 P: 5	R: 1 E: 0 K: 0 S: 4	H: 1 LOB: 1 BB: 1 P: 8	R: 1 E: 0 K: 3 S: 11	H: 2 LOB: 1 BB: 0 P: 11	R: 0 E: 0 K: 1 S: 5	H: 1 LOB: 1 BB: 0 P: 5	R: 0 E: 0 K: 1 S: 5	H: 0 LOB: 0 BB: 0 P: 5	1B: 5 2B: 0 3B: 0 HR: 1	SF: 0 SAC: 0 DP: 0 HBP: 0	WP: 0 PB: 0 SB: 2 CS: 1	PA: 37		
PITCHER	IP 8.0	WLS 31	BF 5	H 2	R 2	ER 2	SO 10	BB 2	IBB 0	HBP 0	BLK 0	WP 0	HR 1	S 49	P 57	ERA 2.25	WHIP 0.875							
Don Sutton, R ERA: 3.65 (1, 1)																								
Ron Perranoski, L ERA: 1.5 (9, 1)																								

Cincinnati Reds @ Los Angeles Dodgers
Dodger Stadium, Los Angeles, CA
Wed Apr 19 1967, 6:05 PM PST
Att: 15,404 - Unknown

AB	35
R	2
H	6
RBI	2
BB	2
SO	12
LOB	9



Batter	1	2	3	4	5	6	7	8	9	10	AB	R	H	RBI	BB	SO	LOB	BOTTOM					
Wes Parker, S OBP: 0.417, SLG: 0.400 (1, 8)	1-3		CS		4-3			G5-4-3		2B	3	0	1	0	2	0	0						
Ron Hunt, R OBP: 0.370, SLG: 0.304 (1, 4)	1B		BB		2B		1B	G5-4-3		IBB	5	2	4	1	0	0	1						
Lou Johnson, R OBP: 0.320, SLG: 0.304 (1, 9)	1B		1H		2B		F8			K	4	0	2	1	0	1	0						
Ron Fairly, L OBP: 0.360, SLG: 0.417 (1, 3)	SF8		F9		G3		G3			1B	3	0	1	1	0	0	1						
Jim Lefebvre, S OBP: 0.400, SLG: 0.409 (1, 5)	L7				L7		F9			1B	4	0	1	0	0	0	1						
John Roseboro, L OBP: 0.538, SLG: 0.500 (1, 2)	F6				L9		BB			1B	2	0	0	0	2	0	0						
Bob Bailey, R OBP: 0.167, SLG: 0.130 (1, 7)	4-3				F3		L8			IBB	4	0	0	0	0	0	4						
Gene Michael, S OBP: 0.300, SLG: 0.278 (1, 6)	2-3				F7		F9			G6-2-3	4	1	1	0	0	0	1						
Don Sutton, R Jim Hickman, R Ron Perranoski, L Dick Schofield, S (1, 1) (8, PH) (9, 1) (10, PH)	6-3				K			K		F5	2	0	0	0	0	1	0						
Inning Stats	R: 1 E: 0 K: 0 S: 5	H: 2 LOB: 1 BB: 0 P: 5	R: 0 E: 0 K: 0 S: 3	H: 0 LOB: 0 BB: 0 P: 3	R: 0 E: 0 K: 0 S: 3	H: 0 LOB: 0 BB: 0 P: 3	R: 0 E: 0 K: 0 S: 3	H: 0 LOB: 0 BB: 0 P: 3	R: 0 E: 0 K: 0 S: 3	H: 0 LOB: 1 BB: 1 P: 7	R: 0 E: 0 K: 1 S: 5	H: 1 LOB: 0 BB: 0 P: 5	R: 0 E: 0 K: 1 S: 6	H: 2 LOB: 2 BB: 1 P: 10	R: 1 E: 0 K: 0 S: 3	H: 2 LOB: 2 BB: 1 P: 7	1B: 7 2B: 3 3B: 0 HR: 0	SF: 1 SAC: 0 DP: 2 HBP: 0	WP: 0 PB: 0 SB: 0 CS: 1	PA: 38			
PITCHER	IP 9.1	WLS L	BF 38	H 10	R 3	ER 3	SO 3	BB 2	IBB 2	HBP 0	BLK 0	WP 0	HR 0	S 40	P 56	ERA 2.89	WHIP 1.286						

Cincinnati Reds @ Los Angeles Dodgers
Dodger Stadium, Los Angeles, CA
Wed Apr 19 1967, 6:05 PM PST
Att: 15,404 - Unknown

AB	33
R	3
H	10
RBI	3
BB	4
SO	3
LOB	9



Batter	1	2	3	4	5	6	7	8	9	10	11	12	13	AB	R	H	RBI	BB	SO	LOB	TOP	
Tommy Harper, R OBP: 0.300, SLG: 0.514 (1, 9)	5-3		F8			5-3			L8		1-6-3		FC1-6 1B	6	1	0	0	0	0	3		
Vada Pinson, L OBP: 0.385, SLG: 0.514 (1, 8)	G3			4-3		3-1			1B 1B		G6-4-3 1B		1B 1B	6	0	3	1	0	0	0		
Pete Rose, S OBP: 0.333, SLG: 0.417 (1, 7)	4-3			K		4-3			1B		G6-4-3 1B		1B	6	0	2	1	0	1	1		
Tony Perez, R OBP: 0.344, SLG: 0.500 Giraldo Ruiz, S (9, 5)		5-3		5-3			F8		P4				1-3	4	0	0	0	0	0	1		
Lee May, R OBP: 0.111, SLG: 0.222 (1, 3)		F7				6-3 1B	F7			6-3			1-3	5	1	1	0	0	0	0		
Tommy Helms, R OBP: 0.343, SLG: 0.469 (1, 4)		6-3				6-3	4-3			1-3 2B			5-3	5	0	1	0	0	0	1		
Leo Cardenas, R OBP: 0.351, SLG: 0.364 (1, 6)			5-3			FC4-6 1B	1-3			1-3 IBB			5-3	4	0	1	1	1	0	0		
Johnny Edwards, L OBP: 0.400, SLG: 0.286 Don Pavetch, R OBP: 0.600, SLG: 1.000 (10, PH) (10, 2)						FC4-6 1B	5-3			1-3			FC1-6 SH 1B BB	2	0	0	0	1	0	1		
Gary Nolan, R (1, 1) Dick Simpson, R OBP: 0.500, SLG: 2.000 (10, PH) Gerry Arigo, L (10, 1)				K		K	K			F8			SH FC1-6 1-2	3	0	0	0	0	3	2		
Inning Stats	R: 0 E: 0 K: 0 S: 3	H: 0 LOB: 0 BB: 0 P: 3	R: 0 E: 0 K: 0 S: 3	H: 0 LOB: 0 BB: 0 P: 3	R: 0 E: 0 K: 1 S: 5	H: 0 LOB: 1 BB: 1 P: 9	R: 0 E: 0 K: 1 S: 5	H: 0 LOB: 0 BB: 0 P: 5	R: 0 E: 0 K: 0 S: 3	H: 0 LOB: 0 BB: 0 P: 3	R: 0 E: 0 K: 0 S: 5	H: 2 LOB: 1 BB: 0 P: 4	R: 0 E: 0 K: 0 S: 5	H: 1 LOB: 0 BB: 0 P: 3	R: 0 E: 0 K: 1 S: 5	H: 0 LOB: 0 BB: 0 P: 5	R: 2 E: 0 K: 0 S: 6	H: 2 LOB: 2 BB: 1 P: 10	1B: 6 2B: 2 3B: 0 HR: 0	SF: 0 SAC: 1 DP: 1 HBP: 0	W/P: 0 PB: 0 SB: 1 CS: 0	PA: 49
PITCHER	IP	WLS	BF	H	R	ER	SO	BB	IBB	HBP	BLK	WP	HR	S	P	ERA	WHIP					
Bob Miller, R ERA: 2.57 (1, 1)	7.0		24	2	1	1	3	1	0	0	0	0	0	29	33	1.29	0.429					
Phil Regan, R ERA: 3.38 (8, 1)	2.0		7	2	0	0	1	0	0	0	0	0	0	9	9	0.00	1.000					
Ron Perranoski, L ERA: 2.79 (10, 1)	3.2	L	17	4	2	2	1	1	1	0	0	0	0	17	25	4.91	1.364					
Joe Moeller, R ERA: 27.0 (13, 1)	0.1		1	0	0	0	0	0	0	0	0	0	0	1	1	0.00	0.000					

Cincinnati Reds @ Los Angeles Dodgers
Dodger Stadium, Los Angeles, CA
Thu Apr 20 1967, 6:05 PM PST
Att. 14,808 - Unknown

AB 45
R 3
H 8
RBI 3
BB 3
SO 5
LOB 15



Batter	1	2	3	4	5	6	7	8	9	10	11	12	13	AB	R	H	RBI	BB	SO	LOB	BOTTOM			
Wes Parker, S OBP: 0.307, SLG: 0.320 (1, 8)	6-3		K			K		F9		6-3		FC5 BB BB		5	0	0	0	1	2	0				
Ron Hunt, R OBP: 0.424, SLG: 0.370 (1, 4)			F6			F8			BB			FC5 BB		4	0	2	0	2	0	0				
Lou Johnson, R OBP: 0.323, SLG: 0.321 (1, 9)						K		P7				FC5		5	0	1	0	1	2	4				
Ron Fairly, L OBP: 0.323, SLG: 0.367 (1, 3)								P4				IBB		6	0	1	0	0	2	7				
Jim Lefebvre, S OBP: 0.387, SLG: 0.393 (1, 5)		K				G6-4-3 1B		F9			P6		P5	6	1	2	0	0	1	3				
John Roseboro, L OBP: 0.444, SLG: 0.357 (1, 2)						P4		P5		SH5-4 1B			K	4	0	0	0	1	2	1				
Bob Bailey, R OBP: 0.167, SLG: 0.138 (1, 7)						G6-4-3		K		6-3			P4	6	0	1	0	0	1	2				
Gene Michael, S OBP: 0.304, SLG: 0.286 Jim Hickman, R OBP: 0.333, SLG: 0.500 (9, PH) Ron Perranoski, L (10, 1) Joe Moeller, R (13, 1)								K					K	3	0	1	0	0	2	2				
Bob Miller, R (1, 1) Al Ferrara, R (7, PH) Phil Regan, R (8, 1) Dick Schofield, S (9, PH) (10, 6)									1B				K	1	0	0	0	0	1	0				
Inning Stats	R: 0 E: 0 K: 2 S: 8	H: 1 LOB: 1 BB: 0 P: 8	R: 0 E: 0 K: 3 S: 10	H: 1 LOB: 2 BB: 1 P: 14	R: 0 E: 0 K: 1 S: 6	H: 1 LOB: 1 BB: 0 P: 6	R: 0 E: 0 K: 3 S: 9	H: 0 LOB: 0 BB: 0 P: 9	R: 0 E: 0 K: 1 S: 6	H: 1 LOB: 1 BB: 0 P: 6	R: 0 E: 0 K: 0 S: 3	H: 1 LOB: 1 BB: 0 P: 7	R: 0 E: 0 K: 1 S: 7	H: 0 LOB: 0 BB: 0 P: 7	R: 0 E: 0 K: 2 S: 7	H: 0 LOB: 0 BB: 0 P: 7	R: 0 E: 0 K: 1 S: 5	H: 0 LOB: 2 BB: 2 P: 13	R: 0 E: 0 K: 1 S: 5	H: 0 LOB: 0 BB: 0 P: 5	1B: 6 2B: 3 3B: 0 HR: 0	SF: 0 SAC: 1 DP: 1 HBP: 0	W/P: 0 PB: 0 SB: 1 CS: 0	PA: 52
PITCHER	IP	WLS	BF	H	R	ER	SO	BB	IBB	HBP	BLK	WP	HR	S	P	ERA	WHIP							
Gary Nolan, R ERA: 2.2 (1, 1)	9.0		36	8	1	1	12	2	0	0	0	0	0	58	66	1.00	1.111							
Gerry Arigo, L ERA: (10, 1)	4.0	W	16	1	0	0	5	2	1	0	0	0	0	23	35	0.00	0.750							

Cincinnati Reds @ Los Angeles Dodgers
Dodger Stadium, Los Angeles, CA
Thu Apr 20 1967, 6:05 PM PST
Att. 14,808 - Unknown

AB 46
R 1
H 9
RBI 1
BB 5
SO 17
LOB 23



Batter	1	2	3	4	5	6	7	8	9	10	AB	R	H	RBI	BB	SO	LOB	TOP			
Tommy Harper, R OBP: 0.311, SLG: 0.500 (1, 9)	K		5-3			FC1-5 SH 1B		5-3		3B 1B	5	1	2	0	0	1	0	Cincinnati Reds @ Houston Astros Astrodome, Houston, TX Fri Apr 21 1967, 7:05 PM EST Att. 17,006 - Dome			
Vada Pinson, L OBP: 0.372, SLG: 0.537 (1, 8)	K			F7		SH FC1-5 1-2		G3		3B 1B	4	0	1	2	0	1	0				
Pete Rose, S OBP: 0.318, SLG: 0.375 (1, 7)	FC6-4 BB			4-3		FC1-5 FC6-4 1-2 2-3f		K		4-3	4	0	0	0	1	1	4				
Tony Perez, R OBP: 0.306, SLG: 0.441 (1, 5) (9, 3)	FC6-4			6-3		F8				6-3	4	0	0	0	0	0	3				
Lee May, R OBP: 0.077, SLG: 0.154 Giraldo Ruiz, S (1, 3) (9, 5)		F3			K	FC6-4 1-2f				F9	4	0	0	0	0	1	2				
Tommy Helms, R OBP: 0.359, SLG: 0.472 (1, 4)		F6			1B E 1B					6-3	4	1	2	0	0	0	0				
Leo Cardenas, R OBP: 0.317, SLG: 0.324 (1, 6)		F5			F7			5-3			4	0	0	0	0	1	2				
Don Pavletich, R OBP: 0.615, SLG: 0.909 Art Shamsky, L (10, PH)			5-3		E8 1B					4-0 1B 3B BB	2	0	1	0	1	0	0				
Darrell Osteen, R (10, PR)					1B						0	1	0	0	0	0	0				
Billy McCool, R Ted Abernathy, R Johnny Edwards, L (10, PH)			K		K			K		F7	3	0	0	0	0	3	3				
Inning Stats	R: 0 E: 0 K: 2 S: 7	H: 0 LOB: 1 BB: 1 P: 11	R: 0 E: 0 K: 0 S: 3	H: 0 LOB: 0 BB: 0 P: 3	R: 0 E: 0 K: 1 S: 5	H: 0 LOB: 0 BB: 0 P: 3	R: 0 E: 0 K: 0 S: 3	H: 0 LOB: 0 BB: 0 P: 3	R: 1 E: 1 K: 2 S: 9	H: 2 LOB: 1 BB: 0 P: 9	R: 0 E: 0 K: 1 S: 5	H: 1 LOB: 1 BB: 1 P: 9	R: 0 E: 0 K: 1 S: 5	H: 0 LOB: 0 BB: 0 P: 5	R: 0 E: 0 K: 0 S: 3	H: 0 LOB: 0 BB: 0 P: 3	R: 2 E: 0 K: 1 S: 7	H: 2 LOB: 2 BB: 1 P: 11	1B: 5 2B: 0 3B: 1 HR: 0	SF: 0 SAC: 1 DP: 0 HBP: 0	WP: 0 PA: 39 PB: 0 SB: 0 CS: 0
PITCHER	IP 9.0	WLS 33	BF 4	H 1	R 0	ER 0	SO 7	BB 1	IBB 0	HBP 0	BLK 0	WP 0	HR 0	S 45	P 53	ERA 0.00	WHIP 0.556				
Mike Cuellar, L ERA: 3.38																					
Claude Raymond, R ERA: 2.57	1.0	L	6	2	2	2	1	1	0	0	0	0	0	7	11	18.00	3.000				

AB	35
R	3
H	6
RBI	2
BB	3
SO	8
LOB	15




Batter	1	2	3	4	5	6	7	8	9	10	AB	R	H	RBI	BB	SO	LOB	BOTTOM			
Aaron Pointer, R OBP: 0.306, SLG: 0.400 (1, 7)	E5 BB	K			F8		K			FC5 2B	4	0	1	0	1	2	2	Cincinnati Reds @ Houston Astros Astrodome, Houston, TX Fri Apr 21 1967, 7:05 PM EST Att. 17,006 - Dome			
Sonny Jackson, L OBP: 0.262, SLG: 0.293 (1, 6)	E5 BB E		2-3		CS 1B		K			IBB	4	1	1	0	1	1	2				
Jim Landis, R OBP: 0.441, SLG: 0.483 (1, 9)	E BB		F6		F8		3-1 SH1-4 BB			K	3	0	0	0	2	1	4				
Jimmy Wynn, R OBP: 0.263, SLG: 0.389 (1, 8)	F2				CS 1B		SH1-4		FC5		4	0	2	0	0	0	5				
Bob Aspromonte, R OBP: 0.278, SLG: 0.226 Eddie Mathews, L (8, PH)	E5		FC6-4 1B		FC6-4 1B		3-1			1B BB	3	0	0	0	0	0	3				
Eddie Mathews, L OBP: 0.343, SLG: 0.414 (9, 5)	E5 1-3 2-H		FC6-4		F4		3-1			1B BB	1	0	0	0	1	0	1				
Joe Morgan, L OBP: 0.395, SLG: 0.160 (1, 4)	K			4-3		F4				F5	4	0	0	0	1	1	4				
John Bateman, R OBP: 0.303, SLG: 0.310 Alonzo Harris, S (10, PR)		6-3			F9		F7			1B	5	0	1	0	0	1	3				
Chuck Harrison, R OBP: 0.400, SLG: 0.500 (1, 3)		5-3								1B	4	0	1	0	1	1	2				
Mike Cuellar, L OBP: 0.222, SLG: 0.222 Lee Bales, S (9, PR)						FC1-5 2B				F3	4	0	1	0	0	2	2				
Claude Raymond, R Rusty Staub, L (10, PH)				K		FC1-5		FC1-5		4-3	4	0	0	0	0	0	0				
Inning Stats	R: 1 E: 2 K: 1 S: 6	H: 0 LOB: 2 BB: 2 P: 14	R: 0 E: 0 K: 1 S: 6	H: 1 LOB: 1 BB: 0 P: 6	R: 0 E: 0 K: 0 S: 4	H: 1 LOB: 1 BB: 1 P: 4	R: 0 E: 0 K: 1 S: 5	H: 0 LOB: 1 BB: 0 P: 9	R: 0 E: 0 K: 0 S: 3	H: 1 LOB: 0 BB: 0 P: 3	R: 0 E: 0 K: 0 S: 4	H: 1 LOB: 1 BB: 0 P: 4	R: 0 E: 0 K: 1 S: 5	H: 0 LOB: 2 BB: 2 P: 13	R: 0 E: 0 K: 2 S: 9	H: 1 LOB: 3 BB: 1 P: 13	R: 0 E: 0 K: 1 S: 6	H: 1 LOB: 2 BB: 1 P: 10	1B: 5 2B: 2 3B: 0 HR: 0	SF: 0 SAC: 1 DP: 0 HBP: 0	WP: 0 PA: 46 PB: 1 SB: 1 CS: 1
PITCHER	IP 7.0	WLS 30	BF 5	H 1	R 0	ER 0	SO 5	BB 4	IBB 0	HBP 0	BLK 0	WP 0	HR 0	S 36	P 52	ERA 0.00	WHIP 1.286				
Billy McCool, L ERA: 0.6																					
Ted Abernathy, R ERA: 4.0	2.0	W	10	1	0	0	3	1	1	0	0	0	0	14	22	0.00	1.000				
Darrell Osteen, R ERA:	1.0	S	5	1	0	0	1	1	0	0	0	0	0	6	10	0.00	2.000				



Batter	1	2	3	4	5	6	7	8	9	AB	R	H	RBI	BB	SO	LOB	TOP			
Tommy Harper, R OBP: 0.314, SLG: 0.455	4-0 1B BB	4-0 1B BB		6-3		0-0 G3		0-0 6-3	0-3 K	4	2	0	0	2	1	2				
Vada Pinson, L OBP: 0.395, SLG: 0.543	0-3 K	0-0 1B		K		0-0 E8 1B		0-0 1B		5	1	3	1	0	2	1				
Pete Rose, S OBP: 0.327, SLG: 0.349	0-3 K	0-0 E6 1B		WP S BB		4-0 1B		0-0 F8		3	0	0	1	2	1	3				
Deron Johnson, R OBP: 0.351, SLG: 0.676	0-0 2H 1B	0-0 1B		K		0-3 K		0-3 K		5	0	2	2	0	3	4				
Tony Perez, R OBP: 0.317, SLG: 0.462	0-0 F7	0-0 F7				0-0 2B		0-0 SH3-4 1B		5	0	2	0	0	1	3				
Tommy Helms, R OBP: 0.341, SLG: 0.439		E6 1B				0-0 F7		0-0 SH3-4 1B		5	1	1	0	0	0	3				
Leo Cardenas, R OBP: 0.333, SLG: 0.341		0-0 2B E 1B		F8		0-3 K		0-0 SH3-4		4	2	2	0	0	1	1				
Johnny Edwards, L OBP: 0.400, SLG: 0.320		0-0 E8 1B		K		0-0 4-3		4-0 G4-6-3 IBB		3	1	1	1	1	1	1				
Jimmie Coker, R OBP: 1.000, SLG: 1.000		1-3 1B 2B								1	0	1	0	0	0	0				
Jim Maloney, L OBP: 0.250, SLG: 0.250		0-0 F3		K				0-0 1-3		2	0	0	0	0	1	1				
Mel Queen, L OBP: 0.167, SLG: 0.167								0-0 G4-6-3		3	0	1	1	0	0	3				
Inning Stats	R: 1 E: 0 K: 2 S: 8	H: 1 LOB: 1 BB: 1 P: 12	R: 5 E: 3 K: 0 S: 9	H: 4 LOB: 2 BB: 1 P: 13	R: 0 E: 0 K: 2 S: 7	H: 0 LOB: 0 BB: 0 P: 7	R: 0 E: 0 K: 2 S: 7	H: 0 LOB: 1 BB: 1 P: 11	R: 0 E: 0 K: 1 S: 6	H: 1 LOB: 2 BB: 1 P: 10	R: 0 E: 1 K: 1 S: 4	H: 2 LOB: 2 BB: 1 P: 8	R: 0 E: 0 K: 1 S: 6	H: 1 LOB: 1 BB: 0 P: 6	R: 0 E: 0 K: 2 S: 10	H: 3 LOB: 2 BB: 0 P: 10	1B: 11 2B: 2 HR: 0	SF: 0 SAC: 1 DP: 1 HBP: 0	WP: 1 PB: 0 SB: 2 CS: 0	PA: 46
PITCHER	IP WLS BF H R ER SO	IP WLS BF H R ER SO	IP WLS BF H R ER SO	IP WLS BF H R ER SO	IP WLS BF H R ER SO	IP WLS BF H R ER SO	IP WLS BF H R ER SO	IP WLS BF H R ER SO	IP WLS BF H R ER SO	IP WLS BF H R ER SO	IP WLS BF H R ER SO	IP WLS BF H R ER SO	IP WLS BF H R ER SO	IP WLS BF H R ER SO	IP WLS BF H R ER SO	IP WLS BF H R ER SO	ERA WHIP	ERA WHIP		
Larry Dierker, R ERA: 3.86	(1, 1) 1.1 L	(1, 1) 1.1 L	(1, 1) 1.1 L	(1, 1) 1.1 L	(1, 1) 1.1 L	(1, 1) 1.1 L	(1, 1) 1.1 L	(1, 1) 1.1 L	(1, 1) 1.1 L	(1, 1) 1.1 L	(1, 1) 1.1 L	(1, 1) 1.1 L	(1, 1) 1.1 L	(1, 1) 1.1 L	(1, 1) 1.1 L	(1, 1) 1.1 L	20.25 4.500	20.25 4.500		
Bo Belinsky, L ERA: 4.5	(2, 1) 0.2	(2, 1) 0.2	(2, 1) 0.2	(2, 1) 0.2	(2, 1) 0.2	(2, 1) 0.2	(2, 1) 0.2	(2, 1) 0.2	(2, 1) 0.2	(2, 1) 0.2	(2, 1) 0.2	(2, 1) 0.2	(2, 1) 0.2	(2, 1) 0.2	(2, 1) 0.2	(2, 1) 0.2	0.00 1.500	0.00 1.500		
Turk Farrell, R ERA: 3.86	(3, 1) 2.0	(3, 1) 2.0	(3, 1) 2.0	(3, 1) 2.0	(3, 1) 2.0	(3, 1) 2.0	(3, 1) 2.0	(3, 1) 2.0	(3, 1) 2.0	(3, 1) 2.0	(3, 1) 2.0	(3, 1) 2.0	(3, 1) 2.0	(3, 1) 2.0	(3, 1) 2.0	(3, 1) 2.0	0.00 0.500	0.00 0.500		
Barry Latman, R ERA: 7.94	(5, 1) 2.0	(5, 1) 2.0	(5, 1) 2.0	(5, 1) 2.0	(5, 1) 2.0	(5, 1) 2.0	(5, 1) 2.0	(5, 1) 2.0	(5, 1) 2.0	(5, 1) 2.0	(5, 1) 2.0	(5, 1) 2.0	(5, 1) 2.0	(5, 1) 2.0	(5, 1) 2.0	(5, 1) 2.0	0.00 1.500	0.00 1.500		
Jim Owens, R ERA:	(7, 1) 2.0	(7, 1) 2.0	(7, 1) 2.0	(7, 1) 2.0	(7, 1) 2.0	(7, 1) 2.0	(7, 1) 2.0	(7, 1) 2.0	(7, 1) 2.0	(7, 1) 2.0	(7, 1) 2.0	(7, 1) 2.0	(7, 1) 2.0	(7, 1) 2.0	(7, 1) 2.0	(7, 1) 2.0	0.00 1.500	0.00 1.500		

Cincinnati Reds @ Houston Astros
Astrodome, Houston, TX
Sat Apr 22 1967, 7:05 PM EST
Att: 19,721 - Dome

AB 40
R 7
H 13
RBI 6
BB 5
SO 11
LOB 22



Batter	1	2	3	4	5	6	7	8	9	AB	R	H	RBI	BB	SO	LOB	BOTTOM					
Sonny Jackson, L OBP: 0.255, SLG: 0.267	0-3 K	0-0 F6		1B BB		0-0 G5-4-3			0-0 4-3	4	0	0	0	1	1	4						
Ron Davis, R OBP: 0.200, SLG: 0.200	0-3 K		0-0 F7	1-3 2H 1B				0-3 K	0-3 K	5	0	1	1	0	3	0						
Joe Morgan, L OBP: 0.395, SLG: 0.143	4-0 BB		4-0 BB 1B	K				0-0 3-1	0-0 F9	3	1	0	0	2	1	2						
Eddie Mathews, L OBP: 0.359, SLG: 0.387	0-3 K		4-0 3-1 1B	K				4-0 HBP BB		2	0	0	0	2	2	3						
Jimmy Wynn, R OBP: 0.310, SLG: 0.395		4-0 BB BB	0-0 3-1 1B			0-3 K		1-0 HBP		2	0	1	1	1	1	0						
Bill Heath, L OBP: 0.333, SLG: 0.111		4-0 BB BB	0-0 3-1	K		0-3 K		0-0 F4		3	0	0	0	1	1	4						
Bob Aspromonte, R OBP: 0.275, SLG: 0.206		4-0 1-2 2-3 BB	0-0 4-3			0-0 1-3			0-0 F9	3	0	0	0	1	0	2						
Aaron Pointer, R OBP: 0.325, SLG: 0.394		0-3 K		BB 1B				4-0 G5-4-3 BB	0-3 K	3	1	1	0	1	2	3						
Larry Dierker, R ERA: 3.86	(1, 1) 1.1 L	(1, 1) 1.1 L	(1, 1) 1.1 L	(1, 1) 1.1 L	(1, 1) 1.1 L	(1, 1) 1.1 L	(1, 1) 1.1 L	(1, 1) 1.1 L	(1, 1) 1.1 L	(1, 1) 1.1 L	(1, 1) 1.1 L	(1, 1) 1.1 L	(1, 1) 1.1 L	(1, 1) 1.1 L	(1, 1) 1.1 L	(1, 1) 1.1 L	20.25 4.500	20.25 4.500				
Bo Belinsky, L ERA: 4.5	(2, 1) 0.2	(2, 1) 0.2	(2, 1) 0.2	(2, 1) 0.2	(2, 1) 0.2	(2, 1) 0.2	(2, 1) 0.2	(2, 1) 0.2	(2, 1) 0.2	(2, 1) 0.2	(2, 1) 0.2	(2, 1) 0.2	(2, 1) 0.2	(2, 1) 0.2	(2, 1) 0.2	(2, 1) 0.2	0.00 1.500	0.00 1.500				
Turk Farrell, R ERA: 3.86	(3, 1) 2.0	(3, 1) 2.0	(3, 1) 2.0	(3, 1) 2.0	(3, 1) 2.0	(3, 1) 2.0	(3, 1) 2.0	(3, 1) 2.0	(3, 1) 2.0	(3, 1) 2.0	(3, 1) 2.0	(3, 1) 2.0	(3, 1) 2.0	(3, 1) 2.0	(3, 1) 2.0	(3, 1) 2.0	0.00 0.500	0.00 0.500				
Barry Latman, R ERA: 7.94	(5, 1) 2.0	(5, 1) 2.0	(5, 1) 2.0	(5, 1) 2.0	(5, 1) 2.0	(5, 1) 2.0	(5, 1) 2.0	(5, 1) 2.0	(5, 1) 2.0	(5, 1) 2.0	(5, 1) 2.0	(5, 1) 2.0	(5, 1) 2.0	(5, 1) 2.0	(5, 1) 2.0	(5, 1) 2.0	0.00 1.500	0.00 1.500				
Jim Owens, R ERA:	(7, 1) 2.0	(7, 1) 2.0	(7, 1) 2.0	(7, 1) 2.0	(7, 1) 2.0	(7, 1) 2.0	(7, 1) 2.0	(7, 1) 2.0	(7, 1) 2.0	(7, 1) 2.0	(7, 1) 2.0	(7, 1) 2.0	(7, 1) 2.0	(7, 1) 2.0	(7, 1) 2.0	(7, 1) 2.0	0.00 1.500	0.00 1.500				
Inning Stats	R: 0 E: 0 K: 3 S: 9	H: 0 LOB: 1 BB: 1 P: 13	R: 0 E: 0 K: 1 S: 5	H: 0 LOB: 3 BB: 3 P: 17	R: 1 E: 0 K: 0 S: 4	H: 1 LOB: 2 BB: 2 P: 12	R: 1 E: 0 K: 3 S: 11	H: 2 LOB: 2 BB: 1 P: 15	R: 0 E: 0 K: 2 S: 7	H: 0 LOB: 0 BB: 0 P: 7	R: 0 E: 0 K: 0 S: 2	H: 0 LOB: 0 BB: 1 P: 6	R: 0 E: 0 K: 1 S: 5	H: 0 LOB: 2 BB: 1 P: 10	R: 0 E: 0 K: 2 S: 7	H: 0 LOB: 0 BB: 0 P: 7	R: 0 E: 0 K: 1 S: 5	H: 0 LOB: 0 BB: 0 P: 5	1B: 3 2B: 0 HR: 0	SF: 0 SAC: 0 DP: 1 HBP: 1	WP: 0 PB: 0 SB: 0 CS: 0	PA: 39
PITCHER	IP WLS BF H R ER SO	IP WLS BF H R ER SO	IP WLS BF H R ER SO	IP WLS BF H R ER SO	IP WLS BF H R ER SO	IP WLS BF H R ER SO	IP WLS BF H R ER SO	IP WLS BF H R ER SO	IP WLS BF H R ER SO	IP WLS BF H R ER SO	IP WLS BF H R ER SO	IP WLS BF H R ER SO	IP WLS BF H R ER SO	IP WLS BF H R ER SO	IP WLS BF H R ER SO	IP WLS BF H R ER SO	ERA WHIP	ERA WHIP				
Jim Maloney, R ERA: 2.61	(1, 1) 3.1	(1, 1) 3.1	(1, 1) 3.1	(1, 1) 3.1	(1, 1) 3.1	(1, 1) 3.1	(1, 1) 3.1	(1, 1) 3.1	(1, 1) 3.1	(1, 1) 3.1	(1, 1) 3.1	(1, 1) 3.1	(1, 1) 3.1	(1, 1) 3.1	(1, 1) 3.1	(1, 1) 3.1	5.40 3.000	5.40 3.000				
Mel Queen, R ERA: 1.72	(4, 1) 5.2	(4, 1) 5.2	(4, 1) 5.2	(4, 1) 5.2	(4, 1) 5.2	(4, 1) 5.2	(4, 1) 5.2	(4, 1) 5.2	(4, 1) 5.2	(4, 1) 5.2	(4, 1) 5.2	(4, 1) 5.2	(4, 1) 5.2	(4, 1) 5.2	(4, 1) 5.2	(4, 1) 5.2	0.00 0.353	0.00 0.353				

Cincinnati Reds @ Houston Astros
Astrodome, Houston, TX
Sat Apr 22 1967, 7:05 PM EST
Att: 19,721 - Dome

AB 29
R 2
H 3
RBI 2
BB 9
SO 13
LOB 23



Batter	1	2	3	4	5	6	7	8	9	AB	R	H	RBI	BB	SO	LOB	TOP								
Tommy Harper, R OBP: 0.304, SLG: 0.429										5	1	1	0	0	0	2									
Vada Pinson, L OBP: 0.377, SLG: 0.510										5	1	1	0	0	0	2									
Pete Rose, S OBP: 0.321, SLG: 0.340										4	1	1	1	0	1	1									
Deron Johnson, R OBP: 0.341, SLG: 0.634										4	1	1	2	0	1	0									
Tony Perez, R OBP: 0.333, SLG: 0.488 Ted Abernathy, R (8, 1)										4	1	2	1	0	1	0									
Tommy Helms, R OBP: 0.375, SLG: 0.511										4	0	3	1	0	0	1									
Leo Cardenas, R OBP: 0.306, SLG: 0.311										4	0	0	0	0	0	4									
Johnny Edwards, L OBP: 0.382, SLG: 0.286										3	0	0	0	1	0	2									
Mitt Pappas, R Giraldo Ruiz, S OBP: 0.200, SLG: 0.200										2	0	0	0	1	1	2									
										1	0	1	0	0	0	0									
Inning Stats	R: 4 E: 1 K: 0 S: 8	H: 5 LOB: 1 BB: 0 P: 8	R: 0 E: 0 K: 0 S: 3	H: 0 LOB: 0 BB: 0 P: 3	R: 0 E: 0 K: 2 S: 7	H: 0 LOB: 0 BB: 0 P: 7	R: 0 E: 0 K: 0 S: 3	H: 1 LOB: 0 BB: 0 P: 3	R: 0 E: 0 K: 0 S: 3	H: 0 LOB: 1 BB: 1 P: 7	R: 1 E: 0 K: 1 S: 7	H: 2 LOB: 2 BB: 1 P: 11	R: 0 E: 0 K: 1 S: 5	H: 0 LOB: 0 BB: 0 P: 5	R: 0 E: 0 K: 0 S: 4	H: 1 LOB: 1 BB: 0 P: 4	R: 0 E: 0 K: 0 S: 4	H: 1 LOB: 1 BB: 0 P: 4	1B: 7 2B: 3 3B: 0 HR: 0	SF: 0 SAC: 0 DP: 0 HBP: 0	WP: 0 PB: 0 SB: 0 CS: 0	PA: 38			
PITCHER	IP WLS BF H R ER SO BB IBB HBP BLK WP HR S P ERA WHIP	IP WLS BF H R ER SO BB IBB HBP BLK WP HR S P ERA WHIP																							
Don Wilson, R ERA: 10.13	0.0 L 5 5 4 4 0 0 0 0 0 0 0 0 5 5 ∞ ∞	Bo Belinsky, L ERA: 1.25	5.0 16 1 0 0 2 1 0 0 0 0 0 0 19 23 0.00 0.400	Carroll Sembera, R ERA: 3.0	2.0 9 2 1 1 2 0 1 0 0 0 0 0 12 16 4.50 1.000	Claude Raymond, R ERA: 2.0	2.0 8 2 0 0 0 0 0 0 0 0 0 0 8 8 0.00 1.000																		

Cincinnati Reds @ Houston Astros
Astrodome, Houston, TX
Sun Apr 23 1967, 4:33 AM EST
Att: 12,571 - Dome

AB 36
R 5
H 10
RBI 5
BB 2
SO 4
LOB 14



Batter	1	2	3	4	5	6	7	8	9	AB	R	H	RBI	BB	SO	LOB	BOTTOM					
Aaron Pointer, R OBP: 0.295, SLG: 0.351										4	0	0	0	0	2	0						
Sonny Jackson, L OBP: 0.275, SLG: 0.327										4	0	2	0	0	1	0						
Joe Morgan, L OBP: 0.362, SLG: 0.125										4	0	0	0	0	1	2						
Eddie Mathews, L OBP: 0.372, SLG: 0.400										4	0	2	0	0	1	1						
Jimmy Wynn, R OBP: 0.283, SLG: 0.357										4	0	0	0	0	1	3						
John Bateman, R OBP: 0.297, SLG: 0.303 Alonzo Harris, S (9, FR)										4	1	1	0	0	0	1						
Bob Aspromonte, R OBP: 0.295, SLG: 0.216 Dave Giusti, R (9, FR)										3	1	1	0	1	0	0						
Ron Davis, R OBP: 0.250, SLG: 0.625 Rusty Staub, L OBP: 0.250, SLG: 0.286 (9, PH)										3	1	1	3	0	0	0						
Don Wilson, R Bo Belinsky, L Carroll Sembera, R Bill Heath, L Claude Raymond, R Lee Bales, S (9, PH)										0	0	0	0	0	0	0						
										2	0	0	0	0	0	0						
										0	0	0	0	0	0	0						
										1	0	0	0	0	0	0						
										1	0	0	0	0	0	3						
Inning Stats	R: 0 E: 0 K: 0 S: 5	H: 2 LOB: 2 BB: 0 P: 5	R: 3 E: 0 K: 0 S: 6	H: 3 LOB: 0 BB: 0 P: 6	R: 0 E: 0 K: 0 S: 4	H: 1 LOB: 1 BB: 0 P: 4	R: 0 E: 0 K: 0 S: 3	H: 0 LOB: 0 BB: 0 P: 3	R: 0 E: 0 K: 1 S: 6	H: 1 LOB: 1 BB: 0 P: 6	R: 0 E: 0 K: 0 S: 3	H: 0 LOB: 0 BB: 0 P: 3	R: 0 E: 0 K: 1 S: 5	H: 0 LOB: 0 BB: 0 P: 5	R: 0 E: 0 K: 3 S: 9	H: 0 LOB: 0 BB: 0 P: 9	R: 0 E: 1 K: 1 S: 6	H: 0 LOB: 3 BB: 1 P: 10	1B: 5 2B: 0 3B: 1 HR: 1	SF: 0 SAC: 0 DP: 0 HBP: 0	WP: 0 PB: 0 SB: 0 CS: 0	PA: 36
PITCHER	IP WLS BF H R ER SO BB IBB HBP BLK WP HR S P ERA WHIP	IP WLS BF H R ER SO BB IBB HBP BLK WP HR S P ERA WHIP																				
Mitt Pappas, R ERA: 4.12	7.0 W 28 7 3 3 2 0 0 0 0 0 0 1 32 3.86 1.000	Ted Abernathy, R ERA: 3.27	2.0 S 8 0 0 0 4 1 0 0 0 0 0 0 15 19 0.00 0.500																			

Cincinnati Reds @ Houston Astros
Astrodome, Houston, TX
Sun Apr 23 1967, 4:33 AM EST
Att: 12,571 - Dome

AB 35
R 3
H 7
RBI 3
BB 1
SO 6
LOB 12



Batter	1	2	3	4	5	6	7	8	9	AB	R	H	RBI	BB	SO	LOB	TOP				
Tommy Harper, R OBP: 0.326, SLG: 0.453 (1, 8)	0-3 K		0-0 2B	4-0 BB		0-0 F9			0-0 4-3 S 1B	4	0	2	0	1	1	1	Cincinnati Reds @ Houston Astros Astrodome, Houston, TX Mon Apr 24 1967, 7:05 PM EST Att: 8,416 - Dome				
Floyd Robinson, L (1, 9)	0-0 5-3		0-0 F2	0-3 K			0-0 G3		0-0 4-3 1-3	5	0	0	0	0	1	5					
Pete Rose, S OBP: 0.379, SLG: 0.408 Art Shamsky, L (9, 7)	4-0 BB			4-0 1B HR BB	0-0 3B		0-0 WP 1B		1-0 BB HBP	2	1	2	0	2	0	0					
Deron Johnson, R OBP: 0.348, SLG: 0.600 (9, 3)	0-0 1-3			0-0 1B HR	0-0 5-3		0-3 K		4-0 BB	4	1	1	0	1	1	3					
Tony Perez, R OBP: 0.320, SLG: 0.521 Giraldo Ruiz, S OBP: 0.200, SLG: 0.200 (9, 5)		0-0 6-3		0-0 1B HR	0-3 K		0-3 K		0-3 K	5	1	1	3	0	3	5					
Tommy Helms, R OBP: 0.365, SLG: 0.490 (1, 4)		0-0 6-3		0-0 1B FC6-2 1B	0-3 K			0-0 F4		4	0	1	0	0	1	1					
Leo Cardenas, R OBP: 0.302, SLG: 0.306 (1, 6)	0-3 K			0-0 SH1-4 FC6-2 1-3 1B		0-3 K		0-0 F5		4	0	1	0	0	2	0					
Johnny Edwards, L OBP: 0.342, SLG: 0.250 Ted Abernathy, R (8, 1)			0-0 F2	0-0 FC6-2 SH1-4		0-0 1-3		0-0 F9		4	0	0	0	0	0	2					
Sammy Ellis, L Jimmie Coker, R OBP: 0.500, SLG: 0.500 (8, 2)			0-0 G1	0-0 SH1-4				4-0 BB	0-0 6-3	1	0	0	0	1	0	0					
			1-2 2-3							1	0	0	0	0	0	0					
Inning Stats	R: 0 E: 0 K: 1 S: 5	H: 0 LOB: 1 BB: 1 P: 9	R: 0 E: 0 K: 1 S: 5	H: 0 LOB: 0 BB: 0 P: 5	R: 0 E: 0 K: 0 S: 4	H: 1 LOB: 1 BB: 0 P: 4	R: 3 E: 0 K: 1 S: 9	H: 4 LOB: 3 BB: 2 P: 17	R: 0 E: 0 K: 2 S: 8	H: 0 LOB: 1 BB: 1 P: 9	R: 0 E: 0 K: 2 S: 8	H: 1 LOB: 1 BB: 0 P: 8	R: 0 E: 0 K: 0 S: 3	H: 0 LOB: 0 BB: 0 P: 3	R: 0 E: 0 K: 1 S: 6	H: 1 LOB: 3 BB: 1 P: 11	1B: 5 2B: 1 3B: 1 HR: 1	SF: 0 SAC: 1 DP: 0 HBP: 1	WP: 1 PB: 0 SB: 1 CS: 0	PA: 41	
PITCHER	IP WLS BF H R ER SO BB IBB HBP BLK WP HR S P ERA WHIP	IP WLS BF H R ER SO BB IBB HBP BLK WP HR S P ERA WHIP	IP WLS BF H R ER SO BB IBB HBP BLK WP HR S P ERA WHIP	IP WLS BF H R ER SO BB IBB HBP BLK WP HR S P ERA WHIP	IP WLS BF H R ER SO BB IBB HBP BLK WP HR S P ERA WHIP	IP WLS BF H R ER SO BB IBB HBP BLK WP HR S P ERA WHIP	IP WLS BF H R ER SO BB IBB HBP BLK WP HR S P ERA WHIP	IP WLS BF H R ER SO BB IBB HBP BLK WP HR S P ERA WHIP	IP WLS BF H R ER SO BB IBB HBP BLK WP HR S P ERA WHIP	IP WLS BF H R ER SO BB IBB HBP BLK WP HR S P ERA WHIP	IP WLS BF H R ER SO BB IBB HBP BLK WP HR S P ERA WHIP	IP WLS BF H R ER SO BB IBB HBP BLK WP HR S P ERA WHIP	IP WLS BF H R ER SO BB IBB HBP BLK WP HR S P ERA WHIP	IP WLS BF H R ER SO BB IBB HBP BLK WP HR S P ERA WHIP	IP WLS BF H R ER SO BB IBB HBP BLK WP HR S P ERA WHIP	IP WLS BF H R ER SO BB IBB HBP BLK WP HR S P ERA WHIP	IP WLS BF H R ER SO BB IBB HBP BLK WP HR S P ERA WHIP	IP WLS BF H R ER SO BB IBB HBP BLK WP HR S P ERA WHIP	IP WLS BF H R ER SO BB IBB HBP BLK WP HR S P ERA WHIP	IP WLS BF H R ER SO BB IBB HBP BLK WP HR S P ERA WHIP	IP WLS BF H R ER SO BB IBB HBP BLK WP HR S P ERA WHIP

AB	34
R	3
H	8
RBI	3
BB	5
SO	9
LOB	17



Batter	1	2	3	4	5	6	7	8	9	AB	R	H	RBI	BB	SO	LOB	BOTTOM				
Sonny Jackson, L OBP: 0.273, SLG: 0.321 (1, 6)	0-0 F7		0-0 CS 1B		0-0 F7		0-0 F7			4	0	1	0	0	0	2	Cincinnati Reds @ Houston Astros Astrodome, Houston, TX Mon Apr 24 1967, 7:05 PM EST Att: 8,416 - Dome				
Joe Morgan, L OBP: 0.353, SLG: 0.114 (1, 4)	4-0 1B BB		0-0 CS 1-2	0-3 K		0-0 F6		0-0 F9		3	0	0	0	1	1	0					
Jimmy Wynn, R OBP: 0.340, SLG: 0.435 (1, 8)	0-0 1-3 1B			0-0 1-3 2B		0-0 1B 1B		0-0 1B 1B		4	1	4	0	0	0	0					
Eddie Mathews, L OBP: 0.404, SLG: 0.421 (1, 3)	0-0 F6			4-0 1-3 BB		0-0 1B 1B		0-0 1B 1B		3	0	2	0	1	0	1					
Rusty Staub, L OBP: 0.250, SLG: 0.273 (1, 9)		0-0 F7		0-0 1-3 1-2 2-3		0-0 G6-3 1B		0-0 F7		4	0	1	1	0	0	4					
John Bateman, R OBP: 0.288, SLG: 0.270 (1, 2)		0-0 F7		0-0 F8		0-0 G6-3		0-0 F9		4	0	0	0	0	0	6					
Bob Aspromonte, R OBP: 0.313, SLG: 0.244 (1, 5)		0-0 6-3			0-0 1B		0-0 1B		0-0 F7	4	0	2	0	0	0	0					
Aaron Pointer, R OBP: 0.277, SLG: 0.325 Lee Bales, S (9, PH)			0-0 5-3		0-3 K		0-3 K		4-0 G6-4-3 BB	3	0	0	0	0	2	2					
Dave Giusti, R Barry Latman, R Bill Heath, L Don Wilson, R Ron Brand, R Turk Farrell, R Chuck Harrison, R OBP: 0.286, SLG: 0.333 (9, PH)			0-0 6-3		0-0 F8		0-0 F7		0-0 G6-4-3 1-2	1	0	0	0	0	0	0					
			1-2							1	0	0	0	0	0	1					
Inning Stats	R: 0 E: 0 K: 0 S: 3	H: 1 LOB: 1 BB: 1 P: 7	R: 0 E: 0 K: 0 S: 3	H: 0 LOB: 0 BB: 0 P: 3	R: 0 E: 0 K: 0 S: 3	H: 1 LOB: 0 BB: 0 P: 3	R: 0 E: 0 K: 1 S: 6	H: 1 LOB: 2 BB: 1 P: 10	R: 0 E: 0 K: 0 S: 5	H: 3 LOB: 1 BB: 0 P: 5	R: 0 E: 0 K: 1 S: 6	H: 1 LOB: 1 BB: 0 P: 6	R: 0 E: 0 K: 0 S: 5	H: 2 LOB: 2 BB: 0 P: 5	R: 0 E: 0 K: 0 S: 2	H: 0 LOB: 0 BB: 1 P: 6	1B: 9 2B: 1 3B: 0 HR: 0	SF: 0 SAC: 0 DP: 2 HBP: 0	WP: 0 PB: 0 SB: 0 CS: 1	PA: 37	
PITCHER	IP WLS BF H R ER SO BB IBB HBP BLK WP HR S P ERA WHIP	IP WLS BF H R ER SO BB IBB HBP BLK WP HR S P ERA WHIP	IP WLS BF H R ER SO BB IBB HBP BLK WP HR S P ERA WHIP	IP WLS BF H R ER SO BB IBB HBP BLK WP HR S P ERA WHIP	IP WLS BF H R ER SO BB IBB HBP BLK WP HR S P ERA WHIP	IP WLS BF H R ER SO BB IBB HBP BLK WP HR S P ERA WHIP	IP WLS BF H R ER SO BB IBB HBP BLK WP HR S P ERA WHIP	IP WLS BF H R ER SO BB IBB HBP BLK WP HR S P ERA WHIP	IP WLS BF H R ER SO BB IBB HBP BLK WP HR S P ERA WHIP	IP WLS BF H R ER SO BB IBB HBP BLK WP HR S P ERA WHIP	IP WLS BF H R ER SO BB IBB HBP BLK WP HR S P ERA WHIP	IP WLS BF H R ER SO BB IBB HBP BLK WP HR S P ERA WHIP	IP WLS BF H R ER SO BB IBB HBP BLK WP HR S P ERA WHIP	IP WLS BF H R ER SO BB IBB HBP BLK WP HR S P ERA WHIP	IP WLS BF H R ER SO BB IBB HBP BLK WP HR S P ERA WHIP	IP WLS BF H R ER SO BB IBB HBP BLK WP HR S P ERA WHIP	IP WLS BF H R ER SO BB IBB HBP BLK WP HR S P ERA WHIP	IP WLS BF H R ER SO BB IBB HBP BLK WP HR S P ERA WHIP	IP WLS BF H R ER SO BB IBB HBP BLK WP HR S P ERA WHIP	IP WLS BF H R ER SO BB IBB HBP BLK WP HR S P ERA WHIP	IP WLS BF H R ER SO BB IBB HBP BLK WP HR S P ERA WHIP



Batter	1	2	3	4	5	6	7	8	9	AB	R	H	RBI	BB	SO	LOB	TOP						
Tommy Harper, R OBP: 0.323, SLG: 0.439 (1, 9)	F7		2B 1B		K		FC6-4			4	0	1	0	0	1	2							
Art Shamsky, L OBP: 0.286, SLG: 0.167 Don Nottebart, R (7, 1)	1B		K		FC1-6		K			4	0	1	0	0	2	3							
Vada Pinson, L OBP: 0.386, SLG: 0.527 (1, 8)	K		1-3 2B		G3				G6-4-3 1B	4	0	2	0	0	1	2							
Deron Johnson, R OBP: 0.320, SLG: 0.551 (1, 5)	K		K						G6-4-3 1-2	4	0	0	0	0	3	4							
Tony Perez, R OBP: 0.315, SLG: 0.558 (1, 3)		5-3	6-3						6-3	4	1	1	1	0	0	2							
Tommy Helms, R OBP: 0.357, SLG: 0.472 (1, 4)		F8			6-3				6-3	4	0	1	0	0	0	0							
Leo Cardenas, R OBP: 0.298, SLG: 0.302 (1, 6)		BB 1B			F8				5-3	4	0	1	0	0	0	1							
Johnny Edwards, L OBP: 0.333, SLG: 0.229 (1, 2)		4-0 1-2 BB			F8				G3	3	0	0	0	1	1	0							
Gary Nolan, R Gerry Arrigo, L Floyd Robinson, L (1, 1) (6, 1) (7, 7) (7, 7)		4-3							4-0 FC1-6 BB	1	0	0	0	1	0	2							
Inning Stats	R: 0 E: 0 K: 2 S: 8	H: 1 LOB: 1 BB: 0 P: 8	R: 0 E: 0 K: 0 S: 4	H: 1 LOB: 2 BB: 1 P: 8	R: 0 E: 0 K: 2 S: 9	H: 2 LOB: 2 BB: 0 P: 9	R: 0 E: 0 K: 0 S: 3	H: 0 LOB: 0 BB: 0 P: 3	R: 0 E: 0 K: 1 S: 5	H: 0 LOB: 1 BB: 1 P: 9	R: 1 E: 0 K: 1 S: 6	H: 1 LOB: 0 BB: 0 P: 6	R: 0 E: 0 K: 1 S: 5	H: 0 LOB: 1 BB: 1 P: 9	R: 0 E: 0 K: 0 S: 3	H: 1 LOB: 0 BB: 0 P: 3	R: 0 E: 0 K: 1 S: 5	H: 1 LOB: 0 BB: 0 P: 5	1B: 5 2B: 1 3B: 0 HR: 1	SF: 0 SAC: 0 DP: 2 HBP: 0	WP: 0 PB: 0 SB: 0 CS: 0	PA: 35	
PITCHER Juan Marichal, R ERA: 4.61 (1, 1)	IP: 9.0 WLS: W BF: 35 H: 7 R: 1 ER: 1 SO: 8 BB: 3 IBB: 0 HBP: 0 BLK: 0 WP: 0 HR: 1 S: 48 P: 60 ERA: 1.00 WHIP: 1.111											PITCHER	IP: 9.0 WLS: W BF: 35 H: 7 R: 1 ER: 1 SO: 8 BB: 3 IBB: 0 HBP: 0 BLK: 0 WP: 0 HR: 1 S: 48 P: 60 ERA: 1.00 WHIP: 1.111										

Cincinnati Reds @ San Francisco Giants
Candlestick Park, San Francisco, CA
Tue Apr 25 1967, 9:05 PM EST
Att: 10,084 - Unknown

AB	32
R	1
H	7
RBI	1
BB	3
SO	8
LOB	16



Batter	1	2	3	4	5	6	7	8	9	AB	R	H	RBI	BB	SO	LOB	BOTTOM						
Tito Fuentes, S OBP: 0.138, SLG: 0.250 (1, 4)	F3				E4 BLK	F9				4	0	0	0	0	1	3							
Ken Henderson, S OBP: 0.319, SLG: 0.432 (1, 9) (8, 8)	HR BB		F9		K		4-3			3	1	0	0	1	1	1							
Willie Mays, R OBP: 0.304, SLG: 0.381 Ollie Brown, R OBP: 0.333, SLG: 0.348 (7, PR) (8, 9)	K		F4		F9		1B			4	0	1	0	0	1	1							
Jim Ray Hart, R OBP: 0.182, SLG: 0.233 (1, 5)	1-3 HR		6-3		6-3		F7			4	2	2	2	0	0	1							
Tom Haller, L OBP: 0.250, SLG: 0.269 (1, 2)	F2				F7		4-1			4	1	1	0	0	0	1							
Norm Siebern, L Jack Hiatt, R OBP: 0.333, SLG: 0.200 (6, PH) (7, 3)		L9			F9		E SF8 BB		6-3	2	0	0	0	0	0	0							
Jesus Alou, R OBP: 0.289, SLG: 0.442 (1, 7)		2B 2B			6-3		E5 1B		4-3	4	1	1	0	0	0	1							
Hal Lanier, R OBP: 0.080, SLG: 0.083 (1, 6)		K			1-3		SF8		5-3	3	0	0	1	0	1	1							
Juan Marichal, R OBP: 0.444, SLG: 0.667 (1, 1)		2H 2B			K		3-H 2-3 1B			3	0	2	1	0	1	0							
Inning Stats	R: 2 E: 0 K: 1 S: 6	H: 1 LOB: 0 BB: 1 P: 10	R: 1 E: 0 K: 2 S: 9	H: 2 LOB: 0 BB: 0 P: 9	R: 0 E: 0 K: 0 S: 3	H: 0 LOB: 0 BB: 0 P: 3	R: 0 E: 0 K: 0 S: 3	H: 0 LOB: 0 BB: 0 P: 3	R: 0 E: 1 K: 2 S: 8	H: 0 LOB: 1 BB: 0 P: 8	R: 3 E: 1 K: 0 S: 7	H: 3 LOB: 2 BB: 1 P: 11	R: 0 E: 0 K: 0 S: 4	H: 1 LOB: 1 BB: 0 P: 4	R: 0 E: 0 K: 0 S: 3	H: 0 LOB: 0 BB: 0 P: 3	1B: 4 2B: 2 3B: 0 HR: 1	SF: 1 SAC: 0 DP: 0 HBP: 0	WP: 0 PB: 0 SB: 0 CS: 0	PA: 35			
PITCHER Gary Nolan, R ERA: 2.91 Gerry Arrigo, L Don Nottebart, R (1, 1) (6, 1) (7, 1)	IP: 0.2 WLS: L BF: 5 H: 1 R: 1 ER: 0 SO: 0 BB: 1 IBB: 0 HBP: 0 BLK: 0 WP: 0 HR: 0 S: 4 P: 8 ERA: 0.00 WHIP: 3.000											PITCHER	IP: 9.0 WLS: W BF: 35 H: 7 R: 1 ER: 1 SO: 8 BB: 3 IBB: 0 HBP: 0 BLK: 0 WP: 0 HR: 1 S: 48 P: 60 ERA: 1.00 WHIP: 1.111										

Cincinnati Reds @ San Francisco Giants
Candlestick Park, San Francisco, CA
Tue Apr 25 1967, 9:05 PM EST
Att: 10,084 - Unknown

AB	32
R	6
H	7
RBI	4
BB	2
SO	5
LOB	9



Batter	1	2	3	4	5	6	7	8	9	AB	R	H	RBI	BB	SO	LOB	TOP										
Tommy Harper, R OBP: 0.314, SLG: 0.419 (1, 9)	F9		F3			1B 4-3	6-3	FC6-4		5	1	1	0	0	0	4	Cincinnati Reds @ San Francisco Giants Candlestick Park, San Francisco, CA Wed Apr 26 1967, 6:33 AM EST Att: 5,979 - Unknown										
Art Shamsky, L OBP: 0.333, SLG: 0.200 Giraldo Ruiz, S OBP: 0.200, SLG: 0.200 (9, FR) (9, 7)	K		K			1B 4-3	F4		F9 1B BB	4	1	1	0	1	2	2											
Vada Pinson, L OBP: 0.371, SLG: 0.500 (1, 8)	E8		F3				F5		G5-4-3 1B	5	0	1	0	0	0	3											
Tony Perez, R OBP: 0.288, SLG: 0.509 (1, 3)	F7				G3	4-3			F9	5	0	0	1	0	0	4											
Don Pavletich, R OBP: 0.556, SLG: 0.813 (1, 2)		F2				1B 2B			F3	5	1	2	1	0	0	2											
Deron Johnson, R OBP: 0.333, SLG: 0.596 (1, 5)		HR			K	2B	FC6-4 BB		K	3	1	1	1	1	2	1											
Tommy Helms, R OBP: 0.350, SLG: 0.456 (1, 4)		6-3			E 1B	FC6-4 1B		F6		4	0	1	1	0	0	2											
Leo Cardenas, R OBP: 0.311, SLG: 0.316 (1, 6)		6-3			E5 1B			1B 1B		4	0	2	0	0	0	1											
Billy McCool, R Gerry Arrigo, L OBP: 1.000, SLG: 1.000 Ted Abernathy, R (8, 1)					K		SH1-4 1B		FC6-4 1B	1	0	0	0	1	1	2											
Inning Stats	R: 0 E: 1 K: 1 S: 6	H: 0 LOB: 1 BB: 0 P: 6	R: 1 E: 0 K: 0 S: 4	H: 1 LOB: 0 BB: 0 P: 4	R: 0 E: 0 K: 1 S: 5	H: 0 LOB: 1 BB: 1 P: 9	R: 1 E: 1 K: 2 S: 10	H: 2 LOB: 2 BB: 0 P: 10	R: 2 E: 0 K: 0 S: 6	H: 3 LOB: 1 BB: 0 P: 10	R: 0 E: 0 K: 0 S: 3	H: 0 LOB: 0 BB: 0 P: 3	R: 0 E: 0 K: 1 S: 7	H: 2 LOB: 2 BB: 0 P: 7	R: 0 E: 0 K: 0 S: 3	H: 1 LOB: 2 BB: 1 P: 7		1B: 8 2B: 1 3B: 0 HR: 1	SF: 0 SAC: 1 DP: 1 HBP: 0	WP: 0 PA: 41 PB: 0 SB: 0 CS: 0							
PITCHER	IP	WLS	BF	H	R	ER	SO	BB	IBB	HBP	BLK	WP	HR	S	P	ERA	WHIP										
Bobby Bolin, R ERA: 7.53 (1, 1)	4.0	L	20	5	4	4	4	1	0	0	0	0	1	27	31	9.00	1.500										
Joe Gibbon, L ERA: 5.4 (5, 1)	0.1		1	0	0	0	0	0	0	0	0	0	0	1	1	0.00	0.000										
Ron Herbel, R ERA: 0.82 Lindy McDaniel, R ERA: 9.0 Frank Linzy, R ERA: (8, 1)	2.2		11	2	0	0	0	1	0	0	0	0	0	10	14	0.00	1.125										
	1.0		5	2	0	0	1	0	0	0	0	0	0	7	7	0.00	2.000										
	1.0		4	1	0	0	0	1	0	0	0	0	0	3	7	0.00	2.000										

Batter	1	2	3	4	5	6	7	8	9	AB	R	H	RBI	BB	SO	LOB	BOTTOM										
Tito Fuentes, S OBP: 0.147, SLG: 0.242 (1, 4) (9, 6)	6-3	K2-3						FC4-6		5	1	1	0	0	1	3	Cincinnati Reds @ San Francisco Giants Candlestick Park, San Francisco, CA Wed Apr 26 1967, 6:33 AM EST Att: 5,979 - Unknown										
Ken Henderson, S OBP: 0.327, SLG: 0.417 (1, 9)	F9 BB BB		K				K WP 1B		K	4	0	1	0	1	3	2											
Willie McCovey, L OBP: 0.304, SLG: 0.537 (1, 3)	1-2 BB BB						G6-3 BB		4-3	2	0	0	1	3	0	1											
Willie Mays, R OBP: 0.286, SLG: 0.346 (1, 8)	F9 2-3		K				G6-3 1-2		F7	5	0	1	1	0	1	5											
Jim Ray Hart, R OBP: 0.208, SLG: 0.222 (1, 5)	1-2 BB		1-3				FC6-4 BB		6-3	2	0	0	0	2	0	2											
Jesus Alou, R OBP: 0.306, SLG: 0.447 (1, 7)	F6				E1 6-3 1B		FC6-4 BB 1-2		FC4-6 BB 1B	4	0	2	0	0	0	4											
Dick Dietz, R OBP: 0.333, SLG: 0.364 Tom Haller, L OBP: 0.276, SLG: 0.269 (8, PH) (9, 2)					K		G6-4-3 BB		FC4-6 BB	2	0	1	0	1	1	1											
Hal Lanier, R OBP: 0.074, SLG: 0.077 Jack Hill, R OBP: 0.296, SLG: 0.167 Cesar Gutierrez, R (7, 6)		FC6-4			6-3		G6-4-3		K	2	0	0	0	0	0	2											
Bill Sorrell, L (8, PH) Jim Davenport, R OBP: 0.381, SLG: 0.684 (9, 4)		1-2					2-3			1	0	0	0	0	1	2											
Bobby Bolin, R OBP: 0.333, SLG: 0.500 Joe Gibbon, L (5, 1) Ron Herbel, R (5, 1) Ollie Brown, R OBP: 1.000 Lindy McDaniel, R Norm Siebern, L Frank Linzy, R (8, PH) (9, 1)		K			K				FC4-6 BB 1-2 2-3	2	0	0	0	0	2	2											
Inning Stats	R: 0 E: 0 K: 0 S: 3	H: 0 LOB: 3 BB: 3 P: 15	R: 0 E: 0 K: 2 S: 8	H: 1 LOB: 1 BB: 0 P: 8	R: 0 E: 0 K: 2 S: 7	H: 0 LOB: 1 BB: 1 P: 11	R: 0 E: 1 K: 2 S: 8	H: 1 LOB: 1 BB: 0 P: 8	R: 0 E: 0 K: 0 S: 2	H: 0 LOB: 1 BB: 2 P: 10	R: 2 E: 0 K: 1 S: 7	H: 2 LOB: 1 BB: 1 P: 11	R: 0 E: 0 K: 1 S: 6	H: 1 LOB: 2 BB: 1 P: 10	R: 0 E: 0 K: 1 S: 5	H: 0 LOB: 0 BB: 0 P: 5	1B: 6 2B: 0 3B: 0 HR: 0	SF: 0 SAC: 0 DP: 2 HBP: 0	WP: 2 PA: 40 PB: 0 SB: 0 CS: 0								
PITCHER	IP	WLS	BF	H	R	ER	SO	BB	IBB	HBP	BLK	WP	HR	S	P	ERA	WHIP										
Billy McCool, L ERA: 1.29 (1, 1)	6.0	W	28	4	2	2	6	8	0	0	0	0	0	32	64	3.00	2.000										
Gerry Arrigo, L ERA: (7, 1)	1.0		5	2	0	0	1	0	0	0	0	1	0	7	7	0.00	2.000										
Ted Abernathy, R ERA: 2.45 (8, 1)	2.0	S	7	0	0	0	2	1	0	0	0	0	0	10	14	0.00	0.500										

AB	37
R	4
H	10
RBI	4
BB	3
SO	5
LOB	21



AB	31
R	2
H	6
RBI	2
BB	9
SO	9
LOB	28



Batter	1	2	3	4	5	6	7	8	9	AB	R	H	RBI	BB	SO	LOB	TOP					
Tommy Harper, R OBP: 0.324, SLG: 0.415	F9			G3	E6			1B		3	1	1	0	1	0	1	Cincinnati Reds @ San Francisco Giants Candlestick Park, San Francisco, CA Thu Apr 27 1967, 6:33 AM EST Att: 5,030 - Unknown					
Art Shamsky, L OBP: 0.313, SLG: 0.214 Giraldo Ruiz, S OBP: 0.200, SLG: 0.200	G3			G3	1-3			1B		4	0	1	0	0	0	3						
Vada Pinson, L OBP: 0.364, SLG: 0.484	K			K		G3		1B		4	0	1	1	0	2	1						
Tony Perez, R OBP: 0.270, SLG: 0.475		5-3		1-3		K		F3		4	0	0	0	0	1	3						
Don Pavletich, R OBP: 0.500, SLG: 0.700		6-3			HR	6-3		F9		4	1	1	0	0	0	2						
Deron Johnson, R OBP: 0.345, SLG: 0.643					HR		FC3-6	F7		4	1	2	2	0	1	0						
Tommy Helms, R OBP: 0.328, SLG: 0.426			6-3		F9		FC3-6	6-3		4	0	0	0	0	0	1						
Leo Cardenas, R OBP: 0.308, SLG: 0.300			5-3		K		F3			3	0	0	0	1	1	1						
Mel Queen, L OBP: 0.111, SLG: 0.111 Ted Abernathy, R Floyd Robinson, L	F9				E4			6-3	4-3	3	0	0	0	0	0	0						
										1	0	0	0	0	0	1						
Inning Stats	R: 0 E: 0 K: 1 S: 5	H: 0 LOB: 0 BB: 0 P: 5	R: 0 E: 0 K: 1 S: 5	H: 0 LOB: 0 BB: 0 P: 5	R: 0 E: 0 K: 0 S: 3	H: 0 LOB: 0 BB: 0 P: 3	R: 0 E: 0 K: 1 S: 5	H: 0 LOB: 1 BB: 1 P: 9	R: 2 E: 2 K: 1 S: 9	H: 2 LOB: 2 BB: 0 P: 9	R: 0 E: 0 K: 0 S: 5	H: 0 LOB: 0 BB: 0 P: 5	R: 0 E: 0 K: 0 S: 3	H: 1 LOB: 0 BB: 0 P: 3	R: 1 E: 0 K: 0 S: 6	H: 3 LOB: 2 BB: 0 P: 6	R: 0 E: 0 K: 0 S: 3	H: 0 LOB: 1 BB: 1 P: 7	1B: 5 2B: 0 3B: 0 HR: 1	SF: 0 SAC: 0 DP: 0 HBP: 0	WP: 0 PB: 0 CS: 2	PA: 36
PITCHER	IP	WLS	BF	H	R	ER	SO	BB	IBB	HBP	BLK	WP	HR	S	P	ERA	WHIP			ERA	WHIP	
Gaylord Perry, R ERA: 1.78	(1, 1)	7.1	L	30	6	3	3	5	1	0	0	0	0	1	39	43	3.68	0.955				
Lindy McDaniel, R ERA: 6.75	(8, 1)	1.2		6	0	0	0	0	1	0	0	0	0	0	5	9	0.00	0.600				

AB	34
R	3
H	6
RBI	3
BB	2
SO	5
LOB	13



Batter	1	2	3	4	5	6	7	8	9	AB	R	H	RBI	BB	SO	LOB	BOTTOM					
Tito Fuentes, S OBP: 0.135, SLG: 0.222	F8		4-3			F7		SH		3	0	0	0	0	0	0	Cincinnati Reds @ San Francisco Giants Candlestick Park, San Francisco, CA Thu Apr 27 1967, 6:33 AM EST Att: 5,030 - Unknown					
Ken Henderson, S OBP: 0.338, SLG: 0.412	2B		F3					K		3	0	1	0	1	1	3						
Willie Mays, R OBP: 0.281, SLG: 0.367					F8		F8	FC6-4		4	0	1	1	0	0	3						
Willie McCovey, L OBP: 0.320, SLG: 0.591	F6			K						3	1	1	1	1	1	2						
Jim Ray Hart, R OBP: 0.192, SLG: 0.204	F8				F8		6-3	5-3		4	0	0	0	0	0	5						
Tom Haller, L OBP: 0.242, SLG: 0.233		4-3			K		4-3		G3	4	0	0	0	0	1	0						
Jesus Alou, R OBP: 0.286, SLG: 0.420 Lindy McDaniel, R Bill Sorrell, L		4-3			K		G3		3-1	3	0	0	0	0	1	0						
Hal Lanier, R OBP: 0.069, SLG: 0.071 Norm Siebern, L Cesar Gutierrez, R		5-3			F3			SH	K	2	0	0	0	0	0	0						
Jim Davenport, R OBP: 0.364, SLG: 0.650 Gaylord Perry, R Ollie Brown, R			F8			4-3		SH		2	0	0	0	0	0	0						
										1	0	1	0	0	0	0						
Inning Stats	R: 0 E: 0 K: 0 S: 4	H: 1 LOB: 2 BB: 1 P: 8	R: 0 E: 0 K: 0 S: 3	H: 0 LOB: 0 BB: 0 P: 3	R: 0 E: 0 K: 0 S: 3	H: 0 LOB: 0 BB: 0 P: 3	R: 0 E: 0 K: 1 S: 5	H: 0 LOB: 0 BB: 0 P: 5	R: 0 E: 0 K: 2 S: 7	H: 0 LOB: 0 BB: 0 P: 7	R: 0 E: 0 K: 0 S: 4	H: 1 LOB: 1 BB: 0 P: 4	R: 1 E: 0 K: 0 S: 4	H: 1 LOB: 0 BB: 0 P: 4	R: 1 E: 1 K: 1 S: 7	H: 1 LOB: 3 BB: 2 P: 15	R: 0 E: 0 K: 1 S: 5	H: 0 LOB: 0 BB: 0 P: 5	1B: 2 2B: 1 3B: 0 HR: 1	SF: 0 SAC: 1 DP: 0 HBP: 0	WP: 0 PB: 0 CS: 0	PA: 35
PITCHER	IP	WLS	BF	H	R	ER	SO	BB	IBB	HBP	BLK	WP	HR	S	P	ERA	WHIP			ERA	WHIP	
Mel Queen, R ERA: 1.59	(1, 1)	7.0	W	26	3	2	1	3	2	0	0	0	0	1	30	38	1.29	0.714				
Ted Abernathy, R ERA: 2.16	(8, 1)	2.0	S	9	1	0	0	2	1	0	0	0	0	12	16	0.00	1.000					


AB	31
R	2
H	4
RBI	2
BB	3
SO	5
LOB	13



Batter	1	2	3	4	5	6	7	8	9	AB	R	H	RBI	BB	SO	LOB	TOP			
Tommie Reynolds, R OBP: 0.261, SLG: 0.364 (1, 9)	0-0 5-3			0-0 5-3		1-0 HBP		0-0 6-3		3	0	0	0	0	0	0				
Jerry Grote, R OBP: 0.286, SLG: 0.326 Jack Hamilton, R (6, 1)	0-0			0-0 5-3		0-0 F9			0-0 F7	3	0	1	0	0	0	2				
Chuck Hiller, L OBP: 0.222, SLG: 0.280 (9, PH)	G4-6-3 1B									1	0	0	0	0	0	0				
Cleon Jones, R OBP: 0.104, SLG: 0.106 (1, 8)	0-0 G4-6-3			0-0 5-3		0-3 K			0-0 P4	4	0	0	0	0	1	3				
Tommy Davis, R OBP: 0.354, SLG: 0.500 (1, 7)		0-0 4-3			0-0 5-3				0-0 F9	4	0	0	0	0	1	0				
Ron Swoboda, R OBP: 0.200, SLG: 0.259 (1, 3)		0-3 K			0-0 6-3				0-0 F7	3	0	0	0	0	1	0				
Ken Boyer, R OBP: 0.357, SLG: 0.244 Don Bosch, S OBP: 0.205, SLG: 0.139 (1, 5)		0-3 K			4-0 BB				4-0 BB	1	0	0	0	2	1	0				
Bart Shirley, R (1, 4)			0-0 F9		0-0 4-3				0-3 K	3	0	0	0	0	1	2				
Bud Harrelson, S OBP: 0.255, SLG: 0.256 (1, 6)			0-0 F3			4-0 HBP BB		0-0 4-3		2	0	0	0	1	0	0				
Bill Denehy, S Greg Goossen, R OBP: 0.333, SLG: 0.444 (6, PH)			0-3 K			0-3 K		0-0 5-3		1	0	0	0	0	1	0				
Inning Stats	R: 0 E: 0 K: 0 S: 3	H: 1 LOB: 0 BB: 0 P: 3	R: 0 E: 0 K: 2 S: 7	H: 0 LOB: 0 BB: 0 P: 7	R: 0 E: 0 K: 1 S: 5	H: 0 LOB: 0 BB: 0 P: 5	R: 0 E: 0 K: 0 S: 3	H: 0 LOB: 0 BB: 1 P: 7	R: 0 E: 0 K: 2 S: 7	H: 0 LOB: 2 BB: 1 P: 12	R: 0 E: 0 K: 1 S: 5	H: 0 LOB: 1 BB: 1 P: 9	R: 0 E: 0 K: 0 S: 3	H: 0 LOB: 0 BB: 0 P: 3	R: 0 E: 0 K: 1 S: 5	H: 0 LOB: 0 BB: 0 P: 5	1B: 1 2B: 0 3B: 0 HR: 0	SF: 0 SAC: 0 DP: 1 HBP: 1	WP: 0 PB: 0 SB: 0 CS: 0	PA: 31
PITCHER Gerry Arrigo, L ERA: 0.00 (1, 1)	IP: 9.0 WLS: W BF: 31 H: 1 R: 0 ER: 0 SO: 7 BB: 3 IBB: 0 HBP: 1 BLK: 0 WP: 0 HR: 0 S: 41 P: 54 ERA: 0.00 WHIP: 0.444															PITCHER Gerry Arrigo, L ERA: 0.00 (1, 1)	IP: 9.0 WLS: W BF: 31 H: 1 R: 0 ER: 0 SO: 7 BB: 3 IBB: 0 HBP: 1 BLK: 0 WP: 0 HR: 0 S: 41 P: 54 ERA: 0.00 WHIP: 0.444			

New York Mets @ Cincinnati Reds
Crosley Field, Cincinnati, OH
Sat Apr 29 1967, 3:33 AM EST
Att: 5,298 - Unknown


AB 27
R 0
H 1
RBI 0
BB 3
SO 7
LOB 8



Batter	1	2	3	4	5	6	7	8	9	AB	R	H	RBI	BB	SO	LOB	BOTTOM			
Tommy Harper, R OBP: 0.333, SLG: 0.397 (1, 9)	0-0 E S 1B		0-0 G3			0-0 F7		0-0 F3		5	2	2	0	0	0	0				
Vada Pinson, L OBP: 0.382, SLG: 0.521 (1, 8)	4-0 1B E SF8 BB		0-3 K		0-0 F7	0-0 4-3		0-0 2B		4	1	1	0	1	1	1				
Pete Rose, S OBP: 0.382, SLG: 0.441 (1, 7)	0-0 E4		0-0 S 1B		0-0 E6 1B 1B	0-3 K		0-3 K		5	1	1	0	0	2	4				
Tony Perez, R OBP: 0.306, SLG: 0.500 (1, 3)	0-0 WP 1B		4-0 1B		0-0 1B 1B			0-0 F9		4	2	3	2	1	0	1				
Deron Johnson, R OBP: 0.318, SLG: 0.603 (1, 5)	2-3 3-H SF8		0-3 K		0-3 K	0-0 4-3				3	0	0	1	0	2	5				
Don Pavletich, R OBP: 0.500, SLG: 0.630 (1, 2)	3-H L8			0-0 F7	0-0 E 1B	4-0 PB IBB				3	1	1	2	1	0	1				
Tommy Helms, R OBP: 0.306, SLG: 0.391 (1, 4)		0-0 F8		0-0 F8	0-0 E6 1-H	0-3 K				4	0	0	0	0	1	2				
Leo Cardenas, R OBP: 0.356, SLG: 0.328 (1, 6)		0-0 F9		0-0 2B	4-0 IBB	4-0 IBB				2	0	1	0	2	0	0				
Gerry Arrigo, L OBP: 0.200, SLG: 0.200 (1, 1)		0-3 K		0-0 4-3	0-3 K	0-0 4-3				4	0	0	0	0	2	5				
Inning Stats	R: 2 E: 1 K: 0 S: 5	H: 2 LOB: 1 BB: 1 P: 9	R: 0 E: 0 K: 1 S: 5	H: 0 LOB: 0 BB: 0 P: 5	R: 0 E: 0 K: 2 S: 8	H: 1 LOB: 2 BB: 1 P: 12	R: 0 E: 0 K: 0 S: 4	H: 1 LOB: 0 BB: 0 P: 4	R: 4 E: 2 K: 2 S: 12	H: 3 LOB: 2 BB: 1 P: 16	R: 0 E: 0 K: 1 S: 5	H: 0 LOB: 0 BB: 0 P: 5	R: 1 E: 0 K: 1 S: 6	H: 1 LOB: 2 BB: 2 P: 14	R: 0 E: 0 K: 1 S: 6	H: 1 LOB: 1 BB: 0 P: 6	1B: 6 2B: 2 3B: 1 HR: 0	SF: 1 SAC: 0 DP: 0 HBP: 0	WP: 1 PB: 1 SB: 3 CS: 0	PA: 40
PITCHER Bill Denehy, R ERA: 3.26 Jack Hamilton, R ERA: 1.74 (1, 1)	IP: 5.0 WLS: L BF: 27 H: 7 R: 6 ER: 2 SO: 5 BB: 2 IBB: 1 HBP: 0 BLK: 0 WP: 1 HR: 0 S: 34 P: 46 ERA: 3.60 WHIP: 1.800															PITCHER Bill Denehy, R ERA: 3.26 Jack Hamilton, R ERA: 1.74 (6, 1)	IP: 3.0 WLS: L BF: 13 H: 2 R: 1 ER: 0 SO: 3 BB: 0 IBB: 2 HBP: 0 BLK: 0 WP: 0 HR: 0 S: 17 P: 25 ERA: 0.00 WHIP: 0.667			

New York Mets @ Cincinnati Reds
Crosley Field, Cincinnati, OH
Sat Apr 29 1967, 3:33 AM EST
Att: 5,298 - Unknown

AB 34
R 7
H 9
RBI 5
BB 5
SO 8
LOB 19



Batter	1	2	3	4	5	6	7	8	9	AB	R	H	RBI	BB	SO	LOB	TOP																				
Sandy Alomar Sr., S (1,6) X	F9		4-3		6-3			P4		4	0	0	0	0	0	0	New York Mets @ Cincinnati Reds Crosley Field, Cincinnati, OH Sun Apr 30 1967, 3:33 AM EDT Unknown																				
Jerry Grote, R (1,2) X OBP: 0.283, SLG: 0.306	E6		1B WP BB		K			P5		3	1	0	0	1	1	0																					
Ken Boyer, R (1,5) X OBP: 0.333, SLG: 0.224	P4		F9					K		4	0	0	0	0	1	2																					
Tommy Davis, R (1,7) X Ed Kraneppol, L (9,3) X OBP: 0.346, SLG: 0.480 OBP: 0.387, SLG: 0.444	F7		WP BB					P5		4	0	1	0	0	1	1																					
Ron Swoboda, R (1,3) X Al Luplow, L (9,PH) (9,9) X OBP: 0.212, SLG: 0.367 OBP: 0.333, SLG: 0.375			K					K		3	1	1	1	0	1	1																					
Cleon Jones, R (1,9) X OBP: 0.098, SLG: 0.100			HR					K		1	0	0	0	0	1	0																					
Chuck Hillier, L (1,4) X OBP: 0.200, SLG: 0.250			3-H					6-3		3	0	0	0	0	0	0																					
Don Bosch, S (1,8) X OBP: 0.214, SLG: 0.132								G3		3	0	0	0	0	1	0																					
Don Cardwell, R (1,1) X OBP: 0.308, SLG: 0.583								K		2	0	0	0	1	1	0																					
Inning Stats	R: 0 E: 1 K: 0 S: 4	H: 0 LOB: 1 BB: 0 P: 4	R: 1 E: 0 K: 1 S: 6	H: 1 LOB: 1 BB: 1 P: 10	R: 1 E: 0 K: 1 S: 6	H: 1 LOB: 1 BB: 1 P: 10	R: 0 E: 0 K: 1 S: 5	H: 0 LOB: 0 BB: 0 P: 5	R: 0 E: 0 K: 1 S: 5	H: 0 LOB: 0 BB: 0 P: 5	R: 0 E: 0 K: 1 S: 5	H: 0 LOB: 0 BB: 0 P: 5	R: 0 E: 0 K: 1 S: 5	H: 0 LOB: 0 BB: 0 P: 5	R: 0 E: 0 K: 2 S: 7	H: 0 LOB: 0 BB: 0 P: 7		1B: 1 2B: 0 3B: 0 HR: 1	SF: 0 SAC: 0 DP: 0 HBP: 0	WP: 1 PB: 0 SB: 0 CS: 0	PA: 32																
PITCHER	IP	WLS	BF	H	R	ER	SO	BB	IBB	HBP	BLK	WP	HR	S	P	ERA	WHIP	PITCHER			IP	WLS	BF	H	R	ER	SO	BB	IBB	HBP	BLK	WP	HR	S	P	ERA	WHIP
Billy McCool, L (1,1) ERA: 1.55	8.0	L	29	2	2	2	8	2	0	0	0	1	1	43	51	2.25	0.500				8.0	L	30	3	0	0	0	2	0	0	0	0	7	7	0.00	0.000	
Ted Abernathy, R (9,1) ERA: 2.04	1.0		3	0	0	0	2	0	0	0	0	0	0	7	7	0.00	0.000				1.0		3	0	0	0	2	0	0	0	0	7	7	0.00	0.000		

Batter	1	2	3	4	5	6	7	8	9	AB	R	H	RBI	BB	SO	LOB	BOTTOM																				
Tommy Harper, R (1,9) X OBP: 0.318, SLG: 0.377	P6		F9					K		4	0	0	0	0	1	0	New York Mets @ Cincinnati Reds Crosley Field, Cincinnati, OH Sun Apr 30 1967, 3:33 AM EDT Unknown																				
Vada Pinson, L (1,8) X OBP: 0.375, SLG: 0.506	1-3							4-3		4	0	1	0	0	0	0																					
Pete Rose, S (1,7) X OBP: 0.375, SLG: 0.429	E3							F7		4	0	1	0	0	0	1																					
Tony Perez, R (1,3) X OBP: 0.293, SLG: 0.479	F7							F9		3	0	0	0	0	0	2																					
Deron Johnson, R (1,5) X OBP: 0.319, SLG: 0.591			K					1-3		3	0	1	0	0	1	0																					
Don Pavletich, R (1,2) X Dick Simpson, R (8,FR) (8,FR) X Jimmie Coker, R (9,2) X OBP: 0.485, SLG: 0.586 OBP: 0.500, SLG: 2.000 OBP: 0.500, SLG: 0.500								FC5-4 1B		2	0	0	0	0	0	1																					
Tommy Helms, R (1,4) X OBP: 0.293, SLG: 0.375			F9					FC5-4 FC6		0	0	0	0	0	0	0																					
Leo Cardenas, R (1,6) X OBP: 0.342, SLG: 0.313								1-2		0	0	0	0	0	0	0																					
Billy McCool, R (1,1) X Art Shamsky, L (8,PH) (8,PH) X Ted Abernathy, R (9,1) X OBP: 0.294, SLG: 0.200								K		3	0	0	0	0	1	2																					
										3	0	0	0	0	2																						
Inning Stats	R: 0 E: 1 K: 0 S: 4	H: 0 LOB: 1 BB: 0 P: 4	R: 0 E: 0 K: 1 S: 5	H: 0 LOB: 0 BB: 0 P: 5	R: 0 E: 0 K: 1 S: 5	H: 1 LOB: 0 BB: 0 P: 3	R: 0 E: 0 K: 1 S: 3	H: 1 LOB: 0 BB: 0 P: 3	R: 0 E: 0 K: 2 S: 7	H: 0 LOB: 0 BB: 0 P: 7	R: 0 E: 0 K: 0 S: 3	H: 0 LOB: 0 BB: 0 P: 3	R: 0 E: 0 K: 1 S: 5	H: 0 LOB: 1 BB: 0 P: 6	R: 0 E: 0 K: 1 S: 3	H: 0 LOB: 0 BB: 0 P: 3	1B: 3 2B: 0 3B: 0 HR: 0	SF: 0 SAC: 0 DP: 2 HBP: 1	WP: 0 PB: 0 SB: 0 CS: 0	PA: 30																	
PITCHER	IP	WLS	BF	H	R	ER	SO	BB	IBB	HBP	BLK	WP	HR	S	P	ERA	WHIP	PITCHER			IP	WLS	BF	H	R	ER	SO	BB	IBB	HBP	BLK	WP	HR	S	P	ERA	WHIP
Don Cardwell, R (1,1) ERA: 2.32	9.0	W	30	3	0	0	6	0	0	1	0	0	0	41	42	0.00	0.333				9.0	W	30	3	0	0	6	0	0	0	0	41	42	0.00	0.333		

AB	30
R	2
H	2
RBI	1
BB	2
SO	10
LOB	5

AB	29
R	0
H	3
RBI	0
BB	0
SO	6
LOB	9



Batter	1	2	3	4	5	6	7	8	9	AB	R	H	RBI	BB	SO	LOB	TOP					
Sandy Alomar Sr., S John Sullivan, L Bud Harrelson, S OBP: 0.255, SLG: 0.256	K		4-3		F7			P5		3	0	0	0	0	1	1	New York Mets @ Cincinnati Reds Crosley Field, Cincinnati, OH Sun Apr 30 1967, 3:38 AM EDT Att: 14,360 - Unknown					
Chuck Hiller, L OBP: 0.176, SLG: 0.219	K		F7		L9			4-3		4	0	0	0	0	1	1						
Al Luplow, L OBP: 0.387, SLG: 0.429	FC6-4 1B			HR	1B		K	1B		4	1	3	0	0	1	0						
Tommy Davis, R OBP: 0.339, SLG: 0.519	FC6-4 1-2			HR	HR		5-3	4-3		4	1	1	2	0	0	2						
Ed Kranepool, L OBP: 0.371, SLG: 0.452		WP 2B		G3		L4		F8		4	0	1	0	0	0	0						
Ken Boyer, R OBP: 0.326, SLG: 0.226	K			F3			1B	5-3		4	0	1	0	0	1	1						
Jerry Grote, R Ron Swoboda, R Cleon Jones, R OBP: 0.288 OBP: 0.235, SLG: 0.387 OBP: 0.098, SLG: 0.100	K			K			F2	1B		3	0	0	0	0	2	2						
Don Bosch, S Jack Lamabe, R Greg Goossens, R OBP: 0.222, SLG: 0.146 OBP: 0.300, SLG: 0.400	F2						P3	K		3	0	1	0	0	0	2						
Tom Seaver, R Larry Stahl, L OBP: 0.455, SLG: 0.250 OBP: 0.167, SLG: 0.100			6-3		FC1-6 1-2		K			2	0	0	0	0	0	1						
Inning Stats	R: 0 E: 0 K: 2 S: 8	H: 1 LOB: 1 BB: 0 P: 8	R: 0 E: 0 K: 2 S: 8	H: 1 LOB: 1 BB: 0 P: 8	R: 0 E: 0 K: 0 S: 3	H: 0 LOB: 0 BB: 0 P: 3	R: 2 E: 0 K: 1 S: 7	H: 2 LOB: 0 BB: 0 P: 7	R: 0 E: 0 K: 0 S: 4	H: 1 LOB: 1 BB: 0 P: 4	R: 0 E: 0 K: 1 S: 5	H: 0 LOB: 0 BB: 0 P: 5	R: 0 E: 0 K: 1 S: 6	H: 1 LOB: 1 BB: 0 P: 6	R: 0 E: 0 K: 0 S: 4	H: 1 LOB: 1 BB: 0 P: 4		R: 0 E: 0 K: 1 S: 6	H: 1 LOB: 1 BB: 0 P: 6	1B: 6 2B: 1 3B: 0 HR: 1	SF: 0 SAC: 0 DP: 0 HBP: 0	WP: 1 PB: 0 SB: 0 CS: 0
PITCHER Gary Nolan, R ERA: 2.64	IP: 9.0 WLS: W BF: 35 H: 8 R: 2 ER: 2 SO: 8 BB: 0 IBB: 0 HBP: 0 BLK: 0 WP: 1 HR: 1 S: 51 P: 51 ERA: 2.00 WHIP: 0.889															PITCHER						

Batter	1	2	3	4	5	6	7	8	9	AB	R	H	RBI	BB	SO	LOB	BOTTOM					
Tommy Harper, R OBP: 0.326, SLG: 0.407	F9		1B 2B		1-3			2B		4	1	2	0	0	0	1	New York Mets @ Cincinnati Reds Crosley Field, Cincinnati, OH Sun Apr 30 1967, 3:38 AM EDT Att: 14,360 - Unknown					
Vada Pinson, L OBP: 0.395, SLG: 0.494	3-1		F9			FC1-6 1B		L9		4	0	1	0	0	0	2						
Pete Rose, S OBP: 0.368, SLG: 0.418	6-3			2H 1B		FC1-6 1B 1-2		G3		4	1	1	1	0	0	2						
Lee May, R Giraldo Ruiz, S OBP: 0.176, SLG: 0.412 OBP: 0.200, SLG: 0.200		HR		E5 G5-4-3		1B 1-3		K		4	1	2	1	0	1	1						
Deron Johnson, R OBP: 0.333, SLG: 0.594				G5-4-3 1-2		G1-6-3 1B 3-H				3	0	2	1	0	0	1						
Tommy Helms, R OBP: 0.282, SLG: 0.360		4-3 1-2		F8		G1-6-3 1-2				3	0	0	0	0	0	3						
Johnny Edwards, L OBP: 0.311, SLG: 0.211	L7							F7		3	0	0	0	0	0	1						
Leo Cardenas, R OBP: 0.329, SLG: 0.300	K							P3		3	0	0	0	0	2	1						
Gary Nolan, R				4-3				K		2	0	0	0	1	1	0						
Inning Stats	R: 0 E: 0 K: 0 S: 3	H: 0 LOB: 0 BB: 0 P: 3	R: 1 E: 0 K: 1 S: 7	H: 2 LOB: 1 BB: 0 P: 7	R: 1 E: 0 K: 0 S: 4	H: 2 LOB: 1 BB: 0 P: 4	R: 0 E: 0 K: 0 S: 3	H: 0 LOB: 0 BB: 0 P: 3	R: 0 E: 0 K: 1 S: 5	H: 0 LOB: 1 BB: 0 P: 5	R: 0 E: 0 K: 1 S: 5	H: 3 LOB: 1 BB: 0 P: 5	R: 0 E: 0 K: 1 S: 5	H: 0 LOB: 0 BB: 0 P: 5	R: 0 E: 0 K: 1 S: 6	H: 1 LOB: 1 BB: 0 P: 6		R: 0 E: 0 K: 1 S: 6	H: 1 LOB: 1 BB: 0 P: 6	1B: 5 2B: 2 3B: 0 HR: 1	SF: 0 SAC: 0 DP: 2 HBP: 0	WP: 0 PB: 0 SB: 0 CS: 0
PITCHER Tom Seaver, R Jack Lamabe, R ERA: 1.88 ERA: 1.13	IP: 6.0 WLS: L BF: 24 H: 7 R: 3 ER: 3 SO: 3 BB: 1 IBB: 0 HBP: 0 BLK: 0 WP: 0 HR: 1 S: 27 P: 31 ERA: 4.50 WHIP: 1.333															PITCHER						

AB	35
R	2
H	8
RBI	2
BB	0
SO	8
LOB	12




AB	30
R	3
H	8
RBI	3
BB	1
SO	4
LOB	12




Batter	1	2	3	4	5	6	7	8	9	AB	R	H	RBI	BB	SO	LOB	TOP					
Tommy Harper, R OBP: 0.313, SLG: 0.388 (1, 9)	F9		F8			E3		F8		4	0	0	0	0	0	1	Cincinnati Reds @ St. Louis Cardinals Busch Stadium, St. Louis, MO Tue May 02 1967, 7:05 PM CDT Att: 11,716 - Unknown					
Vada Pinson, L OBP: 0.394, SLG: 0.494 Dick Simpson, R OBP: 0.500, SLG: 2.000 (1, 8) (8, 8)	K			4-3 2B		K		L6		4	0	1	0	0	2	1						
Pete Rose, S OBP: 0.350, SLG: 0.394 (1, 7)	K			4-3 2-3		F8		6-3		4	0	0	0	0	1	2						
Tony Perez, R OBP: 0.286, SLG: 0.466 Gordy Coleman, L (6, PH) (6, 3)		K			K	F8			F9	2	0	0	0	0	2	1						
Deron Johnson, R OBP: 0.329, SLG: 0.569 (1, 5)		K			K				5-3	3	0	0	0	1	1	1						
Don Pavletich, R OBP: 0.432, SLG: 0.515 (1, 2)		K				6-3			6-3	4	0	0	0	0	2	1						
Tommy Helms, R OBP: 0.284, SLG: 0.351 (1, 4)			K			K				2	0	0	0	1	2	0						
Leo Cardenas, R OBP: 0.329, SLG: 0.301 (1, 6)			E5 FC5-8							3	0	1	0	0	1	2						
Jim Maloney, L OBP: 0.167, SLG: 0.167 Darrell Osteen, R (6, 1)										2	0	0	0	0	1	2						
Art Shamsky, L OBP: 0.278, SLG: 0.188 Don Nottebart, R (7, 1) (7, 1)			FC5-6 1-2			K		F8		0	0	0	0	0	0	0						
Inning Stats	R: 0 E: 0 K: 2 S: 7	H: 0 LOB: 0 BB: 0 P: 7	R: 0 E: 0 K: 3 S: 9	H: 0 LOB: 0 BB: 0 P: 9	R: 0 E: 1 K: 1 S: 6	H: 0 LOB: 1 BB: 0 P: 6	R: 0 E: 0 K: 1 S: 6	H: 1 LOB: 1 BB: 0 P: 6	R: 0 E: 0 K: 2 S: 8	H: 0 LOB: 1 BB: 0 P: 8	R: 0 E: 1 K: 1 S: 6	H: 0 LOB: 0 BB: 0 P: 6	R: 0 E: 0 K: 2 S: 7	H: 0 LOB: 2 BB: 2 P: 15	R: 0 E: 0 K: 0 S: 3	H: 0 LOB: 0 BB: 0 P: 3	R: 0 E: 0 K: 0 S: 3	H: 0 LOB: 0 BB: 0 P: 3	1B: 1 2B: 1 3B: 0 HR: 0	SF: 0 SAC: 0 DP: 0 HBP: 0	WP: 0 PB: 0 SB: 0 CS: 0	PA: 33
PITCHER Bob Gibson, R ERA: 2.54 (1, 1)	IP: 9.0 WLS: W BF: 33 H: 2 R: 0 ER: 0 SO: 12 BB: 2 IBB: 0 HBP: 0 BLK: 0 WP: 0 HR: 0 S: 55 P: 63 ERA: 0.00 WHIP: 0.444											PITCHER	IP: 9.0 WLS: W BF: 33 H: 2 R: 0 ER: 0 SO: 12 BB: 2 IBB: 0 HBP: 0 BLK: 0 WP: 0 HR: 0 S: 55 P: 63 ERA: 0.00 WHIP: 0.444									

AB	31
R	0
H	2
RBI	0
BB	2
SO	12
LOB	14



Batter	1	2	3	4	5	6	7	8	9	AB	R	H	RBI	BB	SO	LOB	BOTTOM			
Lou Brock, L OBP: 0.393, SLG: 0.650 (1, 7)	K2-3		4-3		F8	E4 1B		5-3		5	0	0	0	0	1	1	Cincinnati Reds @ St. Louis Cardinals Busch Stadium, St. Louis, MO Tue May 02 1967, 7:05 PM CDT Att: 11,716 - Unknown			
Curt Flood, R OBP: 0.427, SLG: 0.366 (1, 8)			F8 WP 1B		6-3	L7		F2		5	0	2	0	0	0	2				
Roger Maris, L OBP: 0.328, SLG: 0.382 (1, 9)	K		F8 1-3		WP 2B BB				3	1	1	1	1	1	2					
Orlando Cepeda, R OBP: 0.400, SLG: 0.462 (1, 3)	5-3				WP 2B BB				2	1	0	0	2	1	3					
Tim McCarver, L OBP: 0.364, SLG: 0.519 (1, 2)		S 4-3 WP 1B	F8		1-2 2-3 2B BB			F8	3	2	1	0	1	0	2					
Mike Shannon, R OBP: 0.414, SLG: 0.538 (1, 5)		4-3 1-2			1-2 2-3 2B BB			F7	4	0	1	3	0	0	1					
Julian Javier, R OBP: 0.344, SLG: 0.411 (1, 4)		K 2-H			F3	G3			4	0	1	0	0	1	1					
Daf Maxvill, R OBP: 0.317, SLG: 0.288 (1, 6)								F9	3	0	1	0	1	1	1					
Bob Gibson, R OBP: 0.235, SLG: 0.071 (1, 1)		K			K				3	1	0	0	1	3	2					
Inning Stats	R: 0 E: 0 K: 2 S: 8	H: 1 LOB: 1 BB: 0 P: 8	R: 1 E: 0 K: 2 S: 8	H: 1 LOB: 1 BB: 1 P: 12	R: 0 E: 0 K: 0 S: 4	H: 1 LOB: 2 BB: 1 P: 8	R: 0 E: 0 K: 1 S: 6	H: 1 LOB: 1 BB: 0 P: 6	R: 3 E: 0 K: 0 S: 4	H: 1 LOB: 1 BB: 3 P: 16	R: 1 E: 1 K: 1 S: 7	H: 1 LOB: 2 BB: 1 P: 11	R: 0 E: 0 K: 1 S: 6	H: 1 LOB: 1 BB: 0 P: 6	R: 0 E: 0 K: 1 S: 5	H: 0 LOB: 0 BB: 0 P: 5		1B: 5 2B: 1 3B: 1 HR: 0	SF: 0 SAC: 0 DP: 0 HBP: 0	WP: 3 PB: 0 SB: 2 CS: 0
PITCHER Jim Maloney, R ERA: 3.94 Darrell Osteen, R ERA: Don Nottebart, R ERA: 2.45	IP: 5.2 WLS: L BF: 30 H: 6 R: 5 ER: 4 SO: 5 BB: 6 IBB: 0 HBP: 0 BLK: 0 WP: 0 HR: 0 S: 34 P: 58 ERA: 6.35 WHIP: 2.118											PITCHER	IP: 5.2 WLS: L BF: 30 H: 6 R: 5 ER: 4 SO: 5 BB: 6 IBB: 0 HBP: 0 BLK: 0 WP: 0 HR: 0 S: 34 P: 58 ERA: 6.35 WHIP: 2.118							

AB	32
R	5
H	7
RBI	4
BB	6
SO	8
LOB	15



Batter	1	2	3	4	5	6	7	8	9	AB	R	H	RBI	BB	SO	LOB	TOP					
Tommy Harper, R (1, 9) OBP: 0.320, SLG: 0.379	4-0 CS BB			0-0 F9		4-0 4-3 BB		0-0 6-3		2	0	0	0	2	0	0	Cincinnati Reds @ St. Louis Cardinals Busch Stadium, St. Louis, MO Wed May 03 1967, 3:33 AM CDT Att: 14,879 - Unknown livebaseballscores.com					
Vada Pinson, L (1, 8) OBP: 0.348, SLG: 0.472	0-0 P1		0-3 K		0-0 4-3		0-0 4-3	0-0 P6	4	0	0	0	0	1	2							
Pete Rose, S (1, 7) OBP: 0.345, SLG: 0.387	0-3 K		0-0 K		0-0 1B		0-3 K	0-0 4-3	4	0	1	0	0	2	2							
Gordy Coleman, L (1, 3)	0-0 CS 1-2	0-0 P3		0-0 F5				0-0 F8	0-0 3-1	4	0	0	0	0	1							
Deron Johnson, R (1, 5) OBP: 0.316, SLG: 0.547		0-3 K			0-0 5-3			0-0 5-3		3	0	0	0	0	1	0						
Don Pavletich, R (1, 2) OBP: 0.425, SLG: 0.486 Darrell Osteen, R (7, PR)		0-0 L4			0-0 G3			4-0 BB		2	0	0	0	1	0	0						
Tommy Helms, R (7, 4) OBP: 0.294, SLG: 0.351					0-0 G3			0-0 BB		0	0	0	0	0	0	0						
Giraldo Ruiz, S (1, 4) OBP: 0.286, SLG: 0.288 Art Shamsky, L (7, PH) Johnny Edwards, L (7, 2) OBP: 0.263, SLG: 0.176 OBP: 0.311, SLG: 0.211			0-0 5-3		0-0 1B			0-0 4-3		2	0	1	0	0	0	0						
Leo Cardenas, R (1, 6) OBP: 0.318, SLG: 0.289		0-0 1-3		0-0 K				0-0 L5		3	0	0	0	0	1	1						
Mitt Pappas, R (1, 1) Floyd Robinson, L (8, PH) Mel Queen, L (8, 1) OBP: 0.111, SLG: 0.111			0-0 F2			0-0 6-3		0-0 F8		2	0	0	0	0	0	0						
Inning Stats	R: 0 E: 0 K: 1 S: 4	H: 0 LOB: 0 BB: 1 P: 8	R: 0 E: 0 K: 1 S: 5	H: 0 LOB: 0 BB: 0 P: 5	R: 0 E: 0 K: 0 S: 3	H: 0 LOB: 0 BB: 0 P: 3	R: 0 E: 0 K: 1 S: 6	H: 1 LOB: 1 BB: 0 P: 6	R: 0 E: 0 K: 1 S: 6	H: 1 LOB: 1 BB: 0 P: 6	R: 0 E: 0 K: 1 S: 5	H: 0 LOB: 1 BB: 1 P: 9	R: 0 E: 0 K: 0 S: 3	H: 0 LOB: 1 BB: 1 P: 7	R: 0 E: 0 K: 0 S: 3	H: 0 LOB: 0 BB: 0 P: 3	R: 0 E: 0 K: 0 S: 3	H: 0 LOB: 0 BB: 0 P: 3	1B: 2 2B: 0 3B: 0 HR: 0	SF: 0 SAC: 0 DP: 0 HBP: 0	WP: 0 PB: 0 SB: 0 CS: 1	PA: 32
PITCHER Ray Washburn, R (1, 1) ERA: 3.41	IP: 9.0 WLS: W BF: 31 H: 2 R: 0 ER: 0 SO: 5 BB: 3 IBB: 0 HBP: 0 BLK: 0 WP: 0 HR: 0 S: 38 P: 50 ERA: 0.00 WHIP: 0.556															PITCHER						

Batter	1	2	3	4	5	6	7	8	9	AB	R	H	RBI	BB	SO	LOB	BOTTOM			
Lou Brock, L (1, 7) OBP: 0.386, SLG: 0.631	0-0 4-3 S FC4-2 1B		0-3 K		0-0 F9			0-0 1-3		4	0	1	0	0	1	0	Cincinnati Reds @ St. Louis Cardinals Busch Stadium, St. Louis, MO Wed May 03 1967, 3:33 AM CDT Att: 14,879 - Unknown livebaseballscores.com			
Curt Flood, R (1, 8) OBP: 0.419, SLG: 0.360	0-0 4-3 1-3			0-0 5-3	0-0 L1			0-0 1B		4	0	1	0	0	1					
Roger Maris, L (1, 9) OBP: 0.323, SLG: 0.373	0-0 FC4-2			0-0 2B 1B			0-0 3-1	0-3 K	4	1	1	0	0	1	2					
Orlando Cepeda, R (1, 3) OBP: 0.397, SLG: 0.473	0-0 F9			0-0 1B 2B			0-0 F7		3	1	1	0	0	0	1					
Tim McCarver, L (1, 2) OBP: 0.362, SLG: 0.500		0-0 G3		0-0 1B FC5-2 IBB			0-0 P4		2	0	0	0	1	0	0					
Mike Shannon, R (1, 5) OBP: 0.406, SLG: 0.517		0-0 F8		0-0 FC5-2 1B			0-0 F9		3	0	1	2	0	0	0					
Julian Javier, R (1, 4) OBP: 0.344, SLG: 0.424		0-0 L6		0-0 FC5-2 1B			0-0 6-3 CS		3	0	1	0	0	0	2					
Dal Maxvill, R (1, 6) OBP: 0.302, SLG: 0.273			0-0 5-3	0-0 4-3			0-0 6-3		3	0	0	0	0	0	3					
Ray Washburn, R (1, 1)			0-3 K		0-0 5-3		0-0 CS	0-3 K	3	0	0	0	0	2	0					
Inning Stats	R: 0 E: 0 K: 0 S: 4	H: 1 LOB: 1 BB: 0 P: 4	R: 0 E: 0 K: 0 S: 3	H: 0 LOB: 0 BB: 0 P: 3	R: 0 E: 0 K: 2 S: 7	H: 0 LOB: 0 BB: 0 P: 7	R: 2 E: 0 K: 0 S: 6	H: 3 LOB: 2 BB: 1 P: 10	R: 0 E: 0 K: 0 S: 3	H: 0 LOB: 0 BB: 0 P: 3	R: 0 E: 0 K: 0 S: 3	H: 0 LOB: 0 BB: 0 P: 3	R: 0 E: 0 K: 2 S: 8	H: 1 LOB: 1 BB: 0 P: 8	R: 0 E: 0 K: 2 S: 8	H: 1 LOB: 1 BB: 0 P: 8		1B: 4 2B: 2 3B: 0 HR: 0	SF: 0 SAC: 0 DP: 0 HBP: 0	WP: 0 PB: 0 SB: 1 CS: 1
PITCHER Mitt Pappas, R (1, 1) ERA: 3.71 Mel Queen, R (8, 1) ERA: 1.52	IP: 7.0 WLS: L BF: 26 H: 5 R: 2 ER: 2 SO: 2 BB: 5 IBB: 2 HBP: 2 BLK: 2 WP: 0 HR: 0 S: 29 P: 33 ERA: 2.57 WHIP: 0.714															PITCHER				

Batter	1	2	3	4	5	6	7	8	9	AB	R	H	RBI	BB	SO	LOB	TOP			
Tommy Harper, R OBP: 0.315, SLG: 0.402	5-3	4-3		6-3			F9	6-3		5	0	0	0	0	0	3				
Vada Pinson, L OBP: 0.353, SLG: 0.459	1B 2B BB	3-1		6-3			6-3 1B	P4		4	1	1	0	1	0	0				
Pete Rose, S OBP: 0.366, SLG: 0.452	BB 2B 1B			HR			6-3 1B	CI		4	2	3	1	0	0	1				
Deron Johnson, R OBP: 0.333, SLG: 0.580	2B			P5			F7	F2		2	0	0	0	1	0	1				
Girardo Ruiz, S OBP: 0.300, SLG: 0.300	1-2 BB						F8	F2		2	0	0	0	0	0	2				
Lee May, R OBP: 0.231, SLG: 0.423	K			K			P4	F7		5	1	0	0	0	2	5				
Tommy Helms, R OBP: 0.311, SLG: 0.384	1-3 2-H 3-H	2B		5-3			6-3	1B 1B		4	0	2	2	0	0	0				
Johnny Edwards, L OBP: 0.333, SLG: 0.304	IBB			P4			P5	FC3-6 1B		3	0	1	1	1	0	0				
Leo Cardenas, R OBP: 0.298, SLG: 0.271	K			6-3			FC5-4 1B	K		4	0	1	0	0	2	5				
Billy McCool, R OBP: 0.167, SLG: 0.091							FC5-4	FC3-6		3	0	1	0	0	1	1				
Don Nottebart, R										0	0	0	0	0	0	0				
Floyd Robinson, L (8, PH)										1	0	0	0	0	0	2				
Ted Abernathy, R OBP: 0.333, SLG: 0.333				1B			1-2	FC3-6		0	0	0	0	0	0	0				
Inning Stats	R: 2 E: 0 K: 2 S: 9	H: 2 LOB: 3 BB: 3 P: 21	R: 0 E: 0 K: 1 S: 5	H: 0 LOB: 0 BB: 0 P: 5	R: 1 E: 0 K: 1 S: 6	H: 1 LOB: 1 BB: 0 P: 6	R: 0 E: 0 K: 0 S: 4	H: 1 LOB: 1 BB: 0 P: 4	R: 0 E: 0 K: 0 S: 4	H: 1 LOB: 1 BB: 0 P: 4	R: 0 E: 0 K: 0 S: 4	H: 1 LOB: 1 BB: 0 P: 4	R: 0 E: 0 K: 1 S: 8	H: 2 LOB: 2 BB: 0 P: 8	R: 0 E: 1 K: 0 S: 4	H: 0 LOB: 1 BB: 0 P: 4	1B: 7 2B: 1 3B: 0 HR: 1	SF: 0 SAC: 0 DP: 0 HBP: 0	WP: 0 PB: 0 SB: 3 CS: 0	PA: 41
PITCHER	IP WLS BF L	H R ER SO	BB IBB HBP BLK	WP HR S P	ERA WHIP	PITCHER														ERA WHIP
Bob Bruce, R ERA: 3.71	(1, 1) 7.0	31 7 3 3 4	2 1 0 0	0 0 12 12	3.86 1.286															
Phil Niekro, R ERA: 1.96	(8, 1) 2.0	10 2 1 0 1	0 0 0 0	0 0 12 12	0.00 1.000															

Cincinnati Reds @ Atlanta Braves
Atlanta Stadium, Atlanta, GA
Sat May 06 1967, 3:33 AM EDT
Att: 11,181 - Unknown

AB	37
R	4
H	9
RBI	4
BB	3
SO	5
LOB	20



Batter	1	2	3	4	5	6	7	8	9	AB	R	H	RBI	BB	SO	LOB	BOTTOM					
Denis Menke, R OBP: 0.253, SLG: 0.256	5-3		K			2B 1B	F2		F2	5	1	1	0	0	1	4						
Felipe Alou, R OBP: 0.357, SLG: 0.494	6-3		K			1-3 1B		K		4	1	1	0	0	2	1						
Hank Aaron, R OBP: 0.381, SLG: 0.581	K		K			2B	CS 1B	5-3		4	0	1	2	0	2	1						
Joe Torre, R OBP: 0.303, SLG: 0.448		F8		G4-6-3 1B		F8		BB		3	0	1	0	1	0	1						
Rico Carty, R OBP: 0.385, SLG: 0.500	F9		G4-6-3	1-2		K	1-2	1-3		4	0	0	0	0	1	3						
Gene Oliver, R OBP: 0.500, SLG: 0.750	1B BB		F2			FC3-6 1B		HR		3	1	2	1	1	0	0						
Clete Boyer, R OBP: 0.224, SLG: 0.375			P6			FC3-6 1B	1-2	K		4	0	1	0	0	1	1						
Felix Millan, R OBP: 0.298, SLG: 0.318										3	0	0	0	0	0	3						
Woody Woodward, R OBP: 0.043, SLG: 0.043										0	0	0	0	0	0	0						
Gary Geiger, L OBP: 0.583, SLG: 0.375										1	0	0	0	0	1	0						
Bob Bruce, R OBP: 0.400, SLG: 0.250										2	0	1	0	0	0	0						
Miguel de la Hoz, R OBP: 0.250, SLG: 0.211										1	0	1	0	0	0	0						
Phil Niekro, R										0	0	0	0	0	0	0						
Mack Jones, L OBP: 0.250, SLG: 0.297				1B						0	0	0	0	1	0	0						
Inning Stats	R: 0 E: 0 K: 1 S: 5	H: 0 LOB: 0 BB: 0 P: 5	R: 0 E: 0 K: 0 S: 4	H: 1 LOB: 2 BB: 1 P: 8	R: 0 E: 0 K: 3 S: 10	H: 1 LOB: 1 BB: 0 P: 10	R: 0 E: 0 K: 0 S: 3	H: 1 LOB: 0 BB: 0 P: 3	R: 0 E: 0 K: 0 S: 3	H: 0 LOB: 0 BB: 0 P: 3	R: 2 E: 0 K: 1 S: 7	H: 3 LOB: 1 BB: 0 P: 7	R: 0 E: 0 K: 0 S: 5	H: 2 LOB: 2 BB: 0 P: 5	R: 0 E: 0 K: 1 S: 5	H: 0 LOB: 1 BB: 1 P: 9	R: 1 E: 0 K: 2 S: 8	H: 1 LOB: 1 BB: 1 P: 12	1B: 7 2B: 2 3B: 0 HR: 1	SF: 0 SAC: 0 DP: 2 HBP: 0	WP: 0 PB: 0 SB: 0 CS: 1	PA: 37
PITCHER	IP WLS BF L	H R ER SO	BB IBB HBP BLK	WP HR S P	ERA WHIP	PITCHER														ERA WHIP		
Billy McCool, L ERA: 1.77	(1, 1) 6.2	27 2 2 2 5	1 0 0 0	0 0 1 1	2.70 1.350																	
Don Nottebart, R ERA: 2.35	(7, 1) 0.1	1 0 0 0 0	0 0 0 0	0 0 1 1	0.00 0.000																	
Ted Abernathy, R ERA: 2.49	(8, 1) 2.0	9 1 1 1 3	2 0 0 0	0 1 13 21	4.50 1.500																	

Cincinnati Reds @ Atlanta Braves
Atlanta Stadium, Atlanta, GA
Sat May 06 1967, 3:33 AM EDT
Att: 11,181 - Unknown


AB	34
R	3
H	9
RBI	3
BB	3
SO	8
LOB	14



Batter	1	2	3	4	5	6	7	8	9	10	11	AB	R	H	RBI	BB	SO	LOB	TOP		
Tommy Harper, R OBP: 0.325, SLG: 0.388 (1, 9)	6-3 ①		1-3 BB			P4 ①		SH1-4 ①		L8 ③		3	0	0	0	1	0	0			
Vada Pinson, L OBP: 0.330, SLG: 0.426 Darrell Osteen, R (11, PR) Floyd Robinson, L (11, 9)	F7 ②		1-3 ②			4-3 ②		F9 ②			1B	5	0	1	0	0	0	0	3		
Pete Rose, S OBP: 0.373, SLG: 0.473 (1, 7)	BB		4-3 ③			E9 1B		BB			F8 ①	3	0	1	0	2	0	2			
Tony Perez, R OBP: 0.279, SLG: 0.476 (1, 5)	L5 ③					L9		5-3 ③		3-H BB	F8 ②	5	0	0	0	0	0	4			
Lee May, R OBP: 0.257, SLG: 0.471 (1, 3)			F8 ①			K		HR			F8 ③	5	1	1	1	0	2	1			
Giraldo Ruiz, S OBP: 0.294, SLG: 0.294 (1, 4)			G3 ②			K		K			F8 ②	4	0	0	0	0	2	0			
Johnny Edwards, L OBP: 0.323, SLG: 0.296 (1, 2)			S 1B			P4 ①		4-3 ②			1-3 ③	4	0	1	0	0	0	0			
Leo Cardenas, R OBP: 0.284, SLG: 0.258 (1, 6)			K ③			4-3 ②		G3 ③			G4-3 1B	4	0	1	0	0	1	1			
Gary Nolan, R OBP: 0.333, SLG: 0.222 Art Shamsky, L (8, PH) Dick Simpson, R OBP: 0.590, SLG: 2.000 (8, PR) Mel Queen, L OBP: 0.083, SLG: 0.083 (8, 1)			5-3 ①			4-3 ③		F9 SH1-4 PB 1B			G4-3 1B ②	2	0	0	0	0	0	0			
												1B: 5	SF: 0						WP: 0	PA: 41	
												2B: 0	SAC: 1						FB: 1		
												3B: 0	DP: 1						SB: 1		
												HR: 1	HBP: 0						CS: 0		
Inning Stats	R: 0 E: 0 K: 0 S: 3	H: 0 LOB: 1 BB: 1 P: 7	R: 0 E: 0 K: 1 S: 6	H: 1 LOB: 1 BB: 0 P: 6	R: 0 E: 0 K: 0 S: 3	H: 0 LOB: 1 BB: 1 P: 7	R: 0 E: 0 K: 2 S: 7	H: 0 LOB: 0 BB: 0 P: 7	R: 0 E: 0 K: 0 S: 3	H: 0 LOB: 0 BB: 0 P: 3	R: 1 E: 0 K: 1 S: 4	H: 1 LOB: 1 BB: 1 P: 8	R: 0 E: 0 K: 1 S: 5	H: 0 LOB: 0 BB: 0 P: 5	R: 0 E: 0 K: 0 S: 3	H: 1 LOB: 0 BB: 0 P: 3	R: 0 E: 0 K: 0 S: 4	H: 1 LOB: 1 BB: 0 P: 4			
PITCHER	IP 7.0	WLS L	BF 27	H 5	R 2	ER 1	SO 6	BB 1	IBB 0	HBP 0	BLK 0	WP 0	HR 1	S 38	P 42	ERA 2.57	WHIP 0.857				
Jack Fisher, R ERA: 3.1 (1, 1)																					

Cincinnati Reds @ New York Mets
Shea Stadium, Flushing, NY
Tue May 09 1967, 7:05 PM EDT
Att: 8,604 - Unknown


AB 37
R 2
H 6
RBI 1
BB 3
SO 5
LOB 12



Batter	1	2	3	4	5	6	7	8	9	10	11	AB	R	H	RBI	BB	SO	LOB	BOTTOM	
Bud Harrelson, S OBP: 0.299, SLG: 0.311 Larry Stahl, L OBP: 0.143, SLG: 0.083 (10, PH) Jerry Grote, R OBP: 0.239, SLG: 0.254 (11, 2)	K ①		L7 ③			SF9 3B		K BB		K 1B		3	1	1	0	1	1	1		
Cleon Jones, R OBP: 0.109, SLG: 0.175 (1, 8)	6-3 ②					HR		K 1-2		P2		5	1	1	1	0	2	4		
Al Luplow, L OBP: 0.260, SLG: 0.283 (1, 9)	L6 ③					K		SF9			4-3 ①	4	0	0	1	0	2	0		
Tommy Davis, R OBP: 0.308, SLG: 0.474 (1, 7)			F9 ③			K		1B 1B		P4 ①		5	1	2	1	0	1	0		
Ed Kranepool, L OBP: 0.392, SLG: 0.574 (1, 3)			F9 ②			2B		1B		K		4	0	2	0	0	1	0		
Jerry Buchek, R OBP: 0.277, SLG: 0.364 (1, 4)	P4 ③					L8		L7 ③		K		4	0	0	0	0	1	3		
Ken Boyer, R OBP: 0.299, SLG: 0.200 Tommie Reynolds, R OBP: 0.296, SLG: 0.365 (11, 5)			P5 ①			K		F3 ①		FC3-5 SH 1B		4	0	1	0	0	1	0		
John Sullivan, L OBP: 0.161, SLG: 0.167 Sandy Alomar Sr., S (10, PR) (11, 6)			K ②			P6 ②		1-3 ②		SH FC3-5		3	0	0	0	0	1	0		
Jack Fisher, R OBP: 0.357, SLG: 0.273 (1, 1)			BB			F7 ③		P6 ③		FC3-5 1-2 2-3		3	0	0	0	1	0	2		
												1B: 3	SF: 1						WP: 0	PA: 40
												2B: 1	SAC: 1						FB: 0	
												3B: 1	DP: 0						SB: 0	
												HR: 2	HBP: 0						CS: 0	
Inning Stats	R: 0 E: 0 K: 1 S: 5	H: 0 LOB: 0 BB: 0 P: 5	R: 0 E: 0 K: 0 S: 3	H: 0 LOB: 0 BB: 0 P: 3	R: 0 E: 0 K: 1 S: 5	H: 0 LOB: 1 BB: 1 P: 9	R: 1 E: 0 K: 2 S: 9	H: 2 LOB: 1 BB: 0 P: 9	R: 0 E: 0 K: 1 S: 5	H: 0 LOB: 0 BB: 0 P: 5	R: 1 E: 0 K: 1 S: 8	H: 3 LOB: 2 BB: 1 P: 8	R: 0 E: 0 K: 2 S: 6	H: 0 LOB: 0 BB: 1 P: 10	R: 0 E: 0 K: 2 S: 7	H: 0 LOB: 0 BB: 0 P: 7	R: 0 E: 0 K: 1 S: 7	H: 1 LOB: 2 BB: 0 P: 7	R: 1 E: 0 K: 0 S: 2	H: 1 LOB: 0 BB: 0 P: 2
PITCHER	IP 7.0	WLS L	BF 27	H 5	R 2	ER 1	SO 6	BB 1	IBB 0	HBP 0	BLK 0	WP 0	HR 1	S 38	P 42	ERA 2.57	WHIP 0.857			
Gary Nolan, R ERA: 2.63 (1, 1)																				
Mel Queen, R ERA: 2.1 (8, 1)																				

Cincinnati Reds @ New York Mets
Shea Stadium, Flushing, NY
Tue May 09 1967, 7:05 PM EDT
Att: 8,604 - Unknown

AB 36
R 3
H 7
RBI 3
BB 2
SO 11
LOB 12



Batter	1	2	3	4	5	6	7	8	9	AB	R	H	RBI	BB	SO	LOB	TOP		
Cookie Rojas, R OBP: 0.273, SLG: 0.256 (1, 4)	F9						F9			4	0	1	0	0	0	2	Philadelphia Phillies @ Cincinnati Reds Crosley Field, Cincinnati, OH Fri May 12 1967, 7:05 PM EDT Att: 10,460 - Unknown		
John Briggs, L OBP: 0.280, SLG: 0.394 (1, 7)	BB E	1B	K				P6		3-4-1	4	1	1	0	0	1	2			
Dick Allen, R OBP: 0.433, SLG: 0.565 (1, 5)	BB E	BB			F8		1-3		F9	3	1	0	0	1	0	0			
Johnny Callison, L OBP: 0.366, SLG: 0.402 (1, 9)	F8				L8		CS 1B		4-3	4	0	1	0	0	0	2			
Tony Gonzalez, L OBP: 0.362, SLG: 0.433 (1, 8)	E8				L3		P6		K	4	0	0	0	0	1	1			
Tito Francona, L OBP: 0.281, SLG: 0.190 (1, 3)	G3				F2		CS		1-3	4	0	1	0	0	0	1			
Clay Dalrymple, L OBP: 0.224, SLG: 0.203 (1, 2)					G3				F8	4	0	0	0	0	0	1			
Bobby Wine, R OBP: 0.098, SLG: 0.120 (7, PH)					1-3				F9	2	0	1	0	0	0	0			
Doug Clemens, L OBP: 0.222, SLG: 0.125 Grant Jackson, S (7, 1)	FC1-6 1B								F9	1	0	0	0	0	0	1			
Dick Ellsworth, L OBP: 0.100, SLG: 0.100 Dick Hall, R (6, 1)	FC1-6 1B								E5	2	0	0	0	0	0	1			
Bill White, L (7, PH)					K					0	0	0	0	0	0	0			
Gary Sutherland, R OBP: 0.429, SLG: 0.556 (7, 6)	1-2									0	0	0	0	0	0	0			
Inning Stats	R: 2 E: 1 K: 0 S: 5	H: 1 LOB: 1 BB: 1 P: 9	R: 0 E: 0 K: 1 S: 7	H: 2 LOB: 2 BB: 0 P: 7	R: 0 E: 0 K: 0 S: 3	H: 0 LOB: 0 BB: 0 P: 3	R: 0 E: 0 K: 0 S: 3	H: 0 LOB: 0 BB: 0 P: 3	R: 0 E: 0 K: 1 S: 5	H: 1 LOB: 2 BB: 0 P: 5	R: 0 E: 1 K: 0 S: 5	H: 1 LOB: 2 BB: 0 P: 5	R: 0 E: 0 K: 0 S: 3	H: 0 LOB: 0 BB: 0 P: 3	R: 0 E: 0 K: 1 S: 5	H: 0 LOB: 0 BB: 0 P: 5		1B: 5 2B: 0 3B: 0 HR: 0	SF: 0 SAC: 0 DP: 0 HBP: 0
PITCHER Sammy Ellis, R ERA: 2.42 (1, 1)	IP: 9.0 WLS: W BF: 34 H: 5 R: 2 ER: 0 SO: 3 BB: 1 IBB: 0 HBP: 0 BLK: 0 WP: 0 HR: 0 S: 39 P: 43 ERA: 0.00 WHIP: 0.667															PITCHER IP: 9.0 WLS: W BF: 34 H: 5 R: 2 ER: 0 SO: 3 BB: 1 IBB: 0 HBP: 0 BLK: 0 WP: 0 HR: 0 S: 39 P: 43 ERA: 0.00 WHIP: 0.667			

Batter	1	2	3	4	5	6	7	8	9	AB	R	H	RBI	BB	SO	LOB	BOTTOM			
Tommy Harper, R OBP: 0.333, SLG: 0.376 (1, 9)	G4-6-3 BB				6-3					3	0	0	0	1	1	3	Philadelphia Phillies @ Cincinnati Reds Crosley Field, Cincinnati, OH Fri May 12 1967, 7:05 PM EDT Att: 10,460 - Unknown			
Giraldo Ruiz, S OBP: 0.285, SLG: 0.308 (1, 4)	G4-6-3 1-2				1-3					4	1	2	0	0	0	1				
Pete Rose, S OBP: 0.369, SLG: 0.455 (1, 7)	5-3				L7					4	1	1	0	0	0	1				
Tony Perez, R OBP: 0.284, SLG: 0.495 (1, 5)					5-3					4	1	1	0	0	0	2				
Lee May, R OBP: 0.364, SLG: 0.487 (1, 3)					G4-6-3 BB					1	1	1	0	2	0	0				
Don Pavletich, R OBP: 0.444, SLG: 0.525 (1, 2)	G4-6-3 1-2									4	0	3	3	0	0	1				
Dick Simpson, R OBP: 0.167, SLG: 0.667 (1, 8)					6-3					4	0	0	0	0	2	6				
Leo Cardenas, R OBP: 0.282, SLG: 0.250 (1, 6)					G3					3	0	0	0	1	2	4				
Sammy Ellis, L OBP: 0.188, SLG: 0.071 (1, 1)					K					3	0	1	1	0	2	0				
Inning Stats	R: 0 E: 0 K: 0 S: 2	H: 0 LOB: 0 BB: 1 P: 6	R: 0 E: 0 K: 0 S: 2	H: 0 LOB: 0 BB: 1 P: 6	R: 0 E: 0 K: 1 S: 5	H: 0 LOB: 0 BB: 0 P: 5	R: 0 E: 0 K: 0 S: 3	H: 0 LOB: 0 BB: 0 P: 3	R: 2 E: 0 K: 2 S: 10	H: 3 LOB: 2 BB: 1 P: 14	R: 0 E: 0 K: 2 S: 8	H: 1 LOB: 1 BB: 0 P: 8	R: 0 E: 0 K: 2 S: 9	H: 2 LOB: 2 BB: 0 P: 9	R: 0 E: 0 K: 2 S: 9	H: 2 LOB: 2 BB: 0 P: 9		1B: 7 2B: 2 3B: 0 HR: 0	SF: 0 SAC: 0 DP: 3 HBP: 1	WP: 0 PA: 35 PB: 0 SB: 0 CS: 0
PITCHER Dick Ellsworth, L ERA: 5.79 Dick Hall, R ERA: 3.24 Grant Jackson, L ERA: 2.04 (1, 1)	IP: 5.0 WLS: L BF: 21 H: 5 R: 4 ER: 4 SO: 4 BB: 5 IBB: 4 HBP: 1 BLK: 0 WP: 0 HR: 0 S: 19 P: 32 ERA: 7.20 WHIP: 1.400															PITCHER IP: 5.0 WLS: L BF: 21 H: 5 R: 4 ER: 4 SO: 4 BB: 5 IBB: 4 HBP: 1 BLK: 0 WP: 0 HR: 0 S: 19 P: 32 ERA: 7.20 WHIP: 1.400				

livebaseballscores.com



Batter	1	2	3	4	5	6	7	8	9	AB	R	H	RBI	BB	SO	LOB	TOP					
Tony Taylor, R OBP: 0.343, SLG: 0.379 (1,3)										5	0	1	0	0	1	2						
Gary Sutherland, R OBP: 0.406, SLG: 0.548 (1,7)										4	0	1	0	0	1	1						
Dick Allen, R OBP: 0.426, SLG: 0.545 (1,5)										3	0	0	0	1	0	1						
Don Lock, R OBP: 0.400, SLG: 0.600 (8, PH)										3	1	1	1	0	1	2						
Bill White, L OBP: 0.362, SLG: 0.433 (8, PH)										0	0	0	0	1	0	0						
Tony Gonzalez, L OBP: 0.362, SLG: 0.433 (8,8)										0	1	0	0	0	0	0						
Cookie Rojas, R OBP: 0.272, SLG: 0.280 (1,4)										4	0	1	0	0	0	2						
Johnny Callison, L OBP: 0.381, SLG: 0.418 (1,9)										4	1	3	1	0	0	1						
Bob Uecker, R OBP: 0.091, SLG: 0.091 (8, PH)										2	0	0	0	0	0	1						
Clay Dalrymple, L OBP: 0.221, SLG: 0.200 (8,2)										1	0	0	0	0	0	2						
Bobby Wine, R OBP: 0.091, SLG: 0.111 (1,6)										4	0	0	0	0	1	2						
Chris Short, R OBP: 0.158, SLG: 0.158 (1,1)										2	0	1	0	0	0	0						
Jackie Brandt, R OBP: 0.333, SLG: 0.500 (7, PH)										1	0	1	1	0	0	0						
Turk Farrell, R OBP: 0.333, SLG: 0.500 (7,1)										1	0	0	0	0	1	0						
Inning Stats	R: 0 E: 0 K: 1 S: 5	H: 1 LOB: 2 BB: 1 P: 9	R: 0 E: 0 K: 0 S: 4	H: 1 LOB: 1 BB: 0 P: 4	R: 0 E: 0 K: 0 S: 3	H: 0 LOB: 0 BB: 0 P: 3	R: 0 E: 0 K: 0 S: 4	H: 1 LOB: 1 BB: 0 P: 4	R: 0 E: 0 K: 0 S: 4	H: 1 LOB: 1 BB: 0 P: 4	R: 1 E: 0 K: 1 S: 6	H: 1 LOB: 0 BB: 0 P: 6	R: 1 E: 0 K: 0 S: 5	H: 2 LOB: 1 BB: 0 P: 5	R: 1 E: 0 K: 0 S: 5	H: 2 LOB: 2 BB: 1 P: 9	R: 0 E: 0 K: 3 S: 9	H: 0 LOB: 0 BB: 0 P: 9	1B: 5 2B: 3 3B: 1 HR: 1	SF: 0 SAC: 1 DP: 1 HBP: 0	WP: 1 PB: 0 SB: 1 CS: 1	PA: 37
PITCHER	IP WLS BF H R ER SO BB IBB HBP BLK WP HR S P ERA WHIP																					
Billy McCool, L ERA: 2.11 (1,1)	7.0 L 29 8 3 3 2 0 1 0 0 0 1 1 32 36 3.86 1.143																					
Ted Abernathy, R ERA: 2.22 (8,1)	2.0 8 1 0 0 3 1 0 0 0 0 0 0 13 17 0.00 1.000																					

Philadelphia Phillies @ Cincinnati Reds
Crosley Field, Cincinnati, OH
Sat May 13 1967, 3:33 AM EDT
Att: 16,076 - Unknown

AB 34
R 3
H 9
RBI 3
BB 2
SO 5
LOB 14

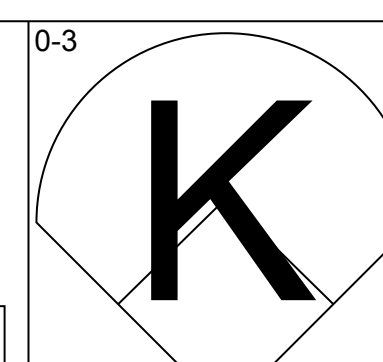
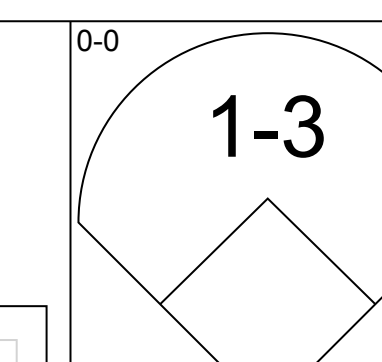
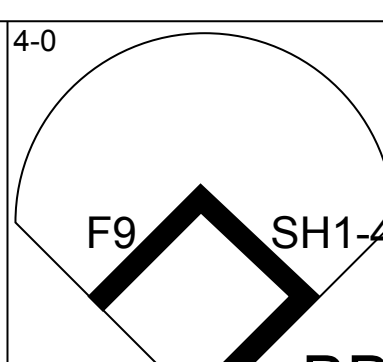
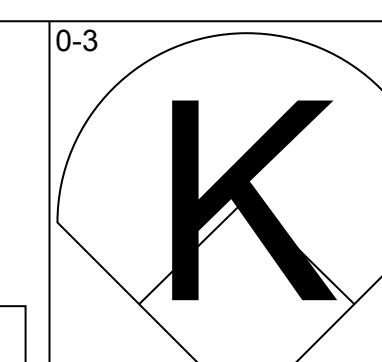
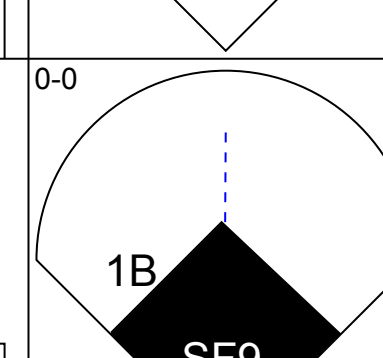
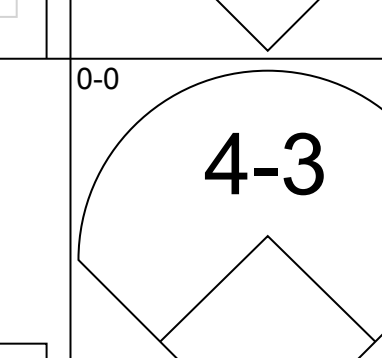
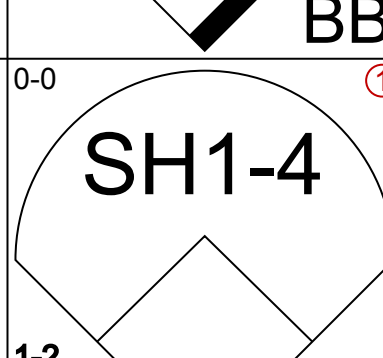
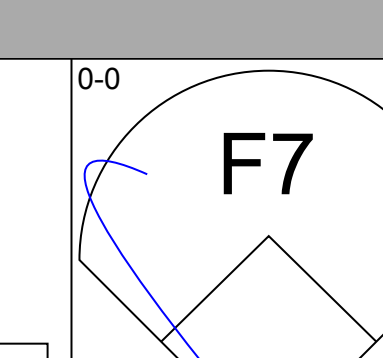
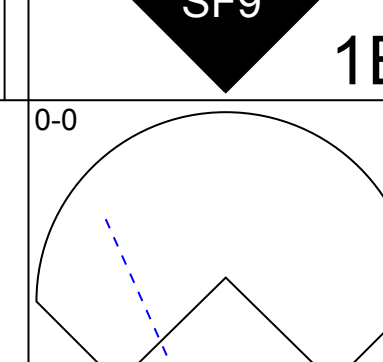
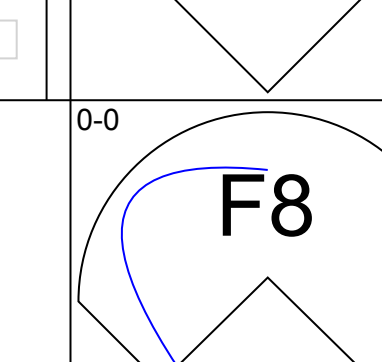
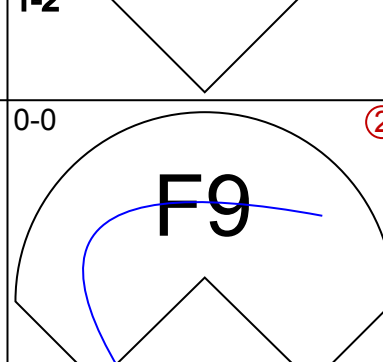
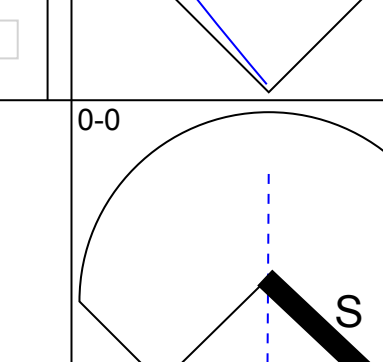
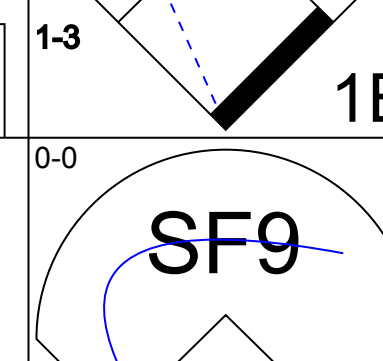
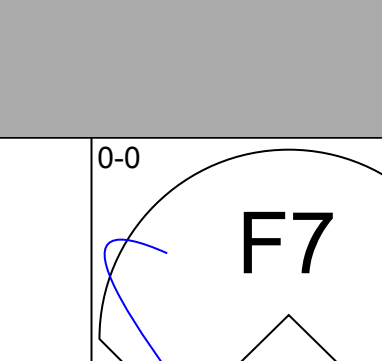
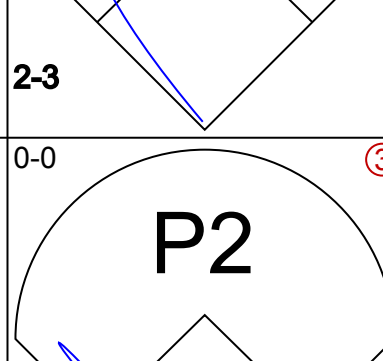
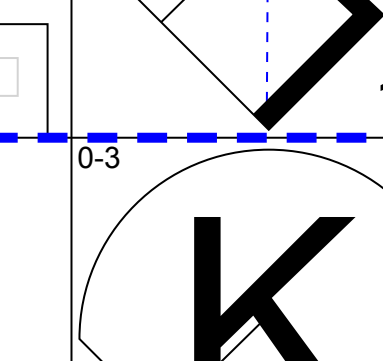
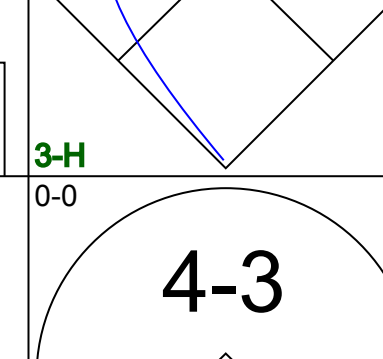
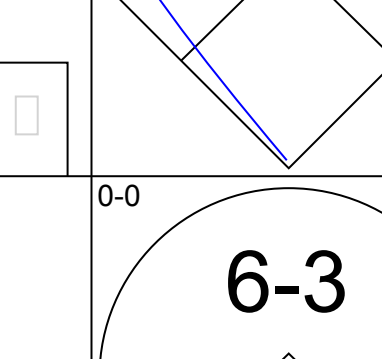
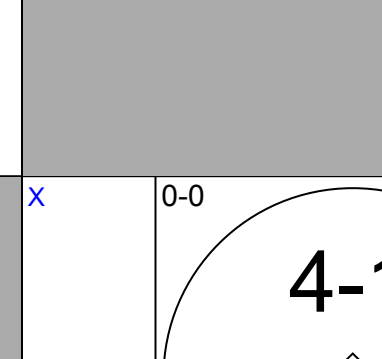
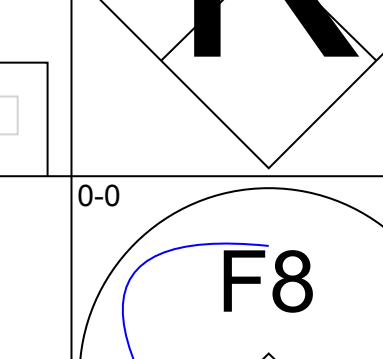
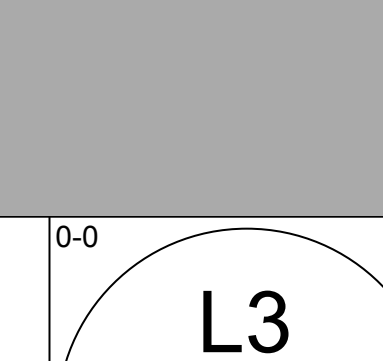
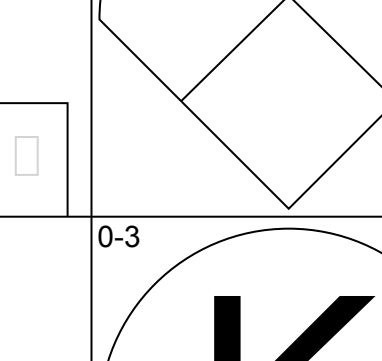
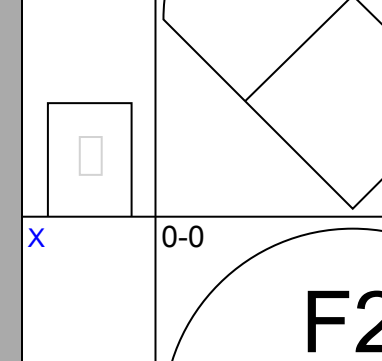
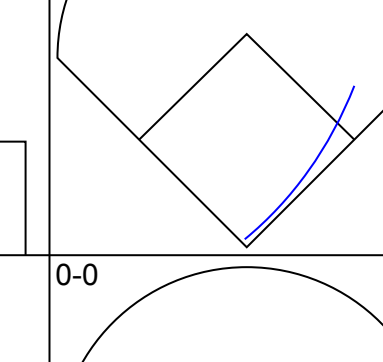
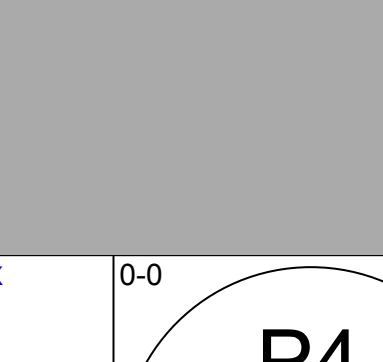
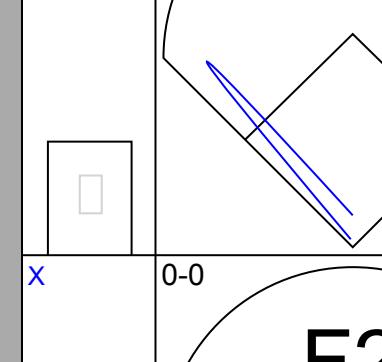
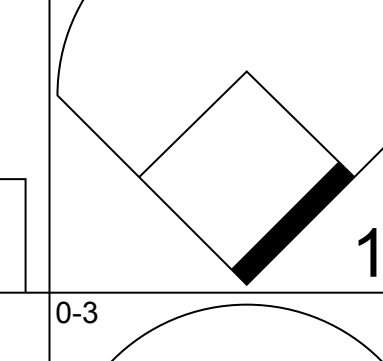
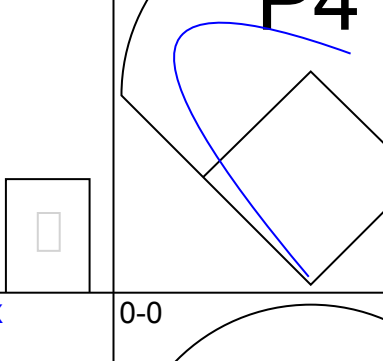
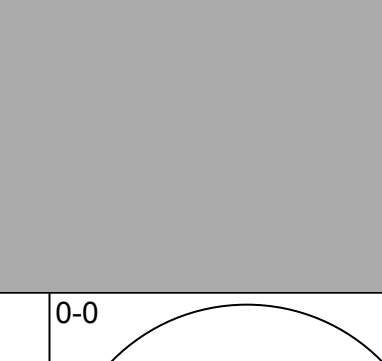
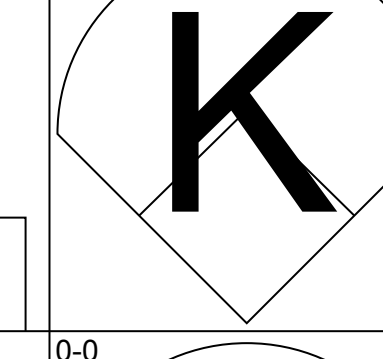
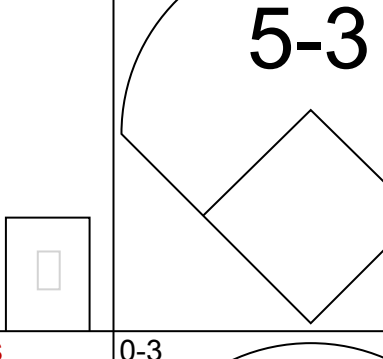
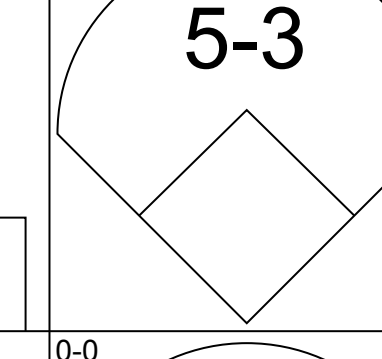


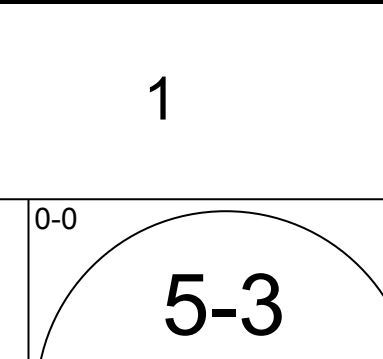
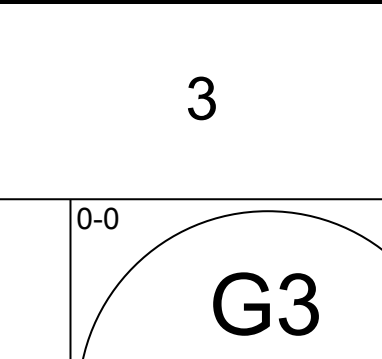
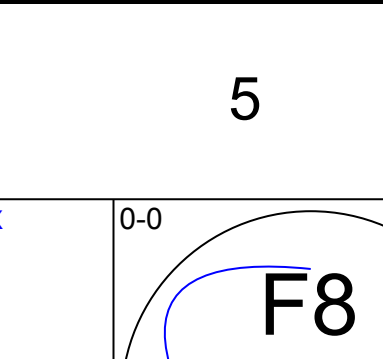
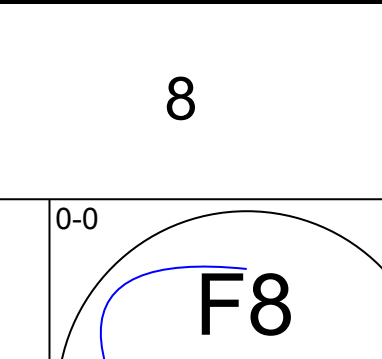
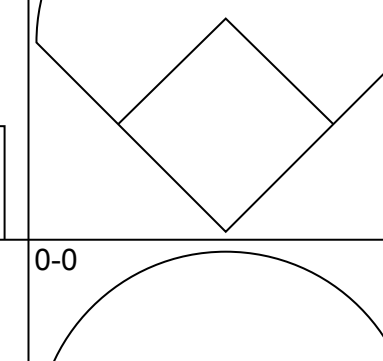
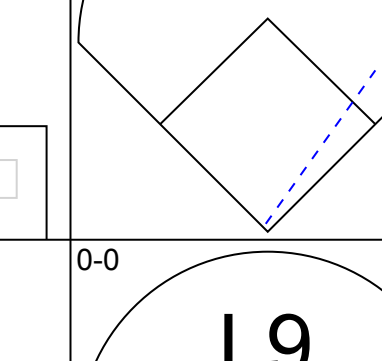
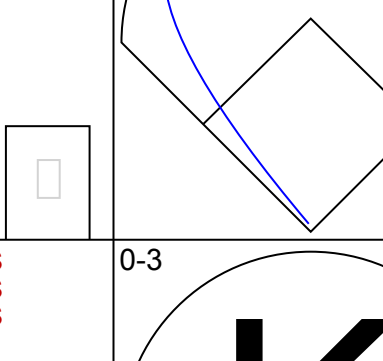
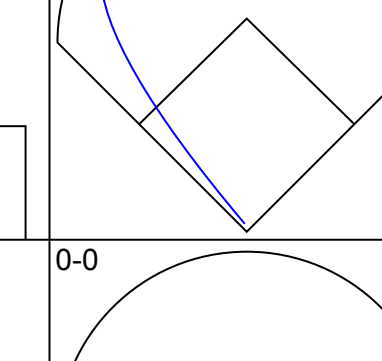
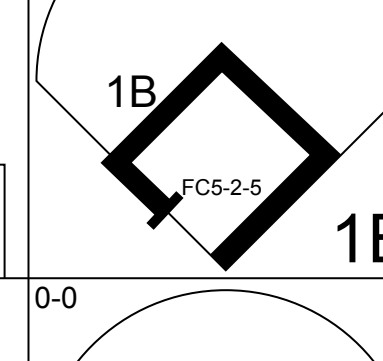
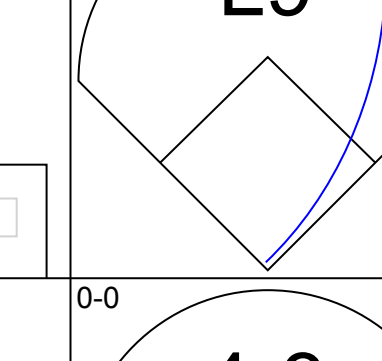

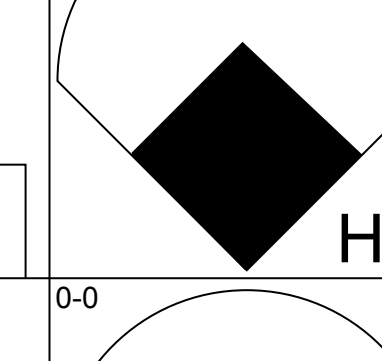
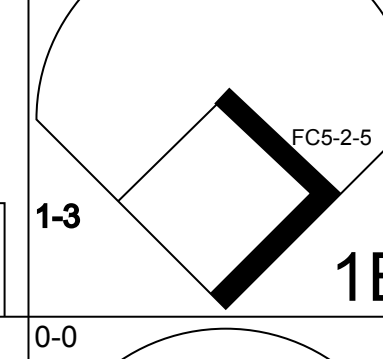
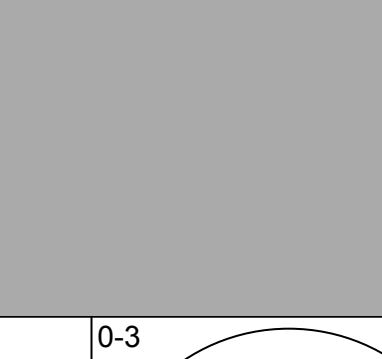
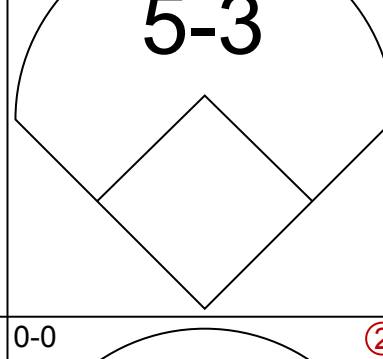
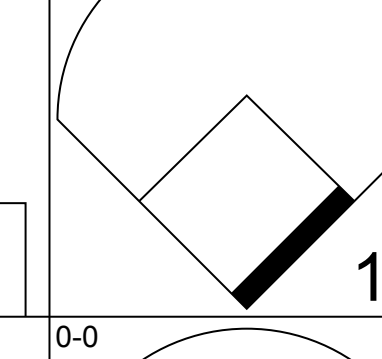
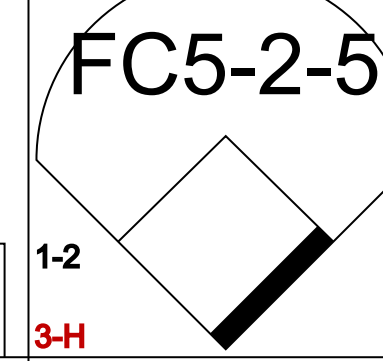
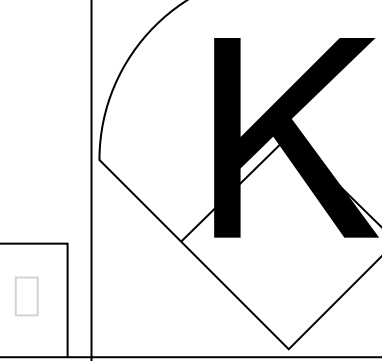
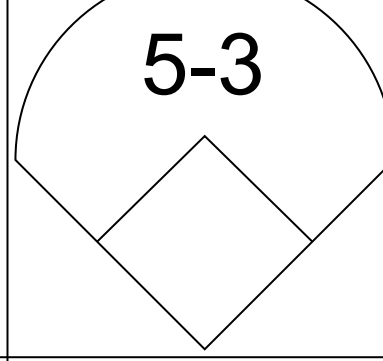

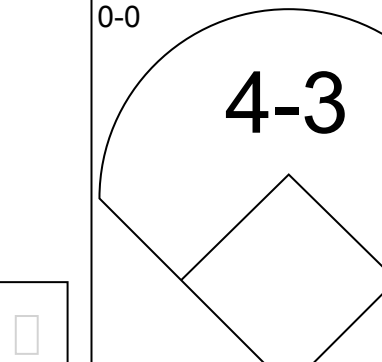
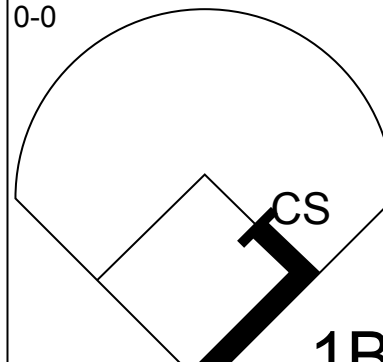

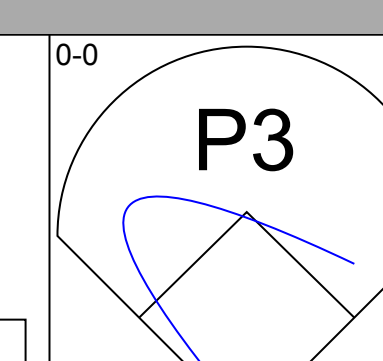

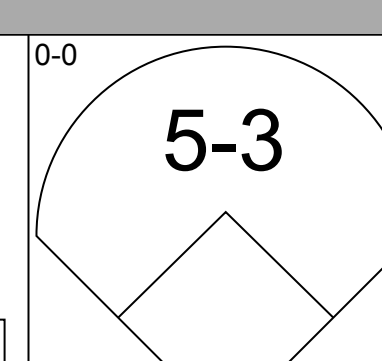
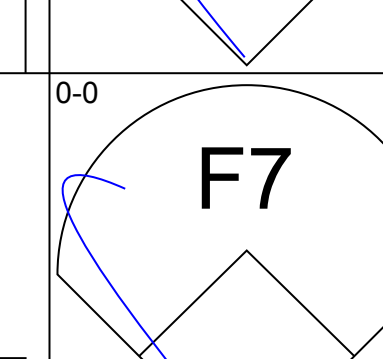
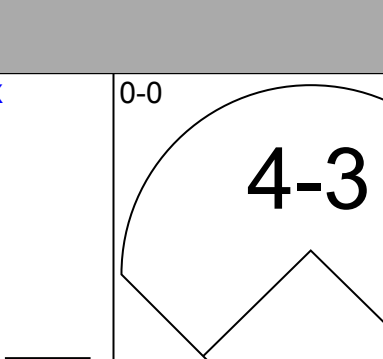
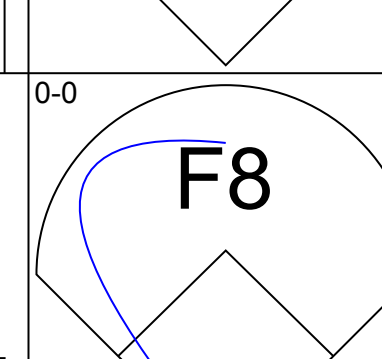
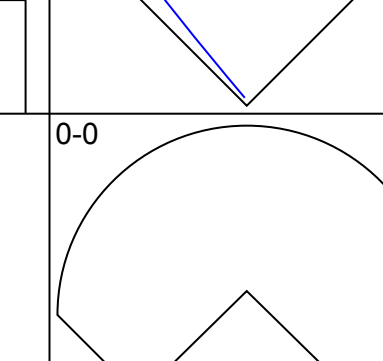
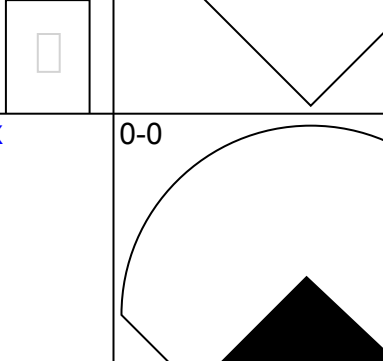

Batter	1	2	3	4	5	6	7	8	9	AB	R	H	RBI	BB	SO	LOB	BOTTOM			
Tommy Harper, R OBP: 0.331, SLG: 0.366 (1,9)										3	1	0	0	1	1	0				
Giraldo Ruiz, S OBP: 0.241, SLG: 0.276 (1,4)										3	0	0	0	0	0	1				
Floyd Robinson, L OBP: 0.278, SLG: 0.267 (8, PH)											1	0	0	0	0	0	0			
Pete Rose, S OBP: 0.374, SLG: 0.451 (1,7)										3	1	1	0	1	1	0				
Tony Perez, R OBP: 0.293, SLG: 0.511 (1,5)										3	0	1	2	1	0	1				
Lee May, R OBP: 0.375, SLG: 0.488 (1,3)										4	0	2	0	0	0	2				
Don Pavletich, R OBP: 0.449, SLG: 0.500 (1,2)										2	0	0	0	1	1	2				
Darrell Osteen, R OBP: 0.364, SLG: 0.222 (9, PH)										0	0	0	0	0	0	0				
Dick Simpson, R OBP: 0.222, SLG: 0.500 (1,8)										2	0	0	0	1	1	2				
Art Shamsky, L OBP: 0.364, SLG: 0.222 (9, PH)										0	0	0	0	1	0	0				
Leo Cardenas, R OBP: 0.272, SLG: 0.240 (1,6)										4	0	0	0	0	0	5				
Billy McCool, R OBP: 0.133, SLG: 0.071 (1,1)										3	0	0	0	0	2	0				
Ted Abernathy, R OBP: 0.333, SLG: 0.333 (8,1)										0	0	0	0	0	0	0				
Vada Pinson, L OBP: 0.327, SLG: 0.422 (9, PH)										1	0	0	0	0	0	2				
Inning Stats	R: 0 E: 0 K: 0 S: 3	H: 0 LOB: 0 BB: 0 P: 3	R: 0 E: 0 K: 2 S: 7	H: 0 LOB: 0 BB: 0 P: 7	R: 0 E: 0 K: 1 S: 6	H: 2 LOB: 1 BB: 0 P: 6	R: 0 E: 0 K: 0 S: 3	H: 0 LOB: 0 BB: 0 P: 3	R: 2 E: 0 K: 1 S: 6	H: 1 LOB: 2 BB: 3 P: 18	R: 0 E: 0 K: 1 S: 5	H: 0 LOB: 0 BB: 0 P: 5	R: 0 E: 0 K: 1 S: 5	H: 0 LOB: 0 BB: 0 P: 5	R: 0 E: 0 K: 0 S: 4	H: 1 LOB: 2 BB: 1 P: 8	1B: 3 2B: 0 3B: 1 HR: 0	SF: 0 SAC: 0 DP: 1 HBP: 1	WP: 0 PB: 0 SB: 0 CS: 0	PA: 36
PITCHER	IP WLS BF H R ER SO BB IBB HBP BLK WP HR S P ERA WHIP																			
Chris Short, L ERA: 2.94 (1,1)	6.0 25 3 2 2 4 5 0 1 0 0 0 0 27 48 3.00 1.333																			
Turk Farrell, R ERA: 3.45 (7,1)	3.0 W 11 1 0 0 2 1 0 0 0 0 0 0 14 18 0.00 0.667																			

Philadelphia Phillies @ Cincinnati Reds
Crosley Field, Cincinnati, OH
Sat May 13 1967, 3:33 AM EDT
Att: 16,076 - Unknown

AB 29
R 2
H 4
RBI 2
BB 6
SO 6
LOB 15



Batter	1	2	3	4	5	6	7	8	9	AB	R	H	RBI	BB	SO	LOB	TOP										
Tito Francona, L OBP: 0.260, SLG: 0.178 (1, 3)										3	0	0	0	1	2	0	Philadelphia Phillies @ Cincinnati Reds Crosley Field, Cincinnati, OH Sun May 14 1967, 3:33 AM EDT Unknown										
John Briggs, L OBP: 0.282, SLG: 0.391 (1, 7)										3	1	1	0	0	0	0											
Dick Allen, R OBP: 0.429, SLG: 0.543 (1, 5)										4	0	2	0	0	0	1											
Johnny Callison, L OBP: 0.367, SLG: 0.404 (1, 9)										3	0	0	1	0	1	2											
Tony Gonzalez, L OBP: 0.342, SLG: 0.406 (1, 8)											4	0	0	0	0	2											
Clay Dalrymple, L OBP: 0.211, SLG: 0.190 (1, 2)										3	0	0	0	0	1	0											
Cookie Rojas, R OBP: 0.274, SLG: 0.282 (1, 4)										3	0	1	0	0	0	0											
Bobby Wine, R OBP: 0.086, SLG: 0.105 (1, 6)										3	0	0	0	0	1	1											
Larry Jackson, R OBP: 0.200, SLG: 0.158 (1, 1)										3	0	0	0	0	1	1											
Inning Stats	R: 1 E: 0 K: 1 S: 7	H: 2 LOB: 1 BB: 0 P: 7	R: 0 E: 0 K: 1 S: 6	H: 1 LOB: 1 BB: 0 P: 6	R: 0 E: 0 K: 0 S: 3	H: 0 LOB: 0 BB: 0 P: 3	R: 0 E: 0 K: 1 S: 5	H: 0 LOB: 0 BB: 0 P: 5	R: 0 E: 0 K: 1 S: 5	H: 0 LOB: 1 BB: 1 P: 7	R: 0 E: 0 K: 0 S: 3	H: 0 LOB: 0 BB: 0 P: 3	R: 0 E: 0 K: 1 S: 5	H: 0 LOB: 0 BB: 0 P: 5	R: 0 E: 0 K: 1 S: 6	H: 1 LOB: 1 BB: 0 P: 6	1B: 4 2B: 0 3B: 0 HR: 0	SF: 1 SAC: 1 DP: 0 HBP: 0	WP: 0 PB: 0 SB: 1 CS: 0	PA: 32							
PITCHER	IP	WLS	BF	H	R	ER	SO	BB	IBB	HBP	BLK	WP	HR	S	P	ERA	WHIP										
Jim Maloney, R ERA: 3.94 (1, 1)	8.1	W	30	4	1	1	5	1	0	0	0	0	0	39	43	1.08	0.600										
Ted Abernathy, R ERA: 2.16 (9, 1)	0.2	S	2	0	0	0	1	0	0	0	0	0	0	4	4	0.00	0.000										

Batter	1	2	3	4	5	6	7	8	9	AB	R	H	RBI	BB	SO	LOB	BOTTOM										
Giraldo Ruiz, S OBP: 0.212, SLG: 0.242 (1, 4)										4	0	0	0	0	0	1	Philadelphia Phillies @ Cincinnati Reds Crosley Field, Cincinnati, OH Sun May 14 1967, 3:33 AM EDT Unknown										
Vada Pinson, L OBP: 0.333, SLG: 0.451 (1, 8)										4	1	2	1	0	1	1											
Pete Rose, S OBP: 0.378, SLG: 0.453 (1, 7)										4	0	2	0	0	0	0											
Tony Perez, R OBP: 0.282, SLG: 0.490 (1, 5)										4	0	0	0	0	1	3											
Floyd Robinson, L OBP: 0.286, SLG: 0.278 (1, 9)										3	0	1	0	0	0	2											
Lee May, R OBP: 0.353, SLG: 0.457 (1, 3)										3	0	0	0	0	1	0											
Johnny Edwards, L OBP: 0.309, SLG: 0.283 (1, 2)										3	0	0	0	0	0	0											
Leo Cardenas, R OBP: 0.282, SLG: 0.280 (1, 6)										3	1	2	1	0	0	0											
Jim Maloney, L OBP: 0.273, SLG: 0.364 (1, 1)										3	0	1	0	0	1	1											
Ted Abernathy, R OBP: 0.333, SLG: 0.333 (9, 1)										0	0	0	0	0	0	0											
Inning Stats	R: 0 E: 0 K: 0 S: 5	H: 2 LOB: 2 BB: 0 P: 5	R: 0 E: 0 K: 0 S: 4	H: 1 LOB: 1 BB: 0 P: 4	R: 0 E: 0 K: 2 S: 7	H: 0 LOB: 0 BB: 0 P: 7	R: 1 E: 0 K: 1 S: 7	H: 2 LOB: 1 BB: 0 P: 7	R: 0 E: 0 K: 0 S: 3	H: 1 LOB: 0 BB: 0 P: 3	R: 0 E: 0 K: 0 S: 3	H: 0 LOB: 0 BB: 0 P: 3	R: 1 E: 0 K: 1 S: 7	H: 2 LOB: 1 BB: 0 P: 7	R: 0 E: 0 K: 1 S: 5	H: 2 LOB: 1 BB: 0 P: 7	1B: 5 2B: 1 3B: 0 HR: 2	SF: 0 SAC: 0 DP: 0 HBP: 0	WP: 0 PB: 0 SB: 0 CS: 1	PA: 32							
PITCHER	IP	WLS	BF	H	R	ER	SO	BB	IBB	HBP	BLK	WP	HR	S	P	ERA	WHIP										
Larry Jackson, R ERA: 3.51 (1, 1)	8.0	L	31	8	2	2	4	0	0	0	0	0	2	39	39	2.25	1.000										

AB	29
R	1
H	4
RBI	1
BB	1
SO	6
LOB	7



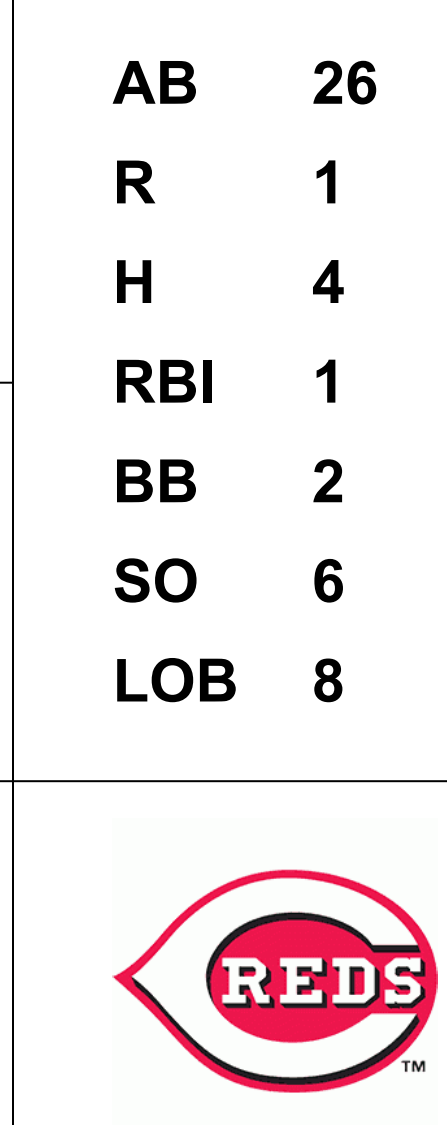
AB	31
R	2
H	8
RBI	2
BB	0
SO	4
LOB	8



Batter	1	2	3	4	5	6	7	8	9	AB	R	H	RBI	BB	SO	LOB	TOP					
Tony Taylor, R (1,4) OBP: 0.324, SLG: 0.357	0-0 6-3		0-0 1-3			0-0 6-3		0-0 6-3		4	0	0	0	0	0	1	Philadelphia Phillies @ Cincinnati Reds Crosley Field, Cincinnati, OH Sun May 14 1967, 3:38 AM EDT Att: 12,381 - Unknown					
John Briggs, L (1,7) OBP: 0.288, SLG: 0.370	0-3 K		0-3 K			0-0 F8		0-0 F8		4	0	0	0	0	2	1						
Dick Allen, R (1,5) OBP: 0.422, SLG: 0.531	0-0 1B			0-0 F9		0-3 K			0-0 6-3	4	0	1	0	0	1	0						
Johnny Callison, L (1,9) OBP: 0.354, SLG: 0.388	0-3 K			0-0 P4			0-0 L3		0-0 F8	4	0	0	0	0	1	1						
Tony Gonzalez, L (1,8) OBP: 0.364, SLG: 0.433		0-0 4-3 2B		0-0 4-3			0-0 1B		4-0 BB	3	0	2	0	1	0	0						
Tito Francona, L (1,3) OBP: 0.299, SLG: 0.184		0-0 4-3			0-0 FC5-4 1B		0-3 K		0-0 P6	4	0	1	0	0	1	3						
Clay Dalrymple, L (1,2) OBP: 0.216, SLG: 0.185		4-0 BB		0-3 K			0-0 F9			2	0	0	0	1	1	2						
Bobby Wine, R (1,6) OBP: 0.083, SLG: 0.102		0-0 G4-6-3 BB		0-3 K				0-3 K		2	0	0	0	0	1	3						
Bill White, L (8, PH)		0-0 G4-6-3			0-3 K					1	0	0	0	0	1	0						
Grant Jackson, S (8, 1)		1-2			0-0 K					0	0	0	0	0	0	0						
Jim Bunning, R (1, 1) OBP: 0.125, SLG: 0.375			0-3 K		0-0 FC5-4			0-0 2B		2	0	0	0	0	1	1						
Doug Clemens, L (8, PH) OBP: 0.300, SLG: 0.333					1-2					1	0	1	0	0	0	0						
Gary Sutherland, R (8, PR) OBP: 0.406, SLG: 0.548										0	0	0	0	0	0	0						
Inning Stats	R: 0 E: 0 K: 2 S: 8	H: 1 LOB: 1 BB: 0 P: 8	R: 0 E: 0 K: 0 S: 3	H: 1 LOB: 1 BB: 1 P: 7	R: 0 E: 0 K: 2 S: 7	H: 0 LOB: 0 BB: 0 P: 7	R: 0 E: 0 K: 0 S: 3	H: 0 LOB: 0 BB: 0 P: 3	R: 0 E: 0 K: 2 S: 8	H: 1 LOB: 1 BB: 0 P: 8	R: 0 E: 0 K: 1 S: 5	H: 0 LOB: 0 BB: 0 P: 5	R: 0 E: 0 K: 1 S: 6	H: 1 LOB: 1 BB: 0 P: 6	R: 0 E: 0 K: 1 S: 6	H: 1 LOB: 1 BB: 0 P: 6	R: 0 E: 0 K: 0 S: 3	H: 0 LOB: 1 BB: 1 P: 7	1B: 3 2B: 2 3B: 0 HR: 0	SF: 0 SAC: 0 DP: 1 HBP: 0	WP: 0 PB: 0 SB: 1 CS: 0	PA: 33
PITCHER Gary Nolan, R (1, 1) ERA: 2.12	IP: 9.0 WLS: W BF: 33 H: 5 R: 0 ER: 0 SO: 9 BB: 2 IBB: 0 HBP: 0 BLK: 0 WP: 0 HR: 0 S: 49 P: 57 ERA: 0.00 WHIP: 0.778															PITCHER	IP: 9.0 WLS: W BF: 33 H: 5 R: 0 ER: 0 SO: 9 BB: 2 IBB: 0 HBP: 0 BLK: 0 WP: 0 HR: 0 S: 49 P: 57 ERA: 0.00 WHIP: 0.778					

Batter	1	2	3	4	5	6	7	8	9	AB	R	H	RBI	BB	SO	LOB	BOTTOM					
Giraldo Ruiz, S (1,4) OBP: 0.189, SLG: 0.216	0-0 1-3	0-0 F7			0-0 G3			0-0 L9		4	0	0	0	0	0	1	Philadelphia Phillies @ Cincinnati Reds Crosley Field, Cincinnati, OH Sun May 14 1967, 3:38 AM EDT Att: 12,381 - Unknown					
Vada Pinson, L (1,8) OBP: 0.331, SLG: 0.444	0-0 F9		0-0 2B G1-2-3 1B		0-0 4-3		0-0 L5		4	0	1	0	0	0	0	0						
Pete Rose, S (1,7) OBP: 0.382, SLG: 0.473	0-0 2B		0-0 1-3 2B		0-0 F8		0-0 F9		4	1	2	0	0	0	0	0						
Tony Perez, R (1,5) OBP: 0.283, SLG: 0.495	0-0 FC5 2H 2B		0-0 5-3		0-3 K			0-0 F8		3	0	1	1	0	1	2						
Floyd Robinson, L (1,9) OBP: 0.333, SLG: 0.263	4-0 BB		4-0 IBB		0-0 F8			0-0 F8		1	0	0	0	2	0	0						
Tommy Harper, R (8, 9) OBP: 0.331, SLG: 0.366					0-0 K			0-3 K		0	0	0	0	0	0	0						
Lee May, R (1,3) OBP: 0.333, SLG: 0.429	0-0 FC5		0-0 G1-2-3		0-0 K			0-0 K		3	0	0	0	0	1	5						
Don Pavletich, R (1,2) OBP: 0.423, SLG: 0.467		0-3 K		0-0 F9			0-0 F8		3	0	0	0	0	1	0	0						
Leo Cardenas, R (1,6) OBP: 0.283, SLG: 0.275		1-0 SH1-3 HBP		0-3 K			0-0 5-3		2	0	0	0	0	1	0	0						
Gary Nolan, R (1, 1)		0-0 SH1-3		0-3 K			0-3 K		2	0	0	0	0	2	0	0						
Inning Stats	R: 1 E: 0 K: 0 S: 5	H: 2 LOB: 2 BB: 1 P: 9	R: 0 E: 0 K: 1 S: 5	H: 0 LOB: 1 BB: 0 P: 6	R: 0 E: 0 K: 0 S: 4	H: 2 LOB: 2 BB: 1 P: 8	R: 0 E: 0 K: 2 S: 7	H: 0 LOB: 0 BB: 0 P: 7	R: 0 E: 0 K: 0 S: 3	H: 0 LOB: 0 BB: 0 P: 3	R: 0 E: 0 K: 2 S: 7	H: 0 LOB: 0 BB: 0 P: 7	R: 0 E: 0 K: 1 S: 5	H: 0 LOB: 0 BB: 0 P: 5	R: 0 E: 0 K: 0 S: 3	H: 0 LOB: 0 BB: 0 P: 3	R: 0 E: 0 K: 0 S: 3	H: 0 LOB: 0 BB: 0 P: 3	1B: 1 2B: 3 3B: 0 HR: 0	SF: 0 SAC: 1 DP: 1 HBP: 1	WP: 0 PB: 0 SB: 0 CS: 0	PA: 30
PITCHER Jim Bunning, R (1, 1) ERA: 4.34	IP: 7.0 WLS: L BF: 27 H: 4 R: 1 ER: 1 SO: 6 BB: 1 IBB: 1 HBP: 1 BLK: 0 WP: 0 HR: 0 S: 36 P: 45 ERA: 1.29 WHIP: 0.714															PITCHER Grant Jackson, L (8, 1) ERA: 1.93	IP: 1.0 WLS: 3 BF: 0 H: 0 R: 0 ER: 0 SO: 0 BB: 0 IBB: 0 HBP: 0 BLK: 0 WP: 0 HR: 3 S: 3 P: 3 ERA: 0.00 WHIP: 0.000					

AB	31
R	0
H	5
RBI	0
BB	2
SO	9
LOB	12



Batter	1	2	3	4	5	6	7	8	9	10	AB	R	H	RBI	BB	SO	LOB	TOP							
Matty Alou, L OBP: 0.384, SLG: 0.393 Manny Mota, R OBP: 0.224, SLG: 0.277	(1, 8) X 0-0 FC4-6 1B	(1, 8) X 0-0 G3			(1, 8) X 0-0 E5		(1, 8) X 0-0 F9		(1, 8) X 0-3 K		5	0	1	0	0	1	3								
Maury Willis, S OBP: 0.347, SLG: 0.389	(1, 5) X 0-0 FC4-6 HR		(1, 5) X 0-0 5-3		(1, 5) X 0-0 FC2-4 HR		(1, 5) X 4-0 2B BB		(1, 5) X 0-0 6-3		4	3	0	0	1	0	2								
Roberto Clemente, R OBP: 0.455, SLG: 0.620	(1, 9) X 0-0 HR		(1, 9) X 0-3 K		(1, 9) X 0-0 HR		(1, 9) X 0-0 2B		(1, 9) X 0-0 HR		5	3	4	7	0	1	0								
Willie Stargell, L OBP: 0.305, SLG: 0.338	(1, 7) S 0-3 K		(1, 7) X 0-0 F2		(1, 7) X 0-0 G3		(1, 7) S 0-3 K		(1, 7) X 0-0 F9		5	0	0	0	0	2	1								
Bill Mazerolski, R OBP: 0.342, SLG: 0.432	(1, 4) X 0-0 F9			(1, 4) X 0-0 1B		(1, 4) X 0-0 6-3		(1, 4) X 4-0 WP BB		(1, 4) X 0-0 5-3		4	0	1	0	1	0	0							
Donn Clendenon, R OBP: 0.294, SLG: 0.382		(1, 3) X 0-0 1B 1B		(1, 3) X 0-0 F9		(1, 3) X 0-0 5-3		(1, 3) X 0-0 F9		(1, 3) X 0-0 4-3		5	0	1	0	0	0	2							
Gene Alley, R OBP: 0.394, SLG: 0.535		(1, 6) X 0-0 1-2 1B		(1, 6) X 0-0 F3		(1, 6) X 0-0 3-1		(1, 6) X 0-3 K		(1, 6) X 0-0 5-3		5	0	1	0	0	1	2							
Jim Pagliaroni, R OBP: 0.231, SLG: 0.125		(1, 2) S 0-3 K		(1, 2) S 0-3 K			(1, 2) X 0-0 6-3		(1, 2) X 4-0 FC6-4 BB		3	0	0	0	1	2	3								
Bob Veale, S OBP: 0.059, SLG: 0.059 Pete Mikkelsen, R OBP: 0.394, SLG: 0.535 Al McBean, R OBP: 0.394, SLG: 0.535 Juan Pizarro, L OBP: 0.364, SLG: 0.300	(1, 1) X 0-0 F8			(1, 1) X 0-0 1-3			(1, 1) X 4-0 2B BB		(1, 1) X 0-0 FC6-4		2	0	0	0	0	0	2								
											0	1	0	0	1	0	0								
											1	0	0	0	0	0	2								
											0	0	0	0	0	0	0								
Inning Stats	R: 2 E: 0 K: 1 S: 7	H: 2 LOB: 0 BB: 0 P: 7	R: 0 E: 0 K: 1 S: 7	H: 2 LOB: 2 BB: 0 P: 7	R: 0 E: 0 K: 1 S: 5	H: 0 LOB: 0 BB: 0 P: 5	R: 0 E: 0 K: 1 S: 6	H: 1 LOB: 1 BB: 0 P: 6	R: 2 E: 1 K: 0 S: 5	H: 1 LOB: 0 BB: 0 P: 5	R: 0 E: 0 K: 0 S: 3	H: 0 LOB: 0 BB: 0 P: 3	R: 2 E: 0 K: 1 S: 6	H: 1 LOB: 1 BB: 2 P: 14	R: 0 E: 0 K: 1 S: 5	H: 0 LOB: 2 BB: 2 P: 13	R: 1 E: 0 K: 1 S: 6	H: 1 LOB: 0 BB: 0 P: 6	R: 0 E: 0 K: 0 S: 3	H: 0 LOB: 0 BB: 0 P: 3	1B: 4 2B: 1 3B: 0 HR: 3	SF: 0 SAC: 0 DP: 0 HBP: 0	WP: 1 PB: 0 SB: 1 CS: 0	PA: 43	
PITCHER	IP 5.0	WLS 2	BF 22	H 6	R 4	ER 2	SO 4	BB 0	IBB 0	HBP 0	BLK 0	WP 0	HR 2	S 30	P 30	ERA 3.60	WHIP 1.200								
Mitt Pappas, R ERA: 4.03 Don Nottebart, R ERA: 1.93 Darrell Osteen, R ERA: 2.84 Gerry Arrigo, L ERA: 0.49	(1, 1) (6, 1) (7, 1) (8, 1)																								

Pittsburgh Pirates @ Cincinnati Reds
Crosley Field, Cincinnati, OH
Mon May 15 1967, 7:05 PM EDT
Att: 5,222 - Unknown

AB 39
R 7
H 8
RBI 7
BB 4
SO 7
LOB 17




Batter	1	2	3	4	5	6	7	8	9	10	AB	R	H	RBI	BB	SO	LOB	BOTTOM							
Tommy Harper, R OBP: 0.338, SLG: 0.362	(1, 9) X 0-0 5-3		(1, 9) X 4-0 BB		(1, 9) X 4-0 1-2 BB		(1, 9) X 0-0 F7		(1, 9) X 0-0 5-3		4	0	1	0	2	0	2								
Vada Pinson, L OBP: 0.315, SLG: 0.423	(1, 8) S 0-3 K		(1, 8) X 0-0 F2		(1, 8) X 0-0 F8		(1, 8) X 0-0 4-3		(1, 8) X 0-0 5-3		6	0	0	0	0	2	6								
Pete Rose, S OBP: 0.380, SLG: 0.461	(1, 7) X 0-0 1-3			(1, 7) X 0-0 E4 WP		(1, 7) X 0-0 1B 1B		(1, 7) X 4-0 2B BB		(1, 7) X 0-0 6-3		5	3	1	0	1	0	1							
Tony Perez, R OBP: 0.313, SLG: 0.528		(1, 5) X 4-0 BB		(1, 5) X 0-3 K		(1, 5) X 0-0 WP 1B		(1, 5) X 0-0 SF9 1B		(1, 5) X 0-0 1B 2B		5	3	4	2	1	1	1							
Lee May, R OBP: 0.373, SLG: 0.509	(1, 3) X 0-3 K		(1, 3) X 4-0 G6-4-3 BB		(1, 3) X 0-0 SF9 WP		(1, 3) X 1-2 3H 4-3 1B		(1, 3) X 2-H 1B		4	2	3	4	1	1	1								
Don Pavletich, R OBP: 0.393, SLG: 0.438	(1, 2) S 0-3 K		(1, 2) X 0-0 G6-4-3		(1, 2) X 0-0 SF9		(1, 2) X 1-3 2-H K2-3		(1, 2) X 0-0 4-3 2B		3	0	0	1	0	2	4								
Girardo Ruiz, S OBP: 0.175, SLG: 0.200 Art Shamsky, L OBP: 0.375, SLG: 0.300	(1, 4) (8, PH) (9, 7)		(1, 4) X 0-0 G3		(1, 4) X 0-0 1-3		(1, 4) X 0-0 4-3		(1, 4) X 0-0 5-3 2B		3	0	0	1	0	0	1								
Leo Cardenas, R OBP: 0.298, SLG: 0.283	(1, 6) X 0-0 4-3		(1, 6) X 0-0 4-3		(1, 6) X 0-0 FC5-4 1B		(1, 6) X 0-0 1B		(1, 6) X 0-0 1-3		4	0	2	0	1	0	1								
Mitt Pappas, R ERA: 2.76 Dick Simpson, R ERA: 3.55 Don Nottebart, R ERA: 3.55 Jimmie Coker, R ERA: 2.35 Darrell Osteen, R ERA: 2.35 Gerry Arrigo, L ERA: 0.49 Johnny Edwards, L ERA: 0.314, SLG: 0.379	(1, 1) (5, PH) (6, 1) (6, PH) (7, 1) (8, 1) (8, 2)		(1, 1) X 0-3 K		(1, 1) X 0-0 FC5-4 1B		(1, 1) X 0-0 F8		(1, 1) X 4-0 5-3 BB		(1, 1) X 0-3 K		1	0	0	0	0	1	0						
											1	0	0	0	0	0	1								
											0	0	0	0	0	0	0								
											0	0	0	0	0	0	1								
											0	0	0	0	0	0	0								
											1	0	1	0	0	0	0								
											1	0	0	0	1	1	2								
Inning Stats	R: 0 E: 0 K: 1 S: 5	H: 0 LOB: 0 BB: 0 P: 5	R: 0 E: 0 K: 2 S: 7	H: 0 LOB: 1 BB: 1 P: 11	R: 0 E: 0 K: 1 S: 5	H: 0 LOB: 1 BB: 1 P: 9	R: 0 E: 1 K: 1 S: 5	H: 0 LOB: 1 BB: 1 P: 9	R: 0 E: 0 K: 0 S: 4	H: 1 LOB: 2 BB: 1 P: 8	R: 3 E: 0 K: 0 S: 7	H: 4 LOB: 2 BB: 0 P: 7	R: 2 E: 0 K: 1 S: 7	H: 2 LOB: 1 BB: 1 P: 11	R: 0 E: 0 K: 0 S: 4	H: 1 LOB: 2 BB: 1 P: 8	R: 2 E: 0 K: 1 S: 8	H: 3 LOB: 2 BB: 1 P: 12	R: 1 E: 0 K: 1 S: 6	H: 2 LOB: 1 BB: 0 P: 6	1B: 8 2B: 4 3B: 0 HR: 1	SF: 1 SAC: 0 DP: 1 HBP: 0	WP: 3 PB: 0 SB: 1 CS: 0	PA: 49	
PITCHER	IP 5.2	WLS 2	BF 26	H 5	R 3	ER 3	SO 5	BB 4	IBB 0	HBP 0	BLK 1	WP 2	HR 0	S 32	P 48	ERA 4.76	WHIP 1.588								
Bob Veale, L ERA: 2.76 Pete Mikkelsen, R ERA: 3.55 Al McBean, R ERA: 2.35 Juan Pizarro, L ERA: 3.62	(1, 1) (6, 1) (7, 1) (8, 1)																								

Pittsburgh Pirates @ Cincinnati Reds
Crosley Field, Cincinnati, OH
Mon May 15 1967, 7:05 PM EDT
Att: 5,222 - Unknown

AB 41
R 8
H 13
RBI 8
BB 7
SO 8
LOB 22



Batter	1	2	3	4	5	6	7	8	9	AB	R	H	RBI	BB	SO	LOB	TOP					
Matty Alou, L (1, 8) OBP: 0.379, SLG: 0.398	F6		F7			F2			E7	4	1	1	0	0	0	0	Pittsburgh Pirates @ Cincinnati Reds Crosley Field, Cincinnati, OH Tue May 16 1967, 7:05 PM EDT Att: 13,389 - Unknown					
Maury Wills, S (1, 5) OBP: 0.333, SLG: 0.374	K			6-3		5-3			E4	4	1	0	0	0	1	0						
Roberto Clemente, R (1, 9) OBP: 0.497, SLG: 0.625	K								F9	4	1	2	0	0	1	0						
Willie Stargell, L (1, 7) OBP: 0.303, SLG: 0.345									F7	4	0	1	0	0	1	3						
Bill Mazerowski, R (1, 4) OBP: 0.339, SLG: 0.426									F4	4	0	1	1	0	0	2						
Donn Clendenen, R (1, 3) OBP: 0.283, SLG: 0.371									SF9	3	0	0	1	0	2	1						
Gene Alley, R (1, 6) OBP: 0.389, SLG: 0.534									F7	4	0	1	0	0	0	2						
Jesse Gonder, L (1, 2) OBP: 0.333, SLG: 0.313										3	0	0	0	0	2	1						
Jose Pagan, R (8, 2) OBP: 0.236, SLG: 0.238										0	0	0	0	0	0	0						
Woodie Fryman, R (1, 1) Steve Blass, R (2, 1) George Spriggs, L (8, PH) Vern Law, R (8, 1) OBP: 0.200, SLG: 0.400										0	0	0	0	0	0	0						
Inning Stats	R: 0 E: 0 K: 2 S: 7	H: 0 LOB: 0 BB: 0 P: 7	R: 0 E: 0 K: 1 S: 6	H: 1 LOB: 1 BB: 0 P: 6	R: 0 E: 0 K: 1 S: 5	H: 0 LOB: 0 BB: 0 P: 5	R: 0 E: 0 K: 1 S: 6	H: 1 LOB: 1 BB: 0 P: 6	R: 0 E: 0 K: 2 S: 7	H: 0 LOB: 0 BB: 0 P: 7	R: 0 E: 0 K: 0 S: 3	H: 0 LOB: 0 BB: 0 P: 3	R: 0 E: 0 K: 0 S: 3	H: 0 LOB: 0 BB: 0 P: 3	R: 0 E: 0 K: 2 S: 8	H: 1 LOB: 1 BB: 0 P: 8	R: 3 E: 2 K: 0 S: 7	H: 3 LOB: 1 BB: 0 P: 7	1B: 2 2B: 4 3B: 0 HR: 0	SF: 1 SAC: 0 DP: 0 HBP: 0	WP: 0 PB: 0 SB: 0 CS: 0	PA: 34
PITCHER Mel Queen, R (1, 1) ERA: 1.85	IP: 9.0 WLS: W BF: 34 H: 6 R: 3 ER: 1 SO: 9 BB: 0 IBB: 0 HBP: 0 BLK: 0 WP: 0 HR: 0 S: 52 P: 52 ERA: 1.00 WHIP: 0.667															PITCHER						

Batter	1	2	3	4	5	6	7	8	9	AB	R	H	RBI	BB	SO	LOB	BOTTOM					
Tommy Harper, R (1, 9) OBP: 0.343, SLG: 0.356										2	1	0	0	2	1	0	Pittsburgh Pirates @ Cincinnati Reds Crosley Field, Cincinnati, OH Tue May 16 1967, 7:05 PM EDT Att: 13,389 - Unknown					
Vada Pinson, L (1, 8) OBP: 0.321, SLG: 0.416										2	0	0	0	2	0	1						
Pete Rose, S (1, 7) OBP: 0.376, SLG: 0.454										4	0	1	0	0	0	3						
Tony Perez, R (1, 5) OBP: 0.310, SLG: 0.527										4	1	1	0	0	1	2						
Lee May, R (1, 3) OBP: 0.381, SLG: 0.500										3	1	1	1	1	0	0						
Don Pavletich, R (1, 2) OBP: 0.383, SLG: 0.412										3	1	0	0	1	0	1						
Giraldo Ruiz, S (1, 4) OBP: 0.182, SLG: 0.233										3	0	1	1	0	1	1						
Leo Cardenas, R (1, 6) OBP: 0.295, SLG: 0.276										3	1	0	0	1	1	1						
Mel Queen, L (1, 1) OBP: 0.133, SLG: 0.071										2	1	0	0	1	0	0						
Inning Stats	R: 0 E: 0 K: 0 S: 2	H: 0 LOB: 1 BB: 2 P: 10	R: 3 E: 1 K: 2 S: 8	H: 0 LOB: 1 BB: 3 P: 20	R: 0 E: 0 K: 0 S: 2	H: 0 LOB: 0 BB: 1 P: 6	R: 0 E: 0 K: 1 S: 5	H: 0 LOB: 0 BB: 0 P: 5	R: 0 E: 0 K: 1 S: 5	H: 0 LOB: 1 BB: 1 P: 7	R: 2 E: 1 K: 0 S: 5	H: 2 LOB: 0 BB: 0 P: 5	R: 1 E: 1 K: 1 S: 6	H: 1 LOB: 1 BB: 1 P: 10	R: 0 E: 0 K: 0 S: 4	H: 1 LOB: 1 BB: 0 P: 4		R: 0 E: 0 K: 0 S: 4	H: 1 LOB: 1 BB: 0 P: 4	1B: 2 2B: 2 3B: 0 HR: 0	SF: 1 SAC: 0 DP: 0 HBP: 0	WP: 1 PB: 2 SB: 3 CS: 1
PITCHER Woodie Fryman, L (1, 1) ERA: 5.55 Steve Blass, R (2, 1) ERA: 3.39 Vern Law, R (8, 1) ERA: 5.6	IP: 1.2 WLS: L BF: 9 H: 3 R: 3 ER: 2 SO: 3 BB: 3 IBB: 0 HBP: 0 BLK: 0 WP: 1 HR: 0 S: 25 P: 37 ERA: 5.40 WHIP: 3.000															PITCHER						

AB 33
R 3
H 6
RBI 2
BB 0
SO 9
LOB 10



Batter	1	2	3	4	5	6	7	8	9	AB	R	H	RBI	BB	SO	LOB	TOP		
Matty Alou, L (1, 8) OBP: 0.370, SLG: 0.388	F3		F8		1-3 CS		4-3		F2	5	0	1	0	0	0	0	Pittsburgh Pirates @ Cincinnati Reds Crosley Field, Cincinnati, OH Wed May 17 1967, 7:05 PM EDT Att: 13,159 - Unknown - 64 F		
Maury Wills, S (1, 5) OBP: 0.339, SLG: 0.379	F8		1B		1-3		E			4	0	2	0	0	0	1			
Roberto Clemente, R (1, 9) OBP: 0.450, SLG: 0.611	K				5-3		F8			4	0	1	0	0	1	2			
Willie Stargell, L (1, 7) OBP: 0.301, SLG: 0.333		F9	K				F2			3	0	0	0	1	1	2			
Bill Mazerowski, R (1, 4) OBP: 0.336, SLG: 0.420		WP			5-3		F5		BB	4	1	1	0	0	0	1			
Donn Clendenen, R (1, 3) OBP: 0.291, SLG: 0.376		1B			F9		BB		F8	4	0	2	1	0	0	1			
Jose Pagan, R (1, 6) OBP: 0.320, SLG: 0.292		1B							F2	3	0	2	0	1	0	1			
Jesse Gonder, L (1, 2) OBP: 0.273, SLG: 0.250	G4-6-3				2-3		4-3		K	4	0	0	0	0	1	5			
Tommie Sisk, R (1, 1) George Spriggs, L (7, PH) Al McBean, R (7, PH) Manny Mota, R (9, PH)			K				F9		F5	2	0	0	0	0	2	0		P	
										1	0	0	0	0	0	0			
Inning Stats	R: 0 E: 0 K: 1 S: 5	H: 0 LOB: 0 BB: 0 P: 5	R: 1 E: 0 K: 0 S: 5	H: 3 LOB: 1 BB: 0 P: 5	R: 0 E: 0 K: 2 S: 9	H: 2 LOB: 2 BB: 0 P: 9	R: 0 E: 0 K: 0 S: 4	H: 1 LOB: 1 BB: 0 P: 4	R: 0 E: 0 K: 0 S: 4	H: 1 LOB: 2 BB: 1 P: 8	R: 0 E: 1 K: 0 S: 4	H: 1 LOB: 1 BB: 0 P: 4	R: 0 E: 0 K: 0 S: 3	H: 0 LOB: 1 BB: 1 P: 7	R: 0 E: 0 K: 1 S: 5	H: 0 LOB: 0 BB: 0 P: 5	1B: 9 2B: 0 3B: 0 HR: 0	SF: 0 SAC: 0 DP: 1 HBP: 0	WP: 1 PA: 37 PB: 0 SB: 0 CS: 1
PITCHER Sammy Ellis, R (1, 1) ERA: 2.18	IP: 9.0 WLS: W BF: 37 H: 9 R: 1 ER: 1 SO: 5 BB: 2 IBB: 0 HBP: 0 BLK: 0 WP: 1 HR: 0 S: 45 P: 53 ERA: 1.00 WHIP: 1.222															PITCHER			

Batter	1	2	3	4	5	6	7	8	9	AB	R	H	RBI	BB	SO	LOB	BOTTOM		
Giraldo Ruiz, S (1, 4) OBP: 0.208, SLG: 0.255	5-3		4-3 S					4-3		4	1	2	0	0	0	0	Pittsburgh Pirates @ Cincinnati Reds Crosley Field, Cincinnati, OH Wed May 17 1967, 7:05 PM EDT Att: 13,159 - Unknown - 64 F		
Vada Pinson, L (1, 8) OBP: 0.319, SLG: 0.411	3-1		4-3		F9			G3		4	1	1	0	0	0	2			
Pete Rose, S (1, 7) OBP: 0.380, SLG: 0.451	1B		1-6-3				FC3-6	G3		3	1	1	1	1	0	1			
Art Shamsky, L (1, 9) Tommy Harper, R (9, PR)	1B		4-3				FC3-6	1B		3	0	1	0	1	0	1			
Tony Perez, R (1, 5) OBP: 0.317, SLG: 0.526	1B				F4		G1-6-4-3	IBB		4	0	2	2	0	0	1			
Lee May, R (1, 3) OBP: 0.358, SLG: 0.467	F5				6-3			1B		4	0	0	0	0	0	4			
Johnny Edwards, L (1, 2) OBP: 0.315, SLG: 0.297			6-3		K			FC6-4		3	0	1	0	0	1	0			
Leo Cardenas, R (1, 6) OBP: 0.288, SLG: 0.269			6-3					FC5		3	0	0	0	0	0	1			
Sammy Ellis, L (1, 1) OBP: 0.158, SLG: 0.059			3-1					FC5		3	0	0	0	0	0	1			
Inning Stats	R: 1 E: 0 K: 0 S: 5	H: 2 LOB: 2 BB: 1 P: 9	R: 0 E: 0 K: 0 S: 3	H: 0 LOB: 0 BB: 0 P: 3	R: 1 E: 0 K: 0 S: 4	H: 1 LOB: 0 BB: 0 P: 4	R: 0 E: 0 K: 1 S: 5	H: 0 LOB: 0 BB: 0 P: 5	R: 0 E: 0 K: 0 S: 4	H: 1 LOB: 1 BB: 0 P: 4	R: 0 E: 0 K: 0 S: 3	H: 1 LOB: 0 BB: 0 P: 3	R: 0 E: 0 K: 0 S: 4	H: 1 LOB: 2 BB: 1 P: 9	R: 1 E: 0 K: 0 S: 5	H: 2 LOB: 2 BB: 1 P: 9		1B: 7 2B: 1 3B: 0 HR: 0	SF: 0 SAC: 0 DP: 1 HBP: 0
PITCHER Tommie Sisk, R (1, 1) Al McBean, R (7, 1)	IP: 6.0 WLS: L BF: 23 H: 5 R: 2 ER: 2 SO: 2 BB: 1 IBB: 0 HBP: 0 BLK: 0 WP: 0 HR: 0 S: 24 P: 28 ERA: 3.00 WHIP: 1.000															PITCHER			

Batter	1	2	3	4	5	6	7	8	9	AB	R	H	RBI	BB	SO	LOB	TOP			
Giraldo Ruiz, S (1.4) OBP: 0.212, SLG: 0.294										4	1	1	0	0	1	0	Cincinnati Reds @ Philadelphia Phillies Connie Mack Stadium, Philadelphia, PA Thu May 18 1967, 7:05 PM EDT Att: 8,045 - Unknown			
Vada Pinson, L (1.8) OBP: 0.309, SLG: 0.398										4	0	0	0	0	0	1				
Pete Rose, S (1.7) OBP: 0.383, SLG: 0.448										3	0	1	1	1	0	0				
Art Shamsky, L (1.9) OBP: 0.344, SLG: 0.259										4	0	0	0	0	2	2				
Tony Perez, R (1.5) OBP: 0.317, SLG: 0.521										3	0	1	0	0	1	0				
Lee May, R (1.3) OBP: 0.343, SLG: 0.444										3	0	0	0	0	1	2				
Johnny Edwards, L (1.2) OBP: 0.307, SLG: 0.288										2	0	0	0	0	2	0				
Jimmie Coker, R (6.2) OBP: 0.400, SLG: 0.400										1	0	0	0	0	1	0				
Leo Cardenas, R (1.6) OBP: 0.281, SLG: 0.262										3	0	0	0	0	1	0				
Billy McCool, R (1.1) OBP: 0.125, SLG: 0.067										1	0	0	0	0	1	0				
Darrell Osteen, R (4.1)										1	0	0	0	0	1	0				
Don Nottebart, R (6.1)										0	0	0	0	0	0	0				
Floyd Robinson, L (8, PH) OBP: 0.320, SLG: 0.250										1	0	0	0	0	0	0				
Gerry Arrigo, L (8.1) OBP: 0.333, SLG: 0.500										0	0	0	0	0	0	0				
Inning Stats	R: 1 E: 0 K: 1 S: 8	H: 3 LOB: 2 BB: 0 P: 8	R: 0 E: 0 K: 2 S: 7	H: 0 LOB: 0 BB: 0 P: 7	R: 0 E: 0 K: 0 S: 3	H: 0 LOB: 1 BB: 1 P: 7	R: 0 E: 0 K: 3 S: 9	H: 0 LOB: 0 BB: 0 P: 9	R: 0 E: 0 K: 1 S: 7	H: 0 LOB: 0 BB: 0 P: 7	R: 0 E: 0 K: 0 S: 3	H: 0 LOB: 0 BB: 0 P: 5	R: 0 E: 0 K: 1 S: 5	H: 0 LOB: 0 BB: 0 P: 5	R: 0 E: 0 K: 1 S: 5	H: 0 LOB: 0 BB: 0 P: 5	1B: 2 2B: 0 3B: 1 HR: 0	SF: 0 SAC: 0 DP: 0 HBP: 0	WP: 0 PB: 0 SB: 0 CS: 0	PA: 31
PITCHER Jim Bunning, R (1.1) ERA: 3.81	IP: 9.0 WLS: W BF: 31 H: 3 R: 1 ER: 1 SO: 11 BB: 1 IBB: 0 HBP: 0 BLK: 0 WP: 0 HR: 0 S: 52 P: 56 ERA: 1.00 WHIP: 0.444																			

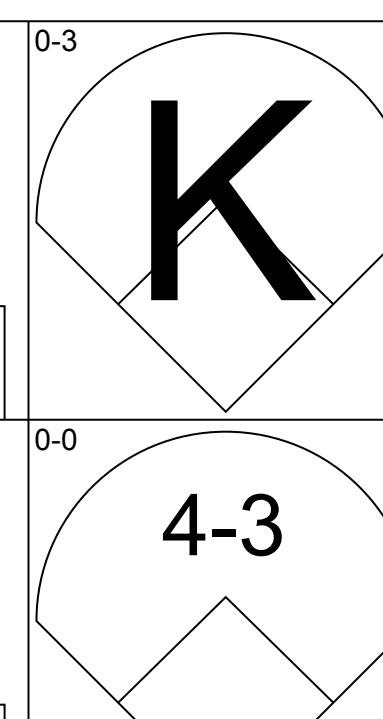
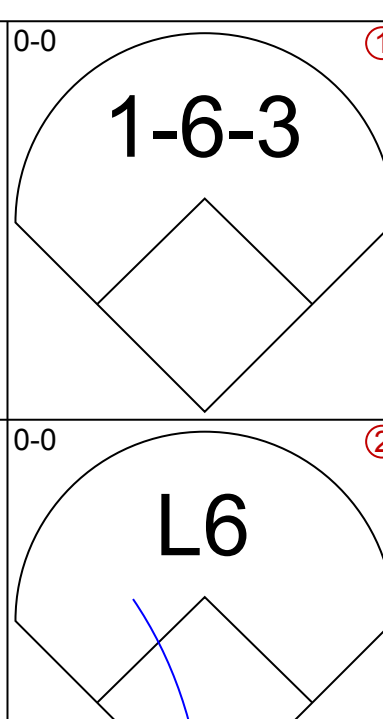
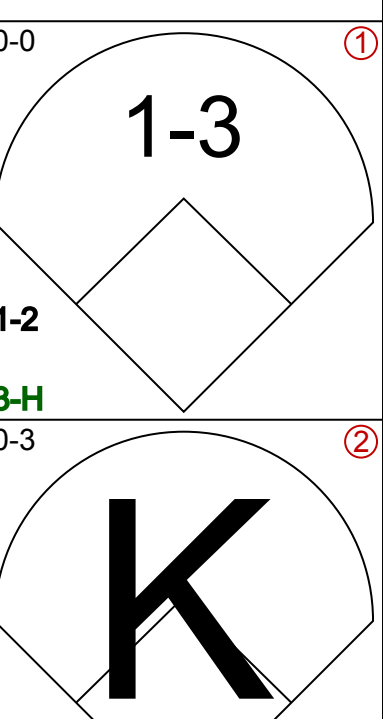
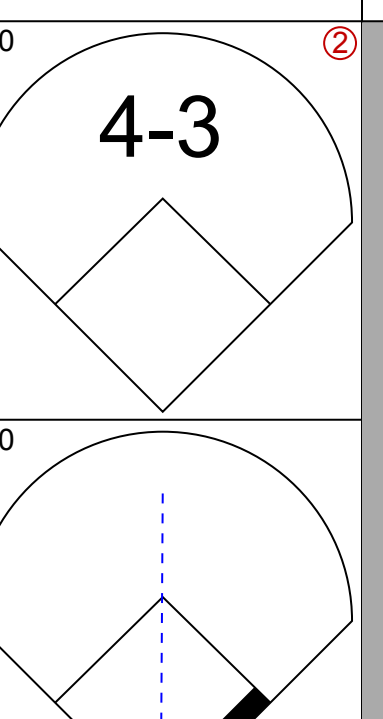
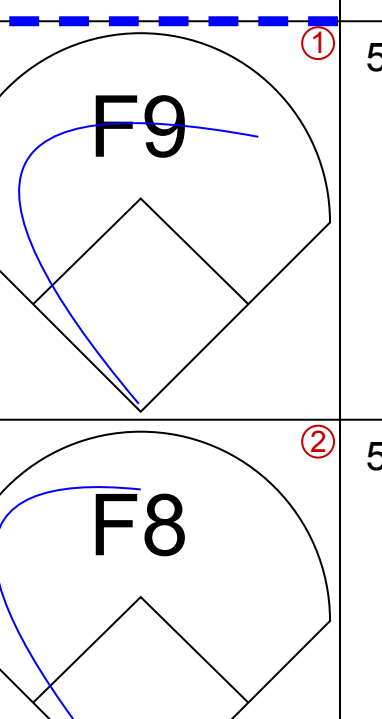
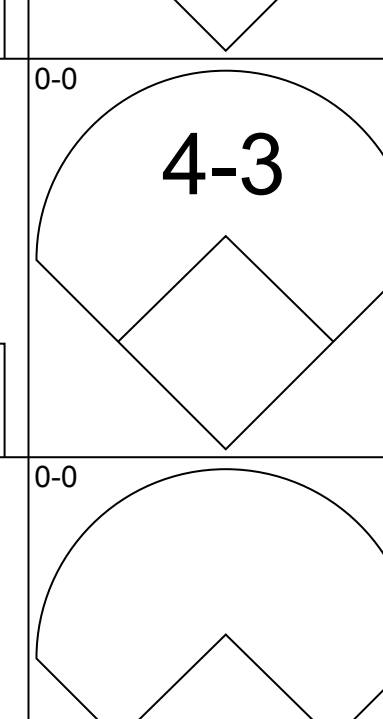
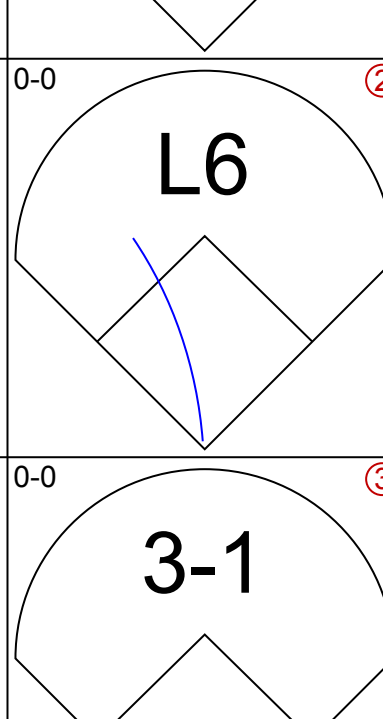
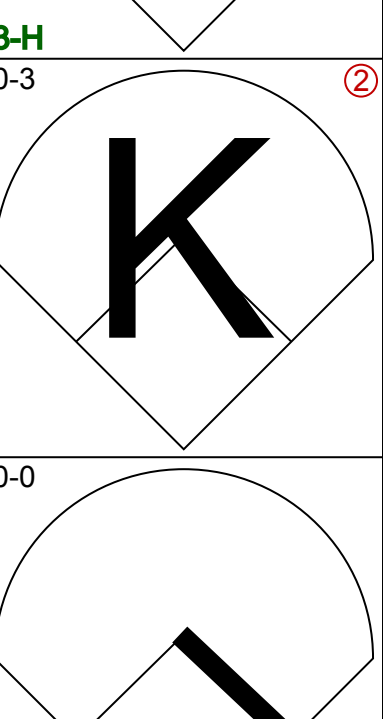
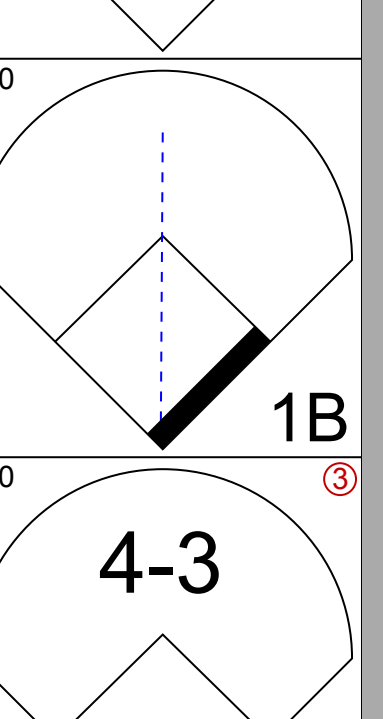
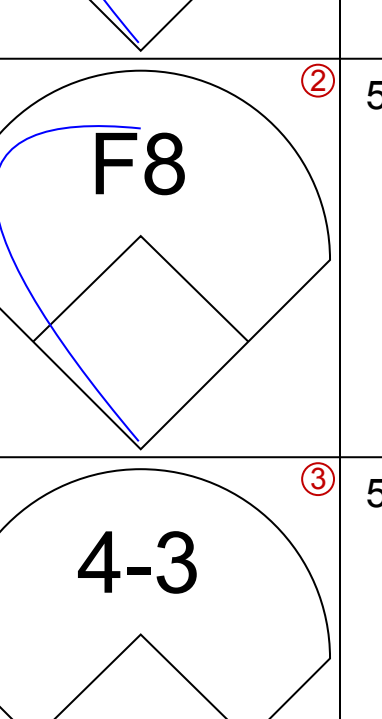
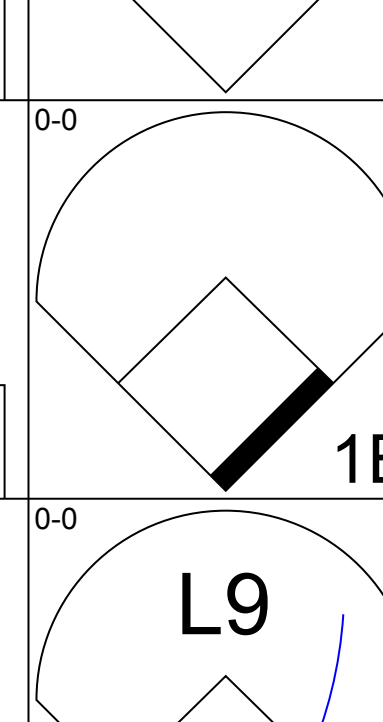
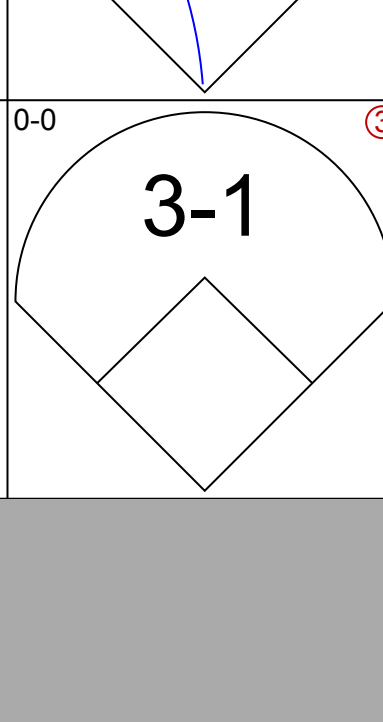
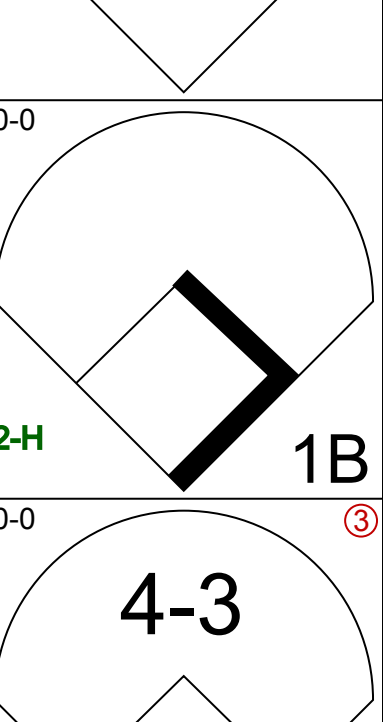
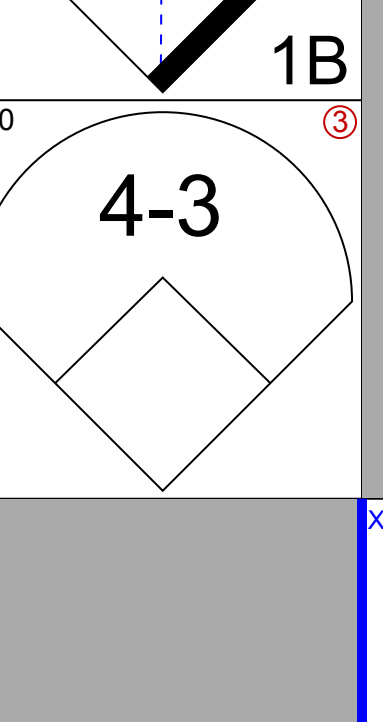
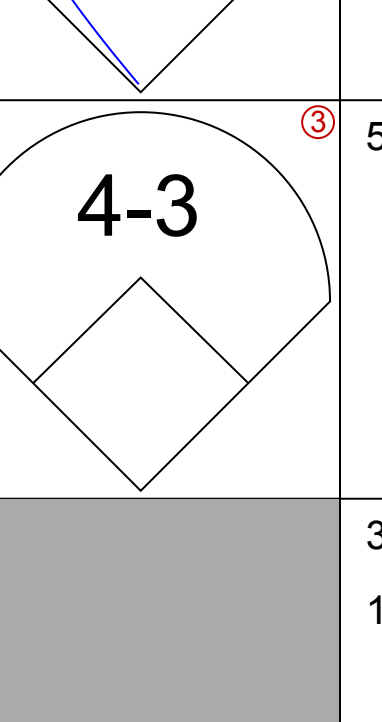
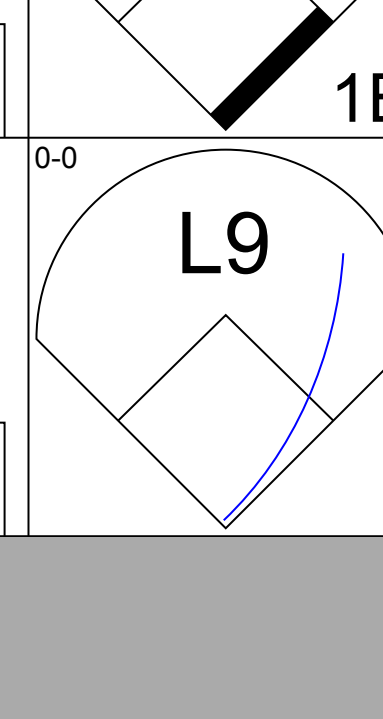
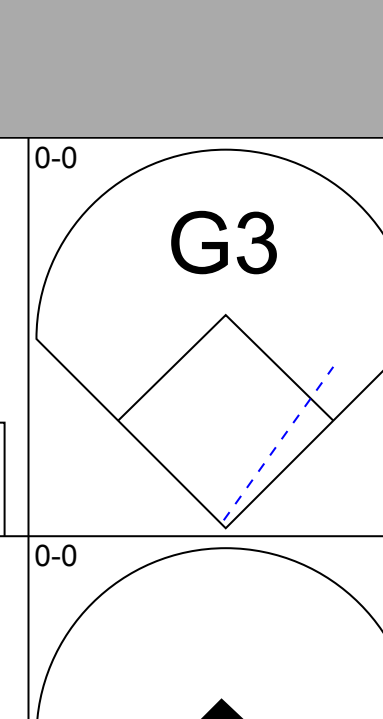
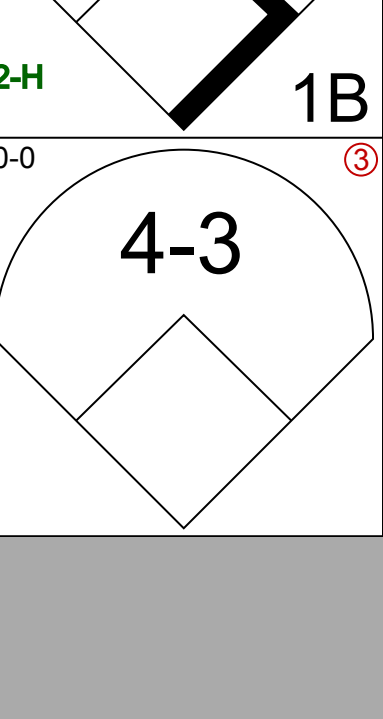
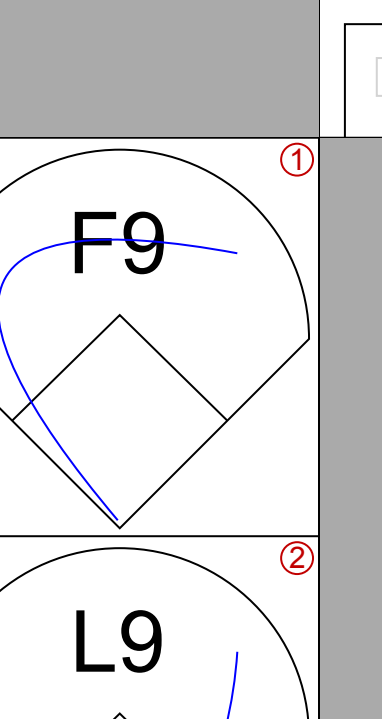
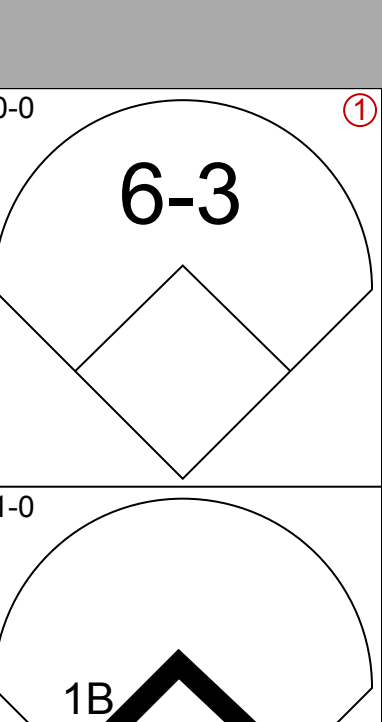
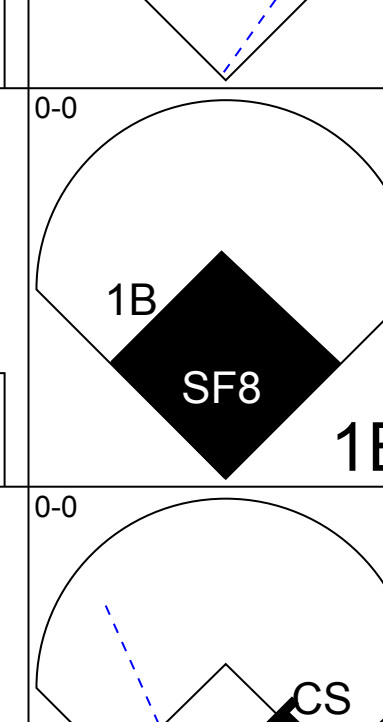
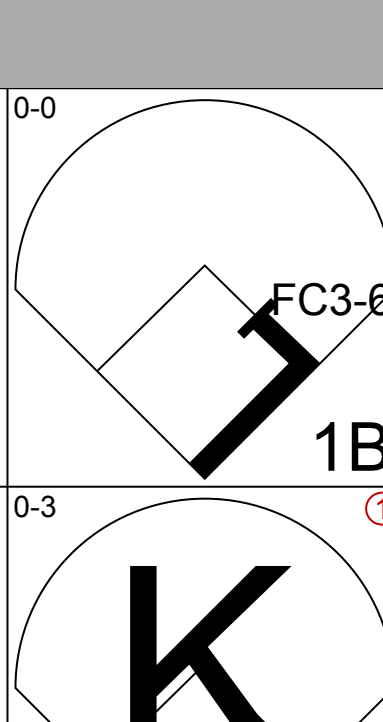
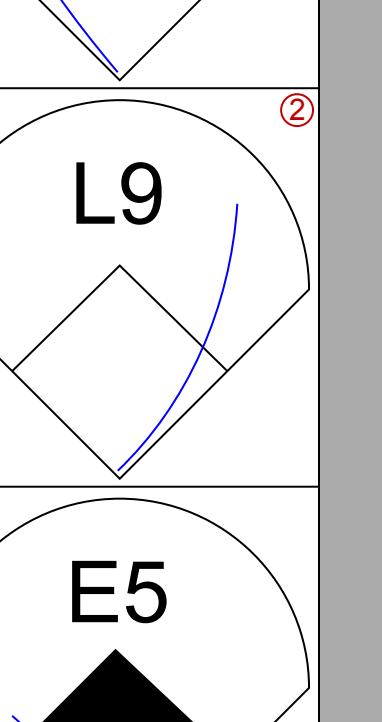
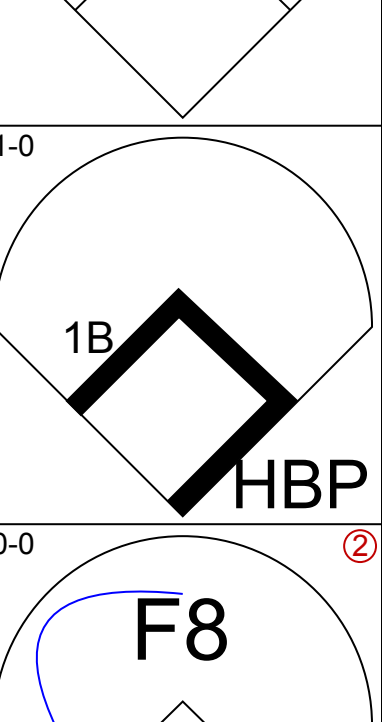
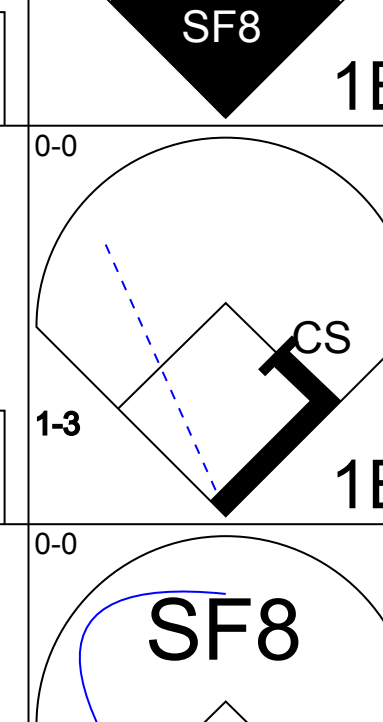
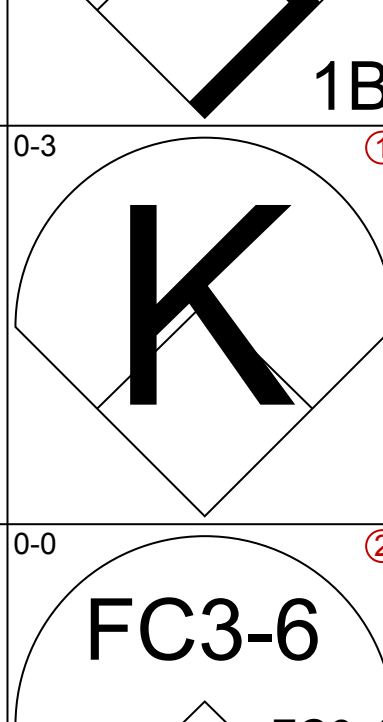
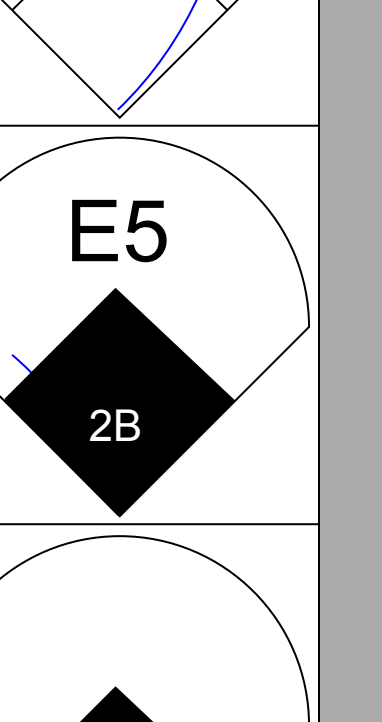
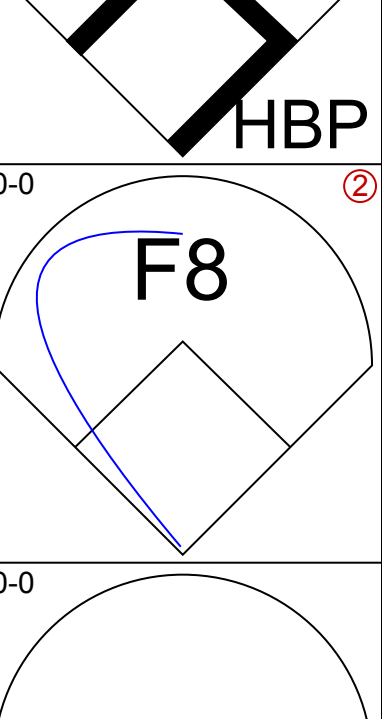
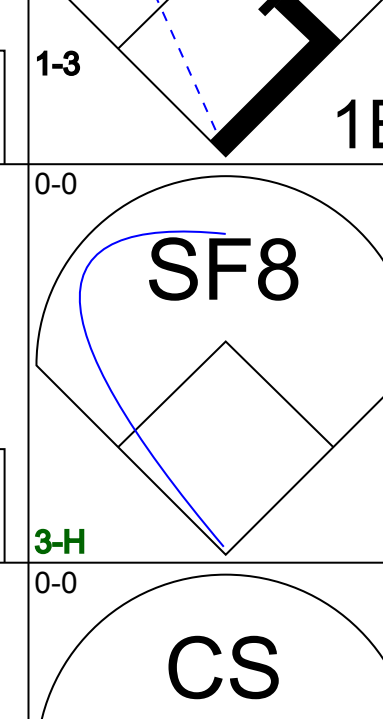
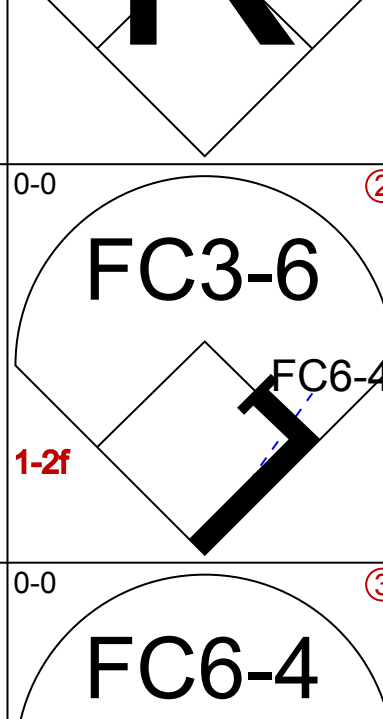
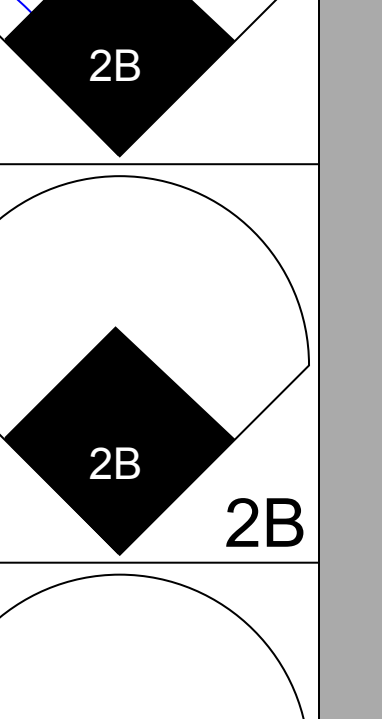
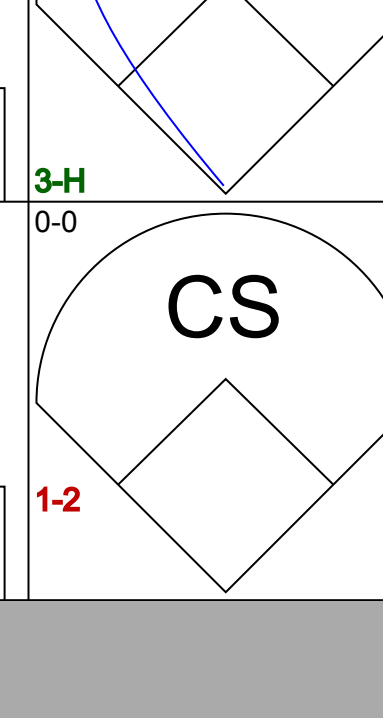
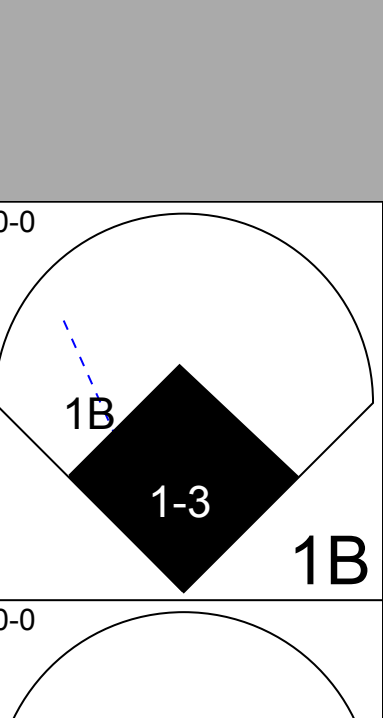
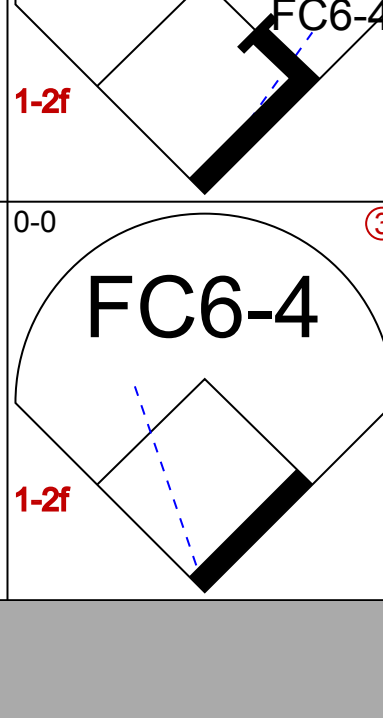
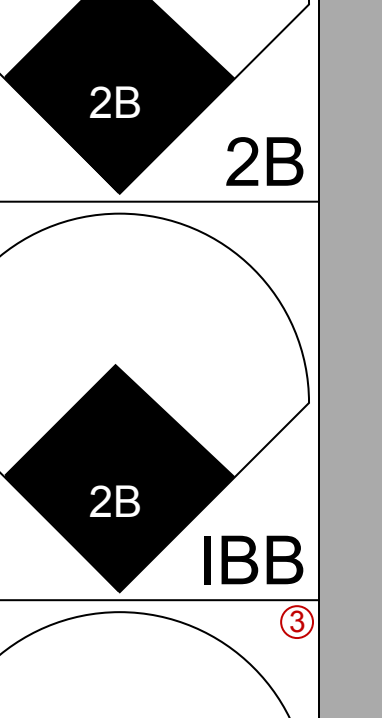
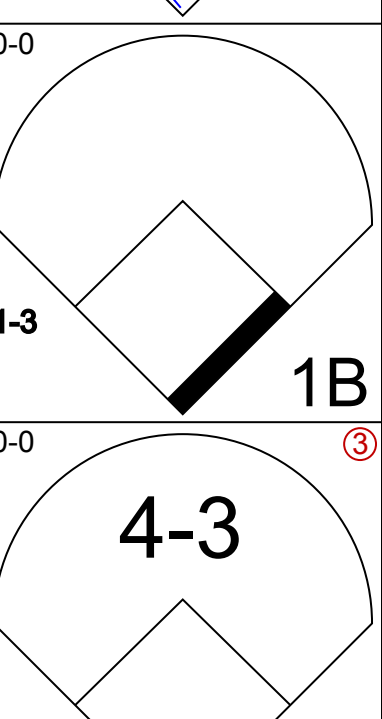
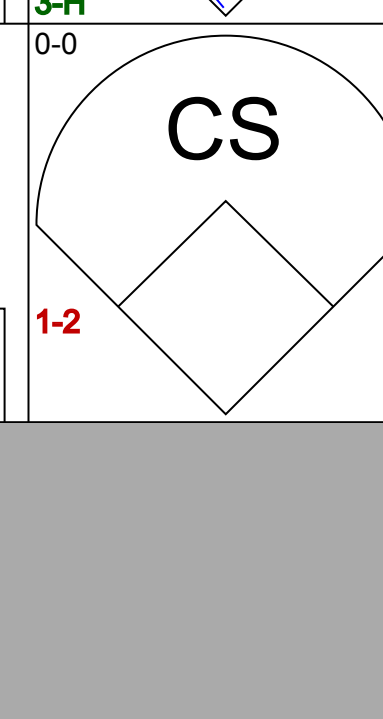
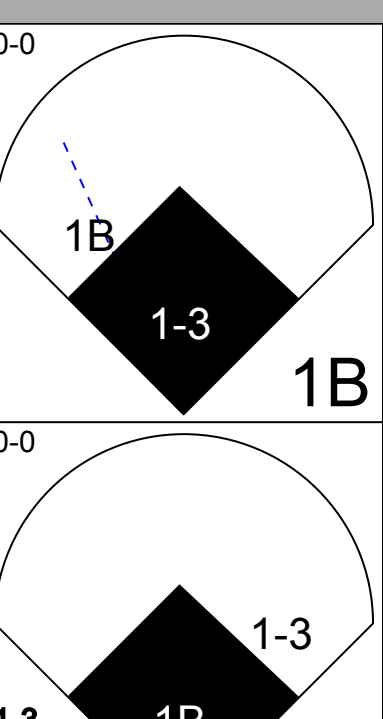
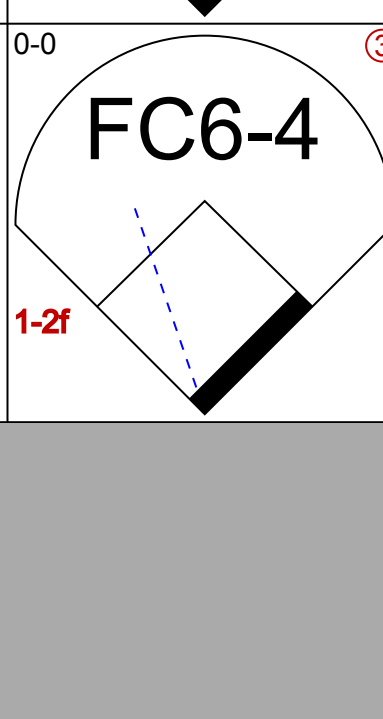
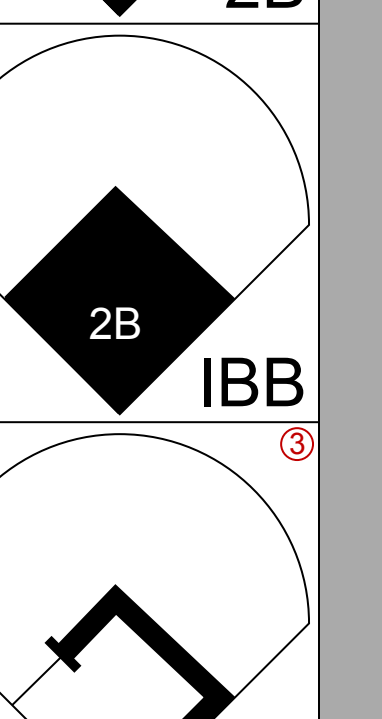
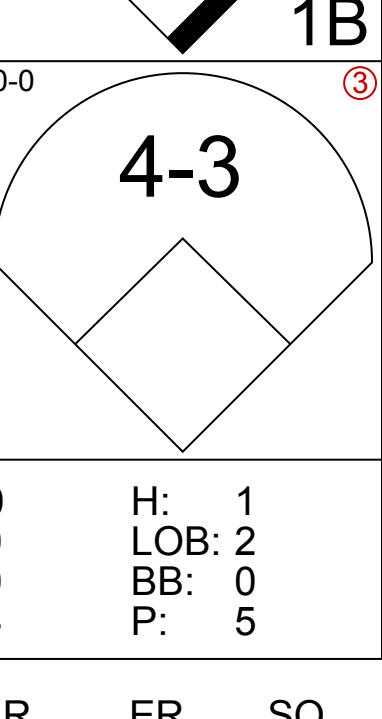
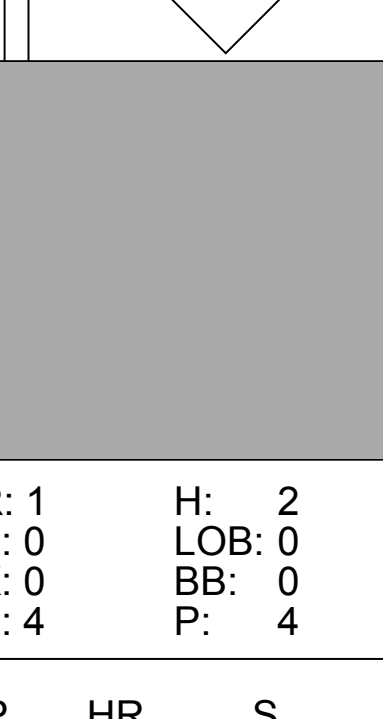
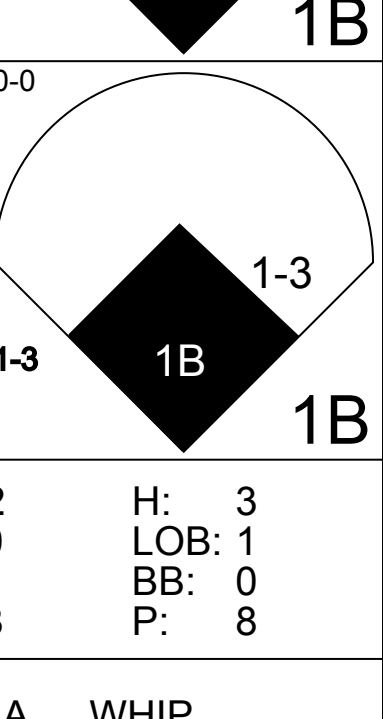
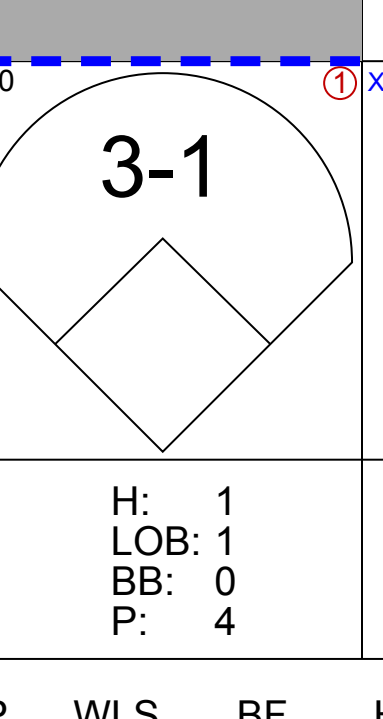
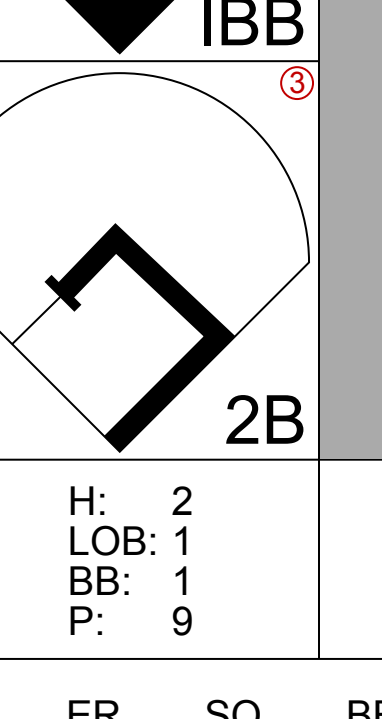
AB 30
R 1
H 3
RBI 1
BB 1
SO 11
LOB 5

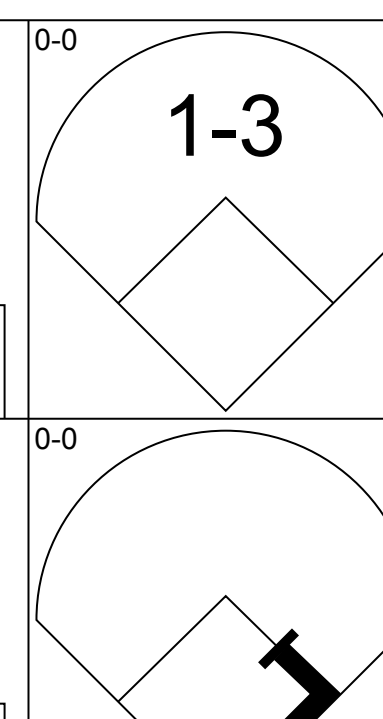
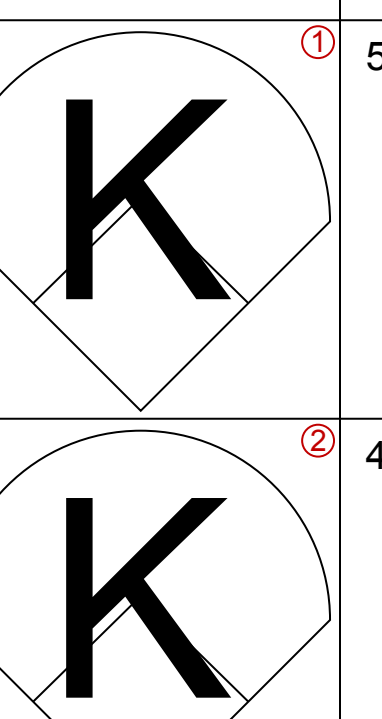
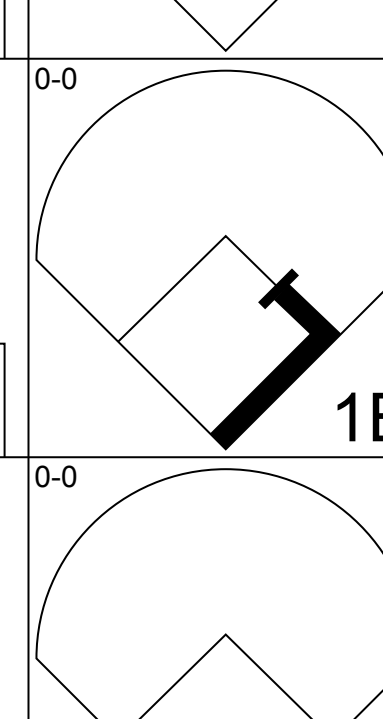
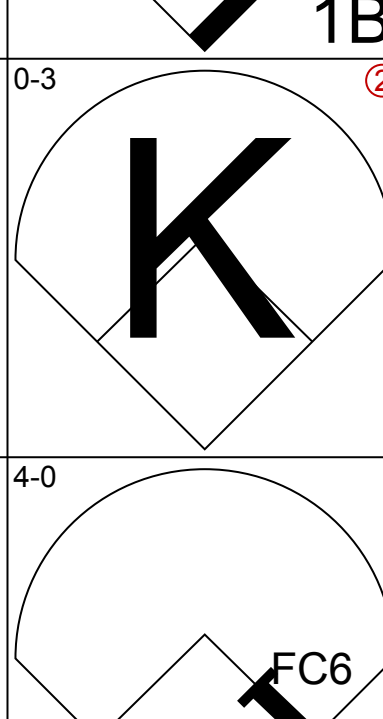
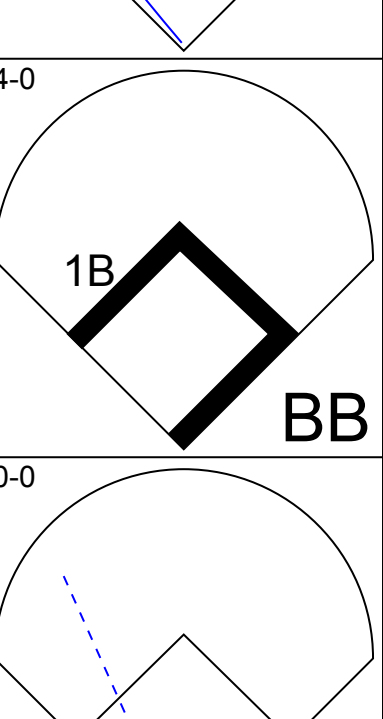
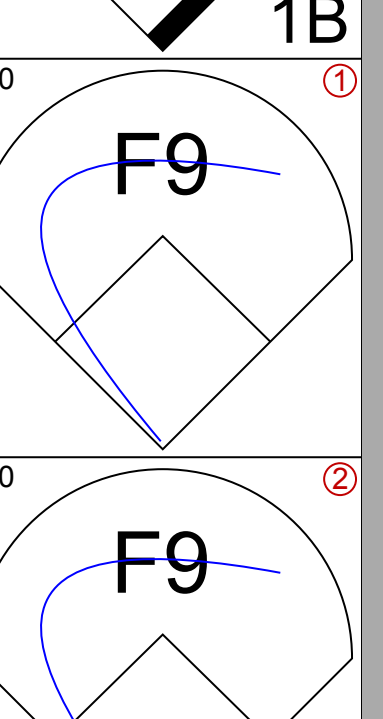
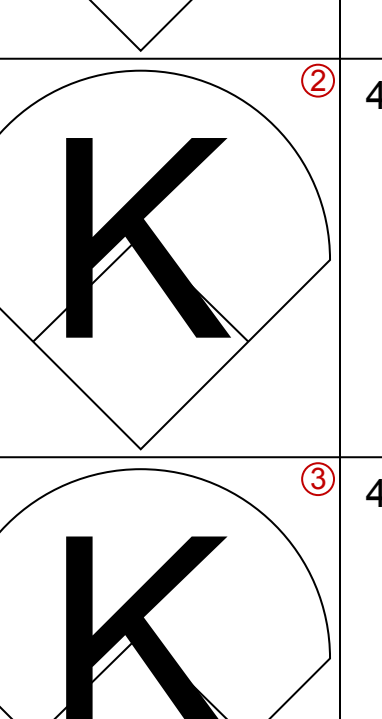
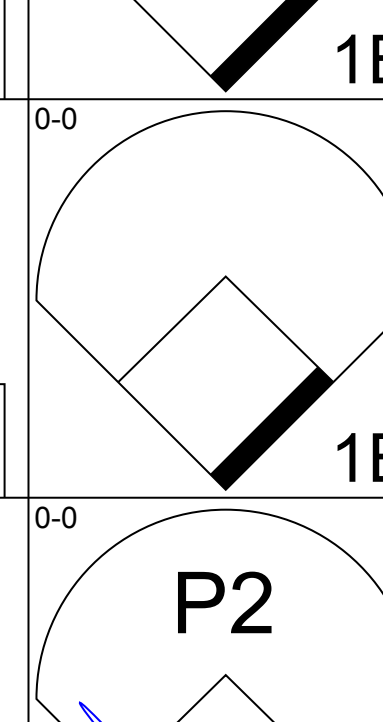
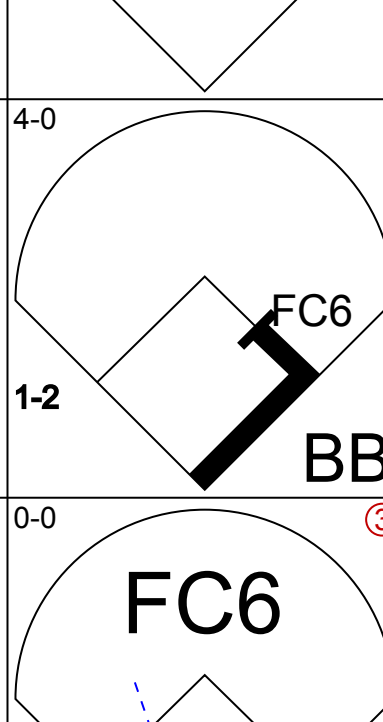
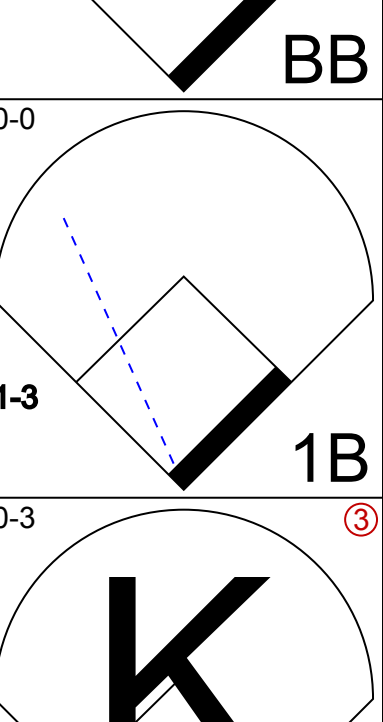
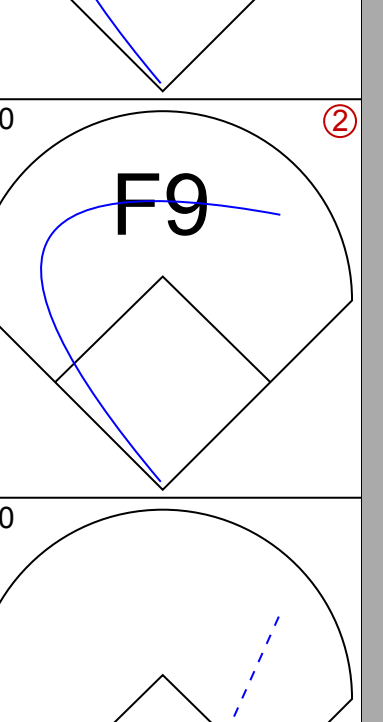
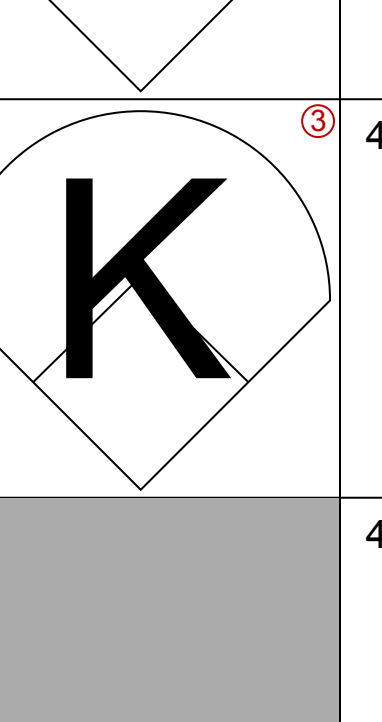
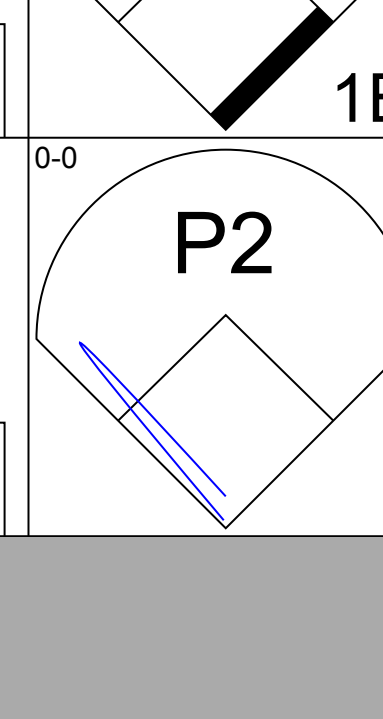
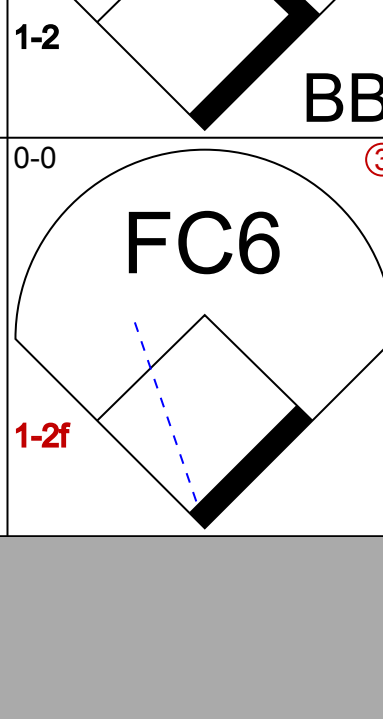
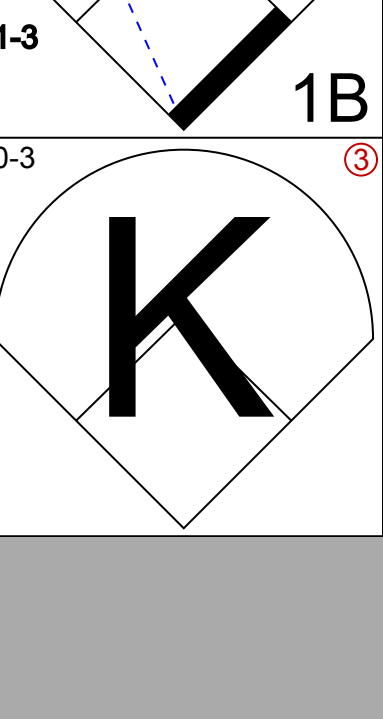
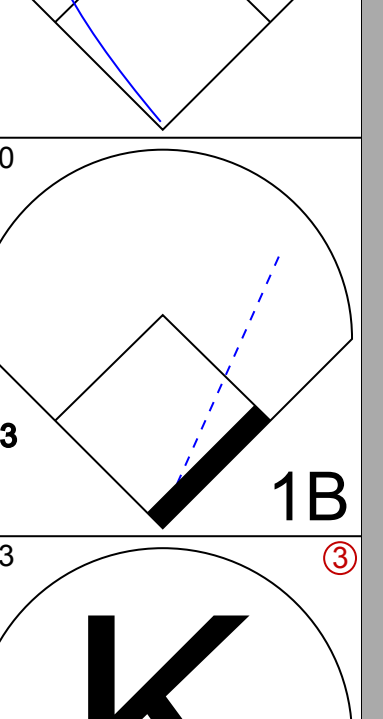
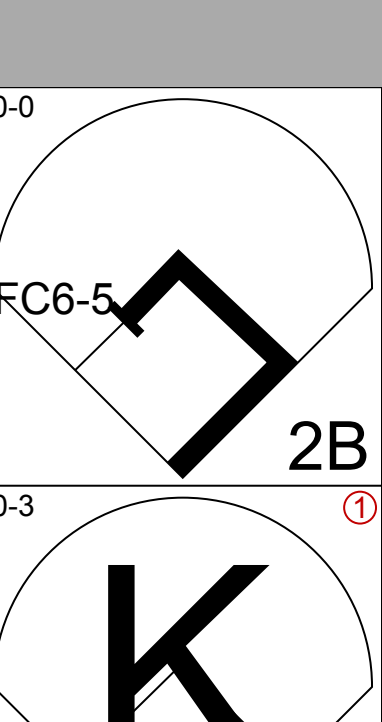
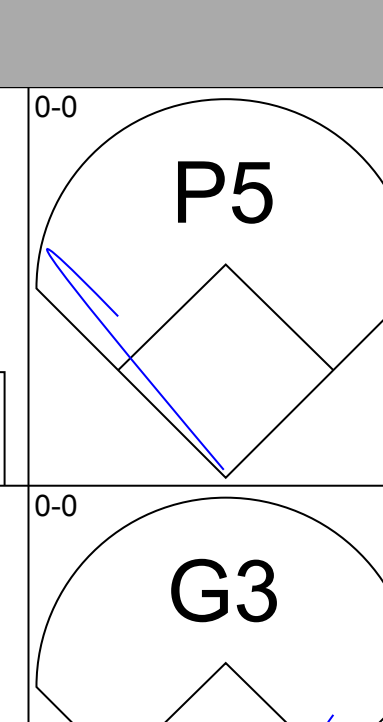
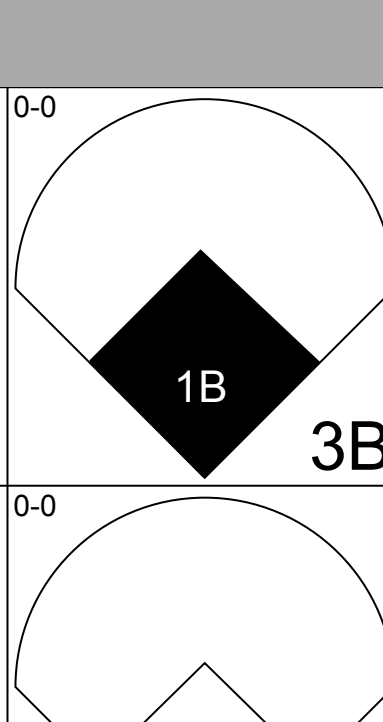
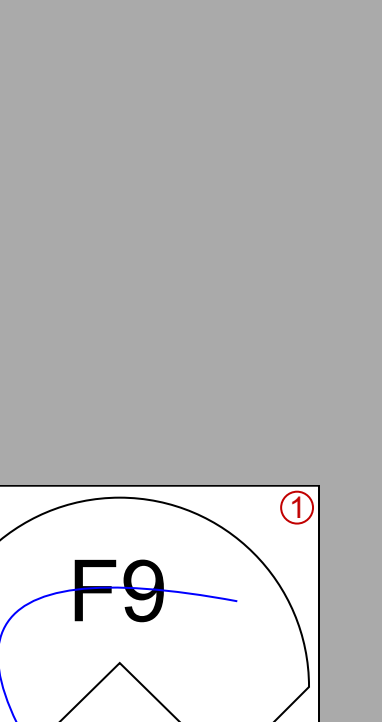

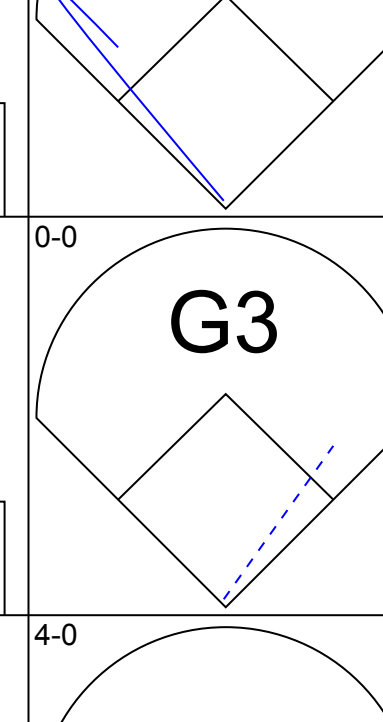
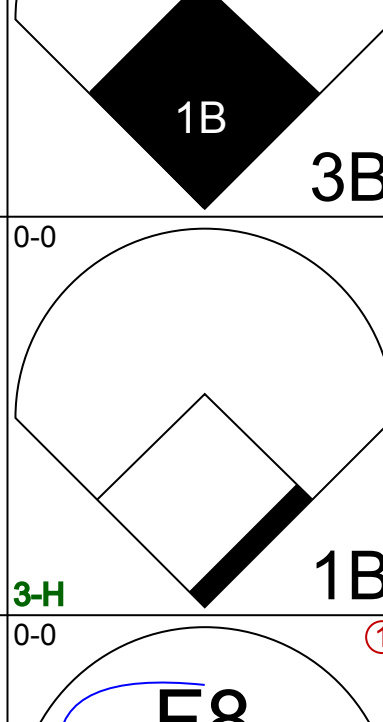
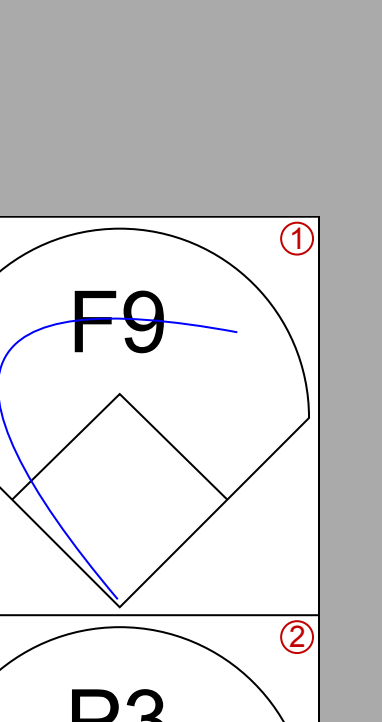
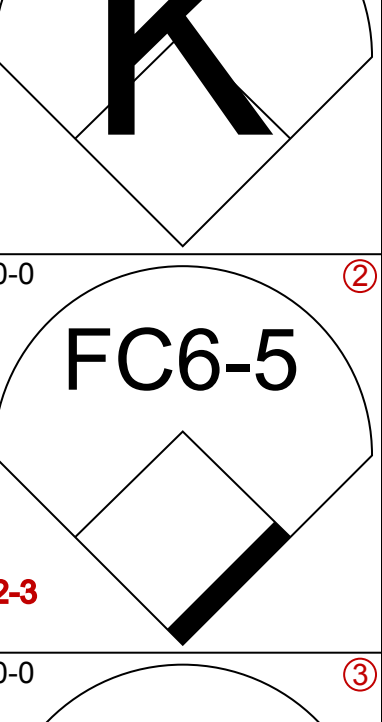
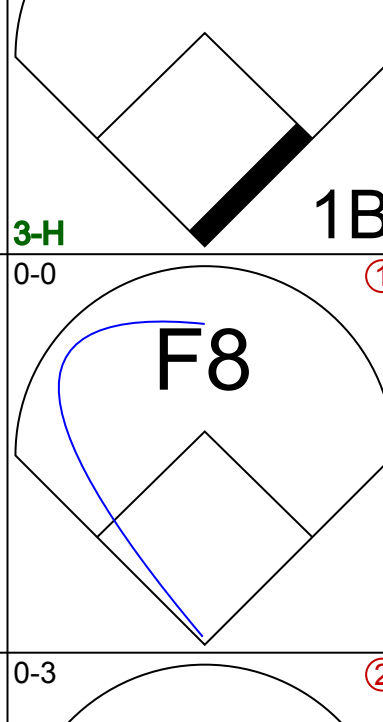
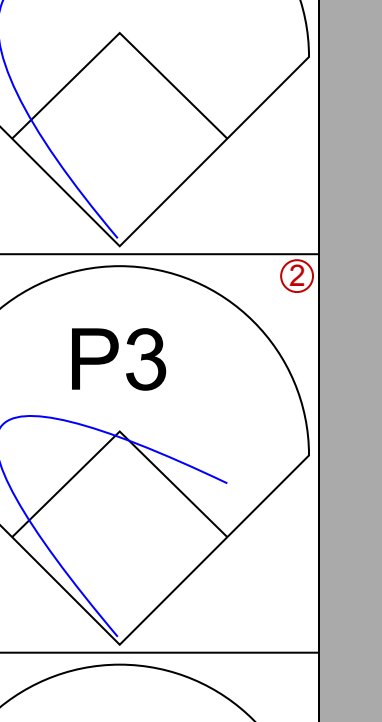
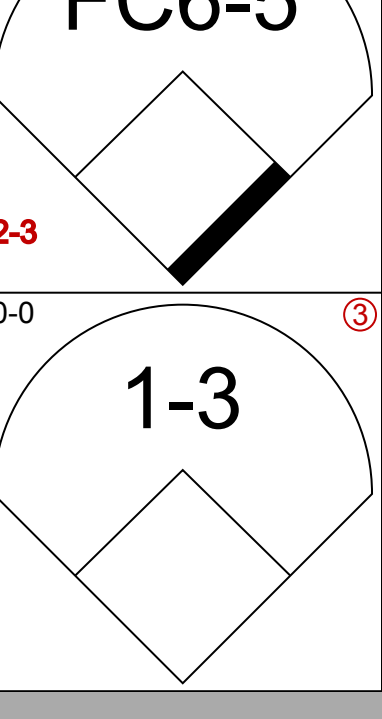
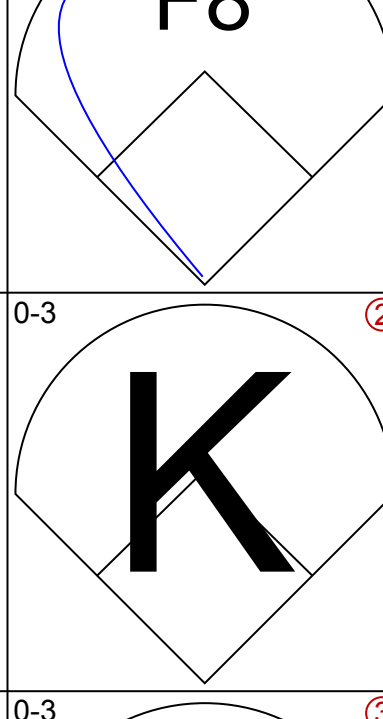
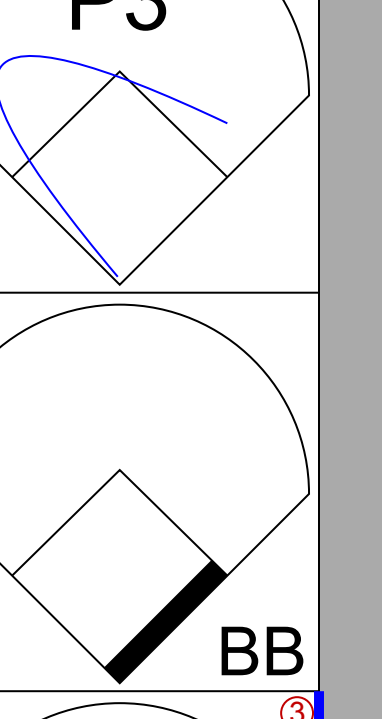
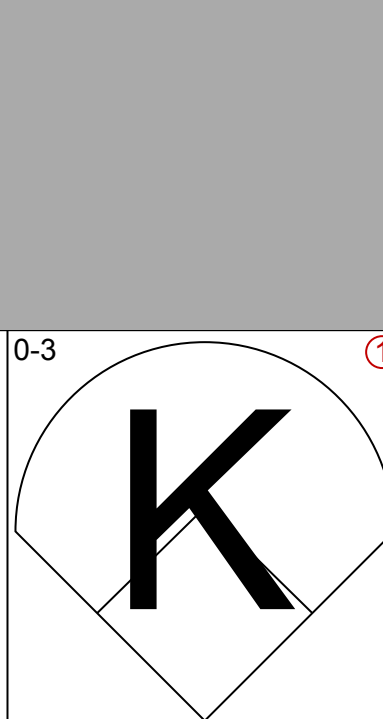
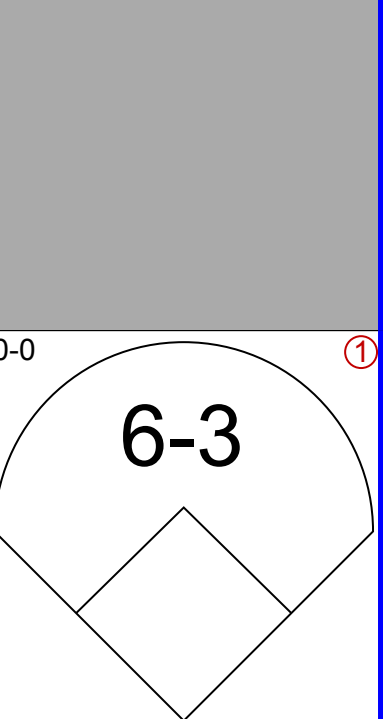

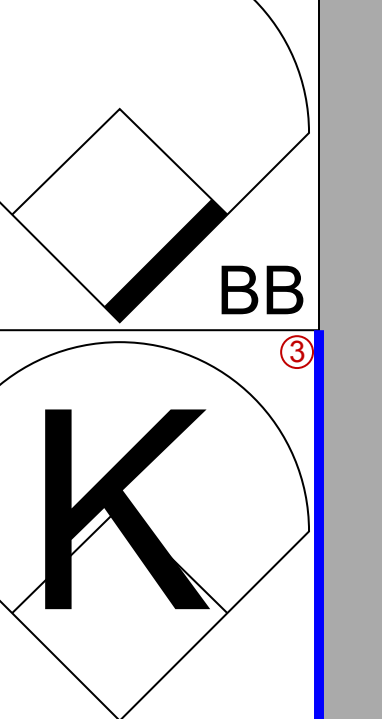


Batter	1	2	3	4	5	6	7	8	9	AB	R	H	RBI	BB	SO	LOB	BOTTOM			
Tony Taylor, R (1.3) OBP: 0.326, SLG: 0.354										5	1	1	0	0	0	2	Cincinnati Reds @ Philadelphia Phillies Connie Mack Stadium, Philadelphia, PA Thu May 18 1967, 7:05 PM EDT Att: 8,045 - Unknown			
Gary Sutherland, R (1.7) OBP: 0.381, SLG: 0.475										4	0	1	0	1	0	1				
Dick Allen, R (1.5) OBP: 0.423, SLG: 0.505										2	3	1	0	3	0	1				
Don Lock, R (1.8) OBP: 0.389, SLG: 0.553										3	1	1	0	2	0	3				
Cookie Rojas, R (1.4) OBP: 0.290, SLG: 0.326										4	1	2	3	1	0	2				
Johnny Callison, L (1.9) OBP: 0.373, SLG: 0.383										2	1	0	1	3	0	1				
Bob Uecker, R (1.2) OBP: 0.172, SLG: 0.111										2	0	0	0	1	1	6				
Doug Clemens, L (6, PH) OBP: 0.250, SLG: 0.300										0	0	0	1	0	0	0				
Clay Dalrymple, L (7.2) OBP: 0.218, SLG: 0.188										1	0	0	0	0	1	0				
Bobby Wine, R (1.6) OBP: 0.145, SLG: 0.162										4	0	2	1	0	1	3				
Jim Bunning, R (1.1) OBP: 0.150, SLG: 0.350										4	0	1	1	0	2	2				
Inning Stats	R: 1 E: 1 K: 0 S: 5	H: 1 LOB: 3 BB: 2 P: 13	R: 0 E: 1 K: 2 S: 8	H: 0 LOB: 3 BB: 2 P: 16	R: 0 E: 0 K: 0 S: 4	H: 1 LOB: 2 BB: 1 P: 8	R: 2 E: 0 K: 1 S: 7	H: 2 LOB: 3 BB: 3 P: 19	R: 0 E: 0 K: 1 S: 5	H: 0 LOB: 0 BB: 0 P: 5	R: 4 E: 0 K: 0 S: 6	H: 4 LOB: 1 BB: 2 P: 14	R: 0 E: 0 K: 1 S: 3	H: 1 LOB: 0 BB: 0 P: 3	R: 0 E: 0 K: 1 S: 4	H: 0 LOB: 0 BB: 1 P: 8	1B: 8 2B: 1 3B: 0 HR: 0	SF: 1 SAC: 0 DP: 3 HBP: 0	WP: 0 PB: 0 SB: 3 CS: 0	PA: 43
PITCHER Billy McCool, L (1.1) ERA: 2.35	IP: 3.1 WLS: L BF: 23 H: 4 R: 3 ER: 2 SO: 2 BB: 6 IBB: 1 HBP: 0 BLK: 0 WP: 0 HR: 0 S: 20 P: 48 ERA: 5.40 WHIP: 3.000																			
Darrell Osteen, R (4.1) ERA: 6.75	IP: 1.2 WLS: L BF: 10 H: 2 R: 4 ER: 4 SO: 2 BB: 2 IBB: 0 HBP: 0 BLK: 0 WP: 0 HR: 0 S: 11 P: 23 ERA: 21.60 WHIP: 2.400																			
Don Nottebart, R (6.1) ERA: 1.59	IP: 2.0 WLS: L BF: 7 H: 3 R: 0 ER: 0 SO: 0 BB: 0 IBB: 0 HBP: 0 BLK: 0 WP: 0 HR: 0 S: 7 P: 7 ERA: 0.00 WHIP: 1.500																			
Gerry Arrigo, L (8.1) ERA: 0.47	IP: 1.0 WLS: L BF: 3 H: 0 R: 0 ER: 0 SO: 1 BB: 1 IBB: 0 HBP: 0 BLK: 0 WP: 0 HR: 0 S: 4 P: 8 ERA: 0.00 WHIP: 1.000																			

AB 31
R 7
H 9
RBI 7
BB 11
SO 5
LOB 21



Batter	1	2	3	4	5	6	7	8	9	AB R H RBI BB SO LOB	TOP											
Giraldo Ruiz, S OBP: 0.193, SLG: 0.268 (1, 4)										5 0 0 1 0 1 1	Cincinnati Reds @ Philadelphia Phillies Connie Mack Stadium, Philadelphia, PA Fri May 19 1967, 7:05 PM EDT Att: 12,204 - Unknown											
Vada Pinson, L OBP: 0.395, SLG: 0.391 (1, 8)										5 0 1 0 0 1 1												
Pete Rose, S OBP: 0.384, SLG: 0.446 (1, 7)										5 0 2 1 0 0 1												
Art Shamsky, L OBP: 0.314, SLG: 0.233 (8, PH)										3 0 0 0 0 0 2 1 0 0 0 0 0 0												
Tony Perez, R OBP: 0.323, SLG: 0.521 (1, 5)										4 1 2 0 0 0 0												
Lee May, R OBP: 0.351, SLG: 0.439 (1, 3)										3 1 1 0 0 1 1												
Johnny Edwards, L OBP: 0.295, SLG: 0.279 (8, PH)										2 0 0 1 0 0 2 1 1 1 1 0 0 0												
Jimmie Coker, R OBP: 0.500, SLG: 0.667 (8, 2)										3 2 2 0 1 0 1												
Leo Cardenas, R OBP: 0.295, SLG: 0.272 (1, 6)										4 1 2 2 0 0 2												
Jim Maloney, L OBP: 0.333, SLG: 0.467 (1, 1)																						
Inning Stats	R: 0 E: 0 K: 1 S: 6	H: 1 LOB: 1 BB: 0 P: 6	R: 0 E: 0 K: 0 S: 4	H: 1 LOB: 2 BB: 0 P: 5	R: 0 E: 0 K: 0 S: 3	H: 0 LOB: 0 BB: 0 P: 3	R: 1 E: 0 K: 0 S: 4	H: 2 LOB: 0 BB: 0 P: 4	R: 2 E: 0 K: 1 S: 8	H: 3 LOB: 1 BB: 0 P: 8	R: 0 E: 0 K: 1 S: 6	H: 1 LOB: 1 BB: 0 P: 6	R: 0 E: 0 K: 0 S: 4	H: 1 LOB: 0 BB: 0 P: 4	R: 3 E: 1 K: 0 S: 5	H: 2 LOB: 1 BB: 1 P: 9	R: 0 E: 0 K: 0 S: 3	H: 0 LOB: 0 BB: 0 P: 3	1B: 9 2B: 2 3B: 0 HR: 0	SF: 1 SAC: 0 DP: 0 HBP: 1	WP: 0 PB: 0 SB: 0 CS: 1	PA: 40
PITCHER	IP WLS BF H R ER SO BB IBB HBP BLK WP HR S P ERA WHIP											PITCHER	IP WLS BF H R ER SO BB IBB HBP BLK WP HR S P ERA WHIP									
Larry Jackson, R ERA: 3.61 (1, 1)	6.0 L 26 8 3 3 3 0 0 0 0 0 0 0 0 0 0 4.50 1.333																					
Dick Ellsworth, L ERA: 5.22 (7, 1)	2.0 10 3 3 0 0 0 1 0 0 0 0 0 9 13 0.00 1.500																					
Rick Wise, R ERA: 4.3 (9, 1)	1.0 3 0 0 0 0 0 0 0 0 0 0 0 0 3 3 0.00 0.000																					

Batter	1	2	3	4	5	6	7	8	9	AB R H RBI BB SO LOB	BOTTOM											
Tito Francona, L OBP: 0.258, SLG: 0.193 (1, 3)										5 0 2 0 0 1 0	Cincinnati Reds @ Philadelphia Phillies Connie Mack Stadium, Philadelphia, PA Fri May 19 1967, 7:05 PM EDT Att: 12,204 - Unknown											
Doug Clemens, L OBP: 0.294, SLG: 0.286 (1, 7)										4 0 1 0 1 2 2												
Dick Allen, R OBP: 0.430, SLG: 0.505 (1, 5)										4 0 2 0 1 1 1												
Johnny Callison, L OBP: 0.369, SLG: 0.378 (1, 9)										4 0 1 0 0 1 5												
Tony Gonzalez, L OBP: 0.384, SLG: 0.480 (1, 8)										4 1 2 0 0 1 2												
Clay Dalrymple, L OBP: 0.220, SLG: 0.192 (1, 2)										4 0 1 1 0 1 1												
Cookie Rojas, R OBP: 0.288, SLG: 0.316 (1, 4)										3 0 0 0 1 0 2												
Bobby Wine, R OBP: 0.141, SLG: 0.157 (6, PH)										2 0 0 0 0 0 2 1 0 0 0 0 1 1 0 0 0 0 1 0 0												
Larry Jackson, R OBP: 0.182, SLG: 0.143 (6, PH)										2 0 0 0 0 1 0 1 0 0 0 0 1 1 0 0 0 0 0 0 0												
Dick Ellsworth, L OBP: 0.091, SLG: 0.091 (7, 1)										1 0 0 0 0 1 1 0 0 0 0 0 1 1												
Jackie Brandt, R OBP: 0.222, SLG: 0.333 (8, PH)										0 0 0 0 0 1 1												
Rick Wise, R (9, 1)										0 0 0 0 0 1 1												
Inning Stats	R: 0 E: 0 K: 0 S: 4	H: 2 LOB: 1 BB: 0 P: 4	R: 0 E: 0 K: 1 S: 6	H: 1 LOB: 1 BB: 0 P: 6	R: 0 E: 0 K: 2 S: 8	H: 1 LOB: 2 BB: 1 P: 12	R: 0 E: 0 K: 0 S: 3	H: 0 LOB: 1 BB: 1 P: 7	R: 0 E: 0 K: 1 S: 6	H: 1 LOB: 2 BB: 1 P: 10	R: 1 E: 0 K: 2 S: 9	H: 2 LOB: 1 BB: 0 P: 9	R: 0 E: 0 K: 1 S: 7	H: 2 LOB: 2 BB: 0 P: 7	R: 0 E: 0 K: 1 S: 5	H: 0 LOB: 1 BB: 1 P: 9	R: 0 E: 0 K: 3 S: 9	H: 0 LOB: 0 BB: 0 P: 9	1B: 7 2B: 1 3B: 1 HR: 0	SF: 0 SAC: 0 DP: 0 HBP: 0	WP: 0 PB: 0 SB: 0 CS: 0	PA: 39
PITCHER	IP WLS BF H R ER SO BB IBB HBP BLK WP HR S P ERA WHIP											PITCHER	IP WLS BF H R ER SO BB IBB HBP BLK WP HR S P ERA WHIP									
Jim Maloney, R ERA: 3.26 (1, 1)	9.0 W 39 9 1 1 11 4 0 0 0 0 0 0 0 57 73 1.00 1.444																					

Batter	1	2	3	4	5	6	7	8	9	AB	R	H	RBI	BB	SO	LOB	TOP									
Tommy Harper, R OBP: 0.338, SLG: 0.341	6-3			F9	FC5-4		4-3			4	0	0	0	0	0	1										
Vada Pinson, L OBP: 0.294, SLG: 0.377	P4			1B 2B	P6			G3		4	1	1	0	0	0	1										
Pete Rose, S OBP: 0.383, SLG: 0.452	6-3			BB 2B				4-3		4	2	2	0	0	0	0										
Tony Perez, R OBP: 0.324, SLG: 0.522		5-3		L4				K		4	1	1	2	0	1	2										
Don Pavletich, R OBP: 0.378, SLG: 0.438	P6			2B 1-2	BB		6-3		6-3	3	0	0	0	1	0	0										
Deron Johnson, R OBP: 0.337, SLG: 0.581	K			1-3 2-H 3-H	2B		P3		4-3 1B	4	0	2	2	0	1	0										
Tommy Helms, R OBP: 0.295, SLG: 0.363				F8	F8		L5		4-3	4	0	0	0	0	0	3										
Leo Cardenas, R OBP: 0.292, SLG: 0.261				F8			5-3			3	0	1	0	1	0	0										
Sammy Ellis, L OBP: 0.130, SLG: 0.048	3-1				B1		P4		F7	4	0	0	0	0	0	3										
Inning Stats	R: 0 E: 0 K: 0 S: 3	H: 0 LOB: 0 BB: 0 P: 3	R: 0 E: 0 K: 1 S: 5	H: 0 LOB: 0 BB: 0 P: 5	R: 0 E: 0 K: 0 S: 3	H: 0 LOB: 0 BB: 0 P: 3	R: 2 E: 0 K: 0 S: 6	H: 3 LOB: 2 BB: 0 P: 10	R: 0 E: 0 K: 0 S: 4	H: 1 LOB: 1 BB: 0 P: 4	R: 2 E: 0 K: 0 S: 5	H: 2 LOB: 0 BB: 0 P: 5	R: 0 E: 0 K: 0 S: 3	H: 0 LOB: 0 BB: 0 P: 3	R: 0 E: 0 K: 1 S: 5	H: 0 LOB: 0 BB: 0 P: 5	R: 0 E: 0 K: 0 S: 4	H: 1 LOB: 2 BB: 1 P: 8	1B: 5 2B: 1 3B: 0 HR: 1	SF: 0 SAC: 0 DP: 0 HBP: 0	WP: 0 PB: 0 SB: 0 CS: 0	PA: 36				
PITCHER	IP	WLS	BF	H	R	ER	SO	BB	IBB	HBP	BLK	WP	HR	S	P	ERA	WHIP									
Rich Nye, L ERA: 3.38	(1, 1)	7.0	L	28	6	4	4	1	1	0	0	0	0	1	29	33	5.14	1.000								
Cal Koonce, R ERA: 5.71	(8, 1)	2.0		8	1	0	0	1	0	1	0	0	0	0	9	13	0.00	0.500								

Cincinnati Reds @ Chicago Cubs
Wrigley Field, Chicago, IL
Wed May 24 1967, 3:33 AM CDT
Sunny - 60 F

AB	34
R	4
H	7
RBI	4
BB	2
SO	2
LOB	10



Batter	1	2	3	4	5	6	7	8	9	AB	R	H	RBI	BB	SO	LOB	BOTTOM									
Don Kessinger, S OBP: 0.248, SLG: 0.221	F6	K			1B		F7			4	0	1	0	0	1	2										
Glenn Beckert, R OBP: 0.270, SLG: 0.342	F2			F9	F9		F8			4	0	0	0	0	0	1										
Billy Williams, L OBP: 0.430, SLG: 0.520	G3			F7				4-3		4	0	1	0	0	0	0										
Ron Santo, R OBP: 0.315, SLG: 0.352		14 1B G3 BB		14 FC6-4 BB	F9		F9		F9	2	1	0	0	2	0	2										
14 Ernie Banks, R OBP: 0.336, SLG: 0.534		G3 1B		FC6-4			1B G3-4-3		5-3	4	2	2	0	0	0	1										
Lee Thomas, L OBP: 0.273, SLG: 0.329		G3		F5			G3-4-3 1B		F9	4	0	1	1	0	0	1										
Randy Hundley, R OBP: 0.298, SLG: 0.304		1B BB		G5-4-3 1B			G3-4-3 1-2		F8	3	0	1	0	1	0	1										
Adolfo Phillips, R OBP: 0.408, SLG: 0.505		K		G5-4-3			5-3			4	0	1	0	0	1	3										
Rich Nye, L OBP: 0.143, SLG: 0.143							4-3			2	0	1	1	0	1	0										
George Altman, L (7, PH)									P7	1	0	0	0	0	0	0										
Cal Koonce, R (8, PH)										0	0	0	0	0	0	0										
Paul Popovich, S OBP: 0.273, SLG: 0.250		1-3 2-H								1	0	0	0	0	0	1										
Inning Stats	R: 0 E: 0 K: 0 S: 3	H: 2 LOB: 2 BB: 2 P: 17	R: 0 E: 0 K: 2 S: 9	H: 0 LOB: 1 BB: 1 P: 7	R: 0 E: 0 K: 0 S: 3	H: 1 LOB: 0 BB: 0 P: 3	R: 0 E: 0 K: 1 S: 7	H: 2 LOB: 2 BB: 0 P: 7	R: 1 E: 0 K: 0 S: 4	H: 2 LOB: 0 BB: 0 P: 4	R: 0 E: 0 K: 0 S: 3	H: 0 LOB: 0 BB: 0 P: 3	R: 0 E: 0 K: 0 S: 3	H: 0 LOB: 0 BB: 0 P: 3	R: 0 E: 0 K: 0 S: 4	H: 1 LOB: 1 BB: 0 P: 4	1B: 8 2B: 0 3B: 0 HR: 0	SF: 0 SAC: 0 DP: 2 HBP: 0	WP: 0 PB: 0 SB: 0 CS: 0	PA: 36						
PITCHER	IP	WLS	BF	H	R	ER	SO	BB	IBB	HBP	BLK	WP	HR	S	P	ERA	WHIP									
Sammy Ellis, R ERA: 2.3	(1, 1)	9.0	W	36	8	3	3	3	3	0	0	0	0	0	39	51	3.00	1.222								

Cincinnati Reds @ Chicago Cubs
Wrigley Field, Chicago, IL
Wed May 24 1967, 3:33 AM CDT
Sunny - 60 F

AB	33
R	3
H	8
RBI	2
BB	3
SO	3
LOB	12



Batter	1	2	3	4	5	6	7	8	9	AB	R	H	RBI	BB	SO	LOB	TOP										
Tommy Harper, R OBP: 0.333, SLG: 0.331 (1, 9)	FC1-6 BB		K		P6-3	P6-3			F9	4	0	0	0	1	1	3	Cincinnati Reds @ Chicago Cubs Wrigley Field, Chicago, IL Wed May 24 1967, 3:38 AM CDT Att: 9,011 - Sunny - 60 F										
Vada Pinson, L OBP: 0.299, SLG: 0.380 (1, 8)	FC1-6 1B		HR		2B		3-1			4	2	2	0	0	0	1											
Pete Rose, S OBP: 0.386, SLG: 0.480 (1, 7)	F7		HR		2B		3-1			4	1	2	3	0	0	1											
Tony Perez, R OBP: 0.322, SLG: 0.514 (1, 5)	1B		E8		P6-3		1-3			4	0	1	0	0	0	1											
Deron Johnson, R OBP: 0.333, SLG: 0.562 (1, 3)	K		5-3			2B HBP		K		3	0	0	0	0	2	3											
Tommy Helms, R OBP: 0.283, SLG: 0.347 (1, 4)		5-3			P4	F9		6-3		4	0	0	0	0	0	1											
Johnny Edwards, L OBP: 0.286, SLG: 0.284 (1, 2)	K		F9		F9			6-3		4	0	1	0	0	1	0											
Leo Cardenas, R OBP: 0.291, SLG: 0.255 (1, 6)	K		P3					F9		3	0	0	0	1	1	0											
Billy McCool, R OBP: 0.100, SLG: 0.053 Ted Abernathy, R OBP: 0.333, SLG: 0.333 Giraldo Ruiz, S OBP: 0.219, SLG: 0.274 (1, 1) (8, 1) (8, 4)			G3		P6-3	K		6-3		3	0	0	0	0	1	3											
Inning Stats	R: 0 E: 0 K: 1 S: 6	H: 1 LOB: 2 BB: 1 P: 10	R: 0 E: 0 K: 2 S: 7	H: 0 LOB: 0 BB: 0 P: 7	R: 2 E: 1 K: 1 S: 8	H: 2 LOB: 1 BB: 0 P: 8	R: 0 E: 0 K: 0 S: 3	H: 0 LOB: 0 BB: 0 P: 3	R: 1 E: 0 K: 0 S: 5	H: 2 LOB: 1 BB: 0 P: 5	R: 0 E: 0 K: 1 S: 6	H: 1 LOB: 3 BB: 1 P: 11	R: 0 E: 0 K: 0 S: 3	H: 0 LOB: 0 BB: 0 P: 3	R: 0 E: 0 K: 1 S: 5	H: 0 LOB: 0 BB: 0 P: 5	R: 0 E: 0 K: 0 S: 3	H: 0 LOB: 0 BB: 0 P: 3	1B: 3 2B: 2 3B: 0 HR: 1	SF: 0 SAC: 0 DP: 0 HBP: 1	WP: 0 PB: 0 SB: 1 CS: 0	PA: 37					
PITCHER	IP	WLS	BF	H	R	ER	SO	BB	IBB	HBP	BLK	WP	HR	S	P	ERA	WHIP										
Joe Niekro, R ERA: 2.95 Bill Hands, R ERA: 2.79 (1, 1) (8, 1)	7.0		31	6	3	3	5	1	1	1	0	0	1	38	47	3.86	1.000										

Batter	1	2	3	4	5	6	7	8	9	AB	R	H	RBI	BB	SO	LOB	BOTTOM										
Paul Popovich, S OBP: 0.270, SLG: 0.229 Bill Hands, R (1, 6) (8, 1)	P9		BB 1B HBP		P8		P5-4-3			3	0	0	0	0	0	1	Cincinnati Reds @ Chicago Cubs Wrigley Field, Chicago, IL Wed May 24 1967, 3:38 AM CDT Att: 9,011 - Sunny - 60 F										
Glenn Beckert, R OBP: 0.288, SLG: 0.373 (1, 4)	1-3 2B		BB 1B		2B			F9 BB 1B		4	2	4	0	0	0	0											
Billy Williams, L OBP: 0.431, SLG: 0.512 (1, 7)	1-3 BB		F9		F8			14 1B BB		2	1	0	0	2	0	3											
Ron Santo, R OBP: 0.314, SLG: 0.344 (1, 5)	1-3		F9		P4			F9		3	0	0	0	1	0	5											
14 Ernie Banks, R OBP: 0.341, SLG: 0.541 (1, 3)	2B		K		K			1-2 3H 1B		4	0	2	3	0	2	3											
Ted Savage, R OBP: 0.308, SLG: 0.182 Lee Thomas, L OBP: 0.270, SLG: 0.326 (1, 9) (8, PH) (9, 9)	3-1		K		K			K		3	0	0	0	0	2	4											
Randy Hundley, R OBP: 0.289, SLG: 0.293 (1, 2)			F3		F8			K		4	0	0	0	0	1	2											
Adolfo Phillips, R OBP: 0.403, SLG: 0.496 (1, 8)	P4		F9		F9			K		4	1	1	0	0	1	0											
Joe Niekro, R John Boccabella, R (7, PH) Don Kessinger, S (7, PR) (8, 6)			2-3		K			P5-4-3 BB		2	0	0	0	0	1	0											
Inning Stats	R: 2 E: 0 K: 0 S: 5	H: 2 LOB: 1 BB: 1 P: 9	R: 0 E: 0 K: 0 S: 3	H: 0 LOB: 0 BB: 0 P: 3	R: 0 E: 0 K: 2 S: 8	H: 1 LOB: 3 BB: 1 P: 13	R: 0 E: 0 K: 1 S: 5	H: 0 LOB: 0 BB: 0 P: 5	R: 0 E: 0 K: 0 S: 4	H: 1 LOB: 1 BB: 0 P: 4	R: 0 E: 0 K: 2 S: 7	H: 0 LOB: 0 BB: 0 P: 7	R: 0 E: 0 K: 1 S: 4	H: 0 LOB: 1 BB: 1 P: 8	R: 1 E: 0 K: 2 S: 9	H: 2 LOB: 2 BB: 1 P: 13	R: 1 E: 0 K: 0 S: 2	H: 1 LOB: 1 BB: 0 P: 2	1B: 4 2B: 3 3B: 0 HR: 0	SF: 0 SAC: 0 DP: 1 HBP: 1	WP: 0 PB: 0 SB: 1 CS: 0	PA: 36					
PITCHER	IP	WLS	BF	H	R	ER	SO	BB	IBB	HBP	BLK	WP	HR	S	P	ERA	WHIP										
Billy McCool, L ERA: 2.41 Ted Abernathy, R ERA: 1.93 (1, 1) (8, 1)	7.0		30	5	3	3	6	0	0	0	0	0	0	10	10	0.00	2.000										

AB	34
R	3
H	6
RBI	3
BB	2
SO	6
LOB	13



Batter	1	2	3	4	5	6	7	8	9	AB	R	H	RBI	BB	SO	LOB	TOP			
Tommy Harper, R OBP: 0.335, SLG: 0.333 (1, 9)	0-0 CS 1B	0-0 FC5			0-3 K		0-0 1B		0-3 K	5	0	2	0	0	2	1	Cincinnati Reds @ Chicago Cubs Wrigley Field, Chicago, IL Thu May 25 1967, 3:33 AM CDT Att: 4,918 - Cloudy - 65 F			
Vada Pinson, L OBP: 0.392, SLG: 0.387 (1, 8)	0-0 P4		0-0 5-3		0-0 F7		0-0 1B		0-0 2B	5	0	2	0	0	0	1				
Pete Rose, S OBP: 0.392, SLG: 0.477 (1, 7)	4-0 1B BB		0-0 4-3		0-0 HR 1B		0-0 F7		4-0 IBB	3	1	1	0	2	0	2				
Tony Perez, R OBP: 0.331, SLG: 0.538 (1, 5)	0-0 1B		0-0 1B		0-0 HR		0-0 1-3		0-0 F8	5	1	3	2	0	0	4				
Don Pavletich, R OBP: 0.372, SLG: 0.418 (1, 2)	0-0 1-3		0-3 K		0-0 F2			4-0 FC3-6 BB	0-0 F8	3	0	0	0	1	1	3				
Giraldo Ruiz, S OBP: 0.219, SLG: 0.274 (8, PR)										0	0	0	0	0	0	0				
Johnny Edwards, L OBP: 0.282, SLG: 0.280 (8, 2)										1	0	0	0	0	0	2				
Deron Johnson, R OBP: 0.340, SLG: 0.570 (1, 3)		0-0 2B SF8 1B		0-0 1B 2B		0-3 K		0-0 FC3-6 1B 1-2		4	2	2	0	0	1	1				
Tommy Helms, R OBP: 0.282, SLG: 0.343 (1, 4)		0-0 F9		0-0 CS 1B		0-0 6-3		0-0 F8		4	0	1	1	0	0	2				
Leo Cardenas, R OBP: 0.296, SLG: 0.269 (1, 6)		0-0 FC5 2B		0-3 K		0-0 2-3		0-0 1-3 1B		4	0	2	0	0	1	1				
Jim Maloney, L OBP: 0.294, SLG: 0.438 (7, PH)		0-0 SF8		0-0 4-3			0-0 G3		0-0 1-3	1	0	0	1	0	0	0				
Floyd Robinson, L OBP: 0.296, SLG: 0.227 (7, 1)										1	0	0	0	0	0	0				
Gerry Arrigo, L OBP: 0.222, SLG: 0.333 (7, 1)										1	0	0	0	0	0	0				
Ted Abernathy, R OBP: 0.333, SLG: 0.333 (9, 1)										0	0	0	0	0	0	2				
Inning Stats	R: 0 E: 0 K: 0 S: 4	H: 2 LOB: 2 BB: 1 P: 8	R: 1 E: 0 K: 0 S: 5	H: 2 LOB: 1 BB: 0 P: 5	R: 0 E: 0 K: 1 S: 6	H: 1 LOB: 0 BB: 0 P: 6	R: 1 E: 0 K: 1 S: 6	H: 2 LOB: 0 BB: 0 P: 6	R: 2 E: 0 K: 1 S: 7	H: 2 LOB: 0 BB: 0 P: 7	R: 0 E: 0 K: 0 S: 5	H: 0 LOB: 0 BB: 0 P: 5	R: 0 E: 0 K: 0 S: 5	H: 2 LOB: 2 BB: 1 P: 8	R: 0 E: 0 K: 1 S: 6	H: 1 LOB: 2 BB: 1 P: 10	1B: 9 2B: 3 3B: 0 HR: 1	SF: 1 SAC: 0 DP: 0 HBP: 0	WP: 0 PB: 0 SB: 0 CS: 2	PA: 41
PITCHER	IP	WLS	BF	H	R	ER	SO	BB	IBB	HBP	BLK	WP	HR	S	P	ERA	WHIP			
Fergie Jenkins, R ERA: 3.2 (1, 1)	5.0		23	9	4	4	3	1	0	0	0	0	1	28	32	7.20	2.000			
Cal Koonce, R ERA: 4.64 (6, 1)	4.0	W	18	4	0	0	2	1	1	0	0	0	0	20	28	0.00	1.250			

AB	37
R	4
H	13
RBI	4
BB	3
SO	5
LOB	19



Batter	1	2	3	4	5	6	7	8	9	AB	R	H	RBI	BB	SO	LOB	BOTTOM					
Don Kessinger, S OBP: 0.254, SLG: 0.237 (1, 6)	0-0 6-3		0-0 L5		0-0 2B		0-0 SH1-4 1B		0-0 SH1-4	4	0	2	1	0	0	0	Cincinnati Reds @ Chicago Cubs Wrigley Field, Chicago, IL Thu May 25 1967, 3:33 AM CDT Att: 4,918 - Cloudy - 65 F					
Glenn Beckert, R OBP: 0.294, SLG: 0.373 (1, 4)	0-0 1B		0-0 4-3		0-0 P6		0-0 SH1-4		4-0 1B E IBB	3	0	1	0	1	0	1						
Billy Williams, L OBP: 0.424, SLG: 0.496 (1, 7)	0-0 L8		0-3 K		0-0 F2		4-0 BB		0-0 E6 1B	4	0	0	0	1	1	4						
Ron Santo, R OBP: 0.323, SLG: 0.348 (1, 5)	0-0 6-3			0-0 14 FC6-4 1B	4-0 BB		0-3 K		0-0 1B	4	0	2	1	1	1	3						
14 Ernie Banks, R OBP: 0.338, SLG: 0.532 (1, 3)		0-0 1B 1B		0-0 FC6-4 HR	0-0 F8		0-0 F8			4	1	1	0	0	0	5						
Lee Thomas, L OBP: 0.289, SLG: 0.322 (1, 9)		0-0 F8		0-0 F8		0-0 FC1-5-4 PB 1B		0-3 K		4	0	1	0	0	1	2						
Randy Hundley, R OBP: 0.288, SLG: 0.317 (1, 2)		0-3 K		0-0 HR		0-0 FC1-5-4-6 2B		0-0 F9		4	2	1	2	0	1	2						
Adolfo Phillips, R OBP: 0.406, SLG: 0.504 (1, 8)		0-0 1B		0-0 P4		0-0 2B		0-0 5-3		4	0	2	1	0	0	0						
Fergie Jenkins, R OBP: 0.091, SLG: 0.091 (1, 1)		0-0 F8			0-0 2B 1B			4-0 E SH1-4 1B BB		1	0	0	0	0	0	2						
John Upham, L OBP: 1.000, SLG: 1.000 (5, PH)										1	1	1	0	0	0	0						
Cal Koonce, R (6, 1)										1	0	0	0	0	1	0						
Ted Savage, R OBP: 0.333, SLG: 0.182 (9, PH)										0	1	0	0	1	0	0						
Inning Stats	R: 0 E: 0 K: 0 S: 4	H: 1 LOB: 1 BB: 0 P: 4	R: 0 E: 0 K: 1 S: 7	H: 2 LOB: 2 BB: 0 P: 7	R: 0 E: 0 K: 1 S: 5	H: 0 LOB: 0 BB: 0 P: 5	R: 2 E: 0 K: 0 S: 5	H: 2 LOB: 0 BB: 0 P: 5	R: 1 E: 0 K: 0 S: 5	H: 2 LOB: 2 BB: 1 P: 9	R: 1 E: 0 K: 1 S: 6	H: 2 LOB: 0 BB: 0 P: 6	R: 0 E: 0 K: 1 S: 6	H: 1 LOB: 2 BB: 1 P: 10	R: 0 E: 0 K: 1 S: 5	H: 0 LOB: 0 BB: 0 P: 5	R: 1 E: 1 K: 0 S: 3	H: 1 LOB: 3 BB: 2 P: 11	1B: 8 2B: 2 3B: 0 HR: 1	SF: 0 SAC: 2 DP: 0 HBP: 0	WP: 0 PB: 1 SB: 0 CS: 0	PA: 40
PITCHER	IP	WLS	BF	H	R	ER	SO	BB	IBB	HBP	BLK	WP	HR	S	P	ERA	WHIP					
Jim Maloney, R ERA: 3.63 (1, 1)	6.0		27	9	4	4	3	1	0	0	0	0	1	32	36	6.00	1.667					
Gerry Arrigo, L ERA: 0.65 (7, 1)	2.1	L	12	1	1	1	2	2	1	0	0	0	0	13	25	3.86	1.286					
Ted Abernathy, R ERA: 1.93 (9, 1)	0.0		1	1	0	0	0	0	0	0	0	0	0	1	1	∞	∞					

AB	34
R	5
H	11
RBI	5
BB	4
SO	5
LOB	19



Batter	1	2	3	4	5	6	7	8	9	AB	R	H	RBI	BB	SO	LOB	TOP								
Tommy Harper, R OBP: 0.333, SLG: 0.347 (1, 9)	F9		HR	6-3			F8-3 BB		1-3	4	1	1	1	1	0	1	Cincinnati Reds @ Pittsburgh Pirates Forbes Field, Pittsburgh, PA Sat May 27 1967, 7:05 PM EDT Att: 28,179 - Unknown								
Tommy Helms, R OBP: 0.301, SLG: 0.380 (1, 4)	5-3 1B		HR		F3		F8-3 1-2		5-3	5	1	2	0	0	0	1									
Pete Rose, S OBP: 0.390, SLG: 0.488 (1, 7)	E5 FC5 1-2		5-3		6-3		HR		BB 1B	5	2	2	0	0	0	2									
Tony Perez, R OBP: 0.335, SLG: 0.565 (1, 5)	5-3 1-2 2-3		6-3		K		HR		1B BB	4	1	1	2	1	1	3									
Deron Johnson, R OBP: 0.345, SLG: 0.578 (1, 3)	BB		HR			6-3	FC5-4 1B		FC5-4 1B	4	1	3	3	1	0	0									
Don Pavletich, R OBP: 0.337, SLG: 0.373 (1, 2)	FC5 2-3f		K			4-3	FC5-4 1-2f		FC5-4 1-2f	5	0	0	0	0	1	6									
Dick Simpson, R OBP: 0.267, SLG: 0.462 (1, 8)		F9		K				6-3		4	0	1	0	0	1	0									
Leo Cardenas, R OBP: 0.298, SLG: 0.270 (1, 6)		K				2B		6-3		3	0	1	0	1	1	0									
Milt Pappas, R (1, 1)		K		K			K		K	4	0	0	0	0	4	3									
Inning Stats	R: 0 E: 1 K: 0 S: 5	H: 1 LOB: 3 BB: 1 P: 9	R: 0 E: 0 K: 2 S: 7	H: 0 LOB: 0 BB: 0 P: 7	R: 3 E: 0 K: 1 S: 8	H: 3 LOB: 0 BB: 0 P: 8	R: 0 E: 0 K: 2 S: 8	H: 1 LOB: 1 BB: 0 P: 8	R: 0 E: 0 K: 1 S: 6	H: 0 LOB: 0 BB: 0 P: 5	R: 0 E: 0 K: 1 S: 6	H: 1 LOB: 2 BB: 1 P: 10	R: 2 E: 0 K: 0 S: 5	H: 3 LOB: 1 BB: 1 P: 9	R: 0 E: 0 K: 1 S: 5	H: 0 LOB: 0 BB: 0 P: 5	R: 1 E: 0 K: 0 S: 5	H: 2 LOB: 2 BB: 1 P: 9	1B: 5 2B: 3 3B: 1 HR: 3	SF: 0 SAC: 0 DP: 1 HBP: 0	WP: 0 PB: 0 SB: 0 CS: 0	PA: 42			
PITCHER	IP	WLS	BF	H	R	ER	SO	BB	IBB	HBP	BLK	WP	HR	S	P	ERA	WHIP								
Juan Pizarro, L ERA: 4.54 (1, 1)	6.2	L	32	9	5	5	7	2	1	0	0	0	3	43	55	6.75	1.650								
Pete Mikkelsen, R ERA: 3.32 (7, 1)	1.1		4	0	0	0	1	0	0	0	0	0	0	6	6	0.00	0.000								
Vern Law, R ERA: 5.95 (9, 1)	1.0		6	2	1	1	0	1	0	0	0	0	0	5	9	9.00	3.000								

AB	38
R	6
H	11
RBI	6
BB	4
SO	8
LOB	16



Batter	1	2	3	4	5	6	7	8	9	AB	R	H	RBI	BB	SO	LOB	BOTTOM								
Matty Alou, L OBP: 0.362, SLG: 0.357 (1, 8)	F9		G3			F4		K		4	0	1	0	0	0	0	Cincinnati Reds @ Pittsburgh Pirates Forbes Field, Pittsburgh, PA Sat May 27 1967, 7:05 PM EDT Att: 28,179 - Unknown								
Maury Wills, S OBP: 0.325, SLG: 0.368 (1, 5)	6-3			5-3		5-3			FC3-6 1B	4	0	1	0	0	0	1									
Roberto Clemente, R OBP: 0.447, SLG: 0.632 (1, 9)	4-3			F3			1B		FC3-6 1-2f	4	1	1	1	0	2	2									
Willie Stargell, L OBP: 0.323, SLG: 0.430 (1, 7)		K			HR		K		K	4	0	1	0	0	1	1									
Bill Mazerolski, R OBP: 0.313, SLG: 0.397 (1, 4)	F9					F9			4-3	3	0	0	0	0	1	1									
Donn Clendenen, R OBP: 0.288, SLG: 0.395 (1, 3)				F8			K			3	0	1	0	0	1	0									
Gene Alley, R OBP: 0.349, SLG: 0.437 (1, 6)		S					6-3			4	0	0	0	0	0	1									
Jerry May, R OBP: 0.375, SLG: 0.386 (8, PH) Jesse Gonder, L OBP: 0.290, SLG: 0.227 (9, 2)				F6					F6	2	0	0	0	0	0	0									
Juan Pizarro, L OBP: 0.308, SLG: 0.250 (7, 1) Pete Mikkelsen, R OBP: 0.306, SLG: 0.290 Vern Law, R OBP: 0.200, SLG: 0.400 (9, 1)				5-3		F7			K	0	0	0	0	0	0	0									
Inning Stats	R: 0 E: 0 K: 0 S: 3	H: 0 LOB: 0 BB: 0 P: 3	R: 0 E: 1 K: 1 S: 5	H: 1 LOB: 1 BB: 0 P: 5	R: 0 E: 0 K: 0 S: 3	H: 0 LOB: 0 BB: 0 P: 3	R: 1 E: 0 K: 0 S: 5	H: 2 LOB: 1 BB: 0 P: 5	R: 0 E: 0 K: 1 S: 5	H: 0 LOB: 0 BB: 0 P: 5	R: 0 E: 0 K: 1 S: 6	H: 1 LOB: 1 BB: 0 P: 6	R: 0 E: 0 K: 1 S: 5	H: 0 LOB: 0 BB: 0 P: 5	R: 0 E: 0 K: 2 S: 7	H: 0 LOB: 0 BB: 0 P: 7	R: 0 E: 0 K: 1 S: 6	H: 1 LOB: 1 BB: 0 P: 6	1B: 3 2B: 1 3B: 0 HR: 1	SF: 0 SAC: 0 DP: 0 HBP: 0	WP: 0 PB: 0 SB: 1 CS: 0	PA: 32			
PITCHER	IP	WLS	BF	H	R	ER	SO	BB	IBB	HBP	BLK	WP	HR	S	P	ERA	WHIP								
Milt Pappas, R ERA: 3.17 (1, 1)	9.0	W	32	5	1	1	7	0	0	0	0	0	1	45	45	1.00	0.556								



Batter	1	2	3	4	5	6	7	8	9	AB	R	H	RBI	BB	SO	LOB	TOP										
Tommy Harper, R (1,9) OBP: 0.331, SLG: 0.344	F1		F5		K		G3		F7	1	0	0	0	0	0	0	Cincinnati Reds @ Pittsburgh Pirates Forbes Field, Pittsburgh, PA Sun May 28 1967, 3:33 AM EDT Att: 31,778 - Unknown										
Art Shamsky, L (3,PH) OBP: 0.256, SLG: 0.184										3	0	0	0	0	1	3											
Don Nottebart, R (7,1)										0	0	0	0	0	0	0											
Lee May, R (9,PH)										1	0	0	0	0	0	1											
Vada Pinson, L (1,8) OBP: 0.300, SLG: 0.385	F6		G5-3		F8		4-3		FC5-FC3-2	5	0	2	0	0	0	3											
Pete Rose, S (1,7) OBP: 0.396, SLG: 0.494						5-3		1B	FC3-2	4	1	2	0	1	0	2											
Tony Perez, R (1,5) OBP: 0.331, SLG: 0.553	FC5-4		G5-3			F9		SF9	FC5	5	0	1	0	0	0	5											
Deron Johnson, R (1,3) OBP: 0.351, SLG: 0.577		6-3						SF9		2	0	1	1	1	0	0											
Tommy Helms, R (1,4) OBP: 0.299, SLG: 0.369	K		G6-4-3			1-3				3	0	0	0	1	1	2											
Johnny Edwards, L (1,2) Giraldo Ruiz, S (7,PR) OBP: 0.219, SLG: 0.274 Jimmie Coker, R (7,2) OBP: 0.333, SLG: 0.444					3-1			F2		3	0	2	0	0	0	0											
Leo Cardenas, R (1,6) OBP: 0.303, SLG: 0.271							F5	K		3	0	1	0	1	1	3											
Sammy Ellis, L (1,1) OBP: 0.120, SLG: 0.043 Floyd Robinson, L (7,PH) OBP: 0.367, SLG: 0.375	FC1-4				K				1B	2	0	0	0	0	1	3											
Inning Stats	R: 0 E: 0 K: 0 S: 4	H: 1 LOB: 1 BB: 0 P: 4	R: 0 E: 0 K: 1 S: 6	H: 1 LOB: 2 BB: 1 P: 10	R: 0 E: 0 K: 0 S: 3	H: 1 LOB: 0 BB: 1 P: 7	R: 0 E: 0 K: 0 S: 2	H: 0 LOB: 0 BB: 1 P: 6	R: 0 E: 0 K: 2 S: 8	H: 1 LOB: 1 BB: 0 P: 8	R: 0 E: 0 K: 0 S: 4	H: 1 LOB: 1 BB: 0 P: 4	R: 1 E: 0 K: 0 S: 5	H: 2 LOB: 2 BB: 0 P: 5	R: 1 E: 0 K: 1 S: 7	H: 2 LOB: 2 BB: 1 P: 11	R: 0 E: 0 K: 0 S: 5	H: 2 LOB: 2 BB: 0 P: 5	1B: 8 2B: 2 3B: 1 HR: 0	SF: 1 SAC: 0 DP: 2 HBP: 0	WP: 0 PB: 0 SB: 0 CS: 0	PA: 40					
PITCHER	IP	WLS	BF	H	R	ER	SO	BB	IBB	HBP	BLK	WP	HR	S	P	ERA	WHIP										
Tommy Sisk, R (1,1) ERA: 3.86	8.0	W	36	10	2	2	4	3	1	0	0	0	0	40	56	2.25	1.625										
Roy Face, R (9,1) ERA:	1.0	S	4	1	0	0	0	0	0	0	0	0	0	4	4	0.00	1.000										

AB	35
R	2
H	11
RBI	2
BB	4
SO	4
LOB	24



Batter	1	2	3	4	5	6	7	8	9	AB	R	H	RBI	BB	SO	LOB	BOTTOM										
Matty Alou, L (1,8) OBP: 0.361, SLG: 0.357	F7				6-3					3	0	1	0	0	0	1	Cincinnati Reds @ Pittsburgh Pirates Forbes Field, Pittsburgh, PA Sun May 28 1967, 3:33 AM EDT Att: 31,778 - Unknown										
Manny Mota, R (6,8) OBP: 0.254, SLG: 0.328			FC6-4				FC6-4			1	0	1	0	0	0	0											
Maury Wills, S (1,5) OBP: 0.323, SLG: 0.365			FC6-4		6-3		FC6-4			4	1	1	0	0	0	4											
Roberto Clemente, R (1,9) OBP: 0.440, SLG: 0.649										4	1	2	2	0	1	3											
Willie Stargell, L (1,7) OBP: 0.321, SLG: 0.424	FC4-6		F8		F6		F8		1B	4	1	1	0	0	0	2											
Bill Mazerowski, R (1,4) OBP: 0.311, SLG: 0.394	F6				F8		6-3			4	0	1	0	0	0	1											
Donn Clendenen, R (1,3) OBP: 0.288, SLG: 0.393			F2		K				SF8	3	0	1	1	0	1	0											
Gene Alley, R (1,6) OBP: 0.353, SLG: 0.439					F4		K			4	0	2	0	0	1	1											
Jerry May, R (1,2) OBP: 0.393, SLG: 0.405			K							4	0	3	0	0	1	1											
Tommie Sisk, R (1,1) Roy Face, R (9,1)			F2		SH3-4		K		1-3	3	0	0	0	0	1	4											
Inning Stats	R: 1 E: 1 K: 0 S: 5	H: 2 LOB: 1 BB: 0 P: 5	R: 0 E: 0 K: 1 S: 6	H: 1 LOB: 1 BB: 0 P: 6	R: 0 E: 0 K: 0 S: 4	H: 1 LOB: 1 BB: 0 P: 4	R: 0 E: 0 K: 1 S: 5	H: 0 LOB: 0 BB: 0 P: 5	R: 0 E: 0 K: 0 S: 4	H: 1 LOB: 1 BB: 0 P: 4	R: 1 E: 0 K: 1 S: 7	H: 2 LOB: 1 BB: 0 P: 7	R: 0 E: 0 K: 2 S: 9	H: 2 LOB: 2 BB: 0 P: 9	R: 1 E: 0 K: 0 S: 6	H: 4 LOB: 2 BB: 0 P: 6	1B: 12 2B: 0 3B: 0 HR: 1	SF: 1 SAC: 1 DP: 0 HBP: 0	WP: 0 PB: 0 SB: 3 CS: 1	PA: 36							
PITCHER	IP	WLS	BF	H	R	ER	SO	BB	IBB	HBP	BLK	WP	HR	S	P	ERA	WHIP										
Sammy Ellis, R (1,1) ERA: 2.36	6.0	L	25	7	2	2	3	0	0	0	0	0	0	15	15	4.50	3.000										
Don Nottebart, R (7,1) ERA: 1.69	2.0	L	11	6	1	1	2	0	0	0	0	0	0	15	15	4.50	3.000										



Batter	1	2	3	4	5	6	7	8	9	AB	R	H	RBI	BB	SO	LOB	TOP					
Don Kessinger, S OBP: 0.243, SLG: 0.229	4-3		L9			4-3		2B 1B		5	1	2	0	0	0	3	Chicago Cubs @ Cincinnati Reds Crosley Field, Cincinnati, OH Wed May 31 1967, 7:05 PM EDT Att. 4,866 - Unknown - 60 F					
Glenn Beckert, R OBP: 0.307, SLG: 0.396	2B		1B		K		6-3	1B 2B		5	1	3	2	0	1	2						
Billy Williams, L OBP: 0.413, SLG: 0.490	P4		F3		F8		14 1B	1B IBB		4	1	1	0	1	0	4						
Ron Santo, R OBP: 0.328, SLG: 0.384	F8		F9		F8		F9	1B 2B		5	0	1	2	0	0	5						
14 Ernie Banks, R OBP: 0.329, SLG: 0.507		F8		5-3		6-3	E6 1B	K		5	0	0	0	0	1	3						
Lee Thomas, L OBP: 0.287, SLG: 0.314						F7		K		3	0	1	1	2	1	2						
Ted Savage, R OBP: 0.294, SLG: 0.143		BB		FC6-4 BB		1B 2H		K		0	0	0	0	0	0	0						
Randy Hundley, R OBP: 0.296, SLG: 0.326	F7			K		1B 1B	P6			5	1	1	0	0	1	4						
Adolfo Phillips, R OBP: 0.399, SLG: 0.496	F5		FC6-4			1B 1B		F5	F5	5	0	1	0	0	0	2						
Rich Nye, L OBP: 0.333, SLG: 0.353						1B				3	2	3	1	1	0	0						
George Altman, L OBP: 0.200, SLG: 0.400						1B				1	0	0	0	0	1	0						
Cal Koonce, R OBP: 0.294, SLG: 0.143			1B			1-2 2H		2B BB		0	0	0	0	0	0	0						
Inning Stats	R: 0 E: 0 K: 0 S: 4	H: 1 LOB: 1 BB: 0 P: 4	R: 0 E: 0 K: 0 S: 3	H: 0 LOB: 1 BB: 1 P: 7	R: 1 E: 0 K: 0 S: 5	H: 2 LOB: 1 BB: 0 P: 5	R: 0 E: 0 K: 1 S: 5	H: 0 LOB: 1 BB: 1 P: 9	R: 0 E: 0 K: 1 S: 7	H: 2 LOB: 2 BB: 0 P: 7	R: 1 E: 0 K: 0 S: 6	H: 3 LOB: 2 BB: 0 P: 6	R: 1 E: 1 K: 0 S: 6	H: 2 LOB: 2 BB: 0 P: 6	R: 3 E: 0 K: 2 S: 10	H: 3 LOB: 2 BB: 2 P: 18	R: 0 E: 0 K: 1 S: 5	H: 0 LOB: 0 BB: 0 P: 5	1B: 10 2B: 3 3B: 0 HR: 0	SF: 0 SAC: 0 DP: 0 HBP: 0	WP: 0 PB: 0 SB: 0 CS: 0	PA: 45
PITCHER	IP WLS BF H R ER SO BB IBB HBP BLK WP HR S P ERA WHIP	Mitt Pappas, R ERA: 3.1	7.0 L 34 10 3 2 2 2 0 0 0 0 0 0 36 44 2.57 1.714	Bob Lee, R ERA: 9.0	0.1 6 3 3 3 0 1 1 0 0 0 0 0 4 12 81.00 12.000	Sammy Ellis, R ERA: 2.3	1.2 5 0 0 0 3 0 0 0 0 0 0 0 11 11 0.00 0.000	PITCHER	IP WLS BF H R ER SO BB IBB HBP BLK WP HR S P ERA WHIP	Mitt Pappas, R ERA: 3.1	7.0 L 34 10 3 2 2 2 0 0 0 0 0 0 36 44 2.57 1.714	Bob Lee, R ERA: 9.0	0.1 6 3 3 3 0 1 1 0 0 0 0 0 4 12 81.00 12.000	Sammy Ellis, R ERA: 2.3	1.2 5 0 0 0 3 0 0 0 0 0 0 0 11 11 0.00 0.000							

AB	41
R	6
H	13
RBI	6
BB	4
SO	5
LOB	25



Batter	1	2	3	4	5	6	7	8	9	AB	R	H	RBI	BB	SO	LOB	BOTTOM					
Pete Rose, S OBP: 0.400, SLG: 0.505	4-3		6-3			6-3		F2		5	0	1	0	0	0	0	Chicago Cubs @ Cincinnati Reds Crosley Field, Cincinnati, OH Wed May 31 1967, 7:05 PM EDT Att. 4,866 - Unknown - 60 F					
Tommy Helms, R OBP: 0.311, SLG: 0.391	1B			E9 1B		6-3		1B 2B	F9	5	2	2	0	0	1	1						
Tony Perez, R OBP: 0.333, SLG: 0.552	4-3			6-3		K		2B BB		3	1	0	0	1	1	2						
Deron Johnson, R OBP: 0.336, SLG: 0.525	6-3			6-3		2B BB		2B G3 1B		3	2	1	0	1	0	2						
Don Pavletich, R OBP: 0.362, SLG: 0.395		F9								3	0	2	2	0	0	0						
Darrell Osteen, R OBP: 0.231, SLG: 0.302				S 1B				G3 2B		0	0	0	0	0	0	0						
Giraldo Ruiz, S OBP: 0.231, SLG: 0.302				3H 1B				1-3 2H 3H		1	0	1	2	0	0	0						
Vada Pinson, L OBP: 0.291, SLG: 0.372	P6			4-3		F8		G3		4	0	0	1	0	3							
Dick Simpson, R OBP: 0.316					F7					2	0	0	0	1	1	0						
Jimmie Coker, R OBP: 0.250, SLG: 0.333						FC5-4 BB		F7		1	0	0	0	0	0	1						
Leo Cardenas, R OBP: 0.305, SLG: 0.282			F8			6-3			6-3	4	0	0	0	0	1	2						
Mitt Pappas, R OBP: 0.330, SLG: 0.392										2	0	0	0	0	1	0						
Lee May, R OBP: 0.330, SLG: 0.392										1	0	0	0	0	0	2						
Bob Lee, R OBP: 0.120, SLG: 0.043										0	0	0	0	0	0	0						
Art Shamsky, L OBP: 0.250, SLG: 0.179										1	0	0	0	0	0	0						
Inning Stats	R: 0 E: 0 K: 0 S: 4	H: 1 LOB: 1 BB: 0 P: 4	R: 0 E: 0 K: 1 S: 5	H: 0 LOB: 0 BB: 0 P: 5	R: 0 E: 0 K: 0 S: 3	H: 0 LOB: 0 BB: 0 P: 3	R: 1 E: 1 K: 0 S: 5	H: 1 LOB: 1 BB: 0 P: 5	R: 0 E: 0 K: 1 S: 5	H: 0 LOB: 0 BB: 0 P: 5	R: 0 E: 0 K: 1 S: 5	H: 0 LOB: 0 BB: 0 P: 5	R: 1 E: 0 K: 0 S: 6	H: 1 LOB: 2 BB: 2 P: 14	R: 3 E: 0 K: 0 S: 6	H: 3 LOB: 1 BB: 1 P: 10	R: 0 E: 0 K: 0 S: 4	H: 1 LOB: 1 BB: 0 P: 4	1B: 3 2B: 4 3B: 0 HR: 0	SF: 0 SAC: 0 DP: 0 HBP: 0	WP: 0 PB: 0 SB: 1 CS: 0	PA: 38
PITCHER	IP WLS BF H R ER SO BB IBB HBP BLK WP HR S P ERA WHIP	Rich Nye, L ERA: 3.55	8.0 W 34 6 5 4 4 6 5 4 4 0 0 4 4 4.50 1.125	Cal Koonce, R ERA: 4.24	1.0 S 4 1 0 0 0 0 0 0 0 0 0 4 4 0.00 1.000	PITCHER	IP WLS BF H R ER SO BB IBB HBP BLK WP HR S P ERA WHIP	Rich Nye, L ERA: 3.55	8.0 W 34 6 5 4 4 6 5 4 4 0 0 4 4 4.50 1.125	Cal Koonce, R ERA: 4.24	1.0 S 4 1 0 0 0 0 0 0 0 0 0 4 4 0.00 1.000											

AB	35
R	5
H	7
RBI	5
BB	3
SO	4
LOB	13



Batter	1	2	3	4	5	6	7	8	9	AB	R	H	RBI	BB	SO	LOB	TOP				
Don Kessinger, S OBP: 0.241, SLG: 0.226 (1, 6)										6	1	1	0	0	3	1	Chicago Cubs @ Cincinnati Reds Crosley Field, Cincinnati, OH Thu Jun 01 1967, 7:05 PM EDT Att: 6,307 - Unknown - 50 F				
Glenn Beckert, R OBP: 0.315, SLG: 0.402 (1, 4)										5	2	3	0	0	1	2					
Billy Williams, L OBP: 0.424, SLG: 0.535 (1, 7)										4	2	3	5	1	0	1					
Ron Santo, R OBP: 0.330, SLG: 0.385 (1, 5)										5	0	2	1	0	2	2					
14 Ernie Banks, R OBP: 0.338, SLG: 0.510 (1, 3)										5	0	3	0	0	1	2					
Lee Thomas, L OBP: 0.274, SLG: 0.299 (1, 9)										5	0	0	0	0	1	5					
Randy Hundley, R OBP: 0.306, SLG: 0.331 (1, 2)										4	1	2	0	1	1	0					
Adolfo Phillips, R OBP: 0.399, SLG: 0.493 (1, 8)										5	0	2	0	0	1	3					
Ray Culp, R OBP: 0.056, SLG: 0.167 Cal Koonce, R (8, 1)										4	0	0	0	0	4	3					
Bill Hands, R (9, 1)										1	0	0	0	0	0	1					
Inning Stats	R: 0 E: 0 K: 2 S: 9	H: 2 LOB: 2 BB: 0 P: 9	R: 0 E: 0 K: 2 S: 7	H: 0 LOB: 0 BB: 0 P: 7	R: 0 E: 0 K: 2 S: 7	H: 0 LOB: 0 BB: 0 P: 7	R: 1 E: 0 K: 2 S: 10	H: 3 LOB: 2 BB: 0 P: 10	R: 0 E: 0 K: 1 S: 8	H: 1 LOB: 2 BB: 1 P: 12	R: 2 E: 0 K: 1 S: 8	H: 3 LOB: 1 BB: 0 P: 8	R: 3 E: 1 K: 1 S: 11	H: 5 LOB: 3 BB: 0 P: 11	R: 0 E: 0 K: 1 S: 6	H: 1 LOB: 1 BB: 0 P: 6	1B: 14 2B: 0 3B: 0 HR: 2	SF: 0 SAC: 0 DP: 0 HBP: 0	WP: 0 PB: 0 SB: 1 CS: 0	PA: 46	
PITCHER	IP	WLS	BF	H	R	ER	SO	BB	IBB	HBP	BLK	WP	HR	S	P	ERA	WHIP				
Gary Nolan, R ERA: 2.49 (1, 1)	7.0		33	10	3	3	12	2	0	0	0	0	2	55	63	3.86	1.714				
Don Nottebart, R ERA: 1.95 (8, 1)	0.2	6		3	3	0	1	0	0	0	0	0	0	8	8	0.00	4.500				
Bob Lee, R ERA: 7.56 (8, 1)	1.1	W	7	3	0	0	1	0	0	0	0	0	0	9	9	0.00	2.250				

AB	44
R	6
H	16
RBI	6
BB	2
SO	14
LOB	20



Batter	1	2	3	4	5	6	7	8	9	AB	R	H	RBI	BB	SO	LOB	BOTTOM					
Floyd Robinson, L OBP: 0.326, SLG: 0.286 (1, 9)										5	1	1	0	0	1	1	Chicago Cubs @ Cincinnati Reds Crosley Field, Cincinnati, OH Thu Jun 01 1967, 7:05 PM EDT Att: 6,307 - Unknown - 50 F					
Vada Pinson, L OBP: 0.294, SLG: 0.383 (1, 8)										5	2	2	1	0	1	0						
Pete Rose, S OBP: 0.410, SLG: 0.505 (1, 7)										2	3	1	0	3	0	1						
Tony Perez, R OBP: 0.335, SLG: 0.562 (1, 5)										4	1	1	2	1	1	2						
Deron Johnson, R OBP: 0.346, SLG: 0.525 (1, 3)										4	0	2	2	1	0	1						
Tommy Helms, R OBP: 0.314, SLG: 0.386 (1, 4)										4	0	1	1	1	2	4						
Johnny Edwards, L OBP: 0.283, SLG: 0.273 (1, 2)										4	0	1	0	0	0	3						
Leo Cardenas, R OBP: 0.299, SLG: 0.276 (1, 6)										4	0	0	0	0	1	2						
Gary Nolan, R ERA: 3.91 (1, 1)										2	0	0	0	0	1	1						
Art Shamsky, L OBP: 0.244, SLG: 0.175 Don Nottebart, R (8, 1)										1	0	0	0	0	0	0						
Bob Lee, R (8, 1)										0	0	0	0	0	0	0						
Lee May, R OBP: 0.326, SLG: 0.388 (9, PH)										1	0	0	0	0	1	0						
Inning Stats	R: 2 E: 0 K: 3 S: 11	H: 2 LOB: 1 BB: 1 P: 15	R: 0 E: 0 K: 1 S: 6	H: 1 LOB: 0 BB: 0 P: 6	R: 0 E: 0 K: 0 S: 3	H: 1 LOB: 0 BB: 0 P: 3	R: 0 E: 0 K: 0 S: 3	H: 0 LOB: 0 BB: 1 P: 7	R: 0 E: 0 K: 0 S: 3	H: 0 LOB: 0 BB: 0 P: 3	R: 0 E: 0 K: 2 S: 7	H: 0 LOB: 1 BB: 1 P: 11	R: 0 E: 0 K: 0 S: 3	H: 0 LOB: 0 BB: 0 P: 3	R: 2 E: 1 K: 0 S: 6	H: 2 LOB: 2 BB: 1 P: 10	R: 3 E: 1 K: 2 S: 10	H: 3 LOB: 3 BB: 2 P: 18	1B: 7 2B: 0 3B: 1 HR: 1	SF: 0 SAC: 0 DP: 0 HBP: 0	WP: 1 PB: 0 SB: 0 CS: 2	PA: 42
PITCHER	IP	WLS	BF	H	R	ER	SO	BB	IBB	HBP	BLK	WP	HR	S	P	ERA	WHIP					
Ray Culp, R ERA: 3.91 (1, 1)	7.1		31	5	4	3	6	4	0	0	0	0	1	39	55	3.68	1.227					
Cal Koonce, R ERA: 4.74 (8, 1)	1.1	L	8	3	3	2	2	1	0	0	0	1	0	11	15	13.50	3.000					
Bill Hands, R ERA: 2.38 (9, 1)	0.0		3	1	0	0	0	1	0	0	0	0	0	2	6	∞	∞					



Batter	1	2	3	4	5	6	7	8	9	AB	R	H	RBI	BB	SO	LOB	TOP					
Felipe Alou, R OBP: 0.315, SLG: 0.451 (1, 8)										5	1	2	0	0	0	0	Atlanta Braves @ Cincinnati Reds Crosley Field, Cincinnati, OH Sat Jun 03 1967, 3:33 AM EDT Att: 7,633 - Unknown					
Rico Carty, R OBP: 0.348, SLG: 0.371 (1, 7)										5	2	2	2	0	2							
Hank Aaron, R OBP: 0.388, SLG: 0.596 (1, 9)										5	2	3	1	0	1	0						
Joe Torre, R OBP: 0.385, SLG: 0.599 (1, 2)										4	1	1	2	0	1	0						
Gene Oliver, R OBP: 0.281, SLG: 0.412 (1, 3)										4	0	0	0	1	2	2						
Clete Boyer, R OBP: 0.319, SLG: 0.414 (1, 5)										5	1	2	1	0	0	2						
Denis Menke, R OBP: 0.313, SLG: 0.273 (1, 6)										3	0	1	0	2	0	0						
Woody Woodward, R OBP: 0.273, SLG: 0.255 (1, 4)										2	0	1	0	1	0	2						
Mack Jones, L OBP: 0.308, SLG: 0.415 (7, PH)										1	0	0	0	0	0	1						
Ramon Hernandez, S (7, 1)										0	0	0	0	0	0	0						
Bob Bruce, R OBP: 0.187, SLG: 0.091 (2, 1)										1	0	0	0	0	0	1						
Clay Carroll, R OBP: 0.240, SLG: 0.800 (5, PH)										0	0	0	0	0	0	0						
Jay Ritchie, R OBP: 0.240, SLG: 0.800 (5, PH)										0	0	0	0	0	0	0						
Glen Clark, S (6, PH)										0	0	0	0	0	0	0						
Phil Niekro, R OBP: 0.409, SLG: 0.950 (8, 1)										0	0	0	0	0	0	0						
Miguel de la Hoz, R OBP: 0.241, SLG: 0.325 (7, 4)										0	0	0	0	0	0	1						
Inning Stats	R: 2 E: 0 K: 0 S: 5	H: 2 LOB: 1 BB: 1 P: 9	R: 0 E: 0 K: 1 S: 7	H: 2 LOB: 2 BB: 0 P: 7	R: 2 E: 1 K: 1 S: 8	H: 3 LOB: 2 BB: 1 P: 12	R: 0 E: 0 K: 0 S: 3	H: 0 LOB: 0 BB: 0 P: 3	R: 0 E: 0 K: 0 S: 4	H: 1 LOB: 2 BB: 1 P: 8	R: 2 E: 0 K: 0 S: 6	H: 3 LOB: 1 BB: 0 P: 6	R: 0 E: 0 K: 0 S: 3	H: 0 LOB: 1 BB: 1 P: 7	R: 0 E: 0 K: 2 S: 7	H: 0 LOB: 0 BB: 0 P: 7	R: 1 E: 0 K: 2 S: 8	H: 1 LOB: 0 BB: 0 P: 8	1B: 6 2B: 3 3B: 0 HR: 3	SF: 1 SAC: 0 DP: 0 HBP: 0	WP: 0 PB: 0 SB: 0 CS: 0	PA: 43
PITCHER	IP	WLS	BF	H	R	ER	SO	BB	IBB	HBP	BLK	WP	HR	S	P	ERA	WHIP					
Billy McCool, L ERA: 2.97 (1, 1)	2.2		16	7	4	3	2	1	0	0	0	0	2	19	23	10.12	3.000					
Mel Queen, R ERA: 1.92 (3, 1)	6.1	W	27	5	3	3	4	3	0	0	0	0	1	32	44	4.26	1.263					

AB	38
R	7
H	12
RBI	6
BB	4
SO	6
LOB	13



Batter	1	2	3	4	5	6	7	8	9	AB	R	H	RBI	BB	SO	LOB	BOTTOM					
Floyd Robinson, L OBP: 0.327, SLG: 0.386 (1, 9)										4	2	2	1	0	0	1	Atlanta Braves @ Cincinnati Reds Crosley Field, Cincinnati, OH Sat Jun 03 1967, 3:33 AM EDT Att: 7,633 - Unknown					
Giraldo Ruiz, S OBP: 0.227, SLG: 0.297 (9, PH)										0	0	0	0	0	0	0						
Vada Pinson, L OBP: 0.311, SLG: 0.407 (1, 8)										5	0	3	2	0	0	0						
Pete Rose, S OBP: 0.414, SLG: 0.503 (1, 7)										5	1	3	1	0	0	2						
Tony Perez, R OBP: 0.337, SLG: 0.575 (1, 5)										4	1	2	2	0	0	3						
Deron Johnson, R OBP: 0.354, SLG: 0.539 (1, 3)										3	1	1	0	1	0	1						
Tommy Helms, R OBP: 0.309, SLG: 0.371 (1, 4)										4	0	0	0	0	1	2						
Johnny Edwards, L OBP: 0.292, SLG: 0.295 (1, 2)										4	1	2	1	0	0	0						
Leo Cardenas, R OBP: 0.296, SLG: 0.273 (1, 6)										4	0	0	0	0	0	2						
Billy McCool, R OBP: 0.167, SLG: 0.091 (1, 1)										1	1	1	1	0	0	0						
Mel Queen, L OBP: 0.143, SLG: 0.100 (3, 1)										3	1	1	0	0	0	1						
Inning Stats	R: 0 E: 0 K: 0 S: 4	H: 2 LOB: 1 BB: 0 P: 4	R: 4 E: 0 K: 0 S: 7	H: 5 LOB: 0 BB: 0 P: 7	R: 0 E: 0 K: 0 S: 3	H: 1 LOB: 0 BB: 0 P: 3	R: 0 E: 0 K: 0 S: 3	H: 0 LOB: 0 BB: 0 P: 3	R: 3 E: 0 K: 0 S: 6	H: 3 LOB: 1 BB: 1 P: 10	R: 0 E: 0 K: 0 S: 4	H: 1 LOB: 1 BB: 0 P: 4	R: 0 E: 0 K: 1 S: 5	H: 1 LOB: 0 BB: 0 P: 4	R: 0 E: 0 K: 1 S: 5	H: 0 LOB: 0 BB: 0 P: 5	R: 1 E: 0 K: 0 S: 4	H: 2 LOB: 3 BB: 0 P: 4	1B: 10 2B: 3 3B: 0 HR: 2	SF: 0 SAC: 1 DP: 2 HBP: 0	WP: 0 PB: 0 SB: 0 CS: 1	PA: 40
PITCHER	IP	WLS	BF	H	R	ER	SO	BB	IBB	HBP	BLK	WP	HR	S	P	ERA	WHIP					
Bob Bruce, R ERA: 4.36 (1, 1)	1.2		11	7	4	4	0	0	0	0	0	0	2	11	15	9.00	1.667					
Clay Carroll, R ERA: 5.07 (2, 1)	3.0		12	4	3	3	0	1	0	0	0	0	0	11	15	9.00	1.667					
Jay Ritchie, R ERA: 3.91 (5, 1)	0.1		1	0	0	0	0	0	0	0	0	0	0	1	1	0.00	0.000					
Phil Niekro, R ERA: 1.79 (6, 1)	1.0		4	1	0	0	0	0	0	0	0	0	0	4	4	0.00	1.000					
Ramon Hernandez, L ERA: 6.35 (7, 1)	2.0	L	11	3	1	1	1	0	0	0	0	0	0	13	13	4.50	1.500					



Batter	1	2	3	4	5	6	7	8	9	AB	R	H	RBI	BB	SO	LOB	TOP					
Felipe Alou, R OBP: 0.312, SLG: 0.444 (1, 3)										5	0	1	0	0	1	1	Atlanta Braves @ Cincinnati Reds Crosley Field, Cincinnati, OH Sun Jun 04 1967, 3:33 AM EDT Att: 15,812 - Unknown					
Mack Jones, L OBP: 0.311, SLG: 0.422 (1, 8)										5	0	2	0	0	1	2						
Hank Aaron, R OBP: 0.371, SLG: 0.610 (1, 9)										4	2	2	1	0	0	2						
Joe Torre, R OBP: 0.392, SLG: 0.602 (1, 2)										4	1	3	0	0	0	0						
Rico Carty, R OBP: 0.352, SLG: 0.381 (1, 7)										4	0	2	1	0	1	2						
Clete Boyer, R OBP: 0.317, SLG: 0.408 (1, 5)										2	0	0	1	1	0	1						
Denis Menke, R OBP: 0.318, SLG: 0.281 (1, 6)										3	1	1	0	1	1	3						
Woody Woodward, R OBP: 0.277, SLG: 0.260 (6, PH)										2	0	1	1	0	0	2						
Charlie Lau, L OBP: 0.231, SLG: 0.200 (6, PH)										1	0	0	0	0	0	2						
Marty Martinez, S OBP: 0.321, SLG: 0.240 (6, 4)										1	0	0	0	0	0	2						
Ken Johnson, R OBP: 0.269, SLG: 0.048 (5, PH)										1	0	0	0	0	1	0						
Glen Clark, S OBP: 0.249, SLG: 0.078 (5, PH)										1	0	0	0	0	0	1						
Wade Blasingame, L OBP: 0.249, SLG: 0.290 (5, PH)										0	0	0	0	0	0	0						
Gary Blaney, R OBP: 0.229, SLG: 0.078 (5, PH)										1	0	0	0	0	1	2						
Dick Kelley, R OBP: 0.221, SLG: 0.230 (5, PH)										0	0	0	0	0	0	0						
Miguel de la Hoz, R OBP: 0.233, SLG: 0.310 (5, PH)										1	0	0	0	0	0	0						
Inning Stats	R: 0 E: 0 K: 0 S: 3	H: 1 LOB: 0 BB: 0 P: 3	R: 0 E: 0 K: 2 S: 8	H: 1 LOB: 2 BB: 1 P: 12	R: 0 E: 0 K: 1 S: 6	H: 1 LOB: 0 BB: 0 P: 6	R: 0 E: 0 K: 0 S: 3	H: 1 LOB: 0 BB: 0 P: 3	R: 1 E: 0 K: 1 S: 7	H: 2 LOB: 1 BB: 0 P: 7	R: 2 E: 0 K: 1 S: 8	H: 3 LOB: 1 BB: 1 P: 12	R: 1 E: 0 K: 0 S: 4	H: 2 LOB: 0 BB: 0 P: 4	R: 0 E: 0 K: 0 S: 4	H: 1 LOB: 1 BB: 0 P: 4	R: 0 E: 0 K: 1 S: 5	H: 0 LOB: 0 BB: 0 P: 5	1B: 8 2B: 3 3B: 0 HR: 1	SF: 1 SAC: 0 DP: 3 HBP: 0	WP: 0 PB: 1 SB: 0 CS: 0	PA: 38
PITCHER	IP	WLS	BF	H	R	ER	SO	BB	IBB	HBP	BLK	WP	HR	S	P	ERA	WHIP					
Jim Maloney, R ERA: 3.47 (1, 1)	7.0	W	32	12	4	4	5	2	0	0	0	0	1	40	48	5.14	2.000					
Bob Lee, R ERA: 5.73 (8, 1)	2.0	S	6	0	0	0	1	0	0	0	0	0	0	8	8	0.00	0.000					

AB	35
R	4
H	12
RBI	4
BB	2
SO	6
LOB	19



Batter	1	2	3	4	5	6	7	8	9	AB	R	H	RBI	BB	SO	LOB	BOTTOM				
Floyd Robinson, L OBP: 0.327, SLG: 0.383 (1, 9)										3	1	1	0	0	0	0	Atlanta Braves @ Cincinnati Reds Crosley Field, Cincinnati, OH Sun Jun 04 1967, 3:33 AM EDT Att: 15,812 - Unknown				
Dick Simpson, R OBP: 0.208, SLG: 0.300 (7, PH)										4	0	1	0	0	0	1					
Vada Pinson, L OBP: 0.310, SLG: 0.404 (1, 8)										4	0	2	1	0	0	0					
Pete Rose, S OBP: 0.415, SLG: 0.503 (1, 7)										4	1	2	0	0	1	1					
Tony Perez, R OBP: 0.340, SLG: 0.584 (1, 5)										4	1	2	0	0	1	1					
Deron Johnson, R OBP: 0.345, SLG: 0.523 (1, 3)										4	0	0	0	0	3	3					
Tommy Helms, R OBP: 0.309, SLG: 0.385 (1, 4)										3	0	1	0	0	0	2					
Johnny Edwards, L OBP: 0.294, SLG: 0.296 (1, 2)										3	1	1	1	0	0	2					
Leo Cardenas, R OBP: 0.301, SLG: 0.301 (1, 6)										3	2	2	2	0	0	0					
Jim Maloney, L OBP: 0.217, SLG: 0.318 (1, 1)										3	0	0	0	0	1	1					
Bob Lee, R ERA: 4.93 (8, 1)										0	0	0	0	0	0	0					
Inning Stats	R: 0 E: 0 K: 0 S: 3	H: 0 LOB: 0 BB: 0 P: 3	R: 0 E: 0 K: 0 S: 4	H: 1 LOB: 1 BB: 0 P: 4	R: 2 E: 1 K: 0 S: 5	H: 3 LOB: 1 BB: 0 P: 5	R: 3 E: 0 K: 1 S: 8	H: 3 LOB: 0 BB: 0 P: 8	R: 0 E: 0 K: 2 S: 7	H: 1 LOB: 1 BB: 0 P: 8	R: 0 E: 0 K: 2 S: 7	H: 0 LOB: 0 BB: 0 P: 7	R: 0 E: 0 K: 1 S: 6	H: 1 LOB: 1 BB: 0 P: 6	R: 0 E: 0 K: 1 S: 6	H: 1 LOB: 1 BB: 0 P: 6	1B: 5 2B: 3 3B: 1 HR: 1	SF: 0 SAC: 0 DP: 0 HBP: 0	WP: 0 PB: 0 SB: 1 CS: 0	PA: 32	
PITCHER	IP	WLS	BF	H	R	ER	SO	BB	IBB	HBP	BLK	WP	HR	S	P	ERA	WHIP				
Ken Johnson, R ERA: 2.56 (1, 1)	4.0	L	18	7	5	4	4	0	0	0	0	0	0	3	3	0.00	1.000				
Wade Blasingame, L ERA: 5.79 (5, 1)	1.0		3	1	0	0	0	0	0	0	0	0	0	3	3	0.00	1.000				
Dick Kelley, L ERA: 4.93 (6, 1)	3.0		11	2	0	0	5	0	0	0	0	0	0	21	21	0.00	0.667				



Batter	1	2	3	4	5	6	7	8	9	AB	R	H	RBI	BB	SO	LOB	TOP																	
Jesus Alou, R OBP: 0.292, SLG: 0.388 (1, 7)	1-3		F8				4-3			4	0	1	0	0	0	1	San Francisco Giants @ Cincinnati Reds Crosley Field, Cincinnati, OH Tue Jun 06 1967, 7:05 PM EDT Att: 15,982 - Unknown livebaseballscorecards.com																	
Tom Haller, L OBP: 0.396, SLG: 0.523 (1, 2)	F7			G3	F2			F7		4	0	0	0	0	0	2																		
Willie Mays, R OBP: 0.393, SLG: 0.516 (1, 8)				F9 BB		K		2B BB		3	1	2	0	1	1	0																		
Willie McCovey, L OBP: 0.360, SLG: 0.484 (1, 3)	F2			FC5-4 BB		G3		1-H 2B		3	0	1	1	1	0	1																		
Jim Ray Hart, R OBP: 0.318, SLG: 0.406 (1, 5)		F4		F9		F3		F8		4	0	0	0	0	0	3																		
Ollie Brown, R OBP: 0.333, SLG: 0.519 (1, 9)		K		FC5-4				F4		4	1	1	1	0	1	3																		
Hal Lanier, R OBP: 0.224, SLG: 0.260 Jim Davenport, R OBP: 0.364, SLG: 0.421 (9, PH)		K			3-1		WP 2B	F9		3	0	1	0	0	1	0																		
Tito Fuentes, S OBP: 0.225, SLG: 0.244 Bob Schroder, L OBP: 0.250, SLG: 0.226 (7, PH)			G3		F9		K	4-3		2	0	0	0	0	0	0																		
Gaylord Perry, R OBP: 0.233, SLG: 0.233 Norm Siebern, L OBP: 0.271, SLG: 0.128 Ron Herbel, R OBP: 0.429, SLG: 0.400 Bill Henry, L (8, 1) Ty Cline, L OBP: 0.235, SLG: 0.143 (9, PH)			K			G3		L4-3		2	0	1	0	0	1	0																		
Inning Stats	R: 0 E: 0 K: 0 S: 4	H: 1 LOB: 1 BB: 0 P: 4	R: 0 E: 0 K: 2 S: 7	H: 0 LOB: 0 BB: 0 P: 7	R: 0 E: 0 K: 1 S: 5	H: 0 LOB: 0 BB: 0 P: 5	R: 0 E: 0 K: 0 S: 4	H: 1 LOB: 2 BB: 0 P: 8	R: 0 E: 0 K: 1 S: 5	H: 2 LOB: 2 BB: 0 P: 5	R: 1 E: 0 K: 1 S: 7	H: 2 LOB: 1 BB: 0 P: 7	R: 1 E: 0 K: 0 S: 4	H: 1 LOB: 1 BB: 0 P: 8	R: 0 E: 0 K: 0 S: 3	H: 0 LOB: 0 BB: 0 P: 3		1B: 4 2B: 2 3B: 0 HR: 1	SF: 0 SAC: 0 DP: 0 HBP: 0	WP: 1 PB: 0 SB: 0 CS: 0	PA: 36													
PITCHER	IP WLS BF H R ER SO BB IBB HBP BLK WP HR S P ERA WHIP																																	
Milt Pappas, R ERA: 2.94 Don Nottebart, R ERA: 1.71	(1, 1) (8, 1)	7.1 S	31 5	7 0	2 0	2 0	5 0	2 0	0 0	0 0	0 0	1 0	1 5	39 5	47 5	2.46 0.00		1.227 0.000																

Batter	1	2	3	4	5	6	7	8	9	AB	R	H	RBI	BB	SO	LOB	BOTTOM																	
Floyd Robinson, L OBP: 0.322, SLG: 0.373 Dick Simpson, R OBP: 0.208, SLG: 0.300 (9, 9)	G3 PB		F8			4-3		K		3	0	1	0	0	0	0	San Francisco Giants @ Cincinnati Reds Crosley Field, Cincinnati, OH Tue Jun 06 1967, 7:05 PM EDT Att: 15,982 - Unknown livebaseballscorecards.com																	
Vada Pinson, L OBP: 0.305, SLG: 0.415 (1, 8)	K			F9		HR		K		4	1	1	1	0	2	2																		
Pete Rose, S OBP: 0.412, SLG: 0.498 (1, 7)	G3			F7		HR		5-3		4	1	1	0	0	0	2																		
Tony Perez, R OBP: 0.340, SLG: 0.596 (1, 5)	K			F7		HR				3	1	1	2	0	1	1																		
Deron Johnson, R OBP: 0.338, SLG: 0.511 (1, 3)		K			G3	1-3				3	0	0	0	0	1	0																		
Tommy Helms, R OBP: 0.310, SLG: 0.384 Don Nottebart, R (8, 1)		4-3				1B		6-3		3	0	1	0	0	0	0																		
Johnny Edwards, L OBP: 0.295, SLG: 0.297 (1, 2)				CS		F8		4-3		3	0	1	0	0	0	1																		
Leo Cardenas, R OBP: 0.297, SLG: 0.296 (1, 6)		CS		4-3		K		K		3	0	0	0	0	2	1																		
Milt Pappas, R Giraldo Ruiz, S OBP: 0.239, SLG: 0.297 (8, 4)				F4		K		S		2	0	0	0	0	1	0																		
Inning Stats	R: 0 E: 0 K: 2 S: 8	H: 1 LOB: 1 BB: 0 P: 8	R: 0 E: 0 K: 1 S: 5	H: 1 LOB: 0 BB: 0 P: 5	R: 0 E: 0 K: 0 S: 3	H: 0 LOB: 0 BB: 0 P: 3	R: 0 E: 0 K: 0 S: 3	H: 0 LOB: 0 BB: 0 P: 3	R: 0 E: 0 K: 1 S: 6	H: 1 LOB: 1 BB: 0 P: 6	R: 3 E: 0 K: 1 S: 8	H: 3 LOB: 0 BB: 0 P: 8	R: 0 E: 0 K: 1 S: 5	H: 0 LOB: 0 BB: 0 P: 5	R: 0 E: 0 K: 2 S: 7	H: 0 LOB: 1 BB: 0 P: 8		1B: 4 2B: 0 3B: 0 HR: 2	SF: 0 SAC: 0 DP: 0 HBP: 1	WP: 0 PB: 1 SB: 1 CS: 1	PA: 31													
PITCHER	IP WLS BF H R ER SO BB IBB HBP BLK WP HR S P ERA WHIP																																	
Gaylord Perry, R ERA: 3.0 Ron Herbel, R ERA: 3.82 Bill Henry, L ERA:	(1, 1) (7, 1) (8, 1)	6.0 L	23 4	6 0	3 0	3 0	5 1	0 0	0 1	0 0	0 0	0 5	2 6	33 6	33 7	4.50 0.00		1.000 0.000																

Batter	1	2	3	4	5	6	7	8	9	AB	R	H	RBI	BB	SO	LOB	TOP					
Jesus Alou, R OBP: 0.305, SLG: 0.404										5	1	4	0	0	0	2	San Francisco Giants @ Cincinnati Reds Crosley Field, Cincinnati, OH Wed Jun 07 1967, 7:05 PM EDT Att: 21,693 - Unknown					
Tom Haller, L OBP: 0.403, SLG: 0.526										5	1	3	1	0	0	2						
Willie Mays, R OBP: 0.388, SLG: 0.503										4	0	0	0	1	4	5						
Willie McCovey, L OBP: 0.361, SLG: 0.504										5	1	2	3	0	3	6						
Jim Ray Hart, R OBP: 0.316, SLG: 0.399										3	0	0	0	1	2	3						
Ollie Brown, R OBP: 0.324, SLG: 0.504										4	0	0	0	0	3	2						
Hal Lanier, R OBP: 0.225, SLG: 0.260										4	1	1	0	0	2	0						
Tito Fuentes, S OBP: 0.220, SLG: 0.238										3	0	0	0	0	1	0						
Juan Marichal, R OBP: 0.273, SLG: 0.381										2	0	0	0	0	0	0						
Ty Cline, L OBP: 0.222, SLG: 0.133 (8, PH)										1	0	0	0	0	1	0						
Lindy McDaniel, R OBP: 1.000, SLG: 1.000 (8, PH)										0	0	0	0	0	0	0						
Jim Davenport, R OBP: 0.371, SLG: 0.421 (8, PH)										0	0	0	0	1	0	0						
Frank Linzy, R OBP: 0.371, SLG: 0.421 (8, PH)										0	0	0	0	0	0	0						
Inning Stats	R: 0 E: 0 K: 2 S: 8	H: 1 LOB: 1 BB: 0 P: 8	R: 0 E: 0 K: 2 S: 7	H: 0 LOB: 0 BB: 0 P: 7	R: 0 E: 0 K: 0 S: 4	H: 1 LOB: 1 BB: 0 P: 4	R: 0 E: 0 K: 3 S: 10	H: 1 LOB: 0 BB: 0 P: 10	R: 0 E: 0 K: 1 S: 5	H: 0 LOB: 0 BB: 0 P: 5	R: 0 E: 0 K: 3 S: 11	H: 2 LOB: 2 BB: 0 P: 11	R: 0 E: 0 K: 2 S: 7	H: 0 LOB: 0 BB: 0 P: 7	R: 3 E: 0 K: 2 S: 10	H: 3 LOB: 1 BB: 1 P: 14	R: 1 E: 0 K: 1 S: 7	H: 2 LOB: 3 BB: 2 P: 15	1B: 8 2B: 1 3B: 0 HR: 1	SF: 0 SAC: 1 DP: 0 HBP: 0	WP: 1 PB: 0 SB: 1 CS: 0	PA: 40
PITCHER	IP WLS BF H R ER SO BB IBB HBP BLK WP HR S P ERA WHIP																					
Gary Nolan, R ERA: 2.6	(1, 1) 7.2 31 8 3 3 15 0 0 0 0 0 1 61 61 3.52 1.043																					
Bob Lee, R ERA: 6.0	(8, 1) 1.0 L 8 2 1 1 0 3 0 0 0 1 0 5 17 9.00 5.000																					
Gerry Arrigo, L ERA: 0.89	(9, 1) 0.1 1 0 0 0 1 0 0 0 0 0 0 3 3 0.00 0.000																					



Batter	1	2	3	4	5	6	7	8	9	AB	R	H	RBI	BB	SO	LOB	BOTTOM			
Floyd Robinson, L OBP: 0.302, SLG: 0.345										4	0	0	0	0	1	2	San Francisco Giants @ Cincinnati Reds Crosley Field, Cincinnati, OH Wed Jun 07 1967, 7:05 PM EDT Att: 21,693 - Unknown			
Vada Pinson, L OBP: 0.308, SLG: 0.412										4	1	1	0	0	1	1				
Pete Rose, S OBP: 0.409, SLG: 0.507										4	1	1	2	0	1	0				
Tony Perez, R OBP: 0.333, SLG: 0.584										4	0	0	0	0	2	0				
Deron Johnson, R OBP: 0.342, SLG: 0.518										4	1	2	0	0	0	0				
Tommy Helms, R OBP: 0.308, SLG: 0.380										4	0	1	1	0	1	1				
Johnny Edwards, L OBP: 0.287, SLG: 0.288										3	0	0	0	0	2	2				
Art Shamsky, L OBP: 0.250, SLG: 0.167 (8, PH)										1	0	0	0	0	0	0				
Leo Cardenas, R OBP: 0.302, SLG: 0.298										2	0	1	0	1	1	0				
Gary Nolan, R OBP: 0.217, SLG: 0.053										2	0	1	0	0	0	1				
Bob Lee, R										0	0	0	0	0	0	0				
Gerry Arrigo, L OBP: 0.222, SLG: 0.333										0	0	0	0	0	0	0				
Inning Stats	R: 0 E: 0 K: 2 S: 7	H: 0 LOB: 0 BB: 0 P: 7	R: 0 E: 0 K: 3 S: 10	H: 1 LOB: 0 BB: 0 P: 10	R: 0 E: 0 K: 1 S: 5	H: 0 LOB: 0 BB: 0 P: 5	R: 0 E: 0 K: 1 S: 5	H: 1 LOB: 1 BB: 0 P: 6	R: 3 E: 2 K: 0 S: 7	H: 4 LOB: 1 BB: 0 P: 7	R: 0 E: 0 K: 1 S: 5	H: 1 LOB: 0 BB: 0 P: 5	R: 0 E: 0 K: 0 S: 3	H: 0 LOB: 0 BB: 0 P: 3	R: 0 E: 0 K: 0 S: 3	H: 0 LOB: 0 BB: 0 P: 3	1B: 5 2B: 1 3B: 0 HR: 1	SF: 0 SAC: 1 DP: 1 HBP: 0	WP: 0 PB: 0 SB: 0 CS: 0	PA: 34
PITCHER	IP WLS BF H R ER SO BB IBB HBP BLK WP HR S P ERA WHIP																			
Juan Marichal, R ERA: 2.03	(1, 1) 7.0 28 7 3 2 9 1 0 0 0 0 1 45 49 2.57 1.143																			
Lindy McDaniel, R ERA: 4.42	(8, 1) 1.0 W 3 0 0 0 0 0 0 0 0 0 0 3 3 0.00 0.000																			
Frank Linzy, R ERA: 0.55	(9, 1) 1.0 S 3 0 0 0 0 0 0 0 0 0 0 3 3 0.00 0.000																			



Batter	1	2	3	4	5	6	7	8	9	AB	R	H	RBI	BB	SO	LOB	TOP										
Jesus Alou, R OBP: 0.313, SLG: 0.408 Ty Cline, L OBP: 0.238, SLG: 0.167	0-0 HR 1B		1-0 HBP		0-0 L7		0-0 1B		0-0 L4-3	1	1	1	0	0	0	0											
Tom Haller, L OBP: 0.398, SLG: 0.535	0-0 HR		0-0 F7		0-0 F7		0-0 4-3		0-0 G3	5	1	1	2	0	0	2											
Willie Mays, R OBP: 0.385, SLG: 0.503	0-0 5-3		0-0 F4		0-0 F4		0-0 HR 2B		0-0 F6	4	1	1	0	0	0	1											
Willie McCovey, L OBP: 0.365, SLG: 0.533	0-0 F7		0-0 1-3		0-0 1-3		0-0 HR 2B		0-0 1B 2B	4	2	2	2	0	0	1											
Jim Ray Hart, R OBP: 0.315, SLG: 0.392	0-0 F8				0-0 F6		0-0 F5		0-0 1B E IBB	3	1	0	0	1	0	0											
Ollie Brown, R OBP: 0.329, SLG: 0.525		0-0 5-3		0-0 5-3		0-0 HR		0-0 1-3 2-H E 1B	4	2	2	2	0	0	0												
Hal Lanier, R OBP: 0.220, SLG: 0.253		0-0 F7		0-0 F9		0-0 F8		0-0 E2 CS	4	0	0	1	0	0	0		AB 35 R 8 H 8 RBI 7 BB 2 SO 1 LOB 6										
Tito Fuentes, S OBP: 0.221, SLG: 0.232		4-0 BB			0-0 F5		0-0 F7		0-0 F3	3	0	0	0	1	0	1											
Bobby Bolin, R OBP: 0.250, SLG: 0.304 Ron Herbel, R OBP: 0.333, SLG: 0.286 Bill Henry, L Frank Linzy, R	0-3 K				0-0 5-3		0-0 4-3		0-0 4-3	1	0	0	0	0	1	1											
Inning Stats	R: 2 E: 0 K: 0 S: 5	H: 2 LOB: 0 BB: 0 P: 5	R: 0 E: 0 K: 1 S: 5	H: 0 LOB: 1 BB: 1 P: 9	R: 0 E: 0 K: 0 S: 3	H: 0 LOB: 0 BB: 0 P: 4	R: 0 E: 0 K: 0 S: 3	H: 0 LOB: 0 BB: 0 P: 3	R: 0 E: 0 K: 0 S: 6	H: 3 LOB: 0 BB: 0 P: 6	R: 0 E: 0 K: 0 S: 4	H: 1 LOB: 1 BB: 0 P: 4	R: 3 E: 1 K: 0 S: 5	H: 2 LOB: 0 BB: 1 P: 9	R: 0 E: 0 K: 0 S: 3	H: 0 LOB: 0 BB: 0 P: 3	1B: 3 2B: 2 3B: 0 HR: 3	SF: 0 SAC: 0 DP: 0 HBP: 1	WP: 0 PA: 38 PB: 0 SB: 0 CS: 1								
PITCHER	IP	WLS	BF	H	R	ER	SO	BB	IBB	HBP	BLK	WP	HR	S	P	ERA	WHIP										
Sammy Ellis, R ERA: 2.85 Gerry Arrigo, L ERA: 1.16 Don Nottebart, R ERA: 1.59	(1, 1) (7, 1) (8, 1)	6.2 0.2 1.2	28 L 4 6	6 1 1	5 2 1	5 1 0	1 0 0	1 0 0	0 1 0	0 0 0	0 0 0	0 0 0	3 3 6	28 7 6	33 7 6	6.75 13.50 0.00	1.050 1.500 0.600										

San Francisco Giants @ Cincinnati Reds
Crosley Field, Cincinnati, OH
Thu Jun 08 1967, 7:05 PM EDT
Att: 13,504 - Unknown



Batter	1	2	3	4	5	6	7	8	9	AB	R	H	RBI	BB	SO	LOB	BOTTOM										
Floyd Robinson, L OBP: 0.303, SLG: 0.362 Lee May, R OBP: 0.319, SLG: 0.378	0-0 G3		0-0 FC6 2B		0-0 4-3		0-3 K			3	0	1	1	0	0	1											
Vada Pinson, L OBP: 0.303, SLG: 0.405	0-0 F4		0-0 FC6 2B		0-0 3-1		0-0 F6			4	1	0	0	0	0	2											
Pete Rose, S OBP: 0.411, SLG: 0.517	0-0 4-3		0-0 1-H 2B		0-0 F9 2B		0-0 L7			4	0	2	1	0	0	0											
Tony Perez, R OBP: 0.336, SLG: 0.597		0-0 HR	0-0 1-3		0-0 F9 2B		0-0 G4-6-3 1B			4	1	2	1	0	0	2											
Deron Johnson, R OBP: 0.335, SLG: 0.507 Dick Simpson, R OBP: 0.208, SLG: 0.300 Art Shamsky, L OBP: 0.245, SLG: 0.163		0-0 F8		0-0 4-3		0-0 FC5-2-1		0-0 G4-6-3		3	0	0	0	0	0	1											
Don Pavletich, R OBP: 0.354, SLG: 0.376 Gerry Arrigo, L OBP: 0.222, SLG: 0.333 Don Nottebart, R		0-0 4-3		0-0 6-3		0-0 6-3		0-0 1-2 F6		3	0	0	0	0	0	1											
Geraldo Ruiz, S OBP: 0.235, SLG: 0.292									0-0 1-3	0	0	0	0	0	0	0											
Tommy Helms, R OBP: 0.307, SLG: 0.383		0-3 K		0-0 F9			0-0 2B 2B		0-0 1-3	4	1	1	0	0	1	0	AB 33 R 5 H 9 RBI 4 BB 0 SO 2 LOB 10										
Leo Cardenas, R OBP: 0.310, SLG: 0.318			0-0 WP 2B 2B		0-0 4-3 SH3-4 1B		0-0 SH3-4 2H 2B		0-0 G3	4	2	3	1	0	0	0											
Sammy Ellis, L OBP: 0.111, SLG: 0.040 Johnny Edwards, L OBP: 0.287, SLG: 0.288			0-0 4-3		0-0 SH3-4		0-0 SH3-4			1	0	0	0	0	0	1											
Inning Stats	R: 0 E: 0 K: 0 S: 3	H: 0 LOB: 0 BB: 0 P: 3	R: 1 E: 0 K: 1 S: 6	H: 1 LOB: 0 BB: 0 P: 6	R: 2 E: 0 K: 0 S: 6	H: 3 LOB: 1 BB: 0 P: 6	R: 0 E: 0 K: 0 S: 3	H: 0 LOB: 0 BB: 0 P: 3	R: 1 E: 0 K: 0 S: 4	H: 1 LOB: 0 BB: 0 P: 4	R: 0 E: 0 K: 0 S: 4	H: 1 LOB: 1 BB: 0 P: 4	R: 1 E: 0 K: 1 S: 7	H: 2 LOB: 1 BB: 0 P: 7	R: 0 E: 0 K: 0 S: 3	H: 1 LOB: 0 BB: 0 P: 3	R: 0 E: 0 K: 0 S: 3	H: 0 LOB: 0 BB: 0 P: 3	1B: 2 2B: 6 3B: 0 HR: 1	SF: 0 SAC: 2 DP: 1 HBP: 0	WP: 2 PA: 35 PB: 0 SB: 0 CS: 0						
PITCHER	IP	WLS	BF	H	R	ER	SO	BB	IBB	HBP	BLK	WP	HR	S	P	ERA	WHIP										
Bobby Bolin, R ERA: 4.96 Ron Herbel, R ERA: 3.97 Bill Henry, L Frank Linzy, R ERA: 0.51	(1, 1) (3, 1) (7, 1) (8, 1)	2.2 3.1 1.0 2.0	12 14 3 6	4 4 0 1	3 2 0 0	3 2 0 0	1 0 1 0	3 3 0 0	0 0 0 0	0 0 0 0	0 0 0 0	0 0 0 0	1 0 5 6	14 14 5 6	14 14 5 6	5.40 5.40 0.00 0.00	1.200 1.200 0.000 0.500										

San Francisco Giants @ Cincinnati Reds
Crosley Field, Cincinnati, OH
Thu Jun 08 1967, 7:05 PM EDT
Att: 13,504 - Unknown



Batter	1	2	3	4	5	6	7	8	9	AB	R	H	RBI	BB	SO	LOB	TOP								
Julio Gotay, R OBP: 0.355, SLG: 0.367 (1, 4)	F5		K	6-3		2B BB		K		4	0	0	0	1	2	1	Houston Astros @ Cincinnati Reds Crosley Field, Cincinnati, OH Fri Jun 09 1967, 7:05 PM EDT Att: 13,447 - Unknown								
Sonny Jackson, L OBP: 0.256, SLG: 0.274 (1, 6)	F8		F8		6-3	F3		5-3		5	0	0	0	0	0	3									
Jimmy Wynn, R OBP: 0.381, SLG: 0.480 (1, 8)	K		HBP 1B BB		1-3	2B		K		4	1	1	1	1	2	0									
Rusty Staub, L OBP: 0.374, SLG: 0.493 (1, 9)		WP 1B 2B	1B HBP		F6		1B BB		6-3	3	1	1	0	1	0	0									
Eddie Mathews, L OBP: 0.341, SLG: 0.364 (1, 5)	F4		BB 1B		2-3		1B			5	0	3	1	0	0	1									
Jim Landis, R OBP: 0.375, SLG: 0.398 (1, 7)	WP 1B BB		1-2 BB		BB 1B		K		K	3	2	1	0	2	2	2									
Chuck Harrison, R OBP: 0.287, SLG: 0.321 (1, 3)		1-H 2-H 1B	K		1B BB		K			3	1	1	2	1	2	4									
John Bateman, R OBP: 0.237, SLG: 0.243 (1, 2)	K		K		E7 1B 1B		6-3			4	1	1	1	0	2	1									
Don Wilson, R OBP: 0.185, SLG: 0.083 (1, 1)	K		F4		BB 2B 1B					3	1	1	1	0	1	1									
Claude Raymond, R OBP: 0.200, SLG: 0.400 (7, 1)										0	0	0	0	0	0	0									
Barry Latman, R (7, 1)										0	0	0	0	0	0	0									
Ron Brand, R OBP: 0.327, SLG: 0.271 (8, PH)										0	0	0	0	1	0	0									
Dan Schneider, L (8, 1)										0	0	0	0	0	0	0									
Inning Stats	R: 0 E: 0 K: 1 S: 5	H: 0 LOB: 0 BB: 0 P: 5	R: 2 E: 0 K: 2 S: 9	H: 2 LOB: 1 BB: 1 P: 13	R: 1 E: 0 K: 2 S: 8	H: 1 LOB: 3 BB: 2 P: 17	R: 0 E: 0 K: 1 S: 5	H: 0 LOB: 0 BB: 0 P: 5	R: 0 E: 0 K: 0 S: 3	H: 0 LOB: 0 BB: 0 P: 3	R: 4 E: 1 K: 0 S: 6	H: 4 LOB: 2 BB: 2 P: 14	R: 0 E: 0 K: 2 S: 7	H: 1 LOB: 1 BB: 1 P: 11	R: 0 E: 0 K: 1 S: 5	H: 0 LOB: 1 BB: 0 P: 9	R: 0 E: 0 K: 2 S: 8	H: 1 LOB: 1 BB: 0 P: 8	1B: 7 2B: 2 3B: 0 HR: 0	SF: 0 SAC: 0 DP: 0 HBP: 1	WP: 1 PB: 0 SB: 0 CS: 0	PA: 42			
PITCHER	IP	WLS	BF	H	R	ER	SO	BB	IBB	HBP	BLK	WP	HR	S	P	ERA	WHIP	PITCHER							
Jim Maloney, R ERA: 4.15 (1, 1)	5.1		27	6	7	7	6	4	0	1	0	1	0	34	51	11.81	1.875								
Gerry Arrigo, L ERA: 1.1 (6, 1)	1.2	W	7	2	0	0	2	2	0	0	0	0	0	9	17	0.00	2.400								
Bob Lee, R ERA: 5.14 (8, 1)	2.0	S	8	1	0	0	3	1	0	0	0	0	0	13	17	0.00	1.000								

AB 34
R 7
H 9
RBI 6
BB 7
SO 11
LOB 13



Batter	1	2	3	4	5	6	7	8	9	AB	R	H	RBI	BB	SO	LOB	BOTTOM								
Floyd Robinson, L OBP: 0.324, SLG: 0.371 (1, 9)	1-3	BB 1B		PB BB			1B HR	K		4	2	2	0	1	1	0	Houston Astros @ Cincinnati Reds Crosley Field, Cincinnati, OH Fri Jun 09 1967, 7:05 PM EDT Att: 13,447 - Unknown								
Vada Pinson, L OBP: 0.305, SLG: 0.402 (1, 8)	F8	1B BB		4-3		1-2 HR	1B	K		4	1	1	0	1	1	1									
Pete Rose, S OBP: 0.419, SLG: 0.535 (1, 7)	S 1B BB		1-3 2-H 1B		F5		1-H 2-H HR	FC5-4 1B		4	2	3	4	1	0	0									
Tony Perez, R OBP: 0.338, SLG: 0.597 (1, 5)	1-H 2B 1B		F3		5-3		HR 2B	FC5-4 1-2		5	2	2	1	0	0	3									
Deron Johnson, R OBP: 0.340, SLG: 0.527 (1, 3)	1-2 2B 1B		K		6-3		2-H HR			4	2	2	2	0	1	0									
Don Pavletich, R OBP: 0.359, SLG: 0.427 (1, 2)	1-H 2-H 2B		K		6-3		HR			4	1	2	3	0	1	0									
Tommy Helms, R OBP: 0.305, SLG: 0.380 (1, 4)	F9		5-3		6-3		6-3 1B			4	0	1	0	0	0	1									
Leo Cardenas, R OBP: 0.309, SLG: 0.317 (1, 6)		F8		CS 1B		F7	6-3			4	0	1	0	0	0	1									
Jim Maloney, L OBP: 0.200, SLG: 0.292 (1, 1)		F8		1-2 K			F6			2	0	0	0	0	1	1									
Gerry Arrigo, L OBP: 0.222, SLG: 0.333 (6, 1)										0	0	0	0	0	0	0									
Giraldo Ruiz, S OBP: 0.229, SLG: 0.284 (7, PH)										2	0	0	0	0	0	1									
Bob Lee, R (8, 1)										0	0	0	0	0	0	0									
Inning Stats	R: 3 E: 0 K: 0 S: 6	H: 3 LOB: 1 BB: 1 P: 10	R: 1 E: 0 K: 0 S: 5	H: 2 LOB: 2 BB: 1 P: 9	R: 0 E: 0 K: 2 S: 7	H: 0 LOB: 0 BB: 0 P: 7	R: 0 E: 0 K: 1 S: 5	H: 1 LOB: 1 BB: 1 P: 9	R: 0 E: 0 K: 0 S: 3	H: 0 LOB: 0 BB: 0 P: 3	R: 6 E: 0 K: 0 S: 10	H: 7 LOB: 1 BB: 0 P: 10	R: 0 E: 0 K: 2 S: 8	H: 1 LOB: 1 BB: 0 P: 8	1B: 9 2B: 2 3B: 0 HR: 3	SF: 0 SAC: 0 DP: 0 HBP: 0		WP: 0 PB: 1 SB: 1 CS: 1	PA: 40						
PITCHER	IP	WLS	BF	H	R	ER	SO	BB	IBB	HBP	BLK	WP	HR	S	P	ERA	WHIP	PITCHER							
Don Wilson, R ERA: 3.88 (7, 1)	0.0	L	3	3	3	3	0	0	0	0	0	0	2	3	3	∞	∞								
Barry Latman, R ERA: 2.35 (7, 1)	0.2		3	1	0	0	0	0	0	0	0	0	0	3	3	0.00	1.500								
Dan Schneider, L ERA: 1.72 (8, 1)	1.0		4	1	0	0	2	0	0	0	0	0	0	8	8	0.00	1.000								

AB 37
R 10
H 14
RBI 10
BB 3
SO 5
LOB 8



Batter	1	2	3	4	5	6	7	8	9	AB	R	H	RBI	BB	SO	LOB	TOP				
Julio Gotay, R OBP: 0.343, SLG: 0.353 (1, 4)	0-0 6-3		0-0 2B 1B		0-0 F5			0-0 F4		4	1	1	0	0	0	1	Houston Astros @ Cincinnati Reds Crosley Field, Cincinnati, OH Sat Jun 10 1967, 3:33 AM EDT Alt. 8,252 - Unknown - 86 F				
Sonny Jackson, L OBP: 0.260, SLG: 0.280 (1, 6)	0-0 6-3		0-0 1-H 2B		0-0 F8			4-0 HR BB		3	1	1	1	1	0	0					
Jimmy Wynn, R OBP: 0.383, SLG: 0.503 (1, 8)	0-0 2B		0-0 F4		0-0 6-3			0-0 1-H 2-H HR		4	1	2	3	0	0	1					
Rusty Staub, L OBP: 0.371, SLG: 0.483 (1, 9)	4-0 BB		0-0 G3		0-0 4-3			0-0 G3		3	0	0	0	1	0	1					
Eddie Mathews, L OBP: 0.339, SLG: 0.368 (1, 5)	0-0 F8			0-3 K		0-0 4-3		0-0 2B		4	0	1	0	0	1	2					
Jim Landis, R OBP: 0.363, SLG: 0.383 (1, 7)		0-3 K		0-0 F4			0-0 F3	0-0 F8		4	0	0	0	0	1	1					
Chuck Harrison, R OBP: 0.286, SLG: 0.317 (1, 3)		0-0 F8		0-0 FC6-4 1B		0-0 F3		0-0 F9		4	0	1	0	0	0	0					
John Bateman, R OBP: 0.231, SLG: 0.236 (1, 2)		0-3 K		0-0 FC6-4 1-2		0-0 F3		0-0 5-3		4	0	0	0	0	1	1					
Dave Giusti, R OBP: 0.133, SLG: 0.071 Barry Latman, R (3, 1)			0-3 K		0-3 K			0-0 BB HR 1B		1	0	0	0	0	1	0					
Jackie Brandt, R OBP: 0.150, SLG: 0.200 Jim Owens, R (8, 1) Jose Herrera, R (9, PH)									0-0 F8	1	0	0	0	0	1	0					
Inning Stats	R: 0 E: 0 K: 0 S: 4	H: 1 LOB: 2 BB: 1 P: 8	R: 0 E: 0 K: 2 S: 7	H: 0 LOB: 0 BB: 0 P: 7	R: 1 E: 0 K: 1 S: 7	H: 2 LOB: 1 BB: 0 P: 7	R: 0 E: 0 K: 1 S: 6	H: 1 LOB: 1 BB: 0 P: 6	R: 0 E: 0 K: 1 S: 5	H: 0 LOB: 0 BB: 0 P: 5	R: 0 E: 0 K: 0 S: 3	H: 0 LOB: 0 BB: 0 P: 3	R: 0 E: 0 K: 0 S: 3	H: 0 LOB: 0 BB: 0 P: 3	R: 3 E: 0 K: 0 S: 6	H: 3 LOB: 1 BB: 1 P: 10	R: 0 E: 0 K: 0 S: 3	H: 0 LOB: 0 BB: 0 P: 3	1B: 3 2B: 3 3B: 0 HR: 1	SF: 0 SAC: 0 DP: 0 HBP: 0	WP: 0 PA: 36 PB: 0 SB: 0 CS: 0
PITCHER Mel Queen, R ERA: 2.2 (1, 1)	IP: 9.0 WLS: W BF: 36 H: 7 R: 4 ER: 4 SO: 5 BB: 2 IBB: 0 HBP: 0 BLK: 0 WP: 0 HR: 1 S: 44 P: 52 ERA: 4.00 WHIP: 1.000															PITCHER					

AB	34
R	4
H	7
RBI	4
BB	2
SO	5
LOB	7



Batter	1	2	3	4	5	6	7	8	9	AB	R	H	RBI	BB	SO	LOB	BOTTOM
Floyd Robinson, L OBP: 0.329, SLG: 0.388 (1, 9)	0-0 1B 2B		0-0 1B G4-6-3 1B		0-0 4-3			0-0 F8		5	2	2	0	0	0	2	Houston Astros @ Cincinnati Reds Crosley Field, Cincinnati, OH Sat Jun 10 1967, 3:33 AM EDT Alt. 8,252 - Unknown - 86 F
Vada Pinson, L OBP: 0.312, SLG: 0.414 (1, 8)	4-0 1B BB		0-0 1B G4-6-3 1B		0-0 F3		0-0 E 3B			3	2	2	0	1	0	0	
Pete Rose, S OBP: 0.416, SLG: 0.530 (1, 7)	0-0 1B 1-3 2-H 1B		0-0 G4-6-3 1-2 3-H 1B		0-0 F9		0-0 E4 BLK K			4	1	1	1	0	0	1	
Tony Perez, R OBP: 0.341, SLG: 0.595 (1, 5)	0-0 1B 2-3 3-H 1B		0-0 2B 1B		0-0 F9		0-3 K			4	1	2	1	0	1	1	
Deron Johnson, R OBP: 0.352, SLG: 0.544 Lee May, R OBP: 0.315, SLG: 0.373 (7, 3)	0-0 F9-6-5 2-H 3-H 1B		0-0 3B 2B		0-0 2B G3 1B		0-3 K			3	2	3	2	0	0	0	
Don Pavletich, R OBP: 0.384, SLG: 0.462 (1, 2)	0-0 F9-6-5 2-3 1B		0-0 3B		0-0 E 2B		0-3 K			1	0	0	0	0	1	1	
Tommy Helms, R OBP: 0.298, SLG: 0.370 (1, 4)		0-0 F9		0-3 K		0-0 F3		0-0 F4		4	0	0	0	0	1	3	
Leo Cardenas, R OBP: 0.304, SLG: 0.310 (1, 6)		0-3 K		0-3 K		0-0 G3		0-0 F9		4	0	0	1	0	2	0	
Mel Queen, L OBP: 0.200, SLG: 0.208 (1, 1)		0-0 F5		0-0 4-3		0-0 2B		0-0 1B		4	0	2	0	0	0	0	
Inning Stats	R: 3 E: 0 K: 0 S: 5	H: 4 LOB: 0 BB: 1 P: 9	R: 0 E: 0 K: 1 S: 5	H: 0 LOB: 0 BB: 0 P: 5	R: 3 E: 0 K: 1 S: 9	H: 5 LOB: 1 BB: 0 P: 9	R: 0 E: 0 K: 1 S: 5	H: 0 LOB: 0 BB: 0 P: 5	R: 0 E: 1 K: 0 S: 6	H: 3 LOB: 1 BB: 0 P: 6	R: 1 E: 1 K: 3 S: 11	H: 1 LOB: 1 BB: 0 P: 11	R: 0 E: 0 K: 0 S: 4	H: 1 LOB: 1 BB: 0 P: 4	1B: 8 2B: 5 3B: 2 HR: 0	SF: 0 SAC: 0 DP: 2 HBP: 0	
PITCHER Dave Giusti, R ERA: 3.69 Barry Latman, R ERA: 2.57 Jim Owens, R ERA: 2.25 (1, 1) (3, 1) (8, 1)	IP: 2.2 WLS: L BF: 14 H: 8 R: 6 ER: 6 SO: 1 BB: 1 IBB: 0 HBP: 0 BLK: 0 WP: 0 HR: 0 S: 15 P: 19 ERA: 20.25 WHIP: 3.375															PITCHER	

AB	36
R	9
H	14
RBI	6
BB	1
SO	6
LOB	10



Batter	1	2	3	4	5	6	7	8	9	AB	R	H	RBI	BB	SO	LOB	TOP							
Julio Gotay, R OBP: 0.350, SLG: 0.359																	5	0	2	0	0	0	3	
Sonny Jackson, L OBP: 0.263, SLG: 0.279																		4	0	1	1	1	0	2
Jimmy Wynn, R OBP: 0.379, SLG: 0.495																		5	1	1	0	0	2	3
Rusty Staub, L OBP: 0.366, SLG: 0.470																		4	1	0	0	1	1	3
Eddie Mathews, L OBP: 0.347, SLG: 0.378																		4	0	2	1	1	1	0
Chuck Harrison, R OBP: 0.286, SLG: 0.317																		0	0	0	0	0	0	0
Jim Landis, R OBP: 0.364, SLG: 0.387																		4	1	1	0	1	1	3
Bob Aspromonte, R OBP: 0.332, SLG: 0.394																		5	2	2	2	0	1	3
John Bateman, R OBP: 0.244, SLG: 0.264																		4	2	3	1	0	0	0
Ron Brand, R OBP: 0.327, SLG: 0.271																		0	0	0	0	0	0	0
Mike Cuellar, L OBP: 0.194, SLG: 0.278																		4	0	2	1	0	1	2
Carroll Sembera, R OBP: 0.333, SLG: 0.333																		0	0	0	0	0	0	0
Inning Stats	R: 0 E: 0 K: 1 S: 5	H: 1 LOB: 0 BB: 0 P: 5	R: 0 E: 0 K: 1 S: 5	H: 0 LOB: 0 BB: 0 P: 5	R: 1 E: 0 K: 1 S: 6	H: 2 LOB: 0 BB: 0 P: 6	R: 0 E: 0 K: 0 S: 3	H: 0 LOB: 2 BB: 2 P: 11	R: 2 E: 0 K: 2 S: 11	H: 4 LOB: 2 BB: 0 P: 11	R: 2 E: 0 K: 1 S: 8	H: 3 LOB: 1 BB: 0 P: 8	R: 2 E: 0 K: 1 S: 7	H: 2 LOB: 1 BB: 1 P: 11	R: 0 E: 0 K: 0 S: 4	H: 1 LOB: 0 BB: 0 P: 4	R: 0 E: 0 K: 0 S: 4	H: 1 LOB: 2 BB: 1 P: 8	1B: 7 2B: 8 3B: 0 HR: 1	SF: 0 SAC: 0 DP: 2 HBP: 0	WP: 1 PB: 1 SB: 2 CS: 0	PA: 43		
PITCHER	IP WLS BF H R ER SO BB IBB HBP BLK WP HR S P ERA WHIP																							
Mitt Pappas, R ERA: 3.13	(1, 1) 4.1 L 20 7 3 3 3 2 0 0 0 0 0 0 24 32 6.23 2.077																							
Gerry Arrigo, L ERA: 1.57	(5, 1) 1.2 8 3 2 2 3 0 0 0 0 0 1 14 14 10.80 1.800																							
Don Nottebart, R ERA: 1.82	(7, 1) 2.0 10 3 2 1 1 1 0 0 0 0 0 0 11 15 4.50 2.000																							
Darrell Osteen, R ERA: 6.35	(9, 1) 1.0 5 1 0 0 0 1 0 0 0 1 0 4 8 0.00 2.000																							

Houston Astros @ Cincinnati Reds
Crosley Field, Cincinnati, OH
Sun Jun 11 1967, 3:33 AM EDT
Unknown - 87 F

AB 39
R 7
H 14
RBI 6
BB 4
SO 7
LOB 19



Batter	1	2	3	4	5	6	7	8	9	AB	R	H	RBI	BB	SO	LOB	BOTTOM							
Giraldo Ruiz, S OBP: 0.240, SLG: 0.292																	5	1	2	0	0	0	3	
Vada Pinson, L OBP: 0.318, SLG: 0.422																		5	2	3	1	0	1	0
Pete Rose, S OBP: 0.412, SLG: 0.525																		4	0	1	1	0	2	4
Tony Perez, R OBP: 0.338, SLG: 0.586																		5	0	1	0	0	3	5
Deron Johnson, R OBP: 0.341, SLG: 0.529																		4	0	0	1	0	2	2
Don Pavletich, R OBP: 0.376, SLG: 0.500																		3	1	2	1	1	0	0
Lee May, R OBP: 0.302, SLG: 0.356																		4	0	0	0	0	1	3
Leo Cardenas, R OBP: 0.311, SLG: 0.319																		4	0	3	0	0	0	0
Mitt Pappas, R ERA: 3.13	(1, 1) 4.1 L 20 7 3 3 3 2 0 0 0 0 0 0 24 32 6.23 2.077																							
Gerry Arrigo, L ERA: 1.57	(5, 1) 1.2 8 3 2 2 3 0 0 0 0 0 1 14 14 10.80 1.800																							
Don Nottebart, R ERA: 1.82	(7, 1) 2.0 10 3 2 1 1 1 0 0 0 0 0 0 11 15 4.50 2.000																							
Tommy Helms, R OBP: 0.302, SLG: 0.374	(8, PH) 1.0 5 1 0 0 0 1 0 0 0 1 0 4 8 0.00 2.000																							
Darrell Osteen, R ERA: 6.35	(9, 1) 1.0 5 1 0 0 0 1 0 0 0 1 0 4 8 0.00 2.000																							
Inning Stats	R: 2 E: 1 K: 1 S: 7	H: 2 LOB: 0 BB: 0 P: 7	R: 0 E: 0 K: 0 S: 4	H: 1 LOB: 1 BB: 0 P: 4	R: 0 E: 0 K: 1 S: 5	H: 0 LOB: 0 BB: 0 P: 5	R: 0 E: 0 K: 3 S: 9	H: 0 LOB: 1 BB: 1 P: 13	R: 0 E: 0 K: 1 S: 8	H: 3 LOB: 3 BB: 0 P: 8	R: 1 E: 0 K: 1 S: 8	H: 3 LOB: 2 BB: 0 P: 8	R: 1 E: 1 K: 1 S: 8	H: 2 LOB: 2 BB: 0 P: 8	R: 0 E: 0 K: 0 S: 3	H: 1 LOB: 0 BB: 0 P: 3	R: 0 E: 0 K: 1 S: 6	H: 2 LOB: 1 BB: 0 P: 6	1B: 12 2B: 1 3B: 0 HR: 1	SF: 2 SAC: 0 DP: 2 HBP: 0	WP: 0 PB: 0 SB: 0 CS: 0	PA: 41		
PITCHER	IP WLS BF H R ER SO BB IBB HBP BLK WP HR S P ERA WHIP																							
Mike Cuellar, L ERA: 2.86	(1, 1) 8.1 W 40 14 4 2 9 1 0 0 0 0 0 0 1 57 61 2.16 1.800																							
Carroll Sembera, R ERA: 3.79	(9, 1) 0.2 S 1 0 0 0 0 0 0 0 0 0 0 0 1 1 0.00 0.000																							

Houston Astros @ Cincinnati Reds
Crosley Field, Cincinnati, OH
Sun Jun 11 1967, 3:33 AM EDT
Unknown - 87 F

AB 38
R 4
H 14
RBI 4
BB 1
SO 9
LOB 19



Batter	1	2	3	4	5	6	7	8	9	AB	R	H	RBI	BB	SO	LOB	TOP																
Julio Gotay, R OBP: 0.378, SLG: 0.419 (1,4)	6-3		HR	BB		6-3				4	1	2	0	1	0	0	Houston Astros @ Cincinnati Reds Crosley Field, Cincinnati, OH Sun Jun 11 1967, 3:38 AM EDT Att: 23,722 - Unknown																
Sonny Jackson, L OBP: 0.286, SLG: 0.291 (1,6)	1B		F8	4-3-6-2				4-3		5	1	2	0	0	0	4																	
Jimmy Wynn, R OBP: 0.379, SLG: 0.508 (1,8)	1B		HR			F2		F7		5	1	2	3	0	0	1																	
Rusty Staub, L OBP: 0.373, SLG: 0.487 (1,9)	BB		6-3			4-3		F8		5	0	3	0	0	0	0																	
Eddie Mathews, L OBP: 0.360, SLG: 0.391 (1,3)	G5-4-3		FC6-4			4-3		F8		3	0	2	0	2	0	1																	
Chuck Harrison, R OBP: 0.286, SLG: 0.317 (9,3)	BB		1B			BB		2-3		0	0	0	0	0	0	0																	
Ron Brand, R OBP: 0.300, SLG: 0.245 (1,2)	G5-4-3		FC6-4			4-3		K		5	0	0	0	0	2	8																	
Bob Aspromonte, R OBP: 0.335, SLG: 0.410 (1,5)			F9			HR		6-3		3	1	1	1	1	0	1																	
Jackie Brandt, R OBP: 0.125, SLG: 0.167 (1,7)	3-1		F4			FC4-6		4-3		4	0	0	0	0	0	3																	
Jim Landis, R OBP: 0.364, SLG: 0.387 (8,7)						FC4-6				0	0	0	0	0	0	0																	
Bo Belinsky, L (1,1)	K					BB		F6		3	0	0	0	1	1	0																	
Carroll Sembera, R OBP: 0.333, SLG: 0.333 (8,1)						BB				0	0	0	0	0	0	0																	
Dan Schneider, L (9,1)						BB				0	0	0	0	0	0	0																	
Inning Stats	R: 1 E: 0 K: 0 S: 5	H: 3 LOB: 2 BB: 1 P: 9	R: 0 E: 0 K: 1 S: 5	H: 0 LOB: 0 BB: 0 P: 5	R: 2 E: 0 K: 0 S: 6	H: 3 LOB: 1 BB: 0 P: 6	R: 1 E: 0 K: 0 S: 3	H: 1 LOB: 1 BB: 2 P: 11	R: 0 E: 0 K: 0 S: 4	H: 1 LOB: 3 BB: 0 P: 4	R: 0 E: 0 K: 1 S: 6	H: 1 LOB: 1 BB: 0 P: 6	R: 0 E: 0 K: 0 S: 4	H: 1 LOB: 1 BB: 0 P: 4	R: 0 E: 0 K: 1 S: 6	H: 1 LOB: 1 BB: 0 P: 6	1B: 4 2B: 6 3B: 1 HR: 2	SF: 0 SAC: 0 DP: 2 HBP: 0	WP: 0 PB: 0 SB: 0 CS: 0	PA: 42													
PITCHER	IP WLS BF H R ER SO BB IBB HBP BLK WP HR S P ERA WHIP																																
Sammy Ellis, R (1,1)	3.1	18	7	4	4	1	2	0	0	0	0	2	18	26	10.80	2.700																	
Bob Lee, R (4,1)	4.2	20	4	0	0	1	2	1	0	0	0	0	19	31	0.00	1.286																	
Milt Pappas, R (9,1)	1.0	W	4	1	0	0	1	0	0	0	0	0	6	6	0.00	1.000																	
Batter	1	2	3	4	5	6	7	8	9	AB	R	H	RBI	BB	SO	LOB	BOTTOM																
Vada Pinson, L (1,8)	4-3		F4		G3			1B		3	1	0	0	1	0	0	Houston Astros @ Cincinnati Reds Crosley Field, Cincinnati, OH Sun Jun 11 1967, 3:38 AM EDT Att: 23,722 - Unknown																
Lee May, R (1,9)							F8		3	1	2	0	0	0	0	0																	
Art Shamsky, L (8, PH)	2B		FC5-4					1B		1	0	1	0	0	0	0																	
Pete Rose, S (1,7)	K		FC5-4				F1		3	0	0	1	0	1	2																		
Tony Perez, R (1,5)	WP		FC6-4				F4		4	0	1	1	0	0	2																		
Deron Johnson, R (1,3)							F2		3	0	1	0	1	0	0	0																	
Dick Simpson, R (9, PR)	2-3							1B		0	1	0	0	0	0	0																	
Jimmie Coker, R (1,2)	F2						HR		4	2	2	1	0	0	2																		
Tommy Helms, R (1,4)			G6-4-3				F8		4	1	2	0	0	0	0	0																	
Leo Cardenas, R (1,6)	G6-4-3						F8		3	1	0	1	1	0	1																		
Sammy Ellis, L (1,1)									1	0	0	0	0	0	0	0																	
Bob Lee, R (4,1)									1	0	0	0	0	0	0	0																	
Graldo Ruiz, S (8, PH)									1	0	0	0	0	0	0	0																	
Milt Pappas, R (9,1)									0	0	0	0	0	0	0	0																	
Floyd Robinson, L (9, PH)									0	0	0	0	0	0	0	0																	
Don Pavletich, R (9, PH)									1	1	1	4	0	0	0	0																	
Inning Stats	R: 1 E: 0 K: 1 S: 7	H: 2 LOB: 2 BB: 1 P: 11	R: 0 E: 0 K: 0 S: 3	H: 1 LOB: 0 BB: 0 P: 3	R: 0 E: 0 K: 0 S: 4	H: 1 LOB: 1 BB: 0 P: 4	R: 0 E: 0 K: 0 S: 3	H: 0 LOB: 0 BB: 0 P: 3	R: 0 E: 0 K: 1 S: 5	H: 0 LOB: 0 BB: 0 P: 5	R: 0 E: 0 K: 0 S: 3	H: 0 LOB: 0 BB: 0 P: 3	R: 1 E: 0 K: 0 S: 4	H: 1 LOB: 0 BB: 0 P: 4	R: 0 E: 0 K: 0 S: 4	H: 1 LOB: 1 BB: 1 P: 8	R: 5 E: 0 K: 0 S: 4	H: 4 LOB: 1 BB: 1 P: 8	1B: 6 2B: 2 3B: 0 HR: 2	SF: 1 SAC: 0 DP: 1 HBP: 0	WP: 1 PB: 0 SB: 0 CS: 0	PA: 36											
PITCHER	IP WLS BF H R ER SO BB IBB HBP BLK WP HR S P ERA WHIP																																
Bo Belinsky, L (1,1)	7.1	28	5	3	3	2	2	0	0	0	0	1	1	30	38	3.68	0.955																
Carroll Sembera, R (8,1)	0.2	L	7	4	4	0	1	0	0	0	0	0	6	10	54.00	7.500																	
Dan Schneider, L (9,1)	0.0		1	1	1	0	0	0	0	0	1	1	1	1	∞	∞																	

Batter	1	2	3	4	5	6	7	8	9	AB	R	H	RBI	BB	SO	LOB	TOP			
Floyd Robinson, L (1.9) OBP: 0.313, SLG: 0.370	P6		G4-6-3			F3				4	0	1	0	0	0	3	<p>Cincinnati Reds @ New York Mets</p> <p>Shea Stadium, Flushing, NY</p> <p>Tue Jun 13 1967, 7:05 PM EDT</p> <p>Att: 25,553 - Unknown</p>			
Vada Pinson, L (1.8) OBP: 0.323, SLG: 0.426						K		L9		4	0	1	0	0	1	3				
Pete Rose, S (1.7) OBP: 0.397, SLG: 0.502	K				G3	K			E4 1B HR	4	1	0	0	0	2	3				
Tony Perez, R (1.5) OBP: 0.333, SLG: 0.573	F8				F2		6-3			4	1	1	0	0	0	1				
Deron Johnson, R (1.3) OBP: 0.335, SLG: 0.512		K				5-3			F9	4	0	0	0	0	2	2				
Tommy Helms, R (1.4) OBP: 0.306, SLG: 0.374										3	0	1	0	0	0	0				
Ted Abernathy, R (7.1) OBP: 0.250, SLG: 0.250	6-3				6-3					0	0	0	0	0	0	0				
Art Shamsky, L (6. PH) OBP: 0.275, SLG: 0.267										1	1	1	3	0	0	0				
Johnny Edwards, L (1.2) OBP: 0.277, SLG: 0.278		L9				G3				4	0	0	0	0	0	1				
Leo Cardenas, R (1.6) OBP: 0.317, SLG: 0.326								1-3	K	4	0	2	0	0	1	0				
Billy McCool, R (11.1) OBP: 0.167, SLG: 0.091										0	0	0	0	0	0	0				
Mel Queen, L (3. PH) OBP: 0.192, SLG: 0.200										1	0	0	0	0	0	1				
Darrell Osteen, R (3.1) OBP: 0.286, SLG: 0.632										0	0	0	0	0	0	0				
Jimmie Coker, R (6. PH) OBP: 0.286, SLG: 0.632										1	0	1	0	0	0	0				
Don Nottebart, R (6.1) OBP: 0.286, SLG: 0.632										0	0	0	0	0	0	0				
Giraldo Ruiz, S (7.4) OBP: 0.294, SLG: 0.294										1	0	0	0	0	0	0				
Inning Stats	R: 0 E: 0 K: 1 S: 6	H: 1 LOB: 1 BB: 0 P: 6	R: 0 E: 0 K: 1 S: 5	H: 0 LOB: 0 BB: 0 P: 5	R: 0 E: 0 K: 0 S: 3	H: 1 LOB: 0 BB: 0 P: 3	R: 0 E: 0 K: 0 S: 3	H: 0 LOB: 0 BB: 0 P: 3	R: 0 E: 0 K: 2 S: 9	H: 2 LOB: 2 BB: 0 P: 9	R: 0 E: 0 K: 1 S: 6	H: 1 LOB: 1 BB: 0 P: 6	R: 0 E: 0 K: 0 S: 4	H: 1 LOB: 1 BB: 0 P: 4	R: 3 E: 1 K: 1 S: 8	H: 2 LOB: 2 BB: 0 P: 8	1B: 5 2B: 2 3B: 0 HR: 1	SF: 0 SAC: 0 DP: 1 HBP: 0	WP: 0 PB: 0 SB: 0 CS: 0	PA: 35
PITCHER Tom Seaver, R (1.1) ERA: 2.39	IP: 9.0 WLS: W BF: 35 H: 8 R: 3 ER: 2 SO: 6 BB: 0 IBB: 0 HBP: 0 BLK: 0 WP: 0 HR: 1 S: 47 P: 47 ERA: 2.00 WHIP: 0.889																			

AB	35
R	3
H	8
RBI	3
BB	0
SO	6
LOB	14



Batter	1	2	3	4	5	6	7	8	9	AB	R	H	RBI	BB	SO	LOB	BOTTOM			
Bud Harrelson, S (1.6) OBP: 0.326, SLG: 0.310	1B 1B BB	SH1-4				6-3 1B		1B		2	1	2	0	2	0	0	<p>Cincinnati Reds @ New York Mets</p> <p>Shea Stadium, Flushing, NY</p> <p>Tue Jun 13 1967, 7:05 PM EDT</p> <p>Att: 25,553 - Unknown</p>			
Bob Johnson, R (1.3) OBP: 0.400, SLG: 0.548	BB 1B					6-3		1B		4	1	2	1	0	1	3				
Ed Kranepool, L (7.3) OBP: 0.349, SLG: 0.419	BB 1B	2B				6-3		1B		1	0	1	0	0	0	0				
Ed Charles, R (1.5) OBP: 0.373, SLG: 0.319	K	F7			F7	6-3		K		5	0	0	0	0	2	7				
Tommy Davis, R (1.7) OBP: 0.341, SLG: 0.508		F7								4	2	2	1	0	0	1				
Tommie Reynolds, R (8.7) OBP: 0.232, SLG: 0.250	1B BB E 1B					HR 1B				0	0	0	0	0	0	0				
Ron Swoboda, R (1.9) OBP: 0.299, SLG: 0.439	E BB					HR		E5		3	2	1	2	1	0	0				
Jerry Buchek, R (1.4) OBP: 0.287, SLG: 0.419	K					F7		K		3	0	0	0	1	2	4				
Cleon Jones, R (1.8) OBP: 0.200, SLG: 0.240	E1 1B					L8		K		4	0	1	1	0	1	2				
Jerry Grote, R (1.2) OBP: 0.196, SLG: 0.224	1-3									4	0	1	0	0	2	1				
Tom Seaver, R (1.1) OBP: 0.394, SLG: 0.333		SH1-4 2B 1B				K		K		4	1	1	0	0	3	1				
Inning Stats	R: 4 E: 1 K: 2 S: 10	H: 3 LOB: 1 BB: 2 P: 18	R: 1 E: 0 K: 0 S: 5	H: 2 LOB: 1 BB: 0 P: 5	R: 0 E: 0 K: 0 S: 2	H: 0 LOB: 0 BB: 1 P: 6	R: 0 E: 0 K: 3 S: 9	H: 0 LOB: 1 BB: 1 P: 13	R: 2 E: 0 K: 0 S: 5	H: 2 LOB: 0 BB: 0 P: 5	R: 0 E: 0 K: 1 S: 7	H: 2 LOB: 2 BB: 0 P: 7	R: 0 E: 1 K: 2 S: 8	H: 0 LOB: 1 BB: 0 P: 8	R: 0 E: 0 K: 3 S: 11	H: 2 LOB: 2 BB: 0 P: 11	1B: 9 2B: 1 3B: 0 HR: 1	SF: 0 SAC: 1 DP: 0 HBP: 0	WP: 0 PB: 0 SB: 1 CS: 1	PA: 39
PITCHER Billy McCool, L (1.1) ERA: 3.28	IP: 2.0 WLS: L BF: 13 H: 2 R: 2 ER: 2 SO: 3 BB: 2 IBB: 0 HBP: 0 BLK: 0 WP: 0 HR: 1 S: 15 P: 23 ERA: 13.50 WHIP: 3.500																			
Darrell Osteen, R (3.1) ERA: 6.29	IP: 3.0 WLS: L BF: 12 H: 2 R: 2 ER: 2 SO: 3 BB: 2 IBB: 0 HBP: 0 BLK: 0 WP: 0 HR: 1 S: 16 P: 24 ERA: 6.00 WHIP: 1.333																			
Don Nottebart, R (6.1) ERA: 1.75	IP: 1.0 WLS: L BF: 5 H: 2 R: 0 ER: 0 SO: 1 BB: 0 IBB: 0 HBP: 0 BLK: 0 WP: 0 HR: 0 S: 7 P: 7 ERA: 0.00 WHIP: 2.000																			
Ted Abernathy, R (7.1) ERA: 1.74	IP: 2.0 WLS: L BF: 9 H: 2 R: 0 ER: 0 SO: 5 BB: 0 IBB: 0 HBP: 0 BLK: 0 WP: 0 HR: 0 S: 19 P: 19 ERA: 0.00 WHIP: 1.000																			



Batter	1	2	3	4	5	6	7	8	9	AB	R	H	RBI	BB	SO	LOB	TOP			
Floyd Robinson, L OBP: 0.299, SLG: 0.351	F8		4-3			3-1			FC4-6 FC4-6 1B	4	0	0	0	0	0	2	<p>Cincinnati Reds @ New York Mets</p> <p>Shea Stadium, Flushing, NY</p> <p>Wed Jun 14 1967, 7:05 PM EDT</p> <p>Att: 16,350 - Unknown</p>			
Vada Pinson, L OBP: 0.326, SLG: 0.427	G3 1B			6-3		F7			FC4-6 1B	4	0	2	0	0	0	1				
Pete Rose, S OBP: 0.391, SLG: 0.494	G3			4-3					FC4-6	4	0	0	0	0	0	3				
Tony Perez, R OBP: 0.328, SLG: 0.563	K			6-3					F8	4	0	0	0	0	2	3				
Deron Johnson, R OBP: 0.330, SLG: 0.503		6-3				K			F2	3	0	0	0	0	1	0				
Tommy Helms, R OBP: 0.301, SLG: 0.367		F2				P6			6-3	3	0	0	0	0	0	0				
Johnny Edwards, L OBP: 0.279, SLG: 0.279									4-3	3	0	1	0	0	1	0				
Leo Cardenas, R OBP: 0.321, SLG: 0.335						CS			6-3	3	0	2	0	0	0	0				
Jim Maloney, L OBP: 0.185, SLG: 0.269										2	0	0	0	0	1	2				
Ted Abernathy, R OBP: 0.250, SLG: 0.250										0	0	0	0	0	0	0				
Art Shamsky, L OBP: 0.288, SLG: 0.283									FC4-6 1B	1	0	1	0	0	0	0				
Inning Stats	R: 0 E: 0 K: 1 S: 6	H: 1 LOB: 1 BB: 0 P: 6	R: 0 E: 0 K: 1 S: 5	H: 0 LOB: 0 BB: 0 P: 5	R: 0 E: 0 K: 0 S: 3	H: 1 LOB: 0 BB: 0 P: 3	R: 0 E: 0 K: 0 S: 3	H: 0 LOB: 0 BB: 0 P: 3	R: 0 E: 0 K: 1 S: 5	H: 1 LOB: 0 BB: 0 P: 6	R: 0 E: 0 K: 1 S: 5	H: 0 LOB: 0 BB: 0 P: 5	R: 0 E: 0 K: 0 S: 3	H: 0 LOB: 0 BB: 0 P: 3	R: 0 E: 0 K: 0 S: 5	H: 2 LOB: 2 BB: 0 P: 5	1B: 5 2B: 1 3B: 0 HR: 0	SF: 0 SAC: 0 DP: 1 HBP: 0	WP: 0 PB: 0 SB: 0 CS: 1	PA: 32
PITCHER Bob Shaw, R ERA: 3.62	IP: 9.0 WLS: W BF: 31 H: 6 R: 0 ER: 0 SO: 5 BB: 0 IBB: 0 HBP: 0 BLK: 0 WP: 0 HR: 0 S: 41 P: 41 ERA: 0.00 WHIP: 0.667															PITCHER				

Batter	1	2	3	4	5	6	7	8	9	AB	R	H	RBI	BB	SO	LOB	BOTTOM			
Bud Harrelson, S OBP: 0.330, SLG: 0.306	SH1-3 E SF9 BB		F9			F7				2	2	0	0	2	0	0	<p>Cincinnati Reds @ New York Mets</p> <p>Shea Stadium, Flushing, NY</p> <p>Wed Jun 14 1967, 7:05 PM EDT</p> <p>Att: 16,350 - Unknown</p>			
Ken Boyer, R OBP: 0.336, SLG: 0.291	FC1 SH1-3		1B			K				4	1	2	1	0	1	1				
Ed Kranepool, L OBP: 0.356, SLG: 0.420	SH1-3					K				2	1	1	0	1	1	0				
Tommy Davis, R OBP: 0.340, SLG: 0.510	SF9		G6-4-3 1B			F8				3	0	1	3	0	0	2				
Tommie Reynolds, R OBP: 0.232, SLG: 0.250										0	0	0	0	0	0	0				
Ron Swoboda, R OBP: 0.306, SLG: 0.436						K				3	0	1	0	1	1	1				
Cleon Jones, R OBP: 0.196, SLG: 0.235	L8					P4				3	0	0	0	0	0	3				
Jerry Buchek, R OBP: 0.287, SLG: 0.414			K			F8				2	0	0	0	1	1	0				
Jerry Grote, R OBP: 0.191, SLG: 0.218			K2-3			1-3				3	0	0	0	0	1	2				
Bob Shaw, R			K			K				3	0	0	0	0	2	0				
Inning Stats	R: 1 E: 1 K: 0 S: 4	H: 0 LOB: 2 BB: 2 P: 12	R: 0 E: 0 K: 3 S: 9	H: 0 LOB: 0 BB: 0 P: 9	R: 0 E: 0 K: 0 S: 4	H: 2 LOB: 1 BB: 0 P: 4	R: 0 E: 0 K: 1 S: 5	H: 0 LOB: 0 BB: 0 P: 5	R: 0 E: 0 K: 1 S: 5	H: 0 LOB: 0 BB: 0 P: 5	R: 0 E: 0 K: 2 S: 7	H: 0 LOB: 0 BB: 0 P: 7	R: 0 E: 0 K: 0 S: 3	H: 1 LOB: 1 BB: 1 P: 7	R: 3 E: 0 K: 0 S: 5	H: 2 LOB: 1 BB: 2 P: 13	1B: 3 2B: 2 3B: 0 HR: 0	SF: 1 SAC: 2 DP: 2 HBP: 0	WP: 0 PB: 0 SB: 0 CS: 0	PA: 33
PITCHER Jim Maloney, R ERA: 4.11	IP: 7.1 WLS: L BF: 30 H: 4 R: 4 ER: 3 SO: 7 BB: 3 IBB: 2 HBP: 0 BLK: 0 WP: 0 HR: 0 S: 39 P: 59 ERA: 3.68 WHIP: 0.955															PITCHER				
Ted Abernathy, R ERA: 1.71	IP: 0.2 WLS: 3 BF: 1 H: 0 R: 0 ER: 0 SO: 0 BB: 0 IBB: 0 HBP: 0 BLK: 0 WP: 0 HR: 0 S: 3 P: 3 ERA: 0.00 WHIP: 1.500															PITCHER				

AB 31
R 0
H 6
RBI 0
BB 0
SO 5
LOB 11



AB 25
R 4
H 5
RBI 4
BB 5
SO 7
LOB 9



livebaseballscores.com

livebaseballscores.com

Batter	1	2	3	4	5	6	7	8	9	AB	R	H	RBI	BB	SO	LOB	TOP								
Giraldo Ruiz, S OBP: 0.235, SLG: 0.282 (1, 4)	0-0 5-3			0-0 5-3		0-0 1B		0-3 K		4	1	1	0	0	1	0	Cincinnati Reds @ Los Angeles Dodgers Dodger Stadium, Los Angeles, CA Fri Jun 16 1967, 7:05 PM PDT Att: 25,852 - Unknown livebaseballscorecards.com								
Vada Pinson, L OBP: 0.324, SLG: 0.424 (1, 8)	0-0 1-3			0-0 F7		0-0 1B		0-0 4-3		4	0	1	2	0	0	0									
Pete Rose, S OBP: 0.390, SLG: 0.492 Floyd Robinson, L OBP: 0.292, SLG: 0.342 Dick Simpson, R OBP: 0.259, SLG: 0.318 (1, 7)	0-0 1-3			0-0 6-3		0-0 6-3		0-0 FC5-4 1B		1	0	0	0	0	0	0									
Tony Perez, R OBP: 0.322, SLG: 0.553 (1, 5)		0-0 6-3			0-0 6-3		0-3 K		0-0 FC5-4 FC4-6 1-2		4	0	0	0	1	1									
Art Shamsky, L OBP: 0.286, SLG: 0.265 (1, 9)		0-0 F5			4-0 BB		0-0 6-3		0-0 FC4-6 1-2		3	0	0	0	1	0									
Lee May, R OBP: 0.314, SLG: 0.409 (1, 3)		0-3 K			0-0 G6-4-3		0-0 HR				3	1	1	1	0	1									
Don Pavletich, R OBP: 0.361, SLG: 0.500 (1, 2)			0-0 F3			0-3 K		0-0 P4		3	0	0	0	0	1	0									
Leo Cardenas, R OBP: 0.321, SLG: 0.332 Tommy Helms, R OBP: 0.301, SLG: 0.367 (1, 6)			0-0 F9			1-0 1B BLK 1B HBP		0-0 F9		2	1	0	0	0	0	0									
Mel Queen, L OBP: 0.172, SLG: 0.179 (1, 1)			0-3 K			0-0 F7		0-0 1-3		3	0	0	0	0	1	1									
Inning Stats	R: 0 E: 0 K: 0 S: 3	H: 0 LOB: 0 BB: 0 P: 3	R: 0 E: 0 K: 1 S: 5	H: 0 LOB: 0 BB: 0 P: 5	R: 0 E: 0 K: 1 S: 5	H: 0 LOB: 0 BB: 0 P: 5	R: 0 E: 0 K: 0 S: 3	H: 0 LOB: 0 BB: 0 P: 3	R: 0 E: 0 K: 1 S: 2	H: 0 LOB: 0 BB: 1 P: 6	R: 2 E: 0 K: 1 S: 7	H: 2 LOB: 1 BB: 0 P: 8	R: 1 E: 0 K: 1 S: 6	H: 1 LOB: 0 BB: 0 P: 6	R: 0 E: 0 K: 1 S: 5	H: 0 LOB: 0 BB: 0 P: 5		R: 0 E: 0 K: 0 S: 4	H: 1 LOB: 1 BB: 0 P: 4	1B: 3 2B: 0 3B: 0 HR: 1	SF: 0 SAC: 0 DP: 1 HBP: 1	WP: 0 PB: 0 SB: 1 CS: 0	PA: 32		
PITCHER	IP	WLS	BF	H	R	ER	SO	BB	IBB	HBP	BLK	WP	HR	S	P	ERA	WHIP								
Bill Singer, R ERA: 4.53 (1, 1)	7.0	L	25	3	3	3	4	1	0	1	1	0	1	31	36	3.86	0.571								
Ron Perranoski, L ERA: 2.42 (8, 1)	2.0		7	1	0	0	1	0	0	0	0	0	0	9	9	0.00	0.500								

Batter	1	2	3	4	5	6	7	8	9	AB	R	H	RBI	BB	SO	LOB	BOTTOM								
Wes Parker, S OBP: 0.344, SLG: 0.326 (1, 3)	4-0 WP 1B BB		0-3 K		0-0 4-3		0-0 F9			3	1	0	0	1	1	2	Cincinnati Reds @ Los Angeles Dodgers Dodger Stadium, Los Angeles, CA Fri Jun 16 1967, 7:05 PM PDT Att: 25,852 - Unknown livebaseballscorecards.com								
Ron Hunt, R OBP: 0.398, SLG: 0.409 (1, 4)	0-0 F9		0-0 5-3			0-0 6-3		0-0 F8		4	0	0	0	0	0	2									
Willie Davis, L OBP: 0.327, SLG: 0.363 (1, 8)	0-0 F7		0-0 F9			0-0 P6		0-0 P6		4	0	0	0	0	0	1									
Ron Fairly, L OBP: 0.324, SLG: 0.356 (1, 9)	0-0 BB 1B			0-0 4-3		0-0 BB 1B		0-0 F3		4	1	2	1	0	0	0									
Jim Lefebvre, S OBP: 0.347, SLG: 0.394 (1, 5)	4-0 1-2 BB			0-3 K		4-0 1B BB		0-0 F5		2	0	0	0	2	1	0									
Lou Johnson, R OBP: 0.328, SLG: 0.426 (1, 7)	0-3 K			0-0 P4		0-0 1-2 2H 1B		1-0 FC4-6 HBP		3	0	1	1	0	1	2									
John Roseboro, L OBP: 0.376, SLG: 0.344 Len Gabrielson, L OBP: 0.253, SLG: 0.343 Jeff Torborg, R OBP: 0.288, SLG: 0.306 (1, 2)		4-0 SH1-4 BB			0-0 F8		0-0 F9		0-3 K		1	0	0	0	1	0									
Dick Schofield, S OBP: 0.340, SLG: 0.200 Nate Oliver, R OBP: 0.414, SLG: 0.464 (9, PR)		0-0 F9			0-0 4-3		4-0 FC1-6 BB		0-0 FC4-6 1-2		3	0	0	0	1	2									
Bill Singer, R OBP: 0.133, SLG: 0.133 Gene Michael, S OBP: 0.246, SLG: 0.225 Ron Perranoski, L OBP: 0.250, SLG: 0.250 Al Ferrara, R OBP: 0.310, SLG: 0.400 (1, 1)		0-0 SH1-4			0-0 4-3		0-0 FC1-6		0-3 K		1	0	1	0	0	0									
Inning Stats	R: 1 E: 0 K: 1 S: 6	H: 1 LOB: 2 BB: 2 P: 14	R: 0 E: 0 K: 0 S: 2	H: 0 LOB: 0 BB: 1 P: 6	R: 0 E: 0 K: 1 S: 5	H: 0 LOB: 0 BB: 0 P: 5	R: 0 E: 0 K: 1 S: 5	H: 0 LOB: 0 BB: 0 P: 5	R: 0 E: 0 K: 0 S: 4	H: 1 LOB: 1 BB: 0 P: 4	R: 1 E: 0 K: 0 S: 5	H: 2 LOB: 2 BB: 1 P: 9	R: 0 E: 0 K: 0 S: 3	H: 0 LOB: 1 BB: 1 P: 7	R: 0 E: 0 K: 0 S: 3	H: 0 LOB: 0 BB: 0 P: 3		R: 0 E: 0 K: 2 S: 7	H: 0 LOB: 1 BB: 0 P: 8	1B: 4 2B: 1 3B: 0 HR: 0	SF: 0 SAC: 1 DP: 1 HBP: 1	WP: 1 PB: 0 SB: 0 CS: 0	PA: 36		
PITCHER	IP	WLS	BF	H	R	ER	SO	BB	IBB	HBP	BLK	WP	HR	S	P	ERA	WHIP								
Mel Queen, R ERA: 2.18 (1, 1)	9.0	W	36	4	2	2	5	5	0	1	0	1	0	40	61	2.00	1.000								

Batter	1	2	3	4	5	6	7	8	9	AB	R	H	RBI	BB	SO	LOB	TOP
Giraldo Ruiz, S (1,4) OBP: 0.224, SLG: 0.268	0-0 G3	0-0 4-3			0-0 3-1		0-0 1-3			4	0	0	0	0	0	0	
Tommy Helms, R (1,6) OBP: 0.300, SLG: 0.365	0-0 1B		0-0 6-3		0-0 P4		0-0 6-3			4	1	1	0	0	0	0	
Vada Pinson, L (1,8) OBP: 0.323, SLG: 0.421	0-0 1B		0-0 4-3		0-0 F8		0-0 P6			4	0	1	0	0	0	0	
Tony Perez, R (1,5) OBP: 0.329, SLG: 0.555	0-0 1B		1-0 FC5-4 HBP		0-0 F9		0-0 1B			3	0	2	1	0	0	0	
Lee May, R (1,3) OBP: 0.302, SLG: 0.392	0-0 P6		0-0 FC5-4		0-3 K		0-0 F7			4	0	0	0	0	1	4	
Art Shamsky, L (1,7) OBP: 0.317, SLG: 0.288	4-0 1-2 BB		0-0 FC4-6 1B		0-0 1B		0-0 F3			3	0	2	0	1	0	0	
Floyd Robinson, L (1,9) OBP: 0.280, SLG: 0.325	0-0 F8		0-0 FC4-6 1-2		0-0 F7		0-3 K		0-0 3-1	4	0	0	0	0	0	5	
Johnny Edwards, L (1,2) OBP: 0.270, SLG: 0.270		0-0 1-3		0-0 F7		0-3 K		0-0 4-3		4	0	0	0	0	1	1	
Milt Pappas, R (1,1) Bob Lee, R (7,1) Gerry Arrigo, L (8,1) OBP: 0.200, SLG: 0.300		0-0 F3		0-3 K		0-3 K				3	0	0	0	0	2	1	
Inning Stats	R: 1 E: 0 K: 0 S: 6	H: 3 LOB: 3 BB: 1 P: 10	R: 0 E: 0 K: 0 S: 3	H: 0 LOB: 0 BB: 0 P: 3	R: 0 E: 0 K: 1 S: 3	H: 0 LOB: 1 BB: 0 P: 4	R: 0 E: 0 K: 1 S: 6	H: 1 LOB: 1 BB: 0 P: 6	R: 0 E: 0 K: 0 S: 3	H: 0 LOB: 0 BB: 0 P: 3	R: 0 E: 0 K: 0 S: 4	H: 1 LOB: 1 BB: 0 P: 4	R: 0 E: 0 K: 0 S: 3	H: 0 LOB: 0 BB: 0 P: 3	1B: 6 2B: 0 3B: 0 HR: 0	SF: 0 SAC: 0 DP: 0 HBP: 1	WP: 0 PA: 35 PB: 0 SB: 0 CS: 0
PITCHER Don Drysdale, R (1,1) ERA: 2.17	IP: 9.0 WLS: W BF: 35 H: 6 R: 1 ER: 1 SO: 4 BB: 1 IBB: 0 HBP: 1 BLK: 0 WP: 0 HR: 0 S: 41 P: 46 ERA: 1.00 WHIP: 0.778																

Cincinnati Reds @ Los Angeles Dodgers
 Dodger Stadium, Los Angeles, CA
 Sat Jun 17 1967, 7:05 PM PDT
 Att: 26,426 - Unknown

AB 33
 R 1
 H 6
 RBI 1
 BB 1
 SO 4
 LOB 11



Batter	1	2	3	4	5	6	7	8	9	AB	R	H	RBI	BB	SO	LOB	BOTTOM		
Wes Parker, S (1,3) OBP: 0.338, SLG: 0.319	0-3 K			0-3 K		0-0 L3	0-3 K			4	0	0	0	0	3	0			
Ron Hunt, R (1,4) OBP: 0.400, SLG: 0.408	0-0 1-3			0-0 F8		0-0 1B	4-0 1B SF8 BB			3	1	1	0	1	0	0			
Willie Davis, L (1,8) OBP: 0.330, SLG: 0.377	0-3 K			0-0 1B 3B		0-0 F7	0-0 HBP 1B 1-2			4	1	2	0	0	1	1			
Jim Lefebvre, S (1,5) OBP: 0.354, SLG: 0.406		0-0 4-3		0-0 1B		0-0 1B 2B	0-0 HBP 1B 1-2 2-3			4	1	3	1	0	0	0			
Lou Johnson, R (1,7) OBP: 0.324, SLG: 0.422		0-0 F8		0-0 L8		0-0 2B 3B 1B	0-0 SF8			3	1	1	1	0	0	1			
John Roseboro, L (1,2) OBP: 0.386, SLG: 0.359		0-0 6-3		0-0 CS 1B		0-0 3B 2B	0-0 G4-6-3 HBP			3	1	2	1	0	0	0			
Len Gabrielson, L (1,9) Jim Hickman, R (8, PH) OBP: 0.222, SLG: 0.269			0-0 F9		0-3 K		0-0 SF7 3B		0-0 G4-6-3	3	1	1	2	0	1	1			
Dick Schofield, S (1,6) OBP: 0.321, SLG: 0.190			0-0 F7		0-0 6-3		0-0 SF7			2	0	0	1	0	0	0			
Don Drysdale, R (1,1) OBP: 0.174, SLG: 0.140			0-3 K		0-0 F3		0-0 4-3			3	0	0	0	0	1	0			
Inning Stats	R: 0 E: 0 K: 2 S: 7	H: 0 LOB: 0 BB: 0 P: 7	R: 0 E: 0 K: 0 S: 3	H: 0 LOB: 0 BB: 0 P: 3	R: 0 E: 0 K: 1 S: 5	H: 0 LOB: 0 BB: 0 P: 5	R: 1 E: 0 K: 1 S: 7	H: 2 LOB: 1 BB: 0 P: 7	R: 0 E: 0 K: 0 S: 5	H: 1 LOB: 0 BB: 0 P: 5	R: 0 E: 0 K: 0 S: 4	H: 1 LOB: 1 BB: 0 P: 4	R: 4 E: 0 K: 1 S: 9	H: 4 LOB: 0 BB: 0 P: 9	R: 1 E: 0 K: 0 S: 4	H: 2 LOB: 2 BB: 1 P: 9	1B: 6 2B: 2 3B: 2 HR: 0	SF: 2 SAC: 0 DP: 1 HBP: 1	WP: 0 PA: 34 PB: 0 SB: 0 CS: 1
PITCHER Milt Pappas, R (1,1) ERA: 3.42 Bob Lee, R (7,1) ERA: 4.05 Gerry Arrigo, L (8,1) ERA: 1.54	IP: 6.0 WLS: L BF: 25 H: 8 R: 5 ER: 5 SO: 5 BB: 0 IBB: 0 HBP: 0 BLK: 0 WP: 0 HR: 0 S: 35 P: 35 ERA: 7.50 WHIP: 1.333																		

Cincinnati Reds @ Los Angeles Dodgers
 Dodger Stadium, Los Angeles, CA
 Sat Jun 17 1967, 7:05 PM PDT
 Att: 26,426 - Unknown

AB 30
 R 6
 H 10
 RBI 6
 BB 1
 SO 6
 LOB 6



Batter	1	2	3	4	5	6	7	8	9	AB	R	H	RBI	BB	SO	LOB	TOP																					
Giraldo Ruiz, S OBP: 0.244, SLG: 0.287 (1, 6)	0-0 1B SF9 1B		0-0 1B G5-4-3		0-0 1B FC6-4		0-3 K2-3		0-0 5-3	5	1	3	0	0	1	0	Cincinnati Reds @ Los Angeles Dodgers Dodger Stadium, Los Angeles, CA Sun Jun 18 1967, 3:33 AM PDT Att: 35,857 - Unknown																					
Vada Pinson, L OBP: 0.326, SLG: 0.422 (1, 8)	0-0 1B G6-4-3		0-0 F7		0-0 F7		1-0 HBP		0-0 1B	4	0	2	0	0	0	2																						
Lee May, R OBP: 0.291, SLG: 0.380 Bob Lee, R (7, 1)	0-0 SF9		0-0 G5-4-3		0-0 FC6-4		0-0 F9		0-0 5-3	3	0	0	1	0	0	3																						
Floyd Robinson, L OBP: 0.277, SLG: 0.321 (9, FH)	0-0 3-H G6-4-3		0-0 1-2		0-0 1-2				0-0 5-3	1	0	0	0	0	0	1																						
Tony Perez, R OBP: 0.336, SLG: 0.570 (1, 4) (7, 5)	0-0 1-2 G6-4-3			0-0 1B G6-4-3		0-0 1B 4-3		0-0 HR		4	1	3	1	0	0	1																						
Don Pavletich, R OBP: 0.350, SLG: 0.481 (1, 5) (7, 3)		0-0 E6 FC6-4		0-0 G6-4-3		0-0 4-3		0-0 F9		4	0	0	0	0	0	2																						
Jimmie Coker, R OBP: 0.391, SLG: 0.591 (1, 2)		0-0 FC6-4 2B		0-0 1B BB		0-0 P4		0-0 5-3 1B		3	1	1	0	1	0	2																						
Dick Simpson, R OBP: 0.323, SLG: 0.423 (1, 9)		0-0 1-H 2B		0-0 1-2 1B		0-0 2-3 1B		0-0 5-3		4	0	3	1	0	0	1																						
Art Shamsky, L OBP: 0.297, SLG: 0.268 (1, 7)		0-0 F8		0-0 F8		0-0 F7		0-0 4-3		4	0	0	0	0	0	6																						
Sammy Ellis, L OBP: 0.103, SLG: 0.037 Gerry Arrigo, L OBP: 0.182, SLG: 0.273 Len Boehmer, R (7, 4)	0-3 K				0-0 L3		0-0 4-3		0-0 F9	1	0	0	0	0	1	1																						
Inning Stats	R: 1 E: 0 K: 0 S: 4	H: 2 LOB: 0 BB: 0 P: 4	R: 1 E: 1 K: 1 S: 7	H: 1 LOB: 1 BB: 0 P: 7	R: 0 E: 0 K: 0 S: 3	H: 1 LOB: 0 BB: 0 P: 3	R: 0 E: 0 K: 0 S: 4	H: 2 LOB: 2 BB: 0 P: 8	R: 0 E: 0 K: 1 S: 5	H: 1 LOB: 1 BB: 0 P: 4	R: 0 E: 0 K: 0 S: 5	H: 2 LOB: 1 BB: 0 P: 6	R: 1 E: 0 K: 0 S: 5	H: 2 LOB: 1 BB: 0 P: 5	R: 0 E: 0 K: 0 S: 4	H: 1 LOB: 1 BB: 0 P: 4	1B: 10 2B: 1 3B: 0 HR: 1	SF: 1 SAC: 0 DP: 3 HBP: 1	WP: 0 PB: 0 SB: 0 CS: 0	PA: 39																		
PITCHER Claude Osteen, L ERA: 3.48 (1, 1)	IP 9.0	WLS W	BF 39	H 12	R 3	ER 2	SO 2	BB 1	IBB 0	HBP 1	BLK 0	WP 0	HR 1	S 41	P 46	ERA 2.00	WHIP 1.444	PITCHER				IP 9.0	WLS W	BF 39	H 12	R 3	ER 2	SO 2	BB 1	IBB 0	HBP 1	BLK 0	WP 0	HR 1	S 41	P 46	ERA 2.00	WHIP 1.444

Batter	1	2	3	4	5	6	7	8	9	AB	R	H	RBI	BB	SO	LOB	BOTTOM																					
Willie Davis, L OBP: 0.332, SLG: 0.378 (1, 8)	0-0 4-3 SF7 1B		0-0 FC9-6		0-0 1B E 1B		0-0 1-4-3		0-0 G3	5	1	2	1	0	0	1	Cincinnati Reds @ Los Angeles Dodgers Dodger Stadium, Los Angeles, CA Sun Jun 18 1967, 3:33 AM PDT Att: 35,857 - Unknown																					
Ron Hunt, R OBP: 0.396, SLG: 0.403 (1, 4)	0-0 4-3		0-0 F9		0-0 E5 1B		0-0 2-3 1B		0-0 F3	5	0	1	0	0	0	4																						
Lou Johnson, R OBP: 0.320, SLG: 0.418 (1, 7)	0-0 SF7		0-0 P4		0-0 G4-6-3 1B		0-0 2-3			3	0	1	2	0	0	1																						
Ron Fairly, L OBP: 0.319, SLG: 0.350 (1, 3)	0-0 3-H G3		0-0 4-3		0-0 G4-6-3		0-0 F4			4	0	0	0	0	0	4																						
Jim Lefebvre, S OBP: 0.361, SLG: 0.418 (1, 5)		0-0 2B 1B		0-0 1B		0-0 5-3		0-0 4-3 2B		4	1	3	0	0	0	0																						
John Roseboro, L OBP: 0.382, SLG: 0.356 (1, 2)		0-0 F9		0-0 1-2 1B		0-0 4-3		0-0 4-3		4	0	1	0	0	0	2																						
Len Gabrielson, L OBP: 0.280, SLG: 0.395 (1, 9)		0-0 1-3 1B		0-0 4-3		0-0 1B		0-0 1B		3	1	2	0	1	0	2																						
Dick Schofield, S OBP: 0.333, SLG: 0.200 (1, 6)		0-0 1B FC9-6		0-0 4-3		0-0 1-2 1B		0-0 G1-6-3		3	1	1	0	1	0	2																						
Claude Osteen, L OBP: 0.295, SLG: 0.390 (1, 1)		0-0 1-2 2-H 3-H 1B		0-0 E 1B		0-3 K		0-3 K		4	1	2	2	0	2	2																						
Inning Stats	R: 1 E: 0 K: 0 S: 4	H: 1 LOB: 0 BB: 0 P: 4	R: 3 E: 0 K: 0 S: 6	H: 3 LOB: 1 BB: 1 P: 10	R: 0 E: 0 K: 0 S: 5	H: 2 LOB: 0 BB: 0 P: 5	R: 1 E: 1 K: 0 S: 6	H: 3 LOB: 2 BB: 0 P: 6	R: 0 E: 0 K: 1 S: 7	H: 2 LOB: 2 BB: 0 P: 7	R: 0 E: 0 K: 0 S: 4	H: 1 LOB: 1 BB: 0 P: 4	R: 0 E: 0 K: 0 S: 3	H: 1 LOB: 1 BB: 1 P: 7	R: 0 E: 0 K: 1 S: 5	H: 0 LOB: 0 BB: 0 P: 5		1B: 11 2B: 2 3B: 0 HR: 0	SF: 1 SAC: 0 DP: 2 HBP: 0	WP: 0 PB: 0 SB: 2 CS: 0	PA: 38																	
PITCHER Sammy Ellis, R ERA: 3.52 Gerry Arrigo, L ERA: 1.43 Bob Lee, R ERA: 3.68 (1, 1) (4, 1) (7, 1)	IP 3.1	WLS L	BF 21	H 9	R 5	ER 5	SO 0	BB 0	IBB 0	HBP 0	BLK 0	WP 0	HR 0	S 12	P 12	ERA 0.00	WHIP 1.125	PITCHER				IP 2.0	WLS L	BF 7	H 1	R 0	ER 0	SO 1	BB 0	IBB 0	HBP 0	BLK 0	WP 0	HR 0	S 8	P 12	ERA 0.00	WHIP 0.500

Batter	1	2	3	4	5	6	7	8	9	AB	R	H	RBI	BB	SO	LOB	TOP			
Giraldo Ruiz, S (1,4) OBP: 0.234, SLG: 0.275	0-0 1-3		0-0 G4-6-3		0-0 F8			0-3 K		4	0	0	0	0	1	1	Cincinnati Reds @ San Francisco Giants Candlestick Park, San Francisco, CA Mon Jun 19 1967, 6:33 AM EDT Att: 15,359 - Unknown			
Vada Pinson, L (1,8) OBP: 0.331, SLG: 0.435	0-0 HR		0-0 1B		0-3 K			0-0 G1		4	1	2	1	0	1	0				
Lee May, R (1,7) OBP: 0.289, SLG: 0.385	0-0 L7 2B		0-0 F5		0-0 6-3			0-0 L7		4	0	1	0	0	0	1				
Tony Perez, R (1,5) OBP: 0.331, SLG: 0.561	0-0 L7		0-0 F8		0-0 1-3			0-0 F8		4	0	0	0	0	0	1				
Don Pavletich, R (1,3) OBP: 0.354, SLG: 0.536	0-0 F2		0-0 HR		0-0 HR			0-3 K		4	2	2	2	0	1	1				
Tommy Helms, R (1,6) OBP: 0.294, SLG: 0.357		0-0 F9		0-0 6-3				0-0 F9		4	0	0	0	0	0	0				
Jimmie Coker, R (1,2) OBP: 0.385, SLG: 0.560		0-0 5-3		0-0 1B				0-0 4-3		3	0	1	0	0	0	0				
Dick Simpson, R (1,9) OBP: 0.294, SLG: 0.379		0-0 L7		0-3 K				0-0 F1		3	0	0	0	0	1	1				
Gary Nolan, R (1,1) OBP: 0.222, SLG: 0.045			4-0 BB		0-3 K			0-0 1-3		0	0	0	0	1	0	0				
Gerry Arrigo, L (3,1) OBP: 0.187, SLG: 0.250										1	0	0	0	0	1	0				
Floyd Robinson, L (7,PH) OBP: 0.274, SLG: 0.318										1	0	0	0	0	0	0				
Ted Abernathy, R (7,1) OBP: 0.250, SLG: 0.250										0	0	0	0	0	0	0				
Inning Stats	R: 1 E: 0 K: 0 S: 5	H: 2 LOB: 1 BB: 0 P: 5	R: 0 E: 0 K: 0 S: 3	H: 0 LOB: 0 BB: 0 P: 3	R: 0 E: 0 K: 0 S: 3	H: 1 LOB: 1 BB: 1 P: 7	R: 1 E: 0 K: 1 S: 7	H: 2 LOB: 1 BB: 0 P: 7	R: 0 E: 0 K: 0 S: 4	H: 0 LOB: 0 BB: 0 P: 4	R: 0 E: 0 K: 0 S: 3	H: 0 LOB: 0 BB: 0 P: 3	R: 0 E: 0 K: 1 S: 5	H: 0 LOB: 0 BB: 0 P: 5	R: 0 E: 0 K: 1 S: 5	H: 0 LOB: 0 BB: 0 P: 5	1B: 2 2B: 1 3B: 0 HR: 3	SF: 0 SAC: 0 DP: 1 HBP: 0	WP: 0 PB: 0 SB: 0 CS: 0	PA: 33
PITCHER Mike McCormick, L (1,1) ERA: 3.45	IP: 9.0 WLS: W BF: 33 H: 6 R: 3 ER: 3 SO: 5 BB: 1 IBB: 0 HBP: 0 BLK: 0 WP: 0 HR: 3 S: 42 P: 46 ERA: 3.00 WHIP: 0.778																			

Batter	1	2	3	4	5	6	7	8	9	AB	R	H	RBI	BB	SO	LOB	BOTTOM			
Jesus Alou, R (1,9) OBP: 0.300, SLG: 0.372	0-0 G3		0-0 4-3		0-0 F7			0-0 F4		4	0	0	0	0	0	1	Cincinnati Reds @ San Francisco Giants Candlestick Park, San Francisco, CA Mon Jun 19 1967, 6:33 AM EDT Att: 15,359 - Unknown			
Ty Cline, L (1,7) OBP: 0.239, SLG: 0.333	0-0 3B		0-0 HR		4-0 BB			0-0 G6-4-3 1B		3	1	3	0	1	0	0				
Willie Mays, R (1,8) OBP: 0.364, SLG: 0.495	0-0 F4		0-0 HR		0-0 F9			0-0 G6-4-3 1-2		4	1	1	2	0	0	3				
Willie McCovey, L (1,3) OBP: 0.372, SLG: 0.529	0-0 5-3		0-0 F8		0-3 K			4-0 BB		1	0	0	0	0	0	1				
Norm Siebern, L (3,3) OBP: 0.273, SLG: 0.133			0-0 F8		0-3 K			0-0 BB		2	0	0	0	1	1	1				
Jim Ray Hart, R (1,5) OBP: 0.333, SLG: 0.458		4-0 2B BB	0-0 HR		0-0 F2			0-3 K		3	2	1	1	1	1	1				
Tom Haller, L (1,2) OBP: 0.384, SLG: 0.511		0-0 1B SF9 2B	1-6 FC4-6 HBP		0-0 6-3			0-0 6-3		3	1	1	1	0	0	0				
Bob Schroder, L (1,4) OBP: 0.261, SLG: 0.289		0-0 SF9 SH1-3 1B	0-0 FC4-6 2B		0-3 K			0-0 4-3		3	1	1	0	0	1	1				
Tito Fuentes, S (6,4) OBP: 0.208, SLG: 0.223		0-0 SF9 SH1-3 1B	0-0 FC4-6 2B		0-3 K			0-0 4-3		1	0	0	0	0	0	0				
Hal Lanier, R (1,6) OBP: 0.224, SLG: 0.277		0-0 SH1-3	0-0 2B		0-0 B2-6-4 1B			0-0 4-3		3	0	2	1	0	0	0				
Mike McCormick, L (1,1) ERA: 1.6	0-0 SF9		0-0 K		0-0 B2-6-4			0-0 1-2		2	0	0	1	0	1	2				
Inning Stats	R: 0 E: 0 K: 0 S: 4	H: 1 LOB: 1 BB: 0 P: 4	R: 2 E: 0 K: 0 S: 5	H: 2 LOB: 1 BB: 1 P: 9	R: 4 E: 1 K: 1 S: 9	H: 4 LOB: 1 BB: 0 P: 10	R: 0 E: 0 K: 1 S: 5	H: 0 LOB: 1 BB: 1 P: 9	R: 0 E: 0 K: 0 S: 3	H: 1 LOB: 0 BB: 0 P: 3	R: 0 E: 0 K: 1 S: 5	H: 1 LOB: 1 BB: 1 P: 9	R: 0 E: 0 K: 0 S: 3	H: 0 LOB: 0 BB: 0 P: 3	R: 0 E: 0 K: 1 S: 5	H: 0 LOB: 0 BB: 0 P: 3	1B: 4 2B: 2 3B: 1 HR: 2	SF: 1 SAC: 1 DP: 2 HBP: 1	WP: 0 PB: 0 SB: 0 CS: 0	PA: 35
PITCHER Gary Nolan, R (1,1) ERA: 2.79	IP: 2.1 WLS: L BF: 14 H: 6 R: 5 ER: 5 SO: 0 BB: 1 IBB: 0 HBP: 0 BLK: 0 WP: 0 HR: 2 S: 13 P: 17 ERA: 19.29 WHIP: 3.000																			
Gerry Arrigo, L (3,1) ERA: 1.31	IP: 3.2 WLS: L BF: 14 H: 2 R: 1 ER: 0 SO: 3 BB: 1 IBB: 0 HBP: 1 BLK: 0 WP: 0 HR: 0 S: 18 P: 23 ERA: 0.00 WHIP: 0.818																			
Ted Abernathy, R (7,1) ERA: 1.6	IP: 2.0 WLS: L BF: 7 H: 1 R: 0 ER: 0 SO: 1 BB: 1 IBB: 0 HBP: 0 BLK: 0 WP: 0 HR: 0 S: 8 P: 12 ERA: 0.00 WHIP: 1.000																			



Batter	1	2	3	4	5	6	7	8	9	AB	R	H	RBI	BB	SO	LOB	TOP			
Giraldo Ruiz, S OBP: 0.255, SLG: 0.287 (1, 4)	F9		BB			FC3-6 1B		1B		3	0	2	0	1	0	0	Cincinnati Reds @ San Francisco Giants Candlestick Park, San Francisco, CA Tue Jun 20 1967, 10:05 PM EDT Att: 19,280 - Unknown			
Floyd Robinson, L OBP: 0.273, SLG: 0.326 (1, 7)	4-3 1B 2B		F8			FC3-6 5-3 1-2		1-3		4	1	1	0	0	0	3				
Vada Pinson, L OBP: 0.326, SLG: 0.429 (1, 8)	4-3 2-3		F9			5-3 1-2		F9		4	0	0	0	0	0	3				
Tony Perez, R OBP: 0.330, SLG: 0.556 (1, 5)	1B			6-3		F9		5-3		4	0	1	1	0	0	1				
Art Shamsky, L OBP: 0.294, SLG: 0.254 (1, 9)	G3			F9			0-3 K	1B HBP BB		3	0	0	0	1	1	1				
Don Pavletich, R OBP: 0.351, SLG: 0.522 (1, 3)		5-3		6-3			0-0 F8	1-2 1B HBP		3	0	0	0	0	0	0				
Tommy Helms, R OBP: 0.293, SLG: 0.354 (1, 6)		6-3			6-3 F8			1-2 2-3 1B		4	0	1	0	0	0	0				
Johnny Edwards, L OBP: 0.262, SLG: 0.261 (1, 2)			K		6-3			1-3	1-3	4	0	0	0	0	1	3				
Mel Queen, L OBP: 0.161, SLG: 0.167 Jack Baldschun, R OBP: 0.370, SLG: 0.538 Jimmie Coker, R OBP: 0.370, SLG: 0.538 Bob Lee, R OBP: 0.370, SLG: 0.538			K		6-3			4-3		2	0	0	0	0	1	0				
										0	0	0	0	0	0	0				
										1	0	0	0	0	0	0				
										0	0	0	0	0	0	0				
Inning Stats	R: 1 E: 0 K: 0 S: 5	H: 2 LOB: 1 BB: 0 P: 5	R: 0 E: 0 K: 1 S: 5	H: 0 LOB: 0 BB: 0 P: 5	R: 0 E: 0 K: 1 S: 5	H: 0 LOB: 1 BB: 1 P: 9	R: 0 E: 0 K: 0 S: 3	H: 0 LOB: 0 BB: 0 P: 3	R: 0 E: 0 K: 0 S: 4	H: 1 LOB: 1 BB: 0 P: 4	R: 0 E: 0 K: 1 S: 5	H: 0 LOB: 0 BB: 0 P: 5	R: 0 E: 0 K: 0 S: 4	H: 1 LOB: 1 BB: 0 P: 4	R: 0 E: 0 K: 0 S: 4	H: 1 LOB: 3 BB: 1 P: 9	1B: 4 2B: 1 3B: 0 HR: 0	SF: 0 SAC: 0 DP: 0 HBP: 1	WP: 0 PB: 0 SB: 0 CS: 0	PA: 35
PITCHER Juan Marichal, R ERA: 1.95 (1, 1)	IP: 9.0 WLS: W BF: 35 H: 5 R: 1 ER: 1 SO: 3 BB: 2 IBB: 0 HBP: 1 BLK: 0 WP: 0 HR: 0 S: 38 P: 47 ERA: 1.00 WHIP: 0.778																			

AB 32
R 1
H 5
RBI 1
BB 2
SO 3
LOB 11



Batter	1	2	3	4	5	6	7	8	9	AB	R	H	RBI	BB	SO	LOB	BOTTOM
Jesus Alou, R OBP: 0.304, SLG: 0.372 (1, 9)	4-3		FC2-6 BB			FC 1-2				3	0	1	0	1	0	2	Cincinnati Reds @ San Francisco Giants Candlestick Park, San Francisco, CA Tue Jun 20 1967, 10:05 PM EDT Att: 19,280 - Unknown
Ty Cline, L OBP: 0.240, SLG: 0.311 (1, 7)	L8		FC2-6 FC6-4 1-2		L7		G3 1B BB			3	1	0	0	1	0	2	
Willie Mays, R OBP: 0.357, SLG: 0.485 (1, 8)	K		K		F6		G3			4	0	0	0	0	2	3	
Jim Ray Hart, R OBP: 0.340, SLG: 0.473 (1, 5)		SF9 3B	FC6-4 1-2			3B 1B	FC4-6 1B			4	2	3	1	0	0	1	
Tom Haller, L OBP: 0.382, SLG: 0.518 (1, 2)		SF9				F5	FC4-6 1-2			3	0	1	1	0	0	2	
Norm Siebern, L OBP: 0.288, SLG: 0.188 (1, 3)		WP 1B BB		K		FC1-2 3B	K			3	1	1	1	1	2	2	
Bob Schroder, L OBP: 0.286, SLG: 0.298 Tito Fuentes, S OBP: 0.206, SLG: 0.221					K		FC1-2 1B IBB			2	1	1	1	1	1	1	
Hal Lanier, R OBP: 0.220, SLG: 0.271 (1, 6)		1B		K		FC1-2 1B	K			1	0	0	0	0	1	0	
Juan Marichal, R OBP: 0.250, SLG: 0.340 (1, 1)		F4		F4		FC1-2 1B 1-2 3-H 2-H	FC 1B			4	0	1	1	0	0	1	
										1B: 5 2B: 0 3B: 3 HR: 0	SF: 1 SAC: 0 DP: 0 HBP: 0	WP: 1 PB: 0 SB: 0 CS: 0	PA: 36				
Inning Stats	R: 0 E: 0 K: 1 S: 5	H: 0 LOB: 0 BB: 0 P: 5	R: 2 E: 0 K: 1 S: 7	H: 2 LOB: 1 BB: 1 P: 11	R: 0 E: 0 K: 1 S: 5	H: 0 LOB: 1 BB: 1 P: 9	R: 0 E: 0 K: 2 S: 8	H: 1 LOB: 1 BB: 0 P: 8	R: 0 E: 0 K: 0 S: 4	H: 1 LOB: 1 BB: 0 P: 4	R: 2 E: 0 K: 0 S: 6	H: 3 LOB: 2 BB: 1 P: 10	R: 1 E: 0 K: 1 S: 6	H: 1 LOB: 1 BB: 1 P: 10	R: 0 E: 0 K: 2 S: 7	H: 0 LOB: 0 BB: 0 P: 7	
PITCHER Mel Queen, R ERA: 2.48 Jack Baldschun, R ERA: 6.75 Bob Lee, R ERA: 3.52	IP: 5.2 WLS: L BF: 27 H: 7 R: 4 ER: 4 SO: 5 BB: 2 IBB: 1 HBP: 0 BLK: 0 WP: 1 HR: 0 S: 34 P: 46 ERA: 6.35 WHIP: 1.588																

AB 31
R 5
H 8
RBI 5
BB 4
SO 8
LOB 18



Batter	1	2	3	4	5	6	7	8	9	AB	R	H	RBI	BB	SO	LOB	TOP					
Giraldo Ruiz, S OBP: 0.245, SLG: 0.276 (1,4)	0-0 6-3		0-0 F7		0-0 F7			0-0 1-3		4	0	0	0	0	0	2						
Tommy Helms, R OBP: 0.297, SLG: 0.347 (1,6)	0-0 6-3			0-3 K		0-0 F8		0-0 6-3		4	0	0	0	0	1	0						
Vada Pinson, L OBP: 0.329, SLG: 0.433 (1,8)	0-0 4-3			0-0 FC6-4 1B		0-0 3-1			0-0 F8 1-4 2B	4	1	2	0	0	0	0						
Tony Perez, R OBP: 0.328, SLG: 0.563 (1,5)		0-0 HR		0-0 FC6-4 1-2		0-3 K			0-0 F8 2-3	4	1	1	1	0	1	2						
Lee May, R OBP: 0.288, SLG: 0.407 (1,3)	0-0 F7			0-3 K				0-0 HR	0-0 1-4	4	1	1	2	0	1	1						
Art Shamsky, L OBP: 0.278, SLG: 0.238 (1,7)	0-0 4-3				0-3 K		0-0 P5		0-3 K 3-H	4	0	0	0	0	2	0						
Floyd Robinson, L OBP: 0.275, SLG: 0.326 (7, PR)	0-0 F7				0-3 K		0-0 P2-3 1B			3	0	1	0	0	1	0						
Dick Simpson, R OBP: 0.294, SLG: 0.379 (7, 9)										0	0	0	0	0	0	0						
Jimmie Coker, R OBP: 0.367, SLG: 0.517 (1,2)			0-0 6-3		0-0 1B 1B		0-0 P2-3			3	0	1	0	0	0	1						
Mitt Pappas, R OBP: 0.069, SLG: 0.036 (8, PH)			0-3 K						0-0 F9	2	0	1	0	0	1	0						
Mel Queen, L OBP: 0.156, SLG: 0.161 (8, 1)										1	0	0	0	0	0	0						
Ted Abernathy, R OBP: 0.250, SLG: 0.250 (8, 1)										0	0	0	0	0	0	0						
Inning Stats	R: 0 E: 0 K: 0 S: 3	H: 0 LOB: 0 BB: 0 P: 3	R: 1 E: 0 K: 0 S: 4	H: 1 LOB: 0 BB: 0 P: 4	R: 0 E: 0 K: 1 S: 5	H: 0 LOB: 0 BB: 0 P: 5	R: 0 E: 0 K: 2 S: 8	H: 1 LOB: 1 BB: 0 P: 8	R: 0 E: 0 K: 2 S: 9	H: 2 LOB: 2 BB: 0 P: 9	R: 0 E: 0 K: 1 S: 5	H: 0 LOB: 0 BB: 0 P: 5	R: 1 E: 0 K: 0 S: 4	H: 2 LOB: 1 BB: 0 P: 4	R: 0 E: 0 K: 0 S: 3	H: 0 LOB: 0 BB: 0 P: 3	R: 1 E: 0 K: 1 S: 6	H: 1 LOB: 0 BB: 0 P: 6	1B: 4 2B: 2 3B: 0 HR: 2	SF: 0 SAC: 0 DP: 1 HBP: 0	WP: 0 PB: 0 SB: 0 CS: 0	PA: 33
PITCHER Larry Dierker, R ERA: 3.36 (1,1)	IP: 9.0 WLS: L BF: 33 H: 7 R: 3 ER: 3 SO: 7 BB: 0 IBB: 0 HBP: 0 BLK: 0 WP: 0 HR: 2 S: 47 P: 47 ERA: 3.00 WHIP: 0.778															PITCHER						

Cincinnati Reds @ Houston Astros
Astrodome, Houston, TX
Wed Jun 21 1967, 8:05 PM EDT
Att: 21,005 - Dome

AB	33
R	3
H	7
RBI	3
BB	0
SO	7
LOB	6



Batter	1	2	3	4	5	6	7	8	9	AB	R	H	RBI	BB	SO	LOB	BOTTOM			
Julio Gotay, R OBP: 0.372, SLG: 0.427 (1,6)	0-0 F9		0-0 1-3			0-0 G2		0-3 K		4	0	0	0	0	1	0				
Joe Morgan, L OBP: 0.422, SLG: 0.438 (1,4)	4-0 1B BB		0-0 1B			0-0 P6		4-0 FC5-4 BB		2	1	1	0	2	0	0				
Jimmy Wynn, R OBP: 0.370, SLG: 0.575 (1,8)	0-0 F7 1-2		0-3 K			0-0 HR		0-0 FC5-4 CS 1-2		4	1	1	1	0	1	3				
Rusty Staub, L OBP: 0.375, SLG: 0.485 (1,9)	0-0 1B 2H		0-0 4-3		0-0 4-3	0-0 1B		0-0 CS 1-2	0-0 4-3	4	0	2	1	0	0	0				
Eddie Mathews, L OBP: 0.391, SLG: 0.390 (1,3)	0-0 4-1		0-0 4-3		0-0 4-3	0-3 K		0-0 E 1B		4	0	1	0	0	1	2				
Bob Aspromonte, R OBP: 0.339, SLG: 0.403 (1,5)		0-3 K		0-0 6-3		0-0 1B		0-0 E6 1-2		4	0	1	0	0	1	1				
Ron Davis, R OBP: 0.262, SLG: 0.384 (1,7)	0-0 6-3		0-0 F9		0-0 P1		0-0 P5			4	0	0	0	0	0	3				
Dave Adlesh, R OBP: 0.217, SLG: 0.190 (1,2)	0-0 L6		0-0 5-3		0-0 F7		0-3 K			4	0	0	0	0	1	3				
Larry Dierker, R OBP: 0.242, SLG: 0.323 (1,1)			0-0 1-3		0-0 4-3		0-0 F7			3	0	0	0	0	0	1				
Inning Stats	R: 1 E: 0 K: 0 S: 4	H: 1 LOB: 1 BB: 1 P: 8	R: 0 E: 0 K: 1 S: 5	H: 0 LOB: 0 BB: 0 P: 5	R: 0 E: 0 K: 1 S: 6	H: 1 LOB: 1 BB: 0 P: 6	R: 0 E: 0 K: 0 S: 3	H: 0 LOB: 0 BB: 0 P: 3	R: 0 E: 0 K: 1 S: 7	H: 2 LOB: 1 BB: 0 P: 7	R: 0 E: 0 K: 0 S: 4	H: 1 LOB: 1 BB: 0 P: 4	R: 0 E: 0 K: 1 S: 4	H: 0 LOB: 0 BB: 1 P: 8	R: 0 E: 1 K: 1 S: 7	H: 1 LOB: 2 BB: 0 P: 7	1B: 5 2B: 0 3B: 0 HR: 1	SF: 0 SAC: 0 DP: 0 HBP: 0	WP: 0 PB: 0 SB: 1 CS: 1	PA: 36
PITCHER Mitt Pappas, R ERA: 3.35 (1,1)	IP: 7.0 WLS: W BF: 27 H: 5 R: 2 ER: 2 SO: 3 BB: 1 IBB: 0 HBP: 0 BLK: 0 WP: 0 HR: 1 S: 32 P: 36 ERA: 2.57 WHIP: 0.857															PITCHER				
Ted Abernathy, R ERA: 1.51 (8,1)	2.0 W 8 1 0 0 2 1 0 0 0 0 0 11 15 0.00 1.000															PITCHER				

Cincinnati Reds @ Houston Astros
Astrodome, Houston, TX
Wed Jun 21 1967, 8:05 PM EDT
Att: 21,005 - Dome

AB	33
R	2
H	6
RBI	2
BB	2
SO	5
LOB	13



Batter	1	2	3	4	5	6	7	8	9	AB	R	H	RBI	BB	SO	LOB	TOP										
Matty Alou, L OBP: 0.363, SLG: 0.373 Jim Pagliaroni, R OBP: 0.274, SLG: 0.122	F6		6-3		F8		F8		WP IBB	4	0	0	0	0	0	2											
Al Luplow, L OBP: 0.262, SLG: 0.284 Jose Pagan, R OBP: 0.324, SLG: 0.375 Al McBean, R	E6		K		6-3			1-3	SF9	4	0	0	0	0	1	2											
Roberto Clemente, R OBP: 0.416, SLG: 0.559	F9				F9		5-3	K	IBB	4	0	0	0	1	1	1											
Donn Clendenon, R OBP: 0.287, SLG: 0.374	F8				HBP		1B	1B	K	4	0	2	0	0	1	3											
Bill Mazerowski, R OBP: 0.304, SLG: 0.361			F9		F4		F3	K		4	0	0	0	0	1	3											
Andre Rodgers, R OBP: 0.333, SLG: 0.379 George Spriggs, L OBP: 0.246, SLG: 0.228	G3				F7		F8		S 1B	4	0	1	0	0	0	0											
Gene Alley, R OBP: 0.340, SLG: 0.440							6-3		SH2-4 1B WP BB	3	2	2	1	1	0	0											
Jerry May, R OBP: 0.387, SLG: 0.405 Maury Willis, S OBP: 0.317, SLG: 0.361	K							F9	WP SH2-4 1B	3	0	1	0	0	1	1											
Dennis Ribant, R OBP: 0.269, SLG: 0.385 Manny Mota, R OBP: 0.303, SLG: 0.402			F6				1-3		SH2-4	3	0	1	0	0	0	0											
Inning Stats	R: 0 E: 1 K: 0 S: 4	H: 0 LOB: 1 BB: 0 P: 4	R: 0 E: 0 K: 1 S: 6	H: 1 LOB: 1 BB: 0 P: 6	R: 0 E: 0 K: 1 S: 5	H: 0 LOB: 0 BB: 0 P: 5	R: 0 E: 0 K: 0 S: 3	H: 0 LOB: 1 BB: 0 P: 4	R: 0 E: 0 K: 0 S: 5	H: 2 LOB: 2 BB: 0 P: 5	R: 0 E: 0 K: 0 S: 4	H: 1 LOB: 1 BB: 0 P: 4	R: 1 E: 0 K: 0 S: 4	H: 1 LOB: 0 BB: 0 P: 4	R: 0 E: 0 K: 2 S: 8	H: 1 LOB: 1 BB: 0 P: 8	R: 3 E: 0 K: 1 S: 7	H: 2 LOB: 2 BB: 3 P: 19	1B: 6 2B: 1 3B: 0 HR: 1	SF: 1 DP: 0 HBP: 1	WP: 1 PA: 40 PB: 0 SB: 1 CS: 0						
PITCHER	IP	WLS	BF	H	R	ER	SO	BB	IBB	HBP	BLK	WP	HR	S	P	ERA	WHIP										
Sammy Ellis, R ERA: 3.42	8.0		33	7	2	2	4	0	0	1	0	0	1	40	41	2.25	0.875										
Ted Abernathy, R ERA: 2.0	0.1	L	3	1	0	0	0	1	0	0	0	0	0	2	6	0.00	6.000										
Gerry Arrigo, L ERA: 1.31	0.0		1	0	0	0	0	0	1	0	0	0	0	0	4	∞	∞										
Bob Lee, R ERA: 3.42	0.2		3	0	2	2	1	0	1	0	0	1	0	4	8	27.00	0.000										

Pittsburgh Pirates @ Cincinnati Reds
Crosley Field, Cincinnati, OH
Fri Jun 23 1967, 7:05 PM EDT
Att: 25,227 - Unknown

AB 34
R 4
H 8
RBI 3
BB 3
SO 5
LOB 14



Batter	1	2	3	4	5	6	7	8	9	AB	R	H	RBI	BB	SO	LOB	BOTTOM										
Giraldo Ruiz, S OBP: 0.245, SLG: 0.275	F5					6-3		F9		4	0	1	1	0	0	0											
Floyd Robinson, L OBP: 0.276, SLG: 0.319 Dick Simpson, R OBP: 0.294, SLG: 0.379	4-3		2H 1B		F6		FC4-6 BB		F7	2	0	0	0	1	0	1											
Mel Queen, L OBP: 0.152, SLG: 0.156										1	0	0	0	0	0	0											
Vada Pinson, L OBP: 0.328, SLG: 0.431	K					FC4-6			4-3	4	0	1	0	0	1	1											
Tony Perez, R OBP: 0.327, SLG: 0.556			F3		1-3		6-3		BB	3	0	0	0	1	0	0											
Lee May, R OBP: 0.279, SLG: 0.393	F6				F7		F9		K2-3	4	0	0	0	0	1	1											
Art Shamsky, L OBP: 0.267, SLG: 0.227	G3				K		6-3			3	0	0	0	0	1	0											
Tommy Helms, R OBP: 0.293, SLG: 0.349						SH1-4 1B 1B	G6-4-3 BB		1-3	2	1	1	0	1	0	0											
Jimmie Coker, R OBP: 0.364, SLG: 0.594 Johnny Edwards, L OBP: 0.262, SLG: 0.261			F9		G6-4-3				HR	3	1	1	1	0	0	2											
Sammy Ellis, L OBP: 0.097, SLG: 0.034 Ted Abernathy, R OBP: 0.250, SLG: 0.250 Gerry Arrigo, L OBP: 0.167, SLG: 0.250 Bob Lee, R	SH1-4					K			K	2	0	0	0	0	0	0											
Inning Stats	R: 0 E: 0 K: 1 S: 5	H: 0 LOB: 0 BB: 0 P: 5	R: 0 E: 0 K: 0 S: 3	H: 0 LOB: 0 BB: 0 P: 3	R: 1 E: 0 K: 0 S: 5	H: 2 LOB: 1 BB: 0 P: 5	R: 0 E: 0 K: 0 S: 3	H: 1 LOB: 0 BB: 0 P: 3	R: 0 E: 0 K: 1 S: 4	H: 0 LOB: 1 BB: 1 P: 8	R: 0 E: 0 K: 1 S: 5	H: 0 LOB: 1 BB: 1 P: 9	R: 0 E: 0 K: 0 S: 3	H: 0 LOB: 0 BB: 0 P: 3	R: 1 E: 0 K: 1 S: 6	H: 1 LOB: 0 BB: 0 P: 6	R: 0 E: 0 K: 1 S: 5	H: 0 LOB: 1 BB: 1 P: 9	1B: 3 2B: 0 3B: 0 HR: 1	SF: 0 DP: 1 HBP: 0	WP: 0 PA: 32 PB: 0 SB: 0 CS: 0						
PITCHER	IP	WLS	BF	H	R	ER	SO	BB	IBB	HBP	BLK	WP	HR	S	P	ERA	WHIP										
Dennis Ribant, R ERA: 3.38	8.0		28	4	2	2	4	2	0	0	0	0	1	34	42	0.00	1.000										
Al McBean, R ERA: 2.02	1.0	S	4	0	0	0	1	1	0	0	0	0	0	5	9	0.00	1.000										

Pittsburgh Pirates @ Cincinnati Reds
Crosley Field, Cincinnati, OH
Fri Jun 23 1967, 7:05 PM EDT
Att: 25,227 - Unknown

AB 28
R 2
H 4
RBI 2
BB 3
SO 5
LOB 5



Batter	1	2	3	4	5	6	7	8	9	AB	R	H	RBI	BB	SO	LOB	TOP				
Matty Alou, L OBP: 0.368, SLG: 0.387 (1, 8)										5	1	3	0	0	0	4					
Al Luplow, L OBP: 0.250, SLG: 0.275 (1, 7)										4	0	0	0	1	2	6					
Roberto Clemente, R OBP: 0.412, SLG: 0.550 (1, 9)										4	0	0	0	0	1	7					
Donn Clendenon, R OBP: 0.285, SLG: 0.385 (1, 3)										5	1	1	2	0	1	7					
Bill Mazerowski, R OBP: 0.305, SLG: 0.362 (1, 4)										5	1	2	0	0	0	4					
Andra Rodgers, R OBP: 0.342, SLG: 0.394 (1, 5)										4	0	1	0	1	2	1					
Gene Alley, R OBP: 0.337, SLG: 0.432 (1, 6)										4	1	0	0	1	0	3					
Jerry May, R OBP: 0.390, SLG: 0.408 Willie Stargell, L OBP: 0.347, SLG: 0.454 (9, PH)										4	0	2	0	0	0	2					
Tommy Sisk, R Pete Mikkelsen, R Maury Wills, S Vern Law, R Jose Pagan, R Roy Face, R (1, 1) (4, 1) (6, PH) (6, 1) (7, PH) (7, 1)										2	0	1	1	0	0	1					
Inning Stats	R: 2 E: 0 K: 2 S: 10	H: 3 LOB: 1 BB: 0 P: 10	R: 1 E: 1 K: 2 S: 10	H: 2 LOB: 3 BB: 1 P: 14	R: 1 E: 0 K: 0 S: 5	H: 2 LOB: 2 BB: 1 P: 9	R: 0 E: 0 K: 0 S: 3	H: 0 LOB: 0 BB: 0 P: 4	R: 0 E: 0 K: 1 S: 5	H: 1 LOB: 3 BB: 1 P: 11	R: 0 E: 0 K: 0 S: 5	H: 2 LOB: 2 BB: 0 P: 5	R: 0 E: 0 K: 0 S: 2	H: 0 LOB: 0 BB: 1 P: 6	R: 0 E: 0 K: 1 S: 6	H: 1 LOB: 1 BB: 0 P: 6	1B: 7 2B: 2 3B: 1 HR: 1	SF: 0 SAC: 0 DP: 1 HBP: 1	WP: 0 PB: 0 SB: 1 CS: 0	PA: 44	
PITCHER	IP	WLS	BF	H	R	ER	SO	BB	IBB	HBP	BLK	WP	HR	S	P	ERA	WHIP				
Gary Nolan, R ERA: 2.93 Bob Lee, R ERA: 2.93	(1, 1) (6, 1)	5.0 S	28 16	8 3	4 0	3 0	5 2	3 1	0 0	1 0	0 0	0 0	1 0	34 19	47 23	5.40 0.00	2.200 1.000				

Pittsburgh Pirates @ Cincinnati Reds
Crosley Field, Cincinnati, OH
Sat Jun 24 1967, 7:05 PM EDT
Att: 28,312 - Unknown

AB 39
R 4
H 11
RBI 3
BB 4
SO 7
LOB 36



Batter	1	2	3	4	5	6	7	8	9	AB	R	H	RBI	BB	SO	LOB	BOTTOM				
Giraldo Ruiz, S OBP: 0.255, SLG: 0.302 (1, 4)										4	2	2	1	0	0	1					
Floyd Robinson, L OBP: 0.294, SLG: 0.340 Dick Simpson, R OBP: 0.294, SLG: 0.379 (7, FR) (8, 9)										3	0	2	2	1	1	1					
Vada Pinson, L OBP: 0.326, SLG: 0.432 (1, 8)										4	0	1	1	0	0	2					
Tony Perez, R OBP: 0.330, SLG: 0.554 (1, 5)										3	0	1	0	1	0	0					
Lee May, R OBP: 0.270, SLG: 0.379 (1, 3)										4	0	0	0	0	3	4					
Art Shamsky, L OBP: 0.278, SLG: 0.275 (1, 7)										3	2	1	1	1	0	0					
Tommy Helms, R OBP: 0.292, SLG: 0.347 (1, 6)										4	1	1	0	0	0	1					
Jimmie Coker, R OBP: 0.378, SLG: 0.583 (1, 2)										4	1	2	0	0	0	0					
Gary Nolan, R OBP: 0.214, SLG: 0.043 Bob Lee, R (6, 1)										1	0	0	1	0	1	2					
Inning Stats	R: 1 E: 0 K: 1 S: 6	H: 1 LOB: 0 BB: 0 P: 6	R: 2 E: 0 K: 1 S: 8	H: 3 LOB: 1 BB: 0 P: 8	R: 0 E: 0 K: 1 S: 5	H: 1 LOB: 1 BB: 1 P: 9	R: 3 E: 1 K: 1 S: 8	H: 3 LOB: 1 BB: 1 P: 12	R: 0 E: 0 K: 1 S: 5	H: 0 LOB: 0 BB: 0 P: 5	R: 0 E: 0 K: 0 S: 4	H: 2 LOB: 3 BB: 1 P: 8	R: 0 E: 0 K: 0 S: 3	H: 0 LOB: 0 BB: 0 P: 3	1B: 6 2B: 2 3B: 1 HR: 1	SF: 0 SAC: 1 DP: 2 HBP: 0	WP: 0 PB: 0 SB: 0 CS: 0	PA: 35			
PITCHER	IP	WLS	BF	H	R	ER	SO	BB	IBB	HBP	BLK	WP	HR	S	P	ERA	WHIP				
Tommy Sisk, R Pete Mikkelsen, R Vern Law, R Roy Face, R ERA: 4.08 ERA: 3.46 ERA: 5.31 ERA: 1.34	(1, 1) (4, 1) (6, 1) (7, 1)	3.2 1.1 1.0 2.0	20 4 3 8	8 0 0 2	6 0 0 0	6 0 0 0	4 1 0 0	2 0 0 1	0 0 0 1	0 0 0 0	0 0 0 0	0 0 0 0	0 0 5 7	26 6 5 11	3 6 5 11	9.82 0.00 0.00 0.00	2.727 0.000 0.000 1.000				

Pittsburgh Pirates @ Cincinnati Reds
Crosley Field, Cincinnati, OH
Sat Jun 24 1967, 7:05 PM EDT
Att: 28,312 - Unknown

AB 31
R 6
H 10
RBI 6
BB 3
SO 6
LOB 11



Batter	1	2	3	4	5	6	7	8	9	AB	R	H	RBI	BB	SO	LOB	TOP										
Matty Alou, L (1, 8) OBP: 0.374, SLG: 0.406										4	2	3	1	0	0	1	Pittsburgh Pirates @ Cincinnati Reds Crosley Field, Cincinnati, OH Sun Jun 25 1967, 3:33 AM EDT Att: 23,673 - Unknown - 70 F										
Maury Wills, S (1, 5) OBP: 0.315, SLG: 0.354										4	0	0	0	0	0	3											
Roberto Clemente, R (1, 9) OBP: 0.410, SLG: 0.549										4	0	1	1	0	0	1											
Manny Jimenez, L (1, 7) OBP: 0.333, SLG: 1.111 Willie Stargell, L (6, 7) OBP: 0.350, SLG: 0.454										3	1	1	1	0	0	1											
Donn Clendenon, R (1, 3) OBP: 0.280, SLG: 0.377										4	0	0	0	0	2	2											
Bill Mazerowski, R (1, 4) OBP: 0.305, SLG: 0.360										4	1	1	0	0	1	0											
Gene Alley, R (1, 6) OBP: 0.336, SLG: 0.429										4	1	1	0	0	1	0											
Jerry May, R (1, 2) OBP: 0.387, SLG: 0.403										4	0	1	1	0	0	0											
Bob Veale, S (1, 1) OBP: 0.028, SLG: 0.028 Al McBean, R (7, 1) Juan Pizarro, L (9, 1) OBP: 0.211, SLG: 0.167										3	0	0	1	0	1	1											
Inning Stats	R: 1 E: 0 K: 0 S: 5	H: 2 LOB: 1 BB: 0 P: 5	R: 0 E: 0 K: 0 S: 3	H: 0 LOB: 0 BB: 0 P: 3	R: 0 E: 0 K: 1 S: 6	H: 1 LOB: 1 BB: 0 P: 6	R: 0 E: 0 K: 1 S: 5	H: 0 LOB: 0 BB: 0 P: 5	R: 0 E: 0 K: 1 S: 5	H: 0 LOB: 0 BB: 0 P: 5	R: 2 E: 0 K: 0 S: 6	H: 2 LOB: 0 BB: 0 P: 7	R: 2 E: 0 K: 0 S: 6	H: 3 LOB: 1 BB: 0 P: 6	R: 0 E: 0 K: 0 S: 2	H: 0 LOB: 0 BB: 1 P: 6		R: 0 E: 0 K: 1 S: 5	H: 0 LOB: 0 BB: 0 P: 5	1B: 5 2B: 1 3B: 0 HR: 2	SF: 0 SAC: 0 DP: 1 HBP: 0	WP: 0 PB: 0 SB: 1 CS: 0	PA: 35				
PITCHER	IP	WLS	BF	H	R	ER	SO	BB	IBB	HBP	BLK	WP	HR	S	P	ERA	WHIP										
Mitt Pappas, R (1, 1) ERA: 3.42	6.0	L	23	5	3	3	4	0	0	0	0	0	2	31	31	4.50	0.833										
Jack Baldschun, R (7, 1) ERA: 20.25	0.0		3	3	2	2	0	0	0	0	0	0	0	3	3	∞	∞										
Don Nottebart, R (7, 1) ERA: 1.63	2.0		6	0	0	0	0	1	0	0	0	0	0	5	9	0.00	0.500										
Ted Abernathy, R (9, 1) ERA: 1.95	1.0		3	0	0	0	1	0	0	0	0	0	0	5	5	0.00	0.000										


Batter	1	2	3	4	5	6	7	8	9	AB	R	H	RBI	BB	SO	LOB	BOTTOM										
Giraldo Ruiz, S (1, 4) OBP: 0.270, SLG: 0.318										4	2	2	0	1	2	0	Pittsburgh Pirates @ Cincinnati Reds Crosley Field, Cincinnati, OH Sun Jun 25 1967, 3:33 AM EDT Att: 23,673 - Unknown - 70 F										
Vada Pinson, L (1, 8) OBP: 0.324, SLG: 0.428										5	0	1	0	0	1	2											
Tony Perez, R (1, 5) OBP: 0.342, SLG: 0.563										3	1	3	2	2	0	0											
Deron Johnson, R (1, 3) OBP: 0.326, SLG: 0.494 Dick Simpson, R (9, PR) OBP: 0.294, SLG: 0.379										5	0	1	0	0	1	6											
Lee May, R (1, 7) OBP: 0.282, SLG: 0.392											4	0	2	1	1	0		1									
Jake Wood, R (1, 9) OBP: 0.083, SLG: 0.087 Floyd Robinson, L (8, PH) OBP: 0.300, SLG: 0.347 Johnny Edwards, L (9, 2) OBP: 0.290, SLG: 0.258											3	0	0	0	0	2		2									
Tommy Helms, R (1, 6) OBP: 0.291, SLG: 0.345											4	0	1	0	0	1		2									
Jimmie Coker, R (1, 2) OBP: 0.375, SLG: 0.553 Jack Baldschun, R (7, 1) Don Nottebart, R (7, 1) Art Shamsky, L (8, PH) OBP: 0.275, SLG: 0.275										2	0	0	0	1	1	1											
Mitt Pappas, R (1, 1) OBP: 0.065, SLG: 0.033 Don Pavletich, R (6, PH) OBP: 0.346, SLG: 0.513 Ted Abernathy, R (9, 1) OBP: 0.250, SLG: 0.250										2	0	0	0	0	0	2											
Inning Stats	R: 0 E: 0 K: 1 S: 6	H: 1 LOB: 1 BB: 0 P: 6	R: 0 E: 0 K: 1 S: 6	H: 1 LOB: 0 BB: 0 P: 6	R: 1 E: 0 K: 3 S: 10	H: 1 LOB: 1 BB: 1 P: 14	R: 0 E: 0 K: 1 S: 5	H: 0 LOB: 0 BB: 0 P: 5	R: 0 E: 0 K: 2 S: 9	H: 2 LOB: 3 BB: 1 P: 13	R: 0 E: 0 K: 1 S: 5	H: 0 LOB: 2 BB: 2 P: 13	R: 1 E: 0 K: 0 S: 5	H: 2 LOB: 1 BB: 0 P: 5	R: 1 E: 0 K: 0 S: 4	H: 2 LOB: 0 BB: 0 P: 4		R: 1 E: 0 K: 1 S: 7	H: 2 LOB: 2 BB: 1 P: 11	1B: 8 2B: 3 3B: 0 HR: 0	SF: 1 SAC: 0 DP: 0 HBP: 0	WP: 0 PB: 0 SB: 3 CS: 0	PA: 42				
PITCHER	IP	WLS	BF	H	R	ER	SO	BB	IBB	HBP	BLK	WP	HR	S	P	ERA	WHIP										
Bob Veale, L (1, 1) ERA: 3.61	6.2	W	31	7	2	2	9	3	1	0	0	0	0	45	61	2.70	1.500										
Al McBean, R (7, 1) ERA: 2.39	2.0		10	4	2	2	1	1	0	0	0	0	0	11	15	9.00	2.500										
Juan Pizarro, L (9, 1) ERA: 4.1	0.1	S	1	0	0	0	0	0	0	0	0	0	0	1	1	0.00	0.000										


AB	34
R	5
H	8
RBI	5
BB	1
SO	5
LOB	9



AB	36
R	4
H	11
RBI	4
BB	5
SO	10
LOB	18



Batter	1	2	3	4	5	6	7	8	9	AB	R	H	RBI	BB	SO	LOB	TOP										
Wes Parker, S OBP: 0.339, SLG: 0.306 (1, 3)	4-0 FC1-5 HBP BB		4-0 3B BB		0-3 K		0-0 F9			2	1	0	0	2	1	0	Los Angeles Dodgers @ Cincinnati Reds Crosley Field, Cincinnati, OH Mon Jun 26 1967, 7:05 PM EDT Att: 9,969 - Unknown AB 29 R 3 H 4 RBI 3 BB 5 SO 6 LOB 17 										
Ron Hunt, R OBP: 0.374, SLG: 0.381 (1, 4)	1-0 FC1-5 HBP		0-0 F9		0-3 K		0-0 HR			3	1	1	1	0	1	1											
Willie Davis, L OBP: 0.332, SLG: 0.387 (1, 8)	0-0 FC1-5 1-2 2-3f		0-0 1-H SF9 3B		0-0 3-1		0-3 K			4	1	1	1	0	1	2											
Ron Fairly, L OBP: 0.321, SLG: 0.340 (1, 9)	0-3 K		0-0 SF9			4-0 BB BB		0-0 4-3		2	0	0	1	1	1	2											
Jim Lefebvre, S OBP: 0.361, SLG: 0.420 (1, 5)	0-0 F7		0-0 F7			4-0 BB BB		4-0 G6-3 BB		2	0	0	0	2	0	2											
John Roseboro, L OBP: 0.350, SLG: 0.318 (1, 2)		0-0 G3		0-0 F5		0-0 F8		0-0 G6-3 1-2f		4	0	0	0	0	0	3											
Len Gabrielson, L OBP: 0.281, SLG: 0.371 (1, 7)		0-3 K		0-0 1B		0-0 F8		0-0 F9		4	0	1	0	0	1	2											
Dick Schofield, S OBP: 0.341, SLG: 0.250 (1, 6)		0-0 1B		0-0 F8		0-0 1-3		0-0 F8		4	0	1	0	0	0	3											
Claude Osteen, L OBP: 0.260, SLG: 0.340 (1, 1)		0-3 K		0-0 F8			0-0 4-3		0-0 F9	4	0	0	0	0	1	2											
Inning Stats	R: 0 E: 0 K: 1 S: 5	H: 0 LOB: 2 BB: 1 P: 10	R: 0 E: 0 K: 2 S: 8	H: 1 LOB: 1 BB: 0 P: 8	R: 2 E: 0 K: 0 S: 4	H: 1 LOB: 0 BB: 1 P: 8	R: 0 E: 0 K: 0 S: 4	H: 1 LOB: 1 BB: 0 P: 4	R: 0 E: 0 K: 2 S: 7	H: 0 LOB: 0 BB: 2 P: 7	R: 0 E: 0 K: 0 S: 3	H: 0 LOB: 2 BB: 2 P: 11	R: 1 E: 0 K: 1 S: 6	H: 1 LOB: 0 BB: 0 P: 6	R: 0 E: 0 K: 0 S: 2	H: 0 LOB: 0 BB: 1 P: 6	R: 0 E: 0 K: 0 S: 3	H: 0 LOB: 0 BB: 0 P: 3	1B: 2 2B: 0 3B: 1 HR: 1	SF: 1 SAC: 0 DP: 1 HBP: 1	WP: 0 PB: 0 SB: 0 CS: 0	PA: 36					
PITCHER	IP	WLS	BF	H	R	ER	SO	BB	IBB	HBP	BLK	WP	HR	S	P	ERA	WHIP										
Mel Queen, R ERA: 2.59 (1, 1)	7.0	L	30	4	3	3	6	4	0	1	0	0	1	37	54	3.86	1.143										
Ted Abernathy, R ERA: 1.95 (8, 1)	2.0		6	0	0	0	0	1	0	0	0	0	0	5	9	0.00	0.500										

Batter	1	2	3	4	5	6	7	8	9	AB	R	H	RBI	BB	SO	LOB	BOTTOM										
Giraldo Ruiz, S OBP: 0.269, SLG: 0.310 (1, 4)	4-0 FC4-6 BB	0-0 FC4-6 1-2f			0-0 E6 2B		0-3 K			3	0	0	0	1	1	2	Los Angeles Dodgers @ Cincinnati Reds Crosley Field, Cincinnati, OH Mon Jun 26 1967, 7:05 PM EDT Att: 9,969 - Unknown AB 33 R 0 H 5 RBI 0 BB 2 SO 5 LOB 13 										
Vada Pinson, L OBP: 0.323, SLG: 0.429 (1, 8)	0-0 FC4-6 PB 1-2f		0-0 F5		0-0 1-3 2B		0-0 4-3			4	0	1	0	0	0	1											
Tony Perez, R OBP: 0.340, SLG: 0.558 (1, 5)	0-3 K 1-2		0-0 1-3		0-3 K		0-0 FC1-4 1B			4	0	1	0	0	2	3											
Deron Johnson, R OBP: 0.325, SLG: 0.489 (1, 3)	0-0 FC5-4 1B		0-3 K		0-0 5-3		0-0 FC1-4 1-2f			4	0	1	0	0	1	3											
Lee May, R OBP: 0.274, SLG: 0.379 (1, 7)	0-0 FC5-4 1-2f			0-0 5-3		0-0 6-3		0-0 F9		4	0	0	0	0	0	3											
Jimmie Coker, R OBP: 0.341, SLG: 0.500 (1, 2)		0-3 K		0-0 6-3		0-0 1-3		0-0 F9		4	0	0	0	0	1	0											
Dick Simpson, R OBP: 0.289, SLG: 0.364 (1, 9)		0-0 5-3		0-0 1B		0-0 F2		0-0 P6		4	0	1	0	0	0	0											
Tommy Helms, R OBP: 0.290, SLG: 0.348 (1, 6)		0-0 2B		0-0 F9		0-0 F9		0-0 F8		4	0	1	0	0	0	1											
Mel Queen, L OBP: 0.171, SLG: 0.152 (7, PH) Jake Wood, R OBP: 0.080, SLG: 0.083 Ted Abernathy, R OBP: 0.250, SLG: 0.250 (8, 1)		4-0 FC4-6 BB		0-0 F7		0-0 1-3				1	0	0	0	1	0	0											
Inning Stats	R: 0 E: 0 K: 1 S: 6	H: 1 LOB: 2 BB: 1 P: 10	R: 0 E: 0 K: 1 S: 6	H: 1 LOB: 1 BB: 1 P: 10	R: 0 E: 0 K: 1 S: 5	H: 0 LOB: 0 BB: 0 P: 5	R: 0 E: 0 K: 0 S: 4	H: 1 LOB: 1 BB: 0 P: 4	R: 0 E: 0 K: 1 S: 7	H: 1 LOB: 2 BB: 0 P: 7	R: 0 E: 0 K: 0 S: 3	H: 0 LOB: 0 BB: 0 P: 3	R: 0 E: 0 K: 1 S: 5	H: 0 LOB: 0 BB: 0 P: 5	R: 0 E: 0 K: 0 S: 4	H: 1 LOB: 1 BB: 0 P: 4	R: 0 E: 0 K: 0 S: 3	H: 0 LOB: 0 BB: 0 P: 3	1B: 3 2B: 2 3B: 0 HR: 0	SF: 0 SAC: 0 DP: 0 HBP: 0	WP: 0 PB: 1 SB: 0 CS: 0	PA: 35					
PITCHER	IP	WLS	BF	H	R	ER	SO	BB	IBB	HBP	BLK	WP	HR	S	P	ERA	WHIP										
Claude Osteen, L ERA: 3.28 (1, 1)	9.0	W	35	5	0	0	5	2	0	0	0	0	0	43	51	0.00	0.778										

Batter	1	2	3	4	5	6	7	8	9	AB	R	H	RBI	BB	SO	LOB	TOP				
Wes Parker, S OBP: 0.347, SLG: 0.310 (1, 3)										4	3	2	0	2	0	1					
Ron Hunt, R OBP: 0.381, SLG: 0.393 (1, 4)										3	1	2	0	1	0	0					
Willie Davis, L OBP: 0.333, SLG: 0.385 (1, 8)										4	1	1	0	1	0	5					
Ron Fairly, L OBP: 0.326, SLG: 0.347 (1, 9)										4	2	2	1	1	0	3					
Jim Lefebvre, S OBP: 0.358, SLG: 0.413 (1, 5)										4	1	0	1	1	0	7					
John Roseboro, L OBP: 0.352, SLG: 0.333 (1, 2)										5	0	2	4	0	0	1					
Len Gabrielson, L OBP: 0.297, SLG: 0.394 (1, 7)										5	1	3	1	0	2	2					
Dick Schofield, S OBP: 0.333, SLG: 0.247 (1, 6)										5	0	1	0	0	0	3					
Don Sutton, R OBP: 0.179, SLG: 0.231 (1, 1)										5	0	0	1	0	3	2					
Inning Stats	R: 4 E: 1 K: 1 S: 8	H: 3 LOB: 1 BB: 2 P: 16	R: 0 E: 0 K: 1 S: 5	H: 0 LOB: 0 BB: 0 P: 5	R: 1 E: 0 K: 1 S: 7	H: 3 LOB: 1 BB: 0 P: 7	R: 0 E: 0 K: 0 S: 3	H: 0 LOB: 2 BB: 2 P: 11	R: 1 E: 0 K: 0 S: 5	H: 2 LOB: 1 BB: 0 P: 5	R: 1 E: 0 K: 1 S: 6	H: 1 LOB: 2 BB: 2 P: 14	R: 0 E: 0 K: 0 S: 6	H: 1 LOB: 1 BB: 0 P: 6	R: 1 E: 1 K: 0 S: 4	H: 1 LOB: 1 BB: 0 P: 5	R: 0 E: 0 K: 0 S: 5	H: 2 LOB: 1 BB: 0 P: 5	1B: 7 2B: 8 3B: 0 HR: 0	SF: 0 SAC: 0 DP: 1 HBP: 1	WP: 0 PA: 46 PB: 0 SB: 1 CS: 0
PITCHER	IP WLS BF H R ER SO BB IBB HBP BLK WP HR S P ERA WHIP																				
Sammy Ellis, R ERA: 3.77 (1, 1)	2.2 L 15 6 5 5 2 2 0 0 0 0 0 0 17 25 16.88 3.000																				
Jack Baldschun, R ERA: 11.25 (3, 1)	2.2 15 3 2 2 2 3 1 0 0 0 0 0 15 31 6.75 2.250																				
Don Nottebart, R ERA: 1.48 (6, 1)	2.2 11 2 1 0 1 0 0 1 0 0 0 0 12 13 0.00 0.750																				
Bob Lee, R ERA: 3.14 (9, 1)	1.0 5 2 1 1 0 0 0 0 0 0 0 0 5 5 9.00 2.000																				

Los Angeles Dodgers @ Cincinnati Reds
Crosley Field, Cincinnati, OH
Tue Jun 27 1967, 7:05 PM EDT
Att: 10,279 - Unknown

AB 39
R 9
H 13
RBI 8
BB 6
SO 5
LOB 24

Batter	1	2	3	4	5	6	7	8	9	AB	R	H	RBI	BB	SO	LOB	BOTTOM				
Giraldo Ruiz, S OBP: 0.260, SLG: 0.299 (1, 4)										4	0	0	0	0	3	0					
Floyd Robinson, L OBP: 0.298, SLG: 0.343 (1, 9)										4	0	1	0	0	1	0					
Vada Pinson, L OBP: 0.320, SLG: 0.424 (1, 8)										3	0	0	0	0	2	1					
Tony Perez, R OBP: 0.337, SLG: 0.552 (1, 5)										3	0	0	0	0	0	1					
Art Shamsky, L OBP: 0.265, SLG: 0.264 (1, 7)										3	0	0	0	0	1	0					
Deron Johnson, R OBP: 0.320, SLG: 0.480 (1, 3)										3	0	0	0	0	1	0					
Tommy Helms, R OBP: 0.291, SLG: 0.348 (1, 6)										3	0	1	0	0	0	0					
Johnny Edwards, L OBP: 0.256, SLG: 0.254 (1, 2)										2	0	0	0	0	0	1					
Don Nottebart, R (6, 1)										0	0	0	0	0	0	0					
Lee May, R OBP: 0.272, SLG: 0.376 (8, PH)										1	0	0	0	0	1	0					
Bob Lee, R (9, 1)										0	0	0	0	0	0	0					
Sammy Ellis, L OBP: 0.097, SLG: 0.034 (1, 1)										0	0	0	0	0	0	0					
Jack Baldschun, R (3, 1)										1	0	0	0	0	1	0					
Don Pavletich, R OBP: 0.341, SLG: 0.504 (6, 2)										2	0	0	0	0	1	0					
Inning Stats	R: 0 E: 0 K: 1 S: 6	H: 1 LOB: 1 BB: 0 P: 6	R: 0 E: 0 K: 0 S: 3	H: 0 LOB: 0 BB: 0 P: 3	R: 0 E: 0 K: 2 S: 7	H: 0 LOB: 0 BB: 0 P: 7	R: 0 E: 0 K: 0 S: 3	H: 0 LOB: 0 BB: 0 P: 3	R: 0 E: 0 K: 1 S: 6	H: 1 LOB: 1 BB: 0 P: 6	R: 0 E: 0 K: 3 S: 9	H: 0 LOB: 0 BB: 0 P: 9	R: 0 E: 0 K: 1 S: 5	H: 0 LOB: 0 BB: 0 P: 5	R: 0 E: 0 K: 2 S: 7	H: 0 LOB: 0 BB: 0 P: 7	R: 0 E: 0 K: 1 S: 5	H: 0 LOB: 0 BB: 0 P: 5	1B: 2 2B: 0 3B: 0 HR: 0	SF: 0 SAC: 0 DP: 0 HBP: 0	WP: 0 PA: 29 PB: 0 SB: 0 CS: 0
PITCHER	IP WLS BF H R ER SO BB IBB HBP BLK WP HR S P ERA WHIP																				
Don Sutton, R ERA: 4.51 (1, 1)	9.0 W 29 2 0 0 11 0 0 0 0 0 0 0 51 51 0.00 0.222																				

Los Angeles Dodgers @ Cincinnati Reds
Crosley Field, Cincinnati, OH
Tue Jun 27 1967, 7:05 PM EDT
Att: 10,279 - Unknown


AB 29
R 0
H 2
RBI 0
BB 0
SO 11
LOB 3


Batter	1	2	3	4	5	6	7	8	9	AB	R	H	RBI	BB	SO	LOB	TOP					
Wes Parker, S OBP: 0.343, SLG: 0.305 Jim Brewer, L OBP: 0.091, SLG: 0.182 Nate Oliver, R OBP: 0.389, SLG: 0.429	0-3 K		0-0 4-3		0-3 K			0-0 BB 1B 2B 1B	0-3 K	3	0	0	0	0	2	1	Los Angeles Dodgers @ Cincinnati Reds Crosley Field, Cincinnati, OH Wed Jun 28 1967, 7:05 PM EDT Att: 11,396 - Unknown					
Ron Hunt, R OBP: 0.381, SLG: 0.397 Gene Michael, S OBP: 0.244, SLG: 0.223	0-0 L6		0-0 2B		0-0 F3			0-0 L9	0-0 E 1B	5	1	2	0	0	0	1						
Willie Davis, L OBP: 0.331, SLG: 0.378	0-3 K		0-0 F9		0-0 F7			0-3 K	4-0 E 1B	4	1	0	0	1	2	2						
Ron Fairly, L OBP: 0.323, SLG: 0.343 Al Ferrara, R OBP: 0.333, SLG: 0.409		0-0 F9		0-0 3-1				0-0 F7	0-0 E4	3	0	0	0	0	0	0						
Jim Lefebvre, S OBP: 0.363, SLG: 0.431		0-0 2B		0-0 F8				0-0 L4	4-0 2B E BB	4	2	2	1	1	0	1						
John Roseboro, L OBP: 0.351, SLG: 0.352 Lou Johnson, R OBP: 0.326, SLG: 0.413 Don Sutton, R OBP: 0.179, SLG: 0.231 Jeff Torborg, R OBP: 0.286, SLG: 0.284		0-3 K		0-0 F9				0-0 HR	0-0 E 2B	3	1	1	1	0	1	1						
Len Gabrielson, L OBP: 0.295, SLG: 0.381		4-0 BB		0-0 F7				0-0 L9	0-0 E6	3	0	0	0	1	0	1						
Dick Schofield, S OBP: 0.319, SLG: 0.234 Ron Perranoski, L OBP: 0.250, SLG: 0.250		0-0 F6		0-0 F8				0-3 K	0-3 K	4	0	0	0	0	2	5						
Bill Singer, R OBP: 0.091, SLG: 0.091 Bob Miller, R			0-0 1-3		0-0 1B			0-3 K	0-3 K	1	0	0	0	0	0	0						
Bob Bailey, R OBP: 0.233, SLG: 0.239 Jim Hickman, R OBP: 0.256, SLG: 0.271									0-3 K	0	0	0	0	0	0	0						
Inning Stats	R: 0 E: 0 K: 2 S: 7	H: 0 LOB: 0 BB: 7	R: 0 E: 0 K: 1 S: 6	H: 1 LOB: 2 BB: 10	R: 0 E: 0 K: 0 S: 4	H: 1 LOB: 1 BB: 4	R: 0 E: 0 K: 0 S: 3	H: 0 LOB: 0 BB: 0 P: 3	R: 0 E: 0 K: 1 S: 6	H: 1 LOB: 1 BB: 0 P: 6	R: 0 E: 0 K: 0 S: 3	H: 0 LOB: 0 BB: 0 P: 3	R: 2 E: 0 K: 2 S: 9	H: 2 LOB: 0 BB: 0 P: 9	R: 3 E: 1 K: 2 S: 11	H: 3 LOB: 3 BB: 1 P: 15	R: 2 E: 1 K: 2 S: 9	H: 1 LOB: 1 BB: 1 P: 13	1B: 4 2B: 3 3B: 0 HR: 2	SF: 0 SAC: 0 DP: 0 HBP: 0	WP: 0 PB: 0 SB: 1 CS: 0	PA: 41
PITCHER	IP WLS BF H R ER SO BB IBB HBP BLK WP HR S P ERA WHIP																					
Gary Nolan, R ERA: 2.91	(1, 1) 7.0 27 5 2 2 6 1 0 0 0 0 2 38 42 2.57 0.857																					
Gerry Arrigo, L ERA: 1.71	(8, 1) 0.2 5 2 3 2 1 1 0 0 0 0 0 6 10 27.00 4.500																					
Ted Abernathy, R ERA: 1.79	(8, 1) 1.1 L 9 2 2 0 3 0 1 0 0 0 0 0 14 18 0.00 1.500																					



Batter	1	2	3	4	5	6	7	8	9	AB	R	H	RBI	BB	SO	LOB	BOTTOM			
Giraldo Ruiz, S OBP: 0.252, SLG: 0.289	0-0 E1 1B			0-0 G3-6				0-0 1-3		4	1	0	0	0	1	1	Los Angeles Dodgers @ Cincinnati Reds Crosley Field, Cincinnati, OH Wed Jun 28 1967, 7:05 PM EDT Att: 11,396 - Unknown			
Vada Pinson, L OBP: 0.319, SLG: 0.422	0-0 1B 1B		0-0 4-3		0-0 1-3			0-3 K		4	1	1	1	0	1	0				
Tony Perez, R OBP: 0.336, SLG: 0.547	0-0 E 1B 1-3 1B		0-0 F8		0-0 F8			0-3 K		4	0	1	0	0	1	0				
Deron Johnson, R OBP: 0.323, SLG: 0.481	0-0 E8 1-3 3-H 1B		0-3 K		0-0 1B			0-3 K		4	0	2	1	0	2	0				
Art Shamsky, L OBP: 0.264, SLG: 0.253	0-0 G3			4-0 BB HR BB				0-3 K		3	1	0	0	1	2	3				
Don Pavletich, R OBP: 0.336, SLG: 0.492	0-0 F2			4-0 HR BB				0-0 F8		3	1	0	0	1	0	2				
Lee May, R OBP: 0.271, SLG: 0.395	0-3 K			0-0 1-H 2-H HR				0-0 F9		4	1	1	3	0	1	2				
Tommy Helms, R OBP: 0.295, SLG: 0.350		0-0 L3-4 1B		0-0 FC1-6 1B				0-0 P4		4	0	2	0	0	0	0				
Gary Nolan, R OBP: 0.200, SLG: 0.040 Jake Wood, R OBP: 0.077, SLG: 0.080 Gerry Arrigo, L OBP: 0.167, SLG: 0.250 Ted Abernathy, R OBP: 0.250, SLG: 0.250		0-0 L3-4		0-0 FC1-6 G3-6				0-0 F9		2	0	0	0	0	0	2				
Inning Stats	R: 2 E: 2 K: 1 S: 9	H: 3 LOB: 2 BB: 0 P: 9	R: 0 E: 0 K: 1 S: 5	H: 1 LOB: 0 BB: 0 P: 5	R: 0 E: 0 K: 1 S: 5	H: 0 LOB: 0 BB: 0 P: 5	R: 3 E: 0 K: 0 S: 4	H: 2 LOB: 0 BB: 2 P: 12	R: 0 E: 0 K: 1 S: 6	H: 1 LOB: 1 BB: 0 P: 6	R: 0 E: 0 K: 0 S: 3	H: 0 LOB: 0 BB: 0 P: 3	R: 0 E: 0 K: 3 S: 9	H: 0 LOB: 0 BB: 0 P: 9	R: 0 E: 0 K: 0 S: 3	H: 0 LOB: 0 BB: 0 P: 3		1B: 6 2B: 1 3B: 0 HR: 1	SF: 0 SAC: 0 DP: 2 HBP: 0	WP: 0 PB: 0 SB: 1 CS: 0
PITCHER	IP WLS BF H R ER SO BB IBB HBP BLK WP HR S P ERA WHIP																			
Bill Singer, R ERA: 3.92	(1, 1) 3.0 17 6 5 4 3 2 0 0 0 0 0 21 29 12.00 2.667																			
Bob Miller, R ERA: 5.62	(4, 1) 1.0 2 0 0 0 0 0 0 0 0 0 0 2 2 0.00 0.000																			
Jim Brewer, L ERA: 2.4	(5, 1) 3.0 10 1 0 0 2 0 0 0 0 0 0 14 14 0.00 0.333																			
Ron Perranoski, L ERA: 2.22	(8, 1) 2.0 W 6 0 0 0 3 0 0 0 0 0 0 12 12 0.00 0.000																			



Batter	1	2	3	4	5	6	7	8	9	AB	R	H	RBI	BB	SO	LOB	TOP		
Wes Parker, S OBP: 0.348, SLG: 0.313	0-0 2B		4-0 BB			0-0 1B			0-0 P4	1	0	1	0	1	0	0	Los Angeles Dodgers @ Cincinnati Reds Crosley Field, Cincinnati, OH Thu Jun 29 1967, 7:05 PM EDT Att: 8,350 - Unknown AB 30 R 0 H 5 RBI 0 BB 1 SO 1 LOB 11 		
Bob Bailey, R OBP: 0.237, SLG: 0.243			1-2 BB			0-0 1B			0-0 4-3	2	0	1	0	0	0	0			
Nate Oliver, R OBP: 0.350, SLG: 0.385	0-0 P6		0-0 G5-4-3			0-0 G4-6-3			0-0 4-3	2	4	0	0	0	0	4			
Willie Davis, L OBP: 0.329, SLG: 0.376	0-0 4-3			0-0 F8		0-0 F8			0-0 1B	3	4	0	1	0	0	1			
Ron Fairly, L OBP: 0.318, SLG: 0.337	0-0 4-3			0-0 4-3			0-0 G3		0-0 F9	3	4	0	0	0	0	2			
Jim Lefebvre, S OBP: 0.359, SLG: 0.426		0-0 G3		0-0 4-3			0-0 4-3			2	3	0	0	0	0	0			
John Roseboro, L OBP: 0.353, SLG: 0.354		0-0 4-3			0-0 1B					3	2	0	1	0	0	0			
Jim Campanis, R OBP: 0.348, SLG: 0.450									0-0 P4	3	1	0	0	0	0	0			
Len Gabrielson, L OBP: 0.287, SLG: 0.370		0-0 4-1			0-0 P4				0-0 F2	1	3	0	0	0	0	1			
Dick Schofield, S OBP: 0.323, SLG: 0.241			0-0 BB		0-0 F8				0-0 4-3	2	2	0	1	0	0	1			
Gene Michael, S OBP: 0.242, SLG: 0.222					0-0 F8				0-0 F8	3	1	0	0	0	0	0			
Don Drysdale, R OBP: 0.151, SLG: 0.120			0-3 K		0-0 F8				0-0 F8	3	0	0	0	0	0	0			
Bob Miller, R OBP: 0.231, SLG: 0.406										3	1	0	0	0	0	1			
Al Ferrara, R OBP: 0.231, SLG: 0.406										3	1	0	0	0	0	1			
Dick Egan, L OBP: 0.320, SLG: 0.407										3	0	0	0	0	0	0			
Lou Johnson, R OBP: 0.320, SLG: 0.407										3	1	0	0	0	0	0			
Phil Regan, R OBP: 0.320, SLG: 0.407										3	0	0	0	0	0	0			
Inning Stats	R: 0 E: 0 K: 0 S: 4	H: 1 LOB: 1 BB: 0 P: 4	R: 0 E: 0 K: 0 S: 3	H: 0 LOB: 0 BB: 0 P: 3	R: 0 E: 0 K: 1 S: 5	H: 1 LOB: 1 BB: 1 P: 9	R: 0 E: 0 K: 0 S: 3	H: 0 LOB: 0 BB: 0 P: 3	R: 0 E: 0 K: 0 S: 4	H: 1 LOB: 1 BB: 0 P: 4	R: 0 E: 0 K: 0 S: 3	H: 0 LOB: 0 BB: 0 P: 3	R: 0 E: 0 K: 0 S: 3	H: 0 LOB: 0 BB: 0 P: 3	R: 0 E: 0 K: 0 S: 4	H: 1 LOB: 1 BB: 0 P: 4	1B: 4 2B: 1 3B: 0 HR: 0	SF: 0 SAC: 0 DP: 2 HBP: 0	WP: 0 PA: 31 PB: 0 CS: 0 SB: 0
PITCHER Milt Pappas, R ERA: 3.13	IP: 9.0 WLS: W BF: 31 H: 5 R: 0 ER: 0 SO: 1 BB: 1 IBB: 0 HBP: 0 BLK: 0 WP: 0 HR: 0 S: 32 P: 36 ERA: 0.00 WHIP: 0.667															PITCHER Milt Pappas, R ERA: 3.13			

Batter	1	2	3	4	5	6	7	8	9	AB	R	H	RBI	BB	SO	LOB	BOTTOM		
Giraldo Ruiz, S OBP: 0.256, SLG: 0.299	0-0 4-3 1B			0-0 F2		0-0 P4		0-3 K		6	2	2	0	0	1	4	Los Angeles Dodgers @ Cincinnati Reds Crosley Field, Cincinnati, OH Thu Jun 29 1967, 7:05 PM EDT Att: 8,350 - Unknown AB 43 R 14 H 18 RBI 14 BB 2 SO 4 LOB 17 		
Pete Rose, S OBP: 0.390, SLG: 0.494	0-0 4-3	0-1 CI 1B	0-0 4-3		0-0 PB 1B	0-0 1B		0-0 FC6-4		5	2	2	0	0	0	3			
Vada Pinson, L OBP: 0.321, SLG: 0.421	0-0 1B HBP	0-0 1B	0-0 1-3		0-3 K	0-0 F8				5	2	2	2	0	1	2			
Tony Perez, R OBP: 0.344, SLG: 0.563	0-0 HBP 1B	0-0 1B	0-0 HR		0-0 HR 1B		0-3 K			5	3	4	3	0	1	0			
Deron Johnson, R OBP: 0.330, SLG: 0.497	0-0 F8	0-0 1-3 1B	0-0 HR BB		0-0 HR 1B		0-0 5-3			4	3	2	3	1	0	2			
Don Pavletich, R OBP: 0.347, SLG: 0.520	0-0 HBP 1B	0-0 1-3 1B	0-0 HR 1B		0-0 F8		0-0 4-3			5	2	3	3	0	0	0			
Lee May, R OBP: 0.276, SLG: 0.391	1-0 HBP	0-0 1-3	0-0 F9		0-0 1B			0-0 F8		4	0	1	1	0	0	2			
Tommy Helms, R OBP: 0.293, SLG: 0.344	0-3 K	0-0 1B		0-0 P4	0-0 F7			0-0 E3 1B		4	0	0	0	1	1	4			
Milt Pappas, R OBP: 0.111, SLG: 0.086		0-0 6-3		0-0 F7		0-0 F8		0-0 FC6-4 1B		5	0	2	2	0	0	0			
Inning Stats	R: 2 E: 0 K: 1 S: 9	H: 4 LOB: 3 BB: 0 P: 10	R: 6 E: 1 K: 0 S: 10	H: 6 LOB: 2 BB: 1 P: 14	R: 3 E: 0 K: 0 S: 5	H: 2 LOB: 0 BB: 1 P: 9	R: 0 E: 0 K: 0 S: 3	H: 0 LOB: 0 BB: 0 P: 3	R: 3 E: 0 K: 1 S: 9	H: 4 LOB: 1 BB: 0 P: 9	R: 0 E: 0 K: 0 S: 4	H: 1 LOB: 1 BB: 0 P: 4	R: 0 E: 0 K: 1 S: 5	H: 0 LOB: 0 BB: 0 P: 5	R: 0 E: 1 K: 1 S: 7	H: 1 LOB: 2 BB: 0 P: 7		1B: 13 2B: 2 3B: 0 HR: 3	SF: 0 SAC: 0 DP: 0 HBP: 1
PITCHER Don Drysdale, R ERA: 2.39	IP: 1.1 WLS: L BF: 13 H: 7 R: 6 ER: 5 SO: 6 BB: 0 IBB: 1 HBP: 0 BLK: 0 WP: 0 HR: 0 S: 14 P: 15 ERA: 33.75 WHIP: 5.250															PITCHER Don Drysdale, R ERA: 2.39			
Bob Miller, R ERA: 6.29	IP: 2.2 WLS: L BF: 15 H: 5 R: 5 ER: 5 SO: 0 BB: 1 IBB: 0 HBP: 0 BLK: 0 WP: 2 HR: 13 S: 21 P: 21 ERA: 16.88 WHIP: 2.250															Bob Miller, R ERA: 6.29			
Dick Egan, L ERA: 7.2	IP: 3.0 WLS: L BF: 14 H: 5 R: 3 ER: 3 SO: 2 BB: 0 IBB: 0 HBP: 0 BLK: 0 WP: 0 HR: 18 S: 18 P: 18 ERA: 9.00 WHIP: 1.667															Dick Egan, L ERA: 7.2			
Phil Regan, R ERA: 2.49	IP: 1.0 WLS: L BF: 5 H: 1 R: 0 ER: 0 SO: 1 BB: 0 IBB: 0 HBP: 0 BLK: 0 WP: 0 HR: 7 S: 7 P: 7 ERA: 0.00 WHIP: 1.000															Phil Regan, R ERA: 2.49			

Batter	1	2	3	4	5	6	7	8	9	AB	R	H	RBI	BB	SO	LOB	TOP										
Giraldo Ruiz, S (1, 4) OBP: 0.248, SLG: 0.290 Mel Queen, L (9, PH) OBP: 0.167, SLG: 0.147	0-0 6-3			0-0 F9		0-0 4-3		0-3 K	0-0 G6-4-3	4	0	0	0	0	1	1											
Pete Rose, S (1, 7) OBP: 0.384, SLG: 0.486	0-0 5-3			0-0 4-3		0-0 4-3		0-0 4-3		4	0	0	0	0	0	1											
Vada Pinson, L (1, 8) OBP: 0.323, SLG: 0.424	0-0 F3			4-0 BB				0-0 G3	0-0 1B	3	1	1	0	1	0	0											
Tony Perez, R (1, 5) OBP: 0.346, SLG: 0.560		0-0 6-3		0-3 K				0-0 2B	4-0 1B	3	2	1	0	1	1	1											
Deron Johnson, R (1, 3) OBP: 0.333, SLG: 0.503		0-3 K				0-0 6-3		0-0 E	0-0 1B	4	1	2	1	0	1	0											
Don Pavletich, R (1, 2) OBP: 0.351, SLG: 0.519 Dick Simpson, R (8, PR) OBP: 0.289, SLG: 0.364		0-0 6-3				0-0 P6		0-0 E5	0-0 1B	4	1	2	2	0	0	0											
Lee May, R (1, 9) Jimmie Coker, R (8, 2) OBP: 0.341, SLG: 0.500			0-3 K			0-0 5-3		2-3 3-H	0-0 1B	4	0	1	2	0	1	2											
Tommy Helms, R (1, 6) OBP: 0.296, SLG: 0.344			0-0 F9			4-0 BB		0-3 K		3	0	1	0	1	1	1											
Jim Maloney, L (1, 1) Floyd Robinson, L (6, PH) Bob Lee, R (6, 1) Art Shamsky, L (7, PH) Don Nottebart, R (7, 1) Johnny Edwards, L (6, PH) OBP: 0.294, SLG: 0.252			0-0 F7			0-3 K		0-0 F8		1	0	0	0	0	0	1											
Inning Stats	R: 0 E: 0 K: 0 S: 3	H: 0 LOB: 0 BB: 0 P: 3	R: 0 E: 0 K: 1 S: 5	H: 0 LOB: 0 BB: 0 P: 5	R: 0 E: 0 K: 1 S: 5	H: 0 LOB: 0 BB: 0 P: 5	R: 0 E: 0 K: 1 S: 5	H: 0 LOB: 1 BB: 1 P: 9	R: 0 E: 0 K: 1 S: 5	H: 0 LOB: 1 BB: 1 P: 9	R: 3 E: 1 K: 1 S: 9	H: 4 LOB: 0 BB: 0 P: 9	R: 2 E: 0 K: 1 S: 8	H: 3 LOB: 2 BB: 1 P: 12	R: 0 E: 0 K: 0 S: 3	H: 1 LOB: 0 BB: 0 P: 3	1B: 6 2B: 2 3B: 0 HR: 0	SF: 0 SAC: 0 DP: 1 HBP: 0	WP: 0 PA: 37 PB: 0 SB: 0 CS: 0								
PITCHER	IP	WLS	BF	H	R	ER	SO	BB	IBB	HBP	BLK	WP	HR	S	P	ERA	WHIP										
Bill Hands, R (1, 1) ERA: 2.15 Cal Koonce, R (7, 1) ERA: 4.91 Chuck Hartenstein, R (8, 1) ERA: 2.31	6.1	W	25	4	3	2	4	2	0	0	0	0	0	31	39	2.84	0.947										

Cincinnati Reds @ Chicago Cubs
Wrigley Field, Chicago, IL
Fri Jun 30 1967, 3:33 AM CDT
Att: 14,588 - Sunny - 85 F

AB	34
R	5
H	8
RBI	5
BB	3
SO	6
LOB	10



Batter	1	2	3	4	5	6	7	8	9	AB	R	H	RBI	BB	SO	LOB	BOTTOM										
Don Kessinger, S (1, 6) OBP: 0.267, SLG: 0.248	0-0 1B	0-0 CS	0-0 G3		0-0 4-3	0-3 K				4	0	1	0	0	1	1											
Glenn Beckert, R (1, 4) OBP: 0.317, SLG: 0.379	0-0 1B	3-H	0-0 4-3		0-0 5-3		0-0 5-3			4	0	1	0	0	0	0											
Billy Williams, L (1, 7) OBP: 0.379, SLG: 0.529	0-3 K		0-0 1-3		0-0 HR		0-3 K			4	1	1	1	0	2	2											
Ron Santo, R (1, 5) OBP: 0.373, SLG: 0.477	0-0 P4			4-0 14 1B	0-0 6-3		0-0 HR			3	2	1	1	1	0	2											
14 Ernie Banks, R (1, 3) OBP: 0.332, SLG: 0.531	0-3 K			0-0 3B	0-0 1B		0-0 6-3	0-3 K		4	1	1	0	0	2	2											
Al Spangler, L (1, 9) OBP: 0.435, SLG: 0.474		0-0 1B	0-0 SF8		0-0 G3		0-0 FC5-4			3	0	2	1	0	0	0											
Randy Hundley, R (1, 2) OBP: 0.359, SLG: 0.466		0-0 1B	3-H	0-0 G3-4		0-0 1B	0-0 FC5-4			4	2	3	1	0	0	1											
Ted Savage, R (1, 8) OBP: 0.345, SLG: 0.357		0-0 P5		0-0 G3-4		4-0 1B	0-0 G1-6-3			3	1	0	1	1	0	3											
Bill Hands, R (1, 1) ERA: 4.31 Cal Koonce, R (7, 1) ERA: 3.84 Chuck Hartenstein, R (8, 1) ERA: 1.67	5.0	L	22	7	4	4	3	1	0	0	0	0	0	7	11	18.00	2.000										
PITCHER	IP	WLS	BF	H	R	ER	SO	BB	IBB	HBP	BLK	WP	HR	S	P	ERA	WHIP										
Don Nottebart, R (7, 1) ERA: 1.67	2.0		7	2	1	1	2	0	0	0	0	0	1	11	11	4.50	1.000										
Inning Stats	R: 0 E: 0 K: 2 S: 9	H: 2 LOB: 2 BB: 0 P: 9	R: 0 E: 0 K: 0 S: 4	H: 2 LOB: 1 BB: 0 P: 4	R: 0 E: 0 K: 1 S: 3	H: 0 LOB: 0 BB: 0 P: 3	R: 3 E: 0 K: 1 S: 7	H: 2 LOB: 0 BB: 1 P: 11	R: 1 E: 0 K: 0 S: 4	H: 1 LOB: 0 BB: 0 P: 4	R: 2 E: 0 K: 1 S: 7	H: 2 LOB: 1 BB: 1 P: 11	R: 1 E: 0 K: 2 S: 8	H: 1 LOB: 0 BB: 0 P: 8	R: 0 E: 0 K: 0 S: 3	H: 1 LOB: 0 BB: 0 P: 3	1B: 6 2B: 2 3B: 1 HR: 2	SF: 1 SAC: 0 DP: 1 HBP: 0	WP: 0 PA: 36 PB: 0 SB: 1 CS: 1								

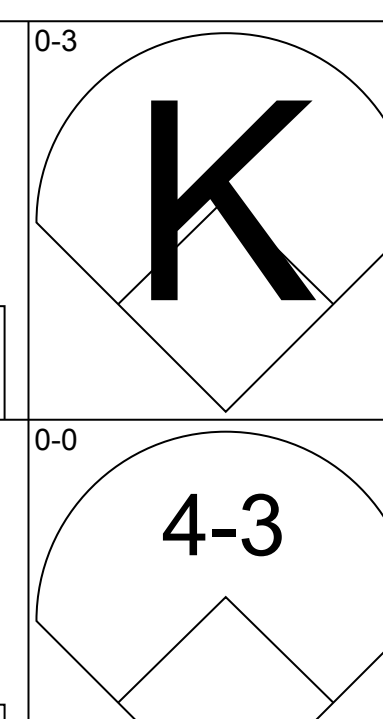
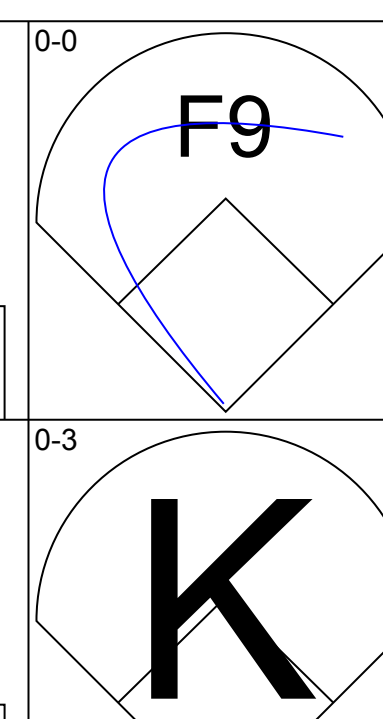
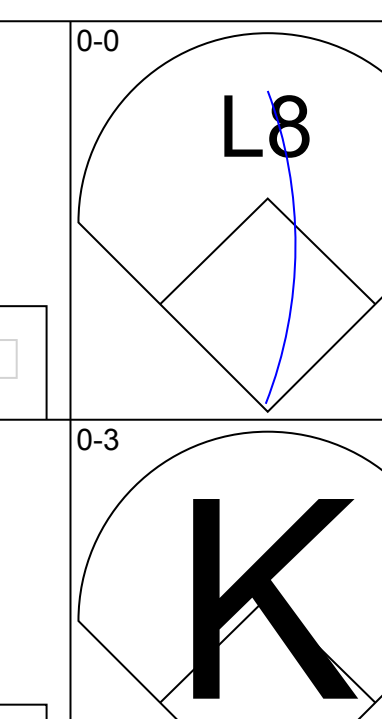
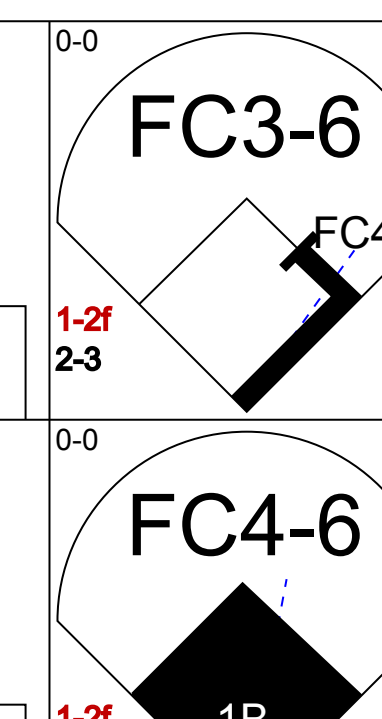
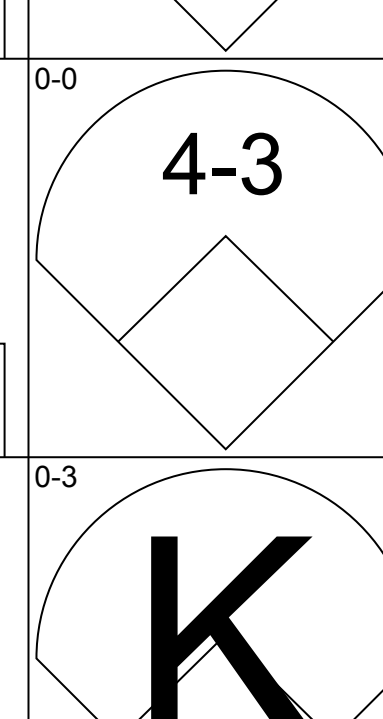
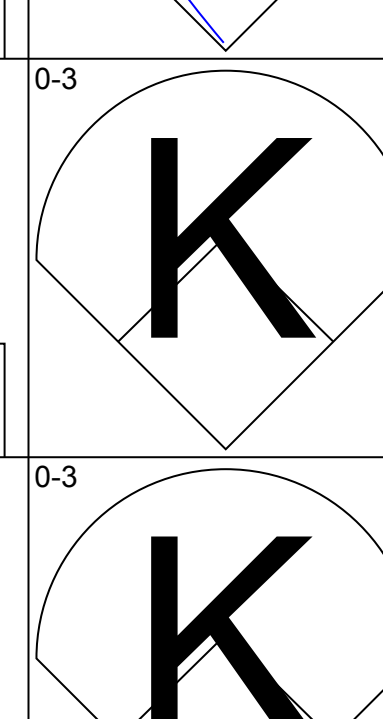
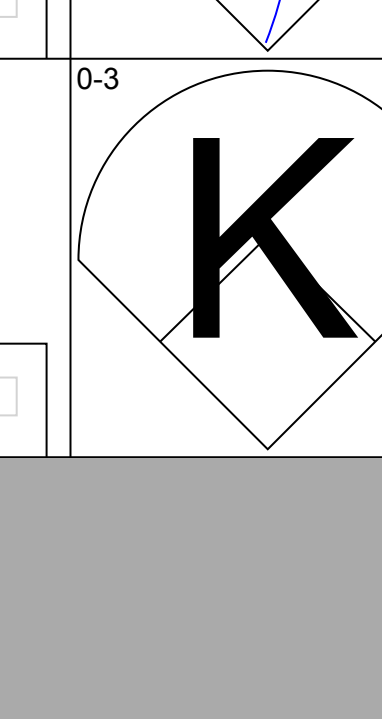
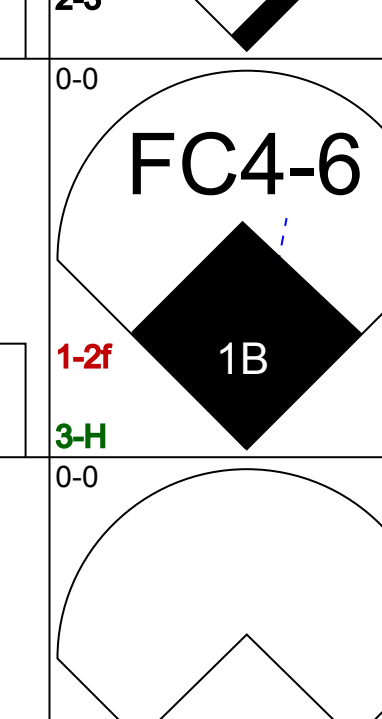
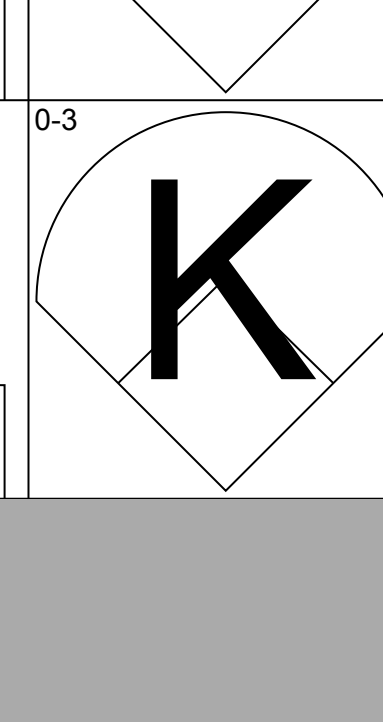
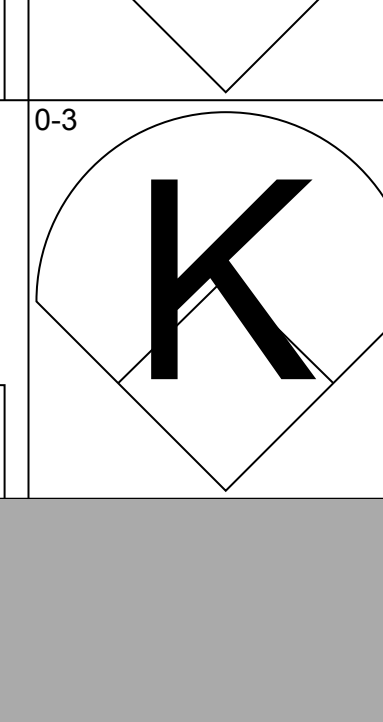
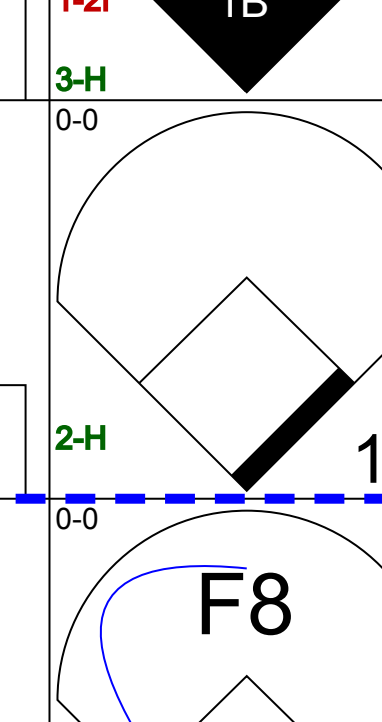
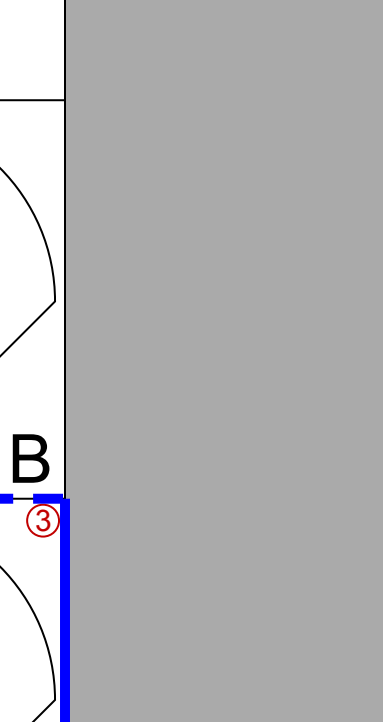
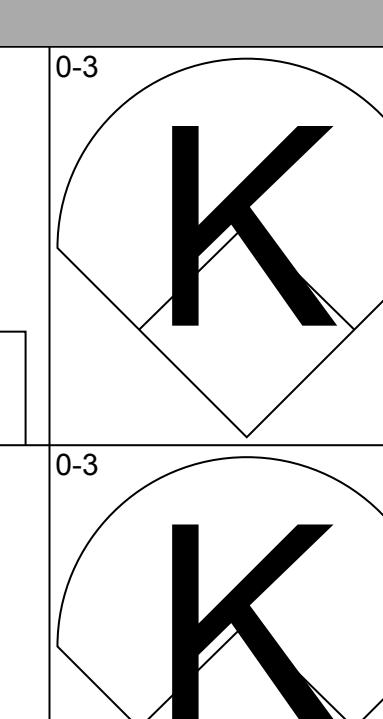
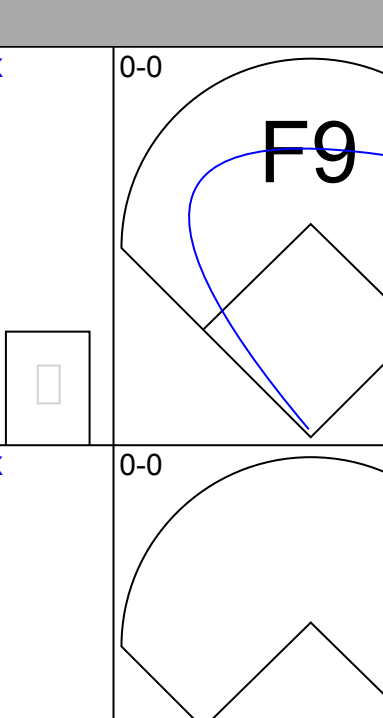
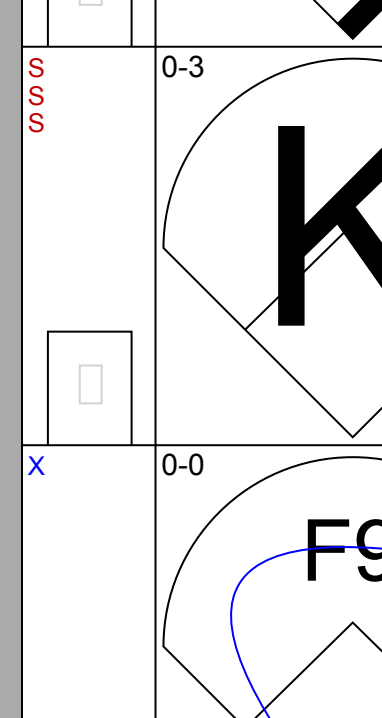
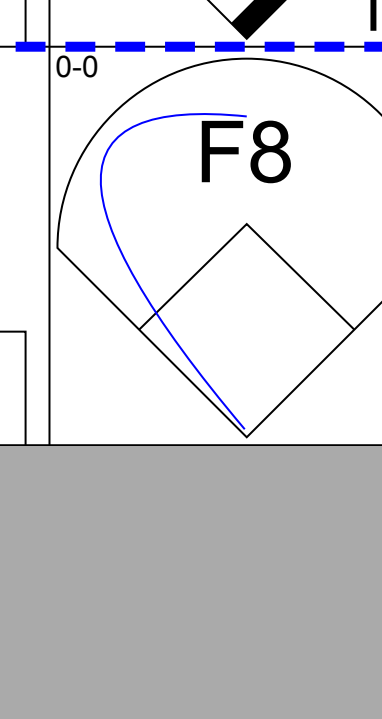
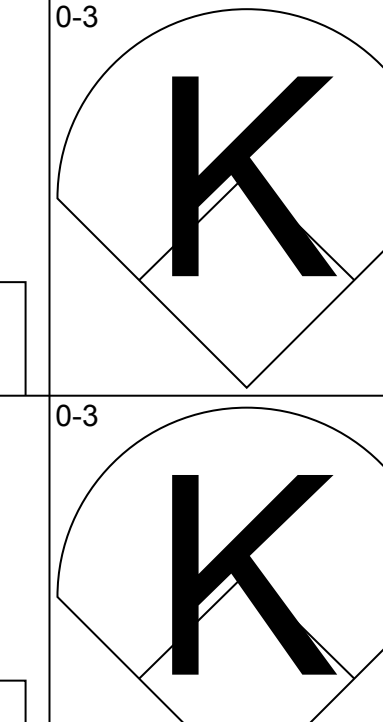
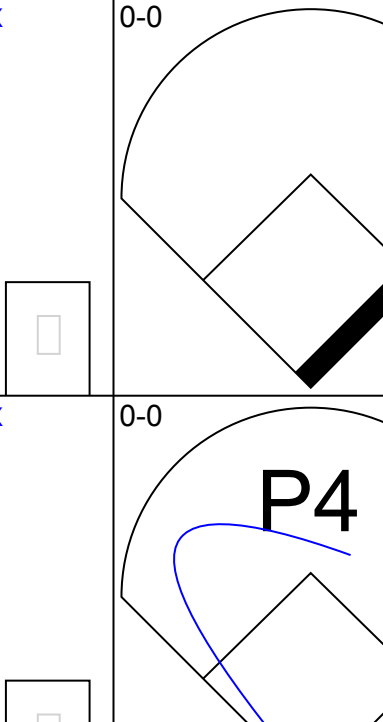
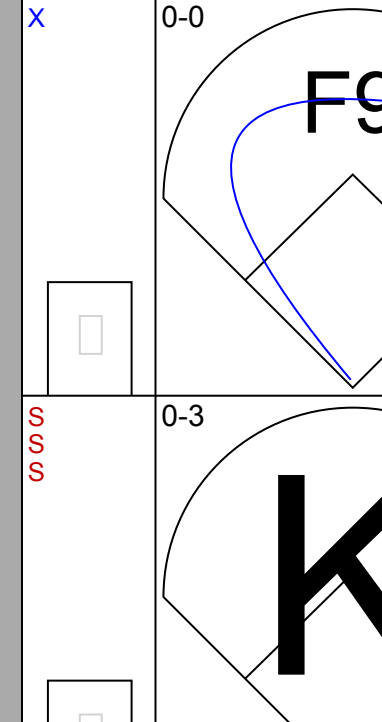
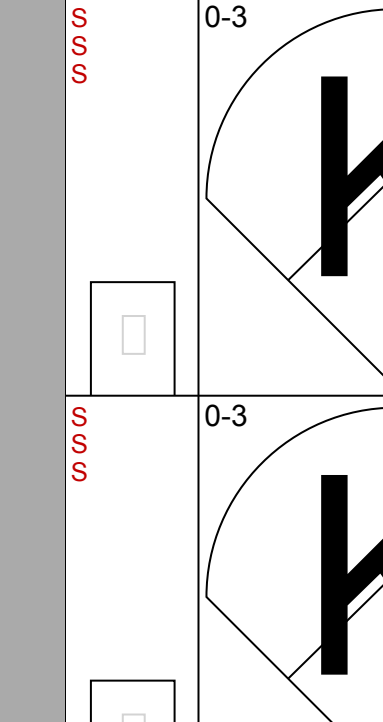
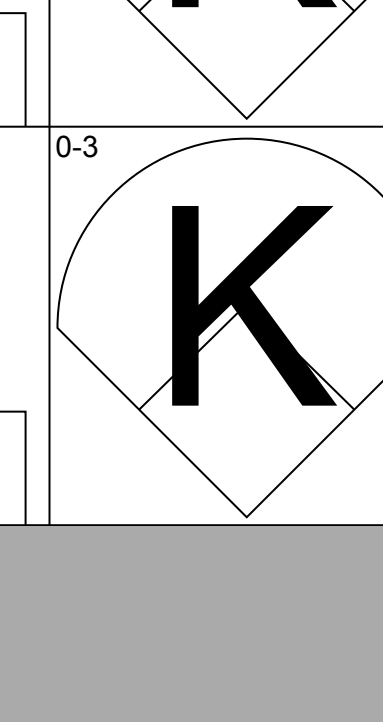
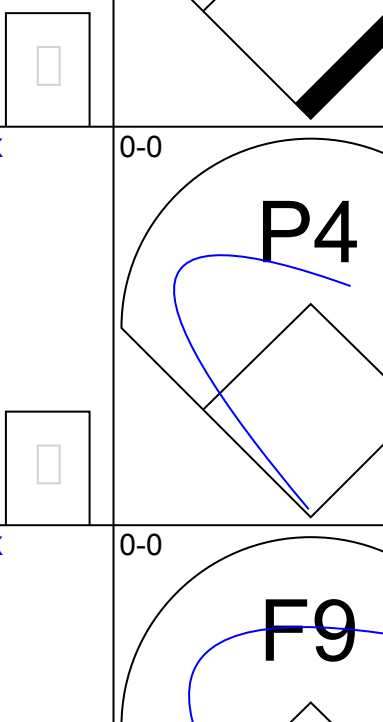
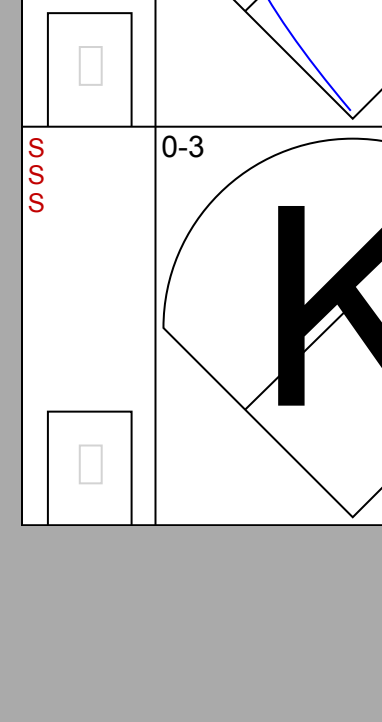
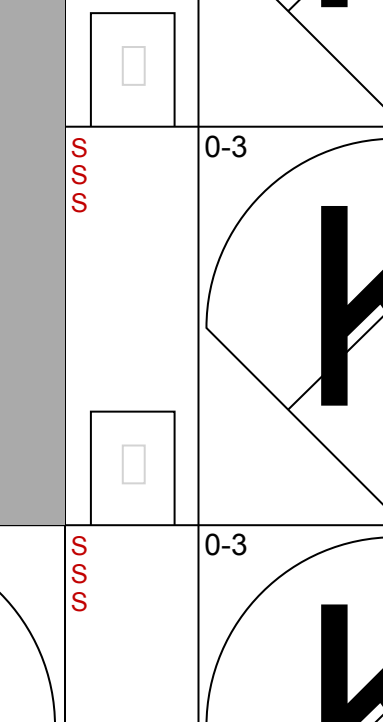
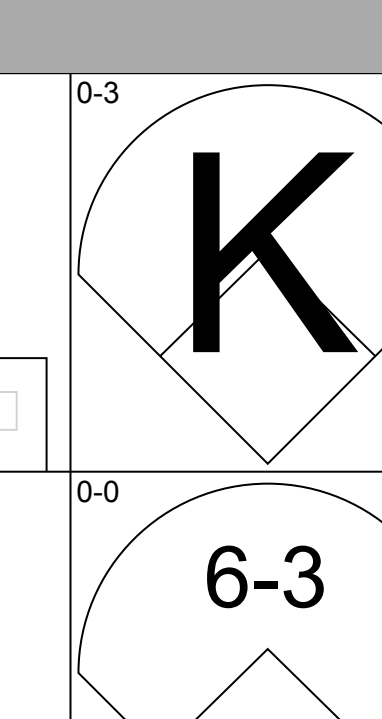
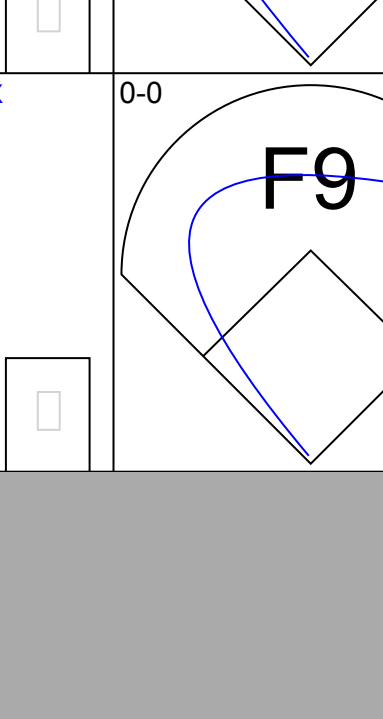
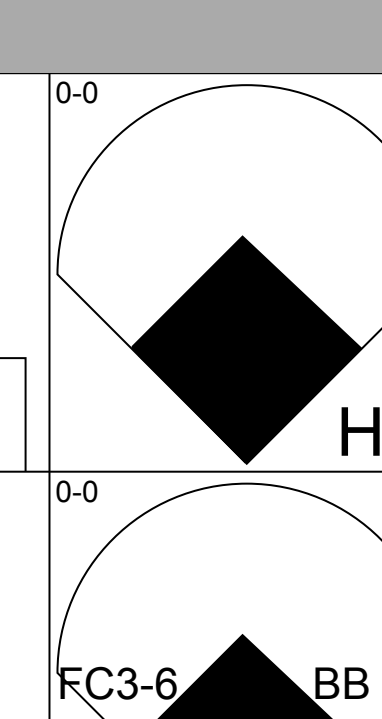
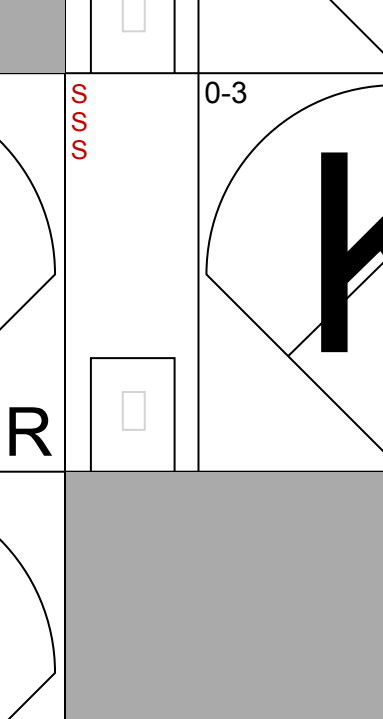
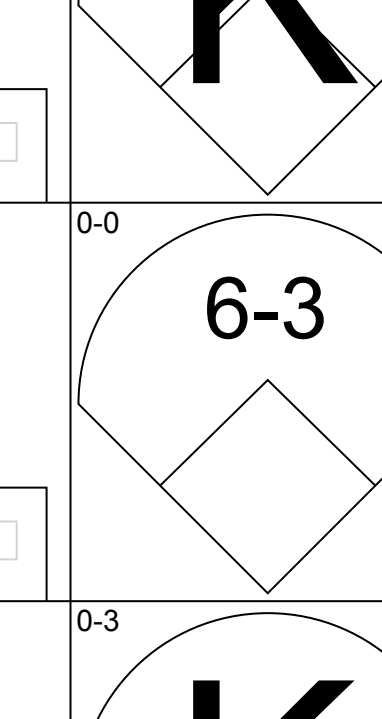
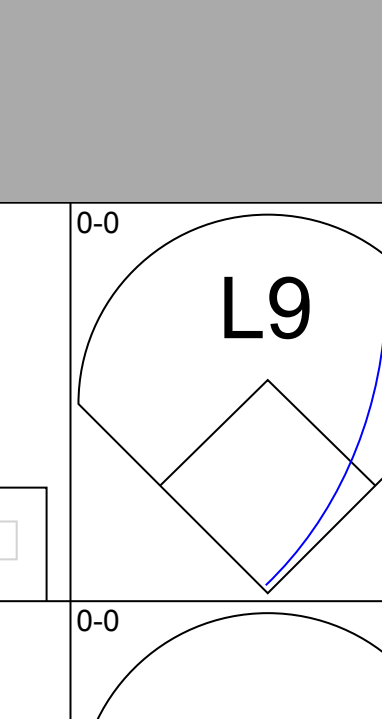
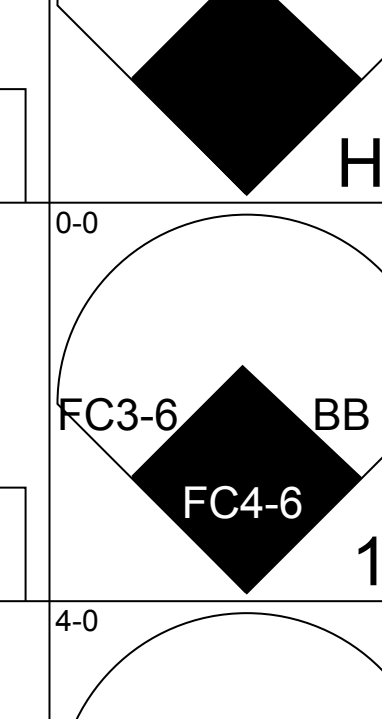
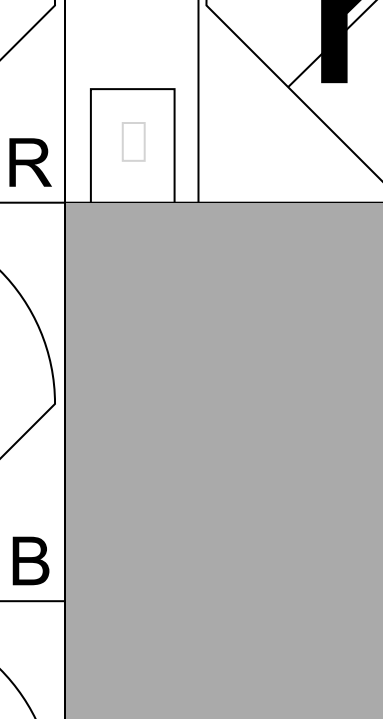
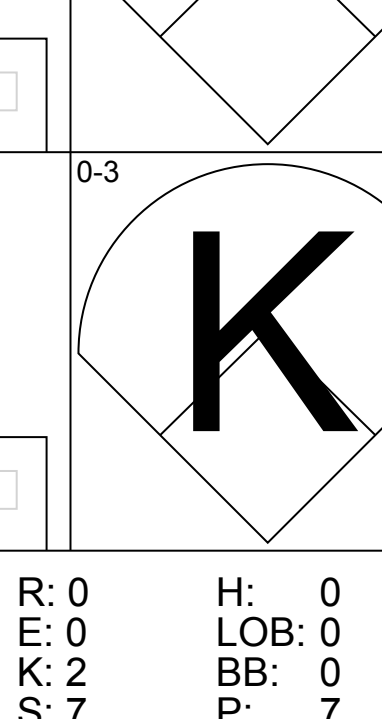
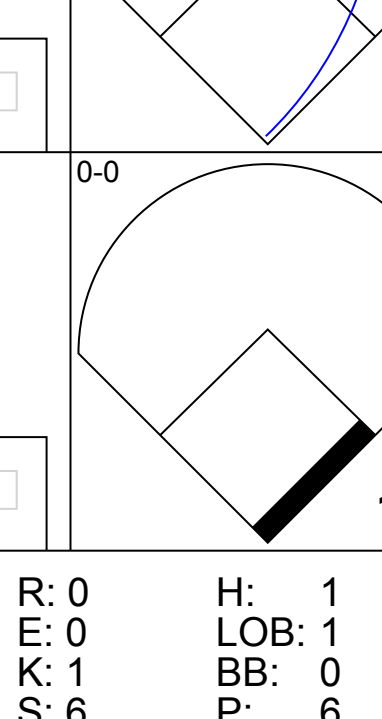
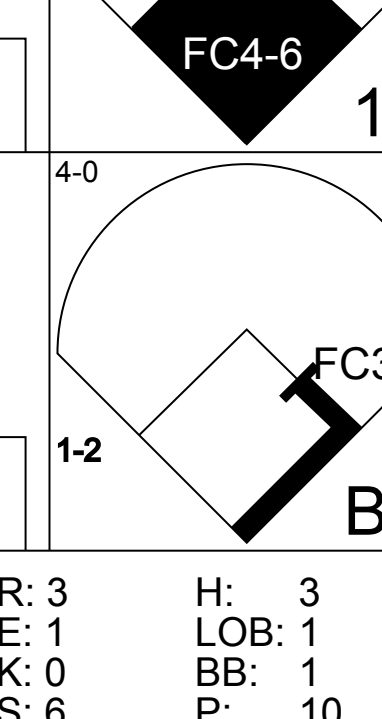
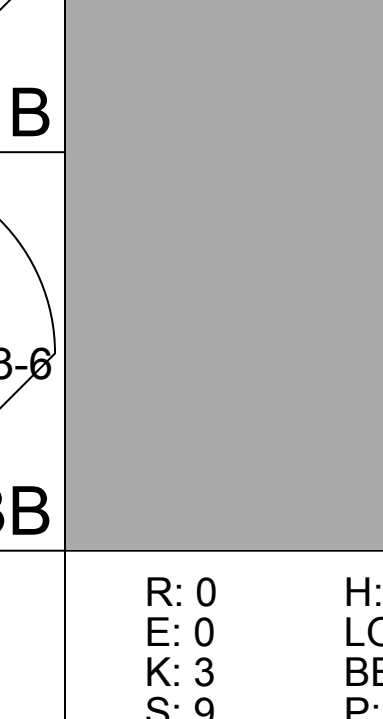
Cincinnati Reds @ Chicago Cubs
Wrigley Field, Chicago, IL
Fri Jun 30 1967, 3:33 AM CDT
Att: 14,588 - Sunny - 85 F

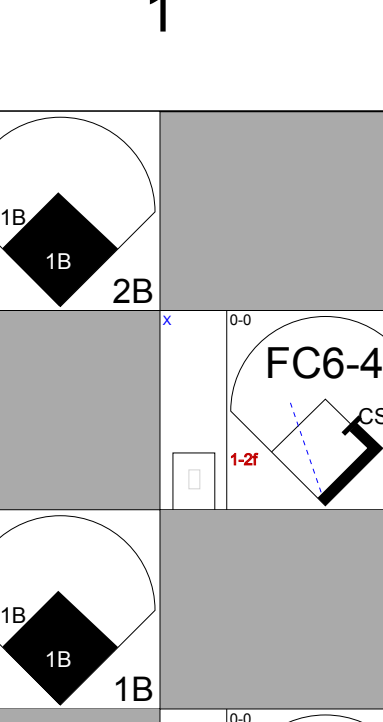
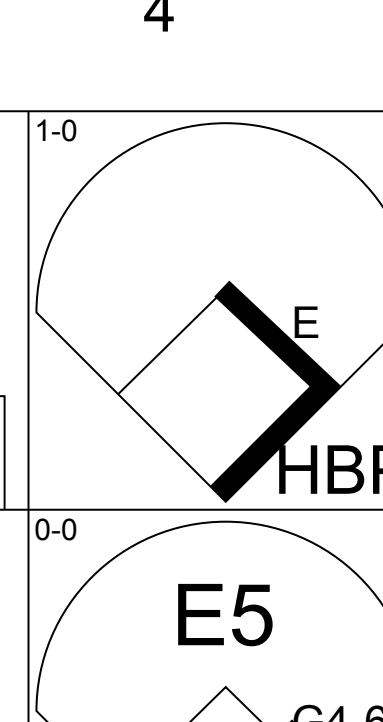
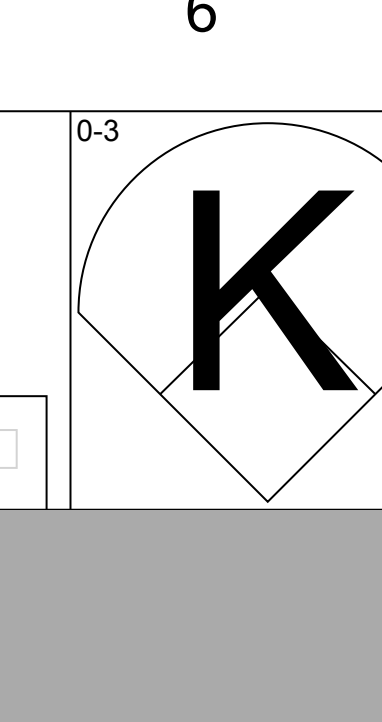
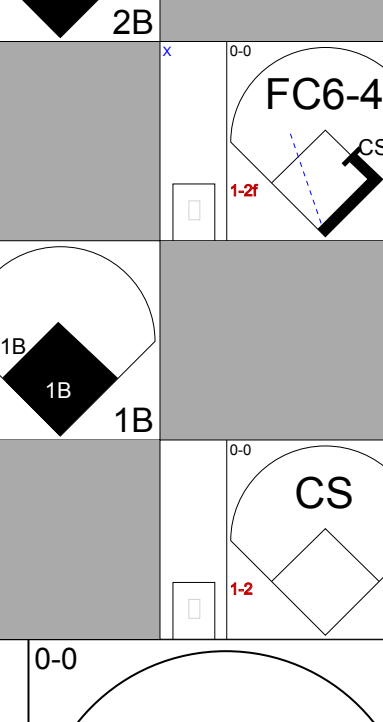
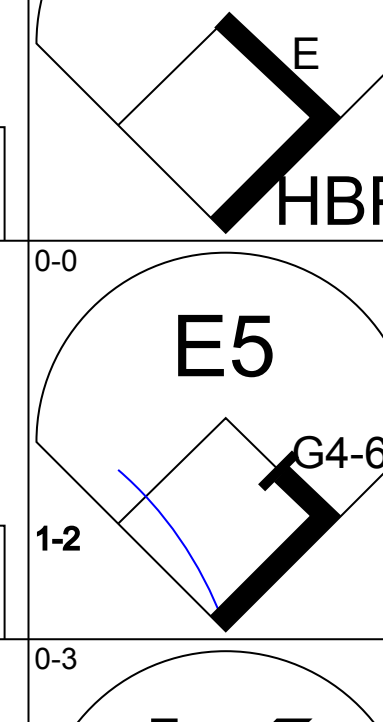
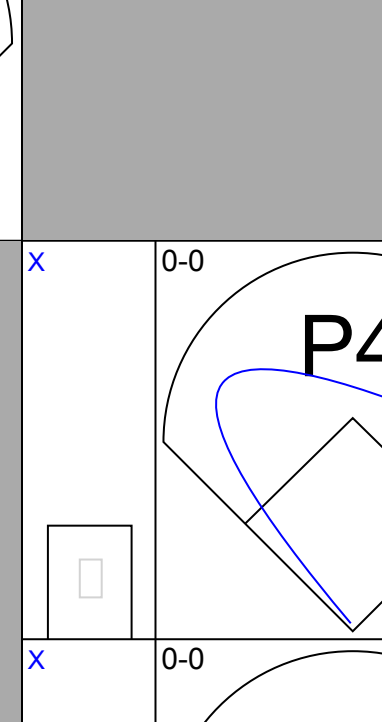
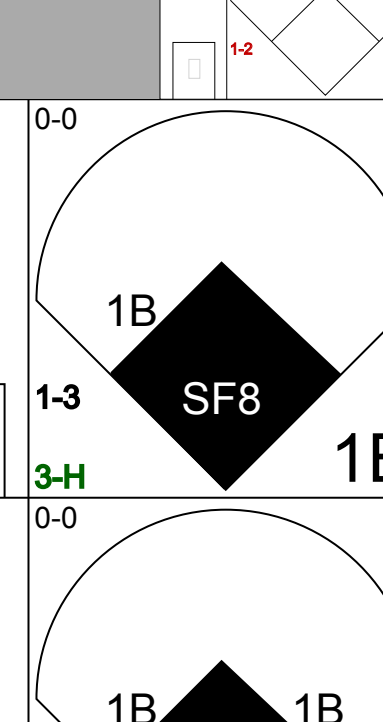
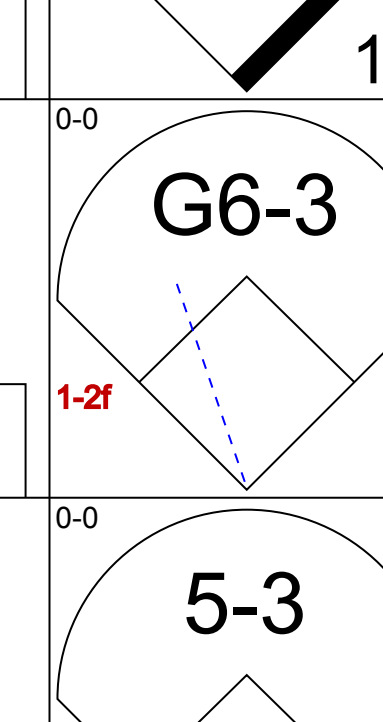
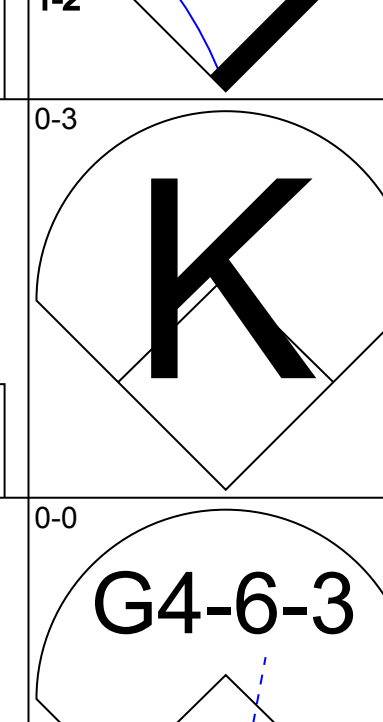
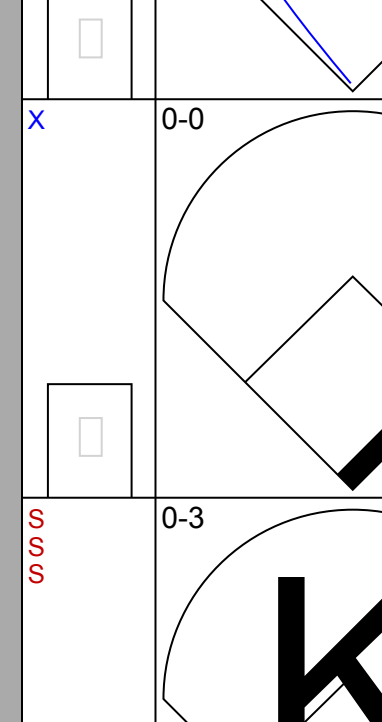
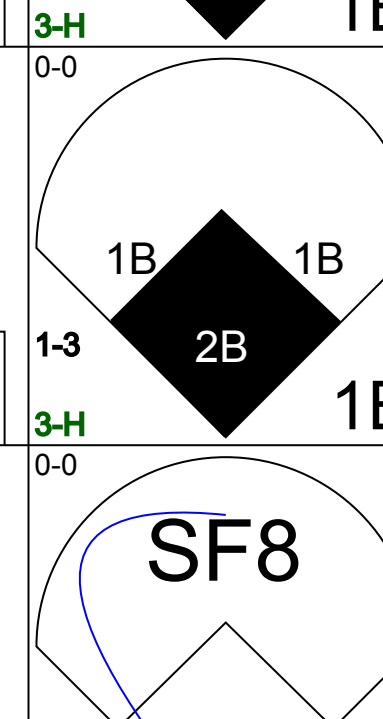
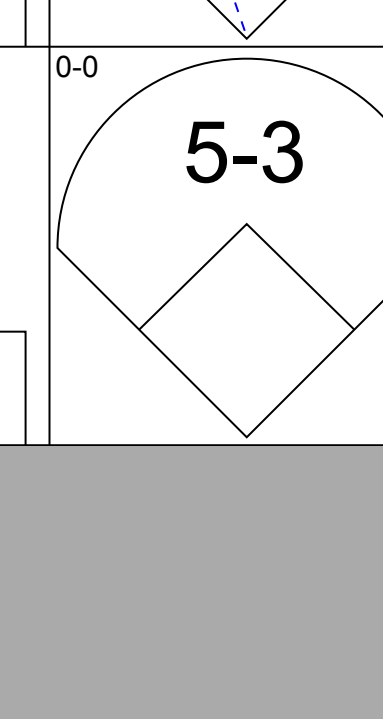
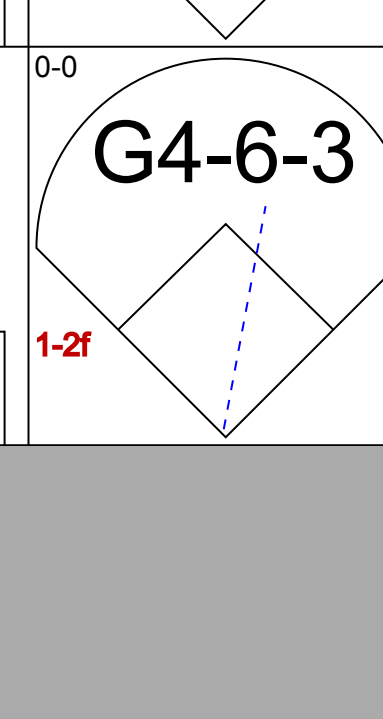
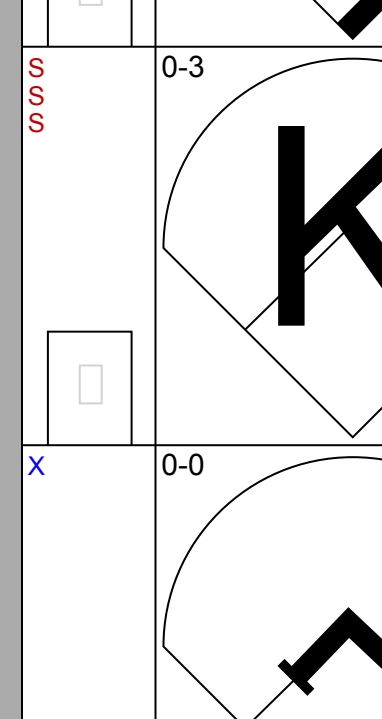
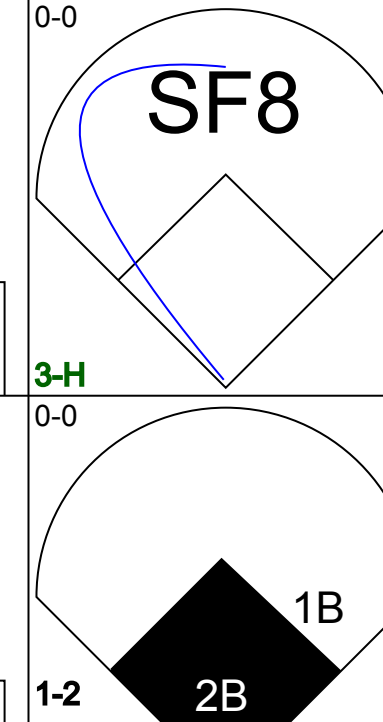
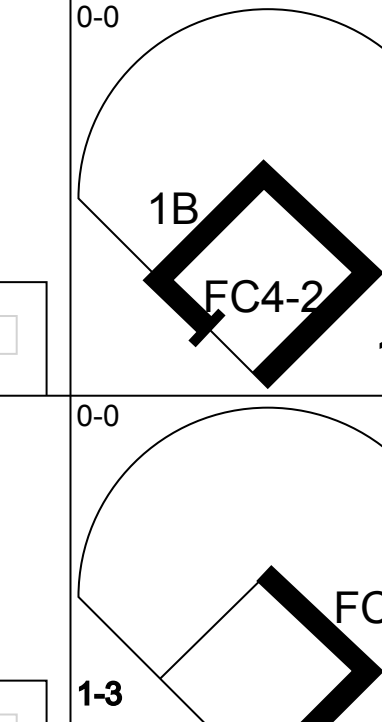
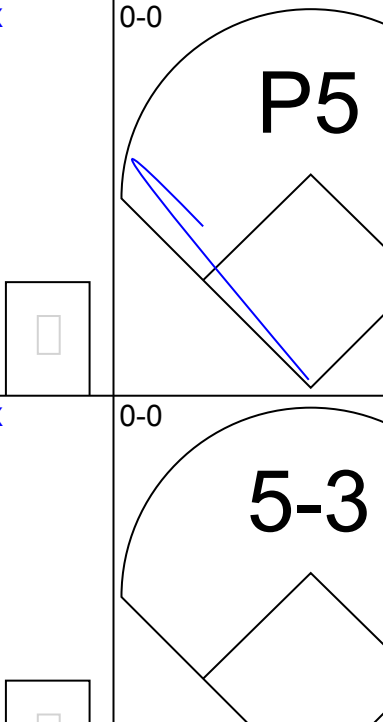
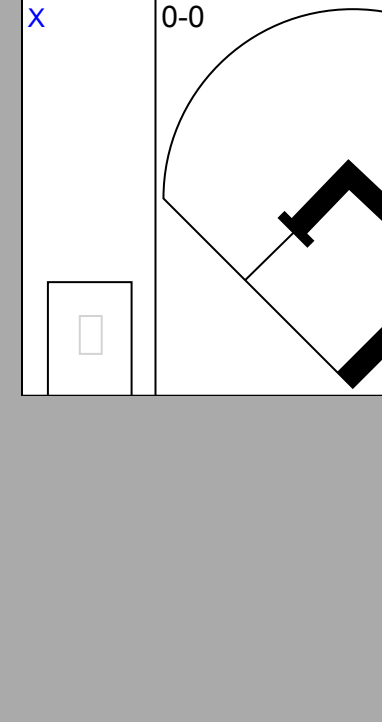
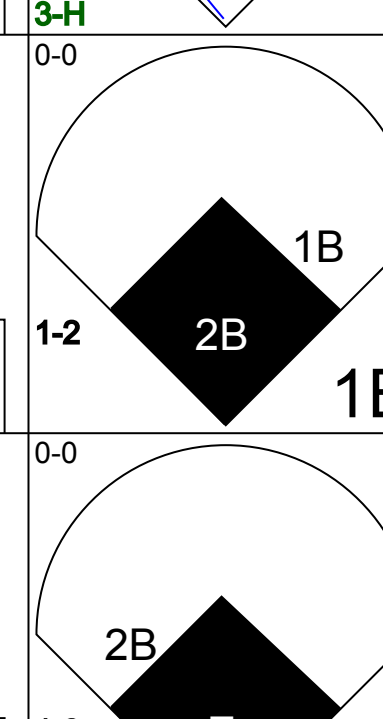
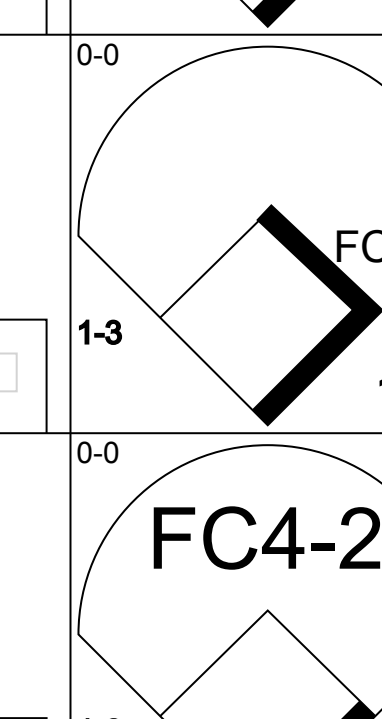
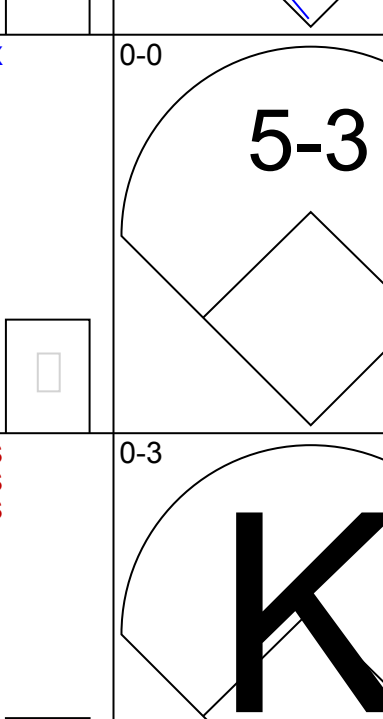
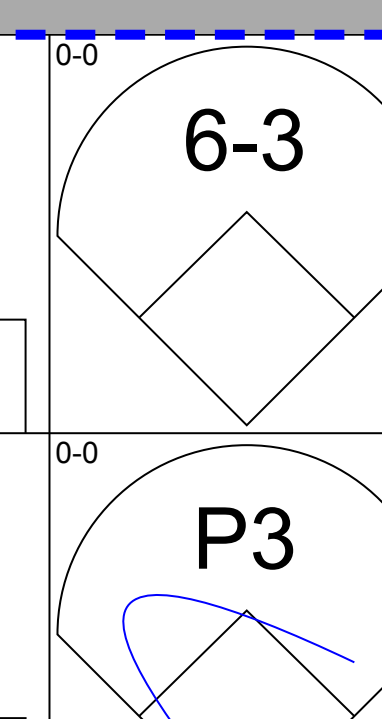
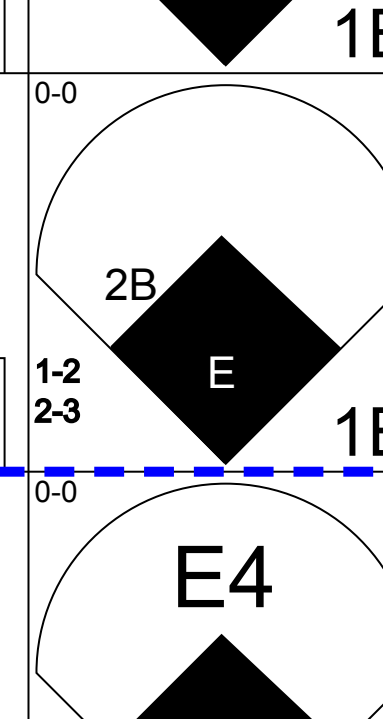
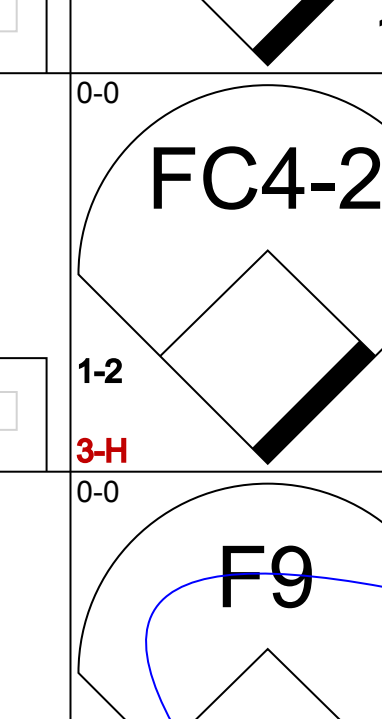
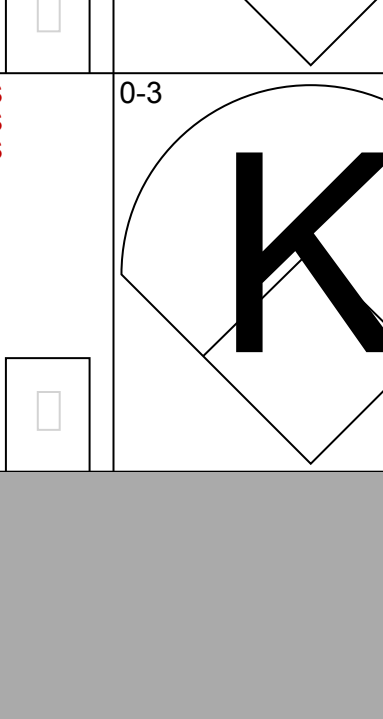
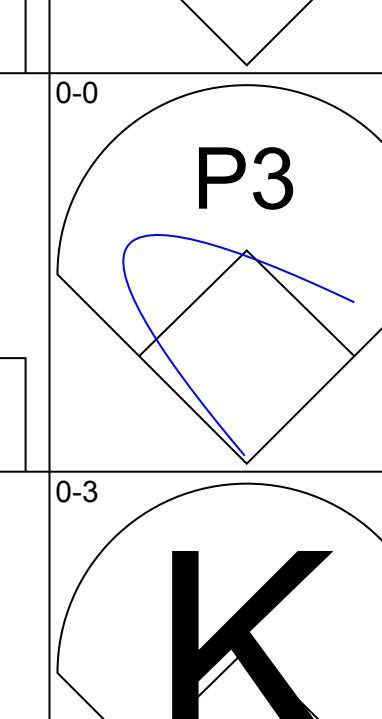
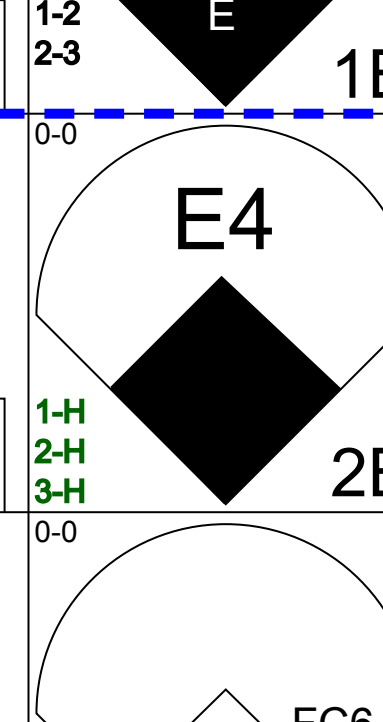
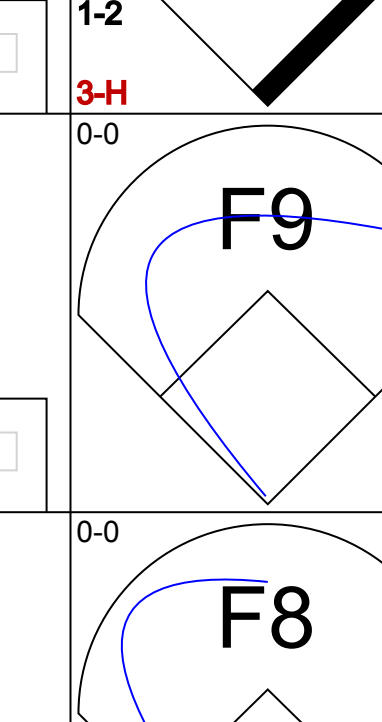
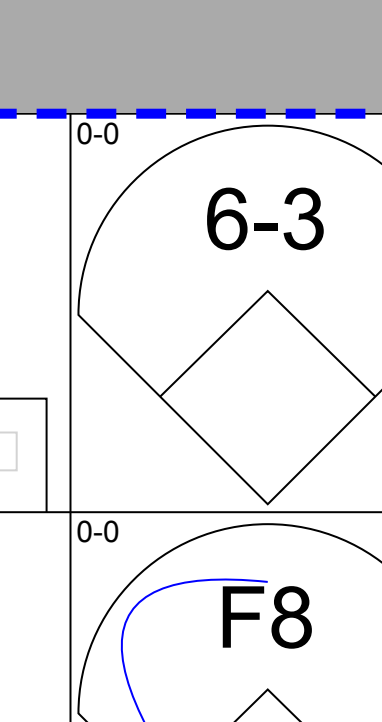
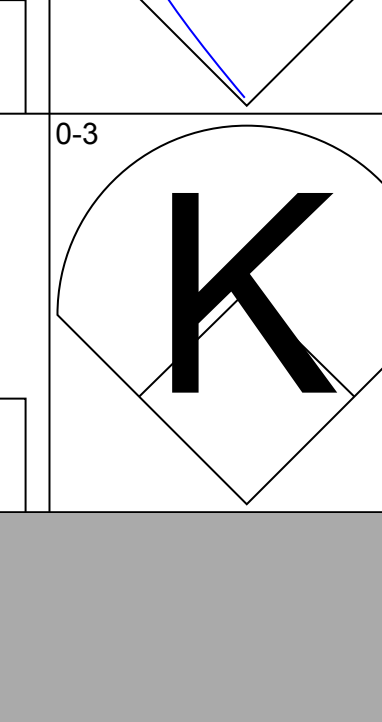
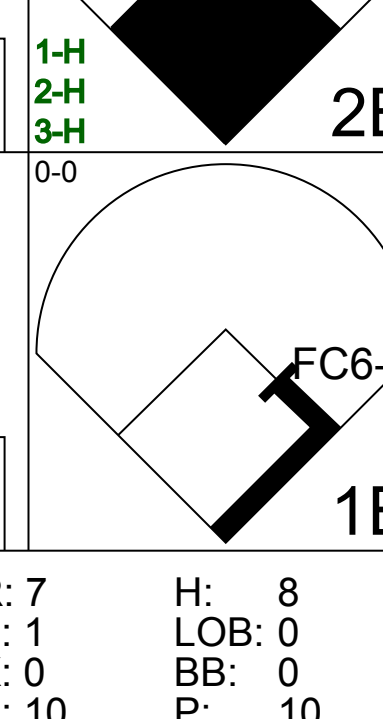
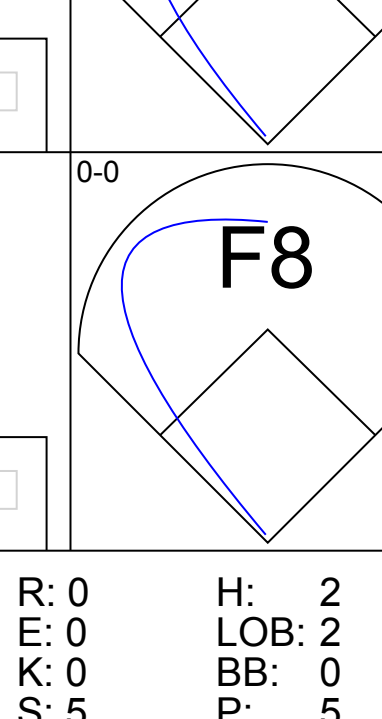
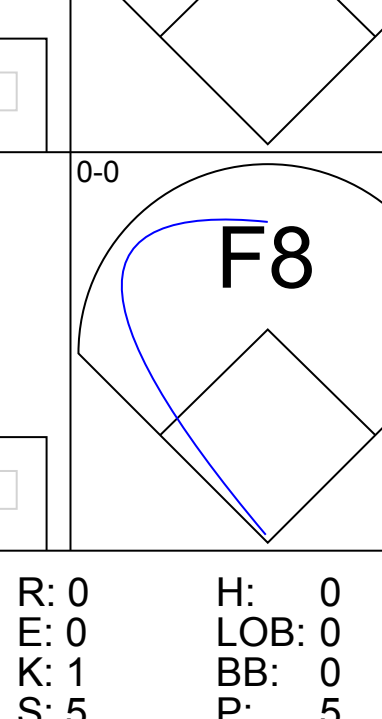
AB	32
R	7
H	11
RBI	7
BB	2
SO	6
LOB	13



Batter	1	2	3	4	5	6	7	8	9	AB	R	H	RBI	BB	SO	LOB	TOP					
Vada Pinson, L (1,8) OBP: 0.318, SLG: 0.426										4	1	1	1	0	0	0	Cincinnati Reds @ Chicago Cubs Wrigley Field, Chicago, IL Sun Jul 02 1967, 3:33 AM CDT Att: 36,062 - Unknown - 84 F					
Art Shamsky, L (1,9) OBP: 0.261, SLG: 0.250										4	0	1	0	0	1	0						
Pete Rose, S (1,4) OBP: 0.378, SLG: 0.474										3	0	0	0	0	0	1						
Tony Perez, R (1,5) OBP: 0.338, SLG: 0.547										3	0	0	0	0	1	0						
Deron Johnson, R (1,3) OBP: 0.327, SLG: 0.490										3	0	0	0	0	1	0						
Don Pavletich, R (1,2) OBP: 0.348, SLG: 0.514										3	0	0	0	0	2	0						
Lee May, R (1,7) OBP: 0.282, SLG: 0.385										3	0	1	0	0	1	0						
Tommy Helms, R (1,6) OBP: 0.293, SLG: 0.352										3	0	0	0	0	0	1						
Sammy Ellis, L (1,1) OBP: 0.094, SLG: 0.033										1	0	0	0	0	1	0						
Bob Lee, R (4,1)										0	0	0	0	0	0	0						
Len Boehmer, R (6, PH)										1	0	0	0	0	0	0						
Gerry Arrigo, L (6,1) OBP: 0.167, SLG: 0.250										0	0	0	0	0	0	0						
Floyd Robinson, L (9, PH) OBP: 0.293, SLG: 0.337										1	0	0	0	0	0	0						
Inning Stats	R: 0 E: 0 K: 1 S: 5	H: 0 LOB: 0 BB: 0 P: 5	R: 0 E: 0 K: 3 S: 9	H: 0 LOB: 0 BB: 0 P: 9	R: 0 E: 0 K: 1 S: 5	H: 0 LOB: 0 BB: 0 P: 5	R: 1 E: 0 K: 0 S: 4	H: 2 LOB: 0 BB: 0 P: 4	R: 0 E: 0 K: 1 S: 5	H: 0 LOB: 0 BB: 0 P: 5	R: 0 E: 0 K: 0 S: 3	H: 0 LOB: 0 BB: 0 P: 3	R: 0 E: 0 K: 0 S: 3	H: 0 LOB: 0 BB: 0 P: 3	R: 0 E: 0 K: 1 S: 6	H: 1 LOB: 1 BB: 0 P: 6	R: 0 E: 0 K: 0 S: 3	H: 0 LOB: 0 BB: 0 P: 3	1B: 2 2B: 0 3B: 0 HR: 1	SF: 0 SAC: 0 DP: 1 HBP: 0	WP: 0 PB: 0 SB: 0 CS: 0	PA: 29
PITCHER	IP WLS BF H R ER SO BB IBB HBP BLK WP HR S P ERA WHIP																					
Fergie Jenkins, R (1,1) ERA: 2.72	9.0 W 29 3 1 1 7 0 0 0 0 0 1 43 43 1.00 0.333																					

Batter	1	2	3	4	5	6	7	8	9	AB	R	H	RBI	BB	SO	LOB	BOTTOM			
Paul Popovich, S (1,6) OBP: 0.269, SLG: 0.234										4	0	0	0	0	0	2	Cincinnati Reds @ Chicago Cubs Wrigley Field, Chicago, IL Sun Jul 02 1967, 3:33 AM CDT Att: 36,062 - Unknown - 84 F			
Glenn Beckert, R (1,4) OBP: 0.323, SLG: 0.375										2	0	0	0	2	0	0				
Billy Williams, L (1,7) OBP: 0.372, SLG: 0.518										4	0	0	0	0	0	3				
Ron Santo, R (1,5) OBP: 0.373, SLG: 0.496										4	1	1	0	0	1	1				
Lee Thomas, L (1,3) OBP: 0.292, SLG: 0.315										4	2	2	0	0	0	0				
Al Spangler, L (1,9) OBP: 0.355, SLG: 0.370										4	0	1	1	0	1	1				
Randy Hundley, R (1,2) OBP: 0.357, SLG: 0.465										3	0	1	1	0	1	1				
Ted Savage, R (1,8) OBP: 0.349, SLG: 0.385										2	1	0	0	1	1	1				
Fergie Jenkins, R (1,1) OBP: 0.143, SLG: 0.229										3	0	2	1	0	1	1				
Inning Stats	R: 0 E: 0 K: 0 S: 3	H: 0 LOB: 1 BB: 1 P: 7	R: 1 E: 0 K: 1 S: 7	H: 2 LOB: 1 BB: 0 P: 7	R: 0 E: 0 K: 0 S: 3	H: 0 LOB: 0 BB: 0 P: 3	R: 3 E: 0 K: 1 S: 8	H: 4 LOB: 1 BB: 1 P: 12	R: 0 E: 0 K: 1 S: 5	H: 0 LOB: 0 BB: 0 P: 5	R: 0 E: 0 K: 1 S: 5	H: 0 LOB: 0 BB: 0 P: 5	R: 0 E: 0 K: 1 S: 6	H: 1 LOB: 2 BB: 1 P: 10	R: 0 E: 0 K: 0 S: 3	H: 0 LOB: 0 BB: 0 P: 3		1B: 4 2B: 2 3B: 1 HR: 0	SF: 0 SAC: 0 DP: 0 HBP: 0	WP: 1 PB: 0 SB: 0 CS: 1
PITCHER	IP WLS BF H R ER SO BB IBB HBP BLK WP HR S P ERA WHIP																			
Sammy Ellis, R (1,1) ERA: 3.98	3.2 L 18 6 4 4 2 2 0 0 0 0 0 0 20 28 9.82 2.182																			
Bob Lee, R (4,1) ERA: 3.48	1.1 4 0 0 0 1 0 0 0 0 0 0 0 6 6 0.00 0.000																			
Gerry Arrigo, L (6,1) ERA: 1.97	3.0 11 1 0 0 2 1 0 0 0 0 0 0 14 18 0.00 0.667																			

Batter	1	2	3	4	5	6	7	8	9	AB	R	H	RBI	BB	SO	LOB	TOP																			
Tommy Helms, R OBP: 0.288, SLG: 0.346 (1, 6)										4	0	0	0	0	1	3	Cincinnati Reds @ St. Louis Cardinals Busch Stadium, St. Louis, MO Mon Jul 03 1967, 7:05 PM CDT Att: 34,241 - Unknown																			
Vada Pinson, L OBP: 0.314, SLG: 0.420 (1, 8)										4	1	0	1	0	2	2																				
Pete Rose, S OBP: 0.380, SLG: 0.475 (1, 4)										4	0	2	1	0	2	0																				
Tony Perez, R OBP: 0.333, SLG: 0.539 Ted Abernathy, R OBP: 0.250, SLG: 0.250 (8, 1)										4	0	0	0	0	2	2																				
Deron Johnson, R OBP: 0.326, SLG: 0.485 (8, 5)										4	0	1	0	0	2	1																				
Lee May, R OBP: 0.275, SLG: 0.374 (8, 3)										4	0	0	0	0	3	2																				
Art Shamsky, L OBP: 0.260, SLG: 0.286 (1, 9)										4	1	1	1	0	2	1																				
Don Pavletich, R OBP: 0.348, SLG: 0.511 (1, 2)										3	1	1	0	0	0	0																				
Milt Pappas, R OBP: 0.111, SLG: 0.086 Don Nottebart, R OBP: 0.111, SLG: 0.086 Jake Wood, R OBP: 0.111, SLG: 0.086 Jack Baldschun, R OBP: 0.111, SLG: 0.086 Floyd Robinson, L OBP: 0.229, SLG: 0.337 (8, 7)										0	0	0	0	0	0	0																				
Inning Stats	R: 0 E: 0 K: 2 S: 7	H: 0 LOB: 0 BB: 0 P: 7	R: 0 E: 0 K: 3 S: 9	H: 0 LOB: 0 BB: 0 P: 9	R: 0 E: 0 K: 2 S: 7	H: 0 LOB: 0 BB: 0 P: 7	R: 0 E: 0 K: 2 S: 4	H: 1 LOB: 1 BB: 0 P: 4	R: 0 E: 0 K: 1 S: 6	H: 1 LOB: 1 BB: 0 P: 6	R: 0 E: 0 K: 2 S: 8	H: 1 LOB: 1 BB: 0 P: 8	R: 3 E: 1 K: 0 S: 6	H: 3 LOB: 1 BB: 1 P: 10	R: 0 E: 0 K: 3 S: 9	H: 0 LOB: 0 BB: 0 P: 9		1B: 5 2B: 0 3B: 0 HR: 1	SF: 0 SAC: 0 DP: 0 HBP: 0	WP: 0 PA: 34 PB: 0 SB: 0 CS: 0																
PITCHER	IP	WLS	BF	H	R	ER	SO	BB	IBB	HBP	BLK	WP	HR	S	P	ERA	WHIP	PITCHER		IP	WLS	BF	H	R	ER	SO	BB	IBB	HBP	BLK	WP	HR	S	P	ERA	WHIP
Bob Gibson, R ERA: 3.6 (1, 1)	7.2	W	30	6	3	2	12	1	0	0	0	0	1	53	57	2.35	0.913																			
Nelson Briles, R ERA: 3.38 (8, 1)	1.1	S	4	0	0	0	3	0	0	0	0	0	0	10	10	0.00	0.000																			

Batter	1	2	3	4	5	6	7	8	9	AB	R	H	RBI	BB	SO	LOB	BOTTOM																				
Lou Brock, L OBP: 0.313, SLG: 0.488 (1, 7)										3	1	1	0	0	1	1	Cincinnati Reds @ St. Louis Cardinals Busch Stadium, St. Louis, MO Mon Jul 03 1967, 7:05 PM CDT Att: 34,241 - Unknown																				
Curt Flood, R OBP: 0.361, SLG: 0.396 (1, 8)										4	1	2	0	0	0	1																					
Roger Maris, L OBP: 0.367, SLG: 0.469 (1, 9)										4	1	2	1	0	1	3																					
Orlando Cepeda, R OBP: 0.431, SLG: 0.543 (1, 3)										4	1	1	1	0	1	3																					
Tim McCarver, L OBP: 0.418, SLG: 0.548 (1, 2)										3	0	2	1	0	0	0																					
Mike Shannon, R OBP: 0.314, SLG: 0.408 (1, 5)										4	1	2	0	0	0	0																					
Julian Javier, R OBP: 0.321, SLG: 0.405 (1, 4)										4	1	1	0	0	1	2																					
Daf Maxvill, R OBP: 0.258, SLG: 0.253 (1, 6)										4	1	1	2	0	1	2																					
Bob Gibson, R OBP: 0.245, SLG: 0.140 Nelson Briles, R ERA: 1.71 (8, 1)										3	0	1	0	0	0	2																					
Inning Stats	R: 7 E: 1 K: 0 S: 10	H: 8 LOB: 0 BB: 0 P: 10	R: 0 E: 0 K: 0 S: 3	H: 1 LOB: 0 BB: 0 P: 3	R: 0 E: 0 K: 0 S: 5	H: 2 LOB: 2 BB: 0 P: 5	R: 0 E: 1 K: 1 S: 5	H: 0 LOB: 1 BB: 0 P: 6	R: 0 E: 0 K: 1 S: 5	H: 0 LOB: 0 BB: 0 P: 5	R: 0 E: 0 K: 1 S: 6	H: 2 LOB: 1 BB: 0 P: 6	R: 0 E: 0 K: 1 S: 5	H: 0 LOB: 0 BB: 0 P: 5	R: 0 E: 0 K: 1 S: 5	H: 0 LOB: 0 BB: 0 P: 5		1B: 11 2B: 2 3B: 0 HR: 0	SF: 1 SAC: 0 DP: 2 HBP: 1	WP: 0 PA: 36 PB: 0 SB: 0 CS: 1																	
PITCHER	IP	WLS	BF	H	R	ER	SO	BB	IBB	HBP	BLK	WP	HR	S	P	ERA	WHIP	PITCHER		IP	WLS	BF	H	R	ER	SO	BB	IBB	HBP	BLK	WP	HR	S	P	ERA	WHIP	
Milt Pappas, R ERA: 3.83 (1, 1)	0.1	L	7	6	6	6	0	0	0	0	0	0	0	21	22	1.93	1.071																				
Don Nottebart, R ERA: 1.7 (1, 1)	4.2		18	5	1	1	2	0	0	1	0	0	0	21	22	1.93	1.071																				
Jack Baldschun, R ERA: 7.5 (6, 1)	2.0		7	2	0	0	2	0	0	0	0	0	0	11	11	0.00	1.000																				
Ted Abernathy, R ERA: 1.71 (8, 1)	1.0		3	0	0	0	1	0	0	0	0	0	0	5	5	0.00	0.000																				

AB	33
R	3
H	6
RBI	3
BB	1
SO	15
LOB	11



AB	33
R	7
H	13
RBI	5
BB	0
SO	5
LOB	14



Batter	1	2	3	4	5	6	7	8	9	10	AB	R	H	RBI	BB	SO	LOB	TOP	
Tommy Helms, R OBP: 0.290, SLG: 0.346 (1, 6)	L6				G6-4-3			5-3										5 0 2 0 0 0 2	
Vada Pinson, L OBP: 0.309, SLG: 0.421 (1, 8)	4-3							K										5 1 1 1 0 1 2	
Pete Rose, S OBP: 0.363, SLG: 0.471 (1, 4)					4-3													2 0 0 0 2 0 1	
Tony Perez, R OBP: 0.325, SLG: 0.525 (1, 5)	5-3																	4 0 0 0 0 0 2	
Deron Johnson, R OBP: 0.319, SLG: 0.476 (1, 3)					4-3													4 0 0 0 0 0 0	
Art Shamsky, L OBP: 0.269, SLG: 0.284 (10, 7)					F3													4 0 0 0 0 0 0	
Lee May, R OBP: 0.280, SLG: 0.370 Dick Simpson, R OBP: 0.286, SLG: 0.333 (10, 9)																		4 0 1 0 0 0 0	
Johnny Edwards, L OBP: 0.261, SLG: 0.254 Mel Queen, L OBP: 0.179, SLG: 0.162 Jimmie Coker, R OBP: 0.333, SLG: 0.488 (7, 2)																		4 0 1 0 0 0 0	
Jim Maloney, L OBP: 0.194, SLG: 0.267 Giraldo Ruiz, S OBP: 0.246, SLG: 0.294 Ted Abernathy, R OBP: 0.250, SLG: 0.250 (10, 1)																		4 0 1 0 0 0 0	
Inning Stats	R: 0 E: 0 K: 0 S: 3	H: 0 LOB: 1 BB: 1 P: 7	R: 0 E: 0 K: 0 S: 4	H: 1 LOB: 1 BB: 0 P: 4	R: 0 E: 0 K: 0 S: 3	H: 1 LOB: 0 BB: 0 P: 3	R: 0 E: 0 K: 0 S: 4	H: 1 LOB: 1 BB: 1 P: 7	R: 1 E: 0 K: 0 S: 4	H: 1 LOB: 0 BB: 0 P: 4	R: 0 E: 0 K: 1 S: 5	H: 1 LOB: 1 BB: 1 P: 9	R: 0 E: 0 K: 0 S: 3	H: 0 LOB: 0 BB: 0 P: 3	R: 1 E: 0 K: 0 S: 4	H: 2 LOB: 0 BB: 0 P: 4	1B: 6 2B: 1 3B: 0 HR: 1	SF: 0 SAC: 0 DP: 2 HBP: 0	WP: 1 PA: 39
PITCHER	IP	WLS	BF	H	R	ER	SO	BB	IBB	HBP	BLK	WP	HR	S	P	ERA	WHIP		
Jim Cosman, R ERA: 2.1 Nelson Bries, R ERA: 3.47 Joe Hoerner, L ERA: 3.26	(1, 1)	8.0	L	31	6	1	1	1	3	0	0	0	1	30	42	1.12	1.125		
	(9, 1)	1.1	L	6	2	1	0	0	0	0	0	0	0	6	6	6.75	1.500		
	(10, 1)	0.2		1	0	0	0	0	0	0	0	0	0	1	1	0.00	0.000		

Cincinnati Reds @ St. Louis Cardinals
 Busch Stadium, St. Louis, MO
 Wed Jul 05 1967, 7:05 PM CDT
 Att: 29,760 - Unknown

AB	35
R	2
H	8
RBI	1
BB	3
SO	1
LOB	9



Batter	1	2	3	4	5	6	7	8	9	10	AB	R	H	RBI	BB	SO	LOB	BOTTOM	
Lou Brock, L OBP: 0.305, SLG: 0.476 (1, 7)	K				L3													5 0 0 0 0 1 0	
Curt Flood, R OBP: 0.364, SLG: 0.397 (1, 8)	6-3																	4 0 1 0 1 0 0	
Roger Maris, L OBP: 0.365, SLG: 0.454 (1, 9)																		3 0 0 0 1 1 2	
Orlando Cepeda, R OBP: 0.434, SLG: 0.547 (1, 3)	K																	5 1 4 0 0 1 1	
Tim McCarver, L OBP: 0.418, SLG: 0.544 (1, 2)																		4 0 3 1 0 0 2	
Mike Shannon, R OBP: 0.312, SLG: 0.399 (1, 5)																		4 0 0 0 1 0 6	
Julian Javier, R OBP: 0.315, SLG: 0.396 (1, 4)																		5 0 1 0 0 1 7	
Dal Maxvill, R OBP: 0.252, SLG: 0.247 Bobby Tolan, L OBP: 0.356, SLG: 0.522 Nelson Bries, R OBP: 0.333, SLG: 0.333 Phil Gagliano, R OBP: 0.244, SLG: 0.224 (10, PH)																		3 0 0 0 0 0 6	
Jim Cosman, R OBP: 0.125, SLG: 0.125 Dave Ricketts, S OBP: 0.361, SLG: 0.472 Eddie Bressoud, R OBP: 0.233, SLG: 0.162 Ed Spiezio, R OBP: 0.268, SLG: 0.327 (10, PH)																		0 0 0 0 1 0 0	
Inning Stats	R: 0 E: 0 K: 2 S: 7	H: 2 LOB: 1 BB: 0 P: 11	R: 0 E: 0 K: 0 S: 4	H: 2 LOB: 1 BB: 0 P: 4	R: 0 E: 0 K: 1 S: 5	H: 0 LOB: 0 BB: 0 P: 5	R: 0 E: 1 K: 0 S: 5	H: 1 LOB: 3 BB: 0 P: 6	R: 0 E: 0 K: 1 S: 5	H: 0 LOB: 1 BB: 0 P: 5	R: 1 E: 0 K: 2 S: 8	H: 2 LOB: 3 BB: 2 P: 16	R: 0 E: 0 K: 0 S: 3	H: 0 LOB: 0 BB: 0 P: 3	R: 0 E: 1 K: 2 S: 10	H: 2 LOB: 3 BB: 0 P: 10	1B: 7 2B: 3 3B: 0 HR: 0	SF: 0 SAC: 1 DP: 1 HBP: 1	WP: 1 PA: 45
PITCHER	IP	WLS	BF	H	R	ER	SO	BB	IBB	HBP	BLK	WP	HR	S	P	ERA	WHIP		
Jim Maloney, R ERA: 3.96 Ted Abernathy, R ERA: 1.67	(1, 1)	9.0	W	39	7	1	7	3	1	1	0	1	0	48	65	1.00	1.111		
	(10, 1)	1.0	S	6	2	0	2	0	0	0	0	0	0	10	10	0.00	2.000		

Cincinnati Reds @ St. Louis Cardinals
 Busch Stadium, St. Louis, MO
 Wed Jul 05 1967, 7:05 PM CDT
 Att: 29,760 - Unknown

AB	39
R	1
H	9
RBI	1
BB	4
SO	9
LOB	33



Batter	1	2	3	4	5	6	7	8	9	AB	R	H	RBI	BB	SO	LOB	TOP								
Tommy Helms, R OBP: 0.284, SLG: 0.339	K		F8			L4	G3		F9	5	0	0	0	0	1	1	Cincinnati Reds @ St. Louis Cardinals Busch Stadium, St. Louis, MO Thu Jul 06 1967, 7:05 PM CDT Att: 26,131 - Unknown								
Vada Pinson, L OBP: 0.305, SLG: 0.416	P6		P6			P6			4-3	4	0	0	0	0	0	0									
Pete Rose, S OBP: 0.388, SLG: 0.487	K			CS		HR		E	1B	4	2	3	0	0	1	0									
Tony Perez, R OBP: 0.324, SLG: 0.531		K			5-3	HR		E6	1B	4	1	1	2	0	1	2									
Deron Johnson, R OBP: 0.318, SLG: 0.472	K				K	E6				4	0	1	1	0	2	1									
Art Shamsky, L OBP: 0.280, SLG: 0.275	4-3					F7			P6	3	0	0	0	1	0	3									
Lee May, R OBP: 0.214, SLG: 0.363										3	0	0	0	0	2	0									
Dick Simpson, R OBP: 0.279, SLG: 0.324			K	CS		K			5-3	1	0	0	0	0	1	2									
Jimmie Coker, R OBP: 0.327, SLG: 0.511						P4			1-3	4	1	1	0	0	1	0									
Mel Queen, L OBP: 0.214, SLG: 0.200										3	1	2	1	0	0	0									
Giraldo Ruiz, S OBP: 0.245, SLG: 0.292										1	0	0	0	0	0	0									
Bob Lee, R OBP: 0.279, SLG: 0.324										0	0	0	0	0	0	0									
Inning Stats	R: 0 E: 0 K: 2 S: 7	H: 0 LOB: 0 BB: 0 P: 7	R: 0 E: 0 K: 2 S: 7	H: 0 LOB: 0 BB: 0 P: 7	R: 2 E: 0 K: 1 S: 7	H: 2 LOB: 0 BB: 0 P: 7	R: 0 E: 0 K: 1 S: 5	H: 1 LOB: 1 BB: 1 P: 9	R: 0 E: 0 K: 1 S: 5	H: 0 LOB: 0 BB: 0 P: 5	R: 2 E: 1 K: 0 S: 6	H: 2 LOB: 1 BB: 0 P: 6	R: 0 E: 0 K: 0 S: 4	H: 1 LOB: 0 BB: 0 P: 4	R: 1 E: 1 K: 1 S: 8	H: 2 LOB: 2 BB: 0 P: 8	R: 0 E: 0 K: 1 S: 5	H: 0 LOB: 0 BB: 0 P: 5	1B: 4 2B: 1 3B: 2 HR: 1	SF: 0 SAC: 0 DP: 0 HBP: 0	WP: 0 PB: 0 SB: 1 CS: 1	PA: 38			
PITCHER	IP	WLS	BF	H	R	ER	SO	BB	IBB	HBP	BLK	WP	HR	S	P	ERA	WHIP								
Dick Hughes, R ERA: 3.15	(1, 1)	6.0	24	5	4	3	7	0	1	0	0	0	1	37	41	4.50	0.833								
Ron Willis, R ERA: 4.0	(7, 1)	1.1	8	3	1	0	0	0	0	0	0	0	0	8	8	0.00	2.250								
Joe Hoerner, L ERA: 3.09	(8, 1)	1.2	W	5	0	0	0	2	0	0	0	0	0	9	9	0.00	0.000								

AB	36
R	5
H	8
RBI	4
BB	1
SO	9
LOB	9



Batter	1	2	3	4	5	6	7	8	9	AB	R	H	RBI	BB	SO	LOB	BOTTOM								
Bobby Tolan, L OBP: 0.368, SLG: 0.536	5-3									5	1	3	0	0	0	0	Cincinnati Reds @ St. Louis Cardinals Busch Stadium, St. Louis, MO Thu Jul 06 1967, 7:05 PM CDT Att: 26,131 - Unknown								
Curt Flood, R OBP: 0.361, SLG: 0.392	6-3		F9			F8			G3	4	0	0	0	1	0	2									
Roger Maris, L OBP: 0.362, SLG: 0.444	L3					HR			4-3	4	1	0	0	1	0	3									
Orlando Cepeda, R OBP: 0.437, SLG: 0.559		P5							6-3	5	1	3	3	0	0	1									
Tim McCarver, L OBP: 0.415, SLG: 0.553		3-1								4	1	1	1	0	0	0									
Mike Shannon, R OBP: 0.319, SLG: 0.405										2	1	1	0	1	0	0									
Julian Javier, R OBP: 0.318, SLG: 0.409										4	1	2	2	0	1	1									
Dal Maxvill, R OBP: 0.254, SLG: 0.249										2	0	1	0	0	0	0									
Lou Brock, L OBP: 0.304, SLG: 0.474										1	0	0	0	0	1	2									
Ron Willis, R OBP: 0.500, SLG: 0.500										0	0	0	0	0	0	0									
Joe Hoerner, R OBP: 0.286, SLG: 0.286										1	0	0	0	0	0	0									
Dick Hughes, R OBP: 0.171, SLG: 0.147										2	0	0	0	0	2	1									
Dave Ricketts, S OBP: 0.351, SLG: 0.459										1	0	0	0	0	0	2									
Eddie Bressoud, R OBP: 0.227, SLG: 0.158										1	0	0	0	0	0	0									
Inning Stats	R: 0 E: 0 K: 0 S: 3	H: 0 LOB: 0 BB: 0 P: 3	R: 0 E: 0 K: 1 S: 6	H: 1 LOB: 1 BB: 0 P: 6	R: 0 E: 0 K: 1 S: 6	H: 1 LOB: 1 BB: 0 P: 6	R: 3 E: 0 K: 1 S: 8	H: 3 LOB: 1 BB: 1 P: 12	R: 0 E: 0 K: 0 S: 4	H: 1 LOB: 1 BB: 0 P: 4	R: 0 E: 0 K: 1 S: 6	H: 1 LOB: 2 BB: 1 P: 10	R: 0 E: 0 K: 0 S: 3	H: 0 LOB: 0 BB: 0 P: 3	R: 2 E: 0 K: 0 S: 4	H: 2 LOB: 0 BB: 0 P: 5	R: 1 E: 0 K: 0 S: 4	H: 2 LOB: 2 BB: 1 P: 8	1B: 6 2B: 2 3B: 0 HR: 3	SF: 0 SAC: 0 DP: 0 HBP: 1	WP: 1 PB: 0 SB: 1 CS: 0	PA: 40			
PITCHER	IP	WLS	BF	H	R	ER	SO	BB	IBB	HBP	BLK	WP	HR	S	P	ERA	WHIP								
Mel Queen, R ERA: 3.01	(1, 1)	8.0	35	9	5	5	4	2	0	1	0	0	4	40	49	5.62	1.375								
Bob Lee, R ERA: 3.09	(9, 1)	0.2	L	5	2	1	1	0	1	0	0	0	0	4	8	13.50	4.500								

AB	36
R	6
H	11
RBI	6
BB	3
SO	4
LOB	12



Batter	1	2	3	4	5	6	7	8	9	AB	R	H	RBI	BB	SO	LOB	TOP								
Tommy Helms, R OBP: 0.284, SLG: 0.337 (1, 6)	0-0 6-3	0-0 F9-2			0-0 5-3		0-0 1B		0-0 SH3	4	0	1	0	0	0	3	Cincinnati Reds @ Pittsburgh Pirates Forbes Field, Pittsburgh, PA Fri Jul 07 1967, 7:05 PM EDT Att: 19,805 - Unknown								
Vada Pinson, L OBP: 0.395, SLG: 0.417 (1, 8)	0-0 3-1		0-3 K		4-0 3B		0-0 1B		0-0 2B	4	2	2	0	1	1	0									
Pete Rose, S OBP: 0.395, SLG: 0.507 (1, 4) (9, 7)	0-0 2B		0-0 1B		0-0 3B		0-0 1B		0-0 2B	5	2	4	3	0	0	2									
Tony Perez, R OBP: 0.325, SLG: 0.529 (1, 5)	0-0 F7		0-0 1-2		0-0 SF9		0-0 BB		0-0 1B	3	0	1	2	1	0	2									
Deron Johnson, R OBP: 0.319, SLG: 0.472 (1, 3)		0-0 1B	4-0 BB		0-3 K		0-0 F3		0-3 K	4	1	1	0	1	2	4									
Lee May, R OBP: 0.274, SLG: 0.360 (1, 7) Giraldo Ruiz, S OBP: 0.243, SLG: 0.290 (8, 7) (9, 4)		0-0 1B	0-3 K		0-0 F8		0-3 K		0-0 F8	4	0	1	1	0	2	2									
Dick Simpson, R OBP: 0.295, SLG: 0.293 (1, 9)	0-0 F4			0-0 6-3		0-0 G3		0-0 F4		4	0	0	0	0	0	1									
Jimmie Coker, R OBP: 0.321, SLG: 0.480 (1, 2)	4-0 1B		0-0 F8		0-0 4-3		0-3 K			3	0	0	0	1	1	0									
Sammy Ellis, L OBP: 0.139, SLG: 0.061 (1, 1)	0-0 1B		0-3 K		4-0 1B		0-0 E1			3	1	1	0	1	1	0									
Inning Stats	R: 0 E: 0 K: 0 S: 4	H: 1 LOB: 1 BB: 0 P: 4	R: 1 E: 0 K: 0 S: 5	H: 3 LOB: 2 BB: 1 P: 9	R: 0 E: 0 K: 2 S: 8	H: 1 LOB: 2 BB: 1 P: 12	R: 0 E: 0 K: 1 S: 5	H: 0 LOB: 0 BB: 0 P: 5	R: 2 E: 0 K: 0 S: 6	H: 1 LOB: 0 BB: 1 P: 10	R: 0 E: 0 K: 0 S: 3	H: 0 LOB: 0 BB: 0 P: 3	R: 0 E: 0 K: 0 S: 4	H: 2 LOB: 3 BB: 2 P: 12	R: 0 E: 0 K: 2 S: 7	H: 0 LOB: 0 BB: 0 P: 7	R: 3 E: 1 K: 1 S: 9	H: 3 LOB: 1 BB: 0 P: 9	1B: 7 2B: 4 3B: 1 HR: 0	SF: 1 SAC: 1 DP: 1 HBP: 0	WP: 1 PB: 0 SB: 0 CS: 0	PA: 42			
PITCHER	IP	WLS	BF	H	R	ER	SO	BB	IBB	HBP	BLK	WP	HR	S	P	ERA	WHIP								
Bob Veale, L ERA: 3.45 Al McBean, R ERA: 2.93	(1, 1) (9, 1)	8.0 7	35 3	8 3	3 3	3 2	6 1	5 0	0 0	0 0	0 0	1 0	0 9	42 9	62 9	3.38 18.00	1.625 3.000								

AB	35
R	6
H	11
RBI	6
BB	5
SO	7
LOB	15



Batter	1	2	3	4	5	6	7	8	9	AB	R	H	RBI	BB	SO	LOB	BOTTOM								
Matty Alou, L OBP: 0.366, SLG: 0.393 (1, 8)	4-0 S		0-0 4-3			0-0 4-3		0-0 F9		3	1	0	0	1	0	2	Cincinnati Reds @ Pittsburgh Pirates Forbes Field, Pittsburgh, PA Fri Jul 07 1967, 7:05 PM EDT Att: 19,805 - Unknown								
Maury Wills, S OBP: 0.309, SLG: 0.361 (1, 5)	0-3 K			0-0 6-3		0-0 F8		0-0 F2		4	0	0	0	0	1	3									
Roberto Clemente, R OBP: 0.494, SLG: 0.526 (1, 9)	0-0 1-3			0-0 1B		0-0 5-3		0-0 L4		4	0	1	0	0	0	0									
Willie Stargell, L OBP: 0.351, SLG: 0.477 (1, 7) (9, 3)	0-0 4-3			0-0 1B		0-0 F4		0-0 1B		4	0	2	0	0	0	0									
Bill Mazerowski, R OBP: 0.317, SLG: 0.384 (1, 4)		0-0 G6-4-3		0-0 F8-4-2		0-0 6-3		0-0 G6-4-3		4	0	1	0	0	0	3									
Donn Clendenen, R OBP: 0.290, SLG: 0.387 Manny Mota, R OBP: 0.318, SLG: 0.417 Al McBean, R (8, FR) (9, 1)		0-0 G6-4-3		0-0 F9		0-0 E1		0-0 1B		3	0	0	0	0	0	1									
Gene Alley, R OBP: 0.344, SLG: 0.428 (1, 6)	4-0 CS			0-0 2-3		0-0 1B		0-0 1B		2	0	1	0	1	0	0									
Jerry May, R OBP: 0.356, SLG: 0.354 Al Luplow, L OBP: 0.246, SLG: 0.270 (8, PH) (9, 7)	0-0 CS		0-0 F9		0-0 F6		0-0 SH5-4		0-0 1B	2	0	0	0	0	0	0									
Bob Veale, S OBP: 0.025, SLG: 0.025 Manny Jimenez, L OBP: 0.304, SLG: 0.591 Jim Pagliarini, R OBP: 0.275, SLG: 0.127 (8, PH) (9, 2)		0-0 CS		0-3 K		0-0 6-3		0-0 1B		2	0	0	0	0	1	0									
Inning Stats	R: 1 E: 0 K: 1 S: 5	H: 0 LOB: 0 BB: 1 P: 9	R: 0 E: 0 K: 0 S: 2	H: 1 LOB: 0 BB: 1 P: 6	R: 0 E: 0 K: 1 S: 5	H: 0 LOB: 0 BB: 0 P: 5	R: 0 E: 0 K: 0 S: 4	H: 2 LOB: 1 BB: 0 P: 4	R: 0 E: 0 K: 0 S: 3	H: 0 LOB: 0 BB: 0 P: 3	R: 0 E: 0 K: 0 S: 3	H: 0 LOB: 0 BB: 0 P: 3	R: 0 E: 0 K: 0 S: 3	H: 0 LOB: 2 BB: 0 P: 3	R: 1 E: 1 K: 0 S: 6	H: 2 LOB: 2 BB: 0 P: 6	R: 0 E: 0 K: 0 S: 3	H: 1 LOB: 0 BB: 0 P: 3	1B: 6 2B: 1 3B: 0 HR: 0	SF: 0 SAC: 1 DP: 3 HBP: 0	WP: 0 PB: 0 SB: 2 CS: 1	PA: 33			
PITCHER	IP	WLS	BF	H	R	ER	SO	BB	IBB	HBP	BLK	WP	HR	S	P	ERA	WHIP								
Sammy Ellis, R ERA: 3.67	(1, 1)	9.0 W	32 32	6 6	2 2	0 0	2 2	2 2	0 0	0 0	0 0	0 0	0 0	34 34	42 42	0.00 0.889									

AB	29
R	2
H	6
RBI	1
BB	2
SO	2
LOB	9



Batter	1	2	3	4	5	6	7	8	9	AB	R	H	RBI	BB	SO	LOB	TOP				
Tommy Helms, R OBP: 0.287, SLG: 0.340	4-3		E 1B 1B				F8			4	0	2	0	0	0	1	Cincinnati Reds @ Pittsburgh Pirates Forbes Field, Pittsburgh, PA Sat Jul 08 1967, 3:33 AM EDT Att: 11,182 - Unknown				
Vada Pinson, L OBP: 0.309, SLG: 0.415	FC4-6 1B		K				4-3			4	0	1	0	0	1	2					
Pete Rose, S OBP: 0.393, SLG: 0.504	FC4-6 1-2		E7 1B				4-3			4	0	1	0	0	0	1					
Tony Perez, R OBP: 0.321, SLG: 0.522	3-1		5-3				6-3			4	0	0	0	0	0	3					
Art Shamsky, L OBP: 0.299, SLG: 0.274		F2		K						4	0	1	0	0	1	0					
Deron Johnson, R OBP: 0.322, SLG: 0.477				6-3			F6			4	1	2	0	0	0	1					
Lee May, R OBP: 0.279, SLG: 0.376										4	0	2	1	0	0	1					
Jimmie Coker, R OBP: 0.298, SLG: 0.444										4	0	0	0	0	2	3					
Gerry Arrigo, L OBP: 0.154, SLG: 0.231										1	0	0	0	0	0	0					
Jack Baldschun, R OBP: 0.200, SLG: 0.195										0	0	0	0	0	0	0					
Mel Queen, L OBP: 0.142, SLG: 0.148										0	0	0	0	0	0	0					
Bob Lee, R OBP: 0.207, SLG: 0.333										0	0	0	0	0	0	0					
Jake Wood, R OBP: 0.142, SLG: 0.148										0	0	0	0	0	0	0					
Don Nottebart, R OBP: 0.207, SLG: 0.333										0	0	0	0	0	0	0					
Floyd Robinson, L OBP: 0.207, SLG: 0.333										1	0	0	0	0	0	1					
Inning Stats	R: 0 E: 0 K: 0 S: 4	H: 1 LOB: 1 BB: 0 P: 4	R: 0 E: 0 K: 1 S: 6	H: 1 LOB: 1 BB: 0 P: 6	R: 0 E: 1 K: 1 S: 7	H: 2 LOB: 2 BB: 0 P: 7	R: 0 E: 0 K: 1 S: 5	H: 0 LOB: 0 BB: 0 P: 5	R: 0 E: 0 K: 0 S: 4	H: 1 LOB: 1 BB: 0 P: 4	R: 0 E: 0 K: 1 S: 6	H: 2 LOB: 1 BB: 0 P: 6	R: 0 E: 0 K: 0 S: 3	H: 0 LOB: 0 BB: 0 P: 3	R: 1 E: 0 K: 0 S: 5	H: 2 LOB: 1 BB: 0 P: 5	1B: 8 2B: 1 3B: 1 HR: 0	SF: 0 SAC: 0 DP: 0 HBP: 0	WP: 1 PB: 0 SB: 0 CS: 0	PA: 36	
PITCHER	IP WLS BF H R ER SO BB IBB HBP BLK WP HR S P ERA WHIP																				
Tommy Sisk, R ERA: 3.47	9.0 W 36	H 10 R 1 ER 1 SO 4	BB 0 IBB 0 HBP 0 BLK 0	WP 1 HR 0 S 44 P 44	ERA 1.00 WHIP 1.111																

AB	36
R	1
H	10
RBI	1
BB	0
SO	4
LOB	13



Batter	1	2	3	4	5	6	7	8	9	AB	R	H	RBI	BB	SO	LOB	BOTTOM				
Maury Wills, S OBP: 0.304, SLG: 0.355	F8		L7	L6						5	0	0	0	0	0	2	Cincinnati Reds @ Pittsburgh Pirates Forbes Field, Pittsburgh, PA Sat Jul 08 1967, 3:33 AM EDT Att: 11,182 - Unknown				
Manny Mota, R OBP: 0.329, SLG: 0.432	2B SF7 1B		1B SF7 1B							4	2	3	0	0	0	0					
Roberto Clemente, R OBP: 0.499, SLG: 0.531	1B 2B									3	1	2	0	1	0	0					
Bill Mazerowski, R OBP: 0.313, SLG: 0.382	SF7		SF7	FC IBB						2	0	0	2	0	0	3					
Donn Clendenon, R OBP: 0.289, SLG: 0.385	3H FC6-4 1B		G3							4	0	1	1	0	0	1					
Gene Alley, R OBP: 0.342, SLG: 0.423	FC6-4 1-2									3	1	0	0	1	0	1					
Willie Stargell, L OBP: 0.353, SLG: 0.487			F7							4	1	2	1	0	0	0					
Jerry May, R OBP: 0.359, SLG: 0.364			F4							4	1	2	1	0	0	1					
Tommy Sisk, R OBP: 0.121, SLG: 0.121			K							4	0	0	0	0	2	2					
Inning Stats	R: 2 E: 0 K: 0 S: 6	H: 3 LOB: 1 BB: 0 P: 6	R: 0 E: 0 K: 1 S: 5	H: 0 LOB: 0 BB: 0 P: 5	R: 1 E: 0 K: 0 S: 5	H: 2 LOB: 1 BB: 0 P: 5	R: 2 E: 2 K: 0 S: 7	H: 3 LOB: 3 BB: 1 P: 11	R: 1 E: 0 K: 1 S: 6	H: 1 LOB: 1 BB: 1 P: 10	R: 0 E: 0 K: 0 S: 3	H: 0 LOB: 0 BB: 0 P: 3	R: 0 E: 0 K: 0 S: 3	H: 0 LOB: 0 BB: 0 P: 3	R: 0 E: 0 K: 0 S: 4	H: 1 LOB: 1 BB: 0 P: 4		1B: 5 2B: 5 3B: 0 HR: 0	SF: 2 SAC: 0 DP: 0 HBP: 0	WP: 2 PB: 0 SB: 0 CS: 0	PA: 37
PITCHER	IP WLS BF H R ER SO BB IBB HBP BLK WP HR S P ERA WHIP																				
Gerry Arrigo, L ERA: 2.57	3.1 L 17	H 7 R 5 ER 4 SO 1	BB 0 IBB 0 HBP 0 BLK 0	WP 0 HR 0 S 19 P 19	ERA 10.80 WHIP 2.100																
Jack Baldschun, R ERA: 6.75	0.2	5 1 0 0 0 0	0 1 0 0 0 1	0 4 8	0.00 1.500																
Bob Lee, R ERA: 3.74	2.0	8 1 1 1 1 1	1 0 0 0 0 1	0 9 13	4.50 1.000																
Don Nottebart, R ERA: 1.62	7.1	7 1 0 0 0 0	0 0 0 0 0 0	0 7 7	0.00 0.500																

AB	33
R	6
H	10
RBI	5
BB	2
SO	2
LOB	10



Batter	1	2	3	4	5	6	7	8	9	AB	R	H	RBI	BB	SO	LOB	TOP			
Tommy Helms, R OBP: 0.283, SLG: 0.335 (1, 6)										4	0	0	0	0	0	0	Cincinnati Reds @ Pittsburgh Pirates Forbes Field, Pittsburgh, PA Sun Jul 09 1967, 3:33 AM EDT Att: 25,934 - Unknown			
Vada Pinson, L OBP: 0.311, SLG: 0.422 (1, 8)										4	1	2	0	0	0	0				
Pete Rose, S OBP: 0.388, SLG: 0.496 (1, 4)										4	0	0	0	0	0	2				
Tony Perez, R OBP: 0.323, SLG: 0.522 (1, 5)										4	0	2	1	0	1	1				
Art Shamsky, L OBP: 0.299, SLG: 0.265 (1, 9)										3	0	0	0	1	0	1				
Deron Johnson, R OBP: 0.317, SLG: 0.469 (1, 3)										4	0	0	0	0	1	2				
Lee May, R OBP: 0.275, SLG: 0.369 (1, 7)										3	0	0	0	0	0	0				
Jimmie Coker, R OBP: 0.317, SLG: 0.456 (8, PR)										3	0	2	0	0	0	0				
Don Pavletich, R OBP: 0.348, SLG: 0.507 (8, 2)										0	0	0	0	0	0	0				
Gary Nolan, R OBP: 0.222, SLG: 0.097 (1, 1)										2	0	0	0	0	1	1				
Floyd Robinson, L OBP: 0.294, SLG: 0.330 (8, PH)										1	0	0	0	0	0	1				
Jim Maloney, L OBP: 0.194, SLG: 0.267 (8, 1)										0	0	0	0	0	0	0				
Inning Stats	R: 0 E: 0 K: 0 S: 4	H: 1 LOB: 1 BB: 0 P: 4	R: 0 E: 0 K: 0 S: 3	H: 0 LOB: 0 BB: 0 P: 3	R: 0 E: 0 K: 1 S: 5	H: 1 LOB: 0 BB: 0 P: 5	R: 0 E: 0 K: 1 S: 5	H: 0 LOB: 0 BB: 0 P: 5	R: 0 E: 0 K: 0 S: 3	H: 0 LOB: 0 BB: 0 P: 3	R: 0 E: 0 K: 0 S: 4	H: 1 LOB: 1 BB: 0 P: 4	R: 0 E: 0 K: 0 S: 4	H: 1 LOB: 1 BB: 0 P: 4	R: 1 E: 0 K: 1 S: 7	H: 2 LOB: 2 BB: 1 P: 11	1B: 5 2B: 0 3B: 1 HR: 0	SF: 0 SAC: 0 DP: 0 HBP: 0	WP: 0 PB: 0 SB: 0 CS: 1	PA: 33
PITCHER Dennis Ribant, R ERA: 3.28 (1, 1)	IP: 9.0 WLS: W BF: 33	H: 6 R: 1 ER: 1 SO: 3	BB: 1 IBB: 0 HBP: 0 BLK: 0	WP: 0 HR: 0 S: 38 P: 42	ERA: 1.00 WHIP: 0.778															

AB	32
R	1
H	6
RBI	1
BB	1
SO	3
LOB	8



Batter	1	2	3	4	5	6	7	8	9	AB	R	H	RBI	BB	SO	LOB	BOTTOM					
Matty Alou, L OBP: 0.362, SLG: 0.389 (1, 8)										3	0	0	0	0	0	2	Cincinnati Reds @ Pittsburgh Pirates Forbes Field, Pittsburgh, PA Sun Jul 09 1967, 3:33 AM EDT Att: 25,934 - Unknown					
Maury Wills, S OBP: 0.300, SLG: 0.350 (1, 5)										4	0	0	0	0	0	1						
Roberto Clemente, R OBP: 0.496, SLG: 0.526 (1, 9)										3	0	0	0	1	1	1						
Willie Stargell, L OBP: 0.355, SLG: 0.498 (1, 7)										3	1	1	1	1	1	1						
Bill Mazerowski, R OBP: 0.310, SLG: 0.378 (1, 4)										3	0	0	0	0	0	2						
Donn Clendenen, R OBP: 0.290, SLG: 0.388 (1, 3)										3	1	1	0	0	1	1						
Gene Alley, R OBP: 0.342, SLG: 0.420 (1, 6)										2	0	0	0	1	0	1						
Jerry May, R OBP: 0.353, SLG: 0.357 (1, 2)										3	0	0	0	0	0	2						
Dennis Ribant, R OBP: 0.265, SLG: 0.353 (1, 1)										3	0	1	0	0	1	1						
Inning Stats	R: 0 E: 0 K: 1 S: 5	H: 0 LOB: 0 BB: 0 P: 5	R: 0 E: 0 K: 0 S: 3	H: 0 LOB: 1 BB: 1 P: 7	R: 0 E: 0 K: 1 S: 5	H: 0 LOB: 0 BB: 0 P: 5	R: 0 E: 0 K: 1 S: 5	H: 0 LOB: 0 BB: 0 P: 5	R: 1 E: 1 K: 0 S: 5	H: 1 LOB: 2 BB: 1 P: 9	R: 0 E: 0 K: 0 S: 3	H: 0 LOB: 1 BB: 1 P: 7	R: 0 E: 0 K: 1 S: 5	H: 0 LOB: 0 BB: 0 P: 5	R: 0 E: 0 K: 0 S: 4	H: 1 LOB: 1 BB: 0 P: 4		R: 1 E: 0 K: 0 S: 1	H: 1 LOB: 0 BB: 0 P: 1	1B: 1 2B: 1 3B: 0 HR: 1	SF: 0 SAC: 1 DP: 0 HBP: 0	WP: 0 PB: 0 SB: 0 CS: 0
PITCHER Gary Nolan, R ERA: 2.49 (1, 1)	IP: 7.0 WLS: L BF: 26	H: 1 R: 1 ER: 0 SO: 4	BB: 3 IBB: 0 HBP: 0 BLK: 0	WP: 0 HR: 0 S: 31 P: 43	ERA: 0.00 WHIP: 0.571																	
Jim Maloney, R ERA: 4.02 (8, 1)	IP: 1.0 WLS: L BF: 5	H: 2 R: 1 ER: 1 SO: 0	BB: 0 IBB: 0 HBP: 0 BLK: 0	WP: 0 HR: 1 S: 5 P: 5	ERA: 9.00 WHIP: 2.000																	



Batter	1	2	3	4	5	6	7	8	9	AB	R	H	RBI	BB	SO	LOB	TOP										
Bud Harrelson, S OBP: 0.337, SLG: 0.332 (1, 6)	6-3		5-3			FC6-2 HR			6-3	5	1	1	0	0	0	2	New York Mets @ Cincinnati Reds Crosley Field, Cincinnati, OH Thu Jul 13 1967, 7:05 PM EDT Unknown										
Larry Stahl, L OBP: 0.345, SLG: 0.407 (1, 8)	5-3				4-3			G3	5	2	2	3	0	0	0												
Tommy Davis, R OBP: 0.347, SLG: 0.595 Tommie Reynolds, R OBP: 0.267, SLG: 0.276 (1, 7) (9, 7)	HR		1-3		HR	K		6-3	5	2	2	2	0	1	1												
Ed Kranepool, L OBP: 0.378, SLG: 0.417 (1, 3)	P6				6-3		4-3		3	0	0	0	1	0	0												
Ron Swoboda, R OBP: 0.320, SLG: 0.407 (1, 9)		F8					K		4	0	2	1	0	1	0												
Ed Charles, R OBP: 0.356, SLG: 0.354 (1, 5)			F9		F9		F7		4	1	1	0	0	0	3												
Jerry Buchek, R OBP: 0.288, SLG: 0.377 (1, 4)						WP FC6-2 BB		4-3	3	0	2	1	1	0	0												
Jerry Grote, R OBP: 0.239, SLG: 0.275 (1, 2)	F8		F9		5-3		K		4	0	0	0	0	1	3												
Bob Hendley, R OBP: 0.214, SLG: 0.083 Dick Selma, R ERA: 4.19 Cleon Jones, R OBP: 0.230, SLG: 0.282 Hal Reniff, R ERA: 1.6 (1, 1) (7, 1) (8, PH) (8, 1)	K		SH3-4		SH3-4		6-3		1	1	0	0	1	1	1												
Inning Stats	R: 1 E: 0 K: 0 S: 4	H: 1 LOB: 0 BB: 0 P: 4	R: 1 E: 0 K: 1 S: 7	H: 2 LOB: 1 BB: 0 P: 7	R: 1 E: 0 K: 0 S: 5	H: 2 LOB: 2 BB: 1 P: 9	R: 0 E: 0 K: 0 S: 4	H: 2 LOB: 1 BB: 0 P: 5	R: 1 E: 0 K: 1 S: 5	H: 2 LOB: 1 BB: 0 P: 6	R: 0 E: 0 K: 1 S: 5	H: 0 LOB: 0 BB: 0 P: 5	R: 0 E: 0 K: 1 S: 5	H: 0 LOB: 0 BB: 0 P: 5	R: 0 E: 0 K: 0 S: 3	H: 0 LOB: 0 BB: 0 P: 3		1B: 7 2B: 0 3B: 0 HR: 3	SF: 0 SAC: 1 DP: 0 HBP: 0	WP: 2 PB: 0 SB: 0 CS: 0	PA: 39						
PITCHER	IP	WLS	BF	H	R	ER	SO	BB	IBB	HBP	BLK	WP	HR	S	P	ERA	WHIP										
Sammy Ellis, R ERA: 3.83 Bob Lee, R ERA: 4.19 Don Nottebart, R ERA: 1.82 Gerry Arrigo, L ERA: 2.52 Ted Abernathy, R ERA: 1.6 (1, 1) (5, 1) (6, 1) (7, 1) (8, 1)	4.2	L	23	9	4	4	1	1	0	0	0	1	2	24	28	7.71	2.143										
	0.2		4	0	2	2	0	2	0	0	0	1	0	2	10	27.00	3.000										
	0.2		3	1	1	1	1	0	0	0	0	0	1	5	5	13.50	1.500										
	1.0		3	0	0	0	1	0	0	0	0	0	0	5	5	0.00	0.000										
	2.0		6	0	0	0	1	0	0	0	0	0	0	8	8	0.00	0.000										
Batter	1	2	3	4	5	6	7	8	9	AB	R	H	RBI	BB	SO	LOB	BOTTOM										
Vada Pinson, L OBP: 0.307, SLG: 0.417 (1, 8)	P4			F9		F9				4	0	0	0	0	0	3	New York Mets @ Cincinnati Reds Crosley Field, Cincinnati, OH Thu Jul 13 1967, 7:05 PM EDT Unknown										
Lee May, R OBP: 0.274, SLG: 0.372 (1, 7)	P6			F8				5-3	4	1	1	0	0	0	0												
Pete Rose, S OBP: 0.389, SLG: 0.496 (1, 4)	6-3							F8	4	1	2	1	0	0	0												
Tony Perez, R OBP: 0.322, SLG: 0.528 (1, 5)	6-3							K	4	1	1	2	0	1	1												
Deron Johnson, R OBP: 0.312, SLG: 0.461 (1, 3)	K				6-3		K		4	0	0	0	0	2	0												
Tommy Helms, R OBP: 0.282, SLG: 0.333 (1, 6)	L9				P4			P6	4	0	1	0	0	0	0												
Jimmie Coker, R OBP: 0.297, SLG: 0.426 (1, 2)			F3		P6		F8		4	0	0	0	0	0	1												
Dick Simpson, R OBP: 0.260, SLG: 0.295 (1, 9)			5-3			5-3	E5		3	0	1	0	0	0	0												
Sammy Ellis, L OBP: 0.135, SLG: 0.059 Bob Lee, R ERA: 4.19 Don Nottebart, R ERA: 1.82 Geraldo Ruiz, S OBP: 0.241, SLG: 0.298 Gerry Arrigo, L ERA: 2.52 Jake Wood, R OBP: 0.143, SLG: 0.148 Art Shamsky, R OBP: 0.265, SLG: 0.265 Ted Abernathy, R ERA: 1.6 (1, 1) (5, 1) (6, PH) (7, 1) (7, PH) (8, 1)									1	0	0	0	0	1	0												
									0	0	0	0	0	0	0												
									0	0	0	0	0	0	0												
									1	0	0	0	0	0	0												
									0	0	0	0	0	0	0												
									0	0	0	0	0	0	0												
									0	0	0	0	0	0	0												
									0	0	0	0	0	0	0												
									0	0	0	0	0	0	0												
									0	0	0	0	0	0	0												
Inning Stats	R: 0 E: 0 K: 0 S: 3	H: 0 LOB: 0 BB: 0 P: 3	R: 0 E: 0 K: 1 S: 5	H: 0 LOB: 0 BB: 0 P: 5	R: 0 E: 0 K: 0 S: 4	H: 1 LOB: 1 BB: 0 P: 4	R: 0 E: 0 K: 0 S: 3	H: 0 LOB: 0 BB: 0 P: 3	R: 0 E: 0 K: 1 S: 5	H: 0 LOB: 0 BB: 0 P: 5	R: 0 E: 0 K: 1 S: 3	H: 0 LOB: 0 BB: 0 P: 5	R: 0 E: 0 K: 0 S: 3	H: 0 LOB: 0 BB: 0 P: 3	R: 0 E: 0 K: 0 S: 3	H: 0 LOB: 0 BB: 0 P: 3	1B: 4 2B: 1 3B: 0 HR: 1	SF: 0 SAC: 0 DP: 0 HBP: 1	WP: 0 PB: 0 SB: 0 CS: 0	PA: 34							
PITCHER	IP	WLS	BF	H	R	ER	SO	BB	IBB	HBP	BLK	WP	HR	S	P	ERA	WHIP										
Bob Hendley, L ERA: 5.03 Dick Selma, R ERA: 2.84 Hal Reniff, R ERA: 3.42 (1, 1) (7, 1) (8, 1)	6.2	W	26	6	3	3	3	0	0	0	0	0	1	32	32	4.05	0.900										
	0.1		2	0	0	0	0	0	0	1	0	0	0	1	2	0.00	0.000										
	2.0	S	6	0	0	0	1	0	0	0	0	0	0	8	8	0.00	0.000										

Batter	1	2	3	4	5	6	7	8	9	AB	R	H	RBI	BB	SO	LOB	TOP											
Bud Harrelson, S OBP: 0.337, SLG: 0.332 Phil Linz, R OBP: 0.286, SLG: 0.474	6-3			G3-6-3 1B		F7	K			3	0	1	0	0	0	2												
Larry Stahl, L OBP: 0.323, SLG: 0.379	P4			G3-6-3 1-2		4-3		K		4	0	0	0	0	1	3												
Tommy Davis, R OBP: 0.349, SLG: 0.503	K							K		3	1	1	0	1	2	0												
Ed Kranepool, L OBP: 0.376, SLG: 0.411		4-3			F7			K		3	1	0	0	1	0	1												
Ron Swoboda, R OBP: 0.317, SLG: 0.402 Hawk Taylor, R OBP: 0.282, SLG: 0.324		K			6-3					2	0	0	0	0	1	0												
Ed Charles, R OBP: 0.354, SLG: 0.352		4-3			6-3					4	0	1	0	0	0	0												
Jerry Buchek, R OBP: 0.283, SLG: 0.371			5-3		F9			K		4	0	0	0	0	1	2												
John Sullivan, L OBP: 0.247, SLG: 0.224 Dick Selma, R			4-3			4-3		F7		2	0	1	0	0	0	0												
Bob Johnson, R OBP: 0.350, SLG: 0.461 Jack Lamabe, R						2B				0	0	0	0	0	0	0												
Bob Shaw, R OBP: 0.083, SLG: 0.043 Ron Taylor, R										1	0	0	0	0	0	2												
Tommie Reynolds, R OBP: 0.273, SLG: 0.282						4-3				0	0	0	0	0	0	0												
										2	0	1	1	0	0	1												
Inning Stats	R: 0 E: 0 K: 1 S: 5	H: 0 LOB: 0 BB: 0 P: 5	R: 0 E: 0 K: 1 S: 5	H: 0 LOB: 0 BB: 0 P: 5	R: 0 E: 0 K: 1 S: 5	H: 0 LOB: 0 BB: 0 P: 5	R: 0 E: 0 K: 0 S: 4	H: 2 LOB: 1 BB: 0 P: 4	R: 0 E: 0 K: 0 S: 3	H: 0 LOB: 0 BB: 0 P: 3	R: 0 E: 0 K: 0 S: 4	H: 1 LOB: 2 BB: 0 P: 4	R: 3 E: 0 K: 2 S: 10	H: 3 LOB: 2 BB: 2 P: 18	R: 0 E: 0 K: 2 S: 7	H: 0 LOB: 0 BB: 0 P: 7	R: 0 E: 0 K: 0 S: 3	H: 0 LOB: 0 BB: 0 P: 3	1B: 4 2B: 2 3B: 0 HR: 0	SF: 0 SAC: 0 DP: 1 HBP: 0	WP: 2 PB: 0 SB: 0 CS: 0	PA: 34						
PITCHER	IP	WLS	BF	H	R	ER	SO	BB	IBB	HBP	BLK	WP	HR	S	P	ERA	WHIP											
Jim Maloney, R ERA: 4.02	(1, 1)	6.2	W	27	6	3	3	4	2	0	0	0	1	0	33	41	4.05	1.200										
Ted Abernathy, R ERA: 1.52	(7, 1)	2.1	S	7	0	0	0	3	0	0	0	0	0	0	13	13	0.00	0.000										

New York Mets @ Cincinnati Reds
Crosley Field, Cincinnati, OH
Thu Jul 13 1967, 7:05 PM EDT
Att: 15,133 - Unknown

AB 32
R 3
H 6
RBI 2
BB 2
SO 7
LOB 13



Batter	1	2	3	4	5	6	7	8	9	AB	R	H	RBI	BB	SO	LOB	BOTTOM											
Vada Pinson, L OBP: 0.303, SLG: 0.411	G3	G3		L9	P4			K		5	0	0	0	0	1	3												
Floyd Robinson, L OBP: 0.298, SLG: 0.333	1B 2B	S 1B		1-3		1-3		G3		5	1	2	0	0	0	1												
Pete Rose, S OBP: 0.391, SLG: 0.497	2B 4-3 1B	K				F7		CI		4	2	2	0	0	1	1												
Tony Perez, R OBP: 0.327, SLG: 0.532	4-3 2B 3-H		P6		E8 1B			L9		5	2	3	1	0	0	1												
Deron Johnson, R OBP: 0.311, SLG: 0.457	4-3				4-3	FC6-4				4	0	1	1	0	0	3												
Lee May, R OBP: 0.284, SLG: 0.379	2-3 3-H 2B				F9					2	1	1	1	2	0	1												
Tommy Helms, R OBP: 0.285, SLG: 0.333					L9					3	0	1	1	1	0	2												
Jimmie Coker, R OBP: 0.279, SLG: 0.400	P4				E6 FC3-6	L7		FC5-4		4	0	0	0	0	0	5												
Jim Maloney, L OBP: 0.206, SLG: 0.273 Ted Abernathy, R OBP: 0.200, SLG: 0.200			F3		FC3-6			K		3	0	1	1	0	0	1												
										1	0	0	0	0	1	1												
Inning Stats	R: 3 E: 0 K: 0 S: 7	H: 4 LOB: 2 BB: 1 P: 11	R: 0 E: 0 K: 1 S: 6	H: 1 LOB: 0 BB: 0 P: 6	R: 0 E: 0 K: 0 S: 4	H: 1 LOB: 1 BB: 0 P: 4	R: 0 E: 1 K: 0 S: 4	H: 0 LOB: 1 BB: 0 P: 4	R: 3 E: 0 K: 0 S: 7	H: 4 LOB: 2 BB: 1 P: 11	R: 0 E: 0 K: 0 S: 4	H: 1 LOB: 1 BB: 0 P: 4	R: 0 E: 0 K: 1 S: 5	H: 0 LOB: 1 BB: 1 P: 9	R: 0 E: 1 K: 1 S: 6	H: 0 LOB: 1 BB: 0 P: 6	1B: 9 2B: 2 3B: 0 HR: 0	SF: 0 SAC: 0 DP: 0 HBP: 0	WP: 0 PB: 0 SB: 2 CS: 0	PA: 40								
PITCHER	IP	WLS	BF	H	R	ER	SO	BB	IBB	HBP	BLK	WP	HR	S	P	ERA	WHIP											
Bob Shaw, R ERA: 4.47	(1, 1)	4.1	L	25	9	6	6	1	0	2	0	0	0	0	25	33	12.46	2.077										
Ron Taylor, R ERA: 3.88	(5, 1)	0.2		3	1	0	0	0	0	0	0	0	0	3	3	0.00	1.500											
Dick Selma, R ERA: 2.86	(6, 1)	1.0		4	1	0	0	0	0	0	0	0	0	4	4	0.00	1.000											
Jack Lamabe, R ERA: 3.88	(7, 1)	2.0		8	0	0	0	2	1	0	0	0	0	11	15	0.00	0.500											

New York Mets @ Cincinnati Reds
Crosley Field, Cincinnati, OH
Thu Jul 13 1967, 7:05 PM EDT
Att: 15,133 - Unknown


AB 36
R 6
H 11
RBI 5
BB 3
SO 3
LOB 19



Batter	1	2	3	4	5	6	7	8	9	10	AB	R	H	RBI	BB	SO	LOB	TOP			
Bud Harrelson, S (1, 6) OBP: 0.334, SLG: 0.330	4-3		6-3		6-3			1-3 G3 1B		5-3	5	0	1	0	0	0	1				
Larry Stahl, L (1, 8) OBP: 0.303, SLG: 0.355	K		4-3			P6		G3			4	0	0	0	0	1	1				
Tommy Davis, R (1, 7) OBP: 0.351, SLG: 0.500	F8			BB		4-0 BB		1-3			2	0	0	0	2	0	1				
Ed Kranepool, L (1, 3) OBP: 0.370, SLG: 0.403		F7		K		L4-3 BB		P5			4	0	0	0	0	1	3				
Ed Charles, R (1, 5) OBP: 0.337, SLG: 0.352		1B HBP		K				1B BB K 1B		K	3	0	1	0	0	2	1				
Ron Swoboda, R (1, 9) OBP: 0.316, SLG: 0.396		F9		1-3				K 1B BB		K	3	0	0	0	1	1	2				
Jerry Buchek, R (1, 4) OBP: 0.291, SLG: 0.377		1-2 1B				E 1B		K 1B		L7	4	0	3	0	0	0	0				
Jerry Grote, R (1, 2) OBP: 0.233, SLG: 0.269		F8		K		K		K		6-3	4	0	0	0	0	2	6				
Jack Fisher, R (1, 1) OBP: 0.136, SLG: 0.098			K		SH2-6-4			F8		6-3	3	0	0	0	0	1	2				
Inning Stats	R: 0 E: 0 K: 1 S: 5	H: 0 LOB: 0 BB: 0 P: 5	R: 0 E: 0 K: 1 S: 5	H: 1 LOB: 2 BB: 0 P: 5	R: 0 E: 0 K: 1 S: 5	H: 0 LOB: 0 BB: 0 P: 5	R: 0 E: 0 K: 2 S: 7	H: 0 LOB: 1 BB: 1 P: 11	R: 0 E: 1 K: 1 S: 6	H: 1 LOB: 1 BB: 0 P: 6	R: 0 E: 0 K: 0 S: 2	H: 2 LOB: 2 BB: 1 P: 10	R: 0 E: 0 K: 0 S: 4	H: 1 LOB: 1 BB: 0 P: 4	R: 0 E: 0 K: 2 S: 7	H: 0 LOB: 0 BB: 0 P: 7	R: 0 E: 0 K: 0 S: 3	H: 0 LOB: 0 BB: 0 P: 3	1B: 5 2B: 1 3B: 0 HR: 0	SF: 0 SAC: 1 DP: 1 HBP: 1	WP: 0 PA: 37 PB: 0 SB: 0 CS: 0
PITCHER Gary Nolan, R (1, 1) ERA: 2.29	IP: 10.0 WLS: W BF: 37 H: 5 R: 0 ER: 0 SO: 8 BB: 3 IBB: 0 HBP: 1 BLK: 0 WP: 0 HR: 0 S: 49 P: 62 ERA: 0.00 WHIP: 0.800																				

New York Mets @ Cincinnati Reds
Crosley Field, Cincinnati, OH
Fri Jul 14 1967, 7:05 PM EDT
Att: 15,006 - Unknown - 61 F


AB 32
R 0
H 5
RBI 0
BB 3
SO 8
LOB 17



Batter	1	2	3	4	5	6	7	8	9	10	AB	R	H	RBI	BB	SO	LOB	BOTTOM			
Floyd Robinson, L (1, 9) OBP: 0.310, SLG: 0.348	F9			6-3		1B				1B BB	4	1	2	0	1	0	0				
Vada Pinson, L (1, 8) OBP: 0.304, SLG: 0.411	5-3			CS 1B		F7		P6		1B IBB 1B	5	0	2	0	0	0	2				
Pete Rose, S (1, 4) (10, 7) OBP: 0.394, SLG: 0.497	1B			1-2 1B		F7				K	4	0	2	0	1	1	1				
Tony Perez, R (1, 5) OBP: 0.325, SLG: 0.527		F7		K		P4				4-3	5	0	1	1	0	1	2				
Deron Johnson, R (1, 3) Giraldo Ruiz, S (9, PR) (10, 4) OBP: 0.241, SLG: 0.288		5-3		2B BB		5-3				1B BB	2	0	0	0	2	0	0				
Lee May, R (1, 7) (10, 3) OBP: 0.289, SLG: 0.388		K		1-3 2B		6-3				1-2 1B	4	0	2	0	0	1	0				
Tommy Helms, R (1, 6) OBP: 0.281, SLG: 0.328			5-3		6-3			F5		L7	4	0	0	0	0	0	4				
Jimmie Coker, R (1, 2) OBP: 0.264, SLG: 0.377			F8		1-3			F8		5-3	4	0	0	0	0	0	2				
Gary Nolan, R (1, 1) OBP: 0.200, SLG: 0.086			K		6-3			6-3		3-1	4	0	0	0	0	1	2				
Inning Stats	R: 0 E: 0 K: 0 S: 3	H: 1 LOB: 1 BB: 0 P: 3	R: 0 E: 0 K: 1 S: 5	H: 0 LOB: 0 BB: 0 P: 5	R: 0 E: 0 K: 1 S: 5	H: 0 LOB: 0 BB: 0 P: 5	R: 0 E: 0 K: 1 S: 6	H: 2 LOB: 1 BB: 0 P: 6	R: 0 E: 0 K: 0 S: 4	H: 1 LOB: 1 BB: 0 P: 4	R: 0 E: 0 K: 0 S: 3	H: 0 LOB: 0 BB: 0 P: 3	R: 0 E: 0 K: 0 S: 4	H: 1 LOB: 1 BB: 0 P: 4	R: 0 E: 0 K: 1 S: 6	H: 1 LOB: 2 BB: 1 P: 10	R: 1 E: 0 K: 0 S: 4	H: 2 LOB: 3 BB: 2 P: 12	1B: 7 2B: 2 3B: 0 HR: 0	SF: 0 SAC: 0 DP: 0 HBP: 0	WP: 0 PA: 40 PB: 0 SB: 0 CS: 1
PITCHER Jack Fisher, R (1, 1) ERA: 4.19	IP: 9.2 WLS: L BF: 40 H: 9 R: 1 ER: 1 SO: 4 BB: 3 IBB: 1 HBP: 0 BLK: 0 WP: 0 HR: 0 S: 44 P: 60 ERA: 0.93 WHIP: 1.241																				

New York Mets @ Cincinnati Reds
Crosley Field, Cincinnati, OH
Fri Jul 14 1967, 7:05 PM EDT
Att: 15,006 - Unknown - 61 F

AB 36
R 1
H 9
RBI 1
BB 4
SO 4
LOB 13



Batter	1	2	3	4	5	6	7	8	9	AB	R	H	RBI	BB	SO	LOB	TOP		
Bud Harrelson, S OBP: 0.330, SLG: 0.325 Don Shaw, L (8, 1)										4	0	0	0	0	1	3			
Larry Stahl, L OBP: 0.300, SLG: 0.338 (1, 8)										3	0	0	0	0	0	2			
Tommy Davis, R OBP: 0.350, SLG: 0.497 (1, 7)										4	0	1	1	0	0	2			
Ed Kranepool, L OBP: 0.364, SLG: 0.395 (1, 3)										4	0	0	0	0	1	2			
Ed Charles, R OBP: 0.359, SLG: 0.348 (1, 5)										2	0	0	0	2	0	0			
Ron Swoboda, R OBP: 0.314, SLG: 0.393 (1, 9)										4	0	1	0	0	1	2			
Jerry Buchek, R OBP: 0.286, SLG: 0.371 (1, 4)										4	0	0	0	0	0	3			
Jerry Grote, R OBP: 0.232, SLG: 0.267 John Sullivan, L OBP: 0.262, SLG: 0.241 (6, PH) (6, 2)										1	0	0	0	0	0	0			
Tom Seaver, R OBP: 0.347, SLG: 0.358 Ron Taylor, R OBP: 0.285, SLG: 0.291 Tommy Reynolds, R OBP: 0.285, SLG: 0.291 Hal Reniff, R OBP: 0.285, SLG: 0.291 Bob Johnson, R OBP: 0.354, SLG: 0.462 (5, 1) (5, 1) (6, PH) (6, 1) (8, PH) (8, 6)										1	0	0	0	0	0	0			
Inning Stats	R: 0 E: 0 K: 1 S: 5	H: 0 LOB: 0 BB: 0 P: 5	R: 0 E: 0 K: 0 S: 3	H: 0 LOB: 1 BB: 1 P: 7	R: 0 E: 0 K: 0 S: 3	H: 0 LOB: 0 BB: 0 P: 3	R: 0 E: 0 K: 1 S: 5	H: 0 LOB: 0 BB: 0 P: 5	R: 0 E: 0 K: 0 S: 5	H: 2 LOB: 1 BB: 0 P: 5	R: 0 E: 0 K: 0 S: 4	H: 1 LOB: 1 BB: 0 P: 4	R: 1 E: 1 K: 0 S: 5	H: 2 LOB: 2 BB: 0 P: 6	R: 0 E: 1 K: 0 S: 4	H: 1 LOB: 2 BB: 1 P: 8	1B: 6 2B: 0 3B: 0 HR: 0	SF: 0 SAC: 0 DP: 0 HBP: 1	WP: 0 PA: 36 PB: 0 SB: 0 CS: 0
PITCHER Mel Queen, R ERA: 2.85 (1, 1)	IP: 9.0 WLS: W BF: 36 H: 6 R: 1 ER: 1 SO: 3 BB: 2 IBB: 0 HBP: 1 BLK: 0 WP: 0 HR: 0 S: 39 P: 48 ERA: 1.00 WHIP: 0.889																		

New York Mets @ Cincinnati Reds
Crosley Field, Cincinnati, OH
Sat Jul 15 1967, 3:33 AM EDT
Att. 8,587 - Unknown - 68 F

AB 33
R 1
H 6
RBI 1
BB 2
SO 3
LOB 16

Batter	1	2	3	4	5	6	7	8	9	AB	R	H	RBI	BB	SO	LOB	BOTTOM		
Floyd Robinson, L OBP: 0.321, SLG: 0.353 (1, 9)										4	2	2	2	1	1	1			
Vada Pinson, L OBP: 0.303, SLG: 0.408 (1, 8)										5	0	1	0	0	0	2			
Pete Rose, S OBP: 0.392, SLG: 0.493 (1, 4)										4	0	1	1	0	1	1			
Tony Perez, R OBP: 0.327, SLG: 0.533 (1, 5)										4	1	2	1	0	1	2			
Deron Johnson, R OBP: 0.313, SLG: 0.454 (1, 3)										4	1	1	1	0	1	3			
Lee May, R OBP: 0.293, SLG: 0.396 (1, 7)										4	1	2	1	0	1	2			
Tommy Helms, R OBP: 0.281, SLG: 0.325 (1, 6)										3	0	0	0	1	0	1			
Jimmie Coker, R OBP: 0.276, SLG: 0.375 (1, 2)										3	1	1	0	1	1	2			
Mel Queen, L OBP: 0.217, SLG: 0.205 (1, 1)										3	0	1	0	0	1	1			
Inning Stats	R: 1 E: 0 K: 2 S: 10	H: 3 LOB: 2 BB: 0 P: 10	R: 0 E: 0 K: 0 S: 4	H: 1 LOB: 1 BB: 0 P: 4	R: 0 E: 0 K: 1 S: 6	H: 1 LOB: 1 BB: 0 P: 6	R: 3 E: 0 K: 2 S: 10	H: 3 LOB: 2 BB: 2 P: 18	R: 0 E: 0 K: 2 S: 7	H: 0 LOB: 0 BB: 0 P: 7	R: 0 E: 0 K: 0 S: 3	H: 0 LOB: 0 BB: 0 P: 3	R: 2 E: 0 K: 0 S: 5	H: 2 LOB: 1 BB: 1 P: 9	R: 0 E: 0 K: 0 S: 3	H: 0 LOB: 0 BB: 0 P: 3	1B: 7 2B: 4 3B: 0 HR: 0	SF: 0 SAC: 1 DP: 0 HBP: 0	WP: 1 PA: 38 PB: 0 SB: 1 CS: 0
PITCHER Tom Seaver, R ERA: 2.83 Ron Taylor, R ERA: 3.45 Hal Reniff, R ERA: 3.29 Don Shaw, L ERA: 3.56 (1, 1) (5, 1) (6, 1) (8, 1)	IP: 4.2 WLS: L BF: 23 H: 8 R: 4 ER: 4 SO: 4 BB: 1 IBB: 0 HBP: 0 BLK: 0 WP: 0 HR: 0 S: 30 P: 34 ERA: 7.71 WHIP: 1.929																		

New York Mets @ Cincinnati Reds
Crosley Field, Cincinnati, OH
Sat Jul 15 1967, 3:33 AM EDT
Att. 8,587 - Unknown - 68 F

AB 34
R 6
H 11
RBI 6
BB 3
SO 7
LOB 15

Batter	1	2	3	4	5	6	7	8	9	AB	R	H	RBI	BB	SO	LOB	TOP							
Tony Gonzalez, L (1,8) OBP: 0.398, SLG: 0.487	F8		F9 BB 1B		5-3	1B		E2 1B		5	1	3	1	0	0	0	Philadelphia Phillies @ Cincinnati Reds Crosley Field, Cincinnati, OH Mon Jul 17 1967, 3:33 AM EDT Att: 7,517 - Unknown							
Doug Clemens, L (1,7) OBP: 0.286, SLG: 0.277	2B G3-2 BB		1B BB		G3	F2		HBP		2	0	0	0	2	0	1								
Dick Allen, R (1,5) OBP: 0.424, SLG: 0.550	1-3 2B		F9 2-3		S 1B BB		P4	K		4	1	1	0	1	1	4								
Johnny Callison, L (1,9) OBP: 0.355, SLG: 0.462	G3-2 3-H		1-3 1B		1-3 1B BB		1B		K	4	1	2	1	1	1	2								
Bill White, L (1,3) OBP: 0.291, SLG: 0.269		G4-6-3 1B	P4		1B BB		L9		6-3	4	0	1	0	1	0	3								
Clay Dalrymple, L (1,2) OBP: 0.284, SLG: 0.259	G4-6-3 1-2		F9		1-3 2-H 3-H 1B		L9		6-3	5	0	1	2	0	0	4								
Tony Taylor, R (1,4) OBP: 0.326, SLG: 0.356		S 1B BB		K	FC1-4-6 1-2			F8		3	1	0	0	1	1	2								
Bobby Wine, R (1,6) OBP: 0.247, SLG: 0.274									3-1	3	0	1	1	0	2	0								
Chuck Hiller, L (8, PH) OBP: 0.119, SLG: 0.140		1-H 1B		K						1	0	0	0	0	0	0								
Gary Sutherland, R (8,6) OBP: 0.302, SLG: 0.327										0	0	0	0	0	0	0								
Larry Jackson, R (1,1) OBP: 0.163, SLG: 0.167										2	0	0	0	0	2	1								
Turk Farrell, R (5,1) OBP: 0.167, SLG: 0.182										1	0	0	0	0	1	0								
Don Lock, R (8, PH) OBP: 0.380, SLG: 0.528										0	1	0	0	1	0	0								
Dick Hall, R (8,1) OBP: 0.380, SLG: 0.528								S E BB		0	0	0	0	0	0	0								
Inning Stats	R: 0 E: 0 K: 0 S: 3	H: 1 LOB: 1 BB: 1 P: 7	R: 1 E: 0 K: 1 S: 6	H: 2 LOB: 1 BB: 1 P: 10	R: 1 E: 0 K: 0 S: 5	H: 2 LOB: 2 BB: 1 P: 9	R: 0 E: 0 K: 3 S: 9	H: 0 LOB: 0 BB: 0 P: 9	R: 2 E: 0 K: 0 S: 4	H: 1 LOB: 2 BB: 3 P: 16	R: 0 E: 0 K: 2 S: 8	H: 1 LOB: 1 BB: 0 P: 8	R: 0 E: 0 K: 0 S: 4	H: 1 LOB: 1 BB: 0 P: 4	R: 1 E: 1 K: 1 S: 6	H: 2 LOB: 2 BB: 1 P: 11	R: 0 E: 0 K: 1 S: 5	H: 0 LOB: 0 BB: 0 P: 5	1B: 8 2B: 2 3B: 0 HR: 0	SF: 0 SAC: 0 DP: 2 HBP: 1	WP: 0 PB: 0 SB: 4 CS: 0	PA: 42		
PITCHER	IP WLS BF H R ER SO BB IBB HBP BLK WP HR S P ERA WHIP																							
Sammy Ellis, R (1,1) ERA: 3.95	7.2		37	9	5	5	6	7	0	0	0	0	0	0	42	70	5.87	2.087						
Ted Abernathy, R (8,1) ERA: 1.46	1.1	W	5	0	0	0	2	0	0	1	0	0	0	0	8	9	0.00	0.000						

Batter	1	2	3	4	5	6	7	8	9	AB	R	H	RBI	BB	SO	LOB	BOTTOM							
Floyd Robinson, L (1,9) OBP: 0.315, SLG: 0.344	1B E 1B	F8		F7		G3		2B 1B		5	2	2	0	0	0	3	Philadelphia Phillies @ Cincinnati Reds Crosley Field, Cincinnati, OH Mon Jul 17 1967, 3:33 AM EDT Att: 7,517 - Unknown							
Vada Pinson, L (1,8) OBP: 0.314, SLG: 0.416	G1-6-3 1-3 1B		FC6-5 S 1B		2B 1B	BB		3B 2B		4	2	4	1	1	0	0								
Pete Rose, S (1,4) OBP: 0.388, SLG: 0.484	E4 G1-6-3 1-2 3-H		1-3		F7	F8		3B IBB		4	1	0	1	1	0	5								
Tony Perez, R (1,5) OBP: 0.330, SLG: 0.535	G1-6-3 1-2 2-3		FC6-5		2B 4-3 1B		4-3	3B		5	1	2	2	0	0	3								
Don Pavletich, R (1,2) OBP: 0.349, SLG: 0.507	HBP		5-3		4-3 2B		K	6-3		4	0	1	1	0	1	2								
Lee May, R (1,7) OBP: 0.298, SLG: 0.418	L6				4-3					4	2	2	2	0	0	3								
Ted Abernathy, R (8,1) OBP: 0.200, SLG: 0.200				3B 2B	4-3					0	0	0	0	0	0	0								
Deron Johnson, R (1,3) OBP: 0.309, SLG: 0.445				5-3	5-3			6-3		4	0	1	0	0	0	2								
Tommy Helms, R (1,6) OBP: 0.281, SLG: 0.331	G6-3 1-2				2-H 3B			F8		4	0	2	1	0	0	1								
Sammy Ellis, L (1,1) OBP: 0.150, SLG: 0.081					4-3			F9		3	0	1	0	0	1	2								
Giraldo Ruiz, S (8,4) OBP: 0.240, SLG: 0.286						K				1	0	0	0	0	0	0								
Inning Stats	R: 1 E: 1 K: 0 S: 5	H: 2 LOB: 2 BB: 0 P: 6	R: 0 E: 0 K: 0 S: 4	H: 2 LOB: 0 BB: 0 P: 4	R: 0 E: 0 K: 0 S: 4	H: 1 LOB: 1 BB: 0 P: 4	R: 1 E: 0 K: 0 S: 5	H: 2 LOB: 1 BB: 0 P: 5	R: 2 E: 0 K: 0 S: 6	H: 3 LOB: 1 BB: 0 P: 6	R: 0 E: 0 K: 1 S: 6	H: 1 LOB: 2 BB: 1 P: 10	R: 1 E: 0 K: 1 S: 6	H: 1 LOB: 0 BB: 0 P: 6	R: 3 E: 0 K: 0 S: 6	H: 3 LOB: 1 BB: 1 P: 10	1B: 9 2B: 3 3B: 2 HR: 1	SF: 0 SAC: 0 DP: 2 HBP: 1	WP: 0 PB: 0 SB: 1 CS: 0	PA: 41				
PITCHER	IP WLS BF H R ER SO BB IBB HBP BLK WP HR S P ERA WHIP																							
Larry Jackson, R (1,1) ERA: 3.48	4.1		23	10	4	4	0	0	0	1	0	0	0	0	22	23	8.31	2.308						
Turk Farrell, R (5,1) ERA: 3.56	2.2		11	2	1	1	2	1	0	0	0	0	0	1	14	18	3.38	1.125						
Dick Hall, R (8,1) ERA: 2.15	1.0	L	7	3	3	3	0	0	1	0	0	0	0	6	10	27.00	3.000							



Batter	1	2	3	4	5	6	7	8	9	AB	R	H	RBI	BB	SO	LOB	TOP					
Lou Brock, L OBP: 0.304, SLG: 0.462 (1,7)	6-3		P5		K2-3		K		F7	5	0	0	0	0	2	2	St. Louis Cardinals @ Cincinnati Reds Crosley Field, Cincinnati, OH Tue Jul 18 1967, 7:05 PM EDT Att: 17,884 - Unknown - 77 F					
Bobby Tolan, L OBP: 0.322, SLG: 0.420 (1,8)	1-3		K		K		WP		4-3	5	0	1	0	0	2	2						
Roger Maris, L OBP: 0.369, SLG: 0.470 (1,9)				4-3		HR			2B	4	2	3	1	1	0	0						
Orlando Cepeda, R OBP: 0.424, SLG: 0.554 (1,3)	K			S		HR			1B	5	2	3	1	0	1	3						
Tim McCarver, L OBP: 0.419, SLG: 0.531 (1,2)		G3		F9		4-3				5	0	1	1	0	0	1						
Mike Shannon, R OBP: 0.320, SLG: 0.414 (1,5)		G3				P4			F9	5	0	2	1	0	0	2						
Julian Javier, R OBP: 0.317, SLG: 0.404 (1,4)		4-3		K2-3		E6				4	0	0	0	0	2	2						
Dal Maxvill, R OBP: 0.268, SLG: 0.260 (1,6)				FC5-6		F8				3	0	2	0	1	0	0						
Steve Carlton, L OBP: 0.205, SLG: 0.216 (7,1)				FC5-6		F7			5-3	3	0	1	0	0	0	3						
Jack Lamabe, R OBP: 0.286, SLG: 0.167 (7,1)										0	0	0	0	0	0	0						
Joe Hoerner, L OBP: 0.285, SLG: 0.286 (7,1)										0	0	0	0	0	0	0						
Ron Willis, R OBP: 0.290, SLG: 0.508 (7,1)										0	0	0	0	0	0	0						
Ed Spiezio, R OBP: 0.322, SLG: 0.313 (8,PH)										1	0	0	0	0	0	2						
Jim Cosman, R OBP: 0.125, SLG: 0.125 (8,1)										0	0	0	0	0	0	0						
Inning Stats	R: 0 E: 0 K: 1 S: 6	H: 1 LOB: 1 BB: 0 P: 6	R: 0 E: 0 K: 0 S: 3	H: 0 LOB: 0 BB: 0 P: 3	R: 0 E: 1 K: 1 S: 6	H: 1 LOB: 1 BB: 0 P: 6	R: 1 E: 0 K: 1 S: 7	H: 2 LOB: 1 BB: 0 P: 7	R: 0 E: 0 K: 2 S: 8	H: 1 LOB: 1 BB: 0 P: 8	R: 2 E: 1 K: 0 S: 7	H: 3 LOB: 2 BB: 0 P: 7	R: 0 E: 0 K: 1 S: 5	H: 1 LOB: 1 BB: 1 P: 9	R: 0 E: 0 K: 1 S: 6	H: 1 LOB: 2 BB: 1 P: 10	R: 1 E: 0 K: 0 S: 6	H: 3 LOB: 2 BB: 0 P: 6	1B: 9 2B: 2 3B: 0 HR: 2	SF: 0 SAC: 0 DP: 1 HBP: 0	WP: 2 PB: 0 SB: 1 CS: 0	PA: 42
PITCHER	IP WLS BF H R ER SO BB IBB HBP BLK WP HR S P ERA WHIP																					
Jim Maloney, R ERA: 4.01 (1,1)	7.0 W 31 9 3 3 6 1 0 0 0 1 2 42 46 3.86 1.429																					
Ted Abernathy, R ERA: 1.6 (8,1)	2.0 S 11 4 1 1 1 1 0 0 0 0 0 12 16 4.50 2.500																					

St. Louis Cardinals @ Cincinnati Reds
 Crosley Field, Cincinnati, OH
 Tue Jul 18 1967, 7:05 PM EDT
 Att: 17,884 - Unknown - 77 F

AB 40
 R 4
 H 13
 RBI 4
 BB 2
 SO 7
 LOB 17

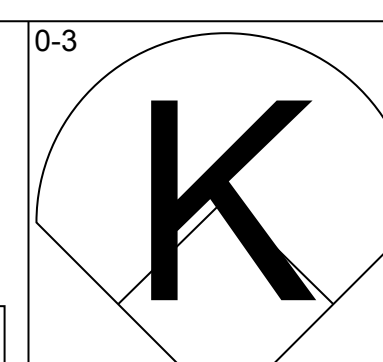
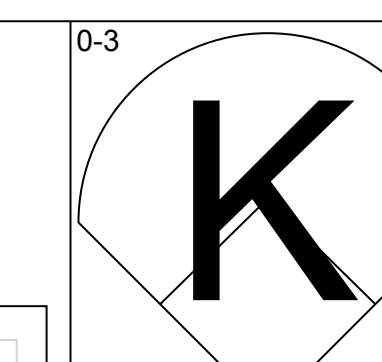
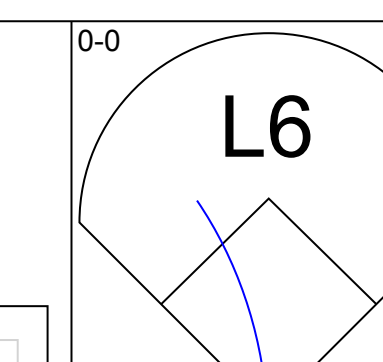
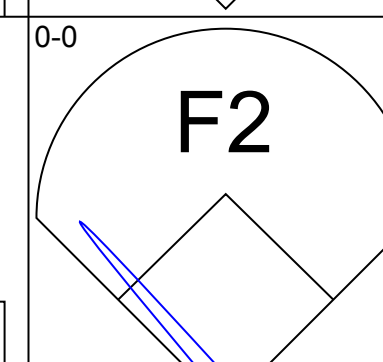
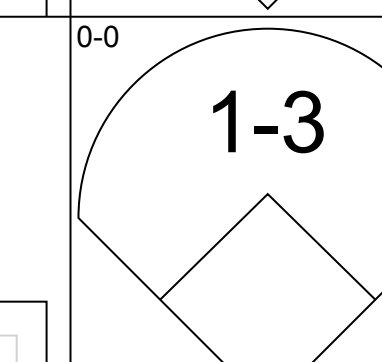
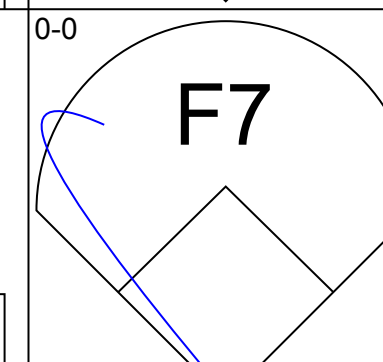
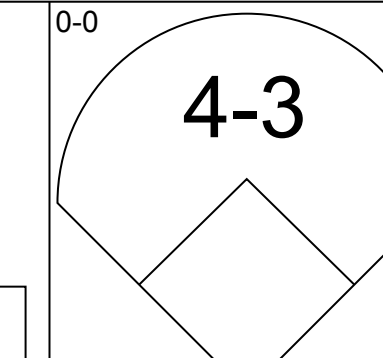
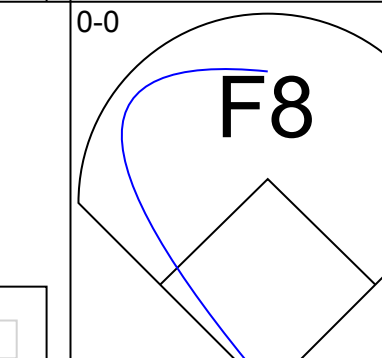
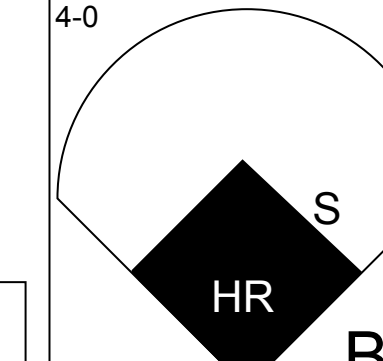
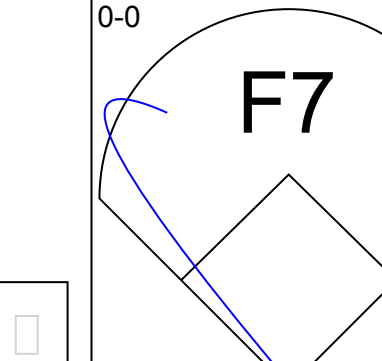
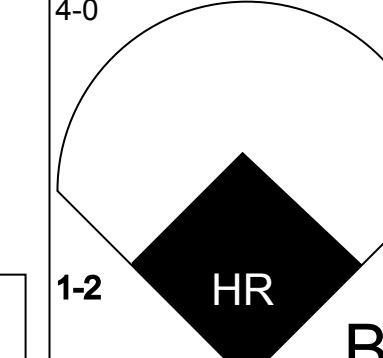
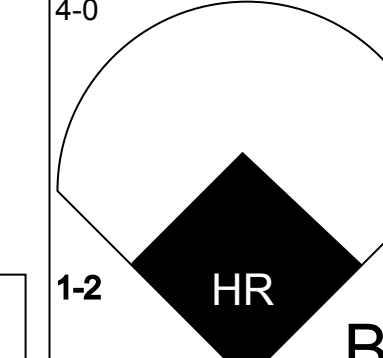
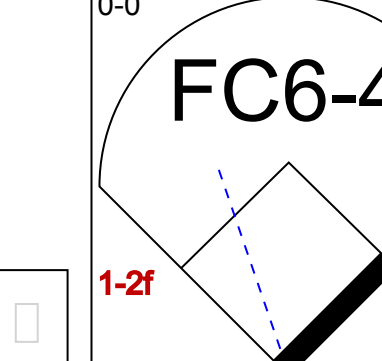
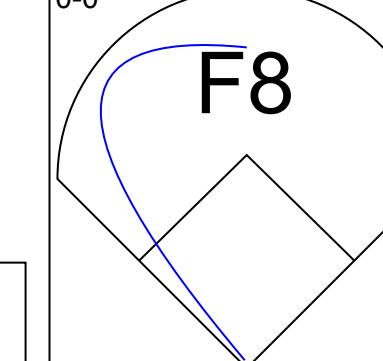
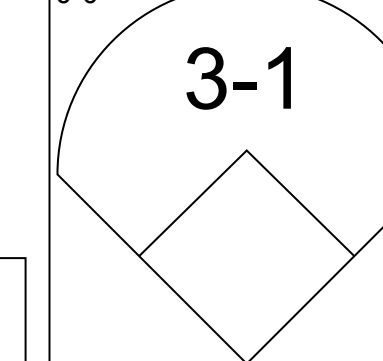


Batter	1	2	3	4	5	6	7	8	9	AB	R	H	RBI	BB	SO	LOB	BOTTOM			
Floyd Robinson, L OBP: 0.313, SLG: 0.341 (1,9)	5-3			F8		F8				1	0	0	0	0	0	0	St. Louis Cardinals @ Cincinnati Reds Crosley Field, Cincinnati, OH Tue Jul 18 1967, 7:05 PM EDT Att: 17,884 - Unknown - 77 F			
Dick Simpson, R OBP: 0.283, SLG: 0.340 (4,PH) (5,9)				SH1-3						3	1	2	3	0	0	0				
Vada Pinson, L OBP: 0.314, SLG: 0.416 (1,8)	K			SH1-3		4-3				3	1	1	1	0	1	0				
Pete Rose, S OBP: 0.383, SLG: 0.477 (1,4)	6-3			F8		F8				4	0	0	0	0	0	2				
Tony Perez, R OBP: 0.332, SLG: 0.533 (1,5)			K							3	1	1	0	1	1	0				
Don Pavletich, R OBP: 0.347, SLG: 0.500 (1,2)	L7			K						4	1	1	0	0	2	3				
Lee May, R OBP: 0.297, SLG: 0.420 (1,7)	6-3					L8				4	1	1	1	0	0	0				
Deron Johnson, R OBP: 0.311, SLG: 0.442 (1,3)			K			6-3				2	1	0	0	1	1	0				
Tommy Helms, R OBP: 0.284, SLG: 0.337 (1,6)										4	0	2	0	0	0	4				
Jim Maloney, L OBP: 0.194, SLG: 0.257 (1,1)										2	0	0	0	0	1	2				
Art Shamsky, L OBP: 0.263, SLG: 0.263 (7,PH)										0	0	0	0	0	0	0				
Jake Wood, R OBP: 0.172, SLG: 0.148 (7,PH)										0	1	0	1	1	0	0				
Ted Abernathy, R OBP: 0.167, SLG: 0.167 (8,1)										1	0	0	0	0	0	1				
Inning Stats	R: 0 E: 0 K: 1 S: 5	H: 0 LOB: 0 BB: 0 P: 5	R: 0 E: 0 K: 1 S: 5	H: 0 LOB: 0 BB: 0 P: 5	R: 0 E: 0 K: 2 S: 7	H: 1 LOB: 1 BB: 0 P: 7	R: 0 E: 0 K: 1 S: 6	H: 1 LOB: 2 BB: 1 P: 10	R: 0 E: 0 K: 0 S: 4	H: 1 LOB: 1 BB: 0 P: 4	R: 0 E: 0 K: 0 S: 3	H: 0 LOB: 0 BB: 0 P: 3	R: 7 E: 1 K: 1 S: 11	H: 5 LOB: 1 BB: 2 P: 19	R: 0 E: 0 K: 0 S: 3	H: 0 LOB: 1 BB: 0 P: 4	1B: 5 2B: 4 3B: 0 HR: 0	SF: 0 SAC: 1 DP: 1 HBP: 1	WP: 0 PB: 0 SB: 0 CS: 1	PA: 36
PITCHER	IP WLS BF H R ER SO BB IBB HBP BLK WP HR S P ERA WHIP																			
Steve Carlton, L ERA: 3.45 (1,1)	6.0 L 24 6 3 3 5 1 0 0 0 0 0 0 1 5 0.00 3.000																			
Jack Lamabe, R ERA: 4.02 (7,1)	0.1 2 0 0 0 0 1 0 0 0 0 0 0 1 5 0.00 3.000																			
Joe Hoerner, L ERA: 3.19 (7,1)	0.0 3 2 3 3 0 1 0 0 0 0 0 0 2 6 0.00 0.000																			
Ron Willis, R ERA: 4.62 (7,1)	0.2 3 0 1 0 1 0 0 0 0 0 0 0 5 5 0.00 0.000																			
Jim Cosman, R ERA: 2.79 (8,1)	1.0 4 0 0 0 0 0 0 0 1 0 0 0 3 4 0.00 0.000																			

St. Louis Cardinals @ Cincinnati Reds
 Crosley Field, Cincinnati, OH
 Tue Jul 18 1967, 7:05 PM EDT
 Att: 17,884 - Unknown - 77 F

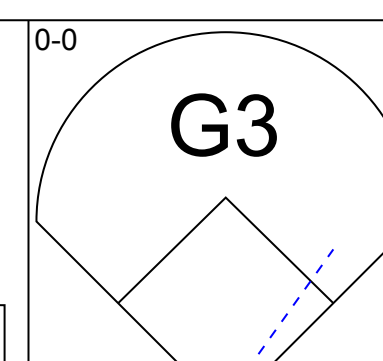
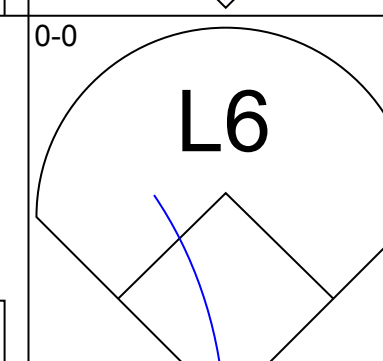
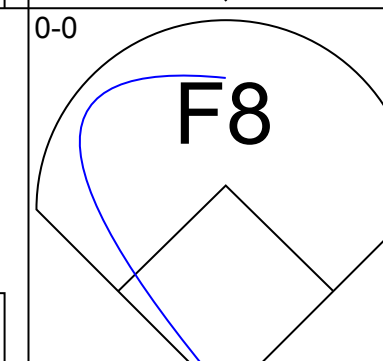
AB 31
 R 7
 H 8
 RBI 6
 BB 3
 SO 6
 LOB 12



Batter	1	2	3	4	5	6	7	8	9	AB	R	H	RBI	BB	SO	LOB	TOP										
Lou Brock, L OBP: 0.300, SLG: 0.453 (1, 7)										5	1	1	0	0	2	0	St. Louis Cardinals @ Cincinnati Reds Crosley Field, Cincinnati, OH Thu Jul 20 1967, 7:05 PM EDT Att: 18,901 - Unknown										
Bobby Tolan, L OBP: 0.327, SLG: 0.435 (1, 8)										4	1	1	1	0	1	1											
Roger Maris, L OBP: 0.371, SLG: 0.469 (1, 9)										3	1	1	1	1	0	0											
Orlando Cepeda, R OBP: 0.420, SLG: 0.554 (1, 3)										4	1	1	2	0	1	1											
Tim McCarver, L OBP: 0.413, SLG: 0.517 (1, 2)										2	1	0	0	2	0	0											
Mike Shannon, R OBP: 0.328, SLG: 0.414 (1, 5)										2	1	1	0	2	1	1											
Julian Javier, R OBP: 0.314, SLG: 0.406 (1, 4)										4	1	1	3	0	1	3											
Dal Maxvill, R OBP: 0.267, SLG: 0.262 (1, 6)										4	0	0	0	0	2	2											
Ray Washburn, R OBP: 0.057, SLG: 0.114 (1, 1)										2	0	0	0	0	1	0											
Joe Hoerner, R OBP: 0.222, SLG: 0.222 (6, 1)										2	0	0	0	0	2	0											
Inning Stats	R: 0 E: 0 K: 1 S: 5	H: 0 LOB: 0 BB: 0 P: 5	R: 3 E: 0 K: 0 S: 4	H: 1 LOB: 0 BB: 2 P: 12	R: 0 E: 0 K: 1 S: 5	H: 0 LOB: 1 BB: 1 P: 9	R: 0 E: 0 K: 0 S: 4	H: 1 LOB: 1 BB: 0 P: 4	R: 3 E: 0 K: 2 S: 10	H: 3 LOB: 0 BB: 0 P: 10	R: 0 E: 0 K: 1 S: 4	H: 0 LOB: 0 BB: 1 P: 8	R: 1 E: 0 K: 3 S: 6	H: 1 LOB: 0 BB: 0 P: 6	R: 0 E: 0 K: 3 S: 9	H: 0 LOB: 1 BB: 1 P: 13	R: 0 E: 0 K: 2 S: 7	H: 0 LOB: 0 BB: 0 P: 7	1B: 2 2B: 1 3B: 0 HR: 3	SF: 0 SAC: 0 DP: 0 HBP: 0	WP: 0 PB: 0 SB: 2 CS: 1	PA: 37					
PITCHER	IP	WLS	BF	H	R	ER	SO	BB	IBB	HBP	BLK	WP	HR	S	P	ERA	WHIP										
Mel Queen, R ERA: 3.16 (1, 1)	6.0	L	26	5	6	6	5	4	0	0	0	0	2	32	48	9.00	1.500										
Don Nottebart, R ERA: 1.63 (7, 1)	3.0		11	1	1	1	6	1	0	0	0	0	1	22	26	3.00	0.667										

AB 32
R 7
H 6
RBI 7
BB 5
SO 11
LOB 8



Batter	1	2	3	4	5	6	7	8	9	AB	R	H	RBI	BB	SO	LOB	BOTTOM										
Pete Rose, S OBP: 0.380, SLG: 0.473 (1, 4)										5	1	2	0	0	0	0	St. Louis Cardinals @ Cincinnati Reds Crosley Field, Cincinnati, OH Thu Jul 20 1967, 7:05 PM EDT Att: 18,901 - Unknown										
Tommy Helms, R OBP: 0.281, SLG: 0.339 (1, 6)										5	1	2	1	0	0	1											
Vada Pinson, L OBP: 0.311, SLG: 0.408 (1, 8)										3	0	1	1	1	0	1											
Tony Perez, R OBP: 0.339, SLG: 0.534 (1, 5)										4	1	2	0	0	0	2											
Don Pavletich, R OBP: 0.356, SLG: 0.512 (1, 2)										4	0	1	0	0	1	2											
Lee May, R OBP: 0.290, SLG: 0.408 (1, 7)										4	0	1	1	0	1	2											
Deron Johnson, R OBP: 0.314, SLG: 0.436 (1, 3)										4	0	2	0	0	1	1											
Art Shamsky, L OBP: 0.271, SLG: 0.265 (1, 9)										3	0	1	0	0	1	1											
Giraldo Ruiz, S OBP: 0.242, SLG: 0.287 (9, PH)										1	0	0	0	0	1	0											
Mel Queen, L OBP: 0.200, SLG: 0.188 (1, 1)										2	0	0	0	0	0	0											
Jake Wood, R OBP: 0.167, SLG: 0.143 (6, PH)										1	0	0	0	0	0	2											
Don Nottebart, R OBP: 0.263, SLG: 0.355 (9, PH)										0	0	0	0	0	0	0											
Jimmie Coker, R OBP: 0.263, SLG: 0.355 (9, PH)										1	0	0	0	0	1	0											
Inning Stats	R: 0 E: 0 K: 0 S: 3	H: 0 LOB: 0 BB: 0 P: 3	R: 0 E: 0 K: 3 S: 10	H: 1 LOB: 1 BB: 0 P: 10	R: 1 E: 0 K: 1 S: 7	H: 2 LOB: 1 BB: 0 P: 7	R: 1 E: 0 K: 0 S: 5	H: 3 LOB: 1 BB: 0 P: 5	R: 1 E: 0 K: 0 S: 5	H: 2 LOB: 1 BB: 0 P: 5	R: 0 E: 0 K: 0 S: 5	H: 3 LOB: 2 BB: 0 P: 5	R: 0 E: 0 K: 0 S: 3	H: 0 LOB: 1 BB: 1 P: 7	R: 0 E: 0 K: 0 S: 3	H: 0 LOB: 0 BB: 0 P: 3	R: 0 E: 0 K: 2 S: 8	H: 1 LOB: 1 BB: 0 P: 8	1B: 9 2B: 3 3B: 0 HR: 0	SF: 0 SAC: 0 DP: 1 HBP: 0	WP: 0 PB: 0 SB: 0 CS: 1	PA: 38					
PITCHER	IP	WLS	BF	H	R	ER	SO	BB	IBB	HBP	BLK	WP	HR	S	P	ERA	WHIP										
Ray Washburn, R ERA: 3.14 (1, 1)	5.2	W	25	10	3	3	4	0	0	0	0	0	0	33	33	4.76	1.765										
Joe Hoerner, L ERA: 2.93 (6, 1)	3.1	S	13	2	0	0	2	1	0	0	0	0	0	16	20	0.00	0.900										

AB 37
R 3
H 12
RBI 3
BB 1
SO 6
LOB 12



Batter	1	2	3	4	5	6	7	8	9	AB	R	H	RBI	BB	SO	LOB	TOP								
Pete Rose, S OBP: 0.378, SLG: 0.471 (1,4)	1-3			3B	K			F9		4	1	1	0	0	1	2	Cincinnati Reds @ Philadelphia Phillies Connie Mack Stadium, Philadelphia, PA Fri Jul 21 1967, 7:05 PM EDT Att: 15,899 - Unknown								
Art Shamsky, L OBP: 0.273, SLG: 0.286 (1,9) Giraldo Ruiz, S OBP: 0.247, SLG: 0.287 (8, PH)	3-1			1-H 3B			K	2B HBP		3	0	1	1	0	1	0									
Vada Pinson, L OBP: 0.313, SLG: 0.415 (1,8)	K			K			S 1B	2B		4	1	2	1	0	2	1									
Tony Perez, R OBP: 0.340, SLG: 0.532 (1,5)				K			WP 1B	G6-4-3 IBB		3	0	1	1	1	1	1									
Don Pavletich, R OBP: 0.348, SLG: 0.500 (1,2) Ted Abernathy, R OBP: 0.143, SLG: 0.143 (8,1)	K			F5			K	G6-4-3 1-2		4	0	0	0	0	2	4									
Lee May, R OBP: 0.285, SLG: 0.400 (1,7)	F9				K		K			4	0	0	0	0	2	1									
Deron Johnson, R OBP: 0.314, SLG: 0.433 (1,3)				K			1B	1B		4	0	1	0	0	1	0									
Tommy Helms, R OBP: 0.284, SLG: 0.341 (1,6)				6-3			1-2 1B	P4		4	0	2	0	0	0	0									
Sammy Ellis, L OBP: 0.140, SLG: 0.075 (1,1) Johnny Edwards, L OBP: 0.259, SLG: 0.252 (8,2)	K			K			K	F9		3	0	0	0	0	3	2									
Inning Stats	R: 0 E: 0 K: 1 S: 5	H: 0 LOB: 0 BB: 0 P: 5	R: 0 E: 0 K: 1 S: 5	H: 0 LOB: 0 BB: 0 P: 5	R: 0 E: 0 K: 2 S: 7	H: 0 LOB: 0 BB: 0 P: 7	R: 1 E: 0 K: 2 S: 9	H: 2 LOB: 1 BB: 0 P: 9	R: 0 E: 0 K: 3 S: 11	H: 2 LOB: 2 BB: 0 P: 11	R: 1 E: 0 K: 3 S: 11	H: 2 LOB: 1 BB: 0 P: 11	R: 0 E: 0 K: 1 S: 5	H: 0 LOB: 0 BB: 0 P: 5	R: 1 E: 0 K: 0 S: 3	H: 1 LOB: 1 BB: 1 P: 8	R: 0 E: 0 K: 0 S: 4	H: 1 LOB: 1 BB: 0 P: 4	1B: 5 2B: 2 3B: 1 HR: 0	SF: 0 SAC: 0 DP: 1 HBP: 1	WP: 1 PB: 0 SB: 1 CS: 0	PA: 36			
PITCHER	IP	WLS	BF	H	R	ER	SO	BB	IBB	HBP	BLK	WP	HR	S	P	ERA	WHIP	PITCHER							
Jim Bunning, R ERA: 3.09 (1,1)	7.0		27	6	2	2	13	0	0	0	0	1	0	53	53	2.57	0.857								
Grant Jackson, L ERA: 3.88 (8,1)	0.1	3	1	1	1	0	0	0	1	0	0	0	0	2	3	27.00	3.000								
Turk Farrell, R ERA: 3.49 (8,1)	0.2	W	2	0	0	0	0	0	1	0	0	0	0	1	5	0.00	0.000								
Dick Hall, R ERA: 2.11 (9,1)	1.0	S	4	1	0	0	0	0	0	0	0	0	0	4	4	0.00	1.000								

Batter	1	2	3	4	5	6	7	8	9	AB	R	H	RBI	BB	SO	LOB	BOTTOM								
Tony Taylor, R OBP: 0.325, SLG: 0.345 (1,4) (9,3)	F7		3-1		F7			1B S		4	1	1	1	1	0	0	Cincinnati Reds @ Philadelphia Phillies Connie Mack Stadium, Philadelphia, PA Fri Jul 21 1967, 7:05 PM EDT Att: 15,899 - Unknown								
Doug Clemens, L OBP: 0.310, SLG: 0.292 (1,7) Cookie Rojas, R OBP: 0.267, SLG: 0.280 (3, PR)	1B		2B BB		1B		1-3 1B	1-3 1B		1	0	1	0	1	0	0									
Dick Allen, R OBP: 0.418, SLG: 0.538 (1,5)	K		1-3 2B		P3		4-3			4	0	1	0	0	1	3									
Tony Gonzalez, L OBP: 0.396, SLG: 0.488 (1,9)	G3		IBB		3B			K		3	0	1	0	1	1	1									
Bill White, L OBP: 0.287, SLG: 0.288 (1,3) Billy Cowan, R OBP: 0.242, SLG: 0.387 (8, PR)	F8		4-3		F2			E 1B 1B		4	0	1	0	0	0	4									
Don Lock, R OBP: 0.382, SLG: 0.511 (1,8)	E S 4-3 BB				F5		P4	E 1-2 1B 1B		3	2	1	0	1	0	1									
Clay Dalrymple, L OBP: 0.288, SLG: 0.261 (1,2)	4-3				G6-4-3 1B		4-3	E6 E 1B 1B		4	1	1	1	0	0	3									
Bobby Wine, R OBP: 0.227, SLG: 0.297 (1,6) Chuck Hiller, L OBP: 0.117, SLG: 0.093 (7, PH) Grant Jackson, S OBP: 0.157, SLG: 0.093 (8,1) Turk Farrell, R OBP: 0.157, SLG: 0.182 (8,1) Gene Oliver, R OBP: 0.369, SLG: 0.500 (8, PH) Dick Hall, R ERA: 2.11 (8,1)	1-6-3				G6-4-3 1-2		F8	P6		2	0	0	0	0	0	1									
Jim Bunning, R OBP: 0.155, SLG: 0.293 (1,1) Gary Sutherland, R OBP: 0.301, SLG: 0.325 (7, PH)	K				K		5-3	E2 1-3 2-4 3-H 1B		2	0	0	0	0	2	0									
Inning Stats	R: 0 E: 0 K: 1 S: 6	H: 1 LOB: 1 BB: 0 P: 6	R: 1 E: 0 K: 0 S: 3	H: 0 LOB: 0 BB: 1 P: 7	R: 0 E: 0 K: 1 S: 6	H: 1 LOB: 3 BB: 2 P: 14	R: 0 E: 0 K: 0 S: 3	H: 1 LOB: 0 BB: 0 P: 3	R: 0 E: 0 K: 1 S: 6	H: 1 LOB: 1 BB: 0 P: 6	R: 0 E: 0 K: 0 S: 4	H: 1 LOB: 1 BB: 0 P: 4	R: 1 E: 0 K: 0 S: 4	H: 1 LOB: 1 BB: 1 P: 8	R: 3 E: 2 K: 1 S: 10	H: 4 LOB: 2 BB: 0 P: 10	1B: 8 2B: 1 3B: 1 HR: 0	SF: 0 SAC: 0 DP: 1 HBP: 0	WP: 0 PB: 0 SB: 3 CS: 0	PA: 38					
PITCHER	IP	WLS	BF	H	R	ER	SO	BB	IBB	HBP	BLK	WP	HR	S	P	ERA	WHIP	PITCHER							
Sammy Ellis, R ERA: 3.8 (1,1)	7.1	L	33	8	4	1	4	3	0	0	0	0	0	37	53	1.23	1.500								
Ted Abernathy, R ERA: 1.66 (8,1)	0.2		5	2	1	0	0	0	0	0	0	0	0	5	5	0.00	3.000								

Batter	1	2	3	4	5	6	7	8	9	AB	R	H	RBI	BB	SO	LOB	TOP										
Pete Rose, S (1,4) OBP: 0.377, SLG: 0.468	F7					L9		K		4	1	1	0	0	1	1	Cincinnati Reds @ Philadelphia Phillies Connie Mack Stadium, Philadelphia, PA Sat Jul 22 1967, 7:05 PM EDT Att: 16,733 - Unknown										
Art Shamsky, L (1,9) OBP: 0.264, SLG: 0.275	3-1					P4		K		4	0	0	0	0	2	2											
Vada Pinson, L (1,8) OBP: 0.313, SLG: 0.421	K					K		K		4	1	1	1	0	2	1											
Tony Perez, R (1,5) OBP: 0.339, SLG: 0.532						F9		HR		4	0	1	1	0	0	0											
Don Pavletich, R (1,2) OBP: 0.340, SLG: 0.488						2B				4	0	0	0	0	1	1											
Lee May, R (1,7) OBP: 0.281, SLG: 0.394						K				3	0	0	0	0	1	0											
Deron Johnson, R (1,3) OBP: 0.310, SLG: 0.428						F3				3	0	0	0	0	0	0											
Tommy Helms, R (1,6) OBP: 0.284, SLG: 0.341						6-3				3	0	1	0	0	0	0											
Jim Maloney, L (1,1) OBP: 0.188, SLG: 0.250										1	0	0	0	0	0	1											
Don Nottebart, R (3,1) OBP: 0.257, SLG: 0.338										0	0	0	0	0	0	0											
Jake Wood, R (5, Ph) OBP: 0.257, SLG: 0.338										0	0	0	0	0	0	1											
Jack Baldschun, R (5, Ph) OBP: 0.257, SLG: 0.338										0	0	0	0	0	0	0											
Johnny Edwards, L (8, Ph) OBP: 0.257, SLG: 0.338										1	0	0	0	0	0	1											
Bob Lee, R (8, Ph) OBP: 0.257, SLG: 0.338										0	0	0	0	0	0	0											
Inning Stats	R: 0 E: 0 K: 1 S: 5	H: 0 LOB: 0 BB: 0 P: 5	R: 0 E: 0 K: 1 S: 5	H: 0 LOB: 0 BB: 0 P: 5	R: 0 E: 0 K: 1 S: 5	H: 0 LOB: 0 BB: 0 P: 5	R: 1 E: 0 K: 3 S: 11	H: 2 LOB: 1 BB: 0 P: 11	R: 0 E: 0 K: 0 S: 4	H: 1 LOB: 1 BB: 0 P: 4	R: 1 E: 0 K: 0 S: 4	H: 1 LOB: 0 BB: 0 P: 4	R: 0 E: 0 K: 0 S: 3	H: 0 LOB: 0 BB: 0 P: 3	R: 0 E: 1 K: 2 S: 8	H: 0 LOB: 1 BB: 0 P: 8	R: 0 E: 0 K: 0 S: 3	H: 0 LOB: 0 BB: 0 P: 3	1B: 2 2B: 1 3B: 0 HR: 1	SF: 0 SAC: 0 DP: 0 HBP: 0	WP: 0 PB: 0 SB: 0 CS: 0	PA: 32					
PITCHER	IP	WLS	BF	H	R	ER	SO	BB	IBB	HBP	BLK	WP	HR	S	P	ERA	WHIP										
Rick Wise, R (1,1) ERA: 3.57	9.0	W	32	4	2	2	8	0	0	0	0	0	1	48	48	2.00	0.444										

Batter	1	2	3	4	5	6	7	8	9	AB	R	H	RBI	BB	SO	LOB	BOTTOM										
Tony Taylor, R (1,4) OBP: 0.326, SLG: 0.344	6-3					L8				4	1	1	0	1	0	1	Cincinnati Reds @ Philadelphia Phillies Connie Mack Stadium, Philadelphia, PA Sat Jul 22 1967, 7:05 PM EDT Att: 16,733 - Unknown										
Cookie Rojas, R (1,7) OBP: 0.263, SLG: 0.276	F9					L3				4	0	0	0	0	5												
Dick Allen, R (1,5) OBP: 0.419, SLG: 0.544	K									4	2	2	2	0	2	2											
Tony Gonzalez, L (1,9) OBP: 0.397, SLG: 0.488										4	1	2	1	0	0	0											
Bill White, L (1,3) OBP: 0.293, SLG: 0.296										4	1	2	0	0	0	2											
Don Lock, R (1,8) OBP: 0.385, SLG: 0.508										3	1	1	1	1	1	1											
Clay Dalrymple, L (1,2) OBP: 0.283, SLG: 0.255										4	0	0	1	0	1	3											
Bobby Wine, R (1,6) OBP: 0.257, SLG: 0.301										4	1	1	0	0	2	1											
Rick Wise, R (1,1) OBP: 0.323, SLG: 0.367										2	0	1	0	1	0	0											
Inning Stats	R: 0 E: 0 K: 1 S: 5	H: 0 LOB: 0 BB: 0 P: 5	R: 0 E: 0 K: 0 S: 4	H: 1 LOB: 1 BB: 0 P: 4	R: 6 E: 2 K: 1 S: 11	H: 5 LOB: 1 BB: 1 P: 15	R: 0 E: 0 K: 0 S: 3	H: 0 LOB: 0 BB: 0 P: 3	R: 1 E: 0 K: 0 S: 4	H: 2 LOB: 1 BB: 1 P: 8	R: 0 E: 0 K: 1 S: 7	H: 2 LOB: 2 BB: 0 P: 7	R: 0 E: 0 K: 1 S: 5	H: 0 LOB: 0 BB: 0 P: 5	R: 0 E: 0 K: 2 S: 7	H: 0 LOB: 1 BB: 1 P: 11	R: 0 E: 0 K: 0 S: 7	H: 0 LOB: 1 BB: 1 P: 11	1B: 8 2B: 3 3B: 1 HR: 0	SF: 0 SAC: 1 DP: 2 HBP: 0	WP: 0 PB: 0 SB: 2 CS: 0	PA: 37					
PITCHER	IP	WLS	BF	H	R	ER	SO	BB	IBB	HBP	BLK	WP	HR	S	P	ERA	WHIP										
Jim Maloney, R (1,1) ERA: 4.25	2.2	L	15	6	6	4	1	0	0	0	0	0	0	16	20	13.50	2.625										
Don Nottebart, R (3,1) ERA: 1.77	1.1		5	0	0	0	1	0	0	0	0	0	0	7	7	0.00	0.000										
Jack Baldschun, R (5,1) ERA: 5.06	3.0		13	4	1	1	2	0	1	0	0	0	0	16	20	3.00	1.333										
Bob Lee, R (8,1) ERA: 4.86	1.0		4	0	0	0	2	1	0	0	0	0	0	7	11	0.00	1.000										

AB	32
R	2
H	4
RBI	2
BB	0
SO	8
LOB	7





AB	33
R	7
H	10
RBI	5
BB	3
SO	6
LOB	15



Batter	1	2	3	4	5	6	7	8	9	AB	R	H	RBI	BB	SO	LOB	TOP								
Giraldo Ruiz, S OBP: 0.253, SLG: 0.288 (1, 6)	F9			1B SH1-3 BB		F7	1-2 2-H 3-H 1B			3	0	1	1	1	0	0	Cincinnati Reds @ Philadelphia Phillies Sun Jul 23 1967, 3:33 AM EDT Att: 13,063 - Unknown Connie Mack Stadium, Philadelphia, PA livebaseballscorecards.com								
Vada Pinson, L OBP: 0.315, SLG: 0.421 (1, 8)	6-3			SH1-3		L6-3 HBP		S 1B		2	0	1	0	0	0	0									
Pete Rose, S OBP: 0.375, SLG: 0.465 (1, 4)	6-3			S 1B		L6-3	1-2	F8		4	0	1	0	0	0	2									
Tony Perez, R OBP: 0.339, SLG: 0.532 (1, 5)		0-3 K		0-3 K			0-0 2B	0-3 K		4	1	1	0	0	3	3									
Deron Johnson, R OBP: 0.306, SLG: 0.422 (1, 3)		0-3 K		0-3 K			0-3 2B	0-0 F8		4	0	0	0	0	3	4									
Lee May, R OBP: 0.285, SLG: 0.401 (1, 7)		0-0 F3				0-0 1-3		0-0 F7 1B	0-0 1B	4	1	2	1	0	0	0									
Don Pavletich, R OBP: 0.346, SLG: 0.494 Johnny Edwards, L OBP: 0.255, SLG: 0.248 (8, 2)			0-0 F8		0-0 2B		4-0 BB 1B IBB	0-0 F2		2	0	1	0	1	0	0									
Jake Wood, R OBP: 0.143, SLG: 0.121 (1, 9)			0-0 1-3		0-0 F7		0-0 F7	0-0 F3		4	0	0	0	0	0	4									
Mitt Pappas, R OBP: 0.128, SLG: 0.081 Ted Abernathy, R OBP: 0.125, SLG: 0.125 (8, 1)			0-3 K		0-3 K		4-0 1B BB	0-0 F9		2	0	0	0	1	2	1									
Inning Stats	R: 0 E: 0 K: 0 S: 3	H: 0 LOB: 0 BB: 0 P: 3	R: 0 E: 0 K: 2 S: 7	H: 0 LOB: 0 BB: 0 P: 7	R: 0 E: 0 K: 1 S: 5	H: 0 LOB: 0 BB: 0 P: 5	R: 0 E: 0 K: 2 S: 8	H: 1 LOB: 2 BB: 1 P: 12	R: 0 E: 0 K: 1 S: 6	H: 1 LOB: 1 BB: 0 P: 6	R: 0 E: 0 K: 0 S: 2	H: 0 LOB: 0 BB: 0 P: 3	R: 2 E: 0 K: 1 S: 7	H: 3 LOB: 2 BB: 2 P: 15	R: 0 E: 0 K: 1 S: 6	H: 1 LOB: 1 BB: 0 P: 6		R: 0 E: 0 K: 0 S: 4	H: 1 LOB: 1 BB: 0 P: 4	1B: 4 2B: 4 3B: 0 HR: 0	SF: 0 SAC: 1 DP: 1 HBP: 1	WP: 0 PB: 0 SB: 2 CS: 0	PA: 36		
PITCHER	IP	WLS	BF	H	R	ER	SO	BB	IBB	HBP	BLK	WP	HR	S	P	ERA	WHIP								
Chris Short, L ERA: 2.43 (1, 1)	7.0	L	28	5	2	2	7	2	1	1	0	0	0	38	51	2.57	1.000								
Turk Farrell, R ERA: 3.43 (8, 1)	1.0		4	1	0	0	1	0	0	0	0	0	0	6	6	0.00	1.000								
Dick Hall, R ERA: 2.08 (9, 1)	1.0		4	1	0	0	0	0	0	0	0	0	0	4	4	0.00	1.000								

Batter	1	2	3	4	5	6	7	8	9	AB	R	H	RBI	BB	SO	LOB	BOTTOM								
Tony Taylor, R OBP: 0.325, SLG: 0.340 (1, 4)	F9		4-0 BB			4-3		FC5-4		3	0	0	0	1	0	2	Cincinnati Reds @ Philadelphia Phillies Sun Jul 23 1967, 3:33 AM EDT Att: 13,063 - Unknown Connie Mack Stadium, Philadelphia, PA livebaseballscorecards.com								
Cookie Rojas, R OBP: 0.259, SLG: 0.271 (1, 7)	F7		F7			F8		5-3		4	0	0	0	0	0	1									
Dick Allen, R OBP: 0.415, SLG: 0.537 (1, 5)	F9				0-0 F8		0-0 6-3	0-3 K		4	0	0	0	0	1	0									
Tony Gonzalez, L OBP: 0.395, SLG: 0.482 (1, 9)		4-0 1B G3-6-3 BB		0-0 G3		0-0 4-3		0-0 1-3		3	1	0	0	1	0	0									
Bill White, L OBP: 0.294, SLG: 0.297 (1, 3)		0-0 G3-6-3 1B		0-0 F5		0-0 L7				3	0	1	0	0	0	0									
Don Lock, R OBP: 0.379, SLG: 0.500 (1, 8)		0-0 G3-6-3		0-3 K		0-3 K		0-3 K		3	0	0	0	0	2	1									
Clay Dalrymple, L OBP: 0.281, SLG: 0.253 Turk Farrell, R OBP: 0.167, SLG: 0.182 Chuck Hillier, L OBP: 0.131, SLG: 0.153 Gary Sutherland, R OBP: 0.301, SLG: 0.325 (8, 6)		1-2 3-H 0-3 K		0-0 1-4-3		0-0 1B		0-0 BB 1B		2	0	0	0	0	1	0									
Bobby Wine, R OBP: 0.254, SLG: 0.298 Doug Clemens, L OBP: 0.322, SLG: 0.292 Terry Harmon, R (8, FR) Dick Hall, R (9, 1)		0-3 K		0-3 K		0-0 6-3		4-0 FC5-4 BB		2	0	0	0	0	1	0									
Chris Short, R OBP: 0.122, SLG: 0.125 Gene Oliver, R OBP: 0.338, SLG: 0.496 (8, 2)		0-0 1-3		0-3 K		0-3 K		0-0 P4		2	0	0	0	0	1	0									
Inning Stats	R: 0 E: 0 K: 0 S: 3	H: 0 LOB: 0 BB: 0 P: 3	R: 1 E: 0 K: 1 S: 5	H: 1 LOB: 1 BB: 1 P: 9	R: 0 E: 0 K: 1 S: 5	H: 0 LOB: 1 BB: 1 P: 9	R: 0 E: 0 K: 0 S: 3	H: 0 LOB: 0 BB: 0 P: 3	R: 0 E: 0 K: 1 S: 6	H: 0 LOB: 2 BB: 1 P: 10	R: 0 E: 0 K: 1 S: 5	H: 0 LOB: 0 BB: 0 P: 5	R: 0 E: 0 K: 1 S: 3	H: 0 LOB: 0 BB: 0 P: 3	R: 0 E: 0 K: 1 S: 6	H: 1 LOB: 1 BB: 1 P: 10		R: 0 E: 0 K: 1 S: 5	H: 0 LOB: 0 BB: 0 P: 5	1B: 2 2B: 0 3B: 0 HR: 0	SF: 0 SAC: 0 DP: 1 HBP: 0	WP: 0 PB: 0 SB: 0 CS: 0	PA: 31		
PITCHER	IP	WLS	BF	H	R	ER	SO	BB	IBB	HBP	BLK	WP	HR	S	P	ERA	WHIP								
Mitt Pappas, R ERA: 3.48 (1, 1)	7.1	W	26	2	1	1	5	3	0	0	0	0	0	33	45	1.23	0.682								
Ted Abernathy, R ERA: 1.61 (8, 1)	1.2	S	5	0	0	0	1	0	0	0	0	0	0	7	7	0.00	0.000								

Batter	1	2	3	4	5	6	7	8	9	AB	R	H	RBI	BB	SO	LOB	TOP			
Giraldo Ruiz, S OBP: 0.253, SLG: 0.287 (1, 6)	0-0 6-3		0-0 F6			0-0 1-3		0-0 CS 1B	4 0 1 0 0 0 1								Cincinnati Reds @ Atlanta Braves Atlanta Stadium, Atlanta, GA Tue Jul 25 1967, 7:05 PM EDT Att: 23,749 - Unknown AB 28 R 0 H 2 RBI 0 BB 1 SO 8 LOB 4 			
Vada Pinson, L OBP: 0.312, SLG: 0.417 (1, 8)	0-0 F6			0-0 4-3		0-0 F7		0-0 F8	4 0 0 0 0 0 1											
Pete Rose, S OBP: 0.372, SLG: 0.461 (1, 4)	0-3 K			0-3 K			0-0 6-3	0-0 CS 1-2	3 0 0 0 0 2 0											
Tony Perez, R OBP: 0.338, SLG: 0.529 (1, 5)		0-0 F4		4-0 FC6-4 BB			0-0 F7		2 0 0 0 1 0 0											
Deron Johnson, R OBP: 0.303, SLG: 0.417 (1, 3)		0-3 K		0-0 FC6-4 1-2			0-3 K		3 0 0 0 0 2 1											
Floyd Robinson, L OBP: 0.310, SLG: 0.338 (1, 9)		0-0 4-3			0-3 K			0-0 3-1	1 0 0 0 0 0 0											
Art Shamsky, L OBP: 0.260, SLG: 0.270 (4, 9)									2 0 0 0 0 1 0											
Lee May, R OBP: 0.286, SLG: 0.400 (1, 7)			0-0 F8		0-0 CS 1B			0-0 5-3	3 0 1 0 0 0 0											
Don Pavletich, R OBP: 0.340, SLG: 0.486 (1, 2)			0-3 K		0-3 K 1-2			0-0 F8	3 0 0 0 0 2 1											
Gary Nolan, R OBP: 0.222, SLG: 0.150 (1, 1)			0-0 E1			0-3 K		0-0 4-3	2 0 0 0 0 1 0											
Johnny Edwards, L OBP: 0.254, SLG: 0.246 (9, PH)									1 0 0 0 0 0 0											
Inning Stats	R: 0 E: 0 K: 1 S: 5	H: 0 LOB: 0 BB: 0 P: 5	R: 0 E: 0 K: 1 S: 5	H: 0 LOB: 0 BB: 0 P: 5	R: 0 E: 1 K: 1 S: 6	H: 0 LOB: 1 BB: 0 P: 6	R: 0 E: 0 K: 1 S: 5	H: 1 LOB: 1 BB: 0 P: 7	R: 0 E: 0 K: 1 S: 5	H: 0 LOB: 0 BB: 0 P: 5	R: 0 E: 0 K: 1 S: 5	H: 0 LOB: 0 BB: 0 P: 5	R: 0 E: 0 K: 0 S: 3	H: 0 LOB: 0 BB: 0 P: 3	R: 0 E: 0 K: 0 S: 3	H: 1 LOB: 0 BB: 0 P: 3	1B: 2 2B: 1 3B: 0 HR: 0	SF: 0 SAC: 0 DP: 1 HBP: 0	WP: 0 PB: 0 SB: 0 CS: 2	PA: 30
PITCHER Pat Jarvis, R ERA: 3.34 (1, 1)	IP: 9.0 WLS: W BF: 29 H: 2 R: 0 ER: 0 SO: 8 BB: 1 IBB: 0 HBP: 0 BLK: 0 WP: 0 HR: 0 S: 44 P: 48 ERA: 0.00 WHIP: 0.333															PITCHER				

Batter	1	2	3	4	5	6	7	8	9	AB	R	H	RBI	BB	SO	LOB	BOTTOM			
Felipe Alou, R OBP: 0.333, SLG: 0.454 (1, 9)	0-0 F3		0-0 E4			0-0 F3		0-0 SH3-4 1B	4 0 1 0 0 0 1								Cincinnati Reds @ Atlanta Braves Atlanta Stadium, Atlanta, GA Tue Jul 25 1967, 7:05 PM EDT Att: 23,749 - Unknown AB 29 R 1 H 5 RBI 1 BB 2 SO 5 LOB 11 			
Tito Francona, L OBP: 0.280, SLG: 0.295 (1, 3)	0-0 4-3		0-0 F7		0-0 F7			0-0 SH3-4 1-2	3 0 0 0 0 0 2											
Clete Boyer, R OBP: 0.295, SLG: 0.434 (1, 5)	0-0 F7			0-0 5-3		0-0 F6		0-3 K	4 0 0 0 0 1 1											
Joe Torre, R OBP: 0.371, SLG: 0.517 (1, 2)		0-0 F2		0-0 1-3		0-0 1B		4-0 1B	3 0 1 0 1 0 0											
Rico Carty, R OBP: 0.348, SLG: 0.425 (1, 7)		0-0 6-3		0-0 1B		0-0 F4		0-3 K	4 0 1 0 0 1 3											
Mack Jones, L OBP: 0.330, SLG: 0.414 (1, 8)		4-0 S BB		0-0 F3		0-0 F8			2 0 0 0 1 0 2											
Denis Menke, R OBP: 0.321, SLG: 0.322 (1, 6)		0-3 K 1-2			0-0 1B 3B			0-0 5-3	3 1 1 0 0 1 1											
Woody Woodward, R OBP: 0.293, SLG: 0.269 (1, 4)			0-0 F7		0-0 1B			0-0 F2	3 0 1 1 0 0 0											
Pat Jarvis, R OBP: 0.106, SLG: 0.087 (1, 1)			0-3 K		3-H 0-0 F1			0-3 K	3 0 0 0 0 2 1											
Inning Stats	R: 0 E: 0 K: 0 S: 3	H: 0 LOB: 0 BB: 1 P: 3	R: 0 E: 0 K: 1 S: 5	H: 0 LOB: 1 BB: 1 P: 9	R: 0 E: 1 K: 1 S: 6	H: 0 LOB: 1 BB: 0 P: 6	R: 0 E: 0 K: 0 S: 4	H: 1 LOB: 1 BB: 0 P: 4	R: 1 E: 0 K: 0 S: 5	H: 2 LOB: 1 BB: 0 P: 5	R: 0 E: 0 K: 0 S: 4	H: 1 LOB: 1 BB: 0 P: 4	R: 0 E: 0 K: 1 S: 5	H: 0 LOB: 0 BB: 0 P: 5	R: 0 E: 0 K: 2 S: 8	H: 1 LOB: 2 BB: 1 P: 12		1B: 4 2B: 0 3B: 1 HR: 0	SF: 0 SAC: 1 DP: 0 HBP: 0	WP: 0 PB: 0 SB: 1 CS: 0
PITCHER Gary Nolan, R ERA: 2.17 (1, 1)	IP: 8.0 WLS: L BF: 32 H: 5 R: 1 ER: 1 SO: 5 BB: 1 IBB: 1 HBP: 0 BLK: 0 WP: 0 HR: 0 S: 40 P: 48 ERA: 1.12 WHIP: 0.750															PITCHER				


Batter	1	2	3	4	5	6	7	8	9	AB	R	H	RBI	BB	SO	LOB	TOP
Tommy Harper, R OBP: 0.324, SLG: 0.335 (1, 9)	0-0 4-3			0-0 1-3		0-3 K		0-0 SH1-3	0-0 FC1-4 3B	4	1	0	0	0	1	1	Cincinnati Reds @ Atlanta Braves Atlanta Stadium, Atlanta, GA Wed Jul 26 1967, 7:05 PM EDT Att: 26,991 - Unknown
Giraldo Ruiz, S OBP: 0.284, SLG: 0.316 (1, 6)	0-0 F2			0-0 G1-6-3 1B			0-0 6-3	0-0 2B 2B	0-0 3B	5	1	3	2	0	0	0	
Pete Rose, S OBP: 0.373, SLG: 0.463 (1, 4)	0-0 4-3			0-0 G1-6-3 1-2			0-0 1B	0-0 2B	0-0 F8	5	0	2	1	0	0	2	
Vada Pinson, L OBP: 0.312, SLG: 0.415 (1, 8)		0-3 K2-3			0-0 E7 PB		0-0 1B WP	0-3 K		4	1	1	0	0	2	1	
Tony Perez, R OBP: 0.340, SLG: 0.527 (1, 5)		0-0 F8			0-3 K		0-0 1B WP HR	1-0		3	1	1	0	0	1	1	
Deron Johnson, R OBP: 0.302, SLG: 0.425 (1, 3)		0-0 F8			0-3 K2-3		0-0 1B HR	0-3 K		4	1	1	2	0	2	3	
Lee May, R OBP: 0.289, SLG: 0.406 (1, 7)			0-3 K		0-0 F6		0-0 1B		0-0 SH1-3 SH 2B	4	1	2	0	0	1	1	
Johnny Edwards, L OBP: 0.248, SLG: 0.241 (1, 2)			0-0 F8		0-0 F3		0-0 G3		0-0 SH1-3	3	0	0	0	0	0	1	
Mel Queen, L OBP: 0.208, SLG: 0.196 (1, 1)			0-0 4-3		0-0 F7			0-0 SH1-3 2B 1B	0-0 SH FC1-4	3	1	1	1	0	0	0	
Ted Abernathy, R OBP: 0.125, SLG: 0.125 (9, 1)										0	0	0	0	0	0	0	
Inning Stats	R: 0 E: 0 K: 0 S: 3	H: 0 LOB: 0 BB: 0 P: 3	R: 0 E: 0 K: 1 S: 5	H: 0 LOB: 0 BB: 0 P: 5	R: 0 E: 0 K: 1 S: 5	H: 1 LOB: 0 BB: 0 P: 3	R: 0 E: 1 K: 2 S: 8	H: 0 LOB: 1 BB: 0 P: 8	R: 3 E: 0 K: 0 S: 7	H: 5 LOB: 1 BB: 0 P: 7	R: 2 E: 0 K: 2 S: 10	H: 3 LOB: 2 BB: 0 P: 11	R: 2 E: 0 K: 0 S: 6	H: 2 LOB: 1 BB: 0 P: 6	1B: 6 2B: 3 3B: 1 HR: 1	SF: 0 SAC: 3 DP: 1 HBP: 1	WP: 2 PA: 39 PB: 1 SB: 1 CS: 0
PITCHER	IP WLS BF H R ER SO BB IBB HBP BLK WP HR S P ERA WHIP																
Phil Niekro, R ERA: 1.61 (1, 1)	6.2 L	25 6 3 3 5	6 3 3 5	3 3 3 5	0 0 0 0	0 0 0 0	1 1 4 4	35 35 27.00 3.000									
Ramon Hernandez, L ERA: 5.57 (7, 1)	0.2	4 2 2 0	2 2 2 0	2 2 2 0	0 0 0 0	0 0 0 0	0 0 7 8	0 0 0.00 1.500									
Cecil Upshaw, R ERA: 2.16 (8, 1)	0.2	4 1 0 0	1 0 2 0	2 2 0 0	0 0 0 0	0 0 0 0	0 0 6 6	0 0 18.00 2.000									
Claude Raymond, R ERA: 3.07 (9, 1)	1.0	6 2 2 2 0	2 2 2 0	2 2 0 0	0 0 0 0	0 0 0 0	0 0 6 6	0 0 18.00 2.000									

AB	35
R	7
H	11
RBI	6
BB	0
SO	7
LOB	10



Batter	1	2	3	4	5	6	7	8	9	AB	R	H	RBI	BB	SO	LOB	BOTTOM				
Felipe Alou, R OBP: 0.332, SLG: 0.452 (1, 9)	0-3 K		0-0 6-3			0-0 SH3-4 1B		0-0 F5		4	1	1	0	0	1	0	Cincinnati Reds @ Atlanta Braves Atlanta Stadium, Atlanta, GA Wed Jul 26 1967, 7:05 PM EDT Att: 26,991 - Unknown				
Tito Francona, L OBP: 0.281, SLG: 0.295 (1, 3)	0-0 BB 1B		0-3 K			0-0 SH3-4 1-2		0-0 3-1		3	0	1	0	0	1	0					
Clete Boyer, R OBP: 0.298, SLG: 0.438 (1, 5)	0-0 F9			0-3 K		0-0 1B 2H		0-0 2B		4	0	2	1	0	1	1					
Mack Jones, L OBP: 0.329, SLG: 0.410 (1, 8)	4-0 BB 1-2 BB			0-0 B1-3		0-3 K		0-3 K		3	0	0	0	1	2	2					
Rico Carty, R OBP: 0.343, SLG: 0.418 (1, 7)	0-3 K			0-0 4-3		0-0 F9		0-0 F1		4	0	0	0	0	1	4					
Denis Menke, R OBP: 0.317, SLG: 0.318 (1, 6)		0-3 K			0-0 F8		0-0 F4		0-0 1-3	4	0	0	0	0	1	1					
Woody Woodward, R OBP: 0.291, SLG: 0.267 (1, 4)		0-0 F4			0-3 K		0-0 5-3			2	0	0	0	0	1	0					
Charlie Lau, L OBP: 0.226, SLG: 0.222 (7, PH)										1	0	0	0	0	0	0					
Marty Martinez, S OBP: 0.357, SLG: 0.250 (8, 4)										0	0	0	0	0	0	0					
Bob Uecker, R OBP: 0.210, SLG: 0.195 (1, 2)		0-0 5-3			0-0 1B		0-0 F6			3	0	1	0	0	0	0					
Phil Niekro, R OBP: 0.207, SLG: 0.185 (1, 1)										2	0	0	0	0	2	1					
Ramon Hernandez, S OBP: 0.226, SLG: 0.222 (7, PH)										0	0	0	0	0	0	0					
Cecil Upshaw, R OBP: 0.247, SLG: 0.395 (8, PH)										0	0	0	0	0	0	0					
Miguel de la Hoz, R OBP: 0.247, SLG: 0.395 (8, PH)										1	0	0	0	0	1	0					
Claude Raymond, R OBP: 0.153, SLG: 0.266 (9, 1)										0	0	0	0	0	0	0					
Inning Stats	R: 0 E: 0 K: 2 S: 8	H: 1 LOB: 2 BB: 1 P: 12	R: 0 E: 0 K: 1 S: 5	H: 0 LOB: 0 BB: 0 P: 5	R: 0 E: 0 K: 2 S: 7	H: 0 LOB: 0 BB: 0 P: 7	R: 0 E: 0 K: 1 S: 5	H: 0 LOB: 0 BB: 0 P: 5	R: 0 E: 0 K: 2 S: 8	H: 1 LOB: 1 BB: 0 P: 8	R: 1 E: 0 K: 1 S: 7	H: 2 LOB: 1 BB: 0 P: 7	R: 0 E: 0 K: 0 S: 3	H: 0 LOB: 0 BB: 0 P: 3	R: 0 E: 0 K: 1 S: 5	H: 0 LOB: 0 BB: 0 P: 5	R: 0 E: 0 K: 1 S: 6	H: 1 LOB: 1 BB: 0 P: 6	1B: 4 2B: 1 3B: 0 HR: 0	SF: 0 SAC: 1 DP: 0 HBP: 0	WP: 0 PA: 33 PB: 0 SB: 0 CS: 0
PITCHER	IP WLS BF H R ER SO BB IBB HBP BLK WP HR S P ERA WHIP																				
Mel Queen, R ERA: 3.03 (1, 1)	8.0 W	30 30	5 1 1 10	1 0 0 0	0 0 0 0	0 0 0 0	0 0 5 5	0 0 49 53	0.00 0.000												
Ted Abernathy, R ERA: 1.56 (9, 1)	1.0 S	3 3	0 0 0 1	0 0 0 1	0 0 0 0	0 0 0 0	0 0 5 5	0.00 0.000													



Batter	1	2	3	4	5	6	7	8	9	AB	R	H	RBI	BB	SO	LOB	TOP								
Tommy Harper, R OBP: 0.326, SLG: 0.338 (1, 9)	F9		F6				K			5	0	2	0	0	1	0	Cincinnati Reds @ Atlanta Braves Atlanta Stadium, Atlanta, GA Thu Jul 27 1967, 7:05 PM EDT Att: 15,220 - Unknown								
Giraldo Ruiz, S OBP: 0.256, SLG: 0.306 (1, 6)	4-3			6-3	F9		E4		F7	5	0	0	0	0	3										
Pete Rose, S OBP: 0.369, SLG: 0.458 (1, 4)	4-3			F7		4-3	F8			4	0	0	0	0	1										
Vada Pinson, L OBP: 0.316, SLG: 0.421 (1, 8)								F6		4	0	3	0	0	0										
Tony Perez, R OBP: 0.342, SLG: 0.525 (1, 5)										3	0	1	0	1	2										
Deron Johnson, R OBP: 0.302, SLG: 0.421 (1, 3)										3	0	0	0	1	2										
Lee May, R OBP: 0.289, SLG: 0.404 (1, 7)										4	1	1	0	0	1										
Johnny Edwards, L OBP: 0.248, SLG: 0.241 (1, 2)										4	0	1	0	0	1										
Sammy Ellis, L Bob Lee, R Jim Maloney, L Jack Baldschun, R Don Nottebart, R Ted Abernathy, R Ken Johnson, R Jay Ritchie, R ERA: 3.7	F3									0	0	0	0	0	0										
Inning Stats	R: 0 E: 0 K: 0 S: 3	H: 0 LOB: 0 BB: 0 P: 3	R: 0 E: 0 K: 3 S: 10	H: 1 LOB: 1 BB: 0 P: 10	R: 0 E: 0 K: 1 S: 5	H: 0 LOB: 0 BB: 0 P: 5	R: 0 E: 0 K: 0 S: 4	H: 1 LOB: 1 BB: 0 P: 4	R: 1 E: 0 K: 0 S: 6	H: 3 LOB: 2 BB: 0 P: 6	R: 0 E: 0 K: 0 S: 4	H: 1 LOB: 3 BB: 2 P: 12	R: 0 E: 1 K: 1 S: 6	H: 0 LOB: 0 BB: 0 P: 6	R: 0 E: 0 K: 0 S: 4	H: 1 LOB: 1 BB: 0 P: 4	R: 0 E: 0 K: 0 S: 4	H: 1 LOB: 1 BB: 0 P: 4	1B: 7 2B: 1 3B: 0 HR: 0	SF: 1 SAC: 0 DP: 0 HBP: 0	WP: 0 PB: 0 SB: 0 CS: 0	PA: 38			
PITCHER	IP	WLS	BF	H	R	ER	SO	BB	IBB	HBP	BLK	WP	HR	S	P	ERA	WHIP								
Ken Johnson, R ERA: 2.75 Jay Ritchie, R ERA: 3.7	(1, 1)	5.1	W	23	6	1	1	4	1	0	0	0	0	30	34	1.69	1.312								

Batter	1	2	3	4	5	6	7	8	9	AB	R	H	RBI	BB	SO	LOB	BOTTOM									
Felipe Alou, R OBP: 0.332, SLG: 0.458 (1, 3)										4	1	1	1	0	1	0	Cincinnati Reds @ Atlanta Braves Atlanta Stadium, Atlanta, GA Thu Jul 27 1967, 7:05 PM EDT Att: 15,220 - Unknown									
Gary Geiger, L OBP: 0.321, SLG: 0.271 (1, 8)										4	1	0	0	0	0	0										
Hank Aaron, R OBP: 0.395, SLG: 0.618 (1, 9)										4	1	2	2	0	1	0										
Joe Torre, R OBP: 0.369, SLG: 0.513 (1, 2)										4	0	1	0	0	1	1										
Clete Boyer, R OBP: 0.300, SLG: 0.438 (1, 5)										4	1	2	0	0	0	0										
Rico Carty, R OBP: 0.342, SLG: 0.414 (1, 7)										3	0	0	0	1	2	2										
Denis Menke, R OBP: 0.316, SLG: 0.315 (1, 6)										3	0	0	0	1	0	4										
Woody Woodward, R OBP: 0.291, SLG: 0.267 (1, 4)										3	0	1	1	0	2	1										
Ken Johnson, R OBP: 0.192, SLG: 0.106 Jay Ritchie, R OBP: 0.333, SLG: 0.556 ERA: 3.3										2	0	0	0	0	2	2										
Inning Stats	R: 4 E: 1 K: 2 S: 13	H: 5 LOB: 2 BB: 0 P: 13	R: 0 E: 0 K: 0 S: 4	H: 1 LOB: 1 BB: 0 P: 4	R: 0 E: 0 K: 2 S: 7	H: 0 LOB: 1 BB: 1 P: 11	R: 0 E: 0 K: 2 S: 7	H: 0 LOB: 0 BB: 0 P: 7	R: 0 E: 0 K: 1 S: 6	H: 1 LOB: 2 BB: 1 P: 10	R: 0 E: 0 K: 1 S: 5	H: 0 LOB: 0 BB: 0 P: 5	R: 0 E: 0 K: 1 S: 5	H: 0 LOB: 0 BB: 0 P: 5	R: 0 E: 0 K: 0 S: 3	H: 0 LOB: 0 BB: 0 P: 3	1B: 5 2B: 0 3B: 0 HR: 2	SF: 0 SAC: 0 DP: 0 HBP: 0	WP: 1 PB: 0 SB: 0 CS: 0	PA: 34						
PITCHER	IP	WLS	BF	H	R	ER	SO	BB	IBB	HBP	BLK	WP	HR	S	P	ERA	WHIP									
Sammy Ellis, R ERA: 3.93 Bob Lee, R ERA: 4.02 Jack Baldschun, R ERA: 4.26 Don Nottebart, R ERA: 1.7 Ted Abernathy, R ERA: 1.53	(1, 1)	0.0	L	4	3	4	2	0	0	0	0	0	1	0	13	13	0.00	1.500								



Batter	1	2	3	4	5	6	7	8	9	AB	R	H	RBI	BB	SO	LOB	TOP		
Don Kessinger, S (1, 6) OBP: 0.286, SLG: 0.259	1-4-3		1B 2B	1B		6-3		2H 3H 1B		5	1	3	2	0	0	0	Chicago Cubs @ Cincinnati Reds Crosley Field, Cincinnati, OH Fri Jul 28 1967, 7:05 PM EDT Att: 23,008 - Unknown - 85 F		
Glenn Beckert, R (1, 4) OBP: 0.288, SLG: 0.353	F4		2B 1B	F2		F8			5-3	5	1	1	0	0	0	1			
Billy Williams, L (1, 7) OBP: 0.358, SLG: 0.489			1B	F6			F6		1-3	5	1	2	1	0	0	1			
Ron Santo, R (1, 5) OBP: 0.392, SLG: 0.519	F8		1B IBB		14 CS 1B		K		14 FC5-4 BB	3	0	1	0	2	1	1			
14 Ernie Banks, R (1, 3) OBP: 0.319, SLG: 0.510		5-3	F5		K		5-3		FC5-4	5	0	0	0	0	1	5			
Clarence Jones, L (1, 9) OBP: 0.282, SLG: 0.315									6-3	4	0	3	2	0	0	0			
Randy Hundley, R (1, 2) OBP: 0.342, SLG: 0.424		1B	1B						SH1-4 1B BB	2	1	0	0	2	0	3			
Ted Savage, R (1, 8) OBP: 0.348, SLG: 0.344									SH1-4 1B 1B	4	2	2	0	0	2	3			
Fergie Jenkins, R (1, 1) OBP: 0.183, SLG: 0.232			5-3	SH2-4			K		SH1-4	2	0	0	0	0	1	0			
Inning Stats	R: 0 E: 0 K: 0 S: 4	H: 1 LOB: 1 BB: 0 P: 4	R: 0 E: 0 K: 1 S: 6	H: 1 LOB: 1 BB: 0 P: 6	R: 3 E: 0 K: 0 S: 7	H: 4 LOB: 2 BB: 1 P: 11	R: 1 E: 1 K: 0 S: 5	H: 2 LOB: 1 BB: 0 P: 5	R: 0 E: 0 K: 1 S: 5	H: 0 LOB: 0 BB: 0 P: 5	R: 0 E: 0 K: 1 S: 5	H: 0 LOB: 0 BB: 0 P: 5	R: 2 E: 0 K: 0 S: 4	H: 2 LOB: 1 BB: 1 P: 8	R: 0 E: 0 K: 0 S: 3	H: 0 LOB: 1 BB: 1 P: 7	1B: 10 2B: 3 3B: 0 HR: 0	SF: 0 SAC: 2 DP: 1 HBP: 0	WP: 0 PA: 41 PB: 0 SB: 0 CS: 1
PITCHER	IP WLS BF H R ER SO BB IBB HBP BLK WP HR S P ERA WHIP	IP WLS BF H R ER SO BB IBB HBP BLK WP HR S P ERA WHIP	IP WLS BF H R ER SO BB IBB HBP BLK WP HR S P ERA WHIP	IP WLS BF H R ER SO BB IBB HBP BLK WP HR S P ERA WHIP	IP WLS BF H R ER SO BB IBB HBP BLK WP HR S P ERA WHIP	IP WLS BF H R ER SO BB IBB HBP BLK WP HR S P ERA WHIP	IP WLS BF H R ER SO BB IBB HBP BLK WP HR S P ERA WHIP	IP WLS BF H R ER SO BB IBB HBP BLK WP HR S P ERA WHIP	IP WLS BF H R ER SO BB IBB HBP BLK WP HR S P ERA WHIP	IP WLS BF H R ER SO BB IBB HBP BLK WP HR S P ERA WHIP	IP WLS BF H R ER SO BB IBB HBP BLK WP HR S P ERA WHIP	IP WLS BF H R ER SO BB IBB HBP BLK WP HR S P ERA WHIP	IP WLS BF H R ER SO BB IBB HBP BLK WP HR S P ERA WHIP	IP WLS BF H R ER SO BB IBB HBP BLK WP HR S P ERA WHIP	IP WLS BF H R ER SO BB IBB HBP BLK WP HR S P ERA WHIP	IP WLS BF H R ER SO BB IBB HBP BLK WP HR S P ERA WHIP	IP WLS BF H R ER SO BB IBB HBP BLK WP HR S P ERA WHIP		
Jim Maloney, R (1, 1) ERA: 4.4	4.2	L	25	10	4	4	2	1	1	0	0	0	0	0	0	0	7.71	2.357	
Don Nottebart, R (5, 1) ERA: 1.69	0.1	0	0	0	0	0	1	0	0	0	0	0	0	0	0	0	0.00	0.000	
Billy McCool, L (6, 1) ERA: 3.31	2.0	6	0	0	0	2	0	0	0	0	0	0	0	10	10	0.00	0.000		
Ted Abernathy, R (8, 1) ERA: 1.77	2.0	9	2	2	2	0	2	0	0	0	0	0	0	7	15	9.00	2.000		

Batter	1	2	3	4	5	6	7	8	9	AB	R	H	RBI	BB	SO	LOB	BOTTOM				
Tommy Harper, R (1, 9) OBP: 0.318, SLG: 0.327	5-3		F3		4-3		K	FC6-4		5	0	0	0	0	1	3	Chicago Cubs @ Cincinnati Reds Crosley Field, Cincinnati, OH Fri Jul 28 1967, 7:05 PM EDT Att: 23,008 - Unknown - 85 F				
Giraldo Ruiz, S (1, 6) OBP: 0.256, SLG: 0.305									L8	4	0	1	0	0	2	0					
Ted Abernathy, R (8, 1) OBP: 0.125, SLG: 0.125										0	0	0	0	0	0	0					
Art Shamsky, L (9, PH) OBP: 0.256, SLG: 0.265										1	0	0	0	0	0	0					
Pete Rose, S (1, 4) OBP: 0.372, SLG: 0.460									F8	3	0	1	1	2	0	0					
Vada Pinson, L (1, 8) OBP: 0.317, SLG: 0.423										5	0	2	0	0	0	4					
Tony Perez, R (1, 5) OBP: 0.345, SLG: 0.533										4	1	2	1	1	2	2					
Deron Johnson, R (1, 3) OBP: 0.301, SLG: 0.418										4	0	1	0	0	2	3					
Lee May, R (1, 7) OBP: 0.284, SLG: 0.396										4	0	0	0	0	1	5					
Johnny Edwards, L (1, 2) OBP: 0.261, SLG: 0.239										1	1	0	0	3	1	2					
Jim Maloney, L (1, 1) Don Nottebart, R (5, PH) Jake Wood, R (6, PH) Billy McCool, L (8, 1) Tommy Helms, R (7, PH) OBP: 0.288, SLG: 0.342										1	0	0	0	0	0	2					
Inning Stats	R: 0 E: 0 K: 1 S: 5	H: 0 LOB: 1 BB: 1 P: 9	R: 0 E: 1 K: 1 S: 6	H: 1 LOB: 2 BB: 1 P: 10	R: 0 E: 0 K: 1 S: 5	H: 0 LOB: 0 BB: 0 P: 5	R: 0 E: 0 K: 2 S: 8	H: 1 LOB: 2 BB: 1 P: 12	R: 0 E: 0 K: 0 S: 3	H: 0 LOB: 0 BB: 0 P: 3	R: 0 E: 0 K: 1 S: 6	H: 1 LOB: 2 BB: 1 P: 10	R: 1 E: 0 K: 1 S: 7	H: 2 LOB: 2 BB: 1 P: 11	R: 1 E: 0 K: 1 S: 7	H: 2 LOB: 2 BB: 1 P: 11	R: 0 E: 0 K: 1 S: 6	H: 1 LOB: 1 BB: 0 P: 6	1B: 5 2B: 2 3B: 0 HR: 1	SF: 0 SAC: 0 DP: 0 HBP: 0	WP: 0 PA: 41 PB: 0 SB: 0 CS: 1
PITCHER	IP WLS BF H R ER SO BB IBB HBP BLK WP HR S P ERA WHIP	IP WLS BF H R ER SO BB IBB HBP BLK WP HR S P ERA WHIP	IP WLS BF H R ER SO BB IBB HBP BLK WP HR S P ERA WHIP	IP WLS BF H R ER SO BB IBB HBP BLK WP HR S P ERA WHIP	IP WLS BF H R ER SO BB IBB HBP BLK WP HR S P ERA WHIP	IP WLS BF H R ER SO BB IBB HBP BLK WP HR S P ERA WHIP	IP WLS BF H R ER SO BB IBB HBP BLK WP HR S P ERA WHIP	IP WLS BF H R ER SO BB IBB HBP BLK WP HR S P ERA WHIP	IP WLS BF H R ER SO BB IBB HBP BLK WP HR S P ERA WHIP	IP WLS BF H R ER SO BB IBB HBP BLK WP HR S P ERA WHIP	IP WLS BF H R ER SO BB IBB HBP BLK WP HR S P ERA WHIP	IP WLS BF H R ER SO BB IBB HBP BLK WP HR S P ERA WHIP	IP WLS BF H R ER SO BB IBB HBP BLK WP HR S P ERA WHIP	IP WLS BF H R ER SO BB IBB HBP BLK WP HR S P ERA WHIP	IP WLS BF H R ER SO BB IBB HBP BLK WP HR S P ERA WHIP	IP WLS BF H R ER SO BB IBB HBP BLK WP HR S P ERA WHIP					
Fergie Jenkins, R (1, 1) ERA: 3.08	9.0	W	41	8	2	2	9	6	0	0	0	0	0	0	0	0	2.00	1.556			

Batter	1	2	3	4	5	6	7	8	9	10	AB	R	H	RBI	BB	SO	LOB	TOP	
Don Kessinger, S (1, 6) OBP: 0.282, SLG: 0.268											5	1	2	0	0	0	1		
Glenn Beckert, R (1, 4) OBP: 0.300, SLG: 0.352											4	0	1	0	1	0	1		
Billy Williams, L (1, 7) OBP: 0.357, SLG: 0.487											4	0	1	0	0	0	5		
Ron Santo, R (1, 5) OBP: 0.393, SLG: 0.526											3	1	1	1	1	0	1		
Al Spangler, L (1, 9) OBP: 0.311, SLG: 0.302											4	0	0	0	0	1	2		
Clarence Jones, L (1, 3) OBP: 0.246, SLG: 0.293											4	0	0	0	0	1	1		
Randy Hundley, R (1, 2) OBP: 0.339, SLG: 0.419											4	0	0	0	0	2	1		
Ted Savage, R (1, 8) OBP: 0.346, SLG: 0.342											4	0	1	0	0	0	0		
Ray Culp, R (1, 1) OBP: 0.093, SLG: 0.186											3	0	1	0	0	0	0		
Chuck Hartenstein, R (9, 1) OBP: 0.115, SLG: 0.111											0	0	0	0	0	0	0		
Adolfo Phillips, R (10, PH) OBP: 0.398, SLG: 0.512											1	0	0	0	0	0	0		
Bill Stoneman, R (10, 1)											0	0	0	0	0	0	0		
Inning Stats	R: 1 E: 0 K: 0 S: 4	H: 1 LOB: 0 BB: 0 P: 4	R: 0 E: 0 K: 1 S: 5	H: 0 LOB: 0 BB: 0 P: 5	R: 0 E: 0 K: 0 S: 5	H: 3 LOB: 2 BB: 1 P: 5	R: 1 E: 0 K: 1 S: 6	H: 1 LOB: 0 BB: 0 P: 6	R: 0 E: 0 K: 1 S: 7	H: 0 LOB: 1 BB: 1 P: 11	R: 0 E: 0 K: 0 S: 3	H: 0 LOB: 0 BB: 0 P: 3	R: 0 E: 0 K: 0 S: 3	H: 0 LOB: 0 BB: 0 P: 3	R: 0 E: 0 K: 0 S: 3	H: 0 LOB: 0 BB: 0 P: 3	1B: 4 2B: 2 3B: 0 HR: 1	SF: 0 SAC: 0 DP: 1 HBP: 0	WP: 0 PA: 38 PB: 0 SB: 0 CS: 1
PITCHER	IP 9.0	WLS 4	BF 35	H 7	R 2	ER 2	SO 4	BB 2	IBB 0	HBP 0	BLK 0	WP 0	HR 1	S 41	P 49	ERA 2.00	WHIP 1.000		
Mitt Pappas, R (1, 1) ERA: 3.37																			
Ted Abernathy, R (10, 1) ERA: 1.74	1.0	W	3	0	0	0	0	0	0	0	0	0	0	3	3	0.00	0.000		

Chicago Cubs @ Cincinnati Reds
Crosley Field, Cincinnati, OH
Sat Jul 29 1967, 3:33 AM EDT
Att: 13,767 - Unknown - 85 F

AB	36
R	2
H	7
RBI	1
BB	2
SO	4
LOB	12



Batter	1	2	3	4	5	6	7	8	9	10	AB	R	H	RBI	BB	SO	LOB	BOTTOM			
Tommy Harper, R (1, 9) OBP: 0.320, SLG: 0.347											5	1	2	1	0	0	3				
Giraldo Ruiz, S (1, 4) OBP: 0.254, SLG: 0.298											4	0	0	0	1	1	1				
Pete Rose, S (1, 7) OBP: 0.375, SLG: 0.460											4	1	2	0	1	0	0				
Vada Pinson, L (1, 8) OBP: 0.318, SLG: 0.430											5	2	2	2	0	0	3				
Tommy Helms, R (1, 6) OBP: 0.292, SLG: 0.338											4	0	0	0	0	0	4				
Tony Perez, R (1, 5) OBP: 0.346, SLG: 0.532											3	0	1	0	1	1	1				
Don Pavletich, R (1, 3) OBP: 0.343, SLG: 0.483											3	0	1	0	1	0	2				
Johnny Edwards, L (1, 2) OBP: 0.255, SLG: 0.232											4	0	0	0	0	1	3				
Mitt Pappas, R (1, 1) OBP: 0.119, SLG: 0.075											3	0	0	0	0	1	0				
Art Shamsky, L (9, PH) OBP: 0.262, SLG: 0.265											0	0	0	0	1	0	0				
Ted Abernathy, R (10, 1) OBP: 0.125, SLG: 0.125											0	0	0	0	0	0	0				
Inning Stats	R: 0 E: 0 K: 0 S: 3	H: 1 LOB: 1 BB: 0 P: 3	R: 1 E: 0 K: 1 S: 7	H: 2 LOB: 1 BB: 0 P: 7	R: 1 E: 0 K: 1 S: 7	H: 2 LOB: 2 BB: 1 P: 11	R: 0 E: 0 K: 0 S: 3	H: 0 LOB: 0 BB: 0 P: 3	R: 0 E: 0 K: 1 S: 5	H: 0 LOB: 0 BB: 0 P: 5	R: 0 E: 0 K: 0 S: 4	H: 1 LOB: 2 BB: 1 P: 8	R: 0 E: 0 K: 0 S: 3	H: 0 LOB: 0 BB: 0 P: 3	R: 0 E: 0 K: 0 S: 4	H: 1 LOB: 3 BB: 2 P: 12	R: 2 E: 0 K: 0 S: 2	H: 1 LOB: 0 BB: 1 P: 6	1B: 6 2B: 1 3B: 0 HR: 2	SF: 0 SAC: 0 DP: 1 HBP: 0	WP: 1 PA: 40 PB: 1 SB: 1 CS: 0
PITCHER	IP 8.1	WLS 3	BF 34	H 7	R 2	ER 2	SO 4	BB 3	IBB 0	HBP 0	BLK 0	WP 0	HR 1	S 39	P 51	ERA 2.16	WHIP 1.200				
Ray Culp, R (1, 1) ERA: 3.24																					
Chuck Hartenstein, R (9, 1) ERA: 2.48	0.2		3	0	0	0	0	0	0	0	0	0	0	2	6	0.00	0.000				
Bill Stoneman, R (10, 1) ERA: 4.5	0.1	L	3	1	2	2	0	1	0	0	0	0	1	2	6	54.00	6.000				

Chicago Cubs @ Cincinnati Reds
Crosley Field, Cincinnati, OH
Sat Jul 29 1967, 3:33 AM EDT
Att: 13,767 - Unknown - 85 F

AB	35
R	4
H	8
RBI	3
BB	5
SO	4
LOB	17



Batter	1	2	3	4	5	6	7	8	9	AB	R	H	RBI	BB	SO	LOB	TOP			
Don Kessinger, S (1,6) X	0-0 6-3		0-0 2B 14 1B	0-0 SF7		0-0 FC1-6 BB		0-3 K		4	1	1	1	0	1	1	Chicago Cubs @ Cincinnati Reds Crosley Field, Cincinnati, OH Sun Jul 30 1967, 3:33 AM EDT Sunny - 90 F			
Glenn Beckert, R (1,4) X	0-0 1B SF9 1B		0-0 1-3 14 1B 2B	0-0 2B 1B		0-0 F7		0-0 2B 14 1B 1B		5	3	4	0	0	0	1				
Billy Williams, L (1,7) X	0-0 1-3 1B		0-0 F7	0-0 1-3 2B		4-0 1-2 BB		0-0 14 1B 2B		4	1	3	0	1	0	2				
Ron Santo, R (1,5) X	0-0 SF9		0-0 F6	4-0 14 FC6-4 IBB		0-0 F7		4-0 14 1B IBB		2	0	0	1	2	0	4				
14 Ernie Banks, R (1,3) X	0-0 F5		0-0 HR 1B	0-0 FC6-4				0-0 FC5-4 1B		5	1	3	4	0	0	4				
Clarence Jones, L (1,9)		0-3 K	0-0 2-H HR		0-0 6-3			0-0 F8		5	1	1	2	0	2	3				
Ted Savage, R (8,9)								0-3 K		0	0	0	0	0	0	0				
John Stephenson, L (1,2)		0-0 PB 1B	0-0 F6		0-0 4-3			0-0 L5-4 2B		5	0	2	0	0	0	1				
Adolfo Phillips, R (1,8)		0-3 K		0-0 SH1-3 SF7 2B		0-3 K		0-0 L5-4		5	1	1	0	0	2	3				
Bob Shaw, R (1,1)		0-3 K		0-0 SH1-3				0-0 1-3		0	0	0	0	0	0	0				
Rob Gardner, R (1,1)								0-3 K		1	0	0	0	0	1	1				
Bill Hands, R (3,1)								0-0 FC1-6 BB		2	0	0	0	1	1	0				
Inning Stats	R: 1 E: 0 K: 0 S: 5	H: 2 LOB: 1 BB: 0 P: 5	R: 0 E: 0 K: 3 S: 10	H: 1 LOB: 0 BB: 0 P: 10	R: 4 E: 0 K: 0 S: 7	H: 4 LOB: 0 BB: 1 P: 7	R: 1 E: 0 K: 1 S: 6	H: 3 LOB: 3 BB: 1 P: 10	R: 0 E: 0 K: 1 S: 5	H: 0 LOB: 0 BB: 0 P: 5	R: 0 E: 0 K: 1 S: 3	H: 1 LOB: 1 BB: 0 P: 4	R: 2 E: 0 K: 2 S: 10	H: 3 LOB: 2 BB: 1 P: 14	R: 0 E: 0 K: 1 S: 5	H: 1 LOB: 0 BB: 0 P: 5	1B: 9 2B: 6 3B: 0 HR: 1	SF: 2 SAC: 1 DP: 1 HBP: 0	WP: 0 PB: 1 SB: 0 CS: 0	PA: 45
PITCHER	IP WLS BF H R ER SO BB IBB HBP BLK WP HR S P ERA WHIP																			
Gary Nolan, R (1,1) ERA: 2.5	3.2 L 22 10 6 6 3 0 0 1 0 0 0 1 27 31 14.73 2.727																			
Billy McCool, L (4,1) ERA: 3.21	2.1 9 0 0 0 1 2 0 0 0 0 0 0 9 17 0.00 0.857																			
Don Nottebart, R (7,1) ERA: 1.94	3.0 14 5 2 2 3 0 1 0 0 0 0 0 19 23 6.00 1.667																			

AB	38
R	8
H	15
RBI	8
BB	4
SO	7
LOB	20



Batter	1	2	3	4	5	6	7	8	9	AB	R	H	RBI	BB	SO	LOB	BOTTOM			
Tommy Harper, R (1,9) X	0-0 F4	0-0 1-3		0-0 6-3		0-0 L6			0-0 F8	5	0	0	0	0	0	2	Chicago Cubs @ Cincinnati Reds Crosley Field, Cincinnati, OH Sun Jul 30 1967, 3:33 AM EDT Sunny - 90 F			
Giraldo Ruiz, S (1,4) B B B	4-0 1B 3B BB	0-0 1-3		0-0 6-3				0-0 6-3		3	1	0	0	1	0	0				
Lee May, R (8, PH) B										1	0	0	0	0	0	1				
Pete Rose, S (1,7) X	0-0 1-2 3B 1B	0-0 F8		0-0 1B		0-3 K				4	1	2	0	0	1	0				
Vada Pinson, L (1,8) X	0-0 1-H 2-H 1B 3B		0-0 1B 1B	0-3 K		0-0 G3				4	2	2	2	0	1	1				
Tommy Helms, R (1,6) X	0-0 2B 1B		0-0 G6-4-3 1B 1B		0-0 1-3			0-0 F8		4	0	2	1	0	0	0				
Tony Perez, R (1,5) X	0-0 3-H 1B		0-0 G6-4-3 1B		0-0 6-3			0-3 K		4	0	2	1	0	1	0				
Don Pavletich, R (1,3)	4-0 1B		0-0 G6-4-3 1B		0-0 F8			0-3 K		3	0	0	0	1	1	2				
Johnny Edwards, L (1,2) X	0-0 F3		0-0 1B		0-0 F8			0-0 1B		3	0	1	0	1	0	3				
Jake Wood, R (8, PR)										0	0	0	0	0	0	0				
Gary Nolan, R (1,1) OBP: 0.213, SLG: 0.143	0-3 K		0-3 K		0-0 L6 2B			0-0 F9		2	0	0	0	0	2	5				
Billy McCool, R (4,1) OBP: 0.167, SLG: 0.091										0	0	0	0	0	0	0				
Deron Johnson, R (6, PH) OBP: 0.303, SLG: 0.424										1	0	1	0	0	0	0				
Don Nottebart, R (7,1) OBP: 0.227, SLG: 0.150										0	0	0	0	0	0	0				
Art Shamsky, L (8, PH) OBP: 0.260, SLG: 0.263										1	0	0	0	0	0	1				
Inning Stats	R: 3 E: 0 K: 1 S: 9	H: 4 LOB: 3 BB: 2 P: 17	R: 0 E: 0 K: 0 S: 3	H: 0 LOB: 0 BB: 0 P: 3	R: 1 E: 0 K: 1 S: 7	H: 3 LOB: 2 BB: 1 P: 11	R: 0 E: 0 K: 1 S: 6	H: 1 LOB: 1 BB: 0 P: 6	R: 0 E: 0 K: 0 S: 3	H: 0 LOB: 0 BB: 0 P: 3	R: 0 E: 0 K: 0 S: 3	H: 1 LOB: 0 BB: 0 P: 3	R: 0 E: 0 K: 2 S: 7	H: 0 LOB: 0 BB: 0 P: 7	R: 0 E: 0 K: 0 S: 4	H: 1 LOB: 1 BB: 0 P: 4	1B: 7 2B: 3 3B: 1 HR: 0	SF: 0 SAC: 0 DP: 2 HBP: 0	WP: 0 PB: 0 SB: 0 CS: 0	PA: 38
PITCHER	IP WLS BF H R ER SO BB IBB HBP BLK WP HR S P ERA WHIP																			
Bob Shaw, R (1,1) ERA: 4.39	0.1 8 3 3 1 1 1 0 0 0 0 0 0 10 10 5.40 1.800																			
Rob Gardner, L (1,1) ERA: 4.7	1.2 8 3 1 1 1 0 0 0 0 0 0 0 10 10 5.40 1.800																			
Bill Hands, R (3,1) ERA: 2.24	7.0 W 23 3 0 0 5 0 1 0 0 0 0 0 32 36 0.00 0.429																			

AB	35
R	4
H	10
RBI	4
BB	3
SO	6
LOB	15



Batter	1	2	3	4	5	6	7	8	9	AB	R	H	RBI	BB	SO	LOB	TOP					
Don Kessinger, S OBP: 0.275, SLG: 0.266 (1, 6)										5	0	1	0	0	1	4						
Glenn Beckert, R OBP: 0.305, SLG: 0.360 (1, 4)										4	0	1	0	0	1	1						
Billy Williams, L OBP: 0.359, SLG: 0.490 (1, 7)										4	0	0	0	0	0	2						
Ron Santo, R OBP: 0.394, SLG: 0.530 (1, 5)										3	1	1	1	1	0	1						
14 Ernie Banks, R OBP: 0.322, SLG: 0.507 (1, 3)										3	0	0	0	1	1	3						
Randy Hundley, R OBP: 0.343, SLG: 0.423 (1, 2)										4	1	3	0	0	1	1						
Ted Savage, R OBP: 0.354, SLG: 0.344 (6, 8)										2	0	1	1	2	0	1						
Adolfo Phillips, R OBP: 0.383, SLG: 0.507 (1, 8)										2	0	0	0	0	1	1						
Lee Thomas, L OBP: 0.235, SLG: 0.307 (6, 9)										2	0	0	0	0	2	3						
Joe Niekro, R OBP: 0.162, SLG: 0.200 (1, 1)										1	0	0	0	0	0	0						
Norm Gigon, R OBP: 0.203, SLG: 0.271 (7, PH)										0	0	0	0	1	0	0						
Cal Koonce, R (7, 1)										0	0	0	0	0	0	0						
Chuck Hartenstein, R OBP: 0.111, SLG: 0.111 (8, 1)										0	0	0	0	0	0	0						
Al Spangler, L OBP: 0.303, SLG: 0.315 (9, PH)										1	0	1	0	0	0	0						
Inning Stats	R: 0 E: 0 K: 2 S: 8	H: 1 LOB: 2 BB: 1 P: 12	R: 1 E: 0 K: 1 S: 7	H: 2 LOB: 1 BB: 0 P: 7	R: 0 E: 0 K: 0 S: 3	H: 0 LOB: 0 BB: 0 P: 3	R: 0 E: 0 K: 0 S: 3	H: 1 LOB: 0 BB: 0 P: 3	R: 0 E: 0 K: 1 S: 5	H: 0 LOB: 0 BB: 0 P: 5	R: 0 E: 0 K: 0 S: 4	H: 1 LOB: 1 BB: 0 P: 4	R: 0 E: 0 K: 1 S: 5	H: 1 LOB: 2 BB: 2 P: 13	R: 1 E: 0 K: 1 S: 6	H: 1 LOB: 1 BB: 1 P: 10	R: 0 E: 0 K: 1 S: 5	H: 1 LOB: 1 BB: 1 P: 9	1B: 7 2B: 0 3B: 0 HR: 1	SF: 0 SAC: 1 DP: 1 HBP: 0	WP: 1 PB: 0 SB: 0 CS: 2	PA: 37
PITCHER	IP	WLS	BF	H	R	ER	SO	BB	IBB	HBP	BLK	WP	HR	S	P	ERA	WHIP					
Gerry Arrigo, L ERA: 2.74 (1, 1)	5.2	W	22	5	1	1	4	1	0	0	0	1	0	29	33	1.59	1.059					
Jack Baldschun, R ERA: 4.15 (6, 1)	0.1		3	1	0	0	0	1	0	0	0	0	0	2	6	0.00	6.000					
Billy McCool, L ERA: 3.25 (7, 1)	1.2		7	1	1	1	1	2	0	0	0	0	1	7	15	5.40	1.800					
Ted Abernathy, R ERA: 1.71 (8, 1)	1.1	S	5	1	0	0	2	1	0	0	0	0	0	8	12	0.00	1.500					

Chicago Cubs @ Cincinnati Reds
Crosley Field, Cincinnati, OH
Sun Jul 30 1967, 3:38 AM EDT
Att: 30,529 - Sunny - 87 F

AB 31
R 2
H 8
RBI 2
BB 5
SO 7
LOB 17

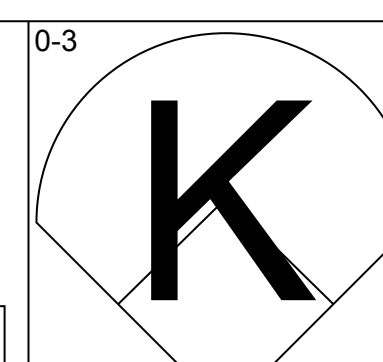
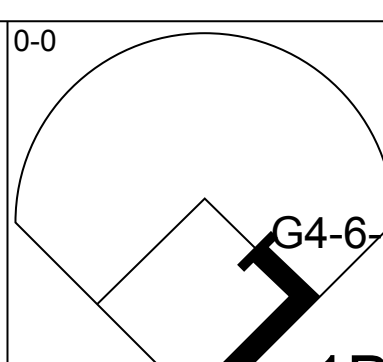
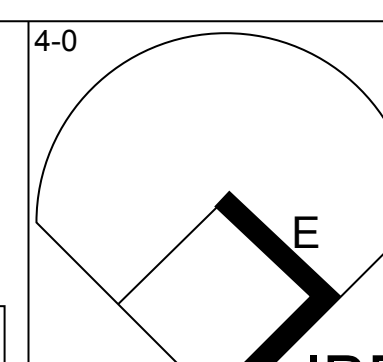
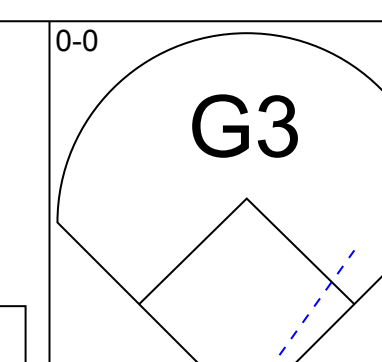
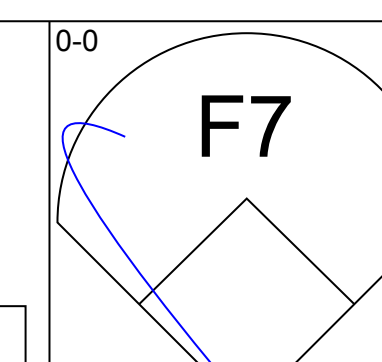
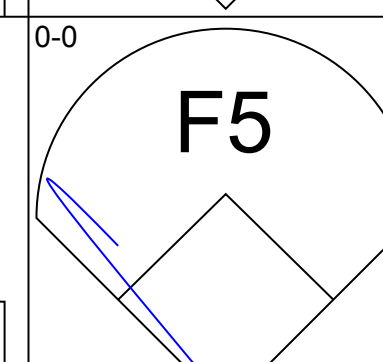
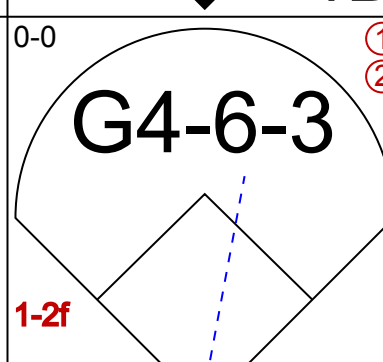
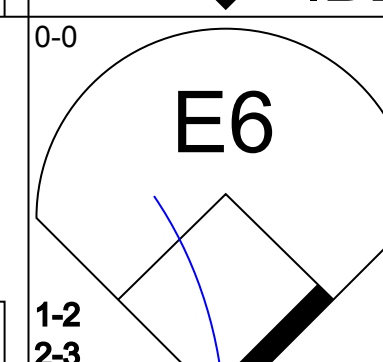
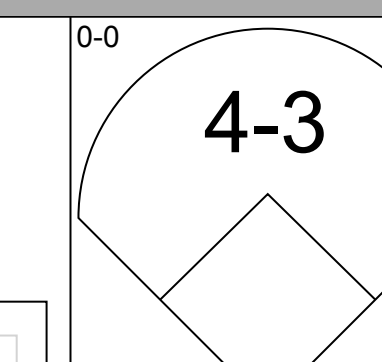
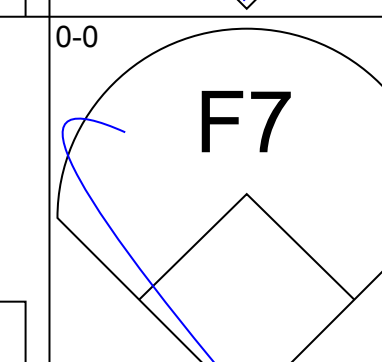
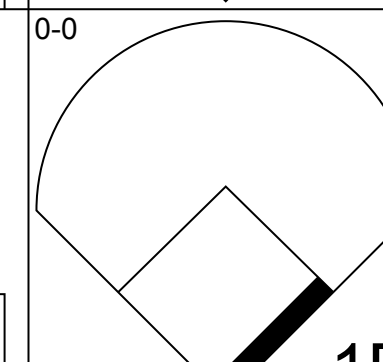
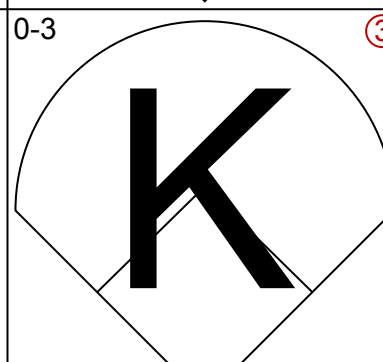
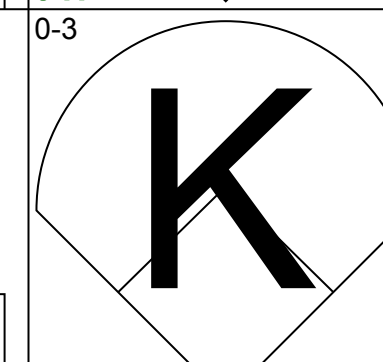
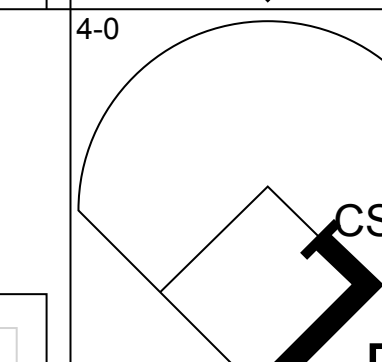
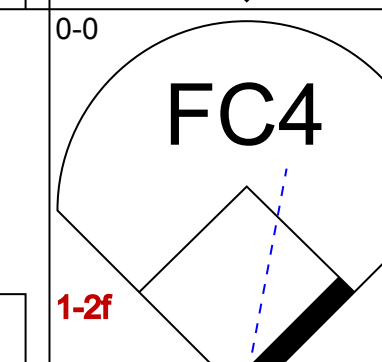
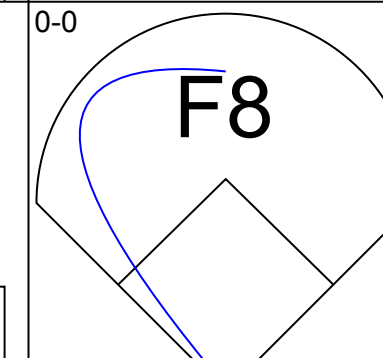
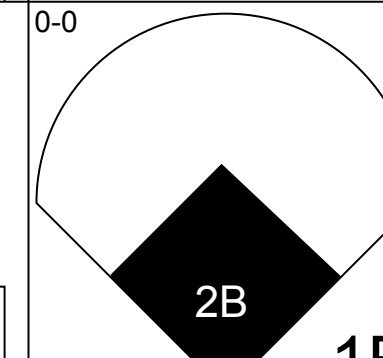
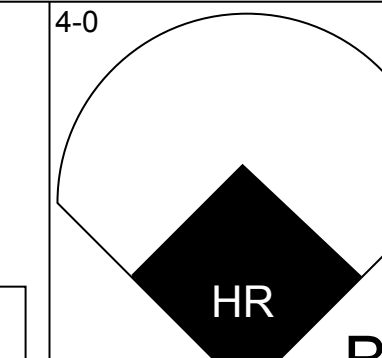
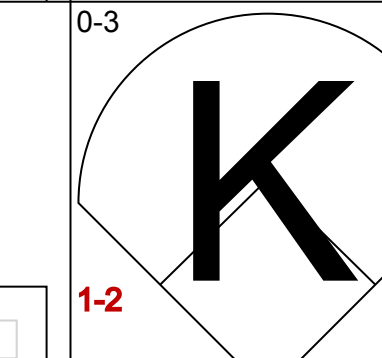
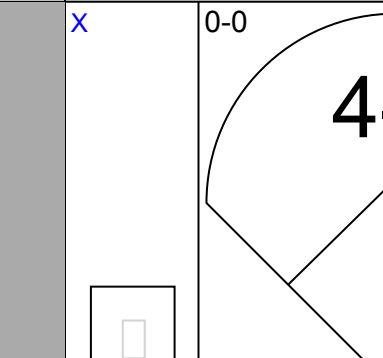
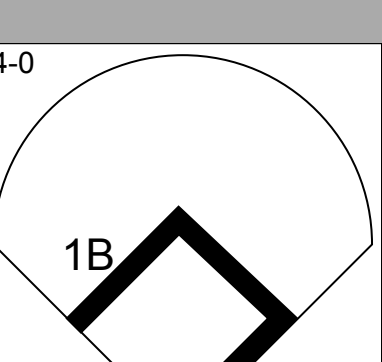
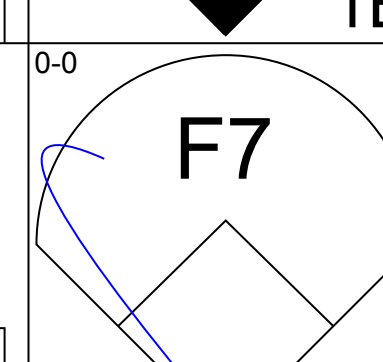
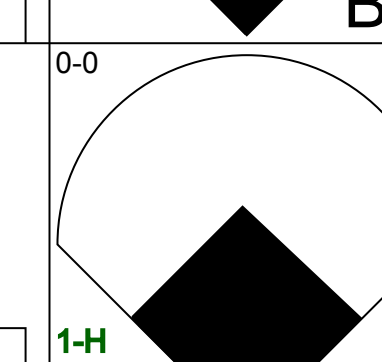

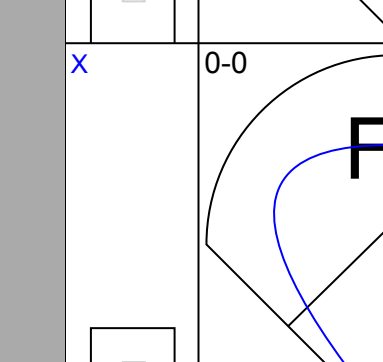

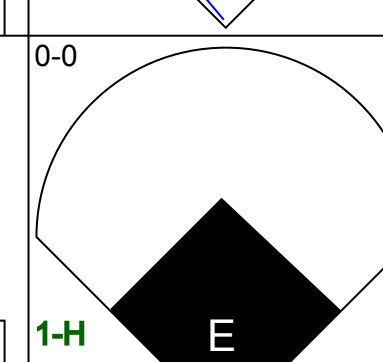
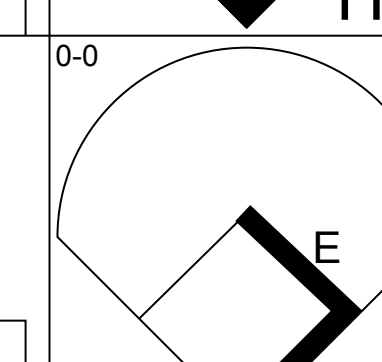

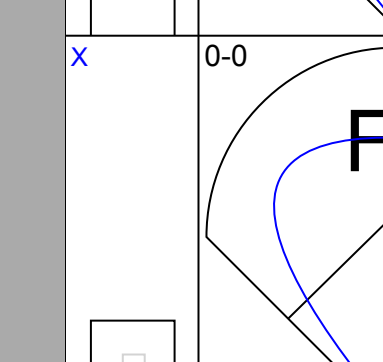

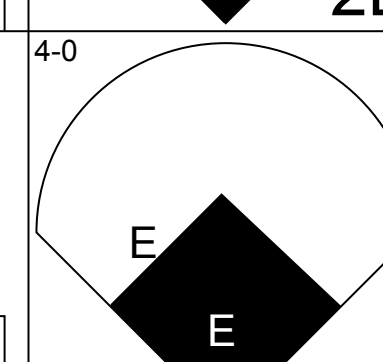
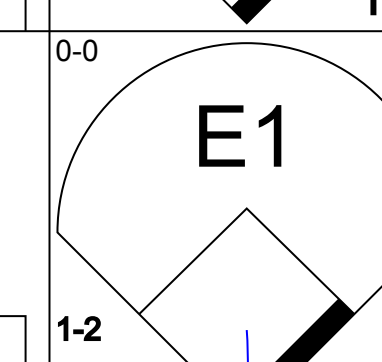


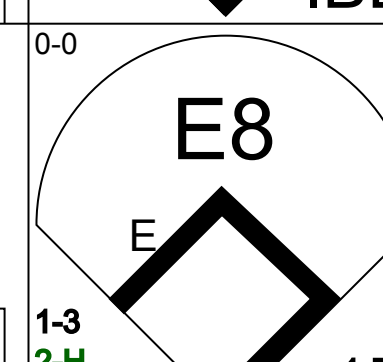
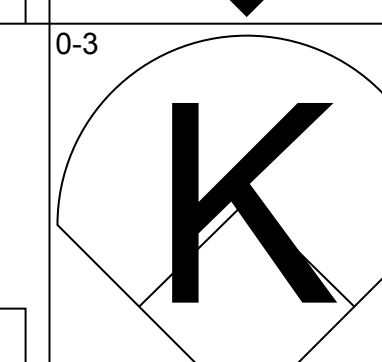
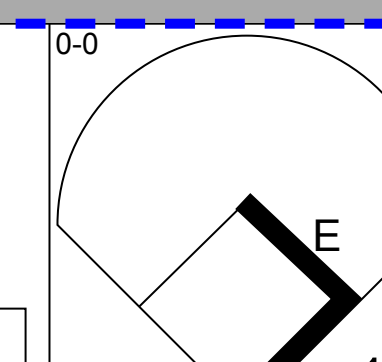

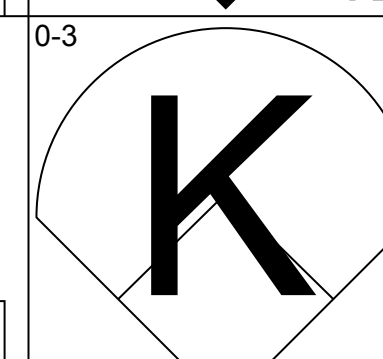
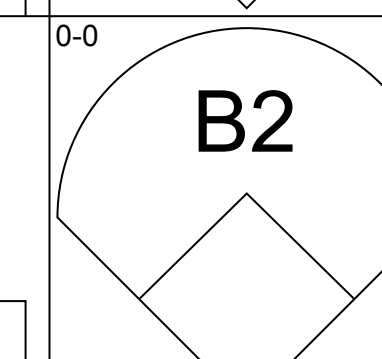
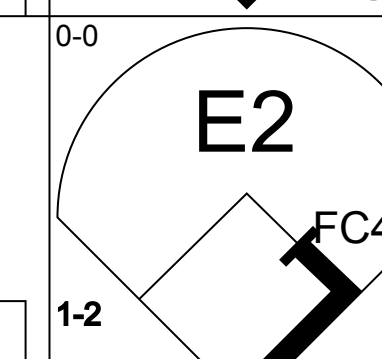


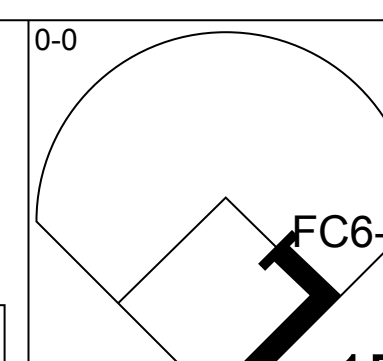
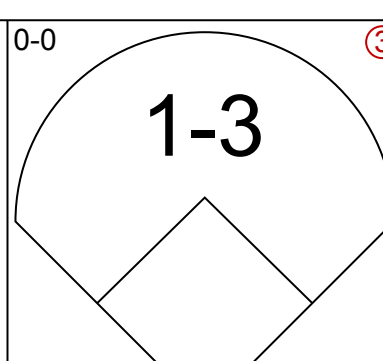
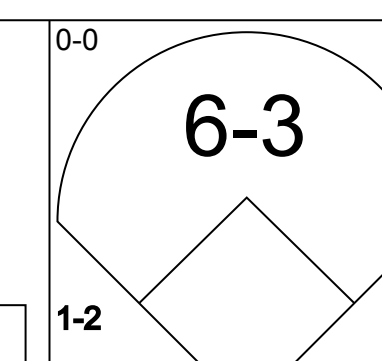
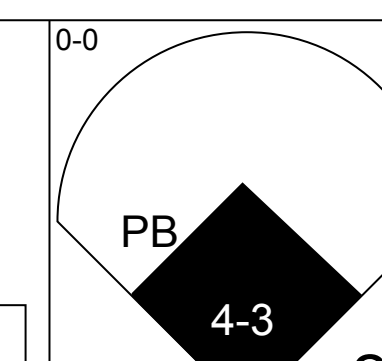
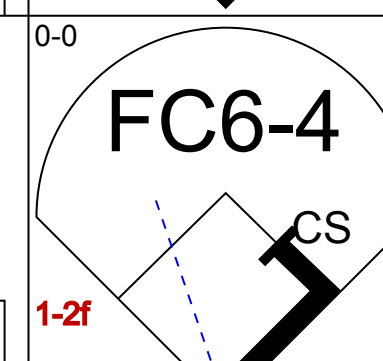
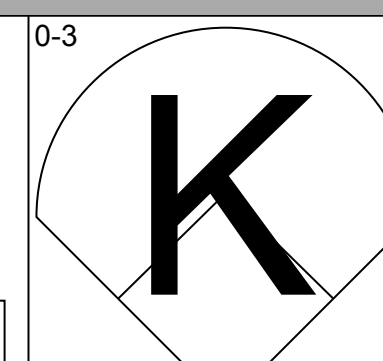
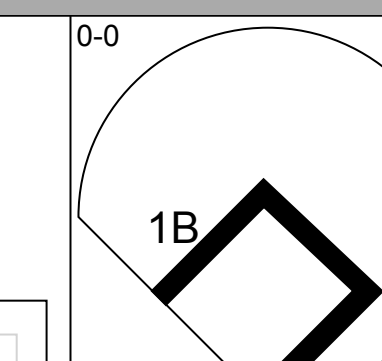
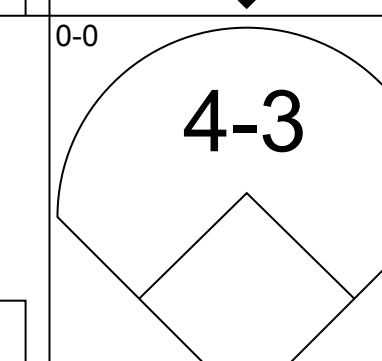
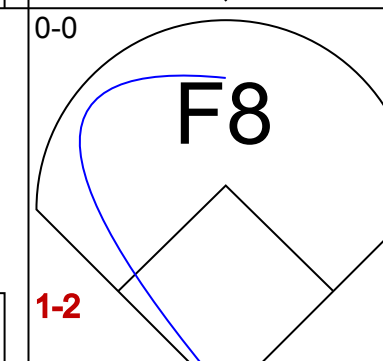
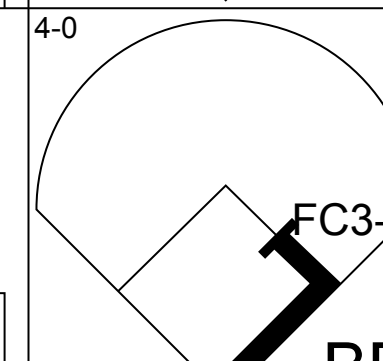
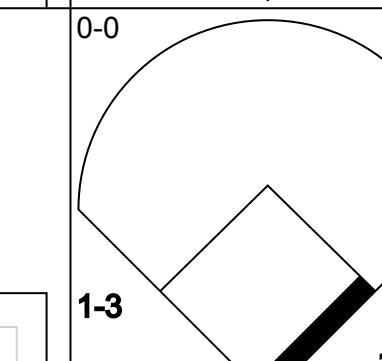
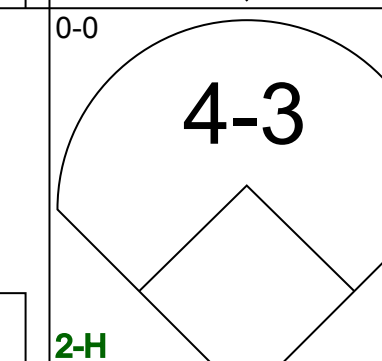
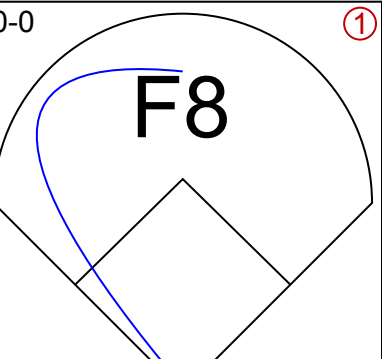
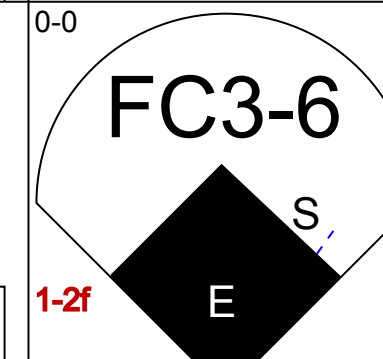
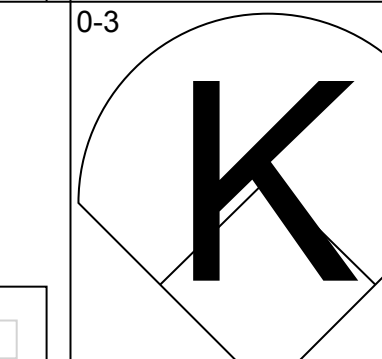
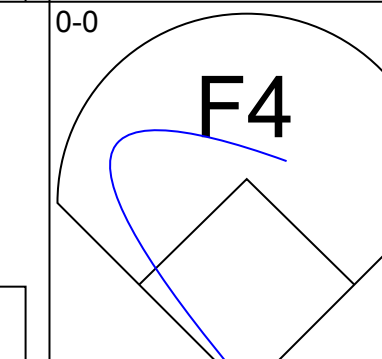
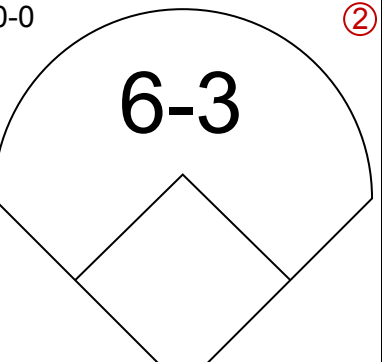
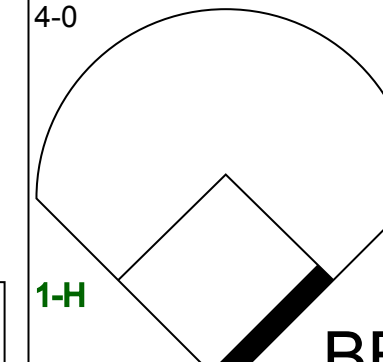
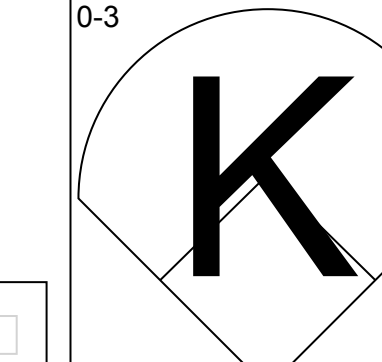
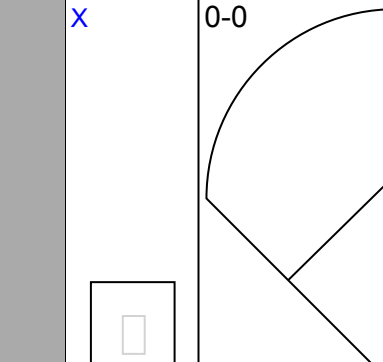
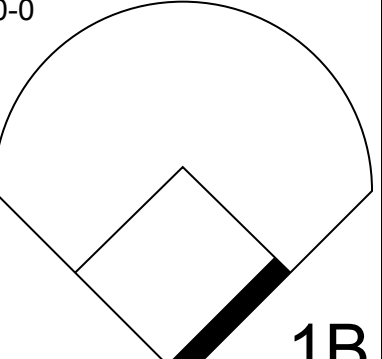
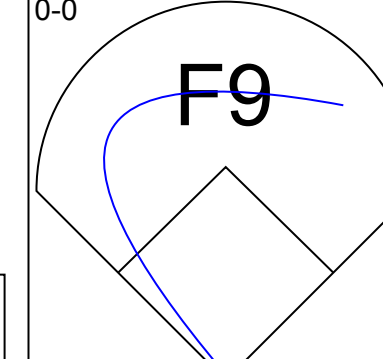
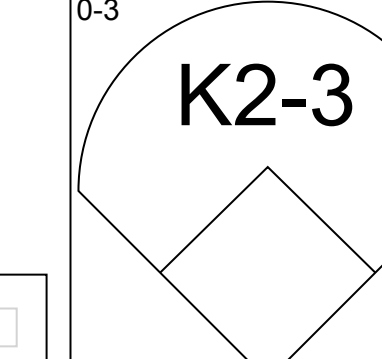
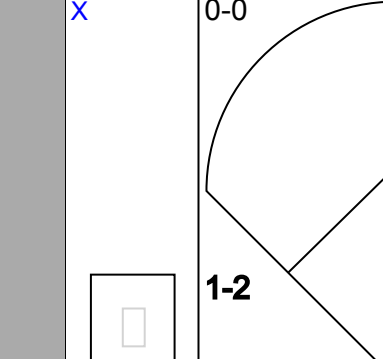

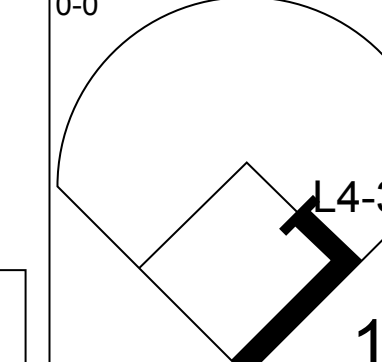


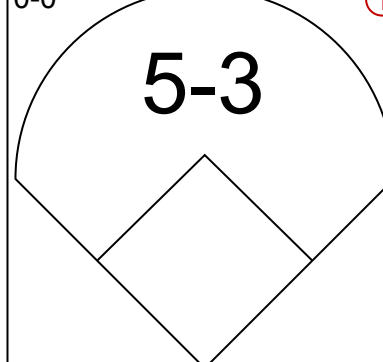
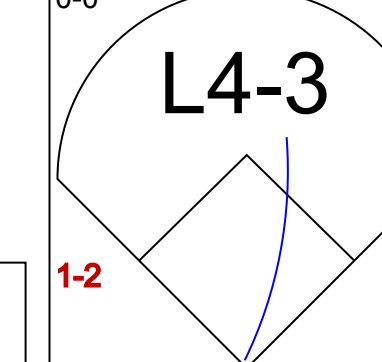

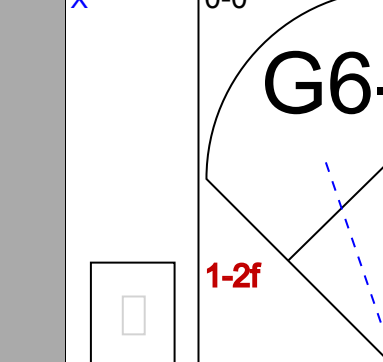
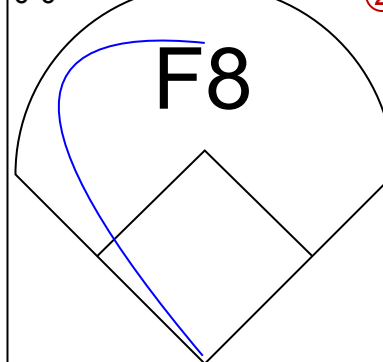
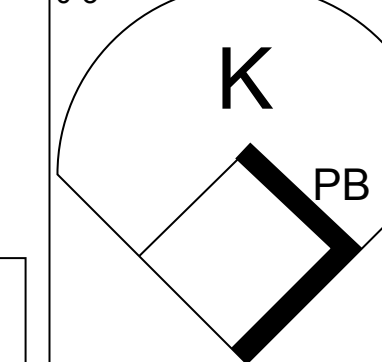

Batter	1	2	3	4	5	6	7	8	9	AB	R	H	RBI	BB	SO	LOB	BOTTOM				
Tommy Harper, R OBP: 0.311, SLG: 0.335 (1, 9)										4	1	1	0	0	0	1					
Giraldo Ruiz, S OBP: 0.255, SLG: 0.309 (1, 4)										4	2	2	0	0	0	1					
Pete Rose, S OBP: 0.375, SLG: 0.458 (1, 7)										4	0	1	2	0	1	2					
Vada Pinson, L OBP: 0.320, SLG: 0.438 (1, 8)										3	0	1	1	0	0	1					
Tony Perez, R OBP: 0.348, SLG: 0.532 (1, 5)										3	0	1	0	0	1	2					
Tommy Helms, R OBP: 0.282, SLG: 0.337 (1, 6)										3	0	0	0	0	1	1					
Deron Johnson, R OBP: 0.300, SLG: 0.420 (1, 3)										3	0	0	0	0	0	0					
Jimmie Coker, R OBP: 0.253, SLG: 0.342 (1, 2)										3	0	0	0	0	2	0					
Gerry Arrigo, L OBP: 0.188, SLG: 0.313 (1, 1)										2	0	1	0	0	0	0					
Jack Baldschun, R (6, 1)										0	0	0	0	0	0	0					
Billy McCool, R OBP: 0.160, SLG: 0.087 (7, 1)										1	0	0	0	0	0	0					
Ted Abernathy, R OBP: 0.125, SLG: 0.125 (8, 1)										0	0	0	0	0	0	0					
Inning Stats	R: 1 E: 0 K: 1 S: 7	H: 2 LOB: 1 BB: 0 P: 7	R: 0 E: 0 K: 1 S: 5	H: 0 LOB: 0 BB: 0 P: 5	R: 2 E: 1 K: 0 S: 6	H: 3 LOB: 1 BB: 0 P: 6	R: 0 E: 0 K: 1 S: 5	H: 0 LOB: 0 BB: 0 P: 5	R: 0 E: 0 K: 0 S: 3	H: 1 LOB: 0 BB: 0 P: 3	R: 0 E: 0 K: 1 S: 5	H: 0 LOB: 0 BB: 0 P: 5	R: 0 E: 0 K: 0 S: 3	H: 0 LOB: 0 BB: 0 P: 3	R: 0 E: 0 K: 0 S: 3	H: 0 LOB: 0 BB: 0 P: 3	1B: 3 2B: 4 3B: 0 HR: 0	SF: 0 SAC: 0 DP: 0 HBP: 0	WP: 0 PB: 0 SB: 1 CS: 1	PA: 30	
PITCHER	IP	WLS	BF	H	R	ER	SO	BB	IBB	HBP	BLK	WP	HR	S	P	ERA	WHIP				
Joe Niekro, R ERA: 3.31 (1, 1)	6.0	L	24	7	3	3	4	0	0	0	0	0	0	32	32	4.50	1.167				
Cal Koonce, R ERA: 4.59 (7, 1)	1.0		3	0	0	0	1	0	0	0	0	0	0	5	5	0.00	0.000				
Chuck Hartenstein, R ERA: 2.41 (8, 1)	1.0		3	0	0	0	0	0	0	0	0	0	0	3	3	0.00	0.000				


Chicago Cubs @ Cincinnati Reds
Crosley Field, Cincinnati, OH
Sun Jul 30 1967, 3:38 AM EDT
Att: 30,529 - Sunny - 87 F


AB 30
R 3
H 7
RBI 3
BB 0
SO 5
LOB 8



Batter	1	2	3	4	5	6	7	8	9	AB	R	H	RBI	BB	SO	LOB	TOP					
Felipe Alou, R OBP: 0.328, SLG: 0.447 (1, 3)										4	0	1	0	1	1	4	Atlanta Braves @ Cincinnati Reds Crosley Field, Cincinnati, OH Mon Jul 31 1967, 7:05 PM EDT Att: 8,502 - Unknown - 76 F					
Woody Woodward, R OBP: 0.290, SLG: 0.265 (1, 4)										5	0	0	0	0	0	5						
Hank Aaron, R OBP: 0.398, SLG: 0.612 (1, 9)										4	0	1	0	1	2	5						
Mack Jones, L OBP: 0.329, SLG: 0.406 (1, 8)										4	2	1	0	1	1	2						
Clete Boyer, R OBP: 0.304, SLG: 0.438 (1, 5)										4	1	1	2	1	0	1						
Rico Carty, R OBP: 0.335, SLG: 0.405 (1, 7)										5	1	2	1	0	1	1						
Denis Menke, R OBP: 0.318, SLG: 0.313 (1, 6)										3	1	0	0	1	0	2						
Bob Uecker, R OBP: 0.221, SLG: 0.209 (1, 2)										4	0	3	1	0	1	2						
Phil Niekro, R OBP: 0.182, SLG: 0.161 (1, 1)										4	0	0	0	0	1	7						
Inning Stats	R: 0 E: 0 K: 1 S: 6	H: 1 LOB: 1 BB: 0 P: 6	R: 0 E: 0 K: 0 S: 4	H: 1 LOB: 2 BB: 1 P: 8	R: 0 E: 0 K: 1 S: 5	H: 1 LOB: 0 BB: 0 P: 5	R: 3 E: 2 K: 2 S: 11	H: 3 LOB: 3 BB: 2 P: 19	R: 2 E: 1 K: 1 S: 8	H: 2 LOB: 2 BB: 1 P: 12	R: 0 E: 0 K: 1 S: 4	H: 0 LOB: 0 BB: 1 P: 8	R: 0 E: 0 K: 1 S: 5	H: 0 LOB: 0 BB: 0 P: 5	R: 0 E: 1 K: 0 S: 5	H: 1 LOB: 2 BB: 0 P: 5	R: 0 E: 0 K: 0 S: 3	H: 0 LOB: 0 BB: 0 P: 3	1B: 7 2B: 2 3B: 0 HR: 1	SF: 0 SAC: 0 DP: 2 HBP: 0	WP: 0 PB: 0 SB: 0 CS: 1	PA: 42
PITCHER	IP	WLS	BF	H	R	ER	SO	BB	IBB	HBP	BLK	WP	HR	S	P	ERA	WHIP					
Mel Queen, R ERA: 3.14 (1, 1)	7.0	L	34	8	5	4	7	3	2	0	0	0	1	43	63	5.14	1.571					
Sammy Ellis, R ERA: 3.88 (8, 1)	2.0		8	1	0	0	0	0	0	0	0	0	0	8	8	0.00	0.500					

Batter	1	2	3	4	5	6	7	8	9	AB	R	H	RBI	BB	SO	LOB	BOTTOM					
Tommy Harper, R OBP: 0.315, SLG: 0.344 (1, 9)										4	1	2	0	0	0	1	Atlanta Braves @ Cincinnati Reds Crosley Field, Cincinnati, OH Mon Jul 31 1967, 7:05 PM EDT Att: 8,502 - Unknown - 76 F					
Giraldo Ruiz, S OBP: 0.259, SLG: 0.307 (1, 6)										4	0	1	0	0	1	2						
Pete Rose, S OBP: 0.376, SLG: 0.457 (1, 4)										3	0	1	1	1	0	1						
Vada Pinson, L OBP: 0.317, SLG: 0.433 (1, 8)										4	1	0	0	0	1	3						
Tony Perez, R OBP: 0.349, SLG: 0.531 (1, 5)										3	0	1	0	1	1	2						
Deron Johnson, R OBP: 0.303, SLG: 0.421 (1, 3)										4	0	2	0	0	1	3						
Art Shamsky, L OBP: 0.267, SLG: 0.271 (1, 7)										4	0	2	0	0	0	3						
Jimmie Coker, R OBP: 0.241, SLG: 0.325 (1, 2)										4	0	0	0	0	0	4						
Mel Queen, L OBP: 0.196, SLG: 0.189 (1, 1)										2	0	0	0	0	1	0						
Lee May, R OBP: 0.282, SLG: 0.393 (7, PH)										1	0	0	0	0	0	1						
Sammy Ellis, L OBP: 0.140, SLG: 0.075 (8, 1)										0	0	0	0	0	0	0						
Inning Stats	R: 0 E: 0 K: 0 S: 3	H: 1 LOB: 0 BB: 0 P: 3	R: 0 E: 0 K: 0 S: 4	H: 1 LOB: 0 BB: 0 P: 4	R: 0 E: 0 K: 0 S: 3	H: 0 LOB: 0 BB: 0 P: 3	R: 1 E: 0 K: 1 S: 5	H: 0 LOB: 1 BB: 2 P: 13	R: 0 E: 0 K: 1 S: 6	H: 1 LOB: 1 BB: 0 P: 6	R: 0 E: 0 K: 3 S: 11	H: 2 LOB: 2 BB: 0 P: 11	R: 0 E: 0 K: 0 S: 3	H: 1 LOB: 0 BB: 0 P: 3	R: 1 E: 0 K: 0 S: 4	H: 1 LOB: 1 BB: 0 P: 4	R: 0 E: 0 K: 0 S: 4	H: 2 LOB: 1 BB: 0 P: 4	1B: 8 2B: 2 3B: 0 HR: 0	SF: 0 SAC: 0 DP: 3 HBP: 0	WP: 0 PB: 3 SB: 1 CS: 1	PA: 35
PITCHER	IP	WLS	BF	H	R	ER	SO	BB	IBB	HBP	BLK	WP	HR	S	P	ERA	WHIP					
Phil Niekro, R ERA: 1.49 (1, 1)	9.0	W	35	9	2	0	5	2	0	0	0	0	0	43	51	0.00	1.222					

Batter	1	2	3	4	5	6	7	8	9	AB	R	H	RBI	BB	SO	LOB	TOP	
Felipe Alou, R OBP: 0.326, SLG: 0.443 (1, 3)	0-0 4-3		0-0 F8			0-0 F8		0-0 5-3	4 0 0 0 0 0 1								Atlanta Braves @ Cincinnati Reds Crosley Field, Cincinnati, OH Tue Aug 01 1967, 7:05 PM EDT Att: 10,029 - Unknown - 81 F livebaseballscores.com	
Mack Jones, L OBP: 0.326, SLG: 0.401 (1, 8)	0-0 F9			0-0 4-3		0-0 F7		0-0 G3	4 0 0 0 0 0 1									
Hank Aaron, R OBP: 0.394, SLG: 0.605 (1, 9)	0-3 K			0-0 P2			0-0 F9	0-0 6-3	4 0 0 0 0 1 0									
Joe Torre, R OBP: 0.370, SLG: 0.504 (1, 2)		0-0 F7		0-0 F9			0-3 K		3 0 0 0 0 1 0									
Clete Boyer, R OBP: 0.302, SLG: 0.434 (1, 5)		0-3 K			0-3 K		0-0 F9		3 0 0 0 0 2 0									
Rico Carty, R OBP: 0.335, SLG: 0.404 (1, 7)		0-0 1B			0-0 P3			0-3 K	3 0 1 0 0 1 0									
Denis Menke, R OBP: 0.292, SLG: 0.312 (8, PH) Charlie Lau, L OBP: 0.285, SLG: 0.241 (8, FR) Marty Martinez, S OBP: 0.357, SLG: 0.250 (8, 6)	0-0 F7				0-0 F4			0-0 1B	2 0 0 0 0 0 1 1 0 1 0 0 0 0 0 0 0 0 0 0 0									AB 29 R 0 H 3 RBI 0 BB 0 SO 8 LOB 5
Woody Woodward, R OBP: 0.292, SLG: 0.267 (8, PH) Miguel de la Hoz, R OBP: 0.238, SLG: 0.380 (8, 4)			0-3 K			0-0 SH3-4 1B		0-0 F3	2 0 1 0 0 1 0 1 0 0 0 0 0 1									
Ken Johnson, R OBP: 0.189, SLG: 0.104 (8, PH) Tito Francona, L OBP: 0.277, SLG: 0.291 (8, 1) Jay Ritchie, R OBP: 0.333, SLG: 0.556 (8, 1) Ramon Hernandez, S OBP: 0.333, SLG: 0.556 (8, 1)			0-3 K			0-0 SH3-4 1-2		0-3 K	1 0 0 0 0 1 0 1 0 0 0 0 1 1 0 0 0 0 0 0 0 0 0 0 0 0 0 0									
Inning Stats	R: 0 E: 0 K: 1 S: 5	H: 0 LOB: 0 BB: 0 P: 5	R: 0 E: 0 K: 1 S: 6	H: 1 LOB: 1 BB: 0 P: 6	R: 0 E: 0 K: 2 S: 7	H: 0 LOB: 0 BB: 0 P: 7	R: 0 E: 0 K: 0 S: 3	H: 0 LOB: 0 BB: 0 P: 3	R: 0 E: 0 K: 1 S: 5	H: 0 LOB: 0 BB: 0 P: 5	R: 0 E: 0 K: 1 S: 5	H: 0 LOB: 0 BB: 0 P: 5	R: 0 E: 0 K: 2 S: 8	H: 1 LOB: 1 BB: 0 P: 8	R: 0 E: 0 K: 0 S: 3	H: 0 LOB: 0 BB: 0 P: 3		1B: 3 SF: 0 2B: 0 SAC: 1 3B: 0 DP: 0 HR: 0 HBP: 0
PITCHER Jim Maloney, R ERA: 4.07 (1, 1)	IP: 9.0 WLS: W BF: 30 H: 3 R: 0 ER: 0 SO: 8 BB: 0 IBB: 0 HBP: 0 BLK: 0 WP: 0 HR: 0 S: 46 P: 46 ERA: 0.00 WHIP: 0.333															PITCHER		

Batter	1	2	3	4	5	6	7	8	9	AB	R	H	RBI	BB	SO	LOB	BOTTOM	
Tommy Harper, R OBP: 0.318, SLG: 0.344 (1, 9)	0-0 SH1-3 1B		0-0 4-3			0-0 G3		4-0 2B BB	3 0 1 0 1 0 0								Atlanta Braves @ Cincinnati Reds Crosley Field, Cincinnati, OH Tue Aug 01 1967, 7:05 PM EDT Att: 10,029 - Unknown - 81 F livebaseballscores.com	
Giraldo Ruiz, S OBP: 0.271, SLG: 0.330 (1, 6)	0-0 SH1-3 1-3			0-0 1B G4-6-3 2B		0-0 G3-6-3 1B		1-3 3-H 4-0 2B	3 1 3 1 0 0 0									
Pete Rose, S OBP: 0.377, SLG: 0.456 (1, 4)	0-3 K			0-0 G4-6-3 1B 2-3		0-0 G3-6-3 1-2		0-0 IBB	3 0 1 0 1 1 2									
Vada Pinson, L OBP: 0.316, SLG: 0.432 (1, 8)	0-0 G3			0-0 G4-6-3 1B 1-2		0-0 F4		0-0 F7	4 0 1 0 0 0 4									
Tony Perez, R OBP: 0.349, SLG: 0.529 (1, 5)		0-0 G6-4-3 1B		0-0 G4-6-3 1-2 2-3 3-H		0-0 F9			3 0 1 0 0 0 2									
Deron Johnson, R OBP: 0.300, SLG: 0.416 (1, 3)		0-0 G6-4-3 1-2		0-0 F6		0-0 6-3			3 0 0 0 0 0 2									
Art Shamsky, L OBP: 0.261, SLG: 0.264 (1, 7)	0-0 F7				0-0 F7			0-0 F9	3 0 0 0 0 0 0									AB 28 R 2 H 8 RBI 1 BB 2 SO 3 LOB 11
Don Pavletich, R OBP: 0.341, SLG: 0.478 (1, 2)			0-0 F7			0-0 K		0-0 4-3 2B 2B	3 1 1 0 0 1 0									
Jim Maloney, L OBP: 0.167, SLG: 0.220 (1, 1)			0-3 K			0-0 F5		0-0 4-3 2-3	3 0 0 0 0 1 1									
Inning Stats	R: 0 E: 0 K: 1 S: 6	H: 1 LOB: 1 BB: 0 P: 6	R: 0 E: 0 K: 0 S: 3	H: 1 LOB: 0 BB: 0 P: 3	R: 0 E: 0 K: 1 S: 5	H: 0 LOB: 0 BB: 0 P: 5	R: 1 E: 0 K: 0 S: 5	H: 3 LOB: 1 BB: 0 P: 5	R: 0 E: 0 K: 1 S: 5	H: 0 LOB: 0 BB: 0 P: 5	R: 0 E: 0 K: 0 S: 3	H: 0 LOB: 0 BB: 0 P: 3	R: 0 E: 0 K: 0 S: 5	H: 2 LOB: 3 BB: 2 P: 13	R: 1 E: 0 K: 0 S: 5	H: 2 LOB: 3 BB: 2 P: 13		1B: 5 SF: 0 2B: 3 SAC: 1 3B: 0 DP: 3 HR: 0 HBP: 0
PITCHER Ken Johnson, R ERA: 2.88 (1, 1) Jay Ritchie, R ERA: 3.51 (8, 1) Ramon Hernandez, L ERA: 5.05 (8, 1)	IP: 7.0 WLS: L BF: 24 H: 6 R: 1 ER: 1 SO: 3 BB: 0 IBB: 0 HBP: 0 BLK: 0 WP: 0 HR: 0 S: 30 P: 30 ERA: 1.29 WHIP: 0.857															PITCHER		

Batter	1	2	3	4	5	6	7	8	9	AB	R	H	RBI	BB	SO	LOB	TOP		
Felipe Alou, R OBP: 0.327, SLG: 0.445 (1, 3)										5	1	2	0	0	0	3	Atlanta Braves @ Cincinnati Reds Crosley Field, Cincinnati, OH Wed Aug 02 1967, 7:05 PM EDT Alt: 8,818 - Unknown - 86 F		
Mack Jones, L OBP: 0.324, SLG: 0.397 (1, 8)										5	1	1	0	0	1	3			
Hank Aaron, R OBP: 0.399, SLG: 0.608 (1, 9)										5	0	4	1	0	0	0			
Joe Torre, R OBP: 0.365, SLG: 0.495 (1, 2)										5	0	0	0	0	1	7			
Clete Boyer, R OBP: 0.304, SLG: 0.435 (1, 5)										4	1	2	1	0	0	2			
Rico Carty, R OBP: 0.334, SLG: 0.402 (1, 7)										4	0	1	0	0	1	3			
Denis Menke, R OBP: 0.316, SLG: 0.309 (1, 6)										3	0	0	0	1	0	2			
Woody Woodward, R OBP: 0.290, SLG: 0.265 (1, 4)										2	0	0	0	0	0	0			
Miguel de la Hoz, R OBP: 0.292, SLG: 0.370 (6, PH)										2	0	0	0	0	1	3			
Denny Lemaster, R Ed Rakow, S (1, 1)										1	0	0	0	0	0	0			
Inning Stats	R: 0 E: 0 K: 0 S: 5	H: 2 LOB: 2 BB: 0 P: 5	R: 0 E: 0 K: 0 S: 3	H: 0 LOB: 0 BB: 0 P: 3	R: 1 E: 0 K: 0 S: 5	H: 2 LOB: 1 BB: 0 P: 5	R: 1 E: 0 K: 0 S: 4	H: 2 LOB: 0 BB: 0 P: 4	R: 0 E: 0 K: 0 S: 5	H: 0 LOB: 2 BB: 0 P: 5	R: 1 E: 0 K: 2 S: 10	H: 3 LOB: 2 BB: 0 P: 10	R: 0 E: 0 K: 1 S: 4	H: 0 LOB: 1 BB: 2 P: 12	R: 0 E: 0 K: 1 S: 5	H: 0 LOB: 0 BB: 0 P: 5	1B: 10 2B: 1 3B: 0 HR: 0	SF: 0 SAC: 0 DP: 2 HBP: 0	WP: 0 PA: 40 PB: 0 SB: 1 CS: 0
PITCHER	IP WLS BF H R ER SO BB IBB HBP BLK WP HR S P ERA WHIP																		
Mitt Pappas, R ERA: 3.41 (1, 1)	6.1 W 30 10 3 3 0 0 0 0 0 0 0 30 30 4.26 1.579																		
Ted Abernathy, R ERA: 1.64 (7, 1)	2.2 S 10 1 0 0 4 2 0 0 0 0 0 0 16 24 0.00 1.125																		

AB	38
R	3
H	11
RBI	2
BB	2
SO	4
LOB	25



Batter	1	2	3	4	5	6	7	8	9	AB	R	H	RBI	BB	SO	LOB	BOTTOM		
Tommy Harper, R OBP: 0.320, SLG: 0.351 (1, 9)										5	0	2	1	0	0	2	Atlanta Braves @ Cincinnati Reds Crosley Field, Cincinnati, OH Wed Aug 02 1967, 7:05 PM EDT Alt: 8,818 - Unknown - 86 F		
Giraldo Ruiz, S OBP: 0.294, SLG: 0.321 (1, 6)										5	0	0	0	0	0	1			
Pete Rose, S OBP: 0.382, SLG: 0.476 (1, 4)										4	2	3	2	1	0	0			
Vada Pinson, L OBP: 0.324, SLG: 0.440 (1, 8)										3	1	3	0	2	0	0			
Tony Perez, R OBP: 0.347, SLG: 0.530 (1, 5)										5	1	1	1	0	0	6			
Deron Johnson, R OBP: 0.299, SLG: 0.412 (1, 3)										3	1	0	0	1	1	0			
Lee May, R OBP: 0.289, SLG: 0.412 (1, 7)										4	1	3	3	0	0	0			
Don Pavletich, R OBP: 0.344, SLG: 0.476 (1, 2)										3	1	1	0	1	1	1			
Mitt Pappas, R OBP: 0.133, SLG: 0.071 (1, 1)										2	0	0	0	1	0	2			
Ted Abernathy, R OBP: 0.111, SLG: 0.111 (7, 1)										1	0	0	0	0	1	1			
Inning Stats	R: 0 E: 0 K: 0 S: 3	H: 1 LOB: 2 BB: 2 P: 11	R: 1 E: 0 K: 0 S: 3	H: 1 LOB: 2 BB: 2 P: 11	R: 5 E: 0 K: 1 S: 9	H: 4 LOB: 0 BB: 1 P: 13	R: 0 E: 0 K: 0 S: 5	H: 2 LOB: 0 BB: 0 P: 5	R: 0 E: 0 K: 1 S: 7	H: 2 LOB: 2 BB: 0 P: 7	R: 0 E: 0 K: 0 S: 4	H: 1 LOB: 1 BB: 0 P: 4	R: 0 E: 0 K: 1 S: 6	H: 1 LOB: 1 BB: 0 P: 6	R: 1 E: 0 K: 0 S: 4	H: 1 LOB: 1 BB: 1 P: 8	1B: 7 2B: 1 3B: 2 HR: 3	SF: 0 SAC: 0 DP: 1 HBP: 0	WP: 0 PA: 41 PB: 0 SB: 2 CS: 0
PITCHER	IP WLS BF H R ER SO BB IBB HBP BLK WP HR S P ERA WHIP																		
Denny Lemaster, L ERA: 3.64 (1, 1)	2.1 L 16 6 6 6 0 1 0 0 0 0 0 0 9 9 0.00 1.200																		
Ed Rakow, R ERA: 8.31 (3, 1)	1.2 7 2 0 0 1 0 0 0 0 0 0 9 9 0.00 2.000																		
Dick Kelley, L ERA: 4.83 (5, 1)	1.0 5 2 0 0 1 0 0 0 0 0 0 7 7 0.00 2.000																		
Ramon Hernandez, L ERA: 4.78 (6, 1)	2.0 8 2 0 0 1 0 0 0 0 0 0 10 10 0.00 1.000																		
Cecil Upshaw, R ERA: 3.09 (8, 1)	1.0 5 1 1 1 0 1 0 0 0 0 1 4 8 9.00 2.000																		

AB	35
R	7
H	13
RBI	7
BB	6
SO	3
LOB	13



Batter	1	2	3	4	5	6	7	8	9	AB	R	H	RBI	BB	SO	LOB	TOP		
Tommy Harper, R OBP: 0.323, SLG: 0.359	SH5-3 FC1-5-2-5 2B		5-3			SH3-4 1B		F7		4	0	2	0	0	0	0	Cincinnati Reds @ St. Louis Cardinals Busch Stadium, St. Louis, MO Fri Aug 04 1967, 7:05 PM CDT Att: 35,533 - Unknown		
Giraldo Ruiz, S OBP: 0.286, SLG: 0.323	SH5-3 2-3			5-3		SH3-4 1-2 1B				2	0	1	0	0	0	0			
Pete Rose, S OBP: 0.379, SLG: 0.470	FC1-5-2-5			E5		6-3		6-3		4	0	0	0	0	0	3			
Vada Pinson, L OBP: 0.321, SLG: 0.436	P3			F7		P6				4	0	0	0	0	0	3			
Tony Perez, R OBP: 0.344, SLG: 0.525		6-3		F9			F9			4	0	0	0	0	0	1			
Deron Johnson, R OBP: 0.286, SLG: 0.407		K			K		K			4	0	0	0	0	3	0			
Lee May, R OBP: 0.290, SLG: 0.411				F9		F8				3	0	1	0	0	0	0			
Don Pavletich, R OBP: 0.344, SLG: 0.471			K				F8			2	0	0	0	1	1	1			
Gary Nolan, R OBP: 0.204, SLG: 0.136										2	0	0	0	0	1	1			
Don Nottebart, R OBP: 0.132, SLG: 0.111			K		4-3					0	0	0	0	0	0	0			
Jake Wood, R OBP: 0.140, SLG: 0.075								P3		0	0	0	0	0	0	0			
Sammy Ellis, L OBP: 0.140, SLG: 0.075										0	0	0	0	0	0	0			
Inning Stats	R: 0 E: 0 K: 0 S: 4	H: 1 LOB: 1 BB: 0 P: 4	R: 0 E: 0 K: 1 S: 5	H: 0 LOB: 0 BB: 0 P: 5	R: 0 E: 0 K: 2 S: 7	H: 0 LOB: 0 BB: 0 P: 7	R: 0 E: 1 K: 0 S: 4	H: 0 LOB: 1 BB: 0 P: 4	R: 0 E: 0 K: 1 S: 5	H: 1 LOB: 1 BB: 0 P: 9	R: 0 E: 0 K: 0 S: 4	H: 1 LOB: 1 BB: 0 P: 6	R: 0 E: 0 K: 0 S: 3	H: 0 LOB: 0 BB: 0 P: 3	R: 0 E: 0 K: 0 S: 3	H: 0 LOB: 0 BB: 0 P: 3	1B: 3 2B: 1 3B: 0 HR: 0	SF: 0 SAC: 2 DP: 0 HBP: 0	WP: 0 PA: 33 PB: 0 SB: 0 CS: 0
PITCHER Larry Jaster, L ERA: 3.11	IP: 9.0 WLS: W BF: 33 H: 4 R: 0 ER: 0 SO: 5 BB: 1 IBB: 0 HBP: 0 BLK: 0 WP: 0 HR: 0 S: 42 P: 46 ERA: 0.00 WHIP: 0.556															PITCHER			

Batter	1	2	3	4	5	6	7	8	9	AB	R	H	RBI	BB	SO	LOB	BOTTOM		
Lou Brock, L OBP: 0.313, SLG: 0.468	K				1-3	1B				4	0	2	2	0	1	1	Cincinnati Reds @ St. Louis Cardinals Busch Stadium, St. Louis, MO Fri Aug 04 1967, 7:05 PM CDT Att: 35,533 - Unknown		
Curt Flood, R OBP: 0.375, SLG: 0.399	F9				1-3	L3				4	0	1	0	0	0	2			
Roger Maris, L OBP: 0.369, SLG: 0.466										4	0	2	0	0	1	3			
Orlando Cepeda, R OBP: 0.408, SLG: 0.556	K									3	1	0	0	0	1	5			
Tim McCarver, L OBP: 0.400, SLG: 0.484										2	1	0	0	2	0	1			
Mike Shannon, R OBP: 0.321, SLG: 0.402	K									4	1	1	1	0	1	2			
Phil Gagliano, R OBP: 0.244, SLG: 0.254	F5									4	1	1	1	0	1	0			
Dal Maxvill, R OBP: 0.284, SLG: 0.278										3	0	2	0	1	0	0			
Larry Jaster, L OBP: 0.146, SLG: 0.103										4	1	0	1	0	1	4			
Inning Stats	R: 0 E: 0 K: 2 S: 8	H: 1 LOB: 1 BB: 0 P: 8	R: 0 E: 0 K: 1 S: 4	H: 0 LOB: 1 BB: 1 P: 8	R: 0 E: 0 K: 1 S: 8	H: 3 LOB: 3 BB: 0 P: 8	R: 0 E: 0 K: 1 S: 5	H: 0 LOB: 0 BB: 0 P: 5	R: 0 E: 0 K: 1 S: 4	H: 1 LOB: 1 BB: 0 P: 4	R: 5 E: 0 K: 1 S: 8	H: 3 LOB: 1 BB: 2 P: 17	R: 0 E: 0 K: 0 S: 4	H: 1 LOB: 1 BB: 0 P: 4	R: 0 E: 0 K: 0 S: 3	H: 0 LOB: 0 BB: 0 P: 3		1B: 7 2B: 2 3B: 0 HR: 0	SF: 0 SAC: 0 DP: 0 HBP: 1
PITCHER Gary Nolan, R ERA: 2.71	IP: 5.2 WLS: L BF: 28 H: 8 R: 5 ER: 5 SO: 6 BB: 2 IBB: 1 HBP: 1 BLK: 0 WP: 1 HR: 0 S: 36 P: 49 ERA: 7.94 WHIP: 1.765															PITCHER			
Don Nottebart, R ERA: 1.89	1.1 5 1 0 0 0 0 0 0 0 0 0 5 5 0.00 0.750																		
Sammy Ellis, R ERA: 3.85	1.0 3 0 0 0 0 0 0 0 0 0 0 3 3 0.00 0.000																		

Batter	1	2	3	4	5	6	7	8	9	AB	R	H	RBI	BB	SO	LOB	TOP										
Tommy Harper, R OBP: 0.321, SLG: 0.371 (1,9)	0-0 6-3		0-0 FC5-4 CS			0-0 HR	0-0 CS	0-0 4-3	0-0 P4	5	1	1	1	0	0	3											
Vada Pinson, L OBP: 0.320, SLG: 0.440 (1,8)	0-0 3-1		0-0 CS	0-0 4-3		0-0 P6		0-0 CS 1B		4	0	1	0	0	0	0											
Pete Rose, S OBP: 0.382, SLG: 0.474 (1,7)	0-0 6-3			0-0 CS 1B		0-0 1B 2B		0-0 E FC5 1B		4	1	3	0	0	0	0											
Lee May, R OBP: 0.287, SLG: 0.404 (1,3)		0-0 L8		0-0 P4		0-0 FC5-4 1B		0-0 FC5 FC6-4 1B		4	0	1	1	0	0	2											
Tony Perez, R OBP: 0.342, SLG: 0.517 (1,5)		0-0 6-3			0-0 4-3 1B	0-0 FC5-4 FC6-4		0-0 FC6-4		4	0	1	0	0	0	3											
Tommy Helms, R OBP: 0.276, SLG: 0.330 (1,6)				0-0 1B	0-0 L8	0-0 FC6-4			0-0 G2	4	0	1	0	0	0	2											
Giraldo Ruiz, S OBP: 0.271, SLG: 0.321 (1,4)				0-0 F9		0-0 4-3 1B			0-0 F5	3	0	1	0	0	0	1											
Art Shamsky, L OBP: 0.264, SLG: 0.276 (9, PH)										1	0	0	0	0	0	0											
Johnny Edwards, L OBP: 0.266, SLG: 0.242 (1,2)			0-0 E5 FC5-4		0-0 4-3		0-0 L6		0-0 1B 1B	4	0	1	0	0	0	2											
Jake Wood, R OBP: 0.132, SLG: 0.111 (9, PR)					0-0 4-3					0	0	0	0	0	0	0											
Jim Maloney, L OBP: 0.199, SLG: 0.209 (1,1)			0-3 K		0-0 F7				0-0 1B	2	0	0	0	0	1	3											
Mel Queen, L OBP: 0.203, SLG: 0.182 (7, PH)										0	0	0	0	1	0	0											
Dick Simpson, R OBP: 0.310, SLG: 0.353 (7, PR)										0	0	0	0	0	0	0											
Billy McCool, R OBP: 0.160, SLG: 0.087 (7,1)										0	0	0	0	0	0	0											
Deron Johnson, R OBP: 0.297, SLG: 0.407 (9, PH)									0-0 1B	1	0	1	0	0	0	0											
Inning Stats	R: 0 E: 0 K: 0 S: 3	H: 0 LOB: 0 BB: 0 P: 3	R: 0 E: 0 K: 0 S: 4	H: 1 LOB: 1 BB: 0 P: 4	R: 0 E: 1 K: 1 S: 5	H: 0 LOB: 0 BB: 0 P: 5	R: 0 E: 0 K: 0 S: 3	H: 1 LOB: 0 BB: 0 P: 3	R: 0 E: 0 K: 0 S: 5	H: 2 LOB: 2 BB: 0 P: 5	R: 2 E: 0 K: 0 S: 6	H: 3 LOB: 1 BB: 0 P: 6	R: 0 E: 0 K: 0 S: 2	H: 0 LOB: 1 BB: 1 P: 6	R: 0 E: 1 K: 0 S: 5	H: 2 LOB: 2 BB: 0 P: 5	R: 0 E: 0 K: 0 S: 5	H: 2 LOB: 2 BB: 0 P: 5	1B: 9 2B: 1 3B: 0 HR: 1	SF: 0 SAC: 0 DP: 0 HBP: 0	WP: 0 PA: 39 PB: 0 SB: 0 CS: 4						
PITCHER	IP	WLS	BF	H	R	ER	SO	BB	IBB	HBP	BLK	WP	HR	S	P	ERA	WHIP										
Nelson Briles, R ERA: 3.54 (1,1)	5.1	W	22	7	2	2	1	0	0	0	0	0	1	24	24	3.38	1.312										
Ron Willis, R ERA: 3.29 (6,1)	3.1		14	4	0	0	0	1	0	0	0	0	0	13	17	0.00	1.500										
Jack Lamabe, R ERA: 4.41 (9,1)	0.1	S	1	0	0	0	0	0	0	0	0	0	0	1	1	0.00	0.000										

Cincinnati Reds @ St. Louis Cardinals
 Busch Stadium, St. Louis, MO
 Sun Aug 06 1967, 3:33 AM CDT
 Att: 35,869 - Unknown

AB	36
R	2
H	11
RBI	2
BB	1
SO	1
LOB	16



Batter	1	2	3	4	5	6	7	8	9	AB	R	H	RBI	BB	SO	LOB	BOTTOM										
Lou Brock, L OBP: 0.316, SLG: 0.478 (1,7)	0-0 F8		0-0 3B		0-0 F9		0-0 4-3			4	0	1	0	0	0	1											
Curt Flood, R OBP: 0.377, SLG: 0.411 (1,8)	0-0 G3		0-0 5-3		0-0 HR 1B		0-0 5-3			4	1	2	0	0	0	1											
Ed Spiezio, R OBP: 0.282, SLG: 0.301 (8,5)										0	0	0	0	0	0	0											
Roger Maris, L OBP: 0.365, SLG: 0.454 (1,9)	4-0 G3 BB		0-0 L4		0-3 K		0-3 K		0-3 K	3	0	0	0	1	2	3											
Orlando Cepeda, R OBP: 0.402, SLG: 0.554 (1,3)	0-0 G3		0-0 L6		0-0 HR		0-0 K		0-0 K	4	1	1	3	0	1	3											
Mike Shannon, R OBP: 0.321, SLG: 0.399 (1,5)	1-0 HBP			0-3 K	0-3 K				0-0 1B	3	0	1	0	0	2	0											
Dave Ricketts, S OBP: 0.306, SLG: 0.388 (1,2)	0-0 F8			0-0 4-3		0-0 4-3		0-0 F9		4	0	0	0	0	0	4											
Phil Gagliano, R OBP: 0.245, SLG: 0.254 (1,4)		0-0 F8		0-0 E6 FC6-4		0-0 P3				3	0	0	0	0	0	0											
Dal Maxvill, R OBP: 0.281, SLG: 0.280 (1,6)		0-3 K		0-0 FC6-4		0-0 4-3				3	0	0	0	0	1	1											
Nelson Briles, R OBP: 0.222, SLG: 0.125 (1,1)		0-3 K			0-0 HR 1B		0-0 6-3			2	1	1	0	0	1	0											
Ron Willis, R OBP: 0.429, SLG: 0.571 (6,1)										1	0	0	0	0	0	0											
Jack Lamabe, R OBP: 0.222, SLG: 0.125 (9,1)										0	0	0	0	0	0	0											
Inning Stats	R: 0 E: 0 K: 0 S: 4	H: 1 LOB: 3 BB: 1 P: 9	R: 0 E: 0 K: 2 S: 7	H: 0 LOB: 0 BB: 0 P: 7	R: 0 E: 0 K: 1 S: 6	H: 0 LOB: 1 BB: 0 P: 6	R: 0 E: 0 K: 1 S: 6	H: 0 LOB: 1 BB: 0 P: 6	R: 3 E: 0 K: 2 S: 10	H: 3 LOB: 0 BB: 0 P: 10	R: 0 E: 0 K: 0 S: 3	H: 0 LOB: 0 BB: 0 P: 3	R: 0 E: 0 K: 2 S: 8	H: 1 LOB: 1 BB: 0 P: 8	R: 0 E: 0 K: 2 S: 8	H: 1 LOB: 1 BB: 0 P: 8	1B: 3 2B: 1 3B: 1 HR: 1	SF: 0 SAC: 0 DP: 0 HBP: 1	WP: 0 PA: 33 PB: 0 SB: 0 CS: 0								
PITCHER	IP	WLS	BF	H	R	ER	SO	BB	IBB	HBP	BLK	WP	HR	S	P	ERA	WHIP										
Jim Maloney, R ERA: 4.09 (1,1)	6.0	L	26	5	3	3	5	1	0	1	0	0	1	34	39	4.50	1.000										
Billy McCool, L ERA: 3.16 (7,1)	2.0		7	1	0	0	2	0	0	0	0	0	0	11	11	0.00	0.500										

Cincinnati Reds @ St. Louis Cardinals
 Busch Stadium, St. Louis, MO
 Sun Aug 06 1967, 3:33 AM CDT
 Att: 35,869 - Unknown

AB	31
R	3
H	6
RBI	3
BB	1
SO	7
LOB	13




Batter	1	2	3	4	5	6	7	8	9	AB	R	H	RBI	BB	SO	LOB	TOP			
Julio Gotay, R OBP: 0.337, SLG: 0.391 (1, 6)	F4		6-3			F4			1B	4	0	1	0	0	0	0				
Joe Morgan, L OBP: 0.410, SLG: 0.447 (1, 4)	F6			K			FC6-4 HBP		F9	3	0	0	0	0	1	1				
Jimmy Wynn, R OBP: 0.345, SLG: 0.524 (1, 8)	FC6 1B			F2			F7		F4	4	0	1	0	0	0	2				
Rusty Staub, L OBP: 0.402, SLG: 0.493 (1, 9)	FC6 1-2			K			FC6-4 1-2			3	0	0	0	0	1	2				
Norm Miller, L OBP: 0.317, SLG: 0.348 (1, 7)		F7			K		4-3			3	0	0	0	0	1	1				
Eddie Mathews, L OBP: 0.330, SLG: 0.393 (1, 3)		K			4-3			K		3	0	0	0	0	2	0				
Bob Aspromonte, R OBP: 0.360, SLG: 0.401 (1, 5)		4-3			K			5-3		3	0	0	0	0	1	0				
Dave Adlesh, R OBP: 0.217, SLG: 0.211 (1, 2)			K			F3		K		3	0	0	0	0	2	0				
Mike Cuellar, L OBP: 0.188, SLG: 0.254 (1, 1)			K			F7			4-3	2	0	0	0	0	1	0				
Dave Eilers, R (8, 1)										0	0	0	0	0	0	0				
Lee Bales, S OBP: 0.300, SLG: 0.125 (9, PH)										1	0	0	0	0	0	0				
Inning Stats	R: 0 E: 0 K: 0 S: 4	H: 1 LOB: 1 BB: 0 P: 4	R: 0 E: 0 K: 1 S: 5	H: 0 LOB: 0 BB: 0 P: 5	R: 0 E: 0 K: 2 S: 7	H: 0 LOB: 0 BB: 0 P: 7	R: 0 E: 0 K: 2 S: 7	H: 0 LOB: 0 BB: 0 P: 7	R: 0 E: 0 K: 0 S: 3	H: 0 LOB: 1 BB: 0 P: 3	R: 0 E: 0 K: 0 S: 3	H: 0 LOB: 1 BB: 0 P: 4	R: 0 E: 0 K: 2 S: 7	H: 0 LOB: 0 BB: 0 P: 7	R: 0 E: 0 K: 0 S: 4	H: 1 LOB: 1 BB: 0 P: 4	1B: 2 2B: 0 3B: 0 HR: 0	SF: 0 SAC: 0 DP: 0 HBP: 1	WP: 0 PB: 0 SB: 0 CS: 0	PA: 30
PITCHER Mitt Pappas, R ERA: 3.18 (1, 1)	IP: 9.0 WLS: W BF: 30	H: 2 R: 0 ER: 0 SO: 9	BB: 0 IBB: 0 HBP: 1 BLK: 0	WP: 0 HR: 0 S: 47 P: 48	ERA: 0.00 WHIP: 0.222											ERA: 0.00 WHIP: 0.222				

Houston Astros @ Cincinnati Reds
Crosley Field, Cincinnati, OH
Tue Aug 08 1967, 7:05 PM EDT
Att: 6,331 - Unknown - 82 F

livebaseballscores.com

AB 29
R 0
H 2
RBI 0
BB 0
SO 9
LOB 6




Batter	1	2	3	4	5	6	7	8	9	AB	R	H	RBI	BB	SO	LOB	BOTTOM	
Tommy Harper, R OBP: 0.322, SLG: 0.368 (1, 9)	6-3		K		6-3	BB		FC4-6 1B		4	0	1	0	1	1	1		
Vada Pinson, L OBP: 0.320, SLG: 0.444 (1, 8)	F7		1B		2B 3B	G3		FC4-6 S 1-2		5	1	2	0	0	0	2		
Pete Rose, S OBP: 0.385, SLG: 0.473 (1, 7)	F9		1B		2B BB	F4		1-2 BB		3	1	1	1	2	0	0		
Lee May, R OBP: 0.289, SLG: 0.412 (1, 3)		2B	F7		1B 2B	F8		F8		5	1	2	2	0	0	4		
Tony Perez, R OBP: 0.343, SLG: 0.524 (1, 5)		K		5-3	1B	HR				4	1	2	2	0	1	1		
Tommy Helms, R OBP: 0.280, SLG: 0.332 (1, 6)		F6		1B	F9	1B		1B		4	0	2	0	0	0	2		
Don Pavletich, R OBP: 0.347, SLG: 0.472 (1, 2)		F9		1B	F9	1B		1B		4	0	2	0	0	0	2		
Giraldo Ruiz, S OBP: 0.270, SLG: 0.320 (1, 4)			1B 1B		F8	K		6-3		4	1	1	0	0	1	4		
Mitt Pappas, R OBP: 0.122, SLG: 0.065 (1, 1)		B5		K		6-3		K		4	0	0	0	0	2	3		
Inning Stats	R: 0 E: 0 K: 0 S: 3	H: 0 LOB: 0 BB: 0 P: 3	R: 1 E: 0 K: 1 S: 8	H: 3 LOB: 2 BB: 0 P: 8	R: 0 E: 0 K: 1 S: 7	H: 2 LOB: 2 BB: 0 P: 7	R: 3 E: 0 K: 0 S: 6	H: 3 LOB: 1 BB: 1 P: 10	R: 0 E: 0 K: 1 S: 5	H: 0 LOB: 1 BB: 1 P: 9	R: 1 E: 0 K: 0 S: 6	H: 3 LOB: 2 BB: 0 P: 6	R: 0 E: 0 K: 1 S: 6	H: 1 LOB: 2 BB: 1 P: 10	1B: 9 2B: 2 3B: 1 HR: 1	SF: 0 SAC: 0 DP: 0 HBP: 0	WP: 0 PB: 0 SB: 1 CS: 0	PA: 40
PITCHER Mike Cuellar, L ERA: 3.06 (1, 1)	IP: 7.0 WLS: L BF: 35	H: 12 R: 5 ER: 5 SO: 4	BB: 2 IBB: 0 HBP: 0 BLK: 0	WP: 0 HR: 1 S: 41 P: 49	ERA: 6.43 WHIP: 2.000											ERA: 6.43 WHIP: 2.000		
Dave Eilers, R ERA: 4.5 (8, 1)	IP: 1.0 WLS: L BF: 5	H: 1 R: 0 ER: 0 SO: 1	BB: 1 IBB: 0 HBP: 0 BLK: 0	WP: 0 HR: 0 S: 6 P: 10	ERA: 0.00 WHIP: 2.000											ERA: 0.00 WHIP: 2.000		

Houston Astros @ Cincinnati Reds
Crosley Field, Cincinnati, OH
Tue Aug 08 1967, 7:05 PM EDT
Att: 6,331 - Unknown - 82 F

livebaseballscores.com

AB 37
R 5
H 13
RBI 5
BB 3
SO 5
LOB 19



Batter	1	2	3	4	5	6	7	8	9	AB	R	H	RBI	BB	SO	LOB	TOP			
Julio Gotay, R OBP: 0.335, SLG: 0.388 (1, 6)	0-0 3-1		0-0 4-3			0-0 FC4		0-0 1B		4	0	1	1	0	0	2				
Joe Morgan, L OBP: 0.406, SLG: 0.441 (1, 4)	0-0 F4			0-0 F8		0-0 4-1		0-3 K		4	0	0	0	0	1	2				
Jimmy Wynn, R OBP: 0.342, SLG: 0.519 (1, 8)	0-3 K			0-3 K			0-0 F9		0-0 F8	4	0	0	0	0	2	0				
Rusty Staub, L OBP: 0.400, SLG: 0.499 (1, 9)		0-0 G3		0-0 6-3			0-0 F7		0-0 HR	4	1	1	1	0	0	0				
Norm Miller, L OBP: 0.315, SLG: 0.345 (1, 7)		0-0 F7			0-3 K		0-0 F2		0-0 1B	4	0	1	0	0	1	0				
Eddie Mathews, L OBP: 0.332, SLG: 0.392 (1, 3)		0-0 3-1			0-0 F2			4-0 2B	0-0 1B	3	1	1	0	1	0	0				
Bob Aspromonte, R OBP: 0.356, SLG: 0.396 (1, 5)			0-0 F9		0-3 K			0-0 F7	0-0 F5	4	0	0	0	0	1	3				
Ron Brand, R OBP: 0.320, SLG: 0.272 (1, 2)			4-0 BB			0-0 FC1-4		0-0 1B	0-0 F3	3	1	2	0	1	0	2				
Bo Belinsky, L OBP: 0.161, SLG: 0.100 (3, 1) Barry Latman, R OBP: 0.091, SLG: 0.091 (5, PH) Jackie Brandt, R OBP: 0.252, SLG: 0.000 (6, 1) Carroll Sembera, R OBP: 0.174, SLG: 0.174 (8, PH) Doug Rader, R OBP: 0.000, SLG: 0.000 (8, 1) Dave Eilers, R OBP: 0.000, SLG: 0.000 (8, 1)			0-0 F6			0-0 FC1-4		0-0 FC4	0-0 6-3	1	0	0	0	0	0	1				
Inning Stats	R: 0 E: 0 K: 1 S: 5	H: 0 LOB: 0 BB: 0 P: 5	R: 0 E: 0 K: 0 S: 3	H: 0 LOB: 0 BB: 0 P: 3	R: 0 E: 0 K: 0 S: 3	H: 0 LOB: 1 BB: 1 P: 7	R: 0 E: 0 K: 1 S: 5	H: 0 LOB: 0 BB: 0 P: 5	R: 0 E: 0 K: 2 S: 7	H: 0 LOB: 0 BB: 0 P: 7	R: 0 E: 0 K: 0 S: 3	H: 0 LOB: 0 BB: 0 P: 3	R: 2 E: 0 K: 1 S: 7	H: 2 LOB: 1 BB: 1 P: 11	R: 1 E: 0 K: 0 S: 6	H: 3 LOB: 2 BB: 0 P: 6	1B: 4 2B: 1 3B: 0 HR: 1	SF: 0 SAC: 0 DP: 0 HBP: 0	WP: 0 PB: 0 SB: 0 CS: 0	PA: 35
PITCHER Gary Nolan, R ERA: 2.72 (1, 1)	IP: 9.0 WLS: W BF: 35 H: 6 R: 3 ER: 3 SO: 5 BB: 2 IBB: 0 HBP: 0 BLK: 0 WP: 0 HR: 1 S: 43 P: 51 ERA: 3.00 WHIP: 0.889																			

Houston Astros @ Cincinnati Reds
Crosley Field, Cincinnati, OH
Wed Aug 09 1967, 7:05 PM EDT
Att: 10,090 - Unknown - 78 F

AB	33
R	3
H	6
RBI	3
BB	2
SO	5
LOB	12



Batter	1	2	3	4	5	6	7	8	9	AB	R	H	RBI	BB	SO	LOB	BOTTOM			
Tommy Harper, R OBP: 0.318, SLG: 0.363 (1, 9)	0-3 K		0-0 SH5-4	0-0 5-3			0-0 6-3			3	0	0	0	0	1	1				
Vada Pinson, L OBP: 0.320, SLG: 0.442 (1, 8)	0-0 1B		0-0 FC1-5-2-5-2		0-0 4-3		0-0 F4			4	1	1	0	0	0	2				
Pete Rose, S OBP: 0.388, SLG: 0.478 (1, 7)	0-0 1B		0-0 E9		0-0 4-3			0-0 1B		4	2	3	2	0	0	0				
Lee May, R OBP: 0.289, SLG: 0.407 (1, 3)	0-0 G6-4-3		0-0 HR		0-0 F4			0-0 F6		3	1	0	0	0	0	3				
Tony Perez, R OBP: 0.349, SLG: 0.543 (1, 5)		0-0 FC6-4	0-0 HR			0-0 HR		0-0 F9		4	2	4	4	0	0	0				
Tommy Helms, R OBP: 0.280, SLG: 0.334 (1, 6)		0-0 FC6-4	0-0 WP			0-0 F9		0-0 F9		4	0	1	0	0	0	2				
Don Pavletich, R OBP: 0.341, SLG: 0.462 (1, 2)		0-0 G6-4-3	0-0 F7			0-0 6-3		0-0 6-3		4	0	0	0	0	0	3				
Giraldo Ruiz, S OBP: 0.266, SLG: 0.315 (1, 4)			0-0 E6	0-0 F4		0-0 6-3				3	0	0	0	0	0	0				
Gary Nolan, R OBP: 0.231, SLG: 0.152 (1, 1)			0-0 SH5-4	0-0 K			0-3 K			2	1	1	0	1	1	0				
Inning Stats	R: 0 E: 0 K: 1 S: 6	H: 2 LOB: 1 BB: 0 P: 6	R: 0 E: 0 K: 0 S: 3	H: 1 LOB: 0 BB: 0 P: 3	R: 5 E: 2 K: 0 S: 8	H: 4 LOB: 1 BB: 0 P: 9	R: 0 E: 0 K: 0 S: 2	H: 0 LOB: 0 BB: 1 P: 6	R: 0 E: 0 K: 0 S: 3	H: 0 LOB: 0 BB: 0 P: 3	R: 1 E: 0 K: 0 S: 4	H: 1 LOB: 0 BB: 0 P: 4	R: 0 E: 0 K: 1 S: 5	H: 0 LOB: 0 BB: 0 P: 5	R: 1 E: 0 K: 0 S: 5	H: 2 LOB: 1 BB: 0 P: 5	1B: 6 2B: 2 3B: 0 HR: 2	SF: 0 SAC: 1 DP: 2 HBP: 1	WP: 1 PB: 0 SB: 0 CS: 0	PA: 34
PITCHER Bo Belinsky, L ERA: 4.53 (1, 1) Barry Latman, R ERA: 4.17 (3, 1) Carroll Sembera, R ERA: 4.67 (6, 1) Dave Eilers, R ERA: 4.7 (8, 1)	IP: 2.2 WLS: L BF: 14 H: 6 R: 5 ER: 0 SO: 1 BB: 0 IBB: 0 HBP: 0 BLK: 0 WP: 1 HR: 1 S: 15 P: 16 ERA: 0.00 WHIP: 2.250																			

Houston Astros @ Cincinnati Reds
Crosley Field, Cincinnati, OH
Wed Aug 09 1967, 7:05 PM EDT
Att: 10,090 - Unknown - 78 F

AB	31
R	7
H	10
RBI	6
BB	1
SO	2
LOB	11



Batter	1	2	3	4	5	6	7	8	9	AB	R	H	RBI	BB	SO	LOB	TOP					
Dick Schofield, S (1, 6) OBP: 0.308, SLG: 0.298 Nate Oliver, R (6, 6) OBP: 0.343, SLG: 0.362										2	0	0	0	1	1	0	Los Angeles Dodgers @ Cincinnati Reds Crosley Field, Cincinnati, OH Thu Aug 10 1967, 7:05 PM EDT Alt. 9:373 - Unknown - 65 F					
Ron Hunt, R (1, 4) OBP: 0.375, SLG: 0.383 Gene Michael, S (9, FR) OBP: 0.237, SLG: 0.217										5	1	3	1	0	0	3						
Willie Davis, L (1, 8) OBP: 0.292, SLG: 0.326 Jim Campanis, R (9, PH) OBP: 0.361, SLG: 0.484										4	1	2	0	0	1	2						
Ron Fairly, L (1, 3) OBP: 0.306, SLG: 0.320 Bob Bailey, R (9, PH) OBP: 0.279, SLG: 0.253										3	0	0	1	0	0	3						
Jim Lefebvre, S (1, 5) OBP: 0.342, SLG: 0.393										5	0	0	1	0	1	4						
Len Gabrielson, L (1, 9) OBP: 0.303, SLG: 0.418										4	1	2	0	0	2	0						
Lou Johnson, R (1, 7) OBP: 0.325, SLG: 0.405										4	0	1	0	0	1	2						
John Roseboro, L (1, 2) OBP: 0.363, SLG: 0.380										4	0	2	0	0	0	0						
Claude Osteen, L (1, 1) OBP: 0.210, SLG: 0.299 Al Ferrara, R (7, PH) OBP: 0.344, SLG: 0.493 Bob Miller, R (7, 1) Wes Parker, S (9, PH) OBP: 0.364, SLG: 0.349										2	0	0	0	0	0	2						
Inning Stats	R: 0 E: 0 K: 1 S: 5	H: 0 LOB: 0 BB: 0 P: 5	R: 0 E: 0 K: 1 S: 5	H: 0 LOB: 0 BB: 0 P: 5	R: 0 E: 0 K: 0 S: 3	H: 0 LOB: 0 BB: 0 P: 3	R: 0 E: 0 K: 1 S: 5	H: 1 LOB: 1 BB: 1 P: 9	R: 0 E: 0 K: 1 S: 7	H: 2 LOB: 2 BB: 0 P: 7	R: 1 E: 0 K: 1 S: 7	H: 2 LOB: 1 BB: 0 P: 7	R: 1 E: 0 K: 1 S: 7	H: 3 LOB: 2 BB: 1 P: 11	R: 1 E: 0 K: 0 S: 5	H: 2 LOB: 1 BB: 0 P: 5	R: 1 E: 0 K: 0 S: 5	H: 2 LOB: 3 BB: 2 P: 13	1B: 11 2B: 1 3B: 0 HR: 0	SF: 1 SAC: 0 DP: 2 HBP: 0	WP: 0 PB: 1 SB: 0 CS: 0	PA: 41
PITCHER	IP WLS BF H R ER SO BB IBB HBP BLK WP HR S P ERA WHIP																					
Mel Queen, R (1, 1) ERA: 3.19	6.1 W 27 8 2 2 6 1 0 0 0 0 0 38 42 2.84 1.421																					
Ted Abernathy, R (7, 1) ERA: 1.75	2.0 11 4 2 2 0 2 0 0 0 0 0 9 17 9.00 3.000																					
Billy McCool, L (9, 1) ERA: 3.13	0.2 S 3 0 0 0 0 1 0 0 0 0 0 2 6 0.00 1.500																					

Batter	1	2	3	4	5	6	7	8	9	AB	R	H	RBI	BB	SO	LOB	BOTTOM			
Tommy Harper, R (1, 9) OBP: 0.321, SLG: 0.375										4	1	2	1	0	0	0	Los Angeles Dodgers @ Cincinnati Reds Crosley Field, Cincinnati, OH Thu Aug 10 1967, 7:05 PM EDT Alt. 9:373 - Unknown - 65 F			
Vada Pinson, L (1, 8) OBP: 0.321, SLG: 0.442										4	0	2	0	0	0	2				
Pete Rose, S (1, 7) OBP: 0.385, SLG: 0.473										4	0	0	0	0	1	2				
Lee May, R (1, 3) OBP: 0.292, SLG: 0.412										4	2	2	0	0	1	2				
Tony Perez, R (1, 5) OBP: 0.348, SLG: 0.540										4	1	1	0	0	0	2				
Tommy Helms, R (1, 6) OBP: 0.282, SLG: 0.336										4	0	2	1	0	0	2				
Don Pavletich, R (1, 2) OBP: 0.091, SLG: 0.455 Billy McCool, R (9, 1) OBP: 0.160, SLG: 0.087										3	1	0	0	1	0	3				
Giraldo Ruiz, S (1, 4) OBP: 0.267, SLG: 0.316										3	0	1	1	0	0	1				
Mel Queen, L (1, 1) OBP: 0.197, SLG: 0.175 Ted Abernathy, R (7, 1) OBP: 0.091, SLG: 0.091 Johnny Edwards, L (9, 2) OBP: 0.266, SLG: 0.242										2	0	0	0	0	2	2				
Inning Stats	R: 0 E: 0 K: 0 S: 3	H: 1 LOB: 0 BB: 0 P: 3	R: 3 E: 1 K: 1 S: 10	H: 4 LOB: 2 BB: 0 P: 10	R: 1 E: 0 K: 0 S: 5	H: 2 LOB: 1 BB: 0 P: 5	R: 0 E: 0 K: 1 S: 5	H: 0 LOB: 0 BB: 0 P: 5	R: 0 E: 0 K: 1 S: 6	H: 1 LOB: 1 BB: 0 P: 6	R: 0 E: 0 K: 2 S: 9	H: 0 LOB: 1 BB: 1 P: 6	R: 1 E: 1 K: 2 S: 9	H: 1 LOB: 1 BB: 0 P: 9	R: 0 E: 0 K: 0 S: 3	H: 1 LOB: 0 BB: 0 P: 3	1B: 8 2B: 1 3B: 1 HR: 0	SF: 0 SAC: 0 DP: 1 HBP: 0	WP: 0 PB: 0 SB: 0 CS: 1	PA: 35
PITCHER	IP WLS BF H R ER SO BB IBB HBP BLK WP HR S P ERA WHIP																			
Claude Osteen, L (1, 1) ERA: 3.4	6.0 L 26 8 4 2 3 1 0 0 0 0 0 31 35 3.00 1.500																			
Bob Miller, R (7, 1) ERA: 5.43	2.0 8 2 1 0 2 0 0 0 0 0 0 12 12 0.00 1.000																			



Batter	1	2	3	4	5	6	7	8	9	AB	R	H	RBI	BB	SO	LOB	TOP								
Nate Oliver, R OBP: 0.346, SLG: 0.357 (1, 6) (7, 4)										4	1	1	0	0	2	1									
Ron Hunt, R OBP: 0.370, SLG: 0.378 Gene Michael, S OBP: 0.236, SLG: 0.216 (1, 4) (7, 6)										4	0	0	0	0	0	1									
Willie Davis, L OBP: 0.291, SLG: 0.323 (1, 8) B B B										4	1	0	0	1	0	1									
Ron Fairly, L OBP: 0.305, SLG: 0.322 (1, 3) B B										5	0	1	1	0	0	2									
Jim Lefebvre, S OBP: 0.346, SLG: 0.399 (1, 5) S										4	2	3	0	0	0	1									
Lou Johnson, R OBP: 0.324, SLG: 0.418 (1, 7) S										4	1	1	2	0	3	4									
Len Gabrielson, L OBP: 0.307, SLG: 0.416 (1, 9) B B B										3	0	1	1	1	0	2									
John Roseboro, L OBP: 0.367, SLG: 0.384 Al Ferrara, R OBP: 0.343, SLG: 0.491 Jeff Torborg, R OBP: 0.271, SLG: 0.282 (1, 2) (8, PH) (8, 2)										3	0	2	0	0	0	0									
Jim Brewer, L OBP: 0.063, SLG: 0.125 Bob Bailey, R OBP: 0.277, SLG: 0.251 Ron Ferranoski, L OBP: 0.167, SLG: 0.167 (1, 1) (8, PH) (8, 1)										3	0	0	0	0	1	3									
Inning Stats	R: 2 E: 1 K: 1 S: 8	H: 2 LOB: 2 BB: 1 P: 12	R: 0 E: 0 K: 1 S: 5	H: 0 LOB: 0 BB: 0 P: 5	R: 0 E: 0 K: 0 S: 3	H: 0 LOB: 0 BB: 0 P: 3	R: 1 E: 0 K: 1 S: 7	H: 3 LOB: 1 BB: 0 P: 7	R: 0 E: 1 K: 1 S: 6	H: 0 LOB: 0 BB: 0 P: 6	R: 2 E: 0 K: 1 S: 8	H: 3 LOB: 1 BB: 0 P: 8	R: 0 E: 0 K: 0 S: 3	H: 0 LOB: 0 BB: 0 P: 3	R: 0 E: 0 K: 2 S: 8	H: 1 LOB: 2 BB: 0 P: 12	R: 0 E: 0 K: 1 S: 5	H: 0 LOB: 1 BB: 0 P: 6	1B: 6 2B: 2 3B: 0 HR: 1	SF: 0 SAC: 0 DP: 1 HBP: 1	WP: 1 PB: 0 SB: 1 CS: 0	PA: 40			
PITCHER	IP WLS BF H R ER SO BB IBB HBP BLK WP HR S P ERA WHIP	IP WLS BF H R ER SO BB IBB HBP BLK WP HR S P ERA WHIP	IP WLS BF H R ER SO BB IBB HBP BLK WP HR S P ERA WHIP	IP WLS BF H R ER SO BB IBB HBP BLK WP HR S P ERA WHIP	IP WLS BF H R ER SO BB IBB HBP BLK WP HR S P ERA WHIP	IP WLS BF H R ER SO BB IBB HBP BLK WP HR S P ERA WHIP	IP WLS BF H R ER SO BB IBB HBP BLK WP HR S P ERA WHIP	IP WLS BF H R ER SO BB IBB HBP BLK WP HR S P ERA WHIP	IP WLS BF H R ER SO BB IBB HBP BLK WP HR S P ERA WHIP	IP WLS BF H R ER SO BB IBB HBP BLK WP HR S P ERA WHIP	IP WLS BF H R ER SO BB IBB HBP BLK WP HR S P ERA WHIP	IP WLS BF H R ER SO BB IBB HBP BLK WP HR S P ERA WHIP	IP WLS BF H R ER SO BB IBB HBP BLK WP HR S P ERA WHIP	IP WLS BF H R ER SO BB IBB HBP BLK WP HR S P ERA WHIP	IP WLS BF H R ER SO BB IBB HBP BLK WP HR S P ERA WHIP	IP WLS BF H R ER SO BB IBB HBP BLK WP HR S P ERA WHIP	IP WLS BF H R ER SO BB IBB HBP BLK WP HR S P ERA WHIP	IP WLS BF H R ER SO BB IBB HBP BLK WP HR S P ERA WHIP	IP WLS BF H R ER SO BB IBB HBP BLK WP HR S P ERA WHIP	IP WLS BF H R ER SO BB IBB HBP BLK WP HR S P ERA WHIP	IP WLS BF H R ER SO BB IBB HBP BLK WP HR S P ERA WHIP	IP WLS BF H R ER SO BB IBB HBP BLK WP HR S P ERA WHIP	IP WLS BF H R ER SO BB IBB HBP BLK WP HR S P ERA WHIP	IP WLS BF H R ER SO BB IBB HBP BLK WP HR S P ERA WHIP	IP WLS BF H R ER SO BB IBB HBP BLK WP HR S P ERA WHIP

Los Angeles Dodgers @ Cincinnati Reds
Crosley Field, Cincinnati, OH
Fri Aug 11 1967, 7:05 PM EDT
Att: 17,070 - Unknown - 67 F

livebaseballscorecards.com

AB 37
R 5
H 9
RBI 4
BB 2
SO 8
LOB 20

Batter	1	2	3	4	5	6	7	8	9	AB	R	H	RBI	BB	SO	LOB	BOTTOM								
Tommy Harper, R OBP: 0.324, SLG: 0.377 (1, 9) S										4	0	2	0	0	0	0									
Vada Pinson, L OBP: 0.319, SLG: 0.439 (1, 8) S										4	0	0	0	0	0	2									
Pete Rose, S OBP: 0.386, SLG: 0.473 (1, 7) (8, 4)										4	0	2	0	0	0	1									
Lee May, R OBP: 0.288, SLG: 0.406 (1, 3) (8, 7)										4	0	0	0	0	2	5									
Tony Perez, R OBP: 0.345, SLG: 0.535 (1, 5) S										4	0	0	0	0	1	0									
Tommy Helms, R OBP: 0.285, SLG: 0.338 (1, 6) S										4	0	2	0	0	0	0									
Don Pavletich, R OBP: 0.342, SLG: 0.453 (1, 2) B B B										3	0	1	0	1	0	2									
Giraldo Ruiz, S OBP: 0.264, SLG: 0.311 Billy McCool, R OBP: 0.160, SLG: 0.087 Dick Simpson, R OBP: 0.322, SLG: 0.365 (1, 4) (8, 1) (9, PH)										3	0	0	0	0	0	2									
Jim Maloney, L OBP: 0.156, SLG: 0.205 Jake Wood, R OBP: 0.128, SLG: 0.108 Don Nottebart, R (6, 1) Deron Johnson, R OBP: 0.295, SLG: 0.405 (8, 3)										1	0	0	0	0	0	0									
Inning Stats	R: 0 E: 0 K: 0 S: 4	H: 1 LOB: 1 BB: 0 P: 4	R: 0 E: 0 K: 0 S: 3	H: 0 LOB: 1 BB: 1 P: 7	R: 0 E: 1 K: 0 S: 5	H: 1 LOB: 2 BB: 0 P: 5	R: 0 E: 0 K: 0 S: 4	H: 1 LOB: 1 BB: 0 P: 4	R: 0 E: 0 K: 1 S: 5	H: 0 LOB: 0 BB: 0 P: 5	R: 0 E: 0 K: 1 S: 3	H: 1 LOB: 0 BB: 0 P: 3	R: 0 E: 0 K: 1 S: 7	H: 2 LOB: 2 BB: 0 P: 7	R: 0 E: 0 K: 2 S: 9	H: 2 LOB: 2 BB: 0 P: 9	1B: 8 2B: 0 3B: 0 HR: 0	SF: 0 SAC: 0 DP: 1 HBP: 0	WP: 1 PB: 0 SB: 0 CS: 0	PA: 36					
PITCHER	IP WLS BF H R ER SO BB IBB HBP BLK WP HR S P ERA WHIP	IP WLS BF H R ER SO BB IBB HBP BLK WP HR S P ERA WHIP	IP WLS BF H R ER SO BB IBB HBP BLK WP HR S P ERA WHIP	IP WLS BF H R ER SO BB IBB HBP BLK WP HR S P ERA WHIP	IP WLS BF H R ER SO BB IBB HBP BLK WP HR S P ERA WHIP	IP WLS BF H R ER SO BB IBB HBP BLK WP HR S P ERA WHIP	IP WLS BF H R ER SO BB IBB HBP BLK WP HR S P ERA WHIP	IP WLS BF H R ER SO BB IBB HBP BLK WP HR S P ERA WHIP	IP WLS BF H R ER SO BB IBB HBP BLK WP HR S P ERA WHIP	IP WLS BF H R ER SO BB IBB HBP BLK WP HR S P ERA WHIP	IP WLS BF H R ER SO BB IBB HBP BLK WP HR S P ERA WHIP	IP WLS BF H R ER SO BB IBB HBP BLK WP HR S P ERA WHIP	IP WLS BF H R ER SO BB IBB HBP BLK WP HR S P ERA WHIP	IP WLS BF H R ER SO BB IBB HBP BLK WP HR S P ERA WHIP	IP WLS BF H R ER SO BB IBB HBP BLK WP HR S P ERA WHIP	IP WLS BF H R ER SO BB IBB HBP BLK WP HR S P ERA WHIP	IP WLS BF H R ER SO BB IBB HBP BLK WP HR S P ERA WHIP	IP WLS BF H R ER SO BB IBB HBP BLK WP HR S P ERA WHIP	IP WLS BF H R ER SO BB IBB HBP BLK WP HR S P ERA WHIP	IP WLS BF H R ER SO BB IBB HBP BLK WP HR S P ERA WHIP	IP WLS BF H R ER SO BB IBB HBP BLK WP HR S P ERA WHIP	IP WLS BF H R ER SO BB IBB HBP BLK WP HR S P ERA WHIP	IP WLS BF H R ER SO BB IBB HBP BLK WP HR S P ERA WHIP	IP WLS BF H R ER SO BB IBB HBP BLK WP HR S P ERA WHIP	IP WLS BF H R ER SO BB IBB HBP BLK WP HR S P ERA WHIP

Los Angeles Dodgers @ Cincinnati Reds
Crosley Field, Cincinnati, OH
Fri Aug 11 1967, 7:05 PM EDT
Att: 17,070 - Unknown - 67 F

livebaseballscorecards.com

AB 35
R 0
H 8
RBI 0
BB 1
SO 5
LOB 14

Batter	1	2	3	4	5	6	7	8	9	AB	R	H	RBI	BB	SO	LOB	TOP			
Nate Oliver, R (1, 6) OBP: 0.343, SLG: 0.353										4	0	1	0	0	0	0	Los Angeles Dodgers @ Cincinnati Reds Crosley Field, Cincinnati, OH Sat Aug 12 1967, 7:05 PM EDT Att: 17,602 - Unknown - 72 F			
Ron Hunt, R (1, 4) OBP: 0.366, SLG: 0.373										4	0	0	0	0	0	1				
Willie Davis, L (1, 8) OBP: 0.293, SLG: 0.327										4	0	2	0	0	0	0				
Ron Fairly, L (1, 3) OBP: 0.302, SLG: 0.318										4	0	0	0	0	0	2				
Jim Lefebvre, S (1, 5) OBP: 0.345, SLG: 0.398										4	0	1	0	0	1	0				
Lou Johnson, R (1, 7) OBP: 0.327, SLG: 0.422										3	0	1	0	0	0	0				
Len Gabrielson, L (1, 9) OBP: 0.307, SLG: 0.412										2	0	0	0	1	2	3				
John Roseboro, L (1, 2) OBP: 0.367, SLG: 0.383										3	0	1	0	0	0	3				
Phil Regan, R (1, 1) OBP: 0.100, SLG: 0.100										1	0	0	0	0	0	0				
Al Ferrara, R (5, PH) OBP: 0.341, SLG: 0.489										1	0	0	0	0	0	1				
Bob Miller, R (5, 1)										0	0	0	0	0	0	0				
Jim Campanis, R (7, PH)										1	0	0	0	0	0	2				
Dick Egan, L (7, 1)										0	0	0	0	0	0	0				
Inning Stats	R: 0 E: 0 K: 0 S: 4	H: 2 LOB: 1 BB: 0 P: 4	R: 0 E: 0 K: 1 S: 5	H: 1 LOB: 1 BB: 0 P: 6	R: 0 E: 0 K: 0 S: 3	H: 0 LOB: 0 BB: 0 P: 3	R: 0 E: 0 K: 0 S: 3	H: 0 LOB: 0 BB: 0 P: 3	R: 0 E: 0 K: 1 S: 6	H: 1 LOB: 1 BB: 0 P: 6	R: 0 E: 0 K: 0 S: 4	H: 1 LOB: 2 BB: 1 P: 8	R: 0 E: 0 K: 0 S: 3	H: 0 LOB: 0 BB: 0 P: 3	R: 0 E: 0 K: 1 S: 5	H: 0 LOB: 0 BB: 0 P: 5	1B: 4 2B: 3 3B: 0 HR: 0	SF: 0 SAC: 0 DP: 1 HBP: 1	WP: 0 PB: 0 SB: 0 CS: 1	PA: 33
PITCHER	IP WLS BF H R ER SO BB IBB HBP BLK WP HR S P ERA WHIP																			
Mitt Pappas, R (1, 1) ERA: 2.99	9.0 W 33 6 0 0 3 1 0 1 0 0 0 0 37 42 0.00 0.778																			

Batter	1	2	3	4	5	6	7	8	9	AB	R	H	RBI	BB	SO	LOB	BOTTOM	
Tommy Harper, R (1, 9) OBP: 0.319, SLG: 0.371										4	0	0	0	0	0	1	Los Angeles Dodgers @ Cincinnati Reds Crosley Field, Cincinnati, OH Sat Aug 12 1967, 7:05 PM EDT Att: 17,602 - Unknown - 72 F	
Vada Pinson, L (1, 8) OBP: 0.318, SLG: 0.437										4	1	1	0	0	0	0		
Pete Rose, S (1, 7) OBP: 0.387, SLG: 0.471										2	2	0	0	2	0	0		
Lee May, R (1, 3) OBP: 0.294, SLG: 0.413										3	1	2	0	0	0	0		
Tony Perez, R (1, 5) OBP: 0.346, SLG: 0.534										3	0	1	2	1	2	1		
Tommy Helms, R (1, 6) OBP: 0.285, SLG: 0.343										4	0	1	1	0	0	4		
Giraldo Ruiz, S (1, 4) OBP: 0.288, SLG: 0.315										4	0	2	0	0	0	2		
Johnny Edwards, L (1, 2) OBP: 0.262, SLG: 0.237										3	0	0	0	0	0	2		
Mitt Pappas, R (1, 1) OBP: 0.115, SLG: 0.061										3	0	0	0	0	1	1		
Inning Stats	R: 0 E: 0 K: 0 S: 3	H: 0 LOB: 0 BB: 0 P: 3	R: 1 E: 0 K: 1 S: 7	H: 3 LOB: 1 BB: 0 P: 7	R: 2 E: 0 K: 0 S: 5	H: 2 LOB: 2 BB: 1 P: 10	R: 0 E: 0 K: 0 S: 4	H: 1 LOB: 1 BB: 0 P: 4	R: 0 E: 0 K: 1 S: 5	H: 0 LOB: 0 BB: 0 P: 5	R: 0 E: 0 K: 1 S: 5	H: 0 LOB: 0 BB: 0 P: 5	R: 1 E: 1 K: 0 S: 4	H: 1 LOB: 2 BB: 2 P: 12	1B: 5 2B: 1 3B: 1 HR: 0	SF: 0 SAC: 0 DP: 0 HBP: 1		WP: 0 PB: 0 SB: 1 CS: 1
PITCHER	IP WLS BF H R ER SO BB IBB HBP BLK WP HR S P ERA WHIP																	
Phil Regan, R (1, 1) ERA: 3.16	4.0 L 19 6 3 3 1 0 0 0 0 0 0 0 8 8 6.75 1.500																	
Bob Miller, R (5, 1) ERA: 5.25	2.0 6 0 0 0 1 0 0 0 0 0 0 0 8 8 0.00 0.000																	
Dick Egan, L (7, 1) ERA: 6.2	2.0 9 1 1 0 1 1 1 0 0 0 0 0 9 17 0.00 1.000																	

AB 31
R 0
H 6
RBI 0
BB 1
SO 3
LOB 12



AB 30
R 4
H 7
RBI 3
BB 3
SO 3
LOB 11



Batter	1	2	3	4	5	6	7	8	9	AB	R	H	RBI	BB	SO	LOB	TOP					
Nate Oliver, R OBP: 0.348, SLG: 0.346 (1, 6)	5-3		FC4-6 BB		K			1B BB		2	0	0	0	2	1	1	Los Angeles Dodgers @ Cincinnati Reds Crosley Field, Cincinnati, OH Sun Aug 13 1967, 7:05 PM EDT Att: 19,835 - Unknown - 79 F					
Willie Davis, L OBP: 0.295, SLG: 0.332 (1, 8)	2B		FC4-6 L8-3			F3		1B		4	0	2	0	0	0	1						
Jim Lefebvre, S OBP: 0.342, SLG: 0.394 (1, 4)	K		L8-3			F7		4-3		4	0	0	0	0	1	4						
John Roseboro, L OBP: 0.365, SLG: 0.378 (1, 2)	BB			G3		3-1			4-3	3	0	0	0	1	0	0						
Lou Johnson, R OBP: 0.321, SLG: 0.413 (1, 7)	6-3			F9			6-3		F6	4	0	0	0	0	0	2						
Ron Fairly, L OBP: 0.299, SLG: 0.315 (1, 3)		F7		3-1			6-3		4-3	4	0	0	0	0	0	0						
Len Gabrielson, L OBP: 0.307, SLG: 0.407 (1, 9)		F5			BB		4-3			2	0	0	0	1	0	0						
Bob Bailey, R OBP: 0.278, SLG: 0.253 (1, 5)					F8			6-3		3	0	1	0	0	0	1						
Don Drysdale, R OBP: 0.162, SLG: 0.129 Wes Parker, S OBP: 0.363, SLG: 0.348 Ron Perranoski, L OBP: 0.167, SLG: 0.167 (8, PH) (8, 1)	F8				K			G3		2	0	0	0	0	1	2						
Inning Stats	R: 0 E: 0 K: 1 S: 6	H: 1 LOB: 2 BB: 1 P: 10	R: 0 E: 0 K: 0 S: 4	H: 1 LOB: 1 BB: 0 P: 4	R: 0 E: 0 K: 0 S: 2	H: 0 LOB: 0 BB: 1 P: 6	R: 0 E: 0 K: 0 S: 3	H: 0 LOB: 0 BB: 0 P: 3	R: 0 E: 0 K: 2 S: 7	H: 0 LOB: 1 BB: 1 P: 11	R: 0 E: 0 K: 0 S: 3	H: 0 LOB: 0 BB: 0 P: 3	R: 0 E: 0 K: 0 S: 3	H: 0 LOB: 0 BB: 0 P: 3	R: 0 E: 0 K: 0 S: 4	H: 1 LOB: 2 BB: 1 P: 8		R: 0 E: 0 K: 0 S: 3	H: 0 LOB: 0 BB: 0 P: 3	1B: 2 2B: 2 3B: 0 HR: 0	SF: 0 SAC: 0 DP: 1 HBP: 0	WP: 0 PB: 0 SB: 0 CS: 0
PITCHER Sammy Ellis, R ERA: 3.59 (1, 1)	IP: 9.0 WLS: W BF: 33 H: 3 R: 0 ER: 0 SO: 3 BB: 4 IBB: 0 HBP: 0 BLK: 0 WP: 0 HR: 0 S: 35 P: 51 ERA: 0.00 WHIP: 0.778															PITCHER						

Batter	1	2	3	4	5	6	7	8	9	AB	R	H	RBI	BB	SO	LOB	BOTTOM					
Tommy Harper, R OBP: 0.314, SLG: 0.364 (1, 9)	F7	F8		K			E6			4	0	0	0	0	1	2	Los Angeles Dodgers @ Cincinnati Reds Crosley Field, Cincinnati, OH Sun Aug 13 1967, 7:05 PM EDT Att: 19,835 - Unknown - 79 F					
Vada Pinson, L OBP: 0.320, SLG: 0.440 (1, 8)	HR 1B		2B		4-3		4-3			4	1	2	0	0	0	1						
Pete Rose, S OBP: 0.388, SLG: 0.474 (1, 7)	F7		2B G1-2-3 1B		L6			5-3 2B		4	0	2	0	0	0	1						
Lee May, R OBP: 0.297, SLG: 0.429 (1, 3)	HR		2B		5-3			5-3		4	1	2	2	0	0	1						
Tony Perez, R OBP: 0.346, SLG: 0.530 (1, 5)	L8		IBB		5-3			F6		3	0	0	0	1	0	1						
Tommy Helms, R OBP: 0.281, SLG: 0.339 (1, 6)		F8	G1-2-3		5-3			6-3		4	0	0	0	0	0	4						
Giraldo Ruiz, S OBP: 0.273, SLG: 0.324 (1, 4)		2B 1B		E 2B		F5				3	1	2	0	0	0	0						
Johnny Edwards, L OBP: 0.263, SLG: 0.245 (1, 2)		2B		K			4-3			3	0	1	1	0	1	1						
Sammy Ellis, L OBP: 0.130, SLG: 0.070 (1, 1)	K			F7			G3			3	0	0	0	0	1	2						
Inning Stats	R: 2 E: 0 K: 0 S: 5	H: 2 LOB: 0 BB: 0 P: 5	R: 1 E: 0 K: 1 S: 7	H: 2 LOB: 1 BB: 0 P: 7	R: 0 E: 0 K: 0 S: 4	H: 3 LOB: 2 BB: 1 P: 8	R: 0 E: 1 K: 2 S: 8	H: 1 LOB: 1 BB: 0 P: 8	R: 0 E: 0 K: 0 S: 3	H: 0 LOB: 0 BB: 0 P: 3	R: 0 E: 0 K: 0 S: 3	H: 0 LOB: 0 BB: 0 P: 3	R: 0 E: 1 K: 0 S: 4	H: 0 LOB: 1 BB: 0 P: 4	R: 0 E: 0 K: 0 S: 4	H: 1 LOB: 1 BB: 0 P: 4		R: 0 E: 0 K: 0 S: 4	H: 0 LOB: 0 BB: 0 P: 3	1B: 3 2B: 5 3B: 0 HR: 1	SF: 0 SAC: 0 DP: 1 HBP: 0	WP: 0 PB: 0 SB: 0 CS: 0
PITCHER Don Drysdale, R ERA: 2.68 Ron Perranoski, L ERA: 2.47 (8, 1)	IP: 7.0 WLS: L BF: 29 H: 8 R: 3 ER: 3 SO: 3 BB: 0 IBB: 1 HBP: 0 BLK: 0 WP: 0 HR: 1 S: 34 P: 38 ERA: 3.86 WHIP: 1.143															PITCHER						



Batter	1	2	3	4	5	6	7	8	9	AB	R	H	RBI	BB	SO	LOB	TOP					
Tommy Harper, R OBP: 0.306, SLG: 0.358	G3	6-3			5-3		FC5-4 1B S			4	1	0	0	0	0	2	Cincinnati Reds @ Pittsburgh Pirates Forbes Field, Pittsburgh, PA Mon Aug 14 1967, 7:05 PM EDT Att: 8,414 - Unknown					
Vada Pinson, L OBP: 0.321, SLG: 0.440	S 1B		K			E6 SF7	S 1B			4	2	2	0	0	1	0						
Pete Rose, S OBP: 0.389, SLG: 0.471	F9 1B BB		1-3			SF7 E BB	F4			2	0	0	0	2	0	1						
Lee May, R OBP: 0.300, SLG: 0.428	1-2 2H 1B		F9			E6 FC6-4	CS BB			3	0	1	1	1	0	2						
Tony Perez, R OBP: 0.343, SLG: 0.526	F9			3-1		SF7	F8			3	0	0	1	0	0	3						
Tommy Helms, R OBP: 0.276, SLG: 0.335	F8			6-3		FC6-4 1-2	6-3			4	0	0	0	0	0	4						
Don Pavletich, R OBP: 0.336, SLG: 0.444		E5 S		1-3		4-3		F5		4	0	0	0	0	0	2						
Giraldo Ruiz, S OBP: 0.273, SLG: 0.320		K		5-3		FC5-4 BB		F3		3	0	0	0	1	1							
Gary Nolan, R OBP: 0.218, SLG: 0.143		K		K		K		K		3	0	0	0	0	3	2						
Billy McCool, R OBP: 0.160, SLG: 0.087										0	0	0	0	0	0	0						
Ted Abernathy, R OBP: 0.091, SLG: 0.091										0	0	0	0	0	0	0						
Art Shamsky, L OBP: 0.262, SLG: 0.274										1	0	0	0	0	1	0						
Inning Stats	R: 1 E: 0 K: 0 S: 5	H: 2 LOB: 2 BB: 1 P: 9	R: 0 E: 1 K: 2 S: 8	H: 0 LOB: 1 BB: 0 P: 8	R: 0 E: 0 K: 1 S: 5	H: 0 LOB: 0 BB: 0 P: 5	R: 0 E: 0 K: 0 S: 3	H: 0 LOB: 0 BB: 0 P: 3	R: 0 E: 0 K: 1 S: 5	H: 0 LOB: 0 BB: 1 P: 9	R: 1 E: 0 K: 1 S: 6	H: 1 LOB: 1 BB: 1 P: 10	R: 0 E: 0 K: 0 S: 2	H: 0 LOB: 0 BB: 1 P: 6	R: 0 E: 0 K: 1 S: 5	H: 0 LOB: 0 BB: 0 P: 5	1B: 3 2B: 0 3B: 0 HR: 0	SF: 1 SAC: 0 DP: 0 HBP: 0	WP: 0 PB: 0 SB: 4 CS: 1	PA: 36		
PITCHER	IP WLS BF H R ER SO BB IBB HBP BLK WP HR S P ERA WHIP	8.0 W 33 3 3 2 5 4 0 0 0 0 0 0 39 55 2.25 0.875	1.0 S 3 0 0 0 1 0 0 0 0 0 0 0 5 5 0.00 0.000																			

AB	31
R	3
H	3
RBI	2
BB	4
SO	6
LOB	17



Batter	1	2	3	4	5	6	7	8	9	AB	R	H	RBI	BB	SO	LOB	BOTTOM				
Maury Wills, S OBP: 0.329, SLG: 0.360	F8		4-3			K		4-3		4	0	0	0	0	1	1	Cincinnati Reds @ Pittsburgh Pirates Forbes Field, Pittsburgh, PA Mon Aug 14 1967, 7:05 PM EDT Att: 8,414 - Unknown				
Matty Alou, L OBP: 0.347, SLG: 0.374	6-3 WP 1B		6-3			F7		IBB 1B		4	2	2	1	0	0	0					
Al Luplow, L OBP: 0.260, SLG: 0.279	6-3			6-3		F8		1B IBB		3	0	0	0	0	0	1					
Manny Mota, R OBP: 0.344, SLG: 0.452	1-3					F8		1-2 IBB		0	0	0	0	1	0	0					
Willie Stargell, L OBP: 0.360, SLG: 0.485	3H 1B			F5		F8		1-2 2H 1B		4	0	2	2	0	0	0					
Bill Mazerowski, R OBP: 0.300, SLG: 0.372	F4			F9			1B	5-3		4	0	1	0	0	0	3					
Don Clendenen, R OBP: 0.312, SLG: 0.402		L6			4-0 BB		F9			2	0	0	0	1	0	1					
Andre Rodgers, R OBP: 0.311, SLG: 0.377		5-3			K			1B 4-3 1B		3	1	1	0	0	1	1					
Jerry May, R OBP: 0.357, SLG: 0.369		G3			G1-4-6-3			4-3 1B 1B		3	0	1	0	0	0	1					
Gene Alley, R OBP: 0.335, SLG: 0.403										0	1	0	0	0	0	0					
Manny Sanguillen, R OBP: 0.232, SLG: 0.273										0	0	0	0	0	0	0					
Bob Veale, S OBP: 0.051, SLG: 0.051				4-3						2	0	0	0	0	1	0					
Manny Jimenez, L OBP: 0.325, SLG: 0.474						K		F7		1	0	0	0	0	0	2					
Roy Face, R ERA: 1.74										0	0	0	0	0	0	0					
Inning Stats	R: 1 E: 0 K: 0 S: 5	H: 2 LOB: 1 BB: 0 P: 5	R: 0 E: 0 K: 0 S: 3	H: 0 LOB: 0 BB: 0 P: 3	R: 0 E: 0 K: 0 S: 3	H: 0 LOB: 0 BB: 0 P: 3	R: 0 E: 0 K: 1 S: 4	H: 0 LOB: 0 BB: 1 P: 8	R: 0 E: 0 K: 2 S: 7	H: 0 LOB: 0 BB: 0 P: 7	R: 0 E: 0 K: 0 S: 4	H: 1 LOB: 1 BB: 0 P: 4	R: 3 E: 0 K: 0 S: 7	H: 4 LOB: 2 BB: 1 P: 11	1B: 7 2B: 0 3B: 0 HR: 0	SF: 0 SAC: 0 DP: 1 HBP: 0	WP: 1 PB: 0 SB: 0 CS: 0	PA: 32			
PITCHER	IP WLS BF H R ER SO BB IBB HBP BLK WP HR S P ERA WHIP	7.2 L 29 6 4 4 3 1 0 0 0 0 0 0 1 5 4.70 0.913	0.0 2 1 0 0 0 0 0 1 0 0 0 0 0 1 5 ∞ ∞	0.1 1 0 0 0 0 0 0 0 0 0 0 0 0 1 1 0.00 0.000																	

AB	30
R	4
H	7
RBI	3
BB	2
SO	3
LOB	10



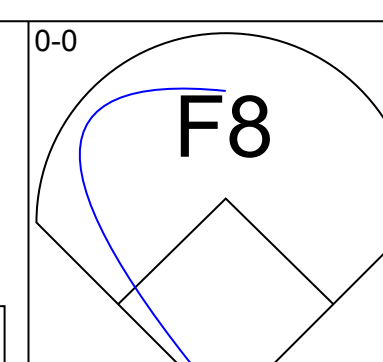
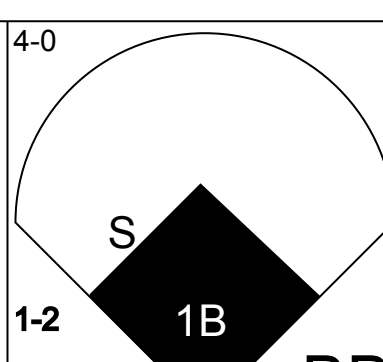
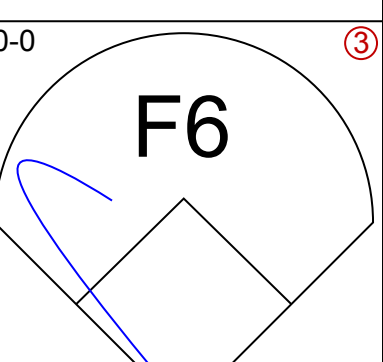
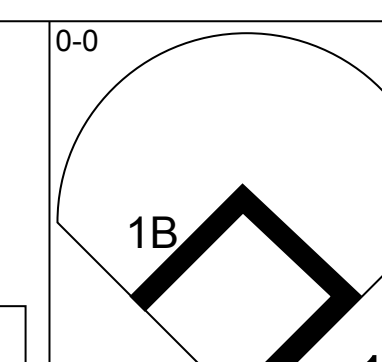
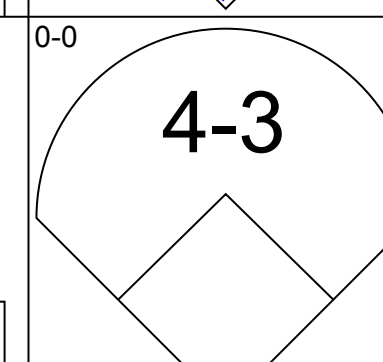
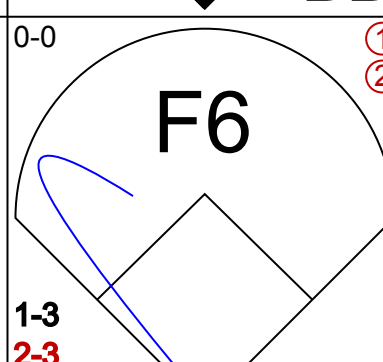
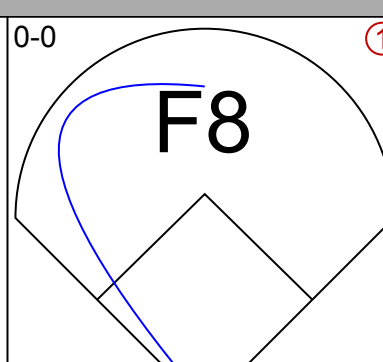
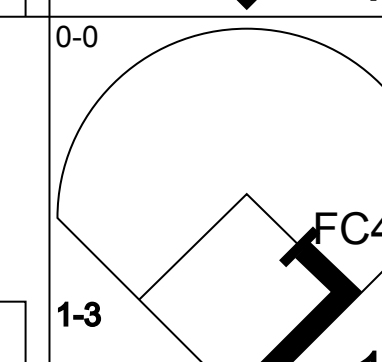
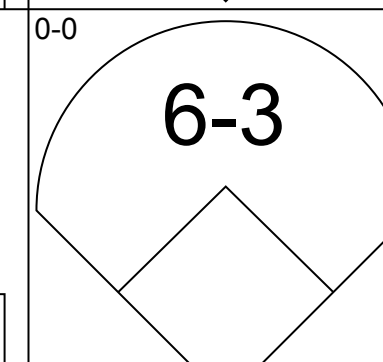
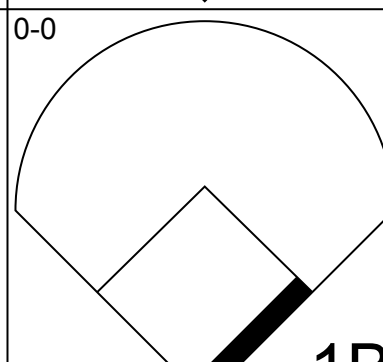
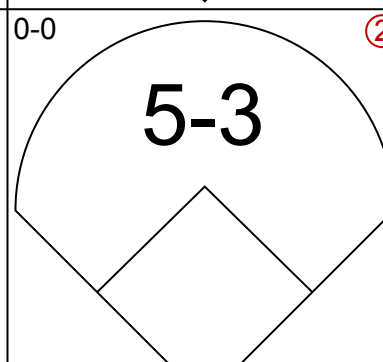
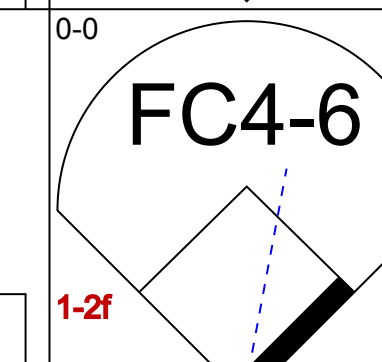
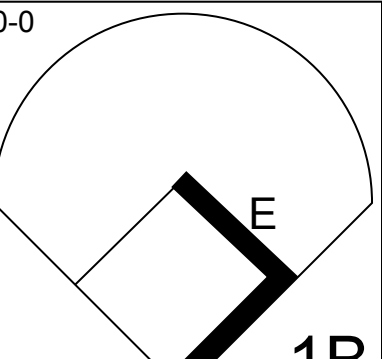
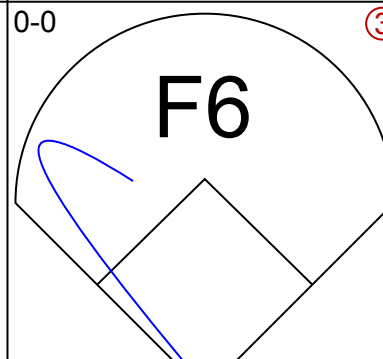
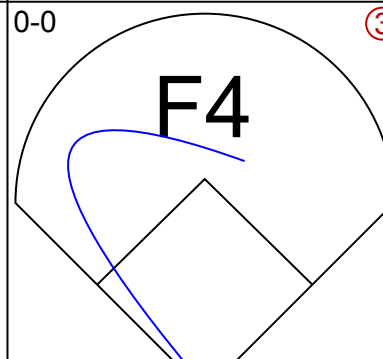
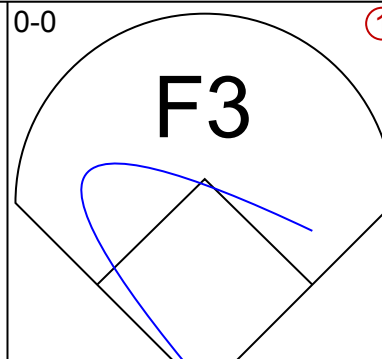
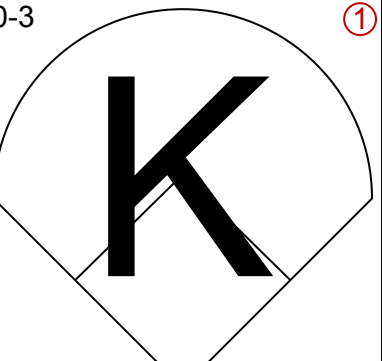
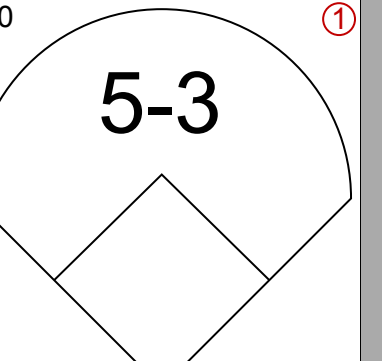
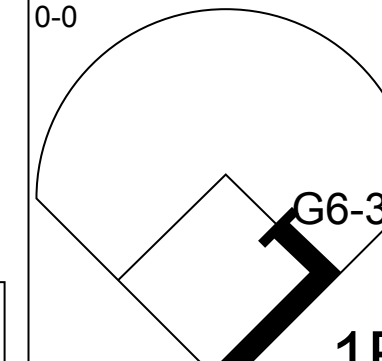
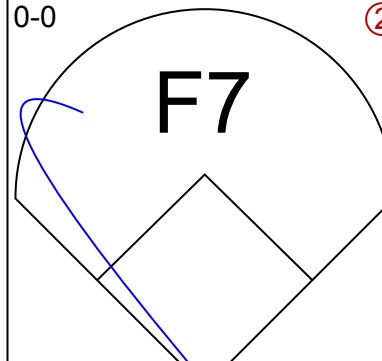


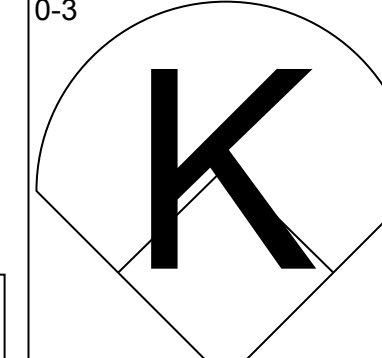
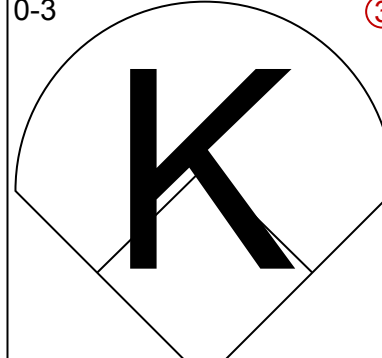

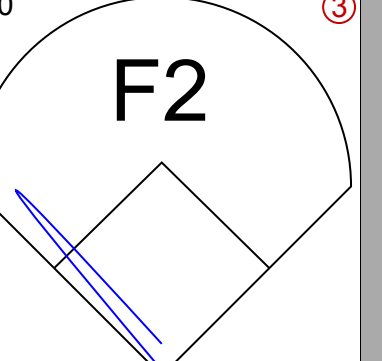
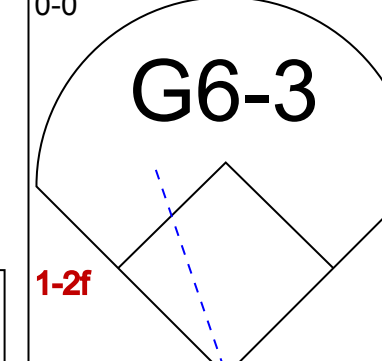

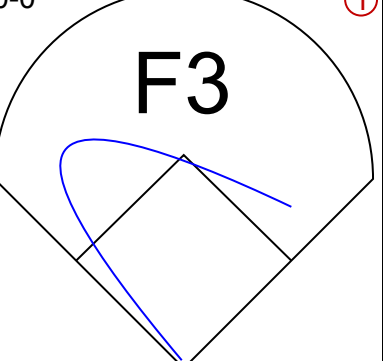
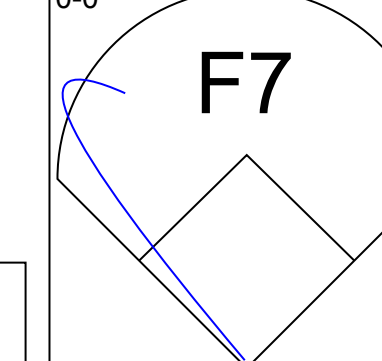
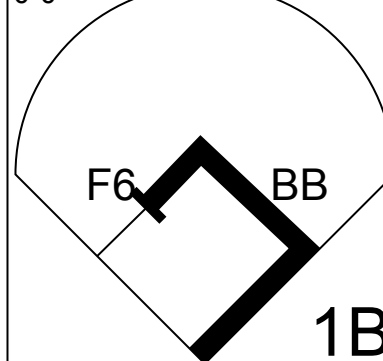
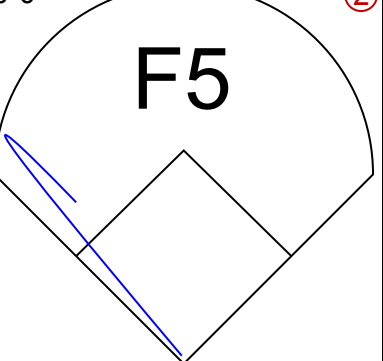
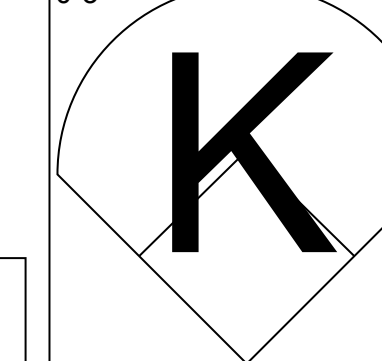
Batter	1	2	3	4	5	6	7	8	9	AB	R	H	RBI	BB	SO	LOB	TOP			
Tommy Harper, R (1, 9) OBP: 0.304, SLG: 0.347	4-0 1B BB		0-3 K		0-3 K		0-3 K			3	0	0	0	1	3	3	Cincinnati Reds @ Pittsburgh Pirates Forbes Field, Pittsburgh, PA Wed Aug 16 1967, 7:05 PM EDT Att: 9,116 - Unknown			
Vada Pinson, L (1, 8) OBP: 0.322, SLG: 0.438	0-0 FC6-4 1B			0-0 F8		0-0 4-3	0-0 3-1			4	0	1	0	0	0	1				
Pete Rose, S (1, 7) OBP: 0.389, SLG: 0.472	0-0 FC6-4 CS			0-0 2-3		0-0 2B 1B		0-3 K		4	1	1	0	0	1	1				
Lee May, R (1, 3) OBP: 0.299, SLG: 0.424	0-0 CS	0-0 F7		1-0 HR HBP		0-0 1-H E 2B		0-0 G3		3	2	1	1	0	0	0				
Tony Perez, R (1, 5) OBP: 0.343, SLG: 0.532		0-0 L7		0-0 HR		4-0 FC6-4 IBB		0-0 4-3		3	1	1	2	1	0	0				
Jimmie Coker, R (1, 2) OBP: 0.231, SLG: 0.310		0-0 1-3		0-0 5-3		0-0 FC6-4 FC		0-3 K		4	0	0	0	0	1	1				
Giraldo Ruiz, S (1, 4) OBP: 0.272, SLG: 0.314			0-0 1-5-3		0-0 5-3	0-0 FC		0-0 FC5-4 1B		4	0	1	0	0	0	1				
Leo Cardenas, R (1, 6) OBP: 0.323, SLG: 0.342			0-0 FC5-6 1B		0-0 4-3		0-0 CS 1B	0-0 FC5-4		4	0	2	0	0	0	1				
Jim Maloney, L (1, 1) OBP: 0.188, SLG: 0.277			0-0 FC5-6				0-0 1-2 3B	0-3 K		3	0	2	0	0	0	1				
Billy McCool, R (7, 1) OBP: 0.154, SLG: 0.083								0-3 K		1	0	0	0	0	1	1				
Inning Stats	R: 0 E: 0 K: 0 S: 2	H: 1 LOB: 0 BB: 1 P: 6	R: 0 E: 0 K: 0 S: 3	H: 0 LOB: 0 BB: 0 P: 3	R: 0 E: 0 K: 1 S: 6	H: 1 LOB: 1 BB: 0 P: 6	R: 2 E: 0 K: 0 S: 4	H: 1 LOB: 0 BB: 0 P: 5	R: 0 E: 0 K: 1 S: 6	H: 2 LOB: 1 BB: 1 P: 9	R: 0 E: 0 K: 1 S: 6	H: 2 LOB: 1 BB: 0 P: 6	R: 0 E: 0 K: 1 S: 5	H: 0 LOB: 0 BB: 0 P: 5	R: 0 E: 0 K: 2 S: 8	H: 1 LOB: 1 BB: 0 P: 8	1B: 6 2B: 1 3B: 1 HR: 1	SF: 0 SAC: 0 DP: 0 HBP: 1	WP: 0 PB: 0 SB: 0 CS: 2	PA: 37
PITCHER	IP WLS BF H R ER SO BB IBB HBP BLK WP HR S P ERA WHIP	IP WLS BF H R ER SO BB IBB HBP BLK WP HR S P ERA WHIP	IP WLS BF H R ER SO BB IBB HBP BLK WP HR S P ERA WHIP	IP WLS BF H R ER SO BB IBB HBP BLK WP HR S P ERA WHIP	IP WLS BF H R ER SO BB IBB HBP BLK WP HR S P ERA WHIP	IP WLS BF H R ER SO BB IBB HBP BLK WP HR S P ERA WHIP	IP WLS BF H R ER SO BB IBB HBP BLK WP HR S P ERA WHIP	IP WLS BF H R ER SO BB IBB HBP BLK WP HR S P ERA WHIP	IP WLS BF H R ER SO BB IBB HBP BLK WP HR S P ERA WHIP	IP WLS BF H R ER SO BB IBB HBP BLK WP HR S P ERA WHIP	IP WLS BF H R ER SO BB IBB HBP BLK WP HR S P ERA WHIP	IP WLS BF H R ER SO BB IBB HBP BLK WP HR S P ERA WHIP	IP WLS BF H R ER SO BB IBB HBP BLK WP HR S P ERA WHIP	IP WLS BF H R ER SO BB IBB HBP BLK WP HR S P ERA WHIP	IP WLS BF H R ER SO BB IBB HBP BLK WP HR S P ERA WHIP	IP WLS BF H R ER SO BB IBB HBP BLK WP HR S P ERA WHIP				
Woodie Fryman, L (1, 1) ERA: 4.99	6.0 L	25 6	4 4	3 3	2 2	1 1	1 1	1 1	0 0	0 0	0 0	0 0	0 0	0 0	0 0	0 0	4.50 1.167			
Al McBean, R (7, 1) ERA: 3.0	2.0	7	2	0	0	2	0	0	0	0	0	0	0	0	0	0	0.00 1.000			
Juan Pizarro, L (9, 1) ERA: 4.23	1.0	4	1	0	0	2	0	0	0	0	0	0	0	0	0	0	0.00 1.000			

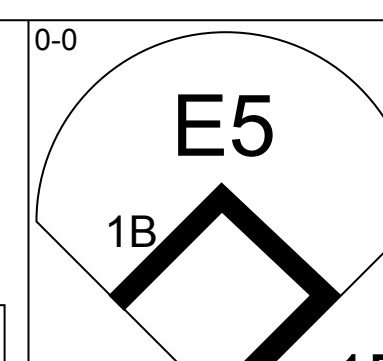
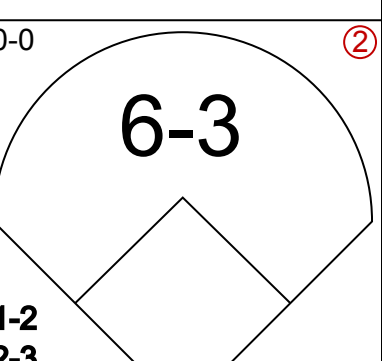
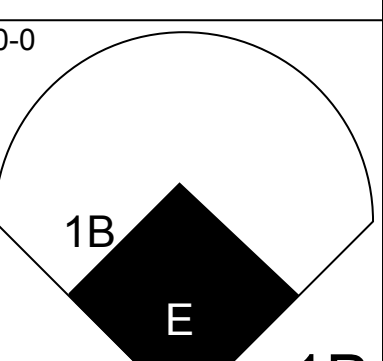
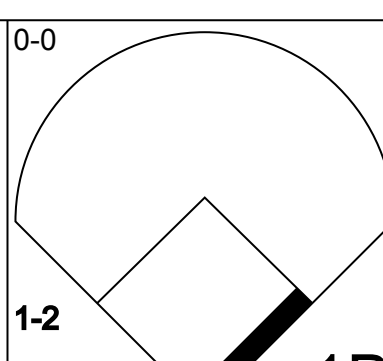
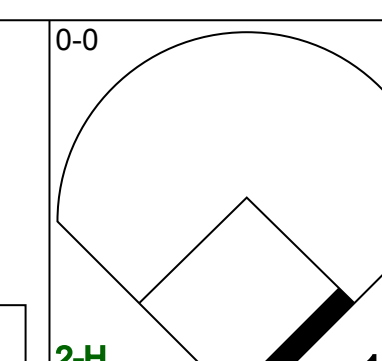
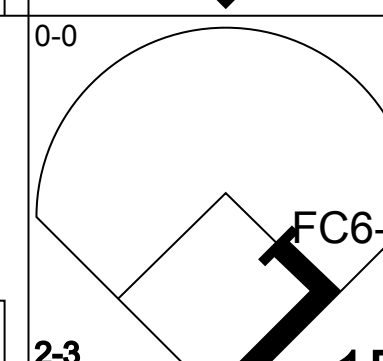
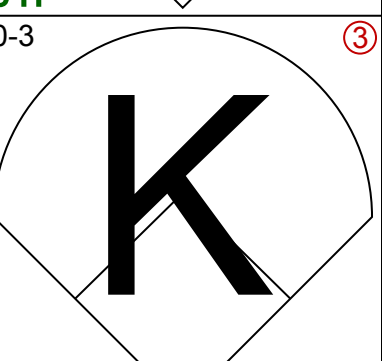
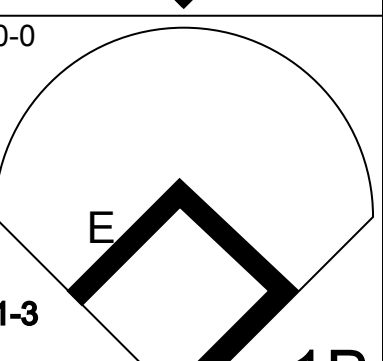
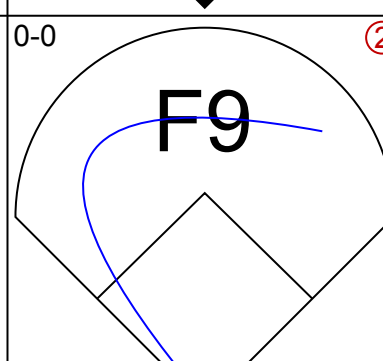
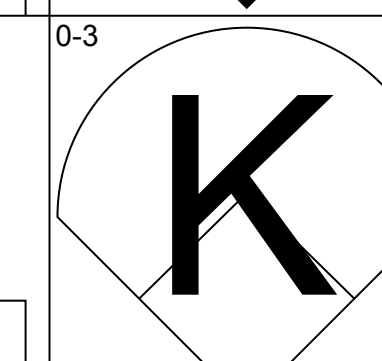
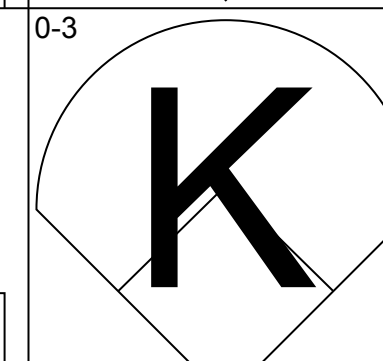
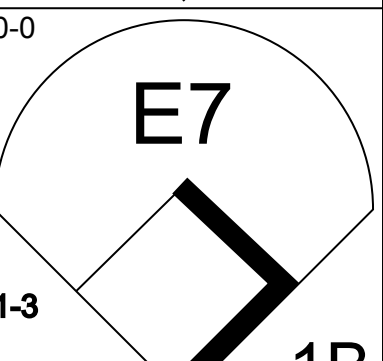
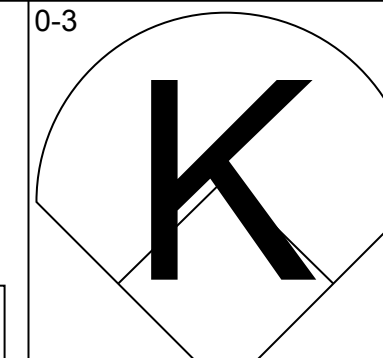
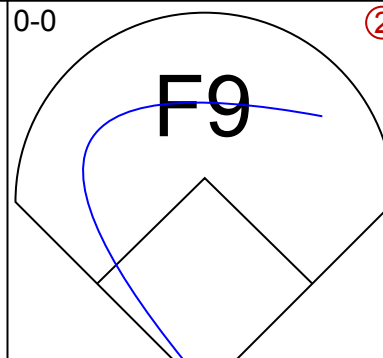
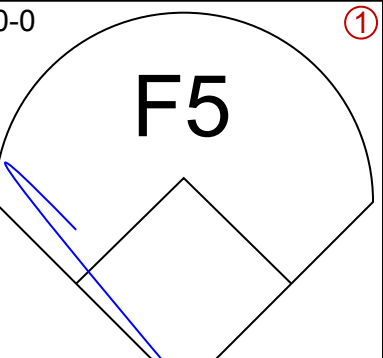

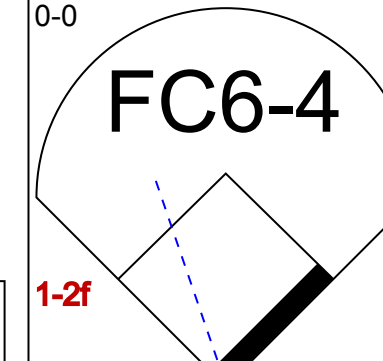
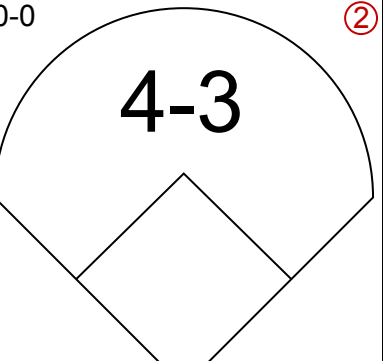
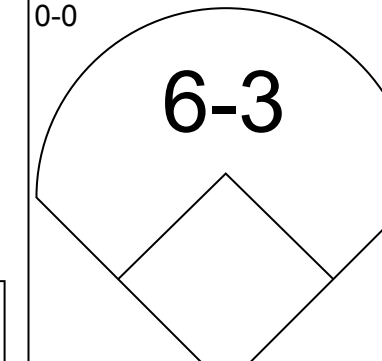


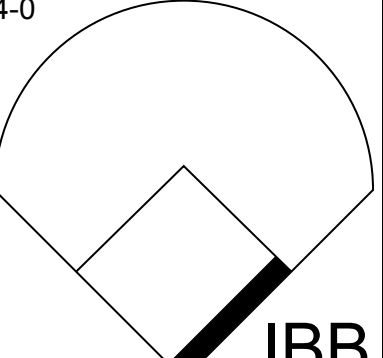
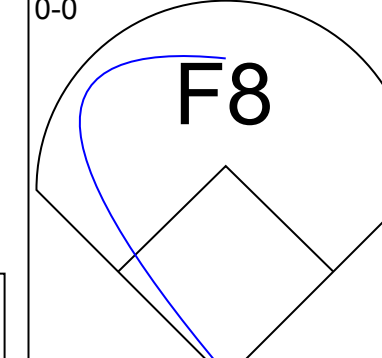
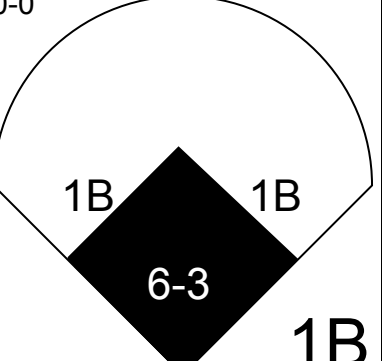

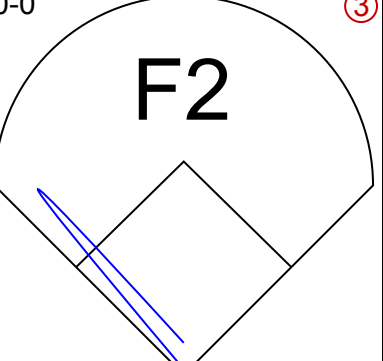

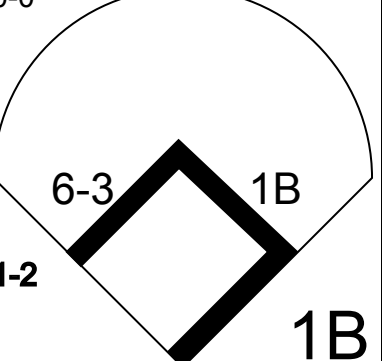


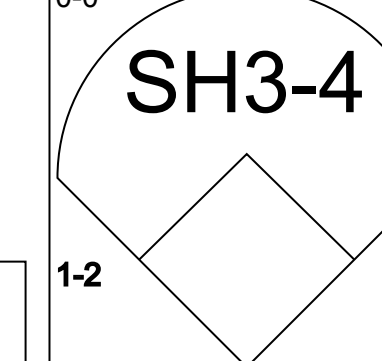
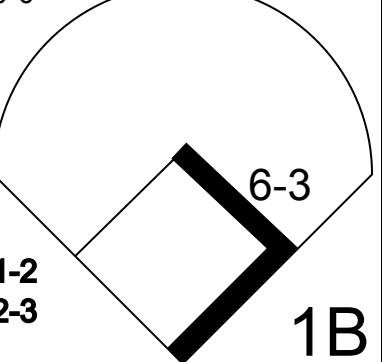
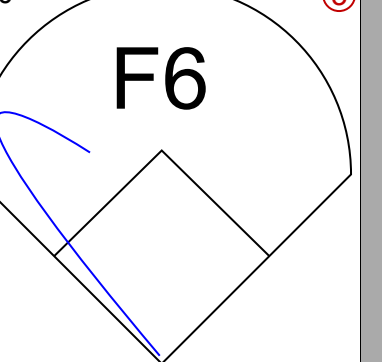
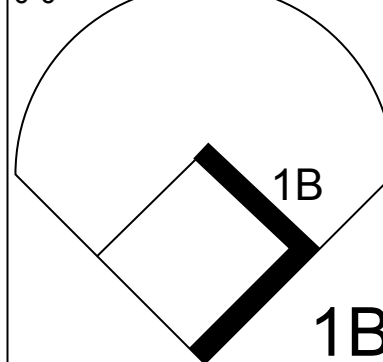
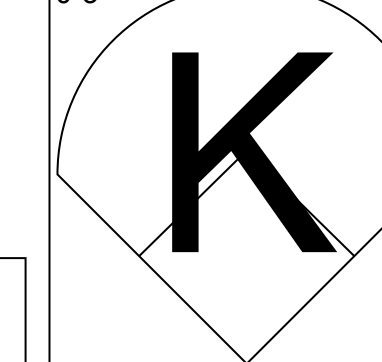
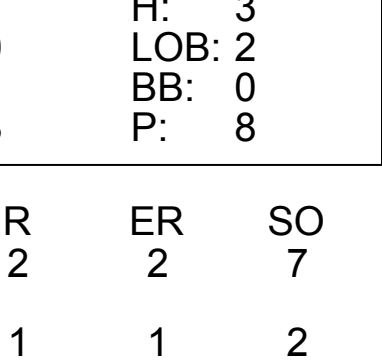
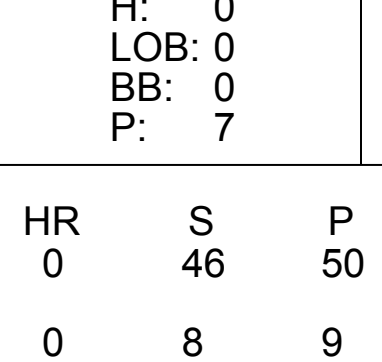
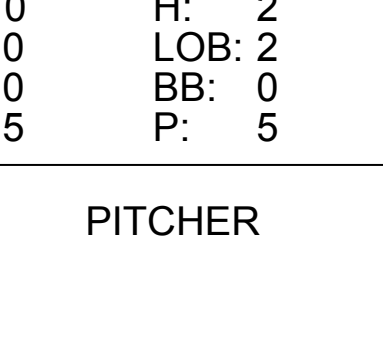
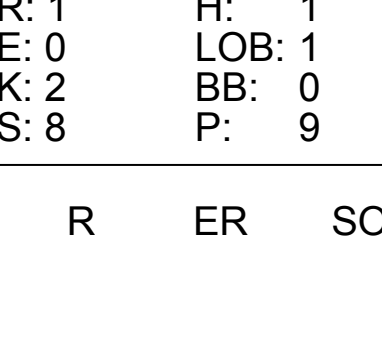
AB	33
R	4
H	9
RBI	3
BB	2
SO	6
LOB	10



Batter	1	2	3	4	5	6	7	8	9	AB	R	H	RBI	BB	SO	LOB	BOTTOM			
Maury Wills, S (1, 5) OBP: 0.325, SLG: 0.356	0-0 F5			0-0 4-3			0-0 F6	0-3 K		4	0	0	0	0	1	2	Cincinnati Reds @ Pittsburgh Pirates Forbes Field, Pittsburgh, PA Wed Aug 16 1967, 7:05 PM EDT Att: 9,116 - Unknown			
Matty Alou, L (1, 8) OBP: 0.349, SLG: 0.373	0-3 K			0-0 2-3			4-0 FC5-4 BB		0-3 K	3	0	0	0	1	2	0				
Al Luplow, L (1, 9) OBP: 0.257, SLG: 0.275							0-0 FC5-4 BB		0-3 K	2	0	0	0	0	0	0				
Manny Mota, R (7, PH) OBP: 0.341, SLG: 0.449	0-0 F3			0-0 4-3			0-0 FC5-4 BB		0-3 K	2	0	0	0	0	1	1				
Willie Stargell, L (1, 7) OBP: 0.357, SLG: 0.475		0-3 K			0-3 K		4-0 1-2 BB		0-0 F9	3	0	0	0	1	2	0				
Bill Mazerowski, R (1, 4) OBP: 0.298, SLG: 0.369		0-0 F3			0-0 6-3		0-0 F9			3	0	0	0	0	0	2				
Donn Clendenen, R (1, 3) OBP: 0.308, SLG: 0.395		0-3 K			0-0 6-3			0-3 K		3	0	0	0	0	2	0				
Jose Pagan, R (1, 6) OBP: 0.296, SLG: 0.329			0-0 F3			0-3 K		0-0 2B 1B		3	0	1	0	0	1	0				
Jerry May, R (1, 2) OBP: 0.352, SLG: 0.368			0-0 F2			0-0 F9		0-0 1-3 2B		3	0	1	0	0	0	0				
Woodie Fryman, R (1, 1) OBP: 0.043, SLG: 0.045				0-3 K				0-0 1-3		1	0	0	0	0	1	0				
Andre Rodgers, R (6, PH) OBP: 0.308, SLG: 0.370										1	0	0	0	0	0	0				
Al McBean, R (7, 1) OBP: 0.300, SLG: 0.222										0	0	0	0	0	0	0				
Gene Alley, R (8, PH) OBP: 0.332, SLG: 0.399										0	0	0	0	0	0	2				
Juan Pizarro, L (9, 1) OBP: 0.182, SLG: 0.143										0	0	0	0	0	0	0				
Inning Stats	R: 0 E: 0 K: 1 S: 5	H: 0 LOB: 0 BB: 0 P: 5	R: 0 E: 0 K: 2 S: 7	H: 0 LOB: 0 BB: 0 P: 7	R: 0 E: 0 K: 1 S: 5	H: 0 LOB: 0 BB: 0 P: 5	R: 0 E: 0 K: 0 S: 3	H: 0 LOB: 0 BB: 0 P: 3	R: 0 E: 0 K: 1 S: 5	H: 0 LOB: 0 BB: 0 P: 5	R: 0 E: 0 K: 1 S: 5	H: 0 LOB: 0 BB: 0 P: 5	R: 0 E: 0 K: 2 S: 9	H: 2 LOB: 2 BB: 0 P: 9	R: 0 E: 0 K: 2 S: 7	H: 0 LOB: 0 BB: 0 P: 7	1B: 1 2B: 1 3B: 0 HR: 0	SF: 0 SAC: 0 DP: 0 HBP: 0	WP: 0 PB: 0 SB: 0 CS: 0	PA: 31
PITCHER	IP WLS BF H R ER SO BB IBB HBP BLK WP HR S P ERA WHIP	IP WLS BF H R ER SO BB IBB HBP BLK WP HR S P ERA WHIP	IP WLS BF H R ER SO BB IBB HBP BLK WP HR S P ERA WHIP	IP WLS BF H R ER SO BB IBB HBP BLK WP HR S P ERA WHIP	IP WLS BF H R ER SO BB IBB HBP BLK WP HR S P ERA WHIP	IP WLS BF H R ER SO BB IBB HBP BLK WP HR S P ERA WHIP	IP WLS BF H R ER SO BB IBB HBP BLK WP HR S P ERA WHIP	IP WLS BF H R ER SO BB IBB HBP BLK WP HR S P ERA WHIP	IP WLS BF H R ER SO BB IBB HBP BLK WP HR S P ERA WHIP	IP WLS BF H R ER SO BB IBB HBP BLK WP HR S P ERA WHIP	IP WLS BF H R ER SO BB IBB HBP BLK WP HR S P ERA WHIP	IP WLS BF H R ER SO BB IBB HBP BLK WP HR S P ERA WHIP	IP WLS BF H R ER SO BB IBB HBP BLK WP HR S P ERA WHIP	IP WLS BF H R ER SO BB IBB HBP BLK WP HR S P ERA WHIP	IP WLS BF H R ER SO BB IBB HBP BLK WP HR S P ERA WHIP	IP WLS BF H R ER SO BB IBB HBP BLK WP HR S P ERA WHIP				
Jim Maloney, R (1, 1) ERA: 3.88	6.1 W	20 6	0 0	0 0	0 0	4 6	1 0	0 0	0 0	0 0	0 0	0 0	0 0	0 0	0 0	0 0	0.00 0.158			
Billy McCool, L (7, 1) ERA: 2.96	2.2 S	11	2	0	0	4	1	0	0	0	0	0	0	0	0	0	0.00 1.125			



Batter	1	2	3	4	5	6	7	8	9	AB	R	H	RBI	BB	SO	LOB	TOP			
Tommy Harper, R OBP: 0.307, SLG: 0.347 (1, 9)										3	1	1	0	1	0	0	Cincinnati Reds @ San Francisco Giants Candlestick Park, San Francisco, CA Fri Aug 18, 1967, 10:05 PM EDT Att: 16,624 - Unknown			
Vada Pinson, L OBP: 0.321, SLG: 0.436 (1, 8)										4	0	1	0	0	0	2				
Pete Rose, S OBP: 0.387, SLG: 0.470 (1, 7)										4	0	1	1	0	0	2				
Lee May, R OBP: 0.298, SLG: 0.422 (1, 3)										4	0	1	0	0	0	1				
Tony Perez, R OBP: 0.342, SLG: 0.529 (1, 5)										4	0	1	0	0	1	1				
Jimmie Coker, R OBP: 0.221, SLG: 0.297 (1, 2)										4	0	0	0	0	3	2				
Giraldo Ruiz, S OBP: 0.269, SLG: 0.310 (1, 4)										3	0	0	0	0	0	2				
Leo Cardenas, R OBP: 0.319, SLG: 0.338 (1, 6)										3	0	0	0	0	1	2				
Mitt Pappas, R OBP: 0.130, SLG: 0.078 (1, 1)										2	0	1	0	0	0	0				
Deron Johnson, R (8, PH) OBP: 0.294, SLG: 0.403										1	0	0	0	0	1	0				
Ted Abernathy, R OBP: 0.083, SLG: 0.083 (8, 1)										0	0	0	0	0	0	0				
Inning Stats	R: 0 H: 0 E: 0 K: 0 S: 3	H: 0 LOB: 0 BB: 0 P: 3	R: 0 H: 1 E: 1 K: 2 S: 9	H: 1 LOB: 2 BB: 0 P: 9	R: 1 H: 2 E: 0 K: 0 S: 4	H: 2 LOB: 1 BB: 1 P: 8	R: 0 H: 0 E: 0 K: 1 S: 5	H: 0 LOB: 0 BB: 0 P: 5	R: 0 H: 0 E: 0 K: 0 S: 3	H: 0 LOB: 0 BB: 0 P: 3	R: 0 H: 1 E: 0 K: 1 S: 5	H: 1 LOB: 0 BB: 0 P: 5	R: 0 H: 2 E: 0 K: 1 S: 7	H: 2 LOB: 2 BB: 0 P: 7	R: 0 H: 0 E: 0 K: 1 S: 5	H: 0 LOB: 0 BB: 0 P: 5	1B: 6 2B: 0 3B: 0 HR: 0	SF: 0 SAC: 0 DP: 1 HBP: 0	WP: 0 PB: 0 SB: 2 CS: 0	PA: 33
PITCHER Ray Sadecki, L ERA: 2.98 (1, 1)	IP: 9.0 WLS: W BF: 33 H: 6 R: 1 ER: 1 SO: 6 BB: 1 IBB: 0 HBP: 0 BLK: 0 WP: 0 HR: 0 S: 44 P: 48 ERA: 1.00 WHIP: 0.778															PITCHER				

Batter	1	2	3	4	5	6	7	8	9	AB	R	H	RBI	BB	SO	LOB	BOTTOM			
Jesus Alou, R OBP: 0.337, SLG: 0.399 (1, 9)										5	1	4	2	0	0	2	Cincinnati Reds @ San Francisco Giants Candlestick Park, San Francisco, CA Fri Aug 18, 1967, 10:05 PM EDT Att: 16,624 - Unknown			
Jim Davenport, R OBP: 0.344, SLG: 0.350 (1, 4)										4	0	2	0	0	1	4				
Tito Fuentes, S OBP: 0.243, SLG: 0.282 (7, 4)										1	0	0	0	0	1	1				
Willie Mays, R OBP: 0.338, SLG: 0.461 (1, 8)										4	0	1	1	0	2	4				
Willie McCovey, L OBP: 0.392, SLG: 0.541 (1, 3)										4	0	0	0	0	1	4				
Jim Ray Hart, R OBP: 0.382, SLG: 0.561 (1, 7)										4	0	1	0	0	0	4				
Tom Haller, L OBP: 0.360, SLG: 0.446 (1, 2)										3	0	0	0	1	1	1				
Bobby Etheridge, R OBP: 0.303, SLG: 0.490 (1, 5)										3	2	1	0	0	1	3				
Hal Lanier, R OBP: 0.236, SLG: 0.268 (1, 6)										3	0	1	0	0	1	0				
Ray Sadecki, L OBP: 0.295, SLG: 0.349 (1, 1)										4	0	2	0	0	1	1				
Inning Stats	R: 0 H: 2 E: 1 K: 2 S: 9	H: 3 LOB: 2 BB: 0 P: 9	R: 1 H: 1 E: 0 K: 2 S: 8	H: 1 LOB: 1 BB: 0 P: 8	R: 0 H: 0 E: 0 K: 2 S: 7	H: 0 LOB: 0 BB: 0 P: 7	R: 1 H: 3 E: 1 K: 0 S: 6	H: 3 LOB: 3 BB: 1 P: 10	R: 0 H: 2 E: 0 K: 0 S: 5	H: 2 LOB: 2 BB: 0 P: 5	R: 0 H: 0 E: 0 K: 0 S: 3	H: 0 LOB: 0 BB: 0 P: 3	R: 1 H: 1 E: 0 K: 2 S: 8	H: 1 LOB: 1 BB: 0 P: 9	R: 0 H: 0 E: 0 K: 2 S: 8	H: 0 LOB: 0 BB: 0 P: 9	1B: 11 2B: 0 3B: 1 HR: 0	SF: 0 SAC: 1 DP: 0 HBP: 1	WP: 0 PB: 0 SB: 0 CS: 0	PA: 38
PITCHER Mitt Pappas, R ERA: 2.97 (1, 1)	IP: 7.0 WLS: L BF: 33 H: 11 R: 2 ER: 2 SO: 7 BB: 0 IBB: 1 HBP: 0 BLK: 0 WP: 0 HR: 0 S: 46 P: 50 ERA: 2.57 WHIP: 1.571															PITCHER				
Ted Abernathy, R ERA: 1.77 (8, 1)	IP: 1.0 WLS: 5 BF: 1 H: 1 ER: 1 SO: 2 BB: 0 IBB: 0 HBP: 1 BLK: 0 WP: 0 HR: 0 S: 8 P: 9 ERA: 9.00 WHIP: 1.000															PITCHER				

AB	32
R	1
H	6
RBI	1
BB	1
SO	6
LOB	12



AB	35
R	3
H	12
RBI	3
BB	1
SO	9
LOB	24



Batter	1	2	3	4	5	6	7	8	9	AB	R	H	RBI	BB	SO	LOB	TOP										
Tommy Harper, R OBP: 0.306, SLG: 0.350 (1, 9)										4	1	1	0	0	2	1	Cincinnati Reds @ San Francisco Giants Candlestick Park, San Francisco, CA Sat Aug 19 1967, 6:33 AM EDT Att: 20,573 - Unknown										
Vada Pinson, L OBP: 0.325, SLG: 0.443 (1, 8)										2	1	1	2	2	0	0											
Pete Rose, S OBP: 0.386, SLG: 0.468 (1, 7)										4	0	1	0	0	0	3											
Lee May, R OBP: 0.294, SLG: 0.416 (1, 3)										4	0	0	0	0	0	2											
Tony Perez, R OBP: 0.340, SLG: 0.524 (1, 5)										4	0	0	0	0	1	1											
Don Pavletich, R OBP: 0.335, SLG: 0.438 (1, 2)										3	0	0	0	1	0	1											
Dick Simpson, R OBP: 0.322, SLG: 0.365 (9, PR)										0	1	0	0	0	0	0											
Johnny Edwards, L OBP: 0.293, SLG: 0.245 (9, 2)										0	0	0	0	0	0	0											
Giraldo Ruiz, S OBP: 0.268, SLG: 0.306 (1, 4)										3	0	0	0	1	2	0											
Leo Cardenas, R OBP: 0.322, SLG: 0.340 (1, 6)										4	0	2	1	0	1	0											
Gary Nolan, R OBP: 0.211, SLG: 0.137 (1, 1)										2	0	0	0	0	1	0											
Tommy Helms, R OBP: 0.278, SLG: 0.335 (8, PH)										0	0	0	0	0	0	0											
Ted Abernathy, R OBP: 0.077, SLG: 0.077 (8, 1)										1	0	0	0	0	1	2											
Inning Stats	R: 2 E: 0 K: 0 S: 6	H: 3 LOB: 1 BB: 0 P: 6	R: 0 E: 0 K: 3 S: 9	H: 0 LOB: 0 BB: 0 P: 9	R: 0 E: 0 K: 1 S: 5	H: 0 LOB: 0 BB: 1 P: 9	R: 0 E: 0 K: 1 S: 5	H: 0 LOB: 0 BB: 0 P: 5	R: 0 E: 0 K: 0 S: 3	H: 0 LOB: 0 BB: 0 P: 3	R: 0 E: 0 K: 1 S: 5	H: 0 LOB: 0 BB: 0 P: 5	R: 0 E: 0 K: 1 S: 5	H: 1 LOB: 2 BB: 0 P: 10	R: 1 E: 0 K: 1 S: 6	H: 1 LOB: 3 BB: 2 P: 14	1B: 3 2B: 1 3B: 0 HR: 1	SF: 0 SAC: 1 DP: 0 HBP: 0	WP: 0 PB: 0 SB: 1 CS: 0	PA: 36							
PITCHER	IP	WLS	BF	H	R	ER	SO	BB	IBB	HBP	BLK	WP	HR	S	P	ERA	WHIP										
Mike McCormick, L ERA: 2.87 (1, 1)	7.0	L	25	3	2	2	6	1	0	0	0	0	1	36	40	2.57	0.571										
Frank Linzy, R ERA: 1.71 (8, 1)	2.0	S	11	2	1	1	2	3	0	0	0	0	0	12	24	4.50	2.500										

AB	31
R	3
H	5
RBI	3
BB	4
SO	8
LOB	10



Batter	1	2	3	4	5	6	7	8	9	AB	R	H	RBI	BB	SO	LOB	BOTTOM										
Jesus Alou, R OBP: 0.340, SLG: 0.408 (1, 9)										4	1	2	1	1	2	2	Cincinnati Reds @ San Francisco Giants Candlestick Park, San Francisco, CA Sat Aug 19 1967, 6:33 AM EDT Att: 20,573 - Unknown										
Bobby Etheridge, R OBP: 0.288, SLG: 0.379 (1, 5)										5	0	0	0	0	0	6											
Willie Mays, R OBP: 0.334, SLG: 0.455 (1, 8)										5	0	0	0	0	1	3											
Willie McCovey, L OBP: 0.390, SLG: 0.538 (1, 3)										4	0	1	0	0	1	0											
Jim Ray Hart, R OBP: 0.381, SLG: 0.558 (1, 7)										4	0	1	0	0	1	1											
Tom Haller, L OBP: 0.364, SLG: 0.451 (1, 2)										3	0	2	0	1	0	0											
Hal Lanier, R OBP: 0.236, SLG: 0.269 (1, 6)										3	0	1	0	0	0	3											
Jack Hiatt, R OBP: 0.396, SLG: 0.478 (8, PH)										1	0	0	0	0	0	2											
Dick Groat, R OBP: 0.234, SLG: 0.176 (9, 6)										0	0	0	0	0	0	0											
Tito Fuentes, S OBP: 0.245, SLG: 0.281 (1, 4)										1	0	0	0	1	0	0											
Jim Davenport, R OBP: 0.345, SLG: 0.351 (7, PH)										2	0	1	0	0	0	2											
Gaylord Perry, R OBP: 0.177, SLG: 0.194 (9, PR)										0	0	0	0	0	0	0											
Mike McCormick, L OBP: 0.182, SLG: 0.197 (1, 1)										2	0	0	0	0	0	1											
Ty Cline, L OBP: 0.311, SLG: 0.402 (7, PH)										1	0	0	0	0	1	2											
Frank Linzy, R OBP: 0.077, SLG: 0.077 (8, 1)										0	0	0	0	0	0	0											
Ollie Brown, R OBP: 0.314, SLG: 0.419 (8, PH)										1	0	0	0	0	0	1											
Inning Stats	R: 0 E: 0 K: 2 S: 7	H: 0 LOB: 0 BB: 0 P: 7	R: 0 E: 1 K: 1 S: 6	H: 0 LOB: 1 BB: 0 P: 6	R: 0 E: 0 K: 0 S: 3	H: 1 LOB: 1 BB: 1 P: 7	R: 0 E: 0 K: 0 S: 4	H: 1 LOB: 2 BB: 1 P: 8	R: 1 E: 0 K: 0 S: 4	H: 1 LOB: 0 BB: 0 P: 4	R: 0 E: 0 K: 1 S: 5	H: 0 LOB: 0 BB: 0 P: 5	R: 0 E: 0 K: 1 S: 7	H: 2 LOB: 3 BB: 1 P: 11	R: 0 E: 1 K: 0 S: 5	H: 2 LOB: 2 BB: 0 P: 5	1B: 6 2B: 1 3B: 0 HR: 1	SF: 0 SAC: 0 DP: 1 HBP: 0	WP: 0 PB: 0 SB: 0 CS: 0	PA: 39							
PITCHER	IP	WLS	BF	H	R	ER	SO	BB	IBB	HBP	BLK	WP	HR	S	P	ERA	WHIP										
Gary Nolan, R ERA: 2.75 (1, 1)	7.0	W	29	5	1	1	5	3	0	0	0	0	1	36	48	1.29	1.143										
Ted Abernathy, R ERA: 1.72 (8, 1)	2.0	S	10	3	0	0	1	0	0	0	0	0	0	12	12	0.00	1.500										

AB	36
R	1
H	8
RBI	1
BB	3
SO	6
LOB	23



Batter	1	2	3	4	5	6	7	8	9	AB	R	H	RBI	BB	SO	LOB	TOP			
Tommy Harper, R (1, 9) OBP: 0.306, SLG: 0.349	F7			K		SH1-4											3 0 1 0 0 1 0			
Vada Pinson, L (1, 8) OBP: 0.322, SLG: 0.439	4-3			3-1		4-3		F7									4 0 0 0 0 0 3			
Pete Rose, S (1, 7) OBP: 0.387, SLG: 0.474	F7			FC BB		HR		F9									3 1 1 2 1 0 2			
Lee May, R (1, 3) OBP: 0.290, SLG: 0.410		F4		FC		6-3											4 0 0 0 0 0 1			
Tony Perez, R (1, 5) OBP: 0.341, SLG: 0.524		6-3		1-3													4 0 2 0 0 0 2			
Johnny Edwards, L (1, 2) OBP: 0.284, SLG: 0.247		4-3															3 0 1 0 0 0 1			
Giraldo Ruiz, S (1, 4) OBP: 0.254, SLG: 0.301				5-3													4 0 0 0 0 0 3			
Ted Abernathy, R (9, 1) OBP: 0.077, SLG: 0.077					B2												0 0 0 0 0 0 0			
Leo Cardenas, R (1, 6) OBP: 0.318, SLG: 0.336		4-3															3 0 0 0 0 0 1			
Mel Queen, L (1, 1) OBP: 0.215, SLG: 0.197																	2 1 1 0 0 0 0			
Billy McCool, R (7, 1) OBP: 0.148, SLG: 0.080																	1 0 0 0 0 0 1			
Tommy Helms, R (9, 4) OBP: 0.278, SLG: 0.335																	0 0 0 0 0 0 0			
Inning Stats	R: 0 E: 0 K: 0 S: 3	H: 0 LOB: 0 BB: 0 P: 3	R: 0 E: 0 K: 0 S: 3	H: 0 LOB: 0 BB: 0 P: 3	R: 0 E: 0 K: 1 S: 6	H: 0 LOB: 2 BB: 1 P: 10	R: 0 E: 0 K: 0 S: 3	H: 1 LOB: 0 BB: 0 P: 3	R: 2 E: 0 K: 0 S: 5	H: 2 LOB: 0 BB: 0 P: 5	R: 0 E: 1 K: 0 S: 3	H: 1 LOB: 0 BB: 0 P: 3	R: 0 E: 1 K: 0 S: 5	H: 1 LOB: 2 BB: 0 P: 5	R: 0 E: 0 K: 0 S: 4	H: 1 LOB: 1 BB: 0 P: 4	1B: 5 2B: 1 3B: 0 HR: 1	SF: 0 SAC: 2 DP: 1 HBP: 0	WP: 0 PB: 0 SB: 0 CS: 1	PA: 34
PITCHER Gaylord Perry, R (1, 1) ERA: 3.35	IP: 9.0 WLS: W BF: 34 H: 6 R: 2 ER: 2 SO: 1 BB: 1 IBB: 0 HBP: 0 BLK: 0 WP: 0 HR: 1 S: 35 P: 39 ERA: 2.00 WHIP: 0.778																			

Cincinnati Reds @ San Francisco Giants
Candlestick Park, San Francisco, CA
Sun Aug 20 1967, 6:33 AM EDT
Att: 23,408 - Unknown

AB 31
R 2
H 6
RBI 2
BB 1
SO 1
LOB 14



Batter	1	2	3	4	5	6	7	8	9	AB	R	H	RBI	BB	SO	LOB	BOTTOM					
Jesus Alou, R (1, 9) OBP: 0.337, SLG: 0.404	5-3		4-3			F3		F2									4 0 0 0 0 0 0					
Bobby Etheridge, R (1, 5) OBP: 0.287, SLG: 0.387	6-3		F8			BB		F3									3 0 0 0 1 0 0					
Willie Mays, R (1, 8) OBP: 0.333, SLG: 0.453	E6 2B			6-3		F2											4 1 1 0 0 0 1					
Willie McCovey, L (1, 3) OBP: 0.392, SLG: 0.549				4-3													4 1 2 2 0 1 1					
Jim Ray Hart, R (1, 7) OBP: 0.380, SLG: 0.554	F8			F4													3 0 0 0 1 0 1					
Tom Haller, L (1, 2) OBP: 0.366, SLG: 0.450						G6-4-3 BB											1 1 0 0 2 0 0					
Hal Lanier, R (1, 6) OBP: 0.236, SLG: 0.266				F8		F6											3 0 0 0 1 0 2					
Tito Fuentes, S (1, 4) OBP: 0.246, SLG: 0.279																	2 0 0 0 1 1 1					
Jim Davenport, R (9, PH) OBP: 0.346, SLG: 0.354				K		G6-4-3											1 0 1 1 0 0 0					
Gaylord Perry, R (1, 1) OBP: 0.169, SLG: 0.185																	3 0 0 0 0 0 2					
Inning Stats	R: 1 E: 1 K: 0 S: 5	H: 1 LOB: 1 BB: 0 P: 5	R: 0 E: 0 K: 1 S: 5	H: 0 LOB: 0 BB: 0 P: 5	R: 0 E: 0 K: 0 S: 3	H: 0 LOB: 0 BB: 0 P: 3	R: 0 E: 0 K: 0 S: 3	H: 0 LOB: 0 BB: 0 P: 3	R: 0 E: 0 K: 0 S: 2	H: 0 LOB: 1 BB: 1 P: 6	R: 0 E: 0 K: 0 S: 3	H: 0 LOB: 1 BB: 1 P: 7	R: 1 E: 0 K: 0 S: 4	H: 1 LOB: 2 BB: 2 P: 12	R: 0 E: 0 K: 1 S: 6	H: 1 LOB: 1 BB: 0 P: 6	R: 1 E: 0 K: 0 S: 2	H: 1 LOB: 2 BB: 2 P: 10	1B: 2 2B: 1 3B: 0 HR: 1	SF: 0 SAC: 1 DP: 1 HBP: 0	WP: 0 PB: 0 SB: 0 CS: 0	PA: 35
PITCHER Mel Queen, R (1, 1) ERA: 3.06	IP: 6.0 WLS: L BF: 22 H: 2 R: 2 ER: 2 SO: 1 BB: 2 IBB: 0 HBP: 0 BLK: 0 WP: 0 HR: 1 S: 22 P: 30 ERA: 1.50 WHIP: 0.667																					
Billy McCool, L (7, 1) ERA: 2.99	2.1 L 12 1 1 1 1 3 1 0 0 0 0 0 10 26 3.86 1.714																					
Ted Abernathy, R (9, 1) ERA: 1.72	0.0 1 1 0 0 0 0 0 0 0 0 0 0 1 1 ∞ ∞																					

Cincinnati Reds @ San Francisco Giants
Candlestick Park, San Francisco, CA
Sun Aug 20 1967, 6:33 AM EDT
Att: 23,408 - Unknown

AB 28
R 3
H 4
RBI 3
BB 6
SO 2
LOB 8



Batter	1	2	3	4	5	6	7	8	9	AB	R	H	RBI	BB	SO	LOB	TOP		
Tommy Harper, R OBP: 0.302, SLG: 0.344 (1, 9)	0-0 6-3 ①		0-0 4-3 ①			0-3 K ①		0-0 5-3 ②		4	0	0	0	0	1	0	Cincinnati Reds @ San Francisco Giants Candlestick Park, San Francisco, CA Mon Aug 21 1967, 6:33 AM EDT Att: 7,646 - Unknown		
Vada Pinson, L OBP: 0.324, SLG: 0.439 (1, 8)	0-0 S 1B ①		0-0 L8 ②			4-0 S BB ②		0-0 P5 ③		3	1	1	0	1	0	0			
Pete Rose, S OBP: 0.388, SLG: 0.473 (1, 7)	0-3 K ②		0-0 5-3 ③			4-0 1-2 IBB ②		0-0 SH1-4 SF9 1B ①		3	1	1	0	1	1	1			
Lee May, R OBP: 0.294, SLG: 0.413 (1, 3)	0-0 FC6-4 2H 1B ①			0-0 G6-4-3 1B ②		0-0 P4 ③		0-0 SH1-4 ①		3	0	2	1	0	0	2			
Tony Perez, R OBP: 0.340, SLG: 0.521 (1, 5)	0-0 FC6-4 1-2 ③			0-0 G6-4-3 1-2 ②		0-0 F3 ③		4-0 IBB ②		3	0	0	0	1	0	4			
Tommy Helms, R OBP: 0.276, SLG: 0.335 (1, 4)		0-0 6-3 ①		0-0 F1 ③			0-0 G6-4-3 1B ①		0-0 SF9 2H ③		3	0	1	1	0	0			
Johnny Edwards, L OBP: 0.298, SLG: 0.241 (1, 2)		0-0 6-3 ②		0-3 K G6-4-3 ②		0-0 F7 ①		0-0 5-3 ③		4	0	0	0	0	1	2			
Leo Cardenas, R OBP: 0.318, SLG: 0.336 (1, 6)			0-0 G6-4-3 1B ②		0-0 G6-4-3 1-2 ②		0-0 G6-4-3 1-2 ③			3	0	1	0	0	0	2			
Jim Maloney, L OBP: 0.176, SLG: 0.260 (1, 1)		0-0 4-3 ③		0-0 1-3 ③			0-0 P4 ①			3	0	0	0	0	0	1			
Inning Stats	R: 1 E: 0 K: 1 S: 7	H: 2 LOB: 1 BB: 0 P: 7	R: 0 E: 0 K: 0 S: 4	H: 1 LOB: 1 BB: 0 P: 4	R: 0 E: 0 K: 0 S: 3	H: 0 LOB: 0 BB: 0 P: 3	R: 0 E: 0 K: 1 S: 5	H: 0 LOB: 2 BB: 2 P: 13	R: 0 E: 0 K: 0 S: 3	H: 1 LOB: 0 BB: 0 P: 3	R: 0 E: 0 K: 0 S: 3	H: 0 LOB: 0 BB: 1 P: 8	R: 1 E: 0 K: 0 S: 4	H: 1 LOB: 1 BB: 1 P: 8	1B: 6 2B: 0 3B: 0 HR: 0	SF: 1 SAC: 1 DP: 3 HBP: 0	WP: 0 PB: 1 SB: 2 CS: 0	PA: 34	
PITCHER	IP WLS BF H R ER SO BB IBB HBP BLK WP HR S P ERA WHIP	8.0 L 29 5 1 1 3 1 1 0 0 0 0 4 41 1.12 0.750	1.0 5 1 1 1 0 0 0 1 0 0 0 0 4 8 9.00 1.000																


Batter	1	2	3	4	5	6	7	8	9	AB	R	H	RBI	BB	SO	LOB	BOTTOM		
Jesus Alou, R OBP: 0.336, SLG: 0.403 (1, 9)	0-0 E 1B ①		0-0 5-3 ①			0-0 F2 ①		0-0 FC6-4 1-2 ③		4	0	1	0	0	0	1	Cincinnati Reds @ San Francisco Giants Candlestick Park, San Francisco, CA Mon Aug 21 1967, 6:33 AM EDT Att: 7,646 - Unknown		
Ty Cline, L OBP: 0.298, SLG: 0.384 (1, 8)	0-0 L7 1-2 ①		0-0 L1-3 ②			0-0 L6-3 ②		0-0 L6 ①		4	0	0	0	0	0	1			
Willie McCovey, L OBP: 0.387, SLG: 0.543 (1, 3)	0-0 F9 ②		0-0 F3 ③			0-0 4-3 ③		0-0 6-3 ②		4	0	0	0	0	0	1			
Jim Ray Hart, R OBP: 0.376, SLG: 0.549 (1, 7)	0-3 K ③			0-0 F4 ①		0-0 F9 ①		0-0 F8 ③		4	0	0	0	0	1	1			
Tom Haller, L OBP: 0.363, SLG: 0.446 (1, 2)		0-0 3-1 ①		0-0 F2 ②		0-0 F6 ②				3	0	0	0	0	0	0			
Bobby Etheridge, R OBP: 0.288, SLG: 0.360 (1, 5)		4-0 2B BB ②		0-0 4-3 ③		0-0 5-3 ③				2	0	0	0	1	0	0			
Hal Lanier, R OBP: 0.235, SLG: 0.265 (1, 6)		0-0 F9 ②		0-0 5-3 ①		0-0 F9 ①		0-0 F9 ①		2	0	0	0	0	0	1			
Ollie Brown, R OBP: 0.313, SLG: 0.417 (6, PH)		0-0 F9 ②		0-0 F7 ②		0-0 F7 ②		4-0 FC6-4 BB ②		1	0	0	0	0	0	0			
Dick Groat, R OBP: 0.234, SLG: 0.176 (9, 6)		0-0 F9 ②		0-0 F7 ②		0-0 F7 ②		0-0 K ②		0	0	0	0	0	0	0			
Tito Fuentes, S OBP: 0.247, SLG: 0.284 (8, PH)		0-0 F9 ②		0-0 F7 ②		0-0 F7 ②		0-0 K ②		2	0	0	0	0	2	2			
Jim Davenport, R OBP: 0.350, SLG: 0.354 (9, 4)		0-0 F9 ②		0-0 F7 ②		0-0 F7 ②		0-0 K ②		1	0	0	0	0	1	1			
Ron Herbel, R OBP: 0.313, SLG: 0.357 (8, PH)		0-0 F9 ②		0-0 F7 ②		0-0 F7 ②		0-0 K ②		0	0	0	0	0	0	0			
Jack Hatt, R OBP: 0.393, SLG: 0.474 (8, PH)		0-0 F9 ②		0-0 F7 ②		0-0 F7 ②		0-0 K ②		0	0	0	0	0	0	0			
Frank Linzy, R OBP: 0.234, SLG: 0.176 (9, 1)		0-0 F9 ②		0-0 F7 ②		0-0 F7 ②		0-0 K ②		0	0	0	0	0	0	0			
Inning Stats	R: 0 E: 1 K: 1 S: 6	H: 1 LOB: 1 BB: 0 P: 6	R: 0 E: 0 K: 1 S: 6	H: 1 LOB: 2 BB: 1 P: 10	R: 0 E: 0 K: 0 S: 3	H: 0 LOB: 0 BB: 0 P: 3	R: 0 E: 0 K: 0 S: 3	H: 0 LOB: 0 BB: 0 P: 3	R: 0 E: 0 K: 1 S: 5	H: 0 LOB: 1 BB: 1 P: 9	R: 0 E: 0 K: 0 S: 3	H: 0 LOB: 0 BB: 0 P: 3	R: 0 E: 0 K: 0 S: 4	H: 0 LOB: 0 BB: 0 P: 3	1B: 1 2B: 1 3B: 0 HR: 0	SF: 0 SAC: 0 DP: 0 HBP: 0	WP: 0 PB: 0 SB: 0 CS: 0	PA: 31	
PITCHER	IP WLS BF H R ER SO BB IBB HBP BLK WP HR S P ERA WHIP	9.0 W 31 2 0 0 4 2 0 0 0 0 0 37 0.00 0.444																	


AB	29
R	2
H	6
RBI	2
BB	3
SO	3
LOB	12



AB	29
R	0
H	2
RBI	0
BB	2
SO	4
LOB	8



Batter	1	2	3	4	5	6	7	8	9	AB	R	H	RBI	BB	SO	LOB	TOP										
Tommy Harper, R (1, 9) OBP: 0.304, SLG: 0.345	0-0 CS 1B		0-0 2B E 1B	0-0 G6-3		0-0 5-3			0-3 K	5	1	2	0	0	1	3	Cincinnati Reds @ Los Angeles Dodgers Dodger Stadium, Los Angeles, CA Tue Aug 22 1967, 7:05 PM PDT Att: 19,409 - Unknown AB 35 R 4 H 12 RBI 2 BB 3 SO 5 LOB 21 										
Vada Pinson, L (1, 8) OBP: 0.322, SLG: 0.436	0-0 4-3		0-3 K		0-0 3B 1B	0-0 F2			0-0 L8	5	1	1	0	0	1	3											
Pete Rose, S (1, 7) OBP: 0.390, SLG: 0.480	0-0 4-3		0-0 E8 1-H 2B		0-0 1-H WP 3B		4-0 CS BB		0-0 2-3	4	1	2	1	1	0	0											
Lee May, R (1, 3) OBP: 0.290, SLG: 0.407		0-0 F8	0-3 K		0-0 6-3		0-0 F2			4	0	0	0	0	1	2											
Tony Perez, R (1, 5) OBP: 0.343, SLG: 0.522		0-0 1B FC 1B			0-0 E 1B		0-0 F8			3	1	2	0	1	0	0											
Tommy Helms, R (1, 4) OBP: 0.280, SLG: 0.340		0-0 FC 1B	0-3 K		0-0 F7			0-0 2B		4	0	2	0	0	1	3											
Johnny Edwards, L (1, 2) OBP: 0.258, SLG: 0.241		0-0 FC 1-2 3-H		0-0 1B 1B	0-0 4-3			0-0 F1		4	0	1	1	0	0	3											
Leo Cardenas, R (1, 6) OBP: 0.321, SLG: 0.336		0-0 F8		0-0 F7		0-0 SH1-3 1B		4-0 G1-6-3 BB		3	0	1	0	1	0	3											
Mitt Pappas, R (1, 1) OBP: 0.140, SLG: 0.093		0-3 K		0-0 G6-3 1B		0-0 SH1-3		0-0 G1-6-3		3	0	1	0	0	1	4											
Inning Stats	R: 0 E: 0 K: 0 S: 3	H: 1 LOB: 0 BB: 0 P: 3	R: 1 E: 0 K: 1 S: 8	H: 2 LOB: 2 BB: 0 P: 8	R: 1 E: 1 K: 3 S: 11	H: 2 LOB: 2 BB: 1 P: 15	R: 0 E: 0 K: 0 S: 4	H: 2 LOB: 1 BB: 0 P: 4	R: 2 E: 1 K: 0 S: 6	H: 3 LOB: 1 BB: 0 P: 6	R: 0 E: 0 K: 0 S: 4	H: 1 LOB: 0 BB: 1 P: 4	R: 0 E: 0 K: 0 S: 2	H: 0 LOB: 0 BB: 1 P: 6	R: 0 E: 0 K: 0 S: 3	H: 1 LOB: 1 BB: 1 P: 7	R: 0 E: 0 K: 1 S: 5	H: 0 LOB: 0 BB: 0 P: 5	1B: 9 2B: 2 3B: 1 HR: 0	SF: 0 SAC: 1 DP: 2 HBP: 0	WP: 1 PB: 0 SB: 0 CS: 2	PA: 39					
PITCHER	IP	WLS	BF	H	R	ER	SO	BB	IBB	HBP	BLK	WP	HR	S	P	ERA	WHIP										
Don Drysdale, R (1, 1) ERA: 2.68	4.0	L	21	9	4	3	4	0	1	0	0	0	0	28	32	6.75	2.250										
Bob Miller, R (5, 1) ERA: 4.85	3.0		11	2	0	0	0	1	0	0	0	1	0	10	14	0.00	1.000										
Ron Perranoski, L (8, 1) ERA: 2.45	2.0		7	1	0	0	1	1	0	0	0	0	0	8	12	0.00	1.000										

Batter	1	2	3	4	5	6	7	8	9	AB	R	H	RBI	BB	SO	LOB	BOTTOM										
Nate Oliver, R (1, 6) OBP: 0.345, SLG: 0.341	0-3 K		0-0 F9		0-0 6-3			0-0 F7		4	0	0	0	0	1	1	Cincinnati Reds @ Los Angeles Dodgers Dodger Stadium, Los Angeles, CA Tue Aug 22 1967, 7:05 PM PDT Att: 19,409 - Unknown AB 33 R 1 H 7 RBI 1 BB 1 SO 4 LOB 16 										
Willie Davis, L (1, 8) OBP: 0.294, SLG: 0.337	0-0 S 1B		0-0 1-3 1B			0-0 F9		0-0 2B		4	0	3	0	0	0	0											
Lou Johnson, R (1, 7) OBP: 0.340, SLG: 0.438	0-0 F9 1-2		0-0 F9			0-0 HBP 1B		0-0 5-3		4	0	1	0	0	0	4											
Jim Lefebvre, S (1, 4) OBP: 0.338, SLG: 0.394	0-0 F9			0-0 1B		0-0 F8		0-0 F8		4	0	1	0	0	0	3											
Al Ferrara, R (1, 9) OBP: 0.343, SLG: 0.486		0-3 K		0-0 F8		1-0 HBP			0-0 HR	3	1	1	1	0	1	1											
John Roseboro, L (1, 2) OBP: 0.361, SLG: 0.382		0-0 F8		0-0 F7		0-0 F6		0-0 F7		4	0	0	0	0	0	3											
Wes Parker, S (1, 3) OBP: 0.366, SLG: 0.350		0-0 G3		0-0 F3		4-0 G6-4-3 BB			0-0 6-3	2	0	0	0	0	0	1											
Ron Perranoski, L (8, 1) OBP: 0.167, SLG: 0.167									0-0 6-3	0	0	0	0	0	0	0											
Len Gabrielson, L (9, PH) OBP: 0.302, SLG: 0.391									0-0 6-3	1	0	0	0	0	0	0											
Bob Bailey, R (1, 5) OBP: 0.290, SLG: 0.263			0-0 1B 1B		0-0 5-3		0-0 G6-4-3		0-0 6-3	4	0	1	0	0	0	1											
Don Drysdale, R (1, 1) OBP: 0.167, SLG: 0.135			0-3 K		0-0 4-3		0-3 K			1	0	0	0	0	1	1											
Bob Miller, R (5, 1) OBP: 0.297, SLG: 0.309										0	0	0	0	0	0	0											
Dick Schofield, S (7, PH) OBP: 0.312, SLG: 0.298										2	0	0	0	0	1	1											
Gene Michael, S (7, PH) OBP: 0.325, SLG: 0.215										0	0	0	0	1	0	0											
Inning Stats	R: 0 E: 0 K: 1 S: 6	H: 1 LOB: 1 BB: 0 P: 6	R: 0 E: 0 K: 1 S: 5	H: 0 LOB: 0 BB: 0 P: 5	R: 0 E: 0 K: 1 S: 7	H: 2 LOB: 2 BB: 0 P: 7	R: 0 E: 0 K: 0 S: 4	H: 1 LOB: 1 BB: 0 P: 4	R: 0 E: 0 K: 0 S: 3	H: 0 LOB: 0 BB: 0 P: 3	R: 0 E: 0 K: 0 S: 4	H: 1 LOB: 2 BB: 0 P: 5	R: 0 E: 0 K: 1 S: 4	H: 0 LOB: 1 BB: 1 P: 8	R: 0 E: 0 K: 0 S: 4	H: 1 LOB: 1 BB: 0 P: 4	R: 1 E: 0 K: 0 S: 4	H: 1 LOB: 0 BB: 0 P: 4	1B: 5 2B: 1 3B: 0 HR: 1	SF: 0 SAC: 0 DP: 1 HBP: 1	WP: 0 PB: 0 SB: 1 CS: 0	PA: 35					
PITCHER	IP	WLS	BF	H	R	ER	SO	BB	IBB	HBP	BLK	WP	HR	S	P	ERA	WHIP										
Mitt Pappas, R (1, 1) ERA: 2.86	9.0	W	35	7	1	1	4	1	0	1	0	0	1	41	46	1.00	0.889										

Batter	1	2	3	4	5	6	7	8	9	AB	R	H	RBI	BB	SO	LOB	TOP			
Tommy Harper, R OBP: 0.300, SLG: 0.340 (1, 9)	5-3		K			1-3			F8	4	0	0	0	0	1	1				
Vada Pinson, L OBP: 0.320, SLG: 0.433 (1, 8)	4-3		L9			F8			G3	4	0	0	0	0	0	1				
Pete Rose, S OBP: 0.387, SLG: 0.476 (1, 7)	1-3			E5					K	4	0	0	0	0	2	0				
Lee May, R OBP: 0.288, SLG: 0.403 (1, 3)		6-3		K						3	0	0	0	0	2	1				
Tony Perez, R OBP: 0.341, SLG: 0.518 (1, 5)		5-3		G6-4-3					F2	3	0	0	0	0	0	1				
Tommy Helms, R OBP: 0.281, SLG: 0.340 (1, 4)					F8				5-3	3	0	1	0	0	0	0				
Don Pavletich, R OBP: 0.331, SLG: 0.432 (1, 2)		1-3			6-3				F4	3	0	0	0	0	0	1				
Leo Cardenas, R OBP: 0.325, SLG: 0.340 (1, 6)				SH2-4	6-3					3	0	2	0	0	0	0				
Sammy Ellis, L OBP: 0.128, SLG: 0.068 (1, 1)				1B						1	0	0	0	0	1	0				
Billy McCool, R OBP: 0.148, SLG: 0.080 (6, 1)				SH2-4						0	0	0	0	0	0	0				
Don Nottebart, R (7, 1)										0	0	0	0	0	0	0				
Deron Johnson, R (8, FH)										1	0	0	0	0	0	1				
Gerry Arrigo, L OBP: 0.188, SLG: 0.313 (8, 1)										0	0	0	0	0	0	0				
Inning Stats	R: 0 E: 0 K: 0 S: 3	H: 0 LOB: 0 BB: 0 P: 3	R: 0 E: 0 K: 0 S: 4	H: 1 LOB: 1 BB: 0 P: 4	R: 0 E: 0 K: 1 S: 6	H: 1 LOB: 1 BB: 0 P: 6	R: 0 E: 1 K: 1 S: 5	H: 0 LOB: 0 BB: 0 P: 5	R: 0 E: 0 K: 0 S: 3	H: 0 LOB: 0 BB: 0 P: 3	R: 0 E: 0 K: 2 S: 7	H: 0 LOB: 0 BB: 0 P: 7	R: 0 E: 0 K: 0 S: 4	H: 1 LOB: 1 BB: 0 P: 4	R: 0 E: 0 K: 1 S: 5	H: 0 LOB: 0 BB: 0 P: 5	1B: 3 2B: 0 3B: 0 HR: 0	SF: 0 SAC: 1 DP: 1 HBP: 0	WP: 0 PB: 0 SB: 0 CS: 0	PA: 30
PITCHER Claude Osteen, L ERA: 3.14 (1, 1)	IP: 9.0 WLS: W BF: 30 H: 3 R: 0 ER: 0 SO: 6 BB: 0 IBB: 0 HBP: 0 BLK: 0 WP: 0 HR: 0 S: 42 P: 42 ERA: 0.00 WHIP: 0.333																			

Cincinnati Reds @ Los Angeles Dodgers
Dodger Stadium, Los Angeles, CA
Wed Aug 23 1967, 7:05 PM PDT
Att: 19,485 - Unknown

AB 29
R 0
H 3
RBI 0
BB 0
SO 6
LOB 6



Batter	1	2	3	4	5	6	7	8	9	AB	R	H	RBI	BB	SO	LOB	BOTTOM			
Nate Oliver, R OBP: 0.346, SLG: 0.343 (1, 6)	5-3		2B	1-3		K				5	0	2	2	0	1	3				
Willie Davis, L OBP: 0.296, SLG: 0.340 (1, 8)	G3		E			G3				5	2	2	0	0	0	2				
Lou Johnson, R OBP: 0.343, SLG: 0.437 (1, 7)	K		BB			SH1-4			6-3	3	0	1	0	1	1	0				
Jim Lefebvre, S OBP: 0.337, SLG: 0.391 (1, 4)		F9	FC1-2-9-2	4-3		K				5	1	1	0	0	1	4				
Al Ferrara, R OBP: 0.352, SLG: 0.494 (1, 9)		1B	BB			6-3				2	2	2	1	2	0	0				
Ron Fairly, L OBP: 0.297, SLG: 0.308 (8, 9)		BB	2B			1B			G3-6-3	1	0	0	0	0	0	1				
John Roseboro, L OBP: 0.359, SLG: 0.377 (1, 2)		F4	F8			6-3				3	0	0	0	0	0	3				
Jeff Torborg, R OBP: 0.266, SLG: 0.276 (7, FR)						1-3				0	1	0	0	0	0	0				
Wes Parker, S OBP: 0.370, SLG: 0.356 (1, 3)		BB				L6				4	1	3	3	0	0	0				
Bob Bailey, R OBP: 0.302, SLG: 0.270 (1, 5)		1B				SH1-3				2	1	2	0	2	0	0				
Claude Osteen, L OBP: 0.220, SLG: 0.282 (1, 1)		BB				1B				2	0	0	1	1	1	5				
Inning Stats	R: 0 E: 0 K: 1 S: 5	H: 0 LOB: 0 BB: 0 P: 5	R: 0 E: 0 K: 0 S: 4	H: 1 LOB: 3 BB: 2 P: 12	R: 2 E: 1 K: 0 S: 5	H: 3 LOB: 1 BB: 1 P: 9	R: 0 E: 0 K: 0 S: 4	H: 1 LOB: 1 BB: 0 P: 4	R: 0 E: 0 K: 0 S: 3	H: 1 LOB: 0 BB: 0 P: 3	R: 1 E: 0 K: 2 S: 10	H: 3 LOB: 2 BB: 0 P: 10	R: 5 E: 0 K: 1 S: 8	H: 3 LOB: 3 BB: 3 P: 21	R: 0 E: 0 K: 0 S: 3	H: 1 LOB: 0 BB: 0 P: 3	1B: 11 2B: 2 3B: 0 HR: 0	SF: 0 SAC: 2 DP: 1 HBP: 1	WP: 1 PB: 1 SB: 0 CS: 1	PA: 41
PITCHER Sammy Ellis, R ERA: 3.64 (1, 1)	IP: 5.1 WLS: L BF: 25 H: 8 R: 3 ER: 3 SO: 3 BB: 3 IBB: 0 HBP: 0 BLK: 0 WP: 1 HR: 0 S: 13 P: 24 ERA: 5.06 WHIP: 2.062																			
Billy McCool, L ERA: 3.67 (6, 1)	1.1	11	3	5	5	3	2	1	1	0	0	0	13	26	33.75	3.750				
Don Nottebart, R ERA: 2.28 (7, 1)	0.1	2	1	0	0	0	0	0	0	0	0	0	2	2	0.00	3.000				
Gerry Arrigo, L ERA: 2.7 (8, 1)	1.0	3	1	0	0	0	0	0	0	0	0	3	3	0.00	1.000					

Cincinnati Reds @ Los Angeles Dodgers
Dodger Stadium, Los Angeles, CA
Wed Aug 23 1967, 7:05 PM PDT
Att: 19,485 - Unknown

AB 32
R 8
H 13
RBI 7
BB 6
SO 4
LOB 18



Batter	1	2	3	4	5	6	7	8	9	10	AB	R	H	RBI	BB	SO	LOB						
Tommy Harper, R OBP: 0.298, SLG: 0.341 (1, 9)											5	1	1	0	0	1	4						
Vada Pinson, L OBP: 0.321, SLG: 0.434 (1, 8)											5	1	2	0	0	0	0						
Pete Rose, S OBP: 0.387, SLG: 0.474 (1, 7)											4	1	1	1	1	0	2						
Lee May, R OBP: 0.289, SLG: 0.403 (1, 3)											5	0	2	1	0	0	1						
Tony Perez, R OBP: 0.340, SLG: 0.515 (1, 5)											5	0	1	1	0	1	4						
Tommy Helms, R OBP: 0.285, SLG: 0.340 (1, 4)											3	0	1	0	2	0	2						
Johnny Edwards, L OBP: 0.263, SLG: 0.243 (10, PH)											3	0	1	0	1	0	1						
Don Pavletich, R OBP: 0.329, SLG: 0.430 (10, 2)											1	0	0	0	0	0	3						
Leo Cardenas, R OBP: 0.324, SLG: 0.339 (1, 6)											4	0	1	0	0	1	4						
Gary Nolan, R OBP: 0.200, SLG: 0.130 (9, 1)											3	0	0	0	0	2	3						
Billy McCool, R OBP: 0.148, SLG: 0.080 (9, 1)											0	0	0	0	0	0	0						
Inning Stats	R: 2 E: 0 K: 0 S: 5	H: 2 LOB: 0 BB: 0 P: 5	R: 0 E: 0 K: 2 S: 7	H: 0 LOB: 2 BB: 2 P: 15	R: 1 E: 0 K: 2 S: 4	H: 1 LOB: 1 BB: 1 P: 8	R: 0 E: 0 K: 1 S: 5	H: 0 LOB: 0 BB: 0 P: 5	R: 0 E: 0 K: 0 S: 3	H: 1 LOB: 1 BB: 0 P: 4	R: 0 E: 0 K: 0 S: 4	H: 1 LOB: 0 BB: 0 P: 3	R: 0 E: 0 K: 0 S: 4	H: 1 LOB: 1 BB: 0 P: 4	R: 0 E: 0 K: 1 S: 7	H: 2 LOB: 2 BB: 0 P: 7	R: 0 E: 0 K: 1 S: 7	H: 2 LOB: 3 BB: 1 P: 11	1B: 8 2B: 2 3B: 0 HR: 0	SF: 0 SAC: 1 DP: 0 HBP: 0	WP: 0 PB: 0 SB: 2 CS: 1	PA: 43	
PITCHER	IP	WLS	BF	H	R	ER	SO	BB	IBB	HBP	BLK	WP	HR	S	P	ERA	WHIP						
Don Sutton, R ERA: 3.78 (1, 1)	7.0		28	5	3	3	3	3	3	0	0	0	0	0	31	43	3.86	1.143					
Phil Regan, R ERA: 3.07 (8, 1)	2.0		9	3	0	0	1	0	0	0	0	0	0	0	11	11	0.00	1.500					
Ron Perranoski, L ERA: 2.42 (10, 1)	1.0	W	6	2	0	0	1	0	1	0	0	0	0	0	7	11	0.00	2.000					

TOP

Cincinnati Reds @ Los Angeles Dodgers
Dodger Stadium, Los Angeles, CA
Thu Aug 24 1967, 7:05 PM PDT
Att: 18,261 - Unknown

livebaseballscorecards.com

AB	38
R	3
H	10
RBI	3
BB	4
SO	5
LOB	24

Batter	1	2	3	4	5	6	7	8	9	10	AB	R	H	RBI	BB	SO	LOB						
Nate Oliver, R OBP: 0.342, SLG: 0.338 (1, 6)											5	0	1	0	0	0	1						
Willie Davis, L OBP: 0.292, SLG: 0.336 (1, 8)											5	0	0	0	0	1	2						
Lou Johnson, R OBP: 0.344, SLG: 0.441 (1, 7)											5	1	2	0	0	0	0						
Jim Lefebvre, S OBP: 0.338, SLG: 0.391 (1, 4)											3	1	1	0	1	0	1						
Al Ferrara, R OBP: 0.357, SLG: 0.498 (1, 9)											4	1	2	0	1	2	0						
Wes Parker, S OBP: 0.368, SLG: 0.353 (1, 3)											5	1	1	1	0	1	5						
Bob Bailey, R OBP: 0.309, SLG: 0.275 (1, 5)											3	0	2	1	1	0	0						
Jeff Torborg, R OBP: 0.283, SLG: 0.273 (1, 2)											2	0	0	0	0	2	1						
Jim Campanis, R OBP: 0.325, SLG: 0.429 (8, 2)											2	0	0	0	0	0	1						
Gene Michael, S OBP: 0.235, SLG: 0.215 (9, PR)											0	0	0	0	0	0	0						
John Roseboro, L OBP: 0.359, SLG: 0.377 (10, 2)											0	0	0	0	0	0	0						
Don Sutton, R OBP: 0.156, SLG: 0.175 (7, PH)											2	0	0	0	0	2	1						
Ron Fairly, L OBP: 0.266, SLG: 0.307 (8, 1)											1	0	0	0	0	2							
Phil Regan, R OBP: 0.100, SLG: 0.100 (9, PH)											0	0	0	0	0	0	0						
Ron Hunt, R OBP: 0.362, SLG: 0.368 (10, 1)											1	0	0	0	0	1							
Ron Perranoski, L OBP: 0.167, SLG: 0.167 (10, 1)											0	0	0	0	0	0	0						
Inning Stats	R: 0 E: 0 K: 0 S: 3	H: 0 LOB: 0 BB: 0 P: 3	R: 0 E: 0 K: 2 S: 7	H: 0 LOB: 0 BB: 0 P: 7	R: 0 E: 0 K: 2 S: 8	H: 1 LOB: 1 BB: 0 P: 8	R: 0 E: 0 K: 0 S: 4	H: 1 LOB: 2 BB: 1 P: 8	R: 0 E: 0 K: 2 S: 7	H: 0 LOB: 0 BB: 0 P: 7	R: 0 E: 1 K: 1 S: 6	H: 0 LOB: 2 BB: 0 P: 10	R: 0 E: 0 K: 0 S: 3	H: 0 LOB: 0 BB: 0 P: 3	R: 3 E: 2 K: 1 S: 10	H: 4 LOB: 2 BB: 10 P: 10	R: 1 E: 0 K: 0 S: 4	H: 2 LOB: 3 BB: 8 P: 8	1B: 7 2B: 2 3B: 0 HR: 0	SF: 0 SAC: 2 DP: 0 HBP: 0	WP: 0 PB: 0 SB: 0 CS: 0	PA: 43	
PITCHER	IP	WLS	BF	H	R	ER	SO	BB	IBB	HBP	BLK	WP	HR	S	P	ERA	WHIP						
Gary Nolan, R ERA: 2.73 (1, 1)	8.1		34	6	3	2	7	2	0	0	0	0	0	0	46	54	2.16	0.960					
Billy McCool, L ERA: 3.53 (9, 1)	1.0	L	9	3	1	1	1	0	1	0	0	0	0	0	10	14	9.00	3.000					

BOTTOM

Cincinnati Reds @ Los Angeles Dodgers
Dodger Stadium, Los Angeles, CA
Thu Aug 24 1967, 7:05 PM PDT
Att: 18,261 - Unknown

livebaseballscorecards.com

AB	38
R	4
H	9
RBI	2
BB	3
SO	8
LOB	15

Batter	1	2	3	4	5	6	7	8	9	AB	R	H	RBI	BB	SO	LOB	TOP				
Tommy Harper, R OBP: 0.301, SLG: 0.341 (1, 9)	4-0 BB		FC1-6 1-2		4-3			1B		3	0	1	0	1	0	1	Cincinnati Reds @ Houston Astros Astrodome, Houston, TX Fri Aug 25 1967, 8:05 PM EDT Att: 14,884 - Unknown				
Vada Pinson, L OBP: 0.320, SLG: 0.439 (1, 8)	0-3 K		0-3 K		0-0 HR			L9		4	1	1	1	0	2	3					
Pete Rose, S OBP: 0.384, SLG: 0.469 (1, 7)	0-3 K		0-3 K		0-3 K			K		4	0	0	0	0	4	3					
Lee May, R OBP: 0.289, SLG: 0.401 (1, 3)	0-3 K			F2				F5		4	0	1	0	0	1	2					
Tony Perez, R OBP: 0.339, SLG: 0.513 (1, 5)		F4		K				F9	SH1-3 1B	4	0	1	0	0	1	1					
Tommy Helms, R OBP: 0.287, SLG: 0.342 (1, 4)		F9		1B	2B			L8	G5-2-3 SH1-3 BB	3	1	1	0	1	0	0					
Johnny Edwards, L OBP: 0.269, SLG: 0.250 (1, 2)									SH1-3	3	0	2	1	0	0	0					
Leo Cardenas, R OBP: 0.323, SLG: 0.335 (1, 6)	0-3 K			F9					1B	3	0	0	0	1	1	2					
Mel Queen, L OBP: 0.221, SLG: 0.203 Ted Abernathy, R OBP: 0.071, SLG: 0.071 (8, 1)				FC1-6 1B				F9	G5-2-3	3	0	1	0	0	1	0					
Inning Stats	R: 0 E: 0 K: 3 S: 9	H: 0 LOB: 1 BB: 1 P: 13	R: 0 E: 0 K: 1 S: 6	H: 1 LOB: 1 BB: 0 P: 6	R: 0 E: 0 K: 2 S: 8	H: 1 LOB: 1 BB: 0 P: 8	R: 1 E: 0 K: 1 S: 7	H: 2 LOB: 1 BB: 0 P: 7	R: 1 E: 0 K: 2 S: 8	H: 1 LOB: 0 BB: 0 P: 8	R: 0 E: 0 K: 0 S: 3	H: 0 LOB: 0 BB: 0 P: 3	R: 0 E: 0 K: 0 S: 3	H: 0 LOB: 0 BB: 0 P: 3	R: 0 E: 0 K: 1 S: 6	H: 1 LOB: 2 BB: 2 P: 11	1B: 6 2B: 1 3B: 0 HR: 1	SF: 0 SAC: 1 DP: 1 HBP: 0	WP: 0 PB: 0 SB: 2 CS: 1	PA: 36	
PITCHER	IP	WLS	BF	H	R	ER	SO	BB	IBB	HBP	BLK	WP	HR	S	P	ERA	WHIP				
Don Wilson, R ERA: 2.79 (1, 1)	8.0	L	31	7	2	2	10	1	0	0	0	0	1	50	54	2.25	1.000				
Dan Schneider, L ERA: 5.45 (9, 1)	0.1		3	1	0	0	0	1	0	0	0	0	0	2	6	0.00	6.000				
Larry Sherry, R ERA: 5.8 (9, 1)	0.2		2	0	0	0	0	0	1	0	0	0	0	1	5	0.00	0.000				

AB	32
R	2
H	8
RBI	2
BB	3
SO	10
LOB	15



Batter	1	2	3	4	5	6	7	8	9	AB	R	H	RBI	BB	SO	LOB	BOTTOM				
Sonny Jackson, L OBP: 0.281, SLG: 0.297 (1, 6)	0-3 K		4-3			F7		K		4	0	0	0	0	2	2	Cincinnati Reds @ Houston Astros Astrodome, Houston, TX Fri Aug 25 1967, 8:05 PM EDT Att: 14,884 - Unknown				
Joe Morgan, L OBP: 0.388, SLG: 0.414 (1, 4)	0-0 S		F8					FC3-6		4	0	2	1	0	0	1					
Doug Rader, R OBP: 0.371, SLG: 0.561 (1, 3)	0-0 L7			F4		F4		F5		4	0	0	0	0	0	3					
Rusty Staub, L OBP: 0.389, SLG: 0.487 (1, 9)	0-3 K			F7		6-3			4-3	4	0	0	0	0	1	2					
Jimmy Wynn, R OBP: 0.332, SLG: 0.505 (1, 8)		F5			2B			F5	G3-6 1B	4	0	2	0	0	0	0					
Norm Miller, L OBP: 0.295, SLG: 0.338 (1, 7)		1-3			K			F4	G3-6	4	0	0	0	0	1	2					
Bob Aspromonte, R OBP: 0.351, SLG: 0.381 (1, 5)					4-3			4-1		3	0	1	0	0	0	0					
Ron Brand, R OBP: 0.326, SLG: 0.305 (1, 2)		K			6-3				1B FC3-6 2B	3	1	1	0	0	1	1					
Don Wilson, R OBP: 0.141, SLG: 0.100 Chuck Harrison, R OBP: 0.317, SLG: 0.373 Dan Schneider, L OBP: 0.333, SLG: 0.333 Larry Sherry, R (8, 1)					6-3				FC3-6 1B	2	0	0	0	0	1	0					
Inning Stats	R: 0 E: 0 K: 2 S: 8	H: 1 LOB: 1 BB: 0 P: 8	R: 0 E: 0 K: 1 S: 6	H: 1 LOB: 0 BB: 0 P: 6	R: 0 E: 0 K: 0 S: 3	H: 0 LOB: 0 BB: 0 P: 3	R: 0 E: 0 K: 1 S: 6	H: 1 LOB: 1 BB: 0 P: 6	R: 0 E: 0 K: 1 S: 4	H: 0 LOB: 0 BB: 0 P: 4	R: 0 E: 0 K: 0 S: 3	H: 0 LOB: 0 BB: 0 P: 3	R: 0 E: 0 K: 1 S: 7	H: 1 LOB: 1 BB: 0 P: 7	R: 0 E: 0 K: 0 S: 3	H: 1 LOB: 0 BB: 0 P: 3	1B: 4 2B: 2 3B: 1 HR: 0	SF: 0 SAC: 0 DP: 1 HBP: 0	WP: 0 PB: 0 SB: 2 CS: 0	PA: 33	
PITCHER	IP	WLS	BF	H	R	ER	SO	BB	IBB	HBP	BLK	WP	HR	S	P	ERA	WHIP				
Mel Queen, R ERA: 2.99 (1, 1)	7.0	W	26	5	1	1	5	0	0	0	0	0	0	36	36	1.29	0.714				
Ted Abernathy, R ERA: 1.69 (8, 1)	2.0	S	7	2	0	0	1	0	0	0	0	0	0	9	9	0.00	1.000				



Batter	1	2	3	4	5	6	7	8	9	AB	R	H	RBI	BB	SO	LOB	TOP					
Tommy Harper, R OBP: 0.304, SLG: 0.350 (1, 9)										5	0	1	1	0	1	1	Cincinnati Reds @ Houston Astros Astrodome, Houston, TX Sat Aug 26 1967, 8:05 PM EDT Att: 17,587 - Unknown					
Vada Pinson, L OBP: 0.322, SLG: 0.441 (1, 8)										4	2	1	0	1	0	2						
Pete Rose, S OBP: 0.382, SLG: 0.465 (1, 7)										4	0	2	1	0	0	1						
Lee May, R OBP: 0.294, SLG: 0.403 (1, 3)										4	2	2	0	0	1	2						
Tony Perez, R OBP: 0.340, SLG: 0.515 (1, 5)										4	1	1	1	0	1	2						
Tommy Helms, R OBP: 0.292, SLG: 0.349 (1, 4)										4	0	2	3	0	0	1						
Jimmie Coker, R OBP: 0.214, SLG: 0.287 Billy McCool, R OBP: 0.148, SLG: 0.080 Giraldo Ruiz, S OBP: 0.267, SLG: 0.312 (9, PH)										3	0	0	0	0	0	2						
Leo Cardenas, R OBP: 0.321, SLG: 0.333 (1, 6)										4	0	1	0	0	0	2						
Mitt Pappas, R OBP: 0.136, SLG: 0.089 Don Nottebart, R (5, 1)										2	0	0	0	0	2	2						
Don Pavletich, R OBP: 0.321, SLG: 0.420 (6, 2)										0	0	0	0	0	0	0						
Inning Stats	R: 0 E: 0 K: 1 S: 5	H: 0 LOB: 0 BB: 0 P: 5	R: 1 E: 1 K: 0 S: 4	H: 1 LOB: 0 BB: 0 P: 4	R: 0 E: 0 K: 1 S: 6	H: 1 LOB: 0 BB: 0 P: 6	R: 0 E: 0 K: 1 S: 5	H: 1 LOB: 0 BB: 0 P: 6	R: 0 E: 0 K: 1 S: 6	H: 1 LOB: 1 BB: 0 P: 6	R: 3 E: 0 K: 0 S: 6	H: 3 LOB: 1 BB: 1 P: 10	R: 0 E: 0 K: 0 S: 3	H: 0 LOB: 0 BB: 0 P: 3	R: 1 E: 0 K: 1 S: 7	H: 2 LOB: 1 BB: 0 P: 7	R: 1 E: 0 K: 1 S: 7	H: 2 LOB: 1 BB: 0 P: 7	1B: 6 2B: 3 3B: 3 HR: 0	SF: 0 SAC: 0 DP: 1 HBP: 0	WP: 0 PB: 0 SB: 0 CS: 0	PA: 38
PITCHER Mike Cuellar, L ERA: 3.18 (1, 1)	IP: 9.0 WLS: W BF: 38 H: 11 R: 6 ER: 5 SO: 6 BB: 1 IBB: 0 HBP: 0 BLK: 0 WP: 0 HR: 0 S: 49 P: 53 ERA: 5.00 WHIP: 1.333															PITCHER	IP: WLS: BF: H: R: ER: SO: BB: IBB: HBP: BLK: WP: HR: S: P: ERA: WHIP:					



Batter	1	2	3	4	5	6	7	8	9	AB	R	H	RBI	BB	SO	LOB	BOTTOM			
Sonny Jackson, L OBP: 0.290, SLG: 0.308 (1, 6)										5	2	3	1	0	0	0	Cincinnati Reds @ Houston Astros Astrodome, Houston, TX Sat Aug 26 1967, 8:05 PM EDT Att: 17,587 - Unknown			
Joe Morgan, L OBP: 0.391, SLG: 0.420 (1, 4)										4	2	2	1	1	1	2				
Rusty Staub, L OBP: 0.386, SLG: 0.483 (1, 9)										4	0	0	1	0	1	3				
Jimmy Wynn, R OBP: 0.531, SLG: 0.501 (1, 8)										4	1	2	2	0	1	0				
Doug Rader, R OBP: 0.346, SLG: 0.527 (1, 3)										4	1	1	0	0	0	2				
Norm Miller, L OBP: 0.297, SLG: 0.333 (1, 7)										3	1	1	0	1	1	1				
Bob Aspromonte, R OBP: 0.354, SLG: 0.386 (1, 5)										4	0	2	2	0	0	2				
Ron Brand, R OBP: 0.323, SLG: 0.302 (1, 2)										4	0	1	1	0	0	3				
Mike Cuellar, L OBP: 0.192, SLG: 0.268 (1, 1)										4	1	1	0	0	2	2				
Inning Stats	R: 1 E: 0 K: 1 S: 7	H: 2 LOB: 1 BB: 0 P: 7	R: 0 E: 0 K: 0 S: 4	H: 1 LOB: 1 BB: 0 P: 4	R: 1 E: 0 K: 0 S: 4	H: 1 LOB: 0 BB: 0 P: 4	R: 1 E: 0 K: 1 S: 7	H: 2 LOB: 1 BB: 0 P: 7	R: 4 E: 0 K: 0 S: 7	H: 4 LOB: 1 BB: 1 P: 11	R: 0 E: 0 K: 1 S: 5	H: 0 LOB: 1 BB: 1 P: 9	R: 0 E: 0 K: 2 S: 7	H: 0 LOB: 0 BB: 0 P: 7	R: 1 E: 0 K: 1 S: 7	H: 3 LOB: 1 BB: 0 P: 7		1B: 9 2B: 3 3B: 2 HR: 0	SF: 0 SAC: 0 DP: 1 HBP: 0	WP: 3 PB: 0 SB: 4 CS: 0
PITCHER Mitt Pappas, R ERA: 3.05 Don Nottebart, R ERA: 2.39 Billy McCool, L ERA: 3.54 (5, 1)	IP: 1.1 WLS: L BF: 7 H: 1 R: 1 ER: 1 SO: 1 BB: 2 IBB: 0 HBP: 0 BLK: 0 WP: 2 HR: 0 S: 26 P: 15 ERA: 6.75 WHIP: 2.250															PITCHER	IP: WLS: BF: H: R: ER: SO: BB: IBB: HBP: BLK: WP: HR: S: P: ERA: WHIP:			



Batter	1	2	3	4	5	6	7	8	9	AB	R	H	RBI	BB	SO	LOB	TOP																						
Cookie Rojas, R OBP: 0.297, SLG: 0.319	F7		4-3		F7		F7			4	0	0	0	0	0	1	Philadelphia Phillies @ Cincinnati Reds Crosley Field, Cincinnati, OH Mon Aug 28 1967, 7:05 PM EDT Att: 9,524 - Unknown																						
Johnny Callison, L OBP: 0.328, SLG: 0.428	4-3		L9			HR	G3			4	1	1	1	0	0																								
Tony Gonzalez, L OBP: 0.389, SLG: 0.472	FC6-4 BB		1-3			L6	F7			3	0	0	0	1	0																								
Don Lock, R OBP: 0.354, SLG: 0.453	FC6-4					F5			F7	3	0	0	0	1	0																								
Gene Oliver, R OBP: 0.311, SLG: 0.426						F9			5-3	4	2	2	0	0	0																								
Tony Taylor, R OBP: 0.320, SLG: 0.335						1B BLK			2-3	2	0	0	0	2	1																								
Bill White, L OBP: 0.375, SLG: 0.390						SH2-4 BB			L8	3	0	2	0	1	0																								
Bobby Wine, R OBP: 0.254, SLG: 0.288						F9			1-3	2	0	0	1	1	0																								
Dick Ellsworth, L OBP: 0.132, SLG: 0.108						SH2-4			K	2	0	0	0	0	2	4																							
Turk Farrell, R OBP: 0.167, SLG: 0.176						K			K	1	0	0	0	0	1	0																							
Inning Stats	R: 0 E: 0 K: 0 S: 3	H: 0 LOB: 1 BB: 1 P: 7	R: 1 E: 0 K: 1 S: 6	H: 2 LOB: 1 BB: 1 P: 10	R: 0 E: 0 K: 0 S: 3	H: 0 LOB: 0 BB: 0 P: 3	R: 0 E: 0 K: 1 S: 4	H: 0 LOB: 0 BB: 1 P: 8	R: 0 E: 0 K: 0 S: 3	H: 0 LOB: 1 BB: 1 P: 7	R: 2 E: 0 K: 1 S: 8	H: 3 LOB: 3 BB: 2 P: 16	R: 0 E: 0 K: 0 S: 3	H: 0 LOB: 0 BB: 0 P: 3	R: 0 E: 0 K: 1 S: 5	H: 0 LOB: 0 BB: 0 P: 5	1B: 3 2B: 1 3B: 0 HR: 1	SF: 1 SAC: 1 DP: 0 HBP: 0	WP: 0 PB: 0 SB: 1 CS: 1	PA: 36																			
PITCHER	IP	WLS	BF	H	R	ER	SO	BB	IBB	HBP	BLK	WP	HR	S	P	ERA	WHIP	PITCHER				IP	WLS	BF	H	R	ER	SO	BB	IBB	HBP	BLK	WP	HR	S	P	ERA	WHIP	
Gerry Arrigo, L ERA: 2.87	(1, 1)	5.2	L	26	5	3	3	2	4	2	0	1	0	1	24	48	4.76	1.588																					
Don Nottebart, R ERA: 2.33	(6, 1)	1.1		4	0	0	0	1	0	0	0	0	0	0	6	6	0.00	0.000																					
Ted Abernathy, R ERA: 1.63	(8, 1)	2.0		6	0	0	0	1	0	0	0	0	0	0	8	8	0.00	0.000																					

AB 28
R 3
H 5
RBI 2
BB 6
SO 4
LOB 9



Batter	1	2	3	4	5	6	7	8	9	AB	R	H	RBI	BB	SO	LOB	BOTTOM																					
Tommy Harper, R OBP: 0.308, SLG: 0.356	1B 2B		1B		FC5-4		F7			4	1	2	0	0	0	1	Philadelphia Phillies @ Cincinnati Reds Crosley Field, Cincinnati, OH Mon Aug 28 1967, 7:05 PM EDT Att: 9,524 - Unknown																					
Vada Pinson, L OBP: 0.324, SLG: 0.445	WP 2H 1B		L8		L8				1-3	4	0	1	1	0	0	2																						
Pete Rose, S OBP: 0.385, SLG: 0.476	B5		G5-4-3 1B			2B 4-3 1B			FC6-4-5-1 2B	4	1	3	0	0	0	1																						
Lee May, R OBP: 0.289, SLG: 0.399	5-3		G5-4-3 1B			4-3 2B			FC6-4-5-1 2B	4	0	1	0	0	0	4																						
Tony Perez, R OBP: 0.340, SLG: 0.512	4-3				L9		4-3		5-3	4	0	0	1	0	0	3																						
Tommy Helms, R OBP: 0.293, SLG: 0.348			6-3		6-3		F2		S 1B	4	0	1	0	0	0	1																						
Johnny Bench, R			P6				K		F7	3	0	0	0	0	2	1																						
Giraldo Ruiz, S OBP: 0.266, SLG: 0.311							K			1	0	0	0	0	0	1																						
Leo Cardenas, R OBP: 0.319, SLG: 0.331							1-3		F7	4	0	1	0	0	0	1																						
Gerry Arrigo, L OBP: 0.222, SLG: 0.333										2	0	1	0	0	1	1																						
Don Nottebart, R OBP: 0.295, SLG: 0.270										0	0	0	0	0	0	0																						
Art Shamsky, L OBP: 0.071, SLG: 0.071										1	0	0	0	0	1	0																						
Ted Abernathy, R OBP: 0.229, SLG: 0.200										0	0	0	0	0	0	0																						
Mel Queen, L OBP: 0.229, SLG: 0.200										1	0	0	0	0	0	1																						
Inning Stats	R: 1 E: 0 K: 0 S: 5	H: 2 LOB: 1 BB: 0 P: 5	R: 0 E: 0 K: 1 S: 6	H: 1 LOB: 0 BB: 0 P: 6	R: 0 E: 0 K: 1 S: 4	H: 2 LOB: 1 BB: 0 P: 4	R: 0 E: 0 K: 1 S: 5	H: 0 LOB: 0 BB: 0 P: 5	R: 0 E: 0 K: 0 S: 4	H: 1 LOB: 1 BB: 0 P: 4	R: 1 E: 0 K: 1 S: 7	H: 2 LOB: 1 BB: 0 P: 7	R: 0 E: 0 K: 1 S: 5	H: 0 LOB: 0 BB: 0 P: 5	R: 0 E: 0 K: 0 S: 4	H: 1 LOB: 1 BB: 0 P: 4	R: 0 E: 0 K: 0 S: 4	H: 1 LOB: 1 BB: 0 P: 4	1B: 7 2B: 3 3B: 0 HR: 0	SF: 0 SAC: 0 DP: 1 HBP: 0	WP: 1 PB: 0 SB: 2 CS: 0	PA: 36																
PITCHER	IP	WLS	BF	H	R	ER	SO	BB	IBB	HBP	BLK	WP	HR	S	P	ERA	WHIP	PITCHER				IP	WLS	BF	H	R	ER	SO	BB	IBB	HBP	BLK	WP	HR	S	P	ERA	WHIP
Dick Ellsworth, L ERA: 4.14	(1, 1)	5.0	W	22	8	2	2	2	0	0	0	0	0	26	26	3.60	1.600																					
Turk Farrell, R ERA: 2.28	(6, 1)	4.0	S	14	2	0	0	2	0	0	0	0	0	18	18	0.00	0.500																					

AB 36
R 2
H 10
RBI 2
BB 0
SO 4
LOB 17



Batter	1	2	3	4	5	6	7	8	9	AB	R	H	RBI	BB	SO	LOB	TOP								
Cookie Rojas, R OBP: 0.296, SLG: 0.318	F8		K			F9		5-3 1B		4	0	1	0	0	1	0	Philadelphia Phillies @ Cincinnati Reds Crosley Field, Cincinnati, OH Tue Aug 29 1967, 7:05 PM EDT Alt: 8,667 - Unknown - 76 F								
John Briggs, L OBP: 0.324, SLG: 0.388	K		P4			1B		5-3 1-2		4	0	1	0	0	1	1									
Tony Gonzalez, L OBP: 0.393, SLG: 0.474	BB					1B		L7		3	0	2	0	1	0	1									
Johnny Callison, L OBP: 0.328, SLG: 0.425	BB					F7		1-3		3	0	0	0	1	0	3									
Bill White, L OBP: 0.374, SLG: 0.388	F9					G4-6-3 1B		L4		4	0	1	0	0	0	2									
Tony Taylor, R OBP: 0.318, SLG: 0.332						G4-6-3 1-2		L6		3	0	0	0	1	0	2									
Clay Dainymple, L OBP: 0.286, SLG: 0.249 Gene Oliver, R OBP: 0.313, SLG: 0.426	P6					4-3		1B		3	0	1	0	0	0	0									
Bobby Wine, R OBP: 0.255, SLG: 0.288 Doug Clemens, L OBP: 0.292, SLG: 0.267	K					6-3		1B		3	0	1	0	0	1	0									
Jim Bunning, R OBP: 0.165, SLG: 0.262 Chuck Hillier, L OBP: 0.141, SLG: 0.174 Gary Sutherland, R OBP: 0.305, SLG: 0.333			4-3			1-3		F8		3	0	0	0	0	0	2									
Inning Stats	R: 0 E: 0 K: 1 S: 5	H: 0 LOB: 2 BB: 2 P: 13	R: 0 E: 0 K: 1 S: 5	H: 0 LOB: 0 BB: 0 P: 5	R: 0 E: 0 K: 1 S: 5	H: 0 LOB: 0 BB: 0 P: 5	R: 0 E: 0 K: 0 S: 4	H: 2 LOB: 1 BB: 0 P: 4	R: 0 E: 0 K: 0 S: 3	H: 0 LOB: 0 BB: 0 P: 3	R: 0 E: 0 K: 0 S: 4	H: 2 LOB: 1 BB: 0 P: 4	R: 0 E: 0 K: 0 S: 5	H: 2 LOB: 2 BB: 0 P: 5	R: 0 E: 0 K: 0 S: 4	H: 1 LOB: 1 BB: 0 P: 4		R: 0 E: 0 K: 0 S: 3	H: 0 LOB: 2 BB: 2 P: 11	1B: 7 2B: 0 3B: 0 HR: 0	SF: 0 SAC: 0 DP: 1 HBP: 0	WP: 0 PB: 0 SB: 1 CS: 0	PA: 36		
PITCHER	IP	WLS	BF	H	R	ER	SO	BB	IBB	HBP	BLK	WP	HR	S	P	ERA	WHIP								
Gary Nolan, R ERA: 2.62	(1, 1)	7.0	W	27	6	0	0	3	2	0	0	0	0	31	39	0.00	1.143								
Billy McCool, L ERA: 3.49	(8, 1)	1.1		6	1	0	0	0	1	0	0	0	0	5	9	0.00	1.500								
Ted Abernathy, R ERA: 1.61	(9, 1)	0.2	S	3	0	0	0	0	1	0	0	0	0	2	6	0.00	1.500								

AB	32
R	0
H	7
RBI	0
BB	4
SO	3
LOB	15



Batter	1	2	3	4	5	6	7	8	9	AB	R	H	RBI	BB	SO	LOB	BOTTOM								
Tommy Harper, R OBP: 0.308, SLG: 0.354	1-3		K			CS BB				2	0	0	0	1	1	0	Philadelphia Phillies @ Cincinnati Reds Crosley Field, Cincinnati, OH Tue Aug 29 1967, 7:05 PM EDT Alt: 8,667 - Unknown - 76 F								
Vada Pinson, L OBP: 0.324, SLG: 0.446	3-1					CS		4-3 SF9 2B		3	1	1	0	0	0	0									
Pete Rose, S OBP: 0.385, SLG: 0.479	3B					4-3		4-3		3	0	1	0	0	0	1									
Lee May, R OBP: 0.287, SLG: 0.397	5-3					F7		SF9		2	0	0	1	0	0	1									
Tony Perez, R OBP: 0.338, SLG: 0.509						K		K		3	0	0	0	0	2	0									
Tommy Helms, R OBP: 0.290, SLG: 0.345						F9		P4		3	0	0	0	0	0	0									
Johnny Bench, R						K2-3		P6		3	0	0	0	0	2	0									
Leo Cardenas, R OBP: 0.316, SLG: 0.327						P6		E5		3	0	0	0	0	1	0									
Gary Nolan, R OBP: 0.194, SLG: 0.125 Billy McCool, R OBP: 0.143, SLG: 0.077 Ted Abernathy, R OBP: 0.071, SLG: 0.071						K		K		2	0	0	0	0	1	0									
Inning Stats	R: 0 E: 0 K: 0 S: 4	H: 1 LOB: 1 BB: 0 P: 4	R: 0 E: 0 K: 1 S: 5	H: 0 LOB: 0 BB: 0 P: 5	R: 0 E: 0 K: 2 S: 7	H: 0 LOB: 0 BB: 0 P: 7	R: 0 E: 0 K: 0 S: 3	H: 0 LOB: 0 BB: 0 P: 3	R: 0 E: 0 K: 2 S: 7	H: 0 LOB: 0 BB: 0 P: 7	R: 0 E: 0 K: 1 S: 4	H: 0 LOB: 1 BB: 1 P: 8	R: 1 E: 0 K: 1 S: 6	H: 1 LOB: 0 BB: 0 P: 6	R: 0 E: 1 K: 1 S: 6	H: 0 LOB: 1 BB: 0 P: 6		1B: 0 2B: 1 3B: 1 HR: 0	SF: 1 SAC: 0 DP: 0 HBP: 0	WP: 0 PB: 0 SB: 0 CS: 1	PA: 28				
PITCHER	IP	WLS	BF	H	R	ER	SO	BB	IBB	HBP	BLK	WP	HR	S	P	ERA	WHIP								
Jim Bunning, R ERA: 2.5	(1, 1)	8.0	L	27	2	1	1	8	1	0	0	0	0	42	46	1.12	0.375								

AB	25
R	1
H	2
RBI	1
BB	1
SO	8
LOB	3



Batter	1	2	3	4	5	6	7	8	9	AB	R	H	RBI	BB	SO	LOB	TOP			
Cookie Rojas, R (1,4) OBP: 0.298, SLG: 0.318	F8		1B			SH2-4 BB		P4		3	0	1	0	1	0	0	Philadelphia Phillies @ Cincinnati Reds Crosley Field, Cincinnati, OH Wed Aug 30 1967, 7:05 PM EDT Att: 6,453 - Unknown AB 30 R 1 H 4 RBI 1 BB 2 SO 5 LOB 8			
John Briggs, L (1,8) OBP: 0.328, SLG: 0.402	HR		1B			SH2-4		4-3		3	1	2	1	0	0					
Tony Gonzalez, L (1,7) OBP: 0.391, SLG: 0.470	6-3		6-3			5-3		1B BB		3	0	0	0	1	0					
Johnny Callison, L (1,9) OBP: 0.327, SLG: 0.424	3-1					F9		FC5-4 1B		4	0	1	0	0	0					
Bill White, L (1,3) OBP: 0.368, SLG: 0.381		G3				F9		K		4	0	0	0	0	1					
Gene Oliver, R (1,2) OBP: 0.309, SLG: 0.419		5-3				K		FC5-4		4	0	0	0	0	1					
Tony Taylor, R (1,5) OBP: 0.316, SLG: 0.329		L8				5-3		4-3		3	0	0	0	0	0					
Bobby Wine, R (1,6) OBP: 0.253, SLG: 0.286			L9			F9		K		2	0	0	0	0	0					
Doug Clemens, L (8, PH) OBP: 0.278, SLG: 0.262										1	0	0	0	0	1					
Gary Sutherland, R (8,6) OBP: 0.305, SLG: 0.333										0	0	0	0	0	0					
Chris Short, R (1,1) OBP: 0.146, SLG: 0.130								G3		2	0	0	0	0	2					
Chuck Hillier, L (8, PH) OBP: 0.139, SLG: 0.171			K			K				1	0	0	0	0	0					
Dick Hall, R (8,1)										0	0	0	0	0	0					
Inning Stats	R: 1 E: 0 K: 0 S: 4	H: 1 LOB: 0 BB: 0 P: 4	R: 0 E: 0 K: 0 S: 3	H: 0 LOB: 0 BB: 0 P: 3	R: 0 E: 0 K: 1 S: 7	H: 2 LOB: 2 BB: 0 P: 7	R: 0 E: 0 K: 1 S: 5	H: 0 LOB: 0 BB: 0 P: 5	R: 0 E: 0 K: 1 S: 5	H: 0 LOB: 1 BB: 1 P: 7	R: 0 E: 0 K: 0 S: 3	H: 0 LOB: 0 BB: 0 P: 3	R: 0 E: 0 K: 1 S: 5	H: 0 LOB: 2 BB: 1 P: 10	R: 0 E: 0 K: 1 S: 6	H: 1 LOB: 2 BB: 1 P: 10	1B: 3 2B: 0 3B: 0 HR: 1	SF: 0 SAC: 1 DP: 0 HBP: 0	WP: 0 PB: 0 SB: 0 CS: 0	PA: 33
PITCHER	IP WLS BF H R ER SO BB IBB HBP BLK WP HR S P ERA WHIP																			
Milt Pappas, R (1,1) ERA: 2.96	8.1 W 31 4 1 1 4 2 0 0 0 0 1 37 45 1.08 0.720																			
Ted Abernathy, R (9,1) ERA: 1.6	0.2 S 2 0 0 0 1 0 0 0 0 0 0 4 4 0.00 0.000																			

Batter	1	2	3	4	5	6	7	8	9	AB	R	H	RBI	BB	SO	LOB	BOTTOM			
Tommy Harper, R (1,9) OBP: 0.307, SLG: 0.350	2-3		6-3			PB 2B BB		F7		3	1	0	0	1	0	0	Philadelphia Phillies @ Cincinnati Reds Crosley Field, Cincinnati, OH Wed Aug 30 1967, 7:05 PM EDT Att: 6,453 - Unknown AB 29 R 2 H 7 RBI 2 BB 1 SO 9 LOB 10			
Vada Pinson, L (1,8) OBP: 0.323, SLG: 0.444	1B		K			K		P6		4	0	1	0	0	2					
Pete Rose, S (1,7) OBP: 0.386, SLG: 0.482	L7					2H 2B		1B		4	0	2	1	0	0					
Lee May, R (1,3) OBP: 0.283, SLG: 0.392						6-3		P3		4	0	0	0	0	1					
Ted Abernathy, R (9,1) OBP: 0.071, SLG: 0.071	F8					6-3				0	0	0	0	0	0					
Tony Perez, R (1,5) OBP: 0.338, SLG: 0.510		P3				4-3				3	0	1	0	0	0					
Tommy Helms, R (1,4) OBP: 0.293, SLG: 0.353		SF8 3B				F5		G1-6-3 1B		3	1	2	0	0	0					
Johnny Bench, R (1,2) OBP: 0.111, SLG: 0.125		SF8				K		G1-6-3 1B		2	0	1	1	0	1					
Leo Cardenas, R (1,6) OBP: 0.313, SLG: 0.324						K		G1-6-3		3	0	0	0	0	2					
Milt Pappas, R (1,1) OBP: 0.129, SLG: 0.085						K		1-2 2-3		3	0	0	0	0	3					
Deron Johnson, R (9,3) OBP: 0.293, SLG: 0.402						K		K		0	0	0	0	0	0					
Inning Stats	R: 0 E: 0 K: 0 S: 4	H: 1 LOB: 1 BB: 0 P: 4	R: 1 E: 0 K: 1 S: 6	H: 1 LOB: 0 BB: 0 P: 6	R: 0 E: 0 K: 2 S: 7	H: 0 LOB: 0 BB: 0 P: 7	R: 0 E: 0 K: 1 S: 6	H: 1 LOB: 1 BB: 0 P: 6	R: 0 E: 0 K: 3 S: 9	H: 0 LOB: 0 BB: 0 P: 9	R: 1 E: 0 K: 1 S: 6	H: 1 LOB: 1 BB: 1 P: 10	R: 0 E: 0 K: 1 S: 6	H: 2 LOB: 1 BB: 0 P: 6	R: 0 E: 0 K: 0 S: 4	H: 1 LOB: 1 BB: 0 P: 4	1B: 4 2B: 2 3B: 1 HR: 0	SF: 1 SAC: 0 DP: 1 HBP: 0	WP: 0 PB: 1 SB: 0 CS: 0	PA: 31
PITCHER	IP WLS BF H R ER SO BB IBB HBP BLK WP HR S P ERA WHIP																			
Chris Short, L (1,1) ERA: 2.43	7.0 L 27 6 2 1 9 1 0 0 0 0 0 44 48 1.29 1.000																			
Dick Hall, R (8,1) ERA: 1.91	1.0 4 1 0 0 0 0 0 0 0 0 0 4 4 0.00 1.000																			

Batter	1	2	3	4	5	6	7	8	9	AB R H RBI BB SO LOB	TOP									
Jesus Alou, R OBP: 0.316, SLG: 0.378 (1, 7)										4 0 0 0 0 1 3	San Francisco Giants @ Cincinnati Reds Crosley Field, Cincinnati, OH Thu Aug 31 1967, 7:05 PM EDT Att: 12,355 - Unknown AB 28 R 1 H 4 RBI 0 BB 3 SO 7 LOB 11 									
Tom Haller, L OBP: 0.369, SLG: 0.439 (1, 2)									3 1 2 0 1 1 1											
Willie Mays, R OBP: 0.328, SLG: 0.446 (1, 8)									4 0 0 0 0 0 4											
Willie McCovey, L OBP: 0.386, SLG: 0.540 (1, 3)									4 0 1 0 0 0 1											
Jim Ray Hart, R OBP: 0.372, SLG: 0.526 (1, 5)									3 0 0 0 0 1 1											
Ollie Brown, R OBP: 0.313, SLG: 0.408 (1, 9)									3 0 0 0 0 1 0											
Hal Lanier, R OBP: 0.241, SLG: 0.269 (8, 4)									2 0 0 0 1 1 0											
Tito Fuentes, S OBP: 0.250, SLG: 0.276 (8, PH)									2 0 0 0 0 1 0											
Ty Cline, L OBP: 0.307, SLG: 0.387 (8, PH)									1 0 0 0 0 0 1											
Dick Groat, R OBP: 0.237, SLG: 0.182 (8, 6)									0 0 0 0 0 0 0											
Mike McCormick, L OBP: 0.176, SLG: 0.188 (8, PH)									2 0 1 0 0 1 0											
Jack Hitt, R OBP: 0.396, SLG: 0.471 (8, PR)									0 0 0 0 1 0 0											
Ken Henderson, S OBP: 0.271, SLG: 0.272 (8, PR)									0 0 0 0 0 0 0											
Frank Linzy, R (8, 1)									0 0 0 0 0 0 0											
Inning Stats	R: 0 E: 1 K: 0 S: 3	H: 0 LOB: 1 BB: 1 P: 7	R: 0 E: 0 K: 3 S: 9	H: 0 LOB: 0 BB: 0 P: 9	R: 0 E: 0 K: 3 S: 9	H: 2 LOB: 0 BB: 0 P: 4	R: 0 E: 0 K: 0 S: 3	H: 0 LOB: 0 BB: 0 P: 3	R: 0 E: 0 K: 1 S: 5	H: 1 LOB: 0 BB: 0 P: 5	R: 0 E: 0 K: 0 S: 3	H: 0 LOB: 0 BB: 0 P: 3	R: 0 E: 0 K: 0 S: 3	H: 0 LOB: 2 BB: 2 P: 11	R: 0 E: 0 K: 0 S: 3	H: 1 LOB: 0 BB: 0 P: 3	1B: 4 2B: 1 3B: 0 HR: 0	SF: 0 SAC: 0 DP: 3 HBP: 0	WP: 0 PB: 0 SB: 0 CS: 1	PA: 31
PITCHER Jim Maloney, R ERA: 3.34 (1, 1)	IP: 9.0 WLS: W BF: 31 H: 4 R: 1 ER: 1 SO: 7 BB: 3 IBB: 0 HBP: 0 BLK: 0 WP: 0 HR: 0 S: 42 P: 54 ERA: 1.00 WHIP: 0.778											PITCHER	IP: 9.0 WLS: W BF: 31 H: 4 R: 1 ER: 1 SO: 7 BB: 3 IBB: 0 HBP: 0 BLK: 0 WP: 0 HR: 0 S: 42 P: 54 ERA: 1.00 WHIP: 0.778							

Batter	1	2	3	4	5	6	7	8	9	AB R H RBI BB SO LOB	BOTTOM									
Tommy Harper, R OBP: 0.304, SLG: 0.346 (1, 9)										4 0 0 0 0 2 0	San Francisco Giants @ Cincinnati Reds Crosley Field, Cincinnati, OH Thu Aug 31 1967, 7:05 PM EDT Att: 12,355 - Unknown AB 27 R 3 H 5 RBI 3 BB 2 SO 7 LOB 7 									
Vada Pinson, L OBP: 0.323, SLG: 0.443 (1, 8)									4 0 1 0 0 0 0											
Pete Rose, S OBP: 0.383, SLG: 0.479 (1, 7)									3 0 0 0 0 1 0											
Lee May, R OBP: 0.287, SLG: 0.407 (1, 3)									3 2 2 1 0 0 1											
Tony Perez, R OBP: 0.336, SLG: 0.507 (1, 5)									3 0 0 0 0 1 2											
Tommy Helms, R OBP: 0.296, SLG: 0.354 (1, 4)									2 1 1 0 1 0 0											
Johnny Bench, R OBP: 0.167, SLG: 0.273 (1, 2)									3 0 1 2 0 1 1											
Leo Cardenas, R OBP: 0.313, SLG: 0.321 (1, 6)									2 0 0 0 1 0 1											
Jim Maloney, L OBP: 0.155, SLG: 0.228 (1, 1)									3 0 0 0 0 2 2											
Inning Stats	R: 0 E: 0 K: 1 S: 5	H: 0 LOB: 0 BB: 0 P: 5	R: 1 E: 0 K: 0 S: 4	H: 1 LOB: 0 BB: 0 P: 4	R: 0 E: 0 K: 2 S: 7	H: 0 LOB: 0 BB: 0 P: 7	R: 0 E: 0 K: 1 S: 6	H: 1 LOB: 1 BB: 0 P: 6	R: 0 E: 0 K: 1 S: 5	H: 1 LOB: 1 BB: 1 P: 9		R: 0 E: 0 K: 0 S: 3	H: 0 LOB: 0 BB: 0 P: 3	R: 2 E: 0 K: 1 S: 7	H: 2 LOB: 1 BB: 1 P: 11	R: 0 E: 0 K: 1 S: 5	H: 0 LOB: 0 BB: 0 P: 5	1B: 2 2B: 2 3B: 0 HR: 1	SF: 0 SAC: 1 DP: 0 HBP: 0	WP: 0 PB: 0 SB: 1 CS: 1
PITCHER Mike McCormick, L ERA: 2.66 Frank Linzy, R ERA: 1.67 (8, 1)	IP: 7.0 WLS: L BF: 27 H: 5 R: 3 ER: 3 SO: 6 BB: 1 IBB: 0 HBP: 0 BLK: 0 WP: 0 HR: 1 S: 37 P: 45 ERA: 3.86 WHIP: 0.857											PITCHER	IP: 7.0 WLS: L BF: 27 H: 5 R: 3 ER: 3 SO: 6 BB: 1 IBB: 0 HBP: 0 BLK: 0 WP: 0 HR: 1 S: 37 P: 45 ERA: 3.86 WHIP: 0.857							

Batter	1	2	3	4	5	6	7	8	9	10	11	12	13	14	15	16	17	18	19	20	21	AB	R	H	RBI	BB	SO	LOB	TOP			
Jesus Alou, R OBP: 0.316, SLG: 0.375	K		F3				FC4-6			FC4-6 HBP		K			5-3		K				FC4-6	9	0	2	0	0	3	6				
Tom Haller, L OBP: 0.262, SLG: 0.429	K		6-3		F4					FC4-6			F8		3-1		F7				1-3	9	0	0	0	0	1	6				
Willie Mays, R OBP: 0.336, SLG: 0.444			K							F3			F9				F8				K	9	0	2	0	0	3	3				
Willie McCovey, L OBP: 0.390, SLG: 0.528																																
Jim Ray Hart, R OBP: 0.369, SLG: 0.521	G1																															
Ollie Brown, R OBP: 0.316, SLG: 0.412																																
Hal Lanier, R OBP: 0.243, SLG: 0.287																																
Tito Fuentes, S OBP: 0.246, SLG: 0.273																																
Jim Davenport, R OBP: 0.260, SLG: 0.353																																
Ty Cline, L OBP: 0.307, SLG: 0.387																																
Dick Groat, L OBP: 0.248, SLG: 0.198																																
Gaylord Perry, R OBP: 0.166, SLG: 0.171																																
Jack Hiatt, R OBP: 0.400, SLG: 0.475																																
Ken Henderson, S OBP: 0.271, SLG: 0.272																																
Frank Linzy, R ERA: 4.84																																
Inning Stats	R: 0 E: 0 K: 2 S: 8	H: 1 LOB: 2 BB: 1 P: 12	R: 0 E: 0 K: 2 S: 8	H: 1 LOB: 1 BB: 0 P: 8	R: 0 E: 0 K: 1 S: 5	H: 1 LOB: 1 BB: 0 P: 6	R: 0 E: 0 K: 1 S: 5	H: 1 LOB: 1 BB: 0 P: 4	R: 0 E: 0 K: 1 S: 5	H: 0 LOB: 0 BB: 0 P: 5	R: 0 E: 0 K: 1 S: 5	H: 1 LOB: 0 BB: 0 P: 6	R: 0 E: 0 K: 1 S: 5	H: 0 LOB: 0 BB: 0 P: 5	R: 0 E: 0 K: 0 S: 4	H: 2 LOB: 2 BB: 0 P: 4	R: 0 E: 0 K: 1 S: 5	H: 0 LOB: 0 BB: 0 P: 5	R: 0 E: 0 K: 1 S: 5	H: 1 LOB: 1 BB: 0 P: 6	R: 0 E: 0 K: 0 S: 3	H: 0 LOB: 0 BB: 0 P: 3	R: 0 E: 0 K: 0 S: 3	H: 0 LOB: 0 BB: 0 P: 3	R: 0 E: 0 K: 2 S: 8	H: 1 LOB: 1 BB: 0 P: 8	R: 0 E: 0 K: 1 S: 5	H: 2 LOB: 3 BB: 2 P: 15	R: 0 E: 0 K: 1 S: 5	H: 12 LOB: 3 BB: 0 HR: 0	SF: 0 SAC: 2 DP: 1 HBP: 1	WP: 2 PA: 82
PITCHER	IP: 9.1 WLS: 8 BF: 36 ER: 0 SO: 10 BB: 1 IBB: 0 HBP: 0 BLK: 0 WP: 1 HR: 0 S: 55 P: 59 ERA: 0.00 WHIP: 0.364	PITCHER																				IP: 9.1 WLS: 8 BF: 36 ER: 0 SO: 10 BB: 1 IBB: 0 HBP: 0 BLK: 0 WP: 1 HR: 0 S: 55 P: 59 ERA: 0.00 WHIP: 0.364										

San Francisco Giants @ Cincinnati Reds
Crosley Field, Cincinnati, OH
Fri Sep 01 1967 7:05 PM EDT
Att. 13,745 - Unknown

AB: 75
R: 1
H: 15
RBI: 1
BB: 4
SO: 18
LOB: 31

GIANTS

Batter	1	2	3	4	5	6	7	8	9	10	11	12	13	14	15	16	17	18	19	20	21	AB	R	H	RBI	BB	SO	LOB	BOTTOM			
Tommy Harper, R OBP: 0.298, SLG: 0.337																																
Vada Pinson, L OBP: 0.316, SLG: 0.438																																
Pete Rose, S OBP: 0.383, SLG: 0.475																																
Lee May, R OBP: 0.287, SLG: 0.342																																
Art Shreffler, R OBP: 0.287, SLG: 0.342																																
Don Webster, R OBP: 0.287, SLG: 0.342																																
James Coakley, R OBP: 0.287, SLG: 0.342																																
Bob Lee, R OBP: 0.287, SLG: 0.342																																
Tony Perez, R OBP: 0.338, SLG: 0.505																																
Geraldo Ruiz, S OBP: 0.262, SLG: 0.306																																
Tommy Helms, R OBP: 0.256, SLG: 0.352																																
Johnny Bench, R OBP: 0.250, SLG: 0.388																																
Leo Cardenas, R OBP: 0.311, SLG: 0.317																																
Mel Queen, L OBP: 0.233, SLG: 0.221																																
Deron Johnson, R OBP: 0.266, SLG: 0.403																																
Dick Simpson, R OBP: 0.332, SLG: 0.395																																
Don Pavletich, R OBP: 0.317, SLG: 0.414																																
Inning Stats	R: 0 E: 0 K: 1 S: 5	H: 0 LOB: 1 BB: 1 P: 9	R: 0 E: 0 K: 0 S: 4	H: 1 LOB: 1 BB: 0 P: 4	R: 0 E: 0 K: 1 S: 5	H: 1 LOB: 1 BB: 0 P: 6	R: 0 E: 0 K: 0 S: 3	H: 0 LOB: 0 BB: 0 P: 3	R: 0 E: 0 K: 0 S: 4	H: 2 LOB: 1 BB: 0 P: 4	R: 0 E: 0 K: 1 S: 5	H: 0 LOB: 0 BB: 0 P: 5	R: 0 E: 0 K: 1 S: 5	H: 1 LOB: 1 BB: 0 P: 6	R: 0 E: 0 K: 1 S: 5	H: 2 LOB: 2 BB: 0 P: 7	R: 0 E: 0 K: 2 S: 7	H: 0 LOB: 0 BB: 0 P: 7	R: 0 E: 0 K: 1 S: 5	H: 0 LOB: 0 BB: 0 P: 5	R: 0 E: 0 K: 1 S: 5	H: 1 LOB: 1 BB: 0 P: 6	R: 0 E: 0 K: 0 S: 3	H: 1 LOB: 1 BB: 0 P: 6	R: 0 E: 0 K: 0 S: 3	H: 0 LOB: 0 BB: 0 P: 3	R: 0 E: 0 K: 2 S: 8	H: 1 LOB: 1 BB: 0 P: 8	R: 0 E: 0 K: 1 S: 5	H: 7 LOB: 3 BB: 0 HR: 0	SF: 0 SAC: 1 DP: 1 HBP: 1	WP: 0 PA: 76
PITCHER	IP: 10.0 WLS: 59 BF: 17 ER: 2 SO: 3 BB: 0 IBB: 1 HBP: 1 BLK: 0 WP: 0 HR: 0 S: 23 P: 23 ERA: 0.00 WHIP: 0.400	PITCHER																				IP: 10.0 WLS: 59 BF: 17 ER: 2 SO: 3 BB: 0 IBB: 1 HBP: 1 BLK: 0 WP: 0 HR: 0 S: 23 P: 23 ERA: 0.00 WHIP: 0.400										

San Francisco Giants @ Cincinnati Reds
Crosley Field, Cincinnati, OH
Fri Sep 01 1967 7:05 PM EDT
Att. 13,745 - Unknown

AB: 72
R: 0
H: 12
RBI: 0
BB: 2
SO: 15
LOB: 27

REDS

Batter	1	2	3	4	5	6	7	8	9	AB	R	H	RBI	BB	SO	LOB	TOP					
Jesus Alou, R OBP: 0.314, SLG: 0.373 (1,7)	6-3		1-3 3B 1B		F8		F9		1-3	5	1	1	0	0	0	0						
Tom Haller, L OBP: 0.360, SLG: 0.426 (1,2)	F8		1-3		K				4-3	5	0	1	0	0	0	1						
Willie Mays, R OBP: 0.328, SLG: 0.443 (1,8)			5-3							3	1	1	0	1	0	2						
Willie McCovey, L OBP: 0.384, SLG: 0.543 (1,3)	6-3									3	1	2	3	1	0	1						
Jim Ray Hart, R OBP: 0.367, SLG: 0.516 (1,5)					F9		F8		G5-4-3 BB	4	0	0	0	0	0	1						
Ollie Brown, R OBP: 0.321, SLG: 0.422 (1,9)							1-3			4	1	3	0	0	0	0						
Hal Lanier, R OBP: 0.245, SLG: 0.269 (1,6)										4	0	2	1	0	0	2						
Bob Schroder, L OBP: 0.287, SLG: 0.238 (1,4)										2	0	0	0	2	1	2						
Ron Herbel, R OBP: 0.250, SLG: 0.278 (1,1)										4	0	0	0	0	3	2						
Frank Linzy, R (9,1)										0	0	0	0	0	0	0						
Inning Stats	R: 0 E: 0 K: 0 S: 4	H: 1 LOB: 1 BB: 0 P: 4	R: 0 E: 0 K: 1 S: 6	H: 1 LOB: 2 BB: 1 P: 10	R: 1 E: 0 K: 0 S: 4	H: 2 LOB: 1 BB: 0 P: 4	R: 0 E: 0 K: 0 S: 3	H: 1 LOB: 1 BB: 0 P: 7	R: 0 E: 0 K: 1 S: 5	H: 0 LOB: 0 BB: 0 P: 5	R: 2 E: 0 K: 1 S: 7	H: 2 LOB: 1 BB: 1 P: 11	R: 0 E: 0 K: 1 S: 6	H: 1 LOB: 1 BB: 0 P: 6	R: 1 E: 0 K: 0 S: 4	H: 2 LOB: 1 BB: 1 P: 8	R: 0 E: 0 K: 1 S: 5	H: 0 LOB: 0 BB: 0 P: 5	1B: 6 2B: 2 3B: 1 HR: 1	SF: 0 SAC: 0 DP: 1 HBP: 0	WP: 0 PB: 0 SB: 0 CS: 0	PA: 39
PITCHER	IP	WLS	BF	H	R	ER	SO	BB	IBB	HBP	BLK	WP	HR	S	P	ERA	WHIP					
Sammy Ellis, R ERA: 3.7 (1,1)	7.2	L	33	9	4	4	4	3	1	0	0	0	1	37	53	4.70	1.565					
Ted Abernathy, R ERA: 1.51 (8,1)	1.1		5	1	0	0	1	0	0	0	0	0	0	7	7	0.00	0.750					

San Francisco Giants @ Cincinnati Reds
Crosley Field, Cincinnati, OH
Sat Sep 02 1967, 7:05 PM EDT
Att: 14,213 - Unknown - 72 F

AB	34
R	4
H	10
RBI	4
BB	4
SO	5
LOB	11



Batter	1	2	3	4	5	6	7	8	9	AB	R	H	RBI	BB	SO	LOB	BOTTOM					
Tommy Harper, R OBP: 0.298, SLG: 0.345 (1,9)	6-3		F6					F8		4	1	1	1	0	0	0						
Vada Pinson, L OBP: 0.319, SLG: 0.442 (1,8)	G3				F9		F8			4	1	1	1	0	0	0						
Pete Rose, S OBP: 0.380, SLG: 0.471 (1,7)	K				4-3		F5			4	0	0	0	0	1	0						
Lee May, R OBP: 0.283, SLG: 0.400 (1,3)					F2		F7			4	1	1	0	0	1	0						
Tony Perez, R OBP: 0.335, SLG: 0.503 (1,5)					F9					4	0	1	0	0	1	0						
Tommy Helms, R OBP: 0.295, SLG: 0.352 (1,4)							G3			3	0	1	0	0	0	0						
Ted Abernathy, R OBP: 0.067, SLG: 0.067 (8,1)										0	0	0	0	0	0	0						
Art Shamsky, L OBP: 0.262, SLG: 0.273 (9, PH)										1	0	1	1	0	0	0						
Johnny Bench, R OBP: 0.250, SLG: 0.391 (1,2)										4	0	1	0	0	2	3						
Leo Cardenas, R OBP: 0.311, SLG: 0.315 (1,6)										2	0	0	0	1	2	0						
Sammy Ellis, L OBP: 0.122, SLG: 0.065 (1,1)										2	0	0	0	0	1	2						
Giraldo Ruiz, S OBP: 0.261, SLG: 0.305 (8,4)										1	0	0	0	0	0	0						
Inning Stats	R: 0 E: 0 K: 1 S: 5	H: 0 LOB: 0 BB: 0 P: 5	R: 0 E: 0 K: 2 S: 8	H: 1 LOB: 1 BB: 0 P: 8	R: 0 E: 0 K: 2 S: 7	H: 0 LOB: 0 BB: 0 P: 7	R: 0 E: 0 K: 0 S: 3	H: 0 LOB: 0 BB: 0 P: 3	R: 0 E: 0 K: 0 S: 4	H: 1 LOB: 2 BB: 1 P: 8	R: 1 E: 0 K: 0 S: 4	H: 1 LOB: 0 BB: 0 P: 4	R: 0 E: 0 K: 2 S: 7	H: 0 LOB: 0 BB: 0 P: 7	R: 0 E: 0 K: 1 S: 5	H: 0 LOB: 0 BB: 0 P: 5	R: 2 E: 0 K: 0 S: 6	H: 4 LOB: 1 BB: 0 P: 6	1B: 4 2B: 1 3B: 0 HR: 2	SF: 0 SAC: 0 DP: 1 HBP: 0	WP: 0 PB: 0 SB: 0 CS: 0	PA: 34
PITCHER	IP	WLS	BF	H	R	ER	SO	BB	IBB	HBP	BLK	WP	HR	S	P	ERA	WHIP					
Ron Herbel, R ERA: 3.34 (1,1)	8.1	W	31	5	3	3	8	0	0	0	0	0	2	46	50	3.24	0.600					
Frank Linzy, R ERA: 1.55 (9,1)	0.2	S	3	2	0	0	0	0	0	0	0	0	0	3	3	0.00	3.000					

San Francisco Giants @ Cincinnati Reds
Crosley Field, Cincinnati, OH
Sat Sep 02 1967, 7:05 PM EDT
Att: 14,213 - Unknown - 72 F

AB	33
R	3
H	7
RBI	3
BB	1
SO	8
LOB	5



Batter	1	2	3	4	5	6	7	8	9	AB R H RBI BB SO LOB	TOP								
Jesus Alou, R OBP: 0.318, SLG: 0.376 (1, 7)										4 1 3 0 0 0 1	San Francisco Giants @ Cincinnati Reds Crosley Field, Cincinnati, OH Sun Sep 03 1967, 3:33 AM EDT Att: 15,126 - Unknown								
Ty Cline, L OBP: 0.305, SLG: 0.392 Willie Mays, R OBP: 0.327, SLG: 0.442 (1, 8) (8, 8)										4 0 1 0 0 0 4 1 0 0 0 0 0 1									
Willie McCovey, L OBP: 0.388, SLG: 0.543 (1, 3)										2 0 1 0 3 0 1									
Jim Ray Hart, R OBP: 0.364, SLG: 0.512 Jim Davenport, R OBP: 0.356, SLG: 0.352 (1, 5) (7, 5)										4 0 0 1 0 0 6 1 0 0 0 0 1 2									
Ollie Brown, R OBP: 0.320, SLG: 0.429 (1, 9)										4 1 1 1 0 0 3									
Tom Haller, L OBP: 0.359, SLG: 0.432 (1, 2)										4 1 1 1 0 1 0									
Hal Lanier, R OBP: 0.243, SLG: 0.267 (1, 6)										4 0 0 0 0 0 0									
Bob Schroder, L OBP: 0.286, SLG: 0.239 (1, 4)										4 0 1 0 0 0 0									
Ray Sadecki, L OBP: 0.321, SLG: 0.365 (1, 1)										4 1 3 0 0 0 1									
Inning Stats	R: 0 E: 0 K: 0 S: 4	H: 2 LOB: 1 BB: 0 P: 4	R: 1 E: 0 K: 1 S: 6	H: 1 LOB: 0 BB: 0 P: 6	R: 0 E: 0 K: 0 S: 5	H: 2 LOB: 2 BB: 0 P: 5	R: 1 E: 0 K: 0 S: 5	H: 2 LOB: 1 BB: 0 P: 5	R: 0 E: 0 K: 0 S: 3	H: 0 LOB: 0 BB: 0 P: 3		R: 2 E: 1 K: 0 S: 5	H: 2 LOB: 1 BB: 1 P: 9	R: 0 E: 0 K: 0 S: 3	H: 0 LOB: 0 BB: 0 P: 3	R: 0 E: 0 K: 1 S: 6	H: 1 LOB: 2 BB: 1 P: 10	1B: 8 2B: 1 3B: 0 HR: 2	SF: 0 SAC: 1 DP: 0 HBP: 0
PITCHER	IP WLS BF H R ER SO BB IBB HBP BLK WP HR S P ERA WHIP											IP WLS BF H R ER SO BB IBB HBP BLK WP HR S P ERA WHIP							
Milt Pappas, R ERA: 2.98 Ted Abernathy, R ERA: 1.49 (1, 1) (9, 1)	8.0 L 35 10 4 3 1 0 0 2 0 0 0 2 35 43 3.38 1.250											1.0 5 1 0 0 1 0 1 0 0 0 0 6 10 0.00 1.000							


AB 36
R 4
H 11
RBI 3
BB 3
SO 2
LOB 19




Batter	1	2	3	4	5	6	7	8	9	AB R H RBI BB SO LOB	BOTTOM								
Tommy Harper, R OBP: 0.300, SLG: 0.350 (1, 9)										4 0 2 0 0 0 0	San Francisco Giants @ Cincinnati Reds Crosley Field, Cincinnati, OH Sun Sep 03 1967, 3:33 AM EDT Att: 15,126 - Unknown								
Vada Pinson, L OBP: 0.318, SLG: 0.440 (1, 8)										4 0 1 0 0 0 2									
Pete Rose, S OBP: 0.379, SLG: 0.468 (1, 7)										3 0 0 0 1 0 2									
Lee May, R OBP: 0.280, SLG: 0.395 (1, 3)										4 0 0 0 0 1 2									
Tony Perez, R OBP: 0.333, SLG: 0.500 (1, 5)										3 0 0 0 0 1 0									
Tommy Helms, R OBP: 0.293, SLG: 0.349 (1, 4)										3 0 0 0 0 0 0									
Johnny Bench, R OBP: 0.222, SLG: 0.346 (1, 2)										3 0 0 0 0 1 0									
Leo Cardenas, R OBP: 0.308, SLG: 0.312 (1, 6)										3 0 0 0 0 1 0									
Milt Pappas, R OBP: 0.125, SLG: 0.082 Deron Johnson, R OBP: 0.294, SLG: 0.401 Ted Abernathy, R OBP: 0.067, SLG: 0.067 (1, 1) (8, PH) (9, 1)										2 0 0 0 0 2 0 1 0 0 0 0 0 0 0 0 0 0 0 0 0									
Inning Stats	R: 0 E: 0 K: 0 S: 3	H: 0 LOB: 1 BB: 1 P: 7	R: 0 E: 0 K: 0 S: 3	H: 0 LOB: 0 BB: 0 P: 3	R: 0 E: 0 K: 1 S: 6	H: 1 LOB: 1 BB: 0 P: 6	R: 0 E: 0 K: 2 S: 7	H: 0 LOB: 0 BB: 0 P: 7	R: 0 E: 0 K: 2 S: 7	H: 0 LOB: 0 BB: 0 P: 7		R: 0 E: 0 K: 1 S: 6	H: 1 LOB: 1 BB: 0 P: 6	R: 0 E: 0 K: 0 S: 3	H: 0 LOB: 0 BB: 0 P: 3	R: 0 E: 0 K: 0 S: 3	H: 0 LOB: 1 BB: 0 P: 4	1B: 2 2B: 1 3B: 0 HR: 0	SF: 0 SAC: 0 DP: 0 HBP: 0
PITCHER	IP WLS BF H R ER SO BB IBB HBP BLK WP HR S P ERA WHIP											IP WLS BF H R ER SO BB IBB HBP BLK WP HR S P ERA WHIP							
Ray Sadecki, L ERA: 3.06 (1, 1)	9.0 W 31 3 0 0 6 1 0 0 0 0 0 0 42 46 0.00 0.444																		

AB 30
R 0
H 3
RBI 0
BB 1
SO 6
LOB 6





Batter	1	2	3	4	5	6	7	8	9	AB	R	H	RBI	BB	SO	LOB	TOP				
Bud Harrelson, S (1,6) OBP: 0.321, SLG: 0.315	0-0 4-3		0-3 K			0-0 4-3		0-0 FC4-6		4	0	0	0	0	1	3	New York Mets @ Cincinnati Reds Crosley Field, Cincinnati, OH Mon Sep 04 1967, 7:05 PM EDT Att: 6,041 - Unknown 				
Cleon Jones, R (1,8) OBP: 0.274, SLG: 0.323	0-0 6-3		0-0 SF7			0-0 1-3		0-0 1-3		3	0	0	1	0	0	1					
Ed Kranepool, L (1,3) OBP: 0.318, SLG: 0.367	0-0 1-3		0-3 K			0-3 K			0-0 5-3	4	0	0	0	0	2	1					
Tommy Davis, R (1,7) OBP: 0.345, SLG: 0.454		0-0 1B		0-0 G5-4-3 1B			0-0 4-3		0-0 4-3	4	0	2	0	0	0	0					
Bob Johnson, R (1,4) OBP: 0.373, SLG: 0.487 Jerry Buchek, R (9, PR) OBP: 0.286, SLG: 0.369		0-0 P5		0-0 G5-4-3			0-0 FC5-4 1B		0-0 FC6 1B	4	0	2	0	0	0	2					
Ron Swoboda, R (1,9) OBP: 0.339, SLG: 0.419		0-3 K		0-3 K			0-0 FC5-4 1-2		0-0 FC6 1-2	4	0	0	0	0	2	3					
Ed Charles, R (1,5) OBP: 0.324, SLG: 0.322		0-0 F8				0-0 6-3		0-0 F9		3	0	0	0	0	0	2					
Jerry Grote, R (1,2) OBP: 0.227, SLG: 0.259			0-0 SH SF7 2B			0-0 G3		0-0 FC4-6 1B		3	1	2	0	0	0	0					
Tom Seaver, R (1,1) OBP: 0.247, SLG: 0.175 Larry Stahl, L (8, PH) OBP: 0.287, SLG: 0.293 Don Cardwell, R (8, 1) OBP: 0.220, SLG: 0.263			0-0 SH			0-3 K		0-0 F8		1	0	0	0	0	1	0					
Inning Stats	R: 0 E: 0 K: 0 S: 3	H: 0 LOB: 0 BB: 0 P: 3	R: 0 E: 0 K: 1 S: 6	H: 1 LOB: 1 BB: 0 P: 6	R: 1 E: 1 K: 2 S: 9	H: 1 LOB: 1 BB: 0 P: 9	R: 0 E: 0 K: 1 S: 5	H: 0 LOB: 0 BB: 0 P: 5	R: 0 E: 0 K: 1 S: 5	H: 0 LOB: 0 BB: 0 P: 5	R: 0 E: 0 K: 0 S: 4	H: 1 LOB: 1 BB: 0 P: 4	R: 0 E: 0 K: 0 S: 4	H: 1 LOB: 1 BB: 0 P: 4	R: 0 E: 0 K: 0 S: 4	H: 1 LOB: 1 BB: 0 P: 4		1B: 5 2B: 1 3B: 0 HR: 0	SF: 1 SAC: 1 DP: 1 HBP: 0	WP: 0 PB: 0 SB: 0 CS: 0	PA: 33
PITCHER	IP	WLS	BF	H	R	ER	SO	BB	IBB	HBP	BLK	WP	HR	S	P	ERA	WHIP				
Gary Nolan, R (1,1) ERA: 2.53	7.0	W	26	5	1	0	6	0	0	0	0	0	0	38	38	0.00	0.714				
Ted Abernathy, R (8,1) ERA: 1.46	2.0	S	7	1	0	0	0	0	0	0	0	0	0	7	7	0.00	0.500				

Batter	1	2	3	4	5	6	7	8	9	AB	R	H	RBI	BB	SO	LOB	BOTTOM				
Tommy Harper, R (1,9) OBP: 0.305, SLG: 0.355	0-0 2B		0-0 2B			0-0 6-3		0-0 S 1B		4	1	3	0	0	0	0	New York Mets @ Cincinnati Reds Crosley Field, Cincinnati, OH Mon Sep 04 1967, 7:05 PM EDT Att: 6,041 - Unknown 				
Vada Pinson, L (1,8) OBP: 0.320, SLG: 0.444	0-0 1B		0-0 1B			0-3 K		0-3 K 1-2		4	1	2	1	0	2	1					
Pete Rose, S (1,7) OBP: 0.376, SLG: 0.464	0-0 L1		0-0 4-3			0-0 F8		0-3 K		4	0	0	0	0	1	3					
Deron Johnson, R (1,5) OBP: 0.293, SLG: 0.403	0-3 K		0-3 K			0-0 6-3		0-0 WP 2B		4	0	1	0	0	2	3					
Lee May, R (1,3) OBP: 0.285, SLG: 0.396	0-0 1B		4-0 BB			0-3 K		4-0 5-3 BB		2	0	1	1	2	1	0					
Tommy Helms, R (1,4) OBP: 0.293, SLG: 0.348	0-0 4-1		0-3 K			0-0 1B		0-0 5-3 1-2		4	0	1	0	0	1	6					
Johnny Bench, R (1,2) OBP: 0.194, SLG: 0.300		0-0 F8		0-0 5-3		0-0 5-3		0-0 F8		4	0	0	0	0	0	3					
Leo Cardenas, R (1,6) OBP: 0.306, SLG: 0.308	0-0 6-3		0-0 1-3			0-3 K				3	0	0	0	0	1	0					
Gary Nolan, R (1,1) ERA: 2.88 Ted Abernathy, R (8,1) ERA: 0.67	0-3 K		0-0 5-3			0-3 K				3	0	0	0	0	2	0					
Inning Stats	R: 2 E: 0 K: 1 S: 8	H: 3 LOB: 1 BB: 0 P: 8	R: 0 E: 0 K: 1 S: 5	H: 0 LOB: 0 BB: 0 P: 5	R: 0 E: 0 K: 2 S: 9	H: 2 LOB: 3 BB: 1 P: 13	R: 0 E: 0 K: 0 S: 3	H: 0 LOB: 0 BB: 0 P: 3	R: 0 E: 0 K: 1 S: 6	H: 1 LOB: 1 BB: 0 P: 6	R: 0 E: 0 K: 3 S: 10	H: 1 LOB: 1 BB: 0 P: 10	R: 0 E: 0 K: 1 S: 6	H: 1 LOB: 2 BB: 1 P: 10	R: 0 E: 0 K: 0 S: 6	H: 1 LOB: 2 BB: 1 P: 10		1B: 5 2B: 3 3B: 0 HR: 0	SF: 0 SAC: 0 DP: 0 HBP: 0	WP: 1 PB: 0 SB: 1 CS: 0	PA: 34
PITCHER	IP	WLS	BF	H	R	ER	SO	BB	IBB	HBP	BLK	WP	HR	S	P	ERA	WHIP				
Tom Seaver, R (1,1) ERA: 2.88	7.0	L	29	7	2	2	9	1	0	0	0	0	0	46	50	2.57	1.143				
Don Cardwell, R (8,1) ERA: 3.47	1.0		5	1	0	0	1	1	0	0	0	1	0	6	10	0.00	2.000				

Batter	1	2	3	4	5	6	7	8	9	AB R H RBI BB SO LOB	TOP									
Tommy Harper, R OBP: 0.304, SLG: 0.350 (1, 9)	0-3 K	0-0 1B		4-0 CS BB			0-0 6-3			3 0 1 2 1 1 0	Cincinnati Reds @ New York Mets Shea Stadium, Flushing, NY Fri Sep 08 1967, 7:05 PM EDT Unknown livebaseballscores.com									
Pete Rose, S OBP: 0.377, SLG: 0.462 (1, 7)	4-0 BB BB	0-3 K		0-3 K 1-2			0-0 5-3			3 0 0 0 1 2 2										
Vada Pinson, L OBP: 0.315, SLG: 0.437 (1, 8)	0-0 F8	0-0 F7			0-0 3-1			0-0 F7		4 0 0 0 0 0 2										
Lee May, R OBP: 0.287, SLG: 0.395 (1, 3)	4-0 1-2 BB			0-0 F9		0-0 5-3		0-0 5-3		3 0 0 0 1 0 0										
Tony Perez, R OBP: 0.329, SLG: 0.492 (1, 5)	0-0 F8			0-0 F8		0-0 6-3		0-3 K		4 0 0 0 0 1 2										
Tommy Helms, R OBP: 0.296, SLG: 0.348 (1, 4)		0-0 1B 1B	0-0 1B			0-0 4-3		0-0 F7		4 1 2 0 0 0 0										
Johnny Bench, R OBP: 0.190, SLG: 0.268 (1, 2)		0-0 SH3 1B 1-2	0-0 1B FC4-6			0-3 K		0-0 L5		4 1 2 0 0 1 0										
Leo Cardenas, R OBP: 0.302, SLG: 0.305 (1, 6)		0-0 SH3 1B 1-2 2-H	0-0 1B FC4-6			0-0 P3		0-3 K		4 1 1 1 0 1 2										
Mel Queen, L OBP: 0.224, SLG: 0.211 (1, 1)		0-0 SH3		0-0 P6			0-0 4-3			2 0 0 0 0 0 0										
Inning Stats	R: 0 E: 0 K: 1 S: 5	H: 0 LOB: 2 BB: 2 P: 13	R: 3 E: 0 K: 1 S: 9	H: 4 LOB: 1 BB: 0 P: 9	R: 0 E: 0 K: 0 S: 5	H: 2 LOB: 2 BB: 0 P: 5	R: 0 E: 0 K: 1 S: 4	H: 0 LOB: 0 BB: 1 P: 8	R: 0 E: 0 K: 0 S: 3	H: 0 LOB: 0 BB: 0 P: 3		R: 0 E: 0 K: 1 S: 5	H: 0 LOB: 0 BB: 0 P: 5	R: 0 E: 0 K: 1 S: 5	H: 0 LOB: 0 BB: 0 P: 5	R: 0 E: 0 K: 1 S: 5	H: 0 LOB: 0 BB: 0 P: 5	1B: 6 2B: 1 3B: 0 HR: 0	SF: 0 SAC: 1 DP: 1 HBP: 0	WP: 0 PB: 0 SB: 0 CS: 1
PITCHER	IP WLS BF H R ER SO BB IBB HBP BLK WP HR S P ERA WHIP																			
Danny Frisella, R ERA: 4.17 (1, 1)	1.1 L 10 4 3 3 1 2 0 0 0 0 0 0 10 18 20.25 4.500																			
Dick Selma, R ERA: 2.99 (2, 1)	4.2 16 2 0 0 3 1 0 0 0 0 0 0 21 25 0.00 0.643																			
Jerry Koosman, L ERA: 3.97 (7, 1)	2.0 6 0 0 0 1 0 0 0 0 0 0 0 8 8 0.00 0.000																			
Bill Connors, R ERA: 5.4 (9, 1)	1.0 3 0 0 0 1 0 0 0 0 0 0 0 5 5 0.00 0.000																			

Batter	1	2	3	4	5	6	7	8	9	AB R H RBI BB SO LOB	BOTTOM									
Bud Harrelson, S OBP: 0.323, SLG: 0.315 (1, 6)	0-0 G4-6-3 1B			4-0 FC5 BB BB		0-3 K			0-3 K	3 0 1 0 1 2 0	Cincinnati Reds @ New York Mets Shea Stadium, Flushing, NY Fri Sep 08 1967, 7:05 PM EDT Unknown livebaseballscores.com									
Kevin Collins, L (1, 4)	0-0 G4-6-3 1-2			0-0 F7		0-3 K		0-3 K	4 0 0 0 0 2 2											
Ed Kranepool, L OBP: 0.316, SLG: 0.362 (1, 3)	0-0 3-1			4-0 FC5 BB 1-2		0-0 F8		0-0 3-1	3 0 0 0 1 0 0											
Tommy Davis, R OBP: 0.343, SLG: 0.449 (1, 7)		0-0 5-3		0-0 FC5 1-2 2-3		0-0 6-3			3 0 0 0 0 0 2											
Ron Swoboda, R OBP: 0.335, SLG: 0.412 (1, 9)		0-0 P3		0-0 F9		0-3 K			3 0 0 0 0 1 2											
Ed Charles, R OBP: 0.321, SLG: 0.318 (1, 5)		0-0 F9		0-3 K		0-0 P3		0-0 P3	3 0 0 0 0 1 0											
Don Bosch, S OBP: 0.222, SLG: 0.194 (1, 8)			0-3 K		0-0 F7		0-0 F7		3 0 0 0 0 1 0											
Jerry Grote, R OBP: 0.231, SLG: 0.261 (1, 2)			0-0 1-3		0-3 K			0-0 1B	3 0 1 0 0 1 0											
Danny Frisella, L OBP: 0.154, SLG: 0.167 (2, 1)			0-3 K		0-0 F7		0-3 K		0 0 0 0 0 0 0											
Dick Selma, R OBP: 0.209, SLG: 0.200 (6, PH)									1 0 0 0 0 0 1 0											
Larry Stahl, R OBP: 0.226, SLG: 0.306 (7, 1)									1 0 0 0 0 0 0 0											
Jerry Koosman, R OBP: 0.329, SLG: 0.492 (8, PH)									1 0 0 0 0 0 1 1											
John Sullivan, L OBP: 0.252, SLG: 0.254 (9, 1)									0 0 0 0 0 0 0 0											
Inning Stats	R: 0 E: 0 K: 0 S: 3	H: 1 LOB: 0 BB: 0 P: 3	R: 0 E: 0 K: 0 S: 3	H: 0 LOB: 0 BB: 0 P: 3	R: 0 E: 0 K: 2 S: 7	H: 0 LOB: 0 BB: 0 P: 7	R: 0 E: 0 K: 0 S: 3	H: 0 LOB: 2 BB: 2 P: 11	R: 0 E: 0 K: 2 S: 7	H: 0 LOB: 0 BB: 0 P: 7	R: 0 E: 0 K: 1 S: 5	H: 0 LOB: 0 BB: 0 P: 5	R: 0 E: 0 K: 1 S: 6	H: 1 LOB: 1 BB: 0 P: 6	R: 0 E: 0 K: 2 S: 7	H: 0 LOB: 0 BB: 0 P: 7	1B: 2 2B: 0 3B: 0 HR: 0	SF: 0 SAC: 0 DP: 1 HBP: 0	WP: 0 PB: 0 SB: 0 CS: 0	PA: 30
PITCHER	IP WLS BF H R ER SO BB IBB HBP BLK WP HR S P ERA WHIP																			
Mel Queen, R ERA: 2.69 (1, 1)	9.0 W 30 2 0 0 10 2 0 0 0 0 0 0 48 56 0.00 0.444																			

Batter	1	2	3	4	5	6	7	8	9	AB	R	H	RBI	BB	SO	LOB	TOP											
Tommy Harper, R OBP: 0.305, SLG: 0.350	F7		4-3				1-3			5	0	2	0	0	0	1	Cincinnati Reds @ New York Mets Shea Stadium, Flushing, NY Fri Sep 08 1967, 7:05 PM EDT Att: 26,260 - Unknown											
Pete Rose, S OBP: 0.373, SLG: 0.457	K		F7				F7		L9	5	0	0	0	0	1	4												
Vada Pinson, L OBP: 0.316, SLG: 0.443	HR			L4			4-1		E9	4	2	2	1	0	0	0												
Lee May, R OBP: 0.287, SLG: 0.394	1-3						F9		K	4	0	1	0	0	1	1												
Tony Perez, R OBP: 0.330, SLG: 0.497		K		F9					HR	3	1	1	2	1	1	1												
Tommy Helms, R OBP: 0.296, SLG: 0.346		S		5-3			F8		F9	3	0	0	0	1	0	2												
Johnny Edwards, L OBP: 0.260, SLG: 0.241		L7					5-3		4-3	4	0	0	0	0	0	1												
Leo Cardenas, R OBP: 0.302, SLG: 0.307		P6					K		K	4	1	1	0	0	2	1												
Sammy Ellis, L Bob Lee, R Jimmie Coaker, R Ted Davidson, L Don Nottebart, R Don Nottlebart, R Art Shamesky, L Billy McCool, L Dennis Johnson, R				1-3					K	0	0	0	0	0	0	0												
Inning Stats	R: 1 E: 0 K: 1 S: 6	H: 1 LOB: 0 BB: 0 P: 6	R: 0 E: 0 K: 1 S: 5	H: 0 LOB: 1 BB: 1 P: 9	R: 0 E: 0 K: 0 S: 3	H: 0 LOB: 0 BB: 0 P: 3	R: 0 E: 0 K: 0 S: 4	H: 1 LOB: 1 BB: 0 P: 4	R: 0 E: 0 K: 1 S: 7	H: 2 LOB: 2 BB: 1 P: 7	R: 0 E: 0 K: 0 S: 3	H: 0 LOB: 1 BB: 1 P: 7	R: 1 E: 0 K: 0 S: 5	H: 2 LOB: 1 BB: 0 P: 5	R: 2 E: 1 K: 1 S: 7	H: 2 LOB: 0 BB: 0 P: 7		R: 0 E: 0 K: 2 S: 8	H: 1 LOB: 1 BB: 0 P: 8	1B: 6 2B: 1 3B: 0 HR: 2	SF: 0 SAC: 0 DP: 0 HBP: 0	WP: 0 PB: 0 SB: 1 CS: 0	PA: 38					
PITCHER	IP	WLS	BF	H	R	ER	SO	BB	IBB	HBP	BLK	WP	HR	S	P	ERA	WHIP	PITCHER										
Tom Seaver, R ERA: 2.94	(1, 1)	7.1	W	32	8	4	4	4	2	0	0	0	0	2	38	46	4.91	1.364										
Ron Taylor, R ERA: 2.3	(8, 1)	1.2	S	6	1	0	0	2	0	0	0	0	0	10	10	0.00	0.600											

Batter	1	2	3	4	5	6	7	8	9	AB	R	H	RBI	BB	SO	LOB	BOTTOM										
Bud Harrelson, S OBP: 0.322, SLG: 0.314	5-3	SF8		1-3				4-3		4	0	1	1	0	0	0	Cincinnati Reds @ New York Mets Shea Stadium, Flushing, NY Fri Sep 08 1967, 7:05 PM EDT Att: 26,260 - Unknown										
Amos Otis, R	K	1B		F8			K			3	1	0	0	2	2	0											
Bob Johnson, R	1B	1B		5-3			F9		K	4	0	1	1	1	1	1											
Tommy Davis, R Don Bosch, S	BB	1B		F7			S			4	0	3	1	0	0	0											
Ed Kranepool, L	1B	1B		1-3			1B			0	1	0	0	0	0	0											
Ron Swoboda, R		S		5-3			BB			3	0	1	0	1	0	4											
Jerry Buchek, R		2B		K			1B			4	1	2	1	0	1	1											
Jerry Grote, R		1B		F9			BB			3	0	0	0	1	1	1											
Jerry Grote, R		1B		F8			FC6-4			4	1	2	1	0	0	3											
Tom Seaver, R Ron Taylor, R		SF8		5-3			SH1-4			2	1	1	0	0	0	0											
Sammy Ellis, R Bob Lee, R Ted Davidson, L Don Nottebart, R Billy McCool, L		1B		1B			1B			1	0	0	0	0	1	0											
Inning Stats	R: 0 E: 0 K: 1 S: 6	H: 1 LOB: 2 BB: 1 P: 10	R: 4 E: 0 K: 0 S: 8	H: 5 LOB: 2 BB: 1 P: 12	R: 0 E: 0 K: 0 S: 3	H: 0 LOB: 0 BB: 0 P: 3	R: 0 E: 0 K: 0 S: 3	H: 0 LOB: 0 BB: 0 P: 3	R: 0 E: 0 K: 1 S: 6	H: 1 LOB: 1 BB: 0 P: 6	R: 0 E: 0 K: 1 S: 6	H: 2 LOB: 2 BB: 0 P: 6	R: 1 E: 0 K: 1 S: 7	H: 2 LOB: 3 BB: 2 P: 15	R: 0 E: 0 K: 2 S: 7	H: 0 LOB: 1 BB: 1 P: 11		1B: 10 2B: 1 3B: 0 HR: 0	SF: 1 SAC: 1 DP: 0 HBP: 0	WP: 0 PB: 0 SB: 2 CS: 0	PA: 39						
PITCHER	IP	WLS	BF	H	R	ER	SO	BB	IBB	HBP	BLK	WP	HR	S	P	ERA	WHIP	PITCHER									
Sammy Ellis, R ERA: 3.88	(1, 1)	1.2	L	12	5	4	4	1	2	0	0	0	0	2	20	0.00	3.000										
Bob Lee, R ERA: 4.55	(2, 1)	0.1		2	1	0	0	0	0	0	0	0	0	2	2	0.00	3.000										
Ted Davidson, L ERA: 6.23	(3, 1)	2.0		6	0	0	0	0	0	0	0	0	0	6	6	0.00	0.000										
Don Nottebart, R ERA: 2.06	(5, 1)	2.0		8	3	0	0	2	0	0	0	0	0	12	12	0.00	1.500										
Billy McCool, L ERA: 3.51	(7, 1)	2.0		11	2	1	1	3	3	0	0	0	0	14	26	4.50	2.500										

Batter	1	2	3	4	5	6	7	8	9	AB	R	H	RBI	BB	SO	LOB	TOP			
Tommy Harper, R (1, 9) OBP: 0.305, SLG: 0.348										2	1	0	0	1	0	0	Cincinnati Reds @ New York Mets Shea Stadium, Flushing, NY Sat Sep 09 1967, 3:33 AM EDT Att: 17,931 - Unknown			
Pete Rose, S (1, 7) OBP: 0.374, SLG: 0.460										4	1	2	0	0	0	2				
Vada Pinson, L (1, 8) OBP: 0.316, SLG: 0.441										3	0	0	0	1	0	2				
Lee May, R (1, 3) OBP: 0.284, SLG: 0.390										4	0	0	0	0	1	4				
Tony Perez, R (1, 5) OBP: 0.330, SLG: 0.495										4	0	1	1	0	1	1				
Tommy Helms, R (1, 4) OBP: 0.295, SLG: 0.345										4	0	1	0	0	0	2				
Johnny Bench, R (1, 2) OBP: 0.196, SLG: 0.250										3	0	0	0	1	0	1				
Leo Cardenas, R (1, 6) OBP: 0.298, SLG: 0.304										4	0	0	0	0	1	3				
Gary Nolan, R (1, 1) OBP: 0.191, SLG: 0.129										3	0	1	0	0	1	0				
Inning Stats	R: 1 E: 0 K: 1 S: 6	H: 1 LOB: 2 BB: 2 P: 14	R: 0 E: 0 K: 0 S: 2	H: 0 LOB: 0 BB: 1 P: 6	R: 1 E: 1 K: 0 S: 4	H: 1 LOB: 0 BB: 0 P: 4	R: 0 E: 0 K: 0 S: 3	H: 0 LOB: 0 BB: 0 P: 3	R: 0 E: 0 K: 1 S: 5	H: 1 LOB: 1 BB: 0 P: 4	R: 0 E: 0 K: 1 S: 5	H: 0 LOB: 0 BB: 0 P: 5	R: 0 E: 0 K: 0 S: 4	H: 1 LOB: 1 BB: 0 P: 4	R: 0 E: 1 K: 1 S: 7	H: 1 LOB: 2 BB: 0 P: 7		1B: 4 2B: 1 3B: 0 HR: 0	SF: 0 SAC: 1 DP: 1 HBP: 0	WP: 0 PB: 1 SB: 0 CS: 1
PITCHER	IP WLS BF H R ER SO BB IBB HBP BLK WP HR S P ERA WHIP																			
Bill Graham, R (1, 1) ERA: 2.57	7.0 L 26 3 2 1 3 3 0 0 0 0 0 0 29 41 1.29 0.857																			
Joe Grzenda, L (8, 1) ERA: 1.64	2.0 9 2 0 0 1 0 0 0 0 0 0 0 11 11 0.00 1.000																			

Batter	1	2	3	4	5	6	7	8	9	AB	R	H	RBI	BB	SO	LOB	BOTTOM			
Bud Harrelson, S (1, 6) OBP: 0.323, SLG: 0.315										3	0	1	0	1	1	0	Cincinnati Reds @ New York Mets Shea Stadium, Flushing, NY Sat Sep 09 1967, 3:33 AM EDT Att: 17,931 - Unknown			
Bob Johnson, R (1, 4) OBP: 0.397, SLG: 0.467										4	0	1	0	0	0	1				
Tommy Davis, R (1, 7) OBP: 0.343, SLG: 0.448										4	0	0	0	0	0	3				
Ed Kranepool, L (1, 3) OBP: 0.315, SLG: 0.358										4	0	0	0	0	1	3				
Ron Swoboda, R (1, 9) OBP: 0.336, SLG: 0.411										4	0	1	0	0	1	2				
Jerry Buchek, R (1, 5) OBP: 0.285, SLG: 0.364										4	0	1	0	0	2	1				
Don Bosch, S (1, 8) OBP: 0.213, SLG: 0.186										3	0	0	0	0	2	1				
Kevin Collins, L (9, PH)										1	0	0	0	0	0	1				
Jerry Grote, R (1, 2) OBP: 0.238, SLG: 0.272										3	0	2	0	0	1	0				
Bill Graham, R (1, 1) ERA: 2.41										2	0	0	0	0	1	2				
Larry Stahl, L (7, PH) OBP: 0.290, SLG: 0.303										1	0	0	0	0	1	1				
Joe Grzenda, R (8, 1)										0	0	0	0	0	0	0				
Inning Stats	R: 0 E: 0 K: 0 S: 4	H: 1 LOB: 1 BB: 0 P: 4	R: 0 E: 0 K: 2 S: 9	H: 2 LOB: 2 BB: 0 P: 9	R: 0 E: 0 K: 2 S: 8	H: 1 LOB: 2 BB: 1 P: 12	R: 0 E: 0 K: 2 S: 7	H: 0 LOB: 0 BB: 0 P: 7	R: 0 E: 0 K: 0 S: 3	H: 0 LOB: 0 BB: 0 P: 3	R: 0 E: 0 K: 2 S: 8	H: 1 LOB: 1 BB: 0 P: 8	R: 0 E: 0 K: 1 S: 5	H: 0 LOB: 0 BB: 0 P: 5	R: 0 E: 0 K: 1 S: 6	H: 1 LOB: 1 BB: 0 P: 6		1B: 6 2B: 0 3B: 0 HR: 0	SF: 0 SAC: 0 DP: 0 HBP: 0	WP: 0 PB: 0 SB: 0 CS: 0
PITCHER	IP WLS BF H R ER SO BB IBB HBP BLK WP HR S P ERA WHIP																			
Gary Nolan, R (1, 1) ERA: 2.41	9.0 W 34 6 0 0 10 1 0 0 0 0 0 53 57 0.00 0.778																			

Batter	1	2	3	4	5	6	7	8	9	AB	R	H	RBI	BB	SO	LOB	TOP								
Tommy Harper, R OBP: 0.302, SLG: 0.344	5-3			6-3	F5			P4		4	0	0	0	0	0	1	Cincinnati Reds @ New York Mets Shea Stadium, Flushing, NY Sun Sep 10 1967, 3:33 AM EDT Att: 12,339 - Unknown								
Vada Pinson, L OBP: 0.315, SLG: 0.438	4-3			HR	4-3			K		3	1	0	0	1	1										
Pete Rose, S OBP: 0.372, SLG: 0.456	K			L8				6-3		4	0	0	0	0	2										
Lee May, R OBP: 0.286, SLG: 0.399		K		HR				K		4	1	2	2	0	2										
Tony Perez, R OBP: 0.329, SLG: 0.492	P3			4-3				2B		3	1	0	0	1	0										
Tommy Helms, R OBP: 0.299, SLG: 0.351	F8				E9			1B		4	1	3	1	0	0										
Johnny Bench, R OBP: 0.184, SLG: 0.234			L7		1-3			SH2-4		3	0	0	0	0	2										
Leo Cardenas, R OBP: 0.301, SLG: 0.304			K					F8		3	1	1	1	1	1										
Jim Maloney, L OBP: 0.161, SLG: 0.230			4-3					G1		3	0	1	1	0	0	1									
Ted Abernathy, R OBP: 0.063, SLG: 0.063								K		1	0	0	0	0	1	2									
Inning Stats	R: 0 E: 0 K: 1 S: 5	H: 0 LOB: 0 BB: 0 P: 5	R: 0 E: 0 K: 1 S: 5	H: 0 LOB: 0 BB: 0 P: 5	R: 0 E: 0 K: 1 S: 5	H: 0 LOB: 0 BB: 0 P: 5	R: 2 E: 0 K: 0 S: 4	H: 1 LOB: 0 BB: 1 P: 8	R: 2 E: 1 K: 0 S: 6	H: 3 LOB: 1 BB: 0 P: 6	R: 0 E: 0 K: 0 S: 4	H: 1 LOB: 1 BB: 0 P: 4	R: 0 E: 0 K: 1 S: 5	H: 0 LOB: 0 BB: 0 P: 5	R: 1 E: 0 K: 2 S: 8	H: 1 LOB: 2 BB: 2 P: 16	1B: 5 2B: 1 3B: 0 HR: 1	SF: 0 SAC: 1 DP: 0 HBP: 0	WP: 1 PB: 0 SB: 1 CS: 1	PA: 36					
PITCHER	IP	WLS	BF	H	R	ER	SO	BB	IBB	HBP	BLK	WP	HR	S	P	ERA	WHIP								
Tug McGraw, L ERA: 7.2	(1, 1)	5.0	L	20	4	4	4	3	1	0	0	0	1	25	29	7.20	1.000								
Dick Selma, R ERA: 2.5	(6, 1)	2.0		7	2	0	0	1	0	0	0	0	0	9	9	0.00	1.000								
Ron Taylor, R ERA: 2.36	(8, 1)	2.0		9	1	1	1	3	1	1	0	0	0	13	21	4.50	1.000								

Batter	1	2	3	4	5	6	7	8	9	AB	R	H	RBI	BB	SO	LOB	BOTTOM								
Bud Harrelson, S OBP: 0.320, SLG: 0.311	F7		4-3		K			K	L4	5	0	0	0	0	2	2	Cincinnati Reds @ New York Mets Shea Stadium, Flushing, NY Sun Sep 10 1967, 3:33 AM EDT Att: 12,339 - Unknown								
Kevin Collins, L OBP: 0.100, SLG: 0.100	E		4-3		K			4-3		4	1	1	0	0	1	0									
Bob Johnson, R OBP: 0.373, SLG: 0.469	1B							K		3	1	2	1	1	1	0									
Tommy Davis, R OBP: 0.344, SLG: 0.450	2B		FC6-4		1B			BB		4	0	2	1	0	0	2									
Ron Swoboda, R OBP: 0.337, SLG: 0.412	P4				1B			K		4	0	2	0	0	1	2									
Joe Mook, L	K				P6			K		4	0	0	0	0	2	4									
Cleon Jones, R OBP: 0.278, SLG: 0.325								K		2	0	1	0	2	1	2									
Jerry Grote, R OBP: 0.236, SLG: 0.269								F7		3	0	0	0	0	0	3									
John Sullivan, L OBP: 0.248, SLG: 0.252								K		1	0	0	0	0	1	2									
Tug McGraw, R ERA: 7.2	(1, 1)	5.0	L	20	4	4	3	1	0	0	0	0	1	25	29	7.20	1.000								
Larry Stahl, L OBP: 0.286, SLG: 0.309	(5, PH)																								
Dick Selma, R ERA: 2.5	(6, PH)																								
Tommy Reynolds, R OBP: 0.299, SLG: 0.351	(7, PH)																								
Ron Taylor, R ERA: 2.36	(8, PH)																								
Ed Kranepool, L OBP: 0.315, SLG: 0.399	(9, PH)																								
Amos Otis, R	(9, PH)																								
Inning Stats	R: 2 E: 0 K: 1 S: 8	H: 3 LOB: 1 BB: 0 P: 8	R: 0 E: 0 K: 0 S: 2	H: 0 LOB: 0 BB: 1 P: 6	R: 0 E: 0 K: 0 S: 4	H: 1 LOB: 1 BB: 0 P: 4	R: 0 E: 0 K: 0 S: 4	H: 2 LOB: 1 BB: 0 P: 4	R: 0 E: 0 K: 2 S: 7	H: 0 LOB: 0 BB: 0 P: 7	R: 0 E: 0 K: 3 S: 11	H: 2 LOB: 2 BB: 0 P: 11	R: 0 E: 0 K: 2 S: 7	H: 0 LOB: 0 BB: 0 P: 7	R: 0 E: 0 K: 1 S: 5	H: 0 LOB: 1 BB: 1 P: 9	R: 0 E: 1 K: 1 S: 6	H: 0 LOB: 2 BB: 1 P: 10	1B: 7 2B: 2 3B: 0 HR: 0	SF: 0 SAC: 0 DP: 2 HBP: 0	WP: 0 PB: 0 SB: 1 CS: 0	PA: 37			
PITCHER	IP	WLS	BF	H	R	ER	SO	BB	IBB	HBP	BLK	WP	HR	S	P	ERA	WHIP								
Jim Maloney, R ERA: 3.47	(1, 1)	7.1	W	30	8	2	8	2	0	0	0	0	0	44	52	2.46	1.364								
Ted Abernathy, R ERA: 1.43	(8, 1)	1.2	S	7	0	0	0	2	1	0	0	0	0	10	14	0.00	0.600								



Batter	1	2	3	4	5	6	7	8	9	AB	R	H	RBI	BB	SO	LOB	TOP								
Maury Wills, S OBP: 0.329, SLG: 0.368 (1, 5)										4	0	0	0	0	0	2	Pittsburgh Pirates @ Cincinnati Reds Crosley Field, Cincinnati, OH Mon Sep 11 1967, 7:05 PM EDT Att. 4,150 - Unknown - 68 F								
Matty Alou, L OBP: 0.366, SLG: 0.402 (1, 8)										4	2	2	0	0	0	0									
Roberto Clemente, R OBP: 0.393, SLG: 0.545 (1, 9)										4	0	0	0	0	1	2									
Willie Stargell, L OBP: 0.380, SLG: 0.505 (1, 7)										4	1	2	3	0	0	0									
Donn Clendenon, R OBP: 0.299, SLG: 0.369 (1, 3)										4	0	0	0	0	0	1									
Gene Alley, R OBP: 0.331, SLG: 0.385 (1, 6)										4	0	1	0	0	2	0									
Bill Mazerolski, R OBP: 0.302, SLG: 0.366 (1, 4)										3	0	1	0	1	0	1									
Manny Sanguillen, R OBP: 0.214, SLG: 0.235 (1, 2)										4	0	1	0	0	1	1									
Al McBean, R OBP: 0.259, SLG: 0.250 (1, 1)										3	0	0	0	0	1	2									
Juan Pizarro, L OBP: 0.259, SLG: 0.269 (9, 1)										0	0	0	0	0	0	0									
Roy Face, R (9, 1)										0	0	0	0	0	0	0									
Inning Stats	R: 1 E: 0 K: 1 S: 7	H: 2 LOB: 1 BB: 0 P: 7	R: 0 E: 0 K: 1 S: 7	H: 2 LOB: 2 BB: 0 P: 7	R: 0 E: 0 K: 1 S: 3	H: 0 LOB: 0 BB: 0 P: 3	R: 0 E: 0 K: 1 S: 5	H: 0 LOB: 0 BB: 0 P: 5	R: 0 E: 0 K: 1 S: 5	H: 0 LOB: 0 BB: 0 P: 5	R: 2 E: 0 K: 0 S: 6	H: 3 LOB: 1 BB: 0 P: 6	R: 0 E: 0 K: 1 S: 5	H: 0 LOB: 0 BB: 0 P: 5	R: 0 E: 0 K: 0 S: 3	H: 0 LOB: 0 BB: 0 P: 3	R: 0 E: 0 K: 0 S: 3	H: 0 LOB: 0 BB: 0 P: 7	1B: 4 2B: 2 3B: 0 HR: 1	SF: 0 SAC: 0 DP: 0 HBP: 0	WP: 1 PB: 0 SB: 0 CS: 0	PA: 35			
PITCHER	IP	WLS	BF	H	R	ER	SO	BB	IBB	HBP	BLK	WP	HR	S	P	ERA	WHIP								
Milt Pappas, R ERA: 2.88 (1, 1)	7.0		28	7	3	3	5	0	0	0	0	0	1	38	38	3.86	1.000								
Ted Davidson, L ERA: 4.26 (8, 1)	2.0	W	7	0	0	0	0	1	0	0	0	1	0	6	10	0.00	0.500								

AB	34
R	3
H	7
RBI	3
BB	1
SO	5
LOB	9



Batter	1	2	3	4	5	6	7	8	9	AB	R	H	RBI	BB	SO	LOB	BOTTOM								
Tommy Harper, R OBP: 0.296, SLG: 0.339 (1, 9)										5	0	0	0	0	3	5	Pittsburgh Pirates @ Cincinnati Reds Crosley Field, Cincinnati, OH Mon Sep 11 1967, 7:05 PM EDT Att. 4,150 - Unknown - 68 F								
Pete Rose, S OBP: 0.372, SLG: 0.457 (1, 7)										5	0	2	1	0	0	2									
Vada Pinson, L OBP: 0.315, SLG: 0.440 (1, 8)										4	1	1	0	0	0	1									
Lee May, R OBP: 0.291, SLG: 0.405 (1, 3)										4	1	3	1	0	0	1									
Tony Perez, R OBP: 0.329, SLG: 0.491 (1, 5)										4	0	1	0	0	1	2									
Tommy Helms, R OBP: 0.301, SLG: 0.351 (1, 4)										3	1	1	1	1	0	2									
Johnny Bench, R OBP: 0.173, SLG: 0.220 (1, 2)										3	0	0	0	0	1	1									
Art Shamsky, L OBP: 0.267, SLG: 0.279 (9, PH)										0	0	0	0	0	0	0									
Deron Johnson, R OBP: 0.291, SLG: 0.401 (9, PH)										1	0	1	0	0	0	0									
Dick Simpson, R OBP: 0.333, SLG: 0.377 (9, PR)										0	1	0	0	0	0	0									
Leo Cardenas, R OBP: 0.303, SLG: 0.302 (1, 6)										2	0	0	0	2	1	0									
Milt Pappas, R OBP: 0.130, SLG: 0.091 (1, 1)										2	0	1	0	0	0	0									
Mel Queen, L OBP: 0.221, SLG: 0.208 (7, PH)										1	0	0	0	0	0	0									
Ted Davidson, R (8, 1)										0	0	0	0	0	0	0									
Don Pavletich, R OBP: 0.316, SLG: 0.413 (9, PH)										1	0	0	1	0	0	2									
Inning Stats	R: 0 E: 0 K: 0 S: 3	H: 0 LOB: 0 BB: 0 P: 3	R: 1 E: 0 K: 1 S: 6	H: 1 LOB: 0 BB: 0 P: 6	R: 0 E: 0 K: 1 S: 5	H: 1 LOB: 1 BB: 1 P: 9	R: 1 E: 0 K: 0 S: 5	H: 3 LOB: 1 BB: 0 P: 5	R: 0 E: 0 K: 0 S: 3	H: 0 LOB: 0 BB: 0 P: 3	R: 0 E: 0 K: 0 S: 5	H: 2 LOB: 2 BB: 0 P: 5	R: 0 E: 0 K: 1 S: 5	H: 0 LOB: 0 BB: 0 P: 5	R: 0 E: 0 K: 1 S: 6	H: 1 LOB: 1 BB: 0 P: 6	R: 2 E: 1 K: 2 S: 9	H: 2 LOB: 3 BB: 2 P: 17	1B: 6 2B: 4 3B: 1 HR: 0	SF: 0 SAC: 0 DP: 2 HBP: 0	WP: 0 PB: 0 SB: 0 CS: 0	PA: 38			
PITCHER	IP	WLS	BF	H	R	ER	SO	BB	IBB	HBP	BLK	WP	HR	S	P	ERA	WHIP								
Al McBean, R ERA: 2.53 (1, 1)	8.1		33	8	3	3	5	2	0	0	0	0	0	41	49	3.24	1.200								
Juan Pizarro, L ERA: 3.89 (9, 1)	0.0	L	3	1	0	0	0	0	1	0	0	0	0	2	6	∞	∞								
Roy Face, R ERA: 1.93 (9, 1)	0.1		2	1	1	0	1	0	0	0	0	0	0	4	4	0.00	3.000								



Batter	1	2	3	4	5	6	7	8	9	AB	R	H	RBI	BB	SO	LOB	TOP			
Maury Wills, S OBP: 0.330, SLG: 0.370										5	2	2	1	0	1	3	Pittsburgh Pirates @ Cincinnati Reds Crosley Field, Cincinnati, OH Tue Sep 12 1967, 7:05 PM EDT Att. 4,605 - Unknown - 72 F			
Matty Alou, L OBP: 0.370, SLG: 0.404										5	1	3	0	0	2	2				
Roberto Clemente, R OBP: 0.394, SLG: 0.543										4	0	1	3	0	0	2				
Willie Stargell, L OBP: 0.378, SLG: 0.501										5	0	1	0	0	1	3				
Donn Clendenon, R OBP: 0.302, SLG: 0.374										5	0	3	1	0	0	3				
Gene Alley, R OBP: 0.328, SLG: 0.381										5	1	0	0	0	0	3				
Bill Mazerolski, R OBP: 0.303, SLG: 0.367										5	1	2	0	0	0	1				
Manny Sanguillen, R OBP: 0.247, SLG: 0.268										3	1	3	1	0	0	0				
Bob Veale, S OBP: 0.060, SLG: 0.045										0	0	0	0	0	0	0				
John Geinar, R OBP: 0.286, SLG: 0.167										1	0	0	0	0	0	2				
Al Luplow, L OBP: 0.251, SLG: 0.265										0	0	0	1	0	0	0				
Billy O'Dell, S OBP: 0.179, SLG: 0.115										0	0	0	0	0	0	0				
Dennis Ribant, R OBP: 0.274, SLG: 0.367										2	1	1	0	0	1	1				
Inning Stats	R: 1 E: 0 K: 0 S: 5	H: 2 LOB: 1 BB: 0 P: 5	R: 0 E: 1 K: 0 S: 5	H: 1 LOB: 2 BB: 0 P: 5	R: 0 E: 0 K: 1 S: 5	H: 0 LOB: 0 BB: 0 P: 5	R: 2 E: 0 K: 0 S: 6	H: 3 LOB: 1 BB: 0 P: 6	R: 1 E: 0 K: 0 S: 5	H: 2 LOB: 1 BB: 0 P: 5	R: 3 E: 0 K: 1 S: 10	H: 5 LOB: 2 BB: 0 P: 10	R: 0 E: 0 K: 1 S: 6	H: 1 LOB: 1 BB: 0 P: 6	R: 0 E: 0 K: 0 S: 3	H: 1 LOB: 0 BB: 0 P: 3	1B: 14 2B: 2 3B: 0 HR: 0	SF: 2 SAC: 0 DP: 1 HBP: 0	WP: 1 PB: 1 SB: 0 CS: 0	PA: 43
PITCHER	IP WLS BF H R ER SO BB IBB HBP BLK WP HR S P ERA WHIP																			
Bob Lee, R ERA: 4.72	(1, 1) 5.0 W 24 8 4 3 1 0 0 0 0 0 0 0 26 26 5.40 1.600																			
Ted Davidson, L ERA: 7.36	(6, 1) 1.0 8 5 3 3 1 0 0 0 0 0 0 0 10 10 27.00 5.000																			
Don Nottebart, R ERA: 1.97	(7, 1) 3.0 S 11 3 0 0 3 0 0 0 0 0 1 0 17 17 0.00 1.000																			

Batter	1	2	3	4	5	6	7	8	9	AB	R	H	RBI	BB	SO	LOB	BOTTOM			
Tommy Harper, R OBP: 0.298, SLG: 0.342										6	2	2	0	0	1	8	Pittsburgh Pirates @ Cincinnati Reds Crosley Field, Cincinnati, OH Tue Sep 12 1967, 7:05 PM EDT Att. 4,605 - Unknown - 72 F			
Vada Pinson, L OBP: 0.316, SLG: 0.446										6	1	3	2	0	1	2				
Pete Rose, S OBP: 0.372, SLG: 0.464										6	4	2	4	0	0	2				
Lee May, R OBP: 0.296, SLG: 0.411										5	2	3	1	1	0	0				
Tony Perez, R OBP: 0.330, SLG: 0.496										6	2	3	4	0	0	1				
Tommy Helms, R OBP: 0.304, SLG: 0.354										5	1	3	2	0	0	2				
Johnny Bench, R OBP: 0.175, SLG: 0.204										4	1	0	0	1	0	4				
Leo Cardenas, R OBP: 0.313, SLG: 0.311										4	1	4	0	1	0	0				
Bob Lee, R OBP: 0.375, SLG: 0.375										3	1	2	1	0	1	2				
Jimmie Coker, R OBP: 0.218, SLG: 0.289										1	0	1	1	0	0	0				
Ted Davidson, R ERA: 7.94										0	0	0	0	0	0	0				
Don Nottebart, R ERA: 3.96										1	0	0	0	0	1	2				
Inning Stats	R: 4 E: 0 K: 1 S: 10	H: 6 LOB: 2 BB: 1 P: 14	R: 2 E: 1 K: 0 S: 7	H: 3 LOB: 2 BB: 0 P: 7	R: 3 E: 0 K: 0 S: 6	H: 3 LOB: 0 BB: 0 P: 6	R: 1 E: 1 K: 1 S: 7	H: 2 LOB: 2 BB: 1 P: 11	R: 4 E: 0 K: 0 S: 8	H: 5 LOB: 2 BB: 1 P: 12	R: 1 E: 0 K: 1 S: 6	H: 2 LOB: 0 BB: 0 P: 6	R: 0 E: 1 K: 1 S: 7	H: 1 LOB: 1 BB: 0 P: 7	R: 0 E: 0 K: 0 S: 4	H: 1 LOB: 1 BB: 0 P: 4	1B: 16 2B: 4 3B: 1 HR: 2	SF: 0 SAC: 0 DP: 0 HBP: 0	WP: 2 PB: 0 SB: 0 CS: 1	PA: 50
PITCHER	IP WLS BF H R ER SO BB IBB HBP BLK WP HR S P ERA WHIP																			
Bob Veale, L ERA: 3.84	(1, 1) 0.2 L 8 6 4 4 0 0 0 0 0 0 0 2 16 16 54.00 10.500																			
John Geinar, R ERA: 7.94	(1, 1) 2.1 14 6 5 5 1 0 0 0 0 0 0 2 16 16 19.29 2.571																			
Billy O'Dell, L ERA: 5.82	(4, 1) 1.2 13 6 5 5 1 1 1 0 0 0 1 0 13 21 27.00 4.200																			
Dennis Ribant, R ERA: 3.96	(5, 1) 3.1 15 5 1 1 2 0 0 0 0 0 1 0 19 19 2.70 1.500																			

AB 40
R 7
H 16
RBI 7
BB 0
SO 5
LOB 20

AB 47
R 15
H 23
RBI 15
BB 3
SO 4
LOB 23

Batter	1	2	3	4	5	6	7	8	9	AB	R	H	RBI	BB	SO	LOB	TOP										
Lou Brock, L OBP: 0.322, SLG: 0.464 (1, 7)	0-3 K	0-3 K	0-0 1B			0-0 6-3		0-0 P6		5	0	1	0	0	2	3	St. Louis Cardinals @ Cincinnati Reds Crosley Field, Cincinnati, OH Fri Sep 15 1967, 7:05 PM EDT Att: 13,797 - Unknown - 77 F										
Curt Flood, R OBP: 0.371, SLG: 0.397 (1, 8)	0-0 1B	0-0 4-3	0-0 5-3			0-3 K		0-0 4-3		5	0	1	0	0	1	5											
Bobby Tolan, L OBP: 0.303, SLG: 0.375 (1, 9)	0-0 1B		4-0 HR		0-0 2-3			0-0 FC6		4	1	2	0	1	0	0											
Orlando Cepeda, R OBP: 0.402, SLG: 0.536 (1, 3)	0-3 K		0-0 F8		0-0 WP			0-0 FC6		5	0	1	0	0	1	4											
Tim McCarver, L OBP: 0.377, SLG: 0.453 (1, 2)	4-0 1B		4-0 HR		0-3 K			0-0 6-3		3	1	0	0	2	2	1											
Mike Shannon, R OBP: 0.305, SLG: 0.381 (1, 5)	0-0 F2		0-0 HR		0-0 4-3			0-0 6-3		4	1	1	3	0	0	4											
Julian Javier, R OBP: 0.320, SLG: 0.416 (1, 4)		4-0 1B	0-0 1B		0-0 P4			0-0 F9		3	1	1	0	1	0	0											
Dal Maxvill, R OBP: 0.301, SLG: 0.282 (1, 6)		0-0 F8	0-3 K		0-0 4-3			0-0 FC5-4		4	0	1	0	0	1	2											
Steve Carlton, L OBP: 0.188, SLG: 0.182 (1, 1)		0-0 1B	0-0 1B		0-3 K			0-0 FC5-4		4	0	2	1	0	1	1											
Inning Stats	R: 0 E: 0 K: 2 S: 9	H: 2 LOB: 3 BB: 1 P: 13	R: 0 E: 0 K: 1 S: 6	H: 1 LOB: 2 BB: 1 P: 10	R: 4 E: 0 K: 1 S: 9	H: 4 LOB: 2 BB: 2 P: 17	R: 0 E: 0 K: 1 S: 6	H: 1 LOB: 1 BB: 0 P: 6	R: 0 E: 0 K: 1 S: 5	H: 0 LOB: 0 BB: 0 P: 5	R: 0 E: 0 K: 1 S: 6	H: 1 LOB: 1 BB: 0 P: 6	R: 0 E: 0 K: 1 S: 5	H: 0 LOB: 0 BB: 0 P: 5	R: 0 E: 0 K: 0 S: 4	H: 1 LOB: 1 BB: 0 P: 4	R: 0 E: 0 K: 0 S: 3	H: 0 LOB: 0 BB: 0 P: 3	1B: 8 2B: 1 3B: 0 HR: 1	SF: 0 SAC: 0 DP: 0 HBP: 0	WP: 1 PB: 1 SB: 0 CS: 0	PA: 41					
PITCHER	IP	WLS	BF	H	R	ER	SO	BB	IBB	HBP	BLK	WP	HR	S	P	ERA	WHIP										
Gary Nolan, R ERA: 2.56 (1, 1)	2.2	L	19	7	4	4	4	4	0	0	0	0	1	23	39	13.50	4.125										
Don Nottebart, R ERA: 1.95 (3, 1)	0.1		1	0	0	0	0	0	0	0	0	0	0	1	1	0.00	0.000										
Billy McCool, L ERA: 3.4 (4, 1)	3.0		11	2	0	0	3	0	0	0	0	1	0	17	17	0.00	0.667										
Ted Davidson, L ERA: 5.59 (7, 1)	2.0		7	1	0	0	1	0	0	0	0	0	0	9	9	0.00	0.500										
Ted Abernathy, R ERA: 1.42 (9, 1)	1.0		3	0	0	0	0	0	0	0	0	0	0	3	3	0.00	0.000										
Batter	1	2	3	4	5	6	7	8	9	AB	R	H	RBI	BB	SO	LOB	BOTTOM										
Pete Rose, S OBP: 0.368, SLG: 0.458 (1, 7)	0-3 K		0-0 5-3			0-0 F7		0-0 5-3		4	0	0	0	0	1	1	St. Louis Cardinals @ Cincinnati Reds Crosley Field, Cincinnati, OH Fri Sep 15 1967, 7:05 PM EDT Att: 13,797 - Unknown - 77 F										
Tommy Helms, R OBP: 0.306, SLG: 0.353 (1, 4)	0-0 1B		0-0 F8			0-0 4-3		0-0 F8		4	0	1	0	0	0	1											
Vada Pinson, L OBP: 0.317, SLG: 0.447 (1, 8)	0-3 K		0-0 P4			0-0 F8		0-0 G3		4	0	0	0	0	1	2											
Lee May, R OBP: 0.294, SLG: 0.406 (1, 9)	0-0 L9		0-0 6-3			0-3 K		0-0 K		3	0	0	0	0	1	1											
Tony Perez, R OBP: 0.328, SLG: 0.493 (1, 5)		0-0 5-3		0-0 P4		0-0 F3		0-0 F2		3	0	0	0	0	0	0											
Deron Johnson, R OBP: 0.289, SLG: 0.398 (1, 3)		0-0 F7		0-3 K		0-0 F2				3	0	0	0	0	1	0											
Johnny Bench, R OBP: 0.175, SLG: 0.200 (1, 2)		0-0 1B		0-3 K		0-0 F2				3	0	1	0	0	1	0											
Leo Cardenas, R OBP: 0.309, SLG: 0.307 (1, 6)		0-0 F7		0-0 4-3		0-3 K		0-3 K		3	0	0	0	0	1	1											
Gary Nolan, R OBP: 0.191, SLG: 0.129 (1, 1)			0-3 K2-3			4-0 4-3		0-3 K		0	0	0	0	0	0	0											
Don Nottebart, R OBP: 0.142, SLG: 0.077 (3, PH)										0	0	0	0	0	0	0											
Billy McCool, R OBP: 0.142, SLG: 0.077 (4, PH)										0	0	0	0	0	0	0											
Tommy Harper, R OBP: 0.142, SLG: 0.077 (5, PH)										0	0	0	0	0	0	0											
Ted Davidson, R OBP: 0.142, SLG: 0.077 (7, PH)										0	0	0	0	0	0	0											
Giraldo Ruiz, S OBP: 0.063, SLG: 0.063 (9, PH)										1	0	0	0	0	1	0											
Inning Stats	R: 0 E: 0 K: 2 S: 8	H: 1 LOB: 1 BB: 0 P: 8	R: 0 E: 0 K: 0 S: 4	H: 1 LOB: 0 BB: 0 P: 4	R: 0 E: 0 K: 1 S: 5	H: 0 LOB: 0 BB: 0 P: 5	R: 0 E: 0 K: 0 S: 3	H: 0 LOB: 0 BB: 0 P: 3	R: 0 E: 0 K: 2 S: 7	H: 0 LOB: 1 BB: 1 P: 7	R: 0 E: 0 K: 1 S: 5	H: 0 LOB: 0 BB: 0 P: 5	R: 0 E: 0 K: 2 S: 7	H: 0 LOB: 0 BB: 0 P: 7	R: 0 E: 0 K: 0 S: 3	H: 0 LOB: 0 BB: 0 P: 3	1B: 2 2B: 0 3B: 0 HR: 0	SF: 0 SAC: 0 DP: 0 HBP: 0	WP: 0 PB: 0 SB: 0 CS: 0	PA: 30							
PITCHER	IP	WLS	BF	H	R	ER	SO	BB	IBB	HBP	BLK	WP	HR	S	P	ERA	WHIP										
Steve Carlton, L ERA: 2.86 (1, 1)	9.0	W	30	2	0	0	8	1	0	0	0	0	0	45	49	0.00	0.333										

AB 37
R 4
H 10
RBI 4
BB 4
SO 8
LOB 20



AB 29
R 0
H 2
RBI 0
BB 1
SO 8
LOB 6



Batter	1	2	3	4	5	6	7	8	9	AB	R	H	RBI	BB	SO	LOB	TOP																			
Lou Brock, L OBP: 0.322, SLG: 0.464 Alex Johnson, R OBP: 0.288, SLG: 0.335 (8, PH)	0-0 1B 1B		0-3 K			0-0 5-3		0-0 5-3		3	1	1	0	0	1	0																				
Curt Flood, R OBP: 0.374, SLG: 0.400	0-0 1B 1B		0-0 G4-6-3 1B			0-0 F9		0-0 1B		4	0	3	0	0	0	0																				
Bobby Tolan, L OBP: 0.298, SLG: 0.369	0-0 F8		0-0 G4-6-3 1-2			0-0 G3		0-0 F5		4	0	0	0	0	0	4																				
Roger Maris, L OBP: 0.357, SLG: 0.416	0-0 FC 1B			0-0 F8			0-3 K	0-0 F8		4	0	1	1	0	1	1																				
Tim McCarver, L OBP: 0.376, SLG: 0.454	0-0 FC G6-3 1-2			0-0 F9			0-0 1B 2B	0-0 5-3		4	1	1	0	0	0	2																				
Mike Shannon, R OBP: 0.304, SLG: 0.378	0-0 G6-3 1-2			0-3 K			4-0 1B 2B BB	0-0 4-3		3	1	0	0	1	1	3																				
Julian Javier, R OBP: 0.321, SLG: 0.419		0-0 5-3			0-3 K			0-0 2B 1B		4	1	2	1	0	1	0																				
Dal Maxvill, R OBP: 0.302, SLG: 0.284		0-3 K			0-0 F9			4-0 2B IBB		3	0	1	2	1	1	0																				
Ray Washburn, R OBP: 0.108, SLG: 0.141		0-3 K			0-3 K			0-3 K		4	0	0	0	0	4	2																				
Inning Stats	R: 1 E: 0 K: 0 S: 6	H: 3 LOB: 2 BB: 0 P: 6	R: 0 E: 0 K: 2 S: 7	H: 0 LOB: 0 BB: 0 P: 7	R: 0 E: 0 K: 1 S: 5	H: 1 LOB: 0 BB: 0 P: 5	R: 0 E: 0 K: 1 S: 5	H: 0 LOB: 0 BB: 0 P: 5	R: 0 E: 0 K: 2 S: 3	H: 0 LOB: 0 BB: 0 P: 3	R: 3 E: 0 K: 2 S: 9	H: 3 LOB: 1 BB: 1 P: 13	R: 0 E: 0 K: 1 S: 4	H: 1 LOB: 1 BB: 0 P: 4	R: 0 E: 0 K: 1 S: 6	H: 1 LOB: 2 BB: 1 P: 10	1B: 6 2B: 3 3B: 0 HR: 0	SF: 0 SAC: 0 DP: 2 HBP: 0	WP: 0 PA: 36 PB: 0 SB: 0 CS: 0																	
PITCHER	IP	WLS	BF	H	R	ER	SO	BB	IBB	HBP	BLK	WP	HR	S	P	ERA	WHIP	PITCHER		IP	WLS	BF	H	R	ER	SO	BB	IBB	HBP	BLK	WP	HR	S	P	ERA	WHIP
Mitt Pappas, R ERA: 2.94	(1, 1)	8.0	L	31	8	4	4	8	1	0	0	0	0	46	50	4.50	1.125																			
Ted Abernathy, R ERA: 1.4	(9, 1)	1.0		5	1	0	0	1	0	1	0	0	0	6	10	0.00	1.000																			

St. Louis Cardinals @ Cincinnati Reds
Crosley Field, Cincinnati, OH
Sat Sep 16 1967, 7:05 PM EDT
Att: 18,804 - Unknown - 82 F

AB 34
R 4
H 9
RBI 4
BB 2
SO 9
LOB 12



Batter	1	2	3	4	5	6	7	8	9	AB	R	H	RBI	BB	SO	LOB	BOTTOM																			
Pete Rose, S OBP: 0.367, SLG: 0.457	0-0 G3		0-0 6-3 1-2			0-0 SH1-4 1B		0-0 F8		4	0	1	0	0	0	1																				
Tommy Helms, R OBP: 0.304, SLG: 0.350	0-0 4-3		0-0 6-3			0-0 SH1-4 1-2		0-0 6-3		3	0	0	0	0	0	1																				
Vada Pinson, L OBP: 0.315, SLG: 0.444	0-0 6-3			0-0 F9		0-3 K		0-0 4-3		4	0	0	0	0	1	1																				
Lee May, R OBP: 0.298, SLG: 0.409		0-0 E 1B		0-0 1B		0-3 K		0-0 2B 1B		4	1	3	0	0	1	1																				
Tony Perez, R OBP: 0.328, SLG: 0.493		0-0 E6 G1-4-3 1-2		0-3 K		0-0 6-3		0-0 2B		4	0	1	1	0	1	2																				
Deron Johnson, R OBP: 0.285, SLG: 0.393		0-0 F8		0-0 4-3		0-0 F8		0-0 5-3		4	0	0	0	0	0	4																				
Johnny Bench, R OBP: 0.169, SLG: 0.194 Giraldo Ruiz, S OBP: 0.259, SLG: 0.302 Johnny Edwards, L OBP: 0.258, SLG: 0.240		0-0 G1-4-3 1-2			0-0 5-3		0-3 K			2	0	0	0	0	0	2																				
Leo Cardenas, R OBP: 0.310, SLG: 0.305			4-0 6-3 BB		0-0 F9		0-3 K			2	0	0	0	1	1	0																				
Mitt Pappas, R OBP: 0.127, SLG: 0.088 Mel Queen, L OBP: 0.238, SLG: 0.240 Ted Abernathy, R OBP: 0.063, SLG: 0.063			0-0 F3		0-3 K		0-0 G3			2	0	0	0	0	1	1																				
Inning Stats	R: 0 E: 0 K: 0 S: 3	H: 0 LOB: 0 BB: 0 P: 3	R: 0 E: 1 K: 0 S: 4	H: 1 LOB: 1 BB: 0 P: 4	R: 0 E: 0 K: 1 S: 6	H: 1 LOB: 1 BB: 0 P: 6	R: 0 E: 0 K: 1 S: 5	H: 0 LOB: 0 BB: 0 P: 5	R: 0 E: 0 K: 1 S: 5	H: 0 LOB: 0 BB: 0 P: 5	R: 0 E: 0 K: 2 S: 8	H: 1 LOB: 1 BB: 0 P: 8	R: 0 E: 0 K: 1 S: 5	H: 0 LOB: 0 BB: 0 P: 5	R: 1 E: 0 K: 0 S: 5	H: 2 LOB: 1 BB: 0 P: 5	1B: 4 2B: 1 3B: 0 HR: 0	SF: 0 SAC: 1 DP: 1 HBP: 0	WP: 0 PA: 33 PB: 0 SB: 0 CS: 0																	
PITCHER	IP	WLS	BF	H	R	ER	SO	BB	IBB	HBP	BLK	WP	HR	S	P	ERA	WHIP	PITCHER		IP	WLS	BF	H	R	ER	SO	BB	IBB	HBP	BLK	WP	HR	S	P	ERA	WHIP
Ray Washburn, R ERA: 3.56	(1, 1)	9.0	W	33	5	1	1	6	1	0	0	0	0	44	48	1.00	0.667																			

St. Louis Cardinals @ Cincinnati Reds
Crosley Field, Cincinnati, OH
Sat Sep 16 1967, 7:05 PM EDT
Att: 18,804 - Unknown - 82 F

AB 31
R 1
H 5
RBI 1
BB 1
SO 6
LOB 13



Batter	1	2	3	4	5	6	7	8	9	AB	R	H	RBI	BB	SO	LOB	TOP		
Lou Brock, L (1,7) OBP: 0.320, SLG: 0.461										4	0	0	0	0	0	0	St. Louis Cardinals @ Cincinnati Reds Crosley Field, Cincinnati, OH Sun Sep 17 1967, 3:33 AM EDT Att: 21,241 - Unknown - 80 F		
Curt Flood, R (1,8) OBP: 0.373, SLG: 0.401										4	0	1	0	0	1	0			
Bobby Tolan, L (1,3) OBP: 0.302, SLG: 0.375										4	1	2	0	0	0	1			
Roger Maris, L (1,9) OBP: 0.358, SLG: 0.416										3	1	1	0	1	0	2			
Tim McCarver, L (1,2) OBP: 0.373, SLG: 0.450										4	0	0	0	0	0	3			
Mike Shannon, R (1,5) OBP: 0.304, SLG: 0.379										4	1	1	1	0	0	0			
Julian Javier, R (1,4) OBP: 0.322, SLG: 0.420										4	0	2	2	0	2	0			
Dal Maxvill, R (1,6) OBP: 0.301, SLG: 0.283										3	0	0	0	0	0	1			
Nelson Briles, R (1,1) OBP: 0.205, SLG: 0.139										2	0	0	0	0	2	0			
Jack Lamabe, R (6,1) OBP: 0.188, SLG: 0.133										0	0	0	0	0	0	0			
Ron Willis, R (6,1) OBP: 0.375, SLG: 0.500										1	0	0	0	0	1	1			
Inning Stats	R: 0 E: 0 K: 0 S: 4	H: 1 LOB: 1 BB: 0 P: 4	R: 0 E: 0 K: 1 S: 5	H: 0 LOB: 0 BB: 0 P: 5	R: 0 E: 0 K: 1 S: 5	H: 0 LOB: 0 BB: 0 P: 5	R: 3 E: 0 K: 0 S: 5	H: 3 LOB: 1 BB: 0 P: 9	R: 0 E: 0 K: 1 S: 5	H: 0 LOB: 0 BB: 0 P: 5	R: 0 E: 0 K: 1 S: 6	H: 1 LOB: 1 BB: 0 P: 6	R: 0 E: 0 K: 1 S: 6	H: 1 LOB: 1 BB: 0 P: 6	R: 0 E: 0 K: 1 S: 5	H: 0 LOB: 0 BB: 0 P: 5	1B: 4 2B: 3 3B: 0 HR: 0	SF: 0 SAC: 0 DP: 0 HBP: 0	WP: 0 PA: 34 PB: 0 SB: 0 CS: 0
PITCHER	IP WLS BF H R ER SO BB IBB HBP BLK WP HR S P ERA WHIP																		
Jim Maloney, R (1,1) ERA: 3.48	7.0 L 27 6 3 3 4 1 0 0 0 0 0 0 34 38 3.86 1.000																		
Ted Abernathy, R (8,1) ERA: 1.37	2.0 7 1 0 0 2 0 0 0 0 0 0 0 11 11 0.00 0.500																		

AB 33
R 3
H 7
RBI 3
BB 1
SO 6
LOB 8



Batter	1	2	3	4	5	6	7	8	9	AB	R	H	RBI	BB	SO	LOB	BOTTOM				
Pete Rose, S (1,7) OBP: 0.365, SLG: 0.454										4	0	0	1	0	0	3	St. Louis Cardinals @ Cincinnati Reds Crosley Field, Cincinnati, OH Sun Sep 17 1967, 3:33 AM EDT Att: 21,241 - Unknown - 80 F				
Tommy Helms, R (1,4) OBP: 0.303, SLG: 0.348										3	0	0	0	1	0	0					
Vada Pinson, L (1,8) OBP: 0.315, SLG: 0.448										4	1	1	1	0	1	3					
Lee May, R (1,9) OBP: 0.302, SLG: 0.418										4	0	3	0	0	0	0					
Tony Perez, R (1,5) OBP: 0.325, SLG: 0.489										4	0	0	0	0	1	3					
Deron Johnson, R (1,3) OBP: 0.282, SLG: 0.388										4	0	0	0	0	1	2					
Johnny Bench, R (1,2) OBP: 0.179, SLG: 0.190										1	1	0	0	1	0	1					
Giraldo Ruiz, S (7, PH) OBP: 0.258, SLG: 0.301										1	0	0	0	0	0	0					
Johnny Edwards, L (8,2) OBP: 0.257, SLG: 0.238										1	0	0	0	0	0	0					
Leo Cardenas, R (1,6) OBP: 0.312, SLG: 0.307										4	0	2	0	0	0	0					
Jim Maloney, L (1,1) OBP: 0.172, SLG: 0.238										2	0	1	0	0	0	1					
Mei Queen, L (7, PH) OBP: 0.247, SLG: 0.250										1	0	1	0	0	0	0					
Tommy Harper, R (7, PR) OBP: 0.297, SLG: 0.338										0	0	0	0	0	0	0					
Ted Abernathy, R (8,1) OBP: 0.063, SLG: 0.063										0	0	0	0	0	0	0					
Inning Stats	R: 0 E: 0 K: 0 S: 3	H: 0 LOB: 0 BB: 0 P: 3	R: 0 E: 0 K: 1 S: 5	H: 0 LOB: 0 BB: 0 P: 5	R: 1 E: 0 K: 0 S: 4	H: 2 LOB: 2 BB: 2 P: 12	R: 0 E: 0 K: 0 S: 4	H: 1 LOB: 1 BB: 0 P: 4	R: 0 E: 0 K: 0 S: 3	H: 1 LOB: 0 BB: 0 P: 3	R: 1 E: 0 K: 1 S: 7	H: 2 LOB: 1 BB: 0 P: 7	R: 0 E: 0 K: 0 S: 4	H: 1 LOB: 1 BB: 0 P: 4	R: 0 E: 0 K: 1 S: 6	H: 1 LOB: 1 BB: 0 P: 6	R: 0 E: 0 K: 0 S: 3	H: 0 LOB: 0 BB: 0 P: 3	1B: 5 2B: 2 3B: 0 HR: 1	SF: 0 SAC: 0 DP: 2 HBP: 0	WP: 0 PA: 35 PB: 0 SB: 0 CS: 0
PITCHER	IP WLS BF H R ER SO BB IBB HBP BLK WP HR S P ERA WHIP																				
Nelson Briles, R (1,1) ERA: 2.37	5.0 W 19 4 1 1 1 2 0 0 0 0 0 0 19 27 1.80 1.200																				
Jack Lamabe, R (6,1) ERA: 3.32	0.2 4 2 1 1 0 0 0 0 0 0 0 1 4 4 13.50 3.000																				
Ron Willis, R (6,1) ERA: 2.75	3.1 S 12 2 0 0 2 0 0 0 0 0 0 0 16 16 0.00 0.600																				

AB 33
R 2
H 8
RBI 2
BB 2
SO 3
LOB 13



Batter	1	2	3	4	5	6	7	8	9	AB	R	H	RBI	BB	SO	LOB	TOP										
Pete Rose, S OBP: 0.366, SLG: 0.453 (1, 7)	E1 1B		G3					F5		3	0	1	0	1	0	0	Cincinnati Reds @ Atlanta Braves Atlanta Stadium, Atlanta, GA Mon Sep 18 1967, 7:05 PM EDT Att: 3,120 - Unknown										
Tommy Helms, R OBP: 0.301, SLG: 0.345 (1, 4)	1-3				F4	FC6		F3		4	0	0	0	0	0	3											
Vada Pinson, L OBP: 0.316, SLG: 0.448 (1, 8)	K				F9	CS		F9		4	0	2	0	0	1	1											
Lee May, R OBP: 0.302, SLG: 0.416 (9, 3)	K				F9			K		4	1	1	0	0	2	3											
Tony Perez, R OBP: 0.327, SLG: 0.494 (1, 5)		K			K				HR	3	1	1	2	1	2	1											
Deron Johnson, R OBP: 0.282, SLG: 0.395 (1, 3)		K							HR	4	1	1	1	0	3	2											
Tommy Harper, R OBP: 0.297, SLG: 0.338 (9, 9)		K				HR		K		0	0	0	0	0	0	0											
Johnny Bench, R OBP: 0.183, SLG: 0.224 (1, 2)					F8	K		F6		4	1	1	0	0	1	0											
Leo Cardenas, R OBP: 0.309, SLG: 0.305 (1, 6)					K			F3		3	0	0	1	0	1	0											
Mel Queen, L OBP: 0.250, SLG: 0.266 (1, 1)					F2			F7		3	0	1	0	0	0	0											
Ted Abernathy, R OBP: 0.059, SLG: 0.059 (7, 1)									K	1	0	0	0	0	1	0											
Inning Stats	R: 0 E: 1 K: 2 S: 8	H: 1 LOB: 1 BB: 0 P: 8	R: 0 E: 0 K: 2 S: 7	H: 0 LOB: 0 BB: 0 P: 7	R: 0 E: 0 K: 1 S: 5	H: 0 LOB: 0 BB: 0 P: 5	R: 0 E: 0 K: 1 S: 6	H: 1 LOB: 1 BB: 0 P: 6	R: 1 E: 0 K: 1 S: 7	H: 2 LOB: 2 BB: 1 P: 11	R: 0 E: 0 K: 0 S: 3	H: 0 LOB: 0 BB: 0 P: 3	R: 0 E: 0 K: 0 S: 3	H: 0 LOB: 0 BB: 0 P: 3	R: 3 E: 0 K: 2 S: 10	H: 3 LOB: 0 BB: 0 P: 10	1B: 4 2B: 2 3B: 1 HR: 2	SF: 0 SAC: 1 DP: 1 HBP: 0	WP: 0 PB: 0 SB: 2 CS: 1	PA: 36							
PITCHER	IP	WLS	BF	H	R	ER	SO	BB	IBB	HBP	BLK	WP	HR	S	P	ERA	WHIP										
Pat Jarvis, R ERA: 3.7 (1, 1)	8.0	L	30	5	1	1	9	0	2	0	0	0	1	46	54	1.12	0.625										
Claude Raymond, R ERA: 2.99 (9, 1)	0.1		4	3	3	3	1	0	0	0	0	0	1	6	6	81.00	9.000										
Clay Carroll, R ERA: 5.38 (9, 1)	0.2		2	0	0	0	1	0	0	0	0	0	0	4	4	0.00	0.000										

AB	33
R	4
H	8
RBI	4
BB	2
SO	11
LOB	10



Batter	1	2	3	4	5	6	7	8	9	AB	R	H	RBI	BB	SO	LOB	BOTTOM										
Mike Lum, L OBP: 0.273, SLG: 0.273 (1, 8)	F8		F7			K				4	0	1	0	0	1	2	Cincinnati Reds @ Atlanta Braves Atlanta Stadium, Atlanta, GA Mon Sep 18 1967, 7:05 PM EDT Att: 3,120 - Unknown										
Tito Francona, L OBP: 0.300, SLG: 0.329 (1, 3)	F9		F7							3	0	1	0	1	0	2											
Hank Aaron, R OBP: 0.377, SLG: 0.585 (1, 9)	K				5-3			F2		4	0	1	0	0	1	1											
Joe Torre, R OBP: 0.349, SLG: 0.458 (1, 2)		F4			F3			FC1-6	FC5-4	4	0	1	0	0	0	2											
Clete Boyer, R OBP: 0.301, SLG: 0.439 (1, 5)		5-3			6-3			FC1-6	G3	4	0	0	0	0	0	1											
Mack Jones, L OBP: 0.351, SLG: 0.438 (1, 7)		4-3						FC6-4	4-3	3	0	0	0	1	0	0											
Felix Millan, R OBP: 0.234, SLG: 0.270 (1, 4)					6-3			FC6-4	6-3	4	0	1	0	0	0	2											
Remy Hermoso, R (1, 6)					6-3					2	0	0	0	0	1	1											
Rico Carty, R OBP: 0.336, SLG: 0.415 (7, PH)					K					1	0	0	0	0	0	2											
Woody Woodward, R OBP: 0.291, SLG: 0.271 (8, 6)										0	0	0	0	0	0	0											
Pat Jarvis, R OBP: 0.129, SLG: 0.090 (1, 1)										1	0	0	0	1	0	0											
Felipe Alou, R OBP: 0.318, SLG: 0.408 (8, PH)								F3		1	0	0	0	0	0	0											
Claude Raymond, R OBP: 0.143, SLG: 0.286 (9, 1)										0	0	0	0	0	0	0											
Clay Carroll, R OBP: 0.118, SLG: 0.063 (9, 1)										0	0	0	0	0	0	0											
Inning Stats	R: 0 E: 0 K: 1 S: 5	H: 0 LOB: 0 BB: 0 P: 5	R: 0 E: 0 K: 0 S: 3	H: 0 LOB: 0 BB: 0 P: 3	R: 0 E: 0 K: 1 S: 6	H: 1 LOB: 2 BB: 1 P: 10	R: 0 E: 0 K: 0 S: 3	H: 0 LOB: 0 BB: 0 P: 3	R: 0 E: 0 K: 1 S: 6	H: 1 LOB: 1 BB: 0 P: 6	R: 0 E: 0 K: 0 S: 4	H: 1 LOB: 2 BB: 1 P: 8	R: 0 E: 0 K: 0 S: 4	H: 2 LOB: 2 BB: 1 P: 8	R: 0 E: 0 K: 0 S: 3	H: 0 LOB: 0 BB: 0 P: 3	1B: 4 2B: 1 3B: 0 HR: 0	SF: 0 SAC: 0 DP: 0 HBP: 0	WP: 0 PB: 0 SB: 0 CS: 1	PA: 34							
PITCHER	IP	WLS	BF	H	R	ER	SO	BB	IBB	HBP	BLK	WP	HR	S	P	ERA	WHIP										
Mel Queen, R ERA: 2.65 (1, 1)	6.0	W	22	3	0	0	3	1	0	0	0	0	0	10	18	0.00	0.667										
Ted Abernathy, R ERA: 1.33 (7, 1)	3.0	S	12	2	0	0	0	2	0	0	0	0	0	10	18	0.00	1.333										

AB	31
R	0
H	5
RBI	0
BB	3
SO	3
LOB	13



Batter	1	2	3	4	5	6	7	8	9	AB	R	H	RBI	BB	SO	LOB	TOP				
Pete Rose, S OBP: 0.365, SLG: 0.451 (1, 7)										4	0	1	0	0	1	1	Cincinnati Reds @ Atlanta Braves Atlanta Stadium, Atlanta, GA Tue Sep 19 1967, 7:05 PM EDT Att: 3,760 - Unknown				
Tommy Helms, R OBP: 0.300, SLG: 0.345 (1, 4)										3	0	1	1	0	0	1					
Vada Pinson, L OBP: 0.317, SLG: 0.448 (1, 8)										4	1	2	0	0	0	1					
Lee May, R OBP: 0.299, SLG: 0.412 (1, 9)										4	0	0	0	0	1	0					
Tommy Harper, R OBP: 0.297, SLG: 0.338 (9, 9)										0	0	0	0	0	0	0					
Tony Perez, R OBP: 0.324, SLG: 0.490 (1, 5)										4	0	0	0	0	0	1					
Deron Johnson, R OBP: 0.279, SLG: 0.391 (1, 3)										4	0	0	0	0	1	0					
Johnny Bench, R OBP: 0.189, SLG: 0.229 (1, 2)										3	1	1	0	0	0	0					
Leo Cardenas, R OBP: 0.309, SLG: 0.305 (1, 6)										3	1	1	1	0	0	0					
Gary Nolan, R OBP: 0.186, SLG: 0.125 (1, 1)										2	0	0	0	0	2	0					
Giraldo Ruiz, S OBP: 0.257, SLG: 0.300 (8, PH)										1	0	0	0	0	0	1					
Ted Abernathy, R OBP: 0.059, SLG: 0.059 (8, 1)										0	0	0	0	0	0	0					
Inning Stats	R: 1 E: 1 K: 0 S: 5	H: 2 LOB: 1 BB: 0 P: 5	R: 0 E: 0 K: 0 S: 3	H: 0 LOB: 0 BB: 0 P: 3	R: 0 E: 0 K: 1 S: 6	H: 2 LOB: 1 BB: 0 P: 6	R: 0 E: 0 K: 0 S: 3	H: 0 LOB: 0 BB: 0 P: 3	R: 0 E: 0 K: 1 S: 5	H: 0 LOB: 0 BB: 0 P: 5	R: 0 E: 0 K: 0 S: 3	H: 0 LOB: 0 BB: 0 P: 3	R: 0 E: 0 K: 0 S: 3	R: 2 E: 1 K: 0 S: 6	H: 2 LOB: 1 BB: 0 P: 6	R: 0 E: 0 K: 2 S: 7	H: 0 LOB: 0 BB: 0 P: 7	1B: 6 2B: 0 3B: 0 HR: 0	SF: 1 SAC: 0 DP: 1 HBP: 0	WP: 1 PB: 1 CS: 1	PA: 34
PITCHER Phil Niekro, R ERA: 1.76 (1, 1)	IP: 9.0 WLS: L BF: 33 H: 6 R: 3 ER: 0 SO: 5 BB: 0 IBB: 0 HBP: 0 BLK: 0 WP: 1 HR: 0 S: 43 P: 43 ERA: 0.00 WHIP: 0.667															PITCHER					

Batter	1	2	3	4	5	6	7	8	9	AB	R	H	RBI	BB	SO	LOB	BOTTOM					
Mike Lum, L OBP: 0.267, SLG: 0.267 (1, 8)										4	0	1	0	0	0	2	Cincinnati Reds @ Atlanta Braves Atlanta Stadium, Atlanta, GA Tue Sep 19 1967, 7:05 PM EDT Att: 3,760 - Unknown					
Tito Francona, L OBP: 0.302, SLG: 0.327 (1, 3)										2	0	0	0	2	0	2						
Hank Aaron, R OBP: 0.376, SLG: 0.584 (1, 9)										4	1	1	0	0	2	2						
Rico Carty, R OBP: 0.335, SLG: 0.412 (1, 7)										3	0	0	0	1	1	2						
Clete Boyer, R OBP: 0.298, SLG: 0.436 (1, 5)										3	0	0	1	0	0	3						
Felix Milten, R OBP: 0.224, SLG: 0.258 (1, 4)										4	0	0	0	0	1	2						
Remy Hermoso, R OBP: 0.600, SLG: 0.333 (1, 6)										1	0	1	0	2	0	0						
Charlie Lau, L OBP: 0.291, SLG: 0.313 (9, PH)										1	0	0	0	0	0	0						
Bob Uecker, R OBP: 0.245, SLG: 0.212 (1, 2)										3	0	0	0	0	2	3						
Joe Torre, R OBP: 0.349, SLG: 0.457 (9, PH)										1	0	0	0	0	1	0						
Phil Niekro, R OBP: 0.175, SLG: 0.167 (1, 1)										1	0	0	0	0	0	1						
Inning Stats	R: 0 E: 0 K: 1 S: 5	H: 0 LOB: 0 BB: 0 P: 5	R: 0 E: 0 K: 1 S: 5	H: 0 LOB: 0 BB: 0 P: 5	R: 0 E: 0 K: 0 S: 5	H: 2 LOB: 2 BB: 0 P: 5	R: 1 E: 0 K: 0 S: 4	H: 1 LOB: 0 BB: 0 P: 4	R: 0 E: 0 K: 1 S: 5	H: 0 LOB: 1 BB: 1 P: 9	R: 0 E: 0 K: 1 S: 5	H: 0 LOB: 2 BB: 2 P: 13	R: 0 E: 0 K: 1 S: 5	H: 0 LOB: 1 BB: 1 P: 9	R: 0 E: 0 K: 0 S: 3	H: 0 LOB: 1 BB: 1 P: 7	R: 0 E: 0 K: 2 S: 7	H: 0 LOB: 0 BB: 0 P: 7	1B: 2 2B: 1 3B: 0 HR: 0	SF: 1 SAC: 2 DP: 0 HBP: 0	WP: 0 PB: 0 SB: 0 CS: 0	PA: 35
PITCHER Gary Nolan, R ERA: 2.52 (1, 1)	IP: 7.0 WLS: W BF: 28 H: 3 R: 1 ER: 1 SO: 5 BB: 4 IBB: 0 HBP: 0 BLK: 0 WP: 0 HR: 0 S: 34 P: 50 ERA: 1.29 WHIP: 1.000															PITCHER						
Ted Abernathy, R ERA: 1.31 (8, 1)	IP: 2.0 WLS: S BF: 7 H: 0 R: 0 ER: 0 SO: 2 BB: 1 IBB: 0 HBP: 0 BLK: 0 WP: 0 HR: 0 S: 10 P: 14 ERA: 0.00 WHIP: 0.500															PITCHER						



Batter	1	2	3	4	5	6	7	8	9	10	AB	R	H	RBI	BB	SO	LOB	TOP			
Pete Rose, S OBP: 0.363, SLG: 0.446 (1,7)	4-3		4-3		F8			F7			4	0	0	0	0	0	2	Cincinnati Reds @ Chicago Cubs Wrigley Field, Chicago, IL Fri Sep 22 1967, 3:33 AM CDT Att: 2,042 - Unknown - 60 F			
Tommy Helms, R OBP: 0.301, SLG: 0.347 (1,4)	E8 1B 2B		K		5-3			F9			4	1	1	0	0	1	2				
Vada Pinson, L OBP: 0.317, SLG: 0.451 (1,8)	G1-6-3 1B				F5			4-3		L9	4	0	1	1	0	0	0				
Lee May, R OBP: 0.304, SLG: 0.415 (7,3)	G1-6-3				F9 2B			E4 G6-4-3		5-3	4	1	1	0	0	0	1				
Tony Perez, R OBP: 0.325, SLG: 0.489 (1,5)		L5			F9			G6-4-3		F4	4	0	0	0	0	0	2				
Deron Johnson, R OBP: 0.278, SLG: 0.394 (1,3)								E5 G5-4-3		F6	3	0	2	1	0	0	0				
Tommy Harper, R OBP: 0.298, SLG: 0.339 (7,9)	L5-4 2B										1	0	0	0	0	0	0				
Johnny Bench, R OBP: 0.205, SLG: 0.278 (1,2)	L5-4				F7			G5-4-3		F9	4	0	0	0	0	0	3				
Leo Cardenas, R OBP: 0.313, SLG: 0.309 (1,6)								F7		F7	4	0	2	0	0	0	1				
Jim Maloney, L OBP: 0.164, SLG: 0.227 (1,1)											2	0	0	0	0	0	1				
Billy McCool, R OBP: 0.143, SLG: 0.077 (10,1)											0	0	0	0	0	0	0				
Ted Abernathy, R OBP: 0.059, SLG: 0.059 (10,1)											0	0	0	0	0	0	0				
Inning Stats	R: 1 E: 1 K: 0 S: 4	H: 2 LOB: 0 BB: 0 P: 4	R: 0 E: 0 K: 0 S: 3	H: 1 LOB: 0 BB: 0 P: 3	R: 0 E: 0 K: 1 S: 6	H: 1 LOB: 1 BB: 0 P: 6	R: 1 E: 0 K: 0 S: 5	H: 2 LOB: 1 BB: 0 P: 5	R: 0 E: 0 K: 0 S: 4	H: 1 LOB: 1 BB: 0 P: 4	R: 0 E: 1 K: 0 S: 3	H: 0 LOB: 1 BB: 0 P: 3	R: 0 E: 1 K: 0 S: 3	H: 0 LOB: 1 BB: 0 P: 3	R: 0 E: 0 K: 0 S: 3	H: 0 LOB: 0 BB: 0 P: 3	R: 0 E: 0 K: 0 S: 3	H: 0 LOB: 0 BB: 0 P: 3	1B: 3 2B: 5 3B: 0 HR: 0	SF: 0 SAC: 1 DP: 4 HBP: 0	WP: 0 PA: 35 PB: 0 SB: 0 CS: 0
PITCHER Joe Niekro, R ERA: 3.28 (1,1)	IP: 10.0 W: 7 L: 2 ER: 2 SO: 1	WLS: 35 H: 7 R: 2 ER: 2 SO: 1	BF: 35 H: 7 R: 2 ER: 2 SO: 1	H: 7 R: 2 ER: 2 SO: 1	BB: 0 IBB: 0 HBP: 0 BLK: 0	WP: 0 HR: 0 S: 37 P: 37	P: 37 ERA: 1.80 WHIP: 0.700														

Cincinnati Reds @ Chicago Cubs
Wrigley Field, Chicago, IL
Fri Sep 22 1967, 3:33 AM CDT
Att: 2,042 - Unknown - 60 F

AB	34
R	2
H	7
RBI	2
BB	0
SO	1
LOB	12



Batter	1	2	3	4	5	6	7	8	9	10	AB	R	H	RBI	BB	SO	LOB	BOTTOM			
Don Kessinger, S OBP: 0.275, SLG: 0.273 (1,6)					4-3						4	0	2	1	1	1	0	Cincinnati Reds @ Chicago Cubs Wrigley Field, Chicago, IL Fri Sep 22 1967, 3:33 AM CDT Att: 2,042 - Unknown - 60 F			
Glenn Beckert, R OBP: 0.309, SLG: 0.366 (1,4)	5-3	F6			1B			4-3		FC5-4 IBB	5	0	1	0	0	0	5				
Billy Williams, L OBP: 0.345, SLG: 0.465 (1,7)	G6-4-3 BB				4-3			F5		F6	4	1	0	0	1	0	1				
Ron Santo, R OBP: 0.400, SLG: 0.519 (1,5)	G6-4-3				6-3			K		6-3	5	0	1	0	0	1	3				
14 Ernie Banks, R OBP: 0.304, SLG: 0.453 (1,3)		5-3	F6					F4		K	4	0	0	0	1	1	0				
Al Spangler, L OBP: 0.338, SLG: 0.288 (1,9)					5-3					F8	4	1	2	0	0	0	0				
John Boccabella, R OBP: 0.216, SLG: 0.219 (10,PH)											0	0	0	0	0	0	0				
Lee Thomas, L OBP: 0.294, SLG: 0.286 (10,PH)		1B 6-3 1B									1	0	0	0	0	0	2				
Randy Hundley, R OBP: 0.330, SLG: 0.410 (1,2)		1B 6-3 1B			F4						3	1	2	0	1	0	0				
Adolfo Phillips, R OBP: 0.378, SLG: 0.453 (1,8)		6-3						F2		SH1-4	2	0	0	1	1	0	3				
Joe Niekro, R OBP: 0.204, SLG: 0.239 (1,1)					F3			6-3		K	4	0	1	0	0	1	4				
Inning Stats	R: 0 E: 0 K: 0 S: 3	H: 1 LOB: 1 BB: 1 P: 7	R: 2 E: 0 K: 0 S: 7	H: 4 LOB: 2 BB: 0 P: 7	R: 0 E: 0 K: 0 S: 3	H: 0 LOB: 0 BB: 0 P: 3	R: 0 E: 0 K: 0 S: 3	H: 0 LOB: 1 BB: 1 P: 7	R: 0 E: 0 K: 1 S: 6	H: 1 LOB: 1 BB: 0 P: 6	R: 0 E: 0 K: 0 S: 5	H: 2 LOB: 2 BB: 0 P: 5	R: 0 E: 0 K: 1 S: 5	H: 0 LOB: 0 BB: 0 P: 5	R: 0 E: 0 K: 1 S: 5	H: 0 LOB: 2 BB: 2 P: 13	R: 1 E: 1 K: 0 S: 2	H: 1 LOB: 2 BB: 1 P: 6	1B: 8 2B: 0 3B: 1 HR: 0	SF: 0 SAC: 1 DP: 1 HBP: 0	WP: 2 PA: 42 PB: 0 SB: 0 CS: 0
PITCHER Jim Maloney, R ERA: 3.41 (1,1)	IP: 9.0 W: 3 L: 1 ER: 3	WLS: 38 H: 8 R: 2 ER: 2	BF: 38 H: 8 R: 2 ER: 2	H: 8 R: 2 ER: 2	BB: 3 IBB: 0 HBP: 0 BLK: 0	WP: 0 HR: 0 S: 42 P: 58	P: 58 ERA: 2.00 WHIP: 1.222														
Billy McCool, L ERA: 3.4 (10,1)	0.0 L	3 1	1 0	0 0	0 0	1 0	0 2	6 ∞	∞	∞											
Ted Abernathy, R ERA: 1.31 (10,1)	0.0	1 0	0 0	0 0	0 0	1 0	0 0	0 ∞	∞	∞											

Cincinnati Reds @ Chicago Cubs
Wrigley Field, Chicago, IL
Fri Sep 22 1967, 3:33 AM CDT
Att: 2,042 - Unknown - 60 F

AB	36
R	3
H	9
RBI	2
BB	5
SO	4
LOB	18



Batter	1	2	3	4	5	6	7	8	9	10	AB	R	H	RBI	BB	SO	LOB	TOP	
Pete Rose, S OBP: 0.364, SLG: 0.446 (1, 7)	0-0 1B 2B		0-0 5-3		0-0 1-3 2-H 1B		0-0 1B		0-3 K		5	1	3	1	0	1	1	Cincinnati Reds @ Chicago Cubs Wrigley Field, Chicago, IL Sun Sep 24 1967, 3:33 AM CDT Att. 15,510 - Sunny - 61 F	
Vada Pinson, L OBP: 0.315, SLG: 0.446 (1, 8)	0-0 1B 2-3 1B		0-0 F8		0-3 K		0-0 F4		0-0 G3		5	0	1	0	0	1	3		
Tony Perez, R OBP: 0.330, SLG: 0.496 (1, 5)	0-0 1B 1-2 3-H 1B		0-0 1-6-3		0-0 FC5-2 1B		0-0 L4		4-0 1B SF8 BB		4	1	2	1	1	0	0		
Lee May, R OBP: 0.305, SLG: 0.413 (1, 9)	0-3 K		0-0 F9		0-0 FC5-2 1-2 1B		0-0 6-3		0-0 1B		5	0	2	0	0	1	2		
Tommy Helms, R OBP: 0.301, SLG: 0.346 (1, 4)	0-0 G4-6-3 1-2 2-3 1B		0-0 F8		0-0 FC5-2 1-2 2-3 1B		4-0 BB		0-0 SF8		3	0	2	1	1	0	0		
Deron Johnson, R OBP: 0.276, SLG: 0.397 Tommy Harper, R OBP: 0.297, SLG: 0.337 (1, 3)	0-0 G4-6-3		0-0 6-3		0-0 FC5-2 1-2 2-3 G6-4-3 1-2 3-H		0-3 K		0-3 K		4	0	0	0	0	1	7		
Don Pavletich, R OBP: 0.311, SLG: 0.405 (1, 2)		0-3 K		0-0 6-3		0-0 G6-4-3		0-0 F9			4	0	0	0	0	1	3		
Leo Cardenas, R OBP: 0.314, SLG: 0.308 (1, 6)		0-0 6-3		4-0 SH 1B BB		0-0 6-3		0-0 1B			3	1	1	0	1	0	0		
Gary Nolan, R OBP: 0.181, SLG: 0.121 Art Shamsky, L OBP: 0.256, SLG: 0.280 Ted Abernathy, R OBP: 0.059, SLG: 0.059 (1, 1)		0-3 K		0-0 SH 1B K		0-3 K		0-0 F7			2	0	0	0	0	2	0		
Inning Stats	R: 1 E: 0 K: 1 S: 8	H: 4 LOB: 2 BB: 0 P: 8	R: 0 E: 0 K: 2 S: 7	H: 0 LOB: 0 BB: 0 P: 7	R: 0 E: 0 K: 0 S: 3	H: 0 LOB: 0 BB: 0 P: 3	R: 0 E: 0 K: 1 S: 6	H: 1 LOB: 1 BB: 1 P: 10	R: 0 E: 0 K: 0 S: 5	H: 3 LOB: 2 BB: 0 P: 5	R: 0 E: 0 K: 1 S: 6	H: 1 LOB: 1 BB: 0 P: 6	R: 0 E: 0 K: 1 S: 6	H: 1 LOB: 1 BB: 0 P: 6	R: 1 E: 0 K: 1 S: 6	H: 1 LOB: 1 BB: 1 P: 10	1B: 10 2B: 1 3B: 0 HR: 0		SF: 1 SAC: 1 DP: 2 HBP: 0
PITCHER	IP WLS BF H R ER SO BB IBB HBP BLK WP HR S P ERA WHIP	IP WLS BF H R ER SO BB IBB HBP BLK WP HR S P ERA WHIP																	
Rich Nye, L ERA: 3.2 Bill Hands, R ERA: 2.45 (1, 1)	5.0 L 20 4 1 1 4 2 0 0 0 0 0 26 34 1.80 1.200																		

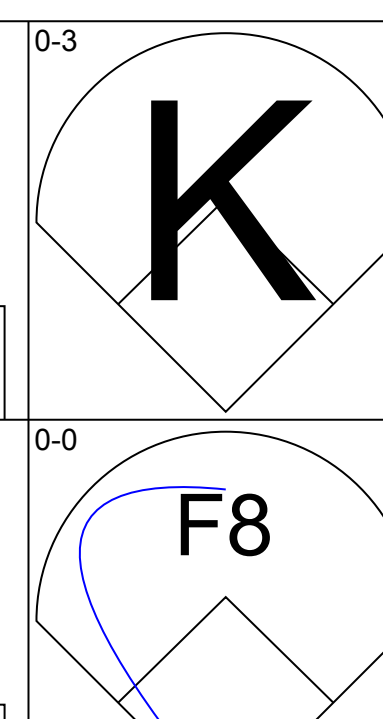
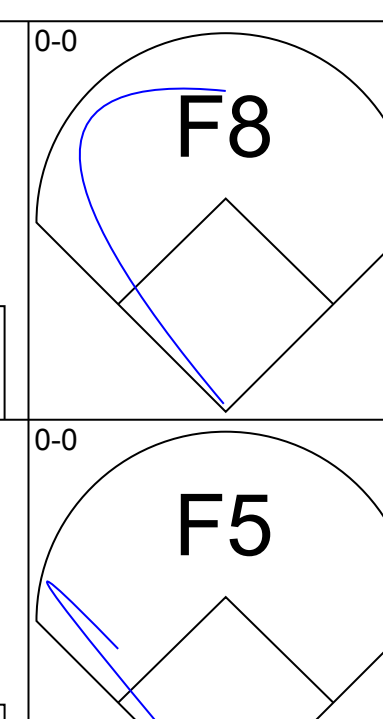
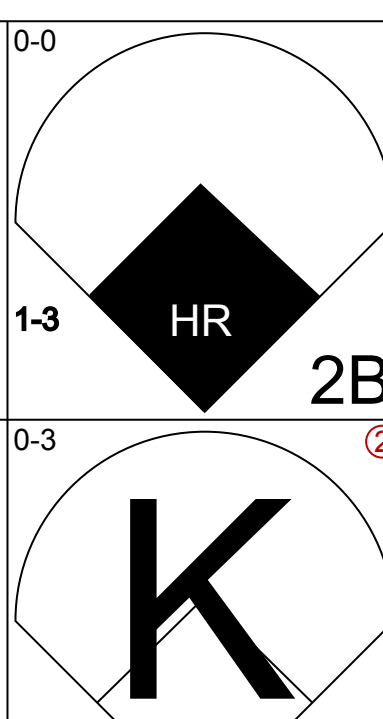
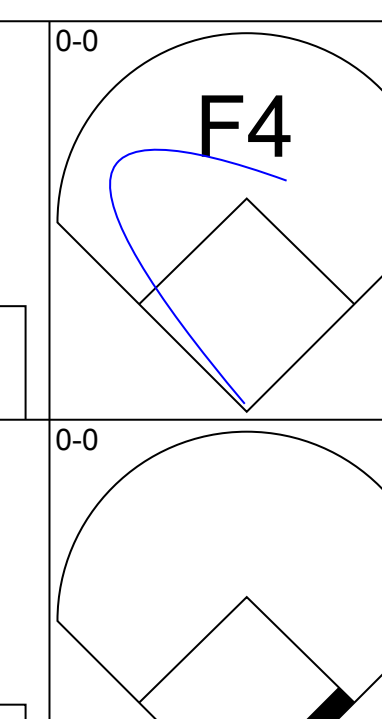
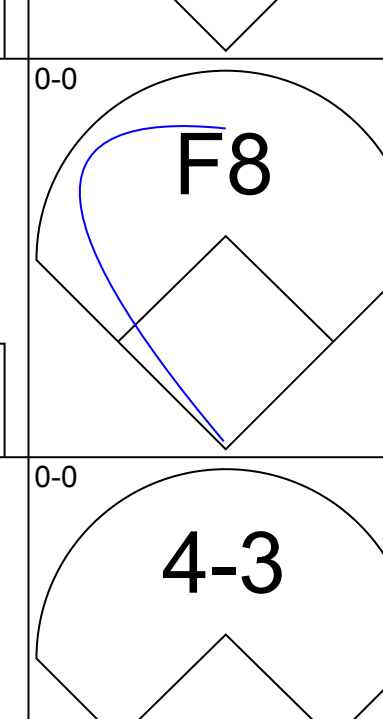
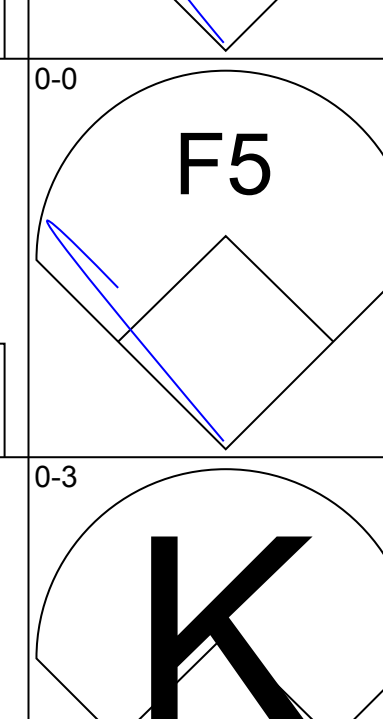
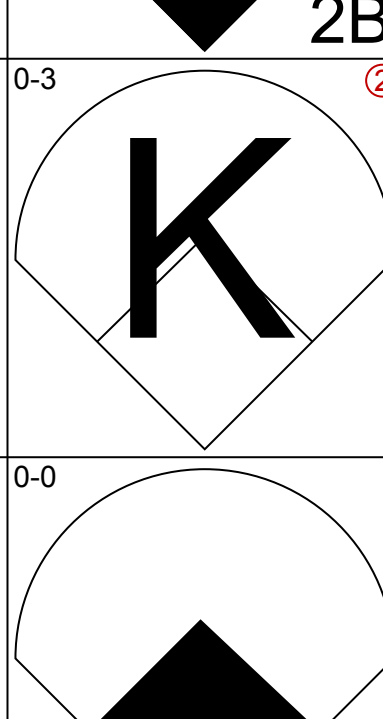
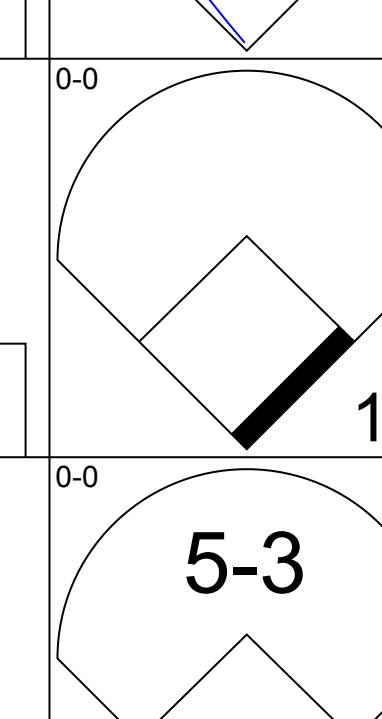
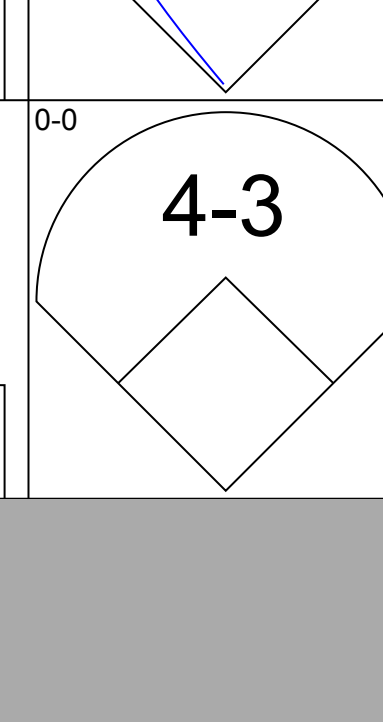
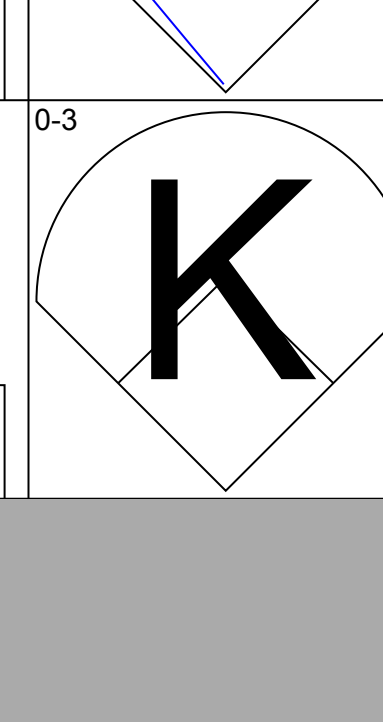
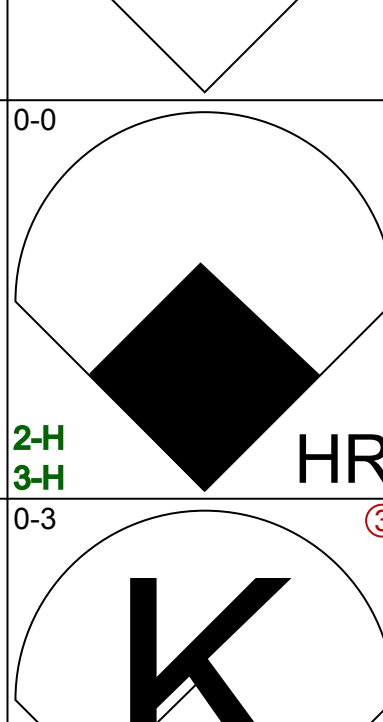
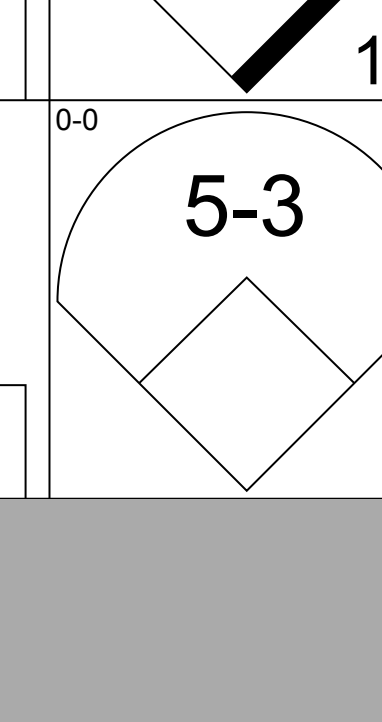
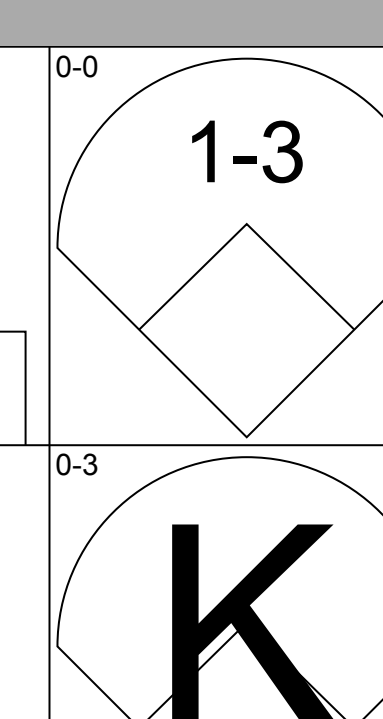
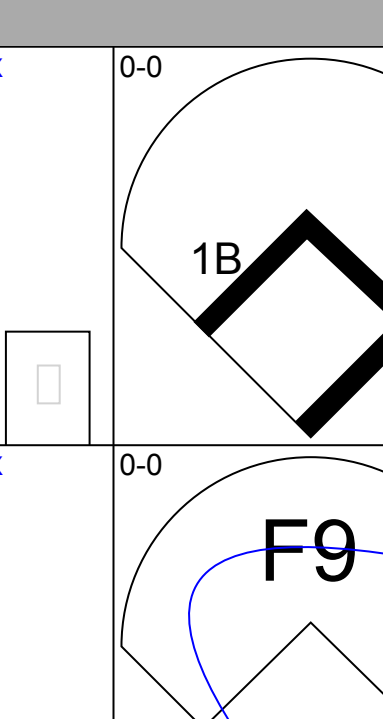

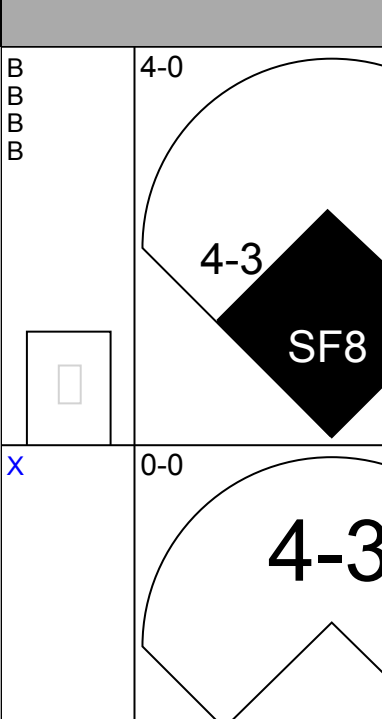

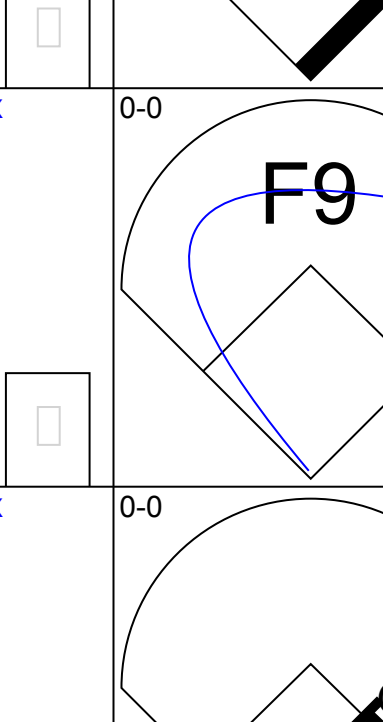
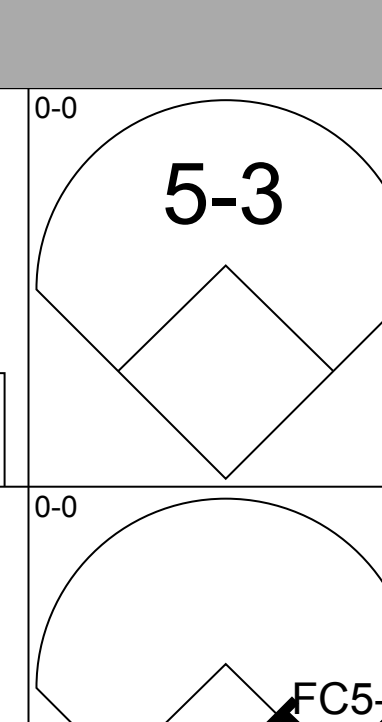
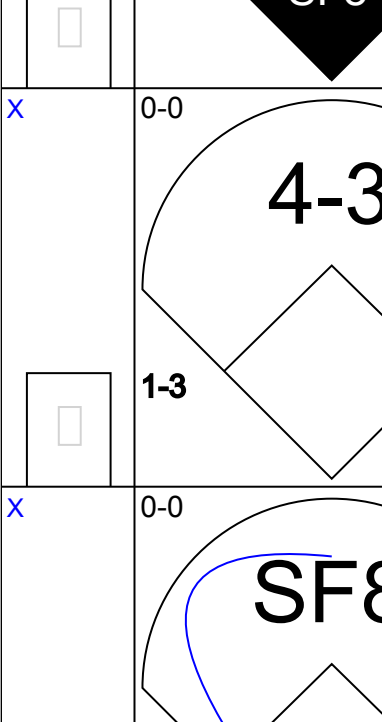

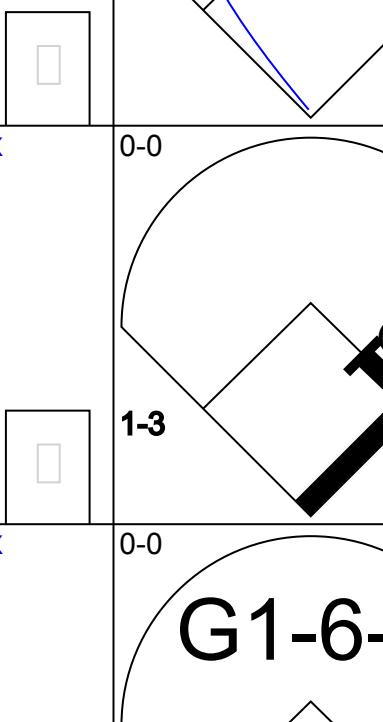
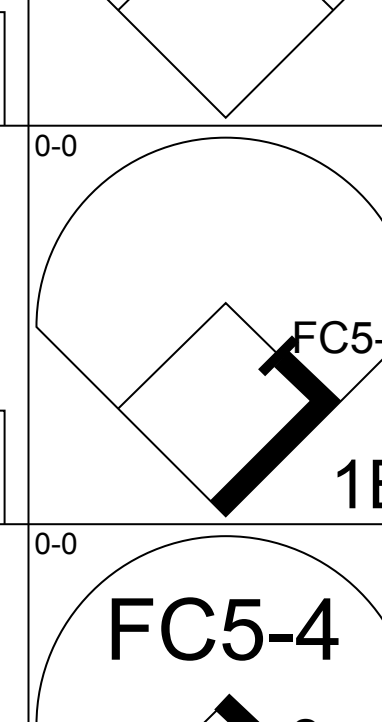
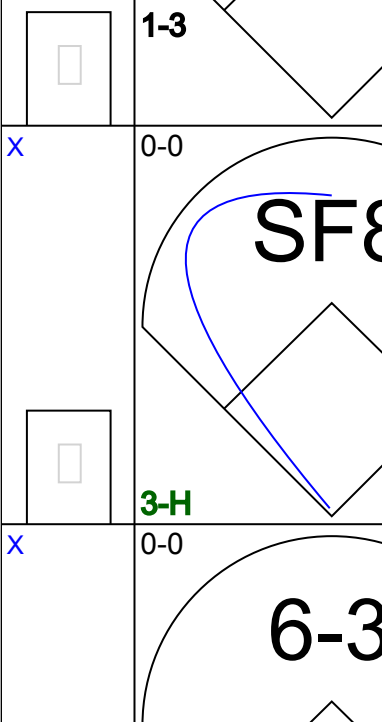
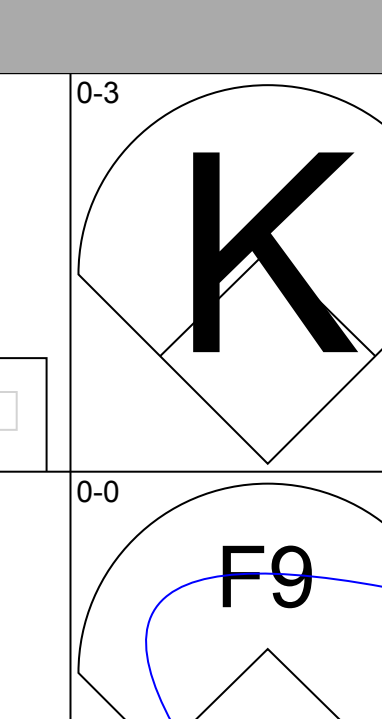
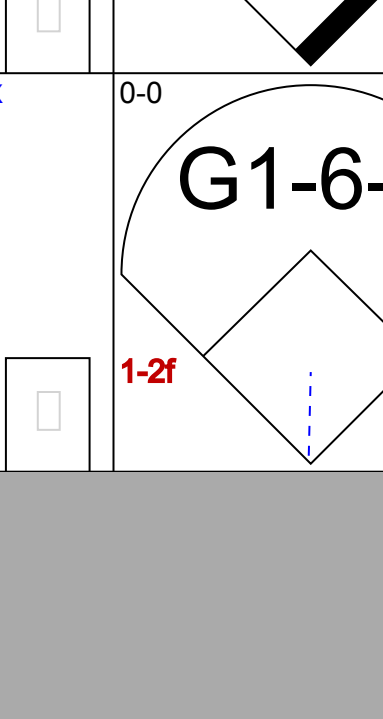
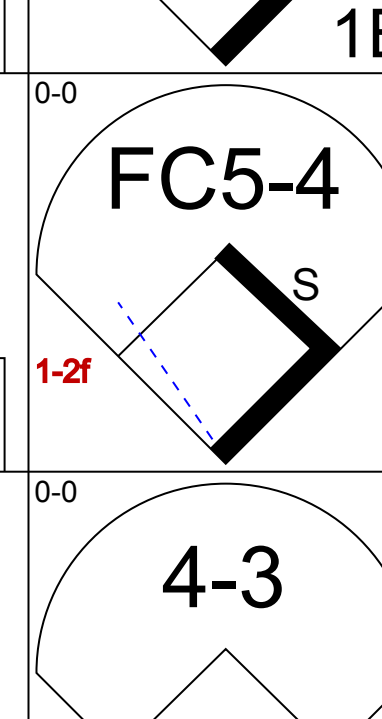
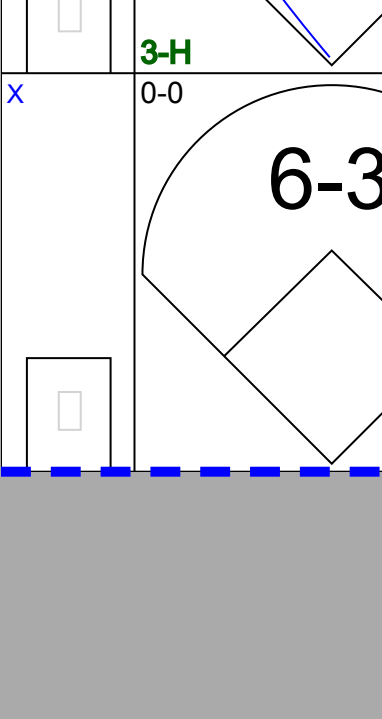
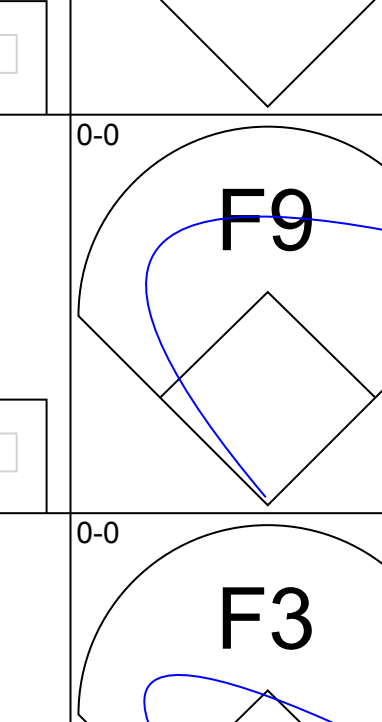
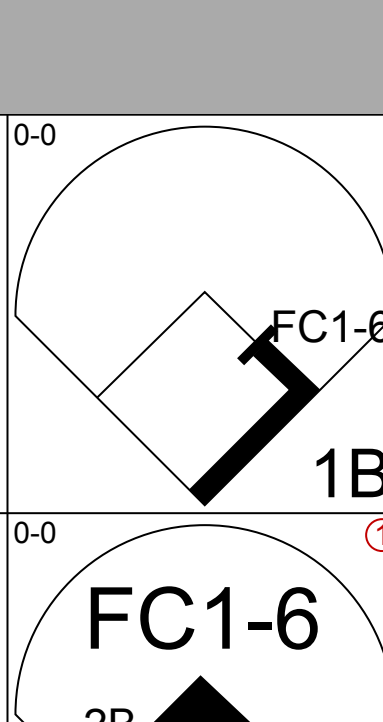
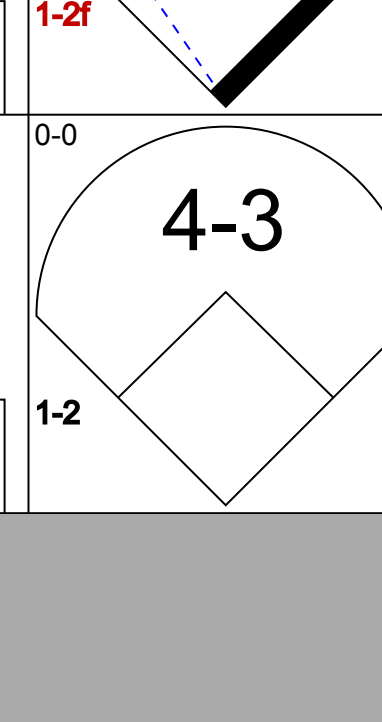
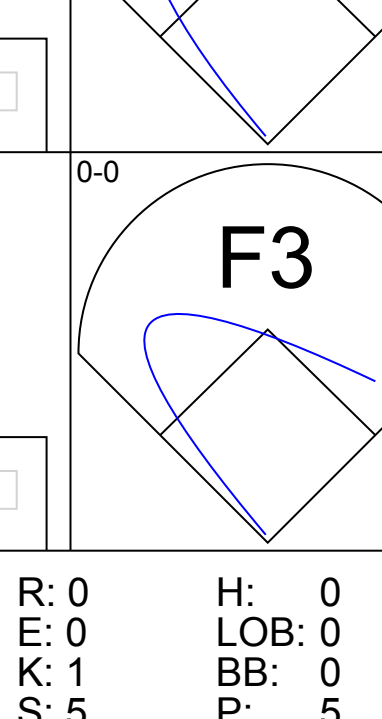
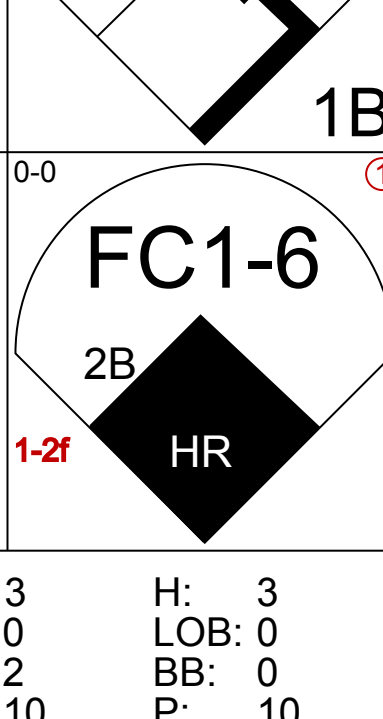
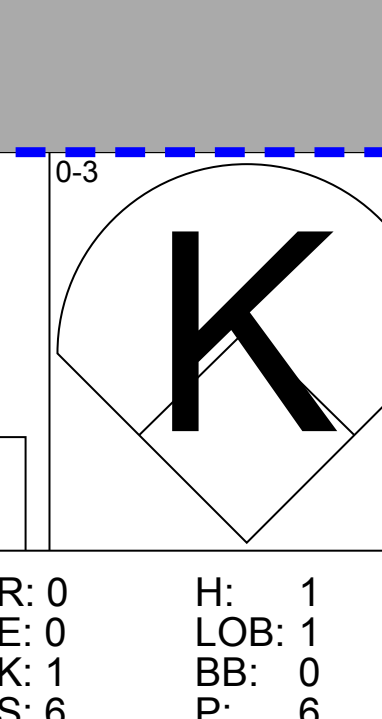
AB	37
R	3
H	11
RBI	3
BB	3
SO	8
LOB	18



Batter	1	2	3	4	5	6	7	8	9	10	AB	R	H	RBI	BB	SO	LOB	BOTTOM	
Don Kessinger, S OBP: 0.276, SLG: 0.274 (1, 6)	0-3 K	0-0 F7		0-0 CS 1B			0-0 4-3		0-0 5-3		5	0	1	0	0	1	2	Cincinnati Reds @ Chicago Cubs Wrigley Field, Chicago, IL Sun Sep 24 1967, 3:33 AM CDT Att. 15,510 - Sunny - 61 F	
Glenn Beckert, R OBP: 0.311, SLG: 0.366 (1, 4)	0-0 2B 1B		0-0 1B 14 1B	0-0 CS 1-2	0-0 F8		0-0 F7		0-0 FC1-5 E 1B		5	1	3	0	0	0	0		
Billy Williams, L OBP: 0.347, SLG: 0.469 (1, 7)	0-0 F8		0-0 14 1B SF8 1B		0-0 F3				0-0 E3 FC1-5		5	1	2	0	0	0	2		
Ron Santo, R OBP: 0.399, SLG: 0.517 (1, 5)	0-0 1-3 2B		0-3 K		0-0 1B		0-0 FC1-6 1B		0-0 FC1-5 14 S G6-4-3		5	0	2	0	0	1	5		
14 Ernie Banks, R OBP: 0.304, SLG: 0.456 (1, 3)	0-0 P4		0-0 FC6-4 1B		0-0 F7		0-0 K		0-0 G6-4-3		5	0	1	1	0	1	6		
Al Spangler, L OBP: 0.347, SLG: 0.295 (1, 9)		4-0 G6-4-3 BB	0-0 SF8		0-0 G3		4-0 IBB				1	0	0	1	2	0	0		
Randy Hundley, R OBP: 0.325, SLG: 0.404 (1, 2)		0-0 G6-4-3	0-0 FC6-4		0-0 5-3		0-0 F8				4	0	0	0	0	0	4		
Adolfo Phillips, R OBP: 0.378, SLG: 0.449 (1, 8)		1-0 1B HBP		0-3 K		0-0 F6		0-0 5-3			3	0	0	0	0	1	0		
Rich Nye, L OBP: 0.234, SLG: 0.267 Bill Hands, R OBP: 0.175, SLG: 0.108 (1, 1)	0-0 1-3 1B		0-0 3-1		0-3 K		0-3 K				2	0	1	0	0	0	0		
Inning Stats	R: 0 E: 0 K: 1 S: 7	H: 2 LOB: 2 BB: 0 P: 7	R: 0 E: 0 K: 0 S: 3	H: 1 LOB: 2 BB: 1 P: 8	R: 2 E: 0 K: 1 S: 8	H: 3 LOB: 1 BB: 0 P: 8	R: 0 E: 0 K: 1 S: 5	H: 1 LOB: 0 BB: 0 P: 5	R: 0 E: 0 K: 0 S: 4	H: 0 LOB: 0 BB: 0 P: 3	R: 0 E: 0 K: 1 S: 6	H: 1 LOB: 2 BB: 1 P: 10	R: 0 E: 0 K: 1 S: 5	H: 0 LOB: 0 BB: 0 P: 5	R: 0 E: 1 K: 0 S: 4	H: 1 LOB: 1 BB: 0 P: 4	1B: 9 2B: 1 3B: 0 HR: 0		SF: 1 SAC: 0 DP: 2 HBP: 1
PITCHER	IP WLS BF H R ER SO BB IBB HBP BLK WP HR S P ERA WHIP	IP WLS BF H R ER SO BB IBB HBP BLK WP HR S P ERA WHIP																	
Gary Nolan, R ERA: 2.51 Ted Abernathy, R ERA: 1.28 (1, 1)	8.0 W 7 1 0 0 1 0 0 0 0 0 0 9 9 0.00 0.500																		

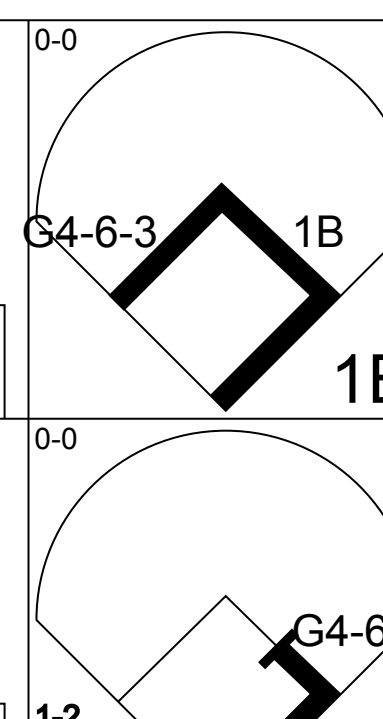
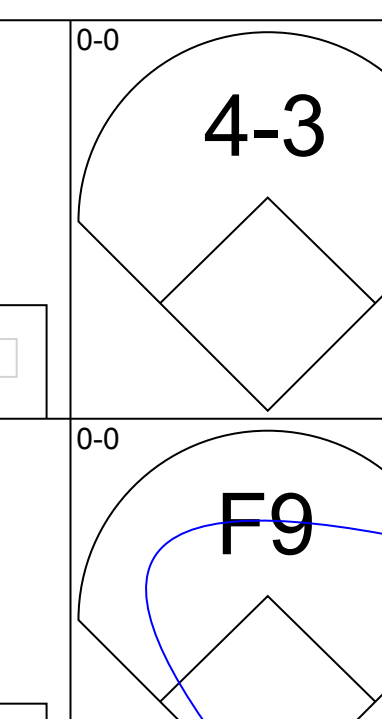
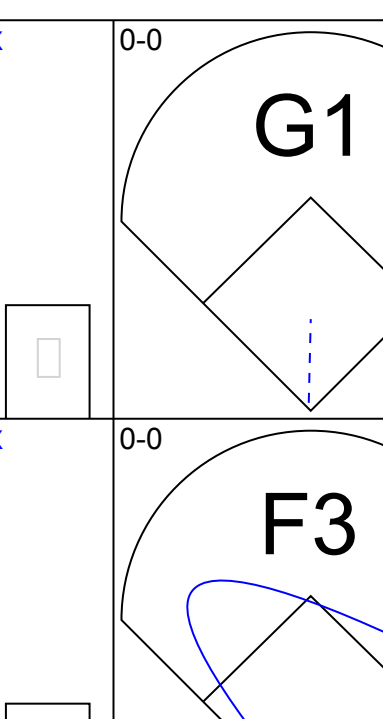
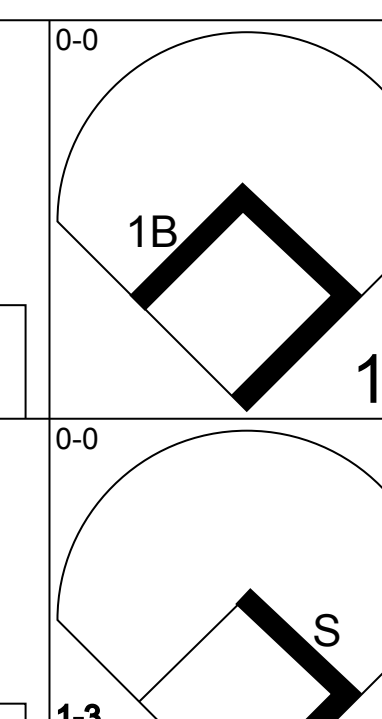
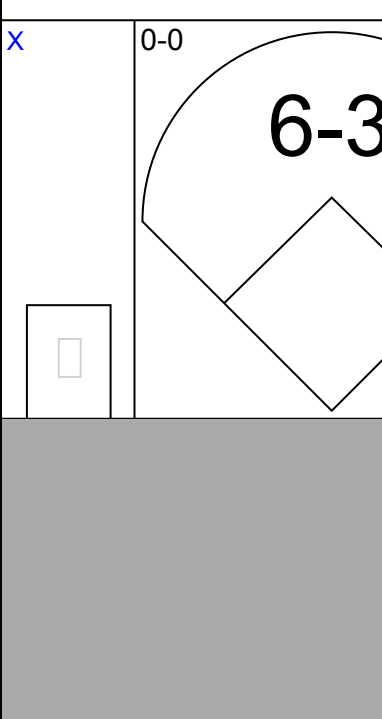
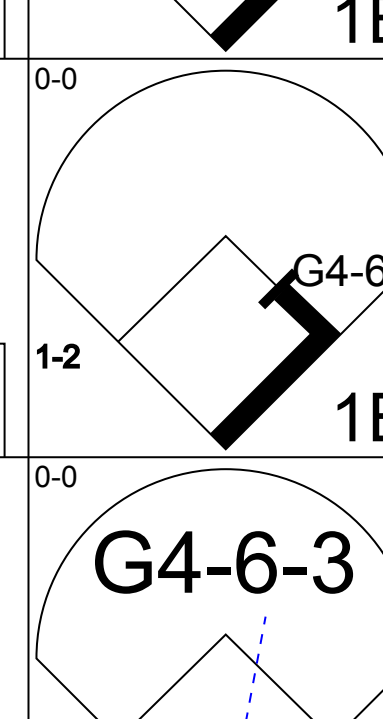
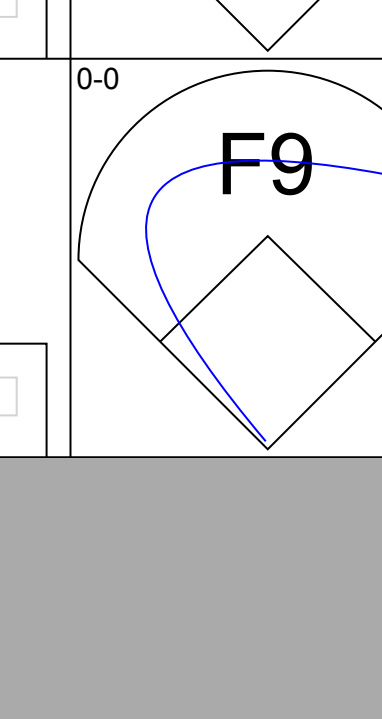
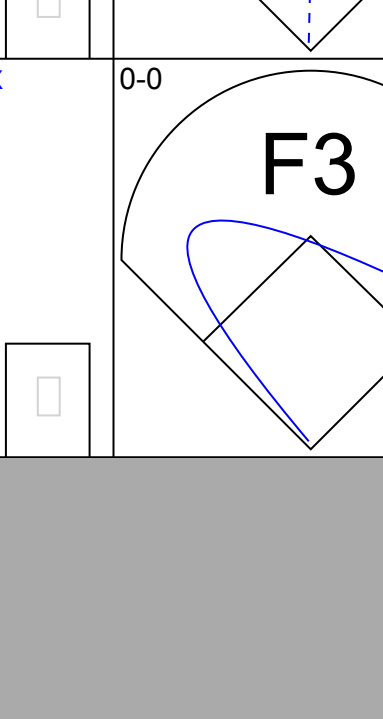
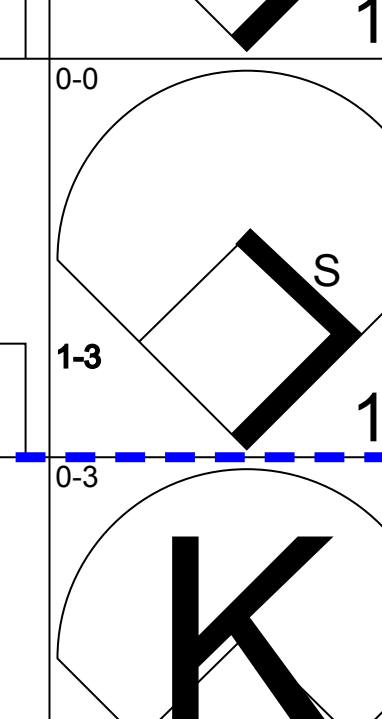
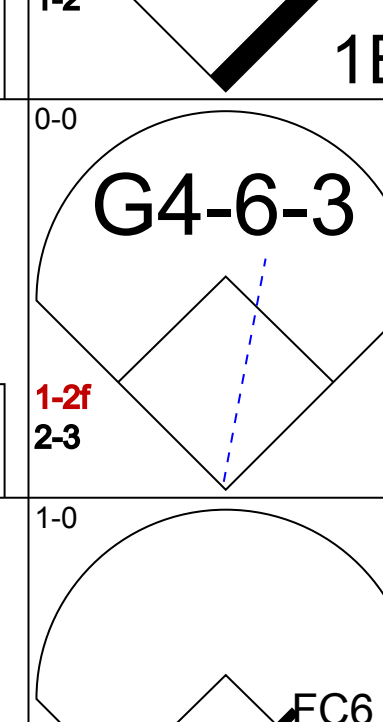
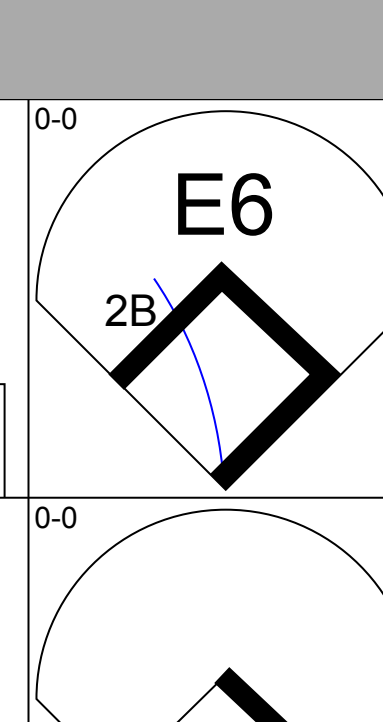
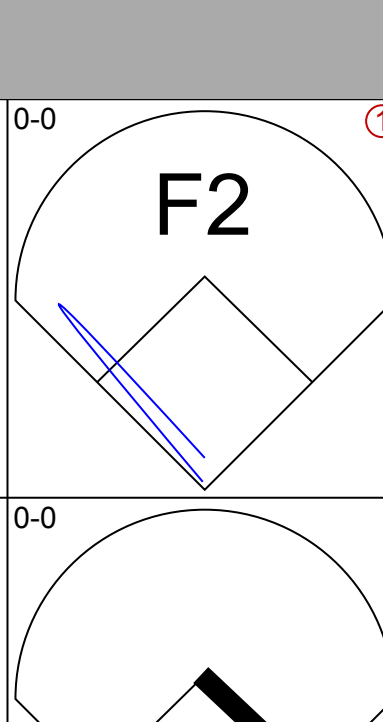
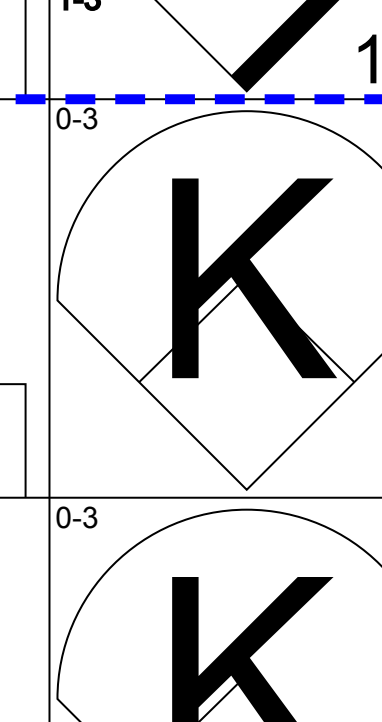
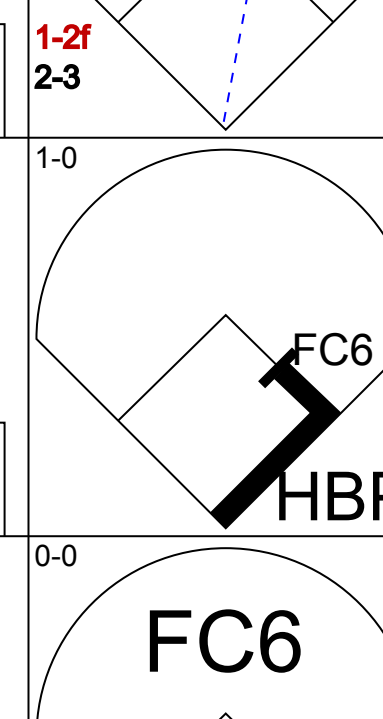
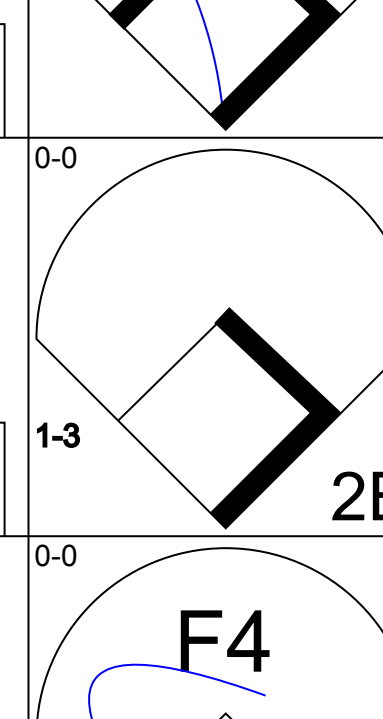
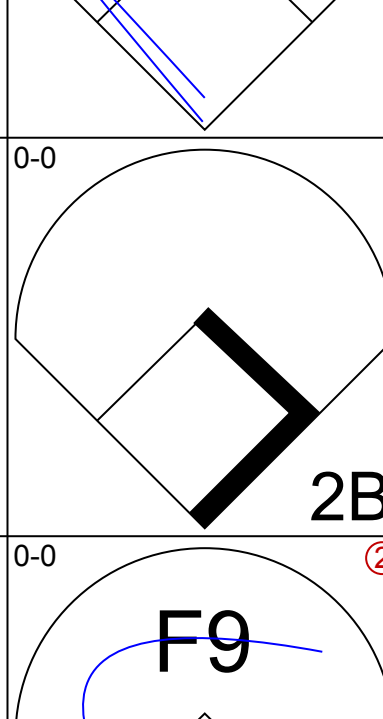
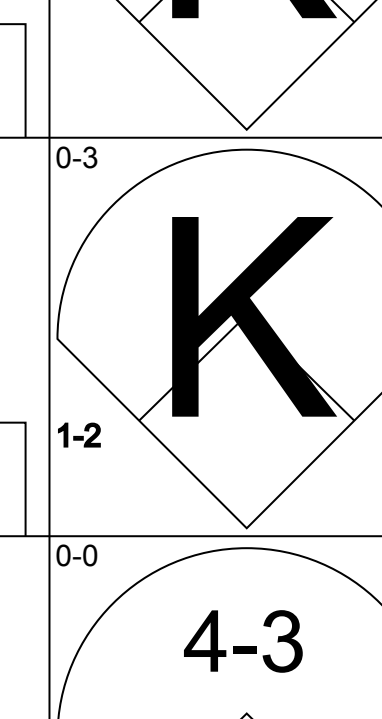
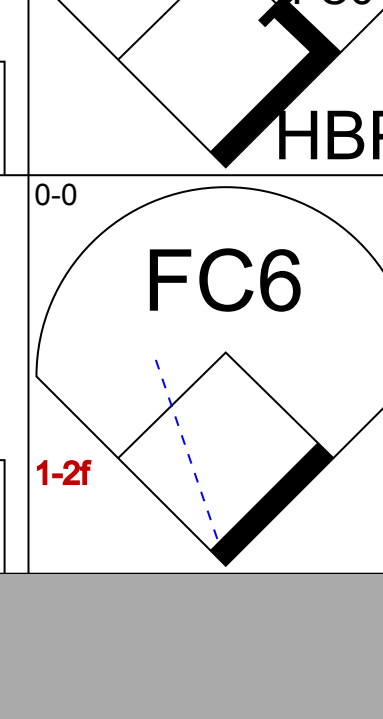
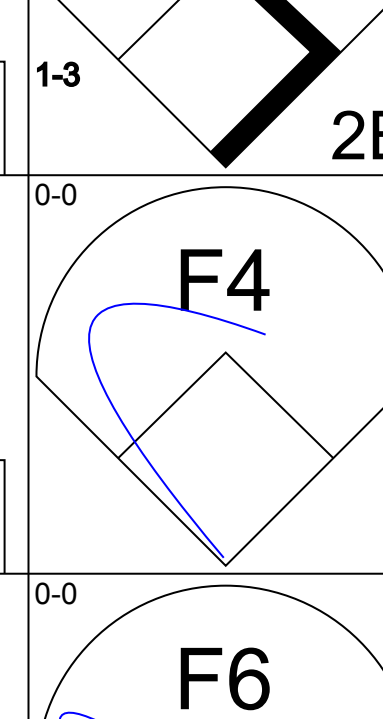
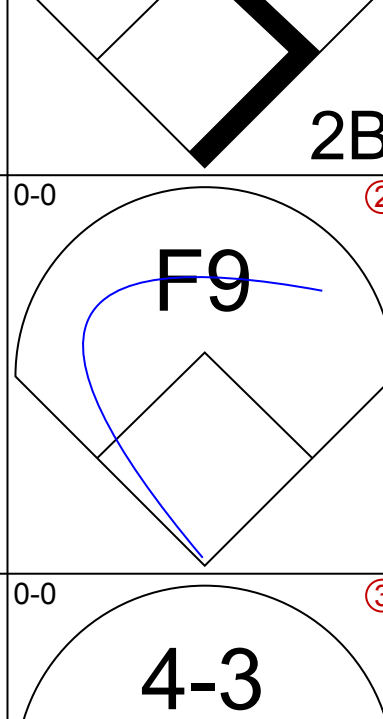
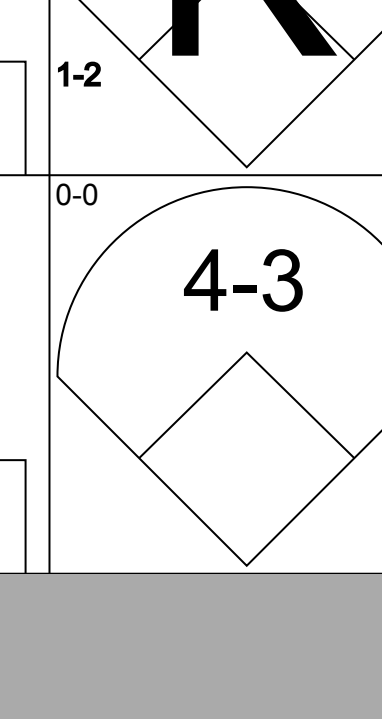
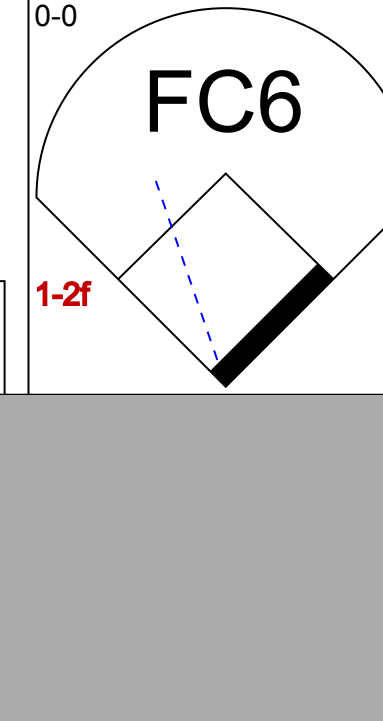
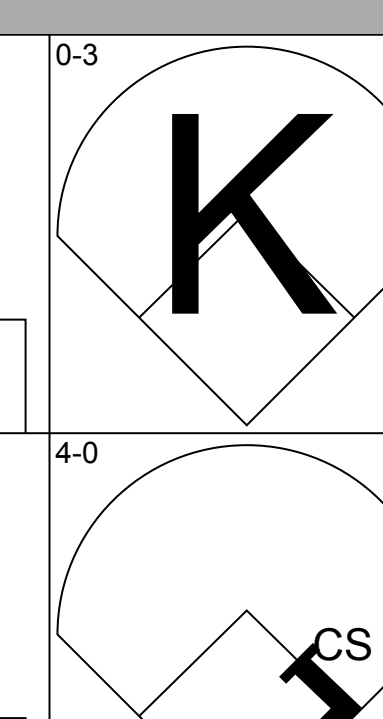
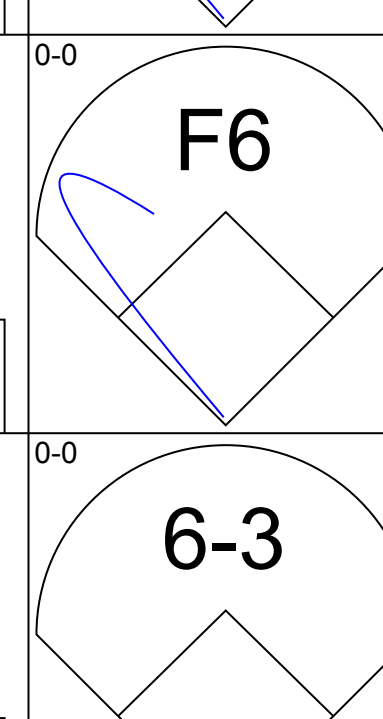
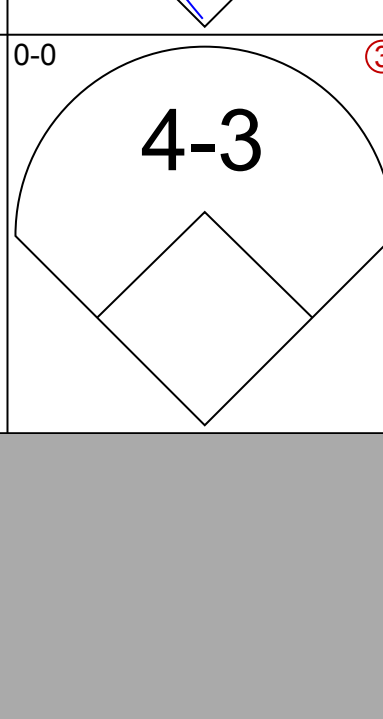
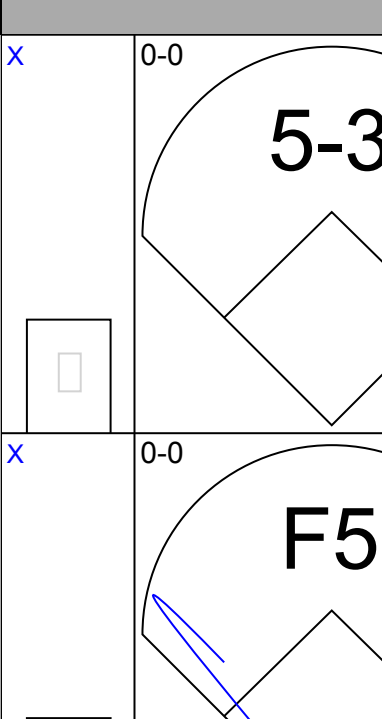
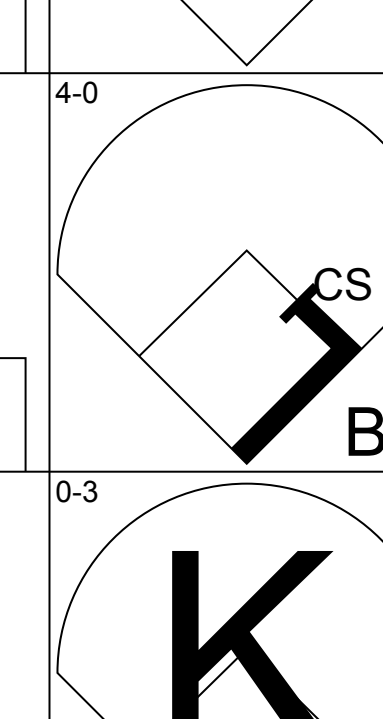
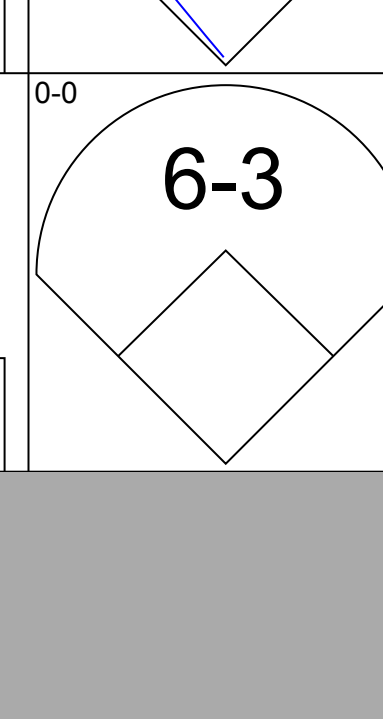

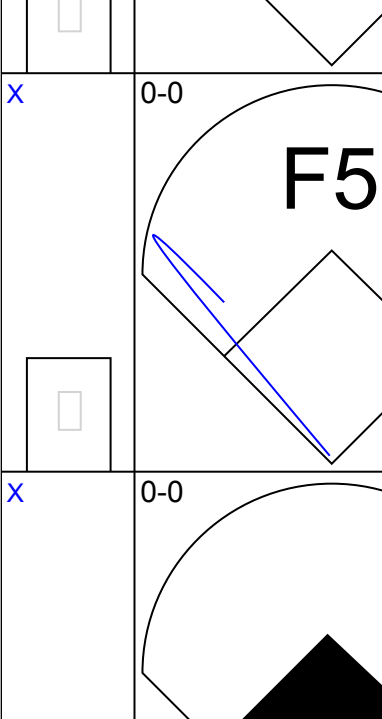

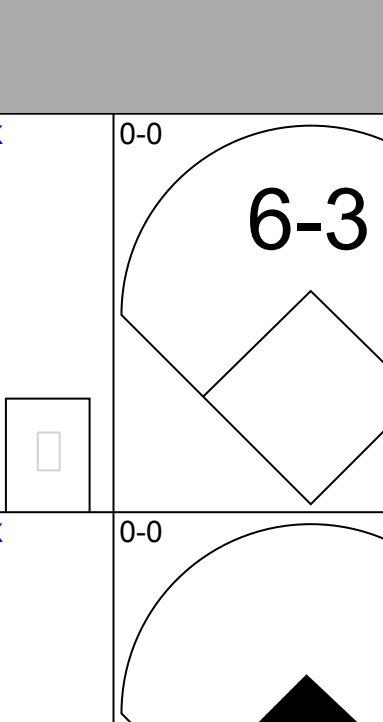
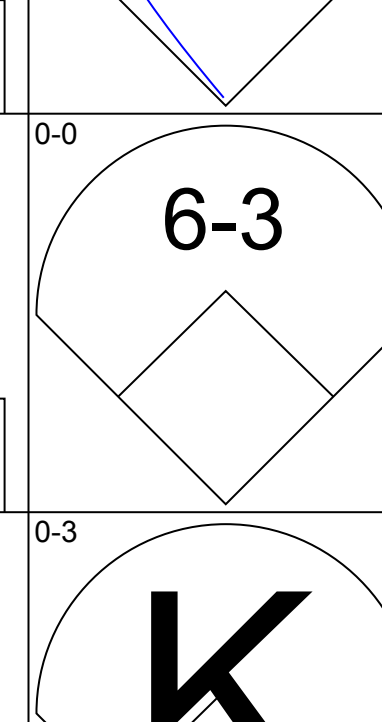
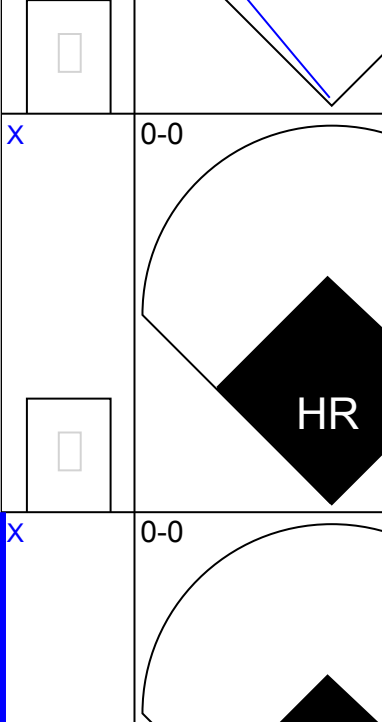
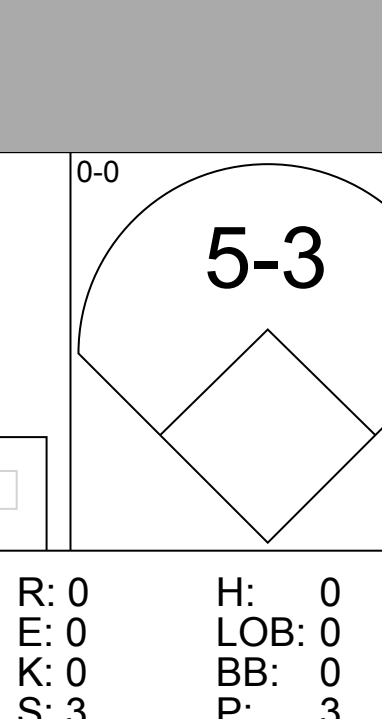

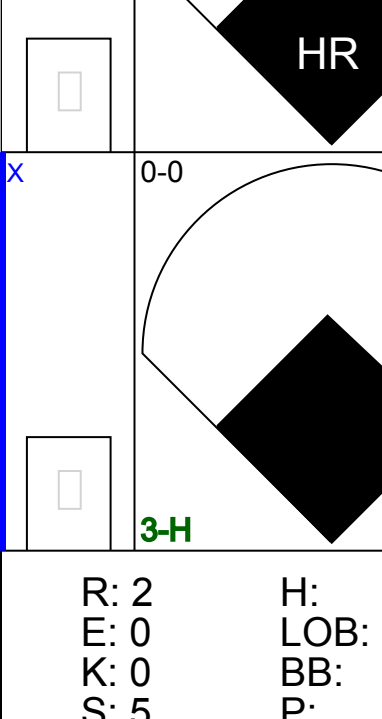
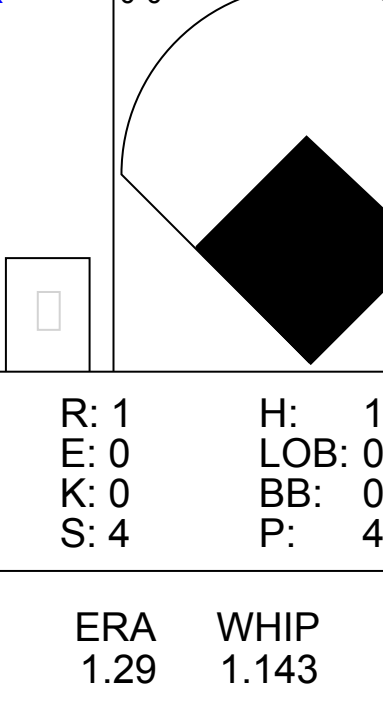
AB	37
R	2
H	10
RBI	2
BB	2
SO	6
LOB	19



Batter	1	2	3	4	5	6	7	8	9	AB	R	H	RBI	BB	SO	LOB	TOP																					
Felix Millan, R OBP: 0.230, SLG: 0.265 (1, 4)										4	1	1	0	0	1	0	Atlanta Braves @ Cincinnati Reds Crosley Field, Cincinnati, OH Tue Sep 26 1967, 7:05 PM EDT Att: 3,317 - Unknown - 74 F																					
Tito Francona, L OBP: 0.302, SLG: 0.324 (1, 3)										4	0	1	0	0	1	2																						
Hank Aaron, R OBP: 0.369, SLG: 0.579 (1, 9)										4	1	1	3	0	1	1																						
Joe Torre, R OBP: 0.351, SLG: 0.453 (1, 2)										3	1	1	0	1	1	0																						
Clete Boyer, R OBP: 0.295, SLG: 0.432 (1, 5)										4	0	0	0	0	1	2																						
Dave Nicholson, R OBP: 0.400, SLG: 0.375 (1, 7)										3	0	2	1	0	1	0																						
Cito Gaston, R OBP: 0.167, SLG: 0.333 (1, 8)										4	0	0	0	0	1	3																						
Remy Hermoso, R OBP: 0.385, SLG: 0.273 (1, 6)										3	0	1	0	0	0	1																						
Ron Reed, R (1, 1)										3	1	0	0	0	1	1																						
Cecil Upshaw, R OBP: 0.375, SLG: 0.167 (8, 1)										0	0	0	0	0	0	0																						
Inning Stats	R: 0 E: 0 K: 1 S: 5	H: 0 LOB: 0 BB: 0 P: 5	R: 0 E: 0 K: 2 S: 7	H: 0 LOB: 0 BB: 0 P: 7	R: 0 E: 0 K: 1 S: 5	H: 0 LOB: 0 BB: 0 P: 5	R: 0 E: 0 K: 1 S: 5	H: 0 LOB: 0 BB: 0 P: 5	R: 0 E: 0 K: 0 S: 4	H: 2 LOB: 1 BB: 0 P: 4	R: 3 E: 0 K: 2 S: 10	H: 3 LOB: 0 BB: 0 P: 10	R: 0 E: 0 K: 0 S: 4	H: 1 LOB: 1 BB: 0 P: 4	R: 0 E: 0 K: 1 S: 6	H: 1 LOB: 1 BB: 0 P: 6	R: 1 E: 0 K: 0 S: 3	H: 0 LOB: 0 BB: 1 P: 7	1B: 5 2B: 1 3B: 0 HR: 1	SF: 1 SAC: 0 DP: 1 HBP: 0	WP: 1 PA: 34 PB: 0 SB: 1 CS: 0																	
PITCHER	IP	WLS	BF	H	R	ER	SO	BB	IBB	HBP	BLK	WP	HR	S	P	ERA	WHIP	PITCHER				IP	WLS	BF	H	R	ER	SO	BB	IBB	HBP	BLK	WP	HR	S	P	ERA	WHIP
Milt Pappas, R ERA: 3.07 (1, 1)	7.0	L	26	6	3	3	7	0	0	0	0	0	1	40	40	3.86	0.857																					
Don Nottebart, R ERA: 1.67 (8, 1)	2.0	S	8	1	1	1	1	1	0	0	0	1	0	9	13	4.50	1.000																					

AB	32
R	4
H	7
RBI	4
BB	1
SO	8
LOB	10



Batter	1	2	3	4	5	6	7	8	9	AB	R	H	RBI	BB	SO	LOB	BOTTOM																					
Pete Rose, S OBP: 0.364, SLG: 0.446 (1, 7) (9, 4)										5	0	2	0	0	0	0	Atlanta Braves @ Cincinnati Reds Crosley Field, Cincinnati, OH Tue Sep 26 1967, 7:05 PM EDT Att: 3,317 - Unknown - 74 F																					
Vada Pinson, L OBP: 0.316, SLG: 0.446 (1, 8)										4	0	2	0	0	0	0																						
Tony Perez, R OBP: 0.327, SLG: 0.492 (1, 5)										4	0	0	0	0	1	4																						
Lee May, R OBP: 0.309, SLG: 0.420 (1, 9) (9, 7)										3	0	2	0	0	1	2																						
Tommy Helms, R OBP: 0.300, SLG: 0.344 (1, 4)										3	0	0	0	0	0	5																						
Girardo Ruiz, S OBP: 0.256, SLG: 0.298 (8, 4)										0	0	0	0	0	0	0																						
Art Shamsky, L OBP: 0.267, SLG: 0.278 (8, PH) (9, 9)										1	0	0	0	0	0	2																						
Deron Johnson, R OBP: 0.273, SLG: 0.392 (1, 3)										4	0	0	0	0	1	3																						
Johnny Bench, R OBP: 0.207, SLG: 0.268 (1, 2)										3	0	0	0	1	0	2																						
Leo Cardenas, R OBP: 0.313, SLG: 0.313 (1, 6)										4	1	1	0	0	1	1																						
Milt Pappas, R OBP: 0.133, SLG: 0.139 (1, 1)										2	1	1	1	0	0	0																						
Mei Queen, L OBP: 0.244, SLG: 0.259 (7, PH)										1	0	0	0	0	1	0																						
Don Nottebart, R (8, 1)										0	0	0	0	0	0	0																						
Johnny Edwards, L OBP: 0.260, SLG: 0.258 (8, PH)										1	1	1	2	0	0	0																						
Inning Stats	R: 0 E: 0 K: 0 S: 4	H: 2 LOB: 2 BB: 0 P: 5	R: 0 E: 0 K: 2 S: 6	H: 0 LOB: 0 BB: 1 P: 10	R: 0 E: 0 K: 0 S: 3	H: 0 LOB: 0 BB: 0 P: 3	R: 0 E: 1 K: 0 S: 5	H: 1 LOB: 2 BB: 0 P: 5	R: 1 E: 0 K: 0 S: 4	H: 1 LOB: 0 BB: 0 P: 4	R: 0 E: 0 K: 0 S: 4	H: 1 LOB: 1 BB: 0 P: 4	R: 0 E: 0 K: 1 S: 5	H: 0 LOB: 0 BB: 0 P: 5	R: 0 E: 0 K: 2 S: 9	H: 2 LOB: 2 BB: 0 P: 9	R: 2 E: 0 K: 0 S: 5	H: 2 LOB: 0 BB: 0 P: 5	1B: 4 2B: 2 3B: 1 HR: 2	SF: 0 SAC: 0 DP: 1 HBP: 1	WP: 0 PA: 37 PB: 0 SB: 1 CS: 1																	
PITCHER	IP	WLS	BF	H	R	ER	SO	BB	IBB	HBP	BLK	WP	HR	S	P	ERA	WHIP	PITCHER				IP	WLS	BF	H	R	ER	SO	BB	IBB	HBP	BLK	WP	HR	S	P	ERA	WHIP
Ron Reed, R ERA: 2.03 (1, 1)	7.0	W	29	7	1	1	3	1	0	1	0	0	1	33	38	1.29	1.143																					
Cecil Upshaw, R ERA: 2.76 (8, 1)	2.0	S	8	2	2	2	2	0	0	0	0	0	1	12	12	9.00	1.000																					



Batter	1	2	3	4	5	6	7	8	9	AB	R	H	RBI	BB	SO	LOB	TOP					
Felix Millan, R (1,4) OBP: 0.262, SLG: 0.325	0-0 L6-3 1B			0-0 3B		0-0 1-3 1B		0-0 HR		4	1	4	1	0	0	0	Atlanta Braves @ Cincinnati Reds Crosley Field, Cincinnati, OH Thu Sep 28 1967, 7:05 PM EDT Att: 1,399 - Unknown					
Gary Geiger, L (1,9) OBP: 0.285, SLG: 0.214	0-0 L6-3 1-2			0-0 F8		0-0 F3		0-0 F9		4	0	0	0	0	0	4						
Tito Francona, L (1,3) Joe Torre, R (6,PH) OBP: 0.349, SLG: 0.449	0-3 K			0-3 K		0-0 L7		0-0 1-3		2	0	0	0	0	2	1						
Clete Boyer, R (1,5) OBP: 0.295, SLG: 0.429		0-0 4-3		0-0 5-3				0-0 1B		4	0	1	0	0	0	1						
Dave Nicholson, R (1,7) OBP: 0.294, SLG: 0.214		4-0 G4-6-3 BB			0-0 F2			0-0 F2		3	0	0	0	1	0	1						
Cito Gaston, R (1,8) OBP: 0.105, SLG: 0.211		0-0 G4-6-3 1-2			0-0 F8			0-0 F3		4	0	0	0	0	0	2						
Remy Hermoso, R (1,6) OBP: 0.368, SLG: 0.294			0-0 4-3		0-0 1-3			1-2 1B		3	0	1	0	0	0	0						
Bob Uecker, R (1,2) OBP: 0.245, SLG: 0.220			0-0 F3			0-0 1B		0-0 F7		3	0	1	0	0	0	2						
Pat Jarvis, R (1,1) Charlie Lau, L (6,PH) Ed Rakow, S (6,1) Ramon Hernandez, S (7,1) Miguel de la Hoz, R (7,6) OBP: 0.229, SLG: 0.299			0-3 K			0-0 F3		0-0 F5		1	0	0	0	0	1	0						
Inning Stats	R: 0 E: 0 K: 1 S: 5	H: 1 LOB: 0 BB: 0 P: 5	R: 0 E: 0 K: 0 S: 2	H: 0 LOB: 0 BB: 1 P: 6	R: 0 E: 0 K: 1 S: 5	H: 0 LOB: 0 BB: 0 P: 5	R: 0 E: 0 K: 1 S: 6	H: 1 LOB: 1 BB: 0 P: 6	R: 0 E: 0 K: 0 S: 3	H: 0 LOB: 0 BB: 0 P: 3	R: 0 E: 0 K: 0 S: 5	H: 2 LOB: 2 BB: 0 P: 5	R: 0 E: 0 K: 0 S: 5	H: 2 LOB: 2 BB: 0 P: 5	R: 1 E: 0 K: 0 S: 4	H: 1 LOB: 0 BB: 0 P: 4		R: 0 E: 0 K: 0 S: 3	H: 0 LOB: 0 BB: 0 P: 3	1B: 5 2B: 1 3B: 1 HR: 1	SF: 0 SAC: 0 DP: 2 HBP: 0	WP: 0 PB: 0 SB: 0 CS: 0
PITCHER Sammy Ellis, R (1,1) ERA: 3.84	IP: 9.0 WLS: W BF: 33 H: 7 R: 1 ER: 1 SO: 3 BB: 1 IBB: 0 HBP: 0 BLK: 0 WP: 0 HR: 1 S: 38 P: 42 ERA: 1.00 WHIP: 0.889																					

Batter	1	2	3	4	5	6	7	8	9	AB	R	H	RBI	BB	SO	LOB	BOTTOM			
Pete Rose, S (1,7) OBP: 0.362, SLG: 0.447	0-0 HR	0-0 F3		0-0 FC8-4 1-2 3-H		0-0 6-3 1-2	0-0 1-3			5	1	1	2	0	0	4	Atlanta Braves @ Cincinnati Reds Crosley Field, Cincinnati, OH Thu Sep 28 1967, 7:05 PM EDT Att: 1,399 - Unknown			
Tommy Helms, R (1,4) OBP: 0.304, SLG: 0.353	4-0 1B BB		0-0 1B SF8 2B	0-0 F7		0-0 2B	0-0 1B	0-0 1B		4	3	3	1	1	0	1				
Vada Pinson, L (1,8) Tommy Harper, R (7,8) OBP: 0.298, SLG: 0.338	0-0 1B		0-0 2-3 1B	0-0 F6	0-0 1-3		0-0 F2			4	0	2	0	0	0	1				
Lee May, R (1,3) OBP: 0.314, SLG: 0.425	0-0 3-1 1B		0-0 F4	0-0 2B	0-0 F6	0-0 1B	0-0 1B	0-0 E		5	1	4	1	0	0	2				
Tony Perez, R (1,5) OBP: 0.328, SLG: 0.491	0-0 F6		0-0 SF8	0-0 F4	0-0 F4	0-0 1B	0-0 E4			4	1	1	1	0	0	4				
Art Shamsky, L (1,9) OBP: 0.285, SLG: 0.275	0-0 3-1 1-2		0-0 G3	0-0 4-3	0-0 4-3	0-0 1B	0-3 K2-4-1-2			5	0	1	1	0	1	6				
Johnny Edwards, L (1,2) OBP: 0.280, SLG: 0.257	0-0 5-3		0-0 4-3	0-0 FC8-4 3B	0-0 FC8-4 BB	0-0 4-3 1B	0-0 FC4-6 1B			4	1	1	1	0	0	3				
Leo Cardenas, R (1,6) OBP: 0.319, SLG: 0.326		0-0 4-3		0-0 FC8-4 3B		0-0 4-3	0-0 1B			4	1	2	0	0	0	1				
Sammy Ellis, L (1,1) OBP: 0.151, SLG: 0.082		0-3 K		4-0 FC8-4 BB		0-0 WP 2B 1B	0-3 K			3	1	1	1	1	2	2				
Inning Stats	R: 2 E: 0 K: 0 S: 6	H: 3 LOB: 2 BB: 1 P: 10	R: 0 E: 0 K: 1 S: 5	H: 0 LOB: 0 BB: 0 P: 5	R: 1 E: 0 K: 0 S: 5	H: 2 LOB: 1 BB: 0 P: 5	R: 1 E: 0 K: 0 S: 4	H: 1 LOB: 1 BB: 1 P: 8	R: 0 E: 0 K: 0 S: 4	H: 1 LOB: 1 BB: 0 P: 4	R: 2 E: 0 K: 1 S: 9	H: 3 LOB: 1 BB: 0 P: 6	R: 2 E: 1 K: 1 S: 7	H: 4 LOB: 2 BB: 0 P: 7	R: 1 E: 1 K: 1 S: 7	H: 2 LOB: 2 BB: 0 P: 7		1B: 11 2B: 4 3B: 1 HR: 1	SF: 1 SAC: 0 DP: 1 HBP: 0	WP: 2 PB: 0 SB: 0 CS: 0
PITCHER Pat Jarvis, R (1,1) ERA: 3.66 Ed Rakow, R (6,1) Ramon Hernandez, L (7,1) ERA: 4.21	IP: 5.0 WLS: L BF: 24 H: 7 R: 4 ER: 4 SO: 4 BB: 2 IBB: 0 HBP: 0 BLK: 0 WP: 2 HR: 1 S: 24 P: 32 ERA: 7.20 WHIP: 1.800																			



Batter	1	2	3	4	5	6	7	8	9	AB	R	H	RBI	BB	SO	LOB	TOP										
Don Kessinger, S (1, 6) OBP: 0.275, SLG: 0.272	0-0 4-3		0-0 4-3			0-0 4-3		0-0 SH3-4 1B	0-0 L5	5	1	1	0	0	0	1	Chicago Cubs @ Cincinnati Reds Crosley Field, Cincinnati, OH Fri Sep 29 1967, 7:05 PM EDT Alt. 3,069 - Unknown - 55 F										
Glenn Beckert, R (1, 4) OBP: 0.312, SLG: 0.365	0-3 K			0-0 1B		0-0 F3		0-0 SH3-4		3	0	1	0	0	1	0											
Billy Williams, L (1, 7) OBP: 0.348, SLG: 0.479	0-0 HR			0-0 F2		0-0 HR		4-0 6-3 1B		3	3	2	2	1	0	1											
Ron Santo, R (1, 5) OBP: 0.397, SLG: 0.517	0-0 5-3			0-0 F2		0-0 F4		0-0 6-3		4	0	0	0	0	0	3											
14 Ernie Banks, R (1, 3) OBP: 0.304, SLG: 0.452		0-3 K		0-0 F7			0-0 F9	4-0 1B		3	0	0	0	1	1	1											
Al Spangler, L (1, 9) OBP: 0.356, SLG: 0.315		0-3 K			0-0 4-3			0-0 2B	0-0 1B	4	0	2	2	0	1	0											
Randy Hundley, R (1, 2) OBP: 0.324, SLG: 0.400		0-0 F7			0-0 1-3		0-0 F4	0-3 1-3 2-H 3-H	0-3 1B	4	0	0	0	0	1	3											
Adolfo Phillips, R (1, 8) OBP: 0.384, SLG: 0.458			0-0 CS		0-0		0-0		0-3 K	3	0	3	0	0	0	0											
Ted Savage, R (7, 8) OBP: 0.351, SLG: 0.320			0-0 1B		0-0 1B		1-3 2B		0-3 K	1	0	0	0	0	1	0											
Fergie Jenkins, R (1, 1) OBP: 0.200, SLG: 0.204			4-0 1-2 BB		0-0 4-3		0-3 K		0-3 K	3	0	0	0	1	2	3											
Inning Stats	R: 1 E: 0 K: 1 S: 6	H: 1 LOB: 0 BB: 0 P: 6	R: 0 E: 0 K: 2 S: 7	H: 0 LOB: 0 BB: 0 P: 7	R: 0 E: 0 K: 0 S: 2	H: 1 LOB: 0 BB: 1 P: 6	R: 0 E: 0 K: 0 S: 4	H: 1 LOB: 1 BB: 0 P: 4	R: 0 E: 0 K: 0 S: 4	H: 1 LOB: 0 BB: 0 P: 4	R: 0 E: 0 K: 1 S: 7	H: 2 LOB: 2 BB: 0 P: 7	R: 2 E: 0 K: 1 S: 7	H: 2 LOB: 2 BB: 2 P: 15	R: 0 E: 0 K: 2 S: 7	H: 0 LOB: 0 BB: 0 P: 7	1B: 6 2B: 1 3B: 0 HR: 2	SF: 0 SAC: 1 DP: 0 HBP: 0	WP: 0 PB: 0 SB: 0 CS: 1	PA: 37							
PITCHER	IP	WLS	BF	H	R	ER	SO	BB	IBB	HBP	BLK	WP	HR	S	P	ERA	WHIP										
Gary Nolan, R (1, 1) ERA: 2.88	7.2	L	32	8	4	4	4	1	2	0	0	0	2	37	49	4.70	1.174										
Ted Davidson, L (8, 1) ERA: 4.5	0.1		2	1	0	0	1	0	0	0	0	0	0	4	4	0.00	3.000										
Ted Abernathy, R (9, 1) ERA: 1.27	1.0		3	0	0	0	2	0	0	0	0	0	0	7	7	0.00	0.000										

AB	33
R	4
H	9
RBI	4
BB	3
SO	7
LOB	12



Batter	1	2	3	4	5	6	7	8	9	AB	R	H	RBI	BB	SO	LOB	BOTTOM										
Pete Rose, S (1, 7) OBP: 0.364, SLG: 0.446	0-0 B1-3		4-0 BB		4-0 BB			4-0 FC5-4 BB		1	0	0	0	3	0	0	Chicago Cubs @ Cincinnati Reds Crosley Field, Cincinnati, OH Fri Sep 29 1967, 7:05 PM EDT Alt. 3,069 - Unknown - 55 F										
Tommy Helms, R (1, 4) OBP: 0.302, SLG: 0.350	0-0 F2		0-0 L6		0-0 F4			0-0 FC5-4		4	0	0	0	0	0	4											
Vada Pinson, L (1, 8) OBP: 0.317, SLG: 0.449	0-0 2B			0-0 F9		0-0 F6		0-3 K		4	0	1	0	0	1	1											
Lee May, R (1, 3) OBP: 0.311, SLG: 0.421	0-0 F7			0-3 K		0-0 5-3			0-0 F7	4	0	0	0	0	1	1											
Tony Perez, R (1, 5) OBP: 0.329, SLG: 0.492		0-0 6-3		0-0		0-3 K			0-0 1B	4	1	2	0	0	1	0											
Art Shamsky, L (1, 9) OBP: 0.270, SLG: 0.282		0-0 4-3		0-3 K			0-0 G5-4-3 1B		0-0 2-H 1B	4	0	2	1	0	1	1											
Johnny Bench, R (1, 2) OBP: 0.207, SLG: 0.256					0-0 F2				0-0 F8	1	0	0	0	0	1	0											
Johnny Edwards, L (4, 2) OBP: 0.257, SLG: 0.254							1-2 G5-4-3		0-0 F3	3	0	0	0	0	0	2											
Leo Cardenas, R (1, 6) OBP: 0.319, SLG: 0.325			0-0 6-3		0-0 WP SH3 1B		0-3 K		0-0 F3	4	0	1	0	0	1	1											
Gary Nolan, R (1, 1) OBP: 0.178, SLG: 0.119			0-3 K		0-0 SH3			0-3 K		1	0	0	0	0	1	0											
Ted Davidson, R (8, 1) OBP: 0.255, SLG: 0.297					1-2 K					0	0	0	0	0	0	0											
Geraldo Ruiz, S (6, PH) OBP: 0.059, SLG: 0.059										1	0	0	0	0	0	0											
Ted Abernathy, R (9, 1) OBP: 0.059, SLG: 0.059										0	0	0	0	0	0	0											
Inning Stats	R: 0 E: 0 K: 0 S: 4	H: 1 LOB: 1 BB: 0 P: 4	R: 0 E: 0 K: 1 S: 5	H: 0 LOB: 0 BB: 0 P: 5	R: 0 E: 0 K: 1 S: 5	H: 0 LOB: 1 BB: 1 P: 9	R: 0 E: 0 K: 2 S: 8	H: 1 LOB: 1 BB: 0 P: 8	R: 0 E: 0 K: 0 S: 4	H: 0 LOB: 0 BB: 0 P: 5	R: 0 E: 0 K: 1 S: 5	H: 1 LOB: 0 BB: 0 P: 5	R: 0 E: 0 K: 2 S: 7	H: 0 LOB: 1 BB: 1 P: 11	R: 1 E: 0 K: 0 S: 5	H: 2 LOB: 1 BB: 0 P: 5	1B: 4 2B: 2 3B: 0 HR: 0	SF: 0 SAC: 1 DP: 1 HBP: 0	WP: 1 PB: 0 SB: 0 CS: 0	PA: 35							
PITCHER	IP	WLS	BF	H	R	ER	SO	BB	IBB	HBP	BLK	WP	HR	S	P	ERA	WHIP										
Fergie Jenkins, R (1, 1) ERA: 2.8	9.0	W	35	6	1	1	8	3	0	0	0	1	0	48	60	1.00	1.000										

AB	31
R	1
H	6
RBI	1
BB	3
SO	8
LOB	10



Batter	1	2	3	4	5	6	7	8	9	AB	R	H	RBI	BB	SO	LOB	TOP			
Don Kessinger, S OBP: 0.276, SLG: 0.273										5	2	1	0	1	1		Chicago Cubs @ Cincinnati Reds Crosley Field, Cincinnati, OH Sat Sep 30 1967, 3:33 AM EDT Att. 2,939 - Unknown - 60 F			
Glenn Beckert, R OBP: 0.313, SLG: 0.367										5	1	2	2	0	0	1				
Billy Williams, L OBP: 0.347, SLG: 0.482										4	1	1	2	0	1	1				
Ron Santo, R OBP: 0.396, SLG: 0.514										4	0	0	0	1	1	1				
14 Ernie Banks, R OBP: 0.309, SLG: 0.455										5	1	4	1	0	0	1				
Al Spangler, L OBP: 0.364, SLG: 0.310										2	1	0	0	3	0	2				
Randy Hundley, R OBP: 0.323, SLG: 0.403										5	1	1	3	0	2	6				
Ted Savage, R OBP: 0.336, SLG: 0.317										2	1	0	0	1	0	0				
Ken Holtzman, R OBP: 0.200, SLG: 0.229										3	1	1	0	0	1	0				
Bill Hands, R OBP: 0.171, SLG: 0.105										1	0	0	0	0	1	2				
Inning Stats	R: 8 E: 0 K: 0 S: 10	H: 7 LOB: 1 BB: 1 P: 15	R: 0 E: 0 K: 1 S: 5	H: 0 LOB: 1 BB: 1 P: 9	R: 0 E: 0 K: 1 S: 5	H: 0 LOB: 0 BB: 0 P: 5	R: 1 E: 0 K: 1 S: 7	H: 2 LOB: 2 BB: 1 P: 11	R: 0 E: 0 K: 0 S: 3	H: 1 LOB: 2 BB: 1 P: 12	R: 0 E: 0 K: 1 S: 5	H: 0 LOB: 0 BB: 0 P: 5	R: 0 E: 0 K: 0 S: 3	H: 0 LOB: 0 BB: 0 P: 3	R: 0 E: 0 K: 1 S: 6	H: 1 LOB: 2 BB: 1 P: 10	1B: 8 2B: 1 3B: 0 HR: 2	SF: 1 SAC: 1 DP: 0 HBP: 2	WP: 0 PB: 0 SB: 0 CS: 0	PA: 45
PITCHER	IP WLS BF H R ER SO BB IBB HBP BLK WP HR S P ERA WHIP	IP WLS BF H R ER SO BB IBB HBP BLK WP HR S P ERA WHIP																		
Milt Pappas, R ERA: 3.35	(1, 1) 0.2 L 9 5 7 7 0 1 0 0 0 0 0 1 7 12 94.50 9.000																			
Don Nottebart, R ERA: 1.93	(1, 1) 2.1 10 2 1 1 2 1 0 0 0 0 0 0 13 17 3.86 1.286																			
Billy McCool, L ERA: 3.42	(4, 1) 2.0 10 2 1 1 1 1 0 1 0 0 0 1 10 15 4.50 1.500																			
Bob Lee, R ERA: 4.55	(6, 1) 2.0 8 1 0 0 3 1 0 0 0 0 0 0 13 17 0.00 1.000																			
Gerry Arrigo, L ERA: 3.04	(8, 1) 1.0 3 0 0 0 0 0 0 0 0 0 0 0 3 3 0.00 0.000																			
PITCHER	IP WLS BF H R ER SO BB IBB HBP BLK WP HR S P ERA WHIP	IP WLS BF H R ER SO BB IBB HBP BLK WP HR S P ERA WHIP																		
Ted Davidson, L ERA: 4.15	(9, 1) 1.0 5 1 0 0 1 0 0 0 0 0 0 0 6 10 0.00 1.000																			

AB	36
R	9
H	11
RBI	9
BB	5
SO	7
LOB	15



Batter	1	2	3	4	5	6	7	8	9	AB	R	H	RBI	BB	SO	LOB	BOTTOM			
Tommy Harper, R OBP: 0.304, SLG: 0.345										4	1	3	1	1	0	0	Chicago Cubs @ Cincinnati Reds Crosley Field, Cincinnati, OH Sat Sep 30 1967, 3:33 AM EDT Att. 2,939 - Unknown - 60 F			
Vada Pinson, L OBP: 0.316, SLG: 0.447										4	0	0	0	1	1	5				
Pete Rose, S OBP: 0.363, SLG: 0.444										5	0	1	2	0	0	4				
Lee May, R OBP: 0.308, SLG: 0.417										4	0	0	0	0	0	6				
Tony Perez, R OBP: 0.327, SLG: 0.489										4	0	0	0	0	0	0				
Tommy Helms, R OBP: 0.303, SLG: 0.353										4	0	2	0	0	0	0				
Don Pavletich, R OBP: 0.310, SLG: 0.403										4	1	1	0	0	1	2				
Leo Cardenas, R OBP: 0.320, SLG: 0.327										4	1	2	0	0	0	1				
Milt Pappas, R ERA: 3.35	(1, 1) 0.2 L 9 5 7 7 0 1 0 0 0 0 0 1 7 12 94.50 9.000																			
Don Nottebart, R ERA: 1.93	(1, 1) 2.1 10 2 1 1 2 1 0 0 0 0 0 0 13 17 3.86 1.286																			
Billy McCool, L ERA: 3.42	(4, 1) 2.0 10 2 1 1 1 1 0 1 0 0 0 1 10 15 4.50 1.500																			
Bob Lee, R ERA: 4.55	(6, 1) 2.0 8 1 0 0 3 1 0 0 0 0 0 0 13 17 0.00 1.000																			
Gerry Arrigo, L ERA: 3.04	(8, 1) 1.0 3 0 0 0 0 0 0 0 0 0 0 0 3 3 0.00 0.000																			
PITCHER	IP WLS BF H R ER SO BB IBB HBP BLK WP HR S P ERA WHIP	IP WLS BF H R ER SO BB IBB HBP BLK WP HR S P ERA WHIP																		
Ken Holtzman, L ERA: 2.53	(1, 1) 6.0 W 28 8 3 3 2 3 0 0 0 0 0 0 29 41 4.50 1.833																			
Bill Hands, R ERA: 2.40	(7, 1) 3.0 S 11 3 1 1 0 0 0 0 0 0 0 0 11 11 3.00 1.000																			
PITCHER	IP WLS BF H R ER SO BB IBB HBP BLK WP HR S P ERA WHIP	IP WLS BF H R ER SO BB IBB HBP BLK WP HR S P ERA WHIP																		
Ted Davidson, L ERA: 4.15	(9, 1) 1.0 5 1 0 0 1 0 0 0 0 0 0 0 6 10 0.00 1.000																			
Inning Stats	R: 1 E: 0 K: 0 S: 4	H: 1 LOB: 0 BB: 0 P: 4	R: 0 E: 0 K: 0 S: 3	H: 1 LOB: 0 BB: 0 P: 3	R: 1 E: 0 K: 1 S: 8	H: 3 LOB: 2 BB: 0 P: 8	R: 0 E: 0 K: 0 S: 4	H: 1 LOB: 1 BB: 0 P: 4	R: 0 E: 0 K: 0 S: 3	H: 0 LOB: 2 BB: 2 P: 11	R: 0 E: 0 K: 1 S: 5	H: 0 LOB: 0 BB: 1 P: 5	R: 1 E: 0 K: 0 S: 5	H: 2 LOB: 2 BB: 1 P: 9	R: 0 E: 0 K: 0 S: 3	H: 3 LOB: 3 BB: 0 P: 5	1B: 8 2B: 3 3B: 0 HR: 0	SF: 0 SAC: 0 DP: 1 HBP: 0	WP: 0 PB: 0 SB: 0 CS: 0	PA: 39

AB	36
R	4
H	11
RBI	4
BB	3
SO	2
LOB	18



Batter	1	2	3	4	5	6	7	8	9	AB	R	H	RBI	BB	SO	LOB	TOP					
Don Kessinger, S OBP: 0.275, SLG: 0.272 Paul Popovich, S OBP: 0.265, SLG: 0.239	F8		P9				P3		P8	1	0	0	0	0	0	0	Chicago Cubs @ Cincinnati Reds Crosley Field, Cincinnati, OH Sun Oct 01 1967, 3:33 AM EDT Att: 13,690 - Unknown - 74 F livebaseballscorecards.com					
Glenn Beckert, R OBP: 0.314, SLG: 0.369 Norm Gigon, R OBP: 0.234, SLG: 0.286	1B		F3			1-3		1B	2B	1	0	1	0	0	0	0						
Billy Williams, L OBP: 0.346, SLG: 0.481 George Altman, L OBP: 0.200, SLG: 0.222	F2			K			G6-4-3 BB		1-3	1	0	0	0	0	0	1						
Ron Santo, R OBP: 0.395, SLG: 0.512 John Boccabella, R OBP: 0.250, SLG: 0.257	K			1-3			G6-4-3		1B	2	0	0	0	0	1	1						
14 Ernie Banks, R OBP: 0.310, SLG: 0.455 Clarence Jones, L OBP: 0.314, SLG: 0.348				3-1					1B	0	0	0	0	1	0	0						
Al Spangler, L OBP: 0.361, SLG: 0.308 Lee Thomas, L OBP: 0.284, SLG: 0.283	K					G3			1B	1	0	0	0	0	1	1						
Randy Hundley, R OBP: 0.403 John Stephenson, L OBP: 0.255, SLG: 0.327	F8					6-3			K	3	0	0	0	0	2	4						
Ted Savage, R OBP: 0.342, SLG: 0.330	F9								1B	3	1	2	1	1	0	1						
Rick James, R Jim Ellis, R OBP: 0.200, SLG: 0.400			K			F4			K	1	0	0	0	0	1	0						
									K	3	0	0	0	0	2	4						
Inning Stats	R: 0 E: 0 K: 1 S: 6	H: 1 LOB: 1 BB: 0 P: 6	R: 0 E: 0 K: 1 S: 5	H: 0 LOB: 1 BB: 1 P: 9	R: 0 E: 0 K: 1 S: 5	H: 0 LOB: 0 BB: 0 P: 5	R: 0 E: 0 K: 0 S: 3	H: 0 LOB: 1 BB: 1 P: 7	R: 0 E: 0 K: 0 S: 3	H: 1 LOB: 1 BB: 1 P: 7	R: 1 E: 0 K: 2 S: 8	H: 1 LOB: 2 BB: 2 P: 16	R: 1 E: 0 K: 2 S: 10	H: 3 LOB: 2 BB: 0 P: 10	R: 1 E: 0 K: 1 S: 6	H: 1 LOB: 0 BB: 0 P: 7		1B: 4 2B: 2 3B: 1 HR: 0	SF: 0 SAC: 0 DP: 1 HBP: 1	WP: 1 PB: 0 SB: 0 CS: 0	PA: 39	
PITCHER	IP	WLS	BF	H	R	ER	SO	BB	IBB	HBP	BLK	WP	HR	S	P	ERA		WHIP			ERA	WHIP
John Tsitouris, R ERA: 3.38 Gerry Arigo, L ERA: 3.16	6.0	W	24	2	1	1	4	5	0	0	0	0	0	27	47	1.50		1.167			1.50	1.167

Batter	1	2	3	4	5	6	7	8	9	AB	R	H	RBI	BB	SO	LOB	BOTTOM					
Pete Rose, S OBP: 0.364, SLG: 0.444	2B	1B		F9			F9			4	1	2	2	0	0	1	Chicago Cubs @ Cincinnati Reds Crosley Field, Cincinnati, OH Sun Oct 01 1967, 3:33 AM EDT Att: 13,690 - Unknown - 74 F livebaseballscorecards.com					
Tommy Helms, R OBP: 0.305, SLG: 0.356	2B	HR		G4-3			F9			4	2	2	0	0	0	1						
Vada Pinson, L OBP: 0.318, SLG: 0.454 Tommy Harper, R OBP: 0.306, SLG: 0.345	BLK	HR				K			HR	3	2	2	4	0	1	0						
Lee May, R OBP: 0.308, SLG: 0.422	5-3	F4				5-3			HR	4	1	1	2	0	0	1						
Tony Perez, R OBP: 0.328, SLG: 0.490	SF9			1B		P6-3			1B	3	1	2	1	0	0	0						
Art Shamsky, L OBP: 0.274, SLG: 0.293	K			P4-6-3		4-3			K	4	0	1	0	0	2	1						
Johnny Edwards, L OBP: 0.261, SLG: 0.263		SH3		P4-6-3		4-3			G5-4-3	4	1	2	0	0	0	1						
Leo Cardenas, R OBP: 0.320, SLG: 0.325		SH3		K		K			G5-4-3	3	1	0	0	1	2	2						
John Tsitouris, R Gerry Arigo, L OBP: 0.211, SLG: 0.316	SH3			G4-3			F9			0	0	0	0	1	0	0						
										1	0	0	0	0	0	0						
Inning Stats	R: 3 E: 0 K: 1 S: 8	H: 3 LOB: 0 BB: 0 P: 8	R: 4 E: 0 K: 0 S: 6	H: 4 LOB: 0 BB: 1 P: 10	R: 1 E: 0 K: 1 S: 6	H: 2 LOB: 0 BB: 0 P: 6	R: 0 E: 0 K: 0 S: 2	H: 0 LOB: 0 BB: 1 P: 6	R: 0 E: 0 K: 1 S: 5	H: 0 LOB: 0 BB: 0 P: 5	R: 0 E: 0 K: 0 S: 3	H: 0 LOB: 0 BB: 0 P: 3	R: 2 E: 0 K: 1 S: 7	H: 3 LOB: 1 BB: 1 P: 11	R: 0 E: 0 K: 0 S: 0	H: 0 LOB: 0 BB: 0 P: 0		1B: 7 2B: 3 3B: 0 HR: 2	SF: 1 SAC: 1 DP: 3 HBP: 0	WP: 0 PB: 0 SB: 0 CS: 0	PA: 35	
PITCHER	IP	WLS	BF	H	R	ER	SO	BB	IBB	HBP	BLK	WP	HR	S	P	ERA		WHIP			ERA	WHIP
Rick James, R ERA: 13.5 Jim Ellis, L ERA: 3.24	3.0	L	17	9	8	7	2	1	0	0	0	0	1	20	24	21.00		3.333			3.60	1.000