Cincinnati Reds - 1968

Chicago Cubs @ Cincinnati Reds

Crosley Field, Cincinnati, OH

Wed Apr 10 1968, 3:33 AM EST

Att. 28,111 - Overcast - 65 F

TOP

livebaseballscorecards.com

Batter	1	2	3	4	5	6	7	8	9	AB	R	H	RBI	BB	SO	LOB
Lou Johnson, R (1, 9) OBP: 0.200, SLG: 0.200	F3		F8			1B 1B	1-3		4-3	5	1	1	0	0	0	1
Don Kessinger, S (1, 6) OBP: 0.750, SLG: 0.750	E 1B			F7		14 E 1B 1-2 1B	1B			4	1	3	0	0	0	0
Billy Williams, L (1, 7)	E4 G6-4-3 1-2			4-3		F8	F7			4	0	0	0	0	0	4
Ron Santo, R (1, 5) OBP: 0.500, SLG: 0.333	G6-4-3 1-2f			5-3		14 E 1B 1-2 2-H 1B		B B B 4-0 14 G6-4-3 BB		3	1	1	1	1	0	2
14 Ernie Banks, R (1, 3) OBP: 0.250, SLG: 0.500		L6			3B 2B	E6 1B 1-2 2-3		G6-4-3 1-2f		4	1	1	0	0	0	3
Randy Hundley, R (1, 2) OBP: 0.500, SLG: 1.000		6-3			2-H FC6-2-5 3B	FC6-4 1-2 2-H 3-H 1B		F8		4	0	2	3	0	0	0
Jose Arcia, R (1, 4)		F7			6-3	K			F3	2	0	0	0	0	0	1
Dick Nen, L (6, PH)										1	0	0	0	0	1	2
Lee Elia, R (6, 4)										1	0	0	0	0	0	0
Adolfo Phillips, R (1, 8)			P4		FC6-2-5 3-H	FC6-4 1-2f			4-3	4	0	0	0	0	0	3
Joe Niekro, R (1, 1)			4-3		4-3		K		E4	2	0	0	0	0	0	1
Pete Mikkelsen, R (5, 1)										0	0	0	0	0	0	0
Al Spangler, L (7, PH)										1	0	0	0	0	1	0
Bobby Tiefenauer, R (7, 1)										0	0	0	0	0	0	0
John Stephenson, L (9, PH)										1	0	0	0	0	0	0
Inning Stats	R: 0 E: 1 K: 0 S: 4 H: 1 LOB: 1 BB: 0 P: 4	R: 0 E: 0 K: 0 S: 3 H: 0 LOB: 0 BB: 0 P: 3	R: 0 E: 0 K: 0 S: 3 H: 0 LOB: 0 BB: 0 P: 3	R: 0 E: 0 K: 0 S: 3 H: 0 LOB: 0 BB: 0 P: 3	R: 1 E: 0 K: 0 S: 5 H: 2 LOB: 1 BB: 0 P: 5	R: 3 E: 1 K: 1 S: 10 H: 4 LOB: 2 BB: 0 P: 10	R: 0 E: 0 K: 1 S: 6 H: 1 LOB: 1 BB: 0 P: 6	R: 0 E: 0 K: 0 S: 2 H: 0 LOB: 0 BB: 1 P: 6	R: 0 E: 1 K: 0 S: 4 H: 0 LOB: 1 BB: 0 P: 4	1B: 6 2B: 1 3B: 1 HR: 0	SF: 0 SAC: 0 DP: 2 HBP: 0						

	AB	36
	R	4
	H	8
	RBI	4
	BB	1
	SO	2
	LOB	17

WP: 0 PB: 0 SB: 0 CS: 0 PA: 37

PITCHER	IP	WLS	BF	H	R	ER	SO	BB	IBB	HBP	BLK	WP	HR	S	P	ERA	WHIP
Milt Pappas, R (1, 1) ERA: 5.06	5.1	W	24	7	4	3	0	0	0	0	0	0	0	24	24	5.06	1.312
George Culver, R (6, 1) ERA:	3.2	S	13	1	0	0	2	1	0	0	0	0	0	16	20	0.00	0.545

PITCHER	IP	WLS	BF	H	R	ER	SO	BB	IBB	HBP	BLK	WP	HR	S	P	ERA	WHIP

Chicago Cubs @ Cincinnati Reds

Crosley Field, Cincinnati, OH

Wed Apr 10 1968, 3:33 AM EST

Att. 28,111 - Overcast - 65 F

livebaseballscorecards.com

BOTTOM

Batter	1	2	3	4	5	6	7	8	9	AB	R	H	RBI	BB	SO	LOB
Pete Rose, S (1, 9) OBP: 0.200, SLG: 0.250	F7		6-3		E 2B 1B 1-2	F7		SF7 1-2 3-H		4	1	1	1	0	0	1
Alex Johnson, R (1, 7)	F8			5-3	E6 2B HR 1-2 2-3		F8 S S S	K		5	1	0	0	0	1	3
Vada Pinson, L (1, 8) OBP: 0.500, SLG: 0.750	K S S S			1B E 1B	HR 2B 1-3 2-H 3-H		F8			4	2	2	2	0	1	0
Tony Perez, R (1, 5) OBP: 0.500, SLG: 1.250		F8		E 1B 1-3	HR 2-H 3-H		K S S S			4	1	2	3	0	1	0
Lee May, R (1, 3) OBP: 0.500, SLG: 0.750		1B		L6	F7			SH5-3 HR 2B		4	1	2	0	0	0	2
Don Pavletich, R (1, 2)		L6		E9 FC6-4 1-3 3-H	K S S S			SH5-3 2-3		3	0	0	0	0	1	2
Tommy Helms, R (1, 4) OBP: 0.500, SLG: 1.250		F7		FC6-4 1-2f		SH1-4 1B		HR 3-H		4	1	2	2	0	0	3
Leo Cardenas, R (1, 6) OBP: 0.250, SLG: 0.250			F9		F8	L6		E5 SH SF7 1B		4	1	1	0	0	0	1
Milt Pappas, R (1, 1) OBP: 0.500, SLG: 0.500			5-3		E 1B 2B 1B	SH1-4 1-2		SH SF7 2-3		2	1	1	0	0	0	0
George Culver, R (6, 1)										0	0	0	0	0	0	0

	AB	34
	R	9
	H	11
	RBI	8
	BB	0
	SO	4
	LOB	12

Inning Stats									
	R: 0 H: 0 E: 0 LOB: 0 K: 1 BB: 0 S: 5 P: 5	R: 0 H: 1 E: 0 LOB: 1 K: 0 BB: 0 S: 4 P: 4	R: 0 H: 0 E: 0 LOB: 0 K: 0 BB: 0 S: 3 P: 3	R: 1 H: 2 E: 1 LOB: 2 K: 0 BB: 0 S: 6 P: 6	R: 5 H: 4 E: 1 LOB: 0 K: 1 BB: 0 S: 10 P: 10	R: 0 H: 1 E: 0 LOB: 1 K: 0 BB: 0 S: 4 P: 4	R: 0 H: 0 E: 0 LOB: 0 K: 1 BB: 0 S: 5 P: 5	R: 3 H: 3 E: 1 LOB: 1 K: 1 BB: 0 S: 9 P: 9	1B: 7 SF: 1 2B: 2 SAC: 3 3B: 0 DP: 0 HR: 2 HBP: 0	WP: 0 PA: 38 PB: 0 SB: 0 CS: 0

PITCHER		IP	WLS	BF	H	R	ER	SO	BB	IBB	HBP	BLK	WP	HR	S	P	ERA	WHIP
Joe Niekro, R ERA: 6.23	(1, 1)	4.1	L	21	6	5	4	1	0	0	0	0	0	0	23	23	8.31	1.385
Pete Mikkelsen, R ERA: 5.4	(5, 1)	1.2		7	2	1	0	1	0	0	0	0	0	1	9	9	0.00	1.200
Bobby Tiefenauer, R ERA: 9.0	(7, 1)	2.0		10	3	3	2	2	0	0	0	0	0	1	14	14	9.00	1.500

PITCHER	IP	WLS	BF	H	R	ER	SO	BB	IBB	HBP	BLK	WP	HR	S	P	ERA	WHIP

Batter	1	2	3	4	5	6	7	8	9	AB	R	H	RBI	BB	SO	LOB
Lou Johnson, R (1, 9) OBP: 0.300, SLG: 0.400	0-0 SH5-3-2 1B		0-0 E5 1B HR	0-0 6-3 ①	0-0 2B			0-0 L6 ②		5	1	2	0	0	0	0
Don Kessinger, S (1, 6) OBP: 0.500, SLG: 0.500	0-0 SH5-3-2 ① ② 1-3f		0-0 HR 1B 2-3	0-0 F9 ②	0-0 F8 ③			0-0 F8 ③		4	1	1	0	0	0	1
Billy Williams, L (1, 7) OBP: 0.222, SLG: 0.889	0-0 1-3 ③		0-0 HR 1-H 3-H	0-0 HR		0-0 1-3 ①			0-0 E7 F9	5	2	2	4	0	0	0
Ron Santo, R (1, 5) OBP: 0.444, SLG: 0.750		0-0 HR	0-0 F8 ②	0-0 1B		0-3 K ② S S S			0-3 K ① S S S	5	1	2	1	0	2	1
14 Ernie Banks, R (1, 3) OBP: 0.333, SLG: 0.556		0-3 K ① S S S	0-0 1B 2B	0-0 4-3 ③		0-3 K ③ S S S			0-0 1B	5	1	2	0	0	2	1
Randy Hundley, R (1, 2) OBP: 0.444, SLG: 0.750		0-0 1-3 ②	4-0 1B 1B IBB		0-0 SH1-3 HR 2B		0-0 5-3 ①		0-0 F9 ② 2-3	4	2	1	0	1	0	2
Jose Arcia, R (1, 4) OBP: 0.167, SLG: 0.167		0-3 K ③ S S S	0-0 1B 1B 1-3 2-H		0-0 SH1-3 ① 2-3		0-0 F9 ②		0-3 K ③ S S S	4	0	1	1	0	2	2
Adolfo Phillips, R (1, 8) OBP: 0.250, SLG: 0.625			0-0 F7 ③ 0-0 FC6-4 1B 1-2 3-H 0-0 HR		0-0 HR 3-H		0-0 P4 ③			4	1	2	3	0	0	0
Fergie Jenkins, R (1, 1) OBP: 0.250, SLG: 1.000			0-0 FC6-4 ③ 1-2		0-3 K ② S S S			0-0 5-3 ①		4	1	1	1	0	1	2
Inning Stats	R: 0 H: 1 E: 0 LOB: 0 K: 0 BB: 0 S: 3 P: 3	R: 1 H: 1 E: 0 LOB: 0 K: 2 BB: 0 S: 8 P: 8	R: 6 H: 6 E: 1 LOB: 2 K: 0 BB: 1 S: 10 P: 14	R: 1 H: 2 E: 0 LOB: 1 K: 0 BB: 0 S: 5 P: 5	R: 2 H: 3 E: 0 LOB: 1 K: 1 BB: 0 S: 8 P: 8	R: 0 H: 0 E: 0 LOB: 0 K: 2 BB: 0 S: 7 P: 7	R: 0 H: 0 E: 0 LOB: 0 K: 0 BB: 0 S: 3 P: 3	R: 0 H: 0 E: 0 LOB: 0 K: 0 BB: 0 S: 3 P: 3	R: 0 H: 1 E: 1 LOB: 2 K: 2 BB: 0 S: 9 P: 9	1B: 6 SF: 0 2B: 4 SAC: 2 3B: 0 DP: 1 HR: 5 HBP: 0						

TOP

Chicago Cubs @ Cincinnati Reds

Crosley Field, Cincinnati, OH

Thu Apr 11 1968, 3:33 AM EST

Att. 3,196 - Sunny - 60 F

livebaseballscorecards.com

AB	40
R	10
H	14
RBI	10
BB	1
SO	7
LOB	9

WP: 0 PA: 43
PB: 0
SB: 0
CS: 0

PITCHER		IP	WLS	BF	H	R	ER	SO	BB	IBB	HBP	BLK	WP	HR	S	P	ERA	WHIP
Mel Queen, R ERA: 13.5	(1, 1)	2.2	L	16	7	7	4	2	0	1	0	0	0	3	19	23	13.50	2.625
Bob Lee, R ERA:	(3, 1)	0.1		2	1	0	0	0	0	0	0	0	0	0	2	2	0.00	3.000
Bill Kelso, R ERA: 13.5	(4, 1)	2.0		11	5	3	3	1	0	0	0	0	0	2	13	13	13.50	2.500
Gerry Arrigo, L ERA:	(6, 1)	2.0		6	0	0	0	2	0	0	0	0	0	0	10	10	0.00	0.000
Ted Davidson, L ERA:	(8, 1)	2.0		8	1	0	0	2	0	0	0	0	0	0	12	12	0.00	0.500

PITCHER	IP	WLS	BF	H	R	ER	SO	BB	IBB	HBP	BLK	WP	HR	S	P	ERA	WHIP

Chicago Cubs @ Cincinnati Reds

Crosley Field, Cincinnati, OH

Thu Apr 11 1968, 3:33 AM EST

Att. 3,196 - Sunny - 60 F

BOTTOM

Batter	1	2	3	4	5	6	7	8	9	AB	R	H	RBI	BB	SO	LOB
Pete Rose, S (1, 9) OBP: 0.143, SLG: 0.167	5-3		F7		1-3 2-H 1B			K		2	0	0	0	0	0	0
Bill Kelso, R (4, 1)										0	0	0	0	0	0	0
Fred Whitfield, L (5, PH) (6, 3) OBP: 0.500, SLG: 0.500										2	0	1	1	0	1	0
Alex Johnson, R (1, 7) OBP: 0.111, SLG: 0.111	F8		K		F8			1B 2B 1B		4	1	1	0	0	1	2
Vada Pinson, L (1, 8) OBP: 0.375, SLG: 0.500	K			F7		1B		K		4	0	1	0	0	2	1
Tony Perez, R (1, 5) OBP: 0.375, SLG: 0.750		K		5-3		K		1-2 2B 1B		4	1	1	0	0	2	1
Lee May, R (1, 3) (4, 9) OBP: 0.500, SLG: 0.750		E 1B		K		P4		1-H 2-H 2B		4	0	2	2	0	1	1
Don Pavletich, R (1, 2) (4, 3) (6, 2)		K			K	L1		4-3		4	0	0	0	0	2	3
Tommy Helms, R (1, 4) OBP: 0.500, SLG: 1.000		E5 1-3			1B 2B		F8		G5-4-3 1B	4	1	2	0	0	0	1
Leo Cardenas, R (1, 6) OBP: 0.125, SLG: 0.125		K			E6 1B		L7		G5-4-3 1-2f	4	0	0	0	0	1	4
Mel Queen, L (1, 1) Bob Lee, R (3, 1) Jimmie Schaffer, R (3, PH) (4, 2) Gerry Arrigo, L (6, 1) Giraldo Ruiz, S (7, PH) Ted Davidson, R (8, 1) Mack Jones, L (9, PH)			5-3		K		4-3		K	0 0 2 0 1 0 1	0 0 0 0 0 0 0	0 0 0 0 0 0 1	0 0 0 0 0 0 0	0 0 0 0 0 0 0	0 0 0 0 0 0 1	0 0 2 0 0 0 0
Inning Stats	R: 0 E: 0 K: 1 S: 5 H: 0 LOB: 0 BB: 0 P: 5	R: 0 E: 1 K: 3 S: 11 H: 1 LOB: 2 BB: 0 P: 11	R: 0 E: 0 K: 1 S: 5 H: 0 LOB: 0 BB: 0 P: 5	R: 0 E: 0 K: 1 S: 5 H: 0 LOB: 0 BB: 0 P: 5	R: 1 E: 1 K: 2 S: 10 H: 2 LOB: 2 BB: 0 P: 10	R: 0 E: 0 K: 1 S: 6 H: 1 LOB: 1 BB: 0 P: 6	R: 0 E: 0 K: 0 S: 3 H: 0 LOB: 0 BB: 0 P: 3	R: 2 E: 0 K: 2 S: 10 H: 3 LOB: 1 BB: 0 P: 10	R: 0 E: 0 K: 1 S: 5 H: 1 LOB: 0 BB: 0 P: 5	1B: 6 2B: 2 3B: 0 HR: 0	SF: 0 SAC: 0 DP: 1 HBP: 0			WP: 0 PB: 0 SB: 0 CS: 0	PA: 36	

livebaseballscorecards.com

	AB	36
	R	3
	H	8
	RBI	3
	BB	0
	SO	12
	LOB	15

PITCHER	IP	WLS	BF	H	R	ER	SO	BB	IBB	HBP	BLK	WP	HR	S	P	ERA	WHIP
Fergie Jenkins, R (1, 1) ERA: 2.0	9.0	W	36	8	3	2	12	0	0	0	0	0	0	60	60	2.00	0.889

PITCHER	IP	WLS	BF	H	R	ER	SO	BB	IBB	HBP	BLK	WP	HR	S	P	ERA	WHIP

Batter	1	2	3	4	5	6	7	8	9	AB	R	H	RBI	BB	SO	LOB
Pete Rose, S (1, 9) OBP: 0.250, SLG: 0.364	4-3		K		6-3			1B 1B 1B 1-3	1-H 2B	5	1	2	0	0	1	2
Alex Johnson, R (1, 7) OBP: 0.214, SLG: 0.214	3-1 1B		FC9-6 1-2f 2-3			F9		1B 1B FC5-2 1-2 3-H 1B	F9	5	0	2	1	0	0	4
Vada Pinson, L (1, 8) OBP: 0.417, SLG: 0.500	3-1 1-2		4-3			1B		FC5-2 1B 1-2 2-3 1B		4	0	2	0	0	0	3
Tony Perez, R (1, 5) OBP: 0.417, SLG: 0.917		HR		G3		L8		FC5 FC5-2 1-2 2-3 3-H 1B		4	1	2	2	0	0	1
Lee May, R (1, 3) OBP: 0.417, SLG: 0.545		L8		6-3 HBP		F9		FC5-2 1-2 2-3 3-Hf		3	0	0	0	0	0	4
Don Pavletich, R (1, 2)		K		6-3 1-2			F9	K		4	0	0	0	0	2	4
Tommy Helms, R (1, 4) OBP: 0.333, SLG: 0.667		F5		5-3			K	FC5 2-3f		4	0	0	0	0	1	4
Ted Abernathy, R (8, 1)										0	0	0	0	0	0	0
Leo Cardenas, R (1, 6) OBP: 0.167, SLG: 0.250			FC9-6 2B		6-3		F7		1-3	4	0	1	0	0	0	0
John Tsitouris, R (1, 1)			BBBB					BBBB		1	0	0	0	1	0	0
Bob Lee, R (7, 1)										0	0	0	0	0	0	0
Mack Jones, L (8, PH)										0	1	0	0	1	0	0
Giraldo Ruiz, S (8, 4)										0	0	0	0	0	0	0
Fred Whitfield, L (9, PH) OBP: 0.667, SLG: 0.667										1	0	1	0	0	0	0
Bob Johnson, R (9, PR)			FC9-6 BB		6-3			1B 1B BB	2B 1B	0	0	0	0	0	0	0
Inning Stats	R: 0 E: 0 K: 0 S: 3 H: 1 LOB: 0 BB: 0 P: 3	R: 1 E: 0 K: 1 S: 6 H: 1 LOB: 0 BB: 0 P: 6	R: 0 E: 0 K: 1 S: 6 H: 1 LOB: 2 BB: 1 P: 10	R: 0 E: 0 K: 0 S: 3 H: 0 LOB: 1 BB: 0 P: 4	R: 0 E: 0 K: 0 S: 3 H: 0 LOB: 0 BB: 0 P: 3	R: 0 E: 0 K: 0 S: 4 H: 1 LOB: 1 BB: 0 P: 4	R: 0 E: 0 K: 1 S: 5 H: 0 LOB: 0 BB: 0 P: 5	R: 2 E: 0 K: 1 S: 9 H: 4 LOB: 3 BB: 1 P: 13	R: 0 E: 0 K: 0 S: 4 H: 2 LOB: 2 BB: 0 P: 4	1B: 7 2B: 2 3B: 0 HR: 1 SF: 0 SAC: 0 DP: 0 HBP: 1						

PITCHER		IP	WLS	BF	H	R	ER	SO	BB	IBB	HBP	BLK	WP	HR	S	P	ERA	WHIP
Phil Niekro, R ERA: 3.86	(1, 1)	7.0	W	30	7	3	3	3	2	0	1	0	0	1	33	42	3.86	1.286
Cecil Upshaw, R ERA:	(8, 1)	2.0	S	8	3	0	0	1	0	0	0	0	0	0	10	10	0.00	1.500

PITCHER	IP	WLS	BF	H	R	ER	SO	BB	IBB	HBP	BLK	WP	HR	S	P	ERA	WHIP

TOP

Cincinnati Reds @ Atlanta Braves

Atlanta Stadium, Atlanta, GA

Fri Apr 12 1968, 6:05 PM EST

Att. 20,128 - Unknown

livebaseballscorecards.com

AB	35
R	3
H	10
RBI	3
BB	2
SO	4
LOB	22

REDS

WP: 0	PA: 38
PB: 0	
SB: 0	
CS: 0	

Cincinnati Reds @ Atlanta Braves

Atlanta Stadium, Atlanta, GA

Fri Apr 12 1968, 6:05 PM EST

Att. 20,128 - Unknown

BOTTOM

Batter	1	2	3	4	5	6	7	8	9	AB	R	H	RBI	BB	SO	LOB
Felipe Alou, R (1, 8) OBP: 0.231, SLG: 0.308	F9		L9		BB HBP 1B		F7			4	0	1	0	0	0	0
Sonny Jackson, L (1, 6) OBP: 0.154, SLG: 0.333	1-3		HR		1-2 BB HBP		4-3			3	1	1	1	0	0	0
Hank Aaron, R (1, 9) OBP: 0.417, SLG: 0.400	5-3		4-3		1-2 2-3 BB		HR 1B			3	1	1	0	1	0	0
Joe Torre, R (1, 2) OBP: 0.222, SLG: 0.222		F8		K	K		1-H HR			1	0	0	0	0	0	0
Bob Tillman, R (3, 2) OBP: 0.333, SLG: 1.333										3	1	1	2	0	2	3
Clete Boyer, R (1, 5) OBP: 0.167, SLG: 0.091		5-3		F3	F7		6-3			4	0	0	0	0	0	3
Deron Johnson, R (1, 3) OBP: 0.364, SLG: 0.667		2B		E 1B BB		K		3-1		3	0	1	0	1	1	0
Sandy Valdespino, L (1, 7) OBP: 0.500, SLG: 0.333		FC4-6 BB		E9 1-3 FC5-4 1B		F8		K		2	0	1	0	1	0	0
Mike Lum, L (8, 7) OBP: 0.286, SLG: 0.286										1	0	0	0	0	1	0
Felix Millan, R (1, 4) OBP: 0.182, SLG: 0.100		FC4-6 1-2f		FC5-4 1-2f		5-3		1-3		4	0	0	0	0	0	4
Phil Niekro, R (1, 1) OBP: 0.333, SLG: 1.333			5-3		F2		HR			3	1	1	1	0	0	0
Cecil Upshaw, R (8, 1)										0	0	0	0	0	0	0
Inning Stats	R: 0 E: 0 K: 0 S: 3 H: 0 LOB: 0 BB: 0 P: 3	R: 0 E: 0 K: 0 S: 4 H: 1 LOB: 2 BB: 1 P: 8	R: 1 E: 0 K: 0 S: 4 H: 1 LOB: 0 BB: 0 P: 4	R: 0 E: 1 K: 1 S: 6 H: 1 LOB: 2 BB: 1 P: 10	R: 0 E: 0 K: 1 S: 6 H: 1 LOB: 3 BB: 1 P: 11	R: 0 E: 0 K: 1 S: 5 H: 0 LOB: 0 BB: 0 P: 5	R: 3 E: 0 K: 0 S: 6 H: 3 LOB: 0 BB: 0 P: 6	R: 0 E: 0 K: 1 S: 5 H: 0 LOB: 0 BB: 0 P: 5		1B: 3 2B: 1 3B: 0 HR: 3	SF: 0 SAC: 0 DP: 0 HBP: 1						

livebaseballscorecards.com

AB	31
R	4
H	7
RBI	4
BB	3
SO	4
LOB	10

WP: 0 PB: 0 SB: 0 CS: 0 PA: 35

PITCHER		IP	WLS	BF	H	R	ER	SO	BB	IBB	HBP	BLK	WP	HR	S	P	ERA	WHIP
John Tsitouris, R ERA: 5.4	(1, 1)	6.2	L	31	7	4	4	3	3	0	1	0	0	3	33	46	5.40	1.500
Bob Lee, R ERA:	(7, 1)	0.1		1	0	0	0	0	0	0	0	0	0	0	1	1	0.00	0.000
Ted Abernathy, R ERA:	(8, 1)	1.0		3	0	0	0	1	0	0	0	0	0	0	5	5	0.00	0.000

PITCHER	IP	WLS	BF	H	R	ER	SO	BB	IBB	HBP	BLK	WP	HR	S	P	ERA	WHIP

Cincinnati Reds @ Atlanta Braves

Atlanta Stadium, Atlanta, GA

Sat Apr 13 1968, 6:05 PM EST

Att. 30,222 - Unknown

TOP

Batter	1	2	3	4	5	6	7	8	9	10	11	AB	R	H	RBI	BB	SO	LOB
Pete Rose, S (1, 9) OBP: 0.294, SLG: 0.333	G3		1-3			F8		F9 BB 1B 1B	IBB			4	1	1	0	1	0	0
Alex Johnson, R (1, 7) OBP: 0.263, SLG: 0.176	HBP			L9		6-3		BBBB 1B 1-2 G5-2-3 BB	F8			3	0	0	0	1	0	2
Vada Pinson, L (1, 8) OBP: 0.294, SLG: 0.353	F8			F9		4-3		F9 2-3		4-3		5	0	0	0	0	0	3
Tony Perez, R (1, 5) OBP: 0.471, SLG: 0.813	6-3			SSS K			SH5-3 1B 1B	1-3 3-H 1B		BBBB G5-4-3 BB		4	0	2	1	1	1	1
Lee May, R (1, 3) OBP: 0.471, SLG: 0.533		6-3			1B 1B		1-2 SH5-3 1B	IBB		G5-4-3 1-2f		4	0	2	0	1	0	1
Don Pavletich, R (1, 2) OBP: 0.071, SLG: 0.071		3-1			1-2 1B		SH5-3 1-2 2-3	G5-2-3 3-Hf			F7	3	0	1	0	0	0	3
Johnny Bench, R (8, 2)												1	0	0	0	0	0	0
Tommy Helms, R (1, 4) OBP: 0.353, SLG: 0.563		6-3			F3		IBB		SH3-4 1B		F8	4	0	1	0	1	0	2
Leo Cardenas, R (1, 6) OBP: 0.125, SLG: 0.188			6-3		SSS K		P4		1-2 SH3-4		SSS K	4	0	0	0	0	2	5
George Culver, R (1, 1)												2	0	0	0	0	0	2
Mack Jones, L (7, PH)												1	0	0	0	0	1	3
Ted Abernathy, R (7, 1)												0	0	0	0	0	0	0
Bob Johnson, R (9, PH)												1	0	0	0	0	0	1
Bob Lee, R (9, 1)												0	0	0	0	0	0	0
Ted Davidson, R (11, 1)												0	0	0	0	0	0	0
Inning Stats	R: 0 E: 0 K: 0 S: 3 H: 0 LOB: 1 BB: 0 P: 4	R: 0 E: 0 K: 0 S: 3 H: 0 LOB: 0 BB: 0 P: 3	R: 0 E: 0 K: 0 S: 3 H: 0 LOB: 0 BB: 0 P: 3	R: 0 E: 0 K: 1 S: 5 H: 0 LOB: 0 BB: 0 P: 5	R: 0 E: 0 K: 1 S: 7 H: 2 LOB: 2 BB: 0 P: 7	R: 0 E: 0 K: 0 S: 3 H: 0 LOB: 0 BB: 0 P: 3	R: 0 E: 0 K: 1 S: 7 H: 2 LOB: 3 BB: 1 P: 11	R: 1 E: 0 K: 0 S: 4 H: 2 LOB: 2 BB: 2 P: 12	R: 0 E: 0 K: 0 S: 4 H: 1 LOB: 2 BB: 1 P: 8	R: 0 E: 0 K: 0 S: 2 H: 0 LOB: 0 BB: 1 P: 6	R: 0 E: 0 K: 1 S: 5 H: 0 LOB: 0 BB: 0 P: 5	1B: 7 2B: 0 3B: 0 HR: 0	SF: 0 SAC: 2 DP: 2 HBP: 1					

PITCHER		IP	WLS	BF	H	R	ER	SO	BB	IBB	HBP	BLK	WP	HR	S	P	ERA	WHIP
Ken Johnson, R	(1, 1)	8.0		33	6	1	1	3	1	2	1	0	0	0	35	48	1.12	0.875
ERA: 1.13																		
Claude Raymond, R	(9, 1)	1.0		5	1	0	0	0	0	1	0	0	0	0	4	8	0.00	1.000
ERA:																		
Tony Cloninger, R	(10, 1)	0.0	W	0	0	0	0	0	0	0	0	0	0	0	0	0	∞	∞
ERA:																		

PITCHER	IP	WLS	BF	H	R	ER	SO	BB	IBB	HBP	BLK	WP	HR	S	P	ERA	WHIP

AB	36
R	1
H	7
RBI	1
BB	5
SO	4
LOB	23

WP: 0	PA: 44
PB: 0	
SB: 0	
CS: 0	

livebaseballscorecards.com

Cincinnati Reds @ Atlanta Braves

Atlanta Stadium, Atlanta, GA

Sat Apr 13 1968, 6:05 PM EST

Att. 30,222 - Unknown

BOTTOM

Batter	1	2	3	4	5	6	7	8	9	10	11	AB	R	H	RBI	BB	SO	LOB
Felix Millan, R (1, 4) OBP: 0.250, SLG: 0.200	5-3		6-3			SH2-4 1B		E1 1B 1B		P2		5	1	2	0	0	0	1
Sonny Jackson, L (1, 6) OBP: 0.235, SLG: 0.375	K			F7		SH2-4 1-2		1B 2-3 1B		G6-4-3 1B		4	0	2	0	0	1	0
Hank Aaron, R (1, 9) OBP: 0.353, SLG: 0.333	4-3			6-3		F8		G6-4-3 1-2 3-H 1B		G6-4-3 1-2f		5	0	1	1	0	0	2
Felipe Alou, R (1, 8) OBP: 0.333, SLG: 0.353		1-3		E5 1B		IBB		G6-4-3 1-2f			FC4-6 1B	4	0	2	0	1	0	2
Clete Boyer, R (1, 5) OBP: 0.176, SLG: 0.067		6-3		5-3		K			FC3-6 BB		FC4-6 BB 1-2f 1B	4	1	0	0	1	1	4
Deron Johnson, R (1, 3) OBP: 0.313, SLG: 0.462		P6			6-3		5-3		FC3-6 WP 1-3 1-2f		1B 1-2 BB	4	0	0	0	1	0	1
Bob Tillman, R (1, 2) OBP: 0.375, SLG: 0.714			B3-5-4 1B BB		K		K		1-3 1-2		1-2 2-H 1B	4	0	1	1	1	2	1
Sandy Valdespino, L (1, 7) OBP: 0.625, SLG: 0.500			B3-5-4 1-2 1B				3-1		WP IBB			3	0	2	0	1	0	0
Ken Johnson, R (1, 1)			B3-5-4 1-2 2-3f		K			F8	K 1-2 2-3			2	0	0	0	0	1	3
Tito Francona, L (8, PH)												1	0	0	0	0	0	0
Claude Raymond, R (9, 1)												0	0	0	0	0	0	0
Mike Lum, L (9, PH) OBP: 0.250, SLG: 0.250												1	0	0	0	0	1	2
Tony Cloninger, R (10, 1)												0	0	0	0	0	0	0
Inning Stats	R: 0 H: 0 E: 0 LOB: 0 K: 1 BB: 0 S: 5 P: 5	R: 0 H: 0 E: 0 LOB: 0 K: 0 BB: 0 S: 3 P: 3	R: 0 H: 1 E: 0 LOB: 1 K: 0 BB: 1 S: 3 P: 7	R: 0 H: 1 E: 1 LOB: 1 K: 0 BB: 0 S: 4 P: 4	R: 0 H: 1 E: 0 LOB: 1 K: 2 BB: 0 S: 8 P: 8	R: 0 H: 1 E: 0 LOB: 2 K: 1 BB: 1 S: 6 P: 10	R: 0 H: 0 E: 0 LOB: 0 K: 1 BB: 0 S: 5 P: 5	R: 1 H: 3 E: 1 LOB: 1 K: 0 BB: 0 S: 5 P: 5	R: 0 H: 0 E: 0 LOB: 2 K: 1 BB: 2 S: 5 P: 13	R: 0 H: 1 E: 0 LOB: 0 K: 0 BB: 0 S: 3 P: 3	R: 1 H: 2 E: 0 LOB: 2 K: 0 BB: 1 S: 3 P: 7	1B: 10 SF: 0 2B: 0 SAC: 1 3B: 0 DP: 3 HR: 0 HBP: 0						WP: 1 PA: 43 PB: 0 SB: 0 CS: 0

livebaseballscorecards.com

AB	37
R	2
H	10
RBI	2
BB	5
SO	6
LOB	16

PITCHER		IP	WLS	BF	H	R	ER	SO	BB	IBB	HBP	BLK	WP	HR	S	P	ERA	WHIP
George Culver, R ERA:	(1, 1)	6.0		23	4	0	0	4	1	1	0	0	0	0	29	37	0.00	0.833
Ted Abernathy, R ERA: 3.0	(7, 1)	2.0		8	3	1	1	1	0	0	0	0	0	0	10	10	4.50	1.500
Bob Lee, R ERA: 3.0	(9, 1)	2.1	L	11	2	1	1	1	2	1	0	0	1	0	10	22	3.86	1.714
Ted Davidson, L ERA:	(11, 1)	0.0		1	1	0	0	0	0	0	0	0	0	0	1	1	∞	∞

PITCHER	IP	WLS	BF	H	R	ER	SO	BB	IBB	HBP	BLK	WP	HR	S	P	ERA	WHIP

Batter	1	2	3	4	5	6	7	8	9	AB	R	H	RBI	BB	SO	LOB
Pete Rose, S (1, 9) OBP: 0.409, SLG: 0.650	6-3 SF4 2B	2-H HR		1B		FC6-4 1B		K		5	2	4	2	0	1	0
Alex Johnson, R (1, 7) OBP: 0.250, SLG: 0.182	6-3 2-3	K		K		FC6-4 1-2f			1B 1B	5	1	1	0	0	2	3
Vada Pinson, L (1, 8) OBP: 0.318, SLG: 0.400	SF4 3-H	HR 2B			4-3		BB 1B 1B		F8	3	2	1	1	1	0	1
Tony Perez, R (1, 5) OBP: 0.500, SLG: 0.905	E5 1B	2-H HR			K		G5-4-3 1-2 1B		1B 1-3	5	2	3	2	0	1	0
Lee May, R (1, 3) OBP: 0.545, SLG: 0.750	1-2	F8			HR		G5-4-3 1-3 2-H		1-2 3-H	5	1	4	3	0	0	0
Don Pavletich, R (1, 2) OBP: 0.111, SLG: 0.111 Johnny Bench, R (7, 2)	K	6-3			1B		G5-4-3 1-2f 3-H		F7	4 1	0 0	1 0	0 0	0 0	1 0	3 2
Tommy Helms, R (1, 4) OBP: 0.300, SLG: 0.474 Bob Lee, R (5, 1) Mack Jones, L (7, PH) Ted Abernathy, R (7, 1)		5-3	5-3		P4		3-1		K	3 0 1 1	0 0 0 0	0 0 0 0	0 0 0 0	0 0 0 0	0 0 0 1	1 0 0 2
Leo Cardenas, R (1, 6) OBP: 0.150, SLG: 0.200	HR SH1-4 1B			5-3		5-3		F9		4	1	1	0	0	0	0
Gerry Arrigo, L (1, 1) Milt Pappas, R (2, PH) OBP: 0.500, SLG: 0.500 Ted Davidson, R (2, 1) Bill Kelso, R (3, 1) Giraldo Ruiz, S (5, 4)		SH1-4 1-2		K		K		6-3		0 0 0 1 2	0 0 0 0 0	0 0 0 0 0	0 0 0 0 0	0 0 0 1 1	0 0 0 0 0	0 0 0 0 0
Inning Stats	R: 1 E: 1 K: 1 S: 8 H: 2 LOB: 2 BB: 0 P: 8	R: 2 E: 0 K: 1 S: 7 H: 2 LOB: 0 BB: 0 P: 7	R: 2 E: 0 K: 0 S: 5 H: 2 LOB: 0 BB: 0 P: 5	R: 0 E: 0 K: 2 S: 8 H: 1 LOB: 1 BB: 0 P: 8	R: 1 E: 0 K: 1 S: 7 H: 2 LOB: 1 BB: 0 P: 7	R: 0 E: 0 K: 1 S: 6 H: 1 LOB: 1 BB: 0 P: 6	R: 2 E: 0 K: 0 S: 4 H: 2 LOB: 0 BB: 1 P: 8	R: 0 E: 0 K: 1 S: 5 H: 0 LOB: 0 BB: 0 P: 5	R: 1 E: 0 K: 1 S: 8 H: 3 LOB: 2 BB: 0 P: 8	1B: 10 2B: 2 3B: 0 HR: 3 SF: 1 SAC: 1 DP: 1 HBP: 0						

PITCHER		IP	WLS	BF	H	R	ER	SO	BB	IBB	HBP	BLK	WP	HR	S	P	ERA	WHIP
Fergie Jenkins, R ERA: 5.25	(1, 1)	3.0		16	6	5	5	2	0	0	0	0	0	2	20	20	15.00	2.000
Pete Mikkelsen, R ERA: 5.79	(4, 1)	3.0		14	4	2	2	4	1	0	0	0	0	1	21	25	6.00	1.667
Chuck Hartenstein, R ERA: 4.5	(7, 1)	2.0		7	2	1	1	1	0	0	0	0	0	0	9	9	4.50	1.000
Bobby Tiefenauer, R ERA: 4.26	(9, 1)	1.0	L	6	3	1	1	1	0	0	0	0	0	0	8	8	9.00	3.000

PITCHER	IP	WLS	BF	H	R	ER	SO	BB	IBB	HBP	BLK	WP	HR	S	P	ERA	WHIP

TOP

Cincinnati Reds @ Chicago Cubs

Wrigley Field, Chicago, IL

Tue Apr 16 1968, 3:33 AM CST

Att. 10,763 - Cloudy - 60 F

livebaseballscorecards.com

AB	40
R	9
H	15
RBI	8
BB	1
SO	8
LOB	12

WP: 0 PA: 43
PB: 0
SB: 0
CS: 0

Batter	1	2	3	4	5	6	7	8	9	AB	R	H	RBI	BB	SO	LOB
Don Kessinger, S (1, 6) OBP: 0.391, SLG: 0.364	1B		2B 1B 2-3 1B	K		FC3-6 4-3 1-2f		4-3		5	1	2	0	0	1	1
Glenn Beckert, R (1, 4) OBP: 0.400, SLG: 0.500	P6		1B 1-3 2B 3-H	P6		4-3 1-2			K	5	1	1	1	0	1	2
Billy Williams, L (1, 7) OBP: 0.435, SLG: 0.783	G6-4-3 1-2 1B		1B 14 E 2-H 3-H 1B	2B		4-1			4-3	5	1	3	2	0	0	1
Ron Santo, R (1, 5) OBP: 0.500, SLG: 0.706	G6-4-3 1-2f		14 E 1-2 1B	F9			14 CS HBP		14 FC6-4 1B	4	1	2	0	0	0	3
14 Ernie Banks, R (1, 3) OBP: 0.273, SLG: 0.682		F8	E4 SF9 1-H 2-H 2B		HR		K 1-2		FC6-4 1-2f	5	2	2	3	0	1	2
Randy Hundley, R (1, 2) OBP: 0.381, SLG: 0.526		F9	SF9 3-H		F9		1B			3	0	1	1	0	0	0
Ted Savage, R (1, 9) (9, 8) OBP: 0.143, SLG: 0.143		P3	6-3		CS 1B		K			4 0	0	1	0	0	1	2
Adolfo Phillips, R (1, 8) OBP: 0.300, SLG: 0.474			2B 1B		K 1-2			F4		4	1	2	0	0	1	1
Bobby Tiefenauer, R (9, 1)			PB 2B							0	0	0	0	0	0	0
Fergie Jenkins, R (1, 1) OBP: 0.250, SLG: 1.000 Lou Johnson, R (3, PH) OBP: 0.364, SLG: 0.545 Ken Holtzman, R (3, PR) John Stephenson, L (3, PH) Pete Mikkelsen, R (4, 1) OBP: 1.000, SLG: 1.000 Chuck Hartenstein, R (7, 1) Al Spangler, L (8, PH) OBP: 0.286, SLG: 0.429 (9, 9)			1B 2B 1-H 2B 4-3 2-3			FC3-6 1B		F8		0 1 0 1 1 0 1	0 0 1 0 0 1 0	0 1 0 0 1 0 0	0 0 0 0 0 0 0	0 0 0 0 0 0 0	0 0 0 0 1 0 0	0 0 0 0 0 0 0
Inning Stats	R: 0 E: 0 K: 0 S: 4 H: 2 LOB: 1 BB: 0 P: 4	R: 0 E: 0 K: 0 S: 3 H: 0 LOB: 0 BB: 0 P: 3	R: 7 E: 1 K: 0 S: 11 H: 8 LOB: 2 BB: 0 P: 11	R: 0 E: 0 K: 1 S: 6 H: 1 LOB: 1 BB: 0 P: 6	R: 1 E: 0 K: 1 S: 6 H: 2 LOB: 0 BB: 0 P: 6	R: 0 E: 0 K: 0 S: 4 H: 1 LOB: 1 BB: 0 P: 4	R: 0 E: 0 K: 2 S: 7 H: 1 LOB: 1 BB: 0 P: 8	R: 0 E: 0 K: 0 S: 3 H: 0 LOB: 0 BB: 0 P: 3	R: 0 E: 0 K: 1 S: 6 H: 1 LOB: 1 BB: 0 P: 6	1B: 10 2B: 5 3B: 0 HR: 1	SF: 1 SAC: 0 DP: 1 HBP: 1			WP: 0 PB: 1 SB: 0 CS: 2	PA: 41		

PITCHER		IP	WLS	BF	H	R	ER	SO	BB	IBB	HBP	BLK	WP	HR	S	P	ERA	WHIP
Gerry Arrigo, L ERA:	(1, 1)	1.0		4	2	0	0	0	0	0	0	0	0	0	4	4	0.00	2.000
Ted Davidson, L ERA: 15.0	(2, 1)	1.0		8	5	6	6	0	0	0	0	0	0	0	8	8	54.00	5.000
Bill Kelso, R ERA: 11.25	(3, 1)	2.0		10	4	1	1	1	0	0	0	0	0	0	12	12	4.50	2.000
Bob Lee, R ERA: 3.6	(5, 1)	2.0		8	3	1	1	1	0	0	0	0	0	1	10	10	4.50	1.500
Ted Abernathy, R ERA: 1.5	(7, 1)	3.0	W	11	2	0	0	3	0	0	1	0	0	0	16	17	0.00	0.667

PITCHER	IP	WLS	BF	H	R	ER	SO	BB	IBB	HBP	BLK	WP	HR	S	P	ERA	WHIP

BOTTOM

Cincinnati Reds @ Chicago Cubs

Wrigley Field, Chicago, IL

Tue Apr 16 1968, 3:33 AM CST

Att. 10,763 - Cloudy - 60 F

livebaseballscorecards.com

AB	39
R	8
H	16
RBI	8
BB	0
SO	5
LOB	13

Batter	1	2	3	4	5	6	7	8	9	10	11	12	AB	R	H	RBI	BB	SO	LOB
Lou Brock, L (1, 7) OBP: 0.343, SLG: 0.485	S 1B		4-3		1-H HR		BLK 1B		1B 1B			SH 2B	6	1	5	2	0	0	0
Curt Flood, R (1, 8) OBP: 0.500, SLG: 0.606	F9 1-2			BB 1B 1B			F7 1-2		FC4-6 1-3 1B			SH G6-4-3 2-3	5	1	3	0	0	0	2
Roger Maris, L (1, 9) OBP: 0.261, SLG: 0.545 Phil Gagliano, R (12, PH) OBP: 1.000, SLG: 1.000 Bobby Tolan, L (12, PH) OBP: 0.143, SLG: 0.286 (12, 9)	F5			F7	F3		3-1		FC4-6 1-2f			F9	5 0 1	0 0 0	0 0 0	0 0 0	0 0 0	0 0 0	6 0 2
Orlando Cepeda, R (1, 3) OBP: 0.500, SLG: 0.700	F8			B B B B 1B 1-2 BB	F9			F8	L3			G6-4-3 1-2f	5	0	0	0	1	0	4
Tim McCarver, L (1, 2) OBP: 0.355, SLG: 0.269		4-3		1-2 2-H 1B		F9		B B B B 4-1 BB	L4				4	0	1	1	1	0	0
Mike Shannon, R (1, 5) OBP: 0.290, SLG: 0.467		1-3		F8		E6		4-1 1-2	F2				5	0	0	0	0	0	3
Julian Javier, R (1, 4) OBP: 0.258, SLG: 0.214		F8		1-3		F9		6-3			P6		5	0	0	0	0	0	4
Dal Maxvill, R (1, 6) OBP: 0.333, SLG: 0.370			6-3		FC1-6 1B	1-3			1-3		6-3		5	0	1	0	0	0	1
Steve Carlton, L (1, 1) Johnny Edwards, L (9, PH) OBP: 0.667, SLG: 0.500 Ron Willis, R (9, 1)			S S S K		FC1-6 1-2f HR		2-3		1-4-3			3-1	3 1 1	1 0 0	0 0 0	0 0 0	1 0 0	1 0 0	1 0 0
Inning Stats	R: 0 E: 0 K: 0 S: 4 H: 1 LOB: 1 BB: 0 P: 4	R: 0 E: 0 K: 0 S: 3 H: 0 LOB: 0 BB: 0 P: 3	R: 0 E: 0 K: 1 S: 5 H: 0 LOB: 0 BB: 0 P: 5	R: 1 E: 0 K: 0 S: 5 H: 2 LOB: 2 BB: 1 P: 9	R: 2 E: 0 K: 0 S: 6 H: 3 LOB: 1 BB: 0 P: 6	R: 0 E: 1 K: 0 S: 4 H: 0 LOB: 1 BB: 0 P: 4	R: 0 E: 0 K: 0 S: 4 H: 1 LOB: 1 BB: 0 P: 4	R: 0 E: 0 K: 0 S: 3 H: 0 LOB: 1 BB: 1 P: 7	R: 0 E: 0 K: 0 S: 5 H: 2 LOB: 2 BB: 0 P: 5	R: 0 E: 0 K: 0 S: 3 H: 0 LOB: 0 BB: 0 P: 3	R: 0 E: 0 K: 0 S: 3 H: 0 LOB: 0 BB: 0 P: 3	R: 0 E: 0 K: 0 S: 4 H: 1 LOB: 1 BB: 0 P: 4	1B: 8 2B: 1 3B: 0 HR: 1	SF: 0 SAC: 1 DP: 1 HBP: 0	WP: 0 PB: 0 SB: 1 CS: 0	PA: 49		

PITCHER		IP	WLS	BF	H	R	ER	SO	BB	IBB	HBP	BLK	WP	HR	S	P	ERA	WHIP
Milt Pappas, R ERA: 4.38	(1, 1)	7.0		30	7	3	3	1	1	0	0	1	0	1	31	35	3.86	1.143
Ted Abernathy, R ERA: 0.9	(8, 1)	4.0		15	2	0	0	0	1	0	0	0	0	0	14	18	0.00	0.750
Ted Davidson, L ERA: 15.0	(12, 1)	0.0		2	1	0	0	0	0	0	0	0	0	0	2	2	∞	∞
Bob Lee, R ERA: 3.0	(12, 1)	1.0	W	2	0	0	0	0	0	0	0	0	0	0	2	2	0.00	0.000

PITCHER	IP	WLS	BF	H	R	ER	SO	BB	IBB	HBP	BLK	WP	HR	S	P	ERA	WHIP

TOP

St. Louis Cardinals @ Cincinnati Reds

Crosley Field, Cincinnati, OH

Wed Apr 17 1968, 6:05 PM EST

Att. 3,374 - Unknown

livebaseballscorecards.com

AB	46
R	3
H	10
RBI	3
BB	2
SO	1
LOB	23

Batter	1	2	3	4	5	6	7	8	9	10	11	12	AB	R	H	RBI	BB	SO	LOB
Pete Rose, S (1, 9) OBP: 0.370, SLG: 0.600	F9	F8			5-3		SH1-4 1-2		4-3			4-3 1B 2B	5	1	1	0	0	0	1
Alex Johnson, R (1, 7) OBP: 0.233, SLG: 0.214	1B 2B		K		K		6-3 2-3			1-3		4-3 2-3	6	1	1	0	0	2	2
Vada Pinson, L (1, 8) OBP: 0.393, SLG: 0.458	E S 1B 2-H 1B		2B		E6		1B BB			F9		1B IBB IBB	4	1	2	1	2	0	0
Tony Perez, R (1, 5) OBP: 0.464, SLG: 0.769	K 1-3		1-3		6-3		1-3 3-H 1B			5-3		1B 1-2 IBB	5	0	1	1	1	1	3
Lee May, R (1, 3) OBP: 0.571, SLG: 0.720	1B 3-H		P6			SH2-4 BB		F8			SH1-4 1B	1-2 2-3 3-H 1B	5	0	3	2	1	0	1
Johnny Bench, R (1, 2)	5-3			4-3		SH2-4 1-2		F8			SH1-4 1-2		3	0	0	0	0	0	1
Tommy Helms, R (1, 4) OBP: 0.320, SLG: 0.435		SH5-4 1B		5-3		6-3		P4			IBB		4	0	1	0	1	0	1
Leo Cardenas, R (1, 6) OBP: 0.160, SLG: 0.200		F9		1B		6-3			F7		K		5	0	1	0	0	1	4
Milt Pappas, R (1, 1) OBP: 0.333, SLG: 0.333 Giraldo Ruiz, S (7, PH) OBP: 0.250, SLG: 0.250 Ted Abernathy, R (8, 1) Fred Whitfield, L (11, PH) OBP: 0.500, SLG: 0.500 Ted Davidson, R (12, 1) Bob Lee, R (12, 1)	SH5-4 1-2			K			6-3 SH1-4 1B 1B		K		F7		1 1 1 1 0 0 0	0 1 0 0 0 0 0	0 1 0 0 0 0 0	0 0 0 0 0 0 0	0 0 0 0 0 0 0	1 0 1 0 0 0 0	1 0 0 2 0 0 0
Inning Stats	R: 2 E: 0 K: 1 S: 8 H: 3 LOB: 1 BB: 0 P: 8	R: 0 E: 0 K: 0 S: 4 H: 1 LOB: 1 BB: 0 P: 4	R: 0 E: 0 K: 1 S: 6 H: 1 LOB: 1 BB: 0 P: 6	R: 0 E: 0 K: 1 S: 6 H: 1 LOB: 1 BB: 0 P: 6	R: 0 E: 1 K: 1 S: 6 H: 0 LOB: 1 BB: 0 P: 6	R: 0 E: 0 K: 0 S: 3 H: 0 LOB: 1 BB: 1 P: 7	R: 1 E: 0 K: 0 S: 4 H: 2 LOB: 2 BB: 1 P: 8	R: 0 E: 0 K: 0 S: 3 H: 0 LOB: 0 BB: 0 P: 3	R: 0 E: 0 K: 1 S: 5 H: 0 LOB: 0 BB: 0 P: 5	R: 0 E: 0 K: 0 S: 3 H: 0 LOB: 0 BB: 0 P: 3	R: 0 E: 0 K: 1 S: 6 H: 1 LOB: 2 BB: 1 P: 10	R: 1 E: 0 K: 0 S: 3 H: 2 LOB: 3 BB: 2 P: 11	1B: 8 2B: 3 3B: 0 HR: 0 SF: 0 SAC: 4 DP: 0 HBP: 0	WP: 0 PB: 0 SB: 1 CS: 0 PA: 50					

PITCHER		IP	WLS	BF	H	R	ER	SO	BB	IBB	HBP	BLK	WP	HR	S	P	ERA	WHIP
Steve Carlton, L ERA: 4.2	(1, 1)	8.0		34	8	3	3	4	2	0	0	0	0	0	40	48	3.38	1.250
Ron Willis, R ERA: 1.29	(9, 1)	3.1	L	16	3	1	1	2	0	3	0	0	0	0	17	29	2.70	0.900

PITCHER	IP	WLS	BF	H	R	ER	SO	BB	IBB	HBP	BLK	WP	HR	S	P	ERA	WHIP

BOTTOM

St. Louis Cardinals @ Cincinnati Reds

Crosley Field, Cincinnati, OH

Wed Apr 17 1968, 6:05 PM EST

Att. 3,374 - Unknown

livebaseballscorecards.com

AB	41
R	4
H	11
RBI	4
BB	5
SO	6
LOB	16

Batter	1	2	3	4	5	6	7	8	9	10	11	12	AB	R	H	RBI	BB	SO	LOB
Lou Brock, L (1, 7) OBP: 0.317, SLG: 0.436	F7	FC4-6 1-2f			S 1B 1B	K			1-3		9-3 1-2f		6	1	1	0	0	1	4
Curt Flood, R (1, 8) OBP: 0.500, SLG: 0.579	6-3		FC4-6 HBP		4-1 1-H 2B 1B 1B		F9			FC3-6 SH3-4 1B		P6	5	1	2	1	0	0	0
Bobby Tolan, L (1, 9) OBP: 0.250, SLG: 0.333	1B 1B		FC4-6 1-2f		4-1 1-2 2B 1B		1-3			SH3-4 1-2		F7	5	1	2	0	0	0	1
Orlando Cepeda, R (1, 3) OBP: 0.475, SLG: 0.629	1-3 1B		F3		4-1 1-2 2-3		K			FC3-6 IBB		F2	5	0	1	0	1	1	3
Johnny Edwards, L (1, 2) OBP: 0.375, SLG: 0.429	1-3		4-3		2-H 3-H 2B			F2		FC3-6 BB 1-2f 2-3			5	0	1	2	0	0	5
Mike Shannon, R (1, 5) OBP: 0.257, SLG: 0.412 Roger Maris, L (10, PH) OBP: 0.292, SLG: 0.545 Phil Gagliano, R (10, PR) OBP: 1.000, SLG: 1.000 (10, 5)		4-3		F7	1-3			6-3		FC6-4 1-2 BB			4 0 0	0 0 0	0 0 0	0 1 0	0 0 0	0 0 0	1 0 0
Julian Javier, R (1, 4) OBP: 0.250, SLG: 0.212		6-3		1-3	SH1-4 1B			K		FC6-4 1-2f			5	0	1	0	0	1	3
Dal Maxvill, R (1, 6) OBP: 0.314, SLG: 0.344		BB 1B		4-3	F8				K		6-3		5	0	1	0	0	1	1
Ray Washburn, R (1, 1) Tim McCarver, L (9, PH) OBP: 0.344, SLG: 0.259 Larry Jaster, L (9, 1)		FC4-6 1-2 BB			1-3	SH1-4 1-2			3-1		0-3 BB		1 1 0	0 0 0	0 0 0	0 0 0	1 0 1	0 0 0	0 0 0
Inning Stats	R: 0 H: 2 E: 0 LOB: 2 K: 0 BB: 0 S: 5 P: 5	R: 0 H: 1 E: 0 LOB: 2 K: 0 BB: 1 S: 4 P: 8	R: 0 H: 0 E: 0 LOB: 1 K: 0 BB: 0 S: 3 P: 4	R: 0 H: 0 E: 0 LOB: 0 K: 0 BB: 0 S: 3 P: 3	R: 3 H: 4 E: 0 LOB: 1 K: 0 BB: 0 S: 7 P: 7	R: 0 H: 1 E: 0 LOB: 1 K: 1 BB: 0 S: 6 P: 6	R: 0 H: 0 E: 0 LOB: 0 K: 1 BB: 0 S: 5 P: 5	R: 0 H: 0 E: 0 LOB: 0 K: 1 BB: 0 S: 5 P: 5	R: 0 H: 0 E: 0 LOB: 0 K: 1 BB: 0 S: 5 P: 5	R: 0 H: 1 E: 0 LOB: 3 K: 0 BB: 2 S: 4 P: 12	R: 0 H: 0 E: 0 LOB: 0 K: 0 BB: 1 S: 2 P: 6	R: 0 H: 0 E: 0 LOB: 0 K: 0 BB: 0 S: 3 P: 3	1B: 8 2B: 2 3B: 0 HR: 0	SF: 0 SAC: 2 DP: 1 HBP: 1		WP: 0 PB: 0 SB: 1 CS: 0	PA: 49			

PITCHER		IP	WLS	BF	H	R	ER	SO	BB	IBB	HBP	BLK	WP	HR	S	P	ERA	WHIP
George Culver, R ERA: 1.62	(1, 1)	7.0		31	8	3	3	2	1	0	1	0	0	0	33	38	3.86	1.286
Ted Abernathy, R ERA: 0.75	(8, 1)	2.0		6	0	0	0	2	0	0	0	0	0	0	10	10	0.00	0.000
Bob Lee, R ERA: 2.0	(10, 1)	3.0	W	12	1	0	0	0	2	1	0	0	0	0	9	21	0.00	1.000

PITCHER	IP	WLS	BF	H	R	ER	SO	BB	IBB	HBP	BLK	WP	HR	S	P	ERA	WHIP

TOP

St. Louis Cardinals @ Cincinnati Reds

Crosley Field, Cincinnati, OH

Thu Apr 18 1968, 6:05 PM EST

Att. 6,728 - Unknown

livebaseballscorecards.com

AB	42
R	3
H	9
RBI	3
BB	4
SO	4
LOB	18

Batter	1	2	3	4	5	6	7	8	9	10	11	12	AB	R	H	RBI	BB	SO	LOB
Pete Rose, S (1, 9) OBP: 0.394, SLG: 0.700	4-3		F8		G6-4-3 BB			HR		F8		1-3 2-H 2B	5	1	2	2	1	0	2
Alex Johnson, R (1, 7) OBP: 0.229, SLG: 0.212	P4		E 2-H 1B		G6-4-3 1-2f			6-3		K			5	1	1	1	0	1	2
Vada Pinson, L (1, 8) OBP: 0.424, SLG: 0.536	3B		E2 2-H			CS 1B		1-3			G6-4-3 BB		4	0	2	0	1	0	0
Tony Perez, R (1, 5) OBP: 0.394, SLG: 0.645	K		P6			K 1-2		K			G6-4-3 1-2f		5	0	0	0	0	3	4
Lee May, R (1, 3) OBP: 0.515, SLG: 0.667		5-3		5-3		P6			F8		2B		5	0	1	0	0	0	0
Johnny Bench, R (1, 2) OBP: 0.200, SLG: 0.400		E6 G6-4-3		2B			SH2-3 2B		P4		K		5	0	2	0	0	1	1
Tommy Helms, R (1, 4) OBP: 0.286, SLG: 0.385 Bob Lee, R (10, 1)		G6-4-3 1-2f		F9			SH2-3 2-3		F8			K	3	0	0	0	0	0	2
													1	0	0	0	0	1	0
Leo Cardenas, R (1, 6) OBP: 0.200, SLG: 0.233			SH3-4 1B	K			4-3			F8		1B 2B	5	2	2	0	0	1	2
George Culver, R (1, 1) Fred Whitfield, L (7, PH) OBP: 0.400, SLG: 0.400 Ted Abernathy, R (8, 1) Giraldo Ruiz, S (10, 4) OBP: 0.500, SLG: 0.500			SH3-4 1-2		K		P4			1B		2B 1-2 1B	1	0	0	0	0	1	0
													1	0	0	0	0	0	1
													0	0	0	0	0	0	0
													2	0	2	0	0	0	0
Inning Stats	R: 0 E: 0 K: 1 S: 6 H: 1 LOB: 1 BB: 0 P: 6	R: 0 E: 1 K: 0 S: 3 H: 0 LOB: 0 BB: 0 P: 3	R: 2 E: 1 K: 0 S: 6 H: 2 LOB: 1 BB: 0 P: 6	R: 0 E: 0 K: 1 S: 6 H: 1 LOB: 1 BB: 0 P: 6	R: 0 E: 0 K: 1 S: 4 H: 0 LOB: 0 BB: 1 P: 8	R: 0 E: 0 K: 1 S: 5 H: 1 LOB: 0 BB: 0 P: 5	R: 0 E: 0 K: 0 S: 4 H: 1 LOB: 1 BB: 0 P: 4	R: 1 E: 0 K: 1 S: 6 H: 1 LOB: 0 BB: 0 P: 6	R: 0 E: 0 K: 0 S: 3 H: 0 LOB: 0 BB: 0 P: 3	R: 0 E: 0 K: 1 S: 6 H: 1 LOB: 1 BB: 0 P: 6	R: 0 E: 0 K: 1 S: 5 H: 1 LOB: 1 BB: 1 P: 9	R: 1 E: 0 K: 1 S: 6 H: 3 LOB: 2 BB: 0 P: 6	1B: 6 2B: 4 3B: 1 HR: 1	SF: 0 SAC: 2 DP: 3 HBP: 0	WP: 0 PB: 0 SB: 0 CS: 1	PA: 46			

PITCHER		IP	WLS	BF	H	R	ER	SO	BB	IBB	HBP	BLK	WP	HR	S	P	ERA	WHIP
Ray Washburn, R ERA: 1.8	(1, 1)	8.0		31	7	3	2	5	1	0	0	0	0	1	40	44	2.25	1.000
Larry Jaster, L ERA: 3.86	(9, 1)	3.1	L	15	5	1	1	3	1	0	0	0	0	0	20	24	2.70	1.800

PITCHER	IP	WLS	BF	H	R	ER	SO	BB	IBB	HBP	BLK	WP	HR	S	P	ERA	WHIP

BOTTOM

St. Louis Cardinals @ Cincinnati Reds

Crosley Field, Cincinnati, OH

Thu Apr 18 1968, 6:05 PM EST

Att. 6,728 - Unknown

livebaseballscorecards.com

AB	42
R	4
H	12
RBI	3
BB	2
SO	8
LOB	14

Batter	1	2	3	4	5	6	7	8	9	AB	R	H	RBI	BB	SO	LOB
Felipe Alou, R (1, 8) OBP: 0.341, SLG: 0.474	P4		K		BB 1-2 BB	K			6-3	4	0	0	0	1	2	2
Sonny Jackson, L (1, 6) OBP: 0.200, SLG: 0.216	P4		HR BB		F9		F7		4-3	4	1	0	0	1	0	2
Hank Aaron, R (1, 9) OBP: 0.351, SLG: 0.563	BB		1-H HR		F8		F5			3	1	1	2	1	0	2
Sandy Valdespino, L (1, 7) OBP: 0.481, SLG: 0.500	F7		HR		BB 1-2 2-3		FC6-4 HBP			2	1	1	1	1	0	1
Clete Boyer, R (1, 5) OBP: 0.243, SLG: 0.242		G5-4-3 1B 1B	F9		K		FC6-4 1-2f			4	0	1	0	0	1	4
Deron Johnson, R (1, 3) OBP: 0.200, SLG: 0.250		G5-4-3 1-2 1B		L4		F9		1-3		4	0	1	0	0	0	0
Bob Tillman, R (1, 2) OBP: 0.300, SLG: 0.353		G5-4-3 1-2f 2-3		K		BB 1B		K		3	0	0	0	1	2	2
Felix Millan, R (1, 4) OBP: 0.222, SLG: 0.176		K		1-3		F9		F9		4	0	0	0	0	1	2
Jim Britton, R (1, 1) OBP: 0.500, SLG: 0.500			F9		BB BB 1B	 1-2 1B			F8	4	0	2	0	0	0	0
Inning Stats	R: 0 E: 0 K: 0 S: 3 H: 0 LOB: 1 BB: 1 P: 7	R: 0 E: 0 K: 1 S: 6 H: 2 LOB: 1 BB: 0 P: 6	R: 3 E: 0 K: 1 S: 7 H: 2 LOB: 0 BB: 1 P: 11	R: 0 E: 0 K: 1 S: 5 H: 0 LOB: 0 BB: 0 P: 5	R: 0 E: 0 K: 1 S: 6 H: 1 LOB: 3 BB: 2 P: 14	R: 0 E: 0 K: 1 S: 6 H: 1 LOB: 2 BB: 1 P: 10	R: 0 E: 0 K: 0 S: 3 H: 0 LOB: 1 BB: 0 P: 4	R: 0 E: 0 K: 1 S: 5 H: 0 LOB: 0 BB: 0 P: 5	R: 0 E: 0 K: 0 S: 3 H: 0 LOB: 0 BB: 0 P: 3	1B: 4 2B: 0 3B: 0 HR: 2 SF: 0 SAC: 0 DP: 1 HBP: 1						

PITCHER		IP	WLS	BF	H	R	ER	SO	BB	IBB	HBP	BLK	WP	HR	S	P	ERA	WHIP
John Tsitouris, R ERA: 5.91	(1, 1)	4.0	L	19	5	3	3	3	3	0	0	0	0	2	22	34	6.75	2.000
Billy McCool, L ERA:	(5, 1)	1.0		4	0	0	0	1	1	0	0	0	0	0	5	9	0.00	1.000
Bill Kelso, R ERA: 6.43	(6, 1)	3.0		12	1	0	0	2	1	0	1	0	0	0	14	19	0.00	0.667
Ted Davidson, L ERA: 11.25	(9, 1)	1.0		3	0	0	0	0	0	0	0	0	0	0	3	3	0.00	0.000

PITCHER	IP	WLS	BF	H	R	ER	SO	BB	IBB	HBP	BLK	WP	HR	S	P	ERA	WHIP

TOP

Atlanta Braves @ Cincinnati Reds

Crosley Field, Cincinnati, OH

Fri Apr 19 1968, 6:05 PM EST

Att. 6,662 - Unknown

livebaseballscorecards.com

AB	32
R	3
H	6
RBI	3
BB	5
SO	6
LOB	15

PA: 38

WP: 0 PB: 0 SB: 0 CS: 0

Batter	1	2	3	4	5	6	7	8	9	AB	R	H	RBI	BB	SO	LOB
Pete Rose, S (1, 9) OBP: 0.405, SLG: 0.676	1B		F7			G6-4-3		1-3		4	0	2	0	0	0	2
Alex Johnson, R (1, 7) OBP: 0.256, SLG: 0.243	G5-4-3 1-2		1-3			G6-4-3 1-2f			4-3	4	0	2	0	0	0	1
Vada Pinson, L (1, 8) OBP: 0.378, SLG: 0.469	F3		G3			F8			P4	4	0	0	0	0	0	4
Tony Perez, R (1, 5) OBP: 0.351, SLG: 0.571	G5-4-3 1-2f			F8			6-3		6-3	4	0	0	0	0	0	2
Lee May, R (1, 3) OBP: 0.528, SLG: 0.667		6-3		G4-6-3			G5-4-3			3	0	2	0	0	0	0
Johnny Bench, R (1, 2) OBP: 0.154, SLG: 0.308		6-3		G4-6-3 1-2f			G5-4-3 1-2f			3	0	0	0	0	0	2
Tommy Helms, R (1, 4) OBP: 0.258, SLG: 0.345		6-3			L8			5-3		3	0	0	0	0	0	0
Leo Cardenas, R (1, 6) OBP: 0.212, SLG: 0.242			1B		6-3			F8		3	0	1	0	0	0	0
John Tsitouris, R (1, 1) Billy McCool, R (5, 1) Giraldo Ruiz, S (5, PH) OBP: 0.429, SLG: 0.429 Bill Kelso, R (6, 1) Mack Jones, L (8, PH) Ted Davidson, R (9, 1)			F7		F7			BB		1 0 1 0 0 0	0 0 0 0 0 0	0 0 0 0 0 0	0 0 0 0 1 0	0 0 0 0 0 0	0 0 0 0 0 0	1 0 0 0 0 0
Inning Stats	R: 0 E: 0 K: 0 S: 4 H: 2 LOB: 1 BB: 0 P: 4	R: 0 E: 0 K: 0 S: 3 H: 0 LOB: 0 BB: 0 P: 3	R: 0 E: 0 K: 0 S: 5 H: 2 LOB: 2 BB: 0 P: 5	R: 0 E: 0 K: 0 S: 3 H: 1 LOB: 0 BB: 0 P: 3	R: 0 E: 0 K: 0 S: 3 H: 0 LOB: 0 BB: 0 P: 3	R: 0 E: 0 K: 0 S: 3 H: 1 LOB: 0 BB: 0 P: 3	R: 0 E: 0 K: 0 S: 3 H: 1 LOB: 0 BB: 0 P: 3	R: 0 E: 0 K: 0 S: 3 H: 0 LOB: 1 BB: 1 P: 7	R: 0 E: 0 K: 0 S: 3 H: 0 LOB: 0 BB: 0 P: 3	1B: 7 2B: 0 3B: 0 HR: 0 SF: 0 SAC: 0 DP: 4 HBP: 0						

PITCHER		IP	WLS	BF	H	R	ER	SO	BB	IBB	HBP	BLK	WP	HR	S	P	ERA	WHIP
Jim Britton, R	(1, 1)	9.0	W	31	7	0	0	0	1	0	0	0	0	0	30	34	0.00	0.889
ERA:																		

PITCHER	IP	WLS	BF	H	R	ER	SO	BB	IBB	HBP	BLK	WP	HR	S	P	ERA	WHIP

BOTTOM

Atlanta Braves @ Cincinnati Reds

Crosley Field, Cincinnati, OH

Fri Apr 19 1968, 6:05 PM EST

Att. 6,662 - Unknown

livebaseballscorecards.com

AB	30
R	0
H	7
RBI	0
BB	1
SO	0
LOB	12

PA: 31

Atlanta Braves @ Cincinnati Reds

Crosley Field, Cincinnati, OH

Sat Apr 20 1968, 6:05 PM EST

Att. 7,727 - Unknown

TOP

livebaseballscorecards.com

Batter	1	2	3	4	5	6	7	8	9	AB	R	H	RBI	BB	SO	LOB
Felipe Alou, R (1, 8) OBP: 0.333, SLG: 0.452	6-3		FC6-4 1B		6-3 1-2			K		4	0	1	0	0	1	1
Sonny Jackson, L (1, 6) OBP: 0.182, SLG: 0.195	L6		FC6-4 1-2f		F8			F8		4	0	0	0	0	0	2
Hank Aaron, R (1, 9) OBP: 0.317, SLG: 0.500	K		1-3			1-3		5-3		4	0	0	0	0	1	1
Deron Johnson, R (1, 3) OBP: 0.205, SLG: 0.229		G6-4-3 BB		6-3		F7			6-3	3	0	0	0	1	0	0
Clete Boyer, R (1, 5) OBP: 0.220, SLG: 0.216		G6-4-3 1-2f		1-3		K			K	4	0	0	0	0	2	1
Tommie Aaron, R (1, 7) OBP: 0.333, SLG: 0.500		2B 2B		FC5-4 1B			F8		1-3	4	1	2	0	0	0	0
Bob Tillman, R (1, 2) OBP: 0.304, SLG: 0.400		S 2-H 2B		FC5-4 1-2f			L6			3	0	1	1	0	0	1
Felix Millan, R (1, 4) OBP: 0.256, SLG: 0.216		6-3 2-3			6-3 1B		1B			3	0	2	0	0	0	1
Pat Jarvis, R (1, 1) OBP: 0.143, SLG: 0.143			K		K		F2			3	0	0	0	0	2	2
Cecil Upshaw, R (8, 1)										0	0	0	0	0	0	0
Stu Miller, R (8, 1)										0	0	0	0	0	0	0

	AB	32
	R	1
	H	6
	RBI	1
	BB	1
	SO	6
	LOB	9

Inning Stats	1	2	3	4	5	6	7	8	9
	R: 0 E: 0 K: 1 S: 5	H: 0 LOB: 0 BB: 0 P: 5	R: 1 E: 0 K: 0 S: 4	H: 2 LOB: 1 BB: 1 P: 8	R: 0 E: 0 K: 1 S: 6	H: 1 LOB: 1 BB: 0 P: 6	R: 0 E: 0 K: 0 S: 4	H: 1 LOB: 1 BB: 0 P: 4	R: 0 E: 0 K: 1 S: 6	H: 1 LOB: 1 BB: 0 P: 6	R: 0 E: 0 K: 1 S: 5	H: 0 LOB: 0 BB: 0 P: 5	R: 0 E: 0 K: 0 S: 4	H: 1 LOB: 1 BB: 0 P: 4	R: 0 E: 0 K: 1 S: 5	H: 0 LOB: 0 BB: 0 P: 5	R: 0 E: 0 K: 1 S: 5	H: 0 LOB: 0 BB: 0 P: 5

	1B: 4	SF: 0	WP: 0	PA: 33
	2B: 2	SAC: 0	PB: 0	
	3B: 0	DP: 1	SB: 1	
	HR: 0	HBP: 0	CS: 0	

PITCHER		IP	WLS	BF	H	R	ER	SO	BB	IBB	HBP	BLK	WP	HR	S	P	ERA	WHIP
Gerry Arrigo, L ERA: 0.9	(1, 1)	7.0		27	6	1	1	4	1	0	0	0	0	0	34	38	1.29	1.000
Jim Maloney, R ERA:	(8, 1)	2.0	W	6	0	0	0	2	0	0	0	0	0	0	10	10	0.00	0.000

PITCHER	IP	WLS	BF	H	R	ER	SO	BB	IBB	HBP	BLK	WP	HR	S	P	ERA	WHIP

Atlanta Braves @ Cincinnati Reds

Crosley Field, Cincinnati, OH

Sat Apr 20 1968, 6:05 PM EST

Att. 7,727 - Unknown

BOTTOM

Batter	1	2	3	4	5	6	7	8	9	AB	R	H	RBI	BB	SO	LOB
Pete Rose, S (1, 9) OBP: 0.390, SLG: 0.658	P6		K		F7			G3 SF9 2B		4	1	1	0	0	1	1
Alex Johnson, R (1, 7) OBP: 0.279, SLG: 0.268	1B		S 1B		F9			G3 2-3		4	0	2	0	0	0	2
Vada Pinson, L (1, 8) OBP: 0.341, SLG: 0.429	F8		K 1-2			F9		SF9 3-H		3	0	0	1	0	1	2
Tony Perez, R (1, 5) OBP: 0.366, SLG: 0.564	F9			F2		S 1B		HBP 1B 1B		4	1	2	0	0	0	1
Lee May, R (1, 3) OBP: 0.500, SLG: 0.611		F8		K		F7 1-2		1B 1-2 HBP		3	0	0	0	0	1	1
Johnny Bench, R (1, 2) OBP: 0.235, SLG: 0.412		K		2B		L7		1-3 2-H 1B		4	0	2	1	0	1	1
Tommy Helms, R (1, 4) OBP: 0.257, SLG: 0.333		1B		L9			L7	K		4	0	1	0	0	1	3
Leo Cardenas, R (1, 6) OBP: 0.194, SLG: 0.222		5-3			F5		6-3			3	0	0	0	0	0	1
Gerry Arrigo, L (1, 1)			P6		BB		4-3			1	0	0	0	1	0	0
Mack Jones, L (7, PH)										1	0	0	0	0	0	0
Jim Maloney, L (8, 1)										0	0	0	0	0	0	0
Inning Stats	R: 0 E: 0 K: 0 S: 4 H: 1 LOB: 1 BB: 0 P: 4	R: 0 E: 0 K: 1 S: 6 H: 1 LOB: 1 BB: 0 P: 6	R: 0 E: 0 K: 2 S: 8 H: 1 LOB: 1 BB: 0 P: 8	R: 0 E: 0 K: 1 S: 6 H: 1 LOB: 1 BB: 0 P: 6	R: 0 E: 0 K: 0 S: 3 H: 0 LOB: 1 BB: 1 P: 7	R: 0 E: 0 K: 0 S: 4 H: 1 LOB: 1 BB: 0 P: 4	R: 0 E: 0 K: 0 S: 3 H: 0 LOB: 0 BB: 0 P: 3	R: 2 E: 0 K: 1 S: 8 H: 3 LOB: 2 BB: 0 P: 9		1B: 6 2B: 2 3B: 0 HR: 0	SF: 1 SAC: 0 DP: 0 HBP: 1			WP: 0 PB: 0 SB: 2 CS: 0	PA: 34		

PITCHER		IP	WLS	BF	H	R	ER	SO	BB	IBB	HBP	BLK	WP	HR	S	P	ERA	WHIP
Pat Jarvis, R ERA: 2.59	(1, 1)	7.0		28	6	1	1	4	1	0	0	0	0	0	35	39	1.29	1.000
Cecil Upshaw, R ERA: 2.45	(8, 1)	0.2	L	4	1	0	0	0	0	0	1	0	0	0	3	4	0.00	1.500
Stu Miller, R ERA:	(8, 1)	0.1		2	1	1	1	1	0	0	0	0	0	0	4	4	27.00	3.000

PITCHER	IP	WLS	BF	H	R	ER	SO	BB	IBB	HBP	BLK	WP	HR	S	P	ERA	WHIP

livebaseballscorecards.com

AB	31
R	2
H	8
RBI	2
BB	1
SO	5
LOB	12

Batter	1	2	3	4	5	6	7	8	9	AB	R	H	RBI	BB	SO	LOB
Mike Lum, L (1, 8) OBP: 0.400, SLG: 0.533	F9		CS 1B	FC4 1-2f		K		1B		5	0	2	0	0	1	6
Sonny Jackson, L (1, 6) OBP: 0.184, SLG: 0.196	6-3		CS 1-2	S 1B	F7		L7	2-3		5	1	1	0	0	0	1
Hank Aaron, R (1, 9) OBP: 0.348, SLG: 0.610	HR			1B 1-H	4-3		WP FC1-2-5		F2	5	2	3	2	0	0	0
Sandy Valdespino, L (1, 7) OBP: 0.469, SLG: 0.462	F7			1B 1-3	K		FC1-2-5 WP		K	4	2	1	0	1	2	0
Clete Boyer, R (1, 5) OBP: 0.196, SLG: 0.190		K		K		F9	FC1-2-5 WP 1B 1-3 2-H		5-3	5	0	0	0	0	2	4
Tommie Aaron, R (1, 3) OBP: 0.500, SLG: 0.556		G3		BB 1-H 3-H 1B		BB WP BB	WP 1-2 3-H 1B			3	0	2	3	1	0	0
Bob Tillman, R (1, 2) OBP: 0.259, SLG: 0.333		K		P4		F8 1-2	P6 1-2 2-3			4	0	0	0	0	1	4
Felix Millan, R (1, 4) OBP: 0.279, SLG: 0.205			6-3	BB IBB		BB IBB			F7	2	0	0	0	2	0	0
Dick Kelley, R (1, 1)			K	FC4 1-2 2-3 BB		1-2 2-3 BB			K	1	0	0	0	2	1	0
Claude Raymond, R (7, 1)										1	0	0	0	0	1	0
Inning Stats	R: 1 H: 1 E: 0 LOB: 0 K: 0 BB: 0 S: 4 P: 4	R: 0 H: 0 E: 0 LOB: 0 K: 2 BB: 0 S: 7 P: 7	R: 0 H: 1 E: 0 LOB: 0 K: 1 BB: 0 S: 5 P: 5	R: 3 H: 4 E: 0 LOB: 3 K: 1 BB: 2 S: 9 P: 17	R: 0 H: 0 E: 0 LOB: 0 K: 1 BB: 0 S: 5 P: 5	R: 0 H: 0 E: 0 LOB: 3 K: 1 BB: 3 S: 5 P: 17	R: 1 H: 2 E: 0 LOB: 2 K: 0 BB: 1 S: 5 P: 9	R: 0 H: 1 E: 0 LOB: 1 K: 1 BB: 0 S: 6 P: 6	R: 0 H: 0 E: 0 LOB: 0 K: 1 BB: 0 S: 5 P: 5	1B: 7 SF: 0 2B: 1 SAC: 0 3B: 0 DP: 0 HR: 1 HBP: 0				WP: 3 PA: 42 PB: 0 SB: 1 CS: 1		

TOP

Atlanta Braves @ Cincinnati Reds

Crosley Field, Cincinnati, OH

Sun Apr 21 1968, 3:33 AM EST

Att. 19,415 - Unknown

livebaseballscorecards.com

AB	35
R	5
H	9
RBI	5
BB	6
SO	8
LOB	15

PITCHER		IP	WLS	BF	H	R	ER	SO	BB	IBB	HBP	BLK	WP	HR	S	P	ERA	WHIP
Milt Pappas, R ERA: 5.74	(1, 1)	3.1	L	14	5	4	4	4	0	0	0	0	0	1	22	22	10.80	1.500
Billy McCool, L ERA:	(4, 1)	1.2		8	1	0	0	1	1	1	0	0	0	0	8	16	0.00	1.200
Bill Kelso, R ERA: 6.0	(6, 1)	2.0		12	2	1	1	1	2	2	0	0	3	0	10	26	4.50	2.000
Ted Davidson, L ERA: 9.0	(8, 1)	1.0		4	1	0	0	1	0	0	0	0	0	0	6	6	0.00	1.000
Ted Abernathy, R ERA: 0.69	(9, 1)	1.0		3	0	0	0	1	0	0	0	0	0	0	5	5	0.00	0.000

PITCHER	IP	WLS	BF	H	R	ER	SO	BB	IBB	HBP	BLK	WP	HR	S	P	ERA	WHIP

Atlanta Braves @ Cincinnati Reds

Crosley Field, Cincinnati, OH

Sun Apr 21 1968, 3:33 AM EST

Att. 19,415 - Unknown

livebaseballscorecards.com

BOTTOM

Batter	1	2	3	4	5	6	7	8	9	AB	R	H	RBI	BB	SO	LOB
Pete Rose, S (1, 9) OBP: 0.400, SLG: 0.667	1-3		2B		FC6-4 G6-4-3 1-2f		1-2 2-H 1B			4	0	2	1	0	0	1
Alex Johnson, R (1, 7) OBP: 0.261, SLG: 0.250	E6 E S		6-3		G6-4-3 1-2f		L3			3	0	0	0	0	0	2
Fred Whitfield, L (7, PH) OBP: 0.333, SLG: 0.333 (8, 3)										1	0	0	0	0	0	2
Vada Pinson, L (1, 8) OBP: 0.333, SLG: 0.410	K 1-3			FC5-4 1B		K		3-1		4	0	1	0	0	2	1
Tony Perez, R (1, 5) OBP: 0.333, SLG: 0.512	5-3			FC5-4 1-2f 2B		F9		F5		4	1	0	0	0	0	2
Lee May, R (1, 3) OBP: 0.455, SLG: 0.550 (8, 7)		F9		F3		6-3		K		4	0	0	0	0	1	1
Ted Abernathy, R (9, 1)										0	0	0	0	0	0	0
Johnny Bench, R (1, 2) OBP: 0.238, SLG: 0.429		F8		1B 1-H 2B			6-3		K	4	0	1	1	0	1	0
Tommy Helms, R (1, 4) OBP: 0.256, SLG: 0.324		L3		2-3 1B			F9		F9	4	0	1	0	0	0	0
Leo Cardenas, R (1, 6) OBP: 0.200, SLG: 0.205			F8	L9			BB 1B BB		P4	3	1	0	0	1	0	2
Milt Pappas, R (1, 1) OBP: 0.250, SLG: 0.250			P6		FC6-4 BB		1B 1-2 BB			1	0	0	0	0	0	0
Billy McCool, R (4, 1)										0	0	0	0	0	0	0
Giraldo Ruiz, S (5, PH) OBP: 0.500, SLG: 0.429										0	0	0	0	0	0	0
Bill Kelso, R (6, 1)										0	0	0	0	0	0	0
Bob Johnson, R (7, PH)										0	0	0	1	0	0	0
Ted Davidson, R (8, 1)										0	0	0	0	0	0	0
Mack Jones, L (9, 7)										0	0	0	0	0	0	0
Inning Stats	R: 0 E: 1 K: 1 S: 6 H: 0 LOB: 1 BB: 0 P: 6	R: 0 E: 0 K: 0 S: 3 H: 0 LOB: 0 BB: 0 P: 3	R: 0 E: 0 K: 0 S: 4 H: 1 LOB: 1 BB: 0 P: 4	R: 1 E: 0 K: 0 S: 6 H: 3 LOB: 2 BB: 0 P: 6	R: 0 E: 0 K: 0 S: 2 H: 0 LOB: 0 BB: 1 P: 6	R: 0 E: 0 K: 1 S: 5 H: 0 LOB: 0 BB: 0 P: 5	R: 1 E: 0 K: 0 S: 4 H: 1 LOB: 2 BB: 2 P: 12	R: 0 E: 0 K: 1 S: 5 H: 0 LOB: 0 BB: 0 P: 5	R: 0 E: 0 K: 1 S: 5 H: 0 LOB: 0 BB: 0 P: 5							

AB	32
R	2
H	5
RBI	2
BB	3
SO	4
LOB	11

1B: 3 SF: 0
2B: 2 SAC: 0
3B: 0 DP: 1
HR: 0 HBP: 0

WP: 0 PA: 35
PB: 0
SB: 1
CS: 0

PITCHER		IP	WLS	BF	H	R	ER	SO	BB	IBB	HBP	BLK	WP	HR	S	P	ERA	WHIP
Dick Kelley, L ERA: 5.79	(1, 1)	6.2	W	28	5	2	2	2	3	0	0	0	0	0	29	41	2.70	1.200
Claude Raymond, R ERA:	(7, 1)	2.1	S	7	0	0	0	2	0	0	0	0	0	0	11	11	0.00	0.000

PITCHER	IP	WLS	BF	H	R	ER	SO	BB	IBB	HBP	BLK	WP	HR	S	P	ERA	WHIP

Batter	1	2	3	4	5	6	7	8	9	10	AB	R	H	RBI	BB	SO	LOB
Pete Rose, S (1, 9) OBP: 0.420, SLG: 0.652	1B		2B 1B		F8			4-3		FC6-4 IBB	4	0	2	0	1	0	1
Alex Johnson, R (1, 7) OBP: 0.255, SLG: 0.265	K		1-H 2B			F9		F8		FC6-4 1-2f	5	0	1	0	0	1	3
Vada Pinson, L (1, 8) OBP: 0.327, SLG: 0.419	F7			F8		E 2B		P3			4	1	1	0	0	0	1
Tony Perez, R (1, 5) OBP: 0.327, SLG: 0.489	F8			K		E8 2-H 1B			F8		4	0	1	1	0	1	1
Lee May, R (1, 3) OBP: 0.438, SLG: 0.512		P6		K		G6-4-3 IBB			F9		3	0	0	0	1	1	0
Johnny Bench, R (1, 2) OBP: 0.240, SLG: 0.400		6-3			1B SF7 1B	G6-4-3 1-2f			P3		4	1	1	0	0	0	2
Tommy Helms, R (1, 4) OBP: 0.256, SLG: 0.317		F7			4-3 SF7 1-3 1B		P6			P6	4	0	1	0	0	0	0
Leo Cardenas, R (1, 6) OBP: 0.205, SLG: 0.238			6-3		SF7 1-2 3-H		K			2B	3	0	1	1	0	1	0
George Culver, R (1, 1) Ted Abernathy, R (9, 1) Bob Johnson, R (10, PH) Billy McCool, R (10, 1)			K		4-3 2-3		3-1			P4	3 0 1 0	0 0 0 0	0 0 0 0	0 0 0 0	1 0 0 0	1 0 1 0	1 0 1 0
Inning Stats	R: 0 E: 0 K: 1 S: 6 H: 1 LOB: 1 BB: 0 P: 6	R: 0 E: 0 K: 0 S: 3 H: 0 LOB: 0 BB: 0 P: 3	R: 0 E: 0 K: 1 S: 6 H: 2 LOB: 2 BB: 0 P: 6	R: 0 E: 0 K: 2 S: 7 H: 0 LOB: 0 BB: 0 P: 7	R: 1 E: 0 K: 0 S: 5 H: 2 LOB: 1 BB: 0 P: 5	R: 1 E: 1 K: 0 S: 4 H: 2 LOB: 1 BB: 1 P: 8	R: 0 E: 0 K: 1 S: 5 H: 0 LOB: 0 BB: 0 P: 5	R: 0 E: 0 K: 0 S: 3 H: 0 LOB: 0 BB: 0 P: 3	R: 0 E: 0 K: 0 S: 3 H: 0 LOB: 0 BB: 0 P: 3	R: 0 E: 0 K: 0 S: 4 H: 1 LOB: 2 BB: 1 P: 8	1B: 5 2B: 3 3B: 0 HR: 0	SF: 1 SAC: 0 DP: 1 HBP: 0						

PITCHER	IP	WLS	BF	H	R	ER	SO	BB	IBB	HBP	BLK	WP	HR	S	P	ERA	WHIP
Steve Carlton, L (1, 1) ERA: 3.98	5.1		23	7	2	2	4	0	1	0	0	0	0	30	34	3.38	1.312
Ron Willis, R (6, 1) ERA: 1.17	0.2		1	0	0	0	0	0	0	0	0	0	0	1	1	0.00	0.000
Dick Hughes, R (7, 1) ERA: 11.57	2.0		6	0	0	0	1	0	0	0	0	0	0	8	8	0.00	0.000
Joe Hoerner, L (9, 1) ERA:	2.0	W	8	1	0	0	0	0	1	0	0	0	0	7	11	0.00	0.500

PITCHER	IP	WLS	BF	H	R	ER	SO	BB	IBB	HBP	BLK	WP	HR	S	P	ERA	WHIP

TOP

Cincinnati Reds @ St. Louis Cardinals

Busch Stadium, St. Louis, MO

Tue Apr 23 1968, 6:05 PM CST
Att. 8,706 - Unknown

livebaseballscorecards.com

AB	35
R	2
H	8
RBI	2
BB	2
SO	5
LOB	10

1B: 5	SF: 1	WP: 0	PA: 38
2B: 3	SAC: 0	PB: 0	
3B: 0	DP: 1	SB: 0	
HR: 0	HBP: 0	CS: 0	

Batter	1	2	3	4	5	6	7	8	9	10	AB	R	H	RBI	BB	SO	LOB
Lou Brock, L (1, 7) OBP: 0.267, SLG: 0.448	S S S 0-3 ① K		S S S 0-3 ②③ 1-2 K			S S S 0-3 ② K		x 0-0 ③ 4-3		x 0-0 1-H HR	5	1	1	2	0	3	1
Curt Flood, R (1, 8) OBP: 0.439, SLG: 0.528	x 0-0 ② 6-3			x 0-0 ① P3		S S S 0-3 ③ K			B B B B 4-0 1B E BB		3	1	0	0	1	1	0
Roger Maris, L (1, 9) OBP: 0.367, SLG: 0.593 Dick Simpson, R (9, PR) (10, 9) OBP: 0.462, SLG: 1.000	x 0-0 2B			B B B B 4-0 BB			x 0-0 ① F8		x 0-0 E 1-2 4-3 1B		3 0	0 1	2 0	0 0	1 0	0 0	0 0
Orlando Cepeda, R (1, 3) OBP: 0.436, SLG: 0.680	x 0-0 ③ 6-3			x 0-0 ② F8			x 0-0 1B		x 0-0 E5 1-3 2-H 4-3		4	0	1	0	0	0	3
Tim McCarver, L (1, 2) OBP: 0.362, SLG: 0.333		x 0-0 ① L5		x 0-0 ③ P4			x 0-0 1-2 FC6-4 1B		x 0-0 ① 4-3 1-2 3-H		4	0	1	1	0	0	2
Mike Shannon, R (1, 5) OBP: 0.286, SLG: 0.370		x 0-0 ② 3-1		x 0-0 ① 6-3			x 0-0 ② F9		4-0 G4-3 IBB		3	0	0	0	1	0	2
Julian Javier, R (1, 4) OBP: 0.255, SLG: 0.313 Dick Schofield, S (9, PH) (10, 4)		x 0-0 ③ P4		x 0-0 ② F8			x 0-0 ③ FC6-4 1-2f		x 0-0 ②③ G4-3 1-2f		3 1	0 0	0 0	0 0	0 0	0 0	2 2
Dal Maxvill, R (1, 6) OBP: 0.300, SLG: 0.333			x 0-0 CS 1B	x 0-0 ③ F8				x 0-0 ① F8		x 0-0 ① F9	4	0	1	0	0	0	0
Steve Carlton, L (1, 1) Ron Willis, R (6, 1) Bobby Tolan, L (6, PH) OBP: 0.176, SLG: 0.235 Dick Hughes, R (7, 1) Johnny Edwards, L (8, PH) OBP: 0.333, SLG: 0.375 Joe Hoerner, R (9, 1) Ed Spiezio, R (10, PH)			S S S 0-3 ① K			x 0-0 ① 3-1		x 0-0 ② 4-3		B B B B 4-0 HR BB	1 0 1 0 1 0 0	0 0 0 0 0 0 1	0 0 0 0 0 0 0	0 0 0 0 0 0 1	0 0 0 0 0 0 0	1 0 0 0 0 0 0	1 0 0 0 0 0 0
Inning Stats	R: 0 E: 0 K: 1 S: 6 H: 1 LOB: 1 BB: 0 P: 6	R: 0 E: 0 K: 0 S: 3 H: 0 LOB: 0 BB: 0 P: 3	R: 0 E: 0 K: 2 S: 7 H: 1 LOB: 1 BB: 0 P: 7	R: 0 E: 0 K: 0 S: 3 H: 0 LOB: 1 BB: 1 P: 7	R: 0 E: 0 K: 0 S: 3 H: 0 LOB: 0 BB: 0 P: 3	R: 0 E: 0 K: 2 S: 7 H: 0 LOB: 0 BB: 0 P: 7	R: 0 E: 0 K: 0 S: 5 H: 2 LOB: 2 BB: 0 P: 5	R: 0 E: 0 K: 0 S: 3 H: 0 LOB: 0 BB: 0 P: 3	R: 2 E: 1 K: 0 S: 4 H: 1 LOB: 2 BB: 2 P: 12	R: 2 E: 0 K: 0 S: 2 H: 1 LOB: 0 BB: 1 P: 6	1B: 4 2B: 2 3B: 0 HR: 1	SF: 0 SAC: 0 DP: 2 HBP: 0					

PITCHER		IP	WLS	BF	H	R	ER	SO	BB	IBB	HBP	BLK	WP	HR	S	P	ERA	WHIP
George Culver, R ERA: 1.46	(1, 1)	8.0		30	5	2	1	5	2	0	0	0	0	0	38	46	1.12	0.875
Ted Abernathy, R ERA: 0.64	(9, 1)	1.0		4	0	0	0	0	0	1	0	0	0	0	3	7	0.00	0.000
Billy McCool, L ERA: 6.0	(10, 1)	0.1	L	3	1	2	2	0	1	0	0	0	0	1	2	6	54.00	6.000

PITCHER	IP	WLS	BF	H	R	ER	SO	BB	IBB	HBP	BLK	WP	HR	S	P	ERA	WHIP

BOTTOM

Cincinnati Reds @ St. Louis Cardinals

Busch Stadium, St. Louis, MO

Tue Apr 23 1968, 6:05 PM CST

Att. 8,706 - Unknown

livebaseballscorecards.com

AB	33
R	4
H	6
RBI	3
BB	4
SO	5
LOB	13

WP: 0 PB: 0 SB: 0 CS: 1 PA: 37

Batter	1	2	3	4	5	6	7	8	9	AB	R	H	RBI	BB	SO	LOB
Pete Rose, S (1, 9) OBP: 0.426, SLG: 0.680	6-3		3B			1-3		FC3-6 1B 1-2		4	0	2	0	0	0	0
Alex Johnson, R (1, 7) OBP: 0.278, SLG: 0.275	BB		P4			1B		FC3-6 1-2f 2-3		2	0	1	0	1	0	1
Bob Lee, R (6, 1)										0	0	0	0	0	0	0
Fred Whitfield, L (8, PH) OBP: 0.286, SLG: 0.286										1	0	0	0	0	0	2
Ted Davidson, R (8, 1)										0	0	0	0	0	0	0
Vada Pinson, L (1, 8) OBP: 0.302, SLG: 0.383	K			G3		4-3		3-1		4	0	0	0	0	1	4
Tony Perez, R (1, 5) OBP: 0.302, SLG: 0.451	F9			G3			F8		K	4	0	0	0	0	1	1
Lee May, R (1, 3) OBP: 0.442, SLG: 0.500		BB CS		K			1B		5-3	3	0	1	0	1	1	0
Johnny Bench, R (1, 2) OBP: 0.207, SLG: 0.345		F9 1-2			6-3		F8		F7	4	0	0	0	0	0	2
Tommy Helms, R (1, 4) OBP: 0.239, SLG: 0.295		K			F9		F9			3	0	0	0	0	1	1
Leo Cardenas, R (1, 6) OBP: 0.191, SLG: 0.222			1-3		5-3			6-3		3	0	0	0	0	0	0
John Tsitouris, R (1, 1)			P4			F8		FC3-6 1B 1B		0	0	0	0	0	0	0
Jim Maloney, L (3, PH)										1	0	0	0	0	0	0
Bill Kelso, R (3, 1)										0	0	0	0	0	0	0
Billy McCool, R (5, 1)										0	0	0	0	0	0	0
Mack Jones, L (6, PH) (6, 7) OBP: 0.375, SLG: 0.167										2	0	1	0	0	0	0
Inning Stats	R: 0 E: 0 K: 1 S: 5 H: 0 LOB: 1 BB: 1 P: 9	R: 0 E: 0 K: 1 S: 4 H: 0 LOB: 0 BB: 1 P: 8	R: 0 E: 0 K: 0 S: 4 H: 1 LOB: 1 BB: 0 P: 4	R: 0 E: 0 K: 1 S: 5 H: 0 LOB: 0 BB: 0 P: 5	R: 0 E: 0 K: 0 S: 3 H: 0 LOB: 0 BB: 0 P: 3	R: 0 E: 0 K: 0 S: 4 H: 1 LOB: 1 BB: 0 P: 4	R: 0 E: 0 K: 0 S: 4 H: 1 LOB: 1 BB: 0 P: 4	R: 0 E: 0 K: 0 S: 5 H: 2 LOB: 2 BB: 0 P: 5	R: 0 E: 0 K: 1 S: 5 H: 0 LOB: 0 BB: 0 P: 5	1B: 4 2B: 0 3B: 1 HR: 0	SF: 0 SAC: 0 DP: 0 HBP: 0						

PITCHER	IP	WLS	BF	H	R	ER	SO	BB	IBB	HBP	BLK	WP	HR	S	P	ERA	WHIP
Ray Washburn, R (1, 1) ERA: 0.95	9.0	W	33	5	0	0	4	2	0	0	0	0	0	39	47	0.00	0.778

PITCHER	IP	WLS	BF	H	R	ER	SO	BB	IBB	HBP	BLK	WP	HR	S	P	ERA	WHIP

TOP

Cincinnati Reds @ St. Louis Cardinals

Busch Stadium, St. Louis, MO

Wed Apr 24 1968, 6:05 PM CST

Att. 9,666 - Unknown

livebaseballscorecards.com

AB	31
R	0
H	5
RBI	0
BB	2
SO	4
LOB	11

PA: 33

WP: 0 PB: 0 SB: 0 CS: 1

1B: 4 2B: 0 3B: 1 HR: 0

SF: 0 SAC: 0 DP: 0 HBP: 0

Batter	1	2	3	4	5	6	7	8	9	AB	R	H	RBI	BB	SO	LOB
Lou Brock, L (1, 7) OBP: 0.292, SLG: 0.443	4-3	G3 1-2 2-3		CS 1B		BBB 4-0 1B BB		BBB 4-0 3B 1-2 BB		3	1	1	0	2	0	2
Curt Flood, R (1, 8) OBP: 0.452, SLG: 0.569	6-3	0-0 1B 2-H 3-H		CS 1-2	6-3	1-2 2-H 1B		1-H 2-H 3B		5	0	3	5	0	0	0
Roger Maris, L (1, 9) OBP: 0.382, SLG: 0.645 Bobby Tolan, L (8, 9) OBP: 0.176, SLG: 0.235	1B 1B	F2			SF8 3B	3-1				4 0	1 0	2 0	0 0	0 0	0 0	3 0
Orlando Cepeda, R (1, 3) OBP: 0.441, SLG: 0.679	1-3 1B		SSS K		SF8 3-H		1B			3	0	2	1	0	1	0
Tim McCarver, L (1, 2) OBP: 0.353, SLG: 0.326	6-3		F8		FC4 1B		4-3			4	0	1	0	0	0	2
Mike Shannon, R (1, 5) OBP: 0.302, SLG: 0.440		HR	1B		FC4 1-2f		SSS K			4	1	2	1	0	1	1
Julian Javier, R (1, 4) OBP: 0.273, SLG: 0.314		BBB 4-0 G3 1-3 1B BB	F8			E6 1B		1-3		3	2	1	0	1	0	1
Dal Maxvill, R (1, 6) OBP: 0.296, SLG: 0.327		1-3 1-2		5-3		F8		BB 3B 1B		4	1	1	0	0	0	2
Ray Washburn, R (1, 1)		BBB 4-0 G3 1B BB		SSS K		6-3		SSS K		3	1	0	0	1	2	2
Inning Stats	R: 0 E: 0 K: 0 S: 5 H: 2 LOB: 2 BB: 0 P: 5	R: 3 E: 0 K: 0 S: 5 H: 2 LOB: 1 BB: 2 P: 13	R: 0 E: 0 K: 1 S: 6 H: 1 LOB: 1 BB: 0 P: 6	R: 0 E: 0 K: 1 S: 5 H: 1 LOB: 0 BB: 0 P: 5	R: 1 E: 0 K: 0 S: 5 H: 2 LOB: 1 BB: 0 P: 5	R: 1 E: 1 K: 0 S: 5 H: 2 LOB: 2 BB: 1 P: 9	R: 0 E: 0 K: 1 S: 5 H: 1 LOB: 0 BB: 0 P: 5	R: 2 E: 0 K: 1 S: 6 H: 2 LOB: 1 BB: 1 P: 10		1B: 10 2B: 0 3B: 2 HR: 1	SF: 1 SAC: 0 DP: 0 HBP: 0					

Cincinnati Reds @ St. Louis Cardinals

Busch Stadium, St. Louis, MO

Wed Apr 24 1968, 6:05 PM CST

Att. 9,666 - Unknown

BOTTOM

livebaseballscorecards.com

AB	33
R	7
H	13
RBI	7
BB	4
SO	4
LOB	13

WP: 0 PB: 0 SB: 0 CS: 1 PA: 39

PITCHER		IP	WLS	BF	H	R	ER	SO	BB	IBB	HBP	BLK	WP	HR	S	P	ERA	WHIP
John Tsitouris, R ERA: 7.11	(1, 1)	2.0	L	12	4	3	3	0	2	0	0	0	0	1	10	18	13.50	3.000
Bill Kelso, R ERA: 5.4	(3, 1)	2.2		11	4	1	1	2	0	0	0	0	0	0	15	15	3.38	1.500
Billy McCool, L ERA: 5.4	(5, 1)	0.1		1	0	0	0	0	0	0	0	0	0	0	1	1	0.00	0.000
Bob Lee, R ERA: 2.45	(6, 1)	2.0		9	3	1	1	1	1	0	0	0	0	0	10	14	4.50	2.000
Ted Davidson, L ERA: 10.5	(8, 1)	1.0		5	2	2	2	1	1	0	0	0	0	0	6	10	18.00	3.000

PITCHER	IP	WLS	BF	H	R	ER	SO	BB	IBB	HBP	BLK	WP	HR	S	P	ERA	WHIP

New York Mets @ Cincinnati Reds

Crosley Field, Cincinnati, OH

Fri Apr 26 1968, 6:05 PM EST

Att. 5,743 - Unknown

TOP

livebaseballscorecards.com

Batter	1	2	3	4	5	6	7	8	9	AB	R	H	RBI	BB	SO	LOB
Tommie Agee, R (1, 8) OBP: 0.130, SLG: 0.111	K		K		G6-4-3			G4-6-3		3	0	0	0	0	2	1
Art Shamsky, L (8, PH) OBP: 0.324, SLG: 0.303 (8, 7)					1-2f 3-H			1-2f		1	0	0	0	0	0	1
Phil Linz, R (1, 4)	BB HBP		F8		P6			E3 FC6-4		2	0	0	0	0	0	0
Ken Boswell, L (8, PH) OBP: 0.268, SLG: 0.308										1	0	0	0	0	0	0
Ron Taylor, R (8, 1)										0	0	0	0	0	0	0
Cleon Jones, R (1, 7) (8, 8) OBP: 0.302, SLG: 0.488	K		1B			F9		FC6-4		4	0	1	0	0	1	2
								1-2f								
Ron Swoboda, R (1, 9) OBP: 0.328, SLG: 0.520	FC5-4 BB		K			F2			K	3	0	0	0	1	2	1
	1-2															
Greg Goossen, R (1, 3) OBP: 0.417, SLG: 0.455	FC5-4			FC5-4 BB		P4			6-3	3	0	0	0	1	0	2
	1-2f															
Ed Charles, R (1, 5) OBP: 0.224, SLG: 0.304		G4-6-3 1B		F8			5-3		1B BB	3	0	1	0	1	0	1
		1B														
Jerry Grote, R (1, 2) OBP: 0.409, SLG: 0.342		G4-6-3		FC5-4 CS			K		1B	4	0	2	0	0	1	1
		1-2 1B		1-2f					1-2							
Bud Harrelson, S (1, 6) OBP: 0.175, SLG: 0.179		G4-6-3		CS	1B G6-4-3		K		5-3	4	1	1	0	0	1	4
		1-2f 2-3		1-2	2B											
Tom Seaver, R (1, 1) OBP: 0.231, SLG: 0.167		K			G6-4-3			BB G4-6-3		2	0	1	0	0	1	1
Al Weis, S (8, PH) OBP: 0.258, SLG: 0.214 (8, 4)					2-3 1B					0	0	0	0	1	0	0

Inning Stats	1	2	3	4	5	6	7	8	9
	R: 0 E: 0 K: 2 S: 7	H: 0 LOB: 2 BB: 1 P: 12	R: 0 E: 0 K: 1 S: 6	H: 2 LOB: 1 BB: 0 P: 6	R: 0 E: 0 K: 2 S: 8	H: 1 LOB: 1 BB: 0 P: 8	R: 0 E: 0 K: 0 S: 2	H: 0 LOB: 0 BB: 1 P: 6	R: 1 E: 0 K: 0 S: 4	H: 2 LOB: 0 BB: 0 P: 4	R: 0 E: 0 K: 0 S: 3	H: 0 LOB: 0 BB: 0 P: 3	R: 0 E: 0 K: 2 S: 7	H: 0 LOB: 0 BB: 0 P: 7	R: 0 E: 1 K: 0 S: 3	H: 0 LOB: 1 BB: 1 P: 7	R: 0 E: 0 K: 1 S: 6	H: 1 LOB: 2 BB: 1 P: 10

	AB	30
	R	1
	H	6
	RBI	0
	BB	4
	SO	8
	LOB	14

	1B: 5	SF: 0	WP: 0	PA: 36
	2B: 1	SAC: 0	PB: 0	
	3B: 0	DP: 3	SB: 0	
	HR: 0	HBP: 1	CS: 1	

PITCHER		IP	WLS	BF	H	R	ER	SO	BB	IBB	HBP	BLK	WP	HR	S	P	ERA	WHIP
Gerry Arrigo, L ERA: 1.06	(1, 1)	7.0	W	27	5	1	1	7	3	0	1	0	0	0	37	50	1.29	1.143
Ted Abernathy, R ERA: 0.56	(8, 1)	2.0	S	8	1	0	0	1	1	0	0	0	0	0	9	13	0.00	1.000

PITCHER	IP	WLS	BF	H	R	ER	SO	BB	IBB	HBP	BLK	WP	HR	S	P	ERA	WHIP

New York Mets @ Cincinnati Reds

Crosley Field, Cincinnati, OH

Fri Apr 26 1968, 6:05 PM EST

Att. 5,743 - Unknown

BOTTOM

Batter	1	2	3	4	5	6	7	8	9	AB	R	H	RBI	BB	SO	LOB
Pete Rose, S (1, 9) OBP: 0.431, SLG: 0.660	0-0 1B SF9 1B		0-0 ① F9		0-0 ① F7		H 1-0 WP HBP			3	1	1	0	0	0	0
Alex Johnson, R (1, 7) OBP: 0.291, SLG: 0.288	0-0 E S SF9 1-3 1B		0-0 ② G3		0-0 FC4-6 1B		0-0 ② F8 1-2			1	1	1	0	0	0	0
Mack Jones, L (3, PH) (4, 7) OBP: 0.364, SLG: 0.222										3	0	1	0	0	0	1
Vada Pinson, L (1, 8) OBP: 0.298, SLG: 0.392	0-0 ① F2		0-0 E 2B		0-0 ② FC4-6 1-2f		0-0 ③ F2			4	1	1	0	0	0	4
Tony Perez, R (1, 5) OBP: 0.298, SLG: 0.444	0-0 ② SF9 1-H 3-H		0-0 E1 2-H 1B		S S S 0-3 ③ K			S S S 0-3 ① K		3	0	1	1	0	2	1
Lee May, R (1, 3) OBP: 0.411, SLG: 0.460	0-0 ③ P6		0-0 ③ 5-3			x 0-0 ① F9		S S S 0-3 ② K		4	0	0	0	0	1	1
Johnny Bench, R (1, 2) OBP: 0.182, SLG: 0.303		S S S 0-3 ① K		x 0-0 ① P6		S S S 0-3 ② K		x 0-0 E6		4	0	0	0	0	2	0
Tommy Helms, R (1, 4) OBP: 0.280, SLG: 0.354		x 0-0 FC4-6 1B		x 0-0 2B		x 0-0 BLK 1B		x 0-0 ③ F8		4	0	3	0	0	0	1
Leo Cardenas, R (1, 6) OBP: 0.180, SLG: 0.208		x 0-0 ② F7		x 0-0 ② F9		x 0-0 ③ F9 1-2				3	0	0	0	0	0	3
Gerry Arrigo, L (1, 1)		x 0-0 ③ FC4-6 1-2f		x 0-0 ③ F9			x 0-0 ① 1-3			3	0	0	0	0	0	2
Ted Abernathy, R (8, 1)										0	0	0	0	0	0	0
Inning Stats	R: 2 H: 2 E: 0 LOB: 0 K: 0 BB: 0 S: 5 P: 5	R: 0 H: 1 E: 0 LOB: 1 K: 1 BB: 0 S: 6 P: 6	R: 1 H: 2 E: 1 LOB: 1 K: 0 BB: 0 S: 5 P: 5	R: 0 H: 1 E: 0 LOB: 1 K: 0 BB: 0 S: 4 P: 4	R: 0 H: 1 E: 0 LOB: 1 K: 1 BB: 0 S: 6 P: 6	R: 0 H: 1 E: 0 LOB: 1 K: 1 BB: 0 S: 6 P: 6	R: 0 H: 0 E: 0 LOB: 1 K: 0 BB: 0 S: 3 P: 4	R: 0 H: 0 E: 1 LOB: 1 K: 2 BB: 0 S: 8 P: 8		1B: 6 SF: 1 2B: 2 SAC: 0 3B: 0 DP: 0 HR: 0 HBP: 1						

livebaseballscorecards.com

AB	32
R	3
H	8
RBI	1
BB	0
SO	5
LOB	13

WP: 1 PA: 34
PB: 0
SB: 1
CS: 0

PITCHER		IP	WLS	BF	H	R	ER	SO	BB	IBB	HBP	BLK	WP	HR	S	P	ERA	WHIP
Tom Seaver, R ERA: 1.59	(1, 1)	7.0	L	30	8	3	1	3	0	0	1	1	1	0	35	36	1.29	1.143
Ron Taylor, R ERA:	(8, 1)	1.0		4	0	0	0	2	0	0	0	0	0	0	8	8	0.00	0.000

PITCHER		IP	WLS	BF	H	R	ER	SO	BB	IBB	HBP	BLK	WP	HR	S	P	ERA	WHIP

Batter	1	2	3	4	5	6	7	8	9	AB	R	H	RBI	BB	SO	LOB
Al Weis, S (1, 6) OBP: 0.229, SLG: 0.188	F8		P5		F7			F8		4	0	0	0	0	0	0
Ken Boswell, L (1, 4) OBP: 0.289, SLG: 0.381	HR		BBBBB 4-0 K BB			1-3			L8	3	1	1	1	1	0	0
Cleon Jones, R (1, 8) OBP: 0.298, SLG: 0.489	6-3		SSS 0-3 K 1-2			6-3			F8 1B 2B	4	1	1	0	0	1	1
Art Shamsky, L (1, 7) OBP: 0.293, SLG: 0.270	G3			P5		F9			F8 2-3	4	0	0	0	0	0	1
Ron Swoboda, R (1, 9) OBP: 0.339, SLG: 0.574 Tommie Agee, R (9, PR) OBP: 0.130, SLG: 0.111		HR		SSS K			SSS K		1B 3-H 1B	4 0	1 0	2 0	2 0	0 0	2 0	0 0
Ed Kranepool, L (1, 3) OBP: 0.278, SLG: 0.265		6-3		2B			SSS K		1-3 1B	4	0	2	0	0	1	0
Ed Charles, R (1, 5) OBP: 0.212, SLG: 0.286 Greg Goossen, R (9, PH) OBP: 0.385, SLG: 0.417		F3		P4			SSS K		SSS K	3 1	0 0	0 0	0 0	0 0	1 1	1 2
Jerry Grote, R (1, 2) OBP: 0.404, SLG: 0.341		1B			SSS K			P6		3	0	1	0	0	1	0
Nolan Ryan, R (1, 1) Bill Short, L (6, 1) Dick Selma, R (6, 1) Don Bosch, S (8, PH) Cal Koonce, R (8, 1)		SSS K			SSS K			SSS K		2 0 0 1 0	0 0 0 0 0	0 0 0 0 0	0 0 0 0 0	0 0 0 1 0	2 0 0 0 0	1 0 0 0 0
Inning Stats	R: 1 E: 0 K: 0 S: 4 H: 1 LOB: 0 BB: 0 P: 4	R: 1 E: 0 K: 1 S: 7 H: 2 LOB: 1 BB: 0 P: 7	R: 0 E: 0 K: 1 S: 4 H: 0 LOB: 0 BB: 1 P: 8	R: 0 E: 0 K: 1 S: 6 H: 1 LOB: 1 BB: 0 P: 6	R: 0 E: 0 K: 2 S: 7 H: 0 LOB: 0 BB: 0 P: 7	R: 0 E: 0 K: 0 S: 3 H: 0 LOB: 0 BB: 0 P: 3	R: 0 E: 0 K: 3 S: 9 H: 0 LOB: 0 BB: 0 P: 9	R: 0 E: 0 K: 1 S: 5 H: 0 LOB: 0 BB: 0 P: 5	R: 1 E: 0 K: 1 S: 8 H: 3 LOB: 2 BB: 0 P: 8	1B: 3 2B: 2 3B: 0 HR: 2 SF: 0 SAC: 0 DP: 0 HBP: 0						WP: 0 PB: 0 SB: 0 CS: 0 PA: 34

PITCHER	IP	WLS	BF	H	R	ER	SO	BB	IBB	HBP	BLK	WP	HR	S	P	ERA	WHIP
Milt Pappas, R (1, 1) ERA: 4.81	8.2	W	32	6	3	3	9	1	0	0	0	0	2	49	53	3.12	0.808
Ted Abernathy, R (9, 1) ERA: 0.55	0.1	S	2	1	0	0	1	0	0	0	0	0	0	4	4	0.00	3.000

PITCHER	IP	WLS	BF	H	R	ER	SO	BB	IBB	HBP	BLK	WP	HR	S	P	ERA	WHIP

TOP

New York Mets @ Cincinnati Reds

Crosley Field, Cincinnati, OH

Sat Apr 27 1968, 6:05 PM EST

Att. 6,002 - Unknown

livebaseballscorecards.com

AB	33
R	3
H	7
RBI	3
BB	1
SO	10
LOB	6

New York Mets @ Cincinnati Reds

Crosley Field, Cincinnati, OH

Sat Apr 27 1968, 6:05 PM EST

Att. 6,002 - Unknown

livebaseballscorecards.com

BOTTOM

Batter	1	2	3	4	5	6	7	8	9	AB	R	H	RBI	BB	SO	LOB
Pete Rose, S (1, 9) OBP: 0.444, SLG: 0.649	BBBB 4-0 E BB BB	x 0-0 ③ F7			SSS 0-3 ① K	x 0-0 BB BB 2-3 1B		x 0-0 1B 1B		4	1	2	0	1	1	0
Mack Jones, L (1, 7) OBP: 0.375, SLG: 0.167	BBBB 4-0 E 1-2 BB	SSS 0-3 ① K			x 0-0 E3 BB 1B E	BBB 4-0 BB 1-2 BB		x 0-0 ② F8		3	1	0	0	2	1	1
Vada Pinson, L (1, 8) OBP: 0.306, SLG: 0.393	x 0-0 E1 1-3 2-H	SSS 0-3 ② K			x 0-0 BB E 1-2 1B	SSS 0-3 ② K		x 0-0 1-2 1B		5	1	2	0	0	2	4
Tony Perez, R (1, 5) OBP: 0.306, SLG: 0.421	SSS 0-3 ① K	x 0-0 ③ 6-3			BBB 4-0 E SF8 1-2 2-3 BB	BBB 4-0 1-2 2-3 3-H BB		x 0-0 ③ F3		3	1	0	1	2	1	4
Lee May, R (1, 3) OBP: 0.400, SLG: 0.434	III 4-0 IBB			x 0-0 ① 6-3	x 0-0 E5 1-3 2-H 3-H	SSS 0-3 ③ K				3	0	0	0	1	1	4
Johnny Bench, R (1, 2) OBP: 0.162, SLG: 0.278	SSS 0-3 ② K			x 0-0 ② F8	x 0-0 ② SF8 3-H		SSS 0-3 ① K			3	0	0	1	0	2	3
Tommy Helms, R (1, 4) OBP: 0.278, SLG: 0.346	x 0-0 ③ F8			x 0-0 1B 1B	x 0-0 ③ F8		x 0-0 ② 6-3			4	0	1	0	0	0	4
Leo Cardenas, R (1, 6) OBP: 0.204, SLG: 0.231		SSS 0-3 ① K		x 0-0 1-3 1B		x 0-0 1B SH1-4 BB 1B	SSS 0-3 ③ K			4	1	2	0	0	2	0
Milt Pappas, R (1, 1) OBP: 0.143, SLG: 0.143 Ted Abernathy, R (9, 1)		x 0-0 ② 5-3		SSS 0-3 ③ K		x 0-0 ① SH1-4 1-2		SSS 0-3 ① K		3 0	0 0	0 0	0 0	0 0	2 0	2 0
Inning Stats	R: 1 H: 0 E: 1 LOB: 3 K: 2 BB: 3 S: 8 P: 20	R: 0 H: 0 E: 0 LOB: 0 K: 1 BB: 0 S: 5 P: 5	R: 0 H: 0 E: 0 LOB: 0 K: 2 BB: 0 S: 7 P: 7	R: 0 H: 2 E: 0 LOB: 2 K: 1 BB: 0 S: 7 P: 7	R: 3 H: 1 E: 2 LOB: 1 K: 1 BB: 1 S: 8 P: 12	R: 1 H: 2 E: 0 LOB: 3 K: 2 BB: 2 S: 9 P: 17	R: 0 H: 0 E: 0 LOB: 0 K: 2 BB: 0 S: 7 P: 7	R: 0 H: 2 E: 0 LOB: 2 K: 1 BB: 0 S: 7 P: 7		1B: 7 SF: 1 2B: 0 SAC: 1 3B: 0 DP: 0 HR: 0 HBP: 0						

	AB	32
	R	5
	H	7
	RBI	2
	BB	6
	SO	12
	LOB	22

WP: 0 PA: 40
PB: 0
SB: 0
CS: 0

PITCHER		IP	WLS	BF	H	R	ER	SO	BB	IBB	HBP	BLK	WP	HR	S	P	ERA	WHIP
Nolan Ryan, R ERA: 1.4	(1, 1)	5.1	L	29	5	5	1	7	4	1	0	0	0	0	38	58	1.69	1.688
Bill Short, L ERA: 11.57	(6, 1)	0.1		1	0	0	0	1	0	0	0	0	0	0	3	3	0.00	0.000
Dick Selma, R ERA:	(6, 1)	1.1		5	0	0	0	3	1	0	0	0	0	0	10	14	0.00	0.750
Cal Koonce, R ERA:	(8, 1)	1.0		5	2	0	0	1	0	0	0	0	0	0	7	7	0.00	2.000

PITCHER	IP	WLS	BF	H	R	ER	SO	BB	IBB	HBP	BLK	WP	HR	S	P	ERA	WHIP

Batter	1	2	3	4	5	6	7	8	9	AB	R	H	RBI	BB	SO	LOB
Al Weis, S (1, 6) OBP: 0.225, SLG: 0.167	4-3	BB 1-2 2-3 3-H		K		G1	L6			4	0	0	1	1	1	2
Ken Boswell, L (1, 4) OBP: 0.280, SLG: 0.426	K	G3		4-3		HR		4-3		5	1	1	1	0	1	3
Cleon Jones, R (1, 8) OBP: 0.308, SLG: 0.469 (8, 7)	1-3		BB FC6	HBP 1B		P4		F9		4	0	1	0	1	0	0
Art Shamsky, L (1, 7) OBP: 0.304, SLG: 0.293		2B FC1-5	FC6 1B 1B 1-2f	HBP 1-2		G3		F9		4	1	1	0	0	0	1
Tommie Agee, R (8, 8) OBP: 0.130, SLG: 0.111										0	0	0	0	0	0	0
Ron Swoboda, R (1, 9) OBP: 0.358, SLG: 0.569		BB WP FC1-5 E	1B 1B 1-2	P4			K		SH2-4 1B	4	2	2	0	1	1	2
Ed Kranepool, L (1, 3) OBP: 0.275, SLG: 0.289		FC1-5 E WP BB 1-2 2-3f	F7		F7		1B 2B		SH2-4 1-2	4	2	1	0	0	0	4
Ed Charles, R (1, 5) OBP: 0.263, SLG: 0.294		P6	1B 1B 1-2 2-H	1B K2-5-2 BB			1B IBB		G4-3 IBB	2	0	1	1	3	0	2
Jerry Grote, R (1, 2) OBP: 0.442, SLG: 0.378		BB E IBB 1-2 2-3	1B 1-3 2-H	1B 1-3			1B 1-3 2-H		G4-3 1-2f ② ③	4	0	3	2	1	0	2
Jerry Koosman, R (1, 1) Danny Frisella, L (8, 1) Bill Short, L (9, 1) Ron Taylor, R (9, 1)		E3 BB 1-2 2-3 3-H	K	K2-5-2 3-3			K			4 0 0 0	0 0 0 0	0 0 0 0	0 0 0 0	3 0 0 0	8 0 0 0
Inning Stats	R: 0 E: 0 K: 1 S: 5 H: 0 LOB: 0 BB: 0 P: 5	R: 2 E: 1 K: 0 S: 5 H: 1 LOB: 3 BB: 3 P: 17	R: 2 E: 0 K: 1 S: 8 H: 3 LOB: 2 BB: 1 P: 12	R: 0 E: 0 K: 1 S: 6 H: 1 LOB: 2 BB: 0 P: 7	R: 0 E: 0 K: 1 S: 5 H: 1 LOB: 2 BB: 1 P: 9	R: 1 E: 0 K: 0 S: 4 H: 1 LOB: 0 BB: 0 P: 4	R: 1 E: 0 K: 2 S: 9 H: 2 LOB: 2 BB: 1 P: 13	R: 0 E: 0 K: 0 S: 3 H: 0 LOB: 0 BB: 0 P: 3	R: 0 E: 0 K: 0 S: 3 H: 1 LOB: 1 BB: 1 P: 7	1B: 7 2B: 3 3B: 0 HR: 1 SF: 0 SAC: 1 DP: 2 HBP: 1						

TOP

New York Mets @ Cincinnati Reds

Crosley Field, Cincinnati, OH

Sun Apr 28 1968, 3:33 AM EDT

Att. 6,785 - Unknown

livebaseballscorecards.com

AB	35
R	6
H	10
RBI	5
BB	7
SO	6
LOB	24

PITCHER		IP	WLS	BF	H	R	ER	SO	BB	IBB	HBP	BLK	WP	HR	S	P	ERA	WHIP
George Culver, R ERA: 1.86	(1, 1)	4.1	L	26	6	4	2	3	4	1	1	0	1	0	26	47	4.15	2.308
Bill Kelso, R ERA: 5.93	(5, 1)	2.0		9	3	2	2	2	0	1	0	0	0	1	12	16	9.00	1.500
Ted Davidson, L ERA: 9.45	(7, 1)	0.2		2	0	0	0	1	0	0	0	0	0	0	4	4	0.00	0.000
Bob Lee, R ERA: 2.19	(8, 1)	1.1		6	1	0	0	0	0	1	0	0	0	0	5	9	0.00	0.750
Ted Abernathy, R ERA: 0.53	(9, 1)	0.2		1	0	0	0	0	0	0	0	0	0	0	1	1	0.00	0.000

PITCHER	IP	WLS	BF	H	R	ER	SO	BB	IBB	HBP	BLK	WP	HR	S	P	ERA	WHIP

New York Mets @ Cincinnati Reds

Crosley Field, Cincinnati, OH

Sun Apr 28 1968, 3:33 AM EDT

Att. 6,785 - Unknown

livebaseballscorecards.com

BOTTOM

Batter	1	2	3	4	5	6	7	8	9	AB	R	H	RBI	BB	SO	LOB
Pete Rose, S (1, 9) OBP: 0.426, SLG: 0.613	K	1-6-3			P4		K		E 1-3 1B	5	0	1	0	0	2	3
Bob Johnson, R (1, 3) OBP: 0.429, SLG: 0.333	5-3		F8		1B			4-3 WP HR 1B	K	4	1	2	0	0	0	0
Fred Whitfield, L (9, PH) OBP: 0.250, SLG: 0.250										1	0	0	0	0	1	2
Vada Pinson, L (1, 8) OBP: 0.284, SLG: 0.361	F7		4-3		4-3			4-3 1-3	P4	5	0	0	0	0	0	4
Tony Perez, R (1, 5) OBP: 0.299, SLG: 0.403		BB E 1B 1B	F3			F8		F9	E5 1-3 3-H	5	1	1	0	0	0	2
Lee May, R (1, 7) OBP: 0.385, SLG: 0.466		FC4 1B BB 1B 1-2		F9		F9		HR 3-H	P3	5	2	1	2	0	0	3
Johnny Bench, R (1, 2) OBP: 0.195, SLG: 0.282		1B 1B BB 1-2 2-3		P4		6-3		BB		3	0	1	0	1	0	0
Tommy Helms, R (1, 4) OBP: 0.310, SLG: 0.364		1B 1B 1-2 2-3 3-H		1B			P4	1-2 BB		3	0	2	1	1	0	0
Ted Abernathy, R (9, 1)										0	0	0	0	0	0	0
Leo Cardenas, R (1, 6) OBP: 0.224, SLG: 0.236		1B 1-3 2-3 3-H		F3			BB	5-3		3	0	1	1	1	0	3
George Culver, R (1, 1)										1	0	0	0	0	0	2
Bill Kelso, R (5, 1)										1	0	0	0	0	0	0
Ted Davidson, R (7, 1)										0	0	0	0	0	0	0
Mack Jones, L (7, PH) OBP: 0.333, SLG: 0.154										1	0	0	0	0	1	1
Bob Lee, R (8, 1)										0	0	0	0	0	0	0
Giraldo Ruiz, S (9, 4) OBP: 0.556, SLG: 0.429		F9			5-3		K		1B E BB	0	1	0	0	1	0	0

	AB	R	H	RBI	BB	SO	LOB
AB	37						
R	5						
H	9						
RBI	4						
BB	4						
SO	4						
LOB	20						

Inning Stats	1	2	3	4	5	6	7	8	9
	R: 0 E: 0 K: 1 S: 5	H: 0 LOB: 0 BB: 0 P: 5	R: 2 E: 1 K: 0 S: 6	H: 3 LOB: 2 BB: 1 P: 10	R: 0 E: 0 K: 0 S: 3	H: 0 LOB: 0 BB: 0 P: 3	R: 0 E: 0 K: 0 S: 4	H: 1 LOB: 1 BB: 0 P: 4	R: 0 E: 0 K: 0 S: 4	H: 1 LOB: 1 BB: 0 P: 4	R: 0 E: 0 K: 0 S: 3	H: 0 LOB: 0 BB: 0 P: 3	R: 0 E: 0 K: 2 S: 7	H: 0 LOB: 1 BB: 1 P: 11	R: 2 E: 0 K: 0 S: 6	H: 3 LOB: 2 BB: 1 P: 10	R: 1 E: 1 K: 1 S: 7	H: 1 LOB: 2 BB: 1 P: 11

	1B: 8	SF: 0	WP: 1	PA: 41
	2B: 0	SAC: 0	PB: 0	
	3B: 0	DP: 0	SB: 0	
	HR: 1	HBP: 0	CS: 0	

PITCHER		IP	WLS	BF	H	R	ER	SO	BB	IBB	HBP	BLK	WP	HR	S	P	ERA	WHIP
Jerry Koosman, L	(1, 1)	7.2	W	33	8	4	3	3	2	0	0	0	1	1	37	45	3.52	1.304
ERA: 1.04																		
Danny Frisella, R	(8, 1)	0.1		4	1	1	0	0	2	0	0	0	0	0	2	10	0.00	9.000
ERA: 0.79																		
Bill Short, L	(9, 1)	0.2		2	0	0	0	1	0	0	0	0	0	0	4	4	0.00	0.000
ERA: 9.0																		
Ron Taylor, R	(9, 1)	0.1	S	2	0	0	0	0	0	0	0	0	0	0	2	2	0.00	0.000
ERA:																		

PITCHER	IP	WLS	BF	H	R	ER	SO	BB	IBB	HBP	BLK	WP	HR	S	P	ERA	WHIP

Batter	1	2	3	4	5	6	7	8	9	AB	R	H	RBI	BB	SO	LOB
Pete Rose, S (1, 9) OBP: 0.446, SLG: 0.618	E 4-3 1B		2B 1B	1-3 2-H 3-H 3B 1B	4-3 3-H		1B BB 1B 1B	F7		6	4	4	3	0	0	0
Alex Johnson, R (1, 7) OBP: 0.311, SLG: 0.321	E9 4-3 1-3		1-H SF8 2B	SF9 3-H	E4		BB 1B 1-2 1B BB		1B SF8 1B	4	3	2	2	1	0	1
Vada Pinson, L (1, 8) OBP: 0.301, SLG: 0.379	P5		SF8 3-H	3B 1-2 1B	F7		1B 1-2 2-3 1B		SF8 2B 1-3 1B	5	2	3	1	0	0	3
Tony Perez, R (1, 5) OBP: 0.301, SLG: 0.478	4-3 2-3 3-H		S S S K	1B 1-H 2-H 3B		HR	F9		SF8 2-3 3-H	5	2	2	5	0	1	4
Lee May, R (1, 3) OBP: 0.394, SLG: 0.469	S S S K		S S S K	1B 3-H 1B		FC3-6 1B	1-2 2-H 3-H 1B		F9	6	0	3	3	0	2	2
Johnny Bench, R (1, 2) OBP: 0.255, SLG: 0.409		HR		FC4-2 BB 1-2 1B		FC3-6 1B 1-2f	F8		2B 3-H 2B	5	2	3	2	1	0	3
Tommy Helms, R (1, 4) OBP: 0.313, SLG: 0.377		4-3	FC4-2 1B 1-2 1B 1B S S S K			F9	F8		2-H 2B	6	1	2	1	0	1	5
Leo Cardenas, R (1, 6) OBP: 0.250, SLG: 0.279		5-3	1-2 2-3 FC4-2 1B 1B	4-3 4-3 2B		1-2 1B	S S S 5-3	K		6	2	3	0	0	1	1
Jim Maloney, L (1, 1) Bob Lee, R (6, 1)		F8	1-2 2-3 3-Hf FC4-2 1B SF9	4-3 2-3		L9		6-3		4 1	1 0	0 0	0 0	0 0	0 0	6 0
Inning Stats	R: 1 E: 1 K: 1 S: 7 H: 1 LOB: 1 BB: 0 P: 7	R: 1 E: 0 K: 0 S: 4 H: 1 LOB: 0 BB: 0 P: 4	R: 2 E: 0 K: 2 S: 9 H: 2 LOB: 0 BB: 0 P: 9	R: 6 E: 0 K: 1 S: 12 H: 7 LOB: 2 BB: 1 P: 16	R: 1 E: 1 K: 0 S: 5 H: 1 LOB: 1 BB: 0 P: 5	R: 1 E: 0 K: 0 S: 6 H: 3 LOB: 2 BB: 0 P: 6	R: 2 E: 0 K: 0 S: 6 H: 3 LOB: 2 BB: 1 P: 10	R: 0 E: 0 K: 0 S: 3 H: 0 LOB: 0 BB: 0 P: 3	R: 3 E: 0 K: 1 S: 9 H: 4 LOB: 1 BB: 0 P: 9	1B: 15 2B: 4 3B: 1 HR: 2	SF: 3 SAC: 0 DP: 0 HBP: 0						

PITCHER		IP	WLS	BF	H	R	ER	SO	BB	IBB	HBP	BLK	WP	HR	S	P	ERA	WHIP
Jim Ray, R ERA: 5.79	(1, 1)	3.0	L	17	6	7	6	3	1	0	0	0	0	1	22	26	18.00	2.333
Danny Coombs, L ERA: 5.4	(4, 1)	0.2		7	5	3	3	0	0	0	0	0	0	0	7	7	40.50	7.500
Tom Dukes, R ERA: 6.75	(4, 1)	2.2		17	7	4	4	1	1	0	0	0	0	1	18	22	13.50	3.000
Don Wilson, R ERA: 5.46	(7, 1)	2.2		12	4	3	3	1	0	0	0	0	0	0	14	14	10.12	1.500

PITCHER	IP	WLS	BF	H	R	ER	SO	BB	IBB	HBP	BLK	WP	HR	S	P	ERA	WHIP

TOP

Cincinnati Reds @ Houston Astros

Astrodome, Houston, TX

Mon Apr 29 1968, 8:05 PM EDT

Att. 10,509 - Dome

livebaseballscorecards.com

AB	48
R	17
H	22
RBI	17
BB	2
SO	5
LOB	25

WP: 0 PB: 0 SB: 0 CS: 0 PA: 53

Batter	1	2	3	4	5	6	7	8	9	AB	R	H	RBI	BB	SO	LOB
Ron Davis, R (1, 8) OBP: 0.215, SLG: 0.186	BBBB 4-0 1B SF9 BB	SSS 0-3 ③ K			BBBB 4-0 BB		x 0-0 ② FC4-6 BB 1-2f 1B		x 0-0 ①② L4-3 1-2	3	2	0	0	2	1	4
Denis Menke, R (1, 4) (9, 6) OBP: 0.368, SLG: 0.382	x 0-0 SF9 F9 1-3 1B		x 0-0 1B 1B 1B		x 0-0 ① P5		BBBB 4-0 1B 1-2 BB		x 0-0 1B	4	0	3	0	1	0	1
Jimmy Wynn, R (1, 7) OBP: 0.281, SLG: 0.173	x 0-0 ① F9 1-2		x 0-0 ① F7		x 0-0 ② F8		x 0-0 1-2 2-H 1B		x 0-0 ③ 1-3	5	0	1	1	0	0	5
Rusty Staub, L (1, 3) OBP: 0.324, SLG: 0.369	x 0-0 ② SF9 2-3 3-H		x 0-0 1B 1-2 1B		x 0-0 ③ 4-3		x 0-0 ③ 4-3			3	0	1	1	0	0	3
Norm Miller, L (1, 9) OBP: 0.250, SLG: 0.333	SSS 0-3 ③ K		x 0-0 ① G4-6-3 1-2 2-3 1B			x 0-0 ① 5-3		x 0-0 ① F7		4	0	1	0	0	1	1
Bob Aspromonte, R (1, 5) OBP: 0.309, SLG: 0.371		x 0-0 1B 1B	x 0-0 ②③ G4-6-3 1-2f			x 0-0 ② F9		x 0-0 ② 6-3		4	0	1	0	0	0	3
John Bateman, R (1, 2) OBP: 0.226, SLG: 0.310 Don Wilson, R (7, 1) OBP: 0.333, SLG: 0.375	SSS 0-3 ① K		x 0-0 ① P6			x 0-0 ③ F8		BBBB 4-0 FC6-4 BB		3 0	0 0	0 0	0 0	1 1	1 0	1 0
Hector Torres, R (1, 6) OBP: 0.290, SLG: 0.305 Julio Gotay, R (9, 4) OBP: 0.238, SLG: 0.238	x 0-0 ② P5		x 0-0 ② F2				x 0-0 FC4-6 1B	x 0-0 ③ FC6-4 1-2f		4 0	0 0	1 0	0 0	0 0	0 0	2 0
Jim Ray, R (1, 1) OBP: 0.333, SLG: 0.333 Danny Coombs, R (4, 1) Tom Dukes, R (4, 1) Hal King, L (7, 2) OBP: 0.333, SLG: 0.303	x 0-0 1-2 1B		SSS 0-3 ③ K				x 0-0 ① P6		x 0-0 L4-3 1B	1 0 1 2	0 0 0 0	1 0 0 1	0 0 0 0	0 0 1 1	0 0 0 0	0 0 0 1
Inning Stats	R: 1 E: 0 K: 1 S: 6 H: 1 LOB: 1 BB: 1 P: 10	R: 0 E: 0 K: 2 S: 9 H: 2 LOB: 2 BB: 0 P: 9	R: 0 E: 0 K: 0 S: 5 H: 3 LOB: 2 BB: 0 P: 5	R: 0 E: 0 K: 1 S: 5 H: 0 LOB: 0 BB: 0 P: 5	R: 0 E: 0 K: 0 S: 3 H: 0 LOB: 1 BB: 1 P: 7	R: 0 E: 0 K: 0 S: 3 H: 0 LOB: 0 BB: 0 P: 3	R: 1 E: 0 K: 0 S: 5 H: 2 LOB: 2 BB: 1 P: 9	R: 0 E: 0 K: 0 S: 3 H: 0 LOB: 1 BB: 1 P: 7	R: 0 E: 0 K: 0 S: 4 H: 2 LOB: 1 BB: 0 P: 4	1B: 10 2B: 1 3B: 0 HR: 0	SF: 1 SAC: 0 DP: 2 HBP: 0					WP: 0 PB: 0 SB: 0 CS: 0	PA: 39

PITCHER		IP	WLS	BF	H	R	ER	SO	BB	IBB	HBP	BLK	WP	HR	S	P	ERA	WHIP
Jim Maloney, R ERA: 1.29	(1, 1)	5.0	W	22	6	1	1	4	2	0	0	0	0	0	28	36	1.80	1.600
Bob Lee, R ERA: 2.2	(6, 1)	4.0	S	17	4	1	1	0	2	0	0	0	0	0	15	23	2.25	1.500

PITCHER	IP	WLS	BF	H	R	ER	SO	BB	IBB	HBP	BLK	WP	HR	S	P	ERA	WHIP

Cincinnati Reds @ Houston Astros

Astrodome, Houston, TX

Mon Apr 29 1968, 8:05 PM EDT

Att. 10,509 - Dome

BOTTOM

livebaseballscorecards.com

AB	34
R	2
H	10
RBI	2
BB	4
SO	4
LOB	21

Batter	1	2	3	4	5	6	7	8	9	AB	R	H	RBI	BB	SO	LOB
Pete Rose, S (1, 9) OBP: 0.449, SLG: 0.606	4-3			G6-4-3 1B			BB		K	3	0	1	0	1	1	0
Alex Johnson, R (1, 7) OBP: 0.302, SLG: 0.310	K			G6-4-3 1-2f			P3			2	0	0	0	0	1	1
Mack Jones, L (7, PH) OBP: 0.333, SLG: 0.143 (7, 7)										1	0	0	0	0	0	1
Vada Pinson, L (1, 8) OBP: 0.289, SLG: 0.362	1-6-3			K			9-3 1-2f			3	0	0	0	0	1	1
Tony Perez, R (1, 5) OBP: 0.316, SLG: 0.478		G6-4-3 BB			P4			1-3 1B		2	0	1	0	1	0	0
Lee May, R (1, 3) OBP: 0.378, SLG: 0.448		G6-4-3 1-2f			5-3			K		3	0	0	0	0	1	2
Johnny Bench, R (1, 2) OBP: 0.240, SLG: 0.383		5-3			F7			1-3 1-2		3	0	0	0	0	0	1
Tommy Helms, R (1, 4) OBP: 0.299, SLG: 0.359			6-3			K		4-3		3	0	0	0	0	1	1
Leo Cardenas, R (1, 6) OBP: 0.254, SLG: 0.270			G1-6-4 BB			E4 G1-6-4			K	2	0	0	0	1	1	0
Gerry Arrigo, L (1, 1)			G1-6-4 1-2f			G1-6-4 1-2f			K	2	0	0	0	0	0	2
Ted Abernathy, R (8, 1)										0	0	0	0	0	0	0
Giraldo Ruiz, S (9, PH) OBP: 0.500, SLG: 0.375										1	0	0	0	0	1	0
Inning Stats	R: 0 E: 0 K: 1 S: 5 H: 0 LOB: 0 BB: 0 P: 5	R: 0 E: 0 K: 0 S: 2 H: 0 LOB: 0 BB: 1 P: 6	R: 0 E: 0 K: 0 S: 2 H: 0 LOB: 0 BB: 1 P: 6	R: 0 E: 0 K: 1 S: 5 H: 1 LOB: 0 BB: 0 P: 5	R: 0 E: 0 K: 0 S: 3 H: 0 LOB: 0 BB: 0 P: 3	R: 0 E: 1 K: 1 S: 5 H: 0 LOB: 0 BB: 0 P: 5	R: 0 E: 0 K: 0 S: 2 H: 0 LOB: 0 BB: 1 P: 6	R: 0 E: 0 K: 1 S: 6 H: 1 LOB: 1 BB: 0 P: 6	R: 0 E: 0 K: 3 S: 9 H: 0 LOB: 0 BB: 0 P: 9	1B: 2 2B: 1 3B: 0 HR: 0	SF: 0 SAC: 0 DP: 5 HBP: 0						

PITCHER	IP	WLS	BF	H	R	ER	SO	BB	IBB	HBP	BLK	WP	HR	S	P	ERA	WHIP
Larry Dierker, R (1, 1) ERA: 3.25	9.0	W	28	2	0	0	7	3	0	0	0	0	0	39	51	0.00	0.556

PITCHER	IP	WLS	BF	H	R	ER	SO	BB	IBB	HBP	BLK	WP	HR	S	P	ERA	WHIP

TOP

Cincinnati Reds @ Houston Astros

Astrodome, Houston, TX

Tue Apr 30 1968, 8:05 PM EDT

Att. 7,870 - Unknown

livebaseballscorecards.com

AB	25
R	0
H	2
RBI	0
BB	3
SO	7
LOB	9

1B: 2	SF: 0	WP: 0	PA: 28
2B: 1	SAC: 0	PB: 0	
3B: 0	DP: 5	SB: 0	
HR: 0	HBP: 0	CS: 0	

Batter	1	2	3	4	5	6	7	8	9	AB	R	H	RBI	BB	SO	LOB
Ron Davis, R (1, 8) OBP: 0.246, SLG: 0.226	BBBB 4-0 2B BB		SSS 0-3 ③ K			x 0-0 FC2-6 1B		x 0-0 1-3 1B 2B		3	1	2	0	1	1	0
Denis Menke, R (1, 6) OBP: 0.381, SLG: 0.421	x 0-0 ① F8 1-H 2B			x 0-0 ① F7		x 0-0 ① FC2-6 2-3 1-2f		x 0-0 1B 1B 3-H 1B		4	1	2	1	0	0	1
Jimmy Wynn, R (1, 7) OBP: 0.279, SLG: 0.179	x 0-0 ② F8 2-3			x 0-0 ② F8		x 0-0 ② 2-3 1-2		x 0-0 1B 1-2 2-H 1B		4	0	1	1	0	0	2
Doug Rader, R (1, 5) OBP: 0.333, SLG: 0.538	x 0-0 ③ F8			x 0-0 ③ 1-3		x 0-0 ③ 6-3		x 0-0 ② 1-3 2-H 1B		4	0	1	1	0	0	2
Rusty Staub, L (1, 3) OBP: 0.320, SLG: 0.353		x 0-0 ① F8			x 0-0 ① L6		x 0-0 ① G3	4-0 IBB		3	0	0	0	1	0	0
Ivan Murrell, R (1, 9) OBP: 0.080, SLG: 0.080 Hal King, L (8, PH) OBP: 0.325, SLG: 0.294 (9, 2)		SSS 0-3 ② K			SSS 0-3 ② K		x 0-0 ② 6-3	x 0-0 ③ 4-3		3 1	0 0	0 0	0 0	0 0	2 0	0 2
Julio Gotay, R (1, 4) OBP: 0.250, SLG: 0.250		x 0-0 ③ 6-3			x 0-0 E5 1B		SSS 0-3 ③ K			3	0	1	0	0	1	0
John Bateman, R (1, 2) OBP: 0.265, SLG: 0.323 Norm Miller, L (8, PR) OBP: 0.250, SLG: 0.333 (9, 9)			x 0-0 ① 5-3		4-0 IBB			x 0-0 2B 1B 1B		2 0	0 1	1 0	0 0	1 0	0 0	0 0
Larry Dierker, R (1, 1)			SSS 0-3 ② K		SSS 0-3 ③ K			SSS 0-3 ① K		3	0	0	0	0	3	3
Inning Stats	R: 0 E: 0 K: 0 S: 3 H: 1 LOB: 1 BB: 1 P: 7	R: 0 E: 0 K: 1 S: 5 H: 0 LOB: 0 BB: 0 P: 5	R: 0 E: 0 K: 2 S: 7 H: 0 LOB: 0 BB: 0 P: 7	R: 0 E: 0 K: 0 S: 3 H: 0 LOB: 0 BB: 0 P: 3	R: 0 E: 1 K: 2 S: 8 H: 1 LOB: 2 BB: 1 P: 12	R: 0 E: 0 K: 0 S: 4 H: 1 LOB: 1 BB: 0 P: 4	R: 0 E: 0 K: 1 S: 5 H: 0 LOB: 0 BB: 0 P: 5	R: 3 E: 0 K: 1 S: 9 H: 5 LOB: 2 BB: 1 P: 13		1B: 6 2B: 2 3B: 0 HR: 0 SF: 0 SAC: 0 DP: 0 HBP: 0						

PITCHER		IP	WLS	BF	H	R	ER	SO	BB	IBB	HBP	BLK	WP	HR	S	P	ERA	WHIP
Gerry Arrigo, L ERA: 1.85	(1, 1)	7.1	L	29	6	3	3	7	1	1	0	0	0	0	41	49	3.68	0.955
Ted Abernathy, R ERA: 0.51	(8, 1)	0.2		4	2	0	0	0	0	1	0	0	0	0	3	7	0.00	3.000

PITCHER	IP	WLS	BF	H	R	ER	SO	BB	IBB	HBP	BLK	WP	HR	S	P	ERA	WHIP

Cincinnati Reds @ Houston Astros

Astrodome, Houston, TX

Tue Apr 30 1968, 8:05 PM EDT

Att. 7,870 - Unknown

livebaseballscorecards.com

AB	30
R	3
H	8
RBI	3
BB	3
SO	7
LOB	10

WP: 0	PB: 0	SB: 0	CS: 0
PA: 33			

Cincinnati Reds @ San Francisco Giants

Candlestick Park, San Francisco, CA

Wed May 01 1968, 10:05 PM EDT

Att. 6,194 - Unknown

TOP

livebaseballscorecards.com

Batter	1	2	3	4	5	6	7	8	9	AB	R	H	RBI	BB	SO	LOB
Pete Rose, S (1, 9) OBP: 0.446, SLG: 0.600	K		2B 2B	IBB			4-3		4-3	4	1	1	0	1	1	0
Alex Johnson, R (1, 7) OBP: 0.309, SLG: 0.333	K		F8 E 2B 2-H	K			3B 1B		1-3	5	2	2	1	0	2	2
Vada Pinson, L (1, 8) OBP: 0.300, SLG: 0.397	S 1B 1B		F8 2-3		F2		1-H 3B			4	1	2	1	0	0	1
Tony Perez, R (1, 5) OBP: 0.325, SLG: 0.479	1-H 1B		E5 3-H 1B		F3		4-3			4	0	2	2	0	0	1
Lee May, R (1, 3) OBP: 0.359, SLG: 0.423	F5		5-3		P5			K		4	0	0	0	0	1	2
Johnny Bench, R (1, 2) OBP: 0.222, SLG: 0.353		6-3		6-3		P4		4-3		4	0	0	0	0	0	0
Tommy Helms, R (1, 4) OBP: 0.296, SLG: 0.368		P4		1B 2B		5-3		K		4	1	1	0	0	1	0
Leo Cardenas, R (1, 6) OBP: 0.254, SLG: 0.269		5-3		SH2-4 2-H 1B		F8			E9 SF7	4	1	1	1	0	0	0
Milt Pappas, R (1, 1) OBP: 0.111, SLG: 0.111			K	SH2-4 1-2			K		SF7 3-H	2	0	0	0	0	2	0
Ted Abernathy, R (7, 1)										0	0	0	0	0	0	0
Ted Davidson, R (8, 1)										0	0	0	0	0	0	0
Mack Jones, L (9, PH) OBP: 0.316, SLG: 0.143										0	0	0	1	0	0	0
Bob Lee, R (9, 1)										0	0	0	0	0	0	0

Inning Stats	1	2	3	4	5	6	7	8	9
	R: 1 E: 0 K: 2 S: 9	H: 2 LOB: 1 BB: 0 P: 9	R: 0 E: 0 K: 0 S: 3	H: 0 LOB: 0 BB: 0 P: 3	R: 2 E: 1 K: 1 S: 8	H: 3 LOB: 1 BB: 0 P: 8	R: 1 E: 0 K: 1 S: 7	H: 2 LOB: 2 BB: 1 P: 11	R: 0 E: 0 K: 0 S: 3	H: 0 LOB: 0 BB: 0 P: 3	R: 0 E: 0 K: 0 S: 3	H: 0 LOB: 0 BB: 0 P: 3	R: 1 E: 0 K: 1 S: 7	H: 2 LOB: 1 BB: 0 P: 7	R: 0 E: 0 K: 2 S: 7	H: 0 LOB: 0 BB: 0 P: 7	R: 1 E: 1 K: 0 S: 4	H: 0 LOB: 0 BB: 0 P: 4

1B: 5	SF: 1	WP: 0
2B: 3	SAC: 1	PB: 0
3B: 1	DP: 0	SB: 1
HR: 0	HBP: 0	CS: 0

PA: 38

AB	35
R	6
H	9
RBI	6
BB	1
SO	7
LOB	6

PITCHER		IP	WLS	BF	H	R	ER	SO	BB	IBB	HBP	BLK	WP	HR	S	P	ERA	WHIP
Mike McCormick, L (1, 1) ERA: 3.38		3.1		17	7	4	4	3	0	0	0	0	0	0	23	23	10.80	2.100
Bobby Bolin, R (4, 1) ERA: 2.08		3.2		14	2	1	1	2	0	1	0	0	0	0	17	21	2.46	0.545
Frank Linzy, R (8, 1) ERA: 1.93		2.0	L	7	0	1	0	2	0	0	0	0	0	0	11	11	0.00	0.000

PITCHER		IP	WLS	BF	H	R	ER	SO	BB	IBB	HBP	BLK	WP	HR	S	P	ERA	WHIP

Batter	1	2	3	4	5	6	7	8	9	AB	R	H	RBI	BB	SO	LOB
Ron Hunt, R (1, 4) OBP: 0.366, SLG: 0.271	G3		1B			P4	FC3-2			4	0	1	0	0	0	2
Dave Marshall, L (1, 9) OBP: 0.235, SLG: 0.294	6-3		G3			6-3	4-3			4	0	0	0	0	0	3
Willie Mays, R (1, 8) OBP: 0.371, SLG: 0.615	K			HR		K		HR		4	2	2	2	0	2	0
Willie McCovey, L (1, 3) OBP: 0.355, SLG: 0.463		L3		6-3			HR	F7		4	1	1	1	0	0	0
Jim Ray Hart, R (1, 7) (8, 5) OBP: 0.397, SLG: 0.563		3-1		K			BB 1B 1B BB	6-3		3	1	0	0	1	1	0
Jim Davenport, R (1, 5) (8, 6) OBP: 0.292, SLG: 0.284		1B		6-3			BB 1B 1B	F8		4	1	2	0	0	0	0
Jack Hiatt, R (1, 2) OBP: 0.409, SLG: 0.526		F2			1-3		1B FC3-2 BB	K		2	0	0	0	1	0	1
Nate Oliver, R (7, PR) OBP: 0.200, SLG: 0.240										0	0	0	0	0	0	0
Bob Barton, R (8, 2) OBP: 0.182, SLG: 0.182										0	0	0	0	0	0	0
Frank Johnson, R (9, PH) OBP: 0.200, SLG: 0.200										1	0	0	0	0	1	0
Hal Lanier, R (1, 6) OBP: 0.229, SLG: 0.250			K		2B		FC3-2	L1-3		2	0	1	0	0	1	0
Ty Cline, L (7, PH) (8, 7) OBP: 0.167, SLG: 0.091							1B			2	0	1	2	0	0	0
Mike McCormick, L (1, 1) OBP: 0.273, SLG: 0.111			K		K		K	K		1	0	0	0	0	1	0
Bobby Bolin, R (4, 1)										1	0	0	0	0	1	0
Jesus Alou, R (7, PH) OBP: 0.258, SLG: 0.333										1	0	0	0	0	1	2
Frank Linzy, R (8, 1)										0	0	0	0	0	0	0
Ollie Brown, R (9, PH)										1	0	0	0	0	1	0
Inning Stats	R: 0 E: 0 K: 1 S: 5 H: 0 LOB: 0 BB: 0 P: 5	R: 0 E: 0 K: 0 S: 4 H: 1 LOB: 1 BB: 0 P: 4	R: 0 E: 0 K: 2 S: 8 H: 1 LOB: 1 BB: 0 P: 8	R: 1 E: 0 K: 1 S: 6 H: 1 LOB: 0 BB: 0 P: 6	R: 0 E: 0 K: 1 S: 5 H: 1 LOB: 0 BB: 0 P: 5	R: 0 E: 0 K: 1 S: 5 H: 0 LOB: 0 BB: 0 P: 5	R: 3 E: 0 K: 1 S: 8 H: 3 LOB: 2 BB: 2 P: 16	R: 1 E: 0 K: 0 S: 4 H: 1 LOB: 0 BB: 0 P: 4	R: 0 E: 0 K: 2 S: 7 H: 0 LOB: 0 BB: 0 P: 7	1B: 4 2B: 1 3B: 0 HR: 3	SF: 0 SAC: 0 DP: 0 HBP: 0						

PITCHER		IP	WLS	BF	H	R	ER	SO	BB	IBB	HBP	BLK	WP	HR	S	P	ERA	WHIP
Milt Pappas, R ERA: 5.04	(1, 1)	6.0		24	6	4	4	6	1	0	0	0	0	2	35	39	6.00	1.167
Ted Abernathy, R ERA: 0.96	(7, 1)	1.0		6	2	1	1	1	1	0	0	0	0	1	7	11	9.00	3.000
Ted Davidson, L ERA: 8.22	(8, 1)	1.0	W	3	0	0	0	0	0	0	0	0	0	0	3	3	0.00	0.000
Bob Lee, R ERA: 2.08	(9, 1)	1.0	S	3	0	0	0	2	0	0	0	0	0	0	7	7	0.00	0.000

PITCHER	IP	WLS	BF	H	R	ER	SO	BB	IBB	HBP	BLK	WP	HR	S	P	ERA	WHIP

BOTTOM

Cincinnati Reds @ San Francisco Giants

Candlestick Park, San Francisco, CA

Wed May 01 1968, 10:05 PM EDT

Att. 6,194 - Unknown

livebaseballscorecards.com

AB	34
R	5
H	8
RBI	5
BB	2
SO	9
LOB	8

1B: 4 2B: 1 3B: 0 HR: 3 SF: 0 SAC: 0 DP: 0 HBP: 0

WP: 0 PB: 0 SB: 0 CS: 0 PA: 36

Batter	1	2	3	4	5	6	7	8	9	10	11	AB	R	H	RBI	BB	SO	LOB
Pete Rose, S (1, 9) OBP: 0.461, SLG: 0.595	K		1B		K		BB		BB		1B	4	2	2	0	2	2	1
Alex Johnson, R (1, 7) OBP: 0.324, SLG: 0.338	6-3		1B		1-3		1B S		SH2-3		B1	5	1	2	0	1	0	2
Vada Pinson, L (1, 8) OBP: 0.294, SLG: 0.385	K		K		G3		S		SH2-3		P6	5	0	1	1	0	2	4
Tony Perez, R (1, 5) OBP: 0.337, SLG: 0.468			F9			6-3	6-3					4	1	1	0	2	0	3
Fred Whitfield, L (1, 3) OBP: 0.308, SLG: 0.308	4-3			FC6-4				P6	L7			5	0	2	0	0	0	5
Lee May, R (11, PH) OBP: 0.367, SLG: 0.431 (11, 3)				1B		1B					1B	1	1	1	0	0	0	0
Johnny Bench, R (1, 2) OBP: 0.217, SLG: 0.333		L8		FC6-4 FC5-4		F9		K	K2-3			6	1	1	2	0	2	5
Tommy Helms, R (1, 4) OBP: 0.312, SLG: 0.378		CS 1B		FC5-4 FC5-4		F9		E7		5-3	2-H 1B	6	0	3	1	0	0	2
Leo Cardenas, R (1, 6) OBP: 0.247, SLG: 0.250		K		FC5-4				K IBB		K	K	5	0	0	0	1	4	3
George Culver, R (1, 1) OBP: 0.111, SLG: 0.222			K		2B		P6	K		6-3		2	0	1	0	0	1	0
Mack Jones, L (7, PH) OBP: 0.300, SLG: 0.133												1	0	0	0	0	0	0
Ted Davidson, R (7, 1)												0	0	0	0	0	0	0
Bob Lee, R (7, 1)												1	0	0	0	0	1	2
Bob Johnson, R (10, PH) OBP: 0.375, SLG: 0.286												1	0	0	0	0	0	0
Bill Kelso, R (10, 1)												0	0	0	0	0	0	0
Inning Stats	R: 0 E: 0 K: 2 S: 9 H: 1 LOB: 2 BB: 0 P: 9	R: 0 E: 0 K: 1 S: 5 H: 1 LOB: 0 BB: 0 P: 5	R: 0 E: 0 K: 2 S: 9 H: 2 LOB: 2 BB: 0 P: 9	R: 0 E: 0 K: 0 S: 4 H: 1 LOB: 1 BB: 0 P: 4	R: 0 E: 0 K: 1 S: 6 H: 1 LOB: 1 BB: 0 P: 6	R: 0 E: 0 K: 0 S: 4 H: 1 LOB: 1 BB: 0 P: 4	R: 2 E: 0 K: 1 S: 7 H: 2 LOB: 1 BB: 1 P: 11	R: 0 E: 1 K: 2 S: 8 H: 1 LOB: 2 BB: 1 P: 12	R: 0 E: 0 K: 1 S: 5 H: 0 LOB: 3 BB: 3 P: 17	R: 0 E: 0 K: 1 S: 5 H: 0 LOB: 0 BB: 0 P: 5	R: 4 E: 0 K: 1 S: 9 H: 4 LOB: 1 BB: 1 P: 13	1B: 13 2B: 1 3B: 0 HR: 0	SF: 0 SAC: 1 DP: 0 HBP: 0					

PITCHER		IP	WLS	BF	H	R	ER	SO	BB	IBB	HBP	BLK	WP	HR	S	P	ERA	WHIP
Gaylord Perry, R ERA: 1.83	(1, 1)	8.0		36	10	2	2	9	1	1	0	0	0	0	52	60	2.25	1.375
Joe Gibbon, L ERA:	(9, 1)	0.2		5	0	0	0	0	2	1	0	0	0	0	2	14	0.00	3.000
Frank Linzy, R ERA: 1.69	(9, 1)	1.1		4	0	0	0	2	0	0	0	0	0	0	8	8	0.00	0.000
Bill Henry, L ERA: 6.75	(11, 1)	0.2	L	4	1	2	2	0	0	1	0	0	0	0	3	7	27.00	1.500
Lindy McDaniel, R ERA: 162.0	(11, 1)	0.1		4	3	2	2	1	0	0	0	0	0	0	6	6	54.00	9.000

PITCHER	IP	WLS	BF	H	R	ER	SO	BB	IBB	HBP	BLK	WP	HR	S	P	ERA	WHIP

TOP

Cincinnati Reds @ San Francisco Giants

Candlestick Park, San Francisco, CA

Thu May 02 1968, 6:33 AM EDT

Att. 4,731 - Unknown

livebaseballscorecards.com

AB	46
R	6
H	14
RBI	4
BB	6
SO	12
LOB	27

Cincinnati Reds @ San Francisco Giants

Candlestick Park, San Francisco, CA

Thu May 02 1968, 6:33 AM EDT

Att. 4,731 - Unknown

livebaseballscorecards.com

BOTTOM

Batter	1	2	3	4	5	6	7	8	9	10	11	AB	R	H	RBI	BB	SO	LOB
Ron Hunt, R (1, 4) OBP: 0.342, SLG: 0.250	E6 L6-3			5-3		6-3		K			K	5	0	0	0	0	2	1
Ty Cline, L (1, 8) OBP: 0.176, SLG: 0.067 (7, 7)	L6-3 1-2			K2-3		BB			L4-3		L6-3	4	0	0	0	1	1	1
Dave Marshall, L (1, 7) OBP: 0.200, SLG: 0.250 Bob Barton, R (7, 2) OBP: 0.182, SLG: 0.182 Dick Dietz, R (9, PH) (10, 2)	K			K		K			5-3		F9	3 0 2	0 0 0	0 0 0	0 0 0	0 0 0	3 0 0	1 0 0
Willie McCovey, L (1, 3) OBP: 0.363, SLG: 0.507		G6-4-3 1B			F3		G3		HR			4	1	2	1	0	0	0
Jim Ray Hart, R (1, 5) OBP: 0.390, SLG: 0.588		G6-4-3 1-2f			HR		5-3		F8			4	1	1	1	0	0	1
Jack Hiatt, R (1, 2) OBP: 0.413, SLG: 0.525 Willie Mays, R (7, 8) OBP: 0.361, SLG: 0.597		1-3			1B		P4			F8		2 2	0 0	1 0	0 0	0 0	0 0	0 0
Ollie Brown, R (1, 9)			1-3		K				FC5-4 BB		P4	3	0	0	0	1	1	1
Hal Lanier, R (1, 6) OBP: 0.231, SLG: 0.269			5-3		F2				FC5-4 FC6 1-2f		2B	4	0	1	0	0	0	2
Gaylord Perry, R (1, 1) OBP: 0.091, SLG: 0.091 Jesus Alou, R (8, PH) OBP: 0.254, SLG: 0.328 Joe Gibbon, R (9, 1) Frank Linzy, R (9, 1) Frank Johnson, R (10, PH) OBP: 0.182, SLG: 0.182 Bill Henry, L (11, 1) Lindy McDaniel, R (11, 1)		G3			F9		FC6			5-3		2 1 0 0 1 0 0	0 0 0 0 0 0 0	0 0 0 0 0 0 0	0 0 0 0 0 0 0	0 0 0 0 0 0 0	0 0 0 0 0 0 0	0 1 0 0 1 0 0
Inning Stats	R: 0 H: 0 E: 1 LOB: 0 K: 1 BB: 0 S: 5 P: 5	R: 0 H: 1 E: 0 LOB: 0 K: 0 BB: 0 S: 3 P: 3	R: 0 H: 0 E: 0 LOB: 0 K: 0 BB: 0 S: 3 P: 3	R: 0 H: 0 E: 0 LOB: 0 K: 2 BB: 0 S: 7 P: 7	R: 1 H: 2 E: 0 LOB: 1 K: 1 BB: 0 S: 7 P: 7	R: 0 H: 0 E: 0 LOB: 1 K: 1 BB: 1 S: 5 P: 9	R: 0 H: 0 E: 0 LOB: 0 K: 0 BB: 0 S: 3 P: 3	R: 0 H: 0 E: 0 LOB: 1 K: 1 BB: 1 S: 5 P: 9	R: 1 H: 1 E: 0 LOB: 0 K: 0 BB: 0 S: 4 P: 4	R: 0 H: 1 E: 0 LOB: 1 K: 0 BB: 0 S: 4 P: 4	R: 0 H: 0 E: 0 LOB: 0 K: 1 BB: 0 S: 5 P: 5	1B: 2 2B: 2 3B: 0 HR: 2	SF: 0 SAC: 0 DP: 2 HBP: 0		WP: 0 PB: 0 SB: 0 CS: 0	PA: 39		

PITCHER		IP	WLS	BF	H	R	ER	SO	BB	IBB	HBP	BLK	WP	HR	S	P	ERA	WHIP
George Culver, R ERA: 1.8	(1, 1)	6.0		21	3	1	1	5	1	0	0	0	0	1	30	34	1.50	0.667
Ted Davidson, L ERA: 7.88	(7, 1)	0.1		1	0	0	0	0	0	0	0	0	0	0	1	1	0.00	0.000
Bob Lee, R ERA: 2.25	(7, 1)	2.2		10	1	1	1	1	1	0	0	0	0	1	11	15	3.38	0.750
Bill Kelso, R ERA: 5.17	(10, 1)	2.0	W	7	1	0	0	1	0	0	0	0	0	0	9	9	0.00	0.500

PITCHER	IP	WLS	BF	H	R	ER	SO	BB	IBB	HBP	BLK	WP	HR	S	P	ERA	WHIP

AB	37
R	2
H	5
RBI	2
BB	2
SO	7
LOB	9

Batter	1	2	3	4	5	6	7	8	9	AB	R	H	RBI	BB	SO	LOB
Pete Rose, S (1, 9) OBP: 0.452, SLG: 0.578	F7		1B			F9	6-3			4	0	1	0	0	0	1
Alex Johnson, R (1, 7) OBP: 0.333, SLG: 0.361	F8		1-3			E 4-3 2B		E 9-2-5 1B		4	1	2	0	0	0	1
Vada Pinson, L (1, 8) OBP: 0.303, SLG: 0.420	F3			HR		BBBB 4-3 E BB		9-2-5 1-Hf		3	1	1	1	1	0	1
Tony Perez, R (1, 5) OBP: 0.333, SLG: 0.469		E SF8 2B		F3		E7 4-3 1-2 2-3		SSS K		4	1	1	0	0	1	2
Fred Whitfield, L (1, 3) OBP: 0.250, SLG: 0.250 Lee May, R (9, PH) OBP: 0.363, SLG: 0.425		SSS K 2-3		F7		4-3 1-2 2-3 3-H			SSS K	3 1	0 0	0 0	1 0	0 0	1 1	3 0
Johnny Bench, R (1, 2) OBP: 0.203, SLG: 0.317		SF8 3-H		5-3		SSS K			SSS K	3	0	0	1	0	2	2
Tommy Helms, R (1, 4) OBP: 0.309, SLG: 0.372		CS 1B			F2		F7		6-3	4	0	1	0	0	0	0
Leo Cardenas, R (1, 6) OBP: 0.250, SLG: 0.253		CS 1-2	P4		5-3		FC4 1B			3	0	1	0	0	0	0
Jim Maloney, L (1, 1)			P6		4-3		FC4 1-2f			2	0	0	0	0	0	0
Mack Jones, L (7, PH) OBP: 0.286, SLG: 0.125										1	0	0	0	0	0	1
Ted Davidson, R (7, 1)										0	0	0	0	0	0	0

TOP

Cincinnati Reds @ Los Angeles Dodgers

Dodger Stadium, Los Angeles, CA

Fri May 03 1968, 7:05 PM PDT

Att. 50,506 - Unknown

livebaseballscorecards.com

AB	32
R	3
H	7
RBI	3
BB	1
SO	5
LOB	11

Inning Stats	1	2	3	4	5	6	7	8	9
R	0	1	0	1	0	1	0	0	0
E	0	1	0	0	0	1	1	0	0
K	0	1	0	0	0	1	0	1	2
S	3	6	4	4	3	7	4	5	7
H	0	2	1	1	0	1	1	1	0
LOB	0	0	1	0	0	2	1	0	0
BB	0	0	0	0	0	1	0	0	0
P	3	6	4	4	3	11	4	5	7

1B	4
2B	3
3B	0
HR	1
SF	1
SAC	0
DP	1
HBP	0
WP	0
PB	0
SB	0
CS	1
PA	35

PITCHER	IP	WLS	BF	H	R	ER	SO	BB	IBB	HBP	BLK	WP	HR	S	P	ERA	WHIP
Don Sutton, R (1, 1) ERA: 2.77	6.1	W	26	6	3	2	2	1	0	0	0	0	1	29	33	2.84	1.105
Jim Brewer, L (7, 1) ERA: 1.5	2.2	S	8	1	0	0	3	0	0	0	0	0	0	14	14	0.00	0.375

PITCHER	IP	WLS	BF	H	R	ER	SO	BB	IBB	HBP	BLK	WP	HR	S	P	ERA	WHIP

Batter	1	2	3	4	5	6	7	8	9	AB	R	H	RBI	BB	SO	LOB
Jim Fairey, L (1, 7) OBP: 0.242, SLG: 0.323	B2		1-3			E4 1B FC3-6 1B	F5			4	1	1	0	0	0	0
Zoilo Versalles, R (1, 6) OBP: 0.239, SLG: 0.291	F8		K			FC3-6 2-3 1B	5-3			4	0	1	0	0	1	0
Willie Davis, L (1, 8) OBP: 0.281, SLG: 0.409	G3		P4			FC3-6 1B 1-2f 3-H 1B		6-3		4	1	0	1	0	0	1
Ron Fairly, L (1, 9) OBP: 0.267, SLG: 0.250		SH1-3 1B SF7 1B		5-3		BB 1B 1-3 1B 1B		2-3		4	2	2	0	0	0	0
Tom Haller, L (1, 2) OBP: 0.365, SLG: 0.368		SH1-3 1-2 1B		4-3		BB 1-2 1B 3-H 1B		G3		4	0	2	1	0	0	0
Wes Parker, S (1, 3) OBP: 0.302, SLG: 0.304		SH1-3 1-2 2-3		1-3		P4				2	0	0	0	0	0	2
Bob Bailey, R (1, 5) OBP: 0.265, SLG: 0.179		SF7 3-H			K	1B 1-2 2-3 BB				1	0	0	1	1	1	0
Luis Alcaraz, R (1, 4) OBP: 0.296, SLG: 0.286		IBB			K	1-2 2-H 3-H 1B				2	0	1	1	1	1	0
Don Sutton, R (1, 1) OBP: 0.400, SLG: 0.500 Jim Brewer, L (7, 1)		6-3			K		K			2 1	0 0	0 0	0 0	0 0	1 1	2 0
Inning Stats	R: 0 H: 0 E: 0 LOB: 0 K: 0 BB: 0 S: 3 P: 3	R: 1 H: 2 E: 0 LOB: 2 K: 0 BB: 1 S: 5 P: 9	R: 0 H: 0 E: 0 LOB: 0 K: 1 BB: 0 S: 5 P: 5	R: 0 H: 0 E: 0 LOB: 0 K: 0 BB: 0 S: 3 P: 3	R: 0 H: 0 E: 0 LOB: 0 K: 3 BB: 0 S: 9 P: 9	R: 3 H: 5 E: 1 LOB: 2 K: 0 BB: 1 S: 7 P: 11	R: 0 H: 0 E: 0 LOB: 0 K: 1 BB: 0 S: 5 P: 5	R: 0 H: 0 E: 0 LOB: 0 K: 0 BB: 0 S: 3 P: 3		1B: 7 SF: 1 2B: 0 SAC: 1 3B: 0 DP: 0 HR: 0 HBP: 0						

PITCHER	IP	WLS	BF	H	R	ER	SO	BB	IBB	HBP	BLK	WP	HR	S	P	ERA	WHIP
Jim Maloney, R (1, 1) ERA: 3.46	6.0	L	26	7	4	4	4	1	1	0	0	0	0	32	40	6.00	1.333
Ted Davidson, L (7, 1) ERA: 6.3	2.0		6	0	0	0	1	0	0	0	0	0	0	8	8	0.00	0.000

PITCHER	IP	WLS	BF	H	R	ER	SO	BB	IBB	HBP	BLK	WP	HR	S	P	ERA	WHIP

BOTTOM

Cincinnati Reds @ Los Angeles Dodgers

Dodger Stadium, Los Angeles, CA

Fri May 03 1968, 7:05 PM PDT

Att. 50,506 - Unknown

livebaseballscorecards.com

AB	28
R	4
H	7
RBI	4
BB	2
SO	5
LOB	5

Batter	1	2	3	4	5	6	7	8	9	AB	R	H	RBI	BB	SO	LOB
Pete Rose, S (1, 9) OBP: 0.464, SLG: 0.586	K		1B FC4-6 1B		BLK 1B 3-H 1B			1B		4	1	3	1	0	1	0
Alex Johnson, R (1, 7) OBP: 0.341, SLG: 0.368	6-3		FC4-6 1B 1-3		1B 1-H			K		4	0	2	0	0	1	1
Vada Pinson, L (1, 8) OBP: 0.290, SLG: 0.400	E1 FC6-4		FC4-6 CS 1-2f 3-H			4-3		6-3		4	0	0	1	0	0	2
Tony Perez, R (1, 5) OBP: 0.319, SLG: 0.447	FC6-4 1-2f		CS 1-2	5-3		K			P2	4	0	0	0	0	1	1
Fred Whitfield, L (1, 3) OBP: 0.200, SLG: 0.200		G3		4-3		F8			4-3	4	0	0	0	0	0	0
Johnny Bench, R (1, 2) OBP: 0.191, SLG: 0.297		K		P4			P4		F8	4	0	0	0	0	1	0
Tommy Helms, R (1, 4) OBP: 0.310, SLG: 0.383		2B			F8		6-3			3	0	1	0	0	0	0
Leo Cardenas, R (1, 6) OBP: 0.241, SLG: 0.244		K			6-3		F7			3	0	0	0	0	1	1
Gerry Arrigo, L (1, 1) OBP: 0.200, SLG: 0.333			6-3		1B 3B			4-3		3	1	1	0	0	0	0
Inning Stats	R: 0 E: 1 K: 1 S: 6 H: 0 LOB: 1 BB: 0 P: 6	R: 0 E: 0 K: 2 S: 8 H: 1 LOB: 1 BB: 0 P: 8	R: 1 E: 0 K: 0 S: 4 H: 2 LOB: 0 BB: 0 P: 4	R: 0 E: 0 K: 0 S: 3 H: 0 LOB: 0 BB: 0 P: 3	R: 1 E: 0 K: 0 S: 5 H: 3 LOB: 2 BB: 0 P: 5	R: 0 E: 0 K: 1 S: 5 H: 0 LOB: 0 BB: 0 P: 5	R: 0 E: 0 K: 0 S: 3 H: 0 LOB: 0 BB: 0 P: 3	R: 0 E: 0 K: 1 S: 6 H: 1 LOB: 1 BB: 0 P: 6	R: 0 E: 0 K: 0 S: 3 H: 0 LOB: 0 BB: 0 P: 3	1B: 5 2B: 1 3B: 1 HR: 0	SF: 0 SAC: 0 DP: 0 HBP: 0						

TOP

Cincinnati Reds @ Los Angeles Dodgers

Dodger Stadium, Los Angeles, CA

Sat May 04 1968, 7:05 PM PDT

Att. 25,792 - Unknown

livebaseballscorecards.com

AB	33
R	2
H	7
RBI	2
BB	0
SO	5
LOB	5

WP: 0 PB: 0 SB: 0 CS: 1 PA: 34

PITCHER		IP	WLS	BF	H	R	ER	SO	BB	IBB	HBP	BLK	WP	HR	S	P	ERA	WHIP
Bill Singer, R ERA: 1.96	(1, 1)	8.0	L	30	7	2	2	5	0	0	0	1	0	0	40	40	2.25	0.875
Jack Billingham, R ERA: 1.59	(9, 1)	1.0		3	0	0	0	0	0	0	0	0	0	0	3	3	0.00	0.000

PITCHER	IP	WLS	BF	H	R	ER	SO	BB	IBB	HBP	BLK	WP	HR	S	P	ERA	WHIP

Cincinnati Reds @ Los Angeles Dodgers

Dodger Stadium, Los Angeles, CA

Sat May 04 1968, 7:05 PM PDT

Att. 25,792 - Unknown

livebaseballscorecards.com

BOTTOM

Batter	1	2	3	4	5	6	7	8	9	AB	R	H	RBI	BB	SO	LOB
Wes Parker, S (1, 3) OBP: 0.289, SLG: 0.289	K		F9			F9			6-3	4	0	0	0	0	1	0
Zoilo Versalles, R (1, 6) OBP: 0.240, SLG: 0.289	5-3		1B			6-3			K	4	0	1	0	0	1	0
Willie Davis, L (1, 8) OBP: 0.280, SLG: 0.402	4-3			4-3			2-3 1B		3-1	4	0	1	0	0	0	0
Rocky Colavito, R (1, 9) OBP: 0.250, SLG: 0.171		F7		1-3			2-3 1-2			3	0	0	0	0	0	1
Bob Bailey, R (1, 5) OBP: 0.270, SLG: 0.167		BB		K			F8			2	0	0	0	1	1	1
Luis Alcaraz, R (1, 4) OBP: 0.281, SLG: 0.269		E5 1-2			F7		1-3			3	0	0	0	0	0	2
Cleo James, R (1, 7) OBP: 0.222, SLG: 0.333		K			K			K		3	0	0	0	0	3	2
Jeff Torborg, R (1, 2) OBP: 0.188, SLG: 0.133		5-3			6-3			6-3		3	0	0	0	0	0	2
Bill Singer, R (1, 1)			K			5-3		F8		2	0	0	0	0	1	0
Ted Savage, R (8, PH) OBP: 0.176, SLG: 0.125										1	0	0	0	0	0	0
Jack Billingham, R (9, 1)										0	0	0	0	0	0	0

Inning Stats	1	2	3	4	5	6	7	8	9
R	0	0	0	0	0	0	0	0	0
E	0	1	0	0	0	0	0	0	0
K	1	1	1	1	1	0	0	1	1
S	5	6	5	5	5	3	4	5	5
H	0	0	1	0	0	0	1	0	0
LOB	0	2	1	0	0	0	1	0	0
BB	0	1	0	0	0	0	0	0	0
P	5	10	5	5	5	3	4	5	5

1B: 2	SF: 0
2B: 0	SAC: 0
3B: 0	DP: 0
HR: 0	HBP: 0

WP: 0	PA: 30
PB: 0	
SB: 0	
CS: 0	

AB	29
R	0
H	2
RBI	0
BB	1
SO	7
LOB	8

PITCHER	IP	WLS	BF	H	R	ER	SO	BB	IBB	HBP	BLK	WP	HR	S	P	ERA	WHIP
Gerry Arrigo, L (1, 1) ERA: 1.35	9.0	W	30	2	0	0	7	1	0	0	0	0	0	43	47	0.00	0.333

PITCHER	IP	WLS	BF	H	R	ER	SO	BB	IBB	HBP	BLK	WP	HR	S	P	ERA	WHIP

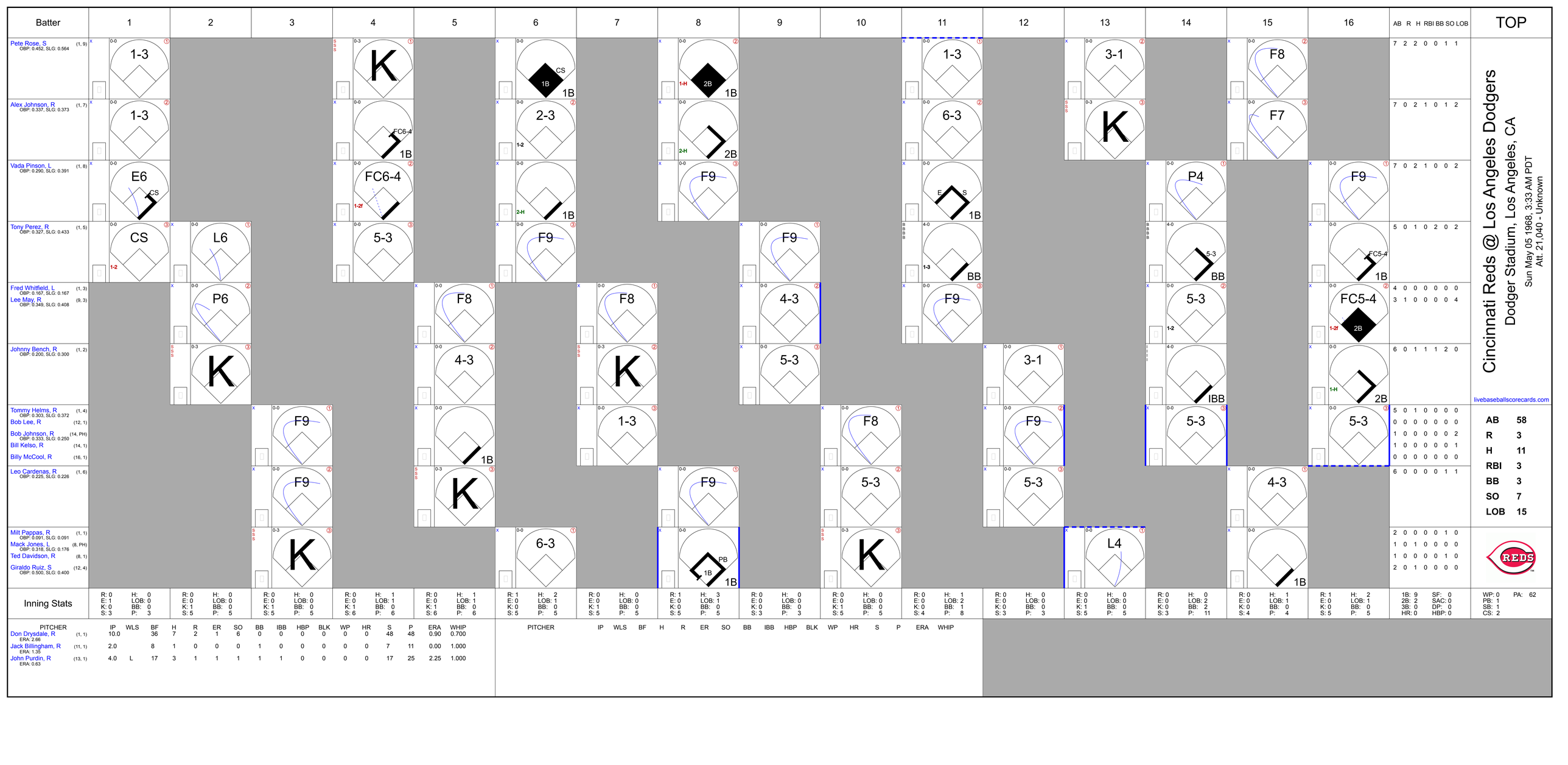
Batter
1
2
3
4
5
6
7
8
9
10
11
12
13
14
15
16
AB R H RBI BB SO LOB
TOP
Pete Rose, S (1, 9) OBP: 0.452, SLG: 0.564
1-3
K
CS 1B
1-H 2B 1B
1-3
3-1
F8
7 2 2 0 0 1 1
Alex Johnson, R (1, 7) OBP: 0.337, SLG: 0.373
1-3
FC6-4 1B
2-3
2-H 2B
6-3
K
F7
7 0 2 1 0 1 2
Vada Pinson, L (1, 8) OBP: 0.290, SLG: 0.391
E6 CS
FC6-4
1-2f
2-H 1B
F9
E S 1B
P4
F9
7 0 2 1 0 0 2
Tony Perez, R (1, 5) OBP: 0.327, SLG: 0.433
CS
1-2
L6
5-3
F9
F9
1-3 BB
5-3 BB
FC5-4 1B
5 0 1 0 2 0 2
Fred Whitfield, L (1, 3) OBP: 0.167, SLG: 0.167
Lee May, R (9, 3) OBP: 0.349, SLG: 0.408
P6
F8
F8
4-3
F9
5-3
1-2
FC5-4
1-2f 2B
4 0 0 0 0 0 0
3 1 0 0 0 0 4
Johnny Bench, R (1, 2) OBP: 0.200, SLG: 0.300
K
4-3
K
5-3
3-1
IBB
2B
6 0 1 1 1 2 0
Tommy Helms, R (1, 4) OBP: 0.303, SLG: 0.372
Bob Lee, R (12, 1)
Bob Johnson, R (14, PH) OBP: 0.333, SLG: 0.250
Bill Kelso, R (14, 1)
Billy McCool, R (16, 1)
F9
1B
1-3
F8
F9
5-3
5-3
5-3
5 0 1 0 0 0 0
0 0 0 0 0 0 0
1 0 0 0 0 0 2
1 0 0 0 0 0 1
0 0 0 0 0 0 0
Leo Cardenas, R (1, 6) OBP: 0.225, SLG: 0.226
F9
K
F9
5-3
5-3
4-3
6 0 0 0 0 1 1
Milt Pappas, R (1, 1) OBP: 0.091, SLG: 0.091
Mack Jones, L (8, PH) OBP: 0.318, SLG: 0.176
Ted Davidson, R (8, 1)
Giraldo Ruiz, S (12, 4) OBP: 0.500, SLG: 0.400
K
6-3
PB 1B 1B
K
L4
1B
2 0 0 0 0 1 0
1 0 1 0 0 0 0
1 0 0 0 0 1 0
2 0 1 0 0 0 0
Inning Stats
R: 0 E: 1 K: 0 S: 3 H: 0 LOB: 0 BB: 0 P: 3
R: 0 E: 0 K: 1 S: 5 H: 0 LOB: 0 BB: 0 P: 5
R: 0 E: 0 K: 1 S: 5 H: 0 LOB: 0 BB: 0 P: 5
R: 0 E: 0 K: 1 S: 6 H: 1 LOB: 1 BB: 0 P: 6
R: 0 E: 0 K: 1 S: 6 H: 1 LOB: 1 BB: 0 P: 6
R: 1 E: 0 K: 0 S: 5 H: 2 LOB: 1 BB: 0 P: 5
R: 0 E: 0 K: 1 S: 5 H: 0 LOB: 0 BB: 0 P: 5
R: 1 E: 0 K: 0 S: 5 H: 3 LOB: 1 BB: 0 P: 5
R: 0 E: 0 K: 0 S: 3 H: 0 LOB: 0 BB: 0 P: 3
R: 0 E: 0 K: 1 S: 5 H: 0 LOB: 0 BB: 0 P: 5
R: 0 E: 0 K: 0 S: 4 H: 1 LOB: 2 BB: 1 P: 8
R: 0 E: 0 K: 0 S: 3 H: 0 LOB: 0 BB: 0 P: 3
R: 0 E: 0 K: 1 S: 5 H: 0 LOB: 0 BB: 0 P: 5
R: 0 E: 0 K: 0 S: 3 H: 0 LOB: 2 BB: 2 P: 11
R: 0 E: 0 K: 0 S: 4 H: 1 LOB: 1 BB: 0 P: 4
R: 1 E: 0 K: 0 S: 5 H: 2 LOB: 1 BB: 0 P: 5
1B: 9 2B: 2 3B: 0 HR: 0
SF: 0 SAC: 0 DP: 0 HBP: 0
WP: 0 PB: 1 SB: 1 CS: 2
PA: 62
PITCHER IP WLS BF H R ER SO BB IBB HBP BLK WP HR S P ERA WHIP
Don Drysdale, R (1, 1) ERA: 2.66 10.0 36 7 2 1 6 0 0 0 0 0 0 48 48 0.90 0.700
Jack Billingham, R (11, 1) ERA: 1.35 2.0 8 1 0 0 0 1 0 0 0 0 0 7 11 0.00 1.000
John Purdin, R (13, 1) ERA: 0.63 4.0 L 17 3 1 1 1 1 1 0 0 0 0 17 25 2.25 1.000
PITCHER IP WLS BF H R ER SO BB IBB HBP BLK WP HR S P ERA WHIP
Cincinnati Reds @ Los Angeles Dodgers
Dodger Stadium, Los Angeles, CA
Sun May 05 1968; 3:33 AM PDT
Att. 21,040 - Unknown
livebaseballscorecards.com
AB 58
R 3
H 11
RBI 3
BB 3
SO 7
LOB 15
REDS

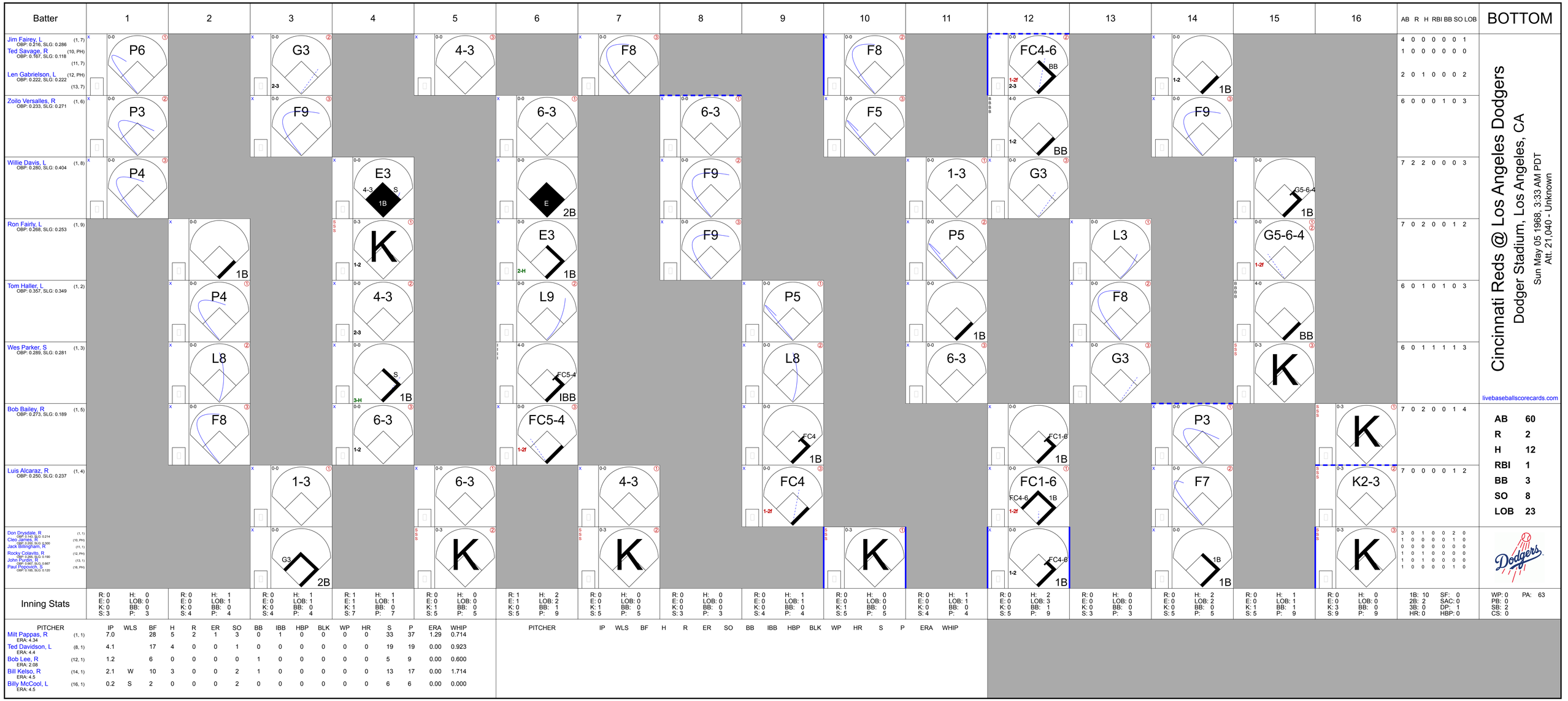
Batter
1
2
3
4
5
6
7
8
9
10
11
12
13
14
15
16
AB R H RBI BB SO LOB
BOTTOM
Jim Fairey, L (1, 7) OBP: 0.216, SLG: 0.286
Ted Savage, R (10, PH) OBP: 0.167, SLG: 0.118 (11, 7)
Len Gabrielson, L (12, PH) OBP: 0.222, SLG: 0.222 (13, 7)
Zoilo Versalles, R (1, 6) OBP: 0.233, SLG: 0.271
Willie Davis, L (1, 8) OBP: 0.280, SLG: 0.404
Ron Fairly, L (1, 9) OBP: 0.266, SLG: 0.253
Tom Haller, L (1, 2) OBP: 0.357, SLG: 0.349
Wes Parker, S (1, 3) OBP: 0.289, SLG: 0.281
Bob Bailey, R (1, 5) OBP: 0.273, SLG: 0.189
Luis Alcaraz, R (1, 4) OBP: 0.250, SLG: 0.237
Don Drysdale, R (1, 1) OBP: 0.143, SLG: 0.214
Cleo James, R (10, PH) OBP: 0.200, SLG: 0.300
Jack Billingham, R (11, 1)
Rocky Colavito, R (12, PH) OBP: 0.286, SLG: 0.190
John Purdin, R (13, 1) OBP: 0.667, SLG: 0.667
Paul Popovich, S (16, PH) OBP: 0.190, SLG: 0.120
Cincinnati Reds @ Los Angeles Dodgers
Dodger Stadium, Los Angeles, CA
Sun May 05 1968; 3:33 AM PDT
Att. 21,040 - Unknown
livebaseballscorecards.com
AB 60
R 2
H 12
RBI 1
BB 3
SO 8
LOB 23
Inning Stats
PITCHER IP WLS BF H R ER SO BB IBB HBP BLK WP HR S P ERA WHIP
Milt Pappas, R (1, 1) ERA: 4.34 7.0 28 5 2 1 3 0 1 0 0 0 0 33 37 1.29 0.714
Ted Davidson, L (8, 1) ERA: 4.4 4.1 17 4 0 0 1 0 0 0 0 0 0 19 19 0.00 0.923
Bob Lee, R (12, 1) ERA: 2.08 1.2 6 0 0 0 0 1 0 0 0 0 0 5 9 0.00 0.600
Bill Kelso, R (14, 1) ERA: 4.5 2.1 W 10 3 0 0 2 1 0 0 0 0 0 13 17 0.00 1.714
Billy McCool, L (16, 1) ERA: 4.5 0.2 S 2 0 0 0 2 0 0 0 0 0 0 6 6 0.00 0.000
1B: 10 2B: 2 3B: 0 HR: 0
SF: 0 SAC: 0 DP: 1 HBP: 0
WP: 0 PB: 0 SB: 2 CS: 0
PA: 63

Philadelphia Phillies @ Cincinnati Reds

Crosley Field, Cincinnati, OH

Mon May 06 1968, 7:05 PM EDT

Att. 3,991 - Unknown

TOP

livebaseballscorecards.com

Batter	1	2	3	4	5	6	7	8	9	AB	R	H	RBI	BB	SO	LOB
Tony Taylor, R (1, 5) OBP: 0.340, SLG: 0.367	6-3	4-3		F9		L9		2B		5	0	1	0	0	0	5
Cookie Rojas, R (1, 4) OBP: 0.293, SLG: 0.309	F9		BB SH2-4 1B	F9		1-2 1B		P6		4	0	1	0	1	0	3
Johnny Callison, L (1, 9) OBP: 0.298, SLG: 0.310	BB FC6-4		1-2 SH2-4 1B	F9		F8		G3		4	0	1	0	1	0	5
Dick Allen, R (1, 7) OBP: 0.349, SLG: 0.459	1-2f FC6-4		1-2 2-3 SH2-4		K		1B 1B		K	4	0	1	0	0	2	1
John Briggs, L (1, 8) OBP: 0.313, SLG: 0.345		P5	K		4-3		1-3 1B		BB	4	0	1	0	1	1	2
Bill White, L (1, 3) OBP: 0.384, SLG: 0.486		1B FC6 1B	IBB		FC6-4 1B		P4		F8	4	1	2	0	1	0	3
Mike Ryan, R (1, 2) OBP: 0.200, SLG: 0.172		G1 FC6 1-3 1B	4-3		1-2f FC6-4		K		K	5	0	1	0	0	2	7
Bobby Wine, R (1, 6) OBP: 0.262, SLG: 0.273		FC6 G1 1-2 3-H		1B 1B		1B BB	K			3	0	1	1	1	1	3
Woodie Fryman, R (1, 1) OBP: 0.200, SLG: 0.143 Roberto Pena, R (4, PH) OBP: 0.500, SLG: 0.500 Gary Wagner, R (4, 1) Rick Joseph, R (6, PH) OBP: 0.417, SLG: 0.222 Larry Colton, L (6, 1) Gary Sutherland, R (8, PH) OBP: 0.429, SLG: 0.429 John Boozer, R (8, 1)		G1 1-2 2-3		1-2 1B		K		F7		1 1 0 1 0 1 0	0 0 0 0 0 0 0	0 1 0 0 0 0 0	0 0 0 0 0 0 0	0 0 0 0 1 0 0	0 0 0 0 1 0 0	2 0 0 0 1 0 0

Inning Stats	1	2	3	4	5	6	7	8	9
	R: 0 E: 0 K: 0 S: 3	R: 1 E: 0 K: 0 S: 6	R: 0 E: 0 K: 1 S: 6	R: 0 E: 0 K: 0 S: 5	R: 0 E: 0 K: 1 S: 6	R: 0 E: 0 K: 1 S: 6	R: 0 E: 0 K: 2 S: 9	R: 0 E: 0 K: 0 S: 4	R: 0 E: 0 K: 2 S: 7
	H: 0 LOB: 1 BB: 1 P: 7	H: 2 LOB: 2 BB: 0 P: 6	H: 1 LOB: 3 BB: 2 P: 14	H: 2 LOB: 2 BB: 0 P: 5	H: 1 LOB: 1 BB: 0 P: 6	H: 1 LOB: 2 BB: 1 P: 10	H: 2 LOB: 2 BB: 0 P: 9	H: 1 LOB: 1 BB: 0 P: 4	H: 0 LOB: 1 BB: 1 P: 11

AB	37
R	1
H	10
RBI	1
BB	5
SO	7
LOB	32

1B: 9 SF: 0
2B: 1 SAC: 1
3B: 0 DP: 0
HR: 0 HBP: 0

WP: 0 PA: 43
PB: 0
SB: 0
CS: 0

PITCHER	IP	WLS	BF	H	R	ER	SO	BB	IBB	HBP	BLK	WP	HR	S	P	ERA	WHIP
George Culver, R (1, 1) ERA: 1.64	9.0	W	43	10	1	1	7	4	1	0	0	0	0	52	72	1.00	1.556

PITCHER	IP	WLS	BF	H	R	ER	SO	BB	IBB	HBP	BLK	WP	HR	S	P	ERA	WHIP

Batter	1	2	3	4	5	6	7	8	9	AB	R	H	RBI	BB	SO	LOB
Pete Rose, S (1, 9) OBP: 0.450, SLG: 0.596	K	1-3		1-3		G3 2B		HR		5	1	2	1	0	1	1
Alex Johnson, R (1, 7) OBP: 0.362, SLG: 0.391	F8 BB		1B E 1B	1B		G3 2-3		BB BB 1B 1B		4	2	3	0	1	0	1
Vada Pinson, L (1, 8) OBP: 0.295, SLG: 0.379	BB 1-2		K	G3		K		BB 1B 1-2 BB		3	1	0	0	2	2	3
Tony Perez, R (1, 5) OBP: 0.321, SLG: 0.421	F8 2-3		E7 2B 1-H 1B		6-3	6-3		F8		5	1	1	0	0	0	5
Lee May, R (1, 3) OBP: 0.352, SLG: 0.432	5-3		HR 2B 2-H		5-3		4-3 1B 2B	F7		5	2	2	1	0	0	4
Johnny Bench, R (1, 2) OBP: 0.238, SLG: 0.378		WP 1B 2B	HR 2-H		2B 1B		4-3 2-3	1B 1-2 2-3 BB		4	3	3	2	1	0	1
Tommy Helms, R (1, 4) OBP: 0.319, SLG: 0.396		4-3 2-3	L6		2B 1-H		FC3-6 1B 3-H	1B 1-3 2-H 3-H		5	0	3	4	0	0	1
Leo Cardenas, R (1, 6) OBP: 0.234, SLG: 0.227		SH2-4 1B 3-H	P6		IBB		FC3-6 1-2f	P5		4	0	1	1	1	0	3
George Culver, R (1, 1) OBP: 0.083, SLG: 0.167		SH2-4 1-2		K	1-3		K			3	0	0	0	0	2	3
Inning Stats	R: 0 E: 0 K: 1 S: 5 H: 0 LOB: 2 BB: 2 P: 13	R: 1 E: 0 K: 0 S: 5 H: 2 LOB: 1 BB: 0 P: 5	R: 4 E: 1 K: 1 S: 9 H: 4 LOB: 0 BB: 0 P: 9	R: 0 E: 0 K: 1 S: 6 H: 1 LOB: 1 BB: 0 P: 6	R: 1 E: 0 K: 0 S: 5 H: 2 LOB: 2 BB: 1 P: 9	R: 0 E: 0 K: 1 S: 6 H: 1 LOB: 1 BB: 0 P: 6	R: 1 E: 0 K: 1 S: 7 H: 2 LOB: 1 BB: 0 P: 7	R: 3 E: 0 K: 0 S: 6 H: 3 LOB: 2 BB: 2 P: 14		1B: 8 2B: 5 3B: 0 HR: 2	SF: 0 SAC: 1 DP: 0 HBP: 0					WP: 1 PB: 0 SB: 0 CS: 0	PA: 44

PITCHER		IP	WLS	BF	H	R	ER	SO	BB	IBB	HBP	BLK	WP	HR	S	P	ERA	WHIP
Woodie Fryman, L ERA: 3.2	(1, 1)	3.0	L	17	6	5	5	2	2	0	0	0	1	1	19	27	15.00	2.667
Gary Wagner, R ERA: 4.76	(4, 1)	2.0		10	3	1	1	1	0	1	0	0	0	0	11	15	4.50	1.500
Larry Colton, R ERA: 4.5	(6, 1)	2.0		9	3	1	1	2	0	0	0	0	0	0	13	13	4.50	1.500
John Boozer, R ERA: 10.13	(8, 1)	1.0		8	3	3	3	0	2	0	0	0	0	1	6	14	27.00	5.000

PITCHER	IP	WLS	BF	H	R	ER	SO	BB	IBB	HBP	BLK	WP	HR	S	P	ERA	WHIP

BOTTOM

Philadelphia Phillies @ Cincinnati Reds

Crosley Field, Cincinnati, OH

Mon May 06 1968, 7:05 PM EDT

Att. 3,991 - Unknown

livebaseballscorecards.com

AB	38
R	10
H	15
RBI	9
BB	5
SO	5
LOB	22

Philadelphia Phillies @ Cincinnati Reds

Crosley Field, Cincinnati, OH

Tue May 07 1968, 7:05 PM EDT

Att. 4,953 - Unknown

livebaseballscorecards.com

TOP

Batter	1	2	3	4	5	6	7	8	9	AB	R	H	RBI	BB	SO	LOB
Tony Taylor, R (1, 5) OBP: 0.327, SLG: 0.353	K		F9			K	6-3			4	0	0	0	0	2	0
Cookie Rojas, R (1, 4) OBP: 0.301, SLG: 0.337	1B 2B		L7			1B 2B		P6		4	2	2	0	0	0	0
Johnny Callison, L (1, 9) OBP: 0.306, SLG: 0.310	3-1			BB		G6-3 2-H		K		3	0	1	1	1	1	1
Dick Allen, R (1, 7) OBP: 0.344, SLG: 0.449	2-H 1B			K		G6-3 1-2f		L7		4	0	1	1	0	1	2
Bill White, L (1, 3) OBP: 0.378, SLG: 0.474	4-3			F7			2B 3B 1B		4-3	4	1	1	0	0	0	2
John Briggs, L (1, 8) OBP: 0.333, SLG: 0.394		G6-4-3 1B		P3			1-3 3B 2B		K	4	1	2	0	0	1	1
Mike Ryan, R (1, 2) OBP: 0.206, SLG: 0.242		G6-4-3 1-2f			K		2-H 3-H WP 3B		6-3	4	1	1	2	0	1	1
Bobby Wine, R (1, 6) OBP: 0.250, SLG: 0.259		K			6-3		F8 3-H			3	0	0	0	0	1	0
Rick Wise, R (1, 1) OBP: 0.167, SLG: 0.250			L6		4-3		4-3			3	0	0	0	0	0	0
Turk Farrell, R (7, 1)										0	0	0	0	0	0	0

	AB	33
	R	5
	H	8
	RBI	4
	BB	1
	SO	7
	LOB	7

Inning Stats	1	2	3	4	5	6	7	8	9
	R: 1 E: 0 K: 1 S: 7	H: 2 LOB: 1 BB: 0 P: 7	R: 0 E: 0 K: 1 S: 5	H: 1 LOB: 0 BB: 0 P: 5	R: 0 E: 0 K: 0 S: 3	H: 0 LOB: 0 BB: 0 P: 3	R: 0 E: 0 K: 1 S: 5	H: 0 LOB: 1 BB: 1 P: 9	R: 0 E: 0 K: 1 S: 5	H: 0 LOB: 0 BB: 0 P: 5	R: 1 E: 0 K: 1 S: 6	H: 2 LOB: 0 BB: 0 P: 6	R: 3 E: 0 K: 0 S: 6	H: 3 LOB: 0 BB: 0 P: 6	R: 0 E: 0 K: 1 S: 5	H: 0 LOB: 0 BB: 0 P: 5	R: 0 E: 0 K: 1 S: 5	H: 0 LOB: 0 BB: 0 P: 5

	1B: 4	SF: 0	WP: 1	PA: 34
	2B: 3	SAC: 0	PB: 0	
	3B: 1	DP: 2	SB: 0	
	HR: 0	HBP: 0	CS: 0	

PITCHER		IP	WLS	BF	H	R	ER	SO	BB	IBB	HBP	BLK	WP	HR	S	P	ERA	WHIP
Jim Maloney, R ERA: 4.74	(1, 1)	6.0	L	25	8	5	5	5	1	0	0	0	0	0	34	38	7.50	1.500
Billy McCool, L ERA: 3.6	(7, 1)	1.0		3	0	0	0	0	0	0	0	0	1	0	3	3	0.00	0.000
Bob Lee, R ERA: 1.9	(8, 1)	2.0		6	0	0	0	2	0	0	0	0	0	0	10	10	0.00	0.000

PITCHER	IP	WLS	BF	H	R	ER	SO	BB	IBB	HBP	BLK	WP	HR	S	P	ERA	WHIP

Philadelphia Phillies @ Cincinnati Reds

Crosley Field, Cincinnati, OH

Tue May 07 1968, 7:05 PM EDT

Att. 4,953 - Unknown

livebaseballscorecards.com

Batter	1	2	3	4	5	6	7	8	9	AB	R	H	RBI	BB	SO	LOB
Pete Rose, S (1, 9) OBP: 0.442, SLG: 0.583	F8		1B 1-3 1B		K		K			4	0	1	0	0	2	3
Alex Johnson, R (1, 7) OBP: 0.357, SLG: 0.385	5-3		1-2 3-H 1B			4-3		4-3		4	0	1	1	0	0	0
Vada Pinson, L (1, 8) OBP: 0.284, SLG: 0.364	1-3		L4			K		F9		4	0	0	0	0	1	2
Tony Perez, R (1, 5) OBP: 0.327, SLG: 0.434		G5-4-3 1B		F9		L9		2B		4	0	2	0	0	0	0
Lee May, R (1, 3) OBP: 0.359, SLG: 0.459		G5-4-3 1-2f		1B 2B			2B FC5-2 2B	F8		4	1	2	0	0	0	2
Johnny Bench, R (1, 2) OBP: 0.262, SLG: 0.410		K		2-H 1B			FC5-2 2-3 2B		G5-4-3 1B	4	0	3	1	0	1	0
Tommy Helms, R (1, 4) OBP: 0.306, SLG: 0.379			F9	K			1-3		F9	4	0	0	0	0	1	3
Leo Cardenas, R (1, 6) OBP: 0.224, SLG: 0.217			F8		4-3		FC5-2 BB 2-3 3-H		G5-4-3 1-2f	4	0	0	0	0	0	3
Jim Maloney, L (1, 1) OBP: 0.111, SLG: 0.111			1B 1B 1B		3-1		4-0 1-2 BB			2	1	1	0	0	0	0
Billy McCool, R (7, 1)										0	0	0	0	0	0	0
Mack Jones, L (7, PH) OBP: 0.348, SLG: 0.176										0	0	0	0	1	0	0
Bob Lee, R (8, 1)										0	0	0	0	0	0	0

Inning Stats	1	2	3	4	5	6	7	8	9						
	R: 0 H: 0	R: 0 H: 1	R: 1 H: 3	R: 1 H: 2	R: 0 H: 0	R: 0 H: 0	R: 0 H: 2	R: 0 H: 1	R: 0 H: 1	1B: 6	SF: 0	WP: 0	PA: 35
	E: 0 LOB: 0	E: 0 LOB: 0	E: 0 LOB: 2	E: 0 LOB: 0	E: 0 LOB: 0	E: 0 LOB: 0	E: 0 LOB: 3	E: 0 LOB: 1	E: 0 LOB: 0	2B: 4	SAC: 0	PB: 0	
	K: 0 BB: 0	K: 1 BB: 0	K: 0 BB: 0	K: 1 BB: 0	K: 1 BB: 0	K: 1 BB: 0	K: 1 BB: 1	K: 0 BB: 0	K: 0 BB: 0	3B: 0	DP: 2	SB: 0	
	S: 3 P: 3	S: 5 P: 5	S: 6 P: 6	S: 6 P: 6	S: 5 P: 5	S: 5 P: 5	S: 7 P: 11	S: 4 P: 4	S: 3 P: 3	HR: 0	HBP: 0	CS: 0	

PITCHER		IP	WLS	BF	H	R	ER	SO	BB	IBB	HBP	BLK	WP	HR	S	P	ERA	WHIP
Rick Wise, R ERA: 3.28	(1, 1)	6.0	W	24	8	2	2	4	0	0	0	0	0	0	32	32	3.00	1.333
Turk Farrell, R ERA: 0.63	(7, 1)	3.0	S	11	2	0	0	1	1	0	0	0	0	0	12	16	0.00	1.000

PITCHER	IP	WLS	BF	H	R	ER	SO	BB	IBB	HBP	BLK	WP	HR	S	P	ERA	WHIP

AB	34
R	2
H	10
RBI	2
BB	1
SO	5
LOB	13

Batter	1	2	3	4	5	6	7	8	9	AB	R	H	RBI	BB	SO	LOB
Tony Taylor, R (1, 5) OBP: 0.321, SLG: 0.355	F9 WP 2B		1-6-3 1-2			4-3		F9	5-3	5	1	1	0	0	0	2
Cookie Rojas, R (1, 4) OBP: 0.290, SLG: 0.324	F9 2-3		5-3			1-3		K		4	0	0	0	0	1	3
Johnny Callison, L (1, 9) OBP: 0.314, SLG: 0.352	K 3-H		K			FC6-4 1B			HR	4	1	2	1	0	2	1
Dick Allen, R (1, 7) OBP: 0.351, SLG: 0.444	BB			F9		FC6-4 1-2f			BB 1B	3	1	1	0	1	0	1
Don Lock, R (1, 8) OBP: 0.222, SLG: 0.208	F8			P3			CS BB		F7	3	0	0	0	1	0	2
Bill White, L (1, 3) OBP: 0.383, SLG: 0.462		G4-6-3 BB		4-3			F7		1B 1-2 HR BB	2	1	0	0	2	0	1
Mike Ryan, R (1, 2) OBP: 0.211, SLG: 0.243		G4-6-3 1-2f			F8		6-3 1-2		1B 1-2 2-H HR	4	1	1	1	0	0	2
Bobby Wine, R (1, 6) OBP: 0.250, SLG: 0.306		K			K			6-3	HR 1-H 2-H	4	1	1	3	0	2	0
Chris Short, R (1, 1) OBP: 0.125, SLG: 0.125 Dick Hall, R (7, 1) OBP: 0.500, SLG: 0.500			1-6-3 1B		G3			1B	F7	2 2	0 0	1 1	0 0	0 0	0 0	0 0
Inning Stats	R: 1 H: 1 E: 0 LOB: 1 K: 1 BB: 1 S: 6 P: 10	R: 0 H: 0 E: 0 LOB: 0 K: 1 BB: 1 S: 4 P: 8	R: 0 H: 1 E: 0 LOB: 1 K: 1 BB: 0 S: 6 P: 6	R: 0 H: 0 E: 0 LOB: 0 K: 0 BB: 0 S: 3 P: 3	R: 0 H: 0 E: 0 LOB: 0 K: 1 BB: 0 S: 5 P: 5	R: 0 H: 1 E: 0 LOB: 1 K: 0 BB: 0 S: 4 P: 4	R: 0 H: 0 E: 0 LOB: 0 K: 0 BB: 1 S: 2 P: 6	R: 0 H: 1 E: 0 LOB: 1 K: 1 BB: 0 S: 6 P: 6	R: 5 H: 4 E: 0 LOB: 0 K: 0 BB: 1 S: 7 P: 11	1B: 5 SF: 0 2B: 1 SAC: 0 3B: 0 DP: 1 HR: 2 HBP: 0						

TOP

Philadelphia Phillies @ Cincinnati Reds

Crosley Field, Cincinnati, OH

Wed May 08 1968, 7:05 PM EDT

Att. 3,535 - Unknown

livebaseballscorecards.com

AB	33
R	6
H	8
RBI	5
BB	4
SO	5
LOB	12

WP: 1 PA: 37
PB: 0
SB: 0
CS: 1

PITCHER		IP	WLS	BF	H	R	ER	SO	BB	IBB	HBP	BLK	WP	HR	S	P	ERA	WHIP
Gerry Arrigo, L ERA: 1.34	(1, 1)	7.0		25	3	1	1	4	3	0	0	0	1	0	30	42	1.29	0.857
Bob Lee, R ERA: 2.52	(8, 1)	1.1	L	7	3	2	2	1	0	0	0	0	0	1	9	9	13.50	2.250
Ted Davidson, L ERA: 6.0	(9, 1)	0.2		5	2	3	3	0	1	0	0	0	0	1	4	8	40.50	4.500

PITCHER		IP	WLS	BF	H	R	ER	SO	BB	IBB	HBP	BLK	WP	HR	S	P	ERA	WHIP

Batter	1	2	3	4	5	6	7	8	9	AB	R	H	RBI	BB	SO	LOB
Pete Rose, S (1, 9) OBP: 0.427, SLG: 0.561	1-3		1-6-3		6-3		K			4	0	0	0	0	1	2
Alex Johnson, R (1, 7) OBP: 0.363, SLG: 0.400	S 1B		6-3			4-3		1B 2B		4	1	2	0	0	0	0
Mack Jones, L (1, 8) OBP: 0.296, SLG: 0.143	K		K			K		F7		4	0	0	0	0	3	2
Tony Perez, R (1, 5) OBP: 0.342, SLG: 0.447	F9 1-2			1B		1B		2-H 2B 1B		4	1	3	1	0	0	1
Lee May, R (1, 3) OBP: 0.354, SLG: 0.461		F9		L7		F8		1-H 2B		4	0	1	1	0	0	1
Johnny Bench, R (1, 2) OBP: 0.273, SLG: 0.407		K		1B			FC4-6 E BB	5-3		3	0	1	0	1	1	0
Tommy Helms, R (1, 4) OBP: 0.304, SLG: 0.384		2B		P6			F3		6-3	4	0	1	0	0	0	2
Leo Cardenas, R (1, 6) OBP: 0.225, SLG: 0.211		IBB			4-3		FC1 FC4-6 1-2		1-3	3	0	0	0	1	0	1
Gerry Arrigo, L (1, 1) OBP: 0.167, SLG: 0.273		K			4-3		FC4-6 1-2f 2-3		P4	2	0	0	0	0	1	2
Fred Whitfield, L (7, PH) OBP: 0.160, SLG: 0.160										1	0	0	0	0	0	2
Bob Lee, R (8, 1)										0	0	0	0	0	0	0
Ted Davidson, R (9, 1)										0	0	0	0	0	0	0
Giraldo Ruiz, S (9, PH) OBP: 0.462, SLG: 0.364										1	0	0	0	0	0	0
Inning Stats	R: 0 E: 0 K: 1 S: 6 H: 1 LOB: 1 BB: 0 P: 6	R: 0 E: 0 K: 2 S: 8 H: 1 LOB: 2 BB: 1 P: 12	R: 0 E: 0 K: 1 S: 5 H: 0 LOB: 0 BB: 0 P: 5	R: 0 E: 0 K: 0 S: 4 H: 2 LOB: 1 BB: 0 P: 4	R: 0 E: 0 K: 0 S: 3 H: 0 LOB: 0 BB: 0 P: 3	R: 0 E: 0 K: 1 S: 6 H: 1 LOB: 1 BB: 0 P: 6	R: 0 E: 1 K: 1 S: 6 H: 0 LOB: 2 BB: 1 P: 10	R: 2 E: 0 K: 0 S: 5 H: 3 LOB: 0 BB: 0 P: 5	R: 0 E: 0 K: 0 S: 3 H: 0 LOB: 0 BB: 0 P: 3	1B: 5 2B: 3 3B: 0 HR: 0	SF: 0 SAC: 0 DP: 0 HBP: 0						

PITCHER		IP	WLS	BF	H	R	ER	SO	BB	IBB	HBP	BLK	WP	HR	S	P	ERA	WHIP
Chris Short, L ERA: 1.87	(1, 1)	6.0		24	5	0	0	5	1	1	0	0	0	0	32	40	0.00	1.000
Dick Hall, R ERA: 6.48	(7, 1)	3.0	W	12	3	2	2	1	0	0	0	0	0	0	14	14	6.00	1.000

PITCHER	IP	WLS	BF	H	R	ER	SO	BB	IBB	HBP	BLK	WP	HR	S	P	ERA	WHIP

BOTTOM

Philadelphia Phillies @ Cincinnati Reds

Crosley Field, Cincinnati, OH

Wed May 08 1968, 7:05 PM EDT

Att. 3,535 - Unknown

livebaseballscorecards.com

AB	34
R	2
H	8
RBI	2
BB	2
SO	6
LOB	13

Philadelphia Phillies @ Cincinnati Reds

Crosley Field, Cincinnati, OH

Thu May 09 1968, 7:05 PM EDT

Att. 3,735 - Unknown

TOP

livebaseballscorecards.com

Batter	1	2	3	4	5	6	7	8	9	AB	R	H	RBI	BB	SO	LOB
Tony Taylor, R (1, 5) OBP: 0.342, SLG: 0.364	BBBB 4-0 1B 3B BB		x 0-0 S HR 1B		x 0-0 1B		x 0-0 ② P4		BBBB 4-0 HR 2-3 BB	3	3	2	0	2	0	0
Cookie Rojas, R (1, 4) OBP: 0.295, SLG: 0.355	x 0-0 1-3 3B 1B		x 0-0 ① F3		x 0-0 ② F7		x 0-0 ③ L6		x 0-0 1-H 3-H HR	5	2	2	3	0	0	2
Johnny Callison, L (1, 9) OBP: 0.327, SLG: 0.427	x 0-0 1-H 3-H 3B		x 0-0 1-H HR		x 0-0 ③ F7			x 0-0 ① 4-3	x 0-0 2B	5	1	3	4	0	0	1
Dick Allen, R (1, 7) OBP: 0.333, SLG: 0.419	SSS 0-3 ① K		SSS 0-3 ② K			SSS 0-3 ① K		SSS 0-3 ② K	x 0-0 ③ P3	5	0	0	0	0	4	2
Bill White, L (1, 3) OBP: 0.388, SLG: 0.457	SSS 0-3 ② K		x 0-0 ③ F7			BBBB 4-0 1B BB		x 0-0 1B		3	0	1	0	1	1	1
John Briggs, L (1, 8) OBP: 0.308, SLG: 0.361 Don Lock, R (8, PH) OBP: 0.214, SLG: 0.200 (8, 8)	x 0-0 ③ G3			x 0-0 ① G3		x 0-0 ② F9		SSS 0-3 ③ K		3 1	0 0	0 0	0 0	0 0	0 1	2 1
Mike Ryan, R (1, 2) OBP: 0.214, SLG: 0.244		SSS 0-3 ① K		SSS 0-3 ② K		x 0-0 1-3 1B			x 0-0 ① 4-3	4	0	1	0	0	2	0
Bobby Wine, R (1, 6) OBP: 0.250, SLG: 0.318		x 0-0 ② 6-3		SSS 0-3 ③ K		x 0-0 ③ 1-3			x 0-0 E HR 2B	4	1	1	0	0	1	2
Larry Jackson, R (1, 1) OBP: 0.150, SLG: 0.150 Turk Farrell, R (9, 1)		x 0-0 ③ L3			x 0-0 ① 5-3		x 0-0 ① F4		SSS 0-3 ② K	4 0	0 0	0 0	0 0	1 0	1 0	1 0
Inning Stats	R: 2 E: 0 K: 2 S: 9 H: 2 LOB: 1 BB: 1 P: 13	R: 0 E: 0 K: 1 S: 5 H: 0 LOB: 0 BB: 0 P: 5	R: 2 E: 0 K: 1 S: 7 H: 2 LOB: 0 BB: 0 P: 7	R: 0 E: 0 K: 2 S: 7 H: 0 LOB: 0 BB: 0 P: 7	R: 0 E: 0 K: 0 S: 4 H: 1 LOB: 1 BB: 0 P: 4	R: 0 E: 0 K: 1 S: 6 H: 1 LOB: 2 BB: 1 P: 10	R: 0 E: 0 K: 0 S: 3 H: 0 LOB: 0 BB: 0 P: 3	R: 0 E: 0 K: 2 S: 8 H: 1 LOB: 1 BB: 0 P: 8	R: 3 E: 1 K: 1 S: 8 H: 3 LOB: 1 BB: 1 P: 12	1B: 5 2B: 2 3B: 1 HR: 2	SF: 0 SAC: 0 DP: 0 HBP: 0						

	AB	37
	R	7
	H	10
	RBI	7
	BB	3
	SO	10
	LOB	12

WP: 0 PB: 0 SB: 1 CS: 0 PA: 40

PITCHER		IP	WLS	BF	H	R	ER	SO	BB	IBB	HBP	BLK	WP	HR	S	P	ERA	WHIP
Milt Pappas, R ERA: 4.47	(1, 1)	7.0	L	29	6	4	4	7	2	0	0	0	0	1	41	49	5.14	1.143
Billy McCool, L ERA: 6.43	(8, 1)	2.0		11	4	3	3	3	1	0	0	0	0	1	16	20	13.50	2.500

PITCHER	IP	WLS	BF	H	R	ER	SO	BB	IBB	HBP	BLK	WP	HR	S	P	ERA	WHIP

Philadelphia Phillies @ Cincinnati Reds

Crosley Field, Cincinnati, OH

Thu May 09 1968, 7:05 PM EDT

Att. 3,735 - Unknown

BOTTOM

Batter	1	2	3	4	5	6	7	8	9	AB	R	H	RBI	BB	SO	LOB
Pete Rose, S (1, 9) OBP: 0.421, SLG: 0.550	F8		K		K			1B		4	0	1	0	0	2	0
Alex Johnson, R (1, 7) OBP: 0.368, SLG: 0.404	FC4-6 1B		WP 1B		6-3			F3		4	0	2	0	0	0	1
Mack Jones, L (1, 8) OBP: 0.290, SLG: 0.160	FC4-6 E 1-2f 1B		L9			FC5-4 1B		P6		4	1	1	0	0	0	3
Tony Perez, R (1, 5) OBP: 0.339, SLG: 0.434	E5 1-3 1B		1-2 BB			F7		G3		3	1	0	0	1	0	3
Lee May, R (1, 3) OBP: 0.360, SLG: 0.457	2-H 3-H 1B		F5			K			2B BB	3	1	1	2	1	1	3
Johnny Bench, R (1, 2) OBP: 0.283, SLG: 0.424	F9			G6-4-3 1B		FC5-4 1-2f			1-H 2B	4	0	2	1	0	0	2
Tommy Helms, R (1, 4) OBP: 0.292, SLG: 0.369		4-3		G6-4-3 1-2f			5-3		P4	4	0	0	0	0	0	2
Leo Cardenas, R (1, 6) OBP: 0.219, SLG: 0.204 Vada Pinson, L (9, PH) OBP: 0.282, SLG: 0.360		1-3		6-3			6-3		F9	3 1	0 0	0 0	0 0	0 0	0 0	0 1
Milt Pappas, R (1, 1) OBP: 0.077, SLG: 0.077 Giraldo Ruiz, S (7, PH) OBP: 0.429, SLG: 0.333 Billy McCool, R (8, 1) Fred Whitfield, L (9, PH) OBP: 0.154, SLG: 0.154		5-3			5-3		F8		K	2 1 0 1	0 0 0 0	0 0 0 0	0 0 0 0	0 0 0 1	0 0 0 1	0 0 0 1
Inning Stats	R: 2 E: 1 K: 0 S: 6 H: 2 LOB: 1 BB: 0 P: 6	R: 0 E: 0 K: 0 S: 3 H: 0 LOB: 0 BB: 0 P: 3	R: 0 E: 0 K: 1 S: 6 H: 1 LOB: 2 BB: 1 P: 10	R: 0 E: 0 K: 0 S: 3 H: 1 LOB: 0 BB: 0 P: 3	R: 0 E: 0 K: 1 S: 5 H: 0 LOB: 0 BB: 0 P: 5	R: 0 E: 0 K: 1 S: 6 H: 1 LOB: 1 BB: 0 P: 6	R: 0 E: 0 K: 0 S: 3 H: 0 LOB: 0 BB: 0 P: 3	R: 0 E: 0 K: 0 S: 4 H: 1 LOB: 1 BB: 0 P: 4	R: 1 E: 0 K: 1 S: 6 H: 1 LOB: 1 BB: 1 P: 10	1B: 6 2B: 1 3B: 0 HR: 0	SF: 0 SAC: 0 DP: 1 HBP: 0			WP: 1 PB: 0 SB: 0 CS: 0	PA: 36		

livebaseballscorecards.com

	AB	34
	R	3
	H	7
	RBI	3
	BB	2
	SO	4
	LOB	16

PITCHER		IP	WLS	BF	H	R	ER	SO	BB	IBB	HBP	BLK	WP	HR	S	P	ERA	WHIP
Larry Jackson, R ERA: 3.04	(1, 1)	8.0	W	33	7	3	1	3	2	0	0	0	1	0	37	45	1.12	1.125
Turk Farrell, R ERA: 0.59	(9, 1)	1.0	S	3	0	0	0	1	0	0	0	0	0	0	5	5	0.00	0.000

PITCHER	IP	WLS	BF	H	R	ER	SO	BB	IBB	HBP	BLK	WP	HR	S	P	ERA	WHIP

San Francisco Giants @ Cincinnati Reds

Crosley Field, Cincinnati, OH

Fri May 10 1968, 7:05 PM EDT

Att. 9,464 - Unknown

TOP

livebaseballscorecards.com

Batter	1	2	3	4	5	6	7	8	9	AB	R	H	RBI	BB	SO	LOB
Ron Hunt, R (1, 4) OBP: 0.351, SLG: 0.250	4-3	1-3			3-1	F8			WP SH2-3 1B	5	0	1	0	0	0	1
Jim Davenport, R (1, 5) OBP: 0.299, SLG: 0.270	P4		5-3		HR 1B BB		P4		SH2-3 1-2	3	1	0	0	1	0	0
Willie Mays, R (1, 8) OBP: 0.358, SLG: 0.535	F9		2B 1B		1-2 HR 1B		K		5-3	5	1	2	0	0	1	1
Willie McCovey, L (1, 3) OBP: 0.424, SLG: 0.640		BB 1B BB	1-3 2B		1-H 2-H HR		BB		WP IBB	2	2	2	3	3	0	0
Jim Ray Hart, R (1, 7) OBP: 0.354, SLG: 0.488		1B 1B 1-2 BB	F3		WP PB 1B		1-2 BB		2-3 1-2 2-3	3	1	1	0	2	0	4
Ollie Brown, R (1, 9) OBP: 0.194, SLG: 0.167		1B 4-3 1-3 2-H 1B	K		P4 1-3		K			4	1	1	1	0	2	5
Jack Hiatt, R (1, 2) OBP: 0.365, SLG: 0.407		K		5-3	K			1-3		4	0	0	0	0	2	3
Hal Lanier, R (1, 6) OBP: 0.219, SLG: 0.254		4-3 1-3 3-H 1B		1-3		F7		4-3		4	0	1	1	0	0	0
Gaylord Perry, R (1, 1) OBP: 0.071, SLG: 0.071 Frank Linzy, R (6, 1)		4-3 1-2 3-H		K		6-3		F9		3 1	0 0	0 0	1 0	0 0	1 0	1 0
Inning Stats	R: 0 E: 0 K: 0 S: 3 H: 0 LOB: 0 BB: 0 P: 3	R: 3 E: 0 K: 1 S: 7 H: 2 LOB: 1 BB: 2 P: 15	R: 0 E: 0 K: 1 S: 7 H: 2 LOB: 2 BB: 0 P: 7	R: 0 E: 0 K: 1 S: 5 H: 0 LOB: 0 BB: 0 P: 5	R: 3 E: 0 K: 1 S: 8 H: 3 LOB: 1 BB: 1 P: 12	R: 0 E: 0 K: 0 S: 3 H: 0 LOB: 0 BB: 0 P: 3	R: 0 E: 0 K: 2 S: 7 H: 0 LOB: 2 BB: 2 P: 15	R: 0 E: 0 K: 0 S: 3 H: 0 LOB: 0 BB: 0 P: 3	R: 0 E: 0 K: 0 S: 4 H: 1 LOB: 2 BB: 1 P: 8	1B: 6 2B: 1 3B: 0 HR: 1	SF: 0 SAC: 1 DP: 0 HBP: 0					

	AB	34
	R	6
	H	8
	RBI	6
	BB	6
	SO	6
	LOB	15

WP: 2 PB: 1 SB: 0 CS: 0 PA: 41

PITCHER		IP	WLS	BF	H	R	ER	SO	BB	IBB	HBP	BLK	WP	HR	S	P	ERA	WHIP
George Culver, R ERA: 2.42	(1, 1)	4.1	L	21	5	5	5	3	3	0	0	0	0	0	24	36	10.38	1.846
Ted Davidson, L ERA: 6.6	(5, 1)	0.0		1	1	1	1	0	0	0	0	0	0	1	1	1	∞	∞
Bill Kelso, R ERA: 4.12	(5, 1)	1.2		6	1	0	0	1	0	0	0	0	1	0	8	8	0.00	0.600
Bob Lee, R ERA: 2.42	(7, 1)	1.0		5	0	0	0	2	2	0	0	0	0	0	7	15	0.00	2.000
Ted Abernathy, R ERA: 0.87	(8, 1)	2.0		8	1	0	0	0	0	1	0	0	1	0	7	11	0.00	0.500

PITCHER		IP	WLS	BF	H	R	ER	SO	BB	IBB	HBP	BLK	WP	HR	S	P	ERA	WHIP

Batter	1	2	3	4	5	6	7	8	9	AB	R	H	RBI	BB	SO	LOB
Pete Rose, S (1, 9) OBP: 0.429, SLG: 0.552	CS 1B		K			2B 1B 1-2		FC G1-2-3 BB 1B	L7	5	1	3	0	0	1	2
Alex Johnson, R (1, 7) OBP: 0.360, SLG: 0.404	6-3 1-2			6-3		1B 2B 1-H 2-H		F3	5-3	5	1	1	2	0	0	4
Vada Pinson, L (1, 8) OBP: 0.298, SLG: 0.369	FC6-4 1B			6-3		G6-4-3 1B 2-H		FC BB 1-2		3	0	2	1	1	0	0
Tony Perez, R (1, 5) OBP: 0.328, SLG: 0.418	FC6-4 1-2f			F9		K		FC 1-2 2-3		4	0	0	0	0	1	4
Lee May, R (1, 3) OBP: 0.346, SLG: 0.438		K			6-3	G6-4-3 1-2f		G1-2-3 3-Hf		4	0	0	0	0	1	4
Johnny Bench, R (1, 2) OBP: 0.281, SLG: 0.416		5-3			5-3 1B		F9		P5	4	0	1	0	0	0	0
Tommy Helms, R (1, 4) OBP: 0.300, SLG: 0.374		K			5-3 1-2		FC4-6 1B		BB 1B	4	1	2	0	0	1	1
Leo Cardenas, R (1, 6) OBP: 0.213, SLG: 0.198			3-1		G3		FC4-6 1-2f		1B 1-2 BB	3	0	0	0	0	0	2
Mack Jones, L (9, PH) OBP: 0.313, SLG: 0.160										0	0	0	0	1	0	0
George Culver, R (1, 1) OBP: 0.077, SLG: 0.154			K			1B 2B 1B	G3		1-2 2-H 1B	1	0	0	0	0	1	0
Ted Davidson, R (5, 1)										0	0	0	0	0	0	0
Bill Kelso, R (5, 1)										0	0	0	0	0	0	0
Giraldo Ruiz, S (6, PH) OBP: 0.467, SLG: 0.385										1	1	1	0	0	0	0
Bob Lee, R (7, 1)										0	0	0	0	0	0	0
Fred Whitfield, L (7, PH) OBP: 0.148, SLG: 0.148										1	0	0	0	0	0	1
Ted Abernathy, R (8, 1)										0	0	0	0	0	0	0
Bob Johnson, R (9, PH) OBP: 0.400, SLG: 0.333										1	0	1	1	0	0	0
Inning Stats	R: 0 E: 0 K: 0 S: 4 H: 2 LOB: 1 BB: 0 P: 4	R: 0 E: 0 K: 2 S: 7 H: 0 LOB: 0 BB: 0 P: 7	R: 0 E: 0 K: 2 S: 7 H: 0 LOB: 0 BB: 0 P: 7	R: 0 E: 0 K: 0 S: 3 H: 0 LOB: 0 BB: 0 P: 3	R: 0 E: 0 K: 0 S: 4 H: 1 LOB: 1 BB: 0 P: 4	R: 3 E: 0 K: 1 S: 8 H: 4 LOB: 0 BB: 0 P: 8	R: 0 E: 0 K: 0 S: 4 H: 1 LOB: 1 BB: 0 P: 4	R: 0 E: 0 K: 0 S: 4 H: 1 LOB: 2 BB: 1 P: 8	R: 1 E: 0 K: 0 S: 5 H: 2 LOB: 2 BB: 1 P: 9	1B: 10 2B: 1 3B: 0 HR: 0	SF: 0 SAC: 0 DP: 2 HBP: 0						

BOTTOM

San Francisco Giants @ Cincinnati Reds

Crosley Field, Cincinnati, OH

Fri May 10 1968, 7:05 PM EDT

Att. 9,464 - Unknown

livebaseballscorecards.com

AB	36
R	4
H	11
RBI	4
BB	2
SO	5
LOB	18

WP: 0 PB: 0 SB: 0 CS: 1 PA: 38

PITCHER		IP	WLS	BF	H	R	ER	SO	BB	IBB	HBP	BLK	WP	HR	S	P	ERA	WHIP
Gaylord Perry, R ERA: 3.52	(1, 1)	5.0	W	21	7	3	3	4	0	0	0	0	0	0	29	29	5.40	1.400
Frank Linzy, R ERA: 2.65	(6, 1)	4.0	S	17	4	1	1	1	2	0	0	0	0	0	17	25	2.25	1.500

PITCHER	IP	WLS	BF	H	R	ER	SO	BB	IBB	HBP	BLK	WP	HR	S	P	ERA	WHIP

Batter	1	2	3	4	5	6	7	8	9	AB	R	H	RBI	BB	SO	LOB
Ron Hunt, R (1, 4) OBP: 0.356, SLG: 0.245	BBBB 4-0 FC3-6 BB	x 0-0 ① SH1-3 1-2		x 0-0 ① F9	x 0-0 ② FC4-6 PO 1-2f 3-H			BBBB 4-0 BB		2	0	0	1	2	0	1
Frank Johnson, R (1, 5) OBP: 0.286, SLG: 0.300	x 0-0 ① FC3-6 BB BB 2B 1-2f	x 0-0 E5 G5-4-3		BBBB 4-0 2B BB	0-0 ③ PO 1-2	x 0-0 ① F7		x 0-0 ③ 6-3		4	1	0	0	1	0	3
Willie Mays, R (1, 8) OBP: 0.360, SLG: 0.533	BBBB 4-0 BB 2B BB 1-2	x 0-0 ②③ G5-4-3 1-2f		x 0-0 F2 1-3 2B		x 0-0 ② F2			x 0-0 ① F3	4	1	1	0	1	0	2
Willie McCovey, L (1, 3) OBP: 0.423, SLG: 0.621	x 0-0 ② F7		BBBB 4-0 FC6-4 1B 1B BB	III 4-0 IBB		x 0-0 ③ G3			x 0-0 ② 2-3	3	1	0	0	2	0	2
Jim Ray Hart, R (1, 7) OBP: 0.366, SLG: 0.494 Jesus Alou, R (4, PH) (4, 7) OBP: 0.237, SLG: 0.283	BBBB 4-0 2B BB 1-2 2-3		x 0-0 SSS FC6-4 1-2 1B	0-3 ② K			x 0-0 ① L9		x 0-0 ③ 1-3	1 3	1 0	1 0	0 0	1 0	0 1	0 3
Ollie Brown, R (1, 9) OBP: 0.200, SLG: 0.206	x 0-0 2B 1-H 2-H 3-H		x 0-0 ① FC6-4 1B 1-2f 2-3	x 0-0 ③ G3			SSS 0-3 ② K			4	0	1	3	0	1	5
Jack Hiatt, R (1, 2) OBP: 0.373, SLG: 0.404	BBBB 4-0 BB		x 0-0 FC6-4 1B 1-3 3-H		SSS 0-3 ① K		x 0-0 ③ P3			3	0	1	1	1	1	0
Hal Lanier, R (1, 6) OBP: 0.221, SLG: 0.253	SSS 0-3 ③ K		x 0-0 ② F3		x 0-0 E S FC4-6 1B			x 0-0 ① 2-3		4	1	1	0	0	1	4
Juan Marichal, R (1, 1) OBP: 0.111, SLG: 0.111		x 0-0 SH1-3 1B	x 0-0 ③ FC6-4 1-2f		x 0-0 E1 FC4-6 1-3			x 0-0 ② 6-3		4	0	1	0	0	0	3
Inning Stats	R: 3 H: 1 E: 0 LOB: 2 K: 1 BB: 4 S: 6 P: 22	R: 0 H: 1 E: 1 LOB: 1 K: 0 BB: 0 S: 4 P: 4	R: 1 H: 2 E: 0 LOB: 2 K: 0 BB: 1 S: 5 P: 9	R: 0 H: 1 E: 0 LOB: 3 K: 1 BB: 2 S: 6 P: 14	R: 1 H: 1 E: 1 LOB: 0 K: 1 BB: 0 S: 6 P: 6	R: 0 H: 0 E: 0 LOB: 0 K: 0 BB: 0 S: 3 P: 3	R: 0 H: 0 E: 0 LOB: 0 K: 1 BB: 0 S: 5 P: 5	R: 0 H: 0 E: 0 LOB: 1 K: 0 BB: 1 S: 3 P: 7	R: 0 H: 0 E: 0 LOB: 0 K: 0 BB: 0 S: 3 P: 3	1B: 4 2B: 2 3B: 0 HR: 0	SF: 0 SAC: 1 DP: 1 HBP: 0			WP: 0 PB: 0 SB: 1 CS: 0	PA: 42		

PITCHER		IP	WLS	BF	H	R	ER	SO	BB	IBB	HBP	BLK	WP	HR	S	P	ERA	WHIP
Jim Maloney, R ERA: 5.91	(1, 1)	2.1		16	4	4	4	1	5	0	0	0	0	0	13	33	15.43	3.857
Billy McCool, L ERA: 5.0	(3, 1)	2.0	L	11	2	1	0	2	1	1	0	0	0	0	13	21	0.00	1.500
Bill Kelso, R ERA: 3.8	(5, 1)	1.2		4	0	0	0	0	0	0	0	0	0	0	4	4	0.00	0.000
Ted Abernathy, R ERA: 0.76	(7, 1)	3.0		10	0	0	0	1	1	0	0	0	0	0	11	15	0.00	0.333

PITCHER	IP	WLS	BF	H	R	ER	SO	BB	IBB	HBP	BLK	WP	HR	S	P	ERA	WHIP

TOP

San Francisco Giants @ Cincinnati Reds

Crosley Field, Cincinnati, OH

Sat May 11 1968, 7:05 PM EDT

Att. 7,804 - Unknown

livebaseballscorecards.com

AB	32
R	5
H	6
RBI	5
BB	8
SO	4
LOB	23

Batter	1	2	3	4	5	6	7	8	9	AB	R	H	RBI	BB	SO	LOB
Pete Rose, S (1, 9) OBP: 0.423, SLG: 0.567	3-1	4-3		HR		6-3			SH5-4 1-2	4	1	1	1	0	0	3
Alex Johnson, R (1, 7) OBP: 0.353, SLG: 0.394	1B 1B		F8	F9			K		6-3	5	0	1	0	0	1	1
Vada Pinson, L (1, 8) OBP: 0.294, SLG: 0.361	1B 1B 1-2		G3		G3		1-3		1-3	5	1	1	0	0	0	1
Tony Perez, R (1, 5) OBP: 0.325, SLG: 0.412	1B 1-3		E5 2B 1B		K		F3			4	1	1	0	0	1	0
Lee May, R (1, 3) OBP: 0.352, SLG: 0.450	1B 1-2 3-H		2B 1-3		5-3			K		4	1	2	1	0	1	0
Johnny Bench, R (1, 2) OBP: 0.280, SLG: 0.409	F2		1B 2-H 3-H			K		1-3		4	0	1	2	0	1	2
Tommy Helms, R (1, 4) OBP: 0.298, SLG: 0.369		6-3	5-3			L6		1B		4	0	1	0	0	0	1
Leo Cardenas, R (1, 6) OBP: 0.223, SLG: 0.219		1B		5-3		2B		B1-3		4	0	2	0	0	0	1
Jim Maloney, L (1, 1) OBP: 0.100, SLG: 0.100 Billy McCool, R (3, 1) Bill Kelso, R (5, 1) Giraldo Ruiz, S (6, PH) OBP: 0.500, SLG: 0.385 Ted Abernathy, R (7, 1) Mack Jones, L (9, PH) OBP: 0.333, SLG: 0.192		K		K		BB			SH5-4 1B	1 1 0 0 0 1	0 0 0 0 0 0	0 0 0 0 1 0	0 0 0 0 0 0	0 1 0 1 0 0	1 0 0 0 0 0	1 0 0 0 0 0
Inning Stats	R: 1 E: 0 K: 0 S: 6 H: 4 LOB: 2 BB: 0 P: 6	R: 0 E: 0 K: 1 S: 6 H: 1 LOB: 1 BB: 0 P: 6	R: 2 E: 1 K: 0 S: 6 H: 2 LOB: 1 BB: 0 P: 6	R: 1 E: 0 K: 1 S: 6 H: 1 LOB: 0 BB: 0 P: 6	R: 0 E: 0 K: 1 S: 5 H: 0 LOB: 0 BB: 0 P: 5	R: 0 E: 0 K: 1 S: 6 H: 1 LOB: 2 BB: 1 P: 10	R: 0 E: 0 K: 1 S: 5 H: 0 LOB: 0 BB: 0 P: 5	R: 0 E: 0 K: 1 S: 6 H: 1 LOB: 1 BB: 0 P: 6	R: 0 E: 0 K: 0 S: 4 H: 1 LOB: 1 BB: 0 P: 4	1B: 8 2B: 2 3B: 0 HR: 1	SF: 0 SAC: 1 DP: 0 HBP: 0					

PITCHER	IP	WLS	BF	H	R	ER	SO	BB	IBB	HBP	BLK	WP	HR	S	P	ERA	WHIP
Juan Marichal, R (1, 1) ERA: 3.65	9.0	W	39	11	4	2	6	1	0	0	0	0	1	50	54	2.00	1.333

PITCHER	IP	WLS	BF	H	R	ER	SO	BB	IBB	HBP	BLK	WP	HR	S	P	ERA	WHIP

BOTTOM

San Francisco Giants @ Cincinnati Reds

Crosley Field, Cincinnati, OH

Sat May 11 1968, 7:05 PM EDT

Att. 7,804 - Unknown

livebaseballscorecards.com

AB	37
R	4
H	11
RBI	4
BB	1
SO	6
LOB	10

WP: 0	PB: 0	SB: 0	CS: 0
PA: 39			

Batter	1	2	3	4	5	6	7	8	9	AB	R	H	RBI	BB	SO	LOB
Jesus Alou, R (1, 7) OBP: 0.237, SLG: 0.281	1-3		4-3			1B		F7		4	0	1	0	0	0	1
Ron Hunt, R (1, 4) OBP: 0.352, SLG: 0.238	F3			G6-4-3 BB		F8			1-3	3	0	0	0	1	0	1
Willie McCovey, L (1, 3) OBP: 0.409, SLG: 0.598	F9			K			K		G3	4	0	0	0	0	2	1
Willie Mays, R (1, 8) OBP: 0.364, SLG: 0.556		G4-6-3 1B BB		G6-4-3 1-2f			HR		6-3	3	1	1	1	1	0	1
Ollie Brown, R (1, 9) OBP: 0.211, SLG: 0.216		G4-6-3 1B 1-2			K		5-3			3	0	1	0	0	1	0
Jim Davenport, R (1, 5) OBP: 0.290, SLG: 0.261		G4-6-3 1-2f 2-3			F9		F7			3	0	0	0	0	0	2
Jack Hiatt, R (1, 2) OBP: 0.357, SLG: 0.383		K			F7			P4		3	0	0	0	0	1	1
Hal Lanier, R (1, 6) OBP: 0.213, SLG: 0.244			F3			P5		F7		3	0	0	0	0	0	0
Ray Sadecki, L (1, 1) OBP: 0.261, SLG: 0.250			G3			L3		BB		2	0	0	0	1	0	0
Frank Linzy, R (8, 1)										0	0	0	0	0	0	0
Inning Stats	R: 0 E: 0 K: 0 S: 3 H: 0 LOB: 0 BB: 0 P: 3	R: 0 E: 0 K: 1 S: 5 H: 1 LOB: 1 BB: 1 P: 9	R: 0 E: 0 K: 0 S: 3 H: 0 LOB: 0 BB: 0 P: 3	R: 0 E: 0 K: 1 S: 4 H: 0 LOB: 0 BB: 1 P: 8	R: 0 E: 0 K: 1 S: 5 H: 0 LOB: 0 BB: 0 P: 5	R: 0 E: 0 K: 0 S: 4 H: 1 LOB: 1 BB: 0 P: 4	R: 1 E: 0 K: 1 S: 6 H: 1 LOB: 0 BB: 0 P: 6	R: 0 E: 0 K: 0 S: 3 H: 0 LOB: 1 BB: 1 P: 7	R: 0 E: 0 K: 0 S: 3 H: 0 LOB: 0 BB: 0 P: 3	1B: 2 2B: 0 3B: 0 HR: 1	SF: 0 SAC: 0 DP: 2 HBP: 0						

PITCHER		IP	WLS	BF	H	R	ER	SO	BB	IBB	HBP	BLK	WP	HR	S	P	ERA	WHIP
Gerry Arrigo, L ERA: 1.3	(1, 1)	8.0	W	28	3	1	1	4	3	0	0	0	0	1	33	45	1.12	0.750
Ted Abernathy, R ERA: 0.73	(9, 1)	1.0	S	3	0	0	0	0	0	0	0	0	0	0	3	3	0.00	0.000

PITCHER		IP	WLS	BF	H	R	ER	SO	BB	IBB	HBP	BLK	WP	HR	S	P	ERA	WHIP

TOP

San Francisco Giants @ Cincinnati Reds

Crosley Field, Cincinnati, OH

Sun May 12 1968, 3:33 AM EDT

Att. 8,691 - Unknown

livebaseballscorecards.com

AB	28
R	1
H	3
RBI	1
BB	3
SO	4
LOB	7

1B: 2	SF: 0	WP: 0	PA: 31
2B: 0	SAC: 0	PB: 0	
3B: 0	DP: 2	SB: 0	
HR: 1	HBP: 0	CS: 0	

Batter	1	2	3	4	5	6	7	8	9	AB	R	H	RBI	BB	SO	LOB
Pete Rose, S (1, 9) OBP: 0.410, SLG: 0.548	6-3		4-3			F9		FC4-6 1-2f 3-H		4	1	0	1	0	0	1
Alex Johnson, R (1, 7) OBP: 0.358, SLG: 0.407	K			F8		1B		4-3 1B 1-H 2B		4	1	2	1	0	1	0
Vada Pinson, L (1, 8) OBP: 0.293, SLG: 0.357	1-3			S 1B		4-3		4-3 2-3		4	0	1	0	0	0	2
Tony Perez, R (1, 5) OBP: 0.323, SLG: 0.407		F8		L5 1-2			K	1B 3-H		4	0	1	1	0	1	1
Lee May, R (1, 3) OBP: 0.348, SLG: 0.437		F9		5-3			FC6-4 BB	5-3		3	0	0	0	1	0	2
Johnny Bench, R (1, 2) OBP: 0.282, SLG: 0.406		1B	K				F9			3	0	1	0	0	1	1
Tommy Helms, R (1, 4) OBP: 0.291, SLG: 0.360		F9	F3				FC6-4 1-2f			3	0	0	0	0	0	2
Leo Cardenas, R (1, 6) OBP: 0.226, SLG: 0.222			K	F8				1B FC4-6		3	1	1	0	0	1	0
Gerry Arrigo, L (1, 1) OBP: 0.143, SLG: 0.231 Giraldo Ruiz, S (8, PH) OBP: 0.529, SLG: 0.429 Ted Abernathy, R (9, 1)			K			K		FC4-6 1-3		2 1 0	0 0 0	0 1 0	0 0 0	0 0 0	2 0 0	0 0 0
Inning Stats	R: 0 E: 0 K: 1 S: 5 H: 0 LOB: 0 BB: 0 P: 5	R: 0 E: 0 K: 0 S: 4 H: 1 LOB: 1 BB: 0 P: 4	R: 0 E: 0 K: 2 S: 7 H: 0 LOB: 0 BB: 0 P: 7	R: 0 E: 0 K: 0 S: 4 H: 1 LOB: 1 BB: 0 P: 4	R: 0 E: 0 K: 1 S: 5 H: 0 LOB: 0 BB: 0 P: 5	R: 0 E: 0 K: 1 S: 6 H: 1 LOB: 1 BB: 0 P: 6	R: 0 E: 0 K: 1 S: 5 H: 0 LOB: 1 BB: 1 P: 9	R: 3 E: 0 K: 0 S: 7 H: 4 LOB: 1 BB: 0 P: 7		1B: 6 2B: 1 3B: 0 HR: 0 SF: 0 SAC: 0 DP: 0 HBP: 0			WP: 0 PB: 0 SB: 1 CS: 0 PA: 32	

PITCHER	IP	WLS	BF	H	R	ER	SO	BB	IBB	HBP	BLK	WP	HR	S	P	ERA	WHIP
Ray Sadecki, L (1, 1) ERA: 1.7	7.2	L	31	7	3	3	6	1	0	0	0	0	0	42	46	3.52	1.043
Frank Linzy, R (8, 1) ERA: 2.6	0.1		1	0	0	0	0	0	0	0	0	0	0	1	1	0.00	0.000

PITCHER	IP	WLS	BF	H	R	ER	SO	BB	IBB	HBP	BLK	WP	HR	S	P	ERA	WHIP

BOTTOM

San Francisco Giants @ Cincinnati Reds

Crosley Field, Cincinnati, OH

Sun May 12 1968, 3:33 AM EDT

Att. 8,691 - Unknown

livebaseballscorecards.com

AB	31
R	3
H	7
RBI	3
BB	1
SO	6
LOB	9

Batter	1	2	3	4	5	6	7	8	9	AB	R	H	RBI	BB	SO	LOB
Pete Rose, S (1, 9) OBP: 0.413, SLG: 0.543	S S S 0-3 ① K		x 0-0 ② P6		B B B B 4-0 BB			x 0-0 1B		3	0	1	0	1	1	1
Alex Johnson, R (1, 7) OBP: 0.347, SLG: 0.393	S S S 0-3 ② K		x 0-0 ③ F9		S S S 0-3 ③ K			S S S 0-3 ① K		4	0	0	0	0	3	3
Vada Pinson, L (1, 8) OBP: 0.283, SLG: 0.345	x 0-0 ③ F9			S S S 0-3 ① K		x 0-0 ① P5		S S S 0-3 ② K		4	0	0	0	0	2	1
Tony Perez, R (1, 5) OBP: 0.328, SLG: 0.434		x 0-0 FC1-6 1B		x 0-0 HR		S S S 0-3 ② K		S S S 0-3 ③ K		4	1	2	1	0	2	1
Lee May, R (1, 3) OBP: 0.345, SLG: 0.458		x 0-0 ① FC1-6 1-2f		S S S 0-3 ② K		x 0-0 HR			S S S 0-3 ① K	4	1	1	1	0	2	1
Johnny Bench, R (1, 2) OBP: 0.280, SLG: 0.394		S S S 0-3 ② K		B B B B 4-0 FC5-4 BB		x 0-0 ③ F8			S S S 0-3 ② K	3	0	0	0	1	2	1
Tommy Helms, R (1, 4) OBP: 0.281, SLG: 0.347		x 0-0 ③ G3		x 0-0 ③ FC5-4 1-2f			x 0-0 ① F8		x 0-0 ③ L7	4	0	0	0	0	0	2
Leo Cardenas, R (1, 6) OBP: 0.222, SLG: 0.218			x 0-0 E3 WP		S S S 0-3 ① K		x 0-0 ② 6-3			2	0	0	0	0	1	0
Giraldo Ruiz, S (5, 6) OBP: 0.500, SLG: 0.400										1	0	0	0	0	0	0
Milt Pappas, R (1, 1) OBP: 0.071, SLG: 0.071			x 0-0 ① P5 1-2		S S S 0-3 ② K		x 0-0 ③ 6-3			1	0	0	0	0	0	1
Mel Queen, L (5, PH)										1	0	0	0	0	1	0
Ted Davidson, R (5, 1)										0	0	0	0	0	0	0
Mack Jones, L (7, PH) OBP: 0.324, SLG: 0.185										1	0	0	0	0	0	0
Bill Kelso, R (7, 1)										0	0	0	0	0	0	0
Inning Stats	R: 0 E: 0 K: 2 S: 7 H: 0 LOB: 0 BB: 0 P: 7	R: 0 E: 0 K: 1 S: 6 H: 1 LOB: 1 BB: 0 P: 6	R: 0 E: 1 K: 0 S: 4 H: 0 LOB: 1 BB: 0 P: 4	R: 1 E: 0 K: 2 S: 8 H: 1 LOB: 1 BB: 1 P: 12	R: 0 E: 0 K: 3 S: 9 H: 0 LOB: 1 BB: 1 P: 13	R: 1 E: 0 K: 1 S: 6 H: 1 LOB: 0 BB: 0 P: 6	R: 0 E: 0 K: 0 S: 3 H: 0 LOB: 0 BB: 0 P: 3	R: 0 E: 0 K: 3 S: 10 H: 1 LOB: 1 BB: 0 P: 10	R: 0 E: 0 K: 2 S: 7 H: 0 LOB: 0 BB: 0 P: 7	1B: 2 2B: 0 3B: 0 HR: 2	SF: 0 SAC: 0 DP: 0 HBP: 0					

PITCHER	IP	WLS	BF	H	R	ER	SO	BB	IBB	HBP	BLK	WP	HR	S	P	ERA	WHIP
Nolan Ryan, R (1, 1) ERA: 1.22	9.0	W	34	4	2	2	14	2	0	0	0	1	2	60	68	2.00	0.667

PITCHER	IP	WLS	BF	H	R	ER	SO	BB	IBB	HBP	BLK	WP	HR	S	P	ERA	WHIP

Cincinnati Reds @ New York Mets

Shea Stadium, Flushing, NY

Tue May 14 1968, 7:05 PM EDT

Att. 15,671 - Unknown

TOP

livebaseballscorecards.com

AB	32
R	2
H	4
RBI	2
BB	2
SO	14
LOB	11

WP: 1	PA: 34		
PB: 0			
SB: 0			
CS: 0			

Cincinnati Reds @ New York Mets

Shea Stadium, Flushing, NY

Tue May 14 1968, 7:05 PM EDT

Att. 15,671 - Unknown

BOTTOM

Batter	1	2	3	4	5	6	7	8	9	AB	R	H	RBI	BB	SO	LOB
Bud Harrelson, S (1, 6) OBP: 0.215, SLG: 0.233	6-3		1-2 3B 1B		5-3			1-3		4	1	1	0	0	0	0
Ken Boswell, L (1, 4) OBP: 0.286, SLG: 0.385	F5		L8		L8			L7		4	0	0	0	0	0	2
Art Shamsky, L (1, 7) OBP: 0.308, SLG: 0.411 Cleon Jones, R (9, 7) OBP: 0.235, SLG: 0.341	P4		1-H 2-H 1B 3B		F8			S S S K		4 0	1 0	1 0	2 0	0 0	1 0	0 0
Ron Swoboda, R (1, 9) OBP: 0.368, SLG: 0.523		S S S K	FC5 BB 3-H 1B			F7				3	0	1	1	0	1	0
Jerry Grote, R (1, 2) OBP: 0.423, SLG: 0.452		F9	B B B B 1-2 BB			G6-4-3 1B				2	0	1	0	1	0	0
Greg Goossen, R (1, 3) OBP: 0.395, SLG: 0.441 Ed Kranepool, L (8, 3) OBP: 0.235, SLG: 0.242		H 1-0 BLK HBP	FC5 2-3f			G6-4-3 1-2f				2 0	0 0	0 0	0 0	0 0	0 0	3 0
Jerry Buchek, R (1, 5) OBP: 0.324, SLG: 0.258		S S S K 1-2		G4-3 1B			S S S K			3	0	1	0	0	2	1
Tommie Agee, R (1, 8) OBP: 0.144, SLG: 0.152			S S S K	G4-3 1-2f			5-3			3	0	0	0	0	1	1
Nolan Ryan, R (1, 1) OBP: 0.063, SLG: 0.063			1B 3B 1B	P4			S S S K			3	1	1	0	0	1	0
Inning Stats	R: 0 E: 0 K: 0 S: 3 H: 0 LOB: 0 BB: 0 P: 3	R: 0 E: 0 K: 2 S: 7 H: 0 LOB: 1 BB: 0 P: 8	R: 3 E: 0 K: 1 S: 9 H: 4 LOB: 2 BB: 1 P: 13	R: 0 E: 0 K: 0 S: 3 H: 1 LOB: 0 BB: 0 P: 3	R: 0 E: 0 K: 0 S: 3 H: 0 LOB: 0 BB: 0 P: 3	R: 0 E: 0 K: 0 S: 3 H: 1 LOB: 0 BB: 0 P: 3	R: 0 E: 0 K: 2 S: 7 H: 0 LOB: 0 BB: 0 P: 7	R: 0 E: 0 K: 1 S: 5 H: 0 LOB: 0 BB: 0 P: 5		1B: 5 2B: 0 3B: 1 HR: 0	SF: 0 SAC: 0 DP: 2 HBP: 1			WP: 0 PB: 0 SB: 0 CS: 0	PA: 30		

livebaseballscorecards.com

	AB	28
	R	3
	H	6
	RBI	3
	BB	1
	SO	6
	LOB	7

PITCHER		IP	WLS	BF	H	R	ER	SO	BB	IBB	HBP	BLK	WP	HR	S	P	ERA	WHIP
Milt Pappas, R ERA: 4.66	(1, 1)	4.0	L	18	5	3	3	3	1	0	1	1	0	0	22	27	6.75	1.500
Ted Davidson, L ERA: 5.82	(5, 1)	2.0		6	1	0	0	0	0	0	0	0	0	0	6	6	0.00	0.500
Bill Kelso, R ERA: 3.47	(7, 1)	2.0		6	0	0	0	3	0	0	0	0	0	0	12	12	0.00	0.000

PITCHER	IP	WLS	BF	H	R	ER	SO	BB	IBB	HBP	BLK	WP	HR	S	P	ERA	WHIP

Batter	1	2	3	4	5	6	7	8	9	AB	R	H	RBI	BB	SO	LOB
Pete Rose, S (1, 9) OBP: 0.413, SLG: 0.534	K	L9			1B		FC4-6 FC6-4 1-2f 2-3		BB	4	0	1	0	1	1	3
Alex Johnson, R (1, 7) OBP: 0.349, SLG: 0.393	1B		1-3		2B 1B		FC6-4 1-2f		K	5	0	2	0	0	1	3
Tony Perez, R (1, 5) OBP: 0.333, SLG: 0.440	F8		G5-4-3 BB		1-H 2B			K		3	0	1	0	1	1	1
Lee May, R (1, 3) OBP: 0.342, SLG: 0.450	K		G5-4-3 1-2f			6-3		6-3 2B 1B		4	1	1	0	0	1	2
Johnny Bench, R (1, 2) OBP: 0.279, SLG: 0.388		1B 1B 1B		5-3		K		6-3 1-3		4	1	1	0	0	1	1
Vada Pinson, L (1, 8) OBP: 0.290, SLG: 0.358		1B 1B 1B 1-2		K		3-1		2B 3-H		4	1	2	1	0	1	0
Tommy Helms, R (1, 4) OBP: 0.296, SLG: 0.361		1B 1-3 2-H		FC6-4 1B			FC3-5 1B	6-3		4	0	3	1	0	0	1
Leo Cardenas, R (1, 6) OBP: 0.231, SLG: 0.228		1B 3-H		FC6-4 1-2f			FC4-6 FC3-5 1-2 1B		6-3	4	0	2	1	0	0	1
George Culver, R (1, 1) OBP: 0.059, SLG: 0.118		K			K		FC3-5 FC4-6 1-2 2-3f		6-3	4	0	0	0	0	2	3
Inning Stats	R: 0 E: 0 K: 2 S: 8 H: 1 LOB: 1 BB: 0 P: 8	R: 2 E: 0 K: 1 S: 8 H: 4 LOB: 1 BB: 0 P: 8	R: 0 E: 0 K: 0 S: 2 H: 0 LOB: 0 BB: 1 P: 6	R: 0 E: 0 K: 1 S: 6 H: 1 LOB: 1 BB: 0 P: 6	R: 0 E: 0 K: 1 S: 6 H: 3 LOB: 2 BB: 0 P: 6	R: 0 E: 0 K: 1 S: 5 H: 0 LOB: 0 BB: 0 P: 5	R: 0 E: 0 K: 0 S: 5 H: 2 LOB: 2 BB: 0 P: 5	R: 1 E: 0 K: 1 S: 7 H: 2 LOB: 1 BB: 0 P: 7	R: 0 E: 0 K: 1 S: 5 H: 0 LOB: 1 BB: 1 P: 9	1B: 11 2B: 2 3B: 0 HR: 0	SF: 0 SAC: 0 DP: 1 HBP: 0						

TOP

Cincinnati Reds @ New York Mets

Shea Stadium, Flushing, NY

Wed May 15 1968, 7:05 PM EDT

Att. 15,528 - Unknown

livebaseballscorecards.com

AB	36
R	3
H	13
RBI	3
BB	2
SO	8
LOB	15

PITCHER		IP	WLS	BF	H	R	ER	SO	BB	IBB	HBP	BLK	WP	HR	S	P	ERA	WHIP
Jerry Koosman, L ERA: 1.65	(1, 1)	6.0	L	24	9	2	2	6	1	0	0	0	0	0	35	39	3.00	1.667
Danny Frisella, R ERA: 2.35	(7, 1)	2.0		10	4	1	1	1	0	0	0	0	0	0	12	12	4.50	2.000
Cal Koonce, R ERA:	(9, 1)	1.0		4	0	0	0	1	1	0	0	0	0	0	5	9	0.00	1.000

PITCHER	IP	WLS	BF	H	R	ER	SO	BB	IBB	HBP	BLK	WP	HR	S	P	ERA	WHIP

BOTTOM

Cincinnati Reds @ New York Mets

Shea Stadium, Flushing, NY

Wed May 15 1968, 7:05 PM EDT

Att. 15,528 - Unknown

Batter	1	2	3	4	5	6	7	8	9	AB	R	H	RBI	BB	SO	LOB
Bud Harrelson, S (1, 6) OBP: 0.227, SLG: 0.245	FC4-6 1B		4-1			G4-6-3 1B (1-2)		K (S S S, 0-3)		4	0	2	0	0	1	1
Ken Boswell, L (1, 4) OBP: 0.275, SLG: 0.368	FC4-6 4-3 (1-2f)		G3			G4-6-3 (1-2f 2-3)			5-3	4	0	0	0	0	0	3
Art Shamsky, L (1, 7) OBP: 0.293, SLG: 0.390	4-3 (1-2)			F7		L3			K (S S S)	4	0	0	0	0	1	3
Ron Swoboda, R (1, 9) OBP: 0.364, SLG: 0.513	3-1			6-3			FC1-6 1B		6-3	4	0	1	0	0	0	1
Jerry Grote, R (1, 2) OBP: 0.421, SLG: 0.448		4-3 1B 1B		K (S S S)			FC1-6 G5-4-3 (1-2f)			3	0	1	0	0	1	1
Greg Goossen, R (1, 3) OBP: 0.366, SLG: 0.405		4-3 (1-2)			6-3		G5-4-3 (1-2f)			3	0	0	0	0	0	2
Jerry Buchek, R (1, 5) OBP: 0.324, SLG: 0.265		5-3			F8			2-3 1B		3	0	1	0	0	0	1
Tommie Agee, R (1, 8) OBP: 0.150, SLG: 0.158		2-H 1B			2-3			2-3 (1-2)		3	0	1	0	0	0	1
Jerry Koosman, R (1, 1)			L8			G4-6-3 1B		P1		1	0	0	0	0	0	0
Ed Kranepool, L (6, PH) OBP: 0.246, SLG: 0.254										1	0	1	0	0	0	0
Don Bosch, S (6, PR)										0	0	0	0	0	0	0
Danny Frisella, L (7, 1)										0	0	0	0	0	0	0
J.C. Martin, L (8, PH) OBP: 0.250, SLG: 0.143										1	0	0	0	0	0	1
Cal Koonce, R (9, 1)										0	0	0	0	0	0	0
Inning Stats	R: 0 E: 0 K: 0 S: 4 H: 1 LOB: 1 BB: 0 P: 4	R: 0 E: 0 K: 0 S: 4 H: 2 LOB: 2 BB: 0 P: 4	R: 0 E: 0 K: 0 S: 3 H: 0 LOB: 0 BB: 0 P: 3	R: 0 E: 0 K: 1 S: 5 H: 0 LOB: 0 BB: 0 P: 5	R: 0 E: 0 K: 0 S: 3 H: 0 LOB: 0 BB: 0 P: 3	R: 0 E: 0 K: 0 S: 4 H: 2 LOB: 2 BB: 0 P: 4	R: 0 E: 0 K: 0 S: 3 H: 1 LOB: 0 BB: 0 P: 3	R: 0 E: 0 K: 1 S: 6 H: 1 LOB: 1 BB: 0 P: 6	R: 0 E: 0 K: 1 S: 5 H: 0 LOB: 0 BB: 0 P: 5	1B: 7 2B: 0 3B: 0 HR: 0	SF: 0 SAC: 0 DP: 2 HBP: 0						

PITCHER	IP	WLS	BF	H	R	ER	SO	BB	IBB	HBP	BLK	WP	HR	S	P	ERA	WHIP
George Culver, R (1, 1) ERA: 2.04	9.0	W	31	7	0	0	3	0	0	0	0	0	0	37	37	0.00	0.778

PITCHER	IP	WLS	BF	H	R	ER	SO	BB	IBB	HBP	BLK	WP	HR	S	P	ERA	WHIP

livebaseballscorecards.com

AB	31
R	0
H	7
RBI	0
BB	0
SO	3
LOB	14

WP: 0 PA: 31
PB: 0
SB: 0
CS: 0

Batter	1	2	3	4	5	6	7	8	9	AB	R	H	RBI	BB	SO	LOB
Pete Rose, S (1, 9) OBP: 0.415, SLG: 0.537	BBBB 4-0 FC4 BB		x 0-0 ② F8			x 0-0 FC4-5-6 2B		x 0-0 ③ 3-1		3	0	1	0	1	0	2
Alex Johnson, R (1, 7) OBP: 0.338, SLG: 0.381	x 0-0 ① FC4 S 1-2f		x 0-0 ③ 1-3			x 0-0 ② FC4-5-6 1B 2-3			x 0-0 ① 1-3	4	1	0	0	0	0	3
Tony Perez, R (1, 5) OBP: 0.331, SLG: 0.434	SSS 0-3 ② K 1-2			x 0-0 ① F8		x 0-0 ③ 1B 2-H			SSS 0-3 ② K	4	0	1	1	0	2	1
Lee May, R (1, 3) OBP: 0.339, SLG: 0.439	x 0-0 ③ L6			x 0-0 ② 1-3			SSS 0-3 ① K		BBBB 4-0 1B BB	3	0	0	0	1	1	1
Vada Pinson, L (1, 8) OBP: 0.296, SLG: 0.363		x 0-0 ① P6		x 0-0 ③ F9			x 0-0 ② 1B		x 0-0 1-3 1B	4	0	2	0	0	0	0
Johnny Bench, R (1, 2) OBP: 0.270, SLG: 0.374		x 0-0 ② 6-3			x 0-0 ① 6-3		x 0-0 ③ P6		x 0-0 ③ F9	4	0	0	0	0	0	2
Tommy Helms, R (1, 4) OBP: 0.297, SLG: 0.360		x 0-0 ③ F7			x 0-0 ② 6-3			x 0-0 6-3 SH1-4 1B		3	0	1	0	0	0	0
Leo Cardenas, R (1, 6) OBP: 0.236, SLG: 0.233			x 0-0 SH5-4 1B		x 0-0 ③ 6-3			x 0-0 ① SH1-4 1-2		2	0	1	0	0	0	0
Gerry Arrigo, L (1, 1) OBP: 0.125, SLG: 0.200			x 0-0 ① SH5-4 1-2			SSS 0-3 ① K		x 0-0 ② 6-3 2-3		2	0	0	0	0	1	1
Inning Stats	R: 0 H: 0 E: 0 LOB: 1 K: 1 BB: 1 S: 5 P: 9	R: 0 H: 0 E: 0 LOB: 0 K: 0 BB: 0 S: 3 P: 3	R: 0 H: 1 E: 0 LOB: 1 K: 0 BB: 0 S: 4 P: 4	R: 0 H: 0 E: 0 LOB: 0 K: 0 BB: 0 S: 3 P: 3	R: 0 H: 0 E: 0 LOB: 0 K: 0 BB: 0 S: 3 P: 3	R: 1 H: 2 E: 0 LOB: 1 K: 1 BB: 0 S: 6 P: 6	R: 0 H: 1 E: 0 LOB: 0 K: 1 BB: 0 S: 5 P: 5	R: 0 H: 1 E: 0 LOB: 1 K: 0 BB: 0 S: 4 P: 4	R: 0 H: 1 E: 0 LOB: 2 K: 1 BB: 1 S: 6 P: 10	1B: 5 SF: 0 2B: 1 SAC: 2 3B: 0 DP: 0 HR: 0 HBP: 0						

TOP

Cincinnati Reds @ New York Mets

Shea Stadium, Flushing, NY

Thu May 16 1968, 3:33 AM EDT

Att. 5,814 - Unknown

livebaseballscorecards.com

AB	29
R	1
H	6
RBI	1
BB	2
SO	4
LOB	10

PITCHER		IP	WLS	BF	H	R	ER	SO	BB	IBB	HBP	BLK	WP	HR	S	P	ERA	WHIP
Tom Seaver, R ERA: 1.72	(1, 1)	9.0	W	33	6	1	1	4	2	0	0	0	0	0	39	47	1.00	0.889

PITCHER	IP	WLS	BF	H	R	ER	SO	BB	IBB	HBP	BLK	WP	HR	S	P	ERA	WHIP

Cincinnati Reds @ New York Mets

Shea Stadium, Flushing, NY

Thu May 16 1968, 3:33 AM EDT

Att. 5,814 - Unknown

BOTTOM

Batter	1	2	3	4	5	6	7	8	9	AB	R	H	RBI	BB	SO	LOB
Bud Harrelson, S (1, 6) OBP: 0.228, SLG: 0.245	CS 1B		F9		F9			1-3		4	0	1	0	0	0	0
Ken Boswell, L (1, 4) OBP: 0.264, SLG: 0.354	K 1-2		4-3			K		P3		4	0	0	0	0	2	1
Cleon Jones, R (1, 7) OBP: 0.236, SLG: 0.337	F8			P6		K		1B		4	0	1	0	0	1	0
Ron Swoboda, R (1, 9) OBP: 0.361, SLG: 0.513		F8		5-3		2B			6-3	4	0	1	0	0	0	0
Jerry Grote, R (1, 2) OBP: 0.423, SLG: 0.444		K		BB 1B		IBB			K	3	0	1	0	1	2	0
Greg Goossen, R (1, 3) OBP: 0.400, SLG: 0.436 Don Bosch, S (9, PR)		1B 2B		1-2 BB		L8			1B BB	2 0	1 1	1 0	0 0	2 0	0 0	2 0
Jerry Buchek, R (1, 5) OBP: 0.341, SLG: 0.289	2-H 1B			K			F9		1-2 1B	4	0	2	1	0	1	2
Tommie Agee, R (1, 8) OBP: 0.154, SLG: 0.162	6-3				K		5-3		1-2 2-H 1B	4	0	1	1	0	1	1
Tom Seaver, R (1, 1) OBP: 0.125, SLG: 0.087			P4		K		K			3	0	0	0	0	2	0
Inning Stats	R: 0 H: 1 E: 0 LOB: 0 K: 1 BB: 0 S: 5 P: 5	R: 1 H: 2 E: 0 LOB: 1 K: 1 BB: 0 S: 7 P: 7	R: 0 H: 0 E: 0 LOB: 0 K: 0 BB: 0 S: 3 P: 3	R: 0 H: 1 E: 0 LOB: 2 K: 1 BB: 1 S: 6 P: 10	R: 0 H: 0 E: 0 LOB: 0 K: 2 BB: 0 S: 7 P: 7	R: 0 H: 1 E: 0 LOB: 2 K: 2 BB: 1 S: 8 P: 12	R: 0 H: 0 E: 0 LOB: 0 K: 1 BB: 0 S: 5 P: 5	R: 0 H: 1 E: 0 LOB: 1 K: 0 BB: 0 S: 3 P: 3	R: 1 H: 2 E: 0 LOB: 2 K: 1 BB: 1 S: 6 P: 10	1B: 6 SF: 0 2B: 2 SAC: 0 3B: 0 DP: 0 HR: 0 HBP: 0						

PITCHER		IP	WLS	BF	H	R	ER	SO	BB	IBB	HBP	BLK	WP	HR	S	P	ERA	WHIP
Gerry Arrigo, L ERA: 1.42	(1, 1)	8.2	L	35	8	2	2	9	2	1	0	0	0	0	50	62	2.08	1.154

PITCHER	IP	WLS	BF	H	R	ER	SO	BB	IBB	HBP	BLK	WP	HR	S	P	ERA	WHIP

AB	32
R	2
H	8
RBI	2
BB	3
SO	9
LOB	6

livebaseballscorecards.com

Batter	1	2	3	4	5	6	7	8	9	AB	R	H	RBI	BB	SO	LOB
Pete Rose, S (1, 9) OBP: 0.411, SLG: 0.529	4-3	1-3 1B		K			4-3			4	0	1	0	0	1	1
Alex Johnson, R (1, 7) OBP: 0.336, SLG: 0.377	1B	K			K			4-3		4	0	1	0	0	2	2
Tony Perez, R (1, 5) OBP: 0.322, SLG: 0.421	F9		6-3		K			F9		4	0	0	0	0	1	1
Lee May, R (1, 3) OBP: 0.336, SLG: 0.458	5-3		HR		5-3			5-3		4	1	1	1	0	0	1
Vada Pinson, L (1, 8) OBP: 0.295, SLG: 0.359		1B 1B 1B	G3			4-3			G3	4	1	1	0	0	0	0
Johnny Bench, R (1, 2) OBP: 0.269, SLG: 0.369		G4-6-3 1B 1-3 1B 1B	F8			K			F9	4	1	1	0	0	1	0
Tommy Helms, R (1, 4) OBP: 0.303, SLG: 0.364		G4-6-3 1-2 3-H 1B		F8		6-3			1B	4	0	2	1	0	0	0
Leo Cardenas, R (1, 6) OBP: 0.228, SLG: 0.225		G4-6-3 1-2f 2-3		5-3			4-3		L1-3	4	0	0	0	0	0	3
Jim Maloney, L (1, 1) OBP: 0.250, SLG: 0.250		1B 3-H 1B		1B			F7			2	0	2	1	0	0	0
Bob Lee, R (6, 1)										0	0	0	0	0	0	0
Fred Whitfield, L (7, PH) OBP: 0.143, SLG: 0.143										1	0	0	0	0	0	0
Ted Davidson, R (7, 1)										0	0	0	0	0	0	0
Ted Abernathy, R (8, 1)										0	0	0	0	0	0	0
Inning Stats	R: 0 E: 0 K: 0 S: 4 H: 1 LOB: 1 BB: 0 P: 4	R: 2 E: 0 K: 1 S: 9 H: 5 LOB: 2 BB: 0 P: 9	R: 1 E: 0 K: 0 S: 4 H: 1 LOB: 0 BB: 0 P: 4	R: 0 E: 0 K: 1 S: 6 H: 1 LOB: 1 BB: 0 P: 6	R: 0 E: 0 K: 2 S: 7 H: 0 LOB: 0 BB: 0 P: 7	R: 0 E: 0 K: 1 S: 5 H: 0 LOB: 0 BB: 0 P: 5	R: 0 E: 0 K: 0 S: 3 H: 0 LOB: 0 BB: 0 P: 3	R: 0 E: 0 K: 0 S: 3 H: 0 LOB: 0 BB: 0 P: 3	R: 0 E: 0 K: 0 S: 4 H: 1 LOB: 1 BB: 0 P: 4	1B: 8 2B: 0 3B: 0 HR: 1	SF: 0 SAC: 0 DP: 1 HBP: 0						

TOP

Cincinnati Reds @ Pittsburgh Pirates

Forbes Field, Pittsburgh, PA

Fri May 17 1968, 7:05 PM EDT

Att. 13,499 - Unknown

livebaseballscorecards.com

AB	35
R	3
H	9
RBI	3
BB	0
SO	5
LOB	8

PITCHER		IP	WLS	BF	H	R	ER	SO	BB	IBB	HBP	BLK	WP	HR	S	P	ERA	WHIP
Al McBean, R ERA: 1.9	(1, 1)	5.0	L	22	8	3	3	4	0	0	0	0	0	1	30	30	5.40	1.600
Bob Moose, R ERA: 3.78	(6, 1)	1.0		3	0	0	0	1	0	0	0	0	0	0	5	5	0.00	0.000
Ron Kline, R ERA: 0.44	(7, 1)	3.0		10	1	0	0	0	0	0	0	0	0	0	10	10	0.00	0.333

PITCHER		IP	WLS	BF	H	R	ER	SO	BB	IBB	HBP	BLK	WP	HR	S	P	ERA	WHIP

Batter	1	2	3	4	5	6	7	8	9	AB	R	H	RBI	BB	SO	LOB
Matty Alou, L (1, 8) OBP: 0.385, SLG: 0.343	G4-6-3 SH 1B		WP 1B		G3		4-3		G1 1B	5	0	3	0	0	0	1
Maury Wills, S (1, 5) OBP: 0.319, SLG: 0.299	SH G4-6-3 1-2		K 1-2			E6 1B 1B	4-3		G1 1-2	4	1	1	0	0	1	2
Roberto Clemente, R (1, 9) OBP: 0.252, SLG: 0.349	G4-6-3 1-2f 2-3			4-3		1B SF9 1B 2-H	1-3		6-3	5	1	1	1	0	0	3
Willie Stargell, L (1, 7) OBP: 0.269, SLG: 0.304 Jose Pagan, R (8, PH) OBP: 0.176, SLG: 0.235 (9, 7)	G3			4-3		2B 1B 1-3		1B 2B		3 1	0 0	1 1	0 0	0 0	0 0	1 0
Donn Clendenon, R (1, 3) OBP: 0.375, SLG: 0.417		4-3		1B		K		HBP 1B 2-3		4	0	2	0	0	1	2
Jerry May, R (1, 2) OBP: 0.304, SLG: 0.288		K		K		SF9 3-H		K		3	0	0	1	0	3	3
Gene Alley, R (1, 6) OBP: 0.267, SLG: 0.284		K			F7	2B 1-3		G6-4-3 HBP 1-2		3	0	1	0	0	1	0
Bill Mazeroski, R (1, 4) OBP: 0.248, SLG: 0.243			K		K	IBB		G6-4-3 1-2f		3	0	0	0	1	2	3
Al McBean, R (1, 1) OBP: 0.304, SLG: 0.273 Chuck Hiller, L (5, PH) OBP: 0.333, SLG: 0.333 Bob Moose, R (6, 1) Manny Mota, R (6, PH) OBP: 0.297, SLG: 0.324 Ron Kline, R (7, 1) Gary Kolb, L (9, PH) OBP: 0.222, SLG: 0.250			K		1B	4-3			K	1 1 0 1 0 0 1	0 0 0 0 0 0 0	0 1 0 0 0 0 0	0 0 0 0 0 0 1	0 0 0 0 0 0 0	1 0 0 0 0 0 1	0 0 0 3 0 0 0
Inning Stats	R: 0 E: 1 K: 0 S: 4 H: 1 LOB: 1 BB: 0 P: 4	R: 0 E: 0 K: 2 S: 7 H: 0 LOB: 0 BB: 0 P: 7	R: 0 E: 0 K: 3 S: 10 H: 1 LOB: 1 BB: 0 P: 10	R: 0 E: 0 K: 1 S: 6 H: 1 LOB: 1 BB: 0 P: 6	R: 0 E: 0 K: 1 S: 6 H: 1 LOB: 1 BB: 0 P: 6	R: 2 E: 1 K: 1 S: 9 H: 4 LOB: 3 BB: 1 P: 13	R: 0 E: 0 K: 0 S: 3 H: 0 LOB: 0 BB: 0 P: 3	R: 0 E: 0 K: 1 S: 6 H: 2 LOB: 2 BB: 0 P: 7	R: 0 E: 0 K: 1 S: 6 H: 1 LOB: 1 BB: 0 P: 6	1B: 9 2B: 2 3B: 0 HR: 0	SF: 1 SAC: 1 DP: 2 HBP: 1			WP: 1 PB: 0 SB: 0 CS: 0	PA: 39		

PITCHER		IP	WLS	BF	H	R	ER	SO	BB	IBB	HBP	BLK	WP	HR	S	P	ERA	WHIP
Jim Maloney, R ERA: 5.47	(1, 1)	5.0	W	22	7	2	2	7	0	0	0	0	1	0	36	36	3.60	1.400
Bob Lee, R ERA: 2.33	(6, 1)	1.0		5	1	0	0	1	0	1	0	0	0	0	6	10	0.00	1.000
Ted Davidson, L ERA: 5.5	(7, 1)	1.0		3	0	0	0	0	0	0	0	0	0	0	3	3	0.00	0.000
Ted Abernathy, R ERA: 0.68	(8, 1)	2.0	S	9	3	0	0	2	0	0	1	0	0	0	12	13	0.00	1.500

PITCHER	IP	WLS	BF	H	R	ER	SO	BB	IBB	HBP	BLK	WP	HR	S	P	ERA	WHIP

Cincinnati Reds @ Pittsburgh Pirates

BOTTOM

Forbes Field, Pittsburgh, PA

Fri May 17 1968, 7:05 PM EDT

Att. 13,499 - Unknown

livebaseballscorecards.com

AB	35
R	2
H	11
RBI	2
BB	1
SO	10
LOB	18

Cincinnati Reds @ Pittsburgh Pirates

Forbes Field, Pittsburgh, PA

Sat May 18 1968, 3:33 AM EDT

Att. 3,670 - Unknown

TOP

livebaseballscorecards.com

Batter	1	2	3	4	5	6	7	8	9	AB	R	H	RBI	BB	SO	LOB
Pete Rose, S (1, 9) OBP: 0.417, SLG: 0.525	F5		G3		2B 1B 1-3 2-H		1B 1B BB BBB 4-0	BB BBB 4-0		3	2	1	1	2	0	1
Alex Johnson, R (1, 7) OBP: 0.338, SLG: 0.385	6-3			K SSS 0-3	2B 1-H 3-H		1B FC6-4 1-3 0-0	1-3 0-0		5	1	2	2	0	1	1
Tony Perez, R (1, 5) OBP: 0.318, SLG: 0.413	F8			6-3 0-0	L8 0-0		FC6-4 1B 1-3 3-H 0-0		6-3 0-0	5	0	1	1	0	0	1
Lee May, R (1, 3) OBP: 0.323, SLG: 0.439		6-3 0-0		5-3 0-0		5-3 0-0	FC6-4 1B PB 1-2f 3-H 0-0		F9 0-0	5	1	0	1	0	0	1
Vada Pinson, L (1, 8) OBP: 0.306, SLG: 0.376		G3 0-0			F9 2B 5-3 0-0	S 1B 3B 0-0	PB 1B 1B 1-2 0-0		4-3 0-0	5	2	3	0	0	0	0
Johnny Bench, R (1, 2) OBP: 0.268, SLG: 0.365		P9 0-0			F9 2-3 SSS 0-0	K 1-2 0-3	1B 1-H 2-H 0-0			4	0	1	1	0	1	2
Tommy Helms, R (1, 4) OBP: 0.309, SLG: 0.383			S 1B 0-0		5-3 3-H 0-0	3B 2-H 0-0	F9 0-0			4	0	2	2	0	0	1
Leo Cardenas, R (1, 6) OBP: 0.237, SLG: 0.228			F9 1-2 0-0		HBP 1B 1B 0-0	IBB 4-0		K SSS 0-3		3	1	1	0	1	1	1
Mel Queen, L (1, 1)			F9 0-0		1B 2B HBP 1-2 1-0	B4 0-0		K SSS 0-3		1	0	0	0	0	0	1
Bill Kelso, R (4, 1)										0	0	0	0	0	0	0
Fred Whitfield, L (5, PH) OBP: 0.172, SLG: 0.143										0	1	0	0	0	0	0
Billy McCool, R (5, 1)										2	0	0	0	0	1	2
Inning Stats	R: 0 E: 0 K: 0 S: 3 H: 0 LOB: 0 BB: 0 P: 3	R: 0 E: 0 K: 0 S: 3 H: 0 LOB: 0 BB: 0 P: 3	R: 0 E: 0 K: 0 S: 4 H: 1 LOB: 1 BB: 0 P: 4	R: 0 E: 0 K: 1 S: 5 H: 0 LOB: 0 BB: 0 P: 5	R: 4 E: 0 K: 0 S: 7 H: 4 LOB: 1 BB: 0 P: 8	R: 1 E: 0 K: 1 S: 7 H: 2 LOB: 2 BB: 1 P: 11	R: 3 E: 0 K: 0 S: 6 H: 4 LOB: 1 BB: 1 P: 10	R: 0 E: 0 K: 2 S: 7 H: 0 LOB: 1 BB: 1 P: 11	R: 0 E: 0 K: 0 S: 3 H: 0 LOB: 0 BB: 0 P: 3	1B: 8 2B: 2 3B: 1 HR: 0 SF: 0 SAC: 0 DP: 0 HBP: 1						

	AB	37
	R	8
	H	11
	RBI	8
	BB	3
	SO	4
	LOB	11

WP: 0 PB: 1 SB: 2 CS: 0 PA: 41

PITCHER		IP	WLS	BF	H	R	ER	SO	BB	IBB	HBP	BLK	WP	HR	S	P	ERA	WHIP
Jim Bunning, R ERA: 2.83	(1, 1)	4.2	L	20	5	4	4	1	0	0	1	0	0	0	21	22	7.71	1.071
Dave Wickersham, R ERA: 8.53	(5, 1)	1.1		10	4	4	4	1	1	1	0	0	0	0	10	18	27.00	3.750
Juan Pizarro, L ERA: 2.7	(7, 1)	1.0		4	2	0	0	0	0	0	0	0	0	0	4	4	0.00	2.000
Luke Walker, L ERA: 1.86	(8, 1)	2.0		7	0	0	0	2	1	0	0	0	0	0	10	14	0.00	0.500

PITCHER	IP	WLS	BF	H	R	ER	SO	BB	IBB	HBP	BLK	WP	HR	S	P	ERA	WHIP

Cincinnati Reds @ Pittsburgh Pirates

Forbes Field, Pittsburgh, PA

Sat May 18 1968, 3:33 AM EDT

Att. 3,670 - Unknown

livebaseballscorecards.com

BOTTOM

Batter	1	2	3	4	5	6	7	8	9	AB	R	H	RBI	BB	SO	LOB
Matty Alou, L (1, 8) OBP: 0.402, SLG: 0.365	6-3		CS, 3-H					2B		4	0	3	1	0	0	0
Maury Wills, S (1, 5) OBP: 0.317, SLG: 0.298	L8		CS, 1-2	HR	F9			P4		4	1	1	0	0	0	2
Roberto Clemente, R (1, 9) OBP: 0.261, SLG: 0.389	K			HR, 1-H		L6		1-3		4	1	2	2	0	1	0
Willie Stargell, L (1, 7) OBP: 0.277, SLG: 0.311		K		E S		1B		K		4	0	2	0	0	2	2
Donn Clendenon, R (1, 3) OBP: 0.371, SLG: 0.411		K		K, 1-3		G5-4-3, 1-3		K		4	0	1	0	0	3	3
Jerry May, R (1, 2) OBP: 0.304, SLG: 0.288		F8		K		G5-4-3, 1-2f			WP	0	0	0	0	0	0	0
Carl Taylor, R (1, 2) OBP: 0.333, SLG: 0.333										4	0	1	0	0	1	3
Gene Alley, R (1, 6) OBP: 0.266, SLG: 0.283			E S 1B	P5			K		K, 1-2	4	1	1	0	0	2	2
Bill Mazeroski, R (1, 4) OBP: 0.240, SLG: 0.234			K, 1-3		F8		F9		P4	4	0	0	0	0	1	2
Jim Bunning, R (1, 1)			L4		4-3		F8		6-3	1	0	0	0	0	0	1
Dave Wickersham, R (5, 1)										1	0	0	0	0	0	0
Juan Pizarro, L (7, 1)										0	0	0	0	0	0	0
Jose Pagan, R (7, PH) OBP: 0.167, SLG: 0.222										1	0	0	0	0	0	0
Luke Walker, L (8, 1)										0	0	0	0	0	0	0
Manny Mota, R (9, PH) OBP: 0.293, SLG: 0.319										1	0	0	0	0	0	1
Inning Stats	R: 0 E: 0 K: 1 S: 5 H: 0 LOB: 0 BB: 0 P: 5	R: 0 E: 0 K: 2 S: 7 H: 0 LOB: 0 BB: 0 P: 7	R: 1 E: 0 K: 1 S: 6 H: 2 LOB: 0 BB: 0 P: 6	R: 2 E: 0 K: 2 S: 10 H: 3 LOB: 1 BB: 0 P: 10	R: 0 E: 0 K: 0 S: 4 H: 1 LOB: 1 BB: 0 P: 4	R: 0 E: 0 K: 0 S: 4 H: 2 LOB: 1 BB: 0 P: 4	R: 0 E: 0 K: 1 S: 5 H: 0 LOB: 0 BB: 0 P: 5	R: 0 E: 0 K: 2 S: 9 H: 2 LOB: 2 BB: 0 P: 9	R: 0 E: 0 K: 1 S: 6 H: 1 LOB: 1 BB: 0 P: 6	1B: 9 2B: 1 3B: 0 HR: 1 SF: 0 SAC: 0 DP: 1 HBP: 0						

	AB	36
	R	3
	H	11
	RBI	3
	BB	0
	SO	10
	LOB	16

	WP: 1	PA: 37
	PB: 0	
	SB: 2	
	CS: 1	

PITCHER		IP	WLS	BF	H	R	ER	SO	BB	IBB	HBP	BLK	WP	HR	S	P	ERA	WHIP
Mel Queen, R ERA: 10.5	(1, 1)	3.1		14	5	3	3	5	0	0	0	0	0	1	24	24	8.10	1.500
Bill Kelso, R ERA: 3.38	(4, 1)	0.2		2	0	0	0	1	0	0	0	0	0	0	4	4	0.00	0.000
Billy McCool, L ERA: 3.21	(5, 1)	5.0	W	20	6	0	0	4	0	0	0	0	1	0	28	28	0.00	1.200

PITCHER		IP	WLS	BF	H	R	ER	SO	BB	IBB	HBP	BLK	WP	HR	S	P	ERA	WHIP

Batter	1	2	3	4	5	6	7	8	9	AB	R	H	RBI	BB	SO	LOB
Pete Rose, S (1, 9) OBP: 0.416, SLG: 0.514	0-0 ① 1-3		0-3 ③ K		4-0 1B 2B IBB	0-3 ③ K2-3		4-0 BB		3	1	0	0	2	2	0
Alex Johnson, R (1, 7) OBP: 0.347, SLG: 0.393	0-0 ② F9			0-0 E 1B 1B	0-0 2B 6-3 1B 1-3 2-H		0-0 FC3-6 E 1B 1B	0-0 ③ P4		5	3	3	1	0	0	1
Tony Perez, R (1, 5) OBP: 0.314, SLG: 0.413	0-0 ③ 6-3			0-0 ① F9	0-0 6-3 2B 2B 1-3 3-H		0-0 E5 FC3-6 1-2		0-0 ① F3	5	1	1	1	0	0	2
Lee May, R (1, 3) OBP: 0.312, SLG: 0.422		0-0 ① 5-3		0-0 ② F9	0-0 ② 6-3 2-3 3-H		0-0 ① F8		0-3 ② K	5	0	0	1	0	1	4
Vada Pinson, L (1, 8) OBP: 0.315, SLG: 0.380		0-0 5-3 1B 1B		0-0 E7 E 1B 1-3	4-0 2B IBB		0-0 ② FC3-6 1B 1-2f 2-3		0-0 ③ F9	4	3	2	0	1	0	2
Johnny Bench, R (1, 2) OBP: 0.283, SLG: 0.387		0-0 ② 5-3 1-2		0-0 E5 1B 2-H 3-H	0-0 2B 1-H 3-H		0-0 FC6-4 1B 1-2 3-H			4	0	3	4	0	0	1
Tommy Helms, R (1, 4) OBP: 0.307, SLG: 0.380		0-0 CS 1B 2-H		0-0 ③ F8	0-0 ③ 5-3		0-0 ③ FC6-4 1-2f			4	0	1	1	0	0	4
Leo Cardenas, R (1, 6) OBP: 0.237, SLG: 0.228		0-0 ③ CS 1-2	0-0 ① F9		0-0 SH3 1B 1B	0-0 ① P4		0-0 ① 6-3		4	1	1	0	0	0	0
George Culver, R (1, 1) OBP: 0.053, SLG: 0.105			0-0 ② 4-3		0-0 ① SH3 1-2	0-0 ② 4-3		0-3 ② K		2	0	0	0	0	0	0
Bill Kelso, R (7, 1)										1	0	0	0	0	1	0
Inning Stats	R: 0 E: 0 K: 0 S: 3 H: 0 LOB: 0 BB: 0 P: 3	R: 1 E: 0 K: 0 S: 4 H: 2 LOB: 0 BB: 0 P: 4	R: 0 E: 0 K: 1 S: 5 H: 0 LOB: 0 BB: 0 P: 5	R: 2 E: 2 K: 0 S: 6 H: 3 LOB: 1 BB: 0 P: 6	R: 5 E: 0 K: 0 S: 7 H: 4 LOB: 1 BB: 2 P: 15	R: 0 E: 0 K: 1 S: 5 H: 0 LOB: 0 BB: 0 P: 5	R: 1 E: 1 K: 0 S: 6 H: 2 LOB: 2 BB: 0 P: 6	R: 0 E: 0 K: 1 S: 5 H: 0 LOB: 1 BB: 1 P: 9	R: 0 E: 0 K: 1 S: 5 H: 0 LOB: 0 BB: 0 P: 5	1B: 9 2B: 2 3B: 0 HR: 0	SF: 0 SAC: 1 DP: 0 HBP: 0						

TOP

Cincinnati Reds @ Pittsburgh Pirates

Forbes Field, Pittsburgh, PA

Sun May 19 1968, 3:33 AM EDT

Att. 9,458 - Unknown

livebaseballscorecards.com

AB	37
R	9
H	11
RBI	8
BB	3
SO	4
LOB	14

PITCHER		IP	WLS	BF	H	R	ER	SO	BB	IBB	HBP	BLK	WP	HR	S	P	ERA	WHIP
Steve Blass, R ERA: 2.9	(1, 1)	4.1	L	21	8	7	6	1	0	1	0	0	0	0	22	26	12.46	1.846
Bob Moose, R ERA: 3.93	(5, 1)	1.2		7	1	1	1	1	0	1	0	0	0	0	8	12	5.40	0.600
Juan Pizarro, L ERA: 2.08	(7, 1)	1.0		6	2	1	0	0	0	0	0	0	0	0	6	6	0.00	2.000
Dave Wickersham, R ERA: 6.48	(8, 1)	2.0		7	0	0	0	2	1	0	0	0	0	0	10	14	0.00	0.500

PITCHER	IP	WLS	BF	H	R	ER	SO	BB	IBB	HBP	BLK	WP	HR	S	P	ERA	WHIP

WP: 0	PB: 0	SB: 0	CS: 1
PA: 42			

Cincinnati Reds @ Pittsburgh Pirates

Forbes Field, Pittsburgh, PA

Sun May 19 1968, 3:33 AM EDT

Att. 9,458 - Unknown

BOTTOM

Batter	1	2	3	4	5	6	7	8	9	AB	R	H	RBI	BB	SO	LOB
Matty Alou, L (1, 8) OBP: 0.407, SLG: 0.364	F8			6-3		1B	BB 1-2 2-3			3	0	1	0	1	0	0
Maury Wills, S (1, 5) OBP: 0.308, SLG: 0.289	4-3			5-3		F7	4-3			4	0	0	0	0	0	4
Roberto Clemente, R (1, 9) OBP: 0.252, SLG: 0.376	K			F9			E5 HBP 1B	F9		4	1	0	0	0	1	0
Willie Stargell, L (1, 3) OBP: 0.284, SLG: 0.321		K 2B			4-3		1B SF7 1-2 HBP	K		3	1	1	0	0	1	0
Manny Jimenez, L (1, 7) OBP: 0.308, SLG: 0.182		K 2-3			E5		1B 1B SF8 1-3 2-H 1B	1B		4	1	2	1	0	1	1
Jose Pagan, R (1, 6) OBP: 0.136, SLG: 0.190	1-3			F7		SF7 3-H	5-3			3	0	0	1	0	0	2
Chuck Hiller, L (1, 4) OBP: 0.300, SLG: 0.300		3-1		1-4-3		BB 1B 1-2 1B		4-3		4	0	1	0	0	0	1
Jerry May, R (1, 2) OBP: 0.301, SLG: 0.286		4-3				6-3	BB 1-2 2-3 1B	G3		1	0	0	0	0	0	0
Gary Kolb, L (6, 2) OBP: 0.250, SLG: 0.273										3	0	1	0	0	0	0
Steve Blass, R (1, 1) Bob Moose, R (5, 1) Juan Pizarro, L (6, PH) (7, 1) Donn Clendenon, R (7, PH) OBP: 0.368, SLG: 0.411 Dave Wickersham, R (8, 1) Manny Mota, R (9, PH) OBP: 0.289, SLG: 0.315		K				1-3	SF8 3-H		F9	1 0 1 0 0 1	0 0 0 0 0 0	0 0 0 1 0 0	0 0 0 0 0 0	1 0 0 0 0 0	0 0 0 0 0 0	0 0 0 0 0 0
Inning Stats	R: 0 E: 0 K: 1 S: 5 H: 0 LOB: 0 BB: 0 P: 5	R: 0 E: 0 K: 1 S: 5 H: 1 LOB: 0 BB: 0 P: 5	R: 0 E: 0 K: 1 S: 5 H: 0 LOB: 0 BB: 0 P: 5	R: 0 E: 0 K: 0 S: 3 H: 0 LOB: 0 BB: 0 P: 3	R: 0 E: 1 K: 0 S: 4 H: 0 LOB: 1 BB: 0 P: 4	R: 0 E: 0 K: 0 S: 4 H: 1 LOB: 1 BB: 0 P: 4	R: 3 E: 1 K: 0 S: 7 H: 3 LOB: 3 BB: 1 P: 12	R: 0 E: 0 K: 1 S: 6 H: 1 LOB: 1 BB: 0 P: 6	R: 0 E: 0 K: 0 S: 3 H: 0 LOB: 0 BB: 0 P: 3	1B: 5 2B: 1 3B: 0 HR: 0	SF: 2 SAC: 0 DP: 0 HBP: 1			WP: 0 PB: 0 SB: 0 CS: 0		PA: 36	

livebaseballscorecards.com

	AB	32
	R	3
	H	6
	RBI	3
	BB	1
	SO	4
	LOB	8

PITCHER		IP	WLS	BF	H	R	ER	SO	BB	IBB	HBP	BLK	WP	HR	S	P	ERA	WHIP
George Culver, R ERA: 1.98	(1, 1)	6.1	W	26	5	3	1	3	0	0	1	0	0	0	31	32	1.42	0.789
Bill Kelso, R ERA: 3.04	(7, 1)	2.2	S	10	1	0	0	1	1	0	0	0	0	0	11	15	0.00	0.750

PITCHER	IP	WLS	BF	H	R	ER	SO	BB	IBB	HBP	BLK	WP	HR	S	P	ERA	WHIP

Batter	1	2	3	4	5	6	7	8	9	AB	R	H	RBI	BB	SO	LOB
Ron Davis, R (1, 8) OBP: 0.261, SLG: 0.262	x 0-0 1B		S S S 0-3 ② K		x 0-0 2B		x 0-0 CS 1B			4	0	3	0	0	1	1
Ron Brand, R (1, 2) OBP: 0.353, SLG: 0.286	x 0-0 ① P5		B B B B 4-0 1-2 3B BB		B B B B 4-0 BB		S S S 0-3 ②③ K 1-2			2	1	0	0	2	1	2
Jimmy Wynn, R (1, 9) OBP: 0.373, SLG: 0.429	x 0-0 ② P4		x 0-0 1-H 2-H 3B		S S S 0-3 ② K			B B B B 4-0 S BB BB		3	0	1	2	1	1	3
Rusty Staub, L (1, 3) OBP: 0.387, SLG: 0.431	S S S 0-3 ③ K		B B B B 4-0 BB		x 0-0 ③ F5			B B B B 4-0 1-2 G6-4-3 BB		2	0	0	0	2	1	3
Bob Aspromonte, R (1, 5) OBP: 0.314, SLG: 0.318		x 0-0 ① 4-3	S S S 0-3 ③ K			x 0-0 ① 6-3		S S S 0-3 ① K 2-3		4	0	0	0	0	2	4
Denis Menke, R (1, 4) OBP: 0.344, SLG: 0.333		x 0-0 G3-6-3 1B		B B B B 4-0 G5-4-3 BB		S S S 0-3 ② K		x 0-0 ②③ G6-4-3 1-2f		3	0	1	0	1	1	2
Bob Watson, R (1, 7) OBP: 0.313, SLG: 0.154		x 0-0 ②③ G3-6-3 1-2f		x 0-0 ①② G5-4-3 1-2f		x 0-0 1B			x 0-0 ① G3	4	0	1	0	0	0	2
Hector Torres, R (1, 6) OBP: 0.253, SLG: 0.262			S S S 0-3 ① K	S S S 0-3 ③ K		x 0-0 ③ 1-3			x 0-0 ② F9	4	0	0	0	0	2	1
Don Wilson, R (1, 1) OBP: 0.286, SLG: 0.350 Jim Ray, R (9, 1) OBP: 0.333, SLG: 0.333			x 0-0 BB 3B 1B		S S S 0-3 ① K		S S S 0-3 ① K		x 0-0 ③ F8	4	1	1	0	0	2	0
										0	0	0	0	0	0	0
Inning Stats	R: 0 E: 0 K: 1 S: 6 H: 1 LOB: 1 BB: 0 P: 6	R: 0 E: 0 K: 0 S: 3 H: 1 LOB: 0 BB: 0 P: 3	R: 2 E: 0 K: 3 S: 11 H: 2 LOB: 2 BB: 2 P: 19	R: 0 E: 0 K: 1 S: 4 H: 0 LOB: 0 BB: 1 P: 8	R: 0 E: 0 K: 2 S: 8 H: 1 LOB: 2 BB: 1 P: 12	R: 0 E: 0 K: 1 S: 6 H: 1 LOB: 1 BB: 0 P: 6	R: 0 E: 0 K: 2 S: 7 H: 1 LOB: 0 BB: 0 P: 7	R: 0 E: 0 K: 1 S: 4 H: 0 LOB: 1 BB: 2 P: 12	R: 0 E: 0 K: 0 S: 3 H: 0 LOB: 0 BB: 0 P: 3	1B: 5 2B: 1 3B: 1 HR: 0 SF: 0 SAC: 0 DP: 3 HBP: 0						

PITCHER		IP	WLS	BF	H	R	ER	SO	BB	IBB	HBP	BLK	WP	HR	S	P	ERA	WHIP
Gerry Arrigo, L ERA: 1.55	(1, 1)	7.0		29	7	2	2	10	4	0	0	0	0	0	45	61	2.57	1.571
Ted Davidson, L ERA: 5.5	(8, 1)	0.0		2	0	0	0	0	2	0	0	0	0	0	0	8	∞	∞
Bill Kelso, R ERA: 2.83	(8, 1)	2.0	W	5	0	0	0	1	0	0	0	0	0	0	7	7	0.00	0.000

PITCHER	IP	WLS	BF	H	R	ER	SO	BB	IBB	HBP	BLK	WP	HR	S	P	ERA	WHIP

TOP

Houston Astros @ Cincinnati Reds

Crosley Field, Cincinnati, OH

Mon May 20 1968, 7:05 PM EDT

Att. 4,072 - Unknown

livebaseballscorecards.com

AB	30
R	2
H	7
RBI	2
BB	6
SO	11
LOB	18

WP: 0	PA: 36																	
PB: 0																		
SB: 1																		
CS: 1																		

Houston Astros @ Cincinnati Reds

Crosley Field, Cincinnati, OH

Mon May 20 1968, 7:05 PM EDT

Att. 4,072 - Unknown

BOTTOM

Batter	1	2	3	4	5	6	7	8	9	AB	R	H	RBI	BB	SO	LOB
Pete Rose, S (1, 9) OBP: 0.416, SLG: 0.510	K		K		1B		FC3-6 1-2f 2-3		2-H 2B 1B	5	1	2	1	0	2	2
Alex Johnson, R (1, 7) OBP: 0.362, SLG: 0.410	S BB		6-3		L6-3 1-3 1B		1-2 3-H 1B		1-H 2B	4	0	3	2	1	0	0
Tony Perez, R (1, 5) OBP: 0.306, SLG: 0.401	F9 1-2		P4		L6-3 1-2		K			4	0	0	0	0	1	5
Lee May, R (1, 3) OBP: 0.310, SLG: 0.417	5-3			4-3		F8		G3 1B		4	0	1	0	0	0	1
Vada Pinson, L (1, 8) OBP: 0.307, SLG: 0.369		F7		P5		P3		G3 1-2		4	0	0	0	0	0	1
Johnny Bench, R (1, 2) OBP: 0.290, SLG: 0.407		3B		1B		K		K		4	0	2	0	0	2	1
Tommy Helms, R (1, 4) OBP: 0.319, SLG: 0.386		BB		1-3 1B			FC3-6 BB 1B	F2		3	1	2	0	1	0	1
Leo Cardenas, R (1, 6) OBP: 0.232, SLG: 0.223		K		2-3			F8		SH3 1B BB	3	0	0	0	0	1	5
Mack Jones, L (9, PH) OBP: 0.343, SLG: 0.185										0	1	0	0	1	0	0
Gerry Arrigo, L (1, 1) OBP: 0.111, SLG: 0.176					K				SH3 1-2	2	0	0	0	0	2	2
Giraldo Ruiz, S (7, PH) OBP: 0.526, SLG: 0.400		K								0	0	0	0	1	0	0
Ted Davidson, R (8, 1)										0	0	0	0	0	0	0
Bill Kelso, R (8, 1)										0	0	0	0	0	0	0
Bob Johnson, R (9, PH) OBP: 0.400, SLG: 0.333										0	0	0	0	0	0	0

Inning Stats	1	2	3	4	5	6	7	8	9
	R: 0 E: 0 K: 1 S: 5	H: 0 LOB: 1 BB: 1 P: 9	R: 0 E: 0 K: 2 S: 8	H: 1 LOB: 2 BB: 1 P: 12	R: 0 E: 0 K: 1 S: 5	H: 0 LOB: 0 BB: 0 P: 5	R: 0 E: 0 K: 0 S: 5	H: 2 LOB: 2 BB: 0 P: 5	R: 0 E: 0 K: 1 S: 6	H: 2 LOB: 1 BB: 0 P: 6	R: 0 E: 0 K: 1 S: 5	H: 0 LOB: 0 BB: 0 P: 5	R: 1 E: 0 K: 1 S: 7	H: 2 LOB: 2 BB: 1 P: 11	R: 0 E: 0 K: 1 S: 6	H: 1 LOB: 1 BB: 0 P: 6	R: 2 E: 0 K: 0 S: 3	H: 2 LOB: 1 BB: 1 P: 7

1B: 8	SF: 0
2B: 2	SAC: 1
3B: 1	DP: 1
HR: 0	HBP: 0

WP: 0	PA: 38
PB: 0	
SB: 1	
CS: 0	

AB	33
R	3
H	10
RBI	3
BB	4
SO	8
LOB	18

livebaseballscorecards.com

PITCHER	IP	WLS	BF	H	R	ER	SO	BB	IBB	HBP	BLK	WP	HR	S	P	ERA	WHIP
Don Wilson, R (1, 1) ERA: 3.56	8.1	L	37	9	3	3	8	4	0	0	0	0	0	49	65	3.24	1.560
Jim Ray, R (9, 1) ERA: 4.58	0.0		1	1	0	0	0	0	0	0	0	0	0	1	1	∞	∞

PITCHER	IP	WLS	BF	H	R	ER	SO	BB	IBB	HBP	BLK	WP	HR	S	P	ERA	WHIP

Houston Astros @ Cincinnati Reds

Crosley Field, Cincinnati, OH

Tue May 21 1968, 7:05 PM EDT

Att. 4,273 - Unknown

TOP

Batter	1	2	3	4	5	6	7	8	9	AB	R	H	RBI	BB	SO	LOB
Ron Davis, R (1, 8) OBP: 0.265, SLG: 0.261	P4		HBP F7		1B 1-2 2-H		K			4	1	1	1	0	1	2
Denis Menke, R (1, 4) OBP: 0.354, SLG: 0.339	L4		1B 2B SF9 1-2	CS	F2			BB		4	1	2	0	1	0	2
Rusty Staub, L (1, 3) OBP: 0.394, SLG: 0.444	P5		2B SF9 1-3 2-H	1B 1-2		E7 4-3		1B 1-2		5	2	3	1	0	0	0
Lee Thomas, L (1, 9) OBP: 0.313, SLG: 0.400		4-3 5-3	F5	1B 1-3		4-3 2-3		G5-4-3 1-2 2-3		5	1	3	0	0	0	3
Jimmy Wynn, R (1, 7) OBP: 0.368, SLG: 0.415		5-3 1-2	IBB SF9	F9		K		K		4	1	0	0	1	2	6
Bob Aspromonte, R (1, 5) OBP: 0.317, SLG: 0.324		4-3 2-3	SF9 1-2 2-3 3-H		1B 1B	1B 3-H		G5-4-3 1-2f		4	1	2	2	0	0	4
Dave Adlesh, R (1, 2) OBP: 0.313, SLG: 0.375		1B 3-H	1B 2-H 3-H		F7	5-3			4-3	5	1	2	3	0	0	2
Hector Torres, R (1, 6) OBP: 0.272, SLG: 0.281		1B 1-2	1B 2-H		1B 1-2		F8		5-3	5	0	3	1	0	0	0
Larry Dierker, R (1, 1) OBP: 0.087, SLG: 0.045		K	1B 1-2		P5		F2		1-3	5	0	1	0	0	1	4
Inning Stats	R: 0 E: 0 K: 0 S: 3 H: 0 LOB: 0 BB: 0 P: 3	R: 1 E: 0 K: 1 S: 8 H: 3 LOB: 2 BB: 0 P: 8	R: 5 E: 0 K: 0 S: 8 H: 5 LOB: 2 BB: 1 P: 13	R: 0 E: 0 K: 0 S: 4 H: 3 LOB: 1 BB: 0 P: 4	R: 1 E: 0 K: 0 S: 6 H: 3 LOB: 2 BB: 0 P: 6	R: 1 E: 1 K: 1 S: 7 H: 1 LOB: 1 BB: 0 P: 7	R: 0 E: 0 K: 1 S: 5 H: 0 LOB: 0 BB: 0 P: 5	R: 0 E: 0 K: 1 S: 6 H: 2 LOB: 2 BB: 1 P: 10	R: 0 E: 0 K: 0 S: 3 H: 0 LOB: 0 BB: 0 P: 3	1B: 15 2B: 2 3B: 0 HR: 0 SF: 1 SAC: 0 DP: 1 HBP: 1						

	AB	41
	R	8
	H	17
	RBI	8
	BB	2
	SO	4
	LOB	23

WP: 0 PB: 0 SB: 0 CS: 1 PA: 45

livebaseballscorecards.com

PITCHER		IP	WLS	BF	H	R	ER	SO	BB	IBB	HBP	BLK	WP	HR	S	P	ERA	WHIP
Milt Pappas, R ERA: 5.19	(1, 1)	2.0	L	12	5	4	4	1	0	0	1	0	0	0	13	14	18.00	2.500
Bob Lee, R ERA: 2.93	(3, 1)	0.2		6	3	2	2	0	0	1	0	0	0	0	5	9	27.00	4.500
Ted Davidson, L ERA: 5.4	(3, 1)	0.1		1	0	0	0	0	0	0	0	0	0	0	1	1	0.00	0.000
Billy McCool, L ERA: 3.52	(4, 1)	1.1		7	5	1	1	0	0	0	0	0	0	0	7	7	6.75	3.750
Bill Kelso, R ERA: 2.59	(5, 1)	2.2		11	2	1	0	2	0	0	0	0	0	0	15	15	0.00	0.750

PITCHER		IP	WLS	BF	H	R	ER	SO	BB	IBB	HBP	BLK	WP	HR	S	P	ERA	WHIP
Ted Abernathy, R ERA: 0.63	(8, 1)	2.0		8	2	0	0	1	1	0	0	0	0	0	9	13	0.00	1.500

Houston Astros @ Cincinnati Reds

Crosley Field, Cincinnati, OH

Tue May 21 1968, 7:05 PM EDT

Att. 4,273 - Unknown

BOTTOM

Batter	1	2	3	4	5	6	7	8	9	AB	R	H	RBI	BB	SO	LOB
Pete Rose, S (1, 9) OBP: 0.412, SLG: 0.510	0-0 1B 2B		0-3 K		0-3 K			0-0 3-1		4	1	1	0	0	2	2
Alex Johnson, R (1, 7) OBP: 0.359, SLG: 0.405	0-0 1-3		0-3 K		0-3 K			0-0 1B		4	0	1	0	0	2	3
Tony Perez, R (1, 5) OBP: 0.311, SLG: 0.400	0-0 2-H 1B			0-3 K		1-0 FC6-4 HBP		0-3 K		3	0	1	1	0	2	1
Lee May, R (1, 3) OBP: 0.308, SLG: 0.412	0-0 F8			0-0 4-3 1B		0-0 P3		0-0 L5		4	0	1	0	0	0	3
Vada Pinson, L (1, 8) OBP: 0.306, SLG: 0.361	0-0 F8			0-0 4-3 1-2		0-0 P6			4-0 2B BB	3	1	0	0	1	0	3
Johnny Bench, R (1, 2) OBP: 0.289, SLG: 0.409		0-3 K		0-0 5-3		0-0 FC6-4 1-2f			0-0 1-H 2B	4	0	1	1	0	1	2
Tommy Helms, R (1, 4) OBP: 0.318, SLG: 0.382		0-0 P6			0-0 1-3 1B 1B		0-0 P6		0-0 F2	4	0	1	0	0	0	1
Leo Cardenas, R (1, 6) OBP: 0.232, SLG: 0.224		0-3 K			0-0 1-3 1-2 1B		0-3 K		0-3 K	4	0	1	0	0	3	1
Milt Pappas, R (1, 1) OBP: 0.071, SLG: 0.071 Bob Lee, R (3, 1) Ted Davidson, R (4, 1) Mel Queen, L (3, PH) Billy McCool, R (4, 1) Bill Kelso, R (5, 1) Fred Whitfield, L (7, PH) OBP: 0.167, SLG: 0.138 Ted Abernathy, R (8, 1) Mack Jones, L (9, PH) OBP: 0.026, SLG: 0.179			0-0 B5		0-0 1-3 1-2 2-3		0-3 K		0-3 K	0 0 0 1 0 1 1 0	0 0 0 0 0 0 0 0	0 0 0 0 0 0 0 0	0 0 0 0 0 0 1 0	0 0 0 0 0 0 0 0	0 0 0 0 0 2 0 0	0 0 0 0 0 0 0 1
Inning Stats	R: 1 E: 0 K: 0 S: 5 H: 2 LOB: 1 BB: 0 P: 5	R: 0 E: 0 K: 2 S: 7 H: 0 LOB: 0 BB: 0 P: 7	R: 0 E: 0 K: 2 S: 7 H: 0 LOB: 0 BB: 0 P: 7	R: 0 E: 0 K: 1 S: 6 H: 1 LOB: 1 BB: 0 P: 6	R: 0 E: 0 K: 2 S: 9 H: 2 LOB: 2 BB: 0 P: 9	R: 0 E: 0 K: 0 S: 3 H: 0 LOB: 1 BB: 0 P: 4	R: 0 E: 0 K: 2 S: 7 H: 0 LOB: 0 BB: 0 P: 7	R: 0 E: 0 K: 1 S: 6 H: 1 LOB: 1 BB: 0 P: 6	R: 1 E: 0 K: 2 S: 8 H: 1 LOB: 1 BB: 1 P: 12	1B: 5 2B: 2 3B: 0 HR: 0	SF: 0 SAC: 0 DP: 0 HBP: 1						

	AB	34
	R	2
	H	7
	RBI	2
	BB	1
	SO	12
	LOB	19

WP: 0 PB: 0 SB: 0 CS: 0 PA: 36

livebaseballscorecards.com

PITCHER	IP	WLS	BF	H	R	ER	SO	BB	IBB	HBP	BLK	WP	HR	S	P	ERA	WHIP
Larry Dierker, R (1, 1) ERA: 3.09	9.0	W	36	7	2	2	12	1	0	1	0	0	0	58	63	2.00	0.889

PITCHER	IP	WLS	BF	H	R	ER	SO	BB	IBB	HBP	BLK	WP	HR	S	P	ERA	WHIP

Batter	1	2	3	4	5	6	7	8	9	AB	R	H	RBI	BB	SO	LOB
Ron Davis, R (1, 8) OBP: 0.265, SLG: 0.268	S S S 0-3 ① K		S S S 0-3 ③ K			x 0-0 4-3 1B 2B		x 0-0 ① 5-3		4	1	1	0	0	2	0
Denis Menke, R (1, 4) OBP: 0.344, SLG: 0.328	x 0-0 ② F8			x 0-0 ① F8		x 0-0 ② 4-3 2-3		x 0-0 ② 5-3		4	0	0	0	0	0	1
Rusty Staub, L (1, 3) OBP: 0.390, SLG: 0.438	S S S 0-3 ③ K			x 0-0 ② P4		x 0-0 3-H 1B		x 0-0 ③ F3		4	0	1	1	0	1	0
Lee Thomas, L (1, 9) OBP: 0.278, SLG: 0.353		x 0-0 ① G3		x 0-0 ③ F3		S S S 0-3 ③ K			x 0-0 ① 4-3	4	0	0	0	0	1	1
Jimmy Wynn, R (1, 7) OBP: 0.371, SLG: 0.425		x 0-0 2B			x 0-0 ① 1-3		x 0-0 E 1B		x 0-0 ② F8	4	0	2	0	0	0	0
Bob Aspromonte, R (1, 5) OBP: 0.310, SLG: 0.316		S S S 0-3 ② K			S S S 0-3 ② K		x 0-0 ① SH1-4 1-3		x 0-0 ③ 5-3	3	0	0	0	0	2	1
Dave Adlesh, R (1, 2) OBP: 0.368, SLG: 0.389		S S S 0-3 ③ K			x 0-0 1B		4-0 IBB			2	0	1	0	1	1	1
Hector Torres, R (1, 6) OBP: 0.263, SLG: 0.272			x 0-0 ① P4		x 0-0 ③ F8		x 0-0 ② F8			3	0	0	0	0	0	3
Dave Giusti, R (1, 1) OBP: 0.077, SLG: 0.115			x 0-0 ② 6-3			x 0-0 ① 6-3	x 0-0 ③ F8			3	0	0	0	0	0	2
Inning Stats	R: 0 E: 0 K: 2 S: 7 H: 0 LOB: 0 BB: 0 P: 7	R: 0 E: 0 K: 2 S: 8 H: 1 LOB: 1 BB: 0 P: 8	R: 0 E: 0 K: 1 S: 5 H: 0 LOB: 0 BB: 0 P: 5	R: 0 E: 0 K: 0 S: 3 H: 0 LOB: 0 BB: 0 P: 3	R: 0 E: 0 K: 1 S: 6 H: 1 LOB: 1 BB: 0 P: 6	R: 1 E: 0 K: 1 S: 7 H: 2 LOB: 1 BB: 0 P: 7	R: 0 E: 1 K: 0 S: 4 H: 1 LOB: 2 BB: 1 P: 8	R: 0 E: 0 K: 0 S: 3 H: 0 LOB: 0 BB: 0 P: 3	R: 0 E: 0 K: 0 S: 3 H: 0 LOB: 0 BB: 0 P: 3	1B: 3 2B: 2 3B: 0 HR: 0	SF: 0 SAC: 1 DP: 0 HBP: 0						

TOP

Houston Astros @ Cincinnati Reds

Crosley Field, Cincinnati, OH

Wed May 22 1968, 3:33 AM EDT

Att. 3,490 - Unknown

livebaseballscorecards.com

AB	31
R	1
H	5
RBI	1
BB	1
SO	7
LOB	9

PITCHER		IP	WLS	BF	H	R	ER	SO	BB	IBB	HBP	BLK	WP	HR	S	P	ERA	WHIP
Jim Maloney, R ERA: 4.46	(1, 1)	8.0	L	30	5	1	1	7	0	1	0	0	0	0	43	47	1.12	0.625
Bob Lee, R ERA: 2.83	(9, 1)	1.0		3	0	0	0	0	0	0	0	0	0	0	3	3	0.00	0.000

PITCHER	IP	WLS	BF	H	R	ER	SO	BB	IBB	HBP	BLK	WP	HR	S	P	ERA	WHIP

BOTTOM

Houston Astros @ Cincinnati Reds

Crosley Field, Cincinnati, OH

Wed May 22 1968, 3:33 AM EDT

Att. 3,490 - Unknown

Batter	1	2	3	4	5	6	7	8	9	AB	R	H	RBI	BB	SO	LOB
Pete Rose, S (1, 9) OBP: 0.408, SLG: 0.503	K		F9			F8		1B		4	0	1	0	0	1	1
Alex Johnson, R (1, 7) OBP: 0.356, SLG: 0.397	F9		K			FC3-6 BB			6-3	3	0	0	0	1	1	1
Vada Pinson, L (1, 8) OBP: 0.304, SLG: 0.365	K			P1		FC3-6 (1-2f)			1-3 (2B)	4	0	1	0	0	1	1
Tony Perez, R (1, 5) OBP: 0.304, SLG: 0.390		P4		F9		F9			1-3 (2-3)	4	0	0	0	0	0	2
Lee May, R (1, 3) OBP: 0.307, SLG: 0.403		WP, S, BB		6-3			P3		6-3	3	0	0	0	1	0	1
Johnny Bench, R (1, 2) OBP: 0.283, SLG: 0.400		K (1-3)			1-3		K			3	0	0	0	0	2	1
Tommy Helms, R (1, 4) OBP: 0.311, SLG: 0.374		K			4-3		5-3			3	0	0	0	0	1	1
Leo Cardenas, R (1, 6) OBP: 0.236, SLG: 0.222			6-3		BB			F2		1	0	0	0	1	0	0
Mack Jones, L (8, PH) OBP: 0.324, SLG: 0.172										1	0	0	0	0	0	0
Bob Johnson, R (9, 6) OBP: 0.400, SLG: 0.333										0	0	0	0	0	0	0
Jim Maloney, L (1, 1) OBP: 0.286, SLG: 0.231			BB		1-3			K		1	0	0	0	1	0	1
Fred Whitfield, L (8, PH) OBP: 0.161, SLG: 0.133										1	0	0	0	0	1	0
Bob Lee, R (9, 1)										0	0	0	0	0	0	0

	AB	28
	R	0
	H	2
	RBI	0
	BB	4
	SO	7
	LOB	9

livebaseballscorecards.com

Inning Stats	1	2	3	4	5	6	7	8	9
R	0	0	0	0	0	0	0	0	0
E	0	0	0	0	0	0	0	0	0
K	2	2	1	0	0	0	1	1	0
S	7	7	5	3	3	3	5	5	4
H	0	0	0	0	0	0	0	1	1
LOB	0	1	1	0	1	1	0	1	1
BB	0	1	1	0	1	1	0	0	0
P	7	11	9	3	7	7	5	5	4

	1B	1	SF	0	WP	1	PA	32
	2B	1	SAC	0	PB	0		
	3B	0	DP	0	SB	1		
	HR	0	HBP	0	CS	0		

PITCHER	IP	WLS	BF	H	R	ER	SO	BB	IBB	HBP	BLK	WP	HR	S	P	ERA	WHIP
Dave Giusti, R (1, 1) ERA: 1.56	9.0	W	32	2	0	0	7	4	0	0	0	1	0	42	58	0.00	0.667

PITCHER	IP	WLS	BF	H	R	ER	SO	BB	IBB	HBP	BLK	WP	HR	S	P	ERA	WHIP

Batter	1	2	3	4	5	6	7	8	9	AB	R	H	RBI	BB	SO	LOB
Matty Alou, L (1, 8) OBP: 0.383, SLG: 0.388	0-0 E 1B 1B	0-0 FC6 1-2f		PB SF7 2B	0-0 F8			0-0 6-3		5	2	2	0	0	0	2
Maury Wills, S (1, 5) OBP: 0.303, SLG: 0.273	0-0 FC3-6 1-2 1B		0-0 5-3	1-0 PB HR HBP		0-0 F8			0-0 F8	4	1	1	0	0	0	0
Willie Stargell, L (1, 7) OBP: 0.316, SLG: 0.464	0-0 FC3-6 1-2f 2-H		0-0 1B 2B	0-0 SF7 1-2 2-H		0-0 P3			0-3 K	4	1	1	1	0	1	1
Roberto Clemente, R (1, 9) OBP: 0.237, SLG: 0.368 Manny Mota, R (9, 9) OBP: 0.271, SLG: 0.293	0-0 6-3		0-0 6-3	0-0 2-H HR		0-0 F9			0-0 6-3	5 0	1 0	1 0	2 0	0 0	0 0	2 0
Donn Clendenon, R (1, 3) OBP: 0.346, SLG: 0.394	0-0 4-3		0-0 BB 2-H 1B 1B	0-0 P3			0-0 6-3			4	1	1	1	0	0	1
Bill Mazeroski, R (1, 4) OBP: 0.271, SLG: 0.252		0-0 1B S SF9 1B	B B B B 4-0 1B 1-2 BB		0-0 6-3		B B B 4-0 G5-4-3 BB			2	1	1	0	2	0	0
Gene Alley, R (1, 6) OBP: 0.286, SLG: 0.292		S S S 0-3 K 1-2	0-0 1-2 2-H 1B		0-0 S SF9 1B		0-0 G5-4-3 1-2f			4	1	2	1	0	1	2
Jerry May, R (1, 2) OBP: 0.298, SLG: 0.273		0-0 FC6 2-3 1B	0-0 F8	B B B B 4-0 1-3 BB				S S S 0-3 K		3	0	1	0	1	1	2
Steve Blass, R (1, 1) Ron Kline, R (5, 1)		0-0 SF9 3-H	0-0 G3	0-0 SF9 3-H				S S S 0-3 K		1 1	0 0	0 0	2 0	0 0	0 1	0 0
Inning Stats	R: 1 E: 1 K: 0 S: 5 H: 2 LOB: 1 BB: 0 P: 5	R: 1 E: 0 K: 1 S: 7 H: 2 LOB: 1 BB: 0 P: 7	R: 2 E: 0 K: 0 S: 6 H: 3 LOB: 2 BB: 1 P: 10	R: 3 E: 0 K: 0 S: 5 H: 2 LOB: 0 BB: 0 P: 6	R: 1 E: 0 K: 0 S: 4 H: 1 LOB: 1 BB: 1 P: 8	R: 0 E: 0 K: 0 S: 3 H: 0 LOB: 0 BB: 0 P: 3	R: 0 E: 0 K: 0 S: 2 H: 0 LOB: 0 BB: 1 P: 6	R: 0 E: 0 K: 2 S: 7 H: 0 LOB: 0 BB: 0 P: 7	R: 0 E: 0 K: 1 S: 5 H: 0 LOB: 0 BB: 0 P: 5	1B: 7 2B: 2 3B: 0 HR: 1	SF: 3 SAC: 0 DP: 1 HBP: 1						

TOP

Pittsburgh Pirates @ Cincinnati Reds

Crosley Field, Cincinnati, OH

Fri May 24 1968, 7:05 PM EDT

Att. 9,379 - Unknown

livebaseballscorecards.com

AB	33
R	8
H	10
RBI	7
BB	3
SO	4
LOB	10

WP: 0 PB: 1 SB: 3 CS: 0 PA: 40

PITCHER		IP	WLS	BF	H	R	ER	SO	BB	IBB	HBP	BLK	WP	HR	S	P	ERA	WHIP
George Culver, R ERA: 2.44	(1, 1)	2.2	L	15	6	4	4	1	1	0	0	0	0	0	16	20	13.50	2.625
Ted Davidson, L ERA: 5.3	(3, 1)	0.1		2	1	0	0	0	0	0	0	0	0	0	2	2	0.00	3.000
Bill Kelso, R ERA: 3.38	(4, 1)	0.2		5	2	3	3	0	0	0	1	0	0	1	4	5	40.50	3.000
Bob Lee, R ERA: 3.0	(4, 1)	1.1		6	1	1	1	0	1	0	0	0	0	0	5	9	6.75	1.500
Billy McCool, L ERA: 2.95	(6, 1)	3.0		9	0	0	0	2	1	0	0	0	0	0	12	16	0.00	0.333

PITCHER		IP	WLS	BF	H	R	ER	SO	BB	IBB	HBP	BLK	WP	HR	S	P	ERA	WHIP
Milt Pappas, R ERA: 5.08	(9, 1)	1.0		3	0	0	0	1	0	0	0	0	0	0	5	5	0.00	0.000

Pittsburgh Pirates @ Cincinnati Reds

Crosley Field, Cincinnati, OH

Fri May 24 1968, 7:05 PM EDT

Att. 9,379 - Unknown

BOTTOM

Batter	1	2	3	4	5	6	7	8	9	AB	R	H	RBI	BB	SO	LOB
Pete Rose, S (1, 9) OBP: 0.413, SLG: 0.506	3-1 1B		1B		1B G3 SF4 1-2 1B	4-3			F8 ②	5	1	3	0	0	0	1
Alex Johnson, R (1, 7) OBP: 0.345, SLG: 0.385	3-1 ① 1-2		F9 ②		G3 ① 1-2 2-3		F8 ①		4-3 ③	5	0	0	0	0	0	5
Vada Pinson, L (1, 8) OBP: 0.309, SLG: 0.368	F8 ②		4-3 ③		1B 2-3 3-H 1B		G6-4-3 1B			4	1	2	1	0	0	2
Tony Perez, R (1, 5) OBP: 0.308, SLG: 0.391	4-0 IBB			HR 1B	SF4 ② 3-H		G6-4-3 ② ③ 1-2f			2	1	1	1	1	0	1
Johnny Bench, R (1, 2) OBP: 0.286, SLG: 0.424 Jimmie Schaffer, R (5, 2) OBP: 0.250, SLG: 0.250	P5 ③			HR 1-H HR	BB 2-H 1B			S S S K ①		2 2	1 0	1 1	2 1	0 0	0 1	2 0
Lee May, R (1, 3) OBP: 0.307, SLG: 0.397 Billy McCool, R (6, 1) Giraldo Ruiz, S (8, PH) OBP: 0.500, SLG: 0.375 (9, 4)		5-3 ①		6-3 ①	B B B 4-0 1-2 BB			F8 ②		2 0 1	0 0 0	0 0 0	0 0 0	1 0 0	0 0 0	0 0 0
Tommy Helms, R (1, 4) OBP: 0.303, SLG: 0.364 Milt Pappas, R (9, 1) OBP: 0.071, SLG: 0.071		F8 ②		L8 ②	F5 ③			F8 ③		4 0	0 0	0 0	0 0	0 0	0 0	2 0
Leo Cardenas, R (1, 6) OBP: 0.236, SLG: 0.223		S S S K ③		1-3 ③		5-3 ①			1B	4	0	1	0	0	1	0
George Culver, R (1, 1) OBP: 0.053, SLG: 0.105 Ted Davidson, R (3, 1) Mel Queen, L (3, PH) Bill Kelso, R (4, 1) Bob Lee, R (4, 1) Fred Whitfield, L (5, PH) OBP: 0.147, SLG: 0.121 (6, 3)			F7 ①		E3 G3 1B 1B	S S S K ②			F5 ①	0 0 1 0 0 3	0 0 0 0 0 1	0 0 0 0 0 1	0 0 0 0 0 1	0 0 0 0 0 1	0 0 0 0 0 0	0 0 0 0 0 1
Inning Stats	R: 0 E: 0 K: 0 S: 4 H: 1 LOB: 2 BB: 1 P: 8	R: 0 E: 0 K: 1 S: 5 H: 0 LOB: 0 BB: 0 P: 5	R: 0 E: 0 K: 0 S: 4 H: 1 LOB: 1 BB: 0 P: 4	R: 2 E: 0 K: 0 S: 5 H: 2 LOB: 0 BB: 0 P: 5	R: 3 E: 1 K: 0 S: 7 H: 3 LOB: 2 BB: 1 P: 11	R: 0 E: 0 K: 1 S: 5 H: 0 LOB: 0 BB: 0 P: 5	R: 0 E: 0 K: 0 S: 3 H: 1 LOB: 0 BB: 0 P: 3	R: 0 E: 0 K: 1 S: 5 H: 0 LOB: 0 BB: 0 P: 5	R: 0 E: 0 K: 0 S: 4 H: 1 LOB: 1 BB: 0 P: 4	1B: 8 2B: 0 3B: 0 HR: 1	SF: 1 SAC: 0 DP: 1 HBP: 0						

livebaseballscorecards.com

AB	35
R	5
H	9
RBI	5
BB	2
SO	3
LOB	14

WP: 0 PB: 0 SB: 0 CS: 0 PA: 38

PITCHER		IP	WLS	BF	H	R	ER	SO	BB	IBB	HBP	BLK	WP	HR	S	P	ERA	WHIP
Steve Blass, R ERA: 3.06	(1, 1)	4.1		21	6	5	2	1	0	1	0	0	0	1	22	26	4.15	1.385
Ron Kline, R ERA: 0.32	(5, 1)	4.2	W	17	3	0	0	2	1	0	0	0	0	0	20	24	0.00	0.857

PITCHER	IP	WLS	BF	H	R	ER	SO	BB	IBB	HBP	BLK	WP	HR	S	P	ERA	WHIP

Batter	1	2	3	4	5	6	7	8	9	10	11	12	AB	R	H	RBI	BB	SO	LOB
Maury Wills, S (1, 5) OBP: 0.292, SLG: 0.263	L6		6-3	5-3			F7		FC6-4 1-2f		2-3		6	0	0	0	0	0	3
Manny Mota, R (1, 8) (8, 7) OBP: 0.275, SLG: 0.295	5-3		1B 1B		F9			5-3	FC4-6 1-2f			WP SH1-4 SF9 1B	6	2	2	0	0	0	1
Willie Stargell, L (1, 7) OBP: 0.314, SLG: 0.457 Matty Alou, L (8, 8) OBP: 0.389, SLG: 0.388	K		1B 1B 1-3		K			G3		L6-3 HBP		SH1-4 1-2	4 0	1 0	1 0	0 0	2 0	0 0	0 0
Roberto Clemente, R (1, 9) OBP: 0.248, SLG: 0.370		6-3	1B 1-2 3-H		6-3			E 1B		L6-3 1-2		SF9 WP IBB	5	1	2	1	1	0	1
Donn Clendenon, R (1, 3) OBP: 0.352, SLG: 0.409		BB 1B 1B	FC6-4 1-3 2-H 1B			F9		E4 1-H 1B 2B		5-3		SF9 1-3 2-H	5	1	3	3	0	0	0
Bill Mazeroski, R (1, 4) OBP: 0.273, SLG: 0.256		BB 1-2 1B	P4			P5		3-H 1B			F8	F7	6	0	2	1	0	0	3
Gene Alley, R (1, 6) OBP: 0.290, SLG: 0.290		P9	FC6-4 1-2f			CS 1B		K			1-3 BB		4	0	1	0	1	1	5
Jerry May, R (1, 2) OBP: 0.301, SLG: 0.272 Carl Taylor, R (11, 2) OBP: 0.333, SLG: 0.333		BB 1-2 2-3		K		CS 1-2	F8		FC5-6 1B		1-3 1-2		4 0	0 0	1 0	0 0	1 0	1 0	1 0
Bob Veale, S (1, 1) OBP: 0.095, SLG: 0.080 Roy Face, R (8, 1) Luke Walker, L (8, 1) Bob Moose, R (9, 1) Jose Pagan, R (11, PH) OBP: 0.156, SLG: 0.200 Tommie Sisk, R (11, 1) OBP: 0.250, SLG: 0.143		K		K			K		FC5-6 FC6-4 1-2f		IBB		3 0 1 0 0 0 0	0 0 0 0 0 0 0	0 0 0 0 0 1 0	0 0 0 0 0 0 0	3 0 0 0 0 0 0	0 0 1 0 0 0 0	3 0 0 0 0 0 0
Inning Stats	R: 0 H: 0 E: 0 LOB: 0 K: 1 BB: 0 S: 5 P: 5	R: 0 H: 2 E: 0 LOB: 3 K: 1 BB: 1 S: 7 P: 11	R: 2 H: 4 E: 0 LOB: 2 K: 0 BB: 0 S: 7 P: 7	R: 0 H: 0 E: 0 LOB: 0 K: 2 BB: 0 S: 7 P: 7	R: 0 H: 0 E: 0 LOB: 0 K: 1 BB: 0 S: 5 P: 5	R: 0 H: 1 E: 0 LOB: 0 K: 0 BB: 0 S: 3 P: 3	R: 0 H: 0 E: 0 LOB: 0 K: 1 BB: 0 S: 5 P: 5	R: 2 H: 3 E: 1 LOB: 1 K: 1 BB: 0 S: 8 P: 8	R: 0 H: 1 E: 0 LOB: 1 K: 0 BB: 0 S: 4 P: 4	R: 0 H: 0 E: 0 LOB: 0 K: 0 BB: 0 S: 2 P: 3	R: 0 H: 0 E: 0 LOB: 2 K: 0 BB: 2 S: 3 P: 11	R: 1 H: 1 E: 0 LOB: 1 K: 0 BB: 1 S: 4 P: 8	1B: 11 2B: 2 3B: 0 HR: 0	SF: 1 SAC: 1 DP: 1 HBP: 1		WP: 1 PB: 0 SB: 0 CS: 1		PA: 52	

PITCHER		IP	WLS	BF	H	R	ER	SO	BB	IBB	HBP	BLK	WP	HR	S	P	ERA	WHIP
Gerry Arrigo, L ERA: 1.88	(1, 1)	7.2		33	10	4	4	6	1	0	0	0	0	0	44	48	4.70	1.435
Milt Pappas, R ERA: 5.05	(8, 1)	0.1		1	0	0	0	1	0	0	0	0	0	0	3	3	0.00	0.000
George Culver, R ERA: 2.41	(9, 1)	1.0		5	1	0	0	0	0	0	1	0	0	0	4	5	0.00	1.000
Bob Lee, R ERA: 2.9	(10, 1)	1.0		2	0	0	0	0	0	0	0	0	0	0	2	2	0.00	0.000
Billy McCool, L ERA: 3.1	(11, 1)	2.0	L	10	1	1	1	0	1	2	0	0	1	0	7	19	4.50	1.000

PITCHER	IP	WLS	BF	H	R	ER	SO	BB	IBB	HBP	BLK	WP	HR	S	P	ERA	WHIP

TOP

Pittsburgh Pirates @ Cincinnati Reds

Crosley Field, Cincinnati, OH

Sat May 25 1968, 7:05 PM EDT

Att. 12,153 - Unknown

livebaseballscorecards.com

AB	44
R	5
H	12
RBI	5
BB	4
SO	7
LOB	18

Pittsburgh Pirates @ Cincinnati Reds

Crosley Field, Cincinnati, OH

Sat May 25 1968, 7:05 PM EDT

Att. 12,153 - Unknown

livebaseballscorecards.com

Batter	1	2	3	4	5	6	7	8	9	10	11	12	AB	R	H	RBI	BB	SO	LOB
Pete Rose, S (1, 9) OBP: 0.405, SLG: 0.494	6-3		1-2 1B		L9		F7	2-3		G1-6-3 1-2f			6	0	1	0	0	0	5
Vada Pinson, L (1, 8) OBP: 0.327, SLG: 0.401	F7		1-2 2-3 1B			1B 3B	BBBB CS BB		FC1-4 2B		G1-6-3 1B		5	1	4	0	1	0	0
Alex Johnson, R (1, 7) OBP: 0.345, SLG: 0.383	1B		F4			1B 1B 3-H 1B	1-2 CS	E 1B 1B	4-3		F9		6	1	2	1	0	0	5
Tony Perez, R (1, 5) OBP: 0.315, SLG: 0.391	K		K			1B 1-2 2B 1B		1-2 E 1B 1B	FC1-4 IBB		1-2f G1-6-3		5	2	2	0	1	2	5
Johnny Bench, R (1, 2) OBP: 0.281, SLG: 0.413		K		F7		2B 1-2 2-3 1B		E SH1-4 1B 1-2 2-3	FC1-4 1-2f 2-3			F8	6	0	1	0	0	1	4
Tommy Helms, R (1, 4) OBP: 0.304, SLG: 0.369		F9		6-3		2B 1-3 2-H		SH1-4 1-2 2-H 3-H 1B	K			P3	6	0	2	3	0	1	2
Lee May, R (1, 3) OBP: 0.310, SLG: 0.393		6-3		6-3		G3-6 IBB		SH1-4 1-2 2-3		FC5-6 1B		K	4	0	1	0	1	1	0
Leo Cardenas, R (1, 6) OBP: 0.235, SLG: 0.217			6-3		6-3	G3-6 1-2f		IBB		FC5-6 1-2f			4	0	0	0	1	0	4
Gerry Arrigo, L (1, 1) OBP: 0.143, SLG: 0.158			BBBB		K		K	K		G1-6-3 1-2 1B			2	0	0	0	1	2	0
Milt Pappas, R (8, 1) OBP: 0.071, SLG: 0.071													0	0	0	0	0	0	0
Mack Jones, L (8, PH) OBP: 0.324, SLG: 0.172													0	0	0	0	0	0	0
Bob Johnson, R (8, PH) OBP: 0.364, SLG: 0.300													1	0	0	0	0	1	3
George Culver, R (9, 1) OBP: 0.053, SLG: 0.105													0	0	0	0	0	0	0
Bob Lee, R (10, 1)													0	0	0	0	0	0	0
Fred Whitfield, L (10, PH) OBP: 0.171, SLG: 0.147													1	0	1	0	0	0	0
Billy McCool, R (11, 1)													0	0	0	0	0	0	0

Inning Stats																			
	R: 0	H: 1	R: 0	H: 0	R: 0	H: 2	R: 0	H: 0	R: 0	H: 0	R: 2	H: 5	R: 0	H: 0	R: 2	H: 2	R: 0	H: 1	R: 0	H: 2	R: 0	H: 1	R: 0	H: 0	1B: 11	SF: 0	WP: 0	PA: 53
	E: 0	LOB: 1	E: 0	LOB: 0	E: 0	LOB: 3	E: 0	LOB: 0	E: 0	LOB: 0	E: 0	LOB: 2	E: 0	LOB: 0	E: 2	LOB: 3	E: 0	LOB: 2	E: 0	LOB: 1	E: 0	LOB: 0	E: 0	LOB: 0	2B: 2	SAC: 1	PB: 0	
	K: 1	BB: 0	K: 1	BB: 0	K: 1	BB: 1	K: 1	BB: 0	K: 0	BB: 0	K: 1	BB: 1	K: 1	BB: 1	K: 1	BB: 1	K: 0	BB: 1	K: 0	BB: 0	K: 0	BB: 0	K: 1	BB: 0	3B: 1	DP: 3	SB: 0	
	S: 6	P: 6	S: 5	P: 5	S: 7	P: 11	S: 3	P: 3	S: 5	P: 8	S: 6	P: 10	S: 4	P: 8	S: 9	P: 13	S: 6	P: 10	S: 4	P: 4	S: 3	P: 3	S: 5	P: 5	HR: 0	HBP: 0	CS: 1	

PITCHER		IP	WLS	BF	H	R	ER	SO	BB	IBB	HBP	BLK	WP	HR	S	P	ERA	WHIP
Bob Veale, L	(1, 1)	7.0		31	9	4	2	5	2	1	0	0	0	0	38	50	2.57	1.571
ERA: 1.6																		
Roy Face, R	(8, 1)	0.1		4	1	0	0	0	0	1	0	0	0	0	3	7	0.00	3.000
ERA: 3.0																		
Luke Walker, L	(8, 1)	0.2		3	1	0	0	1	0	0	0	0	0	0	5	5	0.00	1.500
ERA: 1.69																		
Bob Moose, R	(9, 1)	2.0		8	2	0	0	1	0	1	0	0	0	0	9	13	0.00	1.000
ERA: 2.7																		
Tommie Sisk, R	(11, 1)	2.0	W	6	1	0	0	1	0	0	0	0	0	0	8	8	0.00	0.500
ERA: 2.45																		

PITCHER	IP	WLS	BF	H	R	ER	SO	BB	IBB	HBP	BLK	WP	HR	S	P	ERA	WHIP

AB	46
R	4
H	14
RBI	4
BB	5
SO	8
LOB	28

Pittsburgh Pirates @ Cincinnati Reds

Crosley Field, Cincinnati, OH

Sun May 26 1968, 3:33 AM EDT

Att. 9,672 - Unknown

TOP

livebaseballscorecards.com

Batter	1	2	3	4	5	6	7	8	9	AB	R	H	RBI	BB	SO	LOB
Matty Alou, L (1, 8) OBP: 0.389, SLG: 0.398	F9 2B		G3 1B	P4		2B 4-3 1B 1-2 2-3 3-H	F7			5	1	2	1	0	0	2
Maury Wills, S (1, 5) OBP: 0.295, SLG: 0.268	K		2B BB		K	4-3 HR 2B 1-3 2-H 3-H	F3			4	1	1	2	1	2	1
Willie Stargell, L (1, 7) OBP: 0.319, SLG: 0.462	F9 2-3		2B 1-3		2B BB	4-3 2-3 3-H				3	0	1	1	1	0	2
Roberto Clemente, R (1, 9) OBP: 0.262, SLG: 0.404	L8		G5-4-3 IBB		2B 1-3	HR 3-H				3	1	2	2	1	0	1
Donn Clendenon, R (1, 3) OBP: 0.344, SLG: 0.397		K	G5-4-3 1-2f		K	P5				4	0	0	0	0	2	5
Bill Mazeroski, R (1, 4) OBP: 0.279, SLG: 0.257		F8		BB BB	P6	1B 1B				3	0	1	0	1	0	2
Gene Alley, R (1, 6) OBP: 0.310, SLG: 0.315		1B 2B		BB 1-2		1B 1B 1B 1-2 1B				3	2	3	0	1	0	0
Jerry May, R (1, 2) OBP: 0.307, SLG: 0.279		1B 1B 2-H		B3		1B 1B 2B 1B 1-2 P4				4	2	2	1	0	0	4
Al McBean, R (1, 1) OBP: 0.333, SLG: 0.308		1B 2-H		P4		1B 2B 1B 1-2 2-3	6-3			2	0	1	1	0	0	2
Dave Wickersham, R (5, 1) OBP: 0.333, SLG: 0.333										0	0	0	0	0	0	0
Manny Jimenez, L (6, PH) OBP: 0.438, SLG: 0.308										1	1	1	0	0	0	0
Bob Moose, R (6, 1)										1	0	0	0	0	0	0
Inning Stats	R: 0 E: 0 K: 1 S: 6 H: 1 LOB: 1 BB: 0 P: 6	R: 2 E: 0 K: 1 S: 7 H: 3 LOB: 1 BB: 0 P: 7	R: 0 E: 0 K: 0 S: 3 H: 1 LOB: 2 BB: 2 P: 11	R: 0 E: 0 K: 0 S: 3 H: 0 LOB: 2 BB: 2 P: 11	R: 0 E: 0 K: 2 S: 8 H: 1 LOB: 2 BB: 1 P: 12	R: 6 E: 0 K: 0 S: 11 H: 8 LOB: 2 BB: 0 P: 11	R: 0 E: 0 K: 0 S: 3 H: 0 LOB: 0 BB: 0 P: 3			1B: 8 2B: 5 3B: 0 HR: 1 SF: 0 SAC: 0 DP: 1 HBP: 0				WP: 0 PB: 0 SB: 0 CS: 0 PA: 38		

	AB	33
	R	8
	H	14
	RBI	8
	BB	5
	SO	4
	LOB	19

PITCHER		IP	WLS	BF	H	R	ER	SO	BB	IBB	HBP	BLK	WP	HR	S	P	ERA	WHIP
Mel Queen, R ERA: 9.0	(1, 1)	3.0		14	5	2	2	2	1	1	0	0	0	0	16	24	6.00	2.000
Bob Lee, R ERA: 3.82	(4, 1)	2.0		14	5	4	4	2	3	0	0	0	0	0	15	27	18.00	4.000
Ted Davidson, L ERA: 6.05	(6, 1)	0.2		6	4	2	2	0	0	0	0	0	0	1	6	6	27.00	6.000
Bill Kelso, R ERA: 3.24	(6, 1)	1.1		4	0	0	0	0	0	0	0	0	0	0	4	4	0.00	0.000

PITCHER		IP	WLS	BF	H	R	ER	SO	BB	IBB	HBP	BLK	WP	HR	S	P	ERA	WHIP

Batter	1	2	3	4	5	6	7	8	9	AB	R	H	RBI	BB	SO	LOB
Pete Rose, S (1, 9) OBP: 0.407, SLG: 0.497	0-0 2B		0-3 ② K		4-0 1B E BB	0-0 ② F7				3	1	1	0	1	1	1
Tommy Helms, R (1, 4) OBP: 0.315, SLG: 0.391	0-3 ① K		0-0 1-3 1B 2B		0-0 E 1-3 1B 1B	0-0 1B 2B				4	3	3	0	0	1	1
Vada Pinson, L (1, 8) OBP: 0.331, SLG: 0.404	0-0 ② F7		0-0 1B 1B 2-H 3-H 1B		0-0 E4 BB 1-3 1B	0-0 FC6-4 2-H 1B				4	2	2	3	0	0	2
Alex Johnson, R (1, 7) OBP: 0.349, SLG: 0.382	0-0 ③ 1-3		0-0 1B 1-3 1B		4-0 1B 1-2 SF7 BB	0-0 ③ FC6-4 1-2f				3	1	1	0	1	0	2
Fred Whitfield, L (1, 3) OBP: 0.205, SLG: 0.184		0-0 E3 FC1-6	0-0 1-2 3-H 1B		0-0 ① 1-3 2-H 3-H 1B		0-3 ① K			4	0	2	3	0	1	0
Tony Perez, R (1, 5) OBP: 0.313, SLG: 0.384		0-0 ① FC1-6 G6-4-3 1-2f	0-3 ③ K		4-0 IBB		0-0 ② F9			3	0	0	0	1	1	3
Johnny Bench, R (1, 2) OBP: 0.280, SLG: 0.411		0-0 ②③ G6-4-3 1-2f	0-3 ① K		0-0 ② SF7 3-H		0-0 1B			3	0	1	1	0	1	1
Leo Cardenas, R (1, 6) OBP: 0.236, SLG: 0.218			0-0 2B 1B 1B	0-0 ② F3	0-0 ③ G3		0-3 ③ K			4	1	1	0	0	1	2
Mel Queen, L (1, 1)			0-0 ① F8	0-3 ③ K		0-0 ① 1-3				1	0	0	0	0	0	1
Bob Lee, R (4, 1)										1	0	0	0	0	1	0
Ted Davidson, R (6, 1)										0	0	0	0	0	0	0
Bill Kelso, R (6, 1)										1	0	0	0	0	0	0
Inning Stats	R: 0 E: 0 K: 1 S: 6 H: 1 LOB: 1 BB: 0 P: 6	R: 0 E: 1 K: 0 S: 3 H: 0 LOB: 0 BB: 0 P: 3	R: 3 E: 0 K: 2 S: 12 H: 5 LOB: 2 BB: 0 P: 12	R: 0 E: 0 K: 2 S: 7 H: 0 LOB: 0 BB: 0 P: 7	R: 4 E: 1 K: 0 S: 5 H: 2 LOB: 1 BB: 3 P: 17	R: 1 E: 0 K: 0 S: 5 H: 2 LOB: 1 BB: 0 P: 5	R: 0 E: 0 K: 2 S: 8 H: 1 LOB: 1 BB: 0 P: 8			1B: 8 2B: 3 3B: 0 HR: 0 SF: 1 SAC: 0 DP: 1 HBP: 0						

BOTTOM

Pittsburgh Pirates @ Cincinnati Reds

Crosley Field, Cincinnati, OH

Sun May 26 1968, 3:33 AM EDT

Att. 9,672 - Unknown

livebaseballscorecards.com

AB	31
R	8
H	11
RBI	7
BB	3
SO	7
LOB	13

PITCHER		IP	WLS	BF	H	R	ER	SO	BB	IBB	HBP	BLK	WP	HR	S	P	ERA	WHIP
Al McBean, R ERA: 2.63	(1, 1)	4.0		22	7	7	5	5	2	0	0	0	0	0	30	38	11.25	2.250
Dave Wickersham, R ERA: 3.77	(5, 1)	1.0		4	1	0	0	0	0	1	0	0	0	0	3	7	0.00	1.000
Bob Moose, R ERA: 2.83	(6, 1)	2.0		9	3	1	1	2	0	0	0	0	0	0	13	13	4.50	1.500

PITCHER	IP	WLS	BF	H	R	ER	SO	BB	IBB	HBP	BLK	WP	HR	S	P	ERA	WHIP

Batter	1	2	3	4	5	6	7	8	9	AB	R	H	RBI	BB	SO	LOB
Wes Parker, S (1, 3) OBP: 0.325, SLG: 0.284	K			G4-6-3 BB		K			G3 WP BB	2	0	0	0	2	2	0
Willie Davis, L (1, 8) OBP: 0.244, SLG: 0.318	4-3			F7		F8			G3 1-3	4	0	0	0	0	0	2
Len Gabrielson, L (1, 7) OBP: 0.250, SLG: 0.333	4-3			G4-6-3 1-2f			F7		F7	4	0	0	0	0	0	2
Ron Fairly, L (1, 9) OBP: 0.264, SLG: 0.221		K			F8		BB		4-3	3	0	0	0	1	1	1
Tom Haller, L (1, 2) OBP: 0.325, SLG: 0.348		K			K		F5			3	0	0	0	0	2	1
Bob Bailey, R (1, 5) OBP: 0.331, SLG: 0.379		F7			1B BB		P6			2	0	0	0	1	0	1
Zoilo Versalles, R (1, 6) OBP: 0.235, SLG: 0.278			F8		1-2 1B			K		3	0	1	0	0	1	0
Paul Popovich, S (1, 4) OBP: 0.293, SLG: 0.253			P5		K			P4-3		3	0	0	0	0	1	2
Don Sutton, R (1, 1) OBP: 0.353, SLG: 0.357			K			K		K		2	0	0	0	0	2	0
Jim Fairey, L (8, PH) OBP: 0.234, SLG: 0.256										1	0	0	0	0	1	0
Jim Brewer, L (8, 1) OBP: 0.500, SLG: 0.500										0	0	0	0	0	0	0
Inning Stats	R: 0 E: 0 K: 1 S: 5 H: 0 LOB: 0 BB: 0 P: 5	R: 0 E: 0 K: 2 S: 7 H: 0 LOB: 0 BB: 0 P: 7	R: 0 E: 0 K: 1 S: 5 H: 0 LOB: 0 BB: 0 P: 5	R: 0 E: 0 K: 0 S: 2 H: 0 LOB: 0 BB: 1 P: 6	R: 0 E: 0 K: 2 S: 8 H: 1 LOB: 2 BB: 1 P: 12	R: 0 E: 0 K: 2 S: 7 H: 0 LOB: 0 BB: 0 P: 7	R: 0 E: 0 K: 0 S: 3 H: 0 LOB: 1 BB: 1 P: 7	R: 0 E: 0 K: 2 S: 7 H: 0 LOB: 0 BB: 0 P: 7	R: 0 E: 0 K: 0 S: 3 H: 0 LOB: 1 BB: 1 P: 7	1B: 1 2B: 0 3B: 0 HR: 0 SF: 0 SAC: 0 DP: 1 HBP: 0						

PITCHER	IP	WLS	BF	H	R	ER	SO	BB	IBB	HBP	BLK	WP	HR	S	P	ERA	WHIP
Jim Maloney, R (1, 1) ERA: 3.53	9.0	W	31	1	0	0	10	4	0	0	0	1	0	47	63	0.00	0.556

PITCHER	IP	WLS	BF	H	R	ER	SO	BB	IBB	HBP	BLK	WP	HR	S	P	ERA	WHIP

TOP

Los Angeles Dodgers @ Cincinnati Reds

Crosley Field, Cincinnati, OH

Tue May 28 1968, 7:05 PM EDT

Att. 4,475 - Unknown

livebaseballscorecards.com

AB	27
R	0
H	1
RBI	0
BB	4
SO	10
LOB	9

WP: 1 PA: 31
PB: 0
SB: 0
CS: 0

Batter	1	2	3	4	5	6	7	8	9	AB	R	H	RBI	BB	SO	LOB
Pete Rose, S (1, 9) OBP: 0.423, SLG: 0.526	F8 1B 2B		1B SF8 1B		1B 3B	BBB 4-0 1B BB		2B 1B		4	4	4	0	1	0	0
Tommy Helms, R (1, 4) OBP: 0.324, SLG: 0.404	F8 2-3		1-3 1B 1B		2B 1B 3-H 1B	F9		1-H 2B		5	2	3	2	0	0	2
Vada Pinson, L (1, 8) OBP: 0.333, SLG: 0.412	K		SF8 3-H		1-3 1B 2B	1-2 1B		P6		4	1	2	1	0	1	2
Alex Johnson, R (1, 7) OBP: 0.358, SLG: 0.391	3-H 1B		S 2-H 1B		2-H 3-H 1B	6-3				4	0	3	4	0	0	2
Fred Whitfield, L (1, 3) OBP: 0.186, SLG: 0.167 Lee May, R (8, 3) OBP: 0.310, SLG: 0.393	P4		K 1-2		6-3		K			4 0	0 0	0 0	0 0	0 0	2 0	2 0
Tony Perez, R (1, 5) OBP: 0.312, SLG: 0.377		L4		F8	1B BB		5-3			3	0	0	0	1	0	0
Johnny Bench, R (1, 2) OBP: 0.279, SLG: 0.407		5-3		E6 B5-3	1-3 1B		5-3			4	0	1	0	0	0	0
Leo Cardenas, R (1, 6) OBP: 0.230, SLG: 0.212		K		B5-3 1-2	K			6-3		4	0	0	0	0	2	3
Jim Maloney, L (1, 1) OBP: 0.222, SLG: 0.176			3-1	K		P4-3		P4		4	0	0	0	0	1	1
Inning Stats	R: 1 H: 2 E: 0 LOB: 1 K: 1 BB: 0 S: 7 P: 7	R: 0 H: 0 E: 0 LOB: 0 K: 1 BB: 0 S: 5 P: 5	R: 2 H: 3 E: 0 LOB: 1 K: 1 BB: 0 S: 8 P: 8	R: 0 H: 0 E: 1 LOB: 1 K: 1 BB: 0 S: 6 P: 6	R: 3 H: 5 E: 0 LOB: 2 K: 1 BB: 1 S: 9 P: 13	R: 0 H: 1 E: 0 LOB: 2 K: 0 BB: 1 S: 4 P: 8	R: 0 H: 0 E: 0 LOB: 0 K: 1 BB: 0 S: 5 P: 5	R: 1 H: 2 E: 0 LOB: 1 K: 0 BB: 0 S: 5 P: 5		1B: 9 SF: 1 2B: 3 SAC: 0 3B: 1 DP: 0 HR: 0 HBP: 0						

PITCHER	IP	WLS	BF	H	R	ER	SO	BB	IBB	HBP	BLK	WP	HR	S	P	ERA	WHIP
Don Sutton, R (1, 1) ERA: 3.31	7.0	L	34	11	6	6	6	2	0	0	0	0	0	44	52	7.71	1.857
Jim Brewer, L (8, 1) ERA: 2.66	1.0		5	2	1	1	0	0	0	0	0	0	0	5	5	9.00	2.000

PITCHER	IP	WLS	BF	H	R	ER	SO	BB	IBB	HBP	BLK	WP	HR	S	P	ERA	WHIP

BOTTOM

Los Angeles Dodgers @ Cincinnati Reds

Crosley Field, Cincinnati, OH

Tue May 28 1968, 7:05 PM EDT

Att. 4,475 - Unknown

livebaseballscorecards.com

AB	36
R	7
H	13
RBI	7
BB	2
SO	6
LOB	12

WP: 0 PB: 0 SB: 1 CS: 0 PA: 39

Los Angeles Dodgers @ Cincinnati Reds

Crosley Field, Cincinnati, OH

Wed May 29 1968, 7:05 PM EDT

Att. 6,975 - Unknown

TOP

livebaseballscorecards.com

Batter	1	2	3	4	5	6	7	8	9	AB	R	H	RBI	BB	SO	LOB
Wes Parker, S (1, 3) OBP: 0.332, SLG: 0.299	CS 1B		1B HR 2B		4-3		K		IBB 1B	5	1	3	0	0	1	3
Willie Davis, L (1, 8) OBP: 0.248, SLG: 0.317	B2		HR 1B		F7		FC4-2		IBB	4	1	1	1	1	0	4
Len Gabrielson, L (1, 7) OBP: 0.250, SLG: 0.395	F5		HR		F7		K		P6	4	1	1	3	0	1	3
Jack Billingham, R (7, 1)										0	0	0	0	0	0	0
Rocky Colavito, R (9, PH) OBP: 0.291, SLG: 0.313										1	0	0	0	0	0	3
Jim Brewer, L (9, 1) OBP: 0.500, SLG: 0.500										0	0	0	0	0	0	0
Ron Fairly, L (1, 9) OBP: 0.262, SLG: 0.227		4-3	K			BB 2B		K	P5	5	0	1	0	0	2	3
Tom Haller, L (1, 2) OBP: 0.329, SLG: 0.343		4-3	F2			F8 WP BB		FC5-4 BB		2	0	0	0	2	0	0
Bob Bailey, R (1, 5) OBP: 0.320, SLG: 0.364		K		F8		F8			F9	4	0	0	0	0	1	2
Zoilo Versalles, R (1, 6) OBP: 0.241, SLG: 0.285			P3 WP 2B	P4			4-3 1B FC4-2 BB		FC5-4	3	1	1	0	1	0	1
Paul Popovich, S (1, 4) OBP: 0.302, SLG: 0.266			P3	WP 1B			FC4-2 BB 1B		P7	4	0	2	0	0	0	1
Mike Kekich, R (1, 1) OBP: 0.222, SLG: 0.125			2B 1B BB	G3			FC4-2 BB		1B	1	1	0	0	1	0	1
John Purdin, R (6, 1) OBP: 0.500, SLG: 0.500										0	0	0	0	0	0	0
Ken Boyer, R (7, PH) OBP: 0.288, SLG: 0.237										0	0	0	1	0	0	0
Jim Fairey, L (7, 7) OBP: 0.250, SLG: 0.273										1	0	1	0	0	0	0

Inning Stats	1	2	3	4	5	6	7	8	9
R	0	0	5	0	0	0	0	0	0
E	0	0	0	0	0	0	0	0	0
K	0	1	1	0	0	0	2	1	0
S	3	5	9	4	3	2	8	5	5
H	1	0	4	1	0	1	1	0	2
LOB	0	0	0	1	0	1	3	1	3
BB	0	0	1	0	0	1	2	1	1
P	3	5	13	4	3	6	16	9	9

AB	34
R	5
H	10
RBI	4
BB	6
SO	5
LOB	21

1B:	6
2B:	3
3B:	0
HR:	1
SF:	0
SAC:	0
DP:	0
HBP:	0

WP:	3
PB:	0
SB:	0
CS:	1
PA:	40

PITCHER		IP	WLS	BF	H	R	ER	SO	BB	IBB	HBP	BLK	WP	HR	S	P	ERA	WHIP
Milt Pappas, R ERA: 5.67	(1, 1)	2.1		12	5	5	5	1	1	0	0	0	1	1	13	17	19.29	2.571
Bob Lee, R ERA: 3.74	(3, 1)	0.2		2	0	0	0	1	0	0	0	0	0	0	4	4	0.00	0.000
Bill Kelso, R ERA: 3.06	(4, 1)	2.0		7	1	0	0	0	0	0	0	0	1	0	7	7	0.00	0.500
Ted Davidson, L ERA: 5.75	(6, 1)	1.0		3	1	0	0	0	1	0	0	0	1	0	2	6	0.00	2.000
Billy McCool, L ERA: 3.1	(7, 1)	0.0		3	1	0	0	0	2	0	0	0	0	0	1	9	∞	∞

PITCHER		IP	WLS	BF	H	R	ER	SO	BB	IBB	HBP	BLK	WP	HR	S	P	ERA	WHIP
George Culver, R ERA: 2.3	(7, 1)	3.0	W	13	2	0	0	3	1	1	0	0	0	0	17	25	0.00	1.000

Batter	1	2	3	4	5	6	7	8	9	AB	R	H	RBI	BB	SO	LOB
Pete Rose, S (1, 9) OBP: 0.427, SLG: 0.539	G3		1-3		1B 1-2 1B	1-3 2-H 3-H 2B		2B		5	0	3	2	0	0	0
Tommy Helms, R (1, 4) OBP: 0.328, SLG: 0.412	2B		6-3		1-3 2-H 1B	F3		K		4	0	2	1	0	0	2
Vada Pinson, L (1, 8) OBP: 0.324, SLG: 0.400	K			F7	F5		L9	P5		5	0	0	0	0	1	4
Alex Johnson, R (1, 7) OBP: 0.370, SLG: 0.399	BB			1B		5-3	E S 2B 1B		SH1-4 E 1B	4	2	3	0	1	0	0
Tony Perez, R (1, 5) OBP: 0.311, SLG: 0.374	K			F3		BB 1B 1B	1-3 K		SH1-4 1-2	4	1	1	0	0	2	4
Johnny Bench, R (1, 2) OBP: 0.289, SLG: 0.412		F7		L7		4-0 BB 1B 1-2 2B BB	3-H 2B		4-0 E IBB	3	1	1	1	2	0	1
Lee May, R (1, 3) OBP: 0.319, SLG: 0.396		F2			1B 1B 1B	0-0 BB 1-2 2-H 2B 1B	4-0 IBB		0-3 K	4	2	2	1	1	1	2
Leo Cardenas, R (1, 6) OBP: 0.223, SLG: 0.205		F9			0-3 K	0-3 K	6-3		E6 1-2 2-H	5	0	0	0	0	2	6
Milt Pappas, R (1, 1) OBP: 0.125, SLG: 0.071 Bob Lee, R (3, 1) Bob Johnson, R (3, PH) OBP: 0.333, SLG: 0.273 Bill Kelso, R (4, 1) Don Pavletich, R (5, PH) OBP: 0.250, SLG: 0.105 Ted Davidson, R (6, 1) Fred Whitfield, L (6, PH) OBP: 0.400, SLG: 0.167 Billy McCool, R (7, 1) George Culver, R (7, 1) OBP: 0.000, SLG: 0.136 Giraldo Ruiz, S (7, 4) OBP: 0.478, SLG: 0.000			0-3 K		0-3 K	4-0 2B 1-2 2-3 BB		P4-3		0 0 0 0 0 0 0 0 0 0 0 0 0 0 1 0 0 0 0 1 0 0 0 0 0 0 0 0 1 0 0 0 0 1 1 0 0 0 0 0 0 0 0 0 0 0 1 0 0 0 0 0 0 0 0 0 1 0 0 0 0 1 1 1 0 0 0 0 0 0						
Inning Stats	R: 0 E: 0 K: 2 S: 8 H: 1 LOB: 2 BB: 1 P: 12	R: 0 E: 0 K: 0 S: 3 H: 0 LOB: 0 BB: 0 P: 3	R: 0 E: 0 K: 1 S: 5 H: 0 LOB: 0 BB: 0 P: 5	R: 0 E: 0 K: 0 S: 4 H: 1 LOB: 1 BB: 0 P: 4	R: 1 E: 0 K: 2 S: 10 H: 3 LOB: 2 BB: 0 P: 10	R: 3 E: 0 K: 1 S: 8 H: 3 LOB: 2 BB: 2 P: 16	R: 1 E: 0 K: 1 S: 7 H: 2 LOB: 2 BB: 1 P: 11	R: 0 E: 0 K: 1 S: 6 H: 1 LOB: 1 BB: 0 P: 6	R: 1 E: 1 K: 1 S: 6 H: 1 LOB: 2 BB: 1 P: 10	1B: 8 2B: 4 3B: 0 HR: 0 SF: 0 SAC: 1 DP: 0 HBP: 0							

BOTTOM

Los Angeles Dodgers @ Cincinnati Reds

Crosley Field, Cincinnati, OH

Wed May 29 1968, 7:05 PM EDT

Att. 6,975 - Unknown

livebaseballscorecards.com

AB	38
R	6
H	12
RBI	5
BB	5
SO	9
LOB	21

WP: 0 PB: 0 SB: 1 CS: 0 PA: 44

PITCHER		IP	WLS	BF	H	R	ER	SO	BB	IBB	HBP	BLK	WP	HR	S	P	ERA	WHIP
Mike Kekich, L (1, 1) ERA: 3.9		5.1		25	7	4	4	5	2	0	0	0	0	0	33	41	6.75	1.688
John Purdin, R (6, 1) ERA: 1.27		0.2		4	1	0	0	1	1	0	0	0	0	0	5	9	0.00	3.000
Jack Billingham, R (7, 1) ERA: 2.2		2.0		10	3	1	1	2	0	1	0	0	0	0	13	17	4.50	1.500
Jim Brewer, L (9, 1) ERA: 2.57		0.2	L	5	1	1	0	1	0	1	0	0	0	0	6	10	0.00	1.500

PITCHER	IP	WLS	BF	H	R	ER	SO	BB	IBB	HBP	BLK	WP	HR	S	P	ERA	WHIP

Los Angeles Dodgers @ Cincinnati Reds

Crosley Field, Cincinnati, OH

Thu May 30 1968, 3:33 AM EDT

Att. 8,895 - Unknown

livebaseballscorecards.com

Batter	1	2	3	4	5	6	7	8	9	AB	R	H	RBI	BB	SO	LOB
Willie Davis, L (1, 8) OBP: 0.255, SLG: 0.319	P6		BB, 1B 1-2 BB	1-2 1B		SH1-4, 1B 1B		G3	F9 2-3	5	0	2	0	1	0	1
Zoilo Versalles, R (1, 6) OBP: 0.249, SLG: 0.288	F7		BB 1-2 2-3 1B	F7		SH1-4 1-2 1B		CS BB	F7	5	0	2	0	1	0	3
Wes Parker, S (1, 7) (8, 3) OBP: 0.340, SLG: 0.307	1B		SF8 3-H		1B 1B BB	SH1-4 1-2 2-3		2B 1-2 1B		2	2	2	1	1	0	0
Ken Boyer, R (1, 3) (8, 5) OBP: 0.310, SLG: 0.270	L7		F8		BB 1-3 1B	G5-4-3 IBB		1-3 2B		4	2	2	0	1	0	3
Rocky Colavito, R (1, 9) OBP: 0.296, SLG: 0.303 Jim Fairey, L (8, PR) (8, 7) OBP: 0.250, SLG: 0.273		F8	1-2 2-3 BB		P4	G5-4-3 1-2f		1B BB		3 0	0 0	0 0	0 0	2 0	0 0	5 0
Bob Bailey, R (1, 5) OBP: 0.331, SLG: 0.364 Ron Fairly, L (8, 9) OBP: 0.262, SLG: 0.227		WP BB	K		CS 1-2 BB		5-3	1-2 2-H 3-H 1B		3 0	0 0	1 0	2 0	2 0	1 0	3 0
Paul Popovich, S (1, 4) OBP: 0.297, SLG: 0.262		K 1-2		P3	CS 1-2 2-H 3-H 1B		P8	P7		5	0	1	2	0	1	3
Jeff Torborg, R (1, 2) OBP: 0.290, SLG: 0.214		L5		L7	1-2 2-3 BB		1B	F9, SH1-4 BB		3	0	1	0	2	0	1
Claude Osteen, L (1, 1) OBP: 0.227, SLG: 0.318 Jack Billingham, R (9, 1)			1B, WP SF8 1B	1B 1B	L8		F7		SH1-4 1-2	4 0	1 0	2 0	0 0	0 0	0 0	3 0

Inning Stats	1	2	3	4	5	6	7	8	9
	R: 0 E: 0 K: 0 S: 4 H: 1 LOB: 1 BB: 0 P: 4	R: 0 E: 0 K: 1 S: 5 H: 0 LOB: 1 BB: 1 P: 9	R: 1 E: 0 K: 1 S: 7 H: 2 LOB: 3 BB: 2 P: 15	R: 0 E: 0 K: 0 S: 5 H: 2 LOB: 2 BB: 0 P: 5	R: 2 E: 0 K: 0 S: 4 H: 2 LOB: 2 BB: 3 P: 16	R: 0 E: 0 K: 0 S: 4 H: 2 LOB: 2 BB: 1 P: 8	R: 0 E: 0 K: 0 S: 4 H: 1 LOB: 1 BB: 0 P: 4	R: 2 E: 0 K: 0 S: 5 H: 3 LOB: 2 BB: 2 P: 13	R: 0 E: 0 K: 0 S: 3 H: 0 LOB: 1 BB: 1 P: 7

1B: 12 SF: 1
2B: 1 SAC: 2
3B: 0 DP: 1
HR: 0 HBP: 0

WP: 2 PA: 47
PB: 0
SB: 0
CS: 3

	AB	34
	R	5
	H	13
	RBI	5
	BB	10
	SO	2
	LOB	22

PITCHER	IP	WLS	BF	H	R	ER	SO	BB	IBB	HBP	BLK	WP	HR	S	P	ERA	WHIP
Gerry Arrigo, L (1, 1) ERA: 2.13	4.1	L	25	7	3	3	2	5	0	0	0	2	0	24	44	6.23	2.769
Bob Lee, R (5, 1) ERA: 3.57	1.2		7	2	0	0	0	1	1	0	0	0	0	5	13	0.00	1.800
Billy McCool, L (7, 1) ERA: 3.63	2.0		11	4	2	2	0	2	0	0	0	0	0	9	17	9.00	3.000
Ted Davidson, L (9, 1) ERA: 5.48	1.0		4	0	0	0	0	1	0	0	0	0	0	3	7	0.00	1.000

PITCHER	IP	WLS	BF	H	R	ER	SO	BB	IBB	HBP	BLK	WP	HR	S	P	ERA	WHIP

Batter	1	2	3	4	5	6	7	8	9	AB	R	H	RBI	BB	SO	LOB
Pete Rose, S (1, 9) OBP: 0.422, SLG: 0.530	E6 L5-3		F8			P6-4-3 1-2f		1B	L8	5	0	1	0	0	0	4
Tommy Helms, R (1, 4) OBP: 0.326, SLG: 0.408 Ted Davidson, R (9, 1)	L5-3 1-2			F8			E 1B SF9 1B	5-3		4 0	1 0	1 0	0 0	0 0	0 0	2 0
Vada Pinson, L (1, 8) OBP: 0.333, SLG: 0.422	BB			L7			E3 1B 1-3 1B		HR	3	1	2	1	1	0	0
Alex Johnson, R (1, 7) OBP: 0.362, SLG: 0.390	6-3			F9			P4		P4-3	4	0	0	0	0	0	3
Tony Perez, R (1, 5) OBP: 0.309, SLG: 0.379		L7			1-3		SF9 3-H		1B 2B	3	1	1	1	0	0	0
Johnny Bench, R (1, 2) OBP: 0.288, SLG: 0.408		K			L4		FC6-4 1-3 1B		F2	4	0	1	0	0	1	1
Lee May, R (1, 3) OBP: 0.317, SLG: 0.392		1-3			F2		FC6-4 1-2f		HBP 1B 2-H 1B	4	0	1	1	0	0	2
Leo Cardenas, R (1, 6) OBP: 0.219, SLG: 0.201 Don Pavletich, R (9, PH) OBP: 0.150, SLG: 0.150 Jim Maloney, L (9, PR) OBP: 0.222, SLG: 0.176			K			F8		6-3	HBP 1-2 1B	3 1 0	0 0 0	0 1 0	0 0 0	0 0 0	1 0 0	0 0 0
Gerry Arrigo, L (1, 1) OBP: 0.136, SLG: 0.150 Bob Lee, R (5, 1) Bob Johnson, R (6, PH) OBP: 0.385, SLG: 0.333 Billy McCool, R (7, 1) Giraldo Ruiz, S (8, PH) OBP: 0.455, SLG: 0.333 (9, 4) Mack Jones, L (9, PH) OBP: 0.342, SLG: 0.172			2-3			P6-4-3 1B		F9	HBP 1-2 2-3	1 0 1 0 1 0	0 0 0 0 0 0	0 0 1 0 0 0	0 0 0 0 0 0	0 0 0 0 0 0	0 0 0 0 0 0	0 0 0 0 0 0
Inning Stats	R: 0 E: 1 K: 0 S: 3 H: 0 LOB: 1 BB: 1 P: 7	R: 0 E: 0 K: 1 S: 5 H: 0 LOB: 0 BB: 0 P: 5	R: 0 E: 0 K: 1 S: 5 H: 0 LOB: 0 BB: 0 P: 5	R: 0 E: 0 K: 0 S: 3 H: 0 LOB: 0 BB: 0 P: 3	R: 0 E: 0 K: 0 S: 3 H: 0 LOB: 0 BB: 0 P: 3	R: 0 E: 0 K: 0 S: 3 H: 1 LOB: 0 BB: 0 P: 3	R: 1 E: 1 K: 0 S: 6 H: 3 LOB: 2 BB: 0 P: 6	R: 0 E: 0 K: 0 S: 4 H: 1 LOB: 1 BB: 0 P: 4	R: 2 E: 0 K: 0 S: 7 H: 4 LOB: 3 BB: 0 P: 8	1B: 7 2B: 2 3B: 0 HR: 1	SF: 1 SAC: 0 DP: 2 HBP: 1					

PITCHER	IP	WLS	BF	H	R	ER	SO	BB	IBB	HBP	BLK	WP	HR	S	P	ERA	WHIP
Claude Osteen, L (1, 1) ERA: 3.89	8.2	W	35	9	3	3	2	1	0	0	0	0	1	38	42	3.12	1.154
Jack Billingham, R (9, 1) ERA: 2.17	0.1	S	2	0	0	0	0	0	0	1	0	0	0	1	2	0.00	0.000

PITCHER	IP	WLS	BF	H	R	ER	SO	BB	IBB	HBP	BLK	WP	HR	S	P	ERA	WHIP

BOTTOM

Los Angeles Dodgers @ Cincinnati Reds

Crosley Field, Cincinnati, OH

Thu May 30 1968, 3:33 AM EDT

Att. 8,895 - Unknown

livebaseballscorecards.com

AB	34
R	3
H	9
RBI	3
BB	1
SO	2
LOB	12

1B: 7	SF: 1	WP: 0	PA: 37
2B: 2	SAC: 0	PB: 0	
3B: 0	DP: 2	SB: 0	
HR: 1	HBP: 1	CS: 0	

Cincinnati Reds @ Philadelphia Phillies

Connie Mack Stadium, Philadelphia, PA

Fri May 31 1968, 7:05 PM EDT

Att. 9,112 - Unknown

TOP

livebaseballscorecards.com

Batter	1	2	3	4	5	6	7	8	9	AB	R	H	RBI	BB	SO	LOB
Pete Rose, S (1, 9) OBP: 0.421, SLG: 0.524	1-3		4-3		K 3-H		SH5-4 1B 1-2		L1-3 BB	4	1	1	0	1	1	2
Giraldo Ruiz, S (1, 4) OBP: 0.462, SLG: 0.364	CS 1B		6-3			1B E 1B	SH5-4 1-2 2-3		L1-3 1-2	4	1	2	0	0	0	1
Vada Pinson, L (1, 8) OBP: 0.332, SLG: 0.415	K 1-2		F9			E3 9-6-4 1B 1-2	1B CS IBB			3	0	0	0	1	1	2
Alex Johnson, R (1, 7) OBP: 0.365, SLG: 0.403		6-3 3B		1-3		1B 1B 1-2 2-H	K			4	2	2	1	0	1	3
Fred Whitfield, L (1, 3) OBP: 0.208, SLG: 0.174		K		1-3		9-6-4 2-3f	1B 1-3 2-H 3-H			4	0	1	2	0	1	3
Billy McCool, R (7, 1)										0	0	0	0	0	0	0
George Culver, R (9, 1) OBP: 0.050, SLG: 0.100										0	0	0	0	0	0	0
Tony Perez, R (1, 5) OBP: 0.308, SLG: 0.376		6-3 3-H		6-3		1B 1-2	CS 3-H	L6		4	0	1	1	0	0	0
Johnny Bench, R (1, 2) OBP: 0.299, SLG: 0.429		2B			1B CS 2B	FC5-4 1-2 2-H 1B		5-3		4	0	3	1	0	0	0
Leo Cardenas, R (1, 6) OBP: 0.225, SLG: 0.204		IBB			2-3 1B	FC5-4 1-2f		F9		3	0	1	0	1	0	2
Gary Nolan, R (1, 1)		K			K		E6 SH5-4 1B 1B		K	2	0	0	0	0	2	4
Bob Johnson, R (7, PH) OBP: 0.357, SLG: 0.308										1	1	0	0	0	0	0
Lee May, R (7, 3) OBP: 0.315, SLG: 0.390										1	0	0	0	0	1	0
Inning Stats	R: 0 E: 0 K: 1 S: 5 H: 1 LOB: 0 BB: 0 P: 5	R: 1 E: 0 K: 2 S: 9 H: 2 LOB: 2 BB: 1 P: 13	R: 0 E: 0 K: 0 S: 3 H: 0 LOB: 0 BB: 0 P: 3	R: 0 E: 0 K: 0 S: 3 H: 0 LOB: 0 BB: 0 P: 3	R: 0 E: 0 K: 2 S: 8 H: 2 LOB: 2 BB: 0 P: 8	R: 2 E: 1 K: 0 S: 7 H: 4 LOB: 2 BB: 0 P: 7	R: 2 E: 1 K: 1 S: 7 H: 2 LOB: 1 BB: 1 P: 11	R: 0 E: 0 K: 0 S: 3 H: 0 LOB: 0 BB: 0 P: 3	R: 0 E: 0 K: 1 S: 4 H: 0 LOB: 0 BB: 1 P: 8	1B: 8 2B: 5 3B: 1 HR: 0	SF: 0 SAC: 1 DP: 3 HBP: 0						

AB	34
R	5
H	11
RBI	5
BB	3
SO	7
LOB	17

WP: 0 PB: 0 SB: 0 CS: 3 PA: 39

PITCHER		IP	WLS	BF	H	R	ER	SO	BB	IBB	HBP	BLK	WP	HR	S	P	ERA	WHIP
Larry Jackson, R ERA: 2.61	(1, 1)	5.2		25	9	3	1	5	0	1	0	0	0	0	34	38	1.59	1.588
Turk Farrell, R ERA: 0.4	(6, 1)	2.1	L	10	2	2	0	1	0	1	0	0	0	0	11	15	0.00	0.857
Jeff James, R ERA: 5.4	(9, 1)	1.0		3	0	0	0	1	1	0	0	0	0	0	4	8	0.00	1.000

PITCHER	IP	WLS	BF	H	R	ER	SO	BB	IBB	HBP	BLK	WP	HR	S	P	ERA	WHIP

Cincinnati Reds @ Philadelphia Phillies

Connie Mack Stadium, Philadelphia, PA

Fri May 31 1968, 7:05 PM EDT

Att. 9,112 - Unknown

BOTTOM

Batter	1	2	3	4	5	6	7	8	9	AB	R	H	RBI	BB	SO	LOB
Cookie Rojas, R (1, 4) OBP: 0.281, SLG: 0.363	K		F7			6-3		BB, 1B		4	0	1	0	0	1	0
John Briggs, L (1, 8) OBP: 0.338, SLG: 0.339	K			HR, S		K		K		4	1	1	0	0	3	2
Mike Ryan, R (9, 2) OBP: 0.139, SLG: 0.167				1B						0	0	0	0	0	0	0
Tony Gonzalez, L (1, 7) OBP: 0.341, SLG: 0.342	BB, CS			F9		F7		BB		2	0	0	0	2	0	1
Johnny Callison, L (1, 9) OBP: 0.335, SLG: 0.427	CS	HR		P6			F7	4-3		4	1	1	1	0	0	4
Jeff James, R (9, 1)										0	0	0	0	0	0	0
Bill White, L (1, 3) OBP: 0.345, SLG: 0.385		BB, CS		HR, 1-H			4-3		F8	3	1	1	2	1	0	0
Tony Taylor, R (1, 5) OBP: 0.307, SLG: 0.303		F2		F5			5-3		4-3	4	0	0	0	0	0	1
Clay Dalrymple, L (1, 2) OBP: 0.282, SLG: 0.258		K			F3			1B, 2B	P4	2	0	0	0	0	1	1
Gary Sutherland, R (8, PH) OBP: 0.286, SLG: 0.333										2	1	1	0	0	0	0
(9, 9)																
Roberto Pena, R (1, 6) OBP: 0.367, SLG: 0.250		CS	F2		6-3			BB, 1B		3	0	1	1	0	0	0
Larry Jackson, R (1, 1) OBP: 0.138, SLG: 0.138			4-3		5-3			K		2	0	0	0	0	0	0
Turk Farrell, R (6, 1)										0	0	0	0	0	0	0
Don Lock, R (8, PH) OBP: 0.288, SLG: 0.235										1	0	0	0	0	1	1
(9, 8)																
Inning Stats	R: 0 E: 0 K: 2 S: 6	H: 0 LOB: 0 BB: 1 P: 10	R: 1 E: 0 K: 1 S: 5	H: 1 LOB: 0 BB: 1 P: 9	R: 0 E: 0 K: 0 S: 3	H: 0 LOB: 0 BB: 0 P: 3	R: 2 E: 0 K: 0 S: 5	H: 2 LOB: 0 BB: 0 P: 5	R: 0 E: 0 K: 0 S: 3	H: 0 LOB: 0 BB: 0 P: 3	R: 0 E: 0 K: 1 S: 5	H: 0 LOB: 0 BB: 0 P: 5	R: 0 E: 0 K: 0 S: 3	H: 0 LOB: 0 BB: 0 P: 3	R: 1 E: 0 K: 2 S: 10	H: 3 LOB: 3 BB: 1 P: 14	R: 0 E: 0 K: 0 S: 3	H: 0 LOB: 0 BB: 0 P: 3

livebaseballscorecards.com

AB	31
R	4
H	6
RBI	4
BB	3
SO	6
LOB	10

1B: 3	SF: 0	WP: 0	PA: 36
2B: 1	SAC: 0	PB: 0	
3B: 0	DP: 0	SB: 1	
HR: 2	HBP: 0	CS: 2	

PITCHER		IP	WLS	BF	H	R	ER	SO	BB	IBB	HBP	BLK	WP	HR	S	P	ERA	WHIP
Gary Nolan, R ERA: 3.0	(1, 1)	6.0	W	21	3	3	2	4	2	0	0	0	0	2	27	35	3.00	0.833
Billy McCool, L ERA: 3.65	(7, 1)	2.1		11	3	1	1	2	1	0	0	0	0	0	14	18	3.86	1.714
George Culver, R ERA: 2.28	(9, 1)	0.2	S	2	0	0	0	0	0	0	0	0	0	0	2	2	0.00	0.000

PITCHER	IP	WLS	BF	H	R	ER	SO	BB	IBB	HBP	BLK	WP	HR	S	P	ERA	WHIP

Batter	1	2	3	4	5	6	7	8	9	AB	R	H	RBI	BB	SO	LOB
Pete Rose, S (1, 9) (3, 8) OBP: 0.423, SLG: 0.521	PB E 1B		6-3 ①			BBBB 4-0 FC6-4 1B BB		1-3 ②		3	0	1	0	1	0	0
Giraldo Ruiz, S (1, 4) OBP: 0.433, SLG: 0.346	F3 ①		5-3 ②			0-0 FC6-4 1-2 1B		5-3 ③		4	0	1	0	0	0	1
Vada Pinson, L (1, 8) OBP: 0.328, SLG: 0.410	K ②		K ③			F8 ①			F8 ①	2	0	0	0	0	2	1
Bill Kelso, R (3, 1)										1	0	0	0	0	0	2
Bob Johnson, R (7, 6) OBP: 0.333, SLG: 0.286										1	0	0	0	0	0	0
Alex Johnson, R (1, 7) OBP: 0.362, SLG: 0.400	E5 FC5 PB 1-2			F9 ①		FC6-4 ② 1-2f 2-3			F8 1B	4	0	1	0	0	0	3
Tony Perez, R (1, 5) OBP: 0.307, SLG: 0.370	BBBB 4-0 1-2 2-3 BB			4-3 ②		P4 ③			P6 ②	3	0	0	0	1	0	3
Johnny Bench, R (1, 2) OBP: 0.292, SLG: 0.419	FC5 ③ 2-3f			L7 ③			K ①		F9 ③	4	0	0	0	0	1	4
Lee May, R (1, 3) (3, 9) OBP: 0.316, SLG: 0.389		K ①			G6-4-3 1B		K ②			3	0	1	0	0	2	0
Leo Cardenas, R (1, 6) OBP: 0.222, SLG: 0.200		P4 ②			G6-4-3 ① ② 1-2f		6-3 ③			3	0	0	0	0	0	1
Gerry Arrigo, L (7, 1) OBP: 0.136, SLG: 0.150										0	0	0	0	0	0	0
Ted Abernathy, R (8, 1)										0	0	0	0	0	0	0
Milt Pappas, R (1, 1) OBP: 0.071, SLG: 0.071		K ③			K ③			K ①		0	0	0	0	0	0	0
Ted Davidson, R (1, 1)										1	0	0	0	0	1	0
Bob Lee, R (2, 1)										0	0	0	0	0	0	0
Don Pavletich, R (3, 3) OBP: 0.136, SLG: 0.136										2	0	0	0	0	2	0
Inning Stats	R: 0 E: 1 K: 1 S: 7 H: 1 LOB: 3 BB: 1 P: 11	R: 0 E: 0 K: 2 S: 7 H: 0 LOB: 0 BB: 0 P: 7	R: 0 E: 0 K: 1 S: 5 H: 0 LOB: 0 BB: 0 P: 5	R: 0 E: 0 K: 0 S: 3 H: 0 LOB: 0 BB: 0 P: 3	R: 0 E: 0 K: 1 S: 5 H: 1 LOB: 0 BB: 0 P: 5	R: 0 E: 0 K: 0 S: 4 H: 1 LOB: 2 BB: 1 P: 8	R: 0 E: 0 K: 2 S: 7 H: 0 LOB: 0 BB: 0 P: 7	R: 0 E: 0 K: 1 S: 5 H: 0 LOB: 0 BB: 0 P: 5	R: 0 E: 0 K: 0 S: 4 H: 1 LOB: 1 BB: 0 P: 4	1B: 4 2B: 0 3B: 0 HR: 0	SF: 0 SAC: 0 DP: 1 HBP: 0						

PITCHER		IP	WLS	BF	H	R	ER	SO	BB	IBB	HBP	BLK	WP	HR	S	P	ERA	WHIP
Woodie Fryman, L ERA: 1.75	(1, 1)	9.0	W	33	4	0	0	8	2	0	0	0	0	0	47	55	0.00	0.667

PITCHER	IP	WLS	BF	H	R	ER	SO	BB	IBB	HBP	BLK	WP	HR	S	P	ERA	WHIP

Cincinnati Reds @ Philadelphia Phillies

Connie Mack Stadium, Philadelphia, PA

Sat Jun 01 1968, 7:05 PM EDT

Att. 10,566 - Unknown

TOP

livebaseballscorecards.com

AB	31
R	0
H	4
RBI	0
BB	2
SO	8
LOB	15

WP: 0 PB: 1 SB: 0 CS: 0 PA: 33

Batter	1	2	3	4	5	6	7	8	9	AB	R	H	RBI	BB	SO	LOB
John Briggs, L (1, 8) OBP: 0.338, SLG: 0.328	4-3 F8		4-3	1B		K		BB FC6-4		5	0	1	0	1	1	3
Cookie Rojas, R (1, 4) OBP: 0.289, SLG: 0.388	HR 1B	1B 2B 1B	HR	F8			5-3	1-2f FC6-4		6	3	3	1	0	0	2
Tony Gonzalez, L (1, 7) OBP: 0.366, SLG: 0.361	1-2 HR 1B	2B 1-3 FC4-2 1B	BB HBP SF8 1B		2B HBP		E7 1B			4	3	3	0	0	0	0
Johnny Callison, L (1, 9) OBP: 0.347, SLG: 0.461 Don Lock, R (4, 9) OBP: 0.311, SLG: 0.283	1-H 2-H HR	FC4-2 1-3 3-H 1B 2B	BB 1-2 HBP		1-3 2B		3-1 2-H E 1B			2 2	2 1	2 2	4 1	0 0	0 0	0 0
Bill White, L (1, 3) OBP: 0.347, SLG: 0.389	1B 2B	FC4-2 2-3 3-H 1B	1-2 2-3 BB		F3		3-1 1-2			4	2	1	0	1	0	5
Tony Taylor, R (1, 5) OBP: 0.315, SLG: 0.305	1B IBB	1B SF9 IBB	SF8 3-H		K		E6 2-H 1B			2	1	1	1	2	1	2
Clay Dalrymple, L (1, 2) OBP: 0.276, SLG: 0.254	F7	1-3 2-H 3-H 1B	F5		4-3		K			5	0	1	2	0	1	7
Roberto Pena, R (1, 6) OBP: 0.352, SLG: 0.250	1-3 2-H 1B	SF9 3-H		K		G3		4-3		4	0	1	2	0	1	0
Woodie Fryman, R (1, 1) OBP: 0.188, SLG: 0.133	BB	5-3		6-3		K		K		4	0	0	0	1	2	1
Inning Stats	R: 4 E: 0 K: 0 S: 8 H: 5 LOB: 3 BB: 2 P: 16	R: 4 E: 0 K: 0 S: 7 H: 4 LOB: 1 BB: 1 P: 11	R: 2 E: 0 K: 0 S: 5 H: 2 LOB: 2 BB: 1 P: 10	R: 0 E: 0 K: 1 S: 6 H: 1 LOB: 1 BB: 0 P: 6	R: 0 E: 0 K: 1 S: 6 H: 1 LOB: 2 BB: 0 P: 7	R: 0 E: 0 K: 2 S: 7 H: 0 LOB: 0 BB: 0 P: 7	R: 2 E: 2 K: 1 S: 8 H: 2 LOB: 1 BB: 0 P: 8	R: 0 E: 0 K: 1 S: 5 H: 0 LOB: 1 BB: 1 P: 9								

BOTTOM

Cincinnati Reds @ Philadelphia Phillies

Connie Mack Stadium, Philadelphia, PA

Sat Jun 01 1968, 7:05 PM EDT

Att. 10,566 - Unknown

livebaseballscorecards.com

AB	38
R	12
H	15
RBI	11
BB	5
SO	6
LOB	20

1B: 10	SF: 2	WP: 0	PA: 47
2B: 3	SAC: 0	PB: 0	
3B: 0	DP: 0	SB: 0	
HR: 2	HBP: 2	CS: 0	

PITCHER		IP	WLS	BF	H	R	ER	SO	BB	IBB	HBP	BLK	WP	HR	S	P	ERA	WHIP
Milt Pappas, R ERA: 6.26	(1, 1)	0.2	L	8	5	4	4	0	0	1	0	0	0	1	7	11	54.00	7.500
Ted Davidson, L ERA: 6.23	(1, 1)	0.1		4	2	2	2	0	1	0	0	0	0	0	3	7	54.00	9.000
Bob Lee, R ERA: 4.42	(2, 1)	1.1		11	4	4	4	0	1	1	1	0	0	1	8	17	27.00	3.750
Bill Kelso, R ERA: 2.77	(3, 1)	3.2		14	2	0	0	4	0	0	1	0	0	0	21	22	0.00	0.545
Gerry Arrigo, L ERA: 2.1	(7, 1)	1.0		6	2	2	0	1	0	0	0	0	0	0	8	8	0.00	2.000

PITCHER		IP	WLS	BF	H	R	ER	SO	BB	IBB	HBP	BLK	WP	HR	S	P	ERA	WHIP
Ted Abernathy, R ERA: 0.61	(8, 1)	1.0		4	0	0	0	1	1	0	0	0	0	0	5	9	0.00	1.000

Cincinnati Reds @ Philadelphia Phillies

Connie Mack Stadium, Philadelphia, PA

Sun Jun 02 1968, 3:33 AM EDT

Att. 6,662 - Unknown

TOP

livebaseballscorecards.com

Batter	1	2	3	4	5	6	7	8	9	AB	R	H	RBI	BB	SO	LOB
Pete Rose, S (1, 9) OBP: 0.422, SLG: 0.518	1B		P6		F8	5-3			G4-6-3	5	1	2	0	0	0	2
Giraldo Ruiz, S (1, 4) OBP: 0.457, SLG: 0.367	1B		3-1		2B		G6-4-3		G4-6-3	4	1	2	0	1	0	3
Vada Pinson, L (1, 8) OBP: 0.332, SLG: 0.418	P6		FC6		1B		K			4	1	2	2	0	1	3
Alex Johnson, R (1, 7) OBP: 0.365, SLG: 0.402	G1-6-3		FC6		1B		G6-4-3			4	1	2	2	0	0	2
Fred Whitfield, L (1, 3) OBP: 0.220, SLG: 0.188	G1-6-3			FC6	1B			L8		2	0	1	0	0	0	2
Lee May, R (5, PH) (5, 3) OBP: 0.318, SLG: 0.390										2	0	1	1	0	0	0
Tony Perez, R (1, 5) OBP: 0.301, SLG: 0.362		6-3		F7	F9			6-3		4	0	0	0	0	0	2
Johnny Bench, R (1, 2) OBP: 0.286, SLG: 0.409		F9		F9		G1		6-3		4	0	0	0	0	0	1
Leo Cardenas, R (1, 6) OBP: 0.222, SLG: 0.201		5-3		FC6		L7			1B	4	0	1	0	0	0	1
Jim Maloney, L (1, 1) OBP: 0.273, SLG: 0.286			3-1 1B		3-1	1B			K	4	1	2	0	0	1	1
Inning Stats	R: 1 E: 0 K: 0 S: 5 H: 3 LOB: 1 BB: 0 P: 5	R: 0 E: 0 K: 0 S: 3 H: 0 LOB: 0 BB: 0 P: 3	R: 1 E: 0 K: 0 S: 5 H: 2 LOB: 0 BB: 0 P: 5	R: 0 E: 0 K: 0 S: 4 H: 1 LOB: 1 BB: 0 P: 4	R: 3 E: 0 K: 0 S: 7 H: 4 LOB: 1 BB: 0 P: 7	R: 0 E: 0 K: 0 S: 4 H: 1 LOB: 1 BB: 0 P: 4	R: 0 E: 0 K: 1 S: 4 H: 0 LOB: 0 BB: 1 P: 8	R: 0 E: 0 K: 0 S: 3 H: 0 LOB: 0 BB: 0 P: 3	R: 0 E: 0 K: 1 S: 6 H: 2 LOB: 1 BB: 0 P: 6	1B: 11 2B: 2 3B: 0 HR: 0	SF: 0 SAC: 0 DP: 3 HBP: 0						

	AB	37
	R	5
	H	13
	RBI	5
	BB	1
	SO	2
	LOB	17

WP: 0 PB: 0 SB: 0 CS: 0 PA: 38

PITCHER		IP	WLS	BF	H	R	ER	SO	BB	IBB	HBP	BLK	WP	HR	S	P	ERA	WHIP
Rick Wise, R ERA: 4.05	(1, 1)	4.2	L	22	9	5	5	0	0	0	0	0	0	0	22	22	9.64	1.929
Grant Jackson, L ERA: 1.54	(5, 1)	2.1		9	2	0	0	1	1	0	0	0	0	0	10	14	0.00	1.286
Jeff James, R ERA: 4.61	(8, 1)	2.0		7	2	0	0	1	0	0	0	0	0	0	9	9	0.00	1.000

PITCHER	IP	WLS	BF	H	R	ER	SO	BB	IBB	HBP	BLK	WP	HR	S	P	ERA	WHIP

Batter	1	2	3	4	5	6	7	8	9	AB	R	H	RBI	BB	SO	LOB
John Briggs, L (1, 8) OBP: 0.354, SLG: 0.319	BBBB 4-0 2B SF8 BB	BBBB 4-0 FC5-2 1-2 2-3 BB		SSS 0-3 ③ K			x 0-0 ② F2		BBBB 4-0 1-2 2-3 BB	2	1	0	0	3	1	0
Cookie Rojas, R (1, 4) OBP: 0.287, SLG: 0.389	x 0-0 SF8 1-3 SF8 2B	x 0-0 ② FC5-2 FC6-4 1-2 2-3 3-Hf			x 0-0 ① 6-3		x 0-0 ③ L5		x 0-0 ③ L8	5	1	1	0	0	0	6
Tony Gonzalez, L (1, 7) OBP: 0.351, SLG: 0.349	x 0-0 ① SF8 2-3 3-H	x 0-0 ③ FC6-4 1-2f			x 0-0 ② F8			x 0-0 ① G3		3	0	0	1	0	0	3
Johnny Callison, L (1, 9) OBP: 0.351, SLG: 0.455	BBBB 4-0 BB		BBBB 4-0 1B G4-6-3 BB		x 0-0 ③ L9			x 0-0 ② F6		2	1	0	0	2	0	0
Bill White, L (1, 3) OBP: 0.344, SLG: 0.388	x 0-0 ② SF8 3-H		x 0-0 G4-6-3 1-3 1B			x 0-0 ① P6		x 0-0 ③ L8		3	0	1	1	0	0	0
Tony Taylor, R (1, 5) OBP: 0.314, SLG: 0.310	x 0-0 ③ 6-3		x 0-0 ① ② G4-6-3 1-2f 3-H			x 0-0 2B			x 0-0 ① 6-3	4	0	1	0	0	0	2
Clay Dalrymple, L (1, 2) OBP: 0.275, SLG: 0.254		x 0-0 BB BB FC5-2 1B	x 0-0 ③ 4-3			x 0-0 ② P5			x 0-0 E4 BB 1B	4	0	1	0	0	0	1
Roberto Pena, R (1, 6) OBP: 0.362, SLG: 0.255		BBBB 4-0 FC5-2 BB 1-2 BB		x 0-0 ① L8		x 0-0 ③ 6-3			x 0-0 BB 1-2 1B	3	0	1	0	1	0	1
Rick Wise, R (1, 1) OBP: 0.158, SLG: 0.263 Grant Jackson, S (5, 1) Gary Sutherland, R (7, PH) OBP: 0.276, SLG: 0.321 Jeff James, R (8, 1) Don Lock, R (9, PH) OBP: 0.306, SLG: 0.278		SSS 0-3 ① K		x 0-0 ② L7			SSS 0-3 ① K		x 0-0 ② F2	2 0 1 0 1	0 0 0 0 0	0 0 0 0 0	0 0 0 0 0	1 0 1 0 0	2 0 0 0 2	2 0 0 0 2
Inning Stats	R: 2 E: 0 K: 0 S: 4 H: 1 LOB: 1 BB: 2 P: 12	R: 0 E: 0 K: 1 S: 6 H: 1 LOB: 3 BB: 2 P: 14	R: 1 E: 0 K: 0 S: 3 H: 1 LOB: 0 BB: 1 P: 7	R: 0 E: 0 K: 1 S: 5 H: 0 LOB: 0 BB: 0 P: 5	R: 0 E: 0 K: 0 S: 3 H: 0 LOB: 0 BB: 0 P: 3	R: 0 E: 0 K: 0 S: 4 H: 1 LOB: 1 BB: 0 P: 4	R: 0 E: 0 K: 1 S: 5 H: 0 LOB: 0 BB: 0 P: 5	R: 0 E: 0 K: 0 S: 3 H: 0 LOB: 0 BB: 0 P: 3	R: 0 E: 1 K: 0 S: 5 H: 1 LOB: 3 BB: 1 P: 9	1B: 3 2B: 2 3B: 0 HR: 0	SF: 2 SAC: 0 DP: 1 HBP: 0						

PITCHER	IP	WLS	BF	H	R	ER	SO	BB	IBB	HBP	BLK	WP	HR	S	P	ERA	WHIP
Jim Maloney, R (1, 1) ERA: 3.44	9.0	W	38	5	3	3	3	6	0	0	0	0	0	38	62	3.00	1.222

PITCHER	IP	WLS	BF	H	R	ER	SO	BB	IBB	HBP	BLK	WP	HR	S	P	ERA	WHIP

BOTTOM

Cincinnati Reds @ Philadelphia Phillies

Connie Mack Stadium, Philadelphia, PA

Sun Jun 02 1968, 3:33 AM EDT

Att. 6,662 - Unknown

livebaseballscorecards.com

AB	30
R	3
H	5
RBI	2
BB	6
SO	3
LOB	17

WP: 0 PB: 0 SB: 0 CS: 0 PA: 38

Batter	1	2	3	4	5	6	7	8	9	AB	R	H	RBI	BB	SO	LOB
Felipe Alou, R (1, 8) OBP: 0.368, SLG: 0.481	B B B B 4-0 1B BB			X 0-0 ① 1-3		H 1-0 FC2-6 HBP		X 0-0 ① 1-3		2	0	0	0	1	0	0
Felix Millan, R (1, 4) OBP: 0.337, SLG: 0.356	X 0-0 ① G4-3 1-3 1B			X 0-0 ② 4-3		X 0-0 ① FC2-6 FC6-4 1-2f		X 0-0 ② F7		4	0	1	0	0	0	1
Hank Aaron, R (1, 9) OBP: 0.344, SLG: 0.478	X 0-0 ② ③ G4-3 1-2f			X 0-0 HR 1B		X 0-0 ② FC6-4 S 1B 1-2f		X 0-0 ③ 5-3		4	2	1	0	0	0	2
Joe Torre, R (1, 2) OBP: 0.362, SLG: 0.537		X 0-0 ① L8		X 0-0 1-H HR		B B B B 4-0 1B 1-2 BB			S S S 0-3 ① K	3	1	1	2	1	1	0
Tito Francona, L (1, 7) OBP: 0.425, SLG: 0.416 Mike Lum, L (9, PR) OBP: 0.288, SLG: 0.327 (9, 7)		X 0-0 ② 6-3		X 0-0 ③ 3-1		X 0-0 1-3 2-H 1B			B B B B 4-0 CS BB	3 0	0 0	1 0	1 0	1 0	0 0	0 0
Deron Johnson, R (1, 3) OBP: 0.266, SLG: 0.266		X 0-0 ③ 6-3			S S S 0-3 ① K	S S S 0-3 ③ K			B B B B 4-0 ② 1-2 1B BB	3	0	0	0	1	2	2
Clete Boyer, R (1, 5) OBP: 0.263, SLG: 0.299			X 0-0 ① 5-3		X 0-0 ② 6-3		S S S 0-3 ① K		X 0-0 1-2 1B	4	0	1	0	0	1	0
Sonny Jackson, L (1, 6) OBP: 0.291, SLG: 0.270			X 0-0 ② 1-3		X 0-0 1B		X 0-0 ② L7		X 0-0 ③ 1-3	4	0	1	0	0	0	2
Ken Johnson, R (1, 1) OBP: 0.100, SLG: 0.100 Sandy Valdespino, L (7, PH) OBP: 0.333, SLG: 0.293 Claude Raymond, R (7, 1)			S S S 0-3 ③ K		S S S 0-3 ③ K		X 0-0 ③ 6-3			2 1 0	0 0 0	0 0 0	0 0 0	0 0 0	2 0 0	1 0 0
Inning Stats	R: 0 E: 0 K: 0 S: 2 H: 1 LOB: 0 BB: 1 P: 6	R: 0 E: 0 K: 0 S: 3 H: 0 LOB: 0 BB: 0 P: 3	R: 0 E: 0 K: 1 S: 5 H: 0 LOB: 0 BB: 0 P: 5	R: 2 E: 0 K: 0 S: 5 H: 2 LOB: 0 BB: 0 P: 5	R: 0 E: 0 K: 2 S: 8 H: 1 LOB: 1 BB: 0 P: 8	R: 1 E: 0 K: 1 S: 6 H: 1 LOB: 2 BB: 1 P: 11	R: 0 E: 0 K: 1 S: 5 H: 0 LOB: 0 BB: 0 P: 5	R: 0 E: 0 K: 0 S: 3 H: 0 LOB: 0 BB: 0 P: 3	R: 0 E: 0 K: 1 S: 5 H: 1 LOB: 2 BB: 2 P: 13	1B: 5 2B: 0 3B: 0 HR: 1 SF: 0 SAC: 0 DP: 1 HBP: 1						

PITCHER		IP	WLS	BF	H	R	ER	SO	BB	IBB	HBP	BLK	WP	HR	S	P	ERA	WHIP
George Culver, R ERA: 2.42	(1, 1)	7.0	L	27	5	3	3	5	2	0	1	0	0	1	34	43	3.86	1.000
Ted Abernathy, R ERA: 0.57	(8, 1)	2.0		8	1	0	0	1	2	0	0	0	0	0	8	16	0.00	1.500

PITCHER	IP	WLS	BF	H	R	ER	SO	BB	IBB	HBP	BLK	WP	HR	S	P	ERA	WHIP

TOP

Atlanta Braves @ Cincinnati Reds

Crosley Field, Cincinnati, OH

Mon Jun 03 1968, 7:05 PM EDT

Att. 5,564 - Unknown

livebaseballscorecards.com

AB	30
R	3
H	6
RBI	3
BB	4
SO	6
LOB	8

WP: 0 PB: 0 SB: 1 CS: 1 PA: 35

BOTTOM

Atlanta Braves @ Cincinnati Reds

Crosley Field, Cincinnati, OH

Mon Jun 03 1968, 7:05 PM EDT

Att. 5,564 - Unknown

livebaseballscorecards.com

Batter	1	2	3	4	5	6	7	8	9	AB	R	H	RBI	BB	SO	LOB
Pete Rose, S (1, 9) OBP: 0.419, SLG: 0.517	2B		L4			F8	4-3			4	1	1	0	0	0	3
Tommy Helms, R (1, 4) OBP: 0.324, SLG: 0.410	G3, 1B, 2-H, 2B		F9			F7		6-3		4	1	1	1	0	0	0
Vada Pinson, L (1, 8) OBP: 0.330, SLG: 0.411	G3, 2-3		4-3			BBBB, 4-0, FC4-6, BB		P5		3	0	0	0	1	0	1
Alex Johnson, R (1, 7) OBP: 0.363, SLG: 0.399	1-3, 1B, 3-H			F8		FC4-6, 1-2f		SSS, K		4	0	1	1	0	1	1
Fred Whitfield, L (1, 3) OBP: 0.204, SLG: 0.173	1-3, 1-2			F9			SSS, K		F7	4	0	0	0	0	1	1
Tony Perez, R (1, 5) OBP: 0.305, SLG: 0.365	F2			F8			E, 1B		1B	4	0	2	0	0	0	1
Giraldo Ruiz, S (9, PR) OBP: 0.457, SLG: 0.367										0	0	0	0	0	0	0
Johnny Bench, R (1, 2) OBP: 0.285, SLG: 0.405		6-3			SSS, K		E8, 1-3, 1B		P6	4	0	1	0	0	1	1
Leo Cardenas, R (1, 6) OBP: 0.224, SLG: 0.199		4-3			F3		IIII, IBB	SSS	K	2	0	0	0	1	0	0
Don Pavletich, R (9, PH) OBP: 0.130, SLG: 0.130										1	0	0	0	0	1	1
George Culver, R (1, 1) OBP: 0.045, SLG: 0.091		3-1			F9		SSS, K			2	0	0	0	0	0	0
Mack Jones, L (7, PH) OBP: 0.333, SLG: 0.167										1	0	0	0	0	1	3
Ted Abernathy, R (8, 1)										0	0	0	0	0	0	0
Inning Stats	R: 2 E: 0 K: 0 S: 6 H: 3 LOB: 1 BB: 0 P: 6	R: 0 E: 0 K: 0 S: 3 H: 0 LOB: 0 BB: 0 P: 3	R: 0 E: 0 K: 0 S: 3 H: 0 LOB: 0 BB: 0 P: 3	R: 0 E: 0 K: 0 S: 3 H: 0 LOB: 0 BB: 0 P: 3	R: 0 E: 0 K: 1 S: 5 H: 0 LOB: 0 BB: 0 P: 5	R: 0 E: 0 K: 0 S: 3 H: 0 LOB: 1 BB: 1 P: 7	R: 0 E: 1 K: 2 S: 9 H: 2 LOB: 3 BB: 1 P: 13	R: 0 E: 0 K: 1 S: 5 H: 0 LOB: 0 BB: 0 P: 5	R: 0 E: 0 K: 1 S: 6 H: 1 LOB: 1 BB: 0 P: 6	1B: 4 2B: 2 3B: 0 HR: 0	SF: 0 SAC: 0 DP: 0 HBP: 0			WP: 0 PB: 0 SB: 0 CS: 0	PA: 35		

	AB	33
	R	2
	H	6
	RBI	2
	BB	2
	SO	5
	LOB	12

PITCHER	IP	WLS	BF	H	R	ER	SO	BB	IBB	HBP	BLK	WP	HR	S	P	ERA	WHIP
Ken Johnson, R (1, 1) ERA: 2.59	6.0	W	22	3	2	2	1	1	0	0	0	0	0	23	27	3.00	0.667
Claude Raymond, R (7, 1) ERA: 1.77	3.0	S	13	3	0	0	4	0	1	0	0	0	0	20	24	0.00	1.000

PITCHER	IP	WLS	BF	H	R	ER	SO	BB	IBB	HBP	BLK	WP	HR	S	P	ERA	WHIP

Atlanta Braves @ Cincinnati Reds

Crosley Field, Cincinnati, OH

Wed Jun 05 1968, 7:05 PM EDT

Att. 7,357 - Unknown

TOP

livebaseballscorecards.com

Batter	1	2	3	4	5	6	7	8	9	AB	R	H	RBI	BB	SO	LOB
Felipe Alou, R (1, 8) OBP: 0.372, SLG: 0.479	P3		F7			1B		5-3		4	0	1	0	0	0	2
Sonny Jackson, L (1, 6) OBP: 0.286, SLG: 0.265	F8			F7		F8			F9	4	0	0	0	0	0	1
Tito Francona, L (1, 7) OBP: 0.409, SLG: 0.398	F9			K			K		K	3	0	0	0	0	2	0
Skip Guinn, R (7, 1)										0	0	0	0	0	0	0
Sandy Valdespino, L (9, PH) OBP: 0.330, SLG: 0.289										1	0	0	0	0	1	0
Joe Torre, R (1, 3) OBP: 0.348, SLG: 0.508		F9		K			2B		BB	3	0	1	0	1	1	0
Felix Millan, R (1, 4) OBP: 0.333, SLG: 0.357		F6			4-3		F9		F2	4	0	0	0	0	0	2
Clete Boyer, R (1, 5) OBP: 0.263, SLG: 0.295		K			P4		P3			3	0	0	0	0	1	1
Mike Lum, L (1, 9) OBP: 0.291, SLG: 0.314			K		F2			G6-4-3 E	BB	2	0	0	0	1	1	0
Bob Tillman, R (1, 2) OBP: 0.232, SLG: 0.271			SH1-4 1B			P4		FC6 G6-4-3		3	0	1	0	0	0	1
Phil Niekro, R (1, 1) OBP: 0.136, SLG: 0.273			SH1-4			F2		G6-4-3		0	0	0	0	0	0	0
Clay Carroll, R (5, 1)										0	0	0	0	0	0	0
Tommie Aaron, R (7, 7) OBP: 0.356, SLG: 0.380										1	0	0	0	0	0	2
Inning Stats	R: 0 E: 0 K: 0 S: 3 H: 0 LOB: 0 BB: 0 P: 3	R: 0 E: 0 K: 1 S: 5 H: 0 LOB: 0 BB: 0 P: 5	R: 0 E: 0 K: 1 S: 6 H: 1 LOB: 1 BB: 0 P: 6	R: 0 E: 0 K: 2 S: 7 H: 0 LOB: 0 BB: 0 P: 7	R: 0 E: 0 K: 0 S: 3 H: 0 LOB: 0 BB: 0 P: 3	R: 0 E: 0 K: 0 S: 4 H: 1 LOB: 1 BB: 0 P: 4	R: 0 E: 0 K: 1 S: 6 H: 1 LOB: 1 BB: 0 P: 6	R: 0 E: 1 K: 0 S: 3 H: 0 LOB: 1 BB: 1 P: 7	R: 0 E: 0 K: 1 S: 5 H: 0 LOB: 1 BB: 1 P: 9	1B: 2 2B: 1 3B: 0 HR: 0	SF: 0 SAC: 1 DP: 1 HBP: 0						

	AB	28
	R	0
	H	3
	RBI	0
	BB	2
	SO	6
	LOB	9

WP: 0 PB: 0 SB: 0 CS: 0 PA: 32

PITCHER	IP	WLS	BF	H	R	ER	SO	BB	IBB	HBP	BLK	WP	HR	S	P	ERA	WHIP
Gary Nolan, R (1, 1) ERA: 1.2	9.0	W	32	3	0	0	6	2	0	0	0	0	0	42	50	0.00	0.556

PITCHER	IP	WLS	BF	H	R	ER	SO	BB	IBB	HBP	BLK	WP	HR	S	P	ERA	WHIP

Atlanta Braves @ Cincinnati Reds

Crosley Field, Cincinnati, OH

Wed Jun 05 1968, 7:05 PM EDT

Att. 7,357 - Unknown

livebaseballscorecards.com

Batter	1	2	3	4	5	6	7	8	9	AB	R	H	RBI	BB	SO	LOB
Pete Rose, S (1, 9) OBP: 0.416, SLG: 0.505	4-0 1B BB		0-0 F8		K; 4-0 BB		0-0 6-3			3	0	0	0	2	1	0
Tommy Helms, R (1, 4) OBP: 0.319, SLG: 0.401	0-0 F7		0-0 F8		1B S FC 1B; 4-3			0-0 F3		5	1	1	0	0	0	3
Vada Pinson, L (1, 8) OBP: 0.330, SLG: 0.407	0-0 F8		0-0 PO 1B		0-0 FC S 1-3 1B 1B	0-0 F8		0-0 F7		5	1	2	0	0	0	1
Alex Johnson, R (1, 7) OBP: 0.362, SLG: 0.393	0-0 1-3 1B		0-0 PO 1-2	0-3 K HR	0-0 FC HBP 1-3 3-H 1B	0-3 K		0-0 FC5-4 1B		5	2	2	1	0	2	1
Lee May, R (1, 3) OBP: 0.326, SLG: 0.411	0-0 F8			0-0 1-H HR	1-0 1-2 1B 1B HBP	0-0 HR 1B		0-0 FC5-4 1-2f		4	3	2	2	0	0	3
Tony Perez, R (1, 5) OBP: 0.317, SLG: 0.385		0-3 K		1-0 FC6-4 HBP	0-0 1B 1-2 2-H 3-H 1B 1B	0-0 1-H HR				3	2	2	4	0	1	0
Johnny Bench, R (1, 2) OBP: 0.283, SLG: 0.398		0-0 1B		0-0 F7	0-0 1-3 2-H 1B 1B	0-0 F8				4	1	2	1	0	0	1
Leo Cardenas, R (1, 6) OBP: 0.221, SLG: 0.197		0-0 F3		0-3 K	0-0 4-3 2-H 3-H 1B		0-0 5-3			4	0	1	2	0	1	2
Gary Nolan, R (1, 1)		0-3 K		0-0 FC6-4 1-2f	0-0 4-3 2-3		0-3 K			4	0	0	0	0	2	3

Inning Stats	1	2	3	4	5	6	7	8	9	AB	R	H	RBI	BB	SO	LOB
	R: 0 E: 0 K: 0 S: 4	H: 1 LOB: 2 BB: 1 P: 8	R: 0 E: 0 K: 2 S: 8	H: 1 LOB: 1 BB: 0 P: 8	R: 0 E: 0 K: 0 S: 3	H: 1 LOB: 0 BB: 0 P: 3	R: 2 E: 0 K: 2 S: 9	H: 1 LOB: 1 BB: 0 P: 10	R: 6 E: 0 K: 1 S: 11	H: 5 LOB: 2 BB: 1 P: 16	R: 2 E: 0 K: 1 S: 7	H: 2 LOB: 0 BB: 0 P: 7	R: 0 E: 0 K: 1 S: 5	H: 0 LOB: 0 BB: 0 P: 5	R: 0 E: 0 K: 0 S: 4	H: 1 LOB: 1 BB: 0 P: 4	1B: 10 2B: 0 3B: 0 HR: 2	SF: 0 SAC: 0 DP: 0 HBP: 2

WP: 0 PB: 1 SB: 2 CS: 0 PA: 42

PITCHER		IP	WLS	BF	H	R	ER	SO	BB	IBB	HBP	BLK	WP	HR	S	P	ERA	WHIP
Phil Niekro, R ERA: 3.86	(1, 1)	4.1	L	24	7	7	6	5	1	0	2	0	0	1	31	37	12.46	1.846
Clay Carroll, R ERA: 4.84	(5, 1)	1.2		10	4	3	3	1	1	0	0	0	0	1	11	15	16.20	3.000
Skip Guinn, L ERA: 3.6	(7, 1)	2.0		7	1	0	0	1	0	0	0	0	0	0	9	9	0.00	0.500

PITCHER	IP	WLS	BF	H	R	ER	SO	BB	IBB	HBP	BLK	WP	HR	S	P	ERA	WHIP

Batter	1	2	3	4	5	6	7	8	9	AB	R	H	RBI	BB	SO	LOB
Lou Brock, L (1, 7) OBP: 0.273, SLG: 0.386	3-1		K			4-3		K		4	0	0	0	0	2	1
Curt Flood, R (1, 8) OBP: 0.383, SLG: 0.450	P6		HR			5-3			5-3	4	1	1	1	0	0	0
Roger Maris, L (1, 9) OBP: 0.303, SLG: 0.336	2B 1B		P5			K			P3	4	1	1	0	0	1	0
Orlando Cepeda, R (1, 3) OBP: 0.338, SLG: 0.419	1-H 1B 2B			K			K		1B	4	0	2	1	0	2	0
Tim McCarver, L (1, 2) OBP: 0.291, SLG: 0.343	2-H 1B			6-3			4-3		P6	4	0	1	0	0	0	1
Mike Shannon, R (1, 5) OBP: 0.302, SLG: 0.433		4-3		3-1			P3			3	0	0	0	0	0	0
Julian Javier, R (1, 4) OBP: 0.278, SLG: 0.335		F5			K			K		3	0	0	0	0	2	0
Dal Maxvill, R (1, 6) OBP: 0.283, SLG: 0.281		F8			K			FC1-3-6 1B		3	0	1	0	0	1	0
Dick Hughes, R (1, 1)			6-3		K			FC1-3-6 1-2f		0	0	0	0	0	0	0
Hal Gilson, R (2, 1)										1	0	0	0	0	0	0
Ron Willis, R (4, 1)										1	0	0	0	0	1	0
Johnny Edwards, L (8, PH) OBP: 0.288, SLG: 0.380										1	0	0	0	0	0	1
Wayne Granger, R (8, 1)										0	0	0	0	0	0	0
Inning Stats	R: 1 E: 0 K: 0 S: 5 H: 3 LOB: 2 BB: 0 P: 5	R: 0 E: 0 K: 0 S: 3 H: 0 LOB: 0 BB: 0 P: 3	R: 1 E: 0 K: 1 S: 6 H: 1 LOB: 0 BB: 0 P: 6	R: 0 E: 0 K: 1 S: 5 H: 0 LOB: 0 BB: 0 P: 5	R: 0 E: 0 K: 3 S: 9 H: 0 LOB: 0 BB: 0 P: 9	R: 0 E: 0 K: 1 S: 5 H: 0 LOB: 0 BB: 0 P: 5	R: 0 E: 0 K: 1 S: 5 H: 0 LOB: 0 BB: 0 P: 5	R: 0 E: 0 K: 2 S: 8 H: 1 LOB: 1 BB: 0 P: 8	R: 0 E: 0 K: 0 S: 4 H: 1 LOB: 1 BB: 0 P: 4	1B: 4 2B: 1 3B: 0 HR: 1 SF: 0 SAC: 0 DP: 0 HBP: 0						

PITCHER	IP	WLS	BF	H	R	ER	SO	BB	IBB	HBP	BLK	WP	HR	S	P	ERA	WHIP
Jim Maloney, R (1, 1) ERA: 3.23	9.0	W	32	6	2	2	9	0	0	0	0	0	1	50	50	2.00	0.667

PITCHER	IP	WLS	BF	H	R	ER	SO	BB	IBB	HBP	BLK	WP	HR	S	P	ERA	WHIP

TOP

St. Louis Cardinals @ Cincinnati Reds

Crosley Field, Cincinnati, OH

Fri Jun 07 1968, 7:05 PM EDT

Att. 17,685 - Unknown

livebaseballscorecards.com

AB	32
R	2
H	6
RBI	2
BB	0
SO	9
LOB	3

BOTTOM

St. Louis Cardinals @ Cincinnati Reds

Crosley Field, Cincinnati, OH

Fri Jun 07 1968, 7:05 PM EDT

Att. 17,685 - Unknown

livebaseballscorecards.com

Batter	1	2	3	4	5	6	7	8	9	AB	R	H	RBI	BB	SO	LOB
Pete Rose, S (1, 9) OBP: 0.417, SLG: 0.505	3-1	F8		SH5-3 1B; 1-2 2-H 3-H		E7 1B				4	0	2	2	0	0	2
Tommy Helms, R (1, 4) OBP: 0.325, SLG: 0.402	BB; G1-6-3		S 1B	SH5-3; 1-2 2-3		6-3				2	0	1	0	1	0	1
Vada Pinson, L (1, 8) OBP: 0.329, SLG: 0.401	G1-6-3; 1-2f		F2; 1-2	G6-3 IBB			F9			3	0	0	0	1	0	2
Alex Johnson, R (1, 7) OBP: 0.359, SLG: 0.390		FC6-4 1B; BB 1B	K	G6-3; 1-2f			6-3			4	1	1	0	0	1	4
Lee May, R (1, 3) OBP: 0.330, SLG: 0.406		FC6-4; 1-2 BB	BB		F7		5-3			2	0	0	0	2	0	0
Tony Perez, R (1, 5) OBP: 0.315, SLG: 0.382		FC6-4 1B; 1B 1B; 1-2f 2-3	L7		F2			4-3 1B		4	1	1	0	0	0	4
Johnny Bench, R (1, 2) OBP: 0.288, SLG: 0.400		SH5-4 1B; 1-3 3-H 1B		1B 1B 1B 1B	1-3			K		4	1	2	1	0	1	1
Leo Cardenas, R (1, 6) OBP: 0.227, SLG: 0.203		SH5-4; 1-2 3-H 1B		1B 1B 1B; 1-2 1B		4-3		4-3; 1-2		4	1	2	1	0	0	1
Jim Maloney, L (1, 1) OBP: 0.280, SLG: 0.292		SH5-4; 1-2 2-3		SH5-3 1B; 1-2 2-3 1B		K		G3		3	0	1	0	0	1	1
Inning Stats	R: 0 E: 0 K: 0 S: 2 H: 0 LOB: 0 BB: 1 P: 6	R: 2 E: 0 K: 0 S: 6 H: 3 LOB: 2 BB: 1 P: 10	R: 0 E: 0 K: 1 S: 6 H: 1 LOB: 2 BB: 1 P: 10	R: 2 E: 0 K: 0 S: 6 H: 4 LOB: 2 BB: 1 P: 10	R: 0 E: 0 K: 0 S: 3 H: 0 LOB: 0 BB: 0 P: 3	R: 0 E: 1 K: 1 S: 6 H: 1 LOB: 1 BB: 0 P: 6	R: 0 E: 0 K: 0 S: 3 H: 0 LOB: 0 BB: 0 P: 3	R: 0 E: 0 K: 1 S: 6 H: 1 LOB: 1 BB: 0 P: 6		1B: 10 2B: 0 3B: 0 HR: 0 SF: 0 SAC: 2 DP: 2 HBP: 0						

	AB	30
	R	4
	H	10
	RBI	4
	BB	4
	SO	3
	LOB	16

WP: 0 PB: 0 SB: 1 CS: 0 PA: 36

PITCHER		IP	WLS	BF	H	R	ER	SO	BB	IBB	HBP	BLK	WP	HR	S	P	ERA	WHIP
Dick Hughes, R (1, 1) ERA: 6.39		1.0		5	1	2	2	0	2	0	0	0	0	0	3	11	18.00	3.000
Hal Gilson, L (2, 1) ERA: 4.82		2.0	L	14	7	2	2	1	1	0	0	0	0	0	15	19	9.00	4.000
Ron Willis, R (4, 1) ERA: 3.5		4.0		13	1	0	0	1	0	1	0	0	0	0	14	18	0.00	0.250
Wayne Granger, R (8, 1) ERA:		1.0		4	1	0	0	1	0	0	0	0	0	0	6	6	0.00	1.000

PITCHER	IP	WLS	BF	H	R	ER	SO	BB	IBB	HBP	BLK	WP	HR	S	P	ERA	WHIP

Batter	1	2	3	4	5	6	7	8	9	AB	R	H	RBI	BB	SO	LOB
Lou Brock, L (1, 7) OBP: 0.272, SLG: 0.386	2B		F7	4-3 1-2 2-3 3-H		4-3		6-3		5	0	1	1	0	0	4
Curt Flood, R (1, 8) OBP: 0.384, SLG: 0.446	HBP		5-3	2-3 3-H 1B			F9	P4		4	0	1	1	0	0	1
Roger Maris, L (1, 9) OBP: 0.291, SLG: 0.322	F8		F8	F8			3-1		K	5	0	0	0	0	1	4
Orlando Cepeda, R (1, 3) OBP: 0.344, SLG: 0.426	F9			1B 1B HBP	P4		2B 1B		F9 2B	4	2	2	0	0	0	2
Tim McCarver, L (1, 2) OBP: 0.294, SLG: 0.351	4-3			1B 1B 1-2 1B	F8		PB 1-H 2B		F9 2-3	5	1	2	1	0	0	3
Mike Shannon, R (1, 5) OBP: 0.304, SLG: 0.443		SF8 3B		BB 1B FC5-2 1-3 2-H 1B	1-3		K 2-3		P6	5	1	2	1	0	1	2
Julian Javier, R (1, 4) OBP: 0.282, SLG: 0.340		SF8 3-H		FC5-2 BB 4-3 1-2 3-H 1B		F9	S 1B 1B			3	2	2	2	0	0	0
Dal Maxvill, R (1, 6) OBP: 0.294, SLG: 0.294		L4		4-3 FC5-2 1B 1-2 2-3 BB		2B	SH1-4 1-H 1B			3	1	2	1	1	0	0
Nelson Briles, R (1, 1) OBP: 0.118, SLG: 0.091		F9		FC5-2 1B 4-3 1-2 2-3 3-Hf		F7		SH1-4 1-2		3	0	0	0	0	0	4
Inning Stats	R: 0 H: 1 E: 0 LOB: 2 K: 0 BB: 0 S: 4 P: 5	R: 1 H: 1 E: 0 LOB: 0 K: 0 BB: 0 S: 4 P: 4	R: 0 H: 0 E: 0 LOB: 0 K: 0 BB: 0 S: 3 P: 3	R: 4 H: 4 E: 0 LOB: 2 K: 0 BB: 1 S: 7 P: 12	R: 0 H: 0 E: 0 LOB: 0 K: 0 BB: 0 S: 3 P: 3	R: 0 H: 1 E: 0 LOB: 1 K: 0 BB: 0 S: 4 P: 4	R: 1 H: 2 E: 0 LOB: 1 K: 1 BB: 0 S: 7 P: 7	R: 1 H: 2 E: 0 LOB: 1 K: 0 BB: 0 S: 5 P: 5	R: 0 H: 1 E: 0 LOB: 1 K: 1 BB: 0 S: 6 P: 6	1B: 7 SF: 1 2B: 4 SAC: 1 3B: 1 DP: 0 HR: 0 HBP: 2						WP: 0 PA: 42 PB: 1 SB: 1 CS: 0	

TOP

St. Louis Cardinals @ Cincinnati Reds

Crosley Field, Cincinnati, OH

Sat Jun 08 1968, 7:05 PM EDT

Att. 13,368 - Unknown

livebaseballscorecards.com

AB	37
R	7
H	12
RBI	7
BB	1
SO	2
LOB	20

PITCHER		IP	WLS	BF	H	R	ER	SO	BB	IBB	HBP	BLK	WP	HR	S	P	ERA	WHIP
George Culver, R ERA: 2.87	(1, 1)	3.2	L	20	6	5	5	0	1	0	2	0	0	0	17	23	12.27	1.909
Bill Kelso, R ERA: 2.68	(4, 1)	1.1		4	0	0	0	0	0	0	0	0	0	0	4	4	0.00	0.000
Bob Lee, R ERA: 4.42	(6, 1)	2.0		9	3	1	1	1	0	0	0	0	0	0	11	11	4.50	1.500
Ted Abernathy, R ERA: 0.8	(8, 1)	2.0		9	3	1	1	1	0	0	0	0	0	0	11	11	4.50	1.500

PITCHER		IP	WLS	BF	H	R	ER	SO	BB	IBB	HBP	BLK	WP	HR	S	P	ERA	WHIP

Batter	1	2	3	4	5	6	7	8	9	AB	R	H	RBI	BB	SO	LOB
Pete Rose, S (1, 9) OBP: 0.423, SLG: 0.509	1B 4-3 1B 1B		FC3-6 1B		1B		F8			4	1	3	0	0	0	1
Tommy Helms, R (1, 4) OBP: 0.318, SLG: 0.394	4-3 1-2		FC3-6 FC1-6 1-2f		F8			5-3		4	0	0	0	0	0	3
Vada Pinson, L (1, 8) OBP: 0.332, SLG: 0.403	1B SF9 2-3 1B		FC1-6 1-2f			FC6-4 1B		F2		4	1	2	0	0	0	1
Alex Johnson, R (1, 7) OBP: 0.357, SLG: 0.388	1-3 3-H 1B		4-3			FC6-4 1-2f		5-3		4	0	1	1	0	0	2
Lee May, R (1, 3) OBP: 0.323, SLG: 0.399	SF9 3-H			K		F8			P4	3	0	0	1	0	1	1
Tony Perez, R (1, 5) OBP: 0.310, SLG: 0.374	K			F7		K			F9	4	0	0	0	0	2	2
Johnny Bench, R (1, 2) OBP: 0.287, SLG: 0.397		F9		P6			E5 FC6-4		1B 1B	4	0	1	0	0	0	0
Leo Cardenas, R (1, 6) OBP: 0.227, SLG: 0.204		F9			F3		FC6-4 1-2f 2B		FC6 1-2 1B	4	0	1	0	0	0	1
George Culver, R (1, 1) OBP: 0.043, SLG: 0.087 Bill Kelso, R (4, 1) Fred Whitfield, L (5, PH) OBP: 0.220, SLG: 0.211 Bob Lee, R (6, 1) Giraldo Ruiz, S (7, PH) OBP: 0.472, SLG: 0.419 Ted Abernathy, R (8, 1) Mack Jones, L (9, PH) OBP: 0.325, SLG: 0.161		3-1			F7		1-H 2B		FC6 1-2f	1 0 1 0 1 0 0 1	0 0 0 0 0 0 0 0	0 0 0 0 0 0 0 0	0 0 0 0 0 0 0 0	0 0 0 0 0 0 0 0	0 0 0 0 0 0 0 0	0 0 0 0 0 0 0 2
Inning Stats	R: 2 E: 0 K: 1 S: 8 H: 3 LOB: 1 BB: 0 P: 8	R: 0 E: 0 K: 0 S: 3 H: 0 LOB: 0 BB: 0 P: 3	R: 0 E: 0 K: 0 S: 4 H: 1 LOB: 1 BB: 0 P: 4	R: 0 E: 0 K: 1 S: 5 H: 0 LOB: 0 BB: 0 P: 5	R: 0 E: 0 K: 0 S: 4 H: 1 LOB: 1 BB: 0 P: 4	R: 0 E: 0 K: 1 S: 6 H: 1 LOB: 1 BB: 0 P: 6	R: 0 E: 1 K: 0 S: 4 H: 1 LOB: 1 BB: 0 P: 4	R: 0 E: 0 K: 0 S: 3 H: 0 LOB: 0 BB: 0 P: 3	R: 0 E: 0 K: 0 S: 5 H: 2 LOB: 2 BB: 0 P: 5	1B: 8 2B: 1 3B: 0 HR: 0	SF: 1 SAC: 0 DP: 0 HBP: 0						

PITCHER	IP	WLS	BF	H	R	ER	SO	BB	IBB	HBP	BLK	WP	HR	S	P	ERA	WHIP
Nelson Briles, R (1, 1) ERA: 2.3	9.0	W	36	9	2	2	3	0	0	0	0	0	0	42	42	2.00	1.000

PITCHER	IP	WLS	BF	H	R	ER	SO	BB	IBB	HBP	BLK	WP	HR	S	P	ERA	WHIP

BOTTOM

St. Louis Cardinals @ Cincinnati Reds

Crosley Field, Cincinnati, OH

Sat Jun 08 1968, 7:05 PM EDT

Att. 13,368 - Unknown

livebaseballscorecards.com

AB	35
R	2
H	9
RBI	2
BB	0
SO	3
LOB	13

WP: 0	PA: 36		
PB: 0			
SB: 0			
CS: 0			

Batter	1	2	3	4	5	6	7	8	9	AB	R	H	RBI	BB	SO	LOB
Lou Brock, L (1, 7) OBP: 0.274, SLG: 0.399	K		F9		F8			F8 1B		5	1	2	3	0	1	2
Julian Javier, R (1, 4) OBP: 0.284, SLG: 0.346	WP 1B		B5		HR; 2B; F7			K		5	1	2	1	0	1	2
Curt Flood, R (1, 8) OBP: 0.388, SLG: 0.450	6-3		FC5-4		BB 1B			FC6-4		5	1	3	0	0	0	2
Orlando Cepeda, R (1, 3) OBP: 0.345, SLG: 0.422	BB			L6	BB	P5		F8		4	1	1	1	1	0	3
Mike Shannon, R (1, 5) OBP: 0.307, SLG: 0.436	K			BB	BB	K		FC6-4		3	1	0	0	2	2	5
Tim McCarver, L (1, 2) OBP: 0.302, SLG: 0.364		G6-4-3		P6	BB	F5			F8	5	1	3	2	0	0	2
Dick Simpson, R (1, 9) OBP: 0.323, SLG: 0.393		K		K	BB	FC6-5			F8	2	0	0	0	0	2	2
Roger Maris, L (5, PH) OBP: 0.300, SLG: 0.333 (5, 9)										2	1	1	0	1	0	1
Dal Maxvill, R (1, 6) OBP: 0.297, SLG: 0.298		G6-4-3			WP 1B; HR	FC6-5			K	5	2	2	2	0	1	3
Steve Carlton, L (1, 1) OBP: 0.233, SLG: 0.300			FC5-4		K	G6-3			K	1	0	1	0	0	0	0
Hal Gilson, R (4, 1)										1	0	0	0	0	1	1
Johnny Edwards, L (5, PH) OBP: 0.302, SLG: 0.392					HR					1	1	1	1	0	0	0
Ron Willis, R (5, 1)										2	0	0	0	0	1	2
Inning Stats	R: 0 E: 0 K: 2 S: 8 H: 1 LOB: 2 BB: 1 P: 12	R: 0 E: 0 K: 1 S: 5 H: 1 LOB: 0 BB: 0 P: 5	R: 0 E: 0 K: 0 S: 4 H: 1 LOB: 1 BB: 0 P: 4	R: 0 E: 0 K: 1 S: 5 H: 0 LOB: 1 BB: 1 P: 9	R: 10 E: 0 K: 1 S: 13 H: 8 LOB: 0 BB: 2 P: 21	R: 0 E: 0 K: 1 S: 6 H: 1 LOB: 1 BB: 0 P: 6	R: 0 E: 0 K: 0 S: 3 H: 1 LOB: 0 BB: 0 P: 3	R: 0 E: 0 K: 1 S: 7 H: 2 LOB: 2 BB: 0 P: 7	R: 0 E: 0 K: 2 S: 8 H: 1 LOB: 1 BB: 0 P: 8	1B: 12 2B: 3 3B: 0 HR: 1 SF: 0 SAC: 0 DP: 2 HBP: 0						

PITCHER		IP	WLS	BF	H	R	ER	SO	BB	IBB	HBP	BLK	WP	HR	S	P	ERA	WHIP
Gerry Arrigo, L ERA: 2.49	(1, 1)	4.2		24	8	6	6	5	3	0	0	0	2	0	31	43	11.57	2.357
Bob Lee, R ERA: 5.12	(5, 1)	0.0	L	3	2	1	1	0	1	0	0	0	0	0	2	6	∞	∞
Bill Kelso, R ERA: 2.88	(5, 1)	0.1		2	1	3	3	0	0	0	0	0	0	1	2	2	81.00	3.000
Ted Abernathy, R ERA: 0.76	(6, 1)	2.0		7	2	0	0	1	0	0	0	0	0	0	9	9	0.00	1.000
Milt Pappas, R ERA: 6.04	(8, 1)	2.0		9	3	0	0	3	0	0	0	0	0	0	15	15	0.00	1.500

PITCHER	IP	WLS	BF	H	R	ER	SO	BB	IBB	HBP	BLK	WP	HR	S	P	ERA	WHIP

TOP

St. Louis Cardinals @ Cincinnati Reds

Crosley Field, Cincinnati, OH

Sun Jun 09 1968, 3:33 AM EDT

Unknown

livebaseballscorecards.com

AB	41
R	10
H	16
RBI	10
BB	4
SO	9
LOB	25

WP: 2 PA: 45
PB: 0
SB: 0
CS: 0

St. Louis Cardinals @ Cincinnati Reds

Crosley Field, Cincinnati, OH

Sun Jun 09 1968, 3:33 AM EDT

Unknown

BOTTOM

livebaseballscorecards.com

Batter	1	2	3	4	5	6	7	8	9	AB	R	H	RBI	BB	SO	LOB
Pete Rose, S (1, 9) OBP: 0.418, SLG: 0.500	BBBB 4-0 5-3 E BB	SSS 0-3 ② K	x 0-0 ③ FC5 2-3f		x 0-0 ① G3		x 0-0 ③ 1-3			4	1	0	0	1	1	3
Tommy Helms, R (1, 4) OBP: 0.315, SLG: 0.389	x 0-0 ① 5-3 1-2	x 0-0 2B 1B		x 0-0 ① F8	x 0-0 ② F9			x 0-0 ① 1-3		5	1	1	0	0	0	1
Vada Pinson, L (1, 8) OBP: 0.333, SLG: 0.405	BBBB 4-0 E 1B BB	x 0-0 1-H 1B 2B		x 0-0 ② F7	x 0-0 ③ 4-3			x 0-0 ② F8		4	2	1	1	1	0	0
Alex Johnson, R (1, 7) OBP: 0.358, SLG: 0.388	x 0-0 E6 1B 1-2 2-H 1B	x 0-0 FC4-6 2-H 1B		x 0-0 1B 1B		x 0-0 ① F8		x 0-0 E5 E		5	2	2	1	0	0	1
Lee May, R (1, 3) OBP: 0.325, SLG: 0.399	x 0-0 1B 1-3 2-H 1B	x 0-0 ③ FC4-6 1-2f		x 0-0 BB 1-3 1B		x 0-0 ② F8		x 0-0 E5 2-3		5	1	2	1	0	0	2
Tony Perez, R (1, 5) OBP: 0.312, SLG: 0.372	x 0-0 FC4-6 1-2 3-H 1B		x 0-0 ① L6	BBBB 4-0 1B 1-2 1B BB		x 0-0 ③ 4-3		x 0-0 ③ 6-3		4	1	1	1	1	0	2
Johnny Bench, R (1, 2) OBP: 0.290, SLG: 0.394	x 0-0 ② F7		x 0-0 ② F7	x 0-0 1B 1-3 2-H 3-H 1B			BBBB 4-0 G4-6-3 BB	x 0-0 ① F2		4	0	1	2	1	0	2
Leo Cardenas, R (1, 6) OBP: 0.232, SLG: 0.209	x 0-0 ③ FC4-6 1-2f		x 0-0 FC5 E 1B	x 0-0 1-3 3-H 1B			x 0-0 ①② G4-6-3 1-2f	x 0-0 ② 1-3		5	0	2	1	0	0	3
Gerry Arrigo, L (1, 1) OBP: 0.179, SLG: 0.160		x 0-0 ① F8	x 0-0 E3 1-2	x 0-0 ③ 4-3			x 0-0 1B	x 0-0 ③ G3		3	0	0	0	0	0	3
Bob Lee, R (5, 1)										0	0	0	0	0	0	0
Bill Kelso, R (5, 1)										0	0	0	0	0	0	0
Ted Abernathy, R (6, 1)										0	0	0	0	0	0	0
Fred Whitfield, L (7, PH) OBP: 0.233, SLG: 0.224										1	0	1	0	0	0	0
Milt Pappas, R (8, 1) OBP: 0.071, SLG: 0.071										0	0	0	0	0	0	0
Giraldo Ruiz, S (9, PH) OBP: 0.459, SLG: 0.406										1	0	0	0	0	0	0
Inning Stats	R: 3 E: 1 K: 0 S: 6 H: 2 LOB: 2 BB: 2 P: 14	R: 2 E: 0 K: 1 S: 8 H: 3 LOB: 1 BB: 0 P: 8	R: 0 E: 1 K: 0 S: 5 H: 1 LOB: 2 BB: 0 P: 5	R: 3 E: 0 K: 0 S: 7 H: 4 LOB: 2 BB: 1 P: 11	R: 0 E: 0 K: 0 S: 3 H: 0 LOB: 0 BB: 0 P: 3	R: 0 E: 0 K: 0 S: 3 H: 0 LOB: 0 BB: 0 P: 3	R: 0 E: 0 K: 0 S: 3 H: 1 LOB: 1 BB: 1 P: 7	R: 0 E: 2 K: 0 S: 5 H: 0 LOB: 2 BB: 0 P: 5	R: 0 E: 0 K: 0 S: 3 H: 0 LOB: 0 BB: 0 P: 3	1B: 10 2B: 1 3B: 0 HR: 0 SF: 0 SAC: 0 DP: 1 HBP: 0						

	AB	41
	R	8
	H	11
	RBI	7
	BB	4
	SO	1
	LOB	17

WP: 0 PA: 45
PB: 0
SB: 0
CS: 0

PITCHER		IP	WLS	BF	H	R	ER	SO	BB	IBB	HBP	BLK	WP	HR	S	P	ERA	WHIP
Steve Carlton, L ERA: 2.62	(1, 1)	3.2		25	9	8	7	1	3	0	0	0	0	0	24	36	17.18	3.273
Hal Gilson, L ERA: 4.74	(4, 1)	0.1		2	1	0	0	0	0	0	0	0	0	0	2	2	0.00	3.000
Ron Willis, R ERA: 2.74	(5, 1)	5.0	W	18	1	0	0	0	1	0	0	0	0	0	17	21	0.00	0.400

PITCHER	IP	WLS	BF	H	R	ER	SO	BB	IBB	HBP	BLK	WP	HR	S	P	ERA	WHIP

St. Louis Cardinals @ Cincinnati Reds

Crosley Field, Cincinnati, OH

Sun Jun 09 1968, 3:38 AM EDT

Att. 28,141 - Unknown

TOP

livebaseballscorecards.com

Batter	1	2	3	4	5	6	7	8	9	10	11	12	AB	R	H	RBI	BB	SO	LOB
Lou Brock, L (1, 7) OBP: 0.279, SLG: 0.400	0-0 E7 1B	BBBB 4-0 2B BB		x 0-0 1B SF7 1B		x 0-0 ① F8		x 0-0 ② 1-3 1-2			H 1-0 6-3 SH1-4 HBP		2	2	1	0	1	0	0
Roger Maris, L (5, 9) OBP: 0.301, SLG: 0.328													2	0	0	0	0	0	1
Julian Javier, R (1, 4) OBP: 0.287, SLG: 0.352	x 0-0 BB 1B 1B 2-H	x 0-0 2B 1-3		x 0-0 ① F2		x 0-0 ② F9		x 0-0 ③ G3			x 0-0 ① SH1-4 1-2		5	1	2	1	0	0	2
Curt Flood, R (1, 8) OBP: 0.391, SLG: 0.449	BBBB 4-0 1B 2B 1-2 BB	x 0-0 ① 1-3		x 0-0 1B 1-3		x 0-0 1B			x 0-0 ① F3		x 0-0 ② 6-3 2-3		5	1	2	0	1	0	3
Orlando Cepeda, R (1, 3) OBP: 0.349, SLG: 0.421	x 0-0 2B SF8 1-2 2-H 1B	4-0 IBB		x 0-0 ② SF7 3-H		x 0-0 ③ F9			x 0-0 ② 5-3		4-0 FC6 IBB		3	1	1	2	2	0	1
Phil Gagliano, R (1, 5) OBP: 0.231, SLG: 0.217	x 0-0 4-3 1B 1-3 2-H 2B	SSS 0-3 ② K		x 0-0 ③ 4-3			x 0-0 ① P4		x 0-0 ③ F5		x 0-0 ③ FC6 1-2f		5	1	1	1	0	1	4
Tim McCarver, L (11, PH) OBP: 0.301, SLG: 0.362													1	0	0	0	0	0	2
Mike Shannon, R (11, 5) OBP: 0.307, SLG: 0.436													0	0	0	0	0	0	0
Ed Spiezio, R (1, 9) OBP: 0.222, SLG: 0.167	x 0-0 ① SF8 3-H	x 0-0 ③ P3			x 0-0 ① F8		x 0-0 ② F3			x 0-0 SH3-4 1B		x 0-0 ① 6-3	5	0	1	1	0	0	3
(5, 7)																			
Johnny Edwards, L (1, 2) OBP: 0.276, SLG: 0.357	x 0-0 ② 4-3 2-3		x 0-0 ① 1-3		x 0-0 ② L4		x 0-0 ③ F7			x 0-0 ① SH3-4 1-2		x 0-0 ② F2	5	0	0	0	0	0	1
Dal Maxvill, R (1, 6) OBP: 0.303, SLG: 0.301	x 0-0 1B 3-H		x 0-0 ② F8		x 0-0 1B		BBBB 4-0 1-3 BB			x 0-0 ② 5-3		SSS 0-3 ③ K	5	0	2	1	1	1	
Ray Washburn, R (1, 1) Wayne Granger, R (6, 1) Joe Hoerner, R (7, 1) Ron Willis, R (8, 1) Dave Ricketts, S (10, PH) OBP: 0.167, SLG: 0.167 Steve Carlton, L (10, 1) OBP: 0.233, SLG: 0.300	SSS 0-3 ③ K		SSS 0-3 ③ K		SSS 0-3 ③ K			SSS 0-3 ① K		x 0-0 ③ 4-3			3 0 1 0 1 0	0 0 0 0 0 0	0 0 0 0 0 0	0 0 0 0 0 0	0 0 0 0 0 0	3 0 1 0 0 0	2 0 1 0 1 0
Inning Stats	R: 5 E: 1 K: 1 S: 10 / H: 4 LOB: 1 BB: 1 P: 14	R: 0 E: 0 K: 1 S: 6 / H: 1 LOB: 3 BB: 2 P: 14	R: 0 E: 0 K: 1 S: 5 / H: 0 LOB: 0 BB: 0 P: 5	R: 1 E: 0 K: 0 S: 5 / H: 2 LOB: 1 BB: 0 P: 5	R: 0 E: 0 K: 1 S: 6 / H: 1 LOB: 1 BB: 0 P: 6	R: 0 E: 0 K: 0 S: 4 / H: 1 LOB: 1 BB: 0 P: 4	R: 0 E: 0 K: 0 S: 3 / H: 0 LOB: 0 BB: 0 P: 3	R: 0 E: 0 K: 1 S: 5 / H: 0 LOB: 1 BB: 1 P: 9	R: 0 E: 0 K: 0 S: 3 / H: 0 LOB: 0 BB: 0 P: 3	R: 0 E: 0 K: 0 S: 4 / H: 1 LOB: 1 BB: 0 P: 4	R: 0 E: 0 K: 0 S: 3 / H: 0 LOB: 2 BB: 1 P: 8	R: 0 E: 0 K: 1 S: 5 / H: 0 LOB: 0 BB: 0 P: 5	1B: 8 2B: 2 3B: 0 HR: 0	SF: 2 SAC: 2 DP: 0 HBP: 1	WP: 0 PB: 0 SB: 0 CS: 0	PA: 53		

	AB	43
	R	6
	H	10
	RBI	6
	BB	5
	SO	6
	LOB	22

PITCHER		IP	WLS	BF	H	R	ER	SO	BB	IBB	HBP	BLK	WP	HR	S	P	ERA	WHIP
Billy McCool, L ERA: 4.68	(1, 1)	0.0		5	3	5	3	0	1	0	0	0	0	0	4	8	∞	∞
Bob Lee, R ERA: 4.99	(1, 1)	1.0		5	1	0	0	1	1	0	0	0	0	0	6	10	0.00	2.000
Milt Pappas, R ERA: 5.6	(2, 1)	6.0		24	5	1	1	3	0	1	0	0	0	0	29	33	1.50	0.833
Ted Abernathy, R ERA: 0.69	(8, 1)	3.2		15	1	0	0	1	1	1	1	0	0	0	14	23	0.00	0.545
Gerry Arrigo, L ERA: 2.48	(11, 1)	0.1		1	0	0	0	0	0	0	0	0	0	0	1	1	0.00	0.000

PITCHER		IP	WLS	BF	H	R	ER	SO	BB	IBB	HBP	BLK	WP	HR	S	P	ERA	WHIP
George Culver, R ERA: 2.83	(12, 1)	1.0	W	3	0	0	0	1	0	0	0	0	0	0	5	5	0.00	0.000

Batter	1	2	3	4	5	6	7	8	9	10	11	12	AB	R	H	RBI	BB	SO	LOB
Pete Rose, S (1, 9) OBP: 0.416, SLG: 0.493	G3		F6			1B	F7	BB		F9			5	1	1	0	1	0	2
Tommy Helms, R (1, 4) OBP: 0.321, SLG: 0.397	E 1B		6-3			1-3 1B 2B	1-2 1B	F8			5-3		6	1	3	0	0	0	3
Vada Pinson, L (1, 8) OBP: 0.333, SLG: 0.417	E4 L6 1-3			HR		2-H 3-H HR 1B	F7		F9		K		6	2	2	3	0	1	3
Alex Johnson, R (1, 7) OBP: 0.358, SLG: 0.388 Mack Jones, L (1, PH) (2, 7) OBP: 0.318, SLG: 0.257 Ted Abernathy, R (8, 1) Gerry Arrigo, L (11, 1) OBP: 0.179, SLG: 0.160 Bob Johnson, R (11, PH) OBP: 0.313, SLG: 0.267 George Culver, R (12, 1) OBP: 0.043, SLG: 0.087	L6 2-3			F2		1-H HR	K		K		F3		0 4 1 0 1 0	0 1 0 0 0 0	0 1 0 0 0 0	0 2 0 0 0 0	0 0 0 0 0 0	0 1 1 0 0 0	0 4 0 0 0 0
Lee May, R (1, 3) OBP: 0.335, SLG: 0.408 (8, 7)		1B		P6		5-3		2B SF7 1B	1B			FC1-6 1B	6	1	4	0	0	0	0
Tony Perez, R (1, 5) OBP: 0.308, SLG: 0.371	K			L9		1-5-3		F9 1-3 2B	K			FC1-6 1-2f 2B	6	1	1	0	0	2	3
Johnny Bench, R (1, 2) OBP: 0.286, SLG: 0.394	K		6-3			2B	SF7 3-H			K		K	5	0	1	1	0	3	2
Leo Cardenas, R (1, 6) OBP: 0.239, SLG: 0.219	P4				K	4-3		BB IBB		1B		1-H 2B	5	0	2	1	1	1	2
Billy McCool, R (1, 1) Bob Lee, R (1, 1) Milt Pappas, R (2, 1) OBP: 0.063, SLG: 0.063 Fred Whitfield, L (7, PH) (8, 3) OBP: 0.246, SLG: 0.237 Don Pavletich, R (8, PH) (9, 3) OBP: 0.120, SLG: 0.120			K		K		1B	F9 2-3		K			0 0 2 1 2	0 0 0 0 0	0 0 0 1 0	0 0 0 0 0	0 0 0 0 1	0 0 2 0 3	0 0 0 0 0
Inning Stats	R: 0 E: 1 K: 0 S: 4 H: 1 LOB: 1 BB: 0 P: 4	R: 0 E: 0 K: 2 S: 8 H: 1 LOB: 1 BB: 0 P: 8	R: 0 E: 0 K: 1 S: 5 H: 0 LOB: 0 BB: 0 P: 5	R: 1 E: 0 K: 0 S: 4 H: 1 LOB: 0 BB: 0 P: 4	R: 0 E: 0 K: 2 S: 7 H: 0 LOB: 0 BB: 0 P: 7	R: 4 E: 0 K: 0 S: 8 H: 5 LOB: 1 BB: 0 P: 8	R: 0 E: 0 K: 1 S: 7 H: 2 LOB: 2 BB: 0 P: 7	R: 1 E: 0 K: 0 S: 5 H: 2 LOB: 3 BB: 2 P: 13	R: 0 E: 0 K: 2 S: 8 H: 1 LOB: 1 BB: 0 P: 8	R: 0 E: 0 K: 2 S: 8 H: 1 LOB: 1 BB: 0 P: 8	R: 0 E: 0 K: 1 S: 5 H: 0 LOB: 0 BB: 0 P: 5	R: 1 E: 0 K: 1 S: 6 H: 2 LOB: 1 BB: 0 P: 6	1B: 10 2B: 5 3B: 0 HR: 2 SF: 1 SAC: 0 DP: 1 HBP: 0						

PITCHER	IP	WLS	BF	H	R	ER	SO	BB	IBB	HBP	BLK	WP	HR	S	P	ERA	WHIP
Ray Washburn, R (1, 1) ERA: 3.88	5.0		22	7	5	5	5	0	0	0	0	0	2	32	32	9.00	1.400
Wayne Granger, R (6, 1) ERA:	1.1		7	3	0	0	0	0	0	0	0	0	0	7	7	0.00	2.250
Joe Hoerner, L (7, 1) ERA: 2.55	1.0		6	2	1	1	1	0	1	0	0	0	0	7	11	9.00	2.000
Ron Willis, R (8, 1) ERA: 2.55	1.2		7	1	0	0	2	1	0	0	0	0	0	10	14	0.00	1.200
Steve Carlton, L (10, 1) ERA: 2.64	2.2	L	11	3	1	1	4	0	0	0	0	0	0	19	19	3.38	1.125

PITCHER	IP	WLS	BF	H	R	ER	SO	BB	IBB	HBP	BLK	WP	HR	S	P	ERA	WHIP

BOTTOM

St. Louis Cardinals @ Cincinnati Reds

Crosley Field, Cincinnati, OH

Sun Jun 09 1968, 3:38 AM EDT

Att. 28,141 - Unknown

livebaseballscorecards.com

AB	50
R	7
H	16
RBI	7
BB	2
SO	12
LOB	22

PA: 53

WP: 0
PB: 0
SB: 0
CS: 0

Batter	1	2	3	4	5	6	7	8	9	AB	R	H	RBI	BB	SO	LOB
Pete Rose, S (1, 9) OBP: 0.421, SLG: 0.500	E 2B		G5-4-3 1B 1-2		G6-4-3 1-2f		FC5-4 IBB			3	1	2	0	1	0	2
Tommy Helms, R (1, 4) OBP: 0.319, SLG: 0.394	WP 1B		G5-4-3 1-2f 2-3			5-3	FC5-4 1-2f 2-3 3-H			4	0	1	1	0	0	4
Vada Pinson, L (1, 8) OBP: 0.328, SLG: 0.409	K 1-3 2-H		F7			K	4-3			4	0	0	0	0	2	5
Alex Johnson, R (1, 7) OBP: 0.361, SLG: 0.394	K			L4		2B		G1-6-3 1B		4	0	2	0	0	1	1
Lee May, R (1, 3) OBP: 0.328, SLG: 0.399	P4			6-3		5-3		G1-6-3 1-2f		4	0	0	0	0	0	3
Tony Perez, R (1, 5) OBP: 0.307, SLG: 0.369		P4		6-3			E 1B 1-3	5-3		4	1	1	0	0	0	0
Johnny Bench, R (1, 2) OBP: 0.286, SLG: 0.388		F8			1B BB		1-3 1-2		5-3	3	0	0	0	1	0	1
Leo Cardenas, R (1, 6) OBP: 0.244, SLG: 0.225		K			FC1-6 1-3		E FC5-4 1B		F8	4	1	2	0	0	1	0
Gary Nolan, R (1, 1) OBP: 0.125, SLG: 0.125			G5-4-3 1B		FC1-6 1-2f	G6-4-3	E9 FC5-4 1-3 2-H		F8	2	0	1	0	0	0	2
Don Pavletich, R (7, PH) OBP: 0.115, SLG: 0.115										1	0	0	0	0	0	1
Jim Maloney, L (7, PR) OBP: 0.280, SLG: 0.292										0	0	0	0	0	0	0
Bob Lee, R (7, 1)										0	0	0	0	0	0	0
Fred Whitfield, L (9, PH) OBP: 0.242, SLG: 0.233										1	0	0	0	0	0	0
Inning Stats	R: 1 E: 0 K: 2 S: 9 H: 2 LOB: 1 BB: 0 P: 9	R: 0 E: 0 K: 1 S: 5 H: 0 LOB: 0 BB: 0 P: 5	R: 0 E: 0 K: 0 S: 4 H: 2 LOB: 1 BB: 0 P: 4	R: 0 E: 0 K: 0 S: 3 H: 0 LOB: 0 BB: 0 P: 3	R: 0 E: 0 K: 0 S: 3 H: 1 LOB: 1 BB: 1 P: 7	R: 0 E: 0 K: 1 S: 6 H: 1 LOB: 1 BB: 0 P: 6	R: 2 E: 1 K: 0 S: 6 H: 2 LOB: 3 BB: 1 P: 10	R: 0 E: 0 K: 0 S: 3 H: 1 LOB: 0 BB: 0 P: 3	R: 0 E: 0 K: 0 S: 3 H: 0 LOB: 0 BB: 0 P: 3	1B: 7 2B: 2 3B: 0 HR: 0 SF: 0 SAC: 0 DP: 3 HBP: 0						

PITCHER		IP	WLS	BF	H	R	ER	SO	BB	IBB	HBP	BLK	WP	HR	S	P	ERA	WHIP
Ken Holtzman, L ERA: 3.95	(1, 1)	7.0	W	30	8	3	0	4	1	1	0	0	1	0	36	44	0.00	1.286
Chuck Hartenstein, R ERA: 3.95	(8, 1)	0.0		1	1	0	0	0	0	0	0	0	0	0	1	1	∞	∞
Phil Regan, R ERA: 2.85	(8, 1)	2.0	S	5	0	0	0	0	0	0	0	0	0	0	5	5	0.00	0.000

PITCHER	IP	WLS	BF	H	R	ER	SO	BB	IBB	HBP	BLK	WP	HR	S	P	ERA	WHIP

TOP

Cincinnati Reds @ Chicago Cubs

Wrigley Field, Chicago, IL

Mon Jun 10 1968, 3:33 AM CDT

Att. 5,645 - Sunny - 90 F

livebaseballscorecards.com

AB	34
R	3
H	9
RBI	1
BB	2
SO	4
LOB	19

WP: 2 PA: 36
PB: 0
SB: 0
CS: 0

Batter	1	2	3	4	5	6	7	8	9	AB	R	H	RBI	BB	SO	LOB
Don Kessinger, S (1, 6) OBP: 0.296, SLG: 0.306	S S S 0-3 ① K		B B B B 4-0 L1-3 BB		S S S 0-3 ① K		x 0-0 ② F8			3	0	0	0	1	2	1
Glenn Beckert, R (1, 4) OBP: 0.283, SLG: 0.340	x 0-0 F8 2B		x 0-0 ①② L1-3 1-2		x 0-0 ② F9		B B B B 4-0 2B BB			3	1	1	0	1	0	1
Billy Williams, L (1, 7) OBP: 0.328, SLG: 0.487	x 0-0 ② F8 2-3		x 0-0 1B		x 0-0 ③ F2		x 0-0 1-H 2-H 2B			4	0	2	2	0	0	1
Ron Santo, R (1, 5) OBP: 0.358, SLG: 0.468	S S S 0-3 ③ K		x 0-0 ③ P3			x 0-0 ① 6-3	x 0-0 ③ 6-3			4	0	0	0	0	1	3
14 Ernie Banks, R (1, 3) OBP: 0.310, SLG: 0.495		x 0-0 HR		x 0-0 HR		x 0-0 ② F8		x 0-0 ① F7		4	2	2	2	0	0	0
Al Spangler, L (1, 9) OBP: 0.362, SLG: 0.396		S S S 0-3 ① K		x 0-0 ① L9		x 0-0 2B		x 0-0 ② P3		4	0	1	0	0	1	0
Randy Hundley, R (1, 2) OBP: 0.293, SLG: 0.333		x 0-0 ② 5-3		x 0-0 ② F7		x 0-0 ③ P3		S S S 0-3 ③ K		4	0	0	0	0	1	1
Adolfo Phillips, R (1, 8) OBP: 0.311, SLG: 0.375		x 0-0 E7 1B		B B B B 4-0 BB			x 0-0 E7 2B 1B			2	1	2	0	1	0	0
Ken Holtzman, R (1, 1) OBP: 0.103, SLG: 0.103 Lou Johnson, R (7, PH) OBP: 0.308, SLG: 0.383 Chuck Hartenstein, R (8, 1) Phil Regan, R (8, 1) OBP: 0.200, SLG: 0.200		x 0-0 ③ G3		S S S 0-3 ③ K			S S S 0-3 ① K			2 1 0 0	0 0 0 0	0 0 0 0	0 0 0 0	0 1 0 0	1 1 0 0	2 1 0 0
Inning Stats	R: 0 E: 0 K: 2 S: 8 H: 1 LOB: 1 BB: 0 P: 8	R: 1 E: 1 K: 1 S: 7 H: 2 LOB: 1 BB: 0 P: 7	R: 0 E: 0 K: 0 S: 3 H: 1 LOB: 1 BB: 1 P: 7	R: 1 E: 0 K: 1 S: 6 H: 1 LOB: 1 BB: 1 P: 10	R: 0 E: 0 K: 1 S: 5 H: 0 LOB: 0 BB: 0 P: 5	R: 0 E: 0 K: 0 S: 4 H: 1 LOB: 1 BB: 0 P: 4	R: 2 E: 1 K: 1 S: 7 H: 2 LOB: 1 BB: 1 P: 11	R: 0 E: 0 K: 1 S: 5 H: 0 LOB: 0 BB: 0 P: 5		1B: 3 2B: 4 3B: 0 HR: 2	SF: 0 SAC: 0 DP: 1 HBP: 0					

PITCHER		IP	WLS	BF	H	R	ER	SO	BB	IBB	HBP	BLK	WP	HR	S	P	ERA	WHIP
Gary Nolan, R ERA: 1.71	(1, 1)	6.0		25	6	2	2	5	2	0	0	0	0	2	33	41	3.00	1.333
Bob Lee, R ERA: 5.18	(7, 1)	2.0	L	9	2	2	2	2	1	0	0	0	0	0	12	16	9.00	1.500

PITCHER	IP	WLS	BF	H	R	ER	SO	BB	IBB	HBP	BLK	WP	HR	S	P	ERA	WHIP

BOTTOM

Cincinnati Reds @ Chicago Cubs

Wrigley Field, Chicago, IL

Mon Jun 10 1968, 3:33 AM CDT

Att. 5,645 - Sunny - 90 F

livebaseballscorecards.com

AB	31
R	4
H	8
RBI	4
BB	3
SO	7
LOB	10

Batter	1	2	3	4	5	6	7	8	9	AB	R	H	RBI	BB	SO	LOB
Pete Rose, S (1, 9) OBP: 0.419, SLG: 0.496	3-1	SF8 3-H	G6-4-3 IBB		1-3		1B 1B		4-3	4	0	1	1	1	0	0
Tommy Helms, R (1, 4) OBP: 0.329, SLG: 0.404	BB BB 1B	BB 1-2	G6-4-3 1-2f		2B		F9		1B	5	0	3	0	1	0	4
Vada Pinson, L (1, 8) OBP: 0.328, SLG: 0.405	BB BB 1-2	P6		G3	F9		FC6-4 1B 1-2		4-3	5	0	1	0	1	0	4
Alex Johnson, R (1, 7) OBP: 0.366, SLG: 0.405	G5-4-3 BB 1-2 2-3		1B E 1B	1B 3B		F8	FC6-4 1-2f			4	2	2	0	1	0	2
Lee May, R (1, 3) OBP: 0.335, SLG: 0.420	G5-4-3 1-2f		E 2B 1B 1-3	K		HR 1B		HR		5	3	3	1	0	1	4
Tony Perez, R (1, 5) OBP: 0.313, SLG: 0.387		1B 1B 1B	E6 2B E 1-2 3-H	1B 1B 3-H		HR 1-H		F8		5	3	3	4	0	0	1
Johnny Bench, R (1, 2) OBP: 0.293, SLG: 0.398		FC5-6 1B SF8 1-2	E7 1B 2B 1-H 2-H	1-2		P4		F8		5	1	3	1	0	0	0
Leo Cardenas, R (1, 6) OBP: 0.248, SLG: 0.229		FC5-6 1-2 2-H	SH2-4 2-3	L9		F8		F8		5	0	2	1	0	0	2
George Culver, R (1, 1) OBP: 0.042, SLG: 0.083		FC5-6 BB 1-2f 2-3	SH2-4 1-2		1-3		K		K	1	0	0	0	0	0	2
Billy McCool, R (4, 1)										1	0	0	0	0	0	0
Ted Abernathy, R (6, 1)										2	0	0	0	0	2	0
Inning Stats	R: 0 E: 0 K: 0 S: 3 H: 1 LOB: 2 BB: 2 P: 11	R: 2 E: 0 K: 0 S: 6 H: 3 LOB: 2 BB: 1 P: 10	R: 3 E: 2 K: 0 S: 7 H: 4 LOB: 2 BB: 1 P: 11	R: 1 E: 0 K: 1 S: 8 H: 3 LOB: 2 BB: 0 P: 8	R: 0 E: 0 K: 0 S: 4 H: 1 LOB: 1 BB: 0 P: 4	R: 2 E: 0 K: 0 S: 5 H: 2 LOB: 0 BB: 0 P: 5	R: 0 E: 0 K: 1 S: 7 H: 2 LOB: 2 BB: 0 P: 7	R: 1 E: 0 K: 0 S: 4 H: 1 LOB: 0 BB: 0 P: 4	R: 0 E: 0 K: 1 S: 6 H: 1 LOB: 1 BB: 0 P: 6	1B: 13 2B: 2 3B: 1 HR: 2 SF: 1 SAC: 1 DP: 2 HBP: 0						

PITCHER		IP	WLS	BF	H	R	ER	SO	BB	IBB	HBP	BLK	WP	HR	S	P	ERA	WHIP
Joe Niekro, R ERA: 5.45	(1, 1)	1.0	L	8	4	2	2	0	2	0	0	0	0	0	6	14	18.00	6.000
Jack Lamabe, R ERA: 4.96	(2, 1)	1.0		9	4	3	2	0	1	0	0	0	0	0	8	12	18.00	5.000
Chuck Hartenstein, R ERA: 3.99	(3, 1)	2.0		9	3	1	1	1	0	1	0	0	0	0	10	14	4.50	1.500
Ramon Hernandez, L ERA: 9.0	(5, 1)	2.0		9	3	2	2	0	0	0	0	0	0	1	9	9	9.00	1.500
Rich Nye, L ERA: 4.15	(7, 1)	2.0		9	3	1	1	1	0	0	0	0	0	1	11	11	4.50	1.500

PITCHER		IP	WLS	BF	H	R	ER	SO	BB	IBB	HBP	BLK	WP	HR	S	P	ERA	WHIP
Phil Regan, R ERA: 2.79	(9, 1)	1.0		4	1	0	0	1	0	0	0	0	0	0	6	6	0.00	1.000

TOP

Cincinnati Reds @ Chicago Cubs

Wrigley Field, Chicago, IL

Tue Jun 11 1968, 3:33 AM CDT

Att. 8,163 - Cloudy - 90 F

livebaseballscorecards.com

AB	42
R	9
H	18
RBI	8
BB	4
SO	3
LOB	19

BOTTOM

Cincinnati Reds @ Chicago Cubs

Wrigley Field, Chicago, IL

Tue Jun 11 1968, 3:33 AM CDT

Att. 8,163 - Cloudy - 90 F

livebaseballscorecards.com

Batter	1	2	3	4	5	6	7	8	9	AB	R	H	RBI	BB	SO	LOB
Don Kessinger, S (1, 6) OBP: 0.302, SLG: 0.309	FC5-2 1B BB E	F7 ③		2B 1B 1-2 3-H		BBBB 1B BB 4-0 1-2 3-H		G3 ②		4	1	2	1	1	0	1
Glenn Beckert, R (1, 4) OBP: 0.285, SLG: 0.343	E4 FC5-2 BB 14 SF7 1-2		BBBB G3-6-3 BB 4-0	1-3 2B 2-H		F7 ② 0-0		1-3 ③ 0-0		4	1	1	1	1	0	3
Billy Williams, L (1, 7) OBP: 0.329, SLG: 0.482	BBBB FC5-2 BB 4-0 1-2 2-3	G3-6-3 ① ② 1-2f	4-3 ③	1B 1B 1-3 2-H		1B 1B 0-0 1-3 2-H			3-1 ① 0-0	4	0	1	1	1	0	3
Ron Santo, R (1, 5) OBP: 0.359, SLG: 0.471	FC5-2 ① FC4-6 0-0 1-2 2-3 3-Hf	5-3 ③ 0-0		5-3 ① 0-0		1B 0-0 1-2 3-H			2B 0-0	5	0	2	1	0	0	3
14 Ernie Banks, R (1, 3) OBP: 0.303, SLG: 0.485	SF7 ② 0-0 3-H			F8 ① 0-0	F7 ② 0-0	4-3 ③ 0-0			5-3 ② 0-0	4	0	0	1	0	0	3
Al Spangler, L (1, 9) OBP: 0.349, SLG: 0.368	FC4-6 ③ 0-0 1-2f			BBBB 1B 1B FC4 BB 4-0	SSS K ③ 0-3		4-3 ① 0-0		F8 ③ 0-0	4	1	0	0	1	1	3
Randy Hundley, R (1, 2) OBP: 0.292, SLG: 0.332		F9 ① 0-0		FC4 1B 1B 0-0 1-2		SSS K ① 0-3	SSS K ② 0-3			4	1	1	0	0	2	0
Adolfo Phillips, R (1, 8) OBP: 0.320, SLG: 0.380		SH3 1B 0-0		FC4 0-0 1-2 2-3		BBBB 1B WP BB 4-0	6-3 ③ 0-0			3	1	2	0	1	0	0
Joe Niekro, R (1, 1) OBP: 0.143, SLG: 0.125 Jack Lamabe, R (2, 1) OBP: 0.000, SLG: 0.000 Chuck Hartenstein, R (3, 1) Dick Nen, L (4, PH) OBP: 0.214, SLG: 0.286 Ramon Hernandez, S (5, 1) Jim Hickman, R (6, PH) OBP: 0.313, SLG: 0.286 Rich Nye, L (7, 1) OBP: 0.000, SLG: 0.000 Lee Elia, R (8, PH) OBP: 0.143, SLG: 0.125 Phil Regan, R (9, 1) OBP: 0.000, SLG: 0.000		SH3 ② 0-0 1-2		FC4 ② 0-0 1-2f 2-3 3-H		WP 1B 1B 0-0 1-3		5-3 ① 0-0		0 0 0 1 0 1 0 0 1 0	0 0 0 1 0 0 0 0 0 0	0 0 0 0 0 0 0 0 0 0	0 0 0 1 0 0 0 0 0 0	0 0 0 0 0 0 0 0 0 0	0 0 0 2 0 0 0 0 0 0
Inning Stats	R: 1 H: 1 E: 1 LOB: 2 K: 0 BB: 1 S: 5 P: 9	R: 0 H: 1 E: 0 LOB: 1 K: 0 BB: 0 S: 4 P: 4	R: 0 H: 0 E: 0 LOB: 0 K: 0 BB: 1 S: 2 P: 6	R: 3 H: 4 E: 0 LOB: 2 K: 0 BB: 1 S: 7 P: 11	R: 0 H: 0 E: 0 LOB: 0 K: 1 BB: 0 S: 5 P: 5	R: 3 H: 3 E: 0 LOB: 2 K: 1 BB: 2 S: 8 P: 16	R: 0 H: 0 E: 0 LOB: 0 K: 1 BB: 0 S: 5 P: 5	R: 0 H: 0 E: 0 LOB: 0 K: 0 BB: 0 S: 3 P: 3	R: 0 H: 1 E: 0 LOB: 1 K: 0 BB: 0 S: 4 P: 4	1B: 8 SF: 1 2B: 2 SAC: 1 3B: 0 DP: 1 HR: 0 HBP: 0						

	AB	35
	R	7
	H	10
	RBI	6
	BB	5
	SO	3
	LOB	18

WP: 1 PA: 42
PB: 0
SB: 0
CS: 0

PITCHER		IP	WLS	BF	H	R	ER	SO	BB	IBB	HBP	BLK	WP	HR	S	P	ERA	WHIP
George Culver, R ERA: 3.02	(1, 1)	3.2		20	6	4	3	0	3	0	0	0	0	0	17	29	7.36	2.455
Billy McCool, L ERA: 5.33	(4, 1)	2.0	W	10	2	3	3	2	2	0	0	0	1	0	12	20	13.50	2.000
Ted Abernathy, R ERA: 0.63	(6, 1)	3.1	S	12	2	0	0	1	0	0	0	0	0	0	14	14	0.00	0.600

PITCHER	IP	WLS	BF	H	R	ER	SO	BB	IBB	HBP	BLK	WP	HR	S	P	ERA	WHIP

Batter	1	2	3	4	5	6	7	8	9	AB	R	H	RBI	BB	SO	LOB
Pete Rose, S (1, 9) OBP: 0.420, SLG: 0.500	0-0 2B		0-0 FC1-6 1B			0-0 ① 4-3		0-0 ② F7		4	0	2	0	0	0	1
Tommy Helms, R (1, 4) OBP: 0.323, SLG: 0.396	0-0 ① 6-3		0-0 ② FC1-6 1-2f			0-0 ② F7		0-0 ③ F8		4	0	0	0	0	0	3
Vada Pinson, L (1, 8) OBP: 0.322, SLG: 0.397	0-0 ② P3		S S S 0-3 ③ K			0-0 ③ L3			0-0 ① F9	4	0	0	0	0	1	2
Alex Johnson, R (1, 7) OBP: 0.364, SLG: 0.403	S S S 0-3 ③ K			0-0 ① 5-3			0-0 1B		0-0 ② 6-3	4	0	1	0	0	1	1
Tony Perez, R (1, 5) OBP: 0.316, SLG: 0.400		0-0 HR		S S S 0-3 ② K			0-0 ① P4		B B B B 4-0 BB	3	1	1	1	1	1	1
Lee May, R (1, 3) OBP: 0.329, SLG: 0.411		S S S 0-3 ① K		0-0 ③ F9			S S S 0-3 ② K		0-0 ③ F8	4	0	0	0	0	2	2
Johnny Bench, R (1, 2) OBP: 0.289, SLG: 0.392		0-0 ② F8			0-0 ① 5-3		0-0 ③ F3			3	0	0	0	0	0	1
Leo Cardenas, R (1, 6) OBP: 0.249, SLG: 0.231		S S S 0-3 ③ K			0-0 ② F8			0-0 1B		3	0	1	0	0	1	0
Jim Maloney, L (1, 1) OBP: 0.259, SLG: 0.269			0-0 ① F8		0-0 ③ L1			0-0 ① L6		2	0	0	0	0	0	0
Mack Jones, L (8, PH) OBP: 0.311, SLG: 0.250										1	0	0	0	0	0	1
Clay Carroll, R (8, 1)										0	0	0	0	0	0	0
Inning Stats	R: 0 E: 0 K: 1 S: 6 H: 1 LOB: 1 BB: 0 P: 6	R: 1 E: 0 K: 2 S: 8 H: 1 LOB: 0 BB: 0 P: 8	R: 0 E: 0 K: 1 S: 6 H: 1 LOB: 1 BB: 0 P: 6	R: 0 E: 0 K: 1 S: 5 H: 0 LOB: 0 BB: 0 P: 5	R: 0 E: 0 K: 0 S: 3 H: 0 LOB: 0 BB: 0 P: 3	R: 0 E: 0 K: 0 S: 3 H: 0 LOB: 0 BB: 0 P: 3	R: 0 E: 0 K: 1 S: 6 H: 1 LOB: 1 BB: 0 P: 6	R: 0 E: 0 K: 0 S: 4 H: 1 LOB: 1 BB: 0 P: 4	R: 0 E: 0 K: 0 S: 3 H: 0 LOB: 1 BB: 1 P: 7	1B: 3 2B: 1 3B: 0 HR: 1	SF: 0 SAC: 0 DP: 0 HBP: 0						WP: 0 PB: 0 SB: 0 CS: 0	PA: 33

PITCHER		IP	WLS	BF	H	R	ER	SO	BB	IBB	HBP	BLK	WP	HR	S	P	ERA	WHIP
Fergie Jenkins, R ERA: 2.66	(1, 1)	9.0	W	33	5	1	1	6	1	0	0	0	0	1	44	48	1.00	0.667

PITCHER	IP	WLS	BF	H	R	ER	SO	BB	IBB	HBP	BLK	WP	HR	S	P	ERA	WHIP

TOP

Cincinnati Reds @ Chicago Cubs

Wrigley Field, Chicago, IL

Wed Jun 12 1968, 3:33 AM CDT

Att. 8,443 - Cloudy - 58 F

livebaseballscorecards.com

AB	32
R	1
H	5
RBI	1
BB	1
SO	6
LOB	12

Batter	1	2	3	4	5	6	7	8	9	AB	R	H	RBI	BB	SO	LOB
Don Kessinger, S (1, 6) OBP: 0.305, SLG: 0.313	E7 4-3 1B		6-3		G4-6-3 1-2f		1-2 2-H 1B			4	0	2	0	0	0	1
Glenn Beckert, R (1, 4) OBP: 0.284, SLG: 0.341	4-3 2-3			BB 2B 1B		6-3		G3		4	1	1	0	0	0	1
Billy Williams, L (1, 7) OBP: 0.328, SLG: 0.476	K			2B 14 1-2 FC1-2 BB		5-3		4-3		3	0	0	0	1	1	1
Ron Santo, R (1, 5) OBP: 0.361, SLG: 0.490	L9			14 FC1-2 1-3 2-H 2B		HR		5-3		4	2	2	2	0	0	1
14 Ernie Banks, R (1, 3) OBP: 0.299, SLG: 0.478		P5		FC1-2 2B WP 2-3 3-H		F7				3	1	0	0	0	0	2
Lou Johnson, R (1, 9) OBP: 0.314, SLG: 0.394		6-3		WP 1-3 CS 3-H 2B				1B 1B 1B		3	0	2	1	0	0	0
Randy Hundley, R (1, 2) OBP: 0.288, SLG: 0.326		K		K 2-3 3-H				P6		3	0	0	0	0	2	2
Adolfo Phillips, R (1, 8) OBP: 0.320, SLG: 0.379			K	CS 3-H	F9			1B 1-2 1B		3	0	1	0	0	1	0
Fergie Jenkins, R (1, 1) OBP: 0.171, SLG: 0.212			K		G4-6-3 BB			K		2	0	0	0	1	2	2
Inning Stats	R: 0 E: 1 K: 1 S: 6 H: 1 LOB: 1 BB: 0 P: 6	R: 0 E: 0 K: 1 S: 5 H: 0 LOB: 0 BB: 0 P: 5	R: 0 E: 0 K: 2 S: 7 H: 0 LOB: 0 BB: 0 P: 7	R: 3 E: 0 K: 1 S: 7 H: 3 LOB: 0 BB: 1 P: 11	R: 0 E: 0 K: 0 S: 2 H: 0 LOB: 0 BB: 1 P: 6	R: 1 E: 0 K: 0 S: 4 H: 1 LOB: 0 BB: 0 P: 4	R: 0 E: 0 K: 1 S: 7 H: 3 LOB: 2 BB: 0 P: 7	R: 0 E: 0 K: 0 S: 3 H: 0 LOB: 0 BB: 0 P: 3		1B: 5 2B: 2 3B: 0 HR: 1 SF: 0 SAC: 0 DP: 1 HBP: 0						

PITCHER		IP	WLS	BF	H	R	ER	SO	BB	IBB	HBP	BLK	WP	HR	S	P	ERA	WHIP
Jim Maloney, R ERA: 3.42	(1, 1)	7.0	L	28	8	4	4	6	2	0	0	0	1	1	38	46	5.14	1.429
Clay Carroll, R ERA: 4.63	(8, 1)	1.0		3	0	0	0	0	0	0	0	0	0	0	3	3	0.00	0.000

PITCHER	IP	WLS	BF	H	R	ER	SO	BB	IBB	HBP	BLK	WP	HR	S	P	ERA	WHIP

BOTTOM

Cincinnati Reds @ Chicago Cubs

Wrigley Field, Chicago, IL

Wed Jun 12 1968, 3:33 AM CDT

Att. 8,443 - Cloudy - 58 F

livebaseballscorecards.com

AB	29
R	4
H	8
RBI	3
BB	2
SO	6
LOB	10

WP: 1 PA: 32
PB: 0
SB: 0
CS: 1

Batter	1	2	3	4	5	6	7	8	9	AB	R	H	RBI	BB	SO	LOB
Pete Rose, S (1, 9) (7, 3) OBP: 0.420, SLG: 0.496	1B		1-3	4-3		BB FC5-4 1-2		4-3		4	1	1	0	1	0	2
Tommy Helms, R (1, 4) OBP: 0.325, SLG: 0.396	1B 1-3		2B		F9	FC5-4 1-2f 2-3			F8	5	0	2	0	0	0	2
Vada Pinson, L (1, 8) OBP: 0.324, SLG: 0.402	G6-4-3 1-2 3-H		1-3		4-3	3-1			P4	5	0	2	1	0	0	2
Alex Johnson, R (1, 7) OBP: 0.361, SLG: 0.398	K		L4		BB		6-3		F9	5	0	1	0	0	1	4
Tony Perez, R (1, 5) OBP: 0.323, SLG: 0.405	G6-4-3 1-2f			1B	BB 1-2		G5-4-3 BB			2	1	1	0	2	0	2
Lee May, R (1, 3) OBP: 0.322, SLG: 0.403 Ted Abernathy, R (7, 1)		4-3		K	F9		G5-4-3 1-2f			4 0	0 0	0 0	0 0	0 0	1 0	4 0
Johnny Bench, R (1, 2) OBP: 0.293, SLG: 0.406		F7		E 4-3 1B BB		HR		5-3		3	2	1	1	1	0	0
Leo Cardenas, R (1, 6) OBP: 0.253, SLG: 0.232		4-3		E8 4-3 1-3 2-H 1B		6-3		4-3 BB		3	0	1	1	1	0	0
Tony Cloninger, R (1, 1) Fred Whitfield, L (4, PH) OBP: 0.238, SLG: 0.230 Clay Carroll, R (4, 1) Giraldo Ruiz, S (6, PH) OBP: 0.474, SLG: 0.424 Jay Ritchie, R (6, 1) Mack Jones, L (7, 9) OBP: 0.304, SLG: 0.243			5-3	4-3 2-3 3-H		FC5-4 BB 1B		4-3 1-2		1 1 0 1 0 1	0 0 0 0 0 0	0 0 0 1 0 0	0 1 0 0 0 0	0 0 0 0 0 0	0 1 0 0 0 1	0 1 0 0 0 1
Inning Stats	R: 1 E: 0 K: 1 S: 7 H: 3 LOB: 1 BB: 0 P: 7	R: 0 E: 0 K: 0 S: 3 H: 0 LOB: 0 BB: 0 P: 3	R: 0 E: 0 K: 0 S: 5 H: 2 LOB: 2 BB: 0 P: 5	R: 2 E: 1 K: 1 S: 7 H: 2 LOB: 1 BB: 1 P: 11	R: 0 E: 0 K: 0 S: 4 H: 1 LOB: 2 BB: 1 P: 8	R: 1 E: 0 K: 0 S: 5 H: 2 LOB: 2 BB: 1 P: 9	R: 0 E: 0 K: 0 S: 2 H: 0 LOB: 0 BB: 1 P: 6	R: 0 E: 0 K: 0 S: 3 H: 0 LOB: 1 BB: 1 P: 7	R: 0 E: 0 K: 0 S: 3 H: 0 LOB: 0 BB: 0 P: 3	1B: 7 2B: 2 3B: 0 HR: 1 SF: 0 SAC: 0 DP: 2 HBP: 0						

PITCHER		IP	WLS	BF	H	R	ER	SO	BB	IBB	HBP	BLK	WP	HR	S	P	ERA	WHIP
Frank Reberger, R ERA: 4.5	(1, 1)	3.1		17	7	3	2	2	1	0	0	0	0	0	20	24	5.40	2.400
Jack Lamabe, R ERA: 4.66	(4, 1)	3.0	W	15	3	1	1	0	3	0	0	0	0	1	12	24	3.00	2.000
Phil Regan, R ERA: 2.62	(7, 1)	2.2	S	8	0	0	0	0	1	0	0	0	0	0	7	11	0.00	0.375

PITCHER	IP	WLS	BF	H	R	ER	SO	BB	IBB	HBP	BLK	WP	HR	S	P	ERA	WHIP

TOP

Cincinnati Reds @ Chicago Cubs

Wrigley Field, Chicago, IL

Thu Jun 13 1968, 3:33 AM CDT

Att. 11,384 - Sunny - 65 F

livebaseballscorecards.com

AB	35
R	4
H	10
RBI	4
BB	5
SO	2
LOB	18

REDS

Batter	1	2	3	4	5	6	7	8	9	AB	R	H	RBI	BB	SO	LOB
Don Kessinger, S (1, 6) OBP: 0.303, SLG: 0.310	4-3	1-2 2-H 3-H 1B		6-3			F8	F9		5	0	1	2	0	0	0
Glenn Beckert, R (1, 4) OBP: 0.283, SLG: 0.338	5-3	F9		4-3			E 14 E 1B	F8		5	1	1	0	0	0	2
Billy Williams, L (1, 7) OBP: 0.323, SLG: 0.468	F9		P6		6-3		FC4 E 14 1B 1-2			4	1	0	0	0	0	1
Ron Santo, R (1, 5) OBP: 0.363, SLG: 0.514		HR	14 HR 3B		6-3		E5 14 1B 1B 1-2 2-3			4	3	2	1	0	0	2
14 Ernie Banks, R (1, 3) OBP: 0.311, SLG: 0.500		BB WP 1B 1B	3-H HR		B B B B BB		E 1B 1-3 2-H 3-H 1B			3	2	3	4	1	0	0
Lou Johnson, R (1, 9) OBP: 0.313, SLG: 0.387		L9 1-2	WP HBP		1-3		P4			3	0	0	0	0	0	4
Randy Hundley, R (1, 2) OBP: 0.287, SLG: 0.325		F2	S S S K 1-3			F5	E8 FC6-4 1-3 3-H 1B			4	0	1	1	0	1	2
Adolfo Phillips, R (1, 8) OBP: 0.318, SLG: 0.373		I I I I BB 1B IBB	S S S K			F8	FC6-4 1-2f			3	1	0	0	1	1	3
Frank Reberger, L (1, 1) Jack Lamabe, R (4, 1) OBP: 0.250, SLG: 0.250 Phil Regan, R (7, 1) OBP: 0.167, SLG: 0.167		B B B B 1B 1-2 2-3 BB		F9			S S S K		S S S K	0 2 1	0 0 0	0 0 0	0 0 0	1 1 1	0 0 0	0 0 0
Inning Stats	R: 0 E: 0 K: 0 S: 3 H: 0 LOB: 0 BB: 0 P: 3	R: 3 E: 0 K: 0 S: 6 H: 3 LOB: 2 BB: 2 P: 14	R: 2 E: 0 K: 2 S: 9 H: 2 LOB: 1 BB: 0 P: 10	R: 0 E: 0 K: 0 S: 3 H: 0 LOB: 0 BB: 0 P: 3	R: 0 E: 0 K: 0 S: 3 H: 0 LOB: 1 BB: 1 P: 7	R: 0 E: 0 K: 1 S: 5 H: 0 LOB: 0 BB: 0 P: 5	R: 3 E: 3 K: 0 S: 8 H: 3 LOB: 2 BB: 0 P: 8	R: 0 E: 0 K: 1 S: 5 H: 0 LOB: 0 BB: 0 P: 5		1B: 5 2B: 0 3B: 1 HR: 2 SF: 0 SAC: 0 DP: 0 HBP: 1						

BOTTOM

Cincinnati Reds @ Chicago Cubs

Wrigley Field, Chicago, IL

Thu Jun 13 1968, 3:33 AM CDT

Att. 11,384 - Sunny - 65 F

livebaseballscorecards.com

AB	34
R	8
H	8
RBI	8
BB	3
SO	4
LOB	14

PITCHER		IP	WLS	BF	H	R	ER	SO	BB	IBB	HBP	BLK	WP	HR	S	P	ERA	WHIP
Tony Cloninger, R ERA: 5.73	(1, 1)	3.0	L	17	5	5	5	2	1	1	1	0	2	2	18	27	15.00	2.000
Clay Carroll, R ERA: 4.26	(4, 1)	2.0		7	0	0	0	0	1	0	0	0	0	0	6	10	0.00	0.500
Jay Ritchie, R ERA:	(6, 1)	1.2		10	3	3	0	1	0	0	0	0	0	0	12	12	0.00	1.800
Ted Abernathy, R ERA: 0.61	(7, 1)	1.1		4	0	0	0	1	0	0	0	0	0	0	6	6	0.00	0.000

PITCHER	IP	WLS	BF	H	R	ER	SO	BB	IBB	HBP	BLK	WP	HR	S	P	ERA	WHIP

Batter	1	2	3	4	5	6	7	8	9	AB	R	H	RBI	BB	SO	LOB
Pete Rose, S (1, 9) OBP: 0.416, SLG: 0.490	F8			5-3		F8	1-3 3-H 1B		4-3	5	0	1	1	0	0	0
Tommy Helms, R (1, 4) OBP: 0.326, SLG: 0.401	P4			1B		F8 2B	6-3 3-H	S S S	K	5	0	2	0	0	1	0
Vada Pinson, L (1, 8) OBP: 0.329, SLG: 0.403	1-3			1B		F8 2-3		1B 1B S	B B B B BB	4	1	2	0	1	0	1
Alex Johnson, R (1, 7) OBP: 0.361, SLG: 0.403		9-5 2B		6-3		6-3		1-H E 1B	S S S K	5	1	2	1	0	1	3
Tony Perez, R (1, 5) OBP: 0.318, SLG: 0.398		9-5 2-3f			5-3		6-3	2-H E6 WP		4	1	0	0	0	0	1
Lee May, R (1, 3) OBP: 0.326, SLG: 0.405		5-3			E 1B		1B 1B 1B	S S S 3-H K		4	1	2	0	0	1	0
Johnny Bench, R (1, 2) OBP: 0.296, SLG: 0.408			G6-3 1B		F8		1-3 1B 1B 1B	F3 1B		4	1	2	0	0	0	1
Leo Cardenas, R (1, 6) OBP: 0.258, SLG: 0.237			G6-3 1-2f		E5 1-2		1-2 3-H 1B 1B 1B	1B		4	1	2	1	0	0	2
Billy McCool, R (1, 1)			S S S K		S S S K		1-3 2-H CS 1B S S S	K		2	0	0	0	0	2	2
Don Pavletich, R (7, PH) OBP: 0.115, SLG: 0.115										0	0	0	0	0	0	0
Mack Jones, L (7, PH) OBP: 0.319, SLG: 0.263										1	1	1	1	0	0	0
Ted Abernathy, R (7, 1)										1	0	0	0	0	1	1
Inning Stats	R: 0 E: 0 K: 0 S: 3 H: 0 LOB: 0 BB: 0 P: 3	R: 0 E: 0 K: 0 S: 3 H: 1 LOB: 0 BB: 0 P: 3	R: 0 E: 0 K: 1 S: 5 H: 1 LOB: 0 BB: 0 P: 5	R: 0 E: 0 K: 0 S: 4 H: 2 LOB: 1 BB: 0 P: 4	R: 0 E: 1 K: 1 S: 7 H: 1 LOB: 2 BB: 0 P: 7	R: 0 E: 0 K: 0 S: 4 H: 1 LOB: 1 BB: 0 P: 4	R: 4 E: 0 K: 0 S: 7 H: 5 LOB: 0 BB: 0 P: 7	R: 3 E: 1 K: 2 S: 11 H: 3 LOB: 1 BB: 0 P: 11	R: 0 E: 0 K: 2 S: 7 H: 0 LOB: 1 BB: 1 P: 11	1B: 12 2B: 3 3B: 0 HR: 0	SF: 0 SAC: 0 DP: 2 HBP: 0	WP: 1 PB: 0 SB: 1 CS: 1	PA: 40				

PITCHER		IP	WLS	BF	H	R	ER	SO	BB	IBB	HBP	BLK	WP	HR	S	P	ERA	WHIP
Larry Jaster, L ERA: 1.67	(1, 1)	6.1	L	26	9	3	3	2	0	0	0	0	0	0	30	30	4.26	1.421
Wayne Granger, R ERA:	(7, 1)	0.2		3	2	1	0	0	0	0	0	0	0	0	3	3	0.00	3.000
Pete Mikkelsen, R ERA: 5.4	(8, 1)	2.0		11	3	3	1	4	1	0	0	0	1	0	18	22	4.50	2.000

PITCHER	IP	WLS	BF	H	R	ER	SO	BB	IBB	HBP	BLK	WP	HR	S	P	ERA	WHIP

TOP

Cincinnati Reds @ St. Louis Cardinals

Busch Stadium, St. Louis, MO

Fri Jun 14 1968, 7:05 PM CDT

Att. 31,507 - Unknown

livebaseballscorecards.com

AB	39
R	7
H	14
RBI	4
BB	1
SO	6
LOB	11

Batter	1	2	3	4	5	6	7	8	9	AB	R	H	RBI	BB	SO	LOB
Lou Brock, L (1, 7) OBP: 0.281, SLG: 0.401	F7		4-3		K			F8		4	0	0	0	0	1	1
Julian Javier, R (1, 4) OBP: 0.283, SLG: 0.348	FC6-4 1B		5-3		F7			6-3		4	0	1	0	0	0	1
Curt Flood, R (1, 8) OBP: 0.374, SLG: 0.430	FC6-4 1-2f			P6		5-3		4-3		4	0	0	0	0	0	1
Orlando Cepeda, R (1, 3) OBP: 0.336, SLG: 0.397	F9			P6		4-3			F7	4	0	0	0	0	0	1
Mike Shannon, R (1, 5) OBP: 0.319, SLG: 0.432		F7		BB BB		K			F9	3	0	0	0	1	1	0
Tim McCarver, L (1, 2) OBP: 0.305, SLG: 0.357		FC5-4 1B		1-2 BB			P6		F3	3	0	1	0	1	0	0
Ed Spiezio, R (1, 9) OBP: 0.194, SLG: 0.152		FC5-4 1-2f		P1			F9			2	0	0	0	0	0	3
Bobby Tolan, L (7, PH) OBP: 0.186, SLG: 0.211 (8, 9)										1	0	0	0	0	0	0
Dal Maxvill, R (1, 6) OBP: 0.302, SLG: 0.289		K			SH5-4 BB		1B			2	0	1	0	1	1	1
Larry Jaster, L (1, 1) OBP: 0.118, SLG: 0.063			K		SH5-4 1-2		4-3			1	0	0	0	0	1	0
Wayne Granger, R (7, 1)										0	0	0	0	0	0	0
Johnny Edwards, L (7, PH) OBP: 0.262, SLG: 0.339										1	0	0	0	0	0	1
Pete Mikkelsen, R (8, 1) OBP: 1.000, SLG: 1.000										0	0	0	0	0	0	0
Inning Stats	R: 0 E: 0 K: 0 S: 4 H: 1 LOB: 1 BB: 0 P: 4	R: 0 E: 0 K: 1 S: 6 H: 1 LOB: 1 BB: 0 P: 6	R: 0 E: 0 K: 1 S: 5 H: 0 LOB: 0 BB: 0 P: 5	R: 0 E: 0 K: 0 S: 3 H: 0 LOB: 2 BB: 2 P: 11	R: 0 E: 0 K: 1 S: 5 H: 0 LOB: 1 BB: 1 P: 9	R: 0 E: 0 K: 1 S: 5 H: 0 LOB: 0 BB: 0 P: 5	R: 0 E: 0 K: 0 S: 4 H: 1 LOB: 1 BB: 0 P: 4	R: 0 E: 0 K: 0 S: 3 H: 0 LOB: 0 BB: 0 P: 3	R: 0 E: 0 K: 0 S: 3 H: 0 LOB: 0 BB: 0 P: 3	1B: 3 2B: 0 3B: 0 HR: 0	SF: 0 SAC: 1 DP: 0 HBP: 0						

PITCHER	IP	WLS	BF	H	R	ER	SO	BB	IBB	HBP	BLK	WP	HR	S	P	ERA	WHIP
Billy McCool, L (1, 1) ERA: 4.36	6.0	W	23	2	0	0	4	3	0	0	0	0	0	28	40	0.00	0.833
Ted Abernathy, R (7, 1) ERA: 0.57	3.0	S	10	1	0	0	0	0	0	0	0	0	0	10	10	0.00	0.333

PITCHER	IP	WLS	BF	H	R	ER	SO	BB	IBB	HBP	BLK	WP	HR	S	P	ERA	WHIP

BOTTOM

Cincinnati Reds @ St. Louis Cardinals

Busch Stadium, St. Louis, MO

Fri Jun 14 1968, 7:05 PM CDT

Att. 31,507 - Unknown

livebaseballscorecards.com

AB	29
R	0
H	3
RBI	0
BB	3
SO	4
LOB	9

WP: 0 PB: 0 SB: 0 CS: 0 PA: 33

Batter	1	2	3	4	5	6	7	8	9	AB	R	H	RBI	BB	SO	LOB
Pete Rose, S (1, 9) OBP: 0.410, SLG: 0.482	4-3		4-3			P5			L3	4	0	0	0	0	0	0
Tommy Helms, R (1, 4) OBP: 0.325, SLG: 0.398	K			6-3		K			1-3 1B	4	0	1	0	0	2	0
Vada Pinson, L (1, 8) OBP: 0.328, SLG: 0.405	2B			P4			P4		1-3 1-2	4	0	1	0	0	0	1
Alex Johnson, R (1, 7) OBP: 0.360, SLG: 0.400	K			PB S 1B			K		K	4	0	1	0	0	3	2
Fred Whitfield, L (1, 3) OBP: 0.242, SLG: 0.250		F9		F9 1-3			2B			3	0	1	0	0	0	1
Tony Perez, R (1, 5) OBP: 0.314, SLG: 0.393		K			K		K			3	0	0	0	0	3	1
Johnny Bench, R (1, 2) OBP: 0.293, SLG: 0.402		K			K			K		3	0	0	0	0	3	0
Leo Cardenas, R (1, 6) OBP: 0.255, SLG: 0.235			F9		F3			F1		2	0	0	0	0	0	0
Mack Jones, L (8, PH) OBP: 0.313, SLG: 0.256										1	0	0	0	0	0	0
Woody Woodward, R (8, 6) OBP: 0.200, SLG: 0.208										0	0	0	0	0	0	0
Gary Nolan, R (1, 1) OBP: 0.100, SLG: 0.100			K			K			F2	2	0	0	0	0	2	0
Giraldo Ruiz, S (8, PH) OBP: 0.462, SLG: 0.412										1	0	0	0	0	0	0
Clay Carroll, R (8, 1)										0	0	0	0	0	0	0
Inning Stats	R: 0 E: 0 K: 2 S: 8	R: 0 E: 0 K: 2 S: 7	R: 0 E: 0 K: 1 S: 5	R: 0 E: 0 K: 0 S: 4	R: 0 E: 0 K: 2 S: 7	R: 0 E: 0 K: 2 S: 7	R: 0 E: 0 K: 2 S: 8	R: 0 E: 0 K: 1 S: 5	R: 0 E: 0 K: 1 S: 6							

Inning Stats	H: 1 LOB: 1 BB: 0 P: 8	H: 0 LOB: 0 BB: 0 P: 7	H: 0 LOB: 0 BB: 0 P: 5	H: 1 LOB: 1 BB: 0 P: 4	H: 0 LOB: 0 BB: 0 P: 7	H: 0 LOB: 0 BB: 0 P: 7	H: 1 LOB: 1 BB: 0 P: 8	H: 0 LOB: 0 BB: 0 P: 5	H: 1 LOB: 1 BB: 0 P: 6	1B: 2 2B: 2 3B: 0 HR: 0	SF: 0 SAC: 0 DP: 0 HBP: 0	WP: 0 PB: 1 SB: 1 CS: 0	PA: 31

PITCHER	IP	WLS	BF	H	R	ER	SO	BB	IBB	HBP	BLK	WP	HR	S	P	ERA	WHIP
Bob Gibson, R (1, 1) ERA: 1.3	9.0	W	31	4	0	0	13	0	0	0	0	0	0	57	57	0.00	0.444

PITCHER	IP	WLS	BF	H	R	ER	SO	BB	IBB	HBP	BLK	WP	HR	S	P	ERA	WHIP

TOP

Cincinnati Reds @ St. Louis Cardinals

Busch Stadium, St. Louis, MO

Sat Jun 15 1968, 7:05 PM CDT

Att. 35,831 - Unknown

livebaseballscorecards.com

AB	31
R	0
H	4
RBI	0
BB	0
SO	13
LOB	5

Batter	1	2	3	4	5	6	7	8	9	AB	R	H	RBI	BB	SO	LOB
Lou Brock, L (1, 7) OBP: 0.285, SLG: 0.402	E7 SH2-3 5-3-2			P6		E 2-3 1B		G4-3 1B 1B		4	0	2	0	0	0	0
Curt Flood, R (1, 8) OBP: 0.374, SLG: 0.430	SH2-3 2-3			F7		SF9 1-2 3-H		G4-3 1-2 1B		2	0	1	1	0	0	0
Bobby Tolan, L (1, 9) OBP: 0.190, SLG: 0.213	5-3-2 3-Hf			E 1B		F5		G4-3 1-2f 2-3		4	0	1	0	0	0	4
Orlando Cepeda, R (1, 3) OBP: 0.335, SLG: 0.392		6-3		P4 1-2			K	HBP		3	0	0	0	0	1	1
Tim McCarver, L (1, 2) OBP: 0.300, SLG: 0.350		4-1			F2		K	F5		4	0	0	0	0	1	2
Mike Shannon, R (1, 5) OBP: 0.319, SLG: 0.428		1-3			6-3		BB 2B			2	1	0	0	1	0	0
Julian Javier, R (1, 4) OBP: 0.283, SLG: 0.352			F8		5-3		2B 1-H			3	0	1	1	0	0	0
Dal Maxvill, R (1, 6) OBP: 0.308, SLG: 0.291			F9			1B SH3-4 SF9 1B	IBB			2	1	1	0	1	0	0
Bob Gibson, R (1, 1) OBP: 0.175, SLG: 0.132			P6			SH3-4 1-2	F8			2	0	0	0	0	0	2
Inning Stats	R: 0 H: 0 E: 1 LOB: 0 K: 0 BB: 0 S: 3 P: 3	R: 0 H: 0 E: 0 LOB: 0 K: 0 BB: 0 S: 3 P: 3	R: 0 H: 0 E: 0 LOB: 0 K: 0 BB: 0 S: 3 P: 3	R: 0 H: 1 E: 1 LOB: 1 K: 0 BB: 0 S: 4 P: 4	R: 0 H: 0 E: 0 LOB: 0 K: 0 BB: 0 S: 3 P: 3	R: 1 H: 2 E: 1 LOB: 1 K: 0 BB: 0 S: 5 P: 5	R: 1 H: 1 E: 0 LOB: 2 K: 2 BB: 2 S: 8 P: 16	R: 0 H: 2 E: 0 LOB: 2 K: 0 BB: 0 S: 4 P: 5		1B: 5 SF: 1 2B: 2 SAC: 2 3B: 0 DP: 2 HR: 0 HBP: 1						

PITCHER		IP	WLS	BF	H	R	ER	SO	BB	IBB	HBP	BLK	WP	HR	S	P	ERA	WHIP
Gary Nolan, R ERA: 1.93	(1, 1)	7.0	L	27	4	2	2	2	1	1	0	0	0	0	29	37	2.57	0.714
Clay Carroll, R ERA: 4.1	(8, 1)	1.0		5	2	0	0	0	0	0	1	0	0	0	4	5	0.00	2.000

PITCHER	IP	WLS	BF	H	R	ER	SO	BB	IBB	HBP	BLK	WP	HR	S	P	ERA	WHIP

BOTTOM

Cincinnati Reds @ St. Louis Cardinals

Busch Stadium, St. Louis, MO

Sat Jun 15 1968, 7:05 PM CDT

Att. 35,831 - Unknown

livebaseballscorecards.com

AB	26
R	2
H	6
RBI	2
BB	2
SO	2
LOB	9

1B: 5 SF: 1
2B: 2 SAC: 2
3B: 0 DP: 2
HR: 0 HBP: 1

WP: 0 PA: 32
PB: 0
SB: 0
CS: 0

Cincinnati Reds @ St. Louis Cardinals

Busch Stadium, St. Louis, MO

Sun Jun 16 1968, 3:33 AM CDT

Att. 31,737 - Unknown

TOP

livebaseballscorecards.com

Batter	1	2	3	4	5	6	7	8	9	AB	R	H	RBI	BB	SO	LOB
Pete Rose, S (1, 9) OBP: 0.410, SLG: 0.478	4-3		F3	IBB			1B		K	4	0	1	0	1	1	0
Tommy Helms, R (1, 4) OBP: 0.318, SLG: 0.390	F8		F9	F9			L4		K	5	0	0	0	0	1	4
Vada Pinson, L (1, 8) OBP: 0.327, SLG: 0.402	BB 1B		K		F3		K			4	0	1	0	0	2	1
Alex Johnson, R (1, 7) OBP: 0.358, SLG: 0.395	1-2 BB			6-3	P5		F7			3	0	0	0	1	0	1
Tony Perez, R (1, 5) OBP: 0.317, SLG: 0.392	F9			1B BB	1-3			1B		3	1	1	0	1	0	2
Lee May, R (1, 3) OBP: 0.333, SLG: 0.412		G4-6-3 1B		1-3 1B		6-3		1-3 1B		4	1	3	0	0	0	0
Ted Abernathy, R (8, 1)										0	0	0	0	0	0	0
Johnny Bench, R (1, 2) OBP: 0.296, SLG: 0.401		1-2 G4-6-3 1B		1B IBB		F7		F8		3	0	1	0	1	0	1
Leo Cardenas, R (1, 6) OBP: 0.260, SLG: 0.240		1-2f G4-6-3 2-3		1-3 2-H 3-H 1B		1B		F9		4	0	2	2	0	0	3
George Culver, R (1, 1) OBP: 0.037, SLG: 0.074		K		6-3		F3			F9	3	0	0	0	0	1	4
Fred Whitfield, L (8, 3) OBP: 0.239, SLG: 0.246										1	0	0	0	0	0	0
Inning Stats	R: 0 E: 0 K: 0 S: 4 H: 1 LOB: 2 BB: 1 P: 8	R: 0 E: 0 K: 1 S: 6 H: 2 LOB: 1 BB: 0 P: 6	R: 0 E: 0 K: 1 S: 5 H: 0 LOB: 0 BB: 0 P: 5	R: 2 E: 0 K: 0 S: 5 H: 2 LOB: 3 BB: 3 P: 17	R: 0 E: 0 K: 0 S: 3 H: 0 LOB: 0 BB: 0 P: 3	R: 0 E: 0 K: 0 S: 4 H: 1 LOB: 1 BB: 0 P: 4	R: 0 E: 0 K: 1 S: 6 H: 1 LOB: 1 BB: 0 P: 6	R: 0 E: 0 K: 0 S: 4 H: 2 LOB: 1 BB: 0 P: 4	R: 0 E: 0 K: 2 S: 7 H: 0 LOB: 0 BB: 0 P: 7	1B: 9 2B: 0 3B: 0 HR: 0	SF: 0 SAC: 0 DP: 1 HBP: 0						

	AB	34
	R	2
	H	9
	RBI	2
	BB	4
	SO	5
	LOB	16

WP: 0 PB: 0 SB: 0 CS: 0 PA: 38

PITCHER	IP	WLS	BF	H	R	ER	SO	BB	IBB	HBP	BLK	WP	HR	S	P	ERA	WHIP
Ray Washburn, R (1, 1) ERA: 3.73	7.1	W	33	9	2	2	3	2	2	0	0	0	0	35	51	2.46	1.500
Ron Willis, R (8, 1) ERA: 2.22	1.2	S	5	0	0	0	2	0	0	0	0	0	0	9	9	0.00	0.000

PITCHER	IP	WLS	BF	H	R	ER	SO	BB	IBB	HBP	BLK	WP	HR	S	P	ERA	WHIP

Batter	1	2	3	4	5	6	7	8	9	AB	R	H	RBI	BB	SO	LOB
Lou Brock, L (1, 7) OBP: 0.291, SLG: 0.405	BBBB 4-0 G6-4-3 BB		x 0-0 ② F7		x 0-0 5-3 1B 1-2 2-H 1B		x 0-0 L6-3 1B			3	1	2	1	1	0	1
Curt Flood, R (1, 8) OBP: 0.368, SLG: 0.424	x 0-0 ①② G6-4-3 1-2f		x 0-0 E6 WP 1-2		x 0-0 ② 5-3 1-2 2-3		x 0-0 ②③ L6-3 1-2			4	0	0	0	0	0	5
Johnny Edwards, L (1, 2) OBP: 0.277, SLG: 0.339	BBBB 4-0 BB		x 0-0 ③ 1-3 1-2 2-3		x 0-0 ③ 2-H 3-H 1B			x 0-0 ① L3		3	0	1	2	1	0	2
Orlando Cepeda, R (1, 3) OBP: 0.333, SLG: 0.390	SSS 0-3 ③ K			x 0-0 ① 6-3	x 0-0 1B FC5-2 1B			x 0-0 ② F8		4	0	1	0	0	1	1
Mike Shannon, R (1, 5) OBP: 0.318, SLG: 0.422		x 0-0 ① 6-3		x 0-0 ② 6-3	SSS 0-3 ① K			BBBB 4-0 1B 1B BB		3	1	0	0	1	1	1
Bobby Tolan, L (1, 9) OBP: 0.224, SLG: 0.246		x 0-0 G4-6-3 1B		x 0-0 ③ 4-3		x 0-0 FC5-2 1-3 1B		x 0-0 1B 1-3 1B		4	0	3	0	0	0	0
Julian Javier, R (1, 4) OBP: 0.283, SLG: 0.350		x 0-0 ②③ G4-6-3 1-2f			SSS 0-3 ① K	x 0-0 ② FC5-2 1-2 3-H		x 0-0 IBB 1-3 3-H 1B		4	0	1	1	0	1	3
Dal Maxvill, R (1, 6) OBP: 0.316, SLG: 0.297			x 0-0 WP E 1B		x 0-0 BB 1B 1B	x 0-0 ③ F9		4-0 1-2 IBB		3	1	2	0	1	0	2
Ray Washburn, R (1, 1) Ron Willis, R (8, 1)			SSS 0-3 ① K		BBBB 4-0 5-3 1B 1-2 1B BB		x 0-0 ① P4	x 0-0 ③ 1-3		2 1	1 0	0 0	0 0	1 0	1 0	1 3
Inning Stats	R: 0 E: 0 K: 1 S: 4 H: 0 LOB: 1 BB: 2 P: 12	R: 0 E: 0 K: 0 S: 3 H: 1 LOB: 0 BB: 0 P: 3	R: 0 E: 1 K: 1 S: 7 H: 1 LOB: 2 BB: 0 P: 7	R: 0 E: 0 K: 0 S: 3 H: 0 LOB: 0 BB: 0 P: 3	R: 3 E: 0 K: 1 S: 7 H: 3 LOB: 1 BB: 1 P: 11	R: 0 E: 0 K: 1 S: 7 H: 2 LOB: 2 BB: 0 P: 7	R: 0 E: 0 K: 0 S: 3 H: 1 LOB: 0 BB: 0 P: 3	R: 1 E: 0 K: 0 S: 5 H: 2 LOB: 3 BB: 2 P: 13		1B: 10 2B: 1 3B: 0 HR: 0	SF: 0 SAC: 0 DP: 3 HBP: 0					

PITCHER		IP	WLS	BF	H	R	ER	SO	BB	IBB	HBP	BLK	WP	HR	S	P	ERA	WHIP
George Culver, R ERA: 3.16	(1, 1)	7.2	L	33	9	4	4	4	4	0	0	0	1	0	37	53	4.70	1.696
Ted Abernathy, R ERA: 0.57	(8, 1)	0.1		3	1	0	0	0	0	1	0	0	0	0	2	6	0.00	3.000

PITCHER	IP	WLS	BF	H	R	ER	SO	BB	IBB	HBP	BLK	WP	HR	S	P	ERA	WHIP

BOTTOM

Cincinnati Reds @ St. Louis Cardinals

Busch Stadium, St. Louis, MO

Sun Jun 16 1968, 3:33 AM CDT

Att. 31,737 - Unknown

livebaseballscorecards.com

AB	31
R	4
H	10
RBI	4
BB	5
SO	4
LOB	19

1B: 10	SF: 0	WP: 1	PA: 36
2B: 1	SAC: 0	PB: 0	
3B: 0	DP: 3	SB: 0	
HR: 0	HBP: 0	CS: 0	

Batter	1	2	3	4	5	6	7	8	9	AB	R	H	RBI	BB	SO	LOB
Pete Rose, S (1, 9) OBP: 0.411, SLG: 0.479	6-3		FC6-4, 1B 2-H 1B		K			FC1-5 1-2 1B		4	0	2	1	0	1	0
Tommy Helms, R (1, 4) OBP: 0.317, SLG: 0.388	F9		FC6-4 1-2 1B			P9		FC1-5 G4-6-3 1-2 2-3f		4	0	1	0	0	0	2
Alex Johnson, R (1, 7) OBP: 0.352, SLG: 0.389	4-3		FC6-4 CS 1-2f 2-3			K		G4-6-3 1-2f		4	0	0	0	0	1	4
Tony Perez, R (1, 5) OBP: 0.312, SLG: 0.386		F3	CS 1-2	4-3		F9			6-3	4	0	0	0	0	0	0
Vada Pinson, L (1, 8) OBP: 0.322, SLG: 0.396		F7		P6			P6		E1 S	4	0	0	0	0	0	0
Lee May, R (1, 3) OBP: 0.327, SLG: 0.404		E5		P6			F8		P3 2-3	4	0	0	0	0	0	1
Johnny Bench, R (1, 2) OBP: 0.300, SLG: 0.400		K			P4		FC6-4 1B		IBB	3	0	1	0	1	1	1
Leo Cardenas, R (1, 6) OBP: 0.259, SLG: 0.237			SH1-4 1B BB		K		FC6-4 1-2f		FC6-4 1-2f	3	1	0	0	1	1	3
Jim Maloney, L (1, 1) OBP: 0.286, SLG: 0.407			SH1-4 1-2		HR			FC1-5 1B		1	1	1	1	0	0	0
Fred Whitfield, L (8, PH) OBP: 0.250, SLG: 0.258										1	0	1	0	0	0	0
Giraldo Ruiz, S (8, PR) OBP: 0.462, SLG: 0.412										0	0	0	0	0	0	0
Ted Abernathy, R (8, 1)										0	0	0	0	0	0	0
Inning Stats	R: 0 E: 0 K: 0 S: 3 H: 0 LOB: 0 BB: 0 P: 3	R: 0 E: 1 K: 1 S: 6 H: 0 LOB: 1 BB: 0 P: 6	R: 1 E: 0 K: 0 S: 4 H: 2 LOB: 1 BB: 1 P: 8	R: 0 E: 0 K: 0 S: 3 H: 0 LOB: 0 BB: 0 P: 3	R: 1 E: 0 K: 2 S: 8 H: 1 LOB: 0 BB: 0 P: 8	R: 0 E: 0 K: 1 S: 5 H: 0 LOB: 0 BB: 0 P: 5	R: 0 E: 0 K: 0 S: 4 H: 1 LOB: 1 BB: 0 P: 4	R: 0 E: 0 K: 0 S: 4 H: 2 LOB: 2 BB: 0 P: 4	R: 0 E: 1 K: 0 S: 4 H: 0 LOB: 2 BB: 1 P: 8	1B: 5 2B: 0 3B: 0 HR: 1 SF: 0 SAC: 1 DP: 1 HBP: 0						

PITCHER	IP	WLS	BF	H	R	ER	SO	BB	IBB	HBP	BLK	WP	HR	S	P	ERA	WHIP
Pat Jarvis, R (1, 1) ERA: 2.09	9.0	W	35	6	2	2	4	1	1	0	0	0	1	41	49	2.00	0.778

PITCHER	IP	WLS	BF	H	R	ER	SO	BB	IBB	HBP	BLK	WP	HR	S	P	ERA	WHIP

Cincinnati Reds @ Atlanta Braves

Atlanta Stadium, Atlanta, GA

Mon Jun 17 1968, 7:05 PM EDT

Att. 10,352 - Unknown

TOP

livebaseballscorecards.com

AB	32
R	2
H	6
RBI	2
BB	2
SO	4
LOB	11

WP: 0 PB: 0 SB: 1 CS: 1 PA: 36

Cincinnati Reds @ Atlanta Braves

Atlanta Stadium, Atlanta, GA

Mon Jun 17 1968, 7:05 PM EDT

Att. 10,352 - Unknown

BOTTOM

Batter	1	2	3	4	5	6	7	8	9	AB	R	H	RBI	BB	SO	LOB
Felipe Alou, R (1, 8) OBP: 0.361, SLG: 0.459	P5		3-1		1B 1-3 1B		6-3		E 2B	5	1	2	0	0	0	0
Felix Millan, R (1, 4) OBP: 0.324, SLG: 0.351	F7			6-3	G6-4-3 1-2 3-H 1B		K		E5 2-H	5	0	1	1	0	1	0
Hank Aaron, R (1, 9) OBP: 0.324, SLG: 0.478	6-3			HR	G6-4-3 1-2f		1B			4	1	2	1	0	0	2
Joe Torre, R (1, 2) OBP: 0.336, SLG: 0.476		L6		K		P4	F7			4	0	0	0	0	1	1
Tito Francona, L (1, 7) OBP: 0.432, SLG: 0.431		5-3 1B		1B BB		L5		G3		3	0	1	0	1	0	0
Deron Johnson, R (1, 3) OBP: 0.278, SLG: 0.313		5-3 1-2		FC6-4 1-2 1B		2B BB		1-3		3	0	1	0	1	0	1
Sonny Jackson, L (1, 6) OBP: 0.284, SLG: 0.263		6-3		FC6-4 1-2f		1-3 2B		CS 1B		4	0	2	0	0	0	3
Marty Martinez, S (1, 5) OBP: 0.347, SLG: 0.344			K	1B 1B		IBB		CS 1-2	6-3	3	1	1	0	1	1	0
Pat Jarvis, R (1, 1) OBP: 0.171, SLG: 0.128			4-3		B1	K			K	4	0	0	0	0	2	4
Inning Stats	R: 0 E: 0 K: 0 S: 3 H: 0 LOB: 0 BB: 0 P: 3	R: 0 E: 0 K: 0 S: 4 H: 1 LOB: 1 BB: 0 P: 4	R: 0 E: 0 K: 1 S: 5 H: 0 LOB: 0 BB: 0 P: 5	R: 1 E: 0 K: 1 S: 7 H: 2 LOB: 2 BB: 1 P: 11	R: 1 E: 0 K: 0 S: 5 H: 3 LOB: 1 BB: 0 P: 5	R: 0 E: 0 K: 1 S: 6 H: 1 LOB: 3 BB: 2 P: 14	R: 0 E: 0 K: 1 S: 6 H: 1 LOB: 1 BB: 0 P: 6	R: 0 E: 0 K: 0 S: 3 H: 1 LOB: 0 BB: 0 P: 3	R: 1 E: 1 K: 1 S: 6 H: 1 LOB: 1 BB: 0 P: 6	1B: 7 2B: 2 3B: 0 HR: 1 SF: 0 SAC: 0 DP: 1 HBP: 0	WP: 0 PB: 0 SB: 0 CS: 1 PA: 39					

livebaseballscorecards.com

	AB	35
	R	3
	H	10
	RBI	2
	BB	3
	SO	5
	LOB	11

PITCHER		IP	WLS	BF	H	R	ER	SO	BB	IBB	HBP	BLK	WP	HR	S	P	ERA	WHIP
Jim Maloney, R ERA: 3.35	(1, 1)	7.0		31	8	2	2	4	2	1	0	0	0	1	36	48	2.57	1.429
Ted Abernathy, R ERA: 0.55	(8, 1)	1.2	L	7	2	1	0	1	0	0	0	0	0	0	9	9	0.00	1.200

PITCHER	IP	WLS	BF	H	R	ER	SO	BB	IBB	HBP	BLK	WP	HR	S	P	ERA	WHIP

Cincinnati Reds @ Atlanta Braves

Atlanta Stadium, Atlanta, GA

Tue Jun 18 1968, 7:05 PM EDT

Att. 12,021 - Unknown

TOP

livebaseballscorecards.com

Batter	1	2	3	4	5	6	7	8	9	AB	R	H	RBI	BB	SO	LOB
Pete Rose, S (1, 9) OBP: 0.421, SLG: 0.500	BB E 1B		3B 2B	1B 2B 2-H		1-3 2B		1-2 1B		5	2	5	1	0	0	0
Tommy Helms, R (1, 4) OBP: 0.319, SLG: 0.396	E6 BB 1-2		FC4-2-5 3B 2-H	2B 1B 2-H		F3		F8		5	0	2	2	0	0	4
Vada Pinson, L (1, 8) OBP: 0.320, SLG: 0.396	P5		G3	1-3 2B		6-3			P3	5	0	1	0	0	0	5
Fred Whitfield, L (1, 3) OBP: 0.250, SLG: 0.246 Ted Abernathy, R (7, 1)	F7		FC4-2-5 3-H	4-3			B B B B 2B BB		B B B B HR BB	3 0	1 1	0 0	0 0	1 1	0 0	5 0
Mack Jones, L (1, 7) OBP: 0.321, SLG: 0.326	B B B B FC6-4 BB 1-2 2-3		4-3		S S S K		F7		1-H HR	4	1	1	2	1	1	2
Johnny Bench, R (1, 2) OBP: 0.302, SLG: 0.418	FC6-4 1-2f			HR	F3		1-H 2B		F9	5	1	2	2	0	0	3
Giraldo Ruiz, S (1, 5) OBP: 0.409, SLG: 0.359		P4		P5	S S S K		4-3		F8	5	0	0	0	0	1	0
Leo Cardenas, R (1, 6) OBP: 0.259, SLG: 0.237		S S S K		SH2-4 2B 1B		4-3		F8		4	1	1	0	0	1	0
Tony Cloninger, R (1, 1) Don Pavletich, R (6, PH) OBP: 0.148, SLG: 0.148 Clay Carroll, R (6, 1) Lee May, R (7, 3) OBP: 0.330, SLG: 0.407		F8	SH2-4 1-2			2B 1B		CS 1B		0 1 0 1	0 0 0 0	0 1 0 1	0 0 0 0	0 0 0 0	0 0 0 0	0 0 0 0
Inning Stats	R: 0 H: 1 E: 1 LOB: 3 K: 0 BB: 1 S: 5 P: 9	R: 0 H: 0 E: 0 LOB: 0 K: 1 BB: 0 S: 5 P: 5	R: 1 H: 2 E: 0 LOB: 1 K: 0 BB: 0 S: 5 P: 5	R: 3 H: 5 E: 0 LOB: 2 K: 0 BB: 0 S: 8 P: 8	R: 0 H: 0 E: 0 LOB: 0 K: 2 BB: 0 S: 7 P: 7	R: 0 H: 2 E: 0 LOB: 2 K: 0 BB: 0 S: 5 P: 5	R: 1 H: 1 E: 0 LOB: 0 K: 0 BB: 1 S: 3 P: 7	R: 0 H: 2 E: 0 LOB: 1 K: 0 BB: 0 S: 4 P: 4	R: 2 H: 1 E: 0 LOB: 0 K: 0 BB: 1 S: 4 P: 8	1B: 6 SF: 0 2B: 5 SAC: 1 3B: 1 DP: 0 HR: 2 HBP: 0						

AB	38
R	7
H	14
RBI	7
BB	3
SO	3
LOB	19

WP: 0 PA: 43
PB: 0
SB: 0
CS: 1

PITCHER		IP	WLS	BF	H	R	ER	SO	BB	IBB	HBP	BLK	WP	HR	S	P	ERA	WHIP
Ken Johnson, R ERA: 2.41	(1, 1)	3.1		17	5	3	3	1	1	0	0	0	0	1	18	22	8.10	1.800
Jim Britton, R ERA: 2.78	(4, 1)	3.2		17	6	2	2	2	1	0	0	0	0	0	20	24	4.91	1.909
Claude Raymond, R ERA: 2.13	(8, 1)	2.0	L	9	3	2	2	0	1	0	0	0	0	1	8	12	9.00	2.000

PITCHER	IP	WLS	BF	H	R	ER	SO	BB	IBB	HBP	BLK	WP	HR	S	P	ERA	WHIP

Batter	1	2	3	4	5	6	7	8	9	AB	R	H	RBI	BB	SO	LOB
Felipe Alou, R (1, 8) OBP: 0.362, SLG: 0.462	K		BB, SH3-4, 1B 1-2 2-H		K		1B, 1B, 2B		F5	5	1	2	1	0	2	0
Felix Millan, R (1, 4) OBP: 0.324, SLG: 0.351	6-3		SH3-4 1-2 2-3		4-3		1B 2-3			3	0	1	0	0	0	0
Hank Aaron, R (1, 9) OBP: 0.331, SLG: 0.479	E, BB		BB, IBB		K		1-2 3-H			2	1	1	1	2	1	0
Joe Torre, R (1, 2) OBP: 0.333, SLG: 0.462	K 1-H		G6-4-3, BB 1-2 2-3 3-H			F8	K			3	0	0	1	1	2	2
Tito Francona, L (1, 7) OBP: 0.426, SLG: 0.420		L5	G6-4-3 1-2f			FC4-6, BB		G3		3	0	0	0	1	0	3
Deron Johnson, R (1, 3) OBP: 0.277, SLG: 0.312		G4-3, 1B		K		F5		F8		4	0	1	0	0	1	1
Sonny Jackson, L (1, 6) OBP: 0.284, SLG: 0.272		G4-3 1-2f		1B, 3B		FC4-6 1-2f		1-3		4	1	1	0	0	0	2
Marty Martinez, S (1, 5) OBP: 0.355, SLG: 0.343			SH, 1B, BB	CS, 1B 3-H			1-3		1-3	3	1	1	1	1	0	0
Ken Johnson, R (1, 1) OBP: 0.077, SLG: 0.077			SH SH3-4, 1B 1-2, BB	F3 1-2			F7		4-3	0	1	0	0	0	0	0
Jim Britton, R (4, 1) OBP: 0.250, SLG: 0.250										1	0	0	0	0	0	1
Mike Lum, L (7, PH) OBP: 0.260, SLG: 0.278										1	0	0	0	0	0	0
Claude Raymond, R (8, 1)										0	0	0	0	0	0	0
Sandy Valdespino, L (9, PH) OBP: 0.323, SLG: 0.282										1	0	0	0	0	0	0
Inning Stats	R: 1 E: 1 K: 2 S: 7 H: 0 LOB: 0 BB: 1 P: 11	R: 0 E: 0 K: 0 S: 3 H: 1 LOB: 0 BB: 0 P: 3	R: 2 E: 0 K: 0 S: 4 H: 1 LOB: 2 BB: 3 P: 16	R: 1 E: 0 K: 1 S: 6 H: 2 LOB: 0 BB: 0 P: 6	R: 0 E: 0 K: 2 S: 7 H: 0 LOB: 0 BB: 0 P: 7	R: 0 E: 0 K: 0 S: 3 H: 0 LOB: 1 BB: 1 P: 7	R: 1 E: 0 K: 1 S: 8 H: 3 LOB: 2 BB: 0 P: 8	R: 0 E: 0 K: 0 S: 3 H: 0 LOB: 0 BB: 0 P: 3	R: 0 E: 0 K: 0 S: 3 H: 0 LOB: 0 BB: 0 P: 3	1B: 5 2B: 1 3B: 1 HR: 0 SF: 0 SAC: 2 DP: 2 HBP: 0						

PITCHER		IP	WLS	BF	H	R	ER	SO	BB	IBB	HBP	BLK	WP	HR	S	P	ERA	WHIP
Tony Cloninger, R ERA: 5.67	(1, 1)	5.0		21	4	4	3	5	3	1	0	0	0	0	27	43	5.40	1.400
Clay Carroll, R ERA: 4.18	(6, 1)	1.2		8	2	1	1	0	1	0	0	0	0	0	7	11	5.40	1.800
Ted Abernathy, R ERA: 0.53	(7, 1)	2.1	W	8	1	0	0	1	0	0	0	0	0	0	10	10	0.00	0.429

PITCHER	IP	WLS	BF	H	R	ER	SO	BB	IBB	HBP	BLK	WP	HR	S	P	ERA	WHIP

BOTTOM

Cincinnati Reds @ Atlanta Braves

Atlanta Stadium, Atlanta, GA

Tue Jun 18 1968, 7:05 PM EDT

Att. 12,021 - Unknown

livebaseballscorecards.com

AB	30
R	5
H	7
RBI	4
BB	5
SO	6
LOB	9

WP: 0 PB: 0 SB: 0 CS: 1 PA: 37

Batter	1	2	3	4	5	6	7	8	9	AB	R	H	RBI	BB	SO	LOB
Pete Rose, S (1, 9) OBP: 0.419, SLG: 0.494	1-3		BB 2-3			K		F8		3	0	0	0	1	1	1
Tommy Helms, R (1, 4) OBP: 0.314, SLG: 0.390	6-3		L7			F8			1-3	4	0	0	0	0	0	2
Vada Pinson, L (1, 8) OBP: 0.319, SLG: 0.398	F5			F9			F7		2B	4	1	1	0	0	0	0
Fred Whitfield, L (1, 3) OBP: 0.263, SLG: 0.274		G4-6-3 1B		K			K		6-3 2-H 2B	4	0	2	1	0	2	0
Mack Jones, L (1, 7) OBP: 0.298, SLG: 0.298		G4-6-3 1-2f		4-3			E4		6-3 2-3	4	0	0	0	0	0	2
Johnny Bench, R (1, 2) OBP: 0.297, SLG: 0.410		P4			4-3		F9		F8	4	0	0	0	0	0	2
Giraldo Ruiz, S (1, 5) OBP: 0.383, SLG: 0.333			5-3		4-3			3-1		3	0	0	0	0	0	0
Leo Cardenas, R (1, 6) OBP: 0.260, SLG: 0.235			BB WP SH3-4		6-3			6-3		2	0	0	0	1	0	0
Billy McCool, R (1, 1) Bill Kelso, R (4, 1) Don Pavletich, R (6, PH) OBP: 0.143, SLG: 0.143 Jay Ritchie, R (6, 1) Alex Johnson, R (8, PH) OBP: 0.355, SLG: 0.391 Clay Carroll, R (8, 1)			SH3-4 1-2			1-3		1B		0 0 1 0 1 0	0 0 0 0 0 0	0 0 0 0 0 0	0 0 0 0 0 0	0 0 0 0 0 0	0 0 0 0 0 0	0 0 0 0 0 0
Inning Stats	R: 0 E: 0 K: 0 S: 3 H: 0 LOB: 0 BB: 0 P: 3	R: 0 E: 0 K: 0 S: 3 H: 1 LOB: 0 BB: 0 P: 3	R: 0 E: 0 K: 0 S: 3 H: 0 LOB: 2 BB: 2 P: 11	R: 0 E: 0 K: 1 S: 5 H: 0 LOB: 0 BB: 0 P: 5	R: 0 E: 0 K: 0 S: 3 H: 0 LOB: 0 BB: 0 P: 3	R: 0 E: 0 K: 1 S: 5 H: 0 LOB: 0 BB: 0 P: 5	R: 0 E: 1 K: 1 S: 6 H: 0 LOB: 1 BB: 0 P: 6	R: 0 E: 0 K: 0 S: 4 H: 1 LOB: 1 BB: 0 P: 4	R: 1 E: 0 K: 0 S: 5 H: 2 LOB: 1 BB: 0 P: 5	1B: 2 2B: 2 3B: 0 HR: 0 SF: 0 SAC: 1 DP: 1 HBP: 0							

PITCHER	IP	WLS	BF	H	R	ER	SO	BB	IBB	HBP	BLK	WP	HR	S	P	ERA	WHIP
Ron Reed, R (1, 1) ERA: 3.03	9.0	W	33	4	1	1	3	2	0	0	0	1	0	37	45	1.00	0.667

PITCHER	IP	WLS	BF	H	R	ER	SO	BB	IBB	HBP	BLK	WP	HR	S	P	ERA	WHIP

TOP

Cincinnati Reds @ Atlanta Braves

Atlanta Stadium, Atlanta, GA

Wed Jun 19 1968, 7:05 PM EDT

Att. 10,174 - Unknown

livebaseballscorecards.com

AB	30
R	1
H	4
RBI	1
BB	2
SO	3
LOB	7

WP: 1	PA: 33
PB: 0	
SB: 0	
CS: 0	

Cincinnati Reds @ Atlanta Braves

Atlanta Stadium, Atlanta, GA

Wed Jun 19 1968, 7:05 PM EDT

Att. 10,174 - Unknown

livebaseballscorecards.com

BOTTOM

Batter	1	2	3	4	5	6	7	8	9	AB	R	H	RBI	BB	SO	LOB
Felipe Alou, R (1, 8) OBP: 0.359, SLG: 0.457	F8	3-1		2-H: 1B 1B		F7		5-3		5	0	1	1	0	0	0
Felix Millan, R (1, 4) OBP: 0.337, SLG: 0.365	1B		BB: 1B 1B	1-2 1B		2B		H: 1-0 FC5-4 HBP		4	1	4	0	0	0	0
Sonny Jackson, L (8, PR) (9, 6) OBP: 0.284, SLG: 0.272										0	0	0	0	0	0	0
Hank Aaron, R (1, 9) OBP: 0.332, SLG: 0.473	P5		BBBB E 1B 1-2 2-1 BB	SSS K		I IBB		0-0 FC5-4 1-2f		3	0	0	0	2	1	4
Joe Torre, R (1, 2) OBP: 0.347, SLG: 0.468	BB 1-3 1B		E9 1-3 2-H 1B		BBBB BB BB	SSS K				3	0	2	1	1	1	2
Deron Johnson, R (1, 3) OBP: 0.277, SLG: 0.306	BBBB 1-2 BB		SSS K		F3		SSS K			3	0	0	0	1	2	3
Tommie Aaron, R (1, 7) OBP: 0.330, SLG: 0.333	F9		F8		BBBB 1-2 BB		4-3			3	0	0	0	1	0	5
Clete Boyer, R (1, 5) OBP: 0.269, SLG: 0.306		HR	2-1 3-H	F8	F9		1B			4	1	2	1	0	0	2
Marty Martinez, S (1, 6) (9, 4) OBP: 0.350, SLG: 0.329		4-3		BBBB SH1-4 1B BB	SSS K		SSS K			3	1	0	0	1	2	3
Ron Reed, R (1, 1) OBP: 0.219, SLG: 0.167		SSS K		SH1-4 1-2		1-3		SSS K		3	0	0	0	0	2	0
Inning Stats	R: 0 E: 0 K: 0 S: 5 H: 2 LOB: 3 BB: 1 P: 9	R: 1 E: 0 K: 1 S: 6 H: 1 LOB: 0 BB: 0 P: 6	R: 1 E: 1 K: 1 S: 6 H: 2 LOB: 2 BB: 1 P: 10	R: 1 E: 0 K: 1 S: 7 H: 2 LOB: 2 BB: 1 P: 11	R: 0 E: 0 K: 1 S: 5 H: 0 LOB: 2 BB: 2 P: 13	R: 0 E: 0 K: 1 S: 6 H: 1 LOB: 2 BB: 1 P: 10	R: 0 E: 0 K: 2 S: 8 H: 1 LOB: 1 BB: 0 P: 8	R: 0 E: 0 K: 1 S: 5 H: 0 LOB: 1 BB: 0 P: 6		1B: 7 2B: 1 3B: 0 HR: 1 SF: 0 SAC: 1 DP: 0 HBP: 1						

AB	31
R	3
H	9
RBI	3
BB	6
SO	8
LOB	19

WP: 0 PB: 0 SB: 0 CS: 0 PA: 39

PITCHER		IP	WLS	BF	H	R	ER	SO	BB	IBB	HBP	BLK	WP	HR	S	P	ERA	WHIP
Billy McCool, L ERA: 4.66	(1, 1)	3.2	L	21	7	3	3	2	3	0	0	0	0	1	21	33	7.36	2.727
Bill Kelso, R ERA: 2.79	(4, 1)	1.1		6	0	0	0	2	2	0	0	0	0	0	8	16	0.00	1.500
Jay Ritchie, R ERA:	(6, 1)	2.0		9	2	0	0	3	0	1	0	0	0	0	14	18	0.00	1.000
Clay Carroll, R ERA: 4.03	(8, 1)	1.0		4	0	0	0	1	0	0	1	0	0	0	5	6	0.00	0.000

PITCHER	IP	WLS	BF	H	R	ER	SO	BB	IBB	HBP	BLK	WP	HR	S	P	ERA	WHIP

Cincinnati Reds @ Atlanta Braves

Atlanta Stadium, Atlanta, GA

Thu Jun 20 1968, 7:05 PM EDT

Att. 13,259 - Unknown

TOP

livebaseballscorecards.com

Batter	1	2	3	4	5	6	7	8	9	AB	R	H	RBI	BB	SO	LOB
Pete Rose, S (1, 9) OBP: 0.413, SLG: 0.487	K		F5		1-6-3		6-3			4	0	0	0	0	1	0
Tommy Helms, R (1, 4) OBP: 0.313, SLG: 0.387	5-3		4-3		F9			FC6-4 1B		4	0	1	0	0	0	0
Mack Jones, L (1, 7) OBP: 0.311, SLG: 0.314	4-3		1B			1B		FC6-4 1-2f		4	0	2	0	0	0	1
Fred Whitfield, L (1, 3) OBP: 0.250, SLG: 0.260		4-3	L9			K		F7		4	0	0	0	0	1	3
Vada Pinson, L (1, 8) OBP: 0.321, SLG: 0.403		1B 1B 2B		F8		1B 1-3 1B		F8		4	1	2	0	0	0	1
Tony Perez, R (1, 5) OBP: 0.315, SLG: 0.388		1B 2-3 1B		L7		FC6-4 1-2 1B			6-3	4	0	2	0	0	0	0
Johnny Bench, R (1, 2) OBP: 0.296, SLG: 0.408		F3		1B		FC6-4 1-2f			F8	4	0	1	0	0	0	4
Leo Cardenas, R (1, 6) OBP: 0.260, SLG: 0.235		1-2 3-H 1B		4-3			K		6-3	4	0	1	1	0	1	1
Gary Nolan, R (1, 1) OBP: 0.083, SLG: 0.083		F9			K		F8			2	0	0	0	0	1	2
Alex Johnson, R (7, PH) OBP: 0.354, SLG: 0.390										1	0	0	0	0	0	0
Jay Ritchie, R (7, 1)										0	0	0	0	0	0	0

	AB	35
	R	1
	H	9
	RBI	1
	BB	0
	SO	4
	LOB	12

Inning Stats	1	2	3	4	5	6	7	8	9
	R: 0 E: 0 K: 1 S: 5	H: 0 LOB: 0 BB: 0 P: 5	R: 1 E: 0 K: 0 S: 6	H: 3 LOB: 2 BB: 0 P: 6	R: 0 E: 0 K: 0 S: 4	H: 1 LOB: 1 BB: 0 P: 4	R: 0 E: 0 K: 0 S: 4	H: 1 LOB: 1 BB: 0 P: 4	R: 0 E: 0 K: 1 S: 5	H: 0 LOB: 0 BB: 0 P: 5	R: 0 E: 0 K: 1 S: 7	H: 3 LOB: 2 BB: 0 P: 7	R: 0 E: 0 K: 1 S: 5	H: 0 LOB: 0 BB: 0 P: 5	R: 0 E: 0 K: 0 S: 4	H: 1 LOB: 1 BB: 0 P: 4	R: 0 E: 0 K: 0 S: 3	H: 0 LOB: 0 BB: 0 P: 3

	1B: 8	SF: 0	WP: 0	PA: 35
	2B: 1	SAC: 0	PB: 0	
	3B: 0	DP: 0	SB: 0	
	HR: 0	HBP: 0	CS: 0	

PITCHER		IP	WLS	BF	H	R	ER	SO	BB	IBB	HBP	BLK	WP	HR	S	P	ERA	WHIP
Milt Pappas, R ERA: 4.9	(1, 1)	5.2	W	23	7	1	1	3	0	0	0	0	0	0	29	29	1.59	1.235
Cecil Upshaw, R ERA: 2.83	(6, 1)	3.1	S	12	2	0	0	1	0	0	0	0	0	0	14	14	0.00	0.600

PITCHER		IP	WLS	BF	H	R	ER	SO	BB	IBB	HBP	BLK	WP	HR	S	P	ERA	WHIP

Cincinnati Reds @ Atlanta Braves

Atlanta Stadium, Atlanta, GA

Thu Jun 20 1968, 7:05 PM EDT

Att. 13,259 - Unknown

livebaseballscorecards.com

BOTTOM

Batter	1	2	3	4	5	6	7	8	9	AB	R	H	RBI	BB	SO	LOB
Felipe Alou, R (1, 8) OBP: 0.354, SLG: 0.451	F5		G3 (1-2)		F2		K			4	0	0	0	0	1	4
Tito Francona, L (1, 7) OBP: 0.429, SLG: 0.426	FC6-4 BB		F7		E6 (1-H, 2-H) 2B		K			3	0	1	1	1	1	2
Mike Lum, L (8, 7) OBP: 0.260, SLG: 0.278										0	0	0	0	0	0	0
Hank Aaron, R (1, 9) OBP: 0.327, SLG: 0.465	FC6-4 S (1-2f)		F8		K		P4			4	0	0	0	0	1	4
Joe Torre, R (1, 2) OBP: 0.352, SLG: 0.491	BB (1-2)			HR	K			5-3		3	1	1	1	1	1	1
Clete Boyer, R (1, 5) OBP: 0.268, SLG: 0.302	6-3			P3		FC4 BB		E6		3	0	0	0	1	0	2
Deron Johnson, R (1, 3) OBP: 0.276, SLG: 0.300		G4-3 BB		K		P6		P4		3	0	0	0	1	1	2
Sonny Jackson, L (1, 6) OBP: 0.279, SLG: 0.267		K		F8		FC4 (1-2f)		F8		4	0	0	0	0	1	3
Marty Martinez, S (1, 4) OBP: 0.349, SLG: 0.329		G4-3 (1-2f)			1B 2B 1B	P5				3	1	1	0	0	0	2
Milt Pappas, R (1, 1) OBP: 0.150, SLG: 0.105			G3 BB		2B E (1-2) 1B		BB			1	1	1	0	1	0	0
Cecil Upshaw, R (6, 1) OBP: 0.429, SLG: 0.333										0	0	0	0	1	0	0
Inning Stats	R: 0 E: 0 K: 0 S: 3 H: 0 LOB: 2 BB: 2 P: 11	R: 0 E: 0 K: 1 S: 4 H: 0 LOB: 0 BB: 1 P: 8	R: 0 E: 0 K: 0 S: 3 H: 0 LOB: 1 BB: 1 P: 7	R: 1 E: 0 K: 1 S: 6 H: 1 LOB: 0 BB: 0 P: 6	R: 2 E: 1 K: 2 S: 10 H: 3 LOB: 1 BB: 0 P: 10	R: 0 E: 0 K: 0 S: 3 H: 0 LOB: 1 BB: 1 P: 7	R: 0 E: 0 K: 2 S: 7 H: 0 LOB: 1 BB: 1 P: 11	R: 0 E: 1 K: 0 S: 4 H: 0 LOB: 1 BB: 0 P: 4		1B: 2 2B: 1 3B: 0 HR: 1	SF: 0 SAC: 0 DP: 1 HBP: 0						

	AB	28
	R	3
	H	4
	RBI	2
	BB	6
	SO	6
	LOB	20

WP: 0 PB: 0 SB: 1 CS: 0 PA: 34

PITCHER	IP	WLS	BF	H	R	ER	SO	BB	IBB	HBP	BLK	WP	HR	S	P	ERA	WHIP
Gary Nolan, R (1, 1) ERA: 2.12	6.0	L	26	4	3	2	4	5	0	0	0	0	1	29	49	3.00	1.500
Jay Ritchie, R (7, 1) ERA:	2.0		8	0	0	0	2	1	0	0	0	0	0	11	15	0.00	0.500

PITCHER	IP	WLS	BF	H	R	ER	SO	BB	IBB	HBP	BLK	WP	HR	S	P	ERA	WHIP

Chicago Cubs @ Cincinnati Reds

Crosley Field, Cincinnati, OH

Fri Jun 21 1968, 7:05 PM EDT

Att. 12,713 - Unknown - 85 F

TOP

livebaseballscorecards.com

Batter	1	2	3	4	5	6	7	8	9	AB	R	H	RBI	BB	SO	LOB
Don Kessinger, S (1, 6) OBP: 0.307, SLG: 0.320	S S S 0-3 ① K		B B B B 4-0 BB 1-2 BB		x 0-0 ② 6-3	x 0-0 ③ 4-3		x 0-0 ②③ G6-3 1-2f		4	0	0	0	1	1	4
Glenn Beckert, R (1, 4) OBP: 0.286, SLG: 0.336	x 0-0 ② F9		B B B B B 4-0 1-2 2-3 BB		x 0-0 BB 1B		x 0-0 1B 2B		x 0-0 ① 5-3	4	1	2	0	1	0	0
Billy Williams, L (1, 7) OBP: 0.314, SLG: 0.438	x 0-0 ③ 4-3		x 0-0 ② SF7 3-H		B B B B 4-0 1-2 BB		x 0-0 1B 2-H 1B		x 0-0 ② F2	3	0	1	2	1	0	0
Ron Santo, R (1, 5) OBP: 0.344, SLG: 0.471		x 0-0 ① F9	x 0-0 ③ P4		x 0-0 ③ F7		x 0-0 G6-4-3 1-2 1B		x 0-0 ③ P3	5	0	1	0	0	0	4
14 Ernie Banks, R (1, 3) OBP: 0.290, SLG: 0.464		x 0-0 ② 5-3		x 0-0 ① 6-3		x 0-0 FC1-4 1B 1B 1B	x 0-0 ① F8			4	1	1	0	0	0	2
Lou Johnson, R (1, 9) OBP: 0.302, SLG: 0.375		x 0-0 1B		x 0-0 ② P4		x 0-0 FC1-4 1-2 1B	x 0-0 ②③ G6-4-3 1-2f			4	0	2	0	0	0	2
Randy Hundley, R (1, 2) OBP: 0.295, SLG: 0.338		S S S 0-3 ③ K		x 0-0 FC6 1B		x 0-0 ① FC1-4 SH1-4 1B 1-2f 2-3		x 0-0 FC3-5 1B 1B		4	0	2	0	0	1	3
Adolfo Phillips, R (1, 8) OBP: 0.313, SLG: 0.362			x 0-0 ① F3	x 0-0 ③ FC6 1-2f		x 0-0 SH1-4 1-2 3-H 1B		x 0-0 FC3-5 1-2 1B		4	0	2	1	0	0	1
Joe Niekro, R (1, 1) OBP: 0.161, SLG: 0.103 Phil Regan, R (8, 1) OBP: 0.143, SLG: 0.143			B B B B 4-0 BB BB SF7 BB		S S S 0-3 ① K	x 0-0 ② SH1-4 1-2 2-3		x 0-0 ① FC3-5 G6-3 1-2 2-3f		2	1	0	0	1	1	2
										0	0	0	0	0	0	0
Inning Stats	R: 0 E: 0 K: 1 S: 5 H: 0 LOB: 0 BB: 0 P: 5	R: 0 E: 0 K: 1 S: 6 H: 1 LOB: 1 BB: 0 P: 6	R: 1 E: 0 K: 0 S: 3 H: 0 LOB: 2 BB: 3 P: 15	R: 0 E: 0 K: 0 S: 4 H: 1 LOB: 1 BB: 0 P: 4	R: 0 E: 0 K: 1 S: 6 H: 1 LOB: 2 BB: 1 P: 10	R: 1 E: 0 K: 0 S: 6 H: 3 LOB: 2 BB: 0 P: 6	R: 1 E: 0 K: 0 S: 5 H: 3 LOB: 1 BB: 0 P: 5	R: 0 E: 0 K: 0 S: 4 H: 2 LOB: 1 BB: 0 P: 4	R: 0 E: 0 K: 0 S: 3 H: 0 LOB: 0 BB: 0 P: 3	1B: 10 2B: 1 3B: 0 HR: 0	SF: 1 SAC: 1 DP: 2 HBP: 0					

	AB	34
	R	3
	H	11
	RBI	3
	BB	4
	SO	3
	LOB	18

	WP: 0	PA: 40
	PB: 0	
	SB: 0	
	CS: 0	

PITCHER		IP	WLS	BF	H	R	ER	SO	BB	IBB	HBP	BLK	WP	HR	S	P	ERA	WHIP
George Culver, R ERA: 3.17	(1, 1)	5.1	L	26	6	2	2	3	4	0	0	0	0	0	28	44	3.38	1.875
Clay Carroll, R ERA: 4.11	(6, 1)	1.2		7	3	1	1	0	0	0	0	0	0	0	7	7	5.40	1.800
Ted Abernathy, R ERA: 0.51	(8, 1)	2.0		7	2	0	0	0	0	0	0	0	0	0	7	7	0.00	1.000

PITCHER	IP	WLS	BF	H	R	ER	SO	BB	IBB	HBP	BLK	WP	HR	S	P	ERA	WHIP

Chicago Cubs @ Cincinnati Reds

Crosley Field, Cincinnati, OH

Fri Jun 21 1968, 7:05 PM EDT

Att. 12,713 - Unknown - 85 F

BOTTOM

Batter	1	2	3	4	5	6	7	8	9	AB	R	H	RBI	BB	SO	LOB
Pete Rose, S (1, 9) OBP: 0.414, SLG: 0.487	4-3		4-3		1B			1B		4	0	2	0	0	0	0
Tommy Helms, R (1, 4) OBP: 0.312, SLG: 0.385	F9			G6-3 E 1B 1B	K			F3		4	1	1	0	0	1	2
Vada Pinson, L (1, 8) OBP: 0.324, SLG: 0.402	1B			E6 G6-3 1-2		BBB G6-3 BB		F7		3	0	1	0	1	0	2
Alex Johnson, R (1, 7) OBP: 0.348, SLG: 0.383	4-3			G6-3 1-2f 2-3		G6-3 1-2f		5-3		4	0	0	0	0	0	5
Tony Perez, R (1, 5) OBP: 0.321, SLG: 0.391		G6-4-3 1B		E 3-H 1B		CS HBP			4-3	3	0	2	1	0	0	0
Lee May, R (1, 3) OBP: 0.325, SLG: 0.399		G6-4-3 1-2f		E6 1-2		CS 1-2	F9		L9	4	0	0	0	0	0	2
Johnny Bench, R (1, 2) OBP: 0.299, SLG: 0.422		5-3		F8			HR		BB 1B	4	1	2	1	0	0	2
Leo Cardenas, R (1, 6) OBP: 0.257, SLG: 0.232			5-3		K		F9		BBBB 1-2 BB	3	0	0	0	0	1	0
Fred Whitfield, L (9, PH) OBP: 0.259, SLG: 0.260										0	0	0	0	1	0	0
Woody Woodward, R (9, PR) OBP: 0.200, SLG: 0.208										0	0	0	0	0	0	0
George Culver, R (1, 1) OBP: 0.034, SLG: 0.069			6-3		K		F8		F2	2	0	0	0	0	1	0
Clay Carroll, R (6, 1)										0	0	0	0	0	0	0
Mack Jones, L (7, PH) OBP: 0.306, SLG: 0.308										1	0	0	0	0	0	0
Ted Abernathy, R (8, 1)										0	0	0	0	0	0	0
Giraldo Ruiz, S (9, PH) OBP: 0.375, SLG: 0.326										1	0	0	0	0	0	2

Inning Stats	1	2	3	4	5	6	7	8	9
	R: 0 H: 1 E: 0 LOB: 1 K: 0 BB: 0 S: 4 P: 4	R: 0 H: 1 E: 0 LOB: 0 K: 0 BB: 0 S: 3 P: 3	R: 0 H: 0 E: 0 LOB: 0 K: 0 BB: 0 S: 3 P: 3	R: 1 H: 2 E: 2 LOB: 2 K: 0 BB: 0 S: 6 P: 6	R: 0 H: 1 E: 0 LOB: 1 K: 3 BB: 0 S: 10 P: 10	R: 0 H: 0 E: 0 LOB: 0 K: 0 BB: 1 S: 1 P: 6	R: 1 H: 1 E: 0 LOB: 0 K: 0 BB: 0 S: 4 P: 4	R: 0 H: 1 E: 0 LOB: 1 K: 0 BB: 0 S: 4 P: 4	R: 0 H: 1 E: 0 LOB: 2 K: 0 BB: 1 S: 4 P: 8

1B: 7 SF: 0 WP: 0 PA: 37
2B: 0 SAC: 0 PB: 0
3B: 0 DP: 3 SB: 0
HR: 1 HBP: 1 CS: 1

AB	33
R	2
H	8
RBI	2
BB	2
SO	3
LOB	15

livebaseballscorecards.com

PITCHER	IP	WLS	BF	H	R	ER	SO	BB	IBB	HBP	BLK	WP	HR	S	P	ERA	WHIP
Joe Niekro, R (1, 1) ERA: 4.91	7.0	W	28	7	2	1	3	1	0	1	0	0	1	32	37	1.29	1.143
Phil Regan, R (8, 1) ERA: 2.49	2.0	S	8	1	0	0	0	1	0	0	0	0	0	7	11	0.00	1.000

PITCHER	IP	WLS	BF	H	R	ER	SO	BB	IBB	HBP	BLK	WP	HR	S	P	ERA	WHIP

Batter	1	2	3	4	5	6	7	8	9	AB	R	H	RBI	BB	SO	LOB
Don Kessinger, S (1, 6) OBP: 0.307, SLG: 0.319	S S S 0-3 ① K		x 0-0 1B			x 0-0 ① 4-3		x 0-0 ①② G1-6-3 1-2f		4	0	1	0	0	1	1
Glenn Beckert, R (1, 4) OBP: 0.285, SLG: 0.339	x 0-0 ② 4-3		x 0-0 ③ 4-3			x 0-0 3-1 2B		x 0-0 ③ F8		4	0	1	0	0	0	1
Billy Williams, L (1, 7) OBP: 0.320, SLG: 0.452	B B B B 4-0 BB			x 0-0 HR		x 0-0 ② 3-1 2-3			x 0-0 G5-4-3 1B	3	1	2	1	1	0	1
Ron Santo, R (1, 5) OBP: 0.339, SLG: 0.463	x 0-0 ③ F8			x 0-0 ① F3		S S S 0-3 ③ K			x 0-0 ①② G5-4-3 1-2f	4	0	0	0	0	1	3
14 Ernie Banks, R (1, 3) OBP: 0.290, SLG: 0.458		x 0-0 ① 5-3		x 0-0 ② F9			B B B B 4-0 FC6-4 BB		S S S 0-3 ③ K	3	0	0	0	1	1	0
Lou Johnson, R (1, 9) OBP: 0.298, SLG: 0.369		S S S 0-3 ② K		x 0-0 ③ F7			x 0-0 ① F3			3	0	0	0	0	1	1
Randy Hundley, R (1, 2) OBP: 0.295, SLG: 0.338		x 0-0 ③ L7			x 0-0 G5-4-3 1B		x 0-0 ② F7			3	0	1	0	0	0	1
Adolfo Phillips, R (1, 8) OBP: 0.308, SLG: 0.356			x 0-0 ① 1-3		x 0-0 ①② G5-4-3 1-2f		x 0-0 ③ FC6-4 1-2f			3	0	0	0	0	0	2
Bill Hands, R (1, 1) OBP: 0.067, SLG: 0.034 Dick Nen, L (8, PH) OBP: 0.192, SLG: 0.320 Darcy Fast, L (8, 1)			S S S 0-3 ② K		S S S 0-3 ③ K			x 0-0 G1-6-3 1B		2 1 0	0 0 0	0 1 0	0 0 0	0 0 0	2 0 0	0 0 0
Inning Stats	R: 0 E: 0 K: 1 S: 5 H: 0 LOB: 1 BB: 1 P: 9	R: 0 E: 0 K: 1 S: 5 H: 0 LOB: 0 BB: 0 P: 5	R: 0 E: 0 K: 1 S: 6 H: 1 LOB: 1 BB: 0 P: 6	R: 1 E: 0 K: 0 S: 4 H: 1 LOB: 0 BB: 0 P: 4	R: 0 E: 0 K: 1 S: 5 H: 1 LOB: 0 BB: 0 P: 5	R: 0 E: 0 K: 1 S: 6 H: 1 LOB: 1 BB: 0 P: 6	R: 0 E: 0 K: 0 S: 3 H: 0 LOB: 1 BB: 1 P: 7	R: 0 E: 0 K: 0 S: 3 H: 1 LOB: 0 BB: 0 P: 3	R: 0 E: 0 K: 1 S: 5 H: 1 LOB: 0 BB: 0 P: 5	1B: 4 2B: 1 3B: 0 HR: 1	SF: 0 SAC: 0 DP: 3 HBP: 0						

PITCHER	IP	WLS	BF	H	R	ER	SO	BB	IBB	HBP	BLK	WP	HR	S	P	ERA	WHIP
Jim Maloney, R (1, 1) ERA: 3.09	9.0	W	32	6	1	1	6	2	0	0	0	0	1	42	50	1.00	0.889

PITCHER	IP	WLS	BF	H	R	ER	SO	BB	IBB	HBP	BLK	WP	HR	S	P	ERA	WHIP

TOP

Chicago Cubs @ Cincinnati Reds

Crosley Field, Cincinnati, OH

Sat Jun 22 1968, 7:05 PM EDT

Att. 9,691 - Unknown - 85 F

livebaseballscorecards.com

AB	30
R	1
H	6
RBI	1
BB	2
SO	6
LOB	10

WP: 0 PA: 32
PB: 0
SB: 0
CS: 0

Batter	1	2	3	4	5	6	7	8	9	AB	R	H	RBI	BB	SO	LOB
Pete Rose, S (1, 9) OBP: 0.416, SLG: 0.484	BBB 4-0 1B E BB	H 1-0 1-2 HBP			x 0-0 ② 6-3		x 0-0 ① 4-3			2	1	0	0	1	0	0
Alex Johnson, R (1, 7) OBP: 0.354, SLG: 0.401	x 0-0 E 1-3 1B 1B	SSS 0-3 ③ K			x 0-0 IHR		x 0-0 G4-6-3 1B			4	2	3	1	0	1	2
Vada Pinson, L (1, 8) OBP: 0.323, SLG: 0.400	x 0-0 E3 1B 1-2 G5-4-3 3-H		x 0-0 ① P6		x 0-0 S HR 1B		x 0-0 ②③ G4-6-3 1-2f			4	2	1	1	0	0	2
Tony Perez, R (1, 5) OBP: 0.324, SLG: 0.390	x 0-0 G5-4-3 1-3 2-H 1B		SSS 0-3 ② K		BBB 4-0 1-2 HR BB			x 0-0 ① 6-3		3	1	1	1	1	1	0
Johnny Bench, R (1, 2) OBP: 0.298, SLG: 0.432	x 0-0 ①② G5-4-3 1-2f 3-H		x 0-0 ③ L4		x 0-0 1-H 2-H HR			x 0-0 ② L7		4	1	1	3	0	0	1
Lee May, R (1, 3) OBP: 0.323, SLG: 0.396	SSS 0-3 ③ K			x 0-0 CS 1B	x 0-0 ③ F8			x 0-0 ③ F8		4	0	1	0	0	1	0
Tommy Helms, R (1, 4) OBP: 0.308, SLG: 0.381		x 0-0 ① 6-3		x 0-0 ①② F8 1-2		x 0-0 ① 6-3				3	0	0	0	0	0	1
Leo Cardenas, R (1, 6) OBP: 0.254, SLG: 0.229		SSS 0-3 ② K		x 0-0 ③ 6-3		x 0-0 ② 6-3				3	0	0	0	0	1	0
Jim Maloney, L (1, 1) OBP: 0.290, SLG: 0.400		x 0-0 HBP 1B			x 0-0 ① 4-3	x 0-0 ③ 4-3				3	0	1	0	0	0	0
Inning Stats	R: 3 H: 2 E: 1 LOB: 0 K: 1 BB: 1 S: 7 P: 11	R: 0 H: 1 E: 0 LOB: 2 K: 2 BB: 0 S: 8 P: 9	R: 0 H: 0 E: 0 LOB: 0 K: 1 BB: 0 S: 5 P: 5	R: 0 H: 1 E: 0 LOB: 0 K: 0 BB: 0 S: 3 P: 3	R: 4 H: 3 E: 0 LOB: 0 K: 0 BB: 1 S: 6 P: 10	R: 0 H: 0 E: 0 LOB: 0 K: 0 BB: 0 S: 3 P: 3	R: 0 H: 1 E: 0 LOB: 0 K: 0 BB: 0 S: 3 P: 3	R: 0 H: 0 E: 0 LOB: 0 K: 0 BB: 0 S: 3 P: 3		1B: 6 SF: 0 2B: 0 SAC: 0 3B: 0 DP: 2 HR: 2 HBP: 1				WP: 0 PA: 33 PB: 0 SB: 1 CS: 1		

BOTTOM

Chicago Cubs @ Cincinnati Reds

Crosley Field, Cincinnati, OH

Sat Jun 22 1968, 7:05 PM EDT

Att. 9,691 - Unknown - 85 F

livebaseballscorecards.com

AB	30
R	7
H	8
RBI	6
BB	2
SO	4
LOB	6

PITCHER		IP	WLS	BF	H	R	ER	SO	BB	IBB	HBP	BLK	WP	HR	S	P	ERA	WHIP
Bill Hands, R ERA: 2.68	(1, 1)	7.0	L	30	8	7	6	4	2	0	1	0	0	1	35	44	7.71	1.429
Darcy Fast, L ERA:	(8, 1)	1.0		3	0	0	0	0	0	0	0	0	0	0	3	3	0.00	0.000

PITCHER		IP	WLS	BF	H	R	ER	SO	BB	IBB	HBP	BLK	WP	HR	S	P	ERA	WHIP

Batter	1	2	3	4	5	6	7	8	9	AB	R	H	RBI	BB	SO	LOB
Don Kessinger, S (1, 6) OBP: 0.304, SLG: 0.316	0-0 1B 1B	0-0 G3 ①	0-0 F7 ③		0-0 5-3 ②		0-0 4-3 ③		0-0 E3 ② 2-3	6	1	1	0	0	0	3
Glenn Beckert, R (1, 4) OBP: 0.293, SLG: 0.344	0-0 E 1B WP 1-3 1B	0-0 F9 1B		BBBB 4-0 BB 1B BB	0-0 F8 ③			0-0 SH1-4 1B 1B	0-0 P4 ③	5	3	3	0	1	0	1
Al Spangler, L (1, 9) OBP: 0.338, SLG: 0.368	SSS 0-3 K ①	0-0 1-2 1B		0-0 F8 ①		0-0 4-3 SF9 2B		0-0 SH1-4 ① 1-2		4	1	2	0	0	1	3
Billy Williams, L (1, 7) OBP: 0.322, SLG: 0.449	0-0 E6 WP 1-3 E 3-H 1B	0-0 F9 ② 2-3		0-0 P4 ②		0-0 4-3 ① 2-3		4-0 1B IBB		4	1	1	1	1	0	4
Dick Nen, L (1, 3) OBP: 0.226, SLG: 0.345	SSS 0-3 K ② 2-3 3-H	0-0 P6 ③		0-0 BB 1B 1-2 1B		0-0 SF9 ② 3-H		0-0 1-3 2-H 1B		4	1	2	2	0	1	3
Ron Santo, R (1, 5) OBP: 0.340, SLG: 0.457	BBBB 4-0 E BB		0-0 5-3 ①	BBBB 4-0 1B 1-2 2-3 BB		0-0 F5 ③		0-0 P4 ②		3	0	0	0	2	0	2
Randy Hundley, R (1, 2) OBP: 0.298, SLG: 0.339	0-0 E6 1-3 3-H 1B		0-0 F7 ②	0-0 1-3 2-H 3-H 1B			0-0 F7 ①	0-0 1-3 ③		5	0	2	3	0	0	2
Adolfo Phillips, R (1, 8) OBP: 0.315, SLG: 0.374	IIII 4-0 IBB		0-0 HR	0-0 F7 ③			0-0 5-3 ②		0-0 CS SH1-4 1B	4	1	2	1	1	0	2
Ken Holtzman, R (1, 1) OBP: 0.152, SLG: 0.152 Phil Regan, R (7, 1) OBP: 0.143, SLG: 0.143	SSS 0-3 K ③		0-0 1B		0-0 4-3 ①		0-0 1B		0-0 SH1-4 ① 1-2	4	0	2	0	0	1	3
										0	0	0	0	0	0	0
Inning Stats	R: 3 E: 2 K: 3 S: 13 H: 4 LOB: 3 BB: 2 P: 21	R: 0 E: 0 K: 0 S: 5 H: 2 LOB: 2 BB: 0 P: 5	R: 1 E: 0 K: 0 S: 5 H: 2 LOB: 0 BB: 0 P: 5	R: 2 E: 0 K: 0 S: 5 H: 2 LOB: 2 BB: 2 P: 13	R: 0 E: 0 K: 0 S: 3 H: 0 LOB: 0 BB: 0 P: 3	R: 1 E: 0 K: 0 S: 4 H: 1 LOB: 0 BB: 0 P: 4	R: 0 E: 0 K: 0 S: 4 H: 1 LOB: 1 BB: 0 P: 4	R: 1 E: 0 K: 0 S: 5 H: 2 LOB: 2 BB: 1 P: 9	R: 0 E: 1 K: 0 S: 4 H: 1 LOB: 1 BB: 0 P: 4	1B: 13 2B: 1 3B: 0 HR: 1	SF: 1 SAC: 2 DP: 0 HBP: 0						

PITCHER		IP	WLS	BF	H	R	ER	SO	BB	IBB	HBP	BLK	WP	HR	S	P	ERA	WHIP
Tony Cloninger, R ERA: 6.75	(1, 1)	3.2		23	9	6	6	3	2	1	0	0	1	1	26	38	14.73	3.000
Jay Ritchie, R ERA:	(4, 1)	1.1		6	1	0	0	0	1	0	0	0	0	0	5	9	0.00	1.500
Clay Carroll, R ERA: 4.13	(6, 1)	2.0		8	2	1	1	0	0	0	0	0	0	0	8	8	4.50	1.000
Ted Abernathy, R ERA: 0.65	(8, 1)	2.0	W	10	3	1	1	0	0	1	0	0	0	0	9	13	4.50	1.500

PITCHER	IP	WLS	BF	H	R	ER	SO	BB	IBB	HBP	BLK	WP	HR	S	P	ERA	WHIP

TOP

Chicago Cubs @ Cincinnati Reds

Crosley Field, Cincinnati, OH

Sun Jun 23 1968, 3:33 AM EDT

Cloudy - 90 F

livebaseballscorecards.com

AB	39
R	8
H	15
RBI	7
BB	5
SO	3
LOB	23

WP: 1	PA: 47		
PB: 0			
SB: 0			
CS: 1			

Batter	1	2	3	4	5	6	7	8	9	AB	R	H	RBI	BB	SO	LOB
Pete Rose, S (1, 9) OBP: 0.415, SLG: 0.491	B1-3 1B 2B	K			F3		SF7 3-H		1-3 2-H 2B 2B	4	2	2	2	0	1	0
Alex Johnson, R (1, 7) OBP: 0.356, SLG: 0.402 Ted Abernathy, R (8, 1) Don Pavletich, R (9, PH) OBP: 0.172, SLG: 0.207	P4		8 1B			F8	1B 1-3 2-H 1B		2-H 3-H 2B	4 0 1	0 0 0	2 0 1	1 0 2	0 0 0	0 0 0	1 0 0
Vada Pinson, L (1, 8) OBP: 0.322, SLG: 0.398	B1-3 2-3		8 1-2f			F5	1-3 3-H 1B			4	0	1	1	0	0	2
Tony Perez, R (1, 5) OBP: 0.326, SLG: 0.396	3-H 1B		F9			2B		G3		4	0	2	1	0	0	0
Johnny Bench, R (1, 2) OBP: 0.298, SLG: 0.429	K			G6-4-3 1B		K		F9		4	0	1	0	0	2	2
Lee May, R (1, 3) OBP: 0.322, SLG: 0.391		P4		G6-4-3 1-2f			BB SF7 1B BB	1-3		3	1	0	0	1	0	1
Tommy Helms, R (1, 4) OBP: 0.311, SLG: 0.383		5-3		4-3			1-2 BB 1B 1B		BB 2B 1B	4	2	2	0	0	0	0
Leo Cardenas, R (1, 6) OBP: 0.256, SLG: 0.228 Mack Jones, L (7, PH) OBP: 0.328, SLG: 0.308 (8, 7)	HR BB				F8		1B 1-2 2-3 1B BB		2B 1-2 2B BB	1 0	1 2	0 0	0 0	1 2	0 0	0 0
Tony Cloninger, R (1, 1) OBP: 0.143, SLG: 0.571 Jay Ritchie, R (4, 1) Jimmie Schaffer, R (5, PH) OBP: 0.200, SLG: 0.200 Clay Carroll, R (6, 1) Fred Whitfield, L (7, PH) OBP: 0.256, SLG: 0.256 Woody Woodward, R (8, 6) OBP: 0.200, SLG: 0.208 Giraldo Ruiz, S (9, PH) OBP: 0.367, SLG: 0.318	1-H HR				F9		K		P5	1 0 1 0 1 0 1	1 0 0 0 0 0 0	1 0 0 0 0 0 0	2 0 0 0 0 0 0	0 0 0 0 1 0 1	0 0 0 0 0 0 0	0 0 0 0 3 0 2
Inning Stats	R: 1 E: 0 K: 1 S: 7 H: 2 LOB: 1 BB: 0 P: 7	R: 2 E: 0 K: 1 S: 6 H: 1 LOB: 0 BB: 1 P: 10	R: 0 E: 0 K: 0 S: 3 H: 1 LOB: 0 BB: 0 P: 3	R: 0 E: 0 K: 0 S: 3 H: 1 LOB: 0 BB: 0 P: 3	R: 0 E: 0 K: 0 S: 3 H: 0 LOB: 0 BB: 0 P: 3	R: 0 E: 0 K: 1 S: 6 H: 1 LOB: 1 BB: 0 P: 6	R: 3 E: 0 K: 1 S: 7 H: 3 LOB: 2 BB: 2 P: 15	R: 0 E: 0 K: 0 S: 3 H: 0 LOB: 0 BB: 0 P: 3	R: 3 E: 0 K: 0 S: 4 H: 3 LOB: 1 BB: 1 P: 8	1B: 7 2B: 5 3B: 0 HR: 1 SF: 1 SAC: 0 DP: 2 HBP: 0						

PITCHER		IP	WLS	BF	H	R	ER	SO	BB	IBB	HBP	BLK	WP	HR	S	P	ERA	WHIP
Ken Holtzman, L ERA: 4.23	(1, 1)	6.0		25	7	5	5	3	2	0	0	0	0	1	29	37	7.50	1.500
Phil Regan, R ERA: 3.06	(7, 1)	2.1	L	13	5	4	4	1	2	0	0	0	0	0	13	21	15.43	3.000

PITCHER	IP	WLS	BF	H	R	ER	SO	BB	IBB	HBP	BLK	WP	HR	S	P	ERA	WHIP

BOTTOM

Chicago Cubs @ Cincinnati Reds

Crosley Field, Cincinnati, OH

Sun Jun 23 1968, 3:33 AM EDT

Cloudy - 90 F

livebaseballscorecards.com

AB	33
R	9
H	12
RBI	9
BB	4
SO	4
LOB	11

WP: 0	PA: 38		
PB: 0			
SB: 0			
CS: 0			

Batter	1	2	3	4	5	6	7	8	9	10	11	AB	R	H	RBI	BB	SO	LOB
Don Kessinger, S (1, 6) OBP: 0.302, SLG: 0.313	6-3		BB, 1-2, 1B	K		CS, 1-2	P6		6-3			5	1	1	0	0	1	2
Glenn Beckert, R (1, 4) OBP: 0.288, SLG: 0.337	F9		F9, 2-3	P4			5-3			5-3		5	0	0	0	0	0	3
Billy Williams, L (1, 7) OBP: 0.323, SLG: 0.446	14, 1B, 1B		BBBB, 1B, 1-2, BB		F9		6-3			G3		4	0	1	0	1	0	0
14 Ernie Banks, R (1, 3) OBP: 0.292, SLG: 0.461	1-2, 1B		P4		2B			5-3		6-3		5	0	2	0	0	0	3
Ron Santo, R (1, 5) OBP: 0.338, SLG: 0.452	F9		1-2, 2-H, 3-H, 1B		P5			F8			5-3	5	0	1	2	0	0	3
Lou Johnson, R (1, 9) OBP: 0.296, SLG: 0.365		F9	L6		6-3			F7			FC6-4, 1B	5	0	1	0	0	0	3
Chuck Hartenstein, R (11, 1)												0	0	0	0	0	0	0
John Boccabella, R (1, 2) OBP: 0.176, SLG: 0.071		6-3		F8		F8			K		F9	2	0	0	0	0	0	0
Randy Hundley, R (6, PH) OBP: 0.294, SLG: 0.335												3	0	0	0	0	1	1
(6, 2)																		
Adolfo Phillips, R (1, 8) OBP: 0.321, SLG: 0.379		F8		WP, 1B		CS, 1B			SH5-4, 1B		FC6-4, 1-2f	5	1	3	0	0	0	1
Fergie Jenkins, R (1, 1) OBP: 0.244, SLG: 0.244			BBBB, F9, 1B, 1B, BB	1-H, 1B		K			SH5-4, 1-2			2	1	1	1	1	1	1
Al Spangler, L (11, 9) OBP: 0.338, SLG: 0.368												0	0	0	0	0	0	0
Inning Stats	R: 0 E: 0 K: 0 S: 5 H: 2 LOB: 2 BB: 0 P: 5	R: 0 E: 0 K: 0 S: 3 H: 0 LOB: 0 BB: 0 P: 3	R: 2 E: 0 K: 0 S: 5 H: 2 LOB: 2 BB: 2 P: 13	R: 1 E: 0 K: 1 S: 7 H: 2 LOB: 1 BB: 0 P: 7	R: 0 E: 0 K: 0 S: 4 H: 1 LOB: 1 BB: 0 P: 4	R: 0 E: 0 K: 1 S: 5 H: 1 LOB: 0 BB: 0 P: 5	R: 0 E: 0 K: 0 S: 3 H: 0 LOB: 0 BB: 0 P: 3	R: 0 E: 0 K: 0 S: 3 H: 0 LOB: 0 BB: 0 P: 3	R: 0 E: 0 K: 1 S: 6 H: 1 LOB: 1 BB: 0 P: 6	R: 0 E: 0 K: 0 S: 3 H: 0 LOB: 0 BB: 0 P: 3	R: 0 E: 0 K: 0 S: 4 H: 1 LOB: 1 BB: 0 P: 4	1B: 9 2B: 1 3B: 0 HR: 0	SF: 0 SAC: 1 DP: 0 HBP: 0					

PITCHER	IP	WLS	BF	H	R	ER	SO	BB	IBB	HBP	BLK	WP	HR	S	P	ERA	WHIP
Billy McCool, L (1, 1) ERA: 4.95	3.1		18	6	3	3	0	2	0	0	0	1	0	16	24	8.10	2.400
Jay Ritchie, R (4, 1) ERA:	1.2		6	1	0	0	1	0	0	0	0	0	0	8	8	0.00	0.600
Bill Kelso, R (6, 1) ERA: 2.66	2.0		6	1	0	0	1	0	0	0	0	0	0	8	8	0.00	0.500
Ted Abernathy, R (8, 1) ERA: 0.61	4.0	W	14	2	0	0	1	0	0	0	0	0	0	16	16	0.00	0.500

PITCHER	IP	WLS	BF	H	R	ER	SO	BB	IBB	HBP	BLK	WP	HR	S	P	ERA	WHIP

Chicago Cubs @ Cincinnati Reds

Crosley Field, Cincinnati, OH

Sun Jun 23 1968, 3:38 AM EDT

Att. 17,573 - Unknown

TOP

livebaseballscorecards.com

AB	41
R	3
H	10
RBI	3
BB	2
SO	3
LOB	17

PA: 45

WP: 1
PB: 0
SB: 0
CS: 1

Chicago Cubs @ Cincinnati Reds

Crosley Field, Cincinnati, OH

Sun Jun 23 1968, 3:38 AM EDT

Att. 17,573 - Unknown

livebaseballscorecards.com

BOTTOM

Batter	1	2	3	4	5	6	7	8	9	10	11	AB	R	H	RBI	BB	SO	LOB
Pete Rose, S (1, 9) OBP: 0.409, SLG: 0.482	F7		K		F7		K			FC6-4 1-2f		5	0	0	0	0	2	2
Alex Johnson, R (1, 7) OBP: 0.350, SLG: 0.395	K		F2		6-3 1-2			P6		4-3		5	0	0	0	0	1	2
Vada Pinson, L (1, 8) OBP: 0.316, SLG: 0.391	P4			K	F8			4-3			4-3	5	0	0	0	0	1	1
Tony Perez, R (1, 5) OBP: 0.328, SLG: 0.396		HR 1B		K		K		5-3			BB 1B FC9-4 1B	5	2	2	0	0	2	0
Johnny Bench, R (1, 2) OBP: 0.303, SLG: 0.436		K		1B 2B		1-4-3 1B			6-3		FC9-4 BB 1-2 1B	5	1	3	0	0	1	1
Lee May, R (1, 3) OBP: 0.328, SLG: 0.406		1-H HR		1B S 2-H 1B		1-4-3 1-2			F9		BBBB 4-0 FC9-4 BB 1-2 2-3	4	1	2	3	1	0	1
Tommy Helms, R (1, 4) OBP: 0.309, SLG: 0.379		F8		1-3 1B		P3			F3		FC9-4 1-2f 2-3 3-H	5	0	1	1	0	0	3
Woody Woodward, R (1, 6) OBP: 0.179, SLG: 0.185 Fred Whitfield, L (10, PH) OBP: 0.265, SLG: 0.256 Leo Cardenas, R (11, 6) OBP: 0.256, SLG: 0.228		K		6-3			K			BBBB FC1-6 BB		3	0	0	0	0	2	2
												0	0	0	0	1	0	0
												0	0	0	0	0	0	0
Billy McCool, R (1, 1) Jay Ritchie, R (4, 1) Giraldo Ruiz, S (5, PH) OBP: 0.000, SLG: 0.333 Bill Kelso, R (6, 1) Mack Jones, L (7, PH) OBP: 0.323, SLG: 0.302 Ted Abernathy, R (8, 1)			P4		6-3		K			FC1-6 FC6-4 1-2f		1	0	0	0	0	0	0
												0	0	0	0	0	0	0
												1	0	1	0	0	0	0
												0	0	0	0	0	0	0
												1	0	0	0	0	1	0
												1	0	0	0	0	0	1
Inning Stats	R: 0 E: 0 K: 1 S: 5 H: 0 LOB: 0 BB: 0 P: 5	R: 2 E: 0 K: 2 S: 9 H: 2 LOB: 0 BB: 0 P: 9	R: 0 E: 0 K: 1 S: 5 H: 0 LOB: 0 BB: 0 P: 5	R: 1 E: 0 K: 2 S: 10 H: 3 LOB: 2 BB: 0 P: 10	R: 0 E: 0 K: 0 S: 4 H: 1 LOB: 1 BB: 0 P: 4	R: 0 E: 0 K: 1 S: 6 H: 1 LOB: 1 BB: 0 P: 6	R: 0 E: 0 K: 3 S: 9 H: 0 LOB: 0 BB: 0 P: 9	R: 0 E: 0 K: 0 S: 3 H: 0 LOB: 0 BB: 0 P: 3	R: 0 E: 0 K: 0 S: 3 H: 0 LOB: 0 BB: 0 P: 3	R: 0 E: 0 K: 0 S: 3 H: 0 LOB: 1 BB: 1 P: 7	R: 1 E: 0 K: 0 S: 4 H: 2 LOB: 3 BB: 1 P: 8	1B: 7 2B: 1 3B: 0 HR: 1 SF: 0 SAC: 0 DP: 0 HBP: 0						

PITCHER		IP	WLS	BF	H	R	ER	SO	BB	IBB	HBP	BLK	WP	HR	S	P	ERA	WHIP
Fergie Jenkins, R ERA: 2.36	(1, 1)	10.0		38	7	3	3	10	1	0	0	0	0	1	57	61	2.70	0.800
Chuck Hartenstein, R ERA: 4.05	(11, 1)	0.2	L	5	2	1	1	0	1	0	0	0	0	0	4	8	13.50	4.500

PITCHER	IP	WLS	BF	H	R	ER	SO	BB	IBB	HBP	BLK	WP	HR	S	P	ERA	WHIP

AB	41
R	4
H	9
RBI	4
BB	2
SO	10
LOB	13

WP: 0	PA: 43		
PB: 0			
SB: 1			
CS: 0			

Batter	1	2	3	4	5	6	7	8	9	10	11	AB	R	H	RBI	BB	SO	LOB
Bud Harrelson, S (1, 6) OBP: 0.263, SLG: 0.253	BB		F3			G3-6-3			SF8		FC4-6	4	1	3	1	1	0	0
Ken Boswell, L (1, 4) Phil Linz, R (11, 4) OBP: 0.283, SLG: 0.358 OBP: 0.253, SLG: 0.192	P4			F9		G3-6-3	F9				FC4-6	6 0	1 0	2 0	0 0	0 0	0 0	5 0
Cleon Jones, R (1, 9) OBP: 0.306, SLG: 0.480	P6			S		G3-6-3		S	F8		FC6-4	6	1	3	0	0	0	4
J.C. Martin, L (1, 3) OBP: 0.375, SLG: 0.338	P4			K		G3-6-3		P3				6	0	2	0	0	1	5
Ed Charles, R (1, 5) OBP: 0.346, SLG: 0.497		5-3		F2		F7					P4	6	0	2	3	0	0	4
Art Shamsky, L (1, 7) OBP: 0.292, SLG: 0.422		G3			5-3		4-3	L9	4-3			5	0	0	0	0	0	3
Jerry Grote, R (1, 2) OBP: 0.378, SLG: 0.366		P3			F8		BB	K		6-3		5	0	1	0	0	1	1
Don Bosch, S (1, 8) OBP: 0.238, SLG: 0.239			1-3				F8		BB		4-3	4	1	1	0	1	0	1
Jerry Koosman, R (1, 1) OBP: 0.091, SLG: 0.093 Kevin Collins, L (7, PH) OBP: 0.260, SLG: 0.261 Cal Koonce, R (7, 1) Ed Kranepool, L (9, PH) OBP: 0.229, SLG: 0.231 Dick Selma, R (9, PR) OBP: 0.231, SLG: 0.269 Bill Short, L (9, 1)			K		K		BB		1B		K	2 0 0 1 0 1	0 0 0 0 1 0	0 0 0 1 0 0	0 0 0 0 0 0	0 0 0 0 0 0	2 1 0 0 0 0	1 0 0 0 0 0
Inning Stats	R: 0 E: 0 K: 0 S: 3 H: 0 LOB: 1 BB: 1 P: 7	R: 0 E: 0 K: 0 S: 3 H: 0 LOB: 0 BB: 0 P: 3	R: 0 E: 0 K: 1 S: 5 H: 0 LOB: 0 BB: 0 P: 5	R: 0 E: 0 K: 1 S: 6 H: 1 LOB: 1 BB: 0 P: 6	R: 0 E: 0 K: 1 S: 6 H: 1 LOB: 1 BB: 0 P: 6	R: 1 E: 0 K: 0 S: 5 H: 3 LOB: 1 BB: 0 P: 5	R: 0 E: 0 K: 0 S: 5 H: 2 LOB: 3 BB: 1 P: 9	R: 1 E: 0 K: 1 S: 7 H: 2 LOB: 1 BB: 0 P: 7	R: 3 E: 0 K: 0 S: 7 H: 4 LOB: 2 BB: 1 P: 11	R: 0 E: 0 K: 1 S: 5 H: 0 LOB: 0 BB: 0 P: 5	R: 0 E: 0 K: 0 S: 5 H: 2 LOB: 2 BB: 0 P: 5	1B: 15 2B: 0 3B: 0 HR: 0	SF: 1 SAC: 0 DP: 1 HBP: 0					

PITCHER		IP	WLS	BF	H	R	ER	SO	BB	IBB	HBP	BLK	WP	HR	S	P	ERA	WHIP
Gary Nolan, R ERA: 2.08	(1, 1)	5.0		19	3	1	1	3	1	0	0	0	0	0	24	28	1.80	0.800
Jay Ritchie, R ERA:	(6, 1)	1.2		9	4	0	0	0	1	0	0	0	0	0	8	12	0.00	3.000
Bill Kelso, R ERA: 3.35	(7, 1)	1.2		10	4	4	4	1	1	0	0	0	0	0	11	15	21.60	3.000
Ted Abernathy, R ERA: 0.6	(9, 1)	0.2		4	2	0	0	0	0	0	0	0	0	0	4	4	0.00	3.000
Clay Carroll, R ERA: 3.89	(10, 1)	2.0	W	8	2	0	0	1	0	0	0	0	0	0	10	10	0.00	1.000

PITCHER	IP	WLS	BF	H	R	ER	SO	BB	IBB	HBP	BLK	WP	HR	S	P	ERA	WHIP

TOP

New York Mets @ Cincinnati Reds

Crosley Field, Cincinnati, OH

Mon Jun 24 1968, 7:05 PM EDT

Att. 7,407 - Overcast

livebaseballscorecards.com

AB	46
R	5
H	15
RBI	4
BB	3
SO	5
LOB	24

WP: 0 PA: 50
PB: 0
SB: 2
CS: 0

New York Mets @ Cincinnati Reds

Crosley Field, Cincinnati, OH

Mon Jun 24 1968, 7:05 PM EDT

Att. 7,407 - Overcast

livebaseballscorecards.com

BOTTOM

Batter	1	2	3	4	5	6	7	8	9	10	11	AB	R	H	RBI	BB	SO	LOB
Pete Rose, S (1, 9) OBP: 0.406, SLG: 0.478	F9		F3		G6-4-3 1-2f		FC5-4 1B			K		5	0	1	0	0	1	2
Alex Johnson, R (1, 7) OBP: 0.347, SLG: 0.395	4-3			1B 2B	6-3		FC5-4 CS 1-2f			4-3		5	1	1	0	0	0	1
Vada Pinson, L (1, 8) OBP: 0.318, SLG: 0.391	6-3			1B SF7 1B 2-H		L7	CS 1-2	G3		1B		5	1	2	1	0	0	0
Tony Perez, R (1, 5) OBP: 0.329, SLG: 0.396		P4		5-3 1B 2-3		1B HR 1B		F7		6-3		5	1	2	0	0	0	1
Johnny Bench, R (1, 2) OBP: 0.305, SLG: 0.437		F8		SF7 3-H		1-3 HR 1B		5-3			3B 1B	4	2	2	1	0	0	0
Lee May, R (1, 3) OBP: 0.329, SLG: 0.428		6-3		5-3 1-2		1-H 3-H HR			5-3		1-H 3B	5	1	2	4	0	0	1
Tommy Helms, R (1, 4) OBP: 0.308, SLG: 0.375			L8	IBB		F9			F7			3	0	0	0	1	0	0
Woody Woodward, R (1, 6) OBP: 0.219, SLG: 0.200			SH1-4 1B	G3		6-3			WP BB			3	0	1	0	1	0	2
Gary Nolan, R (1, 1) OBP: 0.154, SLG: 0.083			SH1-4 1-2		G6-4-3 BB		K		F7 1-3			0	0	0	0	1	0	0
Jay Ritchie, R (6, 1)												0	0	0	0	0	0	0
Bill Kelso, R (7, 1)												1	0	0	0	0	1	0
Ted Abernathy, R (9, 1)												0	0	0	0	0	0	0
Don Pavletich, R (9, PH) OBP: 0.167, SLG: 0.200												1	0	0	0	0	0	1
Clay Carroll, R (10, 1)												0	0	0	0	0	0	0
Inning Stats	R: 0 E: 0 K: 0 S: 3 H: 0 LOB: 0 BB: 0 P: 3	R: 0 E: 0 K: 0 S: 3 H: 0 LOB: 0 BB: 0 P: 3	R: 0 E: 0 K: 0 S: 4 H: 1 LOB: 1 BB: 0 P: 4	R: 2 E: 0 K: 0 S: 6 H: 3 LOB: 2 BB: 1 P: 10	R: 0 E: 0 K: 0 S: 2 H: 0 LOB: 0 BB: 1 P: 6	R: 3 E: 0 K: 0 S: 6 H: 3 LOB: 0 BB: 0 P: 6	R: 0 E: 0 K: 1 S: 5 H: 1 LOB: 0 BB: 0 P: 5	R: 0 E: 0 K: 0 S: 3 H: 0 LOB: 0 BB: 0 P: 3	R: 0 E: 0 K: 0 S: 3 H: 0 LOB: 1 BB: 1 P: 7	R: 0 E: 0 K: 1 S: 6 H: 1 LOB: 1 BB: 0 P: 6	R: 1 E: 0 K: 0 S: 2 H: 2 LOB: 1 BB: 0 P: 2	1B: 8 2B: 1 3B: 1 HR: 1	SF: 1 SAC: 1 DP: 1 HBP: 0					

	AB	37
	R	6
	H	11
	RBI	6
	BB	3
	SO	2
	LOB	8

WP: 2 PB: 0 SB: 0 CS: 1 PA: 43

PITCHER	IP	WLS	BF	H	R	ER	SO	BB	IBB	HBP	BLK	WP	HR	S	P	ERA	WHIP
Jerry Koosman, L (1, 1) ERA: 1.81	6.0		26	7	5	5	0	1	1	0	0	0	1	24	32	7.50	1.333
Cal Koonce, R (7, 1) ERA: 0.94	2.0		6	1	0	0	1	0	0	0	0	0	0	8	8	0.00	0.500
Bill Short, L (9, 1) ERA: 5.11	2.0	L	10	3	1	1	1	1	0	0	0	1	0	11	15	4.50	2.000

PITCHER	IP	WLS	BF	H	R	ER	SO	BB	IBB	HBP	BLK	WP	HR	S	P	ERA	WHIP

New York Mets @ Cincinnati Reds

Crosley Field, Cincinnati, OH

Tue Jun 25 1968, 7:05 PM EDT

Att. 6,772 - Cloudy

TOP

livebaseballscorecards.com

Batter	1	2	3	4	5	6	7	8	9	AB	R	H	RBI	BB	SO	LOB
Bud Harrelson, S (1, 6) OBP: 0.262, SLG: 0.264	L8		4-3		4-3		1B 3B 2-H		K	5	1	1	1	0	1	3
Don Bosch, S (1, 8) OBP: 0.235, SLG: 0.237	4-3			F8		K	1B 1B 1B 3-H		5-3	5	1	1	1	0	1	0
Cleon Jones, R (1, 9) (8, 7) OBP: 0.313, SLG: 0.498	F9			6-3		HR	1B 1B 1-3		S 1B	5	1	3	1	0	0	0
J.C. Martin, L (1, 2) OBP: 0.386, SLG: 0.357		F8		BBBB FC6-4 BB		PB 2B	1-3 1B 3-H		1-3 1-2	4	0	2	1	1	0	1
Ed Charles, R (1, 5) OBP: 0.339, SLG: 0.485		5-3		FC6-4 1-2f		K 2-3	P4			4	0	0	0	0	1	4
Art Shamsky, L (1, 7) OBP: 0.286, SLG: 0.412		K			K	3-1		F8		4	0	0	0	0	2	1
Tommie Agee, R (8, 9) OBP: 0.222, SLG: 0.262										0	0	0	0	0	0	0
Ed Kranepool, L (1, 3) OBP: 0.258, SLG: 0.232			F7		G3 1B 1B		K	4-3		4	0	1	0	0	1	0
Al Weis, S (1, 4) OBP: 0.253, SLG: 0.226			S 1B		G3 1-2 1B		BBBB S 3B BB			3	1	3	0	1	0	0
Tom Seaver, R (1, 1) OBP: 0.146, SLG: 0.149			K 1-2		G3 1-2 2-3		K 1-2	K		4	0	0	0	0	3	5

AB	38
R	4
H	11
RBI	4
BB	2
SO	9
LOB	14

Inning Stats	1	2	3	4	5	6	7	8	9							
	R: 0 E: 0 K: 0 S: 3	H: 0 LOB: 0 BB: 0 P: 3	R: 0 E: 0 K: 1 S: 5	H: 0 LOB: 0 BB: 0 P: 5	R: 0 E: 0 K: 1 S: 6	H: 1 LOB: 1 BB: 0 P: 6	R: 0 E: 0 K: 0 S: 3	H: 0 LOB: 1 BB: 1 P: 7	R: 0 E: 0 K: 1 S: 7	H: 2 LOB: 2 BB: 0 P: 7	R: 1 E: 0 K: 2 S: 9	H: 2 LOB: 1 BB: 0 P: 9	R: 3 E: 0 K: 2 S: 11	H: 4 LOB: 2 BB: 1 P: 15	R: 0 E: 0 K: 1 S: 6	H: 1 LOB: 1 BB: 0 P: 6	R: 0 E: 0 K: 1 S: 6	H: 1 LOB: 1 BB: 0 P: 6

1B: 8	SF: 0	WP: 0	PA: 40
2B: 1	SAC: 0	PB: 1	
3B: 1	DP: 0	SB: 3	
HR: 1	HBP: 0	CS: 0	

PITCHER		IP	WLS	BF	H	R	ER	SO	BB	IBB	HBP	BLK	WP	HR	S	P	ERA	WHIP
George Culver, R ERA: 3.31	(1, 1)	6.2	L	29	7	4	4	7	2	0	0	0	0	1	41	49	5.40	1.350
Bill Kelso, R ERA: 3.35	(7, 1)	0.0		2	2	0	0	0	0	0	0	0	0	0	2	2	∞	∞
Bob Lee, R ERA: 5.02	(7, 1)	1.1		5	1	0	0	1	0	0	0	0	0	0	7	7	0.00	0.750
Billy McCool, L ERA: 4.83	(9, 1)	1.0		4	1	0	0	1	0	0	0	0	0	0	6	6	0.00	1.000

PITCHER		IP	WLS	BF	H	R	ER	SO	BB	IBB	HBP	BLK	WP	HR	S	P	ERA	WHIP

Batter	1	2	3	4	5	6	7	8	9	AB	R	H	RBI	BB	SO	LOB
Pete Rose, S (1, 9) OBP: 0.401, SLG: 0.471	F8		4-3		K			G3		4	0	0	0	0	1	2
Alex Johnson, R (1, 7) OBP: 0.349, SLG: 0.396	1B			4-3 1B		F9		1-3		4	0	2	0	0	0	0
Vada Pinson, L (1, 8) OBP: 0.314, SLG: 0.385	F5			4-3 1-2		F8			4-3	4	0	0	0	0	0	2
Tony Perez, R (1, 5) OBP: 0.324, SLG: 0.390	F8			1-3		5-3			6-3	4	0	0	0	0	0	2
Johnny Bench, R (1, 2) OBP: 0.301, SLG: 0.430		F3		P5			K		K	4	0	0	0	0	2	1
Lee May, R (1, 3) OBP: 0.329, SLG: 0.424		5-3			FC1-5 1B BB		P4			2	0	0	0	1	0	0
Tommy Helms, R (1, 4) OBP: 0.316, SLG: 0.382		CS 1B			SH3-4 FC1-5 1-2 1B		FC5-4 1B			3	0	3	0	0	0	0
Woody Woodward, R (1, 6) OBP: 0.200, SLG: 0.182		CS 1-2		L8	FC1-5 SH3-4 1-2 2-3f		FC5-4 1-2f			3	0	0	0	0	0	3
George Culver, R (1, 1) OBP: 0.033, SLG: 0.067			K		SH3-4 1-2 2-3			5-3		1	0	0	0	0	1	0
Bill Kelso, R (7, 1)										0	0	0	0	0	0	0
Bob Lee, R (7, 1)										0	0	0	0	0	0	0
Giraldo Ruiz, S (8, PH) OBP: 0.373, SLG: 0.326										1	0	0	0	0	0	0
Billy McCool, R (9, 1)										0	0	0	0	0	0	0
Inning Stats	R: 0 E: 0 K: 0 S: 4 H: 1 LOB: 1 BB: 0 P: 4	R: 0 E: 0 K: 0 S: 3 H: 1 LOB: 0 BB: 0 P: 3	R: 0 E: 0 K: 1 S: 5 H: 0 LOB: 0 BB: 0 P: 5	R: 0 E: 0 K: 0 S: 4 H: 1 LOB: 1 BB: 0 P: 4	R: 0 E: 0 K: 1 S: 6 H: 1 LOB: 2 BB: 1 P: 10	R: 0 E: 0 K: 0 S: 3 H: 0 LOB: 0 BB: 0 P: 3	R: 0 E: 0 K: 1 S: 6 H: 1 LOB: 1 BB: 0 P: 6	R: 0 E: 0 K: 0 S: 3 H: 0 LOB: 0 BB: 0 P: 3	R: 0 E: 0 K: 1 S: 5 H: 0 LOB: 0 BB: 0 P: 5	1B: 5 2B: 0 3B: 0 HR: 0 SF: 0 SAC: 1 DP: 0 HBP: 0						WP: 0 PB: 0 SB: 0 CS: 1 PA: 33

PITCHER	IP	WLS	BF	H	R	ER	SO	BB	IBB	HBP	BLK	WP	HR	S	P	ERA	WHIP
Tom Seaver, R (1, 1) ERA: 2.04	9.0	W	32	5	0	0	4	1	0	0	0	0	0	39	43	0.00	0.667

PITCHER	IP	WLS	BF	H	R	ER	SO	BB	IBB	HBP	BLK	WP	HR	S	P	ERA	WHIP

New York Mets @ Cincinnati Reds

Crosley Field, Cincinnati, OH

Tue Jun 25 1968, 7:05 PM EDT

Att. 6,772 - Cloudy

BOTTOM

livebaseballscorecards.com

AB	30
R	0
H	5
RBI	0
BB	1
SO	4
LOB	10

New York Mets @ Cincinnati Reds

Crosley Field, Cincinnati, OH

Wed Jun 26 1968, 7:05 PM EDT

Att. 8,580 - Unknown

TOP

livebaseballscorecards.com

Batter	1	2	3	4	5	6	7	8	9	AB	R	H	RBI	BB	SO	LOB
Bud Harrelson, S (1, 6) OBP: 0.256, SLG: 0.257	6-3		1-3 1-2			K	K		FC6-4 1-2 2-3 3-H 1B	4	0	0	0	0	2	2
Ron Taylor, R (7, 1)										0	0	0	0	0	0	0
Jerry Grote, R (9, PH) OBP: 0.381, SLG: 0.369										1	0	1	1	0	0	0
Don Bosch, S (1, 8) OBP: 0.225, SLG: 0.225	4-3			F7		K		4-3	SF7 3-H	4	0	0	0	0	1	0
Ron Swoboda, R (9, PH) OBP: 0.333, SLG: 0.420										0	0	0	1	0	0	0
Cleon Jones, R (1, 9) OBP: 0.311, SLG: 0.490	K			K		1B		L9	FC6-4 1-2f	5	0	1	0	0	2	2
J.C. Martin, L (1, 2) OBP: 0.371, SLG: 0.341		F9		P6		P6		4-3		4	0	0	0	0	0	1
Art Shamsky, L (1, 7) OBP: 0.290, SLG: 0.428		4-3			G3 1B BB		HR		E3 1B 1B	3	2	1	1	1	0	0
Tommie Agee, R (9, PR) OBP: 0.222, SLG: 0.262										0	1	0	0	0	0	0
Ed Kranepool, L (1, 3) OBP: 0.274, SLG: 0.259		1B			L8		1B SF9 2B		1B 1B 1-2 1B	4	2	3	0	0	0	1
Kevin Collins, L (1, 5) OBP: 0.278, SLG: 0.280		K			G3 1-2		2-3 1B		1B SF7 1-2 2-H 1B	4	1	2	1	0	1	2
(7, 4)																
Al Weis, S (1, 4) OBP: 0.260, SLG: 0.236			1-3 1B		2-H 1B		SF9 3-H		F9	3	0	2	2	0	0	2
(7, 6)																
Dick Selma, R (1, 1) OBP: 0.214, SLG: 0.250			B1		K		F7		1B 1-2 2-3 1B	2	0	0	0	0	1	2
Cal Koonce, R (5, 1)										0	0	0	0	0	0	0
Ed Charles, R (7, PH) OBP: 0.341, SLG: 0.485										2	0	1	0	0	0	1
(7, 5)																
Inning Stats	R: 0 E: 0 K: 1 S: 5 H: 0 LOB: 0 BB: 0 P: 5	R: 0 E: 0 K: 1 S: 6 H: 1 LOB: 1 BB: 0 P: 6	R: 0 E: 0 K: 0 S: 3 H: 1 LOB: 0 BB: 0 P: 3	R: 0 E: 0 K: 1 S: 5 H: 0 LOB: 0 BB: 0 P: 5	R: 1 E: 0 K: 1 S: 6 H: 1 LOB: 1 BB: 1 P: 10	R: 0 E: 0 K: 2 S: 8 H: 1 LOB: 1 BB: 0 P: 8	R: 2 E: 0 K: 1 S: 8 H: 3 LOB: 1 BB: 0 P: 8	R: 0 E: 0 K: 0 S: 3 H: 0 LOB: 0 BB: 0 P: 3	R: 3 E: 1 K: 0 S: 8 H: 4 LOB: 2 BB: 0 P: 8	1B: 9 2B: 1 3B: 0 HR: 1 SF: 2 SAC: 0 DP: 0 HBP: 0	WP: 0 PB: 0 SB: 0 CS: 0 PA: 39					

	AB	36
	R	6
	H	11
	RBI	6
	BB	1
	SO	7
	LOB	13

PITCHER		IP	WLS	BF	H	R	ER	SO	BB	IBB	HBP	BLK	WP	HR	S	P	ERA	WHIP
Jim Maloney, R ERA: 3.22	(1, 1)	8.0	W	34	9	6	4	7	1	0	0	0	0	1	47	51	4.50	1.250
Ted Abernathy, R ERA: 0.59	(9, 1)	1.0	S	5	2	0	0	0	0	0	0	0	0	0	5	5	0.00	2.000

PITCHER	IP	WLS	BF	H	R	ER	SO	BB	IBB	HBP	BLK	WP	HR	S	P	ERA	WHIP

Batter	1	2	3	4	5	6	7	8	9	AB	R	H	RBI	BB	SO	LOB
Pete Rose, S (1, 9) OBP: 0.404, SLG: 0.470	6-3		5-3 1B		WP 1B 1-2 3B HBP	1B BB		L5		3	1	1	0	1	0	2
Alex Johnson, R (1, 7) OBP: 0.350, SLG: 0.396	L3		5-3 1-2		WP 1-2 2-3 3B 1B	1-3 3-H 1B		G6-4-3 1-2f		5	1	2	1	0	0	3
Vada Pinson, L (1, 8) OBP: 0.314, SLG: 0.382 Mack Jones, L (6, 8) OBP: 0.318, SLG: 0.296	K		3-1		1-2 2-3 3-H 3B IBB	F9				2 1	1 0	0 0	0 0	1 0	1 0	1 2
Tony Perez, R (1, 5) OBP: 0.327, SLG: 0.399	6-3	5-3		1-H 2-H 3-H 3B		5-3 4-3 1B				4	0	2	3	0	0	0
Johnny Bench, R (1, 2) OBP: 0.307, SLG: 0.437	2B 1B	WP 1B 2B		G6-4-3 BB		4-3 1-2				3	2	2	0	1	0	1
Lee May, R (1, 3) OBP: 0.328, SLG: 0.421	K	CS 2-H 1B		G6-4-3 1-2f		5-3 2-3				4	0	1	1	0	1	4
Tommy Helms, R (1, 4) OBP: 0.318, SLG: 0.387	1-H 2B	F9 1-2			FC1-6 1B	1-3				4	0	2	1	0	0	2
Woody Woodward, R (1, 6) OBP: 0.205, SLG: 0.189	6-3			1B HBP WP 1B	FC1-6 G3 S 1-2f 1B			E4 1B		4	2	1	0	0	0	2
Jim Maloney, L (1, 1) OBP: 0.286, SLG: 0.382 Ted Abernathy, R (9, 1)			K	B2	G3 1-3			G6-4-3 1-2 1B		4 0	0 0	1 0	0 0	0 0	1 0	2 0
Inning Stats	R: 0 E: 0 K: 1 S: 5 H: 0 LOB: 0 BB: 0 P: 5	R: 1 E: 0 K: 1 S: 7 H: 2 LOB: 1 BB: 0 P: 7	R: 0 E: 0 K: 1 S: 6 H: 1 LOB: 1 BB: 0 P: 6	R: 1 E: 0 K: 0 S: 4 H: 2 LOB: 0 BB: 0 P: 4	R: 4 E: 0 K: 0 S: 5 H: 3 LOB: 1 BB: 2 P: 14	R: 1 E: 0 K: 0 S: 5 H: 2 LOB: 2 BB: 1 P: 9	R: 0 E: 0 K: 0 S: 4 H: 1 LOB: 1 BB: 0 P: 4	R: 0 E: 1 K: 0 S: 4 H: 1 LOB: 1 BB: 0 P: 4		1B: 9 2B: 2 3B: 1 HR: 0	SF: 0 SAC: 0 DP: 2 HBP: 1		WP: 2 PB: 0 SB: 1 CS: 1	PA: 38		

PITCHER		IP	WLS	BF	H	R	ER	SO	BB	IBB	HBP	BLK	WP	HR	S	P	ERA	WHIP
Dick Selma, R ERA: 2.39	(1, 1)	4.1	L	22	8	6	6	3	0	1	1	0	2	0	26	31	12.46	1.846
Cal Koonce, R ERA: 1.13	(5, 1)	1.2		8	2	1	1	0	2	0	0	0	0	0	6	14	5.40	2.400
Ron Taylor, R ERA: 2.88	(7, 1)	2.0		8	2	0	0	0	0	0	0	0	0	0	8	8	0.00	1.000

PITCHER	IP	WLS	BF	H	R	ER	SO	BB	IBB	HBP	BLK	WP	HR	S	P	ERA	WHIP

BOTTOM

New York Mets @ Cincinnati Reds

Crosley Field, Cincinnati, OH

Wed Jun 26 1968, 7:05 PM EDT

Att. 8,580 - Unknown

AB	34
R	7
H	12
RBI	6
BB	3
SO	3
LOB	19

livebaseballscorecards.com

Batter	1	2	3	4	5	6	7	8	9	AB	R	H	RBI	BB	SO	LOB
Pete Rose, S (1, 9) OBP: 0.401, SLG: 0.463	6-3		BBB 4-0 E E 1-2 BB		4-3	G6-4-3 1-2f			2-3 1-2	4	1	0	0	1	0	4
Alex Johnson, R (1, 7) OBP: 0.351, SLG: 0.396	6-3		E1 1-H 2-H 1B		E 1B		5-3		L9	5	0	2	0	0	0	1
Mack Jones, L (1, 8) OBP: 0.300, SLG: 0.276	G3		G3		E5 1-3		L7			4	0	0	0	0	0	2
Tony Perez, R (1, 5) OBP: 0.326, SLG: 0.395		F8		H 1-0 1B HBP	L9		6-3			3	0	0	0	0	0	2
Johnny Bench, R (1, 2) OBP: 0.306, SLG: 0.434		5-3		SSS 0-3 K		FC6-4 1B		F3		4	0	1	0	0	1	1
Lee May, R (1, 3) OBP: 0.327, SLG: 0.418		5-3		1-2 1B		FC6-4 E E 1-2f 1B		6-3		4	1	1	0	0	0	1
Tommy Helms, R (1, 4) OBP: 0.314, SLG: 0.382			5-3	P4		E7 1B E 1-2		5-3		4	0	0	0	0	0	3
Woody Woodward, R (1, 6) OBP: 0.214, SLG: 0.200 Giraldo Ruiz, S (9, PH) OBP: 0.365, SLG: 0.319			FC1-6 1B	SSS K		E6 1B 1-2 2-3			E3 2-3	3 1	0 0	1 0	0 0	0 0	1 0	4 0
Tony Cloninger, R (1, 1) OBP: 0.200, SLG: 0.500 Clay Carroll, R (8, 1) Fred Whitfield, L (9, PH) OBP: 0.262, SLG: 0.253			FC1-6 1B BB E 1-2f		SSS K2-3	G6-4-3 1-2 2-3 3-H 1B			SSS K	3 0 1	1 0 0	1 0 0	1 0 0	0 0 1	1 0 1	1 0 1
Inning Stats	R: 0 E: 0 K: 0 S: 3 H: 0 LOB: 0 BB: 0 P: 3	R: 0 E: 0 K: 0 S: 3 H: 0 LOB: 0 BB: 0 P: 3	R: 2 E: 1 K: 0 S: 5 H: 2 LOB: 1 BB: 1 P: 9	R: 0 E: 0 K: 2 S: 8 H: 1 LOB: 2 BB: 0 P: 9	R: 0 E: 1 K: 1 S: 7 H: 1 LOB: 2 BB: 0 P: 7	R: 1 E: 2 K: 0 S: 6 H: 2 LOB: 2 BB: 0 P: 6	R: 0 E: 0 K: 0 S: 3 H: 0 LOB: 0 BB: 0 P: 3	R: 0 E: 0 K: 0 S: 3 H: 0 LOB: 0 BB: 0 P: 3	R: 0 E: 1 K: 1 S: 6 H: 0 LOB: 1 BB: 0 P: 6	1B: 6 2B: 0 3B: 0 HR: 0	SF: 0 SAC: 0 DP: 1 HBP: 1						

PITCHER	IP	WLS	BF	H	R	ER	SO	BB	IBB	HBP	BLK	WP	HR	S	P	ERA	WHIP
Gaylord Perry, R (1, 1) ERA: 3.13	9.0	W	38	6	3	0	4	1	0	1	0	0	0	44	49	0.00	0.778

PITCHER	IP	WLS	BF	H	R	ER	SO	BB	IBB	HBP	BLK	WP	HR	S	P	ERA	WHIP

TOP

Cincinnati Reds @ San Francisco Giants

Candlestick Park, San Francisco, CA

Fri Jun 28 1968, 10:05 PM EDT

Att. 9,542 - Unknown

livebaseballscorecards.com

AB	36
R	3
H	6
RBI	1
BB	1
SO	4
LOB	20

WP: 0 PB: 0 SB: 0 CS: 0 PA: 38

Batter	1	2	3	4	5	6	7	8	9	AB	R	H	RBI	BB	SO	LOB
Ron Hunt, R (1, 4) OBP: 0.358, SLG: 0.290	6-3		1B	FC5-4 1-2f			FC2-6 BB			3	0	1	0	1	0	2
Ty Cline, L (1, 9) OBP: 0.255, SLG: 0.254	K		1-2 1B		L8		FC2-6 1-2f HR			4	1	1	0	0	1	1
Willie McCovey, L (1, 3) OBP: 0.400, SLG: 0.620	FC5-4 BB		K		FC6-4 BB		K			2	0	0	0	2	2	3
Jim Ray Hart, R (1, 7) OBP: 0.366, SLG: 0.513	FC5-4 1-2f			5-3	P6		1-H HR			4	1	1	2	0	0	2
Jack Hiatt, R (1, 2) OBP: 0.356, SLG: 0.345		F8		3B 1B	FC6-4 1-2f		1-3			3	1	1	0	0	0	1
Bob Barton, R (7, PH) OBP: 0.313, SLG: 0.273										1	0	0	0	0	0	0
(8, 2)																
Bobby Bonds, R (1, 8) OBP: 0.375, SLG: 0.643		K		1-H 1B 3B		G3		CS 1B		4	1	2	1	0	1	0
Frank Johnson, R (1, 5) OBP: 0.260, SLG: 0.230		F7		1B 3-H 1B		G3		K 1-2		4	0	1	1	0	1	1
Hal Lanier, R (1, 6) OBP: 0.218, SLG: 0.240			F3	FC5-4 1-3 1B		1B		1B		4	0	3	0	0	0	0
Gaylord Perry, R (1, 1) OBP: 0.119, SLG: 0.119			6-3	K		L9		6-3		4	0	0	0	0	1	4
Inning Stats	R: 0 E: 0 K: 1 S: 5 H: 0 LOB: 1 BB: 1 P: 9	R: 0 E: 0 K: 1 S: 5 H: 0 LOB: 0 BB: 0 P: 5	R: 0 E: 0 K: 1 S: 7 H: 2 LOB: 2 BB: 0 P: 7	R: 2 E: 0 K: 1 S: 9 H: 4 LOB: 2 BB: 0 P: 9	R: 0 E: 0 K: 0 S: 3 H: 0 LOB: 1 BB: 1 P: 7	R: 0 E: 0 K: 0 S: 4 H: 1 LOB: 1 BB: 0 P: 4	R: 2 E: 0 K: 1 S: 6 H: 1 LOB: 0 BB: 1 P: 10	R: 0 E: 0 K: 1 S: 6 H: 2 LOB: 1 BB: 0 P: 6		1B: 8 2B: 0 3B: 1 HR: 1 SF: 0 SAC: 0 DP: 0 HBP: 0	WP: 0 PB: 0 SB: 0 CS: 1 PA: 36					

PITCHER		IP	WLS	BF	H	R	ER	SO	BB	IBB	HBP	BLK	WP	HR	S	P	ERA	WHIP
Tony Cloninger, R ERA: 6.45	(1, 1)	7.0	L	32	8	4	4	5	3	0	0	0	0	1	39	51	5.14	1.571
Clay Carroll, R ERA: 3.79	(8, 1)	1.0		4	2	0	0	1	0	0	0	0	0	0	6	6	0.00	2.000

PITCHER	IP	WLS	BF	H	R	ER	SO	BB	IBB	HBP	BLK	WP	HR	S	P	ERA	WHIP

BOTTOM

Cincinnati Reds @ San Francisco Giants

Candlestick Park, San Francisco, CA

Fri Jun 28 1968, 10:05 PM EDT

Att. 9,542 - Unknown

livebaseballscorecards.com

AB	33
R	4
H	10
RBI	4
BB	3
SO	6
LOB	14

Batter	1	2	3	4	5	6	7	8	9	AB	R	H	RBI	BB	SO	LOB
Pete Rose, S (1, 8) OBP: 0.404, SLG: 0.466	1B		G6-4-3 1-2 1B			F2	5-3		1-3 2-H 3-H 1B	5	0	3	2	0	0	0
Alex Johnson, R (1, 7) OBP: 0.345, SLG: 0.390	F3		K			F7		6-3	4-3	5	0	0	0	0	1	5
Lee May, R (1, 9) OBP: 0.330, SLG: 0.420	L9		G6-4-3 1-2f			FC6-4 1B		CS 1B		4	0	2	0	0	0	3
Tony Perez, R (1, 5) OBP: 0.322, SLG: 0.389	L5			F5		FC6-4 1-2f		L9 1-2		4	0	0	0	0	0	3
Johnny Bench, R (1, 2) OBP: 0.306, SLG: 0.431		G5-4-3 1B		5-3			F7		K	4	0	1	0	0	1	0
Don Pavletich, R (1, 3) OBP: 0.176, SLG: 0.206		G5-4-3 1-2f		4-3			F8		1B 1-6-3 1B 1B	4	1	1	0	0	0	1
Tommy Helms, R (1, 4) OBP: 0.316, SLG: 0.387		1B			F7		HR 2B		1-6-3 1-2	4	1	2	0	0	0	1
Woody Woodward, R (1, 6) OBP: 0.239, SLG: 0.190		K			5-3		HR IBB		1B 1B IBB	2	2	0	0	2	1	1
Gary Nolan, R (1, 1) OBP: 0.235, SLG: 0.375			E1 1B		K		1-H 2-H HR		1B 1-2 2-3 1B	4	1	2	3	0	1	0
Inning Stats	R: 0 E: 0 K: 0 S: 4 H: 1 LOB: 1 BB: 0 P: 4	R: 0 E: 0 K: 1 S: 6 H: 2 LOB: 1 BB: 0 P: 6	R: 0 E: 1 K: 1 S: 6 H: 1 LOB: 1 BB: 0 P: 6	R: 0 E: 0 K: 0 S: 3 H: 0 LOB: 0 BB: 0 P: 3	R: 0 E: 0 K: 1 S: 5 H: 0 LOB: 0 BB: 0 P: 5	R: 0 E: 0 K: 0 S: 4 H: 1 LOB: 1 BB: 0 P: 4	R: 3 E: 0 K: 0 S: 5 H: 2 LOB: 0 BB: 1 P: 9	R: 0 E: 0 K: 0 S: 3 H: 1 LOB: 0 BB: 0 P: 3	R: 2 E: 0 K: 1 S: 8 H: 3 LOB: 2 BB: 1 P: 12	1B: 9 2B: 1 3B: 0 HR: 1 SF: 0 SAC: 0 DP: 2 HBP: 0						

PITCHER		IP	WLS	BF	H	R	ER	SO	BB	IBB	HBP	BLK	WP	HR	S	P	ERA	WHIP
Ray Sadecki, L ERA: 2.55	(1, 1)	8.2	L	37	11	5	5	4	0	2	0	0	0	1	43	51	5.19	1.269
Ron Herbel, R ERA: 3.12	(9, 1)	0.1		1	0	0	0	0	0	0	0	0	0	0	1	1	0.00	0.000

PITCHER	IP	WLS	BF	H	R	ER	SO	BB	IBB	HBP	BLK	WP	HR	S	P	ERA	WHIP

TOP

Cincinnati Reds @ San Francisco Giants

Candlestick Park, San Francisco, CA

Sat Jun 29 1968, 6:33 AM EDT

Att. 40,402 - Unknown

livebaseballscorecards.com

AB	36
R	5
H	11
RBI	5
BB	2
SO	4
LOB	14

WP: 0 PA: 38
PB: 0
SB: 0
CS: 1

Batter	1	2	3	4	5	6	7	8	9	AB	R	H	RBI	BB	SO	LOB
Ron Hunt, R (1, 4) OBP: 0.357, SLG: 0.290	5-3		CS 1B			5-3			K	4	0	1	0	0	1	1
Ty Cline, L (1, 9) OBP: 0.255, SLG: 0.254	1B		CS 1-2	L6			L4-3		FC1-6 2B 1-2f	4	0	1	0	0	0	1
Willie McCovey, L (1, 3) OBP: 0.398, SLG: 0.618	F8			K			4-3		2B 1-3	4	0	1	0	0	1	1
Jim Ray Hart, R (1, 7) OBP: 0.361, SLG: 0.504	F7			4-3			3-1		K	4	0	0	0	0	1	3
Jack Hiatt, R (1, 2) OBP: 0.350, SLG: 0.338		K			K			F9		3	0	0	0	0	2	0
Bobby Bonds, R (1, 8) OBP: 0.316, SLG: 0.529		F9			F7			F9		3	0	0	0	0	0	0
Frank Johnson, R (1, 5) OBP: 0.262, SLG: 0.226		F2			L1			BB		2	0	0	0	1	0	0
Hal Lanier, R (1, 6) OBP: 0.216, SLG: 0.238			4-3			P3		P4		2	0	0	0	0	0	0
Dave Marshall, L (8, PH) OBP: 0.343, SLG: 0.318										1	0	0	0	0	0	1
Jim Davenport, R (9, 6) OBP: 0.263, SLG: 0.221										0	0	0	0	0	0	0
Ray Sadecki, L (1, 1) OBP: 0.137, SLG: 0.125			K			F7			FC1-6 1B	2	0	0	0	0	1	0
Ron Herbel, R (9, 1)										0	0	0	0	0	0	0
Jesus Alou, R (9, PH) OBP: 0.279, SLG: 0.317										1	0	1	0	0	0	0
Inning Stats	R: 0 E: 0 K: 0 S: 4 H: 1 LOB: 1 BB: 0 P: 4	R: 0 E: 0 K: 1 S: 5 H: 0 LOB: 0 BB: 0 P: 5	R: 0 E: 0 K: 1 S: 5 H: 1 LOB: 0 BB: 0 P: 5	R: 0 E: 0 K: 1 S: 5 H: 0 LOB: 0 BB: 0 P: 5	R: 0 E: 0 K: 1 S: 5 H: 0 LOB: 0 BB: 0 P: 5	R: 0 E: 0 K: 0 S: 3 H: 0 LOB: 0 BB: 0 P: 3	R: 0 E: 0 K: 0 S: 3 H: 0 LOB: 0 BB: 0 P: 3	R: 0 E: 0 K: 0 S: 3 H: 0 LOB: 1 BB: 1 P: 7	R: 0 E: 0 K: 2 S: 9 H: 2 LOB: 2 BB: 0 P: 9	1B: 3 2B: 1 3B: 0 HR: 0 SF: 0 SAC: 0 DP: 0 HBP: 0						

PITCHER	IP	WLS	BF	H	R	ER	SO	BB	IBB	HBP	BLK	WP	HR	S	P	ERA	WHIP
Gary Nolan, R (1, 1) ERA: 1.69	9.0	W	31	4	0	0	6	1	0	0	0	0	0	42	46	0.00	0.556

PITCHER	IP	WLS	BF	H	R	ER	SO	BB	IBB	HBP	BLK	WP	HR	S	P	ERA	WHIP

BOTTOM

Cincinnati Reds @ San Francisco Giants

Candlestick Park, San Francisco, CA

Sat Jun 29 1968, 6:33 AM EDT

Att. 40,402 - Unknown

livebaseballscorecards.com

AB	30
R	0
H	4
RBI	0
BB	1
SO	6
LOB	7

PA: 32

Cincinnati Reds @ San Francisco Giants

Candlestick Park, San Francisco, CA

Sun Jun 30 1968, 6:33 AM EDT

Att. 18,176 - Unknown

livebaseballscorecards.com

Batter	1	2	3	4	5	6	7	8	9	AB	R	H	RBI	BB	SO	LOB
Pete Rose, S (1, 8) OBP: 0.406, SLG: 0.477	F9		E9 1B 1-H 1B	HR 2-H		1B			4-3	5	2	3	2	0	0	0
Alex Johnson, R (1, 7) OBP: 0.343, SLG: 0.384	F8		1B SF8 BB	6-3			3-1		6-3	4	1	0	0	1	0	0
Lee May, R (1, 9) OBP: 0.340, SLG: 0.429	1B		1-3 3-H 1B		FC6-4 1B		FC5-4 1B			4	0	4	1	0	0	0
Tony Perez, R (1, 5) OBP: 0.321, SLG: 0.385	P5		IBB		P6		F9			3	0	0	0	1	0	3
Johnny Bench, R (1, 2) OBP: 0.305, SLG: 0.430		CS 1B	SF8 3-H		FC6-4 1-2f		FC5-4 1-2f			3	0	1	1	0	0	2
Don Pavletich, R (1, 3) OBP: 0.158, SLG: 0.184		K 1-2	K		6-3			5-3		4	0	0	0	0	2	4
Tommy Helms, R (1, 4) OBP: 0.312, SLG: 0.381		F8		6-3		F8		4-3		4	0	0	0	0	0	0
Woody Woodward, R (1, 6) OBP: 0.260, SLG: 0.217			FC1-6 1B	SH3 HR 1B		L3		5-3		4	1	2	0	0	0	0
George Culver, R (1, 1) OBP: 0.063, SLG: 0.094			FC1-6 1B E 1-2f	SH3 1-2		1B			K	2	1	1	0	0	0	1
Ted Abernathy, R (8, 1)										1	0	0	0	0	1	0
Gerry Arrigo, L (9, 1) OBP: 0.179, SLG: 0.160										0	0	0	0	0	0	0
Clay Carroll, R (9, 1)										0	0	0	0	0	0	0

Inning Stats	1	2	3	4	5	6	7	8	9	1B	SF	WP	PA
	R: 0 H: 1 E: 0 LOB: 1 K: 0 BB: 0 S: 4 P: 4	R: 0 H: 1 E: 0 LOB: 0 K: 1 BB: 0 S: 5 P: 5	R: 3 H: 3 E: 1 LOB: 2 K: 1 BB: 2 S: 8 P: 16	R: 2 H: 2 E: 0 LOB: 0 K: 0 BB: 0 S: 5 P: 5	R: 0 H: 1 E: 0 LOB: 1 K: 0 BB: 0 S: 4 P: 4	R: 0 H: 2 E: 0 LOB: 1 K: 0 BB: 0 S: 4 P: 4	R: 0 H: 1 E: 0 LOB: 1 K: 0 BB: 0 S: 4 P: 4	R: 0 H: 0 E: 0 LOB: 0 K: 0 BB: 0 S: 3 P: 3	R: 0 H: 0 E: 0 LOB: 0 K: 1 BB: 0 S: 5 P: 5	1B: 10 2B: 1 3B: 0 HR: 1	SF: 1 SAC: 1 DP: 1 HBP: 0	WP: 0 PB: 0 SB: 0 CS: 1	PA: 38

PITCHER		IP	WLS	BF	H	R	ER	SO	BB	IBB	HBP	BLK	WP	HR	S	P	ERA	WHIP
Mike McCormick, L ERA: 4.04	(1, 1)	4.0	L	21	8	5	5	2	1	1	0	0	0	1	23	31	11.25	2.250
Ron Herbel, R ERA: 2.66	(5, 1)	3.0		11	3	0	0	0	0	0	0	0	0	0	11	11	0.00	1.000
Lindy McDaniel, R ERA: 7.36	(8, 1)	1.0		3	0	0	0	0	0	0	0	0	0	0	3	3	0.00	0.000
Frank Linzy, R ERA: 2.43	(9, 1)	1.0		3	0	0	0	1	0	0	0	0	0	0	5	5	0.00	0.000

PITCHER	IP	WLS	BF	H	R	ER	SO	BB	IBB	HBP	BLK	WP	HR	S	P	ERA	WHIP

AB	34
R	5
H	11
RBI	4
BB	2
SO	3
LOB	10

Cincinnati Reds @ San Francisco Giants

Candlestick Park, San Francisco, CA

Sun Jun 30 1968, 6:33 AM EDT

Att. 18,176 - Unknown

livebaseballscorecards.com

BOTTOM

Batter	1	2	3	4	5	6	7	8	9	AB	R	H	RBI	BB	SO	LOB
Ron Hunt, R (1, 4) OBP: 0.357, SLG: 0.289	5-3		P4		FC6-4 1-2f		1-2 1B		FC1-4 1B 1B BB	4	1	1	0	1	0	2
Frank Johnson, R (1, 5) OBP: 0.267, SLG: 0.233	BB 1B		6-3 1-2			4-3	4-3		FC1-4 1-2 1B	5	0	2	0	0	0	3
Willie Mays, R (1, 8) OBP: 0.352, SLG: 0.490	F8		K			1B BB		1B BB	1-2f FC1-4 1B 2-3	3	0	0	0	2	1	4
Willie McCovey, L (1, 3) OBP: 0.398, SLG: 0.611	1-2 BB			F8		1-3 1B		K	K	4	0	1	0	1	2	3
Jim Ray Hart, R (1, 7) OBP: 0.361, SLG: 0.502	K			K		P3		1-2 1B 1B	1-2 1B 3-H	5	1	2	1	0	2	4
Bobby Bonds, R (1, 9) OBP: 0.333, SLG: 0.476		1B BB		K		K		1-2 1B 2-H 1B	K	4	1	1	0	1	3	4
Bob Barton, R (1, 2) OBP: 0.314, SLG: 0.277		G4-6-3 1-2 1B			5-3		6-3	1-3 1B 2-H		3	0	1	0	0	0	0
Dave Marshall, L (8, PH) OBP: 0.350, SLG: 0.326										1	0	1	1	0	0	0
Bob Schroder, L (8, PR)										0	0	0	0	0	0	0
Frank Linzy, R (9, 1)										0	0	0	0	0	0	0
Hal Lanier, R (1, 6) OBP: 0.213, SLG: 0.234		G4-6-3 1-2f			F9		1-3	1-2 1B 3-H		3	0	0	0	0	0	1
Dick Dietz, R (8, PH) OBP: 0.327, SLG: 0.398										1	0	1	1	0	0	0
(9, 2)																
Mike McCormick, L (1, 1) OBP: 0.186, SLG: 0.139					CI FC6-4		1B		F8	0	0	0	0	1	0	0
Ron Herbel, R (5, 1)										0	0	0	0	0	0	0
Ty Cline, L (7, PH) OBP: 0.260, SLG: 0.259										1	0	1	0	0	0	0
Lindy McDaniel, R (8, 1)										0	0	0	0	0	0	0
Jim Davenport, R (8, PH) OBP: 0.262, SLG: 0.220			6-3 BB							1	0	0	0	0	0	2
(9, 6)																

Inning Stats	1	2	3	4	5	6	7	8	9	1B	SF	WP	PA
R:	0	0	0	0	0	0	0	2	1	11	0	0	42
E:	0	0	0	0	1	0	0	0	0	2B: 0	SAC: 0	PB: 0	
K:	1	0	1	2	0	1	0	1	2	3B: 0	DP: 1	SB: 0	
S:	6	2	5	7	4	6	5	8	9	HR: 0	HBP: 0	CS: 0	
H:	1	1	0	0	1	1	2	4	2				
LOB:	2	0	1	0	1	2	2	2	2				
BB:	1	1	1	0	0	1	0	1	1				
P:	10	6	9	7	4	10	5	12	13				

	AB	R	H	RBI	BB	SO	LOB
	35	3	11	3	6	8	23

PITCHER		IP	WLS	BF	H	R	ER	SO	BB	IBB	HBP	BLK	WP	HR	S	P	ERA	WHIP
George Culver, R ERA: 3.25	(1, 1)	7.2	W	34	8	2	2	6	5	0	0	0	0	0	41	61	2.35	1.696
Ted Abernathy, R ERA: 0.73	(8, 1)	0.2		5	2	1	1	0	1	0	0	0	0	0	4	8	13.50	4.500
Gerry Arrigo, L ERA: 2.47	(9, 1)	0.1		1	0	0	0	1	0	0	0	0	0	0	3	3	0.00	0.000
Clay Carroll, R ERA: 3.75	(9, 1)	0.1	S	2	1	0	0	1	0	0	0	0	0	0	4	4	0.00	3.000

PITCHER		IP	WLS	BF	H	R	ER	SO	BB	IBB	HBP	BLK	WP	HR	S	P	ERA	WHIP

Batter	1	2	3	4	5	6	7	8	9	10	11	AB	R	H	RBI	BB	SO	LOB
Pete Rose, S (1, 9) (9, 8) OBP: 0.406, SLG: 0.475	4-3		4-3			FC4-6 G4-6-3 1-2f			E 1B 2-H 1B	FC6-2 IBB		4	1	1	1	1	0	1
Alex Johnson, R (1, 7) OBP: 0.344, SLG: 0.385	K			F8 S 1B		G4-6-3 1-2f			E9 FC5 1-H 1B	FC6-2 FC6-4 1-2 2-3 3-Hf		5	0	2	0	0	1	4
Mack Jones, L (1, 8) OBP: 0.288, SLG: 0.262	K			K 1-2			F8		F8	FC6-4 1-2f		3	0	0	0	0	2	1
Don Pavletich, R (9, PH) (9, 3) OBP: 0.150, SLG: 0.175												2	0	0	0	0	0	4
Tony Perez, R (1, 5) OBP: 0.322, SLG: 0.381		P4		F8 2-3			K		IBB		E S SF7 BB	3	1	0	0	2	1	1
Johnny Bench, R (1, 2) OBP: 0.300, SLG: 0.422		6-3		F8			K		F7		K 1-3	5	0	0	0	0	2	4
Lee May, R (1, 3) (9, 9) OBP: 0.341, SLG: 0.426		FC6-4 1B			F7			F9	FC5 2-3f		WP SF7 IBB	4	0	1	0	1	0	2
Tommy Helms, R (1, 4) OBP: 0.310, SLG: 0.383		FC6-4 1-2f			5-3			5-3		WP FC6-2 2B	SF7 1-2 3-H	4	0	1	1	0	0	1
Woody Woodward, R (1, 6) OBP: 0.273, SLG: 0.204			F9		6-3			K		FC6-2 WP BB	IBB 2-3	3	0	0	0	2	1	0
Jim Maloney, L (1, 1) OBP: 0.297, SLG: 0.389			K			FC4-6 1B			1B 2B	1-3	K	2	0	1	0	0	1	0
Vada Pinson, L (9, PH) OBP: 0.316, SLG: 0.388												1	0	1	0	0	0	0
Giraldo Ruiz, S (9, PR) OBP: 0.365, SLG: 0.319												0	1	0	0	0	0	0
Ted Abernathy, R (9, 1)												0	0	0	0	0	0	0
Fred Whitfield, L (10, PH) OBP: 0.262, SLG: 0.253												0	0	0	0	0	0	0
Leo Cardenas, R (10, PH) OBP: 0.255, SLG: 0.227												1	0	0	0	0	0	2
Clay Carroll, R (10, 1)												1	0	0	0	0	1	2
Inning Stats	R: 0 E: 0 K: 2 S: 7 H: 0 LOB: 0 BB: 0 P: 7	R: 0 E: 0 K: 0 S: 4 H: 1 LOB: 1 BB: 0 P: 4	R: 0 E: 0 K: 1 S: 5 H: 0 LOB: 0 BB: 0 P: 5	R: 0 E: 0 K: 1 S: 6 H: 1 LOB: 1 BB: 0 P: 6	R: 0 E: 0 K: 0 S: 3 H: 0 LOB: 0 BB: 0 P: 3	R: 0 E: 0 K: 0 S: 3 H: 1 LOB: 0 BB: 0 P: 3	R: 0 E: 0 K: 2 S: 7 H: 0 LOB: 0 BB: 0 P: 7	R: 0 E: 0 K: 1 S: 5 H: 0 LOB: 0 BB: 0 P: 5	R: 2 E: 1 K: 0 S: 6 H: 3 LOB: 2 BB: 1 P: 10	R: 0 E: 0 K: 0 S: 4 H: 1 LOB: 3 BB: 2 P: 12	R: 1 E: 0 K: 2 S: 7 H: 0 LOB: 2 BB: 3 P: 19	1B: 5 2B: 2 3B: 0 HR: 0	SF: 1 SAC: 0 DP: 1 HBP: 0		WP: 2 PB: 0 SB: 2 CS: 0	PA: 45		

PITCHER		IP	WLS	BF	H	R	ER	SO	BB	IBB	HBP	BLK	WP	HR	S	P	ERA	WHIP
Dave Giusti, R ERA: 2.27	(1, 1)	8.0		29	6	2	2	7	0	0	0	0	0	0	43	43	2.25	0.750
Wade Blasingame, L ERA: 5.04	(9, 1)	0.1		1	0	0	0	0	0	0	0	0	0	0	1	1	0.00	0.000
Jim Ray, R ERA: 2.95	(9, 1)	0.2		5	1	0	0	0	1	1	0	0	0	0	3	11	0.00	3.000
Danny Coombs, L ERA: 4.97	(10, 1)	0.1		1	0	0	0	0	0	0	0	0	1	0	1	1	0.00	0.000
Tom Dukes, R ERA: 4.32	(10, 1)	1.2	L	9	0	1	0	2	1	3	0	0	1	0	9	25	0.00	0.600

PITCHER	IP	WLS	BF	H	R	ER	SO	BB	IBB	HBP	BLK	WP	HR	S	P	ERA	WHIP

TOP

Cincinnati Reds @ Houston Astros

Astrodome, Houston, TX

Mon Jul 01 1968, 8:05 PM EDT

Att. 12,252 - Dome

livebaseballscorecards.com

AB	38
R	3
H	7
RBI	2
BB	6
SO	9
LOB	22

Batter	1	2	3	4	5	6	7	8	9	10	11	AB	R	H	RBI	BB	SO	LOB
Bob Watson, R (1, 7) OBP: 0.279, SLG: 0.324	0-0 WP 1B 1B 1B	0-3 K			0-0 F9		0-0 FC5-4 SH1-3 1-2f		0-3 K			5	1	1	0	0	2	3
Hector Torres, R (1, 6) OBP: 0.264, SLG: 0.278	0-0 F8 1B 1-2 1B		0-0 F8		0-0 F8		0-0 SH1-3 1-2 3-H		0-0 5-3			4	0	1	1	0	0	0
Rusty Staub, L (1, 3) OBP: 0.393, SLG: 0.426	0-0 1-2 2-H 1B		0-0 4-3		0-0 L9		4-0 IBB			0-0 1-3		4	0	1	1	1	0	0
Jimmy Wynn, R (1, 8) OBP: 0.369, SLG: 0.431	0-3 K		0-3 K			0-0 6-3	0-0 F6			0-0 6-3		5	0	0	0	0	2	4
Denis Menke, R (1, 4) OBP: 0.346, SLG: 0.328	0-0 F8 2-3			0-0 F5		0-0 FC5-4 1B		0-0 F9		0-0 1B		5	0	2	0	0	0	2
Doug Rader, R (1, 5) OBP: 0.308, SLG: 0.358	0-0 F8			0-0 1B 1B		0-0 FC5-4 1-2f		4-0 BB		0-3 K		4	0	1	0	1	1	4
Nate Colbert, R (1, 9) OBP: 0.200, SLG: 0.200		0-3 K		0-0 WP 1-3 1B		0-3 K		0-3 K			0-0 4-3	5	0	1	0	0	3	2
John Bateman, R (1, 2) OBP: 0.278, SLG: 0.315		0-0 SH3-4 1B		0-3 K 1-2			0-0 1B SH1-3 1B	0-3 K			0-0 F8	5	1	2	0	0	2	3
Dave Giusti, R (1, 1) OBP: 0.174, SLG: 0.196												2	0	1	0	0	0	2
Wade Blasingame, L (9, 1)												0	0	0	0	0	0	0
Jim Ray, R (9, 1) OBP: 0.143, SLG: 0.143												1	0	0	0	0	0	0
Danny Coombs, R (10, 1)												0	0	0	0	0	0	0
Tom Dukes, R (10, 1)												0	0	0	0	0	0	0
Lee Thomas, L (11, PH) OBP: 0.248, SLG: 0.265		0-0 SH3-4 1-2		0-0 P6			0-0 FC5-4 1-3 1B		0-0 4-3		0-3 K	1	0	0	0	0	1	0
Inning Stats	R: 1 E: 0 K: 1 S: 8 H: 3 LOB: 2 BB: 0 P: 8	R: 0 E: 0 K: 2 S: 8 H: 1 LOB: 1 BB: 0 P: 8	R: 0 E: 0 K: 1 S: 5 H: 0 LOB: 0 BB: 0 P: 5	R: 0 E: 0 K: 1 S: 7 H: 2 LOB: 2 BB: 0 P: 7	R: 0 E: 0 K: 0 S: 3 H: 0 LOB: 0 BB: 0 P: 3	R: 0 E: 0 K: 1 S: 6 H: 1 LOB: 1 BB: 0 P: 6	R: 1 E: 0 K: 0 S: 5 H: 2 LOB: 2 BB: 1 P: 9	R: 0 E: 0 K: 2 S: 7 H: 0 LOB: 1 BB: 1 P: 11	R: 0 E: 0 K: 1 S: 5 H: 0 LOB: 0 BB: 0 P: 5	R: 0 E: 0 K: 1 S: 6 H: 1 LOB: 1 BB: 0 P: 6	R: 0 E: 0 K: 1 S: 5 H: 0 LOB: 0 BB: 0 P: 5	1B: 10 2B: 0 3B: 0 HR: 0	SF: 0 SAC: 2 DP: 0 HBP: 0						

PITCHER	IP	WLS	BF	H	R	ER	SO	BB	IBB	HBP	BLK	WP	HR	S	P	ERA	WHIP
Jim Maloney, R (1, 1) ERA: 3.14	8.0		35	9	2	2	8	1	1	0	0	2	0	49	57	2.25	1.250
Ted Abernathy, R (9, 1) ERA: 0.72	1.0		3	0	0	0	1	0	0	0	0	0	0	5	5	0.00	0.000
Clay Carroll, R (10, 1) ERA: 3.55	2.0	W	7	1	0	0	2	0	0	0	0	0	0	11	11	0.00	0.500

PITCHER	IP	WLS	BF	H	R	ER	SO	BB	IBB	HBP	BLK	WP	HR	S	P	ERA	WHIP

Cincinnati Reds @ Houston Astros

Astrodome, Houston, TX

Mon Jul 01 1968, 8:05 PM EDT

Att. 12,252 - Dome

livebaseballscorecards.com

AB	41
R	2
H	10
RBI	2
BB	2
SO	11
LOB	20

WP: 2 PA: 45
PB: 0
SB: 0
CS: 0

Cincinnati Reds @ Houston Astros

Astrodome, Houston, TX

Tue Jul 02 1968, 8:05 PM EDT

Att. 13,707 - Dome

TOP

livebaseballscorecards.com

Batter	1	2	3	4	5	6	7	8	9	AB	R	H	RBI	BB	SO	LOB
Pete Rose, S (1, 8) OBP: 0.402, SLG: 0.469	6-3		5-3			6-3			6-3	4	0	0	0	0	0	0
Alex Johnson, R (1, 7) OBP: 0.340, SLG: 0.380	P4			6-3		4-3			6-3	4	0	0	0	0	0	0
Lee May, R (1, 9) OBP: 0.336, SLG: 0.420	K			6-3			5-3		K	4	0	0	0	0	2	0
Tony Perez, R (1, 5) OBP: 0.322, SLG: 0.378		P3		BB			6-3			2	0	0	0	1	0	0
Johnny Bench, R (1, 2) OBP: 0.297, SLG: 0.418		K		K			5-3			3	0	0	0	0	2	1
Don Pavletich, R (1, 3) George Culver, R (8, PR) OBP: 0.063, SLG: 0.094 Ted Abernathy, R (8, 1)		3B			5-3			1B		3 0 0	0 0 0	2 0 0	0 0 0	0 0 0	0 0 0	0 0 0
Tommy Helms, R (1, 4) OBP: 0.310, SLG: 0.383		6-3			G6-4-3			F9		3	0	1	0	0	0	2
Woody Woodward, R (1, 6) OBP: 0.276, SLG: 0.212			K		G6-4-3			G6-4-3		3	0	1	0	0	1	1
Gerry Arrigo, L (1, 1) Giraldo Ruiz, S (8, PH) OBP: 0.358, SLG: 0.313 (8, 3)			K			K		G6-4-3		2 1	0 0	0 0	0 0	0 0	2 0	0 2

	AB	29
	R	0
	H	4
	RBI	0
	BB	1
	SO	7
	LOB	6

Inning Stats	1	2	3	4	5	6	7	8	9	1B	SF	WP	PA
R	0	0	0	0	0	0	0	0	0	3	0	0	30
E	0	0	0	0	0	0	0	0	0	0	0	0	
K	1	1	2	1	0	1	0	0	1	1	2	0	
S	5	6	7	5	3	5	3	4	5	HR 0	HBP 0	CS 0	
H	0	1	0	0	1	0	0	2	0				
LOB	0	1	0	1	0	0	0	2	0				
BB	0	0	0	1	0	0	0	0	0				
P	5	6	7	9	3	5	3	4	5				

PITCHER	IP	WLS	BF	H	R	ER	SO	BB	IBB	HBP	BLK	WP	HR	S	P	ERA	WHIP
Denny Lemaster, L (1, 1) ERA: 2.92	9.0	W	30	4	0	0	7	1	0	0	0	0	0	43	47	0.00	0.556

PITCHER	IP	WLS	BF	H	R	ER	SO	BB	IBB	HBP	BLK	WP	HR	S	P	ERA	WHIP

Batter	1	2	3	4	5	6	7	8	9	AB	R	H	RBI	BB	SO	LOB
Bob Watson, R (1, 7) OBP: 0.278, SLG: 0.314	S S S 0-3 ① K		x 0-0 ① L9			x 0-0 E4 4-3 WP E		B B B B 4-0 F8 SH1-3 BB		3	1	0	0	1	1	0
Hector Torres, R (1, 6) OBP: 0.265, SLG: 0.278	x 0-0 WP 1B 1B		x 0-0 ② 1-3			x 0-0 ① 4-3 1-3		x 0-0 ① SH1-3 1-2		3	1	1	0	0	0	1
Rusty Staub, L (1, 3) OBP: 0.394, SLG: 0.423	B B B B 4-0 1B 1-2 BB		x 0-0 ③ F2			x 0-0 E4 FC5-4 3-H		I I I I 4-0 IBB		2	0	0	0	2	0	0
Jimmy Wynn, R (1, 8) OBP: 0.368, SLG: 0.428	x 0-0 1-2 2-H 1B			x 0-0 ① F8		x 0-0 ② FC5-4 1-2f		x 0-0 ② F8 2-3		4	0	1	1	0	0	3
Denis Menke, R (1, 4) OBP: 0.341, SLG: 0.322	x 0-0 ② L5			x 0-0 ② F7		x 0-0 ③ 5-3		x 0-0 ③ G3		4	0	0	0	0	0	5
Doug Rader, R (1, 5) OBP: 0.301, SLG: 0.348	S S S 0-3 ③ K			x 0-0 ③ 6-3		S S S 0-3 ① K				3	0	0	0	0	2	2
Nate Colbert, R (1, 9) OBP: 0.125, SLG: 0.125		S S S 0-3 ① K			x 0-0 ① 4-3		S S S 0-3 ② K			3	0	0	0	0	2	0
John Bateman, R (1, 2) OBP: 0.273, SLG: 0.309		x 0-0 ② F3			x 0-0 ② F7		x 0-0 E5			3	0	0	0	0	0	0
Denny Lemaster, R (1, 1) OBP: 0.073, SLG: 0.026		x 0-0 ③ F2			x 0-0 ③ 1-3		x 0-0 ③ 5-3			3	0	0	0	0	0	1
Inning Stats	R: 1 H: 2 E: 0 LOB: 2 K: 2 BB: 1 S: 9 P: 13	R: 0 H: 0 E: 0 LOB: 0 K: 1 BB: 0 S: 5 P: 5	R: 0 H: 0 E: 0 LOB: 0 K: 0 BB: 0 S: 3 P: 3	R: 0 H: 0 E: 0 LOB: 0 K: 0 BB: 0 S: 3 P: 3	R: 0 H: 0 E: 0 LOB: 0 K: 0 BB: 0 S: 3 P: 3	R: 1 H: 0 E: 2 LOB: 1 K: 0 BB: 0 S: 5 P: 5	R: 0 H: 0 E: 1 LOB: 1 K: 2 BB: 0 S: 8 P: 8	R: 0 H: 0 E: 0 LOB: 2 K: 0 BB: 2 S: 3 P: 11		1B: 2 SF: 0 2B: 0 SAC: 1 3B: 0 DP: 0 HR: 0 HBP: 0						

PITCHER		IP	WLS	BF	H	R	ER	SO	BB	IBB	HBP	BLK	WP	HR	S	P	ERA	WHIP
Gerry Arrigo, L ERA: 2.39	(1, 1)	7.0	L	27	2	2	1	5	1	0	0	0	2	0	36	40	1.29	0.429
Ted Abernathy, R ERA: 0.71	(8, 1)	1.0		5	0	0	0	0	1	1	0	0	0	0	3	11	0.00	1.000

PITCHER	IP	WLS	BF	H	R	ER	SO	BB	IBB	HBP	BLK	WP	HR	S	P	ERA	WHIP

BOTTOM

Cincinnati Reds @ Houston Astros

Astrodome, Houston, TX

Tue Jul 02 1968, 8:05 PM EDT

Att. 13,707 - Dome

livebaseballscorecards.com

AB	28
R	2
H	2
RBI	1
BB	3
SO	5
LOB	12

WP: 2 PA: 32
PB: 0
SB: 0
CS: 0

Batter	1	2	3	4	5	6	7	8	9	AB	R	H	RBI	BB	SO	LOB
Pete Rose, S (1, 9) OBP: 0.399, SLG: 0.463	4-1		BBB 4-0 FC4-6 1-2 BB		6-3		L6		3-1	4	0	0	0	1	0	0
Alex Johnson, R (1, 7) OBP: 0.337, SLG: 0.377	1-3		0-0 FC4-6 BB 1B 1-2f 2-3		F9		1B		P3	5	1	1	0	0	0	2
Mack Jones, L (1, 8) OBP: 0.308, SLG: 0.254	BBBB 4-0 HR BB		BBBB 4-0 1B 1B 1-2 BB		F8		F8		3B BB	2	2	0	0	3	0	1
Tony Perez, R (1, 5) OBP: 0.326, SLG: 0.399	0-0 1-H HR		0-0 1-H 2-H 3-H 1B			5-3	F8		1B 3B 1-H	5	2	3	5	0	0	1
Johnny Bench, R (1, 2) OBP: 0.302, SLG: 0.423	SSS 0-3 K		0-0 6-3			WP HR 2B		BBBB 4-0 1B 1B BB	E7 1B 3-H	4	2	2	1	1	1	1
Lee May, R (1, 3) OBP: 0.337, SLG: 0.431		SSS 0-3 K		0-0 F8		2-H HR		1B 1-2 1B	F8	5	1	2	2	0	1	0
Tommy Helms, R (1, 4) OBP: 0.316, SLG: 0.391		0-0 5-3		0-0 2B		FC4-6 1B		G6-4-3 1-2 2-3 1B		4	0	3	0	0	0	0
Woody Woodward, R (1, 6) OBP: 0.262, SLG: 0.200		0-0 6-3		0-0 L4		0-0 FC4-6 1-2f		0-0 F9		3	0	0	0	0	0	2
Vada Pinson, L (8, PH) OBP: 0.315, SLG: 0.387										1	0	0	0	0	0	3
Leo Cardenas, R (8, 6) OBP: 0.255, SLG: 0.227										0	0	0	0	0	0	0
Tony Cloninger, R (1, 1) OBP: 0.250, SLG: 0.500 Jay Ritchie, R (5, 1) Fred Whitfield, L (6, PH) OBP: 0.259, SLG: 0.250 Clay Carroll, R (6, 1) Don Pavletich, R (8, PH) OBP: 0.182, SLG: 0.250 Ted Abernathy, R (8, 1)			0-0 FC4-6 BB 1B 1B	0-0 6-3		SSS 0-3 K		0-0 G6-4-3 1-2f 2 3		2 0 1 0 1 0	1 0 0 0 0 0	1 0 0 0 0 0	0 0 0 0 0 0	0 0 1 0 0 0	0 0 1 0 0 0	1 0 1 0 3 0
Inning Stats	R: 2 E: 0 K: 1 S: 6 H: 1 LOB: 0 BB: 1 P: 10	R: 0 E: 0 K: 1 S: 5 H: 0 LOB: 0 BB: 0 P: 5	R: 2 E: 0 K: 0 S: 4 H: 2 LOB: 1 BB: 2 P: 12	R: 0 E: 0 K: 0 S: 4 H: 1 LOB: 1 BB: 0 P: 4	R: 0 E: 0 K: 0 S: 3 H: 0 LOB: 0 BB: 0 P: 3	R: 2 E: 0 K: 1 S: 8 H: 3 LOB: 1 BB: 0 P: 8	R: 0 E: 0 K: 0 S: 4 H: 1 LOB: 1 BB: 0 P: 4	R: 0 E: 0 K: 0 S: 4 H: 2 LOB: 2 BB: 1 P: 8	R: 3 E: 1 K: 0 S: 5 H: 2 LOB: 0 BB: 1 P: 9	1B: 7 2B: 2 3B: 1 HR: 2	SF: 0 SAC: 0 DP: 1 HBP: 0						

TOP

Cincinnati Reds @ Houston Astros

Astrodome, Houston, TX

Wed Jul 03 1968, 8:05 PM EDT

Att. 15,133 - Dome

livebaseballscorecards.com

AB	37
R	9
H	12
RBI	8
BB	5
SO	3
LOB	15

WP: 1 PB: 0 SB: 0 CS: 0 PA: 42

PITCHER		IP	WLS	BF	H	R	ER	SO	BB	IBB	HBP	BLK	WP	HR	S	P	ERA	WHIP
Larry Dierker, R ERA: 3.26	(1, 1)	5.1		25	7	6	6	2	3	0	0	0	1	2	26	38	10.12	1.875
Jim Ray, R ERA: 2.83	(6, 1)	1.2		8	2	0	0	1	1	0	0	0	0	0	9	13	0.00	1.800
Tom Dukes, R ERA: 4.32	(8, 1)	0.0		1	1	0	0	0	0	0	0	0	0	0	1	1	∞	∞
Wade Blasingame, L ERA: 4.97	(8, 1)	0.1		1	0	0	0	0	0	0	0	0	0	0	1	1	0.00	0.000
John Buzhardt, R ERA: 4.05	(8, 1)	1.2	L	7	2	3	2	0	1	0	0	0	0	0	6	10	10.80	1.800

PITCHER	IP	WLS	BF	H	R	ER	SO	BB	IBB	HBP	BLK	WP	HR	S	P	ERA	WHIP

BOTTOM

Cincinnati Reds @ Houston Astros

Astrodome, Houston, TX

Wed Jul 03 1968, 8:05 PM EDT

Att. 15,133 - Dome

livebaseballscorecards.com

Batter	1	2	3	4	5	6	7	8	9	AB	R	H	RBI	BB	SO	LOB
Bob Watson, R (1, 7) OBP: 0.283, SLG: 0.312	K	5-3			BB		F2			4	1	1	0	1	1	1
Hector Torres, R (1, 6) OBP: 0.263, SLG: 0.273	F7	4-3			BB		K			4	1	0	0	1	1	2
Rusty Staub, L (1, 3) OBP: 0.395, SLG: 0.426	2B	3-1			F2	E 1B		F8		5	1	2	0	0	0	2
Jimmy Wynn, R (1, 8) OBP: 0.371, SLG: 0.427	BB	6-3			BB	E		F8		3	1	1	0	2	0	0
Denis Menke, R (1, 4) OBP: 0.342, SLG: 0.324	FC6-4 1B			P4	BB 1B	K		2-3		5	1	2	2	0	1	2
Doug Rader, R (1, 5) OBP: 0.315, SLG: 0.345	FC6-4			FC6-4 BB	SH4-3 BB	IBB			K	1	1	0	1	3	0	2
Julio Gotay, R (9, 5) OBP: 0.248, SLG: 0.246										1	0	0	0	0	1	0
Nate Colbert, R (1, 9) OBP: 0.167, SLG: 0.167		4-3		FC6-4 E	SH4-3 1B	K			1-3	4	1	1	2	0	1	4
Lee Thomas, L (8, 9) OBP: 0.246, SLG: 0.263										1	0	0	0	0	0	0
John Bateman, R (1, 2) OBP: 0.273, SLG: 0.307		SH1-4 1B		E4 FC6-4	SH4-3	K			F7	4	0	1	1	0	1	4
Larry Dierker, R (1, 1) OBP: 0.114, SLG: 0.116		SH1-4		FC6-4	1B		1-3			2	0	1	1	0	0	2
Jim Ray, R (6, 1) OBP: 0.125, SLG: 0.125										1	0	0	0	0	0	0
Tom Dukes, R (8, 1)										0	0	0	0	0	0	0
Wade Blasingame, L (8, 1)										0	0	0	0	0	0	0
John Buzhardt, R (8, 1)										0	0	0	0	0	0	0
Inning Stats	R: 1 E: 0 K: 1 S: 7 H: 2 LOB: 2 BB: 1 P: 11	R: 0 E: 0 K: 0 S: 4 H: 1 LOB: 1 BB: 0 P: 4	R: 0 E: 0 K: 0 S: 3 H: 0 LOB: 0 BB: 0 P: 3	R: 0 E: 1 K: 0 S: 4 H: 0 LOB: 2 BB: 1 P: 8	R: 6 E: 0 K: 0 S: 7 H: 4 LOB: 2 BB: 4 P: 23	R: 0 E: 1 K: 3 S: 11 H: 2 LOB: 3 BB: 1 P: 15	R: 0 E: 0 K: 1 S: 5 H: 0 LOB: 0 BB: 0 P: 5	R: 0 E: 0 K: 0 S: 3 H: 0 LOB: 0 BB: 0 P: 3	R: 0 E: 0 K: 1 S: 5 H: 0 LOB: 0 BB: 0 P: 5	1B: 8 2B: 1 3B: 0 HR: 0 SF: 0 SAC: 2 DP: 0 HBP: 0						

AB	35
R	7
H	9
RBI	7
BB	7
SO	6
LOB	19

WP: 0 PA: 44
PB: 0
SB: 0
CS: 0

PITCHER		IP	WLS	BF	H	R	ER	SO	BB	IBB	HBP	BLK	WP	HR	S	P	ERA	WHIP
Tony Cloninger, R ERA: 7.07	(1, 1)	4.1		24	4	6	6	1	6	0	0	0	0	0	20	44	12.46	2.308
Jay Ritchie, R ERA: 0.82	(5, 1)	0.2		5	3	1	1	0	0	0	0	0	0	0	5	5	13.50	4.500
Clay Carroll, R ERA: 3.38	(6, 1)	2.0		9	2	0	0	4	0	1	0	0	0	0	16	20	0.00	1.000
Ted Abernathy, R ERA: 0.69	(8, 1)	2.0	W	6	0	0	0	1	0	0	0	0	0	0	8	8	0.00	0.000

PITCHER	IP	WLS	BF	H	R	ER	SO	BB	IBB	HBP	BLK	WP	HR	S	P	ERA	WHIP

Cincinnati Reds @ Houston Astros

Astrodome, Houston, TX

Thu Jul 04 1968, 8:05 PM EDT

Att. 22,827 - Dome

TOP

livebaseballscorecards.com

Batter	1	2	3	4	5	6	7	8	9	AB	R	H	RBI	BB	SO	LOB
Pete Rose, S (1, 9) OBP: 0.399, SLG: 0.460	1-3		6-3 6-3 1B 1-3		FC4-6 S 1B 1-2f		4-3		1B 1B IBB	4	3	1	0	1	0	1
Alex Johnson, R (1, 7) OBP: 0.338, SLG: 0.377	F9		6-3 2-3 3-H		1B 1-H		4-3		1B 1B 1-2 2-3 3-H	5	0	2	3	0	0	1
Mack Jones, L (1, 8) OBP: 0.313, SLG: 0.254	BB B B B		6-3 3-H		F9		G1		G4-3 1B 1-3 2-H 3-H	4	0	1	3	1	0	1
Tony Perez, R (1, 5) OBP: 0.321, SLG: 0.393	P3		K S S S			5-3		K S S S	G4-3 1-2f	5	0	0	0	0	2	3
Johnny Bench, R (1, 2) OBP: 0.301, SLG: 0.420		K S S S		K S S S		5-3 1B 1B		5-3		4	1	1	0	0	2	0
Lee May, R (1, 3) OBP: 0.336, SLG: 0.428		6-3 1B		F3		5-3 1-2		P4		4	0	1	0	0	0	1
Tommy Helms, R (1, 4) OBP: 0.318, SLG: 0.390		6-3 1-2		4-3		1B IBB			1B 1B	3	1	1	0	1	0	1
Woody Woodward, R (1, 6) OBP: 0.277, SLG: 0.220		K S S S			F7	1B 1-3 2-H			1B 1B 1-3	4	1	2	1	0	1	1
Gary Nolan, R (1, 1) OBP: 0.300, SLG: 0.353			BB B B B 1B 6-3		BB B B B FC4-6	K S S S			K S S S	1	1	0	0	2	1	2
Ted Abernathy, R (7, 1)										1	0	0	0	0	1	2

	AB	35
	R	7
	H	9
	RBI	7
	BB	5
	SO	7
	LOB	13

Inning Stats	1	2	3	4	5	6	7	8	9
	R: 0 E: 0 K: 0 S: 3	R: 0 E: 0 K: 2 S: 8	R: 2 E: 0 K: 1 S: 6	R: 0 E: 0 K: 1 S: 5	R: 1 E: 0 K: 0 S: 4	R: 1 E: 0 K: 1 S: 7	R: 0 E: 0 K: 0 S: 3	R: 0 E: 0 K: 1 S: 5	R: 3 E: 0 K: 1 S: 8
	H: 0 LOB: 1 BB: 1 P: 7	H: 1 LOB: 1 BB: 0 P: 8	H: 1 LOB: 0 BB: 1 P: 10	H: 0 LOB: 0 BB: 0 P: 5	H: 1 LOB: 1 BB: 1 P: 8	H: 2 LOB: 2 BB: 1 P: 11	H: 0 LOB: 0 BB: 0 P: 3	H: 0 LOB: 0 BB: 0 P: 5	H: 4 LOB: 1 BB: 1 P: 12

1B: 9	SF: 0	WP: 0	PA: 40
2B: 0	SAC: 0	PB: 0	
3B: 0	DP: 1	SB: 1	
HR: 0	HBP: 0	CS: 0	

PITCHER		IP	WLS	BF	H	R	ER	SO	BB	IBB	HBP	BLK	WP	HR	S	P	ERA	WHIP
Don Wilson, R	(1, 1)	7.0	L	30	5	4	4	5	3	1	0	0	0	0	36	52	5.14	1.143
ERA: 4.24																		
Tom Dukes, R	(8, 1)	1.1		8	3	3	3	2	0	1	0	0	0	0	11	15	20.25	2.250
ERA: 5.5																		
Wade Blasingame, L	(9, 1)	0.2		2	1	0	0	0	0	0	0	0	0	0	2	2	0.00	1.500
ERA: 4.85																		

PITCHER	IP	WLS	BF	H	R	ER	SO	BB	IBB	HBP	BLK	WP	HR	S	P	ERA	WHIP

Cincinnati Reds @ Houston Astros

Astrodome, Houston, TX

Thu Jul 04 1968, 8:05 PM EDT

Att. 22,827 - Dome

livebaseballscorecards.com

BOTTOM

Batter	1	2	3	4	5	6	7	8	9	AB	R	H	RBI	BB	SO	LOB
Norm Miller, L (1, 9) OBP: 0.269, SLG: 0.301	0-0 1B BB 2B	0-0 9-3 1B 2-H		0-0 F7 ③			4-0 BB 1B 1-2		0-0 1-3 ①	4	1	2	1	1	0	2
Hector Torres, R (1, 6) OBP: 0.266, SLG: 0.273	0-0 BB BB 1B 2-3	0-0 9-3 ② ③ 1-2f			0-0 4-3 ①		4-0 BB 1-2 2-3		0-0 E6 1B BB SF9	4	1	1	0	1	0	1
Rusty Staub, L (1, 3) OBP: 0.395, SLG: 0.423	4-0 BB BB 1-2		0-0 F2 ①		0-0 4-3 ②		0-0 SF7 ① 3-H		4-0 1B BB 1-2	2	0	0	1	2	0	0
Jimmy Wynn, R (1, 8) OBP: 0.372, SLG: 0.424	4-0 BB 1-2 2-3 3-H		0-0 P3 ②		0-3 K ③		0-0 P6 ②		0-0 1B 1-2 2-3	4	0	1	1	1	1	2
Denis Menke, R (1, 4) OBP: 0.342, SLG: 0.324	0-3 K ①		0-3 K ③			0-0 FC6-4 1B	0-0 P6 ③		0-0 SF9 ② 3-H	3	0	1	0	0	2	3
Lee Thomas, L (7, PH) OBP: 0.244, SLG: 0.261										1	0	0	0	0	0	2
Tom Dukes, R (8, 1)										0	0	0	0	0	0	0
Wade Blasingame, L (9, 1)										0	0	0	0	0	0	0
Bob Aspromonte, R (9, PH) OBP: 0.313, SLG: 0.277										0	0	0	1	0	0	0
Doug Rader, R (1, 5) OBP: 0.311, SLG: 0.333	0-3 K ②			4-0 1B BB		0-0 P5 ①		0-3 K ①	0-0 P3 ③	4	0	0	0	1	2	6
Bob Watson, R (1, 7) OBP: 0.282, SLG: 0.304	0-0 F9 ③			0-3 K ①		0-0 L6 ②		4-0 FC5-4 BB		3	0	0	0	1	1	5
John Bateman, R (1, 2) OBP: 0.272, SLG: 0.312		0-0 1B 2B		0-0 F9 ②		0-0 FC6-4 ③ 1-2f		0-0 F7 ②		4	1	1	0	0	0	3
Don Wilson, R (1, 1) OBP: 0.286, SLG: 0.324		0-3 K ①		0-0 1-2 1B			0-0 E1 BB BB SF7	0-0 FC5-4 ③ 1-2f		2	0	1	0	0	1	1
Ron Brand, R (7, PH) OBP: 0.256, SLG: 0.139										1	0	0	0	0	0	0
Nate Colbert, R (7, PR) OBP: 0.167, SLG: 0.167										0	1	0	0	0	0	0
Julio Gotay, R (8, 4) OBP: 0.246, SLG: 0.244										1	0	0	0	0	0	1

Inning Stats	1	2	3	4	5	6	7	8	9
	R: 1 H: 2 E: 0 LOB: 3 K: 2 BB: 2 S: 9 P: 17	R: 1 H: 2 E: 0 LOB: 0 K: 1 BB: 0 S: 6 P: 6	R: 0 H: 0 E: 0 LOB: 0 K: 1 BB: 0 S: 5 P: 5	R: 0 H: 1 E: 0 LOB: 2 K: 1 BB: 1 S: 6 P: 10	R: 0 H: 0 E: 0 LOB: 0 K: 1 BB: 0 S: 5 P: 5	R: 0 H: 1 E: 0 LOB: 1 K: 0 BB: 0 S: 4 P: 4	R: 1 H: 0 E: 1 LOB: 2 K: 0 BB: 2 S: 4 P: 12	R: 0 H: 0 E: 0 LOB: 1 K: 1 BB: 1 S: 5 P: 9	R: 1 H: 1 E: 1 LOB: 2 K: 0 BB: 1 S: 5 P: 9

1B: 5 SF: 2
2B: 3 SAC: 0
3B: 0 DP: 1
HR: 0 HBP: 0

WP: 0 PA: 42
PB: 0
SB: 0
CS: 0

	AB	33
	R	4
	H	7
	RBI	4
	BB	7
	SO	7
	LOB	26

PITCHER	IP	WLS	BF	H	R	ER	SO	BB	IBB	HBP	BLK	WP	HR	S	P	ERA	WHIP
Gary Nolan, R (1, 1) ERA: 1.83	6.0	W	26	6	2	2	6	3	0	0	0	0	0	35	47	3.00	1.500
Ted Abernathy, R (7, 1) ERA: 0.66	3.0	S	16	1	2	0	1	4	0	0	0	0	0	14	30	0.00	1.667

PITCHER	IP	WLS	BF	H	R	ER	SO	BB	IBB	HBP	BLK	WP	HR	S	P	ERA	WHIP

Batter	1	2	3	4	5	6	7	8	9	10	11	12	AB	R	H	RBI	BB	SO	LOB
Pete Rose, S (1, 9) OBP: 0.394, SLG: 0.453	6-3		5-3			G3			L7		G3		5	0	0	0	0	0	1
Alex Johnson, R (1, 7) OBP: 0.336, SLG: 0.374	1-3			P4		5-3			S 1B		K		5	0	1	0	0	1	0
Mack Jones, L (1, 8) OBP: 0.307, SLG: 0.239	P4-3			3-1			3-1		1-2 IBB			F7	4	0	0	0	1	0	0
Tony Perez, R (1, 5) OBP: 0.320, SLG: 0.389		6-3		6-3			F3		L8			S 2B 1B	5	1	1	0	0	0	2
Johnny Bench, R (1, 2) OBP: 0.299, SLG: 0.414		F9			P4		6-3		F8			1-2 2B IBB	4	1	0	0	1	0	2
Lee May, R (1, 3) OBP: 0.337, SLG: 0.431		6-3			S 1B			5-3		F9		1-H 2-H 2B	5	0	2	2	0	0	0
Tommy Helms, R (1, 4) OBP: 0.320, SLG: 0.390			S 1B		F8 1-2			F2		G1-6-3 1B		F8	5	0	2	0	0	0	1
Woody Woodward, R (1, 6) OBP: 0.279, SLG: 0.242			K 1-2		P4			2B		G1-6-3 1-2f			3	0	1	0	0	1	2
Fred Whitfield, L (10, PH) OBP: 0.256, SLG: 0.247													1	0	0	0	0	0	1
Leo Cardenas, R (10, 6) OBP: 0.255, SLG: 0.227													0	0	0	0	0	0	0
George Culver, R (1, 1) OBP: 0.057, SLG: 0.086			K			L8		K			F8		3	0	0	0	0	2	2
Giraldo Ruiz, S (11, PH) OBP: 0.352, SLG: 0.306													1	0	0	0	0	0	0
Ted Abernathy, R (11, 1)													0	0	0	0	0	0	0
Inning Stats	R: 0 E: 0 K: 0 S: 3 H: 0 LOB: 0 BB: 0 P: 3	R: 0 E: 0 K: 0 S: 3 H: 0 LOB: 0 BB: 0 P: 3	R: 0 E: 0 K: 2 S: 8 H: 1 LOB: 1 BB: 0 P: 8	R: 0 E: 0 K: 0 S: 3 H: 0 LOB: 0 BB: 0 P: 3	R: 0 E: 0 K: 0 S: 4 H: 0 LOB: 1 BB: 0 P: 4	R: 0 E: 0 K: 0 S: 3 H: 0 LOB: 0 BB: 0 P: 3	R: 0 E: 0 K: 0 S: 3 H: 0 LOB: 0 BB: 0 P: 3	R: 0 E: 0 K: 1 S: 6 H: 1 LOB: 1 BB: 0 P: 6	R: 0 E: 0 K: 0 S: 4 H: 1 LOB: 2 BB: 1 P: 8	R: 0 E: 0 K: 0 S: 3 H: 1 LOB: 0 BB: 0 P: 3	R: 0 E: 0 K: 1 S: 5 H: 0 LOB: 0 BB: 0 P: 5	R: 2 E: 0 K: 0 S: 4 H: 2 LOB: 0 BB: 1 P: 8	1B: 5 2B: 2 3B: 0 HR: 0	SF: 0 SAC: 0 DP: 1 HBP: 0	WP: 0 PB: 0 SB: 4 CS: 0	PA: 43		

PITCHER		IP	WLS	BF	H	R	ER	SO	BB	IBB	HBP	BLK	WP	HR	S	P	ERA	WHIP
Don Drysdale, R ERA: 1.37	(1, 1)	10.0		35	5	0	0	3	0	1	0	0	0	0	40	44	0.00	0.500
Don Sutton, R ERA: 3.4	(11, 1)	2.0	L	8	2	2	2	1	0	1	0	0	0	0	9	13	9.00	1.000

PITCHER		IP	WLS	BF	H	R	ER	SO	BB	IBB	HBP	BLK	WP	HR	S	P	ERA	WHIP

TOP

Cincinnati Reds @ Los Angeles Dodgers

Dodger Stadium, Los Angeles, CA

Fri Jul 05 1968, 7:05 PM PDT

Att. 19,190 - Unknown

livebaseballscorecards.com

AB	41
R	2
H	7
RBI	2
BB	2
SO	4
LOB	11

Batter	1	2	3	4	5	6	7	8	9	10	11	12	AB	R	H	RBI	BB	SO	LOB
Jim Fairey, L (1, 8) OBP: 0.292, SLG: 0.364	B3		1B			6-3		5-3			G3		5	0	1	0	0	0	1
Paul Popovich, S (1, 4) (11, 6) OBP: 0.308, SLG: 0.302	P1-3		1-2 1B			P7			P2-3		BB 2B		5	0	2	0	0	0	0
Len Gabrielson, L (1, 7) OBP: 0.342, SLG: 0.500	4-3		1-3			G3			4-3		G5-3 BB IBB		4	0	0	0	1	0	2
Tom Haller, L (1, 2) OBP: 0.347, SLG: 0.373		6-3		4-3			L6		L7		1-2 2-3 BB		4	0	0	0	1	0	0
Jim Lefebvre, S (1, 5) OBP: 0.254, SLG: 0.333		G3 1B		G4-6-3 1B			4-3			1-3 BB	2-3f G5-3		3	0	2	0	1	0	0
Ted Savage, R (10, PR) OBP: 0.258, SLG: 0.362													0	0	0	0	0	0	0
Luis Alcaraz, R (11, 4) OBP: 0.225, SLG: 0.225													1	0	0	0	0	0	3
Ron Fairly, L (1, 9) OBP: 0.255, SLG: 0.249		G3 1-2		G4-6-3 1-2f			3-1			1-3 1-2		4-3	5	0	0	0	0	0	3
Wes Parker, S (1, 3) OBP: 0.312, SLG: 0.330		4-1		K				1-3		IBB		FC6-4 1B	4	0	1	0	1	1	1
Zoilo Versalles, R (1, 6) OBP: 0.232, SLG: 0.268			6-3			6-3		5-3 1B		P1		F7	3	0	1	0	0	0	0
Willie Davis, L (10, PH) OBP: 0.254, SLG: 0.307													1	0	0	0	0	0	2
Don Sutton, R (11, 1) OBP: 0.267, SLG: 0.259													0	0	0	0	0	0	0
Bob Bailey, R (12, PH) OBP: 0.323, SLG: 0.333													1	0	0	0	0	0	1
Don Drysdale, R (1, 1) OBP: 0.173, SLG: 0.192			1-3			G3		5-3 1-2		K		FC6-4 1-2f	3	0	0	0	0	0	1
Ken Boyer, R (10, PH) (11, 5) OBP: 0.318, SLG: 0.331													2	0	0	0	0	1	3
Inning Stats	R: 0 H: 0 E: 0 LOB: 0 K: 0 BB: 0 S: 3 P: 3	R: 0 H: 1 E: 0 LOB: 1 K: 0 BB: 0 S: 4 P: 4	R: 0 H: 2 E: 0 LOB: 2 K: 0 BB: 0 S: 5 P: 5	R: 0 H: 1 E: 0 LOB: 0 K: 0 BB: 0 S: 3 P: 3	R: 0 H: 0 E: 0 LOB: 0 K: 0 BB: 0 S: 5 P: 5	R: 0 H: 0 E: 0 LOB: 0 K: 0 BB: 0 S: 3 P: 3	R: 0 H: 0 E: 0 LOB: 0 K: 0 BB: 0 S: 3 P: 3	R: 0 H: 1 E: 0 LOB: 1 K: 0 BB: 0 S: 4 P: 4	R: 0 H: 0 E: 0 LOB: 0 K: 0 BB: 0 S: 3 P: 3	R: 0 H: 0 E: 0 LOB: 2 K: 1 BB: 2 S: 5 P: 13	R: 0 H: 1 E: 0 LOB: 2 K: 0 BB: 2 S: 3 P: 11	R: 0 H: 1 E: 0 LOB: 1 K: 0 BB: 0 S: 4 P: 4	1B: 6 2B: 1 3B: 0 HR: 0	SF: 0 SAC: 0 DP: 2 HBP: 0					

PITCHER	IP	WLS	BF	H	R	ER	SO	BB	IBB	HBP	BLK	WP	HR	S	P	ERA	WHIP
George Culver, R (1, 1) ERA: 2.98	10.0		36	5	0	0	2	1	1	0	0	0	0	38	46	0.00	0.600
Ted Abernathy, R (11, 1) ERA: 0.64	2.0	W	9	2	0	0	0	1	1	0	0	0	0	7	15	0.00	1.500

PITCHER	IP	WLS	BF	H	R	ER	SO	BB	IBB	HBP	BLK	WP	HR	S	P	ERA	WHIP

BOTTOM

Cincinnati Reds @ Los Angeles Dodgers

Dodger Stadium, Los Angeles, CA

Fri Jul 05 1968, 7:05 PM PDT

Att. 19,190 - Unknown

livebaseballscorecards.com

AB	41
R	0
H	7
RBI	0
BB	4
SO	2
LOB	17

Cincinnati Reds @ Los Angeles Dodgers

Dodger Stadium, Los Angeles, CA

Sat Jul 06 1968, 7:05 PM PDT

Att. 19,684 - Unknown

TOP

livebaseballscorecards.com

Batter	1	2	3	4	5	6	7	8	9	AB	R	H	RBI	BB	SO	LOB
Alex Johnson, R (1, 7) OBP: 0.334, SLG: 0.372	P4-3		F9		1-3 2-H 1B			P4-3	F2	5	0	1	1	0	0	2
Fred Whitfield, L (1, 3) OBP: 0.256, SLG: 0.247	P4-3		P4-3		P4-1			2B 1B	F8	4	0	1	0	0	0	3
Pete Rose, S (8, PR) OBP: 0.394, SLG: 0.453										0	0	0	0	0	0	0
Leo Cardenas, R (8, 6) OBP: 0.254, SLG: 0.226										1	0	0	0	0	0	1
Mack Jones, L (1, 8) OBP: 0.326, SLG: 0.293	2B			CS 1B		K		1-3 2B		4	0	3	0	0	1	0
Tony Perez, R (1, 5) OBP: 0.319, SLG: 0.386	K			P5 1-2 BB		K		K		3	0	0	0	1	3	4
Johnny Bench, R (1, 2) OBP: 0.296, SLG: 0.409		K		P5 1-2		F9		6-3		4	0	0	0	0	1	4
Lee May, R (1, 9) OBP: 0.339, SLG: 0.432		6-3			HBP 1B		5-3		2B 1B	4	2	2	0	0	0	0
Tommy Helms, R (1, 4) OBP: 0.319, SLG: 0.392		F2			F8		P6		1-3 1B 2B	4	1	1	0	0	0	1
Woody Woodward, R (1, 6) OBP: 0.292, SLG: 0.246			6-3		1-0 1B 1-2 HBP				P9	3	0	1	0	0	0	2
(8, 3)										0	0	0	0	0	0	0
Ted Abernathy, R (9, 1)																
Jim Maloney, L (1, 1) OBP: 0.308, SLG: 0.395					F7		K		2-H 3-H 1B	2	0	1	0	0	0	2
Vada Pinson, L (7, PH) OBP: 0.314, SLG: 0.385										1	0	0	0	0	1	1
Clay Carroll, R (7, 1)										0	0	0	0	0	0	0
Giraldo Ruiz, S (9, PH) OBP: 0.364, SLG: 0.320										1	0	1	2	0	0	0
(9, 3)																

Inning Stats	1	2	3	4	5	6	7	8	9
	R: 0 E: 0 K: 1 S: 6 H: 1 LOB: 1 BB: 0 P: 6	R: 0 E: 0 K: 1 S: 5 H: 0 LOB: 0 BB: 0 P: 5	R: 0 E: 0 K: 0 S: 4 H: 1 LOB: 1 BB: 0 P: 4	R: 0 E: 0 K: 0 S: 2 H: 1 LOB: 0 BB: 1 P: 6	R: 1 E: 0 K: 0 S: 5 H: 2 LOB: 2 BB: 0 P: 6	R: 0 E: 0 K: 2 S: 7 H: 0 LOB: 0 BB: 0 P: 7	R: 0 E: 0 K: 1 S: 6 H: 1 LOB: 1 BB: 0 P: 6	R: 0 E: 0 K: 1 S: 7 H: 2 LOB: 3 BB: 0 P: 7	R: 2 E: 0 K: 0 S: 6 H: 3 LOB: 1 BB: 0 P: 6

1B: 8 SF: 0 WP: 0 PA: 38
2B: 3 SAC: 0 PB: 0
3B: 0 DP: 0 SB: 0
HR: 0 HBP: 1 CS: 1

	AB	36
	R	3
	H	11
	RBI	3
	BB	1
	SO	6
	LOB	20

PITCHER		IP	WLS	BF	H	R	ER	SO	BB	IBB	HBP	BLK	WP	HR	S	P	ERA	WHIP
Bill Singer, R ERA: 2.43	(1, 1)	8.1	L	36	11	3	3	6	1	0	1	0	0	0	46	51	3.24	1.440
Mudcat Grant, R ERA: 2.45	(9, 1)	0.2		2	0	0	0	0	0	0	0	0	0	0	2	2	0.00	0.000

PITCHER	IP	WLS	BF	H	R	ER	SO	BB	IBB	HBP	BLK	WP	HR	S	P	ERA	WHIP

Batter	1	2	3	4	5	6	7	8	9	AB	R	H	RBI	BB	SO	LOB
Willie Davis, L (1, 8) OBP: 0.259, SLG: 0.313	F8		CS 1B		CS 1B		P4-6-3 1B		SH5-3 1-2	4	0	3	0	0	0	0
Paul Popovich, S (1, 4) OBP: 0.305, SLG: 0.297	F5		K 1-2		BB 1B 1-2 BB		P4-6-3 1-2f		P4-3 2-3	4	1	0	0	1	1	4
Len Gabrielson, L (1, 7) OBP: 0.351, SLG: 0.496	4-3			1B WP 1B	1B 1-2 BB			BB 1B FC4-2-5-2	4-3	3	1	1	0	2	0	2
Tom Haller, L (1, 2) OBP: 0.349, SLG: 0.375		1-3		B2-6 WP 1-3 1B	1-2 2-H 1B			F8		4	0	2	1	0	0	1
Jim Lefebvre, S (1, 5) OBP: 0.271, SLG: 0.342		1B 1B		WP 1-2 3-H BB	K			FC4-2-5-2 1-3 1B		3	0	2	0	1	1	2
Jim Fairey, L (1, 9) OBP: 0.276, SLG: 0.343		K		B2-6 2-3f		6-3		FC4-2-5-2 1-3 3-H		4	0	0	0	0	1	5
Wes Parker, S (1, 3) OBP: 0.317, SLG: 0.331		1-2 1B		1-2 BB		5-3		IBB		2	0	1	0	2	0	0
Zoilo Versalles, R (1, 6) OBP: 0.229, SLG: 0.264		F9		5-3		P4		P6		4	0	0	0	0	0	7
Bill Singer, R (1, 1) OBP: 0.140, SLG: 0.190			K		K		1-3		P4-3 SH5-3 1B	3	0	0	0	0	2	0
Mudcat Grant, R (9, 1) OBP: 0.200, SLG: 0.400										0	0	0	0	0	0	0
Ron Fairly, L (9, PH) OBP: 0.258, SLG: 0.252										1	0	1	0	0	0	0
Ted Savage, R (9, PR) OBP: 0.258, SLG: 0.362										0	0	0	0	0	0	0
Inning Stats	R: 0 E: 0 K: 0 S: 3 H: 0 LOB: 0 BB: 0 P: 3	R: 0 E: 0 K: 1 S: 7 H: 2 LOB: 2 BB: 0 P: 7	R: 0 E: 0 K: 2 S: 7 H: 1 LOB: 1 BB: 0 P: 7	R: 1 E: 0 K: 0 S: 4 H: 2 LOB: 2 BB: 2 P: 12	R: 1 E: 0 K: 2 S: 8 H: 2 LOB: 2 BB: 2 P: 16	R: 0 E: 0 K: 0 S: 3 H: 0 LOB: 0 BB: 0 P: 3	R: 0 E: 0 K: 0 S: 3 H: 1 LOB: 0 BB: 0 P: 3	R: 0 E: 0 K: 0 S: 4 H: 1 LOB: 3 BB: 2 P: 12	R: 0 E: 0 K: 0 S: 4 H: 1 LOB: 2 BB: 0 P: 4	1B: 10 2B: 2 3B: 0 HR: 0	SF: 0 SAC: 1 DP: 3 HBP: 0						

PITCHER	IP	WLS	BF	H	R	ER	SO	BB	IBB	HBP	BLK	WP	HR	S	P	ERA	WHIP
Jim Maloney, R (1, 1) ERA: 3.13	6.0		26	7	2	2	5	4	0	0	0	2	0	32	48	3.00	1.833
Clay Carroll, R (7, 1) ERA: 3.21	2.0	W	9	2	0	0	0	1	1	0	0	0	0	7	15	0.00	1.500
Ted Abernathy, R (9, 1) ERA: 0.63	1.0	S	4	1	0	0	0	0	0	0	0	0	0	4	4	0.00	1.000

PITCHER	IP	WLS	BF	H	R	ER	SO	BB	IBB	HBP	BLK	WP	HR	S	P	ERA	WHIP

BOTTOM

Cincinnati Reds @ Los Angeles Dodgers

Dodger Stadium, Los Angeles, CA

Sat Jul 06 1968, 7:05 PM PDT

Att. 19,684 - Unknown

livebaseballscorecards.com

AB	32
R	2
H	10
RBI	1
BB	6
SO	5
LOB	21

WP: 2 PA: 39
PB: 0
SB: 0
CS: 2

Batter	1	2	3	4	5	6	7	8	9	AB	R	H	RBI	BB	SO	LOB
Alex Johnson, R (1, 7) OBP: 0.332, SLG: 0.369	6-3	HBP 1B 1B		F9		L1		F8		5	1	1	0	0	0	0
Mack Jones, L (1, 8) OBP: 0.340, SLG: 0.354	HR	1B 1-2 HBP		1B 2B		P5		K		4	2	2	1	0	1	0
Lee May, R (1, 9) OBP: 0.337, SLG: 0.428	E6 BB 2B	1-2 2-H 1B		K			4-3		P3	5	1	1	1	0	1	1
Tony Perez, R (1, 5) OBP: 0.323, SLG: 0.385	2B 1-2 1B BB	P3		2-H 1B			WP 1B BB		P6-3	3	1	1	1	2	0	2
Johnny Bench, R (1, 2) OBP: 0.300, SLG: 0.413	1B 1-3 2-H 2B		P4	F7			FC5 WP 1-2 1B		BB	4	0	2	1	1	0	1
Tommy Helms, R (1, 4) OBP: 0.320, SLG: 0.390	P6-4-3 2-3 3-H 1B		P4-3		6-3		4-3 1-2 2-3 IBB		F7	4	0	1	1	1	0	1
Don Pavletich, R (1, 3) OBP: 0.188, SLG: 0.250	P6-4-3 1-2f	1B 1B		P4-3		K				4	0	1	0	0	1	5
Ted Abernathy, R (7, 1)										0	0	0	0	0	0	0
Woody Woodward, R (1, 6) OBP: 0.289, SLG: 0.246		K	1-2 1B	K	K		FC5 2-3f			4	0	1	0	0	2	3
Gerry Arrigo, L (1, 1) OBP: 0.156, SLG: 0.138		G3	K			F8		5-3		2	0	0	0	0	1	2
Jay Ritchie, R (3, 1)										0	0	0	0	0	0	0
Jim Maloney, L (6, PH) OBP: 0.300, SLG: 0.385										1	0	0	0	0	0	0
Clay Carroll, R (6, 1)										0	0	0	0	0	0	0
Giraldo Ruiz, S (7, 3) OBP: 0.357, SLG: 0.314										1	0	0	0	0	0	0
Inning Stats	R: 3 E: 1 K: 0 S: 6 H: 3 LOB: 1 BB: 1 P: 10	R: 1 E: 0 K: 1 S: 7 H: 2 LOB: 2 BB: 0 P: 8	R: 0 E: 0 K: 1 S: 7 H: 2 LOB: 2 BB: 0 P: 7	R: 1 E: 0 K: 1 S: 7 H: 2 LOB: 1 BB: 0 P: 7	R: 0 E: 0 K: 1 S: 5 H: 0 LOB: 0 BB: 0 P: 5	R: 0 E: 0 K: 0 S: 3 H: 0 LOB: 0 BB: 0 P: 3	R: 0 E: 0 K: 1 S: 6 H: 1 LOB: 3 BB: 2 P: 14	R: 0 E: 0 K: 1 S: 5 H: 0 LOB: 0 BB: 0 P: 5	R: 0 E: 0 K: 0 S: 3 H: 0 LOB: 1 BB: 1 P: 7	1B: 7 2B: 2 3B: 0 HR: 1 SF: 0 SAC: 0 DP: 1 HBP: 1						

PITCHER		IP	WLS	BF	H	R	ER	SO	BB	IBB	HBP	BLK	WP	HR	S	P	ERA	WHIP
Mike Kekich, L ERA: 3.06	(1, 1)	0.1		6	3	3	2	0	1	0	0	0	0	1	5	9	54.00	12.000
Mudcat Grant, R ERA: 2.54	(1, 1)	5.2	W	23	6	2	2	4	0	0	1	0	0	0	30	31	3.18	1.059
Jim Brewer, L ERA: 2.11	(7, 1)	3.0	S	13	1	0	0	2	2	1	0	0	1	0	14	26	0.00	1.000

PITCHER	IP	WLS	BF	H	R	ER	SO	BB	IBB	HBP	BLK	WP	HR	S	P	ERA	WHIP

TOP

Cincinnati Reds @ Los Angeles Dodgers

Dodger Stadium, Los Angeles, CA

Sun Jul 07 1968, 3:33 AM PDT

Att. 20,484 - Unknown

livebaseballscorecards.com

AB	37
R	5
H	10
RBI	5
BB	4
SO	6
LOB	15

WP: 1	PA: 42
PB: 0	
SB: 0	
CS: 0	

Batter	1	2	3	4	5	6	7	8	9	AB	R	H	RBI	BB	SO	LOB
Willie Davis, L (1, 8) OBP: 0.262, SLG: 0.316	2B 2B	1-3		6-3		P4-3 IBB				3	1	1	0	1	0	0
Paul Popovich, S (1, 4) (7, 6) OBP: 0.300, SLG: 0.291	P6-3	P8		L4		P4-3 1-2f				4	0	0	0	0	0	3
Ted Savage, R (1, 9) OBP: 0.262, SLG: 0.377	1B 2-H 2B		F9	6-3			6-3			3	1	1	1	0	0	0
Jim Brewer, L (7, 1) OBP: 0.250, SLG: 0.250										1	0	0	0	0	0	0
Ken Boyer, R (1, 3) (7, 5) OBP: 0.323, SLG: 0.336	1B 2-3 1B		E 1B		P4		5-3			4	2	2	0	0	0	0
Jim Lefebvre, S (1, 5) (7, 4) OBP: 0.270, SLG: 0.339	K		F8		F7		1B			4	0	1	0	0	1	3
Tom Haller, L (1, 2) OBP: 0.351, SLG: 0.377	1B 1-3 3-H 1B		E1 1-H 2B 1B		6-3		G3			4	1	2	1	0	0	1
Wes Parker, S (1, 7) (7, 3) OBP: 0.322, SLG: 0.346	FC4-6 1-2 3-H 1B		3-H 2B			1B 3B		F9		4	1	3	2	0	0	0
Zoilo Versalles, R (1, 6) OBP: 0.231, SLG: 0.263	FC4-6 1-2f		IBB			SH1-4 3-H 1B		F7		1	0	0	0	1	0	2
Len Gabrielson, L (6, PH) (7, 7) OBP: 0.353, SLG: 0.496										2	0	1	1	0	0	0
Mike Kekich, R (1, 1) OBP: 0.150, SLG: 0.105		1-3	K			SH1-4 1-2		4-3		0	0	0	0	0	0	0
Mudcat Grant, R (1, 1) OBP: 0.176, SLG: 0.353										2	0	0	0	0	1	2
Ron Fairly, L (6, PH) (7, 9) OBP: 0.257, SLG: 0.251										1	0	0	0	0	0	0
Inning Stats	R: 3 E: 0 K: 1 S: 10 H: 5 LOB: 2 BB: 0 P: 10	R: 0 E: 0 K: 0 S: 3 H: 0 LOB: 0 BB: 0 P: 3	R: 2 E: 1 K: 1 S: 8 H: 3 LOB: 2 BB: 1 P: 12	R: 0 E: 0 K: 0 S: 3 H: 0 LOB: 0 BB: 0 P: 3	R: 0 E: 0 K: 0 S: 3 H: 0 LOB: 0 BB: 0 P: 3	R: 1 E: 0 K: 0 S: 4 H: 2 LOB: 1 BB: 1 P: 8	R: 0 E: 0 K: 0 S: 4 H: 1 LOB: 1 BB: 0 P: 4	R: 0 E: 0 K: 0 S: 3 H: 0 LOB: 0 BB: 0 P: 3		1B: 7 2B: 3 3B: 1 HR: 0 SF: 0 SAC: 1 DP: 1 HBP: 0						

PITCHER		IP	WLS	BF	H	R	ER	SO	BB	IBB	HBP	BLK	WP	HR	S	P	ERA	WHIP
Gerry Arrigo, L ERA: 2.77	(1, 1)	2.2		16	8	5	5	1	0	0	0	0	0	0	18	18	16.88	3.000
Jay Ritchie, R ERA: 0.68	(3, 1)	2.1		8	0	0	0	1	0	1	0	0	0	0	9	13	0.00	0.000
Clay Carroll, R ERA: 3.3	(6, 1)	1.2	L	8	3	1	1	0	0	1	0	0	0	0	7	11	5.40	1.800
Ted Abernathy, R ERA: 0.62	(7, 1)	1.1		4	0	0	0	0	0	0	0	0	0	0	4	4	0.00	0.000

PITCHER	IP	WLS	BF	H	R	ER	SO	BB	IBB	HBP	BLK	WP	HR	S	P	ERA	WHIP

BOTTOM

Cincinnati Reds @ Los Angeles Dodgers

Dodger Stadium, Los Angeles, CA

Sun Jul 07 1968, 3:33 AM PDT

Att. 20,484 - Unknown

livebaseballscorecards.com

AB	33
R	6
H	11
RBI	5
BB	2
SO	2
LOB	11

WP: 0 PB: 0 SB: 0 CS: 0 PA: 36

Batter	1	2	3	4	5	6	7	8	9	AB	R	H	RBI	BB	SO	LOB
Ron Hunt, R (1, 4) OBP: 0.358, SLG: 0.293	x 0-0 ① F8		BBB 4-0 FC5-2 SH FC4-6 1-2 BB	x 0-0 E5 2-H 1B		x 0-0 BB 2-H 1B		x 0-0 ① FC1-6 G4-6-3 1-2f		4	1	2	2	1	0	1
Jesus Alou, R (1, 7) (6, 9) OBP: 0.273, SLG: 0.306	x 0-0 ② 4-3		x 0-0 SH FC4-6 FC5-2 WP 1-2 2-3	x 0-0 ③ L6		BBBB 4-0 1-2 BB		x 0-0 ②③ G4-6-3 1-2f		3	1	0	0	1	0	2
Willie Mays, R (1, 8) OBP: 0.346, SLG: 0.465 Jim Davenport, R (6, 5) OBP: 0.263, SLG: 0.226	x 0-0 2B		x 0-0 ① FC5-2 FC4-6 1-2 2-3 3-Hf		x 0-0 ① F9	SSS 0-3 ③ K			x 0-0 ① 6-3	4 1	0 0	1 0	0 0	0 0	1 0	5 0
Willie McCovey, L (1, 3) OBP: 0.383, SLG: 0.566	x 0-0 ③ G3		x 0-0 ② FC4-6 WP 1-2f 2-3 3-H		x 0-0 ② F8		SSS 0-3 ① K		x 0-0 E8	5	0	0	1	0	1	3
Jim Ray Hart, R (1, 5) (6, 7) OBP: 0.357, SLG: 0.493		BBBB 4-0 1B SF9 BB	x 0-0 ③ 5-3 1-2 3-H		x 0-0 FC5-4 1B		x 0-0 2B 1B		x 0-0 E6	4	2	2	0	1	0	2
Dick Dietz, R (1, 2) OBP: 0.366, SLG: 0.463		x 0-0 G4-6-3 1-3 1B	x 0-0 HR	x 0-0 ③ FC5-4 1-2f			x 0-0 1-H 2B		S S S 0-3 ② K	5	1	3	2	0	1	3
Bobby Bonds, R (1, 9) (6, 8) OBP: 0.281, SLG: 0.314		x 0-0 ① SF9 3-H	S S S 0-3 ① K		S S S 0-3 ① K	S S S 0-3 ② K		S S S 0-3 ③ K		4	0	0	1	0	4	3
Hal Lanier, R (1, 6) OBP: 0.222, SLG: 0.241		x 0-0 ②③ G4-6-3 1-2f	x 0-0 SH3-4 E 1B			x 0-0 SH3-4 1B 1B	S S S 0-3 ③ K			4	2	2	0	0	1	2
Gaylord Perry, R (1, 1) OBP: 0.146, SLG: 0.128			x 0-0 SH BB FC5-2 1B	x 0-0 ② SH3-4 1-2		x 0-0 ② SH3-4 1-2		BBBB 4-0 FC1-6 BB		1	0	1	0	1	0	0
Inning Stats	R: 0 H: 1 E: 0 LOB: 1 K: 0 BB: 0 S: 4 P: 4	R: 1 H: 1 E: 0 LOB: 0 K: 0 BB: 1 S: 3 P: 7	R: 2 H: 1 E: 1 LOB: 1 K: 0 BB: 1 S: 5 P: 9	R: 2 H: 3 E: 1 LOB: 1 K: 1 BB: 0 S: 8 P: 8	R: 0 H: 1 E: 0 LOB: 1 K: 0 BB: 0 S: 4 P: 4	R: 1 H: 2 E: 0 LOB: 2 K: 2 BB: 1 S: 9 P: 13	R: 1 H: 2 E: 0 LOB: 1 K: 3 BB: 0 S: 11 P: 11	R: 0 H: 0 E: 0 LOB: 0 K: 0 BB: 1 S: 2 P: 6	R: 0 H: 0 E: 2 LOB: 2 K: 2 BB: 0 S: 9 P: 9	1B: 8 SF: 1 2B: 2 SAC: 3 3B: 0 DP: 2 HR: 1 HBP: 0						WP: 1 PA: 43 PB: 0 SB: 0 CS: 0

PITCHER		IP	WLS	BF	H	R	ER	SO	BB	IBB	HBP	BLK	WP	HR	S	P	ERA	WHIP
Jim Maloney, R ERA: 3.2	(1, 1)	3.1	L	16	4	4	2	1	2	0	0	0	1	1	16	24	5.40	1.800
Jay Ritchie, R ERA: 1.2	(4, 1)	1.2		8	3	1	1	0	0	0	0	0	0	0	8	8	5.40	1.800
Bill Kelso, R ERA: 3.64	(6, 1)	1.1		9	4	2	2	3	1	0	0	0	0	0	14	18	13.50	3.750
Bob Lee, R ERA: 4.95	(7, 1)	0.2		2	0	0	0	2	0	0	0	0	0	0	6	6	0.00	0.000
Clay Carroll, R ERA: 3.15	(8, 1)	2.0		8	0	0	0	2	1	0	0	0	0	0	11	15	0.00	0.500

PITCHER	IP	WLS	BF	H	R	ER	SO	BB	IBB	HBP	BLK	WP	HR	S	P	ERA	WHIP

TOP

San Francisco Giants @ Cincinnati Reds

Crosley Field, Cincinnati, OH

Thu Jul 11 1968, 7:05 PM EDT

Att. 13,618 - Unknown

livebaseballscorecards.com

AB	35
R	7
H	11
RBI	6
BB	4
SO	8
LOB	21

Batter	1	2	3	4	5	6	7	8	9	AB	R	H	RBI	BB	SO	LOB
Alex Johnson, R (1, 7) OBP: 0.329, SLG: 0.364	4-3		G4-6-3 1-2f		L4		F8			4	0	0	0	0	0	3
Mack Jones, L (1, 8) OBP: 0.337, SLG: 0.349	4-3		6-3			E 1B 1B	K			4	1	1	0	0	1	1
Lee May, R (1, 9) OBP: 0.339, SLG: 0.433	2B			1B		F2		F8		4	0	2	0	0	0	1
Tony Perez, R (1, 5) OBP: 0.319, SLG: 0.380	3-1			F8		E5 1B 1-3		F8		4	0	0	0	0	0	3
Johnny Bench, R (1, 2) OBP: 0.297, SLG: 0.408		L7		F8		F8		K		4	0	0	0	0	1	3
Fred Whitfield, L (1, 3) OBP: 0.255, SLG: 0.247		G3		4-3		1-3 3-H 1B			K	4	0	1	1	0	1	1
Hal McRae, R (1, 4) OBP: 0.500, SLG: 0.500		1B			B5-3 1B	P8			6-3	4	0	2	0	0	0	2
Woody Woodward, R (1, 6) OBP: 0.288, SLG: 0.247		5-3			B5-3 1-2		1B		F4	4	0	1	0	0	0	2
Jim Maloney, L (1, 1) OBP: 0.317, SLG: 0.400 Jay Ritchie, R (4, 1) Giraldo Ruiz, S (5, PH) OBP: 0.351, SLG: 0.308 Bill Kelso, R (6, 1) Bob Lee, R (7, 1) Jimmie Schaffer, R (7, PH) OBP: 0.167, SLG: 0.167 Clay Carroll, R (8, 1)			G4-6-3 1B		P4		K			1 0 1 0 0 0 1	0 0 0 0 0 0 0	1 0 0 0 0 0 1	0 0 0 0 0 0 1	0 0 0 0 0 0 0	0 0 1 0 0 1 0	0 0 1 0 0 1 0
Inning Stats	R: 0 E: 0 K: 0 S: 4 H: 1 LOB: 1 BB: 0 P: 4	R: 0 E: 0 K: 0 S: 4 H: 1 LOB: 1 BB: 0 P: 4	R: 0 E: 0 K: 0 S: 3 H: 1 LOB: 0 BB: 0 P: 3	R: 0 E: 0 K: 0 S: 4 H: 1 LOB: 1 BB: 0 P: 4	R: 0 E: 0 K: 0 S: 4 H: 1 LOB: 1 BB: 0 P: 4	R: 1 E: 1 K: 0 S: 6 H: 2 LOB: 2 BB: 0 P: 6	R: 0 E: 0 K: 2 S: 8 H: 1 LOB: 1 BB: 0 P: 8	R: 0 E: 0 K: 1 S: 5 H: 0 LOB: 0 BB: 0 P: 5	R: 0 E: 0 K: 1 S: 5 H: 0 LOB: 0 BB: 0 P: 5	1B: 7 2B: 1 3B: 0 HR: 0	SF: 0 SAC: 0 DP: 1 HBP: 0			WP: 0 PB: 0 SB: 0 CS: 0	PA: 35		

PITCHER	IP	WLS	BF	H	R	ER	SO	BB	IBB	HBP	BLK	WP	HR	S	P	ERA	WHIP
Gaylord Perry, R (1, 1) ERA: 2.74	9.0	W	35	8	1	0	4	0	0	0	0	0	0	43	43	0.00	0.889

PITCHER	IP	WLS	BF	H	R	ER	SO	BB	IBB	HBP	BLK	WP	HR	S	P	ERA	WHIP

BOTTOM

San Francisco Giants @ Cincinnati Reds

Crosley Field, Cincinnati, OH

Thu Jul 11 1968, 7:05 PM EDT

Att. 13,618 - Unknown

livebaseballscorecards.com

AB	35
R	1
H	8
RBI	1
BB	0
SO	4
LOB	18

San Francisco Giants @ Cincinnati Reds

Crosley Field, Cincinnati, OH

Fri Jul 12 1968, 7:05 PM EDT

Att. 17,972 - Unknown

TOP

livebaseballscorecards.com

Batter	1	2	3	4	5	6	7	8	9	AB	R	H	RBI	BB	SO	LOB
Ron Hunt, R (1, 4) OBP: 0.355, SLG: 0.292	6-3		1B	G6-4-3 1-2f		6-3		P4	1-2 3-H 1B	5	0	1	0	0	0	3
Bob Schroder, L (8, 4) OBP: 0.500, SLG: 0.333										1	0	1	1	0	0	0
Ty Cline, L (1, 7) OBP: 0.247, SLG: 0.245	L7		F6		1B HR 1B		L6 HR	L7	L7	6	2	1	0	0	0	3
Willie Mays, R (1, 8) OBP: 0.347, SLG: 0.472	BBBB WP BB		P4		SSS K		1-H HR	L7		4	1	1	2	1	1	2
Willie McCovey, L (1, 3) OBP: 0.385, SLG: 0.579	F8 1-2			HR	1-3 HR 1B		SSS K		BBBB HR BB	3	2	2	1	0	0	1
Bobby Bonds, R (5, 9) OBP: 0.288, SLG: 0.308										1	1	0	0	1	1	0
Jim Ray Hart, R (1, 5) OBP: 0.364, SLG: 0.523		5-3		2B 2B	1-H 3-H HR		1B 2B 1B		1-H HR	5	4	4	5	0	0	0
Dick Dietz, R (1, 2) OBP: 0.370, SLG: 0.460		6-3		BBBB 2B BB	SSS K		2B 1-2 1B		BBBB E 1-3 1B BB	3	0	1	0	1	1	0
Frank Johnson, R (7, PR) OBP: 0.255, SLG: 0.222										0	0	0	0	0	0	0
Bob Barton, R (7, 2) OBP: 0.309, SLG: 0.260										0	1	0	0	1	0	0
Jesus Alou, R (1, 9) OBP: 0.281, SLG: 0.323		1B		1-3 2-H 2B	5-3		1-3 2-H 2B		1-3 1-2	5	0	3	2	0	0	1
(5, 7)																
Hal Lanier, R (1, 6) OBP: 0.217, SLG: 0.236		F8		P4		1-3	SSS K		1-3	5	0	0	0	0	1	7
Ray Sadecki, L (1, 1) OBP: 0.151, SLG: 0.140			1-3	BBBB G6-4-3 BB		SSS K	SSS K		E4 1B 2-3	1	0	0	0	0	0	0
Bobby Bolin, R (3, 1) OBP: 0.125, SLG: 0.067										2	0	0	0	1	2	3
Frank Linzy, R (8, 1)										1	0	0	0	0	0	1

Inning Stats																		
	R: 0	H: 0	R: 0	H: 1	R: 0	H: 1	R: 2	H: 3	R: 3	H: 3	R: 0	H: 0	R: 3	H: 4	R: 0	H: 0	R: 3	H: 2
	E: 0	LOB: 1	E: 0	LOB: 1	E: 0	LOB: 1	E: 0	LOB: 2	E: 0	LOB: 0	E: 0	LOB: 0	E: 1	LOB: 3	E: 0	LOB: 0	E: 1	LOB: 2
	K: 0	BB: 1	K: 0	BB: 0	K: 0	BB: 1	K: 0	BB: 2	K: 2	BB: 0	K: 1	BB: 0	K: 3	BB: 0	K: 0	BB: 0	K: 0	BB: 2
	S: 3	P: 7	S: 4	P: 4	S: 4	P: 4	S: 5	P: 13	S: 10	P: 10	S: 5	P: 5	S: 14	P: 14	S: 3	P: 3	S: 6	P: 14

	AB	R	H	RBI	BB	SO	LOB
AB	42						
R	11						
H	14						
RBI	11						
BB	5						
SO	6						
LOB	21						

1B: 7 SF: 0
2B: 3 SAC: 0
3B: 0 DP: 1
HR: 4 HBP: 0

WP: 1 PA: 47
PB: 0
SB: 0
CS: 0

PITCHER		IP	WLS	BF	H	R	ER	SO	BB	IBB	HBP	BLK	WP	HR	S	P	ERA	WHIP
Gary Nolan, R ERA: 2.05	(1, 1)	3.0		16	5	2	2	0	2	0	0	0	1	1	14	22	6.00	2.333
Bob Lee, R ERA: 4.84	(4, 1)	1.0		3	0	0	0	0	1	0	0	0	0	0	2	6	0.00	1.000
Clay Carroll, R ERA: 3.59	(5, 1)	2.0	L	9	3	3	3	3	0	0	0	0	0	1	15	15	13.50	1.500
Bill Kelso, R ERA: 3.99	(7, 1)	0.1		5	3	3	2	1	0	0	0	0	0	1	7	7	54.00	9.000
Jay Ritchie, R ERA: 1.08	(7, 1)	1.2		6	1	0	0	2	0	0	0	0	0	0	10	10	0.00	0.600

PITCHER		IP	WLS	BF	H	R	ER	SO	BB	IBB	HBP	BLK	WP	HR	S	P	ERA	WHIP
Ted Abernathy, R ERA: 0.85	(9, 1)	1.0		8	2	3	2	0	2	0	0	0	0	1	6	14	18.00	4.000

BOTTOM

San Francisco Giants @ Cincinnati Reds

Crosley Field, Cincinnati, OH

Fri Jul 12 1968, 7:05 PM EDT

Att. 17,972 - Unknown

livebaseballscorecards.com

Batter	1	2	3	4	5	6	7	8	9	AB	R	H	RBI	BB	SO	LOB
Alex Johnson, R (1, 7) OBP: 0.332, SLG: 0.371	5-3		1B 2B	2-H 1B		2-H 1B			L1-3	5	1	3	0	0	0	0
Mack Jones, L (1, 8) OBP: 0.349, SLG: 0.341	2B BB		1B FC4-6 BB		L4-3		F5		BB	2	1	0	0	3	0	0
Lee May, R (1, 3) OBP: 0.343, SLG: 0.443	G5-3 1-3 2B		FC4-6 1-3 2-H 1B		WP 2B		F7		K	5	0	3	1	0	1	1
Tony Perez, R (1, 5) OBP: 0.318, SLG: 0.377	IBB		FC4-6 1-2f 3-H		K 2-3		F8			3	0	0	1	1	1	2
Johnny Bench, R (1, 2) OBP: 0.296, SLG: 0.416	G5-3 2-3f		F8		F7			HR		4	1	1	1	0	0	5
Vada Pinson, L (1, 9) OBP: 0.316, SLG: 0.385		L4-6 WP BB	4-3			L3 1B L1-3		L6-4-3 1B		3	1	1	0	1	0	1
Hal McRae, R (1, 4) OBP: 0.500, SLG: 0.500		L4-6 1-3		CS 1B		1-3 L1-3 1B 1B		L6-4-3 1-2		4	0	2	0	0	0	2
Woody Woodward, R (1, 6) OBP: 0.286, SLG: 0.247		FC5-4 1B		K 1-2		F9		K		4	0	1	0	0	2	3
Ted Abernathy, R (9, 1)										0	0	0	0	0	0	0
Gary Nolan, R (1, 1) OBP: 0.286, SLG: 0.333		FC5-4 1-2f		1B 2B		L1-3 1-2 3-H			L6-3	1	0	0	0	0	0	1
Bob Lee, R (4, 1)										0	0	0	0	0	0	0
Tony Cloninger, R (4, PH) OBP: 0.308, SLG: 0.615										1	0	1	0	0	0	0
Clay Carroll, R (5, 1)										0	0	0	0	0	0	0
Fred Whitfield, L (6, PH) OBP: 0.253, SLG: 0.244										1	0	0	1	0	0	1
Bill Kelso, R (7, 1)										0	0	0	0	0	0	0
Jay Ritchie, R (7, 1)										0	0	0	0	0	0	0
Giraldo Ruiz, S (9, 6) OBP: 0.345, SLG: 0.302										1	0	0	0	0	0	0
Inning Stats	R: 0 E: 0 K: 0 S: 3 H: 1 LOB: 2 BB: 2 P: 11	R: 0 E: 0 K: 0 S: 3 H: 1 LOB: 1 BB: 1 P: 7	R: 2 E: 0 K: 0 S: 5 H: 2 LOB: 1 BB: 1 P: 9	R: 0 E: 0 K: 1 S: 6 H: 3 LOB: 2 BB: 0 P: 6	R: 0 E: 0 K: 1 S: 6 H: 1 LOB: 1 BB: 0 P: 6	R: 1 E: 1 K: 0 S: 5 H: 2 LOB: 2 BB: 0 P: 5	R: 0 E: 0 K: 0 S: 3 H: 0 LOB: 0 BB: 0 P: 3	R: 1 E: 0 K: 1 S: 6 H: 2 LOB: 0 BB: 0 P: 6	R: 0 E: 0 K: 1 S: 5 H: 0 LOB: 1 BB: 1 P: 9	1B: 7 2B: 6 3B: 0 HR: 1 SF: 0 SAC: 0 DP: 4 HBP: 0						

AB	34
R	4
H	12
RBI	4
BB	5
SO	4
LOB	16

PITCHER		IP	WLS	BF	H	R	ER	SO	BB	IBB	HBP	BLK	WP	HR	S	P	ERA	WHIP
Ray Sadecki, L ERA: 2.78	(1, 1)	2.0		12	4	2	2	0	3	1	0	0	1	0	8	24	9.00	3.500
Bobby Bolin, R ERA: 2.09	(3, 1)	5.0	W	21	8	2	1	2	0	0	0	0	1	1	25	25	1.80	1.600
Frank Linzy, R ERA: 2.11	(8, 1)	2.0	S	6	0	0	0	2	1	0	0	0	0	0	9	13	0.00	0.500

PITCHER	IP	WLS	BF	H	R	ER	SO	BB	IBB	HBP	BLK	WP	HR	S	P	ERA	WHIP

San Francisco Giants @ Cincinnati Reds

Crosley Field, Cincinnati, OH

Sat Jul 13 1968, 3:33 AM EDT

Att. 24,296 - Unknown

TOP

livebaseballscorecards.com

Batter	1	2	3	4	5	6	7	8	9	AB	R	H	RBI	BB	SO	LOB
Ron Hunt, R (1, 4) OBP: 0.359, SLG: 0.296	G3-6-1 HBP		5-3		HR BB		2B	P5		3	1	1	0	1	0	1
Bob Schroder, L (9, 4) OBP: 0.500, SLG: 0.333										0	0	0	0	0	0	0
Ty Cline, L (1, 8) OBP: 0.252, SLG: 0.250	K			L6-3	HR 1B		L7		2B BB 1B	5	2	2	0	0	1	2
(8, 3)																
Willie McCovey, L (1, 3) OBP: 0.387, SLG: 0.588	G3-6-1 1-2f			P6	HR		IBB		2B BB	3	1	1	3	1	0	1
Bobby Bonds, R (8, 8) OBP: 0.300, SLG: 0.308										0	1	0	0	1	0	0
Jim Ray Hart, R (1, 5) OBP: 0.365, SLG: 0.535		F7		HR	6-3		K		SF7 2B	5	2	2	3	0	1	2
Jesus Alou, R (1, 9) OBP: 0.274, SLG: 0.315		P4		E4 1B		5-3	1-3		F5	5	0	0	0	0	0	3
(2, 7)																
Dave Marshall, L (1, 7) OBP: 0.373, SLG: 0.344		BB		1B		F9 BB 1B		2B 1B	SF7	3	1	3	1	1	0	0
(2, 9)																
Jack Hiatt, R (1, 2) OBP: 0.349, SLG: 0.346		F9		F2		BB		SH1-3 2B	2B	4	0	2	1	1	0	3
Hal Lanier, R (1, 6) OBP: 0.214, SLG: 0.232		6-3			F3	F9		SH1-3	K	4	0	0	0	0	1	3
Juan Marichal, R (1, 1) OBP: 0.184, SLG: 0.178		6-3			6-3	6-3		5-3		4	0	0	0	0	0	3

	AB	36
	R	8
	H	11
	RBI	8
	BB	5
	SO	3
	LOB	18

Inning Stats																		
	R: 0	H: 0	R: 0	H: 0	R: 0	H: 0	R: 1	H: 2	R: 3	H: 2	R: 0	H: 1	R: 0	H: 1	R: 1	H: 2	R: 3	H: 3
	E: 0	LOB: 0	E: 0	LOB: 1	E: 0	LOB: 0	E: 1	LOB: 2	E: 0	LOB: 0	E: 0	LOB: 2	E: 0	LOB: 2	E: 0	LOB: 1	E: 0	LOB: 1
	K: 1	BB: 0	K: 0	BB: 1	K: 0	BB: 0	K: 0	BB: 0	K: 0	BB: 1	K: 0	BB: 1	K: 1	BB: 1	K: 0	BB: 0	K: 1	BB: 1
	S: 4	P: 5	S: 3	P: 7	S: 3	P: 3	S: 6	P: 6	S: 5	P: 9	S: 4	P: 8	S: 6	P: 10	S: 5	P: 5	S: 8	P: 12

	1B: 5	SF: 1
	2B: 4	SAC: 1
	3B: 0	DP: 1
	HR: 2	HBP: 1

	WP: 0	PA: 44
	PB: 0	
	SB: 0	
	CS: 0	

PITCHER		IP	WLS	BF	H	R	ER	SO	BB	IBB	HBP	BLK	WP	HR	S	P	ERA	WHIP
George Culver, R ERA: 3.14	(1, 1)	5.1	L	25	5	4	4	1	3	0	1	0	0	2	23	36	6.75	1.500
Bob Lee, R ERA: 4.76	(6, 1)	0.2		2	0	0	0	0	0	0	0	0	0	0	2	2	0.00	0.000
Clay Carroll, R ERA: 3.62	(7, 1)	2.0		10	3	1	1	1	0	1	0	0	0	0	11	15	4.50	1.500
Jay Ritchie, R ERA: 2.7	(9, 1)	0.0		3	2	3	3	0	1	0	0	0	0	0	2	6	∞	∞
Bill Kelso, R ERA: 3.91	(9, 1)	1.0		4	1	0	0	1	0	0	0	0	0	0	6	6	0.00	1.000

PITCHER		IP	WLS	BF	H	R	ER	SO	BB	IBB	HBP	BLK	WP	HR	S	P	ERA	WHIP

Batter	1	2	3	4	5	6	7	8	9	AB	R	H	RBI	BB	SO	LOB
Alex Johnson, R (1, 7) OBP: 0.334, SLG: 0.372	4-3			BLK, 1B		FC4-6, 1B		L6-3		4	0	2	0	0	0	0
Mack Jones, L (1, 8) OBP: 0.345, SLG: 0.371	P6			F7		FC4-6, 1-2f			HR	4	1	1	1	0	0	2
Lee May, R (1, 3) OBP: 0.339, SLG: 0.436	6-3			F7		K			L6-3	4	0	0	0	0	1	2
Tony Perez, R (1, 5) OBP: 0.318, SLG: 0.375		P6		K, 1-2			1-3, 1B		F8	4	0	1	0	0	1	1
Vada Pinson, L (1, 9) OBP: 0.313, SLG: 0.380		2-3			1-6-3		L8		F2	4	0	0	0	0	0	1
Johnny Bench, R (1, 2) OBP: 0.293, SLG: 0.412		K			1-3		1-3, 1-2			3	0	0	0	0	1	1
Hal McRae, R (1, 4) OBP: 0.455, SLG: 0.455			4-3		1B		K			3	0	1	0	0	1	1
Leo Cardenas, R (1, 6) OBP: 0.251, SLG: 0.224			6-3		F9			F9		3	0	0	0	0	0	1
George Culver, R (1, 1) OBP: 0.056, SLG: 0.083			F3			K		L6-3		1	0	0	0	0	0	0
Bob Lee, R (6, 1)										0	0	0	0	0	0	0
Giraldo Ruiz, S (6, PH) OBP: 0.339, SLG: 0.296										1	0	0	0	0	1	0
Clay Carroll, R (7, 1)										0	0	0	0	0	0	0
Jim Beauchamp, R (8, PH)										1	0	0	0	0	0	0
Jay Ritchie, R (9, 1)										0	0	0	0	0	0	0
Bill Kelso, R (9, 1)										0	0	0	0	0	0	0
Inning Stats	R: 0 E: 0 K: 0 S: 3 H: 0 LOB: 0 BB: 0 P: 3	R: 0 E: 0 K: 1 S: 5 H: 0 LOB: 0 BB: 0 P: 5	R: 0 E: 0 K: 0 S: 3 H: 0 LOB: 0 BB: 0 P: 3	R: 0 E: 0 K: 1 S: 6 H: 1 LOB: 1 BB: 0 P: 6	R: 0 E: 0 K: 0 S: 4 H: 1 LOB: 1 BB: 0 P: 4	R: 0 E: 0 K: 2 S: 8 H: 1 LOB: 1 BB: 0 P: 8	R: 0 E: 0 K: 1 S: 6 H: 1 LOB: 1 BB: 0 P: 6	R: 0 E: 0 K: 0 S: 3 H: 0 LOB: 0 BB: 0 P: 3	R: 1 E: 0 K: 0 S: 4 H: 1 LOB: 0 BB: 0 P: 4	1B: 4 2B: 0 3B: 0 HR: 1	SF: 0 SAC: 0 DP: 0 HBP: 0					

PITCHER	IP	WLS	BF	H	R	ER	SO	BB	IBB	HBP	BLK	WP	HR	S	P	ERA	WHIP
Juan Marichal, R (1, 1) ERA: 2.42	9.0	W	32	5	1	1	5	0	0	0	1	0	1	42	42	1.00	0.556

PITCHER	IP	WLS	BF	H	R	ER	SO	BB	IBB	HBP	BLK	WP	HR	S	P	ERA	WHIP

BOTTOM

San Francisco Giants @ Cincinnati Reds

Crosley Field, Cincinnati, OH

Sat Jul 13 1968, 3:33 AM EDT

Att. 24,296 - Unknown

livebaseballscorecards.com

AB	32
R	1
H	5
RBI	1
BB	0
SO	5
LOB	9

WP: 0 PA: 32
PB: 0
SB: 0
CS: 0

Batter	1	2	3	4	5	6	7	8	9	10	AB	R	H	RBI	BB	SO	LOB
Dick Simpson, R (1, 7) OBP: 0.305, SLG: 0.303	0-3 K 4-3 6-3 1B	0-0 FC4-6 2-H 1B		0-0 WP 1B 1-2 1B		0-3 K		4-0 1-2 2-3 BB		0-0 F7	5	1	2	1	1	2	1
Hector Torres, R (1, 6) OBP: 0.270, SLG: 0.277	0-0 6-3 1-2	0-0 FC4-6 1-2f		0-0 WP 1-2 2-H 1B		0-0 6-3		0-0 3-1			5	0	1	1	0	0	5
Rusty Staub, L (1, 3) OBP: 0.402, SLG: 0.429	0-0 4-3 2-3		0-0 1-6-3	4-0 1-2 2-3 BB			0-0 G3		0-0 F9		4	0	0	0	1	0	1
Jimmy Wynn, R (1, 8) OBP: 0.371, SLG: 0.443	0-0 S 3-H 1B		4-0 FC5-4 BB	0-3 K			0-0 1-3		0-3 K		4	0	1	1	1	2	3
Norm Miller, L (1, 9) OBP: 0.283, SLG: 0.348	0-3 K 1-2	0-0 P5			4-0 BB		0-0 5-3		0-0 F8		1	0	0	0	0	1	1
Lee Thomas, L (2, 9) OBP: 0.240, SLG: 0.250											3	0	0	0	1	0	1
Denis Menke, R (1, 4) OBP: 0.334, SLG: 0.347		0-0 HR	0-0 FC5-4 1-2f		0-0 F8			0-0 5-3		0-0 F7 2B 1B	5	2	2	1	0	0	2
Doug Rader, R (1, 5) OBP: 0.290, SLG: 0.322		0-0 3-1		0-0 F7	0-3 K			0-0 6-3		0-0 F7 1-2	5	0	0	0	0	1	2
Ron Brand, R (1, 2) OBP: 0.280, SLG: 0.190		0-0 E6 SH1 1B		0-0 F2	0-0 4-3			4-0 BB 1B BB		0-0 2-H 2B	4	1	1	1	1	0	1
Dave Giusti, R (1, 1) OBP: 0.167, SLG: 0.188		0-0 SH1 1-2		0-0 E5 1B 1B		0-3 K		0-0 BB 1-2 1B		0-0 G3	1	1	0	0	0	0	0
Tom Dukes, R (5, 1)											0	0	0	0	0	0	0
Danny Coombs, R (5, 1)											0	0	0	0	0	0	0
John Buzhardt, R (5, 1) OBP: 0.200, SLG: 0.200											2	0	1	0	0	1	0
Pat House, L (9, 1)											0	0	0	0	0	0	0
Steve Shea, R (9, 1)											1	0	0	0	0	0	1
Inning Stats	R: 1 E: 0 K: 2 S: 9 H: 1 LOB: 1 BB: 0 P: 9	R: 2 E: 1 K: 0 S: 6 H: 2 LOB: 1 BB: 0 P: 6	R: 0 E: 0 K: 0 S: 3 H: 0 LOB: 1 BB: 1 P: 7	R: 1 E: 1 K: 1 S: 8 H: 2 LOB: 3 BB: 1 P: 12	R: 0 E: 0 K: 1 S: 5 H: 0 LOB: 1 BB: 1 P: 9	R: 0 E: 0 K: 2 S: 7 H: 0 LOB: 0 BB: 0 P: 7	R: 0 E: 0 K: 0 S: 3 H: 0 LOB: 0 BB: 0 P: 3	R: 0 E: 0 K: 0 S: 4 H: 1 LOB: 3 BB: 2 P: 12	R: 0 E: 0 K: 1 S: 5 H: 0 LOB: 0 BB: 0 P: 5	R: 1 E: 0 K: 0 S: 5 H: 2 LOB: 1 BB: 0 P: 5	1B: 6 2B: 1 3B: 0 HR: 1	SF: 0 SAC: 1 DP: 0 HBP: 0						

PITCHER		IP	WLS	BF	H	R	ER	SO	BB	IBB	HBP	BLK	WP	HR	S	P	ERA	WHIP
Tony Cloninger, R ERA: 6.7	(1, 1)	3.2		21	5	4	1	2	2	0	0	0	1	1	23	31	2.46	1.909
Bob Lee, R ERA: 4.63	(4, 1)	1.1		5	0	0	0	2	1	0	0	0	0	0	8	12	0.00	0.750
Ted Abernathy, R ERA: 0.81	(6, 1)	4.0		15	1	0	0	3	2	0	0	0	0	0	19	27	0.00	0.750
Clay Carroll, R ERA: 3.73	(10, 1)	1.0	L	5	2	1	1	0	0	0	0	0	0	0	5	5	9.00	2.000

PITCHER	IP	WLS	BF	H	R	ER	SO	BB	IBB	HBP	BLK	WP	HR	S	P	ERA	WHIP

TOP

Houston Astros @ Cincinnati Reds

Crosley Field, Cincinnati, OH

Sun Jul 14 1968, 3:33 AM EDT

Unknown

livebaseballscorecards.com

AB	40
R	5
H	8
RBI	5
BB	5
SO	7
LOB	18

WP: 1 PB: 1 SB: 1 CS: 0

PA: 46

Batter	1	2	3	4	5	6	7	8	9	10	AB	R	H	RBI	BB	SO	LOB
Alex Johnson, R (1, 7) OBP: 0.334, SLG: 0.375	6-3		4-3		BB 1B 1-2 1B	1-3 2B		4-3		P4	6	1	2	0	0	0	0
Mack Jones, L (1, 8) OBP: 0.342, SLG: 0.359 Giraldo Ruiz, S (7, 3) OBP: 0.328, SLG: 0.286	F8		K		BB 1B 1B 1-2 2-3 BB	1-3 2-3		F8		F7	3 2	1 0	0 0	0 0	1 0	1 0	1 0
Lee May, R (1, 3) OBP: 0.339, SLG: 0.434 (7, 9)	4-3		E7 1B		BB 1B 1-2 2-H 3-H 1B	K		K		1-3	6	1	2	2	0	2	1
Tony Perez, R (1, 5) OBP: 0.321, SLG: 0.375		6-3 1B 1B	6-3		1B 1-2 2-3 BB	1-3			IBB SH1-3 BB		3	0	1	0	2	0	2
Vada Pinson, L (1, 9) OBP: 0.318, SLG: 0.383 (7, 8)		6-3 1-2 1B		1B FC5-2 BB	5-3 1-3 2-H 3-H 1B		3-1		SH1-3 1-2		3	0	2	2	1	0	0
Johnny Bench, R (1, 2) OBP: 0.298, SLG: 0.413	6-3 1-2 2-3			WP FC5-2 1-3 1B	5-3 1-2		FC6-4 1B		IBB		4	0	2	0	1	0	4
Hal McRae, R (1, 4) OBP: 0.375, SLG: 0.333	F9			FC5-2 G6-4-3 1-2 3-H	IBB		FC6-4 WP 1-2f		K		4	0	0	0	1	1	7
Leo Cardenas, R (1, 6) OBP: 0.255, SLG: 0.222 Fred Whitfield, L (9, PH) OBP: 0.253, SLG: 0.244 Don Pavletich, R (9, PH) OBP: 0.204, SLG: 0.250 Clay Carroll, R (10, 1)		BB		G6-4-3 1-2f 2-3	F9		IBB 1-2		IBB 1-2 2-3		2 0 0 0	0 0 0 0	0 0 0 0	0 0 0 0	2 0 1 0	0 0 0 0	5 0 0 0
Tony Cloninger, R (1, 1) OBP: 0.286, SLG: 0.571 Bob Lee, R (4, 1) Jim Beauchamp, R (5, PH) OBP: 0.333, SLG: 0.333 Ted Abernathy, R (6, 1) Woody Woodward, R (9, PH) OBP: 0.282, SLG: 0.244 (10, 6)	F9				BB 1B 1B K		6-3		5-3		1 0 2 1 1	0 0 1 0 0	0 0 3 0 0	0 0 1 0 0	0 0 0 0 0	0 0 1 0 0	3 0 3 2 3
Inning Stats	R: 0 H: 0 E: 0 LOB: 0 K: 0 BB: 0 S: 3 P: 3	R: 0 H: 2 E: 0 LOB: 3 K: 0 BB: 1 S: 5 P: 9	R: 0 H: 1 E: 1 LOB: 1 K: 1 BB: 0 S: 6 P: 6	R: 0 H: 1 E: 0 LOB: 1 K: 0 BB: 1 S: 3 P: 7	R: 4 H: 4 E: 0 LOB: 3 K: 1 BB: 3 S: 9 P: 21	R: 0 H: 1 E: 0 LOB: 1 K: 1 BB: 0 S: 6 P: 6	R: 0 H: 1 E: 0 LOB: 2 K: 0 BB: 1 S: 4 P: 8	R: 0 H: 0 E: 0 LOB: 0 K: 1 BB: 0 S: 5 P: 5	R: 0 H: 0 E: 0 LOB: 3 K: 1 BB: 3 S: 5 P: 17	R: 0 H: 0 E: 0 LOB: 0 K: 0 BB: 0 S: 3 P: 3	1B: 9 SF: 0 2B: 1 SAC: 1 3B: 0 DP: 1 HR: 0 HBP: 0						

PITCHER		IP	WLS	BF	H	R	ER	SO	BB	IBB	HBP	BLK	WP	HR	S	P	ERA	WHIP
Dave Giusti, R ERA: 2.88	(1, 1)	4.0		21	7	4	4	1	3	0	0	0	1	0	20	32	9.00	2.500
Tom Dukes, R ERA: 6.75	(5, 1)	0.0		1	0	0	0	0	1	0	0	0	0	0	0	4	∞	∞
Danny Coombs, L ERA: 4.7	(5, 1)	0.0		1	1	0	0	0	0	0	0	0	0	0	1	1	∞	∞
John Buzhardt, R ERA: 3.38	(5, 1)	4.2		20	2	0	0	4	1	3	0	0	1	0	24	40	0.00	0.643
Pat House, L ERA: 12.6	(9, 1)	0.0		1	0	0	0	0	0	1	0	0	0	0	0	4	∞	∞

PITCHER		IP	WLS	BF	H	R	ER	SO	BB	IBB	HBP	BLK	WP	HR	S	P	ERA	WHIP
Steve Shea, R ERA:	(9, 1)	1.1	W	4	0	0	0	0	0	0	0	0	0	0	4	4	0.00	0.000

Houston Astros @ Cincinnati Reds

Crosley Field, Cincinnati, OH

Sun Jul 14 1968, 3:33 AM EDT

Unknown

BOTTOM

livebaseballscorecards.com

AB	38
R	4
H	10
RBI	4
BB	9
SO	5
LOB	31

WP: 2	PA: 48		
PB: 0			
SB: 0			
CS: 0			

Batter	1	2	3	4	5	6	7	8	9	AB	R	H	RBI	BB	SO	LOB
Dick Simpson, R (1, 9) OBP: 0.309, SLG: 0.327	SSS 0-3 ① K		x 0-0 HR		x 0-0 E6 1B 1B	x 0-0 ② F8		4-0 SH1-4 IBB		4	2	1	1	1	1	0
Hector Torres, R (1, 6) OBP: 0.274, SLG: 0.278	BBBB 4-0 S BB		x 0-0 6-3		x 0-0 ② 1B 1-2 1B 1B	x 0-0 ③ L9		x 0-0 ② SH1-4 1-2 2-3 3-H		3	1	1	1	1	0	0
Rusty Staub, L (1, 3)	x 0-0 ② F5 1-2		x 0-0 ③ F8		SSS 0-3 ① K		x 0-0 ① F8	x 0-0 ③ L9		5	0	0	0	0	1	5
Jimmy Wynn, R (1, 8) OBP: 0.375, SLG: 0.441	BBBB 4-0 BB			x 0-0 ① 5-3	x 0-0 1B 1-3 2-H 1B		x 0-0 ② 2-3		BBBB 4-0 2B BB	3	1	1	1	2	0	0
Denis Menke, R (1, 4) OBP: 0.342, SLG: 0.354	x 0-0 ③ F7			BBBB 4-0 1-3 1B BB	4-0 1B IBB		x 0-0 1B		x 0-0 1B 1-H SF9 2B	3	1	2	1	2	0	2
Bob Aspromonte, R (1, 7) OBP: 0.320, SLG: 0.288		x 0-0 ① P6		x 0-0 1-3 1-2 1B	x 0-0 1-2 2-3 3-H 1B		x 0-0 ③ 1-3		x 0-0 ① L3	5	0	2	1	0	0	2
Doug Rader, R (1, 5) OBP: 0.299, SLG: 0.327		BBB 4-0 G6-4-3 BB		x 0-0 ② 1-3 1-2 2-3	x 0-0 ② F8			x 0-0 SH3-4 E SH1-4 1B	x 0-0 SF9 2-3 1B	4	1	2	0	1	0	5
John Bateman, R (1, 2) OBP: 0.275, SLG: 0.314		x 0-0 ② ③ G6-4-3 1-2f		4-0 IBB	x 0-0 ③ F8			x 0-0 E4 SH1-4 SH3-4 1-2	x 0-0 ② SF9 1-2 3-H	3	0	0	1	1	0	5
Don Wilson, R (1, 1) OBP: 0.256, SLG: 0.289			SSS 0-3 ① K	x 0-0 ③ 6-3		SSS 0-3 ① K		x 0-0 ① SH3-4 1-2 2-3	x 0-0 ③ 4-3	4	0	0	0	0	2	4

Inning Stats										
	R: 0 E: 0 K: 1 S: 5	H: 0 LOB: 2 BB: 2 P: 13	R: 0 E: 0 K: 0 S: 2	H: 0 LOB: 0 BB: 1 P: 6	R: 1 E: 0 K: 1 S: 6	H: 1 LOB: 0 BB: 0 P: 6	R: 0 E: 0 K: 0 S: 4	H: 1 LOB: 3 BB: 2 P: 12	R: 2 E: 1 K: 1 S: 9	H: 3 LOB: 3 BB: 1 P: 13
	R: 0 E: 0 K: 1 S: 5	H: 0 LOB: 0 BB: 0 P: 5	R: 0 E: 0 K: 0 S: 4	H: 1 LOB: 1 BB: 0 P: 4	R: 1 E: 1 K: 0 S: 5	H: 1 LOB: 2 BB: 1 P: 9	R: 2 E: 0 K: 0 S: 5	H: 2 LOB: 1 BB: 1 P: 9	1B: 7 2B: 1 3B: 0 HR: 1	SF: 1 SAC: 2 DP: 1 HBP: 0

WP: 0 PB: 0 SB: 1 CS: 0 PA: 45

PITCHER		IP	WLS	BF	H	R	ER	SO	BB	IBB	HBP	BLK	WP	HR	S	P	ERA	WHIP
Gerry Arrigo, L ERA: 2.83	(1, 1)	4.1	L	24	5	3	2	3	4	2	0	0	0	1	24	48	4.15	2.077
Jay Ritchie, R ERA: 2.33	(5, 1)	2.2		9	1	0	0	1	0	0	0	0	0	0	11	11	0.00	0.375
Bob Lee, R ERA: 4.81	(8, 1)	2.0		12	3	3	2	0	1	1	0	0	0	0	10	18	9.00	2.000

PITCHER	IP	WLS	BF	H	R	ER	SO	BB	IBB	HBP	BLK	WP	HR	S	P	ERA	WHIP

TOP

Houston Astros @ Cincinnati Reds

Crosley Field, Cincinnati, OH

Sun Jul 14 1968, 3:38 AM EDT

Att. 15,240 - Unknown

livebaseballscorecards.com

AB	34
R	6
H	9
RBI	6
BB	8
SO	4
LOB	23

Batter	1	2	3	4	5	6	7	8	9	AB	R	H	RBI	BB	SO	LOB
Jim Beauchamp, R (1, 3) OBP: 0.167, SLG: 0.167	SSS 0-3 K ①		SSS 0-3 K ③		SSS 0-3 K ③			X 0-0 4-3 ②		3	0	0	0	0	3	1
Fred Whitfield, L (8, PH) OBP: 0.250, SLG: 0.242 (9, 3)										1	0	0	0	0	0	0
Alex Johnson, R (1, 7) OBP: 0.339, SLG: 0.380	BBBB 4-0 WP BB			X 0-0 1B S 1B		X 0-0 6-3-5 2B		X 0-0 6-3 ③		3	1	2	0	1	0	0
Lee May, R (1, 9) OBP: 0.337, SLG: 0.432	SSS 0-3 K ② 1-2			X 0-0 E S 1-3 1B		X 0-0 6-3-5 ①② 2-3f			SSS 0-3 K ①	4	0	1	0	0	2	2
Tony Perez, R (1, 5) OBP: 0.321, SLG: 0.376	SSS 0-3 K ③			X 0-0 P4 ① 1-3 3-H		SSS 0-3 K ③			X 0-0 B4-3 2B	4	0	1	0	0	2	2
Vada Pinson, L (1, 8) OBP: 0.314, SLG: 0.377		SSS 0-3 K ①		X 0-0 F3 ②			SSS 0-3 K ①		X 0-0 B4-3 ② 2-3	4	0	0	0	0	2	2
Hal McRae, R (1, 4) OBP: 0.333, SLG: 0.294		SSS 0-3 K ②		SSS 0-3 K ③			X 0-0 F5 ②		SSS 0-3 K ③	2	0	0	0	0	2	1
Jay Ritchie, R (5, 1)										0	0	0	0	0	0	0
Johnny Bench, R (7, PH) OBP: 0.296, SLG: 0.410 (8, 2)										2	0	0	0	0	1	1
Pat Corrales, R (1, 2)		SSS 0-3 K ③			SSS 0-3 K ①		BBBB 4-0 BB			2	0	0	0	0	2	0
Mack Jones, L (7, PH) OBP: 0.348, SLG: 0.359										0	0	0	0	1	0	0
George Culver, R (7, PR) OBP: 0.056, SLG: 0.083										0	0	0	0	0	0	0
Bob Lee, R (8, 1)										0	0	0	0	0	0	0
Leo Cardenas, R (1, 6) OBP: 0.256, SLG: 0.223			SSS 0-3 K ①		X 0-0 1B		SSS 0-3 K ③			3	0	1	0	0	2	1
Gerry Arrigo, L (1, 1) OBP: 0.152, SLG: 0.133			SSS 0-3 K ②		SSS 0-3 K ②			X 0-0 4-3 ①		1	0	0	0	0	1	0
Giraldo Ruiz, S (5, 4) OBP: 0.317, SLG: 0.276										2	0	0	0	0	1	1
Inning Stats	R: 0 E: 0 K: 3 S: 9 H: 0 LOB: 1 BB: 1 P: 13	R: 0 E: 0 K: 3 S: 9 H: 0 LOB: 0 BB: 0 P: 9	R: 0 E: 0 K: 3 S: 9 H: 0 LOB: 0 BB: 0 P: 9	R: 1 E: 0 K: 1 S: 7 H: 2 LOB: 1 BB: 0 P: 7	R: 0 E: 0 K: 3 S: 10 H: 1 LOB: 1 BB: 0 P: 10	R: 0 E: 0 K: 1 S: 5 H: 1 LOB: 0 BB: 0 P: 5	R: 0 E: 0 K: 2 S: 7 H: 0 LOB: 1 BB: 1 P: 11	R: 0 E: 0 K: 0 S: 3 H: 0 LOB: 0 BB: 0 P: 3	R: 0 E: 0 K: 2 S: 8 H: 1 LOB: 1 BB: 0 P: 8	1B: 3 2B: 3 3B: 0 HR: 0	SF: 0 SAC: 0 DP: 1 HBP: 0						

PITCHER	IP	WLS	BF	H	R	ER	SO	BB	IBB	HBP	BLK	WP	HR	S	P	ERA	WHIP
Don Wilson, R (1, 1) ERA: 4.05	9.0	W	33	5	1	1	18	2	0	0	0	1	0	67	75	1.00	0.778

PITCHER	IP	WLS	BF	H	R	ER	SO	BB	IBB	HBP	BLK	WP	HR	S	P	ERA	WHIP

BOTTOM

Houston Astros @ Cincinnati Reds

Crosley Field, Cincinnati, OH

Sun Jul 14 1968, 3:38 AM EDT

Att. 15,240 - Unknown

livebaseballscorecards.com

AB	31
R	1
H	5
RBI	0
BB	2
SO	18
LOB	11

1B: 3	SF: 0	WP: 1	PA: 33
2B: 3	SAC: 0	PB: 0	
3B: 0	DP: 1	SB: 2	
HR: 0	HBP: 0	CS: 0	

Los Angeles Dodgers @ Cincinnati Reds

Crosley Field, Cincinnati, OH

Tue Jul 16 1968, 7:05 PM EDT

Att. 10,036 - Unknown

TOP

livebaseballscorecards.com

Batter	1	2	3	4	5	6	7	8	9	AB	R	H	RBI	BB	SO	LOB
Willie Davis, L (1, 8) OBP: 0.268, SLG: 0.332	0-0 2B		0-0 BB HR 1B		0-0 E4 1B HR	0-0 ② F5			0-0 ① F2	5	2	2	0	0	0	1
Paul Popovich, S (1, 4) OBP: 0.293, SLG: 0.284	0-0 ① P5		B B B B 4-0 1-2 HR BB		0-0 ② L8	x 0-0 ③ P1-4-3			0-0 1B 2B	4	2	1	0	1	0	3
Tom Haller, L (1, 2) OBP: 0.355, SLG: 0.396	0-0 ② P5		0-0 1-H 2-H HR		0-0 1-3 HR 1B		0-0 F7 SF8 2B		0-0 2B 2-H 1B	5	3	4	4	0	0	1
Jim Lefebvre, S (1, 5) OBP: 0.288, SLG: 0.328	S S S 0-3 ③ K		0-0 ③ F7		B B B 4-0 1-2 HR BB		0-0 ① F7 2-3		0-0 ② F8	4	1	0	0	1	1	3
Ron Fairly, L (1, 9) OBP: 0.253, SLG: 0.257 Jim Fairey, L (9, PH) OBP: 0.258, SLG: 0.317 (9, 9)		S S S 0-3 ① K		0-0 ① F2	0-0 1-H 2-H 3-H HR		0-0 ② SF8 3-H		0-0 1-3 2B	3 1	1 0	1 1	5 0	0 0	1 0	0 0
Wes Parker, S (1, 3) OBP: 0.313, SLG: 0.337		0-0 ② 4-3		0-0 1B	0-0 2B		S S S 0-3 ③ K		0-0 ③ G3	5	0	2	0	0	1	2
Willie Crawford, L (1, 7) OBP: 0.133, SLG: 0.267		S S S 0-3 ③ K		S S S 0-3 ② K	S S S 0-3 ③ K			0-0 ① F5		4	0	0	0	0	3	2
Zoilo Versalles, R (1, 6) OBP: 0.233, SLG: 0.264			0-0 ① F9	0-0 ③ P6		0-0 SH3-4 1B		B B B 4-0 CS BB		3	0	1	0	1	0	1
Don Drysdale, R (1, 1) OBP: 0.161, SLG: 0.179 Jim Brewer, L (7, 1) OBP: 0.200, SLG: 0.200			S S S 0-3 ② K		0-0 ① 5-3	0-0 ① SH3-4 1-2		0-0 ②③ F8 1-2		2 1	0 0	0 0	0 0	0 0	1 0	0 1
Inning Stats	R: 0 E: 0 K: 1 S: 6 H: 1 LOB: 1 BB: 0 P: 6	R: 0 E: 0 K: 2 S: 7 H: 0 LOB: 0 BB: 0 P: 7	R: 3 E: 0 K: 1 S: 7 H: 2 LOB: 0 BB: 1 P: 11	R: 0 E: 0 K: 1 S: 6 H: 1 LOB: 1 BB: 0 P: 6	R: 4 E: 1 K: 1 S: 9 H: 3 LOB: 1 BB: 1 P: 13	R: 0 E: 0 K: 0 S: 4 H: 1 LOB: 1 BB: 0 P: 4	R: 1 E: 0 K: 1 S: 6 H: 1 LOB: 0 BB: 0 P: 6	R: 0 E: 0 K: 0 S: 2 H: 0 LOB: 0 BB: 1 P: 6	R: 1 E: 0 K: 0 S: 6 H: 3 LOB: 2 BB: 0 P: 6	1B: 5 2B: 5 3B: 0 HR: 2	SF: 1 SAC: 1 DP: 0 HBP: 0						

	AB	37
	R	9
	H	12
	RBI	9
	BB	3
	SO	7
	LOB	14

WP: 0 PB: 0 SB: 0 CS: 1 PA: 42

PITCHER		IP	WLS	BF	H	R	ER	SO	BB	IBB	HBP	BLK	WP	HR	S	P	ERA	WHIP
Jim Maloney, R ERA: 3.31	(1, 1)	4.2	L	23	6	7	3	5	2	0	0	0	0	2	31	39	5.79	1.714
Bob Lee, R ERA: 4.78	(5, 1)	0.1		2	1	0	0	1	0	0	0	0	0	0	4	4	0.00	3.000
Bill Kelso, R ERA: 3.93	(6, 1)	2.0		8	2	1	1	1	0	0	0	0	0	0	10	10	4.50	1.000
Jay Ritchie, R ERA: 2.53	(8, 1)	2.0		9	3	1	1	0	1	0	0	0	0	0	8	12	4.50	2.000

PITCHER	IP	WLS	BF	H	R	ER	SO	BB	IBB	HBP	BLK	WP	HR	S	P	ERA	WHIP

Batter	1	2	3	4	5	6	7	8	9	AB	R	H	RBI	BB	SO	LOB
Alex Johnson, R (1, 7) OBP: 0.342, SLG: 0.386	CS 1B		G3 1-3 2B		K		FC5-4 1B		K	5	0	3	0	0	2	1
Fred Whitfield, L (1, 3) George Culver, R (5, PR) OBP: 0.056, SLG: 0.083 Bill Kelso, R (6, 1) Jim Beauchamp, R (7, PH) OBP: 0.143, SLG: 0.143 Jay Ritchie, R (8, 1)	1-2 2B 1B		G3 2-3		1-2 1B BB		FC5-4 1B 1-2f			2	0	1	0	1	0	2
										0	0	0	0	0	0	0
										0	0	0	0	0	0	0
										1	0	0	0	0	0	1
										0	0	0	0	0	0	0
Vada Pinson, L (1, 8) OBP: 0.319, SLG: 0.386	1-H 2B		F8		1-2 2-H 1B		1-3 1B			4	0	3	1	0	0	1
Lee May, R (1, 9) OBP: 0.333, SLG: 0.426	K			6-3	P4		P6			4	0	0	0	0	1	5
Johnny Bench, R (1, 2) OBP: 0.296, SLG: 0.408		F8		L7		G6-3 1B		F7		4	0	1	0	0	0	0
Tony Perez, R (1, 5) OBP: 0.320, SLG: 0.373		P4		BB		G6-3 1-2f		6-3		3	0	0	0	1	0	1
Woody Woodward, R (1, 4) OBP: 0.291, SLG: 0.244 Giraldo Ruiz, S (4, 4) OBP: 0.303, SLG: 0.262		HBP		F8		P4-3		B3		0	0	0	0	0	0	0
										3	0	0	0	0	0	1
Leo Cardenas, R (1, 6) OBP: 0.255, SLG: 0.224		F8			BB 1B 1B		K		P4	4	1	1	0	0	1	1
Jim Maloney, L (1, 1) OBP: 0.333, SLG: 0.415 Bob Lee, R (5, 1) Tony Cloninger, R (5, PH) OBP: 0.267, SLG: 0.533 Don Pavletich, R (6, 3) OBP: 0.216, SLG: 0.320			2B 1B		F3		HR		L9	1	0	1	0	0	0	0
										0	0	0	0	0	0	0
										1	0	0	0	0	0	1
										2	1	1	1	0	0	0
Inning Stats	R: 0 H: 3 E: 0 LOB: 1 K: 1 BB: 0 S: 6 P: 6	R: 0 H: 0 E: 0 LOB: 1 K: 0 BB: 0 S: 3 P: 4	R: 0 H: 2 E: 0 LOB: 1 K: 0 BB: 0 S: 4 P: 4	R: 0 H: 0 E: 0 LOB: 1 K: 0 BB: 1 S: 3 P: 7	R: 1 H: 2 E: 0 LOB: 2 K: 1 BB: 1 S: 7 P: 11	R: 0 H: 1 E: 0 LOB: 0 K: 0 BB: 0 S: 3 P: 3	R: 1 H: 3 E: 0 LOB: 2 K: 1 BB: 0 S: 8 P: 8	R: 0 H: 0 E: 0 LOB: 0 K: 0 BB: 0 S: 3 P: 3	R: 0 H: 0 E: 0 LOB: 0 K: 1 BB: 0 S: 5 P: 5	1B: 8 SF: 0 2B: 2 SAC: 0 3B: 0 DP: 1 HR: 1 HBP: 1						

PITCHER		IP	WLS	BF	H	R	ER	SO	BB	IBB	HBP	BLK	WP	HR	S	P	ERA	WHIP
Don Drysdale, R ERA: 1.64	(1, 1)	6.1	W	28	10	2	2	3	2	0	1	0	0	1	31	40	2.84	1.895
Jim Brewer, L ERA: 1.91	(7, 1)	2.2	S	9	1	0	0	1	0	0	0	0	0	0	11	11	0.00	0.375

PITCHER	IP	WLS	BF	H	R	ER	SO	BB	IBB	HBP	BLK	WP	HR	S	P	ERA	WHIP

BOTTOM

Los Angeles Dodgers @ Cincinnati Reds

Crosley Field, Cincinnati, OH

Tue Jul 16 1968, 7:05 PM EDT

Att. 10,036 - Unknown

livebaseballscorecards.com

AB	34
R	2
H	11
RBI	2
BB	2
SO	4
LOB	14

WP: 0	PA: 37
PB: 0	
SB: 0	
CS: 1	

Los Angeles Dodgers @ Cincinnati Reds

Crosley Field, Cincinnati, OH

Wed Jul 17 1968, 7:05 PM EDT

Att. 8,562 - Unknown

TOP

livebaseballscorecards.com

Batter	1	2	3	4	5	6	7	8	9	AB	R	H	RBI	BB	SO	LOB
Willie Davis, L (1, 8) OBP: 0.267, SLG: 0.329	4-3		F7		4-3		BB		K	4	0	0	0	1	1	1
Paul Popovich, S (1, 4) (7, 6) OBP: 0.287, SLG: 0.278	F5			P7	K		P4-3		K	5	0	0	0	0	2	2
Tom Haller, L (1, 2) OBP: 0.357, SLG: 0.399	K			1B G3 2B	F9			BB		3	2	1	0	1	1	0
Jim Lefebvre, S (1, 5) (7, 4) OBP: 0.287, SLG: 0.326		F8		G3 2-3 1B	4-3			E1 SF9 1-3 FC5-2		4	0	1	0	0	0	1
Ron Fairly, L (1, 9) OBP: 0.253, SLG: 0.255		K		G3 2-3 3-H			2B 1B BB	SF9 2-3 3-H		2	1	0	2	1	1	1
Wes Parker, S (1, 3) OBP: 0.318, SLG: 0.346		2B		F2			1B SF7 1-3 2B	FC5-2 IBB		3	1	2	0	1	0	1
Willie Crawford, L (1, 7) OBP: 0.167, SLG: 0.235		K			G5-4-3 BB		K	FC5-2 1-2 3-H		2	0	0	0	1	2	3
Len Gabrielsen, L (8, PH) OBP: 0.351, SLG: 0.493										1	0	0	0	0	0	2
Ted Savage, R (8, PR) (8, 7) OBP: 0.236, SLG: 0.338										0	0	0	0	0	0	0
Zoilo Versalles, R (1, 6) OBP: 0.232, SLG: 0.262			K		G5-4-3 1-2f		BB 2-3 3-H 1B	5-3		2	0	0	0	0	1	1
Ken Boyer, R (7, PH) (7, 5) OBP: 0.319, SLG: 0.331										2	0	1	1	0	0	2
Bill Singer, R (1, 1) OBP: 0.170, SLG: 0.222			5-3		2B		SF7 3-H		6-3	2	0	1	0	0	0	0
Jim Fairey, L (7, PH) OBP: 0.256, SLG: 0.317										0	0	0	1	0	0	0
Mudcat Grant, R (7, 1) OBP: 0.176, SLG: 0.353										0	0	0	0	0	0	0
Hank Aguirre, R (8, 1)										0	0	0	0	0	0	0
Bob Bailey, R (9, PH) OBP: 0.330, SLG: 0.337										1	0	0	0	0	0	0
Inning Stats	R: 0 E: 0 K: 1 S: 5 H: 0 LOB: 0 BB: 0 P: 5	R: 0 E: 0 K: 2 S: 8 H: 1 LOB: 1 BB: 0 P: 8	R: 0 E: 0 K: 1 S: 5 H: 0 LOB: 0 BB: 0 P: 5	R: 1 E: 0 K: 0 S: 5 H: 2 LOB: 1 BB: 0 P: 5	R: 0 E: 0 K: 0 S: 3 H: 1 LOB: 1 BB: 1 P: 7	R: 0 E: 0 K: 1 S: 5 H: 0 LOB: 0 BB: 0 P: 5	R: 2 E: 0 K: 1 S: 7 H: 2 LOB: 2 BB: 2 P: 15	R: 1 E: 1 K: 0 S: 4 H: 0 LOB: 2 BB: 2 P: 12	R: 0 E: 0 K: 2 S: 7 H: 0 LOB: 0 BB: 0 P: 7	1B: 2 2B: 4 3B: 0 HR: 0 SF: 2 SAC: 0 DP: 1 HBP: 0						

	AB	31
	R	4
	H	6
	RBI	4
	BB	5
	SO	8
	LOB	14

WP: 0 PB: 0 SB: 0 CS: 0 PA: 38

PITCHER		IP	WLS	BF	H	R	ER	SO	BB	IBB	HBP	BLK	WP	HR	S	P	ERA	WHIP
Gary Nolan, R ERA: 2.27	(1, 1)	6.1		26	6	3	3	6	2	0	0	0	0	0	36	44	4.26	1.263
Ted Abernathy, R ERA: 0.79	(7, 1)	1.2	W	9	0	1	0	0	2	1	0	0	0	0	6	18	0.00	1.200
Clay Carroll, R ERA: 3.66	(9, 1)	1.0	S	3	0	0	0	2	0	0	0	0	0	0	7	7	0.00	0.000

PITCHER		IP	WLS	BF	H	R	ER	SO	BB	IBB	HBP	BLK	WP	HR	S	P	ERA	WHIP

Batter	1	2	3	4	5	6	7	8	9	AB	R	H	RBI	BB	SO	LOB
Giraldo Ruiz, S (1, 4) OBP: 0.324, SLG: 0.277	x 0-0 E S 1B	x 0-0 ③ P4-3			x 0-0 1B 2B 1B	S S S 0-3 ③ K		B B B B 4-0 E BB BB		4	2	2	0	1	1	1
Alex Johnson, R (1, 7) OBP: 0.343, SLG: 0.384	S S S 0-3 ① K 1-2		S S S 0-3 ① K		x 0-0 2B 1-2 SF8 1B		x 0-0 ① P6-3	B B B B 4-0 1-2 2-3 BB		4	1	1	0	1	2	1
Vada Pinson, L (1, 8) OBP: 0.320, SLG: 0.394	x 0-0 E7 2-H		x 0-0 ② L9		x 0-0 1-3 2-H 2B		x 0-0 S 2B	x 0-0 ② SF8 2-3 3-H		4	0	2	2	0	0	0
Lee May, R (1, 9) OBP: 0.328, SLG: 0.419	S S S 0-3 ② K		S S S 0-3 ③ K		x 0-0 ① 6-3		x 0-0 ② F7 2-3	x 0-0 ③ P4		5	0	0	0	0	2	7
Johnny Bench, R (1, 2) OBP: 0.295, SLG: 0.406	B B B B 4-0 BB			S S S 0-3 ① K	x 0-0 ② SF8 3-H		S S S 0-3 ③ K			2	0	0	1	1	2	1
Tony Perez, R (1, 5) OBP: 0.316, SLG: 0.368	x 0-0 ③ F9			x 0-0 ② 6-3	x 0-0 ③ F8			x 0-0 ① F7		4	0	0	0	0	0	3
Don Pavletich, R (1, 3) OBP: 0.255, SLG: 0.327		x 0-0 SH2-4 1B		B B B B 4-0 1B BB		x 0-0 ① F3		B B B B 4-0 HBP 2B BB		2	1	1	0	2	0	0
Leo Cardenas, R (1, 6) OBP: 0.263, SLG: 0.240		x 0-0 ① F2		x 0-0 1-2 1B		x 0-0 HR		H 1-0 1-2 2B HBP		3	2	2	1	0	0	1
Gary Nolan, R (1, 1) OBP: 0.281, SLG: 0.300 Ted Abernathy, R (7, 1) Mack Jones, L (8, PH) OBP: 0.353, SLG: 0.376 George Culver, R (8, PR) OBP: 0.056, SLG: 0.083 Woody Woodward, R (8, PR) OBP: 0.291, SLG: 0.244 Clay Carroll, R (9, 1)		x 0-0 ② SH2-4 1-2		S S S 0-3 ③ K		S S S 0-3 ② K		x 0-0 BB SF8 1-H 2-H 2B		2 0 1 0 0 0	0 0 0 0 1 0	0 0 1 0 0 0	0 0 2 0 0 0	0 0 0 0 0 0	2 0 0 0 0 0	2 0 0 0 0 0
Inning Stats	R: 1 E: 1 K: 2 S: 9 H: 1 LOB: 2 BB: 1 P: 13	R: 0 E: 0 K: 0 S: 4 H: 1 LOB: 1 BB: 0 P: 4	R: 0 E: 0 K: 2 S: 7 H: 0 LOB: 0 BB: 0 P: 7	R: 0 E: 0 K: 2 S: 8 H: 1 LOB: 2 BB: 1 P: 12	R: 2 E: 0 K: 0 S: 6 H: 3 LOB: 1 BB: 0 P: 6	R: 1 E: 0 K: 2 S: 8 H: 1 LOB: 0 BB: 0 P: 8	R: 0 E: 0 K: 1 S: 6 H: 1 LOB: 1 BB: 0 P: 6	R: 3 E: 1 K: 0 S: 4 H: 1 LOB: 3 BB: 3 P: 17		1B: 5 2B: 3 3B: 0 HR: 1	SF: 2 SAC: 1 DP: 0 HBP: 1		WP: 0 PB: 0 SB: 2 CS: 0	PA: 40		

PITCHER		IP	WLS	BF	H	R	ER	SO	BB	IBB	HBP	BLK	WP	HR	S	P	ERA	WHIP
Bill Singer, R ERA: 2.66	(1, 1)	6.0		28	7	4	3	8	2	0	0	0	0	1	42	50	4.50	1.500
Mudcat Grant, R ERA: 2.94	(7, 1)	1.1	L	10	2	3	3	1	3	0	1	0	0	0	8	21	20.25	3.750
Hank Aguirre, L ERA: 0.75	(8, 1)	0.2		2	0	0	0	0	0	0	0	0	0	0	2	2	0.00	0.000

PITCHER	IP	WLS	BF	H	R	ER	SO	BB	IBB	HBP	BLK	WP	HR	S	P	ERA	WHIP

BOTTOM

Los Angeles Dodgers @ Cincinnati Reds

Crosley Field, Cincinnati, OH

Wed Jul 17 1968, 7:05 PM EDT

Att. 8,562 - Unknown

livebaseballscorecards.com

AB	31
R	7
H	9
RBI	6
BB	5
SO	9
LOB	16

Batter	1	2	3	4	5	6	7	8	9	AB	R	H	RBI	BB	SO	LOB
Cookie Rojas, R (1, 4) OBP: 0.252, SLG: 0.332	CS 1B		F9		P6		FC5-4 1B			4	0	2	0	0	0	2
Roberto Pena, R (1, 6) OBP: 0.346, SLG: 0.339	K 1-2		L3		FC3-6 1-2f		FC5-4 1-2f			4	0	0	0	0	1	4
Tony Gonzalez, L (1, 8) OBP: 0.344, SLG: 0.346	2B			BB 1B	5-3		1-3			4	1	2	0	0	0	2
Dick Allen, R (1, 5) OBP: 0.369, SLG: 0.583	K			L9		1B FC3-6 BB		K		3	1	0	0	1	2	2
Johnny Callison, L (1, 9) OBP: 0.305, SLG: 0.401		K		1B BB 1-2		FC3-6 1B 1-3		F7		3	0	1	0	1	1	0
Bill White, L (1, 3) OBP: 0.321, SLG: 0.387		4-3		1-3 2-H 1B		FC3-6 1-2f 3-H		4-3		4	0	1	2	0	0	1
John Briggs, L (1, 7) OBP: 0.359, SLG: 0.361		P4		P4		P4			G6-4-3 1B	4	0	1	0	0	0	3
Clay Dalrymple, L (1, 2) OBP: 0.277, SLG: 0.303			2B	F7		K			G6-4-3 1-2f	3	0	1	0	0	1	3
Rick Wise, R (1, 1) OBP: 0.235, SLG: 0.406			K		FC3-6 BB		L7		K	1	0	0	0	1	1	1
John Boozer, R (6, 1)										0	0	0	0	0	0	0
John Sullivan, L (6, 2) OBP: 0.444, SLG: 0.286										2	0	0	0	0	1	0
Don Lock, R (9, PH) OBP: 0.278, SLG: 0.286										1	0	0	0	0	0	1

TOP

Philadelphia Phillies @ Cincinnati Reds

Crosley Field, Cincinnati, OH

Fri Jul 19 1968, 7:05 PM EDT

Att. 12,400 - Unknown

livebaseballscorecards.com

AB	33
R	2
H	8
RBI	2
BB	3
SO	7
LOB	19

Inning Stats	1	2	3	4	5	6	7	8	9
	R: 0 E: 0 K: 2 S: 8	H: 2 LOB: 1 BB: 0 P: 8	R: 0 E: 0 K: 1 S: 5	H: 0 LOB: 0 BB: 0 P: 5	R: 0 E: 0 K: 1 S: 6	H: 1 LOB: 1 BB: 0 P: 6	R: 1 E: 0 K: 0 S: 5	H: 2 LOB: 2 BB: 1 P: 9	R: 0 E: 0 K: 0 S: 3	H: 0 LOB: 1 BB: 1 P: 7
	R: 1 E: 0 K: 1 S: 6	H: 1 LOB: 1 BB: 1 P: 10	R: 0 E: 0 K: 0 S: 4	H: 1 LOB: 1 BB: 0 P: 4	R: 0 E: 0 K: 1 S: 5	H: 0 LOB: 0 BB: 0 P: 5	R: 0 E: 0 K: 1 S: 5	H: 1 LOB: 0 BB: 0 P: 5		

| | | | | | | | | | |

Batter	1	2	3	4	5	6	7	8	9	AB	R	H	RBI	BB	SO	LOB
Giraldo Ruiz, S (1, 4) OBP: 0.316, SLG: 0.271	F9	FC4-6 1-2f 2-3 3-H		G4-3 1B		F9		E5 1-2 HR		5	1	1	1	0	0	5
Alex Johnson, R (1, 7) OBP: 0.339, SLG: 0.379	K	F3		G4-3 1-2f		1-3		K		5	0	0	0	0	2	7
Vada Pinson, L (1, 8) OBP: 0.319, SLG: 0.400	F8		F8		P4		G3 1B	 1-H 2-H HR		5	1	1	3	0	0	0
Lee May, R (1, 9) OBP: 0.332, SLG: 0.429		5-3 1B	1B 4-3 1B		5-3		1B 2B	2B 2B		5	2	3	0	0	0	0
Johnny Bench, R (1, 2) OBP: 0.299, SLG: 0.415		HR 2B	4-3 1-2		5-3		FC6-4 2-H 1B	 2-H 2B		5	1	3	2	0	0	1
Tony Perez, R (1, 5) OBP: 0.320, SLG: 0.381		 2-H HR	BB 2-3 1B			1-3 E 1B	F8	F7		5	2	3	2	0	0	2
Don Pavletich, R (1, 3) OBP: 0.271, SLG: 0.327		E5 1B 1B FC4-6	BBBB 1-2 BB			E 1-3 1-2 1B	FC6-4 1-2f			3	1	1	0	1	0	1
Leo Cardenas, R (1, 6) OBP: 0.262, SLG: 0.240		FC4-6 1B 1-2 1B	F2			1-3 1-2 2-3		P4		4	0	1	0	0	0	5
George Culver, R (1, 1) OBP: 0.079, SLG: 0.105 Clay Carroll, R (6, 1) OBP: 0.125, SLG: 0.125		FC4-6 1-2 2-3 1B		K		FC4 2-3 3-H		E HR 1B		2 2	0 1	1 1	0 0	0 0	1 0	0 1
Inning Stats	R: 0 E: 0 K: 1 S: 5 H: 0 LOB: 0 BB: 0 P: 5	R: 3 E: 1 K: 0 S: 8 H: 4 LOB: 2 BB: 0 P: 8	R: 0 E: 0 K: 0 S: 5 H: 2 LOB: 3 BB: 1 P: 9	R: 0 E: 0 K: 1 S: 5 H: 1 LOB: 0 BB: 0 P: 5	R: 0 E: 0 K: 0 S: 3 H: 0 LOB: 0 BB: 0 P: 3	R: 1 E: 1 K: 0 S: 6 H: 2 LOB: 2 BB: 0 P: 6	R: 1 E: 0 K: 0 S: 5 H: 2 LOB: 1 BB: 0 P: 5	R: 4 E: 1 K: 1 S: 10 H: 4 LOB: 1 BB: 0 P: 10		1B: 9 2B: 4 3B: 0 HR: 2 SF: 0 SAC: 0 DP: 1 HBP: 0				WP: 0 PB: 0 SB: 0 CS: 0	PA: 42	

PITCHER		IP	WLS	BF	H	R	ER	SO	BB	IBB	HBP	BLK	WP	HR	S	P	ERA	WHIP
Rick Wise, R ERA: 3.87	(1, 1)	5.0	L	25	9	4	2	2	1	0	0	0	0	1	28	32	3.60	2.000
John Boozer, R ERA: 3.09	(6, 1)	3.0		17	6	5	1	1	0	0	0	0	0	1	19	19	3.00	2.000

PITCHER	IP	WLS	BF	H	R	ER	SO	BB	IBB	HBP	BLK	WP	HR	S	P	ERA	WHIP

BOTTOM

Philadelphia Phillies @ Cincinnati Reds

Crosley Field, Cincinnati, OH

Fri Jul 19 1968, 7:05 PM EDT

Att. 12,400 - Unknown

livebaseballscorecards.com

AB	41
R	9
H	15
RBI	8
BB	1
SO	3
LOB	22

Batter	1	2	3	4	5	6	7	8	9	AB	R	H	RBI	BB	SO	LOB
Cookie Rojas, R (1, 4) OBP: 0.251, SLG: 0.331	5-3	L7			G6-4-3 1B		4-3		F9	5	0	1	0	0	0	3
Roberto Pena, R (1, 6) OBP: 0.340, SLG: 0.333	1-3		F8		G6-4-3 1-2f			1-3		4	0	0	0	0	0	1
Tony Gonzalez, L (1, 8) OBP: 0.346, SLG: 0.352	BB 3B 1B		2B		L5			5-3		4	1	2	0	0	0	0
Dick Allen, R (1, 7) OBP: 0.371, SLG: 0.580	1-2 3B BB		K			F9		1B		3	1	1	0	1	1	1
Don Lock, R (1, 9) OBP: 0.285, SLG: 0.336	1-H 2-H 3B		P6			HR		F8		4	1	2	3	0	0	2
Rick Joseph, R (1, 5) OBP: 0.276, SLG: 0.241 Bill White, L (9, PH) OBP: 0.320, SLG: 0.386	F9			F9		6-3			G3	3 1	0 0	0 0	0 0	0 0	1 0	1 0
John Briggs, L (1, 3) OBP: 0.366, SLG: 0.363		BB		1B		K			BB	2	0	1	0	2	1	0
Mike Ryan, R (1, 2) OBP: 0.201, SLG: 0.214 John Sullivan, L (9, PH) OBP: 0.400, SLG: 0.250		F9		F7			4-3		K	3 1	0 0	0 0	0 0	0 0	0 1	2 1
Larry Jackson, R (1, 1) OBP: 0.140, SLG: 0.143 Dick Hall, R (6, 1) OBP: 0.333, SLG: 0.333 Gary Sutherland, R (7, PH) OBP: 0.267, SLG: 0.279 Turk Farrell, R (7, 1) Grant Jackson, S (7, 1) OBP: 0.143, SLG: 0.143 Jerry Johnson, R (8, 1) Johnny Callison, L (9, PH) OBP: 0.307, SLG: 0.401		B2		K			6-3		1-2 BB	2 0 1 0 0 0 0 0	0 0 0 0 0 0 0 0	0 0 0 0 0 0 0 0	0 0 0 0 0 0 0 0	0 0 0 0 0 0 0 1	1 0 0 0 0 0 0 0	2 0 0 0 0 0 0 0
Inning Stats	R: 2 E: 0 K: 0 S: 5 H: 2 LOB: 1 BB: 1 P: 9	R: 0 E: 0 K: 0 S: 3 H: 0 LOB: 1 BB: 1 P: 7	R: 0 E: 0 K: 1 S: 6 H: 1 LOB: 1 BB: 0 P: 6	R: 0 E: 0 K: 1 S: 6 H: 1 LOB: 1 BB: 0 P: 6	R: 0 E: 0 K: 0 S: 3 H: 1 LOB: 0 BB: 0 P: 3	R: 1 E: 0 K: 1 S: 6 H: 1 LOB: 0 BB: 0 P: 6	R: 0 E: 0 K: 0 S: 3 H: 0 LOB: 0 BB: 0 P: 3	R: 0 E: 0 K: 0 S: 4 H: 1 LOB: 1 BB: 0 P: 4	R: 0 E: 0 K: 1 S: 5 H: 0 LOB: 2 BB: 2 P: 13	1B: 4 2B: 1 3B: 1 HR: 1	SF: 0 SAC: 0 DP: 1 HBP: 0						

PITCHER		IP	WLS	BF	H	R	ER	SO	BB	IBB	HBP	BLK	WP	HR	S	P	ERA	WHIP
Gerry Arrigo, L ERA: 2.92	(1, 1)	6.0	W	25	6	3	3	3	2	0	0	0	0	1	29	37	4.50	1.333
Ted Abernathy, R ERA: 0.76	(7, 1)	3.0	S	12	1	0	0	1	2	0	0	0	0	0	12	20	0.00	1.000

PITCHER	IP	WLS	BF	H	R	ER	SO	BB	IBB	HBP	BLK	WP	HR	S	P	ERA	WHIP

TOP

Philadelphia Phillies @ Cincinnati Reds

Crosley Field, Cincinnati, OH

Sat Jul 20 1968, 7:05 PM EDT

Att. 13,256 - Unknown

livebaseballscorecards.com

AB	33
R	3
H	7
RBI	3
BB	4
SO	4
LOB	13

1B: 4 2B: 1 3B: 1 HR: 1 SF: 0 SAC: 0 DP: 1 HBP: 0

WP: 0 PB: 0 SB: 0 CS: 0 PA: 37

BOTTOM

Philadelphia Phillies @ Cincinnati Reds

Crosley Field, Cincinnati, OH

Sat Jul 20 1968, 7:05 PM EDT

Att. 13,256 - Unknown

Batter	1	2	3	4	5	6	7	8	9	AB	R	H	RBI	BB	SO	LOB
Alex Johnson, R (1, 7) OBP: 0.345, SLG: 0.386	F9		BBB 4-0 1B BB		1B	1-2 3-H 1B 1B	1-H 2-H 2B			4	0	3	3	1	0	0
Tommy Helms, R (1, 4) OBP: 0.321, SLG: 0.390	F9		1-2 2-H G4-6-3 1B		L9	1-2 2-H 1B	6-3			5	0	2	2	0	0	2
Vada Pinson, L (1, 8) OBP: 0.314, SLG: 0.394	4-3		1-2f G4-6-3		L7	P6		L9		5	0	0	0	0	0	5
Lee May, R (1, 9) OBP: 0.330, SLG: 0.434		HR		SSS K	F9	L8		P4		5	1	1	1	0	1	3
Johnny Bench, R (1, 2) OBP: 0.298, SLG: 0.411		SSSS K		1B		F9	5-3	F5		5	0	1	0	0	1	0
Tony Perez, R (1, 5) OBP: 0.322, SLG: 0.382		5-3		1-3 IBB		BB E 1B 1B	E5 1B SF9			4	2	2	0	0	0	0
Don Pavletich, R (1, 3) OBP: 0.270, SLG: 0.322		SSS K		P4		E5 BB 1-2 1B	1-3 SF9 2B 1B			4	2	1	0	0	1	3
Leo Cardenas, R (1, 6) OBP: 0.269, SLG: 0.243			SH5-3 1B 1B	1-2 IBB		BBBB 4-0 1B 1-2 2-3 BB	SF9 1-2 3-H			1	2	1	1	2	0	0
Gerry Arrigo, L (1, 1) OBP: 0.147, SLG: 0.129			SH5-3 1-2	4-3		BBBB 1B 1-3 2-H 3-H 1B 1B	2B BB			1	0	0	0	0	0	3
Mack Jones, L (6, PH) OBP: 0.359, SLG: 0.383										1	0	1	2	0	0	0
George Culver, R (6, PR) OBP: 0.079, SLG: 0.105										0	1	0	0	0	0	0
Ted Abernathy, R (7, 1)										0	1	0	0	1	0	0
Inning Stats	R: 0 E: 0 K: 0 S: 3 / H: 0 LOB: 0 BB: 0 P: 3	R: 1 E: 0 K: 2 S: 8 / H: 1 LOB: 0 BB: 0 P: 8	R: 1 E: 0 K: 0 S: 4 / H: 2 LOB: 1 BB: 1 P: 8	R: 0 E: 0 K: 1 S: 7 / H: 2 LOB: 3 BB: 1 P: 11	R: 0 E: 0 K: 0 S: 4 / H: 1 LOB: 1 BB: 0 P: 4	R: 4 E: 1 K: 0 S: 8 / H: 4 LOB: 2 BB: 1 P: 12	R: 3 E: 1 K: 0 S: 6 / H: 2 LOB: 1 BB: 1 P: 10	R: 0 E: 0 K: 0 S: 3 / H: 0 LOB: 0 BB: 0 P: 3		1B: 10 2B: 1 3B: 0 HR: 1 / SF: 1 SAC: 1 DP: 1 HBP: 0						

PITCHER	IP	WLS	BF	H	R	ER	SO	BB	IBB	HBP	BLK	WP	HR	S	P	ERA	WHIP
Larry Jackson, R (1, 1) ERA: 2.99	5.1	L	27	8	6	5	3	2	1	0	0	0	1	30	42	8.44	1.875
Dick Hall, R (6, 1) ERA: 4.4	0.2		4	2	0	0	0	0	0	0	0	0	0	4	4	0.00	3.000
Turk Farrell, R (7, 1) ERA: 3.52	0.2		6	2	3	0	0	1	0	0	0	0	0	5	9	0.00	4.500
Grant Jackson, L (7, 1) ERA: 1.53	0.1		1	0	0	0	0	0	0	0	0	0	0	1	1	0.00	0.000
Jerry Johnson, R (8, 1) ERA: 9.0	1.0		3	0	0	0	0	0	0	0	0	0	0	3	3	0.00	0.000

PITCHER	IP	WLS	BF	H	R	ER	SO	BB	IBB	HBP	BLK	WP	HR	S	P	ERA	WHIP

livebaseballscorecards.com

AB	35
R	9
H	12
RBI	9
BB	4
SO	3
LOB	16

WP: 0 PB: 0 SB: 0 CS: 0 PA: 41

Batter	1	2	3	4	5	6	7	8	9	AB	R	H	RBI	BB	SO	LOB
Cookie Rojas, R (1, 4) OBP: 0.253, SLG: 0.332	1B	1B		6-3		F9		SF8		4	1	2	2	0	0	0
Roberto Pena, R (1, 6) OBP: 0.341, SLG: 0.335	1-3 BB			F2		1-3		5-3		5	0	2	1	0	0	1
Tony Gonzalez, L (1, 8) OBP: 0.341, SLG: 0.345	K	4-3			L6		4-3		F9	5	0	0	0	0	1	3
Dick Allen, R (1, 7) OBP: 0.368, SLG: 0.577	K		K		HR		K		K	5	1	1	0	0	4	2
Johnny Callison, L (1, 9) OBP: 0.311, SLG: 0.406	1-2 BB		2B		F8		F8		1B	4	0	2	0	1	0	1
John Briggs, L (1, 3) OBP: 0.367, SLG: 0.382	F8		F8		2-H HR			BB 2B	3-1	5	2	2	2	0	0	5
Tony Taylor, R (1, 5) OBP: 0.328, SLG: 0.320		S 1B 1B	IBB		BB			2B 1-2 SF8 BB		1	2	1	0	3	0	0
Mike Ryan, R (1, 2) OBP: 0.198, SLG: 0.210		K	6-3		P3			K		3	0	0	0	0	1	4
Jerry Johnson, R (8, 1)										0	0	0	0	0	0	0
Chris Short, R (1, 1) OBP: 0.173, SLG: 0.160		L4		G3		3-1		1-3 2-H 2B		2	0	0	0	0	0	1
Jeff James, R (5, 1) OBP: 0.053, SLG: 0.053										0	0	0	0	0	0	0
Clay Dalrymple, L (5, 2) OBP: 0.280, SLG: 0.312										2	0	1	1	0	0	0
Bill White, L (8, PH) OBP: 0.319, SLG: 0.384										1	0	0	0	0	1	2
Inning Stats	R: 0 E: 0 K: 2 S: 9 H: 2 LOB: 3 BB: 1 P: 13	R: 2 E: 0 K: 1 S: 8 H: 3 LOB: 1 BB: 0 P: 8	R: 0 E: 0 K: 1 S: 6 H: 1 LOB: 2 BB: 1 P: 10	R: 0 E: 0 K: 0 S: 3 H: 0 LOB: 0 BB: 0 P: 3	R: 2 E: 0 K: 0 S: 5 H: 2 LOB: 1 BB: 1 P: 9	R: 0 E: 0 K: 0 S: 3 H: 0 LOB: 0 BB: 0 P: 3	R: 0 E: 0 K: 1 S: 5 H: 0 LOB: 0 BB: 0 P: 5	R: 2 E: 0 K: 1 S: 7 H: 2 LOB: 1 BB: 1 P: 11	R: 0 E: 0 K: 1 S: 6 H: 1 LOB: 1 BB: 0 P: 6	1B: 7 2B: 3 3B: 0 HR: 1 SF: 1 SAC: 0 DP: 0 HBP: 0	WP: 0 PB: 0 SB: 1 CS: 0 PA: 42					

PITCHER		IP	WLS	BF	H	R	ER	SO	BB	IBB	HBP	BLK	WP	HR	S	P	ERA	WHIP
Tony Cloninger, R ERA: 6.49	(1, 1)	7.0	W	32	8	4	4	5	2	1	0	0	0	1	39	51	5.14	1.429
Ted Abernathy, R ERA: 0.96	(8, 1)	2.0	S	10	3	2	2	2	1	0	0	0	0	0	13	17	9.00	2.000

PITCHER	IP	WLS	BF	H	R	ER	SO	BB	IBB	HBP	BLK	WP	HR	S	P	ERA	WHIP

TOP

Philadelphia Phillies @ Cincinnati Reds

Crosley Field, Cincinnati, OH

Sun Jul 21 1968, 3:33 AM EDT

Att. 10,885 - Unknown

livebaseballscorecards.com

AB	37
R	6
H	11
RBI	6
BB	4
SO	7
LOB	19

BOTTOM

Philadelphia Phillies @ Cincinnati Reds

Crosley Field, Cincinnati, OH

Sun Jul 21 1968, 3:33 AM EDT

Att. 10,885 - Unknown

Batter	1	2	3	4	5	6	7	8	9	AB	R	H	RBI	BB	SO	LOB
Alex Johnson, R (1, 7) OBP: 0.345, SLG: 0.386	2B 1B	2-3		6-3	FC6-4 1-2f		WP 1-3 2-H 1B 1B			5	1	2	1	0	0	1
Tommy Helms, R (1, 4) OBP: 0.322, SLG: 0.393	1-3 2B		F8	5-3		F9	1-H 3-H 1B			5	0	2	1	0	0	0
Lee May, R (1, 9) OBP: 0.331, SLG: 0.446	6-3		HR	2B		5-3	F7			5	1	2	1	0	0	3
Tony Perez, R (1, 5) OBP: 0.318, SLG: 0.376	K		6-3	F9		6-3		F8		5	0	0	0	0	1	3
Johnny Bench, R (1, 2) OBP: 0.300, SLG: 0.415 Pat Corrales, R (8, 2)	F7		HR 1B		1B 2B		K	5-3		4 1	2 0	2 0	0 0	0 0	1 0	2 0
Jim Beauchamp, R (1, 8) OBP: 0.273, SLG: 0.500 Ted Abernathy, R (8, 1)		1-3	1-H HR		BBBB 1B SF9 BB		K	K		3 1	2 0	1 0	2 0	1 0	1 1	0 0
Don Pavletich, R (1, 3) OBP: 0.299, SLG: 0.355		F7	3B HBP		FC6-4 1-3 2-H 1B		2B 2B			3	2	2	1	0	0	0
Leo Cardenas, R (1, 6) OBP: 0.276, SLG: 0.263		HR 1B	1-H 3B		SF9 3-H		1B 2-H 2B			3	2	3	3	0	0	0
Tony Cloninger, R (1, 1) OBP: 0.278, SLG: 0.667 Vada Pinson, L (7, PH) OBP: 0.316, SLG: 0.394 (8, 8)		1-H HR	P3		F2		1B WP IBB			3 0	1 1	1 0	2 0	0 1	0 0	2 0
Inning Stats	R: 0 E: 0 K: 1 S: 7 H: 2 LOB: 2 BB: 0 P: 7	R: 2 E: 0 K: 0 S: 5 H: 2 LOB: 0 BB: 0 P: 5	R: 4 E: 0 K: 0 S: 7 H: 4 LOB: 1 BB: 0 P: 8	R: 0 E: 0 K: 0 S: 4 H: 1 LOB: 1 BB: 0 P: 4	R: 2 E: 0 K: 0 S: 5 H: 2 LOB: 1 BB: 1 P: 9	R: 0 E: 0 K: 0 S: 3 H: 0 LOB: 0 BB: 0 P: 3	R: 4 E: 0 K: 2 S: 11 H: 4 LOB: 1 BB: 1 P: 15	R: 0 E: 0 K: 1 S: 5 H: 0 LOB: 0 BB: 0 P: 5		1B: 6 2B: 5 3B: 1 HR: 3 SF: 1 SAC: 0 DP: 0 HBP: 1					WP: 1 PB: 0 SB: 0 CS: 0 PA: 42	

livebaseballscorecards.com

	AB	38
	R	12
	H	15
	RBI	11
	BB	2
	SO	4
	LOB	11

PITCHER		IP	WLS	BF	H	R	ER	SO	BB	IBB	HBP	BLK	WP	HR	S	P	ERA	WHIP
Chris Short, L ERA: 2.65	(1, 1)	4.0	L	23	10	7	7	1	0	0	1	0	0	3	24	25	15.75	2.500
Jeff James, R ERA: 4.29	(5, 1)	3.0		16	5	5	5	2	1	1	0	0	1	0	18	26	15.00	2.000
Jerry Johnson, R ERA: 6.0	(8, 1)	1.0		3	0	0	0	1	0	0	0	0	0	0	5	5	0.00	0.000

PITCHER		IP	WLS	BF	H	R	ER	SO	BB	IBB	HBP	BLK	WP	HR	S	P	ERA	WHIP

Cincinnati Reds @ Pittsburgh Pirates

Forbes Field, Pittsburgh, PA

Tue Jul 23 1968, 7:05 PM EDT

Att. 8,739 - Unknown

TOP

livebaseballscorecards.com

Batter	1	2	3	4	5	6	7	8	9	10	11	12	AB	R	H	RBI	BB	SO	LOB
Alex Johnson, R (1, 7) OBP: 0.345, SLG: 0.385	F9		K		4-3		FC6-5 1B 1-3		K		1B 1-3		6	0	2	0	0	2	0
Mack Jones, L (1, 9) OBP: 0.366, SLG: 0.420	1-3		3B 1B		HR		FC6-5 1B 2-3		G4-3 1B		G3		6	2	3	1	0	0	3
Vada Pinson, L (1, 8) OBP: 0.319, SLG: 0.402	1B		1B 3B 1-H		3-1		FC6-4 1B 1-2		G4-3 1-2f			G3	6	1	3	1	0	0	1
Lee May, R (1, 3) OBP: 0.331, SLG: 0.442	P4		E 1B BB		K		FC6-4 1-2f			5-3		1B 1B	5	2	1	0	1	1	3
Johnny Bench, R (1, 2) OBP: 0.306, SLG: 0.420		1B 1B	E5 1B 1-H 3-H			6-3		1B 1B		F8		1B 1B 1-3	6	1	4	1	0	0	0
Tony Perez, R (1, 5) OBP: 0.326, SLG: 0.393		G1-4-3 1B 1-2	6-3			HR		L5-3 1B 1-2		1B		1B 1B 1-2 3-H	6	1	5	2	0	0	1
Tommy Helms, R (1, 4) OBP: 0.320, SLG: 0.389		L8		F9		5-3		L5-3 1-2		G3		1B 1-3 2-H	6	0	1	1	0	0	5
Leo Cardenas, R (1, 6) OBP: 0.277, SLG: 0.259		G1-4-3 1-2f		5-3		5-3		FC6-4 IBB			5-3	G4-6-3 IBB	4	0	0	0	2	0	2
Jim Maloney, L (1, 1) OBP: 0.318, SLG: 0.395			K	K			1B	FC6-4 1-2f			E3 1B	G4-6-3 1-2f	2	0	0	0	0	2	0
Clay Carroll, R (6, 1) OBP: 0.200, SLG: 0.200													2	0	1	0	0	0	2
Ted Abernathy, R (8, 1)													0	0	0	0	0	0	0
Fred Whitfield, L (11, PH) OBP: 0.260, SLG: 0.245													1	0	0	0	0	0	0
Woody Woodward, R (11, PR) OBP: 0.291, SLG: 0.244													0	0	0	0	0	0	0
Gerry Arrigo, L (11, 1) OBP: 0.143, SLG: 0.125													1	0	0	0	0	0	3
Bob Lee, R (12, 1)													0	0	0	0	0	0	0
Inning Stats	R: 0 E: 0 K: 0 S: 4 H: 1 LOB: 1 BB: 0 P: 4	R: 0 E: 0 K: 0 S: 4 H: 2 LOB: 1 BB: 0 P: 4	R: 3 E: 1 K: 2 S: 10 H: 3 LOB: 1 BB: 1 P: 14	R: 0 E: 0 K: 1 S: 5 H: 0 LOB: 0 BB: 0 P: 5	R: 1 E: 0 K: 1 S: 6 H: 1 LOB: 0 BB: 0 P: 6	R: 1 E: 0 K: 0 S: 4 H: 1 LOB: 0 BB: 0 P: 4	R: 0 E: 0 K: 0 S: 5 H: 3 LOB: 2 BB: 0 P: 5	R: 0 E: 0 K: 0 S: 4 H: 2 LOB: 2 BB: 1 P: 8	R: 0 E: 0 K: 1 S: 5 H: 1 LOB: 0 BB: 0 P: 5	R: 0 E: 0 K: 0 S: 4 H: 1 LOB: 1 BB: 0 P: 4	R: 0 E: 1 K: 0 S: 4 H: 1 LOB: 2 BB: 0 P: 4	R: 2 E: 0 K: 0 S: 6 H: 4 LOB: 2 BB: 1 P: 10	1B: 17 2B: 1 3B: 1 HR: 2	SF: 0 SAC: 0 DP: 4 HBP: 0	WP: 0 PB: 0 SB: 0 CS: 0	PA: 54			

	AB	51
	R	7
	H	20
	RBI	6
	BB	3
	SO	5
	LOB	20

PITCHER		IP	WLS	BF	H	R	ER	SO	BB	IBB	HBP	BLK	WP	HR	S	P	ERA	WHIP
Al McBean, R ERA: 3.16	(1, 1)	5.0		22	7	4	3	4	1	0	0	0	0	1	29	33	5.40	1.600
Ron Kline, R ERA: 1.46	(6, 1)	1.1		6	3	1	1	0	0	0	0	0	0	1	6	6	6.75	2.250
Luke Walker, L ERA: 1.75	(7, 1)	0.1		2	1	0	0	0	0	0	0	0	0	0	2	2	0.00	3.000
Tommie Sisk, R ERA: 3.56	(7, 1)	0.1		1	0	0	0	0	0	0	0	0	0	0	1	1	0.00	0.000
Dock Ellis, R ERA: 2.42	(8, 1)	2.0		8	3	0	0	1	0	1	0	0	0	0	9	13	0.00	1.500

PITCHER		IP	WLS	BF	H	R	ER	SO	BB	IBB	HBP	BLK	WP	HR	S	P	ERA	WHIP
Roy Face, R ERA: 3.24	(10, 1)	2.1	L	13	6	2	2	0	0	0	0	0	0	0	13	13	7.71	2.571
Bill Henry, L ERA: 3.65	(12, 1)	0.2		2	0	0	0	0	0	0	1	0	0	0	1	5	0.00	0.000

Cincinnati Reds @ Pittsburgh Pirates

Forbes Field, Pittsburgh, PA

Tue Jul 23 1968, 7:05 PM EDT

Att. 8,739 - Unknown

livebaseballscorecards.com

BOTTOM

Batter	1	2	3	4	5	6	7	8	9	10	11	12	AB	R	H	RBI	BB	SO	LOB
Maury Wills, S (1, 6) OBP: 0.330, SLG: 0.326	E5 1B		4-3		F2		1B		K			BB	5	2	1	0	1	1	0
Gary Kolb, L (1, 9) OBP: 0.290, SLG: 0.368	FC4-6 1B 1-2		4-3		F2		4-3		K			5-3 1-2	5	0	1	0	0	1	1
Roy Face, R (10, 1)													0	0	0	0	0	0	0
Bill Henry, L (12, 1)													0	0	0	0	0	0	0
Carl Taylor, R (12, PH) OBP: 0.348, SLG: 0.276													1	0	0	0	0	0	1
Matty Alou, L (1, 8) OBP: 0.369, SLG: 0.393	F3		6-3			L9		4-3		5-3		FC6-4 1B 2-3	6	0	1	0	0	0	2
Willie Stargell, L (1, 7) OBP: 0.329, SLG: 0.504	FC4-6 1-2f 2-H			K		HR		4-3		4-3		SF8 3-H	5	1	1	2	0	1	1
Donn Clendenon, R (1, 3) OBP: 0.320, SLG: 0.364	F8			2B BB		F8		2B		F2		FC6-4 1-2f	5	1	1	0	1	0	2
Bill Mazeroski, R (1, 4) OBP: 0.298, SLG: 0.282		CS 1B		K		1B		6-3			1B		5	0	3	0	0	1	2
Jerry May, R (1, 2) OBP: 0.310, SLG: 0.274		K 1-2		2B 1-H		5-3			F7		F2		5	0	1	1	0	1	3
Jose Pagan, R (1, 5) OBP: 0.245, SLG: 0.303		BB		5-3			1-3		HR BB		F7		3	1	0	0	2	0	2
Al McBean, R (1, 1) Manny Jimenez, L (6, PH) OBP: 0.000 SLG: 0.000 Ron Kline, R (8, 1) Luke Walker, L (7, 1) Tommie Sisk, R (7, 1) OBP: 0.000 SLG: 0.000 Manny Mota, R (7, PH) OBP: 0.000 SLG: 0.000 Dock Ellis, S (8, 1) Bill Virdon, L (8, PH) OBP: 0.000 SLG: 0.000		K		K	K		K		HR		K		1	0	0	0	0	1	1
													1	0	0	0	0	0	0
													0	0	0	0	0	0	0
													0	0	0	0	0	0	0
													0	0	0	0	0	0	0
													1	0	0	0	1	0	0
													0	0	0	0	0	0	0
													0	0	0	0	0	0	0
													2	1	1	2	0	1	1
Inning Stats	R: 1 H: 1 E: 2 LOB: 1 K: 0 BB: 0 S: 5 P: 5	R: 0 H: 1 E: 0 LOB: 1 K: 2 BB: 1 S: 7 P: 11	R: 0 H: 0 E: 0 LOB: 0 K: 0 BB: 0 S: 3 P: 3	R: 1 H: 1 E: 0 LOB: 1 K: 2 BB: 1 S: 8 P: 12	R: 0 H: 0 E: 0 LOB: 0 K: 1 BB: 0 S: 5 P: 5	R: 1 H: 2 E: 0 LOB: 1 K: 0 BB: 0 S: 5 P: 5	R: 0 H: 1 E: 0 LOB: 1 K: 1 BB: 0 S: 6 P: 6	R: 0 H: 1 E: 0 LOB: 1 K: 0 BB: 0 S: 4 P: 4	R: 2 H: 1 E: 0 LOB: 0 K: 2 BB: 1 S: 8 P: 12	R: 0 H: 0 E: 0 LOB: 0 K: 0 BB: 0 S: 3 P: 3	R: 0 H: 1 E: 0 LOB: 1 K: 1 BB: 0 S: 6 P: 6	R: 1 H: 1 E: 0 LOB: 1 K: 0 BB: 1 S: 4 P: 8	1B: 6 SF: 1 2B: 2 SAC: 0 3B: 0 DP: 0 HR: 2 HBP: 0						

	AB	45
	R	6
	H	10
	RBI	5
	BB	4
	SO	9
	LOB	16

WP: 0 PA: 50
PB: 0
SB: 1
CS: 1

PITCHER		IP	WLS	BF	H	R	ER	SO	BB	IBB	HBP	BLK	WP	HR	S	P	ERA	WHIP
Jim Maloney, R ERA: 3.3	(1, 1)	5.2		24	5	3	2	5	2	0	0	0	0	1	32	40	3.18	1.235
Clay Carroll, R ERA: 3.28	(6, 1)	2.0		8	2	0	0	1	0	0	0	0	0	0	10	10	0.00	1.000
Ted Abernathy, R ERA: 1.14	(8, 1)	2.1		9	1	2	2	2	1	0	0	0	0	1	12	16	7.71	0.857
Gerry Arrigo, L ERA: 2.96	(11, 1)	1.2	W	8	2	1	1	1	1	0	0	0	0	0	9	13	5.40	1.800
Bob Lee, R ERA: 4.74	(12, 1)	0.1	S	1	0	0	0	0	0	0	0	0	0	0	1	1	0.00	0.000

PITCHER		IP	WLS	BF	H	R	ER	SO	BB	IBB	HBP	BLK	WP	HR	S	P	ERA	WHIP

Batter	1	2	3	4	5	6	7	8	9	AB	R	H	RBI	BB	SO	LOB
Alex Johnson, R (1, 7) OBP: 0.346, SLG: 0.384	6-3		BB		SH2-3 1B		6-3		6-3	4	0	1	0	1	0	1
Vada Pinson, L (1, 8) OBP: 0.318, SLG: 0.398	K		G3		SH2-3		L9		S IBB	3	0	0	0	1	1	2
Lee May, R (1, 9) OBP: 0.330, SLG: 0.439	F9			K	5-3		E 1B		F7	5	0	1	0	0	1	3
Tony Perez, R (1, 5) OBP: 0.323, SLG: 0.388		4-3		G3	4-3		F8			4	0	0	0	0	0	2
Johnny Bench, R (1, 2) OBP: 0.306, SLG: 0.418		F8		1B 1B		P3		F7		4	1	1	0	0	0	0
Tommy Helms, R (1, 4) OBP: 0.325, SLG: 0.393		4-3		1B 2B		1B		CS 1B		4	1	3	0	0	0	0
Don Pavletich, R (1, 3) OBP: 0.310, SLG: 0.364			5-3	2B		1B		K		4	0	2	1	0	1	1
Leo Cardenas, R (1, 6) OBP: 0.280, SLG: 0.266			K	2B		K			6-3 SH2-4	4	0	2	1	0	2	2
George Culver, R (1, 1) OBP: 0.098, SLG: 0.122										3	0	1	0	0	1	4
Clay Carroll, R (7, 1) OBP: 0.200, SLG: 0.200			BB 1B	4-3		K2-3			SH2-4	0	0	0	0	0	0	0
Inning Stats	R: 0 E: 0 K: 1 S: 5 H: 0 LOB: 0 BB: 0 P: 5	R: 0 E: 0 K: 0 S: 3 H: 0 LOB: 0 BB: 0 P: 3	R: 0 E: 0 K: 1 S: 6 H: 1 LOB: 2 BB: 1 P: 10	R: 2 E: 0 K: 1 S: 9 H: 4 LOB: 2 BB: 0 P: 9	R: 0 E: 0 K: 0 S: 4 H: 1 LOB: 1 BB: 0 P: 4	R: 0 E: 0 K: 2 S: 9 H: 2 LOB: 2 BB: 0 P: 9	R: 0 E: 1 K: 0 S: 4 H: 1 LOB: 1 BB: 0 P: 4	R: 0 E: 0 K: 1 S: 5 H: 1 LOB: 0 BB: 0 P: 5	R: 0 E: 0 K: 0 S: 4 H: 1 LOB: 2 BB: 1 P: 8	1B: 10 2B: 1 3B: 0 HR: 0 SF: 0 SAC: 2 DP: 0 HBP: 0							

TOP

Cincinnati Reds @ Pittsburgh Pirates

Forbes Field, Pittsburgh, PA

Thu Jul 25 1968, 7:05 PM EDT

Att. 5,797 - Unknown

livebaseballscorecards.com

AB	35
R	2
H	11
RBI	2
BB	2
SO	6
LOB	15

WP: 0 PB: 0 SB: 1 CS: 1 PA: 39

PITCHER		IP	WLS	BF	H	R	ER	SO	BB	IBB	HBP	BLK	WP	HR	S	P	ERA	WHIP
Bob Veale, L ERA: 1.98	(1, 1)	7.0	L	31	9	2	2	5	1	0	0	0	0	0	40	44	2.57	1.429
Tommie Sisk, R ERA: 3.43	(8, 1)	2.0		8	2	0	0	1	0	1	0	0	0	0	9	13	0.00	1.000

PITCHER		IP	WLS	BF	H	R	ER	SO	BB	IBB	HBP	BLK	WP	HR	S	P	ERA	WHIP

Batter	1	2	3	4	5	6	7	8	9	AB	R	H	RBI	BB	SO	LOB
Maury Wills, S (1, 6) OBP: 0.329, SLG: 0.322	BBBB 4-0 1B BB		x 0-0 E5 CS		x 0-0 ① F5		x 0-0 ② 6-3		x 0-0 ② P6	4	0	0	0	1	0	2
Manny Mota, R (1, 9) OBP: 0.329, SLG: 0.317	x 0-0 ① 1B 1-2 1B		x 0-0 ① ② 5-3 1-2		x 0-0 ② P6		x 0-0 1B 1B		x 0-0 1B 1B	5	0	3	0	0	0	3
Matty Alou, L (1, 8) OBP: 0.373, SLG: 0.396	x 0-0 ② 1-3 1B		x 0-0 ③ 1-3		x 0-0 ③ 1-3		x 0-0 1-3 1B		x 0-0 1-2 1B	5	0	3	0	0	0	2
Willie Stargell, L (1, 7) OBP: 0.330, SLG: 0.500	BBBB 4-0 BB			x 0-0 G6-4-3 1B 1B		x 0-0 ① P4	x 0-0 ③ 4-3		x 0-0 ③ F7	4	0	1	0	1	0	4
Donn Clendenon, R (1, 3) OBP: 0.325, SLG: 0.369	x 0-0 ③ 5-3			x 0-0 G6-4-3 1-2 1B		x 0-0 FC5-4 1B		x 0-0 6-3 1B		4	0	3	0	0	0	2
Jose Pagan, R (1, 5) OBP: 0.235, SLG: 0.290		x 0-0 ① 5-3		x 0-0 ① ② G6-4-3 1-2f 2-3		x 0-0 ② FC5-4 1B 1-2f		S S S 0-3 ① K		4	0	0	0	0	1	4
Bill Mazeroski, R (1, 4) OBP: 0.300, SLG: 0.285		x 0-0 PB 1B		x 0-0 ③ 6-3		x 0-0 FC6-4 1-3 1B		x 0-0 ② 6-3 1-2		4	0	2	0	0	0	2
Jerry May, R (1, 2) OBP: 0.309, SLG: 0.273		x 0-0 ② 6-3 1-2			x 0-0 BB 1B	x 0-0 ③ FC6-4 1-2f		x 0-0 ③ 6-3		4	0	1	0	0	0	4
Bob Veale, S (1, 1) OBP: 0.109, SLG: 0.094 Manny Jimenez, L (7, PH) OBP: 0.481, SLG: 0.372 Tommie Sisk, R (8, 1) OBP: 0.167, SLG: 0.063 Gary Kolb, L (9, PH) OBP: 0.287, SLG: 0.364		S S S 0-3 ③ K			BBBB 4-0 1-2 BB		S S S 0-3 ① K		x 0-0 ① 6-3	1 1 0 1	0 0 0 0	0 0 0 0	0 0 0 0	1 0 0 0	1 1 0 0	1 0 0 0
Inning Stats	R: 0 E: 0 K: 0 S: 3 H: 2 LOB: 2 BB: 2 P: 11	R: 0 E: 0 K: 1 S: 6 H: 1 LOB: 1 BB: 0 P: 6	R: 0 E: 1 K: 0 S: 3 H: 0 LOB: 0 BB: 0 P: 3	R: 0 E: 0 K: 0 S: 4 H: 2 LOB: 1 BB: 0 P: 4	R: 0 E: 0 K: 0 S: 4 H: 1 LOB: 2 BB: 1 P: 8	R: 0 E: 0 K: 0 S: 5 H: 2 LOB: 2 BB: 0 P: 5	R: 0 E: 0 K: 1 S: 7 H: 2 LOB: 2 BB: 0 P: 7	R: 0 E: 0 K: 1 S: 6 H: 1 LOB: 1 BB: 0 P: 6	R: 0 E: 0 K: 0 S: 5 H: 2 LOB: 2 BB: 0 P: 5	1B: 13 2B: 0 3B: 0 HR: 0	SF: 0 SAC: 0 DP: 1 HBP: 0			WP: 0 PB: 1 SB: 0 CS: 1	PA: 40		

PITCHER		IP	WLS	BF	H	R	ER	SO	BB	IBB	HBP	BLK	WP	HR	S	P	ERA	WHIP
George Culver, R ERA: 3.02	(1, 1)	6.0	W	26	8	0	0	1	3	0	0	0	0	0	25	37	0.00	1.833
Clay Carroll, R ERA: 3.12	(7, 1)	3.0	S	14	5	0	0	2	0	0	0	0	0	0	18	18	0.00	1.667

PITCHER	IP	WLS	BF	H	R	ER	SO	BB	IBB	HBP	BLK	WP	HR	S	P	ERA	WHIP

BOTTOM

Cincinnati Reds @ Pittsburgh Pirates

Forbes Field, Pittsburgh, PA

Thu Jul 25 1968, 7:05 PM EDT

Att. 5,797 - Unknown

livebaseballscorecards.com

AB	37
R	0
H	13
RBI	0
BB	3
SO	3
LOB	24

Batter	1	2	3	4	5	6	7	8	9	AB	R	H	RBI	BB	SO	LOB
Giraldo Ruiz, S (1, 4) OBP: 0.325, SLG: 0.284	S S S 0-3 ① K		x 0-0 FC4 1B		x 0-0 1-2 1B			S S S 0-3 ② K		4	0	2	0	0	2	0
Vada Pinson, L (1, 8) OBP: 0.315, SLG: 0.393	S S S 0-3 ② K		x 0-0 ② FC4 S 1-2f		x 0-0 ③ G3			x 0-0 ③ 1-3		4	0	0	0	0	1	3
Alex Johnson, R (1, 7) OBP: 0.342, SLG: 0.380	x 0-0 ③ F9		x 0-0 ③ F8 1-2			x 0-0 ① L4			x 0-0 ① 5-3	4	0	0	0	0	0	1
Lee May, R (1, 9) OBP: 0.331, SLG: 0.438		B B B 4-0 WP HBP BB		x 0-0 FC6-4 1B		x 0-0 ② F8			x 0-0 ② F9	3	0	1	0	1	0	0
Johnny Bench, R (1, 2) OBP: 0.302, SLG: 0.413		S S S 0-3 ① K		x 0-0 ① FC6-4 CS 1-2f		S S S 0-3 ③ K			S S S 0-3 ③ K	4	0	0	0	0	3	2
Tony Perez, R (1, 5) OBP: 0.323, SLG: 0.386		x 0-0 ② F8		x 0-0 ② ③ L9 1-2			B B B 4-0 G5-4-3 BB			2	0	0	0	1	0	2
Don Pavletich, R (1, 3) OBP: 0.324, SLG: 0.368		H 1-0 WP 1-2 HBP			x 0-0 1B 1B		x 0-0 ① ② G5-4-3 1-2f			2	0	1	0	0	0	1
Leo Cardenas, R (1, 6) OBP: 0.277, SLG: 0.264		S S S 0-3 ③ K 1-2 2-3			x 0-0 ① F9		x 0-0 ③ G3			3	0	0	0	0	1	3
Tony Cloninger, R (1, 1) OBP: 0.250, SLG: 0.600 Jim Beauchamp, R (8, PH) OBP: 0.250, SLG: 0.455 Ted Abernathy, R (8, 1)			x 0-0 ① F7		x 0-0 ② F9			S S S 0-3 ① K		2 1 0	0 0 0	0 0 0	0 0 0	0 1 0	0 0 0	1 0 0
Inning Stats	R: 0 H: 0 E: 0 LOB: 0 K: 2 BB: 0 S: 7 P: 7	R: 0 H: 0 E: 0 LOB: 2 K: 2 BB: 1 S: 7 P: 12	R: 0 H: 1 E: 0 LOB: 1 K: 0 BB: 0 S: 4 P: 4	R: 0 H: 1 E: 0 LOB: 0 K: 0 BB: 0 S: 3 P: 3	R: 0 H: 2 E: 0 LOB: 2 K: 0 BB: 0 S: 5 P: 5	R: 0 H: 0 E: 0 LOB: 0 K: 1 BB: 0 S: 5 P: 5	R: 0 H: 0 E: 0 LOB: 0 K: 0 BB: 1 S: 2 P: 6	R: 0 H: 0 E: 0 LOB: 0 K: 2 BB: 0 S: 7 P: 7	R: 0 H: 0 E: 0 LOB: 0 K: 1 BB: 0 S: 5 P: 5	1B: 4 SF: 0 2B: 0 SAC: 0 3B: 0 DP: 1 HR: 0 HBP: 1						

PITCHER	IP	WLS	BF	H	R	ER	SO	BB	IBB	HBP	BLK	WP	HR	S	P	ERA	WHIP
Jerry Koosman, L (1, 1) ERA: 1.76	9.0	W	32	4	0	0	8	2	0	1	0	1	0	45	54	0.00	0.667

PITCHER	IP	WLS	BF	H	R	ER	SO	BB	IBB	HBP	BLK	WP	HR	S	P	ERA	WHIP

TOP

Cincinnati Reds @ New York Mets

Shea Stadium, Flushing, NY

Fri Jul 26 1968, 7:05 PM EDT

Att. 34,040 - Unknown

livebaseballscorecards.com

AB	29
R	0
H	4
RBI	0
BB	2
SO	8
LOB	13

WP: 1	PA:	32
PB: 0		
SB: 1		
CS: 1		

Batter	1	2	3	4	5	6	7	8	9	AB	R	H	RBI	BB	SO	LOB
Bud Harrelson, S (1, 6) OBP: 0.261, SLG: 0.248	P6		K		F7		F7			4	0	0	0	0	1	0
Larry Stahl, L (1, 8) OBP: 0.294, SLG: 0.281	4-3		FC6-4 1B		G3			5-3 FC5-2 2B		4	0	2	0	0	0	0
Cleon Jones, R (1, 7) OBP: 0.313, SLG: 0.453	F8		FC6-4 1-2f		K			5-3 2-3		4	0	0	0	0	1	2
Ed Charles, R (1, 5) OBP: 0.355, SLG: 0.476		SH1-3 1B 4-3 1B		1B 6-3 1B		K		FC5-2 3-H		4	2	2	0	0	1	1
Ed Kranepool, L (1, 3) OBP: 0.290, SLG: 0.335		4-3 SH1-3 1-2 1B		6-3 1-3 1B		4-3		1-3		4	0	2	0	0	0	1
J.C. Martin, L (1, 2) OBP: 0.307, SLG: 0.281		SH1-3 1-2 2-3		P4		HBP				1	0	0	0	0	0	2
Ron Swoboda, R (1, 9) OBP: 0.336, SLG: 0.401		4-3 2-3 3-H		6-3 1-2 3-H		4-3				3	0	0	2	0	0	3
Jerry Buchek, R (1, 4) OBP: 0.267, SLG: 0.266		F8		IBB			1-3			2	0	0	0	1	0	1
Al Weis, S (8, 4) OBP: 0.243, SLG: 0.222										0	0	0	0	0	0	0
Jerry Koosman, R (1, 1) OBP: 0.085, SLG: 0.086			K	K			K			3	0	0	0	0	3	2
Inning Stats	R: 0 H: 0 E: 0 LOB: 0 K: 0 BB: 0 S: 3 P: 3	R: 1 H: 2 E: 0 LOB: 1 K: 0 BB: 0 S: 5 P: 5	R: 0 H: 1 E: 0 LOB: 1 K: 2 BB: 0 S: 8 P: 8	R: 1 H: 2 E: 0 LOB: 2 K: 1 BB: 1 S: 7 P: 11	R: 0 H: 0 E: 0 LOB: 0 K: 1 BB: 0 S: 5 P: 5	R: 0 H: 0 E: 0 LOB: 1 K: 1 BB: 0 S: 5 P: 6	R: 0 H: 0 E: 0 LOB: 0 K: 1 BB: 0 S: 5 P: 5	R: 0 H: 1 E: 0 LOB: 1 K: 0 BB: 0 S: 4 P: 4		1B: 5 SF: 0 2B: 1 SAC: 1 3B: 0 DP: 0 HR: 0 HBP: 1						

BOTTOM

Cincinnati Reds @ New York Mets

Shea Stadium, Flushing, NY

Fri Jul 26 1968, 7:05 PM EDT

Att. 34,040 - Unknown

livebaseballscorecards.com

AB	29
R	2
H	6
RBI	2
BB	1
SO	6
LOB	12

WP: 0 PB: 0 SB: 0 CS: 0 PA: 32

PITCHER	IP	WLS	BF	H	R	ER	SO	BB	IBB	HBP	BLK	WP	HR	S	P	ERA	WHIP
Tony Cloninger, R (1, 1) ERA: 6.03	7.0	L	28	5	2	2	6	0	1	1	0	0	0	38	43	2.57	0.714
Ted Abernathy, R (8, 1) ERA: 1.13	1.0		4	1	0	0	0	0	0	0	0	0	0	4	4	0.00	1.000

PITCHER	IP	WLS	BF	H	R	ER	SO	BB	IBB	HBP	BLK	WP	HR	S	P	ERA	WHIP

Cincinnati Reds @ New York Mets

Shea Stadium, Flushing, NY

Sat Jul 27 1968, 7:05 PM EDT

Att. 45,732 - Unknown

TOP

livebaseballscorecards.com

Batter	1	2	3	4	5	6	7	8	9	AB	R	H	RBI	BB	SO	LOB
Pete Rose, S (1, 9) OBP: 0.389, SLG: 0.448	4-3			L8		F7		K		4	0	0	0	0	1	0
Vada Pinson, L (1, 8) OBP: 0.311, SLG: 0.389	K			4-3		P3		G3		4	0	0	0	0	1	0
Mack Jones, L (1, 7) OBP: 0.370, SLG: 0.417	K			BB, 1B			HR, 1B		F7	3	1	1	0	1	1	0
Lee May, R (1, 3) OBP: 0.339, SLG: 0.453		G6-4-3, 1B		1-2, 1B			1-H, HR		1B	4	1	4	2	0	0	0
Johnny Bench, R (1, 2) OBP: 0.299, SLG: 0.408		G6-4-3 1-2f		F5			5-3		L8	4	0	0	0	0	0	4
Tony Perez, R (1, 5) OBP: 0.322, SLG: 0.387		K			F9		2B		F8	4	0	1	0	0	1	1
Tommy Helms, R (1, 4) OBP: 0.322, SLG: 0.390			K		L6		F8			3	0	0	0	0	1	1
Leo Cardenas, R (1, 6) OBP: 0.275, SLG: 0.261			K		K		4-3			3	0	0	0	0	2	1
Gerry Arrigo, L (1, 1) OBP: 0.139, SLG: 0.121			K			F2		6-3		1	0	0	0	0	1	0
Giraldo Ruiz, S (6, PH) OBP: 0.321, SLG: 0.280										1	0	0	0	0	0	0
Jay Ritchie, R (6, 1)										0	0	0	0	0	0	0
Alex Johnson, R (8, PH) OBP: 0.342, SLG: 0.379										1	0	0	0	0	0	0
Ted Abernathy, R (8, 1)										0	0	0	0	0	0	0

Inning Stats	1	2	3	4	5	6	7	8	9
	R: 0 E: 0 K: 2 S: 7	H: 0 LOB: 0 BB: 0 P: 7	R: 0 E: 0 K: 1 S: 5	H: 1 LOB: 0 BB: 0 P: 5	R: 0 E: 0 K: 3 S: 9	H: 0 LOB: 0 BB: 0 P: 9	R: 0 E: 0 K: 0 S: 4	H: 1 LOB: 2 BB: 1 P: 8	R: 0 E: 0 K: 1 S: 5	H: 0 LOB: 0 BB: 0 P: 5
	R: 0 E: 0 K: 0 S: 3	H: 0 LOB: 0 BB: 0 P: 3	R: 2 E: 0 K: 0 S: 6	H: 3 LOB: 1 BB: 0 P: 6	R: 0 E: 0 K: 1 S: 5	H: 0 LOB: 0 BB: 0 P: 5	R: 0 E: 0 K: 0 S: 4	H: 1 LOB: 1 BB: 0 P: 4		

	AB	32
	R	2
	H	6
	RBI	2
	BB	1
	SO	8
	LOB	7

		1B: 4	SF: 0	WP: 0	PA: 33
		2B: 1	SAC: 0	PB: 0	
		3B: 0	DP: 1	SB: 0	
		HR: 1	HBP: 0	CS: 0	

PITCHER		IP	WLS	BF	H	R	ER	SO	BB	IBB	HBP	BLK	WP	HR	S	P	ERA	WHIP
Don Cardwell, R ERA: 2.91	(1, 1)	7.0	W	26	5	2	2	7	1	0	0	0	0	1	39	43	2.57	0.857
Ron Taylor, R ERA: 3.07	(8, 1)	2.0	S	7	1	0	0	1	0	0	0	0	0	0	9	9	0.00	0.500

PITCHER	IP	WLS	BF	H	R	ER	SO	BB	IBB	HBP	BLK	WP	HR	S	P	ERA	WHIP

Batter	1	2	3	4	5	6	7	8	9	AB	R	H	RBI	BB	SO	LOB
Bud Harrelson, S (1, 6) OBP: 0.257, SLG: 0.244	5-3	F8			F7		4-3			4	0	0	0	0	0	2
Larry Stahl, L (1, 8) OBP: 0.289, SLG: 0.361	K		K		K		HR			4	1	1	1	0	3	0
Cleon Jones, R (1, 7) OBP: 0.312, SLG: 0.450	6-3		S 1B 1B		E6 HR		F8			4	1	1	0	0	0	0
Ed Charles, R (1, 5) OBP: 0.361, SLG: 0.494		BB 1B 1B	1-H 1B		1-H HR		K			4	2	3	2	0	1	0
Jerry Grote, R (1, 2) OBP: 0.369, SLG: 0.355		1B 1-2 FC BB	6-3		P4			6-3		3	1	0	0	1	0	1
Ron Swoboda, R (1, 9) OBP: 0.338, SLG: 0.401		FC 1-3 2-H 1B		F7		F8		FC4-6 BB		3	0	1	1	1	0	0
Ed Kranepool, L (1, 3) OBP: 0.293, SLG: 0.343		K		E2 F9 1B		2B		FC4-6 1B 1-2f		4	0	2	0	0	1	3
Jerry Buchek, R (1, 4) OBP: 0.267, SLG: 0.265		FC 1-2 3-H		F9 2-3		5-3		1-2 1B		4	0	1	1	0	0	3
Don Cardwell, R (1, 1) OBP: 0.053, SLG: 0.132 Ron Taylor, R (8, 1)		K		K		K		K		3 1	0 0	0 0	0 0	0 0	3 1	4 2
Inning Stats	R: 0 E: 0 K: 1 S: 5 H: 0 LOB: 0 BB: 0 P: 5	R: 2 E: 0 K: 2 S: 10 H: 2 LOB: 2 BB: 1 P: 14	R: 0 E: 0 K: 1 S: 6 H: 2 LOB: 1 BB: 0 P: 6	R: 0 E: 1 K: 1 S: 6 H: 1 LOB: 1 BB: 0 P: 6	R: 2 E: 1 K: 1 S: 7 H: 1 LOB: 0 BB: 0 P: 7	R: 0 E: 0 K: 1 S: 6 H: 1 LOB: 1 BB: 0 P: 6	R: 1 E: 0 K: 1 S: 6 H: 1 LOB: 0 BB: 0 P: 6	R: 0 E: 0 K: 1 S: 6 H: 1 LOB: 2 BB: 1 P: 10		1B: 6 2B: 1 3B: 0 HR: 2 SF: 0 SAC: 0 DP: 0 HBP: 0						

BOTTOM

Cincinnati Reds @ New York Mets

Shea Stadium, Flushing, NY

Sat Jul 27 1968, 7:05 PM EDT

Att. 45,732 - Unknown

livebaseballscorecards.com

AB	34
R	5
H	9
RBI	5
BB	2
SO	9
LOB	15

PITCHER		IP	WLS	BF	H	R	ER	SO	BB	IBB	HBP	BLK	WP	HR	S	P	ERA	WHIP
Gerry Arrigo, L ERA: 2.98	(1, 1)	5.0	L	23	6	4	2	6	1	0	0	0	0	1	34	38	3.60	1.400
Jay Ritchie, R ERA: 2.7	(6, 1)	2.0		8	2	1	1	2	0	0	0	0	0	1	12	12	4.50	1.000
Ted Abernathy, R ERA: 1.11	(8, 1)	1.0		5	1	0	0	1	1	0	0	0	0	0	6	10	0.00	2.000

PITCHER	IP	WLS	BF	H	R	ER	SO	BB	IBB	HBP	BLK	WP	HR	S	P	ERA	WHIP

Batter	1	2	3	4	5	6	7	8	9	AB	R	H	RBI	BB	SO	LOB
Pete Rose, S (1, 9) OBP: 0.389, SLG: 0.447	L5	1-3 2-H 1B		1B			6-3		4-3	5	0	2	1	0	0	0
Vada Pinson, L (1, 8) OBP: 0.311, SLG: 0.385	BBBB CS BB	G3		L4			F8			3	0	0	0	1	0	2
Mack Jones, L (1, 7) OBP: 0.374, SLG: 0.421	1-2 1B		HR 1B		5-3			4-3		4	1	2	0	0	0	0
Lee May, R (1, 3) OBP: 0.341, SLG: 0.471	F8		1-H HR		6-3			HR		4	2	2	3	0	0	1
Tony Perez, R (1, 5) OBP: 0.324, SLG: 0.391		1B 1B 2B	FC5-4 1B		4-3			6-3		4	1	2	0	0	0	0
Tommy Helms, R (1, 4) OBP: 0.324, SLG: 0.390		2-3 1B 1B 1B	1-2f FC5-4		5-3			BBBB BB		3	1	1	0	1	0	1
Pat Corrales, R (1, 2)		L9	K		K			4-3		4	0	0	0	0	2	4
Woody Woodward, R (1, 6) OBP: 0.289, SLG: 0.244		1-2 3-H 1B	F3		4-3				1-3	4	0	1	1	0	0	1
Jim Maloney, L (1, 1) OBP: 0.304, SLG: 0.378		K		G3			6-3		6-3	2	0	0	0	0	1	2
Clay Carroll, R (6, 1) OBP: 0.167, SLG: 0.167										2	0	0	0	0	0	0
Inning Stats	R: 0 E: 0 K: 0 S: 3 H: 1 LOB: 1 BB: 1 P: 7	R: 2 E: 0 K: 1 S: 9 H: 4 LOB: 2 BB: 0 P: 9	R: 2 E: 0 K: 1 S: 8 H: 3 LOB: 1 BB: 0 P: 8	R: 0 E: 0 K: 0 S: 3 H: 1 LOB: 0 BB: 0 P: 3	R: 0 E: 0 K: 0 S: 3 H: 0 LOB: 0 BB: 0 P: 3	R: 0 E: 0 K: 1 S: 5 H: 0 LOB: 0 BB: 0 P: 5	R: 0 E: 0 K: 0 S: 3 H: 0 LOB: 0 BB: 0 P: 3	R: 1 E: 0 K: 0 S: 4 H: 1 LOB: 1 BB: 1 P: 8	R: 0 E: 0 K: 0 S: 3 H: 0 LOB: 0 BB: 0 P: 3	1B: 7 2B: 1 3B: 0 HR: 2 SF: 0 SAC: 0 DP: 0 HBP: 0							

TOP

Cincinnati Reds @ New York Mets

Shea Stadium, Flushing, NY

Sun Jul 28 1968, 3:33 AM EDT

Att. 27,999 - Unknown

livebaseballscorecards.com

AB	35
R	5
H	10
RBI	5
BB	2
SO	3
LOB	11

WP: 0 PB: 0 SB: 0 CS: 1 PA: 37

PITCHER		IP	WLS	BF	H	R	ER	SO	BB	IBB	HBP	BLK	WP	HR	S	P	ERA	WHIP
Tom Seaver, R ERA: 1.98	(1, 1)	2.0	L	14	8	4	4	1	1	0	0	0	0	1	15	19	18.00	4.500
Al Jackson, L ERA: 2.94	(3, 1)	5.0		15	1	0	0	2	0	0	0	0	0	0	19	19	0.00	0.200
Cal Koonce, R ERA: 1.54	(8, 1)	2.0		8	1	1	1	0	1	0	0	0	0	1	7	11	4.50	1.000

PITCHER	IP	WLS	BF	H	R	ER	SO	BB	IBB	HBP	BLK	WP	HR	S	P	ERA	WHIP

Batter	1	2	3	4	5	6	7	8	9	AB	R	H	RBI	BB	SO	LOB
Al Weis, S (1, 6) OBP: 0.244, SLG: 0.219	S S S 0-3 ① K		x 0-0 ① 1-3			B B B B 4-0 BB BB FC6-4 BB	x 0-0 ② 4-3 1-2			3	1	0	0	1	1	1
Larry Stahl, L (1, 8) OBP: 0.333, SLG: 0.351	B B B B 4-0 2B BB		x 0-0 ② 4-3			B B B B 4-0 FC6-4 BB 1-2 E BB	B B B B 4-0 FC6-4 BB			1	2	0	0	3	0	0
Cleon Jones, R (1, 7) OBP: 0.315, SLG: 0.453	x 0-0 1-H 2B		S S S 0-3 ③ K			B B B B 4-0 FC6-4 1-2 2-3 BB	x 0-0 ③ FC6-4 1-2f			3	0	1	1	1	1	2
Ed Charles, R (1, 5) OBP: 0.355, SLG: 0.485	x 0-0 ② 5-3			x 0-0 ① F9		x 0-0 ① FC6-4 FC5-4 E 1-2f 2-3 3-H		x 0-0 ① P4		4	0	0	1	0	0	3
Ed Kranepool, L (1, 3) OBP: 0.293, SLG: 0.338	B B B B 4-0 BB			x 0-0 ② F7		x 0-0 FC6 FC5-4 1-2 3-H		x 0-0 ② F7		3	0	0	1	1	0	1
Jerry Grote, R (1, 2) OBP: 0.364, SLG: 0.350	x 0-0 ③ L5			S S S 0-3 ③ K		x 0-0 ② FC5-4 1-2f 2-3		x 0-0 ③ 5-6-3		4	0	0	0	0	1	4
Ron Swoboda, R (1, 9) OBP: 0.334, SLG: 0.395		S S S 0-3 ① K			x 0-0 ① 5-3	x 0-0 ③ F8			x 0-0 ① 5-3	4	0	0	0	0	1	2
Jerry Buchek, R (1, 4) OBP: 0.258, SLG: 0.256		x 0-0 ② L8			x 0-0 ② F8		x 0-0 ① 1-3		x 0-0 ② 6-3	4	0	0	0	0	0	0
Tom Seaver, R (1, 1) OBP: 0.125, SLG: 0.127 Al Jackson, L (3, 1) OBP: 0.261, SLG: 0.318 Art Shamsky, L (7, PH) OBP: 0.282, SLG: 0.381 Dick Selma, R (7, PR) OBP: 0.233, SLG: 0.256 Cal Koonce, R (8, 1) Kevin Collins, L (9, PH) OBP: 0.257, SLG: 0.307		S S S 0-3 ③ K			x 0-0 ③ F7		B B B B 4-0 4-3 BB		x 0-0 ③ F9	1 1 0 0 0 1	0 0 0 0 0 0	0 0 0 0 0 0	0 0 0 0 0 0	0 0 1 0 0 0	1 0 0 0 0 0	0 0 0 0 0 0
Inning Stats	R: 1 E: 0 K: 1 S: 6 H: 1 LOB: 2 BB: 2 P: 14	R: 0 E: 0 K: 2 S: 7 H: 0 LOB: 0 BB: 0 P: 7	R: 0 E: 0 K: 1 S: 5 H: 0 LOB: 0 BB: 0 P: 5	R: 0 E: 0 K: 1 S: 5 H: 0 LOB: 0 BB: 0 P: 5	R: 0 E: 0 K: 0 S: 3 H: 0 LOB: 0 BB: 0 P: 3	R: 2 E: 1 K: 0 S: 4 H: 0 LOB: 2 BB: 3 P: 16	R: 0 E: 0 K: 0 S: 3 H: 0 LOB: 2 BB: 2 P: 11	R: 0 E: 0 K: 0 S: 3 H: 0 LOB: 0 BB: 0 P: 3	R: 0 E: 0 K: 0 S: 3 H: 0 LOB: 0 BB: 0 P: 3	1B: 0 2B: 1 3B: 0 HR: 0	SF: 0 SAC: 0 DP: 0 HBP: 0			WP: 0 PB: 0 SB: 0 CS: 0	PA: 36		

PITCHER		IP	WLS	BF	H	R	ER	SO	BB	IBB	HBP	BLK	WP	HR	S	P	ERA	WHIP
Jim Maloney, R ERA: 3.38	(1, 1)	5.0	W	20	1	3	3	5	4	0	0	0	0	0	26	42	5.40	1.000
Clay Carroll, R ERA: 2.92	(6, 1)	4.0	S	16	0	0	0	0	3	0	0	0	0	0	13	25	0.00	0.750

PITCHER	IP	WLS	BF	H	R	ER	SO	BB	IBB	HBP	BLK	WP	HR	S	P	ERA	WHIP

BOTTOM

Cincinnati Reds @ New York Mets

Shea Stadium, Flushing, NY

Sun Jul 28 1968, 3:33 AM EDT

Att. 27,999 - Unknown

livebaseballscorecards.com

AB	29
R	3
H	1
RBI	3
BB	7
SO	5
LOB	13

Cincinnati Reds @ Philadelphia Phillies

Connie Mack Stadium, Philadelphia, PA

Mon Jul 29 1968, 7:05 PM EDT

Unknown

TOP

livebaseballscorecards.com

Batter	1	2	3	4	5	6	7	8	9	AB	R	H	RBI	BB	SO	LOB
Pete Rose, S (1, 9) OBP: 0.390, SLG: 0.452	FC4-6 1B		G1-6-3 1-2f	F7			K		SF7 3B	5	1	2	0	0	1	3
Vada Pinson, L (1, 8) OBP: 0.309, SLG: 0.384	F5		WP HBP E 1B		F7		5-3		SF7 3-H	4	1	1	1	0	0	1
Mack Jones, L (1, 7) OBP: 0.375, SLG: 0.409	FC4-6 1-2f		WP E HBP 1-2		6-3		CS HBP		P5	3	1	0	0	0	0	1
Lee May, R (1, 3) OBP: 0.339, SLG: 0.476	L5		E6 1-H 2-H		K		CS 1-2		F7	5	1	1	1	0	1	1
Tony Perez, R (1, 5) OBP: 0.325, SLG: 0.398		5-4-3 1B	K			2B 3B		K		4	1	2	0	0	2	1
Johnny Bench, R (1, 2) OBP: 0.301, SLG: 0.412		5-4-3 1-2		P6		1B 2B 3-H		2B 1B		4	2	2	1	0	0	1
Tommy Helms, R (1, 4) OBP: 0.329, SLG: 0.397		P4		FC3-5 1B		3-1 CS 1B 2-H		1-H 2B		4	0	3	2	0	0	1
Woody Woodward, R (1, 6) OBP: 0.287, SLG: 0.244		K		FC3-5 1-2		3-1 2-3		K		4	0	1	0	0	2	3
Gary Nolan, R (1, 1) OBP: 0.269, SLG: 0.273 Ted Abernathy, R (6, 1)			BBBB G1-6-3 BB	FC3-5 1-2 2-3f		1-3 3-H		6-3		2 1	0 0	0 0	0 0	1 0	0 0	3 1
Inning Stats	R: 0 E: 0 K: 0 S: 4 H: 1 LOB: 1 BB: 0 P: 4	R: 0 E: 0 K: 1 S: 6 H: 1 LOB: 1 BB: 0 P: 6	R: 2 E: 1 K: 1 S: 6 H: 1 LOB: 1 BB: 1 P: 11	R: 0 E: 0 K: 0 S: 5 H: 2 LOB: 2 BB: 0 P: 5	R: 0 E: 0 K: 1 S: 5 H: 0 LOB: 0 BB: 0 P: 5	R: 2 E: 0 K: 0 S: 5 H: 3 LOB: 0 BB: 0 P: 5	R: 0 E: 0 K: 1 S: 4 H: 0 LOB: 0 BB: 0 P: 5	R: 2 E: 0 K: 2 S: 10 H: 3 LOB: 1 BB: 0 P: 10	R: 1 E: 0 K: 0 S: 4 H: 1 LOB: 0 BB: 0 P: 4	1B: 7 2B: 2 3B: 2 HR: 1	SF: 1 SAC: 0 DP: 1 HBP: 2						

	AB	36
	R	7
	H	12
	RBI	5
	BB	1
	SO	6
	LOB	16

WP: 1 PB: 0 SB: 0 CS: 2 PA: 41

PITCHER		IP	WLS	BF	H	R	ER	SO	BB	IBB	HBP	BLK	WP	HR	S	P	ERA	WHIP
Jerry Johnson, R ERA: 3.38	(1, 1)	5.0		25	8	4	2	3	1	0	1	0	1	0	29	34	3.60	1.800
Gary Wagner, R ERA: 3.48	(6, 1)	2.0		5	0	0	0	1	0	0	1	0	0	0	6	7	0.00	0.000
John Boozer, R ERA: 4.05	(8, 1)	0.1		4	3	2	2	1	0	0	0	0	0	1	6	6	54.00	9.000
Turk Farrell, R ERA: 3.55	(8, 1)	1.2	L	6	1	1	1	1	0	0	0	0	0	0	8	8	5.40	0.600

PITCHER		IP	WLS	BF	H	R	ER	SO	BB	IBB	HBP	BLK	WP	HR	S	P	ERA	WHIP

Batter	1	2	3	4	5	6	7	8	9	AB	R	H	RBI	BB	SO	LOB
Tony Taylor, R (1, 5) OBP: 0.331, SLG: 0.335	F7	FC5-4 1-2f			G4-3 1-2f		1B 1-2	K		5	0	1	0	0	1	4
Cookie Rojas, R (1, 4) OBP: 0.261, SLG: 0.334	1B 2B		K		5-3		F7		F9	5	1	1	0	0	1	2
Roberto Pena, R (1, 6) OBP: 0.338, SLG: 0.346	2B 1-H		F3			F8	5-3		P6	5	0	1	1	0	0	2
Dick Allen, R (1, 7) OBP: 0.352, SLG: 0.553	F3		F3			WP 1B BB		HR	1B 2B	4	2	2	1	1	0	1
Johnny Callison, L (1, 9) OBP: 0.312, SLG: 0.413	F9			HR		1B 1-H		G3	1B 2-H	5	1	3	2	0	0	1
Bill White, L (1, 3) OBP: 0.314, SLG: 0.368		FC1-6 BB		F5		K		HR 1B		3	0	1	0	1	1	1
Rick Joseph, R (8, PR)										0	1	0	0	0	0	0
Rick Joseph, R (9, 3) OBP: 0.292, SLG: 0.296																
Don Lock, R (1, 8) OBP: 0.297, SLG: 0.390		FC1-6 FC1-5 1B 1-2f		L6		1-3		HR 1-H		4	1	1	2	0	0	2
John Sullivan, L (1, 2) OBP: 0.375, SLG: 0.286		FC1-5 1-2 1B		P6			6-3	G1		4	0	1	0	0	0	1
Jerry Johnson, R (1, 1)										1	0	0	0	1	0	2
Gary Wagner, R (6, 1)										0	0	0	0	0	0	0
Tony Gonzalez, L (7, PH) OBP: 0.341, SLG: 0.345										1	0	1	0	0	0	0
John Boozer, R (8, 1)										0	0	0	0	0	0	0
Turk Farrell, R (8, 1) OBP: 0.250, SLG: 0.250		FC1-5 FC5-4 1-2 2-3f			G4-3 BB		1B	1B		1	0	1	0	0	0	0
Inning Stats	R: 1 E: 0 K: 0 S: 5 H: 2 LOB: 1 BB: 0 P: 5	R: 0 E: 0 K: 0 S: 4 H: 1 LOB: 2 BB: 1 P: 8	R: 0 E: 0 K: 1 S: 5 H: 0 LOB: 0 BB: 0 P: 5	R: 1 E: 0 K: 0 S: 4 H: 1 LOB: 0 BB: 0 P: 4	R: 0 E: 0 K: 0 S: 2 H: 0 LOB: 0 BB: 1 P: 6	R: 1 E: 0 K: 1 S: 6 H: 1 LOB: 1 BB: 1 P: 10	R: 0 E: 0 K: 0 S: 5 H: 2 LOB: 2 BB: 0 P: 5	R: 3 E: 0 K: 1 S: 9 H: 4 LOB: 1 BB: 0 P: 9	R: 0 E: 0 K: 0 S: 4 H: 2 LOB: 2 BB: 0 P: 4	1B: 8 2B: 2 3B: 0 HR: 3 SF: 0 SAC: 0 DP: 1 HBP: 0						

PITCHER		IP	WLS	BF	H	R	ER	SO	BB	IBB	HBP	BLK	WP	HR	S	P	ERA	WHIP
Gary Nolan, R ERA: 2.49	(1, 1)	5.1		22	4	3	3	1	3	0	0	0	0	1	21	33	5.06	1.312
Ted Abernathy, R ERA: 1.36	(6, 1)	3.2	W	19	9	3	3	2	0	0	0	0	1	2	23	23	7.36	2.455

PITCHER	IP	WLS	BF	H	R	ER	SO	BB	IBB	HBP	BLK	WP	HR	S	P	ERA	WHIP

BOTTOM

Cincinnati Reds @ Philadelphia Phillies

Connie Mack Stadium, Philadelphia, PA

Mon Jul 29 1968, 7:05 PM EDT

Unknown

livebaseballscorecards.com

AB	38
R	6
H	13
RBI	6
BB	3
SO	3
LOB	16

WP: 1 PA: 41
PB: 0
SB: 0
CS: 0

Batter	1	2	3	4	5	6	7	8	9	AB	R	H	RBI	BB	SO	LOB
Pete Rose, S (1, 8) OBP: 0.390, SLG: 0.451	E5 FC3-6		2B 1B	1B 1B	K			1-3		5	2	2	0	0	1	0
Tommy Helms, R (1, 4) OBP: 0.330, SLG: 0.397	FC3-6 FC5-4 1-2f		F9	BB 1B 1-2		2B FC6-2		5-3		5	1	2	0	0	0	2
Alex Johnson, R (1, 7) OBP: 0.347, SLG: 0.388	FC5-4 1B 1-2f		BB 1B 1-H 2B	BB 1B 1-2 2-H 1B		1-3 2B		H S HBP		4	2	3	2	0	0	1
Lee May, R (1, 9) OBP: 0.339, SLG: 0.473	1-2 1B		5-3	1B 1-2 2-3 BB		FC6-2 3-H		K 1-2		4	0	1	0	1	1	4
Tony Perez, R (1, 5) OBP: 0.324, SLG: 0.394	K		BB 1B BB	K		F9			P4	4	1	0	0	1	2	7
Don Pavletich, R (1, 3) OBP: 0.342, SLG: 0.375		F9	1B 1-2 2-3 BB	1-3 2-H 3-H 1B		P4			1B	4	0	2	2	1	0	2
Pat Corrales, R (1, 2) OBP: 0.167, SLG: 0.167		1B	1-2 2-H 3-H 1B	5-3			K		K	5	0	2	2	0	2	3
Woody Woodward, R (1, 6) OBP: 0.273, SLG: 0.231		F7	G3		F3		F9		6-3	5	0	0	0	0	0	4
George Culver, R (1, 1) OBP: 0.089, SLG: 0.111		K		K	2-3		G3			4	0	0	0	0	2	1

Cincinnati Reds @ Philadelphia Phillies

Connie Mack Stadium, Philadelphia, PA

Mon Jul 29 1968, 7:05 PM EDT

Att. 14,083 - Unknown

TOP

livebaseballscorecards.com

AB	40
R	6
H	12
RBI	6
BB	3
SO	8
LOB	24

Inning Stats	1	2	3	4	5	6	7	8	9	1B	SF	WP	PA
	R: 0 E: 1 K: 1 S: 7	R: 0 E: 0 K: 1 S: 6	R: 3 E: 0 K: 0 S: 6	R: 3 E: 0 K: 2 S: 11	R: 0 E: 0 K: 1 S: 5	R: 0 E: 0 K: 0 S: 5	R: 0 E: 0 K: 1 S: 5	R: 0 E: 0 K: 1 S: 5	R: 0 E: 0 K: 1 S: 6	10	0	0	44
	H: 1 LOB: 2 BB: 0 P: 7	H: 1 LOB: 1 BB: 0 P: 6	H: 3 LOB: 2 BB: 2 P: 14	H: 4 LOB: 2 BB: 1 P: 15	H: 0 LOB: 0 BB: 0 P: 5	H: 2 LOB: 2 BB: 0 P: 5	H: 0 LOB: 0 BB: 0 P: 5	H: 0 LOB: 1 BB: 0 P: 6	H: 1 LOB: 1 BB: 0 P: 6	2	0	0	
										0	0	1	
										0	1	0	

PITCHER		IP	WLS	BF	H	R	ER	SO	BB	IBB	HBP	BLK	WP	HR	S	P	ERA	WHIP
Chris Short, L ERA: 2.91	(1, 1)	3.2	L	24	9	6	6	4	3	0	0	0	0	0	29	41	14.73	3.273
Gary Wagner, R ERA: 3.06	(4, 1)	4.1		16	2	0	0	3	0	0	1	0	0	0	21	22	0.00	0.462
Turk Farrell, R ERA: 3.48	(9, 1)	1.0		4	1	0	0	1	0	0	0	0	0	0	6	6	0.00	1.000

PITCHER	IP	WLS	BF	H	R	ER	SO	BB	IBB	HBP	BLK	WP	HR	S	P	ERA	WHIP

BOTTOM

Cincinnati Reds @ Philadelphia Phillies

Connie Mack Stadium, Philadelphia, PA

Mon Jul 29 1968, 7:05 PM EDT

Att. 14,083 - Unknown

livebaseballscorecards.com

Batter	1	2	3	4	5	6	7	8	9	AB	R	H	RBI	BB	SO	LOB
Tony Taylor, R (1, 5) OBP: 0.330, SLG: 0.332	6-3		FC5-4 4-3 1-2f			F9		BBBB FC1-6 1-2 BB		3	0	0	0	1	0	1
Roberto Pena, R (1, 6) OBP: 0.333, SLG: 0.341	SSS K		4-3 1-2			P4		FC1-6 1-2f 2-3		4	0	0	0	0	1	3
Johnny Callison, L (1, 9) OBP: 0.311, SLG: 0.410	F3		4-3			BBBB BB		P5		3	0	0	0	1	0	3
Dick Allen, R (1, 7) OBP: 0.351, SLG: 0.548		E5 G3 SF9		F9		BBBB 1-2 BB		4-3		3	1	0	0	1	0	2
Bill White, L (1, 3) OBP: 0.310, SLG: 0.363		G3 2-3		G3		SSS K			G3	4	0	0	0	0	1	3
Don Lock, R (1, 8) OBP: 0.296, SLG: 0.382		BBBB BB		5-3			1-3		1-3	3	0	0	0	1	0	0
Cookie Rojas, R (1, 4) OBP: 0.259, SLG: 0.332		SF9 3-H			F7		6-3		P3	3	0	0	1	0	0	0
Clay Dalrymple, L (1, 2) OBP: 0.272, SLG: 0.296		4-3			SSS K		P1			3	0	0	0	0	1	1
Chris Short, R (1, 1) OBP: 0.167, SLG: 0.154			S CI FC5-4		SSS K			BBBB FC1-6 BB BB		0	0	0	0	0	0	0
Gary Wagner, R (4, 1)										1	0	0	0	0	1	0
Tony Gonzalez, L (8, PH) OBP: 0.343, SLG: 0.345										0	0	0	0	1	0	0
Turk Farrell, R (9, 1) OBP: 0.250, SLG: 0.250										0	0	0	0	0	0	0

	AB	27
	R	1
	H	0
	RBI	1
	BB	5
	SO	4
	LOB	13

Inning Stats	1	2	3	4	5	6	7	8	9
	R: 0 H: 0 E: 0 LOB: 0 K: 1 BB: 0 S: 5 P: 5	R: 1 H: 0 E: 1 LOB: 1 K: 0 BB: 1 S: 4 P: 8	R: 0 H: 0 E: 1 LOB: 1 K: 0 BB: 0 S: 4 P: 4	R: 0 H: 0 E: 0 LOB: 0 K: 0 BB: 0 S: 3 P: 3	R: 0 H: 0 E: 0 LOB: 0 K: 2 BB: 0 S: 7 P: 7	R: 0 H: 0 E: 0 LOB: 2 K: 1 BB: 2 S: 5 P: 13	R: 0 H: 0 E: 0 LOB: 0 K: 0 BB: 0 S: 3 P: 3	R: 0 H: 0 E: 0 LOB: 2 K: 0 BB: 2 S: 3 P: 11	R: 0 H: 0 E: 0 LOB: 0 K: 0 BB: 0 S: 3 P: 3

1B: 0	SF: 1
2B: 0	SAC: 0
3B: 0	DP: 0
HR: 0	HBP: 0

WP: 0	PA: 34
PB: 0	
SB: 0	
CS: 0	

PITCHER	IP	WLS	BF	H	R	ER	SO	BB	IBB	HBP	BLK	WP	HR	S	P	ERA	WHIP
George Culver, R (1, 1) ERA: 2.84	9.0	W	34	0	1	0	4	5	0	0	0	0	0	37	57	0.00	0.556

PITCHER	IP	WLS	BF	H	R	ER	SO	BB	IBB	HBP	BLK	WP	HR	S	P	ERA	WHIP

Batter	1	2	3	4	5	6	7	8	9	AB	R	H	RBI	BB	SO	LOB
Pete Rose, S (1, 9) OBP: 0.393, SLG: 0.453	1-3		G1-6-3 1B		BB 1B SF8		7-4 1B			3	1	2	0	1	0	0
Vada Pinson, L (1, 8) OBP: 0.309, SLG: 0.382	G3		G1-6-3 1-2f		1B SF8 1-3 2-H 1B		7-4 1-2f			4	1	1	1	0	0	2
Mack Jones, L (1, 7) OBP: 0.364, SLG: 0.398	K		6-3		SF8 1-2 3-H			P5 K		3	0	0	1	0	1	0
Lee May, R (1, 3) OBP: 0.339, SLG: 0.471		P4		5-3	CS 2-H 1B			K		4	0	1	1	0	1	0
Johnny Bench, R (1, 2) OBP: 0.301, SLG: 0.419		5-3		HR	CS 1-2	F5		K		4	1	1	1	0	1	0
Tommy Helms, R (1, 4) OBP: 0.332, SLG: 0.396		1B 1B HBP		F7		1B			F7	3	1	1	0	0	0	0
Giraldo Ruiz, S (1, 5) OBP: 0.318, SLG: 0.278		1B 1-2 1B		6-3		P6			4-3	4	0	1	0	0	0	1
Woody Woodward, R (1, 6) OBP: 0.282, SLG: 0.242		1-3 2-H 1B			SH2-4 1B 1B	K			5-3	4	1	2	1	0	1	1
Tony Cloninger, R (1, 1) OBP: 0.227, SLG: 0.545		1-3			SH2-4 1-2		G3			2	0	0	0	0	0	2
Clay Carroll, R (8, 1) OBP: 0.167, SLG: 0.167										0	0	0	0	0	0	0
Inning Stats	R: 0 E: 0 K: 1 S: 5 H: 0 LOB: 0 BB: 0 P: 5	R: 1 E: 0 K: 0 S: 5 H: 2 LOB: 2 BB: 0 P: 6	R: 0 E: 0 K: 0 S: 3 H: 1 LOB: 0 BB: 0 P: 3	R: 1 E: 0 K: 0 S: 4 H: 1 LOB: 0 BB: 0 P: 4	R: 3 E: 0 K: 0 S: 5 H: 3 LOB: 0 BB: 1 P: 9	R: 0 E: 0 K: 1 S: 6 H: 1 LOB: 1 BB: 0 P: 6	R: 0 E: 0 K: 0 S: 3 H: 1 LOB: 0 BB: 0 P: 3	R: 0 E: 0 K: 2 S: 7 H: 0 LOB: 0 BB: 0 P: 7	R: 0 E: 0 K: 0 S: 3 H: 0 LOB: 0 BB: 0 P: 3	1B: 8 2B: 1 3B: 0 HR: 1	SF: 1 SAC: 1 DP: 2 HBP: 1						

Cincinnati Reds @ Philadelphia Phillies

Connie Mack Stadium, Philadelphia, PA

Tue Jul 30 1968, 7:05 PM EDT

Att. 7,213 - Unknown

TOP

livebaseballscorecards.com

AB	31
R	5
H	9
RBI	5
BB	1
SO	4
LOB	6

PITCHER	IP	WLS	BF	H	R	ER	SO	BB	IBB	HBP	BLK	WP	HR	S	P	ERA	WHIP
Rick Wise, R (1, 1) ERA: 4.38	5.0	L	22	7	5	5	1	1	0	1	0	0	1	22	27	9.00	1.600
Dick Hall, R (6, 1) ERA: 4.11	2.0		7	2	0	0	1	0	0	0	0	0	0	9	9	0.00	1.000
Turk Farrell, R (8, 1) ERA: 3.35	2.0		6	0	0	0	2	0	0	0	0	0	0	10	10	0.00	0.000

PITCHER	IP	WLS	BF	H	R	ER	SO	BB	IBB	HBP	BLK	WP	HR	S	P	ERA	WHIP

WP: 0 PB: 0 SB: 0 CS: 1 PA: 36

Batter	1	2	3	4	5	6	7	8	9	AB	R	H	RBI	BB	SO	LOB
Tony Taylor, R (1, 5) OBP: 0.332, SLG: 0.332	L5		6-3		BBB 4-0 G6-4-3 BB			PB E 4-3 1B		3	1	1	0	1	0	0
Roberto Pena, R (1, 6) OBP: 0.329, SLG: 0.336	F7		4-3		0-0 G6-4-3 1-2f			E6 4-3 PB 4-3 1-2		4	1	0	0	0	0	3
Johnny Callison, L (1, 9) OBP: 0.319, SLG: 0.410	BBBB 4-0 BB		BBBB 4-0 BB			BBBB 4-0 FC5-4 BB		BBBB 4-0 4-3 4-3 1-2 2-3 BB		0	0	0	0	4	0	0
Dick Allen, R (1, 7) OBP: 0.347, SLG: 0.542	F9		SSS 0-3 K			0-0 FC5-4 1-2f		4-3 1-2 2-3 3-H		4	0	0	1	0	1	5
Bill White, L (1, 3) OBP: 0.309, SLG: 0.361		3-4-1 PB 1B		SSS 0-3 K		0-0 F7		4-3 2-3 3-H		4	0	1	1	0	1	2
Tony Gonzalez, L (1, 8) OBP: 0.338, SLG: 0.340		F6 1-2		6-3		SSS 0-3 K		6-3		4	0	0	0	0	1	3
Cookie Rojas, R (1, 4) OBP: 0.259, SLG: 0.331		3-4-1 1B		F8			P3		4-3	4	0	1	0	0	0	0
Clay Dalrymple, L (1, 2) OBP: 0.266, SLG: 0.289		3-4-1 1-2 2-3			3-1		SSS 0-3 K		SSS 0-3 K	4	0	0	0	0	2	2
Rick Wise, R (1, 1) OBP: 0.237, SLG: 0.472 Rick Joseph, R (5, PH) OBP: 0.500, SLG: 0.317 Dick Hall, R (6, 1) OBP: 0.333, SLG: 0.333 Gary Sutherland, R (7, PH) OBP: 0.250, SLG: 0.261 Turk Farrell, R (8, 1) OBP: 0.250, SLG: 0.250 John Sullivan, L (9, PH) OBP: 0.353, SLG: 0.267		F8			0-0 2B		F9		6-3	1 1 0 1 0 0 1	0 0 0 0 0 0 0	0 1 0 0 0 0 0	0 0 0 0 0 0 0	0 0 0 0 0 0 0	0 0 0 0 0 0 0	2 0 0 0 0 0 0
Inning Stats	R: 0 H: 0 E: 0 LOB: 1 K: 0 BB: 1 S: 3 P: 7	R: 0 H: 2 E: 0 LOB: 2 K: 0 BB: 0 S: 5 P: 5	R: 0 H: 0 E: 0 LOB: 1 K: 1 BB: 1 S: 5 P: 9	R: 0 H: 0 E: 0 LOB: 0 K: 1 BB: 0 S: 5 P: 5	R: 0 H: 1 E: 0 LOB: 1 K: 0 BB: 1 S: 3 P: 7	R: 0 H: 0 E: 0 LOB: 1 K: 1 BB: 1 S: 5 P: 9	R: 0 H: 0 E: 0 LOB: 0 K: 1 BB: 0 S: 5 P: 5	R: 2 H: 1 E: 1 LOB: 1 K: 0 BB: 1 S: 5 P: 9	R: 0 H: 0 E: 0 LOB: 0 K: 1 BB: 0 S: 5 P: 5	1B: 3 SF: 0 2B: 1 SAC: 0 3B: 0 DP: 1 HR: 0 HBP: 0						WP: 0 PA: 36 PB: 2 SB: 0 CS: 0

PITCHER		IP	WLS	BF	H	R	ER	SO	BB	IBB	HBP	BLK	WP	HR	S	P	ERA	WHIP
Tony Cloninger, R ERA: 5.4	(1, 1)	7.0	W	29	4	2	0	4	4	0	0	0	0	0	33	49	0.00	1.143
Clay Carroll, R ERA: 2.84	(8, 1)	2.0	S	7	0	0	0	1	1	0	0	0	0	0	8	12	0.00	0.500

PITCHER	IP	WLS	BF	H	R	ER	SO	BB	IBB	HBP	BLK	WP	HR	S	P	ERA	WHIP

BOTTOM

Cincinnati Reds @ Philadelphia Phillies

Connie Mack Stadium, Philadelphia, PA

Tue Jul 30 1968, 7:05 PM EDT

Att. 7,213 - Unknown

livebaseballscorecards.com

AB	31
R	2
H	4
RBI	2
BB	5
SO	5
LOB	17

Batter	1	2	3	4	5	6	7	8	9	AB	R	H	RBI	BB	SO	LOB
Maury Wills, S (1, 5) OBP: 0.336, SLG: 0.334	x 0-0 ① 4-3			x 0-0 FC4 1B	x 0-0 ③ B3			x 0-0 ② 4-3		4	0	1	0	0	0	0
Luke Walker, L (8, 1)										0	0	0	0	0	0	0
Gene Alley, R (1, 6) OBP: 0.292, SLG: 0.308	x 0-0 ② F9			x 0-0 ① FC4 BB 1B 1B 1-2f		x 0-0 ① F8		x 0-0 1B		4	1	1	0	0	0	1
Matty Alou, L (1, 8) OBP: 0.368, SLG: 0.393	x 0-0 ③ 5-3			x 0-0 1B BB SF8 1-2 1B		B B B B 4-0 G3 BB		x 0-0 ③ 4-3		3	1	1	0	1	0	1
Roberto Clemente, R (1, 9) OBP: 0.335, SLG: 0.467		B B B B 4-0 G4-6-3 BB		B B B B 4-0 SF8 1B 1-2 2-3 BB		x 0-0 ② G3 1-2			x 0-0 ① F8	2	0	0	0	2	0	1
Donn Clendenon, R (1, 3) OBP: 0.329, SLG: 0.386		S S S 0-3 ① K		x 0-0 1-2 2-3 3-H 1B		x 0-0 ③ F8			x 0-0 1-3 1B	4	0	2	1	0	1	2
Manny Mota, R (1, 7) OBP: 0.322, SLG: 0.319		x 0-0 ② ③ G4-6-3 1-2f		x 0-0 ② SF8 2-3 3-H			x 0-0 ① 1-3		x 0-0 ② 1-3 1-2	3	0	0	1	0	0	2
Bill Mazeroski, R (1, 4) OBP: 0.292, SLG: 0.287			x 0-0 ① 4-3	x 0-0 ③ F7			x 0-0 ② P4		x 0-0 ③ P4	4	0	0	0	0	0	3
Jerry May, R (1, 2) OBP: 0.305, SLG: 0.265			x 0-0 ② P4		x 0-0 ① 1-3		x 0-0 ③ 4-3			1	0	0	0	0	0	0
Carl Taylor, R (4, 2) OBP: 0.319, SLG: 0.250										2	0	0	0	0	0	0
Bob Moose, R (1, 1) OBP: 0.114, SLG: 0.088			S S S 0-3 ③ K		x 0-0 ② 1-3			x 0-0 ① F5		1	0	0	0	0	1	0
Bill Henry, L (4, 1)										1	0	0	0	0	0	0
Jose Pagan, R (8, PH) OBP: 0.229, SLG: 0.276										1	0	0	0	0	0	0
(8, 5)																
Inning Stats	R: 0 H: 0 E: 0 LOB: 0 K: 0 BB: 0 S: 3 P: 3	R: 0 H: 0 E: 0 LOB: 0 K: 1 BB: 1 S: 4 P: 8	R: 0 H: 0 E: 0 LOB: 0 K: 1 BB: 0 S: 5 P: 5	R: 2 H: 3 E: 0 LOB: 2 K: 0 BB: 1 S: 6 P: 10	R: 0 H: 0 E: 0 LOB: 0 K: 0 BB: 0 S: 3 P: 3	R: 0 H: 0 E: 0 LOB: 1 K: 0 BB: 1 S: 3 P: 7	R: 0 H: 0 E: 0 LOB: 0 K: 0 BB: 0 S: 3 P: 3	R: 0 H: 1 E: 0 LOB: 1 K: 0 BB: 0 S: 4 P: 4	R: 0 H: 1 E: 0 LOB: 1 K: 0 BB: 0 S: 4 P: 4	1B: 5 SF: 1 2B: 0 SAC: 0 3B: 0 DP: 1 HR: 0 HBP: 0						

PITCHER		IP	WLS	BF	H	R	ER	SO	BB	IBB	HBP	BLK	WP	HR	S	P	ERA	WHIP
Gerry Arrigo, L ERA: 2.91	(1, 1)	9.0	W	34	5	2	2	2	3	0	0	0	0	0	35	47	2.00	0.889

PITCHER		IP	WLS	BF	H	R	ER	SO	BB	IBB	HBP	BLK	WP	HR	S	P	ERA	WHIP

TOP

Pittsburgh Pirates @ Cincinnati Reds

Crosley Field, Cincinnati, OH

Wed Jul 31 1968, 3:33 AM EDT

Unknown

livebaseballscorecards.com

AB	30
R	2
H	5
RBI	2
BB	3
SO	2
LOB	10

BOTTOM

Pittsburgh Pirates @ Cincinnati Reds

Crosley Field, Cincinnati, OH

Wed Jul 31 1968, 3:33 AM EDT

Unknown

livebaseballscorecards.com

Batter	1	2	3	4	5	6	7	8	9	AB	R	H	RBI	BB	SO	LOB
Pete Rose, S (1, 9) OBP: 0.393, SLG: 0.455	E7 1B	F8 2B		6-3		F8		6-3		5	1	2	0	0	0	0
Vada Pinson, L (1, 8) OBP: 0.310, SLG: 0.385	E 2-H 1B	F8 2-3		4-3		2B		K		5	1	2	1	0	1	1
Mack Jones, L (1, 7) OBP: 0.368, SLG: 0.422	B B B B FC3-6 BB	G3			HR	F8				3	1	1	1	1	0	2
Lee May, R (1, 3) OBP: 0.338, SLG: 0.471	FC3-6 1-2f 2-H 2B		F9		F7		F7 E 2B			4	2	1	0	0	0	1
Johnny Bench, R (1, 2) OBP: 0.303, SLG: 0.422	2-H 1B 2B		P6		1B 1B 1B		F7 2-3			4	2	2	1	0	0	1
Tony Perez, R (1, 5) OBP: 0.328, SLG: 0.400	F7 2-H 1B		1B 2B		1B 1-2 1B		E5 3-H			4	1	3	1	0	0	0
Tommy Helms, R (1, 4) OBP: 0.331, SLG: 0.394	F7 1-2		2-H 1B		F5		K			4	0	1	1	0	1	4
Woody Woodward, R (1, 6) OBP: 0.280, SLG: 0.242	3-1		4-3		1-3 2-H 1B		G3			4	0	1	1	0	0	3
Gerry Arrigo, L (1, 1) OBP: 0.125, SLG: 0.108		K		F8		4-3		K		4	0	0	0	0	2	0
Inning Stats	R: 4 E: 2 K: 0 S: 7 H: 4 LOB: 1 BB: 1 P: 11	R: 0 E: 0 K: 1 S: 6 H: 1 LOB: 1 BB: 0 P: 6	R: 1 E: 0 K: 0 S: 5 H: 2 LOB: 1 BB: 0 P: 5	R: 0 E: 0 K: 0 S: 3 H: 0 LOB: 0 BB: 0 P: 3	R: 2 E: 0 K: 0 S: 6 H: 4 LOB: 2 BB: 0 P: 6	R: 0 E: 0 K: 0 S: 4 H: 1 LOB: 1 BB: 0 P: 4	R: 1 E: 1 K: 1 S: 7 H: 1 LOB: 1 BB: 0 P: 7	R: 0 E: 0 K: 2 S: 7 H: 0 LOB: 0 BB: 0 P: 7		1B: 7 2B: 5 3B: 0 HR: 1 SF: 0 SAC: 0 DP: 0 HBP: 0						

	AB	37
	R	8
	H	13
	RBI	6
	BB	1
	SO	4
	LOB	12

WP: 0 PA: 38
PB: 0
SB: 0
CS: 0

PITCHER		IP	WLS	BF	H	R	ER	SO	BB	IBB	HBP	BLK	WP	HR	S	P	ERA	WHIP
Bob Moose, R ERA: 2.5	(1, 1)	3.0	L	17	7	5	5	1	1	0	0	0	0	0	18	22	15.00	2.667
Bill Henry, L ERA: 5.19	(4, 1)	4.0		18	6	3	2	1	0	0	0	0	0	1	20	20	4.50	1.500
Luke Walker, L ERA: 1.95	(8, 1)	1.0		3	0	0	0	2	0	0	0	0	0	0	7	7	0.00	0.000

PITCHER	IP	WLS	BF	H	R	ER	SO	BB	IBB	HBP	BLK	WP	HR	S	P	ERA	WHIP

Batter	1	2	3	4	5	6	7	8	9	AB	R	H	RBI	BB	SO	LOB
Maury Wills, S (1, 5) OBP: 0.333, SLG: 0.330 Jose Pagan, R (9, 5) OBP: 0.229, SLG: 0.276	L5			F7	P6		K	4-3		5 0	0 0	0 0	0 0	0 0	1 0	3 0
Gene Alley, R (1, 6) OBP: 0.293, SLG: 0.310	6-3			K	F4		FC6-4 1B		2B 1B	5	1	2	0	0	1	2
Matty Alou, L (1, 8) OBP: 0.368, SLG: 0.396	B5			HR 1B		5-3	FC6-4		3B 2B	5	2	2	1	0	0	1
Roberto Clemente, R (1, 9) OBP: 0.333, SLG: 0.472 Bill Virdon, L (9, 9) OBP: 0.333, SLG: 1.333		F9		HR		5-3	5-3		K	5 0	1 0	1 0	2 0	0 0	1 0	2 0
Donn Clendenon, R (1, 3) OBP: 0.334, SLG: 0.404		K		2B 1B		HR		E 1B SF8 BB	1B 3B	4	3	3	2	1	1	0
Manny Mota, R (1, 7) OBP: 0.332, SLG: 0.333		F9		2B		1B 2B 1B		E6 1B 1B	FC1-6 1B	5	2	4	1	0	0	0
Bill Mazeroski, R (1, 4) OBP: 0.293, SLG: 0.289			F8		SH2-4 HBP 1B	2B 1B		SF8	FC1-6	4	1	2	1	0	0	1
Jerry May, R (1, 2) OBP: 0.307, SLG: 0.268			K		SH2-4 HBP	2B		5-3	K	4	0	1	2	0	2	2
Dock Ellis, S (1, 1) OBP: 0.125, SLG: 0.125 Roy Face, R (8, 1)			1-3		SH2-4	6-3				3 0	0 0	1 0	1 0	0 0	0 0	1 0
Inning Stats	R: 0 E: 0 K: 0 S: 3 H: 0 LOB: 0 BB: 0 P: 3	R: 0 E: 0 K: 1 S: 5 H: 0 LOB: 0 BB: 0 P: 5	R: 0 E: 0 K: 1 S: 5 H: 0 LOB: 0 BB: 0 P: 5	R: 2 E: 0 K: 1 S: 8 H: 4 LOB: 2 BB: 0 P: 8	R: 0 E: 0 K: 0 S: 4 H: 1 LOB: 2 BB: 0 P: 5	R: 3 E: 0 K: 0 S: 7 H: 4 LOB: 1 BB: 0 P: 7	R: 0 E: 0 K: 1 S: 6 H: 1 LOB: 1 BB: 0 P: 6	R: 2 E: 1 K: 0 S: 5 H: 2 LOB: 1 BB: 1 P: 9	R: 3 E: 0 K: 2 S: 11 H: 4 LOB: 1 BB: 0 P: 11	1B: 10 2B: 3 3B: 1 HR: 2 SF: 1 SAC: 1 DP: 0 HBP: 1						

TOP

Pittsburgh Pirates @ Cincinnati Reds

Crosley Field, Cincinnati, OH

Wed Jul 31 1968, 7:05 PM EDT

Att. 14,780 - Unknown

livebaseballscorecards.com

AB	40
R	10
H	16
RBI	10
BB	1
SO	6
LOB	12

WP: 0 PA: 44
PB: 0
SB: 0
CS: 0

PITCHER		IP	WLS	BF	H	R	ER	SO	BB	IBB	HBP	BLK	WP	HR	S	P	ERA	WHIP
Jay Ritchie, R ERA: 3.72	(1, 1)	5.2	L	25	8	5	5	3	0	0	1	0	0	2	30	31	7.94	1.412
Bob Lee, R ERA: 4.62	(6, 1)	1.1		6	2	0	0	1	0	0	0	0	0	0	8	8	0.00	1.500
Ted Abernathy, R ERA: 1.71	(8, 1)	2.0		13	6	5	4	2	1	0	0	0	0	0	16	20	18.00	3.500

PITCHER	IP	WLS	BF	H	R	ER	SO	BB	IBB	HBP	BLK	WP	HR	S	P	ERA	WHIP

Batter	1	2	3	4	5	6	7	8	9	AB	R	H	RBI	BB	SO	LOB
Pete Rose, S (1, 9) OBP: 0.392, SLG: 0.453	4-3 2B 1B		5-3		4-3		4-3 1-2			4	1	1	0	0	0	2
Vada Pinson, L (1, 8) OBP: 0.312, SLG: 0.387	4-3 1-2		1B			1-3		1B		4	0	2	0	0	0	1
Mack Jones, L (1, 7) OBP: 0.372, SLG: 0.433	F9 2-H 2B		K			1B		F9		4	0	2	1	0	1	1
Lee May, R (1, 3) OBP: 0.339, SLG: 0.470	F9 2-3			BBBB L6-4-3 BB BB		P3		G6-4-3 1-2 1B		3	0	1	0	1	0	2
Tony Perez, R (1, 5) OBP: 0.329, SLG: 0.399	5-3			BBBB L6-4-3 1-2 BB		1B		G6-4-3 1-2f		3	0	1	0	1	0	3
Tommy Helms, R (1, 4) OBP: 0.327, SLG: 0.390		G3		L6-4-3 1-2 2-3		F3			P4	4	0	0	0	0	0	4
Pat Corrales, R (1, 2) OBP: 0.143, SLG: 0.143 Johnny Bench, R (7, PH) OBP: 0.306, SLG: 0.427 (8, 2)		K			1-3		BBBB FC6-4 BB		1-3 2B	2 1	0 0	0 1	0 0	0 1	1 0	0 0
Woody Woodward, R (1, 6) OBP: 0.284, SLG: 0.248 Giraldo Ruiz, S (7, PH) OBP: 0.310, SLG: 0.272 (8, 6)	1B				4-3		FC6-4 1-2f FC4-6		1-3 2-3	2 2	0 0	1 0	0 0	0 0	0 0	0 2
Jay Ritchie, R (1, 1) Bob Lee, R (6, 1) Don Pavletich, R (7, PH) OBP: 0.338, SLG: 0.370 George Culver, R (7, PR) OBP: 0.089, SLG: 0.111 Ted Abernathy, R (8, 1) Fred Whitfield, L (9, PH) OBP: 0.257, SLG: 0.242		4-3			CI		FC4-6 1-2f WP		F2	1 0 1 0 0 0 1	0 0 0 0 0 0 0	0 0 0 0 0 0 0	0 0 0 0 0 0 0	0 0 1 0 0 0 0	0 0 0 0 0 0 0	1 0 1 0 0 0 1
Inning Stats	R: 1 H: 2 E: 0 LOB: 1 K: 0 BB: 0 S: 5 P: 5	R: 0 H: 1 E: 0 LOB: 1 K: 1 BB: 0 S: 6 P: 6	R: 0 H: 1 E: 0 LOB: 0 K: 1 BB: 0 S: 5 P: 5	R: 0 H: 0 E: 0 LOB: 0 K: 0 BB: 2 S: 1 P: 9	R: 0 H: 0 E: 1 LOB: 1 K: 0 BB: 0 S: 4 P: 4	R: 0 H: 2 E: 0 LOB: 2 K: 0 BB: 0 S: 5 P: 5	R: 0 H: 0 E: 0 LOB: 2 K: 0 BB: 1 S: 3 P: 7	R: 0 H: 2 E: 0 LOB: 1 K: 0 BB: 0 S: 4 P: 4	R: 0 H: 1 E: 0 LOB: 1 K: 0 BB: 0 S: 4 P: 4	1B: 7 2B: 2 3B: 1 HR: 0	SF: 0 SAC: 0 DP: 1 HBP: 0		WP: 1 PB: 0 SB: 0 CS: 0	PA: 36			

PITCHER		IP	WLS	BF	H	R	ER	SO	BB	IBB	HBP	BLK	WP	HR	S	P	ERA	WHIP
Dock Ellis, R ERA: 2.7	(1, 1)	7.0	W	28	6	1	1	2	3	0	0	0	1	0	29	41	1.29	1.286
Roy Face, R ERA: 2.97	(8, 1)	2.0	S	8	3	0	0	0	0	0	0	0	0	0	8	8	0.00	1.500

PITCHER	IP	WLS	BF	H	R	ER	SO	BB	IBB	HBP	BLK	WP	HR	S	P	ERA	WHIP

BOTTOM

Pittsburgh Pirates @ Cincinnati Reds

Crosley Field, Cincinnati, OH

Wed Jul 31 1968, 7:05 PM EDT

Att. 14,780 - Unknown

livebaseballscorecards.com

AB	32
R	1
H	9
RBI	1
BB	3
SO	2
LOB	18

Batter	1	2	3	4	5	6	7	8	9	AB	R	H	RBI	BB	SO	LOB
Maury Wills, S (1, 5) OBP: 0.335, SLG: 0.332	B B B B 4-0 S E BB		x 0-0 ③ F7		x 0-0 1B BB 1B	x 0-0 ③ 6-3			x 0-0 6-3 1B 9-2-5 1B	4	2	2	0	1	0	0
Jose Pagan, R (9, PR) OBP: 0.229, SLG: 0.276 (9, 5)										0	0	0	0	0	0	0
Matty Alou, L (1, 8) OBP: 0.372, SLG: 0.399	x 0-0 ① G3 1-H			x 0-0 E HR 1B	x 0-0 BB BB 1-3 SF9 1B		x 0-0 ① 5-3		x 0-0 6-3 1-2 1B	5	2	3	0	0	0	0
Roberto Clemente, R (1, 9) OBP: 0.329, SLG: 0.465	x 0-0 ② 4-3			x 0-0 E4 1-2 HR	S S S 0-3 ① K		x 0-0 ② F9		x 0-0 ① 6-3 1-2 2-3	5	1	0	0	0	1	5
Willie Stargell, L (1, 7) OBP: 0.333, SLG: 0.500	x 0-0 ③ F9			x 0-0 1-H 2-H HR	B B B B 4-0 SF9 BB 1-2 BB		B B B B 4-0 FC5-4 BB		I I I I 4-0 IBB	2	1	1	3	3	0	0
Donn Clendenon, R (1, 3) OBP: 0.335, SLG: 0.401		S S S 0-3 ① K		B B B B 4-0 SH1-4 BB	B B B B 4-0 1-2 2-3 3-H BB		x 0-0 ③ FC5-4 1-2f		x 0-0 ② ③ 9-2-5 3-Hf	3	0	0	1	2	1	4
Gene Alley, R (1, 6) OBP: 0.291, SLG: 0.308		x 0-0 ② 6-3		x 0-0 ① SH1-4 1-2	x 0-0 ② SF9 2-3 3-H			x 0-0 ① 5-3		2	0	0	1	0	0	0
Bill Mazeroski, R (1, 4) OBP: 0.293, SLG: 0.289		x 0-0 ③ F2		x 0-0 ② F8	x 0-0 ③ F2			x 0-0 5-3 1B		4	0	1	0	0	0	3
Jerry May, R (1, 2) OBP: 0.306, SLG: 0.265			x 0-0 ① F8	4-0 IBB		x 0-0 ① P4		x 0-0 ② 5-3 1-2		3	0	0	0	1	0	1
Tommie Sisk, R (1, 1) OBP: 0.136, SLG: 0.050			S S S 0-3 ② K	S S S 0-3 ③ K		x 0-0 ② F3		S S S 0-3 ③ K		4	0	0	0	0	3	3
Roy Face, R (9, 1)										0	0	0	0	0	0	0
Inning Stats	R: 1 E: 0 K: 0 S: 3 H: 0 LOB: 0 BB: 1 P: 7	R: 0 E: 0 K: 1 S: 5 H: 0 LOB: 0 BB: 0 P: 5	R: 0 E: 0 K: 1 S: 5 H: 0 LOB: 0 BB: 0 P: 5	R: 3 E: 1 K: 1 S: 8 H: 2 LOB: 2 BB: 2 P: 16	R: 2 E: 0 K: 1 S: 7 H: 2 LOB: 2 BB: 2 P: 15	R: 0 E: 0 K: 0 S: 3 H: 0 LOB: 0 BB: 0 P: 3	R: 0 E: 0 K: 0 S: 3 H: 0 LOB: 1 BB: 1 P: 7	R: 0 E: 0 K: 1 S: 6 H: 1 LOB: 1 BB: 0 P: 6	R: 0 E: 0 K: 0 S: 4 H: 2 LOB: 3 BB: 1 P: 8	1B: 6 2B: 1 3B: 0 HR: 1 SF: 1 SAC: 1 DP: 1 HBP: 0							

Pittsburgh Pirates @ Cincinnati Reds

Crosley Field, Cincinnati, OH

Thu Aug 01 1968, 7:05 PM EDT

Att. 10,926 - Unknown

TOP

livebaseballscorecards.com

AB	32
R	6
H	7
RBI	5
BB	7
SO	5
LOB	16

PITCHER		IP	WLS	BF	H	R	ER	SO	BB	IBB	HBP	BLK	WP	HR	S	P	ERA	WHIP
Jim Maloney, R ERA: 3.62	(1, 1)	4.1	L	23	4	6	5	4	4	1	0	0	0	1	26	46	10.38	1.846
Bob Lee, R ERA: 4.31	(5, 1)	3.2		13	1	0	0	1	1	0	0	0	0	0	14	18	0.00	0.545
Clay Carroll, R ERA: 2.79	(9, 1)	1.0		5	2	0	0	0	0	1	0	0	0	0	4	8	0.00	2.000

PITCHER	IP	WLS	BF	H	R	ER	SO	BB	IBB	HBP	BLK	WP	HR	S	P	ERA	WHIP

Batter	1	2	3	4	5	6	7	8	9	AB	R	H	RBI	BB	SO	LOB
Pete Rose, S (1, 9) OBP: 0.391, SLG: 0.454	4-3 2B		4-3		G3			L4		4	0	1	0	0	0	1
Vada Pinson, L (1, 8) OBP: 0.311, SLG: 0.393	4-3 2-3		F8			HR		F8		4	1	1	1	0	0	1
Clay Carroll, R (9, 1) OBP: 0.167, SLG: 0.167										0	0	0	0	0	0	0
Mack Jones, L (1, 7) OBP: 0.368, SLG: 0.423 (9, 8)	IBB G1-6-3			3-1		K			3-1	3	0	0	0	1	1	0
Lee May, R (1, 3) OBP: 0.338, SLG: 0.468	G1-6-3 1-2f			6-3		K			G3 HBP 1B	4	0	1	0	0	1	2
Johnny Bench, R (1, 2) OBP: 0.308, SLG: 0.426		P6		1B		5-3			G3 1-2	3	0	1	0	0	0	0
George Culver, R (9, PR) OBP: 0.089, SLG: 0.111									HBP	0	0	0	0	0	0	0
Tony Perez, R (1, 5) OBP: 0.326, SLG: 0.395		G3		K			F9		G3 1-2 2-3	4	0	0	0	0	1	3
Tommy Helms, R (1, 4) OBP: 0.326, SLG: 0.389		FC6-4 1B			F8		K		4-3	4	0	1	0	0	1	3
Woody Woodward, R (1, 6) OBP: 0.277, SLG: 0.240		FC6-4 1-2f			F7		F8			3	0	0	0	0	0	1
Jim Maloney, L (1, 1) OBP: 0.298, SLG: 0.370			3-1		1B			6-3		1	0	0	0	0	0	0
Bob Lee, R (5, 1) OBP: 0.200, SLG: 0.200										1	0	1	0	0	0	0
Alex Johnson, R (8, PH) (9, 7) OBP: 0.346, SLG: 0.387										1	0	0	0	0	0	0
Inning Stats	R: 0 E: 0 K: 0 S: 3 H: 1 LOB: 1 BB: 1 P: 7	R: 0 E: 0 K: 0 S: 4 H: 1 LOB: 1 BB: 0 P: 4	R: 0 E: 0 K: 0 S: 3 H: 0 LOB: 0 BB: 0 P: 3	R: 0 E: 0 K: 1 S: 6 H: 1 LOB: 1 BB: 0 P: 6	R: 0 E: 0 K: 0 S: 4 H: 1 LOB: 1 BB: 0 P: 4	R: 1 E: 0 K: 2 S: 8 H: 1 LOB: 0 BB: 0 P: 8	R: 0 E: 0 K: 1 S: 5 H: 0 LOB: 0 BB: 0 P: 5	R: 0 E: 0 K: 0 S: 3 H: 0 LOB: 0 BB: 0 P: 3	R: 0 E: 0 K: 0 S: 4 H: 1 LOB: 3 BB: 0 P: 5	1B: 4 2B: 1 3B: 0 HR: 1	SF: 0 SAC: 0 DP: 1 HBP: 1						

PITCHER	IP	WLS	BF	H	R	ER	SO	BB	IBB	HBP	BLK	WP	HR	S	P	ERA	WHIP
Tommie Sisk, R (1, 1) ERA: 3.06	8.1	W	32	6	1	1	4	0	1	1	0	0	1	38	43	1.08	0.720
Roy Face, R (9, 1) ERA: 2.92	0.2	S	2	0	0	0	0	0	0	0	0	0	0	2	2	0.00	0.000

PITCHER	IP	WLS	BF	H	R	ER	SO	BB	IBB	HBP	BLK	WP	HR	S	P	ERA	WHIP

BOTTOM

Pittsburgh Pirates @ Cincinnati Reds

Crosley Field, Cincinnati, OH

Thu Aug 01 1968, 7:05 PM EDT

Att. 10,926 - Unknown

livebaseballscorecards.com

AB	32
R	1
H	6
RBI	1
BB	1
SO	4
LOB	11

Batter	1	2	3	4	5	6	7	8	9	AB	R	H	RBI	BB	SO	LOB
Pete Rose, S (1, 9) OBP: 0.387, SLG: 0.449	3-1		K			FC1-6 FC4-6 1-2f		1-3		4	0	0	0	0	1	1
Vada Pinson, L (1, 8) OBP: 0.313, SLG: 0.395	1B			P1		FC4-6 S 1-2f			G1-6-3 1B	4	0	2	0	0	0	1
Mack Jones, L (1, 7) OBP: 0.359, SLG: 0.409	F7			K		F7 1-2			G1-6-3 1-2f	4	0	0	0	0	1	3
Lee May, R (1, 3) OBP: 0.340, SLG: 0.471	K			2B 1B			1B P2-4-5-1 2B		6-3	4	0	2	0	0	1	1
Johnny Bench, R (1, 2) OBP: 0.313, SLG: 0.433		G6-4-3 1B		1-H 2B			P2-4-5-1 2-3 1B			3	0	3	0	0	0	0
Tony Perez, R (1, 5) OBP: 0.324, SLG: 0.392		G6-4-3 1-2f			5-3		P2-4-5-1 1-2 3-Hf			3	0	0	0	0	0	3
Giraldo Ruiz, S (1, 4) OBP: 0.300, SLG: 0.262		K			P6		F7			3	0	0	0	0	1	1
Woody Woodward, R (1, 6) OBP: 0.272, SLG: 0.236 Alex Johnson, R (8, PH) OBP: 0.345, SLG: 0.386 Leo Cardenas, R (8, 6) OBP: 0.275, SLG: 0.261			6-3		6-3			F9		0 1 0	0 0 0	0 0 0	0 0 0	0 0 0	0 0 0	0 0 0
George Culver, R (1, 1) OBP: 0.104, SLG: 0.125			B1			FC1-6 1B		K		3	0	1	0	0	1	0
Inning Stats	R: 0 E: 0 K: 1 S: 6 H: 1 LOB: 1 BB: 0 P: 6	R: 0 E: 0 K: 1 S: 5 H: 1 LOB: 0 BB: 0 P: 5	R: 0 E: 0 K: 1 S: 5 H: 0 LOB: 0 BB: 0 P: 5	R: 0 E: 0 K: 1 S: 6 H: 2 LOB: 2 BB: 0 P: 6	R: 0 E: 0 K: 0 S: 3 H: 0 LOB: 0 BB: 0 P: 3	R: 0 E: 0 K: 0 S: 4 H: 1 LOB: 1 BB: 0 P: 4	R: 0 E: 0 K: 0 S: 4 H: 2 LOB: 1 BB: 0 P: 4	R: 0 E: 0 K: 1 S: 5 H: 0 LOB: 0 BB: 0 P: 5	R: 0 E: 0 K: 0 S: 3 H: 1 LOB: 0 BB: 0 P: 3	1B: 6 2B: 3 3B: 0 HR: 0 SF: 0 SAC: 0 DP: 3 HBP: 0						WP: 0 PB: 0 SB: 1 CS: 0 PA: 31	

PITCHER	IP	WLS	BF	H	R	ER	SO	BB	IBB	HBP	BLK	WP	HR	S	P	ERA	WHIP
Ron Reed, R (1, 1) ERA: 2.81	9.0	W	31	8	0	0	5	0	0	0	0	0	0	41	41	0.00	0.889

PITCHER	IP	WLS	BF	H	R	ER	SO	BB	IBB	HBP	BLK	WP	HR	S	P	ERA	WHIP

TOP

Cincinnati Reds @ Atlanta Braves

Atlanta Stadium, Atlanta, GA

Sat Aug 03 1968, 7:05 PM EDT

Unknown

livebaseballscorecards.com

AB	29
R	0
H	8
RBI	0
BB	0
SO	5
LOB	10

Batter	1	2	3	4	5	6	7	8	9	AB	R	H	RBI	BB	SO	LOB
Felipe Alou, R (1, 8) OBP: 0.344, SLG: 0.407	F7		BB			2B		1B		3	0	2	1	1	0	0
Felix Millan, R (1, 4) OBP: 0.316, SLG: 0.331	1B		K			5-3		1-3		4	0	1	0	0	1	3
Hank Aaron, R (1, 9) OBP: 0.324, SLG: 0.472	K			6-3		5-3				3	0	0	0	0	1	2
Joe Torre, R (1, 2) OBP: 0.342, SLG: 0.409	L6			G4-6-3			P3			2	0	0	0	1	0	1
Tito Francona, L (1, 3) OBP: 0.412, SLG: 0.377		G4-6-3		G4-6-3			6-3			3	0	1	0	0	0	1
Deron Johnson, R (9, 3) OBP: 0.283, SLG: 0.302		1B								0	0	0	0	0	0	0
Bob Johnson, R (1, 5) OBP: 0.323, SLG: 0.315		G4-6-3			6-3		1B			3	0	1	0	0	0	1
Mike Lum, L (1, 7) OBP: 0.256, SLG: 0.322		4-3			F7		4-3			3	0	0	0	0	0	1
Marty Martinez, S (1, 6) OBP: 0.289, SLG: 0.232			6-3		F7			BB		2	1	0	0	1	0	0
Ron Reed, R (1, 1) OBP: 0.188, SLG: 0.152			F9			K		SH1-4		2	0	0	0	0	1	0
Inning Stats	R: 0 E: 0 K: 1 S: 6 H: 1 LOB: 1 BB: 0 P: 6	R: 0 E: 0 K: 0 S: 3 H: 1 LOB: 0 BB: 0 P: 3	R: 0 E: 0 K: 1 S: 5 H: 0 LOB: 1 BB: 1 P: 9	R: 0 E: 0 K: 0 S: 2 H: 0 LOB: 0 BB: 1 P: 6	R: 0 E: 0 K: 0 S: 3 H: 0 LOB: 0 BB: 0 P: 3	R: 0 E: 0 K: 1 S: 6 H: 1 LOB: 1 BB: 0 P: 6	R: 0 E: 0 K: 0 S: 4 H: 1 LOB: 1 BB: 0 P: 4	R: 1 E: 0 K: 0 S: 3 H: 1 LOB: 0 BB: 1 P: 7		1B: 4 2B: 1 3B: 0 HR: 0 SF: 0 SAC: 1 DP: 2 HBP: 0						

PITCHER	IP	WLS	BF	H	R	ER	SO	BB	IBB	HBP	BLK	WP	HR	S	P	ERA	WHIP
George Culver, R (1, 1) ERA: 2.75	8.0	L	29	5	1	1	3	3	0	0	0	0	0	32	44	1.12	1.000

PITCHER	IP	WLS	BF	H	R	ER	SO	BB	IBB	HBP	BLK	WP	HR	S	P	ERA	WHIP

Cincinnati Reds @ Atlanta Braves

Atlanta Stadium, Atlanta, GA

Sat Aug 03 1968, 7:05 PM EDT

Unknown

BOTTOM

livebaseballscorecards.com

AB	25
R	1
H	5
RBI	1
BB	3
SO	3
LOB	9

PA: 29

Cincinnati Reds @ Atlanta Braves

Atlanta Stadium, Atlanta, GA

Sat Aug 03 1968, 7:05 PM EDT

Att. 23,961 - Unknown

TOP

livebaseballscorecards.com

Batter	1	2	3	4	5	6	7	8	9	AB	R	H	RBI	BB	SO	LOB
Pete Rose, S (1, 9) OBP: 0.386, SLG: 0.449	F7		2B	K			P6			4	0	1	0	0	1	2
Vada Pinson, L (1, 8) OBP: 0.310, SLG: 0.390	K		F8		F9			3-1		4	0	0	0	0	1	1
Alex Johnson, R (1, 7) OBP: 0.349, SLG: 0.399	E4 1B			2B 3B	K			1B 3B		4	2	3	0	0	1	0
Lee May, R (1, 3) OBP: 0.342, SLG: 0.474	K			1B 2B 3-H	5-3			G6-4-3 1B 3-H		4	1	2	2	0	1	1
Tommy Helms, R (1, 4) OBP: 0.326, SLG: 0.387		F9		1B 1B 2-H		5-3		G6-4-3 1-2f		4	1	1	1	0	0	1
Tony Perez, R (1, 5) OBP: 0.326, SLG: 0.401		F9		1B 1-2 G1-2-3 1B		P3			HR	4	1	2	1	0	0	0
Pat Corrales, R (1, 2) OBP: 0.176, SLG: 0.176		P2		G1-2-3 HBP 1-3 2-H 1B		6-3			K	3	0	1	1	0	0	0
Clay Carroll, R (6, 1) OBP: 0.154, SLG: 0.154										0	0	0	0	0	0	0
Leo Cardenas, R (1, 6) OBP: 0.274, SLG: 0.258			P4	G1-2-3 HBP 1-2			6-3		F9	3	0	0	0	0	0	0
Gary Nolan, R (1, 1) OBP: 0.269, SLG: 0.273										0	0	0	0	0	0	0
Jay Ritchie, R (2, 1)			F8	G1-2-3 1-2 2-3 3-Hf			P6		P2	2	0	0	0	0	0	3
Johnny Bench, R (6, 2) OBP: 0.312, SLG: 0.431										2	0	0	0	0	0	0

	AB	34
	R	5
	H	10
	RBI	5
	BB	0
	SO	4
	LOB	8

Inning Stats										
	R: 0	H: 1	R: 0	H: 0	R: 0	H: 1	R: 3	H: 5	R: 0	H: 0
	E: 1	LOB: 1	E: 0	LOB: 0	E: 0	LOB: 1	E: 0	LOB: 2	E: 0	LOB: 0
	K: 2	BB: 0	K: 0	BB: 0	K: 0	BB: 0	K: 1	BB: 0	K: 1	BB: 0
	S: 8	P: 8	S: 3	P: 3	S: 4	P: 4	S: 9	P: 10	S: 5	P: 5

Inning Stats										
	R: 0	H: 0	R: 0	H: 0	R: 1	H: 2	R: 1	H: 1	1B: 5	SF: 0	WP: 0	PA: 36
	E: 0	LOB: 0	E: 0	LOB: 0	E: 0	LOB: 0	E: 0	LOB: 0	2B: 2	SAC: 0	PB: 0	
	K: 0	BB: 0	K: 3	BB: 0	K: 0	BB: 0	K: 1	BB: 0	3B: 2	DP: 2	SB: 0	
	S: 3	P: 3	S: 3	P: 3	S: 4	P: 4	S: 6	P: 6	HR: 1	HBP: 1	CS: 0	

PITCHER		IP	WLS	BF	H	R	ER	SO	BB	IBB	HBP	BLK	WP	HR	S	P	ERA	WHIP
Pat Jarvis, R ERA: 2.47	(1, 1)	3.0		15	6	3	3	2	0	0	0	0	0	0	19	19	9.00	2.000
Ken Johnson, R ERA: 3.17	(4, 1)	6.0	L	21	4	2	2	3	0	0	1	0	0	1	26	27	3.00	0.667

PITCHER		IP	WLS	BF	H	R	ER	SO	BB	IBB	HBP	BLK	WP	HR	S	P	ERA	WHIP

Cincinnati Reds @ Atlanta Braves

Atlanta Stadium, Atlanta, GA

Sat Aug 03 1968, 7:05 PM EDT

Att. 23,961 - Unknown

livebaseballscorecards.com

BOTTOM

Batter	1	2	3	4	5	6	7	8	9	AB	R	H	RBI	BB	SO	LOB
Felix Millan, R (1, 4) OBP: 0.313, SLG: 0.328	P3		L3-6 2-3		P4			5-3		4	0	0	0	0	0	1
Tito Francona, L (1, 7) OBP: 0.409, SLG: 0.372	F8		5-3			BB E 2B		6-3		3	1	0	0	1	0	0
Felipe Alou, R (1, 8) OBP: 0.345, SLG: 0.410	S 1B 1B			P6		G3 1-H 2B		4-3		4	1	2	1	0	0	0
Joe Torre, R (1, 3) OBP: 0.341, SLG: 0.406	1-H 1B			6-3		G3 2-3			K	4	0	1	1	0	1	1
Bob Johnson, R (1, 5) OBP: 0.320, SLG: 0.313	L6			3B 1B		P2			6-3	4	1	1	0	0	0	2
Mike Lum, L (1, 9) OBP: 0.264, SLG: 0.353		F9		1-H 3B		G3			2B	4	0	2	1	0	0	1
Bob Tillman, R (1, 2) OBP: 0.240, SLG: 0.279 Hank Aaron, R (9, PH) OBP: 0.323, SLG: 0.471		P4		6-3			1-3		K	3 1	0 0	0 0	0 0	0 1	0 1	1 1
Marty Martinez, S (1, 6) OBP: 0.285, SLG: 0.228		F9			P5		5-3			3	0	0	0	0	0	0
Pat Jarvis, R (1, 1) OBP: 0.180, SLG: 0.186 Ken Johnson, R (4, 1) OBP: 0.139, SLG: 0.143			L3-6 2B		K		K			1 2	0 0	1 0	0 0	0 0	0 2	0 0
Inning Stats	R: 1 H: 2 E: 0 LOB: 1 K: 0 BB: 0 S: 5 P: 5	R: 0 H: 0 E: 0 LOB: 0 K: 0 BB: 0 S: 3 P: 3	R: 0 H: 1 E: 0 LOB: 0 K: 0 BB: 0 S: 3 P: 3	R: 1 H: 2 E: 0 LOB: 1 K: 0 BB: 0 S: 5 P: 5	R: 0 H: 0 E: 0 LOB: 0 K: 1 BB: 0 S: 5 P: 5	R: 1 H: 1 E: 0 LOB: 1 K: 0 BB: 1 S: 4 P: 8	R: 0 H: 0 E: 0 LOB: 0 K: 1 BB: 0 S: 5 P: 5	R: 0 H: 0 E: 0 LOB: 0 K: 0 BB: 0 S: 3 P: 3	R: 0 H: 1 E: 0 LOB: 1 K: 2 BB: 0 S: 8 P: 8							

AB	33
R	3
H	7
RBI	3
BB	1
SO	4
LOB	7

1B: 3 SF: 0
2B: 4 SAC: 0
3B: 1 DP: 1
HR: 0 HBP: 0

WP: 0 PA: 34
PB: 0
SB: 1
CS: 0

PITCHER		IP	WLS	BF	H	R	ER	SO	BB	IBB	HBP	BLK	WP	HR	S	P	ERA	WHIP
Gary Nolan, R ERA: 2.58	(1, 1)	1.0		5	2	1	1	0	0	0	0	0	0	0	5	5	9.00	2.000
Jay Ritchie, R ERA: 3.55	(2, 1)	4.0		14	3	1	1	1	0	0	0	0	0	0	16	16	2.25	0.750
Clay Carroll, R ERA: 2.76	(6, 1)	4.0	W	15	2	1	1	3	1	0	0	0	0	0	20	24	2.25	0.750

PITCHER	IP	WLS	BF	H	R	ER	SO	BB	IBB	HBP	BLK	WP	HR	S	P	ERA	WHIP

Batter	1	2	3	4	5	6	7	8	9	10	11	12	AB	R	H	RBI	BB	SO	LOB
Pete Rose, S (1, 9) OBP: 0.390, SLG: 0.455	4-3 1B		CS 1B			F7	1-3 2-H 1B		3B 2B 3-H		F7		6	1	4	1	0	0	1
Vada Pinson, L (1, 8) OBP: 0.310, SLG: 0.397	4-3 1-2		K 1-2			6-3 1B 2B	P6		2-H 3B			4-3	6	1	2	1	0	1	4
Alex Johnson, R (1, 7) OBP: 0.349, SLG: 0.401	F8			WP 1B		6-3 2-3		F9	K			1B 2B	6	1	2	0	0	1	3
Lee May, R (1, 3) OBP: 0.341, SLG: 0.470 Giraldo Ruiz, S (12, 3) OBP: 0.300, SLG: 0.262	6-3			K 1-2		3-H 1B		P3		F8		1B IBB	5 0	0 0	1 0	1 0	1 0	1 0	2 0
Johnny Bench, R (1, 2) OBP: 0.312, SLG: 0.429		P3		F8		5-3		1B		5-3		1-3 2-H 3B 1B	6	1	2	1	0	0	2
Tony Perez, R (1, 5) OBP: 0.326, SLG: 0.404		BB		F7			6-3	P3		5-3		2-H 3B	5	0	1	1	1	0	2
Tommy Helms, R (1, 4) OBP: 0.328, SLG: 0.389		P3			F8		1B 1B 1B		F9 WP SH1-4 1B		6-3 SH 1B	4-3	6	2	3	0	0	0	2
Leo Cardenas, R (1, 6) OBP: 0.275, SLG: 0.259		K			G3		1-2 1B		SH1-4 1-2		SH 1-2		3	0	1	0	0	1	1
Tony Cloninger, R (1, 1) OBP: 0.200, SLG: 0.500 Mack Jones, L (7, PH) OBP: 0.357, SLG: 0.406 Clay Carroll, R (7, 1) OBP: 0.154, SLG: 0.154 Fred Whitfield, L (9, PH) OBP: 0.235, SLG: 0.240 Bob Lee, R (9, 1) OBP: 0.200, SLG: 0.200 Don Pavletich, R (11, PH) OBP: 0.333, SLG: 0.365 Jay Ritchie, R (11, 1)			K		6-3		F7		F9 2-3		6-3 2-3		0 1 0 1 0 0 1 0	0 0 0 0 0 0 0 0	0 2 0 0 0 0 1 0	0 0 0 0 0 0 0 0	0 0 0 0 0 0 0 0	0 0 0 0 0 0 0 0	0 0 0 0 0 0 0 0
Inning Stats	R: 0 E: 0 K: 0 S: 4 H: 1 LOB: 1 BB: 0 P: 4	R: 0 E: 0 K: 1 S: 5 H: 0 LOB: 1 BB: 1 P: 9	R: 0 E: 0 K: 2 S: 7 H: 1 LOB: 1 BB: 0 P: 7	R: 0 E: 0 K: 1 S: 6 H: 1 LOB: 1 BB: 0 P: 6	R: 0 E: 0 K: 0 S: 3 H: 0 LOB: 0 BB: 0 P: 3	R: 1 E: 0 K: 0 S: 5 H: 2 LOB: 1 BB: 0 P: 5	R: 1 E: 0 K: 0 S: 6 H: 3 LOB: 2 BB: 0 P: 6	R: 0 E: 0 K: 0 S: 4 H: 1 LOB: 1 BB: 0 P: 4	R: 2 E: 0 K: 1 S: 8 H: 3 LOB: 1 BB: 0 P: 8	R: 0 E: 0 K: 0 S: 3 H: 0 LOB: 0 BB: 0 P: 3	R: 0 E: 0 K: 0 S: 4 H: 1 LOB: 1 BB: 0 P: 4	R: 2 E: 0 K: 0 S: 5 H: 3 LOB: 1 BB: 1 P: 9	1B: 11 2B: 4 3B: 2 HR: 0	SF: 0 SAC: 2 DP: 1 HBP: 0		WP: 2 PB: 0 SB: 0 CS: 1		PA: 52	

PITCHER		IP	WLS	BF	H	R	ER	SO	BB	IBB	HBP	BLK	WP	HR	S	P	ERA	WHIP
Phil Niekro, R ERA: 2.95	(1, 1)	6.2		28	8	2	2	4	1	0	0	0	1	0	35	39	2.70	1.350
Claude Raymond, R ERA: 3.0	(7, 1)	2.0		9	3	2	2	0	0	0	0	0	1	0	9	9	9.00	1.500
Dick Kelley, L ERA: 3.05	(9, 1)	0.1		2	1	0	0	1	0	0	0	0	0	0	4	4	0.00	3.000
Jim Britton, R ERA: 2.76	(10, 1)	1.0		3	0	0	0	0	0	0	0	0	0	0	3	3	0.00	0.000
Cecil Upshaw, R ERA: 2.21	(11, 1)	2.0	L	10	4	2	2	0	0	1	0	0	0	0	9	13	9.00	2.000

PITCHER	IP	WLS	BF	H	R	ER	SO	BB	IBB	HBP	BLK	WP	HR	S	P	ERA	WHIP

TOP

Cincinnati Reds @ Atlanta Braves

Atlanta Stadium, Atlanta, GA

Sun Aug 04 1968, 3:33 AM EDT

Att. 14,507 - Unknown

livebaseballscorecards.com

AB	46
R	6
H	16
RBI	5
BB	2
SO	4
LOB	21

Batter	1	2	3	4	5	6	7	8	9	10	11	12	AB	R	H	RBI	BB	SO	LOB
Wayne Causey, L (1, 4) OBP: 0.246, SLG: 0.198	K		HR		F7		1-3		F7	F9			6	1	1	1	0	1	2
Cecil Upshaw, R (11, 1) OBP: 0.200, SLG: 0.143													0	0	0	0	0	0	0
Mike Lum, L (1, 7) OBP: 0.267, SLG: 0.352	E S 1B		K		F9		5-3		2B 1B	P2			6	2	2	0	0	1	2
Hank Aaron, R (1, 9) OBP: 0.323, SLG: 0.471	K 1-H		P3		F8		FC 1B		1-3 1B		P4		6	1	2	0	0	1	0
Joe Torre, R (1, 3) (7, 2) OBP: 0.341, SLG: 0.405	4-3		K			K	FC 1-2f		2-H 1B 3-H		FC 1B		6	0	2	2	0	2	1
Felipe Alou, R (1, 8) OBP: 0.347, SLG: 0.411		F7		1B FC1 BB		BB FC7-6-2 2B		6-3	FC5-4 IBB		F8		4	0	1	0	2	0	1
Bob Johnson, R (1, 5) OBP: 0.330, SLG: 0.317	E 1B			FC1 1-3 1B		FC7-6-2 BB IBB		P6	FC5-4 1-2f		FC 1-2f		5	0	2	0	1	0	3
Bob Tillman, R (1, 2) OBP: 0.238, SLG: 0.276	E4 1-2		FC1 1-2 3-H			FC7-6-2 1-2 2-3 BB		FC 1-2f		SH BB		4-3	2	0	0	0	0	0	3
Tito Francona, L (6, PH) (7, 3) OBP: 0.414, SLG: 0.373													2	0	1	0	2	0	0
Marty Martinez, S (1, 6) OBP: 0.278, SLG: 0.222	F8		K			FC7-6-2 1-2 2-3 3-Hf		FC 1-2f		SH 1-2		K	5	0	0	0	0	2	8
Phil Niekro, R (1, 1) OBP: 0.080, SLG: 0.160 Claude Raymond, R (7, 1) OBP: 0.143, SLG: 0.143 Dick Kelley, R (9, 1) OBP: 0.182, SLG: 0.053 Tommie Aaron, R (9, PH) OBP: 0.318, SLG: 0.312 Jim Britton, R (10, 1) OBP: 0.150, SLG: 0.150 Felix Millan, R (10, PH) OBP: 0.314, SLG: 0.327 (11, 4)	K		K			F3			K	IBB		P3	3 0 0 1 0 1	0 0 0 0 0 0	0 0 0 0 0 0	0 0 0 0 0 1	0 0 0 0 0 0	2 0 0 1 0 0	7 0 0 0 1 0
Inning Stats	R: 1 H: 1 E: 0 LOB: 0 K: 2 BB: 0 S: 8 P: 8	R: 0 H: 1 E: 1 LOB: 2 K: 1 BB: 0 S: 7 P: 7	R: 1 H: 1 E: 0 LOB: 0 K: 2 BB: 0 S: 8 P: 8	R: 0 H: 1 E: 0 LOB: 2 K: 2 BB: 1 S: 8 P: 12	R: 0 H: 0 E: 0 LOB: 0 K: 0 BB: 0 S: 3 P: 3	R: 0 H: 1 E: 0 LOB: 3 K: 1 BB: 2 S: 6 P: 14	R: 0 H: 1 E: 0 LOB: 1 K: 0 BB: 0 S: 4 P: 4	R: 0 H: 1 E: 0 LOB: 1 K: 0 BB: 0 S: 4 P: 4	R: 2 H: 3 E: 0 LOB: 2 K: 1 BB: 1 S: 8 P: 12	R: 0 H: 0 E: 0 LOB: 2 K: 0 BB: 2 S: 3 P: 11	R: 0 H: 1 E: 0 LOB: 1 K: 0 BB: 0 S: 4 P: 4	R: 0 H: 0 E: 0 LOB: 0 K: 1 BB: 0 S: 5 P: 5	1B: 8 2B: 2 3B: 0 HR: 1	SF: 0 SAC: 1 DP: 0 HBP: 0		WP: 0 PB: 0 SB: 1 CS: 0	PA: 54		

PITCHER	IP	WLS	BF	H	R	ER	SO	BB	IBB	HBP	BLK	WP	HR	S	P	ERA	WHIP
Tony Cloninger, R (1, 1) ERA: 5.08	6.0		27	5	2	1	8	2	1	0	0	0	1	40	52	1.50	1.167
Clay Carroll, R (7, 1) ERA: 2.69	2.0		8	2	0	0	0	0	0	0	0	0	0	8	8	0.00	1.000
Bob Lee, R (9, 1) ERA: 4.47	2.0		12	3	2	2	1	1	2	0	0	0	0	11	23	9.00	2.000
Jay Ritchie, R (11, 1) ERA: 3.34	2.0	W	7	1	0	0	1	0	0	0	0	0	0	9	9	0.00	0.500

PITCHER	IP	WLS	BF	H	R	ER	SO	BB	IBB	HBP	BLK	WP	HR	S	P	ERA	WHIP

BOTTOM

Cincinnati Reds @ Atlanta Braves

Atlanta Stadium, Atlanta, GA

Sun Aug 04 1968, 3:33 AM EDT

Att. 14,507 - Unknown

livebaseballscorecards.com

AB	47
R	4
H	11
RBI	3
BB	6
SO	10
LOB	27

Batter	1	2	3	4	5	6	7	8	9	AB	R	H	RBI	BB	SO	LOB
Pete Rose, S (1, 9) (8, 4) OBP: 0.387, SLG: 0.452	4-3		K		1B			F7	FC4-6 1-2f	5	0	1	0	0	1	1
Vada Pinson, L (1, 8) OBP: 0.312, SLG: 0.398	P4		FC4-6 1B		5-3			1B 1B 1B		4	1	2	0	0	0	1
Alex Johnson, R (1, 7) (8, 9) OBP: 0.348, SLG: 0.400	3-1		FC4-6 1-2f			6-3		1B 1B 1-2 1B		4	1	1	0	0	0	1
Lee May, R (1, 3) OBP: 0.341, SLG: 0.468		K		5-3		K		1B 1-3 2-H 1B		4	0	1	1	0	2	0
Johnny Bench, R (1, 2) OBP: 0.314, SLG: 0.430		1B 1B		4-3		5-3		FC6-4 1-3 3-H 1B		4	0	2	1	0	0	0
Tony Perez, R (1, 5) OBP: 0.327, SLG: 0.404 Clay Carroll, R (8, 1) OBP: 0.154, SLG: 0.154		1-2 1B		1B			6-3	FC6-4 1-2f		4 0	0 0	2 0	0 0	0 0	0 0	2 0
Tommy Helms, R (1, 4) (8, 5) OBP: 0.325, SLG: 0.385	F7		F9				P4		K	4	0	0	0	0	1	3
Leo Cardenas, R (1, 6) OBP: 0.272, SLG: 0.256 Fred Whitfield, L (9, PH) OBP: 0.262, SLG: 0.247 Woody Woodward, R (9, PR) OBP: 0.272, SLG: 0.236	6-3			P4			5-3		FC4-6 1B	3 1 0	0 0 0	0 1 0	0 0 0	0 0 0	0 0 0	2 0 0
Gerry Arrigo, L (1, 1) OBP: 0.119, SLG: 0.103 Mack Jones, L (8, PH) (8, 7) OBP: 0.354, SLG: 0.403 Don Pavletich, R (9, PH) OBP: 0.329, SLG: 0.360			F9	K				K	K	2 1 1	0 0 0	0 0 0	0 0 0	1 1 1	0 0 1	0 0 1
Inning Stats	R: 0 E: 0 K: 0 S: 3 H: 0 LOB: 0 BB: 0 P: 3	R: 0 E: 0 K: 1 S: 7 H: 2 LOB: 2 BB: 0 P: 7	R: 0 E: 0 K: 1 S: 6 H: 1 LOB: 1 BB: 0 P: 6	R: 0 E: 0 K: 0 S: 4 H: 1 LOB: 1 BB: 0 P: 4	R: 0 E: 0 K: 1 S: 6 H: 1 LOB: 1 BB: 0 P: 6	R: 0 E: 0 K: 1 S: 5 H: 0 LOB: 0 BB: 0 P: 5	R: 0 E: 0 K: 0 S: 3 H: 0 LOB: 0 BB: 0 P: 3	R: 2 E: 0 K: 1 S: 9 H: 4 LOB: 2 BB: 0 P: 9	R: 0 E: 0 K: 2 S: 8 H: 1 LOB: 1 BB: 0 P: 8	1B: 10 2B: 0 3B: 0 HR: 0 SF: 0 SAC: 0 DP: 0 HBP: 0						

PITCHER		IP	WLS	BF	H	R	ER	SO	BB	IBB	HBP	BLK	WP	HR	S	P	ERA	WHIP
Nelson Briles, R ERA: 2.56	(1, 1)	7.2	W	32	9	2	2	5	0	0	0	0	0	0	42	42	2.35	1.174
Wayne Granger, R ERA: 2.1	(8, 1)	0.2		3	1	0	0	1	0	0	0	0	0	0	5	5	0.00	1.500
Joe Hoerner, L ERA: 1.6	(9, 1)	0.2	S	2	0	0	0	1	0	0	0	0	0	0	4	4	0.00	0.000

PITCHER	IP	WLS	BF	H	R	ER	SO	BB	IBB	HBP	BLK	WP	HR	S	P	ERA	WHIP

TOP

Cincinnati Reds @ St. Louis Cardinals

Busch Stadium, St. Louis, MO

Mon Aug 05 1968, 7:05 PM CDT

Att. 26,607 - Unknown

livebaseballscorecards.com

AB	37
R	2
H	10
RBI	2
BB	0
SO	7
LOB	11

WP: 0 PA: 37
PB: 0
SB: 0
CS: 0

Batter	1	2	3	4	5	6	7	8	9	AB	R	H	RBI	BB	SO	LOB
Lou Brock, L (1, 7) OBP: 0.323, SLG: 0.439	1B 3B	1-3			1-3			3B		4	1	2	0	0	0	1
Julian Javier, R (1, 4) OBP: 0.287, SLG: 0.333	CS 1B 3-H		F2			5-3		6-3		4	0	1	1	0	0	1
Curt Flood, R (1, 8) OBP: 0.339, SLG: 0.374	WP 1B 1-2		BBB G6-4-3 BB			F2		5-3		3	0	1	0	1	0	1
Orlando Cepeda, R (1, 3) OBP: 0.322, SLG: 0.389	1-3 1-2		G6-4-3 1-2f			2B 1B		5-3		4	1	1	0	0	0	3
Mike Shannon, R (1, 5) OBP: 0.329, SLG: 0.437	1-3			SSS K		1-H 2B				3	0	1	1	0	1	1
Johnny Edwards, L (1, 2) OBP: 0.309, SLG: 0.362		P4		F2		4-3				3	0	0	0	0	0	1
Ron Davis, R (1, 9) OBP: 0.266, SLG: 0.298		1B 6-3 1B		F7			G5-4-3 1B			3	1	2	0	0	0	0
Dal Maxvill, R (1, 6) OBP: 0.300, SLG: 0.285		6-3 1B 1-3			F9		G5-4-3 1-2f			3	0	1	0	0	0	1
Nelson Briles, R (1, 1) OBP: 0.143, SLG: 0.103		6-3 1-2 3-H			6-3		6-3			3	0	0	1	0	0	1
Wayne Granger, R (8, 1) OBP: 0.200, SLG: 0.200										0	0	0	0	0	0	0
Joe Hoerner, R (9, 1)										0	0	0	0	0	0	0
Inning Stats	R: 1 E: 0 K: 0 S: 5 H: 3 LOB: 1 BB: 0 P: 5	R: 1 E: 0 K: 0 S: 5 H: 2 LOB: 1 BB: 0 P: 5	R: 0 E: 0 K: 0 S: 2 H: 0 LOB: 0 BB: 1 P: 6	R: 0 E: 0 K: 1 S: 5 H: 0 LOB: 0 BB: 0 P: 5	R: 0 E: 0 K: 0 S: 3 H: 0 LOB: 0 BB: 0 P: 3	R: 1 E: 0 K: 0 S: 5 H: 2 LOB: 1 BB: 0 P: 5	R: 0 E: 0 K: 0 S: 3 H: 1 LOB: 0 BB: 0 P: 3	R: 0 E: 0 K: 0 S: 4 H: 1 LOB: 1 BB: 0 P: 4		1B: 6 2B: 1 3B: 2 HR: 0	SF: 0 SAC: 0 DP: 2 HBP: 0					

PITCHER		IP	WLS	BF	H	R	ER	SO	BB	IBB	HBP	BLK	WP	HR	S	P	ERA	WHIP
Gerry Arrigo, L ERA: 2.96	(1, 1)	7.0	L	27	8	3	3	1	1	0	0	0	1	0	28	32	3.86	1.286
Clay Carroll, R ERA: 2.65	(8, 1)	1.0		4	1	0	0	0	0	0	0	0	0	0	4	4	0.00	1.000

PITCHER	IP	WLS	BF	H	R	ER	SO	BB	IBB	HBP	BLK	WP	HR	S	P	ERA	WHIP

BOTTOM

Cincinnati Reds @ St. Louis Cardinals

Busch Stadium, St. Louis, MO

Mon Aug 05 1968, 7:05 PM CDT

Att. 26,607 - Unknown

livebaseballscorecards.com

AB	30
R	3
H	9
RBI	3
BB	1
SO	1
LOB	10

Batter	1	2	3	4	5	6	7	8	9	AB	R	H	RBI	BB	SO	LOB
Pete Rose, S (1, 9) OBP: 0.385, SLG: 0.447	F9		6-3		G6-4-3 1-2f			6-3	BB	4	0	0	0	1	0	2
Vada Pinson, L (1, 8) OBP: 0.313, SLG: 0.398	K		FC4-6 1B			F7		1B E 1B	4-3	5	1	2	0	0	1	1
Alex Johnson, R (1, 7) OBP: 0.350, SLG: 0.400	6-3		FC4-6 CS 1-2f			G5-4-3 1B		E 1B 1-3 1B		4	1	2	0	0	0	1
Lee May, R (1, 3) OBP: 0.340, SLG: 0.465		E7 4-3 1B 1B	CS 1-2	K		G5-4-3 1-2f		E4 1B 1B 1-2 3-H		4	2	1	0	0	1	2
Johnny Bench, R (1, 2) OBP: 0.313, SLG: 0.428		4-3 2-3		F2			F5	1B 1-3 2-H 1B		4	0	1	1	0	0	1
Tony Perez, R (1, 5) OBP: 0.327, SLG: 0.403		P4		F3			F9	1-2 3-H 1B		4	0	1	1	0	0	1
Tommy Helms, R (1, 4) OBP: 0.327, SLG: 0.389		1B 3-H 1B			F8 2B		4-3	1-3		4	0	2	1	0	0	2
Leo Cardenas, R (1, 6) OBP: 0.275, SLG: 0.270		1-2 1B			F8 2-3			HR	5-3	4	1	2	1	0	0	1
Jim Maloney, L (1, 1) OBP: 0.294, SLG: 0.347		K			G6-4-3 BB			G3	K	3	0	0	0	1	2	2
Inning Stats	R: 0 E: 0 K: 1 S: 5 H: 0 LOB: 0 BB: 0 P: 5	R: 1 E: 1 K: 1 S: 8 H: 3 LOB: 2 BB: 0 P: 8	R: 0 E: 0 K: 0 S: 3 H: 1 LOB: 0 BB: 0 P: 3	R: 0 E: 0 K: 1 S: 5 H: 0 LOB: 0 BB: 0 P: 5	R: 0 E: 0 K: 0 S: 3 H: 1 LOB: 1 BB: 1 P: 7	R: 0 E: 0 K: 0 S: 3 H: 1 LOB: 0 BB: 0 P: 3	R: 0 E: 0 K: 0 S: 3 H: 0 LOB: 0 BB: 0 P: 3	R: 4 E: 1 K: 0 S: 9 H: 5 LOB: 2 BB: 0 P: 9	R: 0 E: 0 K: 1 S: 5 H: 0 LOB: 1 BB: 1 P: 9	1B: 9 2B: 1 3B: 0 HR: 1 SF: 0 SAC: 0 DP: 2 HBP: 0							

PITCHER		IP	WLS	BF	H	R	ER	SO	BB	IBB	HBP	BLK	WP	HR	S	P	ERA	WHIP
Steve Carlton, L ERA: 2.71	(1, 1)	7.2	L	30	9	4	2	3	1	0	0	0	0	1	35	39	2.35	1.304
Wayne Granger, R ERA: 2.08	(8, 1)	0.1		4	2	1	0	0	0	0	0	0	0	0	4	4	0.00	6.000
Ron Willis, R ERA: 2.63	(9, 1)	1.0		4	0	0	0	1	1	0	0	0	0	0	5	9	0.00	1.000

PITCHER	IP	WLS	BF	H	R	ER	SO	BB	IBB	HBP	BLK	WP	HR	S	P	ERA	WHIP

TOP

Cincinnati Reds @ St. Louis Cardinals

Busch Stadium, St. Louis, MO

Tue Aug 06 1968, 7:05 PM CDT

Att. 26,299 - Unknown

livebaseballscorecards.com

AB	36
R	5
H	11
RBI	4
BB	2
SO	4
LOB	13

WP: 0 PA: 39
PB: 0
SB: 0
CS: 1

Batter	1	2	3	4	5	6	7	8	9	AB	R	H	RBI	BB	SO	LOB
Lou Brock, L (1, 7) OBP: 0.321, SLG: 0.435	F5		5-3		4-3			F7		4	0	0	0	0	0	3
Curt Flood, R (1, 8) OBP: 0.339, SLG: 0.373	F2			FC6, 1B		6-3		F9		4	0	1	0	0	0	1
Roger Maris, L (1, 9) OBP: 0.329, SLG: 0.392	F5			F8		G3			4-3	4	0	0	0	0	0	1
Orlando Cepeda, R (1, 3) OBP: 0.322, SLG: 0.388		F3		FC6, BB 1-2f		6-3			G4-6-3, 1B	4	0	1	0	0	0	1
Johnny Edwards, L (1, 2) OBP: 0.307, SLG: 0.355		4-3		B B B B 4-0 1-2 BB			4-3		G4-6-3 1-2f	3	0	0	0	1	0	1
Mike Shannon, R (1, 5) OBP: 0.327, SLG: 0.433		F9		S S S 0-3 K			S S S 0-3 K			3	0	0	0	0	2	2
Julian Javier, R (1, 4) OBP: 0.285, SLG: 0.331			F9		P5		F3			3	0	0	0	0	0	0
Dal Maxvill, R (1, 6) OBP: 0.306, SLG: 0.292			1B		SH1-4, 1B			1B		3	0	3	0	0	0	0
Steve Carlton, L (1, 1) OBP: 0.182, SLG: 0.327			S S S 0-3 K		0-0 SH1-4 1-2			S S S 0-3 K		1	0	0	0	0	1	1
Wayne Granger, R (8, 1) OBP: 0.200, SLG: 0.200										0	0	0	0	0	0	0
Tim McCarver, L (8, PH) OBP: 0.288, SLG: 0.336										1	0	0	0	0	1	1
Ron Willis, R (9, 1)										0	0	0	0	0	0	0
Inning Stats	R: 0 E: 0 K: 0 S: 3 H: 0 LOB: 0 BB: 0 P: 3	R: 0 E: 0 K: 0 S: 3 H: 0 LOB: 0 BB: 0 P: 3	R: 0 E: 0 K: 1 S: 6 H: 1 LOB: 1 BB: 0 P: 6	R: 0 E: 0 K: 1 S: 6 H: 1 LOB: 2 BB: 1 P: 10	R: 0 E: 0 K: 0 S: 4 H: 1 LOB: 1 BB: 0 P: 4	R: 0 E: 0 K: 0 S: 3 H: 0 LOB: 0 BB: 0 P: 3	R: 0 E: 0 K: 1 S: 5 H: 0 LOB: 0 BB: 0 P: 5	R: 0 E: 0 K: 1 S: 6 H: 1 LOB: 1 BB: 0 P: 6	R: 0 E: 0 K: 0 S: 3 H: 1 LOB: 0 BB: 0 P: 3	1B: 5 2B: 0 3B: 0 HR: 0 SF: 0 SAC: 1 DP: 1 HBP: 0						

PITCHER	IP	WLS	BF	H	R	ER	SO	BB	IBB	HBP	BLK	WP	HR	S	P	ERA	WHIP
Jim Maloney, R (1, 1) ERA: 3.38	9.0	W	32	5	0	0	4	1	0	0	0	0	0	39	43	0.00	0.667

PITCHER	IP	WLS	BF	H	R	ER	SO	BB	IBB	HBP	BLK	WP	HR	S	P	ERA	WHIP

BOTTOM

Cincinnati Reds @ St. Louis Cardinals

Busch Stadium, St. Louis, MO

Tue Aug 06 1968, 7:05 PM CDT

Att. 26,299 - Unknown

livebaseballscorecards.com

AB	30
R	0
H	5
RBI	0
BB	1
SO	4
LOB	11

WP: 0 PA: 32
PB: 0
SB: 0
CS: 0

Batter	1	2	3	4	5	6	7	8	9	AB	R	H	RBI	BB	SO	LOB
Pete Rose, S (1, 9) OBP: 0.384, SLG: 0.453	5-3		G4-6-3 1-2f			HR		F7		4	1	1	1	0	0	1
Vada Pinson, L (1, 8) OBP: 0.313, SLG: 0.397	K			F9		G3			FC6-4 1B	4	0	1	0	0	1	0
Alex Johnson, R (1, 7) OBP: 0.351, SLG: 0.404	1B			2B		5-3			FC6-4 FC6-4 1-2f	4	0	2	0	0	0	1
Lee May, R (1, 3) OBP: 0.336, SLG: 0.461	K			F8		F8			P4	4	0	0	0	0	1	3
Johnny Bench, R (1, 2) OBP: 0.310, SLG: 0.424		F2		P4			K		FC6-4 1-2f	4	0	0	0	0	1	2
Tony Perez, R (1, 5) OBP: 0.327, SLG: 0.402		F9			FC3-6 1B		F8			3	0	1	0	0	0	0
Tommy Helms, R (1, 4) OBP: 0.324, SLG: 0.386		F7			FC3-6 FC6-4 1-2f		F8			3	0	0	0	0	0	1
Leo Cardenas, R (1, 6) OBP: 0.279, SLG: 0.277			2B		F3			G4-6-3 1B		3	0	2	0	0	0	1
George Culver, R (1, 1) OBP: 0.120, SLG: 0.140			G4-6-3 1B		FC6-4 1-2f			G4-6-3 1-2f		2	0	1	0	0	0	1
Jay Ritchie, R (5, 1)										0	0	0	0	0	0	0
Jim Beauchamp, R (8, PH) OBP: 0.250, SLG: 0.455										0	0	0	0	0	0	0
Mack Jones, L (8, PH) OBP: 0.352, SLG: 0.400										1	0	0	0	0	0	1
Clay Carroll, R (8, 1) OBP: 0.154, SLG: 0.154										0	0	0	0	0	0	0
Inning Stats	R: 0 E: 0 K: 2 S: 8 H: 1 LOB: 1 BB: 0 P: 8	R: 0 E: 0 K: 0 S: 3 H: 0 LOB: 0 BB: 0 P: 3	R: 0 E: 0 K: 0 S: 3 H: 2 LOB: 0 BB: 0 P: 3	R: 0 E: 0 K: 0 S: 4 H: 1 LOB: 1 BB: 0 P: 4	R: 0 E: 0 K: 0 S: 4 H: 1 LOB: 1 BB: 0 P: 4	R: 1 E: 0 K: 0 S: 4 H: 1 LOB: 0 BB: 0 P: 4	R: 0 E: 0 K: 1 S: 5 H: 0 LOB: 0 BB: 0 P: 5	R: 0 E: 0 K: 0 S: 3 H: 1 LOB: 0 BB: 0 P: 3	R: 0 E: 0 K: 0 S: 4 H: 1 LOB: 1 BB: 0 P: 4	1B: 5 2B: 2 3B: 0 HR: 1 SF: 0 SAC: 0 DP: 2 HBP: 0						

PITCHER		IP	WLS	BF	H	R	ER	SO	BB	IBB	HBP	BLK	WP	HR	S	P	ERA	WHIP
Mel Nelson, L ERA: 2.45	(1, 1)	7.0	W	26	7	1	1	3	0	0	0	0	0	1	32	32	1.29	1.000
Dick Hughes, R ERA: 4.35	(8, 1)	2.0	S	6	1	0	0	0	0	0	0	0	0	0	6	6	0.00	0.500

PITCHER		IP	WLS	BF	H	R	ER	SO	BB	IBB	HBP	BLK	WP	HR	S	P	ERA	WHIP

TOP

Cincinnati Reds @ St. Louis Cardinals

Busch Stadium, St. Louis, MO

Wed Aug 07 1968, 7:05 PM CDT

Att. 24,995 - Unknown

livebaseballscorecards.com

AB	32
R	1
H	8
RBI	1
BB	0
SO	3
LOB	11

WP: 0	PA: 32		
PB: 0			
SB: 0			
CS: 0			

Batter	1	2	3	4	5	6	7	8	9	AB	R	H	RBI	BB	SO	LOB
Lou Brock, L (1, 7) OBP: 0.322, SLG: 0.433	x 0-0 ① F7	BBBB 4-0 BB		x 0-0 ③ FC4-6 1-2f		BBBB 4-0 BB				2	0	0	0	2	0	1
Bobby Tolan, L (1, 8) OBP: 0.299, SLG: 0.378 Ron Davis, R (9, 8) OBP: 0.266, SLG: 0.298	H 1-0 S 1B HBP	SSS 0-3 ③ K			x 0-0 2B 2B	x 0-0 ② P5				3 0	2 0	1 0	0 0	0 0	1 0	3 0
Roger Maris, L (1, 9) OBP: 0.327, SLG: 0.386	x 0-0 ② F7 1-2		x 0-0 ① F8		BBB 4-0 2B 1B BB	x 0-0 ③ P6				3	1	0	0	1	0	2
Orlando Cepeda, R (1, 3) OBP: 0.323, SLG: 0.390	BBBB 4-0 1B BB		x 0-0 ② 4-3		x 0-0 1B 1-3 2-H 2B		x 0-0 ① F2			3	0	1	1	1	0	0
Tim McCarver, L (1, 2) OBP: 0.290, SLG: 0.338	x 0-0 1-2 2-H 1B		x 0-0 FC6-4 1B		x 0-0 ① 4-3		x 0-0 ② F7			4	0	2	1	0	0	2
Phil Gagliano, R (1, 5) OBP: 0.275, SLG: 0.229	x 0-0 ③ F3		x 0-0 ③ FC6-4 1-2f		x 0-0 2-3 3-H 1B		x 0-0 ③ L3			4	0	1	1	0	0	3
Dick Schofield, S (1, 4) OBP: 0.311, SLG: 0.362		x 0-0 2B		x 0-0 ① 4-3	SSS 0-3 ② K			x 0-0 ① L1		4	0	1	0	0	1	2
Dal Maxvill, R (1, 6) OBP: 0.303, SLG: 0.288		x 0-0 ① 5-3		x 0-0 ② 4-3	x 0-0 ③ P4			x 0-0 ② 5-3		4	0	0	0	0	0	3
Mel Nelson, R (1, 1) OBP: 0.300, SLG: 0.222 Dick Hughes, R (8, 1)		SSS 0-3 ② K		x 0-0 FC4-6 1B		x 0-0 ① G3		x 0-0 ③ 6-3		3 1	0 0	1 0	0 0	0 0	1 0	1 0
Inning Stats	R: 1 E: 0 K: 0 S: 4 H: 1 LOB: 2 BB: 1 P: 9	R: 0 E: 0 K: 2 S: 8 H: 1 LOB: 2 BB: 1 P: 12	R: 0 E: 0 K: 0 S: 4 H: 1 LOB: 1 BB: 0 P: 4	R: 0 E: 0 K: 0 S: 4 H: 1 LOB: 1 BB: 0 P: 4	R: 2 E: 0 K: 1 S: 8 H: 3 LOB: 2 BB: 1 P: 12	R: 0 E: 0 K: 0 S: 3 H: 0 LOB: 1 BB: 1 P: 7	R: 0 E: 0 K: 0 S: 3 H: 0 LOB: 0 BB: 0 P: 3	R: 0 E: 0 K: 0 S: 3 H: 0 LOB: 0 BB: 0 P: 3		1B: 4 2B: 3 3B: 0 HR: 0	SF: 0 SAC: 0 DP: 0 HBP: 1					

PITCHER		IP	WLS	BF	H	R	ER	SO	BB	IBB	HBP	BLK	WP	HR	S	P	ERA	WHIP
George Culver, R ERA: 2.85	(1, 1)	4.0	L	22	6	3	3	2	3	0	1	0	0	0	22	35	6.75	2.250
Jay Ritchie, R ERA: 3.08	(5, 1)	3.0		11	1	0	0	1	1	0	0	0	0	0	12	16	0.00	0.667
Clay Carroll, R ERA: 2.62	(8, 1)	1.0		3	0	0	0	0	0	0	0	0	0	0	3	3	0.00	0.000

PITCHER	IP	WLS	BF	H	R	ER	SO	BB	IBB	HBP	BLK	WP	HR	S	P	ERA	WHIP

BOTTOM

Cincinnati Reds @ St. Louis Cardinals

Busch Stadium, St. Louis, MO

Wed Aug 07 1968, 7:05 PM CDT

Att. 24,995 - Unknown

livebaseballscorecards.com

AB	31
R	3
H	7
RBI	3
BB	4
SO	3
LOB	17

Cincinnati Reds @ St. Louis Cardinals

Busch Stadium, St. Louis, MO

Thu Aug 08 1968, 7:05 PM CDT

Att. 24,324 - Unknown

livebaseballscorecards.com

TOP

Batter	1	2	3	4	5	6	7	8	9	10	11	AB	R	H	RBI	BB	SO	LOB
Pete Rose, S (1, 9) OBP: 0.382, SLG: 0.448	F8		BB			5-3			4-3		FC6-4 (FC3-6) 1-2f	4	0	0	0	1	0	1
Vada Pinson, L (1, 8) OBP: 0.314, SLG: 0.395	BB		4-3			1B			F9		FC3-6 1-2f	4	0	1	0	1	0	2
Alex Johnson, R (1, 7) OBP: 0.347, SLG: 0.399	F9			4-3		6-3			F8		F9	5	0	0	0	0	0	3
Lee May, R (1, 3) OBP: 0.333, SLG: 0.456	F3			F2			F7			K		4	0	0	0	0	1	1
Johnny Bench, R (1, 2) OBP: 0.310, SLG: 0.422		P4		K			K			1B		4	0	1	0	0	2	0
Tony Perez, R (1, 5) OBP: 0.326, SLG: 0.401		F3			6-3		F7			1-3 1B		4	0	1	0	0	0	0
Tommy Helms, R (1, 4) OBP: 0.323, SLG: 0.384		F5			6-3			L3-6 SH2-4 1B		F3		4	0	1	0	0	0	2
Leo Cardenas, R (1, 6) OBP: 0.277, SLG: 0.275			K		K			SH2-4 1-2		F9		2	0	0	0	0	2	0
Mack Jones, L (10, PH) OBP: 0.350, SLG: 0.397												1	0	0	0	0	0	2
Clay Carroll, R (10, 1) OBP: 0.154, SLG: 0.154												0	0	0	0	0	0	0
Tony Cloninger, R (1, 1) OBP: 0.185, SLG: 0.444			6-3			K		L3-6 2-3			FC6-4 BB	3	0	0	0	0	1	1
Woody Woodward, R (10, 6) OBP: 0.278, SLG: 0.236												0	0	0	0	1	0	0
Inning Stats	R: 0 E: 0 K: 0 S: 3 H: 0 LOB: 1 BB: 1 P: 7	R: 0 E: 0 K: 0 S: 3 H: 0 LOB: 0 BB: 0 P: 3	R: 0 E: 0 K: 1 S: 5 H: 0 LOB: 1 BB: 1 P: 9	R: 0 E: 0 K: 1 S: 5 H: 0 LOB: 0 BB: 0 P: 5	R: 0 E: 0 K: 1 S: 5 H: 0 LOB: 0 BB: 0 P: 5	R: 0 E: 0 K: 1 S: 6 H: 1 LOB: 1 BB: 0 P: 6	R: 0 E: 0 K: 1 S: 5 H: 0 LOB: 0 BB: 0 P: 5	R: 0 E: 0 K: 0 S: 3 H: 1 LOB: 0 BB: 0 P: 3	R: 0 E: 0 K: 0 S: 3 H: 0 LOB: 0 BB: 0 P: 3	R: 0 E: 0 K: 1 S: 7 H: 2 LOB: 2 BB: 0 P: 7	R: 0 E: 0 K: 0 S: 3 H: 0 LOB: 1 BB: 1 P: 7	1B: 4 2B: 1 3B: 0 HR: 0	SF: 0 SAC: 1 DP: 1 HBP: 0			WP: 0 PB: 0 SB: 0 CS: 0	PA: 39		

PITCHER	IP	WLS	BF	H	R	ER	SO	BB	IBB	HBP	BLK	WP	HR	S	P	ERA	WHIP
Ray Washburn, R (1, 1) ERA: 2.62	10.0		35	4	0	0	6	2	0	0	0	0	0	45	53	0.00	0.600
Joe Hoerner, L (11, 1) ERA: 1.56	1.0	W	4	0	0	0	0	1	0	0	0	0	0	3	7	0.00	1.000

AB	35
R	0
H	4
RBI	0
BB	3
SO	6
LOB	12

Batter	1	2	3	4	5	6	7	8	9	10	11	AB	R	H	RBI	BB	SO	LOB
Lou Brock, L (1, 7) OBP: 0.321, SLG: 0.431	4-3		5-3		K			F8				5	0	1	0	0	1	2
Bobby Tolan, L (1, 8) OBP: 0.301, SLG: 0.375	P4		BB			2-3		F8			2B	4	1	1	0	1	0	2
Roger Maris, L (1, 9) OBP: 0.324, SLG: 0.387	6-3		F9			F7		K			2B	5	0	1	1	0	1	4
Orlando Cepeda, R (1, 3) OBP: 0.320, SLG: 0.386		F8		P4		6-3			F9			4	0	0	0	0	0	0
Tim McCarver, L (1, 2) OBP: 0.290, SLG: 0.337		L4-3-6 HBP		F7			F5		F8			4	0	1	0	0	0	0
Phil Gagliano, R (1, 5) OBP: 0.273, SLG: 0.211		HBP		F8			F5		F7			3	0	0	0	0	0	0
Dick Schofield, S (1, 4) OBP: 0.299, SLG: 0.347		L4-3-6		P3			4-3			1-3		4	0	0	0	0	0	2
Dal Maxvill, R (1, 6) OBP: 0.305, SLG: 0.287			4-3	SH1-4 BB				1B BB		F9		2	0	0	0	2	0	0
Ray Washburn, R (1, 1) OBP: 0.186, SLG: 0.132			WP BB	SH1-4				K		F7		1	0	0	0	1	1	1
Johnny Edwards, L (10, PH) OBP: 0.305, SLG: 0.353												1	0	0	0	0	0	0
Joe Hoerner, R (11, 1)												0	0	0	0	0	0	0
Inning Stats	R: 0 H: 0 E: 0 LOB: 0 K: 0 BB: 0 S: 3 P: 3	R: 0 H: 1 E: 0 LOB: 1 K: 0 BB: 0 S: 3 P: 4	R: 0 H: 0 E: 0 LOB: 2 K: 0 BB: 2 S: 3 P: 11	R: 0 H: 0 E: 0 LOB: 0 K: 0 BB: 0 S: 3 P: 3	R: 0 H: 0 E: 0 LOB: 1 K: 1 BB: 1 S: 5 P: 9	R: 0 H: 0 E: 0 LOB: 0 K: 0 BB: 0 S: 3 P: 3	R: 0 H: 0 E: 0 LOB: 0 K: 0 BB: 0 S: 3 P: 3	R: 0 H: 1 E: 0 LOB: 2 K: 2 BB: 1 S: 8 P: 12	R: 0 H: 0 E: 0 LOB: 0 K: 0 BB: 0 S: 3 P: 3	R: 0 H: 0 E: 0 LOB: 0 K: 0 BB: 0 S: 3 P: 3	R: 1 H: 2 E: 0 LOB: 1 K: 0 BB: 0 S: 3 P: 3						

PITCHER	IP	WLS	BF	H	R	ER	SO	BB	IBB	HBP	BLK	WP	HR	S	P	ERA	WHIP
Tony Cloninger, R (1, 1) ERA: 4.52	9.0		33	2	0	0	3	4	0	1	0	1	0	34	51	0.00	0.667
Clay Carroll, R (10, 1) ERA: 2.69	1.1	L	6	2	1	1	0	0	0	0	0	0	0	6	6	6.75	1.500

PITCHER	IP	WLS	BF	H	R	ER	SO	BB	IBB	HBP	BLK	WP	HR	S	P	ERA	WHIP

BOTTOM

Cincinnati Reds @ St. Louis Cardinals

Busch Stadium, St. Louis, MO

Thu Aug 08 1968, 7:05 PM CDT

Att. 24,324 - Unknown

livebaseballscorecards.com

AB	33
R	1
H	4
RBI	1
BB	4
SO	3
LOB	11

1B: 3	SF: 0	WP: 1	PA: 39
2B: 2	SAC: 1	PB: 0	
3B: 0	DP: 1	SB: 0	
HR: 0	HBP: 1	CS: 0	

TOP

Chicago Cubs @ Cincinnati Reds

Crosley Field, Cincinnati, OH

Fri Aug 09 1968, 7:05 PM EDT
Att. 13,762 - Unknown - 80 F

Batter	1	2	3	4	5	6	7	8	9	AB	R	H	RBI	BB	SO	LOB
Don Kessinger, S (1, 6) OBP: 0.295, SLG: 0.303	K2-3	K		4-3		K			F7	5	0	0	0	0	3	4
Glenn Beckert, R (1, 4) OBP: 0.307, SLG: 0.352	FC4-6 1B		4-3 1B 2B		P4		F2		FC4-6 1B 1-2f	5	1	2	0	0	0	1
Billy Williams, L (1, 7) OBP: 0.327, SLG: 0.453	FC4-6 1-2f		4-3 2-3		6-3		L9		1B 1-2	5	0	1	0	0	0	2
Ron Santo, R (1, 5) OBP: 0.364, SLG: 0.417	F9		FC3-6 1B 3-H		1B		1-3		1-3	5	0	2	1	0	0	3
Al Spangler, L (1, 9) OBP: 0.357, SLG: 0.407		1B 2B 1B	FC3-6 1B 1-2f		1-2 1B			F9		4	1	2	0	0	0	1
Dick Nen, L (1, 3) OBP: 0.195, SLG: 0.307		P4	1-3 1B		F7			6-3		4	0	1	0	0	0	3
Jim Hickman, R (1, 8) OBP: 0.276, SLG: 0.371		K	P4			F8		F8		4	0	0	0	0	1	3
Randy Hundley, R (1, 2) OBP: 0.293, SLG: 0.320		1-3 2B 1B		5-3		E7			HR	4	1	2	1	0	0	0
Fergie Jenkins, R (1, 1) OBP: 0.247, SLG: 0.269		1-3 3-H 2B		K		P5			FC4-6 1B	1	0	1	1	0	0	0
Bill Stoneman, R (3, 1)										1	0	0	0	0	1	0
14 Ernie Banks, R (6, PH) OBP: 0.296, SLG: 0.459										1	0	0	0	0	0	1
Jack Lamabe, R (6, 1) OBP: 0.200, SLG: 0.200										0	0	0	0	0	0	0
Willie Smith, L (9, PH) OBP: 0.318, SLG: 0.367										1	0	1	0	0	0	0
Inning Stats	R: 0 E: 1 K: 1 S: 6 H: 1 LOB: 1 BB: 0 P: 6	R: 1 E: 0 K: 2 S: 10 H: 3 LOB: 2 BB: 0 P: 10	R: 1 E: 0 K: 0 S: 6 H: 3 LOB: 2 BB: 0 P: 6	R: 0 E: 0 K: 1 S: 5 H: 0 LOB: 0 BB: 0 P: 5	R: 0 E: 0 K: 0 S: 5 H: 2 LOB: 2 BB: 0 P: 5	R: 0 E: 1 K: 1 S: 6 H: 0 LOB: 1 BB: 0 P: 6	R: 0 E: 0 K: 0 S: 3 H: 0 LOB: 0 BB: 0 P: 3	R: 0 E: 0 K: 0 S: 3 H: 0 LOB: 0 BB: 0 P: 3	R: 1 E: 0 K: 0 S: 6 H: 3 LOB: 2 BB: 0 P: 6	1B: 9 2B: 2 3B: 0 HR: 1	SF: 0 SAC: 0 DP: 0 HBP: 0						

AB	40
R	3
H	12
RBI	3
BB	0
SO	5
LOB	18

WP: 0 PB: 0 SB: 0 CS: 0 PA: 40

livebaseballscorecards.com

PITCHER		IP	WLS	BF	H	R	ER	SO	BB	IBB	HBP	BLK	WP	HR	S	P	ERA	WHIP
Bob Lee, R ERA: 4.58	(1, 1)	2.2		15	7	2	2	3	0	0	0	0	0	0	21	21	6.75	2.625
Jay Ritchie, R ERA: 2.91	(3, 1)	5.1	W	21	4	1	1	2	0	0	0	0	0	1	25	25	1.69	0.750
Clay Carroll, R ERA: 2.65	(9, 1)	1.0	S	4	1	0	0	0	0	0	0	0	0	0	4	4	0.00	1.000

PITCHER	IP	WLS	BF	H	R	ER	SO	BB	IBB	HBP	BLK	WP	HR	S	P	ERA	WHIP

Chicago Cubs @ Cincinnati Reds

Crosley Field, Cincinnati, OH

Fri Aug 09 1968, 7:05 PM EDT

Att. 13,762 - Unknown - 80 F

Batter		1	2	3	4	5	6	7	8	9	AB	R	H	RBI	BB	SO	LOB
Pete Rose, S OBP: 0.385, SLG: 0.456	(1, 9)	2B		1B	2B			4-3			4	2	3	0	0	0	0
Alex Johnson, R OBP: 0.351, SLG: 0.405	(1, 7)	6-3 2-H 2B		1-2 2B 1B	6-3			K 1B			4	1	3	1	0	0	1
Mack Jones, L OBP: 0.354, SLG: 0.400	(1, 8)	6-3 2-3		1-2 2-H 2B 1B		G5-4-3 1B		1-2 K			4	1	2	1	0	1	2
Lee May, R OBP: 0.335, SLG: 0.462	(1, 3)	K		1-3 2-H 1B 1B 2B		G5-4-3 1-2f			F9 SF9 2B		4	2	2	1	0	1	2
Johnny Bench, R OBP: 0.309, SLG: 0.420	(1, 2)	K		2-3 3-H 1B SF8 1B		5-3			F9 2-3		4	1	1	1	0	1	2
Tony Perez, R OBP: 0.325, SLG: 0.400	(1, 5)		K	1-3 3-H 2-4 1B			5-3		SF9 3-H		3	0	1	2	0	1	0
Tommy Helms, R OBP: 0.323, SLG: 0.382	(1, 4)		G5-4-3 BB	SF8 3-H			4-3		L8		2	0	0	1	1	0	0
Leo Cardenas, R OBP: 0.277, SLG: 0.279	(1, 6)		G5-4-3 1-2f	1-2 2-4	F8		2B				3	0	1	0	0	0	1
Bob Lee, R OBP: 0.200, SLG: 0.200	(1, 1)			K	4-3		4-3				0	0	0	0	0	0	0
Jay Ritchie, R	(3, 1)										3	0	0	0	0	1	1
Clay Carroll, R OBP: 0.154, SLG: 0.154	(9, 1)										0	0	0	0	0	0	0

Inning Stats	1	2	3	4	5	6	7	8	9	
	R: 1 H: 2 E: 0 LOB: 1 K: 2 BB: 0 S: 9 P: 9	R: 0 H: 0 E: 0 LOB: 0 K: 1 BB: 1 S: 4 P: 8	R: 5 H: 6 E: 0 LOB: 1 K: 1 BB: 0 S: 10 P: 10	R: 0 H: 1 E: 0 LOB: 1 K: 0 BB: 0 S: 4 P: 4	R: 0 H: 1 E: 0 LOB: 0 K: 0 BB: 0 S: 3 P: 3	R: 0 H: 1 E: 0 LOB: 1 K: 0 BB: 0 S: 4 P: 4	R: 0 H: 1 E: 0 LOB: 1 K: 1 BB: 0 S: 5 P: 5	R: 1 H: 1 E: 0 LOB: 0 K: 0 BB: 0 S: 4 P: 4		1B: 7 SF: 2 2B: 6 SAC: 0 3B: 0 DP: 2 HR: 0 HBP: 0	WP: 0 PA: 34 PB: 0 SB: 0 CS: 0

PITCHER		IP	WLS	BF	H	R	ER	SO	BB	IBB	HBP	BLK	WP	HR	S	P	ERA	WHIP
Fergie Jenkins, R ERA: 2.54	(1, 1)	2.1	L	15	8	6	6	4	1	0	0	0	0	0	22	26	23.14	3.857
Bill Stoneman, R ERA: 4.07	(3, 1)	2.2		9	2	0	0	0	0	0	0	0	0	0	8	8	0.00	0.750
Jack Lamabe, R ERA: 4.47	(6, 1)	3.0		11	3	1	1	1	0	0	0	0	0	0	13	13	3.00	1.000

livebaseballscorecards.com

AB	31
R	7
H	13
RBI	7
BB	1
SO	5
LOB	9

Chicago Cubs @ Cincinnati Reds

Crosley Field, Cincinnati, OH

Sat Aug 10 1968, 7:05 PM EDT

Att. 12,580 - Unknown - 70 F

TOP

livebaseballscorecards.com

Batter	1	2	3	4	5	6	7	8	9	AB	R	H	RBI	BB	SO	LOB
Don Kessinger, S (1, 6) OBP: 0.294, SLG: 0.301	5-3	FC6-4 2-H 3-H 1B			5-3		F9	F8 2-3	P6	6	0	1	2	0	0	3
Glenn Beckert, R (1, 4) OBP: 0.308, SLG: 0.351	5-3	FC6-4 1-2f			P6		2B BB 1B	B B B B FC4-2 1-2 1B BB		4	2	1	0	1	0	1
Billy Williams, L (1, 7) OBP: 0.330, SLG: 0.463	E 1B		F7		HR		BB 1-3 1B 2B	FC4-2 1B 1-2 2-3 3-Hf		5	3	3	1	0	0	3
Ron Santo, R (1, 5) OBP: 0.364, SLG: 0.416	E5 14 FC6-4 1-2	6-3			S S S K	I I I	BB 1B IBB	1B 1-2 2-H 3-H 1B		4	0	1	2	1	1	1
14 Ernie Banks, R (1, 3) OBP: 0.296, SLG: 0.461 Dick Nen, L (6, 3) OBP: 0.215, SLG: 0.316	FC6-4 1-2f	2B				5-3 B B B B	1B 1-2 2-3 3-H BB	1B 1-3 2-H 1B		3 1	0 0	1 1	0 2	0 1	0 0	2 0
Randy Hundley, R (1, 2) OBP: 0.294, SLG: 0.327		5-3	F2			3B	1-3 2-H 3-H 1B	5-3		5	0	2	1	0	0	3
Jim Hickman, R (1, 9) OBP: 0.273, SLG: 0.365		SH1-4 BB 1B 1B		6-3		5-3 S S S	K		F8	5	1	1	0	0	1	3
Adolfo Phillips, R (1, 8) OBP: 0.326, SLG: 0.385		B B B B SH1-4 1-2 1B BB	K		I I I I IBB			F8 E FC4-2 1B	K	3	1	1	0	2	2	0
Joe Niekro, R (1, 1) OBP: 0.154, SLG: 0.120 Phil Regan, R (6, 1) OBP: 0.235, SLG: 0.250		SH1-4 1-2 2-3	K		5-3			E1 FC4-2 BB 1-2 1B	HBP	2 1	0 1	0 1	0 0	0 0	1 0	2 1
Inning Stats	R: 0 E: 1 K: 0 S: 5 H: 1 LOB: 2 BB: 0 P: 5	R: 2 E: 0 K: 0 S: 5 H: 2 LOB: 1 BB: 1 P: 9	R: 0 E: 0 K: 0 S: 4 H: 1 LOB: 1 BB: 0 P: 4	R: 0 E: 0 K: 2 S: 7 H: 0 LOB: 0 BB: 0 P: 7	R: 1 E: 0 K: 1 S: 6 H: 1 LOB: 0 BB: 0 P: 6	R: 0 E: 0 K: 0 S: 4 H: 1 LOB: 2 BB: 1 P: 8	R: 2 E: 0 K: 1 S: 7 H: 3 LOB: 2 BB: 2 P: 15	R: 3 E: 1 K: 0 S: 7 H: 3 LOB: 2 BB: 1 P: 11	R: 0 E: 0 K: 1 S: 5 H: 0 LOB: 1 BB: 0 P: 6	1B: 8 2B: 2 3B: 1 HR: 1 SF: 0 SAC: 1 DP: 0 HBP: 1						

AB	39
R	8
H	12
RBI	8
BB	5
SO	5
LOB	19

PITCHER		IP	WLS	BF	H	R	ER	SO	BB	IBB	HBP	BLK	WP	HR	S	P	ERA	WHIP
Gerry Arrigo, L ERA: 3.05	(1, 1)	5.0		22	5	3	3	3	1	0	0	0	0	1	27	31	5.40	1.200
Ted Abernathy, R ERA: 1.86	(6, 1)	2.0	L	12	4	2	2	1	1	2	0	0	0	0	11	23	9.00	2.500
Billy McCool, L ERA: 4.79	(8, 1)	0.1		4	1	3	0	0	1	0	0	0	0	0	3	7	0.00	6.000
Clay Carroll, R ERA: 2.6	(8, 1)	1.2		8	2	0	0	1	0	0	1	0	0	0	9	10	0.00	1.200

PITCHER	IP	WLS	BF	H	R	ER	SO	BB	IBB	HBP	BLK	WP	HR	S	P	ERA	WHIP

Batter	1	2	3	4	5	6	7	8	9	AB	R	H	RBI	BB	SO	LOB
Pete Rose, S (1, 9) OBP: 0.381, SLG: 0.451	F8		F7		5-3		6-3		6-3	5	0	0	0	0	0	2
Alex Johnson, R (1, 7) OBP: 0.352, SLG: 0.406	G6-3 1B			G6-3 1B		6-3		SSS K		4	0	2	0	0	1	0
Mack Jones, L (1, 8) OBP: 0.357, SLG: 0.403	G6-3 1-2f			G6-3 1-2f		5-3 1B 1B		HR 1B		4	2	2	0	0	0	2
Lee May, R (1, 3) OBP: 0.339, SLG: 0.472		P4		1B		1-2 5-3 1B 1B		1-H HR		4	2	3	2	0	0	0
Johnny Bench, R (1, 2) OBP: 0.309, SLG: 0.419		G6-4-3 1B		F9		5-3 1-2 2-3		F7		4	0	1	0	0	0	3
Tony Perez, R (1, 5) OBP: 0.329, SLG: 0.401		G6-4-3 1-2f			BBBB 4-0 1B 2B BB	0-0 2-H 3-H 1B		H 1-0 HBP		2	1	1	2	1	0	1
Tommy Helms, R (1, 4) OBP: 0.324, SLG: 0.386			4-3 2B		1-3 L4-3 1B	F8		4-3		4	0	2	0	0	0	2
Leo Cardenas, R (1, 6) OBP: 0.274, SLG: 0.275			6-3		L4-3 1-2		6-3		L4	4	0	0	0	0	0	3
Gerry Arrigo, L (1, 1) OBP: 0.116, SLG: 0.100			4-3 2-3		3-H 2B		SSS K		6-3	1	0	0	0	0	0	1
Jim Beauchamp, R (5, PH) OBP: 0.308, SLG: 0.583										1	0	1	1	0	0	0
Ted Abernathy, R (6, 1)										0	0	0	0	0	0	0
Fred Whitfield, L (7, PH) OBP: 0.260, SLG: 0.245										1	0	0	0	0	1	0
Billy McCool, R (8, 1)										0	0	0	0	0	0	0
Clay Carroll, R (8, 1) OBP: 0.154, SLG: 0.154										0	0	0	0	0	0	0
Giraldo Ruiz, S (9, PH) OBP: 0.297, SLG: 0.259										1	0	0	0	0	0	0
Inning Stats	R: 0 E: 0 K: 0 S: 3 H: 1 LOB: 0 BB: 0 P: 3	R: 0 E: 0 K: 0 S: 3 H: 1 LOB: 0 BB: 0 P: 3	R: 0 E: 0 K: 0 S: 4 H: 1 LOB: 1 BB: 0 P: 4	R: 0 E: 0 K: 0 S: 4 H: 2 LOB: 1 BB: 0 P: 4	R: 1 E: 0 K: 0 S: 4 H: 2 LOB: 1 BB: 1 P: 8	R: 2 E: 0 K: 0 S: 6 H: 3 LOB: 1 BB: 0 P: 6	R: 0 E: 0 K: 1 S: 5 H: 0 LOB: 0 BB: 0 P: 5	R: 2 E: 0 K: 1 S: 7 H: 2 LOB: 1 BB: 0 P: 8	R: 0 E: 0 K: 0 S: 3 H: 0 LOB: 0 BB: 0 P: 3	1B: 9 2B: 3 3B: 0 HR: 1 SF: 0 SAC: 0 DP: 4 HBP: 1						

PITCHER		IP	WLS	BF	H	R	ER	SO	BB	IBB	HBP	BLK	WP	HR	S	P	ERA	WHIP
Joe Niekro, R ERA: 4.23	(1, 1)	5.2		24	10	3	3	0	1	0	0	0	0	0	23	27	4.76	1.941
Phil Regan, R ERA: 2.05	(6, 1)	3.1	W	13	2	2	2	2	0	0	1	0	0	1	16	17	5.40	0.600

PITCHER	IP	WLS	BF	H	R	ER	SO	BB	IBB	HBP	BLK	WP	HR	S	P	ERA	WHIP

BOTTOM

Chicago Cubs @ Cincinnati Reds

Crosley Field, Cincinnati, OH

Sat Aug 10 1968, 7:05 PM EDT

Att. 12,580 - Unknown - 70 F

livebaseballscorecards.com

AB	35
R	5
H	12
RBI	5
BB	1
SO	2
LOB	14

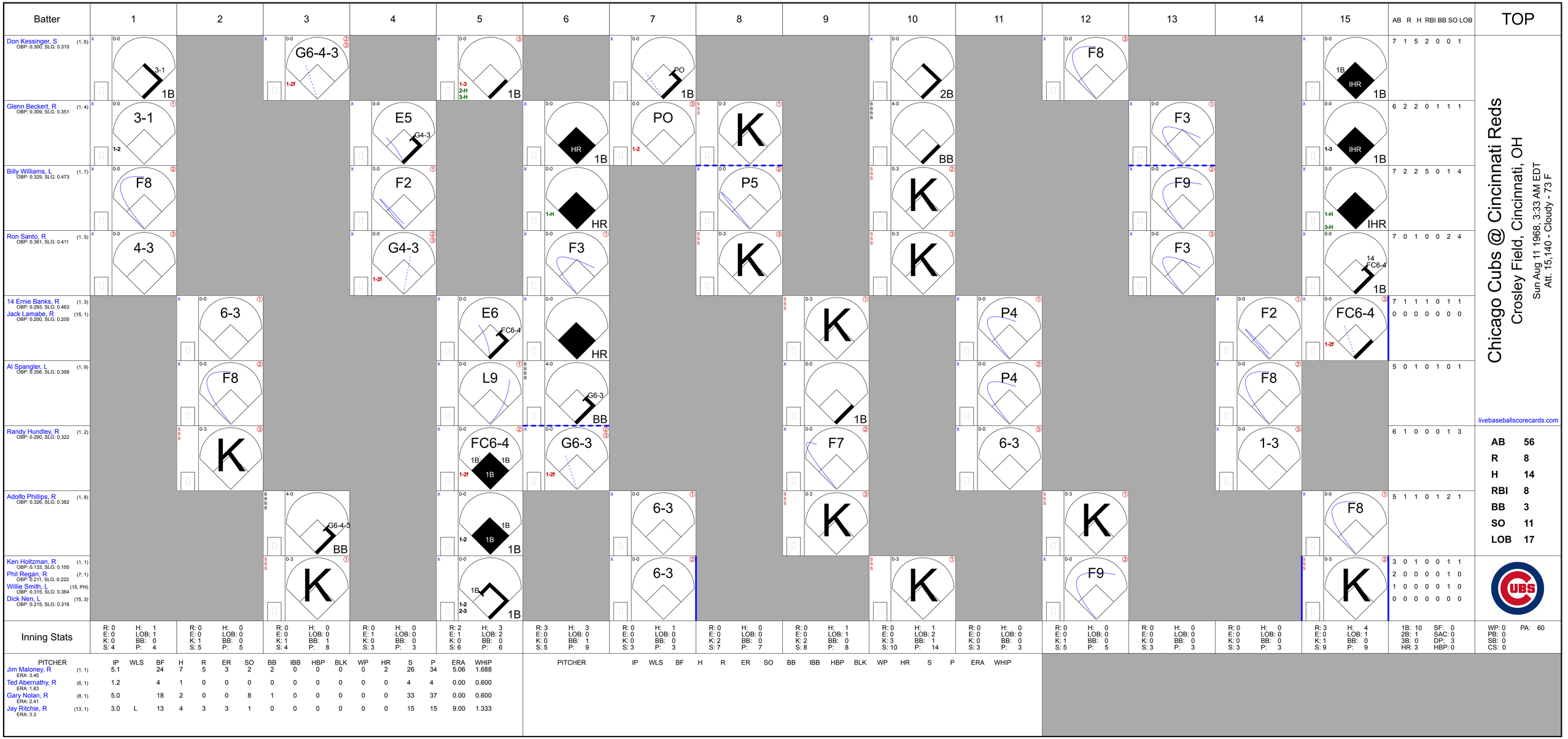
Batter
1
2
3
4
5
6
7
8
9
10
11
12
13
14
15
AB R H RBI BB SO LOB
TOP
Don Kessinger, S (1, 6)
OBP: 0.300, SLG: 0.310
3-1
1B
G6-4-3
1-2f
1-3
2-H
3-H
1B
PO
1B
2B
F8
1B
IHR
1B
7 1 5 2 0 0 1
Glenn Beckert, R (1, 4)
OBP: 0.309, SLG: 0.351
3-1
1-2
E5
G4-3
HR
1B
PO
1-2
K
P5
BBBB
BB
F3
F9
IHR
1-3
1B
6 2 2 0 1 1 1
Billy Williams, L (1, 7)
OBP: 0.329, SLG: 0.473
F8
F2
HR
1-H
F3
K
K
F3
F9
IHR
1-H
3-H
7 2 2 5 0 1 4
Ron Santo, R (1, 5)
OBP: 0.361, SLG: 0.411
4-3
G4-3
1-2f
F3
K
K
F3
14
FC6-4
1B
7 0 1 0 0 2 4
14 Ernie Banks, R (1, 3)
OBP: 0.293, SLG: 0.463
Jack Lamabe, R (15, 1)
OBP: 0.200, SLG: 0.200
6-3
E6
FC6-4
HR
K
P4
F2
FC6-4
1-2f
7 1 1 1 0 1 1
0 0 0 0 0 0 0
Al Spangler, L (1, 9)
OBP: 0.356, SLG: 0.398
F8
L9
BBBB
G6-3
BB
1B
P4
F8
5 0 1 0 1 0 1
Randy Hundley, R (1, 2)
OBP: 0.290, SLG: 0.322
K
FC6-4
1B
1B
1B
1-2f
G6-3
1-2f
F7
6-3
1-3
6 1 0 0 0 1 3
Adolfo Phillips, R (1, 8)
OBP: 0.326, SLG: 0.382
BBBB
G6-4-3
BB
1B
1B
1-2
1B
6-3
K
K
K
F8
5 1 1 0 1 2 1
Ken Holtzman, R (1, 1)
OBP: 0.133, SLG: 0.150
Phil Regan, R (7, 1)
OBP: 0.211, SLG: 0.222
Willie Smith, L (15, PH)
OBP: 0.315, SLG: 0.364
Dick Nen, L (15, 3)
OBP: 0.215, SLG: 0.316
K
1B
1-2
2-3
1B
6-3
K
F9
K
3 0 1 0 0 1 1
2 0 0 0 0 1 0
1 0 0 0 0 1 0
0 0 0 0 0 0 0
Inning Stats
R: 0 H: 1
E: 0 LOB: 1
K: 0 BB: 0
S: 4 P: 4
R: 0 H: 0
E: 0 LOB: 0
K: 1 BB: 0
S: 5 P: 5
R: 0 H: 0
E: 0 LOB: 0
K: 1 BB: 1
S: 4 P: 8
R: 0 H: 0
E: 1 LOB: 0
K: 0 BB: 0
S: 3 P: 3
R: 2 H: 3
E: 1 LOB: 2
K: 0 BB: 0
S: 6 P: 6
R: 3 H: 3
E: 0 LOB: 0
K: 0 BB: 1
S: 5 P: 9
R: 0 H: 1
E: 0 LOB: 0
K: 0 BB: 0
S: 3 P: 3
R: 0 H: 0
E: 0 LOB: 0
K: 2 BB: 0
S: 7 P: 7
R: 0 H: 1
E: 0 LOB: 1
K: 2 BB: 0
S: 8 P: 8
R: 0 H: 1
E: 0 LOB: 2
K: 3 BB: 1
S: 10 P: 14
R: 0 H: 0
E: 0 LOB: 0
K: 0 BB: 0
S: 3 P: 3
R: 0 H: 0
E: 0 LOB: 0
K: 1 BB: 0
S: 5 P: 5
R: 0 H: 0
E: 0 LOB: 0
K: 0 BB: 0
S: 3 P: 3
R: 0 H: 0
E: 0 LOB: 0
K: 0 BB: 0
S: 3 P: 3
R: 3 H: 4
E: 0 LOB: 1
K: 1 BB: 0
S: 9 P: 9
1B: 10 SF: 0
2B: 1 SAC: 0
3B: 0 DP: 3
HR: 3 HBP: 0
PITCHER IP WLS BF H R ER SO BB IBB HBP BLK WP HR S P ERA WHIP
Jim Maloney, R (1, 1)
ERA: 3.45
5.1 24 7 5 3 2 2 0 0 0 0 0 2 26 34 5.06 1.688
Ted Abernathy, R (6, 1)
ERA: 1.83
1.2 4 1 0 0 0 0 0 0 0 0 0 0 4 4 0.00 0.600
Gary Nolan, R (8, 1)
ERA: 2.41
5.0 18 2 0 0 8 1 0 0 0 0 0 0 33 37 0.00 0.600
Jay Ritchie, R (13, 1)
ERA: 3.3
3.0 L 13 4 3 3 1 0 0 0 0 0 0 15 15 9.00 1.333
PITCHER IP WLS BF H R ER SO BB IBB HBP BLK WP HR S P ERA WHIP
WP: 0 PA: 60
PB: 0
SB: 0
CS: 0
Chicago Cubs @ Cincinnati Reds
Crosley Field, Cincinnati, OH
Sun Aug 11 1968, 3:33 AM EDT
Att. 15,140 - Cloudy - 73 F
livebaseballscorecards.com
AB 56
R 8
H 14
RBI 8
BB 3
SO 11
LOB 17

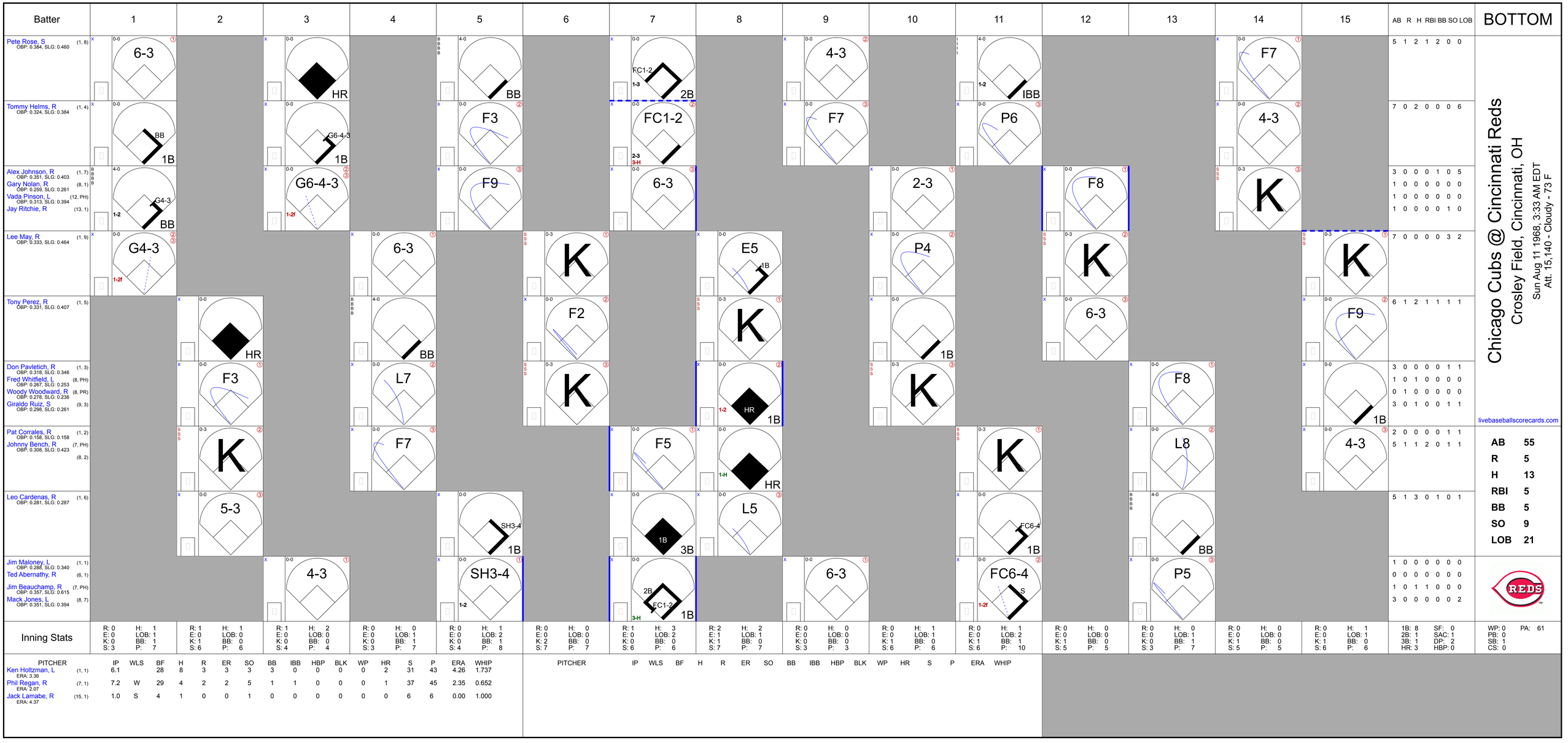
Batter
1
2
3
4
5
6
7
8
9
10
11
12
13
14
15
AB R H RBI BB SO LOB
BOTTOM
Pete Rose, S (1, 8) OBP: 0.384, SLG: 0.460
6-3
HR
BB
F7
5 1 2 1 2 0 0
Tommy Helms, R (1, 4) OBP: 0.324, SLG: 0.384
BB
1B
G6-4-3
1B
F3
FC1-2
2B
FC1-2
4-3
F7
P6
IBB
F7
4-3
7 0 2 0 0 0 6
Alex Johnson, R (1, 7) OBP: 0.351, SLG: 0.403
Gary Nolan, R (8, 1) OBP: 0.259, SLG: 0.261
Vada Pinson, L (12, PH) OBP: 0.313, SLG: 0.394
Jay Ritchie, R (13, 1)
G4-3
BB
G6-4-3
F9
6-3
2-3
F8
K
3 0 0 0 1 0 5
1 0 0 0 0 0 0
1 0 0 0 0 0 0
1 0 0 0 0 1 0
Lee May, R (1, 9) OBP: 0.333, SLG: 0.464
G4-3
6-3
K
E5
1B
P4
F8
K
K
7 0 0 0 0 3 2
Tony Perez, R (1, 5) OBP: 0.331, SLG: 0.407
HR
BB
F2
K
1B
6-3
F9
6 1 2 1 1 1 1
Don Pavletich, R (1, 3) OBP: 0.318, SLG: 0.346
Fred Whitfield, L (8, PH) OBP: 0.267, SLG: 0.253
Woody Woodward, R (8, PR) OBP: 0.278, SLG: 0.236
Giraldo Ruiz, S (9, 3) OBP: 0.298, SLG: 0.261
F3
L7
K
HR
1B
K
F8
1B
3 0 0 0 0 1 1
1 0 1 0 0 0 0
0 1 0 0 0 0 0
3 0 1 0 0 1 1
Pat Corrales, R (1, 2) OBP: 0.158, SLG: 0.158
Johnny Bench, R (7, PH) OBP: 0.308, SLG: 0.423
(8, 2)
K
F7
F5
HR
K
L8
4-3
2 0 0 0 0 1 1
5 1 1 2 0 1 1
Leo Cardenas, R (1, 6) OBP: 0.281, SLG: 0.287
5-3
SH3-4
1B
1B
3B
L5
FC6-4
1B
BB
5 1 3 0 1 0 1
Jim Maloney, L (1, 1) OBP: 0.288, SLG: 0.340
Ted Abernathy, R (6, 1)
Jim Beauchamp, R (7, PH) OBP: 0.357, SLG: 0.615
Mack Jones, L (8, 7) OBP: 0.351, SLG: 0.394
4-3
SH3-4
2B
FC1-2
1B
6-3
FC6-4
S
P5
1 0 0 0 0 0 0
0 0 0 0 0 0 0
1 0 1 1 0 0 0
3 0 0 0 0 0 2
Inning Stats
R: 0 H: 1 E: 0 LOB: 1 K: 0 BB: 1 S: 3 P: 7
R: 1 H: 1 E: 0 LOB: 0 K: 1 BB: 0 S: 6 P: 6
R: 1 H: 2 E: 0 LOB: 0 K: 0 BB: 0 S: 4 P: 4
R: 0 H: 0 E: 0 LOB: 1 K: 0 BB: 1 S: 3 P: 7
R: 0 H: 1 E: 0 LOB: 2 K: 0 BB: 1 S: 4 P: 8
R: 0 H: 0 E: 0 LOB: 0 K: 2 BB: 0 S: 7 P: 7
R: 1 H: 3 E: 0 LOB: 2 K: 0 BB: 0 S: 6 P: 6
R: 2 H: 2 E: 1 LOB: 1 K: 1 BB: 0 S: 7 P: 7
R: 0 H: 0 E: 0 LOB: 0 K: 0 BB: 0 S: 3 P: 3
R: 0 H: 1 E: 0 LOB: 1 K: 1 BB: 0 S: 6 P: 6
R: 0 H: 1 E: 0 LOB: 2 K: 1 BB: 1 S: 6 P: 10
R: 0 H: 0 E: 0 LOB: 0 K: 1 BB: 0 S: 5 P: 5
R: 0 H: 0 E: 0 LOB: 1 K: 0 BB: 1 S: 3 P: 7
R: 0 H: 0 E: 0 LOB: 0 K: 1 BB: 0 S: 5 P: 5
R: 0 H: 1 E: 0 LOB: 1 K: 1 BB: 0 S: 6 P: 6
1B: 8 SF: 0 2B: 1 SAC: 1 3B: 1 DP: 2 HR: 3 HBP: 0
WP: 0 PA: 61 PB: 0 SB: 1 CS: 0
PITCHER IP WLS BF H R ER SO BB IBB HBP BLK WP HR S P ERA WHIP
Ken Holtzman, L (1, 1) ERA: 3.36 6.1 28 8 3 3 3 3 0 0 0 0 2 31 43 4.26 1.737
Phil Regan, R (7, 1) ERA: 2.07 7.2 W 29 4 2 2 5 1 1 0 0 0 1 37 45 2.35 0.652
Jack Lamabe, R (15, 1) ERA: 4.37 1.0 S 4 1 0 0 1 0 0 0 0 0 0 6 6 0.00 1.000
PITCHER IP WLS BF H R ER SO BB IBB HBP BLK WP HR S P ERA WHIP
Chicago Cubs @ Cincinnati Reds
Crosley Field, Cincinnati, OH
Sun Aug 11 1968, 3:33 AM EDT
Att. 15,140 - Cloudy - 73 F
livebaseballscorecards.com
AB 55
R 5
H 13
RBI 5
BB 5
SO 9
LOB 21
REDS

Atlanta Braves @ Cincinnati Reds

Crosley Field, Cincinnati, OH

Mon Aug 12 1968, 7:05 PM EDT

Att. 7,312 - Unknown

TOP

livebaseballscorecards.com

Batter	1	2	3	4	5	6	7	8	9	AB	R	H	RBI	BB	SO	LOB
Felipe Alou, R (1, 8) OBP: 0.363, SLG: 0.432	SH5-3 FC 2B 1B			BBBB WP 1B BB	F9		SF8 3-H			3	2	2	2	1	0	1
Felix Millan, R (1, 4) OBP: 0.325, SLG: 0.337	SH5-3 2-3 F8			F7 1-2		E4 L7-4	FC4-6 1-2f			4	0	0	0	0	0	5
Hank Aaron, R (1, 9) OBP: 0.325, SLG: 0.469	FC PB BB SF 3-H	L8		BBBB 1B 1B BB		F7		1-3		4	1	0	1	1	0	1
Mike Page, L (8, 9) OBP: 0.250, SLG: 0.211										0	0	0	0	0	0	0
Joe Torre, R (1, 2) OBP: 0.335, SLG: 0.392	BBBB SF PB 1-2 1B BB	G6-4-3 1B		1B 1-2 2-H 1B		L7-4 2-3		6-3		4	1	2	1	1	0	1
Bob Tillman, R (8, 2) OBP: 0.236, SLG: 0.272										0	0	0	0	0	0	0
Tito Francona, L (1, 3) OBP: 0.416, SLG: 0.383	SF 1-3 2-H 1B	G6-4-3 1-2f		1-2 2-3 1B			BB 1B 1B	F8		4	2	2	1	0	0	1
(4, 7)																
Mike Lum, L (1, 7) OBP: 0.258, SLG: 0.326	PB S 1B 2-H 3-H 1B		BBBB G4-3 BB	F7			1B 1-2 SF8 BB		5-3	1	1	1	2	1	0	0
Deron Johnson, R (4, PH) OBP: 0.286, SLG: 0.299										2	1	0	0	1	0	3
(4, 3)																
Bob Johnson, R (1, 5) OBP: 0.297, SLG: 0.282	F9 1-3		G4-3 1-2f		FC5-6 1B		F7		6-3	5	0	1	0	0	0	4
Marty Martinez, S (1, 6) OBP: 0.286, SLG: 0.228	1B 1B 3-H 1B		SSS K		P6		BB 1-3 2-H 1B		5-3	5	1	2	2	0	1	1
George Stone, L (1, 1) OBP: 0.455, SLG: 0.400	1B 1-2 1B			F8	FC5-6 1-2f		BBBB FC4-6 1-2 BB			3	0	1	0	1	0	1
Cecil Upshaw, R (7, 1) OBP: 0.200, SLG: 0.143										0	0	0	0	0	0	0

	AB	35
	R	9
	H	11
	RBI	9
	BB	6
	SO	1
	LOB	18

Inning Stats	1	2	3	4	5	6	7	8	9
	R: 6 E: 1 K: 0 S: 10	H: 5 LOB: 2 BB: 1 P: 14	R: 0 E: 0 K: 0 S: 3	H: 1 LOB: 0 BB: 0 P: 3	R: 0 E: 0 K: 1 S: 4	H: 0 LOB: 0 BB: 1 P: 8	R: 1 E: 0 K: 0 S: 5	H: 2 LOB: 3 BB: 2 P: 13	R: 0 E: 0 K: 0 S: 4	H: 1 LOB: 1 BB: 0 P: 4	R: 0 E: 1 K: 0 S: 3	H: 0 LOB: 0 BB: 0 P: 3	R: 2 E: 0 K: 0 S: 5	H: 2 LOB: 2 BB: 2 P: 13	R: 0 E: 0 K: 0 S: 3	H: 0 LOB: 0 BB: 0 P: 3	R: 0 E: 0 K: 0 S: 3	H: 0 LOB: 0 BB: 0 P: 3

1B: 10	SF: 2	WP: 1	PA: 44
2B: 2	SAC: 1	PB: 2	
3B: 0	DP: 3	SB: 1	
HR: 0	HBP: 0	CS: 0	

PITCHER		IP	WLS	BF	H	R	ER	SO	BB	IBB	HBP	BLK	WP	HR	S	P	ERA	WHIP
George Culver, R ERA: 2.95	(1, 1)	0.2	L	9	4	6	2	0	1	0	0	0	0	0	8	12	27.00	7.500
Bob Lee, R ERA: 4.4	(1, 1)	2.1		8	2	0	0	1	1	0	0	0	0	0	9	13	0.00	1.286
Billy McCool, L ERA: 4.96	(4, 1)	4.0		21	5	3	3	0	4	0	0	0	1	0	17	33	6.75	2.250
Clay Carroll, R ERA: 2.57	(8, 1)	0.0		0	0	0	0	0	0	0	0	0	0	0	0	0	∞	∞
Ted Abernathy, R ERA: 1.81	(9, 1)	1.0		3	0	0	0	0	0	0	0	0	0	0	3	3	0.00	0.000

PITCHER		IP	WLS	BF	H	R	ER	SO	BB	IBB	HBP	BLK	WP	HR	S	P	ERA	WHIP

BOTTOM

Atlanta Braves @ Cincinnati Reds

Crosley Field, Cincinnati, OH

Mon Aug 12 1968, 7:05 PM EDT

Att. 7,312 - Unknown

Batter	1	2	3	4	5	6	7	8	9	AB	R	H	RBI	BB	SO	LOB
Pete Rose, S (1, 9) OBP: 0.387, SLG: 0.463	1B		1B		FC5-4 L4-3 1-2f 2-3		2B 1-2 2-3			4	0	3	0	0	0	2
Jim Beauchamp, R (1, 8) OBP: 0.333, SLG: 0.588	K		F8		L4-3 1-2		2B 1-3 2-H 3-H			4	0	1	2	0	1	4
Alex Johnson, R (1, 7) OBP: 0.350, SLG: 0.401	P4		1B 1-2			5-3	6-3			4	0	1	0	0	0	4
Tony Perez, R (1, 5) OBP: 0.332, SLG: 0.408	1B 1-2		F7			G4-6-3		5-3		4	0	2	0	0	0	2
Johnny Bench, R (1, 2) OBP: 0.307, SLG: 0.422	F8			L9		G4-6-3 1-2f		G5-4-3		4	0	1	0	0	0	3
Tommy Helms, R (1, 4) OBP: 0.321, SLG: 0.380		4-3		F9			K	G5-4-3 1-2f		4	0	0	0	0	1	1
Ted Abernathy, R (9, 1)										0	0	0	0	0	0	0
Don Pavletich, R (1, 3) OBP: 0.318, SLG: 0.346		5-3		6-3			1B 1B 2B 1B		F5	3	0	1	0	0	0	0
Jim Maloney, L (7, PR) OBP: 0.288, SLG: 0.340										0	1	0	0	0	0	0
Clay Carroll, R (8, 1) OBP: 0.154, SLG: 0.154										0	0	0	0	0	0	0
Fred Whitfield, L (9, 3) OBP: 0.264, SLG: 0.250										1	0	0	0	0	0	0
Leo Cardenas, R (1, 6) OBP: 0.284, SLG: 0.288		L5			FC5-4 1B BB		1B 1B 2B 1B 1-2		5-3	3	1	1	0	1	0	0
George Culver, R (1, 1) OBP: 0.120, SLG: 0.140			K		FC5-4 1-2		K		4-3	0	0	0	0	0	0	0
Bob Lee, R (1, 1) OBP: 0.200, SLG: 0.200										0	0	0	0	0	0	0
Tony Cloninger, R (3, PH) OBP: 0.175, SLG: 0.429										1	0	0	0	0	1	0
Billy McCool, R (4, 1) OBP: 0.125, SLG: 0.125										1	0	1	0	0	0	0
Giraldo Ruiz, S (7, PH) OBP: 0.292, SLG: 0.256										2	0	0	0	0	1	2
(8, 3)																
(9, 4)																
Inning Stats	R: 0 E: 0 K: 1 S: 7 H: 2 LOB: 2 BB: 0 P: 7	R: 0 E: 0 K: 0 S: 3 H: 0 LOB: 0 BB: 0 P: 3	R: 0 E: 0 K: 1 S: 7 H: 2 LOB: 2 BB: 0 P: 7	R: 0 E: 0 K: 0 S: 3 H: 0 LOB: 0 BB: 0 P: 3	R: 0 E: 0 K: 0 S: 3 H: 1 LOB: 1 BB: 1 P: 7	R: 0 E: 0 K: 0 S: 3 H: 1 LOB: 0 BB: 0 P: 3	R: 2 E: 0 K: 2 S: 11 H: 4 LOB: 3 BB: 0 P: 11	R: 0 E: 0 K: 0 S: 3 H: 1 LOB: 0 BB: 0 P: 3	R: 0 E: 0 K: 0 S: 3 H: 0 LOB: 0 BB: 0 P: 3	1B: 10 2B: 2 3B: 0 HR: 0 SF: 0 SAC: 0 DP: 3 HBP: 0						

PITCHER		IP	WLS	BF	H	R	ER	SO	BB	IBB	HBP	BLK	WP	HR	S	P	ERA	WHIP
George Stone, L ERA: 2.41	(1, 1)	6.2	W	29	10	2	2	4	1	0	0	0	0	0	36	40	2.70	1.650
Cecil Upshaw, R ERA: 2.42	(7, 1)	2.1	S	7	1	0	0	0	0	0	0	0	0	0	7	7	0.00	0.429

PITCHER	IP	WLS	BF	H	R	ER	SO	BB	IBB	HBP	BLK	WP	HR	S	P	ERA	WHIP

AB	35
R	2
H	11
RBI	2
BB	1
SO	4
LOB	18

WP: 0	PB: 0	SB: 0	CS: 0
PA: 36			

livebaseballscorecards.com

Batter	1	2	3	4	5	6	7	8	9	10	AB	R	H	RBI	BB	SO	LOB
Felipe Alou, R (1, 8) OBP: 0.363, SLG: 0.431	0-0 2B 1B	0-0 ② L7		0-0 CS 1B	0-0 ③ 3-1		SSS 0-3 ③ K		x 0-0 ③ FC5-4 1-2f		6	1	2	0	0	1	5
Felix Millan, R (1, 4) OBP: 0.327, SLG: 0.342	0-0 1-H 2B 2B	0-0 ③ 2-3 1B		0-0 ② BB 1-2 1B 1B		SSS 0-3 ① K		x 0-0 ① F2		x 0-0 ① P6	6	2	3	1	0	1	0
Hank Aaron, R (1, 9) OBP: 0.327, SLG: 0.470	0-0 4-3 3-1 2-H 2B		x 0-0 1B FC4-6 1B	BBBB 4-0 1B 1-2 1B BB		x 0-0 ② 4-3		x 0-0 ② F5		x 0-0 ② 5-3	5	3	2	1	1	0	0
Joe Torre, R (1, 2) OBP: 0.338, SLG: 0.392	x 0-0 ① 4-3 2-3		x 0-0 FC4-6 1-3 1B	x 0-0 1B 1-3 2-H 1B		x 0-0 ③ 4-3		BBBB 4-0 FC4-6 BB		x 0-0 ③ 4-1	5	0	2	1	1	0	1
Tito Francona, L (1, 3) OBP: 0.416, SLG: 0.383 Deron Johnson, R (9, 3) OBP: 0.286, SLG: 0.299	x 0-0 ② 3-1 3-H		x 0-0 ① FC4-6 1B 1-2f 3-H	x 0-0 1-2 3-H 1B			x 0-0 5-3 1B 1B	x 0-0 ③ FC4-6 1-2f			5	1	2	3	0	0	2
											0	0	0	0	0	0	0
Bob Johnson, R (1, 5) OBP: 0.308, SLG: 0.294	x 0-0 1B		x 0-0 1-3 1B	x 0-0 ③ P3			x 0-0 ① 5-3 1-2		x 0-0 SH1-4 1B 1B		5	1	3	0	0	0	3
Mike Lum, L (1, 7) OBP: 0.265, SLG: 0.322	SSS 0-3 ③ K		x 0-0 ② F5		BBBB 4-0 1-3 BB		BBBB 4-0 1B BB		x 0-0 ① SH1-4 1-2		2	0	0	0	2	1	3
Marty Martinez, S (1, 6) OBP: 0.289, SLG: 0.228		BBBB 4-0 1B SH3-4 BB	x 0-0 ③ 4-3		x 0-0 ① 1-3 1-2		x 0-0 1-2 2-H 1B		x 0-0 ② F9		4	0	1	1	1	0	4
Ron Reed, R (1, 1) OBP: 0.180, SLG: 0.146	x 0-0 ① SH3-4 1-2			x 0-0 ① 6-3	x 0-0 ② F8		SSS 0-3 ② K		x 0-0 FC5-4 2-H 1B		0	0	0	0	0	0	0
Dick Kelley, R (3, 1) OBP: 0.167, SLG: 0.048											2	0	0	0	0	0	1
Mike Page, L (7, PH) OBP: 0.238, SLG: 0.200											1	0	0	0	0	1	2
Ken Johnson, R (7, 1) OBP: 0.162, SLG: 0.167											1	0	1	1	0	0	0
Milt Pappas, R (10, 1) OBP: 0.189, SLG: 0.229											0	0	0	0	0	0	0
Inning Stats	R: 3 E: 0 K: 1 S: 9 H: 4 LOB: 1 BB: 0 P: 9	R: 0 E: 0 K: 0 S: 3 H: 1 LOB: 2 BB: 1 P: 7	R: 1 E: 0 K: 0 S: 6 H: 3 LOB: 2 BB: 0 P: 6	R: 2 E: 0 K: 0 S: 6 H: 4 LOB: 2 BB: 1 P: 10	R: 0 E: 0 K: 0 S: 3 H: 0 LOB: 1 BB: 1 P: 7	R: 0 E: 0 K: 1 S: 5 H: 0 LOB: 0 BB: 0 P: 5	R: 1 E: 0 K: 2 S: 9 H: 2 LOB: 2 BB: 1 P: 13	R: 0 E: 0 K: 0 S: 3 H: 0 LOB: 1 BB: 1 P: 7	R: 1 E: 0 K: 0 S: 5 H: 2 LOB: 1 BB: 0 P: 5	R: 0 E: 0 K: 0 S: 3 H: 0 LOB: 0 BB: 0 P: 3	1B: 14 2B: 2 3B: 0 HR: 0 SF: 0 SAC: 2 DP: 0 HBP: 0						

PITCHER		IP	WLS	BF	H	R	ER	SO	BB	IBB	HBP	BLK	WP	HR	S	P	ERA	WHIP
Tony Cloninger, R ERA: 4.84	(1, 1)	0.0		0	0	0	0	0	0	0	0	0	0	0	0	0	∞	∞
George Culver, R ERA: 3.02	(3, 1)	2.0		11	5	2	2	0	1	0	0	0	0	0	10	14	9.00	3.000
Ted Abernathy, R ERA: 1.85	(5, 1)	3.0		13	2	1	1	3	2	0	0	0	0	0	17	25	3.00	1.333
Clay Carroll, R ERA: 2.58	(8, 1)	0.0	W	0	0	0	0	0	0	0	0	0	0	0	0	0	∞	∞

PITCHER	IP	WLS	BF	H	R	ER	SO	BB	IBB	HBP	BLK	WP	HR	S	P	ERA	WHIP

TOP

Atlanta Braves @ Cincinnati Reds

Crosley Field, Cincinnati, OH

Tue Aug 13 1968, 7:05 PM EDT

Att. 7,654 - Unknown

livebaseballscorecards.com

AB	42
R	8
H	16
RBI	8
BB	5
SO	4
LOB	21

WP: 0	PB: 0	SB: 0
PA: 49		CS: 1

Batter	1	2	3	4	5	6	7	8	9	10	AB	R	H	RBI	BB	SO	LOB
Pete Rose, S (1, 9) OBP: 0.391, SLG: 0.467	F8 1B 2B 1B	SF7 3-H	1-2 1B		FC6-4 1B		K		1B		5	1	4	1	0	1	1
Alex Johnson, R (1, 7) OBP: 0.350, SLG: 0.399	1-2 2B 1B	BBB 1B 1-2 BB	F9		FC6-4 1-2f		F8		G3		5	1	1	0	1	0	5
Mack Jones, L (1, 8) OBP: 0.356, SLG: 0.405	F8 2-3	1-2 2-3 1B		K	K			1B 8-2 1B		1B 2B	6	1	3	0	0	2	3
Tony Perez, R (1, 5) OBP: 0.334, SLG: 0.408	K	L4		F9		BBB G5-4-3 BB		5-3 1-3 1B		2-H 1B	5	0	2	1	1	1	5
Johnny Bench, R (1, 2) OBP: 0.306, SLG: 0.421	1-H 1B 3-H 2B	K		E5 2B 1B		G5-4-3 1-2f		5-3 1-2			5	2	1	2	0	1	6
Tommy Helms, R (1, 4) OBP: 0.324, SLG: 0.388	2-H 1B		4-3	1-3 1B 2B		2B		8-2 3-Hf			5	1	3	1	0	0	2
Fred Whitfield, L (1, 3) OBP: 0.270, SLG: 0.286	F2		HR	2-H 3-H 1B		K			F7		5	1	2	3	0	1	2
Leo Cardenas, R (1, 6) OBP: 0.285, SLG: 0.302		E SF7 2B	K	K			P4			HR	5	2	2	1	0	2	1
Tony Cloninger, R (1, 1) OBP: 0.172, SLG: 0.414		E5 2-3	1B 1B		K		E3		K		1	0	0	0	0	0	1
George Culver, R (3, 1) OBP: 0.137, SLG: 0.157											1	0	1	0	0	0	0
Ted Abernathy, R (5, 1)											1	0	0	0	0	1	0
Jim Beauchamp, R (7, PH) OBP: 0.316, SLG: 0.556											1	0	0	0	0	0	0
Clay Carroll, R (8, 1) OBP: 0.143, SLG: 0.143											1	0	0	0	0	1	0
Inning Stats	R: 3 H: 4 E: 0 LOB: 1 K: 1 BB: 0 S: 9 P: 9	R: 1 H: 2 E: 1 LOB: 3 K: 1 BB: 1 S: 8 P: 12	R: 1 H: 3 E: 0 LOB: 2 K: 1 BB: 0 S: 8 P: 8	R: 2 H: 2 E: 1 LOB: 1 K: 2 BB: 0 S: 10 P: 10	R: 0 H: 1 E: 0 LOB: 1 K: 2 BB: 0 S: 8 P: 8	R: 0 H: 1 E: 0 LOB: 1 K: 1 BB: 1 S: 5 P: 9	R: 0 H: 0 E: 1 LOB: 1 K: 1 BB: 0 S: 6 P: 6	R: 0 H: 2 E: 0 LOB: 1 K: 0 BB: 0 S: 4 P: 4	R: 1 H: 2 E: 0 LOB: 1 K: 1 BB: 0 S: 7 P: 7	R: 1 H: 2 E: 0 LOB: 1 K: 0 BB: 0 S: 2 P: 2	1B: 12 SF: 1 2B: 6 SAC: 0 3B: 0 DP: 2 HR: 2 HBP: 0						

PITCHER		IP	WLS	BF	H	R	ER	SO	BB	IBB	HBP	BLK	WP	HR	S	P	ERA	WHIP
Ron Reed, R ERA: 3.1	(1, 1)	2.2		19	9	5	4	3	1	0	0	0	0	1	24	28	13.50	3.750
Dick Kelley, L ERA: 2.85	(3, 1)	3.1		15	4	2	0	5	1	0	0	0	0	0	24	28	0.00	1.500
Ken Johnson, R ERA: 3.3	(7, 1)	3.0		13	4	1	1	2	0	0	0	0	0	1	17	17	3.00	1.333
Milt Pappas, R ERA: 4.08	(10, 1)	0.0	L	2	2	1	1	0	0	0	0	0	0	0	2	2	∞	∞

PITCHER	IP	WLS	BF	H	R	ER	SO	BB	IBB	HBP	BLK	WP	HR	S	P	ERA	WHIP

BOTTOM

Atlanta Braves @ Cincinnati Reds

Crosley Field, Cincinnati, OH

Tue Aug 13 1968, 7:05 PM EDT

Att. 7,654 - Unknown

livebaseballscorecards.com

AB	46
R	9
H	19
RBI	9
BB	2
SO	10
LOB	26

WP: 0 PA: 49
PB: 0
SB: 0
CS: 0

Batter	1	2	3	4	5	6	7	8	9	AB	R	H	RBI	BB	SO	LOB
Felipe Alou, R (1, 8) OBP: 0.363, SLG: 0.436	B B B B 4-0 G5-4-3 BB		x 0-0 ② F9		S S S 0-3 ③ K			x 0-0 2-H HR	x 0-0 ② FC6-4 1-2f 2-3 3-H	4	1	1	3	1	1	3
Felix Millan, R (1, 4) OBP: 0.328, SLG: 0.343	x 0-0 ① ② G5-4-3 1-2f		H 1-0 HBP			x 0-0 ① F7		x 0-0 2B	x 0-0 ③ 5-3	4	0	1	0	0	0	3
Hank Aaron, R (1, 9) OBP: 0.325, SLG: 0.466	x 0-0 ③ 5-3		x 0-0 ③ F7			x 0-0 ② 5-3		x 0-0 ② F2		4	0	0	0	0	0	2
Joe Torre, R (1, 3) OBP: 0.334, SLG: 0.388		S S S 0-3 ① K		x 0-0 ① F9		x 0-0 ③ L5		x 0-0 ③ 6-3		4	0	0	0	0	1	1
Deron Johnson, R (1, 5) OBP: 0.289, SLG: 0.297		B B B B 4-0 1B BB		x 0-0 ② F2			x 0-0 ① 5-3		B B B B 4-0 BB 1B BB BB	2	1	0	0	2	0	0
Tommie Aaron, R (1, 7) OBP: 0.308, SLG: 0.305		S S S 0-3 ② K		x 0-0 ③ 4-3			x 0-0 ② F7		x 0-0 ① P4	4	0	0	0	0	1	2
Bob Tillman, R (1, 2) OBP: 0.246, SLG: 0.283		x 0-0 1-2 FC5-4 1B			x 0-0 1B		x 0-0 ③ F7		x 0-0 BB BB 1-2 FC6-4 1B	4	1	3	0	0	0	0
Marty Martinez, S (1, 6) OBP: 0.288, SLG: 0.225		x 0-0 ③ FC5-4 1-2f			x 0-0 ① F8			x 0-0 ① 6-3	B B B B 4-0 FC6-4 BB 1-2 2-3 BB	3	0	0	0	1	0	3
Phil Niekro, R (1, 1) OBP: 0.075, SLG: 0.151			x 0-0 ① 3-1		S S S 0-3 ② K			x 0-0 HR 2B	B B B B 4-0 FC6-4 1-2 2-3 3-H BB	2	0	0	0	0	1	1
Cecil Upshaw, R (7, 1) OBP: 0.200, SLG: 0.143										0	0	0	0	0	0	0
Bob Johnson, R (8, PH) OBP: 0.313, SLG: 0.307										1	1	1	0	0	0	0
Ken Johnson, R (8, 1) OBP: 0.162, SLG: 0.167										0	0	0	0	0	0	0
Tito Francona, L (9, PH) OBP: 0.418, SLG: 0.383										0	0	0	1	1	0	0
Inning Stats	R: 0 E: 0 K: 0 S: 2 H: 0 LOB: 0 BB: 1 P: 6	R: 0 E: 0 K: 2 S: 8 H: 1 LOB: 2 BB: 1 P: 12	R: 0 E: 0 K: 0 S: 3 H: 0 LOB: 1 BB: 0 P: 4	R: 0 E: 0 K: 0 S: 3 H: 0 LOB: 0 BB: 0 P: 3	R: 0 E: 0 K: 2 S: 8 H: 1 LOB: 1 BB: 0 P: 8	R: 0 E: 0 K: 0 S: 3 H: 0 LOB: 0 BB: 0 P: 3	R: 0 E: 0 K: 0 S: 3 H: 0 LOB: 0 BB: 0 P: 3	R: 2 E: 0 K: 0 S: 6 H: 3 LOB: 1 BB: 0 P: 6	R: 2 E: 0 K: 0 S: 4 H: 1 LOB: 2 BB: 3 P: 16	1B: 3 2B: 2 3B: 0 HR: 1 SF: 0 SAC: 0 DP: 1 HBP: 1						

TOP

Atlanta Braves @ Cincinnati Reds

Crosley Field, Cincinnati, OH

Wed Aug 14 1968, 7:05 PM EDT

Att. 8,944 - Unknown

livebaseballscorecards.com

AB	32
R	4
H	6
RBI	4
BB	5
SO	4
LOB	15

WP: 0 PB: 0 SB: 0 CS: 0 PA: 38

PITCHER		IP	WLS	BF	H	R	ER	SO	BB	IBB	HBP	BLK	WP	HR	S	P	ERA	WHIP
Gerry Arrigo, L ERA: 3.02	(1, 1)	7.1	W	29	5	2	2	4	2	0	1	0	0	1	34	43	2.46	0.955
Ted Abernathy, R ERA: 2.0	(8, 1)	1.0		6	1	2	2	0	2	0	0	0	0	0	4	12	18.00	3.000
Clay Carroll, R ERA: 2.56	(9, 1)	0.0	S	0	0	0	0	0	0	0	0	0	0	0	0	0	∞	∞

PITCHER	IP	WLS	BF	H	R	ER	SO	BB	IBB	HBP	BLK	WP	HR	S	P	ERA	WHIP

Batter	1	2	3	4	5	6	7	8	9	AB	R	H	RBI	BB	SO	LOB
Pete Rose, S (1, 9) OBP: 0.389, SLG: 0.465	3-1			2B HR 1B	4-3		K			4	1	1	0	0	1	1
Alex Johnson, R (1, 7) OBP: 0.351, SLG: 0.402	F9			HR 2B 1-3	K			FC4-6 1B		4	1	2	0	0	1	0
Mack Jones, L (1, 8) OBP: 0.359, SLG: 0.434	4-3			HR 2-H 3-H		FC6-5 2B		FC4-6 1B 2B 1-2f		4	2	2	3	0	0	1
Tony Perez, R (1, 5) OBP: 0.333, SLG: 0.406		4-3		P4		FC6-5 FC1-6 2-3		2B 1B 1-3		4	1	1	0	0	0	1
Tommy Helms, R (1, 4) OBP: 0.321, SLG: 0.384		K2-3		5-3		FC1-6 1-2f		P4		4	0	0	0	0	1	3
Fred Whitfield, L (1, 3) OBP: 0.278, SLG: 0.303		6-3		CS 2B 1B		L3		2B 2B 1-H 3-H		4	2	2	2	0	0	1
Pat Corrales, R (1, 2) OBP: 0.261, SLG: 0.348			K L5-3	WP 2B 1-H			FC6-4 1B	2B 3-H		4	0	3	2	0	1	0
Leo Cardenas, R (1, 6) OBP: 0.285, SLG: 0.299			L5-3 K 1-2 2-3				FC6-4 SH1-4 1-2f	IBB		3	0	0	0	1	1	3
Gerry Arrigo, L (1, 1) OBP: 0.111, SLG: 0.095			F8		K		SH1-4 1-2	F3		2	0	0	0	0	1	0
Ted Abernathy, R (8, 1)										1	0	0	0	0	0	2
Clay Carroll, R (9, 1) OBP: 0.143, SLG: 0.143										0	0	0	0	0	0	0
Inning Stats	R: 0 H: 0 E: 0 LOB: 0 K: 0 BB: 0 S: 3 P: 3	R: 0 H: 0 E: 0 LOB: 0 K: 1 BB: 0 S: 5 P: 5	R: 0 H: 0 E: 0 LOB: 0 K: 1 BB: 0 S: 5 P: 5	R: 4 H: 5 E: 0 LOB: 1 K: 1 BB: 0 S: 10 P: 10	R: 0 H: 0 E: 0 LOB: 0 K: 2 BB: 0 S: 7 P: 7	R: 0 H: 1 E: 0 LOB: 1 K: 0 BB: 0 S: 4 P: 4	R: 0 H: 1 E: 0 LOB: 1 K: 1 BB: 0 S: 6 P: 6	R: 3 H: 4 E: 0 LOB: 2 K: 0 BB: 1 S: 7 P: 11		1B: 5 SF: 0 2B: 6 SAC: 1 3B: 0 DP: 1 HR: 1 HBP: 0						

BOTTOM

Atlanta Braves @ Cincinnati Reds

Crosley Field, Cincinnati, OH

Wed Aug 14 1968, 7:05 PM EDT

Att. 8,944 - Unknown

livebaseballscorecards.com

AB	34
R	7
H	11
RBI	7
BB	1
SO	6
LOB	12

WP: 1 PA: 36
PB: 1
SB: 0
CS: 1

PITCHER		IP	WLS	BF	H	R	ER	SO	BB	IBB	HBP	BLK	WP	HR	S	P	ERA	WHIP
Phil Niekro, R ERA: 2.91	(1, 1)	6.0	L	25	7	4	3	5	0	0	0	0	1	1	35	35	4.50	1.167
Cecil Upshaw, R ERA: 2.39	(7, 1)	1.0		3	0	0	0	1	0	0	0	0	0	0	5	5	0.00	0.000
Ken Johnson, R ERA: 3.5	(8, 1)	1.0		8	4	3	3	0	0	1	0	0	0	0	7	11	27.00	4.000

PITCHER	IP	WLS	BF	H	R	ER	SO	BB	IBB	HBP	BLK	WP	HR	S	P	ERA	WHIP

Batter	1	2	3	4	5	6	7	8	9	AB	R	H	RBI	BB	SO	LOB
Pete Rose, S (1, 9) OBP: 0.389, SLG: 0.464	HR 1B	K		K		F7		G4-6-3 1B		5	1	2	0	0	2	0
Alex Johnson, R (1, 7) OBP: 0.350, SLG: 0.400	F9	6-3			6-3		3B 1B	G4-6-3 1-2f		5	1	1	0	0	0	2
Mack Jones, L (1, 8) OBP: 0.360, SLG: 0.465	1-H HR		L9		P6		1-H 1B 3B		3-1	5	2	2	3	0	0	0
Tony Perez, R (1, 5) OBP: 0.336, SLG: 0.409	6-3 HR 1B		K		FC6 1B		BB 1B		P5	5	1	3	1	0	1	0
Tommy Helms, R (1, 4) OBP: 0.320, SLG: 0.382	6-3 1-2		6-3		FC6 1-2f		F7		1B 1B 1B	5	1	1	0	0	0	3
Fred Whitfield, L (1, 3) OBP: 0.283, SLG: 0.333	2-H HR			4-3		F8	F7		1-3 1B	5	1	2	2	0	0	1
Pat Corrales, R (1, 2) OBP: 0.333, SLG: 0.360	1B			6-3		H 1-0 HR HBP	B B B B 4-0 1-2 BB		1-2 3-H 1B	2	1	1	0	1	0	0
Leo Cardenas, R (1, 6) OBP: 0.287, SLG: 0.308	K			B B B B 4-0 HR BB		1-H HR	1-3		F9	4	2	1	2	1	1	5
Jim Maloney, L (1, 1) OBP: 0.291, SLG: 0.396 Clay Carroll, R (7, 1) OBP: 0.200, SLG: 0.200 Johnny Bench, R (7, 2) OBP: 0.305, SLG: 0.420		F8		1-H HR		K		5-3		3	1	1	2	0	1	0
										1	0	1	1	0	0	0
										1	0	0	0	0	0	0

TOP

Cincinnati Reds @ Chicago Cubs

Wrigley Field, Chicago, IL

Fri Aug 16 1968, 3:33 AM CDT

Att. 9,509 - Cloudy - 85 F

livebaseballscorecards.com

AB	41
R	11
H	15
RBI	11
BB	2
SO	5
LOB	11

Inning Stats	1	2	3	4	5	6	7	8	9
	R: 4 E: 0 K: 1 S: 10	R: 0 E: 0 K: 1 S: 5	R: 0 E: 0 K: 1 S: 5	R: 2 E: 0 K: 1 S: 6	R: 0 E: 0 K: 0 S: 4	R: 2 E: 0 K: 1 S: 6	R: 2 E: 0 K: 0 S: 6	R: 0 E: 0 K: 0 S: 3	R: 1 E: 0 K: 0 S: 6
	H: 5 LOB: 1 BB: 0 P: 10	H: 0 LOB: 0 BB: 0 P: 5	H: 0 LOB: 0 BB: 0 P: 5	H: 1 LOB: 0 BB: 1 P: 10	H: 1 LOB: 1 BB: 0 P: 4	H: 1 LOB: 0 BB: 0 P: 7	H: 3 LOB: 2 BB: 1 P: 10	H: 1 LOB: 0 BB: 0 P: 3	H: 3 LOB: 2 BB: 0 P: 6

| | | | | | | | | | |

Batter	1	2	3	4	5	6	7	8	9	AB	R	H	RBI	BB	SO	LOB
Don Kessinger, S (1, 6) OBP: 0.303, SLG: 0.314	BBBB 4-0 G6-3 BB		SSS 0-3 ① K	x 0-0 ③ 6-3			x 0-0 G4-6-3 1B		SSS 0-3 ② K	4	0	1	0	1	2	1
Glenn Beckert, R (1, 4) OBP: 0.307, SLG: 0.347	x 0-0 ①② G6-3 1-2f		x 0-0 ② F7		x 0-0 ① 4-3		x 0-0 ① P6		x 0-0 ③ 4-3	5	0	0	0	0	0	2
Billy Williams, L (1, 7) OBP: 0.333, SLG: 0.470 (5, 9)	BBBB 4-0 BB BB		x 0-0 ③ 3-1		x 0-0 ② P3		x 0-0 ②③ G4-6-3 1-2f			3	0	0	0	1	0	1
Ron Santo, R (1, 5) OBP: 0.366, SLG: 0.415	BBBB 4-0 1-2 BB			SSS 0-3 ① K	x 0-0 ③ 6-3			BBB 4-0 14 HR BB		2	1	0	0	2	1	0
14 Ernie Banks, R (1, 3) OBP: 0.294, SLG: 0.465	x 0-0 ③ F8			x 0-0 HBP 2B 2B		x 0-0 G3-6 1B		x 0-0 1-H HR		4	2	3	2	0	0	2
Al Spangler, L (1, 9) (5, 8) OBP: 0.366, SLG: 0.404		x 0-0 ① 5-3		BBBB 4-0 HBP 2B BB		x 0-0 ①② G3-6 1-2f		x 0-0 ① 1-3		3	1	0	0	1	0	1
Jim Hickman, R (1, 8) OBP: 0.289, SLG: 0.380 Archie Reynolds, R (5, 1) Phil Regan, R (7, 1) OBP: 0.211, SLG: 0.222 Dick Nen, L (8, PH) OBP: 0.207, SLG: 0.304 Jack Lamabe, R (9, 1) OBP: 0.200, SLG: 0.200		SSS 0-3 ② K	H 1-0 1-2 2-3 2B HBP			SSS 0-3 K HR		x 0-0 ② G3		1 1 0 1 0	1 1 0 0 0	0 0 0 0 0	0 0 0 0 0	1 1 0 0 0	0 0 0 0 0	0 0 0 0 0
Randy Hundley, R (1, 2) OBP: 0.289, SLG: 0.329		x 0-0 2B	SSS 0-3 ② K			x 0-0 1-H HR		x 0-0 ③ 6-3		4	1	2	2	0	1	3
Bill Hands, R (1, 1) OBP: 0.125, SLG: 0.082 Willie Smith, L (4, PH) OBP: 0.310, SLG: 0.365 (5, 7)		x 0-0 ③ 5-3		x 0-0 1-H 2-H 3-H 2B		SSS 0-3 ③ K			x 0-0 ① 4-3	1 3	0 0	0 1	0 3	0 0	0 1	1 0
Inning Stats	R: 0 H: 0 E: 0 LOB: 2 K: 0 BB: 3 S: 2 P: 14	R: 0 H: 1 E: 0 LOB: 1 K: 1 BB: 0 S: 6 P: 6	R: 0 H: 0 E: 0 LOB: 0 K: 1 BB: 0 S: 5 P: 5	R: 3 H: 2 E: 0 LOB: 1 K: 2 BB: 1 S: 9 P: 14	R: 0 H: 0 E: 0 LOB: 0 K: 0 BB: 0 S: 3 P: 3	R: 2 H: 2 E: 0 LOB: 0 K: 2 BB: 0 S: 9 P: 9	R: 0 H: 1 E: 0 LOB: 0 K: 0 BB: 0 S: 3 P: 3	R: 2 H: 1 E: 0 LOB: 0 K: 0 BB: 1 S: 4 P: 8	R: 0 H: 0 E: 0 LOB: 0 K: 1 BB: 0 S: 5 P: 5	1B: 2 SF: 0 2B: 3 SAC: 0 3B: 0 DP: 3 HR: 2 HBP: 1						

PITCHER	IP	WLS	BF	H	R	ER	SO	BB	IBB	HBP	BLK	WP	HR	S	P	ERA	WHIP
Jim Maloney, R (1, 1) ERA: 3.61	6.0	W	28	6	5	5	6	4	0	1	0	1	1	35	52	7.50	1.667
Clay Carroll, R (7, 1) ERA: 2.68	3.0	S	10	1	2	2	1	1	0	0	0	0	1	11	15	6.00	0.667

PITCHER	IP	WLS	BF	H	R	ER	SO	BB	IBB	HBP	BLK	WP	HR	S	P	ERA	WHIP

BOTTOM

Cincinnati Reds @ Chicago Cubs

Wrigley Field, Chicago, IL

Fri Aug 16 1968, 3:33 AM CDT

Att. 9,509 - Cloudy - 85 F

livebaseballscorecards.com

AB	32
R	7
H	7
RBI	7
BB	5
SO	7
LOB	11

WP: 1 PA: 38
PB: 0
SB: 0
CS: 0

Batter	1	2	3	4	5	6	7	8	9	AB	R	H	RBI	BB	SO	LOB
Pete Rose, S (1, 9) OBP: 0.392, SLG: 0.468	FC3-6, 1B; 2B; 1B	FC1-2; 1B; 1-2, 2-3, 3-Hf		1B; 1B		K; 1-3; 2B		G3		5	1	3	0	0	0	3
Alex Johnson, R (1, 7) OBP: 0.352, SLG: 0.402	FC3-6; 1-2; 1B	1B; 1-2, 2-3, 3-H; 1B		G1-6-3; 1-2; 1B	S S S; K; 2-3, 3-H				G3; 1B	5	0	3	1	0	1	2
Mack Jones, L (1, 8) OBP: 0.356, SLG: 0.457	FC3-6; 2B; SF8; 1-2f, 2-3	S S S; K		G1-6-3; 1-2f			F9		BB; 1B	5	1	1	0	0	1	7
Tony Perez, R (1, 5) OBP: 0.339, SLG: 0.418	SF8; 1-3; 3-H; 2B	S S S; K			HR		E6; FC5-4		B B B B; 1-2; BB	4	1	2	2	1	1	3
Tommy Helms, R (1, 4) OBP: 0.316, SLG: 0.379	SF8; 2-3, 3-H		4-3		F9		FC5-4; 1B; 1-2f		L6	4	0	0	1	0	0	3
Fred Whitfield, L (1, 3) OBP: 0.288, SLG: 0.331	S S S; K2-3		B B B B; 4-0; BB		E4; CS		1-2; 1B		G1	4	0	1	0	1	1	3
Pat Corrales, R (1, 2) OBP: 0.323, SLG: 0.345		SH; 1B; FC1-2; 1B	S S S; K		S S S; K		S S S; K			4	0	1	0	0	3	4
Leo Cardenas, R (1, 6) OBP: 0.289, SLG: 0.313		FC1-2; SH; 1B; 1-2; 1B	F8		CS; 1-2	FC3-5; 2B		F9		4	1	2	0	0	0	1
Tony Cloninger, R (1, 1) OBP: 0.156, SLG: 0.375		SH; 1B; FC1-2; 1-2, 2-3		S S S; K		FC3-5; 2B; K; 2-3		4-3		3	0	0	0	0	1	1
Inning Stats	R: 2 E: 0 K: 1 S: 8 H: 3 LOB: 1 BB: 0 P: 8	R: 1 E: 0 K: 2 S: 11 H: 3 LOB: 3 BB: 0 P: 11	R: 0 E: 0 K: 1 S: 5 H: 0 LOB: 1 BB: 1 P: 9	R: 0 E: 0 K: 1 S: 6 H: 2 LOB: 1 BB: 0 P: 6	R: 1 E: 1 K: 1 S: 6 H: 1 LOB: 0 BB: 0 P: 6	R: 0 E: 0 K: 1 S: 6 H: 2 LOB: 2 BB: 0 P: 6	R: 0 E: 1 K: 1 S: 7 H: 1 LOB: 2 BB: 0 P: 7	R: 0 E: 0 K: 0 S: 3 H: 0 LOB: 0 BB: 0 P: 3	R: 0 E: 0 K: 0 S: 4 H: 1 LOB: 2 BB: 1 P: 8	1B: 9 2B: 3 3B: 0 HR: 1 SF: 1 SAC: 1 DP: 1 HBP: 0	WP: 0 PB: 0 SB: 0 CS: 1 PA: 43					

PITCHER		IP	WLS	BF	H	R	ER	SO	BB	IBB	HBP	BLK	WP	HR	S	P	ERA	WHIP
Fergie Jenkins, R ERA: 2.65	(1, 1)	6.0	L	29	11	4	4	7	1	0	0	0	0	1	42	46	6.00	2.000
Bill Stoneman, R ERA: 4.05	(7, 1)	2.0		8	1	0	0	1	0	0	0	0	0	0	10	10	0.00	0.500
Jack Lamabe, R ERA: 4.78	(9, 1)	1.0		5	1	0	0	0	1	0	0	0	0	0	4	8	0.00	2.000

PITCHER	IP	WLS	BF	H	R	ER	SO	BB	IBB	HBP	BLK	WP	HR	S	P	ERA	WHIP

TOP

Cincinnati Reds @ Chicago Cubs

Wrigley Field, Chicago, IL

Sat Aug 17 1968, 3:33 AM CDT

Att. 23,134 - Sunny - 70 F

livebaseballscorecards.com

AB	38
R	4
H	13
RBI	4
BB	2
SO	8
LOB	27

Batter	1	2	3	4	5	6	7	8	9	AB	R	H	RBI	BB	SO	LOB
Don Kessinger, S (1, 6) OBP: 0.301, SLG: 0.312	K		3-1			F8		F7		4	0	0	0	0	1	3
Glenn Beckert, R (1, 4) OBP: 0.305, SLG: 0.345	P6			E6 1B		1-3			4-3	4	0	0	0	0	0	0
Billy Williams, L (1, 7) OBP: 0.332, SLG: 0.468	F8			14 G5-4-3 1-3 1B			4-3		4-3	4	0	1	0	0	0	0
Ron Santo, R (1, 5) OBP: 0.363, SLG: 0.411		6-3		K			F8		6-3	4	0	0	0	0	1	2
14 Ernie Banks, R (1, 3) OBP: 0.292, SLG: 0.461		5-3		G5-4-3 1-2f			F9			3	0	0	0	0	0	2
Al Spangler, L (1, 9) OBP: 0.360, SLG: 0.396		1-6-3			4-3			F9		3	0	0	0	0	0	0
Randy Hundley, R (1, 2) OBP: 0.289, SLG: 0.329			F7		5-3			BB 1B		3	0	1	0	0	0	0
Adolfo Phillips, R (1, 8) OBP: 0.331, SLG: 0.381			S 1B		F9			1-2 BB		2	0	1	0	1	0	0
Fergie Jenkins, R (1, 1) OBP: 0.231, SLG: 0.250			K 1-2			K		K		1	0	0	0	0	1	1
John Upham, L (6, PH) OBP: 0.333, SLG: 0.333										1	0	0	0	0	1	0
Bill Stoneman, R (7, 1)										0	0	0	0	0	0	0
Willie Smith, L (8, PH) OBP: 0.307, SLG: 0.362										1	0	0	0	0	1	2
Jack Lamabe, R (9, 1) OBP: 0.200, SLG: 0.200										0	0	0	0	0	0	0
Inning Stats	R: 0 E: 0 K: 1 S: 5 H: 0 LOB: 0 BB: 0 P: 5	R: 0 E: 0 K: 0 S: 3 H: 0 LOB: 0 BB: 0 P: 3	R: 0 E: 0 K: 1 S: 6 H: 1 LOB: 1 BB: 0 P: 6	R: 0 E: 1 K: 1 S: 6 H: 1 LOB: 1 BB: 0 P: 6	R: 0 E: 0 K: 0 S: 3 H: 0 LOB: 0 BB: 0 P: 3	R: 0 E: 0 K: 1 S: 5 H: 0 LOB: 0 BB: 0 P: 5	R: 0 E: 0 K: 0 S: 3 H: 0 LOB: 0 BB: 0 P: 3	R: 0 E: 0 K: 1 S: 6 H: 1 LOB: 2 BB: 1 P: 10	R: 0 E: 0 K: 0 S: 3 H: 0 LOB: 0 BB: 0 P: 3	1B: 3 2B: 0 3B: 0 HR: 0	SF: 0 SAC: 0 DP: 1 HBP: 0						

PITCHER	IP	WLS	BF	H	R	ER	SO	BB	IBB	HBP	BLK	WP	HR	S	P	ERA	WHIP
Tony Cloninger, R (1, 1) ERA: 4.37	9.0	W	31	3	0	0	5	1	0	0	0	0	0	40	44	0.00	0.444

PITCHER	IP	WLS	BF	H	R	ER	SO	BB	IBB	HBP	BLK	WP	HR	S	P	ERA	WHIP

BOTTOM

Cincinnati Reds @ Chicago Cubs

Wrigley Field, Chicago, IL

Sat Aug 17 1968, 3:33 AM CDT

Att. 23,134 - Sunny - 70 F

livebaseballscorecards.com

AB	30
R	0
H	3
RBI	0
BB	1
SO	5
LOB	10

WP: 0 PA: 31
PB: 0
SB: 1
CS: 0

Batter	1	2	3	4	5	6	7	8	9	AB	R	H	RBI	BB	SO	LOB
Pete Rose, S (1, 9) OBP: 0.392, SLG: 0.467	0-0 1B		0-0 1-3 ①		0-3 K ①	0-3 K ③			0-0 CS 1B	5	0	2	0	0	2	3
Giraldo Ruiz, S (9, 3) OBP: 0.292, SLG: 0.256										0	0	0	0	0	0	0
Jim Beauchamp, R (1, 8) OBP: 0.318, SLG: 0.524	0-3 K ①		0-0 6-3 ②		0-0 5-3 1-2 1B		0-0 3-1 ①		0-0 3-1 ②③ 1-2	3	0	1	0	0	1	1
Mack Jones, L (7, PH) OBP: 0.352, SLG: 0.451 (7, 8)										2	0	0	0	0	0	1
Alex Johnson, R (1, 7) OBP: 0.353, SLG: 0.405	0-0 G5-4-3 1-3 1B		0-0 6-3 ③		0-0 5-3 ② 1-2 2-3		0-0 4-3 2B			4	0	2	0	0	0	2
Tony Perez, R (1, 5) OBP: 0.340, SLG: 0.424	0-0 G5-4-3 ②③ 1-2f			0-0 HR	4-0 IBB		0-0 4-3 ② 2-3			3	1	1	1	1	0	3
Lee May, R (1, 3) OBP: 0.335, SLG: 0.467 (9, 9)		0-0 4-3 E 2B		0-0 G3-6-3 1B	0-3 K ③		0-3 K ③			4	1	2	0	0	2	4
Tommy Helms, R (1, 4) OBP: 0.318, SLG: 0.380		0-0 4-3 ① 2-3		0-0 G3-6-3 1-2 1B		0-0 FC1-5 5-3 1B		0-0 3-1 ①		4	0	2	0	0	0	1
Pat Corrales, R (1, 2) OBP: 0.343, SLG: 0.344	B B B 4-0 B3-5-4 E BB			0-0 G3-6-3 ①② 1-2f 2-3		0-0 5-3 ① 1-2		0-0 G6-4-3 1B		3	0	1	0	1	0	3
Johnny Bench, R (9, 2) OBP: 0.305, SLG: 0.420										0	0	0	0	0	0	0
Leo Cardenas, R (1, 6) OBP: 0.286, SLG: 0.309	0-0 E6 1-2 3-H			0-0 5-3 ③		0-0 E5 FC1-5		0-0 G6-4-3 ②③ 1-2f		4	0	0	1	0	0	4
George Culver, R (1, 1) OBP: 0.145, SLG: 0.148	0-0 B3-5-4 ②③ 2-3f				B B B 4-0 5-3 1B BB	0-0 FC1-5 ② 1-2 2-3f			S S S 0-3 K ①	3	0	0	0	1	1	4
Clay Carroll, R (9, 1) OBP: 0.200, SLG: 0.200										0	0	0	0	0	0	0
Inning Stats	R: 0 E: 0 K: 1 S: 6 H: 2 LOB: 1 BB: 0 P: 6	R: 1 E: 1 K: 0 S: 4 H: 1 LOB: 1 BB: 1 P: 8	R: 0 E: 0 K: 0 S: 3 H: 0 LOB: 0 BB: 0 P: 3	R: 1 E: 0 K: 0 S: 5 H: 3 LOB: 1 BB: 0 P: 5	R: 0 E: 0 K: 2 S: 8 H: 1 LOB: 3 BB: 2 P: 16	R: 0 E: 1 K: 1 S: 7 H: 1 LOB: 2 BB: 0 P: 7	R: 0 E: 0 K: 1 S: 6 H: 1 LOB: 1 BB: 0 P: 6	R: 0 E: 0 K: 0 S: 3 H: 1 LOB: 0 BB: 0 P: 3	R: 0 E: 0 K: 1 S: 5 H: 1 LOB: 0 BB: 0 P: 5	1B: 8 2B: 2 3B: 0 HR: 1 SF: 0 SAC: 0 DP: 4 HBP: 0							

PITCHER		IP	WLS	BF	H	R	ER	SO	BB	IBB	HBP	BLK	WP	HR	S	P	ERA	WHIP
Rich Nye, L ERA: 3.9	(1, 1)	6.0	L	28	8	2	2	4	2	1	0	0	0	1	33	45	3.00	1.667
Phil Regan, R ERA: 1.93	(7, 1)	3.0		10	3	0	0	2	0	0	0	0	0	0	14	14	0.00	1.000

PITCHER	IP	WLS	BF	H	R	ER	SO	BB	IBB	HBP	BLK	WP	HR	S	P	ERA	WHIP

Cincinnati Reds @ Chicago Cubs

Wrigley Field, Chicago, IL

Sun Aug 18 1968, 3:33 AM CDT

Sunny - 73 F

TOP

livebaseballscorecards.com

AB	35
R	2
H	11
RBI	2
BB	3
SO	6
LOB	26

1B: 8	SF: 0	WP: 0	PA: 38
2B: 2	SAC: 0	PB: 0	
3B: 0	DP: 4	SB: 0	
HR: 1	HBP: 0	CS: 1	

Cincinnati Reds @ Chicago Cubs

Wrigley Field, Chicago, IL

Sun Aug 18 1968, 3:33 AM CDT

Sunny - 73 F

livebaseballscorecards.com

BOTTOM

Batter	1	2	3	4	5	6	7	8	9	AB	R	H	RBI	BB	SO	LOB
Don Kessinger, S (1, 6) OBP: 0.299, SLG: 0.309	S S S 0-3 ① K		x 0-0 ② FC5-4 1-2f			x 0-0 ② F8		x 0-0 ② 4-3 1-2		4	0	0	0	0	1	2
Glenn Beckert, R (1, 4) OBP: 0.306, SLG: 0.346	x 0-0 ② 1-3		x 0-0 ③ L7			x 0-0 1B		x 0-0 ③ 2-H 1B		4	0	2	0	0	0	1
Billy Williams, L (1, 9) OBP: 0.333, SLG: 0.479	x 0-0 HR			x 0-0 ① 4-3		x 0-0 ③ L9			x 0-0 3B	4	1	2	1	0	0	1
Willie Smith, L (1, 7) OBP: 0.305, SLG: 0.358	x 0-0 ③ F2			S S S 0-3 ② K			x 0-0 14 SH1 1B		x 0-0 ① L3	4	0	1	0	0	1	1
14 Ernie Banks, R (1, 3) OBP: 0.292, SLG: 0.459 Adolfo Phillips, R (9, PR) OBP: 0.331, SLG: 0.381		x 0-0 ① F9		x 0-0 ③ L6			x 0-0 ① SH1 1-2		H 1-0 G6-4-3 HBP	2 0	0 0	0 0	0 0	0 0	0 0	0 0
Ron Santo, R (1, 5) OBP: 0.360, SLG: 0.408		x 0-0 ② 2-3			x 0-0 ① 5-3		x 0-0 ② 4-3		x 0-0 ② ③ G6-4-3 1-2f	4	0	0	0	0	0	3
John Upham, L (1, 8) OBP: 0.167, SLG: 0.167		x 0-0 ③ 6-3			x 0-0 ② F8		x 0-0 ③ G3			3	0	0	0	0	0	1
Randy Hundley, R (1, 2) OBP: 0.292, SLG: 0.329 Randy Bobb, R (9, 2)			B B B B 4-0 FC5-4 BB		x 0-0 ③ 1-3			x 0-0 FC3-6 1B		2 0	0 0	1 0	0 0	1 0	0 0	0 0
Rich Nye, L (1, 1) OBP: 0.167, SLG: 0.167 Dick Nen, L (6, PH) OBP: 0.205, SLG: 0.300 Phil Regan, R (7, 1) OBP: 0.200, SLG: 0.211			S S S 0-3 ① K			x 0-0 ① L3		x 0-0 ① FC3-6 1-2f 4-3 1B		1 1 1	0 0 0	0 0 0	0 0 0	0 0 0	1 0 0	1 0 1
Inning Stats	R: 1 E: 0 K: 1 S: 6 H: 1 LOB: 0 BB: 0 P: 6	R: 0 E: 0 K: 0 S: 3 H: 0 LOB: 0 BB: 0 P: 3	R: 0 E: 0 K: 1 S: 5 H: 0 LOB: 1 BB: 1 P: 9	R: 0 E: 0 K: 1 S: 5 H: 0 LOB: 0 BB: 0 P: 5	R: 0 E: 0 K: 0 S: 3 H: 0 LOB: 0 BB: 0 P: 3	R: 0 E: 0 K: 0 S: 4 H: 1 LOB: 1 BB: 0 P: 4	R: 0 E: 0 K: 0 S: 4 H: 1 LOB: 1 BB: 0 P: 4	R: 0 E: 0 K: 0 S: 4 H: 2 LOB: 2 BB: 0 P: 4	R: 0 E: 0 K: 0 S: 3 H: 1 LOB: 2 BB: 0 P: 4	1B: 4 2B: 0 3B: 1 HR: 1	SF: 0 SAC: 1 DP: 1 HBP: 1					WP: 0 PB: 0 SB: 0 CS: 0	PA: 33

	AB	30
	R	1
	H	6
	RBI	1
	BB	1
	SO	3
	LOB	11

PITCHER		IP	WLS	BF	H	R	ER	SO	BB	IBB	HBP	BLK	WP	HR	S	P	ERA	WHIP
George Culver, R ERA: 2.94	(1, 1)	8.0	W	30	6	1	1	3	1	0	0	0	0	1	35	39	1.12	0.875
Clay Carroll, R ERA: 2.65	(9, 1)	1.0	S	3	0	0	0	0	0	0	1	0	0	0	2	3	0.00	0.000

PITCHER	IP	WLS	BF	H	R	ER	SO	BB	IBB	HBP	BLK	WP	HR	S	P	ERA	WHIP

Cincinnati Reds @ Chicago Cubs

Wrigley Field, Chicago, IL

Sun Aug 18 1968, 3:38 AM CDT

Att. 30,942 - Unknown

TOP

livebaseballscorecards.com

Batter	1	2	3	4	5	6	7	8	9	AB	R	H	RBI	BB	SO	LOB
Pete Rose, S (1, 9) OBP: 0.396, SLG: 0.477	F7		G4-6-3 1B		CS 1B		HR	1-2 1B		5	1	4	1	0	0	0
Alex Johnson, R (1, 7) OBP: 0.354, SLG: 0.410	F8		F9		1-2 BB		HR	4-3		4	1	1	1	1	0	3
Mack Jones, L (1, 8) OBP: 0.348, SLG: 0.444	F3		G4-6-3 1-2f		4-3		1-3		G4-6-3 1B	5	0	1	0	0	0	2
Tony Perez, R (1, 5) OBP: 0.341, SLG: 0.431		E6 HR		HR		6-3	1B		G4-6-3 1-2f	5	2	2	1	0	0	1
Fred Whitfield, L (1, 3) OBP: 0.297, SLG: 0.358		1-H HR		4-3		1B 1B BB	K		1B	2	1	1	2	1	0	0
Giraldo Ruiz, S (6, PR) (6, 3) OBP: 0.296, SLG: 0.261										2	1	1	0	0	1	1
Johnny Bench, R (1, 2) OBP: 0.304, SLG: 0.418		6-3		K		1-3 1B	F7		P6	5	0	1	0	0	1	2
Tommy Helms, R (1, 4) OBP: 0.317, SLG: 0.378		P3		1B		L4		L9		4	0	1	0	0	0	2
Leo Cardenas, R (1, 6) OBP: 0.291, SLG: 0.310		BB		5-3		1-2 3-H 1B		1B BB		2	0	1	1	2	0	1
Gary Nolan, R (1, 1) OBP: 0.233, SLG: 0.231		K			K	4-3		K		3	0	0	0	0	2	4
Clay Carroll, R (7, 1) OBP: 0.188, SLG: 0.188										1	0	0	0	0	1	1

	AB	38
	R	6
	H	13
	RBI	6
	BB	4
	SO	5
	LOB	17

Inning Stats	1	2	3	4	5	6	7	8	9	1B: 9	SF: 0	WP: 0	PA: 42
	R: 0 E: 0 K: 0 S: 3 H: 0 LOB: 0 BB: 0 P: 3	R: 2 E: 1 K: 1 S: 7 H: 1 LOB: 1 BB: 1 P: 11	R: 0 E: 0 K: 0 S: 3 H: 1 LOB: 0 BB: 0 P: 3	R: 1 E: 0 K: 1 S: 7 H: 2 LOB: 1 BB: 0 P: 7	R: 0 E: 0 K: 1 S: 5 H: 1 LOB: 1 BB: 1 P: 9	R: 1 E: 0 K: 0 S: 5 H: 2 LOB: 3 BB: 1 P: 9	R: 2 E: 0 K: 1 S: 8 H: 3 LOB: 1 BB: 0 P: 8	R: 0 E: 0 K: 1 S: 6 H: 1 LOB: 2 BB: 1 P: 10	R: 0 E: 0 K: 0 S: 4 H: 2 LOB: 1 BB: 0 P: 4	2B: 0 3B: 0 HR: 4	SAC: 0 DP: 2 HBP: 0	PB: 0 SB: 0 CS: 1	

PITCHER		IP	WLS	BF	H	R	ER	SO	BB	IBB	HBP	BLK	WP	HR	S	P	ERA	WHIP
Joe Niekro, R ERA: 4.19	(1, 1)	5.2	L	26	7	4	3	3	3	0	0	0	0	2	29	41	4.76	1.765
Bill Stoneman, R ERA: 4.5	(6, 1)	1.1		7	3	2	2	1	0	0	0	0	0	2	9	9	13.50	2.250
Archie Reynolds, R ERA: 6.0	(8, 1)	2.0		9	3	0	0	1	1	0	0	0	0	0	10	14	0.00	2.000

PITCHER	IP	WLS	BF	H	R	ER	SO	BB	IBB	HBP	BLK	WP	HR	S	P	ERA	WHIP

Batter	1	2	3	4	5	6	7	8	9	AB	R	H	RBI	BB	SO	LOB
Don Kessinger, S (1, 6) OBP: 0.296, SLG: 0.307	F6	K			F8			4-3		4	0	0	0	0	1	3
Glenn Beckert, R (1, 4) OBP: 0.304, SLG: 0.343	P6		4-3			G3		P5		4	0	0	0	0	0	0
Billy Williams, L (1, 9) OBP: 0.333, SLG: 0.476	BB		K			L5		P4		3	0	0	0	1	1	0
Willie Smith, L (1, 7) OBP: 0.303, SLG: 0.354	F5		B3			P6			14 1B G5-4-3 1B	4	1	1	0	0	0	1
14 Ernie Banks, R (1, 3) OBP: 0.296, SLG: 0.464		BB S 1B		P5			HR 2B		G5-4-3 1-3 1B	4	1	3	0	0	0	0
Ron Santo, R (1, 5) OBP: 0.357, SLG: 0.404		F9 1-2		F3			1-3		G5-4-3 1-2f 3-H	4	0	0	0	0	0	3
Randy Hundley, R (1, 2) OBP: 0.292, SLG: 0.336		K		F8			HR 2-H		P5	4	1	1	2	0	1	1
Adolfo Phillips, R (1, 8) OBP: 0.331, SLG: 0.379		BB BB			P5		1-3			2	0	0	0	1	0	0
Joe Niekro, R (1, 1) OBP: 0.179, SLG: 0.115		1-2 2-3 BB			K		K			1	0	0	0	1	1	0
Bill Stoneman, R (6, 1)										0	0	0	0	0	0	0
Al Spangler, L (7, PH) OBP: 0.358, SLG: 0.393										1	0	0	0	0	1	0
Archie Reynolds, R (8, 1)										0	0	0	0	0	0	0
Inning Stats	R: 0 E: 0 K: 0 S: 3 H: 0 LOB: 1 BB: 1 P: 7	R: 0 E: 0 K: 2 S: 8 H: 1 LOB: 3 BB: 2 P: 16	R: 0 E: 0 K: 1 S: 5 H: 0 LOB: 0 BB: 0 P: 5	R: 0 E: 0 K: 0 S: 3 H: 0 LOB: 0 BB: 0 P: 3	R: 0 E: 0 K: 1 S: 5 H: 0 LOB: 0 BB: 0 P: 5	R: 0 E: 0 K: 0 S: 3 H: 0 LOB: 0 BB: 0 P: 3	R: 2 E: 0 K: 1 S: 7 H: 2 LOB: 0 BB: 0 P: 7	R: 0 E: 0 K: 0 S: 3 H: 0 LOB: 0 BB: 0 P: 3	R: 1 E: 0 K: 0 S: 4 H: 2 LOB: 0 BB: 0 P: 4	1B: 3 2B: 1 3B: 0 HR: 1 SF: 0 SAC: 0 DP: 1 HBP: 0						

PITCHER		IP	WLS	BF	H	R	ER	SO	BB	IBB	HBP	BLK	WP	HR	S	P	ERA	WHIP
Gary Nolan, R ERA: 2.23	(1, 1)	6.0	W	22	1	0	0	4	3	0	0	0	0	0	27	39	0.00	0.667
Clay Carroll, R ERA: 2.86	(7, 1)	3.0	S	12	4	3	3	1	0	0	0	0	0	1	14	14	9.00	1.333

PITCHER	IP	WLS	BF	H	R	ER	SO	BB	IBB	HBP	BLK	WP	HR	S	P	ERA	WHIP

BOTTOM

Cincinnati Reds @ Chicago Cubs

Wrigley Field, Chicago, IL

Sun Aug 18 1968, 3:38 AM CDT

Att. 30,942 - Unknown

livebaseballscorecards.com

AB	31
R	3
H	5
RBI	2
BB	3
SO	5
LOB	8

Batter	1	2	3	4	5	6	7	8	9	AB	R	H	RBI	BB	SO	LOB
Maury Wills, S (1, 5) OBP: 0.328, SLG: 0.319	E7 SH1-3 S FC1-5		F9 ③		G5-4-3 ②③ 1-2f			1-3 ① 1-2		4	0	0	0	0	0	3
Manny Mota, R (1, 7) OBP: 0.319, SLG: 0.321	SH1-3 ① 1-3			WP 1B		5-3 ①		HR 2-H 1B		3	1	2	1	0	0	0
Matty Alou, L (1, 8) OBP: 0.364, SLG: 0.386	FC1-5 ② 3-H			F9 ① 1-2		5-3 ②		F9 ②		4	0	0	0	0	0	3
Donn Clendenon, R (1, 3) OBP: 0.329, SLG: 0.410	6-3 ③			BBB 4-0 BB		SSS 0-3 K ③		1-H HR		3	1	1	2	1	1	1
Willie Stargell, L (1, 9) OBP: 0.318, SLG: 0.460		P2 ①	SSS 0-3 K ②				F5 ①	1B		4	0	1	0	0	1	2
Freddie Patek, R (1, 6) OBP: 0.307, SLG: 0.376		F7 ②	6-3 ③				FC6-4 1B	5-3 ③		4	0	1	0	0	0	3
Bill Mazeroski, R (1, 4) OBP: 0.288, SLG: 0.286		F7 ③			4-3 ①		FC6-4 ② 1-2f		6-3 ①	4	0	0	0	0	0	1
Chris Cannizzaro, R (1, 2) OBP: 0.300, SLG: 0.353 Roy Face, R (8, 1) Gene Alley, R (9, PH) OBP: 0.283, SLG: 0.286			SSS 0-3 K ①		BBB 4-0 1B BB		1-3 ③		6-3 ②	2 0 1	0 0 0	0 0 0	0 0 0	1 0 0	1 0 0	1 0 0
Jim Bunning, R (1, 1) OBP: 0.083, SLG: 0.116 Tommie Sisk, R (4, 1) OBP: 0.167, SLG: 0.091 Jose Pagan, R (5, PH) OBP: 0.244, SLG: 0.279 Luke Walker, L (5, 1) Carl Taylor, R (8, PH) OBP: 0.308, SLG: 0.232 (8, 2)			F7 ②		G5-4-3 1-2 1B			BBB 4-0 WP 1-3 1B BB	6-3 ③	1 0 1 0 1	0 0 0 0 1	0 0 0 0 1	0 0 0 0 0	0 0 0 0 1	0 0 0 0 0	0 0 0 0 0
Inning Stats	R: 0 E: 1 K: 0 S: 4 H: 0 LOB: 1 BB: 0 P: 4	R: 0 E: 0 K: 0 S: 3 H: 0 LOB: 0 BB: 0 P: 3	R: 0 E: 0 K: 1 S: 5 H: 0 LOB: 0 BB: 0 P: 5	R: 0 E: 0 K: 1 S: 6 H: 1 LOB: 2 BB: 1 P: 10	R: 0 E: 0 K: 0 S: 3 H: 1 LOB: 1 BB: 1 P: 7	R: 0 E: 0 K: 1 S: 5 H: 0 LOB: 0 BB: 0 P: 5	R: 0 E: 0 K: 0 S: 4 H: 1 LOB: 1 BB: 0 P: 4	R: 3 E: 0 K: 0 S: 6 H: 3 LOB: 1 BB: 1 P: 10	R: 0 E: 0 K: 0 S: 3 H: 0 LOB: 0 BB: 0 P: 3	1B: 5 2B: 0 3B: 0 HR: 1	SF: 0 SAC: 1 DP: 1 HBP: 0			WP: 2 PB: 0 SB: 1 CS: 0	PA: 36		

PITCHER		IP	WLS	BF	H	R	ER	SO	BB	IBB	HBP	BLK	WP	HR	S	P	ERA	WHIP
Gerry Arrigo, L ERA: 3.02	(1, 1)	9.0	W	36	6	3	3	3	3	0	0	0	2	1	39	51	3.00	1.000

PITCHER	IP	WLS	BF	H	R	ER	SO	BB	IBB	HBP	BLK	WP	HR	S	P	ERA	WHIP

TOP

Pittsburgh Pirates @ Cincinnati Reds

Crosley Field, Cincinnati, OH

Mon Aug 19 1968, 7:05 PM EDT

Att. 6,659 - Unknown

livebaseballscorecards.com

AB	32
R	3
H	6
RBI	3
BB	3
SO	3
LOB	14

Batter	1	2	3	4	5	6	7	8	9	AB	R	H	RBI	BB	SO	LOB
Pete Rose, S (1, 9) OBP: 0.398, SLG: 0.482	1B 3B		1B	2B 1B IBB	1-3			F8		4	2	2	0	1	0	2
Alex Johnson, R (1, 7) OBP: 0.358, SLG: 0.415	FC3-6 1B 3-H		1B	1-3 2-H 1B 2B		F9		CS BB		4	1	3	2	1	0	0
Mack Jones, L (1, 8) OBP: 0.347, SLG: 0.436	FC3-6 1-2f		1-3	1B IBB		F7		CS 1-2		3	0	0	0	1	0	2
Tony Perez, R (1, 5) OBP: 0.342, SLG: 0.431	F8			HBP HR 1B 1-3 2-H 3-H 1B		F7				4	1	2	2	0	0	1
Tommy Helms, R (1, 4) OBP: 0.316, SLG: 0.376	F8			1-2 HR HBP 5-3			6-3			3	1	0	0	0	0	3
Fred Whitfield, L (1, 3) OBP: 0.311, SLG: 0.415		CS HBP		1-H 2-H HR	K		HR			3	2	2	4	0	1	0
Pat Corrales, R (1, 2) OBP: 0.333, SLG: 0.314		K 1-2		P3	BB		F8			3	0	0	0	1	1	1
Leo Cardenas, R (1, 6) OBP: 0.290, SLG: 0.308		6-3		K	1-2 BB		K			3	0	0	0	1	2	0
Gerry Arrigo, L (1, 1) OBP: 0.122, SLG: 0.130			K	2B 2B	K			P6		4	1	1	0	0	2	2
Inning Stats	R: 1 H: 2 E: 0 LOB: 1 K: 0 BB: 0 S: 5 P: 5	R: 0 H: 0 E: 0 LOB: 0 K: 1 BB: 0 S: 4 P: 5	R: 0 H: 2 E: 0 LOB: 1 K: 1 BB: 0 S: 6 P: 6	R: 6 H: 5 E: 0 LOB: 2 K: 1 BB: 2 S: 10 P: 19	R: 0 H: 0 E: 0 LOB: 2 K: 2 BB: 2 S: 7 P: 15	R: 0 H: 0 E: 0 LOB: 0 K: 0 BB: 0 S: 3 P: 3	R: 1 H: 1 E: 0 LOB: 0 K: 1 BB: 0 S: 6 P: 6	R: 0 H: 0 E: 0 LOB: 0 K: 0 BB: 1 S: 2 P: 6		1B: 5 SF: 0 2B: 3 SAC: 0 3B: 1 DP: 1 HR: 2 HBP: 2						

BOTTOM

Pittsburgh Pirates @ Cincinnati Reds

Crosley Field, Cincinnati, OH

Mon Aug 19 1968, 7:05 PM EDT

Att. 6,659 - Unknown

livebaseballscorecards.com

AB	31
R	8
H	10
RBI	8
BB	5
SO	6
LOB	11

WP: 0 PA: 39
PB: 0
SB: 0
CS: 2

PITCHER		IP	WLS	BF	H	R	ER	SO	BB	IBB	HBP	BLK	WP	HR	S	P	ERA	WHIP
Jim Bunning, R ERA: 3.88	(1, 1)	3.2	L	20	8	7	7	3	0	1	2	0	0	1	23	29	17.18	2.182
Tommie Sisk, R ERA: 3.49	(4, 1)	0.1		3	1	0	0	0	0	1	0	0	0	0	2	6	0.00	3.000
Luke Walker, L ERA: 2.17	(5, 1)	3.0		12	1	1	0	3	2	0	0	0	0	1	16	24	0.00	1.000
Roy Face, R ERA: 2.91	(8, 1)	1.0		3	0	0	0	0	1	0	0	0	0	0	2	6	0.00	1.000

PITCHER	IP	WLS	BF	H	R	ER	SO	BB	IBB	HBP	BLK	WP	HR	S	P	ERA	WHIP

Batter	1	2	3	4	5	6	7	8	9	AB	R	H	RBI	BB	SO	LOB
Freddie Patek, R (1, 9) OBP: 0.311, SLG: 0.378	S 2B 1B	3-1		E 1B		K			1-3	5	1	2	0	0	1	0
Maury Wills, S (1, 5) OBP: 0.329, SLG: 0.320	L7 1-2	S 1B 1B		E3 1-3 2-H			1-3		F9 1B 1B 1B	5	2	2	0	0	0	2
Matty Alou, L (1, 8) OBP: 0.367, SLG: 0.391	3B 2-H 2B	1-H 1B		F3			5-3		1B 3B 1-2 1B	5	2	3	2	0	0	2
Donn Clendenon, R (1, 3) OBP: 0.326, SLG: 0.405	K	K		K			5-3		F9 2-3	5	0	0	0	0	3	6
Manny Mota, R (1, 7) OBP: 0.321, SLG: 0.330	1B 2-H 3B		4-3		G3			P6	3B 1-2 3-H 1B	5	2	2	2	0	0	0
Bill Mazeroski, R (1, 4) OBP: 0.292, SLG: 0.294	1B 3-H 1B		F9		G5-4-3 BB			L6	3B 1-H 2-H	4	0	2	3	1	0	0
Gene Alley, R (1, 6) OBP: 0.285, SLG: 0.288	1B 1-2 1B		G3		G5-4-3 1-2f			S 1B	1-3	5	0	2	0	0	0	2
Jerry May, R (1, 2) OBP: 0.305, SLG: 0.272	4-3			P4		K		IBB 1-2		3	0	0	0	1	1	2
Dock Ellis, S (1, 1) OBP: 0.125, SLG: 0.188 Ron Kline, R (8, 1)		K		E 2B		4-3		F9		4 0	1 0	1 0	0 0	0 0	1 0	2 0
Inning Stats	R: 3 H: 5 E: 0 LOB: 2 K: 1 BB: 0 S: 10 P: 10	R: 1 H: 2 E: 0 LOB: 1 K: 2 BB: 0 S: 9 P: 9	R: 0 H: 0 E: 0 LOB: 0 K: 0 BB: 0 S: 3 P: 3	R: 1 H: 2 E: 1 LOB: 2 K: 1 BB: 0 S: 8 P: 8	R: 0 H: 0 E: 0 LOB: 0 K: 0 BB: 1 S: 2 P: 6	R: 0 H: 0 E: 0 LOB: 0 K: 2 BB: 0 S: 7 P: 7	R: 0 H: 0 E: 0 LOB: 0 K: 0 BB: 0 S: 3 P: 3	R: 0 H: 1 E: 0 LOB: 2 K: 0 BB: 1 S: 4 P: 8	R: 3 H: 4 E: 0 LOB: 1 K: 0 BB: 0 S: 7 P: 7	1B: 10 SF: 0 2B: 2 SAC: 0 3B: 2 DP: 1 HR: 0 HBP: 0						

TOP

Pittsburgh Pirates @ Cincinnati Reds

Crosley Field, Cincinnati, OH

Tue Aug 20 1968, 7:05 PM EDT

Att. 8,103 - Unknown

livebaseballscorecards.com

AB	41
R	8
H	14
RBI	7
BB	2
SO	6
LOB	16

PITCHER		IP	WLS	BF	H	R	ER	SO	BB	IBB	HBP	BLK	WP	HR	S	P	ERA	WHIP
Jay Ritchie, R ERA: 3.83	(1, 1)	0.2	L	7	5	3	3	1	0	0	0	0	0	0	9	9	40.50	7.500
Bob Lee, R ERA: 4.38	(1, 1)	2.1		9	2	1	1	2	0	0	0	0	0	0	13	13	3.86	0.857
Billy McCool, L ERA: 4.93	(4, 1)	0.1		3	2	1	0	0	0	0	0	0	0	0	3	3	0.00	6.000
Ted Abernathy, R ERA: 1.99	(4, 1)	5.0		19	2	1	1	3	1	1	0	0	0	0	23	31	1.80	0.600
Clay Carroll, R ERA: 3.03	(9, 1)	0.2		5	3	2	2	0	0	0	0	0	0	0	5	5	27.00	4.500

PITCHER	IP	WLS	BF	H	R	ER	SO	BB	IBB	HBP	BLK	WP	HR	S	P	ERA	WHIP

Pittsburgh Pirates @ Cincinnati Reds

Crosley Field, Cincinnati, OH

Tue Aug 20 1968, 7:05 PM EDT

Att. 8,103 - Unknown

BOTTOM

Batter	1	2	3	4	5	6	7	8	9	AB	R	H	RBI	BB	SO	LOB
Pete Rose, S (1, 9) OBP: 0.398, SLG: 0.485	6-3		4-3		F9 1-2 2-3		BBBB 4-0 1-2 BB		3B	4	0	1	0	1	0	3
Alex Johnson, R (1, 7) OBP: 0.357, SLG: 0.415	6-3			5-3		SSS 1-3 2B 2B	0-3 K		L1-3	5	1	1	0	0	1	3
Mack Jones, L (1, 8) OBP: 0.350, SLG: 0.434	1-3			6-3 1B		1-3 2-3		BBBB 4-0 HR BB		3	1	1	0	1	0	1
Tony Perez, R (1, 5) OBP: 0.341, SLG: 0.436		SSS 0-3 K		6-3 1-2		F9		1-H HR		4	1	1	2	0	1	2
Fred Whitfield, L (1, 3) OBP: 0.316, SLG: 0.425		SSS 0-3 K		4-3		3-H 2B		G6-4-3 1B		4	0	2	1	0	1	1
Tommy Helms, R (1, 4) OBP: 0.314, SLG: 0.372		F9			4-3	5-3		1-2f G6-4-3		4	0	0	0	0	0	2
Pat Corrales, R (1, 2) OBP: 0.349, SLG: 0.359 Clay Carroll, R (9, 1) OBP: 0.188, SLG: 0.188			1B		WP 2B		P4	6-3		4 0	0 0	2 0	0 0	0 0	0 0	0 0
Leo Cardenas, R (1, 6) OBP: 0.290, SLG: 0.305		SSS 0-3 K			L4		BBBB 4-0 BB BB		P4	3	0	0	0	1	1	2
Jay Ritchie, R (1, 1) Bob Lee, R (1, 1) OBP: 0.200, SLG: 0.200 Don Pavletich, R (3, PH) OBP: 0.315, SLG: 0.341 Billy McCool, R (4, 1) OBP: 0.125, SLG: 0.125 Ted Abernathy, R (4, 1) Johnny Bench, R (9, 2) OBP: 0.303, SLG: 0.417			F9		BBBB 4-0 WP BB		SSS 0-3 K		F8	0 0 1 0 1 1	0 0 0 0 0 0	0 0 0 0 0 0	0 0 0 0 1 0	0 0 0 0 1 0	0 0 0 0 1 0	0 0 1 0 1 0
Inning Stats	R: 0 E: 0 K: 0 S: 3 H: 0 LOB: 0 BB: 0 P: 3	R: 0 E: 0 K: 2 S: 7 H: 0 LOB: 0 BB: 0 P: 7	R: 0 E: 0 K: 1 S: 6 H: 1 LOB: 1 BB: 0 P: 6	R: 0 E: 0 K: 0 S: 4 H: 1 LOB: 1 BB: 0 P: 4	R: 0 E: 0 K: 0 S: 4 H: 1 LOB: 2 BB: 1 P: 8	R: 1 E: 0 K: 0 S: 5 H: 2 LOB: 1 BB: 0 P: 5	R: 0 E: 0 K: 2 S: 7 H: 0 LOB: 2 BB: 2 P: 15	R: 2 E: 0 K: 0 S: 4 H: 2 LOB: 0 BB: 1 P: 8	R: 0 E: 0 K: 0 S: 4 H: 1 LOB: 1 BB: 0 P: 4	1B: 3 2B: 3 3B: 1 HR: 1	SF: 0 SAC: 0 DP: 1 HBP: 0			WP: 1 PB: 0 SB: 0 CS: 0	PA: 38		

livebaseballscorecards.com

	AB	34
	R	3
	H	8
	RBI	3
	BB	4
	SO	5
	LOB	16

PITCHER		IP	WLS	BF	H	R	ER	SO	BB	IBB	HBP	BLK	WP	HR	S	P	ERA	WHIP
Dock Ellis, R ERA: 2.67	(1, 1)	7.0	W	31	6	3	3	5	4	0	0	0	1	1	37	53	3.86	1.429
Ron Kline, R ERA: 1.51	(8, 1)	2.0	S	7	2	0	0	0	0	0	0	0	0	0	7	7	0.00	1.000

PITCHER	IP	WLS	BF	H	R	ER	SO	BB	IBB	HBP	BLK	WP	HR	S	P	ERA	WHIP

Batter	1	2	3	4	5	6	7	8	9	AB	R	H	RBI	BB	SO	LOB
Matty Alou, L (1, 8) OBP: 0.371, SLG: 0.398	F7	1B 2-H 3-H		1B		K		WP 1B 2B	BB 1B 1-3 2B 1B	6	2	4	2	0	1	0
Maury Wills, S (1, 5) OBP: 0.328, SLG: 0.320	K	6-3		6-3			S HR 1B	1B 2-H 1B 1B	BB 1-2 3-H 2B 1B	4	1	1	0	0	1	2
Jose Pagan, R (7, 5) OBP: 0.256, SLG: 0.292										2	2	2	2	0	0	0
Roberto Clemente, R (1, 9) OBP: 0.339, SLG: 0.470	HR	HR	F3				BB 1-3 HR	1B 1-2 1B 1B	2B 1-2 2-3 1B BB	4	3	3	2	1	0	0
Gary Kolb, L (8, PR) OBP: 0.282, SLG: 0.327 (8, 9)										0	2	0	0	1	0	0
Donn Clendenon, R (1, 3) OBP: 0.326, SLG: 0.413	F8	6-3	K				1-H 3-H HR	F3	1B 1-3 2-H 3-H 1B 2B	6	2	2	5	0	1	2
Manny Mota, R (1, 7) OBP: 0.328, SLG: 0.342		1B 1B BB	K	1B 3B			F9	1B 1-3 2-H 1B	1B BB 2-3 3-H G6-3 1B	5	3	3	2	1	1	0
Bill Mazeroski, R (1, 4) OBP: 0.300, SLG: 0.298	SH2-4 1-3 1B 1B	BB	1B 3-H				K	1B 1-3 3-H 1B	G6-3 1-2 1B BB	4	2	3	2	2	1	0
Gene Alley, R (1, 6) OBP: 0.290, SLG: 0.296	SH2-4 1-2 3-H 1B 1B	F9	K				2B	FC6-4 2-H 1B	G6-3 1-2 2-3 3-H 1B	6	1	4	3	0	1	2
Jerry May, R (1, 2) OBP: 0.303, SLG: 0.268	SH2-4 1-2 2-3	K	K	5-3			BB	FC6-4 1-2f	G6-3 1-2f 2-3 3-H	4	0	0	0	1	1	3
Steve Blass, R (1, 1) OBP: 0.119, SLG: 0.125	K	K	K	4-3			K	1B 1B 1B	6-3	5	1	1	0	0	3	4
Manny Jimenez, L (9, PH) OBP: 0.444, SLG: 0.407										1	0	0	0	0	0	1
Roy Face, R (9, 1)										0	0	0	0	0	0	0
Inning Stats	R: 1 E: 0 K: 1 S: 6 H: 1 LOB: 0 BB: 0 P: 6	R: 3 E: 0 K: 1 S: 8 H: 3 LOB: 1 BB: 1 P: 12	R: 1 E: 0 K: 1 S: 6 H: 1 LOB: 1 BB: 1 P: 10	R: 0 E: 0 K: 2 S: 8 H: 1 LOB: 1 BB: 0 P: 8	R: 1 E: 0 K: 2 S: 9 H: 2 LOB: 1 BB: 0 P: 9	R: 0 E: 0 K: 1 S: 5 H: 0 LOB: 0 BB: 0 P: 5	R: 3 E: 0 K: 2 S: 10 H: 3 LOB: 2 BB: 2 P: 18	R: 4 E: 0 K: 0 S: 8 H: 6 LOB: 1 BB: 0 P: 8	R: 6 E: 0 K: 0 S: 8 H: 6 LOB: 1 BB: 2 P: 16	1B: 16 2B: 3 3B: 1 HR: 3 SF: 0 SAC: 1 DP: 1 HBP: 0						

PITCHER		IP	WLS	BF	H	R	ER	SO	BB	IBB	HBP	BLK	WP	HR	S	P	ERA	WHIP
Jim Maloney, R ERA: 3.84	(1, 1)	5.0	L	25	8	6	6	7	2	0	0	0	0	2	37	45	10.80	2.000
Jay Ritchie, R ERA: 4.59	(6, 1)	2.0		13	5	5	5	3	2	0	0	0	1	1	17	25	22.50	3.500
Bob Lee, R ERA: 5.15	(8, 1)	1.0		10	7	6	6	0	1	0	0	0	0	0	9	13	54.00	8.000
George Culver, R ERA: 3.02	(9, 1)	1.0		6	3	2	2	0	1	0	0	0	0	0	5	9	18.00	4.000

PITCHER	IP	WLS	BF	H	R	ER	SO	BB	IBB	HBP	BLK	WP	HR	S	P	ERA	WHIP

TOP

Pittsburgh Pirates @ Cincinnati Reds

Crosley Field, Cincinnati, OH

Wed Aug 21 1968, 7:05 PM EDT

Att. 8,155 - Unknown

livebaseballscorecards.com

AB	47
R	19
H	23
RBI	18
BB	6
SO	10
LOB	14

1B: 16	SF: 0
2B: 3	SAC: 1
3B: 1	DP: 1
HR: 3	HBP: 0
WP: 1	PA: 54
PB: 0	
SB: 2	
CS: 0	

BOTTOM

Pittsburgh Pirates @ Cincinnati Reds

Crosley Field, Cincinnati, OH

Wed Aug 21 1968, 7:05 PM EDT

Att. 8,155 - Unknown

livebaseballscorecards.com

Batter	1	2	3	4	5	6	7	8	9	AB	R	H	RBI	BB	SO	LOB
Pete Rose, S (1, 8) OBP: 0.397, SLG: 0.482	G3		F8			4-3		FC5-4 1B		4	0	1	0	0	0	1
Alex Johnson, R (1, 7) OBP: 0.356, SLG: 0.414	F8			2B 1B		K		FC5-4 BB 1-2f		4	1	1	0	0	1	1
Lee May, R (1, 9) OBP: 0.334, SLG: 0.463	6-3			F9		F2		BB 1-2		3	0	0	0	1	0	1
Tony Perez, R (1, 5) OBP: 0.340, SLG: 0.435		4-3		F7			G4-6-3 1B	4-3		4	0	1	0	0	0	3
Fred Whitfield, L (1, 3) OBP: 0.314, SLG: 0.427		4-3		2B 1-H			G4-6-3 1-2f		F8	4	0	1	1	0	0	1
Tommy Helms, R (1, 4) OBP: 0.314, SLG: 0.372		K		6-3			BB 1B		5-3	3	0	1	0	0	1	1
Woody Woodward, R (8, 4) OBP: 0.276, SLG: 0.234										1	0	0	0	0	0	0
Pat Corrales, R (1, 2) OBP: 0.370, SLG: 0.366			G6-4-3 1B		K		FC6-4 BB 1-2		K	2	0	1	0	1	1	0
Leo Cardenas, R (1, 6) OBP: 0.288, SLG: 0.302			G6-4-3 1-2f		6-3		FC6-4 1-2f			3	0	0	0	0	0	3
Jim Maloney, L (1, 1) OBP: 0.304, SLG: 0.426			2B		K			F7		1	0	1	0	0	0	0
Don Pavletich, R (5, PH) OBP: 0.311, SLG: 0.337										1	0	0	0	0	1	0
Jay Ritchie, R (6, 1)										0	0	0	0	0	0	0
Bob Lee, R (8, 1) OBP: 0.200, SLG: 0.200										0	0	0	0	0	0	0
Johnny Bench, R (8, 2) OBP: 0.303, SLG: 0.416										1	0	0	0	0	0	0
George Culver, R (9, 1) OBP: 0.145, SLG: 0.148										0	0	0	0	0	0	0
Jim Beauchamp, R (9, PH) OBP: 0.304, SLG: 0.500										1	0	0	0	0	1	0
Inning Stats	R: 0 E: 0 K: 0 S: 3 H: 0 LOB: 0 BB: 0 P: 3	R: 0 E: 0 K: 1 S: 5 H: 0 LOB: 0 BB: 0 P: 5	R: 0 E: 0 K: 0 S: 4 H: 2 LOB: 1 BB: 0 P: 4	R: 1 E: 0 K: 0 S: 5 H: 2 LOB: 1 BB: 0 P: 5	R: 0 E: 0 K: 2 S: 7 H: 0 LOB: 0 BB: 0 P: 7	R: 0 E: 0 K: 1 S: 5 H: 0 LOB: 0 BB: 0 P: 5	R: 0 E: 0 K: 0 S: 4 H: 2 LOB: 2 BB: 1 P: 8	R: 0 E: 0 K: 0 S: 4 H: 1 LOB: 2 BB: 1 P: 8	R: 0 E: 0 K: 1 S: 5 H: 0 LOB: 0 BB: 0 P: 5	1B: 5 2B: 2 3B: 0 HR: 0	SF: 0 SAC: 0 DP: 2 HBP: 0			WP: 0 PB: 0 SB: 0 CS: 0	PA: 34		

	AB	32
	R	1
	H	7
	RBI	1
	BB	2
	SO	5
	LOB	11

PITCHER		IP	WLS	BF	H	R	ER	SO	BB	IBB	HBP	BLK	WP	HR	S	P	ERA	WHIP
Steve Blass, R ERA: 2.52	(1, 1)	8.0	W	31	7	1	1	4	2	0	0	0	0	0	37	45	1.12	1.125
Roy Face, R ERA: 2.84	(9, 1)	1.0	S	3	0	0	0	1	0	0	0	0	0	0	5	5	0.00	0.000

PITCHER	IP	WLS	BF	H	R	ER	SO	BB	IBB	HBP	BLK	WP	HR	S	P	ERA	WHIP

Batter	1	2	3	4	5	6	7	8	9	AB	R	H	RBI	BB	SO	LOB
Freddie Patek, R (1, 7) OBP: 0.333, SLG: 0.392	0-0 1B S E 1B	BBB 4-0 1B 1-2 2B BB		0-0 ① F8	0-0 S 3-H 1B				0-0 FC5-4 1B	4	2	3	1	1	0	0
Maury Wills, S (1, 5) OBP: 0.331, SLG: 0.321	0-0 S E 1-3 SF9 1B	0-0 2B 1-2 2-3 1B		0-0 ② 6-3	BBBB 4-0 1-2 BB				0-0 ① FC5-4 4-3 1-2f	4	1	2	0	1	0	1
Matty Alou, L (1, 8) OBP: 0.369, SLG: 0.398	0-0 E4 SF9 S 1-2 3-H	0-0 1-3 2-H 3-H 2B		0-0 ③ P6	0-0 ③ F7				0-0 ② 4-3 1-2	5	0	1	3	0	0	4
Roberto Clemente, R (1, 9) OBP: 0.337, SLG: 0.465	SSS 0-3 ① K 1-2 2-3	IIII 4-0 IBB		SSS 0-3 ① K			0-0 ① 6-3		0-0 ③ G3	4	0	0	0	1	2	3
Donn Clendenon, R (1, 3) OBP: 0.324, SLG: 0.410	0-0 ② SF9 2-3 3-H	0-0 ③ 6-3			0-0 ② 6-3		0-0 ② F2			3	0	0	1	0	0	3
Bill Mazeroski, R (1, 4) OBP: 0.299, SLG: 0.300	0-0 ③ 4-3		0-0 2B		0-0 ③ 6-3		0-0 ③ F8			4	0	1	0	0	0	1
Gene Alley, R (1, 6) OBP: 0.290, SLG: 0.295		0-0 ① 6-3	SSS 0-3 ① K			0-0 6-3 6-3 1B 1B		0-0 ① F5		4	1	1	0	0	1	1
Jerry May, R (1, 2) OBP: 0.303, SLG: 0.266		BBBB 4-0 FC3-6 BB	0-0 ② 6-3			0-0 ① 6-3 1-2		0-0 ② 5-3		3	0	0	0	1	0	2
Al McBean, R (1, 1) OBP: 0.203, SLG: 0.238		0-0 ② FC3-6 1B BB 2B 1-2f	SSS 0-3 ③ K			0-0 ② 6-3 2-3		0-0 ③ G1		1	1	0	0	0	0	1
Tommie Sisk, R (2, 1) OBP: 0.154, SLG: 0.083										2	0	0	0	0	1	2
Ron Kline, R (7, 1)										0	0	0	0	0	0	0
Manny Jimenez, L (8, PH) OBP: 0.438, SLG: 0.400										1	0	0	0	0	0	0
Roy Face, R (8, 1)										0	0	0	0	0	0	0
Inning Stats	R: 2 E: 1 K: 1 S: 8 H: 2 LOB: 1 BB: 0 P: 8	R: 2 E: 0 K: 0 S: 5 H: 2 LOB: 3 BB: 3 P: 17	R: 0 E: 0 K: 2 S: 8 H: 1 LOB: 1 BB: 0 P: 8	R: 0 E: 0 K: 0 S: 3 H: 0 LOB: 0 BB: 0 P: 3	R: 0 E: 0 K: 1 S: 5 H: 0 LOB: 0 BB: 0 P: 5	R: 1 E: 0 K: 0 S: 5 H: 2 LOB: 2 BB: 1 P: 9	R: 0 E: 0 K: 0 S: 3 H: 0 LOB: 0 BB: 0 P: 3	R: 0 E: 0 K: 0 S: 3 H: 0 LOB: 0 BB: 0 P: 3	R: 0 E: 0 K: 0 S: 4 H: 1 LOB: 1 BB: 0 P: 4	1B: 6 2B: 2 3B: 0 HR: 0	SF: 1 SAC: 0 DP: 0 HBP: 0						

TOP

Pittsburgh Pirates @ Cincinnati Reds

Crosley Field, Cincinnati, OH

Thu Aug 22 1968, 7:05 PM EDT

Att. 7,195 - Unknown

livebaseballscorecards.com

AB	35
R	5
H	8
RBI	5
BB	4
SO	4
LOB	18

WP: 0 PB: 0 SB: 4 CS: 0 PA: 40

PITCHER		IP	WLS	BF	H	R	ER	SO	BB	IBB	HBP	BLK	WP	HR	S	P	ERA	WHIP
Tony Cloninger, R ERA: 4.58	(1, 1)	1.2		12	4	4	3	1	2	0	0	0	0	0	12	20	16.20	3.600
Clay Carroll, R ERA: 2.99	(2, 1)	4.1		18	3	1	1	3	1	1	0	0	0	0	22	30	2.08	0.923
Ted Abernathy, R ERA: 1.94	(7, 1)	3.0	W	10	1	0	0	0	0	0	0	0	0	0	10	10	0.00	0.333

PITCHER		IP	WLS	BF	H	R	ER	SO	BB	IBB	HBP	BLK	WP	HR	S	P	ERA	WHIP

Batter	1	2	3	4	5	6	7	8	9	AB	R	H	RBI	BB	SO	LOB
Pete Rose, S (1, 9) OBP: 0.399, SLG: 0.488	4-3	1-H, 2-H, 2B			1B, 2B		1B, 3B, 1B	L4		5	1	3	2	0	0	0
Alex Johnson, R (1, 7) OBP: 0.355, SLG: 0.413	6-3	F9			2-3, FC6-4, 1B		F9			4	0	1	0	0	0	2
Mack Jones, L (1, 8) OBP: 0.348, SLG: 0.430	4-3		F5		SSS, K		1-3, 3B, 1B			4	1	1	0	0	1	2
Tony Perez, R (1, 5) OBP: 0.340, SLG: 0.437		6-3	6-3		FC6-4, 1-2f		1-H, SF8, 3-H, 3B			4	1	1	2	0	0	2
Fred Whitfield, L (1, 3) OBP: 0.319, SLG: 0.425		G3, 1B, 1B, 1B	SSS, K			4-3	4-0, IBB			3	1	1	0	1	1	0
Giraldo Ruiz, S (7, PR) (8, 3) OBP: 0.296, SLG: 0.261										0	0	0	0	0	0	0
Johnny Bench, R (1, 2) OBP: 0.304, SLG: 0.418		G3, 1-2, 1B, 1B		F2		FC3-6, 1B	SF8, 3-H			3	1	2	1	0	0	0
Tommy Helms, R (1, 4) OBP: 0.311, SLG: 0.369		G3, 1-2, 2-3		SSS, K		FC3-6, 1-2f, 1B	F9			4	0	0	0	0	1	4
Leo Cardenas, R (1, 6) OBP: 0.290, SLG: 0.305		BB, 2-H, 3-H, 2B, 1B		6-3		1-2, 1B		SSS, K		4	1	2	2	0	1	0
Tony Cloninger, R (1, 1) OBP: 0.156, SLG: 0.375		BBBB, 1-2, 2B, BB			4-3	F9		F3		0	0	0	0	0	0	0
Clay Carroll, R (2, 1) OBP: 0.222, SLG: 0.176										1	1	0	0	1	0	0
Jim Beauchamp, R (6, PH) OBP: 0.292, SLG: 0.478										1	0	0	0	0	0	2
Ted Abernathy, R (7, 1)										1	0	0	0	0	0	0
Inning Stats	R: 0 E: 0 K: 0 S: 3 H: 0 LOB: 0 BB: 0 P: 3	R: 4 E: 0 K: 0 S: 7 H: 4 LOB: 1 BB: 1 P: 11	R: 0 E: 0 K: 1 S: 5 H: 0 LOB: 0 BB: 0 P: 5	R: 0 E: 0 K: 1 S: 5 H: 0 LOB: 0 BB: 0 P: 5	R: 0 E: 0 K: 1 S: 7 H: 2 LOB: 2 BB: 0 P: 7	R: 0 E: 0 K: 0 S: 5 H: 2 LOB: 2 BB: 0 P: 5	R: 3 E: 0 K: 0 S: 6 H: 3 LOB: 1 BB: 1 P: 10	R: 0 E: 0 K: 1 S: 5 H: 0 LOB: 0 BB: 0 P: 5		1B: 8 2B: 2 3B: 1 HR: 0 SF: 1 SAC: 0 DP: 0 HBP: 0						

PITCHER		IP	WLS	BF	H	R	ER	SO	BB	IBB	HBP	BLK	WP	HR	S	P	ERA	WHIP
Al McBean, R ERA: 3.46	(1, 1)	1.2		10	4	4	4	0	1	0	0	0	0	0	9	13	21.60	3.000
Tommie Sisk, R ERA: 3.51	(2, 1)	4.2	L	20	6	2	2	3	0	0	0	0	0	0	26	26	3.86	1.286
Ron Kline, R ERA: 1.59	(7, 1)	0.2		4	1	1	1	0	0	1	0	0	0	0	3	7	13.50	1.500
Roy Face, R ERA: 2.78	(8, 1)	1.0		3	0	0	0	1	0	0	0	0	0	0	5	5	0.00	0.000

PITCHER	IP	WLS	BF	H	R	ER	SO	BB	IBB	HBP	BLK	WP	HR	S	P	ERA	WHIP

BOTTOM

Pittsburgh Pirates @ Cincinnati Reds

Crosley Field, Cincinnati, OH

Thu Aug 22 1968, 7:05 PM EDT

Att. 7,195 - Unknown

livebaseballscorecards.com

AB	34
R	7
H	11
RBI	7
BB	2
SO	4
LOB	12

WP: 0 PB: 0 SB: 0 CS: 0 PA: 37

New York Mets @ Cincinnati Reds

Crosley Field, Cincinnati, OH

Fri Aug 23 1968, 7:05 PM EDT

Att. 10,489 - Unknown

TOP

livebaseballscorecards.com

Batter	1	2	3	4	5	6	7	8	9	AB	R	H	RBI	BB	SO	LOB
Bud Harrelson, S (1, 6) OBP: 0.268, SLG: 0.253	F5			4-3		K		1B (3-H)		4	0	1	1	0	1	0
Ken Boswell, L (1, 4) OBP: 0.289, SLG: 0.368	G3			E7 (4-3) 1B			2B	4-3		4	0	2	0	0	0	1
Larry Stahl, L (1, 8) (7, 7) OBP: 0.300, SLG: 0.361	P5			4-3 (2-3)			P4		6-3 2B	4	0	1	0	0	0	2
Cleon Jones, R (1, 7) OBP: 0.333, SLG: 0.437 Tommie Agee, R (7, 8) OBP: 0.220, SLG: 0.264 J.C. Martin, L (9, PH) OBP: 0.312, SLG: 0.317		CS HBP		F9			5-3		F5	2 0 1	0 0 0	0 0 0	0 0 0	0 0 0	0 0 0	2 0 1
Ed Kranepool, L (1, 3) OBP: 0.293, SLG: 0.319		F5 (1-2)			F9		F3		6-3 (2-3)	4	0	0	0	0	0	3
Ron Swoboda, R (1, 9) OBP: 0.328, SLG: 0.381		K			K			2B 1B	F9	4	1	1	0	0	2	1
Jerry Grote, R (1, 2) OBP: 0.360, SLG: 0.331			F9		L7			P6		3	0	0	0	0	0	1
Kevin Collins, L (1, 5) OBP: 0.241, SLG: 0.289 Ed Charles, R (4, 5) OBP: 0.338, SLG: 0.444			BBBB G5-4-3 BB			4-3		4-3 1-H 1B 2B		0 2	0 1	0 1	0 1	1 0	0 0	0 0
Don Cardwell, R (1, 1) OBP: 0.059, SLG: 0.118 Jerry Buchek, R (6, PH) OBP: 0.243, SLG: 0.231 Dick Selma, R (6, 1) OBP: 0.196, SLG: 0.216 Art Shamsky, L (8, PH) OBP: 0.269, SLG: 0.353 Ron Taylor, R (8, 1) Bill Short, L (8, 1)			G5-4-3 (1-2f)			F8		4-3 (2-3)		1 1 0 1 0 0	0 0 0 0 0 0	0 0 0 0 0 0	0 0 0 0 0 0	0 0 0 0 0 0	0 0 0 0 0 0	1 0 0 1 0 0
Inning Stats	R: 0 E: 0 K: 0 S: 3 H: 0 LOB: 0 BB: 0 P: 3	R: 0 E: 0 K: 1 S: 4 H: 0 LOB: 0 BB: 0 P: 5	R: 0 E: 0 K: 0 S: 2 H: 0 LOB: 0 BB: 1 P: 6	R: 0 E: 1 K: 0 S: 4 H: 1 LOB: 1 BB: 0 P: 4	R: 0 E: 0 K: 1 S: 5 H: 0 LOB: 0 BB: 0 P: 5	R: 0 E: 0 K: 1 S: 5 H: 0 LOB: 0 BB: 0 P: 5	R: 0 E: 0 K: 0 S: 4 H: 1 LOB: 1 BB: 0 P: 4	R: 2 E: 0 K: 0 S: 6 H: 3 LOB: 1 BB: 0 P: 6	R: 0 E: 0 K: 0 S: 4 H: 1 LOB: 1 BB: 0 P: 4	1B: 3 2B: 3 3B: 0 HR: 0 SF: 0 SAC: 0 DP: 1 HBP: 1						

AB	31
R	2
H	6
RBI	2
BB	1
SO	3
LOB	13

WP: 0 PB: 0 SB: 0 CS: 1 PA: 33

PITCHER		IP	WLS	BF	H	R	ER	SO	BB	IBB	HBP	BLK	WP	HR	S	P	ERA	WHIP
Gary Nolan, R ERA: 2.25	(1, 1)	7.1	W	26	4	2	2	3	1	0	1	0	0	0	30	35	2.46	0.682
Clay Carroll, R ERA: 2.94	(8, 1)	1.2	S	7	2	0	0	0	0	0	0	0	0	0	7	7	0.00	1.200

PITCHER	IP	WLS	BF	H	R	ER	SO	BB	IBB	HBP	BLK	WP	HR	S	P	ERA	WHIP

BOTTOM

New York Mets @ Cincinnati Reds

Crosley Field, Cincinnati, OH

Fri Aug 23 1968, 7:05 PM EDT

Att. 10,489 - Unknown

livebaseballscorecards.com

Batter	1	2	3	4	5	6	7	8	9	AB	R	H	RBI	BB	SO	LOB
Pete Rose, S (1, 9) (9, 8) OBP: 0.403, SLG: 0.489	BBBB 4-0 1B BB		x 0-0 1-3 1B 1B		x 0-0 WP 1B 1B	SSS 0-3 ③ K		BBBB 4-0 1-2 2-3 BB		3	2	2	0	2	1	3
Mack Jones, L (1, 8) OBP: 0.346, SLG: 0.426 Lee May, R (8, PH) (9, 9) OBP: 0.333, SLG: 0.462	SSS 0-3 ① K		x 0-0 2-H 3-H E 1B 1B		x 0-0 ② 1-2 P4		SSS 0-3 ① K	x 0-0 ③ 2-3f FC5		4 1	0 0	1 0	2 0	0 0	2 0	2 3
Alex Johnson, R (1, 7) OBP: 0.358, SLG: 0.415	x 0-0 1-3 G5-4-3 1B		x 0-0 ② 1-3 E7 1B		x 0-0 2-H 1B		x 0-0 ② 5-3			4	0	3	1	0	0	0
Tony Perez, R (1, 5) OBP: 0.337, SLG: 0.434	x 0-0 ② ③ G5-4-3 1-2f		x 0-0 ③ 6-3		x 0-0 ③ P6		x 0-0 ③ F3			4	0	0	0	0	0	4
Fred Whitfield, L (1, 3) OBP: 0.318, SLG: 0.420 Tommy Helms, R (9, 4) OBP: 0.311, SLG: 0.369		SSS 0-3 ① K		x 0-0 ① 4-1		x 0-0 FC5-4 1B		x 0-0 ① 4-3		4 0	0 0	1 0	0 0	0 0	1 0	0 0
Johnny Bench, R (1, 2) OBP: 0.304, SLG: 0.418		x 0-0 ② F7		x 0-0 ② F7		SSS 0-3 ① K		x 0-0 6-3 1B 2B		4	1	1	0	0	1	1
Giraldo Ruiz, S (1, 4) (9, 3) OBP: 0.294, SLG: 0.253		x 0-0 E4 CS		BBBB 4-0 BB		x 0-0 ② FC5-4 BB 1-2f		x 0-0 ② 2-3 6-3		3	0	0	0	1	0	2
Leo Cardenas, R (1, 6) OBP: 0.292, SLG: 0.303		0-0 ③ 1-2 CS	SSS 0-3 ① K	x 0-0 ③ 5-3		IIII 4-0 BB IBB		IIII 4-0 BB 1B IBB		2	0	0	0	2	1	1
Gary Nolan, R (1, 1) OBP: 0.273, SLG: 0.250 Clay Carroll, R (8, 1) OBP: 0.263, SLG: 0.222			x 0-0 1B 1B		x 0-0 ① 4-3	BBBB 4-0 1-2 2-3 BB		x 0-0 FC5 BB 1-2 3-H 1B		2 1	1 0	1 1	0 1	1 0	0 0	0 0
Inning Stats	R: 0 E: 0 K: 1 S: 5 H: 1 LOB: 1 BB: 1 P: 9	R: 0 E: 1 K: 1 S: 5 H: 0 LOB: 0 BB: 0 P: 5	R: 2 E: 1 K: 1 S: 8 H: 4 LOB: 1 BB: 0 P: 8	R: 0 E: 0 K: 0 S: 3 H: 0 LOB: 1 BB: 1 P: 7	R: 1 E: 0 K: 0 S: 5 H: 2 LOB: 1 BB: 0 P: 5	R: 0 E: 1 K: 2 S: 8 H: 1 LOB: 3 BB: 2 P: 16	R: 0 E: 0 K: 1 S: 5 H: 0 LOB: 0 BB: 0 P: 5	R: 1 E: 0 K: 0 S: 5 H: 2 LOB: 3 BB: 2 P: 13		1B: 9 2B: 1 3B: 0 HR: 0	SF: 0 SAC: 0 DP: 1 HBP: 0						

	AB	32
	R	4
	H	10
	RBI	4
	BB	6
	SO	6
	LOB	16

WP: 1 PB: 0 SB: 0 CS: 1 PA: 39

PITCHER		IP	WLS	BF	H	R	ER	SO	BB	IBB	HBP	BLK	WP	HR	S	P	ERA	WHIP
Don Cardwell, R ERA: 2.78	(1, 1)	5.0	L	22	7	3	3	3	2	0	0	0	1	0	26	34	5.40	1.800
Dick Selma, R ERA: 2.62	(6, 1)	2.0		9	1	0	0	3	1	1	0	0	0	0	13	21	0.00	1.000
Ron Taylor, R ERA: 3.19	(8, 1)	0.2		6	2	1	1	0	1	1	0	0	0	0	4	12	13.50	4.500
Bill Short, L ERA: 6.26	(8, 1)	0.1		1	0	0	0	0	0	0	0	0	0	0	1	1	0.00	0.000

PITCHER	IP	WLS	BF	H	R	ER	SO	BB	IBB	HBP	BLK	WP	HR	S	P	ERA	WHIP

Batter	1	2	3	4	5	6	7	8	9	AB	R	H	RBI	BB	SO	LOB
Tommie Agee, R (1, 8) OBP: 0.222, SLG: 0.265	5-3		1B		FC5 BB 1-2 2-3 3-H 1B	L9		F5	P5	6	0	2	1	0	0	3
Bud Harrelson, S (1, 6) OBP: 0.273, SLG: 0.254	F7		L9		FC5 1-2 2-3 3-H BB	1-2 2-3 1B		BB		3	0	1	1	2	0	1
Jerry Grote, R (1, 2) OBP: 0.355, SLG: 0.326	K		F8		F7	P3		K		5	0	0	0	0	2	8
Ed Charles, R (1, 5) OBP: 0.332, SLG: 0.437		E6 FC5-4 E	6-3		FC5 1-2 2-3 3-H		K	F9		5	0	0	0	0	1	3
Ron Swoboda, R (1, 9) OBP: 0.331, SLG: 0.384		E6 FC5-4 1-2	K2-3 1B		P6		HR 1B		2B 6-3 1B	5	2	3	0	0	0	4
Phil Linz, R (1, 4) OBP: 0.257, SLG: 0.250		FC5-4 1-2f 2-3	K2-3 1-2		L8		1-H HR		F8	3	0	0	0	0	1	6
Cal Koonce, R (5, 1)										0	0	0	0	0	0	0
Art Shamsky, L (7, PH) OBP: 0.271, SLG: 0.366 (7, 3)										2	1	1	2	0	0	1
Jerry Buchek, R (1, 7) OBP: 0.248, SLG: 0.243 (7, 4)		P4			BB BB 1B 1B	F3	P4		6-3 1-3 1B 2B	5	2	2	0	0	0	2
Larry Stahl, L (1, 3) OBP: 0.311, SLG: 0.366 (7, 7)		K			1B BB 1-2 BB BB	1B 1B 1B			6-3 2-3 3-H	4	1	2	1	1	1	3
Jerry Koosman, R (1, 1) OBP: 0.104, SLG: 0.093			K		BB 1B 1-2 2-3 E BB	1B 1-2 1B	K		3-H 1B	1	0	0	0	0	1	0
Al Weis, S (5, PH) OBP: 0.234, SLG: 0.202 (5, 4)										1	1	1	0	1	0	0
Ken Boswell, L (7, PH) OBP: 0.288, SLG: 0.366										1	0	0	0	0	1	1
Al Jackson, L (7, 1) OBP: 0.259, SLG: 0.308										0	0	0	0	0	0	0
Ed Kranepool, L (9, PH) OBP: 0.296, SLG: 0.321										1	0	1	1	0	0	0
Inning Stats	R: 0 E: 0 K: 1 S: 5 H: 0 LOB: 0 BB: 0 P: 5	R: 0 E: 2 K: 1 S: 7 H: 0 LOB: 2 BB: 0 P: 7	R: 0 E: 0 K: 1 S: 6 H: 1 LOB: 1 BB: 0 P: 6	R: 0 E: 0 K: 1 S: 5 H: 1 LOB: 0 BB: 0 P: 5	R: 3 E: 1 K: 0 S: 6 H: 2 LOB: 3 BB: 3 P: 18	R: 0 E: 0 K: 0 S: 6 H: 3 LOB: 3 BB: 0 P: 6	R: 2 E: 0 K: 2 S: 10 H: 3 LOB: 1 BB: 0 P: 10	R: 0 E: 0 K: 1 S: 5 H: 0 LOB: 1 BB: 1 P: 9	R: 2 E: 0 K: 0 S: 6 H: 3 LOB: 1 BB: 0 P: 6	1B: 11 2B: 1 3B: 0 HR: 1 SF: 0 SAC: 0 DP: 0 HBP: 0	WP: 0 PB: 0 SB: 0 CS: 0 PA: 46					

PITCHER		IP	WLS	BF	H	R	ER	SO	BB	IBB	HBP	BLK	WP	HR	S	P	ERA	WHIP
Gerry Arrigo, L ERA: 3.03	(1, 1)	5.1	W	27	6	3	2	4	3	0	0	0	0	0	32	44	3.38	1.688
Jay Ritchie, R ERA: 4.83	(6, 1)	1.1		8	4	2	2	1	0	0	0	0	0	1	10	10	13.50	3.000
Ted Abernathy, R ERA: 2.06	(7, 1)	2.1	S	11	3	2	2	2	1	0	0	0	0	0	14	18	7.71	1.714

PITCHER	IP	WLS	BF	H	R	ER	SO	BB	IBB	HBP	BLK	WP	HR	S	P	ERA	WHIP

TOP

New York Mets @ Cincinnati Reds

Crosley Field, Cincinnati, OH

Sat Aug 24 1968, 7:05 PM EDT

Att. 13,190 - Unknown

livebaseballscorecards.com

AB	42
R	7
H	13
RBI	6
BB	4
SO	7
LOB	32

Batter	1	2	3	4	5	6	7	8	9	AB	R	H	RBI	BB	SO	LOB
Pete Rose, S (1, 9) OBP: 0.403, SLG: 0.487	K	1B		6-3	IBB		F7			4	0	1	0	1	1	0
Tommy Helms, R (1, 4) OBP: 0.308, SLG: 0.365	6-3	L5		6-3	F8		1-3			5	0	0	0	0	0	5
Lee May, R (1, 7) (7, 3) OBP: 0.336, SLG: 0.477	HR		HR	F8		BB		K		4	3	2	2	1	1	0
Tony Perez, R (1, 5) OBP: 0.341, SLG: 0.438	BB 1B		L6		1B 1B	SF8 2B		2B HBP		4	2	3	0	0	0	0
Johnny Bench, R (1, 2) OBP: 0.309, SLG: 0.422	BB		5-3		FC2-5 1B 1B	SF8 IBB		2B		3	1	2	1	2	0	0
Jim Beauchamp, R (1, 8) OBP: 0.345, SLG: 0.500	K		HR 1B		FC2-5 2B 1B	SF8		2B IBB		3	3	2	2	1	1	2
Don Pavletich, R (1, 3) OBP: 0.319, SLG: 0.372		F8	HR		FC2-5 2B	G6-4-3 IBB		K		3	1	1	2	1	0	2
Giraldo Ruiz, S (6, PR) (7, 3) OBP: 0.294, SLG: 0.253										0	0	0	0	0	0	0
Ted Abernathy, R (7, 1)										1	0	0	0	0	1	2
Leo Cardenas, R (1, 6) OBP: 0.298, SLG: 0.315		1B	1B		2B	G6-4-3		2B		5	0	4	3	0	0	3
Gerry Arrigo, L (1, 1) OBP: 0.115, SLG: 0.122		B5	K		G3		K	K		3	0	0	0	0	1	4
Jay Ritchie, R (6, 1)										0	0	0	0	0	0	0
Mack Jones, L (7, 7) OBP: 0.343, SLG: 0.422										2	0	0	0	0	2	1
Inning Stats	R: 1 E: 0 K: 2 S: 9 H: 2 LOB: 2 BB: 1 P: 13	R: 0 E: 0 K: 0 S: 5 H: 2 LOB: 2 BB: 0 P: 5	R: 3 E: 0 K: 1 S: 9 H: 4 LOB: 1 BB: 0 P: 9	R: 0 E: 0 K: 0 S: 3 H: 0 LOB: 0 BB: 0 P: 3	R: 2 E: 0 K: 0 S: 7 H: 4 LOB: 3 BB: 1 P: 11	R: 1 E: 0 K: 0 S: 3 H: 1 LOB: 3 BB: 3 P: 15	R: 0 E: 0 K: 1 S: 5 H: 0 LOB: 0 BB: 0 P: 5	R: 3 E: 0 K: 3 S: 11 H: 2 LOB: 1 BB: 1 P: 16		1B: 8 2B: 4 3B: 0 HR: 3 SF: 1 SAC: 0 DP: 1 HBP: 1						

PITCHER		IP	WLS	BF	H	R	ER	SO	BB	IBB	HBP	BLK	WP	HR	S	P	ERA	WHIP
Jerry Koosman, L ERA: 1.9	(1, 1)	4.0	L	21	8	4	4	3	1	0	0	0	0	3	26	30	9.00	2.250
Cal Koonce, R ERA: 1.72	(5, 1)	2.0		14	5	3	3	0	1	3	0	0	0	0	10	26	13.50	3.000
Al Jackson, L ERA: 3.63	(7, 1)	2.0		10	2	3	3	4	0	1	1	0	0	0	16	21	13.50	1.000

PITCHER	IP	WLS	BF	H	R	ER	SO	BB	IBB	HBP	BLK	WP	HR	S	P	ERA	WHIP

BOTTOM

New York Mets @ Cincinnati Reds

Crosley Field, Cincinnati, OH

Sat Aug 24 1968, 7:05 PM EDT

Att. 13,190 - Unknown

livebaseballscorecards.com

AB	37
R	10
H	15
RBI	10
BB	6
SO	7
LOB	19

PA: 45

New York Mets @ Cincinnati Reds

Crosley Field, Cincinnati, OH

Sun Aug 25 1968, 3:33 AM EDT

Att. 11,844 - Unknown

TOP

Batter	1	2	3	4	5	6	7	8	9	AB	R	H	RBI	BB	SO	LOB
Ken Boswell, L (1, 4) OBP: 0.286, SLG: 0.358	4-3		3-1			3-1	F9		BB	4	0	0	0	1	0	1
Larry Stahl, L (1, 8) (8, 7) OBP: 0.321, SLG: 0.365	5-3		BB, G6-3			1B, G1-6-3	BB, 2-3		K	3	0	1	0	2	1	1
Ed Kranepool, L (1, 3) OBP: 0.294, SLG: 0.329	HR		G6-3, 1-2f			G1-6-3, 1-2f	F2		1-3	5	1	1	1	0	0	5
Ed Charles, R (1, 5) OBP: 0.328, SLG: 0.431	6-3			K			L7	F5		4	0	0	0	0	1	0
J.C. Martin, L (1, 2) OBP: 0.311, SLG: 0.316		L9		4-3			1B, 1B	F9		4	1	1	0	0	0	0
Ron Swoboda, R (1, 9) OBP: 0.335, SLG: 0.388		HR, 1B		F8			1B, 1B, 1-2	BB, 1B		4	2	3	0	0	0	0
Art Shamsky, L (1, 7) OBP: 0.277, SLG: 0.380		1-2, HR			1-3		1B, 2B, 1-2, 2-H	BB, 1-2		3	2	2	2	1	0	0
Tommie Agee, R (8, PR) (8, 8) OBP: 0.222, SLG: 0.265										0	0	0	0	0	0	0
Al Weis, S (1, 6) OBP: 0.242, SLG: 0.208		BB			K		2B, 1B, 1-2, 2-H	1B, 1-3, 2-H		3	1	2	2	1	1	0
Tom Seaver, R (1, 1) OBP: 0.136, SLG: 0.139		K			K		WP, 2B, 1-H, 2-H		4-3	4	0	1	2	0	2	1
Inning Stats	R: 1 E: 0 K: 0 S: 4 H: 1 LOB: 0 BB: 0 P: 4	R: 1 E: 0 K: 1 S: 6 H: 2 LOB: 1 BB: 1 P: 10	R: 0 E: 0 K: 0 S: 2 H: 0 LOB: 0 BB: 1 P: 6	R: 0 E: 0 K: 1 S: 5 H: 0 LOB: 0 BB: 0 P: 5	R: 0 E: 0 K: 2 S: 7 H: 0 LOB: 0 BB: 0 P: 7	R: 0 E: 0 K: 0 S: 3 H: 1 LOB: 0 BB: 0 P: 3	R: 4 E: 0 K: 0 S: 8 H: 5 LOB: 2 BB: 1 P: 12	R: 1 E: 0 K: 0 S: 4 H: 2 LOB: 2 BB: 1 P: 8	R: 0 E: 0 K: 1 S: 5 H: 0 LOB: 1 BB: 1 P: 9	1B: 8 2B: 1 3B: 0 HR: 2	SF: 0 SAC: 0 DP: 2 HBP: 0						

	AB	34
	R	7
	H	11
	RBI	7
	BB	5
	SO	5
	LOB	8

WP: 1 PB: 0 SB: 0 CS: 0 PA: 39

livebaseballscorecards.com

PITCHER		IP	WLS	BF	H	R	ER	SO	BB	IBB	HBP	BLK	WP	HR	S	P	ERA	WHIP
George Culver, R ERA: 3.22	(1, 1)	6.1	L	26	8	6	6	4	2	0	0	0	0	2	32	40	8.53	1.579
Bob Lee, R ERA: 5.15	(7, 1)	0.0		1	1	0	0	0	0	0	0	0	0	0	1	1	∞	∞
Jay Ritchie, R ERA: 4.85	(7, 1)	1.2		8	2	1	1	0	2	0	0	0	1	0	6	14	5.40	2.400
Billy McCool, L ERA: 4.82	(9, 1)	1.0		4	0	0	0	1	1	0	0	0	0	0	5	9	0.00	1.000

PITCHER	IP	WLS	BF	H	R	ER	SO	BB	IBB	HBP	BLK	WP	HR	S	P	ERA	WHIP

Batter	1	2	3	4	5	6	7	8	9	AB	R	H	RBI	BB	SO	LOB
Pete Rose, S (1, 9) OBP: 0.402, SLG: 0.487	3-1		F7			1-3			G3 2B	4	0	1	0	0	0	1
Mack Jones, L (1, 8) OBP: 0.336, SLG: 0.413	P4			F5		P3			G3 2-3	4	0	0	0	0	0	1
Lee May, R (1, 7) OBP: 0.333, SLG: 0.472	6-3			K			F9		K	4	0	0	0	0	2	1
Tony Perez, R (1, 5) OBP: 0.339, SLG: 0.435		K		G3			5-3		K	4	0	0	0	0	2	1
Fred Whitfield, L (1, 3) OBP: 0.311, SLG: 0.411		P6			P6		P6			3	0	0	0	0	0	0
Johnny Bench, R (1, 2) OBP: 0.311, SLG: 0.426		K			FC3-6 1B			4-3 WP 2B		3	1	2	0	0	1	0
Tommy Helms, R (1, 4) OBP: 0.308, SLG: 0.365			FC1-5-6 1B 1B		FC3-6 1-2f			4-3 2-3		3	0	1	0	0	0	2
Leo Cardenas, R (1, 6) OBP: 0.299, SLG: 0.316			1-2 FC1-5-6 1B		P4			F7 3-H		3	0	1	0	0	0	1
George Culver, R (1, 1) OBP: 0.140, SLG: 0.143			1-2 2-3 FC1-5-6				K	1-3		2	0	0	0	0	1	2
Bob Lee, R (7, 1) OBP: 0.200, SLG: 0.200										0	0	0	0	0	0	0
Jay Ritchie, R (7, 1)										0	0	0	0	0	0	0
Jim Beauchamp, R (8, PH) OBP: 0.333, SLG: 0.481										1	0	0	0	0	0	0
Billy McCool, R (9, 1) OBP: 0.125, SLG: 0.125										0	0	0	0	0	0	0
Inning Stats	R: 0 E: 0 K: 0 S: 3 H: 0 LOB: 0 BB: 0 P: 3	R: 0 E: 0 K: 2 S: 7 H: 0 LOB: 0 BB: 0 P: 7	R: 0 E: 0 K: 0 S: 4 H: 2 LOB: 1 BB: 0 P: 4	R: 0 E: 0 K: 1 S: 5 H: 0 LOB: 0 BB: 0 P: 5	R: 0 E: 0 K: 0 S: 4 H: 1 LOB: 1 BB: 0 P: 4	R: 0 E: 0 K: 1 S: 5 H: 0 LOB: 0 BB: 0 P: 5	R: 0 E: 0 K: 0 S: 3 H: 0 LOB: 0 BB: 0 P: 3	R: 1 E: 0 K: 0 S: 4 H: 1 LOB: 0 BB: 0 P: 4	R: 0 E: 0 K: 2 S: 8 H: 1 LOB: 1 BB: 0 P: 8	1B: 3 2B: 2 3B: 0 HR: 0	SF: 0 SAC: 0 DP: 1 HBP: 0						

PITCHER	IP	WLS	BF	H	R	ER	SO	BB	IBB	HBP	BLK	WP	HR	S	P	ERA	WHIP
Tom Seaver, R (1, 1) ERA: 1.91	9.0	W	31	5	1	1	6	0	0	0	0	1	0	43	43	1.00	0.556

PITCHER	IP	WLS	BF	H	R	ER	SO	BB	IBB	HBP	BLK	WP	HR	S	P	ERA	WHIP

New York Mets @ Cincinnati Reds

Crosley Field, Cincinnati, OH

Sun Aug 25 1968, 3:33 AM EDT

Att. 11,844 - Unknown

BOTTOM

livebaseballscorecards.com

AB	31
R	1
H	5
RBI	0
BB	0
SO	6
LOB	9

WP: 1 PA: 31
PB: 0
SB: 0
CS: 0

Philadelphia Phillies @ Cincinnati Reds

Crosley Field, Cincinnati, OH

Mon Aug 26 1968, 7:05 PM EDT

Att. 6,221 - Unknown

TOP

livebaseballscorecards.com

Batter	1	2	3	4	5	6	7	8	9	AB	R	H	RBI	BB	SO	LOB
Tony Taylor, R (1, 5) OBP: 0.311, SLG: 0.313	1-3		HR 2B 1-3 2-H		4-3			F3		4	1	1	1	0	0	0
Roberto Pena, R (1, 6) OBP: 0.322, SLG: 0.318	K		K		4-3			4-3		4	0	0	0	0	2	2
Johnny Callison, L (1, 9) OBP: 0.312, SLG: 0.415	F8		HR BB		K2-3			F7		1	1	0	0	1	0	0
Doug Clemens, L (3, 9) OBP: 0.188, SLG: 0.071										2	0	0	0	0	1	0
Dick Allen, R (1, 7) OBP: 0.368, SLG: 0.546		F9	HR 1-H 2-H 3-H			L3 1B			K	4	1	2	4	0	1	0
John Briggs, L (1, 3) OBP: 0.359, SLG: 0.362		4-3	3-1			L3 1-2			4-3	4	0	0	0	0	0	1
Cookie Rojas, R (1, 4) OBP: 0.262, SLG: 0.324		F8		K		6-3			FC4-6 1B	4	0	1	0	0	1	0
Grant Jackson, S (9, PR) OBP: 0.250, SLG: 0.250										0	0	0	0	0	0	0
Tony Gonzalez, L (1, 8) OBP: 0.329, SLG: 0.327			E 2B 1B F7				BB FC1-6		FC4-6 1-2f	3	1	1	0	1	0	1
Mike Ryan, R (1, 2) OBP: 0.196, SLG: 0.194			E5 2B HR 1-2 BB				FC1-6 G4-6-3 1-2f			2	1	0	0	1	0	2
Chris Short, R (1, 1) OBP: 0.182, SLG: 0.145			K		1-4-3		G4-6-3 1-2f			2	0	0	0	0	1	3
Turk Farrell, R (4, 1) OBP: 0.250, SLG: 0.250										0	0	0	0	0	0	0
Bill White, L (7, PH) OBP: 0.305, SLG: 0.363										1	0	0	0	0	0	1
Gary Wagner, R (7, 1)										0	0	0	0	0	0	0

Inning Stats	1	2	3	4	5	6	7	8	9
	R: 0 E: 0 K: 1 S: 5 H: 0 LOB: 0 BB: 0 P: 5	R: 0 E: 0 K: 0 S: 3 H: 0 LOB: 0 BB: 0 P: 3	R: 5 E: 1 K: 2 S: 11 H: 3 LOB: 0 BB: 1 P: 15	R: 0 E: 0 K: 1 S: 5 H: 0 LOB: 1 BB: 1 P: 9	R: 0 E: 0 K: 1 S: 5 H: 0 LOB: 0 BB: 0 P: 5	R: 0 E: 0 K: 0 S: 3 H: 1 LOB: 0 BB: 0 P: 3	R: 0 E: 0 K: 0 S: 2 H: 0 LOB: 0 BB: 1 P: 6	R: 0 E: 0 K: 0 S: 3 H: 0 LOB: 0 BB: 0 P: 3	R: 0 E: 0 K: 1 S: 6 H: 1 LOB: 1 BB: 0 P: 6

1B: 3 SF: 0
2B: 2 SAC: 0
3B: 0 DP: 2
HR: 1 HBP: 0

WP: 0 PA: 34
PB: 0
SB: 0
CS: 0

	AB	31
	R	5
	H	5
	RBI	5
	BB	3
	SO	6
	LOB	10

PITCHER	IP	WLS	BF	H	R	ER	SO	BB	IBB	HBP	BLK	WP	HR	S	P	ERA	WHIP
Jim Maloney, R (1, 1) ERA: 3.82	3.0		14	3	5	1	3	1	0	0	0	0	1	19	23	3.00	1.333
Jay Ritchie, R (4, 1) ERA: 4.75	1.0		4	0	0	0	1	1	0	0	0	0	0	5	9	0.00	1.000
Clay Carroll, R (5, 1) ERA: 2.8	5.0	W	16	2	0	0	2	1	0	0	0	0	0	19	23	0.00	0.600

PITCHER	IP	WLS	BF	H	R	ER	SO	BB	IBB	HBP	BLK	WP	HR	S	P	ERA	WHIP

Batter	1	2	3	4	5	6	7	8	9	AB	R	H	RBI	BB	SO	LOB
Pete Rose, S (1, 9) OBP: 0.402, SLG: 0.486	F8		P4	1B 1-2		K		1-3		5	0	2	0	0	1	0
Tommy Helms, R (1, 4) OBP: 0.309, SLG: 0.365	G6-4-3		P5	1-2 2-H		L7		1-3 1-2		5	0	2	1	0	0	1
Lee May, R (1, 7) OBP: 0.332, SLG: 0.469	G6-4-3 1-2f			3B 1B K			6-3	K		5	1	1	0	0	2	4
Tony Perez, R (1, 5) OBP: 0.344, SLG: 0.448		2B		3B 1-2	5-3 2B		1B 3B			4	2	4	0	0	0	0
Johnny Bench, R (1, 2) OBP: 0.311, SLG: 0.429		K2-3		HR 1-H 2-H	5-3 2-3		K			4	1	1	2	0	2	3
Jim Beauchamp, R (1, 8) OBP: 0.353, SLG: 0.581		5-3		HR 3-H	K		1B 3-H			4	1	2	3	0	1	2
Don Pavletich, R (1, 3) OBP: 0.337, SLG: 0.375		BB		K	BB		1B 1-2			2	0	1	0	2	1	0
Leo Cardenas, R (1, 6) OBP: 0.296, SLG: 0.312		F7		6-3	F8		L4			4	0	0	0	0	0	6
Jim Maloney, L (1, 1) OBP: 0.304, SLG: 0.426			K	BB 1B 1B		F7		F7		0	0	0	0	0	0	0
Woody Woodward, R (3, PH) OBP: 0.274, SLG: 0.231										1	0	0	0	0	1	0
Jay Ritchie, R (4, 1)										0	0	0	0	0	0	0
Tony Cloninger, R (4, PH) OBP: 0.182, SLG: 0.375										0	1	0	0	1	0	0
Clay Carroll, R (5, 1) OBP: 0.238, SLG: 0.200										2	0	0	0	0	0	0
Inning Stats	R: 0 E: 0 K: 0 S: 3 H: 1 LOB: 0 BB: 0 P: 3	R: 0 E: 0 K: 1 S: 6 H: 1 LOB: 2 BB: 1 P: 10	R: 0 E: 0 K: 1 S: 5 H: 0 LOB: 0 BB: 0 P: 5	R: 5 E: 0 K: 2 S: 13 H: 6 LOB: 2 BB: 1 P: 17	R: 0 E: 0 K: 1 S: 6 H: 1 LOB: 2 BB: 1 P: 10	R: 0 E: 0 K: 1 S: 5 H: 0 LOB: 0 BB: 0 P: 5	R: 1 E: 0 K: 1 S: 8 H: 3 LOB: 2 BB: 0 P: 8	R: 0 E: 0 K: 1 S: 6 H: 1 LOB: 1 BB: 0 P: 6		1B: 8 2B: 2 3B: 2 HR: 1 SF: 0 SAC: 0 DP: 1 HBP: 0						

PITCHER		IP	WLS	BF	H	R	ER	SO	BB	IBB	HBP	BLK	WP	HR	S	P	ERA	WHIP
Chris Short, L ERA: 3.02	(1, 1)	3.0		15	6	4	4	2	1	0	0	0	0	1	18	22	12.00	2.333
Turk Farrell, R ERA: 3.5	(4, 1)	3.0		14	3	1	1	4	2	0	0	0	0	0	20	28	3.00	1.667
Gary Wagner, R ERA: 2.62	(7, 1)	2.0	L	10	4	1	1	2	0	0	0	0	0	0	14	14	4.50	2.000

PITCHER	IP	WLS	BF	H	R	ER	SO	BB	IBB	HBP	BLK	WP	HR	S	P	ERA	WHIP

BOTTOM

Philadelphia Phillies @ Cincinnati Reds

Crosley Field, Cincinnati, OH

Mon Aug 26 1968, 7:05 PM EDT

Att. 6,221 - Unknown

livebaseballscorecards.com

AB	36
R	6
H	13
RBI	6
BB	3
SO	8
LOB	16

WP: 0 PB: 0 SB: 0 CS: 0 PA: 39

Philadelphia Phillies @ Cincinnati Reds

Crosley Field, Cincinnati, OH

Tue Aug 27 1968, 7:05 PM EDT

Att. 6,623 - Unknown

livebaseballscorecards.com

Batter	1	2	3	4	5	6	7	8	9	AB	R	H	RBI	BB	SO	LOB
Tony Taylor, R (1, 5) OBP: 0.308, SLG: 0.310	F8		K		4-3		4-3			4	0	0	0	0	1	2
Roberto Pena, R (1, 6) OBP: 0.321, SLG: 0.317	K		K		K			1B		4	0	1	0	0	3	1
John Briggs, L (1, 9) OBP: 0.361, SLG: 0.359	BB		BB			P6		F9		2	0	0	0	2	0	1
Dick Allen, R (1, 7) OBP: 0.367, SLG: 0.542	BB		K			K		K		3	0	0	0	1	3	3
Bill White, L (1, 3) OBP: 0.307, SLG: 0.362	6-3			1B		BB		K		3	0	1	0	1	1	3
Cookie Rojas, R (1, 4) OBP: 0.260, SLG: 0.322		4-1		L7		1-3			F8	4	0	0	0	0	0	2
Tony Gonzalez, L (1, 8) OBP: 0.328, SLG: 0.326		4-3		K			F8 G3 1B		3-1	4	0	1	0	0	1	1
Clay Dalrymple, L (1, 2) OBP: 0.256, SLG: 0.266		P6		G3			G3		K	4	0	0	0	0	1	2
Rick Wise, R (1, 1) OBP: 0.294, SLG: 0.500			WP 1B		K		F8			1	0	1	0	0	0	0
Dick Hall, R (4, 1) OBP: 0.333, SLG: 0.333										0	0	0	0	0	0	0
Rick Joseph, R (5, PH) OBP: 0.295, SLG: 0.328										1	0	0	0	0	1	0
Grant Jackson, S (5, 1) OBP: 0.250, SLG: 0.250										0	0	0	0	0	0	0
Doug Clemens, L (7, PH) OBP: 0.176, SLG: 0.067										1	0	0	0	0	0	1
John Boozer, R (7, 1) OBP: 0.200, SLG: 0.200										0	0	0	0	0	0	0

TOP

	AB	31
	R	0
	H	4
	RBI	0
	BB	4
	SO	11
	LOB	16

Inning Stats	1	2	3	4	5	6	7	8	9
	R: 0 E: 0 K: 1 S: 5	R: 0 E: 0 K: 0 S: 3	R: 0 E: 0 K: 3 S: 10	R: 0 E: 0 K: 1 S: 6	R: 0 E: 0 K: 2 S: 7	R: 0 E: 0 K: 1 S: 5	R: 0 E: 0 K: 0 S: 4	R: 0 E: 0 K: 2 S: 8	R: 0 E: 0 K: 1 S: 5
	H: 0 LOB: 2 BB: 2 P: 13	H: 0 LOB: 0 BB: 0 P: 3	H: 1 LOB: 2 BB: 1 P: 14	H: 1 LOB: 1 BB: 0 P: 6	H: 0 LOB: 0 BB: 0 P: 7	H: 0 LOB: 1 BB: 1 P: 9	H: 1 LOB: 1 BB: 0 P: 4	H: 1 LOB: 1 BB: 0 P: 8	H: 0 LOB: 0 BB: 0 P: 5

1B: 4 SF: 0
2B: 0 SAC: 0
3B: 0 DP: 0
HR: 0 HBP: 0

WP: 1 PA: 35
PB: 0
SB: 1
CS: 0

PITCHER	IP	WLS	BF	H	R	ER	SO	BB	IBB	HBP	BLK	WP	HR	S	P	ERA	WHIP
Tony Cloninger, R (1, 1) ERA: 4.18	9.0	W	35	4	0	0	11	4	0	0	0	1	0	53	69	0.00	0.889

PITCHER	IP	WLS	BF	H	R	ER	SO	BB	IBB	HBP	BLK	WP	HR	S	P	ERA	WHIP

BOTTOM

Philadelphia Phillies @ Cincinnati Reds

Crosley Field, Cincinnati, OH

Tue Aug 27 1968, 7:05 PM EDT

Att. 6,623 - Unknown

Batter	1	2	3	4	5	6	7	8	9	AB	R	H	RBI	BB	SO	LOB
Pete Rose, S (1, 9) OBP: 0.405, SLG: 0.492	1B		F7	4-3-6-4-5 2-H 1B		FC4-6 1B		1-3 2B		5	1	4	1	0	0	1
Tommy Helms, R (1, 4) OBP: 0.308, SLG: 0.365	F9		F8	4-3-6-4-5 1-3f		F8		2-H 3-H 2B		5	0	1	2	0	0	4
Mack Jones, L (1, 8) OBP: 0.338, SLG: 0.418	K			1B 1B	4-3 HR 2B	FC4-6 1-2f		F3		5	2	2	0	0	1	3
Tony Perez, R (1, 5) OBP: 0.343, SLG: 0.446	K			1B 1-3 2B 1B	4-3 2-3		K			4	1	1	0	0	2	2
Fred Whitfield, L (1, 3) OBP: 0.323, SLG: 0.438 Giraldo Ruiz, S (9, 3) OBP: 0.294, SLG: 0.253		F5		2B 1-3 2B 3-H 1B	HR 3-H		BB 7-6-3			3 0	2 0	2 0	3 0	1 0	0 0	0 0
Johnny Bench, R (1, 2) OBP: 0.310, SLG: 0.430		K		1-3 2B 3-H 2B	F2		7-6-3 1-2f			4	1	1	1	0	1	1
Lee May, R (1, 7) OBP: 0.333, SLG: 0.467		K		2B IBB	BB			F7		2	1	0	0	2	1	0
Leo Cardenas, R (1, 6) OBP: 0.294, SLG: 0.310 Woody Woodward, R (5, 6) OBP: 0.277, SLG: 0.236		K	F7		K			2B 2B 1B		2 2	0 1	0 1	0 1	0 0	1 1	3 1
Tony Cloninger, R (1, 1) OBP: 0.216, SLG: 0.417		1B	1-H 2-H 3-H 2B		F8		L9			4	1	2	3	0	0	1
Inning Stats	R: 0 E: 0 K: 2 S: 8 H: 1 LOB: 1 BB: 0 P: 8	R: 0 E: 0 K: 2 S: 7 H: 0 LOB: 0 BB: 0 P: 7	R: 0 E: 0 K: 1 S: 6 H: 1 LOB: 1 BB: 0 P: 6	R: 6 E: 0 K: 0 S: 8 H: 6 LOB: 0 BB: 1 P: 12	R: 2 E: 0 K: 1 S: 7 H: 2 LOB: 1 BB: 1 P: 11	R: 0 E: 0 K: 0 S: 4 H: 1 LOB: 1 BB: 0 P: 4	R: 0 E: 0 K: 1 S: 4 H: 0 LOB: 0 BB: 1 P: 8	R: 2 E: 0 K: 0 S: 6 H: 3 LOB: 1 BB: 0 P: 6		1B: 8 2B: 7 3B: 0 HR: 1 SF: 0 SAC: 0 DP: 2 HBP: 0				WP: 0 PB: 0 SB: 0 CS: 0 PA: 39	

PITCHER		IP	WLS	BF	H	R	ER	SO	BB	IBB	HBP	BLK	WP	HR	S	P	ERA	WHIP
Rick Wise, R ERA: 4.53	(1, 1)	3.1	L	18	7	6	6	5	0	1	0	0	0	0	27	31	16.20	2.100
Dick Hall, R ERA: 4.26	(4, 1)	0.2		2	1	0	0	0	0	0	0	0	0	0	2	2	0.00	1.500
Grant Jackson, L ERA: 2.36	(5, 1)	2.0		10	3	2	2	1	1	0	0	0	0	1	11	15	9.00	2.000
John Boozer, R ERA: 3.7	(7, 1)	2.0		9	3	2	2	1	1	0	0	0	0	0	10	14	9.00	2.000

PITCHER	IP	WLS	BF	H	R	ER	SO	BB	IBB	HBP	BLK	WP	HR	S	P	ERA	WHIP

livebaseballscorecards.com

AB	36
R	10
H	14
RBI	10
BB	3
SO	7
LOB	16

Batter	1	2	3	4	5	6	7	8	9	AB	R	H	RBI	BB	SO	LOB
Pete Rose, S (1, 9) OBP: 0.403, SLG: 0.489	BB, 1B, G1-2-3, 1B		6-3	E5, 1B, 2-3, 3-H	4-1		G3			5	0	1	0	0	0	2
Tommy Helms, R (1, 4) OBP: 0.311, SLG: 0.368	G1-2-3, BB, 1-2, 1B		E, 1B	1-2, 3-H, 1B		P6		F7		5	1	3	1	0	0	0
Lee May, R (1, 7) OBP: 0.336, SLG: 0.472	B B B B, G1-2-3, 1-2, 2-3, BB		E7, SF7, 1-H, 2B	S S S, K		1B, 2B		5-3		4	2	2	1	1	1	2
Tony Perez, R (1, 5) OBP: 0.342, SLG: 0.446	G1-2-3, 1-2, 2-3, 3-Hf		SF7, 3-H		1B, 2B, 2B	E5, 1B		F7		4	1	1	1	0	0	4
Jim Beauchamp, R (1, 8) OBP: 0.359, SLG: 0.556	6-3		S S S, K		2B, 2-3, 1B	1-2, 2-H, 1B			5-3	5	1	2	1	0	1	2
Don Pavletich, R (1, 3) OBP: 0.350, SLG: 0.398 Giraldo Ruiz, S (9, 3) OBP: 0.294, SLG: 0.253		L6-3, 1B		2B, E, 1B	2B, 1-H, 3-H, 2B	S S S, K		S S S, K		5 0	2 0	3 0	2 0	0 0	2 0	2 0
Pat Corrales, R (1, 2) OBP: 0.353, SLG: 0.370		L6-3, 1-2		E, 1B, 1-3, 2B	5-3	S S S, K		S S S, K		5	1	1	0	0	2	4
Woody Woodward, R (1, 6) OBP: 0.285, SLG: 0.254		1B		5-3	2-H, 2B		L4			4	0	2	1	0	0	2
Gerry Arrigo, L (1, 1) OBP: 0.107, SLG: 0.113		S S S, K		S S S, K	S S S, K		S S S, K			4	0	0	0	0	4	4
Inning Stats	R: 0 E: 0 K: 0 S: 4 H: 2 LOB: 2 BB: 1 P: 8	R: 0 E: 0 K: 1 S: 6 H: 2 LOB: 1 BB: 0 P: 6	R: 2 E: 1 K: 1 S: 7 H: 2 LOB: 0 BB: 0 P: 7	R: 2 E: 1 K: 2 S: 11 H: 3 LOB: 2 BB: 0 P: 11	R: 3 E: 0 K: 1 S: 9 H: 4 LOB: 1 BB: 0 P: 9	R: 1 E: 1 K: 2 S: 10 H: 2 LOB: 2 BB: 0 P: 10	R: 0 E: 0 K: 1 S: 5 H: 0 LOB: 0 BB: 0 P: 5	R: 0 E: 0 K: 0 S: 3 H: 0 LOB: 0 BB: 0 P: 3	R: 0 E: 0 K: 2 S: 7 H: 0 LOB: 0 BB: 0 P: 7	1B: 9 2B: 7 3B: 0 HR: 0	SF: 1 SAC: 0 DP: 2 HBP: 0						

TOP

Cincinnati Reds @ New York Mets

Shea Stadium, Flushing, NY

Wed Aug 28 1968, 7:05 PM EDT

Unknown

livebaseballscorecards.com

AB	41
R	8
H	15
RBI	7
BB	1
SO	10
LOB	22

PITCHER		IP	WLS	BF	H	R	ER	SO	BB	IBB	HBP	BLK	WP	HR	S	P	ERA	WHIP
Jerry Koosman, L (1, 1) ERA: 1.91		3.2	L	20	9	4	1	3	1	0	0	0	0	0	25	29	2.46	2.727
Bill Connors, R (4, 1) ERA: 9.0		3.1		17	6	4	4	5	0	0	0	0	0	0	27	27	10.80	1.800
Bill Short, L (8, 1) ERA: 5.76		2.0		6	0	0	0	2	0	0	0	0	0	0	10	10	0.00	0.000

PITCHER	IP	WLS	BF	H	R	ER	SO	BB	IBB	HBP	BLK	WP	HR	S	P	ERA	WHIP

Batter	1	2	3	4	5	6	7	8	9	AB	R	H	RBI	BB	SO	LOB
Tommie Agee, R (1, 8) OBP: 0.231, SLG: 0.280	K		L7		1B		1B		BB	4	0	2	1	1	1	1
Phil Linz, R (1, 4) OBP: 0.246, SLG: 0.238	L7			1-3	4-3		1-3		F9	4	0	0	0	0	0	3
Bill Short, L (8, 1)										0	0	0	0	0	0	0
Bud Harrelson, S (9, PH) OBP: 0.272, SLG: 0.253										1	0	0	0	0	0	2
Cleon Jones, R (1, 7) OBP: 0.331, SLG: 0.440	4-3			4-3		HR		L8		4	1	1	1	0	0	0
Ed Charles, R (1, 5) OBP: 0.328, SLG: 0.435		5-3		HR		6-3		K		4	1	1	1	0	1	0
Ron Swoboda, R (1, 9) OBP: 0.330, SLG: 0.384		F9		6-3		1-3		1B		4	0	1	0	0	0	0
Jerry Grote, R (1, 2) OBP: 0.357, SLG: 0.330		6-3			5-3	BB		K		3	0	0	0	1	1	1
Al Weis, S (1, 6) OBP: 0.235, SLG: 0.199			FC1-6 BB		K	K			K	3	0	0	0	1	3	1
Ed Kranepool, L (1, 3) OBP: 0.296, SLG: 0.326			FC1-6 1-2f		1B 1B		G3		5-3	4	1	1	0	0	0	1
Jerry Koosman, R (1, 1) OBP: 0.103, SLG: 0.092			K		1B 1-2		K		BB	1	0	0	0	0	1	1
Bill Connors, R (4, 1) OBP: 1.000, SLG: 1.000										1	0	1	0	0	0	0
Jerry Buchek, R (7, PH) OBP: 0.252, SLG: 0.247									1B	2	0	1	0	0	1	0
(8, 4)																
Inning Stats	R: 0 E: 0 K: 1 S: 5 H: 0 LOB: 0 BB: 0 P: 5	R: 0 E: 0 K: 0 S: 3 H: 0 LOB: 0 BB: 0 P: 3	R: 0 E: 0 K: 1 S: 5 H: 0 LOB: 1 BB: 1 P: 9	R: 1 E: 0 K: 0 S: 4 H: 1 LOB: 0 BB: 0 P: 4	R: 1 E: 0 K: 1 S: 8 H: 3 LOB: 2 BB: 0 P: 8	R: 1 E: 0 K: 1 S: 6 H: 1 LOB: 1 BB: 1 P: 10	R: 0 E: 0 K: 1 S: 6 H: 1 LOB: 1 BB: 0 P: 6	R: 0 E: 0 K: 2 S: 8 H: 1 LOB: 1 BB: 0 P: 8	R: 0 E: 0 K: 1 S: 6 H: 1 LOB: 2 BB: 1 P: 10	1B: 6 2B: 0 3B: 0 HR: 2 SF: 0 SAC: 0 DP: 0 HBP: 0						

PITCHER	IP	WLS	BF	H	R	ER	SO	BB	IBB	HBP	BLK	WP	HR	S	P	ERA	WHIP
Gerry Arrigo, L (1, 1) ERA: 3.03	9.0	W	38	8	3	3	8	3	0	0	0	0	2	51	63	3.00	1.222

PITCHER	IP	WLS	BF	H	R	ER	SO	BB	IBB	HBP	BLK	WP	HR	S	P	ERA	WHIP

Cincinnati Reds @ New York Mets

Shea Stadium, Flushing, NY

Wed Aug 28 1968, 7:05 PM EDT

Unknown

BOTTOM

livebaseballscorecards.com

AB	35
R	3
H	8
RBI	3
BB	3
SO	8
LOB	10

Cincinnati Reds @ New York Mets

Shea Stadium, Flushing, NY

Wed Aug 28 1968, 7:05 PM EDT

Att. 25,526 - Unknown

TOP

livebaseballscorecards.com

Batter	1	2	3	4	5	6	7	8	9	AB	R	H	RBI	BB	SO	LOB
Pete Rose, S (1, 9) OBP: 0.403, SLG: 0.487	F7			4-3	4-3			4-3 SH3-4 HBP	1B 1-2 2-H	4	0	1	0	0	0	1
Giraldo Ruiz, S (1, 4) Clay Carroll, R (8, 1) OBP: 0.238, SLG: 0.200	F7			4-3		1B SF8 1B		SH3-4 1-2		3 0	1 0	1 0	0 0	0 0	0 0	0 0
Mack Jones, L (1, 8) OBP: 0.336, SLG: 0.414	F7			K		G6-3 1-3 1B		4-3 2-3		4	0	1	0	0	1	1
Tony Perez, R (1, 5) OBP: 0.339, SLG: 0.444		4-3			P4	SF8 3-H		3-1		3	0	0	1	0	0	1
Johnny Bench, R (1, 2) OBP: 0.310, SLG: 0.428		K			6-3 1B 1B	G6-3 1-2f			E6 SH 1B 1B	4	2	1	0	0	1	1
Fred Whitfield, L (1, 3) OBP: 0.321, SLG: 0.432		4-1			6-3 1-2		4-3		1B SH 1-2 G6-2-3 1B	4	0	1	0	0	0	1
Lee May, R (1, 7) OBP: 0.336, SLG: 0.470			K		4-0 1B 2B IBB		1-3		SH 1-2 1B 2-3	2	1	0	0	1	1	0
Woody Woodward, R (1, 6) OBP: 0.299, SLG: 0.271			1-3		1-2 2B 1B 2-H				1B 1-2 2-3 1B 3-H	4	1	3	2	0	0	0
Gary Nolan, R (1, 1) OBP: 0.278, SLG: 0.290 Tommy Helms, R (8, 4) OBP: 0.310, SLG: 0.367			6-3		1-H 2B 2-H		K		G6-2-3 3-Hf	3 1	0 0	1 0	2 0	0 0	1 0	1 3
Inning Stats	R: 0 E: 0 K: 0 S: 3 H: 0 LOB: 0 BB: 0 P: 3	R: 0 E: 0 K: 1 S: 5 H: 0 LOB: 0 BB: 0 P: 5	R: 0 E: 0 K: 1 S: 5 H: 0 LOB: 0 BB: 0 P: 5	R: 0 E: 0 K: 1 S: 5 H: 0 LOB: 0 BB: 0 P: 5	R: 3 E: 0 K: 0 S: 6 H: 3 LOB: 1 BB: 1 P: 10	R: 1 E: 0 K: 0 S: 4 H: 2 LOB: 0 BB: 0 P: 4	R: 0 E: 0 K: 1 S: 6 H: 1 LOB: 1 BB: 0 P: 6	R: 0 E: 0 K: 0 S: 3 H: 0 LOB: 1 BB: 0 P: 4	R: 1 E: 2 K: 0 S: 6 H: 3 LOB: 3 BB: 0 P: 6	1B: 8 2B: 1 3B: 0 HR: 0	SF: 1 SAC: 2 DP: 2 HBP: 1						

	AB	32
	R	5
	H	9
	RBI	5
	BB	1
	SO	4
	LOB	9

WP: 0 PB: 0 SB: 0 CS: 0 PA: 37

PITCHER	IP	WLS	BF	H	R	ER	SO	BB	IBB	HBP	BLK	WP	HR	S	P	ERA	WHIP
Don Cardwell, R (1, 1) ERA: 2.86	8.0	L	31	6	4	4	4	0	1	1	0	0	0	37	42	4.50	0.750
Ron Taylor, R (9, 1) ERA: 3.13	1.0		6	3	1	0	0	0	0	0	0	0	0	6	6	0.00	3.000

PITCHER	IP	WLS	BF	H	R	ER	SO	BB	IBB	HBP	BLK	WP	HR	S	P	ERA	WHIP

Batter	1	2	3	4	5	6	7	8	9	AB	R	H	RBI	BB	SO	LOB
Bud Harrelson, S (1, 6) OBP: 0.272, SLG: 0.253	0-0 2B 1B		0-3 K			0-0 F8		0-0 4-3		4	1	1	0	0	1	0
Ken Boswell, L (1, 4) OBP: 0.295, SLG: 0.371	0-0 1-H 2B		0-0 L4			0-0 BB 1B 1B		0-0 1B		4	1	3	1	0	0	0
Larry Stahl, L (1, 9) OBP: 0.324, SLG: 0.356	0-0 F8			0-3 K		4-0 1B 1-2 BB		0-0 4-3		3	0	0	0	1	1	2
Ed Kranepool, L (1, 3) OBP: 0.296, SLG: 0.325	0-0 F7			0-0 4-3		0-0 1-3 2-H 1B			0-0 1-3	4	0	1	1	0	0	1
J.C. Martin, L (1, 2) OBP: 0.305, SLG: 0.309	0-0 G3			0-3 K		0-0 F9			0-0 F7	4	0	0	0	0	1	3
Art Shamsky, L (1, 7) OBP: 0.273, SLG: 0.375		0-0 F7			0-0 1-3		0-0 F9		0-3 K	4	0	0	0	0	1	0
Jerry Buchek, R (1, 5) OBP: 0.247, SLG: 0.242		0-0 F8			0-3 K		0-0 6-3			3	0	0	0	0	1	0
Tommie Agee, R (1, 8) OBP: 0.229, SLG: 0.277		0-0 F9			0-0 P6		0-0 5-3			3	0	0	0	0	0	0
Don Cardwell, R (1, 1) OBP: 0.057, SLG: 0.113			0-0 5-3			0-3 K		0-0 F8		2	0	0	0	0	1	0
Cleon Jones, R (8, PH) OBP: 0.330, SLG: 0.439										1	0	0	0	0	0	0
Ron Taylor, R (9, 1)										0	0	0	0	0	0	0
Inning Stats	R: 1 E: 0 K: 0 S: 5 H: 2 LOB: 1 BB: 0 P: 5	R: 0 E: 0 K: 0 S: 3 H: 0 LOB: 0 BB: 0 P: 3	R: 0 E: 0 K: 1 S: 5 H: 0 LOB: 0 BB: 0 P: 5	R: 0 E: 0 K: 2 S: 7 H: 0 LOB: 0 BB: 0 P: 7	R: 0 E: 0 K: 1 S: 5 H: 0 LOB: 0 BB: 0 P: 5	R: 1 E: 0 K: 1 S: 7 H: 2 LOB: 2 BB: 1 P: 11	R: 0 E: 0 K: 0 S: 3 H: 0 LOB: 0 BB: 0 P: 3	R: 0 E: 0 K: 0 S: 4 H: 1 LOB: 1 BB: 0 P: 4	R: 0 E: 0 K: 1 S: 5 H: 0 LOB: 0 BB: 0 P: 5	1B: 4 2B: 1 3B: 0 HR: 0	SF: 0 SAC: 0 DP: 0 HBP: 0						

PITCHER	IP	WLS	BF	H	R	ER	SO	BB	IBB	HBP	BLK	WP	HR	S	P	ERA	WHIP
Gary Nolan, R (1, 1) ERA: 2.26	7.2	W	29	5	2	2	5	1	0	0	0	0	0	38	42	2.35	0.783
Clay Carroll, R (8, 1) ERA: 2.76	1.1	S	4	0	0	0	1	0	0	0	0	0	0	6	6	0.00	0.000

PITCHER	IP	WLS	BF	H	R	ER	SO	BB	IBB	HBP	BLK	WP	HR	S	P	ERA	WHIP

Cincinnati Reds @ New York Mets

Shea Stadium, Flushing, NY

Wed Aug 28 1968, 7:05 PM EDT

Att. 25,526 - Unknown

BOTTOM

livebaseballscorecards.com

AB	32
R	2
H	5
RBI	2
BB	1
SO	6
LOB	6

1B: 4	SF: 0	WP: 0	PA: 33		
2B: 1	SAC: 0	PB: 0			
3B: 0	DP: 0	SB: 0			
HR: 0	HBP: 0	CS: 0			

Batter	1	2	3	4	5	6	7	8	9	AB	R	H	RBI	BB	SO	LOB
Pete Rose, S (1, 9) (8, 4) OBP: 0.400, SLG: 0.483	F7		K			4-3			6-3	4	0	0	0	0	1	0
Vada Pinson, L (1, 8) OBP: 0.312, SLG: 0.393	F7			1-3			S 1B		F8	4	0	1	0	0	0	0
Mack Jones, L (1, 7) OBP: 0.332, SLG: 0.408	G3			K			K 1-2			3	0	0	0	0	2	1
Tony Perez, R (1, 5) OBP: 0.338, SLG: 0.441		F8		F8			F8			3	0	0	0	0	0	1
Johnny Bench, R (1, 2) OBP: 0.308, SLG: 0.425		F7			K		K			3	0	0	0	0	2	1
Fred Whitfield, L (1, 3) OBP: 0.321, SLG: 0.430		1B			G3			4-1		3	0	1	0	0	0	0
Tommy Helms, R (1, 4) (8, 6) OBP: 0.308, SLG: 0.365		P6			4-3			L7		3	0	0	0	0	0	1
Woody Woodward, R (1, 6) OBP: 0.295, SLG: 0.267			5-3			3-1		6-3		2	0	0	0	0	0	0
Jim Beauchamp, R (8, PH) (8, 9) OBP: 0.350, SLG: 0.541										1	0	0	0	0	0	0
George Culver, R (1, 1) OBP: 0.138, SLG: 0.140			P6			L9			F8	1	0	0	0	0	0	0
Alex Johnson, R (6, PH) OBP: 0.358, SLG: 0.414										1	0	0	0	0	0	0
Ted Abernathy, R (6, 1)										0	0	0	0	0	0	0
Giraldo Ruiz, S (9, PH) OBP: 0.292, SLG: 0.253										1	0	0	0	0	0	0
Inning Stats	R: 0 E: 0 K: 0 S: 3 H: 0 LOB: 0 BB: 0 P: 3	R: 0 E: 0 K: 0 S: 4 H: 1 LOB: 1 BB: 0 P: 4	R: 0 E: 0 K: 1 S: 5 H: 0 LOB: 0 BB: 0 P: 5	R: 0 E: 0 K: 1 S: 5 H: 0 LOB: 0 BB: 0 P: 5	R: 0 E: 0 K: 1 S: 5 H: 0 LOB: 0 BB: 0 P: 5	R: 0 E: 0 K: 0 S: 3 H: 0 LOB: 0 BB: 0 P: 3	R: 0 E: 0 K: 2 S: 8 H: 1 LOB: 1 BB: 0 P: 8	R: 0 E: 0 K: 0 S: 3 H: 0 LOB: 0 BB: 0 P: 3	R: 0 E: 0 K: 0 S: 3 H: 0 LOB: 0 BB: 0 P: 3	1B: 2 2B: 0 3B: 0 HR: 0	SF: 0 SAC: 0 DP: 0 HBP: 0						

PITCHER		IP	WLS	BF	H	R	ER	SO	BB	IBB	HBP	BLK	WP	HR	S	P	ERA	WHIP
Cal Koonce, R ERA: 1.59	(1, 1)	6.1	W	21	2	0	0	4	0	0	0	0	0	0	29	29	0.00	0.316
Ron Taylor, R ERA: 3.0	(7, 1)	2.2	S	8	0	0	0	1	0	0	0	0	0	0	10	10	0.00	0.000

Cincinnati Reds @ New York Mets

Shea Stadium, Flushing, NY

Thu Aug 29 1968, 7:05 PM EDT

Att. 16,791 - Unknown

TOP

livebaseballscorecards.com

AB	29
R	0
H	2
RBI	0
BB	0
SO	5
LOB	4

PITCHER		IP	WLS	BF	H	R	ER	SO	BB	IBB	HBP	BLK	WP	HR	S	P	ERA	WHIP

1B: 2 2B: 0 3B: 0 HR: 0 | SF: 0 SAC: 0 DP: 0 HBP: 0 | WP: 0 PB: 0 SB: 1 CS: 0 | PA: 29

Cincinnati Reds @ New York Mets

Shea Stadium, Flushing, NY

Thu Aug 29 1968, 7:05 PM EDT

Att. 16,791 - Unknown

livebaseballscorecards.com

BOTTOM

Batter	1	2	3	4	5	6	7	8	9	AB	R	H	RBI	BB	SO	LOB
Bud Harrelson, S (1, 6) OBP: 0.277, SLG: 0.259	FC4-6 1B		G3		S 2B 1B		G3 5-3 1B			4	1	3	0	0	0	0
Ken Boswell, L (1, 4) OBP: 0.294, SLG: 0.369	FC4-6 1-2f		WP 2B 1B		P6 1-2		5-3 1-2			4	1	1	0	0	0	3
Larry Stahl, L (1, 8) (8, 7) OBP: 0.322, SLG: 0.360	F8		F8 1-2		2-H 2B		G3 2-3			4	0	1	1	0	0	3
Art Shamsky, L (1, 7) OBP: 0.276, SLG: 0.378	F7		2-H 2B		IBB		4-3			3	0	1	1	1	0	2
Tommie Agee, R (8, 8) OBP: 0.229, SLG: 0.277										0	0	0	0	0	0	0
Ed Kranepool, L (1, 3) OBP: 0.295, SLG: 0.324		PB WP 1B	4-3		P4			4-3		4	0	1	0	0	0	3
J.C. Martin, L (1, 2) OBP: 0.304, SLG: 0.308		1-3 1-2	4-3		F7			5-3 1B		4	0	1	0	0	0	3
Ron Swoboda, R (1, 9) OBP: 0.334, SLG: 0.384		PB BB	1B		G6-4-3 BB			5-3 1-2		2	0	1	0	2	0	1
Jerry Buchek, R (1, 5) OBP: 0.247, SLG: 0.237		K 1-2 2-3	F8		G6-4-3 1-2f			IBB		3	0	0	0	1	1	4
Cal Koonce, R (1, 1)		K	K		F7			K		3	0	0	0	0	2	3
Ron Taylor, R (7, 1)										1	0	0	0	0	1	2
Inning Stats	R: 0 E: 0 K: 0 S: 4 H: 1 LOB: 1 BB: 0 P: 4	R: 0 E: 0 K: 2 S: 8 H: 1 LOB: 2 BB: 1 P: 12	R: 1 E: 0 K: 0 S: 5 H: 2 LOB: 1 BB: 0 P: 5	R: 0 E: 0 K: 1 S: 6 H: 1 LOB: 1 BB: 0 P: 6	R: 1 E: 0 K: 0 S: 5 H: 2 LOB: 2 BB: 1 P: 9	R: 0 E: 0 K: 0 S: 2 H: 0 LOB: 0 BB: 1 P: 6	R: 0 E: 0 K: 0 S: 4 H: 1 LOB: 1 BB: 0 P: 4	R: 0 E: 0 K: 1 S: 6 H: 1 LOB: 2 BB: 1 P: 10		1B: 7 2B: 2 3B: 0 HR: 0	SF: 0 SAC: 0 DP: 1 HBP: 0			WP: 2 PB: 1 SB: 1 CS: 0	PA: 36		

	AB	32
	R	2
	H	9
	RBI	2
	BB	4
	SO	4
	LOB	24

PITCHER		IP	WLS	BF	H	R	ER	SO	BB	IBB	HBP	BLK	WP	HR	S	P	ERA	WHIP
George Culver, R ERA: 3.23	(1, 1)	5.0	L	24	7	2	2	3	1	1	0	0	2	0	28	36	3.60	1.600
Ted Abernathy, R ERA: 2.01	(6, 1)	3.0		12	2	0	0	1	1	1	0	0	0	0	12	20	0.00	1.000

PITCHER	IP	WLS	BF	H	R	ER	SO	BB	IBB	HBP	BLK	WP	HR	S	P	ERA	WHIP

Batter	1	2	3	4	5	6	7	8	9	AB	R	H	RBI	BB	SO	LOB
Pete Rose, S (1, 9) (7, 4) OBP: 0.400, SLG: 0.484	6-3		2B			F7		E1 2B 1B	5-3 1-2 2-3	5	1	2	0	0	0	2
Alex Johnson, R (1, 7) OBP: 0.358, SLG: 0.414	K		F9			1B 1B		6-3	2-H 3-H 1B	5	0	2	2	0	1	2
Lee May, R (1, 3) OBP: 0.337, SLG: 0.469	FC6-4 1B		F9			G5-4-3 1-2 1B		5-3	K	5	0	2	0	0	1	3
Tony Perez, R (1, 5) OBP: 0.337, SLG: 0.438	FC6-4 1-2f			K		G5-4-3 1-2f		2B BB		3	1	0	0	1	1	3
Johnny Bench, R (1, 2) OBP: 0.310, SLG: 0.427		6-3 BB		F8			4-3	1-H 2-H 2B		3	0	1	2	1	0	0
Jim Beauchamp, R (1, 8) OBP: 0.333, SLG: 0.513		6-3 1-2		K			L8	F8		2	0	0	0	0	1	1
Vada Pinson, L (7, PH) (7, 8) OBP: 0.311, SLG: 0.391										2	0	0	0	0	0	1
Tommy Helms, R (1, 4) (7, 6) OBP: 0.306, SLG: 0.362		F9			5-3		E6 1B		5-3	4	0	0	0	0	0	1
Woody Woodward, R (1, 6) OBP: 0.295, SLG: 0.268		F8			B1		1-2 1B		5-3 1B 2B	3	0	1	0	0	0	1
Jay Ritchie, R (7, 1)										0	0	0	0	0	0	0
Fred Whitfield, L (9, PH) OBP: 0.325, SLG: 0.441										1	1	1	0	0	0	0
Jim Maloney, L (1, 1) OBP: 0.293, SLG: 0.411			1-3		4-3		F7		5-3 1B BB	2	0	0	0	0	0	0
Billy McCool, R (6, 1) OBP: 0.125, SLG: 0.125										0	0	0	0	0	0	0
Mack Jones, L (7, PH) (7, 9) OBP: 0.333, SLG: 0.406										1	1	0	0	1	0	2
Inning Stats	R: 0 E: 0 K: 1 S: 6 H: 1 LOB: 1 BB: 0 P: 6	R: 0 E: 0 K: 0 S: 3 H: 0 LOB: 1 BB: 1 P: 7	R: 0 E: 0 K: 0 S: 4 H: 1 LOB: 1 BB: 0 P: 4	R: 0 E: 0 K: 2 S: 7 H: 0 LOB: 0 BB: 0 P: 7	R: 0 E: 0 K: 0 S: 3 H: 0 LOB: 0 BB: 0 P: 3	R: 0 E: 0 K: 0 S: 4 H: 2 LOB: 1 BB: 0 P: 4	R: 0 E: 1 K: 0 S: 5 H: 1 LOB: 2 BB: 0 P: 5	R: 2 E: 1 K: 0 S: 5 H: 2 LOB: 1 BB: 1 P: 9	R: 2 E: 0 K: 1 S: 7 H: 2 LOB: 1 BB: 1 P: 11	1B: 6 2B: 3 3B: 0 HR: 0	SF: 0 SAC: 0 DP: 1 HBP: 0						

PITCHER	IP	WLS	BF	H	R	ER	SO	BB	IBB	HBP	BLK	WP	HR	S	P	ERA	WHIP
Chris Short, L (1, 1) ERA: 2.95	5.0	W	18	2	0	0	3	1	0	0	0	0	0	23	27	0.00	0.600
Gary Wagner, R (6, 1) ERA: 3.02	3.2		20	7	4	4	0	2	0	0	0	0	0	18	26	9.82	2.455
Turk Farrell, R (9, 1) ERA: 3.84	0.1	S	1	0	0	0	1	0	0	0	0	0	0	3	3	0.00	0.000

PITCHER	IP	WLS	BF	H	R	ER	SO	BB	IBB	HBP	BLK	WP	HR	S	P	ERA	WHIP

Cincinnati Reds @ Philadelphia Phillies

Connie Mack Stadium, Philadelphia, PA

Fri Aug 30 1968, 7:05 PM EDT

Att. 6,614 - Unknown

TOP

AB	36
R	4
H	9
RBI	4
BB	3
SO	4
LOB	16

1B: 6	SF: 0	WP: 0	PA: 39
2B: 3	SAC: 0	PB: 0	
3B: 0	DP: 1	SB: 0	
HR: 0	HBP: 0	CS: 0	

livebaseballscorecards.com

Batter	1	2	3	4	5	6	7	8	9	AB	R	H	RBI	BB	SO	LOB
Tony Taylor, R (1, 5) OBP: 0.304, SLG: 0.310	L8	CS 1B 2-H 3-H			G5-4-3 1-2f		K			4	0	1	2	0	1	1
Roberto Pena, R (1, 6) OBP: 0.323, SLG: 0.321	3-1	CS 1-2	CS 1B			BB BB SF8 1B	FC5-4 1B			4	1	3	0	0	0	0
John Briggs, L (1, 8) OBP: 0.352, SLG: 0.343	FC5-4 BB		K 1-2			F3	FC5-4 PB 1-2f			3	0	0	0	1	1	3
Dick Allen, R (1, 7) OBP: 0.362, SLG: 0.527	FC5-4 1-2f		K			WP BB HR BB 1-2	K 1-2			3	1	0	0	1	2	2
Bill White, L (1, 3) OBP: 0.304, SLG: 0.355		BB 1B 1B 1B		K		WP HR BB 1-2 2-3		K		3	2	1	0	1	2	0
Cookie Rojas, R (1, 4) OBP: 0.261, SLG: 0.321 Gary Sutherland, R (5, 4) OBP: 0.256, SLG: 0.247		BB 1-2		G3		SF8 3-H		1B FC1-2-5 BB		2 0	0 0	2 0	0 1	0 1	0 0	0 0
Doug Clemens, L (1, 9) OBP: 0.273, SLG: 0.316		1-6-3 1B 1B 1-2 2-3 BB		G3 1-2		HR 1-H 2-H		FC1-2-5 1-3 1B		3	2	2	3	1	0	1
Mike Ryan, R (1, 2) OBP: 0.200, SLG: 0.195		1-6-3 1B 1-2 3-H 1B			K	BB		FC1-2-5 1-2 3-H		3	1	1	1	1	1	2
Chris Short, R (1, 1) OBP: 0.179, SLG: 0.143 Larry Jackson, R (5, PH) OBP: 0.152, SLG: 0.143 Gary Wagner, R (6, 1) Turk Farrell, R (9, 1) OBP: 0.250, SLG: 0.250		1-6-3 1-2 2-3			G5-4-3 1B	K		K		1 1 2 0	0 0 0 0	0 1 0 0	0 0 0 0	0 0 2 0	0 0 0 0	2 0 3 0
Inning Stats	R: 0 H: 0 E: 0 LOB: 1 K: 0 BB: 1 S: 3 P: 7	R: 3 H: 4 E: 0 LOB: 0 K: 0 BB: 1 S: 5 P: 9	R: 0 H: 1 E: 0 LOB: 0 K: 2 BB: 0 S: 7 P: 7	R: 0 H: 1 E: 0 LOB: 0 K: 1 BB: 0 S: 5 P: 5	R: 0 H: 1 E: 0 LOB: 0 K: 1 BB: 0 S: 5 P: 5	R: 4 H: 2 E: 0 LOB: 1 K: 1 BB: 3 S: 7 P: 19	R: 0 H: 1 E: 0 LOB: 1 K: 2 BB: 0 S: 8 P: 8	R: 0 H: 1 E: 0 LOB: 2 K: 2 BB: 1 S: 8 P: 12		1B: 10 SF: 1 2B: 1 SAC: 0 3B: 0 DP: 2 HR: 1 HBP: 0						

PITCHER		IP	WLS	BF	H	R	ER	SO	BB	IBB	HBP	BLK	WP	HR	S	P	ERA	WHIP
Jim Maloney, R ERA: 3.98	(1, 1)	5.1	L	22	8	5	5	4	3	0	0	0	0	0	27	39	8.44	2.062
Billy McCool, L ERA: 5.13	(6, 1)	0.2		5	1	2	2	1	2	0	0	0	1	1	5	13	27.00	4.500
Jay Ritchie, R ERA: 4.58	(7, 1)	2.0		9	2	0	0	4	1	0	0	0	0	0	16	20	0.00	1.500

PITCHER	IP	WLS	BF	H	R	ER	SO	BB	IBB	HBP	BLK	WP	HR	S	P	ERA	WHIP

BOTTOM

Cincinnati Reds @ Philadelphia Phillies

Connie Mack Stadium, Philadelphia, PA

Fri Aug 30 1968, 7:05 PM EDT

Att. 6,614 - Unknown

livebaseballscorecards.com

AB	29
R	7
H	11
RBI	7
BB	6
SO	9
LOB	14

Cincinnati Reds @ Philadelphia Phillies

Connie Mack Stadium, Philadelphia, PA

Sat Aug 31 1968, 7:05 PM EDT

Att. 6,629 - Unknown

TOP

livebaseballscorecards.com

Batter	1	2	3	4	5	6	7	8	9	AB	R	H	RBI	BB	SO	LOB
Pete Rose, S (1, 9) OBP: 0.401, SLG: 0.488	1B		F7			3B		F8		4	1	2	0	0	0	0
Vada Pinson, L (1, 8) OBP: 0.315, SLG: 0.400	1-3 1B			P3		6-3 3-H 3B			CS 1B	4	1	3	1	0	0	0
Alex Johnson, R (1, 7) OBP: 0.357, SLG: 0.413	L4			5-3		6-3 3-H			1-2 1B	4	0	1	1	0	0	1
Tony Perez, R (1, 5) OBP: 0.335, SLG: 0.435	F8			F7		P4			F4	4	0	0	0	0	0	2
Fred Whitfield, L (1, 3) OBP: 0.317, SLG: 0.429		F8			F8		F7		5-3	4	0	0	0	0	0	1
Giraldo Ruiz, S (9, 3) OBP: 0.292, SLG: 0.253										0	0	0	0	0	0	0
Johnny Bench, R (1, 2) OBP: 0.312, SLG: 0.429		CS 1B			1B		5-3			3	0	2	0	0	0	0
Tommy Helms, R (1, 4) OBP: 0.304, SLG: 0.360		5-3 1-2			F9		F9			3	0	0	0	0	0	2
Woody Woodward, R (1, 6) OBP: 0.289, SLG: 0.262			F8		K			4-3		3	0	0	0	0	1	1
Tony Cloninger, R (1, 1) OBP: 0.205, SLG: 0.395			L3			F8		4-3		2	0	0	0	0	0	0
Clay Carroll, R (6, 1) OBP: 0.227, SLG: 0.190										1	0	0	0	0	0	0
Inning Stats	R: 0 E: 0 K: 0 S: 4 H: 2 LOB: 1 BB: 0 P: 4	R: 0 E: 0 K: 0 S: 3 H: 1 LOB: 0 BB: 0 P: 3	R: 0 E: 0 K: 0 S: 3 H: 0 LOB: 0 BB: 0 P: 3	R: 0 E: 0 K: 0 S: 3 H: 0 LOB: 0 BB: 0 P: 3	R: 0 E: 0 K: 1 S: 6 H: 1 LOB: 1 BB: 0 P: 6	R: 2 E: 0 K: 0 S: 5 H: 2 LOB: 0 BB: 0 P: 5	R: 0 E: 0 K: 0 S: 3 H: 0 LOB: 0 BB: 0 P: 3	R: 0 E: 0 K: 0 S: 3 H: 0 LOB: 0 BB: 0 P: 3	R: 0 E: 0 K: 0 S: 4 H: 2 LOB: 1 BB: 0 P: 4	1B: 6 2B: 0 3B: 2 HR: 0 SF: 0 SAC: 0 DP: 0 HBP: 0						

AB	32
R	2
H	8
RBI	2
BB	0
SO	1
LOB	7

WP: 0 PB: 0 SB: 0 CS: 2 PA: 32

PITCHER		IP	WLS	BF	H	R	ER	SO	BB	IBB	HBP	BLK	WP	HR	S	P	ERA	WHIP
Rick Wise, R ERA: 4.42	(1, 1)	8.0		28	6	2	2	1	0	0	0	0	0	0	30	30	2.25	0.750
Turk Farrell, R ERA: 3.78	(9, 1)	1.0	W	4	2	0	0	0	0	0	0	0	0	0	4	4	0.00	2.000

PITCHER	IP	WLS	BF	H	R	ER	SO	BB	IBB	HBP	BLK	WP	HR	S	P	ERA	WHIP

Cincinnati Reds @ Philadelphia Phillies

Connie Mack Stadium, Philadelphia, PA

Sat Aug 31 1968, 7:05 PM EDT

Att. 6,629 - Unknown

livebaseballscorecards.com

BOTTOM

Batter	1	2	3	4	5	6	7	8	9	AB	R	H	RBI	BB	SO	LOB
Tony Taylor, R (1, 5) OBP: 0.306, SLG: 0.310	F8			S, 1B		BBBB, 4-0, BB		FC6-4, 1-2f		3	1	1	0	1	0	1
Roberto Pena, R (1, 6) OBP: 0.320, SLG: 0.318	F9			SSS, 0-3, K, 1-2		F8			E3, 1B, 2B	4	1	0	0	0	1	2
John Briggs, L (1, 8) OBP: 0.350, SLG: 0.341	SSS, K			P4		6-3			1-2, 2B, 1B	4	1	1	0	0	1	2
Dick Allen, R (1, 7) OBP: 0.363, SLG: 0.527		F9		2-H, 1B			P1-3, 1B		SSS, K	4	0	2	1	0	1	2
Bill White, L (1, 3) OBP: 0.304, SLG: 0.357		F2		P5			P1-3, 1-2f		1-H, 2-H, 2B	4	0	1	2	0	0	2
Doug Clemens, L (1, 9) OBP: 0.240, SLG: 0.273		4-3			F8		G3			3	0	0	0	0	0	0
Gary Sutherland, R (1, 4) OBP: 0.259, SLG: 0.250			1-4-3		5-3			FC5-6, 1B		3	0	1	0	0	0	0
Mike Ryan, R (1, 2) OBP: 0.197, SLG: 0.192			6-3		F8			FC5-6, FC6-4, 1-2f		3	0	0	0	0	0	1
Rick Wise, R (1, 1) OBP: 0.283, SLG: 0.480			5-3			P4		L4		2	0	0	0	0	0	0
Don Lock, R (8, PH) OBP: 0.289, SLG: 0.343										1	0	0	0	0	0	1
Turk Farrell, R (9, 1) OBP: 0.250, SLG: 0.250										0	0	0	0	0	0	0

Inning Stats	1	2	3	4	5	6	7	8	9
R	0	0	0	1	0	0	0	0	2
H	0	0	0	2	0	0	1	1	2
E	0	0	0	0	0	0	0	0	1
LOB	0	0	0	1	0	1	0	1	1
K	1	0	0	1	0	0	0	0	0
BB	0	0	0	0	0	1	0	0	0
S	5	3	3	7	3	3	3	4	6
P	5	3	3	7	3	7	3	4	6

AB	31
R	3
H	6
RBI	3
BB	1
SO	3
LOB	11

	1B	SF	WP	PA
	5	0	0	32
	2B	SAC	PB	
	2	0	0	
	3B	DP	SB	
	0	1	1	
	HR	HBP	CS	
	0	0	0	

PITCHER		IP	WLS	BF	H	R	ER	SO	BB	IBB	HBP	BLK	WP	HR	S	P	ERA	WHIP
Tony Cloninger, R ERA: 4.06	(1, 1)	5.1		18	2	1	1	2	0	0	0	0	0	0	22	22	1.69	0.375
Clay Carroll, R ERA: 2.77	(6, 1)	3.0	L	14	4	2	1	1	1	0	0	0	0	0	15	19	3.00	1.667

PITCHER	IP	WLS	BF	H	R	ER	SO	BB	IBB	HBP	BLK	WP	HR	S	P	ERA	WHIP

Cincinnati Reds @ Philadelphia Phillies

Connie Mack Stadium, Philadelphia, PA

Sun Sep 01 1968, 3:33 AM EDT

Att. 4,381 - Unknown

TOP

livebaseballscorecards.com

Batter	1	2	3	4	5	6	7	8	9	AB	R	H	RBI	BB	SO	LOB
Pete Rose, S (1, 9) OBP: 0.402, SLG: 0.487	G4-6-3 1B 1B		F7		4-3			BB FC1-4-6		3	0	1	0	1	0	0
Vada Pinson, L (1, 8) OBP: 0.314, SLG: 0.398	G4-6-3 1-2 1B		F8			K		FC1-4-6 1-2f		4	0	1	0	0	1	1
Alex Johnson, R (1, 7) OBP: 0.354, SLG: 0.410	G4-6-3 1-2f 2-3			F8		6-3		P4		4	0	0	0	0	0	3
Tony Perez, R (1, 5) OBP: 0.337, SLG: 0.438	5-3			G3 1B 2B		1B			HR G3 BB	3	2	2	0	1	0	1
Fred Whitfield, L (1, 3) OBP: 0.312, SLG: 0.421 Clay Carroll, R (6, 1) OBP: 0.227, SLG: 0.190 Mack Jones, L (9, PH) OBP: 0.332, SLG: 0.404 Ted Abernathy, R (9, 1)		F8	G3 2-3			G3			G3 1-2	3 0 1 0	0 0 0 0	0 0 0 0	0 0 0 0	0 0 0 0	0 0 0 0	2 0 1 0
Tommy Helms, R (1, 4) OBP: 0.304, SLG: 0.359		F3	S 3-H 1B				F7		5-3	4	0	1	1	0	0	1
Pat Corrales, R (1, 2) OBP: 0.358, SLG: 0.362 Johnny Bench, R (7, PH) OBP: 0.313, SLG: 0.435 (7, 2)		BB	P6 1-2				F7		HR 2-H	1 2	0 1	0 1	0 2	1 0	0 0	1 0
Woody Woodward, R (1, 6) OBP: 0.281, SLG: 0.254		F8			5-3		F9		5-3	4	0	0	0	0	0	1
Gerry Arrigo, L (1, 1) OBP: 0.103, SLG: 0.109 Lee May, R (6, 3) OBP: 0.336, SLG: 0.468			2-3		3-1			6-3		2 1	0 0	0 0	0 0	0 0	0 0	0 0
Inning Stats	R: 0 E: 0 K: 0 S: 4 H: 2 LOB: 1 BB: 0 P: 4	R: 0 E: 0 K: 0 S: 3 H: 0 LOB: 1 BB: 1 P: 7	R: 0 E: 0 K: 0 S: 3 H: 0 LOB: 0 BB: 0 P: 3	R: 1 E: 0 K: 0 S: 5 H: 2 LOB: 1 BB: 0 P: 5	R: 0 E: 0 K: 0 S: 3 H: 0 LOB: 0 BB: 0 P: 3	R: 0 E: 0 K: 1 S: 6 H: 1 LOB: 1 BB: 0 P: 6	R: 0 E: 0 K: 0 S: 3 H: 0 LOB: 0 BB: 0 P: 3	R: 0 E: 0 K: 0 S: 3 H: 0 LOB: 1 BB: 1 P: 7	R: 2 E: 0 K: 0 S: 4 H: 1 LOB: 0 BB: 1 P: 8	1B: 4 2B: 1 3B: 0 HR: 1 SF: 0 SAC: 0 DP: 1 HBP: 0						

	AB	32
	R	3
	H	6
	RBI	3
	BB	3
	SO	1
	LOB	11

WP: 0 PB: 0 SB: 1 CS: 0 PA: 35

PITCHER	IP	WLS	BF	H	R	ER	SO	BB	IBB	HBP	BLK	WP	HR	S	P	ERA	WHIP
Jerry Johnson, R (1, 1) ERA: 3.4	9.0	W	35	6	3	3	1	3	0	0	0	0	1	34	46	3.00	1.000

PITCHER	IP	WLS	BF	H	R	ER	SO	BB	IBB	HBP	BLK	WP	HR	S	P	ERA	WHIP

Batter	1	2	3	4	5	6	7	8	9	AB	R	H	RBI	BB	SO	LOB
Tony Taylor, R (1, 5) OBP: 0.303, SLG: 0.307	F8	F9			FC5-4 S 1-2f		K		4-3	5	0	0	0	0	1	2
Gary Sutherland, R (1, 4) OBP: 0.267, SLG: 0.263	F7		1-3		BB 1-2		1-3		1B 2B	4	1	1	0	1	0	0
Roberto Pena, R (1, 6) OBP: 0.323, SLG: 0.321	FC6-4 1B		5-3		5-3		WP 1B		2-H 1B	5	0	3	1	0	0	2
Dick Allen, R (1, 7) OBP: 0.362, SLG: 0.523	FC6-4 1-2f		K			K	FC5-4 1-2 IBB			3	0	0	0	1	2	1
Don Lock, R (1, 8) OBP: 0.293, SLG: 0.350		1-3 1B 2B		P4		1B 1B	FC5-4 1-2f			4	2	2	0	0	0	2
Rick Joseph, R (1, 3) OBP: 0.299, SLG: 0.325		1-3 1B BB		P3		1B 1-3 CS 1B		6-3		3	1	1	0	1	0	0
John Briggs, L (1, 9) OBP: 0.349, SLG: 0.340		1-3 1-2 2-3		K		BB 1-3 3-H 1B		P5		4	0	1	1	0	1	2
Mike Ryan, R (1, 2) OBP: 0.207, SLG: 0.198		SH1-4 2-H 3-H 1B			FC5-4 1B	BB 1-2 3-H		6-3		3	0	2	2	1	0	0
Jerry Johnson, R (1, 1) OBP: 0.235, SLG: 0.200		SH1-4 1-2			B3	K			F9	3	0	0	0	0	1	3
Inning Stats	R: 0 E: 0 K: 0 S: 4 H: 1 LOB: 1 BB: 0 P: 4	R: 2 E: 0 K: 0 S: 5 H: 2 LOB: 1 BB: 1 P: 9	R: 0 E: 0 K: 1 S: 5 H: 0 LOB: 0 BB: 0 P: 5	R: 0 E: 0 K: 1 S: 5 H: 0 LOB: 0 BB: 0 P: 5	R: 0 E: 0 K: 0 S: 4 H: 1 LOB: 2 BB: 1 P: 8	R: 1 E: 0 K: 2 S: 9 H: 3 LOB: 2 BB: 1 P: 13	R: 0 E: 0 K: 1 S: 6 H: 1 LOB: 2 BB: 1 P: 10	R: 0 E: 0 K: 0 S: 3 H: 0 LOB: 0 BB: 0 P: 3	R: 1 E: 0 K: 0 S: 4 H: 2 LOB: 1 BB: 0 P: 4	1B: 8 2B: 2 3B: 0 HR: 0	SF: 0 SAC: 1 DP: 0 HBP: 0		WP: 1 PB: 0 SB: 1 CS: 1	PA: 39			

PITCHER		IP	WLS	BF	H	R	ER	SO	BB	IBB	HBP	BLK	WP	HR	S	P	ERA	WHIP
Gerry Arrigo, L ERA: 3.09	(1, 1)	5.1		25	7	3	3	3	2	0	0	0	0	0	29	37	5.06	1.688
Clay Carroll, R ERA: 2.7	(6, 1)	2.2		10	1	0	0	2	1	1	0	0	1	0	12	20	0.00	0.750
Ted Abernathy, R ERA: 2.07	(9, 1)	0.2	L	4	2	1	1	0	0	0	0	0	0	0	4	4	13.50	3.000

PITCHER	IP	WLS	BF	H	R	ER	SO	BB	IBB	HBP	BLK	WP	HR	S	P	ERA	WHIP

BOTTOM

Cincinnati Reds @ Philadelphia Phillies

Connie Mack Stadium, Philadelphia, PA

Sun Sep 01 1968, 3:33 AM EDT

Att. 4,381 - Unknown

livebaseballscorecards.com

AB	34
R	4
H	10
RBI	4
BB	4
SO	5
LOB	12

Batter	1	2	3	4	5	6	7	8	9	10	AB	R	H	RBI	BB	SO	LOB
Lou Brock, L (1, 7) OBP: 0.325, SLG: 0.417	G3		CS S 1B		4-3			F9		BBBB 4-0 S BB	4	0	1	0	1	0	0
Curt Flood, R (1, 8) OBP: 0.333, SLG: 0.362	S 1B		BBBB 4-0 BLK BB 1-3		3B			1-3		0-0 6-3 1-2	4	0	2	0	1	0	1
Roger Maris, L (1, 9) OBP: 0.317, SLG: 0.373	F9 1-2		BBBB 4-0 BB 1-2		SSS 0-3 K			F2			3	0	0	0	1	1	2
Orlando Cepeda, R (1, 3) OBP: 0.309, SLG: 0.380	SSS 0-3 K		F8			SSS 0-3 K			F8		4	0	0	0	0	2	3
Tim McCarver, L (1, 2) OBP: 0.294, SLG: 0.341		1B		F7		F7			4-3		4	0	1	0	0	0	0
Mike Shannon, R (1, 5) OBP: 0.322, SLG: 0.425		F8		1B		SSS 0-3 K			SSS 0-3 K		4	0	1	0	0	2	1
Julian Javier, R (1, 4) OBP: 0.289, SLG: 0.343		SSS 0-3 K		F2			P4			HR	4	1	1	1	0	1	2
Dal Maxvill, R (1, 6) OBP: 0.318, SLG: 0.294		F9		P4			F9			6-3	4	0	0	0	0	0	2
Bob Gibson, R (1, 1) OBP: 0.247, SLG: 0.238			5-3		SSS 0-3 K		SSS 0-3 K			SSS 0-3 K	4	0	0	0	0	3	0
Inning Stats	R: 0 E: 0 K: 1 S: 6 / H: 1 LOB: 1 BB: 0 P: 6	R: 0 E: 0 K: 1 S: 6 / H: 1 LOB: 1 BB: 0 P: 6	R: 0 E: 0 K: 0 S: 3 / H: 1 LOB: 2 BB: 2 P: 11	R: 0 E: 0 K: 0 S: 4 / H: 1 LOB: 1 BB: 0 P: 4	R: 0 E: 0 K: 2 S: 8 / H: 1 LOB: 1 BB: 0 P: 8	R: 0 E: 0 K: 2 S: 7 / H: 0 LOB: 0 BB: 0 P: 7	R: 0 E: 0 K: 1 S: 5 / H: 0 LOB: 0 BB: 0 P: 5	R: 0 E: 0 K: 0 S: 3 / H: 0 LOB: 0 BB: 0 P: 3	R: 0 E: 0 K: 1 S: 5 / H: 0 LOB: 0 BB: 0 P: 5	R: 1 E: 0 K: 1 S: 6 / H: 1 LOB: 1 BB: 1 P: 10	1B: 4 2B: 0 3B: 1 HR: 1	SF: 0 SAC: 0 DP: 0 HBP: 0					

PITCHER		IP	WLS	BF	H	R	ER	SO	BB	IBB	HBP	BLK	WP	HR	S	P	ERA	WHIP
Gary Nolan, R ERA: 2.06	(1, 1)	9.0		33	5	0	0	8	2	0	0	1	0	0	47	55	0.00	0.778
Ted Abernathy, R ERA: 2.13	(10, 1)	1.0	L	5	1	1	1	1	1	0	0	0	0	1	6	10	9.00	2.000

PITCHER		IP	WLS	BF	H	R	ER	SO	BB	IBB	HBP	BLK	WP	HR	S	P	ERA	WHIP

TOP

St. Louis Cardinals @ Cincinnati Reds

Crosley Field, Cincinnati, OH

Mon Sep 02 1968, 7:05 PM EDT

Att. 11,846 - Unknown

livebaseballscorecards.com

AB	35
R	1
H	6
RBI	1
BB	3
SO	9
LOB	11

1B: 4	SF: 0	WP: 0	PA: 38
2B: 0	SAC: 0	PB: 0	
3B: 1	DP: 0	SB: 3	
HR: 1	HBP: 0	CS: 1	

Batter	1	2	3	4	5	6	7	8	9	10	AB	R	H	RBI	BB	SO	LOB
Pete Rose, S (1, 9) OBP: 0.399, SLG: 0.483	P6		G6-3 1-2f			F7		F7			4	0	0	0	0	0	2
Alex Johnson, R (1, 7) OBP: 0.352, SLG: 0.406	L4			4-3		4-3			K		4	0	0	0	0	1	0
Vada Pinson, L (1, 8) OBP: 0.314, SLG: 0.395	BB			4-3		K			1-3		3	0	0	0	1	1	0
Tony Perez, R (1, 5) OBP: 0.337, SLG: 0.437	K			BB 1B			F9		K		4	0	1	0	0	2	1
Johnny Bench, R (1, 2) OBP: 0.312, SLG: 0.433		5-3		4-0 1-2 BB			F8			F7	3	0	0	0	1	0	0
Lee May, R (1, 3) OBP: 0.333, SLG: 0.464		F9		6-3			L7			K	4	0	0	0	0	1	2
Tommy Helms, R (1, 4) OBP: 0.303, SLG: 0.358 Giraldo Ruiz, S (10, PR) OBP: 0.292, SLG: 0.253		5-3			F8			F2		1B 1B	4 0	0 0	1 0	0 0	0 0	0 0	0 0
Leo Cardenas, R (1, 6) OBP: 0.295, SLG: 0.311 Mack Jones, L (10, PH) OBP: 0.335, SLG: 0.407			G6-3 1B		F3			K		1-2 1B	3 1	0 0	1 1	0 0	0 0	1 0	0 0
Gary Nolan, R (1, 1) OBP: 0.282, SLG: 0.273 Ted Abernathy, R (10, 1) Fred Whitfield, L (10, PH) OBP: 0.310, SLG: 0.419			K		K			BB		F7	2 0 1	0 0 0	0 0 0	0 0 0	1 0 0	2 0 0	1 0 2
Inning Stats	R: 0 E: 0 K: 1 S: 5 H: 0 LOB: 1 BB: 1 P: 9	R: 0 E: 0 K: 0 S: 3 H: 0 LOB: 0 BB: 0 P: 3	R: 0 E: 0 K: 1 S: 5 H: 1 LOB: 0 BB: 0 P: 5	R: 0 E: 0 K: 0 S: 4 H: 1 LOB: 2 BB: 1 P: 8	R: 0 E: 0 K: 1 S: 5 H: 0 LOB: 0 BB: 0 P: 5	R: 0 E: 0 K: 1 S: 5 H: 0 LOB: 0 BB: 0 P: 5	R: 0 E: 0 K: 0 S: 3 H: 0 LOB: 0 BB: 0 P: 3	R: 0 E: 0 K: 1 S: 5 H: 0 LOB: 1 BB: 1 P: 9	R: 0 E: 0 K: 2 S: 7 H: 0 LOB: 0 BB: 0 P: 7	R: 0 E: 0 K: 1 S: 7 H: 2 LOB: 2 BB: 0 P: 7	1B: 4 2B: 0 3B: 0 HR: 0	SF: 0 SAC: 0 DP: 1 HBP: 0		WP: 0 PB: 0 SB: 0 CS: 0	PA: 36

PITCHER	IP	WLS	BF	H	R	ER	SO	BB	IBB	HBP	BLK	WP	HR	S	P	ERA	WHIP
Bob Gibson, R (1, 1) ERA: 0.99	10.0	W	36	4	0	0	8	3	0	0	0	0	0	49	61	0.00	0.700

PITCHER	IP	WLS	BF	H	R	ER	SO	BB	IBB	HBP	BLK	WP	HR	S	P	ERA	WHIP

St. Louis Cardinals @ Cincinnati Reds

Crosley Field, Cincinnati, OH

Mon Sep 02 1968, 7:05 PM EDT

Att. 11,846 - Unknown

livebaseballscorecards.com

AB	33
R	0
H	4
RBI	0
BB	3
SO	8
LOB	8

Batter	1	2	3	4	5	6	7	8	9	10	11	AB	R	H	RBI	BB	SO	LOB
Lou Brock, L (1, 7) OBP: 0.325, SLG: 0.414	5-3		5-3		BBBB 4-0 1B 2B 1-2 BB		4-3		4-3		BBBB 4-0 1B WP SF9 1-2 BB	4	2	0	0	2	0	0
Curt Flood, R (1, 8) OBP: 0.336, SLG: 0.367	F8		2B		2B 1B 1-3 2-H 1B		F9		2B 1B		1B 1-3 2-H 1B	6	1	4	2	0	0	0
Roger Maris, L (1, 9) OBP: 0.321, SLG: 0.389	F7		3-1		1B 2B 1-3 3-H		2B		2B 1-3		SF9 3-H	5	0	3	2	0	0	1
Orlando Cepeda, R (1, 3) OBP: 0.311, SLG: 0.380		F7		FC6-4 1B	1B 2-3 3-H		F7		G6-4-3 IBB		F2	5	0	2	1	1	0	2
Tim McCarver, L (1, 2) OBP: 0.295, SLG: 0.341		CS 1B		FC6-4 FC5-4 1-2f	F2			E8 SH1-3 1B	G6-4-3 1-2f		F5	6	0	2	0	0	0	7
Mike Shannon, R (1, 5) OBP: 0.322, SLG: 0.422		BBBB 4-0 1B 1-2 BB		FC5-4 1-2f	P4			SH1-3 2-3		6-3		3	0	0	0	1	0	3
Phil Gagliano, R (1, 4) OBP: 0.282, SLG: 0.310		FC6-4 1B 1-2		F8		5-3		SSS 0-3 K		F5		4	0	1	0	0	1	2
Julian Javier, R (8, 4) OBP: 0.288, SLG: 0.343												1	0	0	0	0	0	0
Dal Maxvill, R (1, 6) OBP: 0.316, SLG: 0.291		FC6-4 1-2f			E6 FC2-6			IIII 4-0 IBB		6-3		4	0	0	0	1	1	2
Ray Washburn, R (1, 1) OBP: 0.207, SLG: 0.137			G3		FC2-6 BB 1-2f 1B			SSS 0-3 K			BBBB 4-0 WP BB 1B BB	4	1	0	0	2	3	
Ron Willis, R (9, 1)												0	0	0	0	0	0	0
Joe Hoerner, R (10, 1)												0	0	0	0	0	0	0
Ed Spiezio, R (11, PH) OBP: 0.235, SLG: 0.156												0	0	0	0	1	0	0
Ron Davis, R (11, PR) OBP: 0.256, SLG: 0.289												0	1	0	0	0	0	0
Wayne Granger, R (11, 1) OBP: 0.200, SLG: 0.200												0	0	0	0	0	0	0
Inning Stats	R: 0 E: 0 K: 0 S: 3 H: 0 LOB: 0 BB: 0 P: 3	R: 0 E: 0 K: 0 S: 4 H: 2 LOB: 2 BB: 1 P: 8	R: 0 E: 0 K: 0 S: 4 H: 1 LOB: 1 BB: 0 P: 4	R: 0 E: 0 K: 0 S: 4 H: 1 LOB: 1 BB: 0 P: 4	R: 3 E: 1 K: 0 S: 7 H: 3 LOB: 2 BB: 1 P: 11	R: 0 E: 0 K: 2 S: 7 H: 0 LOB: 0 BB: 0 P: 7	R: 0 E: 0 K: 0 S: 4 H: 1 LOB: 1 BB: 0 P: 4	R: 0 E: 1 K: 2 S: 8 H: 1 LOB: 2 BB: 1 P: 12	R: 0 E: 0 K: 0 S: 4 H: 2 LOB: 2 BB: 1 P: 8	R: 0 E: 0 K: 0 S: 3 H: 0 LOB: 0 BB: 0 P: 3	R: 2 E: 0 K: 0 S: 4 H: 1 LOB: 1 BB: 2 P: 12	1B: 8 2B: 4 3B: 0 HR: 0 SF: 1 SAC: 1 DP: 1 HBP: 0						

PITCHER		IP	WLS	BF	H	R	ER	SO	BB	IBB	HBP	BLK	WP	HR	S	P	ERA	WHIP
George Culver, R ERA: 3.25	(1, 1)	4.1		22	7	3	2	0	2	0	0	0	0	0	20	28	4.15	2.077
Clay Carroll, R ERA: 2.66	(5, 1)	1.2		5	0	0	0	2	0	0	0	0	0	0	9	9	0.00	0.000
Mel Queen, R ERA: 7.36	(7, 1)	2.0		9	2	0	0	2	0	1	0	0	0	0	12	16	0.00	1.000
Ted Abernathy, R ERA: 2.09	(9, 1)	2.0		8	2	0	0	0	0	1	0	0	0	0	7	11	0.00	1.000
Dan McGinn, L ERA:	(11, 1)	0.0	L	1	0	1	1	0	1	0	0	0	0	0	0	4	∞	∞

PITCHER		IP	WLS	BF	H	R	ER	SO	BB	IBB	HBP	BLK	WP	HR	S	P	ERA	WHIP
Billy McCool, L ERA: 5.13	(11, 1)	0.0		1	0	0	0	0	1	0	0	0	0	0	0	4	∞	∞
Jay Ritchie, R ERA: 4.5	(11, 1)	1.0		4	1	1	1	0	0	0	0	0	1	0	4	4	9.00	1.000

TOP

St. Louis Cardinals @ Cincinnati Reds

Crosley Field, Cincinnati, OH

Tue Sep 03 1968, 7:05 PM EDT

Att. 7,446 - Unknown

livebaseballscorecards.com

AB	42
R	5
H	12
RBI	5
BB	6
SO	4
LOB	20

WP: 1	PA: 50		
PB: 0			
SB: 0			
CS: 1			

BOTTOM

St. Louis Cardinals @ Cincinnati Reds

Crosley Field, Cincinnati, OH

Tue Sep 03 1968, 7:05 PM EDT

Att. 7,446 - Unknown

livebaseballscorecards.com

Batter	1	2	3	4	5	6	7	8	9	10	11	AB	R	H	RBI	BB	SO	LOB
Pete Rose, S (1, 9) OBP: 0.399, SLG: 0.488	L3 1B		F8			HR		G4-6-3 1-2f		1-3		5	1	2	1	0	0	1
Alex Johnson, R (1, 7) OBP: 0.353, SLG: 0.407 Don Pavletich, R (10, 3) OBP: 0.356, SLG: 0.404 Dan McGinn, L (10, PR) (11, 1) Billy McCool, R (11, 1) OBP: 0.125, SLG: 0.125 Jay Ritchie, R (11, 1)	L3 1-2			G4-6-3 1B		FC4-6 1B			K	1B 1B		4 1 0 0 0	0 0 0 0 0	2 1 0 0 0	0 0 0 0 0	1 0 0 0 0	1 0 0 0 0	1 0 0 0 0
Vada Pinson, L (1, 8) OBP: 0.315, SLG: 0.394	F9			F8		FC4-6 1-2f			HR BB	1-3 1B		4	1	1	0	1	0	2
Tony Perez, R (1, 5) OBP: 0.336, SLG: 0.435		1B		G4-6-3 1-2f		K			F9	L9		5	0	1	0	0	1	5
Johnny Bench, R (1, 2) OBP: 0.311, SLG: 0.436		K			F8		4-3		1-H HR		6-3	5	1	1	2	0	1	1
Lee May, R (1, 3) OBP: 0.334, SLG: 0.467 (10, 7)		L9			3-1 2B		6-3		2B		6-3	5	0	2	0	0	0	1
Tommy Helms, R (1, 4) OBP: 0.304, SLG: 0.357		F7			3-1 2-3		K		IBB		1B	4	0	1	0	1	1	2
Leo Cardenas, R (1, 6) OBP: 0.293, SLG: 0.309 Fred Whitfield, L (8, PH) OBP: 0.308, SLG: 0.416 Woody Woodward, R (9, 6) OBP: 0.277, SLG: 0.250			F5		K			3-1	K		K	2 1 2	0 0 0	0 0 0	0 0 0	0 0 2	1 0 0	1 0 3
George Culver, R (1, 1) OBP: 0.130, SLG: 0.138 Clay Carroll, R (5, 1) OBP: 0.227, SLG: 0.190 Jim Beauchamp, R (6, PH) OBP: 0.326, SLG: 0.500 Mel Queen, L (7, 1) Mack Jones, L (8, PH) OBP: 0.338, SLG: 0.407 Ted Abernathy, R (9, 1) Giraldo Ruiz, S (10, PH) OBP: 0.290, SLG: 0.250 (11, 3)			1-3			K		G4-6-3 BB		K		1 0 1 0 0 0 1	0 0 0 0 0 0 0	0 0 0 0 0 0 0	0 0 0 0 0 0 0	0 0 0 0 1 0 1	0 0 1 0 0 0 0	0 0 0 0 0 0 0
Inning Stats	R: 0 H: 1 E: 0 LOB: 0 K: 0 BB: 0 S: 3 P: 3	R: 0 H: 1 E: 0 LOB: 1 K: 1 BB: 0 S: 6 P: 6	R: 0 H: 0 E: 0 LOB: 0 K: 0 BB: 0 S: 3 P: 3	R: 0 H: 1 E: 0 LOB: 0 K: 0 BB: 0 S: 3 P: 3	R: 0 H: 1 E: 0 LOB: 1 K: 1 BB: 0 S: 6 P: 6	R: 1 H: 2 E: 0 LOB: 1 K: 2 BB: 0 S: 9 P: 9	R: 0 H: 0 E: 0 LOB: 0 K: 1 BB: 0 S: 5 P: 5	R: 0 H: 0 E: 0 LOB: 0 K: 0 BB: 1 S: 2 P: 6	R: 2 H: 2 E: 0 LOB: 2 K: 2 BB: 2 S: 9 P: 17	R: 0 H: 2 E: 0 LOB: 2 K: 1 BB: 0 S: 7 P: 7	R: 0 H: 1 E: 0 LOB: 1 K: 1 BB: 0 S: 6 P: 6	1B: 7 SF: 0 2B: 3 SAC: 0 3B: 0 DP: 3 HR: 2 HBP: 0						

	AB	41
	R	3
	H	11
	RBI	3
	BB	3
	SO	9
	LOB	17

WP: 0 PA: 44
PB: 0
SB: 0
CS: 0

PITCHER	IP	WLS	BF	H	R	ER	SO	BB	IBB	HBP	BLK	WP	HR	S	P	ERA	WHIP
Ray Washburn, R (1, 1) ERA: 2.29	8.2		31	6	2	2	6	2	0	0	0	0	1	41	49	2.08	0.923
Ron Willis, R (9, 1) ERA: 3.44	1.0		7	3	1	1	2	0	1	0	0	0	1	10	14	9.00	3.000
Joe Hoerner, L (10, 1) ERA: 1.69	0.1	W	2	1	0	0	0	0	0	0	0	0	0	2	2	0.00	3.000
Wayne Granger, R (11, 1) ERA: 2.29	1.0	S	4	1	0	0	1	0	0	0	0	0	0	6	6	0.00	1.000

PITCHER	IP	WLS	BF	H	R	ER	SO	BB	IBB	HBP	BLK	WP	HR	S	P	ERA	WHIP

Batter	1	2	3	4	5	6	7	8	9	AB	R	H	RBI	BB	SO	LOB
Lou Brock, L (1, 7) OBP: 0.329, SLG: 0.420	0-0 1-4-3 2B 2B		0-0 G3 ①		0-0 S 2B		4-0 BBBB FC4-6 1-2 BB		0-0 1B	4	1	3	0	1	0	0
Curt Flood, R (1, 8) OBP: 0.333, SLG: 0.363	0-0 1-4-3 ① 2-3		0-0 F8 ②		0-0 5-3 ① 2-3		0-0 FC4-6 ① 1-2f 2-3 FC5-4		0-0 4-3 ③	5	0	0	0	0	0	5
Roger Maris, L (1, 9) OBP: 0.320, SLG: 0.390 Larry Jaster, L (7, 1) OBP: 0.167, SLG: 0.220	0-0 3-H 2B		0-0 P3 ③		0-3 SSS K ②		0-3 SSS K ②			4	0	1	1	0	2	3
										0	0	0	0	0	0	0
Orlando Cepeda, R (1, 3) OBP: 0.309, SLG: 0.377	0-0 F7 ②			0-0 5-3 ①	0-3 SSS K ③		0-0 FC5-4 ③ 1-2f			4	0	0	0	0	1	4
Johnny Edwards, L (1, 2) OBP: 0.290, SLG: 0.340	0-0 F7 ③			4-0 BBBB 2B 1B BB		0-0 2B		0-0 L7 ①		3	1	1	0	1	0	1
Mike Shannon, R (1, 5) OBP: 0.321, SLG: 0.423		0-0 F2 ①		0-0 1-3 1B 2B		0-0 6-3 ①		0-0 L9 ②		4	1	1	0	0	0	1
Phil Gagliano, R (1, 4) OBP: 0.280, SLG: 0.320		0-0 2B		0-0 P5 ②		0-3 SSS K ②		0-0 6-3 ③		4	0	1	0	0	1	3
Dal Maxvill, R (1, 6) OBP: 0.316, SLG: 0.291		0-0 F9 ②		0-0 2-H 3-H 1B		0-3 SSS K ③			0-0 L4 ①	4	0	1	2	0	1	2
Nelson Briles, R (1, 1) OBP: 0.169, SLG: 0.127 Mel Nelson, R (3, 1) OBP: 0.250, SLG: 0.182 Ron Willis, R (4, 1) Bobby Tolan, L (7, PH) OBP: 0.289, SLG: 0.361 (7, 9)	SSS 0-3 K ③			0-0 P4 ③			0-0 FC4-6 BB 1B		SSS 0-3 K ②	1	0	0	0	0	1	1
										1	0	0	0	0	0	1
										0	0	0	0	0	0	0
										2	0	1	0	0	1	0
Inning Stats	R: 1 E: 0 K: 0 S: 5 H: 2 LOB: 1 BB: 0 P: 5	R: 0 E: 0 K: 1 S: 6 H: 1 LOB: 1 BB: 0 P: 6	R: 0 E: 0 K: 0 S: 3 H: 0 LOB: 0 BB: 0 P: 3	R: 2 E: 0 K: 0 S: 5 H: 2 LOB: 1 BB: 1 P: 9	R: 0 E: 0 K: 2 S: 8 H: 1 LOB: 1 BB: 0 P: 8	R: 0 E: 0 K: 2 S: 8 H: 1 LOB: 1 BB: 0 P: 8	R: 0 E: 0 K: 1 S: 6 H: 1 LOB: 2 BB: 1 P: 10	R: 0 E: 0 K: 0 S: 3 H: 0 LOB: 0 BB: 0 P: 3	R: 0 E: 0 K: 1 S: 6 H: 1 LOB: 1 BB: 0 P: 6	1B: 3 2B: 6 3B: 0 HR: 0	SF: 0 SAC: 0 DP: 0 HBP: 0						

PITCHER		IP	WLS	BF	H	R	ER	SO	BB	IBB	HBP	BLK	WP	HR	S	P	ERA	WHIP
Jim Maloney, R ERA: 3.99	(1, 1)	6.0	W	28	8	3	3	5	2	0	0	0	0	0	36	44	4.50	1.667
Clay Carroll, R ERA: 2.59	(7, 1)	3.0	S	10	1	0	0	2	0	0	0	0	0	0	14	14	0.00	0.333

PITCHER	IP	WLS	BF	H	R	ER	SO	BB	IBB	HBP	BLK	WP	HR	S	P	ERA	WHIP

TOP

St. Louis Cardinals @ Cincinnati Reds

Crosley Field, Cincinnati, OH

Wed Sep 04 1968, 7:05 PM EDT

Att. 8,211 - Unknown

livebaseballscorecards.com

AB	36
R	3
H	9
RBI	3
BB	2
SO	7
LOB	21

Batter	1	2	3	4	5	6	7	8	9	AB	R	H	RBI	BB	SO	LOB
Pete Rose, S (1, 9) OBP: 0.402, SLG: 0.496	HR	IBB		1B FC5-2 1B	F8			G5-4-3 1B		4	1	3	1	1	0	0
Alex Johnson, R (1, 7) OBP: 0.352, SLG: 0.407	5-3	SF9 2-3 3-H		FC5-2 G3 1-3 2B 1B		F7		G5-4-3 1-2f		3	1	1	1	0	0	0
Jim Beauchamp, R (7, 7) OBP: 0.318, SLG: 0.488										1	0	0	0	0	0	1
Vada Pinson, L (1, 8) OBP: 0.314, SLG: 0.395	1-3	F7		G3 1-2		2B				4	0	1	0	0	0	4
Tony Perez, R (1, 5) OBP: 0.337, SLG: 0.434	L5		E7 HR 1B	FC5-2 2B IBB		F2				3	2	1	0	1	0	1
Johnny Bench, R (1, 2) OBP: 0.310, SLG: 0.441		E5 1B 1B 1B	2-H HR	FC5-2 2B 1-2 2-3 3-Hf		K				4	2	1	2	0	1	4
Lee May, R (1, 3) OBP: 0.337, SLG: 0.474		1B 1-2 1B 1B	2B	1-3 2-H 3-H 2B			F8			4	1	3	2	0	0	0
Tommy Helms, R (1, 4) OBP: 0.304, SLG: 0.356		SH5-4 1B SF9 1-2 2-3 1B	5-3	F9			F3			4	1	1	0	0	0	3
Leo Cardenas, R (1, 6) OBP: 0.293, SLG: 0.308		SF9 SH5-4 1-2 2-H 3-H 1B	K	6-3			F7			4	0	1	2	0	1	1
Jim Maloney, L (1, 1) OBP: 0.283, SLG: 0.397		SH5-4 1-2 2-3	P4	4-3				1-3		2	0	0	0	0	0	1
Clay Carroll, R (7, 1) OBP: 0.217, SLG: 0.182										1	0	0	0	0	0	0
Inning Stats	R: 1 E: 0 K: 0 S: 4 H: 1 LOB: 0 BB: 0 P: 4	R: 3 E: 1 K: 0 S: 7 H: 3 LOB: 2 BB: 1 P: 11	R: 2 E: 1 K: 1 S: 8 H: 3 LOB: 1 BB: 0 P: 8	R: 2 E: 0 K: 0 S: 6 H: 3 LOB: 2 BB: 1 P: 10	R: 0 E: 0 K: 0 S: 3 H: 0 LOB: 0 BB: 0 P: 3	R: 0 E: 0 K: 1 S: 6 H: 1 LOB: 1 BB: 0 P: 6	R: 0 E: 0 K: 0 S: 3 H: 0 LOB: 0 BB: 0 P: 3	R: 0 E: 0 K: 0 S: 3 H: 1 LOB: 0 BB: 0 P: 3		1B: 7 2B: 3 3B: 0 HR: 2 SF: 1 SAC: 1 DP: 1 HBP: 0						

BOTTOM

St. Louis Cardinals @ Cincinnati Reds

Crosley Field, Cincinnati, OH

Wed Sep 04 1968, 7:05 PM EDT

Att. 8,211 - Unknown

livebaseballscorecards.com

AB	34
R	8
H	12
RBI	8
BB	2
SO	2
LOB	15

WP: 0 PA: 38
PB: 0
SB: 0
CS: 0

PITCHER		IP	WLS	BF	H	R	ER	SO	BB	IBB	HBP	BLK	WP	HR	S	P	ERA	WHIP
Nelson Briles, R ERA: 2.64	(1, 1)	2.0	L	15	7	6	4	0	0	1	0	0	0	2	14	18	18.00	3.500
Mel Nelson, L ERA: 2.81	(3, 1)	1.2		9	3	2	2	1	0	1	0	0	0	0	10	14	10.80	1.800
Ron Willis, R ERA: 3.3	(4, 1)	2.1		8	1	0	0	1	0	0	0	0	0	0	10	10	0.00	0.429
Larry Jaster, L ERA: 3.2	(7, 1)	2.0		6	1	0	0	0	0	0	0	0	0	0	6	6	0.00	0.500

PITCHER	IP	WLS	BF	H	R	ER	SO	BB	IBB	HBP	BLK	WP	HR	S	P	ERA	WHIP

Los Angeles Dodgers @ Cincinnati Reds

Crosley Field, Cincinnati, OH

Fri Sep 06 1968, 3:33 AM EDT

Unknown

livebaseballscorecards.com

Batter	1	2	3	4	5	6	7	8	9	AB	R	H	RBI	BB	SO	LOB
Wes Parker, S (1, 7) (7, 3) OBP: 0.302, SLG: 0.313	F7		1B		5-3		K		K	5	0	1	0	0	2	2
Willie Davis, L (1, 8) OBP: 0.290, SLG: 0.370	P4		F9			1B BB	2B 3B		E8	4	2	1	0	1	0	1
Ted Savage, R (1, 9) OBP: 0.256, SLG: 0.316	BB			K		1B HR 1-2	E 2-1 3-H		F7	2	1	1	0	1	1	0
Ron Fairly, L (7, PH) (7, 9) OBP: 0.295, SLG: 0.291										2	0	1	1	0	0	1
Ken Boyer, R (1, 3) OBP: 0.310, SLG: 0.392	F8			6-3		HR 1-2 2-H	E6 2-3			4	1	1	1	0	0	2
Willie Crawford, L (7, PR) (7, 7) OBP: 0.339, SLG: 0.360										0	0	0	0	0	0	0
Jim Lefebvre, S (1, 4) OBP: 0.280, SLG: 0.298		5-3		K		HR 1-H 2-H	2-1 3-H	2B 1B		4	2	2	3	0	1	0
Bill Sudakis, S (1, 5) OBP: 0.462, SLG: 0.800		5-3			SH2-4 1B BB	F9		K		3	0	0	0	1	1	1
Bart Shirley, R (1, 6) OBP: 0.270, SLG: 0.196		F9			SH2-4 1B 1-2	1-3	2B 1-H			3	0	1	0	0	0	0
Len Gabrielson, L (8, PH) OBP: 0.333, SLG: 0.433										1	0	1	1	0	0	0
Paul Popovich, S (8, 6) OBP: 0.259, SLG: 0.254										0	0	0	0	0	0	0
Jeff Torborg, R (1, 2) OBP: 0.212, SLG: 0.183			F7		SH2-4 1-2 2-3	P4		5-3		3	0	0	0	0	0	0
Bill Singer, R (1, 1) OBP: 0.167, SLG: 0.203			6-3		1-3		5-3		G3	2	0	0	0	0	0	2
Mudcat Grant, R (5, 1) OBP: 0.154, SLG: 0.269										2	0	0	0	0	0	0
Inning Stats	R: 0 E: 0 K: 0 S: 3 H: 0 LOB: 1 BB: 1 P: 7	R: 0 E: 0 K: 0 S: 3 H: 0 LOB: 0 BB: 0 P: 3	R: 0 E: 0 K: 0 S: 4 H: 1 LOB: 1 BB: 0 P: 4	R: 0 E: 0 K: 2 S: 7 H: 0 LOB: 0 BB: 0 P: 7	R: 0 E: 0 K: 0 S: 4 H: 1 LOB: 2 BB: 1 P: 8	R: 4 E: 0 K: 0 S: 6 H: 3 LOB: 0 BB: 1 P: 10	R: 1 E: 1 K: 1 S: 7 H: 2 LOB: 2 BB: 0 P: 7	R: 1 E: 0 K: 1 S: 6 H: 2 LOB: 0 BB: 0 P: 6	R: 0 E: 1 K: 1 S: 6 H: 0 LOB: 1 BB: 0 P: 6	1B: 5 2B: 2 3B: 1 HR: 1 SF: 0 SAC: 1 DP: 0 HBP: 0							

TOP	
AB	35
R	6
H	9
RBI	6
BB	3
SO	5
LOB	9

WP: 0 PB: 0 SB: 0 CS: 0 PA: 39

PITCHER		IP	WLS	BF	H	R	ER	SO	BB	IBB	HBP	BLK	WP	HR	S	P	ERA	WHIP
Gerry Arrigo, L ERA: 3.19	(1, 1)	6.0		26	5	4	4	2	3	0	0	0	0	1	27	39	6.00	1.333
Ted Abernathy, R ERA: 2.21	(7, 1)	2.0	L	10	4	2	2	2	0	0	0	0	0	0	13	13	9.00	2.000
Clay Carroll, R ERA: 2.57	(9, 1)	1.0		4	0	0	0	1	0	0	0	0	0	0	6	6	0.00	0.000

PITCHER	IP	WLS	BF	H	R	ER	SO	BB	IBB	HBP	BLK	WP	HR	S	P	ERA	WHIP

BOTTOM

Los Angeles Dodgers @ Cincinnati Reds

Crosley Field, Cincinnati, OH

Fri Sep 06 1968, 3:33 AM EDT

Unknown

livebaseballscorecards.com

Batter	1	2	3	4	5	6	7	8	9	AB	R	H	RBI	BB	SO	LOB
Pete Rose, S (1, 9) OBP: 0.402, SLG: 0.495	F7		4-3		1B E 1B 1-2	F8		1B		5	1	2	0	0	0	2
Vada Pinson, L (1, 8) OBP: 0.313, SLG: 0.392	F7		3-1		E 1B 1-2 2-3	1-3		1-3		5	1	1	0	0	0	3
Mack Jones, L (1, 7) OBP: 0.335, SLG: 0.404	1B		P6		SF9 3-H		K		F9	4	0	1	1	0	1	0
Tony Perez, R (1, 5) OBP: 0.336, SLG: 0.432	K			6-3	5-3 1-H 2-H		E6 FC5 1B		K	5	0	1	1	0	2	1
Johnny Bench, R (1, 2) OBP: 0.313, SLG: 0.443		S 1B 1B		CS 1B	5-3 1-2		1B 1-2		F8	5	0	3	0	0	0	1
Lee May, R (1, 3) OBP: 0.337, SLG: 0.472		1B 1-2		E9 1-2	P5		K			4	1	1	0	0	1	4
Tommy Helms, R (1, 4) OBP: 0.305, SLG: 0.357		K 2-3		1B 3-H		E 1B	FC5 2-3f			4	0	2	1	0	1	4
Leo Cardenas, R (1, 6) OBP: 0.291, SLG: 0.306		K		4-3		K		P6-3		3	0	0	0	0	2	4
Alex Johnson, R (8, PH) OBP: 0.351, SLG: 0.406										1	0	0	0	0	0	0
Woody Woodward, R (9, 6) OBP: 0.277, SLG: 0.250										0	0	0	0	0	0	0
Gerry Arrigo, L (1, 1) OBP: 0.115, SLG: 0.121		K			1B 1B SF9	E2 1-2		F9		3	1	1	0	0	1	3
Ted Abernathy, R (7, 1)										0	0	0	0	0	0	0
Fred Whitfield, L (8, PH) OBP: 0.306, SLG: 0.414										1	0	0	0	0	0	0
Clay Carroll, R (9, 1) OBP: 0.217, SLG: 0.182										0	0	0	0	0	0	0
Inning Stats	R: 0 E: 0 K: 1 S: 6 H: 1 LOB: 1 BB: 0 P: 6	R: 0 E: 0 K: 3 S: 11 H: 2 LOB: 2 BB: 0 P: 11	R: 0 E: 0 K: 0 S: 3 H: 0 LOB: 0 BB: 0 P: 3	R: 1 E: 1 K: 0 S: 5 H: 2 LOB: 1 BB: 0 P: 5	R: 3 E: 1 K: 0 S: 7 H: 4 LOB: 1 BB: 0 P: 7	R: 0 E: 1 K: 1 S: 7 H: 1 LOB: 2 BB: 0 P: 7	R: 0 E: 1 K: 2 S: 9 H: 1 LOB: 2 BB: 0 P: 9	R: 0 E: 0 K: 0 S: 4 H: 1 LOB: 1 BB: 0 P: 4	R: 0 E: 0 K: 1 S: 5 H: 0 LOB: 0 BB: 0 P: 5	1B: 12 2B: 0 3B: 0 HR: 0	SF: 1 SAC: 0 DP: 0 HBP: 0					

AB	40
R	4
H	12
RBI	3
BB	0
SO	8
LOB	22

WP: 0 PB: 0 SB: 1 CS: 1 PA: 41

PITCHER		IP	WLS	BF	H	R	ER	SO	BB	IBB	HBP	BLK	WP	HR	S	P	ERA	WHIP
Bill Singer, R ERA: 2.92	(1, 1)	4.1		22	9	4	2	4	0	0	0	0	0	0	30	30	4.15	2.077
Mudcat Grant, R ERA: 2.32	(5, 1)	4.2	W	19	3	0	0	4	0	0	0	0	0	0	27	27	0.00	0.643

PITCHER	IP	WLS	BF	H	R	ER	SO	BB	IBB	HBP	BLK	WP	HR	S	P	ERA	WHIP

Los Angeles Dodgers @ Cincinnati Reds

Crosley Field, Cincinnati, OH

Fri Sep 06 1968, 7:05 PM EDT

Att. 7,986 - Unknown

TOP

livebaseballscorecards.com

Batter	1	2	3	4	5	6	7	8	9	AB	R	H	RBI	BB	SO	LOB
Willie Crawford, L (1, 7) OBP: 0.338, SLG: 0.354	S S S 0-3 K	x 0-0 F8			B B B 4-0 1B BB	x 0-0 L4-3 1-2		x 0-0 FC1-6 1B 1-2 2-H 3-H 1B	S S S 0-3 K	2	0	0	0	1	1	2
Ted Savage, R (6, PH) OBP: 0.256, SLG: 0.316										0	0	0	0	0	0	0
Wes Parker, S (6, PH) OBP: 0.302, SLG: 0.313 (6, 3)										3	1	1	2	0	1	4
Willie Davis, L (1, 8) OBP: 0.292, SLG: 0.370	B B B B 4-0 S 1B BB	S S S 0-3 K			x 0-0 1-2 1B	x 0-0 4-3	x 0-0 FC1-6 1-2 2-3 1B	x 0-0 L1		5	1	2	0	1	1	1
Tom Haller, L (1, 2) OBP: 0.348, SLG: 0.388	x 0-0 CS 1-H 1B	B B B B 4-0 BB			S S S 0-3 K	H 1-0 E HBP	x 0-0 SF7 3-H			2	0	1	2	1	1	1
Len Gabrielson, L (1, 9) (6, 7) OBP: 0.331, SLG: 0.426	B B B B 4-0 2-3 BB	x 0-0 F7			x 0-0 F8	x 0-0 E7 1-2	x 0-0 FC1-6 1B 1-2f 2-3 E			4	1	0	0	1	0	5
Jim Brewer, L (8, 1) OBP: 0.250, SLG: 0.250										0	0	0	0	0	0	0
Ron Fairly, L (1, 3) (6, 9) OBP: 0.294, SLG: 0.290	x 0-0 P4	x 0-0 F8				x 0-0 F7	x 0-0 F2	x 0-0 E8 WP 1-H 3-H 1B		5	0	1	1	0	0	4
Jim Lefebvre, S (1, 4) OBP: 0.282, SLG: 0.305		x 0-0 P6		x 0-0 G5-4-3 1B		x 0-0 1B BB 2B	S S S 0-3 K	x 0-0 4-3 2-3		5	1	2	0	0	1	3
Bart Shirley, R (8, 4) OBP: 0.270, SLG: 0.196										0	0	0	0	0	0	0
Bill Sudakis, S (1, 5) OBP: 0.556, SLG: 0.929	x 0-0 FC6-4 2B	x 0-0 G5-4-3 1-2f			x 0-0 BB 2-3 1B	B B B B 4-0 1B 1B BB	x 0-0 SH5-4 1B 2B			4	2	3	0	1	0	1
Paul Popovich, S (1, 6) OBP: 0.265, SLG: 0.255	B B B B 4-0 FC6-4 BB	x 0-0 P5			I I I I 4-0 BB IBB	x 0-0 1B 1B 1-2 1B	x 0-0 SH5-4 2-3			2	1	1	0	2	0	0
Mike Kekich, R (1, 1) OBP: 0.108, SLG: 0.083 Ken Boyer, R (6, PH) OBP: 0.313, SLG: 0.392 John Purdin, R (6, 1) OBP: 0.500, SLG: 0.500 Jack Billingham, R (6, 1) Jim Fairey, L (8, PH) (8, 7) OBP: 0.229, SLG: 0.276	x 0-0 FC6-4 1-2f 2-3	x 0-0 1-3			B B B B 4-0 L4-3 1-2 2-3 3-H BB	x 0-0 1B SF7 1-2 2-3 1B	x 0-0 1B 3-H			2	0	0	0	0	0	3
										0	0	0	1	1	0	0
										0	0	0	0	0	0	0
										0	0	0	0	0	0	0
										2	1	2	1	0	0	0
Inning Stats	R: 1 E: 0 K: 1 S: 5 H: 1 LOB: 1 BB: 2 P: 13	R: 0 E: 0 K: 0 S: 4 H: 1 LOB: 2 BB: 1 P: 8	R: 0 E: 0 K: 1 S: 5 H: 0 LOB: 1 BB: 1 P: 9	R: 0 E: 1 K: 0 S: 4 H: 1 LOB: 1 BB: 0 P: 4	R: 0 E: 0 K: 1 S: 5 H: 1 LOB: 1 BB: 1 P: 9	R: 1 E: 0 K: 0 S: 4 H: 2 LOB: 2 BB: 2 P: 12	R: 0 E: 1 K: 1 S: 6 H: 0 LOB: 2 BB: 0 P: 7	R: 5 E: 1 K: 0 S: 8 H: 5 LOB: 1 BB: 1 P: 12	R: 1 E: 0 K: 1 S: 7 H: 2 LOB: 1 BB: 0 P: 7	1B: 10 2B: 4 3B: 0 HR: 0 SF: 1 SAC: 1 DP: 2 HBP: 1						

AB	36
R	8
H	13
RBI	7
BB	8
SO	5
LOB	24

WP: 1 PA: 47
PB: 0
SB: 1
CS: 1

PITCHER		IP	WLS	BF	H	R	ER	SO	BB	IBB	HBP	BLK	WP	HR	S	P	ERA	WHIP
Tony Cloninger, R ERA: 4.08	(1, 1)	1.2		9	2	1	1	1	3	0	0	0	0	0	8	20	5.40	3.000
Dan McGinn, L ERA: 7.36	(2, 1)	3.2		18	4	1	1	2	3	1	0	0	0	0	18	34	2.46	1.909
Clay Carroll, R ERA: 2.82	(6, 1)	2.1	L	14	5	5	4	1	1	0	1	0	0	0	14	19	15.43	2.571
Jay Ritchie, R ERA: 4.61	(8, 1)	0.2		4	2	1	1	0	0	0	0	0	1	0	4	4	13.50	3.000
Ted Abernathy, R ERA: 2.2	(9, 1)	0.2		2	0	0	0	1	0	0	0	0	0	0	4	4	0.00	0.000

PITCHER	IP	WLS	BF	H	R	ER	SO	BB	IBB	HBP	BLK	WP	HR	S	P	ERA	WHIP

BOTTOM

Los Angeles Dodgers @ Cincinnati Reds

Crosley Field, Cincinnati, OH

Fri Sep 06 1968, 7:05 PM EDT

Att. 7,986 - Unknown

livebaseballscorecards.com

Batter	1	2	3	4	5	6	7	8	9	AB	R	H	RBI	BB	SO	LOB
Pete Rose, S (1, 9) OBP: 0.401, SLG: 0.492	K		K			WP 2B 1B	G3		F8	5	1	1	0	0	2	2
Jim Beauchamp, R (1, 8) OBP: 0.304, SLG: 0.465	K			P6-3		FC6-5-4 1-H 2B	F8		F2	2	0	0	0	0	1	0
Vada Pinson, L (6, PH) (7, 8) OBP: 0.313, SLG: 0.394										3	0	1	1	0	0	1
Alex Johnson, R (1, 7) OBP: 0.350, SLG: 0.404	L4			CS 1B		FC6-5-4 1B 2-3	F8		F7	5	1	1	0	0	0	2
Tony Perez, R (1, 5) OBP: 0.335, SLG: 0.430		4-3		K 1-2		E 1B 2-3 1B		K		4	1	1	0	0	2	1
Lee May, R (1, 3) OBP: 0.338, SLG: 0.474		P6-3			F3	E8 1-H 3-H 1B		1B 2B		4	2	2	1	0	0	0
Tommy Helms, R (1, 4) OBP: 0.305, SLG: 0.363		L8			HR	K		2-H 1B		3	1	1	1	0	1	1
Giraldo Ruiz, S (8, 4) OBP: 0.296, SLG: 0.257										1	0	1	1	0	0	0
Pat Corrales, R (1, 2) OBP: 0.345, SLG: 0.347			F5		P6	1B IBB		F9		2	0	0	0	0	0	0
Johnny Bench, R (6, PH) (7, 2) OBP: 0.314, SLG: 0.442										1	0	0	0	1	0	1
Woody Woodward, R (1, 6) OBP: 0.290, SLG: 0.259			FC1-6 1B		BB	1-2 3-H 1B		5-3		3	0	2	1	1	0	1
Tony Cloninger, R (1, 1) OBP: 0.205, SLG: 0.395			FC1-6 1-2f		F8	1-3			1B	0	0	0	0	0	0	0
Dan McGinn, L (2, 1)										2	0	0	0	0	0	2
Clay Carroll, R (6, 1) OBP: 0.208, SLG: 0.174										1	0	0	0	0	0	2
Jay Ritchie, R (8, 1)										0	0	0	0	0	0	0
Ted Abernathy, R (9, 1)										0	0	0	0	0	0	0
Don Pavletich, R (9, PH) OBP: 0.362, SLG: 0.411										1	0	1	0	0	0	0
Mel Queen, L (9, PR)										0	0	0	0	0	0	0

	AB	37
	R	6
	H	11
	RBI	5
	BB	2
	SO	6
	LOB	13

Inning Stats	1	2	3	4	5	6	7	8	9
	R: 0 E: 0 K: 2 S: 7	H: 0 LOB: 0 BB: 0 P: 7	R: 0 E: 0 K: 0 S: 3	H: 0 LOB: 0 BB: 0 P: 3	R: 0 E: 0 K: 1 S: 6	H: 1 LOB: 1 BB: 0 P: 6	R: 0 E: 0 K: 1 S: 5	H: 1 LOB: 0 BB: 0 P: 5	R: 1 E: 0 K: 0 S: 4	H: 1 LOB: 1 BB: 1 P: 8	R: 4 E: 1 K: 1 S: 10	H: 5 LOB: 2 BB: 1 P: 14	R: 0 E: 0 K: 0 S: 3	H: 0 LOB: 0 BB: 0 P: 3	R: 1 E: 0 K: 1 S: 7	H: 2 LOB: 1 BB: 0 P: 7	R: 0 E: 0 K: 0 S: 4	H: 1 LOB: 1 BB: 0 P: 4

	1B	8	SF	0	WP	2	PA	39
	2B	2	SAC	0	PB	0		
	3B	0	DP	0	SB	0		
	HR	1	HBP	0	CS	1		

PITCHER		IP	WLS	BF	H	R	ER	SO	BB	IBB	HBP	BLK	WP	HR	S	P	ERA	WHIP
Mike Kekich, L ERA: 3.81	(1, 1)	5.0		18	3	1	1	4	1	0	0	0	0	1	25	29	1.80	0.800
John Purdin, R ERA: 3.19	(6, 1)	0.1		4	3	3	3	0	0	0	0	0	1	0	4	4	81.00	9.000
Jack Billingham, R ERA: 2.04	(6, 1)	1.2	W	8	2	1	0	1	0	1	0	0	0	0	9	13	0.00	1.200
Jim Brewer, L ERA: 2.63	(8, 1)	2.0	S	9	3	1	1	1	0	0	0	0	0	0	11	11	4.50	1.500

PITCHER	IP	WLS	BF	H	R	ER	SO	BB	IBB	HBP	BLK	WP	HR	S	P	ERA	WHIP

Batter	1	2	3	4	5	6	7	8	9	AB	R	H	RBI	BB	SO	LOB
Willie Crawford, L (1, 7) OBP: 0.336, SLG: 0.345	S S S 0-3 ① K		S S S 0-3 ② K		S S S 0-3 ③ K			B B B B 4-0 L3 BB		3	0	0	0	1	3	3
Willie Davis, L (1, 8) OBP: 0.290, SLG: 0.368	x 0-0 ② F8		x 0-0 ③ P6			x 0-0 ① F7		x 0-0 ① F3		4	0	0	0	0	0	2
Tom Haller, L (1, 2) OBP: 0.345, SLG: 0.384	S S S 0-3 ③ K			x 0-0 ① F5		x 0-0 ② 4-3		x 0-0 ②③ L3 1-2		4	0	0	0	0	1	1
Len Gabrielson, L (1, 9) OBP: 0.327, SLG: 0.420		S S S 0-3 ① K		S S S 0-3 ② K		x 0-0 ③ F9			x 0-0 ① F7	4	0	0	0	0	2	0
Ron Fairly, L (1, 3) OBP: 0.296, SLG: 0.297		x 0-0 ② 6-3		x 0-0 ③ F5			x 0-0 1B SF7 1B		x 0-0 SF8 3B	4	2	2	0	0	0	0
Jim Lefebvre, S (1, 4) OBP: 0.285, SLG: 0.306		B B B B 4-0 BB			x 0-0 1B 1B		S S S 0-3 ① K		x 0-0 ② SF8 3-H	2	0	1	1	1	1	1
Bill Sudakis, S (1, 5) OBP: 0.545, SLG: 0.889		x 0-0 ③ F3			x 0-0 ① P5		x 0-0 1-3 1B		x 0-0 2B	4	0	2	0	0	0	2
Paul Popovich, S (1, 6) OBP: 0.265, SLG: 0.256 Ken Boyer, R (9, PH) OBP: 0.311, SLG: 0.390			x 0-0 ① P6		x 0-0 1-2 1B		x 0-0 ② SF7 3-H		S S S 0-3 ③ K	2 1	0 0	1 0	1 0	0 1	0 1	0 1
Claude Osteen, L (1, 1) OBP: 0.162, SLG: 0.192 Jim Fairey, L (7, PH) OBP: 0.227, SLG: 0.274 John Purdin, R (7, 1) OBP: 0.500, SLG: 0.500			x 0-0 1B		x 0-0 ② P5		S S S 0-3 ③ K			2 1 0	0 0 0	1 0 0	0 0 0	0 0 0	0 1 0	2 1 0
Inning Stats	R: 0 H: 0 E: 0 LOB: 0 K: 2 BB: 0 S: 7 P: 7	R: 0 H: 0 E: 0 LOB: 1 K: 1 BB: 1 S: 5 P: 9	R: 0 H: 1 E: 0 LOB: 1 K: 1 BB: 0 S: 6 P: 6	R: 0 H: 0 E: 0 LOB: 0 K: 1 BB: 0 S: 5 P: 5	R: 0 H: 2 E: 0 LOB: 2 K: 1 BB: 0 S: 7 P: 7	R: 0 H: 0 E: 0 LOB: 0 K: 0 BB: 0 S: 3 P: 3	R: 1 H: 2 E: 0 LOB: 1 K: 2 BB: 0 S: 9 P: 9	R: 0 H: 0 E: 0 LOB: 0 K: 0 BB: 1 S: 2 P: 6	R: 1 H: 2 E: 0 LOB: 1 K: 1 BB: 0 S: 7 P: 7	1B: 5 SF: 2 2B: 2 SAC: 0 3B: 1 DP: 1 HR: 0 HBP: 0						WP: 0 PA: 35 PB: 0 SB: 0 CS: 0	

PITCHER	IP	WLS	BF	H	R	ER	SO	BB	IBB	HBP	BLK	WP	HR	S	P	ERA	WHIP
Gary Nolan, R (1, 1) ERA: 2.06	9.0	W	35	7	2	2	9	2	0	0	0	0	0	51	59	2.00	1.000

PITCHER	IP	WLS	BF	H	R	ER	SO	BB	IBB	HBP	BLK	WP	HR	S	P	ERA	WHIP

TOP

Los Angeles Dodgers @ Cincinnati Reds

Crosley Field, Cincinnati, OH

Sat Sep 07 1968, 7:05 PM EDT

Att. 8,150 - Unknown

livebaseballscorecards.com

AB	31
R	2
H	7
RBI	2
BB	2
SO	9
LOB	13

Batter	1	2	3	4	5	6	7	8	9	AB	R	H	RBI	BB	SO	LOB
Pete Rose, S (1, 9) OBP: 0.398, SLG: 0.489	P6-3		P6-3		5-3		4-3			4	0	0	0	0	0	0
Alex Johnson, R (1, 7) OBP: 0.351, SLG: 0.405	3-1		5-3		WP, 1B				1B	4	1	2	0	0	0	0
Lee May, R (1, 3) OBP: 0.341, SLG: 0.483	2B, 1B		HR		1-H				F3	4	2	3	2	0	0	1
Johnny Bench, R (1, 2) OBP: 0.315, SLG: 0.444	1-3		5-3		F8				1-3	4	1	2	0	0	0	1
Tony Perez, R (1, 5) OBP: 0.336, SLG: 0.433	2-H, 3-H			4-3		4-3			P6	4	0	2	2	0	0	2
Jim Beauchamp, R (1, 8) OBP: 0.286, SLG: 0.435	F9			K		K			F2	3	0	0	0	0	2	2
Vada Pinson, L (8, PH) OBP: 0.312, SLG: 0.393										1	0	0	0	0	0	2
(9, 8)																
Hal McRae, R (1, 4) OBP: 0.286, SLG: 0.250		F7		4-3		P6-3				3	0	0	0	0	0	1
				2-3												
Woody Woodward, R (1, 6) OBP: 0.284, SLG: 0.254		4-3		F9			K			3	0	0	0	0	1	1
Gary Nolan, R (1, 1) OBP: 0.262, SLG: 0.250		K			K		K			3	0	0	0	0	3	0
Inning Stats	R: 2 E: 0 K: 0 S: 6 H: 3 LOB: 1 BB: 0 P: 6	R: 0 E: 0 K: 1 S: 5 H: 0 LOB: 0 BB: 0 P: 5	R: 1 E: 0 K: 0 S: 4 H: 1 LOB: 0 BB: 0 P: 4	R: 0 E: 0 K: 1 S: 6 H: 1 LOB: 1 BB: 0 P: 6	R: 1 E: 0 K: 1 S: 7 H: 2 LOB: 1 BB: 0 P: 7	R: 0 E: 0 K: 1 S: 5 H: 0 LOB: 0 BB: 0 P: 5	R: 0 E: 0 K: 2 S: 7 H: 0 LOB: 0 BB: 0 P: 7	R: 0 E: 0 K: 0 S: 5 H: 2 LOB: 2 BB: 0 P: 5		1B: 6 2B: 2 3B: 0 HR: 1	SF: 0 SAC: 0 DP: 0 HBP: 0						

PITCHER		IP	WLS	BF	H	R	ER	SO	BB	IBB	HBP	BLK	WP	HR	S	P	ERA	WHIP
Claude Osteen, L ERA: 3.34	(1, 1)	6.0	L	25	7	4	4	4	0	0	0	0	1	1	33	33	6.00	1.167
John Purdin, R ERA: 3.07	(7, 1)	2.0		8	2	0	0	2	0	0	0	0	0	0	12	12	0.00	1.000

PITCHER	IP	WLS	BF	H	R	ER	SO	BB	IBB	HBP	BLK	WP	HR	S	P	ERA	WHIP

BOTTOM

Los Angeles Dodgers @ Cincinnati Reds

Crosley Field, Cincinnati, OH

Sat Sep 07 1968, 7:05 PM EDT

Att. 8,150 - Unknown

livebaseballscorecards.com

AB	33
R	4
H	9
RBI	4
BB	0
SO	6
LOB	10

REDS

Los Angeles Dodgers @ Cincinnati Reds

Crosley Field, Cincinnati, OH

Sun Sep 08 1968, 3:33 AM EDT

Att. 8,453 - Unknown

TOP

livebaseballscorecards.com

Batter	1	2	3	4	5	6	7	8	9	AB	R	H	RBI	BB	SO	LOB
Willie Crawford, L (1, 7) OBP: 0.338, SLG: 0.355	F9		2B		FC6-4 1-2f		1B		K	5	0	2	0	0	1	1
Willie Davis, L (1, 8) OBP: 0.291, SLG: 0.369	PB E SF8 1B		1-3		K		1-2 1B			4	1	2	0	0	1	1
Tom Haller, L (1, 2) OBP: 0.345, SLG: 0.384	SF8 1-H			3-1		1B E 1B	K			3	0	1	1	0	1	2
Len Gabrielson, L (1, 9) OBP: 0.327, SLG: 0.419	F8			2B 1B		K 1-2		P4		3	1	1	0	0	1	1
Wes Parker, S (8, PH) OBP: 0.302, SLG: 0.313 (8, 3)										1	0	0	0	0	0	0
Ron Fairly, L (1, 3) OBP: 0.294, SLG: 0.294 (8, 9)		1-3		K		K		4-3		4	0	0	0	0	2	2
Jim Lefebvre, S (1, 4) OBP: 0.296, SLG: 0.333		1B		1-H 2B		2-3 1B		HR		4	1	4	2	0	0	0
Bill Sudakis, S (1, 5) OBP: 0.462, SLG: 0.727		F7		4-3		P4		L7		4	0	0	0	0	0	4
Paul Popovich, S (1, 6) OBP: 0.265, SLG: 0.256		P3			FC5-4 1B		P9		P4-3	4	0	1	0	0	0	1
Joe Moeller, R (1, 1)			6-3		FC5-4 FC6-4 1-2f		K		K	4	0	0	0	0	2	1
Jim Brewer, L (9, 1) OBP: 0.250, SLG: 0.250										0	0	0	0	0	0	0
Inning Stats	R: 1 E: 1 K: 0 S: 4 H: 1 LOB: 0 BB: 0 P: 4	R: 0 E: 0 K: 0 S: 4 H: 1 LOB: 1 BB: 0 P: 4	R: 0 E: 0 K: 0 S: 3 H: 1 LOB: 0 BB: 0 P: 3	R: 1 E: 0 K: 1 S: 7 H: 2 LOB: 1 BB: 0 P: 7	R: 0 E: 0 K: 1 S: 6 H: 1 LOB: 1 BB: 0 P: 6	R: 0 E: 1 K: 2 S: 9 H: 2 LOB: 2 BB: 0 P: 9	R: 0 E: 0 K: 2 S: 9 H: 2 LOB: 2 BB: 0 P: 9	R: 1 E: 0 K: 0 S: 4 H: 1 LOB: 0 BB: 0 P: 4	R: 0 E: 0 K: 2 S: 7 H: 0 LOB: 0 BB: 0 P: 7	1B: 8 2B: 2 3B: 0 HR: 1 SF: 1 SAC: 0 DP: 0 HBP: 0						

	AB	36
	R	3
	H	11
	RBI	3
	BB	0
	SO	8
	LOB	13

WP: 0 PB: 1 SB: 0 CS: 0 PA: 37

PITCHER		IP	WLS	BF	H	R	ER	SO	BB	IBB	HBP	BLK	WP	HR	S	P	ERA	WHIP
George Culver, R ERA: 3.21	(1, 1)	5.0	L	20	6	2	1	2	0	0	0	0	0	0	24	24	1.80	1.200
Dan McGinn, L ERA: 5.4	(6, 1)	3.0		14	5	1	1	4	0	0	0	0	0	1	22	22	3.00	1.667
Ted Abernathy, R ERA: 2.18	(9, 1)	1.0		3	0	0	0	2	0	0	0	0	0	0	7	7	0.00	0.000

PITCHER	IP	WLS	BF	H	R	ER	SO	BB	IBB	HBP	BLK	WP	HR	S	P	ERA	WHIP

Batter	1	2	3	4	5	6	7	8	9	AB	R	H	RBI	BB	SO	LOB
Pete Rose, S (1, 9) OBP: 0.397, SLG: 0.487	CS 1B			E4 WP		F7		4-3		4	0	1	0	0	0	0
Alex Johnson, R (1, 7) OBP: 0.349, SLG: 0.402	F9 1-2			L7 1-2		P6-3			P6-3	4	0	0	0	0	0	2
Lee May, R (1, 3) OBP: 0.342, SLG: 0.482	K			F7		HBP			HR 1B	3	1	1	0	0	1	1
Johnny Bench, R (1, 2) OBP: 0.315, SLG: 0.449		F5		F7		K			1-H HR	4	1	1	2	0	1	2
Vada Pinson, L (1, 8) OBP: 0.312, SLG: 0.392		K			S 5-3 1B		F9		F7	4	0	1	0	0	1	0
Tony Perez, R (1, 5) OBP: 0.336, SLG: 0.431		K			5-3 1-2		5-3		1B	4	0	1	0	0	1	1
Hal McRae, R (1, 4) OBP: 0.280, SLG: 0.217			F8		BB		K		K	3	0	0	0	1	2	1
Woody Woodward, R (1, 6) OBP: 0.282, SLG: 0.252			P6		K 1-2 2-3			F8		1	0	0	0	0	0	0
Fred Whitfield, L (5, PH) OBP: 0.305, SLG: 0.411										1	0	0	0	0	1	2
Dan McGinn, L (6, 1)										0	0	0	0	0	0	0
Giraldo Ruiz, S (8, PH) OBP: 0.294, SLG: 0.255										1	0	0	0	0	0	0
Ted Abernathy, R (9, 1)										0	0	0	0	0	0	0
George Culver, R (1, 1) OBP: 0.133, SLG: 0.136			1-3		F2			F8		1	0	0	0	0	0	0
Leo Cardenas, R (5, PH) OBP: 0.289, SLG: 0.304										2	0	0	0	0	0	2
(6, 6)																
Inning Stats	R: 0 H: 1 E: 0 LOB: 0 K: 1 BB: 0 S: 5 P: 5	R: 0 H: 0 E: 0 LOB: 0 K: 2 BB: 0 S: 7 P: 7	R: 0 H: 0 E: 0 LOB: 0 K: 0 BB: 0 S: 3 P: 3	R: 0 H: 0 E: 1 LOB: 1 K: 0 BB: 0 S: 4 P: 4	R: 0 H: 1 E: 0 LOB: 2 K: 1 BB: 1 S: 6 P: 10	R: 0 H: 0 E: 0 LOB: 1 K: 1 BB: 0 S: 5 P: 6	R: 0 H: 0 E: 0 LOB: 0 K: 1 BB: 0 S: 5 P: 5	R: 0 H: 0 E: 0 LOB: 0 K: 0 BB: 0 S: 3 P: 3	R: 2 H: 3 E: 0 LOB: 1 K: 1 BB: 0 S: 8 P: 8	1B: 4 SF: 0 2B: 0 SAC: 0 3B: 0 DP: 0 HR: 1 HBP: 1							

PITCHER	IP	WLS	BF	H	R	ER	SO	BB	IBB	HBP	BLK	WP	HR	S	P	ERA	WHIP
Joe Moeller, R (1, 1) ERA: 3.86	8.1	W	31	4	2	2	6	1	0	1	0	1	1	41	46	2.16	0.600
Jim Brewer, L (9, 1) ERA: 2.61	0.2	S	3	1	0	0	1	0	0	0	0	0	0	5	5	0.00	1.500

PITCHER	IP	WLS	BF	H	R	ER	SO	BB	IBB	HBP	BLK	WP	HR	S	P	ERA	WHIP

BOTTOM

Los Angeles Dodgers @ Cincinnati Reds

Crosley Field, Cincinnati, OH

Sun Sep 08 1968, 3:33 AM EDT

Att. 8,453 - Unknown

livebaseballscorecards.com

AB	32
R	2
H	5
RBI	2
BB	1
SO	7
LOB	11

Batter	1	2	3	4	5	6	7	8	9	AB	R	H	RBI	BB	SO	LOB
Denis Menke, R (1, 4) OBP: 0.335, SLG: 0.345	F8		F9		2B IBB			K		3	0	0	0	1	1	0
Jose Herrera, R (1, 9) OBP: 0.225, SLG: 0.246	K		F7		1-3 2-H 3-H 2B			FC6-4 1B		4	0	2	2	0	1	0
Norm Miller, L (8, 9) OBP: 0.297, SLG: 0.357										0	0	0	0	0	0	0
Jimmy Wynn, R (1, 8) OBP: 0.373, SLG: 0.452	K			K	F8			FC6-4 FC5-4 1-2f		4	0	0	0	0	2	3
Doug Rader, R (1, 5) OBP: 0.318, SLG: 0.378		K		F9		K		FC5-4 1-2f		4	0	0	0	0	2	1
Bob Aspromonte, R (1, 7) OBP: 0.294, SLG: 0.272		PB BB SF8 1B		F7		F7			G4-6-3 BB CS BB	3	1	1	0	1	0	0
Dick Simpson, R (9, PR) OBP: 0.292, SLG: 0.322										0	0	0	0	0	0	0
(9, 7)																
Rusty Staub, L (1, 3) OBP: 0.381, SLG: 0.393		SF8 PB 1-2 BB			F9	1-3			G4-6-3 1-2 BB	2	0	0	0	2	0	0
John Bateman, R (1, 2) OBP: 0.301, SLG: 0.342		SF8 1-3 2-H			1B 1B HBP		5-3		G4-6-3 1-2f 2-3	2	0	0	1	0	0	2
Leon McFadden, R (1, 6) OBP: 0.500, SLG: 0.455		PO IBB			1B 1-2 2B 1B		K		IBB	2	1	1	0	2	1	0
Hector Torres, R (9, 6) OBP: 0.254, SLG: 0.258										0	0	0	0	0	0	0
Don Wilson, R (1, 1) OBP: 0.239, SLG: 0.292		PO 1-2	5-3		1-3 2-H 2B 1B		1-3		CS 3-H	3	1	1	0	0	0	0
Inning Stats	R: 0 E: 0 K: 2 S: 7 H: 0 LOB: 0 BB: 0 P: 7	R: 1 E: 0 K: 1 S: 5 H: 1 LOB: 1 BB: 2 P: 13	R: 0 E: 0 K: 0 S: 3 H: 0 LOB: 0 BB: 0 P: 3	R: 0 E: 0 K: 1 S: 5 H: 0 LOB: 0 BB: 0 P: 5	R: 2 E: 0 K: 0 S: 5 H: 3 LOB: 2 BB: 1 P: 10	R: 0 E: 0 K: 1 S: 5 H: 0 LOB: 0 BB: 0 P: 5	R: 0 E: 0 K: 1 S: 5 H: 0 LOB: 0 BB: 0 P: 5	R: 0 E: 0 K: 1 S: 6 H: 1 LOB: 1 BB: 0 P: 6	R: 0 E: 0 K: 0 S: 1 H: 0 LOB: 1 BB: 3 P: 13	1B: 4 2B: 1 3B: 0 HR: 0	SF: 1 SAC: 0 DP: 1 HBP: 1						

TOP

Houston Astros @ Cincinnati Reds

Crosley Field, Cincinnati, OH

Tue Sep 10 1968, 3:33 AM EDT

Unknown

livebaseballscorecards.com

AB	27
R	3
H	5
RBI	3
BB	6
SO	7
LOB	6

PITCHER		IP	WLS	BF	H	R	ER	SO	BB	IBB	HBP	BLK	WP	HR	S	P	ERA	WHIP
Gerry Arrigo, L ERA: 3.17	(1, 1)	7.0	L	27	4	3	2	6	1	2	1	0	0	0	35	48	2.57	0.714
Clay Carroll, R ERA: 2.78	(8, 1)	2.0		8	1	0	0	1	2	1	0	0	0	0	7	19	0.00	1.500

PITCHER	IP	WLS	BF	H	R	ER	SO	BB	IBB	HBP	BLK	WP	HR	S	P	ERA	WHIP

Houston Astros @ Cincinnati Reds

Crosley Field, Cincinnati, OH

Tue Sep 10 1968, 3:33 AM EDT

Unknown

BOTTOM

Batter	1	2	3	4	5	6	7	8	9	AB	R	H	RBI	BB	SO	LOB
Pete Rose, S (1, 9) OBP: 0.394, SLG: 0.483	K		K		K		F7			4	0	0	0	0	3	2
Vada Pinson, L (1, 8) OBP: 0.311, SLG: 0.391	F2		G3			S BB L7-2 1B		K		4	0	1	0	0	1	0
Mack Jones, L (1, 7) OBP: 0.333, SLG: 0.398	P3			K		1-2 S BB		K		3	0	0	0	1	2	0
Johnny Bench, R (1, 2) OBP: 0.314, SLG: 0.453		HR		K2-3		1-2 2-3 K		K		4	1	1	1	0	3	2
Lee May, R (1, 3) OBP: 0.344, SLG: 0.481		L5		F9		IBB			1B	3	0	1	0	1	0	0
Tony Perez, R (1, 5) OBP: 0.335, SLG: 0.430		F9	1B WP 1B			3-H L7-2			K	4	1	1	0	0	1	4
Hal McRae, R (1, 4) OBP: 0.276, SLG: 0.222		E6	WP 1B				K		K	4	0	1	0	0	2	1
Woody Woodward, R (1, 6) OBP: 0.278, SLG: 0.248		K			1-2 3-H K		K		K	2	0	0	0	0	2	2
Fred Whitfield, L (7, PH) OBP: 0.303, SLG: 0.409										1	0	0	0	0	1	0
Leo Cardenas, R (8, 6) OBP: 0.289, SLG: 0.304										0	0	0	0	0	0	0
Alex Johnson, R (9, PH) OBP: 0.348, SLG: 0.401										1	0	0	0	0	1	1
Gerry Arrigo, L (1, 1) OBP: 0.111, SLG: 0.117			L1		P3		E5 1B			2	0	0	0	0	0	1
Jim Beauchamp, R (7, PH) OBP: 0.300, SLG: 0.447										1	0	1	0	0	0	0
Clay Carroll, R (8, 1) OBP: 0.208, SLG: 0.174										0	0	0	0	0	0	0
Inning Stats	R: 0 E: 0 K: 1 S: 5 / H: 0 LOB: 0 BB: 0 P: 5	R: 1 E: 1 K: 1 S: 7 / H: 1 LOB: 1 BB: 0 P: 7	R: 0 E: 0 K: 1 S: 5 / H: 0 LOB: 0 BB: 0 P: 5	R: 0 E: 0 K: 2 S: 7 / H: 0 LOB: 0 BB: 0 P: 7	R: 1 E: 0 K: 2 S: 9 / H: 2 LOB: 1 BB: 0 P: 9	R: 0 E: 0 K: 1 S: 5 / H: 1 LOB: 2 BB: 2 P: 13	R: 0 E: 1 K: 2 S: 8 / H: 1 LOB: 1 BB: 0 P: 8	R: 0 E: 0 K: 3 S: 9 / H: 0 LOB: 0 BB: 0 P: 9	R: 0 E: 0 K: 3 S: 10 / H: 1 LOB: 1 BB: 0 P: 10	1B: 5 2B: 1 3B: 0 HR: 1	SF: 0 SAC: 0 DP: 1 HBP: 0						

PITCHER	IP	WLS	BF	H	R	ER	SO	BB	IBB	HBP	BLK	WP	HR	S	P	ERA	WHIP
Don Wilson, R (1, 1) ERA: 3.13	9.0	W	35	6	2	2	16	1	1	0	0	1	1	65	73	2.00	0.778

PITCHER	IP	WLS	BF	H	R	ER	SO	BB	IBB	HBP	BLK	WP	HR	S	P	ERA	WHIP

AB	33
R	2
H	6
RBI	1
BB	2
SO	16
LOB	13

WP: 1 PB: 0 SB: 2 CS: 0 PA: 35

livebaseballscorecards.com

Batter	1	2	3	4	5	6	7	8	9	AB	R	H	RBI	BB	SO	LOB
Denis Menke, R (1, 4) OBP: 0.332, SLG: 0.342	K		P3		K			F8	K	5	0	0	0	0	3	1
Norm Miller, L (1, 7) OBP: 0.300, SLG: 0.373	5-3 1B		K		G3			HR		4	1	2	1	0	1	0
Jimmy Wynn, R (1, 8) OBP: 0.373, SLG: 0.458	5-3 1-2		HR			K		F8 WP BB		3	1	1	1	1	1	1
Rusty Staub, L (1, 9) OBP: 0.384, SLG: 0.395	IBB		F2			2B		1-2 IBB		2	0	1	0	2	0	0
Doug Rader, R (1, 5) OBP: 0.317, SLG: 0.387	6-3			HR		K		F8 2-3		4	1	1	1	0	1	5
John Mayberry, L (1, 3)		K		P5		F5		F8		4	0	0	0	0	1	3
John Bateman, R (1, 2) OBP: 0.301, SLG: 0.341		FC4-6 1B		6-3			K		5-3	4	0	1	0	0	1	0
Leon McFadden, R (1, 6) OBP: 0.412, SLG: 0.357		FC4-6 1-2f		1-3			P4		K	3	0	0	0	0	0	1
Hal King, L (9, PH) OBP: 0.286, SLG: 0.238										1	0	0	0	0	1	0
Steve Shea, R (9, 1)										0	0	0	0	0	0	0
Mike Cuellar, L (1, 1) OBP: 0.212, SLG: 0.288		K			K		1-3		1B	1	0	0	0	0	1	1
Jim Ray, R (3, 1) OBP: 0.067, SLG: 0.067										2	0	0	0	0	1	0
Lee Thomas, L (9, PH) OBP: 0.255, SLG: 0.234										1	0	1	0	0	0	0
Hector Torres, R (9, 6) OBP: 0.254, SLG: 0.258										0	0	0	0	0	0	0
Inning Stats	R: 0 E: 0 K: 1 S: 6 H: 1 LOB: 2 BB: 1 P: 10	R: 0 E: 0 K: 2 S: 8 H: 1 LOB: 1 BB: 0 P: 8	R: 1 E: 0 K: 1 S: 6 H: 1 LOB: 0 BB: 0 P: 6	R: 1 E: 0 K: 0 S: 4 H: 1 LOB: 0 BB: 0 P: 4	R: 0 E: 0 K: 2 S: 7 H: 0 LOB: 0 BB: 0 P: 7	R: 0 E: 0 K: 2 S: 8 H: 1 LOB: 1 BB: 0 P: 8	R: 0 E: 0 K: 1 S: 5 H: 0 LOB: 0 BB: 0 P: 5	R: 1 E: 0 K: 0 S: 4 H: 1 LOB: 2 BB: 2 P: 12	R: 0 E: 0 K: 2 S: 8 H: 1 LOB: 1 BB: 0 P: 8	1B: 3 2B: 1 3B: 0 HR: 3	SF: 0 SAC: 0 DP: 0 HBP: 0			WP: 1 PB: 0 SB: 0 CS: 0		PA: 37	

PITCHER		IP	WLS	BF	H	R	ER	SO	BB	IBB	HBP	BLK	WP	HR	S	P	ERA	WHIP
Mel Queen, R ERA: 5.89	(1, 1)	7.1		30	6	3	3	9	1	1	0	0	0	3	46	54	3.68	0.955
Dan McGinn, L ERA: 5.4	(8, 1)	0.0		1	0	0	0	0	0	1	0	0	1	0	0	4	∞	∞
Clay Carroll, R ERA: 2.74	(8, 1)	1.2	W	6	1	0	0	2	0	0	0	0	0	0	10	10	0.00	0.600

PITCHER	IP	WLS	BF	H	R	ER	SO	BB	IBB	HBP	BLK	WP	HR	S	P	ERA	WHIP

TOP

Houston Astros @ Cincinnati Reds

Crosley Field, Cincinnati, OH

Tue Sep 10 1968, 7:05 PM EDT

Att. 2,353 - Unknown

livebaseballscorecards.com

AB	34
R	3
H	7
RBI	3
BB	3
SO	11
LOB	12

Houston Astros @ Cincinnati Reds

Crosley Field, Cincinnati, OH

Tue Sep 10 1968, 7:05 PM EDT

Att. 2,353 - Unknown

BOTTOM

Batter	1	2	3	4	5	6	7	8	9	AB	R	H	RBI	BB	SO	LOB
Pete Rose, S (1, 9) OBP: 0.394, SLG: 0.484	F7		1B 1-H FC5-2 2B		4-3		4-3		BBBB 1B 1-2 2-3 BB	4	0	1	1	1	0	0
Alex Johnson, R (1, 7) OBP: 0.348, SLG: 0.401	6-3		FC5-2 1B BB 1B		F2		1-3		1-2 2-3 3-H 1B	5	1	2	1	0	0	0
Lee May, R (1, 3) OBP: 0.343, SLG: 0.479	K		BB FC5-2 1-2 2-3 1B		6-3			5-3		4	0	1	0	0	1	0
Tony Perez, R (1, 5) OBP: 0.336, SLG: 0.432		2B	FC5-2 BB 1-2 2-3 3-Hf			E 1B 1B		SSS K		4	1	2	0	0	1	3
Jim Beauchamp, R (1, 8) OBP: 0.315, SLG: 0.440	6-3		BBBB 1-2 2-3 3-H BB			6-3 SH3 1-H 1B		F8		3	0	1	2	1	0	1
Hal McRae, R (1, 4) OBP: 0.281, SLG: 0.233	5-3	SSS K				SH3 1-2			G6-4-3 1B	3	0	1	0	0	1	4
Pat Corrales, R (1, 2) OBP: 0.328, SLG: 0.327 Johnny Bench, R (8, 2) OBP: 0.314, SLG: 0.453	F3			5-3		6-3 2-3			G6-4-3 1-2f	3 1	0 0	0 0	0 0	0 0	0 0	2 1
Leo Cardenas, R (1, 6) OBP: 0.289, SLG: 0.302			F9	5-3		SSS K			BBBB BB S 1B BB	3	1	0	0	1	1	1
Mel Queen, L (1, 1) OBP: 0.125, SLG: 0.125 Dan McGinn, L (8, 1) Clay Carroll, R (8, 1) OBP: 0.208, SLG: 0.174 Mack Jones, L (9, PH) OBP: 0.336, SLG: 0.398			2B 1B	SSS K			SSS K		H 1B BB 1-2 HBP	3 0 0 0	1 0 0 0	1 0 0 0	0 0 0 0	0 0 0 0	2 0 0 0	0 0 0 0

livebaseballscorecards.com

AB	33
R	4
H	9
RBI	4
BB	3
SO	6
LOB	12

Inning Stats	1	2	3	4	5	6	7	8	9	1B: 7	SF: 0	WP: 0	PA: 38
	R: 0 E: 0 K: 1 S: 5	H: 0 LOB: 0 BB: 0 P: 5	R: 0 E: 0 K: 0 S: 4	H: 1 LOB: 1 BB: 0 P: 4	R: 2 E: 0 K: 1 S: 9	H: 4 LOB: 3 BB: 1 P: 13	R: 0 E: 0 K: 1 S: 5	H: 0 LOB: 0 BB: 0 P: 5	R: 0 E: 0 K: 0 S: 3	H: 0 LOB: 0 BB: 0 P: 3	R: 1 E: 1 K: 1 S: 7	H: 2 LOB: 1 BB: 0 P: 7	R: 0 E: 0 K: 1 S: 5	H: 0 LOB: 0 BB: 0 P: 5	R: 0 E: 0 K: 1 S: 5	H: 0 LOB: 0 BB: 0 P: 5	R: 1 E: 0 K: 0 S: 3	H: 2 LOB: 3 BB: 2 P: 12	2B: 2 3B: 0 HR: 0	SAC: 1 DP: 1 HBP: 1	PB: 0 SB: 1 CS: 0	

PITCHER		IP	WLS	BF	H	R	ER	SO	BB	IBB	HBP	BLK	WP	HR	S	P	ERA	WHIP
Mike Cuellar, L ERA: 2.68	(1, 1)	2.2		14	5	2	2	1	1	0	0	0	0	0	15	19	6.75	2.250
Jim Ray, R ERA: 2.51	(3, 1)	5.1		18	2	1	1	5	0	0	0	0	0	0	28	28	1.69	0.375
Steve Shea, R ERA: 3.6	(9, 1)	0.2	L	6	2	1	1	0	2	0	1	0	0	0	3	12	13.50	6.000

PITCHER	IP	WLS	BF	H	R	ER	SO	BB	IBB	HBP	BLK	WP	HR	S	P	ERA	WHIP

Houston Astros @ Cincinnati Reds

Crosley Field, Cincinnati, OH

Wed Sep 11 1968, 3:33 AM EDT

Unknown

TOP

livebaseballscorecards.com

Batter	1	2	3	4	5	6	7	8	9	AB	R	H	RBI	BB	SO	LOB
Denis Menke, R (1, 4) OBP: 0.332, SLG: 0.343	4-3		F9		P9			1B 2B	BB	4	1	1	0	1	0	3
Norm Miller, L (1, 7) OBP: 0.295, SLG: 0.365	P6		1-3		F8			F7	K	5	0	0	0	0	1	5
Jimmy Wynn, R (1, 8) OBP: 0.373, SLG: 0.455	S BB			K	K			P6		3	0	0	0	1	2	1
Rusty Staub, L (1, 9) OBP: 0.384, SLG: 0.396	1-2 K			6-3 1B	F7			HBP BB 2-H 1B		4	0	2	1	0	1	1
Doug Rader, R (1, 5) OBP: 0.320, SLG: 0.386		G5-4-3 1B		1-2 6-3	G3			1-2 HBP BB		3	0	1	0	1	0	1
John Mayberry, L (1, 3)		P6		F9			P4	1-2 2-3 FC5-4 HBP		3	0	0	0	0	0	2
John Bateman, R (1, 2) OBP: 0.300, SLG: 0.340		G5-4-3 1-2f			SH5-4 1B		6-3	1-2f FC5-4		4	0	1	0	0	0	4
Steve Shea, R (8, 1)										0	0	0	0	0	0	0
Leon McFadden, R (1, 6) OBP: 0.450, SLG: 0.375			K		1-2 SH5-4 1B		BB		P6	2	0	1	0	1	1	0
Bob Aspromonte, R (9, PH) OBP: 0.293, SLG: 0.271										1	0	0	0	0	0	0
Denny Lemaster, R (1, 1) OBP: 0.121, SLG: 0.033			1B		SH5-4		G3		K	1	0	1	0	0	0	0
Lee Thomas, L (7, PH) OBP: 0.254, SLG: 0.233										1	0	0	0	0	0	1
Tom Dukes, R (7, 1)										0	0	0	0	0	0	0
Hal King, L (8, 2) OBP: 0.280, SLG: 0.233										1	0	0	0	0	1	0
Inning Stats	R: 0 E: 0 K: 1 S: 5 H: 0 LOB: 1 BB: 1 P: 9	R: 0 E: 0 K: 0 S: 3 H: 1 LOB: 0 BB: 0 P: 3	R: 0 E: 0 K: 1 S: 6 H: 1 LOB: 1 BB: 0 P: 6	R: 0 E: 0 K: 1 S: 6 H: 1 LOB: 1 BB: 0 P: 6	R: 0 E: 0 K: 0 S: 5 H: 2 LOB: 2 BB: 0 P: 5	R: 0 E: 0 K: 1 S: 5 H: 0 LOB: 0 BB: 0 P: 5	R: 0 E: 0 K: 0 S: 3 H: 0 LOB: 1 BB: 1 P: 7	R: 1 E: 0 K: 0 S: 5 H: 2 LOB: 3 BB: 1 P: 10	R: 0 E: 0 K: 2 S: 7 H: 0 LOB: 1 BB: 1 P: 11	1B: 6 2B: 1 3B: 0 HR: 0	SF: 0 SAC: 1 DP: 1 HBP: 1						

	AB	32
	R	1
	H	7
	RBI	1
	BB	4
	SO	6
	LOB	18

PITCHER	IP	WLS	BF	H	R	ER	SO	BB	IBB	HBP	BLK	WP	HR	S	P	ERA	WHIP
Gary Nolan, R (1, 1) ERA: 1.98	9.0	W	38	7	1	1	6	4	0	1	0	0	0	45	62	1.00	1.222

PITCHER	IP	WLS	BF	H	R	ER	SO	BB	IBB	HBP	BLK	WP	HR	S	P	ERA	WHIP

WP: 0 PB: 0 SB: 1 CS: 0 PA: 38

Houston Astros @ Cincinnati Reds

Crosley Field, Cincinnati, OH

Wed Sep 11 1968, 3:33 AM EDT

Unknown

BOTTOM

Batter	1	2	3	4	5	6	7	8	9	AB	R	H	RBI	BB	SO	LOB
Pete Rose, S (1, 9) OBP: 0.394, SLG: 0.485	5-3		F9		FC6-4 1B		2B 2B	4-3		5	1	2	0	0	0	1
Alex Johnson, R (1, 7) OBP: 0.348, SLG: 0.398	5-3		5-3		FC6-4 5-3 1-2f		2B IBB			3	1	0	0	1	0	1
Lee May, R (1, 3) OBP: 0.342, SLG: 0.480	6-3		6-3		5-3 1-2		1-H 2-H 3-H 2B			4	0	1	3	0	0	1
Johnny Bench, R (1, 2) OBP: 0.315, SLG: 0.452		BBBB FC6-4 1B FC5-2 BB		1B 1B 1B	6-3		5-3			3	1	1	0	1	0	2
Tony Perez, R (1, 5) OBP: 0.337, SLG: 0.432		FC6-4 1-2 1B		F2		F7	BBBB BB			3	0	1	0	1	0	1
Jim Beauchamp, R (1, 8) OBP: 0.310, SLG: 0.426		FC6-4 PB E 1-2f 2-3		1B 1-3 1B		1-3	SSS K			4	1	1	0	0	1	4
Hal McRae, R (1, 4) OBP: 0.306, SLG: 0.242		E 1-2 IBB		1-2 3-H 1B		P4		5-3		3	0	1	1	1	0	0
Leo Cardenas, R (1, 6) OBP: 0.288, SLG: 0.301		FC5-2 1-3 2-H 3-Hf		F9			F7	SH1-4 1B		4	0	1	0	0	0	4
Gary Nolan, R (1, 1) OBP: 0.267, SLG: 0.237		F8		SSS K			BBBB 2B 2B BB	SH1-4 1-2		2	1	0	0	1	1	4
Inning Stats	R: 0 H: 0 E: 0 LOB: 0 K: 0 BB: 0 S: 3 P: 3	R: 1 H: 1 E: 1 LOB: 2 K: 0 BB: 2 S: 4 P: 12	R: 0 H: 0 E: 0 LOB: 0 K: 0 BB: 0 S: 3 P: 3	R: 1 H: 3 E: 0 LOB: 2 K: 1 BB: 0 S: 8 P: 8	R: 0 H: 1 E: 0 LOB: 1 K: 0 BB: 0 S: 4 P: 4	R: 0 H: 0 E: 0 LOB: 0 K: 0 BB: 0 S: 3 P: 3	R: 3 H: 2 E: 0 LOB: 2 K: 1 BB: 3 S: 7 P: 19	R: 0 H: 1 E: 0 LOB: 1 K: 0 BB: 0 S: 4 P: 4		1B: 6 SF: 0 2B: 2 SAC: 1 3B: 0 DP: 0 HR: 0 HBP: 0						

livebaseballscorecards.com

AB	31
R	5
H	8
RBI	4
BB	5
SO	2
LOB	18

WP: 0 PB: 1 SB: 0 CS: 0 PA: 37

PITCHER		IP	WLS	BF	H	R	ER	SO	BB	IBB	HBP	BLK	WP	HR	S	P	ERA	WHIP
Denny Lemaster, L ERA: 2.78	(1, 1)	6.0	L	25	5	2	1	1	1	1	0	0	0	0	25	33	1.50	1.000
Tom Dukes, R ERA: 4.86	(7, 1)	1.0		8	2	3	3	1	2	1	0	0	0	0	7	19	27.00	4.000
Steve Shea, R ERA: 3.46	(8, 1)	1.0		4	1	0	0	0	0	0	0	0	0	0	4	4	0.00	1.000

PITCHER	IP	WLS	BF	H	R	ER	SO	BB	IBB	HBP	BLK	WP	HR	S	P	ERA	WHIP

Houston Astros @ Cincinnati Reds

Crosley Field, Cincinnati, OH

Wed Sep 11 1968, 7:05 PM EDT

Att. 2,560 - Unknown

TOP

livebaseballscorecards.com

Batter	1	2	3	4	5	6	7	8	9	AB	R	H	RBI	BB	SO	LOB
Denis Menke, R (1, 4) OBP: 0.331, SLG: 0.343	P4		E6 1-2 2-3 3-H		E5 1-2 2-3		WP 1B 2-3 2B	P6		5	1	1	1	0	0	4
Norm Miller, L (1, 9) OBP: 0.297, SLG: 0.372	G3		F3		SF8 2-3 3-H		BB 1B 2-H 3-H 1B		G3 1B 2B	4	2	2	2	0	0	3
Jimmy Wynn, R (1, 8) OBP: 0.371, SLG: 0.451	5-3		P5		K S S S		BBBB 1B 1-2 BB		6-3	4	0	0	0	1	1	6
Rusty Staub, L (1, 3) OBP: 0.381, SLG: 0.392		4-3	K S S S		G3		K S S S		G3 2-3	5	0	0	0	0	2	8
Doug Rader, R (1, 5) OBP: 0.324, SLG: 0.390		F9		L5		FC5-4 1B	1B 1-2 2-H		FC6 3-H 1B	5	0	3	2	0	0	0
Bob Aspromonte, R (1, 7) OBP: 0.290, SLG: 0.268		K S S S		6-3		P4	F8		FC6 1-2f	5	0	0	0	0	1	4
Leon McFadden, R (1, 6) OBP: 0.435, SLG: 0.368			1B E 1B 1B	6-3		FC5-4 1-2f	1-6-3			3	1	1	0	0	0	1
Lee Thomas, L (7, PH) OBP: 0.252, SLG: 0.232										1	0	0	0	0	0	2
Hector Torres, R (7, 6) OBP: 0.254, SLG: 0.258										0	0	0	0	0	0	0
Ron Brand, R (1, 2) OBP: 0.271, SLG: 0.189			E 1B 1-2 1B		E 1B SF8 1B	5-3		6-3		4	1	2	0	0	0	1
John Buzhardt, R (1, 1) OBP: 0.294, SLG: 0.250			E 1-2 2-3 1B		SF8 E 1-2 1B		2B WP 2B	K S S S		2	0	2	0	0	0	0
Hal King, L (7, PH) OBP: 0.294, SLG: 0.273										1	0	1	0	0	0	0
Dick Simpson, R (7, PR) OBP: 0.292, SLG: 0.322										0	1	0	0	0	0	0
Danny Coombs, R (7, 1) OBP: 0.400, SLG: 0.400										0	0	0	0	0	0	0
Steve Shea, R (7, 1)										1	0	0	0	0	1	0
Pat House, L (8, 1)										0	0	0	0	0	0	0
Tom Dukes, R (8, 1)										0	0	0	0	0	0	0
Inning Stats	R: 0 E: 0 K: 0 S: 3 H: 0 LOB: 0 BB: 0 P: 3	R: 0 E: 0 K: 1 S: 5 H: 0 LOB: 0 BB: 0 P: 5	R: 1 E: 1 K: 1 S: 9 H: 3 LOB: 3 BB: 0 P: 9	R: 0 E: 0 K: 0 S: 3 H: 0 LOB: 0 BB: 0 P: 3	R: 1 E: 1 K: 1 S: 8 H: 2 LOB: 2 BB: 0 P: 8	R: 0 E: 0 K: 0 S: 4 H: 1 LOB: 1 BB: 0 P: 4	R: 3 E: 0 K: 1 S: 9 H: 4 LOB: 2 BB: 1 P: 13	R: 0 E: 0 K: 1 S: 5 H: 0 LOB: 0 BB: 0 P: 5	R: 1 E: 0 K: 0 S: 5 H: 2 LOB: 1 BB: 0 P: 5	1B: 9 2B: 3 3B: 0 HR: 0 SF: 1 SAC: 0 DP: 0 HBP: 0						

	AB	40
	R	6
	H	12
	RBI	5
	BB	1
	SO	5
	LOB	29

		WP: 1	PA: 42
		PB: 0	
		SB: 0	
		CS: 0	

PITCHER		IP	WLS	BF	H	R	ER	SO	BB	IBB	HBP	BLK	WP	HR	S	P	ERA	WHIP
George Culver, R ERA: 3.3	(1, 1)	6.0		30	9	5	4	3	1	0	0	0	1	0	35	39	6.00	1.667
Dan McGinn, L ERA: 5.14	(7, 1)	0.1		1	0	0	0	1	0	0	0	0	0	0	3	3	0.00	0.000
Ted Abernathy, R ERA: 2.15	(7, 1)	1.2	W	6	1	0	0	1	0	0	0	0	0	0	8	8	0.00	0.600
Clay Carroll, R ERA: 2.79	(9, 1)	1.0	S	5	2	1	1	0	0	0	0	0	0	0	5	5	9.00	2.000

PITCHER	IP	WLS	BF	H	R	ER	SO	BB	IBB	HBP	BLK	WP	HR	S	P	ERA	WHIP

Houston Astros @ Cincinnati Reds

Crosley Field, Cincinnati, OH

Wed Sep 11 1968, 7:05 PM EDT

Att. 2,560 - Unknown

BOTTOM

Batter	1	2	3	4	5	6	7	8	9	AB	R	H	RBI	BB	SO	LOB
Pete Rose, S (1, 9) OBP: 0.398, SLG: 0.486	WP 1-3 1B	K			HBP S BB		1B 1B BB	WP 2B 1B		3	2	2	0	2	1	1
Vada Pinson, L (1, 8) OBP: 0.310, SLG: 0.391	1-3 1-2		4-3		K 1-2 2-3		P6	1-H 3-H 1B 2B		5	1	1	1	0	1	4
Alex Johnson, R (1, 7) OBP: 0.348, SLG: 0.397	5-3 2-3		K		HBP BB		K	1-3 2-H 1B 1B		4	1	1	1	1	2	2
Lee May, R (1, 3) OBP: 0.343, SLG: 0.478	K		6-3		1-2 2-3 3-H HBP		1B 1-2 1B 1B	1-3 1-2		4	1	1	1	0	1	2
Tony Perez, R (1, 5) OBP: 0.339, SLG: 0.432		5-3 1B 1B		F8	P6		1B 1-2 2-H 1B	1B 2B IBB		4	2	2	1	1	0	3
Hal McRae, R (1, 4) OBP: 0.282, SLG: 0.222		5-3 1-2		6-3	P4		1-3 2-H 1B	1-3 2-H 2B 1B		3	0	0	0	0	0	1
Mack Jones, L (7, PH) OBP: 0.339, SLG: 0.401										1	0	1	1	0	0	0
Woody Woodward, R (8, 4) OBP: 0.283, SLG: 0.254										1	1	1	1	0	0	0
Pat Corrales, R (1, 2) OBP: 0.344, SLG: 0.333		G3 E 2-H 1B		P5	FC6-4 BB		F8	1-H 3-H 2B		2	1	1	1	1	0	0
Johnny Bench, R (7, PH) OBP: 0.316, SLG: 0.454										2	0	1	2	0	0	2
(8, 2)																
Leo Cardenas, R (1, 6) OBP: 0.287, SLG: 0.300		G3 1-2			S SH1-4 HBP 1B	P4		E6 BB K		5	1	1	0	0	1	3
George Culver, R (1, 1) OBP: 0.145, SLG: 0.148		E9 2-H 1B			SH1-4 1-2	FC6-4 1-2f		1B WP 2-3 BB		2	0	1	1	0	0	1
Dan McGinn, L (7, 1)										0	0	0	0	0	0	0
Ted Abernathy, R (7, 1)										0	0	0	0	0	0	0
Mel Queen, L (8, PH) OBP: 0.222, SLG: 0.125										0	1	0	0	1	0	0
Clay Carroll, R (9, 1) OBP: 0.208, SLG: 0.174										0	0	0	0	0	0	0
Inning Stats	R: 0 H: 1 E: 0 LOB: 1 K: 1 BB: 0 S: 6 P: 6	R: 2 H: 3 E: 1 LOB: 1 K: 1 BB: 0 S: 8 P: 8	R: 0 H: 0 E: 0 LOB: 0 K: 1 BB: 0 S: 5 P: 5	R: 0 H: 0 E: 0 LOB: 0 K: 0 BB: 0 S: 3 P: 3	R: 1 H: 1 E: 0 LOB: 3 K: 1 BB: 2 S: 6 P: 15	R: 0 H: 0 E: 0 LOB: 1 K: 0 BB: 1 S: 3 P: 7	R: 2 H: 3 E: 0 LOB: 2 K: 1 BB: 1 S: 8 P: 12	R: 6 H: 5 E: 1 LOB: 1 K: 1 BB: 2 S: 10 P: 18		1B: 11 SF: 0 2B: 2 SAC: 1 3B: 0 DP: 0 HR: 0 HBP: 1						

livebaseballscorecards.com

AB	36
R	11
H	13
RBI	10
BB	6
SO	6
LOB	19

WP: 2 PA: 44
PB: 0
SB: 2
CS: 0

PITCHER		IP	WLS	BF	H	R	ER	SO	BB	IBB	HBP	BLK	WP	HR	S	P	ERA	WHIP
John Buzhardt, R ERA: 2.86	(1, 1)	6.0		27	5	3	3	4	3	0	1	0	1	0	31	44	4.50	1.333
Danny Coombs, L ERA: 3.64	(7, 1)	0.2		5	2	2	2	1	1	0	0	0	0	0	6	10	27.00	4.500
Steve Shea, R ERA: 4.05	(7, 1)	0.2	L	5	2	2	2	0	1	0	0	0	0	0	4	8	27.00	4.500
Pat House, L ERA: 8.79	(8, 1)	0.1		5	3	2	2	0	0	1	0	0	1	0	4	8	54.00	9.000
Tom Dukes, R ERA: 4.82	(8, 1)	0.1		2	1	2	2	1	0	0	0	0	0	0	4	4	54.00	3.000

PITCHER	IP	WLS	BF	H	R	ER	SO	BB	IBB	HBP	BLK	WP	HR	S	P	ERA	WHIP

Cincinnati Reds @ San Francisco Giants

Candlestick Park, San Francisco, CA

Fri Sep 13 1968, 10:05 PM EDT

Att. 5,469 - Unknown

TOP

livebaseballscorecards.com

Batter	1	2	3	4	5	6	7	8	9	AB	R	H	RBI	BB	SO	LOB
Pete Rose, S (1, 9) OBP: 0.396, SLG: 0.483	1-3		G3 2-3			F9	F8		2-3 1B	5	0	1	0	0	0	1
Vada Pinson, L (1, 8) OBP: 0.309, SLG: 0.391	4-3 2B		4-3			K		F5	F6	5	0	1	0	0	1	3
Alex Johnson, R (1, 7) OBP: 0.349, SLG: 0.404	4-3 2-3			1-3			2B 3B	WP E 2B		4	2	2	0	0	0	1
Johnny Bench, R (1, 2) OBP: 0.314, SLG: 0.450	F9			K			5-3	E2 WP 2-H		4	0	0	1	0	1	2
Lee May, R (1, 3) OBP: 0.342, SLG: 0.478		5-3		5-3			2B 2B 3-H	5-3 1-2		4	1	1	1	0	0	1
Tony Perez, R (1, 5) OBP: 0.342, SLG: 0.435		BBBB CS BB			G6-4-3 1B		2B 2B 2-H	F8		3	1	2	1	1	0	1
Hal McRae, R (1, 4) OBP: 0.279, SLG: 0.250		K 1-2			G6-4-3 1-2f		HR 2B 2-H		K	4	1	1	1	0	2	2
Woody Woodward, R (9, 4) OBP: 0.283, SLG: 0.254										0	0	0	0	0	0	0
Leo Cardenas, R (1, 6) OBP: 0.287, SLG: 0.307			F3		G3		HR 2-H		4-3	4	1	1	2	0	0	0
Jim Maloney, L (1, 1) OBP: 0.297, SLG: 0.435			WP 2B			K	4-3		1B 2B	4	0	2	0	0	1	0
Clay Carroll, R (9, 1) OBP: 0.208, SLG: 0.174										0	0	0	0	0	0	0

	AB	37
	R	6
	H	11
	RBI	6
	BB	1
	SO	5
	LOB	11

Inning Stats	1	2	3	4	5	6	7	8	9
	R: 0 E: 0 K: 0 S: 4	H: 1 LOB: 1 BB: 0 P: 4	R: 0 E: 0 K: 1 S: 4	H: 0 LOB: 0 BB: 1 P: 8	R: 0 E: 0 K: 0 S: 4	H: 1 LOB: 1 BB: 0 P: 4	R: 0 E: 0 K: 1 S: 5	H: 0 LOB: 0 BB: 0 P: 5	R: 0 E: 0 K: 0 S: 3	H: 1 LOB: 0 BB: 0 P: 3	R: 0 E: 0 K: 2 S: 7	H: 0 LOB: 0 BB: 0 P: 7	R: 5 E: 0 K: 0 S: 8	H: 5 LOB: 0 BB: 0 P: 8	R: 1 E: 1 K: 0 S: 5	H: 1 LOB: 1 BB: 0 P: 5	R: 0 E: 0 K: 1 S: 7	H: 2 LOB: 2 BB: 0 P: 7

	1B: 2	SF: 0	WP: 3	PA: 38
	2B: 7	SAC: 0	PB: 0	
	3B: 1	DP: 1	SB: 0	
	HR: 1	HBP: 0	CS: 1	

PITCHER		IP	WLS	BF	H	R	ER	SO	BB	IBB	HBP	BLK	WP	HR	S	P	ERA	WHIP
Gaylord Perry, R ERA: 2.55	(1, 1)	6.1	L	26	8	5	5	4	1	0	0	0	1	1	33	37	7.11	1.421
Mike McCormick, L ERA: 3.5	(7, 1)	0.2		2	0	0	0	0	0	0	0	0	0	0	2	2	0.00	0.000
Ron Herbel, R ERA: 3.48	(8, 1)	2.0		10	3	1	0	1	0	0	0	0	2	0	12	12	0.00	1.500

PITCHER		IP	WLS	BF	H	R	ER	SO	BB	IBB	HBP	BLK	WP	HR	S	P	ERA	WHIP

Batter	1	2	3	4	5	6	7	8	9	AB	R	H	RBI	BB	SO	LOB
Bobby Bonds, R (1, 8) OBP: 0.347, SLG: 0.404	1-3		6-3		F9		K		F6	5	0	0	0	0	1	5
Ron Hunt, R (1, 4) OBP: 0.365, SLG: 0.281	F3		5-3		BB			4-3	1B	3	0	0	0	1	0	0
Jack Hiatt, R (9, PH) OBP: 0.355, SLG: 0.365										1	0	1	1	0	0	0
Ty Cline, L (1, 7) OBP: 0.260, SLG: 0.284	2B			K	L4-3			L4		4	0	1	0	0	1	2
Willie McCovey, L (1, 3) OBP: 0.378, SLG: 0.548	K			HR		6-3		K		4	1	1	1	0	2	2
Jim Ray Hart, R (1, 5) OBP: 0.329, SLG: 0.447		K		WP SF7 2B		6-3		K		4	1	1	0	0	2	1
Dave Marshall, L (1, 9) OBP: 0.335, SLG: 0.336		4-3		SF7		F6			2B 1B	3	1	1	1	0	0	0
Dick Dietz, R (1, 2) OBP: 0.375, SLG: 0.430		1B		K			F7		1B 2B 1-3	4	0	2	0	0	1	0
Hal Lanier, R (1, 6) OBP: 0.214, SLG: 0.227		F5			BB		4-3		1-3	1	0	0	0	1	0	1
Don Mason, L (7, PH) (8, 6)										2	0	0	0	0	0	2
Gaylord Perry, R (1, 1) OBP: 0.135, SLG: 0.115			K		K		BB		BB	2	0	0	0	0	2	1
Mike McCormick, L (7, 1) OBP: 0.182, SLG: 0.175										0	0	0	0	0	0	0
Bob Schroder, L (7, PH) OBP: 0.277, SLG: 0.250										0	0	0	0	1	0	0
Ron Herbel, R (8, 1)										0	0	0	0	0	0	0
Willie Mays, R (9, PH) OBP: 0.361, SLG: 0.463										0	0	0	0	1	0	0
Inning Stats	R: 0 E: 0 K: 1 S: 6 H: 1 LOB: 1 BB: 0 P: 6	R: 0 E: 0 K: 1 S: 6 H: 1 LOB: 1 BB: 0 P: 6	R: 0 E: 0 K: 1 S: 5 H: 0 LOB: 0 BB: 0 P: 5	R: 2 E: 0 K: 2 S: 9 H: 2 LOB: 0 BB: 0 P: 9	R: 0 E: 0 K: 1 S: 5 H: 0 LOB: 2 BB: 2 P: 13	R: 0 E: 0 K: 0 S: 3 H: 0 LOB: 0 BB: 0 P: 3	R: 0 E: 0 K: 1 S: 5 H: 0 LOB: 1 BB: 1 P: 9	R: 0 E: 1 K: 2 S: 8 H: 0 LOB: 1 BB: 0 P: 8	R: 1 E: 0 K: 0 S: 5 H: 3 LOB: 2 BB: 1 P: 9	1B: 3 2B: 3 3B: 0 HR: 1	SF: 1 SAC: 0 DP: 0 HBP: 0						

PITCHER	IP	WLS	BF	H	R	ER	SO	BB	IBB	HBP	BLK	WP	HR	S	P	ERA	WHIP
Jim Maloney, R (1, 1) ERA: 3.97	8.0	W	34	6	3	3	9	3	0	0	0	1	1	49	61	3.38	1.125
Clay Carroll, R (9, 1) ERA: 2.77	1.0	S	4	1	0	0	0	1	0	0	0	0	0	3	7	0.00	2.000

PITCHER	IP	WLS	BF	H	R	ER	SO	BB	IBB	HBP	BLK	WP	HR	S	P	ERA	WHIP

BOTTOM

Cincinnati Reds @ San Francisco Giants

Candlestick Park, San Francisco, CA

Fri Sep 13 1968, 10:05 PM EDT

Att. 5,469 - Unknown

livebaseballscorecards.com

AB	33
R	3
H	7
RBI	3
BB	4
SO	9
LOB	14

WP: 1 PB: 0 SB: 0 CS: 0 PA: 38

Cincinnati Reds @ San Francisco Giants

Candlestick Park, San Francisco, CA

Sat Sep 14 1968, 6:33 AM EDT

Att. 7,187 - Unknown

TOP

livebaseballscorecards.com

Batter	1	2	3	4	5	6	7	8	9	AB	R	H	RBI	BB	SO	LOB
Pete Rose, S (1, 9) OBP: 0.395, SLG: 0.481	F7			K		K			1B	4	0	1	0	0	2	0
Vada Pinson, L (1, 8) OBP: 0.311, SLG: 0.392	G3			CS 1B			1B		F3	4	0	2	0	0	0	1
Alex Johnson, R (1, 7) OBP: 0.347, SLG: 0.401	1-3			K 1-2			F8		P4	4	0	0	0	0	1	3
Johnny Bench, R (1, 2) OBP: 0.313, SLG: 0.449		G6-4-3 1B			P6		L7		P6	4	0	1	0	0	0	2
Lee May, R (1, 3) OBP: 0.340, SLG: 0.475		K			K		F2			3	0	0	0	0	2	2
Tony Perez, R (1, 5) OBP: 0.343, SLG: 0.441		G6-4-3 1-2f			BB			HR		2	1	1	1	1	0	1
Hal McRae, R (1, 4) OBP: 0.261, SLG: 0.233			6-3		K			P6		3	0	0	0	0	1	1
Leo Cardenas, R (1, 6) OBP: 0.285, SLG: 0.305			K			6-3		P5		3	0	0	0	0	1	0
Gerry Arrigo, L (1, 1) OBP: 0.109, SLG: 0.115			P4			F8		K		1	0	0	0	0	0	0
Dan McGinn, L (5, 1)										0	0	0	0	0	0	0
Fred Whitfield, L (6, PH) OBP: 0.301, SLG: 0.406										1	0	0	0	0	0	0
Ted Abernathy, R (6, 1)										0	0	0	0	0	0	0
Mack Jones, L (8, PH) OBP: 0.337, SLG: 0.399										1	0	0	0	0	1	0
Billy McCool, R (8, 1) OBP: 0.125, SLG: 0.125										0	0	0	0	0	0	0
Inning Stats	R: 0 E: 0 K: 0 S: 3 H: 0 LOB: 0 BB: 0 P: 3	R: 0 E: 0 K: 1 S: 5 H: 1 LOB: 0 BB: 0 P: 5	R: 0 E: 0 K: 1 S: 5 H: 0 LOB: 0 BB: 0 P: 5	R: 0 E: 0 K: 2 S: 7 H: 1 LOB: 0 BB: 0 P: 7	R: 0 E: 0 K: 2 S: 7 H: 0 LOB: 1 BB: 1 P: 11	R: 0 E: 0 K: 1 S: 5 H: 0 LOB: 0 BB: 0 P: 5	R: 0 E: 0 K: 0 S: 4 H: 1 LOB: 1 BB: 0 P: 4	R: 1 E: 0 K: 1 S: 6 H: 1 LOB: 0 BB: 0 P: 6	R: 0 E: 0 K: 0 S: 4 H: 1 LOB: 1 BB: 0 P: 4	1B: 4 2B: 0 3B: 0 HR: 1 SF: 0 SAC: 0 DP: 1 HBP: 0							

PITCHER	IP	WLS	BF	H	R	ER	SO	BB	IBB	HBP	BLK	WP	HR	S	P	ERA	WHIP
Bobby Bolin, R (1, 1) ERA: 1.95	9.0	W	31	5	1	1	8	1	0	0	0	0	1	46	50	1.00	0.667

PITCHER	IP	WLS	BF	H	R	ER	SO	BB	IBB	HBP	BLK	WP	HR	S	P	ERA	WHIP

AB	30
R	1
H	5
RBI	1
BB	1
SO	8
LOB	10

WP: 0 PB: 0 SB: 0 CS: 1 PA: 31

Batter	1	2	3	4	5	6	7	8	9	AB	R	H	RBI	BB	SO	LOB
Bobby Bonds, R (1, 9) OBP: 0.346, SLG: 0.413	F9		5-3		FC1-6 S HR (1-2f)	HR (1-H 2-H)				4	2	1	3	0	0	1
Ron Hunt, R (1, 4) Don Mason, L (6, PR) (7, 4)	K			5-3	HR (1-2) BB	CS HBP				2 0	1 0	0 0	0 0	1 0	1 0	0 0
Willie Mays, R (1, 8) OBP: 0.364, SLG: 0.478	1B			HR	HR (1-H 2-H)	CS (1-2)	P3			4	2	3	4	0	0	0
Willie McCovey, L (1, 3) Jack Hiatt, R (9, 3) OBP: 0.355, SLG: 0.365	F8			S PB 1B 1B	K		1-3			4 0	1 0	1 0	0 0	0 0	1 0	1 0
Jim Ray Hart, R (1, 5) OBP: 0.329, SLG: 0.444		5-3		S 1B (1-2) BB	F6		6-3			3	1	0	0	1	0	0
Dick Dietz, R (1, 2) OBP: 0.373, SLG: 0.425		F7		K (1-2 2-3)		1B HR BB		F8		3	1	0	0	1	1	2
Jesus Alou, R (1, 7) Ty Cline, L (7, 7) OBP: 0.263, SLG: 0.286		5-3		1B IBB		P4		FC4 1B		2 1	0 0	0 1	0 0	1 0	0 0	1 0
Hal Lanier, R (1, 6) OBP: 0.216, SLG: 0.230			6-3	1-3 2-H 3-H 1B		1-2 HR 1B		FC4 (1-2f)		4	1	2	2	0	0	1
Bobby Bolin, R (1, 1) OBP: 0.176, SLG: 0.087			K		FC1-6 1B	K		6-3		4	0	1	0	0	2	3
Inning Stats	R: 0 H: 1 E: 0 LOB: 1 K: 1 BB: 0 S: 6 P: 6	R: 0 H: 0 E: 0 LOB: 0 K: 0 BB: 0 S: 3 P: 3	R: 0 H: 0 E: 0 LOB: 0 K: 1 BB: 0 S: 5 P: 5	R: 3 H: 3 E: 0 LOB: 2 K: 1 BB: 2 S: 7 P: 15	R: 3 H: 2 E: 0 LOB: 0 K: 1 BB: 1 S: 7 P: 11	R: 3 H: 2 E: 0 LOB: 1 K: 1 BB: 1 S: 6 P: 11	R: 0 H: 0 E: 0 LOB: 0 K: 0 BB: 0 S: 3 P: 3	R: 0 H: 1 E: 1 LOB: 1 K: 0 BB: 0 S: 4 P: 4		1B: 6 SF: 0 2B: 0 SAC: 0 3B: 0 DP: 0 HR: 3 HBP: 1						

PITCHER		IP	WLS	BF	H	R	ER	SO	BB	IBB	HBP	BLK	WP	HR	S	P	ERA	WHIP
Gerry Arrigo, L ERA: 3.38	(1, 1)	4.1	L	21	6	6	6	3	2	1	0	0	0	2	24	36	12.46	1.846
Dan McGinn, L ERA: 4.7	(5, 1)	0.2		2	0	0	0	1	0	0	0	0	0	0	4	4	0.00	0.000
Ted Abernathy, R ERA: 2.33	(6, 1)	2.0		9	2	3	3	1	1	0	1	0	0	1	9	14	13.50	1.500
Billy McCool, L ERA: 5.03	(8, 1)	1.0		4	1	0	0	0	0	0	0	0	0	0	4	4	0.00	1.000

PITCHER	IP	WLS	BF	H	R	ER	SO	BB	IBB	HBP	BLK	WP	HR	S	P	ERA	WHIP

BOTTOM

Cincinnati Reds @ San Francisco Giants

Candlestick Park, San Francisco, CA

Sat Sep 14 1968, 6:33 AM EDT

Att. 7,187 - Unknown

livebaseballscorecards.com

AB	31
R	9
H	9
RBI	9
BB	4
SO	5
LOB	9

WP: 0	PA: 37		
PB: 1			
SB: 3			
CS: 1			

Cincinnati Reds @ San Francisco Giants

Candlestick Park, San Francisco, CA

Sun Sep 15 1968, 6:33 AM EDT

Att. 11,354 - Unknown

TOP

livebaseballscorecards.com

Batter	1	2	3	4	5	6	7	8	9	AB	R	H	RBI	BB	SO	LOB
Pete Rose, S (1, 9) OBP: 0.394, SLG: 0.480	E5 CS		K			F8		E5 4-3 FC5-2-5-1 1B		4	0	1	0	0	1	2
Vada Pinson, L (1, 8) OBP: 0.308, SLG: 0.389	K			F9		F5		4-3 2-3		4	0	0	0	0	1	3
Alex Johnson, R (1, 7) OBP: 0.344, SLG: 0.398	F5			4-3			E4 1B 2B	FC5-2-5-1 3-H		4	1	0	0	0	0	2
Johnny Bench, R (1, 2) OBP: 0.313, SLG: 0.447	CS 1-2	K		K			2B 1-3 1B	5-3		4	1	1	0	0	2	1
Tony Perez, R (1, 5) OBP: 0.344, SLG: 0.443		5-3			5-3		1B 1-3 3-H 2B		F9 WP SH3 1B	4	2	2	1	0	0	0
Lee May, R (1, 3) OBP: 0.340, SLG: 0.472		4-3			K		4-0 G6-4-3 1B IBB		F9 1-3	3	0	0	0	1	1	1
Hal McRae, R (1, 4) OBP: 0.271, SLG: 0.227			4-0 SH1-3 BB		K		G6-4-3 1B 1-2 2-H 3-H		SH3 3-H	1	0	0	0	1	1	0
Mack Jones, L (7, PH) OBP: 0.340, SLG: 0.402										1	0	1	2	0	0	0
Woody Woodward, R (7, 4) OBP: 0.283, SLG: 0.254										0	0	0	1	0	0	0
Leo Cardenas, R (1, 6) OBP: 0.285, SLG: 0.304			K			SH1-4 1B	G6-4-3 1-2f 2-3		K	4	0	1	0	0	2	3
George Culver, R (1, 1) OBP: 0.143, SLG: 0.145			SH1-3 1-2			SH1-4 1-2	K			1	0	0	0	0	1	1

	AB	30
	R	4
	H	6
	RBI	4
	BB	2
	SO	9
	LOB	13

Inning Stats																																		
	R: 0	H: 0	R: 0	H: 0	R: 0	H: 0	R: 0	H: 0	R: 0	H: 0	R: 0	H: 1	R: 3	H: 3	R: 0	H: 1	R: 1	H: 1	1B: 5	SF: 0	WP: 1	PA: 36
	E: 1	LOB: 0	E: 0	LOB: 0	E: 0	LOB: 1	E: 0	LOB: 0	E: 0	LOB: 0	E: 0	LOB: 1	E: 1	LOB: 1	E: 1	LOB: 1	E: 0	LOB: 0	2B: 1	SAC: 3	PB: 0	
	K: 1	BB: 0	K: 1	BB: 0	K: 2	BB: 1	K: 1	BB: 0	K: 1	BB: 0	K: 0	BB: 0	K: 1	BB: 1	K: 0	BB: 0	K: 1	BB: 0	3B: 0	DP: 1	SB: 0	
	S: 5	P: 5	S: 5	P: 5	S: 7	P: 11	S: 5	P: 5	S: 7	P: 7	S: 4	P: 4	S: 8	P: 12	S: 4	P: 4	S: 6	P: 6	HR: 0	HBP: 0	CS: 1	

PITCHER		IP	WLS	BF	H	R	ER	SO	BB	IBB	HBP	BLK	WP	HR	S	P	ERA	WHIP
Ray Sadecki, L ERA: 2.88	(1, 1)	6.0	L	23	3	3	2	7	1	0	0	0	0	0	36	40	3.00	0.667
Frank Linzy, R ERA: 2.34	(7, 1)	2.0		8	2	0	0	1	0	1	0	0	0	0	9	13	0.00	1.000
Rich Robertson, R ERA: 9.0	(9, 1)	1.0		4	1	1	1	1	0	0	0	0	1	0	6	6	9.00	1.000

PITCHER	IP	WLS	BF	H	R	ER	SO	BB	IBB	HBP	BLK	WP	HR	S	P	ERA	WHIP

Batter	1	2	3	4	5	6	7	8	9	AB	R	H	RBI	BB	SO	LOB
Bobby Bonds, R (1, 9) OBP: 0.345, SLG: 0.409	L6		K			BB		5-3		3	0	0	0	1	1	1
Ron Hunt, R (1, 4) OBP: 0.367, SLG: 0.280	1B		F9			1-3 BB		K		3	0	1	0	1	1	1
Willie Mays, R (1, 8) OBP: 0.363, SLG: 0.479	L8			5-3		K			G3 2B	4	0	1	0	0	1	3
Willie McCovey, L (1, 3) OBP: 0.375, SLG: 0.541	6-3			3-1		4-3			G3 2-3	4	0	0	0	0	0	4
Jim Ray Hart, R (1, 5) OBP: 0.326, SLG: 0.440		F7		K			5-3		F2	4	0	0	0	0	1	1
Dick Dietz, R (1, 2) OBP: 0.368, SLG: 0.419		6-3			F4		K		5-3	4	0	0	0	0	1	1
Jesus Alou, R (1, 7) OBP: 0.273, SLG: 0.307 Don Mason, L (7, PR) (8, 6)		F9			G5-4-3 1B		HBP			2 0	0 0	1 0	0 0	0 0	0 0	0 0
Hal Lanier, R (1, 6) OBP: 0.215, SLG: 0.229 Dave Marshall, L (7, PH) OBP: 0.333, SLG: 0.333 (8, 7)			1-3		G5-4-3 1-2f		K			2 1	0 0	0 0	0 0	0 0	0 1	1 1
Ray Sadecki, L (1, 1) OBP: 0.151, SLG: 0.123 Frank Linzy, R (7, 1) Ty Cline, L (8, PH) OBP: 0.262, SLG: 0.285 Rich Robertson, R (9, 1)			1B			K		K		2 0 1 0	0 0 0 0	1 0 0 0	0 0 0 0	0 0 0 0	1 0 1 0	0 0 0 0
Inning Stats	R: 0 H: 1 E: 0 LOB: 1 K: 0 BB: 0 S: 4 P: 4	R: 0 H: 0 E: 0 LOB: 0 K: 0 BB: 0 S: 3 P: 3	R: 0 H: 1 E: 0 LOB: 1 K: 1 BB: 0 S: 6 P: 6	R: 0 H: 0 E: 0 LOB: 0 K: 1 BB: 0 S: 5 P: 5	R: 0 H: 1 E: 0 LOB: 0 K: 0 BB: 0 S: 3 P: 3	R: 0 H: 0 E: 1 LOB: 2 K: 2 BB: 2 S: 7 P: 15	R: 0 H: 0 E: 0 LOB: 1 K: 2 BB: 0 S: 7 P: 8	R: 0 H: 0 E: 0 LOB: 0 K: 2 BB: 0 S: 7 P: 7	R: 0 H: 1 E: 0 LOB: 1 K: 0 BB: 0 S: 4 P: 4	1B: 3 SF: 0 2B: 1 SAC: 0 3B: 0 DP: 1 HR: 0 HBP: 1						

PITCHER	IP	WLS	BF	H	R	ER	SO	BB	IBB	HBP	BLK	WP	HR	S	P	ERA	WHIP
George Culver, R (1, 1) ERA: 3.15	9.0	W	33	4	0	0	8	2	0	1	0	0	0	46	55	0.00	0.667

PITCHER	IP	WLS	BF	H	R	ER	SO	BB	IBB	HBP	BLK	WP	HR	S	P	ERA	WHIP

BOTTOM

Cincinnati Reds @ San Francisco Giants

Candlestick Park, San Francisco, CA

Sun Sep 15 1968, 6:33 AM EDT

Att. 11,354 - Unknown

livebaseballscorecards.com

AB	30
R	0
H	4
RBI	0
BB	2
SO	8
LOB	13

WP: 0 PA: 33
PB: 0
SB: 0
CS: 0

Batter	1	2	3	4	5	6	7	8	9	AB	R	H	RBI	BB	SO	LOB
Pete Rose, S (1, 9) OBP: 0.394, SLG: 0.479	FC4-6 1B	2B 1-2 2-H 3-H 1B		K			1-3		G6-3 1-2f	5	0	2	2	0	1	3
Vada Pinson, L (1, 8) OBP: 0.310, SLG: 0.392	K	G5-3 1-3 2-H 2B		F8			FC4-6 1B			4	0	2	1	0	1	2
Alex Johnson, R (1, 7) OBP: 0.344, SLG: 0.396	FC4-6 1B 1-2f 1B	IBB			K		FC4-6 1-2f			3	0	0	0	1	1	2
Johnny Bench, R (1, 2) OBP: 0.314, SLG: 0.448	1-H 1B	G5-3 2-3f			4-3			G6-4-3 1B		4	0	2	0	0	0	3
Tony Perez, R (1, 5) OBP: 0.344, SLG: 0.442		BB 1B 1B	5-3		3-1			F9		4	1	1	0	0	0	1
Lee May, R (1, 3) OBP: 0.339, SLG: 0.469		1B 1B 1B 1-2 BB	3-1			K		G6-4-3 1-2f		3	1	0	0	1	1	1
Hal McRae, R (1, 4) OBP: 0.255, SLG: 0.213		F4	6-3			F9			6-3	3	0	0	0	0	0	2
Fred Whitfield, L (9, PH) OBP: 0.299, SLG: 0.404										1	0	0	0	0	0	0
Leo Cardenas, R (1, 6) OBP: 0.289, SLG: 0.309		1B 1B 1-2 2-H 1B		SH3-1 1B		6-3			1B 1B	4	1	3	1	0	0	0
Gary Nolan, R (1, 1) OBP: 0.277, SLG: 0.250		1B 2B 1-2 2-3 1B		SH3-1 1-2			6-3		G6-3 1-3 1B	2	1	1	0	0	0	0
Clay Carroll, R (7, 1) OBP: 0.208, SLG: 0.174										0	0	0	0	0	0	0
Ted Abernathy, R (7, 1)										0	0	0	0	0	0	0
Mack Jones, L (9, PH) OBP: 0.343, SLG: 0.405										1	0	1	0	0	0	0
Inning Stats	R: 0 E: 0 K: 1 S: 6 H: 2 LOB: 2 BB: 0 P: 6	R: 4 E: 0 K: 0 S: 7 H: 5 LOB: 2 BB: 2 P: 15	R: 0 E: 0 K: 0 S: 3 H: 0 LOB: 0 BB: 0 P: 3	R: 0 E: 0 K: 1 S: 6 H: 1 LOB: 1 BB: 0 P: 6	R: 0 E: 0 K: 1 S: 5 H: 0 LOB: 0 BB: 0 P: 5	R: 0 E: 0 K: 1 S: 5 H: 0 LOB: 0 BB: 0 P: 5	R: 0 E: 0 K: 0 S: 4 H: 1 LOB: 1 BB: 0 P: 4	R: 0 E: 0 K: 0 S: 3 H: 1 LOB: 0 BB: 0 P: 3	R: 0 E: 0 K: 0 S: 4 H: 2 LOB: 1 BB: 0 P: 4	1B: 11 2B: 1 3B: 0 HR: 0 SF: 0 SAC: 1 DP: 3 HBP: 0						

TOP

Cincinnati Reds @ San Francisco Giants

Candlestick Park, San Francisco, CA

Mon Sep 16 1968, 6:33 AM EDT

Att. 2,361 - Unknown

livebaseballscorecards.com

AB	34
R	4
H	12
RBI	4
BB	2
SO	4
LOB	14

WP: 0 PB: 0 SB: 0 CS: 0 PA: 37

PITCHER		IP	WLS	BF	H	R	ER	SO	BB	IBB	HBP	BLK	WP	HR	S	P	ERA	WHIP
Mike McCormick, L ERA: 3.66	(1, 1)	1.1		11	7	4	4	1	1	0	0	0	0	0	12	16	27.00	6.000
Ron Herbel, R ERA: 3.35	(2, 1)	1.2		5	0	0	0	0	0	1	0	0	0	0	4	8	0.00	0.000
Joe Gibbon, L ERA: 1.38	(4, 1)	2.0		7	1	0	0	2	0	0	0	0	0	0	11	11	0.00	0.500
Rich Robertson, R ERA: 3.0	(6, 1)	2.0	W	7	1	0	0	1	0	0	0	0	0	0	9	9	0.00	0.500
Frank Linzy, R ERA: 2.28	(8, 1)	2.0	S	7	3	0	0	0	0	0	0	0	0	0	7	7	0.00	1.500

PITCHER	IP	WLS	BF	H	R	ER	SO	BB	IBB	HBP	BLK	WP	HR	S	P	ERA	WHIP

Cincinnati Reds @ San Francisco Giants

Candlestick Park, San Francisco, CA

Mon Sep 16 1968, 6:33 AM EDT

Att. 2,361 - Unknown

BOTTOM

livebaseballscorecards.com

Batter	1	2	3	4	5	6	7	8	9	AB	R	H	RBI	BB	SO	LOB
Bobby Bonds, R (1, 9) OBP: 0.343, SLG: 0.404	F8		F3		5-3		FC6-2 HBP 2B 1-2 2-3 BB	K		3	0	0	0	1	0	2
Ty Cline, L (7, PR) (8, 7) OBP: 0.261, SLG: 0.284										1	1	0	0	0	1	0
Ron Hunt, R (1, 4) OBP: 0.370, SLG: 0.285	F9 2B 2B		L9-3 1-2			2B 4-3 1B	FC6-2 2B 1-2 2-3 3-H HBP			3	3	2	1	0	0	1
Willie Mays, R (1, 8) OBP: 0.362, SLG: 0.479	F9 2-3			1-3		4-3 2B 1-3 2B	FC6-2 2B E 1-2 2-3 3-Hf			4	2	1	0	0	0	4
Willie McCovey, L (1, 3) OBP: 0.376, SLG: 0.545	2B 3-H			K		4-3 2-3 3-H	E5 1B 1-H 2-H 3-H 2B			4	1	2	4	0	1	1
Jim Ray Hart, R (1, 5) OBP: 0.325, SLG: 0.437	K			BB		F5	F7			3	0	0	0	1	1	4
Jim Davenport, R (8, 5) OBP: 0.292, SLG: 0.247										0	0	0	0	0	0	0
Jesus Alou, R (1, 7) OBP: 0.275, SLG: 0.311		6-3		F7		2B 3-H	1B 3-H			4	0	2	2	0	0	1
Frank Linzy, R (8, 1)										0	0	0	0	0	0	0
Dick Dietz, R (1, 2) OBP: 0.364, SLG: 0.412		4-3			6-3	1-3	5-3			4	0	0	0	0	0	2
Hal Lanier, R (1, 6) OBP: 0.218, SLG: 0.231		4-3			1B		BB HBP BB 1B	1-3		4	1	2	0	0	0	0
Mike McCormick, L (1, 1) OBP: 0.167, SLG: 0.175 Ron Herbel, R (2, 1) Ken Henderson, S (3, PH) Joe Gibbon, R (4, 1) Dave Marshall, L (5, PH) OBP: 0.301, SLG: 0.331 Rich Robertson, R (6, 1) Bob Schroder, L (7, PH) OBP: 0.250, SLG: 0.250 Nate Oliver, R (7, PR) OBP: 0.275, SLG: 0.205 Ollie Brown, R (8, 9) OBP: 0.269, SLG: 0.261			L9-3 BB		F6		HBP BB 1-2 FC6-2 BB	K		0 0 0 0 1 0 0 0 1	0 0 0 0 0 0 0 0 0	0 0 0 0 0 0 0 0 0	0 0 0 0 1 0 0 0 1	0 0 0 0 0 0 0 0 0	0 0 0 0 0 0 0 0 0	0 0 0 0 0 0 0 0 0
Inning Stats	R: 1 H: 2 E: 0 LOB: 1 K: 1 BB: 0 S: 7 P: 7	R: 0 H: 0 E: 0 LOB: 0 K: 0 BB: 0 S: 3 P: 3	R: 0 H: 0 E: 0 LOB: 0 K: 0 BB: 1 S: 2 P: 6	R: 0 H: 0 E: 0 LOB: 1 K: 1 BB: 1 S: 5 P: 9	R: 0 H: 1 E: 0 LOB: 1 K: 0 BB: 0 S: 4 P: 4	R: 2 H: 3 E: 0 LOB: 1 K: 0 BB: 0 S: 6 P: 6	R: 5 H: 3 E: 1 LOB: 1 K: 0 BB: 2 S: 6 P: 15	R: 0 H: 0 E: 0 LOB: 0 K: 2 BB: 0 S: 7 P: 7		1B: 4 SF: 0 2B: 6 SAC: 0 3B: 0 DP: 1 HR: 0 HBP: 1						

AB	32
R	8
H	9
RBI	7
BB	4
SO	4
LOB	16

WP: 0 PA: 37
PB: 0
SB: 0
CS: 0

PITCHER		IP	WLS	BF	H	R	ER	SO	BB	IBB	HBP	BLK	WP	HR	S	P	ERA	WHIP
Gary Nolan, R ERA: 2.17	(1, 1)	6.0		26	7	4	4	2	2	0	0	0	0	0	28	36	6.00	1.500
Clay Carroll, R ERA: 2.98	(7, 1)	0.1	L	5	1	3	3	0	2	0	1	0	0	0	2	11	81.00	9.000
Ted Abernathy, R ERA: 2.3	(7, 1)	1.2		6	1	1	0	2	0	0	0	0	0	0	10	10	0.00	0.600

PITCHER	IP	WLS	BF	H	R	ER	SO	BB	IBB	HBP	BLK	WP	HR	S	P	ERA	WHIP

Batter	1	2	3	4	5	6	7	8	9	AB	R	H	RBI	BB	SO	LOB
Pete Rose, S (1, 9) OBP: 0.394, SLG: 0.478	P6-3		1B			5-3		FC4-6 1B	K	5	0	2	0	0	1	0
Vada Pinson, L (1, 8) OBP: 0.308, SLG: 0.392	P6		F8			2B		FC4-6 1B 2B 1-2f	K	5	1	1	0	0	1	2
Alex Johnson, R (1, 7) OBP: 0.345, SLG: 0.396	S 1B		P4			K		2B 1B 1B 1-2		4	1	2	0	0	1	1
Johnny Bench, R (1, 2) OBP: 0.315, SLG: 0.449	BB 1-2			K			E5 1B	1B E 2B 1-3 2-H		3	1	1	1	1	1	0
Tony Perez, R (1, 5) OBP: 0.345, SLG: 0.442	F9			1B			K	E WP 1B 2-3 3-H		4	1	2	1	0	1	3
Lee May, R (1, 3) OBP: 0.340, SLG: 0.470		CS 1B		P6-3			FC4 1B 1-2	E5 WP 1-3 3-H		4	0	2	0	0	0	1
Hal McRae, R (1, 4) OBP: 0.259, SLG: 0.220		F9 1-2			P6-4-3 1B		F9	K 2-3 3-H		3	0	1	0	0	0	3
Bill Kelso, R (7, 1)										0	0	0	0	0	0	0
Jim Beauchamp, R (8, PH) OBP: 0.305, SLG: 0.418										1	0	0	0	0	1	1
Ted Abernathy, R (8, 1)										0	0	0	0	0	0	0
Leo Cardenas, R (1, 6) OBP: 0.289, SLG: 0.315		K			F9		FC4 1-2f		HR	4	1	1	1	0	1	3
Jim Maloney, L (1, 1) OBP: 0.292, SLG: 0.429			F2		P6-4-3 1-2f			K	K	1	0	0	0	0	0	0
Dan McGinn, L (4, 1)										0	0	0	0	0	0	0
Don Pavletich, R (5, PH) OBP: 0.358, SLG: 0.406										1	0	0	0	0	0	1
Billy McCool, R (5, 1) OBP: 0.125, SLG: 0.125										0	0	0	0	0	0	0
Giraldo Ruiz, S (7, 4) OBP: 0.288, SLG: 0.250										2	0	0	0	0	2	0
Inning Stats	R: 0 E: 0 K: 0 S: 4 H: 1 LOB: 2 BB: 1 P: 8	R: 0 E: 0 K: 1 S: 5 H: 1 LOB: 0 BB: 0 P: 5	R: 0 E: 0 K: 0 S: 4 H: 1 LOB: 0 BB: 0 P: 4	R: 0 E: 0 K: 1 S: 5 H: 1 LOB: 0 BB: 0 P: 5	R: 0 E: 0 K: 0 S: 3 H: 1 LOB: 0 BB: 0 P: 3	R: 0 E: 0 K: 1 S: 5 H: 1 LOB: 0 BB: 0 P: 5	R: 0 E: 1 K: 1 S: 7 H: 1 LOB: 2 BB: 0 P: 7	R: 4 E: 1 K: 2 S: 12 H: 4 LOB: 1 BB: 0 P: 12	R: 1 E: 0 K: 3 S: 10 H: 1 LOB: 0 BB: 0 P: 10	1B: 9 2B: 2 3B: 0 HR: 1 SF: 0 SAC: 0 DP: 1 HBP: 0	WP: 1 PB: 0 SB: 1 CS: 1 PA: 38					

PITCHER		IP	WLS	BF	H	R	ER	SO	BB	IBB	HBP	BLK	WP	HR	S	P	ERA	WHIP
Claude Osteen, L ERA: 3.19	(1, 1)	7.2	W	33	11	4	2	5	1	0	0	0	0	0	42	46	2.35	1.565
Jim Brewer, L ERA: 2.69	(8, 1)	1.1	S	5	1	1	1	4	0	0	0	0	1	1	13	13	6.75	0.750

PITCHER	IP	WLS	BF	H	R	ER	SO	BB	IBB	HBP	BLK	WP	HR	S	P	ERA	WHIP

Cincinnati Reds @ Los Angeles Dodgers

Dodger Stadium, Los Angeles, CA

Tue Sep 17 1968, 7:05 PM PDT

Att. 10,106 - Unknown

TOP

livebaseballscorecards.com

AB	37
R	5
H	12
RBI	3
BB	1
SO	9
LOB	15

Batter	1	2	3	4	5	6	7	8	9	AB	R	H	RBI	BB	SO	LOB
Willie Crawford, L (1, 7) OBP: 0.331, SLG: 0.367	K		WP 1B 1-2	1B E 1-2		K	K			5	2	2	0	0	3	4
Willie Davis, L (1, 8) OBP: 0.294, SLG: 0.365	G3		K 1-2 2-3	FC6-4 1-2 2-3		FC3-6 BB 1-2f	F8			5	0	1	0	0	1	6
Tom Haller, L (1, 2) OBP: 0.349, SLG: 0.391	3-1		BB 1B IBB	K		BB 1-2		F7		3	1	0	0	2	1	3
Len Gabrielson, L (1, 9) OBP: 0.336, SLG: 0.423 Ken Boyer, R (4, PH) OBP: 0.303, SLG: 0.384 Jim Fairey, L (4, PR) OBP: 0.223, SLG: 0.268 (5, 9)		FC4-6 BB	K	FC6-4 1-2f 2-H 3-H		K		4-3		1 1 2	0 0 0	0 1 0	0 1 0	1 0 0	1 0 1	3 1 2
Bill Sudakis, S (1, 5) OBP: 0.383, SLG: 0.529	FC4-6 1B 1-2f		BB 1B 1-2 2-H 3-H	K			FC1-6 BB	F8		4	1	1	2	1	1	2
Wes Parker, S (1, 3) OBP: 0.301, SLG: 0.311	1B 1-3		1B 1-2 2-3	P6-4-3 BB			FC1-6 BB BB 1B 1-2f			2	1	1	0	2	0	1
Paul Popovich, S (1, 6) OBP: 0.267, SLG: 0.258	P7		1B 1-2 2-H 3-H	P6-4-3 1-2f			1B BB 1-2			3	0	1	2	1	0	3
Bart Shirley, R (1, 4) OBP: 0.265, SLG: 0.183	F9		P3	P3			1B 1-2 2-3			3	0	0	0	1	0	4
Claude Osteen, L (1, 1) OBP: 0.200, SLG: 0.218 Jim Brewer, L (8, 1) OBP: 0.250, SLG: 0.250			WP 1B 1B	1B 1B FC6-4		FC3-6	1-2 2-3 3-H			3 0	2 0	3 0	1 0	1 0	0 0	0 0
Inning Stats	R: 0 H: 0 E: 0 LOB: 0 K: 1 BB: 0 S: 5 P: 5	R: 0 H: 1 E: 0 LOB: 2 K: 0 BB: 1 S: 4 P: 8	R: 4 H: 4 E: 0 LOB: 2 K: 2 BB: 2 S: 11 P: 19	R: 2 H: 3 E: 1 LOB: 1 K: 2 BB: 0 S: 10 P: 10	R: 0 H: 0 E: 0 LOB: 0 K: 0 BB: 1 S: 2 P: 6	R: 0 H: 0 E: 0 LOB: 2 K: 2 BB: 2 S: 7 P: 15	R: 1 H: 1 E: 0 LOB: 3 K: 1 BB: 3 S: 6 P: 18	R: 0 H: 0 E: 0 LOB: 0 K: 0 BB: 0 S: 3 P: 3		1B: 9 SF: 0 2B: 0 SAC: 0 3B: 0 DP: 1 HR: 0 HBP: 0						

PITCHER		IP	WLS	BF	H	R	ER	SO	BB	IBB	HBP	BLK	WP	HR	S	P	ERA	WHIP
Jim Maloney, R ERA: 4.15	(1, 1)	3.0	L	20	8	6	5	3	2	1	0	0	1	0	23	35	15.00	3.333
Dan McGinn, L ERA: 4.15	(4, 1)	1.0		3	0	0	0	2	0	0	0	0	0	0	7	7	0.00	0.000
Billy McCool, L ERA: 4.97	(5, 1)	2.1		12	0	1	1	2	6	0	0	0	0	0	10	34	3.86	2.571
Bill Kelso, R ERA: 3.88	(7, 1)	0.2		3	1	0	0	1	0	0	0	0	0	0	5	5	0.00	1.500
Ted Abernathy, R ERA: 2.28	(8, 1)	1.0		3	0	0	0	0	0	0	0	0	0	0	3	3	0.00	0.000

PITCHER	IP	WLS	BF	H	R	ER	SO	BB	IBB	HBP	BLK	WP	HR	S	P	ERA	WHIP

BOTTOM

Cincinnati Reds @ Los Angeles Dodgers

Dodger Stadium, Los Angeles, CA

Tue Sep 17 1968, 7:05 PM PDT

Att. 10,106 - Unknown

livebaseballscorecards.com

AB	32
R	7
H	9
RBI	6
BB	9
SO	8
LOB	29

Batter	1	2	3	4	5	6	7	8	9	AB	R	H	RBI	BB	SO	LOB
Pete Rose, S (1, 9) OBP: 0.393, SLG: 0.476	G3		4-3		4-3		1B		FC4-6 FC1-2-5-1-2 1-2f 2-3	5	0	1	0	0	0	2
Vada Pinson, L (1, 8) OBP: 0.307, SLG: 0.390	P5		P5		CS 1B		F8		FC1-2-5-1-2 1-3 3-H	5	0	1	0	0	0	3
Alex Johnson, R (1, 7) OBP: 0.345, SLG: 0.396	1-3			2B 1B	CS 1-2	2B 1B	F9		5-3	5	1	2	0	0	0	3
Johnny Bench, R (1, 2) OBP: 0.315, SLG: 0.449		F8		1-3 2B		F9	F3			4	0	1	0	0	0	2
Tony Perez, R (1, 5) OBP: 0.346, SLG: 0.444		1B 1B		P6		1-H 1B 2B		5-3		4	1	2	1	0	0	2
Lee May, R (1, 3) OBP: 0.339, SLG: 0.468		1-2 FC6-4 1B		K		K		K		4	0	1	0	0	3	3
Giraldo Ruiz, S (1, 4) OBP: 0.296, SLG: 0.252		F5		BB		WP 2-H 1B		F8		3	0	1	1	1	0	2
Leo Cardenas, R (1, 6) OBP: 0.290, SLG: 0.316		1-2f FC6-4		5-3		WP IBB			FC4-6 1B FC1-2-5-1-2 1B	3	0	1	0	1	0	5
Gerry Arrigo, L (1, 1) OBP: 0.118, SLG: 0.123 Ted Abernathy, R (9, 1)			K		K	1-2 2-3 K			1-2 FC4-6 1B	4 0	0 0	1 0	0 0	0 0	3 0	2 0
Inning Stats	R: 0 E: 0 K: 0 S: 3 H: 0 LOB: 0 BB: 0 P: 3	R: 0 E: 0 K: 0 S: 5 H: 2 LOB: 2 BB: 0 P: 5	R: 0 E: 0 K: 1 S: 5 H: 0 LOB: 0 BB: 0 P: 5	R: 0 E: 0 K: 1 S: 7 H: 2 LOB: 3 BB: 1 P: 11	R: 0 E: 0 K: 1 S: 5 H: 1 LOB: 0 BB: 0 P: 5	R: 2 E: 0 K: 2 S: 10 H: 3 LOB: 2 BB: 1 P: 14	R: 0 E: 0 K: 0 S: 4 H: 1 LOB: 1 BB: 0 P: 4	R: 0 E: 0 K: 1 S: 5 H: 0 LOB: 0 BB: 0 P: 5	R: 0 E: 0 K: 0 S: 5 H: 2 LOB: 2 BB: 0 P: 5	1B: 9 2B: 2 3B: 0 HR: 0 SF: 0 SAC: 0 DP: 0 HBP: 0						

PITCHER	IP	WLS	BF	H	R	ER	SO	BB	IBB	HBP	BLK	WP	HR	S	P	ERA	WHIP
Don Sutton, R (1, 1) ERA: 2.63	8.0	L	34	9	2	2	6	1	1	0	0	1	0	44	52	2.25	1.250
Mudcat Grant, R (9, 1) ERA: 2.26	1.0		5	2	0	0	0	0	0	0	0	0	0	5	5	0.00	2.000

PITCHER	IP	WLS	BF	H	R	ER	SO	BB	IBB	HBP	BLK	WP	HR	S	P	ERA	WHIP

TOP

Cincinnati Reds @ Los Angeles Dodgers

Dodger Stadium, Los Angeles, CA

Wed Sep 18 1968, 7:05 PM PDT

Att. 11,325 - Unknown

livebaseballscorecards.com

AB	37
R	2
H	11
RBI	2
BB	2
SO	6
LOB	24

WP: 1	PA: 40	1B: 9	SF: 0	R: 0	H: 2												
PB: 0		2B: 2	SAC: 0	E: 0	LOB: 2												
SB: 0		3B: 0	DP: 0	K: 0	BB: 0												
CS: 1		HR: 0	HBP: 0	S: 5	P: 5												

Batter	1	2	3	4	5	6	7	8	9	AB	R	H	RBI	BB	SO	LOB
Wes Parker, S (1, 7) OBP: 0.303, SLG: 0.311	L5-3 1B		F3			BBBB G6-4-3 BB		4-3		3	0	1	0	1	0	0
Willie Davis, L (1, 8) OBP: 0.292, SLG: 0.363	L5-3 1-2			4-3		F9			F9	4	0	0	0	0	0	2
Bill Sudakis, S (1, 5) OBP: 0.391, SLG: 0.519	5-3			1B		G6-4-3 1-2f			BBBB 1B BB	3	0	1	0	1	0	1
Ken Boyer, R (1, 3) OBP: 0.306, SLG: 0.383 Willie Crawford, L (9, PR) OBP: 0.331, SLG: 0.367		BBBB BB BB		P4			L7		G4-6-3 1-2 1B	3 0	0 0	1 0	0 0	1 0	0 0	1 0
Ted Savage, R (1, 9) OBP: 0.250, SLG: 0.299 Len Gabrielson, L (9, PH) OBP: 0.335, SLG: 0.422		BBBB G5-4-3 1-2 BB		F7			6-3		G4-6-3 1-2f	2 1	0 0	0 0	0 0	1 0	0 0	1 2
Paul Popovich, S (1, 6) OBP: 0.268, SLG: 0.258		SSS 0-3 K			L9		1B			3	0	1	0	0	1	2
Jim Campanis, R (1, 2)		G5-4-3 1-2f			BBBB FC5-4 BB		F7			2	0	0	0	1	0	3
Bart Shirley, R (1, 4) OBP: 0.257, SLG: 0.177 Jim Lefebvre, S (8, PH) OBP: 0.308, SLG: 0.349 Luis Alcaraz, R (9, 4) OBP: 0.217, SLG: 0.217			SSS K		FC5-4 FC6-4 1-2f			5-3		2 1 0	0 0 0	0 0 0	0 0 0	1 0 0	1 0 0	1 0 0
Don Sutton, R (1, 1) OBP: 0.217, SLG: 0.196 Bob Bailey, R (8, PH) OBP: 0.308, SLG: 0.348 Mudcat Grant, R (9, 1) OBP: 0.138, SLG: 0.241			SSS K		FC6-4 1-2f			6-3		2 1 0	0 0 0	0 0 0	0 0 0	1 0 0	1 0 0	1 0 0
Inning Stats	R: 0 E: 0 K: 0 S: 3 H: 1 LOB: 0 BB: 0 P: 3	R: 0 E: 0 K: 1 S: 4 H: 0 LOB: 1 BB: 2 P: 12	R: 0 E: 0 K: 2 S: 7 H: 0 LOB: 0 BB: 0 P: 7	R: 0 E: 0 K: 0 S: 4 H: 1 LOB: 1 BB: 0 P: 4	R: 0 E: 0 K: 0 S: 3 H: 0 LOB: 1 BB: 1 P: 7	R: 0 E: 0 K: 0 S: 2 H: 0 LOB: 0 BB: 1 P: 6	R: 0 E: 0 K: 0 S: 4 H: 1 LOB: 1 BB: 0 P: 4	R: 0 E: 0 K: 0 S: 3 H: 0 LOB: 0 BB: 0 P: 3	R: 0 E: 0 K: 0 S: 3 H: 1 LOB: 2 BB: 1 P: 7	1B: 4 2B: 1 3B: 0 HR: 0	SF: 0 SAC: 0 DP: 4 HBP: 0			WP: 0 PB: 0 SB: 0 CS: 0	PA: 32		

PITCHER		IP	WLS	BF	H	R	ER	SO	BB	IBB	HBP	BLK	WP	HR	S	P	ERA	WHIP
Gerry Arrigo, L ERA: 3.23	(1, 1)	8.1	W	31	4	0	0	3	5	0	0	0	0	0	32	52	0.00	1.080
Ted Abernathy, R ERA: 2.27	(9, 1)	0.2	S	1	0	0	0	0	0	0	0	0	0	0	1	1	0.00	0.000

PITCHER		IP	WLS	BF	H	R	ER	SO	BB	IBB	HBP	BLK	WP	HR	S	P	ERA	WHIP

BOTTOM

Cincinnati Reds @ Los Angeles Dodgers

Dodger Stadium, Los Angeles, CA

Wed Sep 18 1968, 7:05 PM PDT

Att. 11,325 - Unknown

livebaseballscorecards.com

AB	27
R	0
H	4
RBI	0
BB	5
SO	3
LOB	14

Batter	1	2	3	4	5	6	7	8	9	AB	R	H	RBI	BB	SO	LOB
Pete Rose, S (1, 9) OBP: 0.390, SLG: 0.473	L7		G3			F9			L9	4	0	0	0	0	0	0
Vada Pinson, L (1, 8) OBP: 0.309, SLG: 0.391	F9		4-3			G4-3 1B			WP 1B	4	0	2	0	0	0	0
Alex Johnson, R (1, 7) OBP: 0.345, SLG: 0.395	F9			P4		G4-3 1-2f			WP 1-2	4	0	1	0	0	0	1
Johnny Bench, R (1, 2) OBP: 0.316, SLG: 0.450		E5 F9 1B		G5-4-3 1B			F7		F8 1-2 2-3	4	1	2	0	0	0	2
Tony Perez, R (1, 5) OBP: 0.344, SLG: 0.441		F9 2-3		G5-4-3 1-2f			5-3		F5	4	0	0	0	0	0	4
Lee May, R (1, 3) OBP: 0.339, SLG: 0.466		K			BB		F8			2	0	0	0	1	1	1
Giraldo Ruiz, S (1, 4) OBP: 0.299, SLG: 0.257					P5			P5		2	0	1	1	0	0	1
Mack Jones, L (8, PH) OBP: 0.341, SLG: 0.403		S 3-H								1	0	0	0	0	0	0
Clay Carroll, R (8, 1) OBP: 0.208, SLG: 0.174										0	0	0	0	0	0	0
Leo Cardenas, R (1, 6) OBP: 0.289, SLG: 0.313		K 1-2			P4			F7		3	0	0	0	0	1	2
George Culver, R (1, 1) OBP: 0.138, SLG: 0.141			K		K			1-3		2	0	0	0	0	2	1
Dan McGinn, L (7, 1)										0	0	0	0	0	0	0
Fred Whitfield, L (8, PH) OBP: 0.298, SLG: 0.401										1	0	0	0	0	0	0
Woody Woodward, R (8, 4) OBP: 0.283, SLG: 0.254										0	0	0	0	0	0	0

TOP

Cincinnati Reds @ Los Angeles Dodgers

Dodger Stadium, Los Angeles, CA

Thu Sep 19 1968, 7:05 PM PDT

Att. 9,341 - Unknown

livebaseballscorecards.com

AB	31
R	1
H	6
RBI	1
BB	1
SO	4
LOB	12

Inning Stats	1	2	3	4	5	6	7	8	9
	R: 0 E: 0 K: 0 S: 3	R: 1 E: 1 K: 2 S: 9	R: 0 E: 0 K: 1 S: 5	R: 0 E: 0 K: 0 S: 3	R: 0 E: 0 K: 1 S: 5	R: 0 E: 0 K: 0 S: 3	R: 0 E: 0 K: 0 S: 3	R: 0 E: 0 K: 0 S: 3	R: 0 E: 0 K: 0 S: 5
	H: 0 LOB: 0 BB: 0 P: 3	H: 2 LOB: 1 BB: 0 P: 9	H: 0 LOB: 0 BB: 0 P: 5	H: 1 LOB: 0 BB: 0 P: 3	H: 0 LOB: 1 BB: 1 P: 9	H: 1 LOB: 0 BB: 0 P: 3	H: 0 LOB: 0 BB: 0 P: 3	H: 0 LOB: 0 BB: 0 P: 3	H: 2 LOB: 2 BB: 0 P: 5

1B: 6 SF: 0
2B: 0 SAC: 0
3B: 0 DP: 2
HR: 0 HBP: 0

WP: 1 PA: 32
PB: 0
SB: 1
CS: 0

PITCHER		IP	WLS	BF	H	R	ER	SO	BB	IBB	HBP	BLK	WP	HR	S	P	ERA	WHIP
Alan Foster, R ERA:	(1, 1)	6.0	W	21	4	1	0	4	1	0	0	0	0	0	28	32	0.00	0.833
Mudcat Grant, R ERA: 2.18	(7, 1)	3.0	S	11	2	0	0	0	0	0	0	0	1	0	11	11	0.00	0.667

PITCHER	IP	WLS	BF	H	R	ER	SO	BB	IBB	HBP	BLK	WP	HR	S	P	ERA	WHIP

Batter	1	2	3	4	5	6	7	8	9	AB	R	H	RBI	BB	SO	LOB
Willie Crawford, L (1, 7) OBP: 0.329, SLG: 0.364	3-1	K			6-3		1B			4	0	1	0	0	1	2
Willie Davis, L (1, 8) OBP: 0.290, SLG: 0.361	4-3	G3			K		K			4	0	0	0	0	2	3
Tom Haller, L (1, 2) OBP: 0.350, SLG: 0.392	1B		5-3		1B		F9			4	0	2	0	0	0	1
Len Gabrielson, L (1, 9) OBP: 0.334, SLG: 0.423	4-3		1-3		P6			4-3 1B 2B		4	0	1	0	0	0	2
Jim Fairey, L (8, PR) (9, 9) OBP: 0.223, SLG: 0.268										0	1	0	0	0	0	0
Bill Sudakis, S (1, 5) OBP: 0.368, SLG: 0.483		1-3	1-3			4-3		4-3 2-3		4	0	0	0	0	0	1
Wes Parker, S (1, 3) OBP: 0.304, SLG: 0.309		BB 2B HBP		F7		E6 P3		FC5-4 1B BB		2	1	0	0	1	0	0
Paul Popovich, S (1, 6) OBP: 0.270, SLG: 0.259		2B 1B 1-2 BB		P7		P3 1-2		FC5-4 1-2 3-H 1B		3	1	1	1	1	0	1
Bart Shirley, R (1, 4) OBP: 0.270, SLG: 0.200	1B 1-3 2-H 2B			BB	K			FC5-4 1-2f 2-3		3	0	1	1	1	1	3
Alan Foster, R (1, 1) OBP: 0.500, SLG: 0.500				K			5-3			2	0	1	1	0	1	1
Mudcat Grant, R (7, 1) OBP: 0.129, SLG: 0.226	2-3 3-H 1B							4-3		2	0	0	0	0	0	3
Inning Stats	R: 0 E: 0 K: 0 S: 4 H: 1 LOB: 1 BB: 0 P: 4	R: 2 E: 0 K: 1 S: 7 H: 2 LOB: 2 BB: 1 P: 12	R: 0 E: 0 K: 0 S: 3 H: 0 LOB: 0 BB: 0 P: 3	R: 0 E: 0 K: 1 S: 5 H: 0 LOB: 1 BB: 1 P: 9	R: 0 E: 0 K: 1 S: 6 H: 1 LOB: 1 BB: 0 P: 6	R: 0 E: 1 K: 1 S: 6 H: 0 LOB: 1 BB: 0 P: 6	R: 0 E: 0 K: 1 S: 6 H: 1 LOB: 1 BB: 0 P: 6	R: 1 E: 0 K: 0 S: 5 H: 2 LOB: 3 BB: 1 P: 9		1B: 5 2B: 2 3B: 0 HR: 0	SF: 0 SAC: 0 DP: 0 HBP: 1					

PITCHER	IP	WLS	BF	H	R	ER	SO	BB	IBB	HBP	BLK	WP	HR	S	P	ERA	WHIP
George Culver, R (1, 1) ERA: 3.14	6.1	L	28	5	2	2	4	2	0	1	0	0	0	33	42	2.84	1.105
Dan McGinn, L (7, 1) ERA: 3.86	0.2		2	0	0	0	1	0	0	0	0	0	0	4	4	0.00	0.000
Clay Carroll, R (8, 1) ERA: 3.02	1.0		6	2	1	1	0	1	0	0	0	0	0	5	9	9.00	3.000

PITCHER	IP	WLS	BF	H	R	ER	SO	BB	IBB	HBP	BLK	WP	HR	S	P	ERA	WHIP

BOTTOM

Cincinnati Reds @ Los Angeles Dodgers

Dodger Stadium, Los Angeles, CA

Thu Sep 19 1968, 7:05 PM PDT

Att. 9,341 - Unknown

livebaseballscorecards.com

AB	32
R	3
H	7
RBI	3
BB	3
SO	5
LOB	17

WP: 0 PB: 0 SB: 0 CS: 0 PA: 36

Cincinnati Reds @ Houston Astros

Astrodome, Houston, TX

Fri Sep 20 1968, 8:05 PM EDT

Att. 7,175 - Dome

TOP

livebaseballscorecards.com

Batter	1	2	3	4	5	6	7	8	9	AB	R	H	RBI	BB	SO	LOB
Pete Rose, S (1, 9) OBP: 0.392, SLG: 0.475	6-3		K		G1 2-H 3-H 2B		6-3 WP 1B		F8 SH1-3 2B 1B	5	1	3	2	0	1	0
Vada Pinson, L (1, 8) OBP: 0.308, SLG: 0.388	K			3B BB	G1 2-3		P6 1-2		SH1-3 1-2	3	1	0	0	1	1	2
Alex Johnson, R (1, 7) OBP: 0.345, SLG: 0.398	6-3			1-H 3B	HBP		6-3 2-3		F8 2-3	4	0	1	1	0	0	2
Johnny Bench, R (1, 2) OBP: 0.315, SLG: 0.449		K		5-3	F8		P5		1B 3-H 2B	5	1	1	1	0	1	4
Tony Perez, R (1, 5) OBP: 0.344, SLG: 0.441		P4		K		K		4-3 1B	2-H 1B	5	0	2	1	0	2	1
Lee May, R (1, 3) OBP: 0.336, SLG: 0.462		F8		L6		5-3		P5	1-3	5	0	0	0	0	0	3
Giraldo Ruiz, S (1, 4) OBP: 0.306, SLG: 0.274			K		1B WP 2B 1B	2B		4-3 1-2		4	1	2	0	0	1	1
Leo Cardenas, R (1, 6) OBP: 0.295, SLG: 0.324			IHR		1-3 SH3-4 2B 1B	IBB		IBB		2	2	2	1	2	0	0
Gary Nolan, R (1, 1) OBP: 0.260, SLG: 0.233			K	SH3-4 1-2		F8		L9		3	0	0	0	0	1	4
Ted Abernathy, R (9, 1)										0	0	0	0	0	0	0
Dan McGinn, L (9, 1)										0	0	0	0	0	0	0
Inning Stats	R: 0 E: 0 K: 1 S: 5 H: 0 LOB: 0 BB: 0 P: 5	R: 0 E: 0 K: 1 S: 5 H: 0 LOB: 0 BB: 0 P: 5	R: 1 E: 0 K: 3 S: 10 H: 1 LOB: 0 BB: 0 P: 10	R: 1 E: 0 K: 1 S: 6 H: 1 LOB: 1 BB: 1 P: 10	R: 2 E: 0 K: 0 S: 6 H: 3 LOB: 2 BB: 0 P: 7	R: 0 E: 0 K: 1 S: 6 H: 1 LOB: 2 BB: 1 P: 10	R: 0 E: 0 K: 0 S: 4 H: 1 LOB: 1 BB: 0 P: 4	R: 0 E: 0 K: 0 S: 4 H: 1 LOB: 2 BB: 1 P: 8	R: 2 E: 0 K: 0 S: 6 H: 3 LOB: 1 BB: 0 P: 6	1B: 6 2B: 3 3B: 1 HR: 1	SF: 0 SAC: 2 DP: 0 HBP: 1						

	AB	36
	R	6
	H	11
	RBI	6
	BB	3
	SO	7
	LOB	17

WP: 2 PB: 0 SB: 0 CS: 0 PA: 42

PITCHER		IP	WLS	BF	H	R	ER	SO	BB	IBB	HBP	BLK	WP	HR	S	P	ERA	WHIP
Larry Dierker, R ERA: 3.38	(1, 1)	7.0		31	7	4	4	7	1	1	1	0	2	0	42	51	5.14	1.143
John Buzhardt, R ERA: 3.09	(8, 1)	1.0		6	2	1	1	0	0	1	0	0	0	0	5	9	9.00	2.000
Danny Coombs, L ERA: 3.35	(9, 1)	0.1		1	0	0	0	0	0	0	0	0	0	0	1	1	0.00	0.000
Steve Shea, R ERA: 3.55	(9, 1)	0.2	W	4	2	1	1	0	0	0	0	0	0	0	4	4	13.50	3.000

PITCHER	IP	WLS	BF	H	R	ER	SO	BB	IBB	HBP	BLK	WP	HR	S	P	ERA	WHIP

Cincinnati Reds @ Houston Astros

Astrodome, Houston, TX

Fri Sep 20 1968, 8:05 PM EDT

Att. 7,175 - Dome

BOTTOM

Batter	1	2	3	4	5	6	7	8	9	AB	R	H	RBI	BB	SO	LOB
Leon McFadden, R (1, 6) OBP: 0.400, SLG: 0.333 Julio Gotay, R (9, PH) OBP: 0.268, SLG: 0.282 Hector Torres, R (9, PR) OBP: 0.253, SLG: 0.257	K		K		L4		K		SF7, 1B	4 1 0	0 0 1	0 1 0	0 0 0	0 0 0	3 0 0	3 0 0
Norm Miller, L (1, 9) OBP: 0.304, SLG: 0.393 Bob Aspromonte, R (3, 3) OBP: 0.289, SLG: 0.268	HR			K	P3			5-3	SF7	1 3	1 0	1 0	1 1	0 0	0 1	0 0
Jimmy Wynn, R (1, 7) OBP: 0.371, SLG: 0.452	K			E3, 3B		1B		1B	IBB	4	2	2	0	1	1	0
Rusty Staub, L (1, 3) OBP: 0.383, SLG: 0.399 (3, 9)	F8			P6		F7		F7	1B	5	0	1	1	0	0	3
Doug Rader, R (1, 5) OBP: 0.321, SLG: 0.383		L5		PB, 3B		F8		E	1B	4	2	2	1	0	0	1
Denis Menke, R (1, 4) OBP: 0.326, SLG: 0.338		F8		5-3			1B	E8		4	0	2	1	0	0	0
Nate Colbert, R (1, 8) OBP: 0.167, SLG: 0.152		K			6-3		B1	K		4	0	0	0	0	2	2
Dave Adlesh, R (1, 2) OBP: 0.209, SLG: 0.216 Hal King, L (7, PH) OBP: 0.268, SLG: 0.245 (8, 2)			F7		K		K		K	2 2	0 0	0 0	0 0	0 0	1 2	0 1
Larry Dierker, R (1, 1) OBP: 0.096, SLG: 0.085 Lee Thomas, L (7, PH) OBP: 0.262, SLG: 0.232 Dick Simpson, R (7, PR) OBP: 0.292, SLG: 0.322 John Buzhardt, R (8, 1) OBP: 0.294, SLG: 0.250 Danny Coombs, R (9, 1) OBP: 0.400, SLG: 0.400 Steve Shea, R (9, 1) Jose Herrera, R (9, PH) OBP: 0.236, SLG: 0.271			4-3		BB		1B		SF7, 2B	1 1 0 0 0 0 1	0 0 0 0 0 0 1	0 1 0 0 0 0 1	0 0 0 0 0 0 0	1 0 0 0 0 0 0	0 0 0 0 0 0 0	0 0 0 0 0 0 0
Inning Stats	R: 1 E: 0 K: 2 S: 8 H: 1 LOB: 0 BB: 0 P: 8	R: 0 E: 0 K: 1 S: 5 H: 0 LOB: 0 BB: 0 P: 5	R: 0 E: 0 K: 1 S: 5 H: 0 LOB: 0 BB: 0 P: 5	R: 2 E: 1 K: 1 S: 7 H: 1 LOB: 0 BB: 0 P: 7	R: 0 E: 0 K: 1 S: 5 H: 0 LOB: 1 BB: 1 P: 9	R: 0 E: 0 K: 0 S: 4 H: 1 LOB: 1 BB: 0 P: 4	R: 0 E: 0 K: 2 S: 9 H: 2 LOB: 2 BB: 0 P: 9	R: 2 E: 1 K: 1 S: 8 H: 3 LOB: 1 BB: 0 P: 8	R: 2 E: 0 K: 1 S: 7 H: 3 LOB: 2 BB: 1 P: 11	1B: 8 2B: 1 3B: 1 HR: 1 SF: 1 SAC: 0 DP: 0 HBP: 0				WP: 0 PB: 1 SB: 0 CS: 0	PA: 40	

	AB	37
	R	7
	H	11
	RBI	5
	BB	2
	SO	10
	LOB	10

livebaseballscorecards.com

PITCHER		IP	WLS	BF	H	R	ER	SO	BB	IBB	HBP	BLK	WP	HR	S	P	ERA	WHIP
Gary Nolan, R ERA: 2.23	(1, 1)	8.1		36	9	6	3	10	1	0	0	0	0	1	55	59	3.24	1.200
Ted Abernathy, R ERA: 2.33	(9, 1)	0.1	L	3	1	0	0	0	0	1	0	0	0	0	2	6	0.00	3.000
Dan McGinn, L ERA: 3.86	(9, 1)	0.0		1	1	1	1	0	0	0	0	0	0	0	1	1	∞	∞

PITCHER	IP	WLS	BF	H	R	ER	SO	BB	IBB	HBP	BLK	WP	HR	S	P	ERA	WHIP

Batter	1	2	3	4	5	6	7	8	9	AB	R	H	RBI	BB	SO	LOB
Pete Rose, S (1, 9) OBP: 0.391, SLG: 0.473	F7		K			F8		BB E 2B 1-2		3	1	0	0	1	1	0
Vada Pinson, L (1, 8) OBP: 0.306, SLG: 0.385	G3			K		K		E3 2B 1-2 2-3 3-H		4	1	0	0	0	2	2
Alex Johnson, R (1, 7) OBP: 0.346, SLG: 0.400	1B			K		6-3		S 2B 1-H 2-H 3-H		4	0	2	3	0	1	0
Johnny Bench, R (1, 2) OBP: 0.315, SLG: 0.447	K			BB			F2	K 2-3		3	0	0	0	1	2	2
Tony Perez, R (1, 5) OBP: 0.344, SLG: 0.440		PB WP P5 1B		6-3			6-3	F8		4	0	1	0	0	0	2
Lee May, R (1, 3) OBP: 0.336, SLG: 0.466		K 1-3			HR		1-3		6-3	4	1	1	1	0	1	1
Giraldo Ruiz, S (1, 4) OBP: 0.312, SLG: 0.276		P5 3-Hf			K			BB F8 1B E	1B F8 S	3	1	1	0	1	1	1
Leo Cardenas, R (1, 6) OBP: 0.294, SLG: 0.323			F9		F8			BB E 2B 1B 1-2	F8 1-3	4	1	1	0	0	0	1
Jim Maloney, L (1, 1) OBP: 0.275, SLG: 0.403			K		3-1			F8 2-3	K	4	0	0	0	0	2	3
Inning Stats	R: 0 E: 0 K: 1 S: 6 H: 1 LOB: 1 BB: 0 P: 6	R: 0 E: 0 K: 1 S: 5 H: 1 LOB: 0 BB: 0 P: 5	R: 0 E: 0 K: 2 S: 7 H: 0 LOB: 0 BB: 0 P: 7	R: 0 E: 0 K: 2 S: 7 H: 0 LOB: 1 BB: 1 P: 11	R: 1 E: 0 K: 1 S: 6 H: 1 LOB: 0 BB: 0 P: 6	R: 0 E: 0 K: 1 S: 5 H: 0 LOB: 0 BB: 0 P: 5	R: 0 E: 0 K: 0 S: 3 H: 0 LOB: 0 BB: 0 P: 3	R: 4 E: 1 K: 1 S: 8 H: 2 LOB: 1 BB: 2 P: 16	R: 0 E: 0 K: 1 S: 6 H: 1 LOB: 1 BB: 0 P: 6	1B: 4 2B: 2 3B: 0 HR: 1 SF: 0 SAC: 0 DP: 1 HBP: 0						

PITCHER		IP	WLS	BF	H	R	ER	SO	BB	IBB	HBP	BLK	WP	HR	S	P	ERA	WHIP
Don Wilson, R ERA: 3.29	(1, 1)	8.0	L	32	5	5	4	9	3	0	0	0	1	1	47	59	4.50	1.000
Jim Ray, R ERA: 2.71	(9, 1)	1.0		4	1	0	0	1	0	0	0	0	0	0	6	6	0.00	1.000

PITCHER	IP	WLS	BF	H	R	ER	SO	BB	IBB	HBP	BLK	WP	HR	S	P	ERA	WHIP

TOP

Cincinnati Reds @ Houston Astros

Astrodome, Houston, TX

Sat Sep 21 1968, 4:33 AM EDT

Att. 5,664 - Dome

livebaseballscorecards.com

AB	33
R	5
H	6
RBI	4
BB	3
SO	10
LOB	12

WP: 1 PB: 1 SB: 2 CS: 0 PA: 36

Batter	1	2	3	4	5	6	7	8	9	AB	R	H	RBI	BB	SO	LOB
Jose Herrera, R (1, 9) OBP: 0.237, SLG: 0.284	1-3		2B			6-3		K		4	0	1	0	0	1	1
Leon McFadden, R (1, 6) OBP: 0.367, SLG: 0.302	1-3		6-3			6-3			K	4	0	0	0	0	1	1
Jimmy Wynn, R (1, 7) OBP: 0.372, SLG: 0.453	F7			K			2B		WP G3 BB	3	0	1	0	1	1	0
Rusty Staub, L (1, 3) OBP: 0.380, SLG: 0.396		4-3		F8			P5		G3 1-2	4	0	0	0	0	0	2
Denis Menke, R (1, 4) OBP: 0.329, SLG: 0.339		1B		P4			G4-3 BB		WP BB	2	0	1	0	2	0	0
Bob Aspromonte, R (1, 5) OBP: 0.286, SLG: 0.265		K			F9		G4-3 1-2f		K 1-2 2-3	4	0	0	0	0	2	5
Nate Colbert, R (1, 8) OBP: 0.176, SLG: 0.184		K			K			2B		3	0	1	0	0	2	1
Dave Adlesh, R (1, 2) OBP: 0.202, SLG: 0.209			5-3		K			K		3	0	0	0	0	2	1
Don Wilson, R (1, 1) OBP: 0.229, SLG: 0.279			4-3			P6		K		2	0	0	0	0	0	0
Lee Thomas, L (8, PH) OBP: 0.251, SLG: 0.231										1	0	0	0	0	1	1
Jim Ray, R (9, 1) OBP: 0.067, SLG: 0.067										0	0	0	0	0	0	0

Cincinnati Reds @ Houston Astros

Astrodome, Houston, TX

Sat Sep 21 1968, 4:33 AM EDT

Att. 5,664 - Dome

BOTTOM

livebaseballscorecards.com

AB	30
R	0
H	4
RBI	0
BB	3
SO	10
LOB	12

Inning Stats	1	2	3	4	5	6	7	8	9
	R: 0 E: 0 K: 0 S: 3	H: 0 LOB: 0 BB: 0 P: 3	R: 0 E: 0 K: 2 S: 8	H: 1 LOB: 1 BB: 0 P: 8	R: 0 E: 0 K: 0 S: 4	H: 1 LOB: 1 BB: 0 P: 4	R: 0 E: 0 K: 1 S: 5	H: 0 LOB: 0 BB: 0 P: 5	R: 0 E: 0 K: 2 S: 7	H: 0 LOB: 0 BB: 0 P: 7	R: 0 E: 0 K: 0 S: 3	H: 0 LOB: 0 BB: 0 P: 3	R: 0 E: 0 K: 0 S: 3	H: 1 LOB: 1 BB: 1 P: 7	R: 0 E: 0 K: 3 S: 10	H: 1 LOB: 1 BB: 0 P: 10	R: 0 E: 0 K: 2 S: 7	H: 0 LOB: 2 BB: 2 P: 15

1B: 1	SF: 0
2B: 3	SAC: 0
3B: 0	DP: 1
HR: 0	HBP: 0

WP: 1	PA: 33
PB: 0	
SB: 0	
CS: 0	

PITCHER	IP	WLS	BF	H	R	ER	SO	BB	IBB	HBP	BLK	WP	HR	S	P	ERA	WHIP
Jim Maloney, R (1, 1) ERA: 3.95	9.0	W	33	4	0	0	10	3	0	0	0	1	0	50	62	0.00	0.778

PITCHER	IP	WLS	BF	H	R	ER	SO	BB	IBB	HBP	BLK	WP	HR	S	P	ERA	WHIP

Cincinnati Reds @ Houston Astros

Astrodome, Houston, TX

Sun Sep 22 1968, 4:33 AM EDT

Att. 6,700 - Unknown

TOP

livebaseballscorecards.com

Batter	1	2	3	4	5	6	7	8	9	AB	R	H	RBI	BB	SO	LOB
Pete Rose, S (1, 9) OBP: 0.390, SLG: 0.472	F9		6-3 1B 1B		G6-3 1-2f			P6		4	0	1	0	0	0	1
Vada Pinson, L (1, 8) OBP: 0.308, SLG: 0.386	FC5-4 1B		1-2 6-3 1B			K		K		4	0	2	0	0	2	0
Alex Johnson, R (1, 7) OBP: 0.347, SLG: 0.403	FC5-4 1-2f		1-2 2-3 6-3			F9 1B 1B		E 2B		4	1	2	0	0	0	3
Johnny Bench, R (1, 2) OBP: 0.314, SLG: 0.445	G3		L5			1-2 1B		E7 2-H		4	0	1	0	0	0	3
Tony Perez, R (1, 5) OBP: 0.341, SLG: 0.437		1-3		6-3		F9 2-3		F7		4	0	0	0	0	0	3
Lee May, R (1, 3) OBP: 0.335, SLG: 0.464		WP 1B		5-3		K			6-3	4	0	1	0	0	1	2
Giraldo Ruiz, S (1, 4) OBP: 0.302, SLG: 0.267		K 1-2		L9			L3		F9	4	0	0	0	0	1	1
Leo Cardenas, R (1, 6) OBP: 0.294, SLG: 0.322		6-3			G6-3 1B		P3		K	4	0	1	0	0	1	1
Gerry Arrigo, L (1, 1) OBP: 0.114, SLG: 0.119			K		K		K			2	0	0	0	0	2	1
Bill Kelso, R (6, 1)										0	0	0	0	0	0	0
Dan McGinn, L (6, 1)										0	0	0	0	0	0	0
Don Pavletich, R (7, PH) OBP: 0.355, SLG: 0.402										1	0	0	0	0	1	0
Ted Abernathy, R (7, 1)										0	0	0	0	0	0	0
Inning Stats	R: 0 E: 0 K: 0 S: 4 H: 1 LOB: 1 BB: 0 P: 4	R: 0 E: 0 K: 1 S: 6 H: 1 LOB: 1 BB: 0 P: 6	R: 0 E: 0 K: 1 S: 7 H: 2 LOB: 2 BB: 0 P: 7	R: 0 E: 0 K: 0 S: 3 H: 0 LOB: 0 BB: 0 P: 3	R: 0 E: 0 K: 1 S: 5 H: 1 LOB: 0 BB: 0 P: 5	R: 0 E: 0 K: 2 S: 9 H: 2 LOB: 2 BB: 0 P: 9	R: 0 E: 0 K: 1 S: 5 H: 0 LOB: 0 BB: 0 P: 5	R: 1 E: 1 K: 1 S: 7 H: 1 LOB: 1 BB: 0 P: 7	R: 0 E: 0 K: 1 S: 5 H: 0 LOB: 0 BB: 0 P: 5	1B: 7 2B: 1 3B: 0 HR: 0	SF: 0 SAC: 0 DP: 1 HBP: 0						

	AB	35
	R	1
	H	8
	RBI	0
	BB	0
	SO	8
	LOB	15

WP: 1 PB: 0 SB: 0 CS: 0 PA: 35

PITCHER	IP	WLS	BF	H	R	ER	SO	BB	IBB	HBP	BLK	WP	HR	S	P	ERA	WHIP
Mike Cuellar, L (1, 1) ERA: 2.45	9.0	W	35	8	1	0	8	0	0	0	0	1	0	51	51	0.00	0.889

PITCHER	IP	WLS	BF	H	R	ER	SO	BB	IBB	HBP	BLK	WP	HR	S	P	ERA	WHIP

Batter	1	2	3	4	5	6	7	8	9	AB	R	H	RBI	BB	SO	LOB
Jose Herrera, R (1, 9) OBP: 0.259, SLG: 0.304	FC3-6 2B; BB 1B		CS 1B		FC6-4 1B	F9 ③		K ③		5	1	3	0	0	1	3
Hector Torres, R (1, 6) OBP: 0.253, SLG: 0.257	K ①		5-3 ①② 1-2		FC6-4 ③ 1-2f		HR 1B			4	1	1	0	0	1	3
Jimmy Wynn, R (1, 7) OBP: 0.374, SLG: 0.466	FC3-6 1-2; BB		F7 ③			HR	1-H HR			3	2	2	3	1	0	0
Rusty Staub, L (1, 3) OBP: 0.381, SLG: 0.397	FC3-6 ② S 2B 1-2f 2-3			HBP BB		SH 1B 2B	4-1 ①			3	2	1	0	1	0	2
Denis Menke, R (1, 4) OBP: 0.332, SLG: 0.342	1B 2B 1-H 3-H			CS HBP 1-2		SH 1B FC1-2 2-3	FC4-6 BB			1	0	1	2	1	0	0
Bob Aspromonte, R (1, 5) OBP: 0.288, SLG: 0.267	1B ③ 2-H			K ①② 1-2		HBP FC1-2 1B 1-3 3-H	FC4-6 ② 1-2f			4	0	2	1	0	1	3
Nate Colbert, R (1, 8) OBP: 0.164, SLG: 0.170		F7 ①		K ③		K ①	K ③			4	0	0	0	0	3	4
Dave Adlesh, R (1, 2) OBP: 0.194, SLG: 0.200		F8 ②			F8 ①	FC1-2 ② HBP 1-2 3-H		1-3 ①		4	0	0	0	0	0	2
Mike Cuellar, L (1, 1) OBP: 0.207, SLG: 0.263		K ③			F2 ②	HBP 1-2 2-3		4-3 ②		3	0	0	0	0	1	0
Inning Stats	R: 2 E: 0 K: 1 S: 7 H: 3 LOB: 2 BB: 1 P: 11	R: 0 E: 0 K: 1 S: 5 H: 0 LOB: 0 BB: 0 P: 5	R: 0 E: 0 K: 0 S: 3 H: 1 LOB: 0 BB: 0 P: 3	R: 0 E: 0 K: 2 S: 6 H: 0 LOB: 1 BB: 1 P: 11	R: 0 E: 0 K: 0 S: 4 H: 1 LOB: 1 BB: 0 P: 4	R: 2 E: 0 K: 1 S: 9 H: 3 LOB: 3 BB: 0 P: 10	R: 2 E: 0 K: 1 S: 7 H: 2 LOB: 1 BB: 1 P: 11	R: 0 E: 0 K: 1 S: 5 H: 0 LOB: 0 BB: 0 P: 5		1B: 6 2B: 2 3B: 0 HR: 2	SF: 0 SAC: 1 DP: 0 HBP: 2						

PITCHER		IP	WLS	BF	H	R	ER	SO	BB	IBB	HBP	BLK	WP	HR	S	P	ERA	WHIP
Gerry Arrigo, L ERA: 3.33	(1, 1)	5.0	L	23	7	4	4	4	2	0	1	0	0	1	28	37	7.20	1.800
Bill Kelso, R ERA: 3.83	(6, 1)	0.2		3	1	0	0	1	0	0	0	0	0	0	5	5	0.00	1.500
Dan McGinn, L ERA: 3.72	(6, 1)	0.1		2	0	0	0	0	0	0	1	0	0	0	1	2	0.00	0.000
Ted Abernathy, R ERA: 2.43	(7, 1)	2.0		9	2	2	2	2	1	0	0	0	0	1	12	16	9.00	1.500

PITCHER	IP	WLS	BF	H	R	ER	SO	BB	IBB	HBP	BLK	WP	HR	S	P	ERA	WHIP

BOTTOM

Cincinnati Reds @ Houston Astros

Astrodome, Houston, TX

Sun Sep 22 1968, 4:33 AM EDT

Att. 6,700 - Unknown

livebaseballscorecards.com

AB	31
R	6
H	10
RBI	6
BB	3
SO	7
LOB	17

1B: 6	SF: 0	WP: 0	PA: 37
2B: 2	SAC: 1	PB: 0	
3B: 0	DP: 0	SB: 1	
HR: 2	HBP: 2	CS: 2	

Cincinnati Reds @ Pittsburgh Pirates

Forbes Field, Pittsburgh, PA

Mon Sep 23 1968, 7:05 PM EDT

Unknown

TOP

livebaseballscorecards.com

Batter	1	2	3	4	5	6	7	8	9	AB	R	H	RBI	BB	SO	LOB
Pete Rose, S (1, 9) OBP: 0.390, SLG: 0.472	4-3		F7			4-3 1B 2B	F7		1B 1B IBB	4	2	1	0	1	0	1
Vada Pinson, L (1, 8) OBP: 0.307, SLG: 0.384	1-3		FC4-6 CS 1-2f			4-3 2-3		4-3	1B 1B 1-2 2-3 3-H	5	0	1	1	0	0	2
Alex Johnson, R (1, 7) OBP: 0.346, SLG: 0.401	4-3		CS 1-2	4-3		1B 1B 3-H		4-3	K S S S	5	0	1	1	0	1	3
Tony Perez, R (1, 5) OBP: 0.343, SLG: 0.438		SH5-4 HBP SF8 1B		G4-3 1B		F8		1-3	BB 1B 1-3 2-H 3-H	5	1	3	2	0	0	1
Lee May, R (1, 3) OBP: 0.339, SLG: 0.467		1-0 SH5-4 1B HBP 1-2		G4-3 1-2f		1-3 1B			WP 1B 2B G5-4-3 BB 1-2	3	1	2	0	1	0	1
Pat Corrales, R (1, 2) OBP: 0.349, SLG: 0.339	SH5-4 1-2 2-3				G3 6-3 1B	G3			1B WP 2B HBP G5-4-3 1-2f	2	0	1	0	0	0	2
Johnny Bench, R (9, PH) OBP: 0.315, SLG: 0.444 (9, 2)										1	1	0	0	0	0	3
Giraldo Ruiz, S (1, 4) OBP: 0.303, SLG: 0.287		SF8 3-H			6-3 1-2		4-3 3B		B B B B B 1B 2B BB 1-2 2-3	2	1	1	1	0	0	1
Mack Jones, L (9, PH) OBP: 0.341, SLG: 0.403										0	0	0	0	0	0	0
Jim Beauchamp, R (9, PH) OBP: 0.317, SLG: 0.418										0	1	0	0	1	0	0
Clay Carroll, R (9, 1) OBP: 0.208, SLG: 0.174										0	0	0	0	0	0	0
Leo Cardenas, R (1, 6) OBP: 0.296, SLG: 0.324		2-H 1B			G3 2-3		5-3		2B 1B 1B 1-2 2-3 3-H	4	1	2	1	0	0	2
George Culver, R (1, 1) OBP: 0.147, SLG: 0.136			B B B B 4-0 FC4-6 BB		6-3		4-3 3-H		1B 1B 2B 1-3 2-H 3-H	2	0	0	1	1	0	1
Dan McGinn, L (7, 1)										0	0	0	0	0	0	0
Ted Abernathy, R (7, 1)										0	0	0	0	0	0	0
Bill Kelso, R (7, 1)										0	0	0	0	0	0	0
Fred Whitfield, L (9, PH) OBP: 0.300, SLG: 0.411										1	0	1	2	0	0	0
Woody Woodward, R (9, PR) OBP: 0.283, SLG: 0.254 (9, 4)										0	1	0	0	0	0	0

	AB	34
	R	9
	H	13
	RBI	9
	BB	4
	SO	1
	LOB	17

Inning Stats	1	2	3	4	5	6	7	8	9	1B: 9	SF: 1	WP: 1	PA: 43
R:	0	1	0	0	0	1	1	0	6	2B: 3	SAC: 1	PB: 0	
E:	0	0	0	0	0	0	0	0	0	3B: 1	DP: 2	SB: 0	
K:	0	0	0	0	0	0	0	0	1	HR: 0	HBP: 2	CS: 1	
S:	3	4	2	3	4	6	4	3	9				
H:	0	2	0	1	1	3	1	0	5				
LOB:	0	2	0	0	1	2	0	0	2				
BB:	0	0	1	0	0	0	0	0	3				
P:	3	5	6	3	4	6	4	3	22				

PITCHER		IP	WLS	BF	H	R	ER	SO	BB	IBB	HBP	BLK	WP	HR	S	P	ERA	WHIP
Al McBean, R	(1, 1)	6.0		24	7	2	2	0	1	0	1	0	0	0	22	27	3.00	1.333
ERA: 3.55																		
Tommie Sisk, R	(7, 1)	2.0		9	2	3	3	0	0	0	1	0	0	0	8	9	13.50	1.000
ERA: 3.45																		
Luke Walker, L	(9, 1)	0.0		1	0	0	0	0	1	0	0	0	1	0	0	4	∞	∞
ERA: 2.02																		
Ron Kline, R	(9, 1)	1.0	L	8	4	4	4	1	1	1	0	0	0	0	8	16	36.00	5.000
ERA: 1.73																		

PITCHER	IP	WLS	BF	H	R	ER	SO	BB	IBB	HBP	BLK	WP	HR	S	P	ERA	WHIP

Cincinnati Reds @ Pittsburgh Pirates

Forbes Field, Pittsburgh, PA

Mon Sep 23 1968, 7:05 PM EDT

Unknown

BOTTOM

livebaseballscorecards.com

Batter	1	2	3	4	5	6	7	8	9	AB	R	H	RBI	BB	SO	LOB
Maury Wills, S (1, 5) OBP: 0.327, SLG: 0.314	6-3		G5-4-3 1-2f		4-3		K	4-3		5	0	0	0	0	1	2
Gene Alley, R (1, 6) OBP: 0.309, SLG: 0.327	4-3 1B		F8		HBP 1B		1B 1B HBP	K		4	1	2	0	0	1	0
Matty Alou, L (1, 8) OBP: 0.364, SLG: 0.396	4-3 1-2			1B 2B 1B	HBP 1-2 1B		BB 1B 1-2 2-3 2B 1B	K		5	2	3	0	0	1	1
Roberto Clemente, R (1, 9) OBP: 0.352, SLG: 0.479	5-3			1-3 1B	1-2 2-3 HBP		BB 1-2 2-H 3-H 2B 1B		2B	4	1	3	2	0	0	1
Willie Stargell, L (1, 7) OBP: 0.312, SLG: 0.429 Jose Pagan, R (7, PH) OBP: 0.278, SLG: 0.352 (8, 7)		P5		F2	K		4-0 1-2 2-3 2B BB	P8		3 1	0 1	0 0	0 0	0 1	1 0	4 1
Donn Clendenon, R (1, 3) OBP: 0.312, SLG: 0.400		F8		2B		6-3	SH3 1-H 2-H 3-H 2B	K		5	0	2	4	0	1	1
Bill Mazeroski, R (1, 4) OBP: 0.306, SLG: 0.309	E7 1B			IBB	L8	SH3 IBB		6-3		3	0	1	0	2	0	1
Chris Cannizzaro, R (1, 2) OBP: 0.338, SLG: 0.404 Freddie Patek, R (6, PR) OBP: 0.301, SLG: 0.330 Tommie Sisk, R (7, 1) OBP: 0.154, SLG: 0.083 Luke Walker, L (9, 1) Ron Kline, R (9, 1)	4-3			F9	CS BB	SH3 1-2 2-3				2 0 0 0 0	0 0 0 0 0	0 0 0 0 0	0 0 0 0 0	1 0 0 0 0	0 0 0 0 0	3 0 0 0 0
Al McBean, R (1, 1) OBP: 0.206, SLG: 0.239 Manny Jimenez, L (6, PH) OBP: 0.403, SLG: 0.394 Richie Hebner, L (6, PH) Jerry May, R (7, 2) OBP: 0.300, SLG: 0.279			G5-4-3 1B		B1-5-3	CS 1-2	1B 1B 2B P6			2 0 0 2	0 0 0 1	1 0 0 1	0 0 0 0	0 0 0 0	0 0 0 2	0 0 0 2
Inning Stats	R: 0 E: 0 K: 0 S: 4 H: 1 LOB: 1 BB: 0 P: 4	R: 0 E: 1 K: 0 S: 4 H: 1 LOB: 1 BB: 0 P: 4	R: 0 E: 0 K: 0 S: 3 H: 1 LOB: 0 BB: 0 P: 3	R: 1 E: 0 K: 0 S: 5 H: 3 LOB: 2 BB: 1 P: 9	R: 0 E: 0 K: 1 S: 7 H: 2 LOB: 3 BB: 0 P: 8	R: 0 E: 0 K: 0 S: 2 H: 0 LOB: 1 BB: 1 P: 6	R: 5 E: 0 K: 1 S: 9 H: 4 LOB: 2 BB: 2 P: 18	R: 0 E: 0 K: 2 S: 7 H: 0 LOB: 0 BB: 0 P: 7	R: 0 E: 0 K: 1 S: 6 H: 1 LOB: 1 BB: 0 P: 6	1B: 9 2B: 4 3B: 0 HR: 0	SF: 0 SAC: 1 DP: 1 HBP: 2					WP: 0 PB: 0 SB: 0 CS: 1	PA: 44

PITCHER		IP	WLS	BF	H	R	ER	SO	BB	IBB	HBP	BLK	WP	HR	S	P	ERA	WHIP
George Culver, R ERA: 3.26	(1, 1)	6.1		31	11	5	5	2	1	1	2	0	0	0	31	41	7.11	1.895
Dan McGinn, L ERA: 4.66	(7, 1)	0.0		1	0	0	0	0	1	0	0	0	0	0	0	4	∞	∞
Ted Abernathy, R ERA: 2.43	(7, 1)	0.0		1	1	1	1	0	0	0	0	0	0	0	1	1	∞	∞
Bill Kelso, R ERA: 3.71	(7, 1)	1.2	W	6	0	0	0	2	0	1	0	0	0	0	9	13	0.00	0.000
Clay Carroll, R ERA: 3.0	(9, 1)	1.0	S	4	1	0	0	1	0	0	0	0	0	0	6	6	0.00	1.000

PITCHER	IP	WLS	BF	H	R	ER	SO	BB	IBB	HBP	BLK	WP	HR	S	P	ERA	WHIP

AB	36
R	6
H	13
RBI	6
BB	4
SO	5
LOB	16

Batter	1	2	3	4	5	6	7	8	9	10	AB	R	H	RBI	BB	SO	LOB
Pete Rose, S (1, 9) OBP: 0.392, SLG: 0.470	BBBB 4-0 1B BB		x 0-0 ③ L3			BBB 4-0 BB		x 0-0 ② 1-3		III 4-0 IBB IBB	2	0	0	0	3	0	0
Vada Pinson, L (1, 8) OBP: 0.307, SLG: 0.382	x 0-0 ① F8			x 0-0 ① F8		x 0-0 ③ F8		BBBB 4-0 FC6-4 BB		III 4-0 1-2 IBB	3	0	0	0	2	0	2
Alex Johnson, R (1, 7) OBP: 0.345, SLG: 0.399	x 0-0 1-3 G1-4-6-3 1B			x 0-0 ② F9			SSS 0-3 ① K	x 0-0 ③ FC6-4 1-2f		x 0-0 ③ F9	5	0	1	0	0	1	4
Bill Kelso, R (10, 1)											0	0	0	0	0	0	0
Dan McGinn, L (10, 1)											0	0	0	0	0	0	0
Ted Abernathy, R (10, 1)											0	0	0	0	0	0	0
Tony Perez, R (1, 5) OBP: 0.343, SLG: 0.439	x 0-0 ② ③ G1-4-6-3 1-2f			x 0-0 ③ F9			x 0-0 1B 2B		x 0-0 ① F8		4	1	1	0	0	0	2
Johnny Bench, R (1, 2) OBP: 0.314, SLG: 0.442		x 0-0 ① L7			x 0-0 ① F7		BBBB 4-0 1B BB		x 0-0 ② F8		3	0	0	0	1	0	0
Lee May, R (1, 3) OBP: 0.337, SLG: 0.464 (10, 7)		x 0-0 ② 5-3			x 0-0 ② F8		x 0-0 ② F8		SSS 0-3 ③ K		4	0	0	0	0	1	2
Giraldo Ruiz, S (1, 4) OBP: 0.316, SLG: 0.296		BBBB 4-0 CS BB			x 0-0 ③ F8		x 0-0 1-2 2-H FC6-4 1B			x 0-0 G3 SH3 1B	3	0	2	1	1	0	0
Leo Cardenas, R (1, 6) OBP: 0.294, SLG: 0.322		0-0 ③ CS 1-2	SSS 0-3 ① K			x 0-0 ① 5-3	x 0-0 ③ FC6-4 1-2f			x 0-0 ① SH3 1-2	3	0	0	0	0	1	2
Clay Carroll, R (1, 1) OBP: 0.185, SLG: 0.154			x 0-0 ② 5-3			SSS 0-3 ② K		x 0-0 ① 6-3		x 0-0 ② G3 2-3	3	0	0	0	0	1	0
Fred Whitfield, L (10, PH) OBP: 0.300, SLG: 0.408 (10, 3)											1	0	0	0	0	0	1
Inning Stats	R: 0 E: 0 K: 0 S: 3 H: 1 LOB: 1 BB: 1 P: 7	R: 0 E: 0 K: 0 S: 2 H: 0 LOB: 0 BB: 1 P: 6	R: 0 E: 0 K: 1 S: 5 H: 0 LOB: 0 BB: 0 P: 5	R: 0 E: 0 K: 0 S: 3 H: 0 LOB: 0 BB: 0 P: 3	R: 0 E: 0 K: 0 S: 3 H: 0 LOB: 0 BB: 0 P: 3	R: 0 E: 0 K: 1 S: 5 H: 0 LOB: 1 BB: 1 P: 9	R: 1 E: 0 K: 1 S: 7 H: 2 LOB: 2 BB: 1 P: 11	R: 0 E: 0 K: 0 S: 3 H: 0 LOB: 1 BB: 1 P: 7	R: 0 E: 0 K: 1 S: 5 H: 0 LOB: 0 BB: 0 P: 5	R: 0 E: 0 K: 0 S: 4 H: 1 LOB: 3 BB: 2 P: 12	1B: 3 2B: 1 3B: 0 HR: 0	SF: 0 SAC: 1 DP: 1 HBP: 0						

PITCHER		IP	WLS	BF	H	R	ER	SO	BB	IBB	HBP	BLK	WP	HR	S	P	ERA	WHIP
Jim Bunning, R ERA: 3.88	(1, 1)	6.1		23	2	1	1	3	4	0	0	0	0	0	25	41	1.42	0.947
Bruce Dal Canton, R ERA: 1.13	(7, 1)	2.2		10	1	0	0	1	1	0	0	0	0	0	11	15	0.00	0.750
Ron Kline, R ERA: 1.72	(10, 1)	1.0	W	6	1	0	0	0	0	2	0	0	0	0	4	12	0.00	1.000

PITCHER	IP	WLS	BF	H	R	ER	SO	BB	IBB	HBP	BLK	WP	HR	S	P	ERA	WHIP

TOP

Cincinnati Reds @ Pittsburgh Pirates

Forbes Field, Pittsburgh, PA

Mon Sep 23 1968, 7:05 PM EDT

Att. 4,232 - Unknown

livebaseballscorecards.com

AB	31
R	1
H	4
RBI	1
BB	7
SO	4
LOB	13

WP: 0	PA: 40		
PB: 0			
SB: 0			
CS: 1			

Batter	1	2	3	4	5	6	7	8	9	10	AB	R	H	RBI	BB	SO	LOB
Maury Wills, S (1, 5) OBP: 0.327, SLG: 0.313	1-3		F7		1B			4-3		BB	4	1	1	0	1	0	0
Al Oliver, L (1, 9) OBP: 0.200, SLG: 0.200	G3			E FC5-4 BB 1B	K			K		F7	5	1	1	0	0	2	2
Matty Alou, L (1, 8) OBP: 0.364, SLG: 0.396	1-4-3			F9	5-4-3 1B			4-3		1B 1-2	5	0	2	0	0	0	1
Willie Stargell, L (1, 7) OBP: 0.315, SLG: 0.431 Manny Mota, R (10, PH) OBP: 0.325, SLG: 0.337		G6-4-3 1B		FC5-4 E 1-2 BB	K				FC6-4 SH3-4 1B	1-2 2-H 1B	3 1	0 0	2 1	0 1	1 0	1 0	1 0
Donn Clendenon, R (1, 3) OBP: 0.311, SLG: 0.398		G6-4-3 1-2f		E5 FC5-4 1-2 2-3	5-4-3 1-2				SH3-4 1-2		3	0	0	0	0	0	4
Gene Alley, R (1, 6) OBP: 0.311, SLG: 0.327	1B			FC5-4 FC4-6 1-2f 2-3 3-H	5-3				FC6-4 IBB		3	0	1	1	1	0	3
Bill Mazeroski, R (1, 4) OBP: 0.304, SLG: 0.307	F8		FC4-6 1-2f			P4			FC6-4 IBB 1-2f 2-3		4	0	0	0	0	0	5
Jerry May, R (1, 2) OBP: 0.298, SLG: 0.277 Roberto Clemente, R (9, PH) OBP: 0.353, SLG: 0.479 Chris Cannizzaro, R (10, 2) OBP: 0.338, SLG: 0.404			K		6-3	K			IBB 1-2		3 0 0	0 0 0	0 0 0	0 0 0	0 1 0	2 0 0	0 0 0
Jim Bunning, R (1, 1) OBP: 0.098, SLG: 0.118 Bruce Dal Canton, R (7, 1) Gary Kolb, L (9, PH) OBP: 0.291, SLG: 0.328 Ron Kline, R (10, 1)			K		6-3	K		4-3			2 1 1 0	0 0 0 0	0 0 0 0	0 0 0 0	1 1 0 0	0 0 0 0	0 0 3 0
Inning Stats	R: 0 E: 0 K: 0 S: 3 H: 0 LOB: 0 BB: 0 P: 3	R: 0 E: 0 K: 0 S: 4 H: 2 LOB: 1 BB: 0 P: 4	R: 0 E: 0 K: 2 S: 7 H: 0 LOB: 0 BB: 0 P: 7	R: 1 E: 1 K: 0 S: 5 H: 1 LOB: 2 BB: 1 P: 9	R: 0 E: 0 K: 1 S: 6 H: 1 LOB: 0 BB: 0 P: 6	R: 0 E: 0 K: 1 S: 6 H: 1 LOB: 1 BB: 0 P: 6	R: 0 E: 0 K: 2 S: 7 H: 0 LOB: 0 BB: 0 P: 7	R: 0 E: 0 K: 1 S: 5 H: 0 LOB: 0 BB: 0 P: 5	R: 0 E: 0 K: 0 S: 4 H: 1 LOB: 3 BB: 2 P: 12	R: 1 E: 0 K: 0 S: 3 H: 2 LOB: 2 BB: 1 P: 7	1B: 8 2B: 0 3B: 0 HR: 0	SF: 0 SAC: 1 DP: 1 HBP: 0						

PITCHER		IP	WLS	BF	H	R	ER	SO	BB	IBB	HBP	BLK	WP	HR	S	P	ERA	WHIP
Clay Carroll, R ERA: 2.8	(1, 1)	9.0		36	6	1	0	7	1	2	0	0	0	0	47	59	0.00	0.778
Bill Kelso, R ERA: 3.86	(10, 1)	0.1	L	2	0	1	1	0	1	0	0	0	0	0	1	5	27.00	3.000
Dan McGinn, L ERA: 4.66	(10, 1)	0.0		1	1	0	0	0	0	0	0	0	0	0	1	1	∞	∞
Ted Abernathy, R ERA: 2.43	(10, 1)	0.0		1	1	0	0	0	0	0	0	0	0	0	1	1	∞	∞

PITCHER	IP	WLS	BF	H	R	ER	SO	BB	IBB	HBP	BLK	WP	HR	S	P	ERA	WHIP

BOTTOM

Cincinnati Reds @ Pittsburgh Pirates

Forbes Field, Pittsburgh, PA

Mon Sep 23 1968, 7:05 PM EDT

Att. 4,232 - Unknown

livebaseballscorecards.com

AB	35
R	2
H	8
RBI	2
BB	4
SO	7
LOB	19

1B: 8 2B: 0 3B: 0 HR: 0 | SF: 0 SAC: 1 DP: 1 HBP: 0 | WP: 0 PB: 0 SB: 0 CS: 0 | PA: 40

Cincinnati Reds @ Pittsburgh Pirates

Forbes Field, Pittsburgh, PA

Tue Sep 24 1968, 7:05 PM EDT

Att. 4,044 - Unknown

livebaseballscorecards.com

TOP

Batter	1	2	3	4	5	6	7	8	9	AB	R	H	RBI	BB	SO	LOB
Pete Rose, S (1, 9) OBP: 0.391, SLG: 0.468	S S S 0-3 ① K		S S S 0-3 ② K		S S S 0-3 ③ K			B B B B 4-0 BB		3	0	0	0	1	3	2
Mack Jones, L (1, 8) OBP: 0.340, SLG: 0.400	x 0-0 1B		x 0-0 ③ G3			S S S 0-3 ① K		S S S 0-3 ② K		4	0	1	0	0	2	2
Alex Johnson, R (1, 7) OBP: 0.344, SLG: 0.398	x 0-0 ② L9			x 0-0 FC5-4 1B		x 0-0 ② 4-3		x 0-0 ③ 5-3		4	0	1	0	0	0	2
Tony Perez, R (1, 5) OBP: 0.341, SLG: 0.436	x 0-0 ③ 6-3			x 0-0 ① FC5-4 1-2f		x 0-0 ③ 4-3			x 0-0 ① 6-3	4	0	0	0	0	0	2
Johnny Bench, R (1, 2) OBP: 0.312, SLG: 0.439		x 0-0 ① F8		x 0-0 ② F9			x 0-0 ① 5-3		x 0-0 ② F2	4	0	0	0	0	0	1
Lee May, R (1, 3) OBP: 0.338, SLG: 0.464		S S S 0-3 ② K		x 0-0 ③ F8			x 0-0 1B 1B		x 0-0 1B	4	0	2	0	0	1	1
Giraldo Ruiz, S (1, 4) OBP: 0.324, SLG: 0.299		x 0-0 ③ 3-1			B B B 4-0 SH5-4 BB		x 0-0 G6-4-3 1-2 1B		x 0-0 ③ 4-3	2	0	1	0	1	0	0
Fred Whitfield, L (9, PH) OBP: 0.298, SLG: 0.406										1	0	0	0	0	0	1
Leo Cardenas, R (1, 6) OBP: 0.294, SLG: 0.322			x 0-0 SH3-4 1B		x 0-0 ① F8		x 0-0 ②③ G6-4-3 1-2f			3	0	1	0	0	0	3
Gary Nolan, R (1, 1) OBP: 0.260, SLG: 0.233			x 0-0 ① SH3-4 1-2		x 0-0 ② SH5-4 1-2			x 0-0 ① F7		0	0	0	0	0	0	0
Vada Pinson, L (8, PH) OBP: 0.307, SLG: 0.381										1	0	0	0	0	0	0
Bill Kelso, R (8, 1)										0	0	0	0	0	0	0
Dan McGinn, L (8, 1)										0	0	0	0	0	0	0
Inning Stats	R: 0 E: 0 K: 1 S: 6 H: 1 LOB: 1 BB: 0 P: 6	R: 0 E: 0 K: 1 S: 5 H: 0 LOB: 0 BB: 0 P: 5	R: 0 E: 0 K: 1 S: 6 H: 1 LOB: 1 BB: 0 P: 6	R: 0 E: 0 K: 0 S: 4 H: 1 LOB: 1 BB: 0 P: 4	R: 0 E: 0 K: 1 S: 5 H: 0 LOB: 1 BB: 1 P: 9	R: 0 E: 0 K: 1 S: 5 H: 0 LOB: 0 BB: 0 P: 5	R: 0 E: 0 K: 0 S: 4 H: 2 LOB: 1 BB: 0 P: 4	R: 0 E: 0 K: 1 S: 5 H: 0 LOB: 1 BB: 1 P: 9	R: 0 E: 0 K: 0 S: 4 H: 1 LOB: 1 BB: 0 P: 4	1B: 6 2B: 0 3B: 0 HR: 0	SF: 0 SAC: 2 DP: 1 HBP: 0						

	AB	30
	R	0
	H	6
	RBI	0
	BB	2
	SO	6
	LOB	14

WP: 0 PB: 0 SB: 0 CS: 0 PA: 34

PITCHER	IP	WLS	BF	H	R	ER	SO	BB	IBB	HBP	BLK	WP	HR	S	P	ERA	WHIP
Steve Blass, R (1, 1) ERA: 2.02	9.0	W	34	6	0	0	6	2	0	0	0	0	0	44	52	0.00	0.889

PITCHER	IP	WLS	BF	H	R	ER	SO	BB	IBB	HBP	BLK	WP	HR	S	P	ERA	WHIP

Batter	1	2	3	4	5	6	7	8	9	AB	R	H	RBI	BB	SO	LOB
Maury Wills, S (1, 5) OBP: 0.329, SLG: 0.315	K 1B		4-3			SH 1B 1-2		SH1-4 2B 1B		3	1	2	0	0	0	0
Freddie Patek, R (1, 6) OBP: 0.297, SLG: 0.325	K 1-2			F9		B1		SH1-4 1-2		3	0	0	0	0	1	3
Matty Alou, L (1, 8) OBP: 0.365, SLG: 0.399	6-3			S 1B		F7		2-H 2B		4	0	2	1	0	0	2
Roberto Clemente, R (1, 9) OBP: 0.354, SLG: 0.478		K		L8 1-2		1-2 2-H 1B		IBB		3	0	1	0	1	1	1
Willie Stargell, L (1, 7) OBP: 0.315, SLG: 0.436		4-3		F9			HR	K		4	1	1	1	0	1	3
Donn Clendenon, R (1, 3) OBP: 0.310, SLG: 0.397		1B			F9		E6 FC3-6	K		4	0	1	0	0	1	2
Gene Alley, R (1, 4) OBP: 0.309, SLG: 0.325		4-3			F8		FC3-6 1-2f			3	0	0	0	0	0	2
Jerry May, R (1, 2) OBP: 0.296, SLG: 0.275			K		P4		K			3	0	0	0	0	2	1
Steve Blass, R (1, 1) OBP: 0.159, SLG: 0.154			K			BB 1B SH	4-3			2	0	0	0	1	1	1
Inning Stats	R: 0 E: 0 K: 1 S: 5 / H: 1 LOB: 0 BB: 0 P: 5	R: 0 E: 0 K: 1 S: 6 / H: 1 LOB: 1 BB: 0 P: 6	R: 0 E: 0 K: 2 S: 7 / H: 0 LOB: 0 BB: 0 P: 7	R: 0 E: 0 K: 0 S: 4 / H: 1 LOB: 1 BB: 0 P: 4	R: 0 E: 0 K: 0 S: 3 / H: 0 LOB: 0 BB: 0 P: 3	R: 0 E: 0 K: 0 S: 4 / H: 1 LOB: 2 BB: 1 P: 8	R: 1 E: 1 K: 1 S: 7 / H: 1 LOB: 1 BB: 0 P: 7	R: 1 E: 0 K: 2 S: 9 / H: 2 LOB: 2 BB: 1 P: 13		1B: 5 2B: 1 3B: 0 HR: 1	SF: 0 SAC: 2 DP: 0 HBP: 0						

PITCHER		IP	WLS	BF	H	R	ER	SO	BB	IBB	HBP	BLK	WP	HR	S	P	ERA	WHIP
Gary Nolan, R ERA: 2.19	(1, 1)	7.0	L	27	5	1	1	5	1	0	0	0	0	1	36	40	1.29	0.857
Bill Kelso, R ERA: 4.0	(8, 1)	0.1		4	2	1	1	0	0	1	0	0	0	0	3	7	27.00	6.000
Dan McGinn, L ERA: 4.35	(8, 1)	0.2		2	0	0	0	2	0	0	0	0	0	0	6	6	0.00	0.000

PITCHER	IP	WLS	BF	H	R	ER	SO	BB	IBB	HBP	BLK	WP	HR	S	P	ERA	WHIP

BOTTOM

Cincinnati Reds @ Pittsburgh Pirates

Forbes Field, Pittsburgh, PA

Tue Sep 24 1968, 7:05 PM EDT

Att. 4,044 - Unknown

livebaseballscorecards.com

AB	29
R	2
H	7
RBI	2
BB	2
SO	7
LOB	15

1B: 5 2B: 1 3B: 0 HR: 1 | SF: 0 SAC: 2 DP: 0 HBP: 0

WP: 0 PB: 0 SB: 1 CS: 0 | PA: 33

Cincinnati Reds @ Pittsburgh Pirates

Forbes Field, Pittsburgh, PA

Wed Sep 25 1968, 7:05 PM EDT

Att. 4,577 - Unknown

TOP

livebaseballscorecards.com

Batter	1	2	3	4	5	6	7	8	9	AB	R	H	RBI	BB	SO	LOB
Pete Rose, S (1, 9) OBP: 0.389, SLG: 0.465	4-3		FC3-6 1-2f			F8		3-1		4	0	0	0	0	0	1
Giraldo Ruiz, S (1, 4) OBP: 0.315, SLG: 0.290	4-3		F7			F9		1-3		4	0	0	0	0	0	1
Lee May, R (1, 3) OBP: 0.341, SLG: 0.471	HR			K		FC4-6 1B		1B		4	1	3	1	0	1	0
Tony Perez, R (1, 5) OBP: 0.339, SLG: 0.433	1-3			K		FC4-6 1-2f		K		4	0	0	0	0	2	2
Mack Jones, L (1, 8) OBP: 0.342, SLG: 0.429		G3		HR			K		HR	4	2	2	2	0	1	0
Alex Johnson, R (1, 7) OBP: 0.343, SLG: 0.397		4-3		F8			4-3		CS 1B 1B	4	0	1	0	0	0	0
Johnny Bench, R (1, 2) OBP: 0.312, SLG: 0.436		P3			K		E 1B BB		F7	3	0	0	0	1	1	1
Leo Cardenas, R (1, 6) OBP: 0.296, SLG: 0.323			K		K		E7 1-3 1B		CS 1-2 1B	4	0	2	0	0	2	0
Jim Maloney, L (1, 1) OBP: 0.274, SLG: 0.394			FC3-6 1B		F8		G3		G3 1-2 2-3	4	0	1	0	0	0	4
Inning Stats	R: 1 E: 0 K: 0 S: 4 H: 1 LOB: 0 BB: 0 P: 4	R: 0 E: 0 K: 0 S: 3 H: 0 LOB: 0 BB: 0 P: 3	R: 0 E: 0 K: 1 S: 6 H: 1 LOB: 1 BB: 0 P: 6	R: 1 E: 0 K: 2 S: 8 H: 1 LOB: 0 BB: 0 P: 8	R: 0 E: 0 K: 2 S: 7 H: 0 LOB: 0 BB: 0 P: 7	R: 0 E: 0 K: 0 S: 4 H: 1 LOB: 1 BB: 0 P: 4	R: 0 E: 1 K: 1 S: 6 H: 1 LOB: 2 BB: 1 P: 10	R: 0 E: 0 K: 1 S: 6 H: 1 LOB: 1 BB: 0 P: 6	R: 1 E: 0 K: 0 S: 5 H: 3 LOB: 1 BB: 0 P: 5	1B: 6 2B: 0 3B: 0 HR: 3	SF: 0 SAC: 0 DP: 0 HBP: 0			WP: 0 PB: 0 SB: 0 CS: 2	PA: 36		

	AB	35
	R	3
	H	9
	RBI	3
	BB	1
	SO	7
	LOB	9

PITCHER	IP	WLS	BF	H	R	ER	SO	BB	IBB	HBP	BLK	WP	HR	S	P	ERA	WHIP
Dock Ellis, R (1, 1) ERA: 2.55	6.0	L	22	4	2	2	5	0	0	0	0	0	2	32	32	3.00	0.667
Tommie Sisk, R (7, 1) ERA: 3.38	2.0		9	2	0	0	2	1	0	0	0	0	0	12	16	0.00	1.500
Al McBean, R (9, 1) ERA: 3.58	0.1		4	3	1	1	0	0	0	0	0	0	1	4	4	27.00	9.000
Ron Kline, R (9, 1) ERA: 1.71	0.2		1	0	0	0	0	0	0	0	0	0	0	1	1	0.00	0.000

PITCHER	IP	WLS	BF	H	R	ER	SO	BB	IBB	HBP	BLK	WP	HR	S	P	ERA	WHIP

Batter	1	2	3	4	5	6	7	8	9	AB	R	H	RBI	BB	SO	LOB
Maury Wills, S (1, 5) OBP: 0.327, SLG: 0.313	4-3		6-3			K			3-1	4	0	0	0	0	1	0
Gene Alley, R (1, 6) OBP: 0.309, SLG: 0.323	F7			5-3		BB			6-3	3	0	0	0	1	0	0
Matty Alou, L (1, 8) OBP: 0.363, SLG: 0.396	P2			4-3		G3			F8	4	0	0	0	0	0	1
Roberto Clemente, R (1, 9) OBP: 0.354, SLG: 0.478		K		1B			K			3	0	1	0	0	2	0
Willie Stargell, L (1, 7) OBP: 0.315, SLG: 0.438		2B		6-3			F8			3	0	1	0	0	0	1
Donn Clendenon, R (1, 3) OBP: 0.309, SLG: 0.395		K			K		K			3	0	0	0	0	3	1
Bill Mazeroski, R (1, 4) OBP: 0.302, SLG: 0.305		6-3			K			K		3	0	0	0	0	2	1
Jerry May, R (1, 2) OBP: 0.295, SLG: 0.273			K		P6			F7		3	0	0	0	0	1	0
Dock Ellis, S (1, 1) OBP: 0.069, SLG: 0.103			K			K		4-3		1	0	0	0	0	1	0
Al Oliver, L (6, PH) OBP: 0.167, SLG: 0.167										1	0	0	0	0	1	0
Tommie Sisk, R (7, 1) OBP: 0.154, SLG: 0.083										0	0	0	0	0	0	0
Gary Kolb, L (8, PH) OBP: 0.289, SLG: 0.325										1	0	0	0	0	0	0
Al McBean, R (9, 1) OBP: 0.205, SLG: 0.239										0	0	0	0	0	0	0
Ron Kline, R (9, 1)										0	0	0	0	0	0	0
Inning Stats	R: 0 E: 0 K: 0 S: 3 H: 0 LOB: 0 BB: 0 P: 3	R: 0 E: 0 K: 2 S: 8 H: 1 LOB: 1 BB: 0 P: 8	R: 0 E: 0 K: 2 S: 7 H: 0 LOB: 0 BB: 0 P: 7	R: 0 E: 0 K: 0 S: 4 H: 1 LOB: 1 BB: 0 P: 4	R: 0 E: 0 K: 2 S: 7 H: 0 LOB: 0 BB: 0 P: 7	R: 0 E: 0 K: 2 S: 7 H: 0 LOB: 1 BB: 1 P: 11	R: 0 E: 0 K: 2 S: 7 H: 0 LOB: 0 BB: 0 P: 7	R: 0 E: 0 K: 1 S: 5 H: 0 LOB: 0 BB: 0 P: 5	R: 0 E: 0 K: 0 S: 3 H: 0 LOB: 0 BB: 0 P: 3	1B: 1 2B: 1 3B: 0 HR: 0 SF: 0 SAC: 0 DP: 0 HBP: 0						

PITCHER	IP	WLS	BF	H	R	ER	SO	BB	IBB	HBP	BLK	WP	HR	S	P	ERA	WHIP
Jim Maloney, R (1, 1) ERA: 3.77	9.0	W	30	2	0	0	11	1	0	0	0	0	0	51	55	0.00	0.333

PITCHER	IP	WLS	BF	H	R	ER	SO	BB	IBB	HBP	BLK	WP	HR	S	P	ERA	WHIP

BOTTOM

Cincinnati Reds @ Pittsburgh Pirates

Forbes Field, Pittsburgh, PA

Wed Sep 25 1968, 7:05 PM EDT

Att. 4,577 - Unknown

livebaseballscorecards.com

AB	29
R	0
H	2
RBI	0
BB	1
SO	11
LOB	4

WP: 0 PA: 30
PB: 0
SB: 0
CS: 0

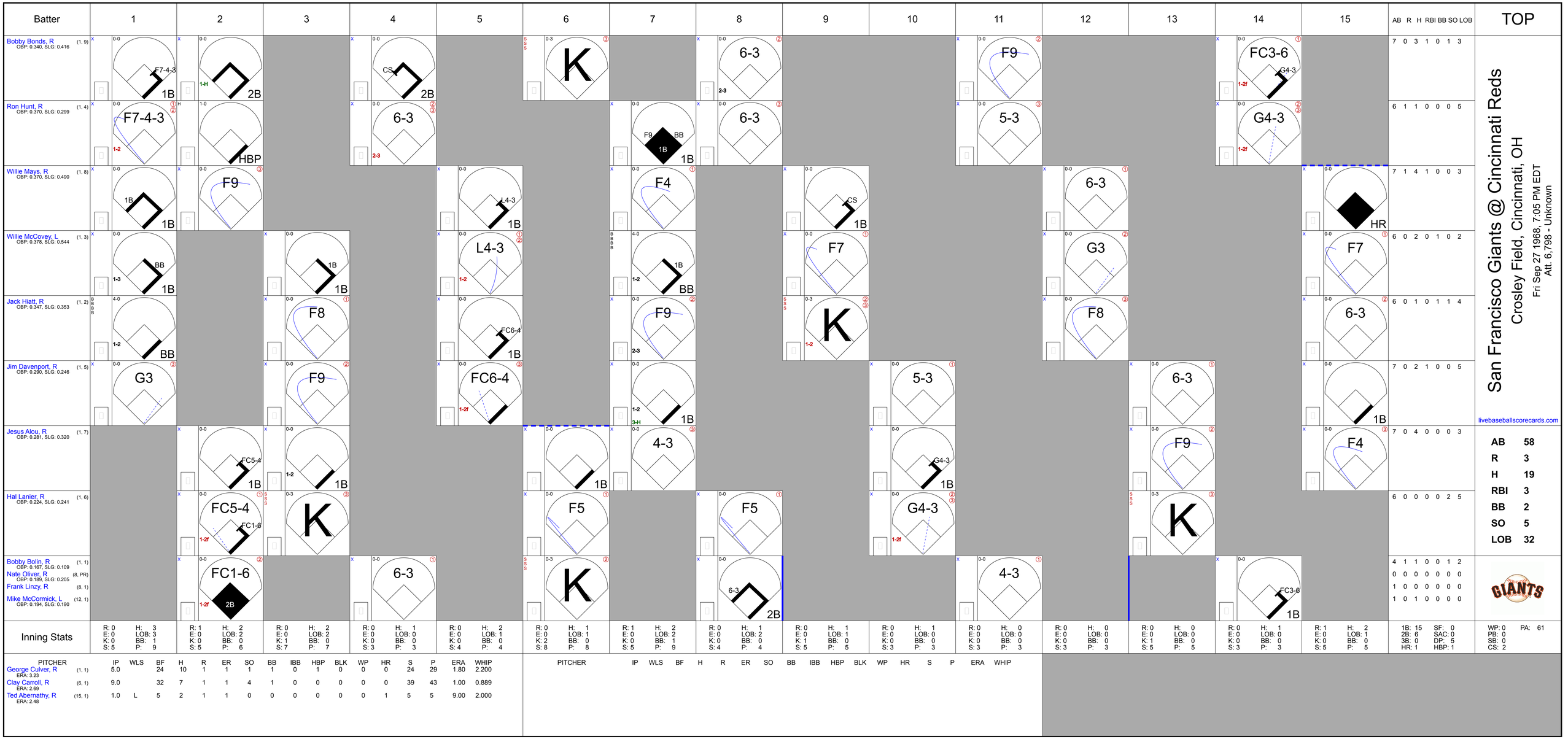
Batter
1
2
3
4
5
6
7
8
9
10
11
12
13
14
15
AB R H RBI BB SO LOB
TOP
Bobby Bonds, R (1, 9)
OBP: 0.340, SLG: 0.416
F7-4-3 1B
1-H 2B
CS 2B
K
6-3 2-3
F9 1B BB
6-3
F9
FC3-6 G4-3 1-2f
7 0 3 1 0 1 3
Ron Hunt, R (1, 4)
OBP: 0.370, SLG: 0.299
F7-4-3 1-2
HBP
6-3 2-3
6-3
5-3
G4-3 1-2f
6 1 1 0 0 0 5
Willie Mays, R (1, 8)
OBP: 0.370, SLG: 0.490
1B
F9
L4-3 1B
F4
CS 1B
6-3
HR
7 1 4 1 0 0 3
Willie McCovey, L (1, 3)
OBP: 0.378, SLG: 0.544
BB 1B
1B
L4-3 1-2
BB 1B
F7
G3
F7
6 0 2 0 1 0 2
Jack Hiatt, R (1, 2)
OBP: 0.347, SLG: 0.353
BB
F8
FC6-4 1B
F9 2-3
K 1-2
F8
6-3
6 0 1 0 1 1 4
Jim Davenport, R (1, 5)
OBP: 0.290, SLG: 0.246
G3
F9
FC6-4 1-2f
1B 3-H
5-3
6-3
1B
7 0 2 1 0 0 5
Jesus Alou, R (1, 7)
OBP: 0.281, SLG: 0.320
FC5-4 1B
1B
1B
4-3
G4-3 1B
F9
F4
7 0 4 0 0 0 3
Hal Lanier, R (1, 6)
OBP: 0.224, SLG: 0.241
FC5-4 FC1-6 1-2f
K
F5
F5
G4-3 1-2f
K
6 0 0 0 0 2 5
Bobby Bolin, R (1, 1)
OBP: 0.167, SLG: 0.109
Nate Oliver, R (8, PR)
OBP: 0.189, SLG: 0.205
Frank Linzy, R (8, 1)
Mike McCormick, L (12, 1)
OBP: 0.194, SLG: 0.190
FC1-6 2B 1-2f
6-3
K
6-3 2B
4-3
FC3-6 1B
4 1 1 0 0 1 2
0 0 0 0 0 0 0
1 0 0 0 0 0 0
1 0 1 0 0 0 0
Inning Stats
R: 0 H: 3 E: 0 LOB: 3 K: 0 BB: 1 S: 5 P: 9
R: 1 H: 2 E: 0 LOB: 2 K: 0 BB: 0 S: 5 P: 6
R: 0 H: 2 E: 0 LOB: 2 K: 1 BB: 0 S: 7 P: 7
R: 0 H: 1 E: 0 LOB: 0 K: 0 BB: 0 S: 3 P: 3
R: 0 H: 2 E: 0 LOB: 1 K: 0 BB: 0 S: 4 P: 4
R: 0 H: 1 E: 0 LOB: 1 K: 2 BB: 0 S: 8 P: 8
R: 1 H: 2 E: 0 LOB: 2 K: 0 BB: 1 S: 5 P: 9
R: 0 H: 1 E: 0 LOB: 2 K: 0 BB: 0 S: 4 P: 4
R: 0 H: 1 E: 0 LOB: 1 K: 1 BB: 0 S: 5 P: 5
R: 0 H: 1 E: 0 LOB: 2 K: 0 BB: 0 S: 3 P: 5
R: 0 H: 0 E: 0 LOB: 0 K: 0 BB: 0 S: 3 P: 3
R: 0 H: 0 E: 0 LOB: 0 K: 0 BB: 0 S: 3 P: 3
R: 0 H: 0 E: 0 LOB: 0 K: 1 BB: 0 S: 5 P: 5
R: 0 H: 1 E: 0 LOB: 0 K: 0 BB: 0 S: 3 P: 3
R: 1 H: 2 E: 0 LOB: 1 K: 0 BB: 0 S: 5 P: 5
1B: 15 SF: 0 2B: 6 SAC: 0 3B: 0 DP: 5 HR: 1 HBP: 1
WP: 0 PA: 61 PB: 0 SB: 0 CS: 2
PITCHER IP WLS BF H R ER SO BB IBB HBP BLK WP HR S P ERA WHIP
George Culver, R (1, 1) ERA: 3.23 5.0 24 10 1 1 1 1 0 0 0 0 0 0 24 29 1.80 2.200
Clay Carroll, R (6, 1) ERA: 2.89 9.0 32 7 1 1 4 1 0 0 0 0 0 0 39 43 1.00 0.889
Ted Abernathy, R (15, 1) ERA: 2.48 1.0 L 5 2 1 1 0 0 0 0 0 0 1 5 5 9.00 2.000
PITCHER IP WLS BF H R ER SO BB IBB HBP BLK WP HR S P ERA WHIP
San Francisco Giants @ Cincinnati Reds
Crosley Field, Cincinnati, OH
Fri Sep 27 1968, 7:05 PM EDT
Att. 6,798 - Unknown
livebaseballscorecards.com
AB 58
R 3
H 19
RBI 3
BB 2
SO 5
LOB 32

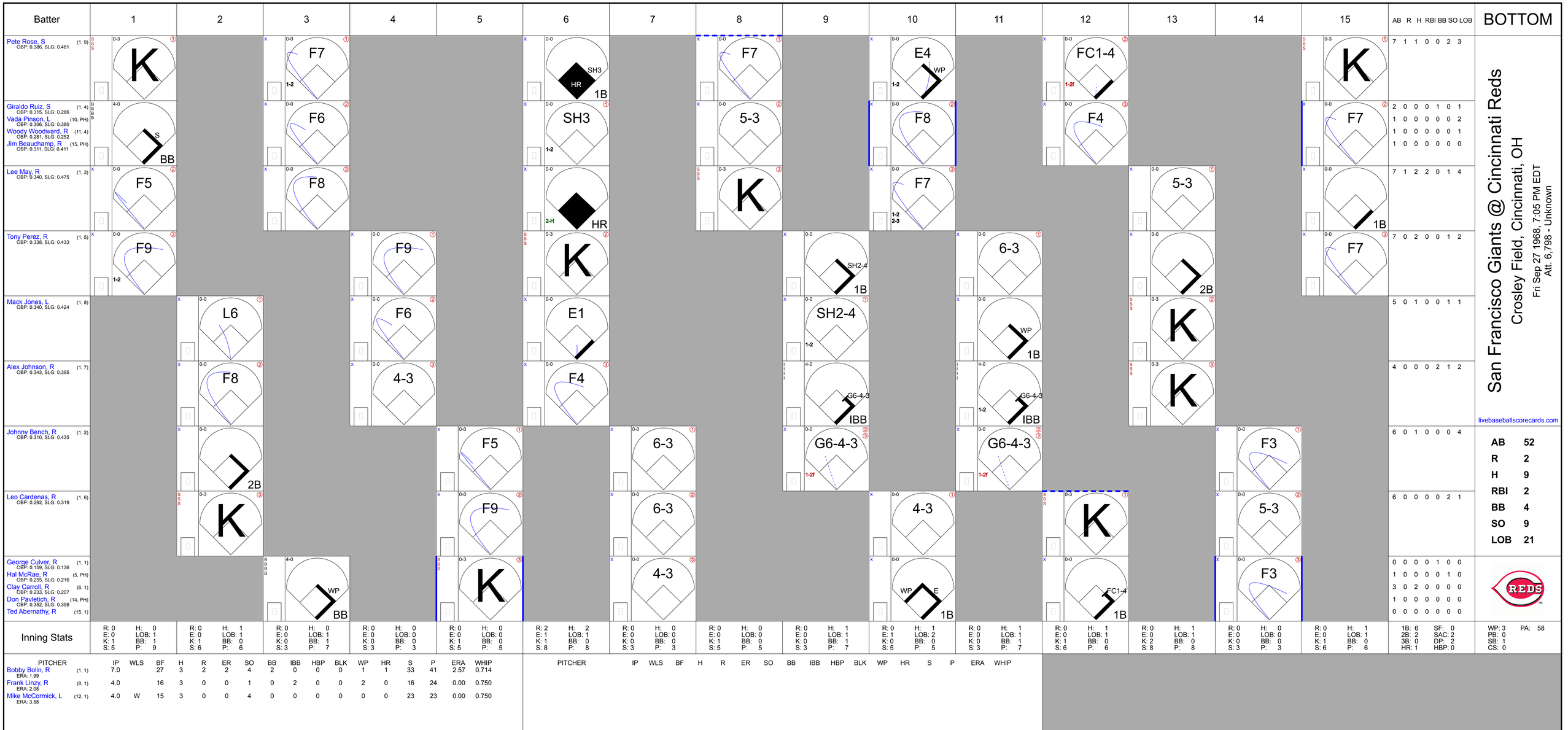

San Francisco Giants @ Cincinnati Reds

Crosley Field, Cincinnati, OH

Fri Sep 27 1968, 7:05 PM EDT

Att. 6,798 - Unknown

livebaseballscorecards.com

Batter	1	2	3	4	5	6	7	8	9	10	11	12	13	14	15	AB	R	H	RBI	BB	SO	LOB
Pete Rose, S (1, 9) OBP: 0.386, SLG: 0.461	K		F7			SH3 HR 1B		F7		E4 WP		FC1-4			K	7	1	1	0	0	2	3
Giraldo Ruiz, S (1, 4) OBP: 0.315, SLG: 0.286	S BB		F6			SH3		5-3		F8		F4			F7	2	0	0	0	1	0	1
Vada Pinson, L (10, PH) OBP: 0.306, SLG: 0.380																1	0	0	0	0	0	2
Woody Woodward, R (11, 4) OBP: 0.281, SLG: 0.252																1	0	0	0	0	0	1
Jim Beauchamp, R (15, PH) OBP: 0.311, SLG: 0.411																1	0	0	0	0	0	0
Lee May, R (1, 3) OBP: 0.340, SLG: 0.475	F5		F8			HR		K		F7			5-3		1B	7	1	2	2	0	1	4
Tony Perez, R (1, 5) OBP: 0.338, SLG: 0.433	F9			F9		K			SH2-4 1B		6-3		2B		F7	7	0	2	0	0	1	2
Mack Jones, L (1, 8) OBP: 0.340, SLG: 0.424		L6		F6		E1			SH2-4		WP 1B		K			5	0	1	0	0	1	1
Alex Johnson, R (1, 7) OBP: 0.343, SLG: 0.395		F8		4-3		F4			G6-4-3 IBB		G6-4-3 IBB		K			4	0	0	0	2	1	2
Johnny Bench, R (1, 2) OBP: 0.310, SLG: 0.435		2B			F5		6-3		G6-4-3		G6-4-3			F3		6	0	1	0	0	0	4
Leo Cardenas, R (1, 6) OBP: 0.292, SLG: 0.319		K			F9		6-3			4-3		K		5-3		6	0	0	0	0	2	1
George Culver, R (1, 1) OBP: 0.159, SLG: 0.136			WP BB		K		4-3			WP E 1B		FC1-4 1B		F3		0	0	0	0	1	0	0
Hal McRae, R (5, PH) OBP: 0.255, SLG: 0.216																1	0	0	0	0	1	0
Clay Carroll, R (6, 1) OBP: 0.233, SLG: 0.207																3	0	2	0	0	0	0
Don Pavletich, R (14, PH) OBP: 0.352, SLG: 0.398																1	0	0	0	0	0	0
Ted Abernathy, R (15, 1)																0	0	0	0	0	0	0

Inning Stats	1	2	3	4	5	6	7	8	9	10	11	12	13	14	15	
	R: 0 E: 0 K: 1 S: 5	H: 0 LOB: 1 BB: 1 P: 9	R: 0 E: 0 K: 1 S: 6	H: 1 LOB: 1 BB: 0 P: 6	R: 0 E: 0 K: 0 S: 3	H: 0 LOB: 1 BB: 1 P: 7	R: 0 E: 0 K: 0 S: 3	H: 0 LOB: 0 BB: 0 P: 3	R: 0 E: 0 K: 1 S: 5	H: 0 LOB: 0 BB: 0 P: 5	R: 0 E: 0 K: 0 S: 3	H: 1 LOB: 1 BB: 1 P: 7	R: 0 E: 1 K: 0 S: 5	H: 1 LOB: 2 BB: 0 P: 5	R: 0 E: 0 K: 0 S: 3	H: 1 LOB: 1 BB: 1 P: 7	R: 0 E: 0 K: 1 S: 6	H: 1 LOB: 1 BB: 0 P: 6	R: 0 E: 0 K: 2 S: 8	H: 1 LOB: 1 BB: 0 P: 8	R: 0 E: 0 K: 0 S: 3	H: 0 LOB: 0 BB: 0 P: 3	R: 0 E: 0 K: 1 S: 6	H: 1 LOB: 1 BB: 0 P: 6

	AB	R	H	RBI	BB	SO	LOB
	1B: 6	2B: 2	3B: 0	HR: 1	SF: 0	SAC: 2	DP: 2	HBP: 0

WP: 3 PB: 0 SB: 1 CS: 0 PA: 58

PITCHER	IP	WLS	BF	H	R	ER	SO	BB	IBB	HBP	BLK	WP	HR	S	P	ERA	WHIP
Bobby Bolin, R (1, 1) ERA: 1.99	7.0		27	3	2	2	4	2	0	0	0	1	1	33	41	2.57	0.714
Frank Linzy, R (8, 1) ERA: 2.08	4.0		16	3	0	0	1	0	2	0	0	2	0	16	24	0.00	0.750
Mike McCormick, L (12, 1) ERA: 3.58	4.0	W	15	3	0	0	4	0	0	0	0	0	0	23	23	0.00	0.750

PITCHER	IP	WLS	BF	H	R	ER	SO	BB	IBB	HBP	BLK	WP	HR	S	P	ERA	WHIP

Batter	1	2	3	4	5	6	7	8	9	AB	R	H	RBI	BB	SO	LOB
Bobby Bonds, R (1, 8) (7, 9) OBP: 0.337, SLG: 0.409	K	K			F3		BB HBP WP BB	K	6-3	5	1	0	0	1	3	1
Ron Hunt, R (1, 4) OBP: 0.371, SLG: 0.298	2B BB	F3			E6 HR BB		1-2 WP BB HBP	FC1-6 1B BB		2	3	0	0	1	0	1
Jim Davenport, R (7, 5) OBP: 0.292, SLG: 0.246										0	1	0	0	1	0	0
Dave Marshall, L (1, 9) OBP: 0.340, SLG: 0.324	WP E 1-H 2B	B1-3			HR 1-2 BB		WP 1-2 2-3 2B BB	FC1-6 1-2 BB		2	2	1	1	1	0	0
Willie Mays, R (7, PH) (7, 8) OBP: 0.372, SLG: 0.490										0	1	0	0	2	0	0
Willie McCovey, L (1, 3) OBP: 0.379, SLG: 0.547	PB E 2-3 BB	F2			1-H 2-H HR		K	1B 1-2f 2-3 FC1-6 1B		4	2	1	3	1	1	5
Jesus Alou, R (1, 7) OBP: 0.279, SLG: 0.318	E3 PB 1-2 3-H	F9			4-3		1-H 2-H 3-H 1B 2B	1-3 3-H 1B 1B		3	0	0	1	0	0	1
Ty Cline, L (5, 7) OBP: 0.254, SLG: 0.276										0	0	0	0	0	0	0
Ollie Brown, R (7, PH) (7, 7) OBP: 0.270, SLG: 0.274										2	0	2	2	0	0	0
Jack Hiatt, R (1, 2) OBP: 0.352, SLG: 0.353	K 1-2 2-3		K		WP BB		1B IBB	1-3 3-H 1B		3	0	1	1	2	2	2
Don Mason, L (1, 5) (7, 4) OBP: 0.235, SLG: 0.188	K	F9	F8	F8	F8					5	0	0	0	0	1	7
Hal Lanier, R (1, 6) OBP: 0.224, SLG: 0.240		K	6-3		F8 1-2		1-2 2-3 1B		F7	5	0	1	0	0	1	1
Gaylord Perry, R (1, 1) OBP: 0.131, SLG: 0.113		1B			K	K	K		K	5	0	1	0	0	4	4
Inning Stats	R: 2 E: 1 K: 3 S: 11 H: 1 LOB: 2 BB: 2 P: 19	R: 0 E: 0 K: 2 S: 8 H: 1 LOB: 1 BB: 0 P: 8	R: 0 E: 0 K: 0 S: 3 H: 0 LOB: 0 BB: 0 P: 3	R: 0 E: 0 K: 1 S: 5 H: 0 LOB: 0 BB: 0 P: 5	R: 3 E: 1 K: 1 S: 7 H: 1 LOB: 0 BB: 1 P: 11	R: 0 E: 0 K: 1 S: 5 H: 0 LOB: 1 BB: 1 P: 9	R: 3 E: 0 K: 2 S: 9 H: 2 LOB: 3 BB: 3 P: 22	R: 2 E: 0 K: 1 S: 7 H: 2 LOB: 2 BB: 2 P: 15	R: 0 E: 0 K: 1 S: 5 H: 0 LOB: 0 BB: 0 P: 5	1B: 4 2B: 2 3B: 0 HR: 1 SF: 0 SAC: 0 DP: 0 HBP: 1						

TOP

San Francisco Giants @ Cincinnati Reds

Crosley Field, Cincinnati, OH

Sat Sep 28 1968, 3:33 AM EDT

Att. 5,550 - Unknown

livebaseballscorecards.com

AB	36
R	10
H	7
RBI	8
BB	9
SO	12
LOB	22

WP: 5 PB: 1 SB: 0 CS: 0 PA: 46

PITCHER		IP	WLS	BF	H	R	ER	SO	BB	IBB	HBP	BLK	WP	HR	S	P	ERA	WHIP
Gary Nolan, R ERA: 2.4	(1, 1)	6.0	L	30	3	8	5	8	6	0	1	0	2	1	39	64	7.50	1.500
Dan McGinn, L ERA: 5.25	(7, 1)	1.2		10	2	2	2	3	2	1	0	0	1	0	13	25	10.80	2.400
Bill Kelso, R ERA: 3.98	(8, 1)	0.1		3	2	0	0	0	0	0	0	0	0	0	3	3	0.00	6.000
Ted Abernathy, R ERA: 2.46	(9, 1)	1.0		3	0	0	0	1	0	0	0	0	0	0	5	5	0.00	0.000

PITCHER	IP	WLS	BF	H	R	ER	SO	BB	IBB	HBP	BLK	WP	HR	S	P	ERA	WHIP

Batter	1	2	3	4	5	6	7	8	9	AB	R	H	RBI	BB	SO	LOB
Pete Rose, S (1, 9) OBP: 0.391, SLG: 0.469	FC5-4 1B 1B	E 1-2 3-H 1B		1B 1-H 2B		1B		2B		5	0	5	2	0	0	0
Vada Pinson, L (1, 8) OBP: 0.309, SLG: 0.382	FC5-4 1-2 1B	E3 1-2 2-H 1B		2-3 1B		4-3		F9		5	0	3	0	0	0	2
Lee May, R (1, 3) OBP: 0.337, SLG: 0.470	K	K		K			F8	F2		5	0	0	0	0	3	7
Tony Perez, R (1, 5) OBP: 0.337, SLG: 0.431	FC5-4 1-2f 2-3		K2-3		FC6-4 1B		F4		F8	5	0	1	0	0	1	2
Mack Jones, L (1, 7) OBP: 0.341, SLG: 0.427	F7		K		FC6-4 1B 1-2f		BB 1B 1B		FC5 2B	5	1	2	0	0	1	3
Johnny Bench, R (1, 2) OBP: 0.313, SLG: 0.436		1B 1B 1B	5-3		G3-6 1-3 1B		B B B 4-0 1B 1-2 BB		FC5 2-3	4	1	2	0	1	0	1
Giraldo Ruiz, S (1, 4) OBP: 0.315, SLG: 0.287 Fred Whitfield, L (7, PH) OBP: 0.302, SLG: 0.409 Woody Woodward, R (8, 4) OBP: 0.281, SLG: 0.252 Alex Johnson, R (9, PH) OBP: 0.343, SLG: 0.394		1B 1B 1-3 E 1B		F5	G3-6 1-2f		1-3 2-H 1B		5-3	3 1 0 1	1 0 0 0	1 1 0 0	0 1 0 0	0 0 0 0	0 0 0 0	2 0 0 1
Leo Cardenas, R (1, 6) OBP: 0.292, SLG: 0.318		K		2B 1B		4-3	F8			4	1	1	0	0	1	4
Gary Nolan, R (1, 1) OBP: 0.245, SLG: 0.217 Dan McGinn, L (7, 1) Bill Kelso, R (8, 1) Jim Beauchamp, R (8, PH) OBP: 0.306, SLG: 0.404 Ted Abernathy, R (9, 1)		K		K		F9		F9		3 0 0 1 0	0 0 0 0 0	0 0 0 0 0	0 0 0 0 0	0 0 0 0 0	2 0 0 0 0	3 0 0 0 0
Inning Stats	R: 0 E: 0 K: 1 S: 7 H: 2 LOB: 2 BB: 0 P: 7	R: 2 E: 1 K: 3 S: 13 H: 4 LOB: 2 BB: 0 P: 13	R: 0 E: 0 K: 2 S: 7 H: 0 LOB: 0 BB: 0 P: 7	R: 1 E: 0 K: 2 S: 10 H: 3 LOB: 2 BB: 0 P: 10	R: 0 E: 0 K: 0 S: 4 H: 2 LOB: 1 BB: 0 P: 4	R: 0 E: 0 K: 0 S: 4 H: 1 LOB: 1 BB: 0 P: 4	R: 1 E: 0 K: 0 S: 5 H: 2 LOB: 2 BB: 1 P: 9	R: 0 E: 0 K: 0 S: 4 H: 1 LOB: 1 BB: 0 P: 4	R: 0 E: 0 K: 0 S: 4 H: 1 LOB: 1 BB: 0 P: 4	1B: 13 2B: 3 3B: 0 HR: 0	SF: 0 SAC: 0 DP: 1 HBP: 0					

PITCHER	IP	WLS	BF	H	R	ER	SO	BB	IBB	HBP	BLK	WP	HR	S	P	ERA	WHIP
Gaylord Perry, R (1, 1) ERA: 2.45	9.0	W	43	16	4	3	8	1	0	0	0	0	0	58	62	3.00	1.889

PITCHER	IP	WLS	BF	H	R	ER	SO	BB	IBB	HBP	BLK	WP	HR	S	P	ERA	WHIP

BOTTOM

San Francisco Giants @ Cincinnati Reds

Crosley Field, Cincinnati, OH

Sat Sep 28 1968, 3:33 AM EDT

Att. 5,550 - Unknown

livebaseballscorecards.com

AB	42
R	4
H	16
RBI	3
BB	1
SO	8
LOB	25

WP: 0 PA: 43
PB: 0
SB: 0
CS: 0

San Francisco Giants @ Cincinnati Reds

Crosley Field, Cincinnati, OH

Sun Sep 29 1968, 3:33 AM EDT

Att. 27,464 - Unknown

TOP

livebaseballscorecards.com

Batter	1	2	3	4	5	6	7	8	9	AB	R	H	RBI	BB	SO	LOB
Bobby Bonds, R (1, 9) (6, 8) OBP: 0.336, SLG: 0.407	F3		K			FC4-6 1B		5-3		4	0	1	0	0	1	0
Ron Hunt, R (1, 4) OBP: 0.371, SLG: 0.297	1-3			HBP		FC4-6		BB		2	0	0	0	0	0	1
Bob Schroder, L (7, 4) OBP: 0.283, SLG: 0.227						1-2f BB				0	0	0	0	1	0	0
Willie Mays, R (1, 8) OBP: 0.372, SLG: 0.488	F9			K				K		2	0	0	0	1	1	1
Ken Henderson, S (6, 7) OBP: 0.600, SLG: 0.333						G4-6-3				1	0	0	0	0	1	1
						1-2 BB										
Willie McCovey, L (1, 3) OBP: 0.378, SLG: 0.545		F7		BB		G4-6-3			L3-1	2	0	0	0	1	0	2
Ty Cline, L (6, 3) OBP: 0.253, SLG: 0.275						1-2f				1	0	0	0	0	0	0
Dave Marshall, L (1, 7) (6, 9) OBP: 0.338, SLG: 0.322		K		F7			FC5-4 1B		K	4	0	1	0	0	2	2
Jack Hiatt, R (1, 2) OBP: 0.351, SLG: 0.348		BB		F3			FC5-4		K	3	0	0	0	1	1	3
							1-2f FC4-6									
Don Mason, L (1, 5) OBP: 0.200, SLG: 0.158		4-3			4-1		FC4-6			3	0	0	0	0	0	2
							1-2f									
Hal Lanier, R (1, 6) OBP: 0.222, SLG: 0.239			4-3		F5		K			3	0	0	0	0	1	1
Ray Sadecki, L (1, 1) OBP: 0.154, SLG: 0.118			4-3		K			K		2	0	0	0	0	1	0
Jesus Alou, R (8, PH) OBP: 0.278, SLG: 0.317										1	0	0	0	0	1	0
Joe Gibbon, R (8, 1)										0	0	0	0	0	0	0
Inning Stats	R: 0 E: 0 K: 0 S: 3 H: 0 LOB: 0 BB: 0 P: 3	R: 0 E: 0 K: 1 S: 5 H: 0 LOB: 1 BB: 1 P: 9	R: 0 E: 0 K: 1 S: 5 H: 0 LOB: 0 BB: 0 P: 5	R: 0 E: 0 K: 1 S: 5 H: 0 LOB: 2 BB: 1 P: 10	R: 0 E: 0 K: 1 S: 5 H: 0 LOB: 0 BB: 0 P: 5	R: 0 E: 0 K: 0 S: 3 H: 1 LOB: 1 BB: 1 P: 7	R: 0 E: 0 K: 1 S: 6 H: 1 LOB: 1 BB: 0 P: 6	R: 0 E: 0 K: 2 S: 7 H: 0 LOB: 1 BB: 1 P: 11	R: 0 E: 0 K: 2 S: 7 H: 0 LOB: 0 BB: 0 P: 7	1B: 2 2B: 0 3B: 0 HR: 0	SF: 0 SAC: 0 DP: 1 HBP: 1					

	AB	28
	R	0
	H	2
	RBI	0
	BB	4
	SO	9
	LOB	13

PITCHER	IP	WLS	BF	H	R	ER	SO	BB	IBB	HBP	BLK	WP	HR	S	P	ERA	WHIP
Jim Maloney, R (1, 1) ERA: 3.61	9.0	W	33	2	0	0	9	4	0	1	0	0	0	46	63	0.00	0.667

PITCHER	IP	WLS	BF	H	R	ER	SO	BB	IBB	HBP	BLK	WP	HR	S	P	ERA	WHIP

WP: 0 PB: 0 SB: 0 CS: 0 PA: 33

Batter	1	2	3	4	5	6	7	8	9	AB	R	H	RBI	BB	SO	LOB
Pete Rose, S (1, 9) OBP: 0.391, SLG: 0.470	0-0 1B FC6-4 2B		0-0 ① F9		0-0 ② 4-3			BBBB 4-0 SH1-3 1B BB		3	2	1	0	1	0	0
Vada Pinson, L (1, 8) OBP: 0.311, SLG: 0.383	0-0 FC6-4 5-3 2-3 1B		0-0 ② F2		BBBB 4-0 CS BB			0-0 ① SH1-3 1-2		2	0	1	0	1	0	0
Lee May, R (1, 3) OBP: 0.337, SLG: 0.469	0-0 ① 5-3 1-2		SSS 0-3 ③ K		0-0 ③ CS 1-2	SSS 0-3 ① K		0-0 1B 2-H 1B		4	0	1	1	0	2	2
Tony Perez, R (1, 5) OBP: 0.338, SLG: 0.430	4-0 FC6-4 IBB			0-0 ① F8		0-0 ② F8		0-0 1-2 1B		3	0	1	0	1	0	0
Johnny Bench, R (1, 2) OBP: 0.311, SLG: 0.433	0-0 ② FC6-4 1-2f 2-3 3-H			0-0 ② F3		0-0 ③ F5		0-0 ② F9		4	0	0	1	0	0	4
Alex Johnson, R (1, 7) OBP: 0.342, SLG: 0.395	0-0 ③ 6-3			0-0 1B 2B			0-0 ① L1-3	0-0 ③ L3		4	1	1	0	0	0	4
Giraldo Ruiz, S (1, 4) OBP: 0.316, SLG: 0.288		0-0 E3 P2-3		0-0 2-H 1B			0-0 ② F8			3	0	1	1	0	0	0
Leo Cardenas, R (1, 6) OBP: 0.292, SLG: 0.319		SSS 0-3 ① K		0-0 ③ F8			0-0 1B			3	0	1	0	0	1	2
Jim Maloney, L (1, 1) OBP: 0.263, SLG: 0.378		0-0 ②③ P2-3 1-2f	SSS 0-3 ① K				SSS 0-3 ③ K			3	0	0	0	0	2	2
Inning Stats	R: 1 E: 0 K: 0 S: 5 H: 2 LOB: 2 BB: 1 P: 9	R: 0 E: 1 K: 1 S: 5 H: 0 LOB: 0 BB: 0 P: 5	R: 0 E: 0 K: 1 S: 5 H: 0 LOB: 0 BB: 0 P: 5	R: 1 E: 0 K: 0 S: 5 H: 2 LOB: 1 BB: 0 P: 5	R: 0 E: 0 K: 1 S: 4 H: 0 LOB: 0 BB: 1 P: 8	R: 0 E: 0 K: 1 S: 5 H: 0 LOB: 0 BB: 0 P: 5	R: 0 E: 0 K: 1 S: 6 H: 1 LOB: 1 BB: 0 P: 6	R: 1 E: 0 K: 0 S: 5 H: 2 LOB: 2 BB: 1 P: 9		1B: 5 2B: 3 3B: 0 HR: 0	SF: 0 SAC: 1 DP: 1 HBP: 0			WP: 0 PB: 0 SB: 0 CS: 1	PA: 34		

PITCHER		IP	WLS	BF	H	R	ER	SO	BB	IBB	HBP	BLK	WP	HR	S	P	ERA	WHIP
Ray Sadecki, L ERA: 2.91	(1, 1)	7.0	L	27	5	2	2	5	1	1	0	0	0	0	35	43	2.57	0.857
Joe Gibbon, L ERA: 1.58	(8, 1)	1.0		6	2	1	1	0	1	0	0	0	0	0	5	9	9.00	3.000

PITCHER	IP	WLS	BF	H	R	ER	SO	BB	IBB	HBP	BLK	WP	HR	S	P	ERA	WHIP

BOTTOM

San Francisco Giants @ Cincinnati Reds

Crosley Field, Cincinnati, OH

Sun Sep 29 1968, 3:33 AM EDT

Att. 27,464 - Unknown

livebaseballscorecards.com

AB	29
R	3
H	7
RBI	3
BB	3
SO	5
LOB	14